

**Los Angeles Dodgers - 1973**

Batter	1	2	3	4	5	6	7	8	9	AB R H RBI BB SO LOB
Lee Lacy, R (1, 4) OBP: 0.200, SLG: 0.200	0-0 F2		0-0 1B		0-0 F9		0-3 K		0-0 4-3	5 0 1 0 0 1 5
Manny Mota, R (1, 7) OBP: 0.200, SLG: 0.200	0-3 K		0-0 F9		0-0 1B		0-0 1-3		0-0 4-3	5 0 1 1 0 1 6
Bill Buckner, L (1, 3)	0-0 F6		0-0 4-3		0-0 F5			0-0 F6		4 0 0 0 0 0 4
Willie Davis, L (1, 8) OBP: 0.250, SLG: 0.500		0-3 K		0-0 2B		0-0 F7		0-0 F9		4 0 1 0 0 1 2
Willie Crawford, L (1, 9)		4-0 BB		0-0 1-3		0-0 P6		0-0 F7		3 0 0 0 1 0 1
Joe Ferguson, R (1, 2) OBP: 0.250, SLG: 1.000		0-0 F8		0-3 K		0-0 P6				4 1 1 1 0 1 2
Ken McMullen, R (1, 5) Von Joshua, L (9, PH)		0-3 K		0-3 K		0-3 K				4 1 1 1 0 1 2
Bill Russell, R (1, 6) OBP: 0.750, SLG: 1.000			0-0 1B		0-0 1B		0-0 2B		0-0 F6	4 1 3 0 0 0 1
Don Sutton, R (1, 1) George Culver, R (8, 1) Steve Garvey, R (9, PH) Davey Lopes, R (9, PR)			0-0 1B		0-0 1B		0-3 K		0-0 1B	2 0 0 0 0 1 2

Los Angeles Dodgers @ San Diego Padres  
San Diego Stadium, San Diego, CA  
Fri Apr 06 1973, 9:05 PM EST  
Att: 32,019 - Unknown

AB	35
R	2
H	8
RBI	2
BB	2
SO	8
LOB	25



Inning Stats	R: 0	H: 0	R: 0	H: 0	R: 0	H: 2	R: 0	H: 1	R: 1	H: 2	R: 0	H: 0	R: 0	H: 1	R: 0	H: 0	R: 1	H: 2	
E: 0	LOB: 0	E: 0	LOB: 1	E: 0	LOB: 2	E: 0	LOB: 1	E: 1	LOB: 2	E: 0	LOB: 0	E: 0	LOB: 0	E: 0	LOB: 1	E: 0	LOB: 3	E: 0	LOB: 3
K: 1	BB: 0	K: 2	BB: 1	K: 0	BB: 0	K: 2	BB: 0	K: 0	BB: 0	K: 2	BB: 0	K: 1	BB: 0	K: 2	BB: 0	K: 0	BB: 1	K: 0	BB: 1
S: 5	P: 5	S: 7	P: 11	S: 5	P: 5	S: 8	P: 8	S: 6	P: 6	S: 8	P: 8	S: 5	P: 5	S: 8	P: 8	S: 3	P: 3	S: 5	P: 9

PITCHER	IP	WLS	BF	H	R	ER	SO	BB	IBB	HBP	BLK	WP	HR	S	P	ERA	WHIP
Clay Kirby, R (1, 1) ERA: 2.25	8.0	W	34	7	2	2	8	2	0	0	0	1	1	48	56	2.25	1.125
Vicente Romo, R (9, 1) ERA:	1.0	S	4	1	0	0	0	0	0	0	0	0	0	4	4	0.00	1.000

WP: 1	PA: 38
PB: 0	
SB: 1	
CS: 0	

Batter	1	2	3	4	5	6	7	8	9
Enzo Hernandez, R (1, 6) OBP: 0.500, SLG: 0.500	0-0 F4		0-0 F8			0-0 1B 1B		0-0 SH 1B	
Johnny Grubb, L (1, 8) OBP: 0.333, SLG: 0.333	0-0 F8			0-0 L8		0-0 1B 1B		0-0 SH 1B	
Leron Lee, L (1, 7) OBP: 0.750, SLG: 0.750	0-0 1B			0-0 F7		0-0 1B		0-0 SH5-3 1B	
Nate Colbert, R (1, 3) OBP: 0.250, SLG: 0.500 Dave Campbell, R (9, 3)	0-3 K			0-0 2B		0-3 K		0-0 E6 1B	
Cito Gaston, R (1, 9) OBP: 0.333, SLG: 0.333 Ivan Murrell, R (7, PR) (8, 9)		0-0 F8		0-0 4-3		0-0 E5 1B		0-0 SH5-3	
Dave Hilton, R (1, 5) OBP: 0.250, SLG: 0.250		0-0 F7		0-0 1-3		0-0 F2		0-0 1B	
Dave Roberts, R (1, 4)		0-0 5-3		0-0 F8		0-3 K		0-0 FC5-4 BB	
Bob Davis, R (1, 2) Jerry Morales, R (7, PH) Pat Corrales, R (8, 2)			0-3 K	0-3 K		4-0 IBB		0-0 FC5-4	
Clay Kirby, R (1, 1) Vicente Romo, R (9, 1)			0-3 K			0-0 6-3			

AB	R	H	RBI	BB	SO	LOB
4	2	2	0	0	0	0
3	1	1	0	0	0	0
4	1	3	2	0	0	0
4	0	1	1	0	2	3
0	0	0	0	0	0	0
3	0	1	0	0	0	1
0	0	0	0	0	0	0
4	0	1	1	0	0	1
3	0	0	0	1	1	2
2	0	0	0	0	2	0
0	0	0	0	1	0	0
1	0	0	0	0	0	2
3	0	0	0	0	2	3
0	0	0	0	0	0	0
1B: 8	SF: 0	2B: 1	SAC: 2	3B: 0	DP: 0	HR: 0
BB: 2	HBP: 0	SO: 7	CS: 0	LOB: 12		

**BOTTOM**

**Los Angeles Dodgers @ San Diego Padres**  
San Diego Stadium, San Diego, CA

Fri Apr 06 1973, 9:05 PM EST  
Att. 32,019 - Unknown


livebaseballscorecards.com

AB	31
R	4
H	9
RBI	4
BB	2
SO	7
LOB	12



Inning Stats	R	H	E	K	S	R	H	E	K	S	R	H	E	K	S	R	H	E	K	S	R	H	E	K	S	R	H	E	K	S	R	H	E	K	S
Don Sutton, R (1, 1) ERA: 5.14	7.0	WLS: 1	BF: 30	H: 8	R: 4	ER: 4	SO: 7	BB: 0	IBB: 1	HBP: 0	BLK: 0	WP: 1	HR: 0	S: 43	P: 47	ERA: 5.14	WHIP: 1.143																		
George Culver, R (8, 1) ERA:	1.0		5	1	0	0	0	1	0	0	0	0	0	4	8	0.00	2.000																		

PITCHER	IP	WLS	BF	H	R	ER	SO	BB	IBB	HBP	BLK	WP	HR	S	P	ERA	WHIP
Don Sutton, R (1, 1) ERA: 5.14	7.0	1	30	8	4	4	7	0	1	0	0	1	0	43	47	5.14	1.143
George Culver, R (8, 1) ERA:	1.0		5	1	0	0	0	1	0	0	0	0	0	4	8	0.00	2.000

Batter	1	2	3	4	5	6	7	8	9	AB R H RBI BB SO LOB	TOP																	
<b>Lee Lacy, R</b> (1, 4) OBP: 0.333, SLG: 0.333	0-0 F3		0-0 PO 1B			0-0 SH1-3 1B		0-0 F4		4 1 2 0 0 0 0																		
<b>Manny Mota, R</b> (1, 7) OBP: 0.250, SLG: 0.250	0-0 4-3		0-0 PO 1-2	0-0 L9		0-0 SH1-3 2-3		0-0 FC3-6 1B		3 0 1 0 0 0 0																		
<b>Willie Davis, L</b> (1, 8) OBP: 0.375, SLG: 0.429	0-0 F8			1-0 CS HBP		0-0 1B		0-0 FC3-6 1-2f		3 0 1 1 0 0 1																		
<b>Joe Ferguson, R</b> (1, 2) OBP: 0.250, SLG: 1.000		0-0 HR		0-0 F8 1-2		0-0 F8			0-3 K	4 1 1 1 0 1 2																		
<b>Bill Buckner, L</b> (1, 3)		0-0 4-3			0-0 E5 1B	0-0 6-3			0-0 F8	4 0 0 0 0 0 1																		
<b>Willie Crawford, L</b> (1, 9) OBP: 0.250, SLG: 0.143		0-3 K			0-0 F8		0-3 K		0-0 BB 1B	4 1 1 0 0 2 1																		
<b>Ken McMullen, R</b> (1, 5) OBP: 0.286, SLG: 0.167 <b>Davey Lopes, R</b> (9, PR)		0-3 K			0-0 1B		0-0 4-3		4-0 BB 1B	3 0 1 0 1 1 0 0 0 0 0 0 0 0	<b>AB 33</b>																	
<b>Bill Russell, R</b> (1, 6) OBP: 0.429, SLG: 0.571 <b>Von Joshua, L</b> (9, PH) <b>Jim Brewer, L</b> (9, 1)			0-3 K		0-3 K		0-0 3-1		0-0 BB 1B	3 0 0 0 0 2 2 1 0 1 1 0 0 0 0 0 0 0 0 0 0	<b>R 3</b> <b>H 8</b> <b>RBI 3</b> <b>BB 1</b> <b>SO 9</b> <b>LOB 11</b>																	
<b>Andy Messersmith, R</b> (1, 1) <b>Steve Garvey, R</b> (8, PH) <b>Charlie Hough, R</b> (8, 1) <b>Ron Cey, R</b> (9, PH)			0-3 K		0-3 K			0-0 6-3	0-3 K	2 0 0 0 0 2 2 1 0 0 0 0 0 0 0 0 0 0 0 0 0 1 0 0 0 0 1 2																		
<b>Inning Stats</b>	R: 0 E: 0 K: 0 S: 3 H: 0 LOB: 0 BB: 0 P: 3	R: 1 E: 0 K: 2 S: 8 H: 1 LOB: 0 BB: 0 P: 8	R: 0 E: 0 K: 2 S: 7 H: 1 LOB: 0 BB: 0 P: 7	R: 0 E: 0 K: 0 S: 2 H: 0 LOB: 0 BB: 0 P: 3	R: 0 E: 1 K: 2 S: 9 H: 1 LOB: 2 BB: 0 P: 9	R: 1 E: 1 K: 0 S: 5 H: 2 LOB: 1 BB: 0 P: 5	R: 0 E: 0 K: 1 S: 5 H: 0 LOB: 0 BB: 0 P: 5	R: 0 E: 0 K: 0 S: 4 H: 1 LOB: 1 BB: 0 P: 4	R: 1 E: 0 K: 2 S: 9 H: 2 LOB: 2 BB: 1 P: 13	1B: 7 2B: 0 3B: 0 HR: 1 SF: 0 SAC: 1 DP: 0 HBP: 1	WP: 0 PB: 0 SB: 0 CS: 1 PA: 37																	
<b>PITCHER</b>	IP WLS BF H R ER SO BB IBB HBP BLK WP HR S P ERA WHIP											<b>PITCHER</b>	IP WLS BF H R ER SO BB IBB HBP BLK WP HR S P ERA WHIP															
<b>Fred Norman, L</b> (1, 1) ERA: 3.12	8.2	34	7	3	3	8	1	0	1	0	0	0	1	48	53	3.12	0.923											
<b>Vicente Romo, R</b> (9, 1) ERA:	0.1	W	2	1	0	0	1	0	0	0	0	0	0	4	4	0.00	3.000											

Los Angeles Dodgers @ San Diego Padres  
San Diego Stadium, San Diego, CA

Sat Apr 07 1973, 9:05 PM EST  
Att: 16,803 - Unknown

livebaseballscorecards.com

Batter	1	2	3	4	5	6	7	8	9	AB R H RBI BB SO LOB
Enzo Hernandez, R (1, 6) OBP: 0.250, SLG: 0.250	0-0 4-3			0-0 L9			0-0 4-3		0-0 F8	4 0 0 0 0 0 0
Johnny Grubb, L (1, 8) OBP: 0.167, SLG: 0.167 Jerry Morales, R (9, PH) OBP: 1.000, SLG: 4.000	0-3 K			0-3 K			0-0 G3		0-0 HR	3 0 0 0 0 2 0 1 1 1 1 0 0 0
Leron Lee, L (1, 7) OBP: 0.429, SLG: 0.429	0-0 F8			0-0 F8			0-0 E5 HR BB			3 1 0 0 0 0 0
Nate Colbert, R (1, 3) OBP: 0.429, SLG: 0.500		0-3 K			0-0 CS 1B		4-0 HR BB			2 1 1 0 1 1 0
Cito Gaston, R (1, 9) OBP: 0.333, SLG: 0.833		0-3 K			0-0 F9		0-0 HR			3 1 1 3 0 1 1
Dave Hilton, R (1, 5) OBP: 0.143, SLG: 0.143		0-0 F8			0-0 F7		0-0 6-3			3 0 0 0 0 0 1
Dave Roberts, R (1, 4) Derrel Thomas, S (9, 4)			0-0 F2		0-0 CS 1-2	0-0 F9		0-0 5-3		3 0 0 0 0 0 0 0 0 0 0 0 0 0
Bob Davis, R (1, 2)			0-0 6-3			0-3 K		0-0 6-3		3 0 0 0 0 1 0
Fred Norman, S (1, 1) Vicente Romo, R (9, 1)			0-3 K			0-0 6-3		0-0 6-3		3 0 0 0 0 1 0 0 0 0 0 0 0 0

**BOTTOM**

**Los Angeles Dodgers @ San Diego Padres**  
San Diego Stadium, San Diego, CA

Sat Apr 07 1973, 9:05 PM EST  
Att. 16,803 - Unknown

AB	28
R	4
H	3
RBI	4
BB	1
SO	6
LOB	2



Inning Stats																	1B: 1		SF: 0		WP: 0		PA: 30								
R: 0		H: 0		R: 0		H: 0		R: 0		H: 0		R: 0		H: 1		R: 0		H: 0		R: 1		H: 1		1B: 1		SF: 0		WP: 0		PA: 30	
E: 0		LOB: 0		E: 0		LOB: 0		E: 0		LOB: 0		E: 0		LOB: 0		E: 1		LOB: 0		E: 0		LOB: 0		2B: 0		SAC: 0		PB: 0		CS: 1	
K: 1		BB: 0		K: 2		BB: 0		K: 1		BB: 0		K: 0		BB: 0		K: 0		BB: 1		K: 0		BB: 0		3B: 0		DP: 0		SB: 0		CS: 1	
S: 5		P: 5		S: 7		P: 7		S: 5		P: 5		S: 3		P: 3		S: 5		P: 9		S: 3		P: 3		HR: 2		HBP: 0					
PITCHER																															
Andy Messersmith, R (1, 1) ERA:	IP	WLS	BF	H	R	ER	SO	BB	IBB	HBP	BLK	WP	HR	S	P	ERA	WHIP														
Charlie Hough, R (8, 1) ERA:	7.0		24	2	3	0	6	1	0	0	0	0	1	35	39	0.00	0.429														
Jim Brewer, L (9, 1) ERA: 27.0	1.0	L	3	0	0	0	0	0	0	0	0	0	0	3	3	0.00	0.000														
	0.1		2	1	1	1	0	0	0	0	0	0	1	2	2	27.00	3.000														

Batter	1	2	3	4	5	6	7	8	9	AB R H RBI BB SO LOB	TOP		
Lee Lacy, R (1, 4) OBP: 0.286, SLG: 0.286	0-0 F8	0-3 K			0-0 SF8	0-3 K			0-0 4-3	5 1 1 0 0 2 3			
Von Joshua, L (1, 7) OBP: 0.571, SLG: 0.500	0-0 4-3		0-0 4-3		0-0 4-3	0-0 4-3			0-0 4-3	5 1 2 0 0 0 1			
Bill Buckner, L (1, 3) OBP: 0.077, SLG: 0.083	0-0 E S 1B		0-0 F9		0-0 SF8			0-0 F9	0-0 P4	4 0 1 1 0 0 1			
Willie Davis, L (1, 8) OBP: 0.308, SLG: 0.333	0-3 K		0-0 1B		0-0 4-3			0-0 F3	0-3 K	5 0 1 0 0 2 3			
Willie Crawford, L (1, 9) OBP: 0.417, SLG: 0.222		4-0 5-3 1B BB	0-0 F7		4-0 2B IBB			0-0 1B		2 2 1 0 2 0 1			
Joe Ferguson, R (1, 2) OBP: 0.250, SLG: 0.833		0-0 5-3		0-3 K	0-0 2B			0-0 5-3		4 0 1 2 0 1 2			
Ken McMullen, R (1, 5) OBP: 0.455, SLG: 0.500		0-0 SH3-4 1B 2-H		0-0 2B	0-0 F8			0-0 G4-6-3 1B		4 0 3 1 0 0 1			
Bill Russell, R (1, 6) OBP: 0.455, SLG: 0.500		0-0 SH3-4 1B		4-0 G6-4-3 BB		0-0 L9		0-0 G4-6-3		3 0 1 0 1 0 1			
Tommy John, R (1, 1) George Culver, R (8, 1)		0-0 SH3-4		0-0 G6-4-3		4-0 BB		0-0 6-3		2 0 0 0 1 0 2 0 0 0 0 0 0 0			
<b>Inning Stats</b>	R: 0 H: 1 E: 0 LOB: 1 K: 1 BB: 0 S: 6 P: 6	R: 1 H: 2 E: 0 LOB: 2 K: 1 BB: 1 S: 7 P: 11	R: 0 H: 1 E: 0 LOB: 1 K: 0 BB: 0 S: 4 P: 4	R: 0 H: 1 E: 0 LOB: 1 K: 1 BB: 1 S: 5 P: 9	R: 3 H: 3 E: 0 LOB: 1 K: 0 BB: 1 S: 6 P: 10	R: 0 H: 0 E: 0 LOB: 1 K: 1 BB: 1 S: 5 P: 9	R: 0 H: 1 E: 0 LOB: 1 K: 0 BB: 0 S: 4 P: 4	R: 0 H: 1 E: 0 LOB: 0 K: 0 BB: 0 S: 3 P: 3	R: 0 H: 1 E: 0 LOB: 1 K: 1 BB: 0 S: 6 P: 6	1B: 9 SF: 1 2B: 2 SAC: 1 3B: 0 DP: 2 HR: 0 HBP: 0	WP: 0 PA: 40 PB: 0 SB: 2 CS: 0		
<b>PITCHER</b>	IP WLS BF H R ER SO BB IBB HBP BLK WP HR S P ERA WHIP											<b>PITCHER</b>	IP WLS BF H R ER SO BB IBB HBP BLK WP HR S P ERA WHIP
Steve Arlin, R (1, 1) ERA: 7.71	4.2 L 24 8 4 4 3 2 1 0 0 0 0 0 27 39 7.71 2.143												
Bill Greif, R (5, 1) ERA:	2.1 9 1 0 0 1 1 0 0 0 0 0 0 10 14 0.00 0.857												
Gary Ross, R (8, 1) ERA:	2.0 7 2 0 0 1 0 0 0 0 0 0 0 9 9 0.00 1.000												

Los Angeles Dodgers @ San Diego Padres  
San Diego Stadium, San Diego, CA  
Sun Apr 08 1973, 6:33 AM EST  
Att: 10,695 - Unknown

AB	34
R	4
H	11
RBI	4
BB	4
SO	5
LOB	15



Batter	1	2	3	4	5	6	7	8	9	AB	R	H	RBI	BB	SO	LOB
Enzo Hernandez, R (1, 6) OBP: 0.231, SLG: 0.167	0-0 4-3		4-0 FC4-6 BB		0-0 1-3			0-0 2-3	0-0 5-3	4	0	0	0	1	0	1
Jerry Morales, R (1, 8) OBP: 0.333, SLG: 0.800	0-0 5-3		0-0 FC4-6 1-2f		0-3 K			0-0 E6 1B		4	0	0	0	0	1	1
Leron Lee, L (1, 7) OBP: 0.364, SLG: 0.364	0-0 G3		0-0 3-1		0-0 G3			0-0 BB 1B		4	0	1	0	0	0	1
Nate Colbert, R (1, 3) OBP: 0.545, SLG: 0.556		0-0 FC6-4 1B		0-0 SH2-4 1B		0-3 K		4-0 1-2 BB		3	0	2	0	1	1	0
Cito Gaston, R (1, 9) OBP: 0.400, SLG: 0.700		0-0 FC6-4 1B 1-2f		0-0 SH2-4 1B 1-2		0-0 G5-4-3 1B		0-3 K		4	0	2	0	0	1	4
Dave Hilton, R (1, 5) OBP: 0.200, SLG: 0.200		0-0 1-2 1B		0-0 SH2-4 1-2 2-3		0-0 G5-4-3 1-2f		0-0 F9		3	0	1	0	0	0	4
Dave Roberts, R (1, 4) Johnny Grubb, L (9, PH) OBP: 0.286, SLG: 0.286		0-0 L9		4-0 IBB			0-0 F7		0-0 1B	2	0	0	0	1	0	2
Bob Davis, R (1, 2) Ivan Murrell, R (4, PH) Pat Corrales, R (5, 2) Derrel Thomas, S (9, PH)		0-3 K		0-3 K			0-0 G5-4-3 1B		0-3 K	1	0	0	0	0	1	2
Steve Arlin, R (1, 1) Bill Greif, R (5, 1) Fred Kendall, R (7, PH) Gary Ross, R (8, 1) Dave Marshall, L (9, PH)			0-0 4-3	0-3 K			0-0 G5-4-3 1-2f		0-3 K	2	0	0	0	0	1	3

Inning Stats	R: 0	H: 0	E: 0	K: 0	S: 3	R: 0	H: 2	E: 0	K: 1	S: 7	R: 0	H: 0	E: 0	K: 0	S: 3	R: 0	H: 2	E: 0	K: 2	S: 9	R: 0	H: 0	E: 0	K: 1	S: 5	R: 0	H: 1	E: 0	K: 1	S: 5	R: 0	H: 1	E: 1	K: 1	S: 7	R: 0	H: 1	E: 0	K: 2	S: 8	1B: 8	2B: 0	3B: 0	HR: 0	SF: 0	SAC: 1	DP: 2	HBP: 0	WP: 0	PB: 0	SB: 0	CS: 0	PA: 37
--------------	------	------	------	------	------	------	------	------	------	------	------	------	------	------	------	------	------	------	------	------	------	------	------	------	------	------	------	------	------	------	------	------	------	------	------	------	------	------	------	------	-------	-------	-------	-------	-------	--------	-------	--------	-------	-------	-------	-------	--------

PITCHER	IP	WLS	BF	H	R	ER	SO	BB	IBB	HBP	BLK	WP	HR	S	P	ERA	WHIP
Tommy John, L (1, 1) ERA:	7.1	W	31	7	0	0	5	2	1	0	0	0	0	38	50	0.00	1.227
George Culver, R (8, 1) ERA:	1.2	S	6	1	0	0	3	0	0	0	0	0	0	12	12	0.00	0.600

**BOTTOM**

**Los Angeles Dodgers @ San Diego Padres**  
**San Diego Stadium, San Diego, CA**  
 Sun Apr 08 1973, 6:33 AM EST  
 Att. 10,695 - Unknown

<b>AB</b>	<b>33</b>
<b>R</b>	<b>0</b>
<b>H</b>	<b>8</b>
<b>RBI</b>	<b>0</b>
<b>BB</b>	<b>3</b>
<b>SO</b>	<b>8</b>
<b>LOB</b>	<b>24</b>



WP	HR	S	P	ERA	WHIP
0	0	0	0	0.00	1.227
0	0	0	0	0.00	0.600

Batter	1	2	3	4	5	6	7	8	9	AB R H RBI BB SO LOB	TOP											
Lee Lacy, R (1, 4) OBP: 0.278, SLG: 0.235	0-3 K			0-0 5-3		4-0 4-3 5-4-3 BB	0-0 4-3			3 0 0 0 1 1 2	<b>Los Angeles Dodgers @ Houston Astros</b> Astrodome, Houston, TX Mon Apr 09 1973, 7:05 PM EST Att. 28,399 - Unknown <a href="http://livebaseballscorecards.com">livebaseballscorecards.com</a>											
Manny Mota, R (1, 7) OBP: 0.333, SLG: 0.333	0-0 1B			0-0 1B		0-0 5-4-3		0-0 5-3		4 0 2 0 0 0 1												
Willie Davis, L (1, 8) OBP: 0.294, SLG: 0.313	0-0 G4-3-6-3 1-2f			0-0 1B		0-0 4-3		0-0 F8		4 0 1 0 0 0 2												
Joe Ferguson, R (1, 2) OBP: 0.250, SLG: 0.667		0-0 F8		0-3 K		4-0 BB		0-0 F9		3 0 0 0 1 1 2												
Bill Buckner, L (1, 3) Ron Cey, R (9, PH) OBP: 0.063, SLG: 0.067		0-3 K		0-0 1-3		0-0 4-3		0-3 K		3 0 0 0 0 1 4 1 0 0 0 0 1 0												
Willie Crawford, L (1, 9) Tom Paciorek, R (9, PH) OBP: 0.400, SLG: 0.182		0-3 K			4-0 FC4-6 BB		0-3 K		0-3 K	2 0 0 0 1 2 0 1 0 0 0 0 1 0												
Ken McMullen, R (1, 5) Davey Lopes, R (7, PR) (7, 5) OBP: 0.429, SLG: 0.462			0-0 F8		0-0 FC4-6 FC1-6 1-2f		0-0 E8 1B 1B		0-0 1-3	3 0 1 0 0 0 1 1 1 0 0 0 0 0												
Bill Russell, R (1, 6) OBP: 0.357, SLG: 0.385			0-0 F6		0-0 FC1-6 1-2f		0-0 F8			3 0 0 0 0 0 2												
Claude Osteen, L (1, 1) Steve Garvey, R (7, PH) Charlie Hough, R (7, 1) OBP: 0.667, SLG: 0.667			0-0 F6		0-3 K		0-0 3-H 1B			2 0 0 0 0 1 1 1 0 1 1 0 0 0 0 0 0 0 0 0 0												
<b>Inning Stats</b>	R: 0 E: 0 K: 1 S: 5	H: 1 LOB: 0 BB: 0 P: 5	R: 0 E: 0 K: 2 S: 7	H: 0 LOB: 0 BB: 0 P: 7	R: 0 E: 0 K: 0 S: 3	H: 0 LOB: 0 BB: 0 P: 3	R: 0 E: 0 K: 1 S: 7	H: 2 LOB: 2 BB: 0 P: 7	R: 0 E: 0 K: 1 S: 5	H: 0 LOB: 1 BB: 1 P: 9		R: 0 E: 0 K: 0 S: 3	H: 0 LOB: 2 BB: 2 P: 11	R: 1 E: 1 K: 1 S: 7	H: 2 LOB: 2 BB: 0 P: 7	R: 0 E: 0 K: 0 S: 3	H: 0 LOB: 0 BB: 0 P: 3	R: 0 E: 0 K: 2 S: 7	H: 0 LOB: 0 BB: 0 P: 7	1B: 5 2B: 0 3B: 0 HR: 0	SF: 0 SAC: 0 DP: 1 HBP: 0	WP: 0 PB: 0 SB: 0 CS: 0
<b>PITCHER</b> Jerry Reuss, L (1, 1) ERA:	IP 9.0	WLS W	BF 34	H 5	R 1	ER 0	SO 8	BB 3	IBB 0	HBP 0	BLK 0	WP 0	HR 0	S 47	P 59	ERA 0.00	WHIP 0.889					





Batter	1	2	3	4	5	6	7	8	9
Jimmy Wynn, R OBP: 0.263, SLG: 0.556 (1, 9)	0-0 E S G6-4-3 1B		0-0 F8			0-0 5-3		0-0 1-H HR	
Tommy Helms, R OBP: 0.389, SLG: 0.389 (1, 4)	0-0 E1 G6-4-3 1-3			0-0 G4-6-3 1B		0-0 6-3		0-0 F9	
Cesar Cedeno, R OBP: 0.500, SLG: 1.000 (1, 8)	0-0 G6-4-3 1-2f 3-H			0-0 G4-6-3 1B		0-0 5-3			
Bob Watson, R OBP: 0.278, SLG: 0.133 (1, 7) Tommye Agee, R (8, 7)	0-0 1-3			0-0 G4-6-3 1-2f 2-3		0-0 CS 1B			
Lee May, R OBP: 0.235, SLG: 0.250 (1, 3)		0-0 F8		0-0 6-3		0-0 F8 1-2			
Doug Rader, R OBP: 0.176, SLG: 0.125 (1, 5)		0-0 6-3			0-0 F9			4-0 F8 SH1-4 1B BB	
Larry Howard, R OBP: 0.333, SLG: 0.333 (1, 2)		0-0 5-3			0-0 6-3			0-0 SH1-4 1-2	
Roger Metzger, S OBP: 0.118, SLG: 0.188 (1, 6)			0-0 6-3		0-0 6-3			0-0 F8 2-3	
Jerry Reuss, L OBP: 0.333, SLG: 0.333 (1, 1)			0-0 F8			0-0 L8		0-0 3-H HR 1B	

Inning Stats	R: 1	H: 1	E: 1	K: 0	S: 4	LOB: 0	BB: 0	P: 4	R: 0	H: 0	E: 0	K: 0	S: 3	LOB: 0	BB: 0	P: 3	R: 0	H: 2	E: 0	K: 0	S: 4	LOB: 1	BB: 0	P: 4	R: 0	H: 0	E: 0	K: 0	S: 3	LOB: 0	BB: 0	P: 3	R: 0	H: 1	E: 0	K: 0	S: 3	LOB: 0	BB: 0	P: 3	R: 3	H: 2	E: 0	K: 0	S: 5	LOB: 0	BB: 1	P: 9
--------------	------	------	------	------	------	--------	-------	------	------	------	------	------	------	--------	-------	------	------	------	------	------	------	--------	-------	------	------	------	------	------	------	--------	-------	------	------	------	------	------	------	--------	-------	------	------	------	------	------	------	--------	-------	------

PITCHER	IP	WLS	BF	H	R	ER	SO	BB	IBB	HBP	BLK	WP	HR	S	P	ERA	WHIP
Claude Osteen, L ERA: 1.5 (1, 1)	6.0		20	3	1	1	0	0	0	0	0	0	0	20	20	1.50	0.500
Charlie Hough, R ERA: 9.0 (7, 1)	2.0	L	9	3	3	3	0	1	0	0	0	0	1	8	12	13.50	2.000

**BOTTOM**

**Los Angeles Dodgers @ Houston Astros**  
Astrodome, Houston, TX

Mon Apr 09 1973, 7:05 PM EST  
Att. 28,399 - Unknown

AB	R	H	RBI	BB	SO	LOB
4	2	2	2	0	0	0
4	0	1	0	0	0	1
3	0	1	0	0	0	1
3	0	1	0	0	0	2
0	0	0	0	0	0	0
3	0	0	0	0	0	2
2	1	0	0	1	0	0
2	0	0	0	0	0	0
3	0	0	0	0	0	1
3	1	1	1	0	0	0

AB	27
R	4
H	6
RBI	3
BB	1
SO	0
LOB	7



WP: 0	PA: 29
PB: 0	
SB: 1	
CS: 1	

PITCHER	IP	WLS	BF	H	R	ER	SO	BB	IBB	HBP	BLK	WP	HR	S	P	ERA	WHIP
---------	----	-----	----	---	---	----	----	----	-----	-----	-----	----	----	---	---	-----	------

Batter	1	2	3	4	5	6	7	8	9	10	11	12	AB	R	H	RBI	BB	SO	LOB	TOP
--------	---	---	---	---	---	---	---	---	---	----	----	----	----	---	---	-----	----	----	-----	-----

Lee Lacy, R OBP: 0.280, SLG: 0.250 (1, 4)	0-0 F9	0-0 FC6-4		0-0 1-3			0-0 5-3		0-0 F8	0-0 1B		0-3 K	7	0	2	1	0	1	4	
---	-----------	--------------	--	------------	--	--	------------	--	-----------	-----------	--	----------	---	---	---	---	---	---	---	--

Bill Buckner, L OBP: 0.227, SLG: 0.250 (1, 3)	0-0 4-3		0-0 2B		0-0 1B		0-0 5-3		4-0 BB	0-0 4-3			5	0	3	0	1	0	4	
---	------------	--	-----------	--	-----------	--	------------	--	-----------	------------	--	--	---	---	---	---	---	---	---	--

Willie Davis, L OBP: 0.261, SLG: 0.286 (1, 8)	0-0 4-3		0-0 L9		0-0 1B		0-0 SF8		0-0 F3			0-0 F6	5	0	1	1	0	0	4	
---	------------	--	-----------	--	-----------	--	------------	--	-----------	--	--	-----------	---	---	---	---	---	---	---	--

Joe Ferguson, R OBP: 0.364, SLG: 0.667 (1, 2)	4-0 BB		0-3 K		0-0 2B		0-0 5-3		4-0 BB			4-0 BB	3	0	1	0	3	1	2	
---	-----------	--	----------	--	-----------	--	------------	--	-----------	--	--	-----------	---	---	---	---	---	---	---	--

Steve Garvey, R OBP: 0.500, SLG: 0.625 Jim Brewer, L (9, 1) Tom Paciorek, R (11, PH) George Culver, R (11, 1)	0-3 K		0-0 2B		0-0 6-3				0-0 F9			4-0 BB	5	0	2	0	0	1	6	
--	----------	--	-----------	--	------------	--	--	--	-----------	--	--	-----------	---	---	---	---	---	---	---	--

Willie Crawford, L OBP: 0.286, SLG: 0.118 (1, 9)		0-0 E1		0-0 6-3			0-0 F8		0-0 F7			0-0 F5	6	0	0	0	0	0	5	
--	--	-----------	--	------------	--	--	-----------	--	-----------	--	--	-----------	---	---	---	---	---	---	---	--

Ken McMullen, R OBP: 0.421, SLG: 0.500 Steve Yeager, R (10, PR) Ron Cey, R OBP: 0.333, SLG: 0.333 (10, 5)		0-0 F8			0-0 SH1-3		0-3 K		0-0 G6-4-3			0-0 1B	5	0	2	0	0	1	2	
---	--	-----------	--	--	--------------	--	----------	--	---------------	--	--	-----------	---	---	---	---	---	---	---	--

Bill Russell, R OBP: 0.366, SLG: 0.389 (1, 6)		0-0 FC4-6			0-0 SH1-3		0-0 F8					0-0 F8	5	1	2	0	0	0	1	
---	--	--------------	--	--	--------------	--	-----------	--	--	--	--	-----------	---	---	---	---	---	---	---	--

Al Downing, R (1, 1) Davey Lopes, R (7, PH) Doug Rau, L (7, 1) Von Joshua, L OBP: 0.600, SLG: 0.556 (9, PH)		0-0 FC4-6			0-0 F9				4-0 5-3			0-0 1B	2	0	0	0	0	0	3	
---	--	--------------	--	--	-----------	--	--	--	------------	--	--	-----------	---	---	---	---	---	---	---	--

<b>Inning Stats</b>	R: 0 E: 0 K: 1 S: 6	H: 1 LOB: 2 BB: 1 P: 10	R: 0 E: 1 K: 0 S: 5	H: 1 LOB: 2 BB: 0 P: 5	R: 0 E: 0 K: 1 S: 7	H: 2 LOB: 2 BB: 0 P: 7	R: 0 E: 0 K: 0 S: 4	H: 1 LOB: 1 BB: 0 P: 4	R: 0 E: 0 K: 1 S: 5	H: 0 LOB: 0 BB: 0 P: 5	R: 1 E: 0 K: 0 S: 4	H: 1 LOB: 1 BB: 1 P: 8	R: 0 E: 0 K: 0 S: 3	H: 1 LOB: 0 BB: 0 P: 3	R: 1 E: 1 K: 0 S: 5	H: 2 LOB: 3 BB: 2 P: 13	R: 1 E: 0 K: 0 S: 6	H: 3 LOB: 2 BB: 0 P: 6	R: 0 E: 0 K: 0 S: 3	H: 1 LOB: 2 BB: 2 P: 11	R: 0 E: 0 K: 2 S: 7	H: 0 LOB: 0 BB: 0 P: 7	1B: 12 2B: 4 3B: 0 HR: 0	SF: 1 SAC: 1 DP: 1 HBP: 0	WP: 0 PB: 0 SB: 0 CS: 0	PA: 55
---------------------	------------------------------	----------------------------------	------------------------------	---------------------------------	------------------------------	---------------------------------	------------------------------	---------------------------------	------------------------------	---------------------------------	------------------------------	---------------------------------	------------------------------	---------------------------------	------------------------------	----------------------------------	------------------------------	---------------------------------	------------------------------	----------------------------------	------------------------------	---------------------------------	-----------------------------------	------------------------------------	----------------------------------	--------

<b>PITCHER</b>	IP	WLS	BF	H	R	ER	SO	BB	IBB	HBP	BLK	WP	HR	S	P	ERA	WHIP
Dave Roberts, L ERA: 1.13 (1, 1)	7.0		31	9	1	1	3	2	0	0	0	0	0	35	43	1.29	1.571
Jim York, R ERA: 3.86 (8, 1)	1.1		6	3	1	1	0	0	0	0	0	0	0	6	6	6.75	2.250
Mike Cosgrove, L ERA: (9, 1)	0.1		3	0	0	0	0	2	0	0	0	0	0	1	9	0.00	6.000
Fred Gladding, R ERA: 16.2 (9, 1)	1.1		7	3	1	1	0	0	0	0	0	0	0	7	7	6.75	2.250
Jim Crawford, L ERA: 2.45 (11, 1)	2.0	W	8	1	0	0	2	2	0	0	0	0	0	10	18	0.00	1.500

**Los Angeles Dodgers @ Houston Astros**  
Astrodome, Houston, TX  
Tue Apr 10 1973, 7:05 PM EST  
Att: 15,738 - Dome

AB	47
R	3
H	16
RBI	3
BB	6
SO	5
LOB	31



Batter	1	2	3	4	5	6	7	8	9	10	11	12	AB	R	H	RBI	BB	SO	LOB	BOTTOM				
Jimmy Wynn, R OBP: 0.292, SLG: 0.545 (1, 9) (12, 7)	F8			F7		1B 2B		K			SH1-4 HBP		4	1	1	1	0	1	0	<b>Los Angeles Dodgers @ Houston Astros</b> Astrodome, Houston, TX Tue Apr 10 1973, 7:05 PM EST Att: 15,738 - Dome				
Tommy Helms, R OBP: 0.364, SLG: 0.364 (1, 4)	F8			F9		G4-6-3 1B			F9		SH1-4		4	0	1	1	0	0	0					
Cesar Cedeno, R OBP: 0.435, SLG: 0.818 (1, 8)	F4			F2		G4-6-3 1-2f			F9		IBB		4	0	0	0	1	0	1					
Bob Watson, R OBP: 0.333, SLG: 0.176 (7, PR) (8, 7) Norm Miller, L (11, PH) (12, 9)	5-3					S 1B		5-3 BB			K		2	0	1	0	1	0	0			1	0	
Lee May, R OBP: 0.227, SLG: 0.381 (1, 3)	5-3			F3		1-2		5-3			HR		1	0	0	0	0	1	0			1	2	
Doug Rader, R OBP: 0.182, SLG: 0.143 (1, 5)	K			K				5-3			F9		5	1	1	1	0	0	4					
Larry Howard, R OBP: 0.286, SLG: 0.286 (1, 2) Bob Gallagher, L (10, PR) Johnny Edwards, L OBP: 0.286, SLG: 0.231 (11, 2)	4-3			6-3				K			F8		5	0	1	0	0	2	3					
Roger Metzger, S OBP: 0.136, SLG: 0.190 (1, 6)	6-3					SH1-4 2B 1B		F8			L8		4	0	1	0	0	1	3					
Dave Roberts, L (1, 1) Jim York, R (8, 1) Mike Cosgrove, L (8, 1) Fred Gladding, L (8, 1) Jesus Alou, R (10, PH) Jim Crawford, L OBP: 1.000, SLG: 2.000 (11, 1)	4-3							K2-3			5-3		0	0	0	0	0	0	0					
													1	0	0	0	0	0	0					
													1	0	0	0	0	1	0					
													0	0	0	0	0	0	0					
													0	0	0	0	0	0	0					
													1	0	0	0	0	0	1					
													1	0	1	1	0	0	0					
													1	0	1	1	0	0	0					
													1	0	1	1	0	0	0					
Inning Stats	R: 0 E: 0 K: 3	H: 0 LOB: 0 BB: 0 P: 3	R: 0 E: 0 K: 5	H: 0 LOB: 0 BB: 0 P: 5	R: 0 E: 0 K: 3	H: 0 LOB: 0 BB: 0 P: 3	R: 2 E: 0 K: 5	H: 3 LOB: 0 BB: 0 P: 5	R: 0 E: 0 K: 5	H: 0 LOB: 2 BB: 1 P: 9	R: 0 E: 0 K: 7	H: 0 LOB: 0 BB: 0 P: 7	R: 0 E: 0 K: 5	H: 0 LOB: 0 BB: 0 P: 5	R: 1 E: 0 K: 5	H: 2 LOB: 1 BB: 0 P: 5	R: 0 E: 0 K: 5	H: 0 LOB: 2 BB: 1 P: 10	R: 1 E: 0 K: 4	H: 2 LOB: 0 BB: 0 P: 4	1B: 5 2B: 2 3B: 0 HR: 1	SF: 0 SAC: 2 DP: 1 HBP: 1	WP: 0 PB: 0 SB: 1 CS: 0	PA: 45
PITCHER	IP	WLS	BF	H	R	ER	SO	BB	IBB	HBP	BLK	WP	HR	S	P	ERA	WHIP							
Al Downing, L ERA: 3.0 (1, 1)	6.0		21	4	2	2	2	0	0	0	0	0	0	25	25	3.00	0.667							
Doug Rau, L ERA: (7, 1)	2.0		7	0	0	0	3	1	0	0	0	0	0	12	16	0.00	0.500							
Jim Brewer, L ERA: 7.71 (9, 1)	2.0		8	2	1	1	1	0	0	0	0	0	1	10	10	4.50	1.000							
George Culver, R ERA: 2.08 (11, 1)	1.2	L	9	2	1	1	1	0	1	1	0	0	0	9	14	5.40	1.200							

AB	40
R	4
H	8
RBI	4
BB	2
SO	7
LOB	17



WP:	0	PA:	45
PB:	0	SB:	1
CS:	0		

livebaseballscorecards.com

Batter	1	2	3	4	5	6	7	8	9	AB R H RBI BB SO LOB	TOP																												
<b>Pete Rose, S</b> (1, 7) OBP: 0.409, SLG: 0.455	0-0 3B 1B		0-0 F9		0-0 FC3-6 1B		0-0 1-2 1B		0-3 K	5 1 3 0 0 1 2																													
<b>Joe Morgan, L</b> (1, 4) OBP: 0.318, SLG: 0.450	0-0 1-H SF9 3B		0-0 F3		0-0 FC3-6 1-2f		0-0 G3			4 1 1 1 0 0 3																													
<b>Bobby Tolan, L</b> (1, 9) OBP: 0.364, SLG: 0.500	0-0 SF9 3-H		0-0 G3		0-0 4-3			0-0 CS 1B		3 0 1 1 0 0 1																													
<b>Johnny Bench, R</b> (1, 2) OBP: 0.500, SLG: 0.429	4-0 BB			0-0 F4		0-0 F8		0-0 1-2 6-3		3 0 0 0 1 0 1																													
<b>Tony Perez, R</b> (1, 3) OBP: 0.381, SLG: 0.556	0-3 K			0-0 HR		0-0 5-3		0-0 F9		4 1 1 1 0 1 1																													
<b>Cesar Geronimo, L</b> (1, 8) OBP: 0.182, SLG: 0.381	0-0 F8			0-0 HR		0-3 K			0-3 K	4 1 1 1 0 2 1																													
<b>Darrel Chaney, S</b> (1, 6) OBP: 0.071, SLG: 0.071		0-0 F9		0-0 4-3		0-0 F7			0-0 FC1-5 1B	4 0 0 0 0 0 0																													
<b>Denis Menke, R</b> (1, 5) OBP: 0.235, SLG: 0.188		0-0 5-3		0-3 K		0-0 F7			0-0 FC1-5 1B	4 0 1 0 0 1 0																													
<b>Don Gullett, R</b> (1, 1) <b>Pedro Borbon, R</b> (9, 1) <b>Tom Hall, L</b> (9, 1)		0-3 K		0-3 K		4-0 BB			0-0 FC1-5	3 0 0 0 1 2 2																													
<b>Inning Stats</b>	R: 2 E: 0 K: 1 S: 7	H: 2 LOB: 1 BB: 1 P: 11	R: 0 E: 0 K: 1 S: 5	H: 0 LOB: 0 BB: 0 P: 5	R: 0 E: 0 K: 0 S: 3	H: 0 LOB: 0 BB: 0 P: 3	R: 2 E: 0 K: 1 S: 7	H: 2 LOB: 0 BB: 0 P: 7	R: 0 E: 0 K: 1 S: 6	H: 1 LOB: 1 BB: 0 P: 6	R: 0 E: 0 K: 1 S: 5	H: 0 LOB: 0 BB: 0 P: 5	R: 0 E: 0 K: 0 S: 4	H: 1 LOB: 2 BB: 1 P: 8	R: 0 E: 0 K: 0 S: 3	H: 1 LOB: 0 BB: 0 P: 3	R: 0 E: 1 K: 2 S: 9	H: 1 LOB: 2 BB: 0 P: 9	1B: 5 2B: 0 3B: 1 HR: 2	SF: 1 SAC: 0 DP: 0 HBP: 0	WP: 0 PB: 0 SB: 0 CS: 1	PA: 37																	
<b>PITCHER</b> <b>Don Sutton, R</b> (1, 1) ERA: 5.14 <b>Pete Richert, L</b> (8, 1) ERA:	IP 7.0	WLS L	BF 29	H 6	R 4	ER 4	SO 5	BB 2	IBB 0	HBP 0	BLK 0	WP 0	HR 2	S 37	P 45	ERA 5.14	WHIP 1.143						<b>PITCHER</b> IP 2.0	WLS L	BF 8	H 2	R 0	ER 0	SO 2	BB 0	IBB 0	HBP 0	BLK 0	WP 0	HR 0	S 12	P 12	ERA 0.00	WHIP 1.000

Cincinnati Reds @ Los Angeles Dodgers  
Dodger Stadium, Los Angeles, CA  
Wed Apr 11 1973, 6:05 PM PST  
Att. 24,755 - Unknown

AB	34
R	4
H	8
RBI	4
BB	2
SO	7
LOB	11



Batter	1	2	3	4	5	6	7	8	9	AB	R	H	RBI	BB	SO	LOB
Lee Lacy, R (1, 4) OBP: 0.276, SLG: 0.250	0-3 K		0-0 1B		0-0 6-3			0-0 4-3		4	0	1	0	0	1	0
Bill Buckner, L (1, 3) OBP: 0.269, SLG: 0.292	0-0 F2		0-0 P4			0-0 FC3-6 1B		0-0 FC1-4-6 1B		4	0	2	0	0	0	2
Willie Davis, L (1, 8) OBP: 0.222, SLG: 0.240	0-0 E3		0-0 F5			0-0 FC3-6 2B		0-0 FC1-4-6 1-2f		4	1	0	0	0	0	4
Joe Ferguson, R (1, 2) OBP: 0.346, SLG: 0.636	0-0 F5			0-3 K		0-0 2B		0-0 F4		4	0	1	1	0	1	2
Steve Garvey, R (1, 7) OBP: 0.333, SLG: 0.417		0-0 P4		0-0 F8		0-0 F3			0-0 E6 1B	4	0	0	0	0	0	1
Tom Paciorek, R (1, 9) OBP: 0.333, SLG: 0.200		0-0 F3		0-0 FC4 1B		0-0 F8			0-3 K	4	0	1	0	0	1	2
Ron Cey, R (1, 5) OBP: 0.167, SLG: 0.167		0-0 F8		0-0 FC4 1-2f			0-0 F7		0-0 F8	3	0	0	0	0	0	1
Von Joshua, L (9, PH) OBP: 0.545, SLG: 0.500										1	0	0	0	0	0	1
Bill Russell, R (1, 6) OBP: 0.391, SLG: 0.409			0-0 1B		0-0 F8		0-0 F4		0-0 1B	4	0	2	0	0	0	0
Don Sutton, R (1, 1) Steve Yeager, R (7, PH) Pete Richert, L (8, 1) Willie Crawford, L (9, PH) Ken McMullen, R (9, PH)			0-0 F2		0-0 K		0-3 K		0-0 L5	2	0	0	0	0	1	1
										1	0	0	0	0	1	0
										0	0	0	0	0	0	0
										0	0	0	0	0	0	0
										1	0	0	0	0	0	2

Inning Stats	R: 0	H: 0	E: 1	K: 1	S: 6	LOB: 1	BB: 0	P: 6	R: 0	H: 0	E: 0	K: 0	S: 3	LOB: 0	BB: 0	P: 3	R: 0	H: 2	E: 0	K: 0	S: 5	LOB: 2	BB: 0	P: 5	R: 0	H: 1	E: 0	K: 1	S: 6	LOB: 1	BB: 0	P: 6	R: 0	H: 0	E: 0	K: 1	S: 5	LOB: 0	BB: 0	P: 5	R: 1	H: 2	E: 0	K: 0	S: 5	LOB: 1	BB: 0	P: 5	R: 0	H: 0	E: 0	K: 1	S: 5	LOB: 0	BB: 0	P: 5	R: 0	H: 1	E: 0	K: 0	S: 4	LOB: 1	BB: 0	P: 4	R: 0	H: 1	E: 1	K: 1	S: 7	LOB: 2	BB: 0	P: 7	1B: 6	SF: 0	2B: 1	SAC: 0	3B: 0	DP: 0	HR: 0	HBP: 0	WP: 0	PA: 36
--------------	------	------	------	------	------	--------	-------	------	------	------	------	------	------	--------	-------	------	------	------	------	------	------	--------	-------	------	------	------	------	------	------	--------	-------	------	------	------	------	------	------	--------	-------	------	------	------	------	------	------	--------	-------	------	------	------	------	------	------	--------	-------	------	------	------	------	------	------	--------	-------	------	------	------	------	------	------	--------	-------	------	-------	-------	-------	--------	-------	-------	-------	--------	-------	--------

PITCHER	IP	WLS	BF	H	R	ER	SO	BB	IBB	HBP	BLK	WP	HR	S	P	ERA	WHIP
Don Gullett, L (1, 1) ERA: 2.93	8.1	W	33	6	1	1	5	0	0	0	0	0	0	43	43	1.08	0.720
Pedro Borbon, R (9, 1) ERA:	0.1		2	1	0	0	0	0	0	0	0	0	0	2	2	0.00	3.000
Tom Hall, L (9, 1) ERA: 6.75	0.1	S	1	0	0	0	0	0	0	0	0	0	0	1	1	0.00	0.000

**BOTTOM**

**Cincinnati Reds @ Los Angeles Dodgers**  
**Dodger Stadium, Los Angeles, CA**  
 Wed Apr 11 1973, 6:05 PM PST  
 Att. 24,755 - Unknown

livebaseballscorecards.com

<b>AB</b>	<b>36</b>
<b>R</b>	<b>1</b>
<b>H</b>	<b>7</b>
<b>RBI</b>	<b>1</b>
<b>BB</b>	<b>0</b>
<b>SO</b>	<b>5</b>
<b>LOB</b>	<b>16</b>



Batter	1	2	3	4	5	6	7	8	9	AB R H RBI BB SO LOB	TOP
<b>Pete Rose, S</b> (1, 7) OBP: 0.444, SLG: 0.500	0-0 4-3		4-0 2B 1B BB		0-0 1B 2B		0-0 4-3		0-0 3-1 S 1B	4 3 2 0 1 0 0	
<b>Joe Morgan, L</b> (1, 4) OBP: 0.333, SLG: 0.480	0-0 F9		0-0 1B 1-3 G5-4-3 2B		0-0 2-H 1B		0-0 F8		0-3 K 1-2	5 1 2 1 0 1 1	
<b>Bobby Tolan, L</b> (1, 9) OBP: 0.407, SLG: 0.560	0-0 1B		0-0 G5-4-3 1B 2-3 3-H		0-0 4-3		0-0 E 2B		0-0 3-1 2-3	5 1 3 1 0 0 1	
<b>Johnny Bench, R</b> (1, 2) OBP: 0.444, SLG: 0.368	0-3 K		0-0 G5-4-3 1-2f 3-H		0-3 K		0-0 E6 1B 2-H		0-0 1B 3-H 1B	5 0 1 1 0 2 2	
<b>Tony Perez, R</b> (1, 3) OBP: 0.423, SLG: 0.565		0-3 K	0-0 P4			0-0 1B 1B		0-0 1-2 1B	0-0 1-3 1B	5 0 3 0 0 1 0	
<b>Cesar Geronimo, L</b> (1, 8) OBP: 0.185, SLG: 0.346		0-0 F8		0-0 4-3		0-0 1-2 1B		0-3 K	0-3 K	5 0 1 0 0 2 4	
<b>Darrel Chaney, S</b> (1, 6) OBP: 0.111, SLG: 0.059		4-0 BB BB		0-3 K		0-3 K		0-0 6-3		3 0 0 0 1 2 2	
<b>Denis Menke, R</b> (1, 5) OBP: 0.286, SLG: 0.167		4-0 K 1-2 BB		1-0 HBP		0-0 F9		0-3 K		2 0 0 0 1 1 2	
<b>Jack Billingham, R</b> (1, 1) OBP: 0.111, SLG: 0.167		0-0 G3		0-0 4-3		0-3 K		0-3 K		4 0 0 0 0 2 5	
<b>Inning Stats</b>	R: 0 E: 0 K: 1 S: 6 H: 1 LOB: 1 BB: 0 P: 6	R: 0 E: 0 K: 1 S: 5 H: 0 LOB: 2 BB: 2 P: 13	R: 2 E: 0 K: 0 S: 4 H: 2 LOB: 0 BB: 1 P: 8	R: 0 E: 0 K: 1 S: 5 H: 0 LOB: 1 BB: 0 P: 6	R: 1 E: 0 K: 1 S: 6 H: 2 LOB: 0 BB: 0 P: 6	R: 0 E: 0 K: 2 S: 9 H: 2 LOB: 2 BB: 0 P: 9	R: 1 E: 1 K: 1 S: 8 H: 2 LOB: 2 BB: 0 P: 8	R: 0 E: 0 K: 2 S: 7 H: 0 LOB: 0 BB: 0 P: 7	R: 1 E: 0 K: 2 S: 10 H: 3 LOB: 2 BB: 0 P: 10	1B: 9 2B: 3 3B: 0 HR: 0 SF: 0 SAC: 0 DP: 1 HBP: 1	WP: 0 PB: 0 SB: 1 CS: 0 PA: 42
<b>PITCHER</b>	IP WLS BF H R ER SO BB IBB HBP BLK WP HR S P ERA WHIP										
<b>Andy Messersmith, R</b> (1, 1) ERA: 2.3	8.2 L 41 12 5 4 10 3 0 1 0 0 0 57 70 4.15 1.731										
<b>Doug Rau, L</b> (9, 1) ERA:	0.1 1 0 0 0 1 0 0 0 0 0 0 3 3 0.00 0.000										

Cincinnati Reds @ Los Angeles Dodgers  
 Dodger Stadium, Los Angeles, CA  
 Thu Apr 12 1973, 6:05 PM PST  
 Att. 14,056 - Unknown

AB	38
R	5
H	12
RBI	3
BB	3
SO	11
LOB	17



Batter	1	2	3	4	5	6	7	8	9	AB R H RBI BB SO LOB
Lee Lacy, R OBP: 0.294, SLG: 0.250 (1, 4)	0-0 4-3 1B	0-0 P4			0-3 K		4-0 G4-6-3 BB		0-0 FC4 FC4-6	4 1 1 0 1 1 2
Bill Buckner, L OBP: 0.258, SLG: 0.276 (1, 3)	0-0 4-3 1-2	0-0 1-3 1B			0-0 5-3		0-0 G4-6-3 1-2f		0-0 FC4-6 1-2f	5 0 1 0 0 0 3
Willie Davis, L OBP: 0.290, SLG: 0.321 (1, 8)	4-0 1B BB	0-0 4-3			0-0 1B		0-0 2B			3 0 2 0 1 0 2
Willie Crawford, L OBP: 0.280, SLG: 0.143 (1, 9)	0-0 1-3 2-H 1B		0-0 4-3		0-3 K		0-0 F7			4 0 1 1 0 1 2
Joe Ferguson, R OBP: 0.367, SLG: 0.583 (1, 2)	4-0 1-2 BB		0-0 4-3		4-0 G1-6-3 1B BB		0-0 6-3			2 1 0 0 2 0 0
Von Joshua, L OBP: 0.467, SLG: 0.429 (1, 7)	0-0 F3		0-0 E3 CS		0-0 G1-6-3 1B		0-0 P4			4 0 1 0 0 0 3
Ron Cey, R OBP: 0.100, SLG: 0.100 (1, 5)	0-0 6-3		0-0 CS	0-3 K	0-0 G1-6-3 1-2f 2-3		0-0 F8			4 0 0 0 0 1 5
Bill Russell, R OBP: 0.370, SLG: 0.385 (1, 6)		0-0 6-3		0-0 6-3	0-0 3-H 1B		0-0 F3			4 0 1 1 0 0 0
Andy Messersmith, R OBP: 0.200, SLG: 0.200 (1, 1)		0-0 1B 1B		0-0 F7		0-0 4-3		0-0 FC4 1B		3 0 1 0 0 0 1
Doug Rau, L (9, 1)										0 0 0 0 0 0 0
Steve Garvey, R OBP: 0.385, SLG: 0.462 (9, PH)										1 0 1 0 0 0 0

Inning Stats	R: 1	H: 2	E: 0	LOB: 3	K: 0	BB: 2	S: 5	P: 13	R: 0	H: 2	E: 0	LOB: 2	K: 0	BB: 0	S: 5	P: 5	R: 0	H: 0	E: 1	LOB: 0	K: 0	BB: 0	S: 3	P: 3	R: 0	H: 0	E: 0	LOB: 0	K: 1	BB: 0	S: 5	P: 5	R: 0	H: 1	E: 0	LOB: 1	K: 2	BB: 0	S: 8	P: 8	R: 1	H: 2	E: 0	LOB: 1	K: 0	BB: 1	S: 4	P: 8	R: 0	H: 1	E: 0	LOB: 1	K: 0	BB: 1	S: 3	P: 7	R: 0	H: 0	E: 0	LOB: 0	K: 0	BB: 0	S: 3	P: 3	R: 0	H: 1	E: 0	LOB: 1	K: 0	BB: 0	S: 4	P: 4	1B: 8	SF: 0	2B: 1	SAC: 0	3B: 0	DP: 2	HR: 0	HBP: 0	WP: 0	PA: 39
--------------	------	------	------	--------	------	-------	------	-------	------	------	------	--------	------	-------	------	------	------	------	------	--------	------	-------	------	------	------	------	------	--------	------	-------	------	------	------	------	------	--------	------	-------	------	------	------	------	------	--------	------	-------	------	------	------	------	------	--------	------	-------	------	------	------	------	------	--------	------	-------	------	------	------	------	------	--------	------	-------	------	------	-------	-------	-------	--------	-------	-------	-------	--------	-------	--------

PITCHER	IP	WLS	BF	H	R	ER	SO	BB	IBB	HBP	BLK	WP	HR	S	P	ERA	WHIP
Jack Billingham, R ERA: 3.0 (1, 1)	9.0	W	38	9	2	2	3	4	0	0	0	0	0	40	56	2.00	1.444


**BOTTOM**

**Cincinnati Reds @ Los Angeles Dodgers**  
 Dodger Stadium, Los Angeles, CA

Thu Apr 12 1973, 6:05 PM PST  
 Att. 14,056 - Unknown

livebaseballscorecards.com

AB	34
R	2
H	9
RBI	2
BB	4
SO	3
LOB	18



Batter	1	2	3	4	5	6	7	8	9	AB R H RBI BB SO LOB	TOP		
Ralph Garr, L (1, 7) OBP: 0.194, SLG: 0.194	0-0 F7		0-0 1B		0-3 K		0-0 FC1		0-0 F7	5 1 1 0 0 1 1	<b>Atlanta Braves @ Los Angeles Dodgers</b> <b>Dodger Stadium, Los Angeles, CA</b> Fri Apr 13 1973, 6:05 PM PST Att: 27,133 - Unknown		
Rod Gilbreath, R (1, 5) OBP: 0.353, SLG: 0.375	0-0 1B		0-0 1B		0-0 1B		0-0 1-3		0-0 5-3	5 1 3 0 0 0 2			
Hank Aaron, R (1, 9) OBP: 0.269, SLG: 0.381	0-0 F5		4-0 1B		0-3 K		4-0 BB		0-0 6-3	3 0 0 0 2 1 2			
Dusty Baker Jr., R (1, 8) OBP: 0.364, SLG: 0.433	0-0 P6		0-0 1B		0-3 K		0-0 G6-4-3			4 0 1 2 0 1 5			
Darrell Evans, L (1, 3) OBP: 0.303, SLG: 0.500		0-3 K	0-3 K			0-0 P6		0-0 1-3		4 0 0 0 0 2 2			
Davey Johnson, R (1, 4) OBP: 0.469, SLG: 0.423		0-0 1B	0-0 F9			4-0 BB		0-0 2B		3 1 2 0 1 0 2			
Johnny Oates, L (1, 2) OBP: 0.357, SLG: 0.370		0-0 F2		0-0 1B		0-0 F2		0-0 1-3		4 0 2 0 0 0 2			
Marty Perez, R (1, 6) OBP: 0.379, SLG: 0.480	0-0 F8			0-0 G1-6-3		0-0 6-3		0-0 6-3		4 0 0 1 0 0 4			
Ron Reed, R (1, 1) Phil Niekro, R (4, 1) Larvell Blanks, R (7, PH) Joe Hoerner, R (7, 1) Dick Dietz, R (8, PH) Cecil Upshaw, R (8, 1)			0-0 5-3	0-3 K		0-0 1-3		0-0 5-3		2 0 0 0 0 0 1 0 0 0 0 0 0 0 0 0 1 0 1 0 0 0 0 0 0 0 0 0 0 0 0 0 1 0 0 0 0 0 0 1 0 0 0 0 0 0 0 0			
<b>Inning Stats</b>	R: 0 H: 1 E: 0 LOB: 1 K: 0 BB: 0 S: 4 P: 4	R: 0 H: 1 E: 0 LOB: 1 K: 1 BB: 0 S: 6 P: 6	R: 2 H: 3 E: 0 LOB: 2 K: 1 BB: 1 S: 8 P: 12	R: 0 H: 1 E: 0 LOB: 0 K: 1 BB: 0 S: 5 P: 5	R: 0 H: 1 E: 0 LOB: 1 K: 3 BB: 0 S: 10 P: 10	R: 0 H: 0 E: 0 LOB: 1 K: 0 BB: 1 S: 3 P: 7	R: 0 H: 1 E: 1 LOB: 2 K: 0 BB: 1 S: 4 P: 8	R: 1 H: 2 E: 0 LOB: 1 K: 0 BB: 0 S: 5 P: 5	R: 0 H: 0 E: 0 LOB: 0 K: 0 BB: 0 S: 3 P: 3	1B: 9 SF: 0 2B: 1 SAC: 0 3B: 0 DP: 2 HR: 0 HBP: 0	WP: 0 PA: 39 PB: 0 SB: 0 CS: 0		
<b>PITCHER</b>	IP WLS BF H R ER SO BB IBB HBP BLK WP HR S P ERA WHIP											<b>PITCHER</b>	IP WLS BF H R ER SO BB IBB HBP BLK WP HR S P ERA WHIP
Tommy John, L (1, 1) ERA: 1.84	7.1 W 34 10 3 3 6 3 0 0 0 0 0 0 43 55 3.68 1.773												
Jim Brewer, L (8, 1) ERA: 4.5	1.2 S 5 0 0 0 0 0 0 0 0 0 0 0 5 5 0.00 0.000												

livebaseballscorecards.com

<b>AB</b>	<b>36</b>
<b>R</b>	<b>3</b>
<b>H</b>	<b>10</b>
<b>RBI</b>	<b>3</b>
<b>BB</b>	<b>3</b>
<b>SO</b>	<b>6</b>
<b>LOB</b>	<b>21</b>





Batter	1	2	3	4	5	6	7	8	9	AB	R	H	RBI	BB	SO	LOB
Lee Lacy, R OBP: 0.316, SLG: 0.257 (1, 4)	0-0 CS 1B			4-0 1B 1B BB	0-0 5-3		0-3 K			3	1	1	0	1	1	0
Bill Buckner, L OBP: 0.314, SLG: 0.424 (1, 3)	0-0 L6-3 1B			0-0 1B E 1B	0-0 HR		0-0 F7			4	2	3	1	0	0	0
Willie Davis, L OBP: 0.286, SLG: 0.313 (1, 8)	0-0 L6-3			0-0 E S 1B 1B	0-0 4-3		0-0 F5			4	1	1	1	0	0	1
Willie Crawford, L OBP: 0.276, SLG: 0.125 (1, 9)		0-0 F7		0-0 E6 1B FC	4-0 BB		0-0 F3			3	1	0	1	1	0	1
Joe Ferguson, R OBP: 0.353, SLG: 0.536 (1, 2)		0-0 E3 G1-6-3		0-0 FC 1B 1B	0-0 F9		0-0 5-3			4	1	1	1	0	0	1
Von Joshua, L OBP: 0.368, SLG: 0.333 (1, 7)		0-0 G1-6-3		0-0 FC 1B		0-0 4-3		0-0 F8		4	0	0	1	0	0	2
Ron Cey, R OBP: 0.231, SLG: 0.167 (1, 5)			0-0 L5	0-0 FC 1B	4-0 FC6-4 BB		0-0 FC6-4 FC5-4			2	0	1	1	1	0	0
Bill Russell, R OBP: 0.333, SLG: 0.345 (1, 6)			0-3 K	0-3 K	0-0 FC5-4		0-0 FC5-4			3	0	0	0	0	2	2
Tommy John, R (1, 1) Jim Brewer, L (8, 1)			0-3 K	0-0 F8	0-0 FC5-4					3	0	0	0	0	1	2
			0-0 K							0	0	0	0	0	0	0

Inning Stats	R: 0	H: 2	E: 0	K: 0	S: 3	LOB: 0	BB: 0	P: 3	R: 0	H: 0	E: 1	K: 0	S: 3	LOB: 0	BB: 0	P: 3	R: 0	H: 0	E: 0	K: 2	S: 7	LOB: 0	BB: 0	P: 7	R: 5	H: 4	E: 1	K: 1	S: 10	LOB: 1	BB: 1	P: 14	R: 1	H: 1	E: 0	K: 0	S: 4	LOB: 1	BB: 1	P: 8	R: 0	H: 0	E: 0	K: 1	S: 5	LOB: 0	BB: 0	P: 5	R: 0	H: 0	E: 0	K: 0	S: 3	LOB: 0	BB: 0	P: 3
--------------	------	------	------	------	------	--------	-------	------	------	------	------	------	------	--------	-------	------	------	------	------	------	------	--------	-------	------	------	------	------	------	-------	--------	-------	-------	------	------	------	------	------	--------	-------	------	------	------	------	------	------	--------	-------	------	------	------	------	------	------	--------	-------	------

PITCHER	IP	WLS	BF	H	R	ER	SO	BB	IBB	HBP	BLK	WP	HR	S	P	ERA	WHIP
Ron Reed, R (1, 1) ERA: 5.73	3.0	L	14	5	5	4	2	1	0	0	0	0	0	17	21	12.00	2.000
Phil Niekro, R (4, 1) ERA: 1.59	3.0		13	2	1	1	1	2	0	0	0	0	1	13	21	3.00	1.333
Joe Hoerner, L (7, 1) ERA: 11.57	1.0		3	0	0	0	1	0	0	0	0	0	0	5	5	0.00	0.000
Cecil Upshaw, R (8, 1) ERA: 3.38	1.0		3	0	0	0	0	0	0	0	0	0	0	3	3	0.00	0.000

**BOTTOM**

**Atlanta Braves @ Los Angeles Dodgers**  
**Dodger Stadium, Los Angeles, CA**

Fri Apr 13 1973, 6:05 PM PST  
Att. 27,133 - Unknown

<b>AB</b>	<b>30</b>
<b>R</b>	<b>6</b>
<b>H</b>	<b>7</b>
<b>RBI</b>	<b>6</b>
<b>BB</b>	<b>3</b>
<b>SO</b>	<b>4</b>
<b>LOB</b>	<b>9</b>



WP	HR	S	P	ERA	WHIP
0	0	0	33		

Batter	1	2	3	4	5	6	7	8	9	AB R H RBI BB SO LOB	TOP																			
Ralph Garr, L (1, 7) OBP: 0.200, SLG: 0.250	0-0 1-3		0-0 1-H 3B		0-0 4-3			0-0 F8		4 0 1 1 0 0 0																				
Rod Gilbreath, R (1, 5) OBP: 0.342, SLG: 0.361	0-0 G3		0-0 5-3		0-3 K			0-0 BB 1B		4 0 1 0 0 1 1																				
Hank Aaron, R (1, 9) OBP: 0.300, SLG: 0.348	0-0 6-3			4-0 FC1-5 1B BB		0-0 P6		4-0 1-2 BB		2 0 0 0 2 0 0																				
Dusty Baker Jr., R (1, 8) OBP: 0.351, SLG: 0.412		0-0 5-3		0-0 1-2 FC1-5 1B		0-0 F7		0-0 F8		4 0 1 0 0 0 2																				
Darrell Evans, L (1, 3) OBP: 0.297, SLG: 0.455		0-0 P6		0-0 1-2 2-3f FC1-5		4-0 1-3 BB		0-0 F8		3 0 0 0 1 0 2																				
Davey Johnson, R (1, 4) OBP: 0.417, SLG: 0.367		0-3 K		0-3 K		0-0 L7		0-0 5-3		4 0 0 0 0 2 3																				
Johnny Oates, L (1, 2) OBP: 0.313, SLG: 0.323			0-0 4-3	0-0 F8		0-0 1-3		0-0 4-3		4 0 0 0 0 0 3																				
Marty Perez, R (1, 6) OBP: 0.344, SLG: 0.429			0-0 E4 3B		0-0 6-3		0-0 1-3			3 1 0 0 0 0 1																				
Carl Morton, R (1, 1)			0-0 F2		0-0 F8			0-0 4-3		3 0 0 0 0 0 1																				
<b>Inning Stats</b>	R: 0 E: 0 K: 0 S: 3	H: 0 LOB: 0 BB: 0 P: 3	R: 0 E: 0 K: 1 S: 5	H: 0 LOB: 0 BB: 0 P: 5	R: 1 E: 1 K: 0 S: 5	H: 1 LOB: 1 BB: 0 P: 5	R: 0 E: 0 K: 1 S: 6	H: 1 LOB: 2 BB: 1 P: 10	R: 0 E: 0 K: 1 S: 5	H: 0 LOB: 0 BB: 0 P: 5	R: 0 E: 0 K: 0 S: 3	H: 0 LOB: 1 BB: 1 P: 7	R: 0 E: 0 K: 0 S: 4	H: 1 LOB: 2 BB: 1 P: 8	R: 0 E: 0 K: 0 S: 3	H: 0 LOB: 0 BB: 0 P: 3	1B: 2 2B: 0 3B: 1 HR: 0	SF: 0 SAC: 0 DP: 0 HBP: 0	WP: 0 PB: 0 SB: 0 CS: 0	PA: 34										
<b>PITCHER</b> Claude Osteen, L (1, 1) ERA: 0.6	IP 9.0	WLS W	BF 34	H 3	R 1	ER 0	SO 3	BB 3	IBB 0	HBP 0	BLK 0	WP 0	HR 0	S 37	P 49	ERA 0.00	WHIP 0.667													
											<b>PITCHER</b>	IP	WLS	BF	H	R	ER	SO	BB	IBB	HBP	BLK	WP	HR	S	P	ERA	WHIP		

Atlanta Braves @ Los Angeles Dodgers  
Dodger Stadium, Los Angeles, CA  
Sat Apr 14 1973, 6:05 PM PST  
Att. 18,354 - Unknown

livebaseballscorecards.com

AB 31  
R 1  
H 3  
RBI 1  
BB 3  
SO 3  
LOB 13



Batter	1	2	3	4	5	6	7	8	9	AB R H RBI BB SO LOB
Lee Lacy, R OBP: 0.333, SLG: 0.263 (1, 4) BBB	4-0 FC6-4 BB		0-3 K		0-0 1-3 2-H 1B			0-0 F8		3 0 1 1 1 1 0
Bill Buckner, L OBP: 0.282, SLG: 0.378 (1, 3) X	0-0 F2		0-0 F8			0-3 K2-3			0-3 K	4 0 0 0 0 2 1
Willie Davis, L OBP: 0.256, SLG: 0.278 (1, 8) X	0-0 F8			0-0 F4		0-0 F8			0-0 4-3	4 0 0 0 0 0 1
Willie Crawford, L OBP: 0.273, SLG: 0.179 (1, 9) X	0-0 FC6-4 1-2f			0-3 K		0-0 F7			0-0 1B 2B	4 1 1 0 0 1 1
Joe Ferguson, R OBP: 0.368, SLG: 0.531 (1, 2) X		0-0 1-4-3 3-1 1B		0-3 K			0-0 F7		0-0 1B 2-H	4 0 2 1 0 1 0
Von Joshua, L OBP: 0.409, SLG: 0.350 (1, 7) X		0-0 3-1 1-2			4-0 1B BB		0-0 G6-4-3 1B			2 1 1 0 1 0 1
Ron Cey, R OBP: 0.188, SLG: 0.133 (1, 5) X		0-0 1-4-3 2-3			0-0 L6		0-0 G6-4-3 1-2f			3 0 0 0 0 0 3
Bill Russell, R OBP: 0.333, SLG: 0.344 (1, 6) X		0-0 6-3			0-0 1B 1-2 1B			0-0 F8		3 0 1 0 0 0 1
Claude Osteen, L (1, 1) S			0-3 K		0-0 P6			0-0 6-3		3 0 0 0 0 1 2

<b>Inning Stats</b>	R: 0 E: 0 K: 0 S: 3	H: 0 LOB: 1 BB: 1 P: 7	R: 0 E: 0 K: 0 S: 4	H: 1 LOB: 1 BB: 0 P: 4	R: 0 E: 0 K: 2 S: 7	H: 0 LOB: 0 BB: 0 P: 7	R: 0 E: 0 K: 2 S: 7	H: 0 LOB: 0 BB: 0 P: 7	R: 1 E: 0 K: 0 S: 4	H: 2 LOB: 2 BB: 1 P: 8	R: 0 E: 0 K: 1 S: 5	H: 0 LOB: 0 BB: 0 P: 5	R: 0 E: 0 K: 0 S: 3	H: 1 LOB: 0 BB: 0 P: 3	R: 0 E: 0 K: 0 S: 3	H: 0 LOB: 0 BB: 0 P: 3	R: 1 E: 0 K: 1 S: 6	H: 2 LOB: 1 BB: 0 P: 6	1B: 5 2B: 1 3B: 0 HR: 0	SF: 0 SAC: 0 DP: 1 HBP: 0	WP: 0 PB: 0 SB: 0 CS: 0	PA: 32									
<b>PITCHER</b> Carl Morton, R ERA: 4.15 (1, 1)	IP 8.2	WLS L	BF 32	H 6	R 2	ER 2	SO 6	BB 2	IBB 0	HBP 0	BLK 0	WP 0	HR 0	S 42	P 50	ERA 2.08	WHIP 0.923														
											<b>PITCHER</b>	IP	WLS	BF	H	R	ER	SO	BB	IBB	HBP	BLK	WP	HR	S	P	ERA	WHIP			

**BOTTOM**

**Atlanta Braves @ Los Angeles Dodgers**  
Dodger Stadium, Los Angeles, CA

Sat Apr 14 1973, 6:05 PM PST  
Att. 18,354 - Unknown

livebaseballscorecards.com

<b>AB</b>	<b>30</b>
<b>R</b>	<b>2</b>
<b>H</b>	<b>6</b>
<b>RBI</b>	<b>2</b>
<b>BB</b>	<b>2</b>
<b>SO</b>	<b>6</b>
<b>LOB</b>	<b>10</b>



Batter	1	2	3	4	5	6	7	8	9	AB R H RBI BB SO LOB	TOP									
Ralph Garr, L (1, 7) OBP: 0.182, SLG: 0.227	0-3 K			0-0 G3		0-0 F9		0-0 G3		4 0 0 0 0 1 2	<b>Atlanta Braves @ Los Angeles Dodgers</b> <b>Dodger Stadium, Los Angeles, CA</b> Sun Apr 15 1973, 3:33 AM PST Att: 18,276 - Unknown <a href="http://livebaseballscorecards.com">livebaseballscorecards.com</a>									
Rod Gilbreath, R (1, 5) OBP: 0.310, SLG: 0.325	0-0 L8			0-0 1-3		0-3 K		0-3 K		4 0 0 0 0 2 2										
Hank Aaron, R (1, 9) OBP: 0.324, SLG: 0.462	0-0 F7			4-0 BB			0-0 5-3		0-0 HR	3 1 1 1 1 0 0										
Dusty Baker Jr., R (1, 8) OBP: 0.317, SLG: 0.368		0-0 F7		0-3 K			0-0 E5		0-0 G3	4 1 0 0 0 1 1										
Darrell Evans, L (1, 3) OBP: 0.293, SLG: 0.459		0-3 K			0-0 F2		0-0 E4		0-0 F9	4 0 1 1 0 1 0										
Davey Johnson, R (1, 4) OBP: 0.375, SLG: 0.324		0-0 5-3			0-0 F9		0-0 5-3		0-0 F9	4 0 0 0 0 0 1										
Johnny Oates, L (1, 2) OBP: 0.286, SLG: 0.294			0-0 4-3		0-0 F8		0-0 P4			3 0 0 0 0 0 1										
Marty Perez, R (1, 6) OBP: 0.343, SLG: 0.452			0-0 5-3			0-0 4-3		0-0 G3		3 0 1 0 0 0 0										
Gary Gentry, R (1, 1) OBP: 0.375, SLG: 0.375			0-3 K			0-0 1B		0-3 K		2 0 1 0 0 1 0										
Cecil Upshaw, R (7, 1)										0 0 0 0 0 0 0										
Joe Hoerner, R (7, 1)										0 0 0 0 0 0 0										
Larvell Blanks, R (8, PH) OBP: 0.500, SLG: 0.500										1 0 0 0 0 1 1										
Tom House, L (8, 1)										0 0 0 0 0 0 0										
<b>Inning Stats</b>	R: 0 E: 0 K: 1 S: 5	H: 0 LOB: 0 BB: 0 P: 5	R: 0 E: 0 K: 1 S: 5	H: 0 LOB: 0 BB: 0 P: 5	R: 0 E: 0 K: 1 S: 5	H: 0 LOB: 1 BB: 1 P: 9	R: 0 E: 0 K: 0 S: 3	H: 0 LOB: 0 BB: 0 P: 3	R: 0 E: 0 K: 1 S: 6	H: 1 LOB: 1 BB: 0 P: 6	R: 1 E: 2 K: 0 S: 5	H: 1 LOB: 1 BB: 0 P: 5	R: 0 E: 0 K: 2 S: 8	H: 1 LOB: 1 BB: 0 P: 8	R: 1 E: 0 K: 0 S: 4	H: 1 LOB: 0 BB: 0 P: 4	1B: 1 2B: 2 3B: 0 HR: 1	SF: 0 SAC: 0 DP: 0 HBP: 0	WP: 0 PB: 0 SB: 0 CS: 0	PA: 33
<b>PITCHER</b> Al Downing, L (1, 1) ERA: 1.8	IP: 9.0 WLS: W BF: 33 H: 4 R: 2 ER: 1 SO: 7 BB: 1 IBB: 0 HBP: 0 BLK: 0 WP: 0 HR: 1 S: 46 P: 50 ERA: 1.00 WHIP: 0.556																			



Batter	1	2	3	4	5	6	7	8	9
Lee Lacy, R OBP: 0.326, SLG: 0.244 (1, 4)	0-3 K			0-0 6-3			0-0 K		
Bill Buckner, L OBP: 0.302, SLG: 0.390 (1, 3)	0-0 F8			0-0 F8			0-0 BB		
Willie Davis, L OBP: 0.256, SLG: 0.300 (1, 8)	0-0 4-3			0-0 4-3			0-0 1B	0-0 F9	
Willie Crawford, L OBP: 0.270, SLG: 0.161 (1, 9)		0-0 F8		0-0 6-3			0-0 HR	0-0 F7	
Joe Ferguson, R OBP: 0.357, SLG: 0.500 (1, 2)		0-0 F5		0-3 K			0-0 HR	0-0 5-3	
Von Joshua, L OBP: 0.400, SLG: 0.478 (1, 7)		0-0 F8		0-0 4-3			0-0 HR		
Ron Cey, R OBP: 0.211, SLG: 0.167 (1, 5)			0-0 F7			0-0 F3	0-0 FC6-4		
Bill Russell, R OBP: 0.333, SLG: 0.371 (1, 6)			0-0 2B			0-0 F8	0-0 FC6-4		
Al Downing, R OBP: 0.200, SLG: 0.200 (1, 1)			0-3 K			0-3 K	0-0 BB		

Inning Stats	R: 0	H: 0	E: 0	K: 1	S: 5	R: 0	H: 0	E: 0	K: 0	S: 3	R: 0	H: 1	E: 0	K: 1	S: 5	R: 0	H: 0	E: 0	K: 0	S: 3	R: 0	H: 0	E: 0	K: 1	S: 5	R: 0	H: 0	E: 0	K: 1	S: 5	R: 6	H: 7	E: 0	K: 1	S: 11	R: 0	H: 0	E: 0	K: 0	S: 3
	LOB: 0	BB: 0	P: 5	LOB: 0	BB: 0	P: 3	LOB: 0	BB: 0	P: 3	LOB: 0	BB: 0	LOB: 0	BB: 0	P: 5	LOB: 0	BB: 0	LOB: 0	BB: 0	P: 3	LOB: 0	BB: 0	LOB: 0	BB: 0	LOB: 0	BB: 0	P: 5	LOB: 0	BB: 0	P: 5	LOB: 2	BB: 2	P: 19	LOB: 0	BB: 0	P: 3	LOB: 0	BB: 0	P: 3		

AB	R	H	RBI	BB	SO	LOB
3	0	0	0	1	2	0
4	1	2	1	0	0	0
4	1	1	1	0	0	0
3	1	0	0	1	0	0
4	1	1	1	0	1	0
3	1	1	3	0	0	0
3	0	1	0	0	0	0
3	1	1	0	0	0	1
3	0	1	0	0	2	0


**BOTTOM**

**Atlanta Braves @ Los Angeles Dodgers**  
**Dodger Stadium, Los Angeles, CA**

Sun Apr 15 1973, 3:33 AM PST  
Att. 18,276 - Unknown

livebaseballscorecards.com

AB	30
R	6
H	8
RBI	6
BB	2
SO	5
LOB	1



PITCHER	IP	WLS	BF	H	R	ER	SO	BB	IBB	HBP	BLK	WP	HR	S	P	ERA	WHIP
Gary Gentry, R ERA: 2.82 (1, 1)	6.1	L	24	5	5	5	5	0	1	0	0	0	1	33	37	7.11	0.789
Cecil Upshaw, R ERA: 6.0 (7, 1)	0.1		4	2	0	0	0	1	0	0	0	0	0	3	7	0.00	9.000
Joe Hoerner, L ERA: 10.13 (7, 1)	0.1		1	1	1	1	0	0	0	0	0	0	0	1	1	27.00	3.000
Tom House, L ERA: (8, 1)	1.0		3	0	0	0	0	0	0	0	0	0	0	3	3	0.00	0.000

Batter	1	2	3	4	5	6	7	8	9	10	11	12	13	AB R H RBI BB SO LOB	TOP																
Jimmy Wynn, R OBP: 0.333, SLG: 0.704 (1, 9)	F2		F2			K		E 2B		F9		5-3		6 1 1 0 0 1 0	<b>Houston Astros @ Los Angeles Dodgers</b> <b>Dodger Stadium, Los Angeles, CA</b> Mon Apr 16 1973, 6:05 PM PST Att. 13,344 - Unknown																
Tommy Helms, R OBP: 0.250, SLG: 0.240 (1, 4)	1B			F9		5-3		K		F8			5-3	6 0 1 0 0 1 1																	
Cesar Cedeno, R OBP: 0.396, SLG: 0.587 (1, 8)	K			F6			WP HBP	E6			WP SH1-3 1B		1B 1B	5 0 2 0 0 1 1																	
Bob Watson, R OBP: 0.380, SLG: 0.372 (1, 7) (9, 3)	4-3			F7			BB 1-3 BB	6-3			SH1-3		1B 1-3 1B	4 0 1 0 1 0 2																	
Lee May, R OBP: 0.190, SLG: 0.265 Tommie Agee, R (9, PR) (9, 7)			F9			6-3		K		4-3 2B			1B 1-2 1B	4 0 1 0 0 1 2 1 0 0 0 1 0 2																	
Doug Rader, R OBP: 0.280, SLG: 0.267 (1, 5)			K			FC6-4 BB		BB 1-2 BB		K			1-2 1B G5-4-3 1B	2 0 0 0 3 2 1																	
Johnny Edwards, L OBP: 0.243, SLG: 0.361 Jesus Alou, R (11, PH) Larry Howard, R OBP: 0.182, SLG: 0.182 (11, 2)			F5			F7		F7		4-3			G5-4-3	4 0 0 0 0 0 5 1 0 0 0 0 0 3 0 0 0 0 0 0 0																	
Roger Metzger, S OBP: 0.146, SLG: 0.178 (1, 6)			F8			FC6-4 1-2f		F7		F8			F8	5 0 0 0 0 0 6																	
Ken Forsch, R OBP: 0.266, SLG: 0.143 (8, PH) Jimmy Stewart, S (8, 1) Dave Roberts, L OBP: 0.209, SLG: 0.200 Tom Griffin, R (8, 1) Bob Gallagher, L (10, PH) Mike Cosgrove, L (10, 1) Jim York, R (10, 1)			F3			K		K		F3			F7	2 0 0 0 0 0 1 0 1 0 0 0 0 0 1 0 0 0 0 0 0 0 0 0 0 0 0 0 0 0 0 0 1 0 0 0 0 0 0 0 0 0 0 0 0 0 0 0 1 0 0 0 0 0 0 0																	
<b>Inning Stats</b>	R: 0 E: 0 K: 1 S: 6	H: 1 LOB: 1 BB: 0 P: 6	R: 0 E: 0 K: 1 S: 5	H: 0 LOB: 0 BB: 0 P: 5	R: 0 E: 0 K: 0 S: 3	H: 0 LOB: 0 BB: 0 P: 3	R: 0 E: 0 K: 0 S: 3	H: 0 LOB: 1 BB: 0 P: 7	R: 0 E: 0 K: 1 S: 5	H: 0 LOB: 3 BB: 2 P: 14	R: 1 E: 1 K: 2 S: 9	H: 1 LOB: 1 BB: 0 P: 9	R: 0 E: 0 K: 1 S: 6	H: 1 LOB: 2 BB: 0 P: 6		R: 0 E: 0 K: 0 S: 3	H: 1 LOB: 2 BB: 2 P: 11	R: 0 E: 0 K: 0 S: 3	H: 0 LOB: 0 BB: 0 P: 3	R: 0 E: 0 K: 0 S: 4	H: 2 LOB: 1 BB: 0 P: 4	1B: 4 2B: 2 3B: 0 HR: 0	SF: 0 SAC: 1 DP: 2 HBP: 1	WP: 2 PB: 0 SB: 1 CS: 0	PA: 50						
<b>PITCHER</b>	IP WLS BF H R ER SO BB IBB HBP BLK WP HR S P ERA WHIP	IP WLS BF H R ER SO BB IBB HBP BLK WP HR S P ERA WHIP														IP WLS BF H R ER SO BB IBB HBP BLK WP HR S P ERA WHIP															
Don Sutton, R ERA: 3.0 (1, 1)	10.0	38	3	1	0	0	8	3	0	0	0	1	0	6		14	0.00	0.600													
Jim Brewer, L ERA: 3.0 (11, 1)	2.0	8	1	0	0	0	0	2	0	0	1	0	6	14		0.00	0.500														
George Culver, R ERA: 1.69 (13, 1)	1.0	W	4	2	0	0	0	0	0	0	0	0	4	4	0.00	2.000															

livebaseballscorecards.com

AB	43
R	1
H	6
RBI	0
BB	5
SO	8
LOB	23



Batter	1	2	3	4	5	6	7	8	9	10	11	12	13	AB R H RBI BB SO LOB
Lee Lacy, R OBP: 0.321, SLG: 0.234 (1, 4)	0-3 <b>K</b>		0-0 <b>G6-4-3</b> 1-2f		0-3 <b>K</b>		4-0 <b>BB</b>		0-3 <b>K</b>		0-3 <b>K</b>		0-0 <b>1B</b> 1-2 2-H	6 0 1 1 1 4 3
Bill Buckner, L OBP: 0.306, SLG: 0.383 (1, 3)	0-0 <b>1B</b> S			0-0 <b>3-1</b>	0-0 <b>L9</b>		0-0 <b>F9</b>			0-0 <b>1B</b> SH5-4 BB	0-0 <b>L9</b>			6 0 2 0 0 0 3
Willie Davis, L OBP: 0.286, SLG: 0.311 (1, 8)	0-0 <b>F5</b> 1-2			0-0 <b>1B</b> 5-3	0-0 <b>1B</b> 1-2		0-0 <b>4-3</b>			4-0 <b>1B</b> SH5-4 BB		0-0 <b>4-3</b>		5 1 2 0 1 0 1
Willie Crawford, L OBP: 0.317, SLG: 0.229 Manny Mota, R OBP: 0.333, SLG: 0.333 Jim Brewer, L OBP: 0.333, SLG: 0.333 Chris Cannizzaro, R OBP: 0.333, SLG: 0.333 George Culver, R OBP: 0.333, SLG: 0.333 (1, 9), (10, PH), (11, 1), (12, PH), (13, 1)	0-3 <b>K</b>			0-0 <b>1B</b> 1-2	0-0 <b>1B</b> 1-2 2-H		0-0 <b>1B</b>		0-0 <b>1B</b>	0-0 <b>SH5-4</b> 1-2 2-3		0-0 <b>6-3</b>		4 0 3 0 0 1 1 0 0 0 0 0 0 0 0 0 0 0 0 0 0 1 0 0 0 0 0 0 0 0 0 0 0 0 0
Joe Ferguson, R OBP: 0.354, SLG: 0.463 (1, 2)		0-0 <b>F7</b>		0-0 <b>5-3</b> 1-2 2-3		0-3 <b>K</b>		0-0 <b>1B</b> 1-2		4-0 <b>IBB</b> FC6-4		0-0 <b>6-3</b>		5 0 1 0 1 1 2
Von Joshua, L OBP: 0.407, SLG: 0.458 Steve Garvey, R OBP: 0.294, SLG: 0.353 (1, 7), (4, PR), (5, 7)		0-0 <b>1-3</b>		1-0 <b>1B</b> HBP		0-3 <b>K</b>		0-0 <b>F2</b>		0-0 <b>F8</b>		0-0 <b>5-3</b>		1 0 0 0 0 0 0 4 0 0 0 0 1 5
Ron Cey, R OBP: 0.240, SLG: 0.208 (1, 5)		0-0 <b>F8</b>		0-0 <b>1B</b> 1-2 2-3 3-H		0-3 <b>K</b>		0-0 <b>F8</b>		0-0 <b>FC6-4</b> 1-2f		0-0 <b>1B</b> FC6		6 0 2 1 0 1 5
Bill Russell, R OBP: 0.310, SLG: 0.341 (1, 6)			0-3 <b>K</b>	0-3 <b>K</b>			0-0 <b>F8</b>		0-0 <b>6-3</b>		0-0 <b>1B</b> SH1-4		0-0 <b>FC6</b> 1B 1-2f	6 1 1 0 0 2 4
Don Sutton, R OBP: 0.250, SLG: 0.250 Tom Paciorek, R OBP: 0.429, SLG: 0.200 (1, 1), (11, 9)			0-0 <b>1B</b> G6-4-3		0-0 <b>1B</b> 1B		0-0 <b>F3</b>		0-3 <b>K</b>		0-0 <b>SH1-4</b> 1-2		4-0 <b>1B</b> IBB	4 0 2 0 0 1 0 0 0 0 0 1 0 0

Inning Stats	R: 0	H: 1	R: 0	H: 0	R: 0	H: 1	R: 1	H: 3	R: 0	H: 3	R: 0	H: 2	R: 0	H: 0	R: 0	H: 1	R: 0	H: 0	R: 0	H: 2	R: 0	H: 1	R: 0	H: 0	R: 1	H: 2	AB	R	H	RBI	BB	SO	LOB
	E: 0	LOB: 1	E: 0	LOB: 0	E: 0	LOB: 0	E: 0	LOB: 3	E: 0	LOB: 2	E: 0	LOB: 2	E: 0	LOB: 0	E: 0	LOB: 1	E: 0	LOB: 3	E: 0	LOB: 0	E: 0	LOB: 1	E: 0	LOB: 1	E: 1	LOB: 2	2B: 14	SF: 0	WP: 0	PA: 55			
	K: 2	BB: 0	K: 0	BB: 0	K: 1	BB: 0	K: 1	BB: 0	K: 3	BB: 0	K: 0	BB: 0	K: 2	BB: 0	K: 0	BB: 0	K: 0	BB: 0	K: 0	BB: 0	K: 0	BB: 0	K: 1	BB: 0	K: 0	BB: 1	3B: 0	DP: 1	PB: 0				
	S: 8	P: 8	S: 3	P: 3	S: 5	P: 5	S: 8	P: 9	S: 7	P: 7	S: 9	P: 9	S: 5	P: 5	S: 7	P: 7	S: 7	P: 7	S: 4	P: 12	S: 6	P: 6	S: 3	P: 3	S: 4	P: 8	HR: 0	HBP: 1	CS: 0				

PITCHER	IP	WLS	BF	H	R	ER	SO	BB	IBB	HBP	BLK	WP	HR	S	P	ERA	WHIP
Ken Forsch, R ERA: 4.66 (1, 1)	7.0		29	8	1	1	8	1	0	1	0	0	0	43	48	1.29	1.286
Dave Roberts, L ERA: 3.32 (8, 1)	0.1		3	2	0	0	0	0	0	0	0	0	0	3	3	0.00	6.000
Tom Griffin, R ERA: 4.5 (8, 1)	1.2		5	0	0	0	2	0	0	0	0	0	0	9	9	0.00	0.000
Mike Cosgrove, L ERA: 7.71 (10, 1)	0.0		2	1	0	0	0	1	0	0	0	0	0	1	5	∞	∞
Jim York, R ERA: 2.57 (10, 1)	3.2	L	16	3	1	1	1	0	2	0	0	0	0	16	24	2.46	0.818


**BOTTOM**

**Houston Astros @ Los Angeles Dodgers**  
Dodger Stadium, Los Angeles, CA

Mon Apr 16 1973, 6:05 PM PST  
Att: 13,344 - Unknown

livebaseballscorecards.com

AB	48
R	2
H	14
RBI	2
BB	4
SO	11
LOB	24



Batter	1	2	3	4	5	6	7	8	9	AB R H RBI BB SO LOB	TOP	
Jimmy Wynn, R (1, 9) OBP: 0.344, SLG: 0.684	0-3 K			4-0 2B BB		0-0 FC4-6 1B		0-0 F5		3 0 1 0 1 1 0		
Hector Torres, R (1, 6) OBP: 0.250, SLG: 0.250	0-0 F8			0-0 F8		0-0 FC4-6 1-2f		0-0 2B SF9 1B		4 1 1 0 0 0 2		
Cesar Cedeno, R (1, 8) OBP: 0.404, SLG: 0.620	0-3 K			0-0 1-3 2B		0-3 K		0-0 1-3 2B		4 0 2 0 0 2 1		
Bob Watson, R (1, 3) OBP: 0.370, SLG: 0.370		0-0 1B		0-0 P6		0-0 P4		0-0 3-H SF9		3 0 1 1 0 0 3		
Tommie Agee, R (1, 7) OBP: 0.375, SLG: 0.286		0-0 1B CS		0-0 1-3		0-0 E FC4 1B		0-3 K		4 1 2 0 0 1 3		
Johnny Edwards, L (1, 2) OBP: 0.220, SLG: 0.325		0-0 6-3 1-2		0-3 K		0-0 E4 FC4 1-3		0-0 3-1		4 0 0 0 0 1 2		
Doug Rader, R (1, 5) OBP: 0.259, SLG: 0.245		0-3 K		0-0 5-3		0-3 K		0-0 P3		4 0 0 0 0 2 2		
Tommy Helms, R (1, 4) OBP: 0.250, SLG: 0.259		0-0 F9		0-0 2B		0-0 FC4 1-2f 3-H		0-0		4 0 1 1 0 0 1		
Don Wilson, R (1, 1) OBP: 0.111, SLG: 0.222 Bob Gallagher, L (7, PH) Fred Gladding, L (7, 1)		0-0 L3		0-3 K		0-3 K				2 0 0 0 0 1 1 1 0 0 0 0 1 1 0 0 0 0 0 0 0		
<b>Inning Stats</b>	R: 0 E: 0 K: 2 S: 7 H: 0 LOB: 0 BB: 0 P: 7	R: 0 E: 0 K: 0 S: 3 H: 2 LOB: 0 BB: 0 P: 3	R: 0 E: 0 K: 1 S: 5 H: 0 LOB: 0 BB: 0 P: 5	R: 0 E: 0 K: 0 S: 4 H: 1 LOB: 2 BB: 1 P: 8	R: 0 E: 0 K: 2 S: 8 H: 1 LOB: 1 BB: 0 P: 8	R: 0 E: 0 K: 1 S: 6 H: 1 LOB: 1 BB: 0 P: 6	R: 1 E: 1 K: 2 S: 9 H: 1 LOB: 1 BB: 0 P: 9	R: 1 E: 0 K: 1 S: 7 H: 2 LOB: 1 BB: 0 P: 7	R: 0 E: 0 K: 0 S: 3 H: 0 LOB: 0 BB: 0 P: 3	1B: 5 2B: 3 3B: 0 HR: 0 SF: 1 SAC: 0 DP: 0 HBP: 0	WP: 0 PB: 0 SB: 0 CS: 1 PA: 35	
<b>PITCHER</b> Andy Messersmith, R (1, 1) ERA: 1.82	IP WLS BF H R ER SO BB IBB HBP BLK WP HR S P ERA WHIP	9.0 W 35 8 2 1 9 1 0 0 0 0 0 0 52 56 1.00 1.000										

Houston Astros @ Los Angeles Dodgers  
Dodger Stadium, Los Angeles, CA  
Tue Apr 17 1973, 6:05 PM PST  
Att. 7,976 - Unknown

livebaseballscorecards.com

AB	33
R	2
H	8
RBI	2
BB	1
SO	9
LOB	16





Batter	1	2	3	4	5	6	7	8	9	AB	R	H	RBI	BB	SO	LOB
Lee Lacy, R OBP: 0.310, SLG: 0.231 (1, 4)	0-0 F9		0-0 P3	0-0 1B		0-0 6-3		0-0 FC1-6		5	0	1	0	0	0	1
Bill Buckner, L OBP: 0.315, SLG: 0.404 (1, 3)	0-0 HR		0-0 1B	0-0 F8		0-0 F7		0-0 P4		5	2	2	0	0	0	2
Willie Davis, L OBP: 0.321, SLG: 0.408 (1, 8)	0-0 HR		0-0 1B		0-0 HR	0-3 K				4	3	3	2	0	1	0
Willie Crawford, L OBP: 0.311, SLG: 0.256 (1, 9)	0-3 K		0-0 E9	1-2 2B		0-0 F8		0-0 P5		4	0	1	2	0	1	1
Joe Ferguson, R OBP: 0.365, SLG: 0.442 (1, 2)	0-0 P6		4-0 BB		4-0 HR		0-0 6-3			2	1	0	0	2	0	0
Steve Garvey, R OBP: 0.333, SLG: 0.429 (1, 7)		0-0 1B	0-0 F2		0-0 F9		0-0 2B			4	0	2	0	0	0	4
Ron Cey, R OBP: 0.276, SLG: 0.333 (1, 5)		0-3 K	0-0 F8		0-0 HR		4-0 BB			3	1	1	3	1	1	3
Bill Russell, R OBP: 0.304, SLG: 0.333 (1, 6)		0-3 K		0-0 F8		0-0 1B		0-0 P3		4	0	1	0	0	1	3
Andy Messersmith, R OBP: 0.222, SLG: 0.222 (1, 1)		0-0 P5		0-0 F9		0-0 1-3		0-0 FC1-6		4	0	1	0	0	0	2

Inning Stats	R: 2	H: 2	E: 0	K: 1	S: 7	LOB: 0	BB: 0	P: 7	R: 0	H: 1	E: 0	K: 2	S: 8	LOB: 1	BB: 0	P: 8	R: 2	H: 3	E: 1	K: 0	S: 6	LOB: 2	BB: 1	P: 10	R: 0	H: 1	E: 0	K: 0	S: 4	LOB: 1	BB: 0	P: 4	R: 3	H: 3	E: 0	K: 0	S: 6	LOB: 1	BB: 1	P: 10	R: 0	H: 0	E: 0	K: 1	S: 5	LOB: 0	BB: 0	P: 5	R: 0	H: 1	E: 0	K: 0	S: 4	LOB: 2	BB: 1	P: 8	R: 0	H: 1	E: 0	K: 0	S: 3	LOB: 0	BB: 0	P: 3
PITCHER	IP	WLS	BF	H	R	ER	SO	BB	IBB	HBP	BLK	WP	HR	S	P	ERA	WHIP																																															
Don Wilson, R ERA: 4.91 (1, 1)	6.0	L	30	10	7	7	4	2	0	0	0	0	2	36	44	10.50	2.000																																															
Fred Gladding, R ERA: 3.86 (7, 1)	2.0		8	2	0	0	0	1	0	0	0	0	7	11	0.00	1.500																																																


**BOTTOM**

**Houston Astros @ Los Angeles Dodgers**  
 Dodger Stadium, Los Angeles, CA

Tue Apr 17 1973, 6:05 PM PST  
 Att. 7,976 - Unknown

AB	35
R	7
H	12
RBI	7
BB	3
SO	4
LOB	16

livebaseballscorecards.com



WP: 0	PA: 38
PB: 0	
SB: 1	
CS: 1	

Batter	1	2	3	4	5	6	7	8	9	AB R H RBI BB SO LOB	TOP														
<b>Tommy John, L</b> (1, 1) ERA: 3.06																									
<b>Doug Rau, L</b> (4, 1) ERA: 7.2																									
<b>Charlie Hough, R</b> (6, 1) ERA: 5.06																									
<b>Pete Richert, L</b> (9, 1) ERA:																									
<b>Tommy John, L</b> (1, 1) ERA: 3.06																									
<b>Doug Rau, L</b> (4, 1) ERA: 7.2																									
<b>Charlie Hough, R</b> (6, 1) ERA: 5.06																									
<b>Pete Richert, L</b> (9, 1) ERA:																									
<b>Tommie Agee, R</b> (1, 7) OBP: 0.429, SLG: 0.385	0-0 G6-4-3 1B		0-0 BB 1-2 5-3 1B	0-0 FC6-4 1-2 1B		0-0 5-3	0-0 5-3		0-0 F7	6 0 3 0 0 0 0															
<b>Hector Torres, R</b> (1, 6) OBP: 0.222, SLG: 0.125	0-0 G6-4-3 1-2f		0-0 5-3	0-0 F8		4-0 2B 1B BB	0-3 K			4 1 0 0 1 1 5															
<b>Cesar Cedeno, R</b> (1, 8) OBP: 0.403, SLG: 0.611	0-0 6-3		4-0 BB BB	0-0 F9		0-0 1B 2B	0-3 K			4 1 1 0 1 1 2															
<b>Jimmy Wynn, R</b> (1, 9) OBP: 0.333, SLG: 0.639		0-3 K	0-3 K	0-0 FC6-4 1-2f		4-0 1B 1B BB		0-0 F7		4 1 0 0 1 2 5															
<b>Bob Watson, R</b> (1, 3) OBP: 0.407, SLG: 0.388		0-0 PB 1B 1B	4-0 1-2 2-3 3-H BB		0-3 K	0-0 BB 1B BB 1B		4-0 BB		3 1 2 3 2 1 0															
<b>Doug Rader, R</b> (1, 5) OBP: 0.271, SLG: 0.259	0-0 PB 1-2 1B		0-0 F8		0-0 F7	0-0 BB BB 1B		0-3 K		5 0 2 1 0 1 4															
<b>Tommy Helms, R</b> (1, 4) OBP: 0.283, SLG: 0.268		0-3 K		4-0 E 1B BB		4-0 1B BB BB		0-0 4-3		2 1 1 0 2 1 2															
<b>Roger Metzger, S</b> (6, 6) OBP: 0.143, SLG: 0.174		1-2 2-3			0-0 1B	1-2 2-3 BB				1 0 0 0 0 0 1															
<b>Larry Howard, R</b> (1, 2) OBP: 0.250, SLG: 0.200	0-0 4-3			0-0 E9 1B 1B		0-0 4-3			0-0 5-3	4 1 1 1 1 0 3															
<b>Jerry Reuss, L</b> (1, 1) OBP: 0.300, SLG: 0.300			0-0 5-3 BB 1B	0-0 1B 1B		0-0 K			0-0 1-3	5 1 2 1 0 2 3															
<b>Inning Stats</b>	R: 0 E: 0 K: 0 S: 3	H: 1 LOB: 0 BB: 0 P: 3	R: 0 E: 0 K: 2 S: 9	H: 2 LOB: 2 BB: 0 P: 9	R: 1 E: 0 K: 1 S: 7	H: 2 LOB: 3 BB: 2 P: 15	R: 2 E: 1 K: 0 S: 6	H: 3 LOB: 2 BB: 1 P: 10	R: 0 E: 0 K: 1 S: 6	H: 1 LOB: 1 BB: 0 P: 6	R: 4 E: 0 K: 2 S: 10	H: 3 LOB: 3 BB: 4 P: 26	R: 0 E: 0 K: 2 S: 7	H: 0 LOB: 0 BB: 0 P: 7	R: 0 E: 0 K: 1 S: 5	H: 0 LOB: 1 BB: 1 P: 9	R: 0 E: 0 K: 0 S: 3	H: 0 LOB: 0 BB: 0 P: 3	1B: 11 2B: 1 3B: 0 HR: 0	SF: 0 SAC: 0 DP: 1 HBP: 0	WP: 0 PB: 1 SB: 0 CS: 0	PA: 46			
<b>PITCHER</b>	IP	WLS	BF	H	R	ER	SO	BB	IBB	HBP	BLK	WP	HR	S	P	ERA	WHIP								
<b>Tommy John, L</b> (1, 1) ERA: 3.06	3.0	L	18	7	3	3	3	3	0	0	0	0	0	21	33	9.00	3.333								
<b>Doug Rau, L</b> (4, 1) ERA: 7.2	2.2		16	5	4	4	2	3	0	0	0	0	0	17	29	13.50	3.000								
<b>Charlie Hough, R</b> (6, 1) ERA: 5.06	2.1		9	0	0	0	4	2	0	0	0	0	0	15	23	0.00	0.857								
<b>Pete Richert, L</b> (9, 1) ERA:	1.0		3	0	0	0	0	0	0	0	0	0	0	3	3	0.00	0.000								

Houston Astros @ Los Angeles Dodgers  
Dodger Stadium, Los Angeles, CA  
Wed Apr 18 1973, 6:05 PM PST  
Att: 13,733 - Unknown

livebaseballscorecards.com

AB 38  
R 7  
H 12  
RBI 6  
BB 8  
SO 9  
LOB 25





Batter	1	2	3	4	5	6	7	8	9	AB R H RBI BB SO LOB	TOP										
<b>Bobby Bonds, R</b> (1, 9) OBP: 0.362, SLG: 0.646	0-3 K		4-0 S 1B BB	0-0 5-3			0-0 2-H HR		0-0 2-H 1B	4 2 2 3 1 1 1	<b>San Francisco Giants @ Los Angeles Dodgers</b> <b>Dodger Stadium, Los Angeles, CA</b> Thu Apr 19 1973, 6:05 PM PST Att. 25,858 - Unknown										
<b>Tito Fuentes, S</b> (1, 4) OBP: 0.368, SLG: 0.470	0-0 6-3		0-0 4-3 1B 1-H		0-0 PB L6-5 1B		0-3 K		0-0 F9	5 0 2 1 0 1 1											
<b>Chris Speier, R</b> (1, 6) OBP: 0.324, SLG: 0.393	0-0 1-3		0-0 4-3 1B 2-3		0-0 L6-5 1-H		0-0 L4			4 0 0 0 0 0 2											
<b>Willie McCovey, L</b> (1, 3) OBP: 0.460, SLG: 0.611 <b>Dave Kingman, R</b> (8, 3) OBP: 0.261, SLG: 0.200		0-0 4-3	0-0 P4		0-0 P5			0-0 P5		4 0 0 0 0 0 1 0 0 0 0 0 0 0											
<b>Ed Goodson, L</b> (1, 5) OBP: 0.412, SLG: 0.531		0-0 E 1B		0-0 3-1		0-0 FC6-4 1B		0-3 K		4 1 2 0 0 1 0											
<b>Garry Maddox, R</b> (1, 8) OBP: 0.393, SLG: 0.483		0-0 E7 3B 1-H		0-0 E S WP 1B		0-0 FC6-4 G1-6-3 1-2f		0-3 K2-3		4 2 2 1 0 1 1											
<b>Gary Matthews, R</b> (1, 7) OBP: 0.345, SLG: 0.385 <b>Gary Thomasson, L</b> (9, PR) OBP: 0.200, SLG: 0.345		0-0 3-1		0-0 1B FC5-4 1B 1-H		0-0 G1-6-3 1-2f			4-0 SH5-4 1B BB	3 1 1 0 1 0 1 0 1 0 0 0 0 0											
<b>Dave Rader, L</b> (1, 2) OBP: 0.321, SLG: 0.289		0-3 K		0-0 FC5-4 1B 1-3		0-0 PB HR 1B		0-0 SH5-4 1-2		3 1 2 0 0 1 0											
<b>Jim Willoughby, R</b> (1, 1) OBP: 0.222, SLG: 0.500 <b>Elias Sosa, R</b> (8, 1) <b>Randy Moffitt, R</b> (8, 1)			0-0 6-3	0-0 FC5-4 1-2f 3-H		0-3 K		0-0 F2		3 0 0 1 0 1 2 0 0 0 0 0 0 0 1 0 0 0 0 0 2											
<b>Inning Stats</b>	R: 0 E: 0 K: 1 S: 5	H: 0 LOB: 0 BB: 0 P: 5	R: 2 E: 1 K: 1 S: 7	H: 2 LOB: 0 BB: 0 P: 7	R: 1 E: 0 K: 0 S: 4	H: 1 LOB: 1 BB: 1 P: 8	R: 2 E: 1 K: 0 S: 6	H: 3 LOB: 1 BB: 0 P: 6	R: 0 E: 0 K: 0 S: 3	H: 1 LOB: 0 BB: 0 P: 3		R: 0 E: 0 K: 2 S: 9	H: 2 LOB: 0 BB: 0 P: 9	R: 0 E: 0 K: 2 S: 7	H: 0 LOB: 0 BB: 0 P: 7	R: 1 E: 0 K: 0 S: 4	H: 1 LOB: 1 BB: 1 P: 8	1B: 9 2B: 1 3B: 1 HR: 1	SF: 0 SAC: 1 DP: 2 HBP: 0	WP: 1 PB: 2 SB: 3 CS: 0	PA: 38
<b>PITCHER</b>	IP WLS BF H R ER SO BB IBB HBP BLK WP HR S P ERA WHIP																			<b>PITCHER</b>	IP WLS BF H R ER SO BB IBB HBP BLK WP HR S P ERA WHIP
<b>Claude Osteen, L</b> (1, 1) ERA: 3.38	6.1 L 28 10 7 7 3 1 0 0 0 1 1 33 37 9.95 1.737																				
<b>George Culver, R</b> (7, 1) ERA: 1.5	0.2 2 0 0 0 0 1 0 0 0 0 0 0 4 4 0.00 0.000																				
<b>Charlie Hough, R</b> (8, 1) ERA: 4.26	1.0 3 0 0 0 0 2 0 0 0 0 0 0 7 7 0.00 0.000																				
<b>Jim Brewer, L</b> (9, 1) ERA: 3.86	1.0 5 1 1 1 0 0 1 0 0 0 0 0 4 8 9.00 2.000																				

livebaseballscorecards.com

<b>AB</b>	35
<b>R</b>	8
<b>H</b>	11
<b>RBI</b>	6
<b>BB</b>	2
<b>SO</b>	6
<b>LOB</b>	11



BOTTOM

San Francisco Giants @ Los Angeles Dodgers  
Dodger Stadium, Los Angeles, CA  
Thu Apr 19 1973, 6:05 PM PST  
Att. 25,858 - Unknown

livebaseballscorecards.com

AB 36  
R 6  
H 10  
RBI 6  
BB 3  
SO 10  
LOB 16



WP: 0 PA: 39  
PB: 0  
SB: 0  
CS: 1

AB R H RBI BB SO LOB

5	1	2	0	0	1	1
5	2	2	1	0	0	2
5	2	2	5	0	1	2
3	0	1	0	1	2	1
3	0	2	0	1	0	0
4	0	0	0	0	2	4
4	0	0	0	0	2	3
3	1	1	0	0	0	0
1	0	0	0	0	0	2
0	0	0	0	0	0	0
2	0	0	0	0	1	1
0	0	0	0	0	0	0
1	0	0	0	0	1	0
0	0	0	0	0	0	0
0	0	0	0	1	0	0

Batter	1	2	3	4	5	6	7	8	9
Bill Russell, R (1, 6) OBP: 0.327, SLG: 0.370	0-3 K ①		0-0 2B HR 1B		0-0 FC6-4 1B		0-0 F8 ③		0-0 F8 ①
Bill Buckner, L (1, 3) OBP: 0.302, SLG: 0.393	0-0 5-3 ②		0-0 1-3 HR 2B		0-0 FC6-4 1-2 ①			0-0 HR 1B	0-0 F7 ②
Willie Davis, L (1, 8) OBP: 0.323, SLG: 0.500	0-3 K ③		0-0 2-H 3-H HR		0-0 P3 ②			0-0 1-H HR	0-0 4-3 ③
Willie Crawford, L (1, 9) OBP: 0.327, SLG: 0.262		0-3 K ①	0-0 CS 1B		0-3 K ③			4-0 BB BB	
Joe Ferguson, R (1, 2) OBP: 0.383, SLG: 0.480		0-0 1B	0-0 1-2 2B			0-0 6-3 ①		4-0 1-2 BB	
Steve Garvey, R (1, 7) OBP: 0.241, SLG: 0.310		0-0 F7 ②	0-3 K ③			0-0 5-3 ②		0-3 K ①	
Ron Cey, R (1, 5) OBP: 0.216, SLG: 0.257		0-3 K ③		0-0 F8 ①		0-0 F9 ③		0-3 K ②	
Lee Lacy, R (1, 4) OBP: 0.313, SLG: 0.228 Manny Mota, R (8, PH) OBP: 0.308, SLG: 0.308 Jim Brewer, L (9, 1)			0-0 1B 2B 1B	0-0 F9 ②			0-0 F8 ①	0-0 P4 ③	
Claude Osteen, L (1, 1) George Culver, R (7, 1) Paul Powell, R (7, PH) Charlie Hough, R (8, 1) Davey Lopes, R (9, 4)			0-3 K ①	0-0 F8 ③			0-3 K ②		4-0 BB

Inning Stats	R: 0	H: 0	E: 0	K: 2	S: 7	H: 0	LOB: 0	BB: 0	P: 7	R: 0	H: 1	E: 0	K: 2	S: 8	R: 4	H: 6	E: 0	K: 2	S: 12	R: 0	H: 0	E: 0	K: 0	S: 3	R: 0	H: 1	E: 0	K: 1	S: 6	R: 0	H: 0	E: 0	K: 0	S: 3	R: 0	H: 0	E: 0	K: 1	S: 5	R: 2	H: 2	E: 0	K: 2	S: 9	R: 0	H: 0	E: 0	K: 0	S: 3	R: 0	H: 0	E: 0	K: 0	S: 3	R: 0	H: 0	E: 0	K: 0	S: 3	1B: 6	2B: 2	3B: 0	HR: 2	SF: 0	SAC: 0	DP: 0	HBP: 0	WP: 0	PA: 39
--------------	------	------	------	------	------	------	--------	-------	------	------	------	------	------	------	------	------	------	------	-------	------	------	------	------	------	------	------	------	------	------	------	------	------	------	------	------	------	------	------	------	------	------	------	------	------	------	------	------	------	------	------	------	------	------	------	------	------	------	------	------	-------	-------	-------	-------	-------	--------	-------	--------	-------	--------

PITCHER	IP	WLS	BF	H	R	ER	SO	BB	IBB	HBP	BLK	WP	HR	S	P	ERA	WHIP
Jim Willoughby, R (1, 1) ERA: 6.66	7.0	W	30	10	6	6	8	0	0	0	0	0	2	46	46	7.71	1.429
Elias Sosa, R (8, 1) ERA: 1.5	0.0		2	0	0	0	0	2	0	0	0	0	0	0	8	∞	∞
Randy Moffitt, R (8, 1) ERA: 1.17	2.0	S	7	0	0	0	2	1	0	0	0	0	0	10	14	0.00	0.500

Batter	1	2	3	4	5	6	7	8	9	AB R H RBI BB SO LOB	TOP		
<b>Bobby Bonds, R</b> (1, 9) OBP: 0.360, SLG: 0.614	0-0 F9	0-3 K		4-0 1B 2B BB		0-3 K		0-0 P3	0-0 FC6-4 1B	5 1 1 0 1 2 2			
<b>Tito Fuentes, S</b> (1, 4) OBP: 0.351, SLG: 0.444	0-0 4-3		0-0 CS 1B	0-0 F7		0-0 6-3		0-3 K	0-0 FC6-4	6 0 1 0 0 1 3			
<b>Chris Speier, R</b> (1, 6) OBP: 0.356, SLG: 0.424	0-0 1B		0-3 K	0-0 2B 1B		0-0 1B 1B		0-0 HR 1B		5 1 4 0 0 1 1			
<b>Willie McCovey, L</b> (1, 3) OBP: 0.491, SLG: 0.725	0-0 4-3		4-0 2B E BB	0-0 1-3 2B		0-0 1-2 1B		0-0 1-H HR		4 2 3 3 1 0 1			
<b>Ed Goodson, L</b> (1, 5) OBP: 0.429, SLG: 0.538		0-0 F7	0-0 E 3B 2B	4-0 1-3 BB		0-0 G3		4-0 BB		3 1 1 0 2 0 2			
<b>Garry Maddox, R</b> (1, 8) OBP: 0.379, SLG: 0.462		0-0 L3	0-0 E6 3B	0-3 K			0-0 G6-3 1B	0-0 G3		5 1 1 0 0 1 5			
<b>Gary Matthews, R</b> (1, 7) OBP: 0.353, SLG: 0.433		4-0 2B BB	0-0 1-H 3-H 3B		0-0 5-3		0-0 G6-3 1-2f		0-0 6-3	4 1 1 2 1 0 1	<b>AB 41</b>		
<b>Dave Rader, L</b> (1, 2) OBP: 0.328, SLG: 0.320	0-0 1B 1-H 2B	0-0 1-3			0-0 P6		0-0 1B	0-0 F7	0-0 F7	5 0 2 1 0 0 1	<b>R 7</b>		
<b>Juan Marichal, R</b> (1, 1) OBP: 0.636, SLG: 0.571	0-0 2-3 1B			0-3 K	0-3 K		0-0 F9	4-0 1B BB		4 0 1 0 1 2 1	<b>H 15</b>		
<b>Inning Stats</b>	R: 0 E: 0 K: 0 S: 4 H: 1 LOB: 1 BB: 0 P: 4	R: 1 E: 0 K: 1 S: 7 H: 2 LOB: 2 BB: 1 P: 11	R: 3 E: 1 K: 1 S: 8 H: 3 LOB: 1 BB: 1 P: 12	R: 1 E: 0 K: 2 S: 9 H: 2 LOB: 3 BB: 2 P: 17	R: 0 E: 0 K: 1 S: 5 H: 0 LOB: 0 BB: 0 P: 5	R: 0 E: 0 K: 1 S: 7 H: 2 LOB: 2 BB: 0 P: 7	R: 0 E: 0 K: 0 S: 4 H: 2 LOB: 1 BB: 0 P: 4	R: 2 E: 0 K: 1 S: 7 H: 2 LOB: 1 BB: 1 P: 11	R: 0 E: 0 K: 0 S: 4 H: 1 LOB: 2 BB: 1 P: 8	1B: 10 2B: 3 3B: 1 HR: 1 SF: 0 SAC: 0 DP: 1 HBP: 0	WP: 0 PB: 0 SB: 0 CS: 1 PA: 47		
<b>PITCHER</b>	IP WLS BF H R ER SO BB IBB HBP BLK WP HR S P ERA WHIP											<b>PITCHER</b>	IP WLS BF H R ER SO BB IBB HBP BLK WP HR S P ERA WHIP
<b>Al Downing, L</b> (1, 1) ERA: 2.41	3.2 L 23 8 5 2 3 4 0 0 0 0 0 0 25 41 4.91 3.273												
<b>Doug Rau, L</b> (4, 1) ERA: 4.32	3.1 13 4 0 0 3 0 0 0 0 0 0 0 19 19 0.00 1.200												
<b>George Culver, R</b> (8, 1) ERA: 3.38	2.0 11 3 2 2 1 2 0 0 0 0 0 1 11 19 9.00 2.500												

San Francisco Giants @ Los Angeles Dodgers  
 Dodger Stadium, Los Angeles, CA  
 Fri Apr 20 1973, 6:05 PM PST  
 Att. 27,437 - Unknown

livebaseballscorecards.com



Batter	1	2	3	4	5	6	7	8	9	AB	R	H	RBI	BB	SO	LOB
Bill Russell, R (1, 6) OBP: 0.305, SLG: 0.345	0-0 L5		0-0 P4		0-0 6-3			0-0 1-3		4	0	0	0	0	0	1
Bill Buckner, L (1, 3) OBP: 0.284, SLG: 0.369	0-0 3-1		0-0 P6		0-0 F7			0-0 F8		4	0	0	0	0	0	1
Willie Davis, L (1, 8) OBP: 0.318, SLG: 0.532	0-0 4-3			0-0 F8		HR		0-0 G3		4	1	1	1	0	0	0
Willie Crawford, L (1, 9) OBP: 0.302, SLG: 0.239		0-0 F8		0-0 E1 1B		0-0 F7		0-0 F8		4	1	0	0	0	0	0
Joe Ferguson, R (1, 2) OBP: 0.391, SLG: 0.537		0-0 HR		0-0 1B 1-3		0-3 K		0-0 F7		4	1	2	1	0	1	0
Steve Garvey, R (1, 7) OBP: 0.212, SLG: 0.273		0-0 F9		0-3 K		0-0 5-3		0-0 F2		4	0	0	0	0	1	2
Ron Cey, R (1, 5) OBP: 0.225, SLG: 0.263		0-0 P4		0-0 1B 1-2			0-0 6-3			3	0	1	1	0	0	0
Lee Lacy, R (1, 4) OBP: 0.313, SLG: 0.250			0-0 2B	0-3 K			0-0 5-3			3	0	1	0	0	1	2
Al Downing, R (1, 1) OBP: 0.167, SLG: 0.167			0-3 K		0-0 P4		0-3 K			1	0	0	0	0	1	1
Doug Rau, L (4, 1)										1	0	0	0	0	0	0
Tom Paciorek, R (7, PH) OBP: 0.250, SLG: 0.100										1	0	0	0	0	1	0
George Culver, R (8, 1)										0	0	0	0	0	0	0

Inning Stats	R: 0	H: 0	E: 0	K: 0	S: 3	R: 1	H: 1	E: 0	K: 0	S: 4	R: 0	H: 1	E: 0	K: 1	S: 6	R: 1	H: 2	E: 1	K: 2	S: 10	R: 0	H: 0	E: 0	K: 0	S: 3	R: 1	H: 1	E: 0	K: 1	S: 6	R: 0	H: 0	E: 0	K: 1	S: 5	R: 0	H: 0	E: 0	K: 0	S: 3	R: 0	H: 0	E: 0	K: 0	S: 3	R: 0	H: 0	E: 0	K: 0	S: 3	1B: 2	2B: 1	3B: 0	HR: 2	SF: 0	SAC: 0	DP: 0	HBP: 0	WP: 0	PB: 0	SB: 0	CS: 0	PA: 33
--------------	------	------	------	------	------	------	------	------	------	------	------	------	------	------	------	------	------	------	------	-------	------	------	------	------	------	------	------	------	------	------	------	------	------	------	------	------	------	------	------	------	------	------	------	------	------	------	------	------	------	------	-------	-------	-------	-------	-------	--------	-------	--------	-------	-------	-------	-------	--------

PITCHER	IP	WLS	BF	H	R	ER	SO	BB	IBB	HBP	BLK	WP	HR	S	P	ERA	WHIP
Juan Marichal, R (1, 1) ERA: 3.04	9.0	W	33	5	3	2	5	0	0	0	0	0	2	43	43	2.00	0.556

**BOTTOM**

San Francisco Giants @ Los Angeles Dodgers  
 Dodger Stadium, Los Angeles, CA  
 Fri Apr 20 1973, 6:05 PM PST  
 Att. 27,437 - Unknown

AB	33
R	3
H	5
RBI	3
BB	0
SO	5
LOB	7



Batter	1	2	3	4	5	6	7	8	9	AB R H RBI BB SO LOB	TOP									
<b>Bobby Bonds, R</b> (1, 9) OBP: 0.354, SLG: 0.595	0-3 K		0-3 K			0-0 6-3		0-0 6-3 1B		4 0 1 0 0 2 0	<b>San Francisco Giants @ Los Angeles Dodgers</b> <b>Dodger Stadium, Los Angeles, CA</b> Sat Apr 21 1973, 6:05 PM PST Att. 24,540 - Unknown <a href="http://livebaseballscorecards.com">livebaseballscorecards.com</a>									
<b>Tito Fuentes, S</b> (1, 4) OBP: 0.346, SLG: 0.434	0-3 K		0-0 5-3			0-0 1B		0-0 6-3 1B		4 0 1 0 0 1 2										
<b>Chris Speier, R</b> (1, 6) OBP: 0.351, SLG: 0.414	0-0 1B 1B				0-0 F9	0-0 F8		0-0 F7		4 0 1 0 0 0 3										
<b>Willie McCovey, L</b> (1, 3) OBP: 0.475, SLG: 0.682	0-0 1-2 1B				0-3 K		0-0 3-1		0-0 1-3	4 0 1 0 0 1 0										
<b>Ed Goodson, L</b> (1, 5) OBP: 0.433, SLG: 0.536 <b>Damaso Blanco, R</b> (9, PR)	0-3 K				0-0 P4		0-0 1B		0-0 G6-4-3 1B	4 0 2 0 0 1 2 0 0 0 0 0 0 0										
<b>Garry Maddox, R</b> (1, 8) OBP: 0.371, SLG: 0.449					0-0 F7	0-0 G3-1 1B	0-0 F8	0-0 G6-4-3	0-0 1-2f	4 0 1 0 0 0 2										
<b>Gary Thomasson, L</b> (1, 7) OBP: 0.212, SLG: 0.344					0-3 K	0-0 G3-1 1B	0-0 1-3			3 0 1 0 0 1 1										
<b>Dave Rader, L</b> (1, 2) OBP: 0.328, SLG: 0.321					0-0 4-3	0-0 G3-1 1-2f 2-3		0-0 FC1-6 1B		3 0 1 0 0 0 2										
<b>Ron Bryant, S</b> (1, 1)					0-0 L6	0-3 K		0-0 FC1-6 6-3 1B		3 0 0 0 0 1 1										
<b>Inning Stats</b>	R: 0 E: 0 K: 3 S: 11	H: 2 LOB: 2 BB: 0 P: 11	R: 0 E: 0 K: 1 S: 5	H: 0 LOB: 0 BB: 0 P: 5	R: 0 E: 0 K: 1 S: 5	H: 0 LOB: 0 BB: 0 P: 5	R: 0 E: 0 K: 0 S: 3	H: 2 LOB: 0 BB: 0 P: 3	R: 0 E: 0 K: 1 S: 6	H: 1 LOB: 1 BB: 0 P: 6	R: 0 E: 0 K: 0 S: 4	H: 1 LOB: 1 BB: 0 P: 4	R: 0 E: 0 K: 0 S: 5	H: 2 LOB: 2 BB: 0 P: 5	R: 0 E: 0 K: 0 S: 3	H: 1 LOB: 1 BB: 0 P: 3	1B: 9 2B: 0 3B: 0 HR: 0	SF: 0 SAC: 0 DP: 2 HBP: 0	WP: 0 PB: 0 SB: 0 CS: 0	PA: 33
<b>PITCHER</b> <b>Don Sutton, R</b> (1, 1) ERA: 2.18	IP: 9.0 WLS: W BF: 33 H: 9 R: 0 ER: 0 SO: 7 BB: 0 IBB: 0 HBP: 0 BLK: 0 WP: 0 HR: 0 S: 47 P: 47 ERA: 0.00 WHIP: 1.000											<b>PITCHER</b> IP: WLS: BF: H: R: ER: SO: BB: IBB: HBP: BLK: WP: HR: S: P: ERA: WHIP:								





Batter	1	2	3	4	5	6	7	8	9	AB	R	H	RBI	BB	SO	LOB
Bill Russell, R OBP: 0.286, SLG: 0.323 (1, 6)	0-0 F8	0-0 P4			0-0 5-3		0-0 F9			4	0	0	0	0	0	3
Bill Buckner, L OBP: 0.296, SLG: 0.377 (1, 3)	0-0 1B		0-0 1-3		0-0 FC3-6 1B		0-0 4-3			4	0	2	0	0	0	0
Willie Davis, L OBP: 0.300, SLG: 0.500 (1, 8)	0-0 P4		0-0 P4		0-0 FC3-6 2B E		0-0 3-1			4	1	0	0	0	0	2
Joe Ferguson, R OBP: 0.382, SLG: 0.534 (1, 2)	0-0 F8		0-0 F7		0-0 E8 2B		0-0 P4			4	0	1	0	0	0	1
Manny Mota, R OBP: 0.294, SLG: 0.294 (1, 7)		0-0 6-3		0-0 FC6-5 1B	0-0 1-3		0-0 5-3			4	0	1	0	0	0	1
Davey Lopes, R (9, 9)										0	0	0	0	0	0	0
Tom Paciorek, R OBP: 0.333, SLG: 0.231 (1, 9)		0-0 WP 1B		0-0 FC6-5 1B		0-0 F9				3	0	2	0	0	0	0
Ron Cey, R OBP: 0.233, SLG: 0.268 (1, 5)		0-0 WP 1B		0-0 FC6-5 1-2 2-3f		0-0 F8				3	0	1	0	0	0	2
Lee Lacy, R OBP: 0.314, SLG: 0.242 (1, 4)		4-0 BB		0-0 F7		0-0 6-3				2	0	0	0	1	0	2
Don Sutton, R OBP: 0.182, SLG: 0.182 (1, 1)		0-0 F8		0-3 K		0-0 F7				3	0	0	0	0	1	5


Inning Stats	R: 0	H: 1	E: 0	LOB: 1	K: 0	BB: 0	S: 4	P: 4	R: 0	H: 2	E: 0	LOB: 3	K: 0	BB: 1	S: 5	P: 9	R: 0	H: 0	E: 0	LOB: 0	K: 0	BB: 0	S: 3	P: 3	R: 0	H: 2	E: 0	LOB: 2	K: 1	BB: 0	S: 7	P: 7	R: 1	H: 2	E: 1	LOB: 1	K: 0	BB: 0	S: 5	P: 5	R: 0	H: 0	E: 0	LOB: 0	K: 0	BB: 0	S: 3	P: 3	R: 0	H: 0	E: 0	LOB: 0	K: 0	BB: 0	S: 3	P: 3	R: 0	H: 0	E: 0	LOB: 0	K: 0	BB: 0	S: 3	P: 3
PITCHER Ron Bryant, L ERA: 1.13 (1, 1)	IP	WLS	BF	H	R	ER	SO	BB	IBB	HBP	BLK	WP	HR	S	P	ERA	WHIP	IP	WLS	BF	H	R	ER	SO	BB	IBB	HBP	BLK	WP	HR	S	P	ERA	WHIP	IP	WLS	BF	H	R	ER	SO	BB	IBB	HBP	BLK	WP	HR	S	P	ERA	WHIP													

**BOTTOM**

**San Francisco Giants @ Los Angeles Dodgers**  
**Dodger Stadium, Los Angeles, CA**  
 Sat Apr 21 1973, 6:05 PM PST  
 Att. 24,540 - Unknown

livebaseballscorecards.com

<b>AB</b>	<b>31</b>
<b>R</b>	<b>1</b>
<b>H</b>	<b>7</b>
<b>RBI</b>	<b>0</b>
<b>BB</b>	<b>1</b>
<b>SO</b>	<b>1</b>
<b>LOB</b>	<b>16</b>



WP: 1	PA: 32
PB: 0	SB: 0
CS: 0	

Batter	1	2	3	4	5	6	7	8	9	AB R H RBI BB SO LOB	TOP											
<b>Bobby Bonds, R</b> (1, 9) OBP: 0.333, SLG: 0.557	0-0 F8		0-0 P4		0-0 F7		0-3 K		0-0 F9	5 0 0 0 0 1 1												
<b>Tito Fuentes, S</b> (1, 4) OBP: 0.354, SLG: 0.438	0-3 K			0-0 FC6-4 1B		0-0 BB WP BB 1B	0-0 5-3			4 1 2 0 0 1 0												
<b>Chris Speier, R</b> (1, 6) OBP: 0.346, SLG: 0.405	0-0 6-3			0-0 FC6-4 BB 1-2f HR		0-3 K		0-0 FC4-6 1B		4 1 1 0 0 1 2												
<b>Willie McCovey, L</b> (1, 3) OBP: 0.460, SLG: 0.638		0-0 F9		0-0 F7		4-0 BB BB IBB		0-0 FC4-6 2B 1-2f		3 0 0 0 1 0 2												
<b>Dave Kingman, R</b> (1, 5) OBP: 0.259, SLG: 0.174		0-0 F2		4-0 1-2 HR BB		0-3 K		0-3 K		3 1 0 0 1 2 3												
<b>Garry Maddox, R</b> (1, 8) OBP: 0.392, SLG: 0.514		0-0 5-3		0-0 1-H 2-H HR		4-0 1-2 2-3 BB BB		0-0 1-3 2B		3 1 2 3 1 0 0												
<b>Gary Thomasson, L</b> (1, 7) OBP: 0.243, SLG: 0.343			0-0 SH1-4 1B		0-3 K	4-0 1-2 2-3 3-H BB		0-0 1-3		3 0 1 1 1 1 2												
<b>Dave Rader, L</b> (1, 2) OBP: 0.308, SLG: 0.298			0-0 F8		0-0 1-3	0-0 4-3		0-3 K		4 0 0 0 0 1 4												
<b>Jim Barr, R</b> (1, 1) OBP: 0.143, SLG: 0.143			0-0 SH1-4		0-0 6-3		0-0 6-3		0-0 4-3	2 0 0 0 0 0 0												
<b>Randy Moffitt, R</b> (8, 1)			1-2							1 0 0 0 0 0 0												
<b>Inning Stats</b>	R: 0 E: 0 K: 1 S: 5	H: 0 LOB: 0 BB: 0 P: 5	R: 0 E: 0 K: 0 S: 3	H: 0 LOB: 0 BB: 0 P: 3	R: 0 E: 0 K: 0 S: 4	H: 1 LOB: 1 BB: 0 P: 4	R: 3 E: 0 K: 1 S: 7	H: 2 LOB: 0 BB: 1 P: 11	R: 0 E: 0 K: 0 S: 3	H: 0 LOB: 0 BB: 0 P: 3	R: 1 E: 0 K: 2 S: 8	H: 1 LOB: 3 BB: 3 P: 20	R: 0 E: 0 K: 1 S: 5	H: 0 LOB: 0 BB: 0 P: 5	R: 0 E: 0 K: 1 S: 7	H: 2 LOB: 2 BB: 0 P: 7	R: 0 E: 0 K: 1 S: 5	H: 0 LOB: 0 BB: 0 P: 5	1B: 4 2B: 1 3B: 0 HR: 1	SF: 0 SAC: 1 DP: 0 HBP: 0	WP: 1 PB: 0 SB: 0 CS: 0	PA: 37
<b>PITCHER</b>	IP WLS BF H R ER SO BB IBB HBP BLK WP HR S P ERA WHIP																					
<b>Andy Messersmith, R</b> (1, 1) ERA: 2.67	5.2 L 25 4 4 4 4 3 1 0 0 1 1 29 45 6.35 1.235																					
<b>Tommy John, L</b> (6, 1) ERA: 2.7	2.1 9 2 0 0 2 0 0 0 0 0 0 13 13 0.00 0.857																					
<b>Pete Richert, L</b> (9, 1) ERA:	1.0 3 0 0 0 1 0 0 0 0 0 0 5 5 0.00 0.000																					

San Francisco Giants @ Los Angeles Dodgers  
 Dodger Stadium, Los Angeles, CA  
 Sun Apr 22 1973, 3:33 AM PST  
 Att. 20,317 - Unknown

livebaseballscorecards.com

AB	32
R	4
H	6
RBI	4
BB	4
SO	7
LOB	14



Batter	1	2	3	4	5	6	7	8	9	AB R H RBI BB SO LOB
<b>Bill Russell, R</b> (1, 6) OBP: 0.269, SLG: 0.303	0-0 5-3		0-0 F8			0-0 5-3		0-0 FC4-6 4-3		4 0 0 0 0 0 2
<b>Bill Buckner, L</b> (1, 3) OBP: 0.280, SLG: 0.356	0-3 K		0-0 F7			0-0 F8		0-0 4-3		4 0 0 1 0 1 1
<b>Willie Davis, L</b> (1, 8) OBP: 0.297, SLG: 0.486	0-0 F9				0-0 4-3		0-0 E3 1B	0-0 P4		4 0 1 0 0 0 1
<b>Joe Ferguson, R</b> (1, 2) OBP: 0.389, SLG: 0.581		0-0 HR			0-0 1B		0-0 F7		0-0 F8	4 1 2 1 0 0 1
<b>Willie Crawford, L</b> (1, 9) OBP: 0.298, SLG: 0.260		0-0 G3			0-0 F9		0-0 4-3		0-0 F9 2B	4 0 1 0 0 0 1
<b>Tom Paciorek, R</b> (1, 7) OBP: 0.263, SLG: 0.176		0-0 6-3			0-0 P6		0-0 P4		0-0 F9	4 0 0 0 0 0 2
<b>Ron Cey, R</b> (1, 5) OBP: 0.234, SLG: 0.267		0-0 1B				0-0 6-3		0-0 5-3	0-3 K	4 0 1 0 0 1 1
<b>Davey Lopes, R</b> (1, 4) OBP: 0.429, SLG: 0.200		0-3 K				0-0 F8		0-0 FC4-6 4-3 1B		3 1 1 0 0 1 1
<b>Andy Messersmith, R</b> (1, 1) OBP: 0.182, SLG: 0.182 <b>Tommy John, R</b> (6, 1) <b>Steve Garvey, R</b> (8, PH) OBP: 0.235, SLG: 0.294 <b>Pete Richert, L</b> (9, 1)			0-0 F9			0-0 6-3		0-0 FC4-6 1B		2 0 0 0 0 0 0 0 0 0 0 0 0 0 1 0 1 0 0 0 0 0 0 0 0 0 0 0

Inning Stats	R: 0 E: 0 K: 1 S: 5	H: 0 LOB: 0 BB: 0 P: 5	R: 1 E: 0 K: 1 S: 7	H: 2 LOB: 1 BB: 0 P: 7	R: 0 E: 0 K: 0 S: 3	H: 0 LOB: 0 BB: 0 P: 3	R: 0 E: 0 K: 0 S: 4	H: 1 LOB: 1 BB: 0 P: 4	R: 0 E: 0 K: 0 S: 3	H: 0 LOB: 0 BB: 0 P: 3	R: 0 E: 1 K: 0 S: 4	H: 1 LOB: 1 BB: 0 P: 4	R: 0 E: 0 K: 0 S: 3	H: 0 LOB: 0 BB: 0 P: 3	R: 1 E: 0 K: 0 S: 5	H: 2 LOB: 1 BB: 0 P: 5	R: 0 E: 0 K: 1 S: 6	H: 1 LOB: 1 BB: 0 P: 6	1B: 5 2B: 1 3B: 0 HR: 1	SF: 0 SAC: 0 DP: 0 HBP: 0	WP: 0 PB: 0 SB: 0 CS: 0	PA: 34
<b>PITCHER</b> <b>Jim Barr, R</b> (1, 1) ERA: 2.05 <b>Randy Moffitt, R</b> (8, 1) ERA: 1.04	IP: 7.0 WLS: W BF: 27 H: 6 R: 2 ER: 2 SO: 2 BB: 0 IBB: 0 HBP: 0 BLK: 0 WP: 0 HR: 1 S: 31 P: 31 ERA: 2.57 WHIP: 0.857	IP: 2.0 WLS: S BF: 7 H: 1 R: 0 ER: 0 SO: 1 BB: 0 IBB: 0 HBP: 0 BLK: 0 WP: 0 HR: 0 S: 9 P: 9 ERA: 0.00 WHIP: 0.500																				

**BOTTOM**

**San Francisco Giants @ Los Angeles Dodgers**  
Dodger Stadium, Los Angeles, CA

Sun Apr 22 1973, 3:33 AM PST  
Att. 20,317 - Unknown

<b>AB</b>	<b>34</b>
<b>R</b>	<b>2</b>
<b>H</b>	<b>7</b>
<b>RBI</b>	<b>2</b>
<b>BB</b>	<b>0</b>
<b>SO</b>	<b>3</b>
<b>LOB</b>	<b>10</b>



[livebaseballscorecards.com](http://livebaseballscorecards.com)

Batter	1	2	3	4	5	6	7	8	9	AB R H RBI BB SO LOB	TOP									
Bill Russell, R (1, 6) OBP: 0.268, SLG: 0.300	0-0 F8		0-0 4-3			0-0 1-3		0-0 G4-3 1B		4 0 1 0 0 0 1	<b>Los Angeles Dodgers @ St. Louis Cardinals</b> Busch Stadium, St. Louis, MO Tue Apr 24 1973, 6:05 PM CST Att. 7,938 - Unknown <a href="http://livebaseballscorecards.com">livebaseballscorecards.com</a>									
Bill Buckner, L (1, 3) OBP: 0.266, SLG: 0.338	0-0 5-3			0-0 6-3		0-0 F7		0-0 G4-3 1-2f		4 0 0 0 0 0 1										
Willie Davis, L (1, 8) OBP: 0.282, SLG: 0.459	0-0 6-3			0-0 P6		0-0 P4		0-0 F9		4 0 0 0 0 0 0										
Joe Ferguson, R (1, 2) OBP: 0.395, SLG: 0.576		0-0 F7		0-0 F9		0-0 5-3 1B		0-0 1B		4 0 2 0 0 0 0										
Willie Crawford, L (1, 9) OBP: 0.279, SLG: 0.241		0-0 G3			0-0 1-3		0-0 5-3 1-2	0-0 F8		4 0 0 0 0 0 2										
Tom Paciorek, R (1, 7) OBP: 0.217, SLG: 0.143		0-0 5-3			0-0 F7		0-0 F9	0-0 F5		4 0 0 0 0 0 2										
Ron Cey, R (1, 5) OBP: 0.280, SLG: 0.319			0-0 G6-4-3 2B		0-0 1B		4-0 BB			2 0 2 0 1 0 0										
Davey Lopes, R (1, 4) OBP: 0.500, SLG: 0.286			4-0 G6-4-3 BB		0-0 1B		0-3 K			2 0 1 0 1 1 2										
Claude Osteen, L (1, 1) Lee Lacy, R (8, PH) Pete Richert, L (8, 1)			0-0 G6-4-3 1-2f 2-3		0-0 F2		0-0 F9			2 0 0 0 0 0 4 1 0 0 0 0 0 0 0 0 0 0 0 0 0										
<b>Inning Stats</b>	R: 0 E: 0 K: 0 S: 3	H: 0 LOB: 0 BB: 0 P: 3	R: 0 E: 0 K: 0 S: 3	H: 0 LOB: 0 BB: 0 P: 3	R: 0 E: 0 K: 0 S: 3	H: 1 LOB: 1 BB: 1 P: 7	R: 0 E: 0 K: 0 S: 5	H: 2 LOB: 2 BB: 0 P: 5	R: 0 E: 0 K: 1 S: 6	H: 1 LOB: 2 BB: 1 P: 10	R: 0 E: 0 K: 0 S: 3	H: 1 LOB: 0 BB: 0 P: 3	R: 0 E: 0 K: 0 S: 4	H: 1 LOB: 1 BB: 0 P: 4	R: 0 E: 0 K: 0 S: 4	H: 1 LOB: 1 BB: 0 P: 4	1B: 5 2B: 1 3B: 0 HR: 0	SF: 0 SAC: 0 DP: 2 HBP: 0	WP: 0 PB: 0 SB: 0 CS: 0	PA: 33
<b>PITCHER</b> Rick Wise, R (1, 1) ERA: 2.76	IP: 9.0 WLS: W BF: 33 H: 6 R: 0 ER: 0 SO: 1 BB: 2 IBB: 0 HBP: 0 BLK: 0 WP: 0 HR: 0 S: 33 P: 41 ERA: 0.00 WHIP: 0.889											<b>PITCHER</b>	IP: WLS: BF: H: R: ER: SO: BB: IBB: HBP: BLK: WP: HR: S: P: ERA: WHIP:							



Batter	1	2	3	4	5	6	7	8	9	AB	R	H	RBI	BB	SO	LOB
--------	---	---	---	---	---	---	---	---	---	----	---	---	-----	----	----	-----

<b>Lou Brock, L</b> <small>(1, 7)</small> <small>OBP: 0.233, SLG: 0.259</small>										4	1	2	0	0	0	6
<b>Ted Sizemore, R</b> <small>(1, 4)</small> <small>OBP: 0.407, SLG: 0.415</small>										4	0	1	1	0	0	1
<b>Tim McCarver, L</b> <small>(1, 2)</small> <small>OBP: 0.375, SLG: 0.286</small>										4	0	1	0	0	0	2
<b>Joe Torre, R</b> <small>(1, 3)</small> <small>OBP: 0.390, SLG: 0.404</small>										4	1	1	0	0	0	2
<b>Ted Simmons, S</b> <small>(1, 9)</small> <small>OBP: 0.322, SLG: 0.321</small> <b>Bernie Carbo, L</b> <small>(8, 9)</small> <small>OBP: 0.286, SLG: 0.200</small>										3	0	0	0	1	0	1
<b>Ken Reitz, R</b> <small>(1, 5)</small> <small>OBP: 0.250, SLG: 0.208</small>										4	0	1	0	0	0	3
<b>Jose Cruz, L</b> <small>(1, 8)</small> <small>OBP: 0.362, SLG: 0.528</small>										4	0	2	1	0	0	1
<b>Ray Busse, R</b> <small>(1, 6)</small> <small>OBP: 0.143, SLG: 0.225</small>										3	0	0	0	1	0	3
<b>Rick Wise, R</b> <small>(1, 1)</small>										2	0	0	0	1	2	3

Inning Stats	R: 0	H: 1	E: 0	LOB: 0	K: 0	S: 3	R: 1	H: 2	E: 0	LOB: 3	K: 1	S: 7	R: 0	H: 0	E: 0	LOB: 0	K: 0	S: 3	R: 0	H: 1	E: 0	LOB: 1	K: 0	S: 4	R: 1	H: 2	E: 0	LOB: 1	K: 1	S: 7	R: 0	H: 1	E: 1	LOB: 3	K: 0	S: 5	R: 0	H: 1	E: 0	LOB: 1	K: 0	S: 4	R: 0	H: 0	E: 0	LOB: 0	K: 0	S: 3	1B: 6	SF: 0	2B: 2	SAC: 0	3B: 0	DP: 1	HR: 0	HBP: 0	WP: 0	PA: 35
--------------	------	------	------	--------	------	------	------	------	------	--------	------	------	------	------	------	--------	------	------	------	------	------	--------	------	------	------	------	------	--------	------	------	------	------	------	--------	------	------	------	------	------	--------	------	------	------	------	------	--------	------	------	-------	-------	-------	--------	-------	-------	-------	--------	-------	--------

PITCHER	IP	WLS	BF	H	R	ER	SO	BB	IBB	HBP	BLK	WP	HR	S	P	ERA	WHIP
<b>Claude Osteen, L</b> <small>(1, 1)</small> <small>ERA: 3.18</small>	7.0	L	32	8	2	2	2	3	0	0	0	0	0	33	45	2.57	1.571
<b>Pete Richert, L</b> <small>(8, 1)</small> <small>ERA:</small>	1.0		3	0	0	0	0	0	0	0	0	0	0	3	3	0.00	0.000

**BOTTOM**

**Los Angeles Dodgers @ St. Louis Cardinals**  
 Busch Stadium, St. Louis, MO  
 Tue Apr 24 1973, 6:05 PM CST  
 Att. 7,938 - Unknown

AB	32
R	2
H	8
RBI	2
BB	3
SO	2
LOB	22



WP: 0	PA: 35
PB: 0	SB: 0
CS: 0	

Batter	1	2	3	4	5	6	7	8	9	10	11	AB R H RBI BB SO LOB	TOP																	
Bill Russell, R (1, 6) OBP: 0.250, SLG: 0.280	F6		E6		3-1		F8			K		5 0 0 0 0 1 0	<b>Los Angeles Dodgers @ St. Louis Cardinals</b> Busch Stadium, St. Louis, MO Wed Apr 25 1973, 6:05 PM CST Att: 7,588 - Unknown																	
Manny Mota, R (1, 7) OBP: 0.318, SLG: 0.333 Paul Powell, R (11, 7)	6-3				5-3					F9		4 1 1 0 1 0 0 0 0 0 0 0 0 0																		
Bill Buckner, L (1, 3) OBP: 0.277, SLG: 0.338			F7		K					SH1-3		3 1 1 0 1 1 2																		
Willie Davis, L (1, 8) OBP: 0.277, SLG: 0.468	4-3		P3				F9			K		5 0 1 1 0 1 4																		
Joe Ferguson, R (1, 2) OBP: 0.395, SLG: 0.557			5-3							E6		4 2 1 0 1 1 0																		
Willie Crawford, L (1, 9) OBP: 0.292, SLG: 0.232 Lee Lacy, R (11, PH) OBP: 0.306, SLG: 0.234			E6							CS		2 1 0 0 2 0 0 1 0 0 0 0 0 2																		
Ron Cey, R (1, 5) OBP: 0.291, SLG: 0.314			K		E4					F7		4 0 1 1 1 1 2																		
Davey Lopes, R (1, 4) OBP: 0.400, SLG: 0.200			1-3		G4-6-3					G3		3 0 0 1 1 0 2																		
Al Downing, R (1, 1) OBP: 0.125, SLG: 0.125 Steve Garvey, R (7, PH) OBP: 0.229, SLG: 0.286 Tommy John, R (7, 1) Tom Paciorek, R (10, PH) OBP: 0.208, SLG: 0.136 Jim Brewer, L (10, 1)			F9		5-3					5-3		2 0 0 0 0 0 0 1 0 0 0 0 0 1 0 0 0 0 0 0 0 1 0 0 0 0 0 0 1 0 0 0 0 0 2																		
<b>Inning Stats</b>	R: 0 H: 0 E: 0 K: 0 S: 3	H: 0 LOB: 1 BB: 1 P: 7	R: 0 H: 0 E: 1 K: 1 S: 6	H: 0 LOB: 2 BB: 1 P: 6	R: 0 H: 0 E: 1 K: 0 S: 4	H: 0 LOB: 0 BB: 1 P: 8	R: 2 H: 2 E: 1 K: 0 S: 4	H: 2 LOB: 1 BB: 1 P: 8	R: 0 H: 0 E: 0 K: 1 S: 5	H: 0 LOB: 0 BB: 0 P: 5	R: 0 H: 0 E: 0 K: 1 S: 5	H: 0 LOB: 1 BB: 1 P: 9		R: 0 H: 0 E: 0 K: 0 S: 2	H: 0 LOB: 0 BB: 1 P: 6	R: 1 H: 1 E: 1 K: 1 S: 6	H: 1 LOB: 0 BB: 0 P: 6	R: 0 H: 0 E: 0 K: 0 S: 3	H: 0 LOB: 0 BB: 0 P: 3	R: 0 H: 0 E: 0 K: 1 S: 5	H: 0 LOB: 0 BB: 0 P: 5	R: 2 H: 2 E: 0 K: 0 S: 5	H: 2 LOB: 2 BB: 2 P: 13	1B: 3 SF: 1 2B: 2 SAC: 1 3B: 1 DP: 2 HR: 0 HBP: 0	WP: 0 PA: 46 PB: 0 SB: 4 CS: 1					
<b>PITCHER</b>	IP WLS BF H R ER SO BB IBB HBP BLK WP HR S P ERA WHIP																													
Scipio Spinks, R (1, 1) ERA: 6.27	7.0	28	2	2	1	3	5	0	0	0	0	0	0	0	29	49	1.29	1.000												
Diego Segui, R (8, 1) ERA: 1.23	1.0	4	1	1	0	1	0	0	0	0	0	0	0	0	6	6	0.00	1.000												
Wayne Granger, R (9, 1) ERA: 3.24	2.0	6	0	0	0	1	0	0	0	0	0	0	0	0	8	8	0.00	0.000												
Alan Foster, R (11, 1) ERA: 5.14	0.0	L	3	2	2	0	1	0	0	0	0	0	0	0	2	6	∞	∞												
John Andrews, L (11, 1) ERA: 5.4	0.1	2	0	0	0	0	1	0	0	0	0	0	0	0	1	5	0.00	3.000												
<b>PITCHER</b>	IP WLS BF H R ER SO BB IBB HBP BLK WP HR S P ERA WHIP																													
Al Santorini, R (11, 1) ERA: 9.0	0.2	2	0	0	0	0	0	0	0	0	0	0	0	0	0	2	2	0.00	0.000											

livebaseballscorecards.com

AB	36
R	5
H	5
RBI	3
BB	7
SO	5
LOB	15




Batter	1	2	3	4	5	6	7	8	9	10	11	AB R H RBI BB SO LOB
Lou Brock, L (1, 7) OBP: 0.246, SLG: 0.270	0-0 G6-4-3 1B		0-0 1-3 1B		0-3 K			0-0 F7			0-3 K	5 0 2 0 0 2 0
Ted Sizemore, R (1, 4) OBP: 0.400, SLG: 0.407	0-0 G6-4-3 1-2f		0-0 4-3		0-3 K			0-0 WP 1B			0-3 K	1 0 0 0 0 0 1 4 0 1 1 0 2 1
Bobby Fenwick, R (2, 4) OBP: 0.200, SLG: 0.200			0-0 3-H					0-3 K			0-0 1-3	5 0 1 0 0 1 2
Tim McCarver, L (1, 2) OBP: 0.333, SLG: 0.263	0-0 1B		0-0 P4				0-0 F5					
Joe Torre, R (1, 3) OBP: 0.365, SLG: 0.375	0-0 F8		0-3 K				0-0 F9				0-0 F8	4 0 0 0 0 1 2
Ted Simmons, S (1, 9) OBP: 0.302, SLG: 0.298		0-0 F9		0-0 5-3			0-0 F9				0-0 6-3	4 0 0 0 0 0 0
Ken Reitz, R (1, 5) OBP: 0.232, SLG: 0.192		0-0 P3		0-0 5-3			0-0 F9				0-0 F7	4 0 0 0 0 0 0
Jose Cruz, L (1, 8) OBP: 0.339, SLG: 0.491		0-0 4-3		0-0 F9			0-0 G3				0-0 4-3	4 0 0 0 0 0 0
Ray Busse, R (1, 6) OBP: 0.152, SLG: 0.273			0-0 WP 3B		0-0 F3		0-3 K				0-0 F8	4 1 1 0 0 1 0
Scipio Spinks, R (1, 1) OBP: 0.333, SLG: 0.800			4-0 1B 4-3 BB		0-0 HR						0-0 4-3 1B	1 2 1 1 1 0 0 0 0 0 0 0 0 0 1 0 0 0 0 0 0 0 0 0 0 0 0 0 1 0 1 0
Diego Segui, R (8, 1) OBP: 0.381, SLG: 0.368												
Bill Stein, R (8, PH) OBP: 0.384, SLG: 0.300												
Wayne Granger, R (9, 1) OBP: 0.381, SLG: 0.368												
Luis Melendez, R (10, PH) OBP: 0.381, SLG: 0.368												
Alan Foster, R (11, 1) OBP: 0.381, SLG: 0.368												
John Andrews, L (11, 1) OBP: 0.381, SLG: 0.368												
Al Santorini, R (11, 1) OBP: 0.381, SLG: 0.368												

Inning Stats	R: 0	H: 2	R: 0	H: 0	R: 2	H: 2	R: 0	H: 0	R: 1	H: 1	R: 0	H: 0	R: 0	H: 0	R: 0	H: 1	R: 0	H: 0	R: 0	H: 1	R: 0	H: 0	R: 0	H: 1	R: 0	H: 0	R: 0	H: 0	R: 0	H: 0	R: 0	H: 0	
E: 0	LOB: 1	E: 0	LOB: 0	E: 0	LOB: 1	E: 0	LOB: 0	E: 0	LOB: 0	E: 0	LOB: 0	E: 0	LOB: 0	E: 0	LOB: 1	E: 0	LOB: 0	E: 0	LOB: 0	E: 0	LOB: 1	E: 0	LOB: 0	E: 0	LOB: 1	E: 0	LOB: 0	E: 0	LOB: 0	E: 0	LOB: 0	E: 0	LOB: 0
K: 0	BB: 0	K: 0	BB: 0	K: 1	BB: 1	K: 0	BB: 0	K: 2	BB: 0	K: 1	BB: 0	K: 0	BB: 0	K: 1	BB: 0	K: 1	BB: 0	K: 0	BB: 0	K: 0	BB: 0	K: 0	BB: 0	K: 0	BB: 0	K: 0	BB: 0	K: 0	BB: 0	K: 0	BB: 0	K: 0	BB: 0
S: 4	P: 4	S: 3	P: 3	S: 7	P: 11	S: 3	P: 3	S: 8	P: 8	S: 5	P: 5	S: 3	P: 3	S: 6	P: 6	S: 3	P: 3	S: 3	P: 3	S: 3	P: 3	S: 7	P: 7	S: 3	P: 3	S: 7	P: 7	S: 3	P: 3	S: 7	P: 7	S: 3	P: 3

**Los Angeles Dodgers @ St. Louis Cardinals**  
 Busch Stadium, St. Louis, MO  
 Wed Apr 25 1973, 6:05 PM CST  
 Att: 7,588 - Unknown

AB	38
R	3
H	7
RBI	2
BB	1
SO	7
LOB	6



WP: 2	PA: 39
PB: 0	
SB: 1	
CS: 0	

Batter	1	2	3	4	5	6	7	8	9	AB R H RBI BB SO LOB	TOP									
Bill Russell, R (1, 6) OBP: 0.250, SLG: 0.278	0-0 F7		0-0 E6		0-0 1B		0-0 P3			4 0 1 1 0 0 0	<b>Los Angeles Dodgers @ Pittsburgh Pirates</b> Three Rivers Stadium, Pittsburgh, PA Sat Apr 28 1973, 3:33 AM EST Att. 9,643 - Unknown <a href="http://livebaseballscorecards.com">livebaseballscorecards.com</a>									
Bill Buckner, L (1, 3) OBP: 0.264, SLG: 0.321	0-0 F7		0-0 6-3		0-0 F9			0-0 F9		4 0 0 0 0 0 2										
Willie Davis, L (1, 8) OBP: 0.276, SLG: 0.458	0-0 1-3		0-0 F4			0-0 E S 1B 1B		0-0 4-3		4 1 1 0 0 0 1										
Joe Ferguson, R (1, 2) OBP: 0.412, SLG: 0.562		4-0 BB		0-0 F3		0-0 FC6-4 1B		0-0 1B 1B		3 0 2 1 1 0 0										
Willie Crawford, L (1, 9) OBP: 0.290, SLG: 0.233	0-0 F7		0-0 6-3		0-0 F8			0-0 1B 1B		4 0 1 0 0 0 2										
Steve Garvey, R (1, 7) OBP: 0.211, SLG: 0.263	0-0 F2		0-0 F8		0-0 F4			0-0 F7		3 0 0 0 0 0 2										
Tom Paciorek, R (6, 7) OBP: 0.200, SLG: 0.130										1 0 0 0 0 0 2										
Ron Cey, R (1, 5) OBP: 0.288, SLG: 0.309	0-0 4-3				0-0 SH5-4 1B 1B		0-0 FC6-4		0-3 K	4 1 1 0 0 1 2										
Davey Lopes, R (1, 4) OBP: 0.421, SLG: 0.286			0-0 E S 1B		0-0 SH5-4 1B 1B		0-0 F3		0-0 L7	4 1 2 0 0 0 0										
Don Sutton, R (1, 1) OBP: 0.143, SLG: 0.143			0-0 P1		0-0 SH5-4		0-0 G3		0-0 4-3	3 0 0 0 0 0 1										
<b>Inning Stats</b>	R: 0 E: 0 K: 0 S: 3	H: 0 LOB: 0 BB: 0 P: 3	R: 0 E: 0 K: 0 S: 3	H: 0 LOB: 1 BB: 1 P: 7	R: 1 E: 1 K: 0 S: 5	H: 1 LOB: 1 BB: 0 P: 5	R: 0 E: 0 K: 0 S: 3	H: 0 LOB: 0 BB: 0 P: 3	R: 1 E: 0 K: 0 S: 5	H: 2 LOB: 1 BB: 0 P: 5	R: 0 E: 0 K: 0 S: 3	H: 0 LOB: 0 BB: 0 P: 3	R: 0 E: 0 K: 1 S: 5	H: 2 LOB: 2 BB: 0 P: 5	R: 0 E: 0 K: 1 S: 5	H: 0 LOB: 0 BB: 0 P: 5	1B: 8 2B: 0 3B: 0 HR: 0	SF: 0 SAC: 1 DP: 0 HBP: 0	WP: 0 PB: 0 SB: 2 CS: 0	PA: 36
<b>PITCHER</b>	IP WLS BF H R ER SO BB IBB HBP BLK WP HR S P ERA WHIP																			
Nelson Briles, R (1, 1) ERA: 4.81	8.0 L 33 8 3 2 0 1 0 0 0 0 0 0 32 36 2.25 1.125																			
Dave Giusti, R (9, 1) ERA: 0.93	1.0 3 0 0 0 1 0 0 0 0 0 0 0 5 5 0.00 0.000																			






Batter	1	2	3	4	5	6	7	8	9	AB	R	H	RBI	BB	SO	LOB
<b>Dave Cash, R</b> OBP: 0.375, SLG: 0.367 (1, 4)	0-0 E 1B		0-0 CS 1B		0-0 6-3			0-0 1B 4-3 1B		4	2	3	0	0	0	1
<b>Manny Sanguillen, R</b> OBP: 0.355, SLG: 0.508 (1, 9)	0-3 K		0-0 F6		0-3 K			0-0 1-3 4-3 1B		4	0	1	0	0	2	3
<b>Al Oliver, L</b> OBP: 0.383, SLG: 0.600 (1, 8)	0-0 E7 1-H		4-0 1-2 BB					0-0 1-2 3-H 4-3		3	0	0	1	1	0	1
<b>Willie Stargell, L</b> OBP: 0.482, SLG: 0.795 (1, 7)	0-3 K		0-0 F9					0-0 BB BB BB FC4-6 BB		3	0	0	0	1	1	2
<b>Vic Davalillo, L</b> OBP: 0.300, SLG: 0.600 (8, PR)										0	0	0	0	0	0	0
<b>Dave Giusti, R</b> OBP: 1.000, SLG: 1.000 (9, 1)										0	0	0	0	0	0	0
<b>Richie Hebner, L</b> OBP: 0.351, SLG: 0.388 (1, 5)	0-0 F9				0-0 G3			0-0 1-2f FC4-6		4	0	0	0	0	0	3
<b>Bob Robertson, R</b> OBP: 0.362, SLG: 0.510 (1, 3)		0-0 WP 2B			0-3 K			0-0 L5		4	0	1	0	0	2	0
<b>Milt May, L</b> OBP: 0.327, SLG: 0.396 (1, 2)		0-3 K 2-3			0-0 F9			0-0 1-3		4	0	0	0	0	1	1
<b>Gene Alley, R</b> OBP: 0.373, SLG: 0.455 (1, 6)		0-3 K						0-3 K		3	0	0	0	0	2	1
<b>Richie Zisk, R</b> OBP: 0.167, SLG: 0.167 (9, PH)										1	0	0	0	0	0	0
<b>Nelson Briles, R</b> OBP: 0.286, SLG: 0.429 (1, 1)		0-3 K						0-0 L4		2	0	1	0	0	1	1
<b>Gene Clines, R</b> OBP: 0.429, SLG: 0.667 (8, PH) (9, 7)										1	0	0	0	0	0	0

Inning Stats	R: 1	H: 1	E: 1	LOB: 1	K: 2	BB: 0	S: 9	R: 0	H: 1	E: 0	LOB: 1	K: 3	BB: 0	S: 10	R: 0	H: 1	E: 0	LOB: 1	K: 0	BB: 1	S: 3	R: 0	H: 0	E: 0	LOB: 0	K: 1	BB: 0	S: 5	R: 0	H: 1	E: 0	LOB: 1	K: 1	BB: 0	S: 6	R: 0	H: 0	E: 0	LOB: 0	K: 0	BB: 0	S: 3	R: 0	H: 0	E: 0	LOB: 0	K: 1	BB: 0	S: 5	R: 1	H: 2	E: 0	LOB: 2	K: 0	BB: 1	S: 5	R: 0	H: 0	E: 0	LOB: 0	K: 1	BB: 0	S: 5	R: 0	H: 0	E: 0	LOB: 0	K: 1	BB: 0	S: 5	R: 0	H: 0	E: 0	LOB: 0	K: 1	BB: 0	S: 5	R: 0	H: 0	E: 0	LOB: 0	K: 1	BB: 0	S: 5	R: 0	H: 0	E: 0	LOB: 0	K: 1	BB: 0	S: 5	R: 0	H: 0	E: 0	LOB: 0	K: 1	BB: 0	S: 5
<b>Don Sutton, R</b> ERA: 1.93 (1, 1)	IP	WLS	BF	H	R	ER	SO	BB	IBB	HBP	BLK	WP	HR	S	P	ERA	WHIP																																																																																	
	9.0	W	35	6	2	1	9	2	0	0	0	1	0	51	59	1.00	0.889																																																																																	

**Los Angeles Dodgers @ Pittsburgh Pirates**  
 Three Rivers Stadium, Pittsburgh, PA  
 Sat Apr 28 1973, 3:33 AM EST  
 Att. 9,643 - Unknown

<b>AB</b>	<b>33</b>
<b>R</b>	<b>2</b>
<b>H</b>	<b>6</b>
<b>RBI</b>	<b>1</b>
<b>BB</b>	<b>2</b>
<b>SO</b>	<b>9</b>
<b>LOB</b>	<b>13</b>



<b>WP:</b> 1	<b>PA:</b> 35
<b>PB:</b> 0	
<b>SB:</b> 0	
<b>CS:</b> 1	

Batter	1	2	3	4	5	6	7	8	9	10	11	12	13	AB R H RBI BB SO LOB	TOP		
<b>Bill Russell, R</b> <small>(1, 6) X OBP: 0.250, SLG: 0.267</small>	F8		6-3		1B	1B	F9		FC5-4		K		6-3	7 2 1 0 1 1 3			
<b>Manny Mota, R</b> <small>(1, 7) X OBP: 0.433, SLG: 0.429</small>	F9		G4-6-3		1B	1B						K		7 2 5 0 1 1 0			
<b>Bill Buckner, L</b> <small>(1, 3) X OBP: 0.266, SLG: 0.319</small>	3-1		G4-6-3		1B	1B							CS	7 1 2 2 0 0 4			
<b>Willie Davis, L</b> <small>(1, 8) OBP: 0.287, SLG: 0.437</small>					P3	F8		4-3						4 0 0 0 3 0 4			
<b>Joe Ferguson, R</b> <small>(1, 2) OBP: 0.435, SLG: 0.615</small>														5 3 3 3 2 0 3			
<small>(1, 9) OBP: 0.311, SLG: 0.277  (8, 1)  Lee Lacy, R (10, PH) OBP: 0.301, SLG: 0.231  Doug Rau, L (10, 1)  George Culver, R (11, 1)  Steve Garvey, R (12, PH) OBP: 0.209, SLG: 0.256  Al Downing, R (12, 1) OBP: 0.152, SLG: 0.125</small>														5 0 3 1 0 0 4 0 0 0 0 0 0 0 1 0 0 0 0 0 1 3 0 0 0 0 0 0 0 0 0 0 0 0 0 0 0 0 1 0 0 0 0 0 0 0 0 0 0 0 0 0 2			
<b>Ron Cey, R</b> <small>(1, 5) OBP: 0.318, SLG: 0.328</small>														6 1 3 0 1 1 3			
<b>Davey Lopes, R</b> <small>(1, 4) OBP: 0.360, SLG: 0.263</small>														5 0 1 1 0 2 4			
<b>Andy Messersmith, R</b> <small>(1, 1) OBP: 0.133, SLG: 0.133  Pete Richert, L (8, 1)  Tom Paciorek, R (8, 9) OBP: 0.250, SLG: 0.200</small>														4 0 0 0 0 1 7 0 0 0 0 0 0 0 2 0 1 1 1 1 0			
<b>Inning Stats</b>	R: 0 H: 0 E: 0 LOB: 0 K: 0 BB: 0 S: 3 P: 3	R: 1 H: 1 E: 0 LOB: 2 K: 1 BB: 2 S: 6 P: 14	R: 0 H: 1 E: 0 LOB: 0 K: 0 BB: 0 S: 3 P: 3	R: 1 H: 3 E: 0 LOB: 2 K: 0 BB: 0 S: 6 P: 6	R: 4 H: 6 E: 0 LOB: 2 K: 1 BB: 0 S: 11 P: 11	R: 1 H: 1 E: 0 LOB: 2 K: 0 BB: 2 S: 4 P: 12	R: 0 H: 1 E: 0 LOB: 1 K: 0 BB: 0 S: 4 P: 4	R: 0 H: 1 E: 0 LOB: 2 K: 0 BB: 1 S: 4 P: 8	R: 0 H: 0 E: 0 LOB: 1 K: 1 BB: 1 S: 5 P: 9	R: 1 H: 2 E: 1 LOB: 2 K: 1 BB: 1 S: 7 P: 11	R: 0 H: 0 E: 0 LOB: 0 K: 3 BB: 0 S: 9 P: 9	R: 0 H: 1 E: 0 LOB: 2 K: 1 BB: 1 S: 6 P: 10	R: 1 H: 2 E: 0 LOB: 1 K: 0 BB: 1 S: 4 P: 8	1B: 15 SF: 1 2B: 3 SAC: 1 3B: 0 DP: 2 HR: 1 HBP: 0	WP: 1 PA: 66 PB: 0 SB: 2 CS: 1		
<b>PITCHER</b> <b>Steve Blass, R</b> <small>(1, 1) ERA: 8.41</small>	IP: 4.1	WLS: 0	BF: 23	H: 9	R: 6	ER: 6	SO: 1	BB: 2	IBB: 0	HBP: 0	BLK: 0	WP: 0	HR: 1	S: 23	P: 31	ERA: 12.46	WHIP: 2.538
<b>Luke Walker, L</b> <small>(5, 1) ERA:</small>	0.2	4	2	0	0	1	0	0	0	0	0	1	0	6	6	0.00	3.000
<b>Bob Johnson, R</b> <small>(6, 1) ERA: 3.6</small>	2.0	10	2	1	1	0	2	0	0	0	0	0	0	8	16	4.50	2.000
<b>Jim Rooker, L</b> <small>(8, 1) ERA:</small>	2.0	9	1	0	0	1	1	1	0	0	0	0	0	9	17	0.00	1.000
<b>Dave Giusti, R</b> <small>(10, 1) ERA: 0.71</small>	3.0	14	3	1	0	5	0	2	0	0	0	0	0	22	30	0.00	1.000
<b>PITCHER</b> <b>Ramon Hernandez, L</b> <small>(13, 1) ERA: 3.38</small>	IP: 1.0	WLS: 0	BF: 5	H: 2	R: 1	ER: 1	SO: 0	BB: 0	IBB: 1	HBP: 0	BLK: 0	WP: 0	HR: 0	S: 4	P: 8	ERA: 9.00	WHIP: 2.000

Los Angeles Dodgers @ Pittsburgh Pirates  
Three Rivers Stadium, Pittsburgh, PA

Sun Apr 29 1973, 3:33 AM EDT  
Unknown

AB 54  
R 9  
H 19  
RBI 8  
BB 9  
SO 8  
LOB 37



livebaseballscorecards.com

Batter	1	2	3	4	5	6	7	8	9	10	11	12	13
<b>Dave Cash, R</b> (1, 4) OBP: 0.342, SLG: 0.314 <b>Ramon Hernandez, S</b> (13, 1)	0-0 6-3		0-0 F6			4-0 2B 2B BB	0-0 F9		0-0 6-3		0-0 E6		
<b>Manny Sanguillen, R</b> (1, 9) OBP: 0.368, SLG: 0.523	0-0 G4-6-3 1B		0-0 5-3			0-0 2B 2B		0-0 1B 2B 1B		0-0 F8		0-0 F9	
<b>Al Oliver, L</b> (1, 8) OBP: 0.364, SLG: 0.574	0-0 G4-6-3 1-2f		0-0 1-3			0-0 6-3 2B 2B		0-3 K		0-0 6-3		0-0 F9	
<b>Willie Stargell, L</b> (1, 7) OBP: 0.456, SLG: 0.816		0-0 E6 HR		4-0 G6-4-3 BB		0-0 6-3		0-0 2B 1B		0-0 HR			0-3 K
<b>Richie Hebner, L</b> (1, 5) OBP: 0.365, SLG: 0.473		0-0 1-H HR		0-0 F9		0-0 2B		0-3 K		0-0 4-3			0-0 BB 1B
<b>Bob Robertson, R</b> (1, 3) OBP: 0.359, SLG: 0.500		0-3 K		0-0 G6-4-3 1-2f		0-3 3-H K		0-0 2B			4-0 CS BB		0-0 F3
<b>Milt May, L</b> (1, 2) OBP: 0.327, SLG: 0.392 <b>Richie Zisk, R</b> (8, PH) OBP: 0.222, SLG: 0.125		0-0 3-1				0-0 G6-3 1B		0-3 K			0-3 1-2 K		4-0 BB 1B
<b>Gene Alley, R</b> (1, 6) OBP: 0.333, SLG: 0.400		0-0 F8				0-0 G6-3 1-2f		0-0 4-3		0-0 6-3		0-0 6-3	
<b>Steve Elias, R</b> (1, 4) <b>Lee Wolff, L</b> (1, 4) <b>Fernando Gonzalez, R</b> (1, 1) <b>Bob Johnson, L</b> (1, 1) <b>Vic Davalillo, L</b> (1, 1) <b>Jim Rooker, R</b> (1, 1) <b>Gene Clines, R</b> (1, 1) <b>Dave Gaston, R</b> (1, 1) <b>Rene Valenzuela, R</b> (1, 1)			0-0 2B			0-0 F7		0-0 F9		0-0 L3		0-0 F8	

AB	R	H	RBI	BB	SO	LOB
5	1	0	0	1	0	1
0	0	0	0	0	0	0
6	2	3	0	0	0	2
6	1	1	2	0	1	4
5	3	2	1	1	1	1
6	1	3	3	0	1	3
5	0	1	2	1	2	3
3	0	1	0	0	0	1
2	0	0	0	1	2	2
6	0	0	0	0	1	3
1	0	1	0	0	0	0
1	0	0	0	0	0	0
1	0	0	0	0	0	0
1	0	0	0	0	0	0
1	0	0	0	0	0	0
1	0	0	0	0	0	0
1	0	0	0	0	0	0
1	0	0	0	0	0	0

**Los Angeles Dodgers @ Pittsburgh Pirates**  
 Three Rivers Stadium, Pittsburgh, PA  
 Sun Apr 29 1973, 3:33 AM EDT  
 Unknown

AB	49
R	8
H	12
RBI	8
BB	4
SO	8
LOB	20



Inning Stats		R: 0	H: 1	R: 2	H: 1	R: 0	H: 1	R: 0	H: 0	R: 0	H: 1	R: 0	H: 0	R: 0	H: 0	R: 0	H: 0	R: 0	H: 0	R: 0	H: 0	R: 0	H: 1	R: 0	H: 0	R: 0	H: 0	R: 0	H: 0	R: 0	H: 0	R: 0	H: 0		
		E: 0	LOB: 0	E: 1	LOB: 0	E: 0	LOB: 0	E: 0	LOB: 0	E: 0	LOB: 0	E: 0	LOB: 0	E: 0	LOB: 0	E: 0	LOB: 0	E: 0	LOB: 0	E: 0	LOB: 0	E: 1	LOB: 1	E: 0	LOB: 0	E: 0	LOB: 0	E: 0	LOB: 0	E: 0	LOB: 0	E: 0	LOB: 0	E: 0	LOB: 0
		K: 0	BB: 0	K: 1	BB: 0	K: 0	BB: 1	K: 0	BB: 0	K: 3	BB: 0	K: 0	BB: 0	K: 0	BB: 0	K: 0	BB: 0	K: 0	BB: 0	K: 0	BB: 0	K: 0	BB: 0	K: 2	BB: 1	K: 1	BB: 1	K: 0	BB: 0	K: 0	BB: 0	K: 0	BB: 0	K: 0	BB: 0
		S: 3	P: 3	S: 7	P: 7	S: 4	P: 4	S: 2	P: 6	S: 3	P: 3	S: 8	P: 12	S: 3	P: 12	S: 12	P: 12	S: 3	P: 3	S: 4	P: 4	S: 4	P: 8	S: 8	P: 12	S: 8	P: 12	S: 4	P: 8	S: 4	P: 16	S: 16	P: 16		

PITCHER		IP	WLS	BF	H	R	ER	SO	BB	IBB	HBP	BLK	WP	HR	S	P	ERA	WHIP
<b>Andy Messersmith, R</b> (1, 1) ERA: 3.38	(1, 1)	7.0		29	8	6	5	2	2	0	0	0	0	1	31	39	6.43	1.429
<b>Pete Richert, L</b> (8, 1) ERA: 1.59	(8, 1)	0.2		4	2	1	1	2	0	0	0	0	0	0	8	8	13.50	3.000
<b>Jim Brewer, L</b> (8, 1) ERA: 2.61	(8, 1)	1.1		4	0	0	0	1	0	0	0	0	0	6	6	0.00	0.000	
<b>Doug Rau, L</b> (10, 1) ERA: 4.82	(10, 1)	1.0		5	1	1	1	0	1	0	0	0	0	1	4	8	9.00	2.000
<b>George Culver, R</b> (11, 1) ERA: 3.0	(11, 1)	1.0		2	0	0	0	1	0	0	0	0	0	4	4	0.00	0.000	

PITCHER		IP	WLS	BF	H	R	ER	SO	BB	IBB	HBP	BLK	WP	HR	S	P	ERA	WHIP
<b>Al Downing, L</b> (12, 1) ERA: 2.7	(12, 1)	2.0		9	1	0	0	2	1	0	0	0	0	0	12	16	0.00	1.000

WP: 0	PA: 53
PB: 0	
SB: 0	
CS: 1	

Batter	1	2	3	4	5	6	7	8	9	AB R H RBI BB SO LOB	TOP
Bill Russell, R (1, 6) X OBP: 0.261, SLG: 0.278	0-0 1B 1B		0-0 E 1-2 1B		0-3 K		0-3 K			4 0 2 0 0 2 0	<b>Los Angeles Dodgers @ Pittsburgh Pirates</b> Three Rivers Stadium, Pittsburgh, PA Sun Apr 29 1973, 7:05 PM EDT Att. 18,083 - Unknown <a href="http://livebaseballscorecards.com">livebaseballscorecards.com</a>
Bill Buckner, L (1, 3) X OBP: 0.276, SLG: 0.326	0-0 FC6-4 1-3 1B		0-0 E3 1-3 2-H		0-0 PB 3B 1B		0-0 3-1			4 1 2 0 0 0 1	
Willie Davis, L (1, 8) X OBP: 0.286, SLG: 0.451	0-0 P6		0-0 P4		0-0 1-H 3B		0-0 P2			4 0 1 1 0 0 3	
Willie Crawford, L (1, 9) X OBP: 0.308, SLG: 0.265	0-0 P6		0-0 L3		4-0 IBB		0-0 G3			3 0 0 0 1 0 3	
Tom Paciorek, R (1, 7) X OBP: 0.219, SLG: 0.172	0-0 FC6-4 1-2f			0-0 6-3		0-0 F9		0-3 K		4 0 0 0 0 1 4	
Ron Cey, R (1, 5) X OBP: 0.329, SLG: 0.317		0-0 1-3		4-0 FC6-4 BB		4-0 5-3 SH2-4 BB		0-0 6-3		2 0 0 0 2 0 0	
Davey Lopes, R (1, 4) X OBP: 0.321, SLG: 0.227		0-3 K		0-0 FC6-4 1-2f		0-0 SH2-4 1-2		0-3 K		3 0 0 0 0 2 1	
Steve Yeager, R (1, 2) X OBP: 0.277, SLG: 0.077		0-3 K		0-0 F6		0-0 5-3 2-3		0-0 5-3		4 0 0 0 0 1 2	
Claude Osteen, L (1, 1) X OBP: 0.077, SLG: 0.077			0-0 E 1B 1B		0-0 1-3		0-0 1-3		0-0 6-3	4 1 1 0 0 0 1	
<b>Inning Stats</b>	R: 0 E: 0 K: 0 S: 5 H: 2 LOB: 2 BB: 0 P: 5	R: 0 E: 0 K: 2 S: 7 H: 0 LOB: 0 BB: 0 P: 7	R: 1 E: 1 K: 0 S: 5 H: 2 LOB: 1 BB: 0 P: 5	R: 0 E: 0 K: 0 S: 3 H: 0 LOB: 1 BB: 1 P: 7	R: 1 E: 0 K: 1 S: 7 H: 2 LOB: 2 BB: 1 P: 11	R: 0 E: 0 K: 0 S: 3 H: 0 LOB: 1 BB: 1 P: 7	R: 0 E: 0 K: 1 S: 5 H: 0 LOB: 0 BB: 0 P: 5	R: 0 E: 0 K: 1 S: 5 H: 0 LOB: 0 BB: 0 P: 5	R: 0 E: 0 K: 1 S: 5 H: 0 LOB: 0 BB: 0 P: 5	1B: 5 2B: 0 3B: 1 HR: 0 SF: 0 SAC: 1 DP: 0 HBP: 0	WP: 0 PB: 1 SB: 0 CS: 0 PA: 36
<b>PITCHER</b> Dock Ellis, R (1, 1) ERA: 2.87	IP: 9.0 WLS: L BF: 36 H: 6 R: 2 ER: 1 SO: 6 BB: 2 IBB: 1 HBP: 0 BLK: 0 WP: 0 HR: 0 S: 45 P: 57 ERA: 1.00 WHIP: 0.889										

AB	32
R	2
H	6
RBI	1
BB	3
SO	6
LOB	15





Batter	1	2	3	4	5	6	7	8	9	AB R H RBI BB SO LOB	TOP											
<b>Rick Monday, L</b> (1, 8) OBP: 0.464, SLG: 0.591	0-0 WP SF7 1B	0-0 6-3 2-H 2B	0-3 K		0-3 K	4-0 BB			0-0 E 1B	5 1 3 1 1 2 1												
<b>Glenn Beckert, R</b> (1, 4) OBP: 0.350, SLG: 0.366	0-0 SF7 1-H	0-0 6-3 2-3		0-0 HR 1B	0-0 HBP 2B	0-0 FC5 2-3f			0-0 F8	5 1 2 1 0 0 4												
<b>Billy Williams, L</b> (1, 7) OBP: 0.355, SLG: 0.358 <b>Gene Hiser, L</b> (7, 7) OBP: 0.455, SLG: 0.400	0-0 1-3	0-3 K		0-0 HR 1B	4-0 HBP BB			0-0 F2	0-0 E9 1-H	4 1 1 2 1 1 1 1 0 1 0 0 0 0												
<b>Jim Hickman, R</b> (1, 3) OBP: 0.242, SLG: 0.138	4-0 BB 1B BB		0-0 E6 1B 3B	0-0 L6	0-3 K			0-3 K		4 1 0 0 1 2 2												
<b>Ron Santo, R</b> (1, 5) OBP: 0.466, SLG: 0.587 <b>Carmen Fanzone, R</b> (7, 5) OBP: 0.667, SLG: 1.000	0-0 BB 1-2 1B		0-0 3B 1B	0-0 HR	1-0 1-2 2-3 HBP			0-3 K		4 2 3 1 0 1 0 0 0 0 0 0 0 0												
<b>Jose Cardenal, R</b> (1, 9) OBP: 0.437, SLG: 0.553	4-0 FC6 1-2 2-3 BB		0-0 SH1-4 3B	0-0 HR	0-3 K			0-0 L5		4 2 2 3 1 1 3												
<b>Randy Hundley, R</b> (1, 2) OBP: 0.227, SLG: 0.167	0-0 FC6 1-2f		0-3 K	0-3 K		0-0 P6		4-0 BB G4-6-3		4 0 0 0 1 2 4												
<b>Don Kessinger, S</b> (1, 6) OBP: 0.364, SLG: 0.284		0-0 SH1-4 2B 1B	0-0 SH1-4	4-0 BB BB	4-0 FC5 PB BB			0-0 G4-6-3 1-2f		2 1 1 1 2 0 1												
<b>Burt Hooton, R</b> (1, 1) OBP: 0.333, SLG: 0.250 <b>Dave LaRoche, L</b> (9, 1)		0-0 SH1-4 1-2	0-0 SH1-4	0-0 P6		0-3 K		0-0 6-3		4 0 1 0 0 1 2 0 0 0 0 0 0 0												
<b>Inning Stats</b>	R: 1 E: 0 K: 0 S: 5	H: 2 LOB: 3 BB: 2 P: 13	R: 1 E: 0 K: 1 S: 7	H: 2 LOB: 1 BB: 0 P: 7	R: 3 E: 1 K: 2 S: 11	H: 3 LOB: 1 BB: 0 P: 11	R: 4 E: 0 K: 1 S: 9	H: 4 LOB: 1 BB: 1 P: 13	R: 0 E: 0 K: 3 S: 10	H: 1 LOB: 3 BB: 1 P: 15	R: 0 E: 0 K: 1 S: 5	H: 0 LOB: 2 BB: 2 P: 13	R: 0 E: 0 K: 2 S: 7	H: 0 LOB: 0 BB: 0 P: 7	R: 0 E: 0 K: 0 S: 2	H: 0 LOB: 0 BB: 1 P: 6	R: 0 E: 1 K: 0 S: 4	H: 2 LOB: 1 BB: 0 P: 4	1B: 8 2B: 2 3B: 1 HR: 3	SF: 1 SAC: 2 DP: 1 HBP: 1	WP: 2 PB: 1 SB: 0 CS: 0	PA: 48
<b>PITCHER</b>	IP WLS BF H R ER SO BB IBB HBP BLK WP HR S P ERA WHIP																					
<b>Tommy John, L</b> (1, 1) ERA: 3.24	2.0 L 15 6 5 3 1 2 0 0 0 0 1 0 15 23 13.50 4.000																					
<b>Doug Rau, L</b> (3, 1) ERA: 7.15	2.0 12 5 4 4 3 1 0 0 0 0 0 3 17 21 18.00 3.000																					
<b>Charlie Hough, R</b> (5, 1) ERA: 2.61	4.0 17 1 0 0 6 4 0 1 0 0 0 0 24 41 0.00 1.250																					
<b>George Culver, R</b> (9, 1) ERA: 2.7	1.0 4 2 0 0 0 0 0 0 0 0 0 0 4 4 0.00 2.000																					

Chicago Cubs @ Los Angeles Dodgers  
 Dodger Stadium, Los Angeles, CA  
 Tue May 01 1973, 7:05 PM PDT  
 Att: 12,413 - Unknown

livebaseballscorecards.com

AB	37
R	9
H	14
RBI	9
BB	7
SO	10
LOB	18



Batter	1	2	3	4	5	6	7	8	9	AB R H RBI BB SO LOB
Bill Russell, R (1, 6) OBP: 0.258, SLG: 0.274	0-0 5-3		0-3 K		0-0 4-3		0-0 1B		0-0 F8	5 0 1 0 0 1 2
Manny Mota, R (1, 7) Tom Paciorek, R (8, 7) OBP: 0.441, SLG: 0.419 OBP: 0.242, SLG: 0.300	0-0 G5-4-3 1B		4-0 WP BB		0-0 L8		0-0 4-3		0-0 HR	3 0 1 0 1 0 1 1 1 1 1 0 0 0
Bill Buckner, L (1, 3) OBP: 0.291, SLG: 0.370	0-0 G5-4-3 1-2f		0-3 K 1-2 2-3 3-H		0-0 1B			0-0 1B SF7 1B	0-0 HR	5 2 3 1 0 1 3
Willie Davis, L (1, 8) OBP: 0.282, SLG: 0.438		0-0 4-3		0-0 F5	0-0 P3			0-0 1B 1B	0-3 K	5 1 1 0 0 1 1
Joe Ferguson, R (1, 2) Steve Yeager, R (7, 2) OBP: 0.421, SLG: 0.593 OBP: 0.143, SLG: 0.143		0-0 4-3		0-0 5-3		0-0 6-3		0-0 1B 1B	0-0 F7	3 0 0 0 0 0 0 2 0 1 0 0 0 0
Willie Crawford, L (1, 9) OBP: 0.305, SLG: 0.264		0-3 K		0-0 BB BB 1B		0-0 4-3		0-0 F8		4 0 1 0 0 1 3
Ron Cey, R (1, 5) OBP: 0.338, SLG: 0.323			0-0 SH1-4 WP 1B	4-0 BB 1-2 BB		0-0 6-3		0-0 SF7		2 1 1 1 1 0 0
Davey Lopes, R (1, 4) OBP: 0.406, SLG: 0.320			0-0 WP SH1-4 1-2 1B	4-0 1-2 2-3 BB			0-0 G4-6-3 1B	0-0 S 1B		3 0 3 1 1 0 0
Tommy John, R (1, 1) Doug Rau, L (3, 1) Steve Garvey, R (4, PH) Charlie Hough, R (5, 1) Lee Lacy, R (8, PH) George Culver, R (9, 1) OBP: 0.200, SLG: 0.250			0-0 SH1-4	0-0 4-3			0-0 G4-6-3 1-2f	0-0 6-3		0 0 0 0 0 0 0 0 0 0 0 0 0 0 1 0 0 0 0 0 3 1 0 0 0 0 0 1 1 0 0 0 0 0 2 0 0 0 0 0 0 0

Inning Stats	R: 0 E: 0 K: 0 S: 3	H: 1 LOB: 0 BB: 0 P: 3	R: 0 E: 0 K: 1 S: 5	H: 0 LOB: 0 BB: 0 P: 5	R: 1 E: 0 K: 2 S: 9	H: 2 LOB: 2 BB: 1 P: 13	R: 0 E: 0 K: 0 S: 4	H: 1 LOB: 3 BB: 2 P: 12	R: 0 E: 0 K: 0 S: 4	H: 0 LOB: 0 BB: 0 P: 3	R: 0 E: 0 K: 0 S: 3	H: 1 LOB: 1 BB: 0 P: 4	R: 0 E: 0 K: 0 S: 4	H: 2 LOB: 1 BB: 0 P: 4	R: 2 E: 0 K: 0 S: 7	H: 4 LOB: 2 BB: 0 P: 7	R: 2 E: 0 K: 1 S: 7	H: 2 LOB: 0 BB: 0 P: 7	1B: 11 2B: 0 3B: 0 HR: 2	SF: 1 SAC: 1 DP: 2 HBP: 0	WP: 1 PB: 0 SB: 1 CS: 0	PA: 41	
PITCHER	IP	WLS	BF	H	R	ER	SO	BB	IBB	HBP	BLK	WP	HR	S	P	ERA	WHIP						
Burt Hooton, R (1, 1) ERA: 5.68	8.1	W	39	13	5	5	3	3	0	0	0	1	2	42	54	5.40	1.920						
Dave LaRoche, L (9, 1) ERA: 12.27	0.2	S	2	0	0	0	1	0	0	0	0	0	0	4	4	0.00	0.000						

**Chicago Cubs @ Los Angeles Dodgers**  
**Dodger Stadium, Los Angeles, CA**  
 Tue May 01 1973, 7:05 PM PDT  
 Att. 12,413 - Unknown

<b>AB</b>	<b>36</b>
<b>R</b>	<b>5</b>
<b>H</b>	<b>13</b>
<b>RBI</b>	<b>4</b>
<b>BB</b>	<b>3</b>
<b>SO</b>	<b>4</b>
<b>LOB</b>	<b>16</b>

[livebaseballscorecards.com](http://livebaseballscorecards.com)

Batter	1	2	3	4	5	6	7	8	9	AB R H RBI BB SO LOB	TOP									
Rick Monday, L (1, 8) OBP: 0.455, SLG: 0.571	0-0 F9		0-0 2-3		0-0 1B			0-0 F8		4 0 1 0 0 0 0	<b>Chicago Cubs @ Los Angeles Dodgers</b> <b>Dodger Stadium, Los Angeles, CA</b> Wed May 02 1973, 7:05 PM PDT Att. 13,120 - Unknown <a href="http://livebaseballscorecards.com">livebaseballscorecards.com</a>									
Glenn Beckert, R (1, 4) OBP: 0.345, SLG: 0.360	0-0 F9		0-0 4-3		0-3 K			0-0 1B		4 0 1 0 0 1 1										
Billy Williams, L (1, 7) OBP: 0.351, SLG: 0.353	0-0 1B			0-0 6-3		0-3 K		0-0 P5		4 0 1 0 0 1 1										
Joe Pepitone, L (1, 3) OBP: 0.282, SLG: 0.318	0-0 1-3			0-0 E4 6-3 S 2B		0-0 4-3		0-0 G3		4 1 0 0 0 0 2										
Ron Santo, R (1, 5) OBP: 0.467, SLG: 0.577		0-0 F2		0-0 6-3 1-3		4-0 BB		0-0 G5-4-3 1B		3 0 1 0 1 0 1										
Jose Cardenal, R (1, 9) OBP: 0.429, SLG: 0.550		0-0 L7		0-0 2B 3-H		0-3 K		0-3 K		4 0 1 1 0 2 2										
Randy Hundley, R (1, 2) OBP: 0.229, SLG: 0.172		0-0 1B S		0-0 6-3			0-3 K	0-0 G5-4-3 1-2f		4 0 1 0 0 1 2										
Don Kessinger, S (1, 6) OBP: 0.350, SLG: 0.271		0-0 F9 1-2		0-0 6-3			0-3 K			3 0 0 0 0 1 1										
Milt Pappas, R (1, 1) Jim Hickman, R (7, PH) Jack Aker, R (7, 1)			0-3 K		0-3 K		0-3 K			2 0 0 0 0 2 0 1 0 0 0 0 1 0 0 0 0 0 0 0 0										
<b>Inning Stats</b>	R: 0 E: 0 K: 0 S: 4	H: 1 LOB: 1 BB: 0 P: 4	R: 0 E: 0 K: 0 S: 4	H: 1 LOB: 1 BB: 0 P: 4	R: 0 E: 0 K: 1 S: 5	H: 0 LOB: 0 BB: 0 P: 5	R: 1 E: 1 K: 0 S: 5	H: 1 LOB: 1 BB: 0 P: 5	R: 0 E: 0 K: 2 S: 7	H: 0 LOB: 1 BB: 1 P: 11		R: 0 E: 0 K: 3 S: 9	H: 0 LOB: 0 BB: 0 P: 9	R: 0 E: 0 K: 0 S: 4	H: 1 LOB: 1 BB: 0 P: 4	R: 0 E: 0 K: 1 S: 5	H: 1 LOB: 0 BB: 0 P: 5	1B: 5 2B: 1 3B: 0 HR: 0	SF: 0 SAC: 0 DP: 1 HBP: 0	WP: 0 PB: 0 SB: 2 CS: 0
<b>PITCHER</b> Don Sutton, R (1, 1) ERA: 1.59	IP 9.0 WLS W BF 34 H 6 R 1 ER 0 SO 9 BB 1 IBB 0 HBP 0 BLK 0 WP 0 HR 0 S 51 P 55 ERA 0.00 WHIP 0.778											<b>PITCHER</b>	IP WLS BF H R ER SO BB IBB HBP BLK WP HR S P ERA WHIP							





Batter	1	2	3	4	5	6	7	8	9
<b>Davey Lopes, R</b> OBP: 0.389, SLG: 0.310 (1, 4)	0-0 FC9-6 1B		0-0 F9		0-0 FC6-4 1-2f			0-3 K	
<b>Manny Mota, R</b> OBP: 0.421, SLG: 0.400 (1, 7)	0-0 FC9-6 G6-4-3 1-2f			0-0 1-3		0-0 1B SF8 1B		0-0 F7	
<b>Bill Buckner, L</b> OBP: 0.290, SLG: 0.365 (1, 3)	0-0 G6-4-3 1-2f			0-0 F7		0-0 F9		0-0 HR 1B	
<b>Willie Davis, L</b> OBP: 0.308, SLG: 0.530 (1, 8)		0-0 HR		0-0 2B		0-0 1B		0-0 HR	
<b>Joe Ferguson, R</b> OBP: 0.404, SLG: 0.571 (1, 2)		0-0 L5		0-0 P6		0-0 SF8		0-0 6-3	
<b>Willie Crawford, L</b> OBP: 0.294, SLG: 0.253 (1, 9)		0-0 G3			0-0 F7	0-0 F8			
<b>Ron Cey, R</b> OBP: 0.338, SLG: 0.324 (1, 5)		0-0 F8			0-0 1B 1B		0-3 K		
<b>Bill Russell, R</b> OBP: 0.260, SLG: 0.276 (1, 6)			0-0 P1		0-0 FC6-4 1-2 1B		0-0 5-3		
<b>Don Sutton, R</b> OBP: 0.118, SLG: 0.118 (1, 1)			0-0 5-3		0-0 F9		0-0 6-3		

Inning Stats	R: 0	H: 1	E: 0	LOB: 0	K: 0	S: 3	P: 3	R: 1	H: 1	E: 0	LOB: 0	K: 0	S: 4	P: 4	R: 0	H: 0	E: 0	LOB: 0	K: 0	S: 3	R: 0	H: 1	E: 0	LOB: 1	K: 0	S: 4	P: 4	R: 0	H: 2	E: 0	LOB: 2	K: 0	S: 5	P: 5	R: 1	H: 2	E: 0	LOB: 1	K: 0	S: 5	P: 5	R: 0	H: 0	E: 0	LOB: 0	K: 1	S: 5	P: 5	R: 2	H: 2	E: 0	LOB: 0	K: 1	S: 7	P: 7
	0	1	0	0	0	3	3	1	1	0	0	0	4	4	0	0	0	0	0	3	3	0	1	1	0	4	4	0	2	2	0	5	5	1	2	0	1	5	5	0	0	1	5	5	2	2	0	0	7	7					

PITCHER	IP	WLS	BF	H	R	ER	SO	BB	IBB	HBP	BLK	WP	HR	S	P	ERA	WHIP
<b>Milt Pappas, R</b> ERA: 4.88 (1, 1)	6.0	L	24	7	2	2	0	0	0	0	0	0	1	24	24	3.00	1.167
<b>Jack Aker, R</b> ERA: 2.3 (7, 1)	2.0		8	2	2	2	2	0	0	0	0	0	1	12	12	9.00	1.000

**BOTTOM**


AB	R	H	RBI	BB	SO	LOB
4	0	1	0	0	1	2
4	1	1	0	0	0	1
4	1	1	0	0	0	2
4	2	4	3	0	0	0
3	0	0	1	0	0	1
3	0	0	0	0	0	1
3	0	1	0	0	1	0
3	0	1	0	0	0	0
3	0	0	0	0	0	2

**Chicago Cubs @ Los Angeles Dodgers**  
Dodger Stadium, Los Angeles, CA

Wed May 02 1973, 7:05 PM PDT  
Att. 13,120 - Unknown

livebaseballscorecards.com

AB	31
R	4
H	9
RBI	4
BB	0
SO	2
LOB	9



WP	PA
0	32
0	0
0	0

Batter	1	2	3	4	5	6	7	8	9	AB R H RBI BB SO LOB	TOP											
Gene Hiser, L (1, 8) OBP: 0.375, SLG: 0.333	0-0 1B		0-3 K		0-0 4-3			0-0 F9	0-0 P3	5 0 1 0 0 1 4												
Paul Popovich, S (1, 4) OBP: 0.357, SLG: 0.273	0-3 K		0-0 P4-3		0-0 P4-3			0-0 1B	0-0 SF9	4 0 1 1 0 1 1												
Billy Williams, L (1, 7) OBP: 0.333, SLG: 0.333 Jack Aker, R (9, 1)	0-0 P6			0-0 G1				0-0 F5	0-3 K	5 0 0 0 0 1 4 0 0 0 0 0 0 0												
Joe Pepitone, L (1, 3) OBP: 0.293, SLG: 0.329	0-0 F7			0-0 P5				0-0 FC6-4 1B	0-0 1B 1B BB	4 1 2 0 0 0 1												
Ron Santo, R (1, 5) OBP: 0.469, SLG: 0.585 Cleo James, R (9, PR) Randy Hundley, R (9, 2) OBP: 0.229, SLG: 0.172		0-3 K		0-0 2B				0-0 FC6-4	0-0 BB 1B 1B	4 0 2 0 0 1 1 0 1 0 0 0 0 0 0 0 0 0 0 0 0												
Jose Cardenal, R (1, 9) OBP: 0.421, SLG: 0.536		0-0 F7		0-0 F8				0-3 K	0-0 BB 1B 1B	4 1 1 0 0 1 1												
Ken Rudolph, R (1, 2) OBP: 0.286, SLG: 0.474 Adrian Garrett, L (9, PH) Jim Hickman, R (9, PH) OBP: 0.257, SLG: 0.133		0-0 2B			0-0 P6			0-0 6-3	4-0 BB BB BB 1B 1B SF9 BB	3 0 1 0 0 0 0 0 0 0 0 0 0 0 0 1 0 1 1 0 0												
Don Kessinger, S (1, 6) OBP: 0.357, SLG: 0.284	0-0 F7				0-0 SH1-4 1B			0-0 6-3	0-0 SF9 1B 1B	4 0 2 2 0 0 1												
Rick Reuschel, R (1, 1) OBP: 0.167, SLG: 0.167 Rick Monday, L (8, PH) OBP: 0.449, SLG: 0.563 Dave LaRoche, L (8, 1) OBP: 1.000, SLG: 1.000 Carmen Fanzone, R (9, 5) OBP: 0.667, SLG: 1.000			0-0 2-3		0-0 SH1-4			0-0 F3	0-0 1B	1 0 0 0 0 0 0 1 0 0 0 0 0 0 1 0 1 0 0 0 0 0 0 0 0 0 0 0												
<b>Inning Stats</b>	R: 0 E: 0 K: 1 S: 6	H: 1 LOB: 1 BB: 0 P: 6	R: 0 E: 0 K: 1 S: 6	H: 1 LOB: 1 BB: 0 P: 6	R: 0 E: 0 K: 1 S: 5	H: 0 LOB: 0 BB: 0 P: 5	R: 0 E: 0 K: 0 S: 4	H: 1 LOB: 1 BB: 0 P: 4	R: 0 E: 0 K: 0 S: 4	H: 1 LOB: 1 BB: 0 P: 4	R: 0 E: 0 K: 1 S: 5	H: 0 LOB: 0 BB: 0 P: 5	R: 0 E: 0 K: 1 S: 4	H: 1 LOB: 1 BB: 0 P: 4	R: 0 E: 0 K: 1 S: 4	H: 1 LOB: 1 BB: 0 P: 4	R: 4 E: 0 K: 1 S: 10	H: 5 LOB: 2 BB: 1 P: 14	1B: 9 2B: 2 3B: 0 HR: 0	SF: 1 SAC: 1 DP: 0 HBP: 0	WP: 0 PB: 0 SB: 0 CS: 0	PA: 39
<b>PITCHER</b>	IP WLS BF H R ER SO BB IBB HBP BLK WP HR S P ERA WHIP																					
Andy Messersmith, R (1, 1) ERA: 3.38	8.0 L 33 9 3 3 4 0 0 0 0 0 0 0 41 41 3.38 1.125																					
Jim Brewer, L (9, 1) ERA: 3.18	1.0 6 2 1 1 1 1 0 0 0 0 0 0 7 11 9.00 3.000																					

Chicago Cubs @ Los Angeles Dodgers  
 Dodger Stadium, Los Angeles, CA  
 Thu May 03 1973, 7:05 PM PDT  
 Att: 12,853 - Unknown

livebaseballscorecards.com

AB	36
R	4
H	11
RBI	4
BB	1
SO	5
LOB	13



Batter	1	2	3	4	5	6	7	8	9	AB	R	H	RBI	BB	SO	LOB
Davey Lopes, R OBP: 0.400, SLG: 0.313 (1, 4)	4-0 E S SF9 BB		0-0 1-3		0-0 1B		0-3 K			3	1	1	0	1	1	1
Manny Mota, R OBP: 0.381, SLG: 0.368 (1, 7)	0-0 SF9 1-H		0-0 1-3		0-0 P3			0-0 F9		3	0	0	1	0	0	2
Bill Buckner, L OBP: 0.279, SLG: 0.352 (1, 3)	0-0 G3		0-0 6-3			0-3 K		0-0 F2		4	0	0	0	0	1	0
Willie Davis, L OBP: 0.297, SLG: 0.510 (1, 8)	0-0 F7			0-3 K		0-0 F8		0-3 K		4	0	0	0	0	2	0
Willie Crawford, L OBP: 0.315, SLG: 0.278 (1, 9)		0-0 P4-3 1B		0-0 P4-3		0-0 1B			0-0 P6-4-3 1B	4	0	3	0	0	0	0
Ron Cey, R OBP: 0.321, SLG: 0.306 (1, 5)		0-0 P4-3 1-2f		0-0 6-3		0-0 P4			0-0 F8	4	0	0	0	0	0	3
Steve Yeager, R OBP: 0.400, SLG: 0.143 (1, 2)		4-0 1B S BB			4-0 FC5-4 BB		H 1-0 SH1-4 HBP		0-0 P6-4-3 1-2f	0	0	0	0	2	0	0
Lee Lacy, R OBP: 0.293, SLG: 0.224 (9, PH)										1	0	0	0	0	0	1
Bill Russell, R OBP: 0.262, SLG: 0.277 (1, 6)		0-0 1-3 1B		0-0 FC5-4 1-2f 1-3 1B		0-3 K				3	0	1	0	0	1	2
Andy Messersmith, R OBP: 0.118, SLG: 0.118 (1, 1)		0-0 1-3		0-0 1-3		0-0 1-2 1-3				2	0	0	0	0	0	3
Jim Brewer, L (9, 1)										0	0	0	0	0	0	0

Inning Stats	R: 1	H: 0	E: 0	K: 0	S: 3	H: 0	LOB: 0	BB: 1	P: 7	R: 0	H: 2	E: 0	K: 0	S: 4	H: 0	LOB: 2	BB: 1	P: 8	R: 0	H: 0	E: 0	K: 0	S: 3	H: 0	LOB: 0	BB: 0	P: 3	R: 0	H: 0	E: 0	K: 1	S: 5	H: 0	LOB: 0	BB: 1	P: 5	R: 0	H: 1	E: 0	K: 0	S: 4	H: 1	LOB: 2	BB: 1	P: 8	R: 0	H: 1	E: 0	K: 1	S: 6	H: 0	LOB: 1	BB: 0	P: 6	R: 0	H: 0	E: 0	K: 2	S: 7	H: 0	LOB: 1	BB: 0	P: 8	R: 0	H: 0	E: 0	K: 1	S: 5	H: 0	LOB: 0	BB: 0	P: 5	R: 0	H: 1	E: 0	K: 0	S: 3	H: 1	LOB: 0	BB: 0	P: 3	1B: 5	SF: 1	2B: 1	SAC: 1	3B: 0	DP: 2	HR: 0	HBP: 1	WP: 0	PA: 34
--------------	------	------	------	------	------	------	--------	-------	------	------	------	------	------	------	------	--------	-------	------	------	------	------	------	------	------	--------	-------	------	------	------	------	------	------	------	--------	-------	------	------	------	------	------	------	------	--------	-------	------	------	------	------	------	------	------	--------	-------	------	------	------	------	------	------	------	--------	-------	------	------	------	------	------	------	------	--------	-------	------	------	------	------	------	------	------	--------	-------	------	-------	-------	-------	--------	-------	-------	-------	--------	-------	--------

PITCHER	IP	WLS	BF	H	R	ER	SO	BB	IBB	HBP	BLK	WP	HR	S	P	ERA	WHIP
Rick Reuschel, R (1, 1)	7.0		28	4	1	0	4	3	0	1	0	0	0	32	45	0.00	1.000
Dave LaRoche, L (8, 1)	1.0	W	3	0	0	0	1	0	0	0	0	0	0	5	5	0.00	0.000
Jack Aker, R (9, 1)	1.0	S	3	1	0	0	0	0	0	0	0	0	0	3	3	0.00	1.000

BOTTOM

Chicago Cubs @ Los Angeles Dodgers  
 Dodger Stadium, Los Angeles, CA  
 Thu May 03 1973, 7:05 PM PDT  
 Att. 12,853 - Unknown

livebaseballscorecards.com

AB	28
R	1
H	5
RBI	1
BB	3
SO	5
LOB	12



Batter	1	2	3	4	5	6	7	8	9	10	AB R H RBI BB SO LOB	TOP												
Lou Brock, L OBP: 0.286, SLG: 0.368 (1, 7)	0-0 4-3	0-0 1-H 1B			0-0 1B SH1-3 WP 1B		0-0 F7		0-0 6-3 1B		5 1 3 1 0 0 0	<b>St. Louis Cardinals @ Los Angeles Dodgers</b> Dodger Stadium, Los Angeles, CA Fri May 04 1973, 7:05 PM PDT Att. 34,187 - Unknown												
Luis Melendez, R OBP: 0.375, SLG: 0.372 Bernie Carbo, L OBP: 0.262, SLG: 0.189 (1, 9) (9, 9)	0-0 6-3	0-0 6-3			0-0 SH1-3		0-0		0-0 6-3		4 0 1 0 0 0 2 0 0 0 0 0 0 0													
Joe Torre, R OBP: 0.396, SLG: 0.423 (1, 5) (7, 3)	0-0 1-3				0-0 WP 2-3 1-3 1B		0-0 P6		4-0 IBB		3 0 1 0 2 0 1													
Ted Simmons, S OBP: 0.311, SLG: 0.275 Ken Reitz, R OBP: 0.219, SLG: 0.188 (1, 3) (7, 5)					0-0 1-3		0-0 P4		0-3 K		3 1 0 0 1 1 4 1 0 0 0 0 1 2													
Tim McCarver, L OBP: 0.243, SLG: 0.212 (1, 2)					0-0 F9				0-0 P6		5 1 1 0 0 0 2													
Jose Cruz, L OBP: 0.281, SLG: 0.410 (1, 8)					0-3 K				0-0 4-3		5 0 0 0 0 2 2													
Mike Tyson, R OBP: 0.263, SLG: 0.235 (1, 4)					0-0 F8				0-0 P6		5 0 1 0 0 1 2													
Mick Kelleher, R OBP: 0.300, SLG: 0.278 (1, 6)					1-0 HBP				0-0 1-3		3 1 2 2 0 0 1													
Rick Wise, R OBP: 0.158, SLG: 0.059 Diego Segui, R (1, 1) (9, 1)					0-3 K				0-0 F8		4 1 1 1 0 2 2 0 0 0 0 0 0 0													
<b>Inning Stats</b>	R: 0 E: 0 K: 0 S: 3	H: 0 LOB: 0 BB: 0 P: 3	R: 4 E: 0 K: 1 S: 9	H: 4 LOB: 1 BB: 1 P: 13	R: 0 E: 0 K: 1 S: 4	H: 0 LOB: 0 BB: 1 P: 8	R: 0 E: 0 K: 2 S: 7	H: 0 LOB: 1 BB: 0 P: 8	R: 1 E: 0 K: 0 S: 5	H: 2 LOB: 1 BB: 0 P: 5	R: 0 E: 0 K: 2 S: 8		H: 1 LOB: 1 BB: 0 P: 8	R: 0 E: 0 K: 0 S: 4	H: 1 LOB: 1 BB: 0 P: 4	R: 0 E: 0 K: 0 S: 4	H: 1 LOB: 1 BB: 0 P: 4	R: 0 E: 0 K: 1 S: 6	H: 1 LOB: 2 BB: 1 P: 10	R: 0 E: 0 K: 0 S: 3	H: 0 LOB: 0 BB: 0 P: 3	1B: 8 2B: 2 3B: 0 HR: 0	SF: 0 SAC: 1 DP: 1 HBP: 1	WP: 2 PB: 0 SB: 0 CS: 0
<b>PITCHER</b>	IP WLS BF H R ER SO BB IBB HBP BLK WP HR S P ERA WHIP																							
Claude Osteen, L ERA: 3.43 (1, 1)	4.2		22	6	5	5	4	2	0	0	0	1	0	27	36	9.64	1.714							
Charlie Hough, R ERA: 2.31 (5, 1)	1.1		5	1	0	0	2	0	0	0	0	1	0	9	9	0.00	0.750							
George Culver, R ERA: 2.25 (7, 1)	2.0		8	2	0	0	0	0	0	0	0	0	0	8	8	0.00	1.000							
Jim Brewer, L ERA: 2.7 (9, 1)	2.0	W	8	1	0	0	1	0	1	0	0	0	0	9	13	0.00	0.500							

livebaseballscores.com

AB	38
R	5
H	10
RBI	4
BB	3
SO	7
LOB	18



BOTTOM

St. Louis Cardinals @ Los Angeles Dodgers  
Dodger Stadium, Los Angeles, CA  
Fri May 04 1973, 7:05 PM PDT  
Att: 34,187 - Unknown

livebaseballscores.com

AB 45  
R 6  
H 15  
RBI 6  
BB 1  
SO 5  
LOB 21



WP: 0 PA: 46  
PB: 0  
SB: 1  
CS: 1

AB R H RBI BB SO LOB

6 1 3 1 0 1 1

5 1 3 1 0 0 1

5 0 0 0 0 1 5

5 0 2 1 0 0 3

5 1 1 0 0 1 3

4 1 2 0 1 1 3

5 1 2 2 0 0 1

5 1 1 1 0 0 3

1 0 0 0 0 0 0  
1 0 0 0 0 0 0  
1 0 1 0 0 0 0  
0 0 0 0 0 0 0  
1 0 0 0 0 0 1  
0 0 0 0 0 0 0  
1 0 0 0 0 0 1

1B: 13 SF: 0  
2B: 1 SAC: 0  
3B: 1 DP: 0  
HR: 0 HBP: 0

Batter	1	2	3	4	5	6	7	8	9	10
Davey Lopes, R OBP: 0.413, SLG: 0.342 (1, 4)	0-0 1-3		0-0 1B		0-0 1B	0-0 L9			0-3 K	0-0 1B
Manny Mota, R OBP: 0.404, SLG: 0.395 (1, 7)	0-0 E3		0-0 FC6		0-0 1B	0-0 5-3			0-0 E	
Bill Buckner, L OBP: 0.267, SLG: 0.336 (1, 3)	0-0 F9		0-0 F8		0-3 K		0-0 G3		0-0 E6	
Willie Davis, L OBP: 0.302, SLG: 0.505 (1, 8)		0-0 F8	0-0 FC6		0-0 F7		0-0 1B		0-0 FC5-2	
Joe Ferguson, R OBP: 0.394, SLG: 0.551 (1, 2)		0-0 6-3		0-3 K		0-0 1B	0-0 F7		0-0 FC5-2	
Willie Crawford, L OBP: 0.330, SLG: 0.289 (1, 9)		4-0 1B		0-0 1B		0-0 3B	0-0 4-3		0-3 K	
Ron Cey, R OBP: 0.326, SLG: 0.338 (1, 5)		0-0 1B		0-0 F9		0-0 6-3		0-0 6-3		0-0 1-3
Bill Russell, R OBP: 0.259, SLG: 0.283 (1, 6)		0-0 F8		0-0 L9		0-0 6-3		0-0 F8		0-0 E
Claude Osteen, L OBP: 0.071, SLG: 0.071 (1, 1)			0-0 F9		0-0 6-3		0-0 1B		0-3 K	
Charlie Hough, R OBP: 0.220, SLG: 0.268 (5, 1)										0-0 E8
Steve Garvey, R OBP: 0.220, SLG: 0.268 (6, PH)										
George Culver, R OBP: 0.235, SLG: 0.290 (7, 1)										
Tom Paciorek, R OBP: 0.235, SLG: 0.290 (8, PH)										
Jim Brewer, L OBP: 0.235, SLG: 0.290 (9, 1)										
Chris Cannizzaro, R OBP: 0.235, SLG: 0.290 (10, PH)										

Inning Stats	R: 0	H: 0	R: 0	H: 1	R: 0	H: 2	R: 1	H: 2	R: 3	H: 4	R: 0	H: 1	R: 0	H: 0	R: 1	H: 2	R: 1	H: 2	1B: 13	SF: 0
	E: 1	LOB: 0	E: 0	LOB: 2	E: 0	LOB: 1	E: 0	LOB: 1	E: 0	LOB: 1	E: 0	LOB: 0	E: 1	LOB: 2	E: 1	LOB: 2	E: 1	LOB: 2	2B: 1	SAC: 0
	K: 0	BB: 0	K: 0	BB: 1	K: 1	BB: 0	K: 1	BB: 0	K: 0	BB: 0	K: 0	BB: 0	K: 2	BB: 0	K: 0	BB: 0	K: 0	BB: 0	3B: 1	DP: 0
	S: 3	P: 3	S: 4	P: 8	S: 5	P: 5	S: 6	P: 6	S: 7	P: 7	S: 4	P: 4	S: 5	P: 5	S: 10	P: 10	S: 4	P: 4	HR: 0	HBP: 0

PITCHER	IP	WLS	BF	H	R	ER	SO	BB	IBB	HBP	BLK	WP	HR	S	P	ERA	WHIP
Rick Wise, R ERA: 2.88 (1, 1)	8.1		39	12	5	4	4	1	0	0	0	0	0	46	50	4.32	1.560
Diego Segui, R ERA: 2.19 (9, 1)	1.0	L	7	3	1	1	1	0	0	0	0	0	0	9	9	9.00	3.000

Batter	1	2	3	4	5	6	7	8	9	AB R H RBI BB SO LOB	TOP
Lou Brock, L (1, 7) OBP: 0.284, SLG: 0.364	0-0 6-3		0-0 1B SF8 1B		0-3 K		0-0 F8			4 1 1 0 0 1 0	<b>St. Louis Cardinals @ Los Angeles Dodgers</b> <b>Dodger Stadium, Los Angeles, CA</b> Sat May 05 1973, 7:05 PM PDT Att: 17,462 - Unknown <a href="http://livebaseballscorecards.com">livebaseballscorecards.com</a>
Dwain Anderson, R (1, 8) OBP: 0.308, SLG: 0.182	0-0 5-3		4-0 SF8 1B BB		0-0 F9			4-0 G1-6-3 BB	2 1 0 0 2 0 0		
Joe Torre, R (1, 3) OBP: 0.411, SLG: 0.451	0-0 2B		0-0 1B		0-0 FC5-4 1B			0-3 K	4 0 3 0 0 1 1		
Ted Simmons, S (1, 2) OBP: 0.298, SLG: 0.265	0-0 6-3		0-0 SF8		0-0 FC5-4			0-0 G1-6-3	3 0 0 1 0 0 3		
Ken Reitz, R (1, 5) OBP: 0.221, SLG: 0.208		0-0 6-3 1B 2B	0-0 SF8		0-0 6-3			0-0 5-3	3 1 1 1 0 0 0		
Bill Stein, R (1, 9) OBP: 0.250, SLG: 0.200		0-0 6-3	0-0 F9		0-3 K			0-0 6-3	4 0 0 0 0 1 2		
Ray Busse, R (1, 6) OBP: 0.140, SLG: 0.250		0-3 K		0-0 G3		0-3 K		0-0 F7	4 0 0 0 0 2 1		
Mike Tyson, R (1, 4) OBP: 0.318, SLG: 0.300		0-0 1B		0-0 G4-6-3 1B		0-0 6-3			3 0 2 1 0 0 0		
Jim Bibby, R (1, 1) Al Santorini, R (2, 1) Bobby Fenwick, R (7, PH) Rich Folkers, L (7, 1)		0-3 K		0-0 G4-6-3		0-0 6-3			1 0 0 0 0 1 1 1 0 0 0 0 0 1 1 0 0 0 0 0 0 0 0 0 0 0 0 0		
<b>Inning Stats</b>	R: 0 H: 1 E: 0 LOB: 1 K: 0 BB: 0 S: 4 P: 4	R: 1 H: 2 E: 0 LOB: 1 K: 2 BB: 0 S: 9 P: 9	R: 2 H: 2 E: 0 LOB: 1 K: 0 BB: 1 S: 5 P: 9	R: 0 H: 1 E: 0 LOB: 0 K: 0 BB: 0 S: 3 P: 3	R: 0 H: 1 E: 0 LOB: 1 K: 1 BB: 0 S: 6 P: 6	R: 0 H: 0 E: 0 LOB: 0 K: 2 BB: 0 S: 7 P: 7	R: 0 H: 0 E: 0 LOB: 0 K: 0 BB: 0 S: 3 P: 3	R: 0 H: 0 E: 0 LOB: 0 K: 1 BB: 1 S: 4 P: 8	R: 0 H: 0 E: 0 LOB: 0 K: 0 BB: 0 S: 3 P: 3	1B: 5 SF: 2 2B: 2 SAC: 0 3B: 0 DP: 2 HR: 0 HBP: 0	
<b>PITCHER</b> Tommy John, L (1, 1) ERA: 3.18	IP WLS BF H R ER SO BB IBB HBP BLK WP HR S P ERA WHIP										



Batter	1	2	3	4	5	6	7	8	9	AB	R	H	RBI	BB	SO	LOB
Davey Lopes, R OBP: 0.431, SLG: 0.341 (1, 4)	4-0 SH1-3 WP S BB	4-0 FC1-6 1-2 BB	0-0 G3 S 1B		0-0 4-3 2-3		0-0 3-1-6 2-3f			3	2	1	0	2	0	2
Bill Buckner, L OBP: 0.275, SLG: 0.336 (1, 3)	0-0 SH1-3 1-3	0-0 FC1-6 HBP 1B 1-2f 2-3	0-0 G3 1-3		0-0 FC6-4 1B 3-H		4-0 BB BB			3	1	1	1	1	0	3
Manny Mota, R OBP: 0.431, SLG: 0.413 (1, 7)	0-0 1B HR 1B 3-H	0-0 HBP 2B 1B 1-2 3-H	4-0 1B CS BB		0-0 FC6-4 1-2f		4-0 1-2 BB			3	2	2	1	1	0	1
Steve Yeager, R OBP: 0.455, SLG: 0.143 (7, 2)										0	0	0	0	1	0	0
Willie Davis, L OBP: 0.317, SLG: 0.509 (1, 8)	0-0 HR S 1B 1-3	1-0 2B HBP 1B 1-2 2-3	0-0 1B 1-3		0-0 4-3		0-0 P4			3	2	2	1	0	0	0
Tom Paciorek, R OBP: 0.229, SLG: 0.281 (7, 7)										1	0	0	0	0	0	2
Joe Ferguson, R OBP: 0.394, SLG: 0.553 (1, 2)	0-3 K 1-2	0-0 1B 2B 1-H 2-H 3-H	0-0 CS 3-H	0-0 F5		0-0 1B 1B		0-0 6-3		5	1	2	3	0	1	2
Willie Crawford, L OBP: 0.354, SLG: 0.352 (1, 9)	0-0 HR 2-H 3-H	0-0 WP 1B 2-H		0-0 L6-3 1B		0-0 1B		0-0 P6		5	1	4	4	0	0	0
Ron Cey, R OBP: 0.319, SLG: 0.321 (1, 5)	0-0 F9	4-0 1B BB 1-3		0-0 L6-3 1-2		0-3 K		0-3 K		4	0	0	0	1	2	3
Bill Russell, R OBP: 0.259, SLG: 0.282 (1, 6)		5-3 K			0-0 4-3 SH2-4 1B		0-0 6-3			4	1	1	0	0	1	4
Tommy John, R OBP: 0.200, SLG: 0.111 (1, 1)		0-0 FC1-6 WP 1B 1B	0-0 6-3		0-0 SH2-4 1-2		0-0 E6 3-1-6			3	1	1	0	0	0	0

Inning Stats	R: 4	H: 3	LOB: 0	K: 1	S: 8	P: 12	R: 5	H: 4	LOB: 2	K: 1	S: 9	P: 18	R: 1	H: 2	LOB: 1	K: 0	S: 4	R: 0	H: 1	LOB: 0	K: 0	S: 3	R: 1	H: 2	LOB: 1	K: 0	S: 5	R: 0	H: 2	LOB: 2	K: 1	S: 7	R: 0	H: 0	LOB: 2	K: 0	S: 3	R: 0	H: 0	LOB: 0	K: 1	S: 5	P: 5
--------------	------	------	--------	------	------	-------	------	------	--------	------	------	-------	------	------	--------	------	------	------	------	--------	------	------	------	------	--------	------	------	------	------	--------	------	------	------	------	--------	------	------	------	------	--------	------	------	------

PITCHER	IP	WLS	BF	H	R	ER	SO	BB	IBB	HBP	BLK	WP	HR	S	P	ERA	WHIP
Jim Bibby, R ERA: 12.27 (1, 1)	1.2	L	14	6	9	9	1	2	0	1	0	2	1	13	22	48.60	4.800
Al Santorini, R ERA: 5.4 (2, 1)	4.1		21	8	2	2	2	2	0	0	0	1	0	23	31	4.15	2.308
Rich Folkers, L ERA: (7, 1)	2.0		8	0	0	0	1	2	0	0	0	0	0	8	16	0.00	1.000

**BOTTOM**

**St. Louis Cardinals @ Los Angeles Dodgers**  
**Dodger Stadium, Los Angeles, CA**

Sat May 05 1973, 7:05 PM PDT  
 Att. 17,462 - Unknown

AB	34
R	11
H	14
RBI	10
BB	6
SO	4
LOB	17



Batter	1	2	3	4	5	6	7	8	9	AB R H RBI BB SO LOB	TOP									
Lou Brock, L (1, 7) OBP: 0.274, SLG: 0.350	0-0 G3		0-0 F7			0-0 G4-6-3		0-0 F8		4 0 0 0 0 0 2	<b>St. Louis Cardinals @ Los Angeles Dodgers</b> <b>Dodger Stadium, Los Angeles, CA</b> Sun May 06 1973, 3:33 AM PDT Att: 17,355 - Unknown  <b>livebaseballscorecards.com</b>									
Dwain Anderson, R (1, 8) OBP: 0.294, SLG: 0.143	0-3 K			0-0 F3			4-0 BB		0-0 4-3	3 0 0 0 1 1 0										
Joe Torre, R (1, 3) OBP: 0.394, SLG: 0.430	0-0 6-3			0-3 K			0-0 F7		0-3 K	4 0 0 0 0 2 1										
Ted Simmons, S (1, 2) OBP: 0.286, SLG: 0.253		0-0 6-3		0-0 P4			0-0 P5		0-0 F3	4 0 0 0 0 0 1										
Ken Reitz, R (1, 5) OBP: 0.213, SLG: 0.200		0-3 K			0-0 F2		0-0 E5			3 0 0 0 0 1 1										
Bill Stein, R (1, 9) OBP: 0.263, SLG: 0.176		4-0 BB			0-0 F3		0-0 P4			2 0 0 0 1 0 2										
Ray Busse, R (1, 6) OBP: 0.151, SLG: 0.275		0-0 6-3			0-0 6-3			0-0 2B		3 0 1 0 0 0 1										
Mike Tyson, R (1, 4) OBP: 0.280, SLG: 0.261			0-0 F8			0-0 6-3		0-3 K		3 0 0 0 0 1 1										
Alan Foster, R (1, 1) OBP: 0.500, SLG: 0.500			0-0 4-3				0-0 1B	0-0 F8		2 0 1 0 0 0 0										
Luis Melendez, R (8, PH) OBP: 0.367, SLG: 0.364										1 0 0 0 0 0 1										
Wayne Granger, R (8, 1)										0 0 0 0 0 0 0										
<b>Inning Stats</b>	R: 0 E: 0 K: 1 S: 5	H: 0 LOB: 0 BB: 0 P: 5	R: 0 E: 0 K: 1 S: 5	H: 0 LOB: 1 BB: 1 P: 9	R: 0 E: 0 K: 0 S: 3	H: 0 LOB: 0 BB: 0 P: 3	R: 0 E: 0 K: 1 S: 5	H: 0 LOB: 0 BB: 0 P: 5	R: 0 E: 0 K: 0 S: 3	H: 0 LOB: 0 BB: 0 P: 3	R: 0 E: 1 K: 0 S: 4	H: 0 LOB: 2 BB: 1 P: 8	R: 0 E: 0 K: 1 S: 6	H: 1 LOB: 1 BB: 0 P: 6	R: 0 E: 0 K: 1 S: 5	H: 0 LOB: 0 BB: 0 P: 5	1B: 1 2B: 1 3B: 0 HR: 0	SF: 0 SAC: 0 DP: 1 HBP: 0	WP: 0 PB: 0 SB: 0 CS: 0	PA: 31
<b>PITCHER</b> Al Downing, L (1, 1) ERA: 2.02	IP: 9.0 WLS: W BF: 31 H: 2 R: 0 ER: 0 SO: 5 BB: 2 IBB: 0 HBP: 0 BLK: 0 WP: 0 HR: 0 S: 39 P: 47 ERA: 0.00 WHIP: 0.444											<b>PITCHER</b>	IP: 9.0 WLS: W BF: 31 H: 2 R: 0 ER: 0 SO: 5 BB: 2 IBB: 0 HBP: 0 BLK: 0 WP: 0 HR: 0 S: 39 P: 47 ERA: 0.00 WHIP: 0.444							





Batter	1	2	3	4	5	6	7	8	9
Davey Lopes, R OBP: 0.436, SLG: 0.349 (1, 4)	0-0 6-3		0-0 SF9			4-0 SH3 S 1B BB		0-0 G4-3 1B	
Bill Buckner, L OBP: 0.268, SLG: 0.328 (1, 3)	0-0 F5		0-0 P4			0-0 SH3		0-0 G4-3	
Manny Mota, R OBP: 0.426, SLG: 0.408 (1, 7)	0-0 4-3				0-0 4-3	0-0 L5-4 1B			
Willie Davis, L OBP: 0.317, SLG: 0.504 (1, 8)		0-0 4-3			0-0 P6	0-0 1-2 1B			
Joe Ferguson, R OBP: 0.393, SLG: 0.577 (1, 2)		0-0 HR			0-0 P6	0-0 L5-4			
Willie Crawford, L OBP: 0.353, SLG: 0.344 (1, 9)		0-3 K			0-3 K		4-0 G6-4-3 BB		
Ron Cey, R OBP: 0.319, SLG: 0.313 (1, 5)		0-0 F8			4-0 4-3 BB		0-0 G6-4-3		
Bill Russell, R OBP: 0.252, SLG: 0.274 (1, 6)			0-0 E6 S SH1-4 SF9		0-0 4-3		0-0 F8		
Al Downing, R OBP: 0.100, SLG: 0.100 (1, 1)			0-0 SH1-4		0-0 4-3			0-0 3-1	

Inning Stats	R: 0	H: 0	E: 0	K: 0	S: 3	R: 1	H: 1	E: 0	K: 1	S: 6	R: 1	H: 0	E: 1	K: 0	S: 4	R: 0	H: 0	E: 0	K: 0	S: 3	R: 0	H: 0	E: 0	K: 1	S: 5	R: 1	H: 2	E: 0	K: 0	S: 4	R: 0	H: 0	E: 0	K: 0	S: 3	R: 0	H: 1	E: 0	K: 0	S: 3
	LOB: 0	BB: 0	P: 3	LOB: 0	BB: 0	LOB: 0	BB: 0	LOB: 1	BB: 1	P: 9	LOB: 0	BB: 0	LOB: 1	BB: 1	P: 8	LOB: 0	BB: 1	LOB: 0	BB: 1	P: 6	LOB: 0	BB: 0	LOB: 0	BB: 0	P: 3	LOB: 0	BB: 0	LOB: 0	BB: 0	P: 3	LOB: 0	BB: 0	LOB: 0	BB: 0	P: 3	LOB: 0	BB: 0	LOB: 0	BB: 0	P: 3

PITCHER	IP	WLS	BF	H	R	ER	SO	BB	IBB	HBP	BLK	WP	HR	S	P	ERA	WHIP
Alan Foster, R ERA: 3.86 (1, 1)	7.0	L	26	3	3	2	2	3	0	0	0	0	1	27	39	2.57	0.857
Wayne Granger, R ERA: 3.48 (8, 1)	1.0		3	1	0	0	0	0	0	0	0	0	0	3	3	0.00	1.000


**BOTTOM**

**St. Louis Cardinals @ Los Angeles Dodgers**  
**Dodger Stadium, Los Angeles, CA**  
 Sun May 06 1973, 3:33 AM PDT  
 Att. 17,355 - Unknown

AB	R	H	RBI	BB	SO	LOB
2	1	1	1	1	0	0
3	0	0	0	0	0	1
3	0	1	1	0	0	0
3	0	1	0	0	0	0
3	1	1	1	0	0	2
2	0	0	0	1	2	0
2	0	0	0	1	0	1
3	1	0	0	0	0	1
2	0	0	0	0	0	1

AB	23
R	3
H	4
RBI	3
BB	3
SO	2
LOB	6

WP: 0 PA: 29  
 PB: 0  
 SB: 2  
 CS: 0



PITCHER	IP	WLS	BF	H	R	ER	SO	BB	IBB	HBP	BLK	WP	HR	S	P	ERA	WHIP
Alan Foster, R ERA: 3.86 (1, 1)	7.0	L	26	3	3	2	2	3	0	0	0	0	1	27	39	2.57	0.857
Wayne Granger, R ERA: 3.48 (8, 1)	1.0		3	1	0	0	0	0	0	0	0	0	0	3	3	0.00	1.000

Batter	1	2	3	4	5	6	7	8	9	AB R H RBI BB SO LOB	TOP											
Dave Cash, R (1, 4) OBP: 0.355, SLG: 0.400	0-0 G4-6-3 1B		0-0 4-3		0-0 HR		0-3 K		0-0 6-3	5 1 2 1 0 1 0	<b>Pittsburgh Pirates @ Los Angeles Dodgers</b> Dodger Stadium, Los Angeles, CA Mon May 07 1973, 7:05 PM PDT Att: 17,745 - Unknown											
Manny Sanguillen, R (1, 9) OBP: 0.359, SLG: 0.505	0-0 F7		0-0 6-3		0-0 G1 1B		0-0 HR			4 1 2 1 0 0 1												
Al Oliver, L (1, 8) OBP: 0.333, SLG: 0.565	0-0 G4-6-3 1-2f			0-0 L9 1B	0-0 G1 1-2		0-0 HR			4 1 2 1 0 0 2												
Willie Stargell, L (1, 7) OBP: 0.419, SLG: 0.689		0-0 HR		0-0 BB 1-2 1B	0-0 G3		0-0 G3			4 1 2 1 0 0 1												
Richie Hebner, L (1, 5) OBP: 0.388, SLG: 0.494		4-0 L4 1B BB		0-0 L9 2-3		0-0 HR		1-0 G4-6-3 HBP		2 1 1 1 1 0 2												
Bob Robertson, R (1, 3) OBP: 0.414, SLG: 0.512		0-0 F8		4-0 BB 1-2 BB		0-0 G4-6-3 1B		0-0 F9		3 0 1 0 1 0 2												
Milt May, L (1, 2) OBP: 0.371, SLG: 0.457		0-0 1-2 1B		0-3 K	0-0 G4-6-3		0-0 G4-6-3		0-0 G4-6-3	4 0 1 0 0 1 5												
Rennie Stennett, R (1, 6) OBP: 0.257, SLG: 0.441		0-0 L4		0-0 1-3		0-0 6-3			0-0 F8	4 0 0 0 0 0 5												
Gene Alley, R (9, 6) OBP: 0.328, SLG: 0.392										0 0 0 0 0 0 0												
Luke Walker, L (1, 1) OBP: 0.250, SLG: 0.250			0-3 K		0-0 L9		0-0 6-3		0-3 K	1 0 0 0 0 1 0												
Gene Clines, R (5, PH) OBP: 0.357, SLG: 0.462										1 0 0 0 0 0 0												
Bob Johnson, L (5, 1)										0 0 0 0 0 0 0												
Vic Davalillo, L (7, PH) OBP: 0.231, SLG: 0.462										1 0 0 0 0 0 0												
Jim Rooker, R (7, 1)										1 0 0 0 0 1 0												
<b>Inning Stats</b>	R: 0 E: 0 K: 0 S: 3	H: 1 LOB: 0 BB: 0 P: 3	R: 1 E: 0 K: 0 S: 4	H: 2 LOB: 1 BB: 1 P: 8	R: 0 E: 0 K: 1 S: 5	H: 0 LOB: 0 BB: 0 P: 5	R: 0 E: 0 K: 1 S: 7	H: 2 LOB: 3 BB: 1 P: 11	R: 1 E: 0 K: 0 S: 5	H: 2 LOB: 1 BB: 0 P: 5	R: 1 E: 0 K: 0 S: 4	H: 2 LOB: 0 BB: 0 P: 4	R: 2 E: 0 K: 1 S: 7	H: 2 LOB: 0 BB: 0 P: 7	R: 0 E: 0 K: 0 S: 2	H: 0 LOB: 0 BB: 0 P: 3	R: 0 E: 0 K: 1 S: 5	H: 0 LOB: 0 BB: 0 P: 5	1B: 6 2B: 1 3B: 0 HR: 5	SF: 0 SAC: 0 DP: 4 HBP: 1	WP: 0 PB: 0 SB: 0 CS: 0	PA: 37
<b>PITCHER</b>	IP WLS BF H R ER SO BB IBB HBP BLK WP HR S P ERA WHIP																					
Don Sutton, R (1, 1) ERA: 2.18	6.2 L 30 11 5 5 3 2 0 0 0 0 0 5 34 42 6.75 1.950																					
Doug Rau, L (7, 1) ERA: 5.93	2.1 7 0 0 0 1 0 0 1 0 0 0 0 8 9 0.00 0.000																					

livebaseballscorecards.com

AB	34
R	5
H	11
RBI	5
BB	2
SO	4
LOB	18



Batter	1	2	3	4	5	6	7	8	9	AB R H RBI BB SO LOB
Bill Russell, R OBP: 0.261, SLG: 0.308 (1, 6)	0-0 2B 3B	0-0 L3 1-2		0-0 1B 2B		0-0 SH5-3-6 1-3f			0-3 K	4 1 2 1 0 1 1
Manny Mota, R OBP: 0.424, SLG: 0.415 (1, 7)	0-0 4-3 2B		0-0 5-3	4-0 1B IBB			0-0 F9		0-0 F9	4 1 1 1 1 0 0
Willie Davis, L OBP: 0.323, SLG: 0.504 (1, 8)	0-0 4-3 2-3		0-0 CS 1B	0-0 1-2 2-3 1B			0-3 K			4 0 2 0 0 1 1
Joe Ferguson, R OBP: 0.397, SLG: 0.580 (1, 9) (9, 2)	0-0 WP 2B		0-0 E1 1-2	0-0 PO 1-2	0-3 K		4-0 BB			3 0 1 1 1 1 1
Tom Paciorek, R OBP: 0.231, SLG: 0.278 (1, 3)	0-3 K 2-3		0-3 K		0-0 1B		0-0 P4			4 0 1 0 0 2 3
Ron Cey, R OBP: 0.327, SLG: 0.314 (1, 5)	4-0 BB			0-0 1B BB G6-4-3 1B	0-3 K			0-0 6-3		3 1 1 0 1 1 1
Lee Lacy, R OBP: 0.291, SLG: 0.214 (1, 4)	0-0 5-3			4-0 1B BB G6-4-3 2B BB	0-0 F8			0-0 1-3		3 1 0 0 1 0 3
Steve Yeager, R OBP: 0.429, SLG: 0.200 Steve Garvey, R OBP: 0.214, SLG: 0.262 (8, PH) (9, 9)		0-3 K		0-0 1B BB G6-4-3 1B		0-3 K		0-0 1-3		3 0 1 0 0 2 0 1 0 0 0 0 0 0
Don Sutton, R OBP: 0.200, SLG: 0.158 Doug Rau, L OBP: 0.381, SLG: 0.450 (9, PH)		4-0 BB L3 BB		0-0 G6-4-3 1-2f 2-3 3-H		0-0 SH5-3-6 1B			0-0 6-3	2 0 1 0 1 0 2 0 0 0 0 0 0 0 1 0 0 0 0 0 0

Inning Stats	R: 2 E: 0 K: 1 S: 8	H: 3 LOB: 2 BB: 1 P: 12	R: 0 E: 0 K: 1 S: 4	H: 0 LOB: 0 BB: 1 P: 8	R: 0 E: 1 K: 1 S: 6	H: 1 LOB: 1 BB: 0 P: 6	R: 2 E: 0 K: 0 S: 5	H: 4 LOB: 2 BB: 2 P: 13	R: 0 E: 0 K: 2 S: 8	H: 1 LOB: 1 BB: 0 P: 8	R: 0 E: 0 K: 1 S: 5	H: 1 LOB: 0 BB: 0 P: 5	R: 0 E: 0 K: 1 S: 5	H: 0 LOB: 1 BB: 1 P: 9	R: 0 E: 0 K: 0 S: 3	H: 0 LOB: 0 BB: 0 P: 3	R: 0 E: 0 K: 1 S: 5	H: 0 LOB: 0 BB: 0 P: 5	1B: 6 2B: 5 3B: 1 HR: 0	SF: 0 SAC: 1 DP: 3 HBP: 0	WP: 1 PB: 0 SB: 0 CS: 1	PA: 39
--------------	------------------------------	----------------------------------	------------------------------	---------------------------------	------------------------------	---------------------------------	------------------------------	----------------------------------	------------------------------	---------------------------------	------------------------------	---------------------------------	------------------------------	---------------------------------	------------------------------	---------------------------------	------------------------------	---------------------------------	----------------------------------	------------------------------------	----------------------------------	--------

PITCHER	IP	WLS	BF	H	R	ER	SO	BB	IBB	HBP	BLK	WP	HR	S	P	ERA	WHIP
Luke Walker, L ERA: 2.2 (1, 1)	4.0		21	8	4	4	3	3	1	0	0	1	0	23	39	9.00	2.750
Bob Johnson, R ERA: 3.48 (5, 1)	2.0	W	7	2	0	0	3	0	0	0	0	0	0	13	13	0.00	1.000
Jim Rooker, L ERA: (7, 1)	3.0	S	10	0	0	0	2	1	0	0	0	0	0	13	17	0.00	0.333

**BOTTOM**

**Pittsburgh Pirates @ Los Angeles Dodgers**  
**Dodger Stadium, Los Angeles, CA**

Mon May 07 1973, 7:05 PM PDT  
Att. 17,745 - Unknown

livebaseballscorecards.com

<b>AB</b>	<b>32</b>
<b>R</b>	<b>4</b>
<b>H</b>	<b>10</b>
<b>RBI</b>	<b>3</b>
<b>BB</b>	<b>5</b>
<b>SO</b>	<b>8</b>
<b>LOB</b>	<b>12</b>



Batter	1	2	3	4	5	6	7	8	9	AB R H RBI BB SO LOB	TOP		
Vic Davalillo, L (1, 3) OBP: 0.176, SLG: 0.353	0-0 6-3		0-0 L9			0-0 F8		0-0 4-3		4 0 0 0 0 0 0	<b>Pittsburgh Pirates @ Los Angeles Dodgers</b> Dodger Stadium, Los Angeles, CA Tue May 08 1973, 7:05 PM PDT Att. 13,620 - Unknown <a href="http://livebaseballscorecards.com">livebaseballscorecards.com</a>		
Dave Cash, R (1, 4) OBP: 0.338, SLG: 0.378	0-0 6-3			0-0 5-3		0-0 6-3		0-0 F9		4 0 0 0 0 0 0			
Al Oliver, L (1, 8) OBP: 0.340, SLG: 0.594	0-0 HR			0-0 4-3			0-0 HR 1B		0-0 5-3	4 2 2 1 0 0 0			
Willie Stargell, L (1, 7) OBP: 0.422, SLG: 0.756	0-0 6-3			0-0 HR		0-0 1-H HR		0-3 K	0-3 K	4 2 2 3 0 1 0			
Richie Hebner, L (1, 5) OBP: 0.392, SLG: 0.488		0-0 L6-3 1B		0-0 F8		4-0 2B FC5-2 BB		0-0 F8	0-0 F8	3 0 1 0 1 0 0			
Manny Sanguillen, R (1, 9) OBP: 0.358, SLG: 0.510		0-0 L6-3 1-2		0-0 1-3		0-0 1-3 2B				3 0 1 0 0 0 1			
Milt May, L (1, 2) OBP: 0.359, SLG: 0.440		0-0 1-3		0-0 F8		0-0 FC5-2 G6-4-3				3 0 0 0 0 0 2			
Rennie Stennett, R (1, 6) OBP: 0.247, SLG: 0.423			0-0 6-3		0-0 1-3	0-0 3-H G6-4-3 1-2f				3 0 0 0 0 0 2			
Nelson Briles, R (1, 1) OBP: 0.231, SLG: 0.308 Fernando Gonzalez, R (6, PH) OBP: 0.250, SLG: 0.250 Jim McKee, R (6, 1) Gene Clines, R (8, PH) OBP: 0.333, SLG: 0.429 Ramon Hernandez, S (8, 1)			0-0 G3			0-3 K		0-3 K		1 0 0 0 0 0 0 1 0 0 0 0 1 0 0 0 0 0 0 0 0 1 0 0 0 0 1 0 0 0 0 0 0 0 0			
<b>Inning Stats</b>	R: 1 H: 1 E: 0 LOB: 0 K: 0 BB: 0 S: 4 P: 4	R: 0 H: 1 E: 0 LOB: 0 K: 0 BB: 0 S: 3 P: 3	R: 0 H: 0 E: 0 LOB: 0 K: 0 BB: 0 S: 3 P: 3	R: 1 H: 1 E: 0 LOB: 0 K: 0 BB: 0 S: 4 P: 4	R: 0 H: 0 E: 0 LOB: 0 K: 0 BB: 0 S: 3 P: 3	R: 0 H: 0 E: 0 LOB: 0 K: 1 BB: 0 S: 5 P: 5	R: 2 H: 3 E: 0 LOB: 1 K: 0 BB: 1 S: 5 P: 9	R: 0 H: 0 E: 0 LOB: 0 K: 1 BB: 0 S: 5 P: 5	R: 0 H: 0 E: 0 LOB: 0 K: 1 BB: 0 S: 5 P: 5	1B: 2 SF: 0 2B: 2 SAC: 0 3B: 0 DP: 2 HR: 3 HBP: 0	WP: 0 PA: 32 PB: 0 SB: 0 CS: 0		
<b>PITCHER</b>	IP WLS BF H R ER SO BB IBB HBP BLK WP HR S P ERA WHIP											<b>PITCHER</b>	IP WLS BF H R ER SO BB IBB HBP BLK WP HR S P ERA WHIP
Andy Messersmith, R (1, 1) ERA: 3.68 Jim Brewer, L (7, 1) ERA: 2.2	6.0 W 24 6 4 4 1 1 0 0 0 0 0 3 25 29 6.00 1.167												

AB	31
R	4
H	6
RBI	4
BB	1
SO	3
LOB	5



Batter	1	2	3	4	5	6	7	8	9	AB	R	H	RBI	BB	SO	LOB
Bill Russell, R (1, 6) OBP: 0.266, SLG: 0.320	0-0 F3	0-0 FC1-6 G4-6-3 1-2f 2-3			0-0 SF8	0-0 4-3		0-0 FC5-4 1-2f		5	1	2	0	0	0	3
Bill Buckner, L (1, 3) OBP: 0.266, SLG: 0.323	0-0 4-3	0-0 G4-6-3 1-2f			0-0 1B E 1B	0-0 4-3		0-0 F4 1-2		5	1	1	0	0	0	4
Manny Mota, R (1, 7) OBP: 0.438, SLG: 0.446	0-0 2B 1B		0-0 2B		0-0 SF8 3-H	0-0 6-3		0-0 IBB		3	0	2	1	1	0	1
Willie Davis, L (1, 8) OBP: 0.326, SLG: 0.508	0-0 1-3 2B		0-0 F7		0-0 1-2 HR 1B		0-0 4-3	0-0 F4		5	1	2	0	0	0	3
Joe Ferguson, R (1, 2) OBP: 0.392, SLG: 0.567	0-0 6-3		0-0 P1		0-0 F7		0-0 1B 1B			4	0	1	0	0	0	5
Willie Crawford, L (1, 9) OBP: 0.349, SLG: 0.333		BB BB BB 4-0 1B BB	0-0 4-3		0-0 1-2 2-H HR E3		0-0 F7			3	2	0	0	1	0	3
Ron Cey, R (1, 5) OBP: 0.343, SLG: 0.360		BB BB BB 4-0 1B BB			0-0 1-2 2-H HR F7		0-0 1-2 1B			3	2	2	3	1	0	0
Lee Lacy, R (1, 4) OBP: 0.289, SLG: 0.216		0-0 FC1-6 1-3 2-H 1B			0-0 2-3 K		0-0 6-3	0-0 F2		4	0	1	1	0	0	2
Andy Messersmith, R (1, 1) OBP: 0.150, SLG: 0.150		0-0 FC1-6 1-2 3-H 1B			0-3 K			0-0 FC5-4 1B		3	0	1	1	0	2	0
Jim Brewer, L (7, 1) OBP: 0.500, SLG: 0.500										1	0	1	0	0	0	0

Inning Stats	R: 0	H: 2	E: 0	LOB: 2	K: 0	BB: 0	S: 5	R: 2	H: 2	E: 0	LOB: 1	K: 0	BB: 2	S: 4	R: 0	H: 1	E: 0	LOB: 1	K: 0	BB: 0	S: 4	R: 0	H: 0	E: 0	LOB: 0	K: 1	BB: 0	S: 5	R: 5	H: 4	E: 1	LOB: 0	K: 0	BB: 0	S: 8	R: 0	H: 1	E: 0	LOB: 1	K: 1	BB: 0	S: 6	R: 0	H: 2	E: 0	LOB: 2	K: 0	BB: 0	S: 5	R: 0	H: 1	E: 0	LOB: 2	K: 0	BB: 1	S: 4	P: 8
--------------	------	------	------	--------	------	-------	------	------	------	------	--------	------	-------	------	------	------	------	--------	------	-------	------	------	------	------	--------	------	-------	------	------	------	------	--------	------	-------	------	------	------	------	--------	------	-------	------	------	------	------	--------	------	-------	------	------	------	------	--------	------	-------	------	------

PITCHER	IP	WLS	BF	H	R	ER	SO	BB	IBB	HBP	BLK	WP	HR	S	P	ERA	WHIP
Nelson Briles, R (1, 1) ERA: 4.23	5.0	L	26	9	7	3	1	2	0	0	0	0	1	26	34	5.40	2.200
Jim McKee, R (6, 1) ERA: 11.88	2.0		9	3	0	0	1	0	0	0	0	0	0	11	11	0.00	1.500
Ramon Hernandez, L (8, 1) ERA: 7.36	1.0		5	1	0	0	0	0	1	0	0	0	0	4	8	0.00	1.000

BOTTOM

Pittsburgh Pirates @ Los Angeles Dodgers  
 Dodger Stadium, Los Angeles, CA  
 Tue May 08 1973, 7:05 PM PDT  
 Att. 13,620 - Unknown

livebaseballscorecards.com

AB	36
R	7
H	13
RBI	6
BB	3
SO	2
LOB	21



WP	PA	1B	SF	PB	SAC	SB	DP	CS	HR	HBP
0	40	9	1	0	0	1	1	0	1	0

Batter	1	2	3	4	5	6	7	8	9	AB R H RBI BB SO LOB	TOP		
Gene Clines, R (1, 8) OBP: 0.400, SLG: 0.444	0-0 1B 1B	0-0 L6-4-3 1-2			0-0 L4-3	0-0 1B		4-0 S BB		4 1 2 0 1 0 2	<b>Pittsburgh Pirates @ Los Angeles Dodgers</b> <b>Dodger Stadium, Los Angeles, CA</b> Wed May 09 1973, 7:05 PM PDT Att: 17,509 - Unknown		
Dave Cash, R (1, 4) OBP: 0.353, SLG: 0.392	0-0 WP 1B 1B		0-0 F8 1B		0-0 HR 1B	0-0 F8		0-0 6-3		5 1 3 0 0 0 3			
Manny Sanguillen, R (1, 9) OBP: 0.360, SLG: 0.533	0-0 WP 1B		0-0 F9		0-0 HR		0-0 6-3		0-0 6-3	5 1 2 3 0 0 1			
Willie Stargell, L (1, 7) OBP: 0.421, SLG: 0.735	0-0 F5 1-2 2-3		0-0 1B		0-3 K		0-0 HR 1B		0-3 K	5 1 2 0 0 2 2			
Bob Robertson, R (1, 3) OBP: 0.423, SLG: 0.557	4-0 G6-3 BB		0-0 F8		0-0 2B		0-0 HR		0-3 K	4 1 2 2 1 1 2			
Rennie Stennett, R (1, 6) OBP: 0.235, SLG: 0.400	0-0 G6-3 1-2f		0-0 4-3		0-0 6-3		0-0 6-3			4 0 0 0 0 0 6			
Fernando Gonzalez, R (1, 5) OBP: 0.143, SLG: 0.143		0-0 E6 1B 3-4		0-0 6-3		0-0 5-3		0-0 3-1		3 0 0 0 0 0 0			
Richie Hebner, L (7, PH) OBP: 0.388, SLG: 0.483 (7, 5)										1 0 0 0 0 0 0			
Milt May, L (1, 2) OBP: 0.354, SLG: 0.432		0-0 3-4		0-3 K		0-0 F3		0-0 G6-4-3 1B		4 0 1 0 0 1 1			
Vic Davalillo, L (8, PR) OBP: 0.176, SLG: 0.353		1-2		0-0 K						0 0 0 0 0 0 0			
Jerry McNertney, R (8, 2)										0 0 0 0 0 0 0			
Steve Blass, R (1, 1) OBP: 0.417, SLG: 0.500										2 0 1 0 0 0 0			
Jim Rooker, R (5, 1)										0 0 0 0 0 0 0			
Richie Zisk, R (6, PH) OBP: 0.236, SLG: 0.250										1 0 1 0 0 0 0			
Bob Johnson, L (6, 1)										0 0 0 0 0 0 0			
Al Oliver, L (8, PH) OBP: 0.337, SLG: 0.588		0-0 L6-4-3 1B		0-0 6-3		0-0 1B		0-0 G6-4-3 1B		1 0 0 0 0 0 1			
Dave Clusti, R (8, 1) OBP: 1.000, SLG: 1.000		2-3								0 0 0 0 0 0 0			
<b>Inning Stats</b>	R: 1 H: 3 E: 0 LOB: 2 K: 0 BB: 1 S: 5 P: 9	R: 0 H: 1 E: 1 LOB: 1 K: 0 BB: 0 S: 4 P: 4	R: 0 H: 2 E: 0 LOB: 2 K: 0 BB: 0 S: 5 P: 5	R: 0 H: 0 E: 0 LOB: 0 K: 1 BB: 0 S: 5 P: 5	R: 2 H: 3 E: 0 LOB: 1 K: 1 BB: 0 S: 8 P: 8	R: 0 H: 2 E: 0 LOB: 2 K: 0 BB: 0 S: 5 P: 5	R: 2 H: 2 E: 0 LOB: 0 K: 0 BB: 0 S: 5 P: 5	R: 0 H: 1 E: 0 LOB: 2 K: 2 BB: 1 S: 3 P: 7	R: 0 H: 0 E: 0 LOB: 0 K: 2 BB: 0 S: 7 P: 7	1B: 11 SF: 0 2B: 1 SAC: 0 3B: 0 DP: 3 HR: 2 HBP: 0	WP: 1 PA: 41 PB: 0 SB: 1 CS: 0		
<b>PITCHER</b>	IP WLS BF H R ER SO BB IBB HBP BLK WP HR S P ERA WHIP											<b>PITCHER</b>	IP WLS BF H R ER SO BB IBB HBP BLK WP HR S P ERA WHIP
Claude Osteen, L (1, 1) ERA: 3.91	6.1 W 32 13 5 5 2 1 0 0 0 1 2 35 39 7.11 2.211												
George Culver, R (7, 1) ERA: 1.98	1.2 S 6 1 0 0 0 1 0 0 0 0 0 5 9 0.00 1.200												
Jim Brewer, L (9, 1) ERA: 2.08	1.0 3 0 0 0 0 2 0 0 0 0 0 0 7 7 0.00 0.000												

livebaseballscorecards.com

AB	39
R	5
H	14
RBI	5
BB	2
SO	4
LOB	18



Batter	1	2	3	4	5	6	7	8	9
Bill Russell, R OBP: 0.264, SLG: 0.315 (1, 6)	0-0 L8		0-0 F3		0-0 SF9 WP 4-3 1B	0-0 P6		0-3 K	
Bill Buckner, L OBP: 0.265, SLG: 0.320 (1, 3)	0-0 L9		0-0 FC5-4 1B		0-0 4-3		0-0 G3		
Manny Mota, R OBP: 0.426, SLG: 0.424 (1, 7)	0-0 L8		0-0 FC5-4		4-0 WP 2B IBB		0-0 6-3		
Willie Davis, L OBP: 0.324, SLG: 0.500 (1, 8)		4-0 1B BB	0-0 F9		0-0 SF9		0-0 L8		
Joe Ferguson, R OBP: 0.395, SLG: 0.561 (1, 2)		0-0 F6		0-0 5-3	4-0 2B IBB		0-0 SH3-4 3B 1B		
Willie Crawford, L OBP: 0.358, SLG: 0.354 (1, 9)		0-0 1B	0-0 4-3	0-0 4-3	0-0 2B		0-0 SH3-4		
Ron Cey, R OBP: 0.330, SLG: 0.344 (1, 5)		0-0 F9	0-0 6-3	0-0 6-3	0-0 4-3		0-0 6-3		
Lee Lacy, R OBP: 0.299, SLG: 0.211 (1, 4)		0-0 L8		4-0 BB 1B BB	4-0 BB 1B BB	0-0 6-3	4-0 3B IBB		
Claude Osteen, L OBP: 0.176, SLG: 0.067 (1, 1)			4-0 BB 1B BB		4-0 BB 1B BB	0-0 4-3	0-0 3B		
George Culver, R (7, 1)									
Steve Garvey, R (8, PH)									
Jim Brewer, L (9, 1)									

Inning Stats	R: 0	H: 0	E: 0	K: 3	S: 3	L: 0	LOB: 0	BB: 0	P: 3	R: 0	H: 1	E: 0	K: 0	S: 4	R: 0	H: 0	E: 0	K: 0	S: 3	R: 5	H: 2	E: 0	K: 0	S: 5	R: 0	H: 0	E: 0	K: 0	S: 3	R: 2	H: 2	E: 0	K: 1	S: 7	
	0	0	0	3	3	0	0	0	3	0	1	0	0	4	0	0	0	0	3	0	0	0	0	3	0	0	0	0	0	0	0	0	0	0	0

PITCHER	IP	WLS	BF	H	R	ER	SO	BB	IBB	HBP	BLK	WP	HR	S	P	ERA	WHIP
Steve Blass, R (1, 1) ERA: 7.83	4.0	L	19	3	4	4	0	4	0	0	0	0	0	15	31	9.00	1.750
Jim Rooker, L (5, 1) ERA: 1.29	1.0		6	1	2	2	0	0	2	0	0	1	0	4	12	18.00	1.000
Bob Johnson, R (6, 1) ERA: 2.92	2.0		6	0	0	0	0	0	0	0	0	0	0	6	6	0.00	0.000
Dave Giusti, R (8, 1) ERA: 1.88	1.0		6	2	2	2	1	0	1	0	0	0	0	7	11	18.00	2.000

AB R H RBI BB SO LOB

5	1	1	1	0	1	2
4	0	1	0	0	0	2
3	1	0	1	1	0	1
2	0	0	1	1	0	1
3	2	1	0	1	0	1
3	0	2	2	0	0	0
4	0	0	0	0	0	4
2	2	0	0	2	0	2
1	2	0	0	2	0	0
0	0	0	0	0	0	0
1	0	1	2	0	0	0
0	0	0	0	0	0	0

1B: 4	SF: 1	WP: 1	PA: 37
2B: 1	SAC: 1	PB: 0	
3B: 1	DP: 0	SB: 0	
HR: 0	HBP: 0	CS: 0	


PITCHER	IP	WLS	BF	H	R	ER	SO	BB	IBB	HBP	BLK	WP	HR	S	P	ERA	WHIP
---------	----	-----	----	---	---	----	----	----	-----	-----	-----	----	----	---	---	-----	------

**Pittsburgh Pirates @ Los Angeles Dodgers**  
**Dodger Stadium, Los Angeles, CA**  
 Wed May 09 1973, 7:05 PM PDT  
 Att. 17,509 - Unknown

livebaseballscorecards.com

AB	28
R	8
H	6
RBI	7
BB	7
SO	1
LOB	13



Batter	1	2	3	4	5	6	7	8	9	AB R H RBI BB SO LOB	TOP																						
Davey Lopes, R OBP: 0.433, SLG: 0.340 (1, 4) X	0-0 5-3		0-0 5-3		0-0 BLK 1B		0-0 F4		1-0 HBP	4 0 1 0 0 0 1	<p>Los Angeles Dodgers @ San Francisco Giants Candlestick Park, San Francisco, CA</p> <p>Fri May 11 1973, 10:05 PM EDT Att. 21,234 - Unknown</p> <p>livebaseballscorecards.com</p> <p>AB 33 R 3 H 7 RBI 1 BB 4 SO 3 LOB 17</p> 																						
Bill Buckner, L OBP: 0.263, SLG: 0.311 (1, 3) X	0-0 F4			0-0 F3	4-0 1-2 BB		0-0 F7		0-0 F5	4 0 0 0 1 0 2																							
Manny Mota, R OBP: 0.425, SLG: 0.453 (1, 7) X	0-0 6-3			0-0 BB 1B	0-0 F8			0-0 SF8 3B	0-0 F9	5 1 2 0 0 0 4																							
Willie Davis, L OBP: 0.321, SLG: 0.492 (1, 8)		0-0 3-4-1		0-0 FC5 BB 1-2 1B		0-0 F7		0-0 F3		4 0 1 0 0 0 1																							
Joe Ferguson, R OBP: 0.391, SLG: 0.550 (1, 2)		0-0 F2		0-0 F7	4-0 BB E BB		0-0 SF8			2 1 0 1 1 0 2																							
Willie Crawford, L OBP: 0.372, SLG: 0.357 (1, 9)		0-0 F7		4-0 BB E 1-2 2-3 BB		4-0 BB E 1-2 BB		3-H 0-0 S 1B		2 1 1 0 2 0 0																							
Ron Cey, R OBP: 0.318, SLG: 0.330 (1, 5)			0-0 F8	0-0 FC5 2-3f		0-0 F8		0-0 F8 1-2		4 0 0 0 0 0 6																							
Bill Russell, R OBP: 0.263, SLG: 0.313 (1, 6)			0-0 S 1B		0-0 1-3	0-0 E5 1-H 2-H			0-3 K	4 0 1 0 0 1 0																							
Al Downing, R OBP: 0.077, SLG: 0.077 Pete Richert, L OBP: 0.077, SLG: 0.077 Jim Brewer, L OBP: 0.667, SLG: 0.667 (1, 1) (8, 1) (8, 1)			0-3 K		0-3 K		0-0 6-3		0-0 HBP 1B	3 0 0 0 0 2 1 0 0 0 0 0 0 0 1 0 1 0 0 0 0																							
Inning Stats	R: 0 E: 0 K: 0 S: 3	H: 0 LOB: 0 BB: 0 P: 3	R: 0 E: 0 K: 0 S: 3	H: 0 LOB: 0 BB: 0 P: 3	R: 0 E: 0 K: 1 S: 6	H: 1 LOB: 1 BB: 0 P: 6	R: 0 E: 0 K: 1 S: 5	H: 2 LOB: 3 BB: 1 P: 9	R: 0 E: 0 K: 1 S: 6	H: 1 LOB: 2 BB: 1 P: 10		R: 2 E: 1 K: 0 S: 3	H: 0 LOB: 1 BB: 2 P: 11	R: 0 E: 0 K: 0 S: 3	H: 0 LOB: 0 BB: 0 P: 3	R: 1 E: 0 K: 0 S: 5	H: 2 LOB: 1 BB: 0 P: 5	R: 0 E: 0 K: 1 S: 6	H: 1 LOB: 2 BB: 0 P: 7	1B: 6 2B: 0 3B: 1 HR: 0	SF: 1 SAC: 0 DP: 0 HBP: 1	WP: 0 PB: 0 SB: 2 CS: 0	PA: 39										
PITCHER Juan Marichal, R ERA: 2.67 Elias Sosa, R ERA: 1.76 (1, 1) (9, 1)	IP 8.0	WLS L	BF 34	H 6	R 3	ER 1	SO 2	BB 4	IBB 0	HBP 0	BLK 1	WP 0	HR 0	S 34	P 50	ERA 1.12	WHIP 1.250																
											PITCHER	IP	WLS	BF	H	R	ER	SO	BB	IBB	HBP	BLK	WP	HR	S	P	ERA	WHIP					



Batter	1	2	3	4	5	6	7	8	9	AB	R	H	RBI	BB	SO	LOB
<b>Bobby Bonds, R</b> OBP: 0.352, SLG: 0.556 (1, 9) X	0-0 F9 ①		0-3 K ②			0-0 2B		0-3 K ②		4	0	1	0	0	2	0
<b>Tito Fuentes, S</b> OBP: 0.344, SLG: 0.399 (1, 4) X	0-0 1B 1B		0-0 F3 ③			0-0 F7		4-0 2B BB		3	1	1	0	1	0	1
<b>Chris Speier, R</b> OBP: 0.348, SLG: 0.426 (1, 6) X	0-0 F8 ②			0-0 G3 1B		0-0 F5		0-0 3B 2B		4	1	2	1	0	0	2
<b>Willie McCovey, L</b> OBP: 0.429, SLG: 0.577 (1, 3) X	0-0 1-2 1B			0-0 G3 ①		0-0 F5 ③		0-0 3B		4	0	2	1	0	0	2
<b>Garry Maddox, R</b> OBP: 0.388, SLG: 0.506 (1, 8) X	0-0 F6 ③			0-0 5-3 ②			0-3 K ①	0-3 K ③		4	0	0	0	0	2	4
<b>Gary Matthews, R</b> OBP: 0.398, SLG: 0.455 (1, 7) X		0-0 F3 ①		0-0 4-3 ③			4-0 BB		0-0 F3 ①	3	0	0	0	1	0	1
<b>Dave Kingman, R</b> OBP: 0.232, SLG: 0.400 (1, 5) X		0-0 F3 ②			0-3 K ①		0-3 K ②		0-3 K ②	4	0	0	0	0	3	1
<b>Dave Rader, L</b> OBP: 0.273, SLG: 0.231 (1, 2) X		0-0 F8 ③			0-0 5-3 ②		0-0 F8 ③		0-0 1-3 ③	4	0	0	0	0	0	1
<b>Juan Marichal, R</b> OBP: 0.400, SLG: 0.375 (1, 1) X <b>Chris Arnold, R</b> OBP: 0.571, SLG: 1.000 (8, PH) <b>Elias Sosa, R</b> (9, 1) X			0-0 G3 ①		0-0 4-3 ③			0-0 6-3 ①		2	0	0	0	0	0	0
										1	0	0	0	0	0	0
										0	0	0	0	0	0	0

Inning Stats	R: 0	H: 2	E: 0	K: 0	S: 5	H: 0	LOB: 2	BB: 0	P: 5	R: 0	H: 0	E: 0	K: 1	S: 5	H: 0	LOB: 0	BB: 0	P: 5	R: 0	H: 1	E: 0	K: 0	S: 4	H: 0	LOB: 1	BB: 0	P: 4	R: 0	H: 0	E: 0	K: 1	S: 5	H: 1	LOB: 1	BB: 0	P: 4	R: 0	H: 0	E: 0	K: 2	S: 7	H: 0	LOB: 1	BB: 1	P: 11	R: 2	H: 2	E: 0	K: 2	S: 9	H: 2	LOB: 1	BB: 1	P: 13	R: 0	H: 0	E: 0	K: 1	S: 5	H: 0	LOB: 0	BB: 0	P: 5	1B: 3	SF: 0	2B: 2	SAC: 0	3B: 1	DP: 0	HR: 0	HBP: 0	WP: 0	PA: 35
--------------	------	------	------	------	------	------	--------	-------	------	------	------	------	------	------	------	--------	-------	------	------	------	------	------	------	------	--------	-------	------	------	------	------	------	------	------	--------	-------	------	------	------	------	------	------	------	--------	-------	-------	------	------	------	------	------	------	--------	-------	-------	------	------	------	------	------	------	--------	-------	------	-------	-------	-------	--------	-------	-------	-------	--------	-------	--------

PITCHER	IP	WLS	BF	H	R	ER	SO	BB	IBB	HBP	BLK	WP	HR	S	P	ERA	WHIP
<b>Al Downing, L</b> ERA: 2.08 (1, 1)	7.2	W	30	5	2	2	5	2	0	0	0	0	0	38	46	2.35	0.913
<b>Pete Richert, L</b> ERA: 1.59 (8, 1)	0.0		1	1	0	0	0	0	0	0	0	0	0	1	1	∞	∞
<b>Jim Brewer, L</b> ERA: 1.93 (8, 1)	1.1	S	4	0	0	0	2	0	0	0	0	0	0	8	8	0.00	0.000

**BOTTOM**

**Los Angeles Dodgers @ San Francisco Giants**  
Candlestick Park, San Francisco, CA

livebaseballscorecards.com

<b>AB</b>	<b>33</b>
<b>R</b>	<b>2</b>
<b>H</b>	<b>6</b>
<b>RBI</b>	<b>2</b>
<b>BB</b>	<b>2</b>
<b>SO</b>	<b>7</b>
<b>LOB</b>	<b>12</b>



WP	HR	S	P	ERA	WHIP
0	0	0	0	0	0

Fri May 11 1973, 10:05 PM EDT  
Att. 21,234 - Unknown

Batter	1	2	3	4	5	6	7	8	9	AB R H RBI BB SO LOB	TOP																
<b>Davey Lopes, R</b> OBP: 0.446, SLG: 0.347 (1, 4) X	0-0 E6 L4-3		0-0 SF9			4-0 SF8 1B BB	0-0 S 1B		4-0 BB	2 1 1 1 2 0 0	<b>Los Angeles Dodgers @ San Francisco Giants</b> <b>Candlestick Park, San Francisco, CA</b> Sat May 12 1973, 6:33 AM EDT Att: 14,758 - Unknown <a href="http://livebaseballscorecards.com">livebaseballscorecards.com</a>																
<b>Bill Buckner, L</b> OBP: 0.268, SLG: 0.314 (1, 3) X	0-0 L4-3		0-0		0-0 SF8 1B 1B	0-0 F9		0-0 BB	5 1 2 1 0 0 3																		
<b>Manny Mota, R</b> OBP: 0.416, SLG: 0.441 (1, 7) S S S	0-3 K		0-0 L9		0-0 1B 1B		0-0 4-3		4 0 1 0 0 1 1																		
<b>Willie Davis, L</b> OBP: 0.319, SLG: 0.489 (1, 8)		0-0 4-3		0-0 6-3		0-0 SF8		0-0 1B WP 1B	3 0 1 1 0 0 0																		
<b>Joe Ferguson, R</b> OBP: 0.394, SLG: 0.549 (1, 2)		0-0 5-3		0-0 5-3		0-0 1B 1B		0-0 1B	4 0 2 1 0 0 0																		
<b>Willie Crawford, L</b> OBP: 0.362, SLG: 0.347 (1, 9)		0-0 F2		0-0 5-3		0-0 F8		0-0 F4	3 0 0 0 0 0 2																		
<b>Steve Garvey, R</b> OBP: 0.227, SLG: 0.318 (8, PH)									1 0 0 0 0 0 2																		
<b>Tom Paciorek, R</b> OBP: 0.231, SLG: 0.278 (8, 9)									0 0 0 0 0 0 0																		
<b>Ron Cey, R</b> OBP: 0.316, SLG: 0.320 (1, 5)			4-0 2B SF9 BB		0-0 4-3	0-0 F9		0-0 F9	3 1 0 0 1 0 4																		
<b>Bill Russell, R</b> OBP: 0.270, SLG: 0.326 (1, 6)			0-0 SF9 1B 2B		0-0 G6-4-3 1B		0-3 K	0-0 5-3	4 1 2 0 0 1 0																		
<b>Don Sutton, R</b> OBP: 0.174, SLG: 0.136 (1, 1)			0-0 L4		0-0 G6-4-3		0-0 F8	0-3 K	3 0 0 0 0 0 3																		
<b>Pete Richert, L</b> (7, 1)									0 0 0 0 0 0 0																		
<b>George Culver, R</b> (7, 1)									1 0 0 0 0 1 0																		
<b>Doug Rau, L</b> (9, 1)									0 0 0 0 0 0 0																		
<b>Inning Stats</b>	R: 0 E: 1 K: 1 S: 5	H: 0 LOB: 0 BB: 0 P: 5	R: 0 E: 0 K: 0 S: 3	H: 0 LOB: 0 BB: 0 P: 3	R: 2 E: 0 K: 0 S: 5	H: 2 LOB: 1 BB: 1 P: 9	R: 0 E: 0 K: 0 S: 3	H: 0 LOB: 0 BB: 0 P: 3	R: 0 E: 0 K: 1 S: 6	H: 1 LOB: 1 BB: 0 P: 6	R: 2 E: 0 K: 0 S: 6	H: 3 LOB: 2 BB: 1 P: 10	R: 0 E: 0 K: 1 S: 6	H: 1 LOB: 1 BB: 0 P: 6	R: 0 E: 0 K: 0 S: 5	H: 2 LOB: 2 BB: 0 P: 5	R: 0 E: 0 K: 1 S: 5	H: 0 LOB: 1 BB: 1 P: 9	1B: 8 2B: 2 3B: 0 HR: 0	SF: 2 SAC: 0 DP: 2 HBP: 0	WP: 1 PB: 0 SB: 1 CS: 0	PA: 38					
<b>PITCHER</b>	IP WLS BF H R ER SO BB IBB HBP BLK WP HR S P ERA WHIP																										
<b>Jim Willoughby, R</b> ERA: 4.55 (1, 1)	6.0		25	6	4	4	1	2	0	0	0	0	0	25	33	6.00	1.333										
<b>Elias Sosa, R</b> ERA: 1.62 (7, 1)	1.1		7	3	0	0	1	0	0	0	0	1	0	9	9	0.00	2.250										
<b>Sam McDowell, L</b> ERA: 6.43 (8, 1)	0.1		1	0	0	0	0	0	0	0	0	0	0	1	1	0.00	0.000										
<b>Randy Moffitt, R</b> ERA: 1.8 (8, 1)	1.0		4	0	0	0	1	1	0	0	0	0	0	5	9	0.00	1.000										
<b>Ron Bryant, L</b> ERA: 1.9 (9, 1)	0.1	W	1	0	0	0	0	0	0	0	0	0	0	1	1	0.00	0.000										



Batter	1	2	3	4	5	6	7	8	9	AB	R	H	RBI	BB	SO	LOB
<b>Bobby Bonds, R</b> OBP: 0.359, SLG: 0.561 (1, 9)	0-3 K		4-0 E S 2B BB		0-0 F3		0-0 S 1B SF7 1B		0-0 SH5-4 E 2B	4	3	2	0	1	1	0
<b>Tito Fuentes, S</b> OBP: 0.348, SLG: 0.408 (1, 4)	0-0 6-3		0-0 1-H 2B		0-0 6-3		0-0 1-2 S 1B		0-0 SH5-4 2-3	4	0	2	1	0	0	0
<b>Chris Speier, R</b> OBP: 0.344, SLG: 0.414 (1, 6)	0-0 5-3		0-0 6-3		0-3 K2-3		0-0 1-2 2-3 L6		4-0 E IBB IBB	4	0	0	0	1	1	3
<b>Willie McCovey, L</b> OBP: 0.435, SLG: 0.600 (1, 3)		0-0 HR	0-0 F4		0-0 F9		4-0 IBB		4-0 1-2 E IBB	3	1	1	1	2	0	1
<b>Ed Goodson, L</b> OBP: 0.386, SLG: 0.443 (1, 5)		4-0 BB 1B BB	0-3 K		0-0 F6		0-0 4-3 1B 1B		0-0 SF7 3-H	3	1	1	2	1	1	3
<b>Garry Maddox, R</b> OBP: 0.382, SLG: 0.494 (8, 1)		0-0 F6		0-0 F3		0-0 1-2 4-3 1B		0-0 F8			4	0	1	0	0	3
<b>Randy Moffitt, R</b> (9, 1)											0	0	0	0	0	0
<b>Ron Bryant, S</b> OBP: 0.091, SLG: 0.091 (9, 1)											0	0	0	0	0	0
<b>Gary Matthews, R</b> OBP: 0.391, SLG: 0.438 (1, 7)		4-0 1B 1-2 BB	0-0 F4		0-0 4-3		0-0 1-2 2-3 F8		0-0 F8	3	0	0	0	1	0	2
<b>Dave Rader, L</b> OBP: 0.287, SLG: 0.242 (1, 2)		0-0 G1-6-3 1-3 2-H 1B	0-0 F4		0-0 IBB		0-0 6-3		0-0 6-3	3	0	2	1	1	0	0
<b>Jim Willoughby, R</b> OBP: 0.143, SLG: 0.250 (1, 1)		0-0 G1-6-3	0-0 F9		0-3 K		0-0 L4			2	0	0	0	0	0	3
<b>Gary Thomasson, L</b> OBP: 0.309, SLG: 0.342 (6, PH)										1	0	0	0	0	1	3
<b>Elias Sosa, R</b> (7, 1)										0	0	0	0	0	0	0
<b>Sam McDowell, L</b> OBP: 0.167, SLG: 0.167 (8, 1)										0	0	0	0	0	0	0
<b>Jim Howarth, L</b> OBP: 0.222, SLG: 0.195 (8, 8)										1	0	0	0	0	0	0

Inning Stats	R: 0	H: 0	E: 0	K: 1	S: 5	H: 0	LOB: 0	BB: 0	P: 5	R: 2	H: 2	E: 0	K: 0	S: 4	R: 1	H: 1	E: 0	K: 1	S: 6	R: 0	H: 1	E: 0	K: 0	S: 4	R: 0	H: 2	E: 0	K: 1	S: 7	R: 1	H: 2	E: 0	K: 0	S: 5	R: 0	H: 0	E: 0	K: 0	S: 3	R: 1	H: 1	E: 1	K: 0	S: 3	1B: 6	SF: 1	2B: 2	SAC: 1	3B: 0	DP: 1	HR: 1	HBP: 0	WP: 0	PA: 41
--------------	------	------	------	------	------	------	--------	-------	------	------	------	------	------	------	------	------	------	------	------	------	------	------	------	------	------	------	------	------	------	------	------	------	------	------	------	------	------	------	------	------	------	------	------	------	-------	-------	-------	--------	-------	-------	-------	--------	-------	--------

PITCHER	IP	WLS	BF	H	R	ER	SO	BB	IBB	HBP	BLK	WP	HR	S	P	ERA	WHIP
<b>Don Sutton, R</b> ERA: 2.53 (1, 1)	6.1		30	8	4	4	4	3	1	0	0	0	1	34	50	5.68	1.737
<b>Pete Richert, L</b> ERA: 1.5 (7, 1)	0.1		2	0	0	0	0	0	1	0	0	0	0	1	5	0.00	0.000
<b>George Culver, R</b> ERA: 2.35 (7, 1)	1.2	L	7	1	1	1	0	0	1	0	0	0	0	6	10	5.40	0.600
<b>Doug Rau, L</b> ERA: 5.93 (9, 1)	0.0		2	0	0	0	0	0	1	0	0	0	0	1	5	∞	∞

**BOTTOM**

**Los Angeles Dodgers @ San Francisco Giants**  
Candlestick Park, San Francisco, CA

Sat May 12 1973, 6:33 AM EDT  
Att. 14,758 - Unknown

livebaseballscores.com

<b>AB</b>	<b>32</b>
<b>R</b>	<b>5</b>
<b>H</b>	<b>9</b>
<b>RBI</b>	<b>5</b>
<b>BB</b>	<b>7</b>
<b>SO</b>	<b>4</b>
<b>LOB</b>	<b>18</b>



<b>WP: 0</b>	<b>PA: 41</b>
<b>PB: 0</b>	
<b>SB: 3</b>	
<b>CS: 0</b>	

Batter	1	2	3	4	5	6	7	8	9	AB R H RBI BB SO LOB	TOP											
<b>Davey Lopes, R</b> OBP: 0.465, SLG: 0.415 (1, 4) X	0-0 F7	0-0 4-3		SH HR		BB BB BB 4-0		BB BB BB 4-0		4 1 2 3 2 0 0												
<b>Bill Buckner, L</b> OBP: 0.264, SLG: 0.308 (1, 3) X	0-0 L9	0-0 F6		HR BB 1B		BB BB BB 0-0		BB BB BB 0-0		6 1 1 0 0 0 3												
<b>Willie Davis, L</b> OBP: 0.340, SLG: 0.514 (1, 8) X	0-0 2B	0-0 1B		HR BB						5 4 4 0 1 0 0												
<b>Joe Ferguson, R</b> OBP: 0.406, SLG: 0.573 (1, 7) B BB BB	4-0 2B 1B	0-0 F7		HR BB						4 2 2 4 2 1 2												
<b>Willie Crawford, L</b> OBP: 0.377, SLG: 0.377 (1, 9) X	0-0 1B 2B			HR BB						5 3 3 1 1 1 2												
<b>Ron Cey, R</b> OBP: 0.342, SLG: 0.343 (1, 5) X	0-0 1B BB 1B			HR BB						5 1 4 5 1 0 1												
<b>Bill Russell, R</b> OBP: 0.266, SLG: 0.314 (1, 6) B BB BB	4-0 1B 1-2 BB			HR BB						5 0 0 0 1 1 6												
<b>Steve Yeager, R</b> OBP: 0.450, SLG: 0.375 (1, 2) X	0-0 1B			HR BB 2B						6 2 3 0 0 1 1												
<b>Andy Messersmith, R</b> OBP: 0.167, SLG: 0.167 (1, 1) X	0-0 3-1			HR BB 1B						4 1 1 1 0 0 3												
<b>Inning Stats</b>	R: 3 E: 0 K: 0 S: 7	H: 4 LOB: 3 BB: 2 P: 15	R: 0 E: 0 K: 0 S: 4	H: 1 LOB: 1 BB: 0 P: 4	R: 0 E: 0 K: 0 S: 3	H: 1 LOB: 0 BB: 0 P: 3	R: 9 E: 1 K: 0 S: 12	H: 9 LOB: 1 BB: 1 P: 16	R: 0 E: 0 K: 0 S: 4	H: 1 LOB: 2 BB: 1 P: 8	R: 0 E: 0 K: 0 S: 3	H: 0 LOB: 1 BB: 1 P: 7	R: 1 E: 0 K: 1 S: 6	H: 2 LOB: 1 BB: 1 P: 10	R: 0 E: 0 K: 1 S: 5	H: 0 LOB: 1 BB: 1 P: 9	R: 2 E: 0 K: 2 S: 9	H: 2 LOB: 1 BB: 1 P: 13	1B: 13 2B: 5 3B: 0 HR: 2	SF: 0 SAC: 1 DP: 2 HBP: 0	WP: 2 PB: 0 SB: 0 CS: 0	PA: 53
<b>PITCHER</b>	IP WLS BF H R ER SO BB IBB HBP BLK WP HR S P ERA WHIP																					
<b>Jim Barr, R</b> ERA: 3.77 (1, 1)	3.1 L 21 9 7 7 0 3 0 0 0 0 0 1 18 30 18.90 3.600																					
<b>Don Carrithers, R</b> ERA: 9.95 (4, 1)	0.1 6 5 3 3 0 0 0 0 0 0 0 1 6 6 81.00 15.000																					
<b>Sam McDowell, L</b> ERA: 5.92 (4, 1)	3.1 16 4 3 2 1 3 0 0 0 0 0 0 15 27 5.40 2.100																					
<b>Dave Kingman, R</b> ERA: 9.0 (8, 1)	2.0 10 2 2 2 3 2 0 0 0 0 1 0 14 22 9.00 2.000																					

Los Angeles Dodgers @ San Francisco Giants  
 Candlestick Park, San Francisco, CA  
 Sun May 13 1973, 6:33 AM EDT  
 Att: 31,626 - Unknown

AB	44
R	15
H	20
RBI	14
BB	8
SO	4
LOB	18



Batter	1	2	3	4	5	6	7	8	9	AB R H RBI BB SO LOB
<b>Bobby Bonds, R</b> (1, 9) OBP: 0.362, SLG: 0.556 <b>Jim Howarth, L</b> (8, 9) OBP: 0.217, SLG: 0.190	4-0 F8 S PB BB		0-0 FC1-5 S 1B		0-0 F6		0-0 F9		0-0 F8	3 1 1 0 1 0 0 1 0 0 0 0 0 0
<b>Mike Phillips, L</b> (1, 4) OBP: 0.333, SLG: 0.357	0-0 F8 1-3		4-0 FC1-5 1B BB		0-0 F8		0-3 K		0-0 G3	4 1 0 0 1 1 1
<b>Chris Speier, R</b> (1, 6) OBP: 0.345, SLG: 0.416	1-0 HBP		0-0 FC1-5 1B		0-0 2B		0-0 F5		0-0 5-3	4 1 1 0 0 0 2
<b>Willie McCovey, L</b> (1, 3) OBP: 0.430, SLG: 0.587 <b>Gary Thomasson, L</b> (9, 3) OBP: 0.309, SLG: 0.342	0-3 K		0-0 FC5-3 1B 1B		0-0 L9			0-0 F5		4 0 1 1 0 1 2 0 0 0 0 0 0 0
<b>Ed Goodson, L</b> (1, 5) OBP: 0.391, SLG: 0.446	0-0 1-3		0-0 FC5-3 1B					0-3 K		4 0 2 1 0 1 1
<b>Garry Maddox, R</b> (1, 8) OBP: 0.376, SLG: 0.478		0-0 F3	0-0 FC5-3-4 1B		0-0 F4			4-0 BB BB BB		3 0 0 0 1 0 3
<b>Gary Matthews, R</b> (1, 7) OBP: 0.396, SLG: 0.427		0-0 6-3		0-0 6-3		4-0 BB 1-2 BB		4-0 BB 1-2 BB		2 0 0 0 2 0 0
<b>Dave Rader, L</b> (1, 2) OBP: 0.288, SLG: 0.244 <b>Mike Sadek, R</b> (8, 2) OBP: 0.500, SLG: 0.250		0-0 1B		0-0 F3		0-0 F5		4-0 FC5-4 BB 1-2 2-3		3 0 1 0 0 0 2 0 0 0 0 1 0 0
<b>Jim Barr, R</b> (1, 1) OBP: 0.211, SLG: 0.118 <b>Don Carrithers, R</b> (4, 1) OBP: 1.000, SLG: 1.000 <b>Sam McDowell, L</b> (4, 1) OBP: 0.125, SLG: 0.125 <b>Dave Kingman, R</b> (8, 1) OBP: 0.229, SLG: 0.395		0-0 5-3		0-0 6-3		0-3 K		0-0 FC5-4 1-2f		1 0 0 0 0 0 1 0 0 0 0 0 0 0 2 0 0 0 0 1 2 1 0 0 0 0 0 3

Inning Stats	R: 1	H: 0	E: 0	K: 1	S: 5	H: 0	LOB: 1	BB: 1	P: 10	R: 0	H: 1	E: 0	K: 0	S: 4	R: 0	H: 3	E: 0	K: 0	S: 5	R: 0	H: 0	E: 0	K: 0	S: 3	R: 0	H: 1	E: 0	K: 1	S: 6	R: 0	H: 0	E: 0	K: 1	S: 5	R: 0	H: 0	E: 0	K: 1	S: 5	R: 0	H: 0	E: 0	K: 0	S: 3	R: 0	H: 0	E: 0	K: 0	S: 3						
	0	0	0	0	0	0	0	0	0	0	0	0	0	0	0	0	0	0	0	0	0	0	0	0	0	0	0	0	0	0	0	0	0	0	0	0	0	0	0	0	0	0	0	0	0	0	0	0	0	0	0	0	0	0	0

PITCHER	IP	WLS	BF	H	R	ER	SO	BB	IBB	HBP	BLK	WP	HR	S	P	ERA	WHIP
<b>Andy Messersmith, R</b> (1, 1) ERA: 3.43	9.0	W	39	6	3	2	4	6	0	1	0	0	0	40	65	2.00	1.333

**BOTTOM**

**Los Angeles Dodgers @ San Francisco Giants**  
Candlestick Park, San Francisco, CA

Sun May 13 1973, 6:33 AM EDT  
Att. 31,626 - Unknown

<b>AB</b>	<b>32</b>
<b>R</b>	<b>3</b>
<b>H</b>	<b>6</b>
<b>RBI</b>	<b>2</b>
<b>BB</b>	<b>6</b>
<b>SO</b>	<b>4</b>
<b>LOB</b>	<b>17</b>

**GIANTS**

<b>WP:</b> 0	<b>PA:</b> 39
<b>PB:</b> 1	
<b>SB:</b> 2	
<b>CS:</b> 0	

Batter	1	2	3	4	5	6	7	8	9	AB R H RBI BB SO LOB	TOP											
Davey Lopes, R (1, 4) OBP: 0.440, SLG: 0.386	0-3 K		0-3 K			0-0 5-3	0-3 K			4 0 0 0 0 3 2												
Manny Mota, R (1, 7) OBP: 0.420, SLG: 0.444	0-0 5-3			0-0 F9		0-0 FC4-6 1B		0-0 G1-4-3 1B		4 0 2 0 0 0 0												
Willie Davis, L (1, 8) OBP: 0.331, SLG: 0.500	0-0 F9			0-0 F8		0-0 FC4-6 1B		0-3 K		4 1 0 0 0 1 2												
Joe Ferguson, R (1, 2) OBP: 0.401, SLG: 0.558		0-0 F9		0-0 F7		4-0 1B 1-2 BB		0-0 G1-4-3		3 0 0 0 1 0 1												
Ron Cey, R (1, 5) OBP: 0.355, SLG: 0.352		4-0 BB			0-0 1-3 1B	0-0 1-3 2-H 1B			0-0 4-3	3 0 2 1 1 0 0												
Tom Paciorek, R (1, 9) OBP: 0.233, SLG: 0.275		0-0 F8			0-3 K		0-0 6-3		0-0 2B 1B	4 0 1 0 0 1 2												
Bill Buckner, L (1, 3) OBP: 0.276, SLG: 0.327		0-0 G3			0-0 1-3 1B		0-0 FC3-6 1B		0-0 1-3 2B	4 0 3 0 0 0 1												
Bill Russell, R (1, 6) OBP: 0.265, SLG: 0.313			0-0 F8		0-0 1-3		0-0 FC3-6 1B		0-0 F9	4 0 1 0 0 0 4												
Claude Osteen, L (1, 1) OBP: 0.158, SLG: 0.059			0-3 K		0-0 L8		0-0 FC3-6		0-3 K	2 0 0 0 0 1 2												
Steve Garvey, R (7, PH) OBP: 0.227, SLG: 0.318										0 0 0 0 0 0 0												
Willie Crawford, L (7, PH) OBP: 0.374, SLG: 0.374										1 0 0 0 0 0 2												
Tommy John, R (7, 1) OBP: 0.200, SLG: 0.111										0 0 0 0 0 0 0												
Lee Lacy, R (9, PH) OBP: 0.295, SLG: 0.208										1 0 0 0 0 1 2												
<b>Inning Stats</b>	R: 0 E: 0 K: 1 S: 5	H: 0 LOB: 0 BB: 0 P: 5	R: 0 E: 0 K: 0 S: 3	H: 0 LOB: 1 BB: 1 P: 7	R: 0 E: 0 K: 2 S: 7	H: 0 LOB: 0 BB: 0 P: 7	R: 0 E: 0 K: 0 S: 3	H: 0 LOB: 0 BB: 0 P: 3	R: 0 E: 0 K: 1 S: 7	H: 2 LOB: 2 BB: 0 P: 7	R: 1 E: 0 K: 0 S: 4	H: 2 LOB: 2 BB: 1 P: 8	R: 0 E: 0 K: 1 S: 7	H: 2 LOB: 2 BB: 0 P: 7	R: 0 E: 0 K: 1 S: 5	H: 1 LOB: 0 BB: 0 P: 5	R: 0 E: 0 K: 1 S: 7	H: 2 LOB: 2 BB: 0 P: 7	1B: 8 2B: 1 3B: 0 HR: 0	SF: 0 SAC: 0 DP: 1 HBP: 0	WP: 0 PB: 0 SB: 0 CS: 0	PA: 36
<b>PITCHER</b>	IP WLS BF H R ER SO BB IBB HBP BLK WP HR S P ERA WHIP																					
Don Gullett, L (1, 1) ERA: 3.02	6.1 W 26 6 1 1 4 2 0 0 0 0 0 0 32 40 1.42 1.263																					
Pedro Borbon, R (7, 1) ERA: 0.9	2.2 S 10 3 0 0 3 0 0 0 0 0 0 0 16 16 0.00 1.125																					

Los Angeles Dodgers @ Cincinnati Reds  
Riverfront Stadium, Cincinnati, OH  
Tue May 15 1973, 7:05 PM EDT  
Att: 11,731 - Unknown

livebaseballscorecards.com

AB	34
R	1
H	9
RBI	1
BB	2
SO	7
LOB	18



Batter	1	2	3	4	5	6	7	8	9	AB R H RBI BB SO LOB
--------	---	---	---	---	---	---	---	---	---	----------------------

<b>Pete Rose, S</b> <small>OBP: 0.396, SLG: 0.381</small> (1, 7) X	0-0  FC3-6 1B		0-0  G3-6-3 1-2f			0-0  5-3		4-0  BB		3 0 1 0 1 0 1
<b>Joe Morgan, L</b> <small>OBP: 0.443, SLG: 0.566</small> (1, 4) X	0-0  FC3-6 1-3 1-2f E			0-0  F9		0-3  K		0-3  K		4 1 0 0 0 2 2
<b>Johnny Bench, R</b> <small>OBP: 0.361, SLG: 0.491</small> (1, 2) X	0-0  1-3 1-2			0-0  5-3		4-0  HR BB		0-0  G3		3 1 0 0 1 0 2
<b>Tony Perez, R</b> <small>OBP: 0.354, SLG: 0.473</small> (1, 3) X	0-0  E4 2-H			0-0  HR		0-0  HR 1-H				3 2 2 3 0 0 0
<b>Bobby Tolan, L</b> <small>OBP: 0.286, SLG: 0.365</small> (1, 8) X		0-0  G3		0-3  K		0-3  K				3 0 0 0 0 2 0
<b>Dave Concepcion, R</b> <small>OBP: 0.348, SLG: 0.505</small> (1, 6) X		0-0  4-3			0-0  6-3		0-0  1-3			3 0 0 0 0 0 0
<b>Richie Scheinblum, S</b> <small>OBP: 0.303, SLG: 0.321</small> (1, 9) X		0-0  F8			4-0  WP 1-3 BB		0-0  6-3			2 0 0 0 1 0 0
<b>Cesar Geronimo, L</b> <small>OBP: 0.224, SLG: 0.250</small> (8, 9) X										0 0 0 0 0 0 0
<b>Denis Menke, R</b> <small>OBP: 0.411, SLG: 0.257</small> (1, 5) X			0-3  K		0-0  1-3 1-2		0-0  F9			3 0 0 0 0 1 1
<b>Don Gullett, R</b> <small>OBP: 0.318, SLG: 0.125</small> (1, 1) X			4-0  G3-6-3 BB		0-3  K 2-3			0-0  1-3		1 0 0 0 1 1 1
<b>Pedro Borbon, R</b> <small>OBP: 0.200, SLG: 0.200</small> (7, 1) X										1 0 0 0 0 0 0

Inning Stats	R: 1	H: 1	LOB: 1	E: 1	K: 0	S: 4	R: 0	H: 0	LOB: 0	E: 0	K: 0	S: 3	R: 0	H: 0	LOB: 0	E: 0	K: 1	S: 4	R: 1	H: 1	LOB: 0	E: 0	K: 1	S: 6	R: 0	H: 0	LOB: 1	E: 0	K: 1	S: 5	R: 2	H: 1	LOB: 0	E: 0	K: 2	S: 8	R: 0	H: 0	LOB: 0	E: 0	K: 0	S: 3	R: 0	H: 0	LOB: 1	E: 0	K: 1	S: 5
--------------	------	------	--------	------	------	------	------	------	--------	------	------	------	------	------	--------	------	------	------	------	------	--------	------	------	------	------	------	--------	------	------	------	------	------	--------	------	------	------	------	------	--------	------	------	------	------	------	--------	------	------	------

PITCHER	IP	WLS	BF	H	R	ER	SO	BB	IBB	HBP	BLK	WP	HR	S	P	ERA	WHIP
Claude Osteen, L <small>ERA: 3.98</small>	(1, 1)	6.0	L	23	3	4	3	5	3	0	0	1	2	30	42	4.50	1.000
Tommy John, L <small>ERA: 3.0</small>	(7, 1)	2.0		7	0	0	1	1	0	0	0	0	0	8	12	0.00	0.500

**BOTTOM**

**Los Angeles Dodgers @ Cincinnati Reds**  
 Riverfront Stadium, Cincinnati, OH  
 Tue May 15 1973, 7:05 PM EDT  
 Att. 11,731 - Unknown

AB	26
R	4
H	3
RBI	3
BB	4
SO	6
LOB	7



WP	HR	S	P	ERA	WHIP
1	0	1	30		

Batter	1	2	3	4	5	6	7	8	9	10	11	AB R H RBI BB SO LOB	TOP																		
Davey Lopes, R OBP: 0.444, SLG: 0.397 (1, 4)	0-0 FC3-6 1B	0-3 K		0-0 S 1B		0-0 1B		0-0 P4		0-0 G4-3		6 1 3 0 0 1 4																			
Manny Mota, R OBP: 0.430, SLG: 0.447 Tom Paciorek, R OBP: 0.250, SLG: 0.293 (1, 7) (9, 7)	0-0 FC3-6 1B		0-0 1B	4-0 1B		0-0 F8		0-0 FC6			0-0 FC1-6 1B	4 0 2 0 1 0 3 1 0 1 0 0 0 0																			
Willie Davis, L OBP: 0.319, SLG: 0.480 (1, 8)	0-0 FC3-6 2B		0-0 F8	0-0 F8			0-0 4-3		0-3 K		0-0 FC1-6 HR	6 2 0 1 0 1 5																			
Joe Ferguson, R OBP: 0.419, SLG: 0.600 (1, 9) (8, 2)	4-0 2B		0-0 1B		0-0 G5-4-3 1B		0-0 1B		0-0 4-3		0-0 HR	5 3 4 2 1 0 0																			
Ron Cey, R OBP: 0.369, SLG: 0.412 (1, 5)	0-0 L1-6 2B		0-0 F8		0-0 G5-4-3		0-0 G4-6-3 1B		0-0 2B		0-0 HR	6 1 4 4 0 0 3																			
Bill Buckner, L OBP: 0.278, SLG: 0.318 (1, 3)	0-0 L1-6		0-0 4-3		1-0 WP HBP		0-0 G4-6-3		4-0 FC6-4 IBB		0-3 K	4 0 0 0 1 1 4																			
Bill Russell, R OBP: 0.261, SLG: 0.307 (1, 6)		0-0 F9		0-0 F8	0-0 6-3			0-0 S 1B		0-0 FC6-4	0-0 F8	6 0 1 0 0 0 3																			
Steve Yeager, R OBP: 0.456, SLG: 0.526 Jim Brewer, L OBP: 0.667, SLG: 0.667 Steve Garvey, R OBP: 0.222, SLG: 0.311 Charlie Hough, R (10, 1)		4-0 SH1-4 BB		0-0 HR		0-3 K		0-3 K		0-3 K		3 1 1 1 1 2 1 0 0 0 0 0 0 0 1 0 0 0 0 1 0 0 0 0 0 0 0 0																			
Al Downing, R OBP: 0.071, SLG: 0.071 George Culver, R Pete Richert, L Willie Crawford, L (8, PH)		0-0 SH1-4		0-0 F9		0-0 F7		4-0 FC6 IBB		4-0 G4-3 BB		1 0 0 0 0 0 0 1 0 0 0 0 0 0 0 0 0 0 0 0 0 0 0 0 0 2 0 0																			
<b>Inning Stats</b>	R: 3 E: 0 K: 0 S: 5	H: 3 LOB: 0 BB: 1 P: 9	R: 0 E: 0 K: 1 S: 5	H: 0 LOB: 1 BB: 1 P: 9	R: 0 E: 0 K: 0 S: 5	H: 2 LOB: 2 BB: 0 P: 5	R: 1 E: 0 K: 0 S: 5	H: 2 LOB: 2 BB: 1 P: 9	R: 0 E: 0 K: 0 S: 3	H: 1 LOB: 1 BB: 0 P: 4	R: 0 E: 0 K: 1 S: 6	H: 1 LOB: 1 BB: 0 P: 6	R: 1 E: 0 K: 0 S: 4	H: 2 LOB: 0 BB: 0 P: 4	R: 0 E: 0 K: 1 S: 6	H: 1 LOB: 2 BB: 1 P: 10	R: 0 E: 0 K: 1 S: 6	H: 1 LOB: 2 BB: 1 P: 10	R: 0 E: 0 K: 1 S: 4	H: 0 LOB: 0 BB: 1 P: 8	R: 3 E: 0 K: 1 S: 8	H: 3 LOB: 0 BB: 0 P: 8	1B: 10 2B: 4 3B: 0 HR: 3	SF: 0 SAC: 1 DP: 4 HBP: 1	WP: 1 PB: 0 SB: 2 CS: 0	PA: 52					
<b>PITCHER</b>	IP WLS BF H R ER SO BB IBB HBP BLK WP HR S P ERA WHIP															<b>PITCHER</b>	IP WLS BF H R ER SO BB IBB HBP BLK WP HR S P ERA WHIP														
Ross Grimsley, L ERA: 2.87 Ed Sprague, R ERA: 1.0 Jim McGlothlin, R ERA: 4.96 Pedro Borbon, R ERA: 0.84 Tom Hall, L ERA: 6.0	(1, 1) 4.0 21 7 4 4 1 2 1 0 0 0 1 20 32 9.00 2.250															(5, 1) 1.0 4 1 0 0 0 0 0 0 1 0 3 4 0.00 1.000															
	(6, 1) 2.0 8 3 1 1 1 0 0 0 0 0 0 10 10 4.50 1.500															(8, 1) 2.0 10 2 0 0 2 0 2 0 0 0 0 12 20 0.00 1.000															
	(10, 1) 2.0 L 9 3 3 3 2 1 0 0 0 0 2 12 16 13.50 2.000																														

Los Angeles Dodgers @ Cincinnati Reds  
Riverfront Stadium, Cincinnati, OH  
Wed May 16 1973 7:05 PM EDT  
Att. 10,120 - Unknown

livebaseballscorecards.com

AB 44  
R 8  
H 16  
RBI 8  
BB 6  
SO 6  
LOB 23





Batter	1	2	3	4	5	6	7	8	9	10	11	AB R H RBI BB SO LOB	BOTTOM																		
<b>Pete Rose, S</b> OBP: 0.380, SLG: 0.364 (1, 7)	1-3		5-3		FC5-4 1B		FC5-4		FC5-4 1B		FC4-6 2B	6 0 0 1 0 0 8	<b>Los Angeles Dodgers @ Cincinnati Reds</b> Riverfront Stadium, Cincinnati, OH Wed May 16 1973, 7:05 PM EDT Att. 10,120 - Unknown																		
<b>Joe Morgan, L</b> OBP: 0.445, SLG: 0.567 (1, 4)	F7			FC4-6 BB	G6-4-3 1B		K		P6		FC4-6 2B	5 0 2 2 1 1 3																			
<b>Johnny Bench, R</b> OBP: 0.353, SLG: 0.475 (1, 2)	F6			K	G6-4-3 1B		K				5-3	6 0 1 1 0 2 6																			
<b>Tony Perez, R</b> OBP: 0.338, SLG: 0.449 (1, 3)		K		FC4-6 1B		F3		F9	F7		F7	6 0 0 0 0 1 5																			
<b>Bobby Tolan, L</b> OBP: 0.290, SLG: 0.366 (1, 8)		4-3		FC4-6 1B		1B		S 1B		4-3		5 0 2 0 0 0 1																			
<b>Dave Concepcion, R</b> OBP: 0.350, SLG: 0.500 (1, 6)		6-3			BB 1B 1B	1-2 1B		F7		G3		5 1 2 0 0 0 1																			
<b>Richie Scheinblum, S</b> OBP: 0.297, SLG: 0.313 <b>Cesar Geronimo, L</b> OBP: 0.222, SLG: 0.247 (1, 9) (10, 9)			F6		1B BB FC5-4 1B	1-2 1B		4-3		F9		4 1 1 0 0 0 3 1 0 0 0 0 0 0																			
<b>Denis Menke, R</b> OBP: 0.434, SLG: 0.268 <b>Darrel Chaney, S</b> OBP: 0.209, SLG: 0.128 (1, 5) (9, PR) (10, 5)			SH1-4 BB		FC5-4 1B BB	1-2 2-3 BB		1B E BB		FC5-4 1B 1B	FC4-6 1B BB	1 2 1 0 3 0 0 0 2 0 0 1 0 0																			
<b>Ross Gimsley, L</b> <b>Ed Sprague, R</b> <b>Phil Gagliano, R</b> <b>Jim McSweeney, RF</b> <b>Gene Locklear, L</b> <b>Pedro Borbon, R</b> <b>Larry Stahl, L</b> <b>Tom Hall, LF</b> <b>Joe Hoque, L</b>			SH1-4		FC5-4 1B	1-2 2-3 3-H 1B		FC5-4 1B		FC5-4 1B	FC4-6 1B	0 0																			
<b>Inning Stats</b>	R: 0 E: 0 K: 0 S: 3	H: 0 LOB: 0 BB: 0 P: 3	R: 0 E: 0 K: 1 S: 5	H: 0 LOB: 1 BB: 1 P: 5	R: 0 E: 0 K: 0 S: 3	H: 0 LOB: 1 BB: 1 P: 7	R: 0 E: 0 K: 1 S: 5	H: 0 LOB: 1 BB: 1 P: 9	R: 0 E: 0 K: 0 S: 4	H: 2 LOB: 1 BB: 0 P: 4	R: 1 E: 1 K: 2 S: 8	H: 1 LOB: 1 BB: 1 P: 12		R: 0 E: 0 K: 0 S: 4	H: 1 LOB: 1 BB: 0 P: 4	R: 1 E: 0 K: 0 S: 6	H: 3 LOB: 2 BB: 0 P: 6	R: 0 E: 0 K: 0 S: 3	H: 0 LOB: 0 BB: 0 P: 3	R: 1 E: 0 K: 0 S: 5	H: 2 LOB: 2 BB: 1 P: 9	1B: 12 2B: 1 3B: 0 HR: 0	SF: 0 SAC: 1 DP: 2 HBP: 0	WP: 0 PB: 0 SB: 1 CS: 0	PA: 49						
<b>PITCHER</b>	IP WLS BF H R ER SO BB IBB HBP BLK WP HR S P ERA WHIP																														
<b>Al Downing, L</b> ERA: 2.45 (1, 1)	4.1	20	4	3	3	2	3	0	0	0	0	0	0	21	33	6.23	1.615														
<b>George Culver, R</b> ERA: 2.12 (5, 1)	1.2	7	3	1	0	0	1	0	0	0	0	0	0	6	10	0.00	2.400														
<b>Pete Richert, L</b> ERA: 1.29 (7, 1)	1.0	3	0	0	0	2	0	0	0	0	0	0	0	7	7	0.00	0.000														
<b>Jim Brewer, L</b> ERA: 2.18 (8, 1)	2.0	10	4	1	1	0	0	0	0	0	0	0	0	10	10	4.50	2.000														
<b>Charlie Hough, R</b> ERA: 2.63 (10, 1)	2.0	W 9	2	1	1	0	1	0	0	0	0	0	0	8	12	4.50	1.500														

livebaseballscores.com

AB 43  
R 6  
H 13  
RBI 5  
BB 5  
SO 4  
LOB 27



**Los Angeles Dodgers @ Cincinnati Reds**  
 Riverfront Stadium, Cincinnati, OH

AB	34
R	3
H	9
RBI	3
BB	3
SO	5
LOB	16



WP:	0	PA:	38
PB:	0		
SB:	1		
CS:	0		

Thu May 17 1973, 3:33 AM EDT  
 Att: 11,433 - Unknown

AB R H RBI BB SO LOB

5	0	2	2	0	0	2
5	0	2	0	0	0	2
3	0	0	0	1	0	2
0	0	0	0	0	0	0
4	0	0	0	0	2	3
4	0	1	0	0	2	0
0	1	0	0	0	0	0
4	1	2	0	0	1	0
2	0	1	0	1	0	1
3	1	1	0	1	0	2
3	0	0	0	0	0	2
1	0	0	1	0	0	2
0	0	0	0	0	0	0
0	0	0	0	0	0	0

Batter	1	2	3	4	5	6	7	8	9
<b>Davey Lopes, R</b> (1, 4) OBP: 0.442, SLG: 0.397	0-0 P6		0-0 5-3		0-0 5-3			0-0 E6 1B	0-0 1B 2-H 3-H
<b>Bill Buckner, L</b> (1, 3) OBP: 0.282, SLG: 0.327	0-0 1B		0-0 4-3			0-0 9-5 2B		0-0 5-3	0-0 L7
<b>Manny Mota, R</b> (1, 7) OBP: 0.422, SLG: 0.430 <b>Tom Paciorek, R</b> (9, 7) OBP: 0.250, SLG: 0.293	0-0 F8 1-2			0-0 5-3	0-0 9-5 2-3f			4-0 IBB	
<b>Willie Davis, L</b> (1, 8) OBP: 0.311, SLG: 0.467	0-3 K			0-0 F7	0-0 L6			0-3 K	
<b>Joe Ferguson, R</b> (1, 2) OBP: 0.414, SLG: 0.589 <b>Steve Yeager, R</b> (9, PR) OBP: 0.458, SLG: 0.526		0-3 K		0-3 K		0-0 F7		0-0 SH1-4 4-3 1B	
<b>Willie Crawford, L</b> (1, 9) OBP: 0.388, SLG: 0.378		0-0 1-3			0-0 FC3-5 1B	0-3 K		0-0 4-3 SH1-4 1B	
<b>Ron Cey, R</b> (1, 5) OBP: 0.376, SLG: 0.414		0-0 1B			0-0 F9	4-0 BB		0-0 SH1-4	
<b>Bill Russell, R</b> (1, 6) OBP: 0.268, SLG: 0.307		0-0 5-3			0-0 FC3-5 1B	0-0 F7		4-0 4-3 1B IBB	
<b>Don Sutton, R</b> (1, 1) OBP: 0.154, SLG: 0.120 <b>Steve Garvey, R</b> (9, PH) OBP: 0.217, SLG: 0.304 <b>Jim Brewer, L</b> (9, 1) OBP: 0.667, SLG: 0.667 <b>Pete Richert, L</b> (9, 1)			0-0 L8		0-0 FC3-5		0-0 4-3	0-0 4-3	

Inning Stats	R: 0	H: 1	R: 0	H: 1	R: 0	H: 0	R: 0	H: 2	R: 0	H: 1	R: 0	H: 0	R: 0	H: 1	R: 3	H: 3
	E: 0	LOB: 1	E: 0	LOB: 1	E: 0	LOB: 0	E: 0	LOB: 2	E: 0	LOB: 0	E: 1	LOB: 2	E: 1	LOB: 2	E: 0	LOB: 1
	K: 1	BB: 0	K: 1	BB: 0	K: 0	BB: 0	K: 1	BB: 0	K: 0	BB: 0	K: 1	BB: 1	K: 1	BB: 1	K: 0	BB: 1
	S: 6	P: 6	S: 6	P: 6	S: 3	P: 3	S: 5	P: 5	S: 3	P: 3	S: 5	P: 9	S: 6	P: 10	S: 6	P: 10

PITCHER	IP	WLS	BF	H	R	ER	SO	BB	IBB	HBP	BLK	WP	HR	S	P	ERA	WHIP
<b>Clay Carroll, R</b> (1, 1) ERA: 7.56	5.0		19	4	0	0	3	0	0	0	0	0	0	25	25	0.00	0.800
<b>Tom Hall, L</b> (6, 1) ERA: 5.0	3.0		12	2	0	0	2	1	1	0	0	0	0	14	22	0.00	1.000
<b>Pedro Borbon, R</b> (9, 1) ERA: 1.64	1.0	L	7	3	3	3	0	0	1	0	0	0	0	6	10	27.00	3.000

BOTTOM

Los Angeles Dodgers @ Cincinnati Reds  
Riverfront Stadium, Cincinnati, OH  
Thu May 17 1973, 3:33 AM EDT  
Att. 11,433 - Unknown

livebaseballscorecards.com

AB 32  
R 1  
H 5  
RBI 1  
BB 5  
SO 6  
LOB 21



WP: 2 PA: 37  
PB: 0  
SB: 1  
CS: 0

AB R H RBI BB SO LOB  
3 1 2 0 1 0 0  
0 0 0 0 0 0 0  
1 0 0 0 0 0 2

4 0 1 0 0 0 2

3 0 1 0 1 2 2

4 0 1 1 0 1 4

3 0 0 0 1 1 4

3 0 0 0 0 0 3  
0 0 0 0 0 0 0  
0 0 0 0 1 0 0  
0 0 0 0 0 0 0

3 0 0 0 1 0 0

3 0 0 0 0 0 0  
1 0 0 0 0 0 2

1 0 0 0 0 1 0  
1 0 0 0 0 0 0  
0 0 0 0 0 0 0  
2 0 0 0 0 1 2

1B: 4 SF: 0  
2B: 1 SAC: 0  
3B: 0 DP: 0  
HR: 0 HBP: 0

Batter	1	2	3	4	5	6	7	8	9
Pete Rose, S (1, 7) OBP: 0.390, SLG: 0.378 Pedro Borbon, R (9, 1) OBP: 0.200, SLG: 0.200 Bill Plummer, R (9, PH) OBP: 0.200, SLG: 0.143	0-0 F9 2B		0-0 1B WP 1B		0-0 F8 2			4-0 1B 1B BB	0-0 F7 3
Joe Morgan, L (1, 4) OBP: 0.439, SLG: 0.556	0-0 F9 2-3		0-0 1-3 1B		0-0 F7 3			0-0 L8 2	
Larry Stahl, L (1, 8) OBP: 0.571, SLG: 0.647 (9, 7)	4-0 WP BB		0-3 K 1			0-3 K 1		0-0 1B 1-3 1B	
Johnny Bench, R (1, 2) OBP: 0.351, SLG: 0.468	0-0 P4 1-2		0-3 K 1-2			0-0 5-3 2		0-0 FC6-4 1B 2-3 3-H	
Tony Perez, R (1, 3) OBP: 0.336, SLG: 0.438	4-0 BB		0-3 K 3			0-0 6-3 3		0-0 FC6-4 1-2f	
Richie Scheinblum, S (1, 9) OBP: 0.275, SLG: 0.286 Cesar Geronimo, L (8, 9) OBP: 0.222, SLG: 0.247 Phil Gagliano, R (9, PH) OBP: 0.351, SLG: 0.226 Don Gullett, R (9, PR) OBP: 0.316, SLG: 0.125	0-0 F7 3			0-0 F9 1			0-0 4-3 1		4-0 FC5-4 BB BB
Denis Menke, R (1, 5) OBP: 0.427, SLG: 0.257		0-0 P4 1		0-0 F6 2			0-0 L5 2		4-0 FC5-4 1-2 BB
Darrel Chaney, S (1, 6) OBP: 0.196, SLG: 0.119 Dave Concepcion, R (9, PH) OBP: 0.347, SLG: 0.495		0-0 F7 2		0-0 3-1 3			0-0 F8 3		0-0 FC5-4 1-2f 2-3
Clay Carroll, R (1, 1) Gene Locklear, L (5, PH) OBP: 0.300, SLG: 0.222 Tom Hall, L (6, 1) Bobby Tolan, L (8, PH) OBP: 0.286, SLG: 0.361 (9, 8)		0-3 K 3			0-0 L6 1			0-0 P6 1 S S	0-3 K 2

Inning Stats	R: 0 E: 0 K: 4 S: 4	H: 1 LOB: 3 BB: 2 P: 12	R: 0 E: 0 K: 1 S: 5	H: 0 LOB: 0 BB: 0 P: 5	R: 0 E: 0 K: 3 S: 11	H: 2 LOB: 2 BB: 0 P: 11	R: 0 E: 0 K: 0 S: 3	H: 0 LOB: 0 BB: 0 P: 3	R: 0 E: 0 K: 0 S: 3	H: 0 LOB: 0 BB: 0 P: 3	R: 0 E: 0 K: 1 S: 5	H: 0 LOB: 0 BB: 0 P: 5	R: 0 E: 0 K: 0 S: 3	H: 0 LOB: 0 BB: 0 P: 3	R: 1 E: 0 K: 0 S: 5	H: 2 LOB: 2 BB: 1 P: 9	R: 0 E: 0 K: 1 S: 5	H: 0 LOB: 2 BB: 2 P: 13	1B: 4 2B: 1 3B: 0 HR: 0	SF: 0 SAC: 0 DP: 0 HBP: 0
--------------	------------------------------	----------------------------------	------------------------------	---------------------------------	-------------------------------	----------------------------------	------------------------------	---------------------------------	------------------------------	---------------------------------	------------------------------	---------------------------------	------------------------------	---------------------------------	------------------------------	---------------------------------	------------------------------	----------------------------------	----------------------------------	------------------------------------

PITCHER	IP	WLS	BF	H	R	ER	SO	BB	IBB	HBP	BLK	WP	HR	S	P	ERA	WHIP
Don Sutton, R (1, 1) ERA: 2.38	8.0	W	32	5	1	1	5	3	0	0	0	2	0	39	51	1.12	1.000
Jim Brewer, L (9, 1) ERA: 2.18	0.0		2	0	0	0	0	2	0	0	0	0	0	8	8	∞	∞
Pete Richert, L (9, 1) ERA: 1.13	1.0	S	3	0	0	0	1	0	0	0	0	0	0	5	5	0.00	0.000

Batter	1	2	3	4	5	6	7	8	9	AB R H RBI BB SO LOB	TOP																									
Davey Lopes, R (1, 4) OBP: 0.451, SLG: 0.438	0-0 F5		0-0 2B		0-0 F4			0-0 SH5-3 SF7 1B	0-0 F9 2B	5 1 3 0 0 0 0																										
Bill Buckner, L (1, 3) OBP: 0.286, SLG: 0.329	0-0 G6-4-3 1B		0-0 F1		0-3 K			0-0 SH5-3 2B 1B	0-3 K	5 1 2 0 0 2 2																										
Willie Davis, L (1, 8) OBP: 0.304, SLG: 0.455	0-0 G6-4-3 1-2f		0-3 K					0-0 SH5-3 1-2 2-3	0-0 F9 2-3	4 0 0 0 0 1 3																										
Joe Ferguson, R (1, 7) OBP: 0.414, SLG: 0.580		0-0 F8	4-0 BB					0-0 SF7 3-H	4-0 PO IBB	2 0 0 1 2 0 0																										
Tom Paciorek, R (9, 7) OBP: 0.250, SLG: 0.293										0 0 0 0 0 0 0																										
Willie Crawford, L (1, 9) OBP: 0.391, SLG: 0.391		0-0 F9	0-0 F7					0-0 1B 2B	0-0 PO 1-2	4 1 2 1 0 0 2																										
Ron Cey, R (1, 5) OBP: 0.380, SLG: 0.412		0-0 1B FC1-2 1B			0-0 F9			4-0 1B IBB		3 0 1 0 1 0 1																										
Bill Russell, R (1, 6) OBP: 0.273, SLG: 0.312		0-0 HBP 1B			0-0 5-3			0-0 F7 1-3 2-H	0-0 IBB 1B	4 0 2 1 0 0 0																										
Steve Yeager, R (1, 2) OBP: 0.484, SLG: 0.476		1-0 HBP			0-0 F5			0-0 6-3 1-2	4-0 IBB	2 0 0 0 1 0 0																										
Andy Messersmith, R (1, 1) OBP: 0.148, SLG: 0.148		0-0 FC1-2			0-0 F2			0-0 6-3	0-0 F3	3 0 0 0 0 0 3																										
Manny Mota, R (8, PH) OBP: 0.418, SLG: 0.425										1 0 0 0 0 0 3																										
Charlie Hough, R (8, 1)										0 0 0 0 0 0 0																										
Jim Brewer, L (8, 1) OBP: 0.667, SLG: 0.667		3-Hf								0 0 0 0 0 0 0																										
<b>Inning Stats</b>	R: 0 E: 0 K: 0 S: 3	H: 1 LOB: 0 BB: 0 P: 3	R: 0 E: 0 K: 0 S: 5	H: 2 LOB: 3 BB: 0 P: 6	R: 0 E: 0 K: 1 S: 6	H: 1 LOB: 2 BB: 1 P: 10	R: 0 E: 0 K: 0 S: 3	H: 0 LOB: 0 BB: 0 P: 3	R: 0 E: 0 K: 1 S: 5	H: 0 LOB: 0 BB: 0 P: 5	R: 0 E: 0 K: 0 S: 4	H: 1 LOB: 1 BB: 0 P: 4	R: 0 E: 0 K: 0 S: 3	H: 0 LOB: 0 BB: 0 P: 3	R: 3 E: 0 K: 0 S: 7	H: 4 LOB: 3 BB: 2 P: 15	R: 0 E: 0 K: 1 S: 5	H: 1 LOB: 1 BB: 1 P: 9	1B: 7 2B: 3 3B: 0 HR: 0	SF: 1 SAC: 1 DP: 1 HBP: 1	WP: 0 PB: 0 SB: 0 CS: 0	PA: 41														
<b>PITCHER</b>	IP WLS BF H R ER SO BB IBB HBP BLK WP HR S P ERA WHIP																																			
Ron Reed, R (1, 1) ERA: 4.12	7.0		29	7	2	2	2	1	0	1	0	0	0	31	36	2.57	1.143																			
Roric Harrison, R (8, 1) ERA: 2.0	1.0	L	8	3	1	1	0	0	2	0	0	0	0	6	14	9.00	3.000																			
Tom House, L (9, 1) ERA: 3.12	1.0		3	0	0	0	1	0	1	0	0	0	0	4	8	0.00	0.000																			

**Los Angeles Dodgers @ Atlanta Braves**  
 Atlanta Stadium, Atlanta, GA  
 Fri May 18 1973, 7:05 PM EDT  
 Att: 10,181 - Unknown

[livebaseballscorecards.com](http://livebaseballscorecards.com)

<b>AB</b>	<b>33</b>
<b>R</b>	<b>3</b>
<b>H</b>	<b>10</b>
<b>RBI</b>	<b>3</b>
<b>BB</b>	<b>4</b>
<b>SO</b>	<b>3</b>
<b>LOB</b>	<b>14</b>



BOTTOM

Los Angeles Dodgers @ Atlanta Braves  
Atlanta Stadium, Atlanta, GA

Fri May 18 1973, 7:05 PM EDT  
Att. 10,181 - Unknown

livebaseballscorecards.com

AB	33
R	2
H	8
RBI	2
BB	4
SO	3
LOB	15




WP	0	PA	38
PB	0		
SB	0		
CS	0		

AB	R	H	RBI	BB	SO	LOB
5	0	1	0	0	0	0
5	0	1	0	0	1	1
4	1	2	1	0	2	1
1	0	1	0	3	0	0
0	0	0	0	0	0	0
0	0	0	0	0	0	0
4	1	0	0	0	0	5
4	0	3	0	0	0	3
3	0	0	0	1	0	3
3	0	0	1	0	0	0
0	0	0	0	0	0	0
0	0	0	0	0	0	0
1	0	0	0	0	0	0

Batter	1	2	3	4	5	6	7	8	9
Ralph Garr, L OBP: 0.269, SLG: 0.291 (1, 9)	0-0 F8		0-0 F8		0-0 4-3		0-0 F9		0-0 1B
Johnny Oates, L OBP: 0.284, SLG: 0.312 (1, 2)	0-3 K		0-0 1B		0-0 4-3		0-0 6-3		0-0 F8
Darrell Evans, L OBP: 0.349, SLG: 0.515 (1, 5)	0-0 HR		0-3 K		0-0 2B		0-3 K		
Hank Aaron, R OBP: 0.382, SLG: 0.575 Rod Gilbreath, R OBP: 0.342, SLG: 0.347 Larvell Blanks, R OBP: 0.278, SLG: 0.235 (1, 7) (8, PR) (9, 6)	4-0 BB			0-0 1B	4-0 BB		4-0 BB		
Dusty Baker Jr., R OBP: 0.347, SLG: 0.466 (1, 8)	0-0 4-3			0-0 1B	0-0 E5		0-0 1B		0-0 FC6-4
Mike Lum, L OBP: 0.366, SLG: 0.464 (1, 3)		0-0 1B		0-0 1B	0-0 G3		0-0 1B		0-0 1B
Davey Johnson, R OBP: 0.378, SLG: 0.424 (1, 4)		0-0 G6-4-3		4-0 1B		0-0 P3		0-0 G5-4-3	
Sonny Jackson, L OBP: 0.233, SLG: 0.179 (1, 6) (9, 7)		0-0 4-3		0-0 SF8		0-0 6-3		0-0 F7	
Ron Reed, R OBP: 0.136, SLG: 0.136 Roric Harrison, R Tom House, L Dick Dietz, R OBP: 0.375, SLG: 0.250 (1, 1) (8, 1) (9, 1) (9, PH)		0-0 5-3		0-0 F8		0-0 6-3		0-0 F6	

Inning	R	H	E	K	S	WLS	BF	H	R	ER	SO	BB	IBB	HBP	BLK	WP	HR	S	P	ERA	WHIP
1	1	1	0	1	6		30	6	2	2	3	2	1	0	0	0	1	33	45	2.57	1.143
2	0	1	0	0	2		10	2	0	0	0	0	0	0	0	0	0	7	7	0.00	1.000


PITCHER	IP	WLS	BF	H	R	ER	SO	BB	IBB	HBP	BLK	WP	HR	S	P	ERA	WHIP
Andy Messersmith, R ERA: 3.34 (1, 1)	7.0	W	30	6	2	2	3	2	1	0	0	0	1	33	45	2.57	1.143
Charlie Hough, R ERA: 2.63 (8, 1)	0.0		1	0	0	0	0	1	0	0	0	0	0	0	4	∞	∞
Jim Brewer, L ERA: 1.99 (8, 1)	2.0	S	7	2	0	0	0	0	0	0	0	0	0	7	7	0.00	1.000

Batter	1	2	3	4	5	6	7	8	9	10	11	12	13	AB R H RBI BB SO LOB	TOP																
<b>Davey Lopes, R</b> OBP: 0.459, SLG: 0.463 (1, 4)	F2		1-3			1B	1B		4-3	F6				7 2 4 0 0 0 2	<p><b>Los Angeles Dodgers @ Atlanta Braves</b> Atlanta Stadium, Atlanta, GA</p> <p>Sat May 19 1973, 7:05 PM EDT Att: 7,046 - Unknown</p> <p>livebaseballscorecards.com</p> <p><b>AB 51</b> <b>R 7</b> <b>H 17</b> <b>RBI 6</b> <b>BB 3</b> <b>SO 6</b> <b>LOB 21</b></p> 																
<b>Bill Buckner, L</b> OBP: 0.291, SLG: 0.333 (1, 3)	G6-4-3 1B			F7		1B	2B		4-3	F6				7 2 3 1 0 0 2																	
<b>Manny Mota, R</b> OBP: 0.421, SLG: 0.440 <b>Tom Paciorek, R</b> OBP: 0.239, SLG: 0.279 (7, 7)	G6-4-3 1-2f			F8		E4	2B		L6	F8				4 1 2 2 0 0 1 2 0 0 0 0 0 1																	
<b>Willie Davis, L</b> OBP: 0.316, SLG: 0.466 (1, 8)		1B				F8			4-0	FC5-4 IBB				5 0 3 2 1 0 1																	
<b>Joe Ferguson, R</b> OBP: 0.411, SLG: 0.566 (1, 2)		L7				K			0-0	FC5-4 1-2f				5 1 1 0 1 1 5																	
<b>Willie Crawford, L</b> OBP: 0.381, SLG: 0.380 (1, 9)		F8				4-3	1-3			F8				6 0 1 0 0 1 4																	
<b>Ron Cey, R</b> OBP: 0.373, SLG: 0.398 (1, 5)		F4				F8	K	K		1B				4 0 0 0 1 2 1																	
<b>Bill Russell, R</b> OBP: 0.275, SLG: 0.321 (1, 6)						6-3	1B			F7				5 1 2 1 0 0 1																	
<b>Tommy John, R</b> OBP: 0.143, SLG: 0.077 <b>George Culver, R</b> (8, 1) <b>Pete Richert, L</b> OBP: 1.000, SLG: 1.000 <b>Steve Garvey, R</b> OBP: 1.213, SLG: 0.298 <b>Charlie Hough, R</b> (12, PH) <b>Jim Brewer, L</b> OBP: 0.667, SLG: 0.667 (12, 1)				F8		F7				5-3				4 0 0 0 0 0 1 2 0 0 0 0 0 0 0 0 1 0 1 0 0 0 0 0 1 0 0 0 0 0 1 1 0 0 0 0 0 0 0 0 0 0 0 0 0 0 0 0																	
<b>Inning Stats</b>	R: 0 E: 0 K: 0 S: 3	H: 1 LOB: 0 BB: 0 P: 3	R: 0 E: 0 K: 0 S: 4	H: 1 LOB: 1 BB: 0 P: 4	R: 0 E: 0 K: 0 S: 3	H: 0 LOB: 0 BB: 0 P: 3	R: 0 E: 0 K: 0 S: 4	H: 1 LOB: 1 BB: 0 P: 4	R: 0 E: 0 K: 1 S: 5	H: 0 LOB: 0 BB: 0 P: 5	R: 2 E: 1 K: 1 S: 8	H: 3 LOB: 1 BB: 0 P: 8	R: 4 E: 0 K: 3 S: 14	H: 5 LOB: 2 BB: 1 P: 18		R: 0 E: 0 K: 1 S: 5	H: 0 LOB: 0 BB: 0 P: 5	R: 0 E: 0 K: 0 S: 4	H: 1 LOB: 2 BB: 1 P: 8	R: 0 E: 0 K: 0 S: 4	H: 1 LOB: 2 BB: 1 P: 8	R: 0 E: 0 K: 0 S: 3	H: 0 LOB: 0 BB: 0 P: 3	R: 1 E: 0 K: 1 S: 7	H: 2 LOB: 1 BB: 0 P: 7	R: 0 E: 0 K: 0 S: 2	H: 1 LOB: 1 BB: 0 P: 2	1B: 13 2B: 4 3B: 0 HR: 0	SF: 1 SAC: 1 DP: 1 HBP: 0	WP: 0 PB: 0 SB: 1 CS: 0	PA: 56
<b>PITCHER</b>	<b>Carl Morton, R</b> ERA: 2.89 (1, 1)	<b>Tom House, L</b> ERA: 4.0 (7, 1)	<b>Tom Kelley, R</b> ERA: 3.48 (8, 1)	<b>Ron Schueler, R</b> ERA: 3.92 (9, 1)	<b>PITCHER</b>																										
	IP: 6.2 WLS: 29 BF: 10 H: 5 R: 1 ER: 4 SO: 4 BB: 0 IBB: 0 HBP: 0 BLK: 0 WP: 0 HR: 0 S: 35 P: 35 ERA: 5.40 WHIP: 1.500	IP: 0.1 WLS: 4 BF: 2 H: 1 R: 1 ER: 1 SO: 1 BB: 0 IBB: 0 HBP: 0 BLK: 0 WP: 0 HR: 0 S: 9 P: 9 ERA: 27.00 WHIP: 6.000	IP: 1.0 WLS: 3 BF: 0 H: 0 R: 0 ER: 0 SO: 1 BB: 0 IBB: 0 HBP: 0 BLK: 0 WP: 0 HR: 0 S: 5 P: 5 ERA: 0.00 WHIP: 0.000	IP: 4.1 WLS: 20 BF: 5 H: 1 R: 1 ER: 1 SO: 1 BB: 1 IBB: 0 HBP: 0 BLK: 0 WP: 0 HR: 0 S: 28 P: 28 ERA: 2.08 WHIP: 1.385																											

Batter	1	2	3	4	5	6	7	8	9	10	11	12	13	AB R H RBI BB SO LOB
Ralph Garr, L (1, 9) OBP: 0.258, SLG: 0.279	0-0 6-3			0-0 6-3		0-0 6-3		K			0-0 F7			6 0 0 0 0 1 2
Marty Perez, R (1, 6) OBP: 0.355, SLG: 0.352	0-0 6-3			0-0 F8		0-0 1B		0-0 F8	4-0 1-4		0-0 6-3			4 0 1 0 1 0 0 1 0 0 0 0 0 0
Sonny Jackson, L (9, PR) OBP: 0.227, SLG: 0.175	0-0 6-3			0-0 F8		0-0 1B		0-0 F8	4-0 1-4		0-0 6-3			1 0 0 0 0 0 0
Darrell Evans, L (1, 5) OBP: 0.348, SLG: 0.529	0-3 K			0-0 HR		0-0 F9		0-0 BB	0-0 1-4		0-0 F3			6 2 2 1 0 1 2
Hank Aaron, R (1, 7) OBP: 0.387, SLG: 0.564		0-0 F8		4-0 BB		0-0 1-2		0-0 1B	0-3 K		0-3 K			4 1 1 0 2 2 1
Dusty Baker Jr., R (1, 8) OBP: 0.340, SLG: 0.453		0-0 F3		0-0 5-3		0-0 F9		0-0 HBP	0-3 K		0-3 K			6 1 1 1 0 2 3
Davey Johnson, R (1, 4) OBP: 0.389, SLG: 0.434		0-0 F8			0-0 F8		0-0 5-3	0-0 HBP	4-0 1B		1-0 2B			4 2 2 1 1 0 0
Mike Lum, L (1, 3) OBP: 0.374, SLG: 0.472			0-0 2-3		0-0 F8		0-0 FC3-6	1-0 2B	0-3 K		0-0 2B			5 1 2 1 0 1 2
Johnny Oates, L (1, 2) OBP: 0.277, SLG: 0.305			0-0 F3		0-0 1-3		0-0 FC3-6	0-0 HBP	0-0 K		4-0 2B			3 0 0 0 0 0 2
Dick Dietz, R (8, PH) OBP: 0.400, SLG: 0.333			0-0 F3		0-0 1-3		0-0 FC3-6	0-0 HBP	0-0 K		0-0 1B			1 0 1 3 0 0 0
Ron Reed, R (8, PR) OBP: 0.136, SLG: 0.136			0-0 F3		0-0 1-3		0-0 FC3-6	0-0 HBP	0-0 K		0-0 1B			0 0 0 0 0 0 0
Paul Casanova, R (9, 2) OBP: 0.217, SLG: 0.227			0-0 F3		0-0 1-3		0-0 FC3-6	0-0 HBP	0-0 K		0-0 1B			1 0 1 0 1 0 0
Carl Morton, R (1, 1) OBP: 0.208, SLG: 0.182			0-3 K		0-0 1-3		0-0 F9	4-0 FC4-6	0-3 K		0-3 K			2 0 0 0 0 0 1 1
Tom House, L (7, 1) OBP: 0.210, SLG: 0.333			0-3 K		0-0 1-3		0-0 F9	4-0 FC4-6	0-3 K		0-3 K			0 0 0 0 0 0 0 0
Oscar Brown, R (7, PH) OBP: 0.210, SLG: 0.333			0-3 K		0-0 1-3		0-0 F9	4-0 FC4-6	0-3 K		0-3 K			1 0 0 0 0 0 0 1
Tom Kelley, R (8, 1) OBP: 0.350, SLG: 0.347			0-3 K		0-0 1-3		0-0 F9	4-0 FC4-6	0-3 K		0-3 K			0 0 0 0 0 0 0 0
Rod Gilbreath, R (8, PH) OBP: 0.350, SLG: 0.347			0-3 K		0-0 1-3		0-0 F9	4-0 FC4-6	0-3 K		0-3 K			0 0 0 0 0 1 0 0
Ron Schueler, R (9, 1) OBP: 0.353, SLG: 0.353			0-3 K		0-0 1-3		0-0 F9	4-0 FC4-6	0-3 K		0-3 K			2 0 0 0 0 0 2 4

Inning Stats	R: 0	H: 0	E: 0	LOB: 0	K: 1	BB: 0	S: 5	R: 0	H: 0	E: 0	LOB: 0	K: 0	BB: 0	S: 3	R: 0	H: 0	E: 0	LOB: 0	K: 1	BB: 1	S: 5	R: 1	H: 1	E: 0	LOB: 1	K: 0	BB: 1	S: 4	R: 0	H: 1	E: 0	LOB: 1	K: 0	BB: 0	S: 4	R: 0	H: 2	E: 0	LOB: 2	K: 0	BB: 0	S: 5	R: 0	H: 1	E: 0	LOB: 1	K: 0	BB: 0	S: 4	R: 5	H: 4	E: 0	LOB: 2	K: 1	BB: 2	S: 9	R: 0	H: 0	E: 0	LOB: 1	K: 1	BB: 1	S: 4	R: 0	H: 1	E: 0	LOB: 2	K: 3	BB: 1	S: 10	R: 0	H: 0	E: 0	LOB: 0	K: 0	BB: 0	S: 3	R: 1	H: 1	E: 0	LOB: 2	K: 3	BB: 1	S: 10	R: 0	H: 0	E: 0	LOB: 0	K: 0	BB: 0	S: 3	R: 0	H: 0	E: 0	LOB: 0	K: 0	BB: 0	S: 10	R: 1	H: 1	E: 0	LOB: 2	K: 3	BB: 1	S: 10	R: 0	H: 0	E: 0	LOB: 0	K: 0	BB: 0	S: 10	R: 0	H: 0	E: 0	LOB: 0	K: 0	BB: 0	S: 10	R: 0	H: 0	E: 0	LOB: 0	K: 0	BB: 0	S: 10
PITCHER	IP	WLS	BF	H	R	ER	SO	BB	IBB	HBP	BLK	WP	HR	S	P	ERA	WHIP																																																																																																													
Tommy John, L (1, 1) ERA: 3.3	7.2		32	7	4	4	3	2	0	0	0	0	1	36	44	4.70	1.174																																																																																																													
George Culver, R (8, 1) ERA: 2.65	0.0		1	1	0	0	0	0	0	0	0	0	0	1	1	∞	∞																																																																																																													
Pete Richert, L (8, 1) ERA: 1.59	3.1		15	2	2	2	4	2	1	1	0	0	0	19	32	5.40	1.200																																																																																																													
Charlie Hough, R (12, 1) ERA: 3.14	0.2		5	1	1	1	2	0	1	1	0	0	0	7	12	13.50	1.500																																																																																																													
Jim Brewer, L (12, 1) ERA: 1.96	0.1		1	0	0	0	1	0	0	0	0	0	0	3	3	0.00	0.000																																																																																																													

BOTTOM	
Los Angeles Dodgers @ Atlanta Braves	Atlanta Stadium, Atlanta, GA
Sat May 19 1973, 7:05 PM EDT	Att. 7,046 - Unknown
AB	46
R	7
H	11
RBI	7
BB	6
SO	10
LOB	18
WP: 0	PA: 54
PB: 0	CS: 0
SB: 0	
HR: 1	
SF: 0	
SAC: 0	
DP: 1	
HBP: 2	



Batter	1	2	3	4	5	6	7	8	9	10	AB R H RBI BB SO LOB	TOP										
Davey Lopes, R OBP: 0.441, SLG: 0.440 (1, 4)	0-3 K		0-0 F8			0-0 5-3		0-0 F9			4 0 0 0 0 1 2	<b>Los Angeles Dodgers @ Atlanta Braves</b> Atlanta Stadium, Atlanta, GA Sun May 20 1973, 3:33 AM EDT Unknown										
Bill Buckner, L OBP: 0.291, SLG: 0.331 (1, 3)	0-0 G4-6-3 1B			0-0 5-3			0-3 K		0-0 F7		4 0 1 0 0 1 0											
Manny Mota, R OBP: 0.404, SLG: 0.420 Tom Paciorek, R OBP: 0.239, SLG: 0.279 (1, 7)	0-0 G4-6-3 1-2f			0-0 F7			0-0 L7		0-0 F8		4 0 0 0 0 0 1 0 0 0 0 0 0 0											
Willie Davis, L OBP: 0.309, SLG: 0.455 (1, 8)		0-0 F7		0-0 G3			0-0 F8		0-3 K		4 0 0 0 0 1 0											
Joe Ferguson, R OBP: 0.413, SLG: 0.558 (1, 2)		0-0 F8			0-0 F1			4-0 6-3 2B BB		4-0 G6-4-3 E BB	2 1 0 0 2 0 0											
Willie Crawford, L OBP: 0.371, SLG: 0.368 (1, 9)		0-3 K			0-0 F9			0-0 6-3 1-2		0-0 E5 G6-4-3 1-2	4 0 0 0 0 1 2											
Ron Cey, R OBP: 0.370, SLG: 0.394 (1, 5)			0-0 SH1-4 1B		0-0 5-3			0-0 6-3		0-0 G6-4-3 1-2f 2-3	4 0 1 0 0 0 3											
Bill Russell, R OBP: 0.275, SLG: 0.315 (1, 6)			0-0 L4			0-0 5-3		4-0 2B BB		0-0 5-3	3 1 0 0 1 0 2											
Claude Osteen, L OBP: 0.150, SLG: 0.056 Steve Garvey, R OBP: 0.229, SLG: 0.333 George Culver, R (8, PH)			0-0 SH1-4 1-2			0-0 F3		0-0 2B			1 0 0 0 0 0 0 1 0 1 2 0 0 0 0 0 0 0 0 0 0											
<b>Inning Stats</b>	R: 0 E: 0 K: 1 S: 5	H: 1 LOB: 0 BB: 0 P: 5	R: 0 E: 0 K: 1 S: 5	H: 0 LOB: 0 BB: 0 P: 5	R: 0 E: 0 K: 0 S: 4	H: 1 LOB: 1 BB: 0 P: 4	R: 0 E: 0 K: 0 S: 3	H: 0 LOB: 0 BB: 0 P: 3	R: 0 E: 0 K: 0 S: 3	H: 0 LOB: 0 BB: 0 P: 3	R: 0 E: 0 K: 1 S: 5		H: 0 LOB: 0 BB: 0 P: 5	R: 2 E: 0 K: 0 S: 4	H: 1 LOB: 1 BB: 2 P: 12	R: 0 E: 0 K: 1 S: 5	H: 0 LOB: 0 BB: 0 P: 5	R: 0 E: 1 K: 0 S: 3	H: 0 LOB: 1 BB: 1 P: 7	1B: 2 2B: 1 3B: 0 HR: 0	SF: 0 SAC: 1 DP: 2 HBP: 0	WP: 0 PB: 0 SB: 0 CS: 0
<b>PITCHER</b> Phil Niekro, R ERA: 2.82 (1, 1)	IP 10.0	WLS W	BF 35	H 3	R 2	ER 2	SO 4	BB 3	IBB 0	HBP 0	BLK 0	WP 0	HR 0	S 40	P 52	ERA 1.80	WHIP 0.600					

livebaseballscorecards.com

AB	31
R	2
H	3
RBI	2
BB	3
SO	4
LOB	10







Batter	1	2	3	4	5	6	7	8	9	AB R H RBI BB SO LOB	TOP									
Davey Lopes, R OBP: 0.439, SLG: 0.438 (1, 4) X	0-0 S 2B 1B	0-0 F7 1B		0-0 1B E 1B		0-0 6-3			0-0 6-3	5 2 2 0 0 0 0										
Bill Buckner, L OBP: 0.304, SLG: 0.345 (1, 3) X	0-0 F7 1-2	0-0 1B		0-0 FC3-6 1B		0-0 CS 1B			0-0 E4 HR 1B	5 1 4 0 0 0 1										
Willie Davis, L OBP: 0.311, SLG: 0.450 (1, 8) X	0-0 F8 1B	0-0 1B		0-0 FC3-6 1-2f 2-H		0-0 CS 1-2	1-0 G6-4-3 HBP		0-0 F3	4 0 1 0 0 0 3										
Joe Ferguson, R OBP: 0.413, SLG: 0.580 (1, 7) (8, 9) X	0-0 HR 2B	0-0 F8		0-3 K		0-0 G6-4-3 1-2f	0-0 G6-4-3 1-2f		0-0 HR	5 2 2 3 0 1 3										
Willie Crawford, L OBP: 0.381, SLG: 0.370 Tom Paciorek, R OBP: 0.234, SLG: 0.273 (1, 9) (8, 7) B B B B	4-0 HR BB		0-0 WP 1B	0-0 6-3		0-0 1B BB	4-0 1B BB		0-3 K	2 2 1 0 2 0 1 1 0 0 0 0 1 0										
Ron Cey, R OBP: 0.373, SLG: 0.420 (1, 5) X	0-0 HR		0-0 F9 1-2		0-0 E9 9-2		0-0 1B			4 1 2 3 0 0 1										
Bill Russell, R OBP: 0.280, SLG: 0.320 (1, 6) X	0-0 E 1B		0-0 CS S 2-H		0-0 9-2		0-0 3-H		0-0 F5	4 0 2 1 0 0 1										
Steve Yeager, R OBP: 0.489, SLG: 0.458 (1, 2) X	0-0 E5 1-3		0-0 FC6-4 1B		0-0 PO BB				0-0 F8	3 0 1 0 1 0 1										
Al Downing, R OBP: 0.056, SLG: 0.056 (1, 1) X	0-0 F3		0-0 FC6-4 1-2f		0-0 PO 1-2		0-0 G3		0-0 F4	4 0 0 0 0 0 3										
<b>Inning Stats</b>	R: 4 E: 1 K: 0 S: 8 H: 4 LOB: 2 BB: 1 P: 12	R: 0 E: 0 K: 0 S: 4 H: 2 LOB: 1 BB: 0 P: 4	R: 1 E: 0 K: 0 S: 5 H: 3 LOB: 1 BB: 0 P: 5	R: 1 E: 1 K: 1 S: 7 H: 2 LOB: 1 BB: 0 P: 7	R: 0 E: 1 K: 0 S: 2 H: 0 LOB: 0 BB: 1 P: 6	R: 0 E: 0 K: 0 S: 3 H: 1 LOB: 0 BB: 0 P: 3	R: 0 E: 0 K: 0 S: 2 H: 1 LOB: 2 BB: 1 P: 7	R: 0 E: 0 K: 0 S: 3 H: 0 LOB: 0 BB: 0 P: 3	R: 2 E: 1 K: 1 S: 7 H: 2 LOB: 0 BB: 0 P: 7	1B: 12 2B: 2 3B: 0 HR: 2 SF: 0 SAC: 0 DP: 2 HBP: 1	WP: 1 PB: 0 SB: 2 CS: 2 PA: 43									
<b>PITCHER</b>	IP WLS BF H R ER SO BB IBB HBP BLK WP HR S P ERA WHIP											<b>PITCHER</b>	IP WLS BF H R ER SO BB IBB HBP BLK WP HR S P ERA WHIP							
Gary Gentry, R ERA: 3.59 (1, 1)	2.1 L	16 8 5 5 0	1 0 0 0	0 0 0 0	0 0 0 0	1 0 0 0	1 0 0 0	15 19	19.29 3.857											
Tom Kelley, R ERA: 2.84 (3, 1)	2.1	10 3 1 0 1	1 0 0 0	0 0 0 0	0 0 0 0	0 0 0 0	0 0 0 0	11 15	0.00 1.714											
Tom House, L ERA: 3.18 (5, 1)	2.1	7 2 0 0 0	1 0 1 0	0 0 0 0	0 0 0 0	0 0 0 0	0 0 0 0	5 10	0.00 1.286											
Danny Frisella, R ERA: 3.86 (8, 1)	1.0	3 0 0 0 0	0 0 0 0	0 0 0 0	0 0 0 0	0 0 0 0	0 0 0 0	3 3	0.00 0.000											
Ron Schueler, R ERA: 4.57 (9, 1)	1.0	5 2 2 2 1	0 0 0 0	0 0 0 0	0 0 0 0	0 0 0 0	0 1 7 7	18.00 2.000												

**Los Angeles Dodgers @ Atlanta Braves**  
 Atlanta Stadium, Atlanta, GA  
 Sun May 20 1973, 3:38 AM EDT  
 Att: 21,570 - Unknown

AB	37
R	8
H	15
RBI	7
BB	3
SO	2
LOB	14




livebaseballscorecards.com

Batter	1	2	3	4	5	6	7	8	9	AB	R	H	RBI	BB	SO	LOB	BOTTOM																																																																								
Ralph Garr, L OBP: 0.256, SLG: 0.276 (1, 9)	0-0 F3			0-0 4-3		0-0 4-3			0-0 4-3	4	0	0	0	0	0	0	<b>Los Angeles Dodgers @ Atlanta Braves</b> Atlanta Stadium, Atlanta, GA Sun May 20 1973, 3:38 AM EDT Att. 21,570 - Unknown  <b>AB 29</b> <b>R 3</b> <b>H 3</b> <b>RBI 3</b> <b>BB 2</b> <b>SO 2</b> <b>LOB 2</b>																																																																								
Marty Perez, R OBP: 0.348, SLG: 0.339 (1, 6)	0-0 F7			0-0 F3			0-0 HR		0-0 F3	4	1	1	0	0	0	0																																																																									
Darrell Evans, L OBP: 0.367, SLG: 0.590 (1, 5)	0-0 F9			0-0 HR			0-0 1-H HR		4-0 BB	3	2	2	3	1	0	0																																																																									
Dusty Baker Jr., R OBP: 0.323, SLG: 0.429 (1, 8)		0-0 F8		0-0 6-3			0-0 6-3		0-3 K	4	0	0	0	0	1	1																																																																									
Davey Johnson, R OBP: 0.379, SLG: 0.441 (1, 4)		0-0 5-3			0-0 F7		0-0 F3			3	0	0	0	0	0	0																																																																									
Oscar Brown, R OBP: 0.289, SLG: 0.310 (1, 7)		0-0 F2			0-0 F9		0-0 6-3			3	0	0	0	0	0	0																																																																									
Dick Dietz, R OBP: 0.452, SLG: 0.333 (1, 3)			0-0 F9		0-0 5-3			4-0 BB		2	0	0	0	1	0	0																																																																									
Paul Casanova, R OBP: 0.192, SLG: 0.200 (1, 2)			0-0 F7			0-0 F3		0-0 G6-3		3	0	0	0	0	0	1																																																																									
Gary Gentry, R OBP: 0.320, SLG: 0.292 (1, 1) Tom Kelley, R (3, 1) Tom House, L (5, 1) Danny Frisella, L (8, 1) Larvell Blanks, R OBP: 0.263, SLG: 0.222 (8, PH) Ron Schueler, R OBP: 0.333, SLG: 0.333 (9, 1)			0-0 1-3			0-3 K		0-0 4-3		0	0	0	0	0	0	0																																																																									
										1	0	0	0	0	0	0																																																																									
										1	0	0	0	0	1	0																																																																									
										0	0	0	0	0	0	0																																																																									
										1	0	0	0	0	0	0																																																																									
										0	0	0	0	0	0	0																																																																									
										0	0	0	0	0	0	0																																																																									
<b>Inning Stats</b>	R: 0 E: 0 K: 0 S: 3	H: 0 LOB: 0 BB: 0 P: 3	R: 0 E: 0 K: 0 S: 3	H: 0 LOB: 0 BB: 0 P: 3	R: 0 E: 0 K: 0 S: 3	H: 0 LOB: 0 BB: 0 P: 3	R: 1 E: 0 K: 0 S: 4	H: 1 LOB: 0 BB: 0 P: 4	R: 0 E: 0 K: 0 S: 3	H: 0 LOB: 0 BB: 0 P: 3	R: 0 E: 0 K: 1 S: 5	H: 0 LOB: 0 BB: 0 P: 5	R: 2 E: 0 K: 0 S: 5	H: 2 LOB: 0 BB: 0 P: 5	R: 0 E: 0 K: 0 S: 2	H: 0 LOB: 0 BB: 1 P: 6	R: 0 E: 0 K: 1 S: 5	H: 0 LOB: 1 BB: 1 P: 9	1B: 1 2B: 0 3B: 0 HR: 2	SF: 0 SAC: 0 DP: 1 HBP: 0	WP: 0 PB: 0 SB: 0 CS: 0	PA: 31																																																																			
<b>PITCHER</b> Al Downing, L ERA: 2.54 (1, 1)	IP 9.0	WLS W	BF 31	H 3	R 3	ER 3	SO 2	BB 2	IBB 0	HBP 0	BLK 0	WP 0	HR 2	S 33	P 41	ERA 3.00	WHIP 0.556																																																																								
					<b>PITCHER</b>																																																																																				
					IP					WLS					BF					H					R					ER					SO					BB					IBB					HBP					BLK					WP					HR					S					P					ERA					WHIP				

livebaseballscorecards.com



Batter	1	2	3	4	5	6	7	8	9	AB R H RBI BB SO LOB	TOP
Enzo Hernandez, R (1, 6) OBP: 0.321, SLG: 0.268	0-3 K		0-0 F9			0-3 K		0-0 F9		4 0 0 0 0 2 2	<b>San Diego Padres @ Los Angeles Dodgers</b> Dodger Stadium, Los Angeles, CA Tue May 22 1973, 7:05 PM PDT Att. 13,562 - Unknown <a href="http://livebaseballscorecards.com">livebaseballscorecards.com</a>
Johnny Grubb, L (1, 8) OBP: 0.408, SLG: 0.474	0-0 6-3		0-0 1B			0-0 2B		0-0 F5		4 0 2 1 0 0 0	
Leron Lee, L (1, 7) OBP: 0.361, SLG: 0.356	0-0 F8		0-0 4-3			0-0 P6		4-0 BB		3 0 0 0 1 0 3	
Nate Colbert, R (1, 3) OBP: 0.339, SLG: 0.381		0-0 1B			0-0 6-3		4-0 BB	0-3 K		3 0 1 0 1 1 1	
Fred Kendall, R (1, 2) OBP: 0.362, SLG: 0.435		0-0 G6-3			0-0 P4		0-0 4-3		0-0 F7	4 0 0 0 0 0 3	
Jerry Morales, R (1, 9) OBP: 0.298, SLG: 0.407		0-0 4-3			0-0 6-3		4-0 1B		0-0 F2	3 0 0 0 1 0 0	
Derrel Thomas, S (1, 4) OBP: 0.293, SLG: 0.269			0-0 4-3		0-3 K		0-0 1B		0-0 FC6-4	4 0 2 0 0 1 0	
Dave Hilton, R (1, 5) OBP: 0.268, SLG: 0.293			0-0 1B		0-0 5-3		0-3 K		0-0 FC6-4	4 1 1 0 0 1 3	
Bill Greif, R (1, 1) OBP: 0.263, SLG: 0.125 Dave Marshall, L (7, PH) OBP: 0.378, SLG: 0.378 Vicente Romo, R (7, 1) Rich Troedson, L (8, 1)			1-0 1B		0-3 K		0-0 G5-3			1 0 0 0 0 1 0 1 0 0 0 0 0 2 0 0 0 0 0 0 0 0 0 0 0 0 0 0	
<b>Inning Stats</b>	R: 0 H: 0 E: 0 LOB: 0 K: 1 BB: 0 S: 5 P: 5	R: 0 H: 1 E: 0 LOB: 0 K: 0 BB: 0 S: 3 P: 3	R: 1 H: 2 E: 0 LOB: 2 K: 0 BB: 0 S: 5 P: 6	R: 0 H: 0 E: 0 LOB: 0 K: 0 BB: 0 S: 3 P: 3	R: 0 H: 0 E: 0 LOB: 0 K: 2 BB: 0 S: 7 P: 7	R: 0 H: 1 E: 0 LOB: 2 K: 1 BB: 1 S: 6 P: 10	R: 0 H: 1 E: 0 LOB: 1 K: 1 BB: 1 S: 5 P: 9	R: 0 H: 0 E: 0 LOB: 1 K: 1 BB: 1 S: 5 P: 9	R: 0 H: 1 E: 0 LOB: 1 K: 0 BB: 0 S: 4 P: 4	1B: 5 SF: 0 2B: 1 SAC: 0 3B: 0 DP: 2 HR: 0 HBP: 1	WP: 0 PA: 35 PB: 0 SB: 0 CS: 0
<b>PITCHER</b> Don Sutton, R (1, 1) ERA: 2.22	IP WLS BF H R ER SO BB IBB HBP BLK WP HR S P ERA WHIP										
											

Batter	1	2	3	4	5	6	7	8	9	AB	R	H	RBI	BB	SO	LOB
Davey Lopes, R OBP: 0.441, SLG: 0.441 (1, 4)	0-3 K		0-3 K							4	0	2	2	0	2	0
Bill Buckner, L OBP: 0.303, SLG: 0.343 (1, 3)	0-0 L4		0-0 F8							4	0	1	1	0	0	1
Manny Mota, R OBP: 0.408, SLG: 0.429 (1, 7)	1-0 CS HBP									3	0	1	0	0	0	0
Tom Paciorek, R OBP: 0.234, SLG: 0.273 (9, 7)										0	0	0	0	0	0	0
Willie Davis, L OBP: 0.310, SLG: 0.451 (1, 8)	0-0 CS	0-0 F7								4	1	1	0	0	1	1
Joe Ferguson, R OBP: 0.403, SLG: 0.565 (1, 2)		0-3 K								4	0	0	0	0	2	2
Willie Crawford, L OBP: 0.384, SLG: 0.397 (1, 9)		0-0 HR								4	1	2	2	0	0	1
Ron Cey, R OBP: 0.379, SLG: 0.421 (1, 5)		1-0 E 1B HBP								2	1	1	0	0	0	0
Bill Russell, R OBP: 0.287, SLG: 0.326 (1, 6)		0-0 E8 1B								3	1	2	0	0	0	1
Don Sutton, R OBP: 0.172, SLG: 0.111 (1, 1)			0-3 K							2	1	0	0	1	1	1

Inning Stats	R: 0	H: 0	E: 0	K: 1	S: 4	R: 1	H: 2	E: 1	K: 1	S: 6	R: 0	H: 0	E: 0	K: 2	S: 7	R: 1	H: 2	E: 0	K: 0	S: 4	R: 1	H: 2	E: 0	K: 0	S: 5	R: 0	H: 0	E: 0	K: 1	S: 5	R: 2	H: 3	E: 0	K: 0	S: 5	R: 0	H: 1	E: 0	K: 1	S: 6
	0	0	0	1	4	1	2	1	1	6	0	0	0	2	7	0	0	0	0	0	4	0	0	0	0	5	0	0	0	0	0	2	3	0	0	5	0	1	0	6


PITCHER	IP	WLS	BF	H	R	ER	SO	BB	IBB	HBP	BLK	WP	HR	S	P	ERA	WHIP
Bill Greif, R ERA: 2.5 (1, 1)	6.0	L	23	6	3	3	5	0	0	2	0	0	1	31	33	4.50	1.000
Vicente Romo, R ERA: 3.81 (7, 1)	1.0		7	4	2	2	0	1	0	0	0	0	0	6	10	18.00	5.000
Rich Troedson, L ERA: 4.62 (8, 1)	1.0		3	0	0	0	1	0	0	0	0	0	0	5	5	0.00	0.000

**BOTTOM**

**San Diego Padres @ Los Angeles Dodgers**  
**Dodger Stadium, Los Angeles, CA**

Tue May 22 1973, 7:05 PM PDT  
Att. 13,562 - Unknown

AB	30
R	5
H	10
RBI	5
BB	1
SO	6
LOB	7



WP	HR	S	P	ERA	WHIP
0	0	0	0	0.00	0.000
0	0	0	0	0.00	0.000
0	0	0	0	0.00	0.000

Batter	1	2	3	4	5	6	7	8	9	AB R H RBI BB SO LOB	TOP											
Enzo Hernandez, R OBP: 0.317, SLG: 0.266 (1, 6)	0-0 P6			0-0 SH2-3 1B	0-0 4-3			0-0 L8	0-0 FC5-4	5 1 1 0 0 0 2												
Johnny Grubb, L OBP: 0.414, SLG: 0.483 (1, 8)	0-3 K			0-0 SH2-3 1-3				4-0 BB 1B		2 1 1 0 1 1 0												
Leron Lee, L OBP: 0.358, SLG: 0.353 (1, 7)	0-0 3-1			0-0 WP FC5-4 1B				0-0 F8		4 1 1 1 0 1 2												
Nate Colbert, R OBP: 0.348, SLG: 0.378 (1, 3)				4-0 G6-3 BB				4-0 1B BB		1 0 0 0 3 1 1												
Fred Kendall, R OBP: 0.359, SLG: 0.430 (1, 2)				0-0 F8				0-0 F8		4 0 1 2 0 0 3												
Jerry Morales, R OBP: 0.286, SLG: 0.389 (1, 9)				0-0 G6-3 1-2f				0-0 1B		4 0 0 0 0 0 4												
Derrel Thomas, S OBP: 0.292, SLG: 0.262 (1, 4)				0-0 4-3						3 0 0 0 1 1 0												
Dave Hilton, R OBP: 0.274, SLG: 0.299 (1, 5)				0-0 F9						4 0 2 0 0 0 1												
Mike Corkins, R OBP: 0.267, SLG: 0.385 Steve Arlin, R OBP: 0.154, SLG: 0.154 Vicente Romo, R (9, 1)				0-3 K						2 1 1 1 0 1 0												
				0-0 HR						2 0 1 0 0 0 1												
										0 0 0 0 0 0 0												
<b>Inning Stats</b>	R: 0 E: 0 K: 1 S: 5	H: 0 LOB: 0 BB: 0 P: 5	R: 0 E: 0 K: 0 S: 2	H: 0 LOB: 0 BB: 1 P: 6	R: 0 E: 0 K: 1 S: 5	H: 0 LOB: 0 BB: 0 P: 5	R: 2 E: 0 K: 0 S: 5	H: 2 LOB: 1 BB: 1 P: 9	R: 1 E: 0 K: 0 S: 4	H: 2 LOB: 0 BB: 0 P: 4	R: 0 E: 0 K: 2 S: 8	H: 1 LOB: 1 BB: 0 P: 8	R: 0 E: 0 K: 0 S: 3	H: 0 LOB: 1 BB: 1 P: 7	R: 1 E: 0 K: 0 S: 4	H: 1 LOB: 2 BB: 2 P: 12	R: 0 E: 0 K: 1 S: 6	H: 2 LOB: 1 BB: 0 P: 6	1B: 6 2B: 1 3B: 0 HR: 1	SF: 0 SAC: 1 DP: 2 HBP: 0	WP: 2 PB: 0 SB: 1 CS: 1	PA: 37
<b>PITCHER</b>	IP WLS BF H R ER SO BB IBB HBP BLK WP HR S P ERA WHIP												IP WLS BF H R ER SO BB IBB HBP BLK WP HR S P ERA WHIP									
Andy Messersmith, R ERA: 3.48 Jim Brewer, L ERA: 1.85	(1, 1) 7.2 L 31 5 4 4 4 5 0 0 1 1 1 34 54 4.70 1.304												(8, 1) 1.1 6 3 0 0 1 0 0 0 0 0 0 8 8 0.00 2.250									

San Diego Padres @ Los Angeles Dodgers  
 Dodger Stadium, Los Angeles, CA  
 Wed May 23 1973, 7:05 PM PDT  
 Att: 11,975 - Unknown

AB	31
R	4
H	8
RBI	4
BB	5
SO	5
LOB	14



WP: 2	PA: 37
PB: 0	
SB: 1	
CS: 1	

ERA	4.70
WHIP	1.304

Batter	1	2	3	4	5	6	7	8	9
<b>Davey Lopes, R</b> OBP: 0.435, SLG: 0.443 (1, 4)	0-3 K		0-3 K			0-0 2B		0-3 K	
<b>Bill Buckner, L</b> OBP: 0.307, SLG: 0.346 (1, 3)	0-0 F7			0-0 1B G5-4-3		0-0 L4		0-0 WP 3-4-1 1B	
<b>Willie Davis, L</b> OBP: 0.314, SLG: 0.449 (1, 8)	4-0 BB			0-0 1B G5-4-3		0-3 K		0-0 3-4-1	
<b>Joe Ferguson, R</b> OBP: 0.394, SLG: 0.550 (1, 7)	0-0 F9			0-0 G5-4-3 1-2f 3-H		0-3 K		0-0 F3 2-3	
<b>Willie Crawford, L</b> OBP: 0.400, SLG: 0.429 (1, 9)		0-0 F7 1B		4-0 BB FC6-4		0-0 HR		4-0 SH1-4 BB	
<b>Ron Cey, R</b> OBP: 0.372, SLG: 0.412 (1, 5)		0-0 F7 1-2		0-0 FC6-4 1-2f		0-3 K		0-0 SH1-4 1-2	
<b>Bill Russell, R</b> OBP: 0.286, SLG: 0.341 (1, 6)		0-3 K			0-0 5-3		0-0 HR	0-0 F9	
<b>Steve Yeager, R</b> OBP: 0.429, SLG: 0.407 (1, 2)			0-3 K		0-3 K2-3		0-0 4-3	4-0 BB	
<b>Manny Mota, R</b> OBP: 0.413, SLG: 0.429 (9, PH)									
<b>Tom Paciorek, R</b> OBP: 0.234, SLG: 0.273 (9, PR)									
<b>Andy Messersmith, R</b> OBP: 0.133, SLG: 0.133 (1, 1)			0-3 K		0-0 P3		0-0 F9	0-3 K	
<b>Jim Brewer, L</b> OBP: 0.667, SLG: 0.667 (8, 1)									
<b>Steve Garvey, R</b> OBP: 0.224, SLG: 0.327 (9, PH)									

AB	R	H	RBI	BB	SO	LOB
4	0	1	0	0	3	0
4	1	2	0	0	0	1
3	0	1	0	1	1	2
4	0	0	0	0	1	4
2	1	2	1	2	0	0
3	0	0	0	0	1	2
4	1	1	1	0	1	1
3	0	0	0	0	2	0
0	0	0	0	1	0	0
0	0	0	0	0	0	0
3	0	0	0	0	1	0
0	0	0	0	0	0	0
1	0	0	0	0	1	2

WP	HR	S	P	ERA	WHIP
1	0	36			
0	0	0			
0	0	0			
0	0	0			
1	0	0			


Inning Stats	R: 0	H: 0	E: 0	K: 1	S: 5	H: 1	LOB: 1	BB: 1	P: 9	R: 0	H: 0	E: 0	K: 3	S: 9	R: 1	H: 2	E: 0	K: 0	S: 4	R: 0	H: 0	E: 0	K: 1	S: 5	R: 0	H: 1	E: 0	K: 2	S: 8	R: 2	H: 2	E: 0	K: 1	S: 7	R: 0	H: 1	E: 0	K: 1	S: 6	R: 0	H: 0	E: 0	K: 1	S: 5	1B: 4	SF: 0	2B: 1	SAC: 1	3B: 0	DP: 1	HR: 2	HBP: 0
<b>PITCHER</b>	IP	WLS	BF	H	R	ER	SO	BB	IBB	HBP	BLK	WP	HR	S	P	ERA	WHIP																																			
<b>Mike Cokins, R</b> ERA: 6.0 (1, 1)	5.0		19	4	1	1	6	2	0	0	0	0	0	29	37	1.80	1.200																																			
<b>Steve Arlin, R</b> ERA: 5.63 (6, 1)	3.0	W	13	3	2	2	4	1	0	0	0	1	2	20	24	6.00	1.333																																			
<b>Vicente Romo, R</b> ERA: 3.68 (9, 1)	1.0	S	4	0	0	0	1	1	0	0	0	0	0	5	9	0.00	1.000																																			

**San Diego Padres @ Los Angeles Dodgers**  
Dodger Stadium, Los Angeles, CA

Wed May 23 1973, 7:05 PM PDT  
Att. 11,975 - Unknown

[livebaseballscorecards.com](http://livebaseballscorecards.com)

**AB 31**  
**R 3**  
**H 7**  
**RBI 2**  
**BB 4**  
**SO 11**  
**LOB 12**



**New York Mets @ Los Angeles Dodgers**  
 Dodger Stadium, Los Angeles, CA

Thu May 24 1973, 7:05 PM PDT  
 Att: 27,580 - Unknown

Batter	1	2	3	4	5	6	7	8	9	10	11	12	13	14	15	16	17	18	19	AB R H RBI BB SO LOB	
Wayne Garrett, L (1, 5) OBP: 0.357, SLG: 0.389	F8		G6-3 1B		G4-6-3 1-2		K		F8			K		E9 1B 1-H		F7		K	K	10 0 1 0 0 4 8	
Felix Milan, R (1, 4) OBP: 0.293, SLG: 0.316	6-3		G6-3 1-2			F8	F9		5-3			6-3				E6		5-3		9 0 1 0 0 0 5	
Cleon Jones, R (1, 8) OBP: 0.333, SLG: 0.424	FC5 1B		1-3			5-3				P5		K		F9						9 2 3 0 0 2 3	
Jim Gosger, L (19, 8) OBP: 0.309, SLG: 0.265	FC5 1B							1B 1B 2B											2B 1B	0 0 0 0 0 0 0	
Rusty Staub, L (1, 9) OBP: 0.356, SLG: 0.418				G5-4-3 1B				1-3		F7				4-3		P6			FC5-6 1B	9 1 5 1 0 0 0	
Jim Beauchamp, R (1, 3) OBP: 0.275, SLG: 0.286							F8														
George Stone, L (13, 1) OBP: 0.333, SLG: 0.333	FC5			K			F8	F2		E6				PB BB		1-3			FC5-6 1B	4 0 0 0 0 1 5	
Ken Boswell, L (19, PH) OBP: 0.273, SLG: 0.286																				FC5-4 1B	2 0 0 0 0 1 1
Jim McAndrew, R (19, 1) OBP: 0.417, SLG: 0.250	2-3																		4-3 2B SH3	1 1 1 1 0 0 0	
George Theodore, R (1, 7) OBP: 0.316, SLG: 0.321		1-3		G5-4-3 1-2				1B 2B 1B		F5				K					SH3	7 1 3 1 1 1 3	
Jerry May, R (1, 2) OBP: 0.270, SLG: 0.273																					
Ted Martinez, R (7, PR) OBP: 0.275, SLG: 0.232		1-3						1B		G4-6-3										FC5-4	3 0 2 0 0 0 0
Duffy Dyer, R (7, 2) OBP: 0.209, SLG: 0.128								1B											4-3 2B BB	4 1 0 0 2 2 6	
Bud Harrelson, S (1, 6) OBP: 0.350, SLG: 0.262			F8																		
Tom Seaver, R (1, 1) OBP: 0.192, SLG: 0.125																					
Jim Fregosi, R (7, PH) OBP: 0.231, SLG: 0.231																					
Tug McGraw, R (8, 1) OBP: 0.358, SLG: 0.333																					
Ed Kranepool, L (8, 3) OBP: 0.167, SLG: 0.167																					
John Milner, R (13, PH) OBP: 0.345, SLG: 0.420																					
Jon Matlack, L (13, PH) OBP: 0.355, SLG: 0.290			1B G6-3 1B																		

Inning Stats	R: 0	H: 2	R: 0	H: 0	R: 1	H: 2	R: 0	H: 1	R: 0	H: 2	R: 0	H: 2	R: 1	H: 0	R: 0	H: 1	R: 0	H: 0	R: 0	H: 0	R: 0	H: 2	R: 0	H: 0	R: 4	H: 4	R: 0	H: 0	R: 0	H: 2	R: 0	H: 0	1B: 18	SF: 0	WP: 0	PA: 82
	E: 0	LOB: 2	E: 0	LOB: 0	E: 0	LOB: 0	E: 0	LOB: 1	E: 0	LOB: 1	E: 0	LOB: 0	E: 0	LOB: 3	E: 0	LOB: 2	E: 0	LOB: 0	E: 0	LOB: 0	E: 1	LOB: 1	E: 0	LOB: 2	E: 0	LOB: 2	E: 0	LOB: 0	E: 0	LOB: 2	E: 0	LOB: 0	2B: 4	SAC: 2	PA: 1	
	K: 0	BB: 0	K: 0	BB: 0	K: 1	BB: 0	K: 0	BB: 0	K: 0	BB: 1	K: 0	BB: 0	K: 0	BB: 0	K: 2	BB: 1	K: 0	BB: 2	K: 0	BB: 0	K: 1	BB: 0	K: 0	BB: 0	K: 0	BB: 0	K: 1	BB: 0	K: 1	BB: 0	3B: 0	DP: 4	CS: 0			
	S: 5	P: 5	S: 3	P: 3	S: 4	P: 4	S: 5	P: 5	S: 3	P: 3	S: 3	P: 7	S: 5	P: 5	S: 3	P: 7	S: 7	P: 7	S: 7	P: 7	S: 7	P: 11	S: 3	P: 11	S: 6	P: 6	S: 7	P: 7	S: 7	P: 7	S: 7	P: 13	HR: 0	HBP: 0		

PITCHER	IP	WLS	BF	H	R	ER	SO	BB	IBB	HBP	BLK	WP	HR	S	P	ERA	WHIP
Tommy John, L (1, 1) ERA: 3.24	6.1		26	10	2	2	1	0	0	0	0	0	0	8	28	2.84	1.579
Pete Richert, L (7, 1) ERA: 2.19	1.0		7	3	1	1	1	0	1	0	0	0	0	8	12	9.00	3.000
George Culver, R (8, 1) ERA: 3.15	0.2		1	0	0	0	0	0	0	0	0	0	0	1	1	0.00	0.000
Jim Brewer, L (9, 1) ERA: 1.71	2.0		8	1	0	0	0	1	0	0	0	0	0	7	11	0.00	1.000
Charlie Hough, R (11, 1) ERA: 2.33	5.0		20	2	0	0	6	3	0	0	0	0	0	29	41	0.00	1.000
PITCHER	IP	WLS	BF	H	R	ER	SO	BB	IBB	HBP	BLK	WP	HR	S	P	ERA	WHIP
Doug Rau, L (16, 1) ERA: 6.62	4.0		L 20	6	4	4	5	1	0	0	0	0	0	29	33	9.00	1.750

AB 74  
 R 7  
 H 22  
 RBI 6  
 BB 6  
 SO 13  
 LOB 39



WP: 0 PA: 82  
 PB: 1  
 SB: 1  
 CS: 0

livebaseballscorecards.com




Batter	1	2	3	4	5	6	7	8	9	10	11	12	13	14	15	16	17	18	19	AB	R	H	RBI	BB	SO	LOB												
Davey Lopes, R (1, 4) OBP: 0.424, SLG: 0.425	G4-6-3 1B		6-3	K			P3		6-3		6-3		1-3		1B		6-3 IBB		FC4-6	9	0	2	0	1	1	3												
Bill Buckner, L (1, 3) OBP: 0.303, SLG: 0.337	G4-6-3 1-2f		4-3 1B		4-3		G1		G6-4-3 BB		6-3		6-3		6-3		6-3		6-3	8	1	1	0	1	0	4												
Manny Mota, R (1, 7) OBP: 0.391, SLG: 0.390	K		4-3		5-3		P3		G6-4-3		4-3									9	0	0	0	0	1	4												
Willie Davis, L (1, 8) OBP: 0.330, SLG: 0.459		4-3 E 1B	FC6-4 1B									3-1					4-3		F7	9	1	6	1	0	0	0												
Joe Ferguson, R (1, 2) OBP: 0.397, SLG: 0.538		4-3	FC6-4																5-3	7	0	2	0	2	1	4												
Willie Crawford, L (1, 9) OBP: 0.409, SLG: 0.433		E3 1B SF9		1B FC3-2 1B																8	1	4	0	1	2	4												
Ron Cey, R (1, 5) OBP: 0.382, SLG: 0.408																				6	0	2	0	3	0	7												
Bill Russell, R (1, 6) OBP: 0.283, SLG: 0.333																				7	0	1	1	1	2	10												
Tommy John, R (1, 1) ERA: 1.68																																						
Phil Hennigan, R (7, 1) ERA: 4.05																																						
Tug McGraw, L (8, 1) ERA: 4.35																																						
George Stone, L (13, 1) ERA: 0.89																																						
Jim McAndrew, R (19, 1) ERA: 4.59																																						
<b>Inning Stats</b>	R: 0 E: 0 K: 1 S: 5	H: 1 LOB: 0 BB: 0 P: 5	R: 2 E: 1 K: 0 S: 6	H: 2 LOB: 1 BB: 0 P: 6	R: 1 E: 0 K: 0 S: 5	H: 2 LOB: 1 BB: 0 P: 5	R: 0 E: 0 K: 2 S: 9	H: 2 LOB: 2 BB: 0 P: 9	R: 0 E: 0 K: 1 S: 6	H: 1 LOB: 1 BB: 0 P: 6	R: 0 E: 0 K: 1 S: 6	H: 1 LOB: 3 BB: 2 P: 12	R: 0 E: 0 K: 0 S: 4	H: 0 LOB: 0 BB: 1 P: 6	R: 0 E: 0 K: 0 S: 3	H: 2 LOB: 3 BB: 2 P: 12	R: 0 E: 0 K: 0 S: 4	H: 0 LOB: 0 BB: 0 P: 3	R: 0 E: 0 K: 0 S: 7	H: 1 LOB: 2 BB: 0 P: 7	R: 0 E: 0 K: 0 S: 4	H: 1 LOB: 1 BB: 0 P: 4	R: 0 E: 0 K: 0 S: 4	H: 1 LOB: 2 BB: 1 P: 8	R: 0 E: 0 K: 0 S: 4	H: 1 LOB: 2 BB: 1 P: 8	R: 0 E: 0 K: 0 S: 4	H: 0 LOB: 0 BB: 0 P: 5	R: 0 E: 0 K: 0 S: 4	H: 1 LOB: 1 BB: 0 P: 4	R: 0 E: 0 K: 0 S: 4	H: 0 LOB: 0 BB: 0 P: 5	R: 0 E: 0 K: 0 S: 4	H: 1 LOB: 2 BB: 0 P: 4	1B: 19 2B: 0 3B: 0 HR: 0	SF: 1 SAC: 1 DP: 5 HBP: 0	WP: 0 PB: 0 SB: 1 CS: 0	PA: 82

**BOTTOM**

**New York Mets @ Los Angeles Dodgers**  
Dodger Stadium, Los Angeles, CA

Thu May 24 1973, 7:05 PM PDT  
Att. 27,580 - Unknown

AB	71
R	3
H	19
RBI	2
BB	9
SO	7
LOB	47



Batter	1	2	3	4	5	6	7	8	9	AB R H RBI BB SO LOB	TOP
Wayne Garrett, L (1, 5) OBP: 0.368, SLG: 0.394	0-0 CS 1B		0-0 1B 1-3		4-0 SH5-3 BB		0-0 F9		0-0 F3	4 0 2 0 1 0 2	<p><b>New York Mets @ Los Angeles Dodgers</b> Dodger Stadium, Los Angeles, CA</p> <p>Fri May 25 1973, 7:05 PM PDT Att. 53,624 - Unknown</p> <p>livebaseballscorecards.com</p>
Felix Millan, R (1, 4) OBP: 0.299, SLG: 0.321	0-3 K 1-2		0-0 G6-4-3 1B 3-H		0-0 SH5-3			0-0 F8 FC4-6 1B	0-0 FC5 2-3f	4 1 2 1 0 1 3	
George Theodore, R (1, 7) OBP: 0.311, SLG: 0.316	0-0 3-1		0-0 G6-4-3 1-2f		0-0 5-3			0-0 FC4-6 1B 1-2		4 0 1 0 0 0 3	
Rusty Staub, L (1, 9) OBP: 0.353, SLG: 0.410		4-0 PB S BB		0-0 4-3	0-0 4-3			0-0 F8 2-3		3 0 0 0 1 0 3	
Jim Fregosi, R (1, 3) OBP: 0.318, SLG: 0.232		0-0 6-3 1-3		0-0 BB 1B 1B		0-0 E5 G1-6-3		0-0 FC4-6 FC5-4 1-2f 3-H		4 1 1 1 0 0 2	
Ted Martinez, R (1, 8) OBP: 0.272, SLG: 0.224		0-3 K		4-0 1B FC5-4 BB		0-0 G1-6-3 1-2f		0-0 FC5-4 1-2f		3 1 0 0 1 1 3	
Duffy Dyer, R (1, 2) OBP: 0.211, SLG: 0.134		0-0 4-3		0-0 FC5-4 1B 1-3 2-H		0-3 K			0-0 6-3	4 0 1 1 0 1 1	
Bud Harrelson, S (1, 6) OBP: 0.354, SLG: 0.270			0-0 1B 1B		0-0 FC5-4 1-2f 3-H		0-0 5-3		0-0 FC5 BB 1B	4 1 2 1 0 0 1	
Jon Matlack, L (1, 1) OBP: 0.333, SLG: 0.167 Ken Boswell, L (7, PH) OBP: 0.261, SLG: 0.273 Ray Sadecki, L (7, 1) Phil Hennigan, R (8, 1) OBP: 0.353, SLG: 0.333 Jim Beauchamp, R (9, PH) OBP: 0.400, SLG: 0.286 Jim McAndrew, R (9, PR) OBP: 0.417, SLG: 0.250			0-3 K		0-0 G3		0-0 1-3		4-0 BB BB BB 1-2 BB	2 0 0 0 0 0 1 2 1 0 1 0 0 0 0 0 0 0 0 0 0	
<b>Inning Stats</b>	R: 0 H: 1 E: 0 LOB: 0 K: 1 BB: 0 S: 5 P: 5	R: 0 H: 0 E: 0 LOB: 1 K: 1 BB: 1 S: 5 P: 9	R: 1 H: 3 E: 0 LOB: 1 K: 1 BB: 0 S: 7 P: 7	R: 2 H: 2 E: 0 LOB: 1 K: 0 BB: 1 S: 5 P: 9	R: 0 H: 0 E: 0 LOB: 1 K: 0 BB: 1 S: 3 P: 7	R: 0 H: 0 E: 1 LOB: 0 K: 1 BB: 0 S: 5 P: 5	R: 0 H: 0 E: 0 LOB: 0 K: 0 BB: 0 S: 3 P: 3	R: 1 H: 2 E: 0 LOB: 1 K: 0 BB: 0 S: 5 P: 5	R: 0 H: 1 E: 0 LOB: 2 K: 0 BB: 1 S: 4 P: 8	1B: 9 SF: 0 2B: 0 SAC: 1 3B: 0 DP: 2 HR: 0 HBP: 0	WP: 0 PA: 38 PB: 1 SB: 1 CS: 1
<b>PITCHER</b> Claude Osteen, L (1, 1) ERA: 3.75 Pete Richert, L (9, 1) ERA: 2.08	IP WLS BF H R ER SO BB IBB HBP BLK WP HR S P ERA WHIP	8.1 W 36 9 4 4 4 4 4 0 0 0 0 0 40 56 4.32 1.560	0.2 S 2 0 0 0 0 0 0 0 0 0 0 0 0 2 2 0.00 0.000								




Batter	1	2	3	4	5	6	7	8	9
<b>Davey Lopes, R</b> OBP: 0.426, SLG: 0.427 (1, 4)	0-0 P4			0-0 P4	0-0 CS 1B			0-0 SH3-4 1B	
<b>Bill Buckner, L</b> OBP: 0.304, SLG: 0.342 (1, 3)	0-0 G3			0-0 G3	0-0 CS 1-2	0-0 PB SF8 2B		0-0 SH3-4 1-2	
<b>Willie Davis, L</b> OBP: 0.324, SLG: 0.450 (1, 8)	0-0 P6			0-0 1-3		0-0 G3 2-3		0-0 P6	
<b>Joe Ferguson, R</b> OBP: 0.399, SLG: 0.535 (1, 2)		4-0 BB BB			0-0 E6 1B HR	0-0 SF8 3-H		4-0 BB BB	
<b>Manny Mota, R</b> OBP: 0.393, SLG: 0.404 (1, 7)		0-0 F8			0-0 HR 1B	0-0 1B		0-0 FC6-4 1-2 2-H	
<b>Tom Paciorek, R</b> OBP: 0.234, SLG: 0.273 (9, 7)					1-2 HR 1B	0-0 1B		0-0 FC6-4 1-2 2-H	
<b>Ron Cey, R</b> OBP: 0.385, SLG: 0.425 (1, 5)		0-0 G6-3 1-2			0-0 HR 1B		0-0 3B	0-0 FC6-4 1-2	
<b>Willie Crawford, L</b> OBP: 0.407, SLG: 0.451 (1, 9)			0-0 F7		0-0 HR 1-H 2-H 3-H		0-0 4-3		
<b>Bill Russell, R</b> OBP: 0.278, SLG: 0.328 (1, 6)			0-0 F9		0-0 P4		0-0 L5		
<b>Claude Osteen, L</b> OBP: 0.130, SLG: 0.048 (1, 1)			0-3 K		0-3 K		0-0 F2		
<b>Pete Richert, L</b> OBP: 1.000, SLG: 1.000 (9, 1)									

AB	R	H	RBI	BB	SO	LOB
4	1	2	0	0	0	0
3	1	1	0	0	0	0
4	0	0	0	0	0	2
1	1	0	1	2	0	0
4	1	3	1	0	0	1
0	0	0	0	0	0	0
4	1	2	0	0	0	3
3	1	1	4	0	0	1
3	0	0	0	0	0	1
3	0	0	0	0	2	1
0	0	0	0	0	0	0

**BOTTOM**

**New York Mets @ Los Angeles Dodgers**  
**Dodger Stadium, Los Angeles, CA**  
 Fri May 25 1973, 7:05 PM PDT  
 Att. 53,624 - Unknown

<b>AB</b>	<b>29</b>
<b>R</b>	<b>6</b>
<b>H</b>	<b>9</b>
<b>RBI</b>	<b>6</b>
<b>BB</b>	<b>2</b>
<b>SO</b>	<b>2</b>
<b>LOB</b>	<b>9</b>



Inning Stats		R: 0	H: 0	E: 0	K: 0	S: 3	R: 0	H: 0	E: 0	K: 0	S: 2	R: 0	H: 0	E: 0	K: 1	S: 5	R: 0	H: 0	E: 0	K: 0	S: 3	R: 4	H: 4	E: 1	K: 1	S: 9	R: 1	H: 2	E: 0	K: 0	S: 4	R: 0	H: 1	E: 0	K: 0	S: 4	R: 1	H: 2	E: 0	K: 0	S: 5														
<b>IP</b>	<b>WLS</b>	<b>BF</b>	<b>H</b>	<b>R</b>	<b>ER</b>	<b>SO</b>	<b>BB</b>	<b>IBB</b>	<b>HBP</b>	<b>BLK</b>	<b>WP</b>	<b>HR</b>	<b>S</b>	<b>P</b>	<b>ERA</b>	<b>WHIP</b>	<b>IP</b>	<b>WLS</b>	<b>BF</b>	<b>H</b>	<b>R</b>	<b>ER</b>	<b>SO</b>	<b>BB</b>	<b>IBB</b>	<b>HBP</b>	<b>BLK</b>	<b>WP</b>	<b>HR</b>	<b>S</b>	<b>P</b>	<b>ERA</b>	<b>WHIP</b>	<b>IP</b>	<b>WLS</b>	<b>BF</b>	<b>H</b>	<b>R</b>	<b>ER</b>	<b>SO</b>	<b>BB</b>	<b>IBB</b>	<b>HBP</b>	<b>BLK</b>	<b>WP</b>	<b>HR</b>	<b>S</b>	<b>P</b>	<b>ERA</b>	<b>WHIP</b>					
Jon Matlack, L (1, 1)	6.0	L	23	6	5	4	2	1	0	0	0	0	1	26	30	6.00	1.167																																						
Ray Sadecki, L (7, 1)	1.2		9	3	1	1	0	1	0	0	0	0	0	8	12	5.40	2.400																																						
Phil Hennigan, R (8, 1)	0.1		1	0	0	0	0	0	0	0	0	0	0	1	1	0.00	0.000																																						

<b>WP:</b> 0	<b>PA:</b> 34
<b>PB:</b> 1	
<b>SB:</b> 0	
<b>CS:</b> 1	

Batter	1	2	3	4	5	6	7	8	9	AB R H RBI BB SO LOB	TOP																
Wayne Garrett, L (1, 5) OBP: 0.369, SLG: 0.388	4-0 1B BB	0-0 P6			0-0 SH5-4 1B G3	0-0 G3		0-0 F9		4 2 1 0 1 0 3	<b>New York Mets @ Los Angeles Dodgers</b> <b>Dodger Stadium, Los Angeles, CA</b> Sat May 26 1973, 7:05 PM PDT Att: 28,635 - Unknown																
Felix Millan, R (1, 4) OBP: 0.309, SLG: 0.331	0-0 1B E 1B	0-0 F9			0-0 G3 SH5-4 1B		0-0 L6		0-0 1B 1B	5 2 3 0 0 0 1																	
George Theodore, R (1, 7) OBP: 0.338, SLG: 0.344	0-0 1-2 E 1B		0-0 F9		0-0 SH5-4		0-0 BB 1B		0-0 1-2 1B	4 1 3 1 0 0 0																	
Rusty Staub, L (1, 9) OBP: 0.349, SLG: 0.399	0-0 F5		0-0 G3		0-0 G3		4-0 BB 1B		0-3 K	4 0 0 1 1 1 5																	
Jim Fregosi, R (1, 3) OBP: 0.319, SLG: 0.237	0-3 K		0-3 K		0-0 1B		0-0 P6		0-0 F8	3 0 1 1 0 2 2																	
Ed Kranepool, L (7, PH) OBP: 0.341, SLG: 0.410					3-H 1B					2 0 0 0 0 0 4																	
Ted Martinez, R (1, 8) OBP: 0.258, SLG: 0.211	0-0 E8 1-H 2-H			0-0 5-3	0-0 P4		0-0 P4		0-0 5-3	5 0 0 0 0 0 5																	
Duffy Dyer, R (1, 2) OBP: 0.213, SLG: 0.140	0-3 K			0-0 6-3		0-0 SH1-4 1B		0-0 5-3		4 0 1 0 0 1 1																	
Bud Harrelson, S (1, 6) OBP: 0.364, SLG: 0.285		0-0 SH1-4 1B		0-0 1B		0-3 K		0-0 FC5-4 1B		4 0 3 0 0 1 1																	
Harry Parker, R (1, 1) OBP: 0.154, SLG: 0.154					0-3 K		0-0 SH1-4		0-0 FC5-4	0 0 0 0 0 0 0																	
John Milner, L (4, PH) OBP: 0.449, SLG: 0.600		0-0 SH1-4			0-0 K		0-0 SH1-4		0-0 FC5-4	1 0 0 0 0 1 1																	
Jim McAndrew, R (4, 1) OBP: 0.417, SLG: 0.250										0 0 0 0 0 0 0																	
Jim Beauchamp, R (8, PH) OBP: 0.385, SLG: 0.273		1-2								1 0 0 0 0 0 1																	
Tommy Moore, R (8, 1)										0 0 0 0 0 0 0																	
<b>Inning Stats</b>	R: 3 E: 1 K: 2 S: 10	H: 2 LOB: 1 BB: 1 P: 14	R: 0 E: 0 K: 0 S: 4	H: 1 LOB: 1 BB: 0 P: 4	R: 0 E: 0 K: 1 S: 5	H: 0 LOB: 0 BB: 0 P: 5	R: 0 E: 0 K: 1 S: 6	H: 1 LOB: 1 BB: 0 P: 6	R: 2 E: 0 K: 0 S: 6	H: 3 LOB: 1 BB: 0 P: 6	R: 0 E: 0 K: 1 S: 6	H: 1 LOB: 1 BB: 0 P: 6	R: 0 E: 0 K: 0 S: 4	H: 1 LOB: 2 BB: 1 P: 8	R: 0 E: 0 K: 0 S: 4	H: 1 LOB: 1 BB: 0 P: 4	R: 0 E: 0 K: 1 S: 7	H: 2 LOB: 2 BB: 0 P: 7	1B: 12 2B: 0 3B: 0 HR: 0	SF: 0 SAC: 3 DP: 0 HBP: 0	WP: 0 PB: 0 SB: 0 CS: 0	PA: 42					
<b>PITCHER</b>	IP WLS BF H R ER SO BB IBB HBP BLK WP HR S P ERA WHIP																										
Al Downing, L (1, 1) ERA: 2.77	5.0		24	7	5	3	4	1	0	0	0	0	0	31	35	5.40	1.600										
George Culver, R (6, 1) ERA: 2.95	1.1	W	7	2	0	0	1	1	0	0	0	0	0	8	12	0.00	2.250										
Pete Richert, L (7, 1) ERA: 1.72	2.2	S	11	3	0	0	1	0	0	0	0	0	0	13	13	0.00	1.125										

livebaseballscores.com

AB	37
R	5
H	12
RBI	3
BB	2
SO	6
LOB	24



Batter	1	2	3	4	5	6	7	8	9	AB	R	H	RBI	BB	SO	LOB				
<b>Davey Lopes, R</b> OBP: 0.407, SLG: 0.405 (1, 4)	0-0 4-3	0-3 K	0-0 F9		0-3 K		0-0 5-3	0-0 5-3		6	0	0	0	0	2	6				
<b>Bill Buckner, L</b> OBP: 0.297, SLG: 0.333 (1, 3)	0-0 4-3	0-0 F7		0-0 F7		0-0 3-1	0-0 4-3			5	0	0	0	0	0	3				
<b>Willie Davis, L</b> OBP: 0.335, SLG: 0.459 (1, 8)	0-0 1B		0-0 FC4-6 1B	0-0 4-3		0-0 E1 1B	0-0 HR 1B			5	2	4	0	0	0	0				
<b>Joe Ferguson, R</b> OBP: 0.404, SLG: 0.555 (1, 2)	0-3 K		0-0 F8	0-0 1B		0-0 1B	0-0 HR			5	2	3	2	0	1	2				
<b>Willie Crawford, L</b> OBP: 0.413, SLG: 0.453 (1, 9)		0-3 K	0-0 FC4-6 1B	0-0 1B		0-0 1-3 1B	4-0 WP BB			4	2	2	1	1	1	1				
<b>Ron Cey, R</b> OBP: 0.391, SLG: 0.419 (1, 5)		4-0 1B	4-0 1B	0-0 F3		0-0 1-3	4-0 FC4-6 BB			2	2	0	0	3	0	4				
<b>Von Joshua, L</b> OBP: 0.485, SLG: 0.517 (1, 7)		0-0 BB	0-0 1B		0-0 S	4-0 1B	0-0 FC4-6			4	1	3	1	1	0	2				
<b>Bill Russell, R</b> OBP: 0.286, SLG: 0.335 (1, 6)		0-0 BB	0-0 1B	0-0 1B	0-3 K	0-0 1B	0-0 F9			5	0	3	4	0	1	1				
<b>Al Downing, R</b> OBP: 0.150, SLG: 0.105 (1, 1)		4-0 BB	0-0 1B		0-0 5-3	0-0 F7		0-0 3-1		1	0	1	1	1	0	0				
<b>Manny Mota, R</b> OBP: 0.390, SLG: 0.400 (5, PH)										1	0	0	0	0	0	1				
<b>George Culver, R</b> (6, 1)										1	0	0	0	0	0	2				
<b>Pete Richert, L</b> OBP: 0.500, SLG: 0.500 (7, 1)										1	0	0	0	0	0	0				
<b>Inning Stats</b>	R: 0 E: 0 K: 1 S: 6	H: 1 LOB: 1 BB: 0 P: 6	R: 1 E: 0 K: 2 S: 9	H: 2 LOB: 3 BB: 2 P: 17	R: 3 E: 0 K: 0 S: 7	H: 4 LOB: 2 BB: 1 P: 11	R: 0 E: 0 K: 2 S: 8	H: 1 LOB: 1 BB: 0 P: 8	R: 3 E: 1 K: 0 S: 7	H: 4 LOB: 2 BB: 1 P: 11	R: 2 E: 0 K: 0 S: 5	H: 2 LOB: 2 BB: 2 P: 13	R: 0 E: 0 K: 0 S: 3	H: 0 LOB: 0 BB: 0 P: 3	1B: 15 2B: 0 3B: 0 HR: 1	SF: 0 SAC: 0 DP: 0 HBP: 0	WP: 1 PB: 0 SB: 2 CS: 0	PA: 46		
<b>PITCHER</b>	IP WLS BF H R ER SO BB IBB HBP BLK WP HR S P ERA WHIP	IP WLS BF H R ER SO BB IBB HBP BLK WP HR S P ERA WHIP																		
<b>Harry Parker, R</b> ERA: 3.13 (1, 1)	3.0																			
<b>Jim McAndrew, R</b> ERA: 5.3 (4, 1)	4.0	L	24	9	5	5	2	2	1	0	0	1	1	25	37	11.25	2.750			
<b>Tommy Moore, R</b> ERA: (8, 1)	1.0		3	0	0	0	0	0	0	0	0	0	0	3	3	0.00	0.000			

BOTTOM	
<b>New York Mets @ Los Angeles Dodgers</b> Dodger Stadium, Los Angeles, CA Sat May 26 1973, 7:05 PM PDT Att. 28,635 - Unknown	
<b>AB</b> 40 <b>R</b> 9 <b>H</b> 16 <b>RBI</b> 9 <b>BB</b> 6 <b>SO</b> 5 <b>LOB</b> 22	

Batter	1	2	3	4	5	6	7	8	9	AB R H RBI BB SO LOB	TOP	
Wayne Garrett, L (1, 5) OBP: 0.365, SLG: 0.383	0-0 G6-3 1B		0-0 6-3			0-0 3-1		0-0 4-3		4 0 1 0 0 0 0	<b>New York Mets @ Los Angeles Dodgers</b> <b>Dodger Stadium, Los Angeles, CA</b> Sun May 27 1973, 3:33 AM PDT Att: 31,108 - Unknown <a href="http://livebaseballscorecards.com">livebaseballscorecards.com</a>	
Felix Millan, R (1, 4) OBP: 0.301, SLG: 0.322	0-0 G6-3 1-2f		0-0 P6			0-0 1-3		0-0 F2		4 0 0 0 0 0 1		
John Milner, L (1, 3) OBP: 0.425, SLG: 0.559	0-0 4-3		0-0 4-3			0-3 K			0-0 3-1	4 0 0 0 0 1 0		
Rusty Staub, L (1, 9) OBP: 0.352, SLG: 0.401		0-0 1B 1B 1B		0-0 G5-4-3 1B			0-0 P3		0-0 4-3	4 0 2 0 0 0 0		
Ed Kranepool, L (1, 7) OBP: 0.337, SLG: 0.402		0-0 1B 1-2 1B		0-0 F7			0-0 1-3		0-3 K	4 0 1 0 0 1 1		
Jim Gosger, L (1, 8) OBP: 0.310, SLG: 0.269		0-0 F7		0-0 G5-4-3 1-2f			0-0 1B			3 0 1 0 0 0 3		
Duffy Dyer, R (1, 2) OBP: 0.216, SLG: 0.146		0-0 1-2 2-3 1B			0-0 F9		0-3 K			3 0 1 0 0 1 1		
Bud Harrelson, S (1, 6) OBP: 0.357, SLG: 0.278		0-3 K				0-0 4-3			0-0 6-3	3 0 0 0 0 1 3		
Jerry Koosman, R (1, 1) OBP: 0.217, SLG: 0.182 Ken Boswell, L (8, PH) OBP: 0.292, SLG: 0.435 Phil Hennigan, R (8, 1) OBP: 0.333, SLG: 0.333		0-3 K				0-3 K		0-0 HR		2 0 0 0 0 2 3 1 1 1 1 0 0 0 0 0 0 0 0 0 0		
<b>Inning Stats</b>	R: 0 H: 1 E: 0 LOB: 0 K: 0 BB: 0 S: 3 P: 3	R: 0 H: 3 E: 0 LOB: 3 K: 2 BB: 0 S: 10 P: 10	R: 0 H: 0 E: 0 LOB: 0 K: 0 BB: 0 S: 3 P: 3	R: 0 H: 1 E: 0 LOB: 0 K: 0 BB: 0 S: 3 P: 3	R: 0 H: 0 E: 0 LOB: 0 K: 1 BB: 0 S: 5 P: 5	R: 0 H: 0 E: 0 LOB: 0 K: 1 BB: 0 S: 5 P: 5	R: 0 H: 1 E: 0 LOB: 1 K: 1 BB: 0 S: 6 P: 6	R: 1 H: 1 E: 0 LOB: 0 K: 0 BB: 0 S: 4 P: 4	R: 0 H: 0 E: 0 LOB: 0 K: 1 BB: 0 S: 5 P: 5	1B: 6 SF: 0 2B: 0 SAC: 0 3B: 0 DP: 2 HR: 1 HBP: 0	WP: 0 PA: 32 PB: 0 SB: 0 CS: 0	
<b>PITCHER</b> Don Sutton, R (1, 1) ERA: 2.1	IP WLS BF H R ER SO BB IBB HBP BLK WP HR S P ERA WHIP	9.0 W 32 7 1 1 6 0 0 0 0 0 0 1 44 44 1.00 0.778										

**New York Mets @ Los Angeles Dodgers**  
**Dodger Stadium, Los Angeles, CA**  
 Sun May 27 1973, 3:33 AM PDT  
 Att: 31,108 - Unknown

**AB 32**  
**R 1**  
**H 7**  
**RBI 1**  
**BB 0**  
**SO 6**  
**LOB 12**



Batter	1	2	3	4	5	6	7	8	9	AB	R	H	RBI	BB	SO	LOB
Davey Lopes, R OBP: 0.407, SLG: 0.400 (1, 4)	0-0 1-3	0-0 F9		4-0 IBB		0-0 F9		0-0 G3 2-3 1B		4	0	1	0	1	0	3
Bill Buckner, L OBP: 0.299, SLG: 0.335 (1, 3)	0-0 1B		0-3 K	0-0 6-3		0-0 1B		0-0 G3 1-2		5	0	2	0	0	1	5
Willie Davis, L OBP: 0.336, SLG: 0.452 (1, 8)	0-0 F8		4-0 BB		0-0 G3	0-0 F7		4-0 FC6-4 IBB		3	0	0	0	2	0	3
Joe Ferguson, R OBP: 0.399, SLG: 0.562 (1, 2)	0-0 F3		0-0 P3		0-0 HR		0-0 6-3	0-0 FC6-4 1-2f		5	1	1	1	0	0	5
Manny Mota, R OBP: 0.385, SLG: 0.394 (1, 7)		0-0 F9	0-3 K		0-0 BB 1B		0-0 6-3			4	0	1	0	0	1	1
Ron Cey, R OBP: 0.404, SLG: 0.430 (1, 5)		0-0 BB SF8 2B		4-0 SH1-4 BB	4-0 G5-4-3 BB	4-0 BB	4-0 BB			1	1	1	0	3	0	0
Willie Crawford, L OBP: 0.415, SLG: 0.447 (1, 9)		4-0 BB BB		4-0 SH1-4 BB	0-0 G5-4-3	0-0 K				2	0	0	0	2	1	3
Bill Russell, R OBP: 0.296, SLG: 0.340 (1, 6)		4-0 1-2 2-3 BB		0-0 F8		0-0 1B 1B		0-0 1B SH1-4 1B		3	0	2	0	1	0	2
Don Sutton, R OBP: 0.161, SLG: 0.107 (1, 1)		0-0 SF8 3-H		0-0 SH1-4		0-3 K		0-0 SH1-4		1	0	0	1	0	1	1


Inning Stats	R: 0	H: 1	E: 0	LOB: 1	K: 0	BB: 0	S: 4	P: 4	R: 1	H: 1	E: 0	LOB: 2	K: 0	BB: 2	S: 4	P: 12	R: 0	H: 0	E: 0	LOB: 1	K: 2	BB: 1	S: 7	P: 11	R: 0	H: 0	E: 0	LOB: 3	K: 0	BB: 3	S: 3	P: 15	R: 1	H: 2	E: 0	LOB: 1	K: 0	BB: 1	S: 4	P: 8	R: 0	H: 2	E: 0	LOB: 2	K: 1	BB: 0	S: 7	P: 7	R: 0	H: 0	E: 0	LOB: 1	K: 1	BB: 1	S: 5	P: 9	R: 0	H: 2	E: 0	LOB: 3	K: 0	BB: 1	S: 5	P: 9
Jerry Koosman, L ERA: 2.55 (1, 1)	IP	WLS	BF	H	R	ER	SO	BB	IBB	HBP	BLK	WP	HR	S	P	ERA	WHIP																																															
Phil Hennigan, R ERA: 3.8 (8, 1)	1.0		6	2	0	0	0	0	1	0	0	0	0	5	9	0.00	2.000																																															

**BOTTOM**

**New York Mets @ Los Angeles Dodgers**  
**Dodger Stadium, Los Angeles, CA**  
 Sun May 27 1973, 3:33 AM PDT  
 Att. 31,108 - Unknown

livebaseballscorecards.com

AB	28
R	2
H	8
RBI	2
BB	9
SO	4
LOB	23



WP: 0	PA: 40
PB: 0	CS: 0
SB: 0	

Batter	1	2	3	4	5	6	7	8	9	AB R H RBI BB SO LOB	TOP											
<b>Cesar Tovar, R</b> (1, 4) OBP: 0.347, SLG: 0.368	0-3 K		0-0 F6		0-0 G3 1B		0-0 1B 1B		0-0 F8	5 0 2 0 0 1 1	<b>Philadelphia Phillies @ Los Angeles Dodgers</b> <b>Dodger Stadium, Los Angeles, CA</b> Mon May 28 1973, 7:05 PM PDT Att. 15,300 - Unknown											
<b>Del Unser, L</b> (1, 8) OBP: 0.339, SLG: 0.460	0-3 K		0-3 K		0-0 G3 1-2		0-0 1-2 1B			4 0 1 0 0 2 2												
<b>Willie Montanez, L</b> (1, 3) OBP: 0.317, SLG: 0.331	0-3 K		0-0 G3		0-0 F8		0-0 F8			4 0 0 0 0 1 5												
<b>Greg Luzinski, R</b> (1, 7) OBP: 0.251, SLG: 0.327		0-3 K PB		0-0 4-3 SF8 2B		0-0 F8		0-0 P4		4 1 1 0 0 1 0												
<b>Bill Robinson, R</b> (1, 9) OBP: 0.342, SLG: 0.528		0-3 K 1-2		0-0 4-3 2-3		0-3 K		0-3 K		4 0 0 0 0 3 2												
<b>Mike Schmidt, R</b> (1, 5) OBP: 0.373, SLG: 0.345		0-3 K		0-0 SF8 3-H		0-0 2B		4-0 BB		2 0 1 1 1 1 1												
<b>Bob Boone, R</b> (1, 2) OBP: 0.265, SLG: 0.254		0-0 F9		0-0 1B		0-3 K		0-3 K		4 0 1 0 0 2 3												
<b>Larry Bowa, S</b> (1, 6) OBP: 0.250, SLG: 0.230			0-0 SH1-3 1B		0-0 F8		0-0 P5		0-0 F5	4 0 1 0 0 0 1												
<b>Dick Ruthven, R</b> (1, 1) OBP: 0.182, SLG: 0.100			0-0 SH1-3		0-0 5-3		0-3 K		0-0 F8	1 0 0 0 0 0 0												
<b>Darrell Brandon, R</b> (6, 1)										0 0 0 0 0 0 0												
<b>Mike Rogodzinski, L</b> (7, PH) OBP: 0.370, SLG: 0.364										1 0 0 0 0 1 0												
<b>Barry Lersch, S</b> (7, 1) OBP: 0.200, SLG: 0.200										0 0 0 0 0 0 0												
<b>Jose Pagan, R</b> (9, PH) OBP: 0.125, SLG: 0.261										1 0 0 0 0 0 0												
<b>Inning Stats</b>	R: 0 E: 0 K: 3 S: 9	H: 0 LOB: 0 BB: 0 P: 9	R: 0 E: 0 K: 3 S: 10	H: 0 LOB: 1 BB: 0 P: 10	R: 0 E: 0 K: 1 S: 7	H: 1 LOB: 2 BB: 0 P: 7	R: 1 E: 0 K: 0 S: 5	H: 2 LOB: 1 BB: 0 P: 5	R: 0 E: 0 K: 0 S: 4	H: 1 LOB: 1 BB: 0 P: 4	R: 0 E: 0 K: 2 S: 8	H: 1 LOB: 1 BB: 0 P: 8	R: 0 E: 0 K: 1 S: 7	H: 2 LOB: 2 BB: 0 P: 7	R: 0 E: 0 K: 2 S: 7	H: 0 LOB: 1 BB: 1 P: 11	R: 0 E: 0 K: 0 S: 3	H: 0 LOB: 0 BB: 0 P: 3	1B: 5 2B: 2 3B: 0 HR: 0	SF: 1 SAC: 1 DP: 0 HBP: 0	WP: 0 PB: 3 SB: 0 CS: 0	PA: 37
<b>PITCHER</b> <b>Andy Messersmith, R</b> (1, 1) ERA: 3.21	IP: 9.0 WLS: W BF: 37 H: 7 R: 1 ER: 1 SO: 12 BB: 1 IBB: 0 HBP: 0 BLK: 0 WP: 0 HR: 0 S: 60 P: 64 ERA: 1.00 WHIP: 0.889											<b>PITCHER</b>	IP: WLS: BF: H: R: ER: SO: BB: IBB: HBP: BLK: WP: HR: S: P: ERA: WHIP:									

livebaseballscorecards.com

AB	34
R	1
H	7
RBI	1
BB	1
SO	12
LOB	15





Batter	1	2	3	4	5	6	7	8	9
Davey Lopes, R OBP: 0.400, SLG: 0.400 (1, 4)	0-0 2-3		0-0 2B	0-0 P6		0-0 L5-3		0-0 6-3	
Bill Buckner, L OBP: 0.298, SLG: 0.338 (1, 3)	0-0 2B		0-0 F8		0-0 6-3		0-0 F8		
Willie Davis, L OBP: 0.339, SLG: 0.450 (1, 8)	0-0 F2			0-0 HR 1B	0-0 F7		4-0 FC6-4 BB		
Joe Ferguson, R OBP: 0.396, SLG: 0.552 (1, 2)	0-3 K			0-0 F2	4-0 BB		0-0 FC6-4		
Willie Crawford, L OBP: 0.417, SLG: 0.464 (1, 9)		4-0 BB		0-0 HR	0-3 K		0-0 1-3		
Ron Cey, R OBP: 0.407, SLG: 0.464 (1, 5)		0-0 6-3		0-0 HR		0-0 E 3B		0-0 E3 2B	
Von Joshua, L OBP: 0.432, SLG: 0.455 (1, 7)		0-0 4-3		0-0 F7		0-0 4-3		0-3 K	
Bill Russell, R OBP: 0.304, SLG: 0.347 (1, 6)			0-0 F7	4-0 1B E BB		4-0 E 1B IBB		0-0 1-3 2B	
Andy Messersmith, R OBP: 0.176, SLG: 0.176 (1, 1)			0-0 6-3	0-0 1-3 1B		0-0 1-3 1B		0-0 F8	


Inning Stats	R: 0	H: 1	E: 0	K: 1	S: 6	LOB: 1	BB: 0	P: 6	R: 0	H: 0	E: 0	K: 0	S: 2	LOB: 0	BB: 1	P: 6	R: 0	H: 1	E: 0	K: 0	S: 4	LOB: 1	BB: 0	P: 4	R: 3	H: 4	E: 1	K: 0	S: 7	LOB: 2	BB: 1	P: 11	R: 0	H: 0	E: 0	K: 1	S: 5	LOB: 1	BB: 1	P: 9	R: 2	H: 2	E: 1	K: 0	S: 4	LOB: 0	BB: 1	P: 8	R: 0	H: 0	E: 0	K: 0	S: 3	LOB: 1	BB: 1	P: 7	R: 0	H: 1	E: 1	K: 1	S: 7	LOB: 2	BB: 0	P: 7
--------------	------	------	------	------	------	--------	-------	------	------	------	------	------	------	--------	-------	------	------	------	------	------	------	--------	-------	------	------	------	------	------	------	--------	-------	-------	------	------	------	------	------	--------	-------	------	------	------	------	------	------	--------	-------	------	------	------	------	------	------	--------	-------	------	------	------	------	------	------	--------	-------	------

AB	R	H	RBI	BB	SO	LOB
5	0	1	0	0	0	5
4	0	1	0	0	0	1
3	1	1	0	1	0	1
3	0	0	0	1	1	3
3	1	1	2	1	1	2
4	2	2	1	0	0	1
4	0	0	0	0	1	2
2	1	1	0	2	0	0
4	0	2	1	0	0	2

WP	HR	S	P	ERA	WHIP
3	0	0	0	6.75	2.062
0	0	0	0	0.00	0.000
0	0	10	14	0.00	1.000

**Philadelphia Phillies @ Los Angeles Dodgers**  
**Dodger Stadium, Los Angeles, CA**  
 Mon May 28 1973, 7:05 PM PDT  
 Att. 15,300 - Unknown

AB	32
R	5
H	9
RBI	4
BB	5
SO	3
LOB	17



Batter	1	2	3	4	5	6	7	8	9	AB R H RBI BB SO LOB	TOP
Cesar Tovar, R OBP: 0.348, SLG: 0.376 (1, 4) (8, 7)	0-0 1B		0-0 6-3			0-0 F9		0-0 1H 2B	0-0 5-3	5 0 2 1 0 0 3	Philadelphia Phillies @ Los Angeles Dodgers Dodger Stadium, Los Angeles, CA Tue May 29 1973, 7:05 PM PDT Att. 12,350 - Unknown
Mike Anderson, R OBP: 0.308, SLG: 0.394 (1, 9)	0-0 F8		0-0 5-3			4-0 1B BB		0-3 K		3 1 0 0 1 1 2	
Willie Montanez, L OBP: 0.316, SLG: 0.326 (1, 3)	0-0 F7				1-0 FC5-4 HBP	0-0 4-1		0-3 K		3 0 0 0 0 1 3	
Greg Luzinski, R OBP: 0.251, SLG: 0.325 Barry Lersch, S OBP: 0.200, SLG: 0.200 (1, 7) (8, 1)	0-0 L5				0-3 K	0-0 FC6-4 1B		0-0 5-3		4 0 1 1 0 1 3 0 0 0 0 0 0 0	
Bill Robinson, R OBP: 0.348, SLG: 0.554 (1, 8)					0-0 F9	0-0 FC6-4 1-2f			0-0 FC5 1B 1B	4 1 2 1 0 0 2	
Mike Schmidt, R OBP: 0.368, SLG: 0.341 (1, 5)					0-0 FC5-4 1-2f				0-0 1B FC5 1B	4 0 1 0 0 0 1	
Bob Boone, R OBP: 0.272, SLG: 0.262 (1, 2)									0-0 FC5 1B	4 0 2 0 0 0 2	
Larry Bowa, S OBP: 0.250, SLG: 0.230 (1, 6)									0-0 1-2 2-3f 1B	4 0 1 0 0 1 2	
Ken Brett, L OBP: 0.333, SLG: 0.400 Darrell Brandon, R OBP: 0.375, SLG: 0.294 (1, 1) (5, 1) (8, PH) (8, 4)					0-0 P5	0-3 K		4-0 2B BB	0-0 P4	2 0 0 0 0 1 0 0 0 0 0 0 0 0 1 1 0 0 1 0 3	
<b>Inning Stats</b>	R: 0 H: 1 E: 0 LOB: 1 K: 0 BB: 0 S: 4 P: 4	R: 1 H: 2 E: 0 LOB: 0 K: 0 BB: 0 S: 4 P: 4	R: 0 H: 0 E: 0 LOB: 0 K: 0 BB: 0 S: 3 P: 3	R: 0 H: 0 E: 0 LOB: 1 K: 1 BB: 0 S: 5 P: 6	R: 0 H: 1 E: 0 LOB: 0 K: 1 BB: 0 S: 5 P: 5	R: 1 H: 1 E: 0 LOB: 1 K: 0 BB: 1 S: 4 P: 8	R: 0 H: 0 E: 0 LOB: 0 K: 1 BB: 0 S: 5 P: 5	R: 1 H: 1 E: 0 LOB: 1 K: 2 BB: 1 S: 8 P: 12	R: 0 H: 3 E: 0 LOB: 3 K: 0 BB: 0 S: 6 P: 6	1B: 7 SF: 0 2B: 1 SAC: 0 3B: 0 DP: 2 HR: 1 HBP: 1	
<b>PITCHER</b> Tommy John, L ERA: 3.24 Jim Brewer, L ERA: 1.67 (1, 1) (9, 1)	IP WLS BF H R ER SO BB IBB HBP BLK WP HR S P ERA WHIP	8.1 W 35 9 3 3 5 2 0 1 0 0 0 1 42 51 3.24 1.320	0.2 S 2 0 0 0 0 0 0 0 0 0 0 0 2 2 0.00 0.000								

livebaseballscorecards.com

<b>AB</b>	34
<b>R</b>	3
<b>H</b>	9
<b>RBI</b>	3
<b>BB</b>	2
<b>SO</b>	5
<b>LOB</b>	21



Batter	1	2	3	4	5	6	7	8	9
Davey Lopes, R OBP: 0.400, SLG: 0.395 (1, 4)	0-0 E5 1-3 FC3-2		4-0 2B 2B BB	0-0 F8		0-0 1B SF7 1B	0-0 G6-4-3 1-2f 3-H		
Bill Buckner, L OBP: 0.305, SLG: 0.349 (1, 3)	0-0 1-3		0-0 2B 2B		0-0 1B 2B 1B	0-0 1B 1B	0-0 G3		
Willie Davis, L OBP: 0.336, SLG: 0.446 (1, 8)	0-0 FC3-2		0-0 G3		0-0 2B 1B	0-0 SF7		0-0 P4	
Joe Ferguson, R OBP: 0.401, SLG: 0.563 (1, 2) Steve Yeager, R OBP: 0.429, SLG: 0.407 (9, 2)	0-0 P3 3-H		0-0 1B 2B 2-H 3-H		0-0 2B 2B 1-H 2-H	4-0 BB G5-4-3		0-0 P4	
Manny Mota, R OBP: 0.381, SLG: 0.389 (1, 7) Tom Paciorek, R OBP: 0.250, SLG: 0.289 (8, PH) (9, 7)		0-0 4-3	0-0 1B 2-3		0-0 1-3	0-0 G5-4-3		0-0 1B	
Ron Cey, R OBP: 0.412, SLG: 0.471 (1, 5)		0-0 1-3 2B	0-3 K		4-0 2B IBB		0-0 2B 1B	0-0 F8	
Willie Crawford, L OBP: 0.413, SLG: 0.465 (1, 9)		0-0 1-3 2-3		0-0 F2	0-3 K		0-0 1B 2B		
Bill Russell, R OBP: 0.308, SLG: 0.352 (1, 6)		0-0 4-3		0-0 F2	0-0 2B		4-0 1B G6-4-3 IBB		
Tommy John, R OBP: 0.190, SLG: 0.150 (1, 1) Jim Brewer, L OBP: 0.667, SLG: 0.667 (9, 1)			0-0 6-3	0-0 1B	0-0 5-3		0-0 1B G6-4-3 1-3 2-H 3-H		

Inning Stats	R: 0 E: 1 K: 0 S: 4	H: 0 LOB: 1 BB: 0 P: 4	R: 0 E: 0 K: 0 S: 4	H: 1 LOB: 1 BB: 0 P: 4	R: 2 E: 0 K: 1 S: 8	H: 3 LOB: 2 BB: 1 P: 12	R: 0 E: 0 K: 0 S: 4	H: 1 LOB: 1 BB: 0 P: 4	R: 3 E: 0 K: 1 S: 9	H: 4 LOB: 2 BB: 1 P: 13	R: 1 E: 0 K: 0 S: 4	H: 2 LOB: 1 BB: 1 P: 8	R: 3 E: 0 K: 0 S: 5	H: 3 LOB: 0 BB: 1 P: 9	R: 0 E: 0 K: 0 S: 4	H: 1 LOB: 1 BB: 0 P: 4
1B: 9 2B: 6 3B: 0 HR: 0	SF: 1 SAC: 0 DP: 2 HBP: 0	WP: 0 PB: 0 SB: 0 CS: 0														

PITCHER	IP	WLS	BF	H	R	ER	SO	BB	IBB	HBP	BLK	WP	HR	S	P	ERA	WHIP
Ken Brett, L ERA: 3.3 (1, 1)	4.2	L	26	9	5	5	2	1	1	0	0	0	0	28	36	9.64	2.143
Darrell Brandon, R ERA: 10.24 (5, 1)	2.1		12	5	4	4	0	1	1	0	0	0	0	10	18	15.43	2.571
Barry Lersch, R ERA: 3.82 (8, 1)	1.0		4	1	0	0	0	0	0	0	0	0	0	4	4	0.00	1.000

**BOTTOM**

Philadelphia Phillies @ Los Angeles Dodgers  
 Dodger Stadium, Los Angeles, CA  
 Tue May 29 1973, 7:05 PM PDT  
 Att. 12,350 - Unknown

livebaseballscorecards.com

AB	37
R	9
H	15
RBI	8
BB	4
SO	2
LOB	19



WP: 0 PB: 0 SB: 0 CS: 0	PA: 42
----------------------------------	--------

Batter	1	2	3	4	5	6	7	8	9	AB R H RBI BB SO LOB	TOP												
<b>Cesar Tovar, R</b> OBP: 0.344, SLG: 0.370 (1, 4) (7, 7)	0-0 3-1	0-0 1-3			0-0 5-3		0-0 1B		0-0 6-3	5 1 1 0 0 0 1													
<b>Larry Bowa, S</b> OBP: 0.249, SLG: 0.229 (1, 6)	0-0 6-3	0-0 6-3			0-0 6-3		0-0 1B		0-0 6-3	5 0 1 0 0 0 1													
<b>Willie Montanez, L</b> OBP: 0.320, SLG: 0.330 (1, 3)	0-0 1B		0-3 K		0-3 K		0-0 1B			4 1 2 1 0 2 0													
<b>Greg Luzinski, R</b> OBP: 0.251, SLG: 0.320 <b>Jim Lonborg, R</b> (7, 1)	4-0 1B		0-0 4-3		0-0 4-3		0-0 FC5-4			3 0 0 0 1 0 2 0 0 0 0 0 0 0													
<b>Bill Robinson, R</b> OBP: 0.353, SLG: 0.578 (1, 8)	0-0 1B		0-0 F9		0-0 HR			0-0 5-3		4 1 2 2 0 0 0													
<b>Mike Schmidt, R</b> OBP: 0.356, SLG: 0.326 (1, 5)	0-0 F7			0-0 6-3		0-0 E5		0-0 6-3		4 0 0 0 0 0 2													
<b>Bob Boone, R</b> OBP: 0.279, SLG: 0.294 (1, 2)		0-0 HR		0-0 1-3		0-0 4-3		0-0 1B		4 1 2 1 0 0 1													
<b>Mike Anderson, R</b> OBP: 0.305, SLG: 0.378 (1, 9)		0-3 K		0-0 4-3		4-0 BB		0-3 K		3 0 0 0 1 2 1													
<b>Steve Carlton, L</b> OBP: 0.184, SLG: 0.189 <b>Bill Wilson, R</b> <b>Mac Scarce, L</b> <b>Terry Harmon, R</b> OBP: 0.357, SLG: 0.278 (7, PH) (7, 4)		0-0 1B			0-0 G3		0-0 G5-4-3		0-0 6-3	2 0 1 0 0 0 0 0 0 0 0 0 0 0 0 0 0 0 0 0 0 2 0 0 0 0 0 1													
<b>Inning Stats</b>	R: 1 E: 0 K: 0 S: 5	H: 2 LOB: 2 BB: 1 P: 9	R: 1 E: 0 K: 1 S: 7	H: 2 LOB: 1 BB: 0 P: 7	R: 0 E: 0 K: 1 S: 5	H: 0 LOB: 0 BB: 0 P: 5	R: 0 E: 0 K: 0 S: 3	H: 0 LOB: 0 BB: 0 P: 3	R: 0 E: 0 K: 0 S: 3	H: 0 LOB: 0 BB: 0 P: 3	R: 1 E: 1 K: 1 S: 7	H: 1 LOB: 1 BB: 0 P: 7	R: 1 E: 0 K: 0 S: 5	H: 3 LOB: 2 BB: 1 P: 9	R: 0 E: 0 K: 1 S: 6	H: 1 LOB: 1 BB: 0 P: 6	R: 0 E: 0 K: 0 S: 3	H: 0 LOB: 0 BB: 0 P: 3	1B: 7 2B: 0 3B: 0 HR: 2	SF: 0 SAC: 0 DP: 1 HBP: 0	WP: 0 PB: 0 SB: 0 CS: 0	PA: 38	
<b>PITCHER</b> <b>Claude Osteen, L</b> ERA: 3.78 (1, 1)	IP 9.0	WLS W	BF 38	H 9	R 4	ER 4	SO 4	BB 2	IBB 0	HBP 0	BLK 0	WP 0	HR 2	S 44	P 52	ERA 4.00	WHIP 1.222						<b>PITCHER</b> IP WLS BF H R ER SO BB IBB HBP BLK WP HR S P ERA WHIP

Philadelphia Phillies @ Los Angeles Dodgers  
Dodger Stadium, Los Angeles, CA  
Wed May 30 1973, 7:05 PM PDT  
Att. 15,462 - Unknown

livebaseballscorecards.com

AB	36
R	4
H	9
RBI	4
BB	2
SO	4
LOB	9



Batter	1	2	3	4	5	6	7	8	9	AB	R	H	RBI	BB	SO	LOB
Davey Lopes, R OBP: 0.413, SLG: 0.402 (1, 4)	0-0 5-3	0-0 FC4-6 1-2 1B		0-0 1B	4-0 IBB	4-0 G6-4-3 1-2 IBB				3	0	2	0	2	0	0
Bill Buckner, L OBP: 0.303, SLG: 0.345 (1, 3)	0-0 F7	0-0 FC4-6 1-2f		0-0 1B	0-0 F8	0-0 G6-4-3 1-2f				5	0	1	0	0	0	8
Willie Davis, L OBP: 0.338, SLG: 0.455 (1, 8)	0-0 3B		0-0 P4	0-0 F9		0-0 S 2B 1B		0-0 4-3		5	1	2	0	0	0	2
Joe Ferguson, R OBP: 0.401, SLG: 0.561 (1, 2)	0-0 1-3		0-0 F9		B B B B 4-0 FC5-4 BB	0-0 1B 2B		0-3 K		4	1	1	1	1	1	1
Manny Mota, R OBP: 0.389, SLG: 0.393 (1, 7)		0-0 2B 1B 1B	0-0 1B 1B		B B B B 4-0 FC5-4 1-2f 1B	4-0 1B 1B IBB		0-0 6-3		4	3	2	0	1	0	1
Ron Cey, R OBP: 0.422, SLG: 0.497 (1, 5)		0-0 F3	0-0 1B		B B B B 4-0 1B 1-2 2B BB	0-0 1B 1B 1B		0-0 HR		4	3	3	2	1	0	1
Willie Crawford, L OBP: 0.418, SLG: 0.475 (1, 9)		0-0 1B 2B	0-3 K		B B B B 4-0 2B 1-2 2-H 1B	0-0 1B 1-2 2-H 1B		0-0 4-3		5	1	3	2	0	1	2
Bill Russell, R OBP: 0.319, SLG: 0.368 (1, 6)		0-0 1B 1B		0-0 F3		0-0 IBB		0-0 G4-6-3 1B		5	0	4	4	0	0	0
Claude Osteen, L OBP: 0.107, SLG: 0.038 (1, 1)		0-3 K		0-0 6-3		0-3 K		0-0 G4-6-3 1-2f		5	0	0	0	0	3	6

Inning Stats	R: 0	H: 1	E: 0	K: 0	S: 4	LOB: 1	BB: 0	P: 4	R: 2	H: 4	E: 0	K: 1	S: 9	LOB: 2	BB: 0	P: 9	R: 0	H: 2	E: 0	K: 1	S: 7	LOB: 2	BB: 0	P: 7	R: 0	H: 2	E: 0	K: 0	S: 5	LOB: 2	BB: 0	P: 5	R: 2	H: 2	E: 0	K: 1	S: 7	LOB: 3	BB: 3	P: 19	R: 4	H: 5	E: 0	K: 1	S: 9	LOB: 2	BB: 2	P: 17	R: 0	H: 0	E: 0	K: 1	S: 5	LOB: 0	BB: 0	P: 5	R: 1	H: 2	E: 0	K: 0	S: 4	LOB: 0	BB: 0	P: 4
--------------	------	------	------	------	------	--------	-------	------	------	------	------	------	------	--------	-------	------	------	------	------	------	------	--------	-------	------	------	------	------	------	------	--------	-------	------	------	------	------	------	------	--------	-------	-------	------	------	------	------	------	--------	-------	-------	------	------	------	------	------	--------	-------	------	------	------	------	------	------	--------	-------	------

PITCHER	IP	WLS	BF	H	R	ER	SO	BB	IBB	HBP	BLK	WP	HR	S	P	ERA	WHIP
Steve Carlton, L ERA: 3.94 (1, 1)	5.0	L	31	13	6	6	3	2	1	0	0	0	0	34	46	10.80	3.000
Bill Wilson, R ERA: 4.22 (6, 1)	0.0		4	3	2	2	0	0	1	0	0	0	0	3	7	∞	∞
Mac Scarce, L ERA: 2.22 (6, 1)	1.0		3	0	0	0	1	0	1	0	0	0	0	4	8	0.00	0.000
Jim Lonborg, R ERA: 6.36 (7, 1)	2.0		7	2	1	1	1	0	0	0	0	0	1	9	9	4.50	1.000

**BOTTOM**

Philadelphia Phillies @ Los Angeles Dodgers  
 Dodger Stadium, Los Angeles, CA  
 Wed May 30 1973, 7:05 PM PDT  
 Att. 15,462 - Unknown

AB	40
R	9
H	18
RBI	9
BB	5
SO	5
LOB	21

WP: 0 PA: 45  
 PB: 0 SB: 1  
 CS: 0



PITCHER	IP	WLS	BF	H	R	ER	SO	BB	IBB	HBP	BLK	WP	HR	S	P	ERA	WHIP
---------	----	-----	----	---	---	----	----	----	-----	-----	-----	----	----	---	---	-----	------

Batter	1	2	3	4	5	6	7	8	9	AB R H RBI BB SO LOB	TOP	
Ron Hunt, R (1, 4) OBP: 0.413, SLG: 0.338	0-0 CS 1B			x 0-0 F3		x 0-0 G6-3			x 0-0 6-3	4 0 1 0 0 0 2		
Ron Woods, R (1, 8) OBP: 0.377, SLG: 0.396	0-3 1-2 K		x 0-0 6-3				x 0-0 4-3 2B		x 0-0 1B 2B	4 2 2 0 0 1 1		
Ron Fairly, L (1, 7) Clyde Mashore, R (9, PR) OBP: 0.490, SLG: 0.559 OBP: 0.313, SLG: 0.643	0-0 F3		x 0-0 4-3				x 0-0 4-3		x 0-0 G4-6-3 1B	4 0 1 1 0 0 1 0 0 0 0 0 0 0		
Ken Singleton, S (1, 9) OBP: 0.393, SLG: 0.390		0-3 K		0-3 K			x 0-0 4-3		x 0-0 G4-6-3 1B	4 0 0 1 0 2 1		
Mike Jorgensen, L (1, 3) OBP: 0.299, SLG: 0.277		0-0 F8		0-0 1-3			x 0-0 F7			3 0 0 0 0 0 0		
John Boccabella, R (1, 2) OBP: 0.290, SLG: 0.315		0-3 K		0-0 5-3				x 0-0 E5 4-3 WP		3 0 0 0 0 1 0		
Bob Bailey, R (1, 5) OBP: 0.377, SLG: 0.505		0-3 K		4-0 FC1-5 1B BB				0-3 K		2 0 0 0 1 2 1		
Tim Foli, R (1, 6) OBP: 0.252, SLG: 0.264		0-0 F3		0-0 FC1-5 1B				0-0 4-3		3 0 1 0 0 0 1		
Balor Moore, L (1, 1) Boots Day, L (8, PH) Tom Walker, R (8, 1) OBP: 0.160, SLG: 0.130 OBP: 0.357, SLG: 0.360		0-0 F7		0-0 FC1-5 G6-3				0-0 F7		2 0 0 0 0 0 2 1 0 0 0 0 0 1 0 0 0 0 0 0 0		
<b>Inning Stats</b>	R: 0 H: 1 E: 0 LOB: 0 K: 1 BB: 0 S: 5 P: 5	R: 0 H: 0 E: 0 LOB: 0 K: 2 BB: 0 S: 7 P: 7	R: 0 H: 0 E: 0 LOB: 0 K: 1 BB: 0 S: 5 P: 5	R: 0 H: 0 E: 0 LOB: 0 K: 0 BB: 0 S: 3 P: 3	R: 0 H: 0 E: 0 LOB: 0 K: 1 BB: 0 S: 5 P: 5	R: 0 H: 1 E: 0 LOB: 1 K: 0 BB: 1 S: 3 P: 7	R: 1 H: 1 E: 0 LOB: 0 K: 0 BB: 0 S: 4 P: 4	R: 0 H: 0 E: 1 LOB: 1 K: 1 BB: 0 S: 6 P: 6	R: 1 H: 2 E: 0 LOB: 1 K: 0 BB: 0 S: 4 P: 4	1B: 3 SF: 0 2B: 2 SAC: 0 3B: 0 DP: 2 HR: 0 HBP: 0	WP: 1 PA: 31 PB: 0 SB: 0 CS: 1	
<b>PITCHER</b> Don Sutton, R (1, 1) ERA: 2.09	IP WLS BF H R ER SO BB IBB HBP BLK WP HR S P ERA WHIP											<b>PITCHER</b> IP WLS BF H R ER SO BB IBB HBP BLK WP HR S P ERA WHIP

**Montreal Expos @ Los Angeles Dodgers**  
 Dodger Stadium, Los Angeles, CA  
 Fri Jun 01 1973, 7:05 PM PDT  
 Att. 22,480 - Unknown

AB	30
R	2
H	5
RBI	2
BB	1
SO	6
LOB	10



Batter	1	2	3	4	5	6	7	8	9	AB R H RBI BB SO LOB
Davey Lopes, R OBP: 0.409, SLG: 0.393 (1, 4)	4-0 WP 1B 4-3 BB		0-0 F9		0-0 1-3		0-0 5-3			3 1 0 0 1 0 1
Bill Buckner, L OBP: 0.306, SLG: 0.348 (1, 3)	0-0 4-3 WP 1-2 SF7 1B		0-0 F3		0-0 1B		0-3 K			4 1 2 0 0 1 1
Willie Davis, L OBP: 0.332, SLG: 0.446 (1, 8)	0-0 4-3 1-3 2-H		0-0 FC6 1-2f		0-0 4-3		0-0 3-1			4 0 0 1 0 0 3
Joe Ferguson, R OBP: 0.403, SLG: 0.558 (1, 2)	0-0 SF7 3-H		0-0 F8		4-0 SH1-3 2B BB		4-0 SH3-4 BB			1 1 0 1 2 0 0
Manny Mota, R OBP: 0.391, SLG: 0.395 (1, 7)	0-0 4-3		0-0 BB 1B		0-0 SH1-3		0-0 SH3-4			2 0 1 0 0 0 0
Ron Cey, R OBP: 0.423, SLG: 0.491 (1, 5)		0-0 5-3		4-0 FC6 1-2 BB		4-0 2B IBB		0-3 K		2 0 0 0 2 1 1
Willie Crawford, L OBP: 0.415, SLG: 0.467 (1, 9)		0-3 K		0-0 F8		0-3 K		4-0 IBB		3 0 0 0 1 2 4
Bill Russell, R OBP: 0.318, SLG: 0.370 (1, 6)		0-0 F9		0-0 FC6 1-2f		0-0 2B		0-3 K		4 0 1 1 0 1 4
Don Sutton, R OBP: 0.176, SLG: 0.100 (1, 1)			4-0 FC6 BB		0-3 K		0-0 4-1			2 0 0 0 1 1 2

Inning Stats	R: 2 E: 0 K: 0 S: 4	H: 1 LOB: 0 BB: 1 P: 8	R: 0 E: 0 K: 1 S: 5	H: 0 LOB: 0 BB: 0 P: 5	R: 0 E: 0 K: 0 S: 3	H: 0 LOB: 1 BB: 1 P: 7	R: 0 E: 0 K: 0 S: 4	H: 1 LOB: 2 BB: 1 P: 8	R: 0 E: 0 K: 1 S: 6	H: 1 LOB: 1 BB: 0 P: 6	R: 1 E: 0 K: 1 S: 6	H: 1 LOB: 2 BB: 2 P: 14	R: 0 E: 0 K: 1 S: 5	H: 0 LOB: 0 BB: 0 P: 5	R: 0 E: 0 K: 2 S: 7	H: 0 LOB: 2 BB: 2 P: 15
1B: 3 2B: 1 3B: 0 HR: 0	SF: 1 SAC: 2 DP: 0 HBP: 0	WP: 1 PB: 0 SB: 0 CS: 0	PA: 35													

PITCHER	IP	WLS	BF	H	R	ER	SO	BB	IBB	HBP	BLK	WP	HR	S	P	ERA	WHIP
Balor Moore, L ERA: 4.12 (1, 1)	7.0	L	30	4	3	3	4	4	1	0	0	1	0	33	53	3.86	1.143
Tom Walker, R ERA: 2.79 (8, 1)	1.0		5	0	0	0	2	1	1	0	0	0	0	7	15	0.00	1.000

BOTTOM

Montreal Expos @ Los Angeles Dodgers  
 Dodger Stadium, Los Angeles, CA  
 Fri Jun 01 1973, 7:05 PM PDT  
 Att. 22,480 - Unknown

livebaseballscores.com

AB	25
R	3
H	4
RBI	3
BB	7
SO	6
LOB	16



Batter	1	2	3	4	5	6	7	8	9	AB R H RBI BB SO LOB	TOP		
Ron Hunt, R OBP: 0.407, SLG: 0.333 (1, 4) (6, 5)	0-0 L3	0-0 FC5-4 1-2f 2-3		0-3 K		0-0 1B		0-0 6-3		5 0 1 0 0 1 2			
Ron Woods, R OBP: 0.370, SLG: 0.382 (1, 8) BBB	4-0 E BB	0-0 CS 3-H	0-0 6-3		0-0 F9	0-3 K		0-3 K E WP		4 1 0 0 1 2 2			
Ron Fairly, L OBP: 0.486, SLG: 0.557 Clyde Mashore, R OBP: 0.313, SLG: 0.643 (1, 7) (8, PR) (8, 7)	0-0 E4 E 1-H		0-0 F8		0-0 HR 2B		0-0 4-3	4-0 E BB 1-2		4 1 1 0 1 0 0 0 0 0 0 0 0 0			
Ken Singleton, S OBP: 0.399, SLG: 0.421 (1, 9) SSS	0-3 K		0-0 2B		0-0 HR 2-H		4-0 BB 1B BB	0-3 K 1-2 2-3		4 2 2 2 1 2 3			
Mike Jorgensen, L OBP: 0.310, SLG: 0.273 (1, 3) X	0-0 E4 S 2-3		4-0 BB		0-3 K 2		4-0 1B FC6-4 BB 1-2	4-0 BB		2 1 0 0 3 1 1			
John Boccabella, R OBP: 0.287, SLG: 0.310 (1, 2) X	0-0 F6 1-2		0-0 1-3		0-0 4-3		0-0 FC6-4 1-3 2-H 1B	0-0 5-3		5 0 1 1 0 0 7			
Bob Bailey, R OBP: 0.393, SLG: 0.551 Pepe Frias, R OBP: 0.231, SLG: 0.242 (1, 5) (6, 4)		0-0 FC5-4 CS 1B 1B		0-0 HR		0-0 G5-6-3 1B	4-0 FC6-4 IBB	0-0 F5		3 1 3 1 0 0 0 1 0 0 0 1 0 0	AB 37 R 6 H 9 RBI 5 BB 8 SO 9 LOB 21		
Tim Foli, R OBP: 0.244, SLG: 0.255 (1, 6) SSS		0-3 K		0-0 F8		0-0 G5-6-3 1-2f 2-3	0-0 FC6-4 1-2f 2-3 3-H	0-0 6-3		5 0 0 1 0 1 4			
Steve Renko, R OBP: 0.391, SLG: 0.429 Mike Marshall, R OBP: 0.375, SLG: 0.286 (1, 1) (9, 1)		0-0 FC5-4 1-2 1B		0-3 K		4-0 1B BB	0-0 1-3	0-3 K		4 0 1 0 1 2 2 0 0 0 0 0 0 0			
Inning Stats	R: 1 E: 2 K: 1 S: 7 H: 0 LOB: 2 BB: 1 P: 11	R: 0 E: 0 K: 1 S: 6 H: 2 LOB: 1 BB: 0 P: 6	R: 0 E: 0 K: 0 S: 4 H: 1 LOB: 2 BB: 1 P: 8	R: 1 E: 0 K: 2 S: 8 H: 1 LOB: 0 BB: 0 P: 8	R: 2 E: 0 K: 1 S: 7 H: 2 LOB: 0 BB: 0 P: 7	R: 0 E: 0 K: 1 S: 6 H: 2 LOB: 2 BB: 1 P: 10	R: 2 E: 0 K: 0 S: 4 H: 1 LOB: 2 BB: 3 P: 16	R: 0 E: 1 K: 2 S: 8 H: 0 LOB: 3 BB: 2 P: 16	R: 0 E: 0 K: 1 S: 5 H: 0 LOB: 0 BB: 0 P: 5	1B: 5 2B: 2 3B: 0 HR: 2 SF: 0 SAC: 0 DP: 1 HBP: 0	WP: 1 PB: 1 SB: 1 CS: 1 PA: 46		
PITCHER	IP WLS BF H R ER SO BB IBB HBP BLK WP HR S P ERA WHIP											PITCHER	IP WLS BF H R ER SO BB IBB HBP BLK WP HR S P ERA WHIP
Andy Messersmith, R ERA: 3.49 (1, 1)	6.1 L 32 8 6 5 6 5 0 0 0 0 2 39 59 7.11 2.053												
George Culver, R ERA: 2.86 (7, 1)	0.2 4 1 0 0 0 0 0 1 0 0 0 0 3 7 0.00 1.500												
Charlie Hough, R ERA: 2.11 (8, 1)	2.0 9 0 0 0 3 2 0 0 0 0 1 0 13 21 0.00 1.000												

**Montreal Expos @ Los Angeles Dodgers**  
**Dodger Stadium, Los Angeles, CA**  
 Sat Jun 02 1973, 7:05 PM PDT  
 Att: 25,908 - Unknown

livebaseballscorecards.com





Batter	1	2	3	4	5	6	7	8	9	AB R H RBI BB SO LOB
Davey Lopes, R OBP: 0.405, SLG: 0.388 (1, 4)	0-0 F9 S E 1B	0-0 G6-4-3 1-2f			0-0 B2-3			0-0 5-3		4 1 1 0 0 0 1
Bill Buckner, L OBP: 0.301, SLG: 0.342 (1, 3)	0-0 L7 1-2		0-0 4-3		0-0 4-3			0-0 L7		4 0 0 0 0 0 1
Willie Davis, L OBP: 0.326, SLG: 0.438 (1, 8)	0-0 F9 2-3		0-0 F6		0-0 F9			0-0 4-3		4 0 0 0 0 0 1
Joe Ferguson, R OBP: 0.404, SLG: 0.552 (1, 2)	4-0 E 1B BB		0-0 P6		0-0 L7			4-0 1-3 BB		2 1 0 0 2 0 0
Willie Crawford, L OBP: 0.411, SLG: 0.462 (1, 9)	0-0 E5 1B 1B		0-3 K		0-0 L7			0-0 1-3 1-2		4 1 1 1 0 1 1
Ron Cey, R OBP: 0.425, SLG: 0.491 (1, 5)	0-0 1B 1B		0-0 1B 1B		0-0 F3			0-0 L8		4 0 2 2 0 0 1
Von Joshua, L OBP: 0.415, SLG: 0.432 (1, 7)	0-3 K		0-0 1B 1B		0-0 4-3			0-3 K		4 0 1 0 0 2 2
Bill Russell, R OBP: 0.314, SLG: 0.365 (1, 6)		0-3 K		0-0 F9				0-0 5-3		3 0 0 0 0 1 2
Andy Messersmith, R OBP: 0.194, SLG: 0.194 (1, 1)		0-0 F7		0-0 F7				0-0 5-3		2 0 1 0 0 0 2
George Culver, R (7, 1)										0 0 0 0 0 0 0
Steve Garvey, R (7, PH)										1 0 0 0 0 0 0
Charlie Hough, R (8, 1)										0 0 0 0 0 0 0

Inning Stats	R: 3	H: 3	E: 1	K: 1	S: 8	LOB: 1	BB: 1	P: 12	R: 0	H: 1	E: 0	K: 1	S: 5	LOB: 0	BB: 0	P: 5	R: 0	H: 0	E: 0	K: 0	S: 3	LOB: 0	BB: 0	P: 3	R: 0	H: 0	E: 0	K: 0	S: 3	LOB: 0	BB: 0	P: 3	R: 0	H: 0	E: 0	K: 0	S: 3	LOB: 0	BB: 0	P: 3	R: 0	H: 0	E: 0	K: 1	S: 5	LOB: 1	BB: 1	P: 9	1B: 6	SF: 0	2B: 0	SAC: 0	3B: 0	DP: 1	HR: 0	HBP: 0	WP: 0	PA: 34	PB: 0	SB: 1	CS: 0
--------------	------	------	------	------	------	--------	-------	-------	------	------	------	------	------	--------	-------	------	------	------	------	------	------	--------	-------	------	------	------	------	------	------	--------	-------	------	------	------	------	------	------	--------	-------	------	------	------	------	------	------	--------	-------	------	-------	-------	-------	--------	-------	-------	-------	--------	-------	--------	-------	-------	-------

PITCHER	IP	WLS	BF	H	R	ER	SO	BB	IBB	HBP	BLK	WP	HR	S	P	ERA	WHIP
Steve Renko, R (1, 1)	8.0	W	31	6	3	2	3	2	0	0	0	0	0	35	43	2.25	1.000
Mike Marshall, R (9, 1)	1.0	S	3	0	0	0	1	0	0	0	0	0	0	5	5	0.00	0.000

**BOTTOM**

**Montreal Expos @ Los Angeles Dodgers**  
 Dodger Stadium, Los Angeles, CA

Sat Jun 02 1973, 7:05 PM PDT  
 Att. 25,908 - Unknown

livebaseballscorecards.com

AB	32
R	3
H	6
RBI	3
BB	2
SO	4
LOB	11



Batter	1	2	3	4	5	6	7	8	9	AB R H RBI BB SO LOB	TOP			
Ron Hunt, R OBP: 0.396, SLG: 0.323 (1, 4) (8, 5)	0-0 F4		0-0 F3			0-0 5-3		0-0 L4	0-0 5-3	5 0 0 0 0 0 1				
Ron Woods, R OBP: 0.366, SLG: 0.377 (1, 8)	0-0 L8			0-3 K		0-0 6-3		0-0 BB BB 1-3 1B		4 0 1 0 0 1 0				
Bob Bailey, R OBP: 0.388, SLG: 0.535 Pepe Frias, R OBP: 0.231, SLG: 0.242 (1, 5) (8, 4)	0-0 6-3			0-0 5-3		0-3 K		4-0 BB BB 1-2 BB		3 0 0 0 1 1 0 0 0 0 0 0 0 0				
Hal Breeden, R OBP: 0.382, SLG: 0.571 (1, 3)		0-0 P6		0-0 5-3			4-0 BB BB FC1-6 BB	4-0 BB BB 1-2 2-3 3-H BB		2 0 0 1 2 0 0				
Ken Singleton, S OBP: 0.396, SLG: 0.412 (1, 9)		0-0 L5			4-0 BB BB FC2-6 BB		0-0 FC1-6 CS 1-2f	0-3 K		3 0 0 0 1 1 4				
John Boccabella, R OBP: 0.300, SLG: 0.323 (1, 2)		0-0 FC5-4 1B			0-0 FC2-6 WP E 1-2f 1B		0-0 FC6-4 1-2 1B		0-0 HR 1B	4 2 3 0 0 0 1				
Clyde Mashore, R OBP: 0.300, SLG: 0.722 (1, 7)		0-0 FC5-4 1-2f			0-0 E5 CS WP 1-2		0-0 FC6-4 1-2f		0-0 HR 1-H	4 1 1 2 0 0 3				
Tim Foli, R OBP: 0.250, SLG: 0.261 (1, 6)			0-0 F9		0-0 CS 1-2 2-H 1B			0-0 1B BB 1B	0-0 F8	4 1 2 1 0 0 0				
Ernie McAnally, R OBP: 0.154, SLG: 0.154 (1, 1)			0-3 K		0-3 K 1-2 2-3			0-3 K	0-3 K	4 0 0 0 0 4 3				
<b>Inning Stats</b>	R: 0 E: 0 K: 0 S: 3 H: 0 LOB: 0 BB: 0 P: 3	R: 0 E: 0 K: 0 S: 4 H: 1 LOB: 1 BB: 0 P: 4	R: 0 E: 0 K: 1 S: 5 H: 0 LOB: 0 BB: 0 P: 5	R: 0 E: 0 K: 1 S: 5 H: 0 LOB: 0 BB: 0 P: 5	R: 1 E: 1 K: 1 S: 6 H: 1 LOB: 1 BB: 1 P: 10	R: 0 E: 0 K: 1 S: 5 H: 0 LOB: 0 BB: 0 P: 5	R: 0 E: 0 K: 0 S: 3 H: 1 LOB: 1 BB: 1 P: 7	R: 1 E: 0 K: 2 S: 9 H: 2 LOB: 3 BB: 2 P: 17	R: 2 E: 0 K: 1 S: 7 H: 2 LOB: 0 BB: 0 P: 7	1B: 6 2B: 0 3B: 0 HR: 1 SF: 0 SAC: 0 DP: 0 HBP: 0	WP: 1 PB: 0 SB: 0 CS: 3 PA: 37			
<b>PITCHER</b>	IP WLS BF H R ER SO BB IBB HBP BLK WP HR S P ERA WHIP												<b>PITCHER</b>	IP WLS BF H R ER SO BB IBB HBP BLK WP HR S P ERA WHIP
Al Downing, L ERA: 2.73 (1, 1)	7.2 L 31 5 2 2 5 4 0 0 0 0 1 0 37 53 2.35 1.174													
Pete Richert, L ERA: 1.69 (8, 1)	0.1 1 0 0 0 1 0 0 0 0 0 0 0 3 3 0.00 0.000													
Tommy John, L ERA: 3.49 (9, 1)	1.0 5 2 2 2 1 0 0 0 0 0 0 1 7 7 18.00 2.000													

**Montreal Expos @ Los Angeles Dodgers**  
**Dodger Stadium, Los Angeles, CA**  
 Sun Jun 03 1973, 3:33 AM PDT  
 Att. 34,785 - Unknown

livebaseballscorecards.com

<b>AB</b>	33
<b>R</b>	4
<b>H</b>	7
<b>RBI</b>	4
<b>BB</b>	4
<b>SO</b>	7
<b>LOB</b>	12



Batter	1	2	3	4	5	6	7	8	9	AB R H RBI BB SO LOB
Davey Lopes, R OBP: 0.395, SLG: 0.378 (1, 4)	0-0 5-3		0-0 G3			0-3 K		0-0 P4		4 0 0 0 0 1 0
Bill Buckner, L OBP: 0.304, SLG: 0.345 (1, 3)	0-0 CS 1B			0-0 4-3		0-0 4-3		0-0 E1 1B		4 0 2 0 0 0 0
Willie Davis, L OBP: 0.321, SLG: 0.430 (1, 8)	0-3 K 1-2			0-0 F7		0-0 P6		0-3 K		4 0 0 0 0 2 2
Joe Ferguson, R OBP: 0.397, SLG: 0.540 (1, 2)		0-0 6-3		0-0 6-3			0-0 6-3		0-3 K	4 0 0 0 0 1 0
Willie Crawford, L OBP: 0.418, SLG: 0.462 (1, 9)		4-0 S BB			0-0 F7		4-0 1B BB		0-0 G5-4-3 1B	2 0 1 0 2 0 0
Ron Cey, R OBP: 0.426, SLG: 0.497 (1, 5)		0-3 K 1-2			0-0 2B 2B		0-0 1B FC5-4		0-0 G5-4-3 1-2f	4 1 2 0 0 1 2
Von Joshua, L OBP: 0.409, SLG: 0.450 (1, 7)		0-0 5-3			0-0 2B 2-H		0-0 F7			3 0 1 1 0 0 3
Bill Russell, R OBP: 0.310, SLG: 0.360 (1, 6)			0-0 5-3		0-3 K		0-0 FC5-4			3 0 0 0 0 1 3
Al Downing, R OBP: 0.136, SLG: 0.095 (1, 1)			0-3 K		0-3 K			0-0 6-3		2 0 0 0 0 2 1
Pete Richert, L OBP: 0.500, SLG: 0.500 (8, 1)										0 0 0 0 0 0 0
Steve Garvey, R OBP: 0.212, SLG: 0.308 (8, PH)										1 0 0 0 0 0 0
Tommy John, R OBP: 0.190, SLG: 0.150 (9, 1)										0 0 0 0 0 0 0

<b>Inning Stats</b>	R: 0 E: 0 K: 1 S: 5	H: 1 LOB: 0 BB: 0 P: 5	R: 0 E: 0 K: 1 S: 5	H: 0 LOB: 1 BB: 1 P: 9	R: 0 E: 0 K: 1 S: 5	H: 0 LOB: 0 BB: 0 P: 5	R: 0 E: 0 K: 0 S: 3	H: 0 LOB: 0 BB: 0 P: 3	R: 1 E: 0 K: 2 S: 9	H: 2 LOB: 1 BB: 0 P: 9	R: 0 E: 0 K: 1 S: 5	H: 0 LOB: 0 BB: 0 P: 5	R: 0 E: 1 K: 1 S: 6	H: 1 LOB: 1 BB: 0 P: 6	R: 0 E: 0 K: 1 S: 5	H: 1 LOB: 0 BB: 0 P: 5	1B: 4 2B: 2 3B: 0 HR: 0	SF: 0 SAC: 0 DP: 1 HBP: 0	WP: 0 PB: 0 SB: 1 CS: 1	PA: 33
<b>PITCHER</b> Ernie McAnally, R ERA: 2.96 (1, 1)	IP 9.0	WLS W	BF 33	H 6	R 1	ER 1	SO 8	BB 2	IBB 0	HBP 0	BLK 0	WP 0	HR 0	S 47	P 55	ERA 1.00	WHIP 0.889			
<b>PITCHER</b>	IP	WLS	BF	H	R	ER	SO	BB	IBB	HBP	BLK	WP	HR	S	P	ERA	WHIP			

**BOTTOM**

**Montreal Expos @ Los Angeles Dodgers**  
Dodger Stadium, Los Angeles, CA

Sun Jun 03 1973, 3:33 AM PDT  
Att. 34,785 - Unknown

livebaseballscorecards.com

<b>AB</b>	<b>31</b>
<b>R</b>	<b>1</b>
<b>H</b>	<b>6</b>
<b>RBI</b>	<b>1</b>
<b>BB</b>	<b>2</b>
<b>SO</b>	<b>8</b>
<b>LOB</b>	<b>11</b>



Batter	1	2	3	4	5	6	7	8	9	AB R H RBI BB SO LOB	TOP
<b>Davey Lopes, R</b> (1, 4) <small>OBP: 0.400, SLG: 0.379</small> <b>Lee Lacy, R</b> (5, 4) <small>OBP: 0.300, SLG: 0.205</small>	0-3 	0-0 		1-0 		0-3 		4-0 		2 0 1 0 0 1 0 1 0 0 0 1 1 1	
<b>Bill Buckner, L</b> (1, 3) <small>OBP: 0.302, SLG: 0.342</small>	0-0 4-3 	0-0 L1-6 		0-0 G3 			0-0 3-1 	0-0 		5 0 1 1 0 0 4	
<b>Willie Davis, L</b> (1, 8) <small>OBP: 0.331, SLG: 0.451</small>	0-0 		0-0 		0-0 		0-3 	0-0 		5 3 4 1 0 1 0	
<b>Joe Ferguson, R</b> (1, 2) <small>OBP: 0.397, SLG: 0.534</small>	4-0 		0-0 		0-0 5-3 		0-0 P6 		0-0 	4 1 1 0 1 0 1	
<b>Willie Crawford, L</b> (1, 9) <small>OBP: 0.422, SLG: 0.480</small>	0-0 		0-0 G4-6-3 		0-0 SF8 			0-0 	0-0 	4 3 3 2 0 0 1	
<b>Ron Cey, R</b> (1, 5) <small>OBP: 0.426, SLG: 0.509</small>	0-0 		0-3 		0-0 6-3 			4-0 	0-0 	4 1 1 3 1 1 1	
<b>Von Joshua, L</b> (1, 7) <small>OBP: 0.383, SLG: 0.419</small> <b>Manny Mota, R</b> (8, PH) <small>OBP: 0.400, SLG: 0.405</small> <b>Tom Paciorek, R</b> (9, PR) <small>OBP: 0.250, SLG: 0.289</small>	0-0 F7 			0-3 		0-0 E6 		0-0 	0-0 	3 0 0 0 0 1 0 2 1 2 1 0 0 0 0 0 0 0 0 0 0	
<b>Bill Russell, R</b> (1, 6) <small>OBP: 0.307, SLG: 0.362</small>		0-0 F8 		0-0 		0-0 FC4-6 		0-0 SF9 	0-0 	4 0 1 1 0 0 2	
<b>Claude Osteen, L</b> (1, 1) <small>OBP: 0.129, SLG: 0.069</small> <b>Pete Richert, L</b> (7, 1) <small>OBP: 0.333, SLG: 0.333</small>		0-0 		0-3 		0-0 FC4-6 		0-0 FC1-5 		3 0 1 0 0 1 2 1 1 0 0 0 0 2	
<b>Inning Stats</b>	R: 4 H: 3 E: 0 LOB: 0 K: 1 BB: 1 S: 8 P: 12	R: 0 H: 2 E: 0 LOB: 1 K: 0 BB: 0 S: 4 P: 4	R: 1 H: 2 E: 0 LOB: 0 K: 1 BB: 0 S: 6 P: 6	R: 0 H: 1 E: 0 LOB: 2 K: 2 BB: 0 S: 8 P: 9	R: 1 H: 1 E: 0 LOB: 0 K: 0 BB: 0 S: 4 P: 4	R: 0 H: 0 E: 1 LOB: 1 K: 1 BB: 0 S: 6 P: 6	R: 0 H: 0 E: 0 LOB: 0 K: 1 BB: 0 S: 5 P: 5	R: 3 H: 4 E: 0 LOB: 2 K: 0 BB: 2 S: 6 P: 14	R: 1 H: 2 E: 0 LOB: 1 K: 0 BB: 0 S: 5 P: 5	1B: 9 SF: 2 2B: 5 SAC: 0 3B: 1 DP: 2 HR: 1 HBP: 1	WP: 0 PA: 44 PB: 0 SB: 0 CS: 0
<b>PITCHER</b> <b>Fergie Jenkins, R</b> (1, 1) <small>ERA: 3.66</small> <b>Dave LaRoche, L</b> (8, 1) <small>ERA: 8.1</small>	IP WLS BF H R ER SO BB IBB HBP BLK WP HR S P ERA WHIP 7.0 L 31 9 6 6 6 1 0 1 0 0 0 1 41 46 7.71 1.429							<b>PITCHER</b> IP WLS BF H R ER SO BB IBB HBP BLK WP HR S P ERA WHIP 2.0 13 6 4 4 0 2 0 0 0 0 0 0 11 19 18.00 4.000			

**Los Angeles Dodgers @ Chicago Cubs**  
 Wrigley Field, Chicago, IL  
 Tue Jun 05 1973, 3:33 AM CDT  
 Att. 12,068 - Cloudy - 78 F

[livebaseballscorecards.com](http://livebaseballscorecards.com)

<b>AB</b>	<b>38</b>
<b>R</b>	<b>10</b>
<b>H</b>	<b>15</b>
<b>RBI</b>	<b>9</b>
<b>BB</b>	<b>3</b>
<b>SO</b>	<b>6</b>
<b>LOB</b>	<b>14</b>




Batter	1	2	3	4	5	6	7	8	9	AB R H RBI BB SO LOB
Rick Monday, L (1, 8) OBP: 0.424, SLG: 0.555	0-3 K		0-0 BB 1B		0-0 1-2		0-0 2-3		0-0 F9	5 0 1 0 0 1 2
Glenn Beckert, R (1, 4) OBP: 0.355, SLG: 0.350	0-0 BB 1B		4-0 1-2 BB		0-0 1-2		0-0 PB BB 1B			3 0 2 1 1 0 1
Billy Williams, L (1, 7) OBP: 0.389, SLG: 0.479	0-3 K		0-0 F3		0-0 FC5-4 1B		0-0 PB BB			3 0 1 0 1 1 3
Jim Hickman, R (1, 3) OBP: 0.329, SLG: 0.194 Dave LaRoche, L (8, 1) OBP: 1.000, SLG: 1.000	4-0 1-2 BB		0-0 F3		0-0 FC5-4 1-2f		0-0 P4 1-2 2-3			3 0 0 0 1 0 6 0 0 0 0 0 0 0
Ron Santo, R (1, 5) OBP: 0.415, SLG: 0.489	0-0 F8		0-0 6-3			0-0 L5		0-0 F7		4 0 0 0 0 0 4
Jose Cardenal, R (1, 9) OBP: 0.383, SLG: 0.459		0-0 G5-4-3 1B		4-0 G5-4-3 BB		0-0 F5		0-0 6-3		3 0 1 0 1 0 0
Randy Hundley, R (1, 2) OBP: 0.283, SLG: 0.367		0-0 G5-4-3 1-2f		0-0 G5-4-3 1-2f		0-3 K		0-0 F8		4 0 0 0 0 1 2
Don Kessinger, S (1, 6) OBP: 0.362, SLG: 0.328		0-0 2B		0-0 6-3			0-0 5-3		0-0 F9	4 0 1 0 0 0 0
Fergie Jenkins, R (1, 1) OBP: 0.162, SLG: 0.091 Carmen Fanzone, R (7, PH) OBP: 0.333, SLG: 0.458 (8, 3)		0-0 F8			0-0 1-3 1B		0-0 4-3 1B 2B		0-0 6-3	2 0 1 0 0 0 1 2 1 1 0 0 0 0

Inning Stats	R: 0 E: 0 K: 2 S: 8	H: 1 LOB: 2 BB: 1 P: 12	R: 0 E: 0 K: 0 S: 4	H: 2 LOB: 1 BB: 0 P: 4	R: 0 E: 0 K: 0 S: 4	H: 1 LOB: 2 BB: 1 P: 8	R: 0 E: 0 K: 0 S: 2	H: 0 LOB: 0 BB: 1 P: 6	R: 0 E: 0 K: 0 S: 5	H: 2 LOB: 2 BB: 0 P: 5	R: 0 E: 0 K: 1 S: 5	H: 0 LOB: 0 BB: 0 P: 5	R: 1 E: 0 K: 0 S: 5	H: 2 LOB: 2 BB: 1 P: 9	R: 0 E: 0 K: 0 S: 3	H: 0 LOB: 0 BB: 0 P: 3	R: 0 E: 0 K: 0 S: 3	H: 0 LOB: 0 BB: 0 P: 3	1B: 6 2B: 2 3B: 0 HR: 0	SF: 0 SAC: 0 DP: 2 HBP: 0	WP: 0 PB: 1 SB: 0 CS: 0	PA: 37
--------------	------------------------------	----------------------------------	------------------------------	---------------------------------	------------------------------	---------------------------------	------------------------------	---------------------------------	------------------------------	---------------------------------	------------------------------	---------------------------------	------------------------------	---------------------------------	------------------------------	---------------------------------	------------------------------	---------------------------------	----------------------------------	------------------------------------	----------------------------------	--------

PITCHER	IP	WLS	BF	H	R	ER	SO	BB	IBB	HBP	BLK	WP	HR	S	P	ERA	WHIP
Claude Osteen, L (1, 1) ERA: 3.59	6.2	W	30	8	1	1	3	4	0	0	0	0	0	32	48	1.35	1.800
Pete Richert, L (7, 1) ERA: 1.47	2.1	S	7	0	0	0	0	0	0	0	0	0	0	7	7	0.00	0.000

**Los Angeles Dodgers @ Chicago Cubs**  
 Wrigley Field, Chicago, IL  
 Tue Jun 05 1973, 3:33 AM CDT  
 Att: 12,068 - Cloudy - 78 F

<b>AB</b>	<b>33</b>
<b>R</b>	<b>1</b>
<b>H</b>	<b>8</b>
<b>RBI</b>	<b>1</b>
<b>BB</b>	<b>4</b>
<b>SO</b>	<b>3</b>
<b>LOB</b>	<b>19</b>



Batter	1	2	3	4	5	6	7	8	9	AB R H RBI BB SO LOB	TOP									
Bill Russell, R (1, 6) OBP: 0.301, SLG: 0.354	0-0 4-3		0-0 5-3		0-0 L9			0-0 F8	0-0 L5	5 0 0 0 0 0 3										
Bill Buckner, L (1, 3) OBP: 0.301, SLG: 0.340	0-0 1B 2B 1B		0-0 F7			0-0 4-3		0-0 6-3		4 1 1 0 0 0 0										
Willie Davis, L (1, 8) OBP: 0.329, SLG: 0.461	0-0 F2		0-0 F8			0-0 F8			HR	4 1 1 1 0 0 1										
Joe Ferguson, R (1, 2) OBP: 0.403, SLG: 0.536	0-0 1-3 2B 1B			0-0 G4-6-3 1B		4-0 BB			K	3 0 2 0 1 1 0										
Willie Crawford, L (1, 9) OBP: 0.419, SLG: 0.480	0-0 1-H 3-H 2B			0-0 G4-6-3 1-2f		0-3 K			K	4 0 1 1 0 2 2										
Ron Cey, R (1, 5) OBP: 0.423, SLG: 0.503		0-0 1-3		0-0 P3			0-0 5-3		BLK 1B	4 1 1 0 0 0 0										
Von Joshua, L (1, 7) OBP: 0.392, SLG: 0.413		0-0 1B			0-0 L9		0-0 F7		1B 1-2 BB	3 1 1 0 1 0 0										
Lee Lacy, R (1, 4) OBP: 0.309, SLG: 0.220		0-0 F8			0-0 SH1 1B		0-0 L7		1B	4 0 2 1 0 0 1										
Don Sutton, R (1, 1) OBP: 0.171, SLG: 0.097		0-0 P4			0-0 SH1				1B	1 0 0 0 0 0 0 1										
George Culver, R (6, 1)										0 0 0 0 0 0 0 0										
Tom Paciorek, R (8, PH)										1 0 0 0 0 0 0 0										
Doug Rau, L (8, 1)										0 0 0 0 0 0 0 0										
Steve Garvey, R (9, PH)										1 0 1 1 0 0 0 0										
Davey Lopes, R (9, PR)										0 0 0 0 0 0 0 0										
<b>Inning Stats</b>	R: 1 E: 0 K: 0 S: 5	H: 3 LOB: 2 BB: 0 P: 5	R: 0 E: 0 K: 0 S: 4	H: 1 LOB: 1 BB: 0 P: 4	R: 0 E: 0 K: 0 S: 3	H: 1 LOB: 0 BB: 0 P: 3	R: 0 E: 0 K: 0 S: 4	H: 1 LOB: 1 BB: 0 P: 4	R: 0 E: 0 K: 1 S: 5	H: 0 LOB: 1 BB: 1 P: 9	R: 0 E: 0 K: 0 S: 3	H: 0 LOB: 0 BB: 0 P: 3	R: 0 E: 0 K: 0 S: 3	H: 0 LOB: 0 BB: 0 P: 3	R: 3 E: 0 K: 2 S: 11	H: 4 LOB: 2 BB: 1 P: 15	1B: 8 2B: 1 3B: 0 HR: 1	SF: 0 SAC: 1 DP: 1 HBP: 0	WP: 0 PB: 0 SB: 0 CS: 0	PA: 37
<b>PITCHER</b>	IP WLS BF H R ER SO BB IBB HBP BLK WP HR S P ERA WHIP																			
Burt Hooton, R (1, 1) ERA: 4.57	8.2 W 35 9 4 4 3 2 0 0 0 0 0 1 39 47 4.15 1.269																			
Jack Aker, R (9, 1) ERA: 2.3	0.1 S 2 1 0 0 0 0 0 0 0 0 0 0 2 2 0.00 3.000																			

**Los Angeles Dodgers @ Chicago Cubs**  
 Wrigley Field, Chicago, IL  
 Wed Jun 06 1973, 3:33 AM CDT  
 Att. 14,050 - Sunny - 67 F

[livebaseballscorecards.com](http://livebaseballscorecards.com)

**AB 34**  
**R 4**  
**H 10**  
**RBI 4**  
**BB 2**  
**SO 3**  
**LOB 8**



Batter	1	2	3	4	5	6	7	8	9	AB	R	H	RBI	BB	SO	LOB
<b>Rick Monday, L</b> OBP: 0.416, SLG: 0.542 (1, 8)	0-0 F2		0-3 K		0-3 K		0-3 K			4	0	0	0	0	3	1
<b>Glenn Beckert, R</b> OBP: 0.353, SLG: 0.348 (1, 4)	0-0 L6			0-0 L4		0-0 1B 1B	0-0 5-3			4	1	1	0	0	0	0
<b>Billy Williams, L</b> OBP: 0.391, SLG: 0.479 (1, 7)	0-0 4-3			0-0 F7		0-0 1B 1B	0-0			4	1	2	0	0	0	0
<b>Gene Hiser, L</b> OBP: 0.382, SLG: 0.326 (7, PR) (8, 7)						1-3 1B 1B				0	0	0	0	0	0	0
<b>Pat Bourque, L</b> OBP: 0.452, SLG: 0.600 (1, 3)		0-0 PB 1B		0-3 K		0-0 1B SF8 1B	0-0 P5			4	1	2	1	0	1	1
<b>Ron Santo, R</b> OBP: 0.417, SLG: 0.489 (1, 5)		0-3 K		1-2	0-0 HR 1B	0-0 3-1 1B 1B	0-0 5-3			4	2	2	1	0	1	1
<b>Jose Cardenal, R</b> OBP: 0.380, SLG: 0.473 (1, 9)		0-0 P4			0-0 HR	0-0 SF8	0-0 5-3			3	1	1	3	0	0	1
<b>Ken Rudolph, R</b> OBP: 0.254, SLG: 0.400 (1, 2)		0-3 K			0-0 6-3	0-0 3-1	0-0 K			4	0	0	0	0	2	2
<b>Don Kessinger, S</b> OBP: 0.366, SLG: 0.330 (1, 6)			0-0 6-3		4-0 SH3 BB	0-0 1B				2	0	1	1	1	0	0
<b>Burt Hooton, R</b> OBP: 0.276, SLG: 0.222 (1, 1)			0-0 P3		0-0 SH3	0-3 K				2	0	0	0	0	1	1
<b>Jack Aker, R</b> (9, 1)					1-2					0	0	0	0	0	0	0

Inning Stats	R: 0	H: 0	E: 0	K: 0	S: 3	LOB: 0	BB: 0	P: 3	R: 0	H: 1	E: 0	K: 2	S: 8	LOB: 1	BB: 0	P: 8	R: 0	H: 0	E: 0	K: 1	S: 5	LOB: 0	BB: 0	P: 5	R: 0	H: 0	E: 0	K: 1	S: 5	LOB: 0	BB: 0	P: 5	R: 2	H: 2	E: 0	K: 1	S: 7	LOB: 1	BB: 1	P: 11	R: 4	H: 5	E: 0	K: 1	S: 10	LOB: 1	BB: 0	P: 10	R: 0	H: 1	E: 0	K: 1	S: 6	LOB: 1	BB: 0	P: 6	R: 0	H: 0	E: 0	K: 1	S: 5	LOB: 0	BB: 0	P: 5
--------------	------	------	------	------	------	--------	-------	------	------	------	------	------	------	--------	-------	------	------	------	------	------	------	--------	-------	------	------	------	------	------	------	--------	-------	------	------	------	------	------	------	--------	-------	-------	------	------	------	------	-------	--------	-------	-------	------	------	------	------	------	--------	-------	------	------	------	------	------	------	--------	-------	------

PITCHER	IP	WLS	BF	H	R	ER	SO	BB	IBB	HBP	BLK	WP	HR	S	P	ERA	WHIP
<b>Don Sutton, R</b> ERA: 2.51 (1, 1)	5.0	L	23	7	6	6	5	1	0	0	0	0	1	32	36	10.80	1.600
<b>George Culver, R</b> ERA: 2.63 (6, 1)	2.0		8	2	0	0	2	0	0	0	0	0	0	12	12	0.00	1.000
<b>Doug Rau, L</b> ERA: 6.27 (8, 1)	1.0		3	0	0	0	1	0	0	0	0	0	0	5	5	0.00	0.000

**Los Angeles Dodgers @ Chicago Cubs**  
 Wrigley Field, Chicago, IL  
 Wed Jun 06 1973, 3:33 AM CDT  
 Att. 14,050 - Sunny - 67 F

<b>AB</b>	<b>31</b>
<b>R</b>	<b>6</b>
<b>H</b>	<b>9</b>
<b>RBI</b>	<b>6</b>
<b>BB</b>	<b>1</b>
<b>SO</b>	<b>8</b>
<b>LOB</b>	<b>7</b>



<b>WP: 0</b>	<b>PA: 34</b>
<b>PB: 1</b>	
<b>SB: 0</b>	
<b>CS: 0</b>	

PITCHER	IP	WLS	BF	H	R	ER	SO	BB	IBB	HBP	BLK	WP	HR	S	P	ERA	WHIP
---------	----	-----	----	---	---	----	----	----	-----	-----	-----	----	----	---	---	-----	------

Batter	1	2	3	4	5	6	7	8	9	AB R H RBI BB SO LOB	TOP									
Davey Lopes, R (1, 4) OBP: 0.400, SLG: 0.393	0-3 K		0-3 K		0-0 G3			0-0 CS 1B	0-0 1-H 3B	5 0 2 1 0 2 1	<p><b>Los Angeles Dodgers @ Chicago Cubs</b>  Wrigley Field, Chicago, IL  Thu Jun 07 1973, 3:33 AM CDT  Att. 12,025 - Unknown - 77 F</p>									
Bill Buckner, L (1, 3) OBP: 0.303, SLG: 0.341	0-0 1B		0-0 1-3			0-0 6-3		0-0 1-2 HR 1B	0-0 P1	5 1 2 0 0 0 2										
Willie Davis, L (1, 8) OBP: 0.332, SLG: 0.474	0-0 1-3			0-0 P4-3		0-0 CS 1B		0-0 1-H HR		4 1 2 2 0 0 0										
Willie Crawford, L (1, 9) OBP: 0.425, SLG: 0.489		4-0 FC6-4 BB		0-0 1B 2B		0-0 L8		0-0 BB 1B		3 1 2 0 1 0 1										
Ron Cey, R (1, 5) OBP: 0.424, SLG: 0.500	0-3 K			0-0 BLK 1B			0-0 1-3	4-0 1-2 BB		3 0 1 1 1 1 1										
Von Joshua, L (1, 7) OBP: 0.382, SLG: 0.388	0-0 FC6-4			4-0 P6-4-3 BB			0-3 K	0-3 K		3 0 0 0 1 2 3										
Bill Russell, R (1, 6) OBP: 0.300, SLG: 0.352	0-3 K			0-0 P6-4-3			0-0 1B		0-0 F8	4 0 1 0 0 1 3										
Steve Yeager, R (1, 2) OBP: 0.410, SLG: 0.387			0-3 K2-3		0-0 L5		0-0 5-3		0-0 FC1-6 1B	4 0 1 0 0 1 1										
Andy Messersmith, R (1, 1) OBP: 0.200, SLG: 0.225			0-0 2B		0-0 F9			0-0 P4-3	0-0 FC1-6 3B	4 1 1 0 0 0 1										
<b>Inning Stats</b>	R: 0 E: 0 K: 1 S: 5	H: 1 LOB: 0 BB: 0 P: 5	R: 0 E: 0 K: 2 S: 7	H: 0 LOB: 1 BB: 1 P: 11	R: 0 E: 0 K: 2 S: 8	H: 1 LOB: 1 BB: 0 P: 8	R: 1 E: 0 K: 0 S: 4	H: 2 LOB: 1 BB: 1 P: 8	R: 0 E: 0 K: 0 S: 3	H: 0 LOB: 0 BB: 0 P: 3	R: 0 E: 0 K: 1 S: 6	H: 1 LOB: 1 BB: 0 P: 6	R: 2 E: 0 K: 1 S: 8	H: 4 LOB: 2 BB: 1 P: 12	R: 1 E: 0 K: 0 S: 5	H: 2 LOB: 1 BB: 0 P: 5	1B: 8 2B: 2 3B: 1 HR: 1	SF: 0 SAC: 0 DP: 1 HBP: 0	WP: 0 PB: 0 SB: 0 CS: 2	PA: 38
<b>PITCHER</b>	IP WLS BF H R ER SO BB IBB HBP BLK WP HR S P ERA WHIP																			
Rick Reuschel, R (1, 1) ERA: 1.92	7.2 L 31 10 3 3 6 2 0 0 0 0 0 1 41 49 3.52 1.565																			
Bob Locker, R (8, 1) ERA: 1.85	0.1 2 0 0 0 1 1 0 0 0 0 0 0 3 7 0.00 3.000																			
Dave LaRoche, L (9, 1) ERA: 8.18	1.0 5 2 1 1 0 0 0 0 0 0 0 0 5 5 9.00 2.000																			

livebaseballscorecards.com

<b>AB</b>	35
<b>R</b>	4
<b>H</b>	12
<b>RBI</b>	4
<b>BB</b>	3
<b>SO</b>	7
<b>LOB</b>	13





Batter	1	2	3	4	5	6	7	8	9	AB	R	H	RBI	BB	SO	LOB
<b>Rick Monday, L</b> OBP: 0.413, SLG: 0.535 (1, 8) X	0-0 4-3 ①		0-0 3-1 ②		0-3 K ②			0-0 1B		4	0	1	0	0	1	1
<b>Don Kessinger, S</b> OBP: 0.364, SLG: 0.328 (1, 6) X	0-0 F7		0-0 1B		0-3 K ③			0-0 F7 ②		4	0	1	0	0	1	2
<b>Billy Williams, L</b> OBP: 0.393, SLG: 0.474 (1, 7) B B B B	4-0 BB		0-0 G3 ③			4-0 G5-4-3 BB		0-0 4-3 ③		2	0	0	0	2	0	2
<b>Pat Bourque, L</b> OBP: 0.413, SLG: 0.538 (1, 3) S S S	0-3 K ③			0-0 F1 ①		0-0 F9 ①		0-0 F8 ①		4	0	0	0	0	1	2
<b>Ron Santo, R</b> OBP: 0.409, SLG: 0.478 (1, 5) X		0-0 5-3 ①		0-3 K ②		0-0 G5-4-3 ② ③ 1-2f		0-0 5-3 ②		4	0	0	0	0	1	1
<b>Jose Cardenal, R</b> OBP: 0.387, SLG: 0.479 (1, 9) B B B B		4-0 S BB		0-0 2B			0-0 L7 ①		4-0 BB	2	0	1	0	2	0	0
<b>Randy Hundley, R</b> OBP: 0.276, SLG: 0.357 (1, 2) S S S		0-3 K ② 1-3		0-0 F7 ③			0-0 F7 ②		0-0 F7 ③	4	0	0	0	0	1	3
<b>Paul Popovich, S</b> OBP: 0.226, SLG: 0.182 (1, 4) X		0-0 P1-3 ③			0-0 P9 ①		0-0 P1-3 ③			3	0	0	0	0	0	1
<b>Rick Reuschel, R</b> OBP: 0.143, SLG: 0.143 (1, 1) X			0-0 6-3 ①		0-0 E5			0-0 P3 ①		2	0	0	0	0	0	0
<b>Bob Locker, S</b> OBP: 0.111, SLG: 0.111 (8, 1)										0	0	0	0	0	0	0
<b>Glenn Beckert, R</b> OBP: 0.351, SLG: 0.346 (8, PH)										1	0	0	0	0	0	0
<b>Dave LaRoche, L</b> OBP: 1.000, SLG: 1.000 (9, 1)										0	0	0	0	0	0	0

**BOTTOM**

**Los Angeles Dodgers @ Chicago Cubs**  
**Wrigley Field, Chicago, IL**  
 Thu Jun 07 1973, 3:33 AM CDT  
 Att: 12,025 - Unknown - 77 F

[livebaseballscorecards.com](http://livebaseballscorecards.com)

<b>AB</b>	<b>30</b>
<b>R</b>	<b>0</b>
<b>H</b>	<b>3</b>
<b>RBI</b>	<b>0</b>
<b>BB</b>	<b>4</b>
<b>SO</b>	<b>5</b>
<b>LOB</b>	<b>12</b>



<b>Inning Stats</b>	R: 0 H: 0 E: 0 LOB: 1 K: 1 BB: 1 S: 5 P: 9	R: 0 H: 0 E: 0 LOB: 1 K: 1 BB: 1 S: 5 P: 9	R: 0 H: 1 E: 0 LOB: 1 K: 0 BB: 0 S: 4 P: 4	R: 0 H: 1 E: 0 LOB: 1 K: 1 BB: 0 S: 6 P: 6	R: 0 H: 0 E: 1 LOB: 1 K: 2 BB: 0 S: 8 P: 8	R: 0 H: 0 E: 0 LOB: 0 K: 0 BB: 1 S: 2 P: 6	R: 0 H: 0 E: 0 LOB: 0 K: 0 BB: 0 S: 3 P: 3	R: 0 H: 1 E: 0 LOB: 1 K: 0 BB: 0 S: 4 P: 4	R: 0 H: 0 E: 0 LOB: 1 K: 0 BB: 1 S: 3 P: 7	1B: 2 SF: 0 2B: 1 SAC: 0 3B: 0 DP: 1 HR: 0 HBP: 0	WP: 0 PA: 34 PB: 0 SB: 2 CS: 0
---------------------	---	---	---	---	---	---	---	---	---	--	---

PITCHER	IP	WLS	BF	H	R	ER	SO	BB	IBB	HBP	BLK	WP	HR	S	P	ERA	WHIP
<b>Andy Messersmith, R</b> ERA: 3.17 (1, 1)	9.0	W	34	3	0	0	5	4	0	0	0	0	0	40	56	0.00	0.778

Batter	1	2	3	4	5	6	7	8	9	AB R H RBI BB SO LOB	TOP											
<b>Davey Lopes, R</b> (1, 4) OBP: 0.402, SLG: 0.409	0-0 5-3		0-0 1-2 1B			0-0 HR 3B	0-0 L8			4 1 2 0 0 0 0												
<b>Bill Buckner, L</b> (1, 3) OBP: 0.298, SLG: 0.336	0-0 G3		0-0 F8			0-0 1-3	0-0 4-3			4 0 0 0 0 0 3												
<b>Willie Davis, L</b> (1, 8) OBP: 0.335, SLG: 0.492	0-3 K			0-0 1B 2B		0-0 HR	0-0 4-3			4 2 2 2 0 1 0												
<b>Joe Ferguson, R</b> (1, 2) OBP: 0.405, SLG: 0.535		0-0 F8		0-0 2-H 1B		0-0 1B BB FC3-2 1B		0-0 6-3		4 0 2 1 0 0 0												
<b>Willie Crawford, L</b> (1, 9) OBP: 0.422, SLG: 0.481		0-3 K		0-3 K		4-0 FC3-2 1B 1-2 1B BB		0-3 K		3 1 0 0 1 3 0												
<b>Ron Cey, R</b> (1, 5) OBP: 0.421, SLG: 0.495		0-0 6-3		0-3 K		0-0 FC3-2 1B 1-2 2-3 1B		0-0 F3		4 1 1 0 0 1 0												
<b>Von Joshua, L</b> (1, 7) OBP: 0.356, SLG: 0.358			0-0 4-3		0-3 K	0-0 FC3-2 1B 1-2 2-3 3-H		0-0 P6		4 0 0 0 0 1 3												
<b>Bill Russell, R</b> (1, 6) OBP: 0.299, SLG: 0.351			0-0 4-3		0-0 P6	0-0 1-2 2-H 3-H 1B		0-3 K		4 0 1 2 0 1 0												
<b>Tommy John, R</b> (1, 1) OBP: 0.208, SLG: 0.174			0-0 1B 1B		0-3 K	0-0 F2		0-3 K		3 0 1 0 0 1 2												
<b>Pete Richert, L</b> (8, 1) OBP: 0.250, SLG: 0.250										1 0 0 0 0 1 0												
<b>Inning Stats</b>	R: 0 E: 0 K: 1 S: 5	H: 0 LOB: 0 BB: 0 P: 5	R: 0 E: 0 K: 1 S: 5	H: 0 LOB: 0 BB: 0 P: 5	R: 0 E: 0 K: 0 S: 5	H: 2 LOB: 2 BB: 0 P: 5	R: 1 E: 0 K: 2 S: 8	H: 2 LOB: 0 BB: 0 P: 8	R: 0 E: 0 K: 2 S: 7	H: 0 LOB: 0 BB: 0 P: 7	R: 4 E: 0 K: 0 S: 8	H: 5 LOB: 2 BB: 1 P: 12	R: 0 E: 0 K: 0 S: 3	H: 0 LOB: 0 BB: 0 P: 3	R: 0 E: 0 K: 1 S: 5	H: 0 LOB: 0 BB: 0 P: 5	R: 0 E: 0 K: 2 S: 7	H: 0 LOB: 0 BB: 0 P: 7	1B: 6 2B: 1 3B: 1 HR: 1	SF: 0 SAC: 0 DP: 0 HBP: 0	WP: 0 PB: 0 SB: 0 CS: 0	PA: 36
<b>PITCHER</b>	IP WLS BF H R ER SO BB IBB HBP BLK WP HR S P ERA WHIP																					
<b>Tom Seaver, R</b> (1, 1) ERA: 2.05	7.0 L 30 9 5 5 6 1 0 0 0 0 0 1 41 45 6.43 1.429																					
<b>Phil Hennigan, R</b> (8, 1) ERA: 3.38	2.0 6 0 0 0 3 0 0 0 0 0 0 0 12 12 0.00 0.000																					

Los Angeles Dodgers @ New York Mets  
Shea Stadium, Flushing, NY  
Fri Jun 08 1973, 7:05 PM EDT  
Att: 42,500 - Unknown

livebaseballscorecards.com

AB	35
R	5
H	9
RBI	5
BB	1
SO	9
LOB	8





Batter	1	2	3	4	5	6	7	8	9	AB R H RBI BB SO LOB	TOP
Davey Lopes, R OBP: 0.410, SLG: 0.424 (1, 4) X	0-0 1B FC4-6 2B		0-0 S E SF7 1B	0-0 P4			0-0 CS 1B			4 2 3 0 0 0 1	
Bill Buckner, L OBP: 0.298, SLG: 0.336 (1, 3) X	0-0 FC4-6 1B		0-0 SF7 1-H		0-0 1-3		0-0 F8			3 0 1 1 0 0 2	
Willie Davis, L OBP: 0.330, SLG: 0.483 (1, 8) X	0-0 FC4-6 E S 1-2f 3-H		0-0 F8		0-0 F9			0-0 F5		4 0 0 1 0 0 1	
Joe Ferguson, R OBP: 0.402, SLG: 0.527 (1, 2) X	0-0 5-3 1-3		4-0 BB BB		0-0 4-3			0-0 P4		3 0 0 0 1 0 1	
Ron Cey, R OBP: 0.418, SLG: 0.487 (1, 5) X	0-0 6-3		4-0 1-2 BB			0-0 F7		0-0 P4		3 0 0 0 1 0 1	
Manny Mota, R OBP: 0.403, SLG: 0.403 (1, 7) X		0-0 1B	0-0 F8			4-0 BB			0-0 F9	3 0 1 0 1 0 2	
Willie Crawford, L OBP: 0.414, SLG: 0.471 (1, 9) X		0-3 K		0-3 K		0-0 F7			0-0 F7	4 0 0 0 0 2 2	
Bill Russell, R OBP: 0.298, SLG: 0.349 (1, 6) X		0-0 F8		0-0 S 1B		0-0 F8			0-0 E6	4 0 1 0 0 0 2	
Al Downing, R OBP: 0.125, SLG: 0.087 (1, 1) X		0-3 K		0-3 K			0-0 1B CS 2B		0-0 6-3	2 0 0 0 0 2 2	
Tom Paciorek, R OBP: 0.260, SLG: 0.319 (7, PH)										1 0 1 0 0 0 0	
Doug Rau, L (7, 1)										0 0 0 0 0 0 0	
Charlie Hough, R (8, 1)										0 0 0 0 0 0 0	
Steve Garvey, R OBP: 0.222, SLG: 0.315 (9, PH) X				1-2 K						1 0 0 0 0 0 1	
<b>Inning Stats</b>	R: 1 E: 0 K: 0 S: 5 H: 2 LOB: 1 BB: 0 P: 5	R: 0 E: 0 K: 2 S: 8 H: 1 LOB: 1 BB: 0 P: 8	R: 1 E: 1 K: 0 S: 4 H: 1 LOB: 2 BB: 2 P: 12	R: 0 E: 0 K: 2 S: 8 H: 1 LOB: 1 BB: 0 P: 8	R: 0 E: 0 K: 0 S: 3 H: 0 LOB: 0 BB: 0 P: 3	R: 0 E: 0 K: 0 S: 3 H: 0 LOB: 1 BB: 1 P: 7	R: 0 E: 0 K: 0 S: 3 H: 2 LOB: 0 BB: 0 P: 3	R: 0 E: 0 K: 0 S: 3 H: 0 LOB: 0 BB: 0 P: 3	R: 0 E: 1 K: 0 S: 4 H: 0 LOB: 1 BB: 0 P: 4	1B: 5 2B: 2 3B: 0 HR: 0 SF: 1 SAC: 0 DP: 0 HBP: 0	WP: 0 PB: 0 SB: 3 CS: 2 PA: 36
<b>PITCHER</b> Jon Matlack, L ERA: 4.22 (1, 1)	IP: 9.0 WLS: W BF: 36 H: 7 R: 2 ER: 1 SO: 4 BB: 3 IBB: 0 HBP: 0 BLK: 0 WP: 0 HR: 0 S: 41 P: 53 ERA: 1.00 WHIP: 1.111										

**Los Angeles Dodgers @ New York Mets**  
 Shea Stadium, Flushing, NY  
 Sat Jun 09 1973, 3:33 AM EDT  
 Att: 47,800 - Unknown

[livebaseballscorecards.com](http://livebaseballscorecards.com)

**AB** 32  
**R** 2  
**H** 7  
**RBI** 2  
**BB** 3  
**SO** 4  
**LOB** 15



Batter	1	2	3	4	5	6	7	8	9	AB	R	H	RBI	BB	SO	LOB
Ted Martinez, R OBP: 0.283, SLG: 0.243 (1, 5)	0-0 5-3 2B 1B		0-0 5-3		0-0 FC6-4 1B			0-0 F9		4	1	2	0	0	0	0
Felix Millan, R OBP: 0.292, SLG: 0.324 (1, 4)	0-0 5-3 1-2		0-0 P6		0-0 FC6-4 1-2f			0-0 2B 1B		4	1	1	0	0	0	2
Willie Mays, R OBP: 0.231, SLG: 0.200 (1, 8)	4-0 2B BB		0-0 HR				0-0 F8	0-3 K		3	2	1	1	1	1	1
Rusty Staub, L OBP: 0.370, SLG: 0.421 (1, 9)	0-0 4-3 1-H 2-H 2B		0-0 F9				0-0 3-1	0-0 BB 1-H 2B		4	0	2	3	0	0	0
Jim Fregosi, R OBP: 0.306, SLG: 0.208 (1, 6)	0-0 4-3 2-3			0-0 4-3			0-0 5-3	4-0 BB BB		3	0	0	0	1	0	1
John Milner, L OBP: 0.353, SLG: 0.459 (1, 3)	0-3 K			0-0 L4			0-3 K	4-0 1-2 2-3 BB		3	0	0	0	1	2	1
George Theodore, R OBP: 0.333, SLG: 0.324 (1, 7)		0-0 6-3		0-0 F9			0-0 FC5-4 1B	0-0 F8		4	0	1	0	0	0	3
Duffy Dyer, R OBP: 0.200, SLG: 0.172 (1, 2)		0-0 1-3			0-3 K		0-0 FC5-4 1-2f			3	0	0	0	0	1	1
Jon Matlack, L OBP: 0.318, SLG: 0.167 (1, 1)		0-0 4-3			0-3 K		0-3 K			3	0	0	0	0	2	1

Inning Stats	R: 2	H: 2	E: 0	LOB: 1	K: 1	S: 7	R: 0	H: 0	E: 0	LOB: 0	K: 0	S: 3	R: 1	H: 1	E: 0	LOB: 0	K: 0	S: 4	R: 0	H: 0	E: 0	LOB: 0	K: 0	S: 3	R: 0	H: 1	E: 0	LOB: 1	K: 2	S: 8	R: 0	H: 0	E: 0	LOB: 0	K: 0	S: 3	R: 0	H: 2	E: 0	LOB: 3	K: 1	S: 7	1B: 4	2B: 2	3B: 0	HR: 1	SF: 0	SAC: 0	DP: 0	HBP: 0	WP: 0	PB: 0	SB: 0	CS: 0	PA: 34
PITCHER	IP	WLS	BF	H	R	ER	SO	BB	IBB	HBP	BLK	WP	HR	S	P	ERA	WHIP																																						
Al Downing, L ERA: 2.87 (1, 1)	6.0	L	23	4	3	3	3	1	0	0	0	0	0	1	28	32	4.50	0.833																																					
Doug Rau, L ERA: 6.2 (7, 1)	1.2		10	3	1	1	3	2	0	0	0	0	0	0	14	22	5.40	3.000																																					
Charlie Hough, R ERA: 2.08 (8, 1)	0.1		1	0	0	0	0	0	0	0	0	0	0	0	1	1	0.00	0.000																																					

BOTTOM

Los Angeles Dodgers @ New York Mets  
Shea Stadium, Flushing, NY  
Sat Jun 09 1973, 3:33 AM EDT  
Att. 47,800 - Unknown

livebaseballscores.com

AB	31
R	4
H	7
RBI	4
BB	3
SO	6
LOB	10



Batter	1	2	3	4	5	6	7	8	9	AB R H RBI BB SO LOB	TOP
<b>Davey Lopes, R</b> (1, 4) OBP: 0.415, SLG: 0.432	0-0 P3		0-0 6-3 S 1B		0-0 F9		4-0 IBB		0-0 SF8 1B 2B	4 1 2 0 1 0 1	
<b>Bill Buckner, L</b> (1, 3) OBP: 0.292, SLG: 0.331	0-0 L3		0-0 6-3 1-3		0-3 K		0-0 F2		0-0 SF8	4 0 0 1 0 1 5	
<b>Willie Davis, L</b> (1, 8) OBP: 0.331, SLG: 0.488	0-0 F7		0-0 F9		0-0 SF7 3B		0-3 K		4-0 1B BB	4 1 1 0 1 1 4	
<b>Joe Ferguson, R</b> (1, 2) OBP: 0.402, SLG: 0.539		0-0 HR		0-0 F8		0-0 P6		0-0 4-3	0-0 1B	5 1 2 2 0 0 1	
<b>Ron Cey, R</b> (1, 5) OBP: 0.413, SLG: 0.479		0-3 K		4-0 BB		0-0 SF7		0-0 F8	0-3 K	3 0 0 1 1 2 2	
<b>Manny Mota, R</b> (1, 7) OBP: 0.399, SLG: 0.398		0-0 F7		0-0 P6		0-0 6-3		0-0 1B		4 0 1 0 0 0 1	
<b>Willie Crawford, L</b> (1, 9) OBP: 0.416, SLG: 0.472		0-0 1B		0-0 1-3		0-0 SH1-4 1B		0-0 P4		4 0 2 0 0 0 2	
<b>Bill Russell, R</b> (1, 6) OBP: 0.298, SLG: 0.347		0-0 F7		0-0 P3		0-0 SH1-4 1B		0-0 F2		4 0 1 0 0 0 1	
<b>Claude Osteen, L</b> (1, 1) OBP: 0.176, SLG: 0.156			0-3 K		0-0 2B		0-0 SH1-4		0-0 2B SF8 1B	3 1 2 0 0 1 0	
<b>Inning Stats</b>	R: 0 E: 0 K: 0 S: 3 H: 0 LOB: 0 BB: 0 P: 3	R: 1 E: 0 K: 1 S: 7 H: 2 LOB: 1 BB: 0 P: 7	R: 0 E: 0 K: 1 S: 6 H: 1 LOB: 1 BB: 0 P: 6	R: 0 E: 0 K: 0 S: 3 H: 0 LOB: 1 BB: 1 P: 7	R: 0 E: 0 K: 1 S: 6 H: 1 LOB: 1 BB: 0 P: 6	R: 1 E: 0 K: 0 S: 4 H: 1 LOB: 0 BB: 0 P: 4	R: 0 E: 0 K: 1 S: 7 H: 2 LOB: 3 BB: 1 P: 11	R: 0 E: 0 K: 0 S: 4 H: 1 LOB: 1 BB: 0 P: 4	R: 2 E: 0 K: 1 S: 8 H: 3 LOB: 2 BB: 1 P: 12	1B: 7 2B: 2 3B: 1 HR: 1 SF: 2 SAC: 1 DP: 0 HBP: 0	WP: 0 PB: 0 SB: 1 CS: 0 PA: 41
<b>PITCHER</b>	IP WLS BF H R ER SO BB IBB HBP BLK WP HR S P ERA WHIP										
<b>Jerry Koosman, L</b> (1, 1) ERA: 2.69	8.0 L 34 8 2 2 4 1 1 0 0 0 0 1 40 48 2.25 1.125										
<b>Tug McGraw, L</b> (9, 1) ERA: 5.29	1.0 7 3 2 2 1 1 0 0 0 0 0 0 8 12 18.00 4.000										

**Los Angeles Dodgers @ New York Mets**  
 Shea Stadium, Flushing, NY  
 Sun Jun 10 1973, 3:33 AM EDT  
 Att: 41,139 - Unknown

[livebaseballscorecards.com](http://livebaseballscorecards.com)

<b>AB</b>	35
<b>R</b>	4
<b>H</b>	11
<b>RBI</b>	4
<b>BB</b>	3
<b>SO</b>	5
<b>LOB</b>	17



Batter	1	2	3	4	5	6	7	8	9	AB R H RBI BB SO LOB	BOTTOM	
Ted Martinez, R <small>OBP: 0.282, SLG: 0.252</small> (1, 5) x	0-0 4-3 (1)		x 0-0 F9 (3)			x 0-0 5-3 (2)			x 0-0 2B	4 0 1 0 0 0 0	<b>Los Angeles Dodgers @ New York Mets</b> <b>Shea Stadium, Flushing, NY</b> Sun Jun 10 1973, 3:33 AM EDT Att. 41,139 - Unknown  <small>livebaseballscorecards.com</small>	
Felix Millan, R <small>OBP: 0.291, SLG: 0.323</small> (1, 4) x	0-0 4-3 (2)			x 0-0 FC3-6 1B		x 0-0 5-3 (3)		x 0-0 6-3 (1)	4 0 1 0 0 0 1			
Willie Mays, R <small>OBP: 0.214, SLG: 0.184</small> (1, 8) x	0-0 F9 (3)			x 0-0 F9 (1)			x 0-0 5-3 (1)	x 0-0 5-3 (2)	4 0 0 0 0 0 2			
Rusty Staub, L <small>OBP: 0.368, SLG: 0.415</small> (1, 9) x		x 0-0 F7 (1)		x 0-0 FC3-6 1-2f		BB BB BB x 4-0 L4-6 1B BB	x 0-0 F7 (3)	x 0-0 F7 (3)	3 0 0 0 1 0 2			
Jim Fregosi, R <small>OBP: 0.307, SLG: 0.213</small> (1, 6) x		x 0-0 4-3 (2)		x 0-0 6-3 (3)		x 0-0 1-2 1B			3 0 1 0 0 0 1			
John Milner, L <small>OBP: 0.353, SLG: 0.450</small> (1, 3) x		x 0-0 E1 FC4		BB BB BB x 4-0 G5-4-3 BB		x 0-0 L4-6 2-3			2 0 0 0 1 0 2			
George Theodore, R <small>OBP: 0.321, SLG: 0.312</small> (1, 7) x		x 0-0 FC4 1-2f		x 0-0 G5-4-3 (1) 1-2f		x 0-0 L6 (2) 3			3 0 0 0 0 0 2			
Duffy Dyer, R <small>OBP: 0.195, SLG: 0.168</small> (1, 2) x			x 0-0 6-3 (1)		x 0-0 F8 (3)		x 0-0 F8 (2)		3 0 0 0 0 0 0			
Jerry Koosman, R <small>OBP: 0.172, SLG: 0.143</small> (1, 1) Don Hahn, R (8, PH) Tug McGraw, R <small>OBP: 0.167, SLG: 0.167</small> (9, 1) x			x 0-0 F9 (2)		x 0-0 4-3 (1)		x 0-0 P6 (3)		2 0 0 0 0 0 0 1 0 0 0 0 0 0 0 0 0 0 0 0 0			
<b>Inning Stats</b>	R: 0 H: 0 E: 0 LOB: 0 K: 0 BB: 0 S: 3 P: 3	R: 0 H: 0 E: 1 LOB: 1 K: 0 BB: 0 S: 4 P: 4	R: 0 H: 0 E: 0 LOB: 0 K: 0 BB: 0 S: 3 P: 3	R: 0 H: 1 E: 0 LOB: 1 K: 0 BB: 0 S: 4 P: 4	R: 0 H: 0 E: 0 LOB: 0 K: 0 BB: 1 S: 2 P: 6	R: 0 H: 0 E: 0 LOB: 0 K: 0 BB: 0 S: 3 P: 3	R: 0 H: 1 E: 0 LOB: 1 K: 0 BB: 1 S: 3 P: 7	R: 0 H: 0 E: 0 LOB: 0 K: 0 BB: 0 S: 3 P: 3	R: 0 H: 1 E: 0 LOB: 1 K: 0 BB: 0 S: 4 P: 4	1B: 2 SF: 0 2B: 2 SAC: 0 3B: 0 DP: 2 HR: 0 HBP: 0	WP: 0 PA: 31 PB: 0 SB: 0 CS: 0	
<b>PITCHER</b> Claude Osteen, L <small>ERA: 3.24</small> (1, 1)	IP 9.0 WLS W BF 31 H 3 R 0 ER 0 SO 0 BB 2 IBB 0 HBP 0 BLK 0 WP 0 HR 0 S 29 P 37 ERA 0.00 WHIP 0.556											<b>PITCHER</b> IP 9.0 WLS W BF 31 H 3 R 0 ER 0 SO 0 BB 2 IBB 0 HBP 0 BLK 0 WP 0 HR 0 S 29 P 37 ERA 0.00 WHIP 0.556



Batter	1	2	3	4	5	6	7	8	9	AB R H RBI BB SO LOB	TOP									
Davey Lopes, R (1, 4) OBP: 0.415, SLG: 0.431	0-0 6-3	0-0 S WP 1B 1B		0-0 6-3			0-0 G3 S PB 1B		0-3 K	5 2 2 1 0 1 0	<b>Los Angeles Dodgers @ Philadelphia Phillies</b> <b>Veterans Stadium, Philadelphia, PA</b> Mon Jun 11 1973, 7:05 PM EDT Att. 10,635 - Unknown									
Bill Buckner, L (1, 3) OBP: 0.288, SLG: 0.326	0-0 F8	0-3 K		0-0 6-3			0-0 G3		4 0 0 0 0 1 2											
Willie Davis, L (1, 8) OBP: 0.333, SLG: 0.486	0-0 1B 1B	4-0 BB 1B BB		0-0 F9			0-0 G3		3 0 1 0 1 0 0											
Joe Ferguson, R (1, 2) OBP: 0.404, SLG: 0.538	0-0 1-2 1B	0-0 BB 1B		0-0 5-3			0-0 3-H P4		4 0 2 1 0 0 0											
Willie Crawford, L (1, 9) OBP: 0.413, SLG: 0.464	0-0 F7	4-0 BB 1B		0-3 K			0-0 F9		3 0 0 0 1 1 2											
Ron Cey, R (1, 5) OBP: 0.410, SLG: 0.472		0-0 SF8 BB K		0-0 F8			0-3 K		3 1 0 0 1 2 3											
Von Joshua, L (1, 7) OBP: 0.333, SLG: 0.333		0-0 E3 1B 1B WP	0-0 F8		0-0 F7		0-0 6-3		4 1 0 0 0 0 1											
Bill Russell, R (1, 6) OBP: 0.297, SLG: 0.347		0-0 SF8	0-0 F7		0-0 F9		0-0 CS 1B		3 0 1 1 0 0 0											
Don Sutton, R (1, 1) OBP: 0.179, SLG: 0.114		0-0 1B WP 1B	0-3 K		0-0 6-3		0-3 K		4 1 1 0 0 2 1											
Pete Richert, L (9, 1) OBP: 0.250, SLG: 0.250		1-3 1B					1-2 K		0 0 0 0 0 0 0											
<b>Inning Stats</b>	R: 0 E: 0 K: 0 S: 5	H: 2 LOB: 2 BB: 0 P: 5	R: 4 E: 1 K: 2 S: 11	H: 3 LOB: 3 BB: 3 P: 23	R: 0 E: 0 K: 1 S: 5	H: 0 LOB: 0 BB: 0 P: 5	R: 0 E: 0 K: 0 S: 3	H: 0 LOB: 0 BB: 0 P: 3	R: 1 E: 0 K: 0 S: 4	H: 1 LOB: 0 BB: 0 P: 4	R: 0 E: 0 K: 1 S: 5	H: 0 LOB: 0 BB: 0 P: 5	R: 0 E: 0 K: 2 S: 7	H: 1 LOB: 0 BB: 0 P: 7	1B: 7 2B: 0 3B: 0 HR: 0	SF: 1 SAC: 0 DP: 0 HBP: 0	WP: 2 PB: 1 SB: 2 CS: 1	PA: 37		
<b>PITCHER</b>	IP WLS BF H R ER SO BB IBB HBP BLK WP HR S P ERA WHIP																			
Dick Ruthven, R (1, 1) ERA: 4.04	1.2 L 12 4 4 2 1 2 0 0 0 0 2 0 12 20 10.80 3.600																			
Barry Lersch, R (2, 1) ERA: 3.79	4.1 15 1 0 0 3 1 0 0 0 0 0 0 20 24 0.00 0.462																			
Darrell Brandon, R (7, 1) ERA: 7.9	2.0 7 1 1 0 1 0 0 0 0 0 0 0 9 9 0.00 0.500																			
Mac Scarce, L (9, 1) ERA: 2.28	1.0 3 1 0 0 2 0 0 0 0 0 0 0 7 7 0.00 1.000																			

livebaseballscorecards.com

<b>AB</b>	<b>33</b>
<b>R</b>	<b>5</b>
<b>H</b>	<b>7</b>
<b>RBI</b>	<b>3</b>
<b>BB</b>	<b>3</b>
<b>SO</b>	<b>7</b>
<b>LOB</b>	<b>9</b>







Batter	1	2	3	4	5	6	7	8	9	AB R H RBI BB SO LOB	TOP																
Davey Lopes, R OBP: 0.404, SLG: 0.419 (1, 4) X	0-0 6-3		0-0 P3	0-0 4-3			0-0 F8	0-3 K		5 0 0 0 0 1 2	<b>Los Angeles Dodgers @ Philadelphia Phillies</b> <b>Veterans Stadium, Philadelphia, PA</b> Tue Jun 12 1973, 7:05 PM EDT Att: 16,218 - Unknown																
Manny Mota, R OBP: 0.399, SLG: 0.398 (1, 7) X	0-0 P5		0-0 1B PB 1B			0-0 1B	0-0 G6-4-3		0-0 F3	5 1 2 0 0 0 1																	
Willie Davis, L OBP: 0.335, SLG: 0.482 (1, 8) S S S	0-3 K		4-0 1B 1B 1-2 BB			0-0 F8		0-0 2B BB 1B	0-0 F8	4 1 1 0 1 1 1																	
Joe Ferguson, R OBP: 0.400, SLG: 0.530 (1, 9)		0-0 6-3	0-0 1B 1-2 2-3 1B			0-0 F8		0-0 P4	0-0 F8	5 0 1 0 0 0 2																	
Ron Cey, R OBP: 0.412, SLG: 0.470 (1, 5)		0-0 5-3	0-0 1-2 2-3 3-H 1B			0-0 F8		4-0 2B 3B BB 1-2		3 1 1 1 1 0 1																	
Tom Paciorek, R OBP: 0.296, SLG: 0.373 (1, 3)		0-0 1B HR 1B	0-0 F9			0-0 1-4-3 1B		0-0 1-3 2-H 3B 2B		4 2 3 1 0 0 3																	
Bill Russell, R OBP: 0.300, SLG: 0.347 (1, 6)		0-0 1-3 HR 1B	0-0 F7			0-0 L4-3 1-2 1B		4-0 3B IBB		3 2 1 0 1 0 4																	
Steve Yeager, R OBP: 0.385, SLG: 0.457 (1, 2)		0-0 1-H 3-H HR		0-0 P4		0-0 5-3		0-3 K		4 1 1 3 0 1 3																	
Andy Messersmith, R OBP: 0.190, SLG: 0.214 Lee Lacy, R OBP: 0.316, SLG: 0.220 Doug Rau, L OBP: 0.236, SLG: 0.364 Steve Garvey, R OBP: 0.667, SLG: 0.667 (1, 1) (7, PH) (7, 1) (8, PH) (8, 1)		0-0 5-3		0-0 4-3			4-0 G6-4-3 BB	0-0 1-H 2-H 3-H 3B		2 0 0 0 0 0 0 0 0 0 0 1 0 0 0 0 0 0 0 0 0 1 0 1 3 0 0 0 0 0 0 0 0 0 0																	
<b>Inning Stats</b>	R: 0 E: 0 K: 1 S: 5	H: 0 LOB: 0 BB: 0 P: 5	R: 3 E: 0 K: 0 S: 6	H: 3 LOB: 0 BB: 0 P: 6	R: 1 E: 0 K: 0 S: 6	H: 3 LOB: 3 BB: 1 P: 10	R: 0 E: 0 K: 0 S: 3	H: 0 LOB: 0 BB: 0 P: 3	R: 0 E: 0 K: 0 S: 4	H: 1 LOB: 1 BB: 0 P: 4		R: 0 E: 0 K: 0 S: 3	H: 1 LOB: 0 BB: 0 P: 3	R: 0 E: 0 K: 0 S: 2	H: 0 LOB: 0 BB: 1 P: 6	R: 4 E: 0 K: 2 S: 10	H: 3 LOB: 1 BB: 2 P: 18	R: 0 E: 0 K: 0 S: 3	H: 0 LOB: 0 BB: 0 P: 3	1B: 8 2B: 2 3B: 1 HR: 1	SF: 0 SAC: 0 DP: 2 HBP: 0	WP: 0 PB: 1 SB: 0 CS: 0	PA: 40				
<b>PITCHER</b>	IP WLS BF H R ER SO BB IBB HBP BLK WP HR S P ERA WHIP																										
Steve Carlton, L ERA: 3.93 (1, 1)	7.1		32	9	6	6	1	3	0	0	0	0	1	31	43	7.36	1.636										
Mac Scarce, L ERA: 2.86 (8, 1)	0.2	L	5	2	2	2	2	0	1	0	0	0	0	8	12	27.00	3.000										
Bill Wilson, R ERA: 3.86 (9, 1)	1.0		3	0	0	0	0	0	0	0	0	0	0	3	3	0.00	0.000										

livebaseballscorecards.com

<b>AB</b>	36
<b>R</b>	8
<b>H</b>	11
<b>RBI</b>	8
<b>BB</b>	4
<b>SO</b>	3
<b>LOB</b>	17



Batter	1	2	3	4	5	6	7	8	9	AB	R	H	RBI	BB	SO	LOB
Cesar Tovar, R OBP: 0.338, SLG: 0.375 (1, 5)	0-0 HR 3B	0-0 F9		0-0 6-3		0-0 5-3			4-0 FC5-4 BB	4	1	1	0	1	0	1
Denny Doyle, L OBP: 0.360, SLG: 0.324 Jose Pagan, R OBP: 0.143, SLG: 0.259 (1, 4) (9, PH)	0-0 HR 1B	0-0 2B			0-0 F8		0-0 G3		0-0 FC5-4 1-2f	4	1	2	0	0	0	0
Willie Montanez, L OBP: 0.317, SLG: 0.329 (1, 9)	0-0 HR 1-H 3-H	4-0 BB			0-0 P5		4-0 2B BB		0-0 F9	3	2	1	3	2	0	1
Greg Luzinski, R OBP: 0.286, SLG: 0.413 (1, 7)	0-0 2B	0-0 F8			0-0 F9		0-0 P4		0-3 K	5	0	1	0	0	1	4
Tom Hutton, L OBP: 0.352, SLG: 0.360 (1, 3)	0-3 K			0-0 F8		0-0 BB E 1B		0-0 1-H 2B		4	1	2	1	0	1	1
Del Unser, L OBP: 0.369, SLG: 0.484 (1, 8)	4-0 BB			0-3 K		4-0 1B 1-2 SF8 BB		0-3 K		2	1	0	0	2	2	1
Bob Boone, R OBP: 0.280, SLG: 0.298 (1, 2)	0-0 F8			0-0 5-3		0-0 1B 1-3 2-H		0-0 F9		4	0	1	0	0	0	2
Larry Bowa, S OBP: 0.246, SLG: 0.242 (1, 6)	0-0 G1			0-0 G3		0-0 F2		0-0 5-3		4	0	0	0	0	0	4
Steve Carlton, L OBP: 0.163, SLG: 0.171 Mac Scarce, L (8, 1) Mike Anderson, R OBP: 0.295, SLG: 0.372 Bill Wilson, R (9, 1)		0-0 3-1		0-3 K		0-0 SF8 3-H		0-3 K		2	0	0	1	0	1	0

Inning Stats	R: 3	H: 4	E: 0	K: 1	S: 9	LOB: 2	BB: 1	P: 13	R: 0	H: 1	E: 0	K: 0	S: 4	R: 0	H: 0	E: 0	K: 1	S: 5	R: 0	H: 0	E: 0	K: 0	S: 5	R: 0	H: 0	E: 0	K: 0	S: 3	R: 2	H: 2	E: 1	K: 0	S: 5	R: 1	H: 1	E: 0	K: 1	S: 6	R: 0	H: 0	E: 0	K: 1	S: 5	R: 0	H: 0	E: 0	K: 1	S: 5	R: 0	H: 0	E: 0	K: 1	S: 5	1B: 3	2B: 3	3B: 1	HR: 1	SF: 1	SAC: 0	DP: 0	HBP: 0	WP: 0	PA: 40
--------------	------	------	------	------	------	--------	-------	-------	------	------	------	------	------	------	------	------	------	------	------	------	------	------	------	------	------	------	------	------	------	------	------	------	------	------	------	------	------	------	------	------	------	------	------	------	------	------	------	------	------	------	------	------	------	-------	-------	-------	-------	-------	--------	-------	--------	-------	--------

PITCHER	IP	WLS	BF	H	R	ER	SO	BB	IBB	HBP	BLK	WP	HR	S	P	ERA	WHIP
Andy Messersmith, R ERA: 3.33 (1, 1)	6.0		28	7	5	4	3	3	0	0	0	0	1	31	43	6.00	1.667
Doug Rau, L ERA: 6.33 (7, 1)	1.0	W	5	1	1	1	1	1	0	0	0	0	0	6	10	9.00	2.000
Jim Brewer, L ERA: 1.55 (8, 1)	2.0	S	7	0	0	0	2	1	0	0	0	0	0	10	14	0.00	0.500

**BOTTOM**

Los Angeles Dodgers @ Philadelphia Phillies  
Veterans Stadium, Philadelphia, PA

Tue Jun 12 1973, 7:05 PM EDT  
Att. 16,218 - Unknown

livebaseballscorecards.com

AB	34
R	6
H	8
RBI	5
BB	5
SO	6
LOB	15



Batter	1	2	3	4	5	6	7	8	9	AB R H RBI BB SO LOB	TOP																															
<b>Davey Lopes, R</b> OBP: 0.401, SLG: 0.411 (1, 4) (7, 8)	0-0 F3		4-0 BB BB	0-0 G5-4-3 1-2f			0-0 6-3			3 0 0 0 1 0 2																																
<b>Manny Mota, R</b> OBP: 0.397, SLG: 0.393 <b>Lee Lacy, R</b> OBP: 0.313, SLG: 0.217 (1, 7) (7, PH) (7, 4)	0-3 K		4-0 FC6-4 BB 1-2		0-0 P3		0-0 F9			2 0 0 0 1 1 0 1 0 0 0 0 0 0																																
<b>Willie Davis, L</b> OBP: 0.336, SLG: 0.480 <b>Steve Garvey, R</b> OBP: 0.228, SLG: 0.351 (1, 8) (4, 3)	4-0 FC6-4 BB		0-3 K		0-0 P4			0-0 4-3		1 0 0 0 1 1 2 2 0 0 0 0 0 0																																
<b>Joe Ferguson, R</b> OBP: 0.394, SLG: 0.521 (1, 9)	0-0 FC6-4 1-2f		0-0 FC6-4 1-2f		0-0 6-3			0-0 6-3		4 0 0 0 0 0 3																																
<b>Ron Cey, R</b> OBP: 0.409, SLG: 0.463 (1, 5)		4-0 FC5-4 BB		0-0 E5 FC5-4		0-0 5-3		0-0 5-3		3 0 0 0 1 0 0																																
<b>Tom Paciorek, R</b> OBP: 0.293, SLG: 0.364 (1, 3) (4, 8) (7, 7)		0-0 F9		0-0 FC5-4 1B 1-2f		0-0 FC6-4 1B		0-0 F8		4 1 1 0 0 0 2																																
<b>Bill Russell, R</b> OBP: 0.303, SLG: 0.361 (1, 6)		0-0 FC5-4 1-2f		0-0 1B 1-2 1B		0-0 F8		0-0 HR		4 2 2 1 0 0 2																																
<b>Steve Yeager, R</b> OBP: 0.391, SLG: 0.447 <b>George Culver, R</b> (1, 2) (6, 1)		0-3 K		0-0 1B 1-2 2-H 1B		0-0 FC6-4 1-2f		0-0 5-3		3 0 1 1 0 1 2 0 0 0 0 0 0 0 1 0 0 0 0 0 0																																
<b>Ken McMullen, R</b> OBP: 0.348, SLG: 0.409 (9, PH)																																										
<b>Tommy John, R</b> OBP: 0.208, SLG: 0.174 <b>Charlie Hough, R</b> OBP: 0.200, SLG: 0.200 <b>Chris Cannizzaro, R</b> (1, 1) (2, 1) (6, 2)			0-0 1-3	0-0 G5-4-3 1-2 2-H 1B			0-0 4-3		0-0 L4	0 0 0 0 0 0 0 2 0 1 1 0 0 0 2 0 0 0 0 0 0																																
<b>Inning Stats</b>	R: 0 E: 0 K: 1 S: 5	H: 0 LOB: 1 BB: 1 P: 9	R: 0 E: 0 K: 1 S: 5	H: 0 LOB: 1 BB: 1 P: 9	R: 0 E: 0 K: 1 S: 5	H: 0 LOB: 2 BB: 2 P: 13	R: 2 E: 1 K: 0 S: 6	H: 3 LOB: 1 BB: 0 P: 6	R: 0 E: 0 K: 0 S: 3	H: 0 LOB: 0 BB: 0 P: 3	R: 0 E: 0 K: 0 S: 4	H: 1 LOB: 1 BB: 0 P: 4	R: 0 E: 0 K: 0 S: 3	H: 0 LOB: 0 BB: 0 P: 3	R: 0 E: 0 K: 0 S: 3	H: 0 LOB: 0 BB: 0 P: 3	R: 1 E: 0 K: 0 S: 4	H: 1 LOB: 0 BB: 0 P: 4	1B: 4 2B: 0 3B: 0 HR: 1	SF: 0 SAC: 0 DP: 1 HBP: 0	WP: 0 PB: 0 SB: 0 CS: 0	PA: 36																				
<b>PITCHER</b> <b>Ken Brett, L</b> ERA: 2.78 (1, 1)	IP 9.0	WLS W	BF 36	H 5	R 3	ER 2	SO 3	BB 4	IBB 0	HBP 0	BLK 0	WP 0	HR 1	S 38	P 54	ERA 2.00	WHIP 1.000																									
																						<b>PITCHER</b>	IP	WLS	BF	H	R	ER	SO	BB	IBB	HBP	BLK	WP	HR	S	P	ERA	WHIP			

Los Angeles Dodgers @ Philadelphia Phillies  
Veterans Stadium, Philadelphia, PA  
Wed Jun 13 1973, 7:05 PM EDT  
Att: 13,068 - Unknown

livebaseballscorecards.com

<b>AB</b>	32
<b>R</b>	3
<b>H</b>	5
<b>RBI</b>	3
<b>BB</b>	4
<b>SO</b>	3
<b>LOB</b>	13



Batter	1	2	3	4	5	6	7	8	9
Cesar Tovar, R (1, 4) Terry Harmon, R (6, 4) OBP: 0.332, SLG: 0.367 OBP: 0.309, SLG: 0.245	0-0 F7	0-0 E8 2B	0-3 K		0-0 6-3		0-0 1-3		
Larry Bowa, S (1, 6) OBP: 0.245, SLG: 0.246	0-0 E5 3B	0-0 1B 2B	0-0 5-3		0-0 P1		0-0 4-3		
Willie Montanez, L (1, 3) Tom Hutton, L (7, 3) OBP: 0.328, SLG: 0.347 OBP: 0.348, SLG: 0.356	0-0 1B 3B	0-0 HBP 3B HBP 1B	0-0 1B		4-0 BB 1B BB		0-0 F2		
Greg Luzinski, R (1, 7) Mike Rogodzinski, L (8, 7) OBP: 0.290, SLG: 0.412 OBP: 0.314, SLG: 0.333	0-0 FC4-6 1B 3B 1B	1-0 HBP 3B HBP	0-3 K		0-0 F8		0-0 G3		
Mike Schmidt, R (1, 5) OBP: 0.353, SLG: 0.308	0-0 FC4-6 1B	1-0 3B HBP		0-0 5-3	4-0 BB 1B FC5-4 BB		0-0 L4		
Del Unser, L (1, 8) OBP: 0.370, SLG: 0.496	0-0 FC4-6 3B	0-0 SF8 3B		0-0 F9	0-0 FC5-4 1B		0-3 K		
Bob Boone, R (1, 2) OBP: 0.280, SLG: 0.308	0-0 HR 3B	0-0 L5		0-3 K	0-0 FC5-4 1B PB				
Mike Anderson, R (1, 9) OBP: 0.303, SLG: 0.416	0-0 HR	0-0 SF8			0-0 F9		0-0 PB 1B		
Ken Brett, L (1, 1) OBP: 0.308, SLG: 0.615	0-0 1-3	0-0 4-3			0-0 HR		0-3 K		

Inning Stats	R: 6 E: 1 K: 0 S: 9	H: 5 LOB: 0 BB: 0 P: 9	R: 6 E: 1 K: 0 S: 7	H: 3 LOB: 0 BB: 0 P: 9	R: 0 E: 0 K: 2 S: 8	H: 1 LOB: 1 BB: 0 P: 8	R: 0 E: 0 K: 1 S: 5	H: 0 LOB: 0 BB: 0 P: 5	R: 1 E: 0 K: 0 S: 4	H: 1 LOB: 0 BB: 0 P: 4	R: 3 E: 0 K: 1 S: 7	H: 2 LOB: 1 BB: 2 P: 15	R: 0 E: 0 K: 0 S: 3	H: 0 LOB: 0 BB: 0 P: 3	R: 0 E: 0 K: 1 S: 5	H: 0 LOB: 0 BB: 0 P: 5
--------------	------------------------------	---------------------------------	------------------------------	---------------------------------	------------------------------	---------------------------------	------------------------------	---------------------------------	------------------------------	---------------------------------	------------------------------	----------------------------------	------------------------------	---------------------------------	------------------------------	---------------------------------

PITCHER	IP	WLS	BF	H	R	ER	SO	BB	IBB	HBP	BLK	WP	HR	S	P	ERA	WHIP
Tommy John, L (1, 1) ERA: 3.46	1.0	L	11	6	8	2	0	0	0	0	0	0	1	11	11	18.00	6.000
Charlie Hough, R (2, 1) ERA: 3.81	4.1		22	5	8	6	3	2	0	2	0	0	1	24	34	12.46	1.615
George Culver, R (6, 1) ERA: 2.36	2.2		9	1	0	0	2	0	0	0	0	0	0	13	13	0.00	0.375

**BOTTOM**

AB	R	H	RBI	BB	SO	LOB
4	1	0	0	0	1	0
1	0	0	0	0	0	0
5	2	1	1	0	0	0
3	3	3	2	1	0	0
1	0	0	0	0	0	0
3	2	1	1	0	1	2
1	0	0	0	0	0	0
3	2	1	0	1	0	0
5	2	2	4	0	1	2
4	2	1	3	0	1	2
3	1	2	3	0	0	0
4	1	1	1	0	1	1

Los Angeles Dodgers @ Philadelphia Phillies  
Veterans Stadium, Philadelphia, PA  
Wed Jun 13 1973, 7:05 PM EDT  
Att. 13,068 - Unknown

AB	37
R	16
H	12
RBI	15
BB	2
SO	5
LOB	7

WP: 0 PA: 42  
PB: 1 SB: 0  
CS: 0



1B	2B	3B	HR	SF	SAC	DP	HBP	WP	HR	S	P	ERA	WHIP
6	1	3	2	1	0	0	2	0	1	11	11	18.00	6.000

Batter	1	2	3	4	5	6	7	8	9	AB R H RBI BB SO LOB	TOP	
Davey Lopes, R (1, 4) OBP: 0.391, SLG: 0.400	0-3 K		0-0 4-3			0-0 L1		0-3 K	0-0 G3	5 0 0 0 0 2 2		
Bill Buckner, L (1, 3) OBP: 0.287, SLG: 0.328	0-0 6-3		0-0 1-3			0-0 L5		0-0 1B 2B		4 1 1 0 0 0 0		
Willie Davis, L (1, 8) OBP: 0.338, SLG: 0.484	0-0 4-3				0-0 4-3 WP 2B	0-0 S 1B		0-0 F9		4 1 2 0 0 0 1		
Joe Ferguson, R (1, 2) OBP: 0.392, SLG: 0.516		0-3 K			0-3 K			0-0 6-3		4 0 1 1 0 2 2		
Willie Crawford, L (1, 9) OBP: 0.415, SLG: 0.460		4-0 BB BB			0-0 4-3			4-0 1B BB	0-0 1-3	2 1 0 0 2 0 2		
Ron Cey, R (1, 5) OBP: 0.411, SLG: 0.461		4-0 BB BB			0-3 K			0-0 F8		3 0 1 0 1 1 1		
Lee Lacy, R (9, PR) OBP: 0.313, SLG: 0.217		1-2 BB			3-H				0-0 4-3 SH1-4 1B	0 0 0 0 0 0 0		
Von Joshua, L (1, 7) OBP: 0.318, SLG: 0.317		0-0 F4			0-0 4-3			0-0 E1 1B	0-0 SH1-4	3 0 0 0 0 0 3	AB 32	
Bill Russell, R (1, 6) OBP: 0.302, SLG: 0.360		0-0 L9			0-0 6-3			0-0 1-2 2-H 1B	0-0 4-3	4 0 1 1 0 0 4	R 3	
Al Downing, R (1, 1) OBP: 0.115, SLG: 0.080			0-3 K		0-0 4-3			0-0 G1-4-6-3	4-0 BB BB BB	2 0 0 0 0 1 0	H 6	
Manny Mota, R (7, PH) OBP: 0.395, SLG: 0.390										1 0 0 0 0 0 2	RBI 2	
George Culver, R (7, 1)										0 0 0 0 0 0 0	BB 4	
Jim Brewer, L (8, 1) OBP: 0.667, SLG: 0.667										0 0 0 0 0 0 0	SO 6	
Steve Garvey, R (9, PH) OBP: 0.241, SLG: 0.351										0 0 0 0 1 0 0	LOB 17	
<b>Inning Stats</b>	R: 0 H: 0 E: 0 LOB: 0 K: 1 BB: 0 S: 5 P: 5	R: 0 H: 0 E: 0 LOB: 2 K: 1 BB: 2 S: 5 P: 13	R: 0 H: 0 E: 0 LOB: 0 K: 1 BB: 0 S: 5 P: 5	R: 1 H: 1 E: 0 LOB: 0 K: 2 BB: 0 S: 8 P: 8	R: 0 H: 0 E: 0 LOB: 0 K: 0 BB: 0 S: 3 P: 3	R: 0 H: 1 E: 0 LOB: 1 K: 0 BB: 0 S: 4 P: 4	R: 1 H: 1 E: 1 LOB: 1 K: 0 BB: 1 S: 4 P: 8	R: 1 H: 2 E: 0 LOB: 1 K: 1 BB: 0 S: 7 P: 7	R: 0 H: 1 E: 0 LOB: 2 K: 0 BB: 1 S: 4 P: 8	1B: 4 SF: 0 2B: 2 SAC: 1 3B: 0 DP: 1 HR: 0 HBP: 0	WP: 1 PA: 37 PB: 0 SB: 1 CS: 0	
<b>PITCHER</b>	IP WLS BF H R ER SO BB IBB HBP BLK WP HR S P ERA WHIP											
Ernie McAnally, R (1, 1) ERA: 3.1	8.0 W 32 5 3 2 6 3 0 0 0 1 0 41 53 2.25 1.000											
Mike Marshall, R (9, 1) ERA: 3.2	1.0 S 5 1 0 0 0 1 0 0 0 0 0 4 8 0.00 2.000											

Los Angeles Dodgers @ Montreal Expos  
 Jarry Park, Montreal, QB  
 Fri Jun 15 1973, 7:05 PM EDT  
 Att. 15,493 - Unknown


AB	32
R	3
H	6
RBI	2
BB	4
SO	6
LOB	17



Batter	1	2	3	4	5	6	7	8	9	AB	R	H	RBI	BB	SO	LOB
Ron Hunt, R OBP: 0.414, SLG: 0.347 (1, 4)	0-0 E SF7 1B		0-0 9-3 1-2f			0-0 SH2-4 1B	0-0 5-3	0-0 FC5 2-3f		5	2	2	0	0	0	5
Ron Woods, R OBP: 0.360, SLG: 0.354 (1, 8) Ron Fairly, L OBP: 0.489, SLG: 0.521 (7, PH) (8, 7)	0-0 E9 6-3 1-3 1B			0-0 6-3		4-0 1B SH2-4 BB	4-0 IBB			2	1	1	0	1	0	0
Clyde Mashore, R OBP: 0.346, SLG: 0.783 (1, 7) Boots Day, L OBP: 0.431, SLG: 0.490 (7, PH) (8, 8)	0-0 SF7 3-H			0-0 6-3		0-0 SH2-4 1-2 2-3	0-3 K			1	0	0	1	0	0	0
Hal Breeden, R OBP: 0.375, SLG: 0.518 (1, 3) Mike Jorgensen, L OBP: 0.331, SLG: 0.355 (9, 3)	0-0 6-3 2-3			0-3 K		4-0 1B IBB		0-0 1-3		3	0	0	0	1	1	1
Bob Bailey, R OBP: 0.395, SLG: 0.570 (1, 5)		0-0 L4			0-0 6-3	0-0 F3		0-0 HR		4	1	1	1	0	0	3
Ken Singleton, S OBP: 0.442, SLG: 0.460 (1, 9)		0-0 6-3			4-0 2B BB	0-0 FC5-4 1B		0-0 1B 1B		3	0	2	2	1	0	0
John Boccabella, R OBP: 0.287, SLG: 0.296 (1, 2)		0-3 K			0-0 2B	0-0 FC5-4 1-2f		0-0 FC5 BB 1B		4	0	2	0	0	1	2
Tim Foli, R OBP: 0.271, SLG: 0.275 (1, 6)			0-0 1-3		0-3 K		0-0 SH3 1B	0-3 K		4	0	1	0	0	2	4
Ernie McAnally, R OBP: 0.172, SLG: 0.172 (1, 1) Terry Humphrey, R OBP: 0.182, SLG: 0.133 (8, PH) Mike Marshall, R OBP: 0.250, SLG: 0.182 (9, 1)			0-0 9-3 1B		0-0 5-3		0-0 SH3 1-2	4-0 BB		2	0	1	0	0	0	2
<b>Inning Stats</b>	R: 1 H: 2 E: 1 LOB: 0 K: 0 BB: 0 S: 4 P: 4	R: 0 H: 0 E: 0 LOB: 0 K: 1 BB: 0 S: 5 P: 5	R: 0 H: 1 E: 0 LOB: 0 K: 0 BB: 0 S: 3 P: 3	R: 0 H: 0 E: 0 LOB: 0 K: 1 BB: 0 S: 5 P: 5	R: 0 H: 1 E: 0 LOB: 2 K: 1 BB: 1 S: 6 P: 10	R: 2 H: 2 E: 0 LOB: 2 K: 0 BB: 2 S: 5 P: 13	R: 0 H: 1 E: 0 LOB: 2 K: 1 BB: 1 S: 6 P: 10	R: 1 H: 3 E: 0 LOB: 3 K: 1 BB: 1 S: 8 P: 12		1B: 8 SF: 1 2B: 2 SAC: 2 3B: 0 DP: 1 HR: 1 HBP: 0	WP: 0 PA: 37 PB: 0 SB: 0 CS: 0					

**Los Angeles Dodgers @ Montreal Expos**  
**Jarry Park, Montreal, QB**  
 Fri Jun 15 1973, 7:05 PM EDT  
 Att. 15,493 - Unknown

<b>AB</b>	<b>29</b>
<b>R</b>	<b>4</b>
<b>H</b>	<b>10</b>
<b>RBI</b>	<b>4</b>
<b>BB</b>	<b>5</b>
<b>SO</b>	<b>5</b>
<b>LOB</b>	<b>19</b>



PITCHER																	
IP	WLS	BF	H	R	ER	SO	BB	IBB	HBP	BLK	WP	HR	S	P	ERA	WHIP	
Al Downing, L (1, 1) ERA: 2.88	6.0		25	6	3	2	3	2	1	0	0	0	28	40	3.00	1.333	
George Culver, R (7, 1) ERA: 2.57	1.1	L	9	4	1	1	0	1	0	0	0	1	10	14	6.75	3.000	
Jim Brewer, L (8, 1) ERA: 1.52	0.2		3	0	0	1	1	0	0	0	0	0	4	8	0.00	1.500	

Batter	1	2	3	4	5	6	7	8	9	AB R H RBI BB SO LOB	TOP					
<b>Davey Lopes, R</b> (1, 4) OBP: 0.398, SLG: 0.398	4-0 G3 S BB	4-0 BB	0-0 F9			4-0 CS BB				1 1 0 0 3 0 1	<b>Los Angeles Dodgers @ Montreal Expos</b> Jarry Park, Montreal, QB Sat Jun 16 1973, 3:33 AM EDT Att. 10,187 - Unknown <a href="http://livebaseballscorecards.com">livebaseballscorecards.com</a>					
<b>Bill Buckner, L</b> (1, 3) OBP: 0.283, SLG: 0.323	0-0 G3 1-3	0-0 3-1		0-0 6-3		0-3 K 1-2				4 0 0 0 0 1 5						
<b>Willie Davis, L</b> (1, 8) OBP: 0.337, SLG: 0.481	0-0 G3 3-H		0-0 E S 1B	0-0 F8		0-0 F8				4 1 1 1 0 0 0						
<b>Joe Ferguson, R</b> (1, 2) OBP: 0.391, SLG: 0.513	0-0 6-3		0-0 1B HR	0-0 5-3						3 1 1 1 0 0 0						
<b>Willie Crawford, L</b> (1, 9) OBP: 0.414, SLG: 0.455		0-0 4-3	4-0 1-2 HR BB		0-0 F8					2 1 0 0 1 0 0						
<b>Ron Cey, R</b> (1, 5) OBP: 0.418, SLG: 0.481		0-0 1B 2B 1B	0-0 1B HR		4-0 FC6-5 1B BB					2 2 2 3 1 0 0						
<b>Von Joshua, L</b> (1, 7) OBP: 0.333, SLG: 0.333		0-0 2B 1B	0-3 K		0-0 FC6-5 1B					3 0 2 0 0 1 0						
<b>Bill Russell, R</b> (1, 6) OBP: 0.303, SLG: 0.363		0-0 2B	0-0 L6		0-0 FC6-5					3 0 1 1 0 0 2						
<b>Claude Osteen, L</b> (1, 1) OBP: 0.189, SLG: 0.171		0-0 G3	0-0 1B		0-3 K					3 0 1 0 0 1 4						
<b>Inning Stats</b>	R: 1 E: 0 K: 0 S: 3	H: 0 LOB: 0 BB: 1 P: 7	R: 1 E: 0 K: 1 S: 6	H: 3 LOB: 3 BB: 1 P: 10	R: 4 E: 1 K: 1 S: 9	H: 4 LOB: 1 BB: 1 P: 13	R: 0 E: 0 K: 0 S: 3	H: 0 LOB: 0 BB: 0 P: 3	R: 0 E: 0 K: 1 S: 6	H: 1 LOB: 2 BB: 1 P: 10	R: 0 E: 0 K: 1 S: 4	H: 0 LOB: 0 BB: 1 P: 8	1B: 6 2B: 1 3B: 0 HR: 1	SF: 0 SAC: 0 DP: 0 HBP: 0	WP: 0 PA: 30 PB: 0 SB: 2 CS: 1	
<b>PITCHER</b>	IP WLS BF H R ER SO BB IBB HBP BLK WP HR S P ERA WHIP															
<b>Bill Stoneman, R</b> (1, 1) ERA: 6.89	2.0 L 15 6 6 6 0 3 0 0 0 0 0 1 12 24 27.00 4.500															
<b>Mickey Scott, L</b> (3, 1) ERA: 4.91	2.0 7 1 0 0 1 0 0 0 0 0 0 0 9 9 0.00 0.500															
<b>John Strohmayr, R</b> (5, 1) ERA: 5.57	2.0 8 1 0 0 2 2 0 0 0 0 0 0 10 18 0.00 1.500															

<b>AB</b>	25
<b>R</b>	6
<b>H</b>	8
<b>RBI</b>	6
<b>BB</b>	5
<b>SO</b>	3
<b>LOB</b>	12





Batter	1	2	3	4	5	6	7	8	9	AB	R	H	RBI	BB	SO	LOB
Ron Hunt, R OBP: 0.413, SLG: 0.347 (1, 4)	0-0 E6 4-3 SF7 1B		0-0 1-3		0-0 4-3					3	1	1	0	0	0	0
Ron Woods, R OBP: 0.359, SLG: 0.361 (1, 8)	0-0 4-3 2-3		0-0 HR 2B		0-0 F7					3	1	1	0	0	0	1
Clyde Mashore, R OBP: 0.345, SLG: 0.750 (1, 7)	0-0 SF7 3-H		0-3 K		4-0 BB					1	0	0	1	1	1	1
Hal Breedon, R OBP: 0.388, SLG: 0.569 (1, 3)	4-0 FC5-4 BB		0-0 HR 2-H		0-0 F7					2	1	1	2	1	0	1
Bob Bailey, R OBP: 0.400, SLG: 0.566 (1, 5)	0-0 FC5-4 1-2f		4-0 FC6-4 BB		4-0 G6-4-3 BB					1	0	0	0	2	0	1
Ken Singleton, S OBP: 0.441, SLG: 0.458 (1, 9)		0-0 1B 1B	0-0 FC6-4 1-2f		0-0 G6-4-3 1-2f					3	0	1	0	0	0	2
John Boccabella, R OBP: 0.299, SLG: 0.304 (1, 2)		0-0 G5-4-3 1B 1-2		4-0 9-3 BB		0-0 1B 1B				2	0	2	0	1	0	0
Tim Foli, R OBP: 0.270, SLG: 0.274 (1, 6)		0-0 F9		0-0 F9		0-0 1B				1	0	0	0	0	0	2
Pepe Frias, R OBP: 0.229, SLG: 0.239 (4, 6)		0-0 F9		0-0 F9		1-2 1B				2	0	1	0	0	0	1
Bill Stoneman, R OBP: 0.182, SLG: 0.111 (1, 1)		0-0 G5-4-3		0-0 9-3		0-0 4-3				1	0	0	0	0	0	2
Mickey Scott, L (3, 1)		0-0 G5-4-3		0-0 9-3		0-0 4-3				0	0	0	0	0	0	0
Terry Humphrey, R (4, PH)		0-0 G5-4-3		0-0 9-3		0-0 4-3				1	0	0	0	0	0	1
John Strohmayer, R (5, 1)		0-0 G5-4-3		0-0 9-3		0-0 4-3				0	0	0	0	0	0	0
Ron Fairly, L (6, PH)		0-0 G5-4-3		0-0 9-3		0-0 4-3				1	0	0	0	0	0	2


Inning Stats	R: 1	H: 1	E: 1	K: 0	S: 4	H: 1	LOB: 1	BB: 1	P: 8	R: 0	H: 2	E: 0	K: 0	S: 4	R: 0	H: 2	E: 0	K: 1	S: 7	R: 0	H: 0	E: 0	K: 0	S: 2	R: 0	H: 0	E: 0	K: 0	S: 3	R: 0	H: 2	E: 0	K: 0	S: 4	R: 0	H: 2	E: 0	K: 0	S: 4
--------------	------	------	------	------	------	------	--------	-------	------	------	------	------	------	------	------	------	------	------	------	------	------	------	------	------	------	------	------	------	------	------	------	------	------	------	------	------	------	------	------

PITCHER	IP	WLS	BF	H	R	ER	SO	BB	IBB	HBP	BLK	WP	HR	S	P	ERA	WHIP
Claude Osteen, L (1, 1) ERA: 3.23	6.0	W	27	7	3	2	1	5	0	0	0	0	1	24	44	3.00	2.000

**BOTTOM**

**Los Angeles Dodgers @ Montreal Expos**  
 Jarry Park, Montreal, QB  
 Sat Jun 16 1973, 3:33 AM EDT  
 Att. 10,187 - Unknown

AB	21
R	3
H	7
RBI	3
BB	5
SO	1
LOB	14



1B: 5	SF: 1	WP: 0	PA: 27
2B: 2	SAC: 0	PB: 0	
3B: 0	DP: 3	SB: 0	
HR: 1	HBP: 0	CS: 0	

livebaseballscorecards.com

Batter	1	2	3	4	5	6	7	8	9	10	11	12	AB R H RBI BB SO LOB	TOP													
<b>Davey Lopes, R</b> OBP: 0.410, SLG: 0.402 (1, 4)	4-0 WP G3 BB		x 0-0 F7 1B			4-0 L3 BB			x 0-0 1B 1B	4-0 BB		x 0-0 FC1-5 S	3 1 2 0 3 0 1	<b>Los Angeles Dodgers @ Montreal Expos</b> Jarry Park, Montreal, QB Sun Jun 17 1973, 3:33 AM EDT Att. 25,664 - Unknown													
<b>Bill Buckner, L</b> OBP: 0.281, SLG: 0.320 (1, 3)	0-0 G3		x 0-0 F7			x 0-0 L3			x 0-0 1B	0-0 L3		x 0-0 F6	6 0 1 0 0 0 6														
<b>Willie Davis, L</b> OBP: 0.334, SLG: 0.476 (1, 8)	0-3 K			x 0-0 4-3			x 0-0 3-1		x 0-0 FC3-2 1B		x 0-0 F7		5 0 1 1 0 1 1														
<b>Joe Ferguson, R</b> OBP: 0.388, SLG: 0.504 (1, 2)	4-0 BB			x 0-0 F7			x 0-0 6-3		x 0-3 K		x 0-0 L1		4 0 0 0 1 1 1														
<b>Willie Crawford, L</b> OBP: 0.413, SLG: 0.448 (1, 9)	0-3 K			x 0-0 6-3			x 4-0 BB		x 0-0 FC3-2		x 4-0 BB		3 0 0 0 2 1 3														
<b>Ron Cey, R</b> OBP: 0.413, SLG: 0.474 (1, 5)		x 0-0 1-3			x 0-3 K		x 0-0 F8			x 0-0 G3 1B		x 0-0 6-3	5 1 1 0 0 1 2														
<b>Von Joshua, L</b> OBP: 0.324, SLG: 0.324 (1, 7)		x 0-0 4-3			x 0-0 4-3			x 0-0 6-3		x 0-0 G3		x 0-0 E 1B	5 1 1 0 0 0 1														
<b>Bill Russell, R</b> OBP: 0.301, SLG: 0.360 (1, 6)		x 0-3 K			x 0-0 6-3			x 0-0 F8		x 0-3 K		x 0-0 E9 FC1-5 SH3-4 1B	5 0 1 0 0 2 1														
<b>Don Sutton, R</b> OBP: 0.167, SLG: 0.105 <b>Manny Mota, R</b> OBP: 0.399, SLG: 0.394 <b>Pete Richert, L</b> OBP: 0.250, SLG: 0.250 <b>Jim Brewer, L</b> OBP: 0.667, SLG: 0.667 (1, 1)			x 0-0 L3			x 0-0 4-3		x 0-0 6-3		x 0-0 1B		x 0-0 SH3-4	3 0 0 0 0 0 0 1 0 1 1 0 0 0 0 0 0 0 0 0 0 0 0 0 0 0 0 0														
<b>Inning Stats</b>	R: 0 E: 0 K: 2 S: 7	H: 0 LOB: 2 BB: 2 P: 15	R: 0 E: 0 K: 1 S: 5	H: 0 LOB: 0 BB: 0 P: 5	R: 0 E: 0 K: 0 S: 3	H: 1 LOB: 0 BB: 0 P: 3	R: 0 E: 0 K: 0 S: 3	H: 0 LOB: 0 BB: 0 P: 3	R: 0 E: 0 K: 0 S: 5	H: 0 LOB: 0 BB: 0 P: 5	R: 0 E: 0 K: 1 S: 3	H: 0 LOB: 1 BB: 1 P: 7	R: 0 E: 0 K: 0 S: 3		H: 0 LOB: 1 BB: 1 P: 7	R: 0 E: 0 K: 0 S: 3	H: 0 LOB: 1 BB: 1 P: 7	R: 1 E: 0 K: 1 S: 7	H: 2 LOB: 2 BB: 1 P: 11	R: 0 E: 0 K: 0 S: 3	H: 0 LOB: 1 BB: 1 P: 7	R: 1 E: 1 K: 0 S: 5	H: 2 LOB: 1 BB: 0 P: 5	1B: 8 2B: 1 3B: 0 HR: 0	SF: 0 SAC: 1 DP: 1 HBP: 0	WP: 1 PB: 0 SB: 2 CS: 0	PA: 47
<b>PITCHER</b>	IP WLS BF H R ER SO BB IBB HBP BLK WP HR S P ERA WHIP															<b>Mike Torrez, R</b> ERA: 3.86 (1, 1) 9.0 32 4 1 1 5 4 0 0 0 1 0 38 54 1.00 0.889 <b>Mike Marshall, R</b> ERA: 3.19 (10, 1) 3.0 15 4 2 1 1 2 0 0 0 0 0 15 23 3.00 2.000											

livebaseballscores.com

AB	40
R	3
H	8
RBI	2
BB	6
SO	6
LOB	16



Batter	1	2	3	4	5	6	7	8	9	10	11	12	AB	R	H	RBI	BB	SO	LOB									
Ron Hunt, R OBP: 0.411, SLG: 0.348 (1, 4)	0-0 4-3 2B	0-0 F5			0-0 6-3		0-0 F4			0-0 P3	4-0 FC6-4 IBB		5	0	1	0	1	0	2									
Ron Woods, R OBP: 0.358, SLG: 0.377 (1, 8)	0-0 F4		0-0 F9		0-0 G3			4-0 G3 SH1-4 1B BB		0-0 HR	0-0 FC6-4		5	2	1	1	1	0	3									
Ron Fairly, L OBP: 0.479, SLG: 0.507 Hal Breeden, R OBP: 0.391, SLG: 0.559 (10, PH) (11, 3)	0-0 4-3		0-0 G3		0-3 K			0-0 SH1-4		4-0 BB		0-3 K	3	0	0	0	0	1	1									
Mike Jorgensen, L OBP: 0.337, SLG: 0.348 (11, 7)	4-0 2-3 BB		0-0 1-3			0-0 F6		0-0 G3		4-0 1-2 BB		4-0 1B S BB	3	0	0	0	3	0	1									
Bob Bailey, R OBP: 0.404, SLG: 0.560 (1, 5)	0-0 F7			0-0 F6		0-0 1B		0-0 FC4-6 1B		0-3 K		4-0 1-2 BB	5	0	2	1	1	1	4									
Boots Day, L OBP: 0.403, SLG: 0.455 Clyde Mashore, R OBP: 0.355, SLG: 0.731 (10, PH) (11, 9)		0-0 F7		0-3 K		0-0 P3		0-0 FC4-6		0-0 4-3		0-0 1-2 2-3 1B	4	0	0	0	0	1	2									
John Boccabella, R OBP: 0.295, SLG: 0.295 (1, 2)		0-0 F7		0-3 K 1B		0-0 F3			0-0 F8		4-0 FC6-4 BB	0-0 G6-4-3	5	0	0	0	1	1	4									
Tim Foli, R OBP: 0.278, SLG: 0.275 (1, 6)		4-0 1B BB		0-0 1-3 1B		0-0 6-3			4-0 G6-3 BB		0-0 FC6-4		3	0	1	0	2	0	1									
Mike Torrez, R OBP: 0.240, SLG: 0.280 Ken Singleton, S OBP: 0.439, SLG: 0.456 Mike Marshall, R OBP: 0.250, SLG: 0.182 (10, 1)		0-0 1-2 1B		0-3 K		0-0 F7			0-0 G6-3		0-0 SH3-4		3	0	1	0	0	1	2									
													1	0	0	0	0	0	1									
													0	0	0	0	0	0	0									
<b>Inning Stats</b>	R: 0 E: 0 K: 0 S: 4	H: 1 LOB: 2 BB: 1 P: 8	R: 0 E: 0 K: 0 S: 4	H: 1 LOB: 2 BB: 1 P: 8	R: 0 E: 0 K: 0 S: 3	H: 0 LOB: 0 BB: 0 P: 3	R: 0 E: 0 K: 3 S: 11	H: 1 LOB: 2 BB: 0 P: 11	R: 0 E: 0 K: 1 S: 5	H: 0 LOB: 0 BB: 0 P: 5	R: 0 E: 0 K: 0 S: 4	H: 1 LOB: 1 BB: 0 P: 4	R: 0 E: 0 K: 0 S: 3	H: 0 LOB: 0 BB: 0 P: 3	R: 1 E: 0 K: 0 S: 4	H: 1 LOB: 1 BB: 1 P: 8	R: 0 E: 0 K: 0 S: 2	H: 0 LOB: 0 BB: 1 P: 6	R: 1 E: 0 K: 1 S: 6	H: 1 LOB: 2 BB: 2 P: 14	R: 0 E: 0 K: 0 S: 3	H: 0 LOB: 2 BB: 2 P: 11	R: 0 E: 0 K: 1 S: 5	H: 1 LOB: 2 BB: 2 P: 13	1B: 5 2B: 1 3B: 0 HR: 1	SF: 0 DP: 2 HBP: 0	WP: 0 PB: 1 SB: 1 CS: 0	PA: 52

BOTTOM

Los Angeles Dodgers @ Montreal Expos  
 Jarry Park, Montreal, QB  
 Sun Jun 17 1973, 3:33 AM EDT  
 Att: 25,664 - Unknown

livebaseballscorecards.com

AB	40
R	2
H	7
RBI	2
BB	10
SO	6
LOB	23



Batter	1	2	3	4	5	6	7	8	9	AB R H RBI BB SO LOB	TOP											
Johnny Oates, L (1, 2) OBP: 0.289, SLG: 0.293	0-3 K		0-0 1-3			0-3 K		0-0 4-3		4 0 0 0 0 2 0	<b>Atlanta Braves @ Los Angeles Dodgers</b> <b>Dodger Stadium, Los Angeles, CA</b> Mon Jun 18 1973, 7:05 PM PDT Att. 24,544 - Unknown											
Ralph Garr, L (1, 9) OBP: 0.284, SLG: 0.342	0-3 K		0-0 L6			0-0 HR 1B		0-0 4-3		4 1 1 0 0 1 0												
Darrell Evans, L (1, 5) OBP: 0.388, SLG: 0.557	4-0 1B BB				0-3 K	0-0 HR 1-H		0-0 F8		3 1 1 2 1 1 0												
Mike Lum, L (1, 7) OBP: 0.343, SLG: 0.415	0-0 1-2 1B				0-3 K	0-0 4-3		0-0 5-3 2B		4 0 2 0 0 1 0												
Dusty Baker Jr., R (1, 8) OBP: 0.351, SLG: 0.422	0-3 K				0-0 F8	0-0 F9		0-0 5-3 2-3		4 0 0 0 0 1 3												
Frank Tepedino, L (1, 3) OBP: 0.455, SLG: 0.500		0-0 G6-3 1B			0-0 1B		0-0 1-3	0-0 G3		4 0 2 0 0 0 1												
Davey Johnson, R (1, 4) OBP: 0.364, SLG: 0.491		0-0 G6-3 1-2			0-0 F9		0-0 HR	0-3 K		4 1 1 1 0 1 3												
Marty Perez, R (1, 6) OBP: 0.326, SLG: 0.327		0-0 L5			0-0 F9		0-0 F8			3 0 0 0 0 0 1												
Ron Reed, R (1, 1) OBP: 0.200, SLG: 0.225			0-0 F8		0-3 K		0-0 F7			1 0 0 0 0 0 0												
Tom House, L (3, 1) OBP: 0.200, SLG: 0.400										1 0 0 0 0 1 1												
Chuck Goggin, S (7, PH) OBP: 0.321, SLG: 0.393										1 0 0 0 0 0 0												
Joe Hoerner, R (7, 1)										0 0 0 0 0 0 0												
Danny Frisella, L (8, 1)										0 0 0 0 0 0 0												
<b>Inning Stats</b>	R: 0 E: 0 K: 3 S: 10	H: 1 LOB: 2 BB: 1 P: 14	R: 0 E: 0 K: 0 S: 3	H: 1 LOB: 0 BB: 0 P: 3	R: 0 E: 0 K: 0 S: 3	H: 0 LOB: 0 BB: 0 P: 3	R: 0 E: 0 K: 2 S: 7	H: 0 LOB: 0 BB: 0 P: 7	R: 0 E: 0 K: 1 S: 6	H: 1 LOB: 1 BB: 0 P: 6	R: 2 E: 0 K: 1 S: 7	H: 2 LOB: 0 BB: 0 P: 7	R: 1 E: 0 K: 0 S: 4	H: 1 LOB: 0 BB: 0 P: 4	R: 0 E: 0 K: 0 S: 3	H: 0 LOB: 0 BB: 0 P: 3	R: 0 E: 0 K: 1 S: 6	H: 1 LOB: 1 BB: 0 P: 6	1B: 4 2B: 1 3B: 0 HR: 2	SF: 0 SAC: 0 DP: 1 HBP: 0	WP: 0 PB: 0 SB: 0 CS: 0	PA: 34
<b>PITCHER</b> Andy Messersmith, R (1, 1) ERA: 3.31	IP: 9.0 WLS: W BF: 34 H: 7 R: 3 ER: 3 SO: 8 BB: 1 IBB: 0 HBP: 0 BLK: 0 WP: 0 HR: 2 S: 49 P: 53 ERA: 3.00 WHIP: 0.889																					

livebaseballscores.com

<b>AB</b>	<b>33</b>
<b>R</b>	<b>3</b>
<b>H</b>	<b>7</b>
<b>RBI</b>	<b>3</b>
<b>BB</b>	<b>1</b>
<b>SO</b>	<b>8</b>
<b>LOB</b>	<b>9</b>



Batter	1	2	3	4	5	6	7	8	9	AB	R	H	RBI	BB	SO	LOB
Davey Lopes, R OBP: 0.410, SLG: 0.402 (1, 4)	L7	F8	E9			FC6-4	G4-6-3			5	1	2	2	0	0	1
Bill Buckner, L OBP: 0.283, SLG: 0.321 (1, 3)	BB E 3-1 1B	F7	F9			1B E 1B	G4-6-3			5	2	2	0	0	0	3
Willie Davis, L OBP: 0.333, SLG: 0.472 (1, 8) Tom Paciorek, R OBP: 0.288, SLG: 0.357 (7, 8)	E4 3-1 BB 1B	4-3			G3	1B E 1B		5-3		4	2	1	1	0	0	1
Ron Cey, R OBP: 0.417, SLG: 0.474 (1, 5)	3-1 1B BB		1B PB 1B		6-3	E 1B		E6 1B		4	3	2	0	1	0	0
Willie Crawford, L OBP: 0.409, SLG: 0.442 (1, 9)	3-1		P4		G3	K		1B 1B		5	0	1	1	0	1	6
Bill Russell, R OBP: 0.310, SLG: 0.368 (1, 6)	1B S 1B		1B 1B			K	E7 1B	G4-6-3 1B		5	2	4	5	0	1	0
Von Joshua, L OBP: 0.329, SLG: 0.319 (1, 7)	1B 1B E IBB		1B E 1B		4-3	4-3		G4-6-3		4	2	1	1	1	0	4
Steve Yeager, R OBP: 0.400, SLG: 0.452 (1, 2)	E 1B		E 1B			K		P3		4	1	2	1	0	1	0
Andy Messersmith, R OBP: 0.239, SLG: 0.261 (1, 1)	E5 1B		K			FC6-4 1B		1B 1B		4	0	3	1	0	1	2

Inning Stats		R: 5	H: 4	R: 0	H: 0	R: 4	H: 5	R: 0	H: 0	R: 3	H: 5	R: 0	H: 2	R: 1	H: 2	1B: 18	SF: 0	WP: 0	PA: 43
		E: 2	LOB: 2	E: 0	LOB: 0	E: 1	LOB: 1	E: 0	LOB: 0	E: 1	LOB: 2	E: 0	LOB: 1	E: 1	LOB: 1	2B: 0	SAC: 0	PB: 1	
		K: 0	BB: 2	K: 0	BB: 0	K: 1	BB: 0	K: 0	BB: 0	K: 1	BB: 0	K: 0	BB: 0	K: 0	BB: 0	3B: 0	DP: 2	SB: 1	
		S: 7	P: 15	S: 3	P: 3	S: 10	P: 10	S: 3	P: 3	S: 7	P: 7	S: 4	P: 4	S: 5	P: 5	HR: 0	HBP: 0	CS: 0	
PITCHER	IP	WLS	BF	H	R	ER	SO	BB	IBB	HBP	BLK	WP	HR	S	P	ERA	WHIP		
Ron Reed, R ERA: 4.11 (1, 1)	2.2	L	19	9	9	4	1	1	1	0	0	0	0	19	27	13.50	3.750		
Tom House, L ERA: 4.56 (3, 1)	3.1		15	5	3	3	3	0	0	0	0	0	0	21	21	8.10	1.500		
Joe Hoerner, L ERA: 9.0 (7, 1)	1.0		4	2	0	0	0	0	0	0	0	0	0	4	4	0.00	2.000		
Danny Frisella, R ERA: 3.27 (8, 1)	1.0		5	2	1	0	0	0	0	0	0	0	0	5	5	0.00	2.000		

BOTTOM

Atlanta Braves @ Los Angeles Dodgers  
Dodger Stadium, Los Angeles, CA

Mon Jun 18 1973, 7:05 PM PDT  
Att. 24,544 - Unknown

livebaseballscores.com

AB	41
R	13
H	18
RBI	12
BB	2
SO	4
LOB	17



Batter	1	2	3	4	5	6	7	8	9	AB R H RBI BB SO LOB	TOP		
Marty Perez, R (1, 6) OBP: 0.325, SLG: 0.326	0-0 F7		0-0 FC7-1-5			0-0 6-3		0-0 L6 1B		4 0 1 0 0 0 1	<p>Atlanta Braves @ Los Angeles Dodgers Dodger Stadium, Los Angeles, CA</p> <p>Tue Jun 19 1973, 7:05 PM PDT Att. 34,785 - Unknown</p> <p>livebaseballscorecards.com</p>		
Johnny Oates, L (1, 2) OBP: 0.288, SLG: 0.292	0-0 6-3		0-0 6-3			0-0 1-3		0-0 1-2 1B		4 0 1 0 0 0 1			
Darrell Evans, L (1, 5) OBP: 0.390, SLG: 0.554	0-0 L3				0-0 1B	4-0 1B BB		0-0 F6		3 0 1 0 1 0 2			
Dusty Baker Jr., R (1, 8) OBP: 0.349, SLG: 0.419		0-0 F3		0-0 F8		0-0 1-2 1B		0-0 L6		4 0 1 0 0 0 3			
Davey Johnson, R (1, 4) OBP: 0.366, SLG: 0.487		4-0 1B BB		0-0 F8		0-0 F9		4-0 G4-3 BB		2 0 0 0 2 0 3			
Mike Lum, L (1, 3) OBP: 0.346, SLG: 0.417		0-0 1-2 G6-3 1B		0-0 4-3			0-0 1B	0-3 K		4 0 2 0 0 1 2			
Ralph Garr, L (1, 9) OBP: 0.280, SLG: 0.337		0-0 1-2f G6-3			0-0 G3		0-0 L8	0-0 G4-3		4 0 0 0 0 0 4			
Oscar Brown, R (1, 7) OBP: 0.275, SLG: 0.292			0-0 FC7-1-5 SH1-4 1B		0-0 P4		0-3 K			3 0 1 0 0 1 1			
Phil Niekro, R (1, 1) OBP: 0.185, SLG: 0.222 Larry Howard, R (7, PH) OBP: 0.241, SLG: 0.212 Joe Hoerner, R (7, 1)			0-0 SH1-4		0-0 F9		0-0 1-3			1 0 0 0 0 0 0 1 0 0 0 0 0 1 0 0 0 0 0 0 0			
<b>Inning Stats</b>	R: 0 H: 0 E: 0 LOB: 0 K: 0 BB: 0 S: 3 P: 3	R: 0 H: 1 E: 0 LOB: 1 K: 0 BB: 1 S: 3 P: 7	R: 0 H: 1 E: 0 LOB: 1 K: 0 BB: 0 S: 4 P: 4	R: 0 H: 1 E: 0 LOB: 1 K: 0 BB: 0 S: 4 P: 4	R: 0 H: 0 E: 0 LOB: 0 K: 0 BB: 0 S: 3 P: 3	R: 0 H: 1 E: 0 LOB: 2 K: 0 BB: 1 S: 4 P: 8	R: 0 H: 1 E: 0 LOB: 1 K: 1 BB: 0 S: 6 P: 6	R: 0 H: 2 E: 0 LOB: 1 K: 0 BB: 0 S: 4 P: 4	R: 0 H: 0 E: 0 LOB: 0 K: 1 BB: 1 S: 4 P: 8	1B: 7 SF: 0 2B: 1 SAC: 1 3B: 0 DP: 3 HR: 0 HBP: 0	WP: 0 PA: 34 PB: 0 SB: 0 CS: 0		
<b>PITCHER</b>	IP WLS BF H R ER SO BB IBB HBP BLK WP HR S P ERA WHIP											<b>PITCHER</b>	IP WLS BF H R ER SO BB IBB HBP BLK WP HR S P ERA WHIP
Tommy John, L (1, 1) ERA: 3.13	7.0 W 29 7 0 0 1 2 0 0 0 0 0 0 29 37 0.00 1.286												
Pete Richert, L (8, 1) ERA: 1.59	2.0 S 5 0 0 0 1 1 0 0 0 0 0 0 6 10 0.00 0.500												



Batter	1	2	3	4	5	6	7	8	9
<b>Davey Lopes, R</b> OBP: 0.403, SLG: 0.394 (1, 4)	0-0 1-3		0-0 F2		0-0 L1			0-0 F8	
<b>Bill Buckner, L</b> OBP: 0.282, SLG: 0.320 (1, 3)	0-0 1-3			0-0 G3		0-0 HR 1B		0-0 4-3	
<b>Willie Davis, L</b> OBP: 0.332, SLG: 0.480 (1, 8)	0-0 F7			0-0 4-3		0-0 HR		0-0 6-3	
<b>Joe Ferguson, R</b> OBP: 0.387, SLG: 0.500 (1, 2)		0-0 5-3		4-0 1B 1B BB		0-3 K			
<b>Willie Crawford, L</b> OBP: 0.412, SLG: 0.445 (1, 9)		0-0 5-3 1B		0-0 1B 1-2 1B		0-0 F7			
<b>Ron Cey, R</b> OBP: 0.416, SLG: 0.472 (1, 5)		0-0 5-3		0-0 1-3 2-H 1B		0-0 F9			
<b>Bill Russell, R</b> OBP: 0.306, SLG: 0.364 (1, 6)		0-0 6-3		0-0 F9			0-0 6-3		
<b>Von Joshua, L</b> OBP: 0.321, SLG: 0.311 (1, 7)			0-0 F2		0-0 F5		0-3 K		
<b>Tom Paciorek, R</b> OBP: 0.283, SLG: 0.351 (7, PH) (8, 7)									
<b>Tommy John, R</b> OBP: 0.185, SLG: 0.154 (1, 1)			0-0 L9		0-3 K		0-3 K		
<b>Pete Richert, L</b> OBP: 0.250, SLG: 0.250 (8, 1)									

Inning Stats	R: 0	H: 0	E: 0	K: 0	S: 3	R: 0	H: 1	E: 0	K: 0	S: 4	R: 0	H: 0	E: 0	K: 0	S: 3	R: 1	H: 2	E: 0	K: 0	S: 5	R: 0	H: 0	E: 0	K: 1	S: 5	R: 2	H: 2	E: 0	K: 1	S: 7	R: 0	H: 0	E: 0	K: 2	S: 7	R: 0	H: 0	E: 0	K: 0	S: 3
	LOB: 0	BB: 0	P: 3	LOB: 1	BB: 0	P: 4	LOB: 0	BB: 0	P: 3	LOB: 2	BB: 1	P: 9	LOB: 0	BB: 0	P: 5	LOB: 0	BB: 0	P: 7	LOB: 0	BB: 0	P: 7	LOB: 0	BB: 0	P: 3	LOB: 0	BB: 0	P: 3	LOB: 0	BB: 0	P: 3	LOB: 0	SF: 0	SAC: 0	DP: 0	HBP: 0	1B: 4	2B: 0	3B: 0	HR: 1	

PITCHER	IP	WLS	BF	H	R	ER	SO	BB	IBB	HBP	BLK	WP	HR	S	P	ERA	WHIP
<b>Phil Niekro, R</b> ERA: 2.69 (1, 1)	6.0	L	24	5	3	3	2	1	0	0	0	0	1	27	31	4.50	1.000
<b>Joe Hoerner, L</b> ERA: 6.43 (7, 1)	2.0		6	0	0	0	2	0	0	0	0	0	0	10	10	0.00	0.000

**BOTTOM**

**Atlanta Braves @ Los Angeles Dodgers**  
Dodger Stadium, Los Angeles, CA

Tue Jun 19 1973, 7:05 PM PDT  
Att. 34,785 - Unknown

AB	29
R	3
H	5
RBI	3
BB	1
SO	4
LOB	4



WP	HR	S	P	ERA	WHIP
3	0	0	0	0.00	0.000

Batter	1	2	3	4	5	6	7	8	9	10	11	AB R H RBI BB SO LOB	TOP																								
Ralph Garr, L (1, 9) OBP: 0.281, SLG: 0.335	0-0 F8	4-0 BB		0-0 1B			0-0 3-1		0-0 F8		0-0 1-3	5 0 1 0 1 0 1	Atlanta Braves @ Los Angeles Dodgers Dodger Stadium, Los Angeles, CA Wed Jun 20 1973, 7:05 PM PDT Att. 24,184 - Unknown																								
Marty Perez, R (1, 6) OBP: 0.317, SLG: 0.317	0-0 F8	0-0 1-3		0-0 F7			0-0 G3		0-0 F9		0-3 K	6 0 0 0 0 1 3																									
Darrell Evans, L (1, 5) OBP: 0.390, SLG: 0.549	0-0 1B			0-0 3-1			0-3 K		4-0 BB		0-3 K	4 1 1 0 1 2 0																									
Dusty Baker Jr., R (1, 8) OBP: 0.354, SLG: 0.420	0-0 1B			4-0 2B			0-0 F7		0-0 L5		0-0 HR	4 2 2 0 1 0 1																									
Davey Johnson, R (1, 4) OBP: 0.371, SLG: 0.506	0-0 1B			0-0 1B			0-0 F8		0-0 F8		0-0 HR	5 2 3 4 0 0 1																									
Mike Lum, L (1, 3) OBP: 0.347, SLG: 0.414	0-3 K			0-0 1B			0-0 4-3		0-3 K		4-0 1B	4 0 1 1 1 2 3																									
Oscar Brown, R (1, 7) OBP: 0.268, SLG: 0.283		0-0 1-3		0-0 1-3			0-0 5-3		0-3 K		0-0 1B	5 0 1 0 0 1 0																									
Frank Tepedino, L (10, PR) OBP: 0.455, SLG: 0.500											1-2 1B	0 0 0 0 0 0 0																									
Johnny Oates, L (1, 2) OBP: 0.294, SLG: 0.303		0-0 BB		0-0 1B			0-0 F8		0-0 2B		0-0 4-3	5 0 3 0 0 0 2																									
Roric Harrison, R (1, 1) OBP: 0.105, SLG: 0.316		0-0 F3		0-0 SH2-4			0-0 P5		0-0 P4		0-3 K	3 0 0 0 0 0 2																									
Danny Frisella, L (10, 1)												0 0 0 0 0 0 0																									
Chuck Goggin, S (11, PH) OBP: 0.310, SLG: 0.379												1 0 0 0 0 1 0																									
Ron Schueler, R (11, 1) OBP: 0.300, SLG: 0.222												0 0 0 0 0 0 0																									
<b>Inning Stats</b>	R: 1 E: 0 K: 1 S: 8	H: 3 LOB: 2 BB: 0 P: 8	R: 0 E: 0 K: 0 S: 4	H: 1 LOB: 2 BB: 1 P: 8	R: 2 E: 0 K: 0 S: 4	H: 2 LOB: 0 BB: 1 P: 8	R: 0 E: 0 K: 0 S: 4	H: 2 LOB: 1 BB: 0 P: 4	R: 0 E: 0 K: 1 S: 5	H: 0 LOB: 0 BB: 0 P: 5	R: 0 E: 0 K: 0 S: 3	H: 0 LOB: 0 BB: 0 P: 3	R: 0 E: 0 K: 1 S: 5	H: 0 LOB: 1 BB: 1 P: 9	R: 0 E: 0 K: 1 S: 6	H: 1 LOB: 1 BB: 0 P: 6	R: 2 E: 0 K: 1 S: 8	H: 3 LOB: 2 BB: 1 P: 12	R: 0 E: 0 K: 2 S: 7	H: 0 LOB: 0 BB: 0 P: 7	1B: 9 2B: 2 3B: 0 HR: 1	SF: 0 SAC: 1 DP: 0 HBP: 0	WP: 0 PB: 0 SB: 0 CS: 0	PA: 47													
<b>PITCHER</b>	IP WLS BF H R ER SO BB IBB HBP BLK WP HR S P ERA WHIP																																				
Al Downing, L (1, 1) ERA: 3.07	9.2		43	12	5	5	5	4	0	0	0	0	0	1	49	65	4.66	1.655																			
Charlie Hough, R (10, 1) ERA: 3.76	0.1		1	0	0	0	0	0	0	0	0	0	0	1	1	0.00	0.000																				
Jim Brewer, L (11, 1) ERA: 1.35	1.0	W	3	0	0	0	2	0	0	0	0	0	0	7	7	0.00	0.000																				

AB	42
R	5
H	12
RBI	5
BB	4
SO	7
LOB	13



livebaseballscorecards.com



Batter	1	2	3	4	5	6	7	8	9	10	11	AB R H RBI BB SO LOB	BOTTOM	
Davey Lopes, R OBP: 0.401, SLG: 0.386 (1, 4)	P3	K		F9			F3		CS BB		3-1 1B E BB	4 1 0 0 2 1 4	Atlanta Braves @ Los Angeles Dodgers Dodger Stadium, Los Angeles, CA Wed Jun 20 1973, 7:05 PM PDT Att. 24,184 - Unknown	
Bill Buckner, L OBP: 0.283, SLG: 0.324 (1, 3)	6-3		F8		6-3		F7		CS	HR 2B	3-1 E 3-1 1B	6 1 2 0 0 0 1		
Willie Davis, L OBP: 0.332, SLG: 0.491 (1, 8)	4-3		F9 2B		F7		F3			HR	3-1	6 1 2 2 0 0 2		
Joe Ferguson, R OBP: 0.387, SLG: 0.496 Steve Yeager, R OBP: 0.392, SLG: 0.442 (1, 2)		E 1B BB	F9		K		K			FC6-4 1B	E5	4 1 1 0 1 2 1 1 0 0 0 0 0 1		
Willie Crawford, L OBP: 0.412, SLG: 0.442 (1, 9)		E9 1B BB SF9 1B	3-1		4-3		FC5 1B BB		FC6-4 5-3		2-3 3-H	4 1 1 0 1 0 2		
Ron Cey, R OBP: 0.416, SLG: 0.468 (1, 5)		1-2 1B BB		5-3		F7		1-2 1B		5-3		4 0 1 0 1 0 1		
Bill Russell, R OBP: 0.311, SLG: 0.366 (1, 6)		1-2 2-3 3-H 1B		E4 1B 1B		6-3		FC5 2-3f			BB	4 1 2 1 1 0 2		
Von Joshua, L OBP: 0.326, SLG: 0.321 Jim Brewer, L OBP: 0.667, SLG: 0.667 (1, 7)		SF9		S 1B		SH5-4 S 1B			F9		F8	4 0 2 2 0 0 2 0 0 0 0 0 0 0		
Al Downing, R OBP: 0.103, SLG: 0.071 Charlie Hough, R OBP: 0.200, SLG: 0.200 Tom Paciorek, R OBP: 0.279, SLG: 0.345 (1, 1)		3-H P3		F3		SH5-4 1-3			6-3		F3	3 0 0 0 0 0 3 0 0 0 0 0 0 0 1 0 0 0 0 0 0		
Inning Stats	R: 0 H: 0 E: 0 LOB: 0 K: 0 BB: 0 S: 3 P: 3	R: 2 H: 2 E: 1 LOB: 2 K: 1 BB: 2 S: 7 P: 15	R: 0 H: 1 E: 0 LOB: 1 K: 0 BB: 0 S: 4 P: 4	R: 1 H: 2 E: 1 LOB: 1 K: 0 BB: 0 S: 5 P: 5	R: 0 H: 0 E: 0 LOB: 0 K: 1 BB: 0 S: 5 P: 5	R: 0 H: 0 E: 0 LOB: 0 K: 0 BB: 0 S: 3 P: 3	R: 0 H: 1 E: 0 LOB: 1 K: 0 BB: 0 S: 4 P: 4	R: 0 H: 1 E: 0 LOB: 2 K: 1 BB: 1 S: 6 P: 10	R: 0 H: 0 E: 0 LOB: 0 K: 0 BB: 1 S: 2 P: 6	R: 2 H: 3 E: 0 LOB: 2 K: 0 BB: 1 S: 6 P: 10	R: 1 H: 1 E: 1 LOB: 2 K: 0 BB: 1 S: 4 P: 8	1B: 8 SF: 1 2B: 2 SAC: 1 3B: 0 DP: 0 HR: 1 HBP: 0		WP: 0 PA: 50 PB: 0 SB: 2 CS: 1
PITCHER	IP WLS BF H R ER SO BB IBB HBP BLK WP HR S P ERA WHIP													
Roric Harrison, R ERA: 3.06 (1, 1)	9.2													
Danny Frisella, R ERA: 3.22 (10, 1)	0.1	1	0	0	0	0	0	0	0	0	0	0	0	0.00 0.000
Ron Schueler, R ERA: 4.46 (11, 1)	0.2	L 5	1	1	0	0	1	0	0	0	0	0	0	0.00 3.000

livebaseballscorecards.com

**AB** 41  
**R** 6  
**H** 11  
**RBI** 5  
**BB** 6  
**SO** 3  
**LOB** 19



Batter	1	2	3	4	5	6	7	8	9	AB R H RBI BB SO LOB	TOP	
Dusty Baker Jr., R OBP: 0.356, SLG: 0.422 (1, 8) X	0-0 F9 ①		0-0 BB 1B X			0-0 1B X		0-0 6-3 ② X		4 0 2 0 0 0 0	<b>Atlanta Braves @ Los Angeles Dodgers</b> <b>Dodger Stadium, Los Angeles, CA</b> Thu Jun 21 1973, 7:05 PM PDT Att. 20,384 - Unknown	
Darrell Evans, L OBP: 0.388, SLG: 0.543 (1, 5) X	0-0 F3 ②		4-0 FC5-4 BB X			0-3 K ① X		0-0 F7 ③ X		3 0 0 0 1 1 1		
Davey Johnson, R OBP: 0.369, SLG: 0.506 (1, 4) X	0-0 2B X		0-0 FC5-4 ③ X			0-0 F7 ② X		0-0 5-3 ① X		4 0 1 0 0 0 3		
Hank Aaron, R OBP: 0.341, SLG: 0.539 (1, 7) X	0-0 6-3 ③ X			0-0 P4 ① X		0-0 P5 ③ X		0-0 F8 ② X		4 0 0 0 0 0 2		
Dick Dietz, R OBP: 0.478, SLG: 0.343 (1, 3) X		0-0 L3 ① X		0-0 F8 ② X			0-0 FC5-4 1B X		4-0 BB X	3 0 1 0 1 0 0		
Oscar Brown, R OBP: 0.250, SLG: 0.263 (1, 9) X		0-0 6-3 ② X		0-0 6-3 ③ X			0-0 FC5-4 ① X		0-0 F8 ③ X	4 0 0 0 0 0 2		
Paul Casanova, R OBP: 0.222, SLG: 0.286 (1, 2) X		0-0 P4 ③ X			0-0 P4 ① X		0-0 F8 ② X			3 0 0 0 0 0 1		
Marty Perez, R OBP: 0.313, SLG: 0.313 (1, 6) X			0-0 4-3 ① X		0-0 6-3 ② X		0-0 F9 ③ X			3 0 0 0 0 0 1		
Carl Morton, R OBP: 0.231, SLG: 0.243 (1, 1) X			0-0 F9 ② X		0-0 P3 ③ X			0-3 K ① X		2 0 0 0 0 0 0	<b>Braves</b>	
Chuck Goggin, S OBP: 0.300, SLG: 0.367 (8, PH) X										1 0 0 0 0 1 0		
Jim Panther, R (8, 1) X										0 0 0 0 0 0 0		
<b>Inning Stats</b>	R: 0 H: 1 E: 0 LOB: 1 K: 0 BB: 0 S: 4 P: 4	R: 0 H: 0 E: 0 LOB: 0 K: 0 BB: 0 S: 3 P: 3	R: 0 H: 1 E: 0 LOB: 2 K: 0 BB: 1 S: 4 P: 8	R: 0 H: 0 E: 0 LOB: 0 K: 0 BB: 0 S: 3 P: 3	R: 0 H: 0 E: 0 LOB: 0 K: 0 BB: 0 S: 3 P: 3	R: 0 H: 1 E: 0 LOB: 1 K: 1 BB: 0 S: 6 P: 6	R: 0 H: 1 E: 0 LOB: 1 K: 0 BB: 0 S: 4 P: 4	R: 0 H: 0 E: 0 LOB: 0 K: 1 BB: 0 S: 5 P: 5	R: 0 H: 0 E: 0 LOB: 1 K: 0 BB: 1 S: 3 P: 7	1B: 3 SF: 0 2B: 1 SAC: 0 3B: 0 DP: 0 HR: 0 HBP: 0	WP: 0 PA: 33 PB: 0 SB: 0 CS: 0	
<b>PITCHER</b> Claude Osteen, L ERA: 2.96 (1, 1)	IP WLS BF H R ER SO BB IBB HBP BLK WP HR S P ERA WHIP	9.0 W 33 4 0 0 2 2 0 0 0 0 0 0 35 43 0.00 0.667										

AB	31
R	0
H	4
RBI	0
BB	2
SO	2
LOB	10

WP	0	PA	33
PB	0		
SB	0		
CS	0		

PITCHER	IP	WLS	BF	H	R	ER	SO	BB	IBB	HBP	BLK	WP	HR	S	P	ERA	WHIP
---------	----	-----	----	---	---	----	----	----	-----	-----	-----	----	----	---	---	-----	------

Batter	1	2	3	4	5	6	7	8	9
Davey Lopes, R OBP: 0.394, SLG: 0.378 (1, 4)	0-0 P4			0-0 P3	0-0 E3		0-0 FC6-4		
Bill Buckner, L OBP: 0.286, SLG: 0.327 (1, 3)	0-0 L3			0-0 2B SF9	0-0 E6		0-0 3-1		
Willie Davis, L OBP: 0.334, SLG: 0.498 (1, 8)	0-0 3-1			0-0 1-3 2B	0-0 F9			0-0 F7	
Ron Cey, R OBP: 0.410, SLG: 0.462 (1, 5)		0-0 F9		0-0 SF9		0-0 F7		0-0 F7	
Willie Crawford, L OBP: 0.413, SLG: 0.454 (1, 9)		0-0 F7		3-H 4-0 FC6-4 IBB		0-0 HR		0-0 F8	
Bill Russell, R OBP: 0.311, SLG: 0.365 (1, 6)		0-0 CS 1B		0-0 FC6-4		0-0 6-3		0-0 F8	
Von Joshua, L OBP: 0.315, SLG: 0.309 (1, 7)	0-0 CS		0-0 3-1		0-0 L3	0-0 6-3			
Steve Yeager, R OBP: 0.389, SLG: 0.435 (1, 2)			0-0 F8		0-0 SH1-4		0-3 K		
Claude Osteen, L OBP: 0.205, SLG: 0.189 (1, 1)			0-0 5-3		0-0 SH1-4		0-0 FC6-4		

Inning Stats	R: 0	H: 0	E: 0	K: 0	S: 3	R: 0	H: 1	E: 0	K: 0	S: 3	R: 0	H: 0	E: 0	K: 0	S: 3	R: 1	H: 2	E: 0	K: 0	S: 5	R: 2	H: 2	E: 2	K: 0	S: 6	R: 1	H: 1	E: 0	K: 0	S: 4	R: 1	H: 1	E: 0	K: 1	S: 6	R: 0	H: 1	E: 0	K: 0	S: 4
	LOB: 0	BB: 0	P: 3	LOB: 0	BB: 0	P: 3	LOB: 0	BB: 0	P: 3	LOB: 2	BB: 1	P: 9	LOB: 1	BB: 0	P: 6	LOB: 0	BB: 0	P: 4	LOB: 0	BB: 0	P: 6	LOB: 0	BB: 0	P: 4	LOB: 0	BB: 0	P: 4	LOB: 1	BB: 0	P: 4	LOB: 0	BB: 0	P: 4	LOB: 1	BB: 0	P: 4	LOB: 1	BB: 0	P: 4	

PITCHER	IP	WLS	BF	H	R	ER	SO	BB	IBB	HBP	BLK	WP	HR	S	P	ERA	WHIP
Carl Morton, R ERA: 3.45 (1, 1)	7.0	L	29	7	5	2	1	0	0	0	0	0	1	30	34	2.57	1.000
Jim Panther, R ERA: 1.2 (8, 1)	1.0		4	1	0	0	0	0	0	0	0	0	0	4	4	0.00	1.000

**BOTTOM**

**Atlanta Braves @ Los Angeles Dodgers**  
**Dodger Stadium, Los Angeles, CA**

Thu Jun 21 1973, 7:05 PM PDT  
Att. 20,384 - Unknown

AB	R	H	RBI	BB	SO	LOB
4	2	0	0	0	0	1
4	1	2	0	0	0	0
4	0	2	0	0	0	1
3	0	0	1	0	0	1
3	1	1	1	1	0	1
4	0	1	0	0	0	3
3	0	0	0	0	0	0
3	1	1	0	0	1	0
2	0	1	0	0	0	0

AB	30
R	5
H	8
RBI	2
BB	1
SO	1
LOB	7

livebaseballscorecards.com



WP	PA
0	34
PB	0
SB	1
CS	1

Batter	1	2	3	4	5	6	7	8	9	10	AB R H RBI BB SO LOB	TOP										
<b>Pete Rose, S</b> OBP: 0.372, SLG: 0.388 (1, 7) X	0-0 4-3		0-3 K			X 0-0 G3			X 0-0 3-1	4-0 BB	4 0 0 0 1 1 0	<b>Cincinnati Reds @ Los Angeles Dodgers</b> Dodger Stadium, Los Angeles, CA Fri Jun 22 1973, 7:05 PM PDT Att. 37,224 - Unknown <a href="http://livebaseballscorecards.com">livebaseballscorecards.com</a>										
<b>Joe Morgan, L</b> OBP: 0.416, SLG: 0.491 (1, 4) X	0-0 CS HBP 1B			0-3 K		X 0-0 P4			X 0-0 1-3	0-0 F7	5 0 1 0 0 1 2											
<b>Dan Driessen, L</b> OBP: 0.462, SLG: 0.478 (1, 5) (9, 3) H	1-0 1-2 HBP			0-0 4-3					X 0-0 HR 1B	0-0 3-1	4 1 1 0 0 1 2											
<b>Johnny Bench, R</b> OBP: 0.348, SLG: 0.455 (1, 2) X	0-0 F8			0-0 F7				X 0-0 1B	X 0-0 HR		4 1 2 2 0 0 2											
<b>Tony Perez, R</b> OBP: 0.384, SLG: 0.517 (1, 3) <b>Don Gullett, R</b> OBP: 0.323, SLG: 0.167 (9, PR) <b>Denis Menke, R</b> OBP: 0.394, SLG: 0.258 (9, 5)		0-3 K			X 0-0 2B			X 0-0 F2	X 0-0 BB 1B		4 0 2 0 0 1 1 0 0 0 0 0 0 0 0 0 0 0 0 0 0											
<b>Bobby Tolan, L</b> OBP: 0.235, SLG: 0.287 (1, 9) (8, 8)		0-0 P4			X 0-0 1-3			X 0-3 K	B B B B 4-0 1-2 BB		3 0 0 0 1 1 2											
<b>Dave Concepcion, R</b> OBP: 0.314, SLG: 0.434 (1, 6)		0-0 P6			X 0-3 K			X 0-3 K	0-3 K		4 0 0 0 0 3 3											
<b>Cesar Geronimo, L</b> OBP: 0.217, SLG: 0.234 (1, 8) <b>Larry Stahl, L</b> OBP: 0.404, SLG: 0.375 (8, PH) (8, 9)			0-3 K		X 0-3 K			X 0-0 F7	X 0-0 SH1-4 1B		2 0 0 0 0 2 1 2 0 1 0 0 0 0											
<b>Ross Grimsley, L</b> OBP: 0.029, SLG: 0.029 (1, 1) <b>Phil Gagliano, R</b> OBP: 0.333, SLG: 0.211 (8, PH) <b>Clay Carroll, R</b> OBP: 0.222, SLG: 0.222 (8, 1)			0-3 K		X 0-0 5-3			X 0-0 L5	X 0-0 SH1-4		2 0 0 0 0 1 0 1 0 0 0 0 0 0 0 0 0 0 0 0 0											
<b>Inning Stats</b>	R: 0 E: 0 K: 0 S: 3	H: 1 LOB: 1 BB: 0 P: 4	R: 0 E: 0 K: 1 S: 5	H: 0 LOB: 0 BB: 0 P: 5	R: 0 E: 0 K: 3 S: 9	H: 0 LOB: 0 BB: 0 P: 9	R: 0 E: 0 K: 1 S: 5	H: 0 LOB: 0 BB: 0 P: 5	R: 0 E: 0 K: 2 S: 8	H: 1 LOB: 1 BB: 0 P: 8	R: 0 E: 0 K: 1 S: 5		H: 0 LOB: 0 BB: 0 P: 5	R: 2 E: 0 K: 1 S: 8	H: 3 LOB: 2 BB: 1 P: 12	R: 0 E: 0 K: 0 S: 4	H: 1 LOB: 2 BB: 1 P: 8	1B: 5 2B: 1 3B: 0 HR: 1	SF: 0 SAC: 1 DP: 0 HBP: 1	WP: 0 PB: 0 SB: 0 CS: 1	PA: 39	
<b>PITCHER</b>	IP WLS BF H R ER SO BB IBB HBP BLK WP HR S P ERA WHIP																					
<b>Don Sutton, R</b> ERA: 2.42 (1, 1)	8.2		33	6	2	2	10	1	0	1	0	0	0	0	0	51	56	2.08	0.808			
<b>Jim Brewer, L</b> ERA: 1.32 (9, 1)	0.2		4	1	0	0	1	1	0	0	0	0	0	0	5	9	0.00	3.000				
<b>Pete Richert, L</b> ERA: 1.54 (10, 1)	0.2	W	2	0	0	0	0	0	0	0	0	0	0	0	2	2	0.00	0.000				

AB	35
R	2
H	7
RBI	2
BB	2
SO	11
LOB	13



Batter	1	2	3	4	5	6	7	8	9	10	AB R H RBI BB SO LOB
Davey Lopes, R (1.4) OBP: 0.388, SLG: 0.371 Von Joshua, L (10, PH) OBP: 0.311, SLG: 0.305	0-0 4-3		0-0 6-3		0-3 K			0-0 G3		0-0 4-3	4 0 0 0 0 1 0 1 0 0 0 0 0 1
Bill Buckner, L (1.3) OBP: 0.285, SLG: 0.324	0-0 4-3		0-0 P3		0-0 4-3			0-0 4-3		0-0 1B	5 0 1 1 0 0 0
Willie Davis, L (1.8) OBP: 0.333, SLG: 0.495	0-0 4-3		0-0 1B		0-0 F8			0-0 F8			4 0 1 0 0 0 0
Ron Cey, R (1.5) OBP: 0.411, SLG: 0.463		0-0 1B	0-0 1B					0-0 F8			4 1 2 0 0 0 0
Manny Mota, R (1.7) OBP: 0.401, SLG: 0.397		0-0 1B	0-0 P6					0-0 F9			4 1 2 0 0 0 2
Willie Crawford, L (1.9) OBP: 0.418, SLG: 0.459		0-0 1B		0-0 FC5-4				0-0 1B			4 0 3 1 0 0 1
Bill Russell, R (1.6) OBP: 0.310, SLG: 0.363		0-0 1B		0-0 P6				0-0 F3			4 0 1 0 0 0 2
Steve Yeager, R (1.2) OBP: 0.379, SLG: 0.429		0-0 SF9-3-5-4-6		0-0 FC5-4				0-0 L5			3 1 1 1 0 0 1
Don Sutton, R (1.1) OBP: 0.156, SLG: 0.098 Jim Brewer, L (9.1) OBP: 0.667, SLG: 0.667 Pete Richert, L (10.1) OBP: 0.250, SLG: 0.250		0-3 K		0-0 4-3				0-0 F8		0-0 SH3-4	3 0 0 0 0 1 2 0 0 0 0 0 0 0 0 0 0 0 0 0 0

Inning Stats	R: 0	H: 0	E: 0	K: 0	S: 3	H: 0	LOB: 0	BB: 0	P: 3	R: 2	H: 4	E: 0	K: 1	S: 8	R: 0	H: 2	E: 0	K: 0	S: 5	R: 0	H: 1	E: 0	K: 0	S: 4	R: 0	H: 0	E: 0	K: 1	S: 5	R: 0	H: 1	E: 0	K: 0	S: 3	R: 0	H: 0	E: 0	K: 0	S: 3	R: 0	H: 0	E: 0	K: 0	S: 3	R: 0	H: 1	E: 0	K: 0	S: 4	R: 0	H: 1	E: 0	K: 0	S: 4	R: 1	H: 2	E: 0	K: 0	S: 4	1B: 11	SF: 1	2B: 1	SAC: 1	3B: 0	DP: 2	HR: 0	HBP: 0	WP: 0	PA: 38
--------------	------	------	------	------	------	------	--------	-------	------	------	------	------	------	------	------	------	------	------	------	------	------	------	------	------	------	------	------	------	------	------	------	------	------	------	------	------	------	------	------	------	------	------	------	------	------	------	------	------	------	------	------	------	------	------	------	------	------	------	------	--------	-------	-------	--------	-------	-------	-------	--------	-------	--------

PITCHER	IP	WLS	BF	H	R	ER	SO	BB	IBB	HBP	BLK	WP	HR	S	P	ERA	WHIP
Ross Grimsley, L (1.1) ERA: 2.79	7.0		27	8	2	2	2	0	0	0	0	0	0	31	31	2.57	1.143
Clay Carroll, R (8.1) ERA: 4.67	2.2	L	11	3	1	1	0	0	0	0	0	0	0	11	11	3.38	1.125

PITCHER	IP	WLS	BF	H	R	ER	SO	BB	IBB	HBP	BLK	WP	HR	S	P	ERA	WHIP
---------	----	-----	----	---	---	----	----	----	-----	-----	-----	----	----	---	---	-----	------

BOTTOM

Cincinnati Reds @ Los Angeles Dodgers  
 Dodger Stadium, Los Angeles, CA  
 Fri Jun 22 1973, 7:05 PM PDT  
 Att: 37,224 - Unknown

AB	36
R	3
H	11
RBI	3
BB	0
SO	2
LOB	9



Batter	1	2	3	4	5	6	7	8	9	AB R H RBI BB SO LOB	TOP											
<b>Pete Rose, S</b> (1, 7) OBP: 0.373, SLG: 0.386	0-3 K		0-0 3-1		4-0 FC6-4 BB		0-0 F7		0-0 1B	4 0 1 1 1 1 1												
<b>Joe Morgan, L</b> (1, 4) OBP: 0.416, SLG: 0.502	0-0 F3		0-0 1B		0-0 F7			0-0 HR	0-0 4-3	5 2 2 1 0 0 4												
<b>Dan Driessen, L</b> (1, 5) (8, 3) OBP: 0.446, SLG: 0.460	0-0 F7		0-0 1B		0-0 FC6-4			0-0 F3		4 0 1 2 0 0 2												
<b>Johnny Bench, R</b> (1, 9) OBP: 0.344, SLG: 0.447		0-0 5-3	0-0 1-3			0-0 P6		0-0 L7		4 0 0 0 0 0 1												
<b>Tony Perez, R</b> (1, 3) OBP: 0.386, SLG: 0.515		4-0 4-3 BB		0-3 K		0-0 1B		0-0 4-3		3 0 1 0 1 1 0												
<b>Denis Menke, R</b> (8, 5) OBP: 0.394, SLG: 0.258										0 0 0 0 0 0 0												
<b>Bobby Tolan, L</b> (1, 8) OBP: 0.231, SLG: 0.282		0-0 4-3		0-0 G3		0-3 K			0-0 1-3	4 0 0 0 0 1 2												
<b>Darrel Chaney, S</b> (1, 6) OBP: 0.266, SLG: 0.182		0-0 F9		0-0 4-3		0-0 F8			4-0 S 1B WP BB	3 1 0 0 1 0 2												
<b>Bill Plummer, R</b> (1, 2) OBP: 0.313, SLG: 0.200			0-0 FC3-6 1B		4-0 FC BB		0-0 F7		4-0 1B BB	2 0 1 0 2 0 0												
<b>Fred Norman, S</b> (1, 1) OBP: 0.129, SLG: 0.100			0-0 FC3-6 1B		0-0 FC		0-3 K		0-3 K	4 1 0 0 0 2 4												
<b>Inning Stats</b>	R: 0 E: 0 K: 1 S: 5	H: 0 LOB: 0 BB: 0 P: 5	R: 0 E: 0 K: 0 S: 3	H: 0 LOB: 1 BB: 1 P: 7	R: 2 E: 0 K: 0 S: 6	H: 3 LOB: 1 BB: 0 P: 6	R: 0 E: 0 K: 1 S: 5	H: 0 LOB: 0 BB: 0 P: 5	R: 0 E: 1 K: 0 S: 3	H: 0 LOB: 2 BB: 2 P: 11	R: 0 E: 0 K: 1 S: 6	H: 1 LOB: 1 BB: 0 P: 6	R: 0 E: 0 K: 1 S: 5	H: 0 LOB: 0 BB: 0 P: 5	R: 1 E: 0 K: 0 S: 4	H: 1 LOB: 0 BB: 0 P: 4	R: 1 E: 0 K: 1 S: 6	H: 1 LOB: 2 BB: 2 P: 14	1B: 5 2B: 0 3B: 0 HR: 1	SF: 0 SAC: 1 DP: 0 HBP: 0	WP: 1 PB: 0 SB: 2 CS: 0	PA: 38
<b>PITCHER</b>	IP WLS BF H R ER SO BB IBB HBP BLK WP HR S P ERA WHIP																					
<b>Andy Messersmith, R</b> (1, 1) ERA: 3.31	8.0 L 32 5 3 3 4 3 0 0 0 0 1 37 49 3.38 1.000																					
<b>George Culver, R</b> (9, 1) ERA: 2.79	1.0 6 1 1 1 1 2 0 0 0 1 0 6 14 9.00 3.000																					

Cincinnati Reds @ Los Angeles Dodgers  
Dodger Stadium, Los Angeles, CA  
Sat Jun 23 1973, 7:05 PM PDT  
Unknown

livebaseballscorecards.com

AB	33
R	4
H	6
RBI	4
BB	5
SO	5
LOB	16



Batter	1	2	3	4	5	6	7	8	9	AB R H RBI BB SO LOB
Davey Lopes, R (1, 4) OBP: 0.385, SLG: 0.368	0-0 F8 1B 1B		0-0 F3		0-0 P6			0-0 G1-4-3 1-2f		4 0 1 0 0 0 2
Bill Buckner, L (1, 3) OBP: 0.284, SLG: 0.323	0-0 BB 1-2 1B		0-0 F6			0-0 F9		0-0 4-3		4 0 1 0 0 0 0
Willie Davis, L (1, 8) OBP: 0.332, SLG: 0.490	0-0 F8 2-3			0-0 L3		4-0 BB G6-4-3		0-0 4-3		3 0 0 0 1 0 2
Ron Cey, R (1, 5) OBP: 0.416, SLG: 0.476	4-0 BB 1-2 BB G4-6-3			4-0 BB		0-0 G6-4-3 1-2f		0-0 HR		2 1 1 1 2 0 1
Manny Mota, R (1, 7) OBP: 0.398, SLG: 0.400	0-0 G4-6-3 1-2f			0-0 F8			0-0 F7	0-0 2B		4 0 1 0 0 0 4
Willie Crawford, L (1, 9) OBP: 0.412, SLG: 0.451		0-3 K		0-0 F7			0-0 F7	0-3 K		4 0 0 0 0 2 2
Bill Russell, R (1, 6) OBP: 0.313, SLG: 0.370		0-0 G6-4-3 1B			0-0 2B		0-0 F7			3 0 2 0 0 0 0
Steve Yeager, R (1, 2) OBP: 0.367, SLG: 0.412		0-0 G6-4-3 1-2f			0-0 5-3			0-3 K		2 0 0 0 0 0 2
Lee Lacy, R (8, PH) OBP: 0.309, SLG: 0.214										1 0 0 0 0 1 0
Chris Cannizzaro, R (9, 2)										0 0 0 0 0 0 0
Andy Messersmith, R (1, 1) OBP: 0.229, SLG: 0.250			0-0 F8		0-0 P6			0-0 G1-4-3 1B		2 0 0 0 0 0 1
Steve Garvey, R (8, PH) OBP: 0.254, SLG: 0.362										1 0 1 0 0 0 0
George Culver, R (9, 1)										0 0 0 0 0 0 0

Inning Stats	R: 0	H: 2	R: 0	H: 1	R: 0	H: 0	R: 0	H: 1	R: 0	H: 0	R: 0	H: 0	R: 0	H: 1	R: 0	H: 1	R: 1	H: 2	1B: 4	SF: 0	WP: 0	PA: 33	
E: 0	LOB: 2	E: 0	LOB: 0	E: 0	LOB: 1	E: 0	LOB: 0	E: 0	LOB: 0	E: 0	LOB: 0	E: 0	LOB: 0	E: 0	LOB: 0	E: 0	LOB: 1	E: 0	LOB: 1	2B: 2	SAC: 0	PB: 0	
K: 0	BB: 1	K: 1	BB: 0	K: 0	BB: 1	K: 0	BB: 0	K: 0	BB: 1	K: 0	BB: 0	K: 0	BB: 0	K: 1	BB: 0	K: 1	BB: 0	K: 1	BB: 0	3B: 0	DP: 4	SB: 0	
S: 4	P: 8	S: 5	P: 5	S: 3	P: 7	S: 3	P: 3	S: 4	P: 4	S: 2	P: 6	S: 3	P: 3	S: 5	P: 5	S: 7	P: 7	S: 7	P: 7	HR: 1	HBP: 0	CS: 0	

PITCHER	IP	WLS	BF	H	R	ER	SO	BB	IBB	HBP	BLK	WP	HR	S	P	ERA	WHIP	PITCHER	IP	WLS	BF	H	R	ER	SO	BB	IBB	HBP	BLK	WP	HR	S	P	ERA	WHIP		
Fred Norman, L (1, 1) ERA: 3.21	9.0	W	33	7	1	1	3	3	0	0	0	0	1	36	48	1.00	1.111																				

**BOTTOM**

**Cincinnati Reds @ Los Angeles Dodgers**  
 Dodger Stadium, Los Angeles, CA  
 Sat Jun 23 1973, 7:05 PM PDT  
 Unknown

livebaseballscorecards.com

<b>AB</b>	<b>30</b>
<b>R</b>	<b>1</b>
<b>H</b>	<b>7</b>
<b>RBI</b>	<b>1</b>
<b>BB</b>	<b>3</b>
<b>SO</b>	<b>3</b>
<b>LOB</b>	<b>14</b>



Batter	1	2	3	4	5	6	7	8	9	AB R H RBI BB SO LOB	TOP																												
<b>Pete Rose, S</b> (1, 7) OBP: 0.371, SLG: 0.388	0-0 4-3			0-0 6-3		0-0 FC4-6 1B 2B		0-0 L8		4 1 1 0 0 0 0	<b>Cincinnati Reds @ Los Angeles Dodgers</b> <b>Dodger Stadium, Los Angeles, CA</b> Sat Jun 23 1973, 7:05 PM PDT Att: 52,831 - Unknown <a href="http://livebaseballscorecards.com">livebaseballscorecards.com</a>																												
<b>Joe Morgan, L</b> (1, 4) OBP: 0.413, SLG: 0.498	0-0 F8			0-0 4-3		0-0 FC4-6 2-3 1B		0-0 G3	4 0 1 0 0 0 0																														
<b>Johnny Bench, R</b> (1, 2) OBP: 0.339, SLG: 0.440	0-0 6-3			0-0 6-3		0-0 FC4-6 1-2f 3-H		0-0 P6	4 0 0 1 0 0 1																														
<b>Tony Perez, R</b> (1, 3) OBP: 0.384, SLG: 0.508		0-0 5-3			4-0 1B BB	0-0 5-3		0-0 5-3	3 0 0 0 1 0 1																														
<b>Dave Concepcion, R</b> (1, 6) OBP: 0.310, SLG: 0.429		0-0 6-3			0-0 L8		0-0 6-3		3 0 0 0 0 0 1																														
<b>Andy Kosco, R</b> (1, 9) OBP: 0.333, SLG: 0.200		0-0 P2			0-0 1-2 1B		0-0 6-3		3 0 1 0 0 0 0																														
<b>Bobby Tolan, L</b> (1, 8) OBP: 0.229, SLG: 0.279			0-0 G3		0-3 K		0-0 1-3		3 0 0 0 0 1 2																														
<b>Denis Menke, R</b> (1, 5) OBP: 0.387, SLG: 0.252			0-0 P4		0-0 F8		0-3 K		3 0 0 0 0 1 2																														
<b>Tom Hall, L</b> (1, 1) OBP: 0.125, SLG: 0.125 <b>Pedro Borbon, R</b> (6, 1) OBP: 0.167, SLG: 0.167 <b>Phil Gagliano, R</b> (8, PH) OBP: 0.326, SLG: 0.205 <b>Jim McGlothlin, R</b> (8, 1) OBP: 0.167, SLG: 0.091			0-0 6-3		0-0 4-3		0-3 K		2 0 0 0 0 0 0 0 0 0 0 0 0 0 1 0 0 0 0 1 0 0 0 0 0 0 0 0																														
<b>Inning Stats</b>	R: 0 E: 0 K: 0 S: 3	H: 0 LOB: 0 BB: 0 P: 3	R: 0 E: 0 K: 0 S: 3	H: 0 LOB: 0 BB: 0 P: 3	R: 0 E: 0 K: 0 S: 3	H: 0 LOB: 0 BB: 0 P: 3	R: 0 E: 0 K: 1 S: 6	H: 1 LOB: 2 BB: 1 P: 10	R: 1 E: 0 K: 0 S: 5	H: 2 LOB: 1 BB: 0 P: 5	R: 0 E: 0 K: 0 S: 3	H: 0 LOB: 0 BB: 0 P: 3	R: 0 E: 0 K: 2 S: 7	H: 0 LOB: 0 BB: 0 P: 7	R: 0 E: 0 K: 0 S: 3	H: 0 LOB: 0 BB: 0 P: 3	1B: 2 2B: 1 3B: 0 HR: 0	SF: 0 SAC: 0 DP: 0 HBP: 0	WP: 0 PB: 0 SB: 0 CS: 0	PA: 31																			
<b>PITCHER</b> <b>Tommy John, L</b> (1, 1) ERA: 2.9	IP 9.0	WLS W	BF 31	H 3	R 1	ER 1	SO 3	BB 1	IBB 0	HBP 0	BLK 0	WP 0	HR 0	S 36	P 40	ERA 1.00	WHIP 0.444					PITCHER	IP	WLS	BF	H	R	ER	SO	BB	IBB	HBP	BLK	WP	HR	S	P	ERA	WHIP





Batter	1	2	3	4	5	6	7	8	9
<b>Davey Lopes, R</b> OBP: 0.387, SLG: 0.368 (1, 4)	0-0 F8			0-0 6-3		4-0 HR 1B BB	0-0 S 1B		
<b>Manny Mota, R</b> OBP: 0.406, SLG: 0.409 (1, 7)	0-0 G3-6 1B			0-3 K		0-0 HR 1B	0-0 1B 1-H 1B		
<b>Willie Davis, L</b> OBP: 0.331, SLG: 0.486 (1, 8)	0-0 G3-6 1-2f			0-0 P4		0-0 F8	0-0 1-3 1B		
<b>Ron Cey, R</b> OBP: 0.416, SLG: 0.474 (1, 5)		0-0 F7			4-0 2B SF7 BB	0-0 1-H 2-H HR	0-0 P3		
<b>Ken McMullen, R</b> OBP: 0.360, SLG: 0.542 (6, 5)									
<b>Steve Garvey, R</b> OBP: 0.270, SLG: 0.387 (1, 3)		0-3 K			0-0 1-3 2B	0-0 F8		0-0 6-3 1B	
<b>Tom Paciorek, R</b> OBP: 0.277, SLG: 0.328 (1, 9)		0-3 K			0-3 K BB	4-0 S BB		0-0 6-3 1-2	
<b>Bill Russell, R</b> OBP: 0.313, SLG: 0.366 (1, 6)			0-0 F8		4-0 IBB	0-0 F4 1-2		0-0 F9	
<b>Chris Cannizzaro, R</b> (1, 2)			0-3 K		0-0 SF7 3-H		0-0 3-1	0-0 1-3	
<b>Tommy John, R</b> OBP: 0.167, SLG: 0.138 (1, 1)			0-0 F7		0-3 K		0-0 G3		

Inning Stats	R: 0 E: 0 K: 0 S: 3	H: 1 LOB: 0 BB: 0 P: 3	R: 0 E: 0 K: 2 S: 7	H: 0 LOB: 0 BB: 0 P: 7	R: 0 E: 0 K: 1 S: 5	H: 0 LOB: 0 BB: 0 P: 5	R: 0 E: 0 K: 1 S: 5	H: 0 LOB: 0 BB: 0 P: 5	R: 1 E: 0 K: 2 S: 8	H: 1 LOB: 2 BB: 2 P: 16	R: 3 E: 0 K: 0 S: 5	H: 2 LOB: 1 BB: 2 P: 13	R: 1 E: 0 K: 0 S: 6	H: 3 LOB: 2 BB: 0 P: 6	R: 0 E: 0 K: 0 S: 4	H: 1 LOB: 1 BB: 0 P: 4
1B: 6 2B: 1 3B: 0 HR: 1	SF: 1 SAC: 0 DP: 1 HBP: 0	WP: 0 PB: 0 SB: 2 CS: 0														

PITCHER	IP	WLS	BF	H	R	ER	SO	BB	IBB	HBP	BLK	WP	HR	S	P	ERA	WHIP
<b>Tom Hall, L</b> ERA: 4.13 (1, 1)	5.1	L	22	4	4	4	6	2	1	0	0	0	1	31	43	6.75	1.125
<b>Pedro Borbon, R</b> ERA: 2.7 (6, 1)	1.2		9	3	1	1	0	1	0	0	0	0	0	8	12	5.40	2.400
<b>Jim McGlothlin, R</b> ERA: 5.88 (8, 1)	1.0		4	1	0	0	0	0	0	0	0	0	0	4	4	0.00	1.000

**BOTTOM**

**Cincinnati Reds @ Los Angeles Dodgers**  
Dodger Stadium, Los Angeles, CA  
Sat Jun 23 1973, 7:05 PM PDT  
Att. 52,831 - Unknown

[livebaseballscorecards.com](http://livebaseballscorecards.com)

<b>AB</b>	<b>30</b>
<b>R</b>	<b>5</b>
<b>H</b>	<b>8</b>
<b>RBI</b>	<b>5</b>
<b>BB</b>	<b>4</b>
<b>SO</b>	<b>6</b>
<b>LOB</b>	<b>13</b>



WP: 0 PB: 0 SB: 2 CS: 0	PA: 35
----------------------------------	--------

Batter	1	2	3	4	5	6	7	8	9	AB R H RBI BB SO LOB	TOP
<b>Pete Rose, S</b> (1, 7) OBP: 0.367, SLG: 0.382	0-0 F9	0-0 5-3			0-0 6-3		0-0 F9			4 0 0 0 0 0 1	
<b>Joe Morgan, L</b> (1, 4) OBP: 0.415, SLG: 0.496	0-0 E BB 2B 1B		0-0 F7		0-0 P4			4-0 G4-6-3 BB		3 1 1 0 1 0 0	
<b>Johnny Bench, R</b> (1, 9) OBP: 0.338, SLG: 0.435 <b>Cesar Geronimo, L</b> (8, 8) OBP: 0.217, SLG: 0.234	4-0 1-2 E 2B BB		0-0 4-3		0-0 F3			0-0 G4-6-3 1-2f		3 1 0 0 1 0 1 0 0 0 0 0 0 0	
<b>Tony Perez, R</b> (1, 3) OBP: 0.382, SLG: 0.508	0-0 1-H 2-H 2B		0-0 F3		0-3 K			0-0 F8		4 0 1 2 0 1 0	
<b>Dave Concepcion, R</b> (1, 6) OBP: 0.313, SLG: 0.430	0-0 5-3			0-0 FC3-6 1B		0-0 F8		0-0 G1-6-3 1B		4 0 2 0 0 0 1	
<b>Dan Driessen, L</b> (1, 5) OBP: 0.433, SLG: 0.444	0-0 4-3			0-0 F8		0-0 1B		0-0 G1-6-3 1-2f		4 0 1 0 0 0 3	
<b>Bobby Tolan, L</b> (1, 8) OBP: 0.225, SLG: 0.275 (8, 9)		0-0 P6		0-0 FC3-6 1B 1-2f		0-0 F2		0-0 F9		4 0 0 0 0 0 2	
<b>Bill Plummer, R</b> (1, 2) OBP: 0.314, SLG: 0.209		0-3 K		0-0 1-3 1B			0-0 5-3			3 0 1 0 0 1 0	
<b>Don Gullett, R</b> (1, 1) OBP: 0.333, SLG: 0.192 <b>Pedro Borbon, R</b> (6, 1) OBP: 0.167, SLG: 0.167 <b>Dave Tomlin, L</b> (6, 1) <b>Phil Gagliano, R</b> (7, PH) OBP: 0.319, SLG: 0.200 <b>Ed Sprague, R</b> (7, 1)		0-0 1B		0-0 F9			0-0 5-3			2 0 1 0 0 0 2 0 0 0 0 0 0 0 0 0 0 0 0 0 0 1 0 0 0 0 0 0 0 0 0 0 0 0 0	
<b>Inning Stats</b>	R: 2 E: 1 K: 0 S: 5 H: 2 LOB: 1 BB: 1 P: 9	R: 0 E: 0 K: 1 S: 6 H: 1 LOB: 1 BB: 0 P: 6	R: 0 E: 0 K: 0 S: 3 H: 0 LOB: 0 BB: 0 P: 3	R: 0 E: 0 K: 0 S: 5 H: 2 LOB: 2 BB: 0 P: 5	R: 0 E: 0 K: 1 S: 6 H: 0 LOB: 1 BB: 0 P: 6	R: 0 E: 0 K: 0 S: 3 H: 0 LOB: 0 BB: 0 P: 3	R: 0 E: 0 K: 1 S: 6 H: 1 LOB: 1 BB: 0 P: 6	R: 0 E: 0 K: 0 S: 2 H: 0 LOB: 0 BB: 1 P: 6	R: 0 E: 0 K: 0 S: 3 H: 1 LOB: 0 BB: 0 P: 3	1B: 6 2B: 1 3B: 0 HR: 0 SF: 0 SAC: 0 DP: 2 HBP: 0	WP: 0 PB: 0 SB: 0 CS: 0 PA: 34
<b>PITCHER</b> <b>Al Downing, L</b> (1, 1) ERA: 2.88	IP: 9.0 WLS: W BF: 34 H: 7 R: 2 ER: 1 SO: 2 BB: 2 IBB: 0 HBP: 0 BLK: 0 WP: 0 HR: 0 S: 36 P: 44 ERA: 1.00 WHIP: 1.000										

**Cincinnati Reds @ Los Angeles Dodgers**  
 Dodger Stadium, Los Angeles, CA  
 Sun Jun 24 1973, 3:33 AM PDT  
 Att: 36,903 - Unknown

<b>AB</b>	32
<b>R</b>	2
<b>H</b>	7
<b>RBI</b>	2
<b>BB</b>	2
<b>SO</b>	2
<b>LOB</b>	10



Batter	1	2	3	4	5	6	7	8	9	AB	R	H	RBI	BB	SO	LOB
Davey Lopes, R OBP: 0.389, SLG: 0.367 (1, 4)	0-0 P4		0-0 F8		4-0 CS BB		0-0 CS			3	0	1	0	1	0	1
Manny Mota, R OBP: 0.408, SLG: 0.412 (1, 7)	0-3 K		0-0 4-3		0-0 CS	0-0 1B HBP 1B	0-0 1B	0-0 1B		4	1	2	0	0	1	1
Willie Davis, L OBP: 0.330, SLG: 0.482 (1, 8)	0-0 G1			0-0 F8		1-0 1B HBP	0-0 4-3			3	1	0	0	0	0	1
Steve Garvey, R OBP: 0.284, SLG: 0.439 (1, 3)		0-3 K		0-0 HR		0-0 1B FC6-4 1B		0-0 F7		4	2	2	1	0	1	0
Ken McMullen, R OBP: 0.379, SLG: 0.643 (1, 5)		0-0 HR		0-0 F8		0-0 FC1-4 1B		0-0 F8		4	1	2	3	0	0	0
Bill Russell, R OBP: 0.315, SLG: 0.371 (1, 6)		0-0 F2		0-0 1B		0-0 FC1-4 FC6-4		0-0 BB 2B		4	0	2	0	0	0	2
Tom Paciorek, R OBP: 0.269, SLG: 0.317 (1, 9)		0-0 6-3		0-0 6-3		0-0 FC6-4		4-0 BB		2	0	0	0	0	0	1
Bill Buckner, L OBP: 0.286, SLG: 0.322 (6, PH) (7, 9)						1-2f 3-H		BB		1	0	0	1	1	0	1
Steve Yeager, R OBP: 0.365, SLG: 0.396 (1, 2)			4-0 F8 SH3-1-4 BB		0-0 L7	0-0 F2		4-0 BB		2	0	0	0	1	0	1
Willie Crawford, L OBP: 0.414, SLG: 0.451 (8, PH)								1-2 2-3		0	0	0	0	1	0	0
Chris Cannizzaro, R (9, 2)										0	0	0	0	0	0	0
Al Downing, R OBP: 0.094, SLG: 0.065 (1, 1)			0-0 SH3-1-4		0-0 6-3		0-0 6-3	0-0 1-3		3	0	0	0	0	0	3

Inning Stats	R: 0	H: 0	E: 0	K: 1	S: 5	LOB: 0	BB: 0	P: 5	R: 1	H: 1	E: 0	K: 1	S: 6	LOB: 0	BB: 0	P: 6	R: 0	H: 0	E: 0	K: 0	S: 3	LOB: 1	BB: 1	P: 7	R: 1	H: 2	E: 0	K: 0	S: 5	LOB: 1	BB: 0	P: 5	R: 0	H: 0	E: 0	K: 0	S: 2	LOB: 0	BB: 1	P: 6	R: 3	H: 3	E: 0	K: 0	S: 6	LOB: 1	BB: 0	P: 7	R: 0	H: 2	E: 0	K: 0	S: 4	LOB: 1	BB: 0	P: 4	R: 0	H: 1	E: 0	K: 0	S: 4	LOB: 3	BB: 2	P: 12
PITCHER	IP	WLS	BF	H	R	ER	SO	BB	IBB	HBP	BLK	WP	HR	S	P	ERA	WHIP																																															
Don Gullett, L ERA: 4.21 (1, 1)	5.0	L	21	4	4	4	2	2	0	1	0	0	0	22	31	7.20	1.200																																															
Pedro Borbon, R ERA: 2.84 (6, 1)	0.1		3	2	0	0	0	0	0	0	0	0	0	3	3	0.00	6.000																																															
Dave Tomlin, L ERA: 1.42 (6, 1)	0.2		2	0	1	1	0	0	0	0	0	0	0	2	2	13.50	0.000																																															
Ed Sprague, R ERA: 4.99 (7, 1)	2.0		10	3	0	0	0	1	1	0	0	0	0	8	16	0.00	2.000																																															


**BOTTOM**

**Cincinnati Reds @ Los Angeles Dodgers**  
 Dodger Stadium, Los Angeles, CA  
 Sun Jun 24 1973, 3:33 AM PDT  
 Att. 36,903 - Unknown

AB	30
R	5
H	9
RBI	5
BB	4
SO	2
LOB	11

WP: 0 PA: 37  
 PB: 0  
 SB: 0  
 CS: 2

1B: 6 SF: 0  
 2B: 1 SAC: 1  
 3B: 0 DP: 0  
 HR: 2 HBP: 1



livebaseballscorecards.com

Batter	1	2	3	4	5	6	7	8	9	AB R H RBI BB SO LOB	TOP											
Davey Lopes, R (1, 4) OBP: 0.381, SLG: 0.359	0-3 K	0-0 4-3			0-0 5-3		0-0 F8		0-0 1-3	5 0 0 0 0 1 2												
Bill Buckner, L (1, 9) OBP: 0.288, SLG: 0.325	0-0 1B		0-0 F8		0-0 FC6-4 1B		0-0 E9 2-H			4 1 2 0 0 0 0												
Manny Mota, R (1, 7) OBP: 0.405, SLG: 0.408	0-0 1B		0-0 5-3		0-0 FC6-4 1-2f		0-0 F8			4 0 1 0 0 0 2												
Willie Davis, L (1, 8) OBP: 0.335, SLG: 0.483	0-0 1B		0-0 FC6-4 1B		4-0 G5-4-3 BB		0-0 L8			3 0 2 1 1 0 0												
Steve Garvey, R (1, 3) OBP: 0.282, SLG: 0.429	0-0 F5		0-0 FC6-4 1-2f		0-0 G5-4-3 1-2f		0-0 FC5-4 1B			4 0 1 0 0 0 3												
Ken McMullen, R (1, 5) OBP: 0.394, SLG: 0.710		0-0 HR		0-0 4-3		4-0 BB		0-0 F7		3 1 1 1 1 0 1												
Bill Russell, R (1, 6) OBP: 0.314, SLG: 0.369		0-0 1B		0-0 5-3		0-0 F8		0-0 FC5-4 1-2f		4 0 1 0 0 0 2												
Steve Yeager, R (1, 2) OBP: 0.388, SLG: 0.375		0-0 F7 1-2		0-0 2-3		H 1-0 SH2-4 E HBP		0-0 F8		3 1 0 0 0 0 1												
Claude Osteen, L (1, 1) OBP: 0.190, SLG: 0.175		0-0 4-3			0-0 F8		0-0 SH2-4 1-2		0-0 4-3	3 0 0 0 0 0 1												
Jim Brewer, L (9, 1) OBP: 0.667, SLG: 0.667										0 0 0 0 0 0 0												
<b>Inning Stats</b>	R: 1 E: 0 K: 1 S: 7	H: 3 LOB: 1 BB: 0 P: 7	R: 1 E: 0 K: 0 S: 5	H: 2 LOB: 1 BB: 0 P: 5	R: 0 E: 0 K: 0 S: 4	H: 1 LOB: 1 BB: 0 P: 4	R: 0 E: 0 K: 0 S: 3	H: 0 LOB: 0 BB: 0 P: 3	R: 0 E: 0 K: 0 S: 4	H: 1 LOB: 1 BB: 0 P: 4	R: 0 E: 0 K: 0 S: 2	H: 0 LOB: 1 BB: 2 P: 10	R: 1 E: 1 K: 0 S: 4	H: 0 LOB: 1 BB: 0 P: 5	R: 0 E: 0 K: 0 S: 4	H: 1 LOB: 1 BB: 0 P: 4	R: 0 E: 0 K: 0 S: 3	H: 0 LOB: 0 BB: 0 P: 3	1B: 7 2B: 0 3B: 0 HR: 1	SF: 0 SAC: 1 DP: 1 HBP: 1	WP: 0 PB: 0 SB: 1 CS: 0	PA: 37
<b>PITCHER</b>	IP WLS BF H R ER SO BB IBB HBP BLK WP HR S P ERA WHIP																				ERA WHIP	
Bill Greif, R (1, 1) ERA: 3.02	8.0 L 34 8 3 2 1 2 0 1 0 0 1 33 42 2.25 1.250																					
Vicente Romo, R (9, 1) ERA: 3.48	1.0 3 0 0 0 0 0 0 0 0 0 0 0 3 3 0.00 0.000																					

Los Angeles Dodgers @ San Diego Padres  
San Diego Stadium, San Diego, CA  
Mon Jun 25 1973, 10:05 PM EDT  
Att. 6,916 - Unknown

AB	33
R	3
H	8
RBI	2
BB	2
SO	1
LOB	12



Batter	1	2	3	4	5	6	7	8	9	AB	R	H	RBI	BB	SO	LOB
Derrel Thomas, S (1, 6) OBP: 0.287, SLG: 0.229 Dwain Anderson, R (8, PH) OBP: 0.250, SLG: 0.122 (9, 5)	0-0 F9		0-0 L8		0-0 6-3			0-0 1-3		3	0	0	0	0	0	1
Jerry Morales, R (1, 8) OBP: 0.331, SLG: 0.392	4-0 2B 6-3 BB		0-0 F9			0-0 5-3 1B		0-0 1B 2B		3	2	2	0	1	0	0
Dave Roberts, R (1, 5) OBP: 0.274, SLG: 0.349 (9, 4)	0-0 1-3 2B		0-0 F8			0-0 F2		0-0 2-H 1B		4	0	2	1	0	0	1
Nate Colbert, R (1, 3) OBP: 0.319, SLG: 0.363	0-0 6-3			0-0 5-3		0-0 5-3 1-2		0-0 1-3		4	0	0	1	0	0	3
Cito Gaston, R (1, 9) OBP: 0.343, SLG: 0.458 Johnny Grubb, L (9, PR) OBP: 0.380, SLG: 0.422	0-3 K		0-3 K		0-0 L8			0-0 FC5-6 1B		4	0	1	0	0	2	2
Fred Kendall, R (1, 2) OBP: 0.324, SLG: 0.358		0-0 5-3		0-0 5-3			0-0 5-3		0-0 FC5-6 FC5-4	4	0	0	0	0	0	1
Dave Winfield, R (1, 7) OBP: 0.400, SLG: 0.556		0-0 2-3			0-0 SH1-3 1B		0-0 F8		0-0 FC5-4	4	0	1	0	0	0	1
Rich Morales, R (1, 4) OBP: 0.262, SLG: 0.211 (9, 6) Gene Locklear, L (9, PH) OBP: 0.323, SLG: 0.259		0-0 FC6 1B		0-0 SH1-3		0-0 4-3		0-0 F8		2	0	1	0	0	0	0
Bill Greif, R (1, 1) OBP: 0.158, SLG: 0.059 Ivan Murrell, R (8, PH) OBP: 0.191, SLG: 0.324 Vicente Romo, R (9, 1)		0-0 FC6		0-3 K			0-0 F7			1	0	0	0	0	0	0

Inning Stats	R: 1	H: 1	E: 0	LOB: 1	K: 1	S: 6	R: 0	H: 1	E: 0	LOB: 1	K: 1	S: 4	R: 0	H: 0	E: 0	LOB: 0	K: 0	S: 3	R: 0	H: 1	E: 0	LOB: 1	K: 1	S: 6	R: 0	H: 1	E: 0	LOB: 1	K: 0	S: 4	R: 0	H: 0	E: 0	LOB: 0	K: 0	S: 3	R: 1	H: 2	E: 0	LOB: 1	K: 0	S: 5	R: 0	H: 1	E: 0	LOB: 1	K: 0	S: 4	1B: 5	SF: 0	2B: 2	SAC: 1	3B: 0	DP: 0	HR: 0	HBP: 0	WP: 0	PA: 35	
	0	1	0	1	1	6	0	0	0	0	1	4	0	0	0	0	3	0	3	0	1	0	1	6	0	0	0	0	0	0	0	0	0	0	0	0	0	0	0	0	0	0	0	0	0	0	0	0	0	0	0	0	0	0	0	0	0	0	0

PITCHER			IP	WLS	BF	H	R	ER	SO	BB	IBB	HBP	BLK	WP	HR	S	P	ERA	WHIP
Claude Osteen, L (1, 1) ERA: 2.91			8.1	W	33	7	2	2	3	1	0	0	0	0	0	38	42	2.16	0.960
Jim Brewer, L (9, 1) ERA: 1.3			0.2	S	2	0	0	0	0	0	0	0	0	0	2	2		0.00	0.000

## BOTTOM

Los Angeles Dodgers @ San Diego Padres  
San Diego Stadium, San Diego, CA  
Mon Jun 25 1973, 10:05 PM EDT  
Att. 6,916 - Unknown

<b>AB</b>	<b>33</b>
<b>R</b>	<b>2</b>
<b>H</b>	<b>7</b>
<b>RBI</b>	<b>2</b>
<b>BB</b>	<b>1</b>
<b>SO</b>	<b>3</b>
<b>LOB</b>	<b>12</b>



PITCHER			IP	WLS	BF	H	R	ER	SO	BB	IBB	HBP	BLK	WP	HR	S	P	ERA	WHIP

Batter	1	2	3	4	5	6	7	8	9	AB R H RBI BB SO LOB	TOP
<b>Davey Lopes, R</b> OBP: 0.382, SLG: 0.360 (1, 4) (9, 8)	0-0 FC4-3-6 2B E 1B	0-0 1-2 3-H 1B 1B		0-3 K		0-0 6-3		0-3 K		5 2 2 1 0 2 2	
<b>Manny Mota, R</b> OBP: 0.407, SLG: 0.403 <b>Von Joshua, L</b> OBP: 0.308, SLG: 0.301 (7, PR) (7, 7)	0-0 E5 FC4-3-6 1-2	0-0 E4 1B 1-2 2-3		4-0 FC3-6 BB		4-0 G6-4-3 1B BB		0-0 L1		2 0 0 0 2 0 3 1 0 0 0 0 0 1	
<b>Willie Davis, L</b> OBP: 0.336, SLG: 0.482 <b>Lee Lacy, R</b> OBP: 0.309, SLG: 0.214 (1, 8) (9, 4)	0-0 FC4-3-6 1-2f 2-3 2B	0-0 1-3 2-H 3-H 1B		0-0 FC3-6 5-3 1-2f 1B		0-0 G6-4-3 1-2 1B		0-3 K		5 1 2 2 0 1 3 0 0 0 0 0 0 0	
<b>Steve Garvey, R</b> OBP: 0.289, SLG: 0.440 (1, 3)	0-0 1-H 3-H 2B	0-3 K		0-0 5-3 1-2 1B		0-0 G6-4-3 1-2f 2-3		0-0 6-3		5 0 2 1 0 1 4	
<b>Ken McMullen, R</b> OBP: 0.368, SLG: 0.639 (1, 5)	0-0 6-3		0-0 5-3		0-0 5-3 1-2 2-3		0-0 F8		0-0 1B	5 0 1 0 0 0 5	
<b>Bill Russell, R</b> OBP: 0.319, SLG: 0.373 (1, 6)		0-0 WP 6-3 1B	0-0 5-3		0-0 2-H 3-H 1B		0-0 1B E 1B		0-3 K	5 2 3 1 0 1 1	
<b>Tom Paciorek, R</b> OBP: 0.268, SLG: 0.313 (1, 9)		0-0 6-3 1-2	0-0 4-3		0-0 5-3		0-0 1-3 E 1B			4 1 1 0 0 0 1	
<b>Steve Yeager, R</b> OBP: 0.382, SLG: 0.356 (1, 2)		0-3 K 2-3		0-0 5-3		4-0 SH1-3 BB		0-0 F6		3 0 0 0 1 1 3	
<b>Don Sutton, R</b> OBP: 0.167, SLG: 0.093 (1, 1)		4-0 E 1B 1B BB		0-0 6-3		0-0 SH1-3		0-0 E4 1-H 3-H		2 1 0 1 1 0 0	
<b>Inning Stats</b>	R: 1 E: 1 K: 0 S: 5 H: 2 LOB: 1 BB: 0 P: 5	R: 3 E: 1 K: 2 S: 11 H: 3 LOB: 2 BB: 1 P: 15	R: 0 E: 0 K: 0 S: 3 H: 0 LOB: 0 BB: 0 P: 3	R: 0 E: 1 K: 1 S: 5 H: 0 LOB: 0 BB: 0 P: 5	R: 1 E: 0 K: 0 S: 4 H: 2 LOB: 2 BB: 1 P: 8	R: 0 E: 0 K: 0 S: 3 H: 0 LOB: 1 BB: 1 P: 7	R: 0 E: 0 K: 0 S: 3 H: 1 LOB: 2 BB: 1 P: 7	R: 2 E: 1 K: 1 S: 8 H: 2 LOB: 1 BB: 0 P: 8	R: 0 E: 0 K: 2 S: 8 H: 1 LOB: 1 BB: 0 P: 8	1B: 10 2B: 1 3B: 0 HR: 0 SF: 0 SAC: 1 DP: 1 HBP: 0	WP: 1 PB: 0 SB: 0 CS: 0 PA: 42
<b>PITCHER</b> <b>Randy Jones, L</b> ERA: 5.02 <b>Gary Ross, R</b> ERA: 5.9 <b>Mike Corkins, R</b> ERA: 5.13 (1, 1) (7, 1) (9, 1)	IP WLS BF H R ER SO BB IBB HBP BLK WP HR S P ERA WHIP	6.0 L 28 7 5 3 3 3 0 0 0 1 0 31 43 4.50 1.667	2.0 10 3 2 1 1 1 0 0 0 0 0 0 11 15 4.50 2.000	1.0 4 1 0 0 0 2 0 0 0 0 0 0 8 8 0.00 1.000	<b>PITCHER</b> IP WLS BF H R ER SO BB IBB HBP BLK WP HR S P ERA WHIP						

Los Angeles Dodgers @ San Diego Padres  
San Diego Stadium, San Diego, CA  
Tue Jun 26 1973, 10:05 PM EDT  
Att. 10,408 - Unknown

AB	37
R	7
H	11
RBI	6
BB	4
SO	6
LOB	23



Batter	1	2	3	4	5	6	7	8	9	AB R H RBI BB SO LOB
Gene Locklear, L (1, 7) OBP: 0.303, SLG: 0.241	0-0 6-3			0-0 G3		0-0 6-3			0-0 4-3	4 0 0 0 0 0 0
Johnny Grubb, L (1, 8) OBP: 0.382, SLG: 0.421	0-3 K			4-0 BB		0-0 FC6-4 1B			0-0 4-3	3 0 1 0 1 1 0
Dave Roberts, R (1, 4) OBP: 0.266, SLG: 0.338	0-0 F9			0-0 P4		0-0 FC6-4 1-2f			0-0 F7	4 0 0 0 0 0 2
Nate Colbert, R (1, 3) OBP: 0.317, SLG: 0.360		0-0 5-3		0-3 K		0-3 K				2 0 0 0 0 1 1
Ivan Murrell, R (7, 3) OBP: 0.188, SLG: 0.319										1 0 0 0 0 1 0
Cito Gaston, R (1, 9) OBP: 0.338, SLG: 0.451		0-0 F9			0-0 L7			0-0 F3		3 0 0 0 0 0 0
Fred Kendall, R (1, 2) OBP: 0.320, SLG: 0.353		0-0 F3			0-0 6-3			0-0 F8		3 0 0 0 0 0 0
Dwain Anderson, R (1, 5) OBP: 0.255, SLG: 0.136			0-0 6-3		0-0 1B			0-0 F9		3 0 1 0 0 0 0
Rich Morales, R (1, 6) OBP: 0.250, SLG: 0.200			0-0 F8		0-0 F8			0-0 F5		3 0 0 0 0 0 1
Randy Jones, R (1, 1) Jerry Morales, R (6, PH) Gary Ross, R (7, 1) Leron Lee, L (8, PH) Mike Corkins, R (9, 1)			0-3 K			0-0 F5		0-3 K		1 0 0 0 0 1 0 1 0 0 0 0 0 0 0 0 0 0 0 0 0 1 0 0 0 0 1 0 0 0 0 0 0 0 0

Inning Stats	R: 0	H: 0	E: 0	LOB: 0	K: 1	BB: 0	S: 5	P: 5	R: 0	H: 0	E: 0	LOB: 0	K: 0	BB: 0	S: 3	P: 3	R: 0	H: 0	E: 0	LOB: 0	K: 1	BB: 0	S: 5	P: 5	R: 0	H: 1	E: 0	LOB: 1	K: 0	BB: 0	S: 4	P: 4	R: 0	H: 1	E: 0	LOB: 1	K: 0	BB: 0	S: 4	P: 4	R: 0	H: 0	E: 0	LOB: 0	K: 1	BB: 0	S: 5	P: 5	R: 0	H: 0	E: 0	LOB: 0	K: 1	BB: 0	S: 5	P: 5	R: 0	H: 0	E: 0	LOB: 0	K: 0	BB: 0	S: 3	P: 3	1B: 2	SF: 0	2B: 0	SAC: 0	3B: 0	DP: 0	HR: 0	HBP: 0	WP: 0	PA: 30
PITCHER Don Sutton, R (1, 1) ERA: 2.26	IP	WLS	BF	H	R	ER	SO	BB	IBB	HBP	BLK	WP	HR	S	P	ERA	WHIP	IP	WLS	BF	H	R	ER	SO	BB	IBB	HBP	BLK	WP	HR	S	P	ERA	WHIP	IP	WLS	BF	H	R	ER	SO	BB	IBB	HBP	BLK	WP	HR	S	P	ERA	WHIP																							

**BOTTOM**

**Los Angeles Dodgers @ San Diego Padres**  
San Diego Stadium, San Diego, CA

Tue Jun 26 1973, 10:05 PM EDT  
Att. 10,408 - Unknown

[livebaseballscorecards.com](http://livebaseballscorecards.com)

<b>AB</b>	<b>29</b>
<b>R</b>	<b>0</b>
<b>H</b>	<b>2</b>
<b>RBI</b>	<b>0</b>
<b>BB</b>	<b>1</b>
<b>SO</b>	<b>5</b>
<b>LOB</b>	<b>4</b>



Batter	1	2	3	4	5	6	7	8	9	AB R H RBI BB SO LOB	TOP													
<b>Davey Lopes, R</b> (1, 4) OBP: 0.386, SLG: 0.365	0-0 1B		0-0 F5		0-0 2B 1B		0-0 1-3	0-0 1-2 1B		5 0 3 0 0 0 1														
<b>Bill Buckner, L</b> (1, 3) OBP: 0.293, SLG: 0.332	0-0 F2		0-0 1-3		0-0 1-3 2B		0-0 2-H 1B	0-0 1B		5 0 3 1 0 0 1														
<b>Manny Mota, R</b> (1, 7) OBP: 0.401, SLG: 0.393	0-0 F4		0-0 5-3		4-0 BB		0-0 1-2f FC4-6 PB	0-0 F9		4 0 0 0 1 0 3														
<b>Willie Davis, L</b> (1, 8) OBP: 0.331, SLG: 0.474	0-0 L7			0-0 F6	0-0 L3		0-3 1-2 K	0-0 F8		5 0 0 0 0 1 6														
<b>Ron Cey, R</b> (1, 5) OBP: 0.420, SLG: 0.477		4-0 BB 1B BB		4-0 3-4-1 BB		0-0 L7		0-0 SH SF8 2B	0-0 F8	3 1 1 0 2 0 1														
<b>Willie Crawford, L</b> (1, 9) OBP: 0.415, SLG: 0.450		0-0 E9 FC6-4 1B		0-0 3-4-1 1-2		0-3 K		4-0 SH 1B BB		3 0 1 0 1 1 1														
<b>Bill Russell, R</b> (1, 6) OBP: 0.319, SLG: 0.373		0-3 K		0-0 F8		0-0 1B		0-0 SH 1B		3 0 1 0 0 1 3														
<b>Steve Yeager, R</b> (1, 2) OBP: 0.338, SLG: 0.339		0-3 K			0-3 K	0-3 K		0-0 SF8		3 0 0 0 0 3 3														
<b>Von Joshua, L</b> (8, PH) OBP: 0.304, SLG: 0.301										0 0 0 1 0 0 0														
<b>Chris Cannizzaro, R</b> (8, 2)										0 0 0 0 0 0 0														
<b>Andy Messersmith, R</b> (1, 1) OBP: 0.220, SLG: 0.240		0-0 FC6-4			0-0 F7		0-0 1-3 1B	0-0 F9		2 0 0 0 0 0 2														
<b>Lee Lacy, R</b> (7, PH) OBP: 0.316, SLG: 0.224										1 1 1 0 0 0 0														
<b>Doug Rau, L</b> (7, 1)										0 0 0 0 0 0 0														
<b>Steve Garvey, R</b> (8, PH) OBP: 0.286, SLG: 0.434										1 0 0 0 0 0 2														
<b>Pete Richert, L</b> (8, 1) OBP: 0.250, SLG: 0.250		1-2f								0 0 0 0 0 0 0														
<b>Inning Stats</b>	R: 0 E: 0 K: 0 S: 4	H: 1 LOB: 1 BB: 0 P: 4	R: 0 E: 1 K: 2 S: 8	H: 1 LOB: 2 BB: 1 P: 12	R: 0 E: 0 K: 0 S: 3	H: 0 LOB: 0 BB: 0 P: 3	R: 0 E: 0 K: 0 S: 3	H: 0 LOB: 1 BB: 1 P: 7	R: 0 E: 0 K: 1 S: 7	H: 2 LOB: 3 BB: 1 P: 11	R: 0 E: 0 K: 2 S: 8	H: 1 LOB: 1 BB: 0 P: 8	R: 1 E: 0 K: 1 S: 7	H: 2 LOB: 1 BB: 0 P: 7	R: 1 E: 1 K: 0 S: 5	H: 2 LOB: 2 BB: 1 P: 9	R: 0 E: 0 K: 0 S: 4	H: 1 LOB: 1 BB: 0 P: 4	1B: 8 2B: 2 3B: 0 HR: 0	SF: 1 SAC: 1 DP: 0 HBP: 0	WP: 0 PB: 1 SB: 0 CS: 0	PA: 41		
<b>PITCHER</b>	IP	WLS	BF	H	R	ER	SO	BB	IBB	HBP	BLK	WP	HR	S	P	ERA	WHIP							
<b>Phil Niekro, R</b> (1, 1) ERA: 2.48	7.0		33	8	2	2	6	4	0	0	0	0	0	41	57	2.57	1.714							
<b>Jim Panther, R</b> (8, 1) ERA: 0.98	1.1	W	6	2	0	0	0	0	0	0	0	0	0	6	6	0.00	1.500							
<b>Joe Hoerner, L</b> (9, 1) ERA: 5.4	0.1		1	0	0	0	0	0	0	0	0	0	0	1	1	0.00	0.000							
<b>Danny Frisella, R</b> (9, 1) ERA: 2.88	0.1	S	1	0	0	0	0	0	0	0	0	0	0	1	1	0.00	0.000							

**Los Angeles Dodgers @ Atlanta Braves**  
 Atlanta Stadium, Atlanta, GA  
 Thu Jun 28 1973, 7:05 PM EDT  
 Unknown

AB	35
R	2
H	10
RBI	2
BB	4
SO	6
LOB	23






Batter	1	2	3	4	5	6	7	8	9
<b>Sonny Jackson, L</b> OBP: 0.300, SLG: 0.255 (1, 6)	0-0 F8		0-0 FC6-4 1B		0-0 3-1			0-0 6-3	
<b>Mike Lum, L</b> OBP: 0.343, SLG: 0.437 (1, 7)	0-0 HR		0-0 E6 FC6-4 BB 1-3		0-0 1-3			0-3 K	
<b>Darrell Evans, L</b> OBP: 0.398, SLG: 0.561 (1, 5)	0-0 F7		4-0 FC6-4 BB 1-2		0-0 F8			0-0 HR	
<b>Dusty Baker Jr., R</b> OBP: 0.346, SLG: 0.399 (1, 8)	4-0 BB		0-0 FC6-4 1-2f 2-3 3-H		0-3 K			0-0 6-3	
<b>Ralph Garr, L</b> OBP: 0.277, SLG: 0.344 (1, 9)	0-0 F8		0-3 K		0-0 6-3				
<b>Davey Johnson, R</b> OBP: 0.358, SLG: 0.483 (1, 4)		0-0 5-3		0-0 5-3			4-0 FC5-6 BB		
<b>Frank Tepedino, L</b> OBP: 0.250, SLG: 0.261 (1, 3)		0-0 F8		0-0 F7			0-0 FC5-6 1-2f		
<b>Johnny Oates, L</b> OBP: 0.289, SLG: 0.310 (1, 2)		0-3 K		0-0 F8			0-0 F7		
<b>Phil Niekro, R</b> OBP: 0.171, SLG: 0.229 (8, 1) <b>Jim Panther, R</b> (9, 1) <b>Joe Hoerner, R</b> (9, 1) <b>Danny Frisella, L</b> (9, 1)			0-3 K		0-0 F2		0-3 K		

AB	R	H	RBI	BB	SO	LOB
4	1	1	0	0	0	0
4	1	1	1	0	1	1
3	1	1	1	1	0	0
3	0	0	1	1	1	2
3	0	0	0	0	1	3
2	0	0	0	1	0	0
3	0	0	0	0	0	1
3	0	0	0	0	1	1
3	0	0	0	0	2	1
0	0	0	0	0	0	0
0	0	0	0	0	0	0
0	0	0	0	0	0	0

**Los Angeles Dodgers @ Atlanta Braves**  
Atlanta Stadium, Atlanta, GA  
Thu Jun 28 1973, 7:05 PM EDT  
Unknown

<b>AB</b>	<b>28</b>
<b>R</b>	<b>3</b>
<b>H</b>	<b>3</b>
<b>RBI</b>	<b>3</b>
<b>BB</b>	<b>3</b>
<b>SO</b>	<b>6</b>
<b>LOB</b>	<b>9</b>

WP: 0 PA: 31  
PB: 0  
SB: 0  
CS: 0




Inning Stats		R: 1	H: 1	R: 0	H: 0	R: 0	H: 0	R: 0	H: 0	R: 0	H: 0	R: 0	H: 0	R: 0	H: 0	R: 1	H: 1		
E: 0		LOB: 1		E: 0		LOB: 0		E: 0		LOB: 0		E: 0		LOB: 0		E: 0		LOB: 0	
K: 0		BB: 1		K: 1		BB: 0		K: 0		BB: 0		K: 1		BB: 0		K: 1		BB: 0	
S: 4		P: 8		S: 5		P: 5		S: 3		P: 3		S: 3		P: 3		S: 6		P: 6	

PITCHER																
IP	WLS	BF	H	R	ER	SO	BB	IBB	HBP	BLK	WP	HR	S	P	ERA	WHIP
6.0		23	2	2	1	4	2	0	0	0	0	1	29	37	1.50	0.667
1.0		4	0	0	0	1	1	0	0	0	0	0	5	9	0.00	1.000
1.0	L	4	1	1	1	1	0	0	0	0	0	1	6	6	9.00	1.000





Batter	1	2	3	4	5	6	7	8	9	10	11	12	AB R H RBI BB SO LOB	TOP											
<b>Davey Lopes, R</b> OBP: 0.385, SLG: 0.375 (1, 4)	0-0 F9		0-0 E 1B		0-0 6-3		0-0 SH		0-0 6-3		0-3 K		5 1 1 0 0 1 2	<b>Los Angeles Dodgers @ Atlanta Braves</b> Atlanta Stadium, Atlanta, GA Fri Jun 29 1973, 7:05 PM EDT Att: 9,987 - Unknown  <b>AB 48</b> <b>R 12</b> <b>H 16</b> <b>RBI 10</b> <b>BB 4</b> <b>SO 3</b> <b>LOB 14</b> 											
<b>Bill Buckner, L</b> OBP: 0.293, SLG: 0.331 (1, 7) (8, 3)	0-0 3-1		0-0 E9 1B		0-0 6-3		0-0 SF8		0-0 L9		0-0 G4-3		5 1 1 2 0 0 2												
<b>Willie Davis, L</b> OBP: 0.335, SLG: 0.480 (1, 8)	0-0 F8		0-0 1B			0-0 4-3	0-0 F9			0-0 E 2B		0-0 F7	6 2 2 2 0 0 1												
<b>Ron Cey, R</b> OBP: 0.411, SLG: 0.467 (1, 5)		0-0 L8	0-0 1B			0-0 F7	0-0 F5			0-0 F9		0-0 BB 1B 2B	6 1 2 1 0 0 2												
<b>Willie Crawford, L</b> OBP: 0.411, SLG: 0.443 (1, 9)		0-0 L6	0-0 F9			0-0 F8		0-0 4-3		4-0 E IBB		4-0 BB 1B IBB	4 1 0 0 2 0 1												
<b>Steve Garvey, R</b> OBP: 0.305, SLG: 0.444 <b>George Culver, R</b> (10, 1) <b>Lee Lacy, R</b> OBP: 0.323, SLG: 0.224 <b>Doug Rau, L</b> (12, 1)	0-0 1-3			0-0 L8			0-0 1B 1B	0-0 G5-4-3 1B		0-0 F8		4-0 BB 1B CS BB	4 1 2 0 0 0 0 0 0 0 0 0 0 0 0 0 0 0 1 0 0 0 0 0 0 0 0 0												
<b>Bill Russell, R</b> OBP: 0.326, SLG: 0.377 (1, 6)			0-0 6-3	0-0 6-3			0-0 1B 1B	0-0 G5-4-3 1-2f		4-0 IBB		0-0 CS 1B 1B	5 2 2 2 1 0 1												
<b>Steve Yeager, R</b> OBP: 0.338, SLG: 0.338 <b>Von Joshua, L</b> OBP: 0.313, SLG: 0.302 <b>Chris Cannizzaro, R</b> OBP: 0.250, SLG: 0.214 (7, 2)			0-3 K	0-3 K			0-0 SH 1B		0-0 FC5-6 1B		0-0 F9		FC4-6 1B		2 0 0 0 0 0 2 0 1 1 1 1 0 0 0 0 3 0 2 1 0 0 2										
<b>Al Downing, R</b> OBP: 0.118, SLG: 0.091 <b>Charlie Hough, R</b> OBP: 0.167, SLG: 0.167 <b>Manny Mota, R</b> OBP: 0.308, SLG: 0.308 <b>Pete Richert, L</b> OBP: 0.250, SLG: 0.250 <b>Jim Brewer, L</b> OBP: 0.667, SLG: 0.667 <b>Tom Facorek, R</b> OBP: 0.319, SLG: 0.319 <b>Ken McMullen, R</b> OBP: 0.359, SLG: 0.622 (10, PH)			0-0 1B E 1B		0-0 6-3		0-0 SH SF8 1B		0-0 FC5-6 1-2f		0-0 G4-3 1B		FC4-6 1-2f		2 1 1 0 0 0 0 0 0 0 0 0 0 0 0 0 1 1 1 1 0 3 0 1 0 0 0 0 2 1 0 0 0 0 0 0 1										
<b>Inning Stats</b>	R: 0 E: 0 K: 0 S: 3	H: 0 LOB: 0 BB: 0 P: 3	R: 0 E: 0 K: 0 S: 3	H: 0 LOB: 0 BB: 0 P: 3	R: 4 E: 1 K: 1 S: 10	H: 5 LOB: 1 BB: 0 P: 10	R: 0 E: 0 K: 1 S: 5	H: 0 LOB: 0 BB: 0 P: 5	R: 0 E: 0 K: 0 S: 3	H: 0 LOB: 0 BB: 0 P: 3	R: 0 E: 0 K: 0 S: 3	H: 1 LOB: 0 BB: 0 P: 3	R: 0 E: 0 K: 0 S: 4		H: 1 LOB: 1 BB: 0 P: 4	R: 1 E: 0 K: 0 S: 4	H: 1 LOB: 2 BB: 2 P: 12	R: 0 E: 0 K: 1 S: 5	H: 1 LOB: 0 BB: 0 P: 5	R: 3 E: 0 K: 0 S: 5	H: 3 LOB: 1 BB: 2 P: 13	1B: 14 2B: 2 3B: 0 HR: 0	SF: 1 SAC: 1 DP: 2 HBP: 0	WP: 0 PB: 0 SB: 0 CS: 2	PA: 54
<b>PITCHER</b>	IP WLS BF	H R ER	S P SO	BB IBB HBP BLK	WP HR S	P ERA WHIP	<b>PITCHER</b>														ERA WHIP				
<b>Carl Morton, R</b> ERA: 3.71 (1, 1)	6.0 WLS 26	8 R 7	30 P 30	0 BB 0 0	0 WP 0	10.50 WHIP 1.333	<b>Jim Panther, R</b> ERA: 2.7 (12, 1)														27.00 4.000				
<b>Danny Frisella, R</b> ERA: 2.88 (7, 1)	0.0 WLS 2	1 R 0	2 P 2	0 BB 0 0	0 WP 0	∞ WHIP ∞																			
<b>Tom House, L</b> ERA: 4.23 (7, 1)	2.0 WLS 6	1 R 1	6 P 6	0 BB 0 0	0 WP 0	0.00 WHIP 0.500																			
<b>Adrian Devine, R</b> ERA: 6.14 (9, 1)	2.1 WLS 12	3 R 1	20 P 20	0 BB 0 0	0 WP 0	0.00 WHIP 1.286																			
<b>Joe Hoerner, L</b> ERA: 4.66 (11, 1)	0.2 WLS 1	0 R 0	1 P 1	0 BB 0 0	0 WP 0	0.00 WHIP 0.000																			

Batter	1	2	3	4	5	6	7	8	9	10	11	12	AB	R	H	RBI	BB	SO	LOB	BOTTOM					
Ralph Garr, L (1, 9) OBP: 0.284, SLG: 0.345	0-0 E G3 1B		0-0 F7		0-0 6-3		4-0 4-3 SH1-3 BB		0-0 4-3		0-0 6-3 1B		5 1 2 0 1 0 0												
Marty Perez, R (1, 6) OBP: 0.297, SLG: 0.295	0-0 G3			0-0 5-3	0-0 1-3		0-0 SH1-3		0-0 F3		0-0 6-3 1-2		4 0 0 1 0 0 0												
Frank Tepedino, L (11, PH) OBP: 0.231, SLG: 0.240	1-H						1-2						1 0 0 0 0 0 1												
Jim Panther, R (12, 1)													0 0 0 0 0 0 0												
Darrell Evans, L (1, 5) OBP: 0.401, SLG: 0.566	0-0 L8			0-0 F6		0-0 E1 HR	0-0 4-3		0-0 HR		4-0 IBB		5 2 1 1 1 0 1												
Hank Aaron, R (1, 7) OBP: 0.346, SLG: 0.543	0-0 1-3			0-0 F8		0-0 HR	0-0 F4		0-3 K		0-0 F7		6 1 1 2 0 1 3												
Dusty Baker Jr., R (1, 8) OBP: 0.348, SLG: 0.403		0-0 F9			0-0 HR 1B	0-0 CS S 1B		0-0 FC6-5 2B		0-0 6-3		0-0 6-3	6 1 3 0 0 0 0												
Davey Johnson, R (1, 4) OBP: 0.353, SLG: 0.481		0-0 F7			4-0 HR BB	0-0 5-3		0-3 K		0-0 HR		0-0 F4	5 2 1 1 1 1 2												
Mike Lum, L (1, 3) OBP: 0.346, SLG: 0.455		0-0 F8			1-2 HR BB	1-3		0-0 FC6-5 1B		0-3 K		0-0 4-3	5 1 1 3 1 1 1												
Johnny Oates, L (1, 2) OBP: 0.291, SLG: 0.312			0-0 F9		0-0 4-3	0-0 1-2 1B		0-0 1-3 1B		0-0 F5			5 0 2 0 0 0 0												
Carl Morton, R (1, 1) OBP: 0.227, SLG: 0.310			0-0 F9		0-0 6-3			0-0 F9			0-0 F9		3 1 1 1 0 0 2												
Danny Frisella, L (7, 1)													0 0 0 0 0 0 0												
Tom House, L (7, 1)													0 0 0 0 0 0 0												
Dick Christ, R (8, PH) OBP: 0.200, SLG: 0.400													1 0 0 0 0 0 2												
Adrian Devine, R (8, 1) OBP: 0.436, SLG: 0.318													0 0 0 0 0 0 0												
Joe Hoerner, R (11, 1) OBP: 0.500, SLG: 0.500													0 0 0 0 0 0 0												
Sonny Jackson, L (11, PH) OBP: 0.297, SLG: 0.253													0 0 0 0 0 0 0												
Inning Stats	R: 1 E: 1 K: 0 S: 4	H: 1 LOB: 0 BB: 0 P: 4	R: 0 E: 0 K: 0 S: 3	H: 0 LOB: 0 BB: 0 P: 3	R: 0 E: 0 K: 0 S: 3	H: 0 LOB: 0 BB: 0 P: 3	R: 4 E: 0 K: 0 S: 6	H: 3 LOB: 0 BB: 1 P: 10	R: 0 E: 1 K: 0 S: 3	H: 3 LOB: 2 BB: 1 P: 7	R: 0 E: 0 K: 1 S: 7	H: 2 LOB: 2 BB: 0 P: 7	R: 1 E: 0 K: 1 S: 6	H: 1 LOB: 0 BB: 0 P: 6	R: 1 E: 0 K: 1 S: 6	H: 1 LOB: 0 BB: 0 P: 6	R: 0 E: 0 K: 0 S: 4	H: 1 LOB: 2 BB: 1 P: 8	R: 0 E: 0 K: 0 S: 3	H: 0 LOB: 0 BB: 0 P: 3	1B: 6 2B: 1 3B: 0 HR: 5	SF: 0 SAC: 1 DP: 0 HBP: 0	WP: 0 PB: 0 SB: 1 CS: 1	PA: 52	
PITCHER	IP	WLS	BF	H	R	ER	SO	BB	IBB	HBP	BLK	WP	HR	S	P	ERA	WHIP								
Al Downing, L (1, 1) ERA: 3.17	5.0		22	5	7	5	0	1	0	0	0	0	3	21	25	9.00	1.200								
Charlie Hough, R (6, 1) ERA: 3.38	1.0		5	2	0	0	0	1	0	0	0	0	0	4	8	0.00	3.000								
Pete Richert, L (7, 1) ERA: 1.78	1.0		5	1	0	0	0	1	0	0	0	0	0	4	8	0.00	2.000								
Jim Brewer, L (8, 1) ERA: 1.4	2.0		8	2	1	1	2	0	0	0	0	0	1	12	12	4.50	1.000								
George Culver, R (10, 1) ERA: 2.9	2.0	W	9	2	1	1	1	0	1	0	0	0	1	10	14	4.50	1.000								
PITCHER	IP	WLS	BF	H	R	ER	SO	BB	IBB	HBP	BLK	WP	HR	S	P	ERA	WHIP								
Doug Rau, L (12, 1) ERA: 5.79	1.0	S	3	0	0	0	0	0	0	0	0	0	0	3	3	0.00	0.000								

**Los Angeles Dodgers @ Atlanta Braves**  
 Atlanta Stadium, Atlanta, GA  
 Fri Jun 29 1973, 7:05 PM EDT  
 Att. 9,987 - Unknown

[livebaseballscorecards.com](http://livebaseballscorecards.com)

AB	47
R	9
H	12
RBI	9
BB	4
SO	3
LOB	12



Batter	1	2	3	4	5	6	7	8	9	10	11	12	13	AB R H RBI BB SO LOB	TOP																		
Davey Lopes, R OBP: 0.393, SLG: 0.382 (1, 4) (8, 9)	5-3		0-0 1B			4-0 FC5-4 BB		0-0 1B			0-0 4-3 1-6-3 1B		0-0 6-3	6 1 4 2 1 0 0																			
Manny Mota, R OBP: 0.403, SLG: 0.398 (1, 7)	4-3			0-0 F9		0-0 FC5-4 3B 1-2		0-0 1B			0-0 1-6-3 1-2		0-0 1B 2B	7 3 2 0 0 0 4																			
Willie Davis, L OBP: 0.331, SLG: 0.471 (1, 8)	F8			0-0 F5		0-0 F7		0-0 E4 2B 1-2 2-H		0-0 F7		0-0 4-3 2-3	4-0 1B IBB	6 1 0 0 1 0 3																			
Ron Cey, R OBP: 0.411, SLG: 0.476 (1, 5)		0-3 K			0-0 6-3			0-0 1B 2B SH1-4 1-H 2-H		0-0 5-3		4-0 IBB	0-0 F8	6 1 2 3 1 1 2																			
Steve Garvey, R OBP: 0.314, SLG: 0.452 Lee Lacy, R OBP: 0.324, SLG: 0.227 (1, 3) (8, 4)		0-0 2B			0-0 6-3			1-0 1B SH1-4 HBP		0-3 K		0-3 K	0-0 1B	3 1 1 0 0 0 1 3 0 1 1 0 2 2																			
Bill Russell, R OBP: 0.326, SLG: 0.376 (1, 6)		0-0 F6			0-0 BB 1B			0-0 SH1-4			0-0 F7		0-0 F4	6 0 2 0 0 0 3																			
Tom Paciorek, R OBP: 0.269, SLG: 0.311 Bill Buckner, L OBP: 0.296, SLG: 0.335 (1, 9) (7, PH) (7, 9) (8, 3)		0-3 K			0-0 F2			4-0 1B IBB			1-0 FC5-4 HBP		0-0 BLK 2B	2 0 0 0 0 1 2 2 1 1 0 1 0 1																			
Steve Yeager, R OBP: 0.342, SLG: 0.333 Von Joshua, L OBP: 0.309, SLG: 0.299 Chris Cannizzaro, R OBP: 0.211, SLG: 0.176 (1, 2) (7, PH) (7, 2)			0-0 F7			4-0 BB		0-0 K			0-0 FC5-4-5		0-0 F6	1 0 0 0 1 0 0 1 0 0 0 0 0 1 3 0 0 0 0 1 5																			
Claude Osteen, L OBP: 0.162, SLG: 0.167 Willie Crawford, L OBP: 0.410, SLG: 0.441 Charles Hough, R OBP: 0.167, SLG: 0.167 Ken MacMillen, R OBP: 0.375, SLG: 0.632 Pete Richert, L OBP: 0.250, SLG: 0.250 Jim Brewer, L OBP: 0.500, SLG: 0.500 Andy Messersmith, R OBP: 0.216, SLG: 0.235 George Culver, R (1, 1) (7, PH) (7, 1) (8, PH) (8, 1) (8, 1) (12, PH) (12, 1)		0-0 4-3			0-3 K			0-0 1B			0-3 K		0-0 B1	2 0 0 0 0 1 2 1 0 0 0 0 0 1 0 0 0 0 0 0 0 1 0 0 1 1 0 0 0 0 0 0 0 0 0 0 1 0 0 0 0 0 0 1 0 0 0 0 0 1 1 0 0 0 0 0 1 0 0 0 0 0 0 0																			
<b>Inning Stats</b>	R: 0 E: 0 K: 0 S: 3	H: 0 LOB: 0 BB: 0 P: 3	R: 0 E: 0 K: 2 S: 8	H: 1 LOB: 1 BB: 0 P: 8	R: 0 E: 0 K: 0 S: 3	H: 1 LOB: 1 BB: 0 P: 3	R: 0 E: 0 K: 1 S: 6	H: 1 LOB: 2 BB: 1 P: 10	R: 1 E: 0 K: 0 S: 4	H: 1 LOB: 1 BB: 1 P: 8	R: 0 E: 0 K: 0 S: 4	H: 1 LOB: 1 BB: 0 P: 4	R: 6 E: 1 K: 1 S: 11	H: 5 LOB: 2 BB: 1 P: 16	R: 0 E: 0 K: 1 S: 5	H: 0 LOB: 0 BB: 0 P: 5	R: 0 E: 0 K: 1 S: 5	H: 0 LOB: 1 BB: 0 P: 6	R: 0 E: 0 K: 1 S: 6	H: 1 LOB: 2 BB: 1 P: 10	R: 0 E: 0 K: 0 S: 4	H: 1 LOB: 1 BB: 0 P: 4	R: 1 E: 0 K: 0 S: 5	H: 2 LOB: 2 BB: 1 P: 9	1B: 9 2B: 4 3B: 1 HR: 0	SF: 0 SAC: 1 DP: 0 HBP: 2	WP: 0 PB: 0 SB: 0 CS: 0	PA: 60					
<b>PITCHER</b>	IP WLS BF H R ER SO BB IBB HBP BLK WP HR S P ERA WHIP	IP WLS BF H R ER SO BB IBB HBP BLK WP HR S P ERA WHIP	IP WLS BF H R ER SO BB IBB HBP BLK WP HR S P ERA WHIP	IP WLS BF H R ER SO BB IBB HBP BLK WP HR S P ERA WHIP	IP WLS BF H R ER SO BB IBB HBP BLK WP HR S P ERA WHIP	IP WLS BF H R ER SO BB IBB HBP BLK WP HR S P ERA WHIP	IP WLS BF H R ER SO BB IBB HBP BLK WP HR S P ERA WHIP	IP WLS BF H R ER SO BB IBB HBP BLK WP HR S P ERA WHIP	IP WLS BF H R ER SO BB IBB HBP BLK WP HR S P ERA WHIP	IP WLS BF H R ER SO BB IBB HBP BLK WP HR S P ERA WHIP	IP WLS BF H R ER SO BB IBB HBP BLK WP HR S P ERA WHIP	IP WLS BF H R ER SO BB IBB HBP BLK WP HR S P ERA WHIP	IP WLS BF H R ER SO BB IBB HBP BLK WP HR S P ERA WHIP	IP WLS BF H R ER SO BB IBB HBP BLK WP HR S P ERA WHIP	IP WLS BF H R ER SO BB IBB HBP BLK WP HR S P ERA WHIP	IP WLS BF H R ER SO BB IBB HBP BLK WP HR S P ERA WHIP	IP WLS BF H R ER SO BB IBB HBP BLK WP HR S P ERA WHIP	IP WLS BF H R ER SO BB IBB HBP BLK WP HR S P ERA WHIP	IP WLS BF H R ER SO BB IBB HBP BLK WP HR S P ERA WHIP	IP WLS BF H R ER SO BB IBB HBP BLK WP HR S P ERA WHIP	IP WLS BF H R ER SO BB IBB HBP BLK WP HR S P ERA WHIP	IP WLS BF H R ER SO BB IBB HBP BLK WP HR S P ERA WHIP	IP WLS BF H R ER SO BB IBB HBP BLK WP HR S P ERA WHIP	IP WLS BF H R ER SO BB IBB HBP BLK WP HR S P ERA WHIP	IP WLS BF H R ER SO BB IBB HBP BLK WP HR S P ERA WHIP	IP WLS BF H R ER SO BB IBB HBP BLK WP HR S P ERA WHIP	IP WLS BF H R ER SO BB IBB HBP BLK WP HR S P ERA WHIP	IP WLS BF H R ER SO BB IBB HBP BLK WP HR S P ERA WHIP	IP WLS BF H R ER SO BB IBB HBP BLK WP HR S P ERA WHIP	IP WLS BF H R ER SO BB IBB HBP BLK WP HR S P ERA WHIP	IP WLS BF H R ER SO BB IBB HBP BLK WP HR S P ERA WHIP	IP WLS BF H R ER SO BB IBB HBP BLK WP HR S P ERA WHIP	IP WLS BF H R ER SO BB IBB HBP BLK WP HR S P ERA WHIP
Tom Hall, L ERA: 3.83 (1, 1)	6.0																																
Clay Carroll, R ERA: 4.56 (7, 1)	1.0																																
Pedro Borbon, R ERA: 3.06 (8, 1)	1.0																																
Dave Tomlin, L ERA: 3.86 (9, 1)	1.0																																
Don Gullett, L ERA: 4.2 (10, 1)	3.0																																
Ed Sprague, R ERA: 6.06 (13, 1)	1.0																																

**Los Angeles Dodgers @ Cincinnati Reds**  
 Riverfront Stadium, Cincinnati, OH  
 Sat Jun 30 1973, 7:05 PM EDT  
 Att. 30,580 - Unknown

AB	52
R	8
H	14
RBI	7
BB	5
SO	7
LOB	29



Batter	1	2	3	4	5	6	7	8	9	10	11	12	13	AB R H RBI BB SO LOB
<b>Pete Rose, S</b> OBP: 0.372, SLG: 0.394 (1, 7)	0-0 FC6-4 1B	0-0 L9			0-0 G4-6-3 1-2f		4-0 BB		0-0 SH1-3 SH 1B		0-3 K	0-3 K		6 0 2 0 1 2 5
<b>Dave Concepcion, R</b> OBP: 0.310, SLG: 0.419 (1, 6)	0-0 FC6-4 1-2f HR		0-0 F8			0-3 K	0-3 K		0-0 SH SH1-3 1-2		0-0 4-3 E 1B		0-0 L6	6 1 1 0 0 2 2
<b>Johnny Bench, R</b> OBP: 0.340, SLG: 0.443 (1, 2)	0-3 K		0-0 5-3			4-0 G3 1B HR BB		0-0 P3	0-0 SH1-3 1-2 2-3		0-0 4-3 1-3		0-0 1B	5 1 1 0 1 1 2
<b>Tony Perez, R</b> OBP: 0.375, SLG: 0.487 (1, 3)	0-0 HR		0-0 F7			0-0 G3 1-2 HR 1B		0-0 L9	4-0 IBB		4-0 IBB		0-0 F4	5 2 2 2 2 0 1
<b>Andy Kosco, R</b> OBP: 0.294, SLG: 0.214 (7, 1)	0-0 1-3		0-0 F9			0-0 G3 1-2 2-3		0-0 WP 1B 1B	0-3 K		0-0 F9 1-2		0-3 K	3 0 0 0 0 0 2 0 0 0 0 0 0 0 0 0 0 0 0 0 0 1 0 0 1 0 0 0 0 0 0 0 0 0 0 3 0 0 0 0 0 2 6
<b>Bobby Tolan, L</b> OBP: 0.237, SLG: 0.294 (1, 8) (7, 9) (10, 8)		0-0 6-3		0-0 F9		0-0 HR		0-0 WP 1B	0-3 K		4-0 FC1-5 SH1-4 BB			5 1 2 3 1 1 3
<b>Denis Menke, R</b> OBP: 0.382, SLG: 0.250 (1, 5)		0-0 WP 1B		0-0 F8		0-3 K		0-0 F7 1-2 2-3		0-3 K		0-0 SH1-4 1-2		5 0 1 0 0 2 2
<b>Darrel Chaney, S</b> OBP: 0.294, SLG: 0.193 (9, PH) (10, 1)		4-0 BB		0-0 G4-6-3 1B		0-3 K		0-0 HR 1B		0-0 4-3		0-0 FC1-5 BB 2-3		2 0 1 0 1 1 0 1 1 1 0 0 0 0 1 0 0 0 0 0 0 1 0 0 0 0 0 1 0 0 0 0 0 0 0 0 0 0 0 0 0 0
<b>Tom Hall, L</b> OBP: 0.100, SLG: 0.100 (1, 1)		0-3 K		0-0 B1		0-0 F7		0-0 HR		0-0 F9		4-0 BB		2 0 0 0 0 1 3 1 0 0 0 0 0 0 2 1 1 2 1 0 0
<b>Cesar Geronimo, L</b> OBP: 0.214, SLG: 0.231 (7, 8)														
<b>Joe Morgan, L</b> OBP: 0.408, SLG: 0.494 (9, PH) (10, 4)														

Inning Stats	R: 2	H: 2	E: 0	LOB: 0	K: 1	S: 7	R: 0	H: 1	E: 0	LOB: 2	K: 1	S: 6	R: 0	H: 0	E: 0	LOB: 0	K: 0	S: 3	R: 0	H: 0	E: 0	LOB: 0	K: 0	S: 3	R: 0	H: 1	E: 0	LOB: 1	K: 0	S: 3	R: 3	H: 2	E: 0	LOB: 0	K: 2	S: 9	R: 0	H: 0	E: 0	LOB: 1	K: 2	S: 7	R: 0	H: 2	E: 0	LOB: 2	K: 0	S: 5	R: 2	H: 3	E: 0	LOB: 3	K: 2	S: 11	R: 0	H: 0	E: 0	LOB: 0	K: 1	S: 5	R: 0	H: 1	E: 1	LOB: 2	K: 1	S: 6	R: 0	H: 0	E: 0	LOB: 2	K: 1	S: 5	R: 0	H: 1	E: 0	LOB: 2	K: 1	S: 6	R: 0	H: 0	E: 0	LOB: 0	K: 1	S: 5	R: 0	H: 1	E: 0	LOB: 2	K: 1	S: 6	R: 0	H: 0	E: 0	LOB: 0	K: 1	S: 5	R: 0	H: 1	E: 0	LOB: 1	K: 1	S: 6	R: 0	H: 1	E: 0	LOB: 1	K: 1	S: 6	R: 0	H: 1	E: 0	LOB: 1	K: 1	S: 6	R: 0	H: 1	E: 0	LOB: 1	K: 1	S: 6	R: 0	H: 1	E: 0	LOB: 1	K: 1	S: 6	R: 0	H: 1	E: 0	LOB: 1	K: 1	S: 6	R: 0	H: 1	E: 0	LOB: 1	K: 1	S: 6	R: 0	H: 1	E: 0	LOB: 1	K: 1	S: 6	R: 0	H: 1	E: 0	LOB: 1	K: 1	S: 6
<b>PITCHER</b>	IP	WLS	BF	H	R	ER	SO	BB	IBB	HBP	BLK	WP	HR	S	P	ERA	WHIP																																																																																																																																					
<b>Claude Osteen, L</b> ERA: 3.13 (1, 1)	6.0		25	6	5	5	4	2	0	0	0	1	2	31	39	7.50	1.333																																																																																																																																					
<b>Charlie Hough, R</b> ERA: 3.26 (7, 1)	1.0		4	0	0	0	2	1	0	0	0	0	0	7	11	0.00	1.000																																																																																																																																					
<b>Pete Richert, L</b> ERA: 2.39 (8, 1)	1.0		9	5	2	2	0	0	0	0	0	1	1	9	9	18.00	5.000																																																																																																																																					
<b>Jim Brewer, L</b> ERA: 1.3 (9, 1)	3.0		12	1	0	0	4	0	2	0	0	0	0	18	26	0.00	0.333																																																																																																																																					
<b>George Culver, R</b> ERA: 2.73 (12, 1)	2.0	W	9	1	0	0	2	2	0	0	0	0	0	11	19	0.00	1.500																																																																																																																																					

**Los Angeles Dodgers @ Cincinnati Reds**  
Riverfront Stadium, Cincinnati, OH  
Sat Jun 30 1973, 7:05 PM EDT  
Att: 30,580 - Unknown

AB	49
R	7
H	13
RBI	7
BB	7
SO	12
LOB	27



WP: 2	PA: 59
PB: 0	
SB: 2	
CS: 0	

Batter	1	2	3	4	5	6	7	8	9	AB R H RBI BB SO LOB	TOP									
Davey Lopes, R OBP: 0.391, SLG: 0.392 (1, 4)	0-0 F7		0-0 HR		0-0 P3			0-0 6-3		4 1 1 1 0 0 0										
Bill Buckner, L OBP: 0.294, SLG: 0.331 (1, 3)	0-0 4-3		0-0 1-3			0-0 4-3		0-0 6-3		4 0 0 0 0 0 0										
Willie Davis, L OBP: 0.339, SLG: 0.483 (1, 8)	0-0 2B 1B		0-0 G6-3 1B			0-0 9-4 2B		0-0 1B 2B		4 2 4 0 0 0 0										
Ron Cey, R OBP: 0.416, SLG: 0.482 (1, 5)	0-0 1B 2B		0-0 G6-3 1-2f			4-0 BB		0-0 2-H 1B		3 0 2 2 1 0 1										
Manny Mota, R OBP: 0.400, SLG: 0.394 (1, 7)	0-0 2-H 1B			0-0 L9		0-0 9-4 2-3f		0-0 F8		4 0 1 0 0 0 2										
Tom Paciorek, R OBP: 0.269, SLG: 0.311 (9, 7)								0-0 F7		0 0 0 0 0 0 0										
Bill Russell, R OBP: 0.326, SLG: 0.375 (1, 6)								0-0 F7		4 0 1 0 0 0 0										
Willie Crawford, L OBP: 0.409, SLG: 0.438 (1, 9)										2 0 0 0 1 2 1										
Steve Yeager, R OBP: 0.329, SLG: 0.319 (1, 2)										3 0 0 0 0 0 2										
Don Sutton, R OBP: 0.157, SLG: 0.087 (1, 1)										3 0 0 0 0 1 1										
<b>Inning Stats</b>	R: 1 E: 0 K: 0 S: 5	H: 3 LOB: 2 BB: 0 P: 5	R: 0 E: 0 K: 2 S: 8	H: 1 LOB: 1 BB: 0 P: 8	R: 1 E: 0 K: 0 S: 4	H: 2 LOB: 0 BB: 0 P: 4	R: 0 E: 0 K: 1 S: 5	H: 0 LOB: 0 BB: 0 P: 5	R: 0 E: 0 K: 0 S: 3	H: 0 LOB: 0 BB: 0 P: 3	R: 0 E: 0 K: 0 S: 2	H: 0 LOB: 0 BB: 1 P: 6	R: 0 E: 0 K: 0 S: 3	H: 0 LOB: 0 BB: 0 P: 3	R: 1 E: 0 K: 0 S: 4	H: 2 LOB: 0 BB: 0 P: 4	1B: 5 2B: 4 3B: 0 HR: 1	SF: 0 SAC: 0 DP: 3 HBP: 0	WP: 0 PB: 0 SB: 0 CS: 0	PA: 33
<b>PITCHER</b> Fred Norman, L ERA: 3.5 (1, 1)	IP: 9.0 WLS: W BF: 33 H: 9 R: 3 ER: 3 SO: 3 BB: 2 IBB: 0 HBP: 0 BLK: 0 WP: 0 HR: 1 S: 37 P: 45 ERA: 3.00 WHIP: 1.222																			
<b>PITCHER</b>	IP	WLS	BF	H	R	ER	SO	BB	IBB	HBP	BLK	WP	HR	S	P	ERA	WHIP			

Los Angeles Dodgers @ Cincinnati Reds  
Riverfront Stadium, Cincinnati, OH  
Sun Jul 01 1973, 3:33 AM EDT  
Unknown

livebaseballscorecards.com

AB 31  
R 3  
H 9  
RBI 3  
BB 2  
SO 3  
LOB 7






Batter	1	2	3	4	5	6	7	8	9	AB R H RBI BB SO LOB
<b>Pete Rose, S</b> (1, 7) OBP: 0.376, SLG: 0.399	0-0 BB 1B		0-0 1B		0-0 FC6 1B			0-3 K		4 0 3 0 0 1 0
<b>Joe Morgan, L</b> (1, 4) OBP: 0.406, SLG: 0.489	4-0 G5-4-3 1-2 BB		0-0 P5		0-0 FC6 1-2f			0-0 4-3		3 0 0 0 1 0 2
<b>Dan Driessen, L</b> (1, 5) OBP: 0.372, SLG: 0.367	0-3 K			0-0 E S 1B		0-0 F8		0-0 F8		4 1 1 0 0 1 2
<b>Tony Perez, R</b> (1, 3) OBP: 0.376, SLG: 0.494	0-0 G5-4-3 1-2f			0-3 K 1-3		0-0 2B		0-0 HR 2B		4 1 2 0 0 1 3
<b>Bobby Tolan, L</b> (1, 8) OBP: 0.234, SLG: 0.290		0-0 F8		0-0 F3		0-0 F5		0-0 P4		4 0 0 0 0 0 3
<b>Larry Stahl, L</b> (1, 9) OBP: 0.373, SLG: 0.356		0-0 6-3		0-0 S 1B		0-0 P4		0-3 K		4 0 1 1 0 1 2
<b>Dave Concepcion, R</b> (1, 6) OBP: 0.307, SLG: 0.414 <b>Johnny Bench, R</b> (9, PH) OBP: 0.342, SLG: 0.443 <b>Darrel Chaney, S</b> (9, PR) OBP: 0.284, SLG: 0.193		0-0 F9		0-0 6-3 1-2			0-0 F7	4-0 HR IBB		3 0 0 0 0 0 1 0 0 0 0 1 0 0 0 1 0 0 0 0 0
<b>Bill Plummer, R</b> (1, 2) OBP: 0.323, SLG: 0.218 <b>Hal King, L</b> (9, PH) OBP: 0.308, SLG: 0.727			0-3 K		0-0 G3		0-3 K	0-0 HR 1-H 2-H		3 0 0 0 0 2 0 1 1 1 3 0 0 0
<b>Fred Norman, S</b> (1, 1) OBP: 0.111, SLG: 0.086			0-0 3-1		0-3 K		0-0 L6			3 0 0 0 0 1 0

Inning Stats	R: 0 E: 0 K: 1 S: 5	H: 1 LOB: 1 BB: 1 P: 9	R: 0 E: 0 K: 0 S: 3	H: 0 LOB: 0 BB: 0 P: 3	R: 0 E: 0 K: 1 S: 6	H: 1 LOB: 1 BB: 0 P: 6	R: 1 E: 0 K: 1 S: 7	H: 2 LOB: 1 BB: 0 P: 7	R: 0 E: 0 K: 1 S: 6	H: 1 LOB: 1 BB: 0 P: 6	R: 0 E: 0 K: 0 S: 4	H: 1 LOB: 1 BB: 0 P: 4	R: 0 E: 0 K: 1 S: 5	H: 0 LOB: 0 BB: 0 P: 5	R: 0 E: 0 K: 1 S: 5	H: 0 LOB: 0 BB: 0 P: 5	R: 3 E: 0 K: 1 S: 6	H: 2 LOB: 1 BB: 1 P: 10	1B: 5 2B: 2 3B: 0 HR: 1	SF: 0 SAC: 0 DP: 1 HBP: 0
--------------	------------------------------	---------------------------------	------------------------------	---------------------------------	------------------------------	---------------------------------	------------------------------	---------------------------------	------------------------------	---------------------------------	------------------------------	---------------------------------	------------------------------	---------------------------------	------------------------------	---------------------------------	------------------------------	----------------------------------	----------------------------------	------------------------------------

PITCHER	IP	WLS	BF	H	R	ER	SO	BB	IBB	HBP	BLK	WP	HR	S	P	ERA	WHIP
<b>Don Sutton, R</b> (1, 1) ERA: 2.37	8.2	L	35	8	4	4	7	1	1	0	0	0	1	47	55	4.15	1.038

**Los Angeles Dodgers @ Cincinnati Reds**  
Riverfront Stadium, Cincinnati, OH  
Sun Jul 01 1973, 3:33 AM EDT  
Unknown

<b>AB</b>	<b>33</b>
<b>R</b>	<b>4</b>
<b>H</b>	<b>8</b>
<b>RBI</b>	<b>4</b>
<b>BB</b>	<b>2</b>
<b>SO</b>	<b>7</b>
<b>LOB</b>	<b>13</b>



WP	PA
0	35

Batter	1	2	3	4	5	6	7	8	9	10	AB	R	H	RBI	BB	SO	LOB	TOP				
Davey Lopes, R (1, 4) OBP: 0.384, SLG: 0.384	F4		F7	P4			5-3		G6-3		5	0	0	0	0	0	4					
Manny Mota, R (1, 7) OBP: 0.395, SLG: 0.389	F8		5-3		1-3		F9		1B	1B	5	0	1	0	0	0	0					
Willie Davis, L (1, 8) OBP: 0.342, SLG: 0.488	2B		4-3		CS	1B	4-3		1B	1B	5	1	3	0	0	0	0					
Ron Cey, R (1, 5) OBP: 0.420, SLG: 0.486				F3				FC1-5	1B	BB	2	0	1	1	2	0	0					
Lee Lacy, R (8, PR) OBP: 0.324, SLG: 0.227	2B				BB						0	0	0	0	0	0	0					
Ken McMullen, R (8, 5) OBP: 0.366, SLG: 0.615											1	0	0	0	0	1	2					
Steve Garvey, R (1, 3) OBP: 0.330, SLG: 0.461	P3			1-3	1B		F8		FC1-5	1B	5	1	3	0	0	0	2					
Bill Russell, R (1, 6) OBP: 0.325, SLG: 0.373			F9				6-3		FC1-5	1B	4	0	1	0	0	0	2					
Tom Paciorek, R (1, 9) OBP: 0.272, SLG: 0.312				1B	1-3					1-2	3	0	1	0	0	0	2					
Bill Buckner, L (8, PH) OBP: 0.296, SLG: 0.330			5-3		1-3			FC6-4	1B		1	0	0	0	1	0	2					
Chris Cannizzaro, R (1, 2) OBP: 0.273, SLG: 0.211											2	0	1	0	1	0	1					
Willie Crawford, L (8, PH) OBP: 0.408, SLG: 0.436							P4				1	0	0	0	0	0	2					
Steve Yeager, R (8, 2) OBP: 0.325, SLG: 0.314				1B					P6		1	0	0	0	0	0	2					
Doug Rau, L (1, 1) OBP: 0.200, SLG: 0.200											3	0	1	1	0	0	2					
Charlie Hough, R (7, 1) OBP: 0.250, SLG: 0.250	F7						FC6-4			G6-3	2	0	1	0	0	0	2					
				1-2	2-3	3-H																
<b>Inning Stats</b>	R: 1 E: 0 K: 0 S: 5	H: 2 LOB: 1 BB: 0 P: 5	R: 0 E: 0 K: 0 S: 4	H: 1 LOB: 1 BB: 0 P: 4	R: 0 E: 0 K: 0 S: 3	H: 0 LOB: 0 BB: 0 P: 3	R: 1 E: 0 K: 0 S: 6	H: 3 LOB: 3 BB: 1 P: 10	R: 0 E: 0 K: 0 S: 3	H: 1 LOB: 1 BB: 0 P: 4	R: 0 E: 0 K: 0 S: 3	H: 0 LOB: 0 BB: 0 P: 3	R: 0 E: 0 K: 0 S: 4	H: 1 LOB: 2 BB: 1 P: 8	R: 0 E: 0 K: 1 S: 7	H: 3 LOB: 2 BB: 0 P: 7	R: 0 E: 0 K: 0 S: 4	H: 1 LOB: 2 BB: 1 P: 8	1B: 11 2B: 2 3B: 0 HR: 0	SF: 0 SAC: 1 DP: 1 HBP: 0	WP: 0 PB: 0 SB: 0 CS: 1	PA: 45
<b>PITCHER</b>	IP	WLS	BF	H	R	ER	SO	BB	IBB	HBP	BLK	WP	HR	S	P	ERA	WHIP					
Ross Grimsley, L (1, 1) ERA: 2.66	7.0		30	8	2	2	0	1	1	0	0	0	0	28	36	2.57	1.286					
Clay Carroll, R (8, 1) ERA: 4.38	2.0		10	4	0	0	1	1	0	0	0	0	0	11	15	0.00	2.500					
Pedro Borbon, R (10, 1) ERA: 3.02	1.0	W	5	1	0	0	0	0	1	0	0	0	0	4	8	0.00	1.000					

**Los Angeles Dodgers @ Cincinnati Reds**  
Riverfront Stadium, Cincinnati, OH  
Sun Jul 01 1973, 3:38 AM EDT  
Att. 46,047 - Unknown

[livebaseballscorecards.com](http://livebaseballscorecards.com)

<b>AB</b>	40
<b>R</b>	2
<b>H</b>	13
<b>RBI</b>	2
<b>BB</b>	4
<b>SO</b>	1
<b>LOB</b>	23



BOTTOM

Los Angeles Dodgers @ Cincinnati Reds  
Riverfront Stadium, Cincinnati, OH

Sun Jul 01 1973, 3:38 AM EDT  
Att: 46,047 - Unknown

livebaseballscorecards.com

AB	33
R	3
H	6
RBI	3
BB	7
SO	7
LOB	15



WP:	0	PA:	41
PB:	1		
SB:	1		
CS:	0		

AB R H RBI BB SO LOB

5 0 1 1 0 1 0

3 1 0 0 2 0 2

5 1 1 0 0 0 2

4 0 1 0 1 1 1

5 0 3 2 0 1 0

3 0 0 0 0 0 2

0 0 0 0 1 0 0

1 0 0 0 2 1 0

0 1 0 0 0 0 0

2 0 0 0 1 1 1

1 0 0 0 0 1 1

2 0 0 0 0 0 3

1 0 0 0 0 1 2

0 0 0 0 0 0 0

1 0 0 0 0 0 1

0 0 0 0 0 0 0

1B: 4 SF: 0

2B: 2 SAC: 1

3B: 0 DP: 0

HR: 0 HBP: 0

WP: 0 PA: 41

PB: 1

SB: 1

CS: 0

1B: 4 SF: 0

2B: 2 SAC: 1

3B: 0 DP: 0

HR: 0 HBP: 0

WP: 0 PA: 41

PB: 1

SB: 1

CS: 0

1B: 4 SF: 0

2B: 2 SAC: 1

3B: 0 DP: 0

HR: 0 HBP: 0

WP: 0 PA: 41

PB: 1

SB: 1

CS: 0

1B: 4 SF: 0

2B: 2 SAC: 1

3B: 0 DP: 0

HR: 0 HBP: 0

WP: 0 PA: 41

PB: 1

SB: 1

CS: 0

1B: 4 SF: 0

2B: 2 SAC: 1

3B: 0 DP: 0

HR: 0 HBP: 0

WP: 0 PA: 41

PB: 1

SB: 1

CS: 0

1B: 4 SF: 0

2B: 2 SAC: 1

3B: 0 DP: 0

HR: 0 HBP: 0

WP: 0 PA: 41

PB: 1

SB: 1

CS: 0

1B: 4 SF: 0

2B: 2 SAC: 1

3B: 0 DP: 0

HR: 0 HBP: 0

WP: 0 PA: 41

PB: 1

SB: 1

CS: 0

1B: 4 SF: 0

2B: 2 SAC: 1

3B: 0 DP: 0

HR: 0 HBP: 0

WP: 0 PA: 41

PB: 1

SB: 1

CS: 0

1B: 4 SF: 0

2B: 2 SAC: 1

3B: 0 DP: 0

HR: 0 HBP: 0

WP: 0 PA: 41

PB: 1

SB: 1

CS: 0

1B: 4 SF: 0

2B: 2 SAC: 1

3B: 0 DP: 0

HR: 0 HBP: 0

WP: 0 PA: 41

PB: 1

SB: 1

CS: 0

1B: 4 SF: 0

2B: 2 SAC: 1

3B: 0 DP: 0

HR: 0 HBP: 0

WP: 0 PA: 41

PB: 1

SB: 1

CS: 0

1B: 4 SF: 0

2B: 2 SAC: 1

3B: 0 DP: 0

HR: 0 HBP: 0

WP: 0 PA: 41

PB: 1

SB: 1

CS: 0

1B: 4 SF: 0

2B: 2 SAC: 1

3B: 0 DP: 0

HR: 0 HBP: 0

WP: 0 PA: 41

PB: 1

SB: 1

CS: 0

1B: 4 SF: 0

2B: 2 SAC: 1

3B: 0 DP: 0

HR: 0 HBP: 0

WP: 0 PA: 41

PB: 1

SB: 1

CS: 0

1B: 4 SF: 0

2B: 2 SAC: 1

3B: 0 DP: 0

HR: 0 HBP: 0

WP: 0 PA: 41

PB: 1

SB: 1

CS: 0

1B: 4 SF: 0

2B: 2 SAC: 1

3B: 0 DP: 0

HR: 0 HBP: 0

WP: 0 PA: 41

PB: 1

SB: 1

CS: 0

1B: 4 SF: 0

2B: 2 SAC: 1

3B: 0 DP: 0

HR: 0 HBP: 0

WP: 0 PA: 41

PB: 1

SB: 1

CS: 0

1B: 4 SF: 0

2B: 2 SAC: 1

3B: 0 DP: 0

HR: 0 HBP: 0

WP: 0 PA: 41

PB: 1

SB: 1

CS: 0

1B: 4 SF: 0

2B: 2 SAC: 1

3B: 0 DP: 0

HR: 0 HBP: 0

WP: 0 PA: 41

PB: 1

SB: 1

CS: 0

1B: 4 SF: 0

2B: 2 SAC: 1

3B: 0 DP: 0

HR: 0 HBP: 0

WP: 0 PA: 41

PB: 1

SB: 1

CS: 0

1B: 4 SF: 0

2B: 2 SAC: 1

3B: 0 DP: 0

HR: 0 HBP: 0

WP: 0 PA: 41

PB: 1

SB: 1

CS: 0

1B: 4 SF: 0

2B: 2 SAC: 1

3B: 0 DP: 0

HR: 0 HBP: 0

WP: 0 PA: 41

PB: 1

SB: 1

CS: 0

1B: 4 SF: 0

2B: 2 SAC: 1

3B: 0 DP: 0

HR: 0 HBP: 0

WP: 0 PA: 41

PB: 1

SB: 1

CS: 0

1B: 4 SF: 0

2B: 2 SAC: 1

3B: 0 DP: 0

HR: 0 HBP: 0

WP: 0 PA: 41

PB: 1

SB: 1

CS: 0

1B: 4 SF: 0

2B: 2 SAC: 1

3B: 0 DP: 0

HR: 0 HBP: 0

WP: 0 PA: 41

PB: 1

SB: 1

CS: 0

1B: 4 SF: 0

2B: 2 SAC: 1

3B: 0 DP: 0

HR: 0 HBP: 0

WP: 0 PA: 41

PB: 1

SB: 1

CS: 0

1B: 4 SF: 0

2B: 2 SAC: 1

3B: 0 DP: 0

HR: 0 HBP: 0

WP: 0 PA: 41

PB: 1

SB: 1

CS: 0

1B: 4 SF: 0

2B: 2 SAC: 1

3B: 0 DP: 0

HR: 0 HBP: 0

WP: 0 PA: 41

PB: 1

SB: 1

CS: 0

1B: 4 SF: 0

2B: 2 SAC: 1

3B: 0 DP: 0

HR: 0 HBP: 0

WP: 0 PA: 41

PB: 1

SB: 1

CS: 0

1B: 4 SF: 0

2B: 2 SAC: 1

3B: 0 DP: 0

HR: 0 HBP: 0

WP: 0 PA: 41

PB: 1

SB: 1

CS: 0

1B: 4 SF: 0

2B: 2 SAC: 1

3B: 0 DP: 0

HR: 0 HBP: 0

WP: 0 PA: 41

PB: 1

SB: 1

CS: 0

1B: 4 SF: 0

2B: 2 SAC: 1

3B: 0 DP: 0

HR: 0 HBP: 0

WP: 0 PA: 41

PB: 1

SB: 1

CS: 0



BOTTOM

Los Angeles Dodgers @ Cincinnati Reds

Riverfront Stadium, Cincinnati, OH

Mon Jul 02 1973, 7:05 PM EDT  
Att. 16,516 - Unknown

livebaseballscorecards.com

AB	29
R	4
H	6
RBI	4
BB	2
SO	4
LOB	7



WP	0	PA	32
PB	0	SB	0
CS	0		

AB R H RBI BB SO LOB

4 1 1 0 0 0 0

4 0 1 1 0 0 0

3 0 1 1 0 0 0

0 0 0 0 0 0 0

4 0 1 0 0 1 2

0 1 0 0 0 0 0

4 1 2 2 0 0 0

3 0 0 0 0 0 1

2 0 0 0 1 0 0

2 0 0 0 0 1 0

1 0 0 0 0 0 2

1 0 0 0 0 1 0

0 1 0 0 1 0 0

1 0 0 0 0 1 2

1B: 4 SF: 1

2B: 1 SAC: 0

3B: 0 DP: 0

HR: 1 HBP: 0

Batter	1	2	3	4	5	6	7	8	9
<b>Pete Rose, S</b> (1, 7) OBP: 0.372, SLG: 0.394	0-0 4-3		0-0 F7			0-0 2B SF9 1B		0-0 F9	
<b>Joe Morgan, L</b> (1, 4) OBP: 0.404, SLG: 0.483	0-0 F9			0-0 F9		0-0 SF9 2B		0-0 F3	
<b>Dan Driessen, L</b> (1, 5) OBP: 0.367, SLG: 0.366	0-0 1B			0-0 F9		0-0 SF9		0-0 4-3	
<b>Denis Menke, R</b> (9, 5) OBP: 0.387, SLG: 0.248						2-3 3-H			
<b>Johnny Bench, R</b> (1, 2) OBP: 0.342, SLG: 0.437	0-0 L7			0-3 K		0-0 2-3			0-0 HR 1B
<b>Tom Hall, L</b> (9, PR) OBP: 0.100, SLG: 0.100									
<b>Tony Perez, R</b> (1, 3) OBP: 0.381, SLG: 0.511		0-0 F9			0-0 1-3			0-0 4-3 1B	0-0 HR
<b>Bobby Tolan, L</b> (1, 9) OBP: 0.235, SLG: 0.287		0-0 F8			0-0 F9			0-0 4-3 1-2	
<b>Dave Concepcion, R</b> (1, 6) OBP: 0.305, SLG: 0.411		0-0 6-3			0-0 F8			4-0 IBB	
<b>Cesar Geronimo, L</b> (1, 8) OBP: 0.214, SLG: 0.224			0-3 K			0-0 F9		0-0 F9	
<b>Andy Kosco, R</b> (7, PH) OBP: 0.200, SLG: 0.167									
<b>Jim McGlothlin, R</b> (1, 1) OBP: 0.154, SLG: 0.083			0-3 K			4-0 1B 2B BB		0-3 K	
<b>Phil Gagliano, R</b> (6, PH) OBP: 0.327, SLG: 0.205									
<b>Don Gullett, R</b> (7, 1) OBP: 0.306, SLG: 0.172									

Inning Stats	R: 0	H: 1	E: 0	LOB: 1	K: 0	BB: 0	S: 4	R: 0	H: 0	E: 0	LOB: 0	K: 0	BB: 0	S: 3	R: 0	H: 0	E: 0	LOB: 0	K: 2	BB: 0	S: 7	R: 0	H: 0	E: 0	LOB: 0	K: 1	BB: 0	S: 5	R: 0	H: 0	E: 0	LOB: 0	K: 0	BB: 0	S: 3	R: 2	H: 2	E: 0	LOB: 1	K: 0	BB: 1	S: 5	R: 0	H: 1	E: 0	LOB: 2	K: 1	BB: 1	S: 6	R: 0	H: 0	E: 0	LOB: 0	K: 0	BB: 0	S: 3	R: 2	H: 2	E: 0	LOB: 1	K: 0	BB: 0	S: 2	H: 2	E: 0	LOB: 1	K: 0	BB: 0	S: 2	1B: 4	SF: 1	2B: 1	SAC: 0	3B: 0	DP: 0	HR: 1	HBP: 0	WP: 0	PA: 32
--------------	------	------	------	--------	------	-------	------	------	------	------	--------	------	-------	------	------	------	------	--------	------	-------	------	------	------	------	--------	------	-------	------	------	------	------	--------	------	-------	------	------	------	------	--------	------	-------	------	------	------	------	--------	------	-------	------	------	------	------	--------	------	-------	------	------	------	------	--------	------	-------	------	------	------	--------	------	-------	------	-------	-------	-------	--------	-------	-------	-------	--------	-------	--------

PITCHER	IP	WLS	BF	H	R	ER	SO	BB	IBB	HBP	BLK	WP	HR	S	P	ERA	WHIP
<b>Andy Messersmith, R</b> (1, 1) ERA: 3.23	5.1		20	3	2	2	3	1	0	0	0	0	0	25	29	3.38	0.750
<b>Charlie Hough, R</b> (6, 1) ERA: 3.18	0.2		3	1	0	0	0	0	0	0	0	0	0	3	3	0.00	1.500
<b>Pete Richert, L</b> (7, 1) ERA: 2.22	2.0		7	0	0	0	1	0	1	0	0	0	0	8	12	0.00	0.000
<b>Jim Brewer, L</b> (9, 1) ERA: 1.73	0.0	L	2	2	2	2	0	0	0	0	0	0	1	2	2	∞	∞

Batter	1	2	3	4	5	6	7	8	9	AB R H RBI BB SO LOB	TOP											
Derrel Thomas, S (1, 6) OBP: 0.296, SLG: 0.240	0-0 1-3		0-0 1-3			0-0 1B 2B 1B	0-0 1B		0-0 L5	5 1 2 1 0 0 2	<b>San Diego Padres @ Los Angeles Dodgers</b> Dodger Stadium, Los Angeles, CA Tue Jul 03 1973, 7:05 PM PDT Att. 18,551 - Unknown <a href="http://livebaseballscorecards.com">livebaseballscorecards.com</a>											
Jerry Morales, R (1, 8) OBP: 0.337, SLG: 0.408	0-0 5-3			0-0 6-3		0-0 1B 2B 1B	0-0 1B			4 1 2 0 0 0 0												
Dave Roberts, R (1, 5) OBP: 0.287, SLG: 0.361	0-3 K			0-0 1-3		0-0 1B 2B 1B	0-0 G1-2-3			4 1 1 0 0 1 3												
Nate Colbert, R (1, 3) OBP: 0.327, SLG: 0.383		0-3 K		0-0 1B		0-0 1B 2B		0-3 K		4 0 2 3 0 2 0												
Cito Gaston, R (1, 9) OBP: 0.320, SLG: 0.446		0-0 1-3		0-0 F9		0-0 L6		0-0 P5		4 0 0 0 0 0 2												
Fred Kendall, R (1, 2) OBP: 0.314, SLG: 0.362		0-3 K			0-0 5-3	0-0 P6		0-0 5-3		4 0 0 0 0 1 1												
Dave Winfield, R (1, 7) OBP: 0.345, SLG: 0.423			0-0 F8		0-0 6-3		0-0 S 1B WP 1B		0-0 4-3	2 0 0 0 0 0 0 2 1 1 0 0 0 0												
Leron Lee, L (7, PH) OBP: 0.321, SLG: 0.322				0-0 6-3		0-0 5-3		0-3 K2-3	0-0 L1	4 0 0 0 0 1 1												
Rich Morales, R (1, 4) OBP: 0.225, SLG: 0.165					0-0 5-3																	
Randy Jones, R (1, 1) OBP: 0.500, SLG: 0.400			0-0 1B			0-0 4-3	0-0 1B G1-2-3 BB		0-0 1B	3 0 2 0 1 0 0												
<b>Inning Stats</b>	R: 0 E: 0 K: 1 S: 5	H: 0 LOB: 0 BB: 0 P: 5	R: 0 E: 0 K: 2 S: 7	H: 0 LOB: 0 BB: 0 P: 7	R: 0 E: 0 K: 0 S: 4	H: 1 LOB: 1 BB: 0 P: 4	R: 0 E: 0 K: 0 S: 4	H: 1 LOB: 1 BB: 0 P: 4	R: 0 E: 0 K: 0 S: 3	H: 0 LOB: 0 BB: 0 P: 3	R: 3 E: 0 K: 0 S: 7	H: 4 LOB: 1 BB: 0 P: 7	R: 1 E: 0 K: 1 S: 7	H: 3 LOB: 2 BB: 1 P: 11	R: 0 E: 0 K: 1 S: 5	H: 0 LOB: 0 BB: 0 P: 5	R: 0 E: 0 K: 0 S: 4	H: 1 LOB: 1 BB: 0 P: 4	1B: 9 2B: 1 3B: 0 HR: 0	SF: 0 SAC: 0 DP: 1 HBP: 0	WP: 1 PB: 0 SB: 1 CS: 0	PA: 37
<b>PITCHER</b>	IP WLS BF H R ER SO BB IBB HBP BLK WP HR S P ERA WHIP																					
Tommy John, L (1, 1) ERA: 3.14	6.0 L 24 6 3 3 3 0 0 0 0 0 0 0 30 30 4.50 1.000																					
Charlie Hough, R (7, 1) ERA: 3.41	0.1 5 3 1 1 1 1 0 0 0 1 0 6 10 27.00 12.000																					
George Culver, R (7, 1) ERA: 2.52	2.2 8 1 0 0 1 0 0 0 0 0 0 10 10 0.00 0.375																					



Batter	1	2	3	4	5	6	7	8	9	AB R H RBI BB SO LOB	TOP
Derrel Thomas, S OBP: 0.299, SLG: 0.246 (1, 6) X	0-0 6-3 BB		4-0 BB		0-0 FC1-6 BB 1-2f	0-3 K			0-0 BLK 1B 2B	4 1 1 0 1 1 4	<b>San Diego Padres @ Los Angeles Dodgers</b> Dodger Stadium, Los Angeles, CA Wed Jul 04 1973, 7:05 PM PDT Att: 46,681 - Unknown <a href="http://livebaseballscorecards.com">livebaseballscorecards.com</a>
Jerry Morales, R OBP: 0.338, SLG: 0.404 (1, 8) X	0-0 1-3		0-0 6-3		4-0 BB 1-2		0-0 CS 1B	0-0 F8 2-3	4 0 1 0 1 0 2		
Dave Roberts, R OBP: 0.284, SLG: 0.375 (1, 5) S S S	0-3 K			0-0 HR	0-3 K		0-0 F7 1-2	0-0 L6	5 1 1 1 0 2 4		
Nate Colbert, R OBP: 0.331, SLG: 0.394 (1, 3) X		0-0 2B		0-0 F9 SH 2B	0-0 P5		0-3 K	0-0 1B 3-H	5 1 3 1 0 1 2		
Cito Gaston, R OBP: 0.317, SLG: 0.441 (1, 9) S S S		0-3 K		0-0 F9 2-3		0-0 1B FC1-2 1B		0-0 F8	5 0 1 0 0 2 3		
Fred Kendall, R OBP: 0.315, SLG: 0.361 (1, 2) X		0-0 6-3		0-0 SH 1B 3-H		0-0 P6		0-0 4-3 S 1B 1B	3 1 1 1 0 0 2		
Dave Winfield, R OBP: 0.364, SLG: 0.433 (1, 7) X		0-0 6-3		0-0 G5-4-3 1-2 1B		0-0 FC1-2 IBB 1-3 1B		0-0 4-3	4 0 2 0 0 0 2		
Rich Morales, R OBP: 0.237, SLG: 0.160 (1, 4) X			0-0 5-3		0-0 G5-4-3 1-2f		4-0 FC1-2 IBB 1-2	4-0 1B IBB	2 0 0 0 2 0 2		
Rich Troedson, L OBP: 0.167, SLG: 0.167 Vicente Romo, R Mike Caldwell, R OBP: 0.200, SLG: 0.167 (1, 1) S S S			0-3 K2-3		0-0 FC1-6 1B		0-0 FC1-2 1-2 2-3 3-Hf	0-0 1B	4 0 2 1 0 1 3 0 0 0 0 0 0 0 0 0 0 0 0 0 0		
<b>Inning Stats</b>	R: 0 E: 0 K: 1 S: 5 H: 0 LOB: 0 BB: 0 P: 5	R: 0 E: 0 K: 1 S: 6 H: 1 LOB: 1 BB: 0 P: 6	R: 0 E: 0 K: 1 S: 5 H: 0 LOB: 1 BB: 1 P: 9	R: 2 E: 0 K: 0 S: 6 H: 3 LOB: 1 BB: 0 P: 6	R: 0 E: 0 K: 1 S: 6 H: 1 LOB: 2 BB: 1 P: 10	R: 0 E: 0 K: 1 S: 7 H: 2 LOB: 3 BB: 1 P: 11	R: 0 E: 0 K: 1 S: 5 H: 1 LOB: 0 BB: 0 P: 5	R: 1 E: 0 K: 1 S: 6 H: 2 LOB: 2 BB: 1 P: 10	R: 1 E: 0 K: 0 S: 5 H: 2 LOB: 1 BB: 0 P: 5	1B: 8 2B: 3 3B: 0 HR: 1 SF: 0 SAC: 1 DP: 1 HBP: 0	
<b>PITCHER</b> Al Downing, L ERA: 3.19 Pete Richert, L ERA: 2.45 (1, 1) S (9, 1)	IP 8.0 WLS L BF 36 H 10 R 3 ER 3 SO 7 BB 2 IBB 2 HBP 0 BLK 0 WP 0 HR 1 S 46 P 62 ERA 3.38 WHIP 1.500	IP 1.0 WLS L BF 5 H 2 R 1 ER 1 SO 0 BB 0 IBB 0 HBP 0 BLK 1 WP 0 HR 0 S 5 P 5 ERA 9.00 WHIP 2.000	<b>PITCHER</b> IP WLS BF H R ER SO BB IBB HBP BLK WP HR S P ERA WHIP								ERA WHIP



BOTTOM

San Diego Padres @ Los Angeles Dodgers  
Dodger Stadium, Los Angeles, CA  
Wed Jul 04 1973, 7:05 PM PDT  
Att. 46,681 - Unknown

livebaseballscorecards.com

AB 35  
R 2  
H 10  
RBI 1  
BB 0  
SO 6  
LOB 12



WP: 0 PA: 36  
PB: 0  
SB: 0  
CS: 0

AB R H RBI BB SO LOB  
4 0 1 0 0 0 1  
0 0 0 0 0 0 0

4 0 0 0 0 0 2

4 1 1 0 0 0 1

4 1 1 0 0 2 1

4 0 3 1 0 1 0

4 0 1 0 0 2 2

4 0 1 0 0 0 2

2 0 1 0 0 1 0

1 0 0 0 0 0 0

1 0 1 0 0 0 0

1 0 0 0 0 0 0

1 0 0 0 0 0 0

0 0 0 0 0 0 0

0 0 0 0 0 0 0

1 0 0 0 0 0 3

1B: 10 SF: 0  
2B: 0 SAC: 1  
3B: 0 DP: 1  
HR: 0 HBP: 0

Batter	1	2	3	4	5	6	7	8	9
Davey Lopes, R (1, 4) OBP: 0.376, SLG: 0.375 Pete Richert, L (9, 1) OBP: 0.250, SLG: 0.250	0-0 F7			0-0 G3 1B		0-0 6-3		0-0 P4	
Bill Buckner, L (1, 9) OBP: 0.297, SLG: 0.339	0-0 F5			0-0 P5		0-0 P6			0-0 4-3
Willie Davis, L (1, 8) OBP: 0.340, SLG: 0.483	0-0 4-3			0-0 G3 1-2			0-0 4-3		0-0 E E 1B
Ron Cey, R (1, 5) OBP: 0.410, SLG: 0.470			0-3 K	0-3 K			0-0 5-3		0-0 E7 1B 1B
Manny Mota, R (1, 7) OBP: 0.394, SLG: 0.388			0-3 K		0-0 G5-4-3 1B		0-0 1B 1B		0-0 1B 1B 1B
Steve Garvey, R (1, 3) OBP: 0.323, SLG: 0.443			0-3 K		0-0 G5-4-3 1-2f		0-0 1-2 1B		0-0 3-H 0-3 K
Bill Russell, R (1, 6) OBP: 0.323, SLG: 0.373				0-0 G3		0-0 5-3		0-0 F8	0-0 1B 1-2 1B
Steve Yeager, R (1, 2) OBP: 0.315, SLG: 0.295 Lee Lacy, R (8, PH) OBP: 0.317, SLG: 0.222 (9, 4) Willie Crawford, L (9, PH) OBP: 0.412, SLG: 0.439			0-3 K				0-0 SH2-4 1B	0-0 4-3	0-0 1-2 2-3 1B
Al Downing, R (1, 1) OBP: 0.114, SLG: 0.088 Ken McMullen, R (8, PH) OBP: 0.357, SLG: 0.600 Chris Cannizzaro, R (9, 2) OBP: 0.273, SLG: 0.211 Von Joshua, L (9, PH) OBP: 0.310, SLG: 0.300 Tom Paciorek, R (9, PH) OBP: 0.265, SLG: 0.304			0-0 P4				0-0 SH2-4 1-2	0-0 F3	0-0 4-3

Inning Stats	R: 0	H: 0	E: 0	LOB: 0	K: 0	BB: 0	S: 3	R: 0	H: 0	E: 0	LOB: 0	K: 3	BB: 0	S: 9	R: 0	H: 0	E: 0	LOB: 0	K: 1	BB: 0	S: 5	R: 0	H: 1	E: 0	LOB: 1	K: 1	BB: 0	S: 6	R: 0	H: 1	E: 0	LOB: 0	K: 0	BB: 0	S: 3	R: 0	H: 2	E: 0	LOB: 2	K: 0	BB: 0	S: 5	R: 0	H: 0	E: 1	LOB: 0	K: 1	BB: 0	S: 10	R: 2	H: 5	E: 1	LOB: 3	K: 1	BB: 0	S: 10	1B: 10	SF: 0	2B: 0	SAC: 1	3B: 0	DP: 1	HR: 0	HBP: 0
--------------	------	------	------	--------	------	-------	------	------	------	------	--------	------	-------	------	------	------	------	--------	------	-------	------	------	------	------	--------	------	-------	------	------	------	------	--------	------	-------	------	------	------	------	--------	------	-------	------	------	------	------	--------	------	-------	-------	------	------	------	--------	------	-------	-------	--------	-------	-------	--------	-------	-------	-------	--------

PITCHER	IP	WLS	BF	H	R	ER	SO	BB	IBB	HBP	BLK	WP	HR	S	P	ERA	WHIP
Rich Troedson, L (1, 1) ERA: 3.39	8.1	W	32	8	2	2	5	0	0	0	0	0	0	42	42	2.16	0.960
Vicente Romo, R (9, 1) ERA: 3.38	0.1		3	2	0	0	1	0	0	0	0	0	0	5	5	0.00	6.000
Mike Caldwell, L (9, 1) ERA: 3.99	0.1	S	1	0	0	0	0	0	0	0	0	0	0	1	1	0.00	0.000

Batter	1	2	3	4	5	6	7	8	9	AB R H RBI BB SO LOB	TOP
Derrel Thomas, S OBP: 0.298, SLG: 0.241 (1, 6) X	0-0 F9		4-0 2B BB		0-0 5-3		0-0 9-6-4-6 2-3f			3 1 0 0 1 0 1	<b>San Diego Padres @ Los Angeles Dodgers</b> Dodger Stadium, Los Angeles, CA Thu Jul 05 1973, 7:05 PM PDT Att. 18,397 - Unknown <a href="http://livebaseballscorecards.com">livebaseballscorecards.com</a>
Jerry Morales, R OBP: 0.337, SLG: 0.401 (1, 8) X	0-0 G5-4-3 1B		0-0 L7		0-0 6-3			0-0 P4		4 0 1 0 0 0 1	
Dave Roberts, R OBP: 0.283, SLG: 0.378 (1, 5) X	0-0 G5-4-3 1-2f		0-0 2B		0-0 1-3			0-0 2-3		4 0 1 1 0 0 1	
Nate Colbert, R OBP: 0.327, SLG: 0.388 (1, 3) X		0-0 6-3	0-0 6-3			0-0 5-3		0-0 F9		4 0 0 0 0 0 1	
Cito Gaston, R OBP: 0.316, SLG: 0.438 (1, 9) X		0-0 1B BB E 1B	0-0 5-3			0-0 6-3		0-0 4-3		4 1 1 0 0 0 1	
Fred Kendall, R OBP: 0.317, SLG: 0.373 (1, 2) X		4-0 E 1B BB 1-2		0-0 5-3		0-0 HR		0-3 K		3 1 1 1 1 1 0	
Dave Winfield, R OBP: 0.378, SLG: 0.441 (1, 7) X		0-0 E 1B 1-2 2-3		0-0 1-3 1B		0-3 K		0-0 6-3		4 0 2 0 0 1 0	
Rich Morales, R OBP: 0.240, SLG: 0.167 (1, 4) X		0-0 E6 G6-4-3 1-2 2-3 3-H		0-0 1-3			0-0 9-6-4-6 SH1-4 1B			3 0 1 1 0 0 3	
Steve Arlin, R OBP: 0.194, SLG: 0.138 (1, 1) X		0-0 G6-4-3 1-2f		0-0 4-3			0-0 SH1-4 1-2			2 0 0 0 0 0 4	
<b>Inning Stats</b>	R: 0 H: 1 E: 0 LOB: 0 K: 0 BB: 0 S: 3 P: 3	R: 1 H: 2 E: 1 LOB: 2 K: 0 BB: 1 S: 5 P: 9	R: 1 H: 1 E: 0 LOB: 1 K: 0 BB: 1 S: 4 P: 8	R: 0 H: 1 E: 0 LOB: 1 K: 0 BB: 0 S: 4 P: 4	R: 0 H: 0 E: 0 LOB: 0 K: 0 BB: 0 S: 3 P: 3	R: 1 H: 1 E: 0 LOB: 0 K: 1 BB: 0 S: 6 P: 6	R: 0 H: 1 E: 0 LOB: 0 K: 0 BB: 0 S: 3 P: 3	R: 0 H: 0 E: 0 LOB: 0 K: 0 BB: 0 S: 3 P: 3	R: 0 H: 0 E: 0 LOB: 0 K: 1 BB: 0 S: 5 P: 5	1B: 5 SF: 0 2B: 2 SAC: 1 3B: 0 DP: 3 HR: 1 HBP: 0	WP: 0 PA: 34 PB: 0 SB: 0 CS: 0
<b>PITCHER</b>	IP WLS BF H R ER SO BB IBB HBP BLK WP HR S P ERA WHIP										
Claude Osteen, L ERA: 3.14 (1, 1)	8.0 L 31 7 3 3 1 2 0 0 0 0 0 1 31 39 3.38 1.125										
Doug Rau, L ERA: 4.94 (9, 1)	1.0 3 0 0 0 1 0 0 0 0 0 0 0 5 5 0.00 0.000										



Batter	1	2	3	4	5	6	7	8	9	AB R H RBI BB SO LOB
--------	---	---	---	---	---	---	---	---	---	----------------------

Davey Lopes, R OBP: 0.374, SLG: 0.370 (1, 4)	F2		K			BB			F8	3 0 0 0 1 1 0
Bill Buckner, L OBP: 0.296, SLG: 0.338 (1, 3)	1B			5-3		P4			F8	4 0 1 0 0 0 1
Willie Davis, L OBP: 0.336, SLG: 0.477 (1, 8)	F7			G3		F8			F8	4 0 0 0 0 0 2
Ron Cey, R OBP: 0.407, SLG: 0.465 (1, 5)	F7			5-3			F3			3 0 0 0 0 0 1
Willie Crawford, L OBP: 0.408, SLG: 0.433 (1, 9)		4-3			G3		4-3			3 0 0 0 0 0 0
Bill Russell, R OBP: 0.323, SLG: 0.372 (1, 6)		6-3			4-3 1B		F8			3 0 1 0 0 0 0
Von Joshua, L OBP: 0.301, SLG: 0.290 (1, 7)		4-3			4-3 1-2			3-1		3 0 0 0 0 0 1
Steve Yeager, R OBP: 0.309, SLG: 0.288 (1, 2)			K		5-3			5-3	2 0 0 0 0 1 1	
Lee Lacy, R OBP: 0.314, SLG: 0.220 (8, PH)									1 0 0 0 0 0 0	
Chris Cannizzaro, R OBP: 0.273, SLG: 0.211 (9, 2)									0 0 0 0 0 0 0	
Claude Osteen, L OBP: 0.174, SLG: 0.159 (1, 1)			F7			F7		6-3	2 0 0 0 0 0 0	
Steve Garvey, R OBP: 0.320, SLG: 0.439 (8, PH)									1 0 0 0 0 0 0	
Doug Rau, L OBP: 0.200, SLG: 0.200 (9, 1)									0 0 0 0 0 0 0	

Inning Stats	R: 0	H: 1	E: 0	K: 0	S: 4	R: 0	H: 0	E: 0	K: 0	S: 3	R: 0	H: 0	E: 0	K: 2	S: 7	R: 0	H: 0	E: 0	K: 0	S: 3	R: 0	H: 1	E: 0	K: 0	S: 4	R: 0	H: 0	E: 0	K: 0	S: 3	R: 0	H: 0	E: 0	K: 0	S: 3	R: 0	H: 0	E: 0	K: 0	S: 3	R: 0	H: 0	E: 0	K: 0	S: 3	1B: 2	2B: 0	3B: 0	HR: 0	SF: 0	SAC: 0	DP: 0	HBP: 0	WP: 0	PB: 0	SB: 0	CS: 0
--------------	------	------	------	------	------	------	------	------	------	------	------	------	------	------	------	------	------	------	------	------	------	------	------	------	------	------	------	------	------	------	------	------	------	------	------	------	------	------	------	------	------	------	------	------	------	-------	-------	-------	-------	-------	--------	-------	--------	-------	-------	-------	-------

PITCHER	IP	WLS	BF	H	R	ER	SO	BB	IBB	HBP	BLK	WP	HR	S	P	ERA	WHIP
Steve Arlin, R ERA: 4.67 (1, 1)	9.0	W	30	2	0	0	2	1	0	0	0	0	0	33	37	0.00	0.333

**BOTTOM**

**San Diego Padres @ Los Angeles Dodgers**  
 Dodger Stadium, Los Angeles, CA

livebaseballscores.com

<b>AB</b>	<b>29</b>
<b>R</b>	<b>0</b>
<b>H</b>	<b>2</b>
<b>RBI</b>	<b>0</b>
<b>BB</b>	<b>1</b>
<b>SO</b>	<b>2</b>
<b>LOB</b>	<b>6</b>



WP	PA
30	

Thu Jul 05 1973, 7:05 PM PDT  
 Att. 18,397 - Unknown

Batter	1	2	3	4	5	6	7	8	9	AB R H RBI BB SO LOB	TOP											
Vic Davalillo, L (1, 3) OBP: 0.189, SLG: 0.222	0-0 5-3		0-0 4-3			0-0 F7		0-0 4-3		4 0 0 0 0 0 0	<b>Pittsburgh Pirates @ Los Angeles Dodgers</b> Dodger Stadium, Los Angeles, CA Fri Jul 06 1973, 7:05 PM PDT Att. 28,011 - Unknown <a href="http://livebaseballscorecards.com">livebaseballscorecards.com</a>											
Gene Clines, R (1, 9) OBP: 0.339, SLG: 0.366	0-0 L6-3		0-0 L9			0-3 K		0-0 L4-3		4 0 0 0 0 1 0												
Al Oliver, L (1, 8) OBP: 0.323, SLG: 0.476	0-0 6-3				0-0 G3-6-3 1B	0-0 4-3			0-0 E 1B	4 1 2 0 0 0 0												
Willie Stargell, L (1, 7) OBP: 0.405, SLG: 0.675		0-0 F5		0-3 K		0-0 WP 2B		0-3 K	0-3 K	4 0 1 0 0 2 2												
Richie Hebner, L (1, 5) OBP: 0.368, SLG: 0.498		4-0 1B BB		0-0 G3-6-3 1-2f		0-0 F8		0-3 K	0-3 K	3 0 0 0 1 1 3												
Manny Sanguillen, R (1, 2) OBP: 0.292, SLG: 0.429		0-3 K			0-0 F8		0-3 K 2-3	0-0 E9 1B 2B	0-0 E9 1B 2B	4 1 1 1 0 2 2												
Dave Cash, R (1, 4) OBP: 0.327, SLG: 0.356		0-0 1-3 1B			0-0 6-3		0-0 P4	0-0 1B	0-0 1B	4 0 2 1 0 0 2												
Rennie Stennett, R (1, 6) OBP: 0.253, SLG: 0.357		0-0 1-4-3			0-0 FC5-4 1B		0-0 4-3	0-0 1-4-3	0-0 1-4-3	4 0 1 0 0 0 5												
Luke Walker, L (1, 1) OBP: 0.091, SLG: 0.091 Fernando Gonzalez, R (8, PH) OBP: 0.231, SLG: 0.342 John Lamb, R (8, 1)			0-0 6-3		0-0 FC5-4 1-2f			0-0 F7		2 0 0 0 0 0 1 1 0 0 0 0 0 0 0 0 0 0 0 0 0												
<b>Inning Stats</b>	R: 0 E: 0 K: 0 S: 3	H: 0 LOB: 0 BB: 0 P: 3	R: 0 E: 0 K: 1 S: 6	H: 1 LOB: 2 BB: 1 P: 10	R: 0 E: 0 K: 0 S: 3	H: 0 LOB: 0 BB: 0 P: 3	R: 0 E: 0 K: 1 S: 5	H: 1 LOB: 0 BB: 0 P: 5	R: 0 E: 0 K: 1 S: 4	H: 1 LOB: 1 BB: 0 P: 4	R: 0 E: 0 K: 1 S: 5	H: 0 LOB: 0 BB: 0 P: 5	R: 0 E: 0 K: 1 S: 7	H: 1 LOB: 2 BB: 0 P: 7	R: 0 E: 0 K: 0 S: 3	H: 0 LOB: 0 BB: 0 P: 3	R: 2 E: 1 K: 2 S: 10	H: 3 LOB: 1 BB: 0 P: 10	1B: 5 2B: 2 3B: 0 HR: 0	SF: 0 SAC: 0 DP: 1 HBP: 0	WP: 1 PB: 0 SB: 0 CS: 0	PA: 35
<b>PITCHER</b> Don Sutton, R (1, 1) ERA: 2.35	IP: 9.0 WLS: W BF: 35 H: 7 R: 2 ER: 2 SO: 6 BB: 1 IBB: 0 HBP: 0 BLK: 0 WP: 1 HR: 0 S: 46 P: 50 ERA: 2.00 WHIP: 0.889											<b>PITCHER</b>	IP: 9.0 WLS: W BF: 35 H: 7 R: 2 ER: 2 SO: 6 BB: 1 IBB: 0 HBP: 0 BLK: 0 WP: 1 HR: 0 S: 46 P: 50 ERA: 2.00 WHIP: 0.889									



Batter	1	2	3	4	5	6	7	8	9	AB R H RBI BB SO LOB
<b>Davey Lopes, R</b> OBP: 0.373, SLG: 0.369 (1, 4)	0-0 L4		0-0 5-3		0-0 6-3		0-0 WP 1B S			4 1 1 0 0 0 0
<b>Bill Buckner, L</b> OBP: 0.301, SLG: 0.341 (1, 3)	0-0 E 1B		1-0 2B HBP		0-0 4-3		0-0 1-H 1B			3 1 2 1 0 0 0
<b>Willie Davis, L</b> OBP: 0.335, SLG: 0.478 (1, 8)	0-0 E7 1-3		0-0 1-H 2B		0-0 F7		0-0 4-3			4 0 1 1 0 0 1
<b>Ron Cey, R</b> OBP: 0.405, SLG: 0.460 (1, 5)	0-3 K		0-3 K		4-0 6-3 1B BB		0-0 1-3			3 1 0 0 1 2 3
<b>Manny Mota, R</b> OBP: 0.392, SLG: 0.385 (1, 7)	0-0 1-3		0-0 4-3		0-0 6-3		0-0 1-3 1B			4 0 1 0 0 0 4
<b>Tom Paciorek, R</b> OBP: 0.265, SLG: 0.304 (8, PR) (9, 7)					1-3					0 0 0 0 0 0 0
<b>Bill Russell, R</b> OBP: 0.320, SLG: 0.368 (1, 6)		0-0 4-3		0-0 P4		0-0 6-3		0-0 L9		4 0 0 0 0 0 2
<b>Willie Crawford, L</b> OBP: 0.409, SLG: 0.432 (1, 9)		4-0 5-3 BB		0-3 K		0-0 1B		0-0 6-3		3 0 1 1 1 1 1
<b>Chris Cannizzaro, R</b> OBP: 0.280, SLG: 0.190 (1, 2)		0-0 5-3 1-2		4-0 BB		3-H 0-0 L9				2 0 0 0 1 0 2
<b>Don Sutton, R</b> OBP: 0.148, SLG: 0.082 (1, 1)		0-0 5-3		0-0 P3		0-0 L1				3 0 0 0 0 0 2

Inning Stats	R: 0	H: 1	E: 1	K: 1	S: 7	LOB: 2	BB: 0	P: 7	R: 0	H: 0	E: 0	K: 0	S: 3	LOB: 1	BB: 1	P: 7	R: 0	H: 0	E: 0	K: 1	S: 5	LOB: 1	BB: 1	P: 9	R: 0	H: 0	E: 0	K: 0	S: 3	LOB: 0	BB: 0	P: 3	R: 1	H: 1	E: 0	K: 0	S: 4	LOB: 1	BB: 1	P: 8	R: 1	H: 2	E: 0	K: 0	S: 4	LOB: 0	BB: 0	P: 4	R: 0	H: 1	E: 0	K: 0	S: 4	LOB: 1	BB: 0	P: 4
<b>1B: 5</b>	<b>SF: 0</b>	<b>WP: 1</b>	<b>PA: 34</b>																																																					
<b>2B: 1</b>	<b>SAC: 0</b>	<b>PB: 0</b>																																																						
<b>3B: 0</b>	<b>DP: 0</b>	<b>SB: 2</b>																																																						
<b>HR: 0</b>	<b>HBP: 1</b>	<b>CS: 0</b>																																																						

PITCHER	IP	WLS	BF	H	R	ER	SO	BB	IBB	HBP	BLK	WP	HR	S	P	ERA	WHIP
<b>Luke Walker, L</b> ERA: 4.14 (1, 1)	7.0	L	30	5	3	3	3	3	3	0	0	1	0	32	45	3.86	1.143
<b>John Lamb, R</b> ERA: (8, 1)	1.0		4	1	0	0	0	0	0	0	0	0	0	4	4	0.00	1.000

**BOTTOM**

**Pittsburgh Pirates @ Los Angeles Dodgers**  
**Dodger Stadium, Los Angeles, CA**  
 Fri Jul 06 1973, 7:05 PM PDT  
 Att. 28,011 - Unknown

[livebaseballscores.com](http://livebaseballscores.com)

<b>AB</b>	<b>30</b>
<b>R</b>	<b>3</b>
<b>H</b>	<b>6</b>
<b>RBI</b>	<b>3</b>
<b>BB</b>	<b>3</b>
<b>SO</b>	<b>3</b>
<b>LOB</b>	<b>15</b>



Batter	1	2	3	4	5	6	7	8	9	AB R H RBI BB SO LOB	TOP															
Vic Davalillo, L (1, 3) OBP: 0.205, SLG: 0.237 Richie Zisk, R (9, PH) OBP: 0.316, SLG: 0.448	0-0 CS 1B		0-3 K		0-0 E3 HR		0-0 SH1-4 1B		0-3 K	4 1 2 0 0 1 1 1 0 0 0 0 1 0	<b>Pittsburgh Pirates @ Los Angeles Dodgers</b> <b>Dodger Stadium, Los Angeles, CA</b> Sat Jul 07 1973, 7:05 PM PDT Att. 33,197 - Unknown <a href="http://livebaseballscorecards.com">livebaseballscorecards.com</a>															
Gene Clines, R (1, 9) OBP: 0.339, SLG: 0.384	0-0 L3		0-0 L5-3		0-0 HR		0-0 SH1-4			3 1 1 3 0 0 1																
Al Oliver, L (1, 8) OBP: 0.322, SLG: 0.473	0-0 E1			0-0 2B 1B	0-0 F5		0-0 1-3			4 0 1 0 0 0 1																
Willie Stargell, L (1, 7) OBP: 0.400, SLG: 0.664	0-3 K			0-0 P2	0-0 F6		0-0 F7			4 0 0 0 0 1 3																
Richie Hebner, L (1, 5) OBP: 0.370, SLG: 0.502		0-0 1B 2B		0-0 F8		0-0 HR 1B		0-0 F8		4 2 2 0 0 0 1																
Manny Sanguillen, R (1, 2) OBP: 0.295, SLG: 0.442		0-0 F4		0-0 1-3 2B		0-0 HR		0-0 1-3		4 1 2 2 0 0 1																
Dave Cash, R (1, 4) OBP: 0.322, SLG: 0.350		0-3 K		0-0 5-3		0-3 K		0-0 4-3		4 0 0 0 0 2 3																
Rennie Stennett, R (1, 6) OBP: 0.253, SLG: 0.355 (8, 4)		0-0 CS 1B		0-0 F9	0-0 4-3		0-0 4-3		0-0 4-3	4 0 1 1 0 0 0																
Jim Rooker, R (1, 1) Bob Johnson, L (4, 1) Fernando Gonzalez, R (5, PH) John Lamb, R (5, 1) Gene Alley, R (8, 8) Dave Chisti, R (8, 1) Mill May, L (9, PH) OBP: 0.312, SLG: 0.326 OBP: 0.400, SLG: 0.250 OBP: 0.346, SLG: 0.388		0-0 CS	0-3 K		4-0 HR BB	0-3 K		0-0 L5		1 0 0 0 0 0 1 0 0 0 0 0 0 0 0 0 0 1 0 0 0 1 0 0 1 0 0 0 0 0 1 0 0 0 0 0 0 0 0 0 0 0 0 0 0 0 0 0 1 0 0 0 0 0 0 0																
<b>Inning Stats</b>	R: 0 H: 1 E: 1 LOB: 1 K: 1 BB: 0 S: 6 P: 6	R: 1 H: 2 E: 0 LOB: 0 K: 1 BB: 0 S: 6 P: 6	R: 0 H: 0 E: 0 LOB: 0 K: 2 BB: 0 S: 7 P: 7	R: 0 H: 2 E: 0 LOB: 2 K: 0 BB: 0 S: 5 P: 5	R: 3 H: 1 E: 1 LOB: 0 K: 0 BB: 1 S: 5 P: 9	R: 2 H: 2 E: 0 LOB: 0 K: 2 BB: 0 S: 9 P: 9	R: 0 H: 1 E: 0 LOB: 1 K: 0 BB: 0 S: 4 P: 4	R: 0 H: 0 E: 0 LOB: 0 K: 0 BB: 0 S: 3 P: 3	R: 0 H: 0 E: 0 LOB: 0 K: 1 BB: 0 S: 5 P: 5	1B: 5 SF: 0 2B: 2 SAC: 1 3B: 0 DP: 0 HR: 2 HBP: 0	WP: 0 PA: 38 PB: 0 SB: 0 CS: 2															
<b>PITCHER</b>	IP WLS BF H R ER SO BB IBB HBP BLK WP HR S P ERA WHIP											<b>PITCHER</b>	IP WLS BF H R ER SO BB IBB HBP BLK WP HR S P ERA WHIP													
Andy Messersmith, R (1, 1) ERA: 3.41	6.1	29	9	6	5	6	1	0	0	0	0	2	40	44	7.11	1.579										
Doug Rau, L (7, 1) ERA: 4.68	1.2	W	5	0	0	0	0	0	0	0	0	0	5	5	0.00	0.000										
Jim Brewer, L (9, 1) ERA: 1.69	1.0	S	3	0	0	0	1	0	0	0	0	0	5	5	0.00	0.000										

AB	35
R	6
H	9
RBI	6
BB	1
SO	7
LOB	11



Batter	1	2	3	4	5	6	7	8	9	AB	R	H	RBI	BB	SO	LOB
Davey Lopes, R OBP: 0.374, SLG: 0.368 (1, 4)	0-3 K	0-0 5-3		4-0 FC4-6 IBB	0-0 CS 1B			0-0 SH 1B 3-1		3	1	1	1	1	1	2
Bill Buckner, L OBP: 0.300, SLG: 0.339 (1, 9) (9, 3)	0-0 6-3		0-0 E5 L3-6	0-0 FC4-6 1B 2B	0-0 CS 1-2	0-0 4-3		0-0 3-1 1B		5	1	1	2	0	0	2
Willie Davis, L OBP: 0.336, SLG: 0.477 (1, 8)	0-0 1B 1B		0-0 L3-6 1-2	0-0 2B 1B 1B		0-0 4-1		0-0 3-1 1-2 3-H		5	1	2	2	0	0	2
Steve Garvey, R OBP: 0.343, SLG: 0.476 Jim Brewer, L OBP: 0.500, SLG: 0.500 (1, 3) (9, 1)	0-0 1-3 1B		0-0 1B 2B	0-0 1B 2B		0-0 1B		0-0 6-3		5	1	4	1	0	0	1
Manny Mota, R OBP: 0.396, SLG: 0.388 Tom Paciorek, R OBP: 0.265, SLG: 0.304 (1, 7) (8, PR) (9, 7)	0-0 5-3		0-0 FC6-4 1B	0-0 FC6-4 1B		0-0 F8		4-0 IBB		4	0	2	2	1	0	3
Ken McMullen, R OBP: 0.319, SLG: 0.533 (1, 5)		0-0 P2	0-0 FC6-4 1-2f	0-3 K			0-3 K	0-0 4-3		5	0	0	0	0	2	5
Bill Russell, R OBP: 0.327, SLG: 0.381 (1, 6)		0-0 2B		0-0 SH5-4 FC4-6 1B	0-0 1-3 1B 2B		0-0 CS 1B			4	2	4	0	0	0	0
Steve Yeager, R OBP: 0.309, SLG: 0.289 Von Joshua, L OBP: 0.298, SLG: 0.267 Chris Cannizzaro, R OBP: 0.280, SLG: 0.190 (1, 2) (7, PH) (8, 2)	0-3 K	0-3 K		0-0 FC4-6 SH5-4 1B 1B	0-0 P4		0-0 P6			3	1	1	0	0	1	2
Andy Messersmith, R OBP: 0.218, SLG: 0.222 Doug Rau, L OBP: 0.200, SLG: 0.200 Willie Crawford, L OBP: 0.411, SLG: 0.438 (1, 1) (7, 1) (8, PH) (9, 9)	4-0 BB		0-0 SH5-4	0-0 SH5-4 1-2 2-3	0-0 1-3		0-0 CS 1-2	0-0 SH 1B 2B		1	0	0	0	1	0	1

Inning Stats	R: 0	H: 2	E: 0	LOB: 2	K: 1	BB: 0	S: 7	R: 0	H: 1	E: 0	LOB: 2	K: 1	BB: 1	S: 6	R: 1	H: 2	E: 1	LOB: 1	K: 0	BB: 0	S: 5	R: 4	H: 5	E: 0	LOB: 2	K: 1	BB: 1	S: 10	R: 1	H: 2	E: 0	LOB: 0	K: 0	BB: 0	S: 4	R: 0	H: 1	E: 0	LOB: 1	K: 0	BB: 0	S: 4	R: 0	H: 1	E: 0	LOB: 0	K: 1	BB: 0	S: 5	R: 2	H: 2	E: 0	LOB: 2	K: 0	BB: 1	S: 6
--------------	------	------	------	--------	------	-------	------	------	------	------	--------	------	-------	------	------	------	------	--------	------	-------	------	------	------	------	--------	------	-------	-------	------	------	------	--------	------	-------	------	------	------	------	--------	------	-------	------	------	------	------	--------	------	-------	------	------	------	------	--------	------	-------	------


PITCHER	IP	WLS	BF	H	R	ER	SO	BB	IBB	HBP	BLK	WP	HR	S	P	ERA	WHIP
Jim Rooker, L ERA: 4.39 (1, 1)	3.2		22	9	5	5	2	1	1	0	0	0	0	24	32	12.27	2.727
Bob Johnson, R ERA: 4.6 (4, 1)	0.1		2	1	0	0	1	0	0	0	0	0	0	4	4	0.00	3.000
John Lamb, R ERA: 4.5 (5, 1)	3.0	L	13	5	3	3	1	0	0	0	0	0	0	15	15	9.00	1.667
Dave Giusti, R ERA: 1.48 (8, 1)	1.0		5	1	0	0	0	0	1	0	0	0	0	4	8	0.00	1.000

**BOTTOM**

**Pittsburgh Pirates @ Los Angeles Dodgers**  
**Dodger Stadium, Los Angeles, CA**  
 Sat Jul 07 1973, 7:05 PM PDT  
 Att. 33,197 - Unknown

AB	37
R	8
H	16
RBI	8
BB	3
SO	4
LOB	19

WP: 0 PA: 44  
 PB: 0  
 SB: 1  
 CS: 2



livebaseballscores.com

Batter	1	2	3	4	5	6	7	8	9	10	11	12	AB	R	H	RBI	BB	SO	LOB	TOP			
Gene Clines, R OBP: 0.330, SLG: 0.373 (1, 9)	0-0 L6-3 ①		0-0 L4-3 ②			0-0 L1-3 ①		0-0 L4 ③		0-3 K ③			5	0	0	0	0	1	3	<b>Pittsburgh Pirates @ Los Angeles Dodgers</b> Dodger Stadium, Los Angeles, CA Sun Jul 08 1973, 3:33 AM PDT Att. 24,144 - Unknown			
Dave Cash, R OBP: 0.324, SLG: 0.355 (1, 4)	0-0 2B ②		0-0 4-3 ③			0-3 K ②			0-0 1B SF8 1B		0-0 P4 ①		5	2	2	0	0	1	0				
Al Oliver, L OBP: 0.321, SLG: 0.469 (1, 8)	0-0 6-3 ②			0-0 4-3 ①		0-0 F2 ③			0-0 1B		0-0 F8 ②		5	0	1	0	0	0	1				
Richie Zisk, R OBP: 0.333, SLG: 0.472 (1, 7)	0-0 2B 2-H ③			0-0 1B G5-4-3		0-0 1B FC1-6			0-3 K ①		0-0 5-3 ③		5	0	3	1	0	1	2				
Manny Sanguillen, R OBP: 0.290, SLG: 0.436 (1, 2)	0-0 F8 ③			0-0 1B G5-4-3 1-2f		0-0 1B FC1-6 G6-4-3 1-2f			0-0 SF8 ②		0-0 P4 ①		4	0	0	1	0	0	3				
Bob Robertson, R OBP: 0.332, SLG: 0.396 (1, 3)		0-0 5-3 ①			0-0 6-3 ①		0-0 1B G6-4-3 1-2f		0-0 F2 ③		0-0 K ②		5	0	0	0	0	1	2				
Richie Hebner, L OBP: 0.373, SLG: 0.502 Gene Alley, R OBP: 0.314, SLG: 0.324 (8, PR) (8, 5)		0-0 6-3 ②			0-0 1B			4-0 4-3 BB BB		0-0 F9 ①		4-0 BB BB	2	0	1	0	1	0	0				
Rennie Stennett, R OBP: 0.252, SLG: 0.352 (1, 6)		0-0 6-3 ③			0-0 P3 ②			0-0 F9 ①		0-0 SH1-3 1B		0-0 BB ③	5	0	1	0	0	0	3				
Dock Ellis, S OBP: 0.159, SLG: 0.140 Willie Stargell, L OBP: 0.399, SLG: 0.661 Dave Giusti, R OBP: 0.400, SLG: 0.250 (8, 1)			0-3 K ①		0-0 4-3 ③			0-0 4-3 ②		0-0 SH1-3 ②			2	0	0	0	0	1	1				
<b>Inning Stats</b>	R: 1 E: 0 K: 0 S: 5	H: 2 LOB: 1 BB: 0 P: 5	R: 0 E: 0 K: 0 S: 3	H: 0 LOB: 0 BB: 0 P: 3	R: 0 E: 0 K: 1 S: 5	H: 0 LOB: 0 BB: 0 P: 5	R: 0 E: 0 K: 0 S: 4	H: 1 LOB: 1 BB: 0 P: 4	R: 0 E: 0 K: 1 S: 5	H: 0 LOB: 0 BB: 0 P: 3	R: 0 E: 0 K: 0 S: 3	H: 1 LOB: 0 BB: 0 P: 3	R: 0 E: 0 K: 1 S: 6	H: 0 LOB: 1 BB: 0 P: 6	R: 0 E: 0 K: 0 S: 3	H: 0 LOB: 0 BB: 0 P: 3	R: 0 E: 0 K: 1 S: 5	H: 0 LOB: 1 BB: 1 P: 9	1B: 6 2B: 2 3B: 0 HR: 0		SF: 1 SAC: 1 DP: 2 HBP: 0	WP: 0 PB: 0 SB: 0 CS: 0	PA: 44
<b>PITCHER</b>	IP	WLS	BF	H	R	ER	SO	BB	IBB	HBP	BLK	WP	HR	S	P	ERA	WHIP						
Tommy John, L ERA: 2.98 (1, 1)	8.0		28	5	1	1	2	1	0	0	0	0	0	31	35	1.12	0.750						
Jim Brewer, L ERA: 1.77 (9, 1)	3.0		12	3	1	1	2	0	0	0	0	0	0	16	16	3.00	1.000						
Pete Richert, L ERA: 2.37 (12, 1)	1.0	W	4	0	0	0	1	1	0	0	0	0	0	5	9	0.00	1.000						

AB	40
R	2
H	8
RBI	2
BB	2
SO	5
LOB	16





Batter	1	2	3	4	5	6	7	8	9	10	11	12	AB	R	H	RBI	BB	SO	LOB	BOTTOM							
<b>Davey Lopes, R</b> OBP: 0.370, SLG: 0.364 (1, 4)	F7	5-3			K		G3 S 1B		F8			P5	6	0	1	0	0	1	2								
<b>Bill Buckner, L</b> OBP: 0.298, SLG: 0.336 (1, 7)	1B			G3	G3		G3		4-3			L9	6	0	1	0	0	0	1								
<b>Willie Davis, L</b> OBP: 0.333, SLG: 0.480 (1, 8)	L9			4-3	E1 CS		L9		K			HR	6	1	1	1	0	1	2								
<b>Ron Cey, R</b> OBP: 0.403, SLG: 0.457 (1, 5) <b>Lee Lacy, R</b> OBP: 0.314, SLG: 0.220 (8, PR) <b>Ken McMullen, R</b> OBP: 0.313, SLG: 0.522 (9, 5)	P5			F7	CS		F7	BB S 1B				K	4	0	1	0	0	0	1								
<b>Willie Crawford, L</b> OBP: 0.411, SLG: 0.438 (1, 9)		4-3		1B FC6-4 1B			1B	P2				K	5	1	2	0	0	1	1								
<b>Steve Garvey, R</b> OBP: 0.345, SLG: 0.472 (1, 3)		1B FC 1B		F7			1B	L9				L9	5	1	2	0	0	0	3								
<b>Bill Russell, R</b> OBP: 0.328, SLG: 0.380 (1, 6)		FC 1B 1-2		FC6-4 1B			P3	BB IBB				5-3	4	0	1	0	1	0	3								
<b>Steve Yeager, R</b> OBP: 0.314, SLG: 0.287 (1, 2)		1B 1-3 2-H		FC6-4 1B 1-2f 3-H			5-3	BB BB				K	4	0	1	2	1	1	3								
<b>Tommy John, R</b> OBP: 0.162, SLG: 0.167 (1, 1) <b>Von Joshua, L</b> OBP: 0.295, SLG: 0.284 (8, PH) <b>Jim Brewer, L</b> OBP: 0.500, SLG: 0.500 (9, 1) <b>Tom Paciorek, R</b> OBP: 0.282, SLG: 0.300 (11, PH) <b>Pete Richert, L</b> OBP: 0.250, SLG: 0.250 (12, 1)		K		1-3			K	K				4-3	3	0	0	0	0	2	3								
<b>Inning Stats</b>	R: 0 E: 0 K: 4 S: 4	H: 1 LOB: 1 BB: 4 P: 4	R: 1 E: 0 K: 1 S: 8	H: 2 LOB: 2 BB: 0 P: 8	R: 0 E: 0 K: 0 S: 3	H: 0 LOB: 0 BB: 0 P: 3	R: 1 E: 0 K: 0 S: 5	H: 2 LOB: 1 BB: 0 P: 5	R: 0 E: 1 K: 1 S: 5	H: 0 LOB: 0 BB: 0 P: 5	R: 0 E: 0 K: 0 S: 5	H: 2 LOB: 2 BB: 0 P: 5	R: 0 E: 0 K: 1 S: 6	H: 1 LOB: 1 BB: 0 P: 6	R: 0 E: 0 K: 1 S: 6	H: 1 LOB: 3 BB: 2 P: 14	R: 0 E: 0 K: 1 S: 5	H: 0 LOB: 0 BB: 0 P: 5	R: 0 E: 0 K: 2 S: 7	H: 0 LOB: 0 BB: 0 P: 7	R: 0 E: 0 K: 1 S: 5	H: 0 LOB: 0 BB: 0 P: 5	R: 1 E: 0 K: 0 S: 3	H: 1 LOB: 0 BB: 0 P: 3	1B: 9 2B: 0 3B: 0 HR: 1	SF: 0 SAC: 0 DP: 0 HBP: 0	WP: 0 PA: 49 PB: 0 SB: 2 CS: 1
<b>PITCHER</b>	IP	WLS	BF	H	R	ER	SO	BB	IBB	HBP	BLK	WP	HR	S	P	ERA	WHIP										
<b>Dock Ellis, R</b> ERA: 3.06 (1, 1)	7.0		30	8	2	2	3	0	0	0	0	0	0	36	36	2.57	1.143										
<b>Dave Giusti, R</b> ERA: 1.52 (8, 1)	4.2	L	18	2	1	1	5	1	1	0	0	0	1	26	34	1.93	0.643										

**Pittsburgh Pirates @ Los Angeles Dodgers**  
**Dodger Stadium, Los Angeles, CA**  
Sun Jul 08 1973, 3:33 AM PDT  
Att: 24,144 - Unknown

[livebaseballscorecards.com](http://livebaseballscorecards.com)

<b>AB</b>	46
<b>R</b>	3
<b>H</b>	10
<b>RBI</b>	3
<b>BB</b>	2
<b>SO</b>	8
<b>LOB</b>	22



Batter	1	2	3	4	5	6	7	8	9	AB R H RBI BB SO LOB	TOP											
Lou Brock, L (1, 7) OBP: 0.370, SLG: 0.395	0-0 F8		0-0 G5-3 2B			0-0 4-3	0-0 S 1B 2B		4-0 S 1B BB	4 2 2 1 1 0 0												
Ted Sizemore, R (1, 4) OBP: 0.400, SLG: 0.342	4-0 1B FC4-6 BB		4-0 BB			0-0 F7	0-0 1B 2-3 1B		0-0 1-H 1B	3 1 2 1 2 0 0												
Joe Torre, R (1, 3) OBP: 0.409, SLG: 0.437	0-0 FC4-6 1-3 1B		0-0 G5-3 2-3f			0-0 1B 1B	0-0 1-3 FC4-6 1B		0-0 F3	5 0 3 1 0 0 3												
Ted Simmons, S (1, 2) OBP: 0.363, SLG: 0.434	0-0 FC4-6 1-2f 3-H				0-0 G6-3 1B	0-0 1-2 1B	0-0 1-2f FC4-6			4 0 2 1 0 0 3												
Luis Melendez, R (1, 8) OBP: 0.314, SLG: 0.305	0-0 FC6-4 1-2f				0-0 G6-3 1-2f	0-0 4-3		0-0 F9		4 0 0 0 0 0 4												
Ken Reitz, R (1, 5) OBP: 0.252, SLG: 0.345		0-0 6-3		0-0 1-3			0-0 F9	0-3 K		4 0 0 0 0 1 0												
Jose Cruz, L (1, 9) OBP: 0.317, SLG: 0.395		0-3 K			0-0 1-3		0-0 1B SF8 2B	0-0 F9		4 1 1 0 0 1 0												
Mike Tyson, R (1, 6) OBP: 0.278, SLG: 0.299		0-0 6-3			0-0 1-3		0-0 2-3 E 2B 1B	0-0 P3		4 1 1 0 0 0 0												
Tom Murphy, R (1, 1) OBP: 0.231, SLG: 0.250			0-3 K		0-0 F9		0-0 SF8	0-3 K		2 0 0 0 0 1 0												
Dave Campbell, R (7, PH) OBP: 0.246, SLG: 0.225										0 0 0 0 1 0 0 0												
Diego Segui, R (7, 1)										0 0 0 0 0 0 0 0												
Al Hrabosky, R (7, 1)										0 0 0 0 0 0 0 0												
Orlando Pena, R (8, 1)										1 0 0 0 0 1 0 0												
Rich Folkers, L (8, 1)										0 0 0 0 0 0 0 0												
Wayne Granger, R (8, 1)										0 0 0 0 0 0 0 0												
<b>Inning Stats</b>	R: 1 E: 0 K: 0 S: 4	H: 1 LOB: 1 BB: 1 P: 8	R: 0 E: 0 K: 1 S: 5	H: 0 LOB: 0 BB: 0 P: 5	R: 0 E: 0 K: 1 S: 5	H: 1 LOB: 1 BB: 1 P: 9	R: 0 E: 0 K: 0 S: 3	H: 1 LOB: 0 BB: 0 P: 3	R: 0 E: 0 K: 0 S: 3	H: 0 LOB: 0 BB: 0 P: 3	R: 0 E: 0 K: 0 S: 5	H: 2 LOB: 2 BB: 0 P: 5	R: 3 E: 1 K: 0 S: 8	H: 5 LOB: 2 BB: 0 P: 8	R: 0 E: 0 K: 1 S: 5	H: 0 LOB: 0 BB: 0 P: 5	R: 1 E: 0 K: 1 S: 6	H: 1 LOB: 1 BB: 1 P: 10	1B: 8 2B: 3 3B: 0 HR: 0	SF: 1 SAC: 0 DP: 2 HBP: 0	WP: 0 PB: 0 SB: 2 CS: 0	PA: 39
<b>PITCHER</b>	IP WLS BF H R ER SO BB IBB HBP BLK WP HR S P ERA WHIP																					
Claude Osteen, L (1, 1) ERA: 3.12	7.0 L 31 10 4 2 2 2 2 0 0 0 0 0 0 33 41 2.57 1.714																					
George Culver, R (8, 1) ERA: 2.63	2.0 8 1 1 1 2 1 0 0 0 0 0 0 0 11 15 4.50 1.000																					

St. Louis Cardinals @ Los Angeles Dodgers  
Dodger Stadium, Los Angeles, CA  
Tue Jul 10 1973, 7:05 PM PDT  
Att. 25,820 - Unknown

AB	35
R	5
H	11
RBI	5
BB	3
SO	4
LOB	10



Batter	1	2	3	4	5	6	7	8	9	AB	R	H	RBI	BB	SO	LOB
Davey Lopes, R (1, 4) OBP: 0.368, SLG: 0.361	0-0 6-3		0-0 5-3		0-0 F8		0-0 PB 1B		0-0 P3	5	0	1	1	0	0	2
Bill Buckner, L (1, 7) OBP: 0.297, SLG: 0.334	0-0 F8		0-0 F8		0-0 P6		0-0 3-H P3		0-0 1-2 3-H 1B	5	0	1	1	0	0	1
Willie Davis, L (1, 8) OBP: 0.334, SLG: 0.479	0-0 1B			0-0 4-3	0-0 E S 1B		0-0 G3		0-0 3-H F8	5	0	2	0	0	0	3
Joe Ferguson, R (1, 2) OBP: 0.388, SLG: 0.490	0-0 1-3			4-0 1B SF8 BB	0-0 5-3			4-0 SH5-4 BB	0-0 5-3	3	1	0	0	2	0	4
Willie Crawford, L (1, 9) OBP: 0.414, SLG: 0.440		0-0 S 1B		0-0 1B 1B		0-0 F8		0-0 SH5-4		3	1	2	0	0	0	0
Ron Cey, R (1, 5) OBP: 0.398, SLG: 0.452		0-0 F7		0-0 SF8		0-0 F7		0-3 K		3	0	0	1	0	1	2
Steve Garvey, R (1, 3) OBP: 0.342, SLG: 0.464		0-3 K		0-0 1B 1B		0-0 F8		0-3 K		4	0	1	0	0	2	2
Bill Russell, R (1, 6) OBP: 0.332, SLG: 0.389		0-0 F8		0-0 1B 1B		0-0 1B 3B			0-0 1B 1B	4	2	3	1	0	0	1
Claude Osteen, L (1, 1) OBP: 0.188, SLG: 0.174			0-0 G3		0-0 1-2 2-H 1B		0-0 G3		0-0 1B	2	0	1	0	0	0	0
Von Joshua, L (7, PH) OBP: 0.292, SLG: 0.281									0-0 1B	1	0	0	0	0	0	1
George Culver, R (8, 1)									1-3 1B	0	0	0	0	0	0	0
Manny Mota, R (9, PH) OBP: 0.399, SLG: 0.391									1-3 1B	1	0	1	0	0	0	0

Inning Stats	R: 0	H: 1	E: 0	LOB: 1	K: 0	BB: 0	S: 4	R: 0	H: 1	E: 0	LOB: 1	K: 1	BB: 0	S: 6	R: 0	H: 0	E: 0	LOB: 0	K: 0	BB: 0	S: 3	R: 2	H: 4	E: 0	LOB: 2	K: 0	BB: 1	S: 6	R: 0	H: 1	E: 0	LOB: 1	K: 0	BB: 0	S: 4	R: 0	H: 0	E: 0	LOB: 0	K: 0	BB: 0	S: 3	R: 1	H: 2	E: 0	LOB: 1	K: 0	BB: 0	S: 5	R: 0	H: 0	E: 0	LOB: 1	K: 2	BB: 1	S: 7	R: 1	H: 3	E: 0	LOB: 2	K: 0	BB: 0	S: 6	1B: 11	SF: 1	2B: 0	SAC: 1	3B: 1	DP: 0	HR: 0	HBP: 0	WP: 0	PA: 40
--------------	------	------	------	--------	------	-------	------	------	------	------	--------	------	-------	------	------	------	------	--------	------	-------	------	------	------	------	--------	------	-------	------	------	------	------	--------	------	-------	------	------	------	------	--------	------	-------	------	------	------	------	--------	------	-------	------	------	------	------	--------	------	-------	------	------	------	------	--------	------	-------	------	--------	-------	-------	--------	-------	-------	-------	--------	-------	--------

PITCHER	IP	WLS	BF	H	R	ER	SO	BB	IBB	HBP	BLK	WP	HR	S	P	ERA	WHIP
Tom Murphy, R (1, 1) ERA: 2.38	6.0		25	7	2	2	1	0	1	0	0	0	0	26	30	3.00	1.333
Diego Segui, R (7, 1) ERA: 2.84	0.1		3	2	1	1	0	0	0	0	0	0	0	3	3	27.00	6.000
Al Hrabosky, L (7, 1) ERA: 3.55	1.0		4	0	0	0	0	1	0	0	0	0	0	3	7	0.00	1.000
Orlando Pena, R (8, 1) ERA: 3.61	1.0		6	3	1	1	2	0	0	0	0	0	0	10	10	9.00	3.000
Rich Folkers, L (9, 1) ERA: 1.97	0.1		1	0	0	0	0	0	0	0	0	0	0	1	1	0.00	0.000

**BOTTOM**

**St. Louis Cardinals @ Los Angeles Dodgers**  
 Dodger Stadium, Los Angeles, CA

Tue Jul 10 1973, 7:05 PM PDT  
 Att. 25,820 - Unknown

livebaseballscorecards.com

**AB 36**  
**R 4**  
**H 12**  
**RBI 4**  
**BB 2**  
**SO 3**  
**LOB 16**



Batter	1	2	3	4	5	6	7	8	9	AB R H RBI BB SO LOB	TOP											
Lou Brock, L (1, 7) OBP: 0.365, SLG: 0.389	0-0 F7		0-0 6-3			0-3 K	0-3 K		0-3 K	5 0 0 0 0 3 4												
Ted Sizemore, R (1, 4) OBP: 0.398, SLG: 0.341	0-0 P6			0-0 F8		0-0 1B		0-0 F9		4 0 1 0 0 0 0												
Tim McCarver, L (1, 3) OBP: 0.317, SLG: 0.346	4-0 BB			0-0 F9		0-0 F2		0-0 1-3		3 0 0 0 1 0 1												
Joe Torre, R (1, 5) OBP: 0.410, SLG: 0.438	0-3 K			0-0 1B		0-0 G3		0-0 1B		4 0 2 0 0 1 2												
Ted Simmons, S (1, 2) OBP: 0.362, SLG: 0.431		0-3 K		0-0 P5			0-0 1B 1B	0-3 K		4 1 1 0 0 2 2												
Jose Cruz, L (1, 8) OBP: 0.320, SLG: 0.394		0-0 4-3			0-3 K		0-0 1B S 1B		4-0 E 1B BB	3 0 1 0 1 1 0												
Bernie Carbo, L (1, 9) OBP: 0.356, SLG: 0.287		0-0 4-3			4-0 FC1-6 BB		0-0 F2		0-0 E 1B	3 0 1 0 1 0 2												
Mike Tyson, R (1, 6) OBP: 0.278, SLG: 0.298			0-0 F4		0-0 FC1-6		0-0 1B		0-3 K	4 0 1 1 0 1 3												
Bob Gibson, R (1, 1) OBP: 0.235, SLG: 0.255			0-3 K		0-3 K		0-3 K		0-3 K	2 0 0 0 0 2 1												
Jim Dwyer, L (7, PH) OBP: 0.218, SLG: 0.259										1 0 0 0 0 1 2												
Diego Segui, R (7, 1)										0 0 0 0 0 0 0												
Luis Melendez, R (9, PH) OBP: 0.313, SLG: 0.304										1 0 0 0 0 1 2												
<b>Inning Stats</b>	R: 0 E: 0 K: 1 S: 5	H: 0 LOB: 1 BB: 1 P: 9	R: 0 E: 0 K: 1 S: 5	H: 0 LOB: 0 BB: 0 P: 5	R: 0 E: 0 K: 1 S: 5	H: 0 LOB: 0 BB: 0 P: 5	R: 0 E: 0 K: 0 S: 4	H: 1 LOB: 1 BB: 0 P: 4	R: 0 E: 0 K: 2 S: 7	H: 0 LOB: 1 BB: 1 P: 11	R: 0 E: 0 K: 1 S: 6	H: 1 LOB: 1 BB: 0 P: 6	R: 1 E: 0 K: 2 S: 10	H: 3 LOB: 2 BB: 0 P: 10	R: 0 E: 0 K: 1 S: 6	H: 1 LOB: 1 BB: 0 P: 6	R: 0 E: 1 K: 3 S: 10	H: 1 LOB: 2 BB: 1 P: 14	1B: 7 2B: 0 3B: 0 HR: 0	SF: 0 SAC: 0 DP: 0 HBP: 0	WP: 0 PB: 0 SB: 1 CS: 0	PA: 37
<b>PITCHER</b> Don Sutton, R (1, 1) ERA: 2.28	IP: 9.0 WLS: W BF: 37 H: 7 R: 1 ER: 1 SO: 12 BB: 3 IBB: 0 HBP: 0 BLK: 0 WP: 0 HR: 0 S: 58 P: 70 ERA: 1.00 WHIP: 1.111											<b>PITCHER</b>	IP: 9.0 WLS: W BF: 37 H: 7 R: 1 ER: 1 SO: 12 BB: 3 IBB: 0 HBP: 0 BLK: 0 WP: 0 HR: 0 S: 58 P: 70 ERA: 1.00 WHIP: 1.111									

St. Louis Cardinals @ Los Angeles Dodgers  
Dodger Stadium, Los Angeles, CA  
Wed Jul 11 1973, 7:05 PM PDT  
Att: 24,539 - Unknown

AB	34
R	1
H	7
RBI	1
BB	3
SO	12
LOB	19



Batter	1	2	3	4	5	6	7	8	9	AB	R	H	RBI	BB	SO	LOB
Davey Lopes, R OBP: 0.369, SLG: 0.361 (1, 4)	0-0 F8		0-0 FC4-6 1-2 1B		4-0 S 1B BB			0-0 6-3		3	1	1	0	1	0	0
Bill Buckner, L OBP: 0.299, SLG: 0.334 (1, 7)	4-0 HR BB		0-3 K		0-0 1-H 1B			0-0 4-3		3	1	1	1	1	1	2
Willie Davis, L OBP: 0.333, SLG: 0.484 (1, 8)	0-0 1-H HR		0-0 FC4-6 1-2 2-3		0-0 F9			0-0 6-3		4	1	1	2	0	0	3
Joe Ferguson, R OBP: 0.384, SLG: 0.483 (1, 2)	0-3 K		0-0 F8		0-0 1-3					3	0	0	0	0	1	2
Willie Crawford, L OBP: 0.410, SLG: 0.435 (1, 9)	0-0 P4			0-3 K		0-3 K				3	0	0	0	0	2	0
Ron Cey, R OBP: 0.395, SLG: 0.447 (1, 5)		0-3 K		0-0 5-3		0-0 6-3				3	0	0	0	0	1	0
Steve Garvey, R OBP: 0.333, SLG: 0.452 (1, 3)		0-0 F3		0-0 F3			0-0 G3			3	0	0	0	0	0	0
Bill Russell, R OBP: 0.330, SLG: 0.386 (1, 6)		0-0 P4			0-0 F8		0-0 6-3			3	0	0	0	0	0	0
Don Sutton, R OBP: 0.140, SLG: 0.077 (1, 1)			0-0 E6 FC4-6 1B		0-3 K		0-0 G3			3	0	0	0	0	1	0

Inning Stats	R: 2	H: 1	E: 0	LOB: 0	K: 1	P: 10	R: 0	H: 0	E: 0	LOB: 0	K: 1	P: 5	R: 0	H: 0	E: 0	LOB: 0	K: 1	P: 5	R: 0	H: 0	E: 0	LOB: 0	K: 1	P: 5	R: 1	H: 1	E: 0	LOB: 1	K: 1	P: 10	R: 0	H: 0	E: 0	LOB: 0	K: 1	P: 5	R: 0	H: 0	E: 0	LOB: 0	K: 0	P: 3	R: 0	H: 0	E: 0	LOB: 0	K: 0	P: 3
	6	3	0	0	1	10	0	0	0	0	1	5	0	0	0	0	1	5	0	0	0	0	1	5	0	1	1	0	1	10	0	0	0	0	1	5	0	0	0	0	0	3	0	0	0	0	3	

PITCHER	IP	WLS	BF	H	R	ER	SO	BB	IBB	HBP	BLK	WP	HR	S	P	ERA	WHIP
Bob Gibson, R ERA: 3.14 (1, 1)	6.0	L	24	3	3	3	6	2	0	0	0	0	1	34	42	4.50	0.833
Diego Segui, R ERA: 2.72 (7, 1)	2.0		6	0	0	0	0	0	0	0	0	0	0	6	6	0.00	0.000

**BOTTOM**

**St. Louis Cardinals @ Los Angeles Dodgers**  
**Dodger Stadium, Los Angeles, CA**  
 Wed Jul 11 1973, 7:05 PM PDT  
 Att. 24,539 - Unknown

<b>AB</b>	<b>28</b>
<b>R</b>	<b>3</b>
<b>H</b>	<b>3</b>
<b>RBI</b>	<b>3</b>
<b>BB</b>	<b>2</b>
<b>SO</b>	<b>6</b>
<b>LOB</b>	<b>7</b>



1B:	2B:	3B:	HR:	SF:	SAC:	DP:	HBP:	WP:	PA:
2	0	0	1	0	0	0	0	0	30

Batter	1	2	3	4	5	6	7	8	9	AB R H RBI BB SO LOB	TOP																						
Lou Brock, L (1, 7) OBP: 0.361, SLG: 0.384	0-3 K		0-0 F7			0-0 G3		0-0 4-1		4 0 0 0 0 1 1																							
Ted Sizemore, R (1, 4) OBP: 0.392, SLG: 0.335	0-3 K			0-0 L8		0-0 P4		0-0 1-3		4 0 0 0 0 1 0																							
Tim McCarver, L (1, 3) OBP: 0.321, SLG: 0.350	0-0 1-3			0-3 K		0-0 1B			0-0 L4-3 1B	4 0 2 0 0 1 0																							
Joe Torre, R (1, 5) OBP: 0.405, SLG: 0.432		0-0 4-3		0-0 F8		0-0 F9			0-0 L4-3 1-2	4 0 0 0 0 0 2																							
Ted Simmons, S (1, 2) OBP: 0.363, SLG: 0.432		0-0 L7			0-0 1B 1B		0-0 1B		0-0 4-3	4 0 2 0 0 0 0																							
Jose Cruz, L (1, 8) OBP: 0.323, SLG: 0.397		0-0 S 1B			0-0 1-2 1B		0-0 P6			3 0 2 0 0 0 1																							
Bernie Carbo, L (1, 9) OBP: 0.348, SLG: 0.279		0-3 K			0-0 F7		0-3 K			3 0 0 0 0 2 4																							
Mike Tyson, R (1, 6) OBP: 0.278, SLG: 0.298			0-0 CS 1B		0-0 F3		0-0 L1			3 0 1 0 0 0 3																							
Rich Folkers, L (1, 1) Jim Dwyer, L (8, PH) Wayne Granger, R (8, 1)			0-3 K		0-3 K			0-0 F2		2 0 0 0 0 2 3 1 0 0 0 0 0 0 0 0 0 0 0 0 0																							
<b>Inning Stats</b>	R: 0 E: 0 K: 2 S: 7	H: 0 LOB: 0 BB: 0 P: 7	R: 0 E: 0 K: 1 S: 6	H: 1 LOB: 1 BB: 0 P: 6	R: 0 E: 0 K: 1 S: 5	H: 1 LOB: 0 BB: 0 P: 5	R: 0 E: 0 K: 1 S: 5	H: 0 LOB: 0 BB: 0 P: 5	R: 0 E: 0 K: 1 S: 7	H: 2 LOB: 2 BB: 0 P: 7	R: 0 E: 0 K: 0 S: 4	H: 1 LOB: 1 BB: 0 P: 4	R: 0 E: 0 K: 1 S: 6	H: 1 LOB: 1 BB: 0 P: 6	R: 0 E: 0 K: 0 S: 3	H: 0 LOB: 0 BB: 0 P: 3	R: 0 E: 0 K: 0 S: 3	H: 1 LOB: 0 BB: 0 P: 3	1B: 7 2B: 1 3B: 0 HR: 0	SF: 0 SAC: 0 DP: 1 HBP: 0	WP: 0 PB: 0 SB: 1 CS: 1	PA: 32											
<b>PITCHER</b> Andy Messersmith, R (1, 1) ERA: 3.2	IP 9.0	WLS W	BF 32	H 7	R 0	ER 0	SO 7	BB 0	IBB 0	HBP 0	BLK 0	WP 0	HR 0	S 46	P 46	ERA 0.00	WHIP 0.778																
											<b>PITCHER</b>	IP	WLS	BF	H	R	ER	SO	BB	IBB	HBP	BLK	WP	HR	S	P	ERA	WHIP					

St. Louis Cardinals @ Los Angeles Dodgers  
Dodger Stadium, Los Angeles, CA  
Thu Jul 12 1973, 7:05 PM PDT  
Att: 20,378 - Unknown

AB	32
R	0
H	7
RBI	0
BB	0
SO	7
LOB	14



Batter	1	2	3	4	5	6	7	8	9	AB	R	H	RBI	BB	SO	LOB
<b>Davey Lopes, R</b> OBP: 0.371, SLG: 0.363 (1, 4)	0-3 K	0-0 1B			0-0 F3		0-0 1B			4	0	2	0	0	1	0
<b>Manny Mota, R</b> OBP: 0.401, SLG: 0.403 (1, 7)	0-0 1B	0-0 F4			0-0 1B		0-0 1B			4	1	2	0	0	0	3
<b>Willie Davis, L</b> OBP: 0.340, SLG: 0.490 (1, 8)	0-0 BB				0-0 1B		0-0 1B			4	0	4	1	0	0	0
<b>Joe Ferguson, R</b> OBP: 0.385, SLG: 0.480 (1, 2)	4-0 1-2				0-0 P6			4-0 BB		2	1	0	0	2	0	2
<b>Ron Cey, R</b> OBP: 0.390, SLG: 0.441 (1, 5)	0-3 K				0-0 F6			0-3 K		4	0	0	0	0	3	5
<b>Steve Garvey, R</b> OBP: 0.339, SLG: 0.454 (1, 3)	0-0 F8				0-0 G6-4-3			0-0 E		4	1	2	0	0	1	2
<b>Bill Russell, R</b> OBP: 0.326, SLG: 0.382 (1, 6)		0-0 F7			0-0 G6-4-3			0-0 E6		4	0	0	0	0	0	3
<b>Bill Buckner, L</b> OBP: 0.301, SLG: 0.344 (1, 9)		0-0 G3			0-0 HR			0-0 CS		4	1	2	3	0	0	0
<b>Andy Messersmith, R</b> OBP: 0.220, SLG: 0.241 (1, 1)		0-0 1B			0-0 P4			0-3 K		4	0	1	0	0	1	2

Inning Stats	R: 1	H: 2	E: 0	LOB: 2	K: 2	BB: 1	S: 9	R: 0	H: 2	E: 0	LOB: 2	K: 0	BB: 0	S: 5	R: 0	H: 1	E: 0	LOB: 0	K: 1	BB: 0	S: 5	R: 1	H: 2	E: 0	LOB: 0	K: 0	BB: 0	S: 4	R: 0	H: 2	E: 0	LOB: 2	K: 0	BB: 0	S: 5	R: 0	H: 0	E: 0	LOB: 0	K: 1	BB: 0	S: 5	R: 0	H: 2	E: 1	LOB: 1	K: 2	BB: 1	S: 9	R: 2	H: 2	E: 1	LOB: 1	K: 2	BB: 1	S: 9	1B: 10	SF: 0	2B: 1	SAC: 0	3B: 1	DP: 1	HR: 1	HBP: 0	WP: 0	PA: 36
--------------	------	------	------	--------	------	-------	------	------	------	------	--------	------	-------	------	------	------	------	--------	------	-------	------	------	------	------	--------	------	-------	------	------	------	------	--------	------	-------	------	------	------	------	--------	------	-------	------	------	------	------	--------	------	-------	------	------	------	------	--------	------	-------	------	--------	-------	-------	--------	-------	-------	-------	--------	-------	--------


PITCHER	IP	WLS	BF	H	R	ER	SO	BB	IBB	HBP	BLK	WP	HR	S	P	ERA	WHIP
<b>Rich Folkers, L</b> ERA: 2.08 (1, 1)	7.0	L	30	11	2	2	4	1	0	0	0	0	1	37	41	2.57	1.714
<b>Wayne Granger, R</b> ERA: 4.08 (8, 1)	1.0		6	2	2	1	2	1	0	0	0	0	0	9	13	9.00	3.000

**BOTTOM**

**St. Louis Cardinals @ Los Angeles Dodgers**  
**Dodger Stadium, Los Angeles, CA**

Thu Jul 12 1973, 7:05 PM PDT  
Att. 20,378 - Unknown

<b>AB</b>	<b>34</b>
<b>R</b>	<b>4</b>
<b>H</b>	<b>13</b>
<b>RBI</b>	<b>4</b>
<b>BB</b>	<b>2</b>
<b>SO</b>	<b>6</b>
<b>LOB</b>	<b>17</b>



Batter	1	2	3	4	5	6	7	8	9	AB R H RBI BB SO LOB	TOP									
<b>Rick Monday, L</b> (1, 8) OBP: 0.396, SLG: 0.549	0-0 4-3		0-0 1-3			0-0 1-2 1B		0-0 4-3		4 0 1 0 0 0 0										
<b>Glenn Beckert, R</b> (1, 4) OBP: 0.323, SLG: 0.306	0-0 2B			0-0 F8		0-0 L4-6 2-3		0-0 4-3		4 0 1 0 0 0 2										
<b>Billy Williams, L</b> (1, 7) OBP: 0.372, SLG: 0.433	0-0 P6			0-0 4-3			0-0 F8		0-0 F7	4 0 0 0 0 0 1										
<b>Jose Cardenal, R</b> (1, 9) OBP: 0.383, SLG: 0.473	0-0 1-3			0-0 5-3			0-0 6-3		0-0 5-3	4 0 0 0 0 0 1										
<b>Ron Santo, R</b> (1, 5) OBP: 0.393, SLG: 0.475		4-0 BB G5-4-3			0-0 6-3		0-0 FC5 1B			2 0 1 0 1 0 0										
<b>Carmen Fanzone, R</b> (1, 3) OBP: 0.337, SLG: 0.481		0-0 G5-4-3 1-2f			0-0 F9		0-0 1-2 1B			3 0 1 0 0 0 1										
<b>Randy Hundley, R</b> (1, 2) OBP: 0.266, SLG: 0.353		0-0 5-3			0-0 6-3		0-0 FC5 2-3f			3 0 0 0 0 0 2										
<b>Don Kessinger, S</b> (1, 6) OBP: 0.358, SLG: 0.326			0-0 F8			0-0 6-3		0-0 6-3		3 0 0 0 0 0 0										
<b>Fergie Jenkins, R</b> (1, 1) OBP: 0.151, SLG: 0.083			0-0 F9			0-0 L4-6 1B		0-0 F7		1 0 0 0 0 0 0										
<b>Cleo James, R</b> (6, PH) OBP: 0.143, SLG: 0.122										1 0 1 0 0 0 0										
<b>Larry Gura, S</b> (6, 1) OBP: 0.267, SLG: 0.214										0 0 0 0 0 0 0										
<b>Jim Hickman, R</b> (8, PH) OBP: 0.355, SLG: 0.257										1 0 0 0 0 0 0										
<b>Jack Aker, R</b> (8, 1)										0 0 0 0 0 0 0										
<b>Inning Stats</b>	R: 0 E: 0 K: 0 S: 4	H: 1 LOB: 1 BB: 0 P: 4	R: 0 E: 0 K: 0 S: 2	H: 0 LOB: 0 BB: 1 P: 6	R: 0 E: 0 K: 0 S: 3	H: 0 LOB: 0 BB: 0 P: 3	R: 0 E: 0 K: 0 S: 3	H: 0 LOB: 0 BB: 0 P: 3	R: 0 E: 0 K: 0 S: 4	H: 2 LOB: 1 BB: 0 P: 4	R: 0 E: 0 K: 0 S: 5	H: 2 LOB: 2 BB: 0 P: 5	R: 0 E: 0 K: 0 S: 3	H: 0 LOB: 0 BB: 0 P: 3	R: 0 E: 0 K: 0 S: 3	H: 0 LOB: 0 BB: 0 P: 3	1B: 4 2B: 2 3B: 0 HR: 0	SF: 0 SAC: 0 DP: 2 HBP: 0	WP: 0 PB: 0 SB: 0 CS: 0	PA: 31
<b>PITCHER</b> <b>Tommy John, L</b> (1, 1) ERA: 2.74	IP: 9.0 WLS: W BF: 31 H: 5 R: 0 ER: 0 SO: 0 BB: 1 IBB: 0 HBP: 0 BLK: 0 WP: 0 HR: 0 S: 30 P: 34 ERA: 0.00 WHIP: 0.667																			

Chicago Cubs @ Los Angeles Dodgers  
Dodger Stadium, Los Angeles, CA  
Fri Jul 13 1973, 7:05 PM PDT  
Att. 49,058 - Unknown - 68 F

livebaseballscorecards.com

AB	30
R	0
H	5
RBI	0
BB	1
SO	0
LOB	7





Batter	1	2	3	4	5	6	7	8	9
<b>Davey Lopes, R</b> OBP: 0.372, SLG: 0.362 (1, 4)	0-0 F7		0-0 1B SF7 1B	4-0 1B BB		0-0 F7			
<b>Bill Buckner, L</b> OBP: 0.305, SLG: 0.351 (1, 7)	0-0 F7		0-0 1B HR 1B	0-0 BB 1B 1B		0-0 6-4 2B			
<b>Willie Davis, L</b> OBP: 0.339, SLG: 0.487 (1, 8)	0-3 K		0-3 K	0-0 BB 1B		0-0 6-4 2-3f			
<b>Joe Ferguson, R</b> OBP: 0.390, SLG: 0.480 (1, 2)		0-0 4-3 BB 1B	4-0 HR BB	4-0 1-2 2-3 BB		0-3 K			
<b>Willie Crawford, L</b> OBP: 0.408, SLG: 0.432 (1, 9)		4-0 1-2 BB 4-3	0-0 SF7	0-0 4-3		0-0 4-3			
<b>Steve Garvey, R</b> OBP: 0.336, SLG: 0.472 (1, 3)		0-3 K	0-0 1-H 2-H HR		0-0 5-3		0-0 L6		
<b>Ron Cey, R</b> OBP: 0.389, SLG: 0.438 (1, 5)		0-0 4-3	0-0 F7		0-0 FC6-4 1B		0-0 6-3		
<b>Bill Russell, R</b> OBP: 0.326, SLG: 0.379 (1, 6)		4-0 FC6-4 IBB		0-0 F7	0-0 F3		0-3 K		
<b>Tommy John, R</b> OBP: 0.146, SLG: 0.150 (1, 1)		0-0 FC6-4 1-2f		0-0 5-3	0-0 FC6-4		0-3 K		

Inning Stats	R: 0 E: 0 K: 1 S: 5	H: 0 LOB: 0 BB: 0 P: 5	R: 0 E: 0 K: 1 S: 6	H: 1 LOB: 3 BB: 2 P: 14	R: 4 E: 0 K: 1 S: 8	H: 3 LOB: 0 BB: 1 P: 12	R: 1 E: 0 K: 0 S: 5	H: 2 LOB: 3 BB: 2 P: 13	R: 0 E: 0 K: 0 S: 4	H: 1 LOB: 1 BB: 0 P: 4	R: 0 E: 0 K: 0 S: 3	H: 1 LOB: 0 BB: 0 P: 3	R: 0 E: 0 K: 1 S: 5	H: 0 LOB: 0 BB: 0 P: 5	R: 0 E: 0 K: 2 S: 7	H: 0 LOB: 0 BB: 0 P: 7
--------------	------------------------------	---------------------------------	------------------------------	----------------------------------	------------------------------	----------------------------------	------------------------------	----------------------------------	------------------------------	---------------------------------	------------------------------	---------------------------------	------------------------------	---------------------------------	------------------------------	---------------------------------

PITCHER	IP	WLS	BF	H	R	ER	SO	BB	IBB	HBP	BLK	WP	HR	S	P	ERA	WHIP
<b>Fergie Jenkins, R</b> ERA: 3.67 (1, 1)	5.0	L	27	7	5	5	3	4	1	0	0	0	1	28	48	9.00	2.200
<b>Larry Gura, L</b> ERA: 3.33 (6, 1)	2.0		6	1	0	0	1	0	0	0	0	0	0	8	8	0.00	0.500
<b>Jack Aker, R</b> ERA: 3.4 (8, 1)	1.0		3	0	0	0	2	0	0	0	0	0	0	7	7	0.00	0.000

**AB R H RBI BB SO LOB**

**3 2 1 0 1 0 0**

**4 1 3 0 0 0 0**

**4 0 1 1 0 2 3**

**2 1 1 0 2 1 0**

**2 0 0 1 1 0 3**

**4 1 1 3 0 1 2**

**4 0 1 0 0 0 2**

**3 0 0 0 1 1 1**

**4 0 0 0 0 1 4**

**AB 30**

**R 5**

**H 8**

**RBI 5**

**BB 5**

**SO 6**

**LOB 15**

**WP: 0 PA: 36**

**PB: 0**

**SB: 0**

**CS: 0**

**1B: 6 SF: 1**

**2B: 2 SAC: 0**

**3B: 0 DP: 1**

**HR: 1 HBP: 0**

**WP: 0 PA: 36**


**ERA WHIP**

**Chicago Cubs @ Los Angeles Dodgers**

**Dodger Stadium, Los Angeles, CA**

**Fri Jul 13 1973, 7:05 PM PDT**

**Att: 49,058 - Unknown - 68 F**



livebaseballscores.com

Batter	1	2	3	4	5	6	7	8	9	AB R H RBI BB SO LOB	TOP
<b>Rick Monday, L</b> (1, 8) OBP: 0.399, SLG: 0.548	4-0 BB WP HBP BB		0-3 K		0-0 FC6-4 1B			0-0 1B WP BB 1B	0-3 K	4 2 2 0 1 2 0	
<b>Glenn Beckert, R</b> (1, 4) OBP: 0.325, SLG: 0.303	1-0 WP BB HBP		0-0 P4		0-0 FC6-4 1-2f			4-0 WP 1B BB		2 1 0 0 1 0 1	
<b>Billy Williams, L</b> (1, 7) OBP: 0.376, SLG: 0.433	4-0 WP BB		0-0 4-3			4-0 BB BB		0-0 1B WP 1B		2 0 1 0 2 0 0	
<b>Jose Cardenal, R</b> (1, 9) OBP: 0.385, SLG: 0.473	0-3 K			0-0 FC5-4 1B		0-3 K		0-0 1-3 2-H 3-H 1B		4 0 2 1 0 2 3	
<b>Ron Santo, R</b> (1, 5) OBP: 0.391, SLG: 0.471	0-3 K			0-0 P4		4-0 G5-4-3 BB		0-3 K		3 0 0 0 1 2 5	
<b>Carmen Fanzone, R</b> (1, 3) OBP: 0.323, SLG: 0.458	0-3 K			0-3 K		0-0 G5-4-3 1-2f		0-3 K		4 0 0 0 0 3 7	
<b>Randy Hundley, R</b> (1, 2) OBP: 0.262, SLG: 0.347		0-3 K		0-0 FC5-4 1-2f			0-0 F9	0-0 1-3		4 0 0 0 0 1 3	
<b>Paul Popovich, S</b> (1, 6) OBP: 0.264, SLG: 0.239		0-3 K			0-0 L9		0-0 P4		0-0 F3	4 0 0 0 0 1 0	
<b>Burt Hooton, R</b> (1, 1) OBP: 0.250, SLG: 0.182 <b>Cleo James, R</b> (5, PH) OBP: 0.140, SLG: 0.119 <b>Ray Burris, R</b> (5, 1) <b>Don Kessinger, S</b> (7, PH) OBP: 0.357, SLG: 0.325 <b>Bill Bonham, R</b> (7, 1) OBP: 0.165, SLG: 0.105 <b>Jim Hickman, R</b> (8, PH) OBP: 0.353, SLG: 0.255		0-3 K			0-0 5-3		0-0 5-3		0-0 6-3	1 0 0 0 0 0 1 0 1 0 0 0 0 0 0 0 0 0 0 0 0 0 0 0 1 0 0 0 0 0 0 0 0 0 0 0 0 0 0 0 1 0 0 0 0 0 0 0	
<b>Inning Stats</b>	R: 1 H: 0 E: 0 LOB: 2 K: 3 BB: 2 S: 9 P: 18	R: 0 H: 0 E: 0 LOB: 0 K: 3 BB: 0 S: 9 P: 9	R: 0 H: 0 E: 0 LOB: 0 K: 1 BB: 0 S: 5 P: 5	R: 0 H: 1 E: 0 LOB: 1 K: 1 BB: 0 S: 6 P: 6	R: 0 H: 1 E: 0 LOB: 1 K: 0 BB: 0 S: 4 P: 4	R: 0 H: 0 E: 0 LOB: 1 K: 1 BB: 2 S: 4 P: 12	R: 0 H: 0 E: 0 LOB: 0 K: 0 BB: 0 S: 3 P: 3	R: 2 H: 3 E: 0 LOB: 2 K: 2 BB: 1 S: 10 P: 14	R: 0 H: 0 E: 0 LOB: 0 K: 1 BB: 0 S: 5 P: 5	1B: 5 SF: 0 2B: 0 SAC: 0 3B: 0 DP: 1 HR: 0 HBP: 1	WP: 2 PA: 37 PB: 0 SB: 1 CS: 0
<b>PITCHER</b>	IP WLS BF H R ER SO BB IBB HBP BLK WP HR S P ERA WHIP										
<b>Al Downing, L</b> (1, 1) ERA: 3.23	7.0 W 30 4 3 3 9 5 0 1 0 1 0 42 63 3.86 1.286										
<b>Jim Brewer, L</b> (8, 1) ERA: 1.7	2.0 S 7 1 0 0 3 0 0 0 0 1 0 13 13 0.00 0.500										

Chicago Cubs @ Los Angeles Dodgers  
Dodger Stadium, Los Angeles, CA  
Sat Jul 14 1973, 7:05 PM PDT  
Att. 53,870 - Unknown - 68 F

livebaseballscorecards.com

AB 31  
R 3  
H 5  
RBI 1  
BB 5  
SO 12  
LOB 19



Batter	1	2	3	4	5	6	7	8	9
<b>Davey Lopes, R</b> OBP: 0.376, SLG: 0.364 (1, 4)	0-0 FC5-4 1B	4-0 BB	0-0 2-3 1B			0-0 P3		0-0 1-3	
<b>Bill Buckner, L</b> OBP: 0.305, SLG: 0.348 (1, 7)	4-0 FC5-4 1-2 BB	0-0 4-3		0-0 P6-3		0-0 F9			
<b>Willie Davis, L</b> OBP: 0.338, SLG: 0.485 (1, 8)	0-3 K		0-0 G3	0-3 K		0-0 1B			
<b>Joe Ferguson, R</b> OBP: 0.391, SLG: 0.490 (1, 2)	0-0 FC5-4 1-2 2-3		4-0 1B SF8 BB	0-0 HR		0-0 4-3			
<b>Willie Crawford, L</b> OBP: 0.409, SLG: 0.437 (1, 9)	0-3 K		0-0 SF8 1-2 1B 1B	0-0 2B		0-0 F7			
<b>Steve Garvey, R</b> OBP: 0.333, SLG: 0.465 (1, 3)		0-0 E5 WP 2B	0-0 1B 1-2 2-3 2B 1B	0-0 F8		0-0 3-1			
<b>Ron Cey, R</b> OBP: 0.387, SLG: 0.441 (1, 5)		0-0 E 1-H 2B	0-0 SF8 2-3 3-H		0-3 K		0-0 F8		
<b>Bill Russell, R</b> OBP: 0.325, SLG: 0.377 (1, 6)		0-0 P6-3 3-H	0-0 2B 1-3 3-H 1B		0-0 F3		0-0 P6-3		
<b>Al Downing, R</b> OBP: 0.132, SLG: 0.135 (1, 1)		0-0 2-3	0-0 1B 1-H 2B		0-3 K		0-3 K		
<b>Jim Brewer, L</b> OBP: 0.400, SLG: 0.400 (8, 1)									

Inning Stats	R: 0 E: 0 K: 2 S: 8	H: 1 LOB: 2 BB: 1 P: 12	R: 2 E: 2 K: 0 S: 5	H: 1 LOB: 1 BB: 1 P: 9	R: 4 E: 0 K: 0 S: 7	H: 5 LOB: 2 BB: 1 P: 11	R: 1 E: 0 K: 1 S: 7	H: 2 LOB: 1 BB: 0 P: 7	R: 0 E: 0 K: 2 S: 7	H: 0 LOB: 0 BB: 0 P: 7	R: 0 E: 0 K: 0 S: 4	H: 1 LOB: 1 BB: 0 P: 4	R: 0 E: 0 K: 0 S: 3	H: 0 LOB: 0 BB: 0 P: 3	R: 0 E: 0 K: 1 S: 5	H: 0 LOB: 0 BB: 0 P: 5
--------------	------------------------------	----------------------------------	------------------------------	---------------------------------	------------------------------	----------------------------------	------------------------------	---------------------------------	------------------------------	---------------------------------	------------------------------	---------------------------------	------------------------------	---------------------------------	------------------------------	---------------------------------

PITCHER	IP	WLS	BF	H	R	ER	SO	BB	IBB	HBP	BLK	WP	HR	S	P	ERA	WHIP
<b>Burt Hooton, R</b> ERA: 4.36 (1, 1)	4.0	L	24	9	7	6	3	3	0	0	0	1	1	27	39	13.50	3.000
<b>Ray Burris, R</b> ERA: 1.48 (5, 1)	2.0		7	1	0	0	2	0	0	0	0	0	0	11	11	0.00	0.500
<b>Bill Bonham, R</b> ERA: 3.42 (7, 1)	2.0		6	0	0	0	1	0	0	0	0	0	0	8	8	0.00	0.000


**BOTTOM**

**Chicago Cubs @ Los Angeles Dodgers**  
Dodger Stadium, Los Angeles, CA

Sat Jul 14 1973, 7:05 PM PDT  
Att: 53,870 - Unknown - 68 F

AB	33
R	7
H	10
RBI	6
BB	3
SO	6
LOB	9

livebaseballscorecards.com



1B: 6	SF: 1	WP: 1	PA: 37
2B: 3	SAC: 0	PB: 0	
3B: 0	DP: 0	SB: 1	
HR: 1	HBP: 0	CS: 0	

Batter	1	2	3	4	5	6	7	8	9	AB R H RBI BB SO LOB	TOP											
<b>Rick Monday, L</b> OBP: 0.400, SLG: 0.551 (1, 8) X	0-0 4-3 2B		0-0 2B 1B		0-0 F7		0-0 FC4-6 1-2f			4 2 2 0 0 0 1												
<b>Glenn Beckert, R</b> OBP: 0.324, SLG: 0.303 (1, 4) X	0-0 4-3 2-3		0-0 P6		0-0 1B			0-0 4-3		4 0 1 0 0 0 2												
<b>Billy Williams, L</b> OBP: 0.375, SLG: 0.434 (1, 7) X	0-0 4-3 3-H		0-0 1-H 2B		0-0 L9			0-0 F7		4 0 1 2 0 0 1												
<b>Jose Cardenal, R</b> OBP: 0.386, SLG: 0.474 (1, 9) X	0-0 1B		0-0 F7			0-0 F3		0-0 2B 1B		4 1 2 0 0 0 1												
<b>Ron Santo, R</b> OBP: 0.389, SLG: 0.471 (1, 5) X	0-0 F9		0-3 K			0-3 K		0-0 1-H 2B		4 0 1 1 0 2 2												
<b>Carmen Fanzone, R</b> OBP: 0.320, SLG: 0.448 (1, 3) X		0-0 5-3 1B			0-0 6-3			0-0 F8		4 0 1 0 0 1 1												
<b>Don Kessinger, S</b> OBP: 0.356, SLG: 0.327 (1, 6) X		0-0 5-3 1-2			0-0 G5-4-3 1B		0-0 FC1-4 1B		0-0 F8	4 0 2 0 0 0 1												
<b>Ken Rudolph, R</b> OBP: 0.211, SLG: 0.311 (1, 2) X		0-0 5-3			0-0 G5-4-3 1-2f		0-0 F8		0-0 5-3	4 0 0 0 0 0 3												
<b>Rick Reuschel, R</b> OBP: 0.128, SLG: 0.109 (1, 1) X					0-3 K		0-0 FC1-4 FC4-6 1-2f		0-3 K	2 0 0 0 0 1 1												
<b>Jim Hickman, R</b> OBP: 0.350, SLG: 0.252 (7, PH)										1 0 0 0 0 0 1												
<b>Jack Aker, R</b> (7, 1)										0 0 0 0 0 0 0												
<b>Bob Locker, S</b> OBP: 0.100, SLG: 0.100 (8, 1)										0 0 0 0 0 0 0												
<b>Cleo James, R</b> OBP: 0.136, SLG: 0.116 (9, PH)										1 0 0 0 0 1 0												
<b>Inning Stats</b>	R: 1 E: 0 K: 0 S: 5	H: 2 LOB: 1 BB: 0 P: 5	R: 0 E: 0 K: 0 S: 4	H: 1 LOB: 1 BB: 0 P: 4	R: 1 E: 0 K: 1 S: 7	H: 2 LOB: 1 BB: 0 P: 7	R: 0 E: 0 K: 0 S: 3	H: 1 LOB: 0 BB: 0 P: 3	R: 0 E: 0 K: 1 S: 6	H: 1 LOB: 1 BB: 0 P: 6	R: 0 E: 0 K: 2 S: 7	H: 0 LOB: 0 BB: 0 P: 7	R: 0 E: 0 K: 0 S: 4	H: 1 LOB: 1 BB: 0 P: 4	R: 1 E: 0 K: 0 S: 5	H: 2 LOB: 1 BB: 0 P: 5	R: 0 E: 0 K: 1 S: 5	H: 0 LOB: 0 BB: 0 P: 5	1B: 7 2B: 3 3B: 0 HR: 0	SF: 0 SAC: 0 DP: 1 HBP: 0	WP: 0 PB: 0 SB: 0 CS: 0	PA: 36
<b>PITCHER</b> <b>Claude Osteen, L</b> ERA: 3.11 (1, 1)	IP: 9.0 WLS: W BF: 36 H: 10 R: 3 ER: 3 SO: 5 BB: 0 IBB: 0 HBP: 0 BLK: 0 WP: 0 HR: 0 S: 46 P: 46 ERA: 3.00 WHIP: 1.111											<b>PITCHER</b>	IP: 9.0 WLS: W BF: 36 H: 10 R: 3 ER: 3 SO: 5 BB: 0 IBB: 0 HBP: 0 BLK: 0 WP: 0 HR: 0 S: 46 P: 46 ERA: 3.00 WHIP: 1.111									

**Chicago Cubs @ Los Angeles Dodgers**  
**Dodger Stadium, Los Angeles, CA**  
 Sun Jul 15 1973, 3:33 AM PDT  
 Att. 42,975 - Sunny - 80 F

[livebaseballscorecards.com](http://livebaseballscorecards.com)

<b>AB</b>	36
<b>R</b>	3
<b>H</b>	10
<b>RBI</b>	3
<b>BB</b>	0
<b>SO</b>	5
<b>LOB</b>	14



Batter	1	2	3	4	5	6	7	8	9	AB	R	H	RBI	BB	SO	LOB
Davey Lopes, R (1, 4) OBP: 0.373, SLG: 0.362	0-0 5-3		0-0 1B E 1B		0-0 5-3		0-0 6-3	0-0 5-3		5	1	1	0	0	0	0
Bill Buckner, L (1, 7) OBP: 0.308, SLG: 0.352	0-0 1B		0-0 1B E 1B		0-0 FC3-6 1B		0-0 F8	0-0 G3		5	1	3	0	0	0	0
Willie Davis, L (1, 8) OBP: 0.340, SLG: 0.490 Tom Paciorek, R (7, PR) OBP: 0.262, SLG: 0.300 (8, 8)	0-3 K		0-0 E8 HR 1B		0-0 FC3-6 1B		0-0 1B 3B			4	2	2	2	0	1	2
Joe Ferguson, R (1, 2) OBP: 0.396, SLG: 0.492	0-0 F2		4-0 HR BB		0-0 1B		0-0 2B 1B			3	2	2	2	1	0	1
Willie Crawford, L (1, 9) OBP: 0.410, SLG: 0.452		0-0 4-3	0-0 1B HR		0-3 K		0-0 1B 2B			4	2	2	3	0	1	1
Steve Garvey, R (1, 3) OBP: 0.338, SLG: 0.466		0-0 1B CS	0-0 6-3				0-0 F2	0-0 1B BB		4	0	2	2	0	0	0
Ron Cey, R (1, 5) OBP: 0.385, SLG: 0.436		0-3 K		0-0 P4			0-0 5-3	4-0 1B BB		3	0	0	0	1	1	1
Bill Russell, R (1, 6) OBP: 0.324, SLG: 0.374			0-0 4-3	0-0 5-3			1-0 FC4-6 HBP	0-0 6-3		3	0	0	0	0	0	3
Claude Osteen, L (1, 1) OBP: 0.192, SLG: 0.180			0-0 1B 1B	0-0 F8			0-0 FC4-6	0-3 K		4	0	1	0	0	1	1

Inning Stats	R: 0	H: 1	R: 0	H: 1	R: 5	H: 5	R: 0	H: 0	R: 1	H: 2	R: 0	H: 0	R: 3	H: 4	R: 0	H: 0
	E: 0	LOB: 1	E: 0	LOB: 1	E: 1	LOB: 0	E: 0	LOB: 0	E: 0	LOB: 1	E: 0	LOB: 1	E: 0	LOB: 3	E: 0	LOB: 0
	K: 1	BB: 0	K: 1	BB: 0	K: 0	BB: 1	K: 0	BB: 0	K: 1	BB: 0	K: 0	BB: 0	K: 0	BB: 1	K: 1	BB: 0
	S: 6	P: 6	S: 5	P: 5	S: 7	P: 11	S: 3	P: 3	S: 7	P: 7	S: 3	P: 4	S: 7	P: 11	S: 5	P: 5

PITCHER	IP	WLS	BF	H	R	ER	SO	BB	IBB	HBP	BLK	WP	HR	S	P	ERA	WHIP
Rick Reuschel, R (1, 1) ERA: 2.45	6.0	L	27	9	6	6	3	1	0	1	0	0	1	31	36	9.00	1.667
Jack Aker, R (7, 1) ERA: 3.88	1.0		8	4	3	3	0	1	0	0	0	0	0	7	11	27.00	5.000
Bob Locker, R (8, 1) ERA: 1.96	1.0		3	0	0	0	1	0	0	0	0	0	0	5	5	0.00	0.000

**BOTTOM**

**Chicago Cubs @ Los Angeles Dodgers**  
 Dodger Stadium, Los Angeles, CA

Sun Jul 15 1973, 3:33 AM PDT  
 Att: 42,975 - Sunny - 80 F

livebaseballscorecards.com

<b>AB</b>	<b>35</b>
<b>R</b>	<b>9</b>
<b>H</b>	<b>13</b>
<b>RBI</b>	<b>9</b>
<b>BB</b>	<b>2</b>
<b>SO</b>	<b>4</b>
<b>LOB</b>	<b>9</b>



WP	PA	1B	SF	WP	PA
0	38	10	0	0	38
0		2	0	0	
1		1	0	1	
1		1	1	1	

Batter	1	2	3	4	5	6	7	8	9	AB R H RBI BB SO LOB	TOP
Davey Lopes, R (1, 4) OBP: 0.375, SLG: 0.363	0-0 4-3		0-0 6-3			0-0 4-3 1B			0-0 SH3-4 1B	4 0 2 0 0 0 0	<b>Los Angeles Dodgers @ Pittsburgh Pirates</b> Three Rivers Stadium, Pittsburgh, PA Mon Jul 16 1973, 7:05 PM EDT Att. 16,570 - Unknown <a href="http://livebaseballscorecards.com">livebaseballscorecards.com</a>
Manny Mota, R (1, 7) Tom Paciorek, R (9, 8) OBP: 0.400, SLG: 0.402 OBP: 0.262, SLG: 0.300	0-0 1B		0-0 6-3			0-0 4-3 1-2		0-0 SH3-4 1-2	3 0 1 0 0 0 1 0 0 0 0 0 0 0		
Bill Buckner, L (1, 9) OBP: 0.305, SLG: 0.348	0-0 F8			0-0 4-3		0-0 4-3		0-0 F8	4 0 0 0 0 0 3		
Joe Ferguson, R (1, 2) OBP: 0.391, SLG: 0.484	0-0 4-3			0-3 K			0-0 F7	0-3 K	4 0 0 0 0 2 2		
Willie Crawford, L (1, 8) OBP: 0.409, SLG: 0.462		0-0 HR		0-0 F8		0-0 F7		0-0 F7	3 1 1 1 0 0 0		
Steve Garvey, R (1, 3) OBP: 0.331, SLG: 0.455		0-0 F4			0-0 F7		0-0 F6		3 0 0 0 0 0 0		
Ron Cey, R (1, 5) OBP: 0.382, SLG: 0.432		0-0 P4			0-0 6-3		0-0 P6		3 0 0 0 0 0 0		
Bill Russell, R (1, 6) OBP: 0.322, SLG: 0.371		0-0 F7			0-0 6-3		0-0 F7		3 0 0 0 0 0 0		
Don Sutton, R (1, 1) OBP: 0.133, SLG: 0.073			0-0 5-3			0-0 F9		0-0 5-3	3 0 0 0 0 0 0		
<b>Inning Stats</b>	R: 0 H: 1 E: 0 LOB: 1 K: 0 BB: 0 S: 4 P: 4	R: 1 H: 1 E: 0 LOB: 0 K: 0 BB: 0 S: 4 P: 4	R: 0 H: 0 E: 0 LOB: 0 K: 0 BB: 0 S: 3 P: 3	R: 0 H: 0 E: 0 LOB: 0 K: 1 BB: 0 S: 5 P: 5	R: 0 H: 0 E: 0 LOB: 0 K: 0 BB: 0 S: 3 P: 3	R: 0 H: 1 E: 0 LOB: 1 K: 0 BB: 0 S: 4 P: 4	R: 0 H: 0 E: 0 LOB: 0 K: 0 BB: 0 S: 3 P: 3	R: 0 H: 0 E: 0 LOB: 0 K: 0 BB: 0 S: 3 P: 3	R: 0 H: 1 E: 0 LOB: 1 K: 1 BB: 0 S: 6 P: 6	1B: 3 SF: 0 2B: 0 SAC: 1 3B: 0 DP: 0 HR: 1 HBP: 0	WP: 0 PA: 31 PB: 0 SB: 0 CS: 0
<b>PITCHER</b> Nelson Briles, R (1, 1) ERA: 2.78 Dave Giusti, R (9, 1) ERA: 1.49	IP WLS BF H R ER SO BB IBB HBP BLK WP HR S P ERA WHIP	8.0 L 27 3 1 1 1 1 0 0 0 0 0 1 29 29 1.12 0.375	1.0 4 1 0 0 1 0 0 0 0 0 0 0 6 6 0.00 1.000	<b>PITCHER</b> IP WLS BF H R ER SO BB IBB HBP BLK WP HR S P ERA WHIP							

AB	30
R	1
H	4
RBI	1
BB	0
SO	2
LOB	6




Batter	1	2	3	4	5	6	7	8	9	AB	R	H	RBI	BB	SO	LOB
Dave Parker, L (1, 9) OBP: 0.133, SLG: 0.200	0-0 1-3		0-0 4-3 2B		0-3 K			0-3 K		4	0	1	0	0	2	0
Manny Sanguillen, R (1, 2) OBP: 0.291, SLG: 0.428	0-0 F9		0-0 4-3 2-3			0-0 5-3		0-0 6-3		4	0	0	0	0	0	1
Al Oliver, L (1, 8) OBP: 0.315, SLG: 0.479	0-0 1B		0-0 F8			0-3 K			0-0 4-3	4	0	1	0	0	1	1
Willie Stargell, L (1, 7) OBP: 0.375, SLG: 0.635	0-0 F3		0-3 K			0-0 F3			0-3 K	4	0	0	0	0	2	2
Richie Hebner, L (1, 5) OBP: 0.371, SLG: 0.502		0-0 1B 1B		0-0 F8				0-0 1B 1B	0-3 K	4	0	2	0	0	1	0
Bob Robertson, R (1, 3) OBP: 0.325, SLG: 0.390		0-3 K		0-0 F9				0-0 F8		3	0	0	0	0	1	2
Rennie Stennett, R (1, 4) OBP: 0.255, SLG: 0.347		0-3 K		0-0 6-3				0-0 G6-3 1-2 1B		3	0	1	0	0	1	1
Dal Maxvill, R (1, 6) OBP: 0.289, SLG: 0.279		0-0 1-2 1B		0-0 F9				0-0 G6-3 1-2f		2	0	1	0	0	0	0
Vic Davalillo, L (7, PH) OBP: 0.198, SLG: 0.228										1	0	0	0	0	0	2
Jackie Hernandez, R (8, 6) OBP: 0.245, SLG: 0.271										0	0	0	0	0	0	0
Nelson Briles, R (1, 1) OBP: 0.255, SLG: 0.341		0-0 F9						0-0 1-3		2	0	0	0	0	1	2
Dave Cash, R (8, PH) OBP: 0.330, SLG: 0.359										1	0	0	0	0	0	0
Dave Giusti, R (9, 1) OBP: 0.400, SLG: 0.250										0	0	0	0	0	0	0

Inning Stats	R: 0	H: 1	E: 0	LOB: 1	K: 0	BB: 0	S: 4	P: 4	R: 0	H: 2	E: 0	LOB: 2	K: 2	BB: 0	S: 9	P: 9	R: 0	H: 1	E: 0	LOB: 1	K: 1	BB: 0	S: 6	P: 6	R: 0	H: 0	E: 0	LOB: 0	K: 0	BB: 0	S: 3	P: 3	R: 0	H: 0	E: 0	LOB: 0	K: 2	BB: 0	S: 7	P: 7	R: 0	H: 0	E: 0	LOB: 0	K: 1	BB: 0	S: 5	P: 5	R: 0	H: 2	E: 0	LOB: 1	K: 0	BB: 0	S: 4	P: 4	R: 0	H: 0	E: 0	LOB: 0	K: 1	BB: 0	S: 5	P: 5	R: 0	H: 0	E: 0	LOB: 0	K: 1	BB: 0	S: 5	P: 5	R: 0	H: 0	E: 0	LOB: 0	K: 2	BB: 0	S: 7	P: 7	R: 0	H: 0	E: 0	LOB: 0	K: 2	BB: 0	S: 7	P: 7
PITCHER Don Sutton, R (1, 1) ERA: 2.16	IP	WLS	BF	H	R	ER	SO	BB	IBB	HBP	BLK	WP	HR	S	P	ERA	WHIP	IP	WLS	BF	H	R	ER	SO	BB	IBB	HBP	BLK	WP	HR	S	P	ERA	WHIP	IP	WLS	BF	H	R	ER	SO	BB	IBB	HBP	BLK	WP	HR	S	P	ERA	WHIP																																					

**Los Angeles Dodgers @ Pittsburgh Pirates**  
 Three Rivers Stadium, Pittsburgh, PA  
 Mon Jul 16 1973, 7:05 PM EDT  
 Att. 16,570 - Unknown

AB	32
R	0
H	6
RBI	0
BB	0
SO	9
LOB	11

WP: 0 PA: 32  
 PB: 0  
 SB: 0  
 CS: 0



livebaseballscores.com

Batter	1	2	3	4	5	6	7	8	9	AB R H RBI BB SO LOB	TOP													
Davey Lopes, R OBP: 0.373, SLG: 0.362 (1, 4)	0-0 4-3 S 1B	0-0 6-3		0-0 SH1-4 1-2		0-3 K		0-0 FC6-4 1-2f		4 1 1 0 0 1 2														
Bill Buckner, L OBP: 0.304, SLG: 0.349 (1, 9)	0-0 4-3 1-3	0-0 F9		0-0 E 2-H 2B		0-0 F2		0-0 F5		5 1 1 1 0 0 1														
Manny Mota, R OBP: 0.399, SLG: 0.401 Von Joshua, L OBP: 0.287, SLG: 0.276 (7, PH) (7, 7)	0-0 4-3 3-H	0-0 5-3		0-0 E6 E 2-H 1B		0-0 4-3		0-0 5-3		3 1 1 1 0 0 0 2 0 0 0 0 0 0														
Joe Ferguson, R OBP: 0.391, SLG: 0.481 (1, 2)	4-0 BB 1B BB		0-0 5-3	0-0 E1 G4-6-3 3-H		0-0 6-3		0-0 1B		4 1 1 0 1 0 0														
Steve Garvey, R OBP: 0.333, SLG: 0.453 (1, 3)	0-0 BB 1B 1B		0-0 1B SF7 1B	0-0 G4-6-3 1-2f		0-0 6-3		0-0 F8		5 2 2 0 0 0 2														
Ron Cey, R OBP: 0.384, SLG: 0.431 (1, 5)	4-0 1B 1B BB		0-0 FC6-4 1B	0-3 K		0-0 6-3		0-0 6-3		3 1 1 0 1 1 0														
Willie Crawford, L OBP: 0.407, SLG: 0.460 (1, 8)	0-0 1B 1B		0-0 SF7	0-0 F6		0-0 F8		0-0 F8		3 0 1 3 0 0 0														
Bill Russell, R OBP: 0.323, SLG: 0.373 (1, 6)	0-0 1B		0-0 FC6-4	0-0 F8		0-0 BB 1B		0-0 BB 1B		4 0 2 1 0 0 1														
Andy Messersmith, R OBP: 0.238, SLG: 0.246 Jim Brewer, L OBP: 0.400, SLG: 0.400 (9, 1)	0-3 K		0-0 SH1-4 2B 1B	0-3 K		4-0 FC6-4 BB		0-0 BB		3 1 1 0 1 2 2 0 0 0 0 0 0 0														
Inning Stats	R: 4 E: 0 K: 1 S: 9	H: 4 LOB: 2 BB: 2 P: 17	R: 0 E: 0 K: 0 S: 3	H: 0 LOB: 0 BB: 0 P: 3	R: 1 E: 0 K: 0 S: 5	H: 2 LOB: 1 BB: 0 P: 5	R: 3 E: 2 K: 0 S: 6	H: 3 LOB: 0 BB: 0 P: 6	R: 0 E: 0 K: 1 S: 5	H: 0 LOB: 0 BB: 0 P: 5	R: 0 E: 0 K: 2 S: 7	H: 0 LOB: 0 BB: 0 P: 7	R: 0 E: 0 K: 0 S: 3	H: 0 LOB: 0 BB: 0 P: 3	R: 0 E: 0 K: 0 S: 4	H: 1 LOB: 2 BB: 1 P: 8	R: 0 E: 0 K: 0 S: 4	H: 1 LOB: 1 BB: 0 P: 4	1B: 10 2B: 1 3B: 0 HR: 0	SF: 1 SAC: 1 DP: 1 HBP: 0	WP: 0 PB: 0 SB: 1 CS: 0	PA: 41		
PITCHER	IP WLS BF H R ER SO BB IBB HBP BLK WP HR S P ERA WHIP																							
Luke Walker, L ERA: 4.17 Bob Johnson, R ERA: 4.17 John Lamb, R ERA: 3.0 Ramon Hernandez, L ERA: 2.21	(1, 1) 3.1 L 20 8 7 6 1 2 0 0 0 0 0 0 20 28 16.20 3.000	(4, 1) 2.2 9 1 1 0 3 0 0 0 0 0 0 15 15 0.00 0.375	(7, 1) 2.0 8 1 0 0 0 1 0 0 0 0 0 7 11 0.00 1.000	(9, 1) 1.0 4 1 0 0 0 0 0 0 0 0 0 4 4 0.00 1.000																				

Los Angeles Dodgers @ Pittsburgh Pirates  
 Three Rivers Stadium, Pittsburgh, PA  
 Tue Jul 17 1973, 7:05 PM EDT  
 Att: 17,389 - Unknown

AB	36
R	8
H	11
RBI	6
BB	3
SO	4
LOB	8



WP: 0	PA: 41
PB: 0	
SB: 1	
CS: 0	



Batter	1	2	3	4	5	6	7	8	9	AB R H RBI BB SO LOB
--------	---	---	---	---	---	---	---	---	---	----------------------

Rennie Stennett, R OBP: 0.251, SLG: 0.342 (1, 4)	0-3 K ①		0-3 K ③			0-0 FC6 1-2f ①			0-0 F8 ①	4 0 0 0 0 2 1
Manny Sanguillen, R OBP: 0.293, SLG: 0.437 (1, 2)	0-0 HR ②			0-3 K ①		0-0 F9 ②			0-0 HR 1B ②	4 2 2 1 0 1 1
Al Oliver, L OBP: 0.315, SLG: 0.485 (1, 8)	0-0 F7 ②			0-0 F9 ②		0-0 4-3 ③			0-0 HR 1-H ③	4 1 1 2 0 0 1
Willie Stargell, L OBP: 0.377, SLG: 0.635 (1, 7)	0-3 K ③			0-0 F8 ③			4-0 BB G5-4-3 ③		0-0 1B 2B ③	3 1 1 0 1 1 0
Richie Hebner, L OBP: 0.367, SLG: 0.495 (1, 5)		0-0 F9 ①			0-3 K ①				0-0 F9 ②	4 0 0 0 0 2 2
Bob Robertson, R OBP: 0.324, SLG: 0.385 (1, 3)		0-0 F4 ②			0-3 K ①		0-0 G5-4-3 1-2f ② ③		4-0 1B BB ③	3 0 0 0 1 1 2
Dave Parker, L OBP: 0.158, SLG: 0.211 (1, 9)		0-0 6-3 ③			0-3 K ②				0-3 K ① ② ③	4 0 1 1 0 2 1
Dal Maxvill, R OBP: 0.271, SLG: 0.261 Dave Cash, R OBP: 0.329, SLG: 0.358 (9, PH)			0-0 5-3 ①		0-0 G3 ③				0-0 F8 ② ③	3 0 0 0 0 0 1 1 0 0 0 0 0 2
Luke Walker, L OBP: 0.080, SLG: 0.080 Bob Johnson, L (4, 1) Vic Davalillo, L OBP: 0.207, SLG: 0.238 (6, PH) John Lamb, R (7, 1) Milt May, L OBP: 0.346, SLG: 0.383 (8, PH) Ramon Hernandez, S (9, 1)			0-3 K ②			0-0 FC6 1B ③			0-0 G3 ③	1 0 0 0 0 0 1 0 0 0 0 0 0 0 0 0 1 0 1 0 0 0 0 0 0 0 0 0 0 0 0 0 1 0 0 0 0 0 0 0 0 0 0 0 0 0 0 0

Inning Stats	R: 1	H: 1	E: 0	K: 2	S: 8	LOB: 0	BB: 0	P: 8	R: 0	H: 0	E: 0	K: 0	S: 3	LOB: 0	BB: 0	P: 3	R: 0	H: 0	E: 0	K: 2	S: 7	LOB: 0	BB: 0	P: 7	R: 0	H: 0	E: 0	K: 1	S: 5	LOB: 0	BB: 0	P: 5	R: 0	H: 1	E: 0	K: 0	S: 4	LOB: 1	BB: 0	P: 4	R: 0	H: 0	E: 0	K: 1	S: 4	LOB: 0	BB: 1	P: 8	R: 0	H: 0	E: 0	K: 1	S: 5	LOB: 0	BB: 0	P: 5	R: 3	H: 4	E: 0	K: 0	S: 7	LOB: 2	BB: 1	P: 11	1B: 3	2B: 1	3B: 0	HR: 2	SF: 0	SAC: 0	DP: 1	HBP: 0	WP: 1	PB: 0	SB: 0	CS: 0	PA: 35
--------------	------	------	------	------	------	--------	-------	------	------	------	------	------	------	--------	-------	------	------	------	------	------	------	--------	-------	------	------	------	------	------	------	--------	-------	------	------	------	------	------	------	--------	-------	------	------	------	------	------	------	--------	-------	------	------	------	------	------	------	--------	-------	------	------	------	------	------	------	--------	-------	-------	-------	-------	-------	-------	-------	--------	-------	--------	-------	-------	-------	-------	--------

PITCHER	IP	WLS	BF	H	R	ER	SO	BB	IBB	HBP	BLK	WP	HR	S	P	ERA	WHIP
Andy Messersmith, R ERA: 3.25 (1, 1)	8.2	W	34	6	4	4	10	2	0	0	0	1	2	52	60	4.15	0.923
Jim Brewer, L ERA: 1.69 (9, 1)	0.1	S	1	0	0	0	0	0	0	0	0	0	0	1	1	0.00	0.000

**BOTTOM**

**Los Angeles Dodgers @ Pittsburgh Pirates**  
 Three Rivers Stadium, Pittsburgh, PA

Tue Jul 17 1973, 7:05 PM EDT  
 Att. 17,389 - Unknown

livebaseballscorecards.com

<b>AB</b>	<b>33</b>
<b>R</b>	<b>4</b>
<b>H</b>	<b>6</b>
<b>RBI</b>	<b>4</b>
<b>BB</b>	<b>2</b>
<b>SO</b>	<b>10</b>
<b>LOB</b>	<b>11</b>



Los Angeles Dodgers @ Pittsburgh Pirates  
 Three Rivers Stadium, Pittsburgh, PA

Wed Jul 18 1973, 7:05 PM EDT  
 Att. 24,248 - Unknown

livebaseballscorecards.com

AB	32
R	2
H	7
RBI	2
BB	2
SO	4
LOB	12



WP:	1	PA:	35
PB:	0		
SB:	0		
CS:	0		

Batter	1	2	3	4	5	6	7	8	9	AB	R	H	RBI	BB	SO	LOB
Davey Lopes, R (1, 4) OBP: 0.369, SLG: 0.357	0-0 F2		0-3 K		0-0 L3		0-0 FC1-6			4	0	0	0	0	1	2
Von Joshua, L (1, 7) OBP: 0.286, SLG: 0.275	0-0 WP 1B			0-0 F9		0-0 4-3	0-3 K			4	0	1	0	0	1	1
Bill Buckner, L (1, 9) OBP: 0.301, SLG: 0.345	0-3 K			0-0 4-3		0-0 6-3		0-0 P3		4	0	0	0	0	1	1
Joe Ferguson, R (1, 2) OBP: 0.396, SLG: 0.479	0-0 6-3			1-0 HBP		4-0 1B 1B BB		4-0 G4-6-3 BB		1	1	0	0	2	0	1
Willie Crawford, L (1, 8) OBP: 0.405, SLG: 0.457		0-0 F8		0-0 G3		0-0 1B 1B		0-0 G4-6-3		4	0	1	0	0	0	2
Steve Garvey, R (1, 3) OBP: 0.338, SLG: 0.455		0-0 F2			0-0 F7		0-0 FC6-4 1B		0-0 G6-4-3 1B	4	0	2	1	0	0	0
Tom Paciorek, R (9, PR) OBP: 0.262, SLG: 0.300										0	0	0	0	0	0	0
Ron Cey, R (1, 5) OBP: 0.379, SLG: 0.425					0-0 F9		0-0 FC6-4		0-0 G6-4-3	4	0	0	0	0	0	3
Bill Russell, R (1, 6) OBP: 0.325, SLG: 0.379			0-0 6-3		0-0 1B 2B		0-0 FC1-6 2B		0-0 F9	4	1	2	0	0	0	1
Tommy John, R (1, 1) OBP: 0.163, SLG: 0.167			0-3 K		0-0 1B		0-0 L6			2	0	1	1	0	1	0
Willie Davis, L (7, PH) OBP: 0.339, SLG: 0.489										1	0	0	0	0	0	1
Pete Richert, L (7, 1) OBP: 0.250, SLG: 0.250										0	0	0	0	0	0	0

Inning Stats	R: 0 E: 0 K: 1 S: 6	H: 1 LOB: 1 BB: 0 P: 6	R: 0 E: 0 K: 0 S: 3	H: 0 LOB: 0 BB: 0 P: 3	R: 0 E: 0 K: 2 S: 7	H: 0 LOB: 0 BB: 0 P: 7	R: 0 E: 0 K: 0 S: 3	H: 0 LOB: 1 BB: 0 P: 4	R: 1 E: 0 K: 0 S: 5	H: 2 LOB: 1 BB: 0 P: 5	R: 1 E: 0 K: 0 S: 5	H: 2 LOB: 2 BB: 1 P: 9	R: 0 E: 0 K: 1 S: 6	H: 1 LOB: 1 BB: 0 P: 6	R: 0 E: 0 K: 0 S: 2	H: 0 LOB: 0 BB: 1 P: 6	R: 0 E: 0 K: 0 S: 3	H: 1 LOB: 1 BB: 0 P: 3	1B: 5 2B: 2 3B: 0 HR: 0	SF: 0 SAC: 0 DP: 2 HBP: 1
--------------	------------------------------	---------------------------------	------------------------------	---------------------------------	------------------------------	---------------------------------	------------------------------	---------------------------------	------------------------------	---------------------------------	------------------------------	---------------------------------	------------------------------	---------------------------------	------------------------------	---------------------------------	------------------------------	---------------------------------	----------------------------------	------------------------------------

PITCHER	IP	WLS	BF	H	R	ER	SO	BB	IBB	HBP	BLK	WP	HR	S	P	ERA	WHIP
Dock Ellis, R (1, 1) ERA: 3.09	8.0	W	33	7	2	2	4	2	0	1	0	1	0	38	47	2.25	1.125
Dave Giusti, R (9, 1) ERA: 1.46	1.0	S	2	0	0	0	0	0	0	0	0	0	0	2	2	0.00	0.000

PITCHER	IP	WLS	BF	H	R	ER	SO	BB	IBB	HBP	BLK	WP	HR	S	P	ERA	WHIP
---------	----	-----	----	---	---	----	----	----	-----	-----	-----	----	----	---	---	-----	------


Batter	1	2	3	4	5	6	7	8	9	AB	R	H	RBI	BB	SO	LOB
Rennie Stennett, R (1, 4) OBP: 0.251, SLG: 0.352	0-0 5-3		0-0 HR		0-0 6-3		0-0 F8			4	1	1	1	0	0	0
Manny Sanguillen, R (1, 2) OBP: 0.293, SLG: 0.435	0-0 F9		0-3 K		0-0 6-3			0-0 CS 1B		4	0	1	0	0	1	0
Al Oliver, L (1, 8) OBP: 0.311, SLG: 0.479	0-0 1-3		0-0 4-3		0-0 4-3			0-0 1-2 6-3		4	0	0	0	0	0	1
Willie Stargell, L (1, 7) OBP: 0.384, SLG: 0.654		0-0 FC6-4 1B		0-0 G3 2B		0-0 HR		0-0 1B		4	1	4	1	0	0	0
Richie Zisk, R (1, 9) OBP: 0.340, SLG: 0.452		0-0 FC6-4 1-2 2B		0-3 K		0-0 F9		0-0 P6		4	1	0	0	0	1	3
Bob Robertson, R (1, 3) OBP: 0.327, SLG: 0.390		0-0 4-3 1-H 2B		4-0 G3 BB		0-3 K				2	0	1	1	1	1	0
Gene Alley, R (1, 5) OBP: 0.306, SLG: 0.315		0-0 4-3 2-3		0-0 G3 1-2 2-3		0-0 6-3				3	0	0	0	0	0	3
Dal Maxvill, R (1, 6) OBP: 0.275, SLG: 0.250		0-0 F9		4-0 IBB			0-0 L7			2	0	0	0	1	0	1
Dock Ellis, S (1, 1) OBP: 0.143, SLG: 0.125			0-3 K		0-3 K					3	0	0	0	0	2	3
Dave Giusti, R (9, 1) OBP: 0.400, SLG: 0.250								0-0 1-3		0	0	0	0	0	0	0

Inning Stats	R: 0	H: 0	E: 0	K: 0	S: 3	R: 1	H: 2	E: 0	K: 0	S: 5	R: 1	H: 1	E: 0	K: 2	S: 8	R: 0	H: 1	E: 0	K: 2	S: 8	R: 0	H: 0	E: 0	K: 0	S: 3	R: 1	H: 1	E: 0	K: 1	S: 6	R: 0	H: 0	E: 0	K: 0	S: 3	R: 0	H: 2	E: 0	K: 0	S: 4
	0	0	0	0	3	1	2	0	0	5	1	1	0	2	8	0	1	0	2	8	0	0	0	0	3	1	1	0	1	6	0	0	0	0	3	0	2	0	0	4

**BOTTOM**

**Los Angeles Dodgers @ Pittsburgh Pirates**  
 Three Rivers Stadium, Pittsburgh, PA  
 Wed Jul 18 1973, 7:05 PM EDT  
 Att. 24,248 - Unknown

AB	30
R	3
H	7
RBI	3
BB	2
SO	5
LOB	11



WP: 0	PA: 32
PB: 0	
SB: 0	
CS: 1	

Batter	1	2	3	4	5	6	7	8	9	AB R H RBI BB SO LOB	TOP											
Davey Lopes, R OBP: 0.369, SLG: 0.355 (1, 4) X	0-0 6-3		0-0 SH4-3	0-3 K			4-0 S BB			2 0 0 0 1 1 2	<b>Los Angeles Dodgers @ St. Louis Cardinals</b> Busch Stadium, St. Louis, MO Thu Jul 19 1973, 7:05 PM CDT Att. 19,026 - Unknown <a href="http://livebaseballscorecards.com">livebaseballscorecards.com</a>											
Bill Buckner, L OBP: 0.301, SLG: 0.343 (1, 7) B B B	4-0 E SF8 BB		0-0 G3		0-0 4-3	0-0 F9	1-2			3 1 0 0 1 0 2												
Willie Davis, L OBP: 0.338, SLG: 0.490 (1, 8) X	0-0 SF8 1-H		0-0 1B 2B		0-0 L6	0-0 F8				3 1 1 2 0 0 1												
Joe Ferguson, R OBP: 0.400, SLG: 0.483 (1, 2) X	0-0 1B		0-0 2B 1B		0-0 1B			0-0 6-3		4 0 3 1 0 0 0												
Willie Crawford, L OBP: 0.404, SLG: 0.453 (1, 9) X	0-0 F7		0-3 K		0-0 4-3		B B B B 0-0 6-3	4-0 G5-4-3 BB		3 0 0 0 1 1 3												
Steve Garvey, R OBP: 0.336, SLG: 0.449 (1, 3) X		0-0 F8		0-0 6-3		0-0 FC4 1B	0-0 G5-4-3	0-0 1-2f		4 0 1 0 0 0 1												
Ron Cey, R OBP: 0.375, SLG: 0.420 (1, 5) X		0-0 6-3		0-0 F9		0-0 FC4 L4-3 1-2f	0-3 K			4 0 0 0 0 1 1												
Bill Russell, R OBP: 0.324, SLG: 0.378 (1, 6) X		0-0 6-3		0-0 BB 1B		0-0 L4-3 1-2	0-0 6-3			4 0 1 0 0 0 1												
Al Downing, R OBP: 0.187, SLG: 0.175 Jim Brewer, L OBP: 0.400, SLG: 0.400 (1, 1) (9, 1) X			0-0 SH4-3 2B 2B	4-0 BB 1-2 BB		0-3 K	0-0 F9			3 1 1 0 1 1 0 0 0 0 0 0 0 0												
<b>Inning Stats</b>	R: 1 E: 1 K: 0 S: 4	H: 1 LOB: 1 BB: 1 P: 8	R: 0 E: 0 K: 0 S: 3	H: 0 LOB: 0 BB: 0 P: 3	R: 2 E: 0 K: 1 S: 8	H: 3 LOB: 1 BB: 0 P: 8	R: 0 E: 0 K: 1 S: 6	H: 1 LOB: 2 BB: 1 P: 10	R: 0 E: 0 K: 0 S: 4	H: 1 LOB: 1 BB: 0 P: 4	R: 0 E: 0 K: 0 S: 3	H: 1 LOB: 0 BB: 0 P: 3	R: 0 E: 0 K: 1 S: 5	H: 0 LOB: 1 BB: 1 P: 9	R: 0 E: 0 K: 0 S: 2	H: 0 LOB: 0 BB: 1 P: 6	R: 0 E: 0 K: 1 S: 5	H: 0 LOB: 0 BB: 0 P: 5	1B: 5 2B: 3 3B: 0 HR: 0	SF: 1 SAC: 1 DP: 2 HBP: 0	WP: 0 PB: 0 SB: 1 CS: 0	PA: 36
<b>PITCHER</b>	IP WLS BF H R ER SO BB IBB HBP BLK WP HR S P ERA WHIP																					
Alan Foster, R ERA: 3.28 (1, 1)	6.0 L 26 7 3 2 2 2 0 0 0 0 0 0 28 36 3.00 1.500																					
Al Hrabosky, L ERA: 2.5 (7, 1)	2.0 7 0 0 0 1 2 0 0 0 0 0 0 7 15 0.00 1.000																					
Diego Segui, R ERA: 2.7 (9, 1)	1.0 3 0 0 0 1 0 0 0 0 0 0 0 5 5 0.00 0.000																					



Batter	1	2	3	4	5	6	7	8	9	AB R H RBI BB SO LOB
--------	---	---	---	---	---	---	---	---	---	----------------------

Lou Brock, L OBP: 0.358, SLG: 0.375 (1, 7)	0-0 WP S G6-4-3 1B		0-3 K			0-0 F7		0-0 F7		4 1 1 0 0 1 1
Ted Sizemore, R OBP: 0.384, SLG: 0.331 (1, 4)	4-0 G6-4-3 1-3 BB		0-0 F7			0-0 6-3 1-3 2B		0-0 6-3	0-0 6-3	3 0 1 0 1 0 0
Joe Torre, R OBP: 0.392, SLG: 0.420 (1, 3)	0-0 G6-4-3 1-2f 3-H			0-3 K		0-0 6-3 2-3 3-H		0-3 K	0-3 K	4 0 0 1 0 2 2
Ted Simmons, S OBP: 0.351, SLG: 0.418 (1, 2)	0-0 4-3			0-0 4-3		0-0 6-3		0-0 6-3	0-0 BB BB 1B	4 0 1 0 0 0 1
Luis Melendez, R OBP: 0.325, SLG: 0.323 (1, 8)		4-0 G6-4-3 BB		0-0 1-3			0-0 5-3		4-0 BB BB 1-2	2 0 0 0 2 0 0
Ken Reitz, R OBP: 0.259, SLG: 0.352 (1, 5)		0-0 G6-4-3 1-2f			0-0 F3		0-0 F9		4-0 BB 1-2 2-3	3 0 0 0 1 0 1
Bernie Carbo, L OBP: 0.365, SLG: 0.331 (1, 9)		4-0 BB			0-0 P6		0-0 F7		0-0 4-3	3 0 0 0 1 0 3
Mike Tyson, R OBP: 0.279, SLG: 0.305 (1, 6)		0-3 K			0-0 F7			0-0 F9		3 0 0 0 0 1 1
Alan Foster, R OBP: 0.212, SLG: 0.212 (1, 1)			0-0 1-3			4-0 2B 6-3 BB		0-0 4-3		1 0 0 0 0 0 0
Bill Stein, R OBP: 0.317, SLG: 0.264 (6, PH)										0 1 0 0 1 0 0
Al Hrabosky, R (7, 1)										0 0 0 0 0 0 0
Tim McCarver, L OBP: 0.315, SLG: 0.347 (8, PH)										1 0 0 0 0 0 0
Diego Segui, R (9, 1)										0 0 0 0 0 0 0

Inning Stats	R: 1	H: 1	E: 0	K: 0	S: 3	R: 0	H: 0	E: 0	K: 1	S: 4	R: 0	H: 0	E: 0	K: 1	S: 5	R: 0	H: 0	E: 0	K: 0	S: 3	R: 1	H: 1	E: 0	K: 0	S: 4	R: 0	H: 0	E: 0	K: 0	S: 3	R: 0	H: 0	E: 0	K: 1	S: 6	R: 0	H: 1	E: 0	K: 1	S: 6	1B: 2	2B: 1	3B: 0	HR: 0	SF: 0	SAC: 0	DP: 2	HBP: 0	WP: 1	PA: 34										
PITCHER	IP	WLS	BF	H	R	ER	SO	BB	IBB	HBP	BLK	WP	HR	S	P	ERA	WHIP															PITCHER	IP	WLS	BF	H	R	ER	SO	BB	IBB	HBP	BLK	WP	HR	S	P	ERA	WHIP											
Al Downing, L ERA: 3.15 (1, 1)	8.2	W	32	3	2	2	4	5	0	0	0	1	0	35	55	2.08	0.923																																											
Jim Brewer, L ERA: 1.68 (9, 1)	0.1	S	2	0	0	0	0	1	0	0	0	0	0	1	5	0.00	3.000																																											

**BOTTOM**

**Los Angeles Dodgers @ St. Louis Cardinals**  
 Busch Stadium, St. Louis, MO  
 Thu Jul 19 1973, 7:05 PM CDT  
 Att. 19,026 - Unknown

AB	28
R	2
H	3
RBI	1
BB	6
SO	4
LOB	9



Batter	1	2	3	4	5	6	7	8	9	10	11	12	13	14	15	AB R H RBI BB SO LOB	TOP																			
<b>Davey Lopes, R</b> OBP: 0.367, SLG: 0.357 (1, 4)	0-0 FC3-2 2B	0-0 PO 1B			0-0 6-3		0-0 FC6-4 CS			0-0 1-3		0-0 FC1-5 4-3		0-0 F7		7 0 2 0 0 0 2	<b>Los Angeles Dodgers @ St. Louis Cardinals</b> Busch Stadium, St. Louis, MO Fri Jul 20 1973, 7:05 PM CDT Att: 24,434 - Unknown																			
<b>Bill Buckner, L</b> OBP: 0.300, SLG: 0.342 (1, 7)	0-0 4-3	0-0 PO 1-2	0-0 4-3		0-0 4-3		0-0 CS 1-2	0-0 F7		0-0 1B		0-0 4-3 1-2		0-0 1B		7 0 2 0 0 0 2																				
<b>Willie Davis, L</b> OBP: 0.337, SLG: 0.485 (1, 8)	0-0 FC3-2 WP HR		0-0 3-1				0-0 F8	0-0 1B 1B		0-0 F5		4-0 IBB		0-0 P4		6 1 1 0 1 0 3																				
<b>Joe Ferguson, R</b> OBP: 0.401, SLG: 0.493 (1, 2)	0-0 HR		0-3 K				0-0 1B	0-0 1B 1-3		0-0 5-3		0-3 K		0-3 K		7 1 3 2 0 3 3																				
<b>Willie Crawford, L</b> OBP: 0.404, SLG: 0.452 (1, 9)	0-0 1B			0-0 6-3			0-0 1B	0-3 K					0-0 6-3		0-0 2B 1B	7 2 3 0 0 2 2																				
<b>Steve Garvey, R</b> OBP: 0.340, SLG: 0.455 (1, 3)	0-0 1B			0-0 6-3			0-0 P6	0-0 F4					0-0 1B		0-0 2B	7 0 3 2 0 1 4																				
<b>Ron Cey, R</b> OBP: 0.371, SLG: 0.414 (1, 5)	0-0 1-3			0-0 E6			0-0 F7		0-0 4-3				0-3 K		0-0 5-3	7 0 1 0 0 1 5																				
<b>Bill Russell, R</b> OBP: 0.324, SLG: 0.375 (1, 6)				0-0 FC1-4-6			0-0 FC6-4 1B	0-0 F9		0-0 F8		0-3 K		0-3 K		6 0 1 0 1 1 3																				
<b>Claude Osteen, L</b> OBP: 0.182, SLG: 0.170 (1, 1)							0-0 P6		0-0 F9			0-0 FC1-5 2B		0-0 4-3		3 0 0 0 0 0 1																				
<b>Pete Richert, L</b> OBP: 0.200, SLG: 0.200 (8, 1)									0-3 K					0-0 1-3		1 0 0 0 0 1 0																				
<b>Jim Brewer, L</b> OBP: 0.400, SLG: 0.400 (11, 1)																0 0 0 0 0 0 0																				
<b>Von Joshua, L</b> OBP: 0.282, SLG: 0.291 (12, PH)																1 0 1 0 0 0 0																				
<b>Doug Rau, L</b> OBP: 0.143, SLG: 0.143 (12, 1)																2 0 0 0 0 0 2																				
<b>Inning Stats</b>	R: 3 E: 0 K: 0 S: 7	H: 4 LOB: 1 BB: 0 P: 7	R: 0 E: 0 K: 0 S: 3	H: 1 LOB: 0 BB: 0 P: 3	R: 0 E: 0 K: 1 S: 5	H: 0 LOB: 0 BB: 0 P: 5	R: 0 E: 1 K: 0 S: 4	H: 0 LOB: 1 BB: 0 P: 4	R: 0 E: 0 K: 0 S: 3	H: 0 LOB: 0 BB: 0 P: 3	R: 0 E: 0 K: 0 S: 5	H: 2 LOB: 2 BB: 0 P: 5	R: 0 E: 0 K: 1 S: 5	H: 1 LOB: 0 BB: 0 P: 3	R: 0 E: 0 K: 0 S: 7	H: 2 LOB: 2 BB: 0 P: 7		R: 0 E: 0 K: 1 S: 5	H: 0 LOB: 0 BB: 0 P: 5	R: 0 E: 0 K: 0 S: 8	H: 1 LOB: 1 BB: 0 P: 4	R: 0 E: 0 K: 2 S: 6	H: 1 LOB: 2 BB: 1 P: 10	R: 0 E: 0 K: 1 S: 8	H: 1 LOB: 1 BB: 0 P: 8	R: 0 E: 0 K: 0 S: 4	H: 1 LOB: 2 BB: 1 P: 4	R: 1 E: 0 K: 1 S: 7	H: 2 LOB: 2 BB: 1 P: 11	1B: 13 2B: 3 3B: 0 HR: 1	SF: 0 SAC: 0 DP: 0 HBP: 0	WP: 1 PB: 0 SB: 1 CS: 1	PA: 65			
<b>PITCHER</b>	IP WLS BF H R ER SO BB IBB HBP BLK WP HR S P ERA WHIP																																			
<b>Tom Murphy, R</b> ERA: 2.72 (1, 1)	7.0																																			
<b>Diego Segui, R</b> ERA: 2.6 (8, 1)	2.0	8	2	0	0	2	0	0	0	0	0	0	0	0	0	0	0	0	0	0	0	0	0	0	0	0	0	0	0	0	0	0	0	0		
<b>Orlando Pena, R</b> ERA: 3.55 (10, 1)	3.0	13	3	0	0	3	0	1	0	0	0	0	0	0	0	0	0	0	0	0	0	0	0	0	0	0	0	0	0	0	0	0	0	0	0	
<b>Al Hrabosky, L</b> ERA: 2.25 (13, 1)	2.0	8	2	0	0	2	0	0	0	0	0	0	0	0	0	0	0	0	0	0	0	0	0	0	0	0	0	0	0	0	0	0	0	0	0	
<b>Wayne Granger, R</b> ERA: 3.92 (15, 1)	1.0	L 6	2	1	1	1	0	1	0	0	0	0	0	0	0	0	0	0	0	0	0	0	0	0	0	0	0	0	0	0	0	0	0	0	0	0

livebaseballscorecards.com

AB 61  
R 4  
H 17  
RBI 4  
BB 2  
SO 9  
LOB 27



Batter	1	2	3	4	5	6	7	8	9	10	11	12	13	14	15	AB	R	H	RBI	BB	SO	LOB	BOTTOM											
Lou Brock, L OBP: 0.354, SLG: 0.370 (1, 7)	0-0 SF7 1B		0-0 1-3		0-0 F7			0-0 F7		0-0 1-3		0-0 4-3			0-0 F7	7	1	1	0	0	0	1												
Ted Sizemore, R OBP: 0.376, SLG: 0.323 (1, 4)	0-0 SF7 1-H			0-0 F7		0-0 F8		0-0 F7		0-0 L6		0-0 P4			0-0 5-3	6	0	0	1	0	0	0												
Joe Torre, R OBP: 0.393, SLG: 0.417 (1, 3)	0-0 5-3			0-0 F7		0-0 G6-3 1B		4-0 1B BB		0-0 L8			0-0 6-3		4-0 BB	5	0	1	0	2	0	0												
Ted Simmons, S OBP: 0.352, SLG: 0.418 (1, 2)	0-0 6-3			0-0 P6		0-0 G6-3 1-2r		0-0 1B			0-0 F7 SH3 1B		0-0 G4-6-3 1B		0-0 F8	7	0	3	0	0	0	2												
Luis Melendez, R OBP: 0.322, SLG: 0.320 (1, 8)		0-0 G5-4-3 1B			0-0 4-3		0-0 5-3	0-0 F9			0-0 SH3		0-0 G4-6-3 1-2r			5	0	1	0	0	0	3												
Ken Reitz, R OBP: 0.257, SLG: 0.345 (1, 5)		0-0 G5-4-3 1-2r		0-0 E5 HR			0-0 F7		0-0 F2		4-0 F7 IBB			0-0 P4	5	1	0	0	1	0	1													
Bernie Carbo, L OBP: 0.370, SLG: 0.362 (1, 9)		0-0 4-3		0-0 HR			0-0 1B		0-0 F7		0-0 F7		1-2 2-3		0-0 FC6-4 1B	6	1	3	2	0	0	2												
Mike Tyson, R OBP: 0.284, SLG: 0.309 (1, 6)			0-0 F8		0-0 SH2-4 1B		0-0 1B		0-0 1B		0-0 F8			0-0 FC6-4 1-2r	6	0	3	0	0	0	3													
Tom Muggly, R Bill Suggs, R Diego Segui, R Jose Cruz, Jr., R Orlando Perez, R Tim McCarver, L Al Hrabosky, R Dave Campbell, R Wayne Granger, R			0-0 P4		0-0 SH2-4		0-0 F3		0-3 K			0-0 F7		0-0 F9	1	0	0	0	0	0	0	0												
<b>Inning Stats</b>	R: 1 E: 0 K: 0 S: 4	H: 1 LOB: 0 BB: 0 P: 4	R: 0 E: 0 K: 0 S: 3	H: 1 LOB: 0 BB: 0 P: 3	R: 0 E: 0 K: 0 S: 3	H: 0 LOB: 0 BB: 0 P: 3	R: 0 E: 0 K: 0 S: 3	H: 0 LOB: 0 BB: 0 P: 3	R: 2 E: 1 K: 0 S: 6	H: 2 LOB: 1 BB: 0 P: 6	R: 0 E: 0 K: 0 S: 3	H: 1 LOB: 0 BB: 0 P: 3	R: 0 E: 0 K: 0 S: 5	H: 2 LOB: 2 BB: 0 P: 5	R: 0 E: 0 K: 0 S: 4	H: 1 LOB: 2 BB: 1 P: 8	R: 0 E: 0 K: 1 S: 6	H: 1 LOB: 1 BB: 0 P: 6	R: 0 E: 0 K: 0 S: 3	H: 0 LOB: 0 BB: 0 P: 3	R: 0 E: 0 K: 0 S: 4	H: 1 LOB: 2 BB: 1 P: 8	R: 0 E: 0 K: 0 S: 3	H: 0 LOB: 0 BB: 0 P: 3	R: 0 E: 0 K: 0 S: 3	H: 1 LOB: 0 BB: 0 P: 3	R: 0 E: 0 K: 0 S: 4	H: 1 LOB: 1 BB: 0 P: 4	R: 0 E: 0 K: 0 S: 3	H: 0 LOB: 1 BB: 1 P: 7	1B: 11 2B: 0 3B: 0 HR: 1	SF: 1 SAC: 2 DP: 3 HBP: 0	WP: 0 PB: 0 SB: 1 CS: 0	PA: 58
<b>PITCHER</b>	IP WLS BF H R ER SO BB IBB HBP BLK WP HR S P ERA WHIP																				IP WLS BF H R ER SO BB IBB HBP BLK WP HR S P ERA WHIP													
Claude Osteen, L ERA: 3.03 (1, 1)	7.0																				7.0													
Pete Richert, L ERA: 2.0 (8, 1)	3.2																				3.2													
Jim Brewer, L ERA: 1.66 (11, 1)	0.1																				0.1													
Doug Rau, L ERA: 4.17 (12, 1)	4.0	W																				4.0												

Los Angeles Dodgers @ St. Louis Cardinals  
 Busch Stadium, St. Louis, MO  
 Fri Jul 20 1973, 7:05 PM CDT  
 Att: 24,434 - Unknown

AB	52
R	3
H	12
RBI	3
BB	3
SO	1
LOB	16



Batter	1	2	3	4	5	6	7	8	9	AB R H RBI BB SO LOB	TOP																								
Davey Lopes, R OBP: 0.369, SLG: 0.356 (1, 4) (8, 6)	0-0 4-3		0-3 K			0-0 7-6-3 1B			4-0 G6-4-3 BB	3 0 1 0 1 1 0	<b>Los Angeles Dodgers @ St. Louis Cardinals</b> Busch Stadium, St. Louis, MO Sat Jul 21 1973, 7:05 PM CDT Att: 39,340 - Unknown <a href="http://livebaseballscorecards.com">livebaseballscorecards.com</a>																								
Bill Buckner, L OBP: 0.298, SLG: 0.339 (1, 7) (7, 3)	0-0 E3 G3		0-0 L6			0-0 SF8			0-0 G6-4-3 1-2f	3 0 0 1 0 0 1																									
Willie Davis, L OBP: 0.336, SLG: 0.485 (1, 8)	0-0 G3 1-2					0-0 7-6-3 1-2f			0-0 2B	4 0 1 0 0 0 2																									
Joe Ferguson, R OBP: 0.396, SLG: 0.486 (1, 2)	0-0 F4					0-3 K			0-0 5-3	4 0 0 0 0 2 2																									
Willie Crawford, L OBP: 0.403, SLG: 0.451 (1, 9)						0-0 F7			0-0 F7	3 0 1 0 0 0 0																									
Steve Garvey, R OBP: 0.333, SLG: 0.446 Charlie Hough, R OBP: 0.222, SLG: 0.222 (1, 3) (7, 1)						0-0 6-3			0-3 K	3 0 0 0 0 1 1 0 0 0 0 0 0 0																									
Ron Cey, R OBP: 0.371, SLG: 0.413 (1, 5)						0-3 K			0-3 K	3 0 1 0 0 2 0																									
Bill Russell, R OBP: 0.321, SLG: 0.372 Lee Lacy, R OBP: 0.314, SLG: 0.220 (1, 6) (8, 4)						0-0 L4			0-0 1-3	3 0 0 0 0 0 1 0 0 0 0 0 0 0																									
Don Sutton, R OBP: 0.145, SLG: 0.088 Von Joshua, L OBP: 0.289, SLG: 0.288 George Culver, R (1, 1) (7, 7) (7, 1)						0-0 F8			0-3 K	2 1 1 0 0 0 0 1 0 0 0 0 1 0 0 0 0 0 0 0 0																									
Don Sutton, R OBP: 0.145, SLG: 0.088 Von Joshua, L OBP: 0.289, SLG: 0.288 George Culver, R (1, 1) (7, 7) (7, 1)						0-0 1B SF8 1B																													
<b>Inning Stats</b>	R: 0 E: 1 K: 0 S: 4	H: 0 LOB: 1 BB: 0 P: 4	R: 0 E: 0 K: 0 S: 4	H: 2 LOB: 1 BB: 0 P: 4	R: 0 E: 0 K: 1 S: 5	H: 0 LOB: 0 BB: 0 P: 5	R: 0 E: 0 K: 1 S: 5	H: 0 LOB: 0 BB: 0 P: 5	R: 1 E: 0 K: 0 S: 4	H: 2 LOB: 0 BB: 0 P: 4	R: 0 E: 0 K: 2 S: 7	H: 0 LOB: 0 BB: 0 P: 7	R: 0 E: 0 K: 0 S: 3	H: 1 LOB: 1 BB: 1 P: 7	1B: 4 2B: 2 3B: 0 HR: 0	SF: 1 SAC: 0 DP: 2 HBP: 0	WP: 0 PB: 0 SB: 0 CS: 0	PA: 31																	
<b>PITCHER</b> Bob Gibson, R ERA: 2.96 (1, 1)	IP 9.0	WLS W	BF 31	H 5	R 1	ER 1	SO 7	BB 1	IBB 0	HBP 0	BLK 0	WP 0	HR 0	S 44	P 48	ERA 1.00	WHIP 0.667	<b>PITCHER</b>	IP 9.0	WLS W	BF 31	H 5	R 1	ER 1	SO 7	BB 1	IBB 0	HBP 0	BLK 0	WP 0	HR 0	S 44	P 48	ERA 1.00	WHIP 0.667





Batter	1	2	3	4	5	6	7	8	9	AB	R	H	RBI	BB	SO	LOB
Lou Brock, L (1, 7) OBP: 0.355, SLG: 0.373 Jim Dwyer, L (8, 7) OBP: 0.211, SLG: 0.250	0-0 F7		0-0 2B			0-0 4-3	4-0 2B WP BB			3	1	1	0	1	0	0
Ted Sizemore, R (1, 4) OBP: 0.374, SLG: 0.322	0-0 HR 1B		0-0 L6			0-0 5-3	0-0 P4			4	1	1	0	0	0	3
Tim McCarver, L (1, 3) OBP: 0.312, SLG: 0.348 Ken Reitz, R (8, 5) OBP: 0.257, SLG: 0.345	0-3 K		0-0 5-3			0-0 1-5-3	0-0 WP 2B			4	0	1	1	0	1	2
Joe Torre, R (1, 5) OBP: 0.397, SLG: 0.429 (8, 3)	0-0 HR			0-0 6-3			0-0 PB 2B 1B			3	2	2	2	1	0	0
Ted Simmons, S (1, 2) OBP: 0.351, SLG: 0.415	0-0 L5			0-0 L6			0-0 PB 2B HBP			3	1	0	0	0	0	2
Bernie Carbo, L (1, 9) OBP: 0.373, SLG: 0.357		0-0 F9		0-0 P4			4-0 2B 1B BB	4-0 FC4-6 BB		2	1	0	0	2	0	0
Jose Cruz, L (1, 8) OBP: 0.317, SLG: 0.392		0-0 P4			0-3 K		0-0 1B 2B	0-0 FC4-6 FC5-4		4	1	1	2	0	1	1
Mike Tyson, R (1, 6) OBP: 0.284, SLG: 0.308		0-0 6-3			0-3 K		0-0 FC1-6 1B	0-0 F7		4	0	1	2	0	1	1
Bob Gibson, R (1, 1) OBP: 0.207, SLG: 0.222			0-0 F7		0-3 K		0-0 FC1-6 2B	0-0 FC5-4		4	1	0	0	0	1	2

Inning Stats	R: 2	H: 2	E: 0	K: 1	S: 7	LOB: 0	BB: 0	P: 7	R: 0	H: 0	E: 0	K: 0	S: 3	LOB: 0	BB: 0	P: 3	R: 0	H: 1	E: 0	K: 0	S: 4	LOB: 1	BB: 0	P: 4	R: 0	H: 0	E: 0	K: 0	S: 3	LOB: 0	BB: 0	P: 3	R: 0	H: 0	E: 0	K: 3	S: 9	LOB: 0	BB: 0	P: 9	R: 0	H: 0	E: 0	K: 0	S: 3	LOB: 0	BB: 0	P: 3	R: 6	H: 4	E: 0	K: 0	S: 7	LOB: 2	BB: 3	P: 20	R: 0	H: 0	E: 0	K: 0	S: 3	LOB: 1	BB: 1	P: 7
--------------	------	------	------	------	------	--------	-------	------	------	------	------	------	------	--------	-------	------	------	------	------	------	------	--------	-------	------	------	------	------	------	------	--------	-------	------	------	------	------	------	------	--------	-------	------	------	------	------	------	------	--------	-------	------	------	------	------	------	------	--------	-------	-------	------	------	------	------	------	--------	-------	------


PITCHER	IP	WLS	BF	H	R	ER	SO	BB	IBB	HBP	BLK	WP	HR	S	P	ERA	WHIP
Don Sutton, R (1, 1) ERA: 2.39	6.0	L	25	5	6	6	4	1	0	1	0	0	1	31	36	9.00	1.000
George Culver, R (7, 1) ERA: 3.05	0.2		6	2	2	2	0	2	0	0	0	1	0	4	12	27.00	6.000
Charlie Hough, R (7, 1) ERA: 3.28	1.1		5	0	0	0	0	1	0	0	0	0	0	4	8	0.00	0.750

**BOTTOM**

**Los Angeles Dodgers @ St. Louis Cardinals**  
 Busch Stadium, St. Louis, MO  
 Sat Jul 21 1973, 7:05 PM CDT  
 Att. 39,340 - Unknown

AB	31
R	8
H	7
RBI	7
BB	4
SO	4
LOB	11

livebaseballscores.com



WP	PA	ERA	WHIP
1	36		

Batter	1	2	3	4	5	6	7	8	9	AB R H RBI BB SO LOB	TOP																									
Davey Lopes, R (1, 4) OBP: 0.372, SLG: 0.358	0-0 6-3	0-3 K			0-0 FC1-5-2 1B	4-0 1-2 BB		0-0 1-2 E 1B		4 1 2 0 1 1 1																										
Bill Buckner, L (1, 7) Manny Mota, R (8, PH) Jim Brewer, L (8, 1) Tommy John, R (8, 1) OBP: 0.295, SLG: 0.336 OBP: 0.402, SLG: 0.404 OBP: 0.400, SLG: 0.400 OBP: 0.163, SLG: 0.167	0-0 E3 1B E		0-3 K		0-0 L4	0-0 F7		0-0 E7 1B		4 1 0 0 0 1 3 1 0 1 1 0 0 0 0 0 0 0 0 0 0 0 0 0 0 0 0 0																										
Willie Davis, L (1, 8) OBP: 0.339, SLG: 0.484	0-0 E9 1B 1-H		0-0 5-3		4-0 FC1-5-2 IBB		0-0 P3	4-0 IBB		3 0 1 0 2 0 0																										
Joe Ferguson, R (1, 2) OBP: 0.393, SLG: 0.480	0-3 K		0-0 F8		0-0 FC1-5-2 1-3 3-H		0-0 1B	0-0 F9		5 0 1 0 0 1 5																										
Willie Crawford, L (1, 9) Ron Cey, R (9, PH) OBP: 0.407, SLG: 0.451 OBP: 0.370, SLG: 0.412	4-0 BB			0-0 FC6-4 1B	4-0 IBB		0-0 P6	0-3 K		2 0 1 0 2 0 1 1 0 0 0 0 1 0																										
Steve Garvey, R (1, 3) OBP: 0.323, SLG: 0.432	0-3 K		0-0 FC6-4 2B 1-2f		0-3 K		0-3 K	0-0 F9		5 1 0 0 0 3 7																										
Ken McMullen, R (1, 5) OBP: 0.302, SLG: 0.510		0-3 K		0-0 1-H 2B		0-0 F3		0-0 5-3	0-0 6-3	5 0 1 1 0 1 0																										
Bill Russell, R (1, 6) OBP: 0.318, SLG: 0.368		0-3 K		0-0 P6		0-0 F6		0-0 5-3		4 0 0 0 0 1 1																										
Andy Messersmith, R (1, 1) Tom Paciorek, R (8, PH) OBP: 0.258, SLG: 0.254 OBP: 0.271, SLG: 0.300		0-0 1B		0-3 K		4-0 BB BB		4-0 1B BB		2 0 1 0 1 1 1 0 1 0 0 1 0 0																										
<b>Inning Stats</b>	R: 1 E: 2 K: 2 S: 9	H: 1 LOB: 2 BB: 1 P: 13	R: 0 E: 0 K: 3 S: 10	H: 1 LOB: 1 BB: 0 P: 10	R: 0 E: 0 K: 1 S: 5	H: 0 LOB: 0 BB: 0 P: 5	R: 1 E: 0 K: 1 S: 7	H: 2 LOB: 1 BB: 0 P: 7	R: 0 E: 1 K: 1 S: 6	H: 1 LOB: 3 BB: 2 P: 14	R: 0 E: 0 K: 0 S: 3	H: 0 LOB: 2 BB: 2 P: 11	R: 0 E: 0 K: 1 S: 6	H: 1 LOB: 1 BB: 0 P: 6	R: 2 E: 1 K: 0 S: 5	H: 2 LOB: 2 BB: 2 P: 13	R: 0 E: 0 K: 1 S: 5	H: 0 LOB: 0 BB: 0 P: 5	1B: 7 2B: 1 3B: 0 HR: 0	SF: 0 SAC: 0 DP: 0 HBP: 0	WP: 0 PB: 0 SB: 0 CS: 0	PA: 43														
<b>PITCHER</b>	IP WLS BF H R ER SO BB IBB HBP BLK WP HR S P ERA WHIP																																			
Reggie Cleveland, R (1, 1) ERA: 3.15	6.0		29	5	2	1	8	3	2	0	0	0	0	40	60	1.50	1.333																			
Rich Folkers, L (7, 1) ERA: 1.99	1.2		8	2	2	1	1	1	0	0	0	0	0	9	13	5.40	1.800																			
Diego Segui, R (8, 1) ERA: 2.58	0.1	W	3	1	0	0	0	0	1	0	0	0	0	2	6	0.00	3.000																			
Al Hrabosky, L (9, 1) ERA: 2.14	1.0	S	3	0	0	0	0	0	0	0	0	0	0	5	5	0.00	0.000																			

Los Angeles Dodgers @ St. Louis Cardinals  
 Busch Stadium, St. Louis, MO  
 Sun Jul 22 1973, 3:33 AM CDT  
 Att: 41,879 - Unknown

AB	36
R	4
H	8
RBI	2
BB	7
SO	10
LOB	19



Batter	1	2	3	4	5	6	7	8	9
<b>Lou Brock, L</b> OBP: 0.354, SLG: 0.371 (1, 7)	0-0 3-1			0-3 K		0-0 E 1B		0-3 K	
<b>Ted Sizemore, R</b> OBP: 0.375, SLG: 0.325 (1, 4)	0-3 K			0-0 P6		0-0 1-H 1B		0-0 FC5-4 1B	
<b>Tim McCarver, L</b> OBP: 0.312, SLG: 0.344 (1, 3)	0-0 F7			0-0 F5		4-0 1-2 BB		0-0 FC5-4 2B E	
<b>Rich Folkers, L</b> OBP: 0.091, SLG: 0.091 (7, 1)									
<b>Diego Segui, R</b> (8, 1)									
<b>Luis Melendez, R</b> OBP: 0.321, SLG: 0.318 (8, PH)									
<b>Al Hrabosky, R</b> (9, 1)									
<b>Joe Torre, R</b> OBP: 0.395, SLG: 0.429 (1, 5) (7, 3)		0-3 K			0-0 4-3	0-0 F8		0-0 1-3 E 2B	
<b>Ted Simmons, S</b> OBP: 0.350, SLG: 0.413 (1, 2)		0-0 4-3			0-0 L3	0-0 L4		0-0 2-H 3-H 2B 1B	
<b>Bernie Carbo, L</b> OBP: 0.383, SLG: 0.376 (1, 9)		0-3 K			0-0 2B 1B		0-0 6-3 G3 1B	0-0 2-H 2B	
<b>Jose Cruz, L</b> OBP: 0.316, SLG: 0.393 (1, 8)			0-0 F7		0-0 1-H 2B		0-0 G3	0-3 K	
<b>Mike Tyson, R</b> OBP: 0.280, SLG: 0.305 (1, 6)			0-3 K		0-0 4-3		0-0 6-3		
<b>Reggie Cleveland, R</b> OBP: 0.349, SLG: 0.375 (1, 1)			0-3 K			0-0 F9	0-0 F8		
<b>Jim Dwyer, L</b> OBP: 0.207, SLG: 0.246 (6, PH)									
<b>Ken Reitz, R</b> OBP: 0.256, SLG: 0.344 (7, 5)									

AB	R	H	RBI	BB	SO	LOB
4	1	1	0	0	2	0
4	0	2	1	0	1	0
2	0	0	0	1	0	0
0	0	0	0	0	0	0
0	0	0	0	0	0	0
1	1	0	0	0	0	1
0	0	0	0	0	0	0
4	1	1	0	0	1	2
4	1	1	2	0	0	2
4	1	3	1	0	1	0
4	0	1	1	0	1	2
3	0	0	0	0	1	2
1	0	0	0	0	1	0
1	0	0	0	0	0	0
1	0	0	0	0	0	1

AB	R	H	RBI	BB	SO	LOB
33	5	9	5	1	8	10

Inning Stats		R: 0	H: 0	E: 0	LOB: 0	K: 1	BB: 0	S: 5	P: 5
R: 0 H: 0 E: 0 LOB: 0 K: 2 BB: 0 S: 7		R: 0 H: 0 E: 0 LOB: 0 K: 2 BB: 0 P: 7		R: 0 H: 0 E: 0 LOB: 0 K: 2 BB: 0 S: 7		R: 0 H: 0 E: 0 LOB: 0 K: 1 BB: 0 P: 5		R: 1 H: 2 E: 0 LOB: 1 K: 0 BB: 0 P: 5	
R: 1 H: 2 E: 1 LOB: 2 K: 0 BB: 1 S: 5		R: 0 H: 1 E: 0 LOB: 1 K: 0 BB: 0 P: 4		R: 3 H: 4 E: 1 LOB: 1 K: 2 BB: 0 P: 11		1B: 6 SF: 0 2B: 3 SAC: 0 3B: 0 DP: 0 HR: 0 HBP: 0		WP: 0 PA: 34 PB: 0 SB: 0 CS: 0	

PITCHER	IP	WLS	BF	H	R	ER	SO	BB	IBB	HBP	BLK	WP	HR	S	P	ERA	WHIP
<b>Andy Messersmith, R</b> ERA: 3.22 (1, 1)	7.0		27	5	2	2	6	1	0	0	0	0	0	38	42	2.57	0.857
<b>Jim Brewer, L</b> ERA: 2.01 (8, 1)	0.2	L	6	4	3	2	1	0	0	0	0	0	0	8	8	27.00	6.000
<b>Tommy John, L</b> ERA: 2.82 (8, 1)	0.1		1	0	0	0	1	0	0	0	0	0	0	3	3	0.00	0.000

PITCHER	IP	WLS	BF	H	R	ER	SO	BB	IBB	HBP	BLK	WP	HR	S	P	ERA	WHIP

**Los Angeles Dodgers @ St. Louis Cardinals**  
 Busch Stadium, St. Louis, MO  
 Sun Jul 22 1973, 3:33 AM CDT  
 Att. 41,879 - Unknown

livebaseballscorecards.com



Batter	1	2	3	4	5	6	7	8	9	AB R H RBI BB SO LOB	TOP	
Jimmy Wynn, R (1, 9) OBP: 0.325, SLG: 0.392 Larry Dierker, R (8, 1)	0-0 6-3		0-0 1-5-3			0-0 5-3		0-0 G1-4-3		4 0 0 0 0 0 1 0 0 0 0 0 0 0		
Roger Metzger, S (1, 6) OBP: 0.300, SLG: 0.343	0-0 5-3			0-0 1-3		0-3 K		0-3 K		4 0 0 0 0 2 0		
Cesar Cedeno, R (1, 8) OBP: 0.374, SLG: 0.537	0-0 F9			0-0 1-3		0-0 F9			0-0 6-3	4 0 0 0 0 0 0		
Bob Watson, R (1, 7) OBP: 0.403, SLG: 0.445		0-0 5-3		0-0 FC5-4 1B		0-3 K			4-0 1B 1B BB	3 1 1 0 1 1 0		
Doug Rader, R (1, 5) OBP: 0.328, SLG: 0.435		0-0 1-3		0-0 FC5-4		0-0 1B 1B		0-3 K		4 0 1 0 0 1 2		
Lee May, R (1, 3) OBP: 0.311, SLG: 0.450		0-0 1B			4-0 BB	0-0 F3		0-0 1B 1B		3 0 2 0 1 0 1		
Tommy Helms, R (1, 4) OBP: 0.329, SLG: 0.370		0-0 F8		0-0 F9		0-0 1B		0-0 1B		4 0 2 1 0 0 2		
Skip Jutze, R (1, 2) OBP: 0.287, SLG: 0.262 Jesus Alou, R (9, PH) OBP: 0.286, SLG: 0.340			0-0 6-3		0-3 K	0-0 1-3		0-0 K		3 0 0 0 0 1 3 1 0 0 0 0 1 2		
Dave Roberts, L (1, 1) OBP: 0.118, SLG: 0.118 Jim Ray, R (6, 1) OBP: 0.200, SLG: 0.200 Tommie Agee, R (8, PH) OBP: 0.286, SLG: 0.428 (8, 9)		0-0 G3		0-0 4-3				0-0 E6 G1-4-3		2 0 0 0 0 0 1 0 0 0 0 0 0 0 1 0 0 0 0 0 0		
<b>Inning Stats</b>	R: 0 H: 0 E: 0 LOB: 0 K: 0 BB: 0 S: 3 P: 3	R: 0 H: 1 E: 0 LOB: 1 K: 0 BB: 0 S: 4 P: 4	R: 0 H: 0 E: 0 LOB: 0 K: 0 BB: 0 S: 3 P: 3	R: 0 H: 1 E: 0 LOB: 1 K: 0 BB: 0 S: 4 P: 4	R: 0 H: 0 E: 0 LOB: 1 K: 1 BB: 1 S: 5 P: 9	R: 0 H: 0 E: 0 LOB: 0 K: 1 BB: 0 S: 5 P: 5	R: 0 H: 2 E: 0 LOB: 2 K: 1 BB: 0 S: 7 P: 7	R: 0 H: 0 E: 1 LOB: 0 K: 1 BB: 0 S: 5 P: 5	R: 1 H: 2 E: 0 LOB: 2 K: 2 BB: 1 S: 9 P: 13	1B: 6 SF: 0 2B: 0 SAC: 0 3B: 0 DP: 1 HR: 0 HBP: 0	WP: 0 PA: 35 PB: 0 SB: 0 CS: 0	
<b>PITCHER</b>	IP WLS BF H R ER SO BB IBB HBP BLK WP HR S P ERA WHIP											
Tommy John, L (1, 1) ERA: 2.7	8.2 W 34 6 1 1 5 2 0 0 0 0 0 0 42 50 1.04 0.923											
Jim Brewer, L (9, 1) ERA: 1.99	0.1 S 1 0 0 0 1 0 0 0 0 0 0 0 3 3 0.00 0.000											

Houston Astros @ Los Angeles Dodgers  
Dodger Stadium, Los Angeles, CA

Thu Jul 26 1973, 7:05 PM PDT  
Att. 23,145 - Unknown

livebaseballscorecards.com

AB 33  
R 1  
H 6  
RBI 1  
BB 2  
SO 6  
LOB 12



Batter	1	2	3	4	5	6	7	8	9	AB	R	H	RBI	BB	SO	LOB
Davey Lopes, R OBP: 0.370, SLG: 0.357 (1, 4)	0-0 F3		0-0 1B		0-0 5-3		0-3 K			4	0	1	0	0	1	1
Manny Mota, R OBP: 0.399, SLG: 0.398 (1, 7)	4-0 BB		0-0 F8			0-0 4-3	0-0 5-3			3	0	0	0	1	0	1
Willie Davis, L OBP: 0.339, SLG: 0.482 (1, 8)	0-0 P6		0-0 4-3			0-0 SF9	0-0 F7			4	1	1	0	0	0	2
Joe Ferguson, R OBP: 0.394, SLG: 0.479 (1, 2)	4-0 BB			0-0 F7		0-0 BB 1B		0-0 5-3		3	1	1	0	1	0	0
Steve Garvey, R OBP: 0.321, SLG: 0.424 (1, 3)	0-0 F7			0-0 5-3		4-0 BB 1B		0-0 1-3		3	1	0	0	1	0	2
Ron Cey, R OBP: 0.366, SLG: 0.408 (1, 5)		0-0 F5		0-0 F7		0-0 SF9		0-0 5-3		3	0	0	1	0	0	0
Willie Crawford, L OBP: 0.407, SLG: 0.448 (1, 9)		0-3 K			0-0 4-3	4-0 BB 1B		0-0 1-2 2-3 BB		2	0	0	0	1	1	0
Bill Russell, R OBP: 0.319, SLG: 0.368 (1, 6)		0-0 4-3			0-0 F8	0-0 BB 1B		1-3 2-H 3-H		3	0	1	2	0	0	0
Tommy John, R OBP: 0.174, SLG: 0.178 (1, 1)			0-0 4-3		0-0 1B	0-0 5-3				3	0	1	0	0	0	2
Jim Brewer, L OBP: 0.400, SLG: 0.400 (9, 1)										0	0	0	0	0	0	0

Inning Stats	R: 0	H: 0	E: 1	LOB: 2	K: 0	BB: 2	S: 3	P: 11	R: 0	H: 0	E: 0	LOB: 0	K: 1	BB: 0	S: 5	P: 5	R: 0	H: 1	E: 0	LOB: 1	K: 0	BB: 0	S: 4	P: 4	R: 0	H: 0	E: 0	LOB: 0	K: 0	BB: 0	S: 3	P: 3	R: 0	H: 1	E: 0	LOB: 1	K: 0	BB: 0	S: 4	P: 4	R: 3	H: 3	E: 1	LOB: 2	K: 0	BB: 2	S: 6	P: 14	R: 0	H: 0	E: 0	LOB: 0	K: 1	BB: 0	S: 5	P: 5	R: 0	H: 0	E: 0	LOB: 0	K: 0	BB: 0	S: 3	P: 3
--------------	------	------	------	--------	------	-------	------	-------	------	------	------	--------	------	-------	------	------	------	------	------	--------	------	-------	------	------	------	------	------	--------	------	-------	------	------	------	------	------	--------	------	-------	------	------	------	------	------	--------	------	-------	------	-------	------	------	------	--------	------	-------	------	------	------	------	------	--------	------	-------	------	------

PITCHER	IP	WLS	BF	H	R	ER	SO	BB	IBB	HBP	BLK	WP	HR	S	P	ERA	WHIP
Dave Roberts, L ERA: 2.89 (1, 1)	5.2	L	26	5	3	3	1	3	1	0	0	0	0	24	40	4.76	1.412
Jim Ray, R ERA: 4.5 (6, 1)	1.1		4	0	0	0	1	0	0	0	0	0	0	6	6	0.00	0.000
Larry Dierker, R ERA: 2.51 (8, 1)	1.0		3	0	0	0	0	0	0	0	0	0	0	3	3	0.00	0.000


**BOTTOM**

**Houston Astros @ Los Angeles Dodgers**  
 Dodger Stadium, Los Angeles, CA

Thu Jul 26 1973, 7:05 PM PDT  
 Att. 23,145 - Unknown

livebaseballscorecards.com

AB	28
R	3
H	5
RBI	3
BB	4
SO	2
LOB	8



WP: 0	PA: 33
PB: 0	
SB: 0	
CS: 0	

Batter	1	2	3	4	5	6	7	8	9	AB R H RBI BB SO LOB	TOP		
<b>Tommie Agee, R</b> OBP: 0.305, SLG: 0.426 (1, 9)	0-3 K		0-3 K		4-0 3B BB		0-0 1B 2-H 1B		4-0 1B BB	3 1 1 1 2 2 1			
<b>Roger Metzger, S</b> OBP: 0.306, SLG: 0.354 (1, 6)	0-0 1B		0-0 F9		0-0 3B 1-H		0-0 1-3 1B		0-0 5-3 1B	5 0 4 1 0 0 1			
<b>Cesar Cedeno, R</b> OBP: 0.368, SLG: 0.529 (1, 8)	0-0 F7			0-3 K	0-0 5-3		0-3 K		0-0 5-3	5 0 0 0 0 2 6			
<b>Bob Watson, R</b> OBP: 0.405, SLG: 0.444 (1, 7)	0-0 6-3			0-0 5-3		4-0 CS BB		0-0 1B SF7 1B	4-0 BB	3 1 1 0 2 0 1			
<b>Doug Rader, R</b> OBP: 0.327, SLG: 0.432 (1, 5)		0-0 5-3		0-3 K		0-3 K 1-2		0-0 1-3 1B	0-0 F8	5 0 1 0 0 2 4			
<b>Lee May, R</b> OBP: 0.307, SLG: 0.447 (1, 3)		0-0 1-3			0-0 6-3	0-0 5-3		0-0 SF7		3 0 0 1 0 0 0			
<b>Tommy Helms, R</b> OBP: 0.329, SLG: 0.370 (1, 4)		0-0 F9			0-0 2B 4-1 1B		0-0 E5 SH1 1B		0-3 K	3 2 1 0 0 0 0 1 0 0 0 0 1 1			
<b>Hector Torres, R</b> OBP: 0.178, SLG: 0.098 (8, PH)													
<b>Johnny Edwards, L</b> OBP: 0.297, SLG: 0.403 (1, 2)				4-0 BB		0-0 4-1 WP 2B		0-3 K	0-0 F9	3 1 1 0 1 1 2			
<b>J.R. Richard, R</b> OBP: 0.091, SLG: 0.091 (1, 1)			0-3 K		0-0 4-1		0-0 SH1		0-0 P1	1 0 0 0 0 1 1 1 0 0 1 0 0 1 1 0 0 0 0 0 0			
<b>Jesus Alou, R</b> OBP: 0.281, SLG: 0.333 (5, PH)					2-3 3-H								
<b>Juan Pizarro, L</b> OBP: 0.178, SLG: 0.098 (8, 4)													
<b>Inning Stats</b>	R: 0 E: 0 K: 1 S: 6 H: 1 LOB: 1 BB: 0 P: 6	R: 0 E: 0 K: 0 S: 3 H: 0 LOB: 0 BB: 0 P: 3	R: 0 E: 0 K: 2 S: 7 H: 0 LOB: 1 BB: 1 P: 11	R: 0 E: 0 K: 2 S: 7 H: 0 LOB: 0 BB: 0 P: 7	R: 3 E: 0 K: 0 S: 6 H: 3 LOB: 1 BB: 1 P: 10	R: 0 E: 0 K: 1 S: 4 H: 0 LOB: 0 BB: 1 P: 8	R: 1 E: 1 K: 2 S: 10 H: 2 LOB: 2 BB: 0 P: 10	R: 1 E: 0 K: 1 S: 7 H: 2 LOB: 1 BB: 0 P: 7	R: 0 E: 0 K: 0 S: 4 H: 1 LOB: 3 BB: 2 P: 12	1B: 7 2B: 1 3B: 1 HR: 0 SF: 1 SAC: 1 DP: 0 HBP: 0	WP: 1 PB: 0 SB: 0 CS: 1 PA: 41		
<b>PITCHER</b>	IP WLS BF H R ER SO BB IBB HBP BLK WP HR S P ERA WHIP											<b>PITCHER</b>	IP WLS BF H R ER SO BB IBB HBP BLK WP HR S P ERA WHIP
<b>Al Downing, L</b> ERA: 3.19 (1, 1)	6.2 L 29 6 4 3 7 3 0 0 0 1 0 40 52 4.05 1.350												
<b>Doug Rau, L</b> ERA: 4.14 (7, 1)	0.1 1 0 0 0 1 0 0 0 0 0 0 3 3 0.00 0.000												
<b>George Culver, R</b> ERA: 3.12 (8, 1)	2.0 11 3 1 1 1 2 0 0 0 0 0 11 19 4.50 2.500												

Houston Astros @ Los Angeles Dodgers  
Dodger Stadium, Los Angeles, CA  
Fri Jul 27 1973, 3:33 AM PDT  
Att. 19,818 - Unknown

AB	34
R	5
H	9
RBI	4
BB	5
SO	9
LOB	18



livebaseballscorecards.com

Batter	1	2	3	4	5	6	7	8	9	AB	R	H	RBI	BB	SO	LOB
Davey Lopes, R OBP: 0.369, SLG: 0.354 (1, 4)	0-3 K			0-0 6-3	4-0 BB			0-0 3-1		3	0	0	0	1	1	0
Bill Buckner, L OBP: 0.295, SLG: 0.335 (1, 3) (6, 7)	0-0 4-3			0-0 1B 2B 1B	0-0 P6			0-0 4-3		4	1	1	0	0	0	2
Willie Davis, L OBP: 0.340, SLG: 0.482 (1, 8)	0-3 K			0-0 1-3 2B 1B			0-0 4-3	0-0 1B 1B		4	1	2	0	0	1	0
Joe Ferguson, R OBP: 0.395, SLG: 0.483 (1, 2)		0-0 4-3		0-0 1-H 3-H 2B		0-3 K		0-0 1-2 1B		4	0	2	2	0	1	0
Willie Crawford, L OBP: 0.405, SLG: 0.449 (1, 9)		0-3 K		0-3 K		0-0 FC5 2B		0-0 1-3		4	0	1	0	0	2	3
Ron Cey, R OBP: 0.362, SLG: 0.403 (1, 5)		0-0 F3		0-3 K		0-0 FC5			0-0 F8	4	0	0	0	0	1	2
Von Joshua, L OBP: 0.287, SLG: 0.286 (1, 7) Steve Garvey, R OBP: 0.322, SLG: 0.423 (5, PH) (6, 3)			0-3 K		0-0 FC6-4 1B		0-0 F8	0-3 K		1	0	0	0	0	1	0
Bill Russell, R OBP: 0.316, SLG: 0.364 (1, 6)			0-3 K		0-0 FC6-4 SH3-4		0-0 5-3	0-0 F3		3	0	1	0	0	1	0
Al Downing, R OBP: 0.163, SLG: 0.171 (1, 1) Doug Rau, L OBP: 0.143, SLG: 0.143 (7, 1) Tom Paciorek, R OBP: 0.267, SLG: 0.296 (7, PH) George Culver, R (8, 1)			0-3 K		0-0 SH3-4		0-0 F8			1	0	0	0	0	1	0
										0	0	0	0	0	0	0
										1	0	0	0	0	0	0
										0	0	0	0	0	0	0

Inning Stats	R: 0	H: 0	E: 0	K: 2	S: 7	R: 0	H: 0	E: 0	K: 1	S: 5	R: 0	H: 0	E: 0	K: 3	S: 9	R: 2	H: 3	E: 0	K: 2	S: 10	R: 0	H: 1	E: 0	K: 0	S: 4	R: 0	H: 1	E: 0	K: 1	S: 6	R: 0	H: 0	E: 0	K: 0	S: 3	R: 0	H: 2	E: 0	K: 0	S: 5	R: 0	H: 0	E: 0	K: 1	S: 5	1B: 5	SF: 0	2B: 2	SAC: 1	3B: 0	DP: 0	HR: 0	HBP: 0	WP: 0	PA: 35
--------------	------	------	------	------	------	------	------	------	------	------	------	------	------	------	------	------	------	------	------	-------	------	------	------	------	------	------	------	------	------	------	------	------	------	------	------	------	------	------	------	------	------	------	------	------	------	-------	-------	-------	--------	-------	-------	-------	--------	-------	--------

PITCHER	IP	WLS	BF	H	R	ER	SO	BB	IBB	HBP	BLK	WP	HR	S	P	ERA	WHIP
J.R. Richard, R ERA: 2.87 (1, 1)	4.0		15	3	2	2	8	0	0	0	0	0	0	31	31	4.50	0.750
Juan Pizarro, L ERA: 4.15 (5, 1)	5.0	W	20	4	0	0	2	1	0	0	0	0	0	23	27	0.00	1.000


**BOTTOM**

**Houston Astros @ Los Angeles Dodgers**  
 Dodger Stadium, Los Angeles, CA

Fri Jul 27 1973, 3:33 AM PDT  
 Att. 19,818 - Unknown

livebaseballscorecards.com

**AB 33**  
**R 2**  
**H 7**  
**RBI 2**  
**BB 1**  
**SO 10**  
**LOB 8**



Batter	1	2	3	4	5	6	7	8	9	AB R H RBI BB SO LOB	TOP											
<b>Bobby Bonds, R</b> (1, 9) OBP: 0.401, SLG: 0.589	0-3 K	0-0 F8		0-3 K			0-0 HR		4-0 E S BB	4 1 1 1 1 2 2	<b>San Francisco Giants @ Los Angeles Dodgers</b> <b>Dodger Stadium, Los Angeles, CA</b> Sat Jul 28 1973, 7:05 PM PDT Att: 55,185 - Unknown											
<b>Tito Fuentes, S</b> (1, 4) OBP: 0.324, SLG: 0.366	0-0 E6 2B		0-0 F8		0-0 F7	0-0 FC5-4 1B	0-0 FC5-4 1B	0-3 K	0-3 K	5 1 1 0 0 1 1												
<b>Garry Maddox, R</b> (1, 8) OBP: 0.349, SLG: 0.456	0-3 K		0-3 K		0-0 1B	0-0 FC5-4 E	0-0 FC5-4 E	0-3 K	0-3 K	5 1 1 0 0 3 3												
<b>Willie McCovey, L</b> (1, 3) OBP: 0.428, SLG: 0.526 <b>Gary Thomasson, L</b> (5, PR) OBP: 0.346, SLG: 0.405	0-0 E 2B		0-0 1B		0-0 1B	0-0 G3	0-0 G3			3 1 3 2 0 0 0 1 0 0 0 0 0 1												
<b>Ed Goodson, L</b> (1, 5) OBP: 0.353, SLG: 0.480	0-0 E8 1B		0-3 K		0-3 K	0-0 F9	0-0 F9			4 0 1 1 0 2 3												
<b>Gary Matthews, R</b> (1, 7) OBP: 0.391, SLG: 0.477	0-0 F9			0-0 E 1B	0-0 6-3		0-0 G1-6-3 1B			4 1 2 0 0 0 3												
<b>Chris Speier, R</b> (1, 6) OBP: 0.346, SLG: 0.385		0-3 K		0-3 K		0-0 5-3	0-0 F9			4 0 0 0 0 2 2												
<b>Dave Rader, L</b> (1, 2) OBP: 0.329, SLG: 0.347		0-0 4-3		0-0 5-3		0-0 6-3	0-0 G1-6-3			4 0 0 0 0 0 2												
<b>Jim Barr, R</b> (1, 1) OBP: 0.196, SLG: 0.188		0-0 2B		0-0 E5		0-0 5-3		0-0 6-3		4 0 1 0 0 0 0												
<b>Inning Stats</b>	R: 2 E: 2 K: 2 S: 10	H: 2 LOB: 1 BB: 0 P: 10	R: 0 E: 0 K: 1 S: 6	H: 1 LOB: 1 BB: 0 P: 6	R: 0 E: 0 K: 2 S: 8	H: 1 LOB: 1 BB: 0 P: 8	R: 1 E: 1 K: 2 S: 9	H: 1 LOB: 1 BB: 0 P: 9	R: 1 E: 0 K: 1 S: 7	H: 2 LOB: 2 BB: 0 P: 7		R: 0 E: 0 K: 0 S: 3	H: 0 LOB: 0 BB: 0 P: 3	R: 1 E: 1 K: 0 S: 5	H: 2 LOB: 1 BB: 0 P: 5	R: 0 E: 0 K: 0 S: 3	H: 1 LOB: 0 BB: 0 P: 3	R: 0 E: 0 K: 2 S: 7	H: 0 LOB: 1 BB: 1 P: 11	1B: 7 2B: 2 3B: 0 HR: 1	SF: 0 SAC: 0 DP: 1 HBP: 0	WP: 1 PB: 0 SB: 3 CS: 0
<b>PITCHER</b>	IP WLS BF H R ER SO BB IBB HBP BLK WP HR S P ERA WHIP																					
<b>Don Sutton, R</b> (1, 1) ERA: 2.37	5.0 L 24 7 4 1 8 0 0 0 0 0 1 0 40 40 1.80 1.400																					
<b>Pete Richert, L</b> (6, 1) ERA: 2.08	3.0 11 3 1 1 0 0 0 0 0 0 0 1 11 11 3.00 1.000																					
<b>Charlie Hough, R</b> (9, 1) ERA: 3.19	1.0 4 0 0 0 0 2 1 0 0 0 0 0 7 11 0.00 1.000																					

livebaseballscorecards.com

<b>AB</b>	<b>38</b>
<b>R</b>	<b>5</b>
<b>H</b>	<b>10</b>
<b>RBI</b>	<b>4</b>
<b>BB</b>	<b>1</b>
<b>SO</b>	<b>10</b>
<b>LOB</b>	<b>17</b>







Batter	1	2	3	4	5	6	7	8	9	AB R H RBI BB SO LOB	TOP																					
<b>Bobby Bonds, R</b> OBP: 0.398, SLG: 0.583 (1, 9) X	0-0 6-3		X 0-0 1-3		X 0-0 F7		0-3 K			4 0 0 0 0 1 0																						
<b>Tito Fuentes, S</b> OBP: 0.323, SLG: 0.363 (1, 4) X	0-0 F8		X 0-0 4-3		4-0 BB			X 0-0 F8		3 0 0 0 1 0 0																						
<b>Garry Maddox, R</b> OBP: 0.350, SLG: 0.458 (1, 8) B B B	4-0 BB BB			X 0-0 E5 1B 2B		X 0-0 F7		X 0-0 3-1 2B		3 1 1 0 1 0 1																						
<b>Willie McCovey, L</b> OBP: 0.435, SLG: 0.528 <b>Gary Thomasson, L</b> OBP: 0.346, SLG: 0.405 (1, 3) B B B (8, PR) B (8, 3)	4-0 FC4-6 1-2 BB		X 0-0 2B 1B		4-0 G3 BB			4-0 3-1 IBB		1 1 1 0 3 0 0 0 0 0 0 0 0 0																						
<b>Ed Goodson, L</b> OBP: 0.349, SLG: 0.475 <b>Elias Sosa, R</b> OBP: 0.333, SLG: 0.200 (1, 5) X (8, 1)	0-0 FC4-6 1-2f		S S S 0-3 K		X 0-0 P5		X 0-0 3-1			4 0 0 0 0 1 7 0 0 0 0 0 0 0																						
<b>Gary Matthews, R</b> OBP: 0.387, SLG: 0.471 (1, 7)		X 0-0 1-3		X 0-0 P4		X 0-0 G3		S S S 0-3 K		4 0 0 0 0 1 6																						
<b>Chris Speier, R</b> OBP: 0.345, SLG: 0.386 (1, 6)		X 0-0 F7		X 0-0 2B		X 0-0 F8		X 0-0 5-3		4 0 1 2 0 0 1																						
<b>Dave Rader, L</b> OBP: 0.325, SLG: 0.343 (1, 2)		X 0-0 3-1		X 0-0 F5			X 0-0 F8		X 0-0 6-3	4 0 0 0 0 0 1																						
<b>Tom Bradley, R</b> OBP: 0.220, SLG: 0.229 <b>Mike Phillips, L</b> OBP: 0.259, SLG: 0.286 (1, 1) (8, 5)		X 0-0 6-3		X 0-0 1-3			X 0-0 4-3		X 0-0 G3	3 0 0 0 0 0 0 1 0 0 0 0 0 0																						
<b>Inning Stats</b>	R: 0 E: 0 K: 0 S: 3	H: 0 LOB: 2 BB: 2 P: 11	R: 0 E: 0 K: 0 S: 3	H: 0 LOB: 0 BB: 0 P: 3	R: 0 E: 0 K: 0 S: 3	H: 0 LOB: 0 BB: 0 P: 3	R: 2 E: 1 K: 1 S: 8	H: 2 LOB: 1 BB: 0 P: 8	R: 0 E: 0 K: 0 S: 3	H: 0 LOB: 1 BB: 1 P: 7	R: 0 E: 0 K: 1 S: 5	H: 0 LOB: 0 BB: 0 P: 5	R: 0 E: 0 K: 1 S: 6	H: 1 LOB: 3 BB: 1 P: 10	R: 0 E: 0 K: 0 S: 3	H: 0 LOB: 0 BB: 0 P: 3	1B: 1 2B: 2 3B: 0 HR: 0	SF: 0 SAC: 0 DP: 0 HBP: 0	WP: 0 PB: 0 SB: 0 CS: 0	PA: 36												
<b>PITCHER</b> <b>Andy Messersmith, R</b> ERA: 3.06 (1, 1)	IP 9.0	WLS W	BF 36	H 3	R 2	ER 0	SO 3	BB 4	IBB 1	HBP 0	BLK 0	WP 0	HR 0	S 37	P 57	ERA 0.00	WHIP 0.778															
											<b>PITCHER</b>	IP	WLS	BF	H	R	ER	SO	BB	IBB	HBP	BLK	WP	HR	S	P	ERA	WHIP				

San Francisco Giants @ Los Angeles Dodgers  
Dodger Stadium, Los Angeles, CA  
Sun Jul 29 1973, 3:33 AM PDT  
Att: 41,109 - Unknown

livebaseballscorecards.com

<b>AB</b>	31
<b>R</b>	2
<b>H</b>	3
<b>RBI</b>	2
<b>BB</b>	5
<b>SO</b>	3
<b>LOB</b>	16



Batter	1	2	3	4	5	6	7	8	9	AB	R	H	RBI	BB	SO	LOB
Davey Lopes, R OBP: 0.362, SLG: 0.346 (1, 4)	0-0 P6		0-0 1-3		0-0 6-3			0-0 6-3		4	0	0	0	0	0	0
Bill Buckner, L OBP: 0.296, SLG: 0.336 (1, 7)	0-0 L7		0-0 6-3		0-0 G1			0-0 BB 2B 1B		4	1	1	0	0	0	0
Willie Davis, L OBP: 0.334, SLG: 0.473 (1, 8)	0-3 K		0-0 F8				0-0 L9	0-0 F8		4	0	0	0	0	1	1
Joe Ferguson, R OBP: 0.392, SLG: 0.473 (1, 2)		0-0 1-3		4-0 HR BB		0-0 6-3		4-0 2B 1-2 HR BB		2	2	0	0	2	0	0
Willie Crawford, L OBP: 0.405, SLG: 0.460 (1, 9)		0-0 F9		0-0 1-H HR		0-0 6-3		0-0 1-3 2-H HR 2B		4	2	2	3	0	0	0
Steve Garvey, R OBP: 0.331, SLG: 0.445 (1, 3)		4-0 1B BB		0-0 4-3			4-0 1B BB	0-0 2-H 3-H HR		2	1	1	3	2	0	0
Ron Cey, R OBP: 0.364, SLG: 0.402 (1, 5)		0-0 1-3 1B		0-0 5-3			0-3 K	4-0 2-H 3-H BB		3	0	1	0	1	1	1
Bill Russell, R OBP: 0.317, SLG: 0.364 (1, 6)		4-0 1-2 1B		0-3 K			0-0 1-2 1B	0-3 K		3	0	1	0	1	2	1
Andy Messersmith, R OBP: 0.246, SLG: 0.242 (1, 1)		0-0 F3			0-0 6-3		0-0 1-2 1B	0-0 1-2 G6-4-3		3	0	0	0	0	0	5

Inning Stats	R: 0	H: 0	E: 0	K: 1	S: 5	LOB: 0	BB: 0	P: 5	R: 0	H: 1	E: 0	K: 0	S: 4	LOB: 3	BB: 2	P: 12	R: 0	H: 0	E: 0	K: 0	S: 3	LOB: 0	BB: 0	P: 3	R: 2	H: 1	E: 0	K: 1	S: 6	LOB: 0	BB: 1	P: 10	R: 0	H: 0	E: 0	K: 0	S: 3	LOB: 0	BB: 0	P: 3	R: 0	H: 0	E: 0	K: 1	S: 3	LOB: 0	BB: 0	P: 3	R: 0	H: 1	E: 0	K: 1	S: 5	LOB: 1	BB: 1	P: 9	R: 4	H: 3	E: 0	K: 1	S: 8	LOB: 1	BB: 2	P: 16
PITCHER	IP	WLS	BF	H	R	ER	SO	BB	IBB	HBP	BLK	WP	HR	S	P	ERA	WHIP																																															
Tom Bradley, R (1, 1)	7.2	L	32	5	5	5	3	4	1	0	0	0	1	33	53	5.87	1.174																																															
Elias Sosa, R (8, 1)	0.1		3	1	1	1	1	1	0	0	0	0	1	4	8	27.00	6.000																																															

BOTTOM

San Francisco Giants @ Los Angeles Dodgers  
 Dodger Stadium, Los Angeles, CA  
 Sun Jul 29 1973, 3:33 AM PDT  
 Att. 41,109 - Unknown

livebaseballscores.com

AB	29
R	6
H	6
RBI	6
BB	6
SO	4
LOB	8



WP: 0	PA: 35
PB: 0	
SB: 0	
CS: 0	

Batter	1	2	3	4	5	6	7	8	9	AB R H RBI BB SO LOB	TOP																													
<b>Bobby Bonds, R</b> (1, 9) OBP: 0.395, SLG: 0.578	0-3 K		0-3 K		0-0 6-3			0-3 K		4 0 0 0 0 3 0	<b>San Francisco Giants @ Los Angeles Dodgers</b> <b>Dodger Stadium, Los Angeles, CA</b> Mon Jul 30 1973, 7:05 PM PDT Att: 49,945 - Unknown <a href="http://livebaseballscorecards.com">livebaseballscorecards.com</a>																													
<b>Tito Fuentes, S</b> (1, 4) OBP: 0.323, SLG: 0.362	0-0 1B		0-0 4-3			0-0 E6		0-0 F9		4 0 1 0 0 0 0																														
<b>Garry Maddox, R</b> (1, 8) OBP: 0.349, SLG: 0.458	0-3 K			0-0 G3 4-3 2B		0-0 F8		0-0 4-3		4 1 1 0 0 1 2																														
<b>Willie McCovey, L</b> (1, 3) OBP: 0.429, SLG: 0.520	0-3 K			0-0 G3 2-3		0-0 P4		0-0 F9		4 0 0 0 0 1 3																														
<b>Ed Goodson, L</b> (1, 5) OBP: 0.345, SLG: 0.469		0-0 G3		0-0 4-3		0-0 4-3		0-0 1-3		4 0 0 1 0 0 1																														
<b>Gary Matthews, R</b> (1, 7) OBP: 0.388, SLG: 0.479		4-0 6-3 BB		0-0 3-H HR		0-0 F8		0-0 6-3		3 1 1 1 1 0 0																														
<b>Chris Speier, R</b> (1, 6) OBP: 0.342, SLG: 0.383		0-0 6-3 1-2		0-0 6-3		0-0 5-3				3 0 0 0 0 0 1																														
<b>Dave Rader, L</b> (1, 2) OBP: 0.325, SLG: 0.343		0-0 F9			0-0 4-3		0-0 1B			3 0 1 0 0 0 1																														
<b>Ron Bryant, S</b> (1, 1) OBP: 0.203, SLG: 0.169			0-0 4-3		0-0 6-3		0-0 F8			2 0 0 0 0 0 0																														
<b>Chris Arnold, R</b> (7, PH) OBP: 0.387, SLG: 0.423										1 0 0 0 0 0 1																														
<b>Randy Moffitt, R</b> (7, 1) OBP: 0.077, SLG: 0.077										0 0 0 0 0 0 0																														
<b>Inning Stats</b>	R: 0 E: 0 K: 3 S: 10	H: 1 LOB: 1 BB: 0 P: 10	R: 0 E: 0 K: 0 S: 3	H: 0 LOB: 1 BB: 1 P: 7	R: 0 E: 0 K: 1 S: 5	H: 0 LOB: 0 BB: 0 P: 5	R: 2 E: 0 K: 0 S: 5	H: 2 LOB: 0 BB: 0 P: 5	R: 0 E: 0 K: 0 S: 3	H: 0 LOB: 0 BB: 0 P: 3	R: 0 E: 1 K: 0 S: 4	H: 0 LOB: 1 BB: 0 P: 4	R: 0 E: 0 K: 0 S: 4	H: 1 LOB: 1 BB: 0 P: 4	R: 0 E: 0 K: 1 S: 5	H: 0 LOB: 0 BB: 0 P: 5	R: 0 E: 0 K: 0 S: 3	H: 0 LOB: 0 BB: 0 P: 3	1B: 2 2B: 1 3B: 0 HR: 1	SF: 0 SAC: 0 DP: 0 HBP: 0	WP: 0 PB: 0 SB: 0 CS: 0	PA: 33																		
<b>PITCHER</b> <b>Claude Osteen, L</b> (1, 1) ERA: 2.97	IP 9.0	WLS W	BF 33	H 4	R 2	ER 2	SO 5	BB 1	IBB 0	HBP 0	BLK 0	WP 0	HR 1	S 42	P 46	ERA 2.00	WHIP 0.556						PITCHER	IP 9.0	WLS W	BF 33	H 4	R 2	ER 2	SO 5	BB 1	IBB 0	HBP 0	BLK 0	WP 0	HR 1	S 42	P 46	ERA 2.00	WHIP 0.556



Batter	1	2	3	4	5	6	7	8	9
<b>Davey Lopes, R</b> OBP: 0.363, SLG: 0.356 (1, 4)	0-3 K		0-0 2B 1B		0-0 HR		0-0 5-3		
<b>Manny Mota, R</b> OBP: 0.401, SLG: 0.402 (1, 7)	0-0 6-3		0-0 1B 2B		4-0 FC3-6 BB		0-0 F8		
<b>Tom Paciorek, R</b> OBP: 0.264, SLG: 0.293 (8, 7)									
<b>Willie Davis, L</b> OBP: 0.333, SLG: 0.471 (1, 8)	0-0 F7		0-0 1B		0-0 FC3-6		0-0 K		
<b>Joe Ferguson, R</b> OBP: 0.391, SLG: 0.480 (1, 2)		0-0 F7	0-0 6-3		0-0 F8		0-0 HR		
<b>Steve Garvey, R</b> OBP: 0.324, SLG: 0.435 (1, 3)		0-0 4-3		0-0 F8		0-0 F7	0-0 F8		
<b>Ron Cey, R</b> OBP: 0.360, SLG: 0.398 (1, 5)		0-0 F5		0-0 L5		0-0 5-3	0-3 K		
<b>Willie Crawford, L</b> OBP: 0.408, SLG: 0.460 (1, 9)			4-0 1B BB	0-0 WP 1B		0-0 F8			
<b>Bill Russell, R</b> OBP: 0.317, SLG: 0.364 (1, 6)			0-0 1B 1B	0-3 K		0-0 E6 SH1-4			
<b>Claude Osteen, L</b> OBP: 0.175, SLG: 0.164 (1, 1)			0-0 5-3		0-0 4-3		0-0 SH1-4		

Inning Stats	R: 0	H: 0	E: 0	LOB: 0	K: 1	BB: 0	S: 5	P: 5
	0	0	0	0	0	0	5	5
	0	0	0	0	0	0	3	3
	3	4	0	1	0	1	6	10
	0	1	0	1	1	0	6	8
	0	0	0	0	0	0	3	3
	0	0	0	0	0	0	4	8
	1	1	0	0	2	0	8	8

PITCHER	IP	WLS	BF	H	R	ER	SO	BB	IBB	HBP	BLK	WP	HR	S	P	ERA	WHIP
<b>Ron Bryant, L</b> ERA: 3.07 (1, 1)	6.0	L	25	6	4	4	2	2	0	0	0	1	1	27	35	6.00	1.333
<b>Randy Moffitt, R</b> ERA: 2.97 (7, 1)	2.0		8	1	1	1	2	0	0	0	0	0	1	12	12	4.50	0.500

**BOTTOM**

San Francisco Giants @ Los Angeles Dodgers  
 Dodger Stadium, Los Angeles, CA  
 Mon Jul 30 1973, 7:05 PM PDT  
 Att. 49,945 - Unknown

AB	R	H	RBI	BB	SO	LOB
4	2	2	2	0	1	1
3	1	1	1	1	0	1
0	0	0	0	0	0	0
4	0	1	1	0	1	1
4	1	1	1	0	0	2
4	0	0	0	0	0	0
4	0	0	0	0	1	0
2	0	1	0	1	0	0
3	1	1	0	0	1	1
2	0	0	0	0	0	1

AB	30
R	5
H	7
RBI	5
BB	2
SO	4
LOB	7

WP: 1 PA: 33  
 PB: 0  
 SB: 0  
 CS: 0



1B	2B	3B	HR	SF	SAC	DP	HBP
4	1	0	2	0	1	0	0

**Los Angeles Dodgers @ Houston Astros**  
 Astrodome, Houston, TX  
 Tue Jul 31 1973, 8:05 PM EDT  
 Att. 19,247 - Dome

AB	35
R	2
H	9
RBI	2
BB	0
SO	2
LOB	9



Batter	1	2	3	4	5	6	7	8	9	AB R H RBI BB SO LOB
Davey Lopes, R (1, 4) OBP: 0.365, SLG: 0.366	0-0 6-3		0-0 F8			0-0 HR		0-0 1B		4 1 2 1 0 0 0
Manny Mota, R (1, 7) OBP: 0.398, SLG: 0.399	0-0 6-3			0-0 6-3		0-0 6-3		0-0 1B		4 0 1 0 0 0 0
Jim Brewer, L (8, 1) OBP: 0.400, SLG: 0.400								1-3 2-3 1B		0 0 0 0 0 0 0
Willie Davis, L (1, 8) OBP: 0.333, SLG: 0.469	0-0 4-3			0-0 3-1			0-0 G3	0-0 1B		4 0 1 1 0 0 0
Joe Ferguson, R (1, 2) OBP: 0.386, SLG: 0.474		0-0 F2		0-3 K			0-0 F8	0-0 6-3		4 0 0 0 0 1 2
Steve Garvey, R (1, 3) OBP: 0.328, SLG: 0.436		0-0 FC4-6 1B			0-0 5-3		0-0 1B		0-0 4-3	4 0 2 0 0 0 0
Ron Cey, R (1, 5) OBP: 0.380, SLG: 0.397		0-0 L6			0-0 6-3		0-0 1B		0-0 1B	3 0 1 0 0 0 1
Bill Buckner, L (9, PH) OBP: 0.298, SLG: 0.337							1-2 1B			1 0 1 0 0 0 0
Willie Crawford, L (1, 9) OBP: 0.403, SLG: 0.454		0-0 FC4-6			0-0 G3		0-0 6-3		0-0 F7	4 0 0 0 0 0 4
Bill Russell, R (1, 6) OBP: 0.317, SLG: 0.363			0-0 4-3		0-3 K			0-0 1B	0-0 G1	4 1 1 0 0 1 1
Tommy John, R (1, 1) OBP: 0.167, SLG: 0.170			0-0 1-3			0-0 6-3		0-0 F9		2 0 0 0 0 0 0
Tom Paciorek, R (8, PH) OBP: 0.261, SLG: 0.289										1 0 0 0 0 0 1

Inning Stats	R: 0	H: 0	R: 0	H: 1	R: 0	H: 0	R: 0	H: 0	R: 1	H: 1	R: 0	H: 2	R: 1	H: 4	R: 0	H: 1	1B: 8	SF: 0	WP: 0	PA: 35
E: 0	LOB: 0	E: 0	LOB: 1	E: 0	LOB: 0	E: 0	LOB: 0	E: 0	LOB: 0	E: 0	LOB: 2	E: 0	LOB: 2	E: 0	LOB: 1	2B: 0	SAC: 0	PB: 0		
K: 0	BB: 0	K: 0	BB: 0	K: 0	BB: 0	K: 1	BB: 0	K: 0	BB: 0	K: 0	BB: 0	K: 0	BB: 0	K: 0	BB: 0	3B: 0	DP: 0	SB: 0		
S: 3	P: 3	S: 4	P: 4	S: 3	P: 3	S: 5	P: 5	S: 3	P: 3	S: 6	P: 6	S: 5	P: 5	S: 6	P: 6	HR: 1	HBP: 0	CS: 0		

PITCHER	IP	WLS	BF	H	R	ER	SO	BB	IBB	HBP	BLK	WP	HR	S	P	ERA	WHIP
Dave Roberts, L (1, 1) ERA: 2.86	7.2	W	30	8	2	2	2	0	0	0	0	0	1	34	34	2.35	1.043
Don Wilson, R (8, 1) ERA: 3.29	1.1	S	5	1	0	0	0	0	0	0	0	0	0	5	5	0.00	0.750

WP: 0	PA: 35
PB: 0	
SB: 0	
CS: 0	

Batter	1	2	3	4	5	6	7	8	9	AB R H RBI BB SO LOB
<b>Tommie Agee, R</b> OBP: 0.313, SLG: 0.444 (1, 9) S S	0-3 K		4-0 FC6 BB		0-3 K			0-0 FC6-4 1B		3 0 1 0 1 2 0
<b>Roger Metzger, S</b> OBP: 0.306, SLG: 0.351 (1, 6) S S	0-3 K		0-0 FC6 HBP 1-2f			4-0 2B BB		0-0 FC6-4 K WP 1-2f		3 1 0 0 1 1 2
<b>Cesar Cedeno, R</b> OBP: 0.370, SLG: 0.529 (1, 8) X	0-0 6-3		1-0 HBP			0-0 4-3 SF8 2B		0-3 K 1-3		3 1 1 1 0 1 1
<b>Bob Watson, R</b> OBP: 0.408, SLG: 0.460 (1, 7)		0-0 SH1-3 E 2B	0-0 1-3			0-0 4-3				3 1 1 0 0 0 3
<b>Doug Rader, R</b> OBP: 0.324, SLG: 0.427 (1, 5)		0-0 SH1-3 2-3		0-0 FC6-4 1B		0-0 SF8				1 0 1 1 0 0 0
<b>Lee May, R</b> OBP: 0.303, SLG: 0.443 (1, 3)		0-0 E6 3-H		0-0 FC6-4 G6-4-3 1-2f		0-0 F8				3 0 0 1 0 0 1
<b>Tommy Helms, R</b> OBP: 0.323, SLG: 0.364 (1, 4)		0-0 P4		0-0 G6-4-3 1-2f		0-0 F8				3 0 0 0 0 0 2
<b>Skip Jutze, R</b> OBP: 0.280, SLG: 0.256 (1, 2)		0-0 F8			0-0 3-1		0-0 5-3			3 0 0 0 0 0 1
<b>Dave Roberts, L</b> OBP: 0.111, SLG: 0.111 (1, 1) <b>Don Wilson, R</b> OBP: 0.222, SLG: 0.264 (8, 1)			0-0 3-1			0-0 G3		0-3 K		3 0 0 0 0 1 0 0 0 0 0 0 0 0

**BOTTOM**

**Los Angeles Dodgers @ Houston Astros**  
Astrodome, Houston, TX  
Tue Jul 31 1973, 8:05 PM EDT  
Att. 19,247 - Dome

livebaseballscorecards.com

<b>AB</b>	<b>25</b>
<b>R</b>	<b>3</b>
<b>H</b>	<b>4</b>
<b>RBI</b>	<b>3</b>
<b>BB</b>	<b>2</b>
<b>SO</b>	<b>5</b>
<b>LOB</b>	<b>10</b>



Inning Stats	R: 0	H: 0	R: 1	H: 1	R: 0	H: 0	R: 0	H: 1	R: 2	H: 1	R: 0	H: 0	R: 0	H: 1	R: 0	H: 1
	E: 0	LOB: 0	E: 1	LOB: 1	E: 0	LOB: 2	E: 0	LOB: 0	E: 0	LOB: 0	E: 0	LOB: 0	E: 0	LOB: 0	E: 0	LOB: 1
	K: 2	BB: 0	K: 0	BB: 0	K: 0	BB: 1	K: 0	BB: 0	K: 0	BB: 1	K: 1	BB: 0	K: 1	BB: 0	K: 1	BB: 0
	S: 7	P: 7	S: 5	P: 5	S: 3	P: 8	S: 3	P: 3	S: 4	P: 8	S: 5	P: 5	S: 5	P: 5	S: 5	P: 5

PITCHER	IP	WLS	BF	H	R	ER	SO	BB	IBB	HBP	BLK	WP	HR	S	P	ERA	WHIP
<b>Tommy John, L</b> ERA: 2.76 (1, 1)	7.0	L	27	3	3	3	4	2	0	1	0	0	0	32	41	3.86	0.714
<b>Jim Brewer, L</b> ERA: 1.95 (8, 1)	1.0		3	1	0	0	1	0	0	0	0	1	0	5	5	0.00	1.000

1B: 2	SF: 1	WP: 1	PA: 30
2B: 2	SAC: 1	PB: 0	
3B: 0	DP: 1	SB: 0	
HR: 0	HBP: 1	CS: 0	

PITCHER	IP	WLS	BF	H	R	ER	SO	BB	IBB	HBP	BLK	WP	HR	S	P	ERA	WHIP
<b>Tommy John, L</b> ERA: 2.76 (1, 1)	7.0	L	27	3	3	3	4	2	0	1	0	0	0	32	41	3.86	0.714
<b>Jim Brewer, L</b> ERA: 1.95 (8, 1)	1.0		3	1	0	0	1	0	0	0	0	1	0	5	5	0.00	1.000

Batter	1	2	3	4	5	6	7	8	9	AB R H RBI BB SO LOB	TOP													
<b>Davey Lopes, R</b> (1, 4) OBP: 0.363, SLG: 0.363	4-0 F8 S BB		0-3 K			0-3 K2-3		0-3 K		3 0 0 0 1 3 1														
<b>Bill Buckner, L</b> (1, 7) OBP: 0.297, SLG: 0.336	0-0 F8 1-3		0-0 FC5-4 1-2f			0-0 S 1B		0-0 G3		4 0 1 0 0 0 2														
<b>Willie Davis, L</b> (1, 8) OBP: 0.330, SLG: 0.465	0-0 F8		0-3 K			0-0 F9 1-2			0-0 3-1	4 0 0 0 0 1 3														
<b>Joe Ferguson, R</b> (1, 2) OBP: 0.388, SLG: 0.472	0-3 K			0-0 5-3		4-0 BB			0-0 FC5 1B 1B	3 0 1 0 1 1 1														
<b>Willie Crawford, L</b> (1, 9) OBP: 0.402, SLG: 0.451		0-0 4-3		0-0 4-3		0-0 3-1			0-0 1-2 1B	4 0 1 0 0 0 2														
<b>Steve Garvey, R</b> (1, 3) OBP: 0.326, SLG: 0.432		0-3 K		0-0 CS 1B			0-3 K		0-0 L4	4 0 1 0 0 2 2														
<b>Ron Cey, R</b> (1, 5) OBP: 0.359, SLG: 0.395		0-0 1B		0-0 CS 1-2	0-0 F9		0-0 F9		0-0 FC5 2-3f	4 0 1 0 0 0 2														
<b>Bill Russell, R</b> (1, 6) OBP: 0.315, SLG: 0.360		0-3 K			0-0 4-3		0-0 F3			3 0 0 0 0 1 1														
<b>Al Downing, R</b> (1, 1) OBP: 0.178, SLG: 0.167			4-0 FC5-4 BB		0-0 5-3			0-3 K2-3		1 0 0 0 1 0 0														
<b>George Culver, R</b> (6, 1)										0 0 0 0 0 0 0														
<b>Von Joshua, L</b> (8, PH) OBP: 0.282, SLG: 0.280										1 0 0 0 0 1 0														
<b>Charlie Hough, R</b> (8, 1) OBP: 0.222, SLG: 0.222										0 0 0 0 0 0 0														
<b>Inning Stats</b>	R: 0 E: 0 K: 1 S: 5	H: 0 LOB: 1 BB: 1 P: 9	R: 0 E: 0 K: 2 S: 8	H: 1 LOB: 1 BB: 0 P: 8	R: 0 E: 0 K: 2 S: 7	H: 0 LOB: 1 BB: 1 P: 11	R: 0 E: 0 K: 0 S: 3	H: 1 LOB: 0 BB: 0 P: 3	R: 0 E: 0 K: 0 S: 3	H: 0 LOB: 0 BB: 0 P: 3	R: 0 E: 0 K: 1 S: 6	H: 1 LOB: 2 BB: 1 P: 10	R: 0 E: 0 K: 1 S: 5	H: 0 LOB: 0 BB: 0 P: 5	R: 0 E: 0 K: 2 S: 7	H: 0 LOB: 0 BB: 0 P: 7	R: 0 E: 0 K: 0 S: 5	H: 2 LOB: 2 BB: 0 P: 5	1B: 5 2B: 0 3B: 0 HR: 0	SF: 0 SAC: 0 DP: 0 HBP: 0	WP: 0 PB: 0 SB: 2 CS: 1	PA: 35		
<b>PITCHER</b> <b>J.R. Richard, R</b> (1, 1) ERA: 2.23	IP: 9.0 WLS: W BF: 34 H: 5 R: 0 ER: 0 SO: 9 BB: 3 IBB: 0 HBP: 0 BLK: 0 WP: 0 HR: 0 S: 49 P: 61 ERA: 0.00 WHIP: 0.889																							

**Los Angeles Dodgers @ Houston Astros**  
 Astrodome, Houston, TX  
 Wed Aug 01 1973, 8:05 PM EDT  
 Att. 19,956 - Dome

[livebaseballscorecards.com](http://livebaseballscorecards.com)

<b>AB</b>	<b>31</b>
<b>R</b>	<b>0</b>
<b>H</b>	<b>5</b>
<b>RBI</b>	<b>0</b>
<b>BB</b>	<b>3</b>
<b>SO</b>	<b>9</b>
<b>LOB</b>	<b>14</b>





BOTTOM

Los Angeles Dodgers @ Houston Astros  
Astrodome, Houston, TX  
Wed Aug 01 1973, 8:05 PM EDT  
Att. 19,956 - Dome

livebaseballscorecards.com

AB	29
R	5
H	6
RBI	5
BB	4
SO	6
LOB	9



WP:	0	PA:	33
PB:	0		
SB:	1		
CS:	0		

AB R H RBI BB SO LOB

3 1 0 0 1 2 0

3 1 1 0 1 0 0

1 0 1 0 1 0 0  
1 2 1 2 1 0 0

4 0 1 1 0 0 4

4 1 1 1 0 0 3

4 0 1 1 0 1 1

3 0 0 0 0 1 1

3 0 0 0 0 1 0

3 0 0 0 0 1 0

1B:	5	SF:	0
2B:	1	SAC:	0
3B:	0	DP:	1
HR:	0	HBP:	0

Batter	1	2	3	4	5	6	7	8	9
<b>Tommie Agee, R</b> OBP: 0.311, SLG: 0.436 (1, 9) SS	0-3 K		0-3 K			4-0 1B 2B BB	0-0 F9		
<b>Roger Metzger, S</b> OBP: 0.307, SLG: 0.351 (1, 6) BB	4-0 BB BB			0-0 F9		0-0 2B 1B		0-0 F9	
<b>Cesar Cedeno, R</b> OBP: 0.374, SLG: 0.530 (1, 8) BB	4-0 BB			0-0 5-3 1B		0-0 1B 2B		4-0 1B BB	
<b>Jimmy Wynn, R</b> OBP: 0.330, SLG: 0.396 (4, PR) (5, 8) BB	4-0 G6-3 1-2 BB			0-0 5-3		0-0 FC6-4 1B		0-0 F4	
<b>Bob Watson, R</b> OBP: 0.407, SLG: 0.458 (1, 7) X	0-0 G6-3 1-2f			0-0 5-3		0-0 FC6-4 1B		0-0 F4	
<b>Doug Rader, R</b> OBP: 0.323, SLG: 0.425 (1, 5) X		0-0 F4		0-0 6-3		0-0 FC6-4 1B		0-0 1B	
<b>Lee May, R</b> OBP: 0.303, SLG: 0.441 (1, 3) X		0-0 4-3			0-0 F3	0-0 FC6-4 1B		0-3 K	
<b>Tommy Helms, R</b> OBP: 0.321, SLG: 0.362 (1, 4) SS		0-3 K			0-0 6-3	0-0 FC6-4 1B			
<b>Skip Jutze, R</b> OBP: 0.276, SLG: 0.251 (1, 2) X			0-0 F8		0-0 F8			0-3 K	
<b>J.R. Richard, R</b> OBP: 0.071, SLG: 0.071 (1, 1) SS			0-3 K			0-0 6-3	0-0 4-3		

Inning Stats	R:	H:	E:	K:	S:	R:	H:	E:	K:	S:	R:	H:	E:	K:	S:	R:	H:	E:	K:	S:	R:	H:	E:	K:	S:	R:	H:	E:	K:	S:	R:	H:	E:	K:	S:	R:	H:	E:	K:	S:					
	0	0	0	1	4	0	0	0	2	5	0	1	0	0	4	4	4	0	1	11	0	0	0	1	5	1	1	0	1	10	0	0	0	0	0	0	0	0	0	0	0	0	0	0	0

PITCHER	IP	WLS	BF	H	R	ER	SO	BB	IBB	HBP	BLK	WP	HR	S	P	ERA	WHIP
<b>Al Downing, L</b> ERA: 3.26 (1, 1)	5.1	L	22	4	4	3	4	3	0	0	0	0	0	27	39	5.06	1.312
<b>George Culver, R</b> ERA: 3.0 (6, 1)	1.2		6	1	0	0	1	0	0	0	0	0	0	8	8	0.00	0.600
<b>Charlie Hough, R</b> ERA: 3.35 (8, 1)	1.0		5	1	1	1	1	1	0	0	0	0	0	6	10	9.00	2.000

Batter	1	2	3	4	5	6	7	8	9	10	11	AB	R	H	RBI	BB	SO	LOB	TOP						
Davey Lopes, R OBP: 0.364, SLG: 0.362 Lee Lacy, R OBP: 0.303, SLG: 0.211 (5, 4)	0-0 5-3	4-0 FC4 BB			0-0 F9		0-3 K		0-0 F8		0-0 6-3	1	0	0	0	1	0	0							
Manny Mota, R OBP: 0.389, SLG: 0.388 Jim Brewer, L OBP: 0.400, SLG: 0.400 (11, 1)	0-0 F8	0-0 FC4			0-0 4-3		0-0 4-3		0-0 1-3		0-0 1-3	6	0	0	0	0	0	5							
Willie Davis, L OBP: 0.333, SLG: 0.473 Willie Crawford, L OBP: 0.402, SLG: 0.451 (10, 9)	0-0 1B				0-0 F6		0-0 F6		0-0 HR		0-0 1B	5	1	3	1	0	0	0							
Joe Ferguson, R OBP: 0.382, SLG: 0.465 (1, 2)	0-0 F9				0-0 5-3				0-0 5-3		0-0 F7	5	0	0	0	0	0	2							
Steve Garvey, R OBP: 0.328, SLG: 0.432 (1, 3)		0-0 WP 1B BB 1B			0-0 F7				0-0 6-3		0-0 4-3	5	1	2	0	0	0	1							
Ron Cey, R OBP: 0.364, SLG: 0.401 Von Joshua, L OBP: 0.282, SLG: 0.280 (11, 7)		4-0 WP 1B BB			0-0 FC4-5 2B		0-0 F4		4-0 BB		0-0 SH2-4 2B 1B	3	0	2	0	2	0	1							
Tom Paciorek, R OBP: 0.261, SLG: 0.287 (10, 8)		0-3 K			0-0 FC4-5 1B 9-2		0-0 1B		0-0 F8		0-0 SH2-4	4	0	1	0	0	1	4							
Bill Russell, R OBP: 0.318, SLG: 0.361 (1, 6)		0-0 BB BB 1B			0-0 1B		0-0 G3		0-0 F8		4-0 2B IBB	4	1	2	1	1	0	2							
Don Sutton, R OBP: 0.149, SLG: 0.082 Ken McMullen, R OBP: 0.298, SLG: 0.509 (11, 5)		4-0 BB BB			0-0 9-2		0-0 F6		0-0 F5		0-0 2B	3	0	0	0	1	0	2							
<b>Inning Stats</b>	R: 0 E: 0 K: 0 S: 4	H: 1 LOB: 1 BB: 0 P: 4	R: 1 E: 0 K: 1 S: 6	H: 2 LOB: 3 BB: 3 P: 18	R: 0 E: 0 K: 0 S: 3	H: 0 LOB: 0 BB: 0 P: 3	R: 0 E: 0 K: 0 S: 4	H: 2 LOB: 1 BB: 0 P: 4	R: 0 E: 0 K: 0 S: 3	H: 0 LOB: 0 BB: 0 P: 3	R: 0 E: 0 K: 1 S: 5	H: 0 LOB: 0 BB: 0 P: 5	R: 1 E: 0 K: 0 S: 4	H: 1 LOB: 1 BB: 1 P: 8	R: 0 E: 0 K: 0 S: 3	H: 0 LOB: 0 BB: 0 P: 3	R: 0 E: 0 K: 0 S: 4	H: 1 LOB: 1 BB: 0 P: 4	R: 2 E: 0 K: 0 S: 5	H: 2 LOB: 2 BB: 1 P: 9	1B: 8 2B: 3 3B: 0 HR: 1	SF: 0 SAC: 1 DP: 1 HBP: 0	WP: 1 PB: 0 SB: 0 CS: 0	PA: 47	
<b>PITCHER</b>	IP	WLS	BF	H	R	ER	SO	BB	IBB	HBP	BLK	WP	HR	S	P	ERA	WHIP								
Jerry Reuss, L ERA: 3.34 Jim Ray, R ERA: 4.4 Juan Pizarro, L ERA: 5.4 Cecil Upshaw, R ERA: 5.18	(1, 1) (8, 1) (11, 1) (11, 1)	7.0 3.0 0.1 0.2	29 12 4 2	7 2 2 0	1 1 2 0	1 1 2 0	2 0 0 0	3 1 0 0	0 0 1 0	0 0 0 0	0 0 0 0	1 0 0 0	0 1 0 0	30 11 3 2	42 15 7 2	1.29 3.00 54.00 0.00	1.429 1.000 6.000 0.000								

**Los Angeles Dodgers @ Houston Astros**  
 Astrodome, Houston, TX  
 Thu Aug 02 1973, 8:05 PM EDT  
 Att. 19,770 - Dome

AB	41
R	4
H	11
RBI	4
BB	5
SO	2
LOB	19



WP: 1	PA: 47
-------	--------

Batter	1	2	3	4	5	6	7	8	9	10	11	AB R H RBI BB SO LOB	BOTTOM														
<b>Tommy Agee, R</b> (1, 9) OBP: 0.305, SLG: 0.427	0-3 K ①		0-3 K ③			0-0 F9 ①	0-0 F9 ③			0-0 3-1 ①		4 0 0 0 0 2 3															
<b>Jim Ray, R</b> (8, 1) OBP: 0.200, SLG: 0.200												0 0 0 0 0 0 0															
<b>Jimmy Stewart, S</b> (10, PH) OBP: 0.288, SLG: 0.178												1 0 0 0 0 0 0															
<b>Juan Pizarro, L</b> (11, 1)												0 0 0 0 0 0 0															
<b>Cecil Upshaw, R</b> (11, 1)												0 0 0 0 0 0 0															
<b>Roger Metzger, S</b> (1, 6) OBP: 0.306, SLG: 0.347	0-0 G3 ②			0-0 G3 ①		0-0 F9 ②		0-0 5-3 ①		4-0 BB		4 0 0 0 1 0 0															
<b>Jimmy Wynn, R</b> (1, 8) OBP: 0.329, SLG: 0.392	0-3 K ③			0-3 K ②		4-0 BB		0-0 F8 ②		0-0 F8 ②		4 0 0 0 1 2 1															
<b>Bob Watson, R</b> (1, 7) OBP: 0.407, SLG: 0.456		0-0 G6-4-3 BB 1B		4-0 BB		0-0 L7 ③		0-0 5-3 ③		0-0 F8 ③		4 0 1 0 1 0 2															
<b>Doug Rader, R</b> (1, 5) OBP: 0.324, SLG: 0.431		4-0 G6-4-3 BB 1-2		0-0 G3 ③			0-3 K ①		0-0 HR		0-0 F8 ①	4 1 1 1 1 1 1															
<b>Lee May, R</b> (1, 3) OBP: 0.304, SLG: 0.449		0-0 G6-4-3 ① ② 1-2 2-3		0-0 6-3 ①			0-0 FC5-4 BB 1B		0-0 HR		0-3 K ②	5 1 2 1 0 1 2															
<b>Johnny Edwards, L</b> (1, 2) OBP: 0.294, SLG: 0.384		0-3 K ③		0-0 F8 ②			4-0 FC5-4 BB		0-3 K ①		0-3 K ③	3 0 0 0 1 2 1															
<b>Ray Busse, R</b> (11, PH) OBP: 0.188, SLG: 0.320							1-2 BB					1 0 0 0 0 1 0															
<b>Tommy Helms, R</b> (1, 4) OBP: 0.320, SLG: 0.365			0-0 E6 G2-6-3		0-0 3B		0-0 FC5-4 BB ②		0-0 P5 ②			4 0 1 0 0 0 2															
<b>Jerry Reuss, L</b> (1, 1) OBP: 0.191, SLG: 0.200			0-0 G2-6-3 ① ②		0-3 K ③		4-0 BB ②		0-0 5-3 ③			2 0 0 0 0 1 2															
<b>Cesar Cedeño, R</b> (7, PH) OBP: 0.374, SLG: 0.529			1-2				1-2 BB					1 0 0 0 1 0 0															
<b>Inning Stats</b>	R: 0 E: 0 K: 2 S: 7	H: 0 LOB: 0 BB: 0 P: 7	R: 0 E: 0 K: 1 S: 5	H: 1 LOB: 1 BB: 1 P: 9	R: 0 E: 1 K: 1 S: 5	H: 0 LOB: 0 BB: 0 P: 5	R: 0 E: 0 K: 1 S: 5	H: 0 LOB: 1 BB: 1 P: 9	R: 0 E: 0 K: 1 S: 6	H: 1 LOB: 1 BB: 0 P: 6	R: 0 E: 0 K: 0 S: 3	H: 0 LOB: 1 BB: 1 P: 7	R: 0 E: 0 K: 1 S: 6	H: 1 LOB: 3 BB: 2 P: 14	R: 0 E: 0 K: 0 S: 3	H: 0 LOB: 0 BB: 0 P: 3	R: 2 E: 0 K: 1 S: 7	H: 2 LOB: 0 BB: 0 P: 7	R: 0 E: 0 K: 0 S: 3	H: 0 LOB: 1 BB: 1 P: 7	R: 0 E: 0 K: 2 S: 7	H: 0 LOB: 0 BB: 0 P: 7	1B: 2 2B: 0 3B: 1 HR: 2	SF: 0 SAC: 0 DP: 2 HBP: 0	WP: 0 PB: 0 SB: 0 CS: 0	PA: 43	
<b>PITCHER</b>	IP	WLS	BF	H	R	ER	SO	BB	IBB	HBP	BLK	WP	HR	S	P	ERA	WHIP										
<b>Don Sutton, R</b> (1, 1) ERA: 2.34	10.0	W	40	5	2	2	8	6	0	0	0	0	2	50	74	1.80	1.100										
<b>Jim Brewer, L</b> (11, 1) ERA: 1.92	1.0	S	3	0	0	0	2	0	0	0	0	0	0	7	7	0.00	0.000										

Los Angeles Dodgers @ Houston Astros  
Astrodome, Houston, TX  
Thu Aug 02 1973, 8:05 PM EDT  
Att. 19,770 - Dome

AB	37
R	2
H	5
RBI	2
BB	6
SO	10
LOB	14



Batter	1	2	3	4	5	6	7	8	9	AB R H RBI BB SO LOB	TOP											
<b>Davey Lopes, R</b> (1, 4) OBP: 0.365, SLG: 0.361	4-0 1B BB		0-3 K		0-3 K		0-0 F8		0-0 CS 1B	4 1 1 0 1 2 0												
<b>Bill Buckner, L</b> (1, 7) OBP: 0.298, SLG: 0.337	0-0 1B 1-2 1B		0-0 1B		0-0 F4		0-0 4-3		0-3 K2-3 1-2	5 0 2 0 0 1 1												
<b>Willie Davis, L</b> (1, 8) OBP: 0.334, SLG: 0.472	0-0 1B 1-3 2-H 1B		0-3 K		0-0 F4		1-0 HBP			3 0 1 1 0 1 1												
<b>Joe Ferguson, R</b> (1, 2) OBP: 0.378, SLG: 0.459	0-0 F7				0-0 F8		0-3 K		0-3 K	4 0 0 0 0 2 2												
<b>Willie Crawford, L</b> (1, 9) OBP: 0.403, SLG: 0.453	0-0 L3			4-0 1B BB		0-0 3B 2B		0-0 4-3		3 2 1 0 1 0 1												
<b>Steve Garvey, R</b> (1, 3) OBP: 0.337, SLG: 0.448		0-0 6-3		0-0 FC4 1B 1-3 1B		0-0 3B 2-H		0-0 1B		4 0 3 1 0 0 0												
<b>Ron Cey, R</b> (1, 5) OBP: 0.363, SLG: 0.399		0-0 6-3		0-0 FC4 1B 1-2 3-H 1B		0-3 K		0-0 F8		4 0 1 1 0 1 2												
<b>Bill Russell, R</b> (1, 6) OBP: 0.317, SLG: 0.359		0-0 6-3		0-0 FC4 1-2 2-3		4-0 IBB		0-0 4-3		3 0 0 0 1 0 3												
<b>Andy Messersmith, R</b> (1, 1) OBP: 0.233, SLG: 0.229			0-0 F4	0-0 4-3		0-3 K		0-0 4-3		4 0 0 0 0 1 4												
<b>Inning Stats</b>	R: 1 E: 0 K: 0 S: 4	H: 2 LOB: 1 BB: 1 P: 8	R: 0 E: 0 K: 0 S: 3	H: 0 LOB: 0 BB: 0 P: 3	R: 0 E: 0 K: 2 S: 8	H: 1 LOB: 1 BB: 0 P: 8	R: 1 E: 0 K: 0 S: 5	H: 2 LOB: 2 BB: 1 P: 9	R: 0 E: 0 K: 1 S: 5	H: 0 LOB: 0 BB: 0 P: 5	R: 1 E: 0 K: 3 S: 11	H: 2 LOB: 2 BB: 1 P: 15	R: 0 E: 0 K: 1 S: 5	H: 0 LOB: 1 BB: 0 P: 6	R: 0 E: 0 K: 0 S: 4	H: 1 LOB: 1 BB: 0 P: 4	R: 0 E: 0 K: 1 S: 5	H: 1 LOB: 0 BB: 0 P: 5	1B: 7 2B: 1 3B: 1 HR: 0	SF: 0 SAC: 0 DP: 0 HBP: 1	WP: 0 PB: 0 SB: 0 CS: 1	PA: 38
<b>PITCHER</b>	IP WLS BF H R ER SO BB IBB HBP BLK WP HR S P ERA WHIP																					
<b>Tom Bradley, R</b> (1, 1) ERA: 3.75	8.0 L 35 8 3 3 7 2 1 1 0 0 0 45 58 3.38 1.250																					
<b>Elias Sosa, R</b> (9, 1) ERA: 3.84	1.0 3 1 0 0 1 0 0 0 0 0 0 5 5 0.00 1.000																					

Los Angeles Dodgers @ San Francisco Giants  
 Candlestick Park, San Francisco, CA  
 Fri Aug 03 1973, 10:05 PM EDT  
 Att. 25,680 - Unknown

livebaseballscorecards.com

AB	34
R	3
H	9
RBI	3
BB	3
SO	8
LOB	14



Batter	1	2	3	4	5	6	7	8	9	AB R H RBI BB SO LOB
<b>Bobby Bonds, R</b> OBP: 0.396, SLG: 0.578 (1, 9)	4-0 		X 0-0 6-3			X 0-0 6-3		X 0-0 G5-4-3		3 0 0 0 1 0 1
<b>Tito Fuentes, S</b> OBP: 0.321, SLG: 0.358 (1, 4)	0-0 4-3		X 0-0 F8			X 0-0 WP 1B		0-3 K		4 0 1 0 0 1 1
<b>Garry Maddox, R</b> OBP: 0.345, SLG: 0.447 (1, 8)	0-0 5-3		X 0-0 F8			X 0-0 F8		4-0 G3 BB		3 0 0 0 1 0 2
<b>Willie McCovey, L</b> OBP: 0.422, SLG: 0.502 (1, 3)	4-0 			X 0-0 4-3		X 0-0 F3		X 0-0 G3		3 0 0 0 1 0 2
<b>Ed Goodson, L</b> OBP: 0.343, SLG: 0.474 (1, 5)	0-0 G1			X 0-0 5-3			X 0-0 3-1	X 0-0 6-3		4 0 0 0 0 0 3
<b>Chris Speier, R</b> OBP: 0.340, SLG: 0.379 (1, 6)		0-3 K		X 0-0 4-3			X 0-0 F9			3 0 0 0 0 1 0
<b>Gary Thomasson, L</b> OBP: 0.345, SLG: 0.409 (1, 7)		0-3 K			0-3 K		X 0-0 F7			3 0 0 0 0 2 0
<b>Dave Rader, L</b> OBP: 0.324, SLG: 0.338 (1, 2)		X 0-0 E8 1B			X 0-0 F9			X 0-0 4-3		3 0 1 0 0 0 0
<b>Tom Bradley, R</b> OBP: 0.212, SLG: 0.220 (1, 1)		X 0-0 5-3			0-3 K			X 0-0 G5-4-3 1B		2 0 0 0 0 1 1
<b>Gary Matthews, R</b> OBP: 0.392, SLG: 0.478 (8, PH)										1 0 1 0 0 0 0
<b>Don Carrithers, R</b> OBP: 0.333, SLG: 0.333 (8, PR)										0 0 0 0 0 0 0
<b>Elias Sosa, R</b> OBP: 0.333, SLG: 0.200 (9, 1)										0 0 0 0 0 0 0

Inning Stats	R: 0	H: 0	E: 0	K: 3	S: 3	R: 0	H: 1	E: 1	K: 2	S: 8	R: 0	H: 0	E: 0	K: 0	S: 3	R: 0	H: 0	E: 0	K: 0	S: 3	R: 0	H: 0	E: 0	K: 2	S: 7	R: 0	H: 1	E: 0	K: 0	S: 4	R: 0	H: 0	E: 0	K: 0	S: 3	R: 0	H: 1	E: 0	K: 1	S: 5	R: 0	H: 0	E: 0	K: 1	S: 9	1B: 3	2B: 0	3B: 0	HR: 0	SF: 0	SAC: 0	DP: 1	HBP: 0	WP: 1	PB: 0	SB: 1	CS: 0	PA: 32
--------------	------	------	------	------	------	------	------	------	------	------	------	------	------	------	------	------	------	------	------	------	------	------	------	------	------	------	------	------	------	------	------	------	------	------	------	------	------	------	------	------	------	------	------	------	------	-------	-------	-------	-------	-------	--------	-------	--------	-------	-------	-------	-------	--------

PITCHER	IP	WLS	BF	H	R	ER	SO	BB	IBB	HBP	BLK	WP	HR	S	P	ERA	WHIP	PITCHER	IP	WLS	BF	H	R	ER	SO	BB	IBB	HBP	BLK	WP	HR	S	P	ERA	WHIP															
<b>Andy Messersmith, R</b> ERA: 2.91 (1, 1)	9.0	W	32	3	0	0	5	3	0	0	0	1	0	39	51	0.00	0.667																																	

**BOTTOM**

**Los Angeles Dodgers @ San Francisco Giants**  
**Candlestick Park, San Francisco, CA**  
 Fri Aug 03 1973, 10:05 PM EDT  
 Att. 25,680 - Unknown

livebaseballscorecards.com

**AB 29**  
**R 0**  
**H 3**  
**RBI 0**  
**BB 3**  
**SO 5**  
**LOB 10**



Batter	1	2	3	4	5	6	7	8	9	10	11	AB R H RBI BB SO LOB	TOP	
<b>Davey Lopes, R</b> (1, 4) <small>OBP: 0.361, SLG: 0.357</small> <b>Willie Crawford, L</b> (9, PH) <small>OBP: 0.402, SLG: 0.452</small> <b>Jim Brewer, L</b> (9, 1) <small>OBP: 0.400, SLG: 0.400</small>												4 0 0 0 0 0 2	<b>Los Angeles Dodgers @ San Francisco Giants</b> <b>Candlestick Park, San Francisco, CA</b> Sat Aug 04 1973, 6:33 AM EDT Att. 25,949 - Unknown	
<b>Manny Mota, R</b> (1, 7) <small>OBP: 0.388, SLG: 0.384</small>												5 0 1 0 0 0 0		
<b>Willie Davis, L</b> (1, 8) <small>OBP: 0.331, SLG: 0.467</small>												5 0 0 0 0 2 2		
<b>Joe Ferguson, R</b> (1, 2) <small>OBP: 0.373, SLG: 0.451</small>												5 0 0 0 0 2 2		
<b>Steve Garvey, R</b> (1, 3) <small>OBP: 0.348, SLG: 0.457</small>												5 1 4 0 0 0 0		
<b>Ron Cey, R</b> (1, 5) <small>OBP: 0.362, SLG: 0.406</small>												4 1 1 2 0 0 2		
<b>Tom Paciorek, R</b> (1, 9) <small>OBP: 0.289, SLG: 0.319</small>												4 0 3 0 1 0 0		
<b>Bill Russell, R</b> (1, 6) <small>OBP: 0.316, SLG: 0.356</small>												4 0 0 0 1 0 5		
<b>Claude Osteen, L</b> (1, 1) <small>OBP: 0.186, SLG: 0.175</small> <b>Bill Buckner, L</b> (9, PH) <small>OBP: 0.298, SLG: 0.336</small> <b>Lee Lacy, R</b> (9, 4) <small>OBP: 0.300, SLG: 0.208</small>												2 0 1 0 0 0 0 1 0 0 0 0 0 3 1 0 0 0 0 1 2		
<b>Inning Stats</b>	R: 0 H: 0 E: 0 LOB: 0 K: 1 BB: 0 S: 5 P: 5	R: 0 H: 2 E: 0 LOB: 2 K: 1 BB: 0 S: 7 P: 7	R: 0 H: 2 E: 0 LOB: 2 K: 1 BB: 0 S: 7 P: 7	R: 2 H: 2 E: 0 LOB: 0 K: 0 BB: 0 S: 5 P: 5	R: 0 H: 0 E: 0 LOB: 0 K: 1 BB: 0 S: 5 P: 5	R: 0 H: 0 E: 0 LOB: 0 K: 0 BB: 0 S: 3 P: 3	R: 0 H: 1 E: 0 LOB: 1 K: 0 BB: 0 S: 4 P: 4	R: 0 H: 0 E: 0 LOB: 0 K: 0 BB: 0 S: 3 P: 3	R: 0 H: 2 E: 0 LOB: 3 K: 0 BB: 1 S: 5 P: 9	R: 0 H: 0 E: 0 LOB: 0 K: 0 BB: 0 S: 3 P: 3	R: 0 H: 1 E: 0 LOB: 2 K: 1 BB: 1 S: 6 P: 10	1B: 8 SF: 0 2B: 1 SAC: 2 3B: 0 DP: 0 HR: 1 HBP: 0		WP: 0 PA: 45 PB: 0 SB: 0 CS: 0
<b>PITCHER</b> <b>Ron Bryant, L</b> (1, 1) <small>ERA: 3.03</small> <b>Elias Sosa, R</b> (9, 1) <small>ERA: 3.69</small>	IP WLS BF H R ER SO BB IBB HBP BLK WP HR S P ERA WHIP 8.1 0 34 9 2 2 4 0 0 0 0 0 1 42 42 2.16 1.080													

livebaseballscorecards.com

AB	41
R	2
H	10
RBI	2
BB	2
SO	5
LOB	21



Batter	1	2	3	4	5	6	7	8	9	10	11	AB R H RBI BB SO LOB	BOTTOM														
<b>Bobby Bonds, R</b> OBP: 0.394, SLG: 0.574 (1, 9)	0-3 K		0-0 1B 1-2		0-0 6-3			0-0 L7			0-3 K	5 0 1 0 0 2 1	<b>Los Angeles Dodgers @ San Francisco Giants</b> <b>Candlestick Park, San Francisco, CA</b> Sat Aug 04 1973, 6:33 AM EDT Att. 25,949 - Unknown														
<b>Tito Fuentes, S</b> OBP: 0.320, SLG: 0.363 (1, 4)	0-0 6-3		0-0 F2			0-0 L6		0-0 F9			0-0 HR	5 1 1 1 0 0 3															
<b>Garry Maddox, R</b> OBP: 0.344, SLG: 0.445 (1, 8)	0-0 5-3		0-0 1B 1-3 2-H			0-0 F9		0-0 F7				4 0 1 1 0 0 1															
<b>Gary Matthews, R</b> OBP: 0.390, SLG: 0.484 (1, 7)		0-0 5-3	0-0 F9			0-0 HR				0-0 6-3		4 1 1 1 0 0 2															
<b>Chris Speier, R</b> OBP: 0.340, SLG: 0.378 (1, 6)		0-0 FC5-4 1B		0-0 5-3		0-0 6-3				0-0 F8		4 0 1 0 0 0 0															
<b>Dave Kingman, R</b> OBP: 0.248, SLG: 0.425 (1, 3)		0-0 FC5-4 1-2r		0-3 K			0-0 L7			0-3 K		4 0 0 0 0 2 1															
<b>Bruce Miller, R</b> (1, 5)		0-0 F9		0-0 F9			0-0 L4				0-0 F8	4 0 0 0 0 0 1															
<b>Mike Sadek, R</b> OBP: 0.275, SLG: 0.147 (1, 2)			0-0 5-3		0-0 5-3		0-0 6-3			0-3 K		4 0 0 0 0 1 0															
<b>Ron Bryant, S</b> OBP: 0.208, SLG: 0.176 <b>Elias Sosa, R</b> OBP: 0.286, SLG: 0.167 (9, 1)			0-0 E6 1B		0-0 6-3			0-0 1B		0-0 L7		3 1 1 0 0 0 0 1 0 0 0 0 0 0															
<b>Inning Stats</b>	R: 0 E: 0 K: 1 S: 5	H: 0 LOB: 0 BB: 0 P: 5	R: 0 E: 0 K: 0 S: 4	H: 1 LOB: 1 BB: 0 P: 4	R: 1 E: 1 K: 0 S: 6	H: 2 LOB: 2 BB: 0 P: 6	R: 0 E: 0 K: 1 S: 5	H: 0 LOB: 0 BB: 0 P: 5	R: 0 E: 0 K: 0 S: 3	H: 0 LOB: 0 BB: 0 P: 3	R: 1 E: 0 K: 0 S: 4	H: 1 LOB: 0 BB: 0 P: 4		R: 0 E: 0 K: 0 S: 3	H: 0 LOB: 0 BB: 0 P: 3	R: 0 E: 0 K: 0 S: 4	H: 1 LOB: 1 BB: 0 P: 4	R: 0 E: 0 K: 1 S: 5	H: 0 LOB: 0 BB: 0 P: 5	R: 0 E: 0 K: 1 S: 5	H: 0 LOB: 0 BB: 0 P: 5	R: 1 E: 0 K: 1 S: 4	H: 1 LOB: 0 BB: 0 P: 4	1B: 4 2B: 0 3B: 0 HR: 2	SF: 0 SAC: 0 DP: 0 HBP: 0	WP: 0 PB: 0 SB: 0 CS: 0	PA: 38
<b>PITCHER</b>	IP	WLS	BF	H	R	ER	SO	BB	IBB	HBP	BLK	WP		HR	S	P	ERA	WHIP									
<b>Claude Osteen, L</b> ERA: 2.88 <b>Jim Brewer, L</b> ERA: 2.0	(1, 1)	8.0	30	5	2	1	2	0	0	0	0	0	1	34	34	1.12	0.625										
	(9, 1)	2.1	L 8	1	1	1	3	0	0	0	0	0	1	14	14	3.86	0.429										

livebaseballscorecards.com

AB	38
R	3
H	6
RBI	3
BB	0
SO	5
LOB	9



Batter	1	2	3	4	5	6	7	8	9	AB R H RBI BB SO LOB	TOP											
Davey Lopes, R (1, 4) OBP: 0.357, SLG: 0.352	0-3 K		0-0 E5 HR	0-0 FC6-4			0-0 F8		0-3 K	5 1 0 0 0 2 2	<p>Los Angeles Dodgers @ San Francisco Giants</p> <p>Candlestick Park, San Francisco, CA</p> <p>Sun Aug 05 1973, 6:33 AM EDT</p> <p>Att: 33,122 - Unknown</p> <p>livebaseballscorecards.com</p>											
Bill Buckner, L (1, 7) OBP: 0.299, SLG: 0.345	0-0 G3		0-0 1-H HR		0-0 4-3		0-0 S 1B			4 1 2 2 0 0 0												
Willie Davis, L (1, 8) OBP: 0.331, SLG: 0.469	0-0 F8		0-0 G3 SF7 2B		0-3 K		0-3 K 1-2			2 1 1 0 0 0 0												
Tom Paciorek, R (3, 8) OBP: 0.283, SLG: 0.312										2 0 0 0 0 2 1												
Steve Garvey, R (1, 3) OBP: 0.341, SLG: 0.448		0-0 F8	0-0 G3		0-0 6-3			0-0 3-1		4 0 0 0 0 0 1												
Willie Crawford, L (1, 9) OBP: 0.400, SLG: 0.451		0-0 E SF9 1B	0-0 3-H SF7		0-0 1-3			0-0 F8		3 1 1 1 0 0 0												
Joe Ferguson, R (1, 2) OBP: 0.372, SLG: 0.449		0-0 SF9 1-3 E9	0-0 L5		0-0 FC5-4 1B			0-3 K		4 0 1 0 0 1 1												
Ron Cey, R (1, 5) OBP: 0.358, SLG: 0.402		0-0 SF9		0-0 F9		0-0 F8		0-0 F8		3 0 0 1 0 0 1												
Bill Russell, R (1, 6) OBP: 0.315, SLG: 0.353		0-0 FC6-4 IBB		0-0 6-3		0-0 FC5-4 1-2f		0-0 6-3		3 0 0 0 1 0 1												
Tommy John, R (1, 1) OBP: 0.176, SLG: 0.180		0-0 FC6-4		0-0 FC6-4 1B			0-0 6-3		4-0 BB BB BB	3 0 1 0 0 0 2												
Pete Richert, L (8, 1) OBP: 0.200, SLG: 0.200										0 0 0 0 0 0 0												
Von Joshua, L (9, PH) OBP: 0.288, SLG: 0.280										0 0 0 0 1 0 0												
Jim Brewer, L (9, 1) OBP: 0.400, SLG: 0.400										0 0 0 0 0 0 0												
<b>Inning Stats</b>	R: 0 E: 0 K: 1 S: 5	H: 0 LOB: 0 BB: 0 P: 5	R: 1 E: 1 K: 0 S: 5	H: 1 LOB: 2 BB: 1 P: 9	R: 3 E: 1 K: 0 S: 6	H: 2 LOB: 0 BB: 0 P: 6	R: 0 E: 0 K: 0 S: 4	H: 1 LOB: 1 BB: 0 P: 4	R: 0 E: 0 K: 1 S: 5	H: 0 LOB: 0 BB: 0 P: 5	R: 0 E: 0 K: 1 S: 4	H: 1 LOB: 1 BB: 0 P: 4	R: 0 E: 0 K: 1 S: 6	H: 1 LOB: 1 BB: 0 P: 6	R: 0 E: 0 K: 1 S: 5	H: 0 LOB: 0 BB: 0 P: 5	R: 0 E: 0 K: 1 S: 5	H: 0 LOB: 1 BB: 1 P: 9	1B: 4 2B: 1 3B: 0 HR: 1	SF: 2 SAC: 0 DP: 0 HBP: 0	WP: 0 PB: 0 SB: 1 CS: 0	PA: 37
<b>PITCHER</b>	IP WLS BF H R ER SO BB IBB HBP BLK WP HR S P ERA WHIP																					
Juan Marichal, R (1, 1) ERA: 3.46	3.0 L 15 3 4 1 1 0 1 0 0 0 0 1 16 20 3.00 1.000																					
Jim Barr, R ERA: 3.14	(4, 1) 3.0 11 2 0 0 1 0 0 0 0 0 0 0 13 13 0.00 0.667																					
Randy Moffitt, R ERA: 2.81	(7, 1) 2.0 7 1 0 0 2 0 0 0 0 0 0 0 11 11 0.00 0.500																					
Elias Sosa, R ERA: 3.63	(9, 1) 1.0 4 0 0 0 1 1 0 0 0 0 0 0 5 9 0.00 1.000																					





Batter	1	2	3	4	5	6	7	8	9	AB	R	H	RBI	BB	SO	LOB
<b>Bobby Bonds, R</b> OBP: 0.395, SLG: 0.579 (1, 9)	4-0 L5-3 BB			x 0-0 5-3		x 0-0 6-3		x 0-0 2-H HR		3	1	1	2	1	0	0
<b>Tito Fuentes, S</b> OBP: 0.319, SLG: 0.364 (1, 4)	x 0-0 L5-3 1-2		x 0-0 5-3		x 0-0 4-3		x 0-0 F8	x 0-0 2B		4	0	1	0	0	0	1
<b>Garry Maddox, R</b> OBP: 0.343, SLG: 0.443 (1, 8)	x 0-0 L4		x 0-0 4-3				x 0-0 F8	x 0-0 2-3 1B		4	0	1	0	0	0	0
<b>Gary Matthews, R</b> OBP: 0.386, SLG: 0.478 (1, 7)		x 0-0 1-3		x 0-0 E6 WP 1B		x 0-0 6-3	x 0-0 L7			4	1	0	0	0	0	2
<b>Chris Speier, R</b> OBP: 0.343, SLG: 0.382 (1, 6)		x 0-0 G5-4-3 1B		x 0-0 1B WP 1B		x 0-0 1B		x 0-0 E5		4	0	3	0	0	0	0
<b>Dave Kingman, R</b> OBP: 0.241, SLG: 0.416 (1, 3)		x 0-0 G5-4-3 1-2f		x 0-0 2-3		x 0-3 K		x 0-3 K		4	0	0	0	0	2	5
<b>Bruce Miller, R</b> OBP: 0.125, SLG: 0.125 (1, 5)			x 0-0 1-3		x 0-0 G6-4-3 1B		x 0-0 6-3	x 0-0 F5		4	0	1	1	0	0	1
<b>Mike Sadek, R</b> OBP: 0.268, SLG: 0.143 (1, 2)			x 0-0 4-3		x 0-0 G6-4-3		x 0-0 4-3 HR 1B	x 0-0 4-3		1	0	0	0	0	0	0
<b>Chris Arnold, R</b> OBP: 0.364, SLG: 0.393 (5, PH)									x 0-0 4-3	1	0	0	0	0	0	2
<b>Dave Rader, L</b> OBP: 0.325, SLG: 0.339 (6, 2)										2	1	1	0	0	0	1
<b>Juan Marichal, R</b> OBP: 0.291, SLG: 0.285 (3, PH)			x 0-0 1-3							0	0	0	0	0	0	0
<b>Steve Ontiveros, S</b> (3, PH)										1	0	0	0	0	0	0
<b>Jim Barr, R</b> OBP: 0.196, SLG: 0.188 (4, 1)										0	0	0	0	0	0	0
<b>Jim Howarth, L</b> OBP: 0.243, SLG: 0.221 (6, PH)										1	0	0	0	0	1	0
<b>Randy Moffitt, R</b> OBP: 0.077, SLG: 0.077 (7, 1)										0	0	0	0	0	0	0
<b>Ed Goodson, L</b> OBP: 0.342, SLG: 0.473 (8, PH)										1	0	0	0	0	0	1
<b>Elias Sosa, R</b> OBP: 0.286, SLG: 0.167 (9, 1)										0	0	0	0	0	0	0

Inning Stats	R: 0	H: 0	E: 0	K: 0	S: 2	LOB: 0	BB: 1	P: 6	R: 0	H: 1	E: 0	K: 0	S: 3	LOB: 0	BB: 0	P: 3	R: 0	H: 0	E: 0	K: 0	S: 3	LOB: 0	BB: 0	P: 3	R: 1	H: 2	E: 1	K: 0	S: 5	LOB: 1	BB: 0	P: 5	R: 0	H: 0	E: 0	K: 1	S: 5	LOB: 0	BB: 0	P: 5	R: 0	H: 1	E: 0	K: 1	S: 6	LOB: 1	BB: 0	P: 6	R: 2	H: 4	E: 0	K: 0	S: 7	LOB: 2	BB: 0	P: 7	R: 0	H: 0	E: 1	K: 1	S: 6	LOB: 1	BB: 0	P: 6	1B: 6	SF: 0	2B: 2	SAC: 0	3B: 0	DP: 3	HR: 1	HBP: 0	WP: 1	PA: 35
--------------	------	------	------	------	------	--------	-------	------	------	------	------	------	------	--------	-------	------	------	------	------	------	------	--------	-------	------	------	------	------	------	------	--------	-------	------	------	------	------	------	------	--------	-------	------	------	------	------	------	------	--------	-------	------	------	------	------	------	------	--------	-------	------	------	------	------	------	------	--------	-------	------	-------	-------	-------	--------	-------	-------	-------	--------	-------	--------

PITCHER	IP	WLS	BF	H	R	ER	SO	BB	IBB	HBP	BLK	WP	HR	S	P	ERA	WHIP
<b>Tommy John, L</b> ERA: 2.74 (1, 1)	7.2	W	29	7	3	2	2	1	0	0	0	1	1	32	36	2.35	1.043
<b>Pete Richert, L</b> ERA: 2.06 (8, 1)	0.1		2	1	0	0	0	0	0	0	0	0	0	2	2	0.00	3.000
<b>Jim Brewer, L</b> ERA: 1.96 (9, 1)	1.0	S	4	0	0	0	1	0	0	0	0	0	0	6	6	0.00	0.000

**BOTTOM**

**Los Angeles Dodgers @ San Francisco Giants**  
Candlestick Park, San Francisco, CA  
Sun Aug 05 1973, 6:33 AM EDT  
Att. 33,122 - Unknown

livebaseballscores.com

<b>AB</b>	<b>34</b>
<b>R</b>	<b>3</b>
<b>H</b>	<b>8</b>
<b>RBI</b>	<b>3</b>
<b>BB</b>	<b>1</b>
<b>SO</b>	<b>3</b>
<b>LOB</b>	<b>13</b>



Batter	1	2	3	4	5	6	7	8	9	AB R H RBI BB SO LOB	TOP
Davey Lopes, R (1, 4) OBP: 0.353, SLG: 0.348	0-0 6-3		0-3 K		0-3 K		0-0 L4			4 0 0 0 0 2 2	<b>Los Angeles Dodgers @ San Diego Padres</b> San Diego Stadium, San Diego, CA Mon Aug 06 1973, 10:05 PM EDT Att. 8,050 - Unknown <a href="http://livebaseballscorecards.com">livebaseballscorecards.com</a>
Bill Buckner, L (1, 7) OBP: 0.299, SLG: 0.344	0-0 F3			0-0 1B 1B	0-0 L3		0-0 6-3			4 1 1 0 0 0 2	
Willie Davis, L (1, 8) OBP: 0.333, SLG: 0.468	0-0 F7			0-0 E 1-2 1B 1B	4-0 1-2 IBB		0-3 K			3 0 1 0 1 1 0	
Steve Garvey, R (1, 3) OBP: 0.335, SLG: 0.440		0-0 1-3		0-0 F3	0-0 G3		0-0 F7			4 0 0 0 0 0 5	
Willie Crawford, L (1, 9) OBP: 0.401, SLG: 0.452		0-0 F7		0-0 E7 1-3 2-H 1B 1B		0-0 S 1B 1B	0-0 6-3			4 1 2 1 0 0 0	
Joe Ferguson, R (1, 2) OBP: 0.373, SLG: 0.448		0-0 1B		4-0 1-2 G6-4-3 IBB		0-3 S S K	0-3 K			3 0 1 0 1 2 1	
Ron Cey, R (1, 5) OBP: 0.357, SLG: 0.401		0-3 K		0-0 G6-4-3 1-2f		0-0 2-H 5-3 1B		0-0 F9		4 0 1 1 0 1 4	
Bill Russell, R (1, 6) OBP: 0.313, SLG: 0.350		0-0 5-3		0-0 BLK S E6		0-0 1-2 5-3		0-0 F4		4 0 0 0 0 0 1	
Al Downing, R (1, 1) OBP: 0.184, SLG: 0.156		0-3 K		4-0 BB BB BB K 1-3 IBB BB		0-0 6-3		0-3 K		3 0 0 0 1 2 1	
<b>Inning Stats</b>	R: 0 E: 0 K: 0 S: 3 H: 0 LOB: 0 BB: 0 P: 3	R: 0 E: 0 K: 1 S: 6 H: 1 LOB: 1 BB: 0 P: 6	R: 0 E: 0 K: 2 S: 7 H: 0 LOB: 0 BB: 0 P: 7	R: 1 E: 1 K: 0 S: 5 H: 3 LOB: 2 BB: 1 P: 9	R: 0 E: 1 K: 1 S: 6 H: 0 LOB: 3 BB: 2 P: 14	R: 1 E: 0 K: 1 S: 7 H: 2 LOB: 1 BB: 0 P: 7	R: 0 E: 0 K: 1 S: 5 H: 0 LOB: 0 BB: 0 P: 5	R: 0 E: 0 K: 1 S: 5 H: 0 LOB: 0 BB: 0 P: 5	R: 0 E: 0 K: 1 S: 5 H: 0 LOB: 0 BB: 0 P: 5	1B: 6 2B: 0 3B: 0 HR: 0 SF: 0 SAC: 0 DP: 1 HBP: 0	WP: 0 PB: 0 SB: 2 CS: 0 PA: 36
<b>PITCHER</b>	IP WLS BF H R ER SO BB IBB HBP BLK WP HR S P ERA WHIP										
Clay Kirby, R (1, 1) ERA: 4.64	8.0 L 33 6 2 2 7 1 2 0 1 0 0 44 56 2.25 0.875										
Mike Caldwell, L (9, 1) ERA: 3.73	1.0 3 0 0 0 1 0 0 0 0 0 0 5 5 0.00 0.000										

Batter	1	2	3	4	5	6	7	8	9	AB	R	H	RBI	BB	SO	LOB
Dwain Anderson, R OBP: 0.216, SLG: 0.121 (1, 6)	0-0 F9		4-0 FC6-4 BB		0-0 F9			0-0 F4		3	0	0	0	1	0	1
Jerry Morales, R OBP: 0.313, SLG: 0.392 (1, 8)	0-0 1B		0-0 FC6-4 1-2f			0-0 F9			0-0 1B	4	0	2	0	0	0	1
Dave Roberts, R OBP: 0.295, SLG: 0.426 (1, 5)	0-3 K			0-0 1B 1B		0-3 K			0-0 F9	4	0	1	0	0	2	2
Nate Colbert, R OBP: 0.336, SLG: 0.417 (1, 3)	0-3 K			0-3 K		0-0 5-3			0-3 K	4	0	0	0	0	3	3
Cito Gaston, R OBP: 0.286, SLG: 0.388 (1, 9)		0-0 6-3		0-0 G6-4-3 1-2 1B			0-0 F9		0-3 K	4	0	1	0	0	1	1
Dave Winfield, R OBP: 0.369, SLG: 0.448 (1, 7)		0-0 1-3		0-0 G6-4-3 1-2f			0-0 F8			3	0	0	0	0	0	2
Rich Morales, R OBP: 0.239, SLG: 0.193 (1, 4)		0-0 F6			0-0 F3			0-0 6-3		3	0	0	0	0	0	0
Pat Corrales, R OBP: 0.250, SLG: 0.270 (1, 2)			0-0 1-3		0-0 5-3			0-0 6-3		3	0	0	0	0	0	0
Clay Kirby, R OBP: 0.132, SLG: 0.158 (1, 1)			0-0 6-3		0-0 1B			0-0 4-3		2	0	1	0	0	0	0
Ivan Murrell, R OBP: 0.194, SLG: 0.315 (8, PH)										1	0	0	0	0	0	0
Mike Caldwell, R OBP: 0.188, SLG: 0.161 (9, 1)										0	0	0	0	0	0	0

Inning Stats	R: 0	H: 1	E: 0	LOB: 1	K: 2	S: 8	P: 8	R: 0	H: 0	E: 0	LOB: 0	K: 0	S: 3	R: 0	H: 0	E: 0	LOB: 0	K: 0	S: 3	R: 0	H: 2	E: 0	LOB: 1	K: 1	S: 6	R: 0	H: 1	E: 0	LOB: 1	K: 0	S: 4	R: 0	H: 0	E: 0	LOB: 0	K: 1	S: 5	R: 0	H: 0	E: 0	LOB: 0	K: 0	S: 3	R: 0	H: 0	E: 0	LOB: 0	K: 0	S: 3	R: 0	H: 1	E: 0	LOB: 1	K: 2	S: 8	R: 0	H: 0	E: 0	LOB: 0	K: 0	S: 3	R: 0	H: 0	E: 0	LOB: 0	K: 0	S: 3	R: 0	H: 1	E: 0	LOB: 1	K: 2	S: 8	1B: 5	2B: 0	3B: 0	HR: 0	SF: 0	SAC: 0	DP: 1	HBP: 0	WP: 0	PB: 0	SB: 0	CS: 0	PA: 32	ERA	WHIP
PITCHER Al Downing, L ERA: 3.07 (1, 1)	IP	WLS	BF	H	R	ER	SO	BB	IBB	HBP	BLK	WP	HR	S	P	ERA	WHIP																																																																							
	9.0	W	32	5	0	0	6	1	0	0	0	0	0	43	47	0.00	0.667																																																																							

BOTTOM

Los Angeles Dodgers @ San Diego Padres  
San Diego Stadium, San Diego, CA  
Mon Aug 06 1973, 10:05 PM EDT  
Att. 8,050 - Unknown

livebaseballscorecards.com

AB	31
R	0
H	5
RBI	0
BB	1
SO	6
LOB	10



Batter	1	2	3	4	5	6	7	8	9	AB R H RBI BB SO LOB	TOP									
<b>Davey Lopes, R</b> (1, 4) OBP: 0.354, SLG: 0.349	0-0 4-3 2B 1B	0-0 F4 1B		0-0 1-3 1B		0-0 1-3			0-3 K	5 1 2 0 0 1 1										
<b>Manny Mota, R</b> (1, 7) OBP: 0.384, SLG: 0.384	0-0 4-3 1-2	0-0 1B E 1B		0-3 K		0-3 K			0-3 K	3 1 1 0 0 1 2 2 0 0 0 0 2 0										
<b>Willie Davis, L</b> (1, 8) OBP: 0.335, SLG: 0.468	4-0 2B BB	0-0 E9 1B 1B		0-0 1-3 1-2			0-0 6-3		0-0 1B	2 2 1 1 1 0 1 2 0 1 0 0 0 0										
<b>Willie Crawford, L</b> (4, 9) OBP: 0.402, SLG: 0.452	0-0 2B 2B	0-0 1B 1B		0-0 6-3			0-0 F8		0-0 F7	5 1 2 3 0 0 2										
<b>Steve Garvey, R</b> (1, 3) OBP: 0.336, SLG: 0.443	0-0 2B 2B	0-0 1B 1B		0-0 6-3			0-0 F8		0-0 F7	5 1 2 3 0 0 2										
<b>Joe Ferguson, R</b> (1, 2) OBP: 0.371, SLG: 0.444	0-0 F9	0-0 FC6-4		0-3 K			4-0 FC5-4 BB		0-0 BB	3 0 0 0 0 1 2 0 0 0 0 1 0 0										
<b>Steve Yeager, R</b> (7, PH) OBP: 0.320, SLG: 0.287	0-0 F9	0-0 FC6-4		0-3 K			4-0 FC5-4 BB		0-0 BB	3 0 0 0 0 1 2 0 0 0 0 1 0 0										
<b>Ron Cey, R</b> (1, 5) OBP: 0.359, SLG: 0.407	0-0 2B		0-0 5-3		0-0 2B		0-0 FC5-4		0-0 FC5-4	4 0 2 1 0 0 1										
<b>Tom Paciorek, R</b> (1, 9) OBP: 0.272, SLG: 0.299	0-0 5-3		0-3 K		0-0 F3		0-0 F3		0-0 F4	4 0 0 0 0 1 2										
<b>Bill Russell, R</b> (1, 6) OBP: 0.312, SLG: 0.351		0-0 4-3		0-3 K		0-3 K		0-0 F4	0-3 K	4 0 1 0 0 2 1										
<b>Don Sutton, R</b> (1, 1) OBP: 0.157, SLG: 0.094		0-0 4-3		0-0 2B		0-3 K		0-0 F4	0-3 K	4 0 1 0 0 2 1										
<b>Bill Buckner, L</b> (8, PH) OBP: 0.298, SLG: 0.343		0-0 4-3		0-0 2B		0-3 K		0-0 F4	0-3 K	4 0 1 0 0 2 1										
<b>Doug Rau, L</b> (8, 1) OBP: 0.143, SLG: 0.143		0-0 4-3		0-0 2B		0-3 K		0-0 F4	0-3 K	4 0 1 0 0 2 1										
<b>Jim Brewer, L</b> (9, 1) OBP: 0.400, SLG: 0.400		0-0 4-3		0-0 2B		0-3 K		0-0 F4	0-3 K	4 0 1 0 0 2 1										
<b>Inning Stats</b>	R: 3 E: 0 K: 0 S: 6	H: 3 LOB: 1 BB: 1 P: 10	R: 3 E: 1 K: 0 S: 7	H: 4 LOB: 1 BB: 0 P: 7	R: 0 E: 0 K: 1 S: 6	H: 1 LOB: 1 BB: 0 P: 6	R: 0 E: 0 K: 1 S: 6	H: 1 LOB: 1 BB: 0 P: 6	R: 0 E: 0 K: 2 S: 7	H: 0 LOB: 0 BB: 0 P: 7	R: 0 E: 0 K: 0 S: 3	H: 0 LOB: 1 BB: 1 P: 7	R: 0 E: 0 K: 1 S: 5	H: 0 LOB: 0 BB: 0 P: 5	R: 0 E: 0 K: 2 S: 8	H: 1 LOB: 1 BB: 0 P: 8	1B: 7 2B: 4 3B: 0 HR: 0	SF: 0 SAC: 0 DP: 0 HBP: 0	WP: 0 PB: 0 SB: 0 CS: 0	PA: 40
<b>PITCHER</b>	IP WLS BF H R ER SO BB IBB HBP BLK WP HR S P ERA WHIP																			
<b>Rich Troedson, L</b> (1, 1) ERA: 4.63	1.2 L 13 7 6 5 0 1 0 0 0 0 0 0 12 16 27.00 4.800																			
<b>Gary Ross, R</b> (2, 1) ERA: 5.43	4.1 16 3 0 0 6 0 0 0 0 0 0 0 28 28 0.00 0.692																			
<b>Frank Snook, R</b> (7, 1) ERA: 3.09	2.0 7 0 0 0 1 1 0 0 0 0 0 0 8 12 0.00 0.500																			
<b>Mike Corkins, R</b> (9, 1) ERA: 5.4	1.0 4 1 0 0 2 0 0 0 0 0 0 0 8 8 0.00 1.000																			

Los Angeles Dodgers @ San Diego Padres  
San Diego Stadium, San Diego, CA  
Tue Aug 07 1973, 10:05 PM EDT  
Att. 12,186 - Unknown

AB	38
R	6
H	11
RBI	5
BB	2
SO	9
LOB	13



BOTTOM

Los Angeles Dodgers @ San Diego Padres  
San Diego Stadium, San Diego, CA  
Tue Aug 07 1973, 10:05 PM EDT  
Att. 12,186 - Unknown

livebaseballscorecards.com

AB 34  
R 1  
H 7  
RBI 1  
BB 0  
SO 5  
LOB 13



WP: 0 PA: 34  
PB: 0  
SB: 0  
CS: 0

AB R H RBI BB SO LOB

4 1 1 0 0 0 0

4 0 0 0 0 1 1

4 0 1 0 0 2 0

4 0 1 0 0 0 0

4 0 1 1 0 0 0

4 0 3 0 0 0 3

4 0 0 0 0 0 6

3 0 0 0 0 0 2

0 0 0 0 0 0 0  
1 0 0 0 0 1 0  
1 0 0 0 0 1 0  
0 0 0 0 0 0 0  
1 0 0 0 0 0 1  
0 0 0 0 0 0 0

1B: 6 SF: 0  
2B: 1 SAC: 0  
3B: 0 DP: 0  
HR: 0 HBP: 0

Batter	1	2	3	4	5	6	7	8	9
Derrel Thomas, S OBP: 0.301, SLG: 0.254 (1, 6)	0-0 1-3 ①		0-0 F7 ③			0-0 6-3 ②			0-0 1B 1B 1B
Johnny Grubb, L OBP: 0.376, SLG: 0.447 (1, 8)	0-0 F8 ②			0-0 4-3 ①		0-0 G3 ③			0-3 K ①
Dave Roberts, R OBP: 0.294, SLG: 0.423 (1, 5)	0-3 K ③			0-3 K ②			0-0 5-3 ①		0-0 1B 1B 1B 1-2
Nate Colbert, R OBP: 0.336, SLG: 0.415 (1, 3)		0-0 F9 ①		0-0 5-3 ③		0-0 L7 ②			0-0 1B 1B 1-2 2-3
Leron Lee, L OBP: 0.309, SLG: 0.314 (1, 7)		0-0 F9 ②			0-0 F9 ①		0-0 F9 ③		0-0 1B 1-2 2-3 3-H
Jerry Morales, R OBP: 0.319, SLG: 0.402 (1, 9)			0-0 1B		0-0 1B			0-0 2B	0-0 F5
Fred Kendall, R OBP: 0.297, SLG: 0.354 (1, 2)		0-0 F8 ③			0-0 F4 ②			0-0 F2	0-0 F3
Rich Morales, R OBP: 0.236, SLG: 0.190 (1, 4)			0-0 F9 ①		0-0 L9 ③			0-0 F9 ②	
Rich Troedson, L OBP: 0.190, SLG: 0.150 (1, 1) Gary Ross, R (2, 1) Ivan Murrell, R OBP: 0.191, SLG: 0.312 (6, PH) Frank Snook, R (7, 1) Cito Gaston, R OBP: 0.280, SLG: 0.387 (8, PH) Mike Corkins, R OBP: 0.273, SLG: 0.650 (9, 1)			0-3 K ②		0-3 K ①			0-0 F3 ③	

Inning Stats	R: 0	H: 0	E: 0	K: 1	S: 5	H: 0	LOB: 0	BB: 0	P: 5	R: 0	H: 1	E: 0	K: 0	S: 4	R: 0	H: 0	E: 0	K: 1	S: 5	R: 0	H: 0	E: 0	K: 1	S: 5	R: 0	H: 1	E: 0	K: 0	S: 4	R: 0	H: 0	E: 0	K: 0	S: 3	R: 0	H: 1	E: 0	K: 0	S: 4	R: 1	H: 4	E: 0	K: 1	S: 9	1B: 6	SF: 0	2B: 1	SAC: 0	3B: 0	DP: 0	HR: 0	HBP: 0	WP: 0	PA: 34
--------------	------	------	------	------	------	------	--------	-------	------	------	------	------	------	------	------	------	------	------	------	------	------	------	------	------	------	------	------	------	------	------	------	------	------	------	------	------	------	------	------	------	------	------	------	------	-------	-------	-------	--------	-------	-------	-------	--------	-------	--------

PITCHER	IP	WLS	BF	H	R	ER	SO	BB	IBB	HBP	BLK	WP	HR	S	P	ERA	WHIP
Don Sutton, R ERA: 2.26 (1, 1)	7.0	W	23	2	0	0	4	0	0	0	0	0	0	31	31	0.00	0.286
Doug Rau, L ERA: 4.23 (8, 1)	1.1		9	5	1	1	1	0	0	0	0	0	0	11	11	6.75	3.750
Jim Brewer, L ERA: 1.94 (9, 1)	0.2	S	2	0	0	0	0	0	0	0	0	0	0	2	2	0.00	0.000

Batter	1	2	3	4	5	6	7	8	9	AB R H RBI BB SO LOB	TOP		
Don Hahn, R (1, 8) OBP: 0.304, SLG: 0.310	4-0 BB G5-4-3		0-0 6-3			0-0 5-3		0-3 K		3 0 0 0 1 1 0			
Felix Millan, R (1, 4) OBP: 0.328, SLG: 0.359	0-0 G5-4-3 1-2f		0-0 P4			0-0 F8		4-0 FC4-6 BB		3 0 0 0 1 0 1			
Rusty Staub, L (1, 9) OBP: 0.355, SLG: 0.421	0-0 4-3				0-0 F7		0-0 1B 1B	0-0 FC4-6 1-2f		4 0 1 0 0 0 1			
John Milner, L (1, 3) OBP: 0.336, SLG: 0.486		4-0 WP 1B BB			0-3 K		0-0 1-2 1B	0-0 4-3		3 1 1 0 1 1 1			
Cleon Jones, R (1, 7) OBP: 0.315, SLG: 0.375		0-0 L7 1-2			0-0 6-3		0-0 F9		0-0 5-3	4 0 0 0 0 0 3			
Wayne Garrett, L (1, 5) OBP: 0.344, SLG: 0.350		0-3 K			0-0 F9		0-0 S 1B		0-3 K	4 0 1 0 0 2 1			
Jerry Grote, R (1, 2) OBP: 0.260, SLG: 0.289		0-0 2B 1B 2-H			0-0 2B		0-0 F9 1-2		0-0 1-3	4 0 2 1 0 0 1			
Ted Martinez, R (1, 6) OBP: 0.273, SLG: 0.262		0-0 2B 1-H			0-3 K		0-0 P6			3 0 1 0 0 1 2			
Jon Matlack, L (1, 1) OBP: 0.216, SLG: 0.091			0-3 K		0-3 K		0-3 K			3 0 0 0 0 3 2			
<b>Inning Stats</b>	R: 0 E: 0 K: 0 S: 2 H: 0 LOB: 0 BB: 1 P: 6	R: 1 E: 0 K: 1 S: 6 H: 2 LOB: 2 BB: 1 P: 10	R: 0 E: 0 K: 1 S: 5 H: 0 LOB: 0 BB: 0 P: 5	R: 0 E: 0 K: 1 S: 5 H: 0 LOB: 0 BB: 0 P: 5	R: 0 E: 0 K: 2 S: 8 H: 1 LOB: 1 BB: 0 P: 8	R: 0 E: 0 K: 0 S: 5 H: 2 LOB: 2 BB: 0 P: 5	R: 0 E: 0 K: 1 S: 6 H: 1 LOB: 1 BB: 0 P: 6	R: 0 E: 0 K: 1 S: 5 H: 0 LOB: 1 BB: 1 P: 9	R: 0 E: 0 K: 1 S: 5 H: 0 LOB: 0 BB: 0 P: 5	1B: 4 2B: 2 3B: 0 HR: 0 SF: 0 SAC: 0 DP: 1 HBP: 0	WP: 1 PB: 0 SB: 1 CS: 0 PA: 34		
<b>PITCHER</b>	IP WLS BF H R ER SO BB IBB HBP BLK WP HR S P ERA WHIP											<b>PITCHER</b>	IP WLS BF H R ER SO BB IBB HBP BLK WP HR S P ERA WHIP
Andy Messersmith, R (1, 1) ERA: 2.83	8.0 L 31 6 1 1 7 3 0 0 0 1 0 42 54 1.12 1.125												
Pete Richert, L (9, 1) ERA: 2.01	1.0 3 0 0 0 1 0 0 0 0 0 0 5 5 0.00 0.000												

**New York Mets @ Los Angeles Dodgers**  
**Dodger Stadium, Los Angeles, CA**  
 Wed Aug 08 1973, 7:05 PM PDT  
 Att: 24,219 - Unknown

livebaseballscorecards.com

**AB 31**  
**R 1**  
**H 6**  
**RBI 1**  
**BB 3**  
**SO 8**  
**LOB 12**



Batter	1	2	3	4	5	6	7	8	9	AB R H RBI BB SO LOB
Davey Lopes, R (1, 4) OBP: 0.351, SLG: 0.345	0-0 6-3		0-3 K			0-0 F7			0-0 F9	4 0 0 0 0 1 1
Manny Mota, R (1, 7) OBP: 0.382, SLG: 0.381	0-0 4-3			0-0 1B		0-0 G4-6-3			0-0 4-3	4 0 1 0 0 0 1
Willie Davis, L (1, 8) OBP: 0.334, SLG: 0.467	0-0 1B		0-3 K			0-0 G3			0-0 P5	4 0 1 0 0 1 1
Steve Garvey, R (1, 3) OBP: 0.332, SLG: 0.437	0-0 F5		0-0 P6			0-0 P4				3 0 0 0 0 0 2
Joe Ferguson, R (1, 2) OBP: 0.370, SLG: 0.441		0-3 K		0-0 5-3		4-0 BB				2 0 0 0 1 1 1
Ron Cey, R (1, 5) OBP: 0.356, SLG: 0.404		0-3 K		0-3 K		0-0 G3				3 0 0 0 0 2 1
Willie Crawford, L (1, 9) OBP: 0.398, SLG: 0.448		0-3 K		0-0 F9				0-3 K		3 0 0 0 0 2 0
Bill Russell, R (1, 6) OBP: 0.310, SLG: 0.349			0-3 K		0-0 6-3			0-3 K		3 0 0 0 0 2 0
Andy Messersmith, R (1, 1) OBP: 0.240, SLG: 0.225			0-0 4-3			4-0 BB		0-0 F3		1 0 0 0 1 0 0
Ken McMullen, R (8, PH) OBP: 0.293, SLG: 0.500										1 0 0 0 0 0 0
Pete Richert, L (9, 1) OBP: 0.200, SLG: 0.200										0 0 0 0 0 0 0

Inning Stats	R: 0	H: 1	E: 0	LOB: 1	K: 0	BB: 0	S: 4	P: 4	R: 0	H: 0	E: 0	LOB: 0	K: 3	BB: 0	S: 9	P: 9	R: 0	H: 0	E: 0	LOB: 0	K: 2	BB: 0	S: 7	P: 7	R: 0	H: 1	E: 0	LOB: 1	K: 1	BB: 0	S: 6	P: 6	R: 0	H: 0	E: 0	LOB: 0	K: 1	BB: 0	S: 5	P: 5	R: 0	H: 0	E: 0	LOB: 0	K: 0	BB: 1	S: 2	P: 6	R: 0	H: 0	E: 0	LOB: 1	K: 0	BB: 1	S: 3	P: 7	R: 0	H: 0	E: 0	LOB: 0	K: 2	BB: 0	S: 7	P: 7	R: 0	H: 0	E: 0	LOB: 0	K: 0	BB: 0	S: 3	P: 3	1B: 2	SF: 0	2B: 0	SAC: 0	3B: 0	DP: 1	HR: 0	HBP: 0	WP: 0	PA: 30
PITCHER Jon Mattack, L (1, 1) ERA: 3.3	IP: 9.0	WLS: W	BF: 30	H: 2	R: 0	ER: 0	SO: 9	BB: 2	IBB: 0	HBP: 0	BLK: 0	WP: 0	HR: 0	S: 46	P: 54	ERA: 0.00	WHIP: 0.444																																																																	
PITCHER	IP	WLS	BF	H	R	ER	SO	BB	IBB	HBP	BLK	WP	HR	S	P	ERA	WHIP																																																																	


**BOTTOM**

**New York Mets @ Los Angeles Dodgers**  
**Dodger Stadium, Los Angeles, CA**

Wed Aug 08 1973, 7:05 PM PDT  
 Att. 24,219 - Unknown

livebaseballscorecards.com

AB	28
R	0
H	2
RBI	0
BB	2
SO	9
LOB	7



Batter	1	2	3	4	5	6	7	8	9	AB R H RBI BB SO LOB	TOP													
<b>Don Hahn, R</b> (1, 8) OBP: 0.297, SLG: 0.302 <b>Jim Beauchamp, R</b> (9, PH) OBP: 0.362, SLG: 0.347	0-0 6-3		0-0 4-3			0-0 G6-3		4-0 BB	3 0 0 0 0 0 1 0 0 0 0 1 0 0															
<b>Felix Millan, R</b> (1, 4) OBP: 0.325, SLG: 0.356	0-0 1-3			0-0 4-3		0-0 4-3		0-0 BB	4 0 0 0 0 0 1															
<b>Rusty Staub, L</b> (1, 9) OBP: 0.355, SLG: 0.420	0-0 P5			0-3 K			0-0 G6-4-3 1B		3 0 1 0 0 1 0															
<b>Cleon Jones, R</b> (1, 7) OBP: 0.320, SLG: 0.380		0-0 2-3 1B		0-0 1B		0-0 G6-4-3		0-0 BB	3 0 2 0 0 0 1															
<b>John Milner, L</b> (1, 3) OBP: 0.333, SLG: 0.481		0-3 K		0-0 G3		0-0 F8			3 0 0 0 0 1 2															
<b>Jerry Grote, R</b> (1, 2) OBP: 0.254, SLG: 0.282		0-0 2-3 1-2		0-3 K			0-0 5-3		3 0 0 0 0 1 1															
<b>Wayne Garrett, L</b> (1, 5) OBP: 0.341, SLG: 0.347		0-0 G3		0-0 1-3			0-0 3-1		3 0 0 0 0 0 1															
<b>Ted Martinez, R</b> (1, 6) OBP: 0.269, SLG: 0.259			0-0 6-3		0-0 1-3		0-0 F8		3 0 0 0 0 0 0															
<b>Jerry Koosman, R</b> (1, 1) OBP: 0.145, SLG: 0.148 <b>Willie Mays, R</b> (9, PH) OBP: 0.289, SLG: 0.351			0-0 5-3			0-0 G6-3 1B		0-0 5-3	2 0 1 0 0 0 0 1 0 0 0 0 0 0															
<b>Inning Stats</b>	R: 0 E: 0 K: 0 S: 3	H: 0 LOB: 0 BB: 0 P: 3	R: 0 E: 0 K: 1 S: 6	H: 1 LOB: 1 BB: 0 P: 6	R: 0 E: 0 K: 0 S: 3	H: 0 LOB: 0 BB: 0 P: 3	R: 0 E: 0 K: 1 S: 6	H: 1 LOB: 1 BB: 0 P: 6	R: 0 E: 0 K: 1 S: 5	H: 0 LOB: 0 BB: 0 P: 5	R: 0 E: 0 K: 0 S: 3	H: 1 LOB: 0 BB: 0 P: 3	R: 0 E: 0 K: 0 S: 3	H: 1 LOB: 0 BB: 0 P: 3	R: 0 E: 0 K: 0 S: 3	H: 0 LOB: 0 BB: 0 P: 3	R: 0 E: 0 K: 0 S: 2	H: 0 LOB: 0 BB: 1 P: 6	1B: 4 2B: 0 3B: 0 HR: 0	SF: 0 SAC: 0 DP: 3 HBP: 0	WP: 0 PB: 0 SB: 0 CS: 0	PA: 29		
<b>PITCHER</b> <b>Claude Osteen, L</b> (1, 1) ERA: 2.74	IP: 9.0 WLS: W BF: 29 H: 4 R: 0 ER: 0 SO: 3 BB: 1 IBB: 0 HBP: 0 BLK: 0 WP: 0 HR: 0 S: 34 P: 38 ERA: 0.00 WHIP: 0.556																							

**New York Mets @ Los Angeles Dodgers**  
**Dodger Stadium, Los Angeles, CA**  
 Thu Aug 09 1973, 7:05 PM PDT  
 Att: 24,737 - Unknown

livebaseballscorecards.com

<b>AB</b>	28
<b>R</b>	0
<b>H</b>	4
<b>RBI</b>	0
<b>BB</b>	1
<b>SO</b>	3
<b>LOB</b>	7





Batter	1	2	3	4	5	6	7	8	9
Davey Lopes, R OBP: 0.350, SLG: 0.349 (1, 4)	0-0 4-3		0-0 G5-4-3		0-0 4-3			0-0 1B	
Manny Mota, R OBP: 0.384, SLG: 0.383 Willie Crawford, L OBP: 0.398, SLG: 0.448 (1, 7) (9, 9)	0-0 4-3			0-0 FC3-6 1B	0-0 4-3			0-0 3B 1B	
Willie Davis, L OBP: 0.333, SLG: 0.465 (1, 8)	0-0 G3			0-0 FC3-6 1B		0-0 1B		0-0 FC4-6 1B	
Steve Garvey, R OBP: 0.330, SLG: 0.434 (1, 3)		0-0 6-3		0-0 1B		0-0 F7		0-0 P4	
Joe Ferguson, R OBP: 0.370, SLG: 0.440 (1, 2)		0-0 E1 1B		0-0 P6		0-0 F3			
Ron Cey, R OBP: 0.354, SLG: 0.401 (1, 5)		0-0 5-3		0-0 F8			0-0 F7		
Tom Paciorek, R OBP: 0.274, SLG: 0.300 (1, 9) (9, 7)		0-0 4-3			0-0 SH2-4 1B		0-3 K		
Bill Russell, R OBP: 0.313, SLG: 0.351 (1, 6)			0-0 FC2-6 1B		0-0 SH2-4 1B		0-0 F9		
Claude Osteen, L OBP: 0.197, SLG: 0.186 (1, 1)			0-0 FC2-6 G5-4-3 1B		0-0 SH2-4			0-0 3B 1B	

Inning Stats	R: 0	H: 0	E: 0	K: 0	S: 3	P: 3	R: 0	H: 1	E: 1	K: 0	S: 4	R: 0	H: 1	E: 0	K: 0	S: 3	R: 0	H: 2	E: 0	K: 0	S: 5	R: 0	H: 2	E: 0	K: 0	S: 5	R: 0	H: 1	E: 0	K: 1	S: 5	R: 0	H: 0	E: 0	K: 1	S: 5	R: 1	H: 3	E: 0	K: 0	S: 5
	0	0	0	0	3	3	0	1	1	0	4	0	1	0	0	3	0	2	0	0	5	0	2	0	1	0	2	0	1	0	0	3	0	0	0	5	1	3	0	0	5

PITCHER	IP	WLS	BF	H	R	ER	SO	BB	IBB	HBP	BLK	WP	HR	S	P	ERA	WHIP	IP	WLS	BF	H	R	ER	SO	BB	IBB	HBP	BLK	WP	HR	S	P	ERA	WHIP						
Jerry Koosman, L ERA: 3.25 (1, 1)	8.0	L	31	10	1	1	1	0	0	0	0	0	0	33	33	1.12	1.250																							


**BOTTOM**

**New York Mets @ Los Angeles Dodgers**  
**Dodger Stadium, Los Angeles, CA**

Thu Aug 09 1973, 7:05 PM PDT  
 Att. 24,737 - Unknown

AB	R	H	RBI	BB	SO	LOB
4	1	1	0	0	0	3
4	0	2	1	0	0	2
0	0	0	0	0	0	0
4	0	1	0	0	0	2
4	0	1	0	0	0	1
3	0	1	0	0	0	2
3	0	0	0	0	0	3
3	0	1	0	0	1	1
3	0	2	0	0	0	0
2	0	1	0	0	0	1

AB	30
R	1
H	10
RBI	1
BB	0
SO	1
LOB	15



WP	PA
0	31
0	0
0	0
0	0

Batter	1	2	3	4	5	6	7	8	9	AB R H RBI BB SO LOB	TOP	
<b>Cesar Tovar, R</b> (1, 9) OBP: 0.344, SLG: 0.384 <b>Del Unser, L</b> (7, 8) OBP: 0.373, SLG: 0.477	0-0 4-3 5-3 1B		0-3 K			0-0 FC6-4 1B	0-0 S 1B		0-0 4-3	4 1 3 0 0 1 0 1 0 0 0 0 0 0	<b>Philadelphia Phillies @ Los Angeles Dodgers</b> <b>Dodger Stadium, Los Angeles, CA</b> Fri Aug 10 1973, 7:05 PM PDT Att: 21,167 - Unknown	
<b>Terry Harmon, R</b> (1, 4) OBP: 0.302, SLG: 0.254	0-0 5-3 1-2		0-0 3-1			0-0 FC6-4 1-2f	0-0 5-3 1-2			4 0 0 0 0 0 3		
<b>Willie Montanez, L</b> (1, 3) OBP: 0.336, SLG: 0.381	0-0 4-3 2-3		0-3 K			0-0 F7		0-0 F8		4 0 0 0 0 1 2		
<b>Greg Luzinski, R</b> (1, 7) OBP: 0.343, SLG: 0.454	0-0 FC5-4 3-H 1B			0-0 G6-4-3 1B		0-0 G3		4-0 BB		3 0 2 1 1 0 1		
<b>Bill Robinson, R</b> (1, 8) OBP: 0.335, SLG: 0.527 (7, 9)	0-0 FC5-4 1-2f			0-0 F8			0-0 1B HR 1B	0-3 K		4 1 1 0 0 1 3		
<b>Bob Boone, R</b> (1, 2) OBP: 0.315, SLG: 0.352		0-0 F7		0-0 G6-4-3 1-2f			0-0 1B HR 1B	0-0 P4		4 1 1 0 0 0 2		
<b>Mike Schmidt, R</b> (1, 5) OBP: 0.332, SLG: 0.421					0-0 L8		0-0 1B HR 1-2 2-H	0-0 HR		4 2 3 4 0 0 0		
<b>Craig Robinson, R</b> (1, 6) OBP: 0.259, SLG: 0.333		0-3 K			0-0 6-3		0-0 5-3	0-3 K		4 0 0 0 0 2 1		
<b>Wayne Twitchell, R</b> (1, 1) OBP: 0.105, SLG: 0.140		0-0 5-3			0-3 K		0-0 1-3	0-0 4-3		4 0 0 0 0 1 1		
<b>Inning Stats</b>	R: 1 E: 0 K: 0 S: 5 H: 2 LOB: 1 BB: 0 P: 5	R: 0 E: 0 K: 1 S: 6 H: 1 LOB: 1 BB: 0 P: 6	R: 0 E: 0 K: 2 S: 7 H: 0 LOB: 0 BB: 0 P: 7	R: 0 E: 0 K: 0 S: 3 H: 1 LOB: 0 BB: 0 P: 3	R: 0 E: 0 K: 1 S: 5 H: 0 LOB: 0 BB: 0 P: 5	R: 0 E: 0 K: 0 S: 4 H: 1 LOB: 1 BB: 0 P: 4	R: 3 E: 0 K: 0 S: 7 H: 4 LOB: 1 BB: 0 P: 7	R: 0 E: 0 K: 1 S: 5 H: 0 LOB: 1 BB: 1 P: 9	R: 1 E: 0 K: 1 S: 6 H: 1 LOB: 0 BB: 0 P: 6	1B: 8 2B: 0 3B: 0 HR: 2 SF: 0 SAC: 0 DP: 1 HBP: 0	WP: 0 PB: 0 SB: 1 CS: 0 PA: 37	
<b>PITCHER</b>	IP WLS BF H R ER SO BB IBB HBP BLK WP HR S P ERA WHIP											
<b>Tommy John, L</b> (1, 1) ERA: 2.87	6.0 L 25 8 4 4 4 0 0 0 0 0 1 33 33 6.00 1.333											
<b>Doug Rau, L</b> (7, 1) ERA: 4.14	3.0 12 2 1 1 2 1 0 0 0 0 1 15 19 3.00 1.000											

livebaseballscorecards.com

<b>AB</b>	36
<b>R</b>	5
<b>H</b>	10
<b>RBI</b>	5
<b>BB</b>	1
<b>SO</b>	6
<b>LOB</b>	13



Batter	1	2	3	4	5	6	7	8	9	AB	R	H	RBI	BB	SO	LOB
<b>Davey Lopes, R</b> OBP: 0.349, SLG: 0.348 (1, 4)	0-0 F9		0-0 5-3		0-0 CS 1B		0-3 K			4	0	1	0	0	1	1
<b>Bill Buckner, L</b> OBP: 0.298, SLG: 0.342 (1, 7)	0-3 K		0-0 P6		0-3 K		0-0 WP 1B			4	0	1	0	0	2	2
<b>Willie Davis, L</b> OBP: 0.333, SLG: 0.463 (1, 8)	0-0 E S 1B			0-0 F8	0-0 F9		0-3 K			4	0	1	0	0	1	1
<b>Steve Garvey, R</b> OBP: 0.333, SLG: 0.432 (1, 3)	0-0 F8			0-0 BB HR 1B		4-0 BB 1B		0-0 5-3		3	1	1	0	1	0	1
<b>Willie Crawford, L</b> OBP: 0.399, SLG: 0.447 (1, 9)		0-0 4-3		4-0 BB HR 1B		0-0 BB 1B		0-3 K		3	1	1	0	1	1	0
<b>Joe Ferguson, R</b> OBP: 0.369, SLG: 0.447 (1, 2)		0-0 F9		0-0 HR		0-0 P4		0-0 F9		4	1	1	3	0	0	2
<b>Ron Cey, R</b> OBP: 0.354, SLG: 0.400 (1, 5)		0-0 F9		0-0 1B		0-3 K			0-0 F5	3	0	1	0	0	1	2
<b>Bill Russell, R</b> OBP: 0.310, SLG: 0.348 (1, 6)			0-0 E6 SH1-4	0-0 F8		0-0 2-3			0-3 K	4	0	0	0	0	1	3
<b>Tommy John, R</b> OBP: 0.173, SLG: 0.176 (1, 1)			0-0 SH1-4	0-0 4-3			0-0 F7		0-0 6-3	1	0	0	0	0	0	1
<b>Ken McMullen, R</b> OBP: 0.283, SLG: 0.483 (7, 5)										2	0	0	0	0	0	0
<b>Doug Rau, L</b> OBP: 0.143, SLG: 0.143 (7, 1)										0	0	0	0	0	0	0
<b>Von Joshua, L</b> OBP: 0.281, SLG: 0.273 (9, PH)										1	0	0	0	0	0	0

Inning Stats	R: 0	H: 1	E: 0	K: 1	S: 6	LOB: 1	BB: 0	P: 6	R: 0	H: 0	E: 0	K: 0	S: 3	LOB: 0	BB: 0	P: 3	R: 0	H: 0	E: 1	K: 0	S: 4	LOB: 1	BB: 0	P: 4	R: 3	H: 3	E: 0	K: 0	S: 6	LOB: 1	BB: 1	P: 10	R: 0	H: 1	E: 0	K: 1	S: 5	LOB: 0	BB: 0	P: 5	R: 0	H: 1	E: 0	K: 1	S: 6	LOB: 2	BB: 1	P: 10	R: 0	H: 1	E: 0	K: 2	S: 8	LOB: 1	BB: 0	P: 8	R: 0	H: 0	E: 0	K: 1	S: 5	LOB: 0	BB: 0	P: 5	R: 0	H: 0	E: 0	K: 1	S: 5	LOB: 0	BB: 0	P: 5	R: 0	H: 0	E: 0	K: 1	S: 5	LOB: 0	BB: 0	P: 5
<b>1B: 6</b>			<b>2B: 0</b>			<b>3B: 0</b>			<b>HR: 1</b>			<b>SF: 0</b>			<b>SAC: 1</b>			<b>DP: 0</b>			<b>HBP: 0</b>			<b>WP: 1</b>			<b>PA: 36</b>																																																					
<b>PITCHER</b> <b>Wayne Twitchell, R</b> ERA: 2.14 (1, 1)	IP	WLS	BF	H	R	ER	SO	BB	IBB	HBP	BLK	WP	HR	S	P	ERA	WHIP																																																															
	9.0	W	36	7	3	3	7	2	0	0	0	1	1	48	56	3.00	1.000																																																															
<b>PITCHER</b>	IP	WLS	BF	H	R	ER	SO	BB	IBB	HBP	BLK	WP	HR	S	P	ERA	WHIP																																																															

**BOTTOM**

Philadelphia Phillies @ Los Angeles Dodgers  
 Dodger Stadium, Los Angeles, CA

Fri Aug 10 1973, 7:05 PM PDT  
 Att. 21,167 - Unknown

livebaseballscorecards.com

**AB 33**  
**R 3**  
**H 7**  
**RBI 3**  
**BB 2**  
**SO 7**  
**LOB 13**



Batter	1	2	3	4	5	6	7	8	9	AB R H RBI BB SO LOB	TOP
<b>Cesar Tovar, R</b> (1, 9) OBP: 0.339, SLG: 0.378 <b>Del Unser, L</b> (7, 8) OBP: 0.373, SLG: 0.477	0-0 F8		0-0 FC4-6 1B		0-3 K		0-0 E5 1-3 2-H			4 0 0 0 0 1 2 0 0 0 0 0 0 0	<b>Philadelphia Phillies @ Los Angeles Dodgers</b> <b>Dodger Stadium, Los Angeles, CA</b> Sat Aug 11 1973, 7:05 PM PDT Att: 50,557 - Unknown
<b>Terry Harmon, R</b> (1, 4) OBP: 0.301, SLG: 0.254	0-3 K		0-0 1B		0-0 L1		0-0 F2			4 0 1 0 0 1 0	
<b>Willie Montanez, L</b> (1, 3) OBP: 0.336, SLG: 0.380	0-0 1B		0-0 F7		0-0 L4		0-0 2-3			4 0 1 0 0 0 2	
<b>Greg Luzinski, R</b> (1, 7) OBP: 0.344, SLG: 0.461	0-0 1B		0-3 K		0-0 F9		0-0 HR			4 1 2 1 0 1 2	
<b>Bill Robinson, R</b> (1, 8) OBP: 0.334, SLG: 0.533 (7, 9)	0-0 P3			0-0 HR		0-3 K		0-0 5-3		4 1 1 1 0 1 2	
<b>Bob Boone, R</b> (1, 2) OBP: 0.312, SLG: 0.348		0-0 L7		0-0 L8		0-0 4-3		0-0 5-3		4 0 0 0 0 0 0	
<b>Mike Schmidt, R</b> (1, 5) OBP: 0.331, SLG: 0.416		0-0 P3		0-0 F7		0-0 F8		4-0 4-3 BLK BB		3 0 0 0 1 0 0	
<b>Craig Robinson, R</b> (1, 6) OBP: 0.259, SLG: 0.345		0-0 L3		0-0 F9		0-0 E 2B		0-0 4-3		4 1 1 0 0 0 1	
<b>Ken Brett, L</b> (1, 1) OBP: 0.333, SLG: 0.585			4-0 FC4-6 BB		0-0 L8		4-0 E BB		0-0 F8	2 0 0 0 2 0 1	
<b>Inning Stats</b>	R: 0 E: 0 K: 1 S: 7 H: 2 LOB: 2 BB: 0 P: 7	R: 0 E: 0 K: 0 S: 3 H: 0 LOB: 0 BB: 0 P: 3	R: 0 E: 0 K: 1 S: 6 H: 1 LOB: 2 BB: 1 P: 10	R: 1 E: 0 K: 0 S: 4 H: 1 LOB: 0 BB: 0 P: 4	R: 0 E: 0 K: 1 S: 5 H: 0 LOB: 0 BB: 0 P: 5	R: 0 E: 0 K: 1 S: 5 H: 0 LOB: 0 BB: 0 P: 5	R: 1 E: 1 K: 0 S: 4 H: 1 LOB: 2 BB: 1 P: 8	R: 1 E: 0 K: 0 S: 4 H: 1 LOB: 0 BB: 0 P: 4	R: 0 E: 0 K: 0 S: 3 H: 0 LOB: 1 BB: 1 P: 7	1B: 3 2B: 1 3B: 0 HR: 2 SF: 0 SAC: 0 DP: 0 HBP: 0	WP: 0 PB: 0 SB: 0 CS: 0 PA: 36
<b>PITCHER</b>	IP WLS BF H R ER SO BB IBB HBP BLK WP HR S P ERA WHIP										
<b>Al Downing, L</b> (1, 1) ERA: 2.99	7.0 L 28 5 2 1 4 2 0 0 0 0 0 1 34 42 1.29 1.000										
<b>Pete Richert, L</b> (8, 1) ERA: 2.13	2.0 8 1 1 1 0 1 0 0 0 1 0 1 7 11 4.50 1.000										

livebaseballscorecards.com

<b>AB</b>	<b>33</b>
<b>R</b>	<b>3</b>
<b>H</b>	<b>6</b>
<b>RBI</b>	<b>2</b>
<b>BB</b>	<b>3</b>
<b>SO</b>	<b>4</b>
<b>LOB</b>	<b>10</b>



Batter	1	2	3	4	5	6	7	8	9	AB	R	H	RBI	BB	SO	LOB
--------	---	---	---	---	---	---	---	---	---	----	---	---	-----	----	----	-----

<b>Davey Lopes, R</b> <small>OBP: 0.350, SLG: 0.348</small> (1, 4)										3	1	1	0	1	0	1
<b>Manny Mota, R</b> <small>OBP: 0.382, SLG: 0.385</small> (1, 7)										4	0	1	0	0	0	2
<b>Willie Davis, L</b> <small>OBP: 0.332, SLG: 0.465</small> (1, 8)										4	0	1	1	0	1	1
<b>Steve Garvey, R</b> <small>OBP: 0.336, SLG: 0.431</small> (1, 3)										3	0	1	0	1	0	1
<b>Joe Ferguson, R</b> <small>OBP: 0.365, SLG: 0.442</small> (1, 2)										4	0	0	0	0	0	4
<b>Ken McMullen, R</b> <small>OBP: 0.281, SLG: 0.468</small> (1, 5) <b>Lee Lacy, R</b> <small>OBP: 0.300, SLG: 0.208</small> (9, PR)										4	0	1	0	0	1	4
<b>Tom Paciorek, R</b> <small>OBP: 0.273, SLG: 0.298</small> (1, 9)										4	0	1	0	0	0	2
<b>Bill Russell, R</b> <small>OBP: 0.311, SLG: 0.349</small> (1, 6)										2	0	1	0	0	0	0
<b>Al Downing, R</b> <small>OBP: 0.180, SLG: 0.152</small> (1, 1) <b>Ron Cey, R</b> <small>OBP: 0.353, SLG: 0.399</small> (7, PH) <b>Pete Richert, L</b> <small>OBP: 0.200, SLG: 0.200</small> (8, 1)										1	0	0	0	0	0	0
										1	0	0	0	0	0	1
										0	0	0	0	0	0	0

Inning Stats	R: 0	H: 0	E: 0	K: 0	S: 3	R: 0	H: 1	E: 0	K: 0	S: 4	R: 0	H: 1	E: 0	K: 0	S: 3	R: 0	H: 1	E: 0	K: 0	S: 4	R: 1	H: 2	E: 0	K: 1	S: 7	R: 0	H: 1	E: 0	K: 0	S: 4	R: 0	H: 0	E: 0	K: 1	S: 5	R: 0	H: 1	E: 0	K: 0	S: 3	R: 0	H: 0	E: 0	K: 1	S: 5	R: 0	H: 1	E: 0	K: 0	S: 3	1B: 5	SF: 0	2B: 1	SAC: 2	3B: 1	DP: 2	HR: 0	HBP: 0	WP: 1	PA: 34

PITCHER	IP	WLS	BF	H	R	ER	SO	BB	IBB	HBP	BLK	WP	HR	S	P	ERA	WHIP
Ken Brett, L	9.0	W	34	7	1	1	2	1	1	0	0	1	0	36	44	1.00	0.889

**BOTTOM**

Philadelphia Phillies @ Los Angeles Dodgers  
 Dodger Stadium, Los Angeles, CA  
 Sat Aug 11 1973, 7:05 PM PDT  
 Att. 50,557 - Unknown

AB	30
R	1
H	7
RBI	1
BB	2
SO	2
LOB	16



WP	PA	ERA	WHIP
1	34		

Batter	1	2	3	4	5	6	7	8	9	AB R H RBI BB SO LOB	TOP
Cesar Tovar, R (1, 9) OBP: 0.348, SLG: 0.383	0-0 1-3 1B		0-0 1-2 1B		4-0 FC1-6 BB		0-0 1-3 1B		0-0 F7	4 0 3 0 1 0 1	
Denny Doyle, L (1, 4) OBP: 0.308, SLG: 0.301 Bill Robinson, R (9, PH) OBP: 0.333, SLG: 0.532 Terry Harmon, R (9, 4) OBP: 0.301, SLG: 0.254	0-0 1-3		0-0 FC5-4		0-0 FC1-6		0-0 F7		0-0 F9	4 0 0 0 0 0 6 1 0 0 0 0 0 1 0 0 0 0 0 0 0	
Willie Montanez, L (1, 3) OBP: 0.335, SLG: 0.378	0-3 K		0-0 F7		0-0 F6			0-0 FC6-4 1B		4 0 1 0 0 1 4	
Greg Luzinski, R (1, 7) OBP: 0.344, SLG: 0.466	0-3 K			0-0 HR		0-0 5-3		0-0 FC6-4 BB		4 1 1 1 0 1 2	
Del Unser, L (1, 8) OBP: 0.371, SLG: 0.472		0-3 K		0-3 K		0-0 4-3		4-0 1-2 BB		3 0 0 0 1 2 0	
Bob Boone, R (1, 2) OBP: 0.309, SLG: 0.344		0-0 F3		0-0 6-3		0-0 F8		0-0 F7		4 0 0 0 0 0 2	
Mike Schmidt, R (1, 5) OBP: 0.330, SLG: 0.412		0-0 P3		4-0 BB			0-0 L7	0-3 K		3 0 0 0 1 1 2	
Craig Robinson, R (1, 6) OBP: 0.258, SLG: 0.339			0-0 5-3	0-0 P6			0-0 FC3-6 1B		0-0 F9	4 0 1 0 0 0 1	
Steve Carlton, L (1, 1) OBP: 0.163, SLG: 0.208			0-0 FC5-4 1B		0-0 P5		0-0 FC3-6 1B		0-0 1B	4 0 2 0 0 0 1	
<b>Inning Stats</b>	R: 0 E: 0 K: 2 S: 8 H: 1 LOB: 1 BB: 0 P: 8	R: 0 E: 0 K: 1 S: 5 H: 0 LOB: 0 BB: 0 P: 5	R: 0 E: 0 K: 0 S: 5 H: 2 LOB: 2 BB: 0 P: 5	R: 1 E: 0 K: 1 S: 6 H: 1 LOB: 1 BB: 1 P: 10	R: 0 E: 0 K: 0 S: 3 H: 0 LOB: 1 BB: 1 P: 7	R: 0 E: 0 K: 0 S: 3 H: 0 LOB: 0 BB: 0 P: 3	R: 0 E: 0 K: 0 S: 5 H: 2 LOB: 2 BB: 0 P: 5	R: 0 E: 0 K: 1 S: 6 H: 1 LOB: 2 BB: 1 P: 10	R: 0 E: 0 K: 0 S: 4 H: 1 LOB: 1 BB: 0 P: 4	1B: 7 2B: 0 3B: 0 HR: 1 SF: 0 SAC: 0 DP: 0 HBP: 0	WP: 0 PB: 0 SB: 0 CS: 0 PA: 38
<b>PITCHER</b> Andy Messersmith, R (1, 1) ERA: 2.76 Jim Brewer, L (9, 1) ERA: 1.91	IP 8.0 WLS W BF 34 H 7 R 1 ER 1 SO 5 BB 3 IBB 0 HBP 0 BLK 0 WP 0 HR 1 S 41 P 53 ERA 1.12 WHIP 1.250										
<b>PITCHER</b>	IP 1.0 WLS W BF 4 H 1 R 0 ER 0 SO 0 BB 0 IBB 0 HBP 0 BLK 0 WP 0 HR 0 S 4 P 4 ERA 0.00 WHIP 1.000										

Philadelphia Phillies @ Los Angeles Dodgers  
 Dodger Stadium, Los Angeles, CA  
 Sun Aug 12 1973, 3:33 AM PDT  
 Att: 22,281 - Unknown

livebaseballscorecards.com

AB	35
R	1
H	8
RBI	1
BB	3
SO	5
LOB	20



Batter	1	2	3	4	5	6	7	8	9	AB R H RBI BB SO LOB
Bill Russell, R OBP: 0.310, SLG: 0.348 (1, 6)	0-0 FC5-4 1B		0-0 5-3			0-0 F8		0-0 F7		4 0 1 0 0 0 0
Manny Mota, R OBP: 0.380, SLG: 0.383 Jim Brewer, L OBP: 0.400, SLG: 0.400 (1, 7) (9, 1)	0-0 FC5-4 WP 1-2f			0-0 G5-4-3 E 1B		0-0 4-3		0-0 L6		4 0 1 0 0 0 1 0 0 0 0 0 0 0
Willie Davis, L OBP: 0.331, SLG: 0.466 (1, 8)	0-0 F8 1-2			0-0 E3 G5-4-3 1-2 1B		0-0 2B		0-0 3-1		4 0 1 0 0 0 2
Steve Garvey, R OBP: 0.331, SLG: 0.424 (1, 3)	0-0 4-3			0-0 G5-4-3 1-2f 2-3		0-3 K			0-0 L9	4 0 0 0 0 1 4
Ron Cey, R OBP: 0.350, SLG: 0.395 (1, 5)		0-0 F9		0-0 F9			0-3 K		0-0 F8	4 0 0 0 0 1 1
Tom Paciorek, R OBP: 0.272, SLG: 0.296 (1, 9) (9, 7)		0-0 F7			0-3 K		0-0 F9		0-0 1B 1B 1B	4 1 1 0 0 1 0
Steve Yeager, R OBP: 0.336, SLG: 0.311 (1, 2)		0-0 P4			0-0 2B		4-0 BB BB BB		0-0 1B 1B	3 0 2 0 1 0 0
Davey Lopes, R OBP: 0.349, SLG: 0.347 (1, 4)			0-3 K		0-0 F8		0-0 F7		0-0 1B 1-2 3-H	4 0 1 1 0 1 2
Andy Messersmith, R OBP: 0.234, SLG: 0.219 Joe Ferguson, R OBP: 0.367, SLG: 0.452 (1, 1) (8, PH) (9, 9)			0-3 K		0-0 4-3			0-0 HR		2 0 0 0 0 1 1 1 1 1 1 0 0 0

Inning Stats	R: 0	H: 1	E: 0	LOB: 1	K: 0	BB: 0	S: 4	P: 4	R: 0	H: 0	E: 0	LOB: 0	K: 0	BB: 0	S: 3	P: 3	R: 0	H: 0	E: 0	LOB: 0	K: 2	BB: 0	S: 7	P: 7	R: 0	H: 1	E: 1	LOB: 1	K: 0	BB: 0	S: 4	P: 4	R: 0	H: 1	E: 0	LOB: 1	K: 1	BB: 0	S: 6	P: 6	R: 0	H: 1	E: 0	LOB: 1	K: 1	BB: 0	S: 6	P: 6	R: 0	H: 0	E: 0	LOB: 1	K: 1	BB: 1	S: 5	P: 9	R: 1	H: 1	E: 0	LOB: 0	K: 0	BB: 0	S: 4	P: 4	R: 1	H: 3	E: 0	LOB: 2	K: 0	BB: 0	S: 5	P: 5	1B: 5	SF: 0	2B: 2	SAC: 0	3B: 0	DP: 1	HR: 1	HBP: 0
PITCHER Steve Carlton, L ERA: 3.81 (1, 1)	IP	WLS	BF	H	R	ER	SO	BB	IBB	HBP	BLK	WP	HR	S	P	ERA	WHIP	IP	WLS	BF	H	R	ER	SO	BB	IBB	HBP	BLK	WP	HR	S	P	ERA	WHIP	IP	WLS	BF	H	R	ER	SO	BB	IBB	HBP	BLK	WP	HR	S	P	ERA	WHIP																													

**BOTTOM**

Philadelphia Phillies @ Los Angeles Dodgers  
Dodger Stadium, Los Angeles, CA

Sun Aug 12 1973, 3:33 AM PDT  
Att. 22,281 - Unknown

AB 34  
R 2  
H 8  
RBI 2  
BB 1  
SO 5  
LOB 11



WP: 1	PA: 35	PB: 0	SB: 0	CS: 0
-------	--------	-------	-------	-------

Batter	1	2	3	4	5	6	7	8	9	AB R H RBI BB SO LOB	TOP											
Ron Woods, R (1, 8) OBP: 0.350, SLG: 0.315	0-0 1-3	0-0 6-3			0-0 SH2-4		0-0 F9		4-0 2B WP BB	3 1 0 0 1 0 1												
Bob Bailey, R (1, 5) OBP: 0.379, SLG: 0.519	4-0 1B HR BB		0-3 K		0-0 5-3		0-0 6-3		0-3 K	4 1 0 0 1 2 2												
Hal Breiden, R (1, 3) OBP: 0.367, SLG: 0.511	0-0 1-2 HR 1B		0-0 6-3		0-0 5-3			0-0 HR	0-0 L5	5 2 2 1 0 0 2												
Ken Singleton, S (1, 9) OBP: 0.402, SLG: 0.490	0-0 1-H 2-H HR		0-0 5-3			0-0 L5		0-0 BB HBP 1B	0-0 2B	5 1 3 4 0 0 0												
Ron Fairly, L (1, 7) OBP: 0.432, SLG: 0.438	0-3 K			0-0 P4		0-0 1B G1-2-3 1B		1-0 BB HBP	0-0 P4	4 0 1 0 0 1 1												
John Boccabella, R (1, 2) OBP: 0.262, SLG: 0.327	0-0 4-3			0-0 F8		0-0 1B 1-2 1B		4-0 BB HBP		3 0 1 0 1 0 0												
Tim Foli, R (1, 6) OBP: 0.292, SLG: 0.293		0-0 1-3		0-0 2B 1B		0-0 1B 1-2 2-3 1B		0-3 K		4 0 2 0 0 1 3												
Pepe Frias, R (1, 4) OBP: 0.253, SLG: 0.261		4-0 SH1-4 BB		0-0 1-H 2B		0-0 G1-2-3		0-3 K		3 0 1 0 1 1 6												
Mike Torrez, R (1, 1) OBP: 0.245, SLG: 0.250					0-0 SH2-4 1B			0-0 F8	0-0 G3	0 0 0 0 0 0 0												
Steve Renko, R (5, PH) OBP: 0.366, SLG: 0.359										1 0 1 0 0 0 0												
Pat Jarvis, R (5, 1)										0 0 0 0 0 0 0												
Pepe Mangual, R (7, PH) OBP: 0.136, SLG: 0.250										1 0 0 0 0 0 0												
Bill Stoneman, R (7, 1) OBP: 0.238, SLG: 0.063										0 0 0 0 0 0 0												
Boots Dwyer, L (8, PH) OBP: 0.379, SLG: 0.420										1 0 0 0 0 0 3												
Mickey Scott, L (8, 1)										0 0 0 0 0 0 0												
<b>Inning Stats</b>	R: 3 E: 0 K: 1 S: 7	H: 2 LOB: 0 BB: 1 P: 11	R: 0 E: 0 K: 0 S: 3	H: 0 LOB: 1 BB: 1 P: 7	R: 0 E: 0 K: 1 S: 5	H: 0 LOB: 0 BB: 0 P: 5	R: 0 E: 0 K: 0 S: 4	H: 2 LOB: 2 BB: 0 P: 4	R: 0 E: 0 K: 0 S: 4	H: 1 LOB: 1 BB: 0 P: 4	R: 0 E: 0 K: 0 S: 5	H: 3 LOB: 2 BB: 0 P: 5	R: 0 E: 0 K: 0 S: 3	H: 0 LOB: 0 BB: 0 P: 3	R: 1 E: 0 K: 2 S: 9	H: 2 LOB: 3 BB: 1 P: 14	R: 1 E: 0 K: 1 S: 6	H: 1 LOB: 1 BB: 1 P: 10	1B: 7 2B: 2 3B: 0 HR: 2	SF: 0 SAC: 2 DP: 1 HBP: 1	WP: 1 PB: 0 SB: 0 CS: 0	PA: 41
<b>PITCHER</b>	IP WLS BF H R ER SO BB IBB HBP BLK WP HR S P ERA WHIP																					
Claude Osteen, L (1, 1) ERA: 2.83	7.0 W 32 10 4 4 2 2 0 1 0 0 2 33 42 5.14 1.714																					
Jim Brewer, L (8, 1) ERA: 1.99	2.0 S 9 1 1 1 3 2 0 0 0 1 0 13 21 4.50 1.500																					

**Montreal Expos @ Los Angeles Dodgers**  
 Dodger Stadium, Los Angeles, CA  
 Mon Aug 13 1973, 7:05 PM PDT  
 Att: 21,437 - Unknown

AB	34
R	5
H	11
RBI	5
BB	4
SO	5
LOB	18





BOTTOM

Montreal Expos @ Los Angeles Dodgers

Dodger Stadium, Los Angeles, CA

Mon Aug 13 1973, 7:05 PM PDT

Att. 21,437 - Unknown

livebaseballscores.com

AB 29  
R 8  
H 9  
RBI 6  
BB 7  
SO 2  
LOB 21



WP: 0 PA: 39  
PB: 0  
SB: 1  
CS: 1

AB	R	H	RBI	BB	SO	LOB
0	0	0	0	0	0	0
4	2	2	1	0	1	2
3	1	1	0	1	0	2
4	0	0	0	1	0	4
3	1	0	0	1	1	3
4	1	2	4	0	0	2
3	1	1	0	1	0	3
3	0	0	0	1	0	2
2	2	2	0	2	0	0
3	0	1	1	0	0	3
0	0	0	0	0	0	0
1B: 7	SF: 0					
2B: 1	SAC: 2					
3B: 0	DP: 1					
HR: 1	HBP: 1					

Batter	1	2	3	4	5	6	7	8	9
Davey Lopes, R (1, 4) Lee Lacy, R (1, PR) OBP: 0.351, SLG: 0.347 OBP: 0.307, SLG: 0.220 (2, 4)	1-0 G3 BB HBP G3	0-3 K		0-0 F9			0-0 FC6-4 SH1-3 2B 1B	0-0 1B	
Bill Buckner, L (1, 7) OBP: 0.300, SLG: 0.342	4-0 G3 G3 1-2 BB	0-0 F8			0-0 S HR 1B		0-0 SH1-3 1-2	0-0 F9	
Willie Davis, L (1, 8) OBP: 0.330, SLG: 0.462	0-0 G3 1-2 2-3		0-0 F9		0-0 F2 1-2		4-0 FC6-4 IBB	0-0 G3	
Steve Garvey, R (1, 3) OBP: 0.329, SLG: 0.418	4-0 G3 BB		0-0 5-3		0-3 K		0-0 FC6-4 2B E 1-2f 2-3		
Willie Crawford, L (1, 9) OBP: 0.400, SLG: 0.459	0-0 G3 1-2 2-3 3-H		0-0 4-3		0-0 HR		0-0 E4 2B 1-3 3-H		
Joe Ferguson, R (1, 2) OBP: 0.368, SLG: 0.451	0-0 F9			0-0 BB BB G6-4-3 1B	0-0 F5		4-0 E4 BB BB BB BB		
Ron Cey, R (1, 5) OBP: 0.349, SLG: 0.392		0-0 F8		4-0 G6-4-3 BB 1-2 BB BB BB BB		0-0 F9	0-0 E4 1-2 2-H 3-H		
Bill Russell, R (1, 6) OBP: 0.316, SLG: 0.351		4-0 1B 1B BB BB BB BB		4-0 G6-4-3 1-2 BB BB BB BB		0-0 CS 1B	0-0 SH1-3 1B BB BB BB		
Claude Osteen, L (1, 1) Jim Brewer, L (8, 1) OBP: 0.203, SLG: 0.194 OBP: 0.400, SLG: 0.400		0-0 1B 1-H 1B		0-0 G6-4-3 1-2f 2-3 3-H		0-0 3-1	0-0 SH1-3 1-2		

Inning	R	H	E	K	S	P	R	H	E	K	S	P	R	H	E	K	S	P
1	1	0	0	3	12		1	1	0	6	10		0	0	0	3	3	
2	0	0	0	2	3		0	0	0	3	11		2	2	0	7	13	
3	0	0	0	3	3		2	2	0	7	7		0	1	0	3	3	
4	0	0	0	3	3		0	0	0	3	11		0	1	0	3	3	
5	0	0	0	3	3		0	0	0	3	11		0	1	0	3	3	
6	0	0	0	3	3		0	0	0	3	11		0	1	0	3	3	
7	2	2	0	5	13		2	2	2	13			1	2	1	5		
8	1	2	0	5	5		1	2	1	5			1	2	0	5		
9	0	0	0	0	0		0	0	0	0			0	0	0	0		

PITCHER	IP	WLS	BF	H	R	ER	SO	BB	IBB	HBP	BLK	WP	HR	S	P	ERA	WHIP
Mike Torrez, R (1, 1) ERA: 4.54	4.0		19	2	3	3	1	5	0	1	0	0	0	15	36	6.75	1.750
Pat Jarvis, R (5, 1) ERA: 2.91	2.0	L	8	3	2	2	1	0	0	0	0	0	1	10	10	9.00	1.500
Bill Stoneman, R (7, 1) ERA: 7.35	1.0		7	2	2	1	0	1	1	0	0	0	0	5	13	9.00	3.000
Mickey Scott, L (8, 1) ERA: 5.47	1.0		5	2	1	1	0	0	0	0	0	0	0	5	5	9.00	2.000

Batter	1	2	3	4	5	6	7	8	9	AB R H RBI BB SO LOB	TOP	
Ron Woods, R OBP: 0.354, SLG: 0.327 (1, 8) X	0-0 G5-4-3 1B		0-0 6-3		0-0 1-H 3B		0-0 1-2		4-0 1-2 1B BB	4 0 2 1 1 0 1		
Bob Bailey, R OBP: 0.379, SLG: 0.516 (1, 5) X	0-0 G5-4-3 1-2f		4-0 FC6-4 BB		0-3 K		0-3 K		0-0 1-2 2-3 1B	4 0 1 0 1 2 3		
Hal Breeden, R OBP: 0.369, SLG: 0.522 (1, 3) X	0-0 FC5-4 1B		0-0 FC6-4 1-2f		0-0 FC6-4 3B		0-3 K		0-0 F5	4 1 2 0 0 1 1 1 0 0 0 0 0 3		
Mike Jorgensen, L OBP: 0.343, SLG: 0.342 (8, 3)												
Ken Singleton, S OBP: 0.400, SLG: 0.485 (1, 9) X	0-0 FC5-4 1-2f			4-0 FC1-6 BB		0-0 E5 FC6-4		0-3 K	0-0 4-3	4 0 0 0 1 1 5		
Pepe Mangual, R OBP: 0.182, SLG: 0.375 (1, 7) X		0-0 HR		0-0 FC1-6 CS 1-2f		0-0 FC6-4 1-2f		0-0 1B 1B		4 1 2 2 0 0 2		
John Boccabella, R OBP: 0.282, SLG: 0.327 (1, 2) X		0-0 6-3		0-3 K 1-2		0-3 K 3-H		0-0 1B 1B		4 0 1 0 0 2 2		
Tim Foli, R OBP: 0.288, SLG: 0.289 (1, 6) X		0-0 1-3			0-0 5-3		0-0 1-3		0-0 L1	4 0 0 0 0 0 3		
Pepe Frias, R OBP: 0.258, SLG: 0.266 (1, 4) X		0-0 4-3			0-0 3B 1B		0-0 1-3 1B		0-0 F8	4 1 2 0 0 0 0		
Balor Moore, L OBP: 0.111, SLG: 0.093 (1, 1) X			0-3 K		0-3 K		0-3 K		0-0 1B BB 1B	4 0 1 0 0 3 2		
<b>Inning Stats</b>	R: 0 E: 0 K: 0 S: 4 H: 2 LOB: 1 BB: 0 P: 4	R: 1 E: 0 K: 0 S: 4 H: 1 LOB: 0 BB: 0 P: 4	R: 0 E: 0 K: 1 S: 5 H: 0 LOB: 1 BB: 1 P: 9	R: 0 E: 0 K: 1 S: 4 H: 0 LOB: 0 BB: 1 P: 8	R: 1 E: 0 K: 2 S: 9 H: 2 LOB: 1 BB: 0 P: 9	R: 1 E: 1 K: 1 S: 7 H: 1 LOB: 1 BB: 0 P: 7	R: 0 E: 0 K: 2 S: 8 H: 1 LOB: 1 BB: 0 P: 8	R: 0 E: 0 K: 2 S: 9 H: 2 LOB: 2 BB: 0 P: 9	R: 0 E: 0 K: 0 S: 5 H: 2 LOB: 3 BB: 1 P: 9	1B: 8 2B: 0 3B: 2 HR: 1 SF: 0 SAC: 0 DP: 1 HBP: 0	WP: 0 PB: 0 SB: 0 CS: 1 PA: 40	
<b>PITCHER</b>	IP WLS BF H R ER SO BB IBB HBP BLK WP HR S P ERA WHIP											
Tommy John, L ERA: 2.92 (1, 1)	7.0 0 29 7 3 3 7 2 0 0 0 0 1 41 49 3.86 1.286											
Doug Rau, L ERA: 3.95 (8, 1)	2.0 W 11 4 0 0 2 1 0 0 0 0 0 0 14 18 0.00 2.500											

**Montreal Expos @ Los Angeles Dodgers**  
Dodger Stadium, Los Angeles, CA

Tue Aug 14 1973, 7:05 PM PDT  
Att: 23,448 - Unknown

[livebaseballscorecards.com](http://livebaseballscorecards.com)

AB	37
R	3
H	11
RBI	3
BB	3
SO	9
LOB	22



Batter	1	2	3	4	5	6	7	8	9	AB	R	H	RBI	BB	SO	LOB
<b>Davey Lopes, R</b> OBP: 0.352, SLG: 0.347 (1, 4) BBB	4-0 FC4-6 BB		0-0 FC5-4 1B		0-0 G1-6-3 1-2f		0-0 G6-4-3 1-2f			3	0	1	0	1	0	2
<b>Manny Mota, R</b> OBP: 0.378, SLG: 0.381 (1, 7) X	0-0 F8		0-0 FC5-4 1-2f			0-0 6-3		0-0 G4-6-3 1B		4	0	1	0	0	0	2
<b>Willie Davis, L</b> OBP: 0.328, SLG: 0.458 (1, 8) X	0-0 FC4-6 1-2f 2B		0-3 K			0-0 4-3		0-0 G4-6-3 1-2f		4	1	0	0	0	1	3
<b>Joe Ferguson, R</b> OBP: 0.369, SLG: 0.453 (1, 2) X	0-0 1-H 2B			0-0 F8		4-0 2B BB		0-0 L8		3	0	1	1	1	0	0
<b>Steve Garvey, R</b> OBP: 0.332, SLG: 0.424 (1, 3) X	0-0 F9			0-0 1B		0-0 1-3 2B			0-0 F7	4	0	2	0	0	0	1
<b>Willie Crawford, L</b> OBP: 0.397, SLG: 0.454 (1, 9) X		0-0 4-3		0-3 K		0-0 4-3			0-0 F3	4	0	0	0	0	1	3
<b>Bill Russell, R</b> OBP: 0.317, SLG: 0.354 (1, 6) X		0-0 6-3		0-0 F8			0-0 6-3 E 2B		0-0 HR 1B	4	2	2	0	0	0	1
<b>Jerry Royster, R</b> <b>Ken McMullen, R</b> OBP: 0.292, SLG: 0.524 (9, PH) X		0-0 F8			0-3 K2-3		0-0 6-3 2-3		0-0 HR 1-H HR	3	0	0	0	0	1	1
<b>Tommy John, R</b> OBP: 0.185, SLG: 0.189 (1, 1) <b>Ron Cey, R</b> OBP: 0.348, SLG: 0.391 (7, PH) <b>Von Joshua, L</b> OBP: 0.281, SLG: 0.273 (7, PR) <b>Doug Rau, L</b> OBP: 0.143, SLG: 0.143 (8, 1) X			0-0 G3		0-0 G1-6-3 1B		0-0 E8 G6-4-3 3-H			2	0	1	0	0	0	0
										1	0	0	0	0	0	0
										0	0	0	0	0	0	0
										0	0	0	0	0	0	0

Inning Stats	R: 1	H: 1	R: 0	H: 0	R: 0	H: 1	R: 0	H: 1	R: 0	H: 1	R: 1	H: 1	R: 0	H: 1	R: 2	H: 2	1B: 5	SF: 0	WP: 0	PA: 35
	E: 0	LOB: 1	E: 0	LOB: 0	E: 0	LOB: 1	E: 0	LOB: 2	E: 1	LOB: 1	E: 0	LOB: 0	E: 0	LOB: 0	E: 0	LOB: 0	2B: 3	SAC: 0	PB: 0	
	K: 0	BB: 1	K: 0	BB: 0	K: 1	BB: 0	K: 1	BB: 1	K: 0	BB: 0	K: 0	BB: 0	K: 0	BB: 0	K: 0	BB: 0	3B: 0	DP: 3	SB: 0	
	S: 4	P: 8	S: 3	P: 3	S: 6	P: 6	S: 6	P: 8	S: 4	P: 8	S: 3	P: 3	S: 4	P: 4	S: 4	P: 4	HR: 1	HBP: 0	CS: 0	

PITCHER	IP	WLS	BF	H	R	ER	SO	BB	IBB	HBP	BLK	WP	HR	S	P	ERA	WHIP
<b>Balor Moore, L</b> ERA: 4.4 (1, 1)	8.2	L	35	9	4	3	3	2	0	0	0	0	1	39	47	3.12	1.269

**BOTTOM**

**Montreal Expos @ Los Angeles Dodgers**  
Dodger Stadium, Los Angeles, CA

Tue Aug 14 1973, 7:05 PM PDT  
Att. 23,448 - Unknown

<b>AB</b>	<b>33</b>
<b>R</b>	<b>4</b>
<b>H</b>	<b>9</b>
<b>RBI</b>	<b>3</b>
<b>BB</b>	<b>2</b>
<b>SO</b>	<b>3</b>
<b>LOB</b>	<b>13</b>



Batter	1	2	3	4	5	6	7	8	9	AB R H RBI BB SO LOB	TOP									
<b>Bernie Allen, L</b> (1, 4) OBP: 0.284, SLG: 0.274	0-0 F7		0-0 F8			0-0 F8		0-0 2B 5-3 1B	0-0 F9	5 1 1 0 0 0 2										
<b>Mike Jorgensen, L</b> (1, 3) OBP: 0.340, SLG: 0.338	0-0 4-3			0-3 K		0-0 6-3		0-0 F9		4 0 0 0 0 1 1										
<b>Ron Fairly, L</b> (1, 7) OBP: 0.430, SLG: 0.439	0-0 F8			0-3 K		0-3 K		0-0 E 1-3 2B		4 0 1 0 0 2 0										
<b>Ken Singleton, S</b> (1, 9) OBP: 0.401, SLG: 0.486		0-3 K		0-0 1B			0-0 1B E FC6-4 1B	0-0 5-3		4 1 2 1 0 1 1										
<b>Jim Lyttle, L</b> (1, 8) OBP: 0.286, SLG: 0.448		0-0 P4		0-0 P4			0-0 E4 FC6-4 1-2 1B	0-0 E5		2 0 0 0 0 0 1										
<b>Ron Woods, R</b> (4, 8) OBP: 0.352, SLG: 0.324								0-0 2-3		2 0 0 0 0 0 2										
<b>Bob Bailey, R</b> (1, 5) OBP: 0.378, SLG: 0.513		0-0 F7			0-0 F8		0-0 FC6-4 1-2 2-3 1B	0-3 K		4 0 1 0 0 1 2										
<b>John Boccabella, R</b> (1, 2) OBP: 0.284, SLG: 0.329			0-0 SH2-4 1B		0-0 1B		0-0 F3		0-0 4-3	4 0 2 0 0 0 3										
<b>Tim Foli, R</b> (1, 6) OBP: 0.288, SLG: 0.289			0-0 F7		0-0 F3		0-0 FC6-4 1-2 2-3 3-H S		0-0 1B	4 0 1 1 0 0 4										
<b>Ernie McAnally, R</b> (1, 1) OBP: 0.196, SLG: 0.196			0-0 SH2-4		0-0 F8		0-0 F7		0-0 F8	0 0 0 0 0 0 0										
<b>Boots Day, L</b> (5, PH) OBP: 0.376, SLG: 0.417										1 0 0 0 0 0 0 1										
<b>Mike Torrez, R</b> (5, 1) OBP: 0.245, SLG: 0.250										0 0 0 0 0 0 0 0										
<b>Tom Walker, R</b> (6, 1)										0 0 0 0 0 0 0 0										
<b>Hal Breeden, R</b> (7, PH) OBP: 0.368, SLG: 0.520										1 0 0 0 0 0 0 2										
<b>Bill Stoneman, R</b> (7, 1) OBP: 0.238, SLG: 0.063										0 0 0 0 0 0 0 0										
<b>Pepe Miquel, R</b> (9, PH) OBP: 0.176, SLG: 0.384										1 0 0 0 0 0 0 1										
<b>Inning Stats</b>	R: 0 E: 0 K: 0 S: 3	H: 0 LOB: 0 BB: 0 P: 3	R: 0 E: 0 K: 1 S: 5	H: 0 LOB: 0 BB: 0 P: 5	R: 0 E: 0 K: 0 S: 4	H: 1 LOB: 1 BB: 0 P: 4	R: 0 E: 0 K: 2 S: 8	H: 1 LOB: 1 BB: 0 P: 8	R: 0 E: 0 K: 1 S: 5	H: 0 LOB: 0 BB: 0 P: 5	R: 1 E: 1 K: 0 S: 6	H: 2 LOB: 2 BB: 0 P: 6	R: 1 E: 1 K: 1 S: 8	H: 2 LOB: 2 BB: 0 P: 8	R: 0 E: 0 K: 0 S: 4	H: 1 LOB: 1 BB: 0 P: 4	1B: 7 2B: 1 3B: 0 HR: 0	SF: 0 SAC: 1 DP: 0 HBP: 0	WP: 0 PB: 0 SB: 1 CS: 0	PA: 37
<b>PITCHER</b>	IP WLS BF H R ER SO BB IBB HBP BLK WP HR S P ERA WHIP																			
<b>Don Sutton, R</b> (1, 1) ERA: 2.22	8.0 W 33 7 2 1 5 0 0 0 0 0 0 0 43 43 1.12 0.875																			
<b>Jim Brewer, L</b> (9, 1) ERA: 1.96	1.0 S 4 1 0 0 0 0 0 0 0 0 0 0 4 4 0.00 1.000																			

**Montreal Expos @ Los Angeles Dodgers**  
**Dodger Stadium, Los Angeles, CA**  
 Wed Aug 15 1973, 7:05 PM PDT  
 Att: 25,982 - Unknown

[livebaseballscorecards.com](http://livebaseballscorecards.com)

<b>AB</b>	36
<b>R</b>	2
<b>H</b>	8
<b>RBI</b>	2
<b>BB</b>	0
<b>SO</b>	5
<b>LOB</b>	20



Batter	1	2	3	4	5	6	7	8	9
Davey Lopes, R OBP: 0.349, SLG: 0.344 (1, 4)	0-0 6-3		0-0 6-3		0-0 SH1-3	0-0 F5		0-0 G5-4-3	
Bill Buckner, L OBP: 0.303, SLG: 0.354 (1, 7)	0-0 1B		0-0 F8		0-0 HR		0-0 1B		
Willie Davis, L OBP: 0.327, SLG: 0.456 (1, 8)	0-0 1B		0-3 K		0-0 P6		0-3 K		
Joe Ferguson, R OBP: 0.371, SLG: 0.455 (1, 2)	0-0 L6-3			0-0 1B	4-0 BB		0-3 K		
Willie Crawford, L OBP: 0.395, SLG: 0.451 (1, 9)		0-0 F8		0-0 4-3	0-0 1-3		0-0 F8		
Steve Garvey, R OBP: 0.339, SLG: 0.433 (1, 3)		0-0 F8		0-0 1B		0-0 1B		0-0 SH3-4	
Bill Russell, R OBP: 0.317, SLG: 0.354 (1, 6)		0-0 WP		0-0 F8		0-0 F8		0-0 SH3-4	
Jerry Royster, R OBP: 0.167, SLG: 0.167 (1, 5)		0-0 E5		0-0 5-3		0-0 6-3		0-0 1B	
Ron Cey, R OBP: 0.350, SLG: 0.392 (8, PH)		0-0 G6-3				2-3 1B		0-0 1B	
Don Sutton, R OBP: 0.164, SLG: 0.104 (1, 1)		0-0 G6-3				0-0 SH1-3		0-0 G5-4-3	
Von Joshua, L OBP: 0.287, SLG: 0.279 (8, PH)						0-0 HR			
Jim Brewer, L OBP: 0.400, SLG: 0.400 (9, 1)								0-0 1B	

AB	R	H	RBI	BB	SO	LOB
4	0	0	0	0	0	3
4	2	3	2	0	0	0
4	0	1	1	0	2	1
3	1	1	0	1	1	2
4	1	1	0	0	0	3
4	2	3	1	0	0	1
3	0	1	1	0	0	2
3	0	1	0	0	0	2
1	0	1	1	0	0	0
0	0	0	0	0	0	0
3	1	1	1	0	0	3
1	0	1	0	0	0	0
0	0	0	0	0	0	0

BOTTOM	
AB	34
R	7
H	14
RBI	7
BB	1
SO	3
LOB	17

Inning Stats	
R: 1	H: 2
E: 0	LOB: 0
K: 0	BB: 0
S: 4	P: 4
R: 1	H: 2
E: 1	LOB: 1
K: 0	BB: 0
S: 5	P: 5
R: 0	H: 0
E: 0	LOB: 0
K: 1	BB: 0
S: 5	P: 5
R: 1	H: 2
E: 0	LOB: 1
K: 0	BB: 0
S: 5	P: 5
R: 2	H: 2
E: 1	LOB: 1
K: 0	BB: 1
S: 5	P: 9
R: 1	H: 2
E: 0	LOB: 1
K: 0	BB: 0
S: 5	P: 5
R: 0	H: 1
E: 0	LOB: 1
K: 2	BB: 0
S: 8	P: 8
R: 1	H: 3
E: 0	LOB: 1
K: 0	BB: 0
S: 5	P: 5
1B: 10	SF: 0
2B: 4	SAC: 2
3B: 0	DP: 3
HR: 1	HBP: 0
WP: 2	PA: 37
PB: 0	
SB: 2	
CS: 0	

PITCHER														
IP	WLS	BF	H	R	ER	SO	BB	IBB	HBP	BLK	WP	HR	S	P
4.0	L	17	6	3	3	1	0	0	0	0	2	0	19	19
5.1		6	2	2	2	0	1	0	0	0	0	1	5	9
6.1		5	2	1	1	0	0	0	0	0	0	0	5	5
7.1		9	4	1	1	2	0	0	0	0	0	0	13	13
ERA	WHIP													
4.06	1.500													
4.63	3.000													
3.43	2.000													
7.28	2.000													

**Montreal Expos @ Los Angeles Dodgers**  
 Dodger Stadium, Los Angeles, CA  
 Wed Aug 15 1973, 7:05 PM PDT  
 Att. 25,982 - Unknown

livebaseballscorecards.com



Batter	1	2	3	4	5	6	7	8	9	AB R H RBI BB SO LOB	TOP							
<b>Davey Lopes, R</b> (1, 4) OBP: 0.348, SLG: 0.341	0-3 K		0-0 6-3			1-0 1B SF8 HBP		0-3 K		3 1 0 0 0 2 0	<b>Los Angeles Dodgers @ Chicago Cubs</b> Wrigley Field, Chicago, IL Fri Aug 17 1973, 3:33 AM CDT Att. 13,987 - Cloudy - 85 F							
<b>Bill Buckner, L</b> (1, 7) OBP: 0.305, SLG: 0.354	0-0 F7			0-0 1-3		0-0 1-3 1B		4-0 1B G1-2-3 BB	3 0 1 0 1 0 0									
<b>Willie Davis, L</b> (1, 8) OBP: 0.325, SLG: 0.453	0-3 K			0-3 K		0-0 SF8		0-0 F7	3 0 0 1 0 2 1									
<b>Joe Ferguson, R</b> (1, 2) OBP: 0.372, SLG: 0.454		4-0 L3-6 BB BB		0-3 K		0-0 F8		0-0 1-2 1B 1B	3 0 1 0 1 1 1									
<b>Willie Crawford, L</b> (1, 9) OBP: 0.396, SLG: 0.450		4-0 1-2 BB BB			0-0 F5		0-3 K	0-0 1-2 2-3 1B	3 0 1 0 1 1 0									
<b>Steve Garvey, R</b> (1, 3) OBP: 0.333, SLG: 0.426		0-0 L3-6 2-3			0-0 5-3		0-3 K	0-0 G1-2-3 3-Hf	4 0 0 0 0 1 5									
<b>Ron Cey, R</b> (1, 5) OBP: 0.349, SLG: 0.390		0-0 P4-3			4-0 BB BB BB		0-3 K		2 0 0 0 1 1 1									
<b>Bill Russell, R</b> (1, 6) OBP: 0.315, SLG: 0.352			0-0 F9		0-0 P4-3			0-0 5-3	3 0 0 0 0 0 1									
<b>Andy Messersmith, R</b> (1, 1) OBP: 0.231, SLG: 0.216			0-0 6-3			0-3 K		0-0 G3	1 0 0 0 0 0 0									
<b>Von Joshua, L</b> (6, PH) OBP: 0.285, SLG: 0.277									1 0 0 0 0 1 0									
<b>Al Downing, R</b> (6, 1) OBP: 0.180, SLG: 0.152									0 0 0 0 0 0 0									
<b>Steve Yeager, R</b> (8, PH) OBP: 0.333, SLG: 0.308									1 0 0 0 0 0 0									
<b>Charlie Hough, R</b> (8, 1) OBP: 0.222, SLG: 0.222									0 0 0 0 0 0 0									
<b>Inning Stats</b>	R: 0 E: 0 K: 2 S: 7	H: 0 LOB: 0 BB: 0 P: 7	R: 0 E: 0 K: 0 S: 2	H: 0 LOB: 1 BB: 2 P: 10	R: 0 E: 0 K: 0 S: 3	H: 0 LOB: 0 BB: 0 P: 3	R: 0 E: 0 K: 2 S: 7	H: 0 LOB: 0 BB: 0 P: 7	R: 0 E: 0 K: 3 S: 9	H: 0 LOB: 0 BB: 0 P: 9	R: 0 E: 0 K: 1 S: 5	H: 0 LOB: 0 BB: 0 P: 5	R: 0 E: 0 K: 0 S: 4	H: 2 LOB: 2 BB: 1 P: 8	1B: 3 2B: 1 3B: 0 HR: 0	SF: 1 SAC: 0 DP: 2 HBP: 1	WP: 0 PB: 0 SB: 0 CS: 0	PA: 33
<b>PITCHER</b>	IP WLS BF H R ER SO BB IBB HBP BLK WP HR S P ERA WHIP																	
<b>Bill Bonham, R</b> (1, 1) ERA: 3.38	8.1 W 32 3 1 1 9 4 0 1 0 0 0 0 45 62 1.08 0.840																	
<b>Bob Locker, R</b> (9, 1) ERA: 2.82	0.2 S 1 0 0 0 0 0 0 0 0 0 0 0 0 1 1 0.00 0.000																	

<b>AB</b>	27
<b>R</b>	1
<b>H</b>	3
<b>RBI</b>	1
<b>BB</b>	4
<b>SO</b>	9
<b>LOB</b>	9



Batter	1	2	3	4	5	6	7	8	9
Don Kessinger, S (1, 6) OBP: 0.328, SLG: 0.294	0-0 4-3 ①		0-0 1B 2-3	0-3 K ③		0-0 1B S			
Jose Cardenal, R (1, 9) OBP: 0.379, SLG: 0.459	0-0 F7 ②		4-0 1B BB		0-0 HR 1B	0-0 5-3 ③ 1-2			
Billy Williams, L (1, 3) OBP: 0.364, SLG: 0.432	0-0 FC5-4 1B		0-0 1B 1-3 2-H 3-H		0-0 HR 1-H		0-0 4-3 ①		
Rico Carty, R (1, 7) OBP: 0.306, SLG: 0.295 Gene Hiser, L (8, 7) OBP: 0.275, SLG: 0.258	0-0 FC5-4 ③ 1-2f		0-0 L4 ②		0-3 K ①		0-3 K ②		
Ron Santo, R (1, 5) OBP: 0.369, SLG: 0.437		0-0 6-3 ①	0-0 1-3 ③		4-0 BB BBB		0-0 6-3 ③		
Rick Monday, L (1, 8) OBP: 0.381, SLG: 0.486		0-3 K ②		0-0 2B S 1B		0-0 F8 ②		0-0 F7 ①	
Randy Hundley, R (1, 2) OBP: 0.272, SLG: 0.356		0-0 F7 ③		0-0 F2 1-2		0-0 G3 ③		0-0 6-3 ②	
Paul Popovich, S (1, 4) OBP: 0.267, SLG: 0.261			0-0 1B SH3 1B	0-0 2B 2-H		0-0 L8 ①		0-0 P8 ②	
Bill Bonham, R (1, 1) OBP: 0.063, SLG: 0.063 Bob Locker, S (9, 1) OBP: 0.083, SLG: 0.083			0-0 SH3 1-2	0-0 F2 ②		0-0 6-3 ②		0-0 F8 ③	

Inning Stats	R: 0	H: 1	E: 0	K: 0	S: 4	LOB: 1	BB: 0	P: 4	R: 0	H: 0	E: 0	K: 1	S: 5	LOB: 0	BB: 0	P: 5	R: 2	H: 3	E: 0	K: 0	S: 6	LOB: 2	BB: 1	P: 10	R: 1	H: 2	E: 0	K: 1	S: 7	LOB: 1	BB: 0	P: 7	R: 2	H: 2	E: 0	K: 1	S: 7	LOB: 1	BB: 1	P: 11	R: 0	H: 1	E: 0	K: 0	S: 4	LOB: 1	BB: 0	P: 4	R: 0	H: 0	E: 0	K: 1	S: 5	LOB: 0	BB: 0	P: 5	R: 0	H: 0	E: 1	K: 0	S: 4	LOB: 1	BB: 0	P: 4	R: 0	H: 0	E: 0	K: 0	S: 4	LOB: 0	BB: 0	P: 4
--------------	------	------	------	------	------	--------	-------	------	------	------	------	------	------	--------	-------	------	------	------	------	------	------	--------	-------	-------	------	------	------	------	------	--------	-------	------	------	------	------	------	------	--------	-------	-------	------	------	------	------	------	--------	-------	------	------	------	------	------	------	--------	-------	------	------	------	------	------	------	--------	-------	------	------	------	------	------	------	--------	-------	------

PITCHER	IP	WLS	BF	H	R	ER	SO	BB	IBB	HBP	BLK	WP	HR	S	P	ERA	WHIP
Andy Messersmith, R (1, 1) ERA: 2.92	5.0	L	25	8	5	5	3	2	0	0	0	0	1	29	37	9.00	2.000
Al Downing, L (6, 1) ERA: 2.95	2.0		7	1	0	0	1	0	0	0	0	0	0	9	9	0.00	0.500
Charlie Hough, R (8, 1) ERA: 3.26	1.0		4	0	0	0	0	0	0	0	0	0	0	4	4	0.00	0.000

**BOTTOM**

**Los Angeles Dodgers @ Chicago Cubs**  
 Wrigley Field, Chicago, IL  
 Fri Aug 17 1973, 3:33 AM CDT  
 Att. 13,987 - Cloudy - 85 F

AB	R	H	RBI	BB	SO	LOB
4	1	2	0	0	1	1
3	1	1	0	1	0	1
4	1	3	4	0	0	0
4	0	0	0	0	2	3
0	0	0	0	0	0	0
3	0	0	0	1	0	2
4	1	1	0	0	1	1
4	0	0	0	0	0	2
4	1	2	1	0	0	0
3	0	0	0	0	0	2
0	0	0	0	0	0	0

AB	33
R	5
H	9
RBI	5
BB	2
SO	4
LOB	12



WP: 0	PA: 36
PB: 0	
SB: 2	
CS: 0	

PITCHER	IP	WLS	BF	H	R	ER	SO	BB	IBB	HBP	BLK	WP	HR	S	P	ERA	WHIP
---------	----	-----	----	---	---	----	----	----	-----	-----	-----	----	----	---	---	-----	------

Batter	1	2	3	4	5	6	7	8	9	AB R H RBI BB SO LOB	TOP						
<b>Davey Lopes, R</b> (1, 4) OBP: 0.347, SLG: 0.341	0-0 F3		0-0 F7			0-0 5-3		0-0 1-2 1B		4 0 1 0 0 0 0							
<b>Bill Buckner, L</b> (1, 7) OBP: 0.302, SLG: 0.351	0-0 6-3			0-0 G3		0-0 F9		0-0 P4-3		4 0 0 0 0 0 2							
<b>Willie Davis, L</b> (1, 8) OBP: 0.324, SLG: 0.456	0-3 K			0-0 3B		0-0 P4-3		0-3 K		4 0 1 0 0 2 0							
<b>Joe Ferguson, R</b> (1, 2) OBP: 0.368, SLG: 0.448		0-0 F7		0-0 6-3			0-0 F8		0-0 F7	4 0 0 0 0 0 1							
<b>Willie Crawford, L</b> (1, 9) OBP: 0.395, SLG: 0.448		0-0 P4-3		0-3 K			0-3 K		0-0 2B 1B	4 0 1 0 0 2 1							
<b>Steve Garvey, R</b> (1, 3) <b>Tom Paciorek, R</b> (9, PR) OBP: 0.272, SLG: 0.296		0-0 6-3			0-0 E6 1B		0-0 6-3		0-0 1-3 2B	4 0 2 0 0 0 0 0 0 0 0 0 0 0							
<b>Ron Cey, R</b> (1, 5) OBP: 0.349, SLG: 0.396			0-0 HR		0-0 F8			0-0 F7	0-0 P4	4 1 1 1 0 0 3							
<b>Bill Russell, R</b> (1, 6) OBP: 0.316, SLG: 0.351			0-0 F7		0-0 F8			0-0 1B 1B		3 0 1 0 0 0 1							
<b>Claude Osteen, L</b> (1, 1) OBP: 0.197, SLG: 0.188 <b>Ken McMullen, R</b> (8, PH) OBP: 0.288, SLG: 0.516 <b>Doug Rau, L</b> (8, 1) OBP: 0.143, SLG: 0.143			0-3 K		0-0 P4-3			0-0 P6		2 0 0 0 0 1 1 1 0 0 0 0 0 1 0 0 0 0 0 0 0							
<b>Inning Stats</b>	R: 0 E: 0 K: 1 S: 5 H: 0 LOB: 0 BB: 0 P: 5	R: 0 E: 0 K: 0 S: 3 H: 0 LOB: 0 BB: 0 P: 3	R: 1 E: 0 K: 1 S: 6 H: 1 LOB: 0 BB: 0 P: 6	R: 0 E: 0 K: 1 S: 6 H: 1 LOB: 1 BB: 0 P: 6	R: 0 E: 1 K: 0 S: 4 H: 1 LOB: 1 BB: 0 P: 4	R: 0 E: 0 K: 0 S: 3 H: 0 LOB: 0 BB: 0 P: 3	R: 0 E: 0 K: 1 S: 5 H: 0 LOB: 0 BB: 0 P: 5	R: 0 E: 0 K: 0 S: 5 H: 2 LOB: 2 BB: 0 P: 5	R: 0 E: 0 K: 1 S: 7 H: 2 LOB: 2 BB: 0 P: 7	1B: 4 2B: 1 3B: 1 HR: 1 SF: 0 SAC: 0 DP: 0 HBP: 0	WP: 0 PB: 0 SB: 0 CS: 0 PA: 34						
<b>PITCHER</b> <b>Burt Hooton, R</b> (1, 1) ERA: 3.87	IP: 9.0 WLS: W BF: 34 H: 7 R: 1 ER: 1 SO: 5 BB: 0 IBB: 0 HBP: 0 BLK: 0 WP: 0 HR: 1 S: 44 P: 44 ERA: 1.00 WHIP: 0.778																
<b>PITCHER</b>	IP	WLS	BF	H	R	ER	SO	BB	IBB	HBP	BLK	WP	HR	S	P	ERA	WHIP

Los Angeles Dodgers @ Chicago Cubs  
Wrigley Field, Chicago, IL  
Sat Aug 18 1973, 3:33 AM CDT  
Att. 24,893 - Unknown - 88 F

livebaseballscorecards.com

AB	34
R	1
H	7
RBI	1
BB	0
SO	5
LOB	10





Batter	1	2	3	4	5	6	7	8	9
Don Kessinger, S (1, 6) OBP: 0.332, SLG: 0.299	0-0 CS 1B		0-0 4-3			0-0 FC6-4 1B		0-0 1B	
Jose Cardenal, R (1, 9) OBP: 0.378, SLG: 0.457	0-0 F7 1-2			0-0 6-3		0-0 FC6-4 HR		0-0 1B	
Billy Williams, L (1, 3) OBP: 0.365, SLG: 0.438 (9, 7)	4-0 FC6-4 BB			0-0 L9		0-0 HR		0-3 K	
Rico Carty, R (1, 7) OBP: 0.309, SLG: 0.298 Gene Hiser, L (6, PR) OBP: 0.275, SLG: 0.258 (7, 7) Jim Hickman, R (8, PH) OBP: 0.387, SLG: 0.315 (9, 3)	0-0 FC6-4 1-2f			0-0 1B		0-0 1B		0-3 K	
Ron Santo, R (1, 5) OBP: 0.366, SLG: 0.433		0-3 K		0-3 K		0-0 F2			
Randy Hundley, R (1, 2) OBP: 0.269, SLG: 0.352		0-0 6-3			0-0 F8		0-0 5-3		
Rick Monday, L (1, 8) OBP: 0.378, SLG: 0.482		0-0 4-3			0-0 L3		0-0 1-3		
Paul Popovich, S (1, 4) OBP: 0.263, SLG: 0.256			0-0 P3-1		0-0 P5-3		0-0 P7		
Burt Hooton, R (1, 1) OBP: 0.267, SLG: 0.170			0-0 1-3			0-3 K		0-0 P6	

Inning Stats	R: 0 E: 0 K: 0 S: 3	H: 1 LOB: 1 BB: 1 P: 7	R: 0 E: 0 K: 1 S: 5	H: 0 LOB: 0 BB: 0 P: 5	R: 0 E: 0 K: 0 S: 3	H: 0 LOB: 0 BB: 0 P: 3	R: 0 E: 0 K: 1 S: 6	H: 1 LOB: 1 BB: 0 P: 6	R: 0 E: 0 K: 0 S: 3	H: 0 LOB: 0 BB: 0 P: 3	R: 2 E: 0 K: 1 S: 8	H: 3 LOB: 1 BB: 0 P: 8	R: 0 E: 0 K: 0 S: 3	H: 0 LOB: 0 BB: 0 P: 3	R: 0 E: 0 K: 2 S: 9	H: 2 LOB: 2 BB: 0 P: 9
--------------	------------------------------	---------------------------------	------------------------------	---------------------------------	------------------------------	---------------------------------	------------------------------	---------------------------------	------------------------------	---------------------------------	------------------------------	---------------------------------	------------------------------	---------------------------------	------------------------------	---------------------------------

PITCHER	IP	WLS	BF	H	R	ER	SO	BB	IBB	HBP	BLK	WP	HR	S	P	ERA	WHIP
Claude Osteen, L (1, 1) ERA: 2.82	7.0	L	26	5	2	2	3	1	0	0	0	0	1	31	35	2.57	0.857
Doug Rau, L (8, 1) ERA: 3.86	1.0		5	2	0	0	2	0	0	0	0	0	0	9	9	0.00	2.000

**BOTTOM**

AB	R	H	RBI	BB	SO	LOB
4	0	3	0	0	0	0
4	1	1	0	0	0	2
3	1	1	2	1	1	2
3	0	2	0	0	0	1
0	0	0	0	0	0	0
1	0	0	0	0	1	2
3	0	0	0	0	2	2
3	0	0	0	0	0	0
3	0	0	0	0	0	0
3	0	0	0	0	0	0
3	0	0	0	0	1	0

**Los Angeles Dodgers @ Chicago Cubs**  
**Wrigley Field, Chicago, IL**  
 Sat Aug 18 1973, 3:33 AM CDT  
 Att: 24,893 - Unknown - 88 F

AB	30
R	2
H	7
RBI	2
BB	1
SO	5
LOB	9



WP	PA
0	31
PB	0
SB	0
CS	1

WP	HR	S	P	ERA	WHIP
0	1	9	9	0.00	2.000

Batter	1	2	3	4	5	6	7	8	9	AB R H RBI BB SO LOB	TOP																					
<b>Davey Lopes, R</b> (1, 4) OBP: 0.345, SLG: 0.337	0-3 K			0-3 K		0-0 FC5-4 1-2f			0-3 K	4 0 0 0 0 3 1	<b>Los Angeles Dodgers @ Chicago Cubs</b> <b>Wrigley Field, Chicago, IL</b> Sun Aug 19 1973, 3:33 AM CDT Att. 25,266 - Overcast  <b>livebaseballscorecards.com</b>																					
<b>Bill Buckner, L</b> (1, 7) (5, 3) OBP: 0.302, SLG: 0.350	0-3 K			0-0 P4			0-3 K	0-0 HR 1B	4 1 1 0 0 2 0																							
<b>Willie Davis, L</b> (1, 8) OBP: 0.322, SLG: 0.452	0-0 F7			0-0 L1			0-3 K	0-0 F7	4 0 0 0 0 1 1																							
<b>Joe Ferguson, R</b> (1, 2) OBP: 0.367, SLG: 0.455		0-0 P4-3			0-0 5-3		0-3 K	0-0 HR 1-H	4 1 1 2 0 1 0																							
<b>Willie Crawford, L</b> (1, 9) OBP: 0.393, SLG: 0.446		0-0 F9			0-3 K		0-0 1B FC1-2-5 1B	0-0 P4-3	4 0 1 0 0 1 0																							
<b>Steve Garvey, R</b> (1, 3) <b>Tom Paciorek, R</b> (5, 7) OBP: 0.270, SLG: 0.294		0-0 1-3			0-0 6-3		0-3 K		2 0 0 0 0 0 0 1 0 0 0 0 1 1																							
<b>Ron Cey, R</b> (1, 5) OBP: 0.351, SLG: 0.397 <b>Von Joshua, L</b> (8, PR) OBP: 0.285, SLG: 0.277 <b>Ken McMullen, R</b> (8, 5) OBP: 0.288, SLG: 0.516			0-3 K		1-0 FC5-4 HBP		0-0 1-3 FC1-2-5 1B		2 0 1 0 0 1 0 0 0 0 0 0 0 0 0 0 0 0 0 0 0																							
<b>Bill Russell, R</b> (1, 6) OBP: 0.314, SLG: 0.349			0-3 K		0-0 F9		0-0 FC1-2-5		3 0 0 0 0 1 3																							
<b>Tommy John, R</b> (1, 1) OBP: 0.179, SLG: 0.182 <b>Manny Mota, R</b> (8, PH) OBP: 0.377, SLG: 0.379 <b>Jim Brewer, L</b> (8, 1) OBP: 0.400, SLG: 0.400			0-3 K		0-3 K		0-0 P4-3		2 0 0 0 0 2 1 1 0 0 0 0 0 2 0 0 0 0 0 0 0																							
<b>Inning Stats</b>	R: 0 E: 0 K: 2 S: 7	H: 0 LOB: 0 BB: 0 P: 7	R: 0 E: 0 K: 0 S: 3	H: 0 LOB: 0 BB: 0 P: 3	R: 0 E: 0 K: 3 S: 9	H: 0 LOB: 0 BB: 0 P: 9	R: 0 E: 0 K: 1 S: 5	H: 0 LOB: 0 BB: 0 P: 5	R: 0 E: 0 K: 1 S: 5	H: 0 LOB: 1 BB: 0 P: 6		R: 0 E: 0 K: 3 S: 9	H: 0 LOB: 0 BB: 0 P: 9	R: 0 E: 0 K: 1 S: 7	H: 2 LOB: 2 BB: 0 P: 7	R: 2 E: 0 K: 1 S: 7	H: 2 LOB: 0 BB: 0 P: 7	1B: 3 2B: 0 3B: 0 HR: 1	SF: 0 SAC: 0 DP: 0 HBP: 1	WP: 0 PB: 0 SB: 0 CS: 0	PA: 32											
<b>PITCHER</b> <b>Rick Reuschel, R</b> (1, 1) ERA: 2.65	IP 9.0	WLS L	BF 32	H 4	R 2	ER 2	SO 13	BB 0	IBB 0	HBP 1	BLK 0	WP 0	HR 1	S 57	P 58	ERA 2.00	WHIP 0.444															
											<b>PITCHER</b>	IP	WLS	BF	H	R	ER	SO	BB	IBB	HBP	BLK	WP	HR	S	P	ERA	WHIP				

**Los Angeles Dodgers @ Chicago Cubs**  
**Wrigley Field, Chicago, IL**  
 Sun Aug 19 1973, 3:33 AM CDT  
 Att. 25,266 - Overcast

**AB 31**  
**R 2**  
**H 4**  
**RBI 2**  
**BB 0**  
**SO 13**  
**LOB 9**





Batter	1	2	3	4	5	6	7	8	9	AB R H RBI BB SO LOB	TOP																								
Davey Lopes, R OBP: 0.346, SLG: 0.339 (1, 4) X	0-0 F2		0-0 5-3			0-0 4-3 WP 1B		0-0 1B		4 0 2 0 0 0 1																									
Manny Mota, R OBP: 0.371, SLG: 0.374 Tom Paciorek, R OBP: 0.270, SLG: 0.294 (1, 7) X (8, 7)	0-0 6-3			0-0 5-3		0-0 4-3		0-0 F8		4 0 0 0 0 0 2 0 0 0 0 0 0 0																									
Willie Davis, L OBP: 0.319, SLG: 0.449 (1, 8) X	0-0 L4			0-0 G3		0-0 P6			0-0 F8	4 0 0 0 0 0 1																									
Joe Ferguson, R OBP: 0.364, SLG: 0.450 (1, 2) X		0-0 4-3		0-0 E5		0-3 K			0-0 F8	4 0 0 0 0 1 1																									
Steve Garvey, R OBP: 0.328, SLG: 0.421 (1, 3) X		0-0 P6		0-3 K			0-0 5-3		0-0 6-3	4 0 0 0 0 1 1																									
Ron Cey, R OBP: 0.348, SLG: 0.394 (1, 5) X		0-0 F9			0-0 5-3		0-0 6-3			3 0 0 0 0 0 0																									
Willie Crawford, L OBP: 0.393, SLG: 0.445 (1, 9) X			0-0 SH2-3 1B		0-3 K		0-0 1-3			3 0 1 0 0 1 0																									
Bill Russell, R OBP: 0.314, SLG: 0.355 (1, 6) X			0-0 F9		0-0 HR			0-0 F9		3 1 1 1 0 0 1																									
Don Sutton, R OBP: 0.160, SLG: 0.101 (1, 1) X			0-0 SH2-3 1-2		0-3 K			0-0 4-3		2 0 0 0 0 1 0																									
<b>Inning Stats</b>	R: 0 E: 0 K: 0 S: 3 H: 0 LOB: 0 BB: 0 P: 3	R: 0 E: 0 K: 0 S: 3 H: 0 LOB: 0 BB: 0 P: 3	R: 0 E: 0 K: 0 S: 4 H: 1 LOB: 1 BB: 0 P: 4	R: 0 E: 1 K: 1 S: 6 H: 0 LOB: 1 BB: 0 P: 6	R: 1 E: 0 K: 2 S: 8 H: 1 LOB: 0 BB: 0 P: 8	R: 0 E: 0 K: 1 S: 6 H: 1 LOB: 1 BB: 0 P: 6	R: 0 E: 0 K: 0 S: 3 H: 0 LOB: 0 BB: 0 P: 3	R: 0 E: 0 K: 0 S: 4 H: 1 LOB: 1 BB: 0 P: 4	R: 0 E: 0 K: 0 S: 3 H: 0 LOB: 0 BB: 0 P: 3	1B: 3 2B: 0 3B: 0 HR: 1 SF: 0 SAC: 1 DP: 0 HBP: 0	WP: 1 PB: 0 SB: 0 CS: 0 PA: 32																								
<b>PITCHER</b> Ray Sadecki, L ERA: 3.3 (1, 1)	IP 9.0	WLS W	BF 32	H 4	R 1	ER 1	SO 4	BB 0	IBB 0	HBP 0	BLK 0	WP 1	HR 1	S 40	P 40	ERA 1.00	WHIP 0.444	<b>PITCHER</b>	IP	WLS	BF	H	R	ER	SO	BB	IBB	HBP	BLK	WP	HR	S	P	ERA	WHIP

**Los Angeles Dodgers @ New York Mets**  
 Shea Stadium, Flushing, NY  
 Tue Aug 21 1973, 7:05 PM EDT  
 Att: 26,351 - Unknown

[livebaseballscorecards.com](http://livebaseballscorecards.com)

**AB** 31  
**R** 1  
**H** 4  
**RBI** 1  
**BB** 0  
**SO** 4  
**LOB** 7



Batter	1	2	3	4	5	6	7	8	9	AB	R	H	RBI	BB	SO	LOB
Wayne Garrett, L (1, 5) OBP: 0.335, SLG: 0.355	0-0 G6-3 1B			0-3 K			0-0 F9		4-0 6-3 1B BB	3	1	1	0	1	1	0
Felix Millan, R (1, 4) OBP: 0.318, SLG: 0.344	0-0 G6-3 1-2f			0-0 1-3			0-0 P5 1B		0-0 6-3 1-2	4	0	1	0	0	0	2
Rusty Staub, L (1, 9) OBP: 0.353, SLG: 0.413	0-3 K			0-0 1-3			0-0 P5 1-2		4-0 1B IBB	3	0	0	0	1	1	1
John Milner, L (1, 7) OBP: 0.332, SLG: 0.479		0-0 G4-6-3 1B			0-3 K			4-0 SH3-4 1B SF8 BB	0-0 1-2 2-H 1B	3	1	2	1	1	1	0
Ed Kranepool, L (1, 3) OBP: 0.302, SLG: 0.320		0-0 G4-6-3 1-2f			0-3 K			0-0 SH3-4 1B		3	0	1	0	0	1	1
Bud Harrelson, S (8, PR) OBP: 0.346, SLG: 0.309										0	0	0	0	0	0	0
Willie Mays, R (9, 3) OBP: 0.300, SLG: 0.366										0	0	0	0	0	0	0
Jerry Grote, R (1, 2) OBP: 0.259, SLG: 0.296		0-0 1-3			0-0 6-3			0-0 SH3-4 1-2 2-3		2	0	0	0	0	0	0
Don Hahn, R (1, 8) OBP: 0.291, SLG: 0.331				0-0 F2			0-0 6-3		0-0 SF8 3-H	2	0	0	1	0	0	0
Ted Martinez, R (1, 6) OBP: 0.293, SLG: 0.283				0-0 6-3			0-0 F8		0-0 6-3	3	0	0	0	0	0	2
Ray Sadecki, L (1, 1) OBP: 0.217, SLG: 0.304				0-0 G3			0-0 F2			2	0	0	0	0	0	0
Ken Boswell, L (9, PH) OBP: 0.257, SLG: 0.296									0-0 P3	1	0	0	0	0	0	0

Inning Stats	R: 0	H: 1	E: 0	LOB: 0	K: 1	BB: 0	S: 5	P: 5	R: 0	H: 1	E: 0	LOB: 0	K: 0	BB: 0	S: 3	P: 3	R: 0	H: 0	E: 0	LOB: 0	K: 0	BB: 0	S: 3	P: 3	R: 0	H: 0	E: 0	LOB: 0	K: 2	BB: 0	S: 7	P: 7	R: 0	H: 1	E: 0	LOB: 0	K: 0	BB: 0	S: 3	P: 3	R: 1	H: 1	E: 0	LOB: 2	K: 0	BB: 1	S: 4	P: 8	R: 1	H: 1	E: 0	LOB: 2	K: 0	BB: 2	S: 3	P: 11	1B: 5	SF: 1	2B: 0	SAC: 1	3B: 0	DP: 2	HR: 0	HBP: 0	WP: 0	PA: 31
PITCHER Don Sutton, R (1, 1) ERA: 2.21	IP	WLS	BF	H	R	ER	SO	BB	IBB	HBP	BLK	WP	HR	S	P	ERA	WHIP	IP	WLS	BF	H	R	ER	SO	BB	IBB	HBP	BLK	WP	HR	S	P	ERA	WHIP	IP	WLS	BF	H	R	ER	SO	BB	IBB	HBP	BLK	WP	HR	S	P	ERA	WHIP															

BOTTOM

Los Angeles Dodgers @ New York Mets  
Shea Stadium, Flushing, NY  
Tue Aug 21 1973, 7:05 PM EDT  
Att. 26,351 - Unknown

livebaseballscorecards.com

AB	26
R	2
H	5
RBI	2
BB	3
SO	4
LOB	6



Batter	1	2	3	4	5	6	7	8	9	AB R H RBI BB SO LOB	TOP																									
<b>Davey Lopes, R</b> (1, 4) OBP: 0.348, SLG: 0.340	4-0 FC4-6 BB	0-0 E6 2-3			0-0 CS 1B		0-0 1B 1B		0-0 6-3	4 0 2 0 1 0 1																										
<b>Manny Mota, R</b> (1, 7) OBP: 0.370, SLG: 0.372	0-0 FC4-6 E 1B SF8 1-2f	0-0 L3			0-0 6-3 1-2		0-0 1B 1B		0-0 6-3	4 1 1 0 0 0 4 0 0 0 0 0 0 0																										
<b>Tom Paciorek, R</b> (7, PR) OBP: 0.270, SLG: 0.294																																				
<b>Willie Davis, L</b> (1, 8) OBP: 0.319, SLG: 0.448	0-0 E5 1B 1-3 1B		0-0 6-3			0-0 F9	0-0 SF7			3 0 1 1 0 0 0																										
<b>Joe Ferguson, R</b> (1, 9) OBP: 0.363, SLG: 0.451	0-0 SF8 3-H		0-0 F8			0-0 1B 2B	0-0 P3 3-H			3 1 1 1 0 0 2																										
<b>Steve Garvey, R</b> (1, 3) OBP: 0.331, SLG: 0.422	0-0 1B 1-3		0-0 F8			0-0 1B 2-H		0-0 6-3		4 0 2 1 0 0 0																										
<b>Ken McMullen, R</b> (1, 5) OBP: 0.271, SLG: 0.485	0-0 F8		0-0 4-3			0-0 P5		0-3 K		4 0 0 0 0 1 3 0 0 0 0 0 0 0 0 0 0 0 0 0 0																										
<b>Jim Brewer, L</b> (8, 1) OBP: 0.400, SLG: 0.400																																				
<b>Pete Richert, L</b> (9, 1) OBP: 0.200, SLG: 0.200																																				
<b>Bill Russell, R</b> (1, 6) OBP: 0.311, SLG: 0.352		0-0 F7		0-0 F3		0-0 P6		0-0 5-3		4 0 0 0 0 0 1																										
<b>Steve Yeager, R</b> (1, 2) OBP: 0.339, SLG: 0.316		0-0 E SH1-4 1B		0-0 6-3			0-0 1B 1B SF7 1B		0-3 K	4 1 2 0 0 1 0																										
<b>Andy Messersmith, R</b> (1, 1) OBP: 0.225, SLG: 0.211		0-0 SH1-4					0-0 P3		0-3 K	2 0 0 0 0 0 1 1 0 0 0 0 1 0																										
<b>Ron Cey, R</b> (8, 5) OBP: 0.348, SLG: 0.393					0-0 6-3																															
<b>Inning Stats</b>	R: 1 E: 1 K: 0 S: 5	H: 2 LOB: 2 BB: 1 P: 9	R: 0 E: 1 K: 0 S: 5	H: 1 LOB: 2 BB: 0 P: 5	R: 0 E: 0 K: 0 S: 3	H: 0 LOB: 0 BB: 0 P: 3	R: 0 E: 0 K: 0 S: 3	H: 1 LOB: 0 BB: 0 P: 3	R: 1 E: 0 K: 0 S: 5	H: 2 LOB: 1 BB: 0 P: 5	R: 1 E: 0 K: 0 S: 6	H: 3 LOB: 2 BB: 0 P: 6	R: 0 E: 0 K: 1 S: 5	H: 0 LOB: 0 BB: 0 P: 5	R: 0 E: 0 K: 2 S: 7	H: 0 LOB: 0 BB: 0 P: 7	1B: 8 2B: 1 3B: 0 HR: 0	SF: 2 SAC: 1 DP: 0 HBP: 0	WP: 0 PB: 0 SB: 0 CS: 1	PA: 37																
<b>PITCHER</b>	IP WLS BF H R ER SO BB IBB HBP BLK WP HR S P ERA WHIP																																			
<b>George Stone, L</b> (1, 1) ERA: 2.9	6.2		30	9	3	3	0	1	0	0	0	0	0	29	33	4.05	1.500																			
<b>Harry Parker, R</b> (7, 1) ERA: 3.67	0.1		1	0	0	0	0	0	0	0	0	0	0	1	1	0.00	0.000																			
<b>Tug McGraw, L</b> (8, 1) ERA: 5.31	2.0	W	6	0	0	0	3	0	0	0	0	0	0	12	12	0.00	0.000																			

**Los Angeles Dodgers @ New York Mets**  
 Shea Stadium, Flushing, NY  
 Wed Aug 22 1973, 7:05 PM EDT  
 Att: 25,442 - Unknown

[livebaseballscorecards.com](http://livebaseballscorecards.com)

AB	33
R	3
H	9
RBI	3
BB	1
SO	3
LOB	12



**BOTTOM**

**Los Angeles Dodgers @ New York Mets**  
 Shea Stadium, Flushing, NY  
 Wed Aug 22 1973, 7:05 PM EDT  
 Att. 25,442 - Unknown

[livebaseballscorecards.com](http://livebaseballscorecards.com)

<b>AB</b>	<b>36</b>
<b>R</b>	<b>4</b>
<b>H</b>	<b>12</b>
<b>RBI</b>	<b>2</b>
<b>BB</b>	<b>1</b>
<b>SO</b>	<b>5</b>
<b>LOB</b>	<b>18</b>



WP: 0	PA: 40
PB: 0	
SB: 0	
CS: 0	

Batter	1	2	3	4	5	6	7	8	9	AB	R	H	RBI	BB	SO	LOB
Wayne Garrett, L (1, 5) OBP: 0.333, SLG: 0.351	0-3 K ①		H 1-0		0-0 F9 ①		0-0 F7 ②		0-0 F8 ②	4	0	0	0	0	1	1
Felix Millan, R (1, 4) OBP: 0.320, SLG: 0.347	0-0 B3-6-2 1B		0-0 F9 ③		0-0 6-3		0-0 FC6-4 1B		0-0 1B 1B	5	1	3	1	0	0	2
Rusty Staub, L (1, 9) OBP: 0.352, SLG: 0.411	0-0 B3-6-2 1-2f ② ③			0-3 K ①	0-0 4-3		0-0 FC6-4 1-2f ③		0-0 1B 1B	5	0	1	0	0	1	2
John Milner, L (1, 7) OBP: 0.335, SLG: 0.480		0-0 L9 ①		4-0 1B 1B E BB		0-0 F8 ①		0-0 4-3 SH5-3 1B	0-0 1-2 2-H 1B	4	1	2	1	1	0	0
Ed Kranepool, L (1, 3) OBP: 0.306, SLG: 0.325		0-0 P6 ②		0-0 1B 1B E 1B		0-0 1B 1B		0-0 SH5-3 ①		3	1	2	0	0	0	0
Jerry Grote, R (1, 2) OBP: 0.265, SLG: 0.301		0-0 F7 ③		0-0 1-2 2-3 E 1B		0-0 1B		0-0 4-3 ②		4	0	2	0	0	0	1
Don Hahn, R (1, 8) OBP: 0.285, SLG: 0.323			0-0 F8 ①	0-3 K ②		0-3 K ②		0-0 4-3 ③		4	0	0	0	0	2	6
Ted Martinez, R (1, 6) OBP: 0.294, SLG: 0.288			0-0	0-0 E1		0-0 P3 ③			0-0 F8 SH3-4 1B 1B	3	0	1	0	0	0	3
Cleon Jones, R (9, PH) OBP: 0.317, SLG: 0.376				1-2 2-H 3-H						1	1	1	0	0	0	0
George Stone, L (1, 1) OBP: 0.306, SLG: 0.306			0-3 K ②	0-0 G3 ③			0-0 G3 ①		0-0 SH3-4 ①	2	0	0	0	0	1	3
Harry Parker, R (7, 1) OBP: 0.150, SLG: 0.150									1-2	0	0	0	0	0	0	0
Ken Boswell, L (7, PH) OBP: 0.255, SLG: 0.293										1	0	0	0	0	0	0
Tug McGraw, R (8, 1) OBP: 0.071, SLG: 0.071										0	0	0	0	0	0	0

Inning Stats	R: 0	H: 1	E: 0	LOB: 0	K: 1	S: 5	R: 0	H: 0	E: 0	LOB: 0	K: 0	S: 3	R: 0	H: 1	E: 0	LOB: 2	K: 1	S: 6	R: 2	H: 2	E: 1	LOB: 2	K: 2	S: 10	R: 0	H: 0	E: 0	LOB: 0	K: 0	S: 3	R: 0	H: 2	E: 0	LOB: 2	K: 1	S: 7	R: 0	H: 1	E: 0	LOB: 1	K: 0	S: 4	R: 0	H: 1	E: 0	LOB: 1	K: 0	S: 4	R: 2	H: 4	E: 0	LOB: 2	K: 0	S: 6	1B: 11	SF: 0	2B: 1	SAC: 2	3B: 0	DP: 1	HR: 0	HBP: 1	WP: 0	PA: 40
--------------	------	------	------	--------	------	------	------	------	------	--------	------	------	------	------	------	--------	------	------	------	------	------	--------	------	-------	------	------	------	--------	------	------	------	------	------	--------	------	------	------	------	------	--------	------	------	------	------	------	--------	------	------	------	------	------	--------	------	------	--------	-------	-------	--------	-------	-------	-------	--------	-------	--------

PITCHER	IP	WLS	BF	H	R	ER	SO	BB	IBB	HBP	BLK	WP	HR	S	P	ERA	WHIP
Andy Messersmith, R (1, 1) ERA: 2.82	7.0		30	7	2	0	5	1	0	1	0	0	0	38	43	0.00	1.143
Jim Brewer, L (8, 1) ERA: 2.13	1.2	L	9	4	2	2	0	0	0	0	0	0	0	9	9	10.80	2.400
Pete Richert, L (9, 1) ERA: 2.13	0.0		1	1	0	0	0	0	0	0	0	0	0	1	1	∞	∞

Batter	1	2	3	4	5	6	7	8	9	AB R H RBI BB SO LOB	TOP																									
Davey Lopes, R OBP: 0.349, SLG: 0.341 (1, 4) X	0-0 CS 1B		0-0 P6		0-0 HR 1B	0-0 5-3		0-0 6-3		5 1 2 0 0 0 0																										
Bill Buckner, L OBP: 0.301, SLG: 0.349 (1, 3) X	0-0 5-3 1-2 1B		0-0 1-4-3		0-0 F8	0-0 P4		0-3 K		5 0 1 0 0 1 1																										
Willie Davis, L OBP: 0.319, SLG: 0.453 (1, 8) X	0-0 5-3 1-2			0-0 F9	0-0 HR 1-H	0-0 2B 1B		0-0 F7		5 2 2 2 0 0 1																										
Joe Ferguson, R OBP: 0.365, SLG: 0.461 (1, 2) S S S	0-3 K			0-0 FC5-4 2B	0-0 1B 2B	0-0 1-H 2B		0-0 F8		5 2 3 1 0 1 1																										
Manny Mota, R OBP: 0.367, SLG: 0.366 (1, 7) X		0-0 6-3		4-0 FC5-4 BB	0-0 5-3	0-0 4-3		0-3 K		4 0 0 0 1 1 2 0 0 0 0 0 0 0																										
Tom Paciorek, R OBP: 0.270, SLG: 0.294 (9, 7)																																				
Bill Russell, R OBP: 0.311, SLG: 0.352 (1, 6) X		0-0 5-3		0-0 FC5-4 2B 1-2f 2-3	0-0 BB S 2-H 1B		0-0 F8			4 0 1 1 0 0 2																										
Willie Crawford, L OBP: 0.396, SLG: 0.448 (1, 9) B B B B		4-0 BB		0-0 1-3 3-H 2B	4-0 1-2 IBB		0-0 5-3			2 0 1 1 2 0 0																										
Ron Cey, R OBP: 0.349, SLG: 0.391 (1, 5) X		0-0 P6		4-0 IBB	4-0 1-2 2-3 BB		0-3 K			2 0 0 0 2 1 1																										
Claude Osteen, L OBP: 0.186, SLG: 0.176 (1, 1) S S S			0-3 K	0-0 L1	0-0 4-3		0-3 K			4 0 0 0 0 2 6																										
<b>Inning Stats</b>	R: 0 E: 0 K: 1 S: 6	H: 2 LOB: 1 BB: 0 P: 6	R: 0 E: 0 K: 0 S: 3	H: 0 LOB: 1 BB: 1 P: 7	R: 0 E: 0 K: 1 S: 5	H: 0 LOB: 0 BB: 0 P: 5	R: 1 E: 0 K: 0 S: 5	H: 2 LOB: 3 BB: 2 P: 13	R: 3 E: 0 K: 0 S: 7	H: 4 LOB: 3 BB: 2 P: 15	R: 1 E: 0 K: 0 S: 5	H: 2 LOB: 1 BB: 0 P: 5	R: 0 E: 0 K: 1 S: 5	H: 0 LOB: 0 BB: 0 P: 5	R: 0 E: 0 K: 2 S: 7	H: 0 LOB: 0 BB: 0 P: 7	R: 0 E: 0 K: 1 S: 5	H: 0 LOB: 0 BB: 0 P: 5	R: 0 E: 0 K: 1 S: 5	H: 0 LOB: 0 BB: 0 P: 5	1B: 5 2B: 4 3B: 0 HR: 1	SF: 0 SAC: 0 DP: 0 HBP: 0	WP: 0 PB: 0 SB: 1 CS: 1	PA: 41												
<b>PITCHER</b>	IP WLS BF H R ER SO BB IBB HBP BLK WP HR S P ERA WHIP																				ERA WHIP															
Jon Matlack, L ERA: 3.29 (1, 1)	4.2		24	8	4	4	2	2	1	0	0	0	1	25	37	7.71	2.143																			
Buzz Capra, R ERA: 3.9 (5, 1)	1.1	L	8	2	1	1	0	1	1	0	0	0	0	6	14	6.75	2.250																			
Harry Parker, R ERA: 3.52 (7, 1)	3.0		9	0	0	0	4	0	0	0	0	0	0	17	17	0.00	0.000																			

**Los Angeles Dodgers @ New York Mets**  
 Shea Stadium, Flushing, NY  
 Thu Aug 23 1973, 7:05 PM EDT  
 Att: 26,056 - Unknown

livebaseballscorecards.com

<b>AB</b>	36
<b>R</b>	5
<b>H</b>	10
<b>RBI</b>	5
<b>BB</b>	5
<b>SO</b>	6
<b>LOB</b>	14





BOTTOM

Los Angeles Dodgers @ New York Mets  
Shea Stadium, Flushing, NY  
Thu Aug 23 1973, 7:05 PM EDT  
Att. 26,056 - Unknown

livebaseballscorecards.com

AB	33
R	4
H	8
RBI	4
BB	2
SO	7
LOB	13



WP	1	PA	37
PB	0		
SB	0		
CS	0		

AB R H RBI BB SO LOB

5 1 1 0 0 2 4

2 1 0 0 1 0 0

4 1 2 1 0 2 1

4 0 1 1 0 1 2

3 0 0 1 0 0 2

4 1 1 0 0 0 1

4 0 1 0 0 2 1

4 0 0 0 0 0 2

1B	8	SF	1
2B	1	SAC	1
3B	0	DP	1
HR	0	HBP	0

WP: 1 PA: 37

PB: 0 SB: 0 CS: 0

1B: 8 SF: 1

2B: 1 SAC: 1

3B: 0 DP: 1

HR: 0 HBP: 0

Batter	1	2	3	4	5	6	7	8	9
Wayne Garrett, L (1, 5) OBP: 0.332, SLG: 0.349	0-0 SH1-3 1B	0-0 P6		0-0 L6			0-3 K		0-3 K
Felix Millan, R (1, 4) OBP: 0.320, SLG: 0.346	0-0 SH1-3 1-2		0-0 E6 FC5-4		4-0 1B 1B BB		0-0 6-3		
Willie Mays, R (1, 3) OBP: 0.304, SLG: 0.368	0-0 2-H 1B		0-3 K		0-0 1B 1-2 SF8 1B		0-3 K		
John Milner, L (1, 7) OBP: 0.334, SLG: 0.477	0-3 K		0-0 P1		0-0 1B 1-3 2-H L9-3 1B			0-0 F6	
Cleon Jones, R (1, 9) OBP: 0.313, SLG: 0.371	0-0 5-3		0-0 FC5-4 1-2f		0-0 SF8			0-0 6-3	
Jerry Grote, R (1, 2) OBP: 0.264, SLG: 0.299		0-0 6-3		0-0 1B WP 1B		0-0 L9-3 1-2		0-0 4-3	
Don Hahn, R (1, 8) OBP: 0.284, SLG: 0.321		0-0 FC5-4 1B		0-3 K 1-2		0-0 1-3		0-3 K	
Ted Martinez, R (1, 6) OBP: 0.289, SLG: 0.283		0-0 FC5-4 1-2f BB		0-0 P3		0-0 P2		0-0 L8	
Jon Matlack, L (1, 1) OBP: 0.267, SLG: 0.120		4-0 BB BB		0-0 2-H 1B		0-0 1-3		0-0 1B	
Buzz Cabera, R (5, 1) OBP: 0.344, SLG: 0.327									
Jim Beauchamp, R (6, PH) OBP: 0.150, SLG: 0.150									
Harry Parker, R (7, 1) OBP: 0.247, SLG: 0.240									
Duffy Dyer, R (8, PH) OBP: 0.346, SLG: 0.309									
Bud Harrelson, S (9, PR)									

Inning Stats	R: 1	H: 2	R: 0	H: 1	R: 0	H: 0	R: 1	H: 2	R: 2	H: 2	R: 0	H: 0	R: 0	H: 0	R: 0	H: 1	1B: 8	SF: 1
	E: 0	LOB: 1	E: 0	LOB: 2	E: 1	LOB: 1	E: 0	LOB: 1	E: 0	LOB: 0	E: 0	LOB: 0	E: 0	LOB: 0	E: 0	LOB: 1	2B: 1	SAC: 1
	K: 1	BB: 0	K: 0	BB: 1	K: 1	BB: 0	K: 1	BB: 0	K: 0	BB: 0	K: 2	BB: 0	K: 0	BB: 0	K: 2	BB: 0	3B: 0	DP: 1
	S: 7	P: 7	S: 4	P: 8	S: 6	P: 6	S: 7	P: 7	S: 4	P: 8	S: 3	P: 3	S: 7	P: 7	S: 3	P: 3	HR: 0	HBP: 0

PITCHER	IP	WLS	BF	H	R	ER	SO	BB	IBB	HBP	BLK	WP	HR	S	P	ERA	WHIP
---------	----	-----	----	---	---	----	----	----	-----	-----	-----	----	----	---	---	-----	------

Claude Osteen, L (1, 1) ERA: 2.87	9.0	W	37	8	4	4	7	2	0	0	0	1	0	49	57	4.00	1.111
--------------------------------------	-----	---	----	---	---	---	---	---	---	---	---	---	---	----	----	------	-------

PITCHER	IP	WLS	BF	H	R	ER	SO	BB	IBB	HBP	BLK	WP	HR	S	P	ERA	WHIP
---------	----	-----	----	---	---	----	----	----	-----	-----	-----	----	----	---	---	-----	------

Batter	1	2	3	4	5	6	7	8	9	AB R H RBI BB SO LOB	TOP											
Davey Lopes, R (1, 4) OBP: 0.347, SLG: 0.338	0-3 K		0-0 G5-4-3		4-0 PB BB		0-0 6-3		0-0 P4	4 0 0 0 1 1 2	<b>Los Angeles Dodgers @ Philadelphia Phillies</b> <b>Veterans Stadium, Philadelphia, PA</b> Fri Aug 24 1973, 7:05 PM EDT Att: 30,671 - Unknown											
Bill Buckner, L (1, 3) OBP: 0.301, SLG: 0.348	0-0 5-3			0-0 2B E 1B	0-3 K		0-0 F9			4 1 1 0 0 1 2												
Willie Davis, L (1, 8) OBP: 0.321, SLG: 0.455	0-3 K			0-0 E9 1-H 2B	4-0 IBB		0-0 F3			3 0 1 0 1 1 0												
Joe Ferguson, R (1, 2) OBP: 0.364, SLG: 0.458		0-0 F9		4-0 BB	0-0 4-3			0-0 P4		3 0 0 0 1 0 3												
Willie Crawford, L (1, 9) OBP: 0.397, SLG: 0.454		0-0 S 1B		0-3 K		0-0 3B 3B		0-0 5-3		4 1 2 0 0 1 2												
Von Joshua, L (1, 7) OBP: 0.283, SLG: 0.293		0-3 K		0-3 K		0-0 SF7 3B		0-0 F8		4 1 1 1 0 2 3												
Bill Russell, R (1, 6) OBP: 0.310, SLG: 0.350		0-0 6-3 1-2		0-3 K		0-0 SF7			4-0 CS BB	2 0 0 1 1 1 3												
Ron Cey, R (1, 5) OBP: 0.346, SLG: 0.387			0-0 P4		0-0 E6 PB SH4	0-0 6-3		0-0 F9 1-2		4 0 0 0 0 0 1												
Tommy John, R (1, 1) OBP: 0.203, SLG: 0.207			0-0 G5-4-3 1B		0-0 SH4 1-2	0-3 K		0-0 1B		3 0 2 0 0 1 0												
<b>Inning Stats</b>	R: 0 E: 0 K: 2 S: 7	H: 0 LOB: 0 BB: 0 P: 7	R: 0 E: 0 K: 1 S: 6	H: 1 LOB: 1 BB: 0 P: 6	R: 0 E: 0 K: 0 S: 3	H: 1 LOB: 0 BB: 0 P: 3	R: 1 E: 1 K: 3 S: 11	H: 2 LOB: 2 BB: 1 P: 15	R: 0 E: 1 K: 1 S: 6	H: 0 LOB: 3 BB: 2 P: 14	R: 2 E: 0 K: 1 S: 7	H: 2 LOB: 0 BB: 0 P: 7	R: 0 E: 0 K: 0 S: 3	H: 0 LOB: 0 BB: 0 P: 3	R: 0 E: 0 K: 0 S: 3	H: 0 LOB: 0 BB: 0 P: 3	R: 0 E: 0 K: 0 S: 3	H: 1 LOB: 1 BB: 1 P: 7	1B: 4 2B: 1 3B: 2 HR: 0	SF: 1 SAC: 1 DP: 1 HBP: 0	WP: 0 PB: 1 SB: 1 CS: 1	PA: 37
<b>PITCHER</b>	IP WLS BF H R ER SO BB IBB HBP BLK WP HR S P ERA WHIP																					
Wayne Twitchell, R (1, 1) ERA: 2.34	8.0 L 33 6 3 2 8 2 1 0 0 0 0 0 46 58 2.25 1.000																					
Ron Diorio, R (9, 1) ERA: 1.42	1.0 4 1 0 0 0 1 0 0 0 0 0 0 3 7 0.00 2.000																					

livebaseballscorecards.com



Batter	1	2	3	4	5	6	7	8	9	AB	R	H	RBI	BB	SO	LOB
Cesar Tovar, R (1, 4) OBP: 0.345, SLG: 0.378 Billy Grabarkewitz, R (5, 4) OBP: 0.314, SLG: 0.288	0-3 K ①		0-3 K ③			0-3 K ①		0-0 6-3 ③		2	0	0	0	0	2	0
Mike Anderson, R (1, 9) OBP: 0.320, SLG: 0.433	0-0 6-3 ②			0-0 1-3 ①		4-0 BB 4-3 BB 1-2			0-0 E6 1B	3	0	0	0	1	0	0
Willie Montanez, L (1, 3) OBP: 0.333, SLG: 0.379	0-0 G3 ③			0-0 K2-3-2 1B		0-0 4-3 ②			0-3 K ①	4	0	1	0	0	1	3
Greg Luzinski, R (1, 7) OBP: 0.348, SLG: 0.491		0-0 6-3 ①		0-3 K2-3-2 ② ③		0-0 6-3 ③			0-0 1-3 1B	4	0	1	0	0	1	3
Bill Robinson, R (1, 8) OBP: 0.329, SLG: 0.550		0-0 F7 ②			0-0 6-3 ①		0-0 F8 ①		0-0 1-3 ② ③	4	0	0	0	0	0	2
Bob Boone, R (1, 2) OBP: 0.309, SLG: 0.356		4-0 BB			0-0 E6		0-0 5-3 ②			2	0	0	0	1	0	0
Mike Schmidt, R (1, 5) OBP: 0.329, SLG: 0.397		0-0 P4 ③			0-0 F9		0-0 6-3 ③			3	0	0	0	0	0	2
Craig Robinson, R (1, 6) OBP: 0.260, SLG: 0.333			0-3 K ①		0-0 6-3 ③			0-0 4-3 ①		3	0	0	0	0	1	1
Wayne Twitchell, R (1, 1) OBP: 0.111, SLG: 0.143 Terry Harmon, R (8, PH) OBP: 0.299, SLG: 0.252 Ron Diorio, R (9, 1)			0-3 K ②			0-0 4-3 BB 1B		0-0 F8 ②		2	0	1	0	0	1	0
										1	0	0	0	0	0	0
										0	0	0	0	0	0	0

<b>Inning Stats</b>	R: 0 E: 0 K: 1 S: 5	H: 0 LOB: 0 BB: 0 P: 5	R: 0 E: 0 K: 0 S: 3	H: 0 LOB: 1 BB: 1 P: 7	R: 0 E: 0 K: 3 S: 9	H: 0 LOB: 0 BB: 0 P: 9	R: 0 E: 0 K: 1 S: 5	H: 1 LOB: 1 BB: 0 P: 5	R: 0 E: 1 K: 0 S: 4	H: 0 LOB: 1 BB: 0 P: 4	R: 0 E: 0 K: 1 S: 6	H: 1 LOB: 2 BB: 1 P: 10	R: 0 E: 0 K: 0 S: 3	H: 0 LOB: 0 BB: 0 P: 3	R: 0 E: 0 K: 0 S: 3	H: 0 LOB: 0 BB: 0 P: 3	R: 0 E: 1 K: 1 S: 6	H: 1 LOB: 1 BB: 0 P: 6	1B: 3 2B: 2 3B: 0 HR: 0	SF: 0 SAC: 0 DP: 2 HBP: 0	WP: 0 PB: 0 SB: 0 CS: 0	PA: 32	
<b>PITCHER</b> Tommy John, L (1, 1) ERA: 2.69	IP: 9.0 WLS: W BF: 32 H: 3 R: 0 ER: 0 SO: 7 BB: 2 IBB: 0 HBP: 0 BLK: 0 WP: 0 HR: 0 S: 44 P: 52 ERA: 0.00 WHIP: 0.556																						

**BOTTOM**

Los Angeles Dodgers @ Philadelphia Phillies  
Veterans Stadium, Philadelphia, PA

Fri Aug 24 1973, 7:05 PM EDT  
Att. 30,671 - Unknown

livebaseballscorecards.com

AB	30
R	0
H	3
RBI	0
BB	2
SO	7
LOB	12



Batter	1	2	3	4	5	6	7	8	9	10	11	12	AB	R	H	RBI	BB	SO	LOB	TOP										
Davey Lopes, R (1, 4) OBP: 0.347, SLG: 0.337 Von Joshua, L (9, PH) OBP: 0.289, SLG: 0.299 Pete Richert, L (9, 1) OBP: 0.200, SLG: 0.200 Ken McMullen, R (12, PH) OBP: 0.282, SLG: 0.485	F9		G4-6-3 1B		FC6-4 1-2f		FC6-4 1-2f					SF8 1B IBB	4 0 1 0 0 0 2 1 0 1 1 0 0 0 0 0 0 0 0 0 0 0 1 0 0 1 0 0																	
Bill Buckner, L (1, 7) OBP: 0.301, SLG: 0.348	FC6-4 1B		G4-6-3 1-2f			4-3		4-3				FC6-4 1B	6 0 2 1 0 0 2																	
Willie Davis, L (1, 8) OBP: 0.321, SLG: 0.455	F8			5-3 1B		HR		F9				F7	6 1 2 0 0 1 3																	
Joe Ferguson, R (1, 2) OBP: 0.366, SLG: 0.475	FC6-4 1-2f			5-3 1-2		HR		HR				SF8	5 2 3 4 0 0 2																	
Steve Garvey, R (1, 3) OBP: 0.327, SLG: 0.417			G4-6-3 1B		1-3		F9					FC5-6-4 1B	6 0 1 0 0 0 3																	
Willie Crawford, L (1, 9) OBP: 0.395, SLG: 0.449			G4-6-3 1-2f		K		3-1						4 1 0 0 1 2 2																	
Bill Russell, R (1, 6) OBP: 0.308, SLG: 0.347			P3		6-3		F8					SH2-4 1-2	4 0 0 0 0 0 0																	
Ron Cey, R (1, 5) OBP: 0.347, SLG: 0.385 Jery Royster, R (9, PR) OBP: 0.143, SLG: 0.143 Doug Rau, L (12, 1) OBP: 0.143, SLG: 0.143					F9		5-3					FC6-4 BB	2 0 0 0 2 0 0 1 0 0 0 0 1 0 0 0 0 0 0 0 0																	
Al Downing, R (1, 1) OBP: 0.192, SLG: 0.149 Tom Paciorek, R (7, PH) OBP: 0.276, SLG: 0.300 Jim Brewer, L (7, 1) OBP: 0.400, SLG: 0.400 Manny Mota, R (9, PH) OBP: 0.366, SLG: 0.365 Lee Lacy, R (9, 4) OBP: 0.304, SLG: 0.218					K		FC6-4 BB					FC6-4 1B	1 0 0 0 1 1 1 1 0 1 0 0 0 0 0 0 0 0 0 0 0 1 0 0 0 0 0 2 1 1 0 0 0 0 0																	
<b>Inning Stats</b>	R: 0 E: 0 K: 0 S: 4	H: 1 LOB: 1 BB: 0 P: 4	R: 0 E: 0 K: 0 S: 3	H: 1 LOB: 0 BB: 0 P: 3	R: 0 E: 0 K: 1 S: 5	H: 1 LOB: 1 BB: 1 P: 9	R: 0 E: 0 K: 1 S: 6	H: 1 LOB: 1 BB: 0 P: 6	R: 0 E: 0 K: 0 S: 3	H: 0 LOB: 1 BB: 1 P: 7	R: 2 E: 0 K: 0 S: 5	H: 2 LOB: 0 BB: 0 P: 5	R: 0 E: 0 K: 0 S: 4	H: 1 LOB: 1 BB: 0 P: 4	R: 1 E: 0 K: 0 S: 4	H: 1 LOB: 0 BB: 0 P: 4	R: 1 E: 0 K: 0 S: 3	H: 1 LOB: 2 BB: 2 P: 11	R: 0 E: 0 K: 1 S: 6	H: 1 LOB: 1 BB: 0 P: 6	R: 0 E: 0 K: 2 S: 7	H: 0 LOB: 0 BB: 0 P: 7	R: 0 E: 1 K: 0 S: 5	H: 0 LOB: 0 BB: 0 P: 7	R: 2 E: 1 K: 0 S: 5	H: 1 LOB: 1 BB: 1 P: 9	1B: 8 2B: 1 3B: 0 HR: 2	SF: 1 SAC: 1 DP: 2 HBP: 0	WP: 0 PB: 0 SB: 0 CS: 0	PA: 50
<b>PITCHER</b>	IP	WLS	BF	H	R	ER	SO	BB	IBB	HBP	BLK	WP	HR	S	P	ERA	WHIP													
Ken Brett, L (1, 1) ERA: 3.26	8.1		35	8	4	4	2	4	0	0	0	0	2	35	51	4.32	1.440													
George Culver, R (9, 1) ERA: 3.09	0.2		2	1	0	0	0	0	0	0	0	0	0	2	2	0.00	1.500													
Mac Searce, L (10, 1) ERA: 2.28	2.1	L	11	2	2	0	3	0	1	0	0	0	0	16	20	0.00	0.857													
Darrell Brandon, R (12, 1) ERA: 4.85	0.2		2	0	0	0	0	0	0	0	0	0	0	2	2	0.00	0.000													

Los Angeles Dodgers @ Philadelphia Phillies  
Veterans Stadium, Philadelphia, PA

Sat Aug 25 1973, 7:05 PM EDT  
Att: 44,116 - Unknown

livebaseballscorecards.com

AB 43  
R 6  
H 11  
RBI 6  
BB 5  
SO 5  
LOB 17



Batter	1	2	3	4	5	6	7	8	9	10	11	12	AB	R	H	RBI	BB	SO	LOB
Billy Grabarkewitz, R OBP: 0.322, SLG: 0.310 (1, 4)	0-0 HR		4-0 1B BB	4-0 1-2 2-3 BB			0-0 5-3		0-0 SH SH5-4		0-0 F9		3	1	1	1	2	0	0
Mike Anderson, R OBP: 0.312, SLG: 0.420 (1, 9)	0-0 6-3		0-0 P3	0-0 F9			0-0 5-3		0-0 SH5-4		0-0 L7		4	0	0	0	0	0	4
Terry Harmon, R OBP: 0.299, SLG: 0.252 (9, PH)													0	0	0	0	0	0	0
Mac Scarce, L OBP: 0.500, SLG: 0.333 (10, 1)													1	0	0	0	0	0	0
Darrell Brandon, R OBP: 0.500, SLG: 0.333 (12, 1)													0	0	0	0	0	0	0
Willie Montanez, L OBP: 0.332, SLG: 0.378 (1, 3)	0-0 F7		0-0 P5		0-0 1-3			0-0 2B SF7	0-0 5-3			0-0 2B	4	0	1	0	0	0	1
Tom Hutton, L OBP: 0.356, SLG: 0.390 (8, PR)													2	1	1	0	0	0	2
Greg Luzinski, R OBP: 0.346, SLG: 0.487 (1, 7)	0-3 K		0-0 1B		0-3 K			0-3 K	0-0 F9			0-3 K	6	0	1	0	0	4	4
Bill Robinson, R OBP: 0.329, SLG: 0.549 (1, 8)		0-0 4-3 S 1B	0-0 F1		0-0 P5			0-0 SF7		0-0 F8		0-3 K	6	1	2	0	0	1	3
Mike Schmidt, R OBP: 0.335, SLG: 0.394 (1, 5)		4-0 1-2 1B BB		4-0 BB 1B BB		0-3 K		4-0 1B IBB		4-0 BB		0-0 F8	2	1	0	0	4	1	1
Bob Boone, R OBP: 0.308, SLG: 0.355 (1, 2)		0-0 4-3		0-0 1-2 2-3 1B		0-0 4-3		0-0 SF7		0-0 F6			4	0	1	1	0	0	3
Craig Robinson, R OBP: 0.257, SLG: 0.327 (1, 6)		0-0 1B		0-3 K		0-0 5-3		0-0 2-3 3-H 4-3	0-0 4-3		0-0 L3		5	0	1	2	0	1	5
Ken Brett, L OBP: 0.303, SLG: 0.516 (1, 1)		0-0 4		0-0 F2									3	0	0	0	0	0	3
George Culver, R OBP: 0.347, SLG: 0.378 (9, PH)													0	0	0	0	0	0	0
Cesar Tovar, R OBP: 0.371, SLG: 0.464 (10, 8)									4-0 SH5-4 SH BB				0	0	0	0	1	0	0
Del Unser, L OBP: 0.371, SLG: 0.464 (10, 8)													1	0	0	0	0	0	0

Inning Stats	R: 1	H: 1	E: 0	LOB: 0	K: 1	P: 6	R: 2	H: 2	E: 0	LOB: 0	K: 0	P: 8	R: 0	H: 1	E: 0	LOB: 2	K: 0	P: 8	R: 0	H: 1	E: 0	LOB: 3	K: 1	P: 14	R: 0	H: 0	E: 0	LOB: 0	K: 1	P: 5	R: 0	H: 0	E: 0	LOB: 2	K: 1	P: 11	R: 0	H: 0	E: 0	LOB: 2	K: 0	P: 8	R: 0	H: 0	E: 0	LOB: 1	K: 0	P: 7	R: 0	H: 1	E: 0	LOB: 1	K: 2	P: 8	R: 0	H: 0	E: 0	LOB: 0	K: 0	P: 3	R: 0	H: 0	E: 0	LOB: 0	K: 0	P: 3	R: 0	H: 1	E: 0	LOB: 1	K: 2	P: 8	1B: 5	2B: 3	3B: 0	HR: 1	SF: 1	SAC: 2	DP: 1	HBP: 0	WP: 0	PA: 51
PITCHER	IP	WLS	BF	H	R	ER	SO	BB	IBB	HBP	BLK	WP	HR	S	P	ERA	WHIP																																																																	
Al Downing, L ERA: 3.01 (1, 1)	6.0		26	5	3	3	4	4	0	0	0	0	1	30	46	4.50	1.500																																																																	
Jim Brewer, L ERA: 2.2 (7, 1)	2.0		9	2	1	1	1	0	1	0	0	0	0	10	14	4.50	1.000																																																																	
Pete Richert, L ERA: 1.99 (9, 1)	3.0	W	12	0	0	0	0	2	0	0	0	0	0	10	18	0.00	0.667																																																																	
Doug Rau, L ERA: 3.77 (12, 1)	1.0	S	4	1	0	0	2	0	0	0	0	0	0	8	8	0.00	1.000																																																																	

**Los Angeles Dodgers @ Philadelphia Phillies**  
**Veterans Stadium, Philadelphia, PA**

Sat Aug 25 1973, 7:05 PM EDT  
 Att: 44,116 - Unknown

<b>AB</b>	<b>41</b>
<b>R</b>	<b>4</b>
<b>H</b>	<b>8</b>
<b>RBI</b>	<b>4</b>
<b>BB</b>	<b>7</b>
<b>SO</b>	<b>7</b>
<b>LOB</b>	<b>26</b>

Batter	1	2	3	4	5	6	7	8	9	AB R H RBI BB SO LOB	TOP											
Davey Lopes, R OBP: 0.350, SLG: 0.348 (1, 4)	0-0 4-3 SH1-3 HR 1B		0-0 E 3B	0-0 4-3 2B	0-0 FC6 1-2f		0-0 FC6-4 1B		0-0 F8	6 2 4 0 0 0 4	<b>Los Angeles Dodgers @ Philadelphia Phillies</b> <b>Veterans Stadium, Philadelphia, PA</b> Sun Aug 26 1973, 3:33 AM EDT Att: 31,045 - Unknown <a href="http://livebaseballscorecards.com">livebaseballscorecards.com</a>											
Bill Buckner, L OBP: 0.301, SLG: 0.347 (1, 7)	0-0 SH1-3 1-2		0-0 E5 SF8	0-0 4-3 2-3		0-0 BB FC4 SF9 1B	0-0 FC6-4 1-2f			4 2 1 0 0 0 2												
Willie Davis, L OBP: 0.318, SLG: 0.451 (1, 8)	0-0 4-3 2-3		0-0 F8 2-3	0-0 F8 2-3		0-0 FC4 BB 1-2		0-0 G3		5 0 0 0 0 0 4												
Joe Ferguson, R OBP: 0.371, SLG: 0.483 (1, 2)	0-0 HR 3-H		4-0 BB 1B IBB		4-0 SH1-3 E BB	4-0 FC6-4 BB 1-2 2-3		0-0 L4		2 2 1 2 3 0 0												
Steve Garvey, R OBP: 0.329, SLG: 0.417 (1, 3)	0-0 1B		0-0 SF8		0-0 E6 BB SH1-3 1-2	0-0 SF9		1-0 WP HBP		2 0 1 2 0 0 1												
Willie Crawford, L OBP: 0.394, SLG: 0.446 (1, 9)	0-0 F9		4-0 1B BB 3-H		0-0 SH1-3 1-2 2-3	0-3 K 2		0-0 1-4-3 1-2		3 0 0 0 1 1 4												
Bill Russell, R OBP: 0.309, SLG: 0.347 (1, 6)		0-0 P4	0-0 1B 1-2 2-H		4-0 BB IBB	0-0 FC6-4 1-2f		0-0 5-3		4 0 1 0 1 0 2												
Ron Cey, R OBP: 0.350, SLG: 0.394 (1, 5)		0-3 K		0-0 HR	4-0 FC6 BB 1-2 2-3 3-H		0-0 1-3	0-0 SH1-3 1B		4 1 2 2 1 1 0												
Don Sutton, R OBP: 0.154, SLG: 0.097 (1, 1)		0-0 5-3		0-0 G3	0-3 K		0-0 6-3	0-0 SH1-3 1-2		3 0 0 0 0 1 3												
Charlie Hough, R OBP: 0.200, SLG: 0.200 (6, 1)										1 0 0 0 0 0 0												
<b>Inning Stats</b>	R: 2 E: 0 K: 0 S: 6	H: 3 LOB: 1 BB: 0 P: 6	R: 0 E: 0 K: 1 S: 5	H: 0 LOB: 0 BB: 0 P: 5	R: 2 E: 1 K: 0 S: 5	H: 2 LOB: 2 BB: 2 P: 13	R: 1 E: 0 K: 0 S: 5	H: 2 LOB: 1 BB: 0 P: 5	R: 1 E: 1 K: 1 S: 6	H: 0 LOB: 3 BB: 3 P: 18	R: 1 E: 0 K: 1 S: 7	H: 1 LOB: 2 BB: 1 P: 11	R: 0 E: 0 K: 0 S: 4	H: 1 LOB: 1 BB: 0 P: 4	R: 0 E: 0 K: 0 S: 3	H: 0 LOB: 1 BB: 0 P: 4	R: 0 E: 0 K: 0 S: 4	H: 1 LOB: 1 BB: 0 P: 4	1B: 6 2B: 1 3B: 1 HR: 2	SF: 2 SAC: 3 DP: 0 HBP: 1	WP: 1 PB: 0 SB: 1 CS: 0	PA: 46
<b>PITCHER</b>	IP WLS BF H R ER SO BB IBB HBP BLK WP HR S P ERA WHIP																					
Steve Carlton, L ERA: 3.9 (1, 1)	4.1 L 24 7 6 4 1 2 1 0 0 0 2 23 35 8.31 2.077																					
Ron Diorio, R ERA: 1.29 (5, 1)	0.2 4 0 0 0 1 1 1 0 0 0 0 4 12 0.00 1.500																					
Barry Lersch, R ERA: 4.78 (6, 1)	3.0 14 2 1 1 1 1 0 1 0 1 0 14 19 3.00 1.000																					
George Culver, R ERA: 3.02 (9, 1)	1.0 4 1 0 0 0 0 0 0 0 0 0 4 4 0.00 1.000																					





Batter	1	2	3	4	5	6	7	8	9	AB R H RBI BB SO LOB	TOP
Davey Lopes, R OBP: 0.348, SLG: 0.345 (1, 4) X	0-0 F7 ①		0-3 K ③			0-0 6-3 ②			0-0 F8 ①	4 0 0 0 0 1 0	<b>Los Angeles Dodgers @ Montreal Expos</b> Jarry Park, Montreal, QB Mon Aug 27 1973, 7:05 PM EDT Att: 20,098 - Unknown <a href="http://livebaseballscorecards.com">livebaseballscorecards.com</a>
Bill Buckner, L OBP: 0.300, SLG: 0.345 (1, 7) B B B	4-0 FC4-6 BB			0-0 1-3 ①		0-0 L7 ③			0-0 1-3 ②	3 0 0 0 1 0 0	
Willie Davis, L OBP: 0.318, SLG: 0.449 (1, 8) X	0-0 FC4-6 FC6-4 1-2f			0-0 6-3 ②			0-0 F9 ①		0-0 1B	4 0 1 0 0 0 1	
Joe Ferguson, R OBP: 0.372, SLG: 0.483 (1, 2) X	0-0 FC6-4 1-2f			0-0 1B			0-0 WP 1B		0-0 6-3 ③	4 0 2 0 0 0 2	
Willie Crawford, L OBP: 0.391, SLG: 0.442 (1, 9) X		0-0 F7 ①		0-0 4-3 ③			0-3 K ②			3 0 0 0 0 1 2	
Steve Garvey, R OBP: 0.329, SLG: 0.414 (1, 3) X		0-0 4-3 ②			4-0 G5-4-3 BB		0-0 4-3 ③			2 0 0 0 1 0 1	
Bill Russell, R OBP: 0.307, SLG: 0.345 (1, 6) X		0-0 5-3 ③			0-0 G5-4-3 1-2f			0-0 5-3 ①		3 0 0 0 0 0 1	
Ron Cey, R OBP: 0.348, SLG: 0.391 (1, 5) X			0-0 5-3 ①		0-3 K ③			0-0 6-3 ②		3 0 0 0 0 1 0	
Andy Messersmith, R OBP: 0.220, SLG: 0.205 (1, 1) X			0-0 F8 ②			0-0 F8 ①		0-3 K ③		2 0 0 0 0 0 0	
Von Joshua, L OBP: 0.287, SLG: 0.297 (8, PH)										1 0 0 0 0 1 0	
Doug Rau, L OBP: 0.143, SLG: 0.143 (8, 1)										0 0 0 0 0 0 0	
<b>Inning Stats</b>	R: 0 H: 0 E: 0 LOB: 1 K: 0 BB: 1 S: 3 P: 7	R: 0 H: 0 E: 0 LOB: 0 K: 0 BB: 0 P: 3	R: 0 H: 0 E: 0 LOB: 0 K: 1 BB: 0 P: 5	R: 0 H: 1 E: 0 LOB: 1 K: 0 BB: 0 P: 4	R: 0 H: 0 E: 0 LOB: 0 K: 1 BB: 1 P: 8	R: 0 H: 0 E: 0 LOB: 0 K: 1 BB: 0 P: 3	R: 0 H: 1 E: 0 LOB: 1 K: 1 BB: 0 P: 6	R: 0 H: 0 E: 0 LOB: 0 K: 1 BB: 0 P: 5	R: 0 H: 1 E: 0 LOB: 1 K: 0 BB: 0 P: 4	1B: 3 SF: 0 2B: 0 SAC: 0 3B: 0 DP: 1 HR: 0 HBP: 0	WP: 1 PA: 31 PB: 0 SB: 0 CS: 0
<b>PITCHER</b> Steve Rogers, R (1, 1) ERA: 1.2	IP WLS BF H R ER SO BB IBB HBP BLK WP HR S P ERA WHIP										
	9.0 W 31 3 0 0 4 2 0 0 0 1 0 37 45 0.00 0.556										

AB	29
R	0
H	3
RBI	0
BB	2
SO	4
LOB	7





Batter	1	2	3	4	5	6	7	8	9	AB	R	H	RBI	BB	SO	LOB
Mike Jorgensen, L OBP: 0.339, SLG: 0.340 (1, 3)	0-0 1-3 BBB	4-0 HBP BB		0-3 K			0-0 1B			3	0	1	0	1	1	1
Larry Lintz, S OBP: 0.458, SLG: 0.366 (1, 4)	4-0 S 1B BB	1-0 HBP			0-0 B3		0-0 5-3			2	1	0	0	1	0	1
Ron Fairly, L OBP: 0.429, SLG: 0.460 Pepe Mangual, R OBP: 0.212, SLG: 0.420 (1, 7) (8, PR) (9, 7)	4-0 1B 1-2 BB	0-0 P2			0-3 K			4-0 S 2B BB		2	0	0	0	2	1	2
Ken Singleton, S OBP: 0.412, SLG: 0.487 (1, 9)	0-0 1-3 2-H 1B		0-3 K		0-0 1-3			0-3 K		4	0	1	1	0	2	1
Boots Day, L OBP: 0.355, SLG: 0.384 Ron Woods, R OBP: 0.349, SLG: 0.318 (1, 8) (8, PH) (9, 8)	0-3 K		0-0 F4			0-3 K		0-0 F8		3	0	0	0	0	2	2
Bernie Allen, L OBP: 0.272, SLG: 0.291 Bob Bailey, R OBP: 0.369, SLG: 0.490 Pepe Frias, R OBP: 0.258, SLG: 0.266 (1, 5) (8, PH) (9, 5)	0-0 L3		0-0 4-3			0-0 F5		4-0 2B IBB		3	0	0	0	0	0	2
Bob Stinson, S OBP: 0.319, SLG: 0.390 (1, 2)		0-0 HR		4-0 SH3 BB		0-0 G3		0-0 1-H 2-H 2B		3	1	2	3	1	0	0
Tim Foli, R OBP: 0.281, SLG: 0.286 (1, 6)		0-0 F8		0-0 F9			0-0 5-3	0-0 F9		4	0	0	0	0	0	3
Steve Rogers, R OBP: 0.292, SLG: 0.200 (1, 1)		0-0 F9		0-0 SH3			0-0 4-3			2	0	0	0	0	0	0
<b>Inning Stats</b>	R: 1 E: 0 K: 1 S: 6	H: 1 LOB: 2 BB: 2 P: 14	R: 1 E: 0 K: 0 S: 4	H: 1 LOB: 2 BB: 1 P: 9	R: 0 E: 0 K: 1 S: 5	H: 0 LOB: 0 BB: 0 P: 5	R: 0 E: 0 K: 1 S: 5	H: 0 LOB: 1 BB: 1 P: 9	R: 0 E: 0 K: 1 S: 5	H: 0 LOB: 0 BB: 0 P: 5	R: 0 E: 0 K: 0 S: 4	H: 1 LOB: 1 BB: 0 P: 4	R: 2 E: 0 K: 1 S: 6	H: 1 LOB: 2 BB: 2 P: 14	1B: 2 2B: 1 3B: 0 HR: 1	SF: 0 SAC: 1 DP: 0 HBP: 1

**BOTTOM**

**Los Angeles Dodgers @ Montreal Expos**  
**Jarry Park, Montreal, QB**  
 Mon Aug 27 1973, 7:05 PM EDT  
 Att. 20,098 - Unknown

AB	27
R	4
H	4
RBI	4
BB	6
SO	6
LOB	14



PITCHER	IP	WLS	BF	H	R	ER	SO	BB	IBB	HBP	BLK	WP	HR	S	P	ERA	WHIP
Andy Messersmith, R ERA: 2.81 (1, 1)	7.0	L	29	3	2	2	5	4	0	1	0	0	1	34	51	2.57	1.000
Doug Rau, L ERA: 4.08 (8, 1)	1.0		6	1	2	2	1	1	1	0	0	0	0	6	14	18.00	2.000

WP: 0	PA: 35
PB: 0	SB: 2
CS: 0	

Batter	1	2	3	4	5	6	7	8	9	AB R H RBI BB SO LOB	TOP
<b>Davey Lopes, R</b> (1, 4) OBP: 0.348, SLG: 0.343	4-0 L1-3 BB		0-0 5-3		4-0 CS BB			0-0 5-3	0-3 K	3 0 0 0 2 1 0	
<b>Bill Buckner, L</b> (1, 7) OBP: 0.299, SLG: 0.343	0-0 L1-3 1-2		0-0 L4		0-0 F8 1-2			0-0 2B 1B	0-0 4-3	5 1 1 0 0 0 2	
<b>Willie Davis, L</b> (1, 8) OBP: 0.317, SLG: 0.450	0-0 G3			0-3 K	0-0 G3			0-0 4-3 2B		4 1 1 1 0 1 0	
<b>Joe Ferguson, R</b> (1, 2) OBP: 0.373, SLG: 0.481		4-0 E BB		0-0 L8		0-0 F3		4-0 4-3 1B BB		2 1 0 0 2 0 0	
<b>Steve Garvey, R</b> (1, 3) OBP: 0.327, SLG: 0.423		0-0 E5 1-2		0-0 HR		0-0 P6		0-0 4-3		4 1 1 2 0 0 2	
<b>Willie Crawford, L</b> (1, 9) OBP: 0.392, SLG: 0.443		0-3 K		0-0 1B 1B		0-0 L1		0-0 E S 1B		4 2 2 1 0 1 2	
<b>Bill Russell, R</b> (1, 6) OBP: 0.309, SLG: 0.346		0-3 K		0-0 1B 1B		0-0 B5-3		0-0 1-H FC6-4 1B		4 0 2 1 0 1 2	
<b>Ron Cey, R</b> (1, 5) OBP: 0.347, SLG: 0.389		0-0 5-3		0-0 1-2 1B		0-0 L6		0-0 1-2f FC6-4		4 0 1 1 0 0 3	
<b>Claude Osteen, L</b> (1, 1) OBP: 0.176, SLG: 0.167			0-3 K	0-3 K		0-3 K			0-3 K	4 0 0 0 0 4 2	
<b>Inning Stats</b>	R: 0 E: 0 K: 0 S: 2 H: 0 LOB: 0 BB: 1 P: 6	R: 0 E: 1 K: 2 S: 8 H: 0 LOB: 2 BB: 1 P: 12	R: 0 E: 0 K: 1 S: 5 H: 0 LOB: 0 BB: 0 P: 5	R: 2 E: 0 K: 2 S: 11 H: 4 LOB: 2 BB: 0 P: 11	R: 0 E: 0 K: 0 S: 2 H: 0 LOB: 0 BB: 1 P: 6	R: 0 E: 0 K: 0 S: 3 H: 0 LOB: 0 BB: 0 P: 3	R: 0 E: 0 K: 1 S: 5 H: 0 LOB: 0 BB: 0 P: 5	R: 4 E: 0 K: 0 S: 7 H: 4 LOB: 1 BB: 1 P: 11	R: 0 E: 0 K: 2 S: 7 H: 0 LOB: 0 BB: 0 P: 7	1B: 6 2B: 2 3B: 0 HR: 1 SF: 0 SAC: 0 DP: 1 HBP: 0	WP: 0 PB: 0 SB: 1 CS: 1 PA: 38
<b>PITCHER</b>	IP WLS BF H R ER SO BB IBB HBP BLK WP HR S P ERA WHIP										
<b>Balor Moore, L</b> (1, 1) ERA: 4.36	7.1 L 30 6 4 4 6 3 0 0 0 0 1 39 51 4.91 1.227										
<b>Mike Marshall, R</b> (8, 1) ERA: 2.67	1.2 8 2 2 2 2 1 0 0 0 0 0 11 15 10.80 1.800										

**Los Angeles Dodgers @ Montreal Expos**  
**Jarry Park, Montreal, QB**  
 Tue Aug 28 1973, 7:05 PM EDT  
 Att: 19,131 - Unknown

AB	34
R	6
H	8
RBI	6
BB	4
SO	8
LOB	13



Batter	1	2	3	4	5	6	7	8	9	AB	R	H	RBI	BB	SO	LOB
Bob Bailey, R OBP: 0.370, SLG: 0.489 (1, 5)	0-0 CS 1B 1B		0-0 5-3			4-0 SH1-4 BB		0-0 F9		3	0	1	0	1	0	0
Larry Lintz, S OBP: 0.451, SLG: 0.364 (1, 4)	0-0 WP 1-2 2B 1B		0-0 1-3			0-0 SH1-4 1-2			0-0 6-3	3	1	1	0	0	0	0
Ron Fairly, L OBP: 0.428, SLG: 0.456 (1, 7)	0-3 K 1-2 2-3		0-0 G3			4-0 G5-4-3 BB			0-0 G3	3	0	0	0	1	1	2
Ken Singleton, S OBP: 0.411, SLG: 0.487 (1, 9)	0-0 2-H 2B			0-3 K		0-0 G5-4-3 1-2f			0-0 F9	4	0	1	1	0	1	2
Hal Breiden, R OBP: 0.359, SLG: 0.512 (1, 3)	0-0 6-3			0-0 5-3			0-0 5-3			3	0	0	0	0	0	1
Ron Woods, R OBP: 0.349, SLG: 0.318 (1, 8)		0-0 F8		0-0 F2			0-0 G4-6-3 1B			3	0	1	0	0	0	0
Tim Foli, R OBP: 0.278, SLG: 0.283 (1, 6)		0-0 F9			0-0 6-3		0-0 G4-6-3 1-2f			3	0	0	0	0	0	1
Mike Marshall, R OBP: 0.292, SLG: 0.227 (8, 1)										0	0	0	0	0	0	0
Bob Stinson, S OBP: 0.333, SLG: 0.393 (1, 2)		4-0 BB			0-0 6-3			0-0 G6-4-3 1B		2	0	1	0	1	0	0
Balor Moore, L OBP: 0.098, SLG: 0.082 (1, 1)		0-0 G3			0-0 4-3			0-0 G6-4-3 1-2f		2	0	0	0	0	0	1
Pepe Frias, R OBP: 0.257, SLG: 0.265 (8, 6)										1	0	0	0	0	0	1


Inning Stats	R: 1	H: 3	E: 0	LOB: 1	K: 1	P: 7	R: 0	H: 0	E: 0	LOB: 1	K: 0	P: 7	R: 0	H: 0	E: 0	LOB: 0	K: 0	P: 3	R: 0	H: 0	E: 0	LOB: 0	K: 0	P: 3	R: 0	H: 0	E: 0	LOB: 1	K: 0	P: 10	R: 0	H: 1	E: 0	LOB: 0	K: 0	P: 3	R: 0	H: 1	E: 0	LOB: 0	K: 0	P: 3	R: 0	H: 0	E: 0	LOB: 0	K: 0	P: 3			
ERA: 2.79	9.0	WLS	W	BF	31	H	5	R	1	ER	1	SO	2	BB	3	IBB	0	HBP	0	BLK	0	WP	1	HR	0	S	32	P	44	ERA	1.00	WHIP	0.889																		

**BOTTOM**

**Los Angeles Dodgers @ Montreal Expos**  
**Jarry Park, Montreal, QB**  
 Tue Aug 28 1973, 7:05 PM EDT  
 Att. 19,131 - Unknown

livebaseballscorecards.com

<b>AB</b>	<b>27</b>
<b>R</b>	<b>1</b>
<b>H</b>	<b>5</b>
<b>RBI</b>	<b>1</b>
<b>BB</b>	<b>3</b>
<b>SO</b>	<b>2</b>
<b>LOB</b>	<b>8</b>



WP: 1	PA: 31
PB: 0	SB: 0
CS: 1	

Batter	1	2	3	4	5	6	7	8	9	AB R H RBI BB SO LOB	TOP																									
<b>Davey Lopes, R</b> (1, 4) OBP: 0.347, SLG: 0.340	1-0 2B SF9 HBP	0-0 4-3			0-0 F6		0-0 F8		0-0 F6	4 1 0 0 0 0 2																										
<b>Bill Buckner, L</b> (1, 7) OBP: 0.301, SLG: 0.347	0-0 2B		0-0 3-1		0-0 3B 1B		0-0 1-3			4 2 2 1 0 0 0																										
<b>Willie Davis, L</b> (1, 8) OBP: 0.318, SLG: 0.453	4-0 2B IBB		0-0 3-1		0-0 3B		0-0 L5			3 1 1 1 1 0 0																										
<b>Joe Ferguson, R</b> (1, 2) OBP: 0.370, SLG: 0.477	0-0 SF9		0-3 K		0-0 F9			0-0 F8		3 0 0 1 0 1 1																										
<b>Willie Crawford, L</b> (1, 9) OBP: 0.389, SLG: 0.438	0-3 K			0-0 6-3		0-0 6-3		0-0 F7		4 0 0 0 0 1 2																										
<b>Steve Garvey, R</b> (1, 3) OBP: 0.330, SLG: 0.428	0-0 2B			0-0 6-3		0-0 FC4-6 1B		0-0 F9		4 0 2 2 0 0 0																										
<b>Bill Russell, R</b> (1, 6) OBP: 0.306, SLG: 0.343	0-0 6-3			0-0 6-3		0-0 FC4-6 WP			0-0 4-3	4 0 0 0 0 0 2																										
<b>Ron Cey, R</b> (1, 5) OBP: 0.348, SLG: 0.388		0-0 F9			4-0 1B BB		4-0 1-2 IBB		0-0 1-3	2 1 0 0 2 0 0																										
<b>Tommy John, R</b> (1, 1) OBP: 0.210, SLG: 0.213			0-0 6-3		0-0 SH1-6-4		0-0 F3			3 0 1 0 0 0 2																										
<b>Jim Brewer, L</b> (9, 1) OBP: 0.400, SLG: 0.400					1-2				0-0 1B	0 0 0 0 0 0 0																										
<b>Inning Stats</b>	R: 3 E: 0 K: 1 S: 7	H: 2 LOB: 1 BB: 1 P: 12	R: 0 E: 0 K: 0 S: 3	H: 0 LOB: 0 BB: 0 P: 3	R: 0 E: 0 K: 1 S: 5	H: 0 LOB: 0 BB: 0 P: 5	R: 0 E: 0 K: 0 S: 3	H: 0 LOB: 0 BB: 0 P: 3	R: 2 E: 0 K: 0 S: 5	H: 2 LOB: 1 BB: 1 P: 9	R: 0 E: 0 K: 0 S: 4	H: 1 LOB: 2 BB: 1 P: 8	R: 0 E: 0 K: 0 S: 3	H: 0 LOB: 0 BB: 0 P: 3	R: 0 E: 0 K: 0 S: 4	H: 1 LOB: 1 BB: 0 P: 4	1B: 3 2B: 2 3B: 1 HR: 0	SF: 1 SAC: 1 DP: 0 HBP: 1	WP: 1 PA: 37																	
<b>PITCHER</b>	IP WLS BF H R ER SO BB IBB HBP BLK WP HR S P ERA WHIP																																			
<b>Mike Torrez, R</b> (1, 1) ERA: 4.59	6.0		27	5	5	5	2	1	2	1	0	1	0	27	40	7.50	1.000																			
<b>Ernie McAnally, R</b> (7, 1) ERA: 3.97	2.0		6	0	0	0	0	0	0	0	0	0	0	6	6	0.00	0.000																			
<b>Tom Walker, R</b> (9, 1) ERA: 3.64	1.0	W	4	1	0	0	0	0	0	0	0	0	0	4	4	0.00	1.000																			

**Los Angeles Dodgers @ Montreal Expos**  
 Jarry Park, Montreal, QB  
 Wed Aug 29 1973, 7:05 PM EDT  
 Att: 14,178 - Unknown

<b>AB</b>	<b>31</b>
<b>R</b>	<b>5</b>
<b>H</b>	<b>6</b>
<b>RBI</b>	<b>5</b>
<b>BB</b>	<b>3</b>
<b>SO</b>	<b>2</b>
<b>LOB</b>	<b>9</b>



WP: 1	PA: 37
PB: 0	
SB: 0	
CS: 0	

Batter	1	2	3	4	5	6	7	8	9	AB R H RBI BB SO LOB	
<b>Larry Lintz, S</b> (1, 4) OBP: 0.436, SLG: 0.354	0-3 <b>K</b>			0-0 <b>5-3</b> 1B		0-0 <b>F9</b>		0-0 <b>3-1</b>		4 0 1 0 0 1 0	
<b>Ron Woods, R</b> (1, 8) OBP: 0.345, SLG: 0.314	0-3 <b>K</b>			0-0 <b>5-3</b> 1-2			0-0 <b>L4</b>		0-0 <b>F9</b>	4 0 0 0 0 1 1	
<b>Pepe Mangual, R</b> (1, 7) OBP: 0.250, SLG: 0.453	0-0 <b>CS</b> 1B			0-0 <b>5-3</b>			4-0 <b>2B</b> BB		0-0 <b>HR</b> 2B	3 2 2 0 1 0 1	
<b>Ken Singleton, S</b> (1, 9) OBP: 0.414, SLG: 0.488	0-0 <b>CS</b> 1-2	0-0 <b>G1-4-3</b> 1B		0-3 <b>K</b>			0-0 <b>2B</b> 1B		4-0 <b>HR</b> BB	3 2 2 0 1 1 1	
<b>Bob Bailey, R</b> (1, 5) OBP: 0.371, SLG: 0.499		0-0 <b>G1-4-3</b> 1-2f			0-0 <b>5-3</b>		0-0 <b>2B</b> 1-H 2-H		0-0 <b>HR</b>	4 1 2 5 0 0 1	
<b>Hal Breeden, R</b> (1, 3) OBP: 0.357, SLG: 0.507		0-0 <b>5-3</b>			0-0 <b>1-3</b>		0-0 <b>L8</b>		0-0 <b>IBB</b> E 1B	4 0 1 0 0 0 1 0 1 0 0 0 0 0	
<b>Mike Jorgensen, L</b> (9, PR) OBP: 0.339, SLG: 0.340											
<b>Tim Foli, R</b> (1, 6) OBP: 0.278, SLG: 0.281				0-0 <b>5-3</b>		0-0 <b>L6</b>		0-0 <b>6-3</b>		4-0 <b>1B</b> 1-2 IBB BB	3 0 0 0 1 0 1
<b>Bob Stinson, S</b> (1, 2) OBP: 0.329, SLG: 0.375				0-3 <b>K</b>		0-0 <b>6-3</b>		0-0 <b>F7</b>		4-0 <b>1B</b> 1-2 2-3 IBB	3 0 0 0 1 1 0
<b>Mike Torrez, R</b> (1, 1) OBP: 0.271, SLG: 0.214				0-0 <b>1-3</b>		0-0 <b>4-3</b>		0-3 <b>K</b>		0-0 <b>1B</b> 1-2 2-3 3-H	1 0 0 0 0 0 0 1 0 0 0 0 0 0 0 0 0 0 0 0 0 1 0 0 0 0 0 1 0 0 0 0 0 0 0 0 0 1 0 1 1 0 0 0 0
<b>Pepe Frias, R</b> (6, PH) OBP: 0.256, SLG: 0.284											
<b>Ernie McAnally, R</b> (7, 1) OBP: 0.196, SLG: 0.196											
<b>Ron Fairly, L</b> (8, PH) OBP: 0.428, SLG: 0.455											
<b>Tom Walker, R</b> (9, 1) OBP: 0.359, SLG: 0.388											
<b>Boots Day, L</b> (9, PH)											

BOTTOM

**Los Angeles Dodgers @ Montreal Expos**  
**Jarry Park, Montreal, QB**  
 Wed Aug 29 1973, 7:05 PM EDT  
 Att. 14,178 - Unknown

<b>AB</b>	<b>32</b>
<b>R</b>	<b>6</b>
<b>H</b>	<b>9</b>
<b>RBI</b>	<b>6</b>
<b>BB</b>	<b>4</b>
<b>SO</b>	<b>5</b>
<b>LOB</b>	<b>6</b>



Inning Stats	R: 0	H: 1	E: 0	LOB: 0	K: 2	P: 7	R: 0	H: 1	E: 0	LOB: 0	K: 0	P: 3	R: 0	H: 0	E: 0	LOB: 0	K: 1	P: 5	R: 0	H: 1	E: 0	LOB: 1	K: 1	P: 6	R: 0	H: 0	E: 0	LOB: 0	K: 0	P: 3	R: 2	H: 2	E: 0	LOB: 1	K: 0	P: 9	R: 0	H: 0	E: 0	LOB: 0	K: 1	P: 5	R: 4	H: 4	E: 1	LOB: 3	K: 0	P: 17	1B: 6	SF: 0	2B: 2	SAC: 0	3B: 0	DP: 1	HR: 1	HBP: 0	WP: 0	PA: 37
--------------	------	------	------	--------	------	------	------	------	------	--------	------	------	------	------	------	--------	------	------	------	------	------	--------	------	------	------	------	------	--------	------	------	------	------	------	--------	------	------	------	------	------	--------	------	------	------	------	------	--------	------	-------	-------	-------	-------	--------	-------	-------	-------	--------	-------	--------

PITCHER	IP	WLS	BF	H	R	ER	SO	BB	IBB	HBP	BLK	WP	HR	S	P	ERA	WHIP
<b>Tommy John, L</b> (1, 1) ERA: 2.77	8.1		31	6	4	4	5	2	0	0	0	0	0	39	47	4.32	0.960
<b>Jim Brewer, L</b> (9, 1) ERA: 2.48	0.0	L	5	3	2	2	0	1	1	0	0	0	1	3	11	∞	∞

PITCHER	IP	WLS	BF	H	R	ER	SO	BB	IBB	HBP	BLK	WP	HR	S	P	ERA	WHIP
---------	----	-----	----	---	---	----	----	----	-----	-----	-----	----	----	---	---	-----	------

Batter	1	2	3	4	5	6	7	8	9	AB R H RBI BB SO LOB	TOP																
Jimmy Wynn, R (1, 9) OBP: 0.339, SLG: 0.387	0-0 HR 1B		0-0 F8			0-0 HR 1B	0-0 F5			4 2 2 0 0 0 1	<b>Houston Astros @ Los Angeles Dodgers</b> <b>Dodger Stadium, Los Angeles, CA</b> Thu Aug 30 1973, 7:05 PM PDT Att: 25,242 - Unknown																
Roger Metzger, S (1, 6) OBP: 0.309, SLG: 0.333	0-0 F9		0-0 G3			0-0 F8	4-0 FC5-4 BB			3 0 0 0 1 0 2																	
Cesar Cedeno, R (1, 8) OBP: 0.372, SLG: 0.511	0-0 F7				0-0 CS 1B	0-0 HR	0-0 FC5-4			4 1 2 2 0 0 3																	
Bob Watson, R (1, 7) OBP: 0.396, SLG: 0.449	0-0 HR			4-0 BB	0-0 BB	0-0 6-3 BLK 1B		0-3 K		3 2 2 2 1 1 0																	
Doug Rader, R (1, 5) OBP: 0.312, SLG: 0.421	0-0 F9			0-0 F8	0-0 F8	0-0 6-3		0-0 P6		4 0 0 0 0 0 2																	
Lee May, R (1, 3) OBP: 0.301, SLG: 0.455		0-3 K		0-0 F9	0-0 F9	0-0 3-H 1B		0-3 K		4 0 1 1 0 2 1																	
Ken Forsch, R (8, 1) OBP: 0.095, SLG: 0.082										0 0 0 0 0 0 0																	
Tommy Helms, R (1, 4) OBP: 0.318, SLG: 0.359			0-0 F8		0-0 4-3	0-0 F8		0-0 5-3		4 0 0 0 0 0 1																	
Skip Jutze, R (1, 2) OBP: 0.276, SLG: 0.252			0-0 1-3		0-0 F9		0-0 F3		0-0 1-3	4 0 0 0 0 0 0																	
Don Wilson, R (1, 1) OBP: 0.192, SLG: 0.236			0-3 K		0-0 F9		0-0 BB 1B		0-3 K	2 0 0 0 0 1 0																	
Juan Pizarro, L (5, 1)										0 0 0 0 0 0 0																	
Jim Ray, R (6, 1) OBP: 0.231, SLG: 0.231										1 0 1 0 0 0 0																	
Dave Campbell, R (8, 3) OBP: 0.227, SLG: 0.207										1 0 0 0 0 1 0																	
<b>Inning Stats</b>	R: 2 E: 0 K: 0 S: 5	H: 2 LOB: 0 BB: 0 P: 5	R: 0 E: 0 K: 1 S: 5	H: 0 LOB: 0 BB: 0 P: 5	R: 0 E: 0 K: 1 S: 5	H: 0 LOB: 0 BB: 0 P: 5	R: 0 E: 0 K: 0 S: 3	H: 1 LOB: 1 BB: 1 P: 7	R: 0 E: 0 K: 0 S: 3	H: 0 LOB: 0 BB: 0 P: 3	R: 3 E: 0 K: 0 S: 7	H: 4 LOB: 1 BB: 0 P: 7	R: 0 E: 0 K: 0 S: 4	H: 1 LOB: 2 BB: 1 P: 8	R: 0 E: 0 K: 2 S: 7	H: 0 LOB: 0 BB: 0 P: 7	R: 0 E: 0 K: 1 S: 5	H: 0 LOB: 0 BB: 0 P: 5	1B: 6 2B: 0 3B: 0 HR: 2	SF: 0 SAC: 0 DP: 0 HBP: 0	WP: 0 PB: 0 SB: 0 CS: 1	PA: 36					
<b>PITCHER</b>	IP WLS BF H R ER SO BB IBB HBP BLK WP HR S P ERA WHIP																										
Al Downing, L (1, 1) ERA: 3.16	6.0	W	25	7	5	5	2	1	0	0	1	0	2	28	32	7.50	1.333										
Charlie Hough, R (7, 1) ERA: 3.22	2.0	W	8	1	0	0	2	1	0	0	0	0	0	11	15	0.00	1.000										
Jim Brewer, L (9, 1) ERA: 2.44	1.0	S	3	0	0	0	1	0	0	0	0	0	0	5	5	0.00	0.000										

livebaseballscorecards.com

<b>AB</b>	<b>34</b>
<b>R</b>	<b>5</b>
<b>H</b>	<b>8</b>
<b>RBI</b>	<b>5</b>
<b>BB</b>	<b>2</b>
<b>SO</b>	<b>5</b>
<b>LOB</b>	<b>10</b>



Batter	1	2	3	4	5	6	7	8	9	AB	R	H	RBI	BB	SO	LOB
Davey Lopes, R OBP: 0.345, SLG: 0.341 (1, 4)	0-0 F7	0-0 2B		0-3 K		0-0 6-3		0-0 G4-6-3		5	0	1	0	0	1	1
Bill Buckner, L OBP: 0.302, SLG: 0.348 (1, 7)	0-0 1B 2B	0-0 P3		0-0 6-3			0-0 WP 1B			4	2	2	0	0	0	1
Willie Davis, L OBP: 0.320, SLG: 0.454 Tom Paciorek, R OBP: 0.274, SLG: 0.297 (1, 8) (5, PR) (6, 8)	0-0 1-3 2B 1B		0-0 F8		0-0 1B FC6-4 1B		0-0 5-3			3	1	2	0	0	0	0
Joe Ferguson, R OBP: 0.373, SLG: 0.482 (1, 2)	0-0 1-H 3-H 2B		0-3 K		0-0 1-3 FC6-4 1B		0-0 2-H 1B			4	0	3	3	0	1	0
Willie Crawford, L OBP: 0.389, SLG: 0.437 (1, 9)	4-0 BB		0-0 1B 1B		0-0 1-2 FC6-4 2B		0-0 F7			3	1	1	1	1	0	2
Steve Garvey, R OBP: 0.329, SLG: 0.425 (1, 3)	0-3 K		0-0 1-3 BB 1B		0-0 F9		0-3 K			4	0	1	0	0	2	4
Ron Cey, R OBP: 0.351, SLG: 0.390 Jerry Royster, R OBP: 0.143, SLG: 0.143 Jim Brewer, L OBP: 0.400, SLG: 0.400 (1, 5) (8, PR) (9, 1)	0-3 K		4-0 1-2 BB		0-0 1-H 2B		4-0 SH1-4 1B BB			2	0	1	1	2	1	2
Bill Russell, R OBP: 0.305, SLG: 0.341 (1, 6)		0-0 F9	0-0 F7		0-0 F7		0-0 SH1-4			3	0	0	0	0	0	3
Al Downing, R OBP: 0.185, SLG: 0.143 Von Joshua, L OBP: 0.285, SLG: 0.294 Charlie Hough, R OBP: 0.200, SLG: 0.200 Ken McMullen, R OBP: 0.292, SLG: 0.493 (1, 1) (6, PH) (7, 1) (8, PH) (9, 5)		0-0 3-1		0-0 4-1		0-0 F5		0-0 G4-6-3 1B		2	0	0	0	0	0	0

Inning Stats	R: 2	H: 3	E: 0	LOB: 2	K: 2	BB: 1	S: 10	R: 0	H: 1	E: 0	LOB: 1	K: 0	BB: 0	S: 4	R: 0	H: 2	E: 0	LOB: 3	K: 1	BB: 1	S: 7	R: 0	H: 0	E: 0	LOB: 0	K: 1	BB: 0	S: 5	R: 2	H: 3	E: 0	LOB: 2	K: 0	BB: 0	S: 5	R: 0	H: 0	E: 0	LOB: 0	K: 0	BB: 0	S: 3	R: 1	H: 2	E: 0	LOB: 1	K: 1	BB: 0	S: 7	R: 1	H: 1	E: 0	LOB: 1	K: 0	BB: 1	S: 3
--------------	------	------	------	--------	------	-------	-------	------	------	------	--------	------	-------	------	------	------	------	--------	------	-------	------	------	------	------	--------	------	-------	------	------	------	------	--------	------	-------	------	------	------	------	--------	------	-------	------	------	------	------	--------	------	-------	------	------	------	------	--------	------	-------	------

PITCHER	IP	WLS	BF	H	R	ER	SO	BB	IBB	HBP	BLK	WP	HR	S	P	ERA	WHIP
Don Wilson, R ERA: 3.22 (1, 1)	4.0		20	6	2	2	4	2	0	0	0	0	0	26	34	4.50	2.000
Juan Pizarro, L ERA: 6.11 (5, 1)	1.0		5	3	2	2	0	0	0	0	0	0	0	5	5	18.00	3.000
Jim Ray, R ERA: 4.55 (6, 1)	2.1	L	10	2	2	2	1	1	0	0	0	1	0	11	15	7.71	1.286
Ken Forsch, R ERA: 3.93 (8, 1)	0.2		2	1	0	0	0	0	0	0	0	0	0	2	2	0.00	1.500

**BOTTOM**

**Houston Astros @ Los Angeles Dodgers**  
Dodger Stadium, Los Angeles, CA

Thu Aug 30 1973, 7:05 PM PDT  
Att. 25,242 - Unknown

AB	33
R	6
H	12
RBI	6
BB	3
SO	5
LOB	14

livebaseballscorecards.com



PITCHER	IP	WLS	BF	H	R	ER	SO	BB	IBB	HBP	BLK	WP	HR	S	P	ERA	WHIP
Don Wilson, R ERA: 3.22 (1, 1)	4.0		20	6	2	2	4	2	0	0	0	0	0	26	34	4.50	2.000
Juan Pizarro, L ERA: 6.11 (5, 1)	1.0		5	3	2	2	0	0	0	0	0	0	0	5	5	18.00	3.000
Jim Ray, R ERA: 4.55 (6, 1)	2.1	L	10	2	2	2	1	1	0	0	0	1	0	11	15	7.71	1.286
Ken Forsch, R ERA: 3.93 (8, 1)	0.2		2	1	0	0	0	0	0	0	0	0	0	2	2	0.00	1.500

Batter	1	2	3	4	5	6	7	8	9	AB	R	H	RBI	BB	SO	LOB
<b>Jimmy Wynn, R</b> OBP: 0.339, SLG: 0.385 (1, 9)	4-0 1B SF8 BB		4-0 1B 1B BB	0-0 F2			0-3 K		0-3 K	3	1	0	0	2	2	2
<b>Roger Metzger, S</b> OBP: 0.310, SLG: 0.333 (1, 6)	0-3 K		0-0 1B 1-2 1B		0-0 2-3			4-0 BB G6-4-3		3	0	1	0	1	1	1
<b>Cesar Cedeno, R</b> OBP: 0.371, SLG: 0.508 (1, 8)	0-0 SF8 1-3 1B		0-3 K		0-3 K			0-0 G6-4-3 1-2f		4	0	1	0	0	2	3
<b>Bob Watson, R</b> OBP: 0.395, SLG: 0.446 (1, 7)	4-0 1-2 BB		0-0 P4		0-0 1-3			0-0 6-3		3	0	0	0	1	0	2
<b>Doug Rader, R</b> OBP: 0.315, SLG: 0.423 (1, 5)	0-0 SF8 2-3 3-H		0-0 1B 1-2 2-3		4-0 BB CS			0-0 E6 HR 1B		2	1	2	1	1	0	0
<b>Lee May, R</b> OBP: 0.301, SLG: 0.460 (1, 3)	0-3 K		0-0 F7		0-0 F8 1-2			0-0 HR 2-H		4	1	1	2	0	1	6
<b>Tommy Helms, R</b> OBP: 0.319, SLG: 0.360 (1, 4)		0-0 5-3		0-0 F8 SH3 1B		0-0 L6		0-0 1B		4	0	2	0	0	0	0
<b>Skip Jutze, R</b> OBP: 0.272, SLG: 0.249 (1, 2)		0-0 4-3		0-0 SH3 1-2		0-0 6-3		0-3 K		3	0	0	0	0	1	1
<b>Tom Griffin, R</b> OBP: 0.118, SLG: 0.125 (1, 1)		0-0 F9		0-0 F8 2-3		0-0 6-3		0-0 F8		4	0	0	0	0	0	2

Inning Stats	R: 1	H: 1	E: 0	K: 2	S: 8	P: 16	R: 0	H: 0	E: 0	K: 0	S: 3	P: 3	R: 0	H: 2	E: 0	K: 1	S: 7	P: 11	R: 0	H: 1	E: 0	K: 0	S: 4	P: 4	R: 0	H: 0	E: 0	K: 1	S: 5	P: 5	R: 0	H: 0	E: 0	K: 0	S: 2	P: 6	R: 0	H: 0	E: 0	K: 1	S: 5	P: 5	R: 0	H: 0	E: 0	K: 0	S: 2	P: 6	R: 2	H: 3	E: 1	K: 2	S: 10	P: 10	1B: 6	2B: 0	3B: 0	HR: 1	SF: 1	SAC: 1	DP: 1	HBP: 0	WP: 0	PB: 0	SB: 0	CS: 1	PA: 37
--------------	------	------	------	------	------	-------	------	------	------	------	------	------	------	------	------	------	------	-------	------	------	------	------	------	------	------	------	------	------	------	------	------	------	------	------	------	------	------	------	------	------	------	------	------	------	------	------	------	------	------	------	------	------	-------	-------	-------	-------	-------	-------	-------	--------	-------	--------	-------	-------	-------	-------	--------

Batter	IP	WLS	BF	H	R	ER	SO	BB	IBB	HBP	BLK	WP	HR	S	P	ERA	WHIP
<b>Doug Rau, L</b> ERA: 3.64 (1, 1)	8.0		31	4	1	1	5	5	0	0	0	0	0	36	56	1.12	1.125
<b>Jim Brewer, L</b> ERA: 2.71 (9, 1)	0.0	L	3	3	2	2	0	0	0	0	0	0	1	3	3	∞	∞
<b>Pete Richert, L</b> ERA: 1.94 (9, 1)	1.0		3	0	0	0	2	0	0	0	0	0	0	7	7	0.00	0.000


**TOP**

## Houston Astros @ Los Angeles Dodgers

Dodger Stadium, Los Angeles, CA

Fri Aug 31 1973, 7:05 PM PDT  
Att: 31,395 - Unknown

AB 30  
R 3  
H 7  
RBI 3  
BB 5  
SO 7  
LOB 17





Batter	1	2	3	4	5	6	7	8	9	AB R H RBI BB SO LOB		
<b>Davey Lopes, R</b> OBP: 0.345, SLG: 0.338 (1, 4)	4-0 		x 0-0 			x 0-0 		s s s 0-3 		3 0 0 0 1 1 0		
<b>Von Joshua, L</b> OBP: 0.284, SLG: 0.301 (1, 8)	0-0 			x 0-0 		x 0-0 		s s s 0-3 		4 1 1 0 0 1 1		
<b>Bill Buckner, L</b> OBP: 0.300, SLG: 0.345 (1, 7)	0-0 			x 0-0 			x 0-0 		s s s 0-3 		4 0 0 0 0 1 2	
<b>Joe Ferguson, R</b> OBP: 0.372, SLG: 0.488 (1, 2)	0-0 			x 0-0 			s s s 0-3 		x 0-0 		4 1 1 1 0 1 2	
<b>Willie Crawford, L</b> OBP: 0.393, SLG: 0.438 (1, 9)		s s s 0-3 		x 0-0 			s s s 4-0 		s s s 4-0 		2 0 1 1 2 1 0	
<b>Steve Garvey, R</b> OBP: 0.328, SLG: 0.426 (1, 3)		s s s 0-3 		s s s 0-0 		0-3 		x 0-0 		x 0-0 		4 0 1 0 0 2 1
<b>Ron Cey, R</b> OBP: 0.349, SLG: 0.388 (1, 5)		s s s 0-3 				x 0-0 		x 0-0 				3 0 0 0 0 1 2
<b>Bill Russell, R</b> OBP: 0.303, SLG: 0.339 (1, 6)			s s s 0-3 			x 0-0 						3 0 0 0 0 1 0
<b>Doug Rau, L</b> OBP: 0.111, SLG: 0.111 (1, 1)			x 0-0 					x 0-0 				2 0 0 0 0 0 0
<b>Ken McMullen, R</b> OBP: 0.288, SLG: 0.486 (8, PH)						x 0-0 						1 0 0 0 0 0 0
<b>Jim Brewer, L</b> OBP: 0.400, SLG: 0.400 (9, 1)								x 0-0 				0 0 0 0 0 0 0
<b>Pete Richert, L</b> OBP: 0.200, SLG: 0.200 (9, 1)												0 0 0 0 0 0 0

Inning Stats	R: 0	H: 0	E: 0	K: 0	S: 3	LOB: 1	BB: 1	P: 7	R: 0	H: 0	E: 0	K: 3	S: 9	LOB: 0	BB: 0	P: 9	R: 0	H: 0	E: 0	K: 1	S: 5	LOB: 0	BB: 0	P: 5	R: 1	H: 2	E: 0	K: 0	S: 4	LOB: 0	BB: 0	P: 4	R: 0	H: 0	E: 0	K: 1	S: 5	LOB: 0	BB: 0	P: 5	R: 0	H: 0	E: 0	K: 0	S: 3	LOB: 0	BB: 0	P: 3	R: 0	H: 1	E: 0	K: 1	S: 6	LOB: 2	BB: 1	P: 10	R: 0	H: 0	E: 0	K: 1	S: 5	LOB: 0	BB: 0	P: 5	R: 1	H: 1	E: 0	K: 2	S: 8	LOB: 1	BB: 1	P: 12	1B: 1	2B: 2	3B: 0	HR: 1	SF: 0	SAC: 0	DP: 0	HBP: 0	WP: 0	PB: 0	SB: 1	CS: 1	PA: 34
<b>PITCHER</b> <b>Tom Griffin, R</b> ERA: 4.6 (1, 1)	IP	WLS	BF	H	R	ER	SO	BB	IBB	HBP	BLK	WP	HR	S	P	ERA	WHIP																																																																				
	9.0	W	33	4	2	2	9	3	0	0	0	0	1	48	60	2.00	0.778																																																																				
															<b>PITCHER</b>	IP	WLS	BF	H	R	ER	SO	BB	IBB	HBP	BLK	WP	HR	S	P	ERA	WHIP																																																					

**BOTTOM**

**Houston Astros @ Los Angeles Dodgers**  
Dodger Stadium, Los Angeles, CA

Fri Aug 31 1973, 7:05 PM PDT  
Att. 31,395 - Unknown

livebaseballscorecards.com

<b>AB</b>	<b>30</b>
<b>R</b>	<b>2</b>
<b>H</b>	<b>4</b>
<b>RBI</b>	<b>2</b>
<b>BB</b>	<b>3</b>
<b>SO</b>	<b>9</b>
<b>LOB</b>	<b>8</b>

Batter	1	2	3	4	5	6	7	8	9	AB R H RBI BB SO LOB												
Bob Gallagher, L (1, 9) OBP: 0.294, SLG: 0.349	0-0 F8		0-0 P6	0-3 K			0-0 L1		0-0 BB 1B	5 0 1 0 0 1 1												
Roger Metzger, S (1, 6) OBP: 0.307, SLG: 0.330	0-0 1-3		0-0 4-3			0-3 K	0-0 F8		0-3 K	5 0 0 0 0 2 1												
Cesar Cedeno, R (1, 8) OBP: 0.372, SLG: 0.508 Jimmy Wynn, R (9, PH) OBP: 0.340, SLG: 0.386	0-0 P3		0-0 S 1B			0-0 1B	0-0 4-3		0-0 BB 1B	4 0 2 0 0 0 0 1 0 1 0 0 0 0												
Bob Watson, R (1, 7) OBP: 0.398, SLG: 0.446		0-0 2-3	4-0 BB 1B	4-0 1-2 BB		0-0 1B	0-0 FC6-4 1B	4-0 FC5 PB BB	4-0 FC5-4 BB	2 0 1 0 3 0 0												
Doug Rader, R (1, 5) OBP: 0.314, SLG: 0.421		0-0 1B 1B	0-0 P4			0-0 FC6-4	0-0 K	0-3 K	0-0 FC5-4	5 1 1 0 0 1 7												
Lee May, R (1, 3) OBP: 0.305, SLG: 0.466		0-0 F5		0-0 HR		1-0 G3 HBP		4-0 BB		2 1 1 1 1 0 1												
Johnny Edwards, L (1, 2) OBP: 0.295, SLG: 0.361		0-0 1B 1B	0-0 4-3			0-0 G3	0-0 P4			4 0 1 0 0 0 3												
Tommy Helms, R (1, 4) OBP: 0.321, SLG: 0.361		0-0 1-3 2-H 1B	0-0 SH1-4 1B			0-0 F8	0-0 FC5			4 0 2 1 0 0 3												
Jerry Reuss, L (1, 1) OBP: 0.151, SLG: 0.157		0-3 K	0-0 SH1-4			0-0 4-3			0-3 K	3 0 0 0 0 2 3												
<b>Inning Stats</b>	R: 0 E: 0 K: 0 S: 3	H: 0 LOB: 0 BB: 0 P: 3	R: 1 E: 0 K: 1 S: 8	H: 3 LOB: 2 BB: 0 P: 8	R: 0 E: 0 K: 0 S: 4	H: 1 LOB: 2 BB: 1 P: 8	R: 1 E: 0 K: 1 S: 7	H: 2 LOB: 1 BB: 0 P: 7	R: 0 E: 0 K: 1 S: 6	H: 2 LOB: 1 BB: 0 P: 6	R: 0 E: 0 K: 0 S: 3	H: 0 LOB: 1 BB: 0 P: 4	R: 0 E: 0 K: 0 S: 3	H: 0 LOB: 0 BB: 0 P: 3	R: 0 E: 0 K: 1 S: 5	H: 0 LOB: 2 BB: 2 P: 13	R: 0 E: 0 K: 2 S: 9	H: 2 LOB: 3 BB: 1 P: 13	1B: 9 2B: 0 3B: 0 HR: 1	SF: 0 SAC: 1 DP: 0 HBP: 1	WP: 0 PB: 1 SB: 1 CS: 0	PA: 41
<b>PITCHER</b>	IP WLS BF H R ER SO BB IBB HBP BLK WP HR S P ERA WHIP																					
Andy Messersmith, R (1, 1) ERA: 2.82	6.0 L 27 8 2 2 3 1 0 1 0 0 0 1 31 36 3.00 1.500																					
Charlie Hough, R (7, 1) ERA: 3.09	2.0 8 0 0 0 1 2 0 0 0 0 0 0 8 16 0.00 1.000																					
Pete Richert, L (9, 1) ERA: 1.9	1.0 6 2 0 0 2 1 0 0 0 0 0 0 9 13 0.00 3.000																					

Houston Astros @ Los Angeles Dodgers  
Dodger Stadium, Los Angeles, CA  
Sat Sep 01 1973, 7:05 PM PDT  
Att: 32,178 - Unknown

livebaseballscorecards.com

AB	35
R	2
H	10
RBI	2
BB	4
SO	6
LOB	19



Batter	1	2	3	4	5	6	7	8	9	AB R H RBI BB SO LOB
--------	---	---	---	---	---	---	---	---	---	----------------------

<b>Lee Lacy, R</b> <small>OBP: 0.292, SLG: 0.208</small> (1, 4)	0-0 <b>F9</b> 		0-0 <b>F9</b> 		0-0 <b>F9</b> 		0-0 <b>F9</b> 		0-0 <b>4-3</b> 	5 0 0 0 0 0 4
<b>Manny Mota, R</b> <small>OBP: 0.364, SLG: 0.361</small> (1, 7)	0-0 <b>F8</b> 			0-0 <b>G3</b> 	4-0 <b>BB</b>			0-0 <b>F9</b> 		3 0 0 0 1 0 0
<b>Tom Paciorek, R</b> <small>OBP: 0.273, SLG: 0.296</small> (1, 8)	0-0 <b>F9</b> 			0-0 <b>G3</b> 	0-3 <b>K</b> 			0-0 <b>F9</b> 	<b>1B</b> <b>1B</b>	4 0 1 0 0 1 3
<b>Joe Ferguson, R</b> <small>OBP: 0.375, SLG: 0.489</small> (1, 9)		0-0 <b>1B</b>		4-0 <b>BB</b>		0-0 <b>6-3</b> 		0-0 <b>1B</b>		3 0 2 0 1 0 0
<b>Steve Garvey, R</b> <small>OBP: 0.323, SLG: 0.420</small> (1, 3)		0-0 <b>F3</b> 		0-0 <b>E5</b> 	<b>FC5-4</b> 		0-3 <b>K</b> 	0-0 <b>F9</b> 		4 0 0 0 0 1 4
<b>Ron Cey, R</b> <small>OBP: 0.347, SLG: 0.385</small> <b>Charlie Hough, R</b> <small>OBP: 0.200, SLG: 0.200</small> <b>Orlando Alvarez, R</b> <small>OBP: 0.200, SLG: 0.200</small> (8, PH) <b>Pete Richert, L</b> <small>OBP: 0.200, SLG: 0.200</small> (9, 1)		0-0 <b>F8</b> 		0-0 <b>FC5-4</b> 		0-0 <b>F7</b> 		0-3 <b>K</b> 		3 0 0 0 0 0 3 0 0 0 0 0 0 0 1 0 0 0 0 1 2 0 0 0 0 0 0 0
<b>Bill Russell, R</b> <small>OBP: 0.303, SLG: 0.338</small> (1, 6)		0-0 <b>F8</b> 			0-0 <b>SH1-4</b> 		0-0 <b>5-3</b> 		0-0 <b>F8</b> 	4 0 1 0 0 0 1
<b>Steve Yeager, R</b> <small>OBP: 0.345, SLG: 0.323</small> (1, 2)			0-0 <b>F3</b> 		0-0 <b>SH1-4</b>		0-0 <b>1B</b>		0-0 <b>5-3</b> 	4 0 2 0 0 0 0
<b>Andy Messersmith, R</b> <small>OBP: 0.217, SLG: 0.203</small> <b>Ken McMullen, R</b> <small>OBP: 0.293, SLG: 0.479</small> <b>Jerry Royster, R</b> <small>OBP: 0.143, SLG: 0.143</small> (9, PR)			0-0 <b>F9</b> 		0-0 <b>SH1-4</b> 		0-3 <b>K</b> 		4-0 <b>BB</b>	1 0 0 0 0 0 0 1 0 0 0 1 1 1 0 0 0 0 0 0 0

Inning Stats	R: 0	H: 0	E: 0	K: 0	S: 3	P: 3	R: 0	H: 1	E: 0	K: 0	S: 4	P: 4	R: 0	H: 0	E: 0	K: 0	S: 3	R: 0	H: 0	E: 1	K: 0	S: 4	P: 8	R: 0	H: 2	E: 0	K: 1	S: 7	P: 11	R: 0	H: 0	E: 0	K: 1	S: 5	P: 5	R: 0	H: 1	E: 0	K: 1	S: 6	P: 6	R: 0	H: 2	E: 0	K: 1	S: 7	P: 7	R: 0	H: 0	E: 0	K: 0	S: 3	P: 7	1B: 6	2B: 0	3B: 0	HR: 0	SF: 0	SAC: 1	DP: 0	HBP: 0	WP: 0	PB: 0	SB: 0	CS: 0	PA: 37
--------------	------	------	------	------	------	------	------	------	------	------	------	------	------	------	------	------	------	------	------	------	------	------	------	------	------	------	------	------	-------	------	------	------	------	------	------	------	------	------	------	------	------	------	------	------	------	------	------	------	------	------	------	------	------	-------	-------	-------	-------	-------	--------	-------	--------	-------	-------	-------	-------	--------

PITCHER	IP	WLS	BF	H	R	ER	SO	BB	IBB	HBP	BLK	WP	HR	S	P	ERA	WHIP
<b>Jerry Reuss, L</b> <small>ERA: 3.38</small> (1, 1)	9.0	W	37	6	0	0	4	3	0	0	0	0	0	42	54	0.00	1.000

**BOTTOM**

**Houston Astros @ Los Angeles Dodgers**  
 Dodger Stadium, Los Angeles, CA  
 Sat Sep 01 1973, 7:05 PM PDT  
 Att. 32,178 - Unknown

<b>AB</b>	<b>33</b>
<b>R</b>	<b>0</b>
<b>H</b>	<b>6</b>
<b>RBI</b>	<b>0</b>
<b>BB</b>	<b>3</b>
<b>SO</b>	<b>4</b>
<b>LOB</b>	<b>18</b>



WP	PA
37	

livebaseballscorecards.com

Batter	1	2	3	4	5	6	7	8	9	AB R H RBI BB SO LOB	TOP											
Jimmy Wynn, R (1, 9) OBP: 0.341, SLG: 0.385	0-0 F8	0-0 G6-4-3		0-3 K		4-0 BB		0-0 E 2B 1B		4 1 1 0 1 1 1												
Roger Metzger, S (1, 6) Hector Torres, R (8, PR) OBP: 0.308, SLG: 0.329 OBP: 0.174, SLG: 0.095	0-0 1B 1B		0-0 F9	0-0 3-1		0-3 K		1-0 2B 1-3 HBP		4 1 1 0 0 1 1 0 0 0 0 0 0 0												
Cesar Cedeno, R (1, 8) Bob Gallagher, L (8, 8) OBP: 0.373, SLG: 0.508 OBP: 0.300, SLG: 0.364	0-0 1B 1-2 HR 1B		0-0 1B SF9 1B	0-0 5-3		0-0 4-3		0-0 1-3 2B		4 2 2 0 0 0 1 1 0 1 1 0 0 0												
Bob Watson, R (1, 7) Jimmy Stewart, S (8, PH) OBP: 0.399, SLG: 0.447 OBP: 0.286, SLG: 0.194	0-0 1-3 2-H HR 1B		0-0 1-3 2B 1B		0-0 F9		0-3 K	0-0 F8		4 2 2 1 0 1 0 1 0 0 0 0 0 3												
Doug Rader, R (1, 5) OBP: 0.313, SLG: 0.425	0-0 F2		0-0 3-H SF9		0-3 K		0-0 HR	0-0 F8		4 1 1 2 0 1 2												
Lee May, R (1, 3) OBP: 0.307, SLG: 0.479	0-0 1-H 3-H HR		4-0 2B 1-2 BB		0-0 HR		0-3 K	0-0 E6 WP		4 2 2 4 1 1 0												
Tommy Helms, R (1, 4) OBP: 0.322, SLG: 0.364	0-0 L4		0-0 1-3 2-H 2B		0-0 1B		0-3 K	0-0 5-3		5 0 2 1 0 1 1												
Skip Jutze, R (1, 2) OBP: 0.275, SLG: 0.245		0-0 6-3	4-0 IBB		0-0 L4		0-0 5-3	4-0 BB		3 0 0 0 2 0 1												
Dave Roberts, L (1, 1) OBP: 0.125, SLG: 0.139		0-0 G6-4-3 1B	0-0 F4		0-3 K		0-0 4-3	0-3 K		5 0 1 0 0 2 5												
<b>Inning Stats</b>	R: 4 E: 0 K: 0 S: 7	H: 4 LOB: 0 BB: 0 P: 7	R: 0 E: 0 K: 0 S: 3	H: 1 LOB: 0 BB: 0 P: 3	R: 2 E: 0 K: 0 S: 6	H: 3 LOB: 3 BB: 2 P: 14	R: 0 E: 0 K: 1 S: 5	H: 0 LOB: 0 BB: 0 P: 5	R: 1 E: 0 K: 1 S: 7	H: 2 LOB: 1 BB: 0 P: 7	R: 0 E: 0 K: 2 S: 7	H: 0 LOB: 1 BB: 1 P: 11	R: 1 E: 0 K: 3 S: 10	H: 1 LOB: 0 BB: 0 P: 10	R: 1 E: 0 K: 0 S: 5	H: 2 LOB: 3 BB: 0 P: 6	R: 0 E: 1 K: 1 S: 6	H: 0 LOB: 2 BB: 1 P: 10	1B: 8 2B: 2 3B: 0 HR: 3	SF: 1 SAC: 0 DP: 1 HBP: 1	WP: 2 PB: 0 SB: 0 CS: 0	PA: 45
<b>PITCHER</b>	IP WLS BF H R ER SO BB IBB HBP BLK WP HR S P ERA WHIP																					
Claude Osteen, L (1, 1) ERA: 3.0	3.0 L 18 8 6 6 0 1 1 0 0 0 0 1 16 24 18.00 3.000																					
Eddie Solomon, R (4, 1) ERA: 4.5	2.0 8 2 1 1 2 0 0 0 0 0 0 1 12 12 4.50 1.000																					
Geoff Zahn, L (6, 1) ERA: 4.5	2.0 8 1 1 1 5 1 0 0 0 0 0 1 17 21 4.50 1.000																					
Greg Heydeman, R (8, 1) ERA: 4.5	2.0 11 2 1 1 1 1 0 1 0 1 0 1 0 11 16 4.50 1.500																					

Houston Astros @ Los Angeles Dodgers  
Dodger Stadium, Los Angeles, CA  
Sun Sep 02 1973, 3:33 AM PDT  
Att: 25,022 - Unknown

livebaseballscorecards.com

AB	39
R	9
H	13
RBI	9
BB	4
SO	8
LOB	15



Batter	1	2	3	4	5	6	7	8	9	AB	R	H	RBI	BB	SO	LOB
Lee Lacy, R OBP: 0.290, SLG: 0.209 (1, 4)	0-0 FC5-4 1B		0-0 6-3		0-0 5-3			0-3 K		4	0	1	0	0	1	1
Bill Russell, R OBP: 0.301, SLG: 0.336 (1, 6)	0-0 FC5-4 1-2f		0-3 K		0-0 5-3			0-0 F7		4	0	0	0	0	1	2
Tom Paciorek, R OBP: 0.272, SLG: 0.294 (1, 8)	0-0 5-3			0-0 BB BB 1B				0-0 5-3		4	0	1	0	0	0	1
Joe Ferguson, R OBP: 0.376, SLG: 0.488 (1, 9)	0-3 K			4-0 BB BB 1-2				0-3 K		3	0	1	0	1	2	1
Steve Garvey, R OBP: 0.319, SLG: 0.414 (1, 3)		0-0 5-3		0-3 K				0-0 F8		4	0	0	0	0	1	3
Willie Crawford, L OBP: 0.391, SLG: 0.436 (1, 7)		0-0 F8		0-3 K				0-0 2-3		4	0	1	0	0	1	2
Ken McMullen, R OBP: 0.304, SLG: 0.473 (1, 5)		0-0 F9		4-0 BB BB 1-2 2-3 BB				0-0 5-3		3	0	1	0	1	0	0
Steve Yeager, R OBP: 0.342, SLG: 0.320 (1, 2)			0-0 F9	0-0 F7				0-0 1B		4	0	1	0	0	0	6
Claude Osteen, L OBP: 0.176, SLG: 0.167 (3, PH) Orlando Alvarez, R OBP: 0.500, SLG: 1.000 (4, 1) Eddie Solomon, R OBP: 0.347, SLG: 0.384 (5, PH) Jim Fairey, L OBP: 0.347, SLG: 0.384 (6, 1) Geoff Zahn, L OBP: 0.347, SLG: 0.384 (7, PH) Ron Cey, R OBP: 0.347, SLG: 0.384 (8, 1) Greg Heydeman, R			0-0 2B		0-0 F8			0-3 K		0	0	0	0	0	0	0

Inning Stats	R: 0	H: 1	E: 1	LOB: 1	K: 1	S: 6	P: 6	R: 0	H: 0	E: 0	LOB: 0	K: 0	S: 3	P: 3	R: 0	H: 1	E: 0	LOB: 1	K: 1	S: 6	P: 6	R: 0	H: 0	E: 0	LOB: 0	K: 0	S: 3	P: 3	R: 0	H: 0	E: 0	LOB: 0	K: 1	S: 5	P: 5	R: 0	H: 1	E: 0	LOB: 1	K: 1	S: 6	P: 6	R: 0	H: 0	E: 0	LOB: 0	K: 1	S: 5	P: 5	R: 0	H: 3	E: 0	LOB: 2	K: 0	S: 5	P: 5	1B: 6	SF: 0	2B: 1	SAC: 0	3B: 0	DP: 1	HR: 0	HBP: 0	WP: 0	PA: 35
--------------	------	------	------	--------	------	------	------	------	------	------	--------	------	------	------	------	------	------	--------	------	------	------	------	------	------	--------	------	------	------	------	------	------	--------	------	------	------	------	------	------	--------	------	------	------	------	------	------	--------	------	------	------	------	------	------	--------	------	------	------	-------	-------	-------	--------	-------	-------	-------	--------	-------	--------

PITCHER	IP	WLS	BF	H	R	ER	SO	BB	IBB	HBP	BLK	WP	HR	S	P	ERA	WHIP
Dave Roberts, L ERA: 2.71 (1, 1)	9.0	W	35	7	0	0	7	2	0	0	0	0	0	47	55	0.00	1.000

**BOTTOM**

**Houston Astros @ Los Angeles Dodgers**  
Dodger Stadium, Los Angeles, CA

Sun Sep 02 1973, 3:33 AM PDT  
Att. 25,022 - Unknown

<b>AB</b>	<b>33</b>
<b>R</b>	<b>0</b>
<b>H</b>	<b>7</b>
<b>RBI</b>	<b>0</b>
<b>BB</b>	<b>2</b>
<b>SO</b>	<b>7</b>
<b>LOB</b>	<b>17</b>

Batter	1	2	3	4	5	6	7	8	9	AB R H RBI BB SO LOB	TOP			
Davey Lopes, R OBP: 0.341, SLG: 0.335 (1, 4)	0-0 5-3		0-0 L5		E6 1B		0-0 F9			5 1 0 0 0 0 5	<p>Los Angeles Dodgers @ San Francisco Giants Candlestick Park, San Francisco, CA</p> <p>Mon Sep 03 1973, 6:33 AM EDT Att: 15,279 - Unknown</p>			
Bill Buckner, L OBP: 0.303, SLG: 0.354 (1, 7)	0-0 F3		0-0 HR		1B 1B 3B 1B	0-0 FC4-6 1B		0-0 F9		5 2 3 3 0 0 0				
Willie Davis, L OBP: 0.321, SLG: 0.454 Von Joshua, L OBP: 0.285, SLG: 0.302 (1, 8) (5, PH) (5, 8)	0-0 1B		0-0 F8		1B 1B 3B 1B	0-0 FC4-6 S		0-0 4-3		2 0 1 0 0 0 0 3 1 1 0 0 0 1				
Joe Ferguson, R OBP: 0.374, SLG: 0.484 (1, 2)	0-0 F5		0-0 F8		1-2 2-3 3B 1B	0-0 6-3		0-0 P5		5 1 1 0 0 0 2				
Willie Crawford, L OBP: 0.391, SLG: 0.448 (1, 9)		0-0 G3		0-0 HR	1-1 2-1 3-1 FC5-2 3B	0-0 5-3		0-3 K		5 1 2 4 0 1 1				
Steve Garvey, R OBP: 0.327, SLG: 0.419 (1, 3)		0-0 FC6-4 1B		0-0 FC6-4 1B	1-0 1B FC5-2 FC6-4 HBP		0-0 FC5-4 1B		0-0 F8			4 1 3 0 0 0 0		
Ken McMullen, R OBP: 0.286, SLG: 0.443 (1, 5)		0-0 F9		0-0 FC6-4 4-3	0-0 FC5-2 FC6-4 1B		0-0 F9		0-0 6-3			5 0 0 0 0 0 5		
Bill Russell, R OBP: 0.300, SLG: 0.335 (1, 6)		0-0 FC6-4 1-2f		0-0 4-3	0-0 FC6-4 1B		0-0 FC5-4 BB					4 0 1 0 0 0 3		
Tommy John, R OBP: 0.227, SLG: 0.219 Pete Richert, L OBP: 0.200, SLG: 0.200 Jim Brewer, L OBP: 0.400, SLG: 0.400 (1, 1) (7, 1) (9, 1)			0-0 HR 1B		0-0 F8	0-0 FC6-4 FC5-4		4-0 BB		3 1 1 1 1 0 3 0 0 0 0 0 0 0 0 0 0 0 0 0 0				
<b>Inning Stats</b>	R: 0 H: 1 E: 0 LOB: 1 K: 0 BB: 0 S: 4 P: 4	R: 0 H: 1 E: 0 LOB: 1 K: 0 BB: 0 S: 4 P: 4	R: 2 H: 2 E: 1 LOB: 0 K: 0 BB: 0 S: 5 P: 5	R: 1 H: 2 E: 0 LOB: 1 K: 0 BB: 0 S: 5 P: 5	R: 5 H: 5 E: 1 LOB: 2 K: 0 BB: 0 S: 9 P: 10	R: 0 H: 1 E: 0 LOB: 1 K: 0 BB: 0 S: 4 P: 4	R: 0 H: 1 E: 0 LOB: 2 K: 0 BB: 1 S: 4 P: 8	R: 0 H: 0 E: 0 LOB: 0 K: 0 BB: 0 S: 3 P: 3	R: 0 H: 0 E: 0 LOB: 0 K: 1 BB: 0 S: 5 P: 5	1B: 10 SF: 0 2B: 0 SAC: 0 3B: 1 DP: 0 HR: 2 HBP: 1	WP: 0 PA: 43 PB: 0 SB: 1 CS: 0			
<b>PITCHER</b>	IP WLS BF H R ER SO BB IBB HBP BLK WP HR S P ERA WHIP													
Tom Bradley, R ERA: 3.54 (1, 1)	4.0		8 6 5 0 0 0 0 0 0 0 0 2 21 21 11.25 2.000											
Don Carrithers, R ERA: 4.5 (5, 1)	0.0		3 2 1 1 0 0 0 0 0 1 0 0 0 2 3 ∞ ∞											
Jim Willoughby, R ERA: 4.77 (5, 1)	2.0		8 2 1 1 0 0 0 0 0 0 0 0 0 8 8 4.50 1.000											
Randy Moffitt, R ERA: 2.49 (7, 1)	1.0		5 1 0 0 0 1 0 0 0 0 0 0 0 4 8 0.00 2.000											
Don McMahon, R ERA: 1.74 (8, 1)	2.0 W	6	0 0 0 1 0 0 0 0 0 0 0 0 0 8 8 0.00 0.000											

livebaseballscorecards.com

AB	41
R	8
H	13
RBI	8
BB	1
SO	1
LOB	20





Batter	1	2	3	4	5	6	7	8	9	AB R H RBI BB SO LOB	TOP											
Lee Lacy, R (1, 4) OBP: 0.289, SLG: 0.204	0-0 F8			x 0-0 F7		x 0-0 E5		4-0 BB		3 0 0 0 1 0 0	<p>Los Angeles Dodgers @ San Francisco Giants</p> <p>Candlestick Park, San Francisco, CA</p> <p>Tue Sep 04 1973, 10:05 PM EDT</p> <p>Att. 15,470 - Unknown</p>											
Bill Buckner, L (1, 7) OBP: 0.301, SLG: 0.351	0-3 K		x 0-0 P5		x 0-0 F9		0-0 G3		4 0 0 0 0 1 3													
Tom Paciorek, R (1, 8) OBP: 0.271, SLG: 0.287	0-0 1-3		x 0-0 F9			x 0-0 6-3		H 1-0 FC5 BB HBP	3 0 0 0 0 0 0													
Joe Ferguson, R (1, 2) OBP: 0.378, SLG: 0.484		0-3 K		B 4-0 BB		x 0-0 WP 1B		B 4-0 BB FC5 1-2 WP BB	2 1 1 0 2 1 0													
Steve Garvey, R (1, 3) OBP: 0.323, SLG: 0.413		x 0-0 F8		x 0-0 F8		x 0-0 P4		x 0-0 F9	4 0 0 0 0 0 4													
Ron Cey, R (1, 5) OBP: 0.344, SLG: 0.381		x 0-0 F8		x 0-0 L9		x 0-0 6-3		x 0-0 FC5 WP BB	4 0 0 0 0 0 4													
Willie Crawford, L (1, 9) OBP: 0.392, SLG: 0.446			x 0-3 K		x 0-0 4-3		H 1-0 5-3 HBP	B 4-0 1-2 2-3 WP BB	2 0 0 0 1 1 1													
Bill Russell, R (1, 6) OBP: 0.299, SLG: 0.333			x 0-0 F9		x 0-0 F7		x 0-0 5-3	x 0-0 4-3	3 0 0 0 0 0 1													
Willie Davis, L (9, PH) OBP: 0.320, SLG: 0.453								1-2 2-3 3-H	1 0 0 0 0 0 2													
Al Downing, R (1, 1) OBP: 0.179, SLG: 0.137			x 0-0 F9		x 0-0 5-3		x 0-0 5-3		2 0 0 0 0 0 0													
Geoff Zahn, L (6, 1)									0 0 0 0 0 0 0													
Ken McMullen, R (8, PH) OBP: 0.282, SLG: 0.438									1 0 0 0 0 0 1													
Greg Shanahan, R (8, 1)									0 0 0 0 0 0 0													
<b>Inning Stats</b>	R: 0 E: 0 K: 1 S: 5	H: 0 LOB: 0 BB: 0 P: 5	R: 0 E: 0 K: 1 S: 5	H: 0 LOB: 0 BB: 0 P: 5	R: 0 E: 0 K: 1 S: 5	H: 0 LOB: 0 BB: 0 P: 5	R: 0 E: 0 K: 0 S: 3	H: 0 LOB: 0 BB: 0 P: 3	R: 0 E: 0 K: 0 S: 3	H: 0 LOB: 1 BB: 1 P: 7	R: 0 E: 1 K: 0 S: 4	H: 0 LOB: 1 BB: 0 P: 4	R: 0 E: 0 K: 0 S: 4	H: 1 LOB: 1 BB: 0 P: 4	R: 0 E: 0 K: 0 S: 3	H: 0 LOB: 2 BB: 1 P: 8	R: 1 E: 0 K: 0 S: 3	H: 0 LOB: 2 BB: 2 P: 12	1B: 1 2B: 0 3B: 0 HR: 0	SF: 0 SAC: 0 DP: 0 HBP: 2	WP: 2 PB: 0 SB: 1 CS: 0	PA: 35
<b>PITCHER</b>	IP WLS BF H R ER SO BB IBB HBP BLK WP HR S P ERA WHIP																					
Ron Bryant, L (1, 1) ERA: 2.96	8.2 W 34 1 1 1 3 4 0 2 0 1 0 34 52 1.04 0.577																					
Elias Sosa, R (9, 1) ERA: 2.92	0.1 S 1 0 0 0 0 0 0 0 0 0 1 0 1 1 0.00 0.000																					

AB	29
R	1
H	1
RBI	0
BB	4
SO	3
LOB	16





Batter	1	2	3	4	5	6	7	8	9	AB	R	H	RBI	BB	SO	LOB
<b>Bobby Bonds, R</b> OBP: 0.390, SLG: 0.573 (1, 9)	4-0 S 4-3 BB		0-3 K		0-3 K		0-0 5-3			3	0	0	0	1	2	0
<b>Tito Fuentes, S</b> OBP: 0.327, SLG: 0.369 (1, 4)	0-0 4-3 1-2		0-0 4-3			0-0 SH3 HR 1B	0-0 2-3			4	1	1	0	0	0	1
<b>Gary Matthews, R</b> OBP: 0.371, SLG: 0.449 (1, 7)	0-3 K 2-3		0-0 1B			0-0 SH3 1-2		0-0 4-3		3	0	1	0	0	1	1
<b>Willie McCovey, L</b> OBP: 0.428, SLG: 0.540 (1, 3)	0-0 G3		0-3 K			0-0 2-H HR		0-3 K		4	1	1	2	0	2	2
<b>Chris Speier, R</b> OBP: 0.335, SLG: 0.356 (1, 6)		0-0 FC6-4 1B		0-0 F9		0-0 1-3		0-0 6-3		4	0	1	0	0	0	0
<b>Dave Kingman, R</b> OBP: 0.257, SLG: 0.473 (1, 5)		0-0 F9		0-3 K		0-0 HR				3	1	1	1	0	1	1
<b>Jim Howarth, L</b> OBP: 0.244, SLG: 0.225 (1, 8)		0-0 FC6-4 1B 1-2f		0-0 F7		0-0 1B				3	0	1	0	0	0	1
<b>Dave Rader, L</b> OBP: 0.321, SLG: 0.327 (1, 2)		0-0 1-2 1B		0-0 6-3		0-0 1-3				3	0	1	0	0	0	1
<b>Ron Bryant, S</b> OBP: 0.217, SLG: 0.155 <b>Elias Sosa, R</b> OBP: 0.154, SLG: 0.083 (9, 1)		0-3 K		0-3 K		0-0 6-3				3	0	0	0	0	2	2
										0	0	0	0	0	0	0

Inning Stats	R: 0	H: 0	E: 0	K: 1	S: 5	LOB: 1	BB: 1	P: 9	R: 0	H: 2	E: 0	K: 1	S: 7	LOB: 2	BB: 0	P: 7	R: 0	H: 1	E: 0	K: 2	S: 8	LOB: 1	BB: 0	P: 8	R: 0	H: 0	E: 0	K: 1	S: 5	LOB: 0	BB: 0	P: 5	R: 3	H: 4	E: 0	K: 0	S: 7	LOB: 1	BB: 0	P: 7	R: 0	H: 0	E: 0	K: 0	S: 3	LOB: 0	BB: 0	P: 3	R: 0	H: 0	E: 0	K: 1	S: 5	LOB: 0	BB: 0	P: 5
--------------	------	------	------	------	------	--------	-------	------	------	------	------	------	------	--------	-------	------	------	------	------	------	------	--------	-------	------	------	------	------	------	------	--------	-------	------	------	------	------	------	------	--------	-------	------	------	------	------	------	------	--------	-------	------	------	------	------	------	------	--------	-------	------

PITCHER	IP	WLS	BF	H	R	ER	SO	BB	IBB	HBP	BLK	WP	HR	S	P	ERA	WHIP
<b>Al Downing, L</b> ERA: 3.22 (1, 1)	5.2	L	25	7	3	3	7	1	0	0	0	0	2	38	42	4.76	1.412
<b>Geoff Zahn, L</b> ERA: 2.7 (6, 1)	1.1		4	0	0	0	0	0	0	0	0	0	0	4	4	0.00	0.000
<b>Greg Shanahan, R</b> ERA: (8, 1)	1.0		3	0	0	0	1	0	0	0	0	0	0	5	5	0.00	0.000

**BOTTOM**

**Los Angeles Dodgers @ San Francisco Giants**  
Candlestick Park, San Francisco, CA

Tue Sep 04 1973, 10:05 PM EDT  
Att. 15,470 - Unknown

livebaseballscorecards.com

<b>AB</b>	<b>30</b>
<b>R</b>	<b>3</b>
<b>H</b>	<b>7</b>
<b>RBI</b>	<b>3</b>
<b>BB</b>	<b>1</b>
<b>SO</b>	<b>8</b>
<b>LOB</b>	<b>9</b>

**GIANTS**

WP: 0	PA: 32
PB: 0	
SB: 1	
CS: 0	

Batter	1	2	3	4	5	6	7	8	9	AB R H RBI BB SO LOB	TOP	
Lee Lacy, R (1, 4) OBP: 0.280, SLG: 0.197	0-3 K		0-3 K		0-0 F9		0-0 F9			4 0 0 0 0 2 2	<b>Los Angeles Dodgers @ San Francisco Giants</b> <b>Candlestick Park, San Francisco, CA</b> Wed Sep 05 1973, 10:05 PM EDT Att: 16,341 - Unknown <a href="http://livebaseballscorecards.com">livebaseballscorecards.com</a>	
Bill Buckner, L (1, 7) OBP: 0.300, SLG: 0.350	0-0 S 1B		0-0 F7		0-0 4-3			0-0 6-3		4 0 1 0 0 0 2		
Willie Davis, L (1, 8) OBP: 0.319, SLG: 0.452 Steve Yeager, R (4, 2) OBP: 0.344, SLG: 0.333	0-0 F7 1-2		0-0 F7			0-3 K		0-0 2B		2 0 0 0 0 0 1 2 0 1 0 0 1 0		
Joe Ferguson, R (1, 2) OBP: 0.375, SLG: 0.480	0-3 K			0-0 L5		0-0 L9		0-0 F7		4 0 0 0 0 1 2		
Willie Crawford, L (1, 9) OBP: 0.391, SLG: 0.442		0-0 B2		0-0 4-3		4-0 1B BB		0-0 F9		3 0 0 0 1 0 1		
Steve Garvey, R (1, 3) OBP: 0.322, SLG: 0.411		0-0 F9		0-0 4-3		0-0 FC6 1B		0-0 5-3		4 0 1 0 0 0 0		
Ron Cey, R (1, 5) OBP: 0.345, SLG: 0.382		0-0 E 1B			0-0 1B 1B	0-0 FC6 1-2		0-0 F9		4 0 2 0 0 0 2		
Bill Russell, R (1, 6) OBP: 0.298, SLG: 0.333		0-0 E4 1-2			0-0 1B 1B		0-0 6-3		0-0 F8	4 0 1 0 0 0 1		
Doug Rau, L (1, 1) OBP: 0.100, SLG: 0.100 Eddie Solomon, R (3, 1) Charlie Hough, R (4, 1) OBP: 0.167, SLG: 0.167		0-0 4-3			0-0 F9		0-0 F2			1 0 0 0 0 0 2 0 0 0 0 0 0 0 2 0 0 0 0 0 2		
<b>Inning Stats</b>	R: 0 H: 1 E: 0 LOB: 1 K: 2 BB: 0 S: 8 P: 8	R: 0 H: 1 E: 1 LOB: 2 K: 0 BB: 0 S: 5 P: 5	R: 0 H: 0 E: 0 LOB: 0 K: 1 BB: 0 S: 5 P: 5	R: 0 H: 0 E: 0 LOB: 0 K: 0 BB: 0 S: 3 P: 3	R: 0 H: 2 E: 0 LOB: 2 K: 0 BB: 0 S: 5 P: 5	R: 0 H: 1 E: 0 LOB: 2 K: 1 BB: 1 S: 6 P: 10	R: 0 H: 0 E: 0 LOB: 0 K: 0 BB: 0 S: 3 P: 3	R: 0 H: 1 E: 0 LOB: 1 K: 0 BB: 0 S: 4 P: 4	R: 0 H: 0 E: 0 LOB: 0 K: 0 BB: 0 S: 3 P: 3	1B: 5 SF: 0 2B: 1 SAC: 0 3B: 0 DP: 0 HR: 0 HBP: 0	WP: 0 PA: 35 PB: 0 SB: 1 CS: 0	
<b>PITCHER</b> Jim Barr, R (1, 1) ERA: 3.52	IP WLS BF H R ER SO BB IBB HBP BLK WP HR S P ERA WHIP	9.0 W 35 6 0 0 4 1 0 0 0 0 0 0 42 46 0.00 0.778										



Batter	1	2	3	4	5	6	7	8	9	AB	R	H	RBI	BB	SO	LOB
<b>Bobby Bonds, R</b> OBP: 0.390, SLG: 0.572 (1, 9)	0-0 1B 2B	0-0 F7	0-0 F3			0-3 K2-3		1-0 HBP		4	1	1	0	0	1	2
<b>Tito Fuentes, S</b> OBP: 0.327, SLG: 0.368 (1, 4)	0-0 2B 6-3 1B	0-0 FC6-4			4-0 F9 1B BB	0-0 F7		0-3 K		4	1	1	0	1	1	2
<b>Gary Matthews, R</b> OBP: 0.374, SLG: 0.453 (1, 7)	0-0 F3		0-0 1B 2B		0-0 1-2 1B	0-0 1B		0-0 F4		5	1	3	0	0	0	3
<b>Willie McCovey, L</b> OBP: 0.425, SLG: 0.538 (1, 3)	0-0 1B 2B		0-0 L9		0-0 F9	0-3 K2-3		0-0 F9		5	1	1	1	0	1	5
<b>Chris Speier, R</b> OBP: 0.334, SLG: 0.355 (1, 6)	0-0 6-3		0-0 1B WP 1B		0-0 F5			0-0 6-3		4	1	1	2	0	0	3
<b>Dave Kingman, R</b> OBP: 0.261, SLG: 0.483 (1, 5)	0-0 S 1B		0-3 K		0-3 K			0-0 3B		4	0	2	1	0	2	3
<b>Jim Howarth, L</b> OBP: 0.244, SLG: 0.226 (1, 8)	0-0 F7 1-2		0-0 3B 1B		0-0 4-3			0-0 F7		4	1	1	1	0	0	2
<b>Dave Rader, L</b> OBP: 0.322, SLG: 0.332 (1, 2)			0-0 F7		0-0 5-3			4-0 IBB		3	1	1	1	1	0	0
<b>Jim Barr, R</b> OBP: 0.197, SLG: 0.190 (1, 1)			0-0 FC6-4 1B		0-0 K			0-0 1-3		4	0	2	1	0	1	2

Inning Stats	R: 3	H: 4	E: 0	LOB: 1	K: 0	BB: 0	S: 7	R: 0	H: 1	E: 0	LOB: 1	K: 0	BB: 0	S: 4	R: 4	H: 5	E: 0	LOB: 1	K: 1	BB: 0	S: 10	R: 0	H: 1	E: 0	LOB: 2	K: 1	BB: 1	S: 6	R: 0	H: 0	E: 0	LOB: 0	K: 1	BB: 0	S: 5	R: 0	H: 1	E: 0	LOB: 1	K: 2	BB: 0	S: 8	R: 0	H: 1	E: 0	LOB: 2	K: 0	BB: 1	S: 4	R: 0	H: 0	E: 0	LOB: 1	K: 1	BB: 0	S: 5
--------------	------	------	------	--------	------	-------	------	------	------	------	--------	------	-------	------	------	------	------	--------	------	-------	-------	------	------	------	--------	------	-------	------	------	------	------	--------	------	-------	------	------	------	------	--------	------	-------	------	------	------	------	--------	------	-------	------	------	------	------	--------	------	-------	------

PITCHER	IP	WLS	BF	H	R	ER	SO	BB	IBB	HBP	BLK	WP	HR	S	P	ERA	WHIP
<b>Doug Rau, L</b> ERA: 4.29 (1, 1)	2.1	L	14	7	5	5	0	0	0	0	0	0	0	14	14	19.29	3.000
<b>Eddie Solomon, R</b> ERA: 10.13 (3, 1)	0.2		7	4	2	2	1	1	0	0	0	1	0	8	12	27.00	7.500
<b>Charlie Hough, R</b> ERA: 2.79 (4, 1)	5.0		19	2	0	0	5	0	1	1	0	0	0	27	32	0.00	0.400

**BOTTOM**

**Los Angeles Dodgers @ San Francisco Giants**  
Candlestick Park, San Francisco, CA

Wed Sep 05 1973, 10:05 PM EDT  
Att. 16,341 - Unknown

<b>AB</b>	<b>37</b>
<b>R</b>	<b>7</b>
<b>H</b>	<b>13</b>
<b>RBI</b>	<b>7</b>
<b>BB</b>	<b>2</b>
<b>SO</b>	<b>6</b>
<b>LOB</b>	<b>22</b>

**GIANTS**

1B: 8	SF: 0	WP: 1	PA: 40
2B: 3	SAC: 0	PB: 0	
3B: 2	DP: 0	SB: 1	
HR: 0	HBP: 1	CS: 0	

Batter	1	2	3	4	5	6	7	8	9	AB R H RBI BB SO LOB	TOP											
Jerry Morales, R (1, 8) OBP: 0.330, SLG: 0.427	0-3 K		0-0 6-3			0-0 F8		0-0 1-3		4 0 0 0 0 1 0	<b>San Diego Padres @ Los Angeles Dodgers</b> <b>Dodger Stadium, Los Angeles, CA</b> Thu Sep 06 1973, 7:05 PM PDT Att. 18,235 - Unknown <a href="http://livebaseballscorecards.com">livebaseballscorecards.com</a>											
Derrel Thomas, S (1, 6) Enzo Hernandez, R (9, 6) OBP: 0.310, SLG: 0.266 OBP: 0.277, SLG: 0.243	0-0 WP 1B		0-0 L5			0-0 1B 1B		0-0 WP SH 1B		4 1 3 0 0 0 0 0 0 0 0 0 0 0												
Dave Roberts, R (1, 5) OBP: 0.311, SLG: 0.457	0-0 P4 1-2		0-0 5-3			0-0 1B 1B		0-0 SH WP		3 1 1 0 0 0 1												
Nate Colbert, R (1, 3) OBP: 0.337, SLG: 0.429	0-0 F9				0-0 F2			0-0 F3		4 0 1 1 0 0 3												
Leron Lee, L (1, 9) OBP: 0.305, SLG: 0.297 (7, 7)		4-0 BB BB BB BB			0-0 3-1			0-3 K		3 1 0 0 1 2 4												
Fred Kendall, R (1, 2) OBP: 0.316, SLG: 0.398		0-0 G3 1-3 1B			0-0 5-3			0-0 F7 SH1-3 BB		3 0 2 1 1 0 0												
Gene Locklear, L (1, 7) Ivan Murrell, R (7, 9) OBP: 0.273, SLG: 0.259 OBP: 0.197, SLG: 0.363		0-0 G3 1-2 3-H			0-0 4-3			0-0 SH1-3		3 0 0 1 0 1 1 0 0 0 0 0 0 0												
Dave Hilton, R (1, 4) OBP: 0.246, SLG: 0.261		0-0 P5			0-0 F7			0-0 F7		4 0 0 0 0 1 2												
Randy Jones, R (1, 1) Vicente Romo, R (7, 1) Mike Caldwell, R (9, 1) Mike Corkins, R (9, 1) OBP: 0.162, SLG: 0.139 OBP: 0.188, SLG: 0.133 OBP: 0.171, SLG: 0.147 OBP: 0.276, SLG: 0.593		0-3 K			0-3 K			0-0 4-3		3 0 0 0 0 3 1 1 0 0 0 0 0 1 0 0 0 0 0 0 0 0 0 0 0 0 0 0												
<b>Inning Stats</b>	R: 0 E: 0 K: 1 S: 6	H: 1 LOB: 1 BB: 0 P: 6	R: 1 E: 0 K: 1 S: 6	H: 1 LOB: 1 BB: 1 P: 10	R: 0 E: 0 K: 0 S: 3	H: 0 LOB: 0 BB: 0 P: 3	R: 0 E: 0 K: 0 S: 3	H: 0 LOB: 0 BB: 0 P: 3	R: 0 E: 0 K: 1 S: 5	H: 0 LOB: 0 BB: 0 P: 5	R: 2 E: 0 K: 1 S: 8	H: 4 LOB: 2 BB: 0 P: 8	R: 0 E: 0 K: 3 S: 9	H: 0 LOB: 0 BB: 0 P: 9	R: 0 E: 1 K: 1 S: 7	H: 1 LOB: 2 BB: 0 P: 7	R: 0 E: 0 K: 0 S: 3	H: 0 LOB: 1 BB: 1 P: 7	1B: 7 2B: 0 3B: 0 HR: 0	SF: 0 SAC: 2 DP: 0 HBP: 0	WP: 2 PB: 0 SB: 0 CS: 0	PA: 36
<b>PITCHER</b>	IP WLS BF H R ER SO BB IBB HBP BLK WP HR S P ERA WHIP																					
Don Sutton, R (1, 1) ERA: 2.25	7.0 L 27 6 3 3 7 1 0 0 0 1 0 40 44 3.86 1.000																					
Geoff Zahn, L (8, 1) ERA: 1.69	2.0 9 1 0 0 1 1 0 0 0 1 0 10 14 0.00 1.000																					

BOTTOM

San Diego Padres @ Los Angeles Dodgers  
Dodger Stadium, Los Angeles, CA

livebaseballscorecards.com

AB 35  
R 2  
H 6  
RBI 2  
BB 4  
SO 8  
LOB 28



WP: 0 PA: 40  
PB: 0  
SB: 2  
CS: 0

ERA WHIP

ERA 1.42 WHIP 1.263  
0.00 0.500  
0.00 0.000  
0.00 0.000

Thu Sep 06 1973, 7:05 PM PDT  
Att. 18,235 - Unknown

AB R H RBI BB SO LOB

3	1	0	0	1	0	1
1	0	1	0	0	0	0
0	0	0	0	0	0	0
3	0	2	1	1	0	0
3	0	0	0	0	3	4
1	0	0	1	0	0	1
0	0	0	0	0	0	0
0	0	0	0	0	0	0
1	0	0	0	0	0	2
3	0	0	0	2	0	5
4	0	1	0	0	1	5
4	0	0	0	0	1	5
4	0	1	0	0	0	2
4	0	0	0	0	2	2
2	0	0	0	0	1	0
1	1	1	0	0	0	0
1	0	0	0	0	0	1

1B: 6 SF: 0  
2B: 0 SAC: 1  
3B: 0 DP: 1  
HR: 0 HBP: 0

WP HR S P

0.00 0.500  
0.00 0.000  
0.00 0.000

Batter 1 2 3 4 5 6 7 8 9

<b>Davey Lopes, R</b> (1, 4) OBP: 0.341, SLG: 0.333 <b>Jim Fairey, L</b> (9, PH) OBP: 0.500, SLG: 0.500 <b>Lee Lacy, R</b> (9, PR) OBP: 0.280, SLG: 0.197	4-0 S BB BB		X 0-0 1-3 ①		X 0-0 F9 ②		X 0-0 E6 1B E 1-2		X 0-0 6-3 SH1-4 1B	3 1 0 0 1 0 1 1 0 1 0 0 0 0 0 0 0 0 0 0 0
<b>Manny Mota, R</b> (1, 7) OBP: 0.369, SLG: 0.364	4-0 S BB BB		X 0-0 E4		X 0-0 1B		X 0-0 E 1B 1-3 2-H		X 0-0 SH1-4 ① 1-2	3 0 2 1 1 0 0
<b>Willie Crawford, L</b> (1, 9) OBP: 0.369, SLG: 0.439 <b>Ken McMullen, R</b> (7, PH) OBP: 0.279, SLG: 0.432 <b>Von Joshua, L</b> (7, PR) OBP: 0.285, SLG: 0.302 <b>Geoff Zahn, L</b> (8, 1) <b>Willie Davis, L</b> (9, PH) OBP: 0.319, SLG: 0.451	0-3 S S 1-2 2-3 ①		S S 0-3 K ②		S S 0-3 K ③		X 0-0 E5 1-2 3-H ②		X 0-0 6-3 ② 2-3	3 0 0 0 0 3 4 1 0 0 1 0 0 1 0 0 0 0 0 0 0 0 0 0 0 0 0 0 1 0 0 0 0 0 2
<b>Joe Ferguson, R</b> (1, 2) OBP: 0.375, SLG: 0.476	4-0 IBB		X 0-0 F8 ③				X 4-0 G5-3 1B BB 1-2		X 0-0 L6 6-3 ③	3 0 0 0 2 0 5
<b>Steve Garvey, R</b> (1, 3) OBP: 0.321, SLG: 0.409	0-0 P3 ②		X 0-0 F8 ①		X 0-0 1B		X 0-0 K ③			4 0 1 0 0 1 5
<b>Ron Cey, R</b> (1, 5) OBP: 0.342, SLG: 0.378	0-3 K ③		X 0-0 5-3 ②		X 0-0 F7 ①		X 0-0 K ③		X 0-0 5-3 ①	4 0 0 0 0 1 5
<b>Tom Paciorek, R</b> (1, 8) OBP: 0.271, SLG: 0.286		X 0-0 6-3 ①	X 0-0 1B ②		X 0-0 G5-3 ② ③		X 0-0 E6 FC6		X 0-0 E6 FC6	4 0 1 0 0 0 2
<b>Bill Russell, R</b> (1, 6) OBP: 0.296, SLG: 0.330		S S 0-3 K ②	S S 0-3 K ③		X 0-0 F7 ①		X 0-0 4-3 ①		X 0-0 P6 ②	4 0 0 0 0 2 2
<b>Don Sutton, R</b> (1, 1) OBP: 0.150, SLG: 0.095 <b>Steve Yeager, R</b> (7, PH) OBP: 0.350, SLG: 0.340 <b>Bill Buckner, L</b> (8, PH) OBP: 0.300, SLG: 0.349		S S 0-3 K ③	X 0-0 L7 ①		X 0-0 G5-3 ② ③		X 0-0 E 1B 1B		X 0-0 FC6 ③ 1-2f	2 0 0 0 0 1 0 1 1 1 0 0 0 0 1 0 0 0 0 0 1

Inning Stats R: 0 H: 0 E: 0 K: 2 S: 7

<b>Randy Jones, L</b> (1, 1) ERA: 2.93	IP 6.1 WLS W BF 30 H 5 R 2 ER 1 SO 7 BB 3 IBB 1 HBP 0 BLK 0 WP 0 HR 0 S 40 P 56 ERA 1.42 WHIP 1.263
<b>Vicente Romo, R</b> (7, 1) ERA: 3.75	2.0 8 1 0 0 1 0 0 0 0 0 0 10 10 0.00 0.500
<b>Mike Caldwell, L</b> (9, 1) ERA: 3.8	0.1 1 0 0 0 0 0 0 0 0 0 0 1 1 0.00 0.000
<b>Mike Corkins, R</b> (9, 1) ERA: 4.76	0.1 S 1 0 0 0 0 0 0 0 0 0 1 1 0.00 0.000

Batter	1	2	3	4	5	6	7	8	9	AB R H RBI BB SO LOB	TOP	
Jerry Morales, R (1, 9) OBP: 0.329, SLG: 0.425	0-0 2-3 2B 1B		0-0 6-3		0-0 G5-4-3 1-2f			0-0 F8		4 1 1 0 0 0 1		
Enzo Hernandez, R (1, 6) OBP: 0.274, SLG: 0.240 Rich Morales, R (8, PH) OBP: 0.238, SLG: 0.191 (8, 6)	0-0 2-3 1-2		0-0 5-3		0-0 1-3			0-0 F8		3 0 0 0 0 0 1 1 0 0 0 0 0 0		
Dave Roberts, R (1, 5) OBP: 0.313, SLG: 0.468	0-0 2-3 E 2B		0-3 K			0-0 HR		0-0 4-3		4 2 2 2 0 1 0		
Nate Colbert, R (1, 3) OBP: 0.337, SLG: 0.427	0-0 E6 2-H 1B			0-0 F9		0-3 K			0-0 1-3	4 0 1 0 0 1 0		
Fred Kendall, R (1, 2) OBP: 0.318, SLG: 0.399	0-0 F7			0-0 1B 1B		0-0 G5-4-3 1B			0-0 6-3	4 1 2 0 0 0 1		
Dave Winfield, R (1, 7) OBP: 0.336, SLG: 0.405	0-0 4-3			0-0 1B 1-2 1B		0-0 G5-4-3 1-2f			0-0 4-3	4 0 1 0 0 0 2		
Ivan Murrell, R (1, 8) OBP: 0.200, SLG: 0.362		0-0 1-3		0-0 G6-4-3 1-2 2-H 1B		0-3 K				3 0 1 1 0 1 0		
Dave Hilton, R (1, 4) OBP: 0.247, SLG: 0.257		0-3 K		0-0 G6-4-3 1-2f		4-0 4-3 BB				2 0 0 0 1 1 2		
Steve Arlin, R (1, 1) OBP: 0.241, SLG: 0.204 Mike Caldwell, R (6, 1) OBP: 0.167, SLG: 0.143		0-3 K			0-0 G5-4-3 1B		0-0 4-3			2 0 1 0 0 1 0 1 0 0 0 0 0 1		
<b>Inning Stats</b>	R: 2 H: 3 E: 1 LOB: 1 K: 0 BB: 0 S: 6 P: 6	R: 0 H: 0 E: 0 LOB: 0 K: 2 BB: 0 S: 7 P: 7	R: 0 H: 0 E: 0 LOB: 0 K: 1 BB: 0 S: 5 P: 5	R: 1 H: 3 E: 0 LOB: 1 K: 0 BB: 0 S: 5 P: 5	R: 0 H: 1 E: 0 LOB: 0 K: 0 BB: 0 S: 3 P: 3	R: 1 H: 2 E: 0 LOB: 0 K: 1 BB: 0 S: 6 P: 6	R: 0 H: 0 E: 0 LOB: 0 K: 1 BB: 1 S: 4 P: 8	R: 0 H: 0 E: 0 LOB: 0 K: 0 BB: 0 S: 3 P: 3	R: 0 H: 0 E: 0 LOB: 0 K: 0 BB: 0 S: 3 P: 3	1B: 7 SF: 0 2B: 1 SAC: 0 3B: 0 DP: 3 HR: 1 HBP: 0	WP: 0 PA: 33 PB: 0 SB: 0 CS: 0	
<b>PITCHER</b> Claude Osteen, L (1, 1) ERA: 3.04	IP WLS BF H R ER SO BB IBB HBP BLK WP HR S P ERA WHIP	9.0 L 33 9 4 4 5 1 0 0 0 0 0 1 42 46 4.00 1.111										

San Diego Padres @ Los Angeles Dodgers  
 Dodger Stadium, Los Angeles, CA  
 Fri Sep 07 1973, 7:05 PM PDT  
 Att. 15,931 - Unknown

AB	32
R	4
H	9
RBI	3
BB	1
SO	5
LOB	8



WP: 0	PA: 33
PB: 0	
SB: 0	
CS: 0	

ERA	WHIP
4.00	1.111

1B	7
2B	1
3B	0
HR	1

Batter	1	2	3	4	5	6	7	8	9	AB R H RBI BB SO LOB
<b>Davey Lopes, R</b> OBP: 0.344, SLG: 0.335 (1, 4)	4-0 S 1B BB	0-0 1-3 3-H 1B			0-0 2B 1B		0-0 4-3 2-3			3 2 2 1 1 0 1
<b>Bill Buckner, L</b> OBP: 0.298, SLG: 0.347 (1, 7)	0-3 K 1-2	0-0 6-3			0-0 F5		0-0 1-3			3 0 0 0 0 1 4 1 0 0 0 0 0 1
<b>Manny Mota, R</b> OBP: 0.368, SLG: 0.363 (7, PH) (8, 7)										
<b>Willie Crawford, L</b> OBP: 0.390, SLG: 0.442 (1, 9)	0-0 2-H 1B		0-0 G3		0-0 1-H 2B			0-0 6-3		4 0 2 2 0 0 0
<b>Joe Ferguson, R</b> OBP: 0.374, SLG: 0.473 (1, 2)	0-3 K		4-0 G6-4-3 BB		0-0 P4			0-3 K		3 0 0 0 1 2 2
<b>Steve Garvey, R</b> OBP: 0.317, SLG: 0.404 (1, 3)	0-3 K		0-0 G6-4-3 1-2f			0-3 K		0-3 K		4 0 0 0 0 3 2
<b>Von Joshua, L</b> OBP: 0.281, SLG: 0.297 (1, 8)		0-0 F8		0-0 F7		0-0 G6-4-3 1B		0-3 K		2 0 0 0 0 0 0 2 0 1 0 0 1 0
<b>Tom Paciorek, R</b> OBP: 0.274, SLG: 0.289 (6, PH) (7, 8)										
<b>Ron Cey, R</b> OBP: 0.340, SLG: 0.375 (1, 5)		0-3 K		0-0 F9		0-0 G6-4-3 1-2f		0-0 F7		4 0 0 0 0 1 1
<b>Bill Russell, R</b> OBP: 0.299, SLG: 0.333 (1, 6)		0-0 1B 1B		0-0 F7			0-0 WP SH1-4 1B		0-0 WP 1B	4 1 3 0 0 0 0
<b>Claude Osteen, L</b> OBP: 0.184, SLG: 0.176 (1, 1)		0-0 1B 1-3 1B			0-0 F9		0-0 SH1-4 1-2		0-0 2-3 1-2	2 0 1 0 0 0 0 1 0 0 0 0 0 1
<b>Ken McMullen, R</b> OBP: 0.276, SLG: 0.427 (9, PH)										

Inning Stats	R: 1	H: 1	E: 0	K: 3	S: 10	R: 1	H: 3	E: 0	K: 1	S: 8	R: 0	H: 0	E: 0	K: 0	S: 2	R: 0	H: 0	E: 0	K: 0	S: 3	R: 1	H: 2	E: 0	K: 0	S: 5	R: 0	H: 1	E: 0	K: 1	S: 5	R: 0	H: 1	E: 0	K: 0	S: 4	R: 0	H: 0	E: 0	K: 2	S: 7	R: 0	H: 1	E: 0	K: 1	S: 6	1B: 8	2B: 1	3B: 0	HR: 0	SF: 0	SAC: 1	DP: 2	HBP: 0	WP: 2	PB: 0	SB: 1	CS: 0	PA: 36
<b>Steve Arlin, R</b> ERA: 5.04 (1, 1)	IP	WLS	BF	H	R	ER	SO	BB	IBB	HBP	BLK	WP	HR	S	P	ERA	WHIP																																									
<b>Mike Caldwell, L</b> ERA: 3.69 (6, 1)	4.0	S	14	3	0	0	4	0	0	0	0	2	0	22	22	0.00	0.750																																									
<b>PITCHER</b>	IP	WLS	BF	H	R	ER	SO	BB	IBB	HBP	BLK	WP	HR	S	P	ERA	WHIP																																									

**BOTTOM**

**San Diego Padres @ Los Angeles Dodgers**  
Dodger Stadium, Los Angeles, CA

Fri Sep 07 1973, 7:05 PM PDT  
Att. 15,931 - Unknown

AB	33
R	3
H	9
RBI	3
BB	2
SO	8
LOB	12



Batter	1	2	3	4	5	6	7	8	9	10	11	AB R H RBI BB SO LOB	TOP															
Jerry Morales, R OBP: 0.329, SLG: 0.429 (1, 9)	1-3		5-3		S 2-H 2B		F8		FC5-4		1B 2B	6 1 2 4 0 0 2	<p>San Diego Padres @ Los Angeles Dodgers Dodger Stadium, Los Angeles, CA</p> <p>Sat Sep 08 1973, 7:05 PM PDT Att. 29,860 - Unknown</p> <p>livebaseballscorecards.com</p>															
Dave Winfield, R OBP: 0.323, SLG: 0.388 Johnny Grubb, L OBP: 0.362, SLG: 0.429 (11, PH) (11, 8)	K		6-3		2-3		F7		5-3		1B FC5-4	5 0 0 0 0 2 3 1 0 1 1 0 0 0																
Dave Roberts, R OBP: 0.315, SLG: 0.474 (1, 5)	HR 1B			5-3	BB BB BB			HR		F2	FC5-4 1B	5 2 2 1 1 0 1																
Nate Colbert, R OBP: 0.338, SLG: 0.433 (1, 3)	HR		K	5-3			PB 1-4-3 BB		K WP SF8		1B	5 2 2 2 1 2 2																
Fred Kendall, R OBP: 0.316, SLG: 0.396 (1, 2)	1-3		E 1B			5-3	1-4-3		SF8		F8	5 0 1 1 0 0 3																
Ivan Murrell, R OBP: 0.193, SLG: 0.350 (1, 8) (11, 7)		K	E4 1-3			6-3	K		K			5 0 0 0 0 3 2																
Derrel Thomas, S OBP: 0.309, SLG: 0.265 (9, 4)		5-3	L4			1-3	L6				1B 2B 1B	5 1 1 0 0 0 3																
Rich Morales, R OBP: 0.243, SLG: 0.194 Gene Locklear, L OBP: 0.278, SLG: 0.259 Dwain Anderson, R OBP: 0.227, SLG: 0.128 (1, 4) (9, PH) (9, 6)		5-3		SH1-4 2B BB			F8 SH1-4 1B		1B FC5-4 BB		P1	2 1 1 0 1 0 0 0 1 0 0 1 0 0 1 0 0 0 0 0 1																
Clay Kirby, R OBP: 0.109, SLG: 0.128 Leron Lee, L OBP: 0.307, SLG: 0.300 Mike Gorkins, R OBP: 0.276, SLG: 0.593 Mike Caldwell, R OBP: 0.167, SLG: 0.143 Gary Ross, R OBP: 0.299, SLG: 0.411 Cito Gaston, R OBP: 0.299, SLG: 0.411 Frank Snook, R OBP: 0.299, SLG: 0.411 (1, 1) (9, PH) (9, 1) (10, 1) (10, 1) (11, PH) (11, 1)			K		SH1-4		SH1-4		FC5-4 1B		2B 1B	1 0 0 0 0 1 0 1 0 1 0 1 1 1 0 0 0 0 0 0 0 0 0 0 0																
<b>Inning Stats</b>	R: 2 E: 0 K: 1 S: 7	H: 2 LOB: 0 BB: 0 P: 7	R: 0 E: 0 K: 1 S: 5	H: 0 LOB: 0 BB: 0 P: 5	R: 0 E: 0 K: 1 S: 5	H: 0 LOB: 0 BB: 0 P: 5	R: 0 E: 1 K: 1 S: 7	H: 1 LOB: 2 BB: 0 P: 7	R: 1 E: 0 K: 1 S: 6	H: 1 LOB: 2 BB: 2 P: 14	R: 0 E: 0 K: 0 S: 3	H: 0 LOB: 0 BB: 0 P: 3		R: 0 E: 0 K: 0 S: 4	H: 1 LOB: 1 BB: 0 P: 4	R: 1 E: 0 K: 1 S: 6	H: 1 LOB: 1 BB: 1 P: 10	R: 1 E: 0 K: 2 S: 8	H: 0 LOB: 0 BB: 0 P: 8	R: 3 E: 0 K: 0 S: 8	H: 5 LOB: 2 BB: 0 P: 8	1B: 8 2B: 2 3B: 0 HR: 2	SF: 1 SAC: 2 DP: 0 HBP: 0	WP: 2 PB: 2 SB: 1 CS: 1	PA: 50			
<b>PITCHER</b>	IP WLS BF H R ER SO BB IBB HBP BLK WP HR S P ERA WHIP													IP WLS BF H R ER SO BB IBB HBP BLK WP HR S P ERA WHIP														
Tommy John, L ERA: 3.04 (1, 1)	7.0	30	6	4	4	5	2	0	0	0	0	0	2	38	46	5.14	1.143											
Charlie Hough, R ERA: 2.85 (8, 1)	2.0	8	1	1	1	1	2	0	0	0	0	0	0	8	16	4.50	1.500											
Jim Brewer, L ERA: 2.81 (10, 1)	1.0	4	0	1	0	2	0	0	0	0	1	0	0	8	8	0.00	0.000											
Pete Richert, L ERA: 3.12 (11, 1)	0.1	L	4	3	3	3	0	0	0	0	0	0	0	4	4	81.00	9.000											
Greg Shanahan, R ERA: (11, 1)	0.2	4	2	0	0	0	0	0	0	0	0	0	0	4	4	0.00	3.000											





Batter	1	2	3	4	5	6	7	8	9	10	11	AB R H RBI BB SO LOB
Bill Buckner, L OBP: 0.297, SLG: 0.345 (1, 3)	1-3		1B		5-3		6-3		4-3		G3	6 0 1 1 0 0 1
Bill Russell, R OBP: 0.298, SLG: 0.337 (1, 6)	5-3		K			HR	F8		6-3		F7	6 1 1 1 0 1 2
Willie Davis, L OBP: 0.321, SLG: 0.453 (1, 8)			F8									4 0 3 0 0 0 1
Tom Paciorek, R OBP: 0.277, SLG: 0.292 (10, 8)	BB					1B		FC3-4		K		2 0 1 0 0 1 0
Joe Ferguson, R OBP: 0.371, SLG: 0.467 (1, 2)	1B		F9			F2		FC3-4		F9		5 1 0 0 1 0 4
	BB							HR				
Willie Crawford, L OBP: 0.389, SLG: 0.447 (1, 9)						F8				HR		4 1 1 2 0 1 3
Ken McMullen, R OBP: 0.284, SLG: 0.470 (10, PH)	3-1											1 1 1 1 0 0 0
Pete Richert, L OBP: 0.200, SLG: 0.200 (11, 1)												0 0 0 0 0 0 0
Greg Shanahan, R (11, 1)												0 0 0 0 0 0 0
Von Joshua, L OBP: 0.278, SLG: 0.293 (1, 7)		E3			4-3		F8					5 0 1 0 0 1 1
Ron Cey, R OBP: 0.340, SLG: 0.382 (1, 5)		P4										5 2 2 1 0 0 1
Lee Lacy, R OBP: 0.279, SLG: 0.198 (1, 4)							E6					4 0 1 0 0 2 1
Manny Mota, R OBP: 0.370, SLG: 0.363 (10, PH)							SH5-4					0 0 0 0 1 0 0
Jerry Royster, R OBP: 0.143, SLG: 0.143 (11, 4)							6-3		4-3			0 0 0 0 0 0 0
Tommy John, R OBP: 0.221, SLG: 0.212 (1, 1)												2 0 0 0 0 0 1
Charlie Hough, R OBP: 0.167, SLG: 0.167 (8, 1)												0 0 0 0 0 0 0
Jim Fairey, L OBP: 0.333, SLG: 0.333 (9, PH)												1 0 0 0 0 0 0
Jim Brewer, L OBP: 0.400, SLG: 0.400 (10, 1)												0 0 0 0 0 0 0
Steve Yeager, R OBP: 0.297, SLG: 0.336 (10, PH)												1 0 0 0 0 0 3

BOTTOM

San Diego Padres @ Los Angeles Dodgers  
 Dodger Stadium, Los Angeles, CA  
 Sat Sep 08 1973, 7:05 PM PDT  
 Att. 29,860 - Unknown

livebaseballscorecards.com

AB	46
R	6
H	12
RBI	6
BB	2
SO	6
LOB	18



Inning Stats	R: 0	H: 1	R: 0	H: 0	R: 0	H: 1	R: 0	H: 0	R: 0	H: 0	R: 1	H: 2	R: 1	H: 1	R: 3	H: 3	R: 0	H: 0	R: 1	H: 3	R: 0	H: 1
E: 0	LOB: 2	E: 1	LOB: 1	E: 0	LOB: 1	E: 0	LOB: 0	E: 0	LOB: 0	E: 1	LOB: 1	E: 0	LOB: 0	E: 0	LOB: 0	E: 0	LOB: 0	E: 0	LOB: 3	E: 0	LOB: 1	
K: 0	BB: 1	K: 1	BB: 0	K: 1	BB: 0	K: 0	BB: 0	K: 1	BB: 0	K: 0	BB: 0	K: 0	BB: 0	K: 1	BB: 0	K: 0	BB: 0	K: 0	BB: 1	K: 0	BB: 0	
S: 4	P: 8	S: 6	P: 6	S: 6	P: 6	S: 5	P: 5	S: 5	P: 5	S: 5	P: 5	S: 5	P: 5	S: 8	P: 8	S: 3	P: 3	S: 8	P: 12	S: 4	P: 4	

1B:	8	SF:	0	WP:	0	PA:	49
2B:	0	SAC:	1	PB:	0		
3B:	0	DP:	0	SB:	0		
HR:	4	HBP:	0	CS:	0		

PITCHER	IP	WLS	BF	H	R	ER	SO	BB	IBB	HBP	BLK	WP	HR	S	P	ERA	WHIP
Clay Kirby, R ERA: 4.87 (1, 1)	8.0		35	8	5	4	5	1	0	0	0	0	3	44	48	4.50	1.125
Mike Corkins, R ERA: 4.68 (9, 1)	1.2		5	0	0	0	1	0	0	0	0	0	0	7	7	0.00	0.000
Mike Caldwell, L ERA: 3.75 (10, 1)	0.0		3	3	1	1	0	0	0	0	0	0	1	3	3	∞	∞
Gary Ross, R ERA: 5.16 (10, 1)	0.1	W	2	0	0	0	0	0	1	0	0	0	0	1	5	0.00	0.000
Frank Snook, R ERA: 2.78 (11, 1)	1.0	S	4	1	0	0	0	0	0	0	0	0	0	4	4	0.00	1.000

Batter	1	2	3	4	5	6	7	8	9	AB R H RBI BB SO LOB	TOP											
Jerry Morales, R (1, 9) OBP: 0.328, SLG: 0.430	0-0 P2			0-0 1B 2B		0-0 5-3		0-0 F8		4 0 1 0 0 0 1	<b>San Diego Padres @ Los Angeles Dodgers</b> Dodger Stadium, Los Angeles, CA Sun Sep 09 1973, 3:33 AM PDT Att: 20,565 - Unknown <a href="http://livebaseballscorecards.com">livebaseballscorecards.com</a>											
Johnny Grubb, L (1, 8) OBP: 0.365, SLG: 0.435	0-0 F9			0-0 2-H 1B		0-0 2B 2B		0-0 FC4-6 1B		4 1 3 1 0 0 0												
Dave Roberts, R (1, 5) OBP: 0.315, SLG: 0.474	0-3 K			0-0 5-3		0-0 2B 2B		0-0 FC4-6 FC5-4		4 0 1 1 0 1 2												
Nate Colbert, R (1, 3) OBP: 0.336, SLG: 0.429		0-3 K		0-3 K		0-0 F7		0-0 FC5-4		4 0 0 0 0 2 3												
Leron Lee, L (1, 7) OBP: 0.306, SLG: 0.299		0-3 K			0-0 F8		0-0 6-3 1B 1B		0-3 K			4 1 1 0 0 2 0										
Fred Kendall, R (1, 2) OBP: 0.313, SLG: 0.393		0-3 K			0-0 F9		0-0 6-3 1-2		0-0 P5			4 0 0 0 0 1 1										
Derrel Thomas, S (1, 6) OBP: 0.305, SLG: 0.262			0-0 F2		0-0 F7		0-3 K		0-3 K			4 0 0 0 0 2 1										
Rich Morales, R (1, 4) OBP: 0.245, SLG: 0.193			0-0 F6		4-0 5-3 SH2-3 2B BB		0-0 2-H 1B					1 1 0 0 1 0 0										
Gene Locklear, L (7, PH) OBP: 0.283, SLG: 0.265												1 0 1 1 0 0 0										
Dave Hilton, R (7, 4) OBP: 0.247, SLG: 0.257											0 0 0 0 0 0 0											
Rich Troedson, L (1, 1) OBP: 0.176, SLG: 0.152			0-3 K		0-0 SH2-3		0-0 4-3				1 0 0 0 0 1 0											
Mike Corkins, R (6, 1) OBP: 0.276, SLG: 0.593											0 0 0 0 0 0 0											
Cito Gaston, R (7, PH) OBP: 0.292, SLG: 0.410											1 0 0 0 0 0 1											
Gary Ross, R (7, 1)											0 0 0 0 0 0 0											
<b>Inning Stats</b>	R: 0 E: 0 K: 1 S: 5	H: 0 LOB: 0 BB: 0 P: 5	R: 0 E: 0 K: 3 S: 9	H: 0 LOB: 0 BB: 0 P: 9	R: 0 E: 0 K: 1 S: 5	H: 0 LOB: 0 BB: 0 P: 5	R: 0 E: 0 K: 1 S: 6	H: 2 LOB: 1 BB: 0 P: 6	R: 0 E: 0 K: 0 S: 3	H: 0 LOB: 0 BB: 0 P: 3	R: 2 E: 0 K: 0 S: 5	H: 2 LOB: 1 BB: 1 P: 9	R: 1 E: 0 K: 1 S: 7	H: 2 LOB: 1 BB: 0 P: 7	R: 0 E: 0 K: 2 S: 4	H: 1 LOB: 1 BB: 0 P: 4	R: 0 E: 0 K: 2 S: 7	H: 0 LOB: 0 BB: 0 P: 7	1B: 4 2B: 3 3B: 0 HR: 0	SF: 0 SAC: 1 DP: 0 HBP: 0	WP: 0 PB: 0 SB: 0 CS: 0	PA: 34
<b>PITCHER</b> Andy Messersmith, R (1, 1) ERA: 2.82	IP: 9.0 WLS: W BF: 34 H: 7 R: 3 ER: 3 SO: 9 BB: 1 IBB: 0 HBP: 0 BLK: 0 WP: 0 HR: 0 S: 51 P: 55 ERA: 3.00 WHIP: 0.889																					



Batter	1	2	3	4	5	6	7	8	9
Bill Russell, R OBP: 0.296, SLG: 0.335 (1, 6)	0-0 4-3		0-0 6-3		0-0 6-3		0-0 F3		
Manny Mota, R OBP: 0.375, SLG: 0.366 (1, 7) Von Joshua, L OBP: 0.278, SLG: 0.293 (8, 7)	0-0 1B		0-0 4-3			0-0 1B HR 1B	4-0 1B FC4-6 BB		
Tom Paciorek, R OBP: 0.291, SLG: 0.306 (1, 8)	0-0 F9		0-0 1B			0-0 1-2 HR 1B	0-0 FC4-6 1B		
Joe Ferguson, R OBP: 0.370, SLG: 0.472 (1, 9)	0-3 K		0-3 K			0-0 1-H 2-H HR	0-0 FC4-6		
Steve Garvey, R OBP: 0.316, SLG: 0.402 (1, 3)		0-0 F9		0-0 G6-4-3 1B		0-0 4-3	0-3 K		
Ron Cey, R OBP: 0.340, SLG: 0.381 (1, 5)		0-0 5-3		0-0 G6-4-3 1-2f		0-0 F9		0-0 1B	
Steve Yeager, R OBP: 0.352, SLG: 0.345 (1, 2)		0-0 1B 2B		0-0 P5		4-0 1B BB	0-0 F2		
Lee Lacy, R OBP: 0.286, SLG: 0.208 (1, 4)		0-0 2-H 1B			0-0 F9	0-0 1-3 1B	0-3 K		
Andy Messersmith, R OBP: 0.207, SLG: 0.193 (1, 1)		0-0 6-3			0-0 6-3	0-0 P4	0-3 K		

Inning Stats	R: 0 E: 0 K: 1 S: 6	H: 1 LOB: 1 BB: 0 P: 6	R: 1 E: 0 K: 0 S: 5	H: 2 LOB: 1 BB: 0 P: 5	R: 0 E: 0 K: 1 S: 6	H: 1 LOB: 1 BB: 0 P: 6	R: 0 E: 0 K: 0 S: 3	H: 1 LOB: 0 BB: 0 P: 3	R: 0 E: 0 K: 0 S: 3	H: 0 LOB: 0 BB: 0 P: 3	R: 3 E: 0 K: 0 S: 7	H: 4 LOB: 2 BB: 1 P: 11	R: 1 E: 0 K: 1 S: 6	H: 1 LOB: 1 BB: 1 P: 10	R: 0 E: 0 K: 2 S: 8	H: 1 LOB: 1 BB: 0 P: 8
1B: 9 2B: 1 3B: 0 HR: 1	SF: 0 SAC: 0 DP: 1 HBP: 0	WP: 0 PA: 36	ERA WHIP	ERA WHIP	ERA WHIP	ERA WHIP	ERA WHIP	ERA WHIP	ERA WHIP	ERA WHIP	ERA WHIP	ERA WHIP	ERA WHIP	ERA WHIP	ERA WHIP	

PITCHER	IP	WLS	BF	H	R	ER	SO	BB	IBB	HBP	BLK	WP	HR	S	P	ERA	WHIP
Rich Troedson, L ERA: 4.41 (1, 1)	5.2	L	26	9	4	4	2	1	0	0	0	0	1	29	33	6.35	1.765
Mike Corkins, R ERA: 4.67 (6, 1)	0.1		1	0	0	0	0	0	0	0	0	0	0	1	1	0.00	0.000
Gary Ross, R ERA: 5.14 (7, 1)	2.0		9	2	1	1	3	1	0	0	0	0	0	14	18	4.50	1.500

BOTTOM

San Diego Padres @ Los Angeles Dodgers  
 Dodger Stadium, Los Angeles, CA  
 Sun Sep 09 1973, 3:33 AM PDT  
 Att. 20,565 - Unknown

livebaseballscorecards.com

AB	34
R	5
H	11
RBI	5
BB	2
SO	5
LOB	12



**Los Angeles Dodgers @ Cincinnati Reds**  
 Riverfront Stadium, Cincinnati, OH

Tue Sep 11 1973, 7:05 PM EDT  
 Att: 46,415 - Unknown

AB	35
R	3
H	9
RBI	3
BB	3
SO	1
LOB	13



Batter	1	2	3	4	5	6	7	8	9	AB R H RBI BB SO LOB
Davey Lopes, R (1, 4) OBP: 0.345, SLG: 0.335 Von Joshua, L (9, PH) OBP: 0.276, SLG: 0.291	0-0 G6-4-3 1B	4-0 BB			0-0 P5		0-0 F4		0-0 L4	3 0 1 0 1 0 0 1 0 0 0 0 0 0
Manny Mota, R (1, 7) OBP: 0.379, SLG: 0.377	0-0 G6-4-3 1B	0-0 F8			0-0 2B		0-0 1B 2B		0-0 F9	5 1 3 0 0 0 3
Tom Paciorek, R (1, 8) OBP: 0.297, SLG: 0.333	0-0 G6-4-3 1-2f 2-3			0-0 HR	0-0 5-3		0-0 1B 1B			4 1 2 2 0 0 3
Joe Ferguson, R (1, 9) OBP: 0.371, SLG: 0.471	0-0 6-3			0-0 5-3	4-0 FC6-4 BB		0-0 1-2 1B			3 0 1 0 1 0 1
Steve Garvey, R (1, 3) OBP: 0.313, SLG: 0.398 Bill Buckner, L (7, PH) OBP: 0.296, SLG: 0.345 (7, 3)		0-0 F6	0-0 F8		0-0 FC6-4		0-0 L6			3 0 0 0 0 0 2 1 0 0 0 0 0 2
Ron Cey, R (1, 5) OBP: 0.339, SLG: 0.378		4-0 1B 2B BB	0-0 P3		0-0 P4		0-0 F8			3 1 0 0 1 0 0
Steve Yeager, R (1, 2) OBP: 0.348, SLG: 0.342		0-0 2B 1-2 1B		0-0 1-3	0-0 F8		0-0 6-3			4 0 1 0 0 0 0
Bill Russell, R (1, 6) OBP: 0.294, SLG: 0.332		0-3 K		0-0 F9	0-0 F7		0-0 5-3			4 0 0 0 0 1 2
Don Sutton, R (1, 1) OBP: 0.159, SLG: 0.118 Orlando Alvarez, R (7, PH) OBP: 0.333, SLG: 0.667 Doug Rau, L (7, 1) OBP: 0.100, SLG: 0.100 Jim Brewer, L (7, 1) OBP: 0.400, SLG: 0.400 Jim Fairey, L (9, PH) OBP: 0.250, SLG: 0.250		0-0 1-3 2-H 2B	0-0 4-3		0-0 1-3		0-0 F9			2 0 1 1 0 0 0 1 0 1 0 0 0 0 0 0

Inning Stats	R: 0	H: 2	E: 0	LOB: 1	K: 0	BB: 0	S: 4	P: 4	R: 1	H: 2	E: 0	LOB: 3	K: 1	BB: 2	S: 7	P: 15	R: 1	H: 1	E: 0	LOB: 0	K: 0	BB: 0	S: 4	P: 4	R: 0	H: 0	E: 0	LOB: 0	K: 0	BB: 0	S: 3	P: 3	R: 0	H: 1	E: 0	LOB: 2	K: 0	BB: 1	S: 4	P: 8	R: 0	H: 0	E: 0	LOB: 0	K: 0	BB: 0	S: 3	P: 3	R: 1	H: 3	E: 0	LOB: 2	K: 0	BB: 0	S: 6	P: 6	R: 0	H: 0	E: 0	LOB: 0	K: 0	BB: 0	S: 3	P: 3	R: 0	H: 0	E: 0	LOB: 0	K: 0	BB: 0	S: 3	P: 3	1B: 5	SF: 0	2B: 3	SAC: 0	3B: 0	DP: 1	HR: 1	HBP: 0	WP: 0	PA: 38	PB: 0	SB: 0	CS: 0
--------------	------	------	------	--------	------	-------	------	------	------	------	------	--------	------	-------	------	-------	------	------	------	--------	------	-------	------	------	------	------	------	--------	------	-------	------	------	------	------	------	--------	------	-------	------	------	------	------	------	--------	------	-------	------	------	------	------	------	--------	------	-------	------	------	------	------	------	--------	------	-------	------	------	------	------	------	--------	------	-------	------	------	-------	-------	-------	--------	-------	-------	-------	--------	-------	--------	-------	-------	-------

PITCHER	IP	WLS	BF	H	R	ER	SO	BB	IBB	HBP	BLK	WP	HR	S	P	ERA	WHIP
Ross Grimsley, L (1, 1) ERA: 3.1	6.2		30	8	3	3	1	3	0	0	0	0	1	29	41	4.05	1.650
Pedro Borbon, R (7, 1) ERA: 2.12	0.0		1	1	0	0	0	0	0	0	0	0	0	1	1	∞	∞
Tom Hall, L (7, 1) ERA: 3.55	0.1		1	0	0	0	0	0	0	0	0	0	0	1	1	0.00	0.000
Clay Carroll, R (8, 1) ERA: 4.06	1.0	W	3	0	0	0	0	0	0	0	0	0	0	3	3	0.00	0.000
Dick Baney, R (9, 1) ERA: 3.75	1.0	S	3	0	0	0	0	0	0	0	0	0	0	3	3	0.00	0.000

PITCHER	IP	WLS	BF	H	R	ER	SO	BB	IBB	HBP	BLK	WP	HR	S	P	ERA	WHIP
---------	----	-----	----	---	---	----	----	----	-----	-----	-----	----	----	---	---	-----	------

Batter	1	2	3	4	5	6	7	8	9	AB	R	H	RBI	BB	SO	LOB
<b>Pete Rose, S</b> (1, 7) OBP: 0.410, SLG: 0.438	0-0 F7		0-0 F2		0-0 3-1		0-0 FC5-4			4	0	0	0	0	0	2
<b>Joe Morgan, L</b> (1, 4) OBP: 0.404, SLG: 0.488	0-0 F5		0-0 F2		4-0 F2 BB		0-0 1-3			3	0	0	0	1	0	2
<b>Dan Driessen, L</b> (1, 5) OBP: 0.348, SLG: 0.393	0-0 1B		0-0 F9		0-0 F2			0-0 BB 2B 2B		4	1	2	0	0	0	1
<b>Tony Perez, R</b> (1, 3) OBP: 0.384, SLG: 0.515	0-3 K			0-0 WP HR 2B		0-3 K		0-0 F3		4	1	1	0	0	2	2
<b>Johnny Bench, R</b> (1, 2) OBP: 0.352, SLG: 0.449		0-0 BB 1B		4-0 BB HR BB		0-0 FC4-6 1B		4-0 BB 2B IBB		2	2	2	0	2	0	0
<b>Ken Griffey, L</b> (1, 9) OBP: 0.462, SLG: 0.653		0-0 F7		0-0 HR		0-0 FC4-6 CS		4-0 2B SF BB		3	1	1	3	0	0	2
<b>Phil Gagliano, R</b> (8, PH) OBP: 0.400, SLG: 0.290				1-H 3-H HR		1-2f		1-2 2-3 BB		0	0	0	0	1	0	0
<b>George Foster, R</b> (8, PR) OBP: 0.375, SLG: 0.875						1-2f				0	1	0	0	0	0	0
<b>Cesar Geronimo, L</b> (1, 8) OBP: 0.265, SLG: 0.291		4-0 BB BB		0-0 F5		0-0 CS		0-0 FC5-4 1B		2	0	1	0	1	0	0
<b>Ed Armbrister, R</b> (8, PH) OBP: 0.350, SLG: 0.789		1-2 BB		0-0 F5		1-2		0-0 FC5-4 1B		1	0	1	2	0	0	0
<b>Darrel Chaney, S</b> (1, 6) OBP: 0.257, SLG: 0.202		0-0 F9		0-0 F8				0-0 SF 2B		3	0	0	0	0	1	3
<b>Denis Menke, R</b> (8, PH) OBP: 0.380, SLG: 0.279		0-0 F9		0-0 F8				0-0 SF 2B		0	0	0	1	0	0	0
<b>Ross Grimsley, L</b> (1, 1) OBP: 0.086, SLG: 0.085		0-3 K		0-3 K				0-0 SF 2B		2	0	0	0	0	2	2
<b>Pedro Borbon, R</b> (7, 1) OBP: 0.308, SLG: 0.308								0-0 G1-4-6-3		0	0	0	0	0	0	0
<b>Tom Hall, L</b> (7, 1) OBP: 0.045, SLG: 0.045								0-0 G1-4-6-3		0	0	0	0	0	0	0
<b>Andy Kosco, R</b> (7, PH) OBP: 0.359, SLG: 0.544								0-0 G1-4-6-3		1	0	1	0	0	0	0
<b>Clay Carroll, R</b> (8, 1) OBP: 0.214, SLG: 0.214								0-0 G1-4-6-3		0	0	0	0	0	0	0
<b>Bobby Tolan, L</b> (8, PH) OBP: 0.252, SLG: 0.307								0-0 G1-4-6-3		1	0	0	0	0	0	2
<b>Dick Baney, R</b> (8, 1) OBP: 0.200, SLG: 0.200								0-0 G1-4-6-3		0	0	0	0	0	0	0

Inning Stats	R: 0	H: 1	E: 0	LOB: 1	K: 1	BB: 0	S: 6	P: 6	R: 0	H: 1	E: 0	LOB: 2	K: 1	BB: 1	S: 6	P: 10	R: 0	H: 0	E: 0	LOB: 0	K: 0	BB: 0	S: 3	P: 3	R: 3	H: 2	E: 0	LOB: 0	K: 1	BB: 1	S: 7	P: 11	R: 0	H: 0	E: 0	LOB: 0	K: 0	BB: 1	S: 2	P: 6	R: 0	H: 1	E: 0	LOB: 0	K: 1	BB: 0	S: 5	P: 5	R: 0	H: 2	E: 0	LOB: 2	K: 1	BB: 0	S: 7	P: 7	R: 3	H: 2	E: 1	LOB: 2	K: 0	BB: 2	S: 5	P: 13
--------------	------	------	------	--------	------	-------	------	------	------	------	------	--------	------	-------	------	-------	------	------	------	--------	------	-------	------	------	------	------	------	--------	------	-------	------	-------	------	------	------	--------	------	-------	------	------	------	------	------	--------	------	-------	------	------	------	------	------	--------	------	-------	------	------	------	------	------	--------	------	-------	------	-------

PITCHER	IP	WLS	BF	H	R	ER	SO	BB	IBB	HBP	BLK	WP	HR	S	P	ERA	WHIP
<b>Don Sutton, R</b> (1, 1) ERA: 2.31	6.0		24	5	3	3	4	3	0	0	0	1	1	29	41	4.50	1.333
<b>Doug Rau, L</b> (7, 1) ERA: 4.26	0.1		3	2	0	0	1	0	0	0	0	0	0	5	5	0.00	6.000
<b>Jim Brewer, L</b> (7, 1) ERA: 3.13	1.2	L	9	2	3	3	0	1	1	0	0	0	0	7	15	16.20	1.800

**Los Angeles Dodgers @ Cincinnati Reds**  
Riverfront Stadium, Cincinnati, OH  
Tue Sep 11 1973, 7:05 PM EDT  
Att. 46,415 - Unknown

AB	R	H	RBI	BB	SO	LOB
30	6	9	6	5	5	16

WP: 1 PA: 37  
PB: 0  
SB: 0  
CS: 1



Batter	1	2	3	4	5	6	7	8	9	AB R H RBI BB SO LOB	TOP																													
Davey Lopes, R OBP: 0.346, SLG: 0.342 (1, 4) X	0-0 6-3		0-0 1-H HR			0-0 F2		0-0 1-3 FC4-6 1B		4 1 2 2 0 0 0																														
Bill Buckner, L OBP: 0.296, SLG: 0.344 (1, 3) X	0-0 G3		0-0 3-1			0-0 1B		0-0 1-2f 3-H FC4-6		4 0 1 1 0 0 1																														
Willie Davis, L OBP: 0.319, SLG: 0.450 (1, 8) SSS	0-3 K				0-0 6-3	0-0 G3		0-0 F7		4 0 0 0 0 1 2																														
Joe Ferguson, R OBP: 0.371, SLG: 0.472 (1, 2)		0-3 K			0-0 6-3		0-0 1B 2B	0-3 K		4 0 1 0 0 2 1																														
Willie Crawford, L OBP: 0.389, SLG: 0.448 (1, 9) X		0-0 G6-4-3 1B			0-0 4-3		0-0 5-3 BB 1B	0-3 K		4 0 2 0 0 1 0																														
Ron Cey, R OBP: 0.338, SLG: 0.376 (1, 5) X		0-0 G6-4-3 1-2f			0-0 F5		4-0 1-2 5-3 BB	0-0 F9		3 0 0 0 1 0 1																														
Von Joshua, L OBP: 0.275, SLG: 0.290 (1, 7) X			0-0 F7		0-3 K		0-0 5-3	0-0 1B		4 0 1 0 0 1 2																														
Bill Russell, R OBP: 0.292, SLG: 0.330 (1, 6) X			0-0 L6		0-0 5-3		0-0 1-3	0-0 F9		4 0 0 0 0 0 3																														
Claude Osteen, L OBP: 0.184, SLG: 0.176 Greg Shanahan, R OBP: 0.200, SLG: 0.200 Jim Fairey, L OBP: 0.167, SLG: 0.167 Charlie Hough, R OBP: 0.301, SLG: 0.338 Tom Paciorek, R OBP: 0.301, SLG: 0.338 Geoff Zahn, L (8, 1)			1-0 HR HBP			0-0 4-3		0-0 1B FC4-6 1B		0 0 0 0 0 0 0 0 1 0 0 0 0 0 1 0 0 0 0 0 0 0 0 0 0 0 0 0 1 1 1 0 0 0 0 0 0 0 0 0 0 0																														
Inning Stats	R: 0 E: 0 K: 1 S: 5	H: 0 LOB: 0 BB: 0 P: 5	R: 0 E: 0 K: 1 S: 5	H: 1 LOB: 0 BB: 0 P: 5	R: 2 E: 0 K: 0 S: 4	H: 1 LOB: 0 BB: 0 P: 5	R: 0 E: 0 K: 0 S: 3	H: 0 LOB: 0 BB: 0 P: 3	R: 0 E: 0 K: 1 S: 5	H: 0 LOB: 0 BB: 0 P: 5	R: 0 E: 0 K: 0 S: 4	H: 1 LOB: 1 BB: 0 P: 4	R: 0 E: 0 K: 0 S: 4	H: 2 LOB: 2 BB: 1 P: 8	R: 1 E: 0 K: 1 S: 7	H: 2 LOB: 1 BB: 0 P: 7	R: 0 E: 0 K: 1 S: 6	H: 1 LOB: 1 BB: 0 P: 6	1B: 6 2B: 1 3B: 0 HR: 1	SF: 0 SAC: 0 DP: 1 HBP: 1	WP: 0 PB: 0 SB: 0 CS: 0	PA: 35																		
PITCHER Jack Billingham, R ERA: 3.0 (1, 1)	IP 9.0	WLS W	BF 35	H 8	R 3	ER 3	SO 5	BB 1	IBB 0	HBP 1	BLK 0	WP 0	HR 1	S 43	P 48	ERA 3.00	WHIP 1.000						PITCHER	IP	WLS	BF	H	R	ER	SO	BB	IBB	HBP	BLK	WP	HR	S	P	ERA	WHIP

**Los Angeles Dodgers @ Cincinnati Reds**  
 Riverfront Stadium, Cincinnati, OH  
 Wed Sep 12 1973, 7:05 PM EDT  
 Att: 39,038 - Unknown

AB	33
R	3
H	8
RBI	3
BB	1
SO	5
LOB	10





Batter	1	2	3	4	5	6	7	8	9	AB R H RBI BB SO LOB	TOP																															
<b>Davey Lopes, R</b> (1, 4) OBP: 0.348, SLG: 0.347	0-0 F9		0-0 5-3	0-0 2B		0-0 FC5-4 1B		0-0 CS	0-0 5-3 S 1B	5 0 3 2 0 0 0																																
<b>Manny Mota, R</b> (1, 7) OBP: 0.374, SLG: 0.372 <b>Charlie Hough, R</b> (6, 1) OBP: 0.154, SLG: 0.154	0-0 F8		0-0 F9	0-3 K		0-0 FC5-4			0-3 K	4 0 0 0 0 1 3 1 0 0 0 0 1 1																																
<b>Tom Paciorek, R</b> (1, 8) OBP: 0.305, SLG: 0.347	0-0 P3		0-0 6-3		0-0 G3 HR 2B		0-0 8-5 S 1B		0-0 5-3	5 1 2 0 0 0 1																																
<b>Joe Ferguson, R</b> (1, 9) OBP: 0.369, SLG: 0.469		0-0 E6 F9 1B 2B		0-0 5-3 1B BB 1B	0-0 G3		0-0 6-3		0-3 K	5 2 1 0 0 1 3																																
<b>Steve Garvey, R</b> (1, 3) OBP: 0.315, SLG: 0.399		0-0 2B 1B		0-0 BB 5-3 2B 1B	0-0 6-3		0-0 8-5			4 2 2 0 0 0 2																																
<b>Ron Cey, R</b> (1, 5) OBP: 0.339, SLG: 0.385		0-0 F7		0-0 5-3	0-0 HR			0-0 SH5-4 SF8 2B		4 2 2 2 0 0 4																																
<b>Steve Yeager, R</b> (1, 2) OBP: 0.341, SLG: 0.333		0-0 F9		0-3 K	0-0 F7			0-0 SH5-4		3 0 0 0 0 1 4																																
<b>Bill Russell, R</b> (1, 6) OBP: 0.293, SLG: 0.332		0-0 2B		4-0 BB 2B IBB		0-3 K		0-0 SF8		2 1 1 3 1 1 0																																
<b>Tommy John, R</b> (1, 1) OBP: 0.225, SLG: 0.206 <b>Willie Crawford, L</b> (6, 7) OBP: 0.391, SLG: 0.448		0-3 K		4-0 2B BB		0-0 6-3		4-0 CS BB		2 0 0 1 1 1 1 0 0 0 0 1 0 0																																
<b>Inning Stats</b>	R: 0 E: 0 K: 0 S: 3	H: 0 LOB: 0 BB: 0 P: 3	R: 2 E: 1 K: 1 S: 8	H: 2 LOB: 1 BB: 0 P: 8	R: 0 E: 0 K: 0 S: 3	H: 0 LOB: 0 BB: 0 P: 3	R: 3 E: 0 K: 2 S: 10	H: 3 LOB: 2 BB: 2 P: 18	R: 2 E: 0 K: 0 S: 5	H: 2 LOB: 0 BB: 0 P: 5	R: 0 E: 0 K: 1 S: 6	H: 1 LOB: 1 BB: 0 P: 6	R: 0 E: 0 K: 0 S: 3	H: 1 LOB: 0 BB: 1 P: 3	R: 1 E: 0 K: 0 S: 3	H: 1 LOB: 0 BB: 1 P: 7	R: 0 E: 0 K: 2 S: 8	H: 1 LOB: 1 BB: 0 P: 8	1B: 6 2B: 5 3B: 0 HR: 1	SF: 1 SAC: 1 DP: 1 HBP: 0	WP: 0 PB: 0 SB: 2 CS: 1	PA: 41																				
<b>PITCHER</b>	IP	WLS	BF	H	R	ER	SO	BB	IBB	HBP	BLK	WP	HR	S	P	ERA	WHIP								<b>PITCHER</b>	IP	WLS	BF	H	R	ER	SO	BB	IBB	HBP	BLK	WP	HR	S	P	ERA	WHIP
<b>Dave Roberts, L</b> (1, 1) ERA: 2.93	6.0	L	29	8	7	5	4	1	1	0	0	0	1	35	43	7.50	1.500																									
<b>Jim Ray, R</b> (7, 1) ERA: 4.46	2.0		7	2	1	1	0	1	0	0	0	0	0	6	10	4.50	1.500																									
<b>Cecil Upshaw, R</b> (9, 1) ERA: 5.31	1.0		4	1	0	0	2	0	0	0	0	0	0	8	8	0.00	1.000																									

**Los Angeles Dodgers @ Houston Astros**  
 Astrodome, Houston, TX  
 Thu Sep 13 1973, 8:05 PM EDT  
 Att. 7,374 - Unknown

[livebaseballscorecards.com](http://livebaseballscorecards.com)

**AB** 35  
**R** 8  
**H** 11  
**RBI** 8  
**BB** 3  
**SO** 6  
**LOB** 19







Batter	1	2	3	4	5	6	7	8	9	AB R H RBI BB SO LOB	TOP											
<b>Davey Lopes, R</b> (1, 4) OBP: 0.348, SLG: 0.347	0-0 1B SF9 1B	0-0 6-3		0-0 L4		0-3 K	0-0 SF8		0-0 BB 1B	5 2 2 1 0 1 2												
<b>Manny Mota, R</b> (1, 7) OBP: 0.372, SLG: 0.370 <b>Willie Crawford, L</b> (7, PH) OBP: 0.391, SLG: 0.447	0-0 SF9 1B 1B	0-0 E3		0-0 G6-4-3		0-0 F9	0-0 F8		4-0 1B WP BB	4 1 1 0 0 0 2 1 1 0 0 1 0 2												
<b>Willie Davis, L</b> (1, 8) OBP: 0.323, SLG: 0.453 <b>Von Joshua, L</b> (8, PR) OBP: 0.273, SLG: 0.288	0-0 1B 2B 1B	0-0 1B			0-0 G6-4-3 1B	0-0 4-3		0-0 FC5 BB 1B	0-3 K	5 1 4 0 0 0 1 1 0 0 0 0 1 2												
<b>Joe Ferguson, R</b> (1, 2) OBP: 0.370, SLG: 0.468 <b>Chris Cannizzaro, R</b> (9, 2) OBP: 0.280, SLG: 0.190	0-0 SF9	0-0 P5			0-0 F8		4-0 WP 1B BB	4-0 WP FC5 SF9 BB	0-0 WP 1B	3 2 1 2 2 0 3 0 0 0 0 0 0 0												
<b>Tom Paciorek, R</b> (1, 9) OBP: 0.306, SLG: 0.347	0-0 1B 2B 1B	0-0 1-3			0-0 G6-4-3		0-0 WP 1B 1B	0-0 FC5 SF9 WP	0-3 K FC4-6	6 2 2 1 0 1 6												
<b>Ron Cey, R</b> (1, 5) OBP: 0.341, SLG: 0.388	0-3 K		0-3 K			0-0 1B 2B	0-0 1B SF8 1B	4-0 1B 2B IBB	0-0 FC4-6	5 2 2 2 1 2 4												
<b>Steve Garvey, R</b> (1, 3) OBP: 0.320, SLG: 0.405	0-0 1B 2B		0-0 5-3			0-0 2B 2B 1B	4-0 SF8 1B BB	0-0 SF9		3 1 2 3 1 0 0												
<b>Bill Russell, R</b> (1, 6) OBP: 0.296, SLG: 0.335	4-0 IBB		0-0 F8			0-0 2B 2B	0-0 SF8 1B	0-0 F8		4 1 2 1 1 0 2												
<b>Andy Messersmith, R</b> (1, 1) OBP: 0.217, SLG: 0.207	0-0 F8			4-0 G6-4-3 BB		0-0 2B	0-3 K		0-0 4-3	4 0 1 2 1 1 5												
<b>Inning Stats</b>	R: 4 E: 0 K: 1 S: 10	H: 5 LOB: 2 BB: 1 P: 14	R: 0 E: 1 K: 0 S: 5	H: 1 LOB: 2 BB: 0 P: 5	R: 0 E: 0 K: 1 S: 5	H: 0 LOB: 0 BB: 1 P: 5	R: 0 E: 0 K: 0 S: 2	H: 0 LOB: 0 BB: 1 P: 6	R: 0 E: 0 K: 0 S: 3	H: 1 LOB: 0 BB: 0 P: 3	R: 3 E: 0 K: 1 S: 9	H: 4 LOB: 1 BB: 0 P: 9	R: 3 E: 0 K: 1 S: 8	H: 3 LOB: 2 BB: 2 P: 16	R: 1 E: 0 K: 0 S: 4	H: 1 LOB: 2 BB: 2 P: 12	R: 2 E: 0 K: 2 S: 10	H: 2 LOB: 2 BB: 1 P: 14	1B: 13 2B: 4 3B: 0 HR: 0	SF: 3 SAC: 0 DP: 2 HBP: 0	WP: 3 PB: 0 SB: 0 CS: 0	PA: 51
<b>PITCHER</b>	IP WLS BF H R ER SO BB IBB HBP BLK WP HR S P ERA WHIP																					
<b>Jerry Reuss, L</b> (1, 1) ERA: 3.59	5.0 L 26 10 7 7 2 1 1 0 0 0 0 0 28 36 12.60 2.200																					
<b>Cecil Upshaw, R</b> (6, 1) ERA: 5.18	1.0 4 1 0 0 1 0 0 0 0 0 0 0 6 6 0.00 1.000																					
<b>Larry Dierker, R</b> (7, 1) ERA: 4.68	1.0 10 4 4 4 1 3 0 0 0 1 0 9 21 36.00 7.000																					
<b>Mike Cosgrove, L</b> (8, 1) ERA: 1.74	1.0 4 0 0 0 0 0 0 1 0 0 1 0 3 7 0.00 0.000																					
<b>Jim Crawford, L</b> (9, 1) ERA: 4.48	1.0 7 2 2 2 2 1 0 0 0 0 1 0 10 14 18.00 3.000																					

**Los Angeles Dodgers @ Houston Astros**  
 Astrodome, Houston, TX  
 Fri Sep 14 1973, 8:05 PM EDT  
 Att. 8,458 - Unknown

**AB 41**  
**R 13**  
**H 17**  
**RBI 12**  
**BB 7**  
**SO 6**  
**LOB 29**



**WP: 3**   **PA: 51**  
**PB: 0**  
**SB: 0**  
**CS: 0**

Batter	1	2	3	4	5	6	7	8	9	AB R H RBI BB SO LOB
Greg Cross, L (1, 7) OBP: 0.273, SLG: 0.400	0-0 F5		0-0 F8			0-3 K			0-0 F7	4 0 0 0 0 1 1
Gary Sutherland, R (1, 4) OBP: 0.207, SLG: 0.310	0-0 P3			0-0 1B 2B		0-0 F8			0-0 L7	4 1 1 0 0 0 0
Cesar Cedeno, R (1, 8) OBP: 0.370, SLG: 0.517	0-3 K			0-0 6-3		0-0 6-3			0-0 1B	4 0 1 0 0 1 1
Lee May, R (1, 3) OBP: 0.309, SLG: 0.480		0-0 6-3		0-0 1B		0-0 F8			0-0 L5	4 0 1 1 0 0 1
Doug Rader, R (1, 5) OBP: 0.314, SLG: 0.417		0-0 5-3		0-0 P4		0-0 P6				3 0 0 0 0 0 1
Bob Gallagher, L (1, 9) OBP: 0.271, SLG: 0.318		0-0 F8		0-0 F5		0-0 L9				3 0 0 0 0 0 1
Skip Jutze, R (1, 2) OBP: 0.274, SLG: 0.247			0-0 G6-4-3 1B		0-0 F9			0-0 F9		3 0 1 0 0 0 0
Hector Torres, R (1, 6) OBP: 0.189, SLG: 0.106			0-0 G6-4-3		0-0 F9			0-3 K		2 0 0 0 0 0 1
Jimmy Stewart, S (8, PH) OBP: 0.293, SLG: 0.185			1-2f							1 0 0 0 0 1 0
Ray Busse, R (9, 6) OBP: 0.180, SLG: 0.289										0 0 0 0 0 0 0
Jerry Reuss, L (1, 1) OBP: 0.183, SLG: 0.149			4-0 BB		0-3 K			0-3 K		1 0 0 0 0 1 1 0
Cecil Upshaw, R (6, 1)										0 0 0 0 0 0 0 0
Larry Dierker, R (7, 1)										0 0 0 0 0 0 0 0
Mike Cosgrove, L (8, 1)										0 0 0 0 0 0 0 0
Mike Easler, L (8, PH)										1 0 0 0 0 0 1 0
Jim Crawford, L (9, 1) OBP: 0.286, SLG: 0.308										0 0 0 0 0 0 0 0

Inning Stats	R: 0 E: 0 K: 1 S: 5	H: 0 LOB: 0 BB: 0 P: 5	R: 0 E: 0 K: 0 S: 3	H: 0 LOB: 0 BB: 0 P: 3	R: 0 E: 0 K: 0 S: 3	H: 1 LOB: 1 BB: 1 P: 7	R: 1 E: 0 K: 0 S: 5	H: 2 LOB: 1 BB: 0 P: 5	R: 0 E: 0 K: 1 S: 5	H: 0 LOB: 0 BB: 0 P: 5	R: 0 E: 0 K: 1 S: 5	H: 0 LOB: 0 BB: 0 P: 5	R: 0 E: 0 K: 0 S: 3	H: 0 LOB: 0 BB: 0 P: 3	R: 0 E: 0 K: 2 S: 7	H: 0 LOB: 0 BB: 0 P: 7	R: 0 E: 0 K: 0 S: 4	H: 1 LOB: 1 BB: 0 P: 4	1B: 3 2B: 1 3B: 0 HR: 0	SF: 0 SAC: 0 DP: 1 HBP: 0
--------------	------------------------------	---------------------------------	------------------------------	---------------------------------	------------------------------	---------------------------------	------------------------------	---------------------------------	------------------------------	---------------------------------	------------------------------	---------------------------------	------------------------------	---------------------------------	------------------------------	---------------------------------	------------------------------	---------------------------------	----------------------------------	------------------------------------

PITCHER	IP	WLS	BF	H	R	ER	SO	BB	IBB	HBP	BLK	WP	HR	S	P	ERA	WHIP
Andy Messersmith, R (1, 1) ERA: 2.76	9.0	W	31	4	1	1	5	1	0	0	0	0	0	40	44	1.00	0.556

**Los Angeles Dodgers @ Houston Astros**  
Astrodome, Houston, TX  
Fri Sep 14 1973, 8:05 PM EDT  
Att. 8,458 - Unknown

<b>AB</b>	<b>30</b>
<b>R</b>	<b>1</b>
<b>H</b>	<b>4</b>
<b>RBI</b>	<b>1</b>
<b>BB</b>	<b>1</b>
<b>SO</b>	<b>5</b>
<b>LOB</b>	<b>6</b>



WP	PA
0	31
0	0
0	0

Batter	1	2	3	4	5	6	7	8	9	AB R H RBI BB SO LOB	TOP											
Davey Lopes, R (1, 4) OBP: 0.348, SLG: 0.347	0-0 F8		0-0 CS 1B		0-0 F7		0-3 K			4 0 1 0 0 1 1												
Bill Buckner, L (1, 3) OBP: 0.297, SLG: 0.351	0-0 4-3		0-0 E S 1B			0-0 HR		0-0 P6		4 1 2 1 0 0 0												
Willie Davis, L (1, 8) OBP: 0.323, SLG: 0.450	0-0 F8		4-0 BB			0-0 3-1		0-0 P6		3 0 0 0 1 0 0												
Joe Ferguson, R (1, 2) OBP: 0.371, SLG: 0.468		0-0 FC5 BB 1B	0-0 5-3			0-0 1B		0-0 5-3		4 0 2 0 0 0 2												
Willie Crawford, L (1, 7) OBP: 0.392, SLG: 0.446		4-0 FC5 BB		0-0 G5-4-3 1B		0-3 K		0-0 F9		3 0 1 0 1 1 1												
Ron Cey, R (1, 5) OBP: 0.341, SLG: 0.385		0-3 K		0-0 F7		0-0 F7		4-0 G5-4-3 BB		3 0 0 0 1 1 4												
Tom Paciorek, R (1, 9) OBP: 0.298, SLG: 0.338		0-0 FC5		0-0 G5-4-3			0-0 F9		0-0 G5-4-3	4 0 0 0 0 0 4												
Bill Russell, R (1, 6) OBP: 0.296, SLG: 0.334		0-0 P3			4-0 G4-6-3 BB		0-0 6-3			2 0 0 0 1 0 2												
Al Downing, R (1, 1) OBP: 0.172, SLG: 0.132			0-0 F9		0-0 G4-6-3		4-0 BB			2 0 0 0 0 0 1												
Jim Fairey, L (7, PH) OBP: 0.533, SLG: 0.200										0 0 0 0 1 0 0												
Greg Shanahan, R (7, 1)										0 0 0 0 0 0 0												
<b>Inning Stats</b>	R: 0 E: 0 K: 0 S: 3	H: 0 LOB: 0 BB: 0 P: 3	R: 0 E: 0 K: 1 S: 6	H: 1 LOB: 2 BB: 1 P: 10	R: 0 E: 0 K: 0 S: 4	H: 2 LOB: 2 BB: 1 P: 8	R: 0 E: 0 K: 0 S: 3	H: 1 LOB: 0 BB: 0 P: 3	R: 0 E: 0 K: 0 S: 2	H: 0 LOB: 0 BB: 1 P: 6	R: 1 E: 0 K: 1 S: 7	H: 2 LOB: 1 BB: 0 P: 7	R: 0 E: 0 K: 1 S: 5	H: 0 LOB: 1 BB: 1 P: 9	R: 0 E: 0 K: 0 S: 3	H: 0 LOB: 0 BB: 0 P: 3	R: 0 E: 0 K: 0 S: 2	H: 0 LOB: 0 BB: 1 P: 6	1B: 5 2B: 0 3B: 0 HR: 1	SF: 0 SAC: 0 DP: 3 HBP: 0	WP: 0 PB: 0 SB: 1 CS: 1	PA: 34
<b>PITCHER</b> Tom Griffin, R (1, 1) ERA: 4.39	IP 9.0	WLS W	BF 34	H 6	R 1	ER 1	SO 3	BB 5	IBB 0	HBP 0	BLK 0	WP 0	HR 1	S 35	P 55	ERA 1.00	WHIP 1.222					
<b>PITCHER</b>	IP	WLS	BF	H	R	ER	SO	BB	IBB	HBP	BLK	WP	HR	S	P	ERA	WHIP					

**Los Angeles Dodgers @ Houston Astros**  
 Astrodome, Houston, TX  
 Sat Sep 15 1973, 4:33 AM EDT  
 Att. 6,922 - Unknown

[livebaseballscorecards.com](http://livebaseballscorecards.com)

**AB** 29  
**R** 1  
**H** 6  
**RBI** 1  
**BB** 5  
**SO** 3  
**LOB** 15



Batter	1	2	3	4	5	6	7	8	9
Jimmy Wynn, R (1, 9) OBP: 0.349, SLG: 0.404	0-3 K ①		0-3 K ②		0-0 HR			0-0 5-3 ①	
Gary Sutherland, R (1, 4) OBP: 0.212, SLG: 0.303	0-3 K ②		0-0 HR 1B		0-0 F9 ②			0-3 K ②	
Cesar Cedeno, R (1, 8) OBP: 0.371, SLG: 0.523	0-0 6-3 ③		0-0 HR 1-H		0-0 F9 ③			0-0 2B 1B	
Bob Watson, R (1, 7) OBP: 0.405, SLG: 0.448 Bob Gallagher, L (7, 7) OBP: 0.276, SLG: 0.331		0-0 F9 ①	4-0 BB		0-0 5-3 ①			0-0 2B 1-H	
Doug Rader, R (1, 5) OBP: 0.311, SLG: 0.414		0-3 K ③	0-0 F8 ③		0-0 P3 ②			0-0 P4 ③	
Lee May, R (1, 3) OBP: 0.308, SLG: 0.477		0-3 K ②		0-0 5-3 ①		0-3 K ③			
Skip Jutze, R (1, 2) OBP: 0.271, SLG: 0.244		0-0 G3 ③		0-0 1-3 ②			0-0 1-3 ①		
Roger Metzger, S (1, 6) OBP: 0.305, SLG: 0.326			0-3 K ①	0-3 K ③			0-0 L6 ②		
Tom Griffin, R (1, 1) OBP: 0.136, SLG: 0.286			0-0 HR		0-0 F2 ①		0-3 K ③		

Inning Stats	R: 0	H: 0	E: 0	K: 2	S: 7	LOB: 0	BB: 0	P: 7
	R: 0	H: 0	E: 0	K: 2	S: 8 <td>LOB: 1</td> <td>BB: 0</td> <td>P: 8 </td>	LOB: 1	BB: 0	P: 8
	R: 3	H: 3	E: 0	K: 2	S: 10 <td>LOB: 1</td> <td>BB: 1</td> <td>P: 14 </td>	LOB: 1	BB: 1	P: 14
	R: 0	H: 0	E: 0	K: 1	S: 5 <td>LOB: 0</td> <td>BB: 0</td> <td>P: 5 </td>	LOB: 0	BB: 0	P: 5
	R: 1	H: 1	E: 0	K: 0	S: 4 <td>LOB: 0</td> <td>BB: 0</td> <td>P: 4 </td>	LOB: 0	BB: 0	P: 4
	R: 0	H: 0	E: 0	K: 1	S: 5 <td>LOB: 0</td> <td>BB: 0</td> <td>P: 5 </td>	LOB: 0	BB: 0	P: 5
	R: 0	H: 0	E: 0	K: 1	S: 5 <td>LOB: 0</td> <td>BB: 0</td> <td>P: 5 </td>	LOB: 0	BB: 0	P: 5
	R: 1	H: 2	E: 0	K: 1	S: 7 <td>LOB: 1</td> <td>BB: 0</td> <td>P: 7 </td>	LOB: 1	BB: 0	P: 7

PITCHER	IP	WLS	BF	H	R	ER	SO	BB	IBB	HBP	BLK	WP	HR	S	P	ERA	WHIP
Al Downing, L (1, 1) ERA: 3.31	6.0	L	24	4	4	4	8	1	0	0	0	1	3	39	43	6.00	0.833
Greg Shanahan, R (7, 1) ERA: 1.23	2.0		8	2	1	1	2	0	0	0	0	0	0	12	12	4.50	1.000

PITCHER	IP	WLS	BF	H	R	ER	SO	BB	IBB	HBP	BLK	WP	HR	S	P	ERA	WHIP

AB R H RBI BB SO LOB

4	1	1	1	0	2	0
4	1	1	0	0	2	0
4	2	2	2	0	0	0
2	0	0	0	1	0	0
1	0	1	1	0	0	0
4	0	0	0	0	1	2
3	0	0	0	0	2	1
3	0	0	0	0	0	1
3	0	0	0	0	2	0
3	1	1	1	0	1	0


1B: 2	SF: 0	WP: 1	PA: 32
2B: 1	SAC: 0	PB: 0	
3B: 0	DP: 0	SB: 0	
HR: 3	HBP: 0	CS: 0	

**Los Angeles Dodgers @ Houston Astros**  
 Astrodome, Houston, TX  
 Sat Sep 15 1973, 4:33 AM EDT  
 Att. 6,922 - Unknown

AB	31
R	5
H	6
RBI	5
BB	1
SO	10
LOB	4



WP	HR	S	P	ERA	WHIP
1	3	39	43	6.00	0.833
0	0	12	12	4.50	1.000

Batter	1	2	3	4	5	6	7	8	9	AB R H RBI BB SO LOB	TOP											
Davey Lopes, R (1, 4) OBP: 0.350, SLG: 0.349	0-0 PB 1B 2B	4-0 G4-6-3 BB			4-0 4-3 BB		0-0 P6		0-0 F3	3 1 1 0 2 0 1												
Bill Buckner, L (1, 3) OBP: 0.297, SLG: 0.352	0-0 F7 2-3	0-0 G4-6-3 1-2f			0-0 4-3 1-2			0-0 2B		4 0 1 0 0 0 4												
Willie Davis, L (1, 8) OBP: 0.321, SLG: 0.447	0-3 K				0-0 F8 G3			0-0 F7		4 0 0 0 0 1 3												
Joe Ferguson, R (1, 2) OBP: 0.372, SLG: 0.467	4-0 1B BB				0-0 F9		0-0 1B	0-3 K		3 0 1 0 1 1 1												
Willie Crawford, L (1, 7) OBP: 0.393, SLG: 0.445	0-0 1-2 3-H 1B				0-3 K		0-0 F9	4-0 BB		3 0 1 1 1 1 1												
Ron Cey, R (1, 5) OBP: 0.338, SLG: 0.382	0-0 P4				0-0 L7		0-0 P6	0-0 F7		4 0 0 0 0 0 5												
Tom Paciorek, R (1, 9) OBP: 0.297, SLG: 0.354		0-0 HR			0-0 5-3		0-3 K	0-0 F8		4 1 1 1 0 1 1	AB 33 R 2 H 7 RBI 2 BB 4 SO 7 LOB 18											
Bill Russell, R (1, 6) OBP: 0.297, SLG: 0.339		0-0 3B			0-0 F9		0-0 F9	0-0 1B		4 0 2 0 0 0 0												
Claude Osteen, L (1, 1) OBP: 0.182, SLG: 0.173		0-3 K			0-3 K		0-3 K	0-0 P4		1 0 0 0 0 1 1												
Doug Rau, L (2, 1) OBP: 0.091, SLG: 0.091									1 0 0 0 0 1 0													
Von Joshua, L (7, PH) OBP: 0.272, SLG: 0.286									1 0 0 0 0 1 0													
Charlie Hough, R (7, 1) OBP: 0.154, SLG: 0.154									0 0 0 0 0 0 0													
Jim Fairey, L (9, PH) OBP: 0.286, SLG: 0.167									1 0 0 0 0 0 1													
Inning Stats	R: 1 E: 0 K: 1 S: 7	H: 2 LOB: 2 BB: 1 P: 11	R: 1 E: 0 K: 1 S: 6	H: 2 LOB: 1 BB: 1 P: 10	R: 0 E: 0 K: 1 S: 5	H: 0 LOB: 0 BB: 0 P: 5	R: 0 E: 0 K: 0 S: 3	H: 0 LOB: 0 BB: 0 P: 3	R: 0 E: 0 K: 1 S: 5	H: 0 LOB: 1 BB: 1 P: 9	R: 0 E: 0 K: 1 S: 6	H: 1 LOB: 1 BB: 0 P: 6	R: 0 E: 0 K: 1 S: 5	H: 0 LOB: 0 BB: 0 P: 5	R: 0 E: 0 K: 1 S: 6	H: 1 LOB: 2 BB: 1 P: 10	R: 0 E: 0 K: 0 S: 4	H: 1 LOB: 1 BB: 0 P: 4	1B: 3 2B: 2 3B: 1 HR: 1	SF: 0 SAC: 0 DP: 1 HBP: 0	WP: 0 PB: 1 SB: 0 CS: 0	PA: 37
PITCHER Don Wilson, R (1, 1) ERA: 3.13	IP 9.0 WLS W BF 37 H 7 R 2 ER 2 SO 7 BB 4 IBB 0 HBP 0 BLK 0 WP 0 HR 1 S 47 P 63 ERA 2.00 WHIP 1.222											PITCHER	IP WLS BF H R ER SO BB IBB HBP BLK WP HR S P ERA WHIP									

**Los Angeles Dodgers @ Houston Astros**  
 Astrodome, Houston, TX  
 Sun Sep 16 1973, 4:33 AM EDT  
 Att. 10,502 - Unknown

[livebaseballscorecards.com](http://livebaseballscorecards.com)

Batter	1	2	3	4	5	6	7	8	9	AB	R	H	RBI	BB	SO	LOB	BOTTOM
<b>Jimmy Wynn, R</b> <small>(1, 9)</small> <small>OBP: 0.349, SLG: 0.402</small>										3	2	0	0	2	2	0	<b>Los Angeles Dodgers @ Houston Astros</b> Astrodome, Houston, TX <small>Sun Sep 16 1973, 4:33 AM EDT</small> <small>Att. 10,502 - Unknown</small>
<b>Gary Sutherland, R</b> <small>(1, 4)</small> <small>OBP: 0.237, SLG: 0.297</small>										4	1	1	0	1	0	2	
<b>Cesar Cedeno, R</b> <small>(1, 8)</small> <small>OBP: 0.373, SLG: 0.524</small>										4	2	2	1	1	1	2	
<b>Bob Watson, R</b> <small>(1, 7)</small> <small>OBP: 0.404, SLG: 0.446</small>										4	0	1	1	0	0	3	
<b>Doug Rader, R</b> <small>(1, 5)</small> <small>OBP: 0.311, SLG: 0.413</small>										4	0	1	2	0	2	1	
<b>Lee May, R</b> <small>(1, 3)</small> <small>OBP: 0.311, SLG: 0.479</small>										4	1	3	0	0	1	1	
<b>Skip Jutze, R</b> <small>(1, 2)</small> <small>OBP: 0.274, SLG: 0.248</small>										4	0	2	0	0	0	1	
<b>Roger Metzger, S</b> <small>(1, 6)</small> <small>OBP: 0.305, SLG: 0.325</small>										4	0	1	1	0	0	3	
<b>Don Wilson, R</b> <small>(1, 1)</small> <small>OBP: 0.192, SLG: 0.234</small>										4	0	0	0	0	2	2	
<b>Inning Stats</b>	R: 4 E: 2 K: 0 S: 8 H: 5 LOB: 2 BB: 1 P: 12	R: 2 E: 0 K: 1 S: 7 H: 2 LOB: 1 BB: 1 P: 11	R: 0 E: 0 K: 1 S: 5 H: 0 LOB: 0 BB: 0 P: 5	R: 0 E: 0 K: 1 S: 5 H: 0 LOB: 1 BB: 1 P: 9	R: 0 E: 0 K: 1 S: 6 H: 1 LOB: 1 BB: 0 P: 6	R: 0 E: 0 K: 1 S: 6 H: 1 LOB: 1 BB: 0 P: 6	R: 0 E: 0 K: 1 S: 7 H: 2 LOB: 2 BB: 0 P: 7	R: 0 E: 0 K: 2 S: 7 H: 0 LOB: 1 BB: 1 P: 11	1B: 10 2B: 1 3B: 0 HR: 0 SF: 0 SAC: 0 DP: 1 HBP: 0	WP: 0 PB: 0 SB: 0 CS: 0 PA: 39							
<b>PITCHER</b> <b>Claude Osteen, L</b> <small>(1, 1)</small> <small>ERA: 3.36</small>	IP: 1.2, WLS: 1, BF: 14, H: 7, R: 6, ER: 4, SO: 0, BB: 2, IBB: 0, HBP: 0, BLK: 0, WP: 0, HR: 0, S: 12, P: 20, ERA: 21.60, WHIP: 5.400																
<b>Doug Rau, L</b> <small>(2, 1)</small> <small>ERA: 3.96</small>	4.1, WLS: 0, BF: 16, H: 2, R: 0, ER: 0, SO: 5, BB: 1, IBB: 0, HBP: 0, BLK: 0, WP: 0, HR: 0, S: 25, P: 29, ERA: 0.00, WHIP: 0.692																
<b>Charlie Hough, R</b> <small>(7, 1)</small> <small>ERA: 2.79</small>	2.0, WLS: 0, BF: 9, H: 2, R: 0, ER: 0, SO: 3, BB: 1, IBB: 0, HBP: 0, BLK: 0, WP: 0, HR: 0, S: 14, P: 18, ERA: 0.00, WHIP: 1.500																



Batter	1	2	3	4	5	6	7	8	9	AB R H RBI BB SO LOB	TOP												
<b>Bobby Bonds, R</b> (1, 9) OBP: 0.378, SLG: 0.549	0-3 K		0-0 G6-4-3 1-2f			0-0 F7		0-0 FC6-4 1-2f		4 0 0 0 0 1 3													
<b>Tito Fuentes, S</b> (1, 4) OBP: 0.325, SLG: 0.353 <b>Mike Phillips, L</b> (9, PR) OBP: 0.268, SLG: 0.326	0-3 K			0-3 K			0-0 4-3		0-0 1B 1B	4 0 1 0 0 2 0 0 1 0 0 0 0 0													
<b>Garry Maddox, R</b> (1, 8) OBP: 0.340, SLG: 0.439	0-0 1-3			0-0 P4			0-3 K		0-0 F8 1B 1-3 1B	4 0 1 0 0 1 0													
<b>Willie McCovey, L</b> (1, 3) OBP: 0.425, SLG: 0.547 <b>Steve Ontiveros, S</b> (7, 3) OBP: 0.375, SLG: 0.563		0-3 K		0-0 1-3			0-3 K		0-0 1B 1-2 3-H 1B	3 0 0 0 0 2 0 1 0 1 1 0 0 0													
<b>Gary Matthews, R</b> (1, 7) OBP: 0.369, SLG: 0.448		0-0 FC5-4 1B			0-0 G4-6-3 1B			0-0 1B 1B	0-0 F8	4 1 3 0 0 0 2													
<b>Chris Speier, R</b> (1, 6) OBP: 0.336, SLG: 0.360		0-0 FC5-4 1-2f		0-0 G4-6-3 1-2f			0-3 K		0-0 F8 2-3	4 0 0 0 0 1 5													
<b>Dave Kingman, R</b> (1, 5) OBP: 0.297, SLG: 0.534		0-0 5-3			0-0 F7			4-0 1B 1-2 BB	0-0 F7	3 0 0 0 1 0 3													
<b>Dave Rader, L</b> (1, 2) OBP: 0.324, SLG: 0.336			0-0 F7			0-0 4-3		0-0 F8		3 0 0 0 0 0 2													
<b>Jim Barr, R</b> (1, 1) OBP: 0.191, SLG: 0.185 <b>Jim Willoughby, R</b> (4, 1) OBP: 0.214, SLG: 0.308 <b>Don Carithers, R</b> (5, 1) OBP: 0.296, SLG: 0.296 <b>Jim Howarth, L</b> (6, PH) OBP: 0.283, SLG: 0.239 <b>John D'Acquisto, R</b> (6, 1) <b>Gary Thomasson, L</b> (8, PH) OBP: 0.356, SLG: 0.423 <b>Don McMahon, R</b> (8, 1)			0-0 G6-4-3 1B				0-3 K		0-0 FC6-4 1-2 2-H 1B	1 0 1 0 0 0 0 0 0 0 0 0 0 0 0 0 0 0 0 0 0 1 0 0 0 0 0 1 0 0 0 0 0 0 0 0 0 1 0 1 1 0 0 0 0 0 0 0 0 0 0 0 0													
<b>Inning Stats</b>	R: 0 E: 0 K: 2 S: 7	H: 0 LOB: 0 BB: 0 P: 7	R: 0 E: 0 K: 1 S: 6	H: 1 LOB: 1 BB: 0 P: 6	R: 0 E: 0 K: 0 S: 3	H: 1 LOB: 0 BB: 0 P: 3	R: 0 E: 0 K: 1 S: 5	H: 0 LOB: 0 BB: 0 P: 5	R: 0 E: 0 K: 0 S: 3	H: 1 LOB: 0 BB: 0 P: 3	R: 0 E: 0 K: 1 S: 5	H: 0 LOB: 0 BB: 0 P: 5	R: 0 E: 0 K: 2 S: 7	H: 0 LOB: 0 BB: 0 P: 7	R: 1 E: 0 K: 1 S: 7	H: 2 LOB: 2 BB: 1 P: 11	R: 1 E: 0 K: 0 S: 6	H: 3 LOB: 2 BB: 0 P: 6	1B: 8 2B: 0 3B: 0 HR: 0	SF: 0 SAC: 0 DP: 2 HBP: 0	WP: 0 PB: 0 SB: 0 CS: 0	PA: 34	
<b>PITCHER</b> <b>Don Sutton, R</b> (1, 1) ERA: 2.3	IP 9.0	WLS W	BF 34	H 8	R 2	ER 2	SO 8	BB 1	IBB 0	HBP 0	BLK 0	WP 0	HR 0	S 49	P 53	ERA 2.00	WHIP 1.000						<b>PITCHER</b> IP WLS BF H R ER SO BB IBB HBP BLK WP HR S P ERA WHIP

San Francisco Giants @ Los Angeles Dodgers  
Dodger Stadium, Los Angeles, CA  
Mon Sep 17 1973, 7:05 PM PDT  
Att: 23,614 - Unknown

livebaseballscorecards.com

AB 33  
R 2  
H 8  
RBI 2  
BB 1  
SO 8  
LOB 15





Batter	1	2	3	4	5	6	7	8	9	AB	R	H	RBI	BB	SO	LOB
Davey Lopes, R OBP: 0.350, SLG: 0.347 (1, 4)	4-0 S 4-3 BB		0-0 F9	0-0 F2	4-0 BB			0-0 E6 3-1 1-3		3	1	0	0	2	0	4
Bill Buckner, L OBP: 0.296, SLG: 0.350 (1, 3)	0-0 4-3 1-3		0-0 1B	0-0 FC4-6 1-2f	0-0 F9			0-0 1-3 1-2		5	0	1	0	0	0	7
Willie Davis, L OBP: 0.321, SLG: 0.452 (1, 8)	0-0 4-3 3-H		0-0 P5		0-0 HR		0-0 WP 1B	0-0 3-1 2-3		5	1	2	2	0	0	3
Joe Ferguson, R OBP: 0.371, SLG: 0.464 (1, 2)	0-0 F9			0-0 1B 1B	0-0 P4		0-0 F3 1-2	0-0 F3		5	1	1	0	0	0	2
Willie Crawford, L OBP: 0.396, SLG: 0.447 (1, 7)		4-0 G6-3 BB		0-0 SH1-4 1B 1B	0-0 1B 1B		0-3 K			3	2	2	0	1	1	1
Ron Cey, R OBP: 0.339, SLG: 0.383 (1, 5)		0-3 K		0-0 1B SH1-4 1B	0-0 1B 1B		0-0 5-3			4	1	2	1	0	1	2
Tom Paciorek, R OBP: 0.298, SLG: 0.354 (1, 9)		0-0 G6-3 1-2f		0-0 SH1-4 1-2 2-3 3-H	0-0 S E 1B 1B		0-0 G3			3	1	1	1	0	0	1
Bill Russell, R OBP: 0.299, SLG: 0.339 (1, 6)			0-0 5-3	4-0 1B IBB	0-0 S 1B		0-0 F5			3	0	1	1	1	0	0
Don Sutton, R OBP: 0.174, SLG: 0.138 (1, 1)			0-0 1B	0-0 FC4-6 1B	0-0 P6		0-3 K			4	0	2	1	0	1	1

Inning Stats	R: 1	H: 0	E: 0	K: 0	S: 3	LOB: 0	BB: 1	P: 7	R: 0	H: 0	E: 0	K: 1	S: 4	LOB: 0	BB: 1	P: 8	R: 0	H: 2	E: 0	K: 0	S: 5	LOB: 2	BB: 0	P: 5	R: 2	H: 4	E: 0	K: 0	S: 7	LOB: 3	BB: 1	P: 11	R: 4	H: 5	E: 0	K: 0	S: 8	LOB: 2	BB: 1	P: 12	R: 0	H: 1	E: 0	K: 1	S: 6	LOB: 1	BB: 0	P: 6	R: 0	H: 0	E: 0	K: 1	S: 5	LOB: 0	BB: 0	P: 5	R: 0	H: 0	E: 1	K: 0	S: 4	LOB: 1	BB: 0	P: 4
--------------	------	------	------	------	------	--------	-------	------	------	------	------	------	------	--------	-------	------	------	------	------	------	------	--------	-------	------	------	------	------	------	------	--------	-------	-------	------	------	------	------	------	--------	-------	-------	------	------	------	------	------	--------	-------	------	------	------	------	------	------	--------	-------	------	------	------	------	------	------	--------	-------	------

PITCHER	IP	WLS	BF	H	R	ER	SO	BB	IBB	HBP	BLK	WP	HR	S	P	ERA	WHIP
Jim Barr, R ERA: 3.61 (1, 1)	3.1	L	18	6	3	3	1	2	1	0	0	0	0	17	29	8.10	2.400
Jim Willoughby, R ERA: 5.08 (4, 1)	1.0		7	4	4	3	0	0	0	0	0	0	1	7	7	27.00	4.000
Don Carrithers, R ERA: 4.96 (5, 1)	0.2		4	1	0	0	0	1	0	0	0	0	0	3	7	0.00	3.000
John D'Acquisto, R ERA: 3.38 (6, 1)	2.0		7	1	0	0	2	0	0	0	0	1	0	11	11	0.00	0.500
Don McMahon, R ERA: 1.4 (8, 1)	1.0		4	0	0	0	0	0	0	0	0	0	0	4	4	0.00	0.000

**BOTTOM**

**San Francisco Giants @ Los Angeles Dodgers**  
**Dodger Stadium, Los Angeles, CA**  
 Mon Sep 17 1973, 7:05 PM PDT  
 Att. 23,614 - Unknown

AB	35
R	7
H	12
RBI	6
BB	4
SO	3
LOB	21



WP	HR	S	P	ERA	WHIP
1	0	0	40		

Batter	1	2	3	4	5	6	7	8	9	AB R H RBI BB SO LOB	TOP	
<b>Bobby Bonds, R</b> (1, 9) OBP: 0.377, SLG: 0.547	0-0 6-3		0-0 6-3			0-0 F7		0-0 1B		4 0 1 0 0 0 0	<b>San Francisco Giants @ Los Angeles Dodgers</b> <b>Dodger Stadium, Los Angeles, CA</b> Tue Sep 18 1973, 7:05 PM PDT Att: 25,491 - Unknown	
<b>Tito Fuentes, S</b> (1, 4) OBP: 0.324, SLG: 0.355	0-0 1-3		0-0 5-3			0-0 2B		0-0 SF8		3 0 1 1 0 0 0		
<b>Garry Maddox, R</b> (1, 8) OBP: 0.339, SLG: 0.438	0-0 2B 1B		0-0 5-3			0-0 5-3		0-0 F7		4 0 1 0 0 0 2		
<b>Willie McCovey, L</b> (1, 3) OBP: 0.423, SLG: 0.546	0-0 1-3 2B			0-0 P5		0-3 K		0-0 4-3		4 0 1 0 0 1 2		
<b>Gary Matthews, R</b> (1, 7) OBP: 0.370, SLG: 0.447	4-0 BB			0-0 4-3			0-0 L4		4-0 BB	2 0 0 0 2 0 0		
<b>Chris Speier, R</b> (1, 6) OBP: 0.335, SLG: 0.358	0-0 1-3			0-3 K			4-0 FC6 BB		0-3 K	3 0 0 0 1 2 4		
<b>Dave Kingman, R</b> (1, 5) OBP: 0.297, SLG: 0.528		4-0 BB CS BB			0-3 K		0-0 FC6		0-3 K	3 0 0 0 1 2 2		
<b>Dave Rader, L</b> (1, 2) OBP: 0.322, SLG: 0.333		0-3 K			0-0 6-3		0-0 F8		0-0 3-1	4 0 0 0 0 1 3		
<b>Juan Marichal, R</b> (1, 1) OBP: 0.243, SLG: 0.219 <b>Chris Arnold, R</b> (8, PH) OBP: 0.396, SLG: 0.422 <b>Elias Sosa, R</b> (8, 1) OBP: 0.200, SLG: 0.077		0-3 K			0-0 5-3			0-0 1B SF8 1B		2 0 0 0 0 1 0 1 1 1 0 0 0 0 0 0 0 0 0 0 0		
<b>Inning Stats</b>	R: 0 E: 0 K: 0 S: 5 H: 2 LOB: 3 BB: 1 P: 9	R: 0 E: 0 K: 2 S: 6 H: 0 LOB: 0 BB: 1 P: 10	R: 0 E: 0 K: 0 S: 3 H: 0 LOB: 0 BB: 0 P: 3	R: 0 E: 0 K: 1 S: 5 H: 0 LOB: 0 BB: 0 P: 5	R: 0 E: 0 K: 1 S: 5 H: 0 LOB: 0 BB: 0 P: 5	R: 0 E: 0 K: 1 S: 6 H: 1 LOB: 1 BB: 0 P: 6	R: 0 E: 0 K: 0 S: 3 H: 0 LOB: 1 BB: 1 P: 7	R: 1 E: 0 K: 0 S: 5 H: 2 LOB: 1 BB: 0 P: 5	R: 0 E: 0 K: 2 S: 7 H: 0 LOB: 1 BB: 1 P: 11	1B: 3 2B: 3 3B: 0 HR: 0 SF: 1 SAC: 0 DP: 1 HBP: 0	WP: 0 PB: 0 SB: 1 CS: 1 PA: 35	
<b>PITCHER</b>	IP WLS BF H R ER SO BB IBB HBP BLK WP HR S P ERA WHIP											
<b>Tommy John, L</b> (1, 1) ERA: 3.08	7.0 W 28 5 1 1 5 3 0 0 0 0 0 0 35 47 1.29 1.143											
<b>Charlie Hough, R</b> (8, 1) ERA: 2.7	2.0 S 7 0 0 0 2 1 0 0 0 0 0 0 10 14 0.00 0.500											

livebaseballscorecards.com

<b>AB</b>	<b>30</b>
<b>R</b>	<b>1</b>
<b>H</b>	<b>5</b>
<b>RBI</b>	<b>1</b>
<b>BB</b>	<b>4</b>
<b>SO</b>	<b>7</b>
<b>LOB</b>	<b>13</b>



Batter	1	2	3	4	5	6	7	8	9	AB	R	H	RBI	BB	SO	LOB
<b>Davey Lopes, R</b> OBP: 0.348, SLG: 0.344 (1, 4)	0-0 <b>F7</b>		0-0 <b>G5-4-3</b>			0-0 <b>P6</b>	0-0 <b>F8</b>			4	0	0	0	0	0	6
<b>Bill Buckner, L</b> OBP: 0.296, SLG: 0.350 (1, 3)	0-0 <b>F5</b>			0-0 <b>4-3</b>		0-0 <b>P6</b>	0-0 <b>1B</b>			4	0	1	1	0	0	2
<b>Willie Davis, L</b> OBP: 0.321, SLG: 0.451 (1, 8)	0-0 <b>1B</b>			0-3 <b>K</b>		0-0 <b>P3</b>	0-0 <b>4-3</b>			4	0	1	0	0	1	5
<b>Joe Ferguson, R</b> OBP: 0.370, SLG: 0.461 (1, 2)	0-0 <b>F8</b>			0-0 <b>1-3</b>			4-0 <b>1B</b> <b>FC</b> <b>BB</b>	0-0 <b>F9</b>		3	1	0	0	1	0	1
<b>Willie Crawford, L</b> OBP: 0.396, SLG: 0.446 (1, 7)		0-0 <b>L5</b>			0-0 <b>F9</b>		0-0 <b>1B</b> <b>FC</b> <b>1B</b>	4-0 <b>L6-3</b> <b>BB</b>		3	1	1	0	1	0	0
<b>Ron Cey, R</b> OBP: 0.337, SLG: 0.380 (1, 5)		0-0 <b>F9</b>			0-0 <b>5-3</b>		0-0 <b>FC</b> <b>1B</b> <b>1-3</b>	0-0 <b>L6-3</b> <b>BB</b>		4	1	0	1	0	0	2
<b>Tom Paciorek, R</b> OBP: 0.292, SLG: 0.348 (1, 9)		0-0 <b>5-3</b>			0-0 <b>F9</b>		0-0 <b>1-3</b>			3	0	0	0	0	0	2
<b>Bill Russell, R</b> OBP: 0.300, SLG: 0.339 (1, 6)			0-0 <b>F7</b>			0-0 <b>SH</b> <b>S</b> <b>1B</b>	4-0 <b>1B</b> <b>1B</b> <b>IBB</b>			2	0	1	0	1	0	0
<b>Tommy John, R</b> OBP: 0.233, SLG: 0.214 (1, 1)			0-0 <b>E6</b>			0-0 <b>SH</b>	0-0 <b>1B</b>			2	0	1	1	0	0	0
<b>Charlie Hough, R</b> OBP: 0.154, SLG: 0.154 (8, 1)						1-3 <b>SH</b>	1-2 2-3 3-H <b>1B</b>			0	0	0	0	0	0	0
<b>Inning Stats</b>	R: 0 E: 0 K: 0 S: 4	H: 1 LOB: 1 BB: 0 P: 4	R: 0 E: 0 K: 0 S: 3	H: 0 LOB: 0 BB: 0 P: 3	R: 0 E: 1 K: 0 S: 3	H: 0 LOB: 0 BB: 0 P: 3	R: 0 E: 0 K: 1 S: 5	H: 0 LOB: 0 BB: 0 P: 5	R: 0 E: 1 K: 0 S: 5	H: 1 LOB: 2 BB: 0 P: 5	R: 3 E: 0 K: 0 S: 7	H: 3 LOB: 3 BB: 2 P: 15	R: 0 E: 0 K: 0 S: 2	H: 0 LOB: 0 BB: 1 P: 6	1B: 5 2B: 1 3B: 0 HR: 0	SF: 0 SAC: 1 DP: 2 HBP: 0
<b>PITCHER</b>	IP WLS BF H R ER SO														WP HR S P ERA WHIP	
<b>Juan Marichal, R</b> ERA: 3.76 (1, 1)	7.0 L 30 5 3 3 1														0 0 30 38 3.86 0.857	
<b>Elias Sosa, R</b> ERA: 3.14 (8, 1)	1.0 3 0 0 0 0														1 0 0 0 0.00 1.000	

**BOTTOM**

**San Francisco Giants @ Los Angeles Dodgers**  
Dodger Stadium, Los Angeles, CA

Tue Sep 18 1973, 7:05 PM PDT  
Att. 25,491 - Unknown

[livebaseballscorecards.com](http://livebaseballscorecards.com)

<b>AB</b>	<b>29</b>
<b>R</b>	<b>3</b>
<b>H</b>	<b>5</b>
<b>RBI</b>	<b>3</b>
<b>BB</b>	<b>3</b>
<b>SO</b>	<b>1</b>
<b>LOB</b>	<b>18</b>



WP: 0	PA: 33
PB: 0	
SB: 1	
CS: 0	

Batter	1	2	3	4	5	6	7	8	9	AB R H RBI BB SO LOB	TOP											
Ralph Garr, L (1, 9) OBP: 0.325, SLG: 0.420	0-3 K		0-0 CS 1B		0-0 1-2 3-1 1B		0-0 F7		0-0 6-3	5 0 2 0 0 1 1	<b>Atlanta Braves @ Los Angeles Dodgers</b> <b>Dodger Stadium, Los Angeles, CA</b> Wed Sep 19 1973, 7:05 PM PDT Att: 31,012 - Unknown											
Mike Lum, L (1, 7) OBP: 0.353, SLG: 0.461	0-3 K		0-3 K		0-0 3-1			0-0 1-3		4 0 0 0 0 2 3												
Darrell Evans, L (1, 5) OBP: 0.407, SLG: 0.561	4-0 BB			0-0 L3	0-3 K			0-3 K		3 0 0 0 1 2 2												
Dusty Baker Jr., R (1, 8) OBP: 0.358, SLG: 0.450	0-0 P3			0-0 6-3		4-0 FC4-6 BB		0-0 E 2B		3 0 1 0 1 0 1												
Davey Johnson, R (1, 4) OBP: 0.371, SLG: 0.562		0-0 6-3		0-0 HR		0-0 F9		0-0 E5		4 1 1 1 0 0 2												
Frank Tepedino, L (1, 3) OBP: 0.357, SLG: 0.399		4-0 BB		0-0 1B		0-0 FC4-6 1-2f		0-0 2-3		3 0 1 0 1 0 3												
Sonny Jackson, L (1, 6) OBP: 0.281, SLG: 0.250 Chuck Goggin, S (9, PH) OBP: 0.350, SLG: 0.344		0-0 F7		0-0 F2		0-0 FC4-6 1-2f			0-3 K	3 0 0 0 0 0 3 1 0 0 0 0 1 0												
Paul Casanova, R (1, 2) OBP: 0.263, SLG: 0.344		0-0 F8			0-0 F8		0-0 F7		0-0 1-3 1B	4 0 1 0 0 0 1												
Phil Niekro, R (1, 1) OBP: 0.146, SLG: 0.213 Al Closter, L (8, 1) Joe Niekro, R (8, 1) OBP: 0.333, SLG: 0.333 Marty Perez, R (9, PH) OBP: 0.315, SLG: 0.350			0-0 5-3		1-0 3-1 1B HBP		0-3 K		0-0 1-3	2 0 0 0 0 1 0 0 0 0 0 0 0 0 0 0 0 0 0 0 0 1 0 0 0 0 0 1												
<b>Inning Stats</b>	R: 0 E: 0 K: 2 S: 7	H: 0 LOB: 1 BB: 1 P: 11	R: 0 E: 0 K: 0 S: 3	H: 0 LOB: 1 BB: 1 P: 7	R: 0 E: 0 K: 1 S: 5	H: 1 LOB: 0 BB: 0 P: 5	R: 1 E: 0 K: 0 S: 5	H: 2 LOB: 1 BB: 0 P: 5	R: 0 E: 0 K: 1 S: 6	H: 1 LOB: 2 BB: 0 P: 7		R: 0 E: 0 K: 0 S: 3	H: 0 LOB: 1 BB: 1 P: 7	R: 0 E: 0 K: 1 S: 5	H: 0 LOB: 0 BB: 0 P: 5	R: 0 E: 1 K: 1 S: 7	H: 1 LOB: 2 BB: 0 P: 7	R: 0 E: 0 K: 1 S: 6	H: 1 LOB: 1 BB: 0 P: 6	1B: 4 2B: 1 3B: 0 HR: 1	SF: 0 SAC: 0 DP: 0 HBP: 1	WP: 0 PB: 0 SB: 0 CS: 1
<b>PITCHER</b>	IP WLS BF H R ER SO BB IBB HBP BLK WP HR S P ERA WHIP	IP WLS BF H R ER SO BB IBB HBP BLK WP HR S P ERA WHIP											IP WLS BF H R ER SO BB IBB HBP BLK WP HR S P ERA WHIP									
Andy Messersmith, R (1, 1) ERA: 2.7	8.0 W 33 5 1 1 6 3 0 1 0 0 1 41 54 1.12 1.000	1.0 S 4 1 0 0 1 0 0 0 0 0 0 6 6 0.00 1.000																				

livebaseballscorecards.com

<b>AB</b>	<b>33</b>
<b>R</b>	<b>1</b>
<b>H</b>	<b>6</b>
<b>RBI</b>	<b>1</b>
<b>BB</b>	<b>3</b>
<b>SO</b>	<b>7</b>
<b>LOB</b>	<b>17</b>



Batter	1	2	3	4	5	6	7	8	9	AB R H RBI BB SO LOB
Davey Lopes, R OBP: 0.347, SLG: 0.342 (1, 4)	0-0 5-3		0-0 5-3		0-0 F7			4-0 1B WP SF7 BB		3 1 0 0 1 0 2
Bill Buckner, L OBP: 0.294, SLG: 0.348 (1, 3) Steve Garvey, R OBP: 0.322, SLG: 0.405 (8, PH) (9, 3)	0-0 F8		0-3 K			0-0 3-1		4-0 BB 1B IBB		3 0 0 0 0 1 1 0 1 0 0 1 0 0
Willie Davis, L OBP: 0.320, SLG: 0.449 (1, 8)	0-0 6-3			0-0 F9		0-0 3-1		0-0 BB 1B		4 1 1 1 0 0 0
Joe Ferguson, R OBP: 0.367, SLG: 0.458 (1, 2)		0-0 F8		0-0 P6		0-3 K		0-0 SF7		3 0 0 1 0 1 0
Willie Crawford, L OBP: 0.397, SLG: 0.445 (1, 7)		0-0 4-3		0-0 FC6-4 1B			0-0 F7	4-0 1B BB		3 0 1 0 1 0 0
Ron Cey, R OBP: 0.340, SLG: 0.383 (1, 5)		0-0 FC5-4 1B		0-0 FC6-4			0-0 CS 1B	0-0 1B		4 0 3 2 0 0 1
Tom Paciorek, R OBP: 0.287, SLG: 0.341 (1, 9)		0-0 FC5-4			0-3 K		0-0 P4			3 0 0 0 0 1 2
Bill Russell, R OBP: 0.304, SLG: 0.343 (1, 6)			0-0		0-0	0-0 4-6-3 1B		4-0 WP 6-3 1B BB		2 1 2 0 1 0 0
Andy Messersmith, R OBP: 0.213, SLG: 0.202 (1, 1) Manny Mota, R OBP: 0.371, SLG: 0.369 (8, PH) Jim Brewer, L OBP: 0.400, SLG: 0.400 (9, 1)			0-3 K		0-0 4-6-3			0-0 6-3		2 0 0 0 0 1 2 1 0 0 0 0 0 1 0 0 0 0 0 0 0

Inning Stats	R: 0 E: 0 K: 0 S: 3	H: 0 LOB: 0 BB: 0 P: 3	R: 0 E: 0 K: 0 S: 4	H: 1 LOB: 1 BB: 0 P: 4	R: 0 E: 0 K: 2 S: 8	H: 1 LOB: 1 BB: 0 P: 8	R: 0 E: 0 K: 0 S: 4	H: 1 LOB: 1 BB: 0 P: 4	R: 0 E: 0 K: 1 S: 6	H: 1 LOB: 1 BB: 0 P: 6	R: 0 E: 0 K: 1 S: 5	H: 0 LOB: 0 BB: 0 P: 5	R: 0 E: 0 K: 0 S: 3	H: 1 LOB: 0 BB: 0 P: 3	R: 4 E: 0 K: 0 S: 4	H: 2 LOB: 2 BB: 4 P: 20
--------------	------------------------------	---------------------------------	------------------------------	---------------------------------	------------------------------	---------------------------------	------------------------------	---------------------------------	------------------------------	---------------------------------	------------------------------	---------------------------------	------------------------------	---------------------------------	------------------------------	----------------------------------

PITCHER	IP	WLS	BF	H	R	ER	SO	BB	IBB	HBP	BLK	WP	HR	S	P	ERA	WHIP
Phil Niekro, R ERA: 3.34 (1, 1)	7.1	L	28	5	2	2	4	2	0	0	0	0	0	34	42	2.46	0.955
Al Closter, L ERA: 23.14 (8, 1)	0.0		2	1	0	0	0	0	1	0	0	1	0	1	5	∞	∞
Joe Niekro, R ERA: 4.43 (8, 1)	0.2		3	1	2	2	0	1	0	0	0	0	0	2	6	27.00	3.000

**BOTTOM**

**Atlanta Braves @ Los Angeles Dodgers**  
**Dodger Stadium, Los Angeles, CA**

Wed Sep 19 1973, 7:05 PM PDT  
 Att. 31,012 - Unknown

<b>AB</b>	<b>28</b>
<b>R</b>	<b>4</b>
<b>H</b>	<b>7</b>
<b>RBI</b>	<b>4</b>
<b>BB</b>	<b>4</b>
<b>SO</b>	<b>4</b>
<b>LOB</b>	<b>9</b>

livebaseballscorecards.com



WP	HR	S	P	ERA	WHIP
1B: 6	SF: 1	WP: 1	PA: 33		
2B: 1	SAC: 0	PB: 0			
3B: 0	DP: 0	SB: 0			
HR: 0	HBP: 0	CS: 1			

Batter	1	2	3	4	5	6	7	8	9	10	11	12	AB R H RBI BB SO LOB	TOP														
Ralph Garr, L OBP: 0.324, SLG: 0.417 (1, 9)	4-0		0-3			0-0	0-3		0-0		0-3		5 1 0 0 1 3 7	<p>Atlanta Braves @ Los Angeles Dodgers Dodger Stadium, Los Angeles, CA</p> <p>Thu Sep 20 1973, 7:05 PM PDT Att. 27,931 - Unknown</p> <p>livebaseballscorecards.com</p> <table border="1"> <tr><td>AB</td><td>42</td></tr> <tr><td>R</td><td>3</td></tr> <tr><td>H</td><td>10</td></tr> <tr><td>RBI</td><td>3</td></tr> <tr><td>BB</td><td>5</td></tr> <tr><td>SO</td><td>11</td></tr> <tr><td>LOB</td><td>27</td></tr> </table>	AB	42	R	3	H	10	RBI	3	BB	5	SO	11	LOB	27
AB	42																											
R	3																											
H	10																											
RBI	3																											
BB	5																											
SO	11																											
LOB	27																											
Marty Perez, R OBP: 0.314, SLG: 0.347 (1, 6)	0-0		0-0			0-0	0-3			0-3		4 0 0 0 1 2 3																
Darrell Evans, L OBP: 0.405, SLG: 0.557 (1, 5)	0-0			0-3		0-3		0-0		0-0		6 0 1 0 0 2 4																
Hank Aaron, R OBP: 0.400, SLG: 0.638 (1, 7)	0-0			0-0		0-0		0-0		4-0		5 1 3 2 1 0 1																
Dusty Baker Jr., R OBP: 0.358, SLG: 0.449 (1, 8)		0-0		0-0		0-0		0-0		0-0		6 0 2 1 0 0 4																
Davey Johnson, R OBP: 0.370, SLG: 0.558 (1, 4)		0-0			0-0	0-0		0-0		0-3		5 0 1 0 0 1 2																
Mike Lum, L OBP: 0.352, SLG: 0.458 (1, 3)		0-3			0-0	0-0			0-0		0-0		5 0 1 0 0 1 3															
Paul Casanova, R OBP: 0.284, SLG: 0.341 Chuck Goggin, S OBP: 0.350, SLG: 0.344 Dick Dietz, R OBP: 0.457, SLG: 0.405 Sonny Jackson, L OBP: 0.281, SLG: 0.250 Freddie Velazquez, R OBP: 0.364, SLG: 0.381 (1, 2) (7, PR) (7, 2) (9, PR) (9, 2)		0-0			0-0		4-0		4-0		0-0		2 0 0 0 1 0 1 0 0 0 0 0 0 0 0 0 0 0 1 0 0 0 0 0 0 0 0 0 1 0 1 0 0 0 0															
Ron Schueler, R OBP: 0.200, SLG: 0.172 Frank Tepedino, L OBP: 0.355, SLG: 0.396 Roric Harrison, R OBP: 0.096, SLG: 0.200 (1, 1) (11, PH) (11, 1)		0-3				0-0	0-0		0-0		0-3		2 1 1 0 0 1 0 1 0 0 0 0 1 2 0 0 0 0 0 0 0															
<b>Inning Stats</b>	R: 0 H: 0 E: 0 LOB: 1 K: 0 BB: 1 S: 3 P: 7	R: 0 H: 1 E: 0 LOB: 1 K: 1 BB: 0 S: 6 P: 6	R: 0 H: 0 E: 0 LOB: 0 K: 2 BB: 0 S: 7 P: 7	R: 0 H: 0 E: 0 LOB: 0 K: 1 BB: 0 S: 5 P: 5	R: 0 H: 0 E: 0 LOB: 0 K: 0 BB: 0 S: 3 P: 3	R: 3 H: 4 E: 1 LOB: 2 K: 1 BB: 0 S: 10 P: 10	R: 0 H: 0 E: 0 LOB: 2 K: 2 BB: 1 S: 7 P: 11	R: 0 H: 1 E: 0 LOB: 1 K: 0 BB: 0 S: 4 P: 4	R: 0 H: 0 E: 0 LOB: 2 K: 0 BB: 1 S: 3 P: 7	R: 0 H: 1 E: 0 LOB: 1 K: 1 BB: 1 S: 5 P: 9	R: 0 H: 2 E: 0 LOB: 2 K: 3 BB: 0 S: 11 P: 11	R: 0 H: 1 E: 0 LOB: 1 K: 0 BB: 1 S: 3 P: 7	1B: 8 SF: 0 2B: 3 SAC: 3 3B: 0 DP: 2 HR: 0 HBP: 0	WP: 0 PA: 50 SB: 1 CS: 0														
<b>PITCHER</b>	IP WLS BF H R ER SO BB IBB HBP BLK WP HR S P ERA WHIP																											
Al Downing, L ERA: 3.15 (1, 1)	9.0 W 37 6 3 0 7 3 0 0 0 0 0 0 0 0 0.00 1.000																											
Charlie Hough, R ERA: 2.58 (10, 1)	3.0 W 13 4 0 0 4 2 0 0 0 0 0 0 0 0 0.00 2.000																											

Batter	1	2	3	4	5	6	7	8	9	10	11	12	AB	R	H	RBI	BB	SO	LOB	BOTTOM					
Davey Lopes, R OBP: 0.347, SLG: 0.349 (1, 4)	0-0 F7		0-0 5-3		0-0 G5-3 2B		0-0 F7		0-0 FC5-4			0-0 2-H HR	6	1	2	2	0	0	1						
Bill Buckner, L OBP: 0.295, SLG: 0.349 (1, 3)	4-0 1B BB		0-0 2B		0-0 L4		0-0 4-3			0-0 5-3			4	0	1	0	1	0	1						
Willie Davis, L OBP: 0.323, SLG: 0.450 (1, 8)	0-0 G4-6-3 1B		0-3 K		4-0 IBB			0-0 F8		0-0 1B			4	0	2	0	1	1	1						
Joe Ferguson, R OBP: 0.366, SLG: 0.458 (1, 2)	0-0 G4-6-3		0-0 5-3		0-0 G5-3			0-0 G5-3 2B		0-3 K			5	0	1	0	0	1	6						
Willie Crawford, L OBP: 0.401, SLG: 0.464 (1, 7)		0-0 HR		0-0 1B G4-3-6 2B		0-0 HR		4-0 IBB		0-0 5-3			4	3	3	2	1	0	1						
Ron Cey, R OBP: 0.339, SLG: 0.381 (1, 5)		0-0 5-3		0-0 G4-3-6 1B		0-0 P6		0-0 G5-3			0-0 6-3		5	0	1	0	0	0	2						
Tom Paciorek, R OBP: 0.276, SLG: 0.331 (1, 9)		0-0 F8		0-0 G4-3-6 1-2f 3-H 1B		0-0 6-3			0-3 K		0-0 F9		5	0	0	0	0	1	1						
Bill Russell, R OBP: 0.305, SLG: 0.342 (1, 6)		4-0 BB		0-0 1B		0-0 F7			0-0 6-3		0-0 F9		4	0	1	0	1	0	0						
Al Downing, R OBP: 0.164, SLG: 0.125 (1, 1)		0-0 P3		0-3 K		0-0 F3			4-0 FC5-4 BB			0-0 E8 HR 1B	3	0	0	0	0	1	2						
Ken McMullen, R OBP: 0.292, SLG: 0.470 (9, PH)													0	0	0	0	1	0	0						
Jerry Royster, R OBP: 0.143, SLG: 0.143 (9, PR)													0	0	0	0	0	0	0						
Charlie Hough, R OBP: 0.154, SLG: 0.154 (10, 1)													0	0	0	0	0	0	0						
Von Joshua, L OBP: 0.276, SLG: 0.291 (12, PH)													1	1	1	0	0	0	0						
<b>Inning Stats</b>	R: 0 E: 0 K: 0 S: 3	H: 1 LOB: 1 BB: 1 P: 7	R: 1 E: 0 K: 0 S: 4	H: 1 LOB: 1 BB: 1 P: 8	R: 0 E: 0 K: 1 S: 6	H: 1 LOB: 1 BB: 0 P: 6	R: 1 E: 0 K: 1 S: 7	H: 3 LOB: 1 BB: 0 P: 7	R: 0 E: 0 K: 0 S: 3	H: 1 LOB: 0 BB: 0 P: 4	R: 1 E: 0 K: 0 S: 4	H: 1 LOB: 0 BB: 0 P: 3	R: 0 E: 0 K: 1 S: 5	H: 0 LOB: 1 BB: 1 P: 9	R: 0 E: 0 K: 1 S: 6	H: 1 LOB: 1 BB: 0 P: 6	R: 0 E: 0 K: 0 S: 3	H: 0 LOB: 0 BB: 0 P: 3	R: 2 E: 1 K: 0 S: 2	H: 2 LOB: 0 BB: 0 P: 2	1B: 5 2B: 4 3B: 0 HR: 3	SF: 0 SAC: 0 DP: 4 HBP: 0	WP: 0 PB: 0 SB: 0 CS: 0	PA: 46	
<b>PITCHER</b>	IP	WLS	BF	H	R	ER	SO	BB	IBB	HBP	BLK	WP	HR	S	P	ERA	WHIP								
Ron Schueler, R ERA: 3.72 (1, 1)	10.0		41	10	3	3	4	3	2	0	0	0	2	44	64	2.70	1.300								
Roric Harrison, R ERA: 4.13 (11, 1)	1.0	L	5	2	2	2	0	0	0	0	0	0	1	5	5	18.00	2.000								

**Atlanta Braves @ Los Angeles Dodgers**  
**Dodger Stadium, Los Angeles, CA**  
 Thu Sep 20 1973, 7:05 PM PDT  
 Att: 27,931 - Unknown

livebaseballscorecards.com

<b>AB</b>	41
<b>R</b>	5
<b>H</b>	12
<b>RBI</b>	4
<b>BB</b>	5
<b>SO</b>	4
<b>LOB</b>	15



Batter	1	2	3	4	5	6	7	8	9	10	AB	R	H	RBI	BB	SO	LOB	TOP						
Pete Rose, S (1, 7) OBP: 0.407, SLG: 0.437	F9		G6-4-3		F9			6-3		K	5	0	0	0	0	1	3	<p>Cincinnati Reds @ Los Angeles Dodgers</p> <p>Dodger Stadium, Los Angeles, CA</p> <p>Fri Sep 21 1973, 7:05 PM PDT</p> <p>Att. 46,308 - Unknown</p>						
Joe Morgan, L (1, 4) OBP: 0.403, SLG: 0.478	6-3		F2		P6			F8		HR	5	1	1	0	0	0	1							
Tony Perez, R (1, 3) OBP: 0.388, SLG: 0.518											5	1	5	3	0	0	0							
Dan Driessen, L (10, 3) OBP: 0.352, SLG: 0.391											0	0	0	0	0	0	0							
Andy Kosco, R (1, 9) OBP: 0.345, SLG: 0.510											5	0	2	0	0	0	3							
Clay Carroll, R (10, 1) OBP: 0.214, SLG: 0.214	6-3							G6-4-3			0	0	0	0	0	0	0							
Ross Grimsley, L (10, 1) OBP: 0.063, SLG: 0.063											0	0	0	0	0	0	0							
Pedro Borbon, R (10, 1) OBP: 0.308, SLG: 0.308											0	0	0	0	0	0	0							
George Foster, R (1, 8) OBP: 0.433, SLG: 0.889											5	1	4	1	0	0	1							
Denis Menke, R (1, 5) OBP: 0.368, SLG: 0.261											4	0	0	0	0	0	4							
Bill Plummer, R (1, 2) OBP: 0.264, SLG: 0.239											4	0	0	0	0	1	3							
Darrel Chaney, S (1, 6) OBP: 0.272, SLG: 0.222											2	0	1	0	0	1	1							
Bobby Tolan, L (7, PH) OBP: 0.251, SLG: 0.304											1	0	0	0	0	0	0							
Ed Crosby, L (7, 6) OBP: 0.284, SLG: 0.256											1	0	0	0	0	0	0							
Jack Billingham, R (1, 1) OBP: 0.057, SLG: 0.100											1	0	1	0	0	0	0							
Ed Armbrister, R (7, PH) OBP: 0.121, SLG: 0.615											1	0	0	0	0	0	0							
Tom Hall, L (7, 1) OBP: 0.045, SLG: 0.045											0	0	0	0	0	0	0							
Phil Gagliano, R (10, PH) OBP: 0.413, SLG: 0.328											1	0	1	0	0	0	0							
Cesar Geronimo, L (10, PR) OBP: 0.268, SLG: 0.298											0	1	0	0	0	0	0							
<b>Inning Stats</b>	R: 0 E: 0 K: 0 S: 4	H: 1 LOB: 1 BB: 0 P: 4	R: 0 E: 0 K: 1 S: 6	H: 1 LOB: 1 BB: 0 P: 6	R: 0 E: 0 K: 0 S: 3	H: 1 LOB: 0 BB: 0 P: 3	R: 0 E: 0 K: 0 S: 5	H: 3 LOB: 2 BB: 0 P: 5	R: 0 E: 0 K: 0 S: 4	H: 1 LOB: 1 BB: 0 P: 4	R: 0 E: 0 K: 0 S: 3	H: 2 LOB: 1 BB: 0 P: 4	R: 0 E: 0 K: 0 S: 4	H: 0 LOB: 0 BB: 0 P: 3	R: 0 E: 0 K: 0 S: 4	H: 1 LOB: 1 BB: 0 P: 4	R: 1 E: 0 K: 1 S: 6	H: 1 LOB: 0 BB: 0 P: 6	R: 3 E: 0 K: 1 S: 8	H: 4 LOB: 1 BB: 0 P: 8	1B: 11 2B: 2 3B: 0 HR: 2	SF: 0 SAC: 1 DP: 2 HBP: 0	WP: 0 PB: 0 SB: 0 CS: 1	PA: 42
<b>PITCHER</b>	IP 9.0	WLS L	BF 36	H 12	R 2	ER 2	SO 2	BB 0	IBB 0	HBP 0	BLK 0	WP 0	HR 1	S 40	P 40	ERA 2.00	WHIP 1.333							
Claude Osteen, L (1, 1) ERA: 3.31																								
Charlie Hough, R (10, 1) ERA: 2.81	1.0		5	3	2	2	1	0	0	0	0	0	1	7	7	18.00	3.000							

livebaseballscorecards.com

AB	40
R	4
H	15
RBI	4
BB	0
SO	3
LOB	16





Batter	1	2	3	4	5	6	7	8	9	10	AB	R	H	RBI	BB	SO	LOB
Davey Lopes, R (1, 4) OBP: 0.349, SLG: 0.349	0-0 6-3 1B	4-0 BB			0-0 P3		0-0 6-3			4-0 1-2 BB	3	0	1	0	2	0	0
Bill Buckner, L (1, 3) OBP: 0.295, SLG: 0.348	0-0 F5	0-3 K			0-0 G3-6 1B		0-0 3-1			0-0 1-3	4	0	1	0	0	1	4
Steve Garvey, R (10, PH) OBP: 0.321, SLG: 0.404										1-2 2-3	1	0	0	0	0	0	2
Willie Davis, L (1, 8) OBP: 0.320, SLG: 0.446	0-0 6-3 1-2		0-3 K		0-0 G3-6 1-2f			0-0 P4		0-0 F2	5	0	0	0	0	1	4
Joe Ferguson, R (1, 2) OBP: 0.363, SLG: 0.453	0-0 6-3		0-0 1-3			0-0 4-3		0-0 5-3		0-0 F7	5	0	0	0	0	0	3
Willie Crawford, L (1, 9) OBP: 0.404, SLG: 0.466		4-0 2B BB	4-0 CS BB			0-0 1B 2B		0-3 K			2	1	1	0	2	1	0
Ron Cey, R (1, 5) OBP: 0.340, SLG: 0.381		4-0 2B BB	0-0 CS	0-0 F8		0-0 2-3 1B		0-0 5-3			3	0	1	0	1	0	0
Von Joshua, L (1, 7) OBP: 0.284, SLG: 0.306		0-0 FC5-2-5 2B		0-0 CS 1B		0-3 K		0-0 F9			3	0	2	1	0	1	2
Tom Paciorek, R (9, 7) OBP: 0.278, SLG: 0.329										0-0 F9	1	0	0	0	0	0	0
Bill Russell, R (1, 6) OBP: 0.304, SLG: 0.341		0-0 FC5-2-5 2-3		4-0 BB		0-3 K		0-3 K		0-3 K	3	0	0	0	1	2	4
Claude Osteen, L (1, 1) OBP: 0.175, SLG: 0.167		0-0 6-3		0-0 4-3				0-0 F7			3	0	0	0	0	0	3
Charlie Hough, R (10, 1) OBP: 0.154, SLG: 0.154										0-0 1-3 BB 1B	0	0	0	0	0	0	0
Jim Fairey, L (10, PH) OBP: 0.375, SLG: 0.286											1	0	1	0	0	0	0

BOTTOM	
<b>Cincinnati Reds @ Los Angeles Dodgers</b> Dodger Stadium, Los Angeles, CA	
Fri Sep 21 1973, 7:05 PM PDT Att: 46,308 - Unknown	
AB 34	
R 1	
H 7	
RBI 1	
BB 6	
SO 6	
LOB 22	
WP: 0 PA: 41	
PB: 0	
SB: 1	
CS: 2	

Inning Stats	R: 0	H: 1	E: 0	K: 0	S: 4	P: 4	R: 1	H: 1	E: 0	K: 1	S: 6	P: 18	R: 0	H: 0	E: 0	K: 1	S: 4	P: 8	R: 0	H: 1	E: 0	K: 0	S: 3	P: 7	R: 0	H: 1	E: 0	K: 0	S: 3	P: 3	R: 0	H: 2	E: 0	K: 2	S: 9	P: 9	R: 0	H: 0	E: 0	K: 0	S: 3	P: 3	R: 0	H: 0	E: 0	K: 1	S: 5	P: 5	R: 0	H: 0	E: 0	K: 1	S: 5	P: 5	R: 0	H: 0	E: 0	K: 1	S: 5	P: 5	R: 0	H: 1	E: 0	K: 0	S: 4	P: 8	1B: 5	2B: 2	3B: 0	HR: 0	SF: 0	SAC: 0	DP: 1	HBP: 0	WP: 0	PA: 41
<b>PITCHER</b>	IP	WLS	BF	H	R	ER	SO	BB	IBB	HBP	BLK	WP	HR	S	P	ERA	WHIP																																																											
Jack Billingham, R (1, 1) ERA: 3.02	6.0		26	6	1	1	4	5	0	0	0	0	0	29	49	1.50	1.833																																																											
Tom Hall, L (7, 1) ERA: 3.45	3.0	W	9	0	0	0	2	0	0	0	0	0	0	13	13	0.00	0.000																																																											
Clay Carroll, R (10, 1) ERA: 3.87	0.0		2	1	0	0	0	1	0	0	0	0	0	1	5	∞	∞																																																											
Ross Grimsley, L (10, 1) ERA: 3.19	0.2		2	0	0	0	0	0	0	0	0	0	0	2	2	0.00	0.000																																																											
Pedro Borbon, R (10, 1) ERA: 2.06	0.1	S	1	0	0	0	0	0	0	0	0	0	0	1	1	0.00	0.000																																																											

Batter	1	2	3	4	5	6	7	8	9	AB R H RBI BB SO LOB	TOP											
<b>Pete Rose, S</b> OBP: 0.407, SLG: 0.443 (1, 7)										6 3 3 2 0 0 2												
<b>Joe Morgan, L</b> OBP: 0.404, SLG: 0.479 (1, 4)										5 1 2 0 1 1 3												
<b>Dan Driessen, L</b> OBP: 0.351, SLG: 0.390 (1, 5) (7, 3)										6 0 2 1 0 1 4												
<b>Tony Perez, R</b> OBP: 0.388, SLG: 0.516 (1, 3) <b>Denis Menke, R</b> OBP: 0.368, SLG: 0.261 (7, 5)										4 2 1 0 1 0 3 0 0 0 0 0 0 0												
<b>Ken Griffey, L</b> OBP: 0.434, SLG: 0.614 (1, 9)										5 1 3 1 0 1 1												
<b>Cesar Geronimo, L</b> OBP: 0.267, SLG: 0.299 (1, 8)										5 1 1 3 0 0 3												
<b>Darrel Chaney, S</b> OBP: 0.274, SLG: 0.219 (1, 6)										3 1 0 0 2 1 1												
<b>Bill Plummer, R</b> OBP: 0.269, SLG: 0.233 (1, 2)										3 1 0 0 1 1 4												
<b>Don Gullett, R</b> OBP: 0.257, SLG: 0.222 (1, 1) <b>Pedro Borbon, R</b> OBP: 0.333, SLG: 0.333 (5, 1) <b>Tom Hall, L</b> OBP: 0.045, SLG: 0.045 (9, 1) <b>Clay Carroll, R</b> OBP: 0.214, SLG: 0.214 (9, 1)										2 1 1 2 0 0 0 2 0 1 0 0 1 0 0 0 0 0 0 0 0 0 0 0 0 0 0 0												
<b>Inning Stats</b>	R: 7 E: 1 K: 1 S: 11	H: 5 LOB: 1 BB: 2 P: 19	R: 1 E: 0 K: 0 S: 5	H: 2 LOB: 2 BB: 1 P: 9	R: 0 E: 0 K: 0 S: 3	H: 0 LOB: 0 BB: 0 P: 3	R: 0 E: 0 K: 0 S: 4	H: 1 LOB: 1 BB: 0 P: 4	R: 2 E: 0 K: 1 S: 7	H: 2 LOB: 1 BB: 1 P: 11	R: 0 E: 0 K: 1 S: 6	H: 1 LOB: 1 BB: 0 P: 6	R: 1 E: 0 K: 1 S: 7	H: 2 LOB: 2 BB: 1 P: 11	R: 0 E: 0 K: 1 S: 5	H: 0 LOB: 0 BB: 0 P: 5	R: 0 E: 0 K: 1 S: 6	H: 1 LOB: 2 BB: 0 P: 7	1B: 8 2B: 4 3B: 1 HR: 1	SF: 0 SAC: 1 DP: 0 HBP: 1	WP: 1 PB: 0 SB: 4 CS: 0	PA: 48
<b>PITCHER</b>	IP WLS BF H R ER SO BB IBB HBP BLK WP HR S P ERA WHIP																					
<b>Don Sutton, R</b> ERA: 2.51 (1, 1)	0.2 L 10 5 7 6 1 2 0 0 0 0 0 0 10 18 81.00 10.500																					
<b>Doug Rau, L</b> ERA: 4.02 (1, 1)	1.1 7 2 1 1 0 1 0 0 0 0 0 0 6 10 6.75 2.250																					
<b>Geoff Zahn, L</b> ERA: 1.08 (3, 1)	2.0 7 1 0 0 0 0 0 0 0 0 0 0 7 7 0.00 0.500																					
<b>Greg Shanahan, R</b> ERA: 2.89 (5, 1)	2.0 10 3 2 2 2 1 0 0 0 1 1 13 17 9.00 2.000																					
<b>Pete Richert, L</b> ERA: 3.18 (7, 1)	2.0 9 2 1 1 2 1 0 0 0 0 0 0 12 16 4.50 1.500																					
<b>PITCHER</b>	IP WLS BF H R ER SO BB IBB HBP BLK WP HR S P ERA WHIP																					
<b>Eddie Solomon, R</b> ERA: 7.36 (9, 1)	1.0 5 1 0 0 0 1 0 0 1 0 0 0 6 7 0.00 1.000																					

Cincinnati Reds @ Los Angeles Dodgers  
Dodger Stadium, Los Angeles, CA  
Sat Sep 22 1973, 3:33 AM PDT  
Att: 32,343 - Unknown

AB	41
R	11
H	14
RBI	9
BB	5
SO	6
LOB	21



WP	1	PA	48
PB	0		
SB	4		
CS	0		

ERA	0.00	WHIP	1.000
-----	------	------	-------

livebaseballscorecards.com

Batter	1	2	3	4	5	6	7	8	9	AB	R	H	RBI	BB	SO	LOB
<b>Davey Lopes, R</b> (1, 4) OBP: 0.350, SLG: 0.350 <b>Bill Buckner, L</b> (8, PH) OBP: 0.296, SLG: 0.351 <b>Lee Lacy, R</b> (9, 4) OBP: 0.286, SLG: 0.208	0-3 K		0-0 F5	0-0 1B		0-0 L6-3 1B		0-0 2B		4	0	2	1	0	1	0
<b>Manny Mota, R</b> (1, 7) OBP: 0.388, SLG: 0.385 <b>Greg Shanahan, R</b> (5, 1) <b>Von Joshua, L</b> (6, PH) OBP: 0.282, SLG: 0.303 <b>Pete Richert, L</b> (7, 1) OBP: 0.200, SLG: 0.200 <b>Jim Fairley, L</b> (8, PH) OBP: 0.353, SLG: 0.250 <b>Eddie Solomon, R</b> (9, 1)	0-0 4-3		0-0 6-3	0-0 4-3		0-0 L6-3 1-2		0-3 K		3	0	0	0	0	0	2
<b>Tom Paciorek, R</b> (1, 8) OBP: 0.286, SLG: 0.330	4-0 1B BB		0-0 HR 1B		4-0 HR BB		0-0 5-3		0-0 5-3	3	2	1	0	2	0	1
<b>Joe Ferguson, R</b> (1, 9) OBP: 0.368, SLG: 0.472	0-0 1-2 1B		0-0 1-H HR		4-0 1-2 HR BB		0-0 4-3 1B 2B		0-0 HR	4	4	4	3	1	0	0
<b>Ron Cey, R</b> (1, 5) OBP: 0.338, SLG: 0.379	0-0 F6		0-3 K		0-3 K		0-0 4-3		0-0 FC4 1B	5	0	1	0	0	2	5
<b>Steve Garvey, R</b> (1, 3) OBP: 0.322, SLG: 0.422		0-0 HR		0-0 L3		0-0 1-H 2-H HR		0-0 1-3		0-0 FC4 FC6-4	5	2	2	4	0	2
<b>Steve Yeager, R</b> (1, 2) OBP: 0.348, SLG: 0.336 <b>Willie Davis, L</b> (7, PH) OBP: 0.321, SLG: 0.446		0-3 K		4-0 1B BB		0-0 1B		0-0 FC4-6 1B		0-0 F9	2	1	1	0	1	0
<b>Bill Russell, R</b> (1, 6) OBP: 0.303, SLG: 0.339		0-0 6-3		0-0 1B 1B		0-0 F8		0-0 FC4-6 1-2f		0-0 FC6-4	5	0	1	0	0	3
<b>Don Sutton, R</b> (1, 1) OBP: 0.174, SLG: 0.138 <b>Doug Rau, L</b> (1, 1) OBP: 0.091, SLG: 0.091 <b>Oriente Alvarez, R</b> (2, PH) OBP: 0.250, SLG: 0.500 <b>Geoff Zahn, L</b> (3, 1) <b>Ken McMullen, R</b> (4, PH) OBP: 0.289, SLG: 0.464 <b>Willie Crawford, L</b> (5, 7) OBP: 0.402, SLG: 0.464		0-0 F3		0-0 P4		0-3 K		0-3 K		0	0	0	0	0	0	0

Inning Stats	R: 0	H: 1	E: 0	LOB: 2	K: 1	BB: 1	S: 6	R: 1	H: 1	E: 0	LOB: 0	K: 1	BB: 0	S: 6	R: 2	H: 2	E: 0	LOB: 0	K: 1	BB: 0	S: 7	R: 1	H: 2	E: 0	LOB: 2	K: 0	BB: 1	S: 5	R: 3	H: 2	E: 0	LOB: 1	K: 2	BB: 2	S: 9	R: 0	H: 1	E: 0	LOB: 0	K: 0	BB: 0	S: 3	R: 1	H: 2	E: 0	LOB: 1	K: 0	BB: 0	S: 5	R: 0	H: 1	E: 0	LOB: 1	K: 2	BB: 0	S: 8	R: 1	H: 2	E: 0	LOB: 1	K: 0	BB: 0	S: 5	R: 1	H: 2	E: 0	LOB: 1	K: 0	BB: 0	S: 5	R: 1	H: 2	E: 0	LOB: 1	K: 0	BB: 0	S: 5	R: 0	H: 1	E: 0	LOB: 1	K: 0	BB: 0	S: 8	R: 1	H: 2	E: 0	LOB: 1	K: 0	BB: 0	S: 5	1B: 8	SF: 0	2B: 3	SAC: 0	3B: 0	DP: 1	HR: 4	HBP: 0	WP: 0	PA: 44
--------------	------	------	------	--------	------	-------	------	------	------	------	--------	------	-------	------	------	------	------	--------	------	-------	------	------	------	------	--------	------	-------	------	------	------	------	--------	------	-------	------	------	------	------	--------	------	-------	------	------	------	------	--------	------	-------	------	------	------	------	--------	------	-------	------	------	------	------	--------	------	-------	------	------	------	------	--------	------	-------	------	------	------	------	--------	------	-------	------	------	------	------	--------	------	-------	------	------	------	------	--------	------	-------	------	-------	-------	-------	--------	-------	-------	-------	--------	-------	--------

PITCHER	IP	WLS	BF	H	R	ER	SO	BB	IBB	HBP	BLK	WP	HR	S	P	ERA	WHIP
<b>Don Gullett, L</b> (1, 1) ERA: 3.59	4.1		25	8	7	7	4	4	0	0	0	0	3	29	45	14.54	2.769
<b>Pedro Borbon, R</b> (5, 1) ERA: 2.15	4.0	W	17	6	2	2	3	0	0	0	0	0	1	23	23	4.50	1.500
<b>Tom Hall, L</b> (9, 1) ERA: 3.44	0.1		1	0	0	0	0	0	0	0	0	0	0	1	1	0.00	0.000
<b>Clay Carroll, R</b> (9, 1) ERA: 3.86	0.1	S	1	0	0	0	0	0	0	0	0	0	0	1	1	0.00	0.000

BOTTOM

Cincinnati Reds @ Los Angeles Dodgers  
 Dodger Stadium, Los Angeles, CA  
 Sat Sep 22 1973, 3:33 AM PDT  
 Att. 32,343 - Unknown

livebaseballscores.com

AB	40
R	9
H	14
RBI	9
BB	4
SO	7
LOB	19



Batter	1	2	3	4	5	6	7	8	9	AB R H RBI BB SO LOB	TOP											
<b>Pete Rose, S</b> (1, 7) OBP: 0.407, SLG: 0.444	0-0 E9 G6-3		0-0 1-3		0-0 F9			0-0 1B 1B 2B		4 1 1 0 0 0 2												
<b>Joe Morgan, L</b> (1, 4) OBP: 0.406, SLG: 0.487	0-0 G6-3 1-2f			0-0 HR		0-0 G5-4-3 1B		0-0 2-3 1B 1B		4 2 3 1 0 0 1												
<b>Tony Perez, R</b> (1, 3) OBP: 0.389, SLG: 0.518	0-0 6-3			0-0 2B		0-0 G5-4-3 1-2f		0-0 1-H 3-H 1B		4 0 2 2 0 0 1												
<b>Johnny Bench, R</b> (1, 2) OBP: 0.345, SLG: 0.433		0-0 6-3		0-3 K		0-0 6-3		0-0 F8		4 0 0 0 0 1 2												
<b>George Foster, R</b> (1, 8) OBP: 0.382, SLG: 0.774		0-3 K		0-3 K			0-0 6-3	0-0 4-3		4 0 0 0 0 2 2												
<b>Clay Carroll, R</b> (8, 1) OBP: 0.214, SLG: 0.214										0 0 0 0 0 0 0												
<b>Ed Armbrister, R</b> (1, 9) OBP: 0.281, SLG: 0.533		0-0 5-3		0-0 F8			0-0 E6 G1-6-3		0-3 K	4 0 0 0 0 1 1												
<b>Denis Menke, R</b> (1, 5) OBP: 0.367, SLG: 0.261			0-0 4-3 1B		0-0 1-3		0-0 G1-6-3		0-0 5-3	4 0 1 0 0 0 1												
<b>Darrel Chaney, S</b> (1, 6) OBP: 0.272, SLG: 0.217			0-0 4-3		0-0 E3			0-3 K	0-3 K	2 0 0 0 0 0 1												
<b>Phil Gagliano, R</b> (8, PH) OBP: 0.407, SLG: 0.324			1-2		4-3					1 0 0 0 0 1 0												
<b>Ed Crosby, L</b> (8, 6) OBP: 0.284, SLG: 0.256										0 0 0 0 0 0 0												
<b>Dan Driessen, L</b> (9, PH) OBP: 0.351, SLG: 0.389										1 0 0 0 0 1 0												
<b>Fred Norman, S</b> (1, 1) OBP: 0.099, SLG: 0.076		0-0 6-3			0-0 4-3					1 0 0 0 0 0 1												
<b>Larry Stahl, L</b> (5, PH) OBP: 0.328, SLG: 0.349						1-2				1 0 0 0 0 0 1												
<b>Roger Nelson, R</b> (5, 1) OBP: 0.118, SLG: 0.118										0 0 0 0 0 0 0												
<b>Andy Kosco, R</b> (8, PH) OBP: 0.350, SLG: 0.543								HR		1 1 1 1 0 0 0												
<b>Inning Stats</b>	R: 0 E: 1 K: 0 S: 3	H: 0 LOB: 0 BB: 0 P: 3	R: 0 E: 0 K: 1 S: 5	H: 0 LOB: 0 BB: 0 P: 5	R: 0 E: 0 K: 0 S: 4	H: 1 LOB: 1 BB: 0 P: 4	R: 1 E: 0 K: 2 S: 9	H: 2 LOB: 1 BB: 0 P: 9	R: 0 E: 1 K: 0 S: 4	H: 0 LOB: 1 BB: 0 P: 4	R: 0 E: 0 K: 0 S: 3	H: 1 LOB: 0 BB: 0 P: 3	R: 0 E: 1 K: 0 S: 3	H: 0 LOB: 0 BB: 0 P: 3	R: 3 E: 0 K: 1 S: 9	H: 4 LOB: 1 BB: 0 P: 9	R: 0 E: 0 K: 2 S: 7	H: 0 LOB: 0 BB: 0 P: 7	1B: 4 2B: 2 3B: 0 HR: 2	SF: 0 SAC: 0 DP: 3 HBP: 0	WP: 0 PB: 0 SB: 1 CS: 0	PA: 35
<b>PITCHER</b>	IP WLS BF H R ER SO BB IBB HBP BLK WP HR S P ERA WHIP																					
<b>Tommy John, L</b> (1, 1) ERA: 3.14	7.1 W 29 7 4 4 4 0 0 0 0 0 2 37 37 4.91 0.955																					
<b>Jim Brewer, L</b> (8, 1) ERA: 3.01	1.2 S 6 1 0 0 2 0 0 0 0 0 0 0 10 10 0.00 0.600																					

**Cincinnati Reds @ Los Angeles Dodgers**  
**Dodger Stadium, Los Angeles, CA**  
 Sun Sep 23 1973, 3:33 AM PDT  
 Att: 50,007 - Unknown

<b>AB</b>	<b>35</b>
<b>R</b>	<b>4</b>
<b>H</b>	<b>8</b>
<b>RBI</b>	<b>4</b>
<b>BB</b>	<b>0</b>
<b>SO</b>	<b>6</b>
<b>LOB</b>	<b>13</b>



Batter	1	2	3	4	5	6	7	8	9
Bill Russell, R OBP: 0.302, SLG: 0.338 (1, 6)	0-0 F8	0-0 SF8		0-0 P6			0-0 6-3		
Tom Paciorek, R OBP: 0.291, SLG: 0.356 (1, 8)	0-0 HR 2B	0-3 K		0-0 HR			0-0 P4		
Steve Garvey, R OBP: 0.321, SLG: 0.429 (1, 3)	0-0 HR		0-3 K	0-0 6-3			0-0 F8		
Joe Ferguson, R OBP: 0.367, SLG: 0.469 (1, 9) Von Joshua, L OBP: 0.262, SLG: 0.303 (9, 7)	0-0 5-3		4-0 1B BB		0-3 K		0-0 F7		
Ron Cey, R OBP: 0.336, SLG: 0.378 (1, 5)	0-3 K		0-0 BB 1B		0-0 F8		0-0 6-3		
Willie Crawford, L OBP: 0.401, SLG: 0.461 (1, 7) (9, 9)		0-0 P3	4-0 BB 1-2	G5-4-3 BB	0-0 P5		0-0 F7		
Steve Yeager, R OBP: 0.346, SLG: 0.336 (1, 2)		0-0 E 1B 1B	0-0 G5-4-3		0-3 K				
Lee Lacy, R OBP: 0.287, SLG: 0.211 (1, 4)		0-0 E9 1B SF8 1B		0-0 F7		0-0 F8			
Tommy John, R OBP: 0.250, SLG: 0.222 (1, 1) Jim Brewer, L OBP: 0.400, SLG: 0.400 (8, 1)		0-0 1B 1B		4-0 HR BB		0-0 P4			

AB	R	H	RBI	BB	SO	LOB
3	0	0	1	0	0	1
4	2	2	2	0	1	1
4	1	1	2	0	1	0
3	0	0	0	1	1	0
0	0	0	0	0	0	0
4	0	1	0	0	1	0
3	0	0	0	1	0	0
3	1	1	0	0	1	3
3	1	1	0	0	0	0
2	1	1	1	1	0	0
0	0	0	0	0	0	0

**BOTTOM**

**Cincinnati Reds @ Los Angeles Dodgers**  
**Dodger Stadium, Los Angeles, CA**  
 Sun Sep 23 1973, 3:33 AM PDT  
 Att. 50,007 - Unknown

livebaseballscorecards.com

<b>AB</b>	<b>29</b>
<b>R</b>	<b>6</b>
<b>H</b>	<b>7</b>
<b>RBI</b>	<b>6</b>
<b>BB</b>	<b>3</b>
<b>SO</b>	<b>5</b>
<b>LOB</b>	<b>5</b>



Inning Stats		R: 2	H: 2	E: 0	K: 1	S: 7	L: 0	BB: 0	P: 7										
R: 2 H: 3 E: 1 K: 1 S: 8		L: 1 LOB: 1 BB: 0 P: 8		R: 0 H: 1 E: 0 K: 1 S: 5		L: 2 LOB: 2 BB: 2 P: 13		R: 2 H: 1 E: 0 K: 0 S: 4		L: 0 LOB: 0 BB: 0 P: 5		R: 0 H: 0 E: 0 K: 1 S: 5		L: 0 LOB: 0 BB: 0 P: 5		R: 0 H: 0 E: 0 K: 0 S: 3		L: 0 LOB: 0 BB: 0 P: 3	
PITCHER		IP	WLS	BF	H	R	ER	SO	BB	IBB	HBP	BLK	WP	HR	S	P	ERA	WHIP	
Fred Norman, L (1, 1)		4.0	L	21	7	6	5	3	3	0	0	0	0	2	24	36	11.25	2.500	
Roger Nelson, R (5, 1)		3.0		9	0	0	0	2	0	0	0	0	0	0	13	13	0.00	0.000	
Clay Carroll, R (8, 1)		1.0		3	0	0	0	0	0	0	0	0	0	0	3	3	0.00	0.000	

1B	2B	3B	HR	SF	SAC	DP	HBP	WP	HR	S	P	ERA	WHIP
4	1	0	2	1	0	1	0	0	0	0	0	0	0

Batter	1	2	3	4	5	6	7	8	9	AB R H RBI BB SO LOB	TOP
<b>Bill Russell, R</b> (1, 6) <small>OBP: 0.303, SLG: 0.339</small>	0-0  2B 1B	0-0  1B			0-0  F7			0-0  4-3		4 1 2 0 0 0 0	<b>Los Angeles Dodgers @ Atlanta Braves</b> Atlanta Stadium, Atlanta, GA Tue Sep 25 1973, 7:05 PM EDT Att: 10,211 - Unknown
<b>Tom Paciorek, R</b> (1, 7) <small>OBP: 0.290, SLG: 0.359</small>	0-0  FC4-6 1-H 1B	0-3  K			0-0  F9		0-0  F9		4 1 1 1 0 1 1		
<b>Willie Davis, L</b> (1, 8) <small>OBP: 0.319, SLG: 0.443</small>	0-0  P4				0-0  3-1		0-0  P5	0-0  F3	4 0 0 0 0 0 1		
<b>Joe Ferguson, R</b> (1, 2) <small>OBP: 0.368, SLG: 0.470</small>	4-0  FC4-6 BB				0-0  5-3		0-0  1-3	0-0  HR	3 1 1 0 1 0 0		
<b>Willie Crawford, L</b> (1, 9) <small>OBP: 0.398, SLG: 0.457</small>	0-0  FC4-6 1B 1-2f 2-3				0-3  K		0-0  3-1	0-3  K	4 0 0 0 0 2 3		
<b>Steve Garvey, R</b> (1, 3) <small>OBP: 0.323, SLG: 0.428</small>	0-0  1-2 3-H 1B				0-0  F7		0-0  4-3	4-0  HR IBB	3 1 1 1 1 0 0		
<b>Ron Cey, R</b> (1, 5) <small>OBP: 0.339, SLG: 0.385</small>	0-3  K				0-0  G1		0-0  1B	0-0  HR 1-H 2-H	4 1 2 3 0 1 2		
<b>Lee Lacy, R</b> (1, 4) <small>OBP: 0.279, SLG: 0.205</small>		0-0  F8			0-3  K		0-0  F8	0-0  F8	4 0 0 0 0 1 1		
<b>Don Sutton, R</b> (1, 1) <small>OBP: 0.167, SLG: 0.131</small>		0-0  F8			0-0  F7		0-0  4-3	0-0  4-3	4 0 0 0 0 0 1		
<b>Inning Stats</b>	R: 2 H: 3 E: 0 LOB: 2 K: 1 BB: 1 S: 8 P: 12	R: 0 H: 1 E: 0 LOB: 1 K: 1 BB: 0 S: 6 P: 6	R: 0 H: 0 E: 0 LOB: 0 K: 1 BB: 0 S: 5 P: 5	R: 0 H: 0 E: 0 LOB: 0 K: 1 BB: 0 S: 5 P: 5	R: 0 H: 0 E: 0 LOB: 0 K: 0 BB: 0 S: 3 P: 3	R: 0 H: 0 E: 0 LOB: 0 K: 0 BB: 0 S: 3 P: 3	R: 0 H: 1 E: 0 LOB: 1 K: 0 BB: 0 S: 4 P: 4	R: 0 H: 0 E: 0 LOB: 0 K: 0 BB: 0 S: 3 P: 3	R: 3 H: 2 E: 0 LOB: 0 K: 1 BB: 1 S: 7 P: 11	1B: 4 SF: 0 2B: 2 SAC: 0 3B: 0 DP: 0 HR: 1 HBP: 0	WP: 0 PA: 36 PB: 0 SB: 0 CS: 0
<b>PITCHER</b> <b>Phil Niekro, R</b> (1, 1) <small>ERA: 3.31</small> <b>Dave Cheadle, L</b> (9, 1) <small>ERA: 18.0</small>	IP WLS BF H R ER SO BB IBB HBP BLK WP HR S P ERA WHIP 8.0 L 30 5 2 2 4 1 0 0 0 0 0 0 37 41 2.25 0.750										

<b>AB</b>	34
<b>R</b>	5
<b>H</b>	7
<b>RBI</b>	5
<b>BB</b>	2
<b>SO</b>	5
<b>LOB</b>	9



BOTTOM

Los Angeles Dodgers @ Atlanta Braves  
Atlanta Stadium, Atlanta, GA

Tue Sep 25 1973, 7:05 PM EDT  
Att. 10,211 - Unknown

livebaseballscorecards.com

AB	29
R	1
H	4
RBI	1
BB	2
SO	7
LOB	9



WP:	0	PA:	33
PB:	0		
SB:	2		
CS:	0		

AB R H RBI BB SO LOB

3	0	1	1	0	0	0
4	0	1	0	0	1	1
4	0	0	0	0	1	3
4	0	0	0	0	0	0
3	0	0	0	0	1	0
2	0	0	0	2	1	0
3	0	0	0	0	1	3
2	0	0	0	0	1	2
1	0	1	0	0	0	0
0	1	0	0	0	0	0
0	0	0	0	0	0	0
2	0	0	0	0	1	0
1	0	1	0	0	0	0
0	0	0	0	0	0	0

Batter	1	2	3	4	5	6	7	8	9
Marty Perez, R OBP: 0.314, SLG: 0.346 (1, 6)	0-0 L3 ①		0-0 F3 ②			0-0 FC6-4 1B ②		0-0 SF8 ②	
Mike Lum, L OBP: 0.349, SLG: 0.451 (1, 9)	0-0 F5 ②		0-3 K ③			0-0 FC6-4 1-2f ②		0-0 3-H 1-2 1B ②	
Darrell Evans, L OBP: 0.404, SLG: 0.551 (1, 5)	0-0 P6 ③			0-0 4-3 ①		0-3 K ③		0-0 P6 ③	
Hank Aaron, R OBP: 0.395, SLG: 0.635 (1, 7)		0-0 6-3 ①		0-0 F2 ②			0-0 F8 ①		0-0 5-3 ①
Dusty Baker Jr., R OBP: 0.356, SLG: 0.444 (1, 8)		1-0 S HBP ②		0-0 P3 ③			0-0 P6 ②		0-3 K ②
Davey Johnson, R OBP: 0.371, SLG: 0.554 (1, 4)		4-0 BB ②			4-0 BB BB BB BB ②	4-0 G6-4-3 BB ②		0-0 F8 ③	0-3 K ③
Frank Tepedino, L OBP: 0.358, SLG: 0.425 (1, 3)		0-3 K ②			0-0 G6-4-3 1-2f ②	0-0 K ③		0-0 F8 ①	
Paul Casanova, R OBP: 0.262, SLG: 0.350 (1, 2)		0-0 P5 ③			0-3 K ③			0-0 E 1B SF8 1B ②	
Johnny Oates, L OBP: 0.299, SLG: 0.304 (8, PH)								0-0 E7 1B 1B ②	
Leo Foster, R OBP: 0.167, SLG: 0.333 (8, PR)									
Freddie Velazquez, R OBP: 0.364, SLG: 0.381 (9, 2)									
Phil Niekro, R OBP: 0.143, SLG: 0.207 (1, 1)			0-0 F5 ①			0-3 K ①			
Chuck Goggin, S OBP: 0.356, SLG: 0.352 (8, PH)									
Dave Cheadle, L (9, 1)									

Inning Stats	R: 0	H: 0	E: 0	LOB: 0	K: 0	BB: 0	S: 3	R: 0	H: 0	E: 0	LOB: 2	K: 1	BB: 1	S: 5	R: 0	H: 0	E: 0	LOB: 0	K: 1	BB: 0	S: 5	R: 0	H: 0	E: 0	LOB: 0	K: 0	BB: 0	S: 3	R: 0	H: 0	E: 0	LOB: 0	K: 1	BB: 1	S: 4	R: 0	H: 1	E: 0	LOB: 1	K: 2	BB: 0	S: 8	R: 0	H: 0	E: 0	LOB: 0	K: 0	BB: 0	S: 3	R: 1	H: 3	E: 1	LOB: 2	K: 0	BB: 0	S: 6	R: 0	H: 0	E: 0	LOB: 0	K: 2	BB: 0	S: 7	R: 0	H: 0	E: 0	LOB: 0	K: 2	BB: 0	S: 7	1B: 4	SF: 1	2B: 0	SAC: 0	3B: 0	DP: 1	HR: 0	HBP: 1	WP: 0	PA: 33
--------------	------	------	------	--------	------	-------	------	------	------	------	--------	------	-------	------	------	------	------	--------	------	-------	------	------	------	------	--------	------	-------	------	------	------	------	--------	------	-------	------	------	------	------	--------	------	-------	------	------	------	------	--------	------	-------	------	------	------	------	--------	------	-------	------	------	------	------	--------	------	-------	------	------	------	------	--------	------	-------	------	-------	-------	-------	--------	-------	-------	-------	--------	-------	--------

PITCHER	IP	WLS	BF	H	R	ER	SO	BB	IBB	HBP	BLK	WP	HR	S	P	ERA	WHIP
Don Sutton, R ERA: 2.42 (1, 1)	9.0	W	33	4	1	0	7	2	0	1	0	0	0	44	53	0.00	0.667

Batter	1	2	3	4	5	6	7	8	9	AB	R	H	RBI	BB	SO	LOB	TOP								
Bill Russell, R (1, 6) OBP: 0.300, SLG: 0.336	0-0 6-3		0-0 P4		0-0 G5-4-3	0-0 FC5-4			0-0 5-3	5	0	0	0	0	0	2									
Von Joshua, L (1, 7) OBP: 0.286, SLG: 0.307	0-3 K		0-0 L4		0-0 BLK S HR			0-0 F9	0-0 1B 1B	5	2	2	0	0	1	0									
Tom Paciorek, R (1, 8) OBP: 0.298, SLG: 0.358	0-3 K		0-0 5-3		4-0 HR			4-0 CS BB	0-0 BB SF9 1B	3	2	1	0	2	1	0									
Steve Garvey, R (1, 3) OBP: 0.330, SLG: 0.442		0-0 2B 1B		0-0 FC6-4 1B	0-0 HR			0-0 E6	0-0 SF9 BB 2B	5	3	4	4	0	0	1									
Bill Buckner, L (1, 9) OBP: 0.296, SLG: 0.352		0-0 F8		0-0 FC6-4	0-0			0-0 F9	4-0 2B BB	4	0	1	0	0	0	3									
Charlie Hough, R (7, 1) OBP: 0.154, SLG: 0.154				0-0 L8	0-0 F8				0-0 SF9	0	0	0	0	0	0	0									
Joe Ferguson, R (9, PH) OBP: 0.369, SLG: 0.470				0-0 1B 2B					0-0 2B BB	0	0	0	0	1	0	0									
Steve Yeager, R (1, 2) OBP: 0.345, SLG: 0.341		0-0		0-0	0-0				0-0 SF9	4	1	1	0	0	0	2									
Ron Cey, R (9, PH) OBP: 0.338, SLG: 0.385		1-3 1B 2B		0-0 L8	0-0 F8				0-0 SF9	0	0	0	1	0	0	0									
Jerry Royster, R (1, 5) OBP: 0.182, SLG: 0.182		0-0		0-3 K		0-0 F7			0-0 SF9	4	0	1	2	0	2	2									
Ken McMullen, R (9, PH) OBP: 0.297, SLG: 0.482		0-0 S 1B							0-0 2B	1	0	1	1	0	0	0									
Doug Rau, L (9, 1) OBP: 0.091, SLG: 0.091		2-H 3-H 1B							1-3 3-H 2B	0	0	0	0	0	0	0									
Lee Lacy, R (1, 4) OBP: 0.287, SLG: 0.222		0-3 K				0-0 F7			0-0 2B	3	1	2	0	0	1	1									
Jim Fairey, L (8, PH) OBP: 0.300, SLG: 0.222		0-3 K				0-0 FC1-6 S			0-0 5-3	1	0	0	0	0	0	1									
Davey Lopes, R (8, 4) OBP: 0.349, SLG: 0.350		1-2 K				0-0 1B 2B			0-0 FC1-6 S	1	0	0	0	0	0	2									
Al Downing, R (1, 1) OBP: 0.161, SLG: 0.123		0-3 K				0-0 FC1-6			0-0 F8	1	0	0	0	0	1	1									
Greg Shanahan, R (2, 1)										0	0	0	0	0	0	0									
Willie Davis, L (5, PH) OBP: 0.320, SLG: 0.444						0-0 G5-4-3 1B				1	0	1	1	0	0	0									
Eddie Solomon, R (5, 1)						0-0 FC5-4				1	0	0	0	0	0	1									
Willie Crawford, L (7, 9) OBP: 0.397, SLG: 0.456										1	0	0	0	0	0	1									
<b>Inning Stats</b>	R: 0 E: 0 K: 2 S: 7	H: 0 LOB: 0 BB: 0 P: 7	R: 2 E: 0 K: 2 S: 10	H: 3 LOB: 1 BB: 0 P: 10	R: 0 E: 0 K: 0 S: 3	H: 0 LOB: 0 BB: 0 P: 3	R: 0 E: 0 K: 1 S: 6	H: 1 LOB: 1 BB: 0 P: 6	R: 4 E: 0 K: 0 S: 7	H: 5 LOB: 1 BB: 1 P: 11	R: 0 E: 0 K: 0 S: 4	H: 1 LOB: 1 BB: 0 P: 4	R: 0 E: 1 K: 0 S: 3	H: 0 LOB: 1 BB: 1 P: 7	R: 0 E: 1 K: 1 S: 6	H: 0 LOB: 1 BB: 0 P: 6	R: 3 E: 0 K: 0 S: 7	H: 4 LOB: 2 BB: 1 P: 11	1B: 9 2B: 4 3B: 0 HR: 1	SF: 1 SAC: 0 DP: 1 HBP: 0	WP: 0 PB: 0 SB: 3 CS: 1	PA: 44			
<b>PITCHER</b>	IP	WLS	BF	H	R	ER	SO	BB	IBB	HBP	BLK	WP	HR	S	P	ERA	WHIP								
Ron Schueler, R (1, 1) ERA: 3.87	7.0		33	10	6	6	5	2	0	0	1	0	1	41	49	7.71	1.714								
Roric Harrison, R (8, 1) ERA: 4.16	1.1	L	8	3	3	3	1	1	0	0	0	0	0	9	13	20.25	3.000								
Joe Niekro, R (9, 1) ERA: 4.13	0.2		3	1	0	0	0	0	0	0	0	0	0	3	3	0.00	1.500								

**Los Angeles Dodgers @ Atlanta Braves**  
 Atlanta Stadium, Atlanta, GA  
 Wed Sep 26 1973, 7:05 PM EDT  
 Att. 5,571 - Unknown

AB	40
R	9
H	14
RBI	9
BB	3
SO	6
LOB	17





BOTTOM

Los Angeles Dodgers @ Atlanta Braves  
Atlanta Stadium, Atlanta, GA  
Wed Sep 26 1973, 7:05 PM EDT  
Att. 5,571 - Unknown

livebaseballscorecards.com

AB	39
R	8
H	14
RBI	8
BB	9
SO	3
LOB	22



WP:	0	PA:	49
PB:	1		
SB:	0		
CS:	0		

AB R H RBI BB SO LOB

5 2 3 1 1 0 1

6 2 2 1 0 0 4

6 2 3 2 0 1 3

4 0 1 2 1 0 2

4 0 1 1 1 0 4

1 1 1 0 3 0 0

1 0 0 0 0 0 0

4 0 0 0 1 0 6

1B:	11	SF:	1
2B:	1	SAC:	0
3B:	0	DP:	1
HR:	2	HBP:	0

Batter	1	2	3	4	5	6	7	8	9
Marty Perez, R OBP: 0.318, SLG: 0.349 (1, 6)	0-0 1B SF7 1B	4-0 1B 1B	0-0 1B 1-2 3-H 1B		0-0 FC6-4 1B		0-0 F9 2	0-0 FC5-4 1-2f	
Mike Lum, L OBP: 0.349, SLG: 0.455 (1, 9)	0-0 F9 1	0-0 1B 1-3 1B	0-0 P4 2		0-0 FC6-4 1-2f G4-6-3		0-0 HR	0-0 6-3 1	
Darrell Evans, L OBP: 0.404, SLG: 0.555 (1, 5)	0-0 BB 1-3 1B	0-3 K 2	0-0 1-3 2-H 1B		0-0 G4-6-3 1-2f		0-0 HR	0-0 4-3 2	
Hank Aaron, R OBP: 0.394, SLG: 0.631 (1, 7)	0-0 SF7 3-H	0-0 1B 1-2 1B	0-0 L7 3		0-0 P6 BB		4-0 PB 1B BB	0-0 F3 3	
Dusty Baker Jr., R OBP: 0.357, SLG: 0.444 (1, 8)	4-0 E 1-2 BB	0-0 1-2 2-H 1B		0-0 5-3 1		0-3 K2-3 2	0-0 1-2 1B		
Davey Johnson, R OBP: 0.372, SLG: 0.552 (1, 4)	0-0 E7 1-3 2-H 1B	0-0 F3 3		0-0 F2 2		4-0 BB BB	0-0 6-3 2-3 3		
Dick Dietz, R OBP: 0.478, SLG: 0.440 (1, 3)	4-0 1-2 BB		0-0 1B 2B	4-0 BB BB	4-0 FC6-4 BB		0-0 F7 1		
Frank Tepedino, L OBP: 0.356, SLG: 0.422 (7, 3)									
Paul Casanova, R OBP: 0.260, SLG: 0.343 (1, 2)	0-0 P6 3		0-0 6-3 1	4-0 BB BB	0-0 FC6-4 1-2f		0-0 F8 2		
Ron Schueler, R OBP: 0.203, SLG: 0.177 (1, 1)		0-0 6-3 1	0-0 1B 2-3 1B	0-0 4-3 3		0-3 K 1	4-0 FC5-4 BB		
Roric Harrison, R OBP: 0.105, SLG: 0.185 (8, 1)									
Joe Niekro, R OBP: 0.333, SLG: 0.333 (9, 1)									

Inning Stats	R: 2	H: 3	E: 1	LOB: 3	K: 0	BB: 2	S: 6	R: 2	H: 3	E: 0	LOB: 2	K: 1	BB: 1	S: 8	R: 2	H: 4	E: 0	LOB: 2	K: 0	BB: 0	S: 7	R: 0	H: 0	E: 0	LOB: 2	K: 0	BB: 2	S: 3	R: 0	H: 1	E: 0	LOB: 0	K: 1	BB: 0	S: 3	R: 0	H: 0	E: 0	LOB: 2	K: 1	BB: 2	S: 5	R: 2	H: 3	E: 0	LOB: 2	K: 1	BB: 1	S: 8	R: 0	H: 0	E: 0	LOB: 1	K: 0	BB: 1	S: 3	R: 0	H: 0	E: 0	LOB: 0	K: 0	BB: 0	S: 3	1B: 11	SF: 1	2B: 1	SAC: 0	3B: 0	DP: 1	HR: 2	HBP: 0	WP: 0	PA: 49
--------------	------	------	------	--------	------	-------	------	------	------	------	--------	------	-------	------	------	------	------	--------	------	-------	------	------	------	------	--------	------	-------	------	------	------	------	--------	------	-------	------	------	------	------	--------	------	-------	------	------	------	------	--------	------	-------	------	------	------	------	--------	------	-------	------	------	------	------	--------	------	-------	------	--------	-------	-------	--------	-------	-------	-------	--------	-------	--------

PITCHER	IP	WLS	BF	H	R	ER	SO	BB	IBB	HBP	BLK	WP	HR	S	P	ERA	WHIP
Al Downing, L ERA: 3.31 (1, 1)	1.2		14	6	4	4	1	3	0	0	0	0	0	13	25	21.60	5.400
Greg Shanahan, R ERA: 3.86 (2, 1)	2.1		13	4	2	2	0	2	0	0	0	0	0	11	19	7.71	2.571
Eddie Solomon, R ERA: 7.11 (5, 1)	2.2		13	3	2	2	2	3	0	0	0	0	2	14	26	6.75	2.250
Charlie Hough, R ERA: 2.75 (7, 1)	1.1	W	6	1	0	0	0	1	0	0	0	0	0	5	9	0.00	1.500
Doug Rau, L ERA: 3.96 (9, 1)	1.0	S	3	0	0	0	0	0	0	0	0	0	0	3	3	0.00	0.000

Batter	1	2	3	4	5	6	7	8	9	AB R H RBI BB SO LOB	TOP											
Davey Lopes, R (1, 4) OBP: 0.350, SLG: 0.350	0-0 CS 1B		0-0 1B FC5-4 1B		0-0 6-3		0-0 FC6-2 6-3		0-0 FC6-4 1B 2B	5 2 2 0 0 0 3	<p>Los Angeles Dodgers @ San Diego Padres</p> <p>San Diego Stadium, San Diego, CA</p> <p>Fri Sep 28 1973, 10:05 PM EDT</p> <p>Att. 9,169 - Unknown</p> <p>livebaseballscorecards.com</p>											
Von Joshua, L (1, 7) OBP: 0.295, SLG: 0.335	0-0 F8 1-2		0-0 FC5-4 1B		0-0 HR		0-0 6-3		0-0 2B 1B	5 2 3 1 0 0 3												
Tom Paciorek, R (1, 8) OBP: 0.300, SLG: 0.365	0-0 1B 1B		0-0 FC5-4 1-2f 3-H		0-0 5-3		0-3 K		0-0 2B	5 0 2 3 0 1 3												
Steve Garvey, R (1, 3) OBP: 0.328, SLG: 0.438	0-0 1-3 1B		0-0 6-3		0-0 6-3		0-0 F9		0-3 K	5 0 1 0 0 1 2												
Bill Buckner, L (1, 9) OBP: 0.295, SLG: 0.351	0-3 K			0-0 S 1B		0-0 G3		0-0 F5		4 0 1 0 0 1 2												
Steve Yeager, R (1, 2) OBP: 0.342, SLG: 0.338		0-0 5-3		0-0 F8 1-2		0-3 K		0-0 1B		4 0 1 0 0 1 1												
Bill Russell, R (1, 6) OBP: 0.300, SLG: 0.336		0-3 K		0-0 P4		0-0 1B 1B		0-0 F8		4 1 1 0 0 1 2												
Jerry Royster, R (1, 5) OBP: 0.267, SLG: 0.267		0-0 1-3		0-0 F9		0-0 1B FC6-2 1B		0-0 1B		4 0 2 0 0 0 1												
Tommy John, R (1, 1) OBP: 0.244, SLG: 0.216			0-0 6-3		0-3 K		0-0 6-3 FC6-2 1B 1-3 2-H		0-0 FC6-4 1B	2 0 0 0 0 1 0												
Willie Davis, L (7, PH) OBP: 0.321, SLG: 0.445										1 0 1 1 0 0 0												
Charlie Hough, R (7, 1) OBP: 0.214, SLG: 0.214										1 0 1 0 0 0 0												
<b>Inning Stats</b>	R: 0 E: 0 K: 1 S: 7	H: 3 LOB: 2 BB: 0 P: 7	R: 0 E: 0 K: 1 S: 5	H: 0 LOB: 0 BB: 0 P: 5	R: 1 E: 1 K: 0 S: 5	H: 2 LOB: 1 BB: 0 P: 5	R: 0 E: 0 K: 0 S: 4	H: 1 LOB: 1 BB: 0 P: 4	R: 1 E: 0 K: 1 S: 6	H: 1 LOB: 0 BB: 0 P: 6	R: 0 E: 0 K: 1 S: 5	H: 0 LOB: 0 BB: 0 P: 5	R: 1 E: 0 K: 1 S: 8	H: 3 LOB: 2 BB: 0 P: 8	R: 0 E: 0 K: 0 S: 4	H: 1 LOB: 1 BB: 0 P: 4	R: 2 E: 0 K: 1 S: 8	H: 4 LOB: 1 BB: 0 P: 8	1B: 13 2B: 1 3B: 0 HR: 1	SF: 0 SAC: 0 DP: 0 HBP: 0	WP: 0 PB: 0 SB: 2 CS: 1	PA: 40
<b>PITCHER</b>	IP WLS BF H R ER SO BB IBB HBP BLK WP HR S P ERA WHIP																					
Mike Corkins, R (1, 1) ERA: 4.52	6.0 L 27 10 3 3 4 0 0 0 0 0 1 35 35 4.50 1.667																					
Mike Caldwell, L (7, 1) ERA: 3.74	2.0 7 1 0 0 1 0 0 0 0 0 0 9 9 0.00 0.500																					
Gary Ross, R (9, 1) ERA: 5.42	1.0 6 4 2 2 1 0 0 0 0 0 0 8 8 18.00 4.000																					



Batter	1	2	3	4	5	6	7	8	9	AB	R	H	RBI	BB	SO	LOB
Rich Morales, R (1, 6) Dwain Anderson, R (5, 6) Gene Locklear, L (8, PH) Gary Ross, R (9, 1)	0-0 5-3		0-0 3-1	0-0 FC4-6		0-0 F8		0-0 F7		3	0	0	0	0	0	2
Dave Winfield, R (1, 7) Dave Roberts, R (1, 5) Nate Colbert, R (1, 3) Cito Gaston, R (1, 9) Fred Kendall, R (1, 2) Ivan Murrell, R (1, 8) Dave Hilton, R (1, 4) Mike Corkins, R (1, 1) Mike Caldwell, R (7, 1) Leron Lee, L (8, PH) Derrel Thomas, S (8, PR)	4-0 1B BB		0-0 P4		0-0 6-3		0-0 FC6-4 1B		0-0 G1-6-3 2B	4	0	2	0	1	0	0
	0-0 L4 HBP 1-3 1B		0-0 BB 1B		0-0 FC6-4 1B 1B		0-3 K		0-0 G1-6-3 1B	5	1	4	0	0	1	1
	1-0 1-2 HBP		4-0 BB 1B		0-0 FC6-4 1B		0-0 F8		0-0 G1-6-3	3	0	1	0	1	0	3
	0-0 L4 2-3		0-3 K		0-0 FC6-4 FC5 1B		0-0 FC6-4		0-0 5-3	5	0	0	0	0	1	9
		0-0 FC5-4 1B		0-0 L8		0-0 1-2 3-H 1B		0-0 P4		4	0	2	1	0	0	0
		0-0 FC5-4 1-2f		0-3 K		0-0 FC5 2-3f		0-0 2B 2B		4	1	1	0	0	1	3
		0-0 F9		0-0 1B 1B		0-0 F8		0-0 1-3		4	0	1	0	0	0	2
		0-3 K		0-0 FC4-6 1B		0-0 6-3		0-0 2B		3	0	1	0	0	1	1
										0	0	0	0	0	0	0
										1	0	1	1	0	0	0
										0	0	0	0	0	0	0

Inning Stats	R: 0	H: 1	E: 0	LOB: 2	K: 0	BB: 1	S: 3	P: 8	R: 0	H: 1	E: 0	LOB: 1	K: 1	BB: 0	S: 6	P: 6	R: 0	H: 1	E: 0	LOB: 2	K: 1	BB: 1	S: 6	P: 10	R: 0	H: 2	E: 0	LOB: 2	K: 1	BB: 0	S: 7	P: 7	R: 1	H: 3	E: 0	LOB: 2	K: 0	BB: 0	S: 6	P: 6	R: 0	H: 0	E: 0	LOB: 0	K: 0	BB: 0	S: 3	P: 3	R: 0	H: 1	E: 0	LOB: 1	K: 1	BB: 0	S: 6	P: 6	R: 1	H: 2	E: 0	LOB: 1	K: 0	BB: 0	S: 5	P: 5	R: 0	H: 2	E: 0	LOB: 1	K: 0	BB: 0	S: 4	P: 4	1B: 10	SF: 0	2B: 4	SAC: 0	3B: 0	DP: 2	HR: 0	HBP: 1	WP: 0	PA: 41
PITCHER	IP	WLS	BF	H	R	ER	SO	BB	IBB	HBP	BLK	WP	HR	S	P	ERA	WHIP																																																																	
Tommy John, L (1, 1) ERA: 3.1	6.0	W	28	8	1	1	3	2	0	1	0	0	0	31	40	1.50	1.667																																																																	
Charlie Hough, R (7, 1) ERA: 2.76	3.0	S	13	5	1	1	1	0	0	0	0	0	0	15	15	3.00	1.667																																																																	

BOTTOM

Los Angeles Dodgers @ San Diego Padres  
San Diego Stadium, San Diego, CA  
Fri Sep 28 1973, 10:05 PM EDT  
Att. 9,169 - Unknown

livebaseballscorecards.com

AB	38
R	2
H	13
RBI	2
BB	2
SO	4
LOB	22



Batter	1	2	3	4	5	6	7	8	9	AB R H RBI BB SO LOB	TOP		
Davey Lopes, R (1, 4) OBP: 0.352, SLG: 0.351	4-0 G3 S BB		X 0-0 HR 1B		X 0-0 F9		X 0-0 F8 WP 1B		X 0-0 5-3	4 1 2 0 1 0 0	<b>Los Angeles Dodgers @ San Diego Padres</b> San Diego Stadium, San Diego, CA Sat Sep 29 1973, 10:05 PM EDT Att. 14,846 - Unknown <a href="http://livebaseballscorecards.com">livebaseballscorecards.com</a>		
Von Joshua, L (1, 7) OBP: 0.288, SLG: 0.327	X 0-0 F7 1-2		X 0-0 F7		X 0-0 F7		X 0-0 F8 1-3			4 0 0 0 0 0 3			
Tom Paciorek, R (1, 8) OBP: 0.304, SLG: 0.379	4-0 G3 BB		X 0-0 1-H HR		0-3 K		X 0-0 F9			3 1 1 2 1 1 1			
Willie Crawford, L (1, 9) OBP: 0.396, SLG: 0.453	X 0-0 G3 1-2 2-3		S S 0-3 K		B B B 4-0 1B E BB		X 0-0 G3			3 1 0 0 1 1 3			
Bill Buckner, L (1, 3) OBP: 0.297, SLG: 0.351	4-0 IBB		X 0-0 F8		X 0-0 1B E G3-2-3 1B		X 0-0 F9			3 0 1 0 1 0 0			
Steve Yeager, R (1, 2) OBP: 0.340, SLG: 0.336	S S 0-3 K		S S 0-3 K		X 0-0 E8 1B 1-2 2-H 1B		X 0-0 6-3			4 0 1 0 0 2 3			
Bill Russell, R (1, 6) OBP: 0.301, SLG: 0.337		X 0-0 F5		X 0-0 S 1B		X 0-0 1-2 2-3 1B		X 0-0 F8		4 0 2 0 0 0 0			
Jerry Royster, R (1, 5) OBP: 0.211, SLG: 0.211		X 0-0 P4		S S 0-3 K 1-2		X 0-0 F2		X 0-0 5-3		4 0 0 0 0 1 4			
Geoff Zahn, L (1, 1) Willie Davis, L (6, PH) OBP: 0.320, SLG: 0.444 Greg Shanahan, R (6, 1)		S S 0-3 K		X 0-0 1-3		X 0-0 G3-2-3 3-Hf		S S 0-3 K		2 0 0 0 0 1 1 1 0 0 0 0 0 3 1 0 0 0 0 1 0			
<b>Inning Stats</b>	R: 0 H: 0 E: 0 LOB: 3 K: 1 BB: 3 S: 5 P: 17	R: 0 H: 0 E: 0 LOB: 0 K: 1 BB: 0 S: 5 P: 5	R: 2 H: 2 E: 0 LOB: 0 K: 1 BB: 0 S: 7 P: 7	R: 0 H: 1 E: 0 LOB: 1 K: 2 BB: 0 S: 8 P: 8	R: 0 H: 0 E: 0 LOB: 0 K: 1 BB: 0 S: 5 P: 5	R: 1 H: 3 E: 1 LOB: 2 K: 0 BB: 1 S: 5 P: 9	R: 0 H: 1 E: 0 LOB: 1 K: 0 BB: 0 S: 4 P: 4	R: 0 H: 0 E: 0 LOB: 0 K: 0 BB: 0 S: 3 P: 3	R: 0 H: 0 E: 0 LOB: 0 K: 1 BB: 0 S: 5 P: 5	1B: 6 SF: 0 2B: 0 SAC: 0 3B: 0 DP: 1 HR: 1 HBP: 0		WP: 1 PA: 37 PB: 0 SB: 2 CS: 0	
<b>PITCHER</b>	IP WLS BF H R ER SO BB IBB HBP BLK WP HR S P ERA WHIP											<b>PITCHER</b>	IP WLS BF H R ER SO BB IBB HBP BLK WP HR S P ERA WHIP
Clay Kirby, R (1, 1) ERA: 4.79	8.0 L 34 7 3 3 6 3 1 0 0 1 1 42 58 3.38 1.250												
Frank Snook, R (9, 1) ERA: 3.62	1.0 3 0 0 0 1 0 0 0 0 0 0 5 5 0.00 0.000												

AB	33
R	3
H	7
RBI	2
BB	4
SO	7
LOB	18



Batter	1	2	3	4	5	6	7	8	9	AB	R	H	RBI	BB	SO	LOB
--------	---	---	---	---	---	---	---	---	---	----	---	---	-----	----	----	-----

Dwain Anderson, R OBP: 0.219, SLG: 0.123 (1, 6) <i>SS</i>	0-3 K <i>1</i>		x 0-0 F8 <i>3</i>			x 0-0 6-3 <i>2</i>		<i>SS</i> 0-3 K <i>3</i>		4	0	0	0	0	2	1
Dave Winfield, R OBP: 0.331, SLG: 0.383 (1, 7) <i>X</i>	0-0 F9 <i>2</i>			x 0-0 1-3 <i>1</i>		x 0-0 1B <i>3</i>			x 0-0 F7 <i>1</i>	4	0	1	0	0	0	0
Dave Roberts, R OBP: 0.313, SLG: 0.476 (1, 5) <i>X</i>	0-0 F8 <i>3</i>			x 0-0 IHR <i>3</i>		x 0-0 4-3 <i>3</i>			x 0-0 E5 5-3 <i>3</i>	4	1	1	1	0	0	1
Nate Colbert, R OBP: 0.344, SLG: 0.451 (1, 3)		x 0-0 5-3 <i>1</i>		x 0-0 G3 <i>2</i>			x 0-0 F7 <i>1</i>		x 0-0 5-3 1-2 <i>2</i>	4	0	0	0	0	0	1
Cito Gaston, R OBP: 0.281, SLG: 0.408 (1, 9)		<i>SS</i> 0-3 K <i>2</i>		x 0-0 4-3 <i>3</i>			x 0-0 P3 <i>2</i>		x 0-0 F8 <i>3</i>	4	0	0	0	0	1	1
Fred Kendall, R OBP: 0.321, SLG: 0.398 (1, 2)		x 0-0 6-3 <i>3</i>			x 0-0 4-3 <i>1</i>		x 0-0 P6 <i>3</i>			3	0	0	0	0	0	0
Ivan Murrell, R OBP: 0.226, SLG: 0.408 (1, 8)			x 0-0 SH3-4 1B <i>3</i>		x 0-0 6-3 <i>2</i>		<i>SS</i> 0-3 K <i>1</i>			3	0	1	0	0	1	0
Dave Hilton, R OBP: 0.264, SLG: 0.304 (1, 4)			x 0-0 F7 <i>1</i>		x 0-0 6-3 <i>3</i>			x 0-0 HR <i>3</i>		3	1	1	1	0	0	1
Clay Kirby, R OBP: 0.109, SLG: 0.111 (1, 1)			x 0-0 SH3-4 <i>2</i>				x 0-0 5-3 <i>1</i>		x 0-0 4-3 <i>2</i>	1	0	0	0	0	0	0
Leron Lee, L OBP: 0.306, SLG: 0.297 (8, PH)										1	0	0	0	0	0	0
Frank Snook, R (9, 1)										0	0	0	0	0	0	0

BOTTOM

Los Angeles Dodgers @ San Diego Padres  
San Diego Stadium, San Diego, CA  
Sat Sep 29 1973, 10:05 PM EDT  
Att. 14,846 - Unknown

livebaseballscorecards.com

AB	31
R	2
H	4
RBI	2
BB	0
SO	4
LOB	5



Inning Stats	R: 0	H: 0	E: 0	LOB: 0	K: 1	S: 5	R: 0	H: 0	E: 0	LOB: 0	K: 1	S: 5	R: 0	H: 1	E: 0	LOB: 1	K: 0	S: 4	R: 1	H: 1	E: 0	LOB: 0	K: 0	S: 4	R: 0	H: 0	E: 0	LOB: 0	K: 0	S: 3	R: 0	H: 1	E: 0	LOB: 1	K: 0	S: 4	R: 0	H: 0	E: 0	LOB: 0	K: 0	S: 3	R: 1	H: 1	E: 0	LOB: 0	K: 2	S: 8	R: 0	H: 0	E: 1	LOB: 1	K: 0	S: 4	1B: 2	SF: 0	2B: 0	SAC: 1	3B: 0	DP: 0	HR: 2	HBP: 0	WP: 0	PA: 32	PB: 0	SB: 0	CS: 0
--------------	------	------	------	--------	------	------	------	------	------	--------	------	------	------	------	------	--------	------	------	------	------	------	--------	------	------	------	------	------	--------	------	------	------	------	------	--------	------	------	------	------	------	--------	------	------	------	------	------	--------	------	------	------	------	------	--------	------	------	-------	-------	-------	--------	-------	-------	-------	--------	-------	--------	-------	-------	-------

PITCHER	IP	WLS	BF	H	R	ER	SO	BB	IBB	HBP	BLK	WP	HR	S	P	ERA	WHIP
Geoff Zahn, L ERA: 1.35 (1, 1)	5.0	W	17	2	1	1	2	0	0	0	0	0	0	21	21	1.80	0.400
Greg Shanahan, R ERA: 3.45 (6, 1)	4.0	S	15	2	1	1	2	0	0	0	0	0	1	19	19	2.25	0.500

PITCHER	IP	WLS	BF	H	R	ER	SO	BB	IBB	HBP	BLK	WP	HR	S	P	ERA	WHIP
---------	----	-----	----	---	---	----	----	----	-----	-----	-----	----	----	---	---	-----	------