

# Los Angeles Dodgers - 1973



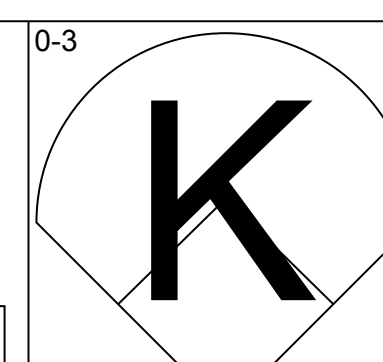
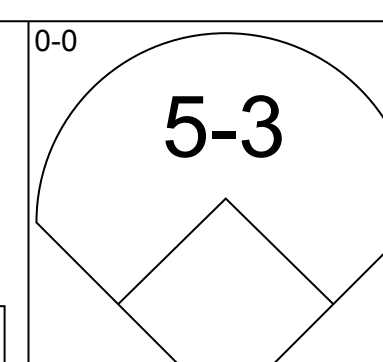
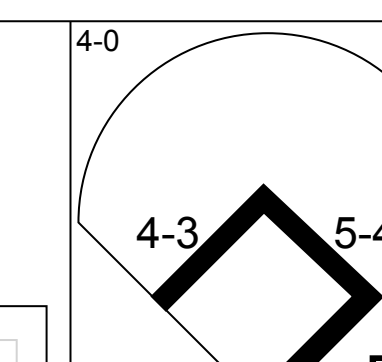
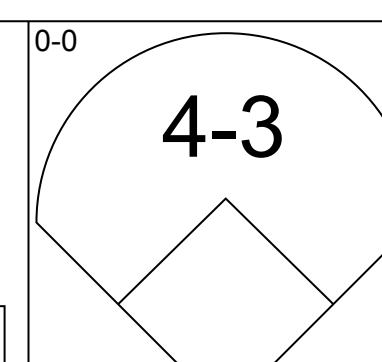
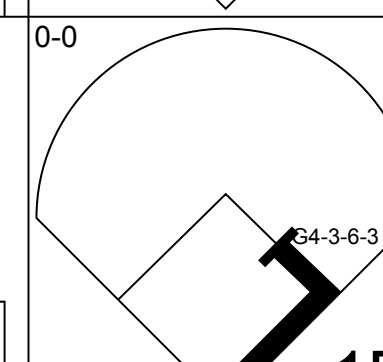
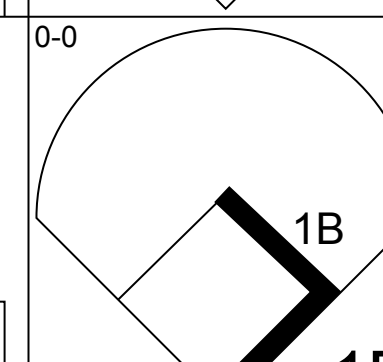
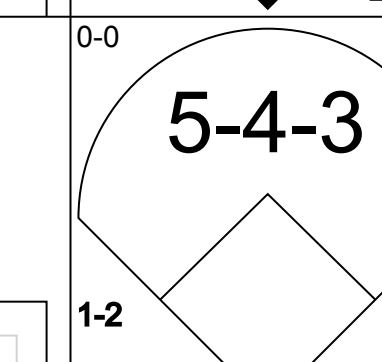
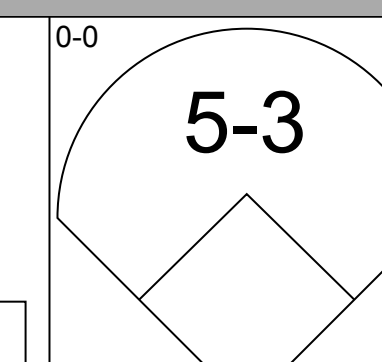
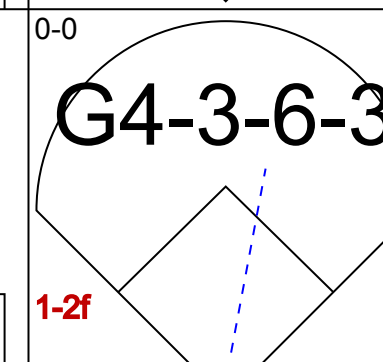
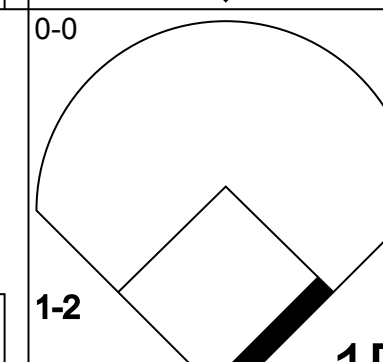
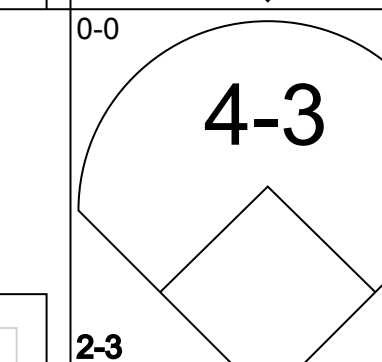
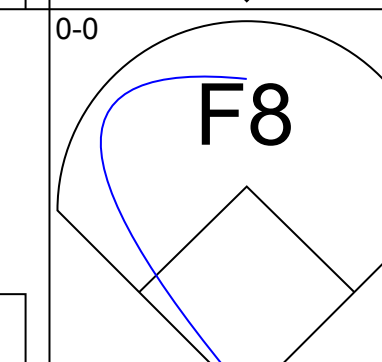
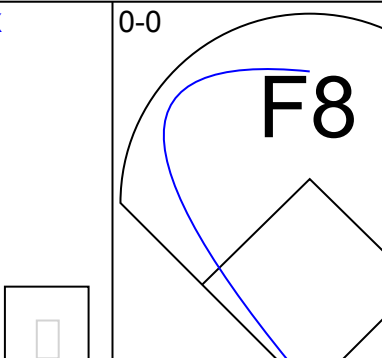
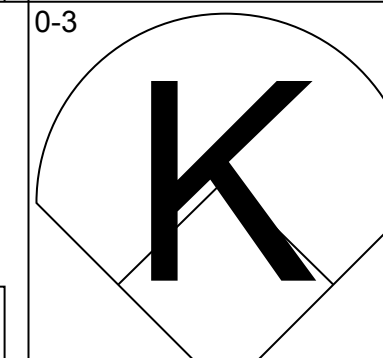
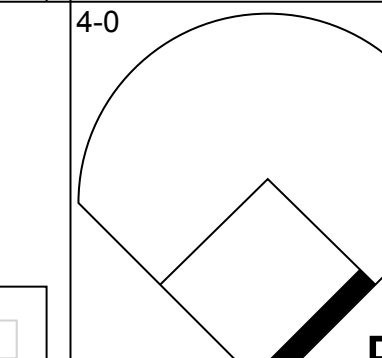
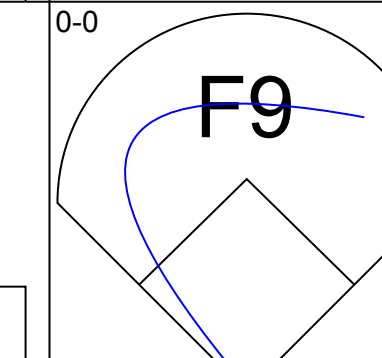
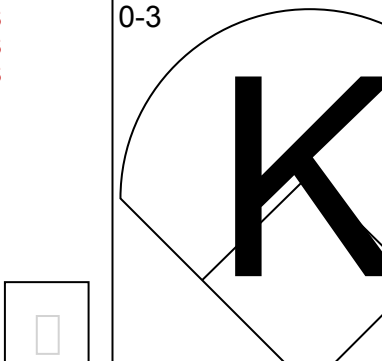
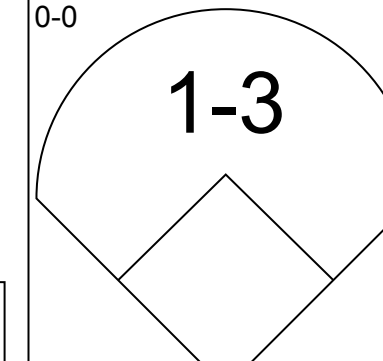
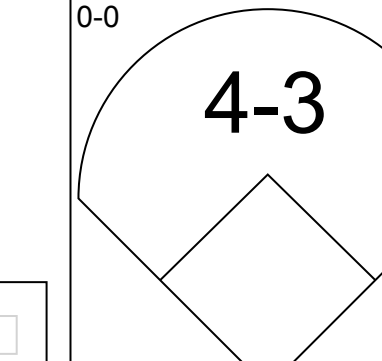
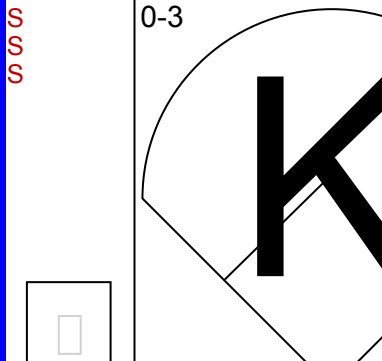
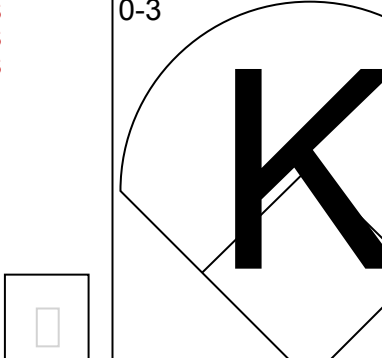
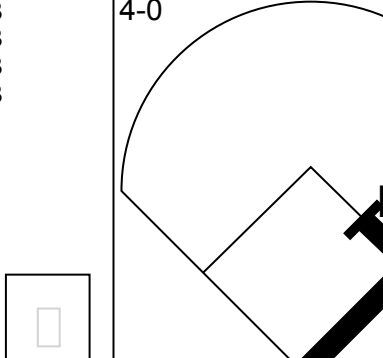
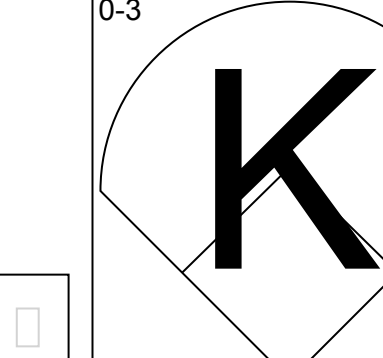
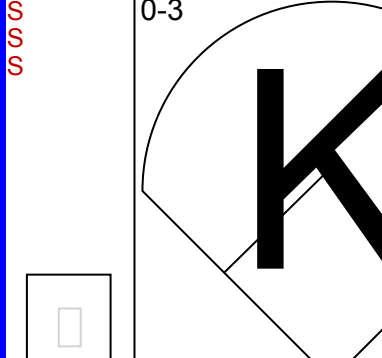
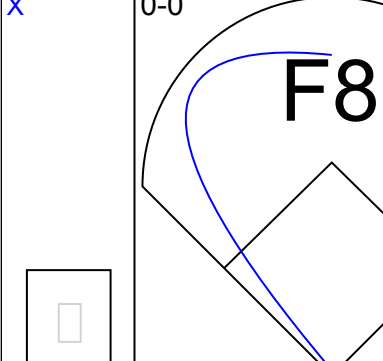
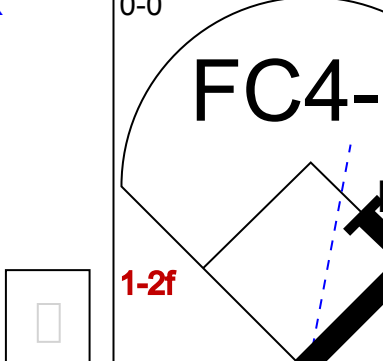
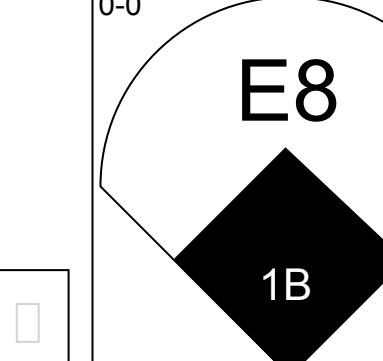
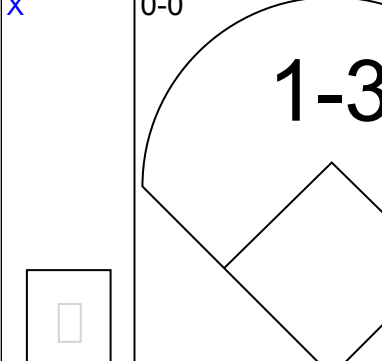
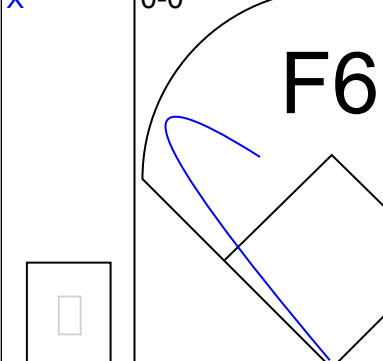
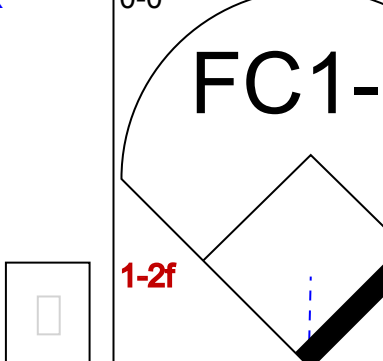
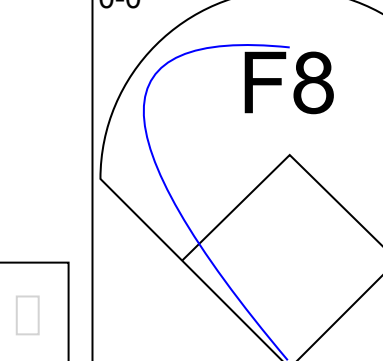
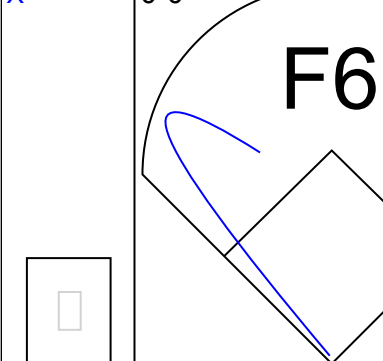
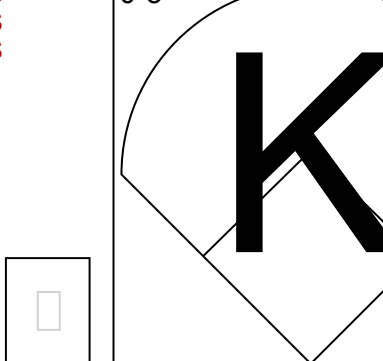
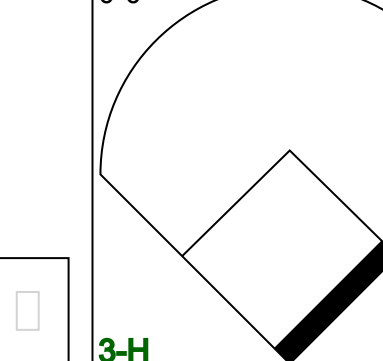
Batter	1	2	3	4	5	6	7	8	9	AB	R	H	RBI	BB	SO	LOB	TOP								
Lee Lacy, R OBP: 0.333, SLG: 0.333 (1, 4)	F3		PO 1B			E4 SH1-3 1B		F4		4	1	2	0	0	0	0	<b>Los Angeles Dodgers @ San Diego Padres</b> San Diego Stadium, San Diego, CA Sat Apr 07 1973, 9:05 PM EST Att: 16,803 - Unknown <a href="http://livebaseballscorecards.com">livebaseballscorecards.com</a>								
Manny Mota, R OBP: 0.250, SLG: 0.250 (1, 7)	4-3		PO 1-2	L9		SH1-3		FC3-6 1B		3	0	1	0	0	0	0									
Willie Davis, L OBP: 0.375, SLG: 0.429 (1, 8)	F8			CS HBP				FC3-6 1B 1-2		3	0	1	1	0	0	1									
Joe Ferguson, R OBP: 0.250, SLG: 1.000 (1, 2)		HR		F8 1-2		F8			K	4	1	1	1	0	1	2									
Bill Buckner, L (1, 3)	4-3					E5 1B		F8		4	0	0	0	0	0	1									
Willie Crawford, L OBP: 0.250, SLG: 0.143 (1, 9)	K					F8		K		4	1	1	0	0	2	1									
Ken McMullen, R OBP: 0.167, SLG: 0.167 (9, PR) Davey Lopes, R (9, 6)	K					1-2 1B		4-3		3	0	1	0	1	1	0									
Bill Russell, R OBP: 0.429, SLG: 0.571 (9, PH) Von Joshua, L OBP: 1.000, SLG: 1.000 Jim Brewer, L (9, 1)	K		K			K		3-1		1	0	1	1	0	0	0									
Andy Messersmith, R (1, 1) Steve Garvey, R OBP: 0.500, SLG: 0.500 Charlie Hough, R (8, 1) Ron Cey, R (9, 5)	K		K			K		6-3		1	0	0	0	0	0	0									
<b>Inning Stats</b>	R: 0 E: 0 K: 0 S: 3	H: 0 LOB: 0 BB: 0 P: 3	R: 1 E: 0 K: 2 S: 8	H: 1 LOB: 0 BB: 0 P: 8	R: 0 E: 0 K: 2 S: 7	H: 1 LOB: 0 BB: 0 P: 7	R: 0 E: 0 K: 0 S: 2	H: 0 LOB: 0 BB: 0 P: 3	R: 0 E: 1 K: 2 S: 9	H: 1 LOB: 2 BB: 0 P: 9	R: 0 E: 0 K: 1 S: 5	H: 0 LOB: 0 BB: 0 P: 5	R: 0 E: 0 K: 1 S: 5	H: 1 LOB: 1 BB: 0 P: 5	R: 0 E: 0 K: 0 S: 4	H: 1 LOB: 1 BB: 0 P: 4		R: 1 E: 0 K: 2 S: 9	H: 2 LOB: 2 BB: 1 P: 13	1B: 7 2B: 0 3B: 0 HR: 1	SF: 0 SAC: 1 DP: 0 HBP: 1	WP: 0 PB: 0 SB: 0 CS: 1	PA: 37		
<b>PITCHER</b>	IP	WLS	BF	H	R	ER	SO	BB	IBB	HBP	BLK	WP	HR	S	P	ERA	WHIP								
Fred Norman, L ERA: 3.12 (1, 1)	8.2		34	7	3	3	8	1	0	1	0	0	1	48	53	3.12	0.923								
Vicente Romo, R ERA: (9, 1)	0.1	W	2	1	0	0	1	0	0	0	0	0	0	4	4	0.00	3.000								

Batter	1	2	3	4	5	6	7	8	9	AB	R	H	RBI	BB	SO	LOB	BOTTOM								
Enzo Hernandez, R OBP: 0.250, SLG: 0.250 (1, 6)	4-3			L9					F8	4	0	0	0	0	0	0	<b>Los Angeles Dodgers @ San Diego Padres</b> San Diego Stadium, San Diego, CA Sat Apr 07 1973, 9:05 PM EST Att: 16,803 - Unknown <a href="http://livebaseballscorecards.com">livebaseballscorecards.com</a>								
Johnny Grubb, L OBP: 0.167, SLG: 0.167 (1, 8) Jerry Morales, R OBP: 1.000, SLG: 4.000 (9, PH)	K			K			G3		HR	3	0	0	0	0	2	0									
Leron Lee, L OBP: 0.429, SLG: 0.429 (1, 7)	F8			F8			E5 BB HR			3	1	0	0	0	0	0									
Nate Colbert, R OBP: 0.429, SLG: 0.500 (1, 3)		K				CS 1B		HR BB		2	1	1	0	1	1	0									
Cito Gaston, R OBP: 0.333, SLG: 0.833 (1, 9)	K					F9		HR		3	1	1	3	0	1	1									
Dave Hilton, R OBP: 0.143, SLG: 0.143 (1, 5)	F8					F7		6-3		3	0	0	0	0	0	1									
Dave Roberts, R (1, 4) Derrel Thomas, S (9, 4)				F2		CS 1-2		F9		3	0	0	0	0	0	0									
Bob Davis, R (1, 2)				6-3				K		3	0	0	0	0	1	0									
Fred Norman, S (1, 1) Vicente Romo, R (9, 1)				K				6-3		3	0	0	0	0	1	0									
<b>Inning Stats</b>	R: 0 E: 0 K: 1 S: 5	H: 0 LOB: 0 BB: 0 P: 5	R: 0 E: 0 K: 2 S: 7	H: 0 LOB: 0 BB: 0 P: 7	R: 0 E: 0 K: 1 S: 5	H: 0 LOB: 0 BB: 0 P: 5	R: 0 E: 0 K: 0 S: 3	H: 1 LOB: 0 BB: 0 P: 3	R: 0 E: 0 K: 1 S: 5	H: 0 LOB: 0 BB: 0 P: 5	R: 3 E: 1 K: 0 S: 5	H: 1 LOB: 0 BB: 1 P: 9	R: 0 E: 0 K: 0 S: 3	H: 0 LOB: 0 BB: 0 P: 3	R: 1 E: 0 K: 0 S: 2	H: 1 LOB: 0 BB: 0 P: 2		1B: 1 2B: 0 3B: 0 HR: 2	SF: 0 SAC: 0 DP: 0 HBP: 0	WP: 0 PB: 0 SB: 0 CS: 1	PA: 30				
<b>PITCHER</b>	IP	WLS	BF	H	R	ER	SO	BB	IBB	HBP	BLK	WP	HR	S	P	ERA	WHIP								
Andy Messersmith, R (1, 1) Charlie Hough, R ERA: (8, 1) Jim Brewer, L ERA: 27.0 (9, 1)	7.0		24	2	3	0	6	1	0	0	0	0	0	3	3	0.00	0.429								
	0.1	L	2	1	1	1	0	0	0	0	0	0	1	2	2	27.00	3.000								

Batter	1	2	3	4	5	6	7	8	9	AB	R	H	RBI	BB	SO	LOB	TOP			
Lee Lacy, R OBP: 0.286, SLG: 0.286 (1, 4)										5	1	1	0	0	2	3	<b>Los Angeles Dodgers @ San Diego Padres</b> San Diego Stadium, San Diego, CA Sun Apr 08 1973, 6:33 AM EST Att: 10,695 - Unknown  <b>AB 34</b> <b>R 4</b> <b>H 11</b> <b>RBI 4</b> <b>BB 4</b> <b>SO 5</b> <b>LOB 15</b> 			
Von Joshua, L OBP: 0.571, SLG: 0.500 (1, 7)										5	1	2	0	0	0	1				
Bill Buckner, L OBP: 0.077, SLG: 0.083 (1, 3)										4	0	1	1	0	0	1				
Willie Davis, L OBP: 0.308, SLG: 0.333 (1, 8)										5	0	1	0	0	2	3				
Willie Crawford, L OBP: 0.417, SLG: 0.222 (1, 9)										2	2	1	0	2	0	1				
Joe Ferguson, R OBP: 0.250, SLG: 0.833 (1, 2)										4	0	1	2	0	1	2				
Ken McMullen, R OBP: 0.455, SLG: 0.500 (1, 5)										4	0	3	1	0	0	1				
Bill Russell, R OBP: 0.455, SLG: 0.500 (1, 6)										3	0	1	0	1	0	1				
Tommy John, R George Culver, R (8, 1)										2	0	0	0	1	0	2				
<b>Inning Stats</b>	R: 0 E: 0 K: 1 S: 6	H: 1 LOB: 1 BB: 0 P: 6	R: 1 E: 0 K: 1 S: 7	H: 2 LOB: 2 BB: 1 P: 11	R: 0 E: 0 K: 0 S: 4	H: 1 LOB: 1 BB: 0 P: 4	R: 0 E: 0 K: 1 S: 5	H: 1 LOB: 1 BB: 1 P: 9	R: 3 E: 0 K: 0 S: 6	H: 3 LOB: 1 BB: 1 P: 10	R: 0 E: 0 K: 0 S: 4	H: 1 LOB: 1 BB: 0 P: 4	R: 0 E: 0 K: 0 S: 3	H: 1 LOB: 0 BB: 0 P: 3	R: 0 E: 0 K: 1 S: 6	H: 1 LOB: 1 BB: 0 P: 6	1B: 9 2B: 2 3B: 0 HR: 0	SF: 1 SAC: 1 DP: 2 HBP: 0	WP: 0 PB: 0 SB: 2 CS: 0	PA: 40
<b>PITCHER</b>	IP WLS BF H R ER SO BB IBB HBP BLK WP HR S P ERA WHIP																			
Steve Arlin, R ERA: 7.71 Bill Greif, R ERA: Gary Ross, R ERA:	(1, 1) (5, 1) (8, 1)	4.2 2.1 2.0	L 9 7	24 1 2	8 0 0	4 0 0	4 0 1	3 1 0	3 0 1	2 1 0	1 0 0	0 0 0	0 0 0	0 10 9	27 14 9	39 14 9	7.71 0.00 0.00	2.143 0.857 1.000		

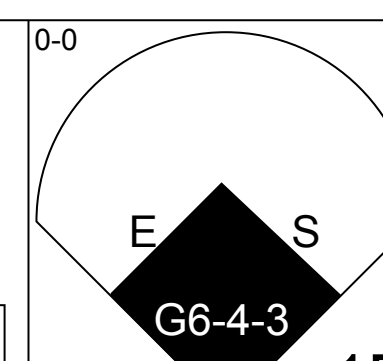
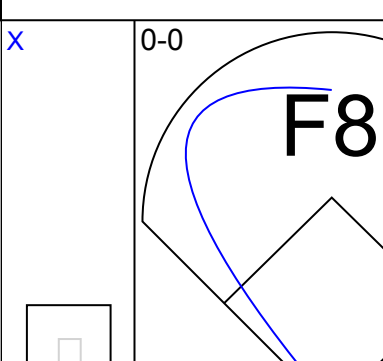
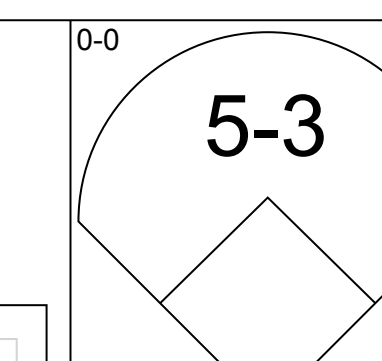
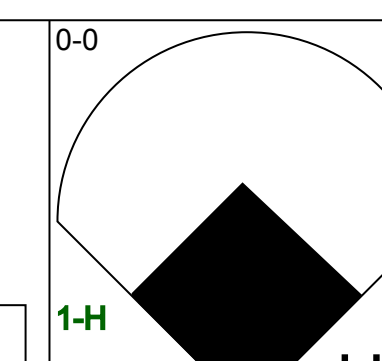
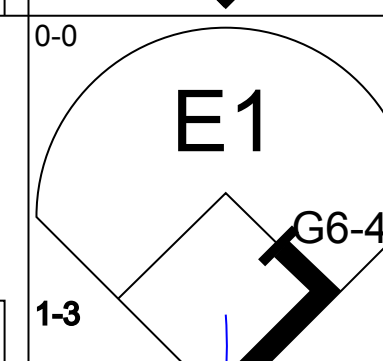
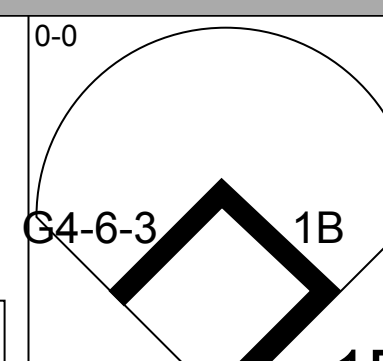
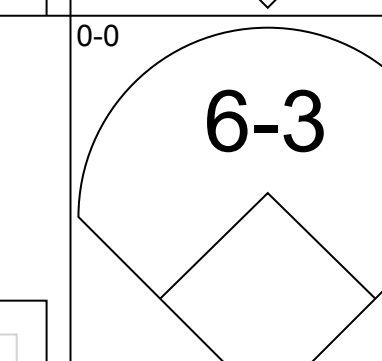
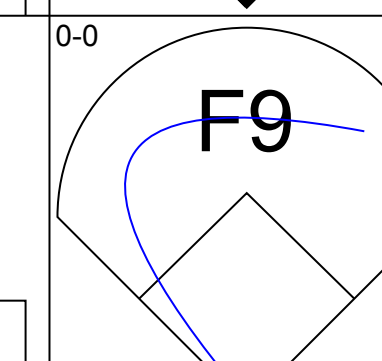
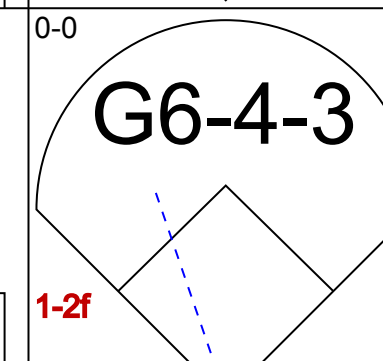
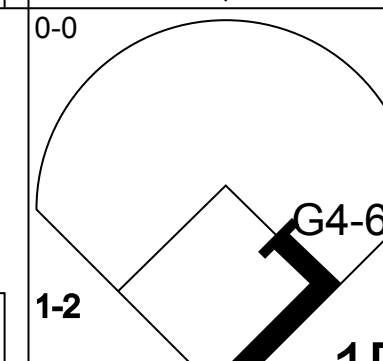
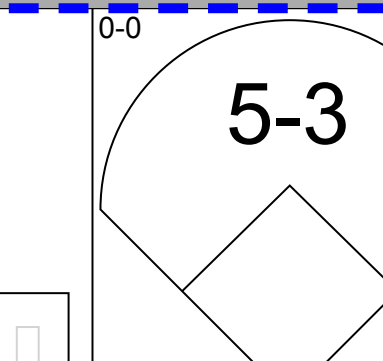
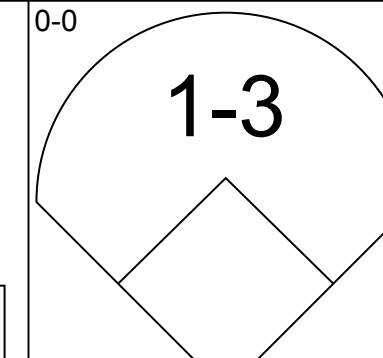
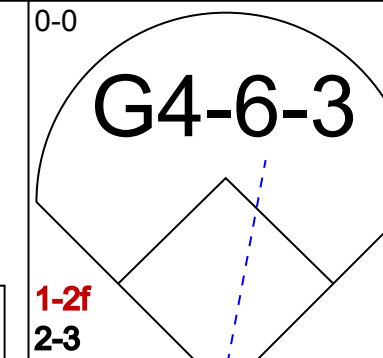
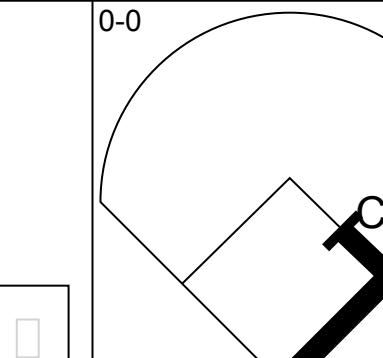
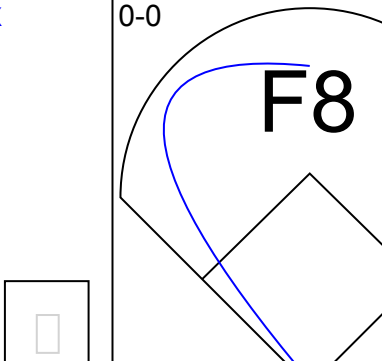
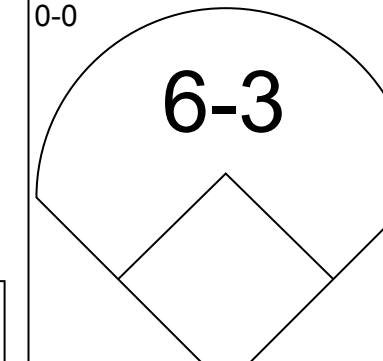
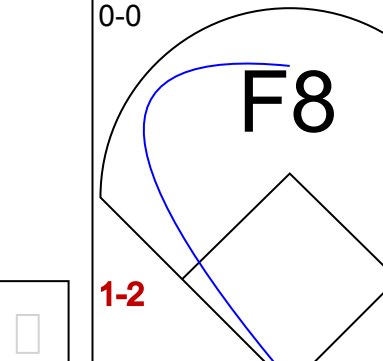
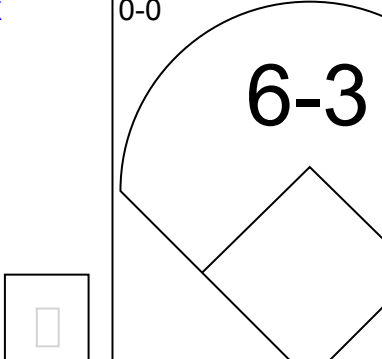
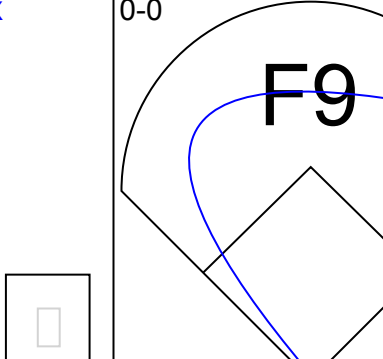
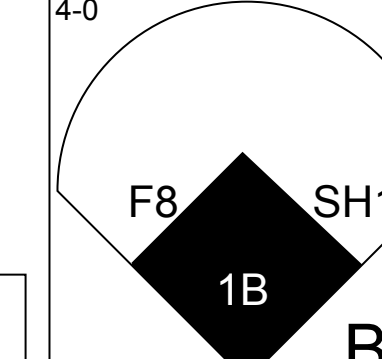
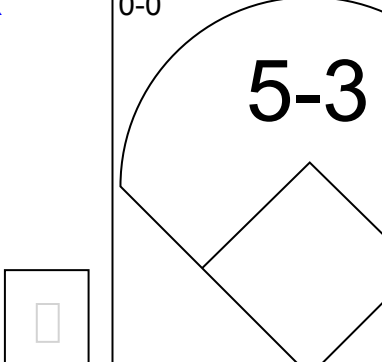
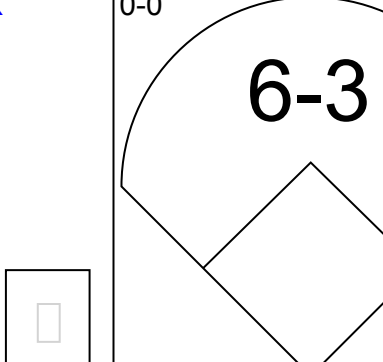
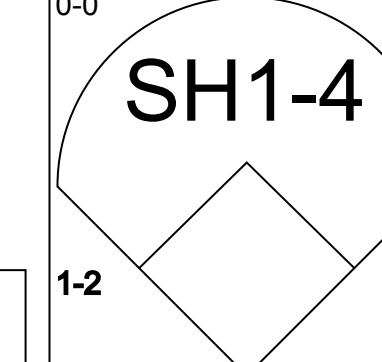
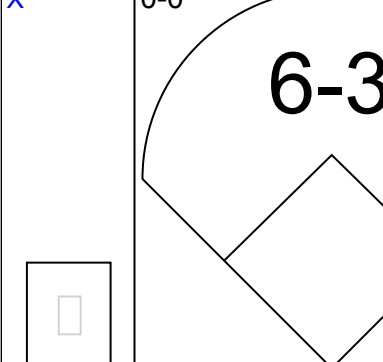
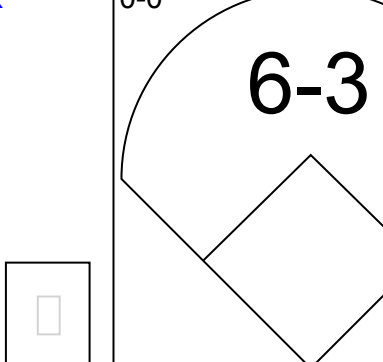
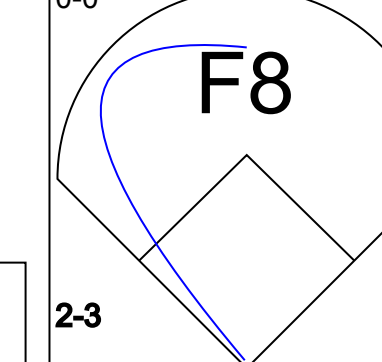
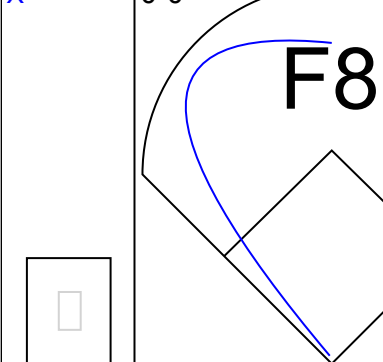
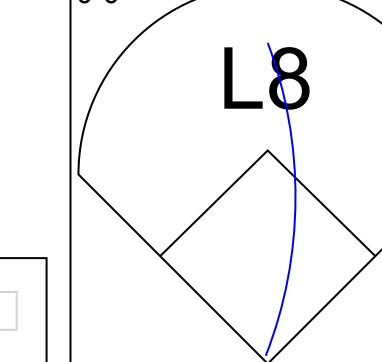
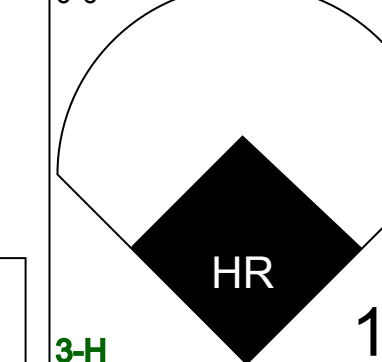
Batter	1	2	3	4	5	6	7	8	9	AB	R	H	RBI	BB	SO	LOB	BOTTOM	
Enzo Hernandez, R OBP: 0.231, SLG: 0.167 (1, 6)										4	0	0	0	1	0	1	<b>Los Angeles Dodgers @ San Diego Padres</b> San Diego Stadium, San Diego, CA Sun Apr 08 1973, 6:33 AM EST Att: 10,695 - Unknown  <b>AB 33</b> <b>R 0</b> <b>H 8</b> <b>RBI 0</b> <b>BB 3</b> <b>SO 8</b> <b>LOB 24</b> 	
Jerry Morales, R OBP: 0.333, SLG: 0.800 (1, 8)										4	0	0	0	0	1	1		
Leron Lee, L OBP: 0.384, SLG: 0.364 (1, 7)										4	0	1	0	0	0	1		
Nate Colbert, R OBP: 0.545, SLG: 0.556 (1, 3)										3	0	2	0	1	1	0		
Cito Gaston, R OBP: 0.400, SLG: 0.700 (1, 9)										4	0	2	0	0	1	4		
Dave Hilton, R OBP: 0.200, SLG: 0.200 (1, 5)										3	0	1	0	0	0	4		
Dave Roberts, R Johnny Grubb, L (9, PH)										2	0	0	0	1	0	2		
Bob Davis, R Ivan Murrell, R Pat Corrales, R Derrel Thomas, S (9, PH)										1	0	0	0	0	1	2		
Steve Arlin, R Bill Greif, R Fred Kendall, R Gary Ross, R Dave Marshall, L (9, PH)										2	0	0	0	0	1	3		
<b>Inning Stats</b>	R: 0 E: 0 K: 0 S: 3	H: 0 LOB: 0 BB: 0 P: 3	R: 0 E: 0 K: 1 S: 7	H: 2 LOB: 2 BB: 0 P: 7	R: 0 E: 0 K: 2 S: 9	H: 0 LOB: 3 BB: 1 P: 13	R: 0 E: 0 K: 1 S: 5	H: 1 LOB: 0 BB: 0 P: 5	R: 0 E: 0 K: 1 S: 3	H: 1 LOB: 0 BB: 0 P: 3	R: 0 E: 1 K: 1 S: 7	H: 1 LOB: 3 BB: 1 P: 11	R: 0 E: 0 K: 2 S: 8	H: 1 LOB: 1 BB: 0 P: 8	1B: 8 2B: 0 3B: 0 HR: 0	SF: 0 SAC: 1 DP: 2 HBP: 0	WP: 0 PB: 0 SB: 0 CS: 0	PA: 37
<b>PITCHER</b>	IP WLS BF H R ER SO BB IBB HBP BLK WP HR S P ERA WHIP																	
Tommy John, L ERA: George Culver, R ERA:	(1, 1) (8, 1)	1.2 1.2	S 6	1 0	0 0	3 3	2 0	0 0	0 0	0 0	0 0	0 12	12 12	0.00 0.00	0.600 1.227			

Batter	1	2	3	4	5	6	7	8	9	AB	R	H	RBI	BB	SO	LOB	TOP					
Lee Lacy, R OBP: 0.278, SLG: 0.235 (1, 4)										3	0	0	0	1	1	2						
Manny Mota, R OBP: 0.333, SLG: 0.333 (1, 7)										4	0	2	0	0	0	1						
Willie Davis, L OBP: 0.294, SLG: 0.313 (1, 8)										4	0	1	0	0	0	2						
Joe Ferguson, R OBP: 0.250, SLG: 0.667 (1, 2)										3	0	0	0	1	1	2						
Bill Buckner, L Ron Cey, R (9, PH) OBP: 0.063, SLG: 0.067 (1, 3)										3	0	0	0	0	1	4						
Willie Crawford, L Tom Paciorek, R (9, PH) OBP: 0.400, SLG: 0.182 (1, 9)										2	0	0	0	1	2	0						
Ken McMullen, R Davey Lopes, R (7, PR) OBP: 0.429, SLG: 0.462 (1, 5)										3	0	1	0	0	0	1						
Bill Russell, R OBP: 0.357, SLG: 0.385 (1, 6)										3	0	0	0	0	0	2						
Claude Osteen, L Steve Garvey, R Charlie Hough, R (7, 1) OBP: 0.667, SLG: 0.667 (1, 1)										2	0	0	0	0	1	1						
<b>Inning Stats</b>	R: 0 E: 0 K: 1 S: 5	H: 1 LOB: 0 BB: 0 P: 5	R: 0 E: 0 K: 2 S: 7	H: 0 LOB: 0 BB: 0 P: 7	R: 0 E: 0 K: 0 S: 3	H: 0 LOB: 0 BB: 0 P: 3	R: 0 E: 0 K: 1 S: 7	H: 2 LOB: 2 BB: 0 P: 7	R: 0 E: 0 K: 0 S: 3	H: 0 LOB: 1 BB: 1 P: 9	R: 0 E: 0 K: 0 S: 3	H: 0 LOB: 2 BB: 2 P: 11	R: 1 E: 1 K: 1 S: 7	H: 2 LOB: 2 BB: 0 P: 7	R: 0 E: 0 K: 0 S: 3	H: 0 LOB: 0 BB: 0 P: 7	R: 0 E: 0 K: 2 S: 7	H: 0 LOB: 0 BB: 0 P: 7	1B: 5 2B: 0 3B: 0 HR: 0	SF: 0 SAC: 0 DP: 1 HBP: 0	WP: 0 PB: 0 SB: 0 CS: 0	PA: 34
<b>PITCHER</b> Jerry Reuss, L ERA: 0.00	IP: 9.0 WLS: W BF: 34 H: 5 R: 1 ER: 0 SO: 8 BB: 3 IBB: 0 HBP: 0 BLK: 0 WP: 0 HR: 0 S: 47 P: 59 ERA: 0.00 WHIP: 0.889															<b>PITCHER</b>	IP: 9.0 WLS: W BF: 34 H: 5 R: 1 ER: 0 SO: 8 BB: 3 IBB: 0 HBP: 0 BLK: 0 WP: 0 HR: 0 S: 47 P: 59 ERA: 0.00 WHIP: 0.889					

Los Angeles Dodgers @ Houston Astros  
Astrodome, Houston, TX  
Mon Apr 09 1973, 7:05 PM EST  
Att: 28,399 - Unknown

AB	31
R	1
H	5
RBI	1
BB	3
SO	8
LOB	15



Batter	1	2	3	4	5	6	7	8	9	AB	R	H	RBI	BB	SO	LOB	BOTTOM			
Jimmy Wynn, R OBP: 0.263, SLG: 0.556 (1, 9)										4	2	2	2	0	0	0				
Tommy Helms, R OBP: 0.389, SLG: 0.389 (1, 4)										4	0	1	0	0	0	1				
Cesar Cedeno, R OBP: 0.500, SLG: 1.000 (1, 8)										3	0	1	0	0	0	1				
Bob Watson, R Tommie Agee, R (8, 7) OBP: 0.278, SLG: 0.133 (1, 7)										3	0	1	0	0	0	2				
Lee May, R OBP: 0.235, SLG: 0.250 (1, 3)										3	0	0	0	0	0	2				
Doug Radler, R OBP: 0.176, SLG: 0.125 (1, 5)										2	1	0	0	1	0	0				
Larry Howard, R OBP: 0.333, SLG: 0.333 (1, 2)										2	0	0	0	0	0	0				
Roger Metzger, S OBP: 0.118, SLG: 0.188 (1, 6)										3	0	0	0	0	0	1				
Jerry Reuss, L OBP: 0.333, SLG: 0.333 (1, 1)										3	1	1	1	0	0	0				
<b>Inning Stats</b>	R: 1 E: 1 K: 0 S: 4	H: 1 LOB: 0 BB: 0 P: 4	R: 0 E: 0 K: 0 S: 3	H: 0 LOB: 0 BB: 0 P: 3	R: 0 E: 0 K: 0 S: 3	H: 0 LOB: 0 BB: 0 P: 3	R: 0 E: 0 K: 0 S: 4	H: 2 LOB: 1 BB: 0 P: 4	R: 0 E: 0 K: 0 S: 3	H: 0 LOB: 0 BB: 0 P: 3	R: 0 E: 0 K: 0 S: 3	H: 1 LOB: 0 BB: 0 P: 3	R: 0 E: 0 K: 0 S: 5	H: 2 LOB: 2 BB: 1 P: 9	R: 3 E: 0 K: 0 S: 5	H: 2 LOB: 1 BB: 1 P: 9	1B: 5 2B: 0 3B: 0 HR: 1	SF: 0 SAC: 1 DP: 2 HBP: 0	WP: 0 PB: 0 SB: 1 CS: 1	PA: 29
<b>PITCHER</b> Claude Osteen, L ERA: 1.5 Charlie Hough, R ERA: 9.0	IP: 6.0 WLS: L BF: 9 H: 3 R: 3 ER: 3 SO: 0 BB: 1 IBB: 0 HBP: 0 BLK: 0 WP: 0 HR: 1 S: 8 P: 12 ERA: 1.50 WHIP: 2.000															<b>PITCHER</b>	IP: 6.0 WLS: L BF: 9 H: 3 R: 3 ER: 3 SO: 0 BB: 1 IBB: 0 HBP: 0 BLK: 0 WP: 0 HR: 1 S: 8 P: 12 ERA: 1.50 WHIP: 2.000			

Los Angeles Dodgers @ Houston Astros  
Astrodome, Houston, TX  
Mon Apr 09 1973, 7:05 PM EST  
Att: 28,399 - Unknown

AB	27
R	4
H	6
RBI	3
BB	1
SO	0
LOB	7





Batter	1	2	3	4	5	6	7	8	9	AB	R	H	RBI	BB	SO	LOB	TOP					
<b>Pete Rose, S</b> OBP: 0.409, SLG: 0.455 (1, 7)										5	1	3	0	0	1	2	<b>Cincinnati Reds @ Los Angeles Dodgers</b> Dodger Stadium, Los Angeles, CA Wed Apr 11 1973, 6:05 PM PST Att: 24,755 - Unknown					
<b>Joe Morgan, L</b> OBP: 0.318, SLG: 0.450 (1, 4)										4	1	1	1	0	0	3						
<b>Bobby Tolan, L</b> OBP: 0.364, SLG: 0.500 (1, 9)										3	0	1	1	0	0	1						
<b>Johnny Bench, R</b> OBP: 0.500, SLG: 0.429 (1, 2)										3	0	0	0	1	0	1						
<b>Tony Perez, R</b> OBP: 0.381, SLG: 0.556 (1, 3)										4	1	1	1	0	1	1						
<b>Cesar Geronimo, L</b> OBP: 0.182, SLG: 0.381 (1, 8)										4	1	1	1	0	2	1						
<b>Darrel Chaney, S</b> OBP: 0.071, SLG: 0.071 (1, 6)										4	0	0	0	0	0	0						
<b>Denis Menke, R</b> OBP: 0.235, SLG: 0.188 (1, 5)										4	0	1	0	0	1	0						
<b>Don Gullett, R</b> Pedro Borbon, R Tom Hall, L (9, 1)										3	0	0	0	1	2	2						
<b>Inning Stats</b>	R: 2 E: 0 K: 1 S: 7	H: 2 LOB: 1 BB: 1 P: 11	R: 0 E: 0 K: 0 S: 5	H: 0 LOB: 0 BB: 0 P: 5	R: 0 E: 0 K: 0 S: 3	H: 0 LOB: 0 BB: 0 P: 3	R: 2 E: 0 K: 1 S: 7	H: 2 LOB: 0 BB: 0 P: 7	R: 0 E: 0 K: 1 S: 6	H: 1 LOB: 1 BB: 0 P: 6	R: 0 E: 0 K: 0 S: 5	H: 0 LOB: 0 BB: 0 P: 5	R: 0 E: 0 K: 0 S: 4	H: 1 LOB: 2 BB: 1 P: 8	R: 0 E: 0 K: 0 S: 3	H: 1 LOB: 0 BB: 0 P: 3	R: 0 E: 1 K: 2 S: 9	H: 1 LOB: 2 BB: 0 P: 9	1B: 5 2B: 0 3B: 1 HR: 2	SF: 1 SAC: 0 DP: 0 HBP: 0	WP: 0 PB: 0 SB: 0 CS: 1	PA: 37
<b>PITCHER</b>	IP WLS BF H R ER SO BB IBB HBP BLK WP HR S P ERA WHIP																					
<b>Don Sutton, R</b> ERA: 5.14 (1, 1)	7.0 L 29 6 4 4 5 2 0 0 0 0 0 2 37 45 5.14 1.143																					
<b>Pete Richert, L</b> ERA: (8, 1)	2.0 8 2 0 0 2 0 0 0 0 0 0 0 12 12 0.00 1.000																					

Batter	1	2	3	4	5	6	7	8	9	AB	R	H	RBI	BB	SO	LOB	BOTTOM			
<b>Lee Lacy, R</b> OBP: 0.276, SLG: 0.250 (1, 4)										4	0	1	0	0	1	0	<b>Cincinnati Reds @ Los Angeles Dodgers</b> Dodger Stadium, Los Angeles, CA Wed Apr 11 1973, 6:05 PM PST Att: 24,755 - Unknown			
<b>Bill Buckner, L</b> OBP: 0.269, SLG: 0.292 (1, 3)										4	0	2	0	0	0	2				
<b>Willie Davis, L</b> OBP: 0.222, SLG: 0.240 (1, 8)										4	1	0	0	0	0	4				
<b>Joe Ferguson, R</b> OBP: 0.346, SLG: 0.636 (1, 2)										4	0	1	1	0	1	2				
<b>Steve Garvey, R</b> OBP: 0.333, SLG: 0.417 (1, 7)										4	0	0	0	0	0	1				
<b>Tom Paciorek, R</b> OBP: 0.333, SLG: 0.200 (1, 9)										4	0	1	0	0	1	2				
<b>Ron Cey, R</b> OBP: 0.167, SLG: 0.167 (1, 5)										3	0	0	0	0	0	1				
<b>Von Joshua, L</b> OBP: 0.545, SLG: 0.500 (9, PH)										1	0	0	0	0	0	1				
<b>Bill Russell, R</b> OBP: 0.391, SLG: 0.409 (1, 6)										4	0	2	0	0	0	0				
<b>Don Sutton, R</b> Steve Yeager, R Pete Richert, L Willie Crawford, L Ken McMullen, R										2	0	0	0	0	1	1				
<b>Inning Stats</b>	R: 0 E: 1 K: 1 S: 6	H: 0 LOB: 0 BB: 0 P: 6	R: 0 E: 0 K: 0 S: 3	H: 0 LOB: 0 BB: 0 P: 3	R: 0 E: 0 K: 0 S: 5	H: 2 LOB: 2 BB: 0 P: 5	R: 0 E: 0 K: 1 S: 6	H: 1 LOB: 1 BB: 0 P: 6	R: 0 E: 0 K: 1 S: 5	H: 0 LOB: 0 BB: 0 P: 5	R: 1 E: 0 K: 0 S: 5	H: 2 LOB: 1 BB: 0 P: 5	R: 0 E: 0 K: 0 S: 4	H: 0 LOB: 0 BB: 0 P: 4	R: 0 E: 1 K: 1 S: 7	H: 1 LOB: 2 BB: 0 P: 7	1B: 6 2B: 1 3B: 0 HR: 0	SF: 0 SAC: 0 DP: 0 HBP: 0	WP: 0 PB: 0 SB: 0 CS: 0	PA: 36
<b>PITCHER</b>	IP WLS BF H R ER SO BB IBB HBP BLK WP HR S P ERA WHIP																			
<b>Don Gullett, L</b> ERA: 2.93 (1, 1)	8.1 W 33 6 1 1 5 0 0 0 0 0 0 0 43 43 1.08 0.720																			
<b>Pedro Borbon, R</b> ERA: (9, 1)	0.1 2 1 0 0 0 0 0 0 0 0 0 0 2 2 0.00 3.000																			
<b>Tom Hall, L</b> ERA: 6.75 (9, 1)	0.1 S 1 0 0 0 0 0 0 0 0 0 0 0 1 1 0.00 0.000																			

Batter	1	2	3	4	5	6	7	8	9	AB	R	H	RBI	BB	SO	LOB	TOP								
<b>Pete Rose, S</b> OBP: 0.444, SLG: 0.500 (1, 7)	0-0 4-3 1B		4-0 2B 1B BB		0-0 1B 2B		0-0 4-3		0-0 3-1 1B	4	3	2	0	1	0	0	<b>Cincinnati Reds @ Los Angeles Dodgers</b> Dodger Stadium, Los Angeles, CA Thu Apr 12 1973, 6:05 PM PST Att: 14,056 - Unknown <a href="http://livebaseballscorecards.com">livebaseballscorecards.com</a>								
<b>Joe Morgan, L</b> OBP: 0.333, SLG: 0.480 (1, 4)	0-0 F9		0-0 1B 1-3 G5-4-3 2B		0-0 2H 1B		0-0 F8		0-3 K	5	1	2	1	0	1	1									
<b>Bobby Tolan, L</b> OBP: 0.407, SLG: 0.560 (1, 9)	0-0 1B		0-0 1B G5-4-3		0-0 4-3		0-0 E		0-0 3-1	5	1	3	1	0	0	1									
<b>Johnny Bench, R</b> OBP: 0.444, SLG: 0.368 (1, 2)	0-3 K		0-0 G5-4-3 1B		0-3 K		0-0 E6 1B		0-0 1B 1B	5	0	1	1	0	2	2									
<b>Tony Perez, R</b> OBP: 0.423, SLG: 0.565 (1, 3)		0-3 K	0-0 P4				0-0 1B 1B		0-0 1-2 1B	5	0	3	0	0	1	0									
<b>Cesar Geronimo, L</b> OBP: 0.185, SLG: 0.346 (1, 8)		0-0 F8		0-0 4-3		0-0 1-2 1B		0-3 K		0-3 K	5	0	1	0	0	2		4							
<b>Darrel Chaney, S</b> OBP: 0.111, SLG: 0.059 (1, 6)		4-0 BB BB		0-3 K				0-0 6-3		3	0	0	0	1	2	2									
<b>Denis Menke, R</b> OBP: 0.286, SLG: 0.167 (1, 5)		4-0 1-2 BB		1-0 HBP			0-0 F9		0-3 K	2	0	0	0	1	1	2									
<b>Jack Billingham, R</b> (1, 1)	0-0 G3		0-0 4-3		0-3 K		0-3 K		0-3 K	4	0	0	0	0	2	5									
<b>Inning Stats</b>	R: 0 E: 0 K: 1 S: 6	H: 1 LOB: 1 BB: 0 P: 6	R: 0 E: 0 K: 1 S: 5	H: 0 LOB: 2 BB: 2 P: 13	R: 2 E: 0 K: 0 S: 4	H: 2 LOB: 0 BB: 1 P: 8	R: 0 E: 0 K: 1 S: 5	H: 0 LOB: 1 BB: 0 P: 6	R: 1 E: 0 K: 2 S: 6	H: 2 LOB: 2 BB: 0 P: 6	R: 0 E: 0 K: 2 S: 9	H: 2 LOB: 2 BB: 0 P: 9	R: 1 E: 1 K: 1 S: 8	H: 2 LOB: 2 BB: 0 P: 8	R: 0 E: 0 K: 2 S: 7	H: 0 LOB: 0 BB: 0 P: 7	R: 1 E: 0 K: 2 S: 10	H: 3 LOB: 2 BB: 0 P: 10	1B: 9 2B: 3 3B: 0 HR: 0	SF: 0 SAC: 0 DP: 1 HBP: 1	WP: 0 PB: 0 SB: 1 CS: 0	PA: 42			
<b>PITCHER</b>	IP	WLS	BF	H	R	ER	SO	BB	IBB	HBP	BLK	WP	HR	S	P	ERA	WHIP								
<b>Andy Messersmith, R</b> ERA: 2.3 <b>Doug Rau, L</b> ERA:	(1, 1) (9, 1)	8.2 0.1	L 1	41 0	12 0	5 0	4 0	10 1	3 0	0 0	1 0	0 0	0 0	57 3	70 3	4.15 0.00	1.731 0.000								

Batter	1	2	3	4	5	6	7	8	9	AB	R	H	RBI	BB	SO	LOB	BOTTOM								
<b>Lee Lacy, R</b> OBP: 0.294, SLG: 0.250 (1, 4)	0-0 4-3 1B	0-0 P4			0-3 K		4-0 G4-6-3 BB		0-0 FC4 FC4-6	4	1	1	0	1	1	2	<b>Cincinnati Reds @ Los Angeles Dodgers</b> Dodger Stadium, Los Angeles, CA Thu Apr 12 1973, 6:05 PM PST Att: 14,056 - Unknown <a href="http://livebaseballscorecards.com">livebaseballscorecards.com</a>								
<b>Bill Buckner, L</b> OBP: 0.258, SLG: 0.276 (1, 3)	0-0 4-3 1-2	0-0 1-3 1B			0-0 5-3		0-0 G4-6-3 1-2		0-0 FC4-6 1-2	5	0	1	0	0	0	3									
<b>Willie Davis, L</b> OBP: 0.290, SLG: 0.321 (1, 8)	4-0 1B BB	0-0 4-3			0-0 1B		0-0 2B			3	0	2	0	1	0	2									
<b>Willie Crawford, L</b> OBP: 0.280, SLG: 0.143 (1, 9)	0-0 BB 1-3 2H 1B		0-0 4-3		0-3 K		0-0 F7			4	0	1	1	0	1	2									
<b>Joe Ferguson, R</b> OBP: 0.367, SLG: 0.583 (1, 2)	4-0 1-2 BB		0-0 4-3		0-0 4-3		4-0 G1-6-3 1B BB		0-0 6-3	2	1	0	0	2	0	0									
<b>Von Joshua, L</b> OBP: 0.467, SLG: 0.429 (1, 7)	0-0 F3		0-0 E3 CS		0-0 1B		0-0 G1-6-3 1-2 1B		0-0 P4	4	0	1	0	0	0	3									
<b>Ron Cey, R</b> OBP: 0.100, SLG: 0.100 (1, 5)	0-0 6-3		0-0 CS	0-3 K		0-0 G1-6-3 1-2 2-3		0-0 F8		4	0	0	0	0	1	5									
<b>Bill Russell, R</b> OBP: 0.370, SLG: 0.385 (1, 6)		0-0 6-3		0-0 6-3		0-0 1B		0-0 F3		4	0	1	1	0	0	0									
<b>Andy Messersmith, R</b> OBP: 0.200, SLG: 0.200 <b>Doug Rau, L</b> OBP: 0.385, SLG: 0.462 <b>Steve Garvey, R</b> OBP: 0.385, SLG: 0.462 (9, PH)	(1, 1) (9, 1) (9, PH)	0-0 1B 1B		0-0 F7		0-0 4-3		0-0 FC4 1B		3 0 1	0 0 1	1 0 0	0 0 0	0 0 0	0 0 0	1 0 0									
<b>Inning Stats</b>	R: 1 E: 0 K: 0 S: 5	H: 2 LOB: 3 BB: 2 P: 13	R: 0 E: 0 K: 0 S: 5	H: 2 LOB: 2 BB: 0 P: 5	R: 0 E: 1 K: 0 S: 3	H: 0 LOB: 0 BB: 0 P: 3	R: 0 E: 0 K: 1 S: 5	H: 0 LOB: 0 BB: 0 P: 5	R: 0 E: 0 K: 2 S: 8	H: 1 LOB: 1 BB: 1 P: 8	R: 1 E: 0 K: 0 S: 4	H: 2 LOB: 1 BB: 1 P: 8	R: 0 E: 0 K: 0 S: 3	H: 1 LOB: 1 BB: 1 P: 7	R: 0 E: 0 K: 0 S: 3	H: 0 LOB: 0 BB: 0 P: 3	R: 0 E: 0 K: 0 S: 4	H: 1 LOB: 1 BB: 0 P: 4	1B: 8 2B: 1 3B: 0 HR: 0	SF: 0 SAC: 0 DP: 2 HBP: 0	WP: 0 PB: 0 SB: 0 CS: 1	PA: 39			
<b>PITCHER</b>	IP	WLS	BF	H	R	ER	SO	BB	IBB	HBP	BLK	WP	HR	S	P	ERA	WHIP								
<b>Jack Billingham, R</b> ERA: 3.0	(1, 1)	9.0	W	38	9	2	2	3	4	0	0	0	0	40	56	2.00	1.444								




Batter	1	2	3	4	5	6	7	8	9	AB	R	H	RBI	BB	SO	LOB	TOP				
Ralph Garr, L OBP: 0.194, SLG: 0.194	F7		BB 1B 1B		K		FC1 1-3		F7	5	1	1	0	0	1	1	<b>Atlanta Braves @ Los Angeles Dodgers</b> Dodger Stadium, Los Angeles, CA Fri Apr 13 1973, 6:05 PM PST Att: 27,133 - Unknown				
Rod Gilbreath, R OBP: 0.353, SLG: 0.375	1B		BB 1-2 1B				1-3		5-3	5	1	3	0	0	0	2					
Hank Aaron, R OBP: 0.269, SLG: 0.381	F5		BB 1-2 2-3 BB		K		G6-4-3 BB		6-3	3	0	0	0	2	1	2					
Dusty Baker Jr., R OBP: 0.364, SLG: 0.433	P6		1-2 2-H 3-H 1B		K		G6-4-3			4	0	1	2	0	1	5					
Darrell Evans, L OBP: 0.303, SLG: 0.500		K	K			P6			1-3	4	0	0	0	0	2	2					
Davey Johnson, R OBP: 0.463, SLG: 0.423		1B	F9			BB			2B 6-3 1B	3	1	2	0	1	0	2					
Johnny Oates, L OBP: 0.357, SLG: 0.370	F2				G1-6-3 1B		F2		1-3 2B	4	0	2	0	0	0	2					
Marty Perez, R OBP: 0.379, SLG: 0.480	F8		G1-6-3 1-2		6-3		6-3		6-3	4	0	0	1	0	0	4					
Ron Reed, R Phil Niekro, R Larvel Blanks, R Joe Hoerner, R Dick Dietz, R Cecil Upshaw, R			5-3		K		1-3 E 1B		5-3	2	0	0	0	0	1	0					
<b>Inning Stats</b>	R: 0 E: 0 K: 0 S: 4	H: 1 LOB: 1 BB: 0 P: 4	R: 0 E: 0 K: 1 S: 6	H: 1 LOB: 1 BB: 0 P: 6	R: 2 E: 0 K: 1 S: 8	H: 3 LOB: 2 BB: 1 P: 12	R: 0 E: 0 K: 1 S: 5	H: 1 LOB: 0 BB: 0 P: 5	R: 0 E: 0 K: 3 S: 10	H: 0 LOB: 1 BB: 1 P: 7	R: 0 E: 1 K: 0 S: 4	H: 1 LOB: 2 BB: 1 P: 8	R: 1 E: 0 K: 0 S: 5	H: 2 LOB: 1 BB: 0 P: 5	R: 0 E: 0 K: 0 S: 3	H: 0 LOB: 0 BB: 0 P: 3		1B: 9 2B: 1 3B: 0 HR: 0	SF: 0 SAC: 0 DP: 2 HBP: 0	WP: 0 PB: 0 SB: 0 CS: 0	PA: 39
<b>PITCHER</b>	IP WLS BF H R ER SO BB IBB HBP BLK WP HR S P ERA WHIP	IP WLS BF H R ER SO BB IBB HBP BLK WP HR S P ERA WHIP	IP WLS BF H R ER SO BB IBB HBP BLK WP HR S P ERA WHIP	IP WLS BF H R ER SO BB IBB HBP BLK WP HR S P ERA WHIP	IP WLS BF H R ER SO BB IBB HBP BLK WP HR S P ERA WHIP	IP WLS BF H R ER SO BB IBB HBP BLK WP HR S P ERA WHIP	IP WLS BF H R ER SO BB IBB HBP BLK WP HR S P ERA WHIP	IP WLS BF H R ER SO BB IBB HBP BLK WP HR S P ERA WHIP	IP WLS BF H R ER SO BB IBB HBP BLK WP HR S P ERA WHIP	IP WLS BF H R ER SO BB IBB HBP BLK WP HR S P ERA WHIP	IP WLS BF H R ER SO BB IBB HBP BLK WP HR S P ERA WHIP	IP WLS BF H R ER SO BB IBB HBP BLK WP HR S P ERA WHIP	IP WLS BF H R ER SO BB IBB HBP BLK WP HR S P ERA WHIP	IP WLS BF H R ER SO BB IBB HBP BLK WP HR S P ERA WHIP	IP WLS BF H R ER SO BB IBB HBP BLK WP HR S P ERA WHIP	IP WLS BF H R ER SO BB IBB HBP BLK WP HR S P ERA WHIP	IP WLS BF H R ER SO BB IBB HBP BLK WP HR S P ERA WHIP	IP WLS BF H R ER SO BB IBB HBP BLK WP HR S P ERA WHIP	IP WLS BF H R ER SO BB IBB HBP BLK WP HR S P ERA WHIP	IP WLS BF H R ER SO BB IBB HBP BLK WP HR S P ERA WHIP	IP WLS BF H R ER SO BB IBB HBP BLK WP HR S P ERA WHIP


AB	36
R	3
H	10
RBI	3
BB	3
SO	6
LOB	21



Batter	1	2	3	4	5	6	7	8	9	AB	R	H	RBI	BB	SO	LOB	BOTTOM				
Lee Lacy, R OBP: 0.316, SLG: 0.257	CS 1B			1B BB	5-3		K			3	1	1	0	1	1	0	<b>Atlanta Braves @ Los Angeles Dodgers</b> Dodger Stadium, Los Angeles, CA Fri Apr 13 1973, 6:05 PM PST Att: 27,133 - Unknown				
Bill Buckner, L OBP: 0.314, SLG: 0.424	L6-3 1B			1B E 1B	HR		F7			4	2	3	1	0	0	0					
Willie Davis, L OBP: 0.286, SLG: 0.313	L6-3			E S 1B 1B	4-3		F5			4	1	1	1	0	0	1					
Willie Crawford, L OBP: 0.276, SLG: 0.125	F7			E6 1B FC 3-H	BB		F3			3	1	0	1	1	0	1					
Joe Ferguson, R OBP: 0.353, SLG: 0.536	E3 G1-6-3			FC 1B 1B	F9		5-3			4	1	1	1	0	0	1					
Von Joshua, L OBP: 0.368, SLG: 0.333	G1-6-3			FC 1B 1B			F8			4	0	0	1	0	0	2					
Ron Cey, R OBP: 0.231, SLG: 0.167				L5 1-3 2-H 1B			FC6-4 BB			2	0	1	1	1	0	0					
Bill Russell, R OBP: 0.333, SLG: 0.345				K K			FC6-4 FC5-4			3	0	0	0	0	2	2					
Tommy John, R Jim Brewer, L				K F8			FC5-4			3	0	0	0	0	1	2					
<b>Inning Stats</b>	R: 0 E: 0 K: 0 S: 3	H: 2 LOB: 0 BB: 0 P: 3	R: 0 E: 1 K: 0 S: 3	H: 0 LOB: 0 BB: 0 P: 3	R: 0 E: 0 K: 2 S: 7	H: 0 LOB: 0 BB: 0 P: 7	R: 5 E: 1 K: 1 S: 10	H: 4 LOB: 1 BB: 1 P: 14	R: 1 E: 0 K: 0 S: 4	H: 1 LOB: 1 BB: 1 P: 8	R: 0 E: 0 K: 0 S: 3	H: 0 LOB: 0 BB: 1 P: 7	R: 0 E: 0 K: 1 S: 5	H: 0 LOB: 0 BB: 0 P: 5	R: 0 E: 0 K: 0 S: 3	H: 0 LOB: 0 BB: 0 P: 3		1B: 6 2B: 1 3B: 0 HR: 1	SF: 0 SAC: 0 DP: 2 HBP: 0	WP: 0 PB: 0 SB: 1 CS: 1	PA: 33
<b>PITCHER</b>	IP WLS BF H R ER SO BB IBB HBP BLK WP HR S P ERA WHIP	IP WLS BF H R ER SO BB IBB HBP BLK WP HR S P ERA WHIP	IP WLS BF H R ER SO BB IBB HBP BLK WP HR S P ERA WHIP	IP WLS BF H R ER SO BB IBB HBP BLK WP HR S P ERA WHIP	IP WLS BF H R ER SO BB IBB HBP BLK WP HR S P ERA WHIP	IP WLS BF H R ER SO BB IBB HBP BLK WP HR S P ERA WHIP	IP WLS BF H R ER SO BB IBB HBP BLK WP HR S P ERA WHIP	IP WLS BF H R ER SO BB IBB HBP BLK WP HR S P ERA WHIP	IP WLS BF H R ER SO BB IBB HBP BLK WP HR S P ERA WHIP	IP WLS BF H R ER SO BB IBB HBP BLK WP HR S P ERA WHIP	IP WLS BF H R ER SO BB IBB HBP BLK WP HR S P ERA WHIP	IP WLS BF H R ER SO BB IBB HBP BLK WP HR S P ERA WHIP	IP WLS BF H R ER SO BB IBB HBP BLK WP HR S P ERA WHIP	IP WLS BF H R ER SO BB IBB HBP BLK WP HR S P ERA WHIP	IP WLS BF H R ER SO BB IBB HBP BLK WP HR S P ERA WHIP	IP WLS BF H R ER SO BB IBB HBP BLK WP HR S P ERA WHIP	IP WLS BF H R ER SO BB IBB HBP BLK WP HR S P ERA WHIP	IP WLS BF H R ER SO BB IBB HBP BLK WP HR S P ERA WHIP	IP WLS BF H R ER SO BB IBB HBP BLK WP HR S P ERA WHIP	IP WLS BF H R ER SO BB IBB HBP BLK WP HR S P ERA WHIP	IP WLS BF H R ER SO BB IBB HBP BLK WP HR S P ERA WHIP



Batter	1	2	3	4	5	6	7	8	9	AB	R	H	RBI	BB	SO	LOB	TOP			
Ralph Garr, L OBP: 0.200, SLG: 0.250 (1, 7)	0-0 1-3		0-0 1-H 3B		0-0 4-3			0-0 F8		4	0	1	1	0	0	0	<b>Atlanta Braves @ Los Angeles Dodgers</b> Dodger Stadium, Los Angeles, CA Sat Apr 14 1973, 6:05 PM PST Att: 18,354 - Unknown			
Rod Gilbreath, R OBP: 0.342, SLG: 0.361 (1, 5)	0-0 G3		0-0 5-3			0-3 K		0-0 BB 1B		4	0	1	0	0	1	1				
Hank Aaron, R OBP: 0.300, SLG: 0.348 (1, 9)	0-0 6-3			4-0 FC1-5 1B BB		0-0 P6		4-0 1-2 BB		2	0	0	0	2	0	0				
Dusty Baker Jr., R OBP: 0.351, SLG: 0.412 (1, 8)		0-0 5-3		0-0 FC1-5 1B		0-0 F7		0-0 F8		4	0	1	0	0	0	2				
Darrell Evans, L OBP: 0.297, SLG: 0.455 (1, 3)	0-0 P6			0-0 FC1-5			4-0 1-3 BB		0-0 F8	3	0	0	0	1	0	2				
Davey Johnson, R OBP: 0.417, SLG: 0.367 (1, 4)	0-3 K			0-3 1-2 2-3F K			0-0 L7		0-0 5-3	4	0	0	0	0	2	3				
Johnny Oates, L OBP: 0.313, SLG: 0.323 (1, 2)			0-0 4-3		0-0 F8		0-0 1-3		0-0 4-3	4	0	0	0	0	0	3				
Marty Perez, R OBP: 0.344, SLG: 0.429 (1, 6)			0-0 E4 3B		0-0 6-3		0-0 1-3			3	1	0	0	0	0	1				
Carl Morton, R (1, 1)			0-0 F2			0-0 F8		0-0 4-3		3	0	0	0	0	0	1				
<b>Inning Stats</b>	R: 0 E: 0 K: 0 S: 3	H: 0 LOB: 0 BB: 0 P: 3	R: 0 E: 0 K: 1 S: 5	H: 0 LOB: 0 BB: 0 P: 5	R: 1 E: 1 K: 0 S: 5	H: 1 LOB: 1 BB: 0 P: 5	R: 0 E: 0 K: 1 S: 6	H: 1 LOB: 2 BB: 1 P: 10	R: 0 E: 0 K: 0 S: 3	H: 0 LOB: 0 BB: 0 P: 3	R: 0 E: 0 K: 0 S: 3	H: 0 LOB: 1 BB: 1 P: 7	R: 0 E: 0 K: 0 S: 4	H: 1 LOB: 2 BB: 0 P: 8	R: 0 E: 0 K: 0 S: 3	H: 0 LOB: 0 BB: 0 P: 3	1B: 2 2B: 0 3B: 1 HR: 0	SF: 0 SAC: 0 DP: 0 HBP: 0	WP: 0 PB: 0 SB: 0 CS: 0	PA: 34
<b>PITCHER</b> Claude Osteen, L ERA: 0.6 (1, 1)	IP: 9.0 WLS: W BF: 34 H: 3 R: 1 ER: 0 SO: 3 BB: 3 IBB: 0 HBP: 0 BLK: 0 WP: 0 HR: 0 S: 37 P: 49 ERA: 0.00 WHIP: 0.667															<b>PITCHER</b>				

Batter	1	2	3	4	5	6	7	8	9	AB	R	H	RBI	BB	SO	LOB	BOTTOM					
Lee Lacy, R OBP: 0.333, SLG: 0.263 (1, 4)	4-0 FC6-4 BB		0-3 K		0-0 1-3 2-H 1B			0-0 F8		3	0	1	1	1	1	0	<b>Atlanta Braves @ Los Angeles Dodgers</b> Dodger Stadium, Los Angeles, CA Sat Apr 14 1973, 6:05 PM PST Att: 18,354 - Unknown					
Bill Buckner, L OBP: 0.282, SLG: 0.378 (1, 3)	0-0 F2		0-0 F8			0-3 K2-3		0-3 K		4	0	0	0	0	2	1						
Willie Davis, L OBP: 0.256, SLG: 0.278 (1, 8)	0-0 F8			0-0 F4		0-0 F8		0-0 4-3		4	0	0	0	0	0	1						
Willie Crawford, L OBP: 0.273, SLG: 0.179 (1, 9)	0-0 FC6-4 1-2F			0-3 K		0-0 F7		0-0 1B 2B		4	1	1	0	0	1	1						
Joe Ferguson, R OBP: 0.368, SLG: 0.531 (1, 2)		0-0 1-4-3 3-1 1B		0-3 K		0-0 F7		0-0 1B		4	0	2	1	0	1	0						
Von Joshua, L OBP: 0.409, SLG: 0.350 (1, 7)	0-0 3-1 1-2			4-0 1B BB		0-0 G6-4-3 1B		2-1 1B		2	1	1	0	1	0	1						
Ron Cey, R OBP: 0.188, SLG: 0.133 (1, 5)	0-0 1-4-3			0-0 L6		0-0 G6-4-3		3-0 1-2F		3	0	0	0	0	0	3						
Bill Russell, R OBP: 0.333, SLG: 0.344 (1, 6)	0-0 6-3			0-0 1B 1-2 1B			0-0 F8		3-0 1-2	3	0	1	0	0	0	1						
Claude Osteen, L (1, 1)			0-3 K		0-0 P6		0-0 6-3		3-0 1-2	3	0	0	0	0	1	2						
<b>Inning Stats</b>	R: 0 E: 0 K: 0 S: 3	H: 0 LOB: 1 BB: 1 P: 7	R: 0 E: 0 K: 0 S: 4	H: 1 LOB: 1 BB: 0 P: 4	R: 0 E: 0 K: 2 S: 7	H: 0 LOB: 0 BB: 0 P: 7	R: 0 E: 0 K: 2 S: 7	H: 0 LOB: 0 BB: 0 P: 7	R: 1 E: 0 K: 0 S: 4	H: 2 LOB: 2 BB: 1 P: 8	R: 0 E: 0 K: 1 S: 5	H: 0 LOB: 0 BB: 0 P: 5	R: 0 E: 0 K: 0 S: 3	H: 1 LOB: 0 BB: 0 P: 3	R: 0 E: 0 K: 0 S: 3	H: 0 LOB: 0 BB: 0 P: 3	R: 1 E: 0 K: 1 S: 6	H: 2 LOB: 1 BB: 0 P: 6	1B: 5 2B: 1 3B: 0 HR: 0	SF: 0 SAC: 0 DP: 1 HBP: 0	WP: 0 PB: 0 SB: 0 CS: 0	PA: 32
<b>PITCHER</b> Carl Morton, R ERA: 4.15 (1, 1)	IP: 8.2 WLS: L BF: 32 H: 6 R: 2 ER: 2 SO: 6 BB: 2 IBB: 0 HBP: 0 BLK: 0 WP: 0 HR: 0 S: 42 P: 50 ERA: 2.08 WHIP: 0.923															<b>PITCHER</b>						

Batter	1	2	3	4	5	6	7	8	9	AB	R	H	RBI	BB	SO	LOB	TOP			
Ralph Garr, L (1, 7) OBP: 0.182, SLG: 0.227										4	0	0	0	0	1	2	<b>Atlanta Braves @ Los Angeles Dodgers</b> Dodger Stadium, Los Angeles, CA Sun Apr 15 1973, 3:33 AM PST Att: 18,276 - Unknown			
Rod Gilbreath, R (1, 5) OBP: 0.310, SLG: 0.325										4	0	0	0	0	2	2				
Hank Aaron, R (1, 9) OBP: 0.324, SLG: 0.462										3	1	1	1	1	0	0				
Dusty Baker Jr., R (1, 8) OBP: 0.317, SLG: 0.368										4	1	0	0	0	1	1				
Darrell Evans, L (1, 3) OBP: 0.293, SLG: 0.459										4	0	1	1	0	1	0				
Davey Johnson, R (1, 4) OBP: 0.375, SLG: 0.324										4	0	0	0	0	0	1				
Johnny Oates, L (1, 2) OBP: 0.286, SLG: 0.294										3	0	0	0	0	0	1				
Marty Perez, R (1, 6) OBP: 0.343, SLG: 0.452										3	0	1	0	0	0	0				
Gary Gentry, R (1, 1) OBP: 0.375, SLG: 0.375										2	0	1	0	0	1	0				
Cecil Upshaw, R (7, 1) Joe Hoerner, R (7, 1) Larvell Blanks, R (8, PH) Tom House, L (8, 1)										0	0	0	0	0	0	0				
<b>Inning Stats</b>	R: 0 E: 0 K: 1 S: 5	H: 0 LOB: 0 BB: 0 P: 5	R: 0 E: 0 K: 1 S: 5	H: 0 LOB: 0 BB: 0 P: 5	R: 0 E: 0 K: 1 S: 5	H: 0 LOB: 1 BB: 1 P: 9	R: 0 E: 0 K: 0 S: 3	H: 0 LOB: 0 BB: 0 P: 3	R: 0 E: 0 K: 1 S: 6	H: 1 LOB: 1 BB: 0 P: 6	R: 1 E: 2 K: 0 S: 5	H: 1 LOB: 1 BB: 0 P: 5	R: 0 E: 0 K: 2 S: 8	H: 1 LOB: 1 BB: 0 P: 8	R: 1 E: 0 K: 0 S: 4	H: 1 LOB: 0 BB: 0 P: 4	1B: 1 2B: 2 3B: 0 HR: 1	SF: 0 SAC: 0 DP: 0 HBP: 0	WP: 0 PB: 0 SB: 0 CS: 0	PA: 33
<b>PITCHER</b>	IP: 9.0 WLS: W BF: 33 H: 4 R: 2 ER: 1 SO: 7 BB: 1 IBB: 0 HBP: 0 BLK: 0 WP: 0 HR: 1 S: 46 P: 50 ERA: 1.00 WHIP: 0.556															<b>PITCHER</b>	IP: 9.0 WLS: W BF: 33 H: 4 R: 2 ER: 1 SO: 7 BB: 1 IBB: 0 HBP: 0 BLK: 0 WP: 0 HR: 1 S: 46 P: 50 ERA: 1.00 WHIP: 0.556			

Batter	1	2	3	4	5	6	7	8	9	AB	R	H	RBI	BB	SO	LOB	BOTTOM	
Lee Lacy, R (1, 4) OBP: 0.326, SLG: 0.244										3	0	0	0	1	2	0	<b>Atlanta Braves @ Los Angeles Dodgers</b> Dodger Stadium, Los Angeles, CA Sun Apr 15 1973, 3:33 AM PST Att: 18,276 - Unknown	
Bill Buckner, L (1, 3) OBP: 0.302, SLG: 0.390										4	1	2	1	0	0	0		
Willie Davis, L (1, 8) OBP: 0.256, SLG: 0.300										4	1	1	1	0	0	0		
Willie Crawford, L (1, 9) OBP: 0.270, SLG: 0.161										3	1	0	0	1	0	0		
Joe Ferguson, R (1, 2) OBP: 0.357, SLG: 0.500										4	1	1	1	0	1	0		
Von Joshua, L (1, 7) OBP: 0.400, SLG: 0.478										3	1	1	3	0	0	0		
Ron Cey, R (1, 5) OBP: 0.211, SLG: 0.167										3	0	1	0	0	0	0		
Bill Russell, R (1, 6) OBP: 0.333, SLG: 0.371										3	1	1	0	0	0	1		
Al Downing, R (1, 1) OBP: 0.200, SLG: 0.200										3	0	1	0	0	2	0		
<b>Inning Stats</b>	R: 0 E: 0 K: 1 S: 5	H: 0 LOB: 0 BB: 0 P: 5	R: 0 E: 0 K: 0 S: 3	H: 0 LOB: 0 BB: 0 P: 3	R: 0 E: 0 K: 1 S: 5	H: 1 LOB: 0 BB: 0 P: 5	R: 0 E: 0 K: 0 S: 3	H: 0 LOB: 0 BB: 0 P: 3	R: 0 E: 0 K: 1 S: 5	H: 0 LOB: 0 BB: 0 P: 5	R: 6 E: 0 K: 1 S: 11	H: 7 LOB: 2 BB: 2 P: 19	R: 0 E: 0 K: 0 S: 3	H: 0 LOB: 0 BB: 0 P: 3	1B: 5 2B: 2 3B: 0 HR: 1	SF: 0 SAC: 0 DP: 0 HBP: 0		WP: 0 PB: 0 SB: 0 CS: 0
<b>PITCHER</b>	IP: 6.1 WLS: L BF: 24 H: 5 R: 5 ER: 5 SO: 5 BB: 1 IBB: 0 HBP: 0 BLK: 0 WP: 0 HR: 1 S: 33 P: 37 ERA: 7.11 WHIP: 0.789															<b>PITCHER</b>	IP: 6.1 WLS: L BF: 24 H: 5 R: 5 ER: 5 SO: 5 BB: 1 IBB: 0 HBP: 0 BLK: 0 WP: 0 HR: 1 S: 33 P: 37 ERA: 7.11 WHIP: 0.789	
Gary Gentry, R (1, 1) ERA: 2.82	0.1	4	2	0	0	0	1	0	0	0	0	3	7	0.00	9.000			
Cecil Upshaw, R (7, 1) ERA: 6.0	0.1	1	1	1	1	0	0	0	0	0	0	1	1	27.00	3.000			
Joe Hoerner, L (7, 1) ERA: 10.13	0.1	1	1	1	1	0	0	0	0	0	0	1	1	27.00	3.000			
Tom House, L (8, 1) ERA:	1.0	3	0	0	0	0	0	0	0	0	0	3	3	0.00	0.000			



Batter	1	2	3	4	5	6	7	8	9	10	11	12	13	AB R H RBI BB SO LOB	TOP								
Jimmy Wynn, R OBP: 0.353, SLG: 0.704 (1, 9)	F2		F2			K		E 2B		F9		5-3		6 1 1 0 0 1 0									
Tommy Helms, R OBP: 0.290, SLG: 0.240 (1, 4)				F9		5-3		K		F8			5-3	6 0 1 0 0 1 1									
Cesar Cedeno, R OBP: 0.396, SLG: 0.587 (1, 8)	K			F6			WP S HBP	E6		WP SH1-3			1B	5 0 2 0 0 1 1									
Bob Watson, R OBP: 0.380, SLG: 0.372 (9, 3)	4-3			F7				6-3		SH1-3			1B	4 0 1 0 1 0 2									
Lee May, R OBP: 0.180, SLG: 0.285 (8, PR)		F9																					
Tommie Agee, R (9, 7)					6-3			K		4-3			1B	4 0 1 0 0 1 2 1 0 0 0 1 0 2									
Doug Rader, R OBP: 0.280, SLG: 0.267 (1, 5)		K				FC6-4 BB				K				2 0 0 0 3 2 1									
Johnny Edwards, L OBP: 0.243, SLG: 0.361 Jesus Alou, R OBP: 0.182, SLG: 0.182 (11, PH)		F5				F7		F7		4-3			G5-4-3	4 0 0 0 0 0 5 1 0 0 0 0 0 3 0 0 0 0 0 0 0									
Larry Howard, R OBP: 0.182, SLG: 0.182 (11, 2)											G5-4-3												
Roger Metzger, S OBP: 0.146, SLG: 0.178 (1, 6)			F8			FC6-4		F7		F8			F8	5 0 0 0 0 0 6									
Ken Forsch, R OBP: 0.250, SLG: 0.143 Jimmy Stewart, S OBP: 0.250, SLG: 0.143 Dave Roberts, S OBP: 0.250, SLG: 0.143 Tom Griffin, R OBP: 0.250, SLG: 0.143 Bob Callagher, L OBP: 0.250, SLG: 0.143 Mike Cosgrove, L OBP: 0.250, SLG: 0.143 Jim York, R OBP: 0.250, SLG: 0.143			F3			K		K		F3			F7	2 0 0 0 0 1 0 1 0 0 0 0 1 0 1 0 0 0 0 0 0									
<b>Inning Stats</b>	R: 0 E: 0 K: 1 S: 6	H: 1 LOB: 1 BB: 0 P: 6	R: 0 E: 0 K: 1 S: 5	H: 0 LOB: 0 BB: 0 P: 5	R: 0 E: 0 K: 0 S: 3	H: 0 LOB: 0 BB: 0 P: 3	R: 0 E: 0 K: 2 S: 7	H: 0 LOB: 0 BB: 0 P: 7	R: 0 E: 0 K: 1 S: 5	H: 0 LOB: 3 BB: 2 P: 14	R: 1 E: 1 K: 2 S: 9	H: 1 LOB: 1 BB: 0 P: 9	R: 0 E: 0 K: 1 S: 6	H: 1 LOB: 2 BB: 0 P: 6	R: 0 E: 0 K: 0 S: 3	H: 0 LOB: 0 BB: 0 P: 3	R: 0 E: 0 K: 0 S: 4	H: 2 LOB: 1 BB: 0 P: 4	1B: 4 2B: 2 3B: 0 HR: 0	SF: 0 SAC: 1 DP: 2 HBP: 1	W/P: 2 PB: 0 SB: 1 CS: 0	PA: 50	
<b>PITCHER</b>	IP WLS BF H R ER SO BB IBB HBP BLK WP HR S P ERA WHIP																						
Don Sutton, R ERA: 3.0	10.0																						
Jim Brewer, L ERA: 3.0	2.0	8	1	0	0	0	2	0	0	1	0	6	14	0.00	0.500								
George Culver, R ERA: 1.69	1.0	W 4	2	0	0	0	0	0	0	0	0	4	4	0.00	2.000								

Houston Astros @ Los Angeles Dodgers  
Dodger Stadium, Los Angeles, CA  
Mon Apr 16 1973, 6:05 PM PST  
Att. 13,344 - Unknown

AB 43  
R 1  
H 6  
RBI 0  
BB 5  
SO 8  
LOB 23

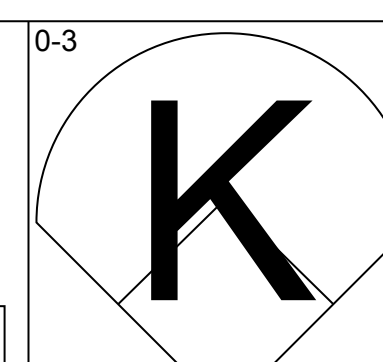
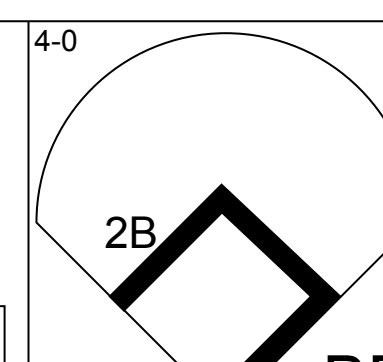
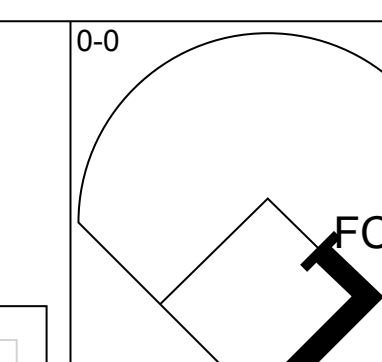
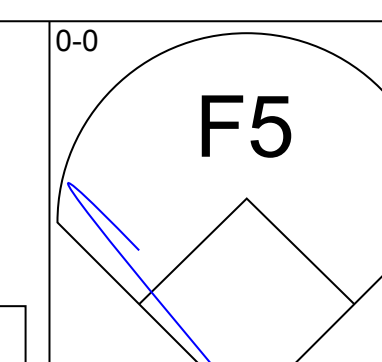
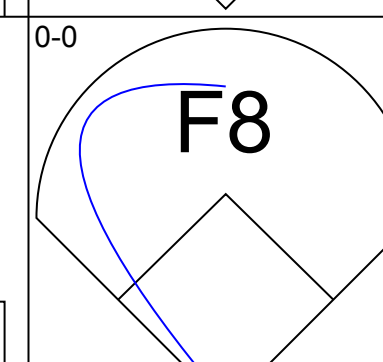
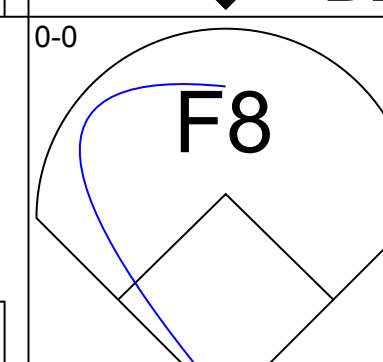
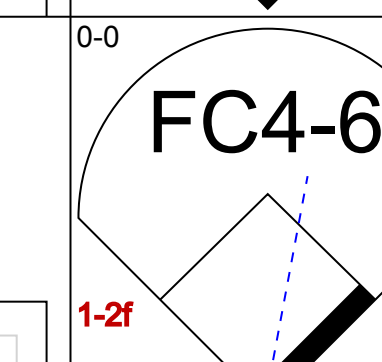
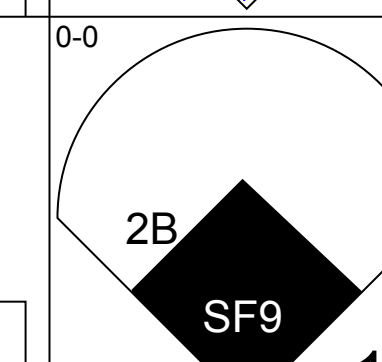
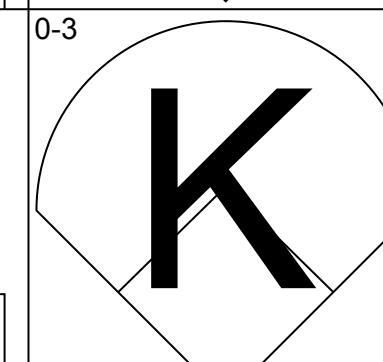
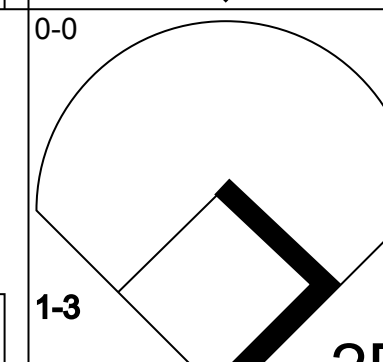
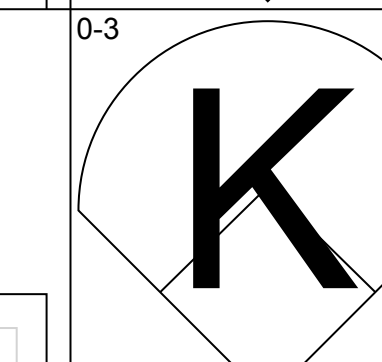
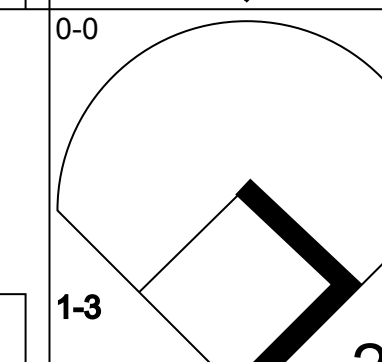
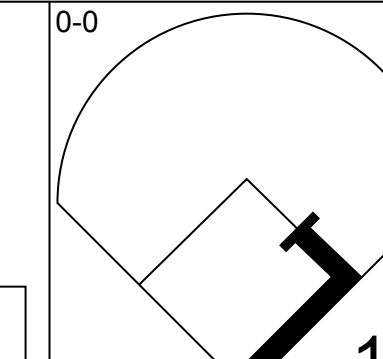
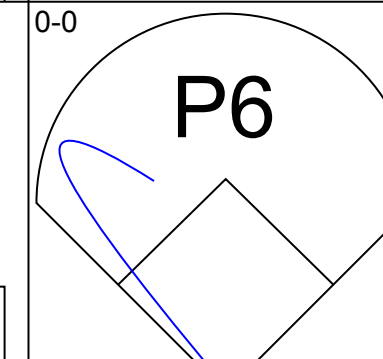
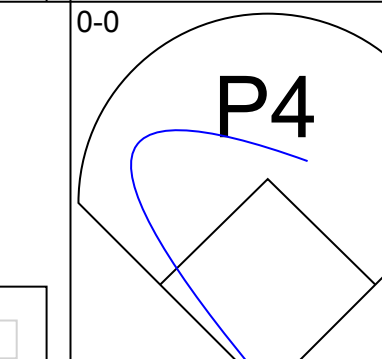
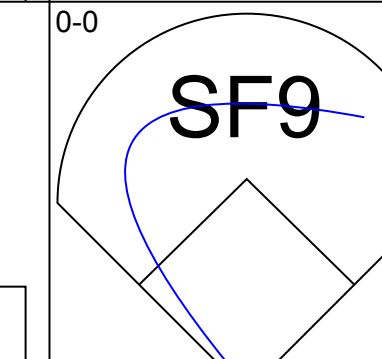
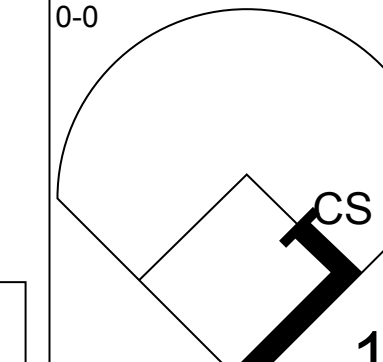
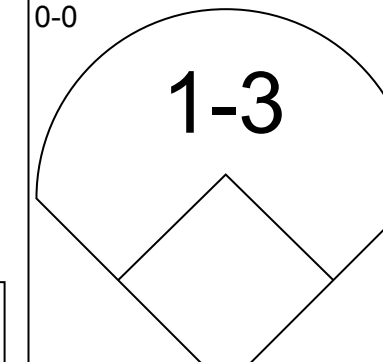
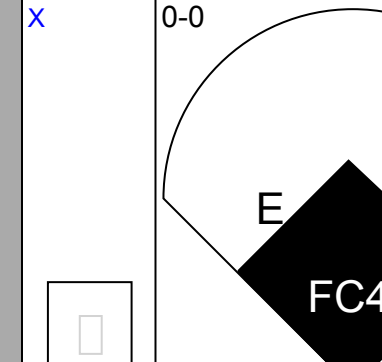
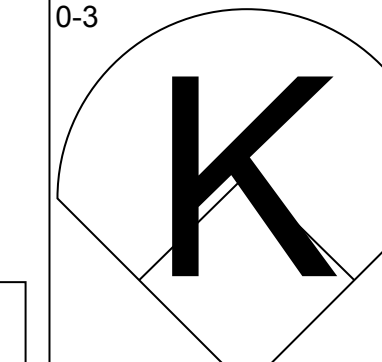
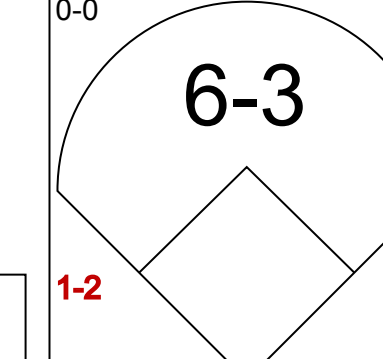
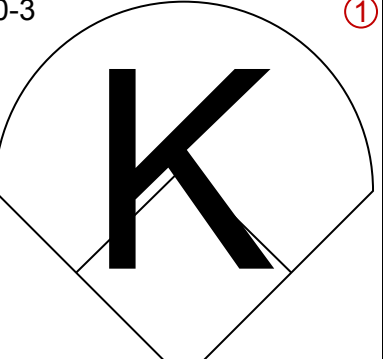
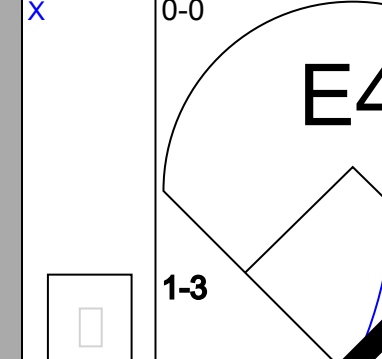
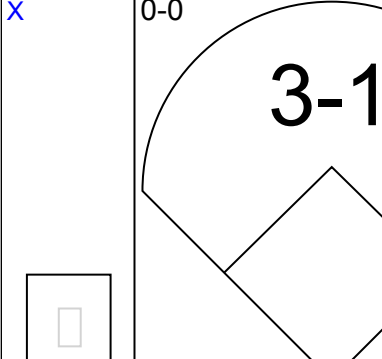
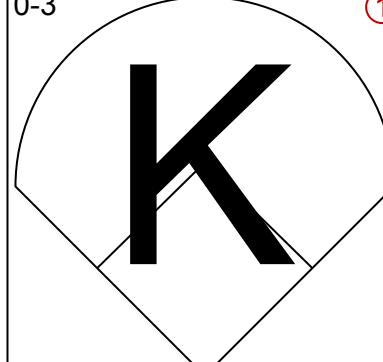
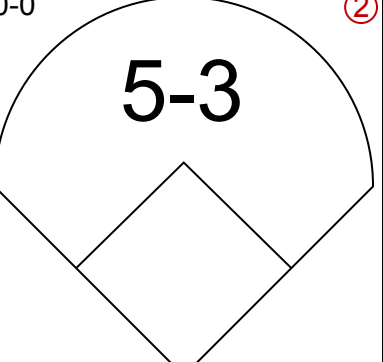
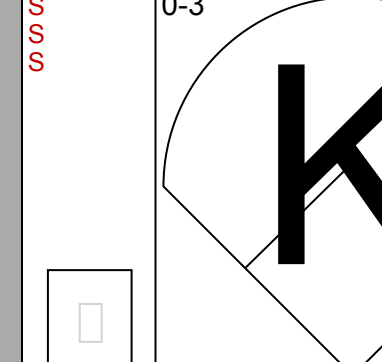
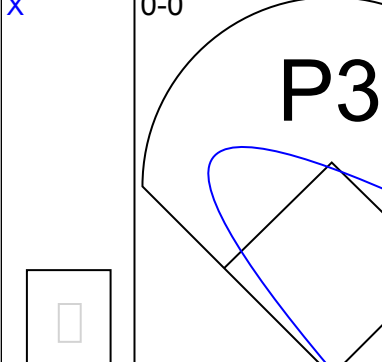
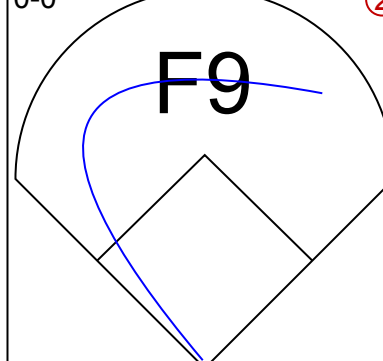
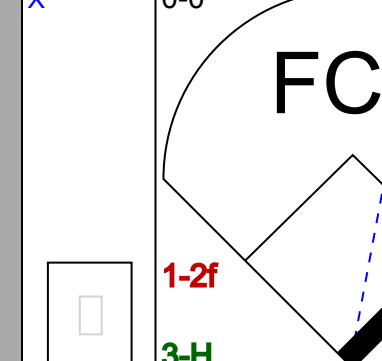
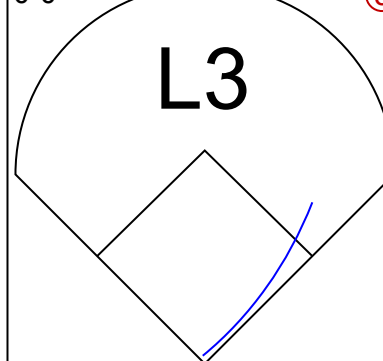
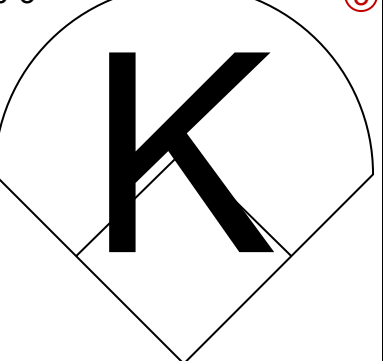
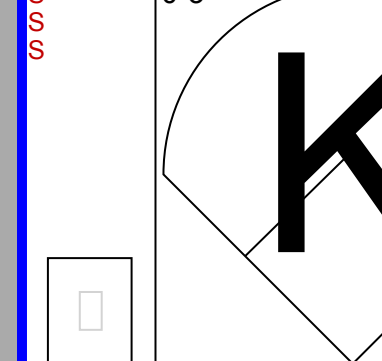


Batter	1	2	3	4	5	6	7	8	9	10	11	12	13	AB R H RBI BB SO LOB	BOTTOM							
Lee Lacy, R OBP: 0.321, SLG: 0.234 (1, 4)	K		G6-4-3			K				K				6 0 1 1 1 4 3								
Bill Buckner, L OBP: 0.306, SLG: 0.383 (1, 3)	S 1B			3-1	L9		F9			SH5-4 BB 1B			L9	6 0 2 0 0 0 3								
Wille Davis, L OBP: 0.286, SLG: 0.311 (1, 8)	F5			5-3 1B 1B	1B		4-3			SH5-4 BB			4-3	5 1 2 0 1 0 1								
Willie Crawford, L OBP: 0.317, SLG: 0.229 Manny Mota, R OBP: 0.333, SLG: 0.333 Jim Brewer, L OBP: 0.333, SLG: 0.333 Chris Cannizzaro, R OBP: 0.333, SLG: 0.333 George Culver, R OBP: 0.333, SLG: 0.333										SH5-4 BB			6-3	4 0 3 0 0 1 1 0 0 0 0 0 0 0 0 0 0 0 0 0 0 1 0 0 0 0 0 0 0 0 0 0 0 0 0								
Joe Ferguson, R OBP: 0.354, SLG: 0.463 (1, 2)		F7		5-3		K				FC6-4 IBB			6-3	5 0 1 0 1 1 2								
Von Joshua, L OBP: 0.407, SLG: 0.458 Steve Garvey, R OBP: 0.294, SLG: 0.353 (4, PR)		1-3				K		F2		F8			5-3	1 0 0 0 0 0 0 4 0 0 0 0 1 5								
Ron Cey, R OBP: 0.240, SLG: 0.208 (1, 5)		F8				K		F8		FC6-4				6 0 2 1 0 1 5								
Bill Russell, R OBP: 0.310, SLG: 0.341 (1, 6)			K		K			F8		6-3			FC6	6 1 1 0 0 2 4								
Don Sutton, R OBP: 0.250, SLG: 0.250 Tom Paciorek, R OBP: 0.428, SLG: 0.200 (11, 9)			G6-4-3 1B					F3		K			SH1-4 1B	4 0 2 0 0 1 0 0 0 0 0 1 0 0								
<b>Inning Stats</b>	R: 0 E: 0 K: 2 S: 8	H: 1 LOB: 1 BB: 0 P: 8	R: 0 E: 0 K: 0 S: 3	H: 0 LOB: 0 BB: 0 P: 3	R: 0 E: 0 K: 1 S: 5	H: 1 LOB: 0 BB: 0 P: 5	R: 1 E: 0 K: 1 S: 8	H: 3 LOB: 3 BB: 0 P: 9	R: 0 E: 0 K: 3 S: 9	H: 0 LOB: 0 BB: 0 P: 9	R: 0 E: 0 K: 2 S: 7	H: 0 LOB: 0 BB: 0 P: 7	R: 0 E: 0 K: 1 S: 6	H: 1 LOB: 1 BB: 0 P: 6	R: 0 E: 0 K: 0 S: 3	H: 0 LOB: 0 BB: 0 P: 3	R: 1 E: 0 K: 0 S: 4	H: 2 LOB: 2 BB: 1 P: 8	1B: 14 2B: 0 3B: 0 HR: 0	SF: 0 SAC: 2 DP: 1 HBP: 1	W/P: 0 PB: 0 SB: 2 CS: 0	PA: 55
<b>PITCHER</b>	IP WLS BF H R ER SO BB IBB HBP BLK WP HR S P ERA WHIP																					
Ken Forsch, R ERA: 4.66	7.0																					
Dave Roberts, L ERA: 3.32	0.1	3	2	0	0	0	0	0	0	3	3	0.00	6.000									
Tom Griffin, R ERA: 4.5	1.2	5	0	0	0	2	0	0	0	9	9	0.00	0.000									
Mike Cosgrove, L ERA: 7.71	0.0	2	1	0	0	0	1	0	0	1	5	=	=									
Jim York, R ERA: 2.57	3.2	L 16	3	1	1	1	0	2	0	0	16	24	2.46	0.818								

Houston Astros @ Los Angeles Dodgers  
Dodger Stadium, Los Angeles, CA  
Mon Apr 16 1973, 6:05 PM PST  
Att. 13,344 - Unknown

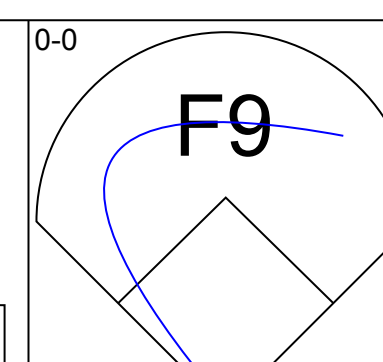
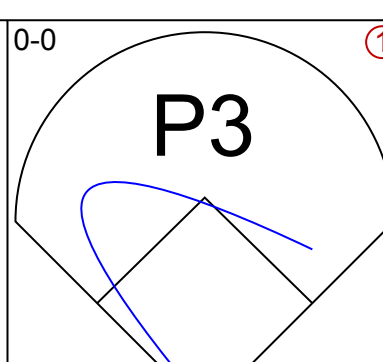
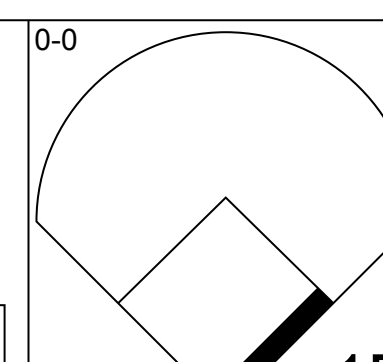
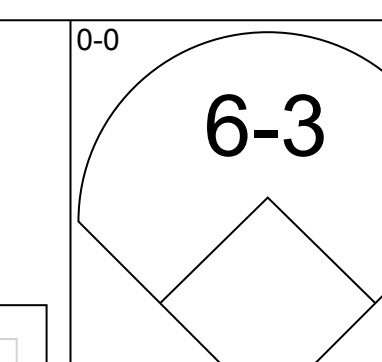
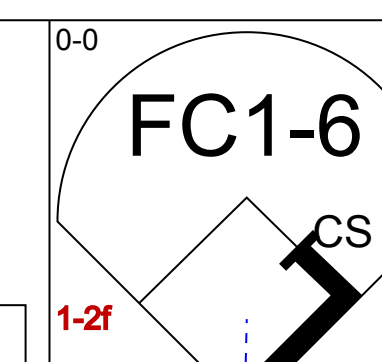
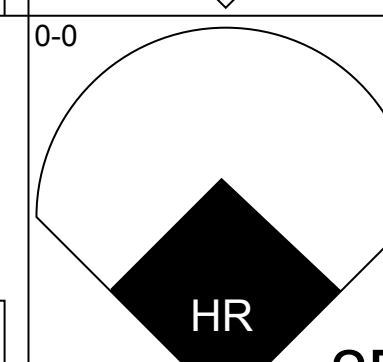
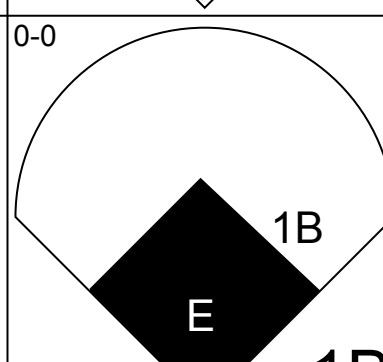
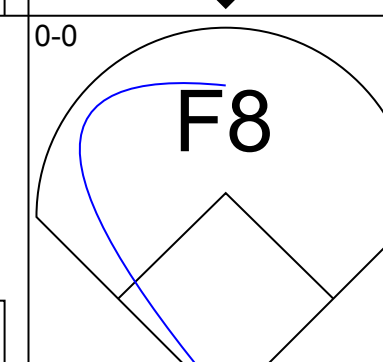
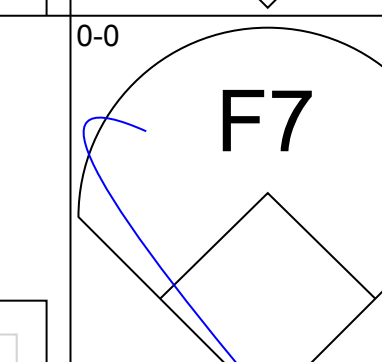
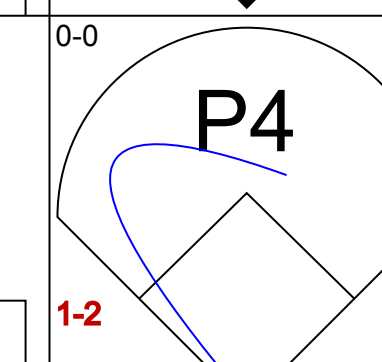
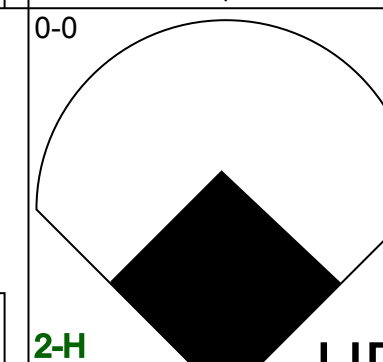
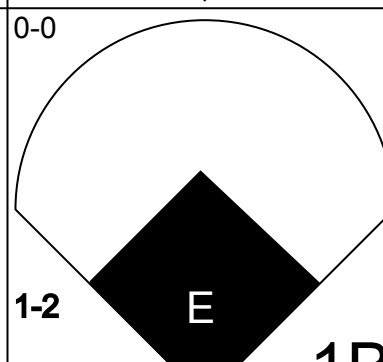
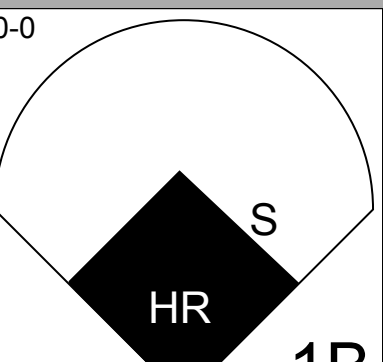
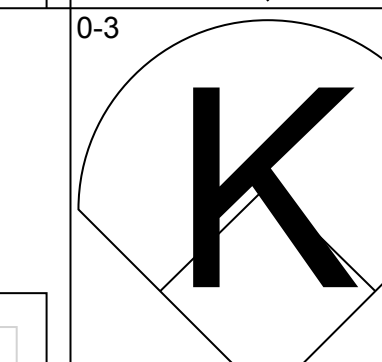
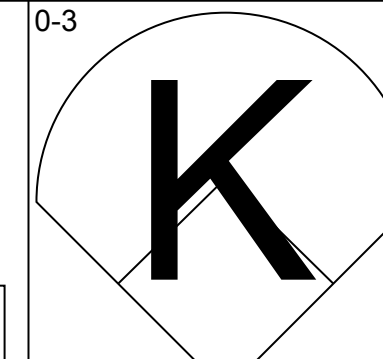
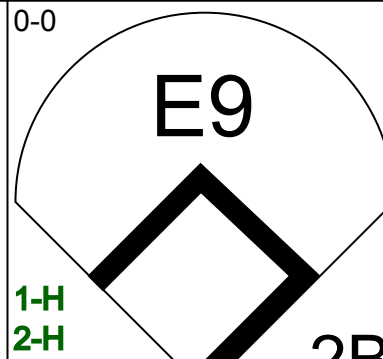
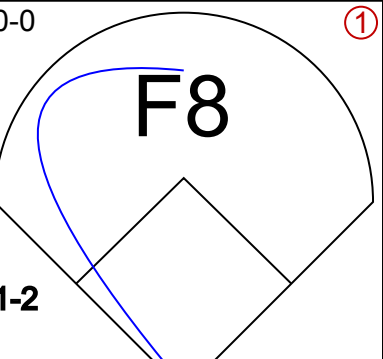
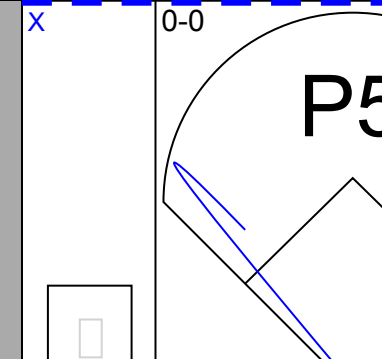
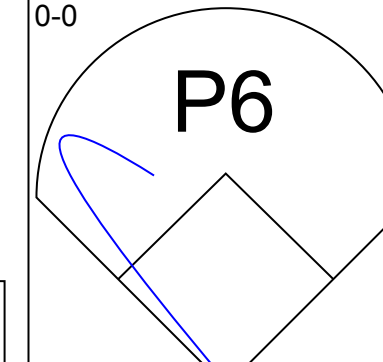
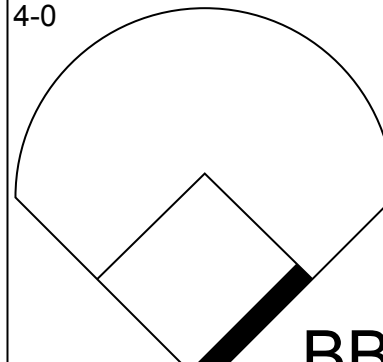
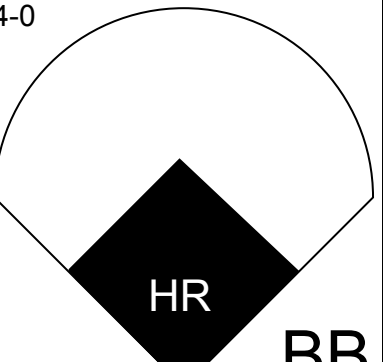
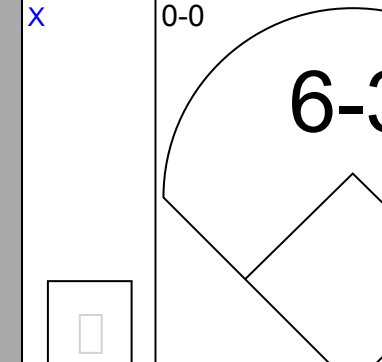
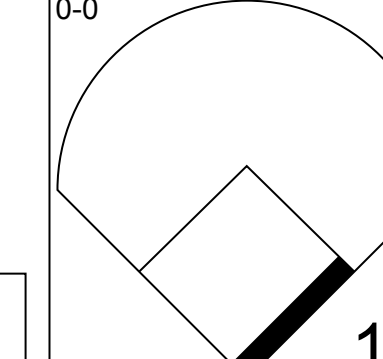
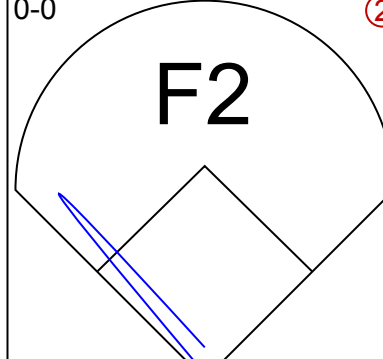
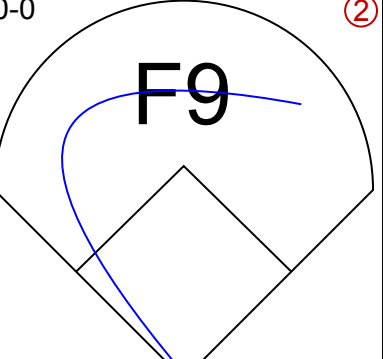
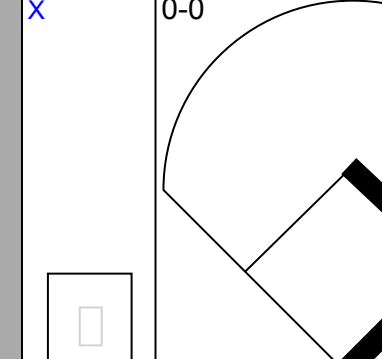
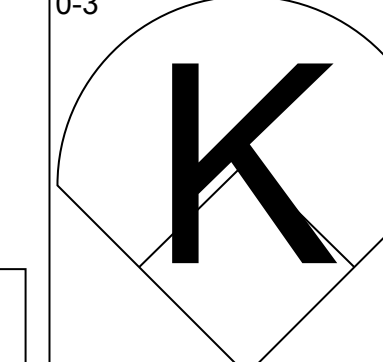
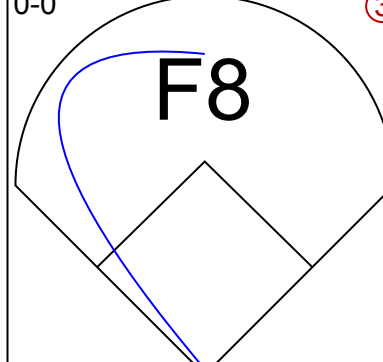
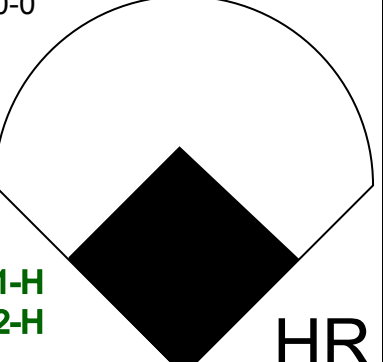
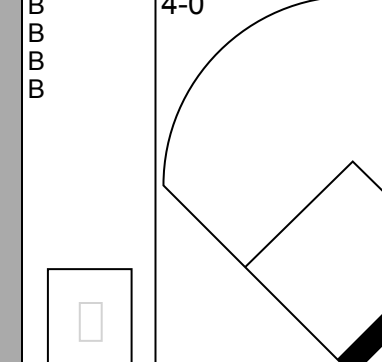
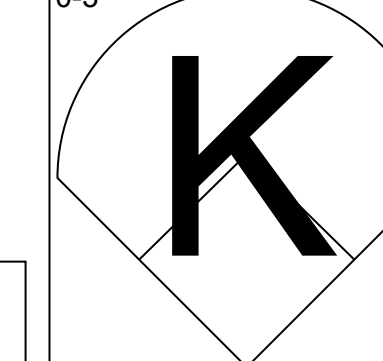
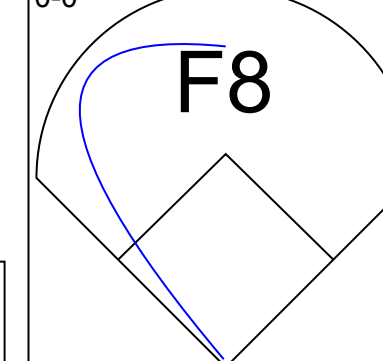
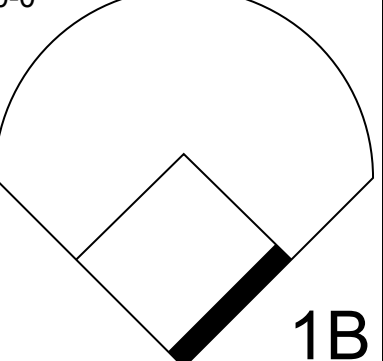
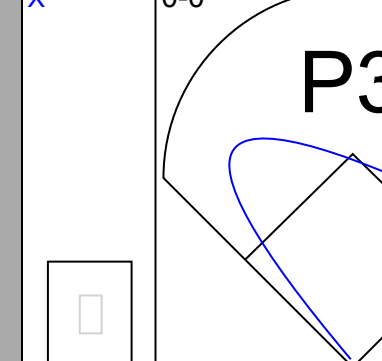
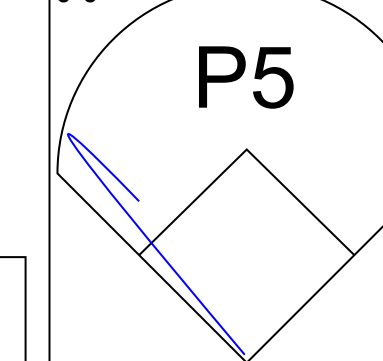
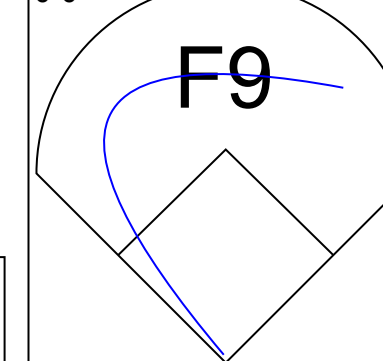
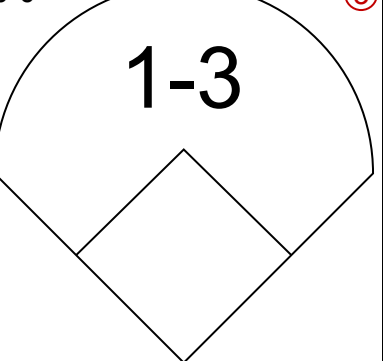
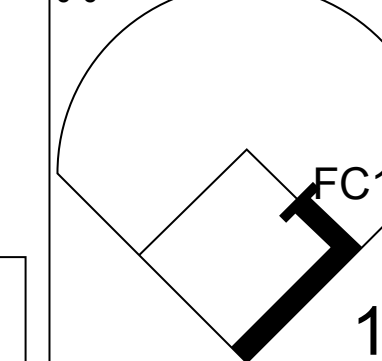
AB 48  
R 2  
H 14  
RBI 2  
BB 4  
SO 11  
LOB 24

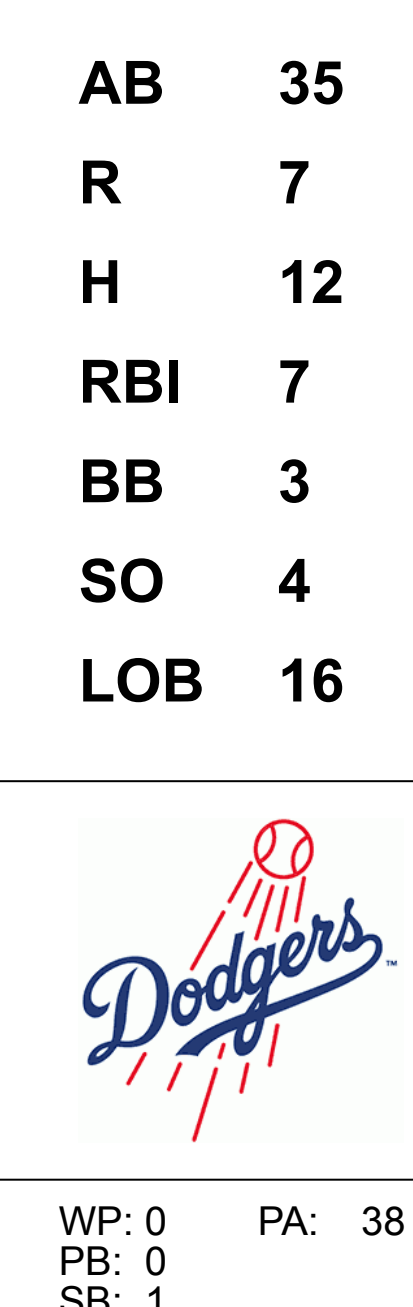


Batter	1	2	3	4	5	6	7	8	9	AB	R	H	RBI	BB	SO	LOB	TOP					
Jimmy Wynn, R (1, 9) OBP: 0.344, SLG: 0.684										3	0	1	0	1	1	0	<b>Houston Astros @ Los Angeles Dodgers</b> Dodger Stadium, Los Angeles, CA Tue Apr 17 1973, 6:05 PM PST Att: 7,976 - Unknown					
Hector Torres, R (1, 6) OBP: 0.250, SLG: 0.250										4	1	1	0	0	0	2						
Cesar Cedeno, R (1, 8) OBP: 0.404, SLG: 0.620										4	0	2	0	0	2	1						
Bob Watson, R (1, 3) OBP: 0.370, SLG: 0.370										3	0	1	1	0	0	3						
Tommie Agee, R (1, 7) OBP: 0.375, SLG: 0.286										4	1	2	0	0	1	3						
Johnny Edwards, L (1, 2) OBP: 0.220, SLG: 0.325											4	0	0	0	0	1		2				
Doug Rader, R (1, 5) OBP: 0.259, SLG: 0.245											4	0	0	0	0	2		2				
Tommy Helms, R (1, 4) OBP: 0.250, SLG: 0.259											4	0	1	1	0	0		1				
Don Wilson, R (1, 1) OBP: 0.111, SLG: 0.222											2	0	0	0	0	1		1				
Bob Gallagher, L (7, PH)											1	0	0	0	0	1		1				
Fred Gladding, L (7, 1)											0	0	0	0	0	0	0					
<b>Inning Stats</b>	R: 0 E: 0 K: 2 S: 7	H: 0 LOB: 0 BB: 0 P: 7	R: 0 E: 0 K: 0 S: 3	H: 2 LOB: 0 BB: 0 P: 3	R: 0 E: 0 K: 1 S: 5	H: 0 LOB: 0 BB: 0 P: 5	R: 0 E: 0 K: 0 S: 4	H: 1 LOB: 2 BB: 1 P: 8	R: 0 E: 0 K: 2 S: 8	H: 1 LOB: 1 BB: 0 P: 8	R: 0 E: 0 K: 1 S: 6	H: 1 LOB: 1 BB: 0 P: 6	R: 1 E: 1 K: 2 S: 9	H: 1 LOB: 1 BB: 0 P: 9	R: 1 E: 0 K: 1 S: 7	H: 2 LOB: 1 BB: 0 P: 7	R: 0 E: 0 K: 0 S: 3	H: 0 LOB: 0 BB: 0 P: 3	1B: 5 2B: 3 3B: 0 HR: 0	SF: 1 SAC: 0 DP: 0 HBP: 0	WP: 0 PB: 0 SB: 0 CS: 1	PA: 35
<b>PITCHER</b> Andy Messersmith, R (1, 1) ERA: 1.82	IP: 9.0 WLS: W BF: 35 H: 8 R: 2 ER: 1 SO: 9 BB: 1 IBB: 0 HBP: 0 BLK: 0 WP: 0 HR: 0 S: 52 P: 56 ERA: 1.00 WHIP: 1.000															<b>PITCHER</b>						

AB	33
R	2
H	8
RBI	2
BB	1
SO	9
LOB	16



Batter	1	2	3	4	5	6	7	8	9	AB	R	H	RBI	BB	SO	LOB	BOTTOM			
Lee Lacy, R (1, 4) OBP: 0.310, SLG: 0.231										5	0	1	0	0	0	1	<b>Houston Astros @ Los Angeles Dodgers</b> Dodger Stadium, Los Angeles, CA Tue Apr 17 1973, 6:05 PM PST Att: 7,976 - Unknown			
Bill Buckner, L (1, 3) OBP: 0.315, SLG: 0.404										5	2	2	0	0	0	2				
Willie Davis, L (1, 8) OBP: 0.321, SLG: 0.408											4	3	3	2	0	1		0		
Willie Crawford, L (1, 9) OBP: 0.311, SLG: 0.256											4	0	1	2	0	1		1		
Joe Ferguson, R (1, 2) OBP: 0.365, SLG: 0.442											2	1	0	0	2	0		0		
Steve Garvey, R (1, 7) OBP: 0.333, SLG: 0.429											4	0	2	0	0	0		4		
Ron Cey, R (1, 5) OBP: 0.276, SLG: 0.333											3	1	1	3	1	1		3		
Bill Russell, R (1, 6) OBP: 0.304, SLG: 0.333											4	0	1	0	0	1		3		
Andy Messersmith, R (1, 1) OBP: 0.222, SLG: 0.222											4	0	1	0	0	0		2		
<b>Inning Stats</b>	R: 2 E: 0 K: 1 S: 7	H: 2 LOB: 0 BB: 0 P: 7	R: 0 E: 0 K: 2 S: 8	H: 1 LOB: 0 BB: 0 P: 8	R: 2 E: 1 K: 0 S: 6	H: 3 LOB: 2 BB: 1 P: 10	R: 0 E: 0 K: 0 S: 4	H: 1 LOB: 0 BB: 0 P: 4	R: 3 E: 0 K: 0 S: 6	H: 3 LOB: 1 BB: 1 P: 10	R: 0 E: 0 K: 1 S: 5	H: 0 LOB: 0 BB: 0 P: 5	R: 0 E: 0 K: 0 S: 4	H: 1 LOB: 2 BB: 1 P: 8	R: 0 E: 0 K: 0 S: 3	H: 1 LOB: 0 BB: 0 P: 3		1B: 7 2B: 3 3B: 0 HR: 2	SF: 0 SAC: 0 DP: 0 HBP: 0	WP: 0 PB: 0 SB: 1 CS: 1
<b>PITCHER</b> Don Wilson, R (1, 1) ERA: 4.91	IP: 6.0 WLS: L BF: 30 H: 10 R: 7 ER: 7 SO: 4 BB: 2 IBB: 0 HBP: 0 BLK: 0 WP: 0 HR: 2 S: 36 P: 44 ERA: 10.50 WHIP: 2.000															<b>PITCHER</b>				
Fred Gladding, R (7, 1) ERA: 3.86	IP: 2.0 WLS: L BF: 8 H: 2 R: 0 ER: 0 SO: 0 BB: 1 IBB: 0 HBP: 0 BLK: 0 WP: 0 HR: 0 S: 7 P: 11 ERA: 0.00 WHIP: 1.500															<b>PITCHER</b>				






Batter	1	2	3	4	5	6	7	8	9	AB	R	H	RBI	BB	SO	LOB	TOP										
<b>Bobby Bonds, R</b> OBP: 0.362, SLG: 0.646 (1, 9)										4	2	3	1	1	1		<b>San Francisco Giants @ Los Angeles Dodgers</b> <b>Dodger Stadium, Los Angeles, CA</b> Thu Apr 19 1973, 6:05 PM PST Att: 25,868 - Unknown										
<b>Tito Fuentes, S</b> OBP: 0.368, SLG: 0.470 (1, 4)										5	0	2	1	0	1	1											
<b>Chris Speier, R</b> OBP: 0.324, SLG: 0.393 (1, 6)										4	0	0	0	0	0	2											
<b>Willie McCovey, L</b> OBP: 0.460, SLG: 0.611 <b>Dave Kingman, R</b> OBP: 0.261, SLG: 0.200 (8, 3)										4	0	0	0	0	0	1											
<b>Ed Goodson, L</b> OBP: 0.412, SLG: 0.531 (1, 5)										4	1	2	0	0	1	0											
<b>Gary Maddox, R</b> OBP: 0.393, SLG: 0.483 (1, 8)										4	2	2	1	0	1	1											
<b>Gary Matthews, R</b> OBP: 0.345, SLG: 0.385 <b>Gary Thomasson, L</b> OBP: 0.200, SLG: 0.345 (9, PR) (9, 7)										3	1	1	0	1	0	1											
<b>Dave Rader, L</b> OBP: 0.321, SLG: 0.289 (1, 2)										3	1	2	0	0	1	0											
<b>Jim Willoughby, R</b> OBP: 0.222, SLG: 0.500 <b>Elias Sosa, R</b> (8, 1) <b>Randy Moffitt, R</b> (8, 1)										3	0	0	1	0	1	2											
<b>Inning Stats</b>	R: 0 E: 0 K: 1 S: 5	H: 0 LOB: 0 BB: 0 P: 5	R: 2 E: 1 K: 1 S: 7	H: 2 LOB: 0 BB: 0 P: 7	R: 1 E: 0 K: 0 S: 4	H: 1 LOB: 1 BB: 1 P: 8	R: 2 E: 1 K: 0 S: 6	H: 3 LOB: 1 BB: 0 P: 6	R: 0 E: 0 K: 0 S: 3	H: 1 LOB: 0 BB: 0 P: 3	R: 0 E: 0 K: 0 S: 3	H: 1 LOB: 0 BB: 0 P: 3	R: 2 E: 0 K: 2 S: 9	H: 2 LOB: 0 BB: 0 P: 9	R: 0 E: 0 K: 2 S: 7	H: 0 LOB: 0 BB: 0 P: 7		R: 1 E: 0 K: 0 S: 4	H: 1 LOB: 1 BB: 1 P: 8	1B: 9 2B: 1 3B: 1 HR: 1	SF: 0 SAC: 1 DP: 2 HBP: 0	WP: 1 PB: 2 SB: 3 CS: 0	PA: 38				
<b>PITCHER</b>	IP	WLS	BF	H	R	ER	SO	BB	IBB	HBP	BLK	WP	HR	S	P	ERA	WHIP										
<b>Claude Osteen, L</b> ERA: 3.38 <b>George Culver, R</b> ERA: 1.5 <b>Charlie Hough, R</b> ERA: 4.26 <b>Jim Brewer, L</b> ERA: 3.86	6.1	L	28	10	7	7	3	1	0	0	0	1	1	33	37	9.95	1.737										

AB	35
R	8
H	11
RBI	6
BB	2
SO	6
LOB	11



Batter	1	2	3	4	5	6	7	8	9	AB	R	H	RBI	BB	SO	LOB	BOTTOM										
<b>Bill Russell, R</b> OBP: 0.327, SLG: 0.370 (1, 6)										5	1	2	0	0	1	1	<b>San Francisco Giants @ Los Angeles Dodgers</b> <b>Dodger Stadium, Los Angeles, CA</b> Thu Apr 19 1973, 6:05 PM PST Att: 25,868 - Unknown										
<b>Bill Buckner, L</b> OBP: 0.302, SLG: 0.393 (1, 3)										5	2	2	1	0	0	2											
<b>Willie Davis, L</b> OBP: 0.323, SLG: 0.500 (1, 8)										5	2	2	5	0	1	2											
<b>Willie Crawford, L</b> OBP: 0.327, SLG: 0.262 (1, 9)										3	0	1	0	1	2	1											
<b>Joe Ferguson, R</b> OBP: 0.383, SLG: 0.480 (1, 2)										3	0	2	0	1	0	0											
<b>Steve Garvey, R</b> OBP: 0.241, SLG: 0.310 (1, 7)										4	0	0	0	0	2	4											
<b>Ron Cey, R</b> OBP: 0.216, SLG: 0.257 (1, 5)										4	0	0	0	0	2	3											
<b>Lee Lacy, R</b> OBP: 0.313, SLG: 0.228 <b>Manny Mota, R</b> OBP: 0.308, SLG: 0.308 <b>Jim Brewer, L</b> ERA: 1.5 (9, 1)										3	1	1	0	0	0	0											
<b>Claude Osteen, L</b> (1, 1) <b>George Culver, R</b> (7, 1) <b>Paul Powell, R</b> (7, PH) <b>Charlie Hough, R</b> (8, 1) <b>Davey Lopes, R</b> (9, 4)										0	0	0	0	0	0	0											
<b>Inning Stats</b>	R: 0 E: 0 K: 2 S: 7	H: 0 LOB: 0 BB: 0 P: 7	R: 0 E: 0 K: 2 S: 8	H: 1 LOB: 1 BB: 0 P: 8	R: 4 E: 0 K: 2 S: 12	H: 6 LOB: 1 BB: 0 P: 12	R: 0 E: 0 K: 0 S: 3	H: 0 LOB: 0 BB: 0 P: 3	R: 0 E: 0 K: 1 S: 6	H: 1 LOB: 1 BB: 0 P: 6	R: 0 E: 0 K: 0 S: 3	H: 0 LOB: 0 BB: 0 P: 3	R: 0 E: 0 K: 1 S: 5	H: 0 LOB: 0 BB: 0 P: 5	R: 2 E: 0 K: 2 S: 9	H: 2 LOB: 2 BB: 2 P: 17		R: 0 E: 0 K: 0 S: 3	H: 0 LOB: 1 BB: 1 P: 7	1B: 6 2B: 2 3B: 0 HR: 2	SF: 0 SAC: 0	DP: 0 HBP: 0	WP: 0 PB: 0 SB: 0 CS: 1	PA: 39			
<b>PITCHER</b>	IP	WLS	BF	H	R	ER	SO	BB	IBB	HBP	BLK	WP	HR	S	P	ERA	WHIP										
<b>Jim Willoughby, R</b> ERA: 6.66 <b>Elias Sosa, R</b> ERA: 1.5 <b>Randy Moffitt, R</b> ERA: 1.17	7.0	W	30	10	6	6	8	2	0	0	0	0	0	0	8	7.71	1.429										

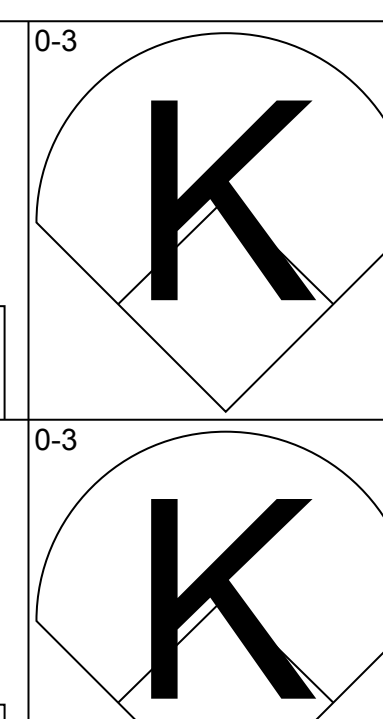
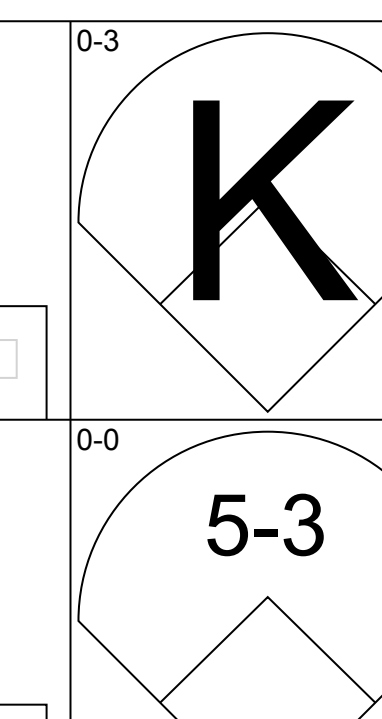
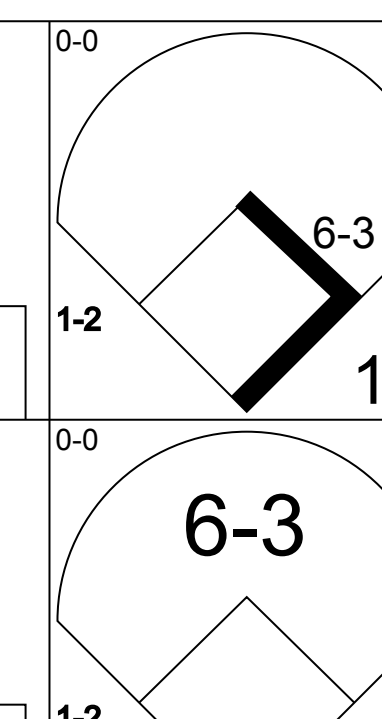
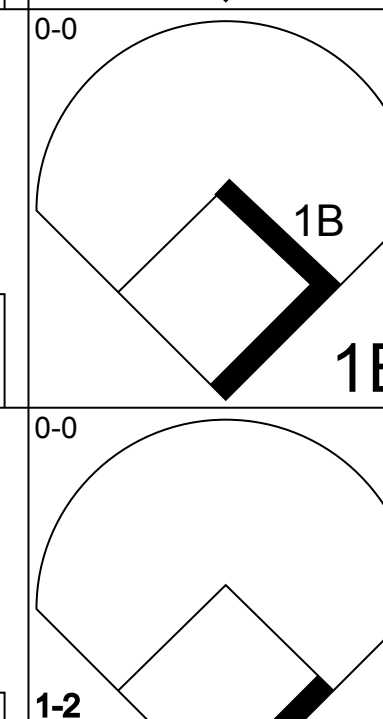

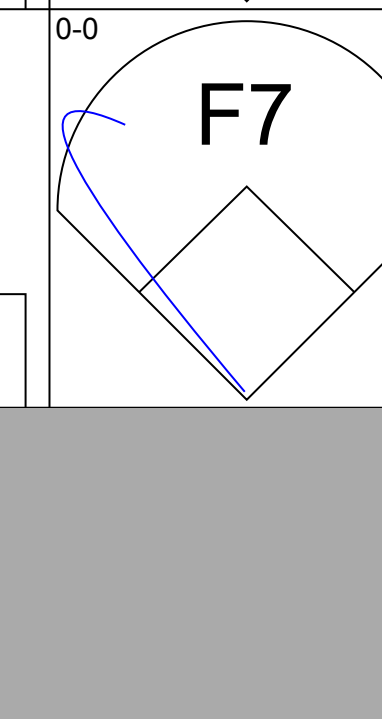
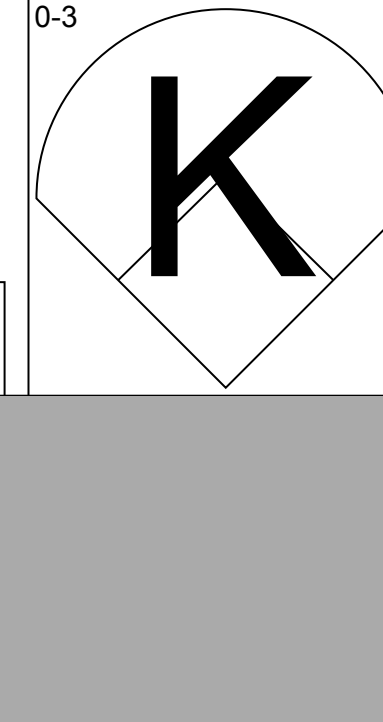
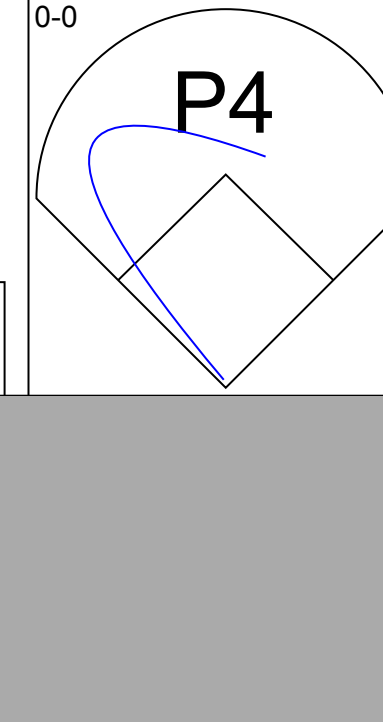



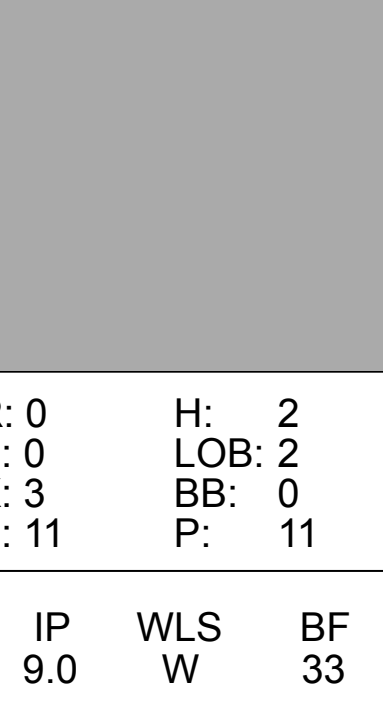

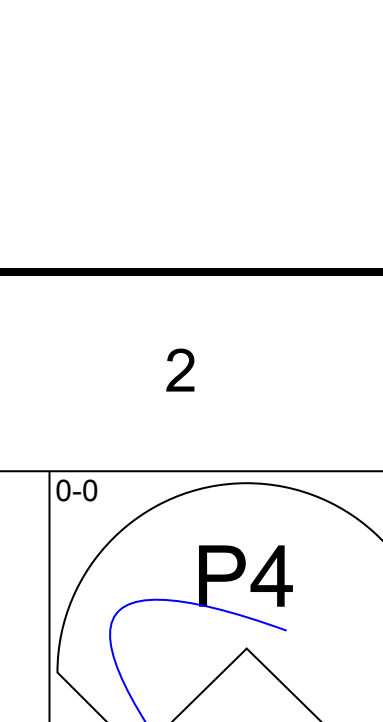

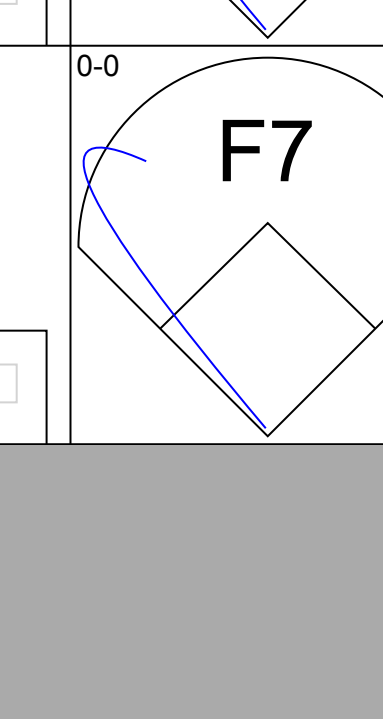


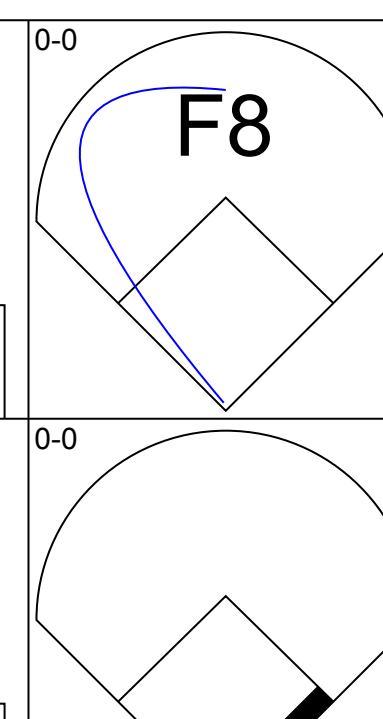
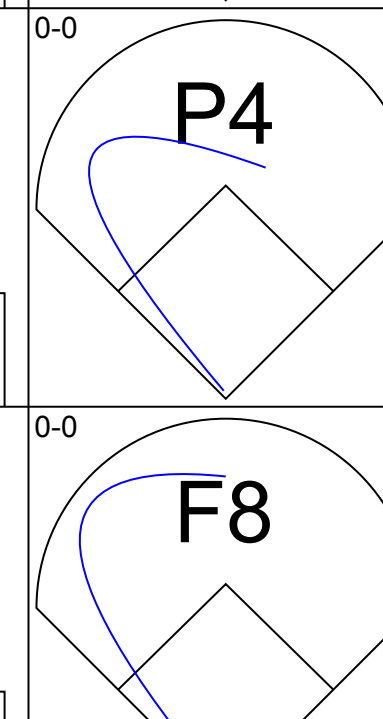


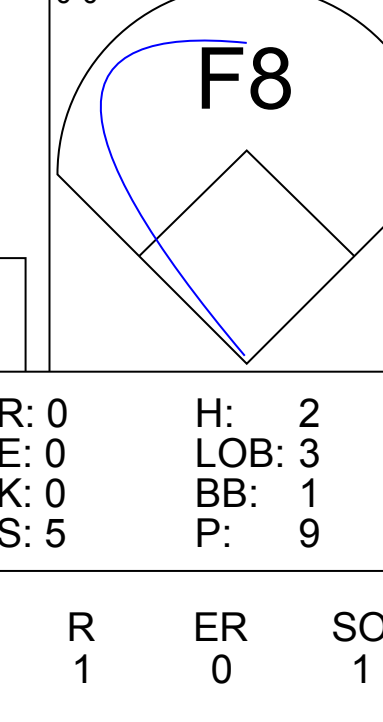

Batter	1	2	3	4	5	6	7	8	9	AB	R	H	RBI	BB	SO	LOB	TOP								
<b>Bobby Bonds, R</b> OBP: 0.360, SLG: 0.614 (1, 9)	F9	K		1B 2B BB		K		P3	FC6-4 1B	5	1	1	0	1	2	2	<b>San Francisco Giants @ Los Angeles Dodgers</b> <b>Dodger Stadium, Los Angeles, CA</b> Fri Apr 20 1973, 6:05 PM PST Att: 27,437 - Unknown <a href="http://livebaseballscorecards.com">livebaseballscorecards.com</a>								
<b>Tito Fuentes, S</b> OBP: 0.351, SLG: 0.444 (1, 4)	4-3		CS 1B	F7		6-3		K	FC6-4 1-2	6	0	1	0	0	1	3									
<b>Chris Speier, R</b> OBP: 0.356, SLG: 0.424 (1, 6)			K	2B 1-3 1B					HR 1B	5	1	4	0	0	1	1									
<b>Willie McCovey, L</b> OBP: 0.491, SLG: 0.725 (1, 3)	4-3		2B E BB						HR 1-1 1B	4	2	3	3	1	0	1									
<b>Ed Goodson, L</b> OBP: 0.429, SLG: 0.538 (1, 5)		F7	E 1-3 3B 2B			G3			HR BB	3	1	1	0	2	0	2									
<b>Gary Maddox, R</b> OBP: 0.379, SLG: 0.462 (1, 8)	L3		E6 3B					G3	BB	5	1	1	0	0	1	5									
<b>Gary Matthews, R</b> OBP: 0.353, SLG: 0.433 (1, 7)		2B BB	1-H 3-H 3B		5-3			G6-3 1B		4	1	1	2	1	0	1									
<b>Dave Rader, L</b> OBP: 0.328, SLG: 0.320 (1, 2)		1B 1-H 2B	1-3		P6				F7	5	0	2	1	0	0	1									
<b>Juan Marichal, R</b> OBP: 0.636, SLG: 0.571 (1, 1)				K				F9	1B BB	4	0	1	0	1	2	1									
<b>Inning Stats</b>	R: 0 E: 0 K: 0 S: 4	H: 1 LOB: 1 BB: 0 P: 4	R: 1 E: 0 K: 1 S: 7	H: 2 LOB: 2 BB: 1 P: 11	R: 3 E: 1 K: 1 S: 8	H: 3 LOB: 1 BB: 1 P: 12	R: 1 E: 0 K: 2 S: 9	H: 2 LOB: 3 BB: 2 P: 17	R: 0 E: 0 K: 1 S: 5	H: 0 LOB: 0 BB: 0 P: 5	R: 0 E: 0 K: 1 S: 7	H: 2 LOB: 2 BB: 0 P: 7	R: 0 E: 0 K: 1 S: 4	H: 2 LOB: 1 BB: 0 P: 4	R: 2 E: 0 K: 1 S: 7	H: 2 LOB: 1 BB: 1 P: 11		R: 0 E: 0 K: 0 S: 4	H: 1 LOB: 2 BB: 1 P: 8	1B: 10 2B: 3 3B: 1 HR: 1	SF: 0 SAC: 0 DP: 1 HBP: 0	WP: 0 PB: 0 SB: 0 CS: 1	PA: 47		
<b>PITCHER</b>	IP	WLS	BF	H	R	ER	SO	BB	IBB	HBP	BLK	WP	HR	S	P	ERA	WHIP								
<b>Al Downing, L</b> ERA: 2.41 (1, 1)	3.2	L	23	8	5	2	3	4	0	0	0	0	0	25	41	4.91	3.273								
<b>Doug Rau, L</b> ERA: 4.32 (4, 1)	3.1		13	4	0	0	3	0	0	0	0	0	0	19	19	0.00	1.200								
<b>George Culver, R</b> ERA: 3.38 (8, 1)	2.0		11	3	2	2	1	2	0	0	0	0	1	11	19	9.00	2.500								

Batter	1	2	3	4	5	6	7	8	9	AB	R	H	RBI	BB	SO	LOB	BOTTOM								
<b>Bill Russell, R</b> OBP: 0.305, SLG: 0.345 (1, 6)	L5		P4		6-3			1-3		4	0	0	0	0	0	1	<b>San Francisco Giants @ Los Angeles Dodgers</b> <b>Dodger Stadium, Los Angeles, CA</b> Fri Apr 20 1973, 6:05 PM PST Att: 27,437 - Unknown <a href="http://livebaseballscorecards.com">livebaseballscorecards.com</a>								
<b>Bill Buckner, L</b> OBP: 0.284, SLG: 0.369 (1, 3)	3-1		P6		F7			F8		4	0	0	0	0	0	1									
<b>Willie Davis, L</b> OBP: 0.318, SLG: 0.532 (1, 8)	4-3			F8		HR		G3		4	1	1	1	0	0	0									
<b>Willie Crawford, L</b> OBP: 0.302, SLG: 0.239 (1, 9)		F8		E1 1B 1B		F7		F8		4	1	0	0	0	0	0									
<b>Joe Ferguson, R</b> OBP: 0.391, SLG: 0.537 (1, 2)		HR		1B 1-3 1B		K		F7		4	1	2	1	0	1	0									
<b>Steve Garvey, R</b> OBP: 0.212, SLG: 0.273 (1, 7)				K		5-3		F2		4	0	0	0	0	1	2									
<b>Ron Cey, R</b> OBP: 0.225, SLG: 0.263 (1, 5)			P4							3	0	1	1	0	0	0									
<b>Lee Lacy, R</b> OBP: 0.313, SLG: 0.250 (1, 4)					K					3	0	1	0	0	1	2									
<b>Al Downing, R</b> OBP: 0.187, SLG: 0.167 (1, 1)										1	0	0	0	0	1	1									
<b>Doug Rau, L</b> (4, 1)										1	0	0	0	0	0	0									
<b>Tom Paciorek, R</b> OBP: 0.250, SLG: 0.100 (7, PH)										1	0	0	0	0	1	0									
<b>George Culver, R</b> (8, 1)										0	0	0	0	0	0	0									
<b>Inning Stats</b>	R: 0 E: 0 K: 0 S: 3	H: 0 LOB: 0 BB: 0 P: 3	R: 1 E: 0 K: 0 S: 4	H: 1 LOB: 0 BB: 0 P: 4	R: 0 E: 0 K: 1 S: 6	H: 1 LOB: 1 BB: 0 P: 6	R: 1 E: 1 K: 2 S: 10	H: 2 LOB: 2 BB: 0 P: 10	R: 0 E: 0 K: 0 S: 3	H: 0 LOB: 0 BB: 0 P: 3	R: 1 E: 0 K: 1 S: 6	H: 1 LOB: 0 BB: 0 P: 6	R: 0 E: 0 K: 1 S: 5	H: 0 LOB: 0 BB: 0 P: 5	R: 0 E: 0 K: 0 S: 3	H: 0 LOB: 0 BB: 0 P: 3	R: 0 E: 0 K: 0 S: 3	H: 0 LOB: 0 BB: 0 P: 3	1B: 2 2B: 1 3B: 0 HR: 2	SF: 0 SAC: 0 DP: 0 HBP: 0	WP: 0 PB: 0 SB: 0 CS: 0	PA: 33			
<b>PITCHER</b>	IP	WLS	BF	H	R	ER	SO	BB	IBB	HBP	BLK	WP	HR	S	P	ERA	WHIP								
<b>Juan Marichal, R</b> ERA: 3.04 (1, 1)	9.0	W	33	5	3	2	5	0	0	0	0	0	0	2	43	2.00	0.556								





Batter	1	2	3	4	5	6	7	8	9	AB	R	H	RBI	BB	SO	LOB	TOP
<b>Bobby Bonds, R</b> OBP: 0.354, SLG: 0.595 (1, 9)										4	0	1	0	0	2	0	<b>San Francisco Giants @ Los Angeles Dodgers</b> <b>Dodger Stadium, Los Angeles, CA</b> Sat Apr 21 1973, 6:05 PM PST Att: 24,540 - Unknown
<b>Tito Fuentes, S</b> OBP: 0.346, SLG: 0.434 (1, 4)										4	0	1	0	0	1	2	
<b>Chris Speier, R</b> OBP: 0.351, SLG: 0.414 (1, 6)										4	0	1	0	0	0	3	
<b>Willie McCovey, L</b> OBP: 0.475, SLG: 0.682 (1, 3)										4	0	1	0	0	1	0	
<b>Ed Goodson, L</b> OBP: 0.433, SLG: 0.536 <b>Damaso Blanco, R</b> (9, PR)										4	0	2	0	0	1	2	
<b>Gary Maddox, R</b> OBP: 0.371, SLG: 0.449 (1, 8)										4	0	1	0	0	0	2	
<b>Gary Thomasson, L</b> OBP: 0.212, SLG: 0.344 (1, 7)										3	0	1	0	0	1	1	
<b>Dave Rader, L</b> OBP: 0.326, SLG: 0.321 (1, 2)										3	0	1	0	0	0	2	
<b>Ron Bryant, S</b> (1, 1)										3	0	0	0	0	1	1	
<b>Inning Stats</b>	R: 0 E: 0 K: 3 S: 11	H: 2 LOB: 2 BB: 0 P: 11	R: 0 E: 0 K: 1 S: 5	H: 0 LOB: 0 BB: 0 P: 5	R: 0 E: 0 K: 1 S: 5	H: 0 LOB: 0 BB: 0 P: 5	R: 0 E: 0 K: 0 S: 3	H: 2 LOB: 1 BB: 0 P: 3	R: 0 E: 0 K: 0 S: 4	H: 1 LOB: 1 BB: 0 P: 4	R: 0 E: 0 K: 0 S: 5	H: 2 LOB: 2 BB: 0 P: 5	R: 0 E: 0 K: 0 S: 3	H: 1 LOB: 1 BB: 0 P: 3	1B: 9 2B: 0 3B: 0 HR: 0	SF: 0 SAC: 0 DP: 2 HBP: 0	WP: 0 PA: 33 PB: 0 SB: 0 CS: 0
<b>PITCHER</b> <b>Don Sutton, R</b> ERA: 2.18 (1, 1)	IP: 9.0 WLS: W BF: 33 H: 9 R: 0 ER: 0 SO: 7 BB: 0 IBB: 0 HBP: 0 BLK: 0 WP: 0 HR: 0 S: 47 P: 47 ERA: 0.00 WHIP: 1.000															<b>PITCHER</b> <b>Don Sutton, R</b> ERA: 2.18 (1, 1)	IP: 9.0 WLS: W BF: 33 H: 9 R: 0 ER: 0 SO: 7 BB: 0 IBB: 0 HBP: 0 BLK: 0 WP: 0 HR: 0 S: 47 P: 47 ERA: 0.00 WHIP: 1.000

Batter	1	2	3	4	5	6	7	8	9	AB	R	H	RBI	BB	SO	LOB	BOTTOM		
<b>Bill Russell, R</b> OBP: 0.286, SLG: 0.323 (1, 6)										4	0	0	0	0	0	3	<b>San Francisco Giants @ Los Angeles Dodgers</b> <b>Dodger Stadium, Los Angeles, CA</b> Sat Apr 21 1973, 6:05 PM PST Att: 24,540 - Unknown		
<b>Bill Buckner, L</b> OBP: 0.296, SLG: 0.377 (1, 3)										4	0	2	0	0	0	0			
<b>Willie Davis, L</b> OBP: 0.300, SLG: 0.500 (1, 8)										4	1	0	0	0	0	2			
<b>Joe Ferguson, R</b> OBP: 0.382, SLG: 0.534 (1, 2)										4	0	1	0	0	0	1			
<b>Manny Mota, R</b> OBP: 0.294, SLG: 0.294 <b>Davey Lopes, R</b> (9, 9)										4	0	1	0	0	0	1			
<b>Tom Paciorek, R</b> OBP: 0.333, SLG: 0.231 (1, 9) (9, 7)										3	0	2	0	0	0	0			
<b>Ron Cey, R</b> OBP: 0.233, SLG: 0.268 (1, 5)										3	0	1	0	0	0	2			
<b>Lee Lacy, R</b> OBP: 0.314, SLG: 0.242 (1, 4)										2	0	0	0	1	0	2			
<b>Don Sutton, R</b> OBP: 0.182, SLG: 0.182 (1, 1)										3	0	0	0	0	1	5			
<b>Inning Stats</b>	R: 0 E: 0 K: 0 S: 4	H: 1 LOB: 1 BB: 0 P: 4	R: 0 E: 0 K: 0 S: 5	H: 2 LOB: 3 BB: 1 P: 9	R: 0 E: 0 K: 0 S: 3	H: 2 LOB: 2 BB: 0 P: 3	R: 0 E: 0 K: 1 S: 7	H: 2 LOB: 1 BB: 0 P: 7	R: 1 E: 1 K: 0 S: 5	H: 2 LOB: 1 BB: 0 P: 5	R: 0 E: 0 K: 0 S: 3	H: 0 LOB: 0 BB: 0 P: 3	R: 0 E: 0 K: 0 S: 3	H: 0 LOB: 0 BB: 0 P: 3	R: 0 E: 0 K: 0 S: 3	H: 0 LOB: 0 BB: 0 P: 3	1B: 6 2B: 1 3B: 0 HR: 0	SF: 0 SAC: 0 DP: 0 HBP: 0	WP: 1 PA: 32 PB: 0 SB: 0 CS: 0
<b>PITCHER</b> <b>Ron Bryant, L</b> ERA: 1.13 (1, 1)	IP: 8.0 WLS: L BF: 32 H: 7 R: 1 ER: 0 SO: 1 BB: 1 IBB: 0 HBP: 0 BLK: 0 WP: 1 HR: 0 S: 33 P: 37 ERA: 0.00 WHIP: 1.000															<b>PITCHER</b> <b>Ron Bryant, L</b> ERA: 1.13 (1, 1)	IP: 8.0 WLS: L BF: 32 H: 7 R: 1 ER: 0 SO: 1 BB: 1 IBB: 0 HBP: 0 BLK: 0 WP: 1 HR: 0 S: 33 P: 37 ERA: 0.00 WHIP: 1.000		

Batter	1	2	3	4	5	6	7	8	9	AB	R	H	RBI	BB	SO	LOB	TOP					
<b>Bobby Bonds, R</b> OBP: 0.333, SLG: 0.557 (1, 9)	F8		P4		F7		K		F9	5	0	0	0	0	1	1						
<b>Tito Fuentes, S</b> OBP: 0.354, SLG: 0.438 (1, 4)	K			FC6-4 1B		BB WP BB 1B	5-3			4	1	2	0	0	1	0						
<b>Chris Speier, R</b> OBP: 0.346, SLG: 0.405 (1, 6)	6-3			FC6-4 BB HR		K		FC4-6 1B		4	1	1	0	0	1	2						
<b>Willie McCovey, L</b> OBP: 0.460, SLG: 0.638 (1, 3)		F9		F7		BB BB IBB		FC4-6 2B 1-2		3	0	0	0	1	0	2						
<b>Dave Kingman, R</b> OBP: 0.259, SLG: 0.174 (1, 5)	F2			HR BB		K		K		3	1	0	0	1	2	3						
<b>Gary Maddox, R</b> OBP: 0.392, SLG: 0.514 (1, 8)	5-3			HR		BB BB		BB BB 2B		3	1	2	3	1	0	0						
<b>Gary Thomasson, L</b> OBP: 0.243, SLG: 0.343 (1, 7)			SH1-4 1B	K		BB BB BB		BB BB 1-3		3	0	1	1	1	1	2						
<b>Dave Rader, L</b> OBP: 0.306, SLG: 0.298 (1, 2)			F8		1-3			4-3		4	0	0	0	0	1	4						
<b>Jim Barr, R</b> OBP: 0.143, SLG: 0.143 (1, 1)			SH1-4		6-3					2	0	0	0	0	0	0						
<b>Randy Moffitt, R</b> (8, 1)								6-3		1	0	0	0	0	0	0						
<b>Inning Stats</b>	R: 0 E: 0 K: 1 S: 5	H: 0 LOB: 0 BB: 0 P: 5	R: 0 E: 0 K: 0 S: 3	H: 0 LOB: 0 BB: 0 P: 3	R: 0 E: 0 K: 0 S: 4	H: 1 LOB: 1 BB: 0 P: 4	R: 3 E: 0 K: 1 S: 7	H: 2 LOB: 0 BB: 1 P: 11	R: 0 E: 0 K: 0 S: 3	H: 0 LOB: 0 BB: 0 P: 3	R: 1 E: 0 K: 2 S: 8	H: 1 LOB: 3 BB: 3 P: 20	R: 0 E: 0 K: 1 S: 5	H: 0 LOB: 0 BB: 0 P: 5	R: 0 E: 0 K: 1 S: 7	H: 2 LOB: 2 BB: 0 P: 7	R: 0 E: 0 K: 1 S: 5	H: 0 LOB: 0 BB: 0 P: 5	1B: 4 2B: 1 3B: 0 HR: 1	SF: 0 SAC: 1 DP: 0 HBP: 0	WP: 1 PB: 0 SB: 0 CS: 0	PA: 37
<b>PITCHER</b>	IP	WLS	BF	H	R	ER	SO	BB	IBB	HBP	BLK	WP	HR	S	P	ERA	WHIP					
<b>Andy Messersmith, R</b> ERA: 2.67 (1, 1)	5.2	L	25	4	4	4	4	3	1	0	0	1	1	29	45	6.35	1.235					
<b>Tommy John, L</b> ERA: 2.7 (6, 1)	2.1		9	2	0	0	2	0	0	0	0	0	0	13	13	0.00	0.857					
<b>Pete Richert, L</b> ERA: (9, 1)	1.0		3	0	0	0	1	0	0	0	0	0	0	5	5	0.00	0.000					

San Francisco Giants @ Los Angeles Dodgers  
 Dodger Stadium, Los Angeles, CA  
 Sun Apr 22 1973, 3:33 AM PST  
 Att: 20,317 - Unknown

AB	32
R	4
H	6
RBI	4
BB	4
SO	7
LOB	14



Batter	1	2	3	4	5	6	7	8	9	AB	R	H	RBI	BB	SO	LOB	BOTTOM				
<b>Bill Russell, R</b> OBP: 0.269, SLG: 0.303 (1, 6)	5-3		F8			5-3		FC4-6 4-3		4	0	0	0	0	0	2					
<b>Bill Buckner, L</b> OBP: 0.280, SLG: 0.356 (1, 3)	K		F7			F8		4-3		4	0	0	1	0	1	1					
<b>Willie Davis, L</b> OBP: 0.297, SLG: 0.486 (1, 8)	F9			4-3		E3 1B		P4		4	0	1	0	0	0	1					
<b>Joe Ferguson, R</b> OBP: 0.389, SLG: 0.581 (1, 2)		HR		1B		F7		F8		4	1	2	1	0	0	1					
<b>Willie Crawford, L</b> OBP: 0.298, SLG: 0.260 (1, 9)		G3		F9			4-3	F9 2B		4	0	1	0	0	0	1					
<b>Tom Paciorek, R</b> OBP: 0.263, SLG: 0.176 (1, 7)		6-3		P6			P4	F9		4	0	0	0	0	0	2					
<b>Ron Cey, R</b> OBP: 0.234, SLG: 0.267 (1, 5)					6-3		5-3	K		4	0	1	0	0	1	1					
<b>Davey Lopes, R</b> OBP: 0.429, SLG: 0.200 (1, 4)		K						FC4-6 1B 4-3 1B		3	1	1	0	0	1	1					
<b>Andy Messersmith, R</b> OBP: 0.182, SLG: 0.182 (1, 1)										2	0	0	0	0	0	0					
<b>Tommy John, R</b> (6, 1)										0	0	0	0	0	0	0					
<b>Steve Ganvey, R</b> OBP: 0.235, SLG: 0.294 (8, PH)										1	0	1	0	0	0	0					
<b>Pete Richert, L</b> ERA: (9, 1)										0	0	0	0	0	0	0					
<b>Inning Stats</b>	R: 0 E: 0 K: 1 S: 5	H: 0 LOB: 0 BB: 0 P: 5	R: 1 E: 0 K: 1 S: 7	H: 2 LOB: 1 BB: 0 P: 7	R: 0 E: 0 K: 0 S: 3	H: 0 LOB: 0 BB: 0 P: 3	R: 0 E: 0 K: 0 S: 4	H: 1 LOB: 1 BB: 0 P: 4	R: 0 E: 0 K: 0 S: 5	H: 2 LOB: 1 BB: 0 P: 5	R: 0 E: 0 K: 1 S: 6	H: 1 LOB: 1 BB: 0 P: 6	1B: 5 2B: 1 3B: 0 HR: 1	SF: 0 SAC: 0 DP: 0 HBP: 0	WP: 0 PB: 0 SB: 0 CS: 0	PA: 34					
<b>PITCHER</b>	IP	WLS	BF	H	R	ER	SO	BB	IBB	HBP	BLK	WP	HR	S	P	ERA	WHIP				
<b>Jim Barr, R</b> ERA: 2.05 (1, 1)	7.0	W	27	6	2	2	2	0	0	0	0	0	0	31	31	2.57	0.857				
<b>Randy Moffitt, R</b> ERA: 1.04 (8, 1)	2.0	S	7	1	0	0	1	0	0	0	0	0	0	9	9	0.00	0.500				

San Francisco Giants @ Los Angeles Dodgers  
 Dodger Stadium, Los Angeles, CA  
 Sun Apr 22 1973, 3:33 AM PST  
 Att: 20,317 - Unknown


AB	34
R	2
H	7
RBI	2
BB	0
SO	3
LOB	10



Batter	1	2	3	4	5	6	7	8	9	AB	R	H	RBI	BB	SO	LOB	TOP		
Bill Russell, R OBP: 0.268, SLG: 0.300 (1, 6)	F8		4-3			1-3		G4-3 1B		4	0	1	0	0	0	1			
Bill Buckner, L OBP: 0.266, SLG: 0.338 (1, 3)	5-3			6-3		F7		G4-3 1-2		4	0	0	0	0	0	1			
Willie Davis, L OBP: 0.282, SLG: 0.459 (1, 8)	6-3			P6		P4			F9	4	0	0	0	0	0	0			
Joe Ferguson, R OBP: 0.395, SLG: 0.576 (1, 2)		F7		F9			5-3 1B			4	0	2	0	0	0	0			
Willie Crawford, L OBP: 0.279, SLG: 0.241 (1, 9)	G3				1-3		5-3 1-2		F8	4	0	0	0	0	0	2			
Tom Paciorek, R OBP: 0.217, SLG: 0.143 (1, 7)	5-3				F7		F9		F5	4	0	0	0	0	0	2			
Ron Cey, R OBP: 0.280, SLG: 0.319 (1, 5)			G6-4-3 2B		1B					2	0	2	0	1	0	0			
Davey Lopes, R OBP: 0.500, SLG: 0.286 (1, 4)			G6-4-3 BB				K			2	0	1	0	1	1	2			
Claude Osteen, L Lee Lacy, R (8, PH) Pete Richert, L (8, 1)			G6-4-3 1-2 2-3		F2			F9		2	0	0	0	0	0	4			
										1	0	0	0	0	0	0			
										0	0	0	0	0	0	0			
<b>Inning Stats</b>	R: 0 E: 0 K: 0 S: 3	H: 0 LOB: 0 BB: 0 P: 3	R: 0 E: 0 K: 0 S: 3	H: 0 LOB: 0 BB: 0 P: 3	R: 0 E: 0 K: 0 S: 3	H: 1 LOB: 1 BB: 1 P: 7	R: 0 E: 0 K: 0 S: 3	H: 0 LOB: 0 BB: 0 P: 3	R: 0 E: 0 K: 0 S: 5	H: 2 LOB: 2 BB: 0 P: 5	R: 0 E: 0 K: 0 S: 6	H: 1 LOB: 2 BB: 1 P: 10	R: 0 E: 0 K: 0 S: 3	H: 1 LOB: 0 BB: 0 P: 3	R: 0 E: 0 K: 0 S: 4	H: 1 LOB: 1 BB: 0 P: 4	1B: 5 2B: 1 3B: 0 HR: 0	SF: 0 SAC: 0 DP: 2 HBP: 0	WP: 0 PA: 33 PB: 0 SB: 0 CS: 0
<b>PITCHER</b> Rick Wise, R ERA: 2.76 (1, 1)	IP: 9.0 WLS: W BF: 33 H: 6 R: 0 ER: 0 SO: 1 BB: 2 IBB: 0 HBP: 0 BLK: 0 WP: 0 HR: 0 S: 33 P: 41 ERA: 0.00 WHIP: 0.889															<b>PITCHER</b>			

Los Angeles Dodgers @ St. Louis Cardinals  
 Busch Stadium, St. Louis, MO  
 Tue Apr 24 1973, 6:05 PM CST  
 Att: 7,938 - Unknown


AB	31
R	0
H	6
RBI	0
BB	2
SO	1
LOB	12



Batter	1	2	3	4	5	6	7	8	9	AB	R	H	RBI	BB	SO	LOB	BOTTOM		
Lou Brock, L OBP: 0.233, SLG: 0.259 (1, 7)	G6-3 1B	FC4-6 1-2			2B	FC4-6 1-2				4	1	2	0	0	0	6			
Ted Sizemore, R OBP: 0.407, SLG: 0.415 (1, 4)	F7		L5		F9 2H 2B	4-3				4	0	1	1	0	0	1			
Tim McCarver, L OBP: 0.375, SLG: 0.286 (1, 2)	G6-3 1-2		G3		F9 2-3	FC5-4 1B				4	0	1	0	0	0	2			
Joe Torre, R OBP: 0.390, SLG: 0.404 (1, 3)		BB 1B 1B	4-3		6-3	FC5-4 1-2				4	1	1	0	0	0	2			
Ted Simmons, S Bernie Carbo, L (8, 9)		BB 1B BB 1-2		5-3		E6 1B	L8			3	0	0	0	1	0	1			
										0	0	0	0	0	0	0			
Ken Reitz, R OBP: 0.250, SLG: 0.208 (1, 5)		F3			1B	P4		6-3		4	0	1	0	0	0	3			
Jose Cruz, L OBP: 0.362, SLG: 0.528 (1, 8)		BB 1B 1-2 2H		F8		BB 1B 1-3		F8		4	0	2	1	0	0	1			
Ray Busse, R OBP: 0.143, SLG: 0.225 (1, 6)		BB BB BB 1-2 2-3		F8		F9		P6		3	0	0	0	1	0	3			
Rick Wise, R (1, 1)		K			K	FC4-6 1-2 BB				2	0	0	0	1	2	3			
<b>Inning Stats</b>	R: 0 E: 0 K: 0 S: 3	H: 1 LOB: 0 BB: 0 P: 3	R: 1 E: 0 K: 1 S: 7	H: 2 LOB: 2 BB: 2 P: 15	R: 0 E: 0 K: 0 S: 3	H: 0 LOB: 0 BB: 0 P: 3	R: 0 E: 0 K: 0 S: 4	H: 1 LOB: 1 BB: 0 P: 4	R: 1 E: 0 K: 1 S: 7	H: 2 LOB: 1 BB: 0 P: 7	R: 0 E: 0 K: 0 S: 5	H: 1 LOB: 3 BB: 1 P: 9	R: 0 E: 0 K: 0 S: 4	H: 1 LOB: 1 BB: 0 P: 4	R: 0 E: 0 K: 0 S: 3	H: 0 LOB: 0 BB: 0 P: 3	1B: 6 2B: 2 3B: 0 HR: 0	SF: 0 SAC: 0 DP: 1 HBP: 0	WP: 0 PA: 35 PB: 0 SB: 0 CS: 0
<b>PITCHER</b> Claude Osteen, L Pete Richert, L (8, 1)	IP: 7.0 WLS: L BF: 32 H: 8 R: 2 ER: 2 SO: 2 BB: 3 IBB: 0 HBP: 0 BLK: 0 WP: 0 HR: 0 S: 33 P: 45 ERA: 2.57 WHIP: 1.571															<b>PITCHER</b>			

Los Angeles Dodgers @ St. Louis Cardinals  
 Busch Stadium, St. Louis, MO  
 Tue Apr 24 1973, 6:05 PM CST  
 Att: 7,938 - Unknown

AB	32
R	2
H	8
RBI	2
BB	3
SO	2
LOB	22





Batter	1	2	3	4	5	6	7	8	9	AB	R	H	RBI	BB	SO	LOB	TOP								
Bill Russell, R OBP: 0.250, SLG: 0.278 (1, 6)	F7		E6				P3			4	0	1	1	0	0	0	<b>Los Angeles Dodgers @ Pittsburgh Pirates</b> Three Rivers Stadium, Pittsburgh, PA Sat Apr 28 1973, 3:33 AM EST Att: 9,643 - Unknown								
Bill Buckner, L OBP: 0.284, SLG: 0.321 (1, 3)	F7		6-3				F9		F9	4	0	0	0	0	0	2									
Willie Davis, L OBP: 0.276, SLG: 0.458 (1, 8)	1-3		F4						4-3	4	1	1	0	0	0	1									
Joe Ferguson, R OBP: 0.412, SLG: 0.562 (1, 2)					F3					3	0	2	1	1	0	0									
Willie Crawford, L OBP: 0.290, SLG: 0.233 (1, 9)	F7		6-3				F8			4	0	1	0	0	0	2									
Steve Garvey, R OBP: 0.211, SLG: 0.263 Tom Paciorek, R OBP: 0.200, SLG: 0.130 (6, 7)	F2		F8				F4			3	0	0	0	0	0	2									
Ron Cey, R OBP: 0.288, SLG: 0.309 (1, 5)	4-3						FC6-4			1	0	0	0	0	0	2									
Davey Lopes, R OBP: 0.421, SLG: 0.286 (1, 4)										4	1	1	0	0	0	0									
Don Sutton, R OBP: 0.143, SLG: 0.143 (1, 1)	P1						G3		4-3	3	0	0	0	0	0	1									
<b>Inning Stats</b>	R: 0 E: 0 K: 0 S: 3	H: 0 LOB: 0 BB: 0 P: 3	R: 0 E: 0 K: 0 S: 3	H: 0 LOB: 1 BB: 1 P: 7	R: 1 E: 1 K: 0 S: 5	H: 1 LOB: 1 BB: 0 P: 5	R: 0 E: 0 K: 0 S: 3	H: 0 LOB: 0 BB: 0 P: 3	R: 1 E: 0 K: 0 S: 5	H: 3 LOB: 1 BB: 0 P: 5	R: 1 E: 0 K: 0 S: 5	H: 2 LOB: 1 BB: 0 P: 5	R: 0 E: 0 K: 0 S: 3	H: 0 LOB: 0 BB: 0 P: 3	R: 0 E: 0 K: 0 S: 5	H: 2 LOB: 2 BB: 0 P: 5		R: 0 E: 0 K: 1 S: 5	H: 0 LOB: 0 BB: 0 P: 5	1B: 8 2B: 0 3B: 0 HR: 0	SF: 0 SAC: 1 DP: 0 HBP: 0	WP: 0 PB: 0 SB: 2 CS: 0	PA: 36		
<b>PITCHER</b>	IP	WLS	BF	H	R	ER	SO	BB	IBB	HBP	BLK	WP	HR	S	P	ERA	WHIP								
Nelson Briles, R ERA: 4.81 Dave Giusti, R ERA: 0.93 (9, 1)	8.0	L	33	8	3	2	0	1	0	0	0	0	0	32	36	2.25	1.125								

Batter	1	2	3	4	5	6	7	8	9	AB	R	H	RBI	BB	SO	LOB	BOTTOM								
Dave Cash, R OBP: 0.375, SLG: 0.367 (1, 4)	E				6-3					4	2	3	0	0	0	1	<b>Los Angeles Dodgers @ Pittsburgh Pirates</b> Three Rivers Stadium, Pittsburgh, PA Sat Apr 28 1973, 3:33 AM EST Att: 9,643 - Unknown								
Manny Sanguillen, R OBP: 0.362, SLG: 0.508 (1, 9)	K		F6							4	0	1	0	0	2	3									
Al Oliver, L OBP: 0.383, SLG: 0.600 (1, 8)	E7						F7			3	0	0	1	1	0	1									
Willie Stargell, L OBP: 0.462, SLG: 0.795 Vic Davallo, L OBP: 0.300, SLG: 0.600 Dave Giusti, R OBP: 1.000, SLG: 1.000 (8, PR) (9, 1)	K		F9				F6			3	0	0	0	1	1	2									
Richie Hebner, L OBP: 0.351, SLG: 0.388 (1, 5)	F9						F9			0	0	0	0	0	0	0									
Bob Robertson, R OBP: 0.362, SLG: 0.510 (1, 3)										4	0	1	0	0	2	0									
Milt May, L OBP: 0.327, SLG: 0.396 (1, 2)										4	0	0	0	0	1	1									
Gene Alley, R OBP: 0.373, SLG: 0.455 Richie Zisk, R OBP: 0.167, SLG: 0.167 (9, PH)										3	0	0	0	0	2	1									
Nelson Briles, R OBP: 0.286, SLG: 0.429 Gene Clines, R OBP: 0.429, SLG: 0.667 (8, PH) (9, 7)										1	0	0	0	0	0	0									
<b>Inning Stats</b>	R: 1 E: 1 K: 2 S: 9	H: 1 LOB: 1 BB: 0 P: 9	R: 0 E: 0 K: 3 S: 10	H: 1 LOB: 1 BB: 0 P: 10	R: 0 E: 0 K: 0 S: 3	H: 1 LOB: 1 BB: 1 P: 7	R: 0 E: 0 K: 1 S: 5	H: 0 LOB: 0 BB: 0 P: 5	R: 0 E: 0 K: 1 S: 6	H: 1 LOB: 1 BB: 0 P: 6	R: 0 E: 0 K: 0 S: 3	H: 0 LOB: 0 BB: 0 P: 3	R: 0 E: 0 K: 1 S: 5	H: 0 LOB: 0 BB: 0 P: 5	R: 0 E: 0 K: 0 S: 5	H: 2 LOB: 2 BB: 1 P: 9		R: 0 E: 0 K: 1 S: 5	H: 0 LOB: 0 BB: 0 P: 5	1B: 4 2B: 2 3B: 0 HR: 0	SF: 0 SAC: 0 DP: 0 HBP: 0	WP: 1 PB: 0 SB: 0 CS: 1	PA: 35		
<b>PITCHER</b>	IP	WLS	BF	H	R	ER	SO	BB	IBB	HBP	BLK	WP	HR	S	P	ERA	WHIP								
Don Sutton, R ERA: 1.93 (1, 1)	9.0	W	35	6	2	1	9	2	0	0	0	1	0	51	59	1.00	0.889								



Batter	1	2	3	4	5	6	7	8	9	10	11	12	13	AB R H RBI BB SO LOB	TOP																							
Bill Russell, R OBP: 0.260, SLG: 0.267 (1, 6)	F8		6-3		1B 1B	1B FC6-4 BB	F9		FC5-4		K		6-3	7 2 1 0 1 1 3	<b>Los Angeles Dodgers @ Pittsburgh Pirates</b> Three Rivers Stadium, Pittsburgh, PA Sun Apr 29 1973, 3:33 AM EDT Unknown																							
Manny Mota, R OBP: 0.433, SLG: 0.429 (1, 7)	F9		G4-6-3 1B		1B 2B 1B	FC6-4 1B		4-3 G3 1B		E 1B 1B		K	IBB	7 2 5 0 1 1 0																								
Bill Buckner, L OBP: 0.286, SLG: 0.319 (1, 3)	3-1		G4-6-3		2B WP 1B	FC6-4 BB		G3		E3 1B 1B		FC6-4 1B	CS	7 1 2 2 0 0 4																								
Wille Davis, L OBP: 0.287, SLG: 0.437 (1, 8)					P3	F8		4-3		1B IBB		FC6-4 1B		4 0 0 0 3 0 4																								
Joe Ferguson, R OBP: 0.435, SLG: 0.615 (1, 2)					HR	WP 1B 2B		F7		G4-3 1B		FC6-4 IBB		5 3 3 3 2 0 3																								
Wille Crawford, L OBP: 0.277, SLG: 0.277 (8, 1)														5 0 3 1 0 0 4																								
Lee Lacy, D OBP: 0.221, SLG: 0.221 (8, 1)														0 0 0 0 0 1 3																								
George Culver, R OBP: 0.238, SLG: 0.238 (12, 1)														0 0 0 0 0 0 0																								
Steve Garvey, R OBP: 0.228, SLG: 0.228 (12, 1)														0 0 0 0 0 0 2																								
Al Downing, R OBP: 0.125, SLG: 0.125 (2, 1)														0 0 0 0 0 0 0																								
Ron Cey, R OBP: 0.318, SLG: 0.328 (1, 5)								L6		K		G4-3		6 1 3 0 1 1 3																								
Davey Lopes, R OBP: 0.360, SLG: 0.263 (1, 4)													SH1-4 2B	5 0 1 1 0 2 4																								
Andy Messersmith, R OBP: 0.133, SLG: 0.133 (8, 1)														4 0 0 0 0 0 1 7																								
Pete Richert, L OBP: 0.200, SLG: 0.200 (8, 9)														2 0 1 1 1 1 0																								
Tom Paciorek, R OBP: 0.260, SLG: 0.200 (8, 9)														0 0 0 0 0 0 0																								
Inning Stats	R: 0 E: 0 K: 0 S: 3	H: 0 LOB: 0 BB: 0 P: 3	R: 1 E: 0 K: 1 S: 6	H: 1 LOB: 2 BB: 2 P: 14	R: 0 E: 0 K: 0 S: 3	H: 1 LOB: 0 BB: 0 P: 3	R: 1 E: 0 K: 0 S: 6	H: 3 LOB: 2 BB: 0 P: 6	R: 4 E: 0 K: 1 S: 11	H: 6 LOB: 2 BB: 0 P: 11	R: 1 E: 0 K: 0 S: 4	H: 1 LOB: 1 BB: 2 P: 12	R: 0 E: 0 K: 0 S: 4	H: 1 LOB: 1 BB: 0 P: 4	R: 0 E: 0 K: 1 S: 5	H: 0 LOB: 1 BB: 1 P: 9	R: 1 E: 0 K: 1 S: 7	H: 2 LOB: 2 BB: 1 P: 11	R: 0 E: 0 K: 3 S: 9	H: 0 LOB: 0 BB: 0 P: 9	R: 0 E: 0 K: 1 S: 6	H: 1 LOB: 2 BB: 1 P: 10	R: 0 E: 0 K: 0 S: 4	H: 2 LOB: 1 BB: 1 P: 8	R: 1 E: 0 K: 1 S: 8	H: 0 LOB: 0 BB: 0 P: 8	R: 0 E: 0 K: 1 S: 6	H: 1 LOB: 2 BB: 1 P: 10	R: 1 E: 0 K: 1 S: 4	H: 2 LOB: 1 BB: 1 P: 8	1B: 15 2B: 3 3B: 0 HR: 1	SF: 1 SAC: 1 DP: 2 HBP: 0	WP: 1 PB: 0 SB: 2 CS: 1	PA: 66				
PITCHER	IP 4.1	WLS 23	BF 9	H 6	ER 6	SO 1	BB 2	IBB 0	HBP 0	BLK 0	WP 0	HR 1	S 23	P 31	ERA 12.46	WHIP 2.538	PITCHER	IP 1.0	WLS L	BF 5	H 2	ER 1	SO 0	BB 0	IBB 1	HBP 0	BLK 0	WP 0	HR 0	S 4	P 8	ERA 9.00	WHIP 2.000					
Steve Blass, R ERA: 8.41																	Ramon Hernandez, L ERA: 3.38																					
Luke Walker, L ERA: 5.41																																						
Bob Johnson, R ERA: 3.6																																						
Jim Rooker, L ERA: 8.1																																						
Dave Giusti, R ERA: 0.71																																						





AB	54
R	9
H	19
RBI	8
BB	9
SO	8
LOB	37

Batter	1	2	3	4	5	6	7	8	9	10	11	12	13	AB R H RBI BB SO LOB	BOTTOM																							
Dave Cash, R OBP: 0.362, SLG: 0.314 (1, 4)	6-3		F6			2B BB	F9		6-3			E6		5 1 0 0 1 0 1	<b>Los Angeles Dodgers @ Pittsburgh Pirates</b> Three Rivers Stadium, Pittsburgh, PA Sun Apr 29 1973, 3:33 AM EDT Unknown																							
Manny Sanguillen, R OBP: 0.368, SLG: 0.563 (9, 2)	G4-6-3 1B		5-3			2B 2B		1B 2B		F8		F9		6 2 3 0 0 0 2																								
Al Oliver, L OBP: 0.364, SLG: 0.574 (1, 8)	G4-6-3		1-3			6-3 2B 2B		K		6-3		F9		6 1 1 2 0 1 4																								
Wille Stargell, L OBP: 0.466, SLG: 0.816 (1, 7)						6-3		2B 1B						5 3 2 1 1 1 1																								
Richie Hebner, L OBP: 0.365, SLG: 0.473 (1, 5)						2B 2B		K		4-3				6 1 3 3 0 1 3																								
Bob Robertson, R OBP: 0.359, SLG: 0.500 (1, 3)						K								5 0 1 2 1 2 3																								
Milt May, L OBP: 0.327, SLG: 0.392 (8, PH)								2B						3 0 1 0 0 0 1																								
Richie Zisk, R OBP: 0.222, SLG: 0.125 (9, 9)								K						2 0 0 0 1 2 2																								
Gene Alley, R OBP: 0.333, SLG: 0.400 (1, 6)														6 0 0 0 0 1 3																								
Gene Alley, R OBP: 0.333, SLG: 0.400 (1, 6)														6 0 0 0 0 1 3																								
Inning Stats	R: 0 E: 0 K: 0 S: 3	H: 1 LOB: 0 BB: 0 P: 3	R: 2 E: 1 K: 1 S: 7	H: 1 LOB: 0 BB: 0 P: 7	R: 0 E: 0 K: 0 S: 2	H: 0 LOB: 0 BB: 1 P: 6	R: 0 E: 0 K: 0 S: 3	H: 1 LOB: 0 BB: 0 P: 3	R: 3 E: 0 K: 1 S: 8	H: 3 LOB: 1 BB: 1 P: 12	R: 0 E: 0 K: 0 S: 3	H: 0 LOB: 0 BB: 0 P: 3	R: 1 E: 0 K: 0 S: 4	H: 1 LOB: 0 BB: 0 P: 4	R: 0 E: 0 K: 1 S: 4	H: 0 LOB: 0 BB: 1 P: 8	R: 0 E: 1 K: 0 S: 4	H: 0 LOB: 1 BB: 1 P: 4	R: 0 E: 0 K: 2 S: 8	H: 1 LOB: 2 BB: 1 P: 12	R: 0 E: 0 K: 2 S: 8	H: 1 LOB: 2 BB: 1 P: 12	1B: 5 2B: 6 3B: 0 HR: 2	SF: 0 SAC: 0 DP: 4 HBP: 0	WP: 0 PB: 0 SB: 0 CS: 1	PA: 53												
PITCHER	IP 7.0	WLS 29	BF 8	H 6	ER 5	SO 2	BB 2	IBB 0	HBP 0	BLK 0	WP 0	HR 1	S 31	P 39	ERA 6.43	WHIP 1.429	PITCHER	IP 2.0	WLS W	BF 9	H 1	ER 0	SO 2	BB 1	IBB 0	HBP 0	BLK 0	WP 0	HR 0	S 12	P 16	ERA 0.00	WHIP 1.000					
Andy Messersmith, R ERA: 3.38																	Al Downing, L ERA: 2.7																					
Pete Richert, L ERA: 1.59																																						
Jim Brewer, L ERA: 2.61																																						
Doug Rau, L ERA: 4.82																																						
George Culver, R ERA: 3.0																																						



AB	49
R	8
H	12
RBI	8
BB	4
SO	8
LOB	20

Batter	1	2	3	4	5	6	7	8	9	AB	R	H	RBI	BB	SO	LOB	TOP			
Bill Russell, R OBP: 0.261, SLG: 0.278	0-0 1B		0-0 E 1B		0-3 K		0-3 K			4	0	2	0	0	2	0	<b>Los Angeles Dodgers @ Pittsburgh Pirates</b> Three Rivers Stadium, Pittsburgh, PA Sun Apr 29 1973, 7:05 PM EDT Att: 18,083 - Unknown <a href="http://livebaseballscorecards.com">livebaseballscorecards.com</a>			
Bill Buckner, L OBP: 0.276, SLG: 0.326	0-0 FC6-4 1B		0-0 E3 1B		0-0 PB 3B 1B		0-0 3-1			4	1	2	0	0	0	1				
Willie Davis, L OBP: 0.286, SLG: 0.451	0-0 P6		0-0 P4		0-0 1-H 3B		0-0 P2			4	0	1	1	0	0	3				
Willie Crawford, L OBP: 0.308, SLG: 0.265	0-0 P6		0-0 L3		4-0 IBB			0-0 G3		3	0	0	0	1	0	3				
Tom Paciorek, R OBP: 0.219, SLG: 0.172	0-0 FC6-4 1-2			0-0 6-3		0-0 F9		0-3 K		4	0	0	0	0	1	4				
Ron Cey, R OBP: 0.329, SLG: 0.317		0-0 1-3		4-0 FC6-4 BB		4-0 5-3 SH2-4 BB		0-0 6-3		2	0	0	0	2	0	0				
Davey Lopes, R OBP: 0.321, SLG: 0.227		0-3 K		0-0 FC6-4 1-2		0-0 SH2-4 1-2		0-3 K		3	0	0	0	0	2	1				
Steve Yeager, R (1, 2)		0-3 K		0-0 F6		0-0 5-3 2-3		0-0 5-3		4	0	0	0	0	1	2				
Claude Osteen, L OBP: 0.077, SLG: 0.077			0-0 E 1B		0-0 1-3		0-0 1-3		0-0 6-3	4	1	1	0	0	0	1				
<b>Inning Stats</b>	R: 0 E: 0 K: 0 S: 5	H: 2 LOB: 2 BB: 0 P: 5	R: 0 E: 0 K: 2 S: 7	H: 0 LOB: 0 BB: 0 P: 7	R: 1 E: 1 K: 0 S: 5	H: 2 LOB: 1 BB: 0 P: 5	R: 0 E: 0 K: 0 S: 3	H: 0 LOB: 1 BB: 1 P: 7	R: 1 E: 0 K: 1 S: 7	H: 2 LOB: 2 BB: 1 P: 11	R: 0 E: 0 K: 0 S: 3	H: 0 LOB: 0 BB: 0 P: 5	R: 0 E: 0 K: 1 S: 5	H: 0 LOB: 0 BB: 0 P: 5	R: 0 E: 0 K: 1 S: 5	H: 0 LOB: 0 BB: 0 P: 5		1B: 5 2B: 0 3B: 1 HR: 0	SF: 0 SAC: 1 DP: 0 HBP: 0	WP: 0 PB: 1 SB: 0 CS: 0
<b>PITCHER</b> Dock Ellis, R ERA: 2.87	IP: 9.0 WLS: L BF: 36 H: 6 R: 2 ER: 1 SO: 6 BB: 2 IBB: 1 HBP: 0 BLK: 0 WP: 0 HR: 0 S: 45 P: 57 ERA: 1.00 WHIP: 0.889															<b>PITCHER</b>				

Batter	1	2	3	4	5	6	7	8	9	AB	R	H	RBI	BB	SO	LOB	BOTTOM			
Gene Clines, R OBP: 0.417, SLG: 0.545	0-0 G6-4-3 1B		0-0 CS 1B		0-0 L6-3		0-0 L9			4	0	2	0	0	0	2	<b>Los Angeles Dodgers @ Pittsburgh Pirates</b> Three Rivers Stadium, Pittsburgh, PA Sun Apr 29 1973, 7:05 PM EDT Att: 18,083 - Unknown <a href="http://livebaseballscorecards.com">livebaseballscorecards.com</a>			
Rennie Stennett, R OBP: 0.209, SLG: 0.400	0-0 G6-4-3 1-2		0-0 F9		0-0 F8		0-0 F9			4	0	0	0	0	0	2				
Manny Sanguillen, R OBP: 0.361, SLG: 0.597	0-0 F8		0-0 L	0-0 F8		0-0 G6-4-3 1B		0-0 6-3		5	0	1	0	0	0	1				
Richie Zisk, R OBP: 0.231, SLG: 0.250		0-0 E5 1B		0-0 1B 2B		0-3 K		0-3 K		4	1	1	0	0	2	1				
Bob Robertson, R OBP: 0.353, SLG: 0.483		0-0 F8		0-0 1B 1B		0-0 G6-4-3 1-2		0-0 5-3		4	0	1	0	0	0	2				
Richie Hebner, L OBP: 0.358, SLG: 0.458		0-0 1B		0-3 K		0-0 F9		0-0 P2		4	0	1	0	0	1	2				
Dave Cash, R OBP: 0.357, SLG: 0.333		0-0 P4		0-0 1B		0-0 FC3-6 1B		0-0 F9		4	0	2	1	0	0	2				
Milt May, L OBP: 0.310, SLG: 0.370		0-0 1-3		0-0 P6		0-0 FC3-6 E				3	0	0	0	0	0	5				
Dock Ellis, S OBP: 0.077, SLG: 0.077			0-0 5-3		0-0 5-3		0-0 E3 1-2			3	0	0	0	0	0	1				
<b>Inning Stats</b>	R: 0 E: 0 K: 0 S: 3	H: 1 LOB: 0 BB: 0 P: 3	R: 0 E: 1 K: 0 S: 5	H: 1 LOB: 2 BB: 0 P: 5	R: 0 E: 0 K: 1 S: 8	H: 1 LOB: 0 BB: 0 P: 3	R: 1 E: 0 K: 1 S: 8	H: 3 LOB: 2 BB: 0 P: 8	R: 0 E: 0 K: 0 S: 3	H: 0 LOB: 0 BB: 0 P: 3	R: 0 E: 0 K: 1 S: 5	H: 1 LOB: 2 BB: 0 P: 5	R: 0 E: 0 K: 1 S: 5	H: 0 LOB: 0 BB: 0 P: 5	R: 0 E: 0 K: 0 S: 3	H: 0 LOB: 0 BB: 0 P: 3		1B: 7 2B: 1 3B: 0 HR: 0	SF: 0 SAC: 0 DP: 2 HBP: 0	WP: 0 PB: 0 SB: 0 CS: 1
<b>PITCHER</b> Claude Osteen, L ERA: 2.65	IP: 9.0 WLS: W BF: 35 H: 8 R: 1 ER: 1 SO: 3 BB: 0 IBB: 0 HBP: 0 BLK: 0 WP: 0 HR: 0 S: 40 P: 40 ERA: 1.00 WHIP: 0.889															<b>PITCHER</b>				





Batter	1	2	3	4	5	6	7	8	9	AB	R	H	RBI	BB	SO	LOB	TOP			
<b>Rick Monday, L</b> OBP: 0.495, SLG: 0.571 (1, 8)	F9		2-3					F8		4	0	1	0	0	0	0	<b>Chicago Cubs @ Los Angeles Dodgers</b> Dodger Stadium, Los Angeles, CA Wed May 02 1973, 7:05 PM PDT Att: 13,120 - Unknown			
<b>Glenn Beckert, R</b> OBP: 0.345, SLG: 0.360 (1, 4)	F9		4-3							4	0	1	0	0	1	1				
<b>Billy Williams, L</b> OBP: 0.351, SLG: 0.353 (1, 7)				6-3						4	0	1	0	0	1	1				
<b>Joe Pepitone, L</b> OBP: 0.282, SLG: 0.318 (1, 3)	1-3			E4 6-3 2B						4	1	0	0	0	2	2				
<b>Ron Santo, R</b> OBP: 0.467, SLG: 0.577 (1, 5)		F2		6-3						3	0	1	0	1	0	1				
<b>Jose Cardenal, R</b> OBP: 0.429, SLG: 0.550 (1, 9)		L7								4	0	1	1	0	2	2				
<b>Randy Hundley, R</b> OBP: 0.229, SLG: 0.172 (1, 2)										4	0	1	0	0	1	2				
<b>Don Kessinger, S</b> OBP: 0.390, SLG: 0.271 (1, 6)	F9									3	0	0	0	0	1	1				
<b>Milt Pappas, R</b> (7, PH) <b>Jim Hickman, R</b> OBP: 0.235, SLG: 0.133 <b>Jack Aker, R</b> (7, 1)										2	0	0	0	0	2	0				
<b>Inning Stats</b>	R: 0 E: 0 K: 0 S: 4	H: 1 LOB: 1 BB: 0 P: 4	R: 0 E: 0 K: 0 S: 4	H: 1 LOB: 1 BB: 0 P: 4	R: 0 E: 0 K: 1 S: 5	H: 0 LOB: 0 BB: 0 P: 5	R: 1 E: 1 K: 0 S: 5	H: 1 LOB: 1 BB: 0 P: 5	R: 0 E: 0 K: 2 S: 8	H: 0 LOB: 1 BB: 1 P: 8	R: 0 E: 0 K: 3 S: 9	H: 0 LOB: 0 BB: 0 P: 9	R: 0 E: 0 K: 0 S: 4	H: 1 LOB: 1 BB: 0 P: 4	R: 0 E: 0 K: 1 S: 5	H: 1 LOB: 0 BB: 0 P: 5	1B: 5 2B: 1 3B: 0 HR: 0	SF: 0 SAC: 0 DP: 1 HBP: 0	WP: 0 PB: 0 SB: 2 CS: 0	PA: 34
<b>PITCHER</b> <b>Don Sutton, R</b> ERA: 1.59 (1, 1)	IP: 9.0 WLS: W BF: 34 H: 6 R: 1 ER: 0 SO: 9 BB: 1 IBB: 0 HBP: 0 BLK: 0 WP: 0 HR: 0 S: 51 P: 55 ERA: 0.00 WHIP: 0.778																			

AB	33
R	1
H	6
RBI	1
BB	1
SO	9
LOB	10



Batter	1	2	3	4	5	6	7	8	9	AB	R	H	RBI	BB	SO	LOB	BOTTOM			
<b>Davey Lopes, R</b> OBP: 0.389, SLG: 0.310 (1, 4)			F9							4	0	1	0	0	1	2	<b>Chicago Cubs @ Los Angeles Dodgers</b> Dodger Stadium, Los Angeles, CA Wed May 02 1973, 7:05 PM PDT Att: 13,120 - Unknown			
<b>Manny Mota, R</b> OBP: 0.421, SLG: 0.400 (1, 7)				1-3						4	1	1	0	0	0	1				
<b>Bill Buckner, L</b> OBP: 0.290, SLG: 0.365 (1, 3)										4	1	1	0	0	0	2				
<b>Willie Davis, L</b> OBP: 0.308, SLG: 0.530 (1, 8)										4	2	4	3	0	0	0				
<b>Joe Ferguson, R</b> OBP: 0.404, SLG: 0.571 (1, 2)		L5								3	0	0	1	0	0	1				
<b>Willie Crawford, L</b> OBP: 0.294, SLG: 0.253 (1, 9)		G3								3	0	0	0	0	0	1				
<b>Ron Cey, R</b> OBP: 0.338, SLG: 0.324 (1, 5)										3	0	1	0	0	1	0				
<b>Bill Russell, R</b> OBP: 0.260, SLG: 0.276 (1, 6)										3	0	1	0	0	0	0				
<b>Don Sutton, R</b> OBP: 0.118, SLG: 0.118 (1, 1)										3	0	0	0	0	0	2				
<b>Inning Stats</b>	R: 0 E: 0 K: 0 S: 3	H: 1 LOB: 0 BB: 0 P: 3	R: 1 E: 0 K: 0 S: 4	H: 1 LOB: 0 BB: 0 P: 4	R: 0 E: 0 K: 0 S: 3	H: 0 LOB: 0 BB: 0 P: 3	R: 0 E: 0 K: 0 S: 4	H: 1 LOB: 1 BB: 0 P: 4	R: 0 E: 0 K: 0 S: 5	H: 2 LOB: 2 BB: 0 P: 5	R: 1 E: 0 K: 1 S: 5	H: 2 LOB: 0 BB: 0 P: 5	R: 0 E: 0 K: 1 S: 7	H: 2 LOB: 0 BB: 0 P: 7	R: 2 E: 0 K: 1 S: 7	H: 2 LOB: 0 BB: 0 P: 7	1B: 6 2B: 1 3B: 0 HR: 2	SF: 1 SAC: 0 DP: 1 HBP: 0	WP: 0 PB: 0 SB: 0 CS: 0	PA: 32
<b>PITCHER</b> <b>Milt Pappas, R</b> ERA: 4.88 <b>Jack Aker, R</b> ERA: 2.3 (7, 1)	IP: 6.0 WLS: L BF: 24 H: 7 R: 2 ER: 2 SO: 2 BB: 0 IBB: 0 HBP: 0 BLK: 0 WP: 0 HR: 1 S: 24 P: 24 ERA: 3.00 WHIP: 1.167																			

AB	31
R	4
H	9
RBI	4
BB	0
SO	2
LOB	9



Batter	1	2	3	4	5	6	7	8	9	AB	R	H	RBI	BB	SO	LOB	TOP									
Gene Hiser, L OBP: 0.375, SLG: 0.333										5	0	1	0	0	1	4	<p><b>Chicago Cubs @ Los Angeles Dodgers</b> Dodger Stadium, Los Angeles, CA Thu May 03 1973, 7:05 PM PDT Att: 12,863 - Unknown</p> <p>livebaseballscorecards.com</p> <p>AB 36 R 4 H 11 RBI 4 BB 1 SO 5 LOB 13</p>									
Paul Popovich, S OBP: 0.357, SLG: 0.273										4	0	1	1	0	1	1										
Billy Williams, L Jack Aker, R										5	0	0	0	0	1	4										
Joe Peppone, L OBP: 0.293, SLG: 0.329										4	1	2	0	0	0	1										
Ron Santo, R Cleo James, R Randy Hundley, R										4	0	2	0	0	1	1										
Jose Cardenal, R OBP: 0.421, SLG: 0.536										4	1	1	0	0	1	1										
Ken Rudolph, R Adrian Garrett, L Jim Hickman, R										3	0	1	0	0	0	0										
Don Kessinger, S OBP: 0.357, SLG: 0.284										4	0	2	2	0	0	1										
Rick Reuschel, R Rick Monday, L Dave LaRoche, L Carmen Fanzone, R										1	0	0	0	0	0	0										
<b>Inning Stats</b>	R: 0 E: 0 K: 1 S: 6	H: 1 LOB: 1 BB: 0 P: 6	R: 0 E: 0 K: 1 S: 6	H: 1 LOB: 1 BB: 0 P: 6	R: 0 E: 0 K: 1 S: 5	H: 0 LOB: 0 BB: 0 P: 5	R: 0 E: 0 K: 0 S: 4	H: 1 LOB: 1 BB: 0 P: 4	R: 0 E: 0 K: 0 S: 4	H: 1 LOB: 0 BB: 0 P: 5	R: 0 E: 0 K: 1 S: 5	H: 1 LOB: 1 BB: 0 P: 4	R: 0 E: 0 K: 1 S: 5	H: 0 LOB: 0 BB: 0 P: 5	R: 0 E: 0 K: 0 S: 4	H: 1 LOB: 1 BB: 0 P: 4		R: 4 E: 0 K: 1 S: 10	H: 5 LOB: 2 BB: 1 P: 14	1B: 9 2B: 2 3B: 0 HR: 0	SF: 1 SAC: 1 DP: 0 HBP: 0	WP: 0 PB: 0 SB: 0 CS: 0	PA: 39			
<b>PITCHER</b>	IP	WLS	BF	H	R	ER	SO	BB	IBB	HBP	BLK	WP	HR	S	P	ERA		WHIP								
Andy Messersmith, R Jim Brewer, L	(1, 1) (9, 1)		8.0 6	L 33	9 2	3 1	3 1	4 1	0 1	0 0	0 0	0 0	0 0	41 7	41 11	3.38 9.00		1.125 3.000								

Batter	1	2	3	4	5	6	7	8	9	AB	R	H	RBI	BB	SO	LOB	BOTTOM									
Davey Lopes, R OBP: 0.400, SLG: 0.313										3	1	1	0	1	1	1	<p><b>Chicago Cubs @ Los Angeles Dodgers</b> Dodger Stadium, Los Angeles, CA Thu May 03 1973, 7:05 PM PDT Att: 12,863 - Unknown</p> <p>livebaseballscorecards.com</p> <p>AB 28 R 1 H 5 RBI 1 BB 3 SO 5 LOB 12</p>									
Manny Mota, R OBP: 0.381, SLG: 0.368										3	0	0	1	0	0	2										
Bill Buckner, L OBP: 0.279, SLG: 0.352										4	0	0	0	0	1	0										
Willie Davis, L OBP: 0.297, SLG: 0.510										4	0	0	0	0	2	0										
Willie Crawford, L OBP: 0.315, SLG: 0.278										4	0	3	0	0	0	0										
Ron Cey, R OBP: 0.321, SLG: 0.306										4	0	0	0	0	0	3										
Steve Yeager, R Lee Lacy, R										0	0	0	0	2	0	0										
Bill Russell, R OBP: 0.262, SLG: 0.277										3	0	1	0	0	1	2										
Andy Messersmith, R Jim Brewer, L										2	0	0	0	0	0	3										
<b>Inning Stats</b>	R: 1 E: 0 K: 0 S: 3	H: 0 LOB: 0 BB: 1 P: 7	R: 0 E: 0 K: 0 S: 4	H: 2 LOB: 2 BB: 1 P: 8	R: 0 E: 0 K: 0 S: 3	H: 0 LOB: 0 BB: 0 P: 3	R: 0 E: 0 K: 1 S: 5	H: 0 LOB: 0 BB: 0 P: 5	R: 0 E: 0 K: 1 S: 4	H: 1 LOB: 2 BB: 1 P: 8	R: 0 E: 0 K: 1 S: 6	H: 1 LOB: 1 BB: 0 P: 6	R: 0 E: 0 K: 2 S: 7	H: 0 LOB: 1 BB: 0 P: 8	R: 0 E: 0 K: 1 S: 5	H: 0 LOB: 0 BB: 0 P: 5		R: 0 E: 0 K: 0 S: 3	H: 1 LOB: 0 BB: 0 P: 3	1B: 5 2B: 1 3B: 0 HR: 0	SF: 1 SAC: 1 DP: 2 HBP: 1	WP: 0 PB: 0 SB: 2 CS: 0	PA: 34			
<b>PITCHER</b>	IP	WLS	BF	H	R	ER	SO	BB	IBB	HBP	BLK	WP	HR	S	P	ERA		WHIP								
Rick Reuschel, R Dave LaRoche, L Jack Aker, R	(1, 1) (8, 1) (9, 1)		7.0 1.0 1.0	W 3 S	28 3 3	4 0 1	0 0 0	0 1 0	0 0 0	0 0 0	0 0 0	0 0 0	0 0 0	5 3 3	5 5 3	0.00 0.00 0.00		0.000 0.000 1.000								

Batter	1	2	3	4	5	6	7	8	9	10	AB	R	H	RBI	BB	SO	LOB							
Lou Brock, L OBP: 0.286, SLG: 0.368 (1, 7)	4-3	1B			1B SH1-3 WP		F7		6-3 1B		5	1	3	1	0	0	0							
Luis Melendez, R OBP: 0.375, SLG: 0.372 Bernie Carbo, L OBP: 0.262, SLG: 0.189 (1, 9) (9, 9)	6-3	6-3			SH1-3		2B		6-3		4	0	1	0	0	0	2							
Joe Torre, R OBP: 0.396, SLG: 0.423 (1, 5) (7, 3)	1-3				WP 1-3 1B		P6		IBB		3	0	1	0	2	0	1							
Ted Simmons, S OBP: 0.311, SLG: 0.275 Ken Reitz, R OBP: 0.219, SLG: 0.188 (1, 3) (7, 5)		1B 1B BB			1-3 1B		P4		K		3	1	0	0	1	1	4							
Tim McCarver, L OBP: 0.243, SLG: 0.212 (1, 2)		G3 1B			F9				F8		5	1	1	0	0	0	2							
Jose Cruz, L OBP: 0.281, SLG: 0.410 (1, 8)		G3			K				F7		5	0	0	0	0	2	2							
Mike Tyson, R OBP: 0.263, SLG: 0.235 (1, 4)		K			F8				5-3		5	0	1	0	0	1	2							
Mick Kelleher, R OBP: 0.300, SLG: 0.278 (1, 6)		1B 1B			HBP				2B		3	1	2	2	0	0	1							
Rick Wise, R OBP: 0.158, SLG: 0.059 Diego Segui, R (9, 1)		1B WP 1B			K				F8		4	1	1	1	0	2	2							
<b>Inning Stats</b>	R: 0 E: 0 K: 0 S: 3	H: 0 LOB: 0 BB: 0 P: 3	R: 4 E: 0 K: 1 S: 9	H: 4 LOB: 1 BB: 1 P: 13	R: 0 E: 0 K: 1 S: 4	H: 0 LOB: 1 BB: 0 P: 8	R: 0 E: 0 K: 2 S: 7	H: 0 LOB: 1 BB: 0 P: 8	R: 1 E: 0 K: 1 S: 5	H: 2 LOB: 1 BB: 0 P: 5	R: 0 E: 0 K: 0 S: 8	H: 1 LOB: 1 BB: 0 P: 8	R: 0 E: 0 K: 0 S: 4	H: 1 LOB: 1 BB: 0 P: 4	R: 0 E: 0 K: 1 S: 6	H: 1 LOB: 2 BB: 10 P: 10	R: 0 E: 0 K: 0 S: 3	H: 0 LOB: 0 BB: 0 P: 3	1B: 8 2B: 2 3B: 0 HR: 0	SF: 0 SAC: 1 DP: 1 HBP: 1	WP: 2 PB: 0 SB: 0 CS: 0	PA: 43		
<b>PITCHER</b>	IP WLS BF H R ER SO BB IBB HBP BLK WP HR S P ERA WHIP	IP WLS BF H R ER SO BB IBB HBP BLK WP HR S P ERA WHIP	IP WLS BF H R ER SO BB IBB HBP BLK WP HR S P ERA WHIP	IP WLS BF H R ER SO BB IBB HBP BLK WP HR S P ERA WHIP	IP WLS BF H R ER SO BB IBB HBP BLK WP HR S P ERA WHIP	IP WLS BF H R ER SO BB IBB HBP BLK WP HR S P ERA WHIP	IP WLS BF H R ER SO BB IBB HBP BLK WP HR S P ERA WHIP	IP WLS BF H R ER SO BB IBB HBP BLK WP HR S P ERA WHIP	IP WLS BF H R ER SO BB IBB HBP BLK WP HR S P ERA WHIP	IP WLS BF H R ER SO BB IBB HBP BLK WP HR S P ERA WHIP	IP WLS BF H R ER SO BB IBB HBP BLK WP HR S P ERA WHIP	IP WLS BF H R ER SO BB IBB HBP BLK WP HR S P ERA WHIP	IP WLS BF H R ER SO BB IBB HBP BLK WP HR S P ERA WHIP	IP WLS BF H R ER SO BB IBB HBP BLK WP HR S P ERA WHIP	IP WLS BF H R ER SO BB IBB HBP BLK WP HR S P ERA WHIP	IP WLS BF H R ER SO BB IBB HBP BLK WP HR S P ERA WHIP	IP WLS BF H R ER SO BB IBB HBP BLK WP HR S P ERA WHIP	IP WLS BF H R ER SO BB IBB HBP BLK WP HR S P ERA WHIP	IP WLS BF H R ER SO BB IBB HBP BLK WP HR S P ERA WHIP	IP WLS BF H R ER SO BB IBB HBP BLK WP HR S P ERA WHIP	IP WLS BF H R ER SO BB IBB HBP BLK WP HR S P ERA WHIP	IP WLS BF H R ER SO BB IBB HBP BLK WP HR S P ERA WHIP	IP WLS BF H R ER SO BB IBB HBP BLK WP HR S P ERA WHIP	IP WLS BF H R ER SO BB IBB HBP BLK WP HR S P ERA WHIP
Claude Osteen, L ERA: 3.43 Charlie Hough, R ERA: 2.31 George Culver, R ERA: 2.25 Jim Brewer, L ERA: 2.7 (1, 1) (5, 1) (7, 1) (9, 1)	4.2 1.1 2.0 2.0	22 5 8 8	6 1 2 1	5 0 0 0	5 0 0 0	4 2 0 1	2 0 0 0	0 0 0 0	0 0 0 0	0 0 0 0	1 0 0 0	0 9 8 9	0 9 8 13	27 9 8 9	36 9 8 13	9.64 0.00 0.00 0.00	1.714 0.750 1.000 0.500							


**TOP**

**St. Louis Cardinals @ Los Angeles Dodgers**  
Dodger Stadium, Los Angeles, CA

Fri May 04 1973, 7:05 PM PDT  
Att: 34,187 - Unknown

livebaseballscorecards.com

AB 38  
R 5  
H 10  
RBI 4  
BB 3  
SO 7  
LOB 18



Batter	1	2	3	4	5	6	7	8	9	10	AB	R	H	RBI	BB	SO	LOB								
Davey Lopes, R OBP: 0.413, SLG: 0.342 (1, 4)	1-3				1B S 1B		L9		K		6	1	3	1	0	1	1								
Manny Mota, R OBP: 0.404, SLG: 0.395 (1, 7)	E3 CS				1B 1H 1B		5-3		E 1B 1B		5	1	3	1	0	0	1								
Bill Buckner, L OBP: 0.267, SLG: 0.336 (1, 3)	F9				K		G3		E6 1B FC5-2		5	0	0	0	0	1	5								
Willie Davis, L OBP: 0.302, SLG: 0.505 (1, 8)		F8			F7		1B		FC5-2 1B		5	0	2	1	0	0	3								
Joe Ferguson, R OBP: 0.394, SLG: 0.551 (1, 2)		6-3			K		1B 3B 1B		FC5-2		5	1	1	0	0	1	3								
Willie Crawford, L OBP: 0.330, SLG: 0.289 (1, 9)		1B BB			1B		1B 3B 1B		4-3		4	1	2	0	1	1	3								
Ron Cey, R OBP: 0.326, SLG: 0.338 (1, 5)		1B			F9		1B 1H 3H 3B		6-3		5	1	2	2	0	0	1								
Bill Russell, R OBP: 0.259, SLG: 0.283 (1, 6)		F8			L9		6-3		F8		5	1	1	1	0	0	3								
Claude Osteen, L OBP: 0.271, SLG: 0.071 Charlie Hough, R OBP: 0.343, SLG: 0.288 Steve Garvey, R OBP: 0.343, SLG: 0.288 George Culver, R OBP: 0.225, SLG: 0.290 Tom Paciorek, R OBP: 0.225, SLG: 0.290 Jim Brewer, L OBP: 0.225, SLG: 0.290 Chris Cannizzaro, R (1, 1) (5, 1) (6, PH) (7, 1) (8, PH) (9, 1) (10, PH)	1.1 1.0	39 7	12 3	4 1	4 1	0 0	0 0	0 0	0 0	0 0	1 0	0 0	0 0	0 0	0 0	0 0	0 1								
<b>PITCHER</b>	IP WLS BF H R ER SO BB IBB HBP BLK WP HR S P ERA WHIP	IP WLS BF H R ER SO BB IBB HBP BLK WP HR S P ERA WHIP	IP WLS BF H R ER SO BB IBB HBP BLK WP HR S P ERA WHIP	IP WLS BF H R ER SO BB IBB HBP BLK WP HR S P ERA WHIP	IP WLS BF H R ER SO BB IBB HBP BLK WP HR S P ERA WHIP	IP WLS BF H R ER SO BB IBB HBP BLK WP HR S P ERA WHIP	IP WLS BF H R ER SO BB IBB HBP BLK WP HR S P ERA WHIP	IP WLS BF H R ER SO BB IBB HBP BLK WP HR S P ERA WHIP	IP WLS BF H R ER SO BB IBB HBP BLK WP HR S P ERA WHIP	IP WLS BF H R ER SO BB IBB HBP BLK WP HR S P ERA WHIP	IP WLS BF H R ER SO BB IBB HBP BLK WP HR S P ERA WHIP	IP WLS BF H R ER SO BB IBB HBP BLK WP HR S P ERA WHIP	IP WLS BF H R ER SO BB IBB HBP BLK WP HR S P ERA WHIP	IP WLS BF H R ER SO BB IBB HBP BLK WP HR S P ERA WHIP	IP WLS BF H R ER SO BB IBB HBP BLK WP HR S P ERA WHIP	IP WLS BF H R ER SO BB IBB HBP BLK WP HR S P ERA WHIP	IP WLS BF H R ER SO BB IBB HBP BLK WP HR S P ERA WHIP	IP WLS BF H R ER SO BB IBB HBP BLK WP HR S P ERA WHIP	IP WLS BF H R ER SO BB IBB HBP BLK WP HR S P ERA WHIP	IP WLS BF H R ER SO BB IBB HBP BLK WP HR S P ERA WHIP	IP WLS BF H R ER SO BB IBB HBP BLK WP HR S P ERA WHIP	IP WLS BF H R ER SO BB IBB HBP BLK WP HR S P ERA WHIP	IP WLS BF H R ER SO BB IBB HBP BLK WP HR S P ERA WHIP	IP WLS BF H R ER SO BB IBB HBP BLK WP HR S P ERA WHIP	IP WLS BF H R ER SO BB IBB HBP BLK WP HR S P ERA WHIP
Rick Wise, R ERA: 2.88 Diego Segui, R ERA: 2.19 (1, 1) (9, 1)	8.1 1.0	39 7	12 3	4 1	4 1	0 0	0 0	0 0	0 0	0 0	1 0	0 0	0 0	0 0	0 0	0 9	4.32 9.00	1.560 3.000							


**BOTTOM**

**St. Louis Cardinals @ Los Angeles Dodgers**  
Dodger Stadium, Los Angeles, CA

Fri May 04 1973, 7:05 PM PDT  
Att: 34,187 - Unknown

livebaseballscorecards.com

AB 45  
R 6  
H 15  
RBI 6  
BB 1  
SO 5  
LOB 21



Batter	1	2	3	4	5	6	7	8	9	AB	R	H	RBI	BB	SO	LOB	TOP					
<b>Lou Brock, L</b> OBP: 0.284, SLG: 0.364 (1, 7)	6-3		1B SF8		K		F8			4	1	1	0	0	1	0	<b>St. Louis Cardinals @ Los Angeles Dodgers</b> Dodger Stadium, Los Angeles, CA Sat May 05 1973, 7:05 PM PDT Att: 17,462 - Unknown					
<b>Dwain Anderson, R</b> OBP: 0.308, SLG: 0.182 (1, 8)	5-3		1B SF8 BB		F9			G1-6-3 BB		2	1	0	0	2	0							
<b>Joe Torre, R</b> OBP: 0.411, SLG: 0.451 (1, 3)					FC5-4 1B			K		4	0	3	0	0	1	1						
<b>Ted Simmons, S</b> OBP: 0.298, SLG: 0.265 (1, 2)	6-3		SF8		FC5-4			G1-6-3		3	0	0	1	0	0	3						
<b>Ken Reitz, R</b> OBP: 0.221, SLG: 0.208 (1, 5)		6-3 1B 2B	SF8					5-3		3	1	1	1	0	0	0						
<b>Bill Stein, R</b> OBP: 0.250, SLG: 0.200 (1, 9)	6-3		F9		K			6-3		4	0	0	0	0	1	2						
<b>Ray Busse, R</b> OBP: 0.140, SLG: 0.250 (1, 6)					K			F7		4	0	0	0	0	2	1						
<b>Mike Tyson, R</b> OBP: 0.318, SLG: 0.300 (1, 4)								6-3		3	0	2	1	0	0	0						
<b>Jim Bibby, R</b> (1, 1) <b>Al Santorini, R</b> (2, 1) <b>Bobby Fenwick, R</b> (7, PH) <b>Rich Folkers, L</b> (7, 1)					G4-6-3 1B			6-3		1	0	0	0	0	1	1						
<b>Inning Stats</b>	R: 0 E: 0 K: 0 S: 4	H: 1 LOB: 1 BB: 0 P: 4	R: 1 E: 0 K: 2 S: 9	H: 2 LOB: 1 BB: 0 P: 9	R: 2 E: 0 K: 0 S: 5	H: 2 LOB: 1 BB: 1 P: 9	R: 0 E: 0 K: 0 S: 3	H: 1 LOB: 0 BB: 0 P: 3	R: 0 E: 0 K: 1 S: 6	H: 0 LOB: 0 BB: 0 P: 6	R: 0 E: 0 K: 0 S: 7	H: 0 LOB: 0 BB: 0 P: 7	R: 0 E: 0 K: 0 S: 3	H: 0 LOB: 0 BB: 0 P: 3	R: 0 E: 0 K: 1 S: 4	H: 0 LOB: 0 BB: 1 P: 8	R: 0 E: 0 K: 0 S: 3	H: 0 LOB: 0 BB: 0 P: 3	1B: 5 2B: 2 3B: 0 HR: 0	SF: 2 SAC: 0 DP: 2 HBP: 0	WP: 0 PB: 0 SB: 1 CS: 0	PA: 34
<b>PITCHER</b> <b>Tommy John, L</b> ERA: 3.18 (1, 1)	IP: 9.0 WLS: W BF: 34 H: 7 R: 3 ER: 3 SO: 6 BB: 2 IBB: 0 HBP: 0 BLK: 0 WP: 0 HR: 0 S: 44 P: 52 ERA: 3.00 WHIP: 1.000															<b>PITCHER</b> <b>Tommy John, L</b> ERA: 3.18 (1, 1)	IP: 9.0 WLS: W BF: 34 H: 7 R: 3 ER: 3 SO: 6 BB: 2 IBB: 0 HBP: 0 BLK: 0 WP: 0 HR: 0 S: 44 P: 52 ERA: 3.00 WHIP: 1.000					

Batter	1	2	3	4	5	6	7	8	9	AB	R	H	RBI	BB	SO	LOB	BOTTOM			
<b>Davey Lopes, R</b> OBP: 0.431, SLG: 0.341 (1, 4)	SH1-3 WP	FC1-6 BB	G3 1B		4-3		3-1-6			3	2	1	0	2	0	2	<b>St. Louis Cardinals @ Los Angeles Dodgers</b> Dodger Stadium, Los Angeles, CA Sat May 05 1973, 7:05 PM PDT Att: 17,462 - Unknown			
<b>Bill Buckner, L</b> OBP: 0.275, SLG: 0.336 (1, 3)	SH1-3	FC1-6 BB	G3		FC6-4 1B		BB			3	1	1	1	1	0	3				
<b>Manny Mota, R</b> OBP: 0.431, SLG: 0.413 (1, 7) <b>Steve Yeager, R</b> OBP: 0.455, SLG: 0.143 (7, 2)	1B HR	HBP 2B	1B CS		FC6-4		BB			3	2	2	1	1	0	1				
<b>Willie Davis, L</b> OBP: 0.317, SLG: 0.509 (1, 8) <b>Tom Paciorek, R</b> OBP: 0.229, SLG: 0.281 (7, 7)	1B HR	2B HBP	BB		FC6-4		BB			0	0	0	0	1	0	0				
<b>Joe Ferguson, R</b> OBP: 0.394, SLG: 0.553 (7, 9)	K	1B	CS		F5		1B			5	1	2	3	0	1	2				
<b>Willie Crawford, L</b> OBP: 0.354, SLG: 0.352 (1, 9)	HR	WP 1B			L6-3 1B		1B			5	1	4	4	0	0	0				
<b>Ron Cey, R</b> OBP: 0.319, SLG: 0.321 (1, 5)	F9		BB		L6-3		K			4	0	0	0	1	2	3				
<b>Bill Russell, R</b> OBP: 0.259, SLG: 0.282 (1, 6)		5-3	K		4-3 SH2-4 1B		6-3			4	1	1	0	0	1	4				
<b>Tommy John, R</b> OBP: 0.200, SLG: 0.111 (1, 1)		FC1-6 WP 1B	6-3		SH2-4		E6			3	1	1	0	0	0	0				
<b>Inning Stats</b>	R: 4 E: 0 K: 1 S: 8	H: 3 LOB: 0 BB: 1 P: 12	R: 5 E: 0 K: 1 S: 9	H: 4 LOB: 2 BB: 2 P: 18	R: 1 E: 0 K: 0 S: 4	H: 2 LOB: 1 BB: 1 P: 8	R: 0 E: 0 K: 0 S: 3	H: 1 LOB: 0 BB: 0 P: 3	R: 1 E: 0 K: 0 S: 5	H: 2 LOB: 1 BB: 0 P: 5	R: 0 E: 0 K: 1 S: 7	H: 2 LOB: 2 BB: 0 P: 7	R: 0 E: 1 K: 0 S: 3	H: 0 LOB: 2 BB: 2 P: 11	R: 0 E: 0 K: 1 S: 5	H: 0 LOB: 0 BB: 0 P: 5	1B: 12 2B: 3 3B: 0 HR: 1	SF: 0 SAC: 2 DP: 2 HBP: 1	WP: 4 PB: 0 SB: 3 CS: 1	PA: 44
<b>PITCHER</b> <b>Jim Bibby, R</b> ERA: 12.27 (1, 1) <b>Al Santorini, R</b> ERA: 5.4 (2, 1) <b>Rich Folkers, L</b> ERA: (7, 1)	IP: 1.2 WLS: L BF: 14 H: 8 R: 2 ER: 2 SO: 2 BB: 2 IBB: 0 HBP: 0 BLK: 0 WP: 1 HR: 0 S: 13 P: 22 ERA: 48.60 WHIP: 4.800															<b>PITCHER</b> <b>Tommy John, L</b> ERA: 3.18 (1, 1)	IP: 9.0 WLS: W BF: 34 H: 7 R: 3 ER: 3 SO: 6 BB: 2 IBB: 0 HBP: 0 BLK: 0 WP: 0 HR: 0 S: 44 P: 52 ERA: 3.00 WHIP: 1.000			

Batter	1	2	3	4	5	6	7	8	9	AB	R	H	RBI	BB	SO	LOB	TOP				
Lou Brock, L OBP: 0.274, SLG: 0.350 (1, 7)	G3		F7			G4-6-3		F8		4	0	0	0	0	0	2					
Dwain Anderson, R OBP: 0.294, SLG: 0.143 (1, 8)	K			F3			E BB		4-3	3	0	0	0	1	1	0					
Joe Torre, R OBP: 0.394, SLG: 0.430 (1, 3)	6-3			K			F7		K	4	0	0	0	0	2	1					
Ted Simmons, S OBP: 0.286, SLG: 0.253 (1, 2)		6-3		P4			P5		F3	4	0	0	0	0	0	1					
Ken Reitz, R OBP: 0.213, SLG: 0.200 (1, 5)		K			F2		E5			3	0	0	0	0	1	1					
Bill Stein, R OBP: 0.263, SLG: 0.176 (1, 9)					F3		P4			2	0	0	0	1	0	2					
Ray Busse, R OBP: 0.151, SLG: 0.275 (1, 6)					6-3					3	0	1	0	0	0	1					
Mike Tyson, R OBP: 0.280, SLG: 0.261 (1, 4)					F8				K	3	0	0	0	0	1	1					
Alan Foster, R OBP: 0.500, SLG: 0.500 (8, PH)					4-3					2	0	1	0	0	0	0					
Luis Melendez, R OBP: 0.367, SLG: 0.364 (8, 1)								F8		1	0	0	0	0	0	1					
Wayne Granger, R OBP: 0.367, SLG: 0.364 (8, 1)										0	0	0	0	0	0	0					
<b>Inning Stats</b>	R: 0 E: 0 K: 1 S: 5	H: 0 LOB: 0 BB: 0 P: 5	R: 0 E: 0 K: 1 S: 5	H: 0 LOB: 1 BB: 1 P: 9	R: 0 E: 0 K: 0 S: 3	H: 0 LOB: 0 BB: 0 P: 3	R: 0 E: 0 K: 1 S: 5	H: 0 LOB: 0 BB: 0 P: 5	R: 0 E: 0 K: 0 S: 3	H: 1 LOB: 0 BB: 0 P: 3	R: 0 E: 1 K: 0 S: 4	H: 0 LOB: 2 BB: 1 P: 8	R: 0 E: 0 K: 1 S: 6	H: 1 LOB: 1 BB: 0 P: 6	R: 0 E: 0 K: 1 S: 5	H: 0 LOB: 0 BB: 0 P: 5	1B: 1 2B: 1 3B: 0 HR: 0	SF: 0 SAC: 0 DP: 1 HBP: 0	WP: 0 PB: 0 SB: 0 CS: 0	PA: 31	
<b>PITCHER</b>	IP	WLS	BF	H	R	ER	SO	BB	IBB	HBP	BLK	WP	HR	S	P	ERA	WHIP				
Al Downing, L ERA: 2.02 (1, 1)	9.0	W	31	2	0	0	5	2	0	0	0	0	0	39	47	0.00	0.444				

**St. Louis Cardinals @ Los Angeles Dodgers**  
**Dodger Stadium, Los Angeles, CA**  
 Sun May 06 1973, 3:33 AM PDT  
 Att: 17,355 - Unknown

livebaseballscorecards.com

AB 29  
 R 0  
 H 2  
 RBI 0  
 BB 2  
 SO 5  
 LOB 10




Batter	1	2	3	4	5	6	7	8	9	AB	R	H	RBI	BB	SO	LOB	BOTTOM				
Davey Lopes, R OBP: 0.436, SLG: 0.349 (1, 4)	6-3		SF9			SH3 1B BB				2	1	1	1	1	0	0					
Bill Buckner, L OBP: 0.268, SLG: 0.328 (1, 3)	F5		P4			SH3		G4-3 1B		3	0	0	0	0	0	1					
Manny Mota, R OBP: 0.426, SLG: 0.408 (1, 7)	4-3			4-3		L5-4 1B				3	0	1	1	0	0	0					
Willie Davis, L OBP: 0.317, SLG: 0.504 (1, 8)		4-3		P6		L5-4 1B				3	0	1	0	0	0	0					
Joe Ferguson, R OBP: 0.393, SLG: 0.577 (1, 2)				P6		L5-4				3	1	1	1	0	0	2					
Willie Crawford, L OBP: 0.353, SLG: 0.344 (1, 9)					K			G6-4-3 BB		2	0	0	0	1	2	0					
Ron Cey, R OBP: 0.319, SLG: 0.313 (1, 5)								G6-4-3		2	0	0	0	1	0	1					
Bill Russell, R OBP: 0.252, SLG: 0.274 (1, 6)					E6 SH1-4 SF9			F8		3	1	0	0	0	0	1					
Al Downing, R OBP: 0.100, SLG: 0.100 (1, 1)					SH1-4				3-1	2	0	0	0	0	0	1					
<b>Inning Stats</b>	R: 0 E: 0 K: 0 S: 3	H: 0 LOB: 0 BB: 0 P: 3	R: 1 E: 0 K: 1 S: 6	H: 1 LOB: 0 BB: 0 P: 6	R: 1 E: 1 K: 0 S: 4	H: 0 LOB: 0 BB: 0 P: 4	R: 0 E: 0 K: 0 S: 3	H: 0 LOB: 0 BB: 0 P: 3	R: 0 E: 1 K: 0 S: 4	H: 2 LOB: 1 BB: 1 P: 8	R: 0 E: 0 K: 0 S: 2	H: 0 LOB: 0 BB: 1 P: 6	R: 0 E: 0 K: 0 S: 3	H: 1 LOB: 0 BB: 0 P: 3	R: 0 E: 0 K: 0 S: 5	H: 0 LOB: 0 BB: 0 P: 5	1B: 3 2B: 1 3B: 0 HR: 1	SF: 1 SAC: 2 DP: 3 HBP: 0	WP: 0 PB: 0 SB: 2 CS: 0	PA: 29	
<b>PITCHER</b>	IP	WLS	BF	H	R	ER	SO	BB	IBB	HBP	BLK	WP	HR	S	P	ERA	WHIP				
Alan Foster, R ERA: 3.86 (1, 1)	7.0	L	26	3	3	2	2	3	0	0	0	0	1	27	39	2.57	0.857				
Wayne Granger, R ERA: 3.49 (8, 1)	1.0		3	1	0	0	0	0	0	0	0	0	0	3	3	0.00	1.000				

**St. Louis Cardinals @ Los Angeles Dodgers**  
**Dodger Stadium, Los Angeles, CA**  
 Sun May 06 1973, 3:33 AM PDT  
 Att: 17,355 - Unknown

livebaseballscorecards.com

AB 23  
 R 3  
 H 4  
 RBI 3  
 BB 3  
 SO 2  
 LOB 6



Batter	1	2	3	4	5	6	7	8	9	AB	R	H	RBI	BB	SO	LOB	TOP					
Dave Cash, R OBP: 0.355, SLG: 0.400 (1, 4)										5	1	2	1	0	1	0						
Manny Sanguillen, R OBP: 0.359, SLG: 0.505 (1, 9)										4	1	2	1	0	0	1						
Al Oliver, L OBP: 0.333, SLG: 0.565 (1, 8)										4	1	2	1	0	0	2						
Willie Stargell, L OBP: 0.419, SLG: 0.689 (1, 7)										4	1	2	1	0	0	1						
Richie Hebner, L OBP: 0.388, SLG: 0.494 (1, 5)										2	1	1	1	1	0	2						
Bob Robertson, R OBP: 0.414, SLG: 0.512 (1, 3)										3	0	1	0	1	0	2						
Milt May, L OBP: 0.371, SLG: 0.457 (1, 2)										4	0	1	0	0	1	5						
Rennie Stennett, R OBP: 0.257, SLG: 0.441 Gene Alley, R OBP: 0.326, SLG: 0.392 (1, 6) (9, 6)										4	0	0	0	0	0	5						
Luke Walker, L OBP: 0.250, SLG: 0.250 Gene Clines, R OBP: 0.357, SLG: 0.462 Bob Johnson, L (5, PH) Vic Davalillo, L OBP: 0.231, SLG: 0.462 Jim Rooker, R (7, 1) (7, 1)										1	0	0	0	0	1	0						
<b>Inning Stats</b>	R: 0 E: 0 K: 0 S: 3	H: 1 LOB: 0 BB: 0 P: 3	R: 1 E: 0 K: 0 S: 4	H: 2 LOB: 1 BB: 1 P: 8	R: 0 E: 0 K: 1 S: 5	H: 0 LOB: 0 BB: 0 P: 5	R: 0 E: 0 K: 1 S: 7	H: 2 LOB: 3 BB: 1 P: 11	R: 1 E: 0 K: 0 S: 5	H: 2 LOB: 1 BB: 0 P: 5	R: 1 E: 0 K: 0 S: 4	H: 2 LOB: 0 BB: 0 P: 4	R: 2 E: 0 K: 1 S: 7	H: 2 LOB: 0 BB: 0 P: 7	R: 0 E: 0 K: 0 S: 2	H: 0 LOB: 0 BB: 0 P: 3	R: 0 E: 0 K: 1 S: 5	H: 0 LOB: 0 BB: 0 P: 5	1B: 6 2B: 1 3B: 0 HR: 5	SF: 0 SAC: 0 DP: 4 HBP: 1	WP: 0 PB: 0 SB: 0 CS: 0	PA: 37
<b>PITCHER</b>	IP WLS BF H R ER SO BB IBB HBP BLK WP HR S P ERA WHIP	IP WLS BF H R ER SO BB IBB HBP BLK WP HR S P ERA WHIP																				
Don Sutton, R ERA: 2.18 Doug Rau, L ERA: 5.93 (1, 1) (7, 1)	6.2 L 30 11 5 5 3 2 0 0 0 0 5 34 42 6.75 1.950	2.1 7 0 0 0 1 0 0 1 0 0 0 8 9 0.00 0.000																				

Pittsburgh Pirates @ Los Angeles Dodgers  
Dodger Stadium, Los Angeles, CA  
Mon May 07 1973, 7:05 PM PDT  
Att: 17,745 - Unknown

AB 34  
R 5  
H 11  
RBI 5  
BB 2  
SO 4  
LOB 18



Batter	1	2	3	4	5	6	7	8	9	AB	R	H	RBI	BB	SO	LOB	BOTTOM		
Bill Russell, R OBP: 0.261, SLG: 0.308 (1, 6)										4	1	2	1	0	1	1			
Manny Mota, R OBP: 0.414, SLG: 0.415 (1, 7)										4	1	1	1	1	0	0			
Willie Davis, L OBP: 0.323, SLG: 0.504 (1, 8)										4	0	2	0	0	1	1			
Joe Ferguson, R OBP: 0.397, SLG: 0.580 (9, 2)										3	0	1	1	1	1	1			
Tom Paciorek, R OBP: 0.231, SLG: 0.278 (1, 3)										4	0	1	0	0	2	3			
Ron Cey, R OBP: 0.327, SLG: 0.314 (1, 5)										3	1	1	0	1	1	1			
Lee Lacy, R OBP: 0.291, SLG: 0.214 (1, 4)										3	1	0	0	1	0	3			
Steve Yeager, R OBP: 0.429, SLG: 0.200 Steve Garvey, R OBP: 0.214, SLG: 0.262 (8, PH) (9, 9)										3	0	1	0	0	2	0			
Don Sutton, R OBP: 0.200, SLG: 0.158 Doug Rau, L OBP: 0.391, SLG: 0.450 (1, 1) (7, 1) (9, PH)	4.0 21 7 2 0 0 3 3 4 4 3 3 1 13 13 9.00 2.750	2.0 W 7 2 0 0 3 0 0 0 0 0 13 13 0.00 1.000	3.0 S 10 0 0 0 2 1 0 0 0 0 13 17 0.00 0.333																
<b>PITCHER</b>	IP WLS BF H R ER SO BB IBB HBP BLK WP HR S P ERA WHIP	IP WLS BF H R ER SO BB IBB HBP BLK WP HR S P ERA WHIP																	
Don Sutton, R ERA: 2.2 Bob Johnson, R ERA: 3.45 Jim Rooker, L ERA: (1, 1) (5, 1) (7, 1)	6.2 L 30 11 5 5 3 2 0 0 0 0 5 34 42 6.75 1.950	2.1 7 0 0 0 1 0 0 1 0 0 0 8 9 0.00 0.000	3.0 S 10 0 0 0 2 1 0 0 0 0 13 17 0.00 0.333																

Pittsburgh Pirates @ Los Angeles Dodgers  
Dodger Stadium, Los Angeles, CA  
Mon May 07 1973, 7:05 PM PDT  
Att: 17,745 - Unknown

AB 32  
R 4  
H 10  
RBI 3  
BB 5  
SO 8  
LOB 12



Batter	1	2	3	4	5	6	7	8	9	AB	R	H	RBI	BB	SO	LOB	TOP			
Vic Davallilo, L OBP: 0.176, SLG: 0.353	6-3		L9			F8		4-3		4	0	0	0	0	0	0	<b>Pittsburgh Pirates @ Los Angeles Dodgers</b> Dodger Stadium, Los Angeles, CA Tue May 08 1973, 7:05 PM PDT Att: 13,620 - Unknown			
Dave Cash, R OBP: 0.338, SLG: 0.378	6-3			5-3		6-3		F9		4	0	0	0	0	0					
Al Oliver, L OBP: 0.340, SLG: 0.594	HR			4-3				HR	1B	4	2	2	1	0	0					
Willie Stargell, L OBP: 0.422, SLG: 0.756	6-3			HR				HR	K	4	2	2	3	0	1	0				
Richie Hebner, L OBP: 0.392, SLG: 0.488		L6-3 1B		F8				HR	F8	3	0	1	0	1	0	0				
Manny Sanguillen, R OBP: 0.359, SLG: 0.510		L6-3 1-2			1-3				2B	3	0	1	0	0	0	1				
Milt May, L OBP: 0.359, SLG: 0.440				1-3		F8			FC5-2 G6-4-3	3	0	0	0	0	0	2				
Rennie Stennett, R OBP: 0.247, SLG: 0.423			6-3		1-3				G6-4-3 1-2	3	0	0	0	0	0	2				
Nelson Briles, R OBP: 0.231, SLG: 0.308										1	0	0	0	0	0	0				
Fernando Gonzalez, R OBP: 0.250, SLG: 0.250			G3							1	0	0	0	0	1	0				
Jim McKee, R OBP: 0.333, SLG: 0.429						K			K	1	0	0	0	0	0	0				
Gene Clines, R OBP: 0.333, SLG: 0.429										1	0	0	0	0	1	0				
Ramon Hernandez, S OBP: 0.333, SLG: 0.429										0	0	0	0	0	0	0				
<b>Inning Stats</b>	R: 1 E: 0 K: 0 S: 4	H: 1 LOB: 0 BB: 0 P: 4	R: 0 E: 0 K: 0 S: 3	H: 1 LOB: 0 BB: 0 P: 3	R: 0 E: 0 K: 0 S: 3	H: 0 LOB: 0 BB: 0 P: 3	R: 1 E: 0 K: 0 S: 4	H: 1 LOB: 0 BB: 0 P: 4	R: 0 E: 0 K: 1 S: 5	H: 0 LOB: 0 BB: 0 P: 5	R: 2 E: 0 K: 0 S: 5	H: 3 LOB: 1 BB: 1 P: 9	R: 0 E: 0 K: 1 S: 5	H: 0 LOB: 0 BB: 0 P: 5	R: 0 E: 0 K: 1 S: 5	H: 0 LOB: 0 BB: 0 P: 5	1B: 2 2B: 2 3B: 0 HR: 3	SF: 0 SAC: 0 DP: 2 HBP: 0	WP: 0 PB: 0 SB: 0 CS: 0	PA: 32
<b>PITCHER</b>	IP WLS BF H R ER SO BB IBB HBP BLK WP HR S P ERA WHIP																			
Andy Messersmith, R ERA: 3.68	(1, 1)	6.0 W 24 6 4 4 1 1 0 0 0 0 3 25 29 6.00 1.167																		
Jim Brewer, L ERA: 2.2	(7, 1)	3.0 S 8 0 0 0 2 0 0 0 0 0 0 12 12 0.00 0.000																		

Batter	1	2	3	4	5	6	7	8	9	AB	R	H	RBI	BB	SO	LOB	BOTTOM			
Bill Russell, R OBP: 0.266, SLG: 0.320	F3	FC1-6 G4-6-3 1-2 2-3			1B SF8	4-3 2B		FC5-4 S		5	1	2	0	0	0	3	<b>Pittsburgh Pirates @ Los Angeles Dodgers</b> Dodger Stadium, Los Angeles, CA Tue May 08 1973, 7:05 PM PDT Att: 13,620 - Unknown			
Bill Buckner, L OBP: 0.266, SLG: 0.323	4-3	G4-6-3 1-2			1B E	4-3 2-3		F4		5	1	1	0	0	4					
Manny Mota, R OBP: 0.438, SLG: 0.446	2B 1B				1B SF8	6-3		IBB		3	0	2	1	1	0	1				
Willie Davis, L OBP: 0.326, SLG: 0.508	2B				1B HR			F4		5	1	2	0	0	3					
Joe Ferguson, R OBP: 0.392, SLG: 0.567	6-3				1B F7			1B		4	0	1	0	0	5					
Willie Crawford, L OBP: 0.348, SLG: 0.333		BB 1B BB			1B HR			F7		3	2	0	0	1	3					
Ron Cey, R OBP: 0.343, SLG: 0.360		1B BB			1B HR			1B		3	2	2	3	1	0	0				
Lee Lacy, R OBP: 0.289, SLG: 0.216		1B FC1-6 1-3 2H			1B F9	6-3		F2		4	0	1	1	0	2					
Andy Messersmith, R OBP: 0.150, SLG: 0.150					1B FC1-6 1-2 3H			FC5-4 1B		3	0	1	1	0	2	0				
Jim Brewer, L OBP: 0.500, SLG: 0.500					K			K		1	0	1	0	0	0	0				
<b>Inning Stats</b>	R: 0 E: 0 K: 0 S: 5	H: 2 LOB: 2 BB: 0 P: 5	R: 2 E: 0 K: 0 S: 4	H: 2 LOB: 1 BB: 2 P: 12	R: 0 E: 0 K: 0 S: 4	H: 1 LOB: 1 BB: 0 P: 4	R: 0 E: 0 K: 1 S: 5	H: 0 LOB: 0 BB: 0 P: 5	R: 5 E: 1 K: 0 S: 8	H: 4 LOB: 0 BB: 0 P: 8	R: 0 E: 0 K: 1 S: 6	H: 1 LOB: 1 BB: 0 P: 6	R: 0 E: 0 K: 0 S: 5	H: 2 LOB: 2 BB: 0 P: 5	R: 0 E: 0 K: 0 S: 4	H: 1 LOB: 2 BB: 1 P: 8	1B: 9 2B: 3 3B: 0 HR: 1	SF: 1 SAC: 0 DP: 1 HBP: 0	WP: 0 PB: 0 SB: 1 CS: 0	PA: 40
<b>PITCHER</b>	IP WLS BF H R ER SO BB IBB HBP BLK WP HR S P ERA WHIP																			
Nelson Briles, R ERA: 4.23	(1, 1)	5.0 L 26 9 7 3 1 2 0 0 0 0 1 26 34 5.40 2.200																		
Jim McKee, R ERA: 11.98	(6, 1)	2.0 9 3 0 0 1 0 0 0 0 0 0 11 11 0.00 1.500																		
Ramon Hernandez, L ERA: 7.36	(8, 1)	1.0 5 1 0 0 0 0 0 1 0 0 0 0 4 8 0.00 1.000																		

Batter	1	2	3	4	5	6	7	8	9	AB	R	H	RBI	BB	SO	LOB	TOP		
Gene Clines, R OBP: 0.400, SLG: 0.444 (1, 8)										4	1	2	0	1	0	2	<b>Pittsburgh Pirates @ Los Angeles Dodgers</b> Dodger Stadium, Los Angeles, CA Wed May 09 1973, 7:05 PM PDT Att: 17,509 - Unknown		
Dave Cash, R OBP: 0.353, SLG: 0.392 (1, 4)										5	1	3	0	0	0	3			
Manny Sanguillen, R OBP: 0.360, SLG: 0.533 (1, 9)										5	1	2	3	0	0	1			
Willie Stargell, L OBP: 0.421, SLG: 0.735 (1, 7)										5	1	2	0	0	2	2			
Bob Robertson, R OBP: 0.423, SLG: 0.557 (1, 3)										4	1	2	2	1	1	2			
Rennie Stennett, R OBP: 0.235, SLG: 0.400 (1, 6)										4	0	0	0	0	0	6			
Fernando Gonzalez, R OBP: 0.143, SLG: 0.143 Richie Hebner, L OBP: 0.388, SLG: 0.483 (7, PH) (7, 5)										3	0	0	0	0	0	0			
Milt May, L OBP: 0.354, SLG: 0.432 Vic Davallio, L OBP: 0.176, SLG: 0.353 Jerry McNertney, R (8, PR) (8, 2)										4	0	1	0	0	1	1			
Steve Blass, R OBP: 0.417, SLG: 0.500 Jim Rooker, L OBP: 0.226, SLG: 0.250 Richie Zisk, R OBP: 0.327, SLG: 0.588 Bob Johnson, L OBP: 0.307, SLG: 0.588 Al Oliver, L OBP: 0.327, SLG: 0.588 Dave Giusti, R OBP: 1.000, SLG: 1.000 (5, 1) (5, 1) (8, PH) (8, 1)										2	0	1	0	0	0	0			
<b>Inning Stats</b>	R: 1 E: 0 K: 0 S: 5	H: 3 LOB: 2 BB: 1 P: 9	R: 0 E: 1 K: 0 S: 4	H: 1 LOB: 1 BB: 0 P: 4	R: 0 E: 0 K: 1 S: 5	H: 2 LOB: 0 BB: 0 P: 5	R: 0 E: 0 K: 1 S: 5	H: 2 LOB: 2 BB: 0 P: 5	R: 2 E: 0 K: 0 S: 5	H: 2 LOB: 0 BB: 0 P: 5	R: 0 E: 0 K: 2 S: 7	H: 1 LOB: 2 BB: 1 P: 7	R: 0 E: 0 K: 2 S: 7	H: 0 LOB: 0 BB: 0 P: 7	1B: 11 2B: 1 3B: 0 HR: 2	SF: 0 SAC: 0 DP: 3 HBP: 0		WP: 1 PB: 0 SB: 1 CS: 0	PA: 41
<b>PITCHER</b>	IP WLS BF H R ER SO BB IBB HBP BLK WP HR S P ERA WHIP	IP WLS BF H R ER SO BB IBB HBP BLK WP HR S P ERA WHIP																	
Claude Osteen, L ERA: 3.91 George Culver, R ERA: 1.99 Jim Brewer, L ERA: 2.08 (1, 1) (7, 1) (9, 1)	6.1 W 32 13 5 5 2 1 0 0 0 0 1 2 35 39 7.11 2.211	1.2 S 6 1 0 0 0 1 0 0 0 0 0 0 5 9 0.00 1.200	1.0 3 0 0 0 2 0 0 0 0 0 0 0 7 7 0.00 0.000																

AB	39
R	5
H	14
RBI	5
BB	2
SO	4
LOB	18



Batter	1	2	3	4	5	6	7	8	9	AB	R	H	RBI	BB	SO	LOB	BOTTOM			
Bill Russell, R OBP: 0.264, SLG: 0.315 (1, 6)										5	1	1	1	0	1	2	<b>Pittsburgh Pirates @ Los Angeles Dodgers</b> Dodger Stadium, Los Angeles, CA Wed May 09 1973, 7:05 PM PDT Att: 17,509 - Unknown			
Bill Buckner, L OBP: 0.285, SLG: 0.320 (1, 3)									4	0	1	0	0	0	2					
Manny Mota, R OBP: 0.426, SLG: 0.424 (1, 7)									3	1	0	1	1	0	1					
Willie Davis, L OBP: 0.324, SLG: 0.500 (1, 8)									2	0	0	1	1	0	1					
Joe Ferguson, R OBP: 0.395, SLG: 0.561 (1, 2)										3	2	1	0	1	0	1				
Willie Crawford, L OBP: 0.358, SLG: 0.354 (1, 9)										3	0	2	2	0	0					
Ron Cey, R OBP: 0.330, SLG: 0.344 (1, 5)										4	0	0	0	0	4					
Lee Lacy, R OBP: 0.299, SLG: 0.211 (1, 4)										2	2	0	0	2	0	2				
Claude Osteen, L OBP: 0.176, SLG: 0.067 George Culver, R Steve Garvey, R OBP: 0.233, SLG: 0.326 Jim Brewer, L OBP: 0.500, SLG: 0.500 (1, 1) (7, 1) (8, PH) (9, 1)										1	2	0	0	2	0	0				
<b>Inning Stats</b>	R: 0 E: 0 K: 0 S: 3	H: 0 LOB: 0 BB: 0 P: 3	R: 0 E: 0 K: 0 S: 4	H: 1 LOB: 1 BB: 1 P: 8	R: 1 E: 0 K: 0 S: 4	H: 1 LOB: 1 BB: 1 P: 8	R: 0 E: 0 K: 0 S: 3	H: 0 LOB: 0 BB: 0 P: 3	R: 5 E: 0 K: 0 S: 5	H: 2 LOB: 1 BB: 4 P: 21	R: 0 E: 0 K: 0 S: 3	H: 0 LOB: 0 BB: 0 P: 3	R: 0 E: 0 K: 1 S: 7	H: 2 LOB: 1 BB: 1 P: 11	1B: 4 2B: 1 3B: 1 HR: 0	SF: 1 SAC: 1 DP: 0 HBP: 0		WP: 1 PB: 0 SB: 0 CS: 0	PA: 37	
<b>PITCHER</b>	IP WLS BF H R ER SO BB IBB HBP BLK WP HR S P ERA WHIP	IP WLS BF H R ER SO BB IBB HBP BLK WP HR S P ERA WHIP																		
Steve Blass, R ERA: 7.83 Jim Rooker, L ERA: 1.29 Bob Johnson, R ERA: 2.92 Dave Giusti, R ERA: 1.88 (1, 1) (5, 1) (6, 1) (8, 1)	4.0 L 19 3 4 4 0 0 4 0 0 0 0 1 0 4 12 18.00 1.000	1.0 6 1 2 2 0 0 0 2 0 0 0 0 0 6 6 0.00 0.000	2.0 6 0 0 0 0 0 0 0 0 0 0 0 0 6 6 0.00 0.000	1.0 6 2 2 2 1 0 1 0 0 0 0 0 7 11 18.00 2.000																






Batter	1	2	3	4	5	6	7	8	9	AB	R	H	RBI	BB	SO	LOB	TOP					
Davey Lopes, R OBP: 0.433, SLG: 0.340 (1,4)	5-3		5-3		BLK 1B		F4		HBP	4	0	1	0	0	0	1	<b>Los Angeles Dodgers @ San Francisco Giants</b> Candlestick Park, San Francisco, CA Fri May 11 1973, 10:05 PM EDT Att: 21,234 - Unknown					
Bill Buckner, L OBP: 0.263, SLG: 0.311 (1,3)	F4				F3		F7		F5	4	0	0	0	1	0	2						
Manny Mota, R OBP: 0.425, SLG: 0.453 (1,7)	6-3				BB 1B		F8		F9	5	1	2	0	0	0	4						
Willie Davis, L OBP: 0.321, SLG: 0.492 (1,8)		3-4-1			FC5 BB 1B		F7		F3	4	0	1	0	0	0	1						
Joe Ferguson, R OBP: 0.391, SLG: 0.550 (1,2)	F2				F7		BB E BB		SF8	2	1	0	1	1	0	2						
Willie Crawford, L OBP: 0.372, SLG: 0.357 (1,9)	F7				BB 1-2 2-3 BB		BB E BB		S 1B	2	1	1	0	2	0	0						
Ron Cey, R OBP: 0.318, SLG: 0.330 (1,5)			F8		FC5		F8		F8	4	0	0	0	0	0	6						
Bill Russell, R OBP: 0.263, SLG: 0.313 (1,6)			S 1B		1-3		E5		K	4	0	1	0	0	1	0						
Al Downing, R OBP: 0.077, SLG: 0.077 Pete Richert, L (8,1)			K		K		6-3		HBP 1B	3	0	0	0	0	2	1						
Jim Brewer, L OBP: 0.667, SLG: 0.667 (8,1)			1-2 K							1	0	1	0	0	0	0						
<b>Inning Stats</b>	R: 0 E: 0 K: 0 S: 3	H: 0 LOB: 0 BB: 0 P: 3	R: 0 E: 0 K: 0 S: 3	H: 0 LOB: 0 BB: 0 P: 3	R: 0 E: 0 K: 1 S: 6	H: 1 LOB: 1 BB: 0 P: 6	R: 0 E: 0 K: 0 S: 5	H: 2 LOB: 3 BB: 1 P: 9	R: 0 E: 0 K: 1 S: 6	H: 1 LOB: 2 BB: 1 P: 10	R: 2 E: 1 K: 0 S: 3	H: 0 LOB: 1 BB: 2 P: 11	R: 0 E: 0 K: 0 S: 3	H: 0 LOB: 0 BB: 0 P: 3	R: 1 E: 0 K: 0 S: 5	H: 2 LOB: 1 BB: 0 P: 5	R: 0 E: 0 K: 1 S: 6	H: 1 LOB: 2 BB: 0 P: 7	1B: 6 2B: 0 3B: 1 HR: 0	SF: 1 SAC: 0 DP: 0 HBP: 1	WP: 0 PB: 0 SB: 2 CS: 0	PA: 39
<b>PITCHER</b>	IP WLS BF H R ER SO BB IBB HBP BLK WP HR S P ERA WHIP	8.0 L 34 6 3 1 2 4 0 0 0 0 0 0 34 50 1.12 1.250	1.0 5 1 0 0 0 1 0 0 1 0 0 0 6 7 0.00 1.000																			

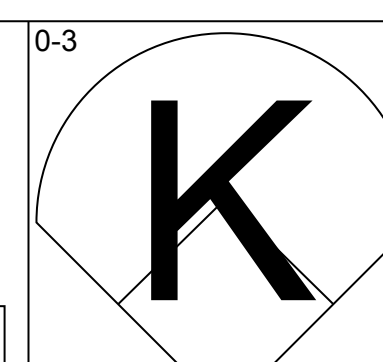
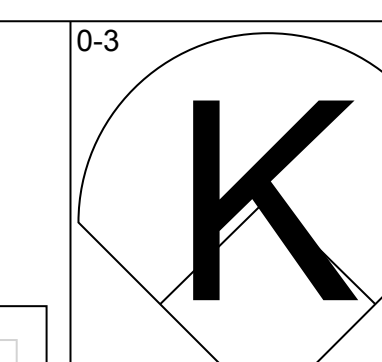
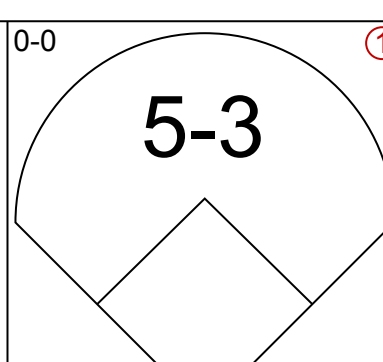
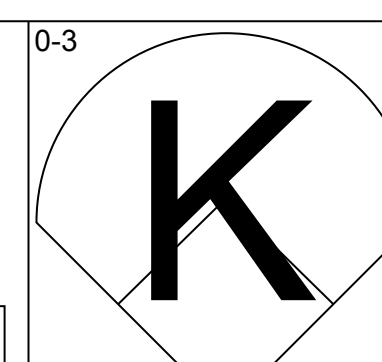
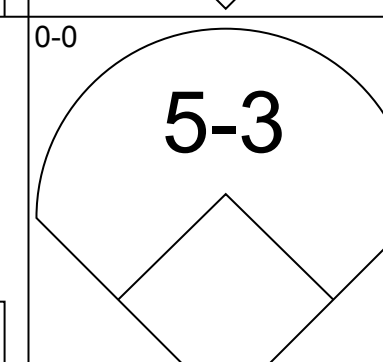
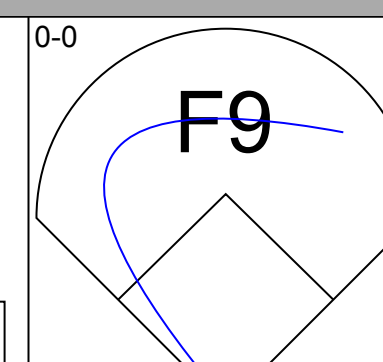
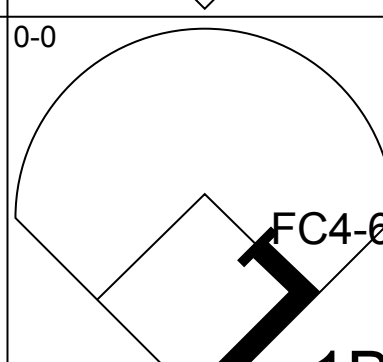
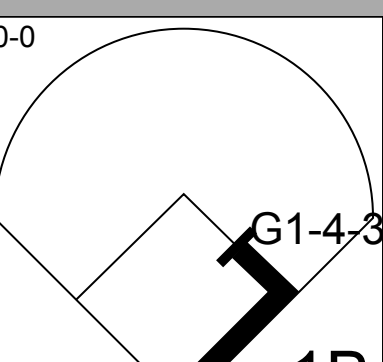
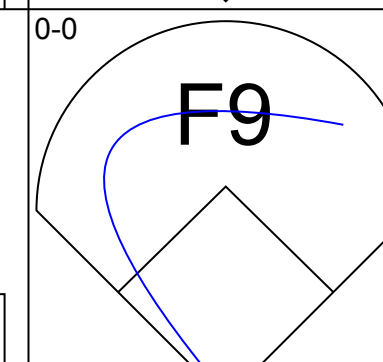
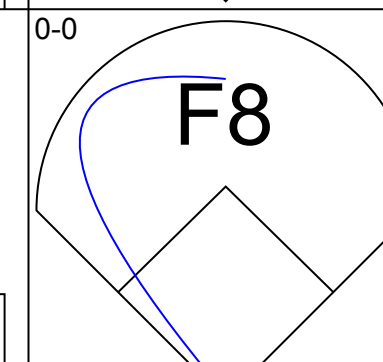
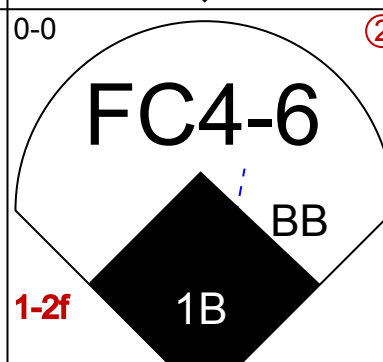
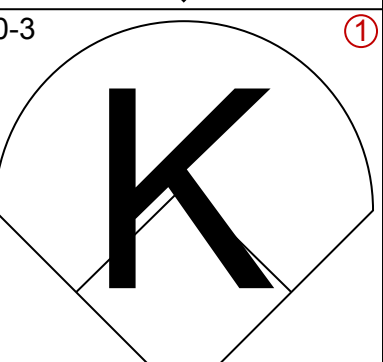
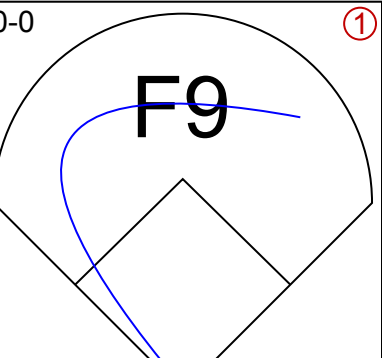
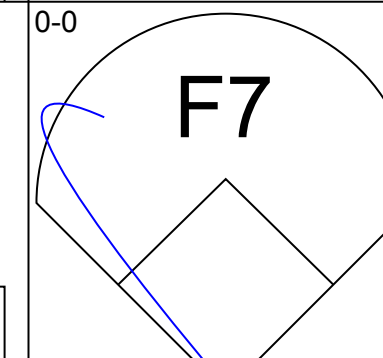
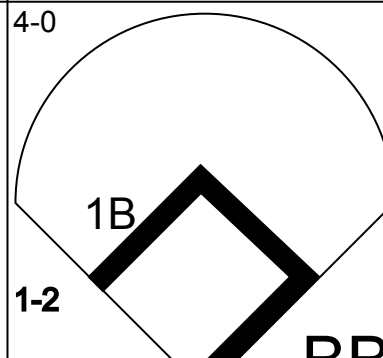
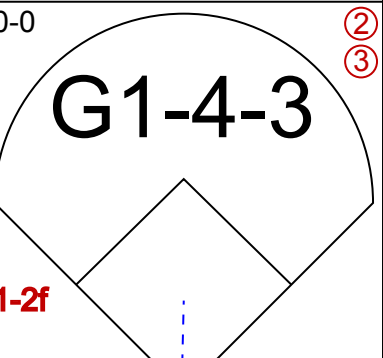
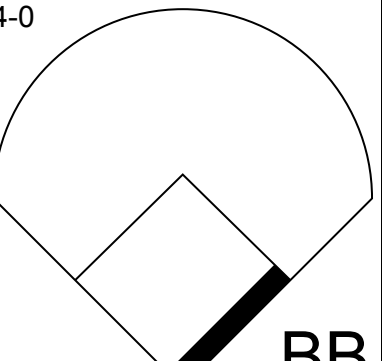
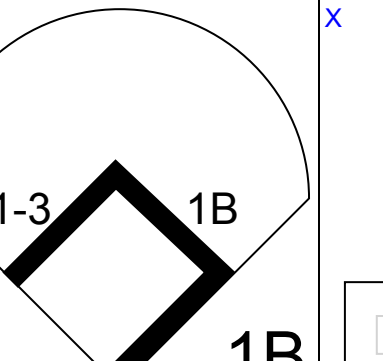
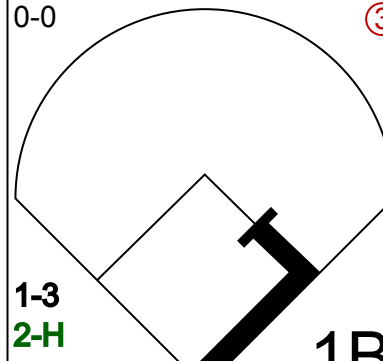
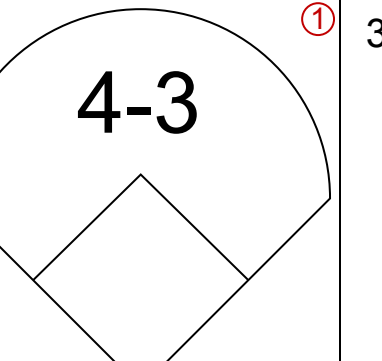
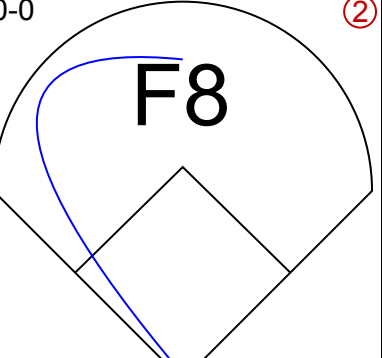
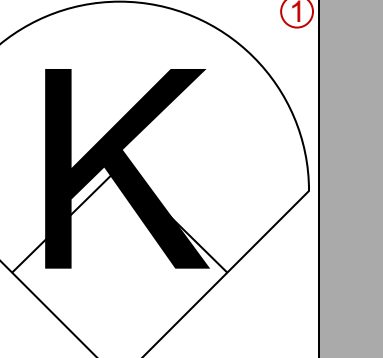
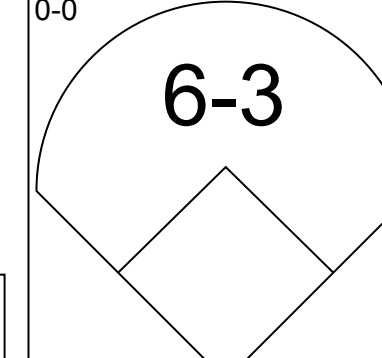
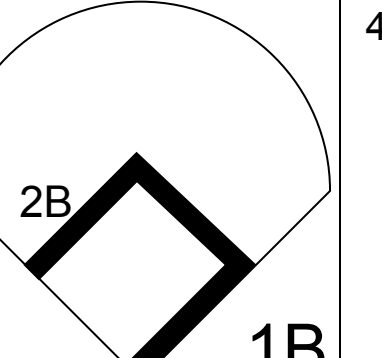
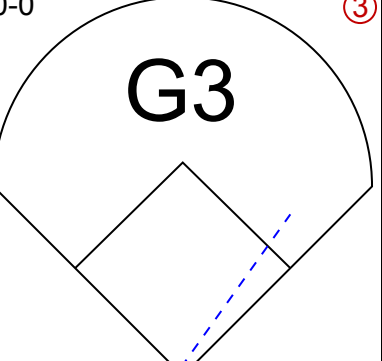
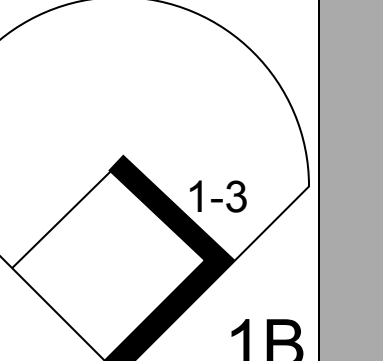
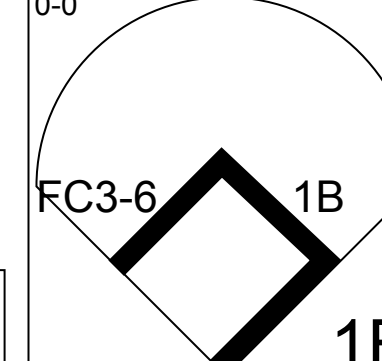
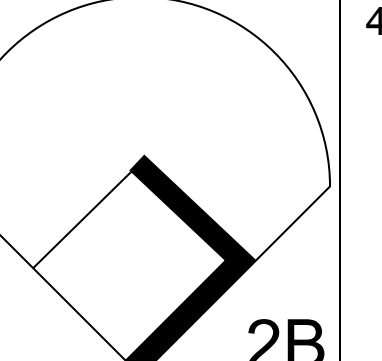
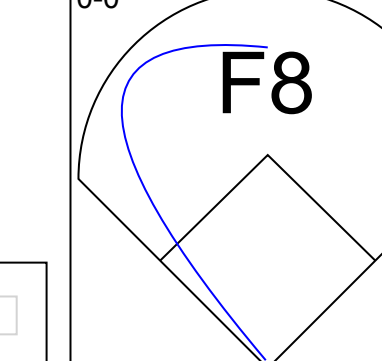
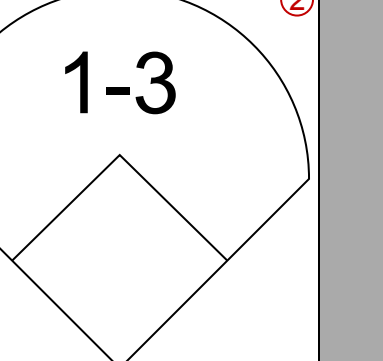
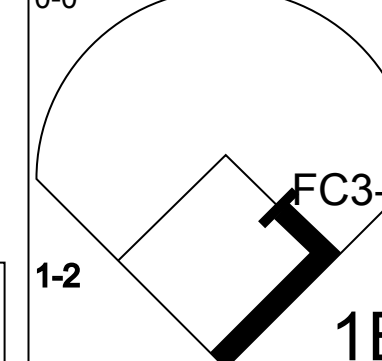
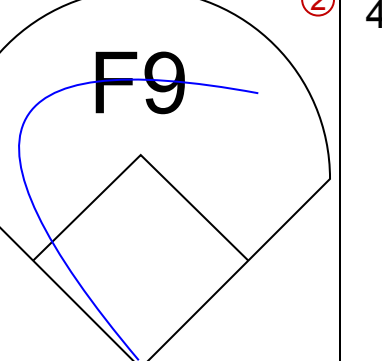
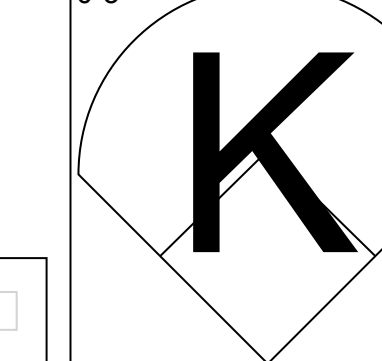
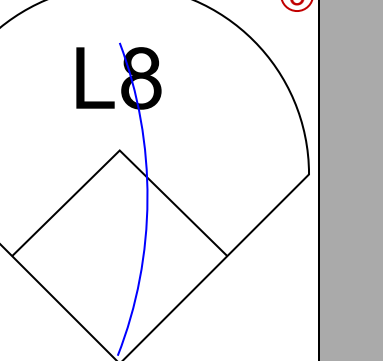
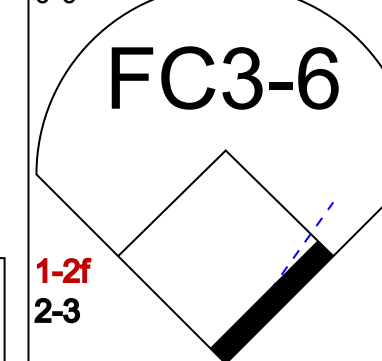
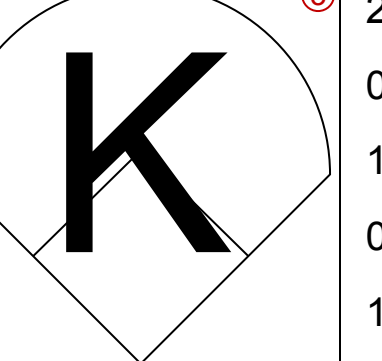
Batter	1	2	3	4	5	6	7	8	9	AB	R	H	RBI	BB	SO	LOB	BOTTOM			
Bobby Bonds, R OBP: 0.352, SLG: 0.556 (1,9)	F9		K					K		4	0	1	0	0	2	0	<b>Los Angeles Dodgers @ San Francisco Giants</b> Candlestick Park, San Francisco, CA Fri May 11 1973, 10:05 PM EDT Att: 21,234 - Unknown			
Tito Fuentes, S OBP: 0.344, SLG: 0.399 (1,4)	1B		F3				F7		2B BB	3	1	1	0	1	0	1				
Chris Speier, R OBP: 0.348, SLG: 0.426 (1,6)	F8				G3 1B		F5		1-H 3B 2B	4	1	2	1	0	0	2				
Willie McCovey, L OBP: 0.429, SLG: 0.577 (1,3)	1B				G3		F5		2-H 3B	4	0	2	1	0	0	2				
Garry Maddox, R OBP: 0.388, SLG: 0.506 (1,8)	F6				5-3		K		K	4	0	0	0	0	2	4				
Gary Matthews, R OBP: 0.398, SLG: 0.455 (1,7)		F3			4-3		BB		F3	3	0	0	0	1	0	1				
Dave Kingman, R OBP: 0.232, SLG: 0.400 (1,5)		F3					K		K	4	0	0	0	0	3	1				
Dave Rader, L OBP: 0.273, SLG: 0.231 (1,2)		F8			5-3		F8		1-3	4	0	0	0	0	0	1				
Juan Marichal, R OBP: 0.400, SLG: 0.375 Chris Arnold, R OBP: 0.571, SLG: 1.000 Elias Sosa, R (9,1)			G3		4-3				6-3	2	0	0	0	0	0	0				
<b>Inning Stats</b>	R: 0 E: 0 K: 0 S: 5	H: 2 LOB: 2 BB: 0 P: 5	R: 0 E: 0 K: 0 S: 3	H: 0 LOB: 0 BB: 0 P: 3	R: 0 E: 0 K: 1 S: 5	H: 0 LOB: 0 BB: 0 P: 5	R: 0 E: 0 K: 0 S: 4	H: 1 LOB: 1 BB: 0 P: 4	R: 0 E: 0 K: 0 S: 4	H: 1 LOB: 1 BB: 0 P: 4	R: 0 E: 0 K: 2 S: 7	H: 0 LOB: 1 BB: 1 P: 11	R: 2 E: 0 K: 2 S: 9	H: 2 LOB: 1 BB: 1 P: 13	R: 0 E: 0 K: 1 S: 5	H: 0 LOB: 0 BB: 0 P: 5		1B: 3 2B: 2 3B: 1 HR: 0	SF: 0 SAC: 0 DP: 0 HBP: 0	WP: 0 PB: 0 SB: 0 CS: 0
<b>PITCHER</b>	IP WLS BF H R ER SO BB IBB HBP BLK WP HR S P ERA WHIP	7.2 W 30 5 2 2 2 2 0 0 0 0 0 0 38 46 2.35 0.913	0.0 1 1 0 0 0 0 0 0 0 0 0 0 1 1 ∞ ∞																	

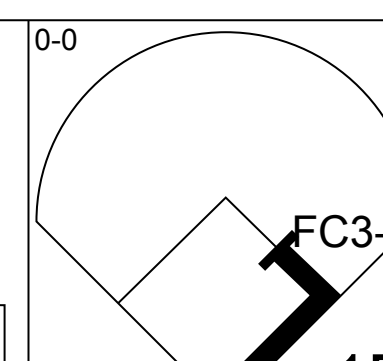
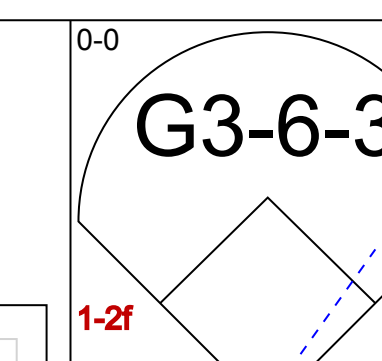
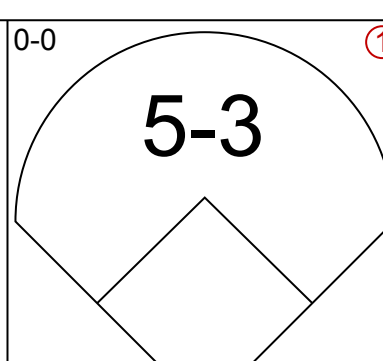
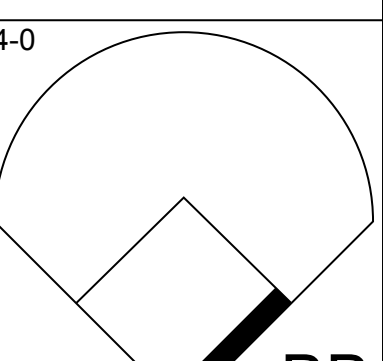
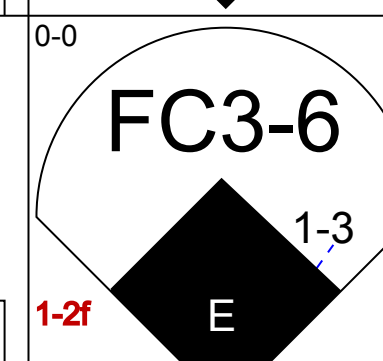
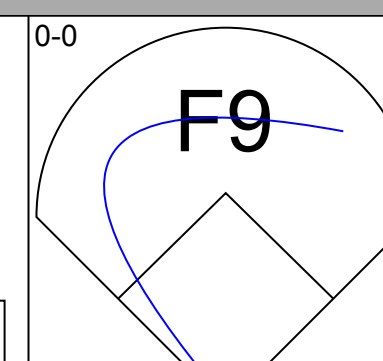
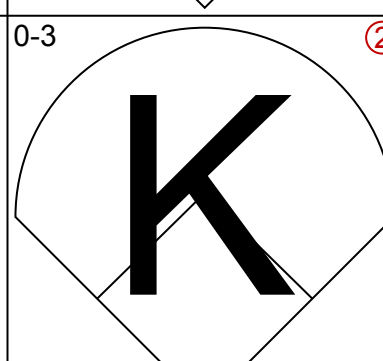
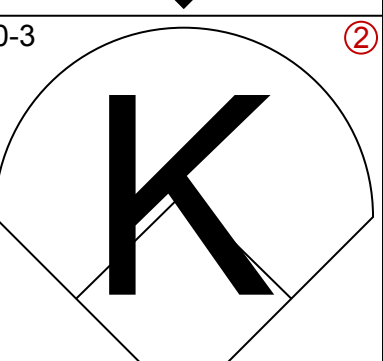
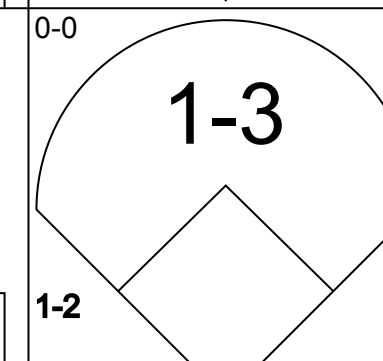
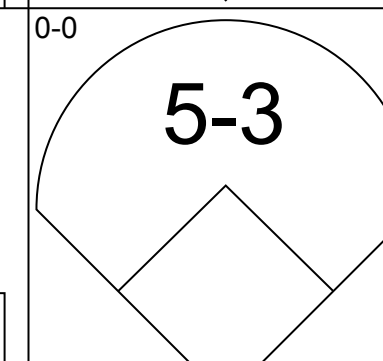
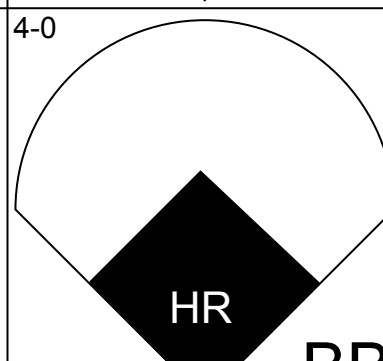
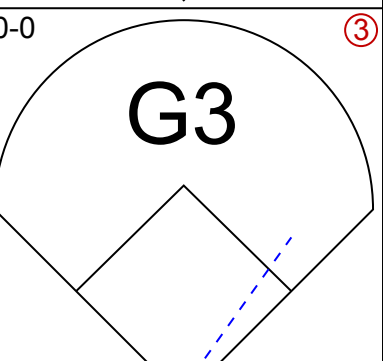
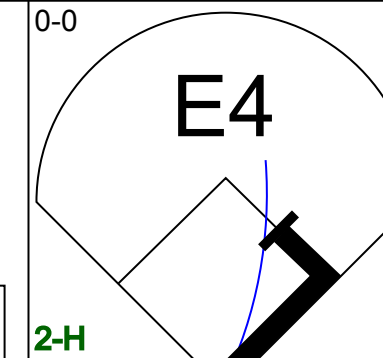
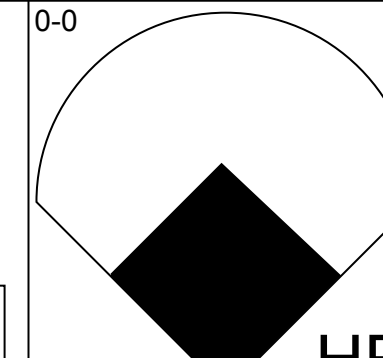
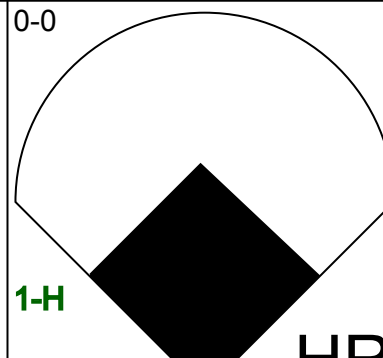
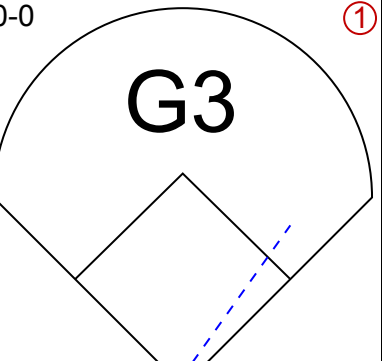
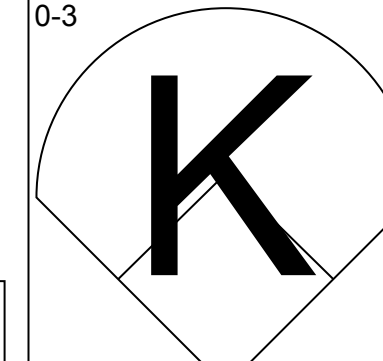
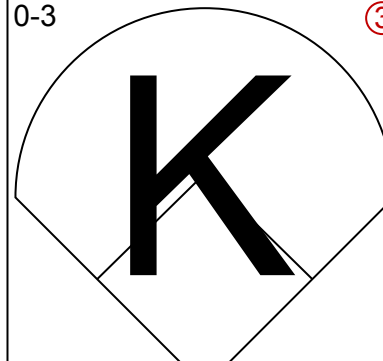
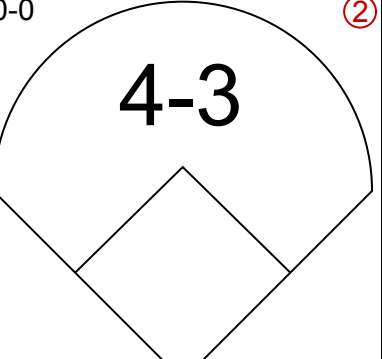
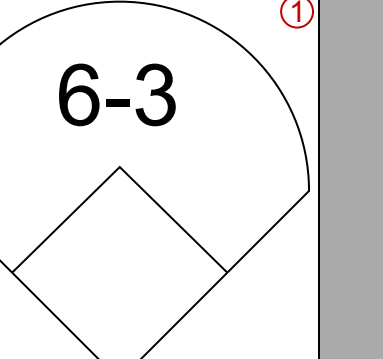
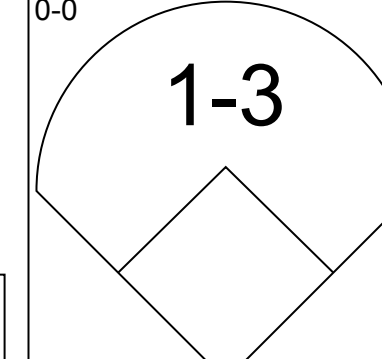
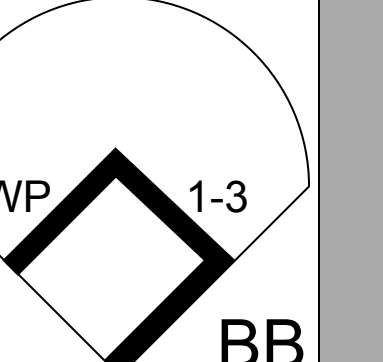
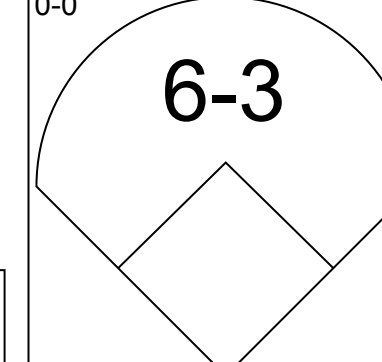

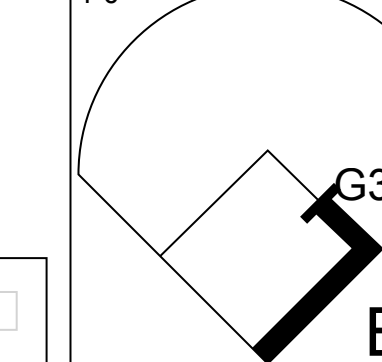


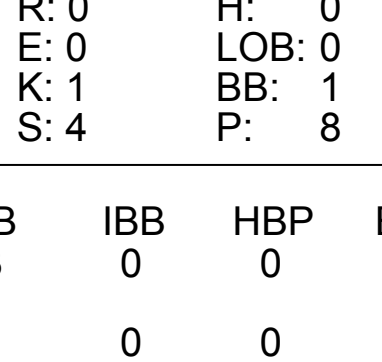
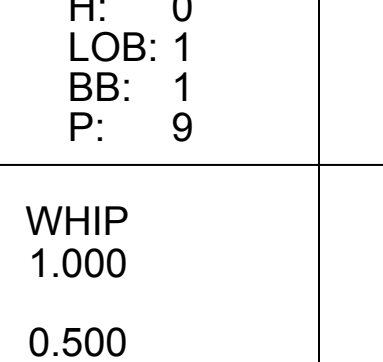
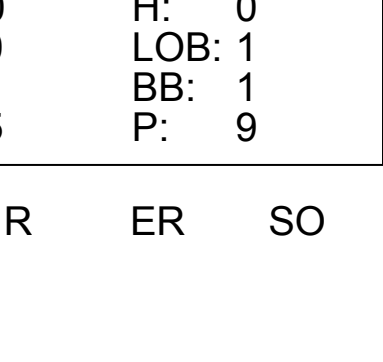


Batter	1	2	3	4	5	6	7	8	9	AB	R	H	RBI	BB	SO	LOB	TOP																			
<b>Davey Lopes, R</b> OBP: 0.465, SLG: 0.415 (1, 4)	F7	4-3		HR		BB		BB		4	1	2	3	2	0	0	<b>Los Angeles Dodgers @ San Francisco Giants</b> Candlestick Park, San Francisco, CA Sun May 13 1973, 6:33 AM EDT Att: 31,626 - Unknown																			
<b>Bill Buckner, L</b> OBP: 0.264, SLG: 0.308 (1, 3)	L9	F6		BB		F8		F2		6	1	1	0	0	3																					
<b>Willie Davis, L</b> OBP: 0.340, SLG: 0.514 (1, 8)	2B	1B		HR	BB	G1		1B	2B	5	4	4	0	1	0																					
<b>Joe Ferguson, R</b> OBP: 0.406, SLG: 0.573 (1, 7)	2B	F7		HR	BB	1B		BB	1B	4	2	2	4	2	1																					
<b>Willie Crawford, L</b> OBP: 0.377, SLG: 0.377 (1, 9)	1B	2B		HR	BB	L6		K	1B	5	3	3	1	1	2																					
<b>Ron Cey, R</b> OBP: 0.342, SLG: 0.343 (1, 5)	1B	BB		HR	BB	1B		BB	1B	5	1	4	5	1	0																					
<b>Bill Russell, R</b> OBP: 0.266, SLG: 0.314 (1, 6)	1B	BB		HR	BB	F3		BB	1B	5	0	0	0	1	6																					
<b>Steve Yeager, R</b> OBP: 0.450, SLG: 0.375 (1, 2)	1B	1B		HR	BB	L5		K	F7	6	2	3	0	0	1																					
<b>Andy Messersmith, R</b> OBP: 0.167, SLG: 0.167 (1, 1)	3-1			HR	BB	F3		6-3		4	1	1	1	0	3																					
<b>Inning Stats</b>	R: 3 E: 0 K: 0 S: 7	H: 4 LOB: 3 BB: 2 P: 15	R: 0 E: 0 K: 0 S: 4	H: 1 LOB: 1 BB: 0 P: 4	R: 0 E: 0 K: 0 S: 3	H: 1 LOB: 0 BB: 0 P: 3	R: 9 E: 1 K: 0 S: 12	H: 9 LOB: 1 BB: 1 P: 16	R: 0 E: 0 K: 0 S: 4	H: 0 LOB: 1 BB: 1 P: 7	R: 1 E: 0 K: 1 S: 6	H: 2 LOB: 1 BB: 1 P: 10	R: 0 E: 0 K: 1 S: 5	H: 0 LOB: 1 BB: 1 P: 9	R: 2 E: 0 K: 2 S: 9		H: 2 LOB: 1 BB: 1 P: 13	1B: 13 2B: 5 3B: 0 HR: 2	SF: 0 SAC: 1 DP: 2 HBP: 0	WP: 2 PA: 53 PB: 0 CS: 0																
<b>PITCHER</b>	IP	WLS	BF	H	R	ER	SO	BB	IBB	HBP	BLK	WP	HR	S	P	ERA	WHIP	<b>PITCHER</b>		IP	WLS	BF	H	R	ER	SO	BB	IBB	HBP	BLK	WP	HR	S	P	ERA	WHIP
<b>Jim Barr, R</b> ERA: 3.77 (1, 1)	3.1	L	21	9	7	7	0	3	0	0	0	0	1	18	30	18.90	3.600																			
<b>Don Carrithers, R</b> ERA: 9.95 (4, 1)	0.1		6	5	3	3	0	0	0	0	0	0	0	1	6	6	81.00	15.000																		
<b>Sam McDowell, L</b> ERA: 5.92 (4, 1)	3.1		16	4	3	2	1	3	0	0	0	0	0	15	27	5.40	2.100																			
<b>Dave Kingman, R</b> ERA: 9.0 (8, 1)	2.0		10	2	2	2	3	2	0	0	0	1	0	14	22	9.00	2.000																			

Batter	1	2	3	4	5	6	7	8	9	AB	R	H	RBI	BB	SO	LOB	BOTTOM																			
<b>Bobby Bonds, R</b> OBP: 0.362, SLG: 0.556 (1, 9)	F8		FC1-5		F6		F9		F8	3	1	1	0	1	0	0	<b>Los Angeles Dodgers @ San Francisco Giants</b> Candlestick Park, San Francisco, CA Sun May 13 1973, 6:33 AM EDT Att: 31,626 - Unknown																			
<b>Jim Howarth, L</b> OBP: 0.217, SLG: 0.190 (8, 9)	BB		1B							1	0	0	0	0	0	0																				
<b>Mike Phillips, L</b> OBP: 0.333, SLG: 0.357 (1, 4)	F8		FC1-5		F8		K		G3	4	1	0	0	1	1																					
<b>Chris Speier, R</b> OBP: 0.345, SLG: 0.416 (1, 6)	HBP		FC1-5				F5		5-3	4	1	1	0	0	2																					
<b>Willie McCovey, L</b> OBP: 0.430, SLG: 0.587 (1, 3)	K		1B		L9				F5	4	0	1	1	0	1																					
<b>Gary Thomasson, L</b> OBP: 0.309, SLG: 0.342 (9, 3)			1B							0	0	0	0	0	0																					
<b>Ed Goodson, L</b> OBP: 0.391, SLG: 0.446 (1, 5)	1-3		1B				BB		K	4	0	2	1	0	1																					
<b>Gary Maddox, R</b> OBP: 0.376, SLG: 0.478 (1, 8)		F3	FC5-3-4		F4		BB		BB	3	0	0	0	1	3																					
<b>Gary Matthews, R</b> OBP: 0.396, SLG: 0.427 (1, 7)		6-3			6-3		BB		BB	2	0	0	0	2	0																					
<b>Dave Rader, L</b> OBP: 0.288, SLG: 0.244 (1, 2)					F3		F5		FC5-4	3	0	1	0	0	2																					
<b>Mike Sadek, R</b> OBP: 0.125, SLG: 0.250 (8, 2)									BB	0	0	0	0	1	0																					
<b>Jim Barr, R</b> OBP: 0.211, SLG: 0.118 (1, 1)									FC5-4	1	0	0	0	0	1																					
<b>Don Carrithers, R</b> OBP: 1.000, SLG: 1.000 (4, 1)					6-3		K			0	0	0	0	0	0																					
<b>Sam McDowell, L</b> OBP: 0.125, SLG: 0.125 (4, 1)										2	0	0	0	0	1																					
<b>Dave Kingman, R</b> OBP: 0.229, SLG: 0.395 (8, 1)									1-2	1	0	0	0	0	3																					
<b>Inning Stats</b>	R: 1 E: 0 K: 1 S: 5	H: 0 LOB: 1 BB: 1 P: 10	R: 0 E: 0 K: 0 S: 4	H: 1 LOB: 1 BB: 0 P: 4	R: 2 E: 0 K: 0 S: 5	H: 3 LOB: 1 BB: 1 P: 9	R: 0 E: 0 K: 0 S: 3	H: 0 LOB: 0 BB: 0 P: 3	R: 0 E: 0 K: 1 S: 6	H: 1 LOB: 2 BB: 1 P: 10	R: 0 E: 0 K: 1 S: 5	H: 0 LOB: 0 BB: 0 P: 5	R: 0 E: 0 K: 1 S: 5	H: 0 LOB: 3 BB: 3 P: 17	R: 0 E: 0 K: 0 S: 3	H: 0 LOB: 0 BB: 0 P: 3	1B: 5 2B: 2 3B: 0 HR: 0	SF: 0 SAC: 0 DP: 1 HBP: 1	WP: 0 PA: 39 PB: 1 CS: 0																	
<b>PITCHER</b>	IP	WLS	BF	H	R	ER	SO	BB	IBB	HBP	BLK	WP	HR	S	P	ERA	WHIP	<b>PITCHER</b>		IP	WLS	BF	H	R	ER	SO	BB	IBB	HBP	BLK	WP	HR	S	P	ERA	WHIP
<b>Andy Messersmith, R</b> ERA: 3.43 (1, 1)	9.0	W	39	6	3	2	4	6	0	1	0	0	0	40	65	2.00	1.333																			



Batter	1	2	3	4	5	6	7	8	9	AB	R	H	RBI	BB	SO	LOB	TOP		
<b>Davey Lopes, R</b> (1.4) OBP: 0.440, SLG: 0.386										4	0	0	0	0	3	2	<b>Los Angeles Dodgers @ Cincinnati Reds</b> Riverfront Stadium, Cincinnati, OH Tue May 15 1973, 7:05 PM EDT Att: 11,731 - Unknown <a href="http://livebaseballscorecards.com">livebaseballscorecards.com</a>		
<b>Manny Mota, R</b> (1.7) OBP: 0.420, SLG: 0.444										4	0	2	0	0	0	0			
<b>Willie Davis, L</b> (1.8) OBP: 0.331, SLG: 0.500										4	1	0	0	0	1	2			
<b>Joe Ferguson, R</b> (1.2) OBP: 0.401, SLG: 0.558										3	0	0	0	1	0	1			
<b>Ron Cey, R</b> (1.5) OBP: 0.355, SLG: 0.352										3	0	2	1	1	0	0			
<b>Tom Paciorek, R</b> (1.9) OBP: 0.233, SLG: 0.275										4	0	1	0	0	1	2			
<b>Bill Buckner, L</b> (1.3) OBP: 0.276, SLG: 0.327										4	0	3	0	0	0	1			
<b>Bill Russell, R</b> (1.6) OBP: 0.265, SLG: 0.313										4	0	1	0	0	0	4			
<b>Claude Osteen, L</b> (1.1) OBP: 0.158, SLG: 0.059										2	0	0	0	0	1	2			
<b>Steve Garvey, R</b> (7, PH) OBP: 0.227, SLG: 0.318										0	0	0	0	0	0	0			
<b>Willie Crawford, L</b> (7, PH) OBP: 0.374, SLG: 0.374										1	0	0	0	0	0	2			
<b>Tommy John, R</b> (7, 1) OBP: 0.200, SLG: 0.111										0	0	0	0	0	0	0			
<b>Lee Lacy, R</b> (9, PH) OBP: 0.295, SLG: 0.208										1	0	0	0	0	1	2			
<b>Inning Stats</b>	R: 0 E: 0 K: 1 S: 5	H: 0 LOB: 0 BB: 0 P: 5	R: 0 E: 0 K: 0 S: 3	H: 0 LOB: 1 BB: 1 P: 7	R: 0 E: 0 K: 2 S: 7	H: 0 LOB: 0 BB: 0 P: 7	R: 0 E: 0 K: 0 S: 3	H: 0 LOB: 0 BB: 0 P: 3	R: 0 E: 0 K: 1 S: 7	H: 2 LOB: 2 BB: 0 P: 7	R: 1 E: 0 K: 0 S: 4	H: 2 LOB: 2 BB: 1 P: 8	R: 0 E: 0 K: 1 S: 7	H: 1 LOB: 0 BB: 0 P: 5	R: 0 E: 0 K: 1 S: 7	H: 2 LOB: 2 BB: 0 P: 7	1B: 8 2B: 1 3B: 0 HR: 0	SF: 0 SAC: 0 DP: 1 HBP: 0	WP: 0 PA: 36 PB: 0 SB: 0 CS: 0
<b>PITCHER</b>	IP	WLS	BF	H	R	ER	SO	BB	IBB	HBP	BLK	WP	HR	S	P	ERA	WHIP		
<b>Don Gullett, L</b> (1.1) ERA: 3.02	6.1	W	26	6	1	1	4	2	0	0	0	0	0	32	40	1.42	1.263		
<b>Pedro Borbon, R</b> (7.1) ERA: 0.9	2.2	S	10	3	0	0	3	0	0	0	0	0	0	16	16	0.00	1.125		

Batter	1	2	3	4	5	6	7	8	9	AB	R	H	RBI	BB	SO	LOB	BOTTOM		
<b>Pete Rose, S</b> (1.7) OBP: 0.396, SLG: 0.381										3	0	1	0	1	0	1	<b>Los Angeles Dodgers @ Cincinnati Reds</b> Riverfront Stadium, Cincinnati, OH Tue May 15 1973, 7:05 PM EDT Att: 11,731 - Unknown <a href="http://livebaseballscorecards.com">livebaseballscorecards.com</a>		
<b>Joe Morgan, L</b> (1.4) OBP: 0.443, SLG: 0.566										4	1	0	0	0	2	2			
<b>Johnny Bench, R</b> (1.2) OBP: 0.361, SLG: 0.491										3	1	0	0	1	0	2			
<b>Tony Perez, R</b> (1.3) OBP: 0.354, SLG: 0.473										3	2	2	3	0	0	0			
<b>Bobby Tolan, L</b> (1.8) OBP: 0.286, SLG: 0.365										3	0	0	0	0	2	0			
<b>Dave Concepcion, R</b> (1.6) OBP: 0.348, SLG: 0.505										3	0	0	0	0	0	0			
<b>Riche Scheinblum, S</b> (1.9) OBP: 0.303, SLG: 0.321										2	0	0	0	1	0	0			
<b>Cesar Geronimo, L</b> (8.9) OBP: 0.224, SLG: 0.250										0	0	0	0	0	0	0			
<b>Denis Menke, R</b> (1.5) OBP: 0.411, SLG: 0.257										3	0	0	0	0	1	1			
<b>Don Gullett, R</b> (1.1) OBP: 0.318, SLG: 0.125										1	0	0	0	1	1	1			
<b>Pedro Borbon, R</b> (7.1) OBP: 0.200, SLG: 0.200										1	0	0	0	0	0	0			
<b>Inning Stats</b>	R: 1 E: 1 K: 0 S: 4	H: 1 LOB: 1 BB: 0 P: 4	R: 0 E: 0 K: 0 S: 3	H: 0 LOB: 0 BB: 0 P: 3	R: 0 E: 0 K: 1 S: 4	H: 0 LOB: 0 BB: 1 P: 8	R: 1 E: 0 K: 1 S: 6	H: 1 LOB: 0 BB: 0 P: 6	R: 0 E: 0 K: 2 S: 8	H: 1 LOB: 1 BB: 1 P: 12	R: 0 E: 0 K: 0 S: 3	H: 0 LOB: 0 BB: 0 P: 3	R: 0 E: 0 K: 1 S: 5	H: 0 LOB: 1 BB: 1 P: 9	R: 0 E: 0 K: 1 S: 5	H: 0 LOB: 1 BB: 1 P: 9	1B: 1 2B: 0 3B: 0 HR: 2	SF: 0 SAC: 0 DP: 1 HBP: 0	WP: 1 PA: 30 PB: 0 SB: 0 CS: 0
<b>PITCHER</b>	IP	WLS	BF	H	R	ER	SO	BB	IBB	HBP	BLK	WP	HR	S	P	ERA	WHIP		
<b>Claude Osteen, L</b> (1.1) ERA: 3.98	6.0	L	23	3	4	3	5	3	0	0	0	0	0	30	42	4.50	1.000		
<b>Tommy John, L</b> (7.1) ERA: 3.0	2.0		7	0	0	0	1	1	0	0	0	0	0	8	12	0.00	0.500		



Batter	1	2	3	4	5	6	7	8	9	AB	R	H	RBI	BB	SO	LOB	TOP										
<b>Davey Lopes, R</b> OBP: 0.442, SLG: 0.397 (1, 4)										5	0	2	2	0	0	2	<b>Los Angeles Dodgers @ Cincinnati Reds</b> Riverfront Stadium, Cincinnati, OH Thu May 17 1973, 3:33 AM EDT Att: 11,433 - Unknown										
<b>Bill Buckner, L</b> OBP: 0.282, SLG: 0.327 (1, 3)										5	0	2	0	0	0	2											
<b>Manny Mota, R</b> OBP: 0.423, SLG: 0.430 <b>Tom Paciorek, R</b> OBP: 0.250, SLG: 0.293 (1, 7) (9, 7)										3	0	0	0	1	0	2											
<b>Willie Davis, L</b> OBP: 0.311, SLG: 0.467 (1, 8)										4	0	0	0	0	2	3											
<b>Joe Ferguson, R</b> OBP: 0.414, SLG: 0.589 <b>Steve Yeager, R</b> OBP: 0.456, SLG: 0.526 (1, 2) (9, PR) (9, 2)										4	0	1	0	0	2	0											
<b>Willie Crawford, L</b> OBP: 0.388, SLG: 0.378 (1, 9)										4	1	2	0	0	1	0											
<b>Ron Cey, R</b> OBP: 0.376, SLG: 0.414 (1, 5)										2	0	1	0	1	0	1											
<b>Bill Russell, R</b> OBP: 0.268, SLG: 0.307 (1, 6)										3	1	1	0	1	0	2											
<b>Don Sutton, R</b> OBP: 0.154, SLG: 0.120 <b>Steve Garvey, R</b> OBP: 0.217, SLG: 0.304 <b>Jim Brewer, L</b> OBP: 0.667, SLG: 0.667 <b>Pete Richert, L</b> (1, 1) (9, PH) (9, 1) (9, 1)										3	0	0	0	0	0	2											
<b>Inning Stats</b>	R: 0 E: 0 K: 1 S: 6	H: 1 LOB: 1 BB: 0 P: 6	R: 0 E: 0 K: 1 S: 6	H: 1 LOB: 1 BB: 0 P: 6	R: 0 E: 0 K: 0 S: 3	H: 0 LOB: 0 BB: 0 P: 3	R: 0 E: 0 K: 1 S: 5	H: 0 LOB: 0 BB: 0 P: 5	R: 0 E: 0 K: 0 S: 5	H: 2 LOB: 2 BB: 0 P: 5	R: 0 E: 0 K: 0 S: 3	H: 1 LOB: 0 BB: 0 P: 3	R: 0 E: 0 K: 1 S: 5	H: 0 LOB: 1 BB: 1 P: 9	R: 0 E: 1 K: 1 S: 6	H: 1 LOB: 2 BB: 1 P: 10		R: 3 E: 0 K: 0 S: 6	H: 3 LOB: 1 BB: 1 P: 10	1B: 8 2B: 2 3B: 0 HR: 0	SF: 0 SAC: 1 DP: 1 HBP: 0	WP: 0 PB: 0 CS: 1 SB: 0	PA: 38				
<b>PITCHER</b>	IP	WLS	BF	H	R	ER	SO	BB	IBB	HBP	BLK	WP	HR	S	P	ERA	WHIP										
<b>Clay Carroll, R</b> ERA: 7.56 (1, 1)	5.0		19	4	0	0	3	0	0	0	0	0	0	25	25	0.00	0.800										
<b>Tom Hall, L</b> ERA: 5.0 (6, 1)	3.0		12	2	0	0	2	1	1	0	0	0	0	14	22	0.00	1.000										
<b>Pedro Borbon, R</b> ERA: 1.64 (9, 1)	1.0	L	7	3	3	3	0	0	1	0	0	0	0	6	10	27.00	3.000										

AB	34
R	3
H	9
RBI	3
BB	3
SO	5
LOB	16



Batter	1	2	3	4	5	6	7	8	9	AB	R	H	RBI	BB	SO	LOB	BOTTOM										
<b>Pete Rose, S</b> OBP: 0.390, SLG: 0.378 <b>Pedro Borbon, R</b> OBP: 0.200, SLG: 0.200 <b>Bill Plummer, R</b> OBP: 0.200, SLG: 0.143 (1, 7) (9, 1) (9, PH)										3	1	2	0	1	0	0	<b>Los Angeles Dodgers @ Cincinnati Reds</b> Riverfront Stadium, Cincinnati, OH Thu May 17 1973, 3:33 AM EDT Att: 11,433 - Unknown										
<b>Joe Morgan, L</b> OBP: 0.439, SLG: 0.556 (1, 4)										4	0	1	0	0	0	2											
<b>Larry Stahl, L</b> OBP: 0.571, SLG: 0.647 (1, 8) (9, 7)										3	0	1	0	1	2	2											
<b>Johnny Bench, R</b> OBP: 0.351, SLG: 0.468 (1, 2)										4	0	1	1	0	1	4											
<b>Tony Perez, R</b> OBP: 0.336, SLG: 0.438 (1, 3)										3	0	0	0	1	1	4											
<b>Rchie Scheinblum, S</b> OBP: 0.275, SLG: 0.288 <b>Cesar Geronimo, L</b> OBP: 0.232, SLG: 0.247 <b>Phil Gagliano, R</b> OBP: 0.351, SLG: 0.226 <b>Don Guillert, R</b> OBP: 0.318, SLG: 0.125 (1, 9) (8, 9) (9, PH) (9, PR)										3	0	0	0	0	0	3											
<b>Denis Menke, R</b> OBP: 0.427, SLG: 0.257 (1, 5)										3	0	0	0	1	0	0											
<b>Darrel Chaney, S</b> OBP: 0.196, SLG: 0.119 <b>Dave Concepcion, R</b> OBP: 0.347, SLG: 0.495 (1, 6) (9, PH)										3	0	0	0	0	0	0											
<b>Clay Carroll, R</b> <b>Gene Locklear, L</b> OBP: 0.300, SLG: 0.222 <b>Tom Hall, L</b> <b>Bobby Tolan, L</b> OBP: 0.286, SLG: 0.361 (1, 1) (5, PH) (6, 1) (8, PH) (9, 8)										1	0	0	0	0	1	0											
<b>Inning Stats</b>	R: 0 E: 0 K: 0 S: 4	H: 1 LOB: 3 BB: 2 P: 12	R: 0 E: 0 K: 1 S: 5	H: 0 LOB: 0 BB: 0 P: 5	R: 0 E: 0 K: 3 S: 11	H: 2 LOB: 0 BB: 0 P: 11	R: 0 E: 0 K: 0 S: 3	H: 0 LOB: 0 BB: 0 P: 3	R: 0 E: 0 K: 1 S: 5	H: 0 LOB: 0 BB: 0 P: 5	R: 0 E: 0 K: 0 S: 3	H: 0 LOB: 0 BB: 0 P: 3	R: 1 E: 0 K: 0 S: 5	H: 2 LOB: 2 BB: 1 P: 9	R: 0 E: 0 K: 1 S: 5	H: 0 LOB: 2 BB: 2 P: 13		1B: 4 2B: 1 3B: 0 HR: 0	SF: 0 SAC: 0 DP: 0 HBP: 0	WP: 2 PB: 0 CS: 0	PA: 37						
<b>PITCHER</b>	IP	WLS	BF	H	R	ER	SO	BB	IBB	HBP	BLK	WP	HR	S	P	ERA	WHIP										
<b>Don Sutton, R</b> ERA: 2.38 (1, 1)	8.0	W	32	5	1	1	5	3	0	0	0	2	0	39	51	1.12	1.000										
<b>Jim Brewer, L</b> ERA: 2.18 (9, 1)	0.0		2	0	0	0	0	2	0	0	0	0	0	8	8	0.00	0.000										
<b>Pete Richert, L</b> ERA: 1.13 (9, 1)	1.0	S	3	0	0	0	1	0	0	0	0	0	0	5	5	0.00	0.000										




Batter	1	2	3	4	5	6	7	8	9	AB	R	H	RBI	BB	SO	LOB	TOP								
Davey Lopes, R OBP: 0.451, SLG: 0.438 (1, 4)	F5		2B		F4			SH5-3 1B SF7	F9 2B	5	1	3	0	0	0	0	<b>Los Angeles Dodgers @ Atlanta Braves</b> Atlanta Stadium, Atlanta, GA Fri May 18 1973, 7:05 PM EDT Att: 10,181 - Unknown								
Bill Buckner, L OBP: 0.266, SLG: 0.329 (1, 3)	G6-4-3 1B		F1		K			SH5-3 2B 1B	K	5	1	2	0	0	2	2									
Willie Davis, L OBP: 0.304, SLG: 0.455 (1, 8)	G6-4-3 1-2		K		K			SH5-3 1B	F9	4	0	0	0	0	1	3									
Joe Ferguson, R OBP: 0.414, SLG: 0.580 Tom Paciorek, R OBP: 0.250, SLG: 0.293 (9, 7)		F8	BB		6-3			SF7	PO IBB	2	0	0	1	2	0	0									
Willie Crawford, L OBP: 0.391, SLG: 0.391 (1, 9)		F9	F7					3-H 1B 2B	PO	4	1	2	1	0	0	2									
Ron Cey, R OBP: 0.380, SLG: 0.412 (1, 5)				F9				2-H 1B	IBB	3	0	1	0	1	0	1									
Bill Russell, R OBP: 0.273, SLG: 0.312 (1, 6)					5-3				F7 IBB 1B	4	0	2	1	0	0	0									
Steve Yeager, R OBP: 0.464, SLG: 0.476 (1, 2)					F5				6-3 IBB	2	0	0	0	1	0	0									
Andy Messersmith, R OBP: 0.148, SLG: 0.148 Manny Mota, R OBP: 0.418, SLG: 0.425 Charlie Hough, R OBP: 0.667, SLG: 0.667 (8, 1)	FC1-2				F2				6-3 F3	3	0	0	0	0	0	3									
Jim Brewer, L OBP: 0.667, SLG: 0.667 (8, 1)										1	0	0	0	0	0	0									
<b>Inning Stats</b>	R: 0 E: 0 K: 0 S: 3	H: 1 LOB: 0 BB: 0 P: 3	R: 0 E: 0 K: 0 S: 5	H: 2 LOB: 3 BB: 0 P: 6	R: 0 E: 0 K: 1 S: 6	H: 1 LOB: 2 BB: 1 P: 10	R: 0 E: 0 K: 0 S: 3	H: 0 LOB: 0 BB: 0 P: 3	R: 0 E: 0 K: 1 S: 5	H: 0 LOB: 0 BB: 0 P: 5	R: 0 E: 0 K: 0 S: 4	H: 1 LOB: 1 BB: 0 P: 4	R: 0 E: 0 K: 0 S: 3	H: 0 LOB: 0 BB: 0 P: 3	R: 3 E: 0 K: 0 S: 7	H: 4 LOB: 3 BB: 2 P: 15	R: 0 E: 0 K: 1 S: 5	H: 1 LOB: 1 BB: 1 P: 9	1B: 7 2B: 3 3B: 0 HR: 0	SF: 1 SAC: 1 DP: 1 HBP: 1	WP: 0 PB: 0 SB: 0 CS: 0	PA: 41			
<b>PITCHER</b>	IP	WLS	BF	H	R	ER	SO	BB	IBB	HBP	BLK	WP	HR	S	P	ERA	WHIP								
Ron Reed, R ERA: 4.12 (1, 1)	7.0		29	7	2	2	2	1	0	1	0	0	0	31	36	2.57	1.143								
Roric Harrison, R ERA: 2.0 (8, 1)	1.0	L	8	3	1	1	0	0	2	0	0	0	0	6	14	9.00	3.000								
Tom House, L ERA: 3.12 (9, 1)	1.0		3	0	0	0	1	0	1	0	0	0	0	4	8	0.00	0.000								

AB	33
R	3
H	10
RBI	3
BB	4
SO	3
LOB	14



Batter	1	2	3	4	5	6	7	8	9	AB	R	H	RBI	BB	SO	LOB	BOTTOM								
Ralph Garr, L OBP: 0.269, SLG: 0.291 (1, 9)	F8		F8		4-3			F9		5	0	1	0	0	0	0	<b>Los Angeles Dodgers @ Atlanta Braves</b> Atlanta Stadium, Atlanta, GA Fri May 18 1973, 7:05 PM EDT Att: 10,181 - Unknown								
Johnny Oates, L OBP: 0.284, SLG: 0.312 (1, 2)	K				4-3				1B F8	5	0	1	0	0	1	1									
Darrell Evans, L OBP: 0.349, SLG: 0.515 (1, 5)	HR		K		E			K		4	1	2	1	0	2	1									
Hank Aaron, R OBP: 0.382, SLG: 0.575 Rod Gilbreath, R OBP: 0.342, SLG: 0.347 Larvell Blanks, R OBP: 0.278, SLG: 0.235 (8, PR)					FC6-4 1B			E BB	FC6-4 BB	1	0	1	0	3	0	0									
Dusty Baker Jr., R OBP: 0.347, SLG: 0.466 (1, 8)	4-3				FC6-4 1B SF8			E5	FC6-4 1B	4	1	0	0	0	0	5									
Mike Lum, L OBP: 0.366, SLG: 0.464 (1, 3)		G6-4-3 1B			IBB 1B			G3	G5-4-3 1B	4	0	3	0	0	0	3									
Davey Johnson, R OBP: 0.378, SLG: 0.424 (1, 4)	G6-4-3 1-2				IBB				G5-4-3 1-2	3	0	0	0	1	0	3									
Sonny Jackson, L OBP: 0.233, SLG: 0.179 (9, 7)	4-3				SF8				F7	3	0	0	1	0	0	0									
Ron Reed, R OBP: 0.136, SLG: 0.136 Roric Harrison, R OBP: 0.136, SLG: 0.136 Tom House, L OBP: 0.375, SLG: 0.250 (8, PH)					5-3 F8				F6	3	0	0	0	0	0	2									
Dick Dietz, R OBP: 0.375, SLG: 0.250 (8, PH)										1	0	0	0	0	0	0									
<b>Inning Stats</b>	R: 1 E: 0 K: 1 S: 6	H: 1 LOB: 1 BB: 1 P: 10	R: 0 E: 0 K: 0 S: 3	H: 1 LOB: 0 BB: 0 P: 3	R: 0 E: 0 K: 1 S: 6	H: 1 LOB: 1 BB: 0 P: 6	R: 1 E: 0 K: 0 S: 5	H: 2 LOB: 2 BB: 1 P: 9	R: 0 E: 0 K: 0 S: 3	H: 0 LOB: 0 BB: 0 P: 3	R: 0 E: 0 K: 1 S: 5	H: 0 LOB: 0 BB: 0 P: 5	R: 0 E: 0 K: 0 S: 3	H: 0 LOB: 0 BB: 0 P: 5	R: 0 E: 0 K: 0 S: 3	H: 1 LOB: 2 BB: 1 P: 7	R: 0 E: 0 K: 0 S: 4	H: 1 LOB: 1 BB: 0 P: 4	1B: 6 2B: 1 3B: 0 HR: 1	SF: 1 SAC: 0 DP: 2 HBP: 0	WP: 0 PB: 0 SB: 0 CS: 0	PA: 38			
<b>PITCHER</b>	IP	WLS	BF	H	R	ER	SO	BB	IBB	HBP	BLK	WP	HR	S	P	ERA	WHIP								
Andy Messersmith, R ERA: 3.34 Charlie Hough, R ERA: 2.63 Jim Brewer, L ERA: 1.99 (8, 1)	7.0		30	6	2	2	3	2	1	0	0	0	0	33	45	2.57	1.143								
Charlie Hough, R ERA: 2.63 (8, 1)	0.0		1	0	0	0	0	1	0	0	0	0	0	4	4	-	-								
Jim Brewer, L ERA: 1.99 (8, 1)	2.0	S	7	2	0	0	0	0	0	0	0	0	0	7	7	0.00	1.000								

AB	33
R	2
H	8
RBI	2
BB	4
SO	3
LOB	15



Batter	1	2	3	4	5	6	7	8	9	10	11	12	13	AB	R	H	RBI	BB	SO	LOB	TOP						
Davey Lopes, R OBP: 0.459, SLG: 0.463 (1, 4)	F2		1-3			1B 1B	1B 2B 1B		4-3 2B	F6			S 1B	7	2	4	0	0	0	2							
Bill Buckner, L OBP: 0.291, SLG: 0.333 (1, 3)	G6-4-3 1B			F7		1B E 1B	2B 2B 1B		4-3		F6		F2	7	2	3	1	0	0	2							
Manny Mota, R OBP: 0.421, SLG: 0.440 Tom Paciorek, R OBP: 0.239, SLG: 0.279 (7, 7)	G6-4-3			F8		E4 1B	2B 2B		L6		F8			4	1	2	2	0	0	1							
Wille Davis, L OBP: 0.316, SLG: 0.466 (1, 8)		1B				F8			FC5-4 1BB		3-1			5	0	3	2	1	0	1							
Joe Ferguson, R OBP: 0.411, SLG: 0.566 (1, 2)		L7		5-3		K			FC5-4 1-2			SH5-4 1B SF7		5	1	1	0	1	1	5							
Willie Crawford, L OBP: 0.381, SLG: 0.380 (1, 9)		F8			4-3	1-3	K			F8		SH5-4 1B		6	0	1	0	0	1	4							
Ron Cey, R OBP: 0.373, SLG: 0.398 (1, 5)	F4				F8		K	K		1B BB		SH5-4		4	0	0	0	1	2	1							
Bill Russell, R OBP: 0.275, SLG: 0.321 (1, 6)			6-3			1B 1B 2B	F6			F7		SF7		5	1	2	1	0	0	1							
Tommy John, R OBP: 0.165, SLG: 0.277 George Culver, R (8, 1)			F8			F7		5-3		1-3		K		4	0	0	0	0	1	2							
Pete Richert, L OBP: 0.103, SLG: 0.103 Steve Sarvey, R OBP: 0.238, SLG: 0.238 Charlie Hough, R OBP: 0.267, SLG: 0.267 (12, 1)														0	0	0	0	0	0	0							
Inning Stats	R: 0 E: 0 K: 0 S: 3	H: 1 LOB: 0 BB: 0 P: 3	R: 0 E: 0 K: 0 S: 4	H: 1 LOB: 1 BB: 0 P: 4	R: 0 E: 0 K: 0 S: 4	H: 1 LOB: 1 BB: 0 P: 4	R: 2 E: 1 K: 1 S: 8	H: 3 LOB: 1 BB: 0 P: 8	R: 4 E: 0 K: 3 S: 14	H: 5 LOB: 2 BB: 1 P: 18	R: 0 E: 0 K: 1 S: 5	H: 0 LOB: 0 BB: 0 P: 5	R: 0 E: 0 K: 0 S: 4	H: 1 LOB: 2 BB: 1 P: 8	R: 0 E: 0 K: 0 S: 3	H: 0 LOB: 0 BB: 0 P: 3	R: 1 E: 0 K: 1 S: 7	H: 2 LOB: 1 BB: 0 P: 7	R: 0 E: 0 K: 0 S: 2	H: 1 LOB: 1 BB: 0 P: 2	1B: 13 2B: 4 3B: 0 HR: 0	SF: 1 SAC: 1 DP: 1 HBP: 0	W/P: 0 P/B: 0 SB: 1 CS: 0	PA: 56			
PITCHER	IP	WLS	BF	H	R	ER	SO	BB	IBB	HBP	BLK	WP	HR	S	P	ERA	WHIP										
Carl Morton, R ERA: 2.89 (1, 1)	6.2		29	10	5	4	3	0	0	0	0	0	0	35	35	5.40	1.500										
Tom House, L ERA: 4.0 (7, 1)	0.1		4	2	1	1	1	0	1	0	0	0	0	5	9	27.00	6.000										
Tom Kelley, R ERA: 3.48 (8, 1)	1.0		3	0	0	0	1	0	0	0	0	0	0	5	5	0.00	0.000										
Ron Schueter, R ERA: 3.92 (9, 1)	4.1		20	5	1	1	1	1	1	0	0	0	0	20	28	2.08	1.385										

Los Angeles Dodgers @ Atlanta Braves  
Atlanta Stadium, Atlanta, GA  
Sat May 19 1973, 7:05 PM EDT  
Att: 7,046 - Unknown

AB 51  
R 7  
H 17  
RBI 6  
BB 3  
SO 6  
LOB 21



Batter	1	2	3	4	5	6	7	8	9	10	11	12	13	AB	R	H	RBI	BB	SO	LOB	BOTTOM						
Ralph Carr, L OBP: 0.258, SLG: 0.279 (1, 9)	6-3			6-3		6-3		K			F7			6	0	0	0	0	1	2							
Marty Perez, R OBP: 0.355, SLG: 0.352 Sonny Jackson, L OBP: 0.227, SLG: 0.175 (10, 6)	6-3			F8		1B 1B		F8	1-4 BB		6-3			4	0	1	0	1	0	0							
Darrell Evans, L OBP: 0.348, SLG: 0.529 (1, 5)	K			HR		F9		BB 1B	1-4 1-2		F3			6	2	2	1	0	1	2							
Hank Aaron, R OBP: 0.387, SLG: 0.564 (1, 7)		F8				HR		1B 1B	1-2 1B		K			4	1	1	0	2	2	1							
Dusty Baker Jr., R OBP: 0.340, SLG: 0.453 (1, 8)		F3		5-3		BB		1B BB	1-2 2H		K			6	1	1	1	0	2	3							
Davey Johnson, R OBP: 0.389, SLG: 0.434 (1, 4)		F8				F8 2B		5-3	HBP 2B 1B		1B BB		2B HBP	4	2	2	1	1	0	0							
Mike Lum, L OBP: 0.374, SLG: 0.472 (1, 3)			2-3			F8		FC3-6 1B	1-2 2H 3H		K		2B	5	1	2	1	0	1	2							
Johnny Oates, L OBP: 0.277, SLG: 0.305 Dick Dietz, R OBP: 0.400, SLG: 0.333 (8, PH)				F3		1-3		FC3-6	1-2 2H 3H		2B		2B	3	0	0	0	0	0	2							
Ron Reed, R OBP: 0.136, SLG: 0.136 Paul Casanova, R OBP: 0.217, SLG: 0.227 (8, 2)				F3		1-3		FC3-6	1-2		1B		1BB	1	0	1	3	0	0	0							
Carl Morton, R OBP: 0.258, SLG: 0.182 Tom House, L (7, PH)				K		1-3		F9	1-2 2H 3H		K		K	2	0	0	0	0	1	1							
Oscar Brown, R OBP: 0.333, SLG: 0.333 (8, 1)				K		1-3		F9	1-2 2H 3H		K		K	0	0	0	0	0	0	1							
Rod Clement, R OBP: 0.150, SLG: 0.150 Ron Schueter, R OBP: 0.267, SLG: 0.267 (8, 1)				K		1-3		F9	1-2 2H 3H		K		K	0	0	0	0	0	0	0							
Inning Stats	R: 0 E: 0 K: 1 S: 5	H: 0 LOB: 0 BB: 0 P: 5	R: 0 E: 0 K: 0 S: 3	H: 0 LOB: 0 BB: 0 P: 3	R: 0 E: 0 K: 1 S: 5	H: 0 LOB: 0 BB: 0 P: 5	R: 1 E: 0 K: 0 S: 4	H: 1 LOB: 1 BB: 1 P: 8	R: 0 E: 0 K: 0 S: 5	H: 2 LOB: 2 BB: 0 P: 5	R: 0 E: 0 K: 0 S: 4	H: 1 LOB: 1 BB: 1 P: 8	R: 0 E: 0 K: 3 S: 10	H: 1 LOB: 2 BB: 1 P: 14	R: 0 E: 0 K: 0 S: 3	H: 0 LOB: 0 BB: 0 P: 3	R: 1 E: 0 K: 3 S: 10	H: 1 LOB: 2 BB: 1 P: 15	1B: 7 2B: 4 3B: 0 HR: 1	SF: 0 SAC: 0 DP: 1 HBP: 2	W/P: 0 P/B: 0 SB: 0 CS: 0	PA: 54					
PITCHER	IP	WLS	BF	H	R	ER	SO	BB	IBB	HBP	BLK	WP	HR	S	P	ERA	WHIP										
Tommy John, L ERA: 3.3 (1, 1)	7.2		32	7	4	4	3	2	0	0	0	0	0	36	44	4.70	1.174										
George Culver, R ERA: 2.65 (8, 1)	0.0		1	1	0	0	0	0	0	0	0	0	0	1	1	=	=										
Pete Richert, L ERA: 1.99 (8, 1)	3.1		15	2	2	2	4	2	1	1	0	0	0	19	32	5.40	1.200										
Charlie Hough, R ERA: 3.14 (12, 1)	0.2		5	1	1	1	2	0	1	1	0	0	0	7	12	13.50	1.500										
Jim Brewer, L ERA: 1.96 (12, 1)	0.1		1	0	0	0	1	0	0	0	0	0	0	3	3	0.00	0.000										

Los Angeles Dodgers @ Atlanta Braves  
Atlanta Stadium, Atlanta, GA  
Sat May 19 1973, 7:05 PM EDT  
Att: 7,046 - Unknown

AB 46  
R 7  
H 11  
RBI 7  
BB 6  
SO 10  
LOB 18





Batter	1	2	3	4	5	6	7	8	9	10	AB	R	H	RBI	BB	SO	LOB	TOP	
Davey Lopes, R OBP: 0.441, SLG: 0.440 (1.4)											4	0	0	0	0	1	2	<b>Los Angeles Dodgers @ Atlanta Braves</b> Atlanta Stadium, Atlanta, GA Sun May 20 1973, 3:33 AM EDT Unknown	
Bill Buckner, L OBP: 0.291, SLG: 0.331 (1.3)											4	0	1	0	0	1	0		
Manny Mota, R OBP: 0.404, SLG: 0.420 Tom Paciorek, R OBP: 0.239, SLG: 0.279 (1.7) (9.7)											4	0	0	0	0	0	1		
Wille Davis, L OBP: 0.309, SLG: 0.455 (1.8)											4	0	0	0	0	1	0		
Joe Ferguson, R OBP: 0.413, SLG: 0.556 (1.2)											2	1	0	0	2	0	0		
Wille Crawford, L OBP: 0.371, SLG: 0.368 (1.9)											4	0	0	0	0	1	2		
Ron Cey, R OBP: 0.370, SLG: 0.394 (1.5)											4	0	1	0	0	0	3		
Bill Russell, R OBP: 0.275, SLG: 0.315 (1.6)											3	1	0	0	1	0	2		
Claude Osteen, L OBP: 0.150, SLG: 0.056 Steve Garvey, R OBP: 0.229, SLG: 0.333 George Culver, R (8.1)											1	0	0	0	0	0	0		
<b>Inning Stats</b>	R: 0 E: 0 K: 1 S: 5	H: 1 LOB: 0 BB: 0 P: 5	R: 0 E: 0 K: 1 S: 5	H: 0 LOB: 0 BB: 0 P: 5	R: 0 E: 0 K: 0 S: 3	H: 1 LOB: 1 BB: 0 P: 4	R: 0 E: 0 K: 0 S: 3	H: 0 LOB: 0 BB: 0 P: 3	R: 0 E: 0 K: 1 S: 5	H: 0 LOB: 0 BB: 0 P: 5	R: 2 E: 0 K: 0 S: 4	H: 1 LOB: 1 BB: 2 P: 12	R: 0 E: 0 K: 1 S: 5	H: 0 LOB: 0 BB: 0 P: 5	R: 0 E: 0 K: 0 S: 3	H: 0 LOB: 1 BB: 1 P: 7	1B: 2 2B: 1 3B: 0 HR: 0		SF: 0 SAC: 1 DP: 2 HBP: 0
<b>PITCHER</b> Phil Niekro, R ERA: 2.82 (1.1)	IP: 10.0 WLS: 7 BF: 35 H: 3 R: 2 ER: 2 SO: 4 BB: 3 IBB: 0 HBP: 0 BLK: 0 WP: 0 HR: 0 S: 40 P: 52 ERA: 1.80 WHIP: 0.600																		

Batter	1	2	3	4	5	6	7	8	9	10	AB	R	H	RBI	BB	SO	LOB	BOTTOM					
Ralph Garr, L OBP: 0.263, SLG: 0.283 (1.9)											5	1	2	1	0	0	2	<b>Los Angeles Dodgers @ Atlanta Braves</b> Atlanta Stadium, Atlanta, GA Sun May 20 1973, 3:33 AM EDT Unknown					
Marty Perez, R OBP: 0.352, SLG: 0.343 (1.6)											3	0	0	0	1	0	0						
Darrell Evans, L OBP: 0.358, SLG: 0.546 (1.5) (8.3)											3	0	2	0	1	0	0						
Hank Aaron, R OBP: 0.387, SLG: 0.553 (1.7)											4	0	1	1	1	0	2						
Dusty Baker Jr., R OBP: 0.331, SLG: 0.441 (1.8)											4	0	0	0	0	0	3						
Davey Johnson, R OBP: 0.386, SLG: 0.450 (1.4)											4	1	1	1	0	1	2						
Dick Dietz, R OBP: 0.464, SLG: 0.364 Rod Gilbreath, R OBP: 0.346, SLG: 0.342 (7. PR) (8.5)											1	0	1	0	2	0	0						
Johnny Oates, L OBP: 0.277, SLG: 0.303 (1.2)											4	0	1	0	0	1	3						
Phil Niekro, R OBP: 0.273, SLG: 0.364 (1.1)											3	0	1	0	0	2	1						
<b>Inning Stats</b>	R: 0 E: 0 K: 0 S: 4	H: 1 LOB: 1 BB: 1 P: 4	R: 0 E: 0 K: 1 S: 5	H: 0 LOB: 1 BB: 1 P: 9	R: 0 E: 0 K: 1 S: 5	H: 0 LOB: 0 BB: 0 P: 5	R: 0 E: 0 K: 0 S: 3	H: 1 LOB: 0 BB: 0 P: 3	R: 0 E: 0 K: 1 S: 6	H: 1 LOB: 2 BB: 2 P: 10	R: 0 E: 0 K: 0 S: 3	H: 0 LOB: 2 BB: 2 P: 11	R: 1 E: 0 K: 0 S: 4	H: 2 LOB: 1 BB: 0 P: 4	R: 0 E: 0 K: 0 S: 3	H: 0 LOB: 0 BB: 0 P: 3	R: 1 E: 0 K: 1 S: 7		H: 2 LOB: 1 BB: 0 P: 7	R: 1 E: 0 K: 0 S: 3	H: 2 LOB: 2 BB: 1 P: 7	1B: 7 2B: 0 3B: 1 HR: 1	SF: 0 SAC: 3 DP: 1 HBP: 0
<b>PITCHER</b> Claude Osteen, L ERA: 3.67 George Culver, R ERA: 3.26 (1.1) (8.1)	IP: 7.0 WLS: 2 BF: 28 H: 5 R: 1 ER: 1 SO: 3 BB: 3 IBB: 1 HBP: 0 BLK: 0 WP: 0 HR: 0 S: 30 P: 46 ERA: 1.29 WHIP: 1.143																						

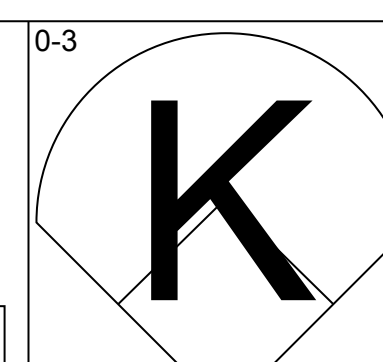
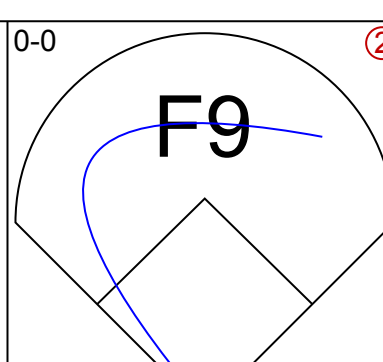
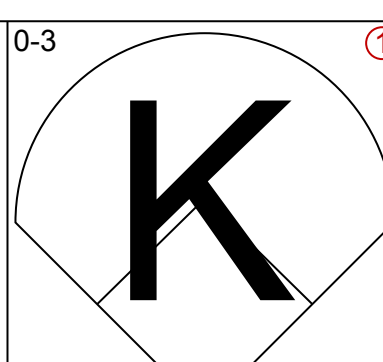
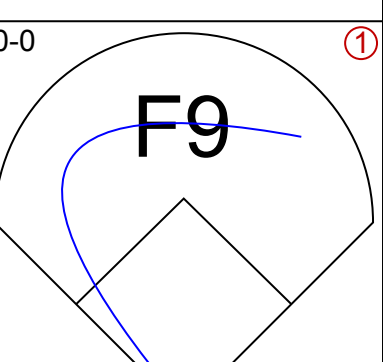
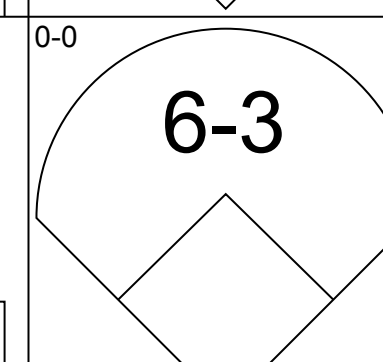
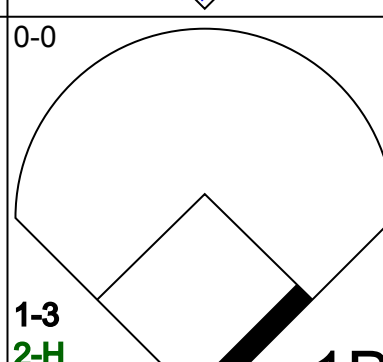
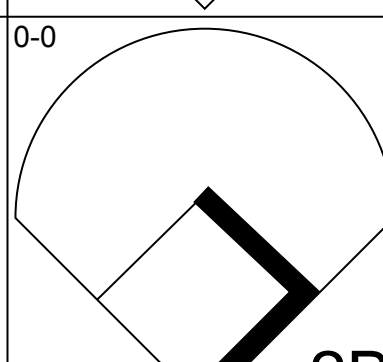
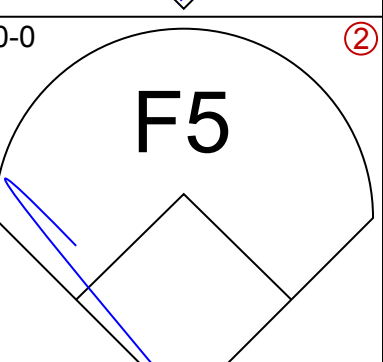
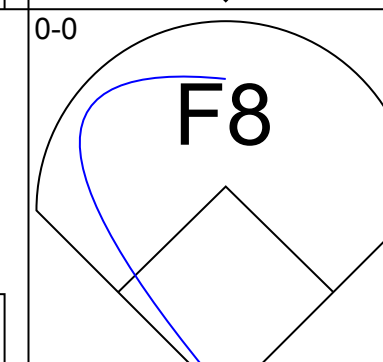
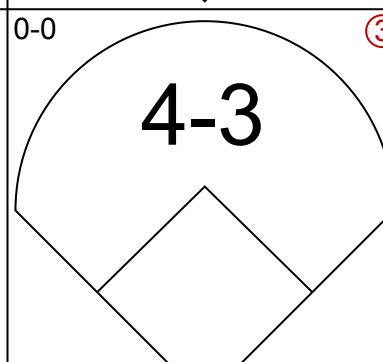
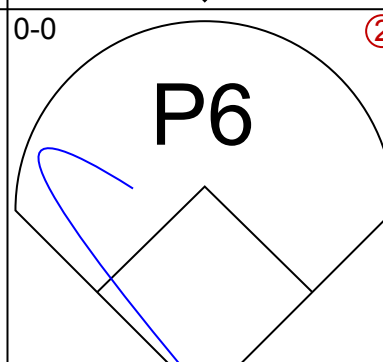
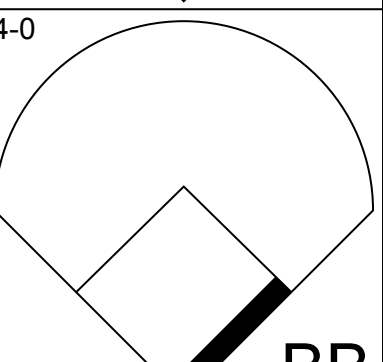
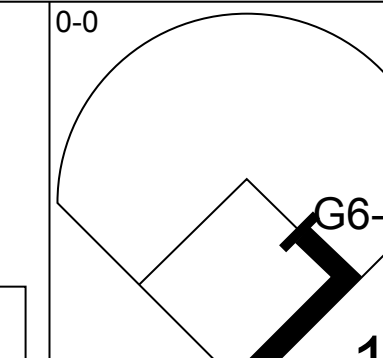
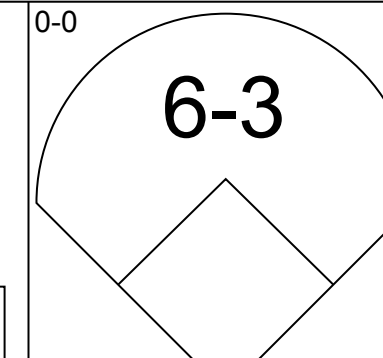
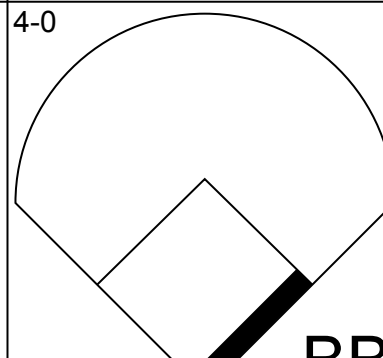
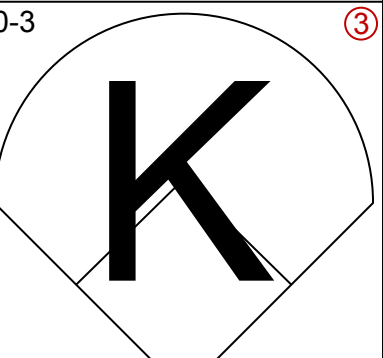

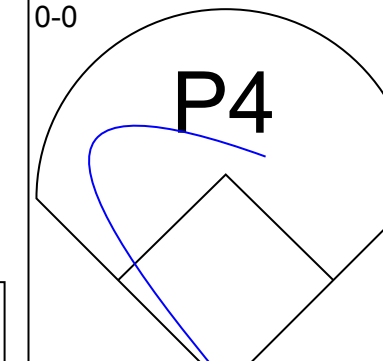
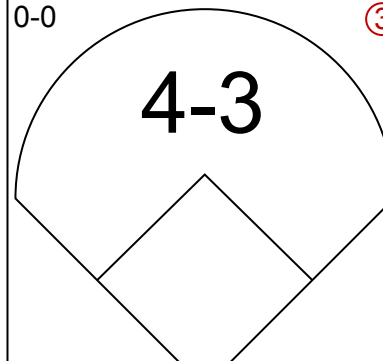
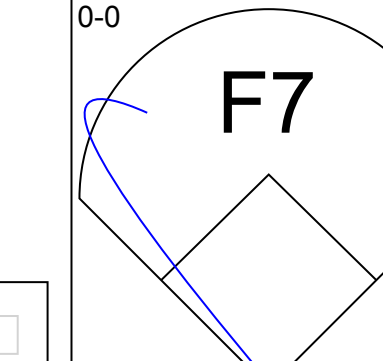

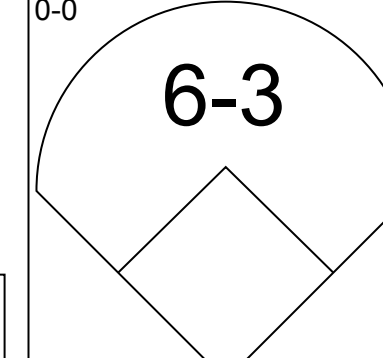
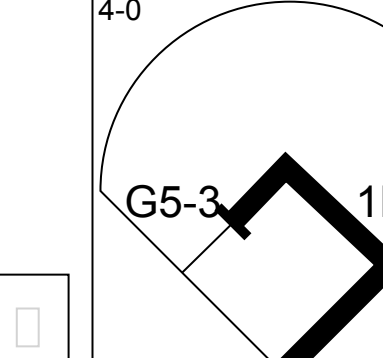
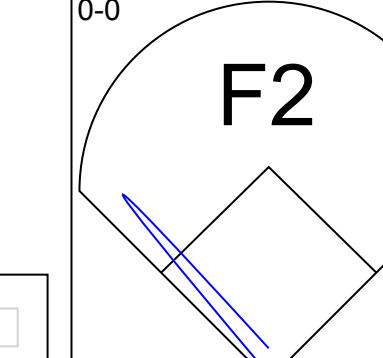
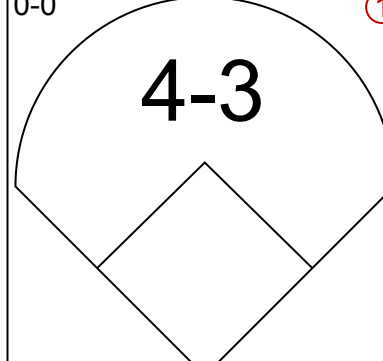
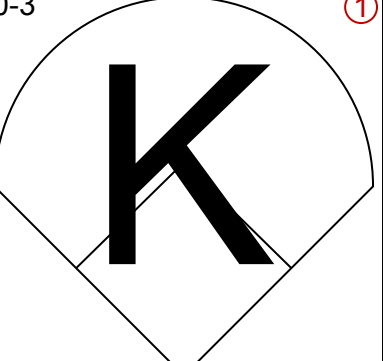
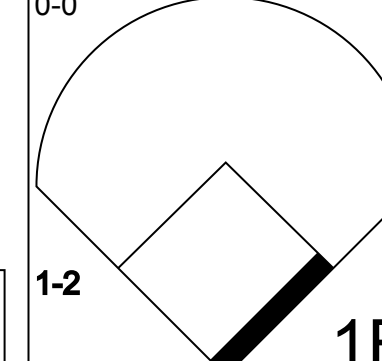
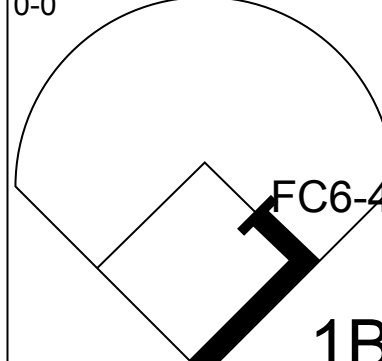
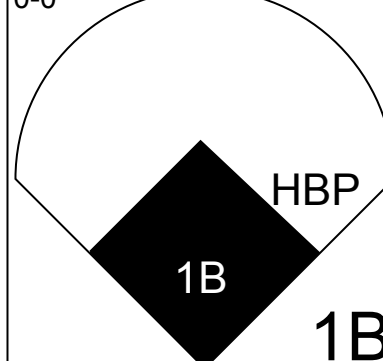
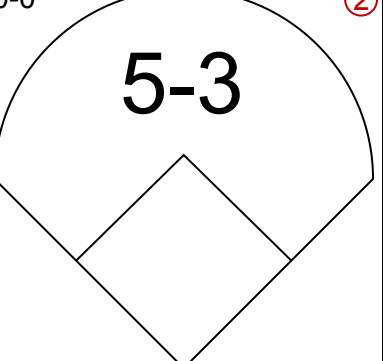
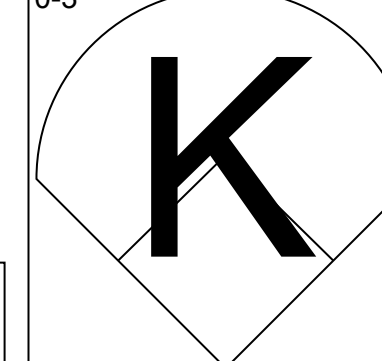
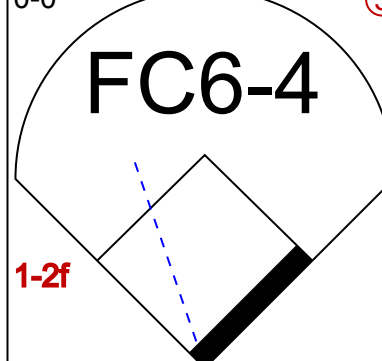
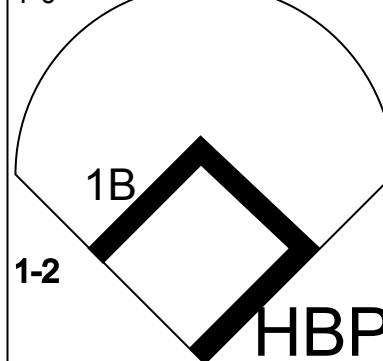
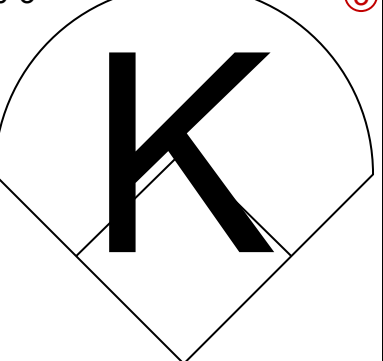
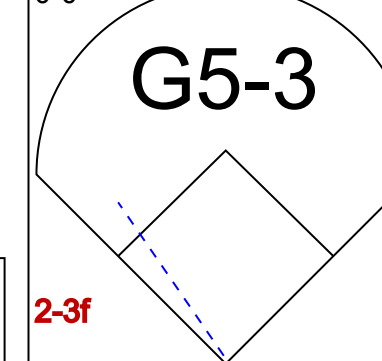
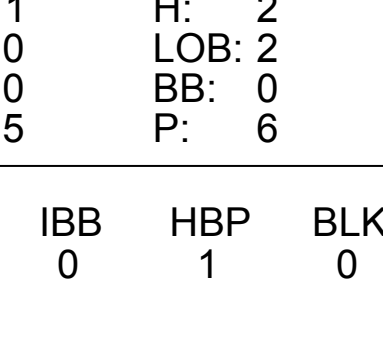
Batter	1	2	3	4	5	6	7	8	9	AB	R	H	RBI	BB	SO	LOB	TOP					
Davey Lopes, R OBP: 0.439, SLG: 0.438 (1,4)										5	2	2	0	0	0	0	<b>Los Angeles Dodgers @ Atlanta Braves</b> Atlanta Stadium, Atlanta, GA Sun May 20 1973, 3:38 AM EDT Att: 21,570 - Unknown					
Bill Buckner, L OBP: 0.304, SLG: 0.345 (1,3)										5	1	4	0	0	0	1						
Willie Davis, L OBP: 0.311, SLG: 0.450 (1,8)										4	0	1	0	0	0	3						
Joe Ferguson, R OBP: 0.413, SLG: 0.580 (8,9)										5	2	2	3	0	1	3						
Willie Crawford, L OBP: 0.381, SLG: 0.370 Tom Paciorek, R OBP: 0.234, SLG: 0.273 (8,7)									2	2	1	0	2	0	1	1						
Ron Cey, R OBP: 0.373, SLG: 0.420 (1,5)										4	1	2	3	0	0	1						
Bill Russell, R OBP: 0.280, SLG: 0.320 (1,6)									4	0	2	1	0	0	1							
Steve Yeager, R OBP: 0.469, SLG: 0.458 (1,2)									3	0	1	0	1	0	1							
Al Downing, R OBP: 0.056, SLG: 0.056 (1,1)									4	0	0	0	0	0	3							
<b>Inning Stats</b>	R: 4 E: 1 K: 0 S: 8	H: 4 LOB: 2 BB: 1 P: 12	R: 0 E: 0 K: 0 S: 4	H: 2 LOB: 1 BB: 0 P: 4	R: 1 E: 0 K: 0 S: 5	H: 3 LOB: 1 BB: 0 P: 5	R: 1 E: 1 K: 1 S: 7	H: 2 LOB: 1 BB: 0 P: 7	R: 0 E: 1 K: 0 S: 2	H: 0 LOB: 0 BB: 1 P: 6	R: 0 E: 0 K: 0 S: 3	H: 1 LOB: 0 BB: 0 P: 3	R: 0 E: 0 K: 0 S: 2	H: 1 LOB: 2 BB: 1 P: 7	R: 0 E: 0 K: 0 S: 3	H: 0 LOB: 0 BB: 0 P: 3		R: 2 E: 1 K: 1 S: 7	H: 2 LOB: 0 BB: 0 P: 7	1B: 12 2B: 2 3B: 0 HR: 2	SF: 0 SAC: 0 DP: 2 HBP: 1	WP: 1 PB: 0 CS: 2
<b>PITCHER</b>	IP WLS BF H R ER SO BB IBB HBP BLK WP HR S P ERA WHIP																					
Gary Gentry, R ERA: 3.59 (1,1)	2.1 L 16 8 5 5 0 1 0 0 0 0 1 1 15 19 19.29 3.857																					
Tom Kelley, R ERA: 2.54 (3,1)	2.1 10 3 1 0 1 1 0 0 0 0 0 0 11 15 0.00 1.714																					
Tom House, L ERA: 3.18 (5,1)	2.1 7 2 0 0 0 1 0 0 1 0 0 0 5 10 0.00 1.286																					
Danny Frisella, R ERA: 3.86 (8,1)	1.0 3 0 0 0 0 0 0 0 0 0 0 0 3 3 0.00 0.000																					
Ron Schueler, R ERA: 4.57 (9,1)	1.0 5 2 2 2 1 0 0 0 0 0 0 1 7 7 18.00 2.000																					
<b>Batter</b>	<b>1</b>	<b>2</b>	<b>3</b>	<b>4</b>	<b>5</b>	<b>6</b>	<b>7</b>	<b>8</b>	<b>9</b>	<b>AB</b>	<b>R</b>	<b>H</b>	<b>RBI</b>	<b>BB</b>	<b>SO</b>	<b>LOB</b>	<b>BOTTOM</b>					
Ralph Garr, L OBP: 0.256, SLG: 0.276 (1,9)										4	0	0	0	0	0	0	<b>Los Angeles Dodgers @ Atlanta Braves</b> Atlanta Stadium, Atlanta, GA Sun May 20 1973, 3:38 AM EDT Att: 21,570 - Unknown					
Marty Perez, R OBP: 0.348, SLG: 0.339 (1,6)										4	1	1	0	0	0	0						
Darrell Evans, L OBP: 0.367, SLG: 0.590 (1,5)										3	2	2	3	1	0	0						
Dusty Baker Jr., R OBP: 0.323, SLG: 0.429 (1,8)										4	0	0	0	0	1	1						
Davey Johnson, R OBP: 0.379, SLG: 0.441 (1,4)										3	0	0	0	0	0	0						
Oscar Brown, R OBP: 0.289, SLG: 0.310 (1,7)										3	0	0	0	0	0	0						
Dick Dietz, R OBP: 0.452, SLG: 0.333 (1,3)									2	0	0	0	1	0	0	0						
Paul Casanova, R OBP: 0.192, SLG: 0.200 (1,2)									3	0	0	0	0	0	1	0						
Gary Gentry, R OBP: 0.328, SLG: 0.292 (3,1)									0	0	0	0	0	0	0	0						
Tom Kelley, R OBP: 0.300, SLG: 0.222 (8,9)										1	0	0	0	0	0	0						
Danny Frisella, L OBP: 0.333, SLG: 0.333 (9,1)										1	0	0	0	0	0	0						
<b>Inning Stats</b>	R: 0 E: 0 K: 0 S: 3	H: 0 LOB: 0 BB: 0 P: 3	R: 0 E: 0 K: 0 S: 3	H: 0 LOB: 0 BB: 0 P: 3	R: 0 E: 0 K: 0 S: 3	H: 0 LOB: 0 BB: 0 P: 3	R: 1 E: 0 K: 0 S: 4	H: 1 LOB: 0 BB: 0 P: 4	R: 0 E: 0 K: 0 S: 3	H: 0 LOB: 0 BB: 0 P: 3	R: 0 E: 0 K: 1 S: 5	H: 0 LOB: 0 BB: 0 P: 5	R: 2 E: 0 K: 0 S: 5	H: 2 LOB: 0 BB: 0 P: 5	R: 0 E: 0 K: 0 S: 2	H: 0 LOB: 1 BB: 1 P: 6	R: 0 E: 0 K: 1 S: 5	H: 0 LOB: 1 BB: 1 P: 9	1B: 1 2B: 0 3B: 0 HR: 2	SF: 0 SAC: 0 DP: 1 HBP: 0	WP: 0 PB: 0 CS: 0	PA: 31
<b>PITCHER</b>	IP WLS BF H R ER SO BB IBB HBP BLK WP HR S P ERA WHIP																					
Al Downing, L ERA: 2.54 (1,1)	9.0 W 31 3 3 3 2 2 0 0 0 0 0 2 33 41 3.00 0.556																					

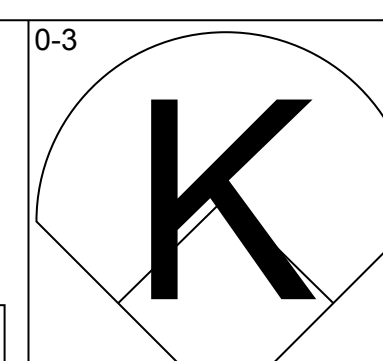
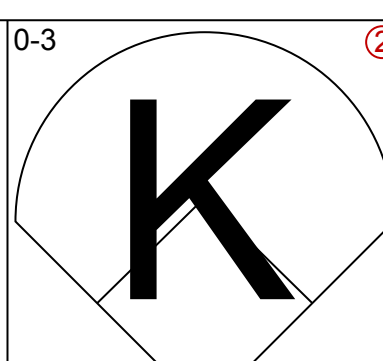
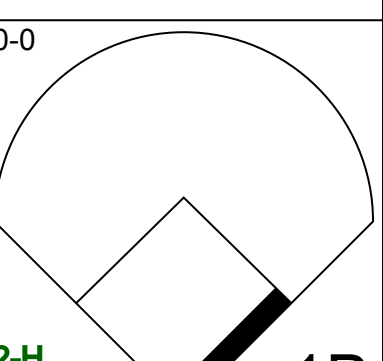
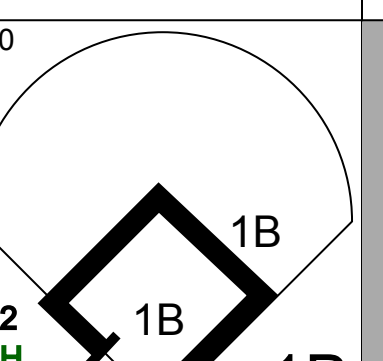
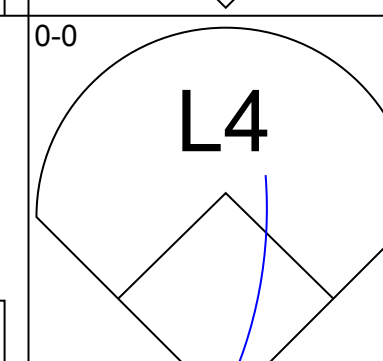
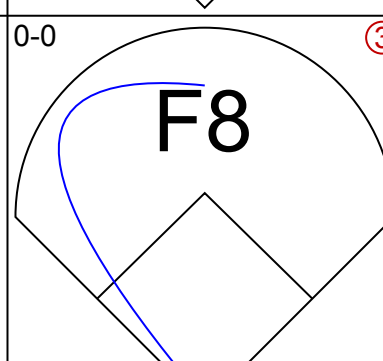
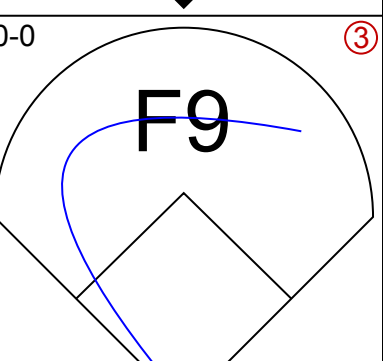
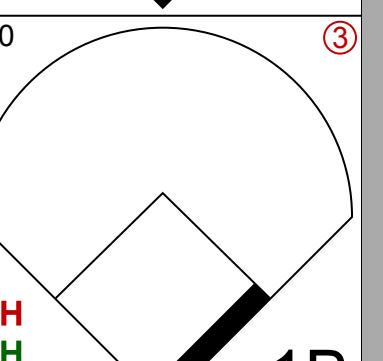
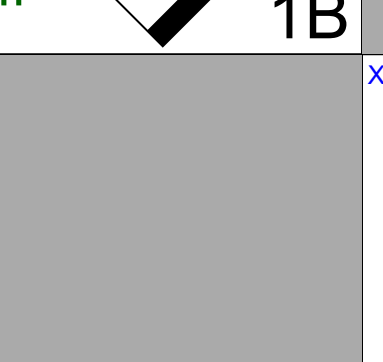
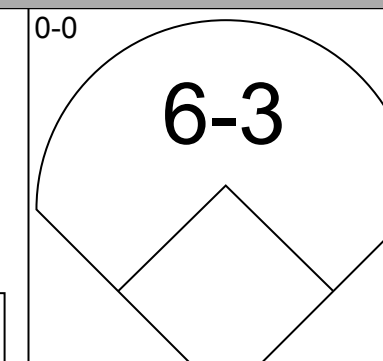
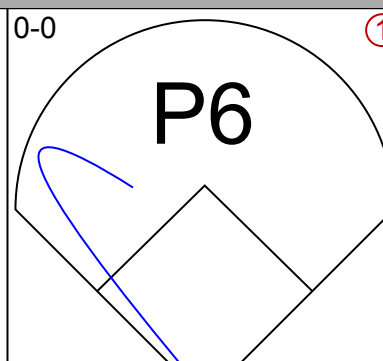
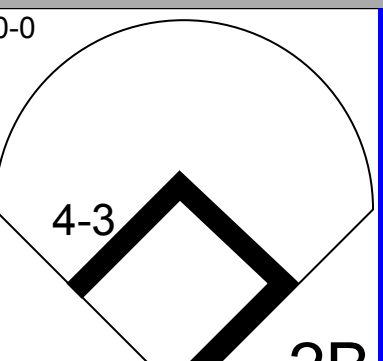
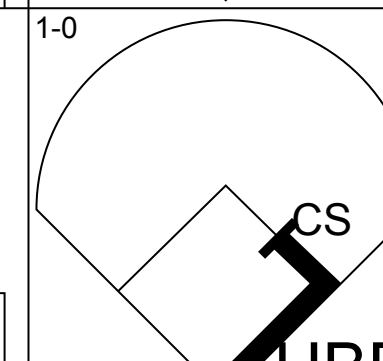
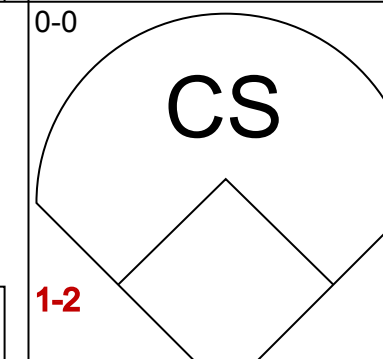
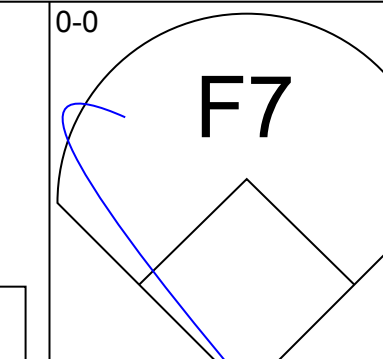
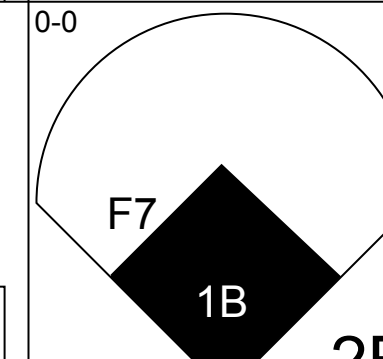
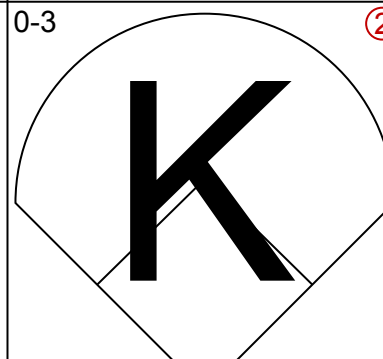
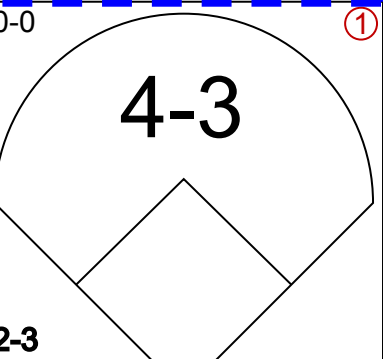
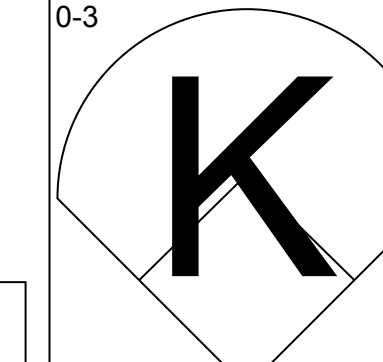
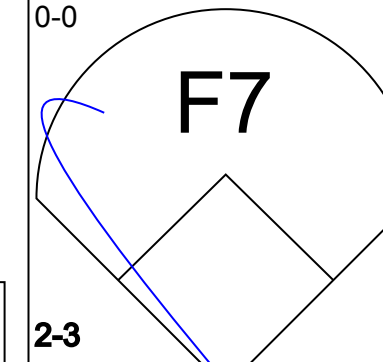
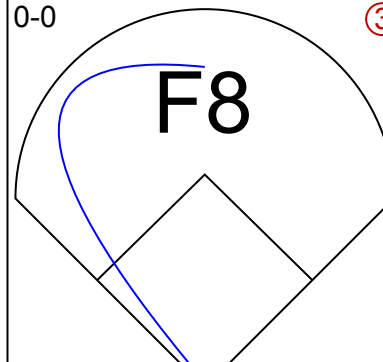
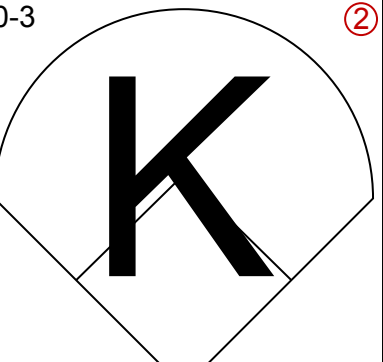
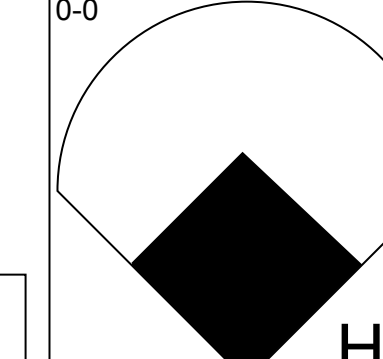
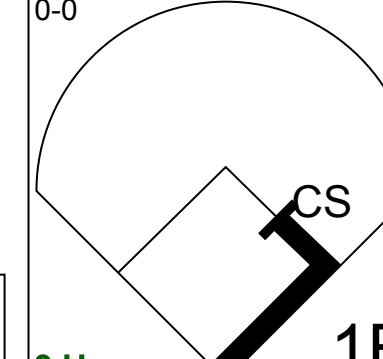

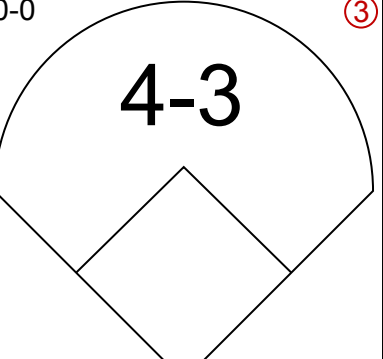
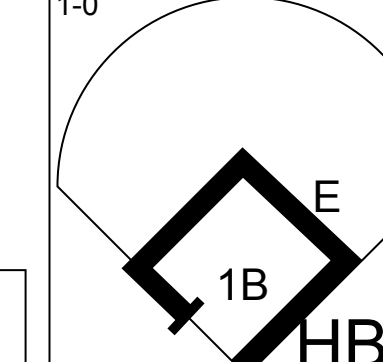
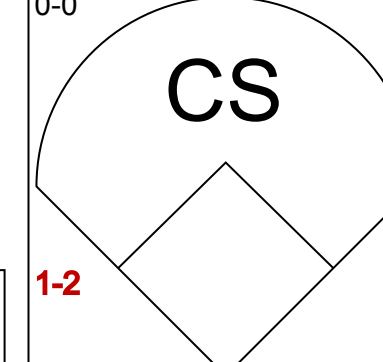
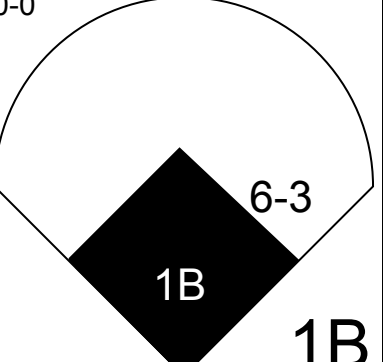

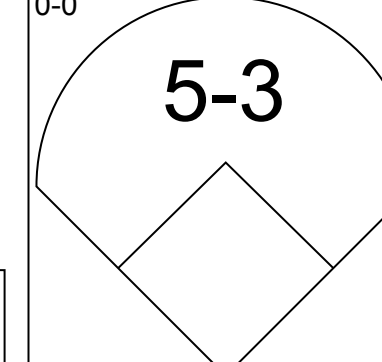
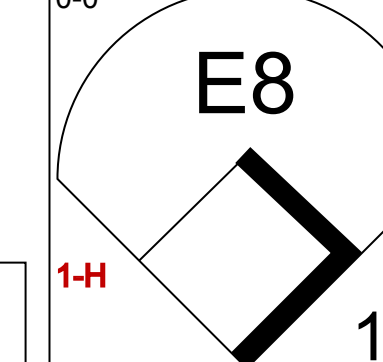

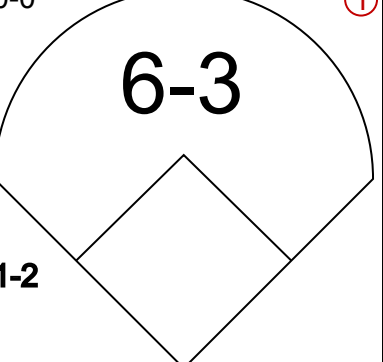

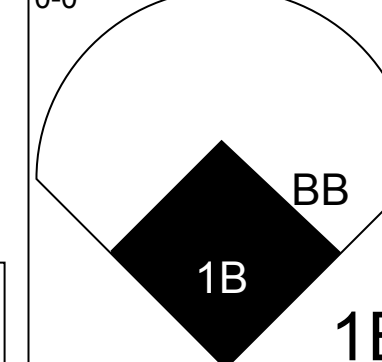

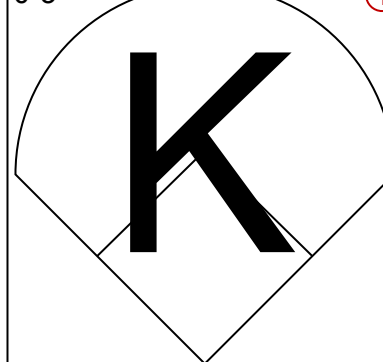
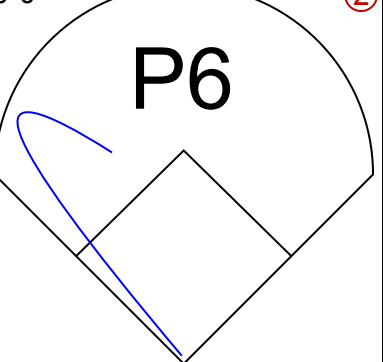
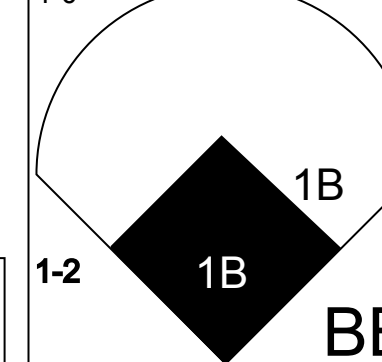
AB	37
R	8
H	15
RBI	7
BB	3
SO	2
LOB	14



AB	29
R	3
H	3
RBI	3
BB	2
SO	2
LOB	2



Batter	1	2	3	4	5	6	7	8	9	AB	R	H	RBI	BB	SO	LOB	TOP					
Enzo Hernandez, R (1, 6) OBP: 0.321, SLG: 0.268										4	0	0	0	0	2	2	<b>San Diego Padres @ Los Angeles Dodgers</b> Dodger Stadium, Los Angeles, CA Tue May 22 1973, 7:05 PM PDT Att: 13,562 - Unknown <a href="http://livebaseballscorecards.com">livebaseballscorecards.com</a>					
Johnny Grubb, L (1, 8) OBP: 0.406, SLG: 0.474										4	0	2	1	0	0	0						
Leron Lee, L (1, 7) OBP: 0.361, SLG: 0.356										3	0	0	0	1	0	3						
Nate Colbert, R (1, 3) OBP: 0.339, SLG: 0.381										3	0	1	0	1	1	1						
Fred Kendall, R (1, 2) OBP: 0.362, SLG: 0.435										4	0	0	0	0	0	3						
Jerry Morales, R (1, 9) OBP: 0.296, SLG: 0.407										3	0	0	0	1	0	0						
Derrel Thomas, S (1, 4) OBP: 0.293, SLG: 0.269										4	0	2	0	0	1	0						
Dave Hilton, R (1, 5) OBP: 0.266, SLG: 0.293										4	1	1	0	0	1	3						
Bill Greif, R (1, 1) OBP: 0.263, SLG: 0.125										1	0	0	0	0	1	0						
Dave Marshall, L (7, PH) OBP: 0.376, SLG: 0.376										1	0	0	0	0	0	2						
Vicente Romo, R (7, 1)										0	0	0	0	0	0	0						
Rich Troedson, L (8, 1)										0	0	0	0	0	0	0						
<b>Inning Stats</b>	R: 0 E: 0 K: 1 S: 5	H: 0 LOB: 0 BB: 0 P: 5	R: 0 E: 0 K: 0 S: 3	H: 1 LOB: 0 BB: 0 P: 3	R: 1 E: 0 K: 0 S: 5	H: 2 LOB: 0 BB: 0 P: 6	R: 0 E: 0 K: 0 S: 3	H: 0 LOB: 0 BB: 0 P: 3	R: 0 E: 0 K: 2 S: 7	H: 0 LOB: 0 BB: 0 P: 7	R: 0 E: 0 K: 1 S: 6	H: 1 LOB: 2 BB: 1 P: 10	R: 0 E: 0 K: 1 S: 5	H: 1 LOB: 1 BB: 1 P: 9	R: 0 E: 0 K: 1 S: 5	H: 0 LOB: 1 BB: 0 P: 9	R: 0 E: 0 K: 0 S: 4	H: 1 LOB: 1 BB: 0 P: 4	1B: 5 2B: 1 3B: 0 HR: 0	SF: 0 SAC: 0 DP: 2 HBP: 1	WP: 0 PB: 0 SB: 0 CS: 0	PA: 35
<b>PITCHER</b> Don Sutton, R (1, 1) ERA: 2.22	IP: 9.0 WLS: W BF: 35 H: 6 R: 1 ER: 1 SO: 6 BB: 3 IBB: 0 HBP: 1 BLK: 0 WP: 0 HR: 0 S: 43 P: 56 ERA: 1.00 WHIP: 1.000															<b>PITCHER</b>						

Batter	1	2	3	4	5	6	7	8	9	AB	R	H	RBI	BB	SO	LOB	BOTTOM			
Davey Lopes, R (1, 4) OBP: 0.441, SLG: 0.441										4	0	2	2	0	2	0	<b>San Diego Padres @ Los Angeles Dodgers</b> Dodger Stadium, Los Angeles, CA Tue May 22 1973, 7:05 PM PDT Att: 13,562 - Unknown <a href="http://livebaseballscorecards.com">livebaseballscorecards.com</a>			
Bill Buckner, L (1, 3) OBP: 0.303, SLG: 0.343										4	0	1	1	0	0	1				
Manny Mota, R (1, 7) OBP: 0.408, SLG: 0.429										3	0	1	0	0	0	0				
Tom Paciorek, R (9, 7) OBP: 0.234, SLG: 0.273										0	0	0	0	0	0	0				
Willie Davis, L (1, 8) OBP: 0.310, SLG: 0.451										4	1	1	0	0	1	1				
Joe Ferguson, R (1, 2) OBP: 0.403, SLG: 0.565										4	0	0	0	0	2	2				
Willie Crawford, L (1, 9) OBP: 0.384, SLG: 0.397										4	1	2	2	0	0	1				
Ron Cey, R (1, 5) OBP: 0.379, SLG: 0.421										2	1	1	0	0	0	0				
Bill Russell, R (1, 6) OBP: 0.287, SLG: 0.326										3	1	2	0	0	0	1				
Don Sutton, R (1, 1) OBP: 0.172, SLG: 0.111										2	1	0	0	1	1	1				
<b>Inning Stats</b>	R: 0 E: 0 K: 1 S: 4	H: 0 LOB: 0 BB: 0 P: 5	R: 1 E: 1 K: 1 S: 6	H: 2 LOB: 1 BB: 0 P: 7	R: 0 E: 0 K: 2 S: 7	H: 0 LOB: 0 BB: 0 P: 7	R: 1 E: 0 K: 0 S: 4	H: 2 LOB: 0 BB: 0 P: 4	R: 1 E: 0 K: 0 S: 5	H: 2 LOB: 1 BB: 0 P: 5	R: 0 E: 0 K: 1 S: 5	H: 0 LOB: 0 BB: 0 P: 5	R: 2 E: 0 K: 0 S: 5	H: 3 LOB: 2 BB: 1 P: 9	R: 0 E: 0 K: 1 S: 6	H: 1 LOB: 1 BB: 0 P: 6	1B: 7 2B: 2 3B: 0 HR: 1	SF: 0 SAC: 0 DP: 0 HBP: 2	WP: 0 PB: 0 SB: 0 CS: 2	PA: 35
<b>PITCHER</b> Bill Greif, R (1, 1) ERA: 2.5	IP: 6.0 WLS: L BF: 23 H: 6 R: 3 ER: 3 SO: 3 BB: 0 IBB: 0 HBP: 0 BLK: 0 WP: 0 HR: 1 S: 31 P: 33 ERA: 4.50 WHIP: 1.000															<b>PITCHER</b>				
Vicente Romo, R (7, 1) ERA: 3.81	IP: 1.0 WLS: 0 BF: 7 H: 4 R: 2 ER: 2 SO: 0 BB: 1 IBB: 0 HBP: 0 BLK: 0 WP: 0 HR: 0 S: 6 P: 10 ERA: 18.00 WHIP: 5.000															<b>PITCHER</b>				
Rich Troedson, L (8, 1) ERA: 4.62	IP: 1.0 WLS: 0 BF: 3 H: 0 R: 0 ER: 0 SO: 1 BB: 0 IBB: 0 HBP: 0 BLK: 0 WP: 0 HR: 0 S: 5 P: 5 ERA: 0.00 WHIP: 0.000															<b>PITCHER</b>				





Batter	1	2	3	4	5	6	7	8	9	AB	R	H	RBI	BB	SO	LOB	TOP					
Wayne Garrett, L (1.5) OBP: 0.368, SLG: 0.394										4	0	2	0	1	0	2	<b>New York Mets @ Los Angeles Dodgers</b> Dodger Stadium, Los Angeles, CA Fri May 25 1973, 7:05 PM PDT Att: 53,624 - Unknown					
Felix Milan, R (1.4) OBP: 0.299, SLG: 0.321										4	1	2	1	0	1	3						
George Theodore, R (1.7) OBP: 0.311, SLG: 0.316										4	0	1	0	0	0	3						
Rusty Staub, L (1.9) OBP: 0.353, SLG: 0.410										3	0	0	0	1	0	3						
Jim Fregosi, R (1.3) OBP: 0.318, SLG: 0.232										4	1	1	1	0	0	2						
Ted Martinez, R (1.8) OBP: 0.272, SLG: 0.224										3	1	0	0	1	1	3						
Duffy Dyer, R (1.2) OBP: 0.211, SLG: 0.134										4	0	1	1	0	1	1						
Bud Harrelson, S (1.6) OBP: 0.354, SLG: 0.270										4	1	2	1	0	0	1						
Jon Matlack, L (1.1) Ken Boyer, L (7. PH) Ray Sadecki, L (7.1) Phil Hennigan, R (8.1) Jim Beauchamp, R (9. PH) Jim McAndrew, R (9. PH)										2	0	0	0	0	1	2						
<b>Inning Stats</b>	R: 0 E: 0 K: 1 S: 5	H: 1 LOB: 0 BB: 0 P: 5	R: 0 E: 0 K: 1 S: 5	H: 0 LOB: 1 BB: 1 P: 9	R: 1 E: 0 K: 1 S: 7	H: 3 LOB: 1 BB: 0 P: 7	R: 2 E: 0 K: 0 S: 5	H: 2 LOB: 1 BB: 1 P: 9	R: 0 E: 0 K: 0 S: 3	H: 0 LOB: 0 BB: 0 P: 7	R: 0 E: 0 K: 1 S: 5	H: 0 LOB: 0 BB: 0 P: 5	R: 0 E: 0 K: 0 S: 3	H: 0 LOB: 0 BB: 0 P: 3	R: 1 E: 0 K: 0 S: 5	H: 2 LOB: 1 BB: 1 P: 5		R: 0 E: 0 K: 0 S: 4	H: 1 LOB: 2 BB: 1 P: 8	1B: 9 2B: 0 3B: 0 HR: 0	SF: 0 SAC: 1 DP: 2 HBP: 0	WP: 0 PB: 1 SB: 1 CS: 1
<b>PITCHER</b>	IP WLS BF H R ER SO BB IBB HBP BLK WP HR S P ERA WHIP																					
Claude Osteen, L (1.1) ERA: 3.75	8.1 W 36 9 4 4 4 4 4 0 0 0 0 0 0 0 0 40 56 4.32 1.560																					
Pete Richert, L (9.1) ERA: 2.09	0.2 S 2 0 0 0 0 0 0 0 0 0 0 0 0 0 2 2 0.00 0.000																					

AB	33
R	4
H	9
RBI	4
BB	4
SO	4
LOB	20



Batter	1	2	3	4	5	6	7	8	9	AB	R	H	RBI	BB	SO	LOB	BOTTOM			
Davey Lopes, R (1.4) OBP: 0.426, SLG: 0.427										4	1	2	0	0	0	0	<b>New York Mets @ Los Angeles Dodgers</b> Dodger Stadium, Los Angeles, CA Fri May 25 1973, 7:05 PM PDT Att: 53,624 - Unknown			
Bill Buckner, L (1.3) OBP: 0.304, SLG: 0.342										3	1	1	0	0	0	0				
Willie Davis, L (1.8) OBP: 0.324, SLG: 0.450										4	0	0	0	0	0	2				
Joe Ferguson, R (1.2) OBP: 0.399, SLG: 0.535										1	1	0	1	2	0	0				
Manny Mota, R (1.7) OBP: 0.393, SLG: 0.404										4	1	3	1	0	0	1				
Tom Paciorek, R (9.7) OBP: 0.234, SLG: 0.273										0	0	0	0	0	0	0				
Ron Cey, R (1.5) OBP: 0.385, SLG: 0.425										4	1	2	0	0	0	3				
Willie Crawford, L (1.9) OBP: 0.407, SLG: 0.451										3	1	1	4	0	0	1				
Bill Russell, R (1.6) OBP: 0.278, SLG: 0.328										3	0	0	0	0	0	1				
Claude Osteen, L (1.1) ERA: 4.55	6.0 L 23 6 5 4 2 2 1 0 0 0 0 0 0 0 8 12 6.00 2.400																			
Pete Richert, L (9.1) ERA: 1.000	0.1 1 0 0 0 0 0 0 0 0 0 0 0 0 0 1 1 0.00 0.000																			
<b>Inning Stats</b>	R: 0 E: 0 K: 0 S: 3	H: 0 LOB: 0 BB: 0 P: 3	R: 0 E: 0 K: 0 S: 2	H: 0 LOB: 0 BB: 1 P: 6	R: 0 E: 0 K: 1 S: 5	H: 0 LOB: 0 BB: 0 P: 5	R: 0 E: 0 K: 0 S: 3	H: 0 LOB: 0 BB: 0 P: 3	R: 4 E: 0 K: 1 S: 9	H: 4 LOB: 0 BB: 0 P: 9	R: 1 E: 0 K: 0 S: 4	H: 2 LOB: 1 BB: 0 P: 4	R: 0 E: 0 K: 0 S: 4	H: 1 LOB: 1 BB: 0 P: 4	R: 1 E: 0 K: 0 S: 5	H: 2 LOB: 2 BB: 1 P: 9	1B: 6 2B: 1 3B: 1 HR: 1	SF: 1 SAC: 1 DP: 1 HBP: 0	WP: 0 PB: 1 SB: 0 CS: 1	PA: 34
<b>PITCHER</b>	IP WLS BF H R ER SO BB IBB HBP BLK WP HR S P ERA WHIP																			
Jon Matlack, L (1.1) ERA: 4.55	6.0 L 23 6 5 4 2 2 1 0 0 0 0 0 0 0 8 12 6.00 2.400																			
Ray Sadecki, L (7.1) ERA: 4.79	1.2 9 3 1 1 0 1 0 0 0 0 0 0 0 8 12 5.40 2.400																			
Phil Hennigan, R (8.1) ERA: 3.98	0.1 1 0 0 0 0 0 0 0 0 0 0 0 0 1 1 0.00 0.000																			

AB	29
R	6
H	9
RBI	6
BB	2
SO	2
LOB	9



Batter	1	2	3	4	5	6	7	8	9	AB	R	H	RBI	BB	SO	LOB	TOP			
Wayne Garrett, L (1, 5) OBP: 0.369, SLG: 0.388										4	2	1	0	1	0	3	<b>New York Mets @ Los Angeles Dodgers</b> Dodger Stadium, Los Angeles, CA Sat May 26 1973, 7:05 PM PDT Att: 28,635 - Unknown			
Felix Milten, R (1, 4) OBP: 0.309, SLG: 0.331										5	2	3	0	0	0	1				
George Theodore, R (1, 7) OBP: 0.338, SLG: 0.344										4	1	3	1	0	0	0				
Rusty Staub, L (1, 9) OBP: 0.349, SLG: 0.399										4	0	0	1	1	1	5				
Jim Fregosi, R (1, 3) OBP: 0.319, SLG: 0.237 Ed Kranepool, L (7, PH) OBP: 0.341, SLG: 0.410										3	0	1	1	0	2	2				
Ted Martinez, R (1, 8) OBP: 0.256, SLG: 0.211										5	0	0	0	0	0	5				
Duffy Dyer, R (1, 2) OBP: 0.213, SLG: 0.140										4	0	1	0	0	1	1				
Bud Harrelson, S (1, 6) OBP: 0.364, SLG: 0.285										4	0	3	0	0	1	1				
Harry Parker, R (1, 1) OBP: 0.154, SLG: 0.154 John Milner, L (4, PH) OBP: 0.449, SLG: 0.600 Jim McAndrew, R (4, 1) OBP: 0.417, SLG: 0.250 Jim Beauchamp, R (8, PH) OBP: 0.385, SLG: 0.273 Tommy Moore, R (8, 1)										0	0	0	0	0	0	0				
<b>Inning Stats</b>	R: 3 E: 1 K: 2 S: 10	H: 2 LOB: 1 BB: 1 P: 14	R: 0 E: 0 K: 0 S: 4	H: 1 LOB: 1 BB: 0 P: 4	R: 0 E: 0 K: 1 S: 5	H: 0 LOB: 0 BB: 0 P: 5	R: 0 E: 0 K: 1 S: 6	H: 1 LOB: 1 BB: 0 P: 6	R: 2 E: 0 K: 0 S: 6	H: 3 LOB: 1 BB: 0 P: 6	R: 0 E: 0 K: 0 S: 4	H: 1 LOB: 2 BB: 1 P: 8	R: 0 E: 0 K: 0 S: 4	H: 1 LOB: 1 BB: 0 P: 4	R: 0 E: 0 K: 1 S: 7	H: 2 LOB: 2 BB: 0 P: 7		1B: 12 2B: 0 3B: 0 HR: 0	SF: 0 SAC: 3 DP: 0 HBP: 0	WP: 0 PB: 0 SB: 0 CS: 0
<b>PITCHER</b>	IP WLS BF H R ER SO BB IBB HBP BLK WP HR S P ERA WHIP	5.0 2 24 7 5 3 4 1 0 0 0 0 0 0 31 35 5.40 1.600	1.1 W 7 2 0 0 1 1 0 0 0 0 0 0 8 12 0.00 2.250	2.2 S 11 3 0 0 1 0 0 0 0 0 0 0 13 13 0.00 1.125	<b>PITCHER</b>															

Batter	1	2	3	4	5	6	7	8	9	AB	R	H	RBI	BB	SO	LOB	BOTTOM			
Davey Lopes, R (1, 4) OBP: 0.407, SLG: 0.405										6	0	0	0	0	2	6	<b>New York Mets @ Los Angeles Dodgers</b> Dodger Stadium, Los Angeles, CA Sat May 26 1973, 7:05 PM PDT Att: 28,635 - Unknown			
Bill Buckner, L (1, 3) OBP: 0.297, SLG: 0.333										5	0	0	0	0	0	3				
Willie Davis, L (1, 8) OBP: 0.335, SLG: 0.459										5	2	4	0	0	0	0				
Joe Ferguson, R (1, 2) OBP: 0.404, SLG: 0.555										5	2	3	2	0	1	2				
Willie Crawford, L (1, 9) OBP: 0.413, SLG: 0.453										4	2	2	1	1	1	1				
Ron Cey, R (1, 5) OBP: 0.391, SLG: 0.419										2	2	0	0	3	0	4				
Von Joshua, L (1, 7) OBP: 0.485, SLG: 0.517										4	1	3	1	1	0	2				
Bill Russell, R (1, 6) OBP: 0.286, SLG: 0.335										5	0	3	4	0	1	1				
Al Downing, R (1, 1) OBP: 0.150, SLG: 0.105 Manny Mota, R (5, PH) OBP: 0.390, SLG: 0.400 George Culver, R (6, 1) Pete Richert, L (7, 1) OBP: 0.500, SLG: 0.500										1	0	1	1	1	0	0				
<b>Inning Stats</b>	R: 0 E: 0 K: 1 S: 6	H: 1 LOB: 3 BB: 2 P: 17	R: 1 E: 0 K: 2 S: 9	H: 2 LOB: 3 BB: 2 P: 11	R: 3 E: 0 K: 0 S: 7	H: 4 LOB: 2 BB: 1 P: 11	R: 0 E: 0 K: 0 S: 5	H: 2 LOB: 2 BB: 0 P: 5	R: 0 E: 0 K: 0 S: 8	H: 1 LOB: 1 BB: 0 P: 8	R: 3 E: 1 K: 0 S: 7	H: 4 LOB: 2 BB: 1 P: 11	R: 2 E: 0 K: 0 S: 5	H: 2 LOB: 2 BB: 2 P: 13	R: 0 E: 0 K: 0 S: 3	H: 0 LOB: 0 BB: 0 P: 3		1B: 15 2B: 0 3B: 0 HR: 1	SF: 0 SAC: 0 DP: 0 HBP: 0	WP: 1 PB: 0 SB: 2 CS: 0
<b>PITCHER</b>	IP WLS BF H R ER SO BB IBB HBP BLK WP HR S P ERA WHIP	3.0 3 19 7 4 4 3 3 0 0 0 0 1 1 25 37 11.25 2.750	4.0 L 24 9 5 5 2 2 1 0 0 1 1 25 37 11.25 2.750	1.0 3 0 0 0 0 0 0 0 0 0 0 3 3 0.00 0.000	<b>PITCHER</b>															

Batter	1	2	3	4	5	6	7	8	9	AB	R	H	RBI	BB	SO	LOB	TOP			
Wayne Garrett, L (1,5) OBP: 0.365, SLG: 0.383										4	0	1	0	0	0	0	<b>New York Mets @ Los Angeles Dodgers</b> Dodger Stadium, Los Angeles, CA Sun May 27 1973, 3:33 AM PDT Att: 31,108 - Unknown <a href="http://livebaseballscorecards.com">livebaseballscorecards.com</a>			
Felix Milten, R (1,4) OBP: 0.301, SLG: 0.322										4	0	0	0	0	0	1				
John Milner, L (1,3) OBP: 0.425, SLG: 0.559										4	0	0	0	0	1	0				
Rusty Staub, L (1,9) OBP: 0.352, SLG: 0.401										4	0	2	0	0	0	0				
Ed Kranepool, L (1,7) OBP: 0.337, SLG: 0.402										4	0	1	0	0	1	1				
Jim Gosger, L (1,8) OBP: 0.310, SLG: 0.269										3	0	1	0	0	0	3				
Duffy Dyer, R (1,2) OBP: 0.216, SLG: 0.146										3	0	1	0	0	1	1				
Bud Harrelson, S (1,6) OBP: 0.357, SLG: 0.278										3	0	0	0	0	1	3				
Jerry Koosman, R (1,1) OBP: 0.217, SLG: 0.182										2	0	0	0	0	2	3				
Ken Boswell, L (8, PH) OBP: 0.292, SLG: 0.435										1	1	1	1	0	0	0				
Phil Hennigan, R (8, 1) OBP: 0.333, SLG: 0.333										0	0	0	0	0	0	0				
<b>Inning Stats</b>	R: 0 E: 0 K: 0 S: 3	H: 1 LOB: 0 BB: 0 P: 3	R: 0 E: 0 K: 2 S: 10	H: 3 LOB: 3 BB: 0 P: 10	R: 0 E: 0 K: 0 S: 3	H: 0 LOB: 0 BB: 0 P: 3	R: 0 E: 0 K: 0 S: 3	H: 1 LOB: 0 BB: 0 P: 3	R: 0 E: 0 K: 1 S: 5	H: 0 LOB: 0 BB: 0 P: 5	R: 0 E: 0 K: 1 S: 6	H: 1 LOB: 1 BB: 0 P: 6	R: 1 E: 0 K: 0 S: 4	H: 1 LOB: 0 BB: 0 P: 4	R: 0 E: 0 K: 1 S: 5	H: 0 LOB: 0 BB: 0 P: 5	1B: 6 2B: 0 3B: 0 HR: 1	SF: 0 SAC: 0 DP: 2 HBP: 0	WP: 0 PB: 0 SB: 0 CS: 0	PA: 32
<b>PITCHER</b> Don Sutton, R (1,1) ERA: 2.1	IP: 9.0 WLS: W BF: 32 H: 7 R: 1 ER: 1 SO: 6 BB: 0 IBB: 0 HBP: 0 BLK: 0 WP: 0 HR: 1 S: 44 P: 44 ERA: 1.00 WHIP: 0.778															<b>PITCHER</b>				

Batter	1	2	3	4	5	6	7	8	9	AB	R	H	RBI	BB	SO	LOB	BOTTOM			
Davey Lopes, R (1,4) OBP: 0.407, SLG: 0.400										4	0	1	0	1	0	3	<b>New York Mets @ Los Angeles Dodgers</b> Dodger Stadium, Los Angeles, CA Sun May 27 1973, 3:33 AM PDT Att: 31,108 - Unknown <a href="http://livebaseballscorecards.com">livebaseballscorecards.com</a>			
Bill Buckner, L (1,3) OBP: 0.299, SLG: 0.335										5	0	2	0	0	1	5				
Willie Davis, L (1,8) OBP: 0.336, SLG: 0.452										3	0	0	0	2	0	3				
Joe Ferguson, R (1,2) OBP: 0.399, SLG: 0.562										5	1	1	1	0	0	5				
Manny Mota, R (1,7) OBP: 0.385, SLG: 0.394										4	0	1	0	0	1	1				
Ron Cey, R (1,5) OBP: 0.404, SLG: 0.430										1	1	1	0	3	0	0				
Willie Crawford, L (1,9) OBP: 0.415, SLG: 0.447										2	0	0	0	2	1	3				
Bill Russell, R (1,6) OBP: 0.296, SLG: 0.340										3	0	2	0	1	0	2				
Don Sutton, R (1,1) OBP: 0.161, SLG: 0.107										1	0	0	1	0	1	1				
<b>Inning Stats</b>	R: 0 E: 0 K: 0 S: 4	H: 1 LOB: 1 BB: 0 P: 4	R: 1 E: 0 K: 0 S: 4	H: 1 LOB: 2 BB: 2 P: 12	R: 0 E: 0 K: 2 S: 7	H: 0 LOB: 1 BB: 1 P: 11	R: 0 E: 0 K: 0 S: 3	H: 0 LOB: 3 BB: 3 P: 15	R: 1 E: 0 K: 0 S: 4	H: 2 LOB: 1 BB: 1 P: 8	R: 0 E: 0 K: 1 S: 7	H: 2 LOB: 2 BB: 0 P: 7	R: 0 E: 0 K: 1 S: 5	H: 0 LOB: 1 BB: 1 P: 9	R: 0 E: 0 K: 0 S: 5	H: 2 LOB: 3 BB: 1 P: 9	1B: 6 2B: 1 3B: 0 HR: 1	SF: 1 SAC: 2 DP: 1 HBP: 0	WP: 0 PB: 0 SB: 0 CS: 0	PA: 40
<b>PITCHER</b> Jerry Koosman, L (1,1) ERA: 2.55	IP: 7.0 WLS: L BF: 34 H: 6 R: 2 ER: 2 SO: 4 BB: 7 IBB: 1 HBP: 0 BLK: 0 WP: 0 HR: 1 S: 34 P: 66 ERA: 2.57 WHIP: 1.857															<b>PITCHER</b>				
Phil Hennigan, R (8, 1) ERA: 3.6	IP: 1.0 WLS: L BF: 6 H: 2 R: 0 ER: 0 SO: 0 BB: 0 IBB: 1 HBP: 0 BLK: 0 WP: 0 HR: 0 S: 5 P: 9 ERA: 0.00 WHIP: 2.000															<b>PITCHER</b>				



Batter	1	2	3	4	5	6	7	8	9	AB	R	H	RBI	BB	SO	LOB	TOP			
Cesar Tovar, R (1.4) OBP: 0.347, SLG: 0.368	K		F6		G3		1B		F8	5	0	2	0	0	1	1	Philadelphia Phillies @ Los Angeles Dodgers Dodger Stadium, Los Angeles, CA Mon May 28 1973, 7:05 PM PDT Att: 15,300 - Unknown			
Del Unser, L (1.8) OBP: 0.339, SLG: 0.460	K		K		G3		1B			4	0	1	0	0	2	2				
Willie Montanez, L (1.3) OBP: 0.317, SLG: 0.331	K		G3		F8		F8			4	0	0	0	0	1	5				
Greg Luzinski, R (1.7) OBP: 0.251, SLG: 0.327		K		4-3		F8		P4		4	1	1	0	0	1	0				
Bill Robinson, R (1.9) OBP: 0.342, SLG: 0.528	K		4-3		K		K			4	0	0	0	0	3	2				
Mike Schmidt, R (1.5) OBP: 0.373, SLG: 0.345	K		SF8				2B			2	0	1	1	1	1	1				
Bob Boone, R (1.2) OBP: 0.265, SLG: 0.254	F9					K		K		4	0	1	0	0	2	3				
Larry Bowa, S (1.6) OBP: 0.250, SLG: 0.230			SH1-3		F8		P5		F5	4	0	1	0	0	0	1				
Dick Ruthven, R (1.1) OBP: 0.182, SLG: 0.100			SH1-3				K		F8	1	0	0	0	0	0	0				
Darrell Brandon, R (6.1) Mike Rogodzinski, L (7. PH) Barry Lersch, S (7.1) Jose Pagan, R (9. PH)			SH1-3		5-3					0	0	0	0	0	0	0				
<b>Inning Stats</b>	R: 0 E: 0 K: 3 S: 9	H: 0 LOB: 0 BB: 0 P: 9	R: 0 E: 0 K: 3 S: 10	H: 0 LOB: 1 BB: 0 P: 10	R: 0 E: 0 K: 1 S: 7	H: 1 LOB: 2 BB: 0 P: 7	R: 1 E: 0 K: 0 S: 5	H: 2 LOB: 1 BB: 0 P: 5	R: 0 E: 0 K: 0 S: 4	H: 1 LOB: 1 BB: 0 P: 4	R: 0 E: 0 K: 1 S: 8	H: 1 LOB: 2 BB: 0 P: 7	R: 0 E: 0 K: 2 S: 7	H: 0 LOB: 1 BB: 1 P: 11	R: 0 E: 0 K: 0 S: 3	H: 0 LOB: 0 BB: 0 P: 3	1B: 5 2B: 2 3B: 0 HR: 0	SF: 1 SAC: 1 DP: 0 HBP: 0	WP: 0 PB: 3 SB: 0 CS: 0	PA: 37
<b>PITCHER</b> Andy Messersmith, R (1.1) ERA: 3.21	IP: 9.0 WLS: W BF: 37 H: 7 R: 1 ER: 1 SO: 12 BB: 1 IBB: 0 HBP: 0 BLK: 0 WP: 0 HR: 0 S: 60 P: 64 ERA: 1.00 WHIP: 0.889															<b>PITCHER</b>				

Batter	1	2	3	4	5	6	7	8	9	AB	R	H	RBI	BB	SO	LOB	BOTTOM			
Davey Lopes, R (1.4) OBP: 0.400, SLG: 0.400	2-3				P6	L5-3		6-3		5	0	1	0	0	0	5	Philadelphia Phillies @ Los Angeles Dodgers Dodger Stadium, Los Angeles, CA Mon May 28 1973, 7:05 PM PDT Att: 15,300 - Unknown			
Bill Buckner, L (1.3) OBP: 0.298, SLG: 0.338			F8		6-3		F8			4	0	1	0	0	0	1				
Willie Davis, L (1.8) OBP: 0.339, SLG: 0.450	F2				F7		FC6-4			3	1	1	0	1	0	1				
Joe Ferguson, R (1.2) OBP: 0.396, SLG: 0.552	K				F2		FC6-4			3	0	0	0	1	1	3				
Willie Crawford, L (1.9) OBP: 0.417, SLG: 0.464			6-3		HR		1-3			3	1	1	2	1	1	2				
Ron Cey, R (1.5) OBP: 0.407, SLG: 0.464			6-3		HR		E3			4	2	2	1	0	0	1				
Von Joshua, L (1.7) OBP: 0.432, SLG: 0.455			4-3		F7		K			4	0	0	0	0	1	2				
Bill Russell, R (1.6) OBP: 0.304, SLG: 0.347			F7		1B		E			2	1	1	0	2	0	0				
Andy Messersmith, R (1.1) OBP: 0.176, SLG: 0.176			6-3				1B		F8	4	0	2	1	0	0	2				
<b>Inning Stats</b>	R: 0 E: 0 K: 1 S: 6	H: 1 LOB: 1 BB: 0 P: 6	R: 0 E: 0 K: 0 S: 2	H: 0 LOB: 0 BB: 1 P: 6	R: 0 E: 0 K: 0 S: 4	H: 1 LOB: 1 BB: 0 P: 4	R: 3 E: 1 K: 0 S: 7	H: 4 LOB: 2 BB: 1 P: 11	R: 0 E: 0 K: 1 S: 5	H: 0 LOB: 1 BB: 1 P: 9	R: 2 E: 1 K: 0 S: 4	H: 2 LOB: 0 BB: 1 P: 8	R: 0 E: 0 K: 0 S: 3	H: 0 LOB: 1 BB: 1 P: 7	R: 0 E: 1 K: 1 S: 7	H: 1 LOB: 2 BB: 0 P: 7		1B: 3 2B: 4 3B: 1 HR: 2	SF: 0 SAC: 0 DP: 1 HBP: 0	WP: 0 PB: 0 SB: 1 CS: 0
<b>PITCHER</b> Dick Ruthven, R (1.1) ERA: 3.5 Darrell Brandon, R (6.1) ERA: 8.59 Barry Lersch, R (7.1) ERA: 3.94	IP: 5.1 WLS: L BF: 27 H: 8 R: 5 ER: 4 SO: 2 BB: 3 IBB: 1 HBP: 0 BLK: 0 WP: 0 HR: 2 S: 27 P: 43 ERA: 6.75 WHIP: 2.062															<b>PITCHER</b>				



Batter	1	2	3	4	5	6	7	8	9	AB	R	H	RBI	BB	SO	LOB	TOP					
Cesar Tovar, R (1.4) OBP: 0.348, SLG: 0.376 (8.7)										5	0	2	1	0	0	3	Philadelphia Phillies @ Los Angeles Dodgers Dodger Stadium, Los Angeles, CA Tue May 29 1973, 7:05 PM PDT Att: 12,350 - Unknown					
Mike Anderson, R (1.9) OBP: 0.308, SLG: 0.394										3	1	0	0	1	1	2						
Willie Montanez, L (1.3) OBP: 0.316, SLG: 0.326										3	0	0	0	0	1	3						
Greg Luzinski, R (1.7) OBP: 0.251, SLG: 0.325 Barry Lersch, S (8.1) OBP: 0.200, SLG: 0.200										4	0	1	1	0	1	3						
Bill Robinson, R (1.8) OBP: 0.348, SLG: 0.554										4	1	2	1	0	0	2						
Mike Schmidt, R (1.5) OBP: 0.388, SLG: 0.341										4	0	1	0	0	0	1						
Bob Boone, R (1.2) OBP: 0.272, SLG: 0.262										4	0	2	0	0	0	2						
Larry Bowa, S (1.6) OBP: 0.250, SLG: 0.230										4	0	1	0	0	1	2						
Ken Brett, L (1.1) OBP: 0.333, SLG: 0.400 Darrell Brandon, R (5.1) Terry Harmon, R (8.4) OBP: 0.375, SLG: 0.294 (8.4)										2	0	0	0	0	1	0						
										0	0	0	0	0	0	0						
										1	1	0	0	1	0	3						
<b>Inning Stats</b>	R: 0 E: 0 K: 0 S: 4	H: 1 LOB: 1 BB: 0 P: 4	R: 1 E: 0 K: 0 S: 4	H: 2 LOB: 0 BB: 0 P: 4	R: 0 E: 0 K: 1 S: 3	H: 0 LOB: 0 BB: 0 P: 3	R: 0 E: 0 K: 1 S: 5	H: 0 LOB: 1 BB: 0 P: 6	R: 0 E: 0 K: 1 S: 5	H: 1 LOB: 0 BB: 0 P: 5	R: 1 E: 0 K: 0 S: 4	H: 1 LOB: 1 BB: 1 P: 8	R: 0 E: 0 K: 1 S: 5	H: 0 LOB: 0 BB: 0 P: 5	R: 1 E: 0 K: 2 S: 8	H: 1 LOB: 1 BB: 1 P: 12	R: 0 E: 0 K: 0 S: 6	H: 3 LOB: 3 BB: 0 P: 6	1B: 7 2B: 1 3B: 0 HR: 1	SF: 0 SAC: 0 DP: 2 HBP: 1	WP: 0 PB: 0 SB: 0 CS: 0	PA: 37
<b>PITCHER</b>	IP WLS BF H R ER SO BB IBB HBP BLK WP HR S P ERA WHIP																					
Tommy John, L (1.1) ERA: 3.24	8.1 W 35 9 3 3 5 2 0 1 0 0 1 42 51 3.24 1.320																					
Jim Brewer, L (9.1) ERA: 1.67	0.2 S 2 0 0 0 0 0 0 0 0 0 0 2 2 0.00 0.000																					

Batter	1	2	3	4	5	6	7	8	9	AB	R	H	RBI	BB	SO	LOB	BOTTOM			
Davey Lopes, R (1.4) OBP: 0.400, SLG: 0.395										4	2	1	0	1	0	2	Philadelphia Phillies @ Los Angeles Dodgers Dodger Stadium, Los Angeles, CA Tue May 29 1973, 7:05 PM PDT Att: 12,350 - Unknown			
Bill Buckner, L (1.3) OBP: 0.305, SLG: 0.349										5	2	3	0	0	0	1				
Willie Davis, L (1.8) OBP: 0.336, SLG: 0.446										4	1	1	1	0	0	3				
Joe Ferguson, R (1.2) OBP: 0.401, SLG: 0.563 Steve Yeager, R (9.2) OBP: 0.425, SLG: 0.407										4	1	2	4	1	0	1				
Manny Mota, R (1.7) OBP: 0.381, SLG: 0.389 Tom Paciorek, R (8.7) OBP: 0.250, SLG: 0.289 (9.7)										4	0	1	0	0	0	3				
Ron Cey, R (1.5) OBP: 0.412, SLG: 0.471										4	1	2	0	1	1	3				
Willie Crawford, L (1.9) OBP: 0.413, SLG: 0.465										4	1	1	0	0	1	3				
Bill Russell, R (1.6) OBP: 0.308, SLG: 0.352										3	1	1	1	1	0	1				
Tommy John, R (1.1) OBP: 0.190, SLG: 0.150 Jim Brewer, L (9.1) OBP: 0.667, SLG: 0.667										4	0	2	2	0	0	2				
										0	0	0	0	0	0	0				
<b>Inning Stats</b>	R: 0 E: 1 K: 0 S: 4	H: 0 LOB: 1 BB: 0 P: 4	R: 0 E: 0 K: 0 S: 4	H: 1 LOB: 1 BB: 0 P: 4	R: 2 E: 0 K: 1 S: 8	H: 3 LOB: 2 BB: 1 P: 12	R: 0 E: 0 K: 0 S: 4	H: 1 LOB: 1 BB: 0 P: 4	R: 3 E: 0 K: 1 S: 9	H: 4 LOB: 2 BB: 1 P: 13	R: 1 E: 0 K: 0 S: 4	H: 2 LOB: 1 BB: 1 P: 8	R: 3 E: 0 K: 0 S: 5	H: 3 LOB: 0 BB: 1 P: 9	R: 0 E: 0 K: 0 S: 4	H: 1 LOB: 1 BB: 0 P: 4	1B: 9 2B: 6 3B: 0 HR: 0	SF: 1 SAC: 0 DP: 2 HBP: 0	WP: 0 PB: 0 SB: 0 CS: 0	PA: 42
<b>PITCHER</b>	IP WLS BF H R ER SO BB IBB HBP BLK WP HR S P ERA WHIP																			
Ken Brett, L (1.1) ERA: 3.3	4.2 L 26 9 5 5 2 1 1 0 0 0 0 0 10 18 9.64 2.143																			
Darrell Brandon, R (5.1) ERA: 10.24	2.1 12 5 4 4 0 1 1 0 0 0 0 0 4 4 0.00 1.000																			
Barry Lersch, R (8.1) ERA: 3.82	1.0 4 1 0 0 0 0 0 0 0 0 0 0 4 4 0.00 1.000																			

AB	34
R	3
H	9
RBI	3
BB	2
SO	5
LOB	21



AB	37
R	9
H	15
RBI	8
BB	4
SO	2
LOB	19



Batter	1	2	3	4	5	6	7	8	9	AB	R	H	RBI	BB	SO	LOB	TOP					
Cesar Tovar, R OBP: 0.344, SLG: 0.370 (1, 4)	0-0 3-1	0-0 1-3					0-0 5-3		0-0 6-3	5	1	1	0	0	0	1						
Larry Bowa, S OBP: 0.249, SLG: 0.229 (1, 6)	0-0 6-3	0-0 6-3					0-0 6-3		0-0 6-3	5	0	1	0	0	0	1						
Willie Montanez, L OBP: 0.320, SLG: 0.330 (1, 3)	0-0 BB 1B		0-3 K			0-3 K			0-0 FC5-4 1B	4	1	2	1	0	2	0						
Greg Luzinski, R OBP: 0.251, SLG: 0.320 Jim Lonborg, R (7, 1)	4-0 1B BB		0-0 4-3			0-0 4-3			0-0 FC5-4 1B	3	0	0	0	1	0	2						
Bill Robinson, R OBP: 0.353, SLG: 0.578 (1, 8)	0-0 1B		0-0 F9			0-0 HR			0-0 5-3	4	1	2	2	0	0	0						
Mike Schmidt, R OBP: 0.356, SLG: 0.326 (1, 5)	0-0 F7			0-0 6-3		0-0 E5			0-0 6-3	4	0	0	0	0	0	2						
Bob Boone, R OBP: 0.279, SLG: 0.294 (1, 2)		0-0 HR		0-0 1-3		0-0 4-3			0-0 1B	4	1	2	1	0	0	1						
Mike Anderson, R OBP: 0.305, SLG: 0.378 (1, 9)		0-3 K		0-0 4-3				4-0 BB	0-3 K	3	0	0	0	1	2	1						
Steve Carlton, L OBP: 0.184, SLG: 0.189 Bill Wilson, R Mac Scarce, L Terry Harmon, R OBP: 0.357, SLG: 0.278 (7, 4)		0-0 1-3 1B			0-0 G3				0-0 G5-4-3 1B	2	0	1	0	0	0	0						
<b>Inning Stats</b>	R: 1 E: 0 K: 0 S: 5	H: 2 LOB: 2 BB: 1 P: 9	R: 1 E: 0 K: 1 S: 7	H: 2 LOB: 1 BB: 0 P: 7	R: 0 E: 0 K: 1 S: 5	H: 0 LOB: 0 BB: 0 P: 5	R: 0 E: 0 K: 0 S: 3	H: 0 LOB: 0 BB: 0 P: 3	R: 0 E: 0 K: 0 S: 3	H: 0 LOB: 0 BB: 0 P: 3	R: 1 E: 0 K: 1 S: 7	H: 1 LOB: 1 BB: 0 P: 7	R: 1 E: 0 K: 0 S: 5	H: 3 LOB: 2 BB: 1 P: 9	R: 0 E: 0 K: 1 S: 6	H: 1 LOB: 1 BB: 0 P: 6	R: 0 E: 0 K: 0 S: 3	H: 0 LOB: 0 BB: 0 P: 3	1B: 7 2B: 0 3B: 0 HR: 2	SF: 0 SAC: 0 DP: 1 HBP: 0	WP: 0 PB: 0 SB: 0 CS: 0	PA: 38
<b>PITCHER</b> Claude Osteen, L ERA: 3.78 (1, 1)	IP: 9.0 WLS: W BF: 38 H: 9 R: 4 ER: 4 SO: 4 BB: 2 IBB: 0 HBP: 0 BLK: 0 WP: 0 HR: 2 S: 44 P: 52 ERA: 4.00 WHIP: 1.222															<b>PITCHER</b>						

Philadelphia Phillies @ Los Angeles Dodgers  
 Dodger Stadium, Los Angeles, CA  
 Wed May 30 1973, 7:05 PM PDT  
 Att: 15,462 - Unknown

AB	36
R	4
H	9
RBI	4
BB	2
SO	4
LOB	9



Batter	1	2	3	4	5	6	7	8	9	AB	R	H	RBI	BB	SO	LOB	BOTTOM			
Davey Lopes, R OBP: 0.413, SLG: 0.402 (1, 4)	0-0 5-3			0-0 1B		4-0 1B			4-0 1B	3	0	2	0	2	0	0				
Bill Buckner, L OBP: 0.303, SLG: 0.345 (1, 3)	0-0 F7	0-0 FC4-6 1B		0-0 1B		0-0 F8			0-0 G6-4-3 1B	5	0	1	0	0	0	8				
Willie Davis, L OBP: 0.338, SLG: 0.455 (1, 8)	0-0 3B		0-0 P4	0-0 F9		0-0 2B			0-0 4-3	5	1	2	0	0	0	2				
Joe Ferguson, R OBP: 0.401, SLG: 0.561 (1, 2)	0-0 1-3		0-0 F9		4-0 BB	0-0 FC5-4 1B			0-3 K	4	1	1	1	1	1	1				
Manny Mota, R OBP: 0.389, SLG: 0.393 (1, 7)		0-0 2B 1B		0-0 1B		0-0 FC5-4 1B			4-0 1B	4	3	2	0	1	0	1				
Ron Cey, R OBP: 0.422, SLG: 0.497 (1, 5)		0-0 F3		0-0 1B		4-0 1B			0-0 HR	4	3	3	2	1	0	1				
Willie Crawford, L OBP: 0.418, SLG: 0.475 (1, 9)		0-0 1B 2B		0-3 K		0-0 2B			0-0 4-3	5	1	3	2	0	1	2				
Bill Russell, R OBP: 0.319, SLG: 0.368 (1, 6)		0-0 1B		0-0 F3		0-0 1B			0-0 1B	5	0	4	4	0	0	0				
Claude Osteen, L OBP: 0.107, SLG: 0.038 (1, 1)		0-3 K		0-0 6-3		0-3 K			0-0 G4-6-3 1B	5	0	0	0	0	3	6				
<b>Inning Stats</b>	R: 0 E: 0 K: 0 S: 4	H: 1 LOB: 1 BB: 0 P: 4	R: 2 E: 0 K: 1 S: 9	H: 4 LOB: 2 BB: 0 P: 9	R: 0 E: 0 K: 1 S: 7	H: 2 LOB: 2 BB: 0 P: 7	R: 0 E: 0 K: 0 S: 5	H: 2 LOB: 2 BB: 0 P: 5	R: 2 E: 0 K: 1 S: 7	H: 2 LOB: 3 BB: 3 P: 19	R: 4 E: 0 K: 1 S: 9	H: 5 LOB: 2 BB: 2 P: 17	R: 0 E: 0 K: 1 S: 5	H: 0 LOB: 0 BB: 0 P: 5	R: 1 E: 0 K: 0 S: 4	H: 2 LOB: 0 BB: 0 P: 4	1B: 13 2B: 3 3B: 1 HR: 1	SF: 0 SAC: 0 DP: 2 HBP: 0	WP: 0 PB: 0 SB: 1 CS: 0	PA: 45
<b>PITCHER</b> Steve Carlton, L ERA: 3.94 Bill Wilson, R ERA: 4.22 Mac Scarce, L ERA: 2.22 Jim Lonborg, R ERA: 6.36 (7, 1)	IP: 5.0 WLS: L BF: 31 H: 13 R: 6 ER: 6 SO: 3 BB: 1 IBB: 0 HBP: 0 BLK: 0 WP: 0 HR: 0 S: 34 P: 46 ERA: 10.80 WHIP: 3.000															<b>PITCHER</b>				

Philadelphia Phillies @ Los Angeles Dodgers  
 Dodger Stadium, Los Angeles, CA  
 Wed May 30 1973, 7:05 PM PDT  
 Att: 15,462 - Unknown

AB	40
R	9
H	18
RBI	9
BB	5
SO	5
LOB	21



Batter	1	2	3	4	5	6	7	8	9	AB	R	H	RBI	BB	SO	LOB	TOP					
Ron Hunt, R OBP: 0.413, SLG: 0.338 (1,4)										4	0	1	0	0	0	2						
Ron Woods, R OBP: 0.377, SLG: 0.396 (1,8)										4	2	2	0	0	1	1						
Ron Fairly, L Clyde Mashore, R OBP: 0.490, SLG: 0.559 (9, PR) OBP: 0.313, SLG: 0.643										4	0	1	1	0	0	1						
Ken Singleton, S OBP: 0.393, SLG: 0.390 (1,9)										4	0	0	1	0	2	1						
Mike Jorgensen, L OBP: 0.299, SLG: 0.277 (1,3)										3	0	0	0	0	0	0						
John Boccabella, R OBP: 0.290, SLG: 0.315 (1,2)										3	0	0	0	0	1	0						
Bob Bailey, R OBP: 0.377, SLG: 0.505 (1,5)										2	0	0	0	1	2	1						
Tim Foli, R OBP: 0.252, SLG: 0.264 (1,6)										3	0	1	0	0	0	1						
Balor Moore, L Boots Day, L Tom Walker, R OBP: 0.160, SLG: 0.130 (8, PH) OBP: 0.357, SLG: 0.360 (8, 1)										2	0	0	0	0	0	2						
<b>Inning Stats</b>	R: 0 E: 0 K: 1 S: 5	H: 1 LOB: 0 BB: 0 P: 5	R: 0 E: 0 K: 2 S: 7	H: 0 LOB: 0 BB: 0 P: 7	R: 0 E: 0 K: 1 S: 5	H: 0 LOB: 0 BB: 0 P: 5	R: 0 E: 0 K: 0 S: 3	H: 0 LOB: 0 BB: 0 P: 3	R: 0 E: 0 K: 1 S: 5	H: 0 LOB: 0 BB: 0 P: 5	R: 0 E: 0 K: 0 S: 3	H: 1 LOB: 1 BB: 1 P: 7	R: 1 E: 0 K: 0 S: 4	H: 1 LOB: 0 BB: 0 P: 4	R: 0 E: 1 K: 1 S: 6	H: 0 LOB: 1 BB: 0 P: 6	R: 1 E: 0 K: 0 S: 4	H: 2 LOB: 1 BB: 0 P: 4	1B: 3 2B: 2 3B: 0 HR: 0	SF: 0 SAC: 0 DP: 2 HBP: 0	WP: 1 PB: 0 CS: 1	PA: 31
<b>PITCHER</b> Don Sutton, R ERA: 2.09 (1,1)	IP: 9.0 WLS: W BF: 31	H: 5 R: 2 ER: 2 SO: 6	BB: 1 IBB: 0 HBP: 0 BLK: 0	WP: 1 HR: 0 S: 42 P: 46	ERA: 2.00 WHIP: 0.667											<b>PITCHER</b>	IP: 9.0 WLS: W BF: 31	H: 5 R: 2 ER: 2 SO: 6	BB: 1 IBB: 0 HBP: 0 BLK: 0	WP: 1 HR: 0 S: 42 P: 46	ERA: 2.00 WHIP: 0.667	

Montreal Expos @ Los Angeles Dodgers  
Dodger Stadium, Los Angeles, CA  
Fri Jun 01 1973, 7:05 PM PDT  
Att: 22,480 - Unknown

AB	30
R	2
H	5
RBI	2
BB	1
SO	6
LOB	10



Batter	1	2	3	4	5	6	7	8	9	AB	R	H	RBI	BB	SO	LOB	BOTTOM					
Davey Lopes, R OBP: 0.409, SLG: 0.393 (1,4)										3	1	0	0	1	0	1						
Bill Buckner, L OBP: 0.306, SLG: 0.348 (1,3)										4	1	2	0	0	1	1						
Willie Davis, L OBP: 0.332, SLG: 0.446 (1,8)										4	0	0	1	0	0	3						
Joe Ferguson, R OBP: 0.403, SLG: 0.558 (1,2)										1	1	0	1	2	0	0						
Manny Mota, R OBP: 0.391, SLG: 0.395 (1,7)										2	0	1	0	0	0	0						
Ron Cey, R OBP: 0.423, SLG: 0.491 (1,5)										2	0	0	0	2	1	1						
Willie Crawford, L OBP: 0.415, SLG: 0.467 (1,9)										3	0	0	0	1	2	4						
Bill Russell, R OBP: 0.318, SLG: 0.370 (1,6)										4	0	1	1	0	1	4						
Don Sutton, R OBP: 0.176, SLG: 0.100 (1,1)										2	0	0	0	1	1	2						
<b>Inning Stats</b>	R: 2 E: 0 K: 0 S: 4	H: 1 LOB: 1 BB: 1 P: 8	R: 0 E: 0 K: 1 S: 5	H: 0 LOB: 0 BB: 0 P: 5	R: 0 E: 0 K: 0 S: 3	H: 0 LOB: 1 BB: 1 P: 7	R: 0 E: 0 K: 0 S: 4	H: 1 LOB: 2 BB: 1 P: 8	R: 0 E: 0 K: 1 S: 6	H: 1 LOB: 1 BB: 0 P: 6	R: 1 E: 0 K: 0 S: 6	H: 1 LOB: 2 BB: 2 P: 14	R: 0 E: 0 K: 1 S: 5	H: 0 LOB: 0 BB: 0 P: 5	R: 0 E: 0 K: 2 S: 7	H: 0 LOB: 2 BB: 2 P: 15	R: 0 E: 0 K: 2 S: 7	H: 0 LOB: 2 BB: 2 P: 15	1B: 3 2B: 1 3B: 0 HR: 0	SF: 1 SAC: 2 DP: 0 HBP: 0	WP: 1 PB: 0 CS: 0	PA: 35
<b>PITCHER</b> Balor Moore, L Tom Walker, R ERA: 4.12 ERA: 2.79 (8, 1)	IP: 7.0 WLS: L BF: 30	H: 4 R: 3 ER: 3 SO: 4	BB: 4 IBB: 1 HBP: 0 BLK: 0	WP: 1 HR: 0 S: 33 P: 53	ERA: 3.86 WHIP: 1.143											<b>PITCHER</b>	IP: 1.0 WLS: L BF: 5	H: 0 R: 0 ER: 0 SO: 2	BB: 1 IBB: 0 HBP: 0 BLK: 0	WP: 0 HR: 0 S: 7 P: 15	ERA: 0.00 WHIP: 1.000	

Montreal Expos @ Los Angeles Dodgers  
Dodger Stadium, Los Angeles, CA  
Fri Jun 01 1973, 7:05 PM PDT  
Att: 22,480 - Unknown

AB	25
R	3
H	4
RBI	3
BB	7
SO	6
LOB	16



Batter	1	2	3	4	5	6	7	8	9	AB	R	H	RBI	BB	SO	LOB	TOP										
Ron Hunt, R OBP: 0.407, SLG: 0.333 (1, 4)	L3	FC5-4		K				6-3		5	0	1	0	0	1	2											
Ron Woods, R OBP: 0.370, SLG: 0.382 (1, 8)	E	CS	6-3		F9	K		K		4	1	0	0	1	2	2											
Ron Fairly, L OBP: 0.393, SLG: 0.557 Clyde Mashore, R OBP: 0.313, SLG: 0.643 (6, PR) (8, 7)	E4		F8		HR			4-3		4	1	1	0	1	0	0											
Ken Singleton, S OBP: 0.399, SLG: 0.421 (1, 9)	K				2B			4-3		4	2	2	2	1	2	3											
Mike Jorgensen, L OBP: 0.310, SLG: 0.273 (1, 3)	E4				HR			1B		2	1	0	0	3	1	1											
John Boccabella, R OBP: 0.287, SLG: 0.310 (1, 2)	F6		1-3		4-3			5-3		5	0	1	1	0	0	7											
Bob Bailey, R Pepe Frias, R OBP: 0.346, SLG: 0.551 OBP: 0.231, SLG: 0.242 (6, 4)		FC5-4		HR				F5		3	1	3	1	0	0	0											
Tim Foli, R OBP: 0.244, SLG: 0.255 (1, 6)	K		F8		G5-6-3			6-3		5	0	0	1	0	1	4											
Steve Renko, R OBP: 0.391, SLG: 0.429 Mike Marshall, R OBP: 0.375, SLG: 0.286 (9, 1)				K				1-3		4	0	1	0	1	2	2											
<b>Inning Stats</b>	R: 1 E: 2 K: 1 S: 7	H: 0 LOB: 2 BB: 1 P: 11	R: 0 E: 0 K: 1 S: 6	H: 2 LOB: 1 BB: 0 P: 6	R: 0 E: 0 K: 0 S: 4	H: 1 LOB: 2 BB: 1 P: 8	R: 1 E: 0 K: 2 S: 8	H: 1 LOB: 0 BB: 0 P: 8	R: 2 E: 0 K: 1 S: 7	H: 2 LOB: 2 BB: 1 P: 7	R: 0 E: 0 K: 0 S: 6	H: 2 LOB: 2 BB: 1 P: 10	R: 2 E: 0 K: 0 S: 4	H: 1 LOB: 2 BB: 3 P: 16	R: 0 E: 1 K: 2 S: 8	H: 0 LOB: 3 BB: 2 P: 16	R: 0 E: 0 K: 1 S: 5	H: 0 LOB: 0 BB: 0 P: 5	1B: 5 2B: 2 3B: 0 HR: 2	SF: 0 SAC: 0 DP: 1 HBP: 0	WP: 1 PB: 1 CS: 1	PA: 46					
<b>PITCHER</b>	IP	WLS	BF	H	R	ER	SO	BB	IBB	HBP	BLK	WP	HR	S	P	ERA	WHIP										
Andy Messersmith, R ERA: 3.45 (1, 1)	6.1	L	32	8	6	5	6	5	0	0	0	0	2	39	59	7.11	2.053										
George Culver, R ERA: 2.86 (7, 1)	0.2		4	1	0	0	0	0	1	0	0	0	0	3	7	0.00	1.500										
Charlie Hough, R ERA: 2.11 (8, 1)	2.0		9	0	0	0	3	2	0	0	0	1	0	13	21	0.00	1.000										

Montreal Expos @ Los Angeles Dodgers  
Dodger Stadium, Los Angeles, CA  
Sat Jun 02 1973, 7:05 PM PDT  
Att: 25,908 - Unknown

AB 37  
R 6  
H 9  
RBI 5  
BB 8  
SO 9  
LOB 21



Batter	1	2	3	4	5	6	7	8	9	AB	R	H	RBI	BB	SO	LOB	BOTTOM										
Davey Lopes, R OBP: 0.405, SLG: 0.388 (1, 4)	F9	G6-4-3			B2-3			5-3		4	1	1	0	0	0	1											
Bill Buckner, L OBP: 0.301, SLG: 0.342 (1, 3)	L7			4-3				L7		4	0	0	0	0	0	1											
Willie Davis, L OBP: 0.326, SLG: 0.438 (1, 8)	F9			F6				4-3		4	0	0	0	0	0	1											
Joe Ferguson, R OBP: 0.404, SLG: 0.552 (1, 2)	E			P6				L7		2	1	0	0	2	0	0											
Willie Crawford, L OBP: 0.411, SLG: 0.462 (1, 9)	E5			K				L7		4	1	1	1	0	1	1											
Ron Cey, R OBP: 0.425, SLG: 0.491 (1, 5)					1B			F3		4	0	2	2	0	0	1											
Von Joshua, L OBP: 0.415, SLG: 0.432 (1, 7)	K				1B			4-3		4	0	1	0	0	2	2											
Bill Russell, R OBP: 0.314, SLG: 0.365 (1, 6)				K				5-3		3	0	0	0	0	1	2											
Andy Messersmith, R OBP: 0.194, SLG: 0.194 George Culver, R OBP: 0.216, SLG: 0.314 Steve Garvey, R OBP: 0.314, SLG: 0.314 Charlie Hough, R ERA: 4.06 (8, 1)					F7			5-3		2	0	1	0	0	0	2											
<b>Inning Stats</b>	R: 3 E: 1 K: 1 S: 8	H: 3 LOB: 1 BB: 1 P: 12	R: 0 E: 0 K: 1 S: 5	H: 1 LOB: 0 BB: 0 P: 5	R: 0 E: 0 K: 0 S: 3	H: 0 LOB: 0 BB: 0 P: 3	R: 0 E: 0 K: 1 S: 7	H: 2 LOB: 2 BB: 0 P: 7	R: 0 E: 0 K: 0 S: 3	H: 0 LOB: 0 BB: 0 P: 3	R: 0 E: 0 K: 0 S: 3	H: 0 LOB: 0 BB: 0 P: 3	R: 0 E: 0 K: 0 S: 3	H: 0 LOB: 0 BB: 0 P: 3	R: 0 E: 0 K: 1 S: 5	H: 0 LOB: 1 BB: 1 P: 9	1B: 6 2B: 0 3B: 0 HR: 0	SF: 0 SAC: 0 DP: 1 HBP: 0	WP: 0 PB: 0 CS: 0	PA: 34							
<b>PITCHER</b>	IP	WLS	BF	H	R	ER	SO	BB	IBB	HBP	BLK	WP	HR	S	P	ERA	WHIP										
Steve Renko, R ERA: 3.19 (1, 1)	8.0	W	31	6	3	2	3	2	0	0	0	0	0	35	43	2.25	1.000										
Mike Marshall, R ERA: 4.06 (9, 1)	1.0	S	3	0	0	0	1	0	0	0	0	0	0	5	5	0.00	0.000										

Montreal Expos @ Los Angeles Dodgers  
Dodger Stadium, Los Angeles, CA  
Sat Jun 02 1973, 7:05 PM PDT  
Att: 25,908 - Unknown

AB 32  
R 3  
H 6  
RBI 3  
BB 2  
SO 4  
LOB 11





Batter	1	2	3	4	5	6	7	8	9	AB	R	H	RBI	BB	SO	LOB	TOP					
Davey Lopes, R (1,4) OBP: 0.400, SLG: 0.379 Lee Lacy, R (5,4) OBP: 0.300, SLG: 0.205										2	0	1	0	0	1	0	<b>Los Angeles Dodgers @ Chicago Cubs</b> Wrigley Field, Chicago, IL Tue Jun 05 1973, 3:33 AM CDT Att: 12,068 - Cloudy - 78 F					
Bill Buckner, L (1,3) OBP: 0.302, SLG: 0.342										5	0	1	1	0	0	4						
Willie Davis, L (1,8) OBP: 0.331, SLG: 0.451										5	3	4	1	0	1	0						
Joe Ferguson, R (1,2) OBP: 0.397, SLG: 0.534										4	1	1	0	1	0	1						
Willie Crawford, L (1,9) OBP: 0.422, SLG: 0.480										4	3	3	2	0	0	1						
Ron Cey, R (1,5) OBP: 0.426, SLG: 0.509										4	1	1	3	1	1	1						
Von Joshua, L (1,7) OBP: 0.383, SLG: 0.419 Manny Mota, R (8, PH) OBP: 0.400, SLG: 0.405										3	0	0	0	0	1	0		<b>AB 38</b> <b>R 10</b> <b>H 15</b> <b>RBI 9</b> <b>BB 3</b> <b>SO 6</b> <b>LOB 14</b>				
Tom Paciorek, R (9, PR) OBP: 0.250, SLG: 0.289										0	0	0	0	0	0	0						
Bill Russell, R (1,6) OBP: 0.307, SLG: 0.362										4	0	1	1	0	0	2						
Claude Osteen, L (1,1) OBP: 0.129, SLG: 0.069 Pete Richert, L (7,1) OBP: 0.333, SLG: 0.333										3	0	1	0	0	1	2						
<b>Inning Stats</b>	R: 4 E: 0 K: 1 S: 8	H: 3 LOB: 0 BB: 1 P: 12	R: 0 E: 0 K: 0 S: 4	H: 2 LOB: 1 BB: 0 P: 4	R: 1 E: 0 K: 1 S: 6	H: 2 LOB: 0 BB: 0 P: 6	R: 0 E: 0 K: 2 S: 8	H: 1 LOB: 2 BB: 0 P: 9	R: 1 E: 0 K: 0 S: 4	H: 1 LOB: 0 BB: 0 P: 4	R: 0 E: 1 K: 1 S: 6	H: 0 LOB: 1 BB: 0 P: 6	R: 0 E: 0 K: 1 S: 5	H: 0 LOB: 0 BB: 0 P: 5	R: 3 E: 0 K: 0 S: 6	H: 4 LOB: 2 BB: 2 P: 14	R: 1 E: 0 K: 0 S: 5		H: 2 LOB: 1 BB: 0 P: 5	1B: 9 2B: 5 3B: 1 HR: 1	SF: 2 SAC: 0 DP: 2 HBP: 1	WP: 0 PB: 0 SB: 0 CS: 0
<b>PITCHER</b>	IP WLS BF H R ER SO BB IBB HBP BLK WP HR S P ERA WHIP																					
Fergie Jenkins, R (1,1) ERA: 3.66 Dave LaRoche, L (8,1) ERA: 8.1	7.0 L 31 9 6 6 6 1 0 1 0 0 0 1 41 46 7.71 1.429																					

Batter	1	2	3	4	5	6	7	8	9	AB	R	H	RBI	BB	SO	LOB	BOTTOM			
Rick Monday, L (1,8) OBP: 0.424, SLG: 0.555										5	0	1	0	0	1	2	<b>Los Angeles Dodgers @ Chicago Cubs</b> Wrigley Field, Chicago, IL Tue Jun 05 1973, 3:33 AM CDT Att: 12,068 - Cloudy - 78 F			
Glenn Beckert, R (1,4) OBP: 0.355, SLG: 0.350										3	0	2	1	1	0	1				
Billy Williams, L (1,7) OBP: 0.389, SLG: 0.479										3	0	1	0	1	1	3				
Jim Hickman, R (1,3) OBP: 0.329, SLG: 0.194 Dave LaRoche, L (8,1) OBP: 1.000, SLG: 1.000										3	0	0	0	1	0	6				
Ron Santo, R (1,5) OBP: 0.415, SLG: 0.489										4	0	0	0	0	0	4				
Jose Cardenal, R (1,9) OBP: 0.383, SLG: 0.459										3	0	1	0	1	0	0				
Randy Hundley, R (1,2) OBP: 0.283, SLG: 0.367										4	0	0	0	0	1	2				
Don Kessinger, S (1,6) OBP: 0.362, SLG: 0.328										4	0	1	0	0	0	0				
Fergie Jenkins, R (1,1) OBP: 0.162, SLG: 0.091 Carmen Fanzone, R (7, PH) OBP: 0.333, SLG: 0.458										2	0	1	0	0	0	1		<b>AB 33</b> <b>R 1</b> <b>H 8</b> <b>RBI 1</b> <b>BB 4</b> <b>SO 3</b> <b>LOB 19</b>		
<b>Inning Stats</b>	R: 0 E: 0 K: 2 S: 8	H: 1 LOB: 2 BB: 1 P: 12	R: 0 E: 0 K: 0 S: 4	H: 2 LOB: 1 BB: 0 P: 4	R: 0 E: 0 K: 0 S: 2	H: 1 LOB: 1 BB: 1 P: 8	R: 0 E: 0 K: 0 S: 5	H: 0 LOB: 0 BB: 1 P: 6	R: 0 E: 0 K: 1 S: 5	H: 2 LOB: 2 BB: 0 P: 5	R: 1 E: 0 K: 0 S: 5	H: 2 LOB: 1 BB: 1 P: 9	R: 0 E: 0 K: 0 S: 3	H: 0 LOB: 0 BB: 0 P: 3	R: 0 E: 0 K: 0 S: 3	H: 0 LOB: 0 BB: 0 P: 3			1B: 6 2B: 2 3B: 0 HR: 0	SF: 0 SAC: 0 DP: 2 HBP: 0
<b>PITCHER</b>	IP WLS BF H R ER SO BB IBB HBP BLK WP HR S P ERA WHIP																			
Claude Osteen, L (1,1) ERA: 3.59 Pete Richert, L (7,1) ERA: 1.47	6.2 W 30 8 1 1 3 0 0 0 0 0 0 0 7 7 1.35 1.800																			

Batter	1	2	3	4	5	6	7	8	9	AB	R	H	RBI	BB	SO	LOB	TOP		
<b>Bill Russell, R</b> OBP: 0.301, SLG: 0.354 (1, 6)	4-3		5-3		L9			F8	L5	5	0	0	0	0	0	3			
<b>Bill Buckner, L</b> OBP: 0.301, SLG: 0.340 (1, 3)	1B 2B 1B		F7				4-3	6-3		4	1	1	0	0	0	0			
<b>Willie Davis, L</b> OBP: 0.329, SLG: 0.461 (1, 8)	F2		F8				F8		HR	4	1	1	1	0	0	1			
<b>Joe Ferguson, R</b> OBP: 0.403, SLG: 0.536 (1, 2)	2B 1B		G4-6-3 1B				BB		K	3	0	2	0	1	1	0			
<b>Willie Crawford, L</b> OBP: 0.419, SLG: 0.480 (1, 9)	1-H 3-H 2B		G4-6-3 1-2				K		K	4	0	1	1	0	2	2			
<b>Ron Cey, R</b> OBP: 0.423, SLG: 0.503 (1, 5)		1-3		P3					BLK 1B	4	1	1	0	0	0	0			
<b>Von Joshua, L</b> OBP: 0.392, SLG: 0.413 (1, 7)					L9				1B BB BB BB	3	1	1	0	1	0	0			
<b>Lee Lacy, R</b> OBP: 0.309, SLG: 0.220 (1, 4)					SH1 1B				1B BB	4	0	2	1	0	0	1			
<b>Don Sutton, R</b> OBP: 0.391, SLG: 0.097 (5, 1)					SH1				1B	1	0	0	0	0	0	0			
<b>George Culver, R</b> OBP: 0.246, SLG: 0.283 (5, PR)										0	0	0	0	0	0	0			
<b>Tom Paciorek, R</b> OBP: 0.246, SLG: 0.283 (5, PR)										0	0	0	0	0	0	0			
<b>Doug Rau, L</b> OBP: 0.246, SLG: 0.283 (5, PR)										0	0	0	0	0	0	0			
<b>Steve Garvey, R</b> OBP: 0.328, SLG: 0.321 (5, PR)										1	0	1	1	0	0	0			
<b>Davey Lopes, R</b> OBP: 0.500, SLG: 0.370 (5, PR)										0	0	0	0	0	0	0			
<b>Inning Stats</b>	R: 1 E: 0 K: 0 S: 5	H: 3 LOB: 2 BB: 0 P: 5	R: 0 E: 0 K: 0 S: 4	H: 1 LOB: 1 BB: 0 P: 4	R: 0 E: 0 K: 0 S: 3	H: 0 LOB: 0 BB: 0 P: 3	R: 0 E: 0 K: 0 S: 3	H: 1 LOB: 1 BB: 0 P: 3	R: 0 E: 0 K: 1 S: 5	H: 0 LOB: 1 BB: 1 P: 9	R: 0 E: 0 K: 0 S: 3	H: 0 LOB: 0 BB: 0 P: 3	R: 0 E: 0 K: 0 S: 3	H: 0 LOB: 0 BB: 0 P: 3	R: 3 E: 0 K: 2 S: 11	H: 4 LOB: 2 BB: 1 P: 15	1B: 8 2B: 1 3B: 0 HR: 1	SF: 0 SAC: 1 DP: 1 HBP: 0	WP: 0 PA: 37 PB: 0 SB: 0 CS: 0
<b>PITCHER</b>	IP WLS BF H R ER SO BB IBB HBP BLK WP HR S P ERA WHIP																		
<b>Burt Hooton, R</b> ERA: 4.57 (1, 1)	8.2 W 35 9 4 4 3 2 0 0 0 0 0 1 39 47 4.15 1.269																		
<b>Jack Aker, R</b> ERA: 2.3 (9, 1)	0.1 S 2 1 0 0 0 0 0 0 0 0 0 0 2 2 0.00 3.000																		

Los Angeles Dodgers @ Chicago Cubs  
Wrigley Field, Chicago, IL  
Wed Jun 06 1973, 3:33 AM CDT  
Att: 14,050 - Sunny - 67 F

AB 34  
R 4  
H 10  
RBI 4  
BB 2  
SO 3  
LOB 8



Batter	1	2	3	4	5	6	7	8	9	AB	R	H	RBI	BB	SO	LOB	BOTTOM		
<b>Rick Monday, L</b> OBP: 0.416, SLG: 0.542 (1, 8)	F2		K							4	0	0	0	0	3	1			
<b>Glenn Beckert, R</b> OBP: 0.353, SLG: 0.348 (1, 4)	L6			L4						4	1	1	0	0	0	0			
<b>Billy Williams, L</b> OBP: 0.391, SLG: 0.479 (1, 7)										4	1	2	0	0	0	0			
<b>Gene Hiser, L</b> OBP: 0.382, SLG: 0.326 (7, PR)	4-3			F7						0	0	0	0	0	0	0			
<b>Pat Bourque, L</b> OBP: 0.452, SLG: 0.600 (1, 3)										4	1	2	1	0	1	1			
<b>Ron Santo, R</b> OBP: 0.417, SLG: 0.489 (1, 5)										4	2	2	1	0	1	1			
<b>Jose Cardenal, R</b> OBP: 0.380, SLG: 0.473 (1, 9)										3	1	1	3	0	0	1			
<b>Ken Rudolph, R</b> OBP: 0.254, SLG: 0.490 (1, 2)										4	0	0	0	0	2	2			
<b>Don Kessinger, S</b> OBP: 0.366, SLG: 0.330 (1, 6)										2	0	1	1	1	0	0			
<b>Burt Hooton, R</b> OBP: 0.276, SLG: 0.222 (1, 1)										2	0	0	0	0	1	1			
<b>Jack Aker, R</b> ERA: 2.3 (9, 1)										0	0	0	0	0	0	0			
<b>Inning Stats</b>	R: 0 E: 0 K: 0 S: 3	H: 0 LOB: 0 BB: 0 P: 3	R: 0 E: 0 K: 2 S: 8	H: 1 LOB: 1 BB: 0 P: 8	R: 0 E: 0 K: 1 S: 5	H: 0 LOB: 0 BB: 0 P: 5	R: 0 E: 0 K: 1 S: 5	H: 0 LOB: 0 BB: 0 P: 5	R: 2 E: 0 K: 1 S: 7	H: 2 LOB: 1 BB: 1 P: 11	R: 4 E: 0 K: 1 S: 10	H: 5 LOB: 1 BB: 0 P: 10	R: 0 E: 0 K: 1 S: 6	H: 1 LOB: 1 BB: 0 P: 6	R: 0 E: 0 K: 1 S: 5	H: 0 LOB: 0 BB: 0 P: 5	1B: 8 2B: 0 3B: 0 HR: 1	SF: 1 SAC: 1 DP: 0 HBP: 0	WP: 0 PA: 34 PB: 1 SB: 0 CS: 0
<b>PITCHER</b>	IP WLS BF H R ER SO BB IBB HBP BLK WP HR S P ERA WHIP																		
<b>Don Sutton, R</b> ERA: 2.51 (1, 1)	5.0 L 23 7 6 6 5 1 0 0 0 0 0 0 12 12 0.00 1.000																		
<b>George Culver, R</b> ERA: 2.63 (6, 1)	2.0 8 2 0 0 2 0 0 0 0 0 0 0 5 5 0.00 0.000																		
<b>Doug Rau, L</b> ERA: 6.27 (8, 1)	1.0 3 0 0 0 1 0 0 0 0 0 0 0 5 5 0.00 0.000																		

Los Angeles Dodgers @ Chicago Cubs  
Wrigley Field, Chicago, IL  
Wed Jun 06 1973, 3:33 AM CDT  
Att: 14,050 - Sunny - 67 F

AB 31  
R 6  
H 9  
RBI 6  
BB 1  
SO 8  
LOB 7





Batter	1	2	3	4	5	6	7	8	9	AB	R	H	RBI	BB	SO	LOB	TOP			
Davey Lopes, R OBP: 0.400, SLG: 0.393 (1, 4)	0-3 K		0-3 K		0-0 G3			0-0 CS 1B	0-0 1-H 3B	5	0	2	1	0	2	1	<b>Los Angeles Dodgers @ Chicago Cubs</b> Wrigley Field, Chicago, IL Thu Jun 07 1973, 3:33 AM CDT Att: 12,025 - Unknown - 77 F			
Bill Buckner, L OBP: 0.303, SLG: 0.341 (1, 3)	0-0 1B		0-0 1-3			0-0 6-3		0-0 1-2 HR 1B	0-0 P1	5	1	2	0	0	0	2				
Willie Davis, L OBP: 0.332, SLG: 0.474 (1, 8)	0-0 1-3			0-0 P4-3		0-0 CS 1B		0-0 1-H HR		4	1	2	2	0	0	0				
Willie Crawford, L OBP: 0.425, SLG: 0.489 (1, 9)		4-0 FC6-4 BB		0-0 1B 2B		0-0 1-2 L8		0-0 BB 1B		3	1	2	0	1	0	1				
Ron Cey, R OBP: 0.424, SLG: 0.500 (1, 5)	0-3 K			0-0 BLK 1B			0-0 1-3	4-0 1-2 BB		3	0	1	1	1	1	1				
Von Joshua, L OBP: 0.382, SLG: 0.388 (1, 7)	0-0 FC6-4 1-2			4-0 P6-4-3 BB			0-3 K	0-3 K		3	0	0	0	1	2	3				
Bill Russell, R OBP: 0.300, SLG: 0.352 (1, 6)	0-3 K			0-0 P6-4-3 1-2			0-0 1B		0-0 F8	4	0	1	0	0	1	3				
Steve Yeager, R OBP: 0.410, SLG: 0.387 (1, 2)			0-3 K2-3		0-0 L5		0-0 5-3		0-0 FC1-6 1B	4	0	1	0	0	1	1				
Andy Messersmith, R OBP: 0.200, SLG: 0.225 (1, 1)			0-0 2B		0-0 F9			0-0 P4-3	0-0 FC1-6 3B	4	1	1	0	0	0	1				
<b>Inning Stats</b>	R: 0 E: 0 K: 1 S: 5	H: 1 LOB: 0 BB: 0 P: 5	R: 0 E: 0 K: 2 S: 7	H: 0 LOB: 1 BB: 1 P: 11	R: 0 E: 0 K: 2 S: 8	H: 1 LOB: 1 BB: 0 P: 8	R: 1 E: 0 K: 0 S: 4	H: 2 LOB: 1 BB: 1 P: 8	R: 0 E: 0 K: 0 S: 3	H: 0 LOB: 0 BB: 0 P: 3	R: 0 E: 0 K: 1 S: 6	H: 1 LOB: 1 BB: 0 P: 6	R: 2 E: 0 K: 1 S: 8	H: 4 LOB: 2 BB: 1 P: 12	R: 1 E: 0 K: 0 S: 5	H: 2 LOB: 1 BB: 0 P: 5	1B: 8 2B: 2 3B: 1 HR: 1	SF: 0 SAC: 0 DP: 1 HBP: 0	WP: 0 PA: 38 PB: 0 SB: 0 CS: 2	
<b>PITCHER</b>	IP WLS BF H R ER SO BB IBB HBP BLK WP HR S P ERA WHIP																			
Rick Reuschel, R ERA: 1.92 (1, 1)	7.2 L	31	10	3	3	6	2	0	0	0	1	41	49	3.52	1.565					
Bob Locker, R ERA: 1.85 (8, 1)	0.1	2	0	0	0	1	1	0	0	0	0	3	7	0.00	3.000					
Dave LaRoche, L ERA: 8.18 (9, 1)	1.0	5	2	1	1	0	0	0	0	0	0	5	5	9.00	2.000					

AB	35
R	4
H	12
RBI	4
BB	3
SO	7
LOB	13




Batter	1	2	3	4	5	6	7	8	9	AB	R	H	RBI	BB	SO	LOB	BOTTOM				
Rick Monday, L OBP: 0.413, SLG: 0.535 (1, 8)	0-0 4-3		0-0 3-1		0-3 K			0-0 1B		4	0	1	0	0	1	1	<b>Los Angeles Dodgers @ Chicago Cubs</b> Wrigley Field, Chicago, IL Thu Jun 07 1973, 3:33 AM CDT Att: 12,025 - Unknown - 77 F				
Don Kessinger, S OBP: 0.364, SLG: 0.328 (1, 6)	0-0 F7		0-0 1B		0-3 K			0-0 F7		4	0	1	0	0	1	2					
Billy Williams, L OBP: 0.393, SLG: 0.474 (1, 7)	4-0 BB		0-0 G3		4-0 G5-4-3 BB			0-0 4-3		2	0	0	0	2	0	2					
Pat Bourque, L OBP: 0.413, SLG: 0.538 (1, 3)	0-3 K			0-0 F1		0-0 F9		0-0 F8		4	0	0	0	0	1	2					
Ron Santo, R OBP: 0.409, SLG: 0.478 (1, 5)		0-0 5-3		0-3 K		0-0 G5-4-3 1-2		0-0 5-3		4	0	0	0	0	1	1					
Jose Cardenal, R OBP: 0.387, SLG: 0.479 (1, 9)		4-0 S BB		0-0 2B			0-0 L7	4-0 BB		2	0	1	0	2	0	0					
Randy Hundley, R OBP: 0.276, SLG: 0.357 (1, 2)		0-3 K		0-0 F7			0-0 F7	0-0 F7		4	0	0	0	0	1	3					
Paul Popovich, S OBP: 0.226, SLG: 0.182 (1, 4)		0-0 P1-3			0-0 P9		0-0 P1-3			3	0	0	0	0	0	1					
Rick Reuschel, R OBP: 0.143, SLG: 0.143 (1, 1)			0-0 6-3		0-0 E5			0-0 P3		2	0	0	0	0	0	0					
Bob Locker, S OBP: 0.111, SLG: 0.111 (8, 1)										0	0	0	0	0	0	0					
Glenn Beckert, R OBP: 0.351, SLG: 0.346 (6, PH)										1	0	0	0	0	0	0					
Dave LaRoche, L OBP: 1.000, SLG: 1.000 (9, 1)										0	0	0	0	0	0	0					
<b>Inning Stats</b>	R: 0 E: 0 K: 1 S: 5	H: 0 LOB: 1 BB: 1 P: 9	R: 0 E: 0 K: 1 S: 5	H: 0 LOB: 1 BB: 1 P: 9	R: 0 E: 0 K: 0 S: 4	H: 1 LOB: 1 BB: 0 P: 4	R: 0 E: 0 K: 1 S: 6	H: 1 LOB: 1 BB: 0 P: 6	R: 0 E: 0 K: 2 S: 8	H: 0 LOB: 1 BB: 0 P: 8	R: 0 E: 0 K: 0 S: 2	H: 0 LOB: 0 BB: 1 P: 6	R: 0 E: 0 K: 0 S: 3	H: 0 LOB: 0 BB: 0 P: 3	R: 0 E: 0 K: 0 S: 4	H: 1 LOB: 1 BB: 0 P: 4	R: 0 E: 0 K: 0 S: 3	H: 0 LOB: 1 BB: 1 P: 7	1B: 2 2B: 1 3B: 0 HR: 0	SF: 0 SAC: 0 DP: 1 HBP: 0	WP: 0 PA: 34 PB: 0 SB: 2 CS: 0
<b>PITCHER</b>	IP WLS BF H R ER SO BB IBB HBP BLK WP HR S P ERA WHIP																				
Andy Messersmith, R ERA: 3.17 (1, 1)	9.0 W	34	3	0	0	5	4	0	0	0	0	40	56	0.00	0.778						



Batter	1	2	3	4	5	6	7	8	9	AB	R	H	RBI	BB	SO	LOB	TOP								
Davey Lopes, R OBP: 0.402, SLG: 0.409	5-3		1-2 1B			HR 3B	L8			4	1	2	0	0	0	0									
Bill Buckner, L OBP: 0.298, SLG: 0.336	G3		F8			1-3	4-3			4	0	0	0	0	0	3									
Willie Davis, L OBP: 0.335, SLG: 0.492	K			1B 2B		HR	4-3			4	2	2	2	0	1	0									
Joe Ferguson, R OBP: 0.405, SLG: 0.535		F8		2H 1B		3H 1B BB FC3-2		6-3		4	0	2	1	0	0	0									
Willie Crawford, L OBP: 0.422, SLG: 0.481	K			K		FC3-2 1B BB		K		3	1	0	0	1	3	0									
Ron Cey, R OBP: 0.421, SLG: 0.495	6-3			K		FC3-2 1B		F3		4	1	1	0	0	1	0									
Von Joshua, L OBP: 0.356, SLG: 0.358			4-3		K	FC3-2 1B		P6		4	0	0	0	0	1	3	AB 35								
Bill Russell, R OBP: 0.299, SLG: 0.351			4-3		P6	1-2 2-3 3H		K		4	0	1	2	0	1	0	R 5								
Tommy John, R OBP: 0.208, SLG: 0.174					K	1-2 2H 3H		1B		3	0	1	0	0	1	2	H 9								
Pete Richert, L OBP: 0.250, SLG: 0.250			1B 1B		K	F2		K		1	0	0	0	0	1	0	RBI 5								
<b>Inning Stats</b>	R: 0 E: 0 K: 1 S: 5	H: 0 LOB: 0 BB: 0 P: 5	R: 0 E: 0 K: 1 S: 5	H: 0 LOB: 0 BB: 0 P: 5	R: 0 E: 0 K: 0 S: 5	H: 2 LOB: 2 BB: 0 P: 5	R: 1 E: 0 K: 2 S: 8	H: 2 LOB: 0 BB: 0 P: 8	R: 0 E: 0 K: 0 S: 7	H: 0 LOB: 0 BB: 0 P: 7	R: 4 E: 0 K: 0 S: 8	H: 5 LOB: 2 BB: 1 P: 12	R: 0 E: 0 K: 0 S: 3	H: 0 LOB: 0 BB: 0 P: 3	R: 0 E: 0 K: 1 S: 5	H: 0 LOB: 0 BB: 0 P: 5	R: 0 E: 0 K: 2 S: 7	H: 0 LOB: 0 BB: 0 P: 7	1B: 6 2B: 1 3B: 1 HR: 1	SF: 0 SAC: 0 DP: 0 HBP: 0	WP: 0 PB: 0 SB: 0 CS: 0	PA: 36			
<b>PITCHER</b>	IP	WLS	BF	H	R	ER	SO	BB	IBB	HBP	BLK	WP	HR	S	P	ERA	WHIP								
Tom Seaver, R ERA: 2.05	(1, 1)	7.0	L 30	9	5	5	6	1	0	0	0	0	1	41	45	6.43	1.429								
Phil Hennigan, R ERA: 3.35	(8, 1)	2.0	L 6	0	0	0	3	0	0	0	0	0	0	12	12	0.00	0.000								

Los Angeles Dodgers @ New York Mets  
Shea Stadium, Flushing, NY  
Fri Jun 08 1973, 7:05 PM EDT  
Att: 42,500 - Unknown



Batter	1	2	3	4	5	6	7	8	9	AB	R	H	RBI	BB	SO	LOB	BOTTOM								
Wayne Garrett, L OBP: 0.331, SLG: 0.333	4-3	4-3			3-1		P5			4	0	0	0	0	0	2									
Felix Milten, R OBP: 0.293, SLG: 0.326	F9		1-3		F9			F7		4	0	0	0	0	0	1									
George Theodore, R OBP: 0.338, SLG: 0.329	1B E		F9		F8			FC5-4 BB		3	1	1	0	1	0	0									
Rusty Staub, L OBP: 0.367, SLG: 0.409	BB E		F8		K			K		4	1	1	0	0	2	1									
Jim Fregosi, R OBP: 0.309, SLG: 0.217	E BB			F7		G1		FC5-4		3	0	0	0	1	0	1									
John Milner, L OBP: 0.357, SLG: 0.474	E4			F8		HR		F8		4	1	1	1	0	0	1									
Duffy Dyer, R OBP: 0.205, SLG: 0.176	1-3 2H 3H			6-3				HR		4	0	1	0	0	1	2	AB 33								
Ted Martinez, R OBP: 0.276, SLG: 0.234		6-3			3-1 SH2-4 1B		L7			4	0	2	0	0	0	1	R 3								
Tom Seaver, R OBP: 0.265, SLG: 0.290					SH2-4					1	0	0	0	0	0	0	H 6								
Jim Beauchamp, R OBP: 0.367, SLG: 0.280		5-3					FC5-4			1	0	0	0	0	0	1	RBI 1								
Phil Hennigan, R OBP: 0.333, SLG: 0.333										0	0	0	0	0	0	0	BB 2								
Ken Boswell, L OBP: 0.286, SLG: 0.364					1-2		1-2			1	0	0	0	0	0	1	SO 3								
<b>Inning Stats</b>	R: 2 E: 1 K: 1 S: 8	H: 2 LOB: 2 BB: 1 P: 12	R: 0 E: 0 K: 0 S: 3	H: 0 LOB: 0 BB: 0 P: 3	R: 0 E: 0 K: 0 S: 3	H: 0 LOB: 0 BB: 0 P: 3	R: 0 E: 0 K: 0 S: 3	H: 0 LOB: 0 BB: 0 P: 3	R: 0 E: 0 K: 1 S: 5	H: 1 LOB: 1 BB: 0 P: 4	R: 0 E: 0 K: 0 S: 5	H: 0 LOB: 0 BB: 0 P: 5	R: 1 E: 0 K: 0 S: 5	H: 2 LOB: 1 BB: 0 P: 5	R: 0 E: 0 K: 1 S: 5	H: 0 LOB: 1 BB: 1 P: 9	R: 0 E: 0 K: 0 S: 4	H: 1 LOB: 1 BB: 0 P: 4	1B: 5 2B: 0 3B: 0 HR: 1	SF: 0 SAC: 1 DP: 0 HBP: 0	WP: 0 PB: 0 SB: 0 CS: 0	PA: 36			
<b>PITCHER</b>	IP	WLS	BF	H	R	ER	SO	BB	IBB	HBP	BLK	WP	HR	S	P	ERA	WHIP								
Tommy John, L ERA: 3.24	(1, 1)	7.1	W 30	5	3	1	2	2	0	0	0	0	1	32	40	1.23	0.955								
Pete Richert, L ERA: 1.35	(8, 1)	1.2	S 6	1	0	0	1	0	0	0	0	0	0	8	8	0.00	0.600								

Los Angeles Dodgers @ New York Mets  
Shea Stadium, Flushing, NY  
Fri Jun 08 1973, 7:05 PM EDT  
Att: 42,500 - Unknown



Batter	1	2	3	4	5	6	7	8	9	AB	R	H	RBI	BB	SO	LOB	TOP			
Davey Lopes, R OBP: 0.410, SLG: 0.424										4	2	3	0	0	0	1				
Bill Buckner, L OBP: 0.298, SLG: 0.336										3	0	1	1	0	0	2				
Willie Davis, L OBP: 0.330, SLG: 0.483										4	0	0	1	0	0	1				
Joe Ferguson, R OBP: 0.402, SLG: 0.527										3	0	0	0	1	0	1				
Ron Cey, R OBP: 0.418, SLG: 0.487										3	0	0	0	1	0	1				
Manny Mota, R OBP: 0.403, SLG: 0.403										3	0	1	0	1	0	2				
Willie Crawford, L OBP: 0.414, SLG: 0.471										4	0	0	0	0	2	2	AB 32			
Bill Russell, R OBP: 0.298, SLG: 0.349										4	0	1	0	0	0	2	R 2			
Al Downing, R OBP: 0.125, SLG: 0.087										2	0	0	0	0	2	2	H 7			
Tom Paciorek, R OBP: 0.260, SLG: 0.319										1	0	1	0	0	0	0	RBI 2			
Doug Rau, L										0	0	0	0	0	0	0	BB 3			
Charlie Hough, R										0	0	0	0	0	0	0	SO 4			
Steve Garvey, R OBP: 0.315										1	0	0	0	0	0	1	LOB 15			
<b>Inning Stats</b>	R: 1 E: 0 K: 0 S: 5	H: 2 LOB: 1 BB: 0 P: 5	R: 0 E: 0 K: 2 S: 8	H: 1 LOB: 1 BB: 0 P: 8	R: 1 E: 1 K: 0 S: 4	H: 1 LOB: 2 BB: 2 P: 12	R: 0 E: 0 K: 2 S: 8	H: 1 LOB: 1 BB: 0 P: 8	R: 0 E: 0 K: 0 S: 3	H: 0 LOB: 0 BB: 1 P: 3	R: 0 E: 0 K: 0 S: 3	H: 2 LOB: 0 BB: 0 P: 3	R: 0 E: 0 K: 0 S: 3	H: 0 LOB: 0 BB: 0 P: 3	R: 0 E: 1 K: 0 S: 4	H: 0 LOB: 1 BB: 0 P: 4	1B: 5 2B: 2 3B: 0 HR: 0	SF: 1 SAC: 0 DP: 0 HBP: 0	WP: 0 PB: 0 SB: 3 CS: 2	PA: 36
<b>PITCHER</b> Jon Matlack, L ERA: 4.22	IP: 9.0 WLS: W BF: 36 H: 7 R: 2 ER: 1 SO: 4 BB: 3 IBB: 0 HBP: 0 BLK: 0 WP: 0 HR: 0 S: 41 P: 53 ERA: 1.00 WHIP: 1.111															<b>PITCHER</b>	IP: 9.0 WLS: W BF: 36 H: 7 R: 2 ER: 1 SO: 4 BB: 3 IBB: 0 HBP: 0 BLK: 0 WP: 0 HR: 0 S: 41 P: 53 ERA: 1.00 WHIP: 1.111			

Los Angeles Dodgers @ New York Mets  
Shea Stadium, Flushing, NY  
Sat Jun 09 1973, 3:33 AM EDT  
Att: 47,800 - Unknown

AB 32  
R 2  
H 7  
RBI 2  
BB 3  
SO 4  
LOB 15



Batter	1	2	3	4	5	6	7	8	9	AB	R	H	RBI	BB	SO	LOB	BOTTOM	
Ted Martinez, R OBP: 0.283, SLG: 0.243										4	1	2	0	0	0	0		
Felix Milten, R OBP: 0.292, SLG: 0.324										4	1	1	0	0	0	2		
Willie Mays, R OBP: 0.231, SLG: 0.200										3	2	1	1	1	1	1		
Rusty Staub, L OBP: 0.370, SLG: 0.421										4	0	2	3	0	0	0		
Jim Fregosi, R OBP: 0.306, SLG: 0.208										3	0	0	0	1	0	1		
John Milner, L OBP: 0.353, SLG: 0.459										3	0	0	0	1	2	1		
George Theodore, R OBP: 0.333, SLG: 0.324										4	0	1	0	0	0	3		
Duffy Dyer, R OBP: 0.200, SLG: 0.172										3	0	0	0	0	1	1		
Jon Matlack, L OBP: 0.318, SLG: 0.167										3	0	0	0	0	2	1		
<b>Inning Stats</b>	R: 2 E: 0 K: 1 S: 7	H: 2 LOB: 1 BB: 1 P: 11	R: 0 E: 0 K: 0 S: 3	H: 0 LOB: 0 BB: 0 P: 3	R: 1 E: 0 K: 0 S: 4	H: 1 LOB: 0 BB: 0 P: 4	R: 0 E: 0 K: 0 S: 3	H: 0 LOB: 0 BB: 0 P: 3	R: 0 E: 0 K: 2 S: 8	H: 1 LOB: 1 BB: 0 P: 8	R: 0 E: 0 K: 0 S: 3	H: 1 LOB: 1 BB: 0 P: 8	R: 0 E: 0 K: 1 S: 7	H: 2 LOB: 2 BB: 2 P: 15	1B: 4 2B: 2 3B: 0 HR: 1	SF: 0 SAC: 0 DP: 0 HBP: 0	WP: 0 PB: 0 SB: 0 CS: 0	PA: 34
<b>PITCHER</b> Al Downing, L ERA: 2.87 Doug Rau, L ERA: 8.2 Charlie Hough, R ERA: 2.08	IP: 6.0 WLS: L BF: 23 H: 4 R: 3 ER: 3 SO: 3 BB: 1 IBB: 0 HBP: 0 BLK: 0 WP: 0 HR: 1 S: 28 P: 32 ERA: 4.50 WHIP: 0.833															<b>PITCHER</b>	IP: 1.2 WLS: L BF: 10 H: 3 R: 1 ER: 1 SO: 3 BB: 2 IBB: 0 HBP: 0 BLK: 0 WP: 0 HR: 0 S: 14 P: 22 ERA: 5.40 WHIP: 3.000	

Los Angeles Dodgers @ New York Mets  
Shea Stadium, Flushing, NY  
Sat Jun 09 1973, 3:33 AM EDT  
Att: 47,800 - Unknown

AB 31  
R 4  
H 7  
RBI 4  
BB 3  
SO 6  
LOB 10



Batter	1	2	3	4	5	6	7	8	9	AB	R	H	RBI	BB	SO	LOB	TOP					
Davey Lopes, R OBP: 0.415, SLG: 0.432										4	1	2	0	1	0	1						
Bill Buckner, L OBP: 0.292, SLG: 0.331										4	0	0	1	0	1	5						
Willie Davis, L OBP: 0.331, SLG: 0.488										4	1	1	0	1	1	4						
Joe Ferguson, R OBP: 0.402, SLG: 0.539										5	1	2	2	0	0	1						
Ron Cey, R OBP: 0.413, SLG: 0.479										3	0	0	1	1	2	2						
Manny Mota, R OBP: 0.399, SLG: 0.398										4	0	1	0	0	0	1						
Willie Crawford, L OBP: 0.416, SLG: 0.472										4	0	2	0	0	0	2						
Bill Russell, R OBP: 0.298, SLG: 0.347										4	0	1	0	0	0	1						
Claude Osteen, L OBP: 0.176, SLG: 0.156										3	1	2	0	0	1	0						
<b>Inning Stats</b>	R: 0 E: 0 K: 0 S: 3	H: 0 LOB: 0 BB: 0 P: 3	R: 1 E: 0 K: 1 S: 7	H: 2 LOB: 1 BB: 0 P: 7	R: 0 E: 0 K: 1 S: 6	H: 1 LOB: 1 BB: 0 P: 6	R: 0 E: 0 K: 0 S: 3	H: 0 LOB: 1 BB: 1 P: 7	R: 0 E: 0 K: 1 S: 6	H: 1 LOB: 1 BB: 0 P: 6	R: 1 E: 0 K: 0 S: 4	H: 1 LOB: 0 BB: 0 P: 4	R: 0 E: 0 K: 1 S: 7	H: 2 LOB: 3 BB: 1 P: 11	R: 0 E: 0 K: 0 S: 4	H: 1 LOB: 1 BB: 0 P: 4	R: 2 E: 0 K: 1 S: 8	H: 3 LOB: 2 BB: 1 P: 12	1B: 7 2B: 2 3B: 1 HR: 1	SF: 2 SAC: 1 DP: 0 HBP: 0	WP: 0 PB: 0 SB: 1 CS: 0	PA: 41
<b>PITCHER</b>	IP	WLS	BF	H	R	ER	SO	BB	IBB	HBP	BLK	WP	HR	S	P	ERA	WHIP					
Jerry Koosman, L ERA: 2.69	(1, 1)	8.0	L	34	8	2	2	4	1	1	0	0	0	1	40	48	2.25	1.125				
Tug McGraw, L ERA: 5.23	(9, 1)	1.0		7	3	2	2	1	1	0	0	0	0	0	8	12	18.00	4.000				

Los Angeles Dodgers @ New York Mets  
Shea Stadium, Flushing, NY  
Sun Jun 10 1973, 3:33 AM EDT  
Att: 41,139 - Unknown

AB 35  
R 4  
H 11  
RBI 4  
BB 3  
SO 5  
LOB 17

Batter	1	2	3	4	5	6	7	8	9	AB	R	H	RBI	BB	SO	LOB	BOTTOM					
Ted Martinez, R OBP: 0.282, SLG: 0.252										4	0	1	0	0	0	0						
Felix Milan, R OBP: 0.291, SLG: 0.323										4	0	1	0	0	0	1						
Willie Mays, R OBP: 0.214, SLG: 0.184										4	0	0	0	0	0	2						
Rusty Staub, L OBP: 0.368, SLG: 0.415										3	0	0	0	1	0	2						
Jim Fregosi, R OBP: 0.307, SLG: 0.213										3	0	1	0	0	0	1						
John Milner, L OBP: 0.353, SLG: 0.450										2	0	0	0	1	0	2						
George Theodore, R OBP: 0.321, SLG: 0.312										3	0	0	0	0	0	2						
Duffy Dyer, R OBP: 0.195, SLG: 0.168										3	0	0	0	0	0	0						
Jerry Koosman, R OBP: 0.172, SLG: 0.143										2	0	0	0	0	0	0						
Don Hahn, R (8, PH)										1	0	0	0	0	0	0						
Tug McGraw, R OBP: 0.167, SLG: 0.167										0	0	0	0	0	0	0						
<b>Inning Stats</b>	R: 0 E: 0 K: 0 S: 3	H: 0 LOB: 0 BB: 0 P: 3	R: 0 E: 1 K: 0 S: 4	H: 0 LOB: 1 BB: 0 P: 4	R: 0 E: 0 K: 0 S: 3	H: 0 LOB: 0 BB: 0 P: 3	R: 0 E: 0 K: 0 S: 4	H: 1 LOB: 1 BB: 0 P: 4	R: 0 E: 0 K: 0 S: 2	H: 0 LOB: 0 BB: 1 P: 6	R: 0 E: 0 K: 0 S: 3	H: 0 LOB: 0 BB: 0 P: 3	R: 0 E: 0 K: 0 S: 3	H: 1 LOB: 1 BB: 0 P: 7	R: 0 E: 0 K: 0 S: 3	H: 0 LOB: 0 BB: 0 P: 3	R: 0 E: 0 K: 0 S: 4	H: 1 LOB: 1 BB: 0 P: 4	1B: 2 2B: 2 3B: 0 HR: 0	SF: 0 SAC: 0 DP: 2 HBP: 0	WP: 0 PB: 0 SB: 0 CS: 0	PA: 31
<b>PITCHER</b>	IP	WLS	BF	H	R	ER	SO	BB	IBB	HBP	BLK	WP	HR	S	P	ERA	WHIP					
Claude Osteen, L ERA: 3.24	(1, 1)	9.0	W	31	3	0	0	0	2	0	0	0	0	29	37	0.00	0.556					

Los Angeles Dodgers @ New York Mets  
Shea Stadium, Flushing, NY  
Sun Jun 10 1973, 3:33 AM EDT  
Att: 41,139 - Unknown

AB 29  
R 0  
H 3  
RBI 0  
BB 2  
SO 0  
LOB 10



Batter	1	2	3	4	5	6	7	8	9	AB	R	H	RBI	BB	SO	LOB	TOP								
Davey Lopes, R OBP: 0.404, SLG: 0.419	6-3		P3	4-3			F8	K		5	0	0	0	0	1	2									
Manny Mota, R OBP: 0.399, SLG: 0.398	P5		1B PB 1B				G6-4-3		F3	5	1	2	0	0	0	1									
Willie Davis, L OBP: 0.335, SLG: 0.482	K		1B 1-2 BB				F8	BB 2B 1B	F8	4	1	1	0	1	1	1									
Joe Ferguson, R OBP: 0.400, SLG: 0.530		6-3	1B 1-2 1B				F8	P4	F8	5	0	1	0	0	0	2									
Ron Cey, R OBP: 0.412, SLG: 0.470		5-3	1B 1-2 2-3 3-H				F8	2B 1-2 3B BB		3	1	1	1	1	0	1									
Tom Paciorek, R OBP: 0.296, SLG: 0.373		1B HR	F9				L4-3 1B	3B 1-3 2-H		4	2	3	1	0	0	3									
Bill Russell, R OBP: 0.300, SLG: 0.347		1B HR	F7				L4-3 1-2	3B IBB		3	2	1	0	1	0	4									
Steve Yeager, R OBP: 0.395, SLG: 0.457		1-H 3-H HR	P4				5-3	K		4	1	1	3	0	1	3									
Andy Messersmith, R OBP: 0.190, SLG: 0.214		5-3								2	0	0	0	0	0	0									
Lee Lacy, R OBP: 0.316, SLG: 0.220										0	0	0	0	1	0	0									
Doug Rau, L OBP: 0.236, SLG: 0.364										0	0	0	0	0	0	0									
Steve Garvey, R OBP: 0.236, SLG: 0.364										1	0	1	3	0	0	0									
Jim Brewer, L OBP: 0.667, SLG: 0.667										0	0	0	0	0	0	0									
<b>Inning Stats</b>	R: 0 E: 0 K: 1 S: 5	H: 0 LOB: 0 BB: 0 P: 5	R: 3 E: 0 K: 0 S: 6	H: 3 LOB: 0 BB: 0 P: 6	R: 1 E: 0 K: 0 S: 6	H: 3 LOB: 3 BB: 1 P: 10	R: 0 E: 0 K: 0 S: 3	H: 0 LOB: 0 BB: 0 P: 3	R: 0 E: 0 K: 0 S: 4	H: 1 LOB: 1 BB: 0 P: 4	R: 0 E: 0 K: 0 S: 3	H: 1 LOB: 0 BB: 0 P: 3	R: 0 E: 0 K: 0 S: 2	H: 0 LOB: 0 BB: 1 P: 6	R: 4 E: 0 K: 2 S: 10	H: 3 LOB: 1 BB: 2 P: 18	R: 0 E: 0 K: 0 S: 3	H: 0 LOB: 0 BB: 0 P: 3	1B: 8 2B: 2 3B: 1 HR: 1	SF: 0 SAC: 0 DP: 2 HBP: 0	WP: 0 PB: 1 SB: 0 CS: 0	PA: 40			
<b>PITCHER</b>	IP WLS BF H R ER SO BB IBB HBP BLK WP HR S P ERA WHIP	IP WLS BF H R ER SO BB IBB HBP BLK WP HR S P ERA WHIP	IP WLS BF H R ER SO BB IBB HBP BLK WP HR S P ERA WHIP	IP WLS BF H R ER SO BB IBB HBP BLK WP HR S P ERA WHIP	IP WLS BF H R ER SO BB IBB HBP BLK WP HR S P ERA WHIP	IP WLS BF H R ER SO BB IBB HBP BLK WP HR S P ERA WHIP	IP WLS BF H R ER SO BB IBB HBP BLK WP HR S P ERA WHIP	IP WLS BF H R ER SO BB IBB HBP BLK WP HR S P ERA WHIP	IP WLS BF H R ER SO BB IBB HBP BLK WP HR S P ERA WHIP	IP WLS BF H R ER SO BB IBB HBP BLK WP HR S P ERA WHIP	IP WLS BF H R ER SO BB IBB HBP BLK WP HR S P ERA WHIP	IP WLS BF H R ER SO BB IBB HBP BLK WP HR S P ERA WHIP	IP WLS BF H R ER SO BB IBB HBP BLK WP HR S P ERA WHIP	IP WLS BF H R ER SO BB IBB HBP BLK WP HR S P ERA WHIP	IP WLS BF H R ER SO BB IBB HBP BLK WP HR S P ERA WHIP	IP WLS BF H R ER SO BB IBB HBP BLK WP HR S P ERA WHIP	IP WLS BF H R ER SO BB IBB HBP BLK WP HR S P ERA WHIP	IP WLS BF H R ER SO BB IBB HBP BLK WP HR S P ERA WHIP	IP WLS BF H R ER SO BB IBB HBP BLK WP HR S P ERA WHIP	IP WLS BF H R ER SO BB IBB HBP BLK WP HR S P ERA WHIP	IP WLS BF H R ER SO BB IBB HBP BLK WP HR S P ERA WHIP	IP WLS BF H R ER SO BB IBB HBP BLK WP HR S P ERA WHIP	IP WLS BF H R ER SO BB IBB HBP BLK WP HR S P ERA WHIP	IP WLS BF H R ER SO BB IBB HBP BLK WP HR S P ERA WHIP	
Steve Carlton, L ERA: 3.93	(1, 1) 7.1 32 9 6 6 1 3 0 0 0 0 1 31 43 7.36 1.636	(8, 1) 0.2 L 5 2 2 2 2 0 1 0 0 0 0 8 12 27.00 3.000	(9, 1) 1.0 3 0 0 0 0 0 0 0 0 0 0 3 3 0.00 0.000																						

Los Angeles Dodgers @ Philadelphia Phillies  
Veterans Stadium, Philadelphia, PA  
Tue Jun 12 1973, 7:05 PM EDT  
Att: 16,218 - Unknown

AB	36
R	8
H	11
RBI	8
BB	4
SO	3
LOB	17



Batter	1	2	3	4	5	6	7	8	9	AB	R	H	RBI	BB	SO	LOB	BOTTOM								
Cesar Tovar, R OBP: 0.338, SLG: 0.375	HR 3B	F9		6-3			5-3		FC5-4 BB	4	1	1	0	1	0	1									
Denny Doyle, L OBP: 0.380, SLG: 0.324	HR 1B						F8		FC5-4 1-2	4	1	2	0	0	0	0									
Jose Pagan, R OBP: 0.143, SLG: 0.259	HR 2B						G3		1-2	1	0	0	0	0	0	1									
Willie Montanez, L OBP: 0.317, SLG: 0.329	1-H 3-H HR						P5	2B BB	F9	3	2	1	3	2	0	1									
Greg Luzinski, R OBP: 0.286, SLG: 0.413	2B						F9		P4	5	0	1	0	0	1	4									
Tom Hutton, L OBP: 0.352, SLG: 0.360	K						F8	BB E 1B	1-H 2B	4	1	2	1	0	1	1									
Del Unser, L OBP: 0.369, SLG: 0.484	BB						K	1B 1-2 SF8 BB	K	2	1	0	0	2	2	1									
Bob Boone, R OBP: 0.280, SLG: 0.298	F8						5-3		F9	4	0	1	0	0	0	2									
Larry Bowa, S OBP: 0.246, SLG: 0.242	G1						G3		F2	4	0	0	0	0	0	4									
Steve Carlton, L OBP: 0.163, SLG: 0.171									SF8	2	0	0	1	0	1	0									
Mac Scarce, L ERA: 3.33									K	0	0	0	0	0	0	0									
Mike Anderson, R OBP: 0.295, SLG: 0.372									K	1	0	0	0	0	1	0									
Bill Wilson, R ERA: 1.56									K	0	0	0	0	0	0	0									
<b>Inning Stats</b>	R: 3 E: 0 K: 1 S: 9	H: 4 LOB: 2 BB: 1 P: 13	R: 0 E: 0 K: 0 S: 4	H: 1 LOB: 2 BB: 1 P: 8	R: 0 E: 0 K: 1 S: 5	H: 0 LOB: 0 BB: 0 P: 5	R: 0 E: 0 K: 1 S: 5	H: 0 LOB: 0 BB: 0 P: 5	R: 0 E: 0 K: 0 S: 3	H: 0 LOB: 0 BB: 0 P: 3	R: 2 E: 1 K: 0 S: 5	H: 2 LOB: 1 BB: 1 P: 9	R: 1 E: 0 K: 1 S: 6	H: 1 LOB: 1 BB: 1 P: 10	R: 0 E: 0 K: 1 S: 5	H: 0 LOB: 0 BB: 0 P: 5	R: 0 E: 0 K: 1 S: 5	H: 0 LOB: 1 BB: 1 P: 9	1B: 3 2B: 3 3B: 1 HR: 1	SF: 1 SAC: 0 DP: 0 HBP: 0	WP: 0 PB: 0 SB: 0 CS: 0	PA: 40			
<b>PITCHER</b>	IP WLS BF H R ER SO BB IBB HBP BLK WP HR S P ERA WHIP	IP WLS BF H R ER SO BB IBB HBP BLK WP HR S P ERA WHIP	IP WLS BF H R ER SO BB IBB HBP BLK WP HR S P ERA WHIP	IP WLS BF H R ER SO BB IBB HBP BLK WP HR S P ERA WHIP	IP WLS BF H R ER SO BB IBB HBP BLK WP HR S P ERA WHIP	IP WLS BF H R ER SO BB IBB HBP BLK WP HR S P ERA WHIP	IP WLS BF H R ER SO BB IBB HBP BLK WP HR S P ERA WHIP	IP WLS BF H R ER SO BB IBB HBP BLK WP HR S P ERA WHIP	IP WLS BF H R ER SO BB IBB HBP BLK WP HR S P ERA WHIP	IP WLS BF H R ER SO BB IBB HBP BLK WP HR S P ERA WHIP	IP WLS BF H R ER SO BB IBB HBP BLK WP HR S P ERA WHIP	IP WLS BF H R ER SO BB IBB HBP BLK WP HR S P ERA WHIP	IP WLS BF H R ER SO BB IBB HBP BLK WP HR S P ERA WHIP	IP WLS BF H R ER SO BB IBB HBP BLK WP HR S P ERA WHIP	IP WLS BF H R ER SO BB IBB HBP BLK WP HR S P ERA WHIP	IP WLS BF H R ER SO BB IBB HBP BLK WP HR S P ERA WHIP	IP WLS BF H R ER SO BB IBB HBP BLK WP HR S P ERA WHIP	IP WLS BF H R ER SO BB IBB HBP BLK WP HR S P ERA WHIP	IP WLS BF H R ER SO BB IBB HBP BLK WP HR S P ERA WHIP	IP WLS BF H R ER SO BB IBB HBP BLK WP HR S P ERA WHIP	IP WLS BF H R ER SO BB IBB HBP BLK WP HR S P ERA WHIP	IP WLS BF H R ER SO BB IBB HBP BLK WP HR S P ERA WHIP	IP WLS BF H R ER SO BB IBB HBP BLK WP HR S P ERA WHIP	IP WLS BF H R ER SO BB IBB HBP BLK WP HR S P ERA WHIP	
Andy Messersmith, R ERA: 3.33	(1, 1) 6.0 28 7 5 4 3 3 0 0 0 0 1 31 43 6.00 1.667	(7, 1) 1.0 W 5 1 1 1 1 1 0 0 0 0 0 6 10 9.00 2.000	(8, 1) 2.0 S 7 0 0 0 2 1 0 0 0 0 0 0 10 14 0.00 0.500																						

Los Angeles Dodgers @ Philadelphia Phillies  
Veterans Stadium, Philadelphia, PA  
Tue Jun 12 1973, 7:05 PM EDT  
Att: 16,218 - Unknown

AB	34
R	6
H	8
RBI	5
BB	5
SO	6
LOB	15



Batter	1	2	3	4	5	6	7	8	9	AB	R	H	RBI	BB	SO	LOB	TOP	
<b>Davey Lopes, R</b> OBP: 0.401, SLG: 0.411 (1, 4) (7, 8)	F3			G5-4-3			6-3			3	0	0	0	1	0	2	<b>Los Angeles Dodgers @ Philadelphia Phillies</b> <b>Veterans Stadium, Philadelphia, PA</b> Wed Jun 13 1973, 7:05 PM EDT Att: 13,068 - Unknown	
<b>Manny Mota, R</b> OBP: 0.397, SLG: 0.393 <b>Lee Lacy, R</b> OBP: 0.313, SLG: 0.217 (1, 7) (7, PH) (7, 4)	K					P3	F9			2	0	0	0	1	1	0		
<b>Willie Davis, L</b> OBP: 0.336, SLG: 0.480 <b>Steve Garvey, R</b> OBP: 0.228, SLG: 0.351 (1, 8) (4, 3)			K			P4		4-3		1	0	0	0	1	1	2		
<b>Joe Ferguson, R</b> OBP: 0.394, SLG: 0.521 (1, 9)	FC6-4		FC6-4			6-3		6-3		4	0	0	0	0	0	3		
<b>Ron Cey, R</b> OBP: 0.409, SLG: 0.463 (1, 5)				E5			5-3			3	0	0	0	1	0	0		
<b>Tom Paciorek, R</b> OBP: 0.293, SLG: 0.364 (1, 3) (4, 8) (7, 7)	F9			FC5-4					F8	4	1	1	0	0	0	2		
<b>Bill Russell, R</b> OBP: 0.303, SLG: 0.361 (1, 6)							F8			4	2	2	1	0	0	2		
<b>Steve Yeager, R</b> OBP: 0.391, SLG: 0.447 <b>George Culver, R</b> (6, 1) <b>Ken McMullen, R</b> OBP: 0.348, SLG: 0.409 (9, PH)							FC6-4		5-3	3	0	1	1	0	1	2		
<b>Tommy John, R</b> OBP: 0.208, SLG: 0.174 <b>Charlie Hough, R</b> OBP: 0.200, SLG: 0.200 <b>Chris Cannizzaro, R</b> (6, 2)				1-3					L4	0	0	0	0	0	0	0		
<b>Inning Stats</b>	R: 0 E: 0 K: 1 S: 5	H: 0 LOB: 1 BB: 1 P: 9	R: 0 E: 0 K: 1 S: 5	H: 0 LOB: 1 BB: 1 P: 9	R: 0 E: 1 K: 1 S: 6	H: 3 LOB: 1 BB: 0 P: 6	R: 0 E: 0 K: 0 S: 3	H: 1 LOB: 1 BB: 0 P: 4	R: 0 E: 0 K: 0 S: 3	H: 0 LOB: 0 BB: 0 P: 3	R: 0 E: 0 K: 0 S: 4	H: 0 LOB: 0 BB: 0 P: 3	R: 1 E: 0 K: 0 S: 4	H: 1 LOB: 0 BB: 0 P: 4	1B: 4 2B: 0 3B: 0 HR: 1	SF: 0 SAC: 0 DP: 1 HBP: 0		WP: 0 PB: 0 SB: 0 CS: 0
<b>PITCHER</b> <b>Ken Brett, L</b> ERA: 2.78 (1, 1)	IP: 9.0 WLS: W BF: 36 H: 5 R: 3 ER: 2 SO: 3 BB: 4 IBB: 0 HBP: 0 BLK: 0 WP: 0 HR: 1 S: 38 P: 54 ERA: 2.00 WHIP: 1.000											<b>PITCHER</b>	IP: 9.0 WLS: W BF: 36 H: 5 R: 3 ER: 2 SO: 3 BB: 4 IBB: 0 HBP: 0 BLK: 0 WP: 0 HR: 1 S: 38 P: 54 ERA: 2.00 WHIP: 1.000					

Batter	1	2	3	4	5	6	7	8	9	AB	R	H	RBI	BB	SO	LOB	BOTTOM	
<b>Cesar Tovar, R</b> OBP: 0.332, SLG: 0.367 <b>Terry Harmon, R</b> OBP: 0.309, SLG: 0.245 (1, 4) (6, 4)	F7	E8	K		6-3		1-3			4	1	0	0	0	1	0	<b>Los Angeles Dodgers @ Philadelphia Phillies</b> <b>Veterans Stadium, Philadelphia, PA</b> Wed Jun 13 1973, 7:05 PM EDT Att: 13,068 - Unknown	
<b>Larry Bowa, S</b> OBP: 0.245, SLG: 0.246 (1, 6)	E5		5-3		P1		4-3			5	2	1	1	0	0	0		
<b>Willie Montanez, L</b> OBP: 0.328, SLG: 0.347 <b>Tom Hutton, L</b> OBP: 0.348, SLG: 0.356 (1, 3) (7, 3)							F2			3	3	3	2	1	0	0		
<b>Greg Luzinski, R</b> OBP: 0.290, SLG: 0.412 <b>Mike Rogodzinski, L</b> OBP: 0.314, SLG: 0.333 (1, 7) (8, 7)	FC4-6		K				F8		G3	3	2	1	1	0	1	2		
<b>Mike Schmidt, R</b> OBP: 0.353, SLG: 0.308 (1, 5)					5-3			L4		3	2	1	0	1	0	0		
<b>Del Unser, L</b> OBP: 0.370, SLG: 0.496 (1, 8)	FC4-6				F9			K		5	2	2	4	0	1	2		
<b>Bob Boone, R</b> OBP: 0.280, SLG: 0.308 (1, 2)		L5			K		FC5-4			4	2	1	3	0	1	2		
<b>Mike Anderson, R</b> OBP: 0.303, SLG: 0.416 (1, 9)		SF8					F9			3	1	2	3	0	0	0		
<b>Ken Brett, L</b> OBP: 0.308, SLG: 0.615 (1, 1)	1-3	4-3							K	4	1	1	1	0	1	1		
<b>Inning Stats</b>	R: 6 E: 1 K: 0 S: 9	H: 5 LOB: 0 BB: 0 P: 9	R: 6 E: 1 K: 0 S: 7	H: 3 LOB: 0 BB: 0 P: 9	R: 0 E: 0 K: 2 S: 8	H: 1 LOB: 0 BB: 0 P: 8	R: 0 E: 0 K: 1 S: 5	H: 0 LOB: 0 BB: 0 P: 5	R: 1 E: 0 K: 0 S: 4	H: 1 LOB: 0 BB: 0 P: 4	R: 3 E: 0 K: 1 S: 7	H: 2 LOB: 1 BB: 2 P: 15	R: 0 E: 0 K: 1 S: 5	H: 0 LOB: 0 BB: 0 P: 5	1B: 6 2B: 1 3B: 3 HR: 2	SF: 1 SAC: 0 DP: 0 HBP: 2		WP: 0 PB: 1 SB: 0 CS: 0
<b>PITCHER</b> <b>Tommy John, L</b> ERA: 3.46 <b>Charlie Hough, R</b> ERA: 3.91 <b>George Culver, R</b> ERA: 2.36 (1, 1) (2, 1) (6, 1)	IP: 1.0 WLS: L BF: 11 H: 6 R: 8 ER: 2 SO: 0 BB: 0 IBB: 0 HBP: 0 BLK: 0 WP: 0 HR: 1 S: 11 P: 11 ERA: 18.00 WHIP: 6.000											<b>PITCHER</b>	IP: 1.0 WLS: L BF: 11 H: 6 R: 8 ER: 2 SO: 0 BB: 0 IBB: 0 HBP: 0 BLK: 0 WP: 0 HR: 1 S: 11 P: 11 ERA: 18.00 WHIP: 6.000					





Batter	1	2	3	4	5	6	7	8	9	AB	R	H	RBI	BB	SO	LOB	TOP																		
Davey Lopes, R OBP: 0.398, SLG: 0.398 (1,4)										1	1	0	0	3	0	1	<b>Los Angeles Dodgers @ Montreal Expos</b> Jarry Park, Montreal, QB Sat Jun 16 1973, 3:33 AM EDT Att: 10,187 - Unknown																		
Bill Buckner, L OBP: 0.283, SLG: 0.323 (1,3)										4	0	0	0	0	1	5																			
Willie Davis, L OBP: 0.337, SLG: 0.481 (1,8)										4	1	1	1	0	0	0																			
Joe Ferguson, R OBP: 0.391, SLG: 0.513 (1,2)										3	1	1	1	0	0	0																			
Willie Crawford, L OBP: 0.414, SLG: 0.455 (1,9)										2	1	0	0	1	0	0																			
Ron Cey, R OBP: 0.418, SLG: 0.481 (1,5)										2	2	2	3	1	0	0																			
Von Joshua, L OBP: 0.333, SLG: 0.333 (1,7)										3	0	2	0	0	1	0																			
Bill Russell, R OBP: 0.303, SLG: 0.363 (1,6)										3	0	1	1	0	0	2																			
Claude Osteen, L OBP: 0.189, SLG: 0.171 (1,1)										3	0	1	0	0	1	4																			
<b>Inning Stats</b>	R: 1 E: 0 K: 0 S: 3	H: 0 LOB: 0 BB: 1 P: 7	R: 1 E: 0 K: 0 S: 6	H: 3 LOB: 3 BB: 1 P: 10	R: 4 E: 1 K: 1 S: 9	H: 4 LOB: 1 BB: 1 P: 13	R: 0 E: 0 K: 0 S: 3	H: 0 LOB: 0 BB: 0 P: 3	R: 0 E: 0 K: 1 S: 6	H: 1 LOB: 2 BB: 1 P: 10	R: 0 E: 0 K: 1 S: 4	H: 0 LOB: 0 BB: 1 P: 8																							
<b>PITCHER</b>	IP	WLS	BF	H	R	ER	SO	BB	IBB	HBP	BLK	WP	HR	S	P	ERA	WHIP	<b>PITCHER</b>	IP	WLS	BF	H	R	ER	SO	BB	IBB	HBP	BLK	WP	HR	S	P	ERA	WHIP
Bill Stoneman, R ERA: 6.89 (1,1)	2.0	L	15	6	6	6	0	3	0	0	0	0	1	12	24	27.00	4.500																		
Mickey Scott, L ERA: 4.91 (3,1)	2.0		7	1	0	0	1	0	0	0	0	0	0	9	9	0.00	0.500																		
John Strohmayr, R ERA: 5.57 (5,1)	2.0		8	1	0	0	2	2	0	0	0	0	0	10	18	0.00	1.500																		

AB	25
R	6
H	8
RBI	6
BB	5
SO	3
LOB	12



1B:	6	SF:	0
2B:	1	SAC:	0
3B:	0	DP:	0
HR:	1	HBP:	0
WP:	0	PA:	30
SB:	0		
CS:	2		

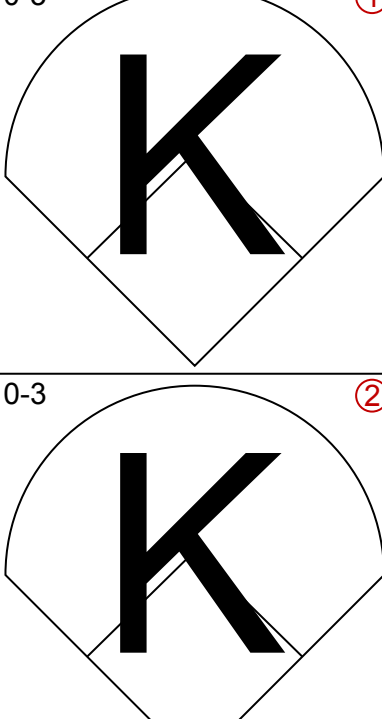
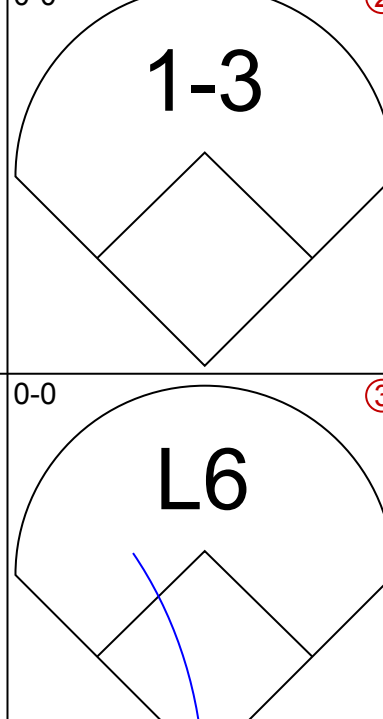
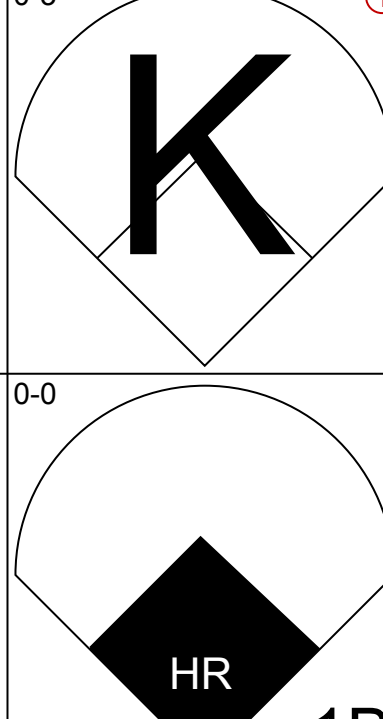
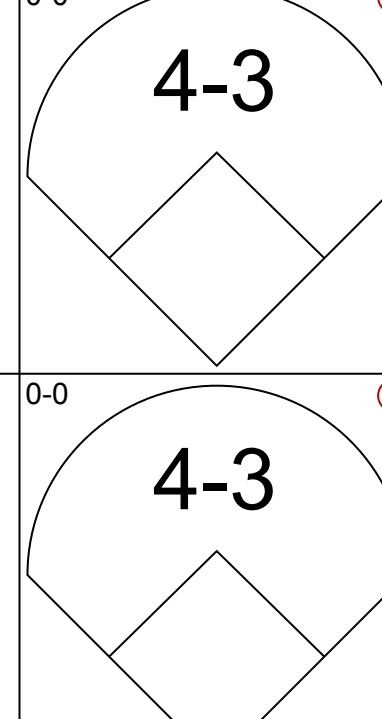
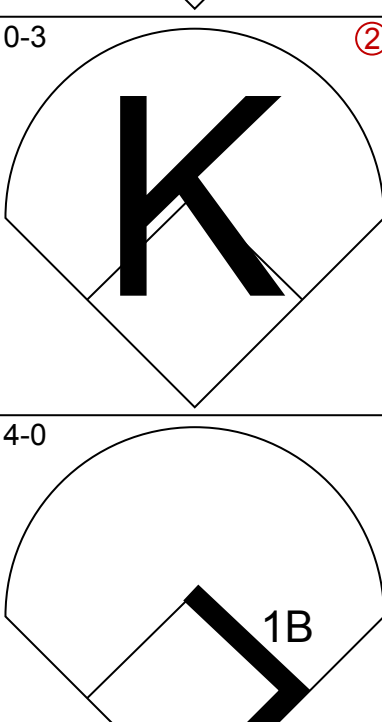
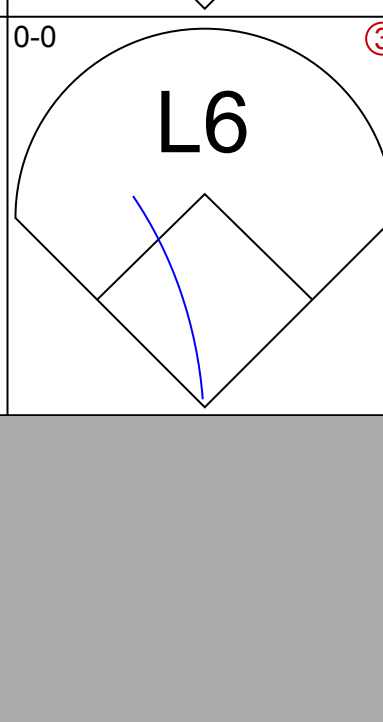
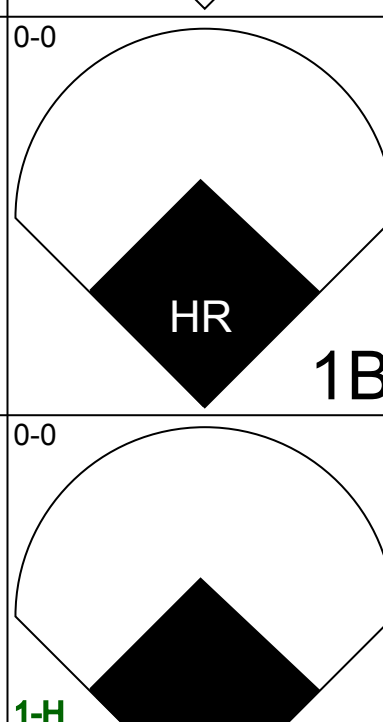
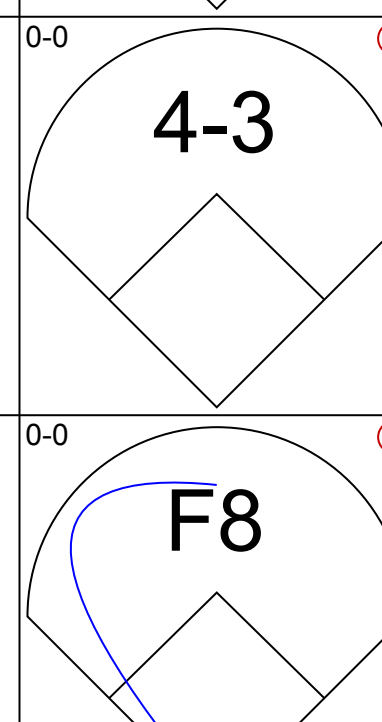
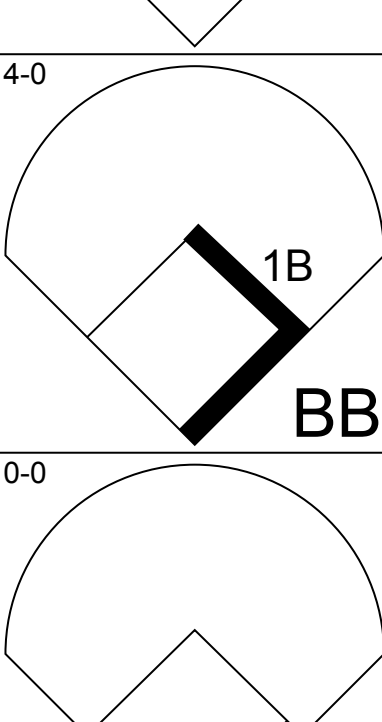
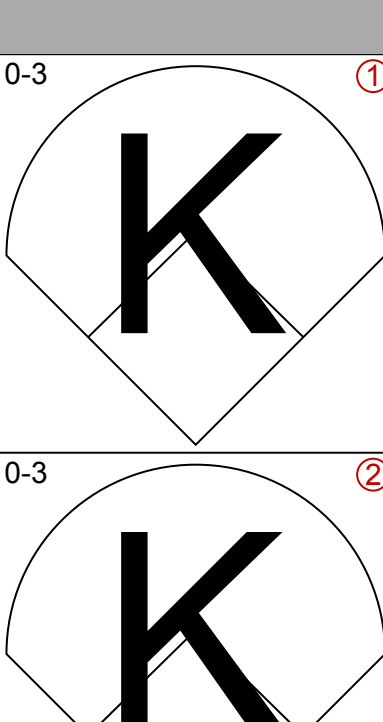
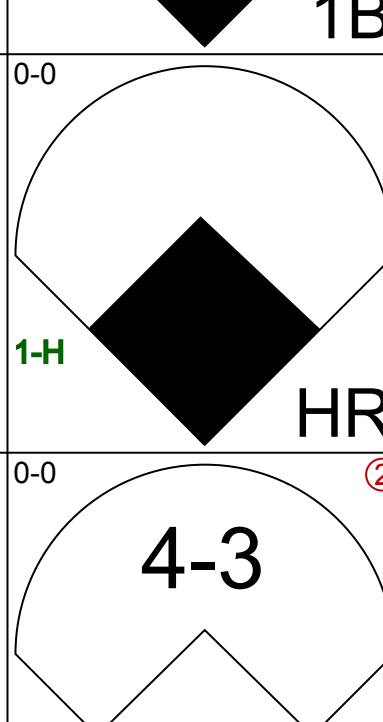
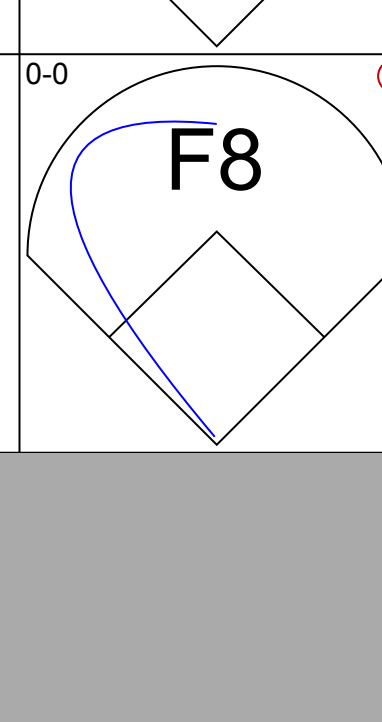
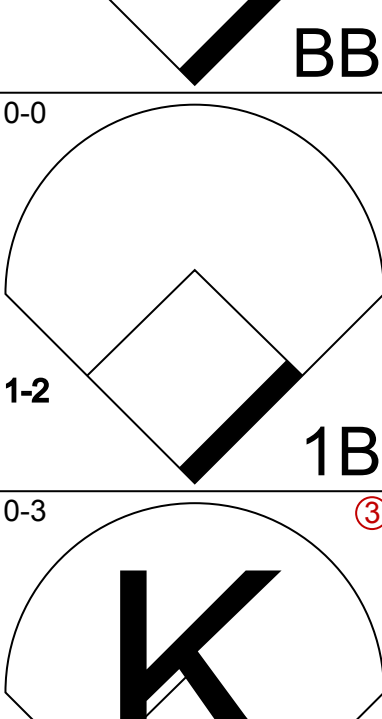
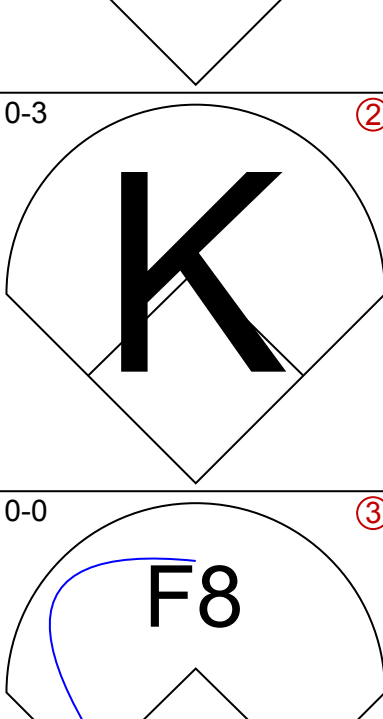
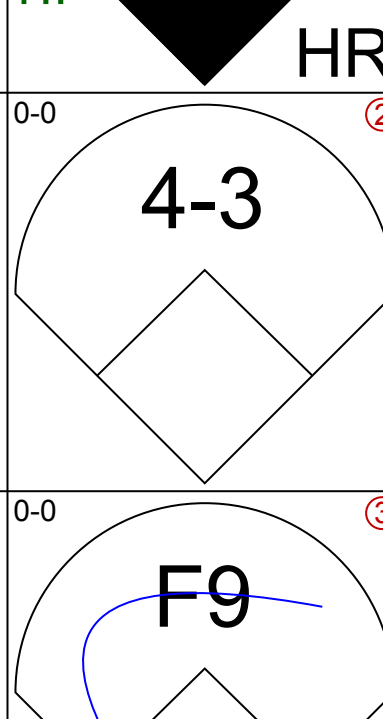
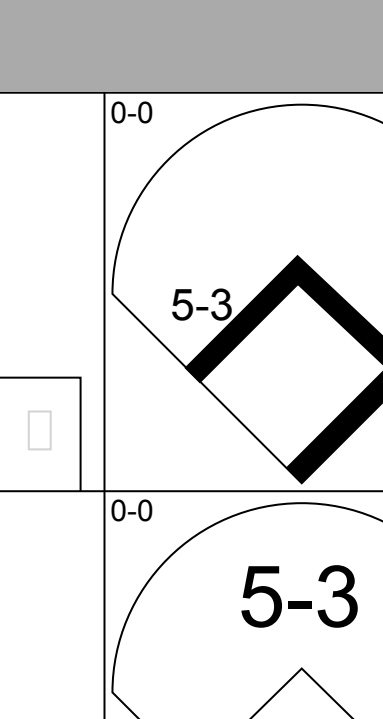

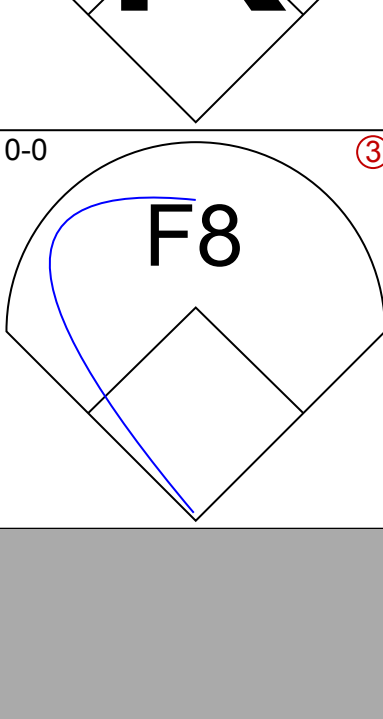
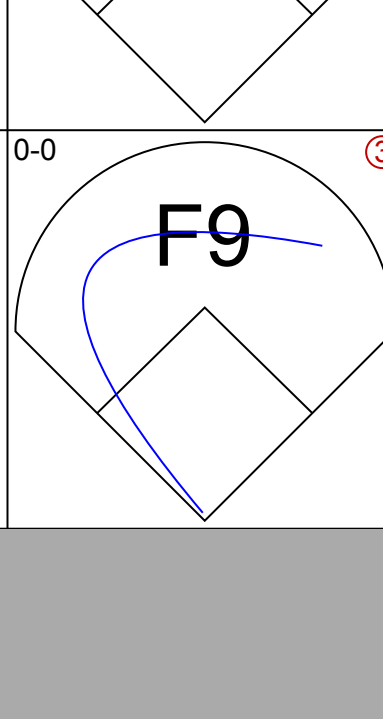
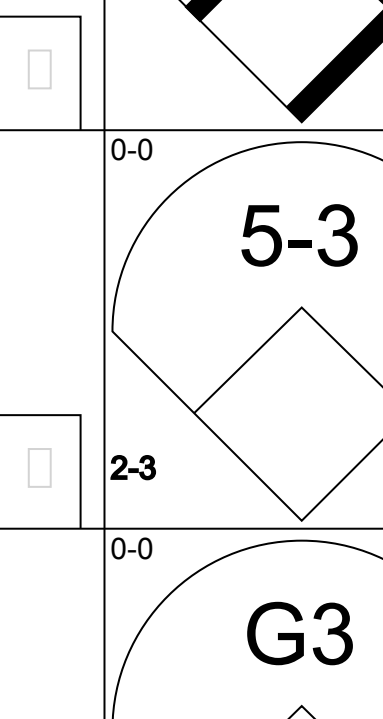
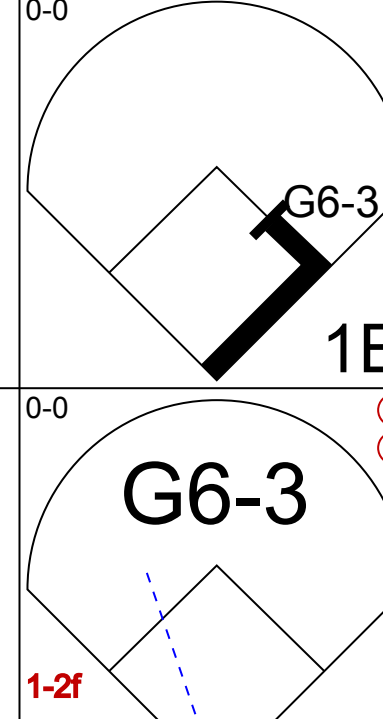
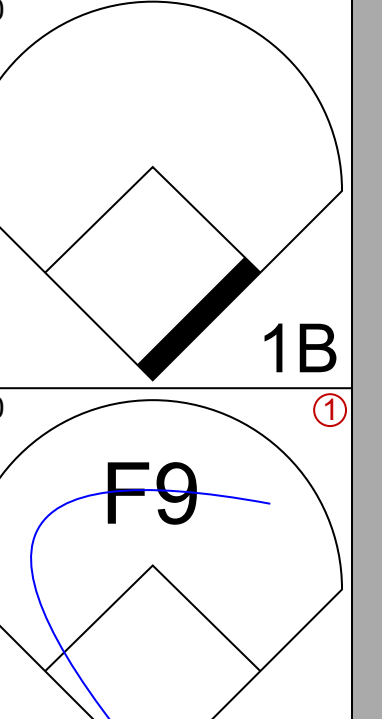
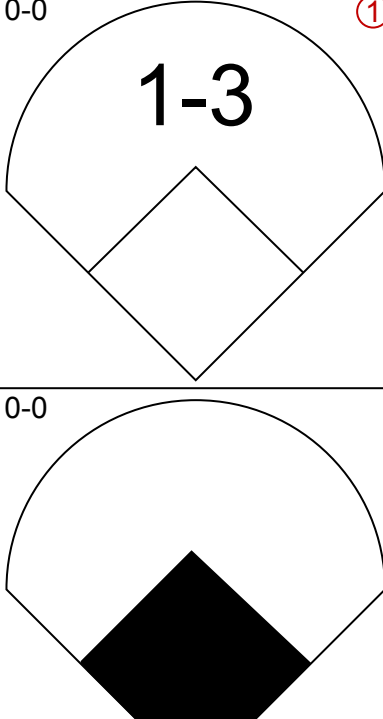
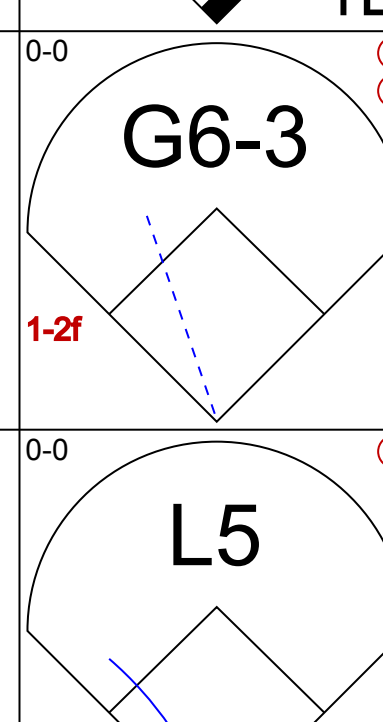
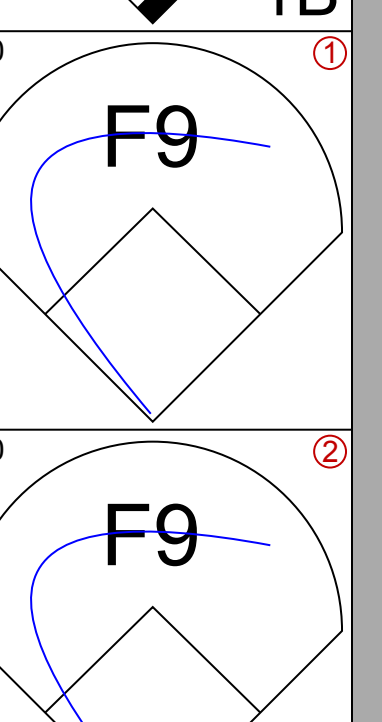
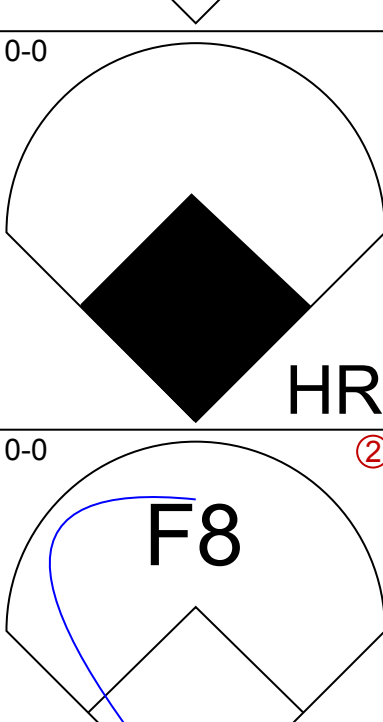
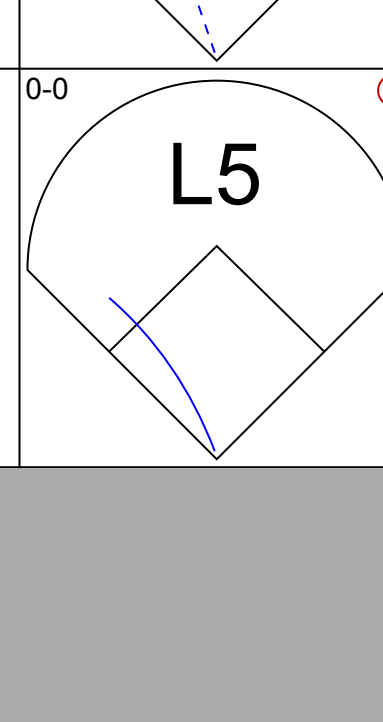
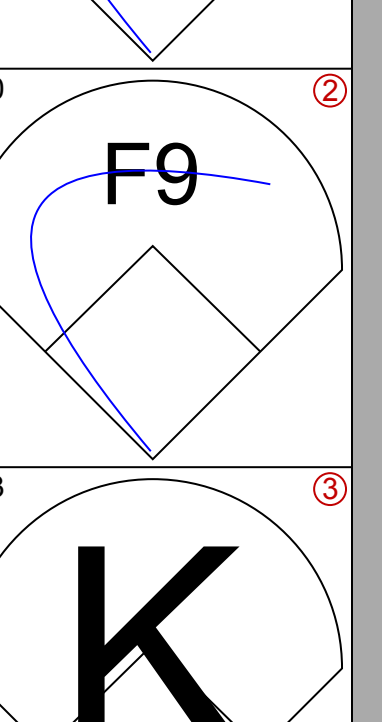
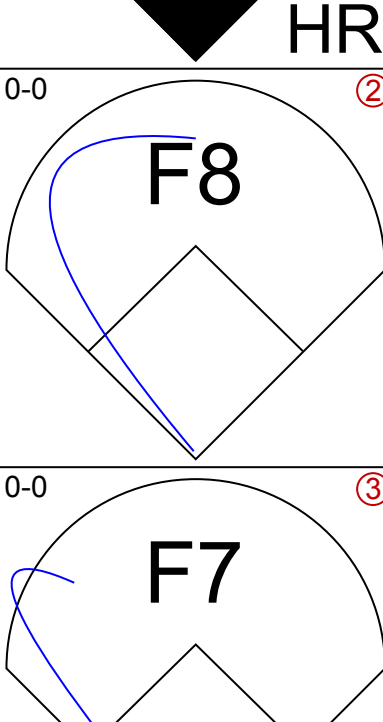
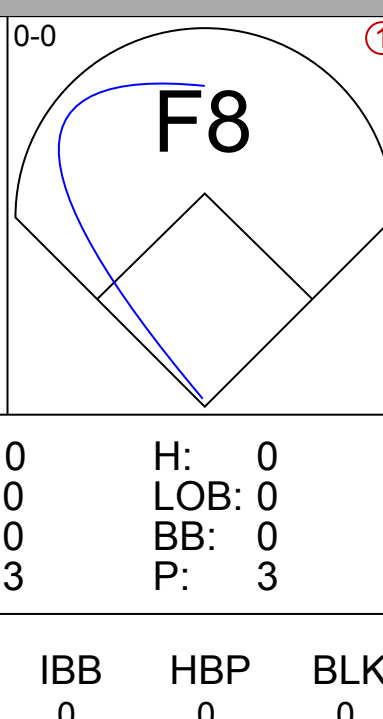
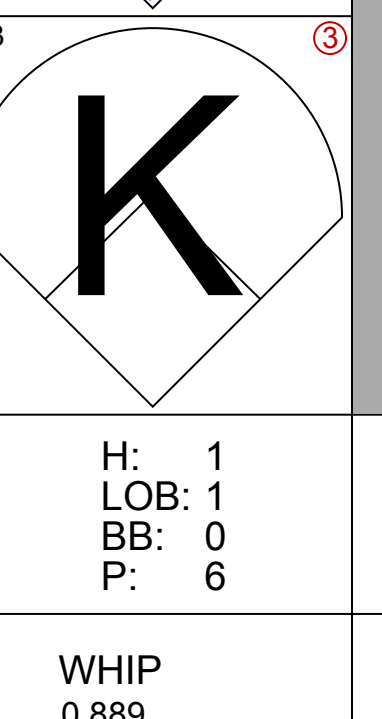
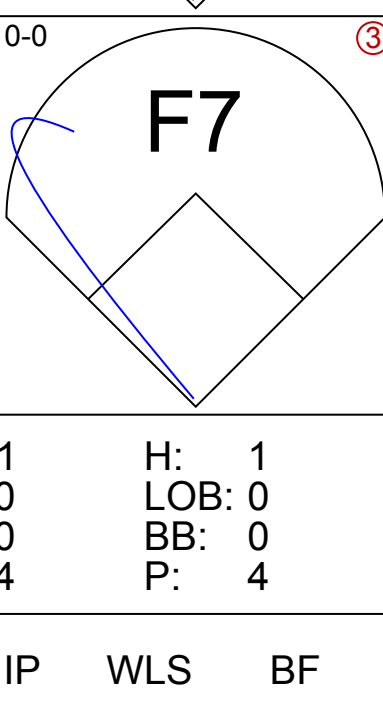
Batter	1	2	3	4	5	6	7	8	9	AB	R	H	RBI	BB	SO	LOB	BOTTOM																		
Ron Hunt, R OBP: 0.413, SLG: 0.347 (1,4)										3	1	1	0	0	0	0	<b>Los Angeles Dodgers @ Montreal Expos</b> Jarry Park, Montreal, QB Sat Jun 16 1973, 3:33 AM EDT Att: 10,187 - Unknown																		
Ron Woods, R OBP: 0.359, SLG: 0.361 (1,8)										3	1	1	0	0	1																				
Clyde Mashore, R OBP: 0.345, SLG: 0.750 (1,7)										1	0	0	1	1	1																				
Hal Breeden, R OBP: 0.388, SLG: 0.569 (1,3)										2	1	1	2	1	0																				
Bob Bailey, R OBP: 0.400, SLG: 0.566 (1,5)										1	0	0	0	2	0																				
Ken Singleton, S OBP: 0.441, SLG: 0.458 (1,9)										3	0	1	0	0	0	2																			
John Boccabella, R OBP: 0.299, SLG: 0.304 (1,2)										2	0	2	0	1	0	0																			
Tim Foli, R OBP: 0.270, SLG: 0.274 (1,6)										1	0	0	0	0	0	2																			
Pepe Frias, R OBP: 0.229, SLG: 0.239 (4,6)										2	0	1	0	0	0	1																			
Bill Stoneman, R OBP: 0.182, SLG: 0.111 (1,1)										1	0	0	0	0	0	2																			
Mickey Scott, L (3,1)										0	0	0	0	0	0	0																			
Terry Humphrey, R OBP: 0.176, SLG: 0.129 (4, PH)										1	0	0	0	0	0	1																			
John Strohmayr, R (5,1)										0	0	0	0	0	0	0																			
Ron Fairly, L OBP: 0.487, SLG: 0.517 (6, PH)										1	0	0	0	0	0	2																			
<b>Inning Stats</b>	R: 1 E: 1 K: 0 S: 4	H: 1 LOB: 1 BB: 1 P: 8	R: 0 E: 0 K: 0 S: 4	H: 2 LOB: 1 BB: 0 P: 4	R: 2 E: 0 K: 1 S: 7	H: 2 LOB: 1 BB: 1 P: 11	R: 0 E: 0 K: 0 S: 2	H: 0 LOB: 0 BB: 1 P: 6	R: 0 E: 0 K: 0 S: 3	H: 0 LOB: 1 BB: 1 P: 7	R: 0 E: 0 K: 0 S: 4	H: 2 LOB: 2 BB: 1 P: 8																							
<b>PITCHER</b>	IP	WLS	BF	H	R	ER	SO	BB	IBB	HBP	BLK	WP	HR	S	P	ERA	WHIP	<b>PITCHER</b>	IP	WLS	BF	H	R	ER	SO	BB	IBB	HBP	BLK	WP	HR	S	P	ERA	WHIP
Claude Osteen, L ERA: 3.23 (1,1)	6.0	W	27	7	3	2	1	5	0	0	0	0	1	24	44	3.00	2.000																		

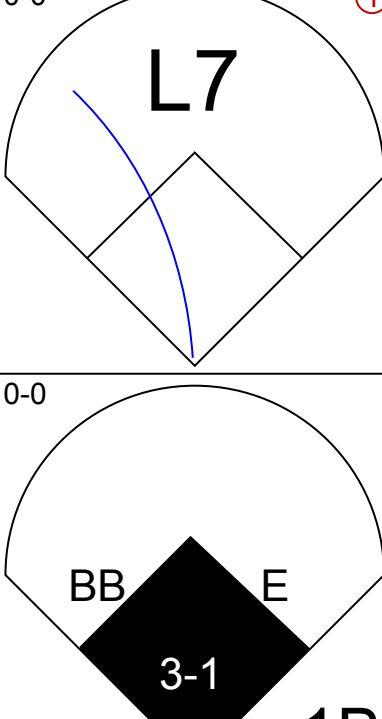
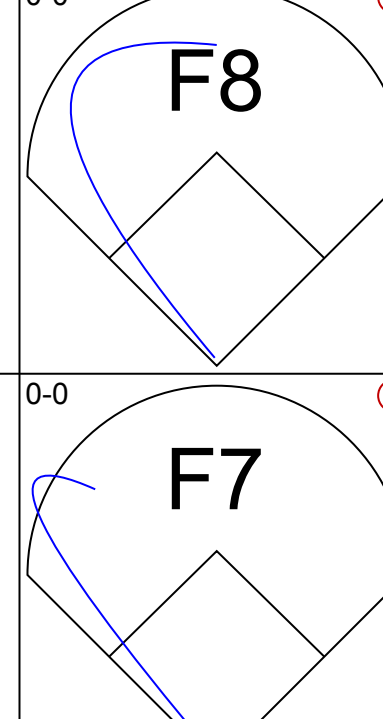
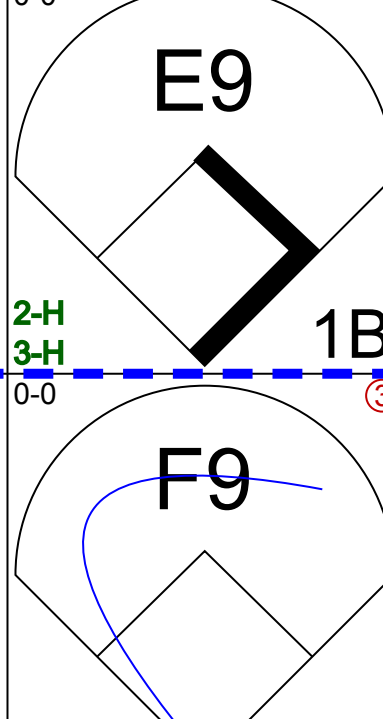
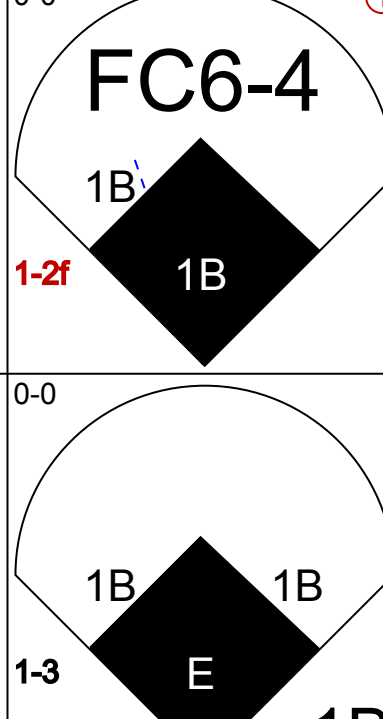
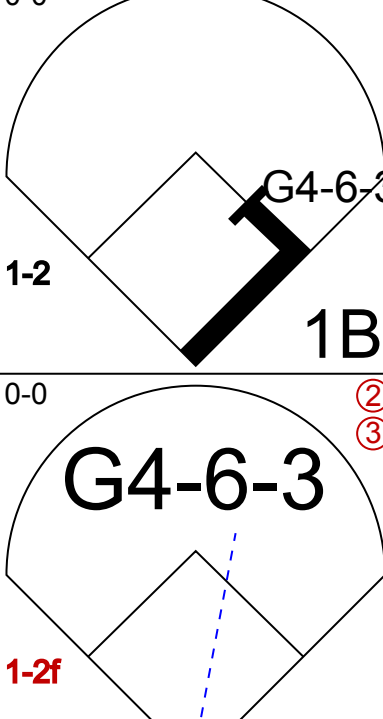
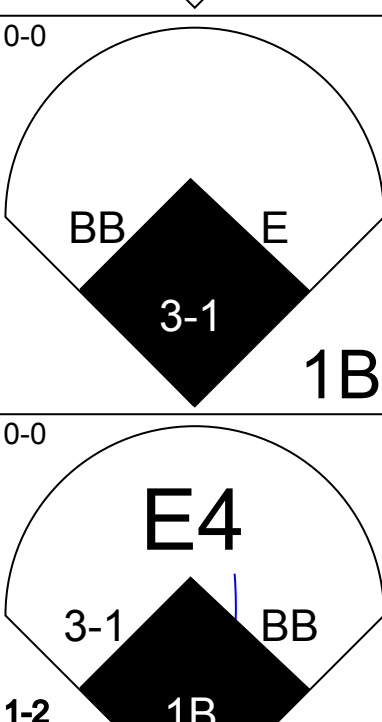
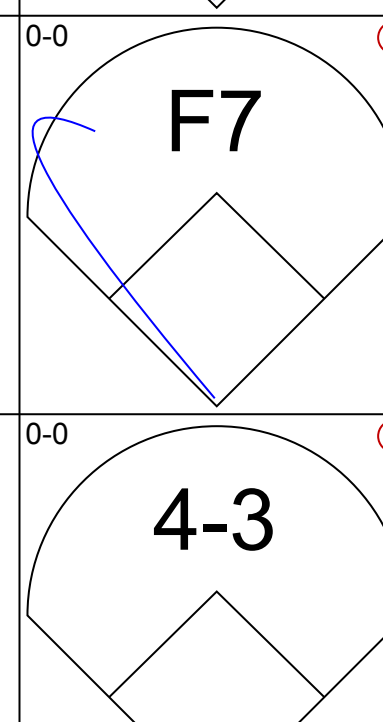
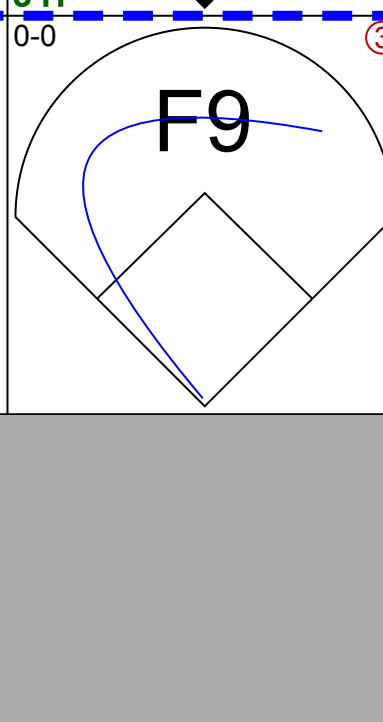
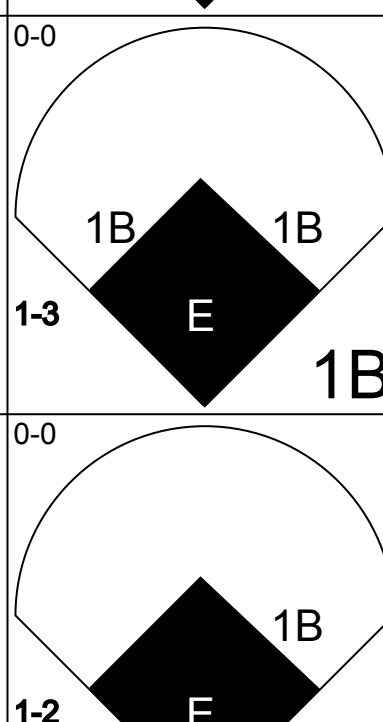
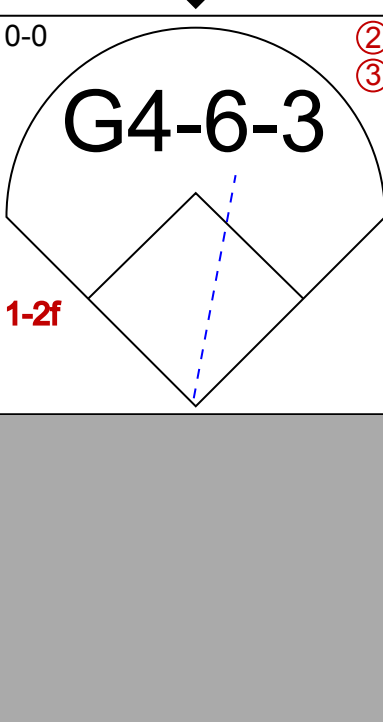
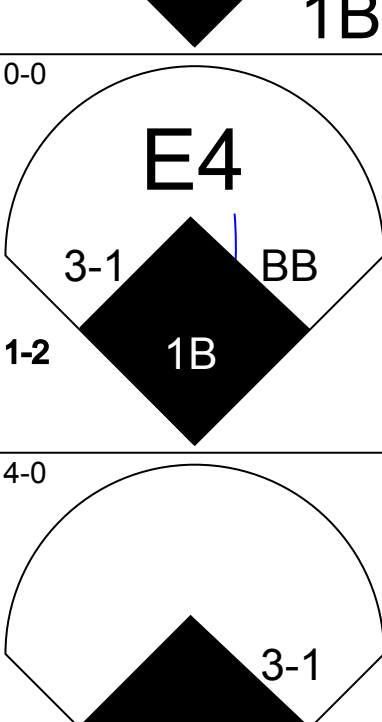
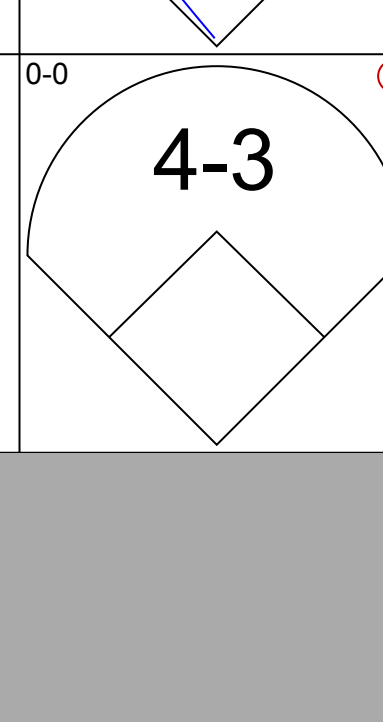
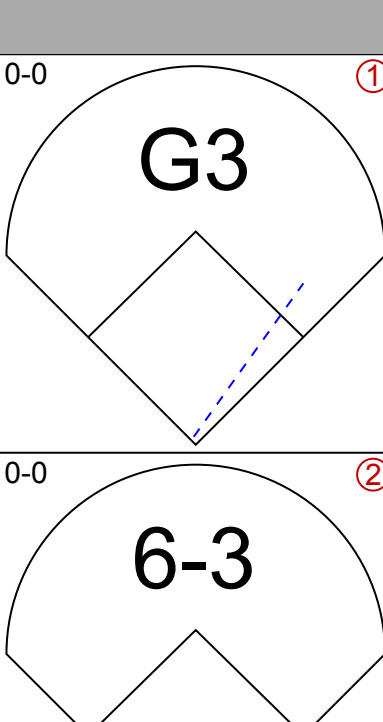
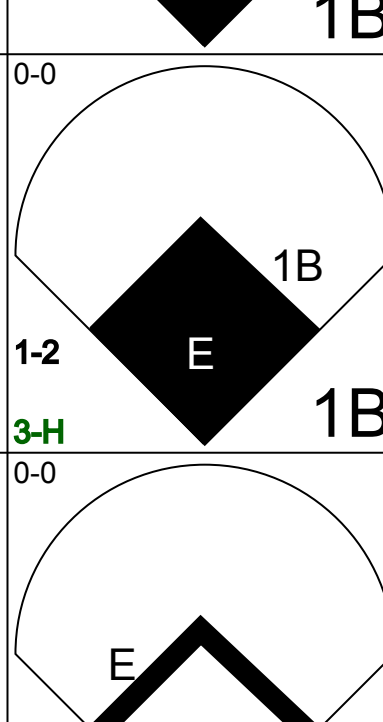
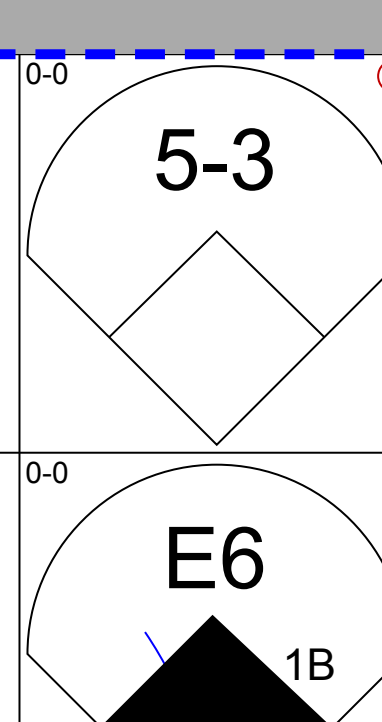
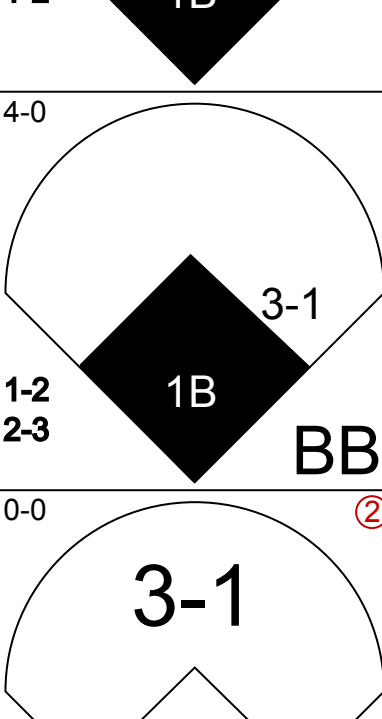
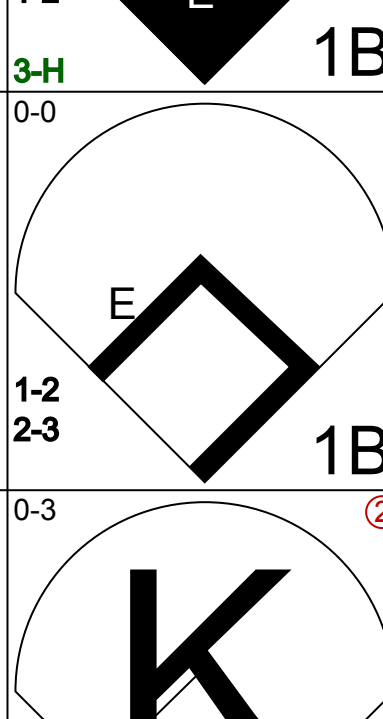
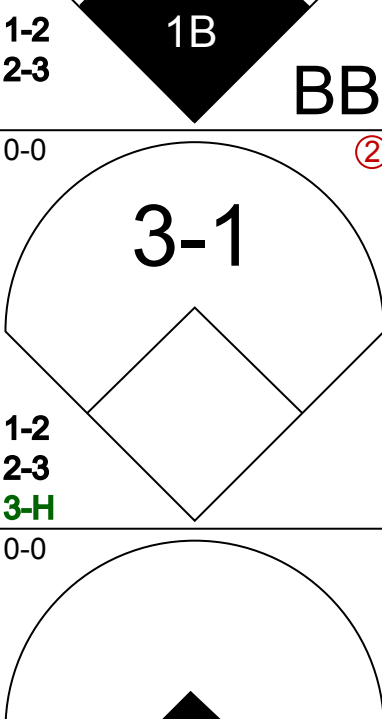
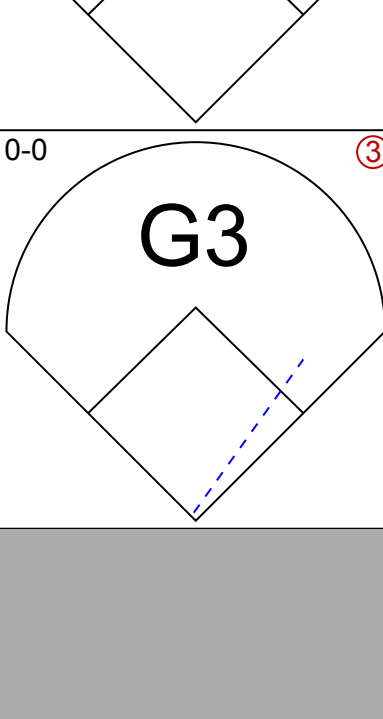
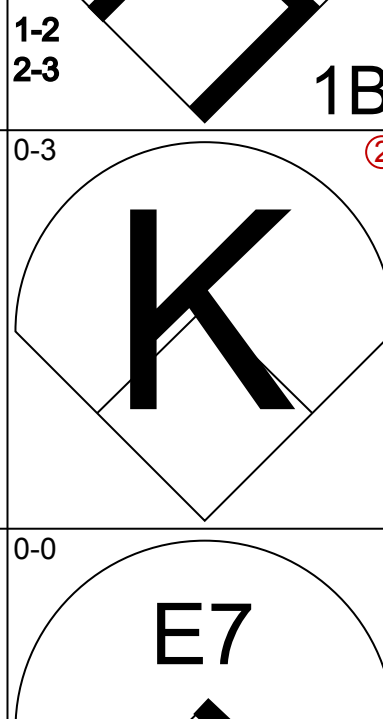
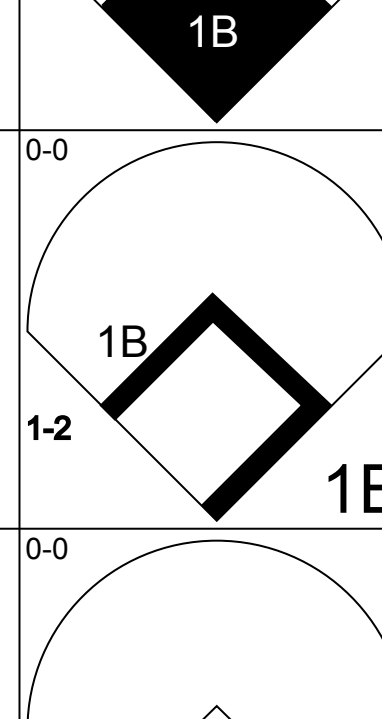
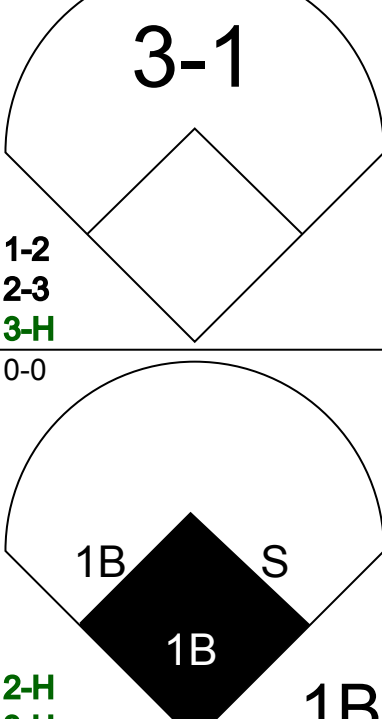
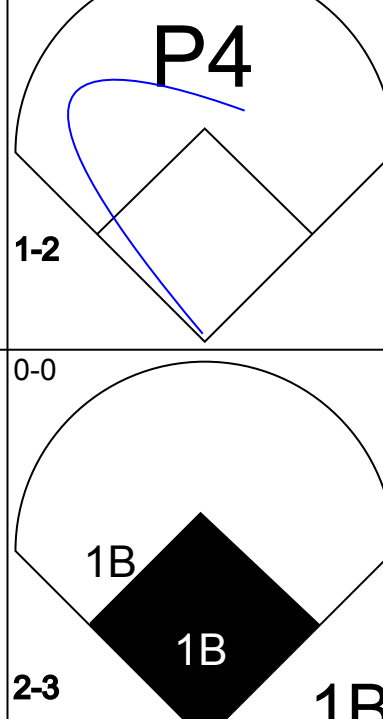
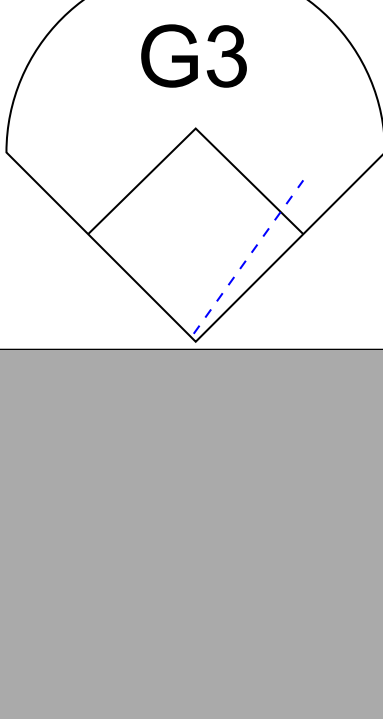
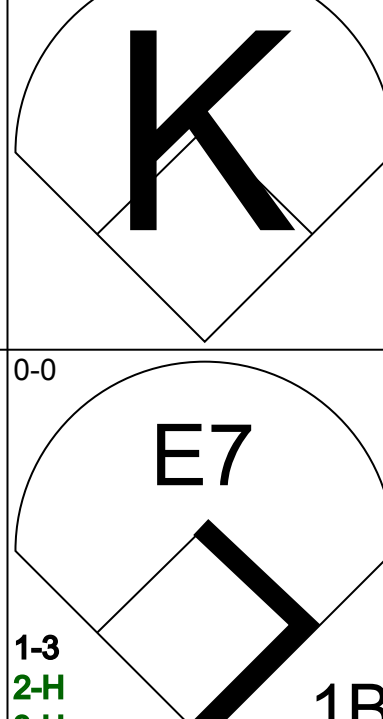
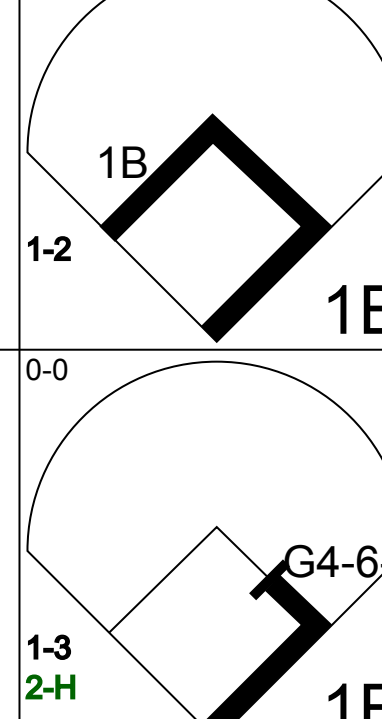
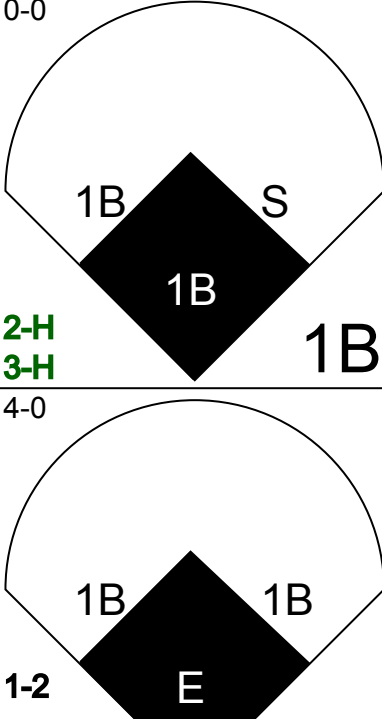
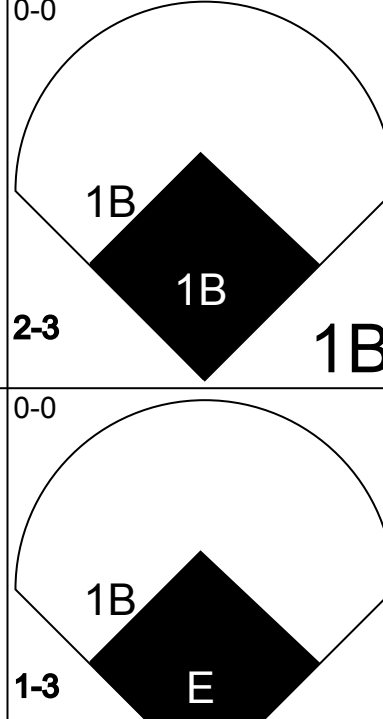
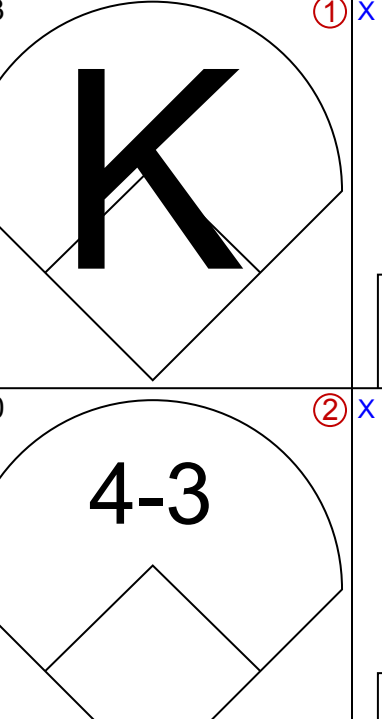
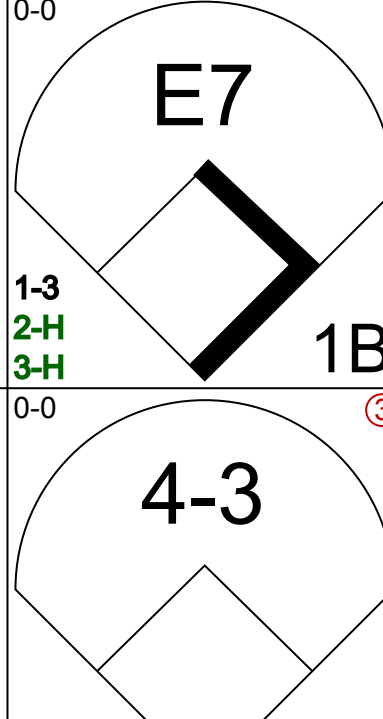
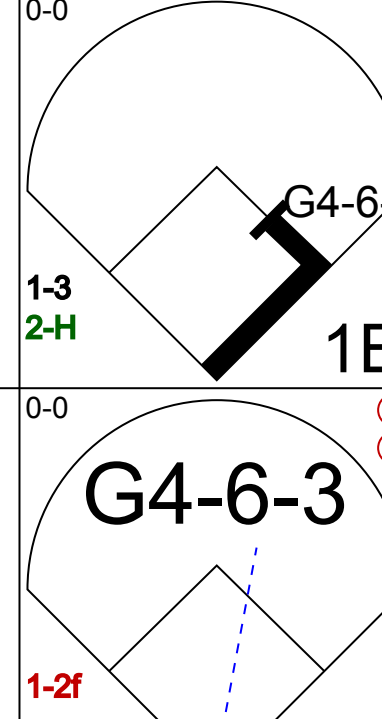
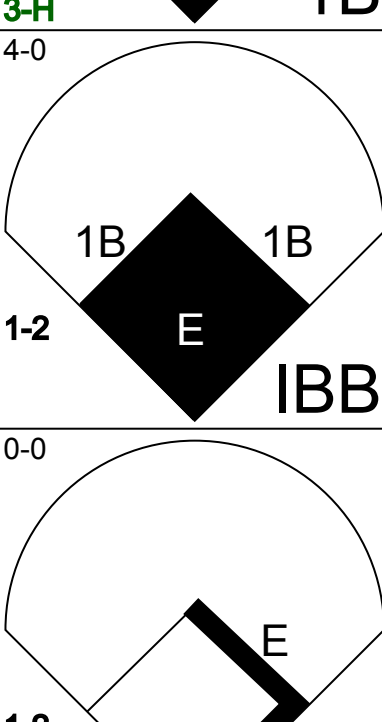
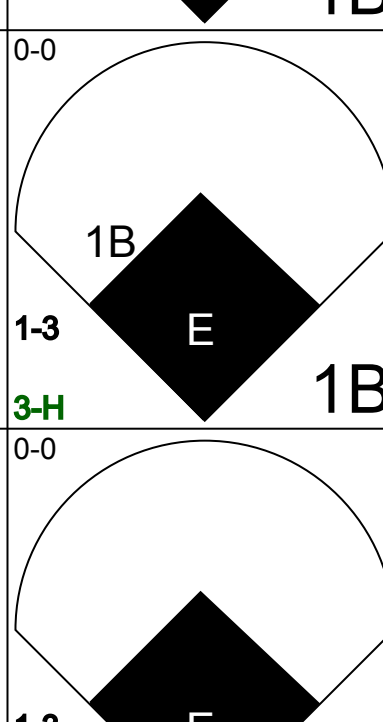

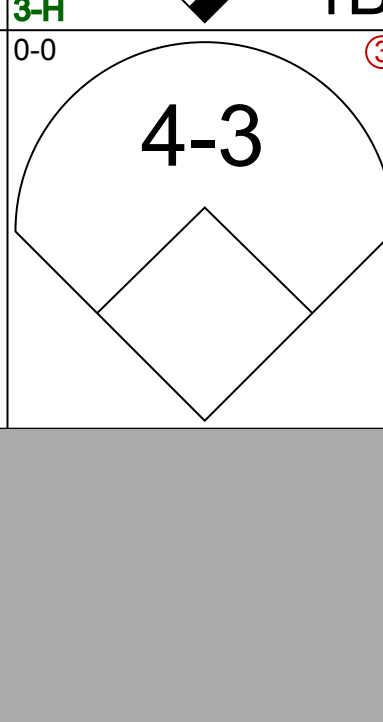
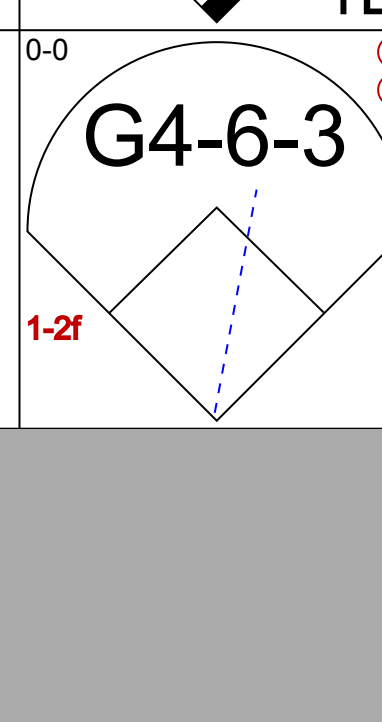
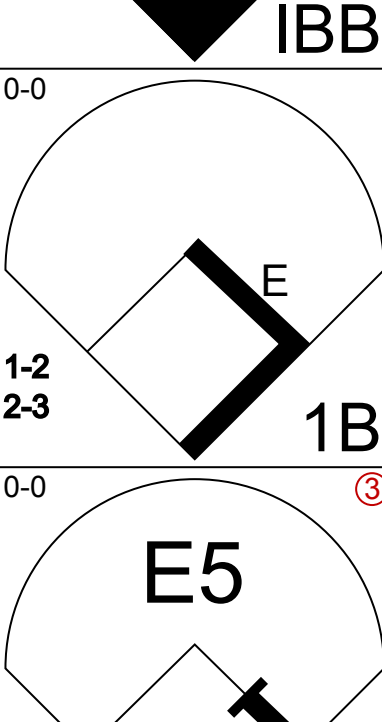
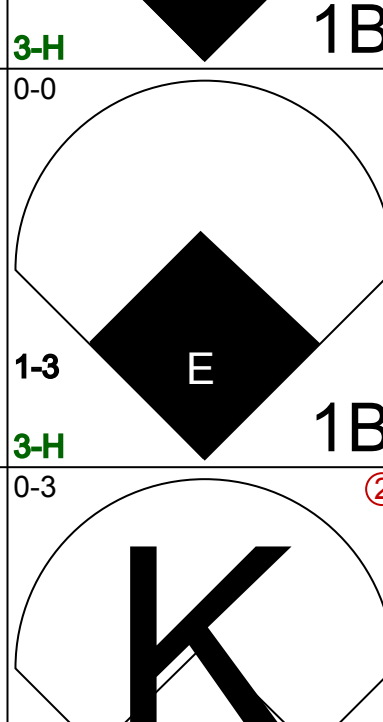
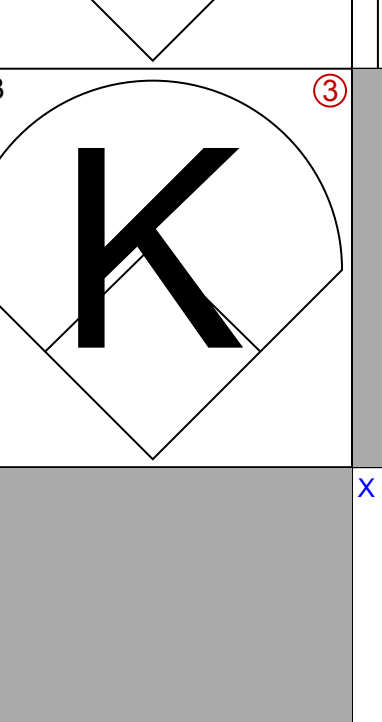
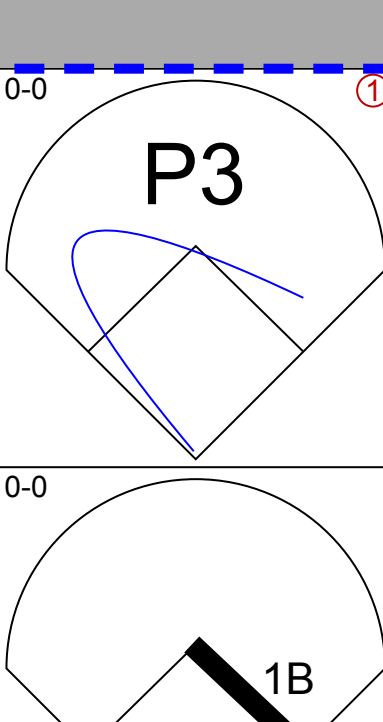
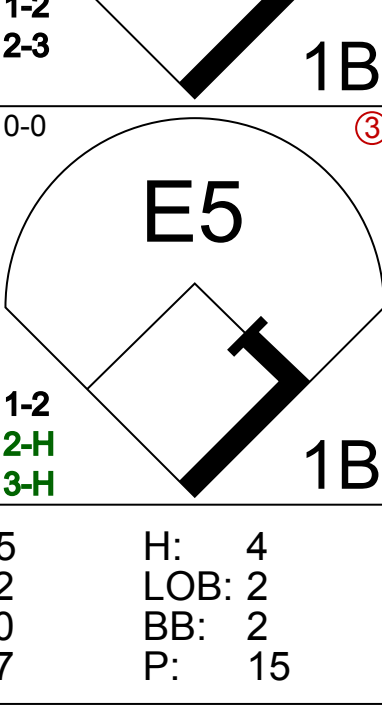
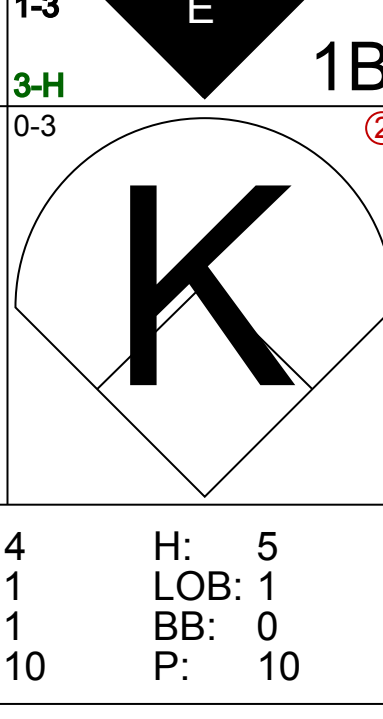
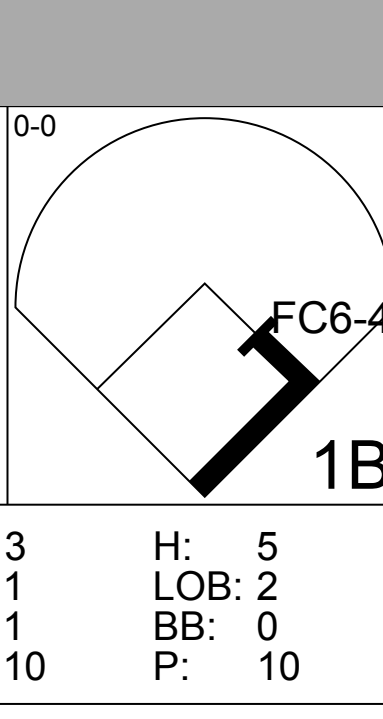
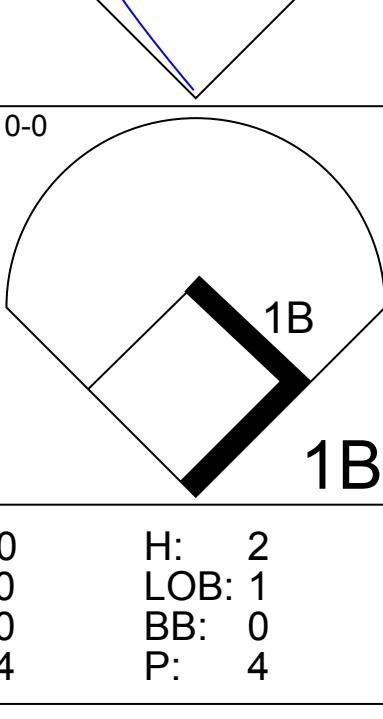
AB	21
R	3
H	7
RBI	3
BB	5
SO	1
LOB	14



1B:	5	SF:	1
2B:	2	SAC:	0
3B:	0	DP:	3
HR:	1	HBP:	0
WP:	0	PA:	27
SB:	0		
CS:	0		



Batter	1	2	3	4	5	6	7	8	9	AB	R	H	RBI	BB	SO	LOB	TOP					
Johnny Oates, L (1, 2) OBP: 0.289, SLG: 0.293										4	0	0	0	0	2	0	<p><b>Atlanta Braves @ Los Angeles Dodgers</b> Dodger Stadium, Los Angeles, CA Mon Jun 18 1973, 7:05 PM PDT Att: 24,544 - Unknown</p> <p>livebaseballscores.com</p>					
Ralph Carr, L (1, 9) OBP: 0.284, SLG: 0.342										4	1	1	0	0	1	0						
Darrell Evans, L (1, 5) OBP: 0.388, SLG: 0.557										3	1	1	2	1	1	0						
Mike Lum, L (1, 7) OBP: 0.343, SLG: 0.415										4	0	2	0	0	1	0						
Dusty Baker Jr., R (1, 8) OBP: 0.351, SLG: 0.422										4	0	0	0	0	1	3						
Frank Tepedino, L (1, 3) OBP: 0.455, SLG: 0.500										4	0	2	0	0	0	1						
Davey Johnson, R (1, 4) OBP: 0.364, SLG: 0.491										4	1	1	1	0	1	3						
Marty Perez, R (1, 6) OBP: 0.326, SLG: 0.327										3	0	0	0	0	0	1						
Ron Reed, R (1, 1) OBP: 0.200, SLG: 0.225										1	0	0	0	0	0	0						
Tom House, L (3, 1) OBP: 0.200, SLG: 0.400										1	0	0	0	0	1	1						
Chuck Goggin, S (7, PH) OBP: 0.321, SLG: 0.393										1	0	0	0	0	0	0						
Joe Hoerner, R (7, 1)										0	0	0	0	0	0	0						
Danny Frisella, L (8, 1)										0	0	0	0	0	0	0						
<b>Inning Stats</b>	R: 0 E: 0 K: 3 S: 10	H: 1 LOB: 2 BB: 1 P: 14	R: 0 E: 0 K: 0 S: 3	H: 1 LOB: 0 BB: 0 P: 3	R: 0 E: 0 K: 0 S: 3	H: 0 LOB: 0 BB: 0 P: 3	R: 0 E: 0 K: 2 S: 7	H: 0 LOB: 0 BB: 0 P: 7	R: 0 E: 0 K: 1 S: 6	H: 1 LOB: 1 BB: 0 P: 6	R: 2 E: 0 K: 1 S: 7	H: 2 LOB: 0 BB: 0 P: 7	R: 1 E: 0 K: 0 S: 4	H: 1 LOB: 0 BB: 0 P: 4	R: 0 E: 0 K: 0 S: 3	H: 0 LOB: 0 BB: 0 P: 3	R: 0 E: 0 K: 1 S: 6	H: 1 LOB: 1 BB: 0 P: 6	1B: 4 2B: 1 3B: 0 HR: 2	SF: 0 SAC: 0 DP: 1 HBP: 0	WP: 0 PB: 0 SB: 0 CS: 0	PA: 34
<b>PITCHER</b> Andy Messersmith, R (1, 1) ERA: 3.31	IP: 9.0 WLS: W BF: 34 H: 7 R: 3 ER: 3 SO: 8 BB: 1 IBB: 0 HBP: 0 BLK: 0 WP: 0 HR: 2 S: 49 P: 53 ERA: 3.00 WHIP: 0.889															<b>PITCHER</b>						

Batter	1	2	3	4	5	6	7	8	9	AB	R	H	RBI	BB	SO	LOB	BOTTOM			
Davey Lopes, R (1, 4) OBP: 0.410, SLG: 0.402										5	1	2	2	0	0	1	<p><b>Atlanta Braves @ Los Angeles Dodgers</b> Dodger Stadium, Los Angeles, CA Mon Jun 18 1973, 7:05 PM PDT Att: 24,544 - Unknown</p> <p>livebaseballscores.com</p>			
Bill Buckner, L (1, 3) OBP: 0.283, SLG: 0.321										5	2	2	0	0	3					
Willie Davis, L (1, 8) OBP: 0.333, SLG: 0.472										4	2	1	1	0	0	1				
Tom Paciorek, R (7, 8) OBP: 0.288, SLG: 0.357										1	0	0	0	0	0	0				
Ron Cey, R (1, 5) OBP: 0.417, SLG: 0.474										4	3	2	0	1	0	0				
Willie Crawford, L (1, 9) OBP: 0.409, SLG: 0.442										5	0	1	1	0	1	6				
Bill Russell, R (1, 6) OBP: 0.310, SLG: 0.368										5	2	4	5	0	1	0				
Von Joshua, L (1, 7) OBP: 0.329, SLG: 0.319										4	2	1	1	1	0	4				
Steve Yeager, R (1, 2) OBP: 0.400, SLG: 0.452										4	1	2	1	0	1	0				
Andy Messersmith, R (1, 1) OBP: 0.239, SLG: 0.261										4	0	3	1	0	1	2				
<b>Inning Stats</b>	R: 5 E: 2 K: 0 S: 7	H: 4 LOB: 2 BB: 2 P: 15	R: 0 E: 0 K: 0 S: 3	H: 0 LOB: 0 BB: 0 P: 3	R: 4 E: 1 K: 1 S: 10	H: 5 LOB: 1 BB: 0 P: 10	R: 0 E: 0 K: 0 S: 3	H: 0 LOB: 0 BB: 0 P: 3	R: 0 E: 0 K: 2 S: 7	H: 0 LOB: 0 BB: 0 P: 7	R: 3 E: 1 K: 1 S: 10	H: 5 LOB: 2 BB: 0 P: 10	R: 0 E: 0 K: 0 S: 4	H: 2 LOB: 1 BB: 0 P: 4	R: 1 E: 1 K: 0 S: 5	H: 2 LOB: 1 BB: 0 P: 5	1B: 18 2B: 0 3B: 0 HR: 0	SF: 0 SAC: 0 DP: 2 HBP: 0	WP: 0 PB: 1 SB: 1 CS: 0	PA: 43
<b>PITCHER</b> Ron Reed, R (1, 1) ERA: 4.11	IP: 2.2 WLS: L BF: 19 H: 9 R: 9 ER: 4 SO: 1 BB: 1 IBB: 0 HBP: 0 BLK: 0 WP: 0 HR: 0 S: 21 P: 27 ERA: 13.50 WHIP: 3.750															<b>PITCHER</b>				
Tom House, L (3, 1) ERA: 4.50	IP: 3.1 WLS: W BF: 15 H: 5 R: 3 ER: 3 SO: 3 BB: 0 IBB: 0 HBP: 0 BLK: 0 WP: 0 HR: 0 S: 21 P: 21 ERA: 8.10 WHIP: 1.500																			
Joe Hoerner, L (7, 1) ERA: 9.0	IP: 1.0 WLS: W BF: 4 H: 2 R: 0 ER: 0 SO: 0 BB: 0 IBB: 0 HBP: 0 BLK: 0 WP: 0 HR: 0 S: 4 P: 4 ERA: 0.00 WHIP: 2.000																			
Danny Frisella, R (8, 1) ERA: 3.27	IP: 1.0 WLS: W BF: 5 H: 2 R: 1 ER: 0 SO: 0 BB: 0 IBB: 0 HBP: 0 BLK: 0 WP: 0 HR: 0 S: 5 P: 5 ERA: 0.00 WHIP: 2.000																			

Batter	1	2	3	4	5	6	7	8	9	AB	R	H	RBI	BB	SO	LOB	TOP
Marty Perez, R (1,6) OBP: 0.325, SLG: 0.326	F7		FC7-1-5			6-3		L6 1B		4	0	1	0	0	0	1	<b>Atlanta Braves @ Los Angeles Dodgers</b> Dodger Stadium, Los Angeles, CA Tue Jun 19 1973, 7:05 PM PDT Att: 34,785 - Unknown
Johnny Oates, L (1,2) OBP: 0.288, SLG: 0.292	6-3		6-3			1-3		1-2 1B		4	0	1	0	0	0	1	
Darrell Evans, L (1,5) OBP: 0.390, SLG: 0.554	L3					1B		F6		3	0	1	0	1	0	2	
Dusty Baker Jr., R (1,8) OBP: 0.349, SLG: 0.419		F3		F8		1-2 1B		L6		4	0	1	0	0	0	3	
Davey Johnson, R (1,4) OBP: 0.366, SLG: 0.487		1B BB		F8		F9		G4-3 BB		2	0	0	0	2	0	3	
Mike Lum, L (1,3) OBP: 0.346, SLG: 0.417		G6-3 1B		4-3				K		4	0	2	0	0	1	2	
Ralph Garr, L (1,9) OBP: 0.280, SLG: 0.337		G6-3 1-2		G3		L8		G4-3 1-2		4	0	0	0	0	0	4	
Oscar Brown, R (1,7) OBP: 0.275, SLG: 0.292			SH1-4 1B		P4		K			3	0	1	0	0	1	1	
Phil Niekro, R (1,1) OBP: 0.185, SLG: 0.222			SH1-4		F9		1-3			1	0	0	0	0	0	0	
Larry Howard, R (7, PH) OBP: 0.241, SLG: 0.212										1	0	0	0	0	0	1	
Joe Hoerner, R (7, 1)										0	0	0	0	0	0	0	
<b>Inning Stats</b>	R: 0 E: 0 K: 0 S: 3	H: 0 LOB: 0 BB: 0 P: 3	R: 0 E: 0 K: 0 S: 3	H: 1 LOB: 1 BB: 1 P: 7	R: 0 E: 0 K: 0 S: 4	H: 1 LOB: 1 BB: 0 P: 4	R: 0 E: 0 K: 0 S: 4	H: 0 LOB: 0 BB: 0 P: 4	R: 0 E: 0 K: 1 S: 6	H: 1 LOB: 1 BB: 0 P: 6	R: 0 E: 0 K: 0 S: 4	H: 2 LOB: 1 BB: 1 P: 4	R: 0 E: 0 K: 1 S: 4	H: 0 LOB: 0 BB: 1 P: 8	1B: 7 2B: 1 3B: 0 HR: 0	SF: 0 SAC: 1 DP: 3 HBP: 0	WP: 0 PA: 34 PB: 0 SB: 0 CS: 0
<b>PITCHER</b>	IP WLS BF H R ER SO BB IBB HBP BLK WP HR S P ERA WHIP																
Tommy John, L (1,1) ERA: 3.13	7.0 W 29 7 0 0 1 2 0 0 0 0 0 0 29 37 0.00 1.286																
Pete Richert, L (8,1) ERA: 1.99	2.0 S 5 0 0 0 1 1 0 0 0 0 0 0 6 10 0.00 0.500																

AB 30  
R 0  
H 7  
RBI 0  
BB 3  
SO 2  
LOB 18



Batter	1	2	3	4	5	6	7	8	9	AB	R	H	RBI	BB	SO	LOB	BOTTOM
Davey Lopes, R (1,4) OBP: 0.403, SLG: 0.394	1-3		F2		L1			F8		4	0	0	0	0	0	0	<b>Atlanta Braves @ Los Angeles Dodgers</b> Dodger Stadium, Los Angeles, CA Tue Jun 19 1973, 7:05 PM PDT Att: 34,785 - Unknown
Bill Buckner, L (1,3) OBP: 0.282, SLG: 0.320	1-3			G3		HR 1B		4-3		4	1	1	0	0	0	0	
Willie Davis, L (1,8) OBP: 0.332, SLG: 0.480	F7			4-3		HR		6-3		4	1	1	2	0	0	0	
Joe Ferguson, R (1,2) OBP: 0.387, SLG: 0.500		5-3		1B BB		K				2	1	0	0	1	1	0	
Willie Crawford, L (1,9) OBP: 0.412, SLG: 0.445		5-3 1B		1B 1-2		F7				3	0	2	0	0	0	0	
Ron Cey, R (1,5) OBP: 0.416, SLG: 0.472		5-3		1-3 2H 1B		F9				3	0	1	1	0	0	1	
Bill Russell, R (1,6) OBP: 0.306, SLG: 0.364		6-3		F9				6-3		3	0	0	0	0	0	3	
Von Joshua, L (1,7) OBP: 0.321, SLG: 0.311			F2		F5		K			2	0	0	0	0	0	0	
Tom Paciorek, R (7, PH) OBP: 0.283, SLG: 0.351										1	0	0	0	0	1	0	
Tommy John, R (1,1) OBP: 0.185, SLG: 0.154			L9		K					3	0	0	0	0	2	0	
Pete Richert, L (8,1) OBP: 0.250, SLG: 0.250										0	0	0	0	0	0	0	
<b>Inning Stats</b>	R: 0 E: 0 K: 0 S: 3	H: 0 LOB: 0 BB: 0 P: 3	R: 0 E: 0 K: 0 S: 4	H: 1 LOB: 1 BB: 0 P: 4	R: 0 E: 0 K: 0 S: 3	H: 0 LOB: 0 BB: 0 P: 3	R: 1 E: 0 K: 0 S: 5	H: 2 LOB: 2 BB: 1 P: 9	R: 0 E: 0 K: 1 S: 5	H: 0 LOB: 0 BB: 0 P: 5	R: 2 E: 0 K: 2 S: 7	H: 2 LOB: 0 BB: 0 P: 7	R: 0 E: 0 K: 0 S: 3	H: 0 LOB: 0 BB: 0 P: 3	1B: 4 2B: 0 3B: 0 HR: 1	SF: 0 SAC: 0 DP: 0 HBP: 0	WP: 0 PA: 30 PB: 0 SB: 0 CS: 0
<b>PITCHER</b>	IP WLS BF H R ER SO BB IBB HBP BLK WP HR S P ERA WHIP																
Phil Niekro, R (1,1) ERA: 2.69	6.0 L 24 5 3 3 2 1 0 0 0 0 0 0 27 31 4.50 1.000																
Joe Hoerner, L (7,1) ERA: 6.43	2.0 6 0 0 0 2 0 0 0 0 0 0 0 10 10 0.00 0.000																

AB 29  
R 3  
H 5  
RBI 3  
BB 1  
SO 4  
LOB 4



Batter	1	2	3	4	5	6	7	8	9	10	11	AB	R	H	RBI	BB	SO	LOB	TOP			
Ralph Garr, L OBP: 0.281, SLG: 0.335 (1, 9)	F8								F8		1-3	5	0	1	0	1	0	1				
Marty Perez, R OBP: 0.317, SLG: 0.317 (1, 6)	F8	1-3		F7			G3			F9	K	6	0	0	0	0	1	3				
Darrell Evans, L OBP: 0.390, SLG: 0.549 (1, 5)	1B										K	4	1	1	0	1	2	0				
Dusty Baker Jr., R OBP: 0.354, SLG: 0.420 (1, 8)	1B											4	2	2	0	1	0	1				
Davey Johnson, R OBP: 0.371, SLG: 0.506 (1, 4)	1B											5	2	3	4	0	0	1				
Mike Lum, L OBP: 0.347, SLG: 0.414 (1, 3) (10, 7)	K											4	0	1	1	1	2	3				
Oscar Brown, R OBP: 0.288, SLG: 0.283 Frank Tepedino, L OBP: 0.455, SLG: 0.500 (10, PR) (10, 3)		1-3	1-3									5	0	1	0	0	1	0				
Johnny Oates, L OBP: 0.294, SLG: 0.303 (1, 2)												5	0	3	0	0	0	2				
Roric Harrison, R OBP: 0.105, SLG: 0.316 Danny Frisella, L (10, 1)												3	0	0	0	0	0	2				
Chuck Goggin, S OBP: 0.310, SLG: 0.379 Ron Schueler, R OBP: 0.300, SLG: 0.222 (11, PH) (11, 1)												1	0	0	0	0	1	0				
<b>Inning Stats</b>	R: 1 E: 0 K: 1 S: 8	H: 3 LOB: 2 BB: 0 P: 8	R: 0 E: 0 K: 0 S: 4	H: 1 LOB: 2 BB: 1 P: 8	R: 2 E: 0 K: 0 S: 4	H: 2 LOB: 1 BB: 0 P: 8	R: 0 E: 0 K: 0 S: 5	H: 0 LOB: 0 BB: 0 P: 3	R: 0 E: 0 K: 0 S: 3	H: 0 LOB: 0 BB: 0 P: 3	R: 0 E: 0 K: 1 S: 5	H: 1 LOB: 1 BB: 0 P: 6	R: 2 E: 0 K: 1 S: 8	H: 3 LOB: 2 BB: 1 P: 12	R: 0 E: 0 K: 2 S: 7	H: 0 LOB: 0 BB: 0 P: 7	1B: 9 2B: 2 3B: 0 HR: 1	SF: 0 SAC: 1 DP: 0 HBP: 0	WP: 0 PB: 0 SB: 0 CS: 0	PA: 47		
<b>PITCHER</b>	IP: 9.2 WLS: 3 BF: 43 ERA: 3.07	WLS: 1 R: 0 ER: 0 SO: 0	WLS: 0 R: 0 ER: 0 SO: 2	WLS: 0 R: 0 ER: 0 SO: 0	WLS: 0 R: 0 ER: 0 SO: 1	WLS: 0 R: 0 ER: 0 SO: 1	WLS: 0 R: 0 ER: 0 SO: 7	WLS: 0 R: 0 ER: 0 SO: 1	WLS: 0 R: 0 ER: 0 SO: 1	WLS: 0 R: 0 ER: 0 SO: 1	WLS: 0 R: 0 ER: 0 SO: 1	WLS: 0 R: 0 ER: 0 SO: 1	WLS: 0 R: 0 ER: 0 SO: 1	WLS: 0 R: 0 ER: 0 SO: 1	WLS: 0 R: 0 ER: 0 SO: 1	WLS: 0 R: 0 ER: 0 SO: 1	WLS: 0 R: 0 ER: 0 SO: 1	WLS: 0 R: 0 ER: 0 SO: 1	WLS: 0 R: 0 ER: 0 SO: 1	WLS: 0 R: 0 ER: 0 SO: 1	WLS: 0 R: 0 ER: 0 SO: 1	WLS: 0 R: 0 ER: 0 SO: 1

Atlanta Braves @ Los Angeles Dodgers  
Dodger Stadium, Los Angeles, CA  
Wed Jun 20 1973, 7:05 PM PDT  
Att: 24,184 - Unknown

AB 42  
R 5  
H 12  
RBI 5  
BB 4  
SO 7  
LOB 13



Batter	1	2	3	4	5	6	7	8	9	10	11	AB	R	H	RBI	BB	SO	LOB	BOTTOM					
Davey Lopes, R OBP: 0.401, SLG: 0.386 (1, 4)	P3											4	1	0	0	2	1	4						
Bill Buckner, L OBP: 0.263, SLG: 0.324 (1, 3)	6-3											6	1	2	0	0	0	1						
Willie Davis, L OBP: 0.332, SLG: 0.491 (1, 8)	4-3											6	1	2	2	0	0	2						
Joe Ferguson, R OBP: 0.387, SLG: 0.496 Steve Yeager, R OBP: 0.352, SLG: 0.442 (1, 2) (11, 2)												4	1	1	0	1	2	1						
Willie Crawford, L OBP: 0.412, SLG: 0.442 (1, 9)												4	1	1	0	1	0	2						
Ron Cey, R OBP: 0.416, SLG: 0.468 (1, 5)												4	0	1	0	1	0	1						
Bill Russell, R OBP: 0.311, SLG: 0.366 (1, 6)												4	1	2	1	1	0	2						
Von Joshua, L OBP: 0.326, SLG: 0.321 Jim Brewer, L OBP: 0.667, SLG: 0.667 (1, 7) (11, 1)												4	0	2	2	0	0	2						
Al Downing, R OBP: 0.103, SLG: 0.071 Charlie Hough, R OBP: 0.200, SLG: 0.200 Tom Paciorek, R OBP: 0.279, SLG: 0.345 (1, 1) (10, 1) (11, 7)												3	0	0	0	0	0	3						
<b>Inning Stats</b>	R: 0 E: 0 K: 0 S: 3	H: 0 LOB: 0 BB: 0 P: 3	R: 2 E: 1 K: 1 S: 7	H: 2 LOB: 2 BB: 15 P: 15	R: 0 E: 0 K: 0 S: 4	H: 1 LOB: 1 BB: 4 P: 4	R: 1 E: 1 K: 0 S: 5	H: 2 LOB: 1 BB: 0 P: 5	R: 0 E: 0 K: 1 S: 5	H: 0 LOB: 0 BB: 0 P: 5	R: 0 E: 0 K: 0 S: 3	H: 1 LOB: 1 BB: 0 P: 4	R: 0 E: 0 K: 1 S: 6	H: 1 LOB: 2 BB: 1 P: 10	R: 0 E: 0 K: 0 S: 2	H: 0 LOB: 0 BB: 1 P: 6	R: 2 E: 0 K: 0 S: 6	H: 3 LOB: 2 BB: 1 P: 10	R: 1 E: 1 K: 0 S: 4	H: 1 LOB: 2 BB: 1 P: 8	1B: 8 2B: 2 3B: 0 HR: 1	SF: 1 SAC: 1 DP: 0 HBP: 0	WP: 0 PB: 0 SB: 2 CS: 1	PA: 50
<b>PITCHER</b>	IP: 9.2 WLS: 3 BF: 43 ERA: 3.06	WLS: 1 R: 0 ER: 0 SO: 0	WLS: 0 R: 1 ER: 1 SO: 0	WLS: 0 R: 0 ER: 0 SO: 0	WLS: 0 R: 0 ER: 0 SO: 1	WLS: 0 R: 0 ER: 0 SO: 1	WLS: 0 R: 0 ER: 0 SO: 4	WLS: 0 R: 0 ER: 0 SO: 1	WLS: 0 R: 0 ER: 0 SO: 1	WLS: 0 R: 0 ER: 0 SO: 1	WLS: 0 R: 0 ER: 0 SO: 1	WLS: 0 R: 0 ER: 0 SO: 1	WLS: 0 R: 0 ER: 0 SO: 1	WLS: 0 R: 0 ER: 0 SO: 1	WLS: 0 R: 0 ER: 0 SO: 1	WLS: 0 R: 0 ER: 0 SO: 1	WLS: 0 R: 0 ER: 0 SO: 1	WLS: 0 R: 0 ER: 0 SO: 1	WLS: 0 R: 0 ER: 0 SO: 1	WLS: 0 R: 0 ER: 0 SO: 1	WLS: 0 R: 0 ER: 0 SO: 1	WLS: 0 R: 0 ER: 0 SO: 1		

Atlanta Braves @ Los Angeles Dodgers  
Dodger Stadium, Los Angeles, CA  
Wed Jun 20 1973, 7:05 PM PDT  
Att: 24,184 - Unknown

AB 41  
R 6  
H 11  
RBI 5  
BB 6  
SO 3  
LOB 19



Batter	1	2	3	4	5	6	7	8	9	AB	R	H	RBI	BB	SO	LOB	TOP			
Dusty Baker Jr. R OBP: 0.356, SLG: 0.422	F9		BB 1B			BB 1B		6-3		4	0	2	0	0	0	0	<b>Atlanta Braves @ Los Angeles Dodgers</b> Dodger Stadium, Los Angeles, CA Thu Jun 21 1973, 7:05 PM PDT Att: 20,384 - Unknown			
Darrell Evans L OBP: 0.398, SLG: 0.543	F3		FC5-4 BB			K		F7		3	0	0	0	1	1					
Davey Johnson, R OBP: 0.369, SLG: 0.506			FC5-4			F7		5-3		4	0	1	0	0	3					
Hank Aaron, R OBP: 0.341, SLG: 0.539	6-3			P4		P5		F8		4	0	0	0	0	2					
Dick Dietz, R OBP: 0.478, SLG: 0.343		L3		F8			FC5-4 1B			3	0	1	0	1	0					
Oscar Brown, R OBP: 0.250, SLG: 0.263	6-3			6-3			FC5-4 1-2			4	0	0	0	0	2					
Paul Casanova, R OBP: 0.222, SLG: 0.286		P4			P4		F8			3	0	0	0	0	1					
Marty Perez, R OBP: 0.313, SLG: 0.313			4-3		6-3		F9			3	0	0	0	0	1					
Carl Morton, R OBP: 0.231, SLG: 0.243 Chuck Goggin, S OBP: 0.300, SLG: 0.367 Jim Panther, R OBP: 0.281, SLG: 0.367			F9		P3			K		2	0	0	0	0	0					
										1	0	0	0	0	1	0				
										0	0	0	0	0	0	0				
<b>Inning Stats</b>	R: 0 E: 0 K: 0 S: 4	H: 1 LOB: 1 BB: 0 P: 4	R: 0 E: 0 K: 0 S: 3	H: 0 LOB: 0 BB: 0 P: 3	R: 0 E: 0 K: 0 S: 4	H: 1 LOB: 2 BB: 1 P: 8	R: 0 E: 0 K: 0 S: 3	H: 0 LOB: 0 BB: 0 P: 3	R: 0 E: 0 K: 1 S: 6	H: 1 LOB: 1 BB: 0 P: 6	R: 0 E: 0 K: 0 S: 4	H: 1 LOB: 1 BB: 0 P: 4	R: 0 E: 0 K: 1 S: 5	H: 0 LOB: 0 BB: 0 P: 5	R: 0 E: 0 K: 0 S: 3	H: 0 LOB: 1 BB: 1 P: 7	1B: 3 2B: 1 3B: 0 HR: 0	SF: 0 SAC: 0 DP: 0 HBP: 0	WP: 0 PB: 0 SB: 0 CS: 0	PA: 33
<b>PITCHER</b> Claude Osteen, L ERA: 2.96	IP: 9.0 WLS: W BF: 33 H: 4 R: 0 ER: 0 SO: 2 BB: 2 IBB: 0 HBP: 0 BLK: 0 WP: 0 HR: 0 S: 35 P: 43 ERA: 0.00 WHIP: 0.667															<b>PITCHER</b>				

Batter	1	2	3	4	5	6	7	8	9	AB	R	H	RBI	BB	SO	LOB	BOTTOM			
Davey Lopes, R OBP: 0.394, SLG: 0.378	P4			P3	E3 1B E		FC6-4 E			4	2	0	0	0	0	1	<b>Atlanta Braves @ Los Angeles Dodgers</b> Dodger Stadium, Los Angeles, CA Thu Jun 21 1973, 7:05 PM PDT Att: 20,384 - Unknown			
Bill Buckner, L OBP: 0.286, SLG: 0.327	L3			2B SF9 1B	E6 1B		3-1			4	1	2	0	0	0					
Willie Davis, L OBP: 0.334, SLG: 0.498	3-1			1-3 2B	F9			F7 2B		4	0	2	0	0	1					
Ron Cey, R OBP: 0.410, SLG: 0.462		F9		SF9		F7		F7		3	0	0	1	0	1					
Willie Crawford, L OBP: 0.413, SLG: 0.454		F7		3-H 4-0 FC6-4 IBB		HR		F8		3	1	1	1	1	0					
Bill Russell, R OBP: 0.311, SLG: 0.365				FC6-4 1-2		6-3		F8		4	0	1	0	0	3					
Von Joshua, L OBP: 0.315, SLG: 0.309	CS 1-2		3-1		L3		6-3			3	0	0	0	0	0					
Steve Yeager, R OBP: 0.389, SLG: 0.435			F8		SH1-4 E 1B		K			3	1	1	0	0	1					
Claude Osteen, L OBP: 0.205, SLG: 0.189			5-3		SH1-4 1-2		FC6-4 1B			2	0	1	0	0	0					
										1B: 5 2B: 2 3B: 0 HR: 1	SF: 1 SAC: 1 DP: 0 HBP: 0	WP: 0 PB: 0 SB: 1 CS: 1	PA: 34							
<b>Inning Stats</b>	R: 0 E: 0 K: 0 S: 3	H: 0 LOB: 0 BB: 0 P: 3	R: 0 E: 0 K: 0 S: 3	H: 1 LOB: 0 BB: 0 P: 3	R: 0 E: 0 K: 0 S: 5	H: 2 LOB: 2 BB: 1 P: 9	R: 2 E: 2 K: 0 S: 6	H: 2 LOB: 1 BB: 0 P: 6	R: 1 E: 0 K: 1 S: 4	H: 1 LOB: 0 BB: 0 P: 4	R: 1 E: 0 K: 1 S: 6	H: 1 LOB: 1 BB: 0 P: 6	R: 0 E: 0 K: 0 S: 4	H: 1 LOB: 1 BB: 0 P: 4	R: 0 E: 0 K: 0 S: 3	H: 1 LOB: 1 BB: 0 P: 7	1B: 5 2B: 2 3B: 0 HR: 1	SF: 1 SAC: 1 DP: 0 HBP: 0	WP: 0 PB: 0 SB: 1 CS: 1	PA: 34
<b>PITCHER</b> Carl Morton, R ERA: 3.45 Jim Panther, R ERA: 1.2	IP: 7.0 WLS: L BF: 29 H: 7 R: 5 ER: 2 SO: 1 BB: 0 IBB: 1 HBP: 0 BLK: 0 WP: 0 HR: 1 S: 30 P: 34 ERA: 2.57 WHIP: 1.000															<b>PITCHER</b>				



Batter	1	2	3	4	5	6	7	8	9	10	AB	R	H	RBI	BB	SO	LOB	TOP	
<b>Pete Rose, S</b> OBP: 0.372, SLG: 0.388 (1, 7)	0-0 4-3		0-3 K			0-0 G3			0-0 3-1	4-0 BB	4	0	0	0	1	1	0	<b>Cincinnati Reds @ Los Angeles Dodgers</b> Dodger Stadium, Los Angeles, CA Fri Jun 22 1973, 7:05 PM PDT Att: 37,224 - Unknown	
<b>Joe Morgan, L</b> OBP: 0.416, SLG: 0.491 (1, 4)	0-0 CS, HBP 1B		0-3 K			0-0 P4			0-0 1-3	0-0 F7	5	0	1	0	0	1	2		
<b>Dan Driessen, L</b> OBP: 0.462, SLG: 0.478 (1, 5) (9, 3)	1-0 HBP		0-0 4-3			0-3 K			0-0 HR	0-0 3-1	4	1	1	0	0	1	2		
<b>Johnny Bench, R</b> OBP: 0.348, SLG: 0.455 (1, 2)	0-0 F8		0-0 F7			0-0 1B			0-0 HR	0-0 HR	4	1	2	2	0	0	2		
<b>Tony Perez, R</b> OBP: 0.394, SLG: 0.517 (1, 3)		0-3 K				0-0 2B			0-0 F2	0-0 BB 1B	4	0	2	0	0	1	1		
<b>Don Gullett, R</b> OBP: 0.323, SLG: 0.167 (9, PR)		0-0 P4				0-0 1-3			0-3 K	0-0 BB 1B	3	0	0	0	1	1	2		
<b>Denis Menke, R</b> OBP: 0.334, SLG: 0.258 (9, 5)		0-0 P6				0-3 K			0-3 K	0-0 BB 1B	4	0	0	0	0	3	3		
<b>Bobby Tolan, L</b> OBP: 0.235, SLG: 0.287 (1, 9) (8, 8)		0-0 P4				0-3 K			0-0 F7	0-0 SH1-4 1B	2	0	0	0	0	2	1		
<b>Dave Concepcion, R</b> OBP: 0.314, SLG: 0.434 (1, 6)		0-0 P6				0-3 K			0-0 L5	0-0 SH1-4 1B	1	0	0	0	0	0	0		
<b>Cesar Geronimo, L</b> OBP: 0.217, SLG: 0.234 (1, 8)		0-3 K				0-0 5-3			0-0 L5	0-0 SH1-4 1B	2	0	0	0	0	1	0		
<b>Larry Stahl, L</b> OBP: 0.404, SLG: 0.375 (8, PH) (8, 9)		0-3 K				0-0 5-3			0-0 L5	0-0 SH1-4 1B	1	0	0	0	0	0	0		
<b>Ross Grimsley, L</b> OBP: 0.029, SLG: 0.029 (1, 1)		0-3 K				0-0 5-3			0-0 L5	0-0 SH1-4 1B	0	0	0	0	0	0	0		
<b>Phil Gagliano, R</b> OBP: 0.333, SLG: 0.211 (8, PH)		0-3 K				0-0 5-3			0-0 L5	0-0 SH1-4 1B	0	0	0	0	0	0	0		
<b>Clay Carroll, R</b> OBP: 0.222, SLG: 0.222 (8, 1)		0-3 K				0-0 5-3			0-0 L5	0-0 SH1-4 1B	0	0	0	0	0	0	0		
<b>Inning Stats</b>	R: 0 E: 0 K: 0 S: 3	H: 1 LOB: 1 BB: 0 P: 4	R: 0 E: 0 K: 1 S: 5	H: 0 LOB: 0 BB: 0 P: 5	R: 0 E: 0 K: 3 S: 9	H: 0 LOB: 0 BB: 0 P: 9	R: 0 E: 0 K: 1 S: 5	H: 0 LOB: 0 BB: 0 P: 5	R: 0 E: 0 K: 2 S: 8	H: 1 LOB: 1 BB: 0 P: 8	R: 0 E: 0 K: 1 S: 5	H: 0 LOB: 0 BB: 0 P: 5	R: 0 E: 0 K: 1 S: 8	H: 3 LOB: 2 BB: 1 P: 12	R: 0 E: 0 K: 0 S: 4	H: 1 LOB: 2 BB: 1 P: 8	1B: 5 2B: 1 3B: 0 HR: 1	SF: 0 SAC: 1 DP: 0 HBP: 1	WP: 0 PA: 39
<b>PITCHER</b>	IP WLS BF H R ER SO BB IBB HBP BLK WP HR S P ERA WHIP	IP WLS BF H R ER SO BB IBB HBP BLK WP HR S P ERA WHIP	IP WLS BF H R ER SO BB IBB HBP BLK WP HR S P ERA WHIP	IP WLS BF H R ER SO BB IBB HBP BLK WP HR S P ERA WHIP	IP WLS BF H R ER SO BB IBB HBP BLK WP HR S P ERA WHIP	IP WLS BF H R ER SO BB IBB HBP BLK WP HR S P ERA WHIP	IP WLS BF H R ER SO BB IBB HBP BLK WP HR S P ERA WHIP	IP WLS BF H R ER SO BB IBB HBP BLK WP HR S P ERA WHIP	IP WLS BF H R ER SO BB IBB HBP BLK WP HR S P ERA WHIP	IP WLS BF H R ER SO BB IBB HBP BLK WP HR S P ERA WHIP	IP WLS BF H R ER SO BB IBB HBP BLK WP HR S P ERA WHIP	IP WLS BF H R ER SO BB IBB HBP BLK WP HR S P ERA WHIP	IP WLS BF H R ER SO BB IBB HBP BLK WP HR S P ERA WHIP	IP WLS BF H R ER SO BB IBB HBP BLK WP HR S P ERA WHIP	IP WLS BF H R ER SO BB IBB HBP BLK WP HR S P ERA WHIP	IP WLS BF H R ER SO BB IBB HBP BLK WP HR S P ERA WHIP	IP WLS BF H R ER SO BB IBB HBP BLK WP HR S P ERA WHIP	IP WLS BF H R ER SO BB IBB HBP BLK WP HR S P ERA WHIP	
<b>Don Sutton, R</b> ERA: 2.42 (1, 1)	8.2	33	6	2	2	10	1	0	0	0	0	0	0	0	5	9	2.08	0.808	
<b>Jim Brewer, L</b> ERA: 1.32 (9, 1)	0.2	4	1	0	0	1	1	0	0	0	0	0	0	0	5	9	0.00	3.000	
<b>Pete Richert, L</b> ERA: 1.54 (10, 1)	0.2	W	2	0	0	0	0	0	0	0	0	0	0	2	2	0.00	0.000		

**Cincinnati Reds @ Los Angeles Dodgers**  
 Dodger Stadium, Los Angeles, CA  
 Fri Jun 22 1973, 7:05 PM PDT  
 Att: 37,224 - Unknown

AB 35  
 R 2  
 H 7  
 RBI 2  
 BB 2  
 SO 11  
 LOB 13



Batter	1	2	3	4	5	6	7	8	9	10	AB	R	H	RBI	BB	SO	LOB	BOTTOM			
<b>Davey Lopes, R</b> OBP: 0.388, SLG: 0.371 (1, 4)	0-0 4-3		0-0 6-3			0-3 K			0-0 G3	0-0 4-3	4	0	0	0	0	1	0	<b>Cincinnati Reds @ Los Angeles Dodgers</b> Dodger Stadium, Los Angeles, CA Fri Jun 22 1973, 7:05 PM PDT Att: 37,224 - Unknown			
<b>Von Joshua, L</b> OBP: 0.311, SLG: 0.305 (10, PH)	0-0 4-3		0-0 P3			0-0 4-3			0-0 4-3	0-0 1B	5	0	1	1	0	0	0				
<b>Bill Buckner, L</b> OBP: 0.285, SLG: 0.324 (1, 3)	0-0 4-3		0-0 P3			0-0 4-3			0-0 4-3	0-0 1B	4	0	1	0	0	0	0				
<b>Willie Davis, L</b> OBP: 0.333, SLG: 0.495 (1, 8)	0-0 4-3		0-0 1B			0-0 F8			0-0 F8	0-0 F8	4	0	1	0	0	0	0				
<b>Ron Cey, R</b> OBP: 0.411, SLG: 0.463 (1, 5)		0-0 1B	0-0 1B			0-0 6-3			0-0 F8	0-0 F8	4	1	2	0	0	0	0				
<b>Manny Mota, R</b> OBP: 0.401, SLG: 0.397 (1, 7)		0-0 1B	0-0 P6			0-0 G3-6-3 1B			0-0 F9	0-0 F9	4	1	2	0	0	0	2				
<b>Willie Crawford, L</b> OBP: 0.418, SLG: 0.459 (1, 9)		0-0 1B	0-0 FC5-4 1B			0-0 G3-6-3 1B			0-0 F8	0-0 F8	4	0	3	1	0	0	1				
<b>Bill Russell, R</b> OBP: 0.310, SLG: 0.363 (1, 6)		0-0 1B	0-0 P6			0-0 F3			0-0 F8	0-0 F8	4	0	1	0	0	0	2				
<b>Sveve Yeager, R</b> OBP: 0.379, SLG: 0.429 (1, 2)		0-0 SF9-3-5-4-6	0-0 FC5-4			0-0 L5			0-0 F8	0-0 SH3-4 1B	3	1	1	1	0	0	1				
<b>Don Sutton, R</b> OBP: 0.156, SLG: 0.098 (1, 1)		0-3 K	0-3 4-3			0-0 4-3			0-0 F8	0-0 SH3-4 1B	3	0	0	0	0	1	2				
<b>Jim Brewer, L</b> OBP: 0.667, SLG: 0.667 (9, 1)		0-3 K	0-3 4-3			0-0 4-3			0-0 F8	0-0 SH3-4 1B	0	0	0	0	0	0	0				
<b>Pete Richert, L</b> OBP: 0.250, SLG: 0.250 (10, 1)		0-3 K	0-3 4-3			0-0 4-3			0-0 F8	0-0 SH3-4 1B	0	0	0	0	0	0	0				
<b>Inning Stats</b>	R: 0 E: 0 K: 0 S: 3	H: 0 LOB: 0 BB: 0 P: 3	R: 2 E: 0 K: 1 S: 8	H: 4 LOB: 1 BB: 0 P: 8	R: 0 E: 0 K: 0 S: 5	H: 2 LOB: 2 BB: 0 P: 5	R: 0 E: 0 K: 0 S: 4	H: 1 LOB: 1 BB: 0 P: 4	R: 0 E: 0 K: 1 S: 5	H: 0 LOB: 0 BB: 0 P: 5	R: 0 E: 0 K: 0 S: 3	H: 1 LOB: 0 BB: 0 P: 3	R: 0 E: 0 K: 0 S: 3	H: 0 LOB: 0 BB: 0 P: 3	R: 0 E: 0 K: 0 S: 4	H: 1 LOB: 1 BB: 0 P: 4	R: 1 E: 0 K: 0 S: 4	H: 2 LOB: 1 BB: 0 P: 4	1B: 11 2B: 1 3B: 0 HR: 0	SF: 1 SAC: 1 DP: 2 HBP: 0	WP: 0 PA: 38
<b>PITCHER</b>	IP WLS BF H R ER SO BB IBB HBP BLK WP HR S P ERA WHIP	IP WLS BF H R ER SO BB IBB HBP BLK WP HR S P ERA WHIP	IP WLS BF H R ER SO BB IBB HBP BLK WP HR S P ERA WHIP	IP WLS BF H R ER SO BB IBB HBP BLK WP HR S P ERA WHIP	IP WLS BF H R ER SO BB IBB HBP BLK WP HR S P ERA WHIP	IP WLS BF H R ER SO BB IBB HBP BLK WP HR S P ERA WHIP	IP WLS BF H R ER SO BB IBB HBP BLK WP HR S P ERA WHIP	IP WLS BF H R ER SO BB IBB HBP BLK WP HR S P ERA WHIP	IP WLS BF H R ER SO BB IBB HBP BLK WP HR S P ERA WHIP	IP WLS BF H R ER SO BB IBB HBP BLK WP HR S P ERA WHIP	IP WLS BF H R ER SO BB IBB HBP BLK WP HR S P ERA WHIP	IP WLS BF H R ER SO BB IBB HBP BLK WP HR S P ERA WHIP	IP WLS BF H R ER SO BB IBB HBP BLK WP HR S P ERA WHIP	IP WLS BF H R ER SO BB IBB HBP BLK WP HR S P ERA WHIP	IP WLS BF H R ER SO BB IBB HBP BLK WP HR S P ERA WHIP	IP WLS BF H R ER SO BB IBB HBP BLK WP HR S P ERA WHIP	IP WLS BF H R ER SO BB IBB HBP BLK WP HR S P ERA WHIP	IP WLS BF H R ER SO BB IBB HBP BLK WP HR S P ERA WHIP			
<b>Ross Grimsley, L</b> ERA: 2.79 (1, 1)	7.0	27	8	2	2	2	0	0	0	0	0	0	0	0	11	31	2.57	1.143			
<b>Clay Carroll, R</b> ERA: 4.67 (8, 1)	2.2	L	11	3	1	0	0	0	0	0	0	0	0	0	11	11	3.38	1.125			

**Cincinnati Reds @ Los Angeles Dodgers**  
 Dodger Stadium, Los Angeles, CA  
 Fri Jun 22 1973, 7:05 PM PDT  
 Att: 37,224 - Unknown

AB 36  
 R 3  
 H 11  
 RBI 3  
 BB 0  
 SO 2  
 LOB 9



Batter	1	2	3	4	5	6	7	8	9	AB R H RBI BB SO LOB	TOP							
<b>Pete Rose, S</b> OBP: 0.373, SLG: 0.386 (1, 7)	0-3 <b>K</b>		0-0 3-1		4-0 FC6-4 BB		0-0 F7		0-0 1B	4 0 1 1 1 1 1	<b>Cincinnati Reds @ Los Angeles Dodgers</b> Dodger Stadium, Los Angeles, CA Sat Jun 23 1973, 7:05 PM PDT Unknown							
<b>Joe Morgan, L</b> OBP: 0.416, SLG: 0.502 (1, 4)	0-0 F3		0-0 1B		0-0 F7		0-0 HR	0-0 4-3	5 2 2 1 0 0 4									
<b>Dan Driessen, L</b> OBP: 0.446, SLG: 0.460 (1, 5) (8, 3)	0-0 F7		0-0 1B		0-0 FC6-4		0-0 F3		4 0 1 2 0 0 2									
<b>Johnny Bench, R</b> OBP: 0.344, SLG: 0.447 (1, 9)		0-0 5-3	0-0 1-3		0-0 P6		0-0 L7		4 0 0 0 0 0 1									
<b>Tony Perez, R</b> OBP: 0.386, SLG: 0.515 <b>Denis Menke, R</b> OBP: 0.394, SLG: 0.258 (8, 5)	4-0 BB		0-3 <b>K</b>		0-0 1B		0-0 4-3		3 0 1 0 1 1 0 0 0 0 0 0 0 0									
<b>Bobby Tolan, L</b> OBP: 0.231, SLG: 0.282 (1, 8)	0-0 4-3		0-0 G3		0-3 <b>K</b>			0-0 1-3	4 0 0 0 0 1 2									
<b>Darrel Chaney, S</b> OBP: 0.266, SLG: 0.182 (1, 6)	0-0 F9		0-0 4-3		0-0 F8		4-0 S WP 1B BB		3 1 0 0 1 0 2									
<b>Bill Plummer, R</b> OBP: 0.313, SLG: 0.200 (1, 2)			0-0 FC3-6 1B		4-0 FC BB		0-0 F7	4-0 1B BB	2 0 1 0 2 0 0									
<b>Fred Norman, S</b> OBP: 0.129, SLG: 0.100 (1, 1)			0-0 FC3-6 1B 3-1 1B		0-0 FC 1-H		0-3 <b>K</b>	0-3 <b>K</b>	4 1 0 0 0 2 4									
<b>Inning Stats</b>	R: 0 E: 0 K: 1 S: 5	H: 0 LOB: 0 BB: 0 P: 5	R: 2 E: 0 K: 0 S: 6	H: 3 LOB: 1 BB: 0 P: 6	R: 0 E: 0 K: 1 S: 5	H: 0 LOB: 0 BB: 0 P: 5	R: 0 E: 1 K: 0 S: 6	H: 1 LOB: 2 BB: 2 P: 6	R: 0 E: 0 K: 1 S: 5	H: 0 LOB: 0 BB: 0 P: 5		R: 1 E: 0 K: 0 S: 4	H: 1 LOB: 0 BB: 0 P: 4	R: 1 E: 0 K: 1 S: 6	H: 1 LOB: 2 BB: 2 P: 14	1B: 5 2B: 0 3B: 0 HR: 1	SF: 0 SAC: 1 DP: 0 HBP: 0	WP: 1 PB: 0 CS: 2 SB: 0
<b>PITCHER</b>	IP WLS BF H R ER SO BB IBB HBP BLK WP HR S P ERA WHIP											IP WLS BF H R ER SO BB IBB HBP BLK WP HR S P ERA WHIP						
<b>Andy Messersmith, R</b> ERA: 3.31 <b>George Culver, R</b> ERA: 2.79	(1, 1) 8.0 L 32 5 3 3 4 3 0 0 0 0 1 37 49 3.38 1.000											(8, 1) 1.0 6 1 1 1 1 2 0 0 0 1 0 6 14 9.00 3.000						

livebaseballscores.com

AB 33  
R 4  
H 6  
RBI 4  
BB 5  
SO 5  
LOB 16



Batter	1	2	3	4	5	6	7	8	9	AB R H RBI BB SO LOB	BOTTOM									
<b>Davey Lopes, R</b> OBP: 0.385, SLG: 0.368 (1, 4)	0-0 F8 1B		0-0 F3		0-0 P6			0-0 G1-4-3		4 0 1 0 0 0 2	<b>Cincinnati Reds @ Los Angeles Dodgers</b> Dodger Stadium, Los Angeles, CA Sat Jun 23 1973, 7:05 PM PDT Unknown									
<b>Bill Buckner, L</b> OBP: 0.284, SLG: 0.323 (1, 3)	0-0 BB		0-0 F6		0-0 F9		0-0 4-3		4 0 1 0 0 0 0											
<b>Willie Davis, L</b> OBP: 0.332, SLG: 0.490 (1, 8)	0-0 F8		0-0 L3		4-0 G6-4-3 BB		0-0 4-3		3 0 0 0 1 0 2											
<b>Ron Cey, R</b> OBP: 0.416, SLG: 0.476 (1, 5)	4-0 BB		0-0 F8		0-0 BB		0-0 G6-4-3		2 1 1 1 2 0 1											
<b>Manny Mota, R</b> OBP: 0.398, SLG: 0.400 (1, 7)	0-0 G4-6-3		0-0 F8		0-0 F7		0-0 HR		4 0 1 0 0 0 4											
<b>Willie Crawford, L</b> OBP: 0.412, SLG: 0.451 (1, 9)	0-3 <b>K</b>		0-0 F7		0-0 F7		0-3 <b>K</b>		4 0 0 0 0 2 2											
<b>Bill Russell, R</b> OBP: 0.313, SLG: 0.370 (1, 6)	0-0 G6-4-3 1B		0-0 2B		0-0 F7				3 0 2 0 0 0 0											
<b>Steve Yeager, R</b> OBP: 0.387, SLG: 0.412 <b>Lee Lacy, R</b> OBP: 0.309, SLG: 0.214 <b>Chris Cannizzaro, R</b> (9, 2)	0-0 G6-4-3		0-0 5-3		0-3 <b>K</b>				2 0 0 0 0 0 2 1 0 0 0 0 1 0 0 0 0 0 0 0 0											
<b>Andy Messersmith, R</b> OBP: 0.229, SLG: 0.250 <b>Steve Garvey, R</b> OBP: 0.254, SLG: 0.362 <b>George Culver, R</b> (9, 1)	0-0 F8		0-0 P6		0-0 G1-4-3 1B				2 0 0 0 0 0 1 1 0 1 0 0 0 0 0 0 0 0 0 0 0											
<b>Inning Stats</b>	R: 0 E: 0 K: 0 S: 4	H: 2 LOB: 2 BB: 1 P: 8	R: 0 E: 0 K: 1 S: 5	H: 1 LOB: 0 BB: 0 P: 5	R: 0 E: 0 K: 0 S: 3	H: 0 LOB: 0 BB: 0 P: 3	R: 0 E: 0 K: 0 S: 3	H: 0 LOB: 1 BB: 1 P: 7	R: 0 E: 0 K: 0 S: 4	H: 1 LOB: 1 BB: 0 P: 4		R: 0 E: 0 K: 0 S: 2	H: 0 LOB: 0 BB: 1 P: 6	R: 0 E: 0 K: 1 S: 5	H: 0 LOB: 0 BB: 0 P: 5	R: 1 E: 0 K: 1 S: 7	H: 2 LOB: 1 BB: 0 P: 7	1B: 4 2B: 2 3B: 0 HR: 1	SF: 0 SAC: 0 DP: 4 HBP: 0	WP: 0 PB: 0 CS: 0
<b>PITCHER</b>	IP WLS BF H R ER SO BB IBB HBP BLK WP HR S P ERA WHIP											IP WLS BF H R ER SO BB IBB HBP BLK WP HR S P ERA WHIP								
<b>Fred Norman, L</b> ERA: 3.21	(1, 1) 9.0 W 33 7 1 1 3 3 0 0 0 0 0 1 36 48 1.00 1.111																			

livebaseballscores.com

AB 30  
R 1  
H 7  
RBI 1  
BB 3  
SO 3  
LOB 14





Batter	1	2	3	4	5	6	7	8	9	AB	R	H	RBI	BB	SO	LOB	TOP	
<b>Pete Rose, S</b> OBP: 0.371, SLG: 0.388 (1, 7)	0-0 4-3			0-0 6-3		0-0 1B FC4-6 2B		0-0 L8		4	1	1	0	0	0	0		
<b>Joe Morgan, L</b> OBP: 0.413, SLG: 0.498 (1, 4)	0-0 F8			0-0 4-3		0-0 FC4-6 2-3 1B		0-0 G3		4	0	1	0	0	0	0		
<b>Johnny Bench, R</b> OBP: 0.339, SLG: 0.440 (1, 2)	0-0 6-3			0-0 6-3		0-0 FC4-6 1-2 3-H		0-0 P6		4	0	0	1	0	0	1		
<b>Tony Perez, R</b> OBP: 0.384, SLG: 0.508 (1, 3)		0-0 5-3			4-0 1B BB	0-0 5-3		0-0 5-3		3	0	0	0	1	0	1		
<b>Dave Concepcion, R</b> OBP: 0.310, SLG: 0.429 (1, 6)		0-0 6-3			0-0 L8		0-0 6-3			3	0	0	0	0	0	1		
<b>Andy Kosco, R</b> OBP: 0.333, SLG: 0.200 (1, 9)		0-0 P2			0-0 1-2 1B		0-0 6-3			3	0	1	0	0	0	0		
<b>Bobby Tolan, L</b> OBP: 0.229, SLG: 0.279 (1, 8)			0-0 G3		0-3 K		0-0 1-3			3	0	0	0	0	1	2		
<b>Denis Menke, R</b> OBP: 0.387, SLG: 0.252 (1, 5)			0-0 P4		0-0 F8		0-3 K			3	0	0	0	0	1	2		
<b>Tom Hall, L</b> OBP: 0.125, SLG: 0.125 (1, 1)			0-0 6-3			0-0 4-3		0-3 K		2	0	0	0	0	0	0		
<b>Pedro Borbon, R</b> OBP: 0.167, SLG: 0.167 (6, PH)										0	0	0	0	0	0	0		
<b>Phil Gagliano, R</b> OBP: 0.326, SLG: 0.205 (8, PH)										1	0	0	0	0	1	0		
<b>Jim McGlothlin, R</b> OBP: 0.167, SLG: 0.091 (8, 1)										0	0	0	0	0	0	0		
<b>Inning Stats</b>	R: 0 E: 0 K: 0 S: 3	H: 0 LOB: 0 BB: 0 P: 3	R: 0 E: 0 K: 0 S: 3	H: 0 LOB: 0 BB: 0 P: 3	R: 0 E: 0 K: 0 S: 3	H: 0 LOB: 0 BB: 0 P: 3	R: 0 E: 0 K: 1 S: 6	H: 1 LOB: 2 BB: 1 P: 10	R: 0 E: 0 K: 0 S: 3	H: 0 LOB: 0 BB: 0 P: 3	R: 0 E: 0 K: 2 S: 7	H: 0 LOB: 0 BB: 0 P: 7	R: 0 E: 0 K: 0 S: 3	H: 0 LOB: 0 BB: 0 P: 3	1B: 2 2B: 1 3B: 0 HR: 0	SF: 0 SAC: 0 DP: 0 HBP: 0	WP: 0 PB: 0 SB: 0 CS: 0	PA: 31
<b>PITCHER</b> <b>Tommy John, L</b> ERA: 2.9	IP: 9.0 WLS: W BF: 31 H: 3 R: 1 ER: 1 SO: 3 BB: 1 IBB: 0 HBP: 0 BLK: 0 WP: 0 HR: 0 S: 36 P: 40 ERA: 1.00 WHIP: 0.444																	

Cincinnati Reds @ Los Angeles Dodgers  
 Dodger Stadium, Los Angeles, CA  
 Sat Jun 23 1973, 7:05 PM PDT  
 Att: 52,831 - Unknown

AB	30
R	1
H	3
RBI	1
BB	1
SO	3
LOB	7



Batter	1	2	3	4	5	6	7	8	9	AB	R	H	RBI	BB	SO	LOB	BOTTOM			
<b>Davey Lopes, R</b> OBP: 0.397, SLG: 0.368 (1, 4)	0-0 F8			0-0 6-3		4-0 1B HR BB		0-0 S 1B		3	2	1	0	1	0	0				
<b>Manny Mota, R</b> OBP: 0.406, SLG: 0.409 (1, 7)				0-3 K		0-0 1-2 HR 1B		0-0 1-H 1B		4	1	3	1	0	1	0				
<b>Willie Davis, L</b> OBP: 0.331, SLG: 0.486 (1, 8)	0-0 G3-6			0-0 P4		0-0 F8		0-0 1-3 1B		4	0	1	0	0	0	3				
<b>Ron Cey, R</b> OBP: 0.416, SLG: 0.474 (1, 5)		0-0 F7			4-0 2B SF7 BB	0-0 1-H 2-H HR		0-0 P3		1	1	0	0	1	0	0				
<b>Ken McMullen, R</b> OBP: 0.360, SLG: 0.542 (6, 5)										2	1	1	3	0	0	2				
<b>Steve Garvey, R</b> OBP: 0.270, SLG: 0.387 (1, 3)		0-3 K			0-0 1-3 2B	0-0 F8		0-0 6-3 1B		4	0	2	0	0	1	0				
<b>Tom Paciorek, R</b> OBP: 0.277, SLG: 0.328 (1, 9)		0-3 K			0-3 K	4-0 S BB		0-0 6-3		3	0	0	0	1	2	3				
<b>Bill Russell, R</b> OBP: 0.313, SLG: 0.366 (1, 6)			0-0 F8		4-0 IBB	0-0 F4		0-0 F9		3	0	0	0	1	0	2				
<b>Chris Cannizzaro, R</b> (1, 2)			0-3 K		0-0 SF7			0-0 3-1		3	0	0	1	0	1	1				
<b>Tommy John, R</b> OBP: 0.167, SLG: 0.138 (1, 1)			0-0 F7		3-H K			0-0 G3		3	0	0	0	0	1	2				
<b>Inning Stats</b>	R: 0 E: 0 K: 0 S: 3	H: 1 LOB: 0 BB: 0 P: 3	R: 0 E: 0 K: 2 S: 7	H: 0 LOB: 0 BB: 0 P: 7	R: 0 E: 0 K: 1 S: 5	H: 0 LOB: 0 BB: 0 P: 5	R: 0 E: 0 K: 1 S: 5	H: 0 LOB: 0 BB: 0 P: 5	R: 1 E: 0 K: 2 S: 8	H: 1 LOB: 2 BB: 2 P: 16	R: 3 E: 0 K: 0 S: 5	H: 2 LOB: 1 BB: 2 P: 13	R: 1 E: 0 K: 0 S: 6	H: 3 LOB: 2 BB: 0 P: 6	R: 0 E: 0 K: 0 S: 4	H: 1 LOB: 1 BB: 0 P: 4	1B: 6 2B: 1 3B: 0 HR: 1	SF: 1 SAC: 0 DP: 1 HBP: 0	WP: 0 PB: 0 SB: 2 CS: 0	PA: 35
<b>PITCHER</b> <b>Tom Hall, L</b> ERA: 4.13	IP: 5.1 WLS: L BF: 22 H: 4 R: 4 ER: 4 SO: 6 BB: 2 IBB: 1 HBP: 0 BLK: 0 WP: 0 HR: 1 S: 31 P: 43 ERA: 6.75 WHIP: 1.125																			
<b>Pedro Borbon, R</b> ERA: 2.7	IP: 1.2 WLS: 9 BF: 3 H: 1 R: 1 ER: 1 SO: 0 BB: 1 IBB: 0 HBP: 0 BLK: 0 WP: 0 HR: 0 S: 8 P: 12 ERA: 5.40 WHIP: 2.400																			
<b>Jim McGlothlin, R</b> ERA: 5.88	IP: 1.0 WLS: 4 BF: 1 H: 0 R: 0 ER: 0 SO: 0 BB: 0 IBB: 0 HBP: 0 BLK: 0 WP: 0 HR: 0 S: 4 P: 4 ERA: 0.00 WHIP: 1.000																			

Cincinnati Reds @ Los Angeles Dodgers  
 Dodger Stadium, Los Angeles, CA  
 Sat Jun 23 1973, 7:05 PM PDT  
 Att: 52,831 - Unknown

AB	30
R	5
H	8
RBI	5
BB	4
SO	6
LOB	13

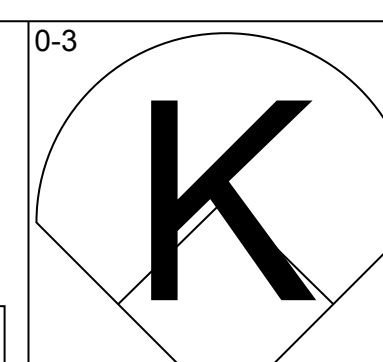


Batter	1	2	3	4	5	6	7	8	9	AB	R	H	RBI	BB	SO	LOB	TOP			
<b>Pete Rose, S</b> OBP: 0.367, SLG: 0.382 (1, 7)	F9	5-3			6-3		F9			4	0	0	0	0	0	1	<b>Cincinnati Reds @ Los Angeles Dodgers</b> Dodger Stadium, Los Angeles, CA Sun Jun 24 1973, 3:33 AM PDT Att: 36,903 - Unknown			
<b>Joe Morgan, L</b> OBP: 0.415, SLG: 0.496 (1, 4)	F BB 2B		F7		P4			G4-6-3 BB		3	1	1	0	1	0	0				
<b>Johnny Bench, R</b> OBP: 0.338, SLG: 0.435 <b>Cesar Geronimo, L</b> OBP: 0.217, SLG: 0.234 (8, 8)	4-0 E 2B BB		4-3		F3			G4-6-3 1-2		3	1	0	0	1	0	1				
<b>Tony Perez, R</b> OBP: 0.382, SLG: 0.508 (1, 3)	1-2 2B		F3			K		F8		4	0	1	2	0	1	0				
<b>Dave Concepcion, R</b> OBP: 0.313, SLG: 0.430 (1, 6)	5-3			FC3-6 1B		F8			G1-6-3 1B	4	0	2	0	0	0	1				
<b>Dan Driessen, L</b> OBP: 0.433, SLG: 0.444 (1, 5)	4-3			F8					G1-6-3 1-2	4	0	1	0	0	0	3				
<b>Bobby Tolan, L</b> OBP: 0.225, SLG: 0.275 (8, 9)		P6		FC3-6 1B		F2			F9	4	0	0	0	0	0	2				
<b>Bill Plummer, R</b> OBP: 0.314, SLG: 0.209 (1, 2)		K							5-3	3	0	1	0	0	1	0				
<b>Don Gullett, R</b> OBP: 0.333, SLG: 0.192 <b>Pedro Borbon, R</b> OBP: 0.167, SLG: 0.167 <b>Dave Tomlin, L</b> OBP: 0.319, SLG: 0.200 <b>Phil Gagliano, R</b> OBP: 0.319, SLG: 0.200 <b>Ed Sprague, R</b> OBP: 0.319, SLG: 0.200 (7, 1)					F9				5-3	2	0	1	0	0	0	2				
<b>Inning Stats</b>	R: 2 E: 1 K: 0 S: 5	H: 2 LOB: 1 BB: 1 P: 9	R: 0 E: 0 K: 1 S: 6	H: 1 LOB: 1 BB: 0 P: 6	R: 0 E: 0 K: 0 S: 3	H: 0 LOB: 0 BB: 0 P: 3	R: 0 E: 0 K: 0 S: 5	H: 2 LOB: 2 BB: 0 P: 5	R: 0 E: 0 K: 0 S: 3	H: 0 LOB: 0 BB: 0 P: 3	R: 0 E: 0 K: 0 S: 2	H: 0 LOB: 0 BB: 1 P: 6	R: 0 E: 0 K: 0 S: 3	H: 1 LOB: 0 BB: 0 P: 3	R: 0 E: 0 K: 0 S: 3	H: 0 LOB: 0 BB: 0 P: 3		1B: 6 2B: 1 3B: 0 HR: 0	SF: 0 SAC: 0 DP: 2 HBP: 0	WP: 0 PB: 0 SB: 0 CS: 0
<b>PITCHER</b> <b>Al Downing, L</b> ERA: 2.88 (1, 1)	IP: 9.0 WLS: W BF: 34 H: 7 R: 2 ER: 1 SO: 2 BB: 2 IBB: 0 HBP: 0 BLK: 0 WP: 0 HR: 0 S: 36 P: 44 ERA: 1.00 WHIP: 1.000															<b>PITCHER</b> <b>Al Downing, L</b> ERA: 2.88 (1, 1)	IP: 9.0 WLS: W BF: 34 H: 7 R: 2 ER: 1 SO: 2 BB: 2 IBB: 0 HBP: 0 BLK: 0 WP: 0 HR: 0 S: 36 P: 44 ERA: 1.00 WHIP: 1.000			



Batter	1	2	3	4	5	6	7	8	9	AB	R	H	RBI	BB	SO	LOB	BOTTOM			
<b>Davey Lopes, R</b> OBP: 0.389, SLG: 0.367 (1, 4)	P4		F8			CS BB		CS		3	0	1	0	1	0	1	<b>Cincinnati Reds @ Los Angeles Dodgers</b> Dodger Stadium, Los Angeles, CA Sun Jun 24 1973, 3:33 AM PDT Att: 36,903 - Unknown			
<b>Manny Mota, R</b> OBP: 0.408, SLG: 0.412 (1, 7)	K		4-3		CS		1B HBP 1B	1-2 1B		4	1	2	0	0	1	1				
<b>Willie Davis, L</b> OBP: 0.330, SLG: 0.482 (1, 8)	G1			F8		1-2 1B HBP		4-3		3	1	0	0	0	0	1				
<b>Steve Garvey, R</b> OBP: 0.284, SLG: 0.439 (1, 3)		K			HR		1B FC6-4 1B		F7	4	2	2	1	0	1	0				
<b>Ken McMullen, R</b> OBP: 0.379, SLG: 0.643 (1, 5)		HR		F8		FC1-4 1-3 2H 3H 1B		F8		4	1	2	3	0	0	0				
<b>Bill Russell, R</b> OBP: 0.315, SLG: 0.371 (1, 6)		F2			1B		FC1-4 FC6-4		BB	4	0	2	0	0	0	2				
<b>Tom Paciorek, R</b> OBP: 0.365, SLG: 0.317 <b>Bill Buckner, L</b> OBP: 0.286, SLG: 0.322 (6, PH) (7, 9)			6-3		6-3		FC6-4 1-2 3H		BB	2	0	0	0	0	0	1				
<b>Steve Yeager, R</b> OBP: 0.365, SLG: 0.396 <b>Willie Crawford, L</b> OBP: 0.414, SLG: 0.451 <b>Chris Cannizzaro, R</b> OBP: 0.365, SLG: 0.396 (8, PH) (9, 2)			F8 SH3-1-4 BB		L7		F2		1-2 2-3 BB	2	0	0	0	1	0	1				
<b>Al Downing, R</b> OBP: 0.084, SLG: 0.065 (1, 1)			SH3-1-4 1-2		6-3				6-3	3	0	0	0	0	0	3				
<b>Inning Stats</b>	R: 0 E: 0 K: 1 S: 5	H: 0 LOB: 0 BB: 0 P: 5	R: 1 E: 0 K: 1 S: 6	H: 1 LOB: 0 BB: 0 P: 6	R: 0 E: 0 K: 0 S: 3	H: 0 LOB: 1 BB: 1 P: 7	R: 1 E: 0 K: 0 S: 5	H: 2 LOB: 1 BB: 0 P: 5	R: 0 E: 0 K: 0 S: 2	H: 0 LOB: 0 BB: 1 P: 6	R: 3 E: 0 K: 0 S: 6	H: 3 LOB: 1 BB: 0 P: 7	R: 0 E: 0 K: 0 S: 4	H: 2 LOB: 1 BB: 0 P: 4	R: 0 E: 0 K: 0 S: 4	H: 1 LOB: 3 BB: 2 P: 12		1B: 6 2B: 1 3B: 0 HR: 2	SF: 0 SAC: 1 DP: 0 HBP: 1	WP: 0 PB: 0 SB: 0 CS: 2
<b>PITCHER</b> <b>Don Gullett, L</b> ERA: 4.21 <b>Pedro Borbon, R</b> ERA: 2.94 <b>Dave Tomlin, L</b> ERA: 1.42 <b>Ed Sprague, R</b> ERA: 4.99 (7, 1)	IP: 5.0 WLS: L BF: 21 H: 4 R: 4 ER: 4 SO: 2 BB: 4 IBB: 0 HBP: 0 BLK: 0 WP: 0 HR: 2 S: 22 P: 31 ERA: 7.20 WHIP: 1.200															<b>PITCHER</b> <b>Don Gullett, L</b> ERA: 4.21 <b>Pedro Borbon, R</b> ERA: 2.94 <b>Dave Tomlin, L</b> ERA: 1.42 <b>Ed Sprague, R</b> ERA: 4.99 (7, 1)	IP: 5.0 WLS: L BF: 21 H: 4 R: 4 ER: 4 SO: 2 BB: 4 IBB: 0 HBP: 0 BLK: 0 WP: 0 HR: 2 S: 22 P: 31 ERA: 7.20 WHIP: 1.200			



Batter	1	2	3	4	5	6	7	8	9	AB	R	H	RBI	BB	SO	LOB	TOP									
<b>Davey Lopes, R</b> OBP: 0.391, SLG: 0.359 (1, 4)		4-3			5-3		F8		1-3	5	0	0	0	0	1	2	<b>Los Angeles Dodgers @ San Diego Padres</b> San Diego Stadium, San Diego, CA Mon Jun 25 1973, 10:05 PM EDT Att: 6,916 - Unknown <a href="http://livebaseballscorecards.com">livebaseballscorecards.com</a>									
<b>Bill Buckner, L</b> OBP: 0.286, SLG: 0.325 (1, 9)	1B		F8		FC6-4		E9			4	1	2	0	0	0	0										
<b>Manny Mota, R</b> OBP: 0.405, SLG: 0.408 (1, 7)	1B		5-3		FC6-4		F8			4	0	1	0	0	0	2										
<b>Willie Davis, L</b> OBP: 0.335, SLG: 0.483 (1, 8)	1B		FC6-4		G5-4-3		L8			3	0	2	1	1	0	0										
<b>Steve Garvey, R</b> OBP: 0.282, SLG: 0.429 (1, 3)	F5		FC6-4		G5-4-3		FC5-4			4	0	1	0	0	0	3										
<b>Ken McMullen, R</b> OBP: 0.394, SLG: 0.710 (1, 5)		HR			4-3		F7			3	1	1	1	1	0	1										
<b>Bill Russell, R</b> OBP: 0.314, SLG: 0.369 (1, 6)	1B		5-3		F8		FC5-4			4	0	1	0	0	0	2										
<b>Steve Yeager, R</b> OBP: 0.356, SLG: 0.375 (1, 2)	F7		2-3				SH2-4		F8	3	1	0	0	0	0	1										
<b>Claude Osteen, L</b> OBP: 0.190, SLG: 0.175 <b>Jim Brewer, L</b> OBP: 0.667, SLG: 0.667 (9, 1)	4-3				F8		SH2-4		4-3	0	0	0	0	0	0	0										
<b>Inning Stats</b>	R: 1 E: 0 K: 1 S: 7	H: 3 LOB: 1 BB: 0 P: 7	R: 1 E: 0 K: 0 S: 5	H: 2 LOB: 1 BB: 0 P: 5	R: 0 E: 0 K: 0 S: 4	H: 1 LOB: 1 BB: 0 P: 4	R: 0 E: 0 K: 0 S: 3	H: 0 LOB: 0 BB: 0 P: 3	R: 0 E: 0 K: 0 S: 4	H: 1 LOB: 1 BB: 0 P: 4	R: 0 E: 0 K: 0 S: 2	H: 0 LOB: 2 BB: 2 P: 10	R: 1 E: 1 K: 0 S: 4	H: 0 LOB: 1 BB: 0 P: 5	R: 0 E: 0 K: 0 S: 4	H: 1 LOB: 1 BB: 0 P: 4	R: 0 E: 0 K: 0 S: 3	H: 0 LOB: 0 BB: 0 P: 3	1B: 7 2B: 0 3B: 0 HR: 1	SF: 0 SAC: 1 DP: 1 HBP: 1	WP: 0 PB: 0 SB: 1 CS: 0	PA: 37				
<b>PITCHER</b>	IP	WLS	BF	H	R	ER	SO	BB	IBB	HBP	BLK	WP	HR	S	P	ERA	WHIP									
<b>Bill Greif, R</b> ERA: 3.02 <b>Vicente Romo, R</b> ERA: 3.45	(1, 1)	8.0	L	34	8	3	2	1	2	0	1	0	0	0	3	42	2.25	1.250								
<b>PITCHER</b>	IP	WLS	BF	H	R	ER	SO	BB	IBB	HBP	BLK	WP	HR	S	P	ERA	WHIP									

Batter	1	2	3	4	5	6	7	8	9	AB	R	H	RBI	BB	SO	LOB	BOTTOM								
<b>Derrel Thomas, S</b> OBP: 0.287, SLG: 0.229 <b>Dwain Anderson, R</b> OBP: 0.250, SLG: 0.122 (8, PH) (9, 5)	F9		L8		6-3				1-3	3	0	0	0	0	0	1	<b>Los Angeles Dodgers @ San Diego Padres</b> San Diego Stadium, San Diego, CA Mon Jun 25 1973, 10:05 PM EDT Att: 6,916 - Unknown <a href="http://livebaseballscorecards.com">livebaseballscorecards.com</a>								
<b>Jerry Morales, R</b> OBP: 0.331, SLG: 0.392 (1, 8)	2B		F9		5-3		1B		1B	3	2	2	0	1	0	0									
<b>Dave Roberts, R</b> OBP: 0.274, SLG: 0.349 (9, 4)	2B		F8		F2				1B	4	0	2	1	0	0	1									
<b>Nate Colbert, R</b> OBP: 0.319, SLG: 0.363 (1, 3)	6-3				5-3		5-3		1-3	4	0	0	1	0	0	3									
<b>Cito Gaston, R</b> OBP: 0.343, SLG: 0.458 <b>Johnny Grubb, L</b> OBP: 0.380, SLG: 0.422 (9, PR)	K				K		L8		FC5-6	4	0	1	0	0	2	2									
<b>Fred Kendall, R</b> OBP: 0.324, SLG: 0.358 (1, 2)			5-3		5-3		5-3		FC5-6	4	0	0	0	0	0	1									
<b>Dave Winfield, R</b> OBP: 0.400, SLG: 0.556 (1, 7)			2-3		SH1-3		F8		FC5-4	4	0	1	0	0	0	1									
<b>Rich Morales, R</b> OBP: 0.262, SLG: 0.211 (9, 6)			FC6		SH1-3		4-3		F8	2	0	1	0	0	0	0									
<b>Gene Locklear, L</b> OBP: 0.323, SLG: 0.259 (9, PH)			1B		1-2					1	0	0	0	0	0	1									
<b>Bill Greif, R</b> OBP: 0.158, SLG: 0.059 <b>Ivan Murrell, R</b> OBP: 0.191, SLG: 0.324 <b>Vicente Romo, R</b> (9, 1)			FC6		K				F7	2	0	0	0	0	1	2									
<b>Inning Stats</b>	R: 1 E: 0 K: 1 S: 6	H: 1 LOB: 1 BB: 1 P: 10	R: 0 E: 0 K: 0 S: 4	H: 1 LOB: 1 BB: 0 P: 4	R: 0 E: 0 K: 0 S: 3	H: 0 LOB: 0 BB: 0 P: 3	R: 0 E: 0 K: 1 S: 5	H: 0 LOB: 0 BB: 0 P: 5	R: 0 E: 0 K: 1 S: 6	H: 1 LOB: 1 BB: 0 P: 6	R: 0 E: 0 K: 0 S: 4	H: 1 LOB: 1 BB: 0 P: 4	R: 0 E: 0 K: 0 S: 3	H: 0 LOB: 0 BB: 0 P: 3	R: 1 E: 0 K: 0 S: 5	H: 2 LOB: 1 BB: 0 P: 5	R: 0 E: 0 K: 0 S: 4	H: 1 LOB: 1 BB: 0 P: 4	1B: 5 2B: 2 3B: 0 HR: 0	SF: 0 SAC: 1 DP: 0 HBP: 0	WP: 0 PB: 0 SB: 0 CS: 0	PA: 35			
<b>PITCHER</b>	IP	WLS	BF	H	R	ER	SO	BB	IBB	HBP	BLK	WP	HR	S	P	ERA	WHIP								
<b>Claude Osteen, L</b> ERA: 2.91 <b>Jim Brewer, L</b> ERA: 1.3	(1, 1)	8.1	S	33	7	2	2	3	1	0	0	0	0	2	42	2.16	0.960								
<b>PITCHER</b>	IP	WLS	BF	H	R	ER	SO	BB	IBB	HBP	BLK	WP	HR	S	P	ERA	WHIP								

Batter	1	2	3	4	5	6	7	8	9	AB	R	H	RBI	BB	SO	LOB	TOP					
Davey Lopes, R OBP: 0.382, SLG: 0.360 (1, 4)										5	2	2	1	0	2	2	<b>Los Angeles Dodgers @ San Diego Padres</b> San Diego Stadium, San Diego, CA Tue Jun 26 1973, 10:05 PM EDT Att: 10,408 - Unknown <a href="http://livebaseballscorecards.com">livebaseballscorecards.com</a>					
Manny Mota, R OBP: 0.407, SLG: 0.403 Von Joshua, L OBP: 0.308, SLG: 0.301 (1, 7)										2	0	0	0	2	0	3						
Willie Davis, L OBP: 0.336, SLG: 0.482 Lee Lacy, R OBP: 0.309, SLG: 0.214 (1, 8)										5	1	2	2	0	1	3						
Steve Garvey, R OBP: 0.289, SLG: 0.440 (1, 3)										5	0	2	1	0	1	4						
Ken McMullen, R OBP: 0.368, SLG: 0.639 (1, 5)										5	0	1	0	0	0	5						
Bill Russell, R OBP: 0.319, SLG: 0.373 (1, 6)										5	2	3	1	0	1	1						
Tom Paciorek, R OBP: 0.268, SLG: 0.313 (1, 9)										4	1	1	0	0	0	1						
Steve Yeager, R OBP: 0.352, SLG: 0.356 (1, 2)										3	0	0	0	1	1	3						
Don Sutton, R OBP: 0.167, SLG: 0.093 (1, 1)										2	1	0	1	1	0	0						
<b>Inning Stats</b>	R: 1 E: 1 K: 0 S: 5	H: 2 LOB: 1 BB: 0 P: 5	R: 3 E: 1 K: 2 S: 11	H: 3 LOB: 2 BB: 1 P: 15	R: 0 E: 0 K: 1 S: 3	H: 0 LOB: 0 BB: 0 P: 3	R: 0 E: 0 K: 1 S: 5	H: 0 LOB: 0 BB: 0 P: 5	R: 1 E: 0 K: 0 S: 4	H: 2 LOB: 2 BB: 1 P: 8	R: 0 E: 0 K: 0 S: 3	H: 0 LOB: 1 BB: 1 P: 7	R: 0 E: 0 K: 0 S: 3	H: 1 LOB: 2 BB: 1 P: 7	R: 2 E: 1 K: 1 S: 8	H: 2 LOB: 1 BB: 0 P: 8		R: 0 E: 0 K: 2 S: 8	H: 1 LOB: 1 BB: 0 P: 8	1B: 10 2B: 1 3B: 0 HR: 0	SF: 0 SAC: 1 DP: 1 HBP: 0	WP: 1 PB: 0 SB: 0 CS: 0
<b>PITCHER</b>	IP	WLS	BF	H	R	ER	SO	BB	IBB	HBP	BLK	WP	HR	S	P	ERA	WHIP					
Randy Jones, L ERA: 5.02 (1, 1)	6.0	L	28	7	5	3	3	3	0	0	0	1	0	31	43	4.50	1.667					
Gary Ross, R ERA: 5.9 (7, 1)	2.0		10	3	2	1	1	1	0	0	0	0	0	11	15	4.50	2.000					
Mike Corkins, R ERA: 5.13 (9, 1)	1.0		4	1	0	0	2	0	0	0	0	0	0	8	8	0.00	1.000					

Batter	1	2	3	4	5	6	7	8	9	AB	R	H	RBI	BB	SO	LOB	BOTTOM					
Gene Locklear, L OBP: 0.303, SLG: 0.241 (1, 7)										4	0	0	0	0	0	0	<b>Los Angeles Dodgers @ San Diego Padres</b> San Diego Stadium, San Diego, CA Tue Jun 26 1973, 10:05 PM EDT Att: 10,408 - Unknown <a href="http://livebaseballscorecards.com">livebaseballscorecards.com</a>					
Johnny Grubb, L OBP: 0.382, SLG: 0.421 (1, 8)										3	0	1	0	1	1	0						
Dave Roberts, R OBP: 0.266, SLG: 0.338 (1, 4)										4	0	0	0	0	0	2						
Nate Colbert, R OBP: 0.317, SLG: 0.360 Ivan Murrell, R OBP: 0.198, SLG: 0.319 (1, 3)										2	0	0	0	0	1	1						
Cito Gaston, R OBP: 0.338, SLG: 0.451 (1, 9)										3	0	0	0	0	0	0						
Fred Kendall, R OBP: 0.320, SLG: 0.353 (1, 2)										3	0	0	0	0	0	0						
Dwain Anderson, R OBP: 0.255, SLG: 0.136 (1, 5)										3	0	1	0	0	0	0						
Rich Morales, R OBP: 0.250, SLG: 0.200 (1, 6)										3	0	0	0	0	0	1						
Randy Jones, R (1, 1) Jerry Morales, R OBP: 0.330, SLG: 0.390 Gary Ross, R (7, 1) Leron Lee, L OBP: 0.322, SLG: 0.324 Mike Corkins, R OBP: 0.283, SLG: 0.529 (9, 1)										1	0	0	0	0	1	0						
<b>Inning Stats</b>	R: 0 E: 0 K: 1 S: 5	H: 0 LOB: 0 BB: 0 P: 5	R: 0 E: 0 K: 0 S: 3	H: 0 LOB: 0 BB: 0 P: 3	R: 0 E: 0 K: 1 S: 5	H: 0 LOB: 0 BB: 0 P: 5	R: 0 E: 0 K: 1 S: 5	H: 0 LOB: 1 BB: 1 P: 9	R: 0 E: 0 K: 0 S: 4	H: 1 LOB: 1 BB: 0 P: 4	R: 0 E: 0 K: 0 S: 4	H: 1 LOB: 1 BB: 0 P: 4	R: 0 E: 0 K: 1 S: 5	H: 0 LOB: 0 BB: 0 P: 5	R: 0 E: 0 K: 1 S: 5	H: 0 LOB: 0 BB: 0 P: 5		R: 0 E: 0 K: 0 S: 3	H: 0 LOB: 0 BB: 0 P: 3	1B: 2 2B: 0 3B: 0 HR: 0	SF: 0 SAC: 0 DP: 0 HBP: 0	WP: 0 PB: 0 SB: 0 CS: 0
<b>PITCHER</b>	IP	WLS	BF	H	R	ER	SO	BB	IBB	HBP	BLK	WP	HR	S	P	ERA	WHIP					
Don Sutton, R ERA: 2.26 (1, 1)	9.0	W	30	2	0	0	5	1	0	0	0	0	0	39	43	0.00	0.333					

Batter	1	2	3	4	5	6	7	8	9	AB	R	H	RBI	BB	SO	LOB	TOP					
<b>Davey Lopes, R</b> OBP: 0.396, SLG: 0.365 (1, 4)										5	0	3	0	0	0	1	<b>Los Angeles Dodgers @ Atlanta Braves</b> Atlanta Stadium, Atlanta, GA Thu Jun 28 1973, 7:05 PM EDT Unknown					
<b>Bill Buckner, L</b> OBP: 0.293, SLG: 0.332 (1, 3)										5	0	3	1	0	0	1						
<b>Manny Mota, R</b> OBP: 0.401, SLG: 0.393 (1, 7)										4	0	0	0	1	0	3						
<b>Willie Davis, L</b> OBP: 0.331, SLG: 0.474 (1, 8)										5	0	0	0	0	1	6						
<b>Ron Cey, R</b> OBP: 0.420, SLG: 0.477 (1, 5)										3	1	1	0	2	0	1						
<b>Willie Crawford, L</b> OBP: 0.415, SLG: 0.450 (1, 9)										3	0	1	0	1	1	1						
<b>Bill Russell, R</b> OBP: 0.319, SLG: 0.373 (1, 6)										3	0	1	0	0	1	3						
<b>Steve Yeager, R</b> OBP: 0.338, SLG: 0.339 (1, 2)										3	0	0	0	0	3	3						
<b>Von Joshua, L</b> OBP: 0.304, SLG: 0.301 (8, PH)										0	0	0	1	0	0	0						
<b>Chris Cannizzaro, R</b> (8, 2)										0	0	0	0	0	0	0						
<b>Andy Messersmith, R</b> OBP: 0.220, SLG: 0.240 (1, 1)										2	0	0	0	0	0	2						
<b>Lee Lacy, R</b> OBP: 0.316, SLG: 0.224 (7, PH)										1	1	1	0	0	0	0						
<b>Doug Rau, L</b> (7, 1)										0	0	0	0	0	0	0						
<b>Steve Garvey, R</b> OBP: 0.286, SLG: 0.434 (8, PH)										1	0	0	0	0	0	2						
<b>Pete Richert, L</b> OBP: 0.250, SLG: 0.250 (8, 1)										0	0	0	0	0	0	0						
<b>Inning Stats</b>	R: 0 E: 0 K: 0 S: 4	H: 1 LOB: 1 BB: 0 P: 4	R: 0 E: 1 K: 2 S: 8	H: 1 LOB: 2 BB: 1 P: 12	R: 0 E: 0 K: 0 S: 3	H: 0 LOB: 0 BB: 0 P: 3	R: 0 E: 0 K: 0 S: 3	H: 0 LOB: 1 BB: 1 P: 7	R: 0 E: 0 K: 1 S: 7	H: 2 LOB: 3 BB: 1 P: 11	R: 0 E: 0 K: 2 S: 8	H: 1 LOB: 1 BB: 0 P: 8	R: 1 E: 0 K: 1 S: 7	H: 2 LOB: 1 BB: 0 P: 7	R: 1 E: 0 K: 0 S: 5	H: 2 LOB: 2 BB: 1 P: 9	R: 0 E: 0 K: 0 S: 4	H: 1 LOB: 1 BB: 0 P: 4	1B: 8 2B: 2 3B: 0 HR: 0	SF: 1 SAC: 1 DP: 0 HBP: 0	WP: 0 PB: 1 SB: 0 CS: 0	PA: 41
<b>PITCHER</b>	IP	WLS	BF	H	R	ER	SO	BB	IBB	HBP	BLK	WP	HR	S	P	ERA	WHIP					
<b>Phil Niekro, R</b> ERA: 2.48 (1, 1)	7.0		33	8	2	2	6	4	0	0	0	0	0	41	57	2.57	1.714					
<b>Jim Panther, R</b> ERA: 0.99 (8, 1)	1.1	W	6	2	0	0	0	0	0	0	0	0	0	6	6	0.00	1.500					
<b>Joe Hoerner, L</b> ERA: 5.4 (9, 1)	0.1		1	0	0	0	0	0	0	0	0	0	0	1	1	0.00	0.000					
<b>Danny Frisella, R</b> ERA: 2.88 (9, 1)	0.1	S	1	0	0	0	0	0	0	0	0	0	0	1	1	0.00	0.000					

Batter	1	2	3	4	5	6	7	8	9	AB	R	H	RBI	BB	SO	LOB	BOTTOM				
<b>Sonny Jackson, L</b> OBP: 0.300, SLG: 0.255 (1, 6)										4	1	1	0	0	0	0	<b>Los Angeles Dodgers @ Atlanta Braves</b> Atlanta Stadium, Atlanta, GA Thu Jun 28 1973, 7:05 PM EDT Unknown				
<b>Mike Lum, L</b> OBP: 0.343, SLG: 0.437 (1, 7)										4	1	1	1	0	1	1					
<b>Darrell Evans, L</b> OBP: 0.398, SLG: 0.561 (1, 5)										3	1	1	1	1	0	0					
<b>Dusty Baker Jr., R</b> OBP: 0.346, SLG: 0.399 (1, 8)										3	0	0	1	1	1	2					
<b>Ralph Garr, L</b> OBP: 0.277, SLG: 0.344 (1, 9)										3	0	0	0	0	1	3					
<b>Davey Johnson, R</b> OBP: 0.358, SLG: 0.483 (1, 4)										2	0	0	0	1	0	0					
<b>Frank Tepedino, L</b> OBP: 0.250, SLG: 0.261 (1, 3)										3	0	0	0	0	0	1					
<b>Johnny Oates, L</b> OBP: 0.289, SLG: 0.310 (1, 2)										3	0	0	0	0	1	1					
<b>Phil Niekro, R</b> OBP: 0.171, SLG: 0.229 (8, 1)										3	0	0	0	0	2	1					
<b>Joe Hoerner, R</b> (9, 1)										0	0	0	0	0	0	0					
<b>Danny Frisella, L</b> (9, 1)										0	0	0	0	0	0	0					
<b>Inning Stats</b>	R: 1 E: 0 K: 0 S: 4	H: 1 LOB: 1 BB: 1 P: 8	R: 0 E: 0 K: 1 S: 5	H: 0 LOB: 0 BB: 0 P: 5	R: 1 E: 1 K: 2 S: 9	H: 1 LOB: 2 BB: 1 P: 13	R: 0 E: 0 K: 0 S: 3	H: 0 LOB: 0 BB: 0 P: 3	R: 0 E: 0 K: 1 S: 5	H: 0 LOB: 0 BB: 0 P: 5	R: 0 E: 0 K: 1 S: 5	H: 0 LOB: 1 BB: 1 P: 9	R: 1 E: 0 K: 1 S: 6	H: 1 LOB: 0 BB: 0 P: 6	R: 1 E: 0 K: 1 S: 6	H: 1 LOB: 0 BB: 0 P: 6	1B: 1 2B: 0 3B: 0 HR: 2	SF: 0 SAC: 0 DP: 0 HBP: 0	WP: 0 PB: 0 SB: 0 CS: 0	PA: 31	
<b>PITCHER</b>	IP	WLS	BF	H	R	ER	SO	BB	IBB	HBP	BLK	WP	HR	S	P	ERA	WHIP				
<b>Andy Messersmith, R</b> ERA: 3.23 (1, 1)	6.0		23	2	2	1	4	2	0	0	0	0	0	29	37	1.50	0.667				
<b>Doug Rau, L</b> ERA: 6.04 (7, 1)	1.0		4	0	0	0	1	1	0	0	0	0	0	5	9	0.00	1.000				
<b>Pete Richert, L</b> ERA: 1.85 (8, 1)	1.0	L	4	1	1	1	1	0	0	0	0	0	1	6	6	9.00	1.000				

AB 35  
R 2  
H 10  
RBI 2  
BB 4  
SO 6  
LOB 23



AB 28  
R 3  
H 3  
RBI 3  
BB 3  
SO 6  
LOB 9





Batter	1	2	3	4	5	6	7	8	9	10	11	12	AB	R	H	RBI	BB	SO	LOB	TOP
Davey Lopes, R OBP: 0.365, SLG: 0.375 (1.4)	F9		E 1B		6-3		SH		6-3		K		5	1	1	0	0	1	2	
Bill Buckner, L OBP: 0.293, SLG: 0.331 (8.3)	3-1		E9 1B		6-3		SF8		L9		G4-3		5	1	1	2	0	0	2	
Willie Davis, L OBP: 0.325, SLG: 0.480 (1.8)	F8		1B			4-3	F9				E 2B	F7	6	2	2	2	0	0	1	
Ron Cey, R OBP: 0.411, SLG: 0.467 (1.5)		L8	1B			F7	F5		F9			BB 1B 2B	6	1	2	1	0	0	2	
Willie Crawford, L OBP: 0.411, SLG: 0.443 (1.9)	L6		F9			F8		4-3		E IBB	BB 1B IBB	4	1	0	0	2	0	1		
Steve Garvey, R OBP: 0.358, SLG: 0.444 George Culver, R (10.1)	1-3			L8			1B 1B		G5-4-3 1B		F8	4	1	2	0	0	0	0	0	
Lee Lacy, R OBP: 0.323, SLG: 0.224 Doug Rau, L (12.1)							1B 1B			1-2 2-H	1-2 2-3 CS BB	0	0	0	0	0	0	0	0	
Bill Russell, R OBP: 0.326, SLG: 0.377 (1.6)			6-3		6-3		1B 1B		G5-4-3 1B			5	2	2	2	1	0	1		
Steve Yeager, R OBP: 0.358, SLG: 0.338 Von Joshua, L OBP: 0.313, SLG: 0.302 Chris Cannizzaro, R OBP: 0.260, SLG: 0.214 (7.2)			K		K		1B SH 1B			FC5-6 1B	F9	2	0	0	0	0	2	0		
Al Downing, R OBP: 0.299, SLG: 0.291 Charlie Hough, R OBP: 0.319, SLG: 0.347 Marty Pate, R OBP: 0.299, SLG: 0.350 Pete Richert, L OBP: 0.299, SLG: 0.350 Jim Brewer, L OBP: 0.299, SLG: 0.350 Tom Factora, R OBP: 0.299, SLG: 0.350 Ken Mackenzie, R OBP: 0.299, SLG: 0.350 (10.9)			1B		6-3		SH SF8 1B		FC5-6 6-3		G4-3 1B	2	1	1	0	0	0	0	0	
<b>Inning Stats</b>	R: 0 E: 0 K: 0 S: 3	H: 0 LOB: 0 BB: 0 P: 3	R: 0 E: 0 K: 0 S: 3	H: 0 LOB: 0 BB: 0 P: 3	R: 4 E: 1 K: 1 S: 10	H: 5 LOB: 1 BB: 0 P: 10	R: 0 E: 0 K: 0 S: 3	H: 0 LOB: 0 BB: 0 P: 3	R: 0 E: 0 K: 0 S: 3	H: 1 LOB: 0 BB: 0 P: 3	R: 0 E: 0 K: 0 S: 4	H: 1 LOB: 2 BB: 2 P: 12	R: 0 E: 0 K: 0 S: 5	H: 3 LOB: 1 BB: 2 P: 13	1B: 14 2B: 2 3B: 0 HR: 0	SF: 1 SAC: 1 DP: 2 HBP: 0	WP: 0 PB: 0 SB: 0 CS: 2	PA: 54		
<b>PITCHER</b>	IP WLS BF H R ER SO BB IBB HBP BLK WP HR S P ERA WHIP	6.0 0.0 26 8 7 0 2 0 0 0 0 0 2 2 10.50 1.333	<b>PITCHER</b> Jim Panther, R ERA: 2.7 (12.1)												1.0 1.0 7 3 3 0 0 1 1 0 0 0 0 0 27.00 4.000					

Los Angeles Dodgers @ Atlanta Braves  
Atlanta Stadium, Atlanta, GA  
Fri Jun 29 1973, 7:05 PM EDT  
Att: 9,987 - Unknown

AB 48  
R 12  
H 16  
RBI 10  
BB 4  
SO 3  
LOB 14



Batter	1	2	3	4	5	6	7	8	9	10	11	12	AB	R	H	RBI	BB	SO	LOB	BOTTOM						
Ralph Garr, L OBP: 0.284, SLG: 0.345 (1.9)	E G3 1B		F7		6-3		4-3 SH1-3 BB		4-3		6-3 1B		5	1	2	0	1	0	0							
Marty Perez, R OBP: 0.297, SLG: 0.295 Frank Tapscott, L OBP: 0.231, SLG: 0.240 Jim Panther, R (12.1)	G3			5-3	1-3		SH1-3		F3		6-3		4	0	0	1	0	0	0							
Darrell Evans, L OBP: 0.401, SLG: 0.566 (1.5)	L8			F6		E1 HR	4-3		HR		IBB		5	2	1	1	1	0	1							
Hank Aaron, R OBP: 0.346, SLG: 0.543 (1.7)	1-3			F8		HR	F4		K		F7		6	1	1	2	0	1	3							
Dusty Baker Jr., R OBP: 0.348, SLG: 0.403 (1.8)		F9				HR 1B	CS S 1B		FC6-5 2B		6-3		6	1	3	0	0	0	0							
Davey Johnson, R OBP: 0.353, SLG: 0.481 (1.4)		F7				HR BB	5-3		K		HR		5	2	1	1	1	1	2							
Mike Lum, L OBP: 0.346, SLG: 0.455 (1.3)		F8				HR BB	1B BB		FC6-5 1B		K		5	1	1	3	1	1	1							
Johnny Oates, L OBP: 0.291, SLG: 0.312 (1.2)			F9		4-3		1-2 1B		1-3 1B		F5		5	0	2	0	0	0	0							
Carl Morton, R ERA: 3.17 Charlie Hough, R ERA: 3.38 Pete Richert, L ERA: 1.78 Jim Brewer, L ERA: 1.4 George Culver, R ERA: 2.9 (10.1)		F9				HR	6-3		F9		F9		3	1	1	1	0	0	2							
<b>Inning Stats</b>	R: 1 E: 1 K: 0 S: 4	H: 1 LOB: 0 BB: 0 P: 4	R: 0 E: 0 K: 0 S: 3	H: 0 LOB: 0 BB: 0 P: 3	R: 0 E: 0 K: 0 S: 3	H: 0 LOB: 0 BB: 0 P: 3	R: 0 E: 0 K: 0 S: 3	H: 0 LOB: 0 BB: 0 P: 3	R: 4 E: 0 K: 0 S: 6	H: 3 LOB: 0 BB: 1 P: 10	R: 2 E: 1 K: 0 S: 6	H: 3 LOB: 2 BB: 0 P: 7	R: 0 E: 0 K: 0 S: 7	H: 2 LOB: 2 BB: 0 P: 10	R: 1 E: 0 K: 1 S: 6	H: 1 LOB: 0 BB: 0 P: 6	R: 1 E: 0 K: 0 S: 6	H: 1 LOB: 0 BB: 0 P: 6	R: 0 E: 0 K: 0 S: 4	H: 1 LOB: 2 BB: 1 P: 8	R: 0 E: 0 K: 0 S: 3	H: 0 LOB: 0 BB: 0 P: 3	1B: 6 2B: 1 3B: 0 HR: 5	SF: 0 SAC: 1 DP: 0 HBP: 0	WP: 0 PB: 0 SB: 1 CS: 1	PA: 52
<b>PITCHER</b>	IP WLS BF H R ER SO BB IBB HBP BLK WP HR S P ERA WHIP	5.0 1.0 1.0 2.0 2.0 0.0 0.0 1 0 0 0 0 0 3 21 9.00 1.200	<b>PITCHER</b> Doug Rau, L ERA: 5.79 (12.1)												1.0 1.0 3 0 0 0 0 0 0 0 0 0 0 3 3 0.00 0.000											

Los Angeles Dodgers @ Atlanta Braves  
Atlanta Stadium, Atlanta, GA  
Fri Jun 29 1973, 7:05 PM EDT  
Att: 9,987 - Unknown

AB 47  
R 9  
H 12  
RBI 9  
BB 4  
SO 3  
LOB 12







Batter	1	2	3	4	5	6	7	8	9	AB	R	H	RBI	BB	SO	LOB	TOP			
Davey Lopes, R OBP: 0.391, SLG: 0.392										4	1	1	1	0	0	0	<b>Los Angeles Dodgers @ Cincinnati Reds</b> Riverfront Stadium, Cincinnati, OH Sun Jul 01 1973, 3:33 AM EDT Unknown <a href="http://livebaseballscorecards.com">livebaseballscorecards.com</a>			
Bill Buckner, L OBP: 0.294, SLG: 0.331										4	0	0	0	0	0	0				
Willie Davis, L OBP: 0.339, SLG: 0.483										4	2	4	0	0	0	0				
Ron Cey, R OBP: 0.416, SLG: 0.482										3	0	2	2	1	0	1				
Manny Mota, R OBP: 0.400, SLG: 0.394										4	0	1	0	0	0	2				
Tom Paciorek, R OBP: 0.269, SLG: 0.311										0	0	0	0	0	0	0				
Bill Russell, R OBP: 0.326, SLG: 0.375											4	0	1	0	0	0				
Willie Crawford, L OBP: 0.409, SLG: 0.438										2	0	0	0	1	2	1				
Steve Yeager, R OBP: 0.329, SLG: 0.319										3	0	0	0	0	0	2				
Don Sutton, R OBP: 0.157, SLG: 0.087										3	0	0	0	0	1	1				
<b>Inning Stats</b>	R: 1 E: 0 K: 0 S: 5	H: 3 LOB: 2 BB: 0 P: 5	R: 0 E: 0 K: 2 S: 8	H: 1 LOB: 1 BB: 0 P: 8	R: 1 E: 0 K: 1 S: 4	H: 2 LOB: 0 BB: 0 P: 4	R: 0 E: 0 K: 1 S: 5	H: 0 LOB: 0 BB: 0 P: 5	R: 0 E: 0 K: 0 S: 3	H: 1 LOB: 1 BB: 1 P: 7	R: 0 E: 0 K: 0 S: 2	H: 0 LOB: 0 BB: 1 P: 6	R: 0 E: 0 K: 0 S: 3	H: 0 LOB: 0 BB: 0 P: 3	R: 1 E: 0 K: 0 S: 4	H: 2 LOB: 0 BB: 0 P: 4	1B: 5 2B: 4 3B: 0 HR: 1	SF: 0 SAC: 0 DP: 3 HBP: 0	WP: 0 PB: 0 SB: 0 CS: 0	PA: 33
<b>PITCHER</b> Fred Norman, L ERA: 3.5	IP: 9.0 WLS: W BF: 33	H: 9 R: 3 ER: 3 SO: 3	BB: 2 IBB: 0 HBP: 0 BLK: 0	WP: 0 HR: 1 S: 37 P: 45	ERA: 3.00 WHIP: 1.222											<b>PITCHER</b>	IP: WLS: BF: H: R: ER: SO: BB: IBB: HBP: BLK: WP: HR: S: P: ERA: WHIP			

Batter	1	2	3	4	5	6	7	8	9	AB	R	H	RBI	BB	SO	LOB	BOTTOM				
Pete Rose, S OBP: 0.376, SLG: 0.399										4	0	3	0	0	1	0	<b>Los Angeles Dodgers @ Cincinnati Reds</b> Riverfront Stadium, Cincinnati, OH Sun Jul 01 1973, 3:33 AM EDT Unknown <a href="http://livebaseballscorecards.com">livebaseballscorecards.com</a>				
Joe Morgan, L OBP: 0.406, SLG: 0.489										3	0	0	0	1	0	2					
Dan Driessen, L OBP: 0.372, SLG: 0.367										4	1	1	0	0	1	2					
Tony Perez, R OBP: 0.376, SLG: 0.494										4	1	2	0	0	1	3					
Bobby Tolan, L OBP: 0.234, SLG: 0.290										4	0	0	0	0	0	3					
Larry Stahl, L OBP: 0.373, SLG: 0.356										4	0	1	1	0	1	2					
Dave Concepcion, R OBP: 0.307, SLG: 0.414										3	0	0	0	0	0	1					
Johnny Bench, R OBP: 0.342, SLG: 0.443										0	0	0	0	1	0	0					
Darrel Chaney, S OBP: 0.284, SLG: 0.193										0	1	0	0	0	0	0					
Bill Plummer, R OBP: 0.323, SLG: 0.218										3	0	0	0	0	2	0					
Hal King, L OBP: 0.308, SLG: 0.727										1	1	1	3	0	0	0					
Fred Norman, S OBP: 0.111, SLG: 0.086										3	0	0	0	0	1	0					
<b>Inning Stats</b>	R: 0 E: 0 K: 1 S: 5	H: 1 LOB: 1 BB: 1 P: 9	R: 0 E: 0 K: 0 S: 3	H: 0 LOB: 0 BB: 0 P: 3	R: 0 E: 0 K: 1 S: 6	H: 1 LOB: 1 BB: 0 P: 6	R: 1 E: 0 K: 1 S: 7	H: 2 LOB: 1 BB: 0 P: 7	R: 0 E: 0 K: 1 S: 6	H: 1 LOB: 1 BB: 0 P: 6	R: 0 E: 0 K: 0 S: 4	H: 1 LOB: 1 BB: 0 P: 4	R: 0 E: 0 K: 1 S: 5	H: 0 LOB: 0 BB: 0 P: 5	R: 0 E: 0 K: 1 S: 5	R: 3 E: 0 K: 1 S: 6	H: 2 LOB: 1 BB: 1 P: 10	1B: 5 2B: 2 3B: 0 HR: 1	SF: 0 SAC: 0 DP: 1 HBP: 0	WP: 0 PB: 0 SB: 2 CS: 0	PA: 35
<b>PITCHER</b> Don Sutton, R ERA: 2.37	IP: 8.2 WLS: L BF: 35	H: 8 R: 4 ER: 4 SO: 7	BB: 1 IBB: 1 HBP: 0 BLK: 0	WP: 0 HR: 1 S: 47 P: 55	ERA: 4.15 WHIP: 1.038											<b>PITCHER</b>	IP: WLS: BF: H: R: ER: SO: BB: IBB: HBP: BLK: WP: HR: S: P: ERA: WHIP				



Batter	1	2	3	4	5	6	7	8	9	AB	R	H	RBI	BB	SO	LOB	TOP			
Davey Lopes, R OBP: 0.379, SLG: 0.378 (1, 4)										4	0	0	0	0	0	0	<b>Los Angeles Dodgers @ Cincinnati Reds</b> Riverfront Stadium, Cincinnati, OH Mon Jul 02 1973, 7:05 PM EDT Att: 16,516 - Unknown			
Bill Buckner, L OBP: 0.301, SLG: 0.344 (1, 3)										4	1	3	1	0	0					
Willie Davis, L OBP: 0.341, SLG: 0.485 (1, 8)										4	0	1	0	0	0	1				
Ron Cey, R OBP: 0.418, SLG: 0.481 (1, 5)										3	1	0	0	1	0	2				
Willie Crawford, L OBP: 0.410, SLG: 0.436 Manny Mota, R OBP: 0.393, SLG: 0.387 (8, PH) (8, 7)										2	0	1	0	1	0	1				
Bill Russell, R OBP: 0.327, SLG: 0.378 (1, 6)										4	0	2	1	0	1	1				
Von Joshua, L OBP: 0.310, SLG: 0.300 (8, 9) (8, 9)										3	0	1	0	0	1	4				
Tom Paciorek, R OBP: 0.268, SLG: 0.308 (9, PH) (9, 9)										1	0	0	0	0	1	0				
Steve Yeager, R OBP: 0.322, SLG: 0.301 (1, 2)										3	0	0	0	1	1	3				
Andy Messersmith, R OBP: 0.208, SLG: 0.226 Charlie Hough, R OBP: 0.222, SLG: 0.222 Pete Richert, L OBP: 0.250, SLG: 0.250 Steve Garvey, R OBP: 0.326, SLG: 0.456 Jim Brewer, L OBP: 0.500, SLG: 0.500 (1, 1) (6, 1) (7, 1) (9, PH) (9, 1)										2	0	0	0	0	0	0				
<b>Inning Stats</b>	R: 0 E: 0 K: 0 S: 3	H: 1 LOB: 0 BB: 0 P: 3	R: 0 E: 1 K: 2 S: 8	H: 0 LOB: 2 BB: 1 P: 12	R: 1 E: 0 K: 0 S: 4	H: 1 LOB: 0 BB: 0 P: 4	R: 1 E: 0 K: 0 S: 4	H: 2 LOB: 1 BB: 0 P: 8	R: 0 E: 0 K: 0 S: 5	H: 0 LOB: 0 BB: 0 P: 3	R: 0 E: 0 K: 1 S: 5	H: 0 LOB: 0 BB: 0 P: 5	R: 0 E: 0 K: 0 S: 4	H: 2 LOB: 1 BB: 0 P: 4	R: 0 E: 0 K: 2 S: 7	H: 0 LOB: 1 BB: 1 P: 11	1B: 6 2B: 1 3B: 0 HR: 1	SF: 0 SAC: 0 DP: 2 HBP: 0	WP: 0 PA: 36 PB: 0 CS: 1	
<b>PITCHER</b>	IP	WLS	BF	H	R	ER	SO	BB	IBB	HBP	BLK	WP	HR	S	P	ERA	WHIP			
Jim McGlothlin, R ERA: 5.61 Don Gullett, L ERA: 4.09	(1, 1) (7, 1)	6.0 W	25 11	6 2	2 0	2 0	2 3	2 1	0 0	0 0	0 0	0 0	1 0	27 16	35 20	3.00 0.00	1.333 1.000			

AB	33
R	2
H	8
RBI	2
BB	3
SO	5
LOB	15



Batter	1	2	3	4	5	6	7	8	9	AB	R	H	RBI	BB	SO	LOB	BOTTOM				
Pete Rose, S OBP: 0.372, SLG: 0.394 (1, 7)										4	1	1	0	0	0	0	<b>Los Angeles Dodgers @ Cincinnati Reds</b> Riverfront Stadium, Cincinnati, OH Mon Jul 02 1973, 7:05 PM EDT Att: 16,516 - Unknown				
Joe Morgan, L OBP: 0.400, SLG: 0.483 (1, 4)										4	0	1	1	0	0	0					
Dan Driessen, L OBP: 0.367, SLG: 0.366 Denis Menke, R OBP: 0.387, SLG: 0.248 (1, 5) (9, 5)										3	0	1	1	0	0	0					
Johnny Bench, R OBP: 0.342, SLG: 0.437 Tom Hall, L OBP: 0.100, SLG: 0.100 (1, 2) (9, PR)										4	0	1	0	0	1	2					
Tony Perez, R OBP: 0.381, SLG: 0.511 (1, 3)										4	1	2	2	0	0	0					
Bobby Tolan, L OBP: 0.235, SLG: 0.287 (1, 9) (8, 8)										3	0	0	0	0	0	1					
Dave Concepcion, R OBP: 0.305, SLG: 0.411 (1, 6)										2	0	0	0	1	0	0					
Cesar Geronimo, L OBP: 0.214, SLG: 0.224 Andy Kosco, R OBP: 0.200, SLG: 0.167 (1, 8) (7, PH) (8, 9)										2	0	0	0	0	1	0					
Jim McGlothlin, R OBP: 0.154, SLG: 0.083 Phil Gagliano, R OBP: 0.327, SLG: 0.205 Don Gullett, R OBP: 0.306, SLG: 0.172 (1, 1) (6, PH) (7, 1)										1	0	0	0	0	1	0					
<b>Inning Stats</b>	R: 0 E: 0 K: 0 S: 4	H: 1 LOB: 1 BB: 0 P: 4	R: 0 E: 0 K: 0 S: 3	H: 0 LOB: 0 BB: 0 P: 3	R: 0 E: 0 K: 2 S: 7	H: 0 LOB: 0 BB: 0 P: 7	R: 0 E: 0 K: 1 S: 5	H: 0 LOB: 0 BB: 0 P: 5	R: 0 E: 0 K: 0 S: 3	H: 0 LOB: 0 BB: 0 P: 3	R: 2 E: 0 K: 0 S: 5	H: 2 LOB: 1 BB: 1 P: 9	R: 0 E: 0 K: 1 S: 6	H: 1 LOB: 2 BB: 1 P: 10	R: 0 E: 0 K: 0 S: 3	H: 0 LOB: 0 BB: 0 P: 3		R: 2 E: 0 K: 0 S: 2	H: 2 LOB: 1 BB: 0 P: 2	1B: 4 2B: 1 3B: 0 HR: 1	SF: 1 SAC: 0 DP: 0 HBP: 0
<b>PITCHER</b>	IP	WLS	BF	H	R	ER	SO	BB	IBB	HBP	BLK	WP	HR	S	P	ERA	WHIP				
Andy Messersmith, R ERA: 3.23 Charlie Hough, R ERA: 3.18 Pete Richert, L ERA: 2.22 Jim Brewer, L ERA: 1.73	(1, 1) (6, 1) (7, 1) (9, 1)	5.1 0.2 2.0 0.0	20 3 7 L	3 1 0 2	2 0 0 2	2 0 0 2	3 0 1 0	2 0 0 0	0 0 0 0	0 0 0 0	0 0 0 0	0 0 0 0	0 0 0 0	0 0 8 1	12 3 12 2	* * 0.00 *	* 1.500 0.000 *				

AB	29
R	4
H	6
RBI	4
BB	2
SO	4
LOB	7



Batter	1	2	3	4	5	6	7	8	9	AB	R	H	RBI	BB	SO	LOB	TOP										
<b>Derrel Thomas, S</b> OBP: 0.296, SLG: 0.240 (1, 6)	0-0 1-3		0-0 1-3			0-0 1B 2B 1B	0-0 1B		0-0 L5	5	1	2	1	0	0	2											
<b>Jerry Morales, R</b> OBP: 0.337, SLG: 0.408 (1, 8)	0-0 5-3			0-0 6-3		0-0 1B 2B 1B	0-0 1B			4	1	2	0	0	0	0											
<b>Dave Roberts, R</b> OBP: 0.287, SLG: 0.361 (1, 5)	0-3 K			0-0 1-3		0-0 1B 2B 1B	0-0 G1-2-3			4	1	1	0	0	1	3											
<b>Nate Colbert, R</b> OBP: 0.327, SLG: 0.383 (1, 3)		0-3 K		0-0 1B		0-0 1B 2B 1B		0-3 K		4	0	2	3	0	2	0											
<b>Cito Gaston, R</b> OBP: 0.320, SLG: 0.446 (1, 9)	0-0 1-3			0-0 F9		0-0 L6		0-0 P5		4	0	0	0	0	0	2											
<b>Fred Kendall, R</b> OBP: 0.314, SLG: 0.362 (1, 2)	0-3 K			0-0 5-3		0-0 P6		0-0 5-3		4	0	0	0	0	1	1											
<b>Dave Winfield, R</b> OBP: 0.345, SLG: 0.423 (7, PH)			0-0 F8		0-0 6-3		0-0 S WP 1B		0-0 4-3	2	0	0	0	0	0	0	AB 36										
<b>Leron Lee, L</b> OBP: 0.321, SLG: 0.322 (7, 7)				0-0 6-3		0-0 5-3		0-3 K2-3		2	1	1	0	0	0	0	R 4										
<b>Rich Morales, R</b> OBP: 0.225, SLG: 0.165 (1, 4)				0-0 6-3		0-0 5-3		0-0 L1		4	0	0	0	0	1	1	H 10										
<b>Randy Jones, R</b> OBP: 0.500, SLG: 0.400 (1, 1)				0-0 1B		0-0 4-3		0-0 1B 2B 1B		3	0	2	0	1	0	0	RBI 4										
<b>Inning Stats</b>	R: 0 E: 0 K: 1 S: 5	H: 0 LOB: 0 BB: 0 P: 5	R: 0 E: 0 K: 2 S: 7	H: 0 LOB: 0 BB: 0 P: 7	R: 0 E: 0 K: 0 S: 4	H: 1 LOB: 1 BB: 0 P: 4	R: 0 E: 0 K: 0 S: 4	H: 1 LOB: 1 BB: 0 P: 4	R: 0 E: 0 K: 0 S: 3	H: 0 LOB: 0 BB: 0 P: 3	R: 3 E: 0 K: 0 S: 7	H: 4 LOB: 1 BB: 0 P: 7	R: 1 E: 0 K: 1 S: 7	H: 3 LOB: 2 BB: 1 P: 11	R: 0 E: 0 K: 1 S: 5	H: 0 LOB: 0 BB: 0 P: 5	R: 0 E: 0 K: 0 S: 4	H: 1 LOB: 1 BB: 0 P: 4	1B: 9 2B: 1 3B: 0 HR: 0	SF: 0 SAC: 0 DP: 1 HBP: 0	WP: 1 PA: 37 PB: 0 SB: 1 CS: 0						
<b>PITCHER</b>	IP	WLS	BF	H	R	ER	SO	BB	IBB	HBP	BLK	WP	HR	S	P	ERA	WHIP										
<b>Tommy John, L</b> ERA: 3.14 (1, 1)	6.0	L	24	6	3	3	3	0	0	0	0	0	0	30	30	4.50	1.000										
<b>Charlie Hough, R</b> ERA: 3.41 (7, 1)	0.1		5	3	1	1	1	1	0	0	0	1	0	6	10	27.00	12.000										
<b>George Culver, R</b> ERA: 2.52 (7, 1)	2.2		8	1	0	0	1	0	0	0	0	0	0	10	10	0.00	0.375										

San Diego Padres @ Los Angeles Dodgers  
Dodger Stadium, Los Angeles, CA  
Tue Jul 03 1973, 7:05 PM PDT  
Att: 18,551 - Unknown

AB 36  
R 4  
H 10  
RBI 4  
BB 1  
SO 5  
LOB 9



Batter	1	2	3	4	5	6	7	8	9	AB	R	H	RBI	BB	SO	LOB	BOTTOM										
<b>Davey Lopes, R</b> OBP: 0.377, SLG: 0.376 (1, 4)	0-0 5-3		0-0 6-3			0-0 F8			0-0 FC6-4 1B	4	0	1	0	0	0	2											
<b>Bill Buckner, L</b> OBP: 0.300, SLG: 0.343 (1, 9)	0-3 K			0-0 F3		0-0 G3			0-0 FC6-4 1B	4	0	1	1	0	1	1											
<b>Willie Davis, L</b> OBP: 0.340, SLG: 0.486 (1, 8)	0-0 2B			0-0 4-3		0-0 4-3			0-0 FC6-4 1B	4	0	1	0	0	0	3											
<b>Ron Cey, R</b> OBP: 0.413, SLG: 0.473 (1, 5)	0-0 4-3			0-0 F9		0-0 F8			0-0 G5-4-3	4	0	0	0	0	0	3											
<b>Manny Mota, R</b> OBP: 0.387, SLG: 0.380 (1, 7)		0-0 5-3		0-0 6-3		0-0 F9				3	0	0	0	0	0	0											
<b>Steve Garvey, R</b> OBP: 0.326, SLG: 0.452 (1, 3)		0-0 G4-6-3 1B		0-0 L8		0-0 2-3				3	0	1	0	0	0	0											
<b>Bill Russell, R</b> OBP: 0.324, SLG: 0.374 (1, 6)		0-0 G4-6-3		0-0 5-3		0-0 F9				3	0	0	0	0	0	1	AB 31										
<b>Steve Yeager, R</b> OBP: 0.311, SLG: 0.289 (1, 2)			0-0 L5		0-0 E5			0-0 6-3		3	1	0	0	0	0	0	R 1										
<b>Tommy John, R</b> OBP: 0.176, SLG: 0.182 (1, 1)			0-0 6-3		0-0 E6			0-0 6-3		1	0	0	0	0	0	0	H 4										
<b>Lee Lacy, R</b> OBP: 0.320, SLG: 0.225 (6, PH)										1	0	0	0	0	0	0	RBI 1										
<b>Charlie Hough, R</b> OBP: 0.222, SLG: 0.222 (7, 1)										0	0	0	0	0	0	0	BB 0										
<b>George Culver, R</b> (7, 1)										1	0	0	0	0	0	0	SO 1										
<b>Inning Stats</b>	R: 0 E: 0 K: 1 S: 6	H: 1 LOB: 1 BB: 0 P: 6	R: 0 E: 0 K: 0 S: 3	H: 1 LOB: 0 BB: 0 P: 3	R: 0 E: 0 K: 0 S: 3	H: 0 LOB: 0 BB: 0 P: 3	R: 0 E: 0 K: 0 S: 3	H: 0 LOB: 0 BB: 0 P: 3	R: 0 E: 0 K: 0 S: 3	H: 0 LOB: 0 BB: 0 P: 3	R: 1 E: 2 K: 0 S: 5	H: 0 LOB: 1 BB: 0 P: 5	R: 0 E: 0 K: 0 S: 3	H: 0 LOB: 0 BB: 0 P: 3	R: 0 E: 0 K: 0 S: 3	H: 0 LOB: 0 BB: 0 P: 3	R: 0 E: 0 K: 0 S: 4	H: 2 LOB: 1 BB: 0 P: 4	1B: 3 2B: 1 3B: 0 HR: 0	SF: 0 SAC: 0 DP: 2 HBP: 0	WP: 0 PA: 31 PB: 0 SB: 0 CS: 0						
<b>PITCHER</b>	IP	WLS	BF	H	R	ER	SO	BB	IBB	HBP	BLK	WP	HR	S	P	ERA	WHIP										
<b>Randy Jones, L</b> ERA: 3.09 (1, 1)	9.0	W	31	4	1	0	1	0	0	0	0	0	0	33	33	0.00	0.444										

San Diego Padres @ Los Angeles Dodgers  
Dodger Stadium, Los Angeles, CA  
Tue Jul 03 1973, 7:05 PM PDT  
Att: 18,551 - Unknown

AB 31  
R 1  
H 4  
RBI 1  
BB 0  
SO 1  
LOB 11



Batter	1	2	3	4	5	6	7	8	9	AB	R	H	RBI	BB	SO	LOB	TOP			
<b>Derrel Thomas, S</b> (1, 6) OBP: 0.299, SLG: 0.246	6-3		BB		FC1-6 BB	K			BLK 1B 2B	4	1	1	0	1	1	4	<b>San Diego Padres @ Los Angeles Dodgers</b> Dodger Stadium, Los Angeles, CA Wed Jul 04 1973, 7:05 PM PDT Att: 46,681 - Unknown			
<b>Jerry Morales, R</b> (1, 8) OBP: 0.338, SLG: 0.404	1-3		6-3		BB			CS 1B	F8	4	0	1	0	1	0	2				
<b>Dave Roberts, R</b> (1, 5) OBP: 0.284, SLG: 0.375	K				HR			F7 1B	L6	5	1	1	1	1	0	2				
<b>Nate Colbert, R</b> (1, 3)					F9 SH 2B			K		5	1	3	1	0	1	2				
<b>Cito Gaston, R</b> (1, 9) OBP: 0.317, SLG: 0.441	K				F9 2B			1B FC1-2 1B	F8	5	0	1	0	0	2	3				
<b>Fred Kendall, R</b> (1, 2) OBP: 0.315, SLG: 0.361	6-3				SH 1B			P6		3	1	1	1	0	0	2				
<b>Dave Winfield, R</b> (1, 7) OBP: 0.364, SLG: 0.433	6-3				G5-4-3 1B			FC1-2 1B		4	0	2	0	0	0	2				
<b>Rich Morales, R</b> (1, 4) OBP: 0.237, SLG: 0.160			5-3		G5-4-3 1B			1B		2	0	0	0	0	2	2				
<b>Rich Troedson, L</b> (1, 1) OBP: 0.167, SLG: 0.167										4	0	2	1	0	1	3				
<b>Vicente Romo, R</b> (9, 1)			K2-3							0	0	0	0	0	0	0				
<b>Mike Caldwell, R</b> (9, 1) OBP: 0.200, SLG: 0.167					FC1-6 1B			FC1-2 1B		0	0	0	0	0	0	0				
<b>Inning Stats</b>	R: 0 E: 0 K: 1 S: 5	H: 0 LOB: 0 BB: 0 P: 5	R: 0 E: 0 K: 1 S: 6	H: 1 LOB: 1 BB: 0 P: 6	R: 0 E: 0 K: 1 S: 5	H: 0 LOB: 1 BB: 1 P: 9	R: 2 E: 0 K: 0 S: 6	H: 3 LOB: 1 BB: 0 P: 6	R: 0 E: 0 K: 1 S: 6	H: 1 LOB: 2 BB: 1 P: 10	R: 0 E: 0 K: 1 S: 5	H: 1 LOB: 0 BB: 0 P: 5	R: 1 E: 0 K: 1 S: 6	H: 2 LOB: 2 BB: 1 P: 10	R: 1 E: 0 K: 0 S: 5	H: 2 LOB: 1 BB: 0 P: 5	1B: 8 2B: 3 3B: 0 HR: 1	SF: 0 SAC: 1 DP: 1 HBP: 0	WP: 0 PB: 0 SB: 1 CS: 1	PA: 41
<b>PITCHER</b>	IP WLS BF H R ER SO BB IBB HBP BLK WP HR S P ERA WHIP																			
<b>Al Downing, L</b> (1, 1) ERA: 3.19	8.0 L 36 10 3 3 7 2 2 0 0 0 1 46 62 3.38 1.500																			
<b>Pete Richert, L</b> (9, 1) ERA: 2.45	1.0 5 2 1 1 0 0 0 0 0 1 0 0 5 5 9.00 2.000																			

Batter	1	2	3	4	5	6	7	8	9	AB	R	H	RBI	BB	SO	LOB	BOTTOM					
<b>Davey Lopes, R</b> (1, 4) OBP: 0.376, SLG: 0.375	F7				G3 1B				P4	4	0	1	0	0	0	1	<b>San Diego Padres @ Los Angeles Dodgers</b> Dodger Stadium, Los Angeles, CA Wed Jul 04 1973, 7:05 PM PDT Att: 46,681 - Unknown					
<b>Pete Richert, L</b> (9, 1) OBP: 0.250, SLG: 0.250										0	0	0	0	0	0	0						
<b>Bill Buckner, L</b> (1, 9) OBP: 0.297, SLG: 0.339	F5				P5				4-3	4	0	0	0	0	0	2						
<b>Willie Davis, L</b> (1, 8) OBP: 0.340, SLG: 0.483	4-3				G3 1B				4-3	4	1	1	0	0	0	1						
<b>Ron Cey, R</b> (1, 5) OBP: 0.410, SLG: 0.470			K		K				5-3	4	1	1	0	0	2	1						
<b>Manny Mota, R</b> (1, 7) OBP: 0.394, SLG: 0.388			K						1B 1B	4	0	3	1	0	1	0						
<b>Steve Garvey, R</b> (1, 3) OBP: 0.323, SLG: 0.443			K		G5-4-3 1B				1B 1B	4	0	3	1	0	1	0						
<b>Bill Russell, R</b> (1, 6) OBP: 0.323, SLG: 0.373					G3				F8	4	0	1	0	0	0	2						
<b>Steve Yeager, R</b> (1, 2) OBP: 0.315, SLG: 0.295										2	0	1	0	0	1	0						
<b>Lee Lacy, R</b> (9, PH) OBP: 0.317, SLG: 0.222					K				4-3	1	0	0	0	0	0	0						
<b>Willie Crawford, L</b> (9, PH) OBP: 0.412, SLG: 0.439									SH2-4 1B	1	0	1	0	0	0	0						
<b>Al Downing, R</b> (1, 1) OBP: 0.114, SLG: 0.088										1	0	0	0	0	0	0						
<b>Ken McMullen, R</b> (9, PH) OBP: 0.337, SLG: 0.600					P4				F3	1	0	0	0	0	0	0						
<b>Chris Cannizzaro, R</b> (9, 2) OBP: 0.273, SLG: 0.211										0	0	0	0	0	0	0						
<b>Von Joshua, L</b> (9, PH) OBP: 0.310, SLG: 0.300										0	0	0	0	0	0	0						
<b>Tom Paciorek, R</b> (9, PH) OBP: 0.265, SLG: 0.304										1	0	0	0	0	0	3						
<b>Inning Stats</b>	R: 0 E: 0 K: 0 S: 3	H: 0 LOB: 0 BB: 0 P: 3	R: 0 E: 0 K: 3 S: 9	H: 0 LOB: 0 BB: 0 P: 9	R: 0 E: 0 K: 1 S: 5	H: 0 LOB: 0 BB: 0 P: 5	R: 0 E: 0 K: 1 S: 6	H: 1 LOB: 1 BB: 0 P: 6	R: 0 E: 0 K: 0 S: 3	H: 1 LOB: 0 BB: 0 P: 3	R: 0 E: 0 K: 0 S: 4	H: 1 LOB: 1 BB: 0 P: 4	R: 0 E: 0 K: 0 S: 5	H: 2 LOB: 2 BB: 0 P: 5	R: 0 E: 0 K: 0 S: 3	H: 0 LOB: 0 BB: 0 P: 3	R: 2 E: 1 K: 1 S: 10	H: 5 LOB: 3 BB: 0 P: 10	1B: 10 2B: 0 3B: 0 HR: 0	SF: 0 SAC: 1 DP: 1 HBP: 0	WP: 0 PB: 0 SB: 0 CS: 0	PA: 36
<b>PITCHER</b>	IP WLS BF H R ER SO BB IBB HBP BLK WP HR S P ERA WHIP																					
<b>Rich Troedson, L</b> (1, 1) ERA: 3.39	8.1 W 32 8 2 2 5 0 0 0 0 0 0 0 5 5 2.16 0.960																					
<b>Vicente Romo, R</b> (9, 1) ERA: 3.39	0.1 3 2 0 0 1 0 0 0 0 0 0 0 5 5 0.00 6.000																					
<b>Mike Caldwell, L</b> (9, 1) ERA: 3.99	0.1 S 1 0 0 0 0 0 0 0 0 0 0 0 1 1 0.00 0.000																					



Batter	1	2	3	4	5	6	7	8	9	AB	R	H	RBI	BB	SO	LOB	TOP			
<b>Derrel Thomas, S</b> (1, 6) OBP: 0.298, SLG: 0.241	F9		2B BB		5-3		9-6-4-6			3	1	0	0	1	0	1				
<b>Jerry Morales, R</b> (1, 8) OBP: 0.337, SLG: 0.401	G5-4-3 1B		L7		6-3			P4		4	0	1	0	0	0	1				
<b>Dave Roberts, R</b> (1, 5) OBP: 0.283, SLG: 0.378	G5-4-3 1-2				1-3			2-3		4	0	1	1	0	0	1				
<b>Nate Colbert, R</b> (1, 3) OBP: 0.327, SLG: 0.388		6-3	6-3			5-3		F9		4	0	0	0	0	1					
<b>Cito Gaston, R</b> (1, 9) OBP: 0.316, SLG: 0.438		1B BB E 1B	5-3			6-3		4-3		4	1	1	0	0	0	1				
<b>Fred Kendall, R</b> (1, 2) OBP: 0.317, SLG: 0.373		4-0 E 1-2 1B BB			5-3			K		3	1	1	1	1	1	0				
<b>Dave Winfield, R</b> (1, 7) OBP: 0.378, SLG: 0.441		0-0 E 1-2 2-3 1B			1-3 1B			K		4	0	2	0	0	1	0				
<b>Rich Morales, R</b> (1, 4) OBP: 0.240, SLG: 0.167		0-0 E6 1-2 2-3 3-H			1-3			SH1-4 1B		3	0	1	1	0	0	3				
<b>Steve Arlin, R</b> (1, 1) OBP: 0.194, SLG: 0.138		G6-4-3 1-2			4-3			SH1-4		2	0	0	0	0	4					
<b>Inning Stats</b>	R: 0 E: 0 K: 0 S: 3	H: 1 LOB: 0 BB: 0 P: 3	R: 1 E: 1 K: 0 S: 5	H: 2 LOB: 2 BB: 1 P: 9	R: 1 E: 0 K: 0 S: 4	H: 1 LOB: 1 BB: 1 P: 8	R: 0 E: 0 K: 0 S: 4	H: 1 LOB: 0 BB: 0 P: 4	R: 0 E: 0 K: 1 S: 6	H: 0 LOB: 0 BB: 0 P: 6	R: 0 E: 0 K: 0 S: 3	H: 1 LOB: 0 BB: 0 P: 3	R: 0 E: 0 K: 1 S: 5	H: 0 LOB: 0 BB: 0 P: 5	R: 0 E: 0 K: 1 S: 5	H: 0 LOB: 0 BB: 0 P: 5	1B: 5 2B: 2 3B: 0 HR: 1	SF: 0 SAC: 1 DP: 3 HBP: 0	WP: 0 PB: 0 SB: 0 CS: 0	PA: 34
<b>PITCHER</b>	IP	WLS	BF	H	R	ER	SO	BB	IBB	HBP	BLK	WP	HR	S	P	ERA	WHIP			
<b>Claude Osteen, L</b> (1, 1) ERA: 3.14	8.0	L	31	7	3	3	1	2	0	0	0	0	1	31	39	3.38	1.125			
<b>Doug Rau, L</b> (9, 1) ERA: 4.94	1.0		3	0	0	0	1	0	0	0	0	0	0	5	5	0.00	0.000			

**San Diego Padres @ Los Angeles Dodgers**  
 Dodger Stadium, Los Angeles, CA  
 Thu Jul 05 1973, 7:05 PM PDT  
 Att: 18,397 - Unknown  
[livebaseballscorecards.com](http://livebaseballscorecards.com)

AB	31
R	3
H	7
RBI	3
BB	2
SO	2
LOB	12



Batter	1	2	3	4	5	6	7	8	9	AB	R	H	RBI	BB	SO	LOB	BOTTOM			
<b>Davey Lopes, R</b> (1, 4) OBP: 0.374, SLG: 0.370	F2		K			BB			F8	3	0	0	0	1	1	0				
<b>Bill Buckner, L</b> (1, 3) OBP: 0.296, SLG: 0.338					5-3				F8	4	0	1	0	0	0	1				
<b>Willie Davis, L</b> (1, 8) OBP: 0.336, SLG: 0.477					G3				F8	4	0	0	0	0	0	2				
<b>Ron Cey, R</b> (1, 5) OBP: 0.407, SLG: 0.465					5-3				F8	3	0	0	0	0	0	1				
<b>Willie Crawford, L</b> (1, 9) OBP: 0.408, SLG: 0.433		4-3				G3		4-3		3	0	0	0	0	0	0				
<b>Bill Russell, R</b> (1, 6) OBP: 0.323, SLG: 0.372		6-3				4-3 1B		F8		3	0	1	0	0	0	0				
<b>Von Joshua, L</b> (1, 7) OBP: 0.301, SLG: 0.290		4-3				4-3			3-1	3	0	0	0	0	0	1				
<b>Steve Yeager, R</b> (1, 2) OBP: 0.359, SLG: 0.288						5-3			5-3	2	0	0	0	0	1	1				
<b>Lee Lacy, R</b> (8, PH) OBP: 0.314, SLG: 0.220						K				1	0	0	0	0	0	0				
<b>Chris Cannizzaro, R</b> (9, 2) OBP: 0.273, SLG: 0.211						K				0	0	0	0	0	0	0				
<b>Claude Osteen, L</b> (1, 1) OBP: 0.174, SLG: 0.159									F7	2	0	0	0	0	0	0				
<b>Steve Garvey, R</b> (8, PH)										1	0	0	0	0	0	0				
<b>Doug Rau, L</b> (9, 1) OBP: 0.200, SLG: 0.200									6-3	0	0	0	0	0	0	0				
<b>Inning Stats</b>	R: 0 E: 0 K: 0 S: 4	H: 1 LOB: 1 BB: 0 P: 4	R: 0 E: 0 K: 0 S: 3	H: 0 LOB: 0 BB: 0 P: 3	R: 0 E: 0 K: 2 S: 7	H: 0 LOB: 0 BB: 0 P: 7	R: 0 E: 0 K: 0 S: 3	H: 0 LOB: 0 BB: 0 P: 3	R: 0 E: 0 K: 0 S: 3	H: 0 LOB: 0 BB: 1 P: 7	R: 0 E: 0 K: 0 S: 3	H: 0 LOB: 0 BB: 0 P: 3	R: 0 E: 0 K: 0 S: 3	H: 0 LOB: 0 BB: 0 P: 3	R: 0 E: 0 K: 0 S: 3	H: 0 LOB: 0 BB: 0 P: 3	1B: 2 2B: 0 3B: 0 HR: 0	SF: 0 SAC: 0 DP: 0 HBP: 0	WP: 0 PB: 0 SB: 0 CS: 0	PA: 30
<b>PITCHER</b>	IP	WLS	BF	H	R	ER	SO	BB	IBB	HBP	BLK	WP	HR	S	P	ERA	WHIP			
<b>Steve Arlin, R</b> (1, 1) ERA: 4.67	9.0	W	30	2	0	0	2	1	0	0	0	0	0	33	37	0.00	0.333			

**San Diego Padres @ Los Angeles Dodgers**  
 Dodger Stadium, Los Angeles, CA  
 Thu Jul 05 1973, 7:05 PM PDT  
 Att: 18,397 - Unknown  
[livebaseballscorecards.com](http://livebaseballscorecards.com)

AB	29
R	0
H	2
RBI	0
BB	1
SO	2
LOB	6



Batter	1	2	3	4	5	6	7	8	9	AB	R	H	RBI	BB	SO	LOB	TOP				
Vic Davallo, L (1,3) OBP: 0.189, SLG: 0.222	5-3		4-3			F7		4-3		4	0	0	0	0	0	0	<b>Pittsburgh Pirates @ Los Angeles Dodgers</b> Dodger Stadium, Los Angeles, CA Fri Jul 06 1973, 7:05 PM PDT Att: 28,011 - Unknown				
Gene Clines, R (1,9) OBP: 0.338, SLG: 0.366	L6-3		L9			K		L4-3		4	0	0	0	0	1	0					
Al Oliver, L (1,8) OBP: 0.323, SLG: 0.476	6-3					4-3				4	1	2	0	0	0	0					
Willie Stargell, L (1,7) OBP: 0.405, SLG: 0.675			F5			K				4	0	1	0	0	2	2					
Richie Hebner, L (1,5) OBP: 0.368, SLG: 0.498			1B			G3-6-3		F8		3	0	0	0	1	1	3					
Manny Sanguillen, R (1,2) OBP: 0.292, SLG: 0.429			K			F8		K		4	1	1	1	0	2	2					
Dave Cash, R (1,4) OBP: 0.327, SLG: 0.356			1-3			6-3		P4		4	0	2	1	0	0	2					
Rennie Stennett, R (1,6) OBP: 0.253, SLG: 0.357			1-4-3			FC5-4		4-3		4	0	1	0	0	0	5					
Luke Walker, L (1,1) OBP: 0.091, SLG: 0.091			6-3			FC5-4		F7		2	0	0	0	0	0	1					
Fernando Gonzalez, R (8, PH) OBP: 0.231, SLG: 0.342										1	0	0	0	0	0	0					
John Lamb, R (8, 1)										0	0	0	0	0	0	0					
<b>Inning Stats</b>	R: 0 E: 0 K: 0 S: 3	H: 0 LOB: 0 BB: 0 P: 3	R: 0 E: 0 K: 1 S: 6	H: 1 LOB: 2 BB: 1 P: 10	R: 0 E: 0 K: 0 S: 3	H: 0 LOB: 0 BB: 0 P: 3	R: 0 E: 0 K: 1 S: 5	H: 1 LOB: 0 BB: 0 P: 5	R: 0 E: 0 K: 0 S: 4	H: 1 LOB: 1 BB: 0 P: 4	R: 0 E: 0 K: 0 S: 5	H: 0 LOB: 0 BB: 0 P: 5	R: 0 E: 0 K: 1 S: 7	H: 1 LOB: 2 BB: 0 P: 7	R: 0 E: 0 K: 0 S: 3	H: 0 LOB: 0 BB: 0 P: 3	R: 2 E: 1 K: 2 S: 10	H: 3 LOB: 1 BB: 0 P: 10	1B: 5 2B: 2 3B: 0 HR: 0	SF: 0 SAC: 0 DP: 1 HBP: 0	WP: 1 PA: 35 PB: 0 CS: 0
<b>PITCHER</b> Don Sutton, R (1,1) ERA: 2.35	IP: 9.0 WLS: W BF: 35 H: 7 R: 2 ER: 2 SO: 6 BB: 1 IBB: 0 HBP: 0 BLK: 0 WP: 1 HR: 0 S: 46 P: 50 ERA: 2.00 WHIP: 0.889																				

AB 34  
R 2  
H 7  
RBI 2  
BB 1  
SO 6  
LOB 15



Batter	1	2	3	4	5	6	7	8	9	AB	R	H	RBI	BB	SO	LOB	BOTTOM		
Davey Lopes, R (1,4) OBP: 0.373, SLG: 0.369	L4		5-3			6-3				4	1	1	0	0	0	0	<b>Pittsburgh Pirates @ Los Angeles Dodgers</b> Dodger Stadium, Los Angeles, CA Fri Jul 06 1973, 7:05 PM PDT Att: 28,011 - Unknown		
Bill Buckner, L (1,3) OBP: 0.301, SLG: 0.341	E		2B			4-3				3	1	2	1	0	0	0			
Willie Davis, L (1,8) OBP: 0.335, SLG: 0.478	E7		1-3			F7				4	0	1	1	0	0	1			
Ron Cey, R (1,5) OBP: 0.405, SLG: 0.460	K		K			6-3		1-3		3	1	0	0	1	2	3			
Manny Mota, R (1,7) OBP: 0.392, SLG: 0.385	1-3		4-3			6-3				4	0	1	0	0	0	4			
Tom Paciorek, R (8, PR) OBP: 0.265, SLG: 0.304						1-3				0	0	0	0	0	0	0			
Bill Russell, R (1,6) OBP: 0.320, SLG: 0.368			4-3			P4		6-3		4	0	0	0	0	0	2			
Willie Crawford, L (1,9) OBP: 0.409, SLG: 0.432			5-3			K				3	0	1	1	1	1	1			
Chris Cannizzaro, R (1,2) OBP: 0.280, SLG: 0.190			5-3					L9		2	0	0	0	1	0	2			
Don Sutton, R (1,1) OBP: 0.148, SLG: 0.082			5-3			P3		L1		3	0	0	0	0	0	2			
<b>Inning Stats</b>	R: 0 E: 1 K: 1 S: 7	H: 1 LOB: 2 BB: 0 P: 7	R: 0 E: 0 K: 0 S: 3	H: 0 LOB: 1 BB: 1 P: 7	R: 1 E: 0 K: 1 S: 6	H: 1 LOB: 1 BB: 0 P: 7	R: 0 E: 0 K: 1 S: 5	H: 0 LOB: 1 BB: 1 P: 9	R: 0 E: 0 K: 0 S: 3	H: 0 LOB: 0 BB: 0 P: 3	R: 1 E: 0 K: 0 S: 4	H: 1 LOB: 1 BB: 1 P: 8	R: 1 E: 0 K: 0 S: 4	H: 2 LOB: 0 BB: 0 P: 4	R: 0 E: 0 K: 0 S: 4	H: 1 LOB: 1 BB: 0 P: 4	1B: 5 2B: 1 3B: 0 HR: 0	SF: 0 SAC: 0 DP: 0 HBP: 1	WP: 1 PA: 34 PB: 0 SB: 2 CS: 0
<b>PITCHER</b> Luke Walker, L (1,1) ERA: 4.14	IP: 7.0 WLS: L BF: 30 H: 5 R: 3 ER: 3 SO: 3 BB: 3 IBB: 0 HBP: 1 BLK: 0 WP: 0 HR: 0 S: 32 P: 45 ERA: 3.86 WHIP: 1.143																		
John Lamb, R (8, 1)	IP: 1.0 WLS: L BF: 4 H: 1 R: 0 ER: 0 SO: 0 BB: 0 IBB: 0 HBP: 0 BLK: 0 WP: 0 HR: 0 S: 4 P: 4 ERA: 0.00 WHIP: 1.000																		

AB 30  
R 3  
H 6  
RBI 3  
BB 3  
SO 3  
LOB 15



Batter	1	2	3	4	5	6	7	8	9	AB	R	H	RBI	BB	SO	LOB	TOP										
Vic Davallilo, L (1, 3) OBP: 0.205, SLG: 0.237 Richie Zisk, R (9, PH) OBP: 0.316, SLG: 0.448	0-0 CS 1B		0-3 K		0-0 E3 HR		0-0 SH1-4 1B		0-3 K	4	1	2	0	0	1	1											
Gene Clines, R (1, 9) OBP: 0.339, SLG: 0.384	0-0 L3		0-0 L5-3		0-0 HR		0-0 SH1-4			3	1	1	3	0	0	1											
Al Oliver, L (1, 8) OBP: 0.322, SLG: 0.473	0-0 E1			0-0 2B 1B	0-0 F5		0-0 1-3			4	0	1	0	0	0	1											
Willie Stargell, L (1, 7) OBP: 0.400, SLG: 0.664	0-3 K			0-0 P2	0-0 F6		0-0 F7			4	0	0	0	0	1	3											
Richie Hebner, L (1, 5) OBP: 0.370, SLG: 0.502		0-0 1B 2B		0-0 F8		0-0 HR 1B		0-0 F8		4	2	2	0	0	0	1											
Manny Sanguillen, R (1, 2) OBP: 0.255, SLG: 0.442		0-0 F4		0-0 1-3 2B		0-0 HR		0-0 1-3		4	1	2	2	0	0	1											
Dave Cash, R (1, 4) OBP: 0.322, SLG: 0.350		0-3 K		0-0 5-3		0-3 K		0-0 4-3		4	0	0	0	0	2	3											
Rennie Stennett, R (1, 6) (8, 4) OBP: 0.253, SLG: 0.355		0-0 CS 1B		0-0 F9		0-0 4-3		0-0 4-3		4	0	1	1	0	0	0											
Jim Rooker, R (1, 1) Bob Johnson, L (4, 1) Fernando Gonzalez, R (5, PH) John Lamb, R (5, 1) Gene Alley, R (8, 8) Dave Giusti, R (8, 1) Milt May, L (9, PH) OBP: 0.352, SLG: 0.338 OBP: 0.400, SLG: 0.250 OBP: 0.345, SLG: 0.388	0-0 CS 1-2	0-3 K	0-0 K	4-0 HR BB	0-3 K		0-0 L5			1	0	0	0	0	1	0											
<b>Inning Stats</b>	R: 0 E: 1 K: 1 S: 6	H: 1 LOB: 1 BB: 0 P: 6	R: 1 E: 0 K: 1 S: 6	H: 2 LOB: 0 BB: 0 P: 6	R: 0 E: 0 K: 2 S: 7	H: 0 LOB: 0 BB: 0 P: 7	R: 0 E: 0 K: 0 S: 5	H: 2 LOB: 2 BB: 0 P: 5	R: 3 E: 1 K: 0 S: 5	H: 1 LOB: 0 BB: 1 P: 9	R: 2 E: 0 K: 2 S: 9	H: 2 LOB: 1 BB: 0 P: 9	R: 0 E: 0 K: 0 S: 4	H: 1 LOB: 1 BB: 0 P: 4	R: 0 E: 0 K: 0 S: 3	H: 0 LOB: 0 BB: 0 P: 3	R: 0 E: 0 K: 1 S: 5	H: 0 LOB: 0 BB: 0 P: 5	1B: 5 2B: 2 3B: 0 HR: 2	SF: 0 SAC: 1 DP: 0 HBP: 0	WP: 0 PB: 0 SB: 0 CS: 2	PA: 38					
<b>PITCHER</b>	IP	WLS	BF	H	R	ER	SO	BB	IBB	HBP	BLK	WP	HR	S	P	ERA	WHIP										
Andy Messersmith, R (1, 1) ERA: 3.41	6.1		29	9	6	5	6	1	0	0	0	0	2	40	44	7.11	1.579										
Doug Rau, L (7, 1) ERA: 4.68	1.2	W	5	0	0	0	0	0	0	0	0	0	0	5	5	0.00	0.000										
Jim Brewer, L (9, 1) ERA: 1.69	1.0	S	3	0	0	0	1	0	0	0	0	0	0	5	5	0.00	0.000										

Pittsburgh Pirates @ Los Angeles Dodgers  
Dodger Stadium, Los Angeles, CA  
Sat Jul 07 1973, 7:05 PM PDT  
Att: 33,197 - Unknown

AB 35  
R 6  
H 9  
RBI 6  
BB 1  
SO 7  
LOB 11

**P**

Batter	1	2	3	4	5	6	7	8	9	AB	R	H	RBI	BB	SO	LOB	BOTTOM										
Davey Lopes, R (1, 4) OBP: 0.374, SLG: 0.368	0-3 K	0-0 5-3		4-0 FC4-6 IBB	0-0 CS 1B			0-0 SH 1B 3-1		3	1	1	1	1	1	2											
Bill Buckner, L (1, 9) OBP: 0.300, SLG: 0.339	0-0 6-3		0-0 E5 L3-6	0-0 FC4-6 1B 2B	0-0 CS	0-0 4-3		0-0 3-1 1B		5	1	1	2	0	0	2											
Willie Davis, L (1, 8) OBP: 0.336, SLG: 0.477	0-0 1B S 1B		0-0 L3-6	0-0 2B 1B	0-0 4-1		0-0 3-1 1B			5	1	2	2	0	0	2											
Steve Garvey, R (1, 3) OBP: 0.343, SLG: 0.476 Jim Brewer, L (9, 1) OBP: 0.500, SLG: 0.500	0-0 1B		0-0 1B 2B	0-0 1B 2B	0-0 1B	0-0 6-3		0-0 6-3		5	1	4	1	0	0	1											
Manny Mota, R (1, 7) OBP: 0.396, SLG: 0.388 Tom Paciorek, R (8, PR) OBP: 0.265, SLG: 0.304	0-0 5-3		0-0 FC6-4 1B	0-0 2B 1B	0-0 F8		0-0 IBB			4	0	2	2	1	0	3											
Ken McMullen, R (1, 5) OBP: 0.319, SLG: 0.533		0-0 P2	0-0 FC6-4 1B	0-3 K		0-3 K		0-0 4-3		5	0	0	0	0	2	5											
Bill Russell, R (1, 6) OBP: 0.327, SLG: 0.381		0-0 2B		0-0 SH5-4 FC4-6 1B	0-0 1-3 1B 2B		0-0 CS 1B			4	2	4	0	0	0	0											
Steve Yeager, R (1, 2) OBP: 0.359, SLG: 0.289 Von Joshua, L (7, PH) OBP: 0.289, SLG: 0.287 Chris Cannizzaro, R (8, 2) OBP: 0.280, SLG: 0.150	0-3 K		0-0 FC4-6 SH5-4 1B	0-0 SH5-4 1B	0-0 P4	0-0 P6		0-0 CS		3	1	1	0	0	1	2											
Andy Messersmith, R (1, 1) OBP: 0.218, SLG: 0.222 Doug Rau, L (7, 1) OBP: 0.200, SLG: 0.200 Willie Crawford, L (8, PH) OBP: 0.411, SLG: 0.438	4-0 BB		0-0 SH5-4	0-0 1-3	0-0 1-3		0-0 SH 1B 2B			1	0	0	0	1	0	1											
<b>Inning Stats</b>	R: 0 E: 0 K: 1 S: 7	H: 2 LOB: 2 BB: 0 P: 7	R: 0 E: 0 K: 1 S: 6	H: 1 LOB: 1 BB: 1 P: 10	R: 1 E: 1 K: 0 S: 5	H: 2 LOB: 1 BB: 0 P: 5	R: 4 E: 0 K: 1 S: 10	H: 5 LOB: 2 BB: 1 P: 14	R: 1 E: 0 K: 0 S: 4	H: 2 LOB: 0 BB: 0 P: 4	R: 0 E: 0 K: 0 S: 4	H: 1 LOB: 1 BB: 0 P: 4	R: 0 E: 0 K: 1 S: 5	H: 1 LOB: 0 BB: 0 P: 5	R: 2 E: 0 K: 0 S: 6	H: 2 LOB: 2 BB: 1 P: 10	1B: 11 2B: 6 3B: 0 HR: 0	SF: 0 SAC: 2 DP: 1 HBP: 0	WP: 0 PB: 0 SB: 1 CS: 2	PA: 44							
<b>PITCHER</b>	IP	WLS	BF	H	R	ER	SO	BB	IBB	HBP	BLK	WP	HR	S	P	ERA	WHIP										
Jim Rooker, L (1, 1) ERA: 4.39	3.2		22	9	5	5	2	1	0	0	0	0	0	4	4	0.00	3.000										
Bob Johnson, R (4, 1) ERA: 4.5	0.1		2	1	0	0	1	0	0	0	0	0	0	4	4	0.00	3.000										
John Lamb, R (5, 1) ERA: 4.5	3.0	L	13	5	3	3	1	0	0	0	0	0	0	15	15	9.00	1.667										
Dave Giusti, R (8, 1) ERA: 1.48	1.0		5	1	0	0	0	0	1	0	0	0	0	4	8	0.00	1.000										

Pittsburgh Pirates @ Los Angeles Dodgers  
Dodger Stadium, Los Angeles, CA  
Sat Jul 07 1973, 7:05 PM PDT  
Att: 33,197 - Unknown

AB 37  
R 8  
H 16  
RBI 8  
BB 3  
SO 4  
LOB 19

**Dodgers**



Batter	1	2	3	4	5	6	7	8	9	10	11	12	AB	R	H	RBI	BB	SO	LOB	TOP		
<b>Gene Clines, R</b> OBP: 0.330, SLG: 0.373 (1.9)	L6-3		L4-3			L1-3		L4		K			5	0	0	0	0	1	3			
<b>Dave Cash, R</b> OBP: 0.324, SLG: 0.355 (1.4)	2B		4-3			K			1B	SF8	1B	P4	5	2	2	0	0	1	0			
<b>Al Oliver, L</b> OBP: 0.321, SLG: 0.469 (1.8)	6-3			4-3		F2						F8	5	0	1	0	0	0	1			
<b>Richie Zisk, R</b> OBP: 0.333, SLG: 0.472 (1.7)					G5-4-3					K		5-3	5	0	3	1	0	1	2			
<b>Manny Sanguillen, R</b> OBP: 0.290, SLG: 0.436 (1.2)	F8				G5-4-3					SF8		P4	4	0	0	1	0	0	3			
<b>Bob Robertson, R</b> OBP: 0.352, SLG: 0.396 (1.3)		5-3								F2		K	5	0	0	0	0	1	2			
<b>Richie Hebner, L</b> OBP: 0.373, SLG: 0.502 (8. PR) <b>Gene Alley, R</b> OBP: 0.314, SLG: 0.324 (8.5)		6-3						4-3			F9		2	0	1	0	1	0	0			
<b>Rennie Stennett, R</b> OBP: 0.252, SLG: 0.352 (1.6)		6-3				1B		BB				4-3	1	0	0	0	1	0	0			
<b>Dock Ellis, S</b> OBP: 0.159, SLG: 0.140 (1.1) <b>Willie Stargell, L</b> OBP: 0.399, SLG: 0.661 (8. PH) <b>Dave Giusti, R</b> OBP: 0.400, SLG: 0.250 (8.1)			K				4-3				SH1-3		2	0	0	0	0	1	1			
<b>Inning Stats</b>	R: 1 E: 0 K: 0 S: 5	H: 2 LOB: 1 BB: 0 P: 5	R: 0 E: 0 K: 0 S: 3	H: 0 LOB: 0 BB: 0 P: 3	R: 0 E: 0 K: 1 S: 5	H: 0 LOB: 0 BB: 0 P: 5	R: 0 E: 0 K: 0 S: 3	H: 1 LOB: 0 BB: 0 P: 3	R: 0 E: 0 K: 1 S: 5	H: 1 LOB: 0 BB: 0 P: 3	R: 0 E: 0 K: 0 S: 3	H: 2 LOB: 1 BB: 0 P: 7	R: 0 E: 0 K: 1 S: 6	H: 1 LOB: 0 BB: 0 P: 6	R: 0 E: 0 K: 0 S: 3	H: 0 LOB: 0 BB: 0 P: 3	R: 0 E: 0 K: 1 S: 5	H: 0 LOB: 1 BB: 1 P: 9	1B: 6 2B: 2 3B: 0 HR: 0	SF: 1 SAC: 1 DP: 2 HBP: 0	WP: 0 PB: 0 SB: 0 CS: 0	PA: 44
<b>PITCHER</b>	IP	WLS	BF	H	R	ER	SO	BB	IBB	HBP	BLK	WP	HR	S	P	ERA	WHIP					
<b>Tommy John, L</b> ERA: 2.98 (1.1)	8.0		28	5	1	1	2	0	0	0	0	0	0	31	35	1.12	0.750					
<b>Jim Brewer, L</b> ERA: 1.77 (9.1)	3.0		12	3	1	1	2	0	0	0	0	0	0	16	16	3.00	1.000					
<b>Pete Richert, L</b> ERA: 2.37 (12.1)	1.0	W	4	0	0	0	1	1	0	0	0	0	0	5	9	0.00	1.000					

Pittsburgh Pirates @ Los Angeles Dodgers  
Dodger Stadium, Los Angeles, CA  
Sun Jul 08 1973, 3:33 AM PDT  
Alt. 24,144 - Unknown

AB 40  
R 2  
H 8  
RBI 2  
BB 2  
SO 5  
LOB 16



Batter	1	2	3	4	5	6	7	8	9	10	11	12	AB	R	H	RBI	BB	SO	LOB	BOTTOM		
<b>Davey Lopes, R</b> OBP: 0.370, SLG: 0.364 (1.4)	F7	5-3				K			F8			P5	6	0	1	0	0	1	2			
<b>Bill Buckner, L</b> OBP: 0.296, SLG: 0.336 (1.7)			G3			G3		G3	4-3			L9	6	0	1	0	0	0	1			
<b>Willie Davis, L</b> OBP: 0.333, SLG: 0.480 (1.8)	1B		4-3			E1		L9					6	1	1	1	0	1	2			
<b>Ron Cey, R</b> OBP: 0.403, SLG: 0.457 (1.5) <b>Lee Lacy, R</b> OBP: 0.314, SLG: 0.220 (8. PR) <b>Ken McMullen, R</b> OBP: 0.313, SLG: 0.522 (9.5)	P5		F7		CS	F7		BB		K			4	0	1	0	0	0	1			
<b>Willie Crawford, L</b> OBP: 0.411, SLG: 0.438 (1.9)		4-3				1B		P2		K		K	5	1	2	0	0	1	1			
<b>Steve Garvey, R</b> OBP: 0.345, SLG: 0.472 (1.3)		FC			F7			L9		L9			5	1	2	0	0	0	3			
<b>Bill Russell, R</b> OBP: 0.328, SLG: 0.380 (1.6)		FC			FC6-4		P3					5-3	4	0	1	0	1	0	3			
<b>Steve Yeager, R</b> OBP: 0.314, SLG: 0.287 (1.2)			FC6-4			5-3						K	4	0	1	2	1	1	3			
<b>Tommy John, R</b> OBP: 0.162, SLG: 0.167 (1.1) <b>Von Joshua, L</b> OBP: 0.295, SLG: 0.284 (8. PH) <b>Jim Brewer, L</b> OBP: 0.500, SLG: 0.500 (9.1) <b>Tom Paolorek, R</b> OBP: 0.262, SLG: 0.300 (11. PH) <b>Pete Richert, L</b> OBP: 0.250, SLG: 0.250 (12.1)		K			1-3		K		K			4-3	3	0	0	0	0	2	3			
<b>Inning Stats</b>	R: 0 E: 0 K: 0 S: 4	H: 1 LOB: 1 BB: 0 P: 4	R: 1 E: 0 K: 1 S: 8	H: 2 LOB: 2 BB: 0 P: 8	R: 0 E: 0 K: 0 S: 3	H: 0 LOB: 0 BB: 0 P: 3	R: 1 E: 0 K: 0 S: 5	H: 2 LOB: 1 BB: 0 P: 6	R: 0 E: 1 K: 1 S: 6	H: 1 LOB: 3 BB: 2 P: 14	R: 0 E: 0 K: 1 S: 5	H: 0 LOB: 0 BB: 0 P: 5	R: 0 E: 0 K: 1 S: 5	H: 0 LOB: 0 BB: 0 P: 7	R: 0 E: 0 K: 0 S: 3	H: 0 LOB: 0 BB: 0 P: 5	R: 1 E: 0 K: 0 S: 3	H: 1 LOB: 0 BB: 0 P: 3	1B: 9 2B: 0 3B: 0 HR: 1	SF: 0 SAC: 0 DP: 0 HBP: 0	WP: 0 PB: 0 SB: 2 CS: 1	PA: 49
<b>PITCHER</b>	IP	WLS	BF	H	R	ER	SO	BB	IBB	HBP	BLK	WP	HR	S	P	ERA	WHIP					
<b>Dock Ellis, R</b> ERA: 3.06 (1.1)	7.0		30	8	2	2	3	0	0	0	0	0	0	36	36	2.57	1.143					
<b>Dave Giusti, R</b> ERA: 1.52 (8.1)	4.2	L	18	2	1	1	5	1	1	0	0	0	1	26	34	1.93	0.643					

Pittsburgh Pirates @ Los Angeles Dodgers  
Dodger Stadium, Los Angeles, CA  
Sun Jul 08 1973, 3:33 AM PDT  
Alt. 24,144 - Unknown

AB 46  
R 3  
H 10  
RBI 3  
BB 2  
SO 8  
LOB 22



Batter	1	2	3	4	5	6	7	8	9	AB	R	H	RBI	BB	SO	LOB	TOP															
Lou Brock, L (1,7) OBP: 0.370, SLG: 0.395	F8		G5-3 2B			4-3	S 1B 2B		S 1B BB	4	2	2	1	1	0	0																
Ted Sizemore, R (1,4) OBP: 0.400, SLG: 0.342	1B FC4-6 BB					F7	2-H 1B 2B		1-H 1B	3	1	2	1	2	0	0																
Joe Torre, R (1,3) OBP: 0.409, SLG: 0.437	FC4-6 1-3 1B		G5-3 2-3F			1B 1B	1-3 FC4-6 1B		F3	5	0	3	1	0	0	3																
Ted Simmons, S (1,2) OBP: 0.363, SLG: 0.434	FC4-6 1-2 3-H FC6-4					1B 1-2	3-H FC4-6 1B			4	0	2	1	0	0	3																
Luis Melendez, R (1,8) OBP: 0.314, SLG: 0.305	FC6-4 1-2					4-3			F9	4	0	0	0	0	0	4																
Ken Reitz, R (1,5) OBP: 0.292, SLG: 0.345		6-3					F9		K	4	0	0	0	0	1	0																
Jose Cruz, L (1,9) OBP: 0.317, SLG: 0.395		K				1-3			F9	4	1	1	0	0	1	0																
Mike Tyson, R (1,6) OBP: 0.278, SLG: 0.299		6-3				1-3			P3	4	1	1	0	0	0	0																
Tom Murphy, R (1,1) Dave Campbell, R (7,PH) Diego Segui, R (7,1) Al Hrabosky, R (7,1) Orlando Pena, R (8,1) Rich Folkers, L (9,1) Wayne Granger, R (9,1)				K		F9			K	2	0	0	0	0	1	0																
<b>Inning Stats</b>	R: 1 E: 0 K: 0 S: 4	H: 1 LOB: 1 BB: 1 P: 8	R: 0 E: 0 K: 1 S: 5	H: 0 LOB: 0 BB: 0 P: 5	R: 0 E: 0 K: 1 S: 5	H: 1 LOB: 1 BB: 1 P: 9	R: 0 E: 0 K: 0 S: 3	H: 1 LOB: 0 BB: 0 P: 3	R: 0 E: 0 K: 0 S: 3	H: 0 LOB: 0 BB: 0 P: 3	R: 0 E: 0 K: 0 S: 5	H: 2 LOB: 2 BB: 0 P: 5	R: 3 E: 1 K: 0 S: 8	H: 5 LOB: 2 BB: 0 P: 8	R: 0 E: 0 K: 1 S: 5	H: 0 LOB: 0 BB: 0 P: 5	R: 1 E: 0 K: 1 S: 6	H: 1 LOB: 1 BB: 1 P: 10	1B: 8 2B: 3 3B: 0 HR: 0	SF: 1 SAC: 0 DP: 2 HBP: 0	WP: 0 PB: 0 SB: 2 CS: 0	PA: 39										
<b>PITCHER</b>	IP WLS BF H R ER SO BB IBB HBP BLK WP HR S P ERA WHIP	IP WLS BF H R ER SO BB IBB HBP BLK WP HR S P ERA WHIP															IP WLS BF H R ER SO BB IBB HBP BLK WP HR S P ERA WHIP															
Claude Osteen, L (1,1) ERA: 3.12	7.0	L	31	10	4	2	2	2	0	0	0	0	0	0	33	41	2.57	1.714														
George Culver, R (8,1) ERA: 2.63	2.0		8	1	1	1	2	1	0	0	0	0	0	0	11	15	4.50	1.000														

**St. Louis Cardinals @ Los Angeles Dodgers**  
**Dodger Stadium, Los Angeles, CA**  
Tue Jul 10 1973, 7:05 PM PDT  
Att: 25,820 - Unknown

livebaseballscorecards.com

AB 35  
R 5  
H 11  
RBI 5  
BB 3  
SO 4  
LOB 10




Batter	1	2	3	4	5	6	7	8	9	AB	R	H	RBI	BB	SO	LOB	BOTTOM															
Davey Lopes, R (1,4) OBP: 0.368, SLG: 0.361	6-3		5-3				F8		P3	5	0	1	1	0	0	2																
Bill Buckner, L (1,7) OBP: 0.297, SLG: 0.334	F8		F8				P6		P3	5	0	1	1	0	0	1																
Willie Davis, L (1,8) OBP: 0.334, SLG: 0.479							4-3		G3	5	0	2	0	0	0	3																
Joe Ferguson, R (1,2) OBP: 0.388, SLG: 0.490	1-3						1B SF8 BB		5-3	3	1	0	0	2	0	4																
Willie Crawford, L (1,9) OBP: 0.414, SLG: 0.440							1B 1-3 1B 1B		SH5-4 BB	3	1	2	0	0	0	0																
Ron Cey, R (1,5) OBP: 0.398, SLG: 0.452							F7 1-2 SF8		K	3	0	0	1	0	1	2																
Steve Garvey, R (1,3) OBP: 0.342, SLG: 0.464							K 1-2 1B 1B		K	4	0	1	0	0	2	2																
Bill Russell, R (1,6) OBP: 0.332, SLG: 0.389							F8		1B 1B 1B	4	2	3	1	0	0	1																
Claude Osteen, L (1,1) ERA: 2.38	6.0	W	25	7	2	2	1	0	0	0	0	0	0	0	0	0																
Von Joshua, L (7,PH) ERA: 2.54	0.1		3	2	1	1	0	0	0	0	0	3	3	27.00	6.000																	
George Culver, R (8,1) ERA: 3.55	1.0		4	0	0	0	0	1	0	0	0	0	0	0	0	0																
Al Hrabosky, L (7,1) ERA: 3.55	1.0		4	0	0	0	0	1	0	0	0	0	0	0	0	0																
Orlando Pena, R (8,1) ERA: 3.61	1.0		6	3	1	1	2	0	0	0	0	0	0	0	0	0																
Rich Folkers, L (9,1) ERA: 1.97	0.1		1	0	0	0	0	0	0	0	0	0	0	0	0	0																
<b>Inning Stats</b>	R: 0 E: 0 K: 0 S: 4	H: 1 LOB: 1 BB: 0 P: 4	R: 0 E: 0 K: 1 S: 6	H: 1 LOB: 1 BB: 0 P: 6	R: 0 E: 0 K: 0 S: 3	H: 0 LOB: 0 BB: 0 P: 3	R: 2 E: 0 K: 0 S: 6	H: 4 LOB: 2 BB: 1 P: 10	R: 0 E: 0 K: 0 S: 4	H: 1 LOB: 1 BB: 0 P: 4	R: 0 E: 0 K: 0 S: 3	H: 0 LOB: 0 BB: 0 P: 3	R: 1 E: 0 K: 0 S: 5	H: 2 LOB: 1 BB: 0 P: 5	R: 0 E: 0 K: 2 S: 7	H: 0 LOB: 1 BB: 1 P: 11	R: 1 E: 0 K: 0 S: 6	H: 3 LOB: 2 BB: 0 P: 6	1B: 11 2B: 0 3B: 1 HR: 0	SF: 1 SAC: 1 DP: 0 HBP: 0	WP: 0 PB: 1 SB: 2 CS: 0	PA: 40										
<b>PITCHER</b>	IP WLS BF H R ER SO BB IBB HBP BLK WP HR S P ERA WHIP	IP WLS BF H R ER SO BB IBB HBP BLK WP HR S P ERA WHIP															IP WLS BF H R ER SO BB IBB HBP BLK WP HR S P ERA WHIP															
Wayne Granger, R (9,1) ERA: 3.96	0.1		S	1	0	0	0	0	0	0	0	0	0	0	0	0	0.00	0.000														

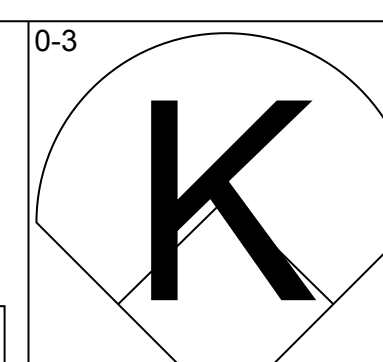
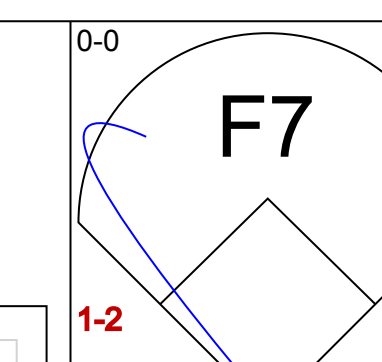
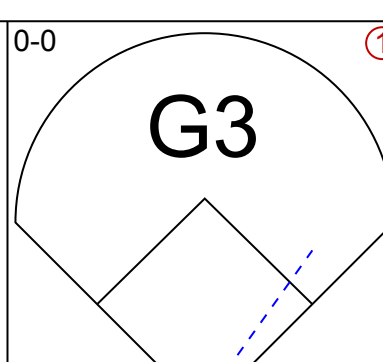
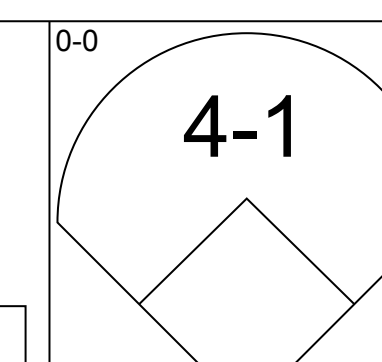
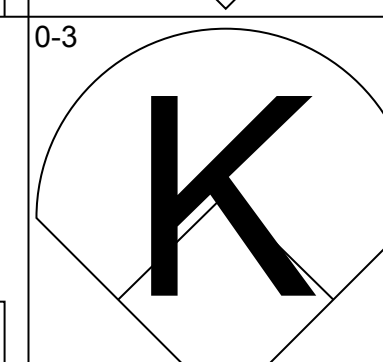
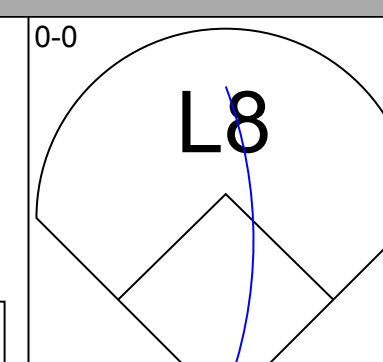
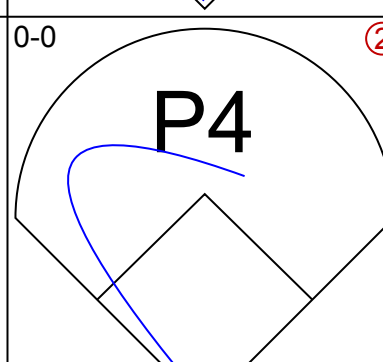
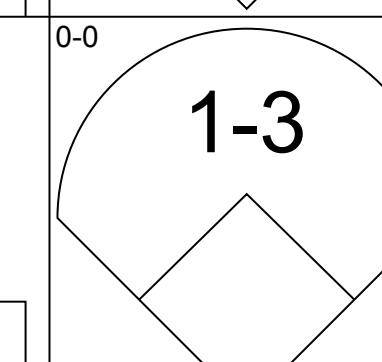
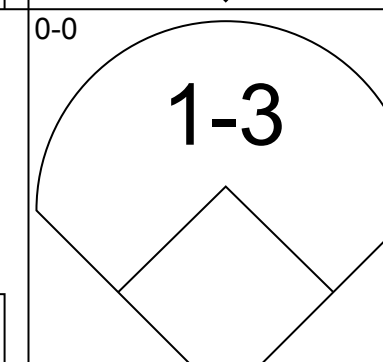
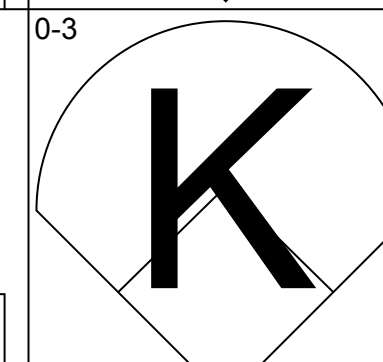
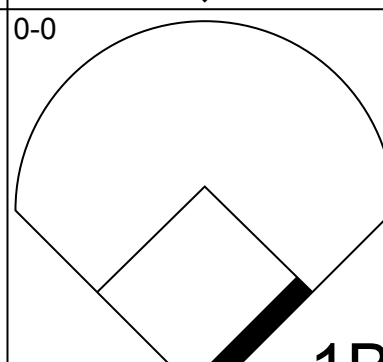
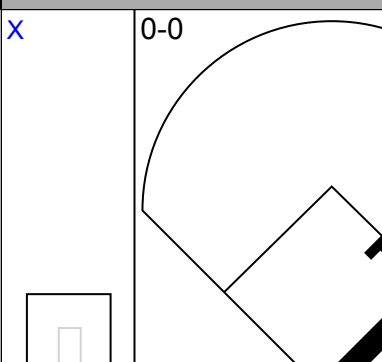
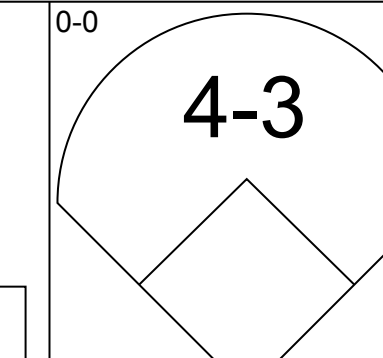
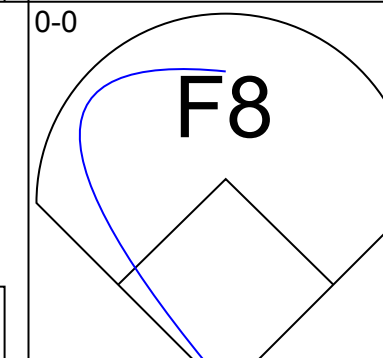
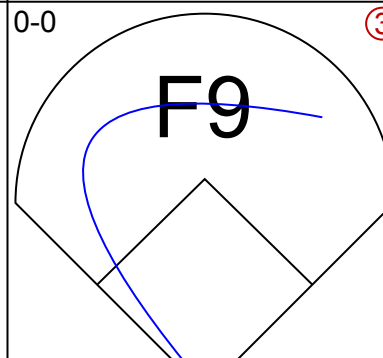
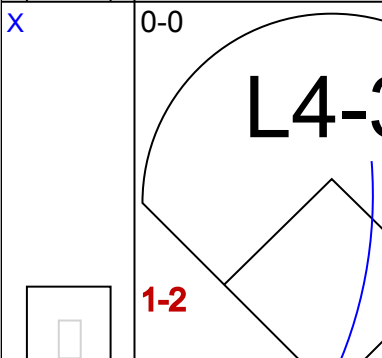
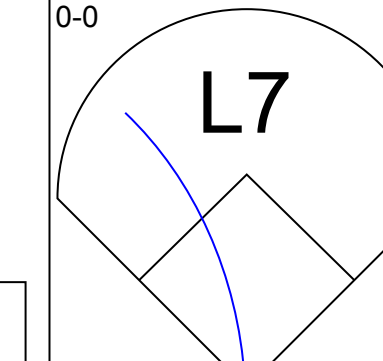
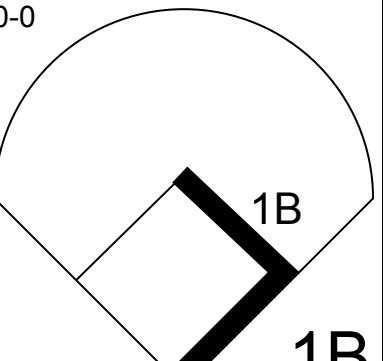
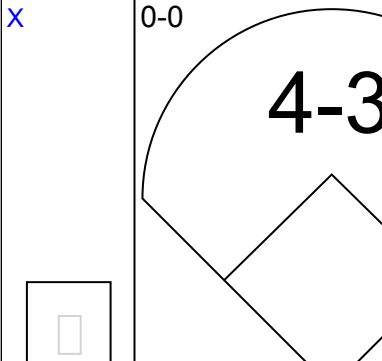
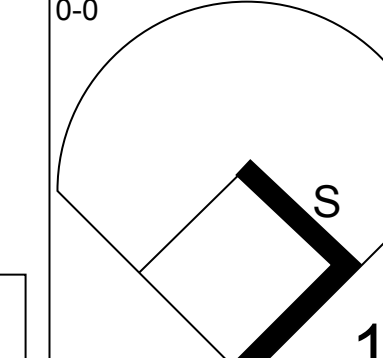
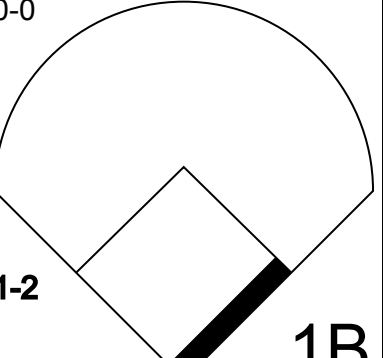
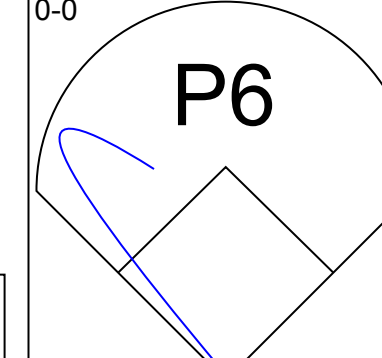
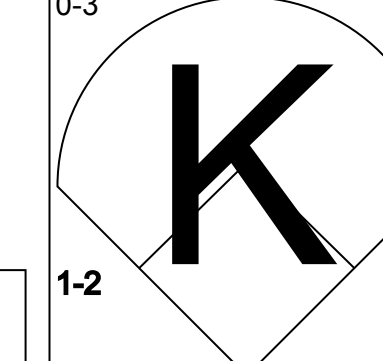
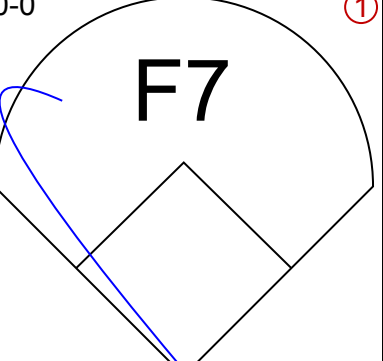
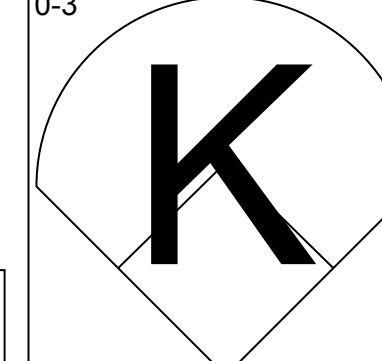
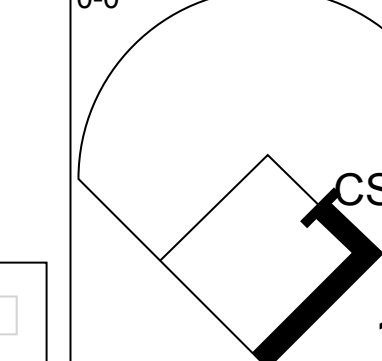
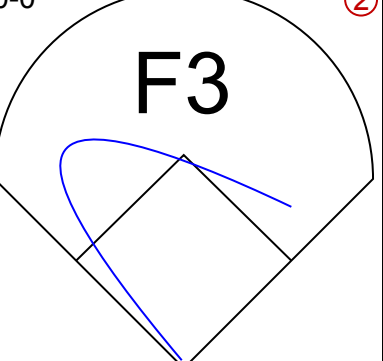
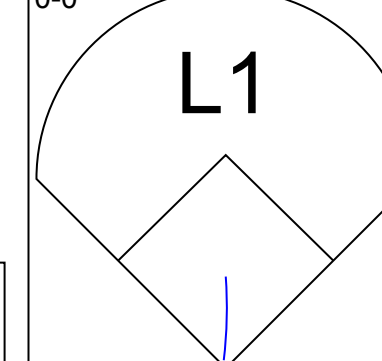
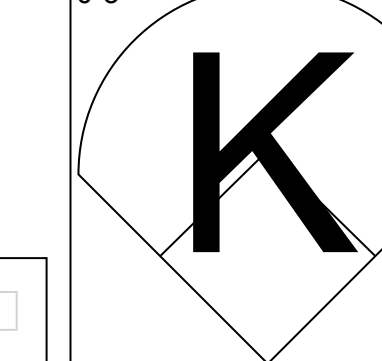
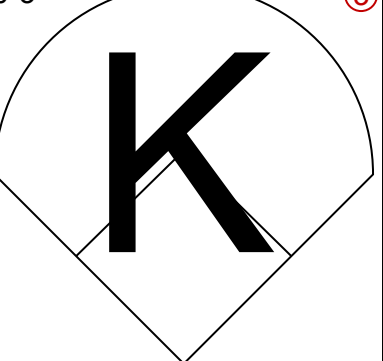
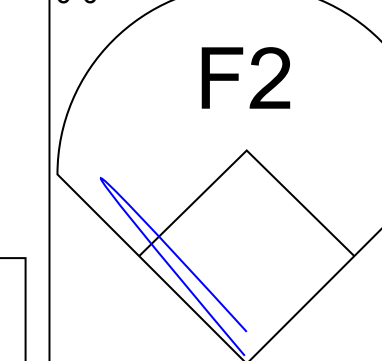
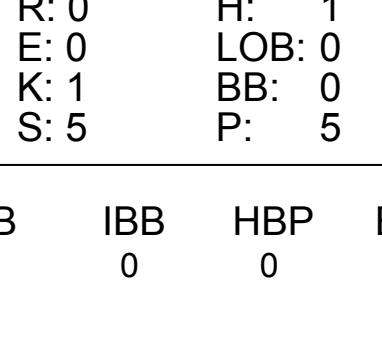
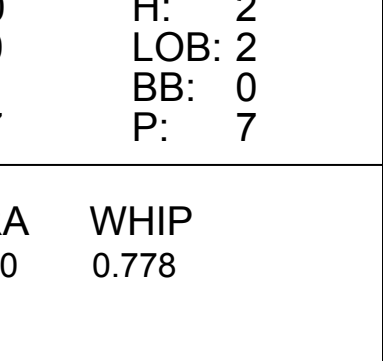
**St. Louis Cardinals @ Los Angeles Dodgers**  
**Dodger Stadium, Los Angeles, CA**  
Tue Jul 10 1973, 7:05 PM PDT  
Att: 25,820 - Unknown

livebaseballscorecards.com

AB 36  
R 4  
H 12  
RBI 4  
BB 2  
SO 3  
LOB 16



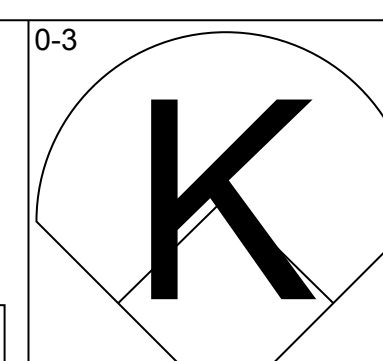
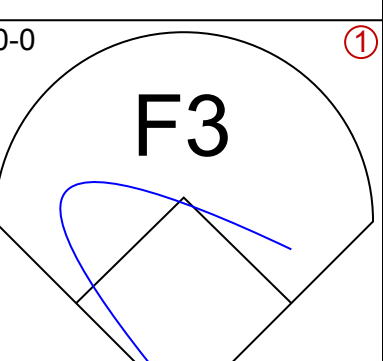
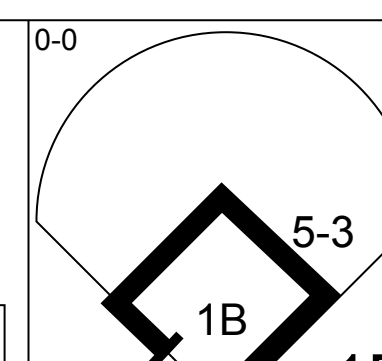
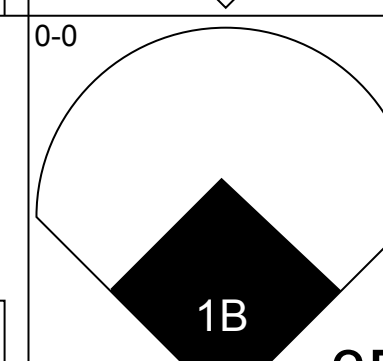
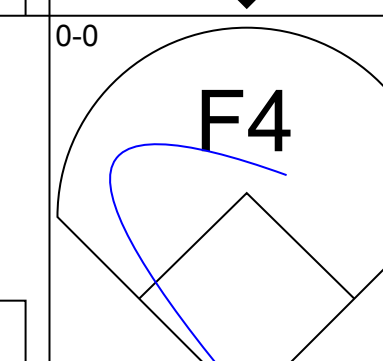
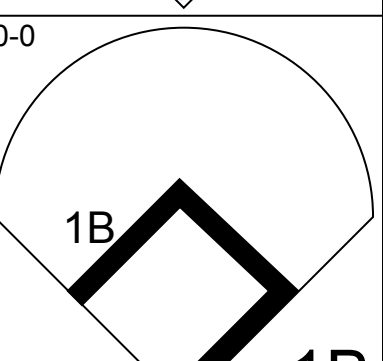
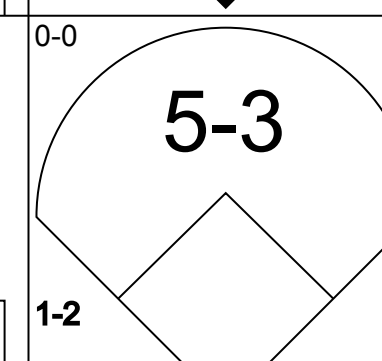
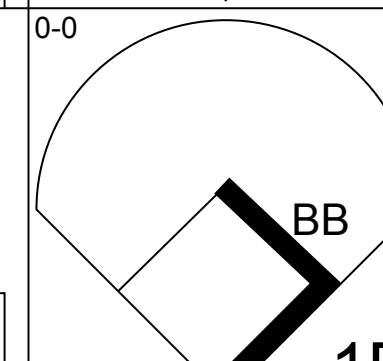
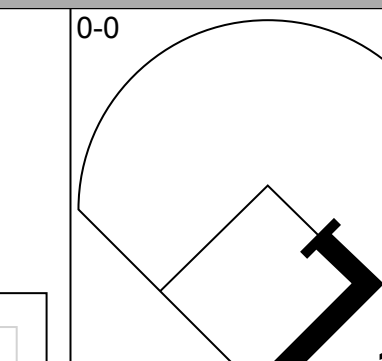
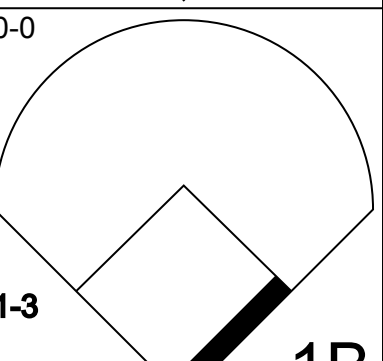
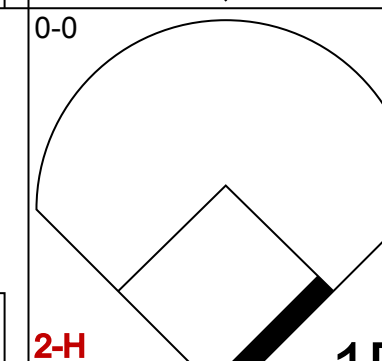
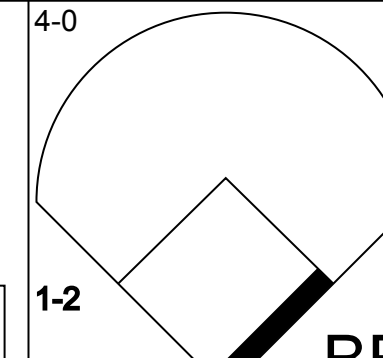
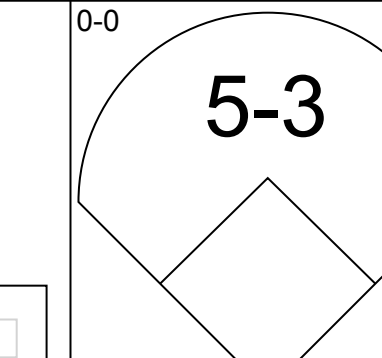
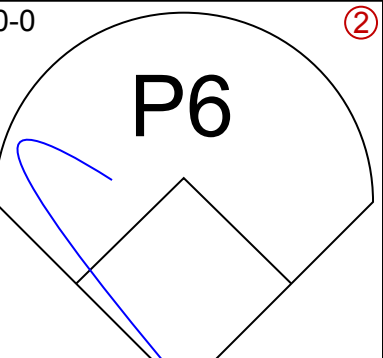
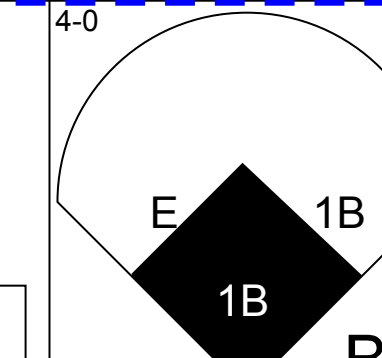
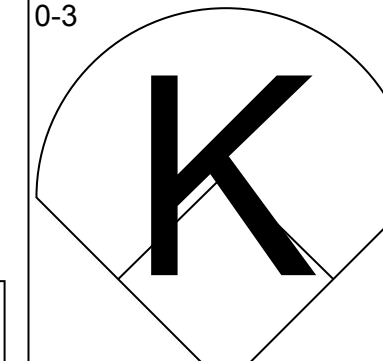
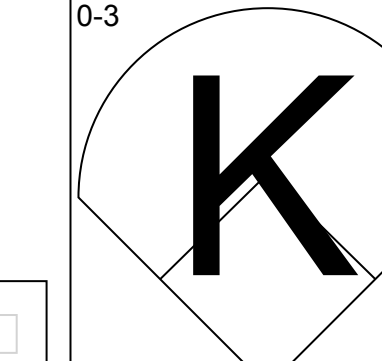
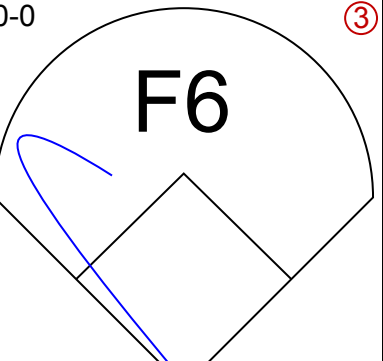
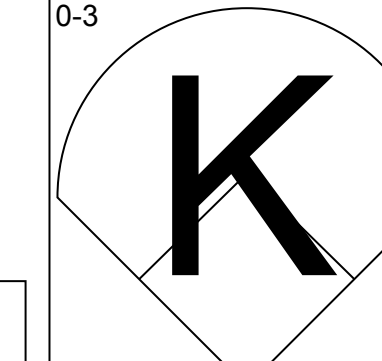
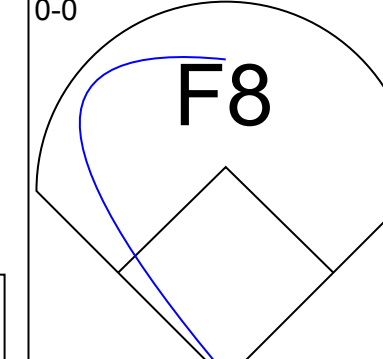
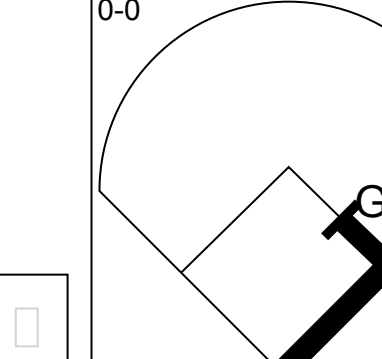
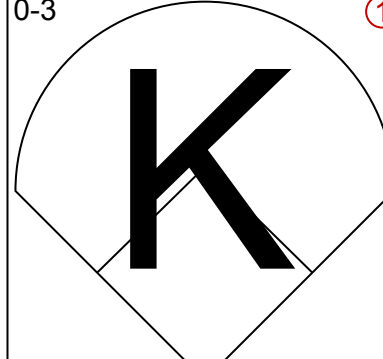
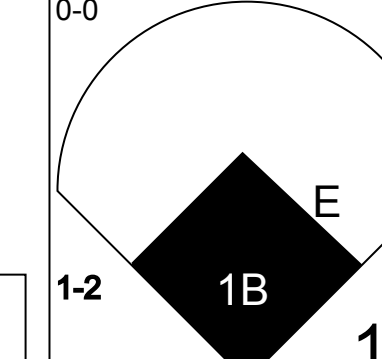
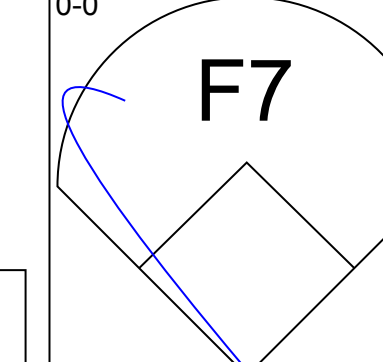
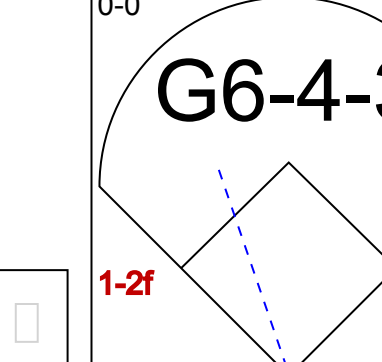
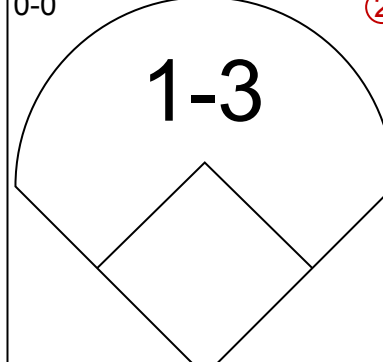
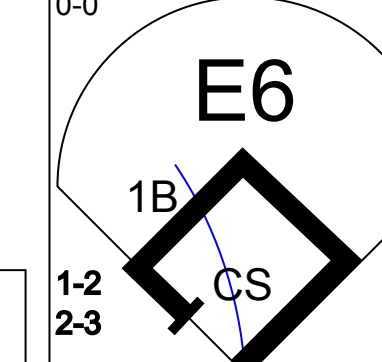
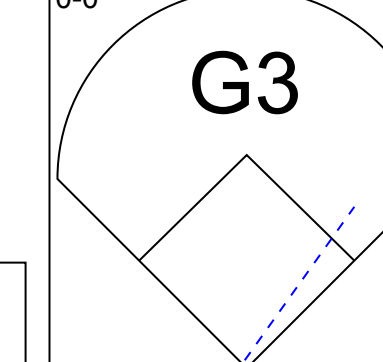
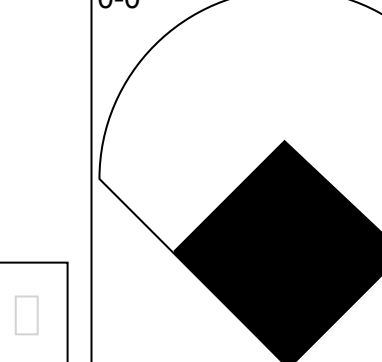
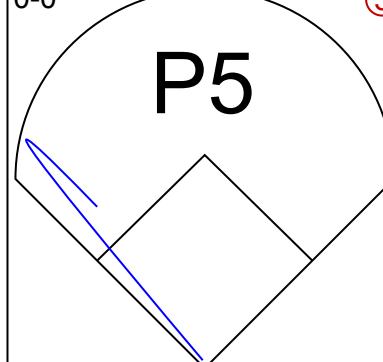
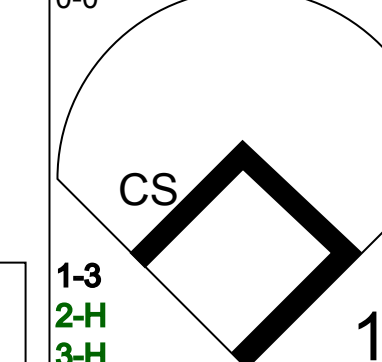
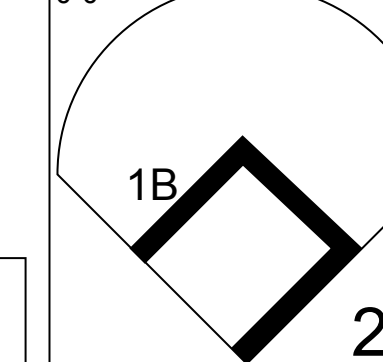
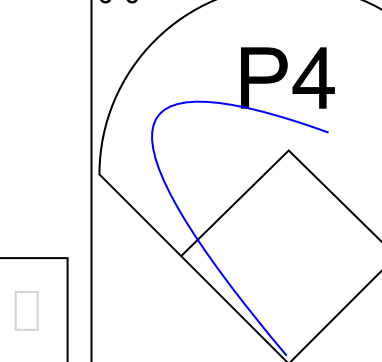

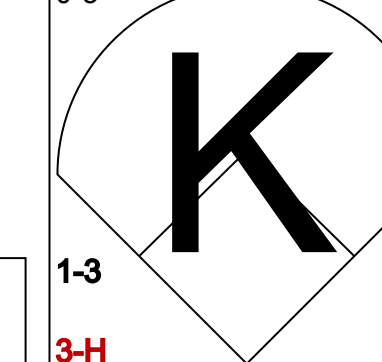


Batter	1	2	3	4	5	6	7	8	9	AB	R	H	RBI	BB	SO	LOB	TOP							
<b>Lou Brock, L</b> OBP: 0.361, SLG: 0.384 (1, 7)										4	0	0	0	0	1	1								
<b>Ted Sizemore, R</b> OBP: 0.392, SLG: 0.335 (1, 4)										4	0	0	0	0	1	0								
<b>Tim McCarver, L</b> OBP: 0.321, SLG: 0.350 (1, 3)										4	0	2	0	0	1	0								
<b>Joe Torre, R</b> OBP: 0.405, SLG: 0.432 (1, 5)										4	0	0	0	0	2									
<b>Ted Simmons, S</b> OBP: 0.363, SLG: 0.432 (1, 2)										4	0	2	0	0	0	0								
<b>Jose Cruz, L</b> OBP: 0.323, SLG: 0.397 (1, 8)										3	0	2	0	0	0	1								
<b>Bernie Carbo, L</b> OBP: 0.348, SLG: 0.279 (1, 9)										3	0	0	0	0	2	4								
<b>Mike Tyson, R</b> OBP: 0.276, SLG: 0.298 (1, 6)										3	0	1	0	0	0	3								
<b>Rich Folkers, L</b> OBP: 0.214, SLG: 0.255 (8, PH)										2	0	0	0	0	2	3								
<b>Wayne Granger, R</b> OBP: 0.214, SLG: 0.255 (8, 1)										1	0	0	0	0	0	0								
<b>Inning Stats</b>	R: 0 H: 0 E: 0 K: 2 S: 7	H: 0 R: 0 ER: 0 LOB: 0 BB: 0 P: 7	R: 0 H: 1 E: 0 K: 1 S: 6	H: 1 R: 0 ER: 0 LOB: 0 BB: 0 P: 6	R: 0 H: 1 E: 0 K: 1 S: 5	H: 1 R: 0 ER: 0 LOB: 0 BB: 0 P: 5	R: 0 H: 0 E: 0 K: 1 S: 5	H: 0 R: 0 ER: 0 LOB: 0 BB: 0 P: 5	R: 0 H: 2 E: 0 K: 1 S: 7	H: 2 R: 0 ER: 0 LOB: 2 BB: 0 P: 7	R: 0 H: 1 E: 0 K: 0 S: 4	H: 1 R: 0 ER: 0 LOB: 1 BB: 0 P: 4	R: 0 H: 1 E: 0 K: 1 S: 6	H: 1 R: 0 ER: 0 LOB: 1 BB: 0 P: 6	R: 0 H: 0 E: 0 K: 0 S: 3	H: 0 R: 0 ER: 0 LOB: 0 BB: 0 P: 3	R: 0 H: 1 E: 0 K: 0 S: 3	H: 1 R: 0 ER: 0 LOB: 0 BB: 0 P: 3	R: 0 H: 1 E: 0 K: 0 S: 3	H: 1 R: 0 ER: 0 LOB: 0 BB: 0 P: 3	1B: 7 2B: 1 3B: 0 HR: 0	SF: 0 SAC: 0 DP: 1 HBP: 0	WP: 0 PB: 0 SB: 1 CS: 1	PA: 32
<b>PITCHER</b> Andy Messersmith, R ERA: 3.2 (1, 1)	IP: 9.0 WLS: W BF: 32 H: 7 R: 0 ER: 0 SO: 7 BB: 0 IBB: 0 HBP: 0 BLK: 0 WP: 0 HR: 0 S: 46 P: 46 ERA: 0.00 WHIP: 0.778															<b>PITCHER</b> IP: 9.0 WLS: W BF: 32 H: 7 R: 0 ER: 0 SO: 7 BB: 0 IBB: 0 HBP: 0 BLK: 0 WP: 0 HR: 0 S: 46 P: 46 ERA: 0.00 WHIP: 0.778								

**St. Louis Cardinals @ Los Angeles Dodgers**  
 Dodger Stadium, Los Angeles, CA  
 Thu Jul 12 1973, 7:05 PM PDT  
 Att: 20,378 - Unknown

**AB 32**  
**R 0**  
**H 7**  
**RBI 0**  
**BB 0**  
**SO 7**  
**LOB 14**



Batter	1	2	3	4	5	6	7	8	9	AB	R	H	RBI	BB	SO	LOB	BOTTOM							
<b>Davey Lopes, R</b> OBP: 0.371, SLG: 0.363 (1, 4)										4	0	2	0	0	1	0								
<b>Manny Mota, R</b> OBP: 0.401, SLG: 0.403 (1, 7)										4	1	2	0	0	0	3								
<b>Willie Davis, L</b> OBP: 0.340, SLG: 0.490 (1, 8)										4	0	4	1	0	0	0								
<b>Joe Ferguson, R</b> OBP: 0.385, SLG: 0.480 (1, 2)										2	1	0	0	2	0	2								
<b>Ron Cey, R</b> OBP: 0.390, SLG: 0.441 (1, 5)										4	0	0	0	0	3	5								
<b>Steve Garvey, R</b> OBP: 0.336, SLG: 0.454 (1, 3)										4	1	2	0	0	1	2								
<b>Bill Russell, R</b> OBP: 0.326, SLG: 0.382 (1, 6)										4	0	0	0	0	0	3								
<b>Bill Buckner, L</b> OBP: 0.301, SLG: 0.344 (1, 9)										4	1	2	3	0	0	0								
<b>Andy Messersmith, R</b> OBP: 0.220, SLG: 0.241 (1, 1)										4	0	1	0	0	1	2								
<b>Inning Stats</b>	R: 1 H: 2 E: 0 K: 2 S: 9	H: 2 R: 0 ER: 0 LOB: 2 BB: 1 P: 13	R: 0 H: 2 E: 0 K: 0 S: 5	H: 2 R: 0 ER: 0 LOB: 0 BB: 0 P: 5	R: 0 H: 1 E: 0 K: 1 S: 5	H: 1 R: 0 ER: 0 LOB: 0 BB: 0 P: 5	R: 1 H: 2 E: 0 K: 0 S: 4	H: 2 R: 0 ER: 0 LOB: 2 BB: 0 P: 4	R: 0 H: 0 E: 0 K: 1 S: 5	H: 0 R: 0 ER: 0 LOB: 0 BB: 0 P: 5	R: 0 H: 2 E: 0 K: 0 S: 4	H: 2 R: 0 ER: 0 LOB: 2 BB: 0 P: 4	R: 0 H: 2 E: 0 K: 2 S: 9	H: 2 R: 0 ER: 0 LOB: 1 BB: 1 P: 13	R: 2 H: 1 E: 1 K: 1 S: 9	H: 1 R: 0 ER: 0 LOB: 1 BB: 1 P: 13	R: 2 H: 2 E: 1 K: 2 S: 9	H: 2 R: 0 ER: 0 LOB: 1 BB: 1 P: 13	R: 2 H: 2 E: 1 K: 2 S: 9	H: 2 R: 0 ER: 0 LOB: 1 BB: 1 P: 13	1B: 10 2B: 1 3B: 1 HR: 1	SF: 0 SAC: 0 DP: 1 HBP: 0	WP: 0 PB: 0 SB: 0 CS: 2	PA: 36
<b>PITCHER</b> Rich Folkers, L ERA: 2.08 (1, 1)	IP: 7.0 WLS: L BF: 30 H: 11 R: 2 ER: 2 SO: 4 BB: 1 IBB: 0 HBP: 0 BLK: 0 WP: 1 HR: 1 S: 37 P: 41 ERA: 2.57 WHIP: 1.714															<b>PITCHER</b> Wayne Granger, R ERA: 4.09 (8, 1)								

**St. Louis Cardinals @ Los Angeles Dodgers**  
 Dodger Stadium, Los Angeles, CA  
 Thu Jul 12 1973, 7:05 PM PDT  
 Att: 20,378 - Unknown

**AB 34**  
**R 4**  
**H 13**  
**RBI 4**  
**BB 2**  
**SO 6**  
**LOB 17**



Batter	1	2	3	4	5	6	7	8	9	AB	R	H	RBI	BB	SO	LOB	TOP			
<b>Rick Monday, L</b> OBP: 0.396, SLG: 0.549 (1, 8)	0-0 4-3		0-0 1-3			0-0 1-2 1B		0-0 4-3		4	0	1	0	0	0	0				
<b>Glenn Beckert, R</b> OBP: 0.323, SLG: 0.306 (1, 4)	0-0 2B			0-0 F8		0-0 L4-6		0-0 4-3		4	0	1	0	0	0	2				
<b>Billy Williams, L</b> OBP: 0.372, SLG: 0.433 (1, 7)	0-0 P6			0-0 4-3				0-0 F8		4	0	0	0	0	0	1				
<b>Jose Cardenal, R</b> OBP: 0.383, SLG: 0.473 (1, 9)	0-0 1-3			0-0 5-3				0-0 6-3		4	0	0	0	0	0	1				
<b>Ron Santo, R</b> OBP: 0.393, SLG: 0.475 (1, 5)		4-0 G5-4-3 BB			0-0 6-3			0-0 FC5 1B		2	0	1	0	1	0	0				
<b>Carmen Fanzone, R</b> OBP: 0.337, SLG: 0.481 (1, 3)		0-0 G5-4-3 1-2			0-0 F9			0-0 1-2 1B		3	0	1	0	0	0	1				
<b>Randy Hundley, R</b> OBP: 0.266, SLG: 0.353 (1, 2)		0-0 5-3			0-0 6-3			0-0 FC5 2-3		3	0	0	0	0	0	2				
<b>Don Kessinger, S</b> OBP: 0.355, SLG: 0.326 (1, 6)			0-0 F8			0-0 6-3		0-0 6-3		3	0	0	0	0	0	0				
<b>Fergie Jenkins, R</b> OBP: 0.151, SLG: 0.083 (6, PH)			0-0 F9			0-0 L4-6 1B		0-0 F7		1	0	0	0	0	0	0				
<b>Cleo James, R</b> OBP: 0.143, SLG: 0.122 (6, PH)										1	0	1	0	0	0	0				
<b>Larry Gura, S</b> OBP: 0.267, SLG: 0.214 (6, PH)										0	0	0	0	0	0	0				
<b>Jim Hickman, R</b> OBP: 0.355, SLG: 0.257 (8, PH)										1	0	0	0	0	0	0				
<b>Jack Aker, R</b> OBP: 0.257 (8, 1)										0	0	0	0	0	0	0				
<b>Inning Stats</b>	R: 0 E: 0 K: 0 S: 4	H: 1 LOB: 1 BB: 0 P: 4	R: 0 E: 0 K: 0 S: 2	H: 0 LOB: 0 BB: 1 P: 6	R: 0 E: 0 K: 0 S: 3	H: 0 LOB: 0 BB: 0 P: 3	R: 0 E: 0 K: 0 S: 3	H: 0 LOB: 0 BB: 0 P: 3	R: 0 E: 0 K: 0 S: 4	H: 2 LOB: 1 BB: 0 P: 4	R: 0 E: 0 K: 0 S: 5	H: 2 LOB: 2 BB: 0 P: 5	R: 0 E: 0 K: 0 S: 3	H: 0 LOB: 0 BB: 0 P: 3	R: 0 E: 0 K: 0 S: 3	H: 0 LOB: 0 BB: 0 P: 3	1B: 4 2B: 2 3B: 0 HR: 0	SF: 0 SAC: 0 DP: 2 HBP: 0	WP: 0 PB: 0 SB: 0 CS: 0	PA: 31
<b>PITCHER</b> <b>Tommy John, L</b> ERA: 2.74 (1, 1)	IP: 9.0 WLS: W BF: 31 H: 5 R: 0 ER: 0 SO: 0 BB: 1 IBB: 0 HBP: 0 BLK: 0 WP: 0 HR: 0 S: 30 P: 34 ERA: 0.00 WHIP: 0.667															IP: 9.0 WLS: W BF: 31 H: 5 R: 0 ER: 0 SO: 0 BB: 1 IBB: 0 HBP: 0 BLK: 0 WP: 0 HR: 0 S: 30 P: 34 ERA: 0.00 WHIP: 0.667				

Chicago Cubs @ Los Angeles Dodgers  
Dodger Stadium, Los Angeles, CA  
Fri Jul 13, 1973, 7:05 PM PDT  
Att: 49,058 - Unknown - 68 F

AB 30  
R 0  
H 5  
RBI 0  
BB 1  
SO 0  
LOB 7



Batter	1	2	3	4	5	6	7	8	9	AB	R	H	RBI	BB	SO	LOB	BOTTOM			
<b>Davey Lopes, R</b> OBP: 0.372, SLG: 0.362 (1, 4)	0-0 F7		0-0 1B SF7	4-0 1B BB		0-0 F7				3	2	1	0	1	0	0				
<b>Bill Buckner, L</b> OBP: 0.305, SLG: 0.351 (1, 7)	0-0 F7		0-0 1B HR	0-0 1B BB		0-0 6-4 2B				4	1	3	0	0	0	0				
<b>Willie Davis, L</b> OBP: 0.339, SLG: 0.487 (1, 8)	0-3 K		0-3 K	0-0 1B 1-2 3-H		0-0 6-4				4	0	1	1	0	2	3				
<b>Joe Ferguson, R</b> OBP: 0.390, SLG: 0.480 (1, 2)		0-0 4-3 BB 1B	4-0 1B HR BB	4-0 1B 1-2 2-3 BB		0-3 K				2	1	1	0	2	1	0				
<b>Willie Crawford, L</b> OBP: 0.408, SLG: 0.432 (1, 9)		4-0 1-2 BB	0-0 SF7	0-0 4-3		0-0 4-3				2	0	0	1	1	0	3				
<b>Steve Garvey, R</b> OBP: 0.336, SLG: 0.472 (1, 3)	0-3 K		0-0 K 1-H 2-H HR		0-0 5-3			0-0 L6		4	1	1	3	0	1	2				
<b>Ron Cey, R</b> OBP: 0.389, SLG: 0.438 (1, 5)	0-0 4-3		0-0 F7		0-0 5-3			0-0 FC6-4 1B		4	0	1	0	0	0	2				
<b>Bill Russell, R</b> OBP: 0.326, SLG: 0.379 (1, 6)	4-0 FC6-4 IBB			0-0 F7	0-0 F3			0-3 K		3	0	0	0	1	1	1				
<b>Tommy John, R</b> OBP: 0.146, SLG: 0.150 (1, 1)	0-0 FC6-4		0-0 5-3		0-0 FC6-4			0-3 K		4	0	0	0	0	1	4				
<b>Inning Stats</b>	R: 0 E: 0 K: 1 S: 5	H: 0 LOB: 0 BB: 0 P: 5	R: 0 E: 0 K: 1 S: 6	H: 1 LOB: 3 BB: 2 P: 14	R: 4 E: 0 K: 1 S: 8	H: 3 LOB: 0 BB: 1 P: 12	R: 1 E: 0 K: 0 S: 5	H: 2 LOB: 3 BB: 2 P: 13	R: 0 E: 0 K: 0 S: 4	H: 1 LOB: 1 BB: 0 P: 4	R: 0 E: 0 K: 0 S: 3	H: 1 LOB: 0 BB: 0 P: 3	R: 0 E: 0 K: 1 S: 5	H: 0 LOB: 0 BB: 0 P: 5	R: 0 E: 0 K: 2 S: 7	H: 0 LOB: 0 BB: 0 P: 7	1B: 6 2B: 2 3B: 0 HR: 1	SF: 1 SAC: 0 DP: 1 HBP: 0	WP: 0 PB: 0 SB: 0 CS: 0	PA: 36
<b>PITCHER</b> <b>Fergie Jenkins, R</b> ERA: 3.67 (6, 1)	IP: 5.0 WLS: L BF: 27 H: 7 R: 5 ER: 5 SO: 3 BB: 4 IBB: 1 HBP: 0 BLK: 0 WP: 0 HR: 1 S: 28 P: 48 ERA: 9.00 WHIP: 2.200															IP: 5.0 WLS: L BF: 27 H: 7 R: 5 ER: 5 SO: 3 BB: 4 IBB: 1 HBP: 0 BLK: 0 WP: 0 HR: 1 S: 28 P: 48 ERA: 9.00 WHIP: 2.200				
<b>Larry Gura, L</b> ERA: 3.32 (8, 1)	2.0 6 1 0 0 1 0 0 0 0 0 0 8 8 0.00 0.500															2.0 6 1 0 0 1 0 0 0 0 0 0 8 8 0.00 0.500				
<b>Jack Aker, R</b> ERA: 3.4 (8, 1)	1.0 3 0 0 0 2 0 0 0 0 0 0 7 7 0.00 0.000															1.0 3 0 0 0 2 0 0 0 0 0 0 7 7 0.00 0.000				

Chicago Cubs @ Los Angeles Dodgers  
Dodger Stadium, Los Angeles, CA  
Fri Jul 13, 1973, 7:05 PM PDT  
Att: 49,058 - Unknown - 68 F

AB 30  
R 5  
H 8  
RBI 5  
BB 5  
SO 6  
LOB 15



Batter	1	2	3	4	5	6	7	8	9	AB	R	H	RBI	BB	SO	LOB	TOP			
<b>Rick Monday, L</b> OBP: 0.399, SLG: 0.548 (1, 8)	4-0 BB WP HBP BB		0-3 K					0-0 1B FC6-4	0-3 K	4	2	2	0	1	2	0				
<b>Glenn Beckert, R</b> OBP: 0.325, SLG: 0.303 (1, 4)	1-0 WP BB HBP		0-0 P4					4-0 1B WP BB		2	1	0	0	1	0	1				
<b>Billy Williams, L</b> OBP: 0.376, SLG: 0.433 (1, 7)	4-0 WP BB		0-0 4-3					0-0 1B WP BB		2	0	1	0	2	0	0				
<b>Jose Cardenal, R</b> OBP: 0.385, SLG: 0.473 (1, 9)	0-3 K							0-0 1B FC5-4	0-0 K	4	0	2	1	0	2	3				
<b>Ron Santo, R</b> OBP: 0.391, SLG: 0.471 (1, 5)	0-3 K							0-0 1B P4	4-0 1B G5-4-3	3	0	0	0	1	2	5				
<b>Carmen Fanzone, R</b> OBP: 0.323, SLG: 0.458 (1, 3)	0-3 K							0-0 1B G5-4-3	0-3 K	4	0	0	0	0	3	7				
<b>Randy Hundley, R</b> OBP: 0.282, SLG: 0.347 (1, 2)								0-0 1B FC5-4	0-0 1B F9	4	0	0	0	0	1	3				
<b>Paul Popovich, S</b> OBP: 0.264, SLG: 0.239 (1, 6)	0-3 K							0-0 1B L9	0-0 1B P4	4	0	0	0	0	1	0				
<b>Burt Hooton, R</b> OBP: 0.286, SLG: 0.182 (5, PH) <b>Cleo James, R</b> OBP: 0.146, SLG: 0.119 (5, 1) <b>Ray Burris, R</b> (7, PH) <b>Don Kessinger, S</b> OBP: 0.307, SLG: 0.325 <b>Bill Bonham, R</b> OBP: 0.102, SLG: 0.105 <b>Jim Hickman, R</b> OBP: 0.303, SLG: 0.295 (9, PH)	0-3 K							0-0 1B 5-3	0-0 1B 5-3	1	0	0	0	0	1	0				
<b>Inning Stats</b>	R: 1 E: 0 K: 3 S: 9	H: 0 LOB: 2 BB: 2 P: 18	R: 0 E: 0 K: 3 S: 9	H: 0 LOB: 0 BB: 0 P: 9	R: 0 E: 0 K: 1 S: 5	H: 0 LOB: 0 BB: 0 P: 5	R: 0 E: 0 K: 1 S: 6	H: 1 LOB: 1 BB: 0 P: 6	R: 0 E: 0 K: 0 S: 4	H: 0 LOB: 1 BB: 2 P: 12	R: 0 E: 0 K: 0 S: 3	H: 0 LOB: 0 BB: 0 P: 3	R: 2 E: 0 K: 2 S: 10	H: 3 LOB: 2 BB: 1 P: 14	R: 0 E: 0 K: 1 S: 5	H: 0 LOB: 0 BB: 0 P: 5	1B: 5 2B: 0 3B: 0 HR: 0	SF: 0 SAC: 0 DP: 1 HBP: 1	WP: 2 PB: 0 SB: 1 CS: 0	PA: 37
<b>PITCHER</b>	IP WLS BF H R ER SO BB IBB HBP BLK WP HR S P ERA WHIP																			
<b>Al Downing, L</b> ERA: 3.23 <b>Jim Brewer, L</b> ERA: 1.7	(1, 1) (8, 1)	7.0 S	30 7	4 1	3 0	3 0	9 3	5 0	0 0	1 0	0 0	0 0	1 1	0 13	42 13	63 13	3.86 0.00	1.286 0.500		

Chicago Cubs @ Los Angeles Dodgers  
 Dodger Stadium, Los Angeles, CA  
 Sat Jul 14 1973, 7:05 PM PDT  
 Att: 53,870 - Unknown - 68 F

livebaseballscorecards.com

AB 31  
R 3  
H 5  
RBI 1  
BB 5  
SO 12  
LOB 19



Batter	1	2	3	4	5	6	7	8	9	AB	R	H	RBI	BB	SO	LOB	BOTTOM			
<b>Davey Lopes, R</b> OBP: 0.376, SLG: 0.364 (1, 4)	0-0 FC5-4 S 1B		0-0 1B					0-0 1B 1-3		4	0	2	0	1	0	0				
<b>Bill Buckner, L</b> OBP: 0.305, SLG: 0.348 (1, 7)	4-0 FC5-4 BB		0-0 4-3					0-0 1B F9		3	0	0	0	1	0	1				
<b>Willie Davis, L</b> OBP: 0.338, SLG: 0.485 (1, 8)	0-3 K		0-0 G3					0-0 1B		4	0	1	0	0	2	2				
<b>Joe Ferguson, R</b> OBP: 0.391, SLG: 0.490 (1, 2)	0-0 FC5-4		4-0 1B SF8 BB					0-0 4-3		3	2	1	1	1	0	3				
<b>Willie Crawford, L</b> OBP: 0.409, SLG: 0.437 (1, 9)	0-3 K		0-0 SF8 1B					0-0 2B F7		4	1	2	0	0	1	2				
<b>Steve Garvey, R</b> OBP: 0.333, SLG: 0.465 (1, 3)			0-0 E5 WP 2B					0-0 3-1 F8		4	2	1	0	0	0	1				
<b>Ron Cey, R</b> OBP: 0.387, SLG: 0.441 (1, 5)			0-0 SF8					0-0 F8		3	1	1	2	0	1	0				
<b>Bill Russell, R</b> OBP: 0.325, SLG: 0.377 (1, 6)			0-0 P6-3					0-0 F3		4	1	1	1	0	0	0				
<b>Al Downing, R</b> OBP: 0.132, SLG: 0.135 <b>Jim Brewer, L</b> OBP: 0.400, SLG: 0.400 (8, 1)			0-0 2-3					0-3 K		3	0	1	2	0	1	0				
<b>Inning Stats</b>	R: 0 E: 0 K: 2 S: 8	H: 1 LOB: 2 BB: 1 P: 12	R: 2 E: 2 K: 0 S: 5	H: 1 LOB: 1 BB: 1 P: 9	R: 4 E: 0 K: 0 S: 7	H: 5 LOB: 2 BB: 1 P: 11	R: 1 E: 0 K: 1 S: 7	H: 2 LOB: 1 BB: 0 P: 7	R: 0 E: 0 K: 2 S: 7	H: 0 LOB: 0 BB: 0 P: 7	R: 0 E: 0 K: 0 S: 4	H: 1 LOB: 1 BB: 0 P: 4	R: 0 E: 0 K: 0 S: 3	H: 0 LOB: 0 BB: 0 P: 3	R: 0 E: 0 K: 1 S: 5	H: 0 LOB: 0 BB: 0 P: 5	1B: 6 2B: 3 3B: 0 HR: 1	SF: 1 SAC: 0 DP: 0 HBP: 0	WP: 1 PB: 0 SB: 1 CS: 0	PA: 37
<b>PITCHER</b>	IP WLS BF H R ER SO BB IBB HBP BLK WP HR S P ERA WHIP																			
<b>Burt Hooton, R</b> ERA: 4.36 <b>Ray Burris, R</b> ERA: 1.48 <b>Bill Bonham, R</b> ERA: 3.42	(1, 1) (5, 1) (7, 1)	4.0 7	24 7	9 1	0 0	6 0	3 2	3 0	0 0	0 0	0 0	0 0	0 8	27 8	39 8	13.50 0.00	3.000 0.500			

Chicago Cubs @ Los Angeles Dodgers  
 Dodger Stadium, Los Angeles, CA  
 Sat Jul 14 1973, 7:05 PM PDT  
 Att: 53,870 - Unknown - 68 F

livebaseballscorecards.com

AB 33  
R 7  
H 10  
RBI 6  
BB 3  
SO 6  
LOB 9






Batter	1	2	3	4	5	6	7	8	9	AB	R	H	RBI	BB	SO	LOB	TOP										
Davey Lopes, R OBP: 0.375, SLG: 0.363 (1, 4)	0-0 4-3 1		0-0 6-3 2			0-0 4-3 1B		0-0 SH3-4 1B	4	0	2	0	0	0	0	0											
Manny Mota, R OBP: 0.400, SLG: 0.402 Tom Paciorek, R OBP: 0.262, SLG: 0.300 (1, 7) (9, 8)	0-0 1B		0-0 6-3 3			0-0 4-3 1-2		0-0 SH3-4 1-2	3	0	1	1	0	0	0	1											
Bill Buckner, L OBP: 0.305, SLG: 0.348 (1, 9) (9, 7)	0-0 F8 2			0-0 4-3 1		0-0 4-3 3		0-0 F8 2	4	0	0	0	0	0	3												
Joe Ferguson, R OBP: 0.391, SLG: 0.484 (1, 2)	0-0 4-3 3			0-3 K 2			0-0 F7 1		0-3 K 3	4	0	0	0	2	2												
Willie Crawford, L OBP: 0.409, SLG: 0.462 (1, 8) (9, 9)		0-0 HR		0-0 F8 3			0-0 F7 2			3	1	1	1	0	0	0											
Steve Garvey, R OBP: 0.331, SLG: 0.455 (1, 3)		0-0 F4 1			0-0 F7 1		0-0 F6 3			3	0	0	0	0	0	0											
Ron Cey, R OBP: 0.382, SLG: 0.432 (1, 5)		0-0 P4 2			0-0 6-3 2			0-0 P6 1	3	0	0	0	0	0	0	0											
Bill Russell, R OBP: 0.322, SLG: 0.371 (1, 6)		0-0 F7 3			0-0 6-3 3			0-0 F7 2	3	0	0	0	0	0	0	0											
Don Sutton, R OBP: 0.133, SLG: 0.073 (1, 1)			0-0 5-3 1			0-0 F9 1		0-0 5-3 3	3	0	0	0	0	0	0	0											
<b>Inning Stats</b>	R: 0 E: 0 K: 0 S: 4	H: 1 LOB: 1 BB: 0 P: 4	R: 1 E: 0 K: 0 S: 4	H: 1 LOB: 0 BB: 0 P: 4	R: 0 E: 0 K: 0 S: 3	H: 0 LOB: 0 BB: 0 P: 3	R: 0 E: 0 K: 0 S: 5	H: 0 LOB: 0 BB: 0 P: 5	R: 0 E: 0 K: 0 S: 3	H: 0 LOB: 0 BB: 0 P: 3	R: 0 E: 0 K: 0 S: 4	H: 1 LOB: 1 BB: 0 P: 4	R: 0 E: 0 K: 0 S: 3	H: 0 LOB: 0 BB: 0 P: 3	R: 0 E: 0 K: 1 S: 6	H: 1 LOB: 1 BB: 0 P: 6	1B: 3 2B: 0 3B: 0 HR: 1	SF: 0 SAC: 1 DP: 0 HBP: 0	WP: 0 PA: 31 PB: 0 SB: 0 CS: 0								
<b>PITCHER</b>	IP	WLS	BF	H	R	ER	SO	BB	IBB	HBP	BLK	WP	HR	S	P	ERA	WHIP										
Nelson Briles, R ERA: 2.78 Dave Giusti, R ERA: 1.49 (1, 1) (9, 1)	8.0	L	27	3	1	1	1	0	0	0	0	0	1	29	29	1.12	0.375										

Los Angeles Dodgers @ Pittsburgh Pirates  
Three Rivers Stadium, Pittsburgh, PA  
Mon Jul 16 1973, 7:05 PM EDT  
Att: 16,570 - Unknown


AB	30
R	1
H	4
RBI	1
BB	0
SO	2
LOB	6




Batter	1	2	3	4	5	6	7	8	9	AB	R	H	RBI	BB	SO	LOB	BOTTOM										
Dave Parker, L OBP: 0.133, SLG: 0.200 (1, 9)	0-0 1-3 1		0-0 4-3 2B		0-3 K 3			0-3 K 2	4	0	1	0	0	2	0												
Manny Sanguillen, R OBP: 0.291, SLG: 0.428 (1, 2)	0-0 F9 2		0-0 4-3 1			0-0 5-3 1		0-0 6-3 3	4	0	0	0	0	0	1												
Al Oliver, L OBP: 0.315, SLG: 0.479 (1, 8)	0-0 1B		0-0 F8 2		0-3 K 2			0-0 4-3 1	4	0	1	0	0	1	1												
Willie Stargell, L OBP: 0.375, SLG: 0.635 (1, 7)	0-0 F3 3		0-3 K 3		0-0 F3 3			0-3 K 2	4	0	0	0	0	2	2												
Richie Hebner, L OBP: 0.371, SLG: 0.502 (1, 5)		0-0 1B 1B		0-0 F8 1			0-0 1B 1B		0-3 K 3	4	0	2	0	0	1	0											
Bob Robertson, R OBP: 0.325, SLG: 0.390 (1, 3)		0-3 K 1		0-0 F9 2			0-0 F8 1			3	0	0	0	0	1	2											
Rennie Stennett, R OBP: 0.255, SLG: 0.347 (1, 4)		0-3 K 2		0-0 6-3 3			0-0 6-3 1B			3	0	1	0	0	1	1											
Dal Maxvill, R OBP: 0.289, SLG: 0.279 Vic Davalillo, L OBP: 0.198, SLG: 0.228 Jackie Hernandez, R OBP: 0.245, SLG: 0.271 (1, 6) (7, PH) (8, 6)		0-0 1B		0-0 F9 1		0-0 G6-3 1B		0-0 1-2	2	0	1	0	0	0	0	0											
Nelson Briles, R OBP: 0.255, SLG: 0.341 Dave Cash, R OBP: 0.330, SLG: 0.359 Dave Giusti, R OBP: 0.400, SLG: 0.250 (1, 1) (8, PH) (9, 1)		0-0 F9 3		0-3 K 2			0-0 1-3 1			2	0	0	0	0	1	2											
<b>Inning Stats</b>	R: 0 E: 0 K: 0 S: 4	H: 1 LOB: 1 BB: 0 P: 4	R: 0 E: 0 K: 2 S: 9	H: 2 LOB: 2 BB: 0 P: 9	R: 0 E: 0 K: 1 S: 6	H: 1 LOB: 1 BB: 0 P: 6	R: 0 E: 0 K: 0 S: 3	H: 0 LOB: 0 BB: 0 P: 3	R: 0 E: 0 K: 2 S: 7	H: 0 LOB: 0 BB: 0 P: 7	R: 0 E: 0 K: 1 S: 5	H: 0 LOB: 0 BB: 0 P: 5	R: 0 E: 0 K: 1 S: 4	H: 2 LOB: 1 BB: 0 P: 4	R: 0 E: 0 K: 1 S: 5	H: 0 LOB: 0 BB: 0 P: 5	R: 0 E: 0 K: 2 S: 7	H: 0 LOB: 0 BB: 0 P: 7	1B: 5 2B: 1 3B: 0 HR: 0	SF: 0 SAC: 0 DP: 1 HBP: 0	WP: 0 PA: 32 PB: 0 SB: 0 CS: 0						
<b>PITCHER</b>	IP	WLS	BF	H	R	ER	SO	BB	IBB	HBP	BLK	WP	HR	S	P	ERA	WHIP										
Don Sutton, R ERA: 2.16 (1, 1)	9.0	W	32	6	0	0	9	0	0	0	0	0	0	50	50	0.00	0.667										


Los Angeles Dodgers @ Pittsburgh Pirates  
Three Rivers Stadium, Pittsburgh, PA  
Mon Jul 16 1973, 7:05 PM EDT  
Att: 16,570 - Unknown

AB	32
R	0
H	6
RBI	0
BB	0
SO	9
LOB	11





Batter	1	2	3	4	5	6	7	8	9	AB R H RBI BB SO LOB	TOP												
<b>Davey Lopes, R</b> OBP: 0.373, SLG: 0.362 (1, 4)	0-0 4-3 S 1B	0-0 6-3		0-0 SH1-4		0-3 K		0-0 FC6-4		4 1 1 0 0 1 2	<b>Los Angeles Dodgers @ Pittsburgh Pirates</b> Three Rivers Stadium, Pittsburgh, PA Tue Jul 17 1973, 7:05 PM EDT Att: 17,389 - Unknown  <b>AB 36</b> <b>R 8</b> <b>H 11</b> <b>RBI 6</b> <b>BB 3</b> <b>SO 4</b> <b>LOB 8</b> 												
<b>Bill Buckner, L</b> OBP: 0.304, SLG: 0.349 (1, 9)	0-0 4-3 1-3	0-0 F9		0-0 E 2B		0-0 F2		0-0 F5	5 1 1 1 0 0 1														
<b>Manny Mota, R</b> OBP: 0.399, SLG: 0.401 <b>Von Joshua, L</b> OBP: 0.287, SLG: 0.276 (7, PH) (7, 7)	0-0 4-3	0-0 5-3		0-0 E6 E 1B		0-0 4-3		0-0 5-3	3 1 1 1 0 0 0 2 0 0 0 0 0 0														
<b>Joe Ferguson, R</b> OBP: 0.391, SLG: 0.481 (1, 2)	4-0 BB 1B BB		0-0 5-3	0-0 E1 G4-6-3		0-0 6-3		0-0 1B	4 1 1 0 1 0 0														
<b>Steve Garvey, R</b> OBP: 0.333, SLG: 0.453 (1, 3)	0-0 BB 1B		0-0 1B SF7	0-0 G4-6-3 1-2		0-0 6-3		0-0 F8	5 2 2 0 0 0 2														
<b>Ron Cey, R</b> OBP: 0.384, SLG: 0.431 (1, 5)	4-0 1B BB		0-0 FC6-4 1B	0-3 K		0-0 6-3			3 1 1 0 1 1 0														
<b>Willie Crawford, L</b> OBP: 0.407, SLG: 0.460 (1, 8)	0-0 1B		0-0 SF7	0-0 F6		0-0 F8		0-0 F8	3 0 1 3 0 0 0														
<b>Bill Russell, R</b> OBP: 0.323, SLG: 0.373 (1, 6)	0-0 1B		0-0 FC6-4	0-0 F8		0-0 F8		0-0 BB 1B	4 0 2 1 0 0 1														
<b>Andy Messersmith, R</b> OBP: 0.238, SLG: 0.246 <b>Jim Brewer, L</b> OBP: 0.400, SLG: 0.400 (9, 1)	0-3 K		0-0 SH1-4 2B 1B	0-3 K		0-0 FC6-4 BB			3 1 1 0 1 2 2 0 0 0 0 0 0 0														
<b>Inning Stats</b>	R: 4 E: 0 K: 1 S: 9	H: 4 LOB: 2 BB: 2 P: 17	R: 0 E: 0 K: 0 S: 3	H: 0 LOB: 0 BB: 0 P: 3	R: 1 E: 0 K: 0 S: 5	H: 2 LOB: 1 BB: 0 P: 5	R: 3 E: 2 K: 0 S: 6	H: 3 LOB: 0 BB: 0 P: 6	R: 0 E: 0 K: 1 S: 5	H: 0 LOB: 0 BB: 0 P: 5	R: 0 E: 0 K: 0 S: 3	H: 0 LOB: 0 BB: 0 P: 3	R: 0 E: 0 K: 0 S: 4	H: 1 LOB: 2 BB: 1 P: 8	R: 0 E: 0 K: 0 S: 4	H: 1 LOB: 1 BB: 0 P: 4	1B: 10 2B: 1 3B: 0 HR: 0	SF: 1 SAC: 1 DP: 1 HBP: 0	WP: 0 PB: 0 SB: 1 CS: 1	PA: 41			
<b>PITCHER</b>	IP WLS BF H R ER SO BB IBB HBP BLK WP HR S P ERA WHIP																						
<b>Luke Walker, L</b> ERA: 4.17 <b>Bob Johnson, R</b> ERA: 4.17 <b>John Lamb, R</b> ERA: 3.0 <b>Ramon Hernandez, L</b> ERA: 2.21	(1, 1) 3.1 L 20 8 7 6 1 2 0 0 0 0 0 0 20 28 16.20 3.000	(4, 1) 2.2 9 1 1 0 3 0 0 0 0 0 0 15 15 0.00 0.375	(7, 1) 2.0 8 1 0 0 0 1 0 0 0 0 0 7 11 0.00 1.000	(9, 1) 1.0 4 1 0 0 0 0 0 0 0 0 0 4 4 0.00 1.000																			

Batter	1	2	3	4	5	6	7	8	9	AB R H RBI BB SO LOB	BOTTOM											
<b>Rennie Stennett, R</b> OBP: 0.251, SLG: 0.342 (1, 4)	0-3 K		0-3 K			0-0 FC6		0-0 F8	4 0 0 0 0 2 1	<b>Los Angeles Dodgers @ Pittsburgh Pirates</b> Three Rivers Stadium, Pittsburgh, PA Tue Jul 17 1973, 7:05 PM EDT Att: 17,389 - Unknown  <b>AB 33</b> <b>R 4</b> <b>H 6</b> <b>RBI 4</b> <b>BB 2</b> <b>SO 10</b> <b>LOB 11</b> 												
<b>Manny Sanguillen, R</b> OBP: 0.263, SLG: 0.437 (1, 2)	0-0 HR		0-3 K	0-3 K		0-0 F9		0-0 HR 1B	4 2 2 1 0 1 1													
<b>Al Oliver, L</b> OBP: 0.315, SLG: 0.485 (1, 8)	0-0 F7		0-0 F9	0-0 F9		0-0 4-3		0-0 HR 1B	4 1 1 2 0 0 1													
<b>Willie Stargell, L</b> OBP: 0.377, SLG: 0.635 (1, 7)	0-3 K		0-0 F8	0-0 F8		4-0 BB G5-4-3		0-0 1B 2B	3 1 1 0 1 1 0													
<b>Richie Hebner, L</b> OBP: 0.367, SLG: 0.495 (1, 5)		0-0 F9		0-3 K		0-3 K		0-0 F9	4 0 0 0 0 2 2													
<b>Bob Robertson, R</b> OBP: 0.324, SLG: 0.385 (1, 3)		0-0 F4		0-3 K		0-0 G5-4-3		4-0 1B BB	3 0 0 0 1 1 2													
<b>Dave Parker, L</b> OBP: 0.156, SLG: 0.211 (1, 9)		0-0 6-3		0-3 K		0-3 K		0-0 1B	4 0 1 1 0 2 1													
<b>Dal Maxvill, R</b> OBP: 0.271, SLG: 0.261 <b>Dave Cash, R</b> OBP: 0.329, SLG: 0.358 (9, PH)			0-0 5-3		0-0 G3		0-0 F8	0-0 F7	3 0 0 0 0 0 1 1 0 0 0 0 0 2													
<b>Luke Walker, L</b> OBP: 0.285, SLG: 0.080 <b>Bob Johnson, L</b> OBP: 0.229, SLG: 0.238 <b>Vic Davalillo, L</b> OBP: 0.346, SLG: 0.383 <b>John Lamb, R</b> OBP: 0.346, SLG: 0.383 <b>Milt May, L</b> OBP: 0.346, SLG: 0.383 <b>Ramon Hernandez, S</b> OBP: 0.346, SLG: 0.383 (1, 1) (4, 1) (6, PH) (7, 1) (8, PH) (9, 1)			0-3 K		0-0 FC6 1B		0-0 G3		1 0 0 0 0 1 0 0 0 0 0 0 0 0 1 0 1 0 0 0 0 0 0 0 0 0 0 0 1 0 0 0 0 0 0 0 0 0 0 0 0 0													
<b>Inning Stats</b>	R: 1 E: 0 K: 2 S: 8	H: 1 LOB: 0 BB: 0 P: 8	R: 0 E: 0 K: 0 S: 3	H: 0 LOB: 0 BB: 0 P: 3	R: 0 E: 0 K: 2 S: 7	H: 0 LOB: 0 BB: 0 P: 7	R: 0 E: 0 K: 1 S: 5	H: 0 LOB: 0 BB: 0 P: 5	R: 0 E: 0 K: 3 S: 10	H: 0 LOB: 1 BB: 0 P: 10	R: 0 E: 0 K: 0 S: 4	H: 1 LOB: 1 BB: 0 P: 4	R: 0 E: 0 K: 1 S: 4	H: 0 LOB: 0 BB: 1 P: 8	R: 0 E: 0 K: 1 S: 5	H: 0 LOB: 0 BB: 0 P: 5	R: 3 E: 0 K: 0 S: 7	H: 4 LOB: 2 BB: 1 P: 11	1B: 3 2B: 1 3B: 0 HR: 2	SF: 0 SAC: 0 DP: 1 HBP: 0	WP: 1 PB: 0 SB: 0 CS: 0	PA: 35
<b>PITCHER</b>	IP WLS BF H R ER SO BB IBB HBP BLK WP HR S P ERA WHIP																					
<b>Andy Messersmith, R</b> ERA: 3.25 <b>Jim Brewer, L</b> ERA: 1.69	(1, 1) 8.2 W 34 6 4 4 10 2 0 0 0 0 1 2 52 60 4.15 0.923	(9, 1) 0.1 S 1 0 0 0 0 0 0 0 0 0 1 1 0.00 0.000																				

Batter	1	2	3	4	5	6	7	8	9	AB	R	H	RBI	BB	SO	LOB	TOP										
Davey Lopes, R OBP: 0.369, SLG: 0.357 (1,4)	F2		K		L3		FC1-6			4	0	0	0	0	1	2											
Von Joshua, L OBP: 0.286, SLG: 0.275 (1,7)	WP 1B				F9		4-3		K	4	0	1	0	0	1	1											
Bill Buckner, L OBP: 0.301, SLG: 0.345 (1,9)	K			4-3		6-3		P3		4	0	0	0	0	1	1											
Joe Ferguson, R OBP: 0.396, SLG: 0.479 (1,2)	6-3				HBP		1B BB		G4-6-3 BB	1	1	0	0	2	0	1											
Willie Crawford, L OBP: 0.405, SLG: 0.457 (1,8)		F8			G3		1B 1B		G4-6-3	4	0	1	0	0	0	2											
Steve Garvey, R OBP: 0.338, SLG: 0.455 (1,3)	F2				F7		FC6-4 1B		G6-4-3 1B	4	0	2	1	0	0	0											
Tom Paciorek, R OBP: 0.262, SLG: 0.300 (9, PR)							1-2 3-H 1B			0	0	0	0	0	0	0											
Ron Cey, R OBP: 0.379, SLG: 0.425 (1,5)	L6				F9		FC6-4		G6-4-3	4	0	0	0	0	0	3											
Bill Russell, R OBP: 0.325, SLG: 0.379 (1,6)			6-3			1B 2B		FC1-6 2B		F9	4	1	2	0	0	1											
Tommy John, R OBP: 0.163, SLG: 0.167 (1,1)			K					L6		2	0	1	1	0	1	0											
Willie Davis, L OBP: 0.339, SLG: 0.489 (7, PH)										1	0	0	0	0	0	1											
Pete Richert, L OBP: 0.250, SLG: 0.250 (7,1)						2H 1B				0	0	0	0	0	0	0											
<b>Inning Stats</b>	R: 0 E: 0 K: 1 S: 6	H: 1 LOB: 1 BB: 0 P: 6	R: 0 E: 0 K: 0 S: 3	H: 0 LOB: 0 BB: 0 P: 3	R: 0 E: 0 K: 2 S: 7	H: 0 LOB: 0 BB: 0 P: 7	R: 0 E: 0 K: 0 S: 3	H: 0 LOB: 1 BB: 0 P: 4	R: 1 E: 0 K: 0 S: 5	H: 2 LOB: 1 BB: 0 P: 5	R: 1 E: 0 K: 0 S: 5	H: 2 LOB: 2 BB: 1 P: 9	R: 0 E: 0 K: 1 S: 6	H: 1 LOB: 1 BB: 0 P: 6	R: 0 E: 0 K: 0 S: 2	H: 0 LOB: 0 BB: 1 P: 6	R: 0 E: 0 K: 0 S: 3	H: 1 LOB: 1 BB: 0 P: 3	1B: 5 2B: 2 3B: 0 HR: 0	SF: 0 SAC: 0 DP: 2 HBP: 1	WP: 1 PB: 0 SB: 0 CS: 0	PA: 35					
<b>PITCHER</b>	IP	WLS	BF	H	R	ER	SO	BB	IBB	HBP	BLK	WP	HR	S	P	ERA	WHIP										
Dock Ellis, R ERA: 3.09 (1,1)	8.0	W	33	7	2	2	4	2	0	1	0	1	0	38	47	2.25	1.125										
Dave Giusti, R ERA: 1.46 (9,1)	1.0	S	2	0	0	0	0	0	0	0	0	0	0	2	2	0.00	0.000										

Los Angeles Dodgers @ Pittsburgh Pirates  
Three Rivers Stadium, Pittsburgh, PA  
Wed Jul 18 1973, 7:05 PM EDT  
Att: 24,248 - Unknown

AB	32
R	2
H	7
RBI	2
BB	2
SO	4
LOB	12



Batter	1	2	3	4	5	6	7	8	9	AB	R	H	RBI	BB	SO	LOB	BOTTOM										
Rennie Stennett, R OBP: 0.251, SLG: 0.352 (1,4)	5-3		HR		6-3		F8			4	1	1	1	0	0	0											
Manny Sanguillen, R OBP: 0.260, SLG: 0.435 (1,2)	F9		K		6-3			CS 1B		4	0	1	0	0	1	0											
Al Oliver, L OBP: 0.311, SLG: 0.479 (1,8)	1-3		4-3		4-3			6-3		4	0	0	0	0	0	1											
Willie Stargell, L OBP: 0.384, SLG: 0.654 (1,7)		FC6-4 1B		G3 2B		HR		1B		4	1	4	1	0	0	0											
Richie Zisk, R OBP: 0.340, SLG: 0.452 (1,9)		FC6-4 2B		K		F9		P6		4	1	0	0	0	1	3											
Bob Robertson, R OBP: 0.327, SLG: 0.390 (1,3)		4-3 1H 2B		G3 BB		K				2	0	1	1	1	1	0											
Gene Alley, R OBP: 0.306, SLG: 0.315 (1,5)		4-3		G3		6-3				3	0	0	0	0	0	3											
Dal Maxvill, R OBP: 0.275, SLG: 0.250 (1,6)	F9							L7		2	0	0	0	1	0	1											
Dock Ellis, S OBP: 0.143, SLG: 0.125 (1,1)			K		K			1-3		3	0	0	0	0	2	3											
Dave Giusti, R OBP: 0.400, SLG: 0.250 (9,1)										0	0	0	0	0	0	0											
<b>Inning Stats</b>	R: 0 E: 0 K: 0 S: 3	H: 0 LOB: 0 BB: 0 P: 3	R: 1 E: 0 K: 0 S: 5	H: 2 LOB: 1 BB: 0 P: 5	R: 1 E: 0 K: 2 S: 8	H: 1 LOB: 0 BB: 0 P: 8	R: 0 E: 0 K: 2 S: 8	H: 1 LOB: 3 BB: 2 P: 16	R: 0 E: 0 K: 0 S: 3	H: 0 LOB: 0 BB: 0 P: 3	R: 1 E: 0 K: 1 S: 6	H: 1 LOB: 0 BB: 0 P: 6	R: 0 E: 0 K: 0 S: 3	H: 0 LOB: 0 BB: 0 P: 3	R: 0 E: 0 K: 0 S: 4	H: 2 LOB: 1 BB: 0 P: 4	R: 0 E: 0 K: 0 S: 3	H: 1 LOB: 1 BB: 0 P: 3	1B: 3 2B: 2 3B: 0 HR: 2	SF: 0 SAC: 0 DP: 0 HBP: 0	WP: 0 PB: 0 SB: 0 CS: 1	PA: 32					
<b>PITCHER</b>	IP	WLS	BF	H	R	ER	SO	BB	IBB	HBP	BLK	WP	HR	S	P	ERA	WHIP										
Tommy John, L ERA: 2.83 (1,1)	6.0	L	25	5	3	3	5	1	1	0	0	0	2	33	41	4.50	1.000										
Pete Richert, L ERA: 2.23 (7,1)	2.0		7	2	0	0	0	0	0	0	0	0	0	7	7	0.00	1.000										

Los Angeles Dodgers @ Pittsburgh Pirates  
Three Rivers Stadium, Pittsburgh, PA  
Wed Jul 18 1973, 7:05 PM EDT  
Att: 24,248 - Unknown

AB	30
R	3
H	7
RBI	3
BB	2
SO	5
LOB	11



Batter	1	2	3	4	5	6	7	8	9	AB	R	H	RBI	BB	SO	LOB	TOP			
Davey Lopes, R OBP: 0.369, SLG: 0.355	6-3		SH4-3	K						2	0	0	0	1	1	2				
Bill Buckner, L OBP: 0.301, SLG: 0.343	F8		G3		4-3		F9			3	1	0	0	1	0	2				
Willie Davis, L OBP: 0.338, SLG: 0.490	SF8		1B	2B	L6		F8			3	1	1	2	0	0	1				
Joe Ferguson, R OBP: 0.400, SLG: 0.483	1B		1B	1B	1B			6-3		4	0	3	1	0	0	0				
Willie Crawford, L OBP: 0.404, SLG: 0.453	F7		K		4-3			G5-4-3		3	0	0	0	1	1	3				
Steve Garvey, R OBP: 0.336, SLG: 0.449		F8		6-3		FC4		G5-4-3		4	0	1	0	0	0	1				
Ron Cey, R OBP: 0.375, SLG: 0.420	6-3		F9		FC4			K		4	0	0	0	0	1	1				
Bill Russell, R OBP: 0.324, SLG: 0.378	6-3			BB	L4-3			6-3		4	0	1	0	0	0	1				
Al Downing, R OBP: 0.187, SLG: 0.175			SH4-3	2B	1B					3	1	1	0	1	1	0				
Jim Brewer, L OBP: 0.400, SLG: 0.400			2B	2B	BB		K	F9		0	0	0	0	0	0	0				
<b>Inning Stats</b>	R: 1 E: 1 K: 0 S: 4	H: 1 LOB: 1 BB: 1 P: 8	R: 0 E: 0 K: 0 S: 3	H: 0 LOB: 0 BB: 0 P: 3	R: 2 E: 0 K: 1 S: 8	H: 3 LOB: 1 BB: 0 P: 8	R: 0 E: 0 K: 1 S: 6	H: 1 LOB: 2 BB: 1 P: 10	R: 0 E: 0 K: 0 S: 4	H: 1 LOB: 1 BB: 0 P: 4	R: 0 E: 0 K: 0 S: 3	H: 0 LOB: 1 BB: 1 P: 9	R: 0 E: 0 K: 0 S: 2	H: 0 LOB: 0 BB: 1 P: 6	R: 0 E: 0 K: 1 S: 5	H: 0 LOB: 0 BB: 0 P: 5	1B: 5 2B: 3 3B: 0 HR: 0	SF: 1 SAC: 1 DP: 2 HBP: 0	WP: 0 PA: 36 PB: 0 SB: 1 CS: 0	
<b>PITCHER</b>	IP	WLS	BF	H	R	ER	SO	BB	IBB	HBP	BLK	WP	HR	S	P	ERA	WHIP			
Alan Foster, R ERA: 3.28	(1, 1)	6.0	L	26	7	3	2	2	2	0	0	0	0	28	36	3.00	1.500			
Al Hrabosky, L ERA: 2.5	(7, 1)	2.0		7	0	0	0	1	2	0	0	0	0	7	15	0.00	1.000			
Diego Segui, R ERA: 2.7	(9, 1)	1.0		3	0	0	0	1	0	0	0	0	0	5	5	0.00	0.000			

Los Angeles Dodgers @ St. Louis Cardinals  
 Busch Stadium, St. Louis, MO  
 Thu Jul 19 1973, 7:05 PM CDT  
 Att: 19,026 - Unknown

AB	30
R	3
H	7
RBI	3
BB	4
SO	4
LOB	11



Batter	1	2	3	4	5	6	7	8	9	AB	R	H	RBI	BB	SO	LOB	BOTTOM			
Lou Brock, L OBP: 0.358, SLG: 0.375	WP		K			F7		F7		4	1	1	0	0	1	1				
Ted Sizemore, R OBP: 0.384, SLG: 0.331	G6-4-3		F7			6-3		6-3		3	0	1	0	1	0	0				
Joe Torre, R OBP: 0.392, SLG: 0.420	G6-4-3			K		6-3		K		4	0	0	1	0	2	2				
Ted Simmons, S OBP: 0.351, SLG: 0.418	4-3			4-3		6-3		BB		4	0	1	0	0	0	1				
Luis Melendez, R OBP: 0.325, SLG: 0.323		G6-4-3		1-3			5-3	BB		2	0	0	0	2	0	0				
Ken Reitz, R OBP: 0.299, SLG: 0.352	G6-4-3				F3		F9	BB		3	0	0	0	1	0	1				
Bernie Carbo, L OBP: 0.365, SLG: 0.331					P6		F7	BB		3	0	0	0	1	0	3				
Mike Tyson, R OBP: 0.279, SLG: 0.305			K		F7			F9		3	0	0	0	0	1	1				
Alan Foster, R OBP: 0.212, SLG: 0.212	(1, 1)	8.2		1-3		2B		4-3		1	0	0	0	0	0	0				
Bill Stein, R OBP: 0.317, SLG: 0.264	(6, PH)									0	1	0	0	1	0	0				
Al Hrabosky, R OBP: 0.315, SLG: 0.347	(7, 1)									0	0	0	0	0	0	0				
Tim McCarver, L OBP: 0.315, SLG: 0.347	(8, PH)									1	0	0	0	0	0	0				
Diego Segui, R ERA: 1.66	(9, 1)	0.1	S	2	0	0	0	0	1	0	0	0	0	0	0	0				
<b>Inning Stats</b>	R: 1 E: 0 K: 0 S: 3	H: 1 LOB: 0 BB: 1 P: 7	R: 0 E: 0 K: 1 S: 4	H: 0 LOB: 2 BB: 2 P: 12	R: 0 E: 0 K: 1 S: 5	H: 0 LOB: 0 BB: 0 P: 5	R: 0 E: 0 K: 1 S: 5	H: 0 LOB: 0 BB: 0 P: 5	R: 0 E: 0 K: 0 S: 3	H: 0 LOB: 0 BB: 0 P: 3	R: 0 E: 0 K: 0 S: 3	H: 0 LOB: 0 BB: 0 P: 3	R: 0 E: 0 K: 1 S: 6	H: 1 LOB: 3 BB: 2 P: 14	R: 0 E: 0 K: 1 S: 6	H: 0 LOB: 0 BB: 0 P: 5	1B: 2 2B: 1 3B: 0 HR: 0	SF: 0 SAC: 0 DP: 2 HBP: 0	WP: 1 PA: 34 PB: 0 SB: 1 CS: 0	
<b>PITCHER</b>	IP	WLS	BF	H	R	ER	SO	BB	IBB	HBP	BLK	WP	HR	S	P	ERA	WHIP			
Al Downing, L ERA: 3.15	(1, 1)	8.2	W	32	3	2	2	4	5	0	0	0	0	35	55	2.08	0.923			
Jim Brewer, L ERA: 1.66	(9, 1)	0.1	S	2	0	0	0	0	1	0	0	0	0	1	5	0.00	3.000			

Los Angeles Dodgers @ St. Louis Cardinals  
 Busch Stadium, St. Louis, MO  
 Thu Jul 19 1973, 7:05 PM CDT  
 Att: 19,026 - Unknown

AB	28
R	2
H	3
RBI	1
BB	6
SO	4
LOB	9



Batter	1	2	3	4	5	6	7	8	9	10	11	12	13	14	15	AB	R	H	RBI	BB	SO	LOB	TOP																		
Davey Lopes, R OBP: 0.367, SLG: 0.357 (1.4)	4-3 FC3-2 2B	PO 1B			6-3		FC6-4 CS 1-2			1-3 1B		FC1-5 4-3 2-3		F7		7	0	2	0	0	0	2																			
Bill Buckner, L OBP: 0.300, SLG: 0.342 (1.7)	4-3 2-3	PO 1-2	4-3		4-3		CS 1-2	F7 1B				4-3 1-2		1B 3		7	0	2	0	0	0	2																			
Willie Davis, L OBP: 0.337, SLG: 0.485 (1.8)	FC3-2 WP HR		3-1				F8		1B 1B	F5 1B			IBB	P4		6	1	1	0	1	0	3																			
Joe Ferguson, R OBP: 0.401, SLG: 0.493 (1.2)	HR		K			1B 1B			1-3 1B	5-3		K				7	1	3	2	0	3	3																			
Willie Crawford, L OBP: 0.454, SLG: 0.452 (1.9)	S 1B				6-3			K								7	2	3	0	0	2	2																			
Steve Garvey, R OBP: 0.340, SLG: 0.455 (1.3)	1B				6-3		P6	F4						1B		7	0	3	2	0	1	4																			
Ron Cey, R OBP: 0.371, SLG: 0.414 (1.5)	1-3				E6		F7		4-3					K		7	0	1	0	0	1	5																			
Bill Russell, R OBP: 0.324, SLG: 0.375 (1.6)			6-3		FC1-4-6 1-2		FC6-4 1B	F9			F8			K		6	0	1	0	1	1	3																			
Claude Osteen, L OBP: 0.182, SLG: 0.170 (1.1)																3	0	0	0	0	0	1																			
Pete Richert, L OBP: 0.200, SLG: 0.200 (8.1)	F9							F9								1	0	0	0	0	1	0																			
Jim Brewer, L OBP: 0.400, SLG: 0.400 (11.1)												FC1-5 2B				0	0	0	0	0	0	0																			
Van Joshua, L OBP: 0.292, SLG: 0.291 (12. PH)														4-3		1	0	1	0	0	0	0																			
Doug Rau, L OBP: 0.143, SLG: 0.143 (12.1)																2	0	0	0	0	0	2																			
<b>Inning Stats</b>	R: 3 E: 0 K: 0 S: 7	H: 4 LOB: 1 BB: 0 P: 7	R: 0 E: 0 K: 0 S: 3	H: 1 LOB: 0 BB: 0 P: 3	R: 0 E: 0 K: 1 S: 5	H: 0 LOB: 0 BB: 0 P: 5	R: 0 E: 1 K: 0 S: 4	H: 0 LOB: 1 BB: 0 P: 4	R: 0 E: 0 K: 0 S: 3	H: 0 LOB: 0 BB: 0 P: 3	R: 0 E: 0 K: 0 S: 7	H: 2 LOB: 2 BB: 0 P: 5	R: 0 E: 0 K: 0 S: 3	H: 1 LOB: 0 BB: 0 P: 3	R: 0 E: 0 K: 2 S: 8	H: 1 LOB: 1 BB: 0 P: 8	R: 0 E: 0 K: 1 S: 6	H: 1 LOB: 2 BB: 1 P: 10	R: 0 E: 0 K: 2 S: 8	H: 1 LOB: 1 BB: 0 P: 8	R: 0 E: 0 K: 0 S: 4	H: 1 LOB: 1 BB: 0 P: 4	R: 1 E: 0 K: 1 S: 7	H: 2 LOB: 2 BB: 1 P: 11	1B: 13 2B: 3 3B: 0 HR: 1	SF: 0 SAC: 0 DP: 0 HBP: 0	WP: 1 PB: 0 SB: 1 CS: 1	PA: 65													
<b>PITCHER</b>																							<b>PITCHER</b>	IP	WLS	BF	H	R	ER	SO	BB	IBB	HBP	BLK	WP	HR	S	P	30	ERA	WHIP
Tom Murphy, R ERA: 2.7 (1.1)																							7.0	28	8	2	0	0	2	0	0	0	0	0	0	0	12	12	0.00	1.000	
Diego Segui, R ERA: 2.6 (8.1)																							2.0	8	2	0	0	2	0	0	0	0	0	0	0	0	12	12	0.00	1.000	
Orlando Pena, R ERA: 3.55 (10.1)																							3.0	13	3	0	0	3	0	1	0	0	0	0	0	0	18	22	0.00	1.000	
Al Hrabosky, L ERA: 2.25 (13.1)																							2.0	8	2	0	0	2	0	0	0	0	0	0	0	0	12	12	0.00	1.000	
Wayne Granger, R ERA: 3.92 (15.1)																							1.0	L	6	2	1	1	1	0	1	0	0	0	0	0	7	11	9.00	2.000	

Los Angeles Dodgers @ St. Louis Cardinals  
 Busch Stadium, St. Louis, MO  
 Fri Jul 20 1973, 7:05 PM CDT  
 Att: 24,434 - Unknown

AB 61  
 R 4  
 H 17  
 RBI 4  
 BB 2  
 SO 9  
 LOB 27



Batter	1	2	3	4	5	6	7	8	9	10	11	12	13	14	15	AB	R	H	RBI	BB	SO	LOB	BOTTOM																		
Lou Brock, L OBP: 0.354, SLG: 0.370 (1.7)	E S SF7 1B		1-3		F7		F7			1-3		4-3			F7	7	1	1	0	0	0	1																			
Ted Sizemore, R OBP: 0.375, SLG: 0.323 (1.4)	SF7 1H			F7		F8		F7		L6		P4			5-3	6	0	0	1	0	0	0																			
Joe Torre, R OBP: 0.393, SLG: 0.417 (1.3)	5-3			F7		G6-3 1B		IB BB		L8				6-3		5	0	1	0	2	0	0																			
Ted Simmons, S OBP: 0.350, SLG: 0.416 (1.2)	6-3			P6		G6-3 1-2		1B				F7 SH3 1B		G4-6-3 1B		7	0	3	0	0	0	2																			
Luis Melendez, R OBP: 0.322, SLG: 0.320 (1.8)		G5-4-3 1B			4-3		5-3		F9		SH3		G4-6-3 1-2			5	0	1	0	0	0	3																			
Ken Reitz, R OBP: 0.257, SLG: 0.345 (1.5)		G5-4-3 1-2			E5 HR		F7		F2		F7 IBB			P4		5	1	0	0	1	0	1																			
Bernie Carbo, L OBP: 0.370, SLG: 0.362 (1.9)	4-3				HR		1B 1B		F7		F7				FC6-4 1B	6	1	3	2	0	0	2																			
Mike Tyson, R OBP: 0.264, SLG: 0.309 (1.6)				F8		SH2-4 1B		1B				F8			FC6-4 1-2	6	0	3	0	0	0	3																			
<b>Inning Stats</b>	R: 1 E: 0 K: 0 S: 4	H: 1 LOB: 0 BB: 0 P: 4	R: 0 E: 0 K: 0 S: 3	H: 1 LOB: 0 BB: 0 P: 3	R: 0 E: 0 K: 0 S: 3	H: 0 LOB: 0 BB: 0 P: 3	R: 0 E: 0 K: 0 S: 3	H: 0 LOB: 0 BB: 0 P: 3	R: 2 E: 1 K: 0 S: 6	H: 2 LOB: 1 BB: 0 P: 6	R: 0 E: 0 K: 0 S: 3	H: 1 LOB: 0 BB: 0 P: 3	R: 0 E: 0 K: 0 S: 4	H: 1 LOB: 2 BB: 1 P: 8	R: 0 E: 0 K: 0 S: 3	H: 1 LOB: 0 BB: 0 P: 3	R: 0 E: 0 K: 0 S: 3	H: 1 LOB: 0 BB: 0 P: 3	R: 0 E: 0 K: 0 S: 4	H: 1 LOB: 1 BB: 0 P: 4	R: 0 E: 0 K: 0 S: 3	H: 0 LOB: 1 BB: 1 P: 7	1B: 11 2B: 0 3B: 0 HR: 1	SF: 1 SAC: 2 DP: 3 HBP: 0	WP: 0 PB: 0 SB: 0 CS: 0	PA: 58															
<b>PITCHER</b>																							<b>PITCHER</b>	IP	WLS	BF	H	R	ER	SO	BB	IBB	HBP	BLK	WP	HR	S	P	27	ERA	WHIP
Claude Osteen, L ERA: 3.03 (1.1)																							7.0	27	7	3	0	0	1	1	1	0	0	0	0	0	16	24	0.00	1.091	
Pete Richert, L ERA: 2.0 (8.1)																							3.2	16	3	0	0	1	1	1	1	0	0	0	0	0	16	24	0.00	1.091	
Jim Brewer, L ERA: 1.66 (11.1)																							0.1	1	0	0	0	0	0	0	0	0	0	0	0	1	1	0.00	0.000		
Doug Rau, L ERA: 4.17 (12.1)																							4.0	W	14	2	0	0	0	1	0	0	0	0	0	0	13	17	0.00	0.750	

Los Angeles Dodgers @ St. Louis Cardinals  
 Busch Stadium, St. Louis, MO  
 Fri Jul 20 1973, 7:05 PM CDT  
 Att: 24,434 - Unknown

AB 52  
 R 3  
 H 12  
 RBI 3  
 BB 3  
 SO 16



Batter	1	2	3	4	5	6	7	8	9	AB	R	H	RBI	BB	SO	LOB	TOP			
Davey Lopes, R OBP: 0.369, SLG: 0.356 (1.4)	0-0 4-3		0-3 K			0-0 7-6-3 1B			4-0 G6-4-3 BB	3	0	1	0	1	1	0	<b>Los Angeles Dodgers @ St. Louis Cardinals</b> Busch Stadium, St. Louis, MO Sat Jul 21 1973, 7:05 PM CDT Att: 39,340 - Unknown <a href="http://livebaseballscorecards.com">livebaseballscorecards.com</a>			
Bill Buckner, L OBP: 0.296, SLG: 0.339 (1.7)	0-0 E3		0-0 L6			0-0 SF8			0-0 G6-4-3 1-2f	3	0	0	1	0	0	1				
Willie Davis, L OBP: 0.336, SLG: 0.485 (1.8)	0-0 G3			0-0 1-4-3		0-0 7-6-3 1-2f			0-0 2B	4	0	1	0	0	0	2				
Joe Ferguson, R OBP: 0.396, SLG: 0.486 (1.2)	0-0 F4			0-3 K			0-3 K		0-0 5-3	4	0	0	0	0	2	2				
Willie Crawford, L OBP: 0.403, SLG: 0.451 (1.9)		0-0 F9 1B		0-0 F7			0-0 F7			3	0	1	0	0	0	0				
Steve Garvey, R OBP: 0.333, SLG: 0.446 Charlie Hough, R OBP: 0.222, SLG: 0.222 (7.1)		0-0 F9 1-2			0-0 6-3		0-3 K			3	0	0	0	0	0	1				
Ron Cey, R OBP: 0.371, SLG: 0.413 (1.5)					0-3 K			0-3 K		3	0	1	0	0	2	0				
Bill Russell, R OBP: 0.321, SLG: 0.372 Lee Lacy, R OBP: 0.314, SLG: 0.220 (8.4)					0-0 L4			0-0 1-3		3	0	0	0	0	0	1				
Don Sutton, R OBP: 0.145, SLG: 0.088 Von Joshua, L OBP: 0.289, SLG: 0.288 George Culver, R (7.1)				0-0 F8				0-3 K		2	1	1	0	0	0	0				
						0-0 1B SF8 1B				1	0	0	0	0	1	0				
<b>Inning Stats</b>	R: 0 E: 1 K: 0 S: 4	H: 0 LOB: 1 BB: 0 P: 4	R: 0 E: 0 K: 0 S: 4	H: 2 LOB: 1 BB: 0 P: 4	R: 0 E: 0 K: 1 S: 5	H: 0 LOB: 0 BB: 0 P: 5	R: 0 E: 0 K: 1 S: 5	H: 0 LOB: 0 BB: 0 P: 5	R: 1 E: 0 K: 0 S: 4	H: 2 LOB: 0 BB: 0 P: 4	R: 0 E: 0 K: 2 S: 7	H: 0 LOB: 0 BB: 0 P: 7	R: 0 E: 0 K: 2 S: 7	H: 0 LOB: 0 BB: 0 P: 7	R: 0 E: 0 K: 0 S: 3	H: 1 LOB: 1 BB: 1 P: 7	1B: 4 2B: 2 3B: 0 HR: 0	SF: 1 SAC: 0 DP: 2 HBP: 0	WP: 0 PB: 0 SB: 0 CS: 0	PA: 31
<b>PITCHER</b> Bob Gibson, R ERA: 2.96 (1.1)	IP: 9.0 WLS: W BF: 31 H: 5 R: 1 ER: 1 SO: 7 BB: 1 IBB: 0 HBP: 0 BLK: 0 WP: 0 HR: 0 S: 44 P: 48 ERA: 1.00 WHIP: 0.667															<b>PITCHER</b>				

Batter	1	2	3	4	5	6	7	8	9	AB	R	H	RBI	BB	SO	LOB	BOTTOM	
Lou Brock, L OBP: 0.355, SLG: 0.373 Jim Dwyer, L OBP: 0.211, SLG: 0.250 (8.7)	0-0 F7					0-0 4-3	4-0 2B WP BB			3	1	1	0	1	0	0	<b>Los Angeles Dodgers @ St. Louis Cardinals</b> Busch Stadium, St. Louis, MO Sat Jul 21 1973, 7:05 PM CDT Att: 39,340 - Unknown <a href="http://livebaseballscorecards.com">livebaseballscorecards.com</a>	
Ted Sizemore, R OBP: 0.374, SLG: 0.322 (1.4)	0-0 S HR 1B		0-0 L6			0-0 5-3	0-0 P4			4	1	1	0	0	0	3		
Tim McCarver, L OBP: 0.312, SLG: 0.348 Ken Reitz, R OBP: 0.257, SLG: 0.345 (8.5)	0-3 K		0-0 5-3			0-0 1-5-3	0-0 WP 1-3 2-H 2B			4	0	1	1	0	1	2		
Joe Torre, R OBP: 0.397, SLG: 0.429 (8.3)	0-0 2H HR			0-0 6-3			0-0 PB HBP 1B BB			3	2	2	2	1	0	0		
Ted Simmons, S OBP: 0.351, SLG: 0.415 (1.2)	0-0 L5			0-0 L6			0-0 PB HBP 4-3			3	1	0	0	0	0	2		
Bernie Carbo, L OBP: 0.373, SLG: 0.357 (1.9)		0-0 F9		0-0 P4			4-0 2B 1B BB	4-0 FC4-6 BB		2	1	0	0	2	0	0		
Jose Cruz, L OBP: 0.317, SLG: 0.392 (1.8)		0-0 P4			0-3 K		0-0 1B 2B	0-0 FC4-6 FC5-4		4	1	1	2	0	1	1		
Mike Tyson, R OBP: 0.284, SLG: 0.308 (1.6)		0-0 6-3			0-3 K		0-0 FC1-6 1B	0-0 F7		4	0	1	2	0	1	1		
Bob Gibson, R OBP: 0.207, SLG: 0.222 (1.1)			0-0 F7			0-3 K	0-0 FC1-6 2B	0-0 FC5-4		4	1	0	0	0	1	2		
<b>Inning Stats</b>	R: 2 E: 0 K: 1 S: 7	H: 2 LOB: 0 BB: 0 P: 7	R: 0 E: 0 K: 0 S: 3	H: 0 LOB: 0 BB: 0 P: 3	R: 0 E: 0 K: 0 S: 4	H: 1 LOB: 1 BB: 0 P: 4	R: 0 E: 0 K: 0 S: 3	H: 0 LOB: 0 BB: 0 P: 3	R: 0 E: 0 K: 3 S: 9	H: 0 LOB: 0 BB: 0 P: 9	R: 0 E: 0 K: 0 S: 3	H: 4 LOB: 2 BB: 3 P: 20	R: 0 E: 0 K: 0 S: 3	H: 0 LOB: 1 BB: 1 P: 7	1B: 3 2B: 3 3B: 0 HR: 1	SF: 0 SAC: 0 DP: 0 HBP: 1		WP: 1 PB: 1 SB: 1 CS: 0
<b>PITCHER</b> Don Sutton, R ERA: 2.39 George Culver, R ERA: 3.05 Charlie Hough, R ERA: 3.28 (7.1)	IP: 6.0 WLS: L BF: 25 H: 5 R: 2 ER: 2 SO: 6 BB: 1 IBB: 0 HBP: 0 BLK: 0 WP: 1 HR: 0 S: 31 P: 36 ERA: 9.00 WHIP: 1.000															<b>PITCHER</b>		



Batter	1	2	3	4	5	6	7	8	9	AB	R	H	RBI	BB	SO	LOB	TOP				
Jimmy Wynn, R (1,9) Larry Dierker, R (8,1)	0-0 6-3		0-0 1-5-3			0-0 5-3		0-0 G1-4-3		4	0	0	0	0	0	1					
Roger Metzger, S (1,6)	0-0 5-3			0-0 1-3		0-3 K		0-3 K		4	0	0	0	0	2	0					
Cesar Cedeno, R (1,8)	0-0 F9			0-0 1-3		0-0 F9			0-0 6-3	4	0	0	0	0	0	0					
Bob Watson, R (1,7)		0-0 5-3		0-0 FC5-4 1B		0-3 K			4-0 1B 1B BB	3	1	1	0	1	1	0					
Doug Rader, R (1,5)	0-0 1-3			0-0 FC5-4 1-2		0-0 1B 1B			0-3 K	4	0	1	0	0	1	2					
Lee May, R (1,3)	0-0 1B				4-0 BB		0-0 F3		0-0 1B 1-3 1B	3	0	2	0	1	0	1					
Tommy Helms, R (1,4)	0-0 F8				0-0 F9		0-0 1-2 1B		0-0 1-2 1B	4	0	2	1	0	0	2					
Skip Jutze, R (1,2) Jesus Alou, R (9,PH)			0-0 6-3		0-3 K		0-0 1-3		0-3 3H K	3	0	0	0	0	1	3					
Dave Roberts, L (1,1) Jim Ray, R (6,1) Tommie Agee, R (8,PH)			0-0 G3		0-0 4-3			0-0 E6 G1-4-3		2	0	0	0	0	0	1					
<b>Inning Stats</b>	R: 0 E: 0 K: 0 S: 3	H: 0 LOB: 0 BB: 0 P: 3	R: 0 E: 0 K: 0 S: 4	H: 1 LOB: 1 BB: 0 P: 4	R: 0 E: 0 K: 0 S: 3	H: 0 LOB: 0 BB: 0 P: 3	R: 0 E: 0 K: 0 S: 4	H: 1 LOB: 1 BB: 0 P: 4	R: 0 E: 0 K: 1 S: 5	H: 0 LOB: 1 BB: 1 P: 9	R: 0 E: 0 K: 1 S: 5	H: 2 LOB: 2 BB: 0 P: 7	R: 0 E: 1 K: 1 S: 5	H: 0 LOB: 0 BB: 0 P: 5	R: 1 E: 0 K: 2 S: 9	H: 2 LOB: 2 BB: 1 P: 13	1B: 6 2B: 0 3B: 0 HR: 0	SF: 0 SAC: 0 DP: 1 HBP: 0	WP: 0 PB: 0 SB: 0 CS: 0	PA: 35	
<b>PITCHER</b>	IP WLS BF H R ER SO BB IBB HBP BLK WP HR S P ERA WHIP	IP WLS BF H R ER SO BB IBB HBP BLK WP HR S P ERA WHIP	IP WLS BF H R ER SO BB IBB HBP BLK WP HR S P ERA WHIP	IP WLS BF H R ER SO BB IBB HBP BLK WP HR S P ERA WHIP	IP WLS BF H R ER SO BB IBB HBP BLK WP HR S P ERA WHIP	IP WLS BF H R ER SO BB IBB HBP BLK WP HR S P ERA WHIP	IP WLS BF H R ER SO BB IBB HBP BLK WP HR S P ERA WHIP	IP WLS BF H R ER SO BB IBB HBP BLK WP HR S P ERA WHIP	IP WLS BF H R ER SO BB IBB HBP BLK WP HR S P ERA WHIP	IP WLS BF H R ER SO BB IBB HBP BLK WP HR S P ERA WHIP	IP WLS BF H R ER SO BB IBB HBP BLK WP HR S P ERA WHIP	IP WLS BF H R ER SO BB IBB HBP BLK WP HR S P ERA WHIP	IP WLS BF H R ER SO BB IBB HBP BLK WP HR S P ERA WHIP	IP WLS BF H R ER SO BB IBB HBP BLK WP HR S P ERA WHIP	IP WLS BF H R ER SO BB IBB HBP BLK WP HR S P ERA WHIP	IP WLS BF H R ER SO BB IBB HBP BLK WP HR S P ERA WHIP	IP WLS BF H R ER SO BB IBB HBP BLK WP HR S P ERA WHIP	IP WLS BF H R ER SO BB IBB HBP BLK WP HR S P ERA WHIP	IP WLS BF H R ER SO BB IBB HBP BLK WP HR S P ERA WHIP	IP WLS BF H R ER SO BB IBB HBP BLK WP HR S P ERA WHIP	IP WLS BF H R ER SO BB IBB HBP BLK WP HR S P ERA WHIP

Houston Astros @ Los Angeles Dodgers  
Dodger Stadium, Los Angeles, CA  
Thu Jul 26 1973, 7:05 PM PDT  
Att: 23,145 - Unknown

AB	33
R	1
H	6
RBI	1
BB	2
SO	6
LOB	12



Batter	1	2	3	4	5	6	7	8	9	AB	R	H	RBI	BB	SO	LOB	BOTTOM				
Davey Lopes, R (1,4)	0-0 F3		0-0 1B		0-0 5-3		0-3 K			4	0	1	0	0	1	1					
Manny Mota, R (1,7)	4-0 E BB		0-0 F8			0-0 4-3	0-0 5-3			3	0	0	0	1	0	1					
Willie Davis, L (1,8)	0-0 P6 1-3		0-0 4-3			0-0 E SF9 1B	0-0 F7			4	1	1	0	0	0	2					
Joe Ferguson, R (1,2)	4-0 BB			0-0 F7		0-0 E5 BB 1B 1B		0-0 5-3		3	1	1	0	1	0	0					
Steve Garvey, R (1,3)	0-0 F7			0-0 5-3		4-0 BB 1B IBB		0-0 1-3		3	1	0	0	1	0	2					
Ron Cey, R (1,5)		0-0 F5		0-0 F7		0-0 SF9		0-0 5-3		3	0	0	1	0	0	0					
Willie Crawford, L (1,9)		0-3 K			0-0 4-3	3H 4-0 1-2 2-3 BB				2	0	0	0	1	1	0					
Bill Russell, R (1,6)		0-0 4-3			0-0 F8	1-3 2H 3H 1B				3	0	1	2	0	0	0					
Tommy John, R (1,1) Jim Brewer, L (9,1)			0-0 4-3			0-0 5-3				3	0	1	0	0	0	2					
<b>Inning Stats</b>	R: 0 E: 1 K: 0 S: 3	H: 0 LOB: 2 BB: 2 P: 11	R: 0 E: 0 K: 1 S: 5	H: 0 LOB: 0 BB: 0 P: 5	R: 0 E: 0 K: 0 S: 4	H: 1 LOB: 1 BB: 0 P: 4	R: 0 E: 0 K: 0 S: 3	H: 0 LOB: 0 BB: 0 P: 3	R: 0 E: 0 K: 0 S: 4	H: 1 LOB: 1 BB: 0 P: 4	R: 3 E: 1 K: 0 S: 6	H: 3 LOB: 2 BB: 2 P: 14	R: 0 E: 0 K: 1 S: 5	H: 0 LOB: 0 BB: 0 P: 5	R: 0 E: 0 K: 0 S: 3	H: 0 LOB: 0 BB: 0 P: 3	1B: 5 2B: 0 3B: 0 HR: 0	SF: 1 SAC: 0 DP: 0 HBP: 0	WP: 0 PB: 0 SB: 0 CS: 0	PA: 33	
<b>PITCHER</b>	IP WLS BF H R ER SO BB IBB HBP BLK WP HR S P ERA WHIP	IP WLS BF H R ER SO BB IBB HBP BLK WP HR S P ERA WHIP	IP WLS BF H R ER SO BB IBB HBP BLK WP HR S P ERA WHIP	IP WLS BF H R ER SO BB IBB HBP BLK WP HR S P ERA WHIP	IP WLS BF H R ER SO BB IBB HBP BLK WP HR S P ERA WHIP	IP WLS BF H R ER SO BB IBB HBP BLK WP HR S P ERA WHIP	IP WLS BF H R ER SO BB IBB HBP BLK WP HR S P ERA WHIP	IP WLS BF H R ER SO BB IBB HBP BLK WP HR S P ERA WHIP	IP WLS BF H R ER SO BB IBB HBP BLK WP HR S P ERA WHIP	IP WLS BF H R ER SO BB IBB HBP BLK WP HR S P ERA WHIP	IP WLS BF H R ER SO BB IBB HBP BLK WP HR S P ERA WHIP	IP WLS BF H R ER SO BB IBB HBP BLK WP HR S P ERA WHIP	IP WLS BF H R ER SO BB IBB HBP BLK WP HR S P ERA WHIP	IP WLS BF H R ER SO BB IBB HBP BLK WP HR S P ERA WHIP	IP WLS BF H R ER SO BB IBB HBP BLK WP HR S P ERA WHIP	IP WLS BF H R ER SO BB IBB HBP BLK WP HR S P ERA WHIP	IP WLS BF H R ER SO BB IBB HBP BLK WP HR S P ERA WHIP	IP WLS BF H R ER SO BB IBB HBP BLK WP HR S P ERA WHIP	IP WLS BF H R ER SO BB IBB HBP BLK WP HR S P ERA WHIP	IP WLS BF H R ER SO BB IBB HBP BLK WP HR S P ERA WHIP	IP WLS BF H R ER SO BB IBB HBP BLK WP HR S P ERA WHIP

Houston Astros @ Los Angeles Dodgers  
Dodger Stadium, Los Angeles, CA  
Thu Jul 26 1973, 7:05 PM PDT  
Att: 23,145 - Unknown

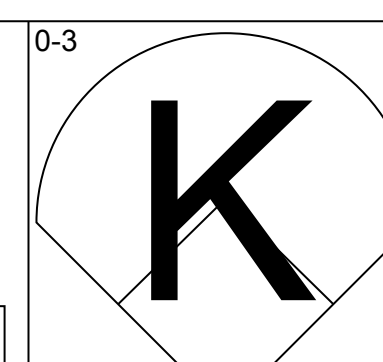
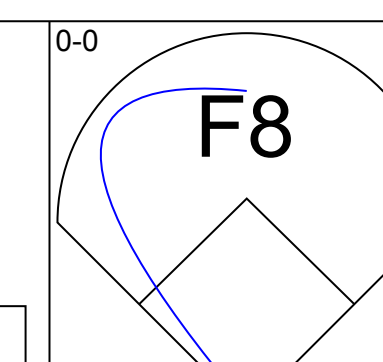
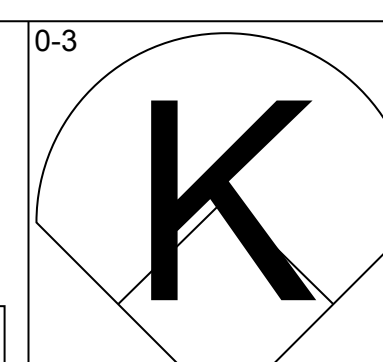
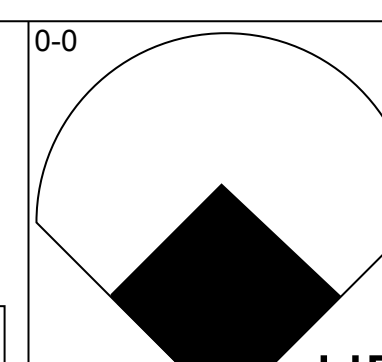
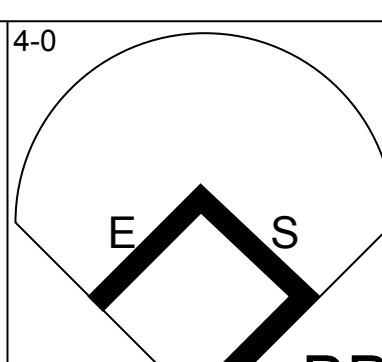
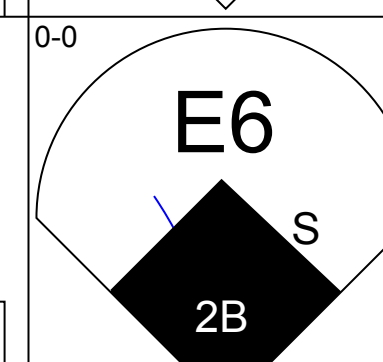
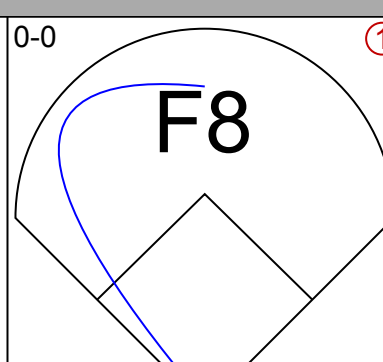
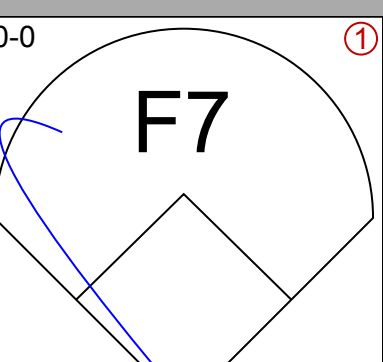
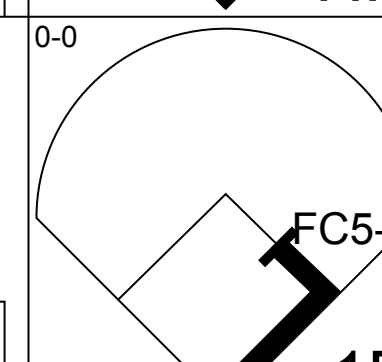
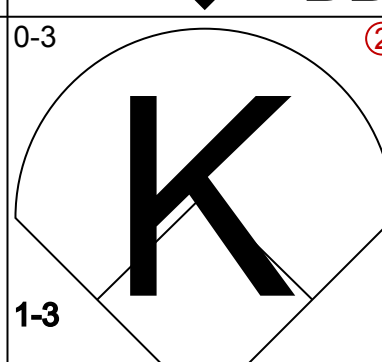
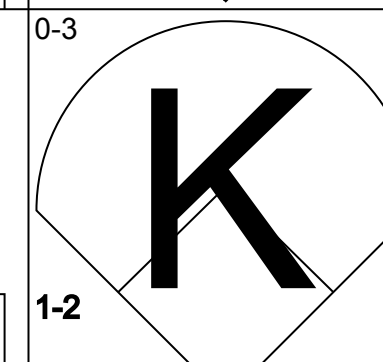
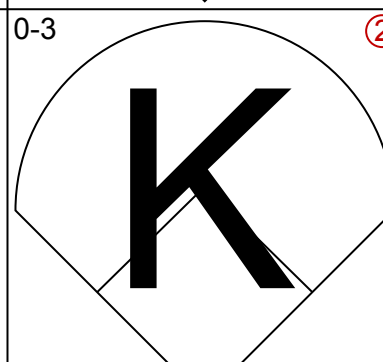
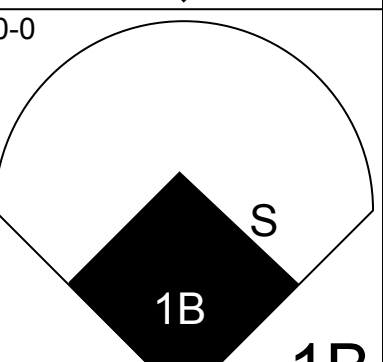
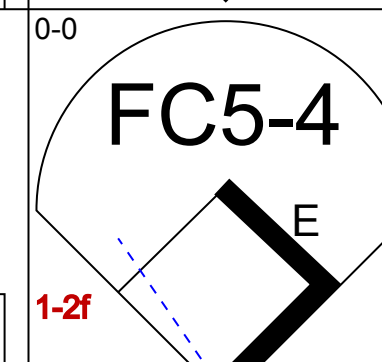
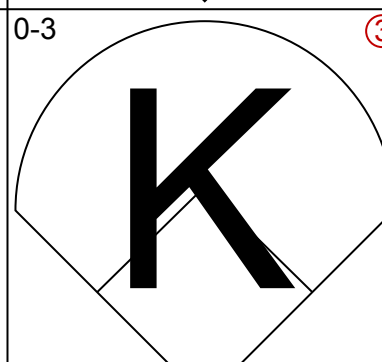
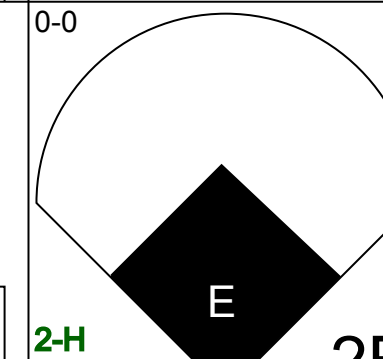
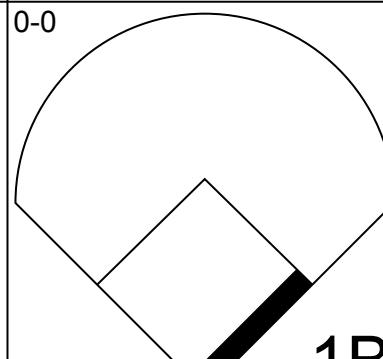
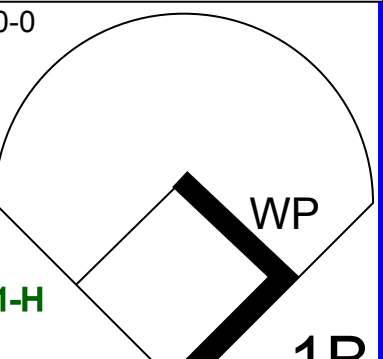
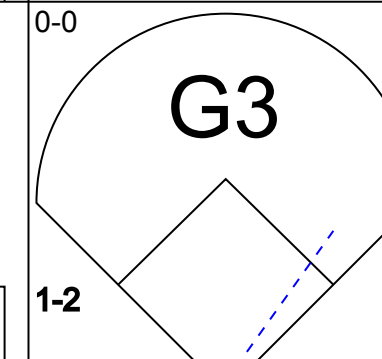
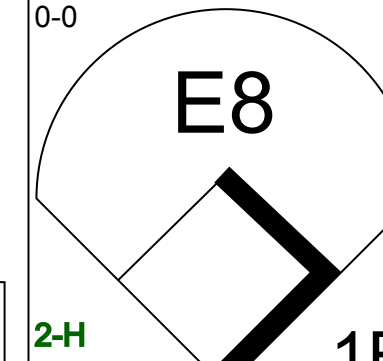
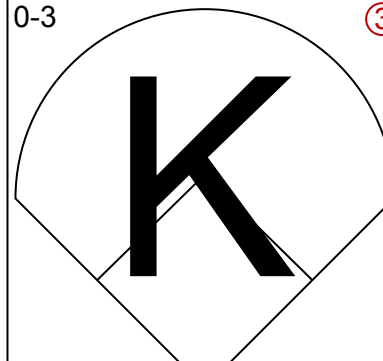
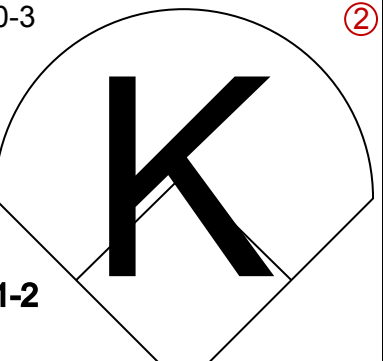
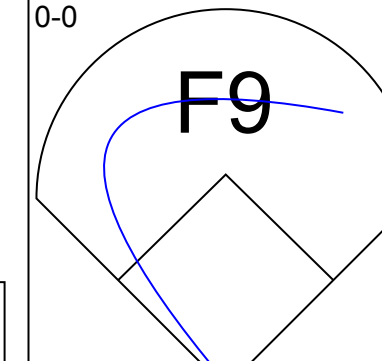
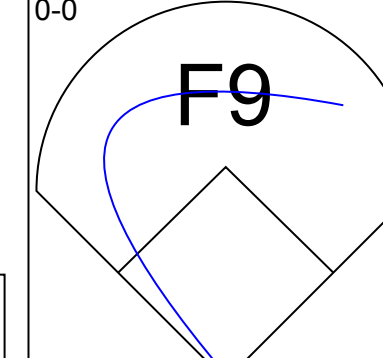
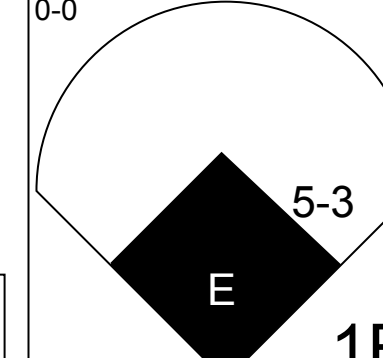
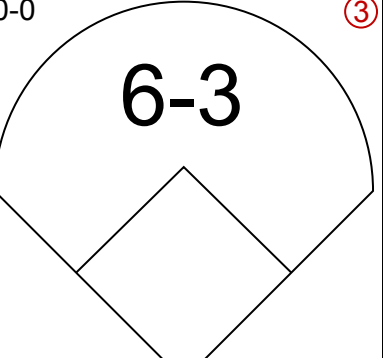
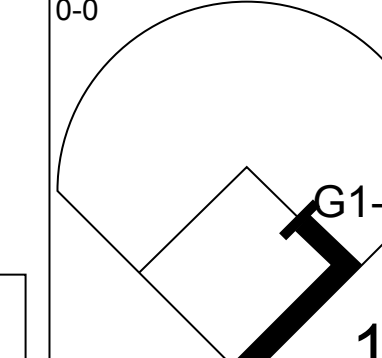
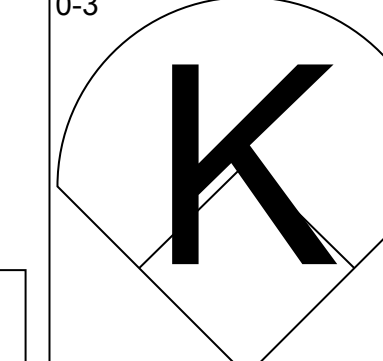
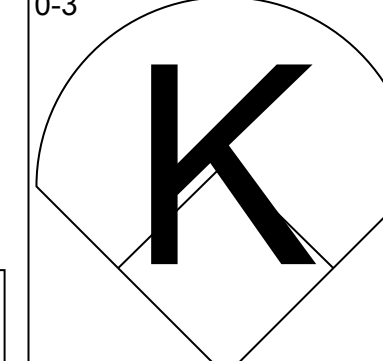
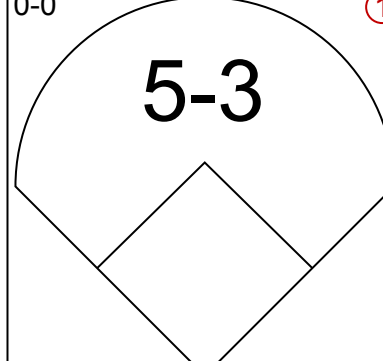
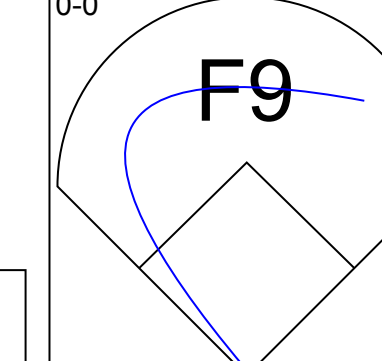
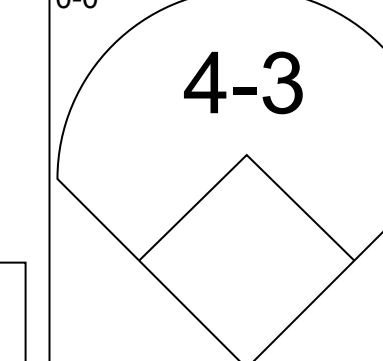
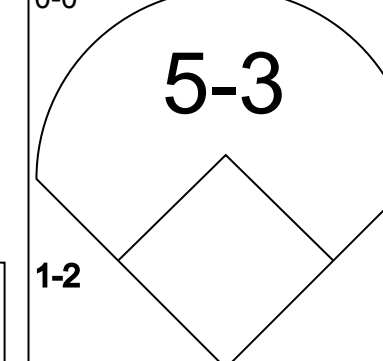
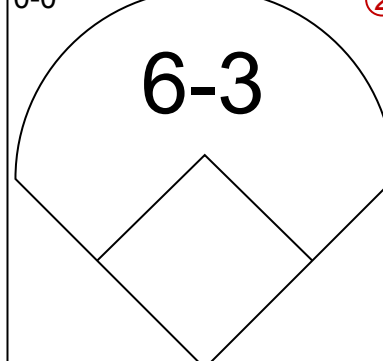
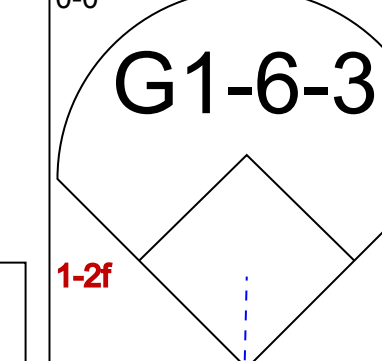
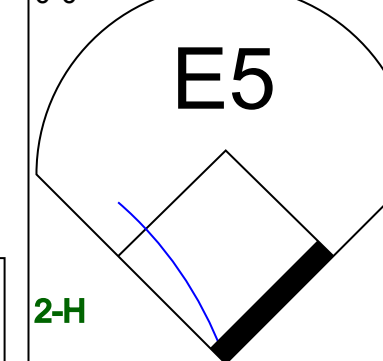
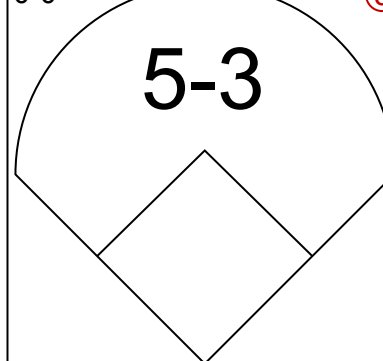
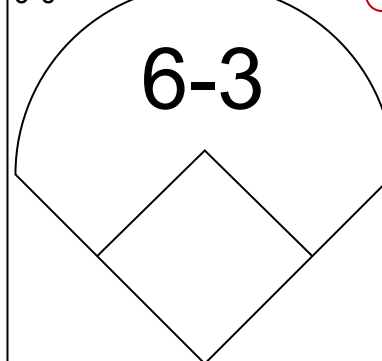
AB	28
R	3
H	5
RBI	3
BB	4
SO	2
LOB	8

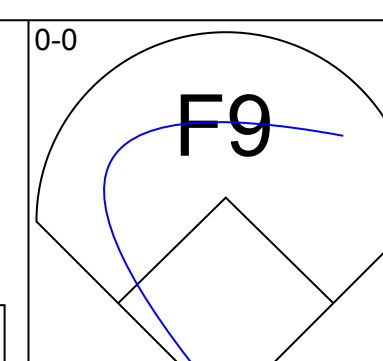
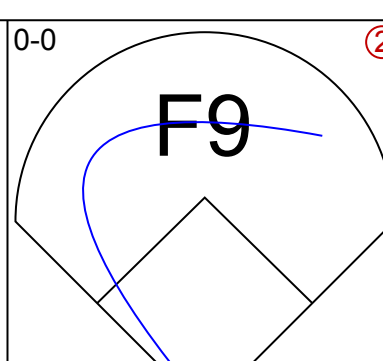
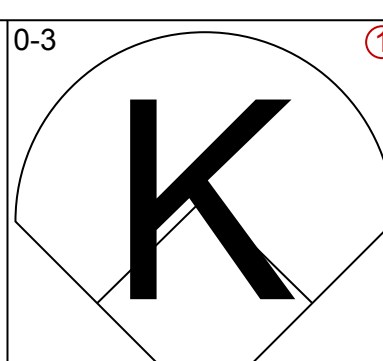
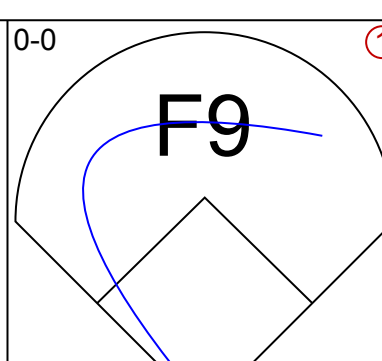
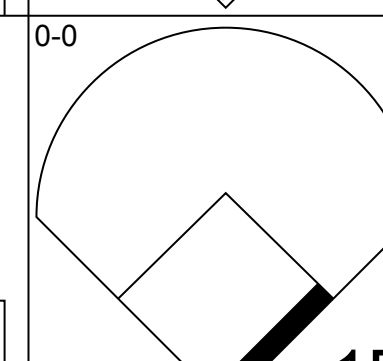
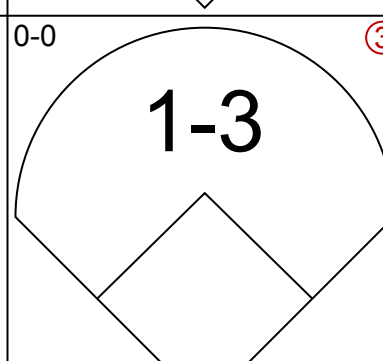
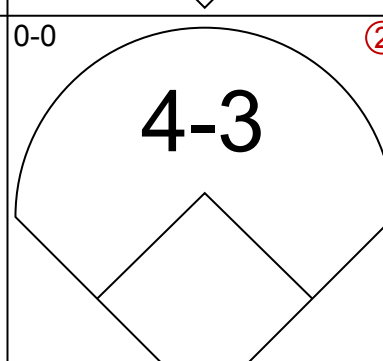
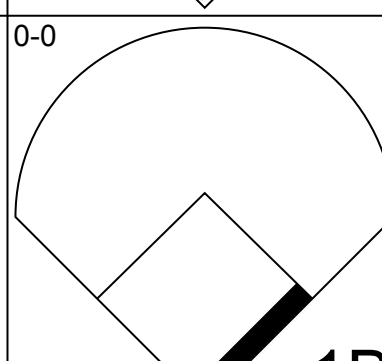
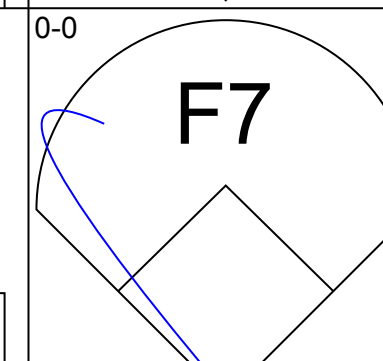
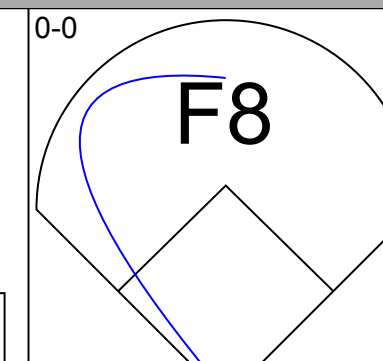
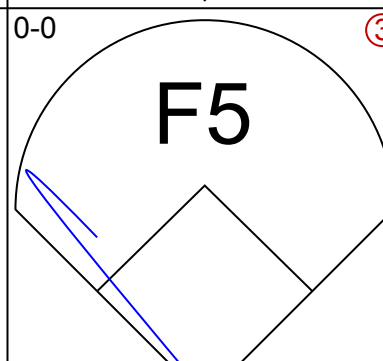
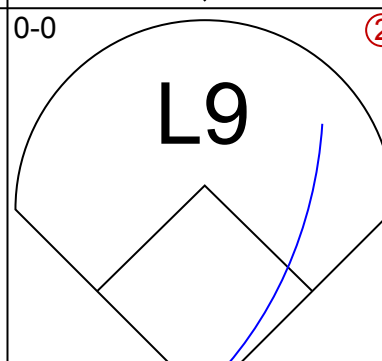
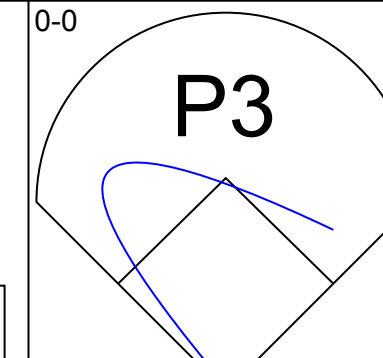
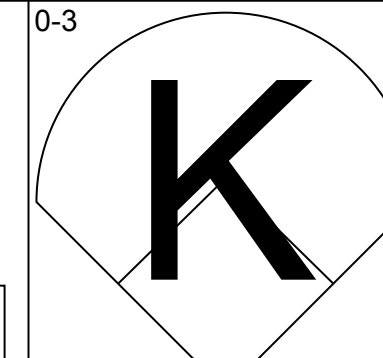
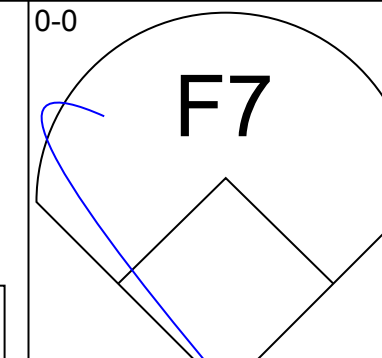
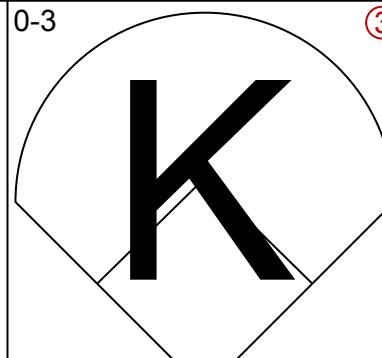
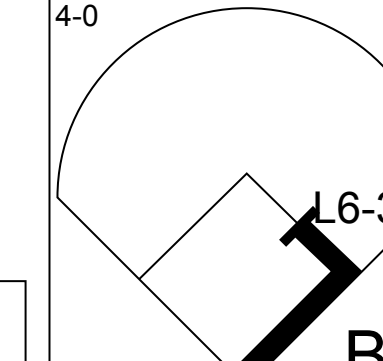
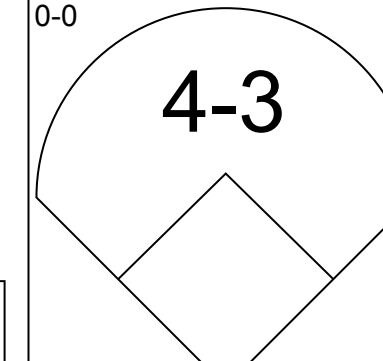
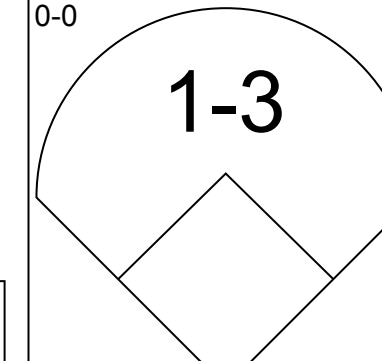
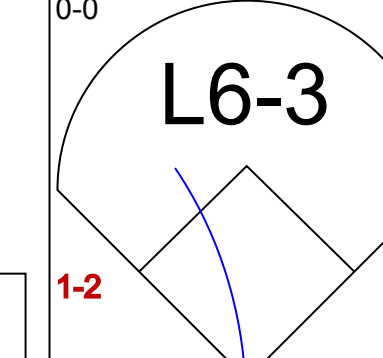
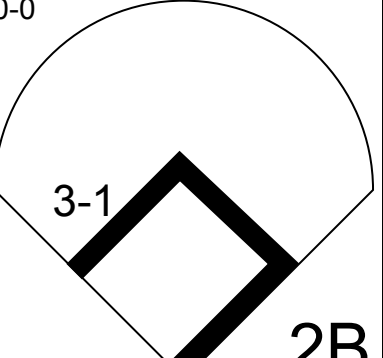
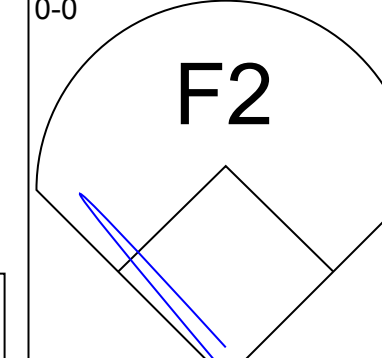
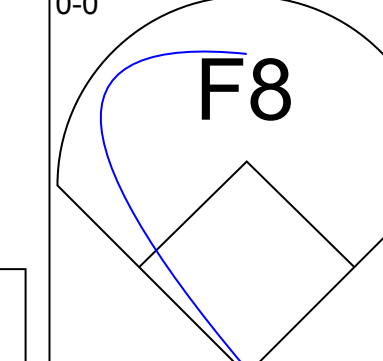
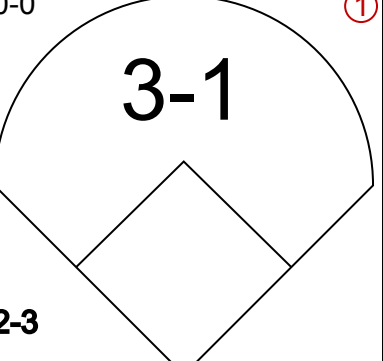
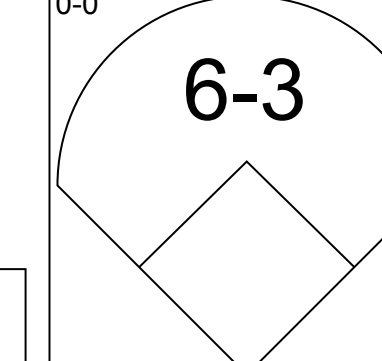
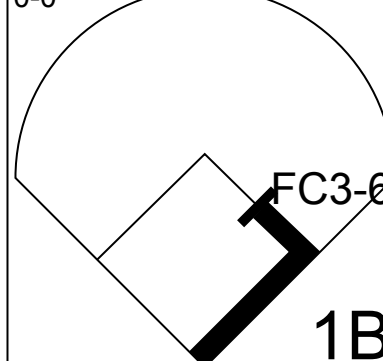
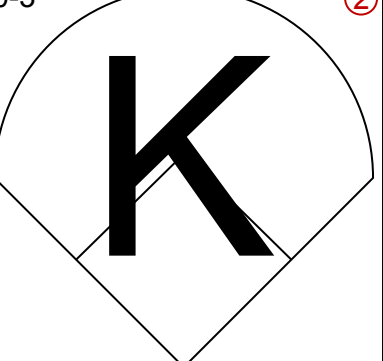
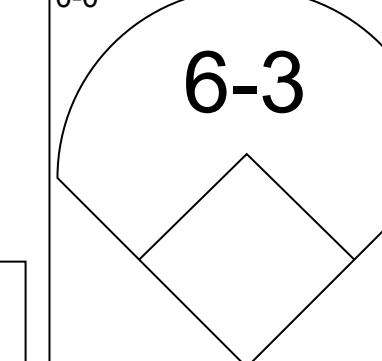
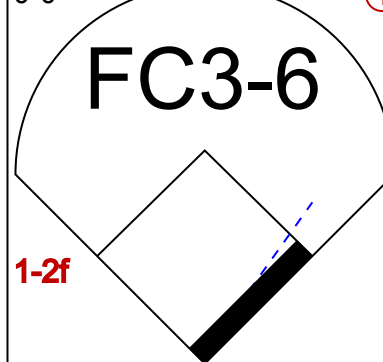
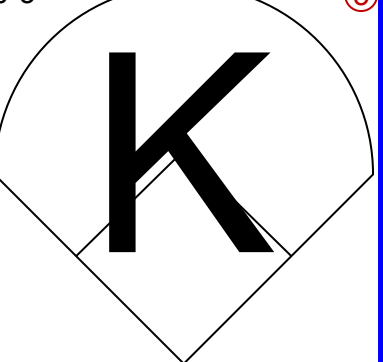
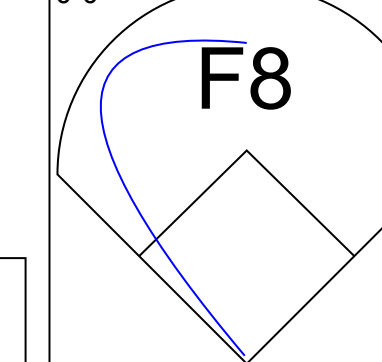


Batter	1	2	3	4	5	6	7	8	9	AB R H RBI BB SO LOB	TOP											
Tommie Agee, R (1, 9) OBP: 0.305, SLG: 0.426	0-3 K		0-3 K		4-0 3B BB		0-0 1B 1B		4-0 1B BB	3 1 1 1 2 2 1	<b>Houston Astros @ Los Angeles Dodgers</b> Dodger Stadium, Los Angeles, CA Fri Jul 27 1973, 3:33 AM PDT Att: 19,818 - Unknown											
Roger Metzger, S (1, 6) OBP: 0.305, SLG: 0.354	0-0 1B		0-0 F9		0-0 3B		0-0 1B		0-0 5-3 1B	5 0 4 1 0 0 1												
Cesar Cedeno, R (1, 8) OBP: 0.368, SLG: 0.529	0-0 F7			0-3 K	0-0 5-3		0-3 K		0-0 5-3	5 0 0 0 0 2 6												
Bob Watson, R (1, 7) OBP: 0.405, SLG: 0.444	0-0 6-3			0-0 5-3		4-0 CS BB		0-0 1B SF7 1B	4-0 BB	3 1 1 0 2 0 1												
Doug Rader, R (1, 5) OBP: 0.327, SLG: 0.432		0-0 5-3		0-3 K		0-3 1-2 K		0-0 1B	0-0 F8	5 0 1 0 0 2 4												
Lee May, R (1, 3) OBP: 0.307, SLG: 0.447		0-0 1-3			0-0 6-3	0-0 5-3		0-0 SF7		3 0 0 1 0 0 0												
Tommy Helms, R (1, 4) Hector Torres, R (8, PH) OBP: 0.178, SLG: 0.098		0-0 F9			0-0 2B 4-1 1B		0-0 E5 SH1 1B	0-3 K		3 2 1 0 0 0 0 1 0 0 0 0 1 1												
Johnny Edwards, L (1, 2) OBP: 0.297, SLG: 0.403			4-0 BB		0-0 4-1 WP 2B		0-3 K	0-0 F9		3 1 1 0 1 1 2												
J.R. Richard, R (1, 1) Jesus Alou, R (5, PH) Juan Pizarro, L (5, 1)			0-3 K		0-0 4-1		0-0 SH1		0-0 P1	1 0 0 0 0 1 1 1 0 0 1 0 0 1 1 0 0 0 0 0 0												
<b>Inning Stats</b>	R: 0 E: 0 K: 1 S: 6	H: 1 LOB: 1 BB: 0 P: 6	R: 0 E: 0 K: 0 S: 3	H: 0 LOB: 1 BB: 0 P: 3	R: 0 E: 0 K: 2 S: 7	H: 0 LOB: 1 BB: 1 P: 11	R: 0 E: 0 K: 2 S: 7	H: 0 LOB: 0 BB: 0 P: 7	R: 3 E: 0 K: 0 S: 6	H: 3 LOB: 1 BB: 1 P: 10		R: 0 E: 0 K: 1 S: 4	H: 0 LOB: 0 BB: 1 P: 8	R: 1 E: 1 K: 2 S: 10	H: 2 LOB: 2 BB: 0 P: 10	R: 1 E: 0 K: 1 S: 7	H: 2 LOB: 1 BB: 0 P: 7	R: 0 E: 0 K: 0 S: 4	H: 1 LOB: 3 BB: 2 P: 12	1B: 7 2B: 1 3B: 1 HR: 0	SF: 1 SAC: 1 DP: 0 HBP: 0	WP: 1 PB: 0 SB: 0 CS: 1
<b>PITCHER</b>	IP WLS BF H R ER SO BB IBB HBP BLK WP HR S P ERA WHIP											IP WLS BF H R ER SO BB IBB HBP BLK WP HR S P ERA WHIP										
Al Downing, L (1, 1) ERA: 3.19	6.2 L 29 6 4 3 7 3 0 0 0 0 1 0 40 52 4.05 1.350																					
Doug Rau, L (7, 1) ERA: 4.14	0.1 1 0 0 0 1 0 0 0 0 0 0 0 3 3 0.00 0.000																					
George Culver, R (8, 1) ERA: 3.12	2.0 11 3 1 1 1 2 0 0 0 0 0 0 11 19 4.50 2.500																					

Batter	1	2	3	4	5	6	7	8	9	AB R H RBI BB SO LOB	BOTTOM											
Davey Lopes, R (1, 4) OBP: 0.369, SLG: 0.354	0-3 K			0-0 6-3	4-0 BB			0-0 3-1		3 0 0 0 1 1 0	<b>Houston Astros @ Los Angeles Dodgers</b> Dodger Stadium, Los Angeles, CA Fri Jul 27 1973, 3:33 AM PDT Att: 19,818 - Unknown											
Bill Buckner, L (1, 3) OBP: 0.295, SLG: 0.335	0-0 4-3			0-0 1B 2B	0-0 P6			0-0 4-3		4 1 1 0 0 0 2												
Willie Davis, L (1, 8) OBP: 0.340, SLG: 0.482	0-3 K			0-0 2B 1B		0-0 4-3		0-0 1B 1B		4 1 2 0 0 1 0												
Joe Ferguson, R (1, 2) OBP: 0.395, SLG: 0.483		0-0 4-3		0-0 1B	1-3 2B	0-3 K		0-0 1B	1-2 1B	4 0 2 2 0 1 0												
Willie Crawford, L (1, 9) OBP: 0.405, SLG: 0.449		0-3 K		0-3 K	0-3 K	0-0 FC5 2B		0-0 1-3		4 0 1 0 0 2 3												
Ron Cey, R (1, 5) OBP: 0.362, SLG: 0.403		0-0 F3		0-3 K		0-0 FC5			0-0 F8	4 0 0 0 0 1 2												
Von Joshua, L (1, 7) Steve Garvey, R (5, PH) OBP: 0.322, SLG: 0.423			0-3 K		0-0 FC6-4 1B		0-0 F8		0-3 K	1 0 0 0 0 1 0 3 0 1 0 0 1 0												
Bill Russell, R (1, 6) OBP: 0.316, SLG: 0.364			0-3 K		0-0 FC6-4 SH3-4		0-0 5-3		0-0 F3	4 0 0 0 0 1 1												
Al Downing, R (1, 1) Doug Rau, L (7, 1) Tom Paciorek, R (7, PH) George Culver, R (8, 1)			0-3 K		0-0 SH3-4		0-0 F8			1 0 0 0 0 1 0 0 0 0 0 0 0 0 1 0 0 0 0 0 0 0 0 0 0 0 0 0												
<b>Inning Stats</b>	R: 0 E: 0 K: 2 S: 7	H: 0 LOB: 0 BB: 0 P: 7	R: 0 E: 0 K: 1 S: 5	H: 0 LOB: 0 BB: 0 P: 5	R: 0 E: 0 K: 3 S: 9	H: 0 LOB: 0 BB: 0 P: 9	R: 2 E: 0 K: 2 S: 10	H: 3 LOB: 1 BB: 0 P: 10	R: 0 E: 0 K: 0 S: 4	H: 1 LOB: 2 BB: 1 P: 8		R: 0 E: 0 K: 1 S: 6	H: 1 LOB: 1 BB: 0 P: 6	R: 0 E: 0 K: 0 S: 3	H: 0 LOB: 0 BB: 0 P: 3	R: 0 E: 0 K: 0 S: 5	H: 2 LOB: 2 BB: 0 P: 5	R: 0 E: 0 K: 1 S: 5	H: 0 LOB: 0 BB: 0 P: 5	1B: 5 2B: 2 3B: 0 HR: 0	SF: 0 SAC: 1 DP: 0 HBP: 0	WP: 0 PB: 0 SB: 0 CS: 0
<b>PITCHER</b>	IP WLS BF H R ER SO BB IBB HBP BLK WP HR S P ERA WHIP											IP WLS BF H R ER SO BB IBB HBP BLK WP HR S P ERA WHIP										
J.R. Richard, R (1, 1) ERA: 2.87	4.0 15 3 2 2 8 0 0 0 0 0 0 0 31 31 4.50 0.750																					
Juan Pizarro, L (5, 1) ERA: 4.15	5.0 W 20 4 0 0 2 1 0 0 0 0 0 0 23 27 0.00 1.000																					

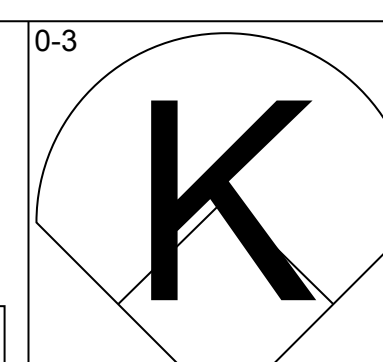
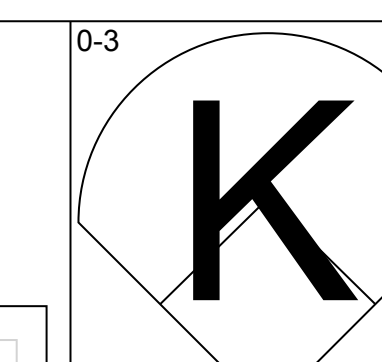
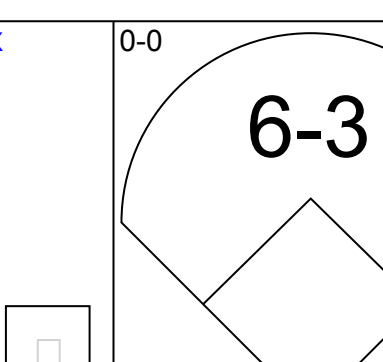
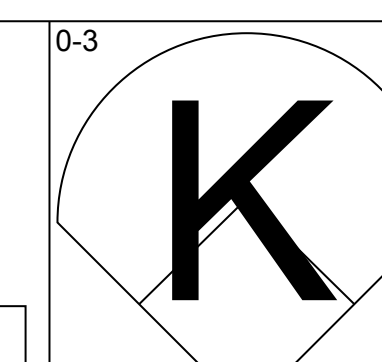
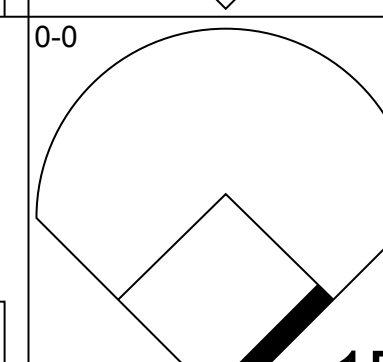
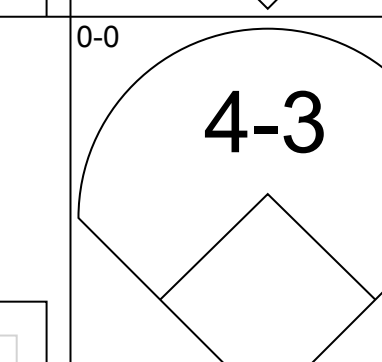
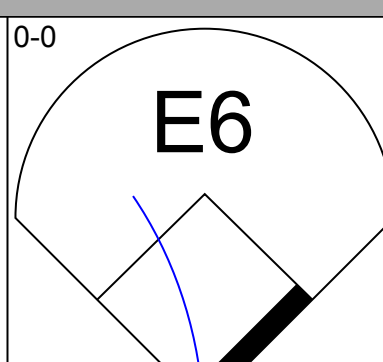
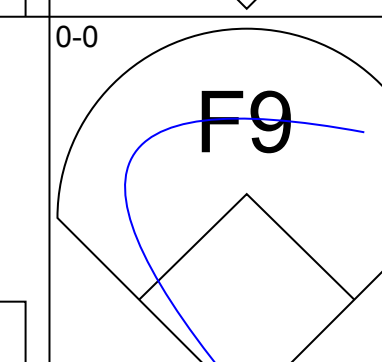
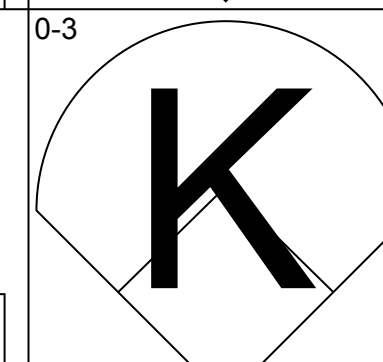
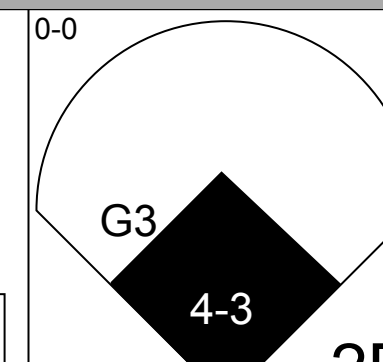
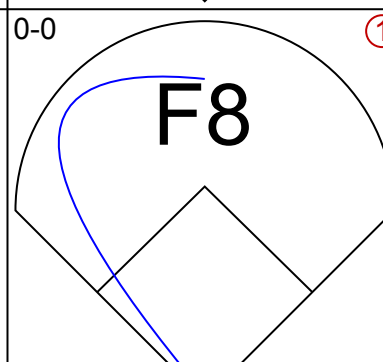
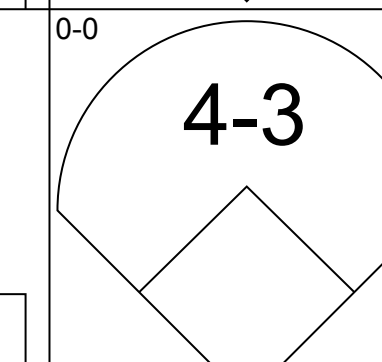
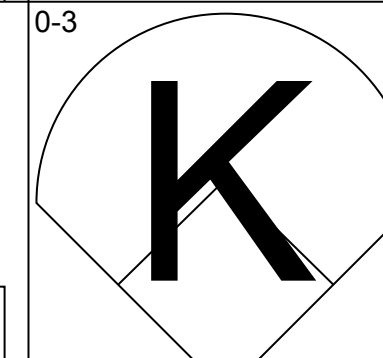
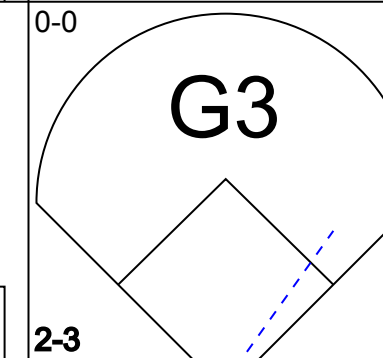
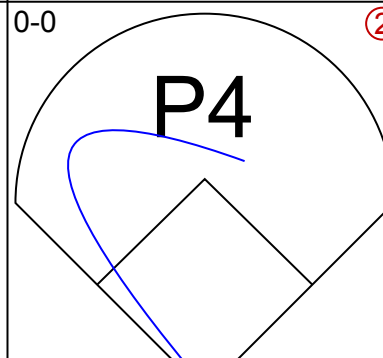
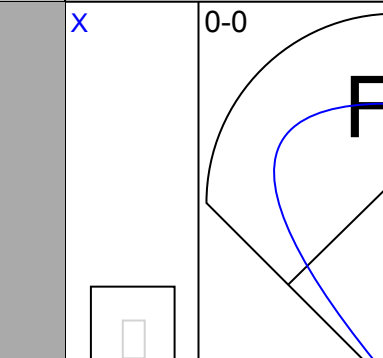
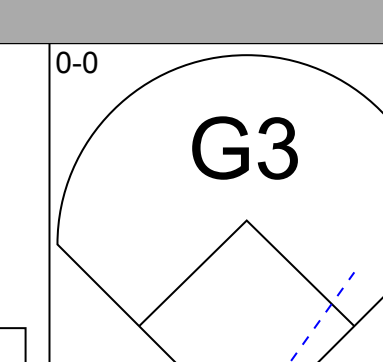
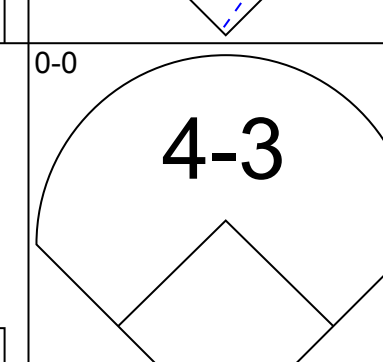
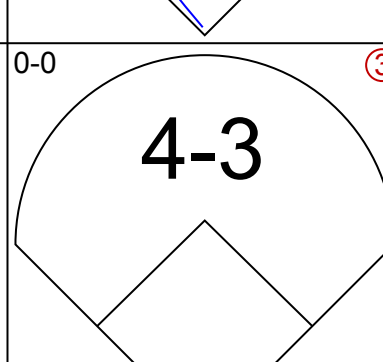
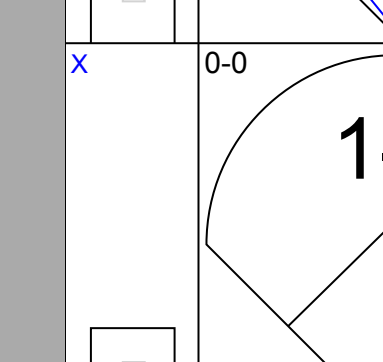
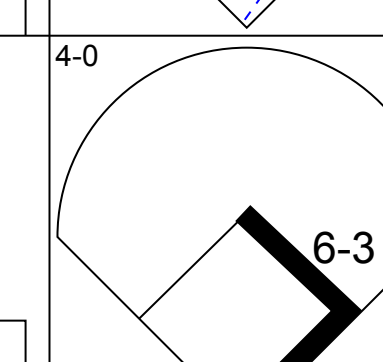
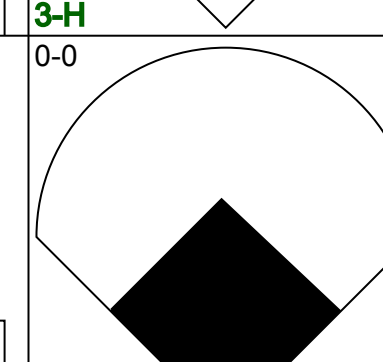
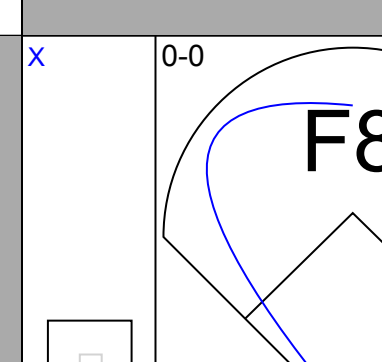
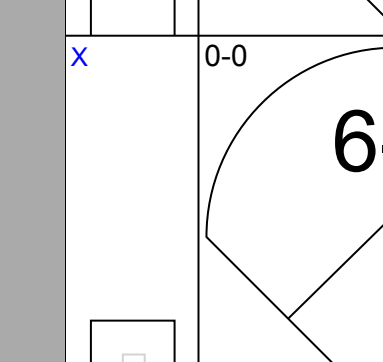
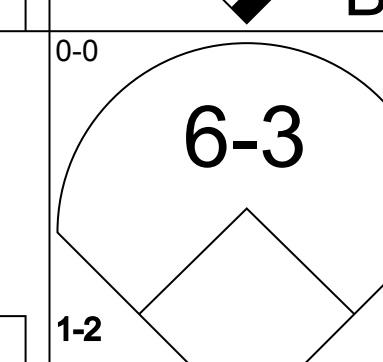
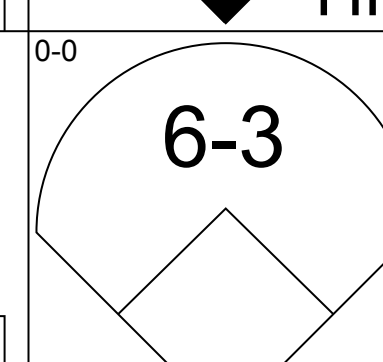
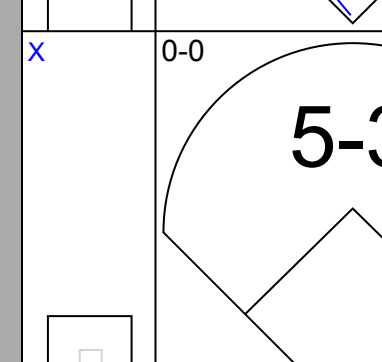
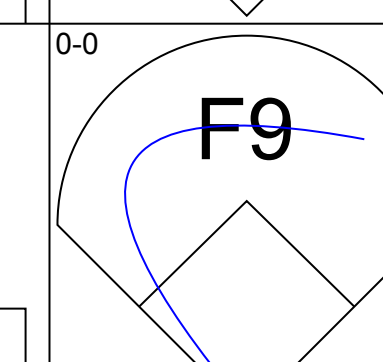
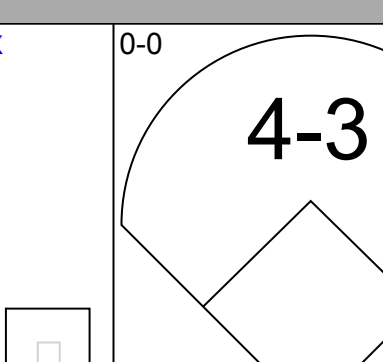
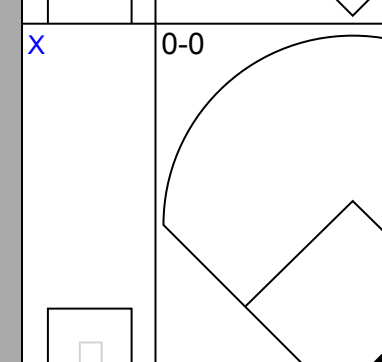
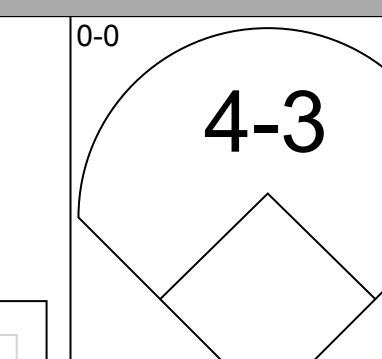
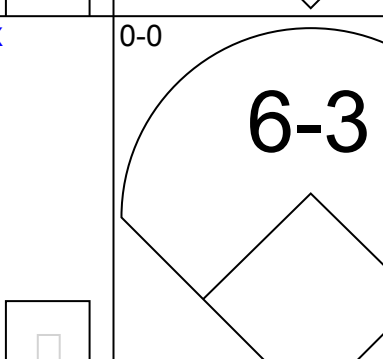
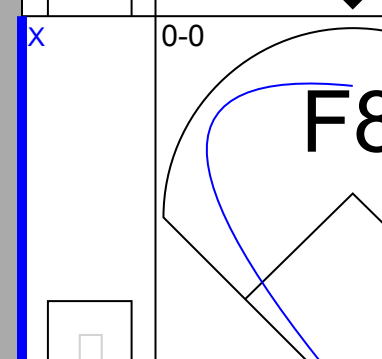


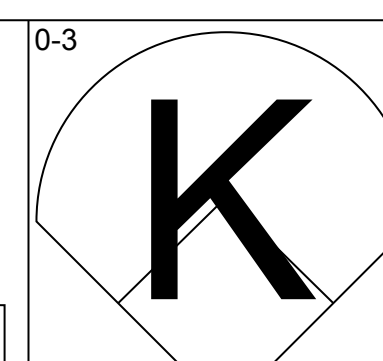
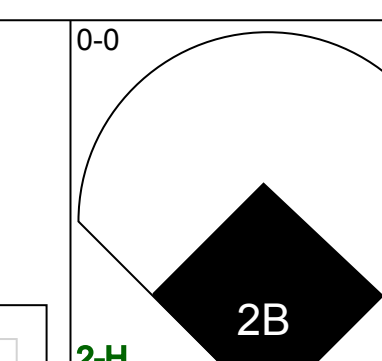
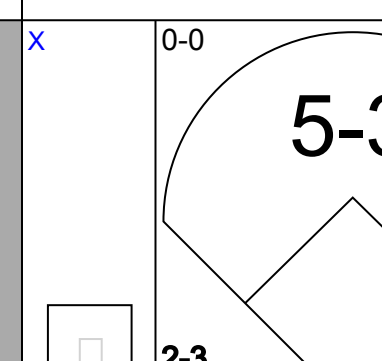
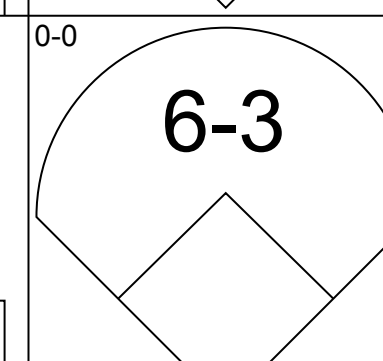
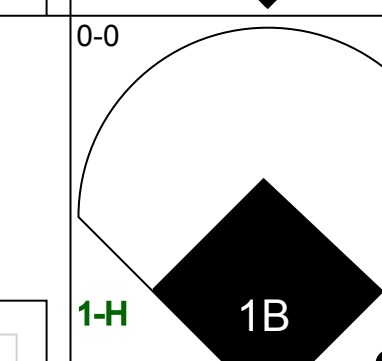
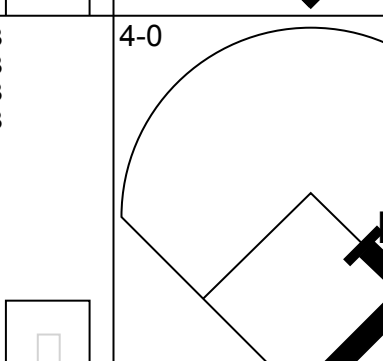
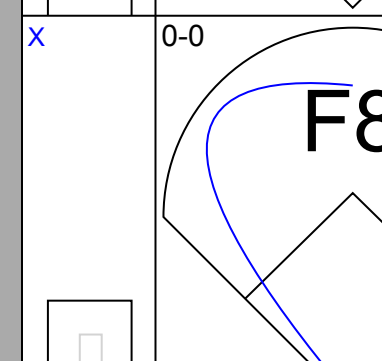
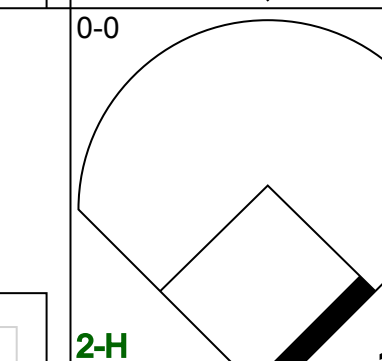
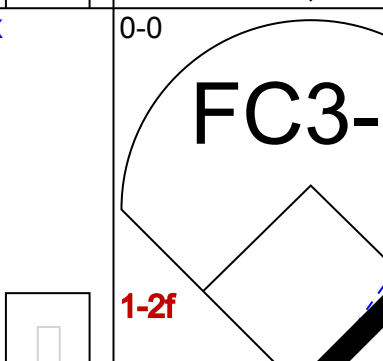

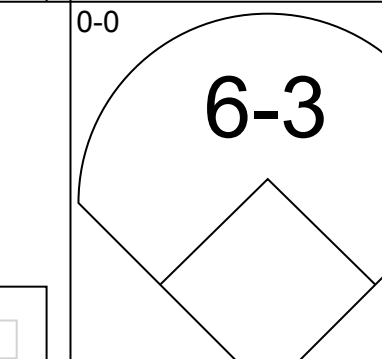
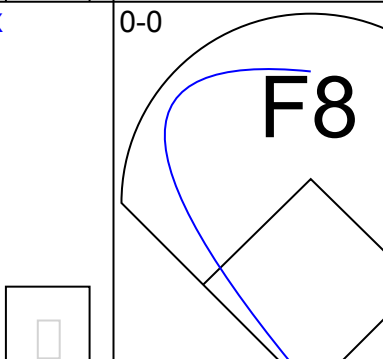
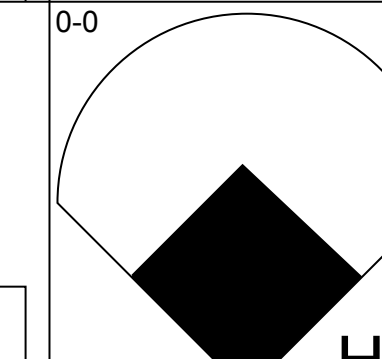
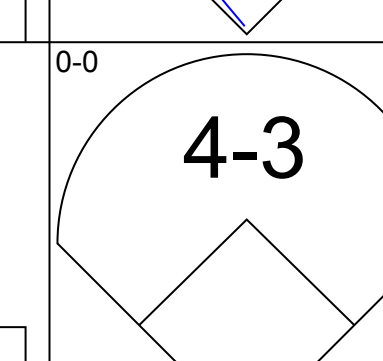
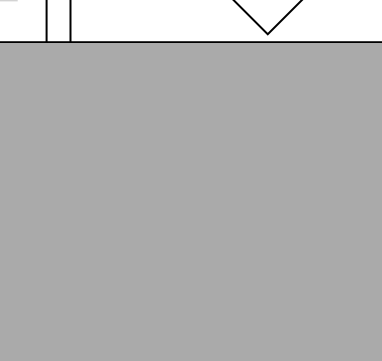
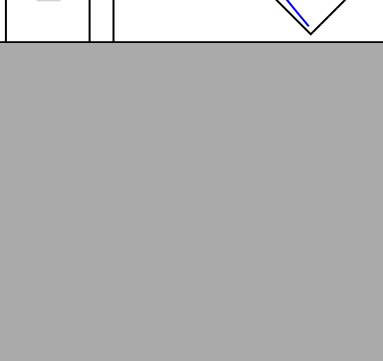
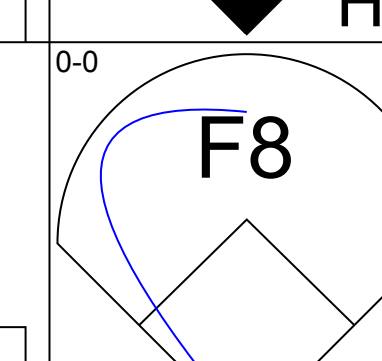
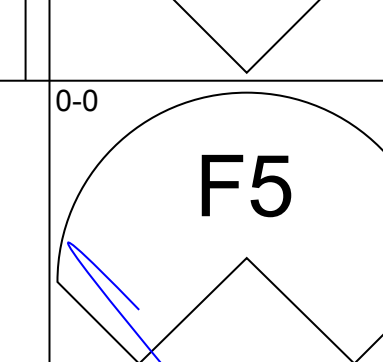
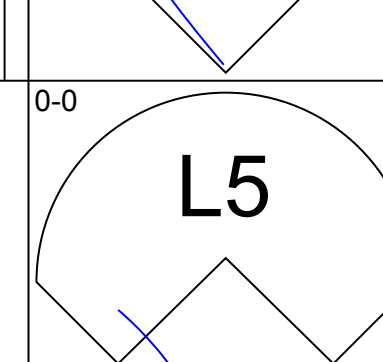
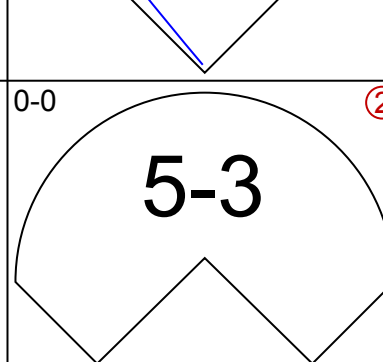
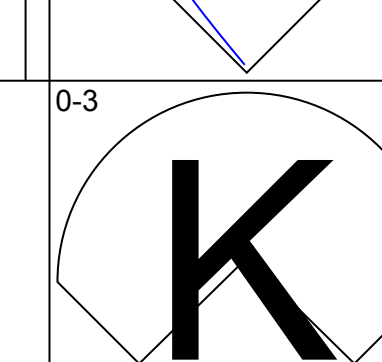
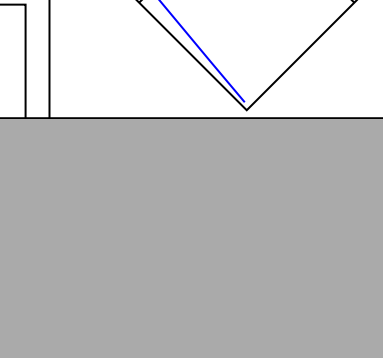
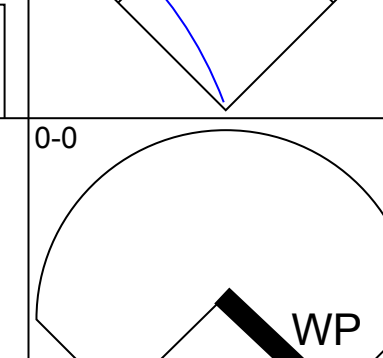
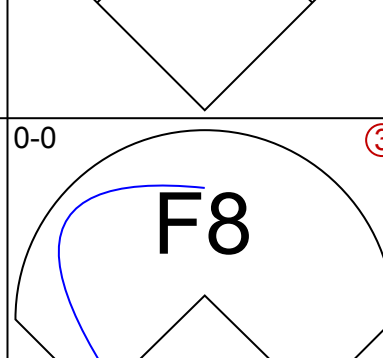
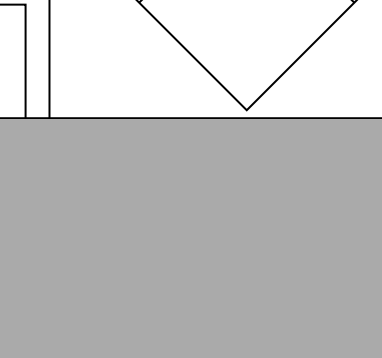
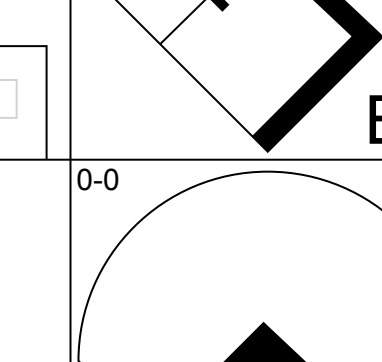
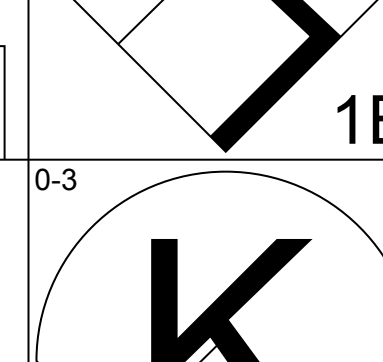
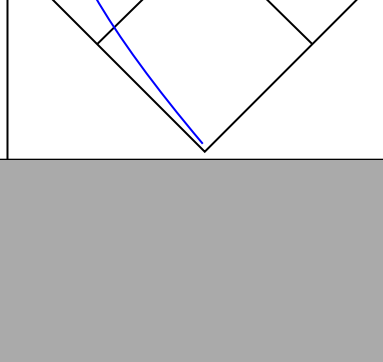
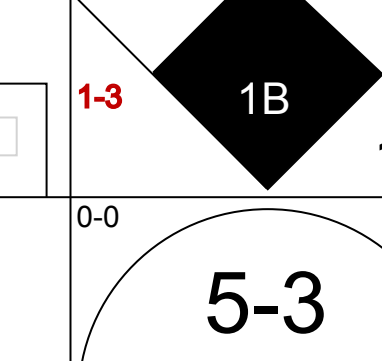
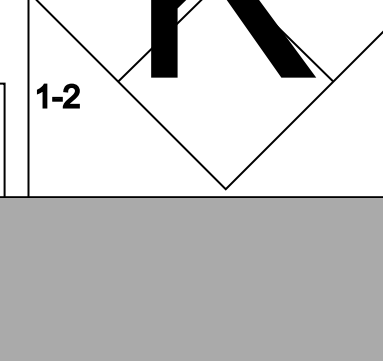
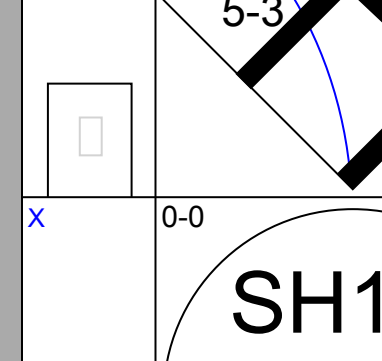
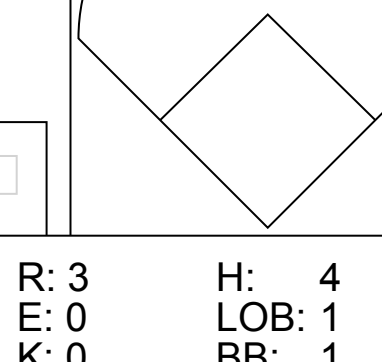
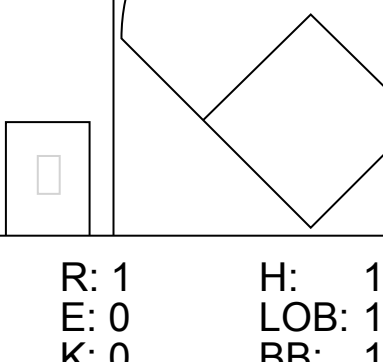
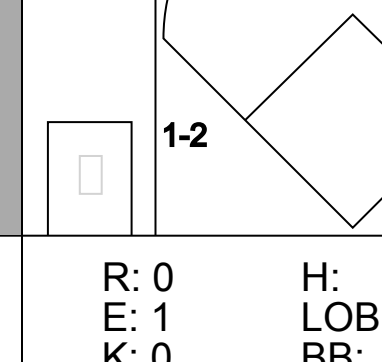
Batter	1	2	3	4	5	6	7	8	9	AB	R	H	RBI	BB	SO	LOB	TOP					
<b>Bobby Bonds, R</b> OBP: 0.401, SLG: 0.589 (1, 9)	 0-3 1	 0-0 3		 0-3 3			 0-0		 4-0	4	1	1	1	1	2	2	<b>San Francisco Giants @ Los Angeles Dodgers</b> <b>Dodger Stadium, Los Angeles, CA</b> Sat Jul 28 1973, 7:05 PM PDT Att: 55,185 - Unknown <a href="http://livebaseballscorecards.com">livebaseballscorecards.com</a>					
<b>Tito Fuentes, S</b> OBP: 0.349, SLG: 0.366 (1, 4)	 0-0		 0-0 1		 0-0 1		 0-0		 0-3 2	5	1	1	0	0	1	1						
<b>Garry Maddox, R</b> OBP: 0.349, SLG: 0.456 (1, 8)	 0-3 2		 0-3 2		 0-0 1B		 0-0 1-2		 0-3 3	5	1	1	0	0	3	3						
<b>Willie McCovey, L</b> OBP: 0.428, SLG: 0.526 (5, PR) <b>Gary Thomasson, L</b> OBP: 0.324, SLG: 0.495 (5, 3)	 0-0 2H		 0-0 1B		 0-0 1H		 0-0 1-2			3	1	3	2	0	0	0						
<b>Ed Goodson, L</b> OBP: 0.353, SLG: 0.480 (1, 5)	 0-0 2H		 0-3 3		 0-3 2		 0-0 1-2			4	0	1	1	0	2	3						
<b>Gary Matthews, R</b> OBP: 0.391, SLG: 0.477 (1, 7)	 0-0 3			 0-0 5-3		 0-0			 0-0	4	1	2	0	0	0	3						
<b>Chris Speier, R</b> OBP: 0.346, SLG: 0.385 (1, 6)		 0-3 1		 0-3 1		 0-0 1		 0-0 1		4	0	0	0	0	2	2						
<b>Dave Rader, L</b> OBP: 0.329, SLG: 0.347 (1, 2)		 0-0 2		 0-0 1-2		 0-0 2		 0-0 1-2		4	0	0	0	0	0	2						
<b>Jim Barr, R</b> OBP: 0.196, SLG: 0.188 (1, 1)			 0-0 2H		 0-0 3			 0-0 1		4	0	1	0	0	0	0						
<b>Inning Stats</b>	R: 2 E: 2 K: 2 S: 10	H: 2 LOB: 1 BB: 0 P: 10	R: 0 E: 0 K: 1 S: 6	H: 1 LOB: 1 BB: 0 P: 6	R: 0 E: 0 K: 2 S: 8	H: 1 LOB: 1 BB: 0 P: 8	R: 1 E: 1 K: 2 S: 9	H: 1 LOB: 1 BB: 0 P: 9	R: 1 E: 0 K: 0 S: 7	H: 2 LOB: 2 BB: 0 P: 7	R: 0 E: 0 K: 0 S: 3	H: 0 LOB: 0 BB: 0 P: 3	R: 1 E: 1 K: 0 S: 5	H: 2 LOB: 1 BB: 0 P: 5	R: 0 E: 0 K: 0 S: 3	H: 1 LOB: 0 BB: 0 P: 3	R: 0 E: 0 K: 2 S: 7	H: 0 LOB: 1 BB: 1 P: 11	1B: 7 2B: 2 3B: 0 HR: 1	SF: 0 SAC: 0 DP: 1 HBP: 0	WP: 1 PB: 0 SB: 3 CS: 0	PA: 39
<b>PITCHER</b>	IP	WLS	BF	H	R	ER	SO	BB	IBB	HBP	BLK	WP	HR	S	P	ERA	WHIP					
<b>Don Sutton, R</b> ERA: 2.37 (1, 1)	5.0	L	24	7	4	1	8	0	0	0	0	1	0	40	40	1.80	1.400					
<b>Pete Richert, L</b> ERA: 2.09 (6, 1)	3.0		11	3	1	1	0	0	0	0	0	0	1	11	11	3.00	1.000					
<b>Charlie Hough, R</b> ERA: 3.19 (9, 1)	1.0		4	0	0	0	2	1	0	0	0	0	0	7	11	0.00	1.000					

Batter	1	2	3	4	5	6	7	8	9	AB	R	H	RBI	BB	SO	LOB	BOTTOM					
<b>Davey Lopes, R</b> OBP: 0.365, SLG: 0.350 (1, 4)	 0-0 1		 0-0 2			 0-3 1			 0-0 1	4	0	0	0	0	1	1	<b>San Francisco Giants @ Los Angeles Dodgers</b> <b>Dodger Stadium, Los Angeles, CA</b> Sat Jul 28 1973, 7:05 PM PDT Att: 55,185 - Unknown <a href="http://livebaseballscorecards.com">livebaseballscorecards.com</a>					
<b>Bill Buckner, L</b> OBP: 0.296, SLG: 0.336 (1, 7)	 0-0		 0-0 3			 0-0 2			 0-0	4	0	2	0	0	0	1						
<b>Willie Davis, L</b> OBP: 0.337, SLG: 0.478 (1, 8)	 0-0 2			 0-0 1		 0-0 3			 0-0 2	4	0	0	0	0	0	2						
<b>Joe Ferguson, R</b> OBP: 0.391, SLG: 0.476 (1, 2)	 0-0 3			 0-3 2			 0-0 1		 0-3 3	4	0	0	0	0	2	2						
<b>Willie Crawford, L</b> OBP: 0.404, SLG: 0.446 (1, 9)		 4-0		 0-0 3			 0-0 2			2	0	0	0	1	0	0						
<b>Steve Garvey, R</b> OBP: 0.322, SLG: 0.427 (1, 3)		 0-0 1-2			 0-0 3-1		 0-0 3			3	0	1	0	0	0	1						
<b>Ken McMullen, R</b> OBP: 0.286, SLG: 0.481 (1, 5)		 0-0 3			 0-0 1			 0-0 1		3	0	0	0	0	0	1						
<b>Bill Russell, R</b> OBP: 0.316, SLG: 0.364 (1, 6)			 0-0		 0-3 2			 0-0 2		3	0	1	0	0	1	1						
<b>Don Sutton, R</b> OBP: 0.143, SLG: 0.086 (5, PH) <b>Von Joshua, L</b> OBP: 0.294, SLG: 0.283 (5, PH) <b>Pete Richert, L</b> OBP: 0.200, SLG: 0.200 (8, PH) <b>Tom Paciorek, R</b> OBP: 0.264, SLG: 0.293 (8, PH) <b>Charlie Hough, R</b> OBP: 0.322, SLG: 0.222 (9, 1)			 0-0 1-2		 0-3 3			 0-0 3		1	0	0	0	0	0	1						
<b>Inning Stats</b>	R: 0 E: 0 K: 0 S: 4	H: 1 LOB: 0 BB: 0 P: 4	R: 0 E: 0 K: 0 S: 2	H: 0 LOB: 0 BB: 1 P: 6	R: 0 E: 0 K: 0 S: 4	H: 1 LOB: 1 BB: 0 P: 4	R: 0 E: 0 K: 1 S: 5	H: 0 LOB: 0 BB: 0 P: 5	R: 0 E: 0 K: 2 S: 8	H: 1 LOB: 1 BB: 0 P: 8	R: 0 E: 0 K: 1 S: 5	H: 0 LOB: 0 BB: 0 P: 5	R: 0 E: 0 K: 0 S: 3	H: 0 LOB: 0 BB: 0 P: 3	R: 0 E: 0 K: 0 S: 3	H: 0 LOB: 0 BB: 0 P: 3	R: 0 E: 0 K: 1 S: 6	H: 1 LOB: 1 BB: 0 P: 6	1B: 3 2B: 2 3B: 0 HR: 0	SF: 0 SAC: 0 DP: 1 HBP: 0	WP: 0 PB: 0 SB: 0 CS: 0	PA: 31
<b>PITCHER</b>	IP	WLS	BF	H	R	ER	SO	BB	IBB	HBP	BLK	WP	HR	S	P	ERA	WHIP					
<b>Jim Barr, R</b> ERA: 3.06 (1, 1)	9.0	W	31	4	0	0	5	1	0	0	0	0	0	40	44	0.00	0.556					

Batter	1	2	3	4	5	6	7	8	9	AB	R	H	RBI	BB	SO	LOB	TOP			
<b>Bobby Bonds, R</b> OBP: 0.398, SLG: 0.583 (1, 9)	0-0 6-3		0-0 1-3		0-0 F7		0-3 K			4	0	0	0	0	1	0	<b>San Francisco Giants @ Los Angeles Dodgers</b> <b>Dodger Stadium, Los Angeles, CA</b> Sun Jul 29 1973, 3:33 AM PDT Att: 41,109 - Unknown			
<b>Tito Fuentes, S</b> OBP: 0.323, SLG: 0.363 (1, 4)	0-0 F8		0-0 4-3		4-0 BB			0-0 F8		3	0	0	0	1	0	0				
<b>Garry Maddox, R</b> OBP: 0.350, SLG: 0.458 (1, 8)	4-0 BB			0-0 E5 1B 2B	0-0 F7			0-0 3-1 2B		3	1	1	0	1	0	1				
<b>Willie McCovey, L</b> OBP: 0.435, SLG: 0.528 <b>Gary Thomasson, L</b> OBP: 0.323, SLG: 0.405 (8, PR) (8, 3)	4-0 FC4-6 BB			0-0 2B 1B		4-0 G3 BB		4-0 3-1 IBB		1	1	1	0	3	0	0				
<b>Ed Goodson, L</b> OBP: 0.349, SLG: 0.475 <b>Elias Sosa, R</b> OBP: 0.333, SLG: 0.200 (8, 1)	0-0 FC4-6 1-2			0-3 K		0-0 P5		0-0 3-1		4	0	0	0	0	1	7				
<b>Gary Matthews, R</b> OBP: 0.387, SLG: 0.471 (1, 7)		0-0 1-3		0-0 P4		0-0 G3		0-3 K		4	0	0	0	0	1	6				
<b>Chris Speier, R</b> OBP: 0.345, SLG: 0.386 (1, 6)	0-0 F7			0-0 2B		0-0 F8			0-0 5-3	4	0	1	2	0	0	1				
<b>Dave Rader, L</b> OBP: 0.325, SLG: 0.343 (1, 2)	0-0 3-1			0-0 F5			0-0 F8		0-0 6-3	4	0	0	0	0	0	1				
<b>Tom Bradley, R</b> OBP: 0.220, SLG: 0.229 <b>Mike Phillips, L</b> OBP: 0.259, SLG: 0.286 (8, 5)			0-0 6-3		0-0 1-3			0-0 4-3		3	0	0	0	0	0	0				
<b>Inning Stats</b>	R: 0 E: 0 K: 0 S: 3	H: 0 LOB: 2 BB: 2 P: 11	R: 0 E: 0 K: 0 S: 3	H: 0 LOB: 0 BB: 0 P: 3	R: 0 E: 0 K: 0 S: 3	H: 0 LOB: 0 BB: 0 P: 3	R: 2 E: 1 K: 1 S: 8	H: 2 LOB: 1 BB: 0 P: 8	R: 0 E: 0 K: 0 S: 3	H: 0 LOB: 1 BB: 1 P: 7	R: 0 E: 0 K: 1 S: 5	H: 0 LOB: 0 BB: 0 P: 5	R: 0 E: 0 K: 1 S: 6	H: 1 LOB: 3 BB: 0 P: 10	R: 0 E: 0 K: 0 S: 3	H: 0 LOB: 0 BB: 0 P: 3		1B: 1 2B: 2 3B: 0 HR: 0	SF: 0 SAC: 0 DP: 0 HBP: 0	WP: 0 PB: 0 SB: 0 CS: 0
<b>PITCHER</b> <b>Andy Messersmith, R</b> ERA: 3.06 (1, 1)	IP: 9.0 WLS: W BF: 36 H: 3 R: 2 ER: 0 SO: 3 BB: 4 IBB: 1 HBP: 0 BLK: 0 WP: 0 HR: 0 S: 37 P: 57 ERA: 0.00 WHIP: 0.778															<b>PITCHER</b>				

Batter	1	2	3	4	5	6	7	8	9	AB	R	H	RBI	BB	SO	LOB	BOTTOM			
<b>Davey Lopes, R</b> OBP: 0.362, SLG: 0.346 (1, 4)	0-0 P6		0-0 1-3		0-0 6-3			0-0 6-3		4	0	0	0	0	0	0	<b>San Francisco Giants @ Los Angeles Dodgers</b> <b>Dodger Stadium, Los Angeles, CA</b> Sun Jul 29 1973, 3:33 AM PDT Att: 41,109 - Unknown			
<b>Bill Buckner, L</b> OBP: 0.296, SLG: 0.336 (1, 7)	0-0 L7		0-0 6-3		0-0 G1			0-0 BB 2B 1B		4	1	1	0	0	0	0				
<b>Willie Davis, L</b> OBP: 0.334, SLG: 0.473 (1, 8)	0-3 K		0-0 F8		0-0 L9			0-0 F8		4	0	0	0	0	1	1				
<b>Joe Ferguson, R</b> OBP: 0.392, SLG: 0.473 (1, 2)		0-0 1-3		4-0 HR BB		0-0 6-3		4-0 2B HR BB		2	2	0	0	2	0	0				
<b>Willie Crawford, L</b> OBP: 0.405, SLG: 0.460 (1, 9)	0-0 F9			0-0 HR		0-0 6-3		0-0 HR 2B		4	2	2	3	0	0	0				
<b>Steve Garvey, R</b> OBP: 0.331, SLG: 0.445 (1, 3)	4-0 1B BB			0-0 4-3			4-0 1B BB	0-0 HR		2	1	1	3	2	0	0				
<b>Ron Cey, R</b> OBP: 0.364, SLG: 0.402 (1, 5)	0-0 IBB 1B			0-0 5-3			0-3 K BB	0-0 BB		3	0	1	0	1	1	1				
<b>Bill Russell, R</b> OBP: 0.317, SLG: 0.364 (1, 6)	4-0 IBB			0-3 K			0-0 G6-4-3 1B	0-3 K		3	0	1	0	1	2	1				
<b>Andy Messersmith, R</b> OBP: 0.246, SLG: 0.242 (1, 1)	0-0 F3				0-0 6-3			0-0 G6-4-3		3	0	0	0	0	0	5				
<b>Inning Stats</b>	R: 0 E: 0 K: 1 S: 5	H: 0 LOB: 0 BB: 0 P: 5	R: 0 E: 0 K: 0 S: 4	H: 1 LOB: 3 BB: 2 P: 12	R: 0 E: 0 K: 0 S: 3	H: 0 LOB: 0 BB: 0 P: 3	R: 2 E: 0 K: 1 S: 6	H: 1 LOB: 0 BB: 1 P: 10	R: 0 E: 0 K: 0 S: 3	H: 0 LOB: 0 BB: 0 P: 3	R: 0 E: 0 K: 1 S: 5	H: 1 LOB: 1 BB: 1 P: 9	R: 4 E: 0 K: 1 S: 8	H: 3 LOB: 1 BB: 2 P: 16	R: 0 E: 0 K: 0 S: 3	H: 0 LOB: 0 BB: 0 P: 3		1B: 3 2B: 1 3B: 0 HR: 2	SF: 0 SAC: 0 DP: 1 HBP: 0	WP: 0 PB: 0 SB: 0 CS: 0
<b>PITCHER</b> <b>Tom Bradley, R</b> ERA: 3.77 <b>Elias Sosa, R</b> ERA: 3.69 (8, 1)	IP: 7.2 WLS: L BF: 32 H: 5 R: 5 ER: 5 SO: 3 BB: 4 IBB: 1 HBP: 0 BLK: 0 WP: 0 HR: 1 S: 33 P: 53 ERA: 5.87 WHIP: 1.174															<b>PITCHER</b>				

Batter	1	2	3	4	5	6	7	8	9	AB	R	H	RBI	BB	SO	LOB	TOP					
<b>Bobby Bonds, R</b> OBP: 0.395, SLG: 0.578 (1, 9)										4	0	0	0	0	3	0	<b>San Francisco Giants @ Los Angeles Dodgers</b> <b>Dodger Stadium, Los Angeles, CA</b> Mon Jul 30 1973, 7:05 PM PDT Att: 49,945 - Unknown					
<b>Tito Fuentes, S</b> OBP: 0.323, SLG: 0.362 (1, 4)										4	0	1	0	0	0	0						
<b>Garry Maddox, R</b> OBP: 0.349, SLG: 0.458 (1, 8)										4	1	1	0	0	1	2						
<b>Willie McCovey, L</b> OBP: 0.429, SLG: 0.520 (1, 3)										4	0	0	0	0	1	3						
<b>Ed Goodson, L</b> OBP: 0.345, SLG: 0.469 (1, 5)										4	0	0	1	0	0	1						
<b>Gary Matthews, R</b> OBP: 0.386, SLG: 0.479 (1, 7)										3	1	1	1	1	0	0						
<b>Chris Speier, R</b> OBP: 0.342, SLG: 0.383 (1, 6)										3	0	0	0	0	0	1						
<b>Dave Rader, L</b> OBP: 0.325, SLG: 0.343 (1, 2)										3	0	1	0	0	0	1						
<b>Ron Bryant, S</b> OBP: 0.203, SLG: 0.169 (7, PH)										2	0	0	0	0	0	0						
<b>Chris Arnold, R</b> OBP: 0.387, SLG: 0.423 (7, 1)										1	0	0	0	0	0	1						
<b>Randy Moffitt, R</b> OBP: 0.077, SLG: 0.077 (7, 1)										0	0	0	0	0	0	0						
<b>Inning Stats</b>	R: 0 E: 0 K: 3 S: 10	H: 1 LOB: 1 BB: 0 P: 10	R: 0 E: 0 K: 0 S: 3	H: 0 LOB: 1 BB: 1 P: 7	R: 0 E: 0 K: 1 S: 5	H: 0 LOB: 0 BB: 0 P: 5	R: 2 E: 0 K: 0 S: 5	H: 2 LOB: 0 BB: 0 P: 5	R: 0 E: 0 K: 0 S: 3	H: 0 LOB: 0 BB: 0 P: 3	R: 0 E: 1 K: 0 S: 4	H: 0 LOB: 1 BB: 0 P: 4	R: 0 E: 0 K: 0 S: 4	H: 1 LOB: 1 BB: 0 P: 4	R: 0 E: 0 K: 1 S: 5	H: 0 LOB: 0 BB: 0 P: 5	R: 0 E: 0 K: 0 S: 3	H: 0 LOB: 0 BB: 0 P: 3	1B: 2 2B: 1 3B: 0 HR: 1	SF: 0 SAC: 0 DP: 0 HBP: 0	WP: 0 PB: 0 SB: 0 CS: 0	PA: 33
<b>PITCHER</b> <b>Claude Osteen, L</b> ERA: 2.97 (1, 1)	IP: 9.0 WLS: W BF: 33 H: 4 R: 2 ER: 2 SO: 5 BB: 1 IBB: 0 HBP: 0 BLK: 0 WP: 0 HR: 1 S: 42 P: 46 ERA: 2.00 WHIP: 0.556																					

Batter	1	2	3	4	5	6	7	8	9	AB	R	H	RBI	BB	SO	LOB	BOTTOM					
<b>Davey Lopes, R</b> OBP: 0.363, SLG: 0.356 (1, 4)										4	2	2	2	0	1	1	<b>San Francisco Giants @ Los Angeles Dodgers</b> <b>Dodger Stadium, Los Angeles, CA</b> Mon Jul 30 1973, 7:05 PM PDT Att: 49,945 - Unknown					
<b>Manny Mota, R</b> OBP: 0.401, SLG: 0.402 (1, 7)										3	1	1	1	1	0	1						
<b>Tom Paciorek, R</b> OBP: 0.264, SLG: 0.293 (8, 7)										0	0	0	0	0	0	0						
<b>Willie Davis, L</b> OBP: 0.333, SLG: 0.471 (1, 8)										4	0	1	1	0	1	1						
<b>Joe Ferguson, R</b> OBP: 0.391, SLG: 0.480 (1, 2)										4	1	1	1	0	0	2						
<b>Steve Garvey, R</b> OBP: 0.324, SLG: 0.435 (1, 3)										4	0	0	0	0	0	0						
<b>Ron Cey, R</b> OBP: 0.360, SLG: 0.398 (1, 5)										4	0	0	0	0	1	0						
<b>Willie Crawford, L</b> OBP: 0.408, SLG: 0.460 (1, 9)										2	0	1	0	1	0	0						
<b>Bill Russell, R</b> OBP: 0.317, SLG: 0.364 (1, 6)										3	1	1	0	0	1	1						
<b>Claude Osteen, L</b> OBP: 0.175, SLG: 0.164 (1, 1)										2	0	0	0	0	0	1						
<b>Inning Stats</b>	R: 0 E: 0 K: 1 S: 5	H: 0 LOB: 0 BB: 0 P: 5	R: 0 E: 0 K: 0 S: 3	H: 0 LOB: 0 BB: 0 P: 3	R: 3 E: 0 K: 0 S: 6	H: 4 LOB: 1 BB: 1 P: 10	R: 0 E: 0 K: 1 S: 6	H: 1 LOB: 1 BB: 0 P: 6	R: 1 E: 0 K: 0 S: 4	H: 1 LOB: 1 BB: 1 P: 8	R: 0 E: 0 K: 0 S: 3	H: 0 LOB: 0 BB: 0 P: 3	R: 0 E: 1 K: 0 S: 4	H: 0 LOB: 1 BB: 0 P: 4	R: 1 E: 0 K: 2 S: 8	H: 1 LOB: 0 BB: 0 P: 8	R: 0 E: 0 K: 0 S: 3	H: 0 LOB: 0 BB: 0 P: 3	1B: 4 2B: 1 3B: 0 HR: 2	SF: 0 SAC: 1 DP: 0 HBP: 0	WP: 1 PB: 0 SB: 0 CS: 0	PA: 33
<b>PITCHER</b> <b>Ron Bryant, L</b> ERA: 3.07 (1, 1)	IP: 6.0 WLS: L BF: 25 H: 6 R: 4 ER: 4 SO: 2 BB: 2 IBB: 0 HBP: 0 BLK: 0 WP: 1 HR: 1 S: 27 P: 35 ERA: 6.00 WHIP: 1.333																					
<b>Randy Moffitt, R</b> ERA: 2.97 (7, 1)	IP: 2.0 WLS: 8 BF: 1 H: 1 R: 1 ER: 1 SO: 2 BB: 0 IBB: 0 HBP: 0 BLK: 0 WP: 0 HR: 1 S: 12 P: 12 ERA: 4.50 WHIP: 0.500																					

Batter	1	2	3	4	5	6	7	8	9	AB	R	H	RBI	BB	SO	LOB	TOP																					
Davey Lopes, R OBP: 0.365, SLG: 0.366 (1, 4)	6-3		F8					1B		4	1	2	1	0	0	0	<b>Los Angeles Dodgers @ Houston Astros</b> Astrodome, Houston, TX Tue Jul 31 1973, 8:05 PM EDT Att: 19,247 - Dome																					
Manny Mota, R OBP: 0.398, SLG: 0.399 Jim Brewer, L OBP: 0.400, SLG: 0.400 (1, 7) (8, 1)	6-3			6-3		6-3		1B		4	0	1	0	0	0	0																						
Willie Davis, L OBP: 0.333, SLG: 0.469 (1, 8)	4-3			3-1			G3	1B		4	0	1	1	0	0	0																						
Joe Ferguson, R OBP: 0.386, SLG: 0.474 (1, 2)		F2		K			F8	6-3		4	0	0	0	0	1	2																						
Steve Garvey, R OBP: 0.328, SLG: 0.436 (1, 3)		FC4-6 1B				5-3	1B		4-3	4	0	2	0	0	0	0																						
Ron Cey, R OBP: 0.360, SLG: 0.397 Bill Buckner, L OBP: 0.298, SLG: 0.337 (1, 5) (8, PH)	L6					6-3	1B			3	0	1	0	0	0	1																						
Willie Crawford, L OBP: 0.403, SLG: 0.454 (1, 9)	FC4-6 1-2					G3	1B		1B	4	0	0	0	0	0	4																						
Bill Russell, R OBP: 0.317, SLG: 0.363 (1, 6)			4-3			K		1B	G1	4	1	1	0	0	1	1																						
Tommy John, R OBP: 0.167, SLG: 0.170 Tom Paciorek, R OBP: 0.261, SLG: 0.289 (1, 1) (8, PH) (8, 7)	1-3					6-3		F9		2	0	0	0	0	0	0																						
<b>Inning Stats</b>	R: 0 E: 0 K: 0 S: 3	H: 0 LOB: 0 BB: 0 P: 3	R: 0 E: 0 K: 0 S: 4	H: 1 LOB: 1 BB: 0 P: 4	R: 0 E: 0 K: 0 S: 3	H: 0 LOB: 0 BB: 0 P: 3	R: 0 E: 0 K: 1 S: 5	H: 0 LOB: 0 BB: 0 P: 5	R: 0 E: 0 K: 0 S: 3	H: 0 LOB: 0 BB: 0 P: 3	R: 1 E: 0 K: 1 S: 6	H: 1 LOB: 0 BB: 0 P: 6	R: 0 E: 0 K: 0 S: 5	H: 2 LOB: 2 BB: 0 P: 5	R: 1 E: 0 K: 0 S: 6	H: 4 LOB: 2 BB: 0 P: 6		R: 0 E: 0 K: 0 S: 4	H: 1 LOB: 1 BB: 0 P: 4	1B: 8 2B: 0 3B: 0 HR: 1	SF: 0 SAC: 0 DP: 0 HBP: 0	WP: 0 PB: 0 SB: 0 CS: 0	PA: 35															
<b>PITCHER</b>	IP	WLS	BF	H	R	ER	SO	BB	IBB	HBP	BLK	WP	HR	S	P	ERA	WHIP	<b>PITCHER</b>				IP	WLS	BF	H	R	ER	SO	BB	IBB	HBP	BLK	WP	HR	S	P	ERA	WHIP
Dave Roberts, L ERA: 2.86 Don Wilson, R ERA: 3.29 (1, 1) (8, 1)	7.2	W	30	8	2	2	2	0	0	0	0	0	1	34	34	2.35	1.043					1.1	S	5	1	0	0	0	0	0	0	0	0	5	5	0.00	0.750	

Batter	1	2	3	4	5	6	7	8	9	AB	R	H	RBI	BB	SO	LOB	BOTTOM																					
Tommie Agee, R OBP: 0.313, SLG: 0.444 (1, 9)	K		FC6 BB		K			FC6-4 1B		3	0	1	0	1	2	0	<b>Los Angeles Dodgers @ Houston Astros</b> Astrodome, Houston, TX Tue Jul 31 1973, 8:05 PM EDT Att: 19,247 - Dome																					
Roger Metzger, S OBP: 0.306, SLG: 0.351 (1, 6)	K		FC6 HBP 1-2			2B BB		FC6-4 K WP 1-2		3	1	0	0	1	1	2																						
Cesar Cedeno, R OBP: 0.370, SLG: 0.529 (1, 8)	6-3					4-3 1-H SF8 2B		K 1-3		3	1	1	1	0	1	1																						
Bob Watson, R OBP: 0.408, SLG: 0.460 (1, 7)		SH1-3 E 2B		1-3		4-3				3	1	1	0	0	0	3																						
Doug Rader, R OBP: 0.324, SLG: 0.427 (1, 5)		SH1-3 2-3				FC6-4 1B		SF8 3-H		1	0	1	1	0	0	0																						
Lee May, R OBP: 0.303, SLG: 0.443 (1, 3)		E6				FC6-4 G6-4-3 1-2		F8		3	0	0	1	0	0	1																						
Tommy Helms, R OBP: 0.323, SLG: 0.364 (1, 4)		P4				G6-4-3 1-2		F8		3	0	0	0	0	0	2																						
Skip Jutze, R OBP: 0.280, SLG: 0.256 (1, 2)		F8								3	0	0	0	0	0	1																						
Dave Roberts, L OBP: 0.111, SLG: 0.111 Don Wilson, R OBP: 0.222, SLG: 0.264 (1, 1) (8, 1)				3-1						3	0	0	0	0	1	0																						
<b>Inning Stats</b>	R: 0 E: 0 K: 2 S: 7	H: 0 LOB: 0 BB: 0 P: 7	R: 1 E: 1 K: 0 S: 5	H: 1 LOB: 1 BB: 0 P: 5	R: 0 E: 0 K: 0 S: 3	H: 0 LOB: 2 BB: 1 P: 8	R: 0 E: 0 K: 0 S: 3	H: 1 LOB: 0 BB: 0 P: 3	R: 0 E: 0 K: 1 S: 5	H: 0 LOB: 0 BB: 0 P: 5	R: 2 E: 0 K: 0 S: 4	H: 1 LOB: 0 BB: 1 P: 8	R: 0 E: 0 K: 1 S: 5	H: 0 LOB: 0 BB: 0 P: 5	R: 0 E: 0 K: 1 S: 5	H: 1 LOB: 1 BB: 0 P: 5		1B: 2 2B: 2 3B: 0 HR: 0	SF: 1 SAC: 1 DP: 1 HBP: 1	WP: 1 PB: 0 SB: 0 CS: 0	PA: 30																	
<b>PITCHER</b>	IP	WLS	BF	H	R	ER	SO	BB	IBB	HBP	BLK	WP	HR	S	P	ERA	WHIP	<b>PITCHER</b>				IP	WLS	BF	H	R	ER	SO	BB	IBB	HBP	BLK	WP	HR	S	P	ERA	WHIP
Tommy John, L ERA: 2.76 Jim Brewer, L ERA: 1.95 (1, 1) (8, 1)	7.0	L	27	3	3	3	4	2	0	1	0	0	0	32	41	3.86	0.714					1.0		3	1	0	0	1	0	0	0	0	0	5	5	0.00	1.000	



Batter	1	2	3	4	5	6	7	8	9	AB	R	H	RBI	BB	SO	LOB	TOP					
Davey Lopes, R OBP: 0.363, SLG: 0.363 (1, 4)										3	0	0	0	1	3	1	<b>Los Angeles Dodgers @ Houston Astros</b> Astrodome, Houston, TX Wed Aug 01 1973, 8:05 PM EDT Att: 19,956 - Dome					
Bill Buckner, L OBP: 0.297, SLG: 0.336 (1, 7)										4	0	1	0	0	0	2						
Willie Davis, L OBP: 0.330, SLG: 0.465 (1, 8)										4	0	0	0	0	1	3						
Joe Ferguson, R OBP: 0.388, SLG: 0.472 (1, 2)										3	0	1	0	1	1	1						
Willie Crawford, L OBP: 0.402, SLG: 0.451 (1, 9)										4	0	1	0	0	0	2						
Steve Garvey, R OBP: 0.326, SLG: 0.432 (1, 3)											4	0	1	0	0	2						
Ron Cey, R OBP: 0.359, SLG: 0.395 (1, 5)											4	0	1	0	0	2						
Bill Russell, R OBP: 0.315, SLG: 0.360 (1, 6)										3	0	0	0	0	1	1						
Al Downing, R OBP: 0.178, SLG: 0.167 George Culver, R (6, 1)										1	0	0	0	1	0	0						
Von Joshua, L OBP: 0.282, SLG: 0.280 Charlie Hough, R OBP: 0.222, SLG: 0.222 (8, PH) (8, 1)										0	0	0	0	0	0	0						
<b>Inning Stats</b>	R: 0 E: 0 K: 1 S: 5	H: 0 LOB: 1 BB: 1 P: 9	R: 0 E: 0 K: 2 S: 8	H: 1 LOB: 1 BB: 0 P: 8	R: 0 E: 0 K: 2 S: 7	H: 0 LOB: 1 BB: 1 P: 11	R: 0 E: 0 K: 0 S: 3	H: 1 LOB: 0 BB: 0 P: 3	R: 0 E: 0 K: 0 S: 3	H: 0 LOB: 0 BB: 0 P: 3	R: 0 E: 0 K: 1 S: 6	H: 1 LOB: 2 BB: 1 P: 10	R: 0 E: 0 K: 1 S: 5	H: 0 LOB: 0 BB: 0 P: 5	R: 0 E: 0 K: 2 S: 7	H: 2 LOB: 2 BB: 0 P: 7	R: 0 E: 0 K: 0 S: 5	H: 2 LOB: 2 BB: 0 P: 5	1B: 5 2B: 0 3B: 0 HR: 0	SF: 0 SAC: 0 DP: 0 HBP: 0	WP: 0 PB: 0 SB: 2 CS: 1	PA: 35
<b>PITCHER</b> J.R. Richard, R ERA: 2.23 (1, 1)	IP: 9.0 WLS: W BF: 34 H: 5 R: 0 ER: 0 SO: 9 BB: 3 IBB: 0 HBP: 0 BLK: 0 WP: 0 HR: 0 S: 49 P: 61 ERA: 0.00 WHIP: 0.889															<b>PITCHER</b>						

Batter	1	2	3	4	5	6	7	8	9	AB	R	H	RBI	BB	SO	LOB	BOTTOM					
Tommie Agee, R OBP: 0.311, SLG: 0.436 (1, 9)										3	1	0	0	1	2	0	<b>Los Angeles Dodgers @ Houston Astros</b> Astrodome, Houston, TX Wed Aug 01 1973, 8:05 PM EDT Att: 19,956 - Dome					
Roger Metzger, S OBP: 0.307, SLG: 0.351 (1, 6)										3	1	1	0	1	0	0						
Cesar Cedeno, R OBP: 0.374, SLG: 0.530 Jimmy Wynn, R OBP: 0.330, SLG: 0.396 (4, PR) (5, 8)										1	0	1	0	1	0	0						
Bob Watson, R OBP: 0.407, SLG: 0.458 (1, 7)										4	0	1	1	0	0	4						
Doug Rader, R OBP: 0.323, SLG: 0.425 (1, 5)										4	1	1	1	0	0	3						
Lee May, R OBP: 0.303, SLG: 0.441 (1, 3)										4	0	1	1	0	1	1						
Tommy Helms, R OBP: 0.321, SLG: 0.362 (1, 4)										3	0	0	0	0	1	1						
Skip Jutze, R OBP: 0.276, SLG: 0.251 (1, 2)										3	0	0	0	0	1	0						
J.R. Richard, R OBP: 0.071, SLG: 0.071 (1, 1)										3	0	0	0	0	1	0						
<b>Inning Stats</b>	R: 0 E: 0 K: 1 S: 4	H: 0 LOB: 2 BB: 2 P: 12	R: 0 E: 0 K: 1 S: 5	H: 0 LOB: 0 BB: 0 P: 5	R: 0 E: 0 K: 2 S: 7	H: 0 LOB: 0 BB: 0 P: 7	R: 0 E: 0 K: 0 S: 4	H: 1 LOB: 2 BB: 0 P: 4	R: 0 E: 0 K: 0 S: 3	H: 0 LOB: 0 BB: 0 P: 3	R: 4 E: 1 K: 0 S: 7	H: 4 LOB: 1 BB: 1 P: 11	R: 0 E: 0 K: 1 S: 5	H: 0 LOB: 0 BB: 0 P: 5	R: 1 E: 0 K: 1 S: 6	H: 1 LOB: 1 BB: 1 P: 10		R: 0 E: 0 K: 0 S: 6	H: 1 LOB: 1 BB: 1 P: 10	1B: 5 2B: 1 3B: 0 HR: 0	SF: 0 SAC: 0 DP: 1 HBP: 0	WP: 0 PB: 0 SB: 1 CS: 0
<b>PITCHER</b> Al Downing, L ERA: 3.26 George Culver, R ERA: 3.0 Charlie Hough, R ERA: 3.35	IP: 5.1 WLS: L BF: 22 H: 4 R: 4 ER: 3 SO: 4 BB: 3 IBB: 0 HBP: 0 BLK: 0 WP: 0 HR: 0 S: 27 P: 39 ERA: 5.06 WHIP: 1.312															<b>PITCHER</b>						


AB	31
R	0
H	5
RBI	0
BB	3
SO	9
LOB	14



Batter	1	2	3	4	5	6	7	8	9	10	11	AB	R	H	RBI	BB	SO	LOB	TOP					
Davey Lopes, R OBP: 0.364, SLG: 0.362 Lee Lacy, R OBP: 0.303, SLG: 0.211	5-3	FC4 BB			F9		K		F8		6-3	1	0	0	0	1	0	0						
Manny Mota, R OBP: 0.389, SLG: 0.388 Jim Brewer, L OBP: 0.400, SLG: 0.400	F8	FC4			4-3		4-3			1-3	1-3	6	0	0	0	0	0	5						
Willie Davis, L OBP: 0.333, SLG: 0.473 Willie Crawford, L OBP: 0.402, SLG: 0.451			F6		F6			HR				5	1	3	1	0	0	0						
Joe Ferguson, R OBP: 0.382, SLG: 0.465	F9		5-3			6-3		5-3		F7		5	0	0	0	0	2							
Steve Garvey, R OBP: 0.329, SLG: 0.432		WP BB 1B	F7			1B		6-3		4-3		5	1	2	0	0	1							
Ron Cey, R OBP: 0.364, SLG: 0.401 Von Joshua, L OBP: 0.282, SLG: 0.280		WP 1B BB		FC4-5 2B		F4					SH2-4 1B	3	0	2	0	2	0	1						
Tom Paciorek, R OBP: 0.261, SLG: 0.287			K	FC4-5 1B 9-2					F8		SH2-4	4	0	1	0	0	1	4	AB 41					
Bill Russell, R OBP: 0.318, SLG: 0.361		BB BB 1B			G3				F8			4	1	2	1	1	0	2	R 4					
Don Sutton, R OBP: 0.298, SLG: 0.509 Ken McMullen, R OBP: 0.298, SLG: 0.509		2H 3H BB 1B		9-2		F6			F5		2B IBB	3	0	0	0	1	0	2	H 11					
											1-H 2-H 2B	1	0	1	2	0	0	0	RBI 4					
<b>Inning Stats</b>	R: 0 E: 0 K: 0 S: 4	H: 1 LOB: 1 BB: 0 P: 4	R: 1 E: 0 K: 1 S: 6	H: 2 LOB: 3 BB: 3 P: 18	R: 0 E: 0 K: 0 S: 3	H: 0 LOB: 0 BB: 0 P: 3	R: 0 E: 0 K: 0 S: 4	H: 2 LOB: 1 BB: 0 P: 4	R: 0 E: 0 K: 0 S: 5	H: 0 LOB: 2 BB: 0 P: 5	R: 1 E: 0 K: 0 S: 4	H: 1 LOB: 1 BB: 1 P: 8	R: 0 E: 0 K: 0 S: 3	H: 0 LOB: 0 BB: 0 P: 3	R: 0 E: 0 K: 0 S: 4	H: 1 LOB: 1 BB: 0 P: 4	R: 2 E: 0 K: 0 S: 5	H: 2 LOB: 2 BB: 1 P: 9	1B: 8 2B: 3 3B: 0 HR: 1	SF: 0 SAC: 1 DP: 1 HBP: 0	WP: 1 PB: 0 SB: 0 CS: 0	PA: 47		
<b>PITCHER</b>	IP 7.0	WLS W	BF 29	H 7	R 1	ER 1	SO 2	BB 3	IBB 0	HBP 0	BLK 0	WP 1	HR 0	S 30	P 42	ERA 1.29	WHIP 1.429							
Jerry Reuss, L ERA: 3.34																								
Jim Ray, R ERA: 4.4	3.0		12	2	1	1	0	1	0	0	0	0	1	11	15	3.00	1.000							
Juan Pizarro, L ERA: 5.4	0.1	L	4	2	2	2	0	0	1	0	0	0	0	3	7	54.00	6.000							
Cecil Upshaw, R ERA: 5.18	0.2		2	0	0	0	0	0	0	0	0	0	0	2	2	0.00	0.000							

Los Angeles Dodgers @ Houston Astros  
Astrodome, Houston, TX  
Thu Aug 02 1973, 8:05 PM EDT  
Att: 19,770 - Dome

AB 41  
R 4  
H 11  
RBI 4  
BB 5  
SO 2  
LOB 19



Batter	1	2	3	4	5	6	7	8	9	10	11	AB	R	H	RBI	BB	SO	LOB	BOTTOM					
Tommie Agee, R OBP: 0.305, SLG: 0.427 Jim Ray, R OBP: 0.200, SLG: 0.200 Jimmy Stewart, S OBP: 0.288, SLG: 0.178 Juan Pizarro, L OBP: 0.288, SLG: 0.178 Cecil Upshaw, R OBP: 0.288, SLG: 0.178	K		K			F9	F9			3-1		4	0	0	0	0	2	3						
Roger Metzger, S OBP: 0.306, SLG: 0.347	G3			G3		F9		5-3			BB	4	0	0	0	1	0	0						
Jimmy Wynn, R OBP: 0.529, SLG: 0.392	K			K				F8		F8		4	0	0	0	1	2	1						
Bob Watson, R OBP: 0.407, SLG: 0.456		G6-4-3 BB 1B				L7		5-3		F8		4	0	1	0	1	0	2						
Doug Rader, R OBP: 0.324, SLG: 0.431		G6-4-3 BB		G3					K		F8	4	1	1	1	1	1	1						
Les May, R OBP: 0.304, SLG: 0.449		G6-4-3			6-3		FC5-4 BB 1B		HR		K	5	1	2	1	0	1	2						
Johnny Edwards, L OBP: 0.294, SLG: 0.384 Ray Busse, R OBP: 0.189, SLG: 0.320					F8		FC5-4 BB		HR		K	3	0	0	0	1	2	1						
Tommy Helms, R OBP: 0.320, SLG: 0.365			E6 G2-6-3				FC5-4 BB		P5			4	0	1	0	0	0	2						
Jerry Reuss, L OBP: 0.191, SLG: 0.200 Cesar Cedeno, R OBP: 0.374, SLG: 0.529			G2-6-3							5-3		2	0	0	0	0	1	2						
												1	0	0	0	1	0	0						
<b>Inning Stats</b>	R: 0 E: 0 K: 2 S: 7	H: 0 LOB: 0 BB: 0 P: 7	R: 0 E: 0 K: 1 S: 5	H: 1 LOB: 1 BB: 1 P: 9	R: 0 E: 0 K: 1 S: 5	H: 0 LOB: 0 BB: 0 P: 5	R: 0 E: 0 K: 1 S: 6	H: 0 LOB: 1 BB: 1 P: 9	R: 0 E: 0 K: 0 S: 3	H: 0 LOB: 0 BB: 0 P: 7	R: 0 E: 0 K: 0 S: 3	H: 0 LOB: 0 BB: 0 P: 3	R: 2 E: 0 K: 0 S: 7	H: 2 LOB: 0 BB: 0 P: 7	R: 0 E: 0 K: 0 S: 3	H: 0 LOB: 1 BB: 1 P: 7	R: 0 E: 0 K: 2 S: 7	H: 0 LOB: 0 BB: 0 P: 7	1B: 2 2B: 0 3B: 1 HR: 2	SF: 0 SAC: 0 DP: 2 HBP: 0	WP: 0 PB: 0 SB: 0 CS: 0	PA: 43		
<b>PITCHER</b>	IP 10.0	WLS W	BF 40	H 5	R 2	ER 2	SO 8	BB 6	IBB 0	HBP 0	BLK 0	WP 0	HR 2	S 50	P 74	ERA 1.80	WHIP 1.100							
Don Sutton, R ERA: 2.34																								
Jim Brewer, L ERA: 1.92	1.0	S	3	0	0	0	2	0	0	0	0	0	0	7	7	0.00	0.000							

Los Angeles Dodgers @ Houston Astros  
Astrodome, Houston, TX  
Thu Aug 02 1973, 8:05 PM EDT  
Att: 19,770 - Dome

AB 37  
R 2  
H 5  
RBI 2  
BB 6  
SO 10  
LOB 14



Batter	1	2	3	4	5	6	7	8	9	AB	R	H	RBI	BB	SO	LOB	TOP										
<b>Davey Lopes, R</b> OBP: 0.365, SLG: 0.361 (1, 4)										4	1	1	0	1	2	0	<b>Los Angeles Dodgers @ San Francisco Giants</b> Candlestick Park, San Francisco, CA Fri Aug 03, 1973, 10:05 PM EDT Att: 25,680 - Unknown										
<b>Bill Buckner, L</b> OBP: 0.296, SLG: 0.337 (1, 7)										5	0	2	0	0	1	1											
<b>Willie Davis, L</b> OBP: 0.334, SLG: 0.472 (1, 8)										3	0	1	1	0	1	1											
<b>Joe Ferguson, R</b> OBP: 0.378, SLG: 0.459 (1, 2)										4	0	0	0	0	2	2											
<b>Willie Crawford, L</b> OBP: 0.403, SLG: 0.453 (1, 9)										3	2	1	0	1	0	1											
<b>Steve Garvey, R</b> OBP: 0.337, SLG: 0.448 (1, 3)										4	0	3	1	0	0	0											
<b>Ron Cey, R</b> OBP: 0.363, SLG: 0.399 (1, 5)										4	0	1	1	0	1	2											
<b>Bill Russell, R</b> OBP: 0.317, SLG: 0.359 (1, 6)										3	0	0	0	1	0	3											
<b>Andy Messersmith, R</b> OBP: 0.233, SLG: 0.229 (1, 1)										4	0	0	0	0	1	4											
<b>Inning Stats</b>	R: 1 E: 0 K: 0 S: 4	H: 2 LOB: 1 BB: 1 P: 8	R: 0 E: 0 K: 0 S: 3	H: 0 LOB: 0 BB: 0 P: 3	R: 0 E: 0 K: 2 S: 8	H: 1 LOB: 1 BB: 0 P: 8	R: 1 E: 0 K: 0 S: 5	H: 2 LOB: 2 BB: 1 P: 9	R: 0 E: 0 K: 1 S: 5	H: 0 LOB: 0 BB: 0 P: 5	R: 1 E: 0 K: 3 S: 11	H: 2 LOB: 1 BB: 1 P: 15	R: 0 E: 0 K: 1 S: 5	H: 0 LOB: 1 BB: 0 P: 6	R: 0 E: 0 K: 0 S: 4	H: 1 LOB: 1 BB: 0 P: 4	R: 0 E: 0 K: 1 S: 5	H: 1 LOB: 0 BB: 0 P: 5	1B: 7 2B: 1 3B: 1 HR: 0	SF: 0 SAC: 0 DP: 0 HBP: 1	WP: 0 PB: 0 SB: 0 CS: 1	PA: 38					
<b>PITCHER</b>	IP	WLS	BF	H	R	ER	SO	BB	IBB	HBP	BLK	WP	HR	S	P	ERA	WHIP										
<b>Tom Bradley, R</b> ERA: 3.75 <b>Elias Sosa, R</b> ERA: 3.64	(1, 1) (9, 1)	8.0 1.0	L 3	35 1	8 0	3 0	3 0	7 1	2 0	1 0	1 0	0 0	0 0	45 5	58 5	3.38 0.00	1.250 1.000										

AB 34  
R 3  
H 9  
RBI 3  
BB 3  
SO 8  
LOB 14



Batter	1	2	3	4	5	6	7	8	9	AB	R	H	RBI	BB	SO	LOB	BOTTOM										
<b>Bobby Bonds, R</b> OBP: 0.396, SLG: 0.578 (1, 9)										3	0	0	0	1	0	1	<b>Los Angeles Dodgers @ San Francisco Giants</b> Candlestick Park, San Francisco, CA Fri Aug 03, 1973, 10:05 PM EDT Att: 25,680 - Unknown										
<b>Tito Fuentes, S</b> OBP: 0.321, SLG: 0.358 (1, 4)										4	0	1	0	0	1	1											
<b>Garry Maddox, R</b> OBP: 0.345, SLG: 0.447 (1, 8)										3	0	0	0	1	0	2											
<b>Willie McCovey, L</b> OBP: 0.422, SLG: 0.502 (1, 3)										3	0	0	0	1	0	2											
<b>Ed Goodson, L</b> OBP: 0.343, SLG: 0.474 (1, 5)										4	0	0	0	0	0	3											
<b>Chris Speier, R</b> OBP: 0.340, SLG: 0.379 (1, 6)										3	0	0	0	0	1	0											
<b>Gary Thomasson, L</b> OBP: 0.345, SLG: 0.409 (1, 7)										3	0	0	0	0	2	0											
<b>Dave Rader, L</b> OBP: 0.324, SLG: 0.338 (1, 2)										3	0	1	0	0	0	0											
<b>Tom Bradley, R</b> OBP: 0.212, SLG: 0.220 <b>Gary Matthews, R</b> (8, PH) <b>Don Carrithers, R</b> (6, PR) <b>Elias Sosa, R</b> OBP: 0.333, SLG: 0.200 (9, 1)	(1, 1)									2 1 0 0	0 1 0 0	0 1 0 0	0 0 0 0	0 0 0 0	0 0 0 0	0 0 0 0											
<b>Inning Stats</b>	R: 0 E: 0 K: 0 S: 3	H: 0 LOB: 2 BB: 2 P: 11	R: 0 E: 1 K: 2 S: 8	H: 1 LOB: 1 BB: 0 P: 8	R: 0 E: 0 K: 0 S: 3	H: 0 LOB: 0 BB: 0 P: 3	R: 0 E: 0 K: 0 S: 3	H: 0 LOB: 0 BB: 0 P: 3	R: 0 E: 0 K: 2 S: 7	H: 0 LOB: 0 BB: 0 P: 7	R: 0 E: 0 K: 0 S: 4	H: 1 LOB: 1 BB: 0 P: 4	R: 0 E: 0 K: 0 S: 3	H: 0 LOB: 0 BB: 0 P: 3	R: 0 E: 0 K: 0 S: 3	H: 1 LOB: 1 BB: 0 P: 3	R: 0 E: 0 K: 1 S: 5	H: 0 LOB: 1 BB: 1 P: 9	1B: 3 2B: 0 3B: 0 HR: 0	SF: 0 SAC: 0 DP: 1 HBP: 0	WP: 1 PB: 0 SB: 1 CS: 0	PA: 32					
<b>PITCHER</b>	IP	WLS	BF	H	R	ER	SO	BB	IBB	HBP	BLK	WP	HR	S	P	ERA	WHIP										
<b>Andy Messersmith, R</b> ERA: 2.91	(1, 1)	9.0	W	32	3	0	0	5	3	0	0	1	0	39	51	0.00	0.667										

AB 29  
R 0  
H 3  
RBI 0  
BB 3  
SO 5  
LOB 10



Batter	1	2	3	4	5	6	7	8	9	10	11	AB	R	H	RBI	BB	SO	LOB	TOP					
Davey Lopes, R OBP: 0.361, SLG: 0.357 Willie Crawford, L OBP: 0.402, SLG: 0.452 Jim Brewer, L OBP: 0.400, SLG: 0.400	G3		FC3-6 1B 1-2		5-3		5-3		G3			4	0	0	0	0	0	2						
Manny Mota, R OBP: 0.365, SLG: 0.384	4-3				G3			F2		6-3		5	0	1	0	0	0	0						
Willie Davis, L OBP: 0.331, SLG: 0.467	K				K			F9		G3		5	0	0	0	0	2	2						
Joe Ferguson, R OBP: 0.373, SLG: 0.451		K	K			F3		F3		6-3		5	0	0	0	0	2	2						
Steve Garvey, R OBP: 0.348, SLG: 0.457		1B 1B			HR 1B		L4		2B FC3-2 1B		SH1-4 1B	5	1	4	0	0	0	0						
Ron Cey, R OBP: 0.362, SLG: 0.406		F7			HR		5-3		F9		SH1-4 1-2	4	1	1	2	0	0	2						
Tom Paciorek, R OBP: 0.289, SLG: 0.319					F9				SH1-3 1B		FC3-2 1-3 2B	4	0	3	0	1	0	0						
Bill Russell, R OBP: 0.316, SLG: 0.356		F7			F6		F2		FC3-2 1B		IBB L7	4	0	0	0	1	0	5						
Claude Osteen, L OBP: 0.196, SLG: 0.175 Bill Buckner, L OBP: 0.298, SLG: 0.336 Lee Lacy, R OBP: 0.300, SLG: 0.208					F7		SH1-3 1-2		FC3-2 IBB 1-2 2-3 3-H		K	2	0	1	0	0	0	0						
<b>Inning Stats</b>	R: 0 E: 0 K: 1 S: 5	H: 0 LOB: 0 BB: 0 P: 5	R: 0 E: 0 K: 1 S: 7	H: 2 LOB: 2 BB: 0 P: 7	R: 0 E: 0 K: 1 S: 7	H: 2 LOB: 2 BB: 0 P: 7	R: 2 E: 0 K: 0 S: 5	H: 0 LOB: 0 BB: 0 P: 5	R: 0 E: 0 K: 0 S: 3	H: 0 LOB: 0 BB: 0 P: 3	R: 0 E: 0 K: 0 S: 4	H: 1 LOB: 1 BB: 0 P: 4	R: 0 E: 0 K: 0 S: 3	H: 0 LOB: 0 BB: 0 P: 3	R: 0 E: 0 K: 0 S: 5	H: 2 LOB: 3 BB: 1 P: 9	R: 0 E: 0 K: 0 S: 3	H: 0 LOB: 0 BB: 0 P: 3	R: 0 E: 0 K: 1 S: 6	H: 1 LOB: 2 BB: 1 P: 10	1B: 8 2B: 1 3B: 0 HR: 1	SF: 0 SAC: 2 DP: 0 HBP: 0	WP: 0 PB: 0 SB: 0 CS: 0	PA: 45
<b>PITCHER</b>	IP 8.1	WLS 3	BF 34	H 9	R 2	ER 0	SO 4	BB 0	IBB 0	HBP 0	BLK 0	WP 0	HR 1	S 42	P 42	ERA 2.16	WHIP 1.080							
Ron Bryant, L ERA: 3.03 Elias Sosa, R ERA: 3.69	(1, 1) (9, 1)	2.2 W	11 11	1 1	0 0	0 0	1 1	0 0	2 2	0 0	0 0	0 0	0 0	11 19	19 19	0.00 0.00	0.375 0.375							

Los Angeles Dodgers @ San Francisco Giants  
Candlestick Park, San Francisco, CA  
Sat Aug 04 1973, 6:33 AM EDT  
Att: 25,949 - Unknown

livebaseballscores.com

AB 41  
R 2  
H 10  
RBI 2  
BB 2  
SO 5  
LOB 21



Batter	1	2	3	4	5	6	7	8	9	10	11	AB	R	H	RBI	BB	SO	LOB	BOTTOM					
Bobby Bonds, R OBP: 0.394, SLG: 0.574	K		1B 1-2 1B		6-3			L7			K	5	0	1	0	0	2	1						
Tito Fuentes, S OBP: 0.320, SLG: 0.363	6-3		F2			L6		F9			HR	5	1	1	1	0	0	3						
Garry Maddox, R OBP: 0.344, SLG: 0.445	5-3					F9		F7				4	0	1	1	0	0	1						
Gary Matthews, R OBP: 0.390, SLG: 0.484		5-3	F9			HR			6-3			4	1	1	1	0	0	2						
Chris Speier, R OBP: 0.340, SLG: 0.378					5-3			6-3		F8		4	0	1	0	0	0	0						
Dave Kingman, R OBP: 0.246, SLG: 0.425		FC5-4 1B			K			L7			K	4	0	0	0	0	2	1						
Bruce Miller, R OBP: 0.275, SLG: 0.147		F9						L4				4	0	0	0	0	0	1						
Mike Sadek, R OBP: 0.275, SLG: 0.147			5-3					6-3			K	4	0	0	0	0	1	0						
Ron Bryant, S ERA: 2.88 Elias Sosa, R ERA: 2.0	(1, 1) (9, 1)	2.1 L	8 8	1 1	1 1	1 1	3 3	0 0	0 0	0 0	0 0	3 1	1 1	1 1	0 0	0 0	0 0	0 0						
<b>PITCHER</b>	IP 8.0	WLS L	BF 30	H 5	R 2	ER 1	SO 2	BB 0	IBB 0	HBP 0	BLK 0	WP 0	HR 1	S 34	P 34	ERA 1.12	WHIP 0.625							
Claude Osteen, L ERA: 2.88 Jim Brewer, L ERA: 2.0	(1, 1) (9, 1)	2.1 L	8 8	1 1	1 1	1 1	3 3	0 0	0 0	0 0	0 0	0 0	1 1	14 14	14 14	3.86 3.86	0.429 0.429							
<b>Inning Stats</b>	R: 0 E: 0 K: 1 S: 5	H: 0 LOB: 0 BB: 0 P: 5	R: 0 E: 0 K: 0 S: 4	H: 1 LOB: 1 BB: 0 P: 4	R: 1 E: 1 K: 0 S: 6	H: 2 LOB: 2 BB: 0 P: 6	R: 0 E: 0 K: 1 S: 5	H: 0 LOB: 0 BB: 0 P: 5	R: 0 E: 0 K: 0 S: 3	H: 0 LOB: 0 BB: 0 P: 3	R: 0 E: 0 K: 0 S: 4	H: 1 LOB: 1 BB: 0 P: 4	R: 0 E: 0 K: 0 S: 5	H: 0 LOB: 0 BB: 0 P: 5	R: 0 E: 0 K: 1 S: 5	H: 0 LOB: 0 BB: 0 P: 5	R: 0 E: 0 K: 1 S: 4	H: 0 LOB: 0 BB: 0 P: 4	R: 1 E: 0 K: 1 S: 4	H: 1 LOB: 0 BB: 0 P: 4	1B: 4 2B: 0 3B: 0 HR: 2	SF: 0 SAC: 0 DP: 0 HBP: 0	WP: 0 PB: 0 SB: 0 CS: 0	PA: 38

Los Angeles Dodgers @ San Francisco Giants  
Candlestick Park, San Francisco, CA  
Sat Aug 04 1973, 6:33 AM EDT  
Att: 25,949 - Unknown

livebaseballscores.com

AB 38  
R 3  
H 6  
RBI 3  
BB 0  
SO 5  
LOB 9









Batter	1	2	3	4	5	6	7	8	9	AB	R	H	RBI	BB	SO	LOB	TOP			
<b>Davey Lopes, R</b> OBP: 0.354, SLG: 0.349 (1, 4)										5	1	2	0	0	1	1	<b>Los Angeles Dodgers @ San Diego Padres</b> San Diego Stadium, San Diego, CA Tue Aug 07 1973, 10:05 PM EDT Att: 12,186 - Unknown <a href="http://livebaseballscorecards.com">livebaseballscorecards.com</a>			
<b>Manny Mota, R</b> OBP: 0.384, SLG: 0.384 (1, 7)										3	1	1	0	0	1	2				
<b>Von Joshua, L</b> OBP: 0.283, SLG: 0.275 (6, PH) (6, 7)										2	0	0	0	0	2	0				
<b>Willie Davis, L</b> OBP: 0.335, SLG: 0.468 (1, 8)										2	2	1	1	1	0	1				
<b>Willie Crawford, L</b> OBP: 0.402, SLG: 0.452 (4, 9)										2	0	1	0	0	0	0				
<b>Steve Garvey, R</b> OBP: 0.336, SLG: 0.443 (1, 3)										5	1	2	3	0	0	2				
<b>Joe Ferguson, R</b> OBP: 0.371, SLG: 0.444 (1, 2)										3	0	0	0	0	1	2				
<b>Steve Yeager, R</b> OBP: 0.320, SLG: 0.287 (7, PH) (7, 2)										0	0	0	0	1	0	0				
<b>Ron Cey, R</b> OBP: 0.359, SLG: 0.407 (1, 5)										4	0	2	1	0	0	1				
<b>Tom Paciorek, R</b> OBP: 0.272, SLG: 0.299 (1, 9) (4, 8)										4	0	0	0	0	1	2				
<b>Bill Russell, R</b> OBP: 0.312, SLG: 0.351 (1, 6)										4	0	1	0	0	2	1				
<b>Don Sutton, R</b> OBP: 0.157, SLG: 0.094 (1, 1)										3	1	1	0	0	1	1				
<b>Bill Buckner, L</b> OBP: 0.299, SLG: 0.343 (8, PH)										1	0	0	0	0	0	0				
<b>Doug Rau, L</b> OBP: 0.143, SLG: 0.143 (8, 1)										0	0	0	0	0	0	0				
<b>Jim Brewer, L</b> OBP: 0.400, SLG: 0.400 (9, 1)										0	0	0	0	0	0	0				
<b>Inning Stats</b>	R: 3 E: 0 K: 0 S: 6	H: 3 LOB: 1 BB: 1 P: 10	R: 3 E: 1 K: 0 S: 7	H: 4 LOB: 1 BB: 0 P: 7	R: 0 E: 0 K: 1 S: 6	H: 1 LOB: 1 BB: 0 P: 6	R: 0 E: 0 K: 1 S: 6	H: 1 LOB: 1 BB: 0 P: 6	R: 0 E: 0 K: 2 S: 8	H: 0 LOB: 0 BB: 0 P: 7	R: 0 E: 0 K: 0 S: 3	H: 0 LOB: 1 BB: 1 P: 7	R: 0 E: 0 K: 1 S: 5	H: 0 LOB: 0 BB: 0 P: 5	R: 0 E: 0 K: 2 S: 8	H: 1 LOB: 1 BB: 0 P: 8	1B: 7 2B: 4 3B: 0 HR: 0	SF: 0 SAC: 0 DP: 0 HBP: 0	WP: 0 PB: 0 SB: 0 CS: 0	PA: 40
<b>PITCHER</b>	IP	WLS	BF	H	R	ER	SO	BB	IBB	HBP	BLK	WP	HR	S	P	ERA	WHIP			
<b>Rich Troedson, L</b> ERA: 4.63 (1, 1)	1.2	L	13	7	6	5	0	1	0	0	0	0	0	28	16	27.00	4.800			
<b>Gary Ross, R</b> ERA: 5.43 (2, 1)	4.1		16	3	0	0	6	0	0	0	0	0	0	28	28	0.00	0.692			
<b>Frank Snook, R</b> ERA: 3.09 (7, 1)	2.0		7	0	0	0	1	1	0	0	0	0	0	8	12	0.00	0.500			
<b>Mike Corkins, R</b> ERA: 5.4 (9, 1)	1.0		4	1	0	0	2	0	0	0	0	0	0	8	8	0.00	1.000			

Batter	1	2	3	4	5	6	7	8	9	AB	R	H	RBI	BB	SO	LOB	BOTTOM			
<b>Derrel Thomas, S</b> OBP: 0.301, SLG: 0.254 (1, 6)										4	1	1	0	0	0	0	<b>Los Angeles Dodgers @ San Diego Padres</b> San Diego Stadium, San Diego, CA Tue Aug 07 1973, 10:05 PM EDT Att: 12,186 - Unknown <a href="http://livebaseballscorecards.com">livebaseballscorecards.com</a>			
<b>Johnny Grubb, L</b> OBP: 0.376, SLG: 0.447 (1, 8)										4	0	0	0	0	1	1				
<b>Dave Roberts, R</b> OBP: 0.294, SLG: 0.423 (1, 5)										4	0	1	0	0	2	0				
<b>Nate Colbert, R</b> OBP: 0.336, SLG: 0.415 (1, 3)										4	0	1	0	0	0	0				
<b>Leron Lee, L</b> OBP: 0.309, SLG: 0.314 (1, 7)										4	0	1	1	0	0	0				
<b>Jerry Morales, R</b> OBP: 0.319, SLG: 0.402 (1, 9)										4	0	3	0	0	0	3				
<b>Fred Kendall, R</b> OBP: 0.297, SLG: 0.354 (1, 2)										4	0	0	0	0	0	6				
<b>Rich Morales, R</b> OBP: 0.236, SLG: 0.190 (1, 4)										3	0	0	0	0	0	2				
<b>Rich Troedson, L</b> OBP: 0.199, SLG: 0.150 (2, 1)										0	0	0	0	0	0	0				
<b>Ivan Murrell, R</b> OBP: 0.299, SLG: 0.312 (6, PH)										1	0	0	0	0	1	0				
<b>Frank Snook, R</b> OBP: 0.283, SLG: 0.275 (7, 1)										1	0	0	0	0	1	0				
<b>Cito Gaston, R</b> OBP: 0.283, SLG: 0.387 (8, PH)										0	0	0	0	0	0	0				
<b>Mike Corkins, R</b> OBP: 0.273, SLG: 0.250 (9, 1)										0	0	0	0	0	0	0				
<b>Inning Stats</b>	R: 0 E: 0 K: 1 S: 5	H: 0 LOB: 0 BB: 0 P: 5	R: 0 E: 0 K: 0 S: 4	H: 1 LOB: 0 BB: 0 P: 4	R: 0 E: 0 K: 1 S: 5	H: 0 LOB: 0 BB: 0 P: 5	R: 0 E: 0 K: 1 S: 5	H: 0 LOB: 0 BB: 0 P: 5	R: 0 E: 0 K: 0 S: 3	H: 0 LOB: 0 BB: 0 P: 3	R: 0 E: 0 K: 0 S: 4	H: 1 LOB: 1 BB: 0 P: 4	R: 1 E: 0 K: 1 S: 9	H: 4 LOB: 3 BB: 0 P: 9	1B: 6 2B: 1 3B: 0 HR: 0	SF: 0 SAC: 0 DP: 0 HBP: 0	WP: 0 PB: 0 SB: 0 CS: 0	PA: 34		
<b>PITCHER</b>	IP	WLS	BF	H	R	ER	SO	BB	IBB	HBP	BLK	WP	HR	S	P	ERA	WHIP			
<b>Don Sutton, R</b> ERA: 2.26 (1, 1)	7.0	W	23	2	0	0	4	0	0	0	0	0	0	31	31	0.00	0.286			
<b>Doug Rau, L</b> ERA: 4.23 (8, 1)	1.1		9	5	1	1	1	0	0	0	0	0	0	11	11	6.75	3.750			
<b>Jim Brewer, L</b> ERA: 1.94 (9, 1)	0.2	S	2	0	0	0	0	0	0	0	0	0	0	2	2	0.00	0.000			

Batter	1	2	3	4	5	6	7	8	9	AB	R	H	RBI	BB	SO	LOB	TOP					
Don Hahn, R OBP: 0.304, SLG: 0.310 (1, 8)										3	0	0	0	1	1	0						
Felix Milan, R OBP: 0.328, SLG: 0.359 (1, 4)										3	0	0	0	1	0	1						
Rusty Staub, L OBP: 0.355, SLG: 0.421 (1, 9)										4	0	1	0	0	0	1						
John Milner, L OBP: 0.336, SLG: 0.486 (1, 3)										3	1	1	0	1	1	1						
Cleon Jones, R OBP: 0.315, SLG: 0.375 (1, 7)										4	0	0	0	0	0	3						
Wayne Garrett, L OBP: 0.344, SLG: 0.350 (1, 5)										4	0	1	0	0	2	1						
Jerry Grote, R OBP: 0.280, SLG: 0.289 (1, 2)										4	0	2	1	0	0	1						
Ted Martinez, R OBP: 0.273, SLG: 0.262 (1, 6)										3	0	1	0	0	1	2						
Jon Matlack, L OBP: 0.216, SLG: 0.091 (1, 1)										3	0	0	0	0	3	2						
<b>Inning Stats</b>	R: 0 E: 0 K: 0 S: 2	H: 0 LOB: 0 BB: 1 P: 6	R: 1 E: 0 K: 1 S: 6	H: 2 LOB: 2 BB: 1 P: 10	R: 0 E: 0 K: 1 S: 5	H: 0 LOB: 0 BB: 0 P: 5	R: 0 E: 0 K: 1 S: 5	H: 0 LOB: 1 BB: 0 P: 5	R: 0 E: 0 K: 2 S: 8	H: 1 LOB: 1 BB: 0 P: 8	R: 0 E: 0 K: 0 S: 5	H: 2 LOB: 2 BB: 0 P: 5	R: 0 E: 0 K: 1 S: 6	H: 1 LOB: 1 BB: 0 P: 6	R: 0 E: 0 K: 1 S: 5	H: 0 LOB: 1 BB: 1 P: 9	R: 0 E: 0 K: 1 S: 5	H: 0 LOB: 0 BB: 0 P: 5	1B: 4 2B: 2 3B: 0 HR: 0	SF: 0 SAC: 0 DP: 1 HBP: 0	WP: 1 PB: 0 SB: 1 CS: 0	PA: 34
<b>PITCHER</b>	IP WLS BF H R ER SO BB IBB HBP BLK WP HR S P ERA WHIP																					
Andy Messersmith, R ERA: 2.83 (1, 1)	8.0 L 31 6 1 1 7 3 0 0 0 1 0 42 54 1.12 1.125																					
Pete Richert, L ERA: 2.01 (9, 1)	1.0 3 0 0 0 1 0 0 0 0 0 0 5 5 0.00 0.000																					

New York Mets @ Los Angeles Dodgers  
Dodger Stadium, Los Angeles, CA  
Wed Aug 08 1973, 7:05 PM PDT  
Att: 24,219 - Unknown

AB	31
R	1
H	6
RBI	1
BB	3
SO	8
LOB	12



Batter	1	2	3	4	5	6	7	8	9	AB	R	H	RBI	BB	SO	LOB	BOTTOM					
Davey Lopes, R OBP: 0.351, SLG: 0.345 (1, 4)										4	0	0	0	0	1	1						
Manny Mota, R OBP: 0.382, SLG: 0.381 (1, 7)										4	0	1	0	0	0	1						
Willie Davis, L OBP: 0.334, SLG: 0.467 (1, 8)										4	0	1	0	0	1	1						
Steve Garvey, R OBP: 0.332, SLG: 0.437 (1, 3)										3	0	0	0	0	0	2						
Joe Ferguson, R OBP: 0.370, SLG: 0.441 (1, 2)										2	0	0	0	1	1	1						
Ron Cey, R OBP: 0.356, SLG: 0.404 (1, 5)										3	0	0	0	0	2	1						
Willie Crawford, L OBP: 0.398, SLG: 0.448 (1, 9)										3	0	0	0	0	2	0						
Bill Russell, R OBP: 0.310, SLG: 0.349 (1, 6)										3	0	0	0	0	2	0						
Andy Messersmith, R OBP: 0.240, SLG: 0.225 (1, 1)										1	0	0	0	1	0	0						
Ken McMullen, R OBP: 0.253, SLG: 0.500 (8, PH)										1	0	0	0	0	0	0						
Pete Richert, L OBP: 0.200, SLG: 0.200 (9, 1)										0	0	0	0	0	0	0						
<b>Inning Stats</b>	R: 0 E: 0 K: 0 S: 4	H: 1 LOB: 1 BB: 0 P: 4	R: 0 E: 0 K: 3 S: 9	H: 0 LOB: 0 BB: 0 P: 9	R: 0 E: 0 K: 2 S: 7	H: 0 LOB: 0 BB: 0 P: 7	R: 0 E: 0 K: 1 S: 6	H: 1 LOB: 1 BB: 0 P: 6	R: 0 E: 0 K: 1 S: 5	H: 0 LOB: 0 BB: 0 P: 5	R: 0 E: 0 K: 0 S: 2	H: 0 LOB: 0 BB: 1 P: 6	R: 0 E: 0 K: 0 S: 3	H: 0 LOB: 1 BB: 1 P: 7	R: 0 E: 0 K: 2 S: 7	H: 0 LOB: 0 BB: 0 P: 7	R: 0 E: 0 K: 0 S: 3	H: 0 LOB: 0 BB: 0 P: 3	1B: 2 2B: 0 3B: 0 HR: 0	SF: 0 SAC: 0 DP: 1 HBP: 0	WP: 0 PB: 0 SB: 0 CS: 0	PA: 30
<b>PITCHER</b>	IP WLS BF H R ER SO BB IBB HBP BLK WP HR S P ERA WHIP																					
Jon Matlack, L ERA: 3.3 (1, 1)	9.0 W 30 2 0 0 9 2 0 0 0 0 0 46 54 0.00 0.444																					

New York Mets @ Los Angeles Dodgers  
Dodger Stadium, Los Angeles, CA  
Wed Aug 08 1973, 7:05 PM PDT  
Att: 24,219 - Unknown

AB	28
R	0
H	2
RBI	0
BB	2
SO	9
LOB	7



Batter	1	2	3	4	5	6	7	8	9	AB	R	H	RBI	BB	SO	LOB	TOP
Don Hahn, R (1,8) OBP: 0.297, SLG: 0.302 Jim Beauchamp, R (9, PH) OBP: 0.362, SLG: 0.347	0-0 6-3		0-0 4-3			0-0 G6-3			4-0 G6-4-3 BB	3	0	0	0	0	0	1	
Felix Milan, R (1,4) OBP: 0.325, SLG: 0.356	0-0 1-3			0-0 4-3		0-0 4-3			0-0 G6-4-3	4	0	0	0	0	0	1	
Rusty Staub, L (1,9) OBP: 0.355, SLG: 0.420	0-0 P5			0-3 K					0-0 G6-4-3 1B	3	0	1	0	0	1	0	
Cleon Jones, R (1,7)		0-0 2-3 1B		0-0 1B		0-0 G6-4-3			0-0 G6-4-3	3	0	2	0	0	0	1	
John Milner, L (1,3)		0-3 K		0-0 G3		0-0 F8			0-0 F8	3	0	0	0	0	1	2	
Jerry Grote, R (1,2)		0-0 2-3			0-3 K				0-0 5-3	3	0	0	0	0	1	1	
Wayne Garrett, L (1,5)		0-0 G3			0-0 1-3				0-0 3-1	3	0	0	0	0	0	1	
Ted Martinez, R (1,6)			0-0 6-3		0-0 1-3				0-0 F8	3	0	0	0	0	0	0	
Jerry Koosman, R (1,1) Willie Mays, R (9, PH) OBP: 0.289, SLG: 0.351			0-0 5-3			0-0 G6-3 1B			0-0 5-3	2	0	1	0	0	0	0	
<b>Inning Stats</b>	R: 0 E: 0 K: 0 S: 3	H: 0 LOB: 0 BB: 0 P: 3	R: 0 E: 0 K: 1 S: 6	H: 1 LOB: 1 BB: 0 P: 6	R: 0 E: 0 K: 0 S: 3	H: 0 LOB: 0 BB: 0 P: 3	R: 0 E: 0 K: 1 S: 5	H: 1 LOB: 1 BB: 0 P: 5	R: 0 E: 0 K: 0 S: 3	H: 1 LOB: 0 BB: 0 P: 3	R: 0 E: 0 K: 0 S: 3	H: 0 LOB: 0 BB: 1 P: 3	R: 0 E: 0 K: 0 S: 2	H: 0 LOB: 0 BB: 1 P: 6	1B: 4 2B: 0 3B: 0 HR: 0	SF: 0 SAC: 0 DP: 3 HBP: 0	WP: 0 PA: 29 PB: 0 SB: 0 CS: 0
<b>PITCHER</b> Claude Osteen, L (1,1) ERA: 2.74	IP: 9.0 WLS: W BF: 29 H: 4 R: 0 ER: 0 SO: 3 BB: 1 IBB: 0 HBP: 0 BLK: 0 WP: 0 HR: 0 S: 34 P: 38 ERA: 0.00 WHIP: 0.556																

New York Mets @ Los Angeles Dodgers  
Dodger Stadium, Los Angeles, CA  
Thu Aug 09 1973, 7:05 PM PDT  
Att: 24,737 - Unknown

AB	28
R	0
H	4
RBI	0
BB	1
SO	3
LOB	7



Batter	1	2	3	4	5	6	7	8	9	AB	R	H	RBI	BB	SO	LOB	BOTTOM
Davey Lopes, R (1,4) OBP: 0.350, SLG: 0.349	0-0 4-3		0-0 G5-4-3		0-0 4-3			0-0 1B 3B		4	1	1	0	0	0	3	
Manny Mota, R (1,7) Willie Crawford, L (9,9) OBP: 0.398, SLG: 0.448	0-0 4-3			0-0 FC3-6 1B	0-0 4-3			0-0 FC4-6 1B		4	0	2	1	0	0	2	
Willie Davis, L (1,8) OBP: 0.333, SLG: 0.465	0-0 G3			0-0 FC3-6 1B		0-0 1B		0-0 FC4-6 1B		4	0	1	0	0	0	2	
Steve Garvey, R (1,3)		0-0 6-3		0-0 1B		0-0 F7		0-0 P4		4	0	1	0	0	0	1	
Joe Ferguson, R (1,2)		0-0 E1 1B		0-0 P6		0-0 F3				3	0	1	0	0	0	2	
Ron Cey, R (1,5) OBP: 0.354, SLG: 0.401		0-0 5-3		0-0 F8			0-0 F7			3	0	0	0	0	0	3	
Tom Paciorek, R (1,9) OBP: 0.274, SLG: 0.300		0-0 4-3			0-0 SH2-4 1B		0-3 K			3	0	1	0	0	1	1	
Bill Russell, R (1,6) OBP: 0.313, SLG: 0.351			0-0 FC2-6 1B		0-0 SH2-4 1B		0-0 F9			3	0	2	0	0	0	0	
Claude Osteen, L (1,1) OBP: 0.197, SLG: 0.186			0-0 FC2-6 G5-4-3		0-0 SH2-4			0-0 3B 1B		2	0	1	0	0	0	1	
<b>Inning Stats</b>	R: 0 E: 0 K: 0 S: 3	H: 0 LOB: 0 BB: 0 P: 3	R: 0 E: 1 K: 0 S: 4	H: 1 LOB: 1 BB: 0 P: 4	R: 0 E: 0 K: 0 S: 3	H: 1 LOB: 0 BB: 0 P: 3	R: 0 E: 0 K: 0 S: 5	H: 2 LOB: 2 BB: 0 P: 5	R: 0 E: 0 K: 0 S: 3	H: 1 LOB: 0 BB: 0 P: 3	R: 0 E: 0 K: 1 S: 5	H: 0 LOB: 0 BB: 0 P: 5	R: 1 E: 0 K: 0 S: 5	H: 3 LOB: 1 BB: 0 P: 5	1B: 9 2B: 0 3B: 1 HR: 0	SF: 0 SAC: 1 DP: 1 HBP: 0	WP: 0 PA: 31 PB: 0 SB: 0 CS: 0
<b>PITCHER</b> Jerry Koosman, L (1,1) ERA: 3.25	IP: 8.0 WLS: L BF: 31 H: 10 R: 1 ER: 1 SO: 1 BB: 0 IBB: 0 HBP: 0 BLK: 0 WP: 0 HR: 0 S: 33 P: 33 ERA: 1.12 WHIP: 1.250																

New York Mets @ Los Angeles Dodgers  
Dodger Stadium, Los Angeles, CA  
Thu Aug 09 1973, 7:05 PM PDT  
Att: 24,737 - Unknown

AB	30
R	1
H	10
RBI	1
BB	0
SO	1
LOB	15



Batter	1	2	3	4	5	6	7	8	9	AB	R	H	RBI	BB	SO	LOB	TOP					
Cesar Tovar, R (1,9) OBP: 0.344, SLG: 0.384 Del Unser, L (7,8) OBP: 0.373, SLG: 0.477	0-0 4-3 5-3 1B		0-3 K			0-0 FC6-4 1B	0-0 S 1B		0-0 4-3	4	1	3	0	0	1	0						
Terry Harmon, R (1,4) OBP: 0.302, SLG: 0.254	0-0 5-3		0-0 3-1			0-0 FC6-4 1-2	0-0 5-3 1-2			4	0	0	0	0	0	3						
Willie Montanez, L (1,3) OBP: 0.336, SLG: 0.381	0-0 4-3		0-3 K			0-0 F7		0-0 F8		4	0	0	0	0	1	2						
Greg Luzinski, R (1,7) OBP: 0.343, SLG: 0.454	0-0 FC5-4 1B			0-0 G6-4-3 1B		0-0 G3		4-0 BB		3	0	2	1	1	0	1						
Bill Robinson, R (1,8) OBP: 0.335, SLG: 0.527	0-0 FC5-4 1-2			0-0 F8			0-0 1B HR	0-3 K		4	1	1	0	0	1	3						
Bob Boone, R (1,2) OBP: 0.315, SLG: 0.352		0-0 F7		0-0 G6-4-3 1-2			0-0 1B HR	0-0 P4		4	1	1	0	0	0	2						
Mike Schmidt, R (1,5) OBP: 0.332, SLG: 0.421					0-0 L8				0-0 HR	4	2	3	4	0	0	0						
Craig Robinson, R (1,6) OBP: 0.259, SLG: 0.333		0-3 K			0-0 6-3		0-0 5-3	0-3 K		4	0	0	0	0	2	1						
Wayne Twitchell, R (1,1) OBP: 0.105, SLG: 0.140		0-0 5-3			0-3 K		0-0 1-3	0-0 4-3		4	0	0	0	0	1	1						
<b>Inning Stats</b>	R: 1 E: 0 K: 0 S: 5	H: 2 LOB: 1 BB: 0 P: 5	R: 0 E: 0 K: 1 S: 6	H: 1 LOB: 1 BB: 0 P: 6	R: 0 E: 0 K: 2 S: 7	H: 0 LOB: 0 BB: 0 P: 7	R: 0 E: 0 K: 0 S: 3	H: 1 LOB: 0 BB: 0 P: 3	R: 0 E: 0 K: 1 S: 5	H: 0 LOB: 0 BB: 0 P: 5	R: 0 E: 0 K: 0 S: 4	H: 1 LOB: 1 BB: 0 P: 4	R: 3 E: 0 K: 0 S: 7	H: 4 LOB: 1 BB: 0 P: 7	R: 0 E: 0 K: 1 S: 5	H: 0 LOB: 1 BB: 1 P: 9	R: 1 E: 0 K: 1 S: 6	H: 1 LOB: 0 BB: 0 P: 6	1B: 8 2B: 0 3B: 0 HR: 2	SF: 0 SAC: 0 DP: 1 HBP: 0	WP: 0 PB: 0 SB: 1 CS: 0	PA: 37
<b>PITCHER</b>	IP WLS BF H R ER SO BB IBB HBP BLK WP HR S P ERA WHIP	IP WLS BF H R ER SO BB IBB HBP BLK WP HR S P ERA WHIP																				
Tommy John, L (1,1) ERA: 2.87	6.0 L 25 8 4 4 4 0 0 0 0 0 1 33 33 6.00 1.333	3.0 L 12 2 1 1 2 1 0 0 0 0 1 15 19 3.00 1.000																				
Doug Rau, L (7,1) ERA: 4.14																						

Philadelphia Phillies @ Los Angeles Dodgers  
Dodger Stadium, Los Angeles, CA  
Fri Aug 10 1973, 7:05 PM PDT  
Att: 21,167 - Unknown

AB	36
R	5
H	10
RBI	5
BB	1
SO	6
LOB	13



Batter	1	2	3	4	5	6	7	8	9	AB	R	H	RBI	BB	SO	LOB	BOTTOM					
Davey Lopes, R (1,4) OBP: 0.349, SLG: 0.348	0-0 F9		0-0 5-3 2-3		0-0 CS 1B		0-3 K			4	0	1	0	0	1	1						
Bill Buckner, L (1,7) OBP: 0.298, SLG: 0.342	0-3 K		0-0 P6		0-3 K 1-2		0-0 WP 1B			4	0	1	0	0	2	2						
Willie Davis, L (1,8) OBP: 0.333, SLG: 0.463	0-0 E S 1B			0-0 F8	0-0 F9		0-3 K 1-2			4	0	1	0	0	1	1						
Steve Garvey, R (1,3) OBP: 0.333, SLG: 0.432	0-0 F8 1-3			0-0 BB HR 1B		4-0 1B BB		0-0 5-3		3	1	1	0	1	0	1						
Willie Crawford, L (1,9) OBP: 0.399, SLG: 0.447		0-0 4-3		4-0 1-2 BB		0-0 1-3 1B		0-3 K		3	1	1	0	1	1	0						
Joe Ferguson, R (1,2) OBP: 0.389, SLG: 0.447		0-0 F9		0-0 1-2 HR		0-0 P4		0-0 F9		4	1	1	3	0	0	2						
Ron Cey, R (1,5) OBP: 0.354, SLG: 0.490		0-0 F9		0-0 1B		0-3 K			0-0 F5	3	0	1	0	0	1	2						
Bill Russell, R (1,6) OBP: 0.310, SLG: 0.348			0-0 E6 5-3 SH1-4		0-0 F8		0-0 2-3		0-3 K	4	0	0	0	0	1	3						
Tommy John, R (1,1) OBP: 0.173, SLG: 0.176 Ken McMullen, R (7,5) OBP: 0.283, SLG: 0.483 Doug Rau, L (7,1) OBP: 0.143, SLG: 0.143 Von Joshua, L (8,PH) OBP: 0.281, SLG: 0.273			0-0 SH1-4		0-0 4-3			0-0 F7		0-0 6-3	1	0	0	0	0	0						
<b>Inning Stats</b>	R: 0 E: 0 K: 1 S: 6	H: 1 LOB: 1 BB: 0 P: 6	R: 0 E: 0 K: 0 S: 3	H: 0 LOB: 0 BB: 0 P: 3	R: 0 E: 1 K: 0 S: 4	H: 0 LOB: 1 BB: 0 P: 4	R: 3 E: 0 K: 0 S: 6	H: 3 LOB: 1 BB: 1 P: 10	R: 0 E: 0 K: 1 S: 5	H: 1 LOB: 0 BB: 0 P: 5	R: 0 E: 0 K: 1 S: 6	H: 1 LOB: 2 BB: 1 P: 10	R: 0 E: 0 K: 2 S: 8	H: 1 LOB: 1 BB: 0 P: 8	R: 0 E: 0 K: 1 S: 5	H: 0 LOB: 0 BB: 0 P: 5	R: 0 E: 0 K: 1 S: 5	H: 0 LOB: 0 BB: 0 P: 5	1B: 6 2B: 0 3B: 0 HR: 1	SF: 0 SAC: 1 DP: 0 HBP: 0	WP: 1 PB: 0 SB: 1 CS: 1	PA: 36
<b>PITCHER</b>	IP WLS BF H R ER SO BB IBB HBP BLK WP HR S P ERA WHIP	IP WLS BF H R ER SO BB IBB HBP BLK WP HR S P ERA WHIP																				
Wayne Twitchell, R (1,1) ERA: 2.14	9.0 W 36 7 3 3 7 2 0 0 0 1 1 48 56 3.00 1.000																					

Philadelphia Phillies @ Los Angeles Dodgers  
Dodger Stadium, Los Angeles, CA  
Fri Aug 10 1973, 7:05 PM PDT  
Att: 21,167 - Unknown

AB	33
R	3
H	7
RBI	3
BB	2
SO	7
LOB	13



Batter	1	2	3	4	5	6	7	8	9	AB	R	H	RBI	BB	SO	LOB	TOP				
Cesar Tovar, R OBP: 0.339, SLG: 0.378 Del Unser, L OBP: 0.373, SLG: 0.477	F8		FC4-6 1B		K		E5			4	0	0	0	0	1	2					
Terry Harmon, R OBP: 0.301, SLG: 0.254	K		1B		L1			F2		4	0	1	0	0	1	0					
Willie Montanez, L OBP: 0.336, SLG: 0.380	1B		F7		L4			2-3		4	0	1	0	0	0	2					
Greg Luzinski, R OBP: 0.344, SLG: 0.461	1B		K		F9			HR		4	1	2	1	0	1	2					
Bill Robinson, R OBP: 0.334, SLG: 0.533	P3			HR	K			5-3		4	1	1	1	0	1	2					
Bob Boone, R OBP: 0.312, SLG: 0.348		L7		L8			4-3		5-3	4	0	0	0	0	0	0					
Mike Schmidt, R OBP: 0.331, SLG: 0.416		P3		F7			F8		4-3 BLK BB	3	0	0	0	1	0	0					
Craig Robinson, R OBP: 0.259, SLG: 0.345		L3		F9			E 2B		4-3	4	1	1	0	0	0	1					
Ken Brett, L OBP: 0.333, SLG: 0.585			FC4-6 BB		L8		E BB		F8	2	0	0	0	2	0	1					
<b>Inning Stats</b>	R: 0 E: 0 K: 1 S: 7	H: 2 LOB: 2 BB: 0 P: 7	R: 0 E: 0 K: 0 S: 3	H: 0 LOB: 0 BB: 0 P: 3	R: 0 E: 0 K: 1 S: 6	H: 1 LOB: 2 BB: 1 P: 10	R: 1 E: 0 K: 0 S: 4	H: 1 LOB: 0 BB: 0 P: 4	R: 0 E: 0 K: 1 S: 5	H: 0 LOB: 0 BB: 0 P: 5	R: 1 E: 1 K: 0 S: 4	H: 1 LOB: 2 BB: 1 P: 8	R: 1 E: 0 K: 0 S: 4	H: 1 LOB: 0 BB: 0 P: 4	R: 0 E: 0 K: 0 S: 3	H: 0 LOB: 1 BB: 1 P: 7	1B: 3 2B: 1 3B: 0 HR: 2	SF: 0 SAC: 0 DP: 0 HBP: 0	WP: 0 PB: 0 SB: 0 CS: 0	PA: 36	
<b>PITCHER</b>	IP	WLS	BF	H	R	ER	SO	BB	IBB	HBP	BLK	WP	HR	S	P	ERA	WHIP				
Al Downing, L ERA: 2.99	(1, 1)	7.0	L 28	5	2	1	4	2	0	0	0	0	1	34	42	1.29	1.000				
Pete Richert, L ERA: 2.13	(8, 1)	2.0	8	1	1	1	0	1	0	0	1	0	1	7	11	4.50	1.000				

Philadelphia Phillies @ Los Angeles Dodgers  
Dodger Stadium, Los Angeles, CA  
Sat Aug 11 1973, 7:05 PM PDT  
Att: 50,557 - Unknown

AB 33  
R 3  
H 6  
RBI 2  
BB 3  
SO 4  
LOB 10



Batter	1	2	3	4	5	6	7	8	9	AB	R	H	RBI	BB	SO	LOB	BOTTOM				
Davey Lopes, R OBP: 0.350, SLG: 0.348	6-3		G5-4-3 BB			2B 4-3 1B	4-3			3	1	1	0	1	0	1					
Manny Mota, R OBP: 0.382, SLG: 0.385	1-3		G5-4-3			5-3 2B		4-3		4	0	1	0	0	0	2					
Willie Davis, L OBP: 0.332, SLG: 0.465	F8					4-3		K		4	0	1	1	0	1	1					
Steve Garvey, R OBP: 0.336, SLG: 0.431		5-3 1B		1-3		3B 4-3 IBB		6-3		3	0	1	0	1	0	1					
Joe Ferguson, R OBP: 0.365, SLG: 0.442		5-3		P5		5-3		6-3		4	0	0	0	0	0	4					
Ken McMullen, R OBP: 0.281, SLG: 0.468 Lee Lacy, R OBP: 0.300, SLG: 0.208		F8		F8		K		G4-6-3 1B		4	0	1	0	0	1	4					
Tom Paciorek, R OBP: 0.273, SLG: 0.298		F3		P4		SH2-4 1B		G4-6-3		4	0	1	0	0	0	2					
Bill Russell, R OBP: 0.311, SLG: 0.349			WP SH1-4 1B		6-3		SH2-4			2	0	1	0	0	0	0					
Al Downing, R OBP: 0.180, SLG: 0.152 Ron Cey, R OBP: 0.353, SLG: 0.399 Pete Richert, L OBP: 0.200, SLG: 0.200			SH1-4		5-3		5-3			1	0	0	0	0	0	0					
<b>Inning Stats</b>	R: 0 E: 0 K: 0 S: 3	H: 0 LOB: 0 BB: 0 P: 3	R: 0 E: 0 K: 0 S: 4	H: 1 LOB: 1 BB: 0 P: 4	R: 0 E: 0 K: 0 S: 3	H: 1 LOB: 1 BB: 1 P: 7	R: 0 E: 0 K: 0 S: 4	H: 1 LOB: 1 BB: 0 P: 4	R: 0 E: 0 K: 1 S: 7	H: 2 LOB: 2 BB: 1 P: 11	R: 0 E: 0 K: 0 S: 4	H: 1 LOB: 1 BB: 0 P: 4	R: 0 E: 0 K: 1 S: 5	H: 0 LOB: 0 BB: 0 P: 5	R: 0 E: 0 K: 0 S: 3	H: 1 LOB: 1 BB: 0 P: 3	1B: 5 2B: 1 3B: 1 HR: 0	SF: 0 SAC: 2 DP: 2 HBP: 0	WP: 1 PB: 0 SB: 0 CS: 0	PA: 34	
<b>PITCHER</b>	IP	WLS	BF	H	R	ER	SO	BB	IBB	HBP	BLK	WP	HR	S	P	ERA	WHIP				
Ken Brett, L ERA: 3.17	(1, 1)	9.0	W 34	7	1	1	2	1	1	0	0	1	0	36	44	1.00	0.889				

Philadelphia Phillies @ Los Angeles Dodgers  
Dodger Stadium, Los Angeles, CA  
Sat Aug 11 1973, 7:05 PM PDT  
Att: 50,557 - Unknown

AB 30  
R 1  
H 7  
RBI 1  
BB 2  
SO 2  
LOB 16









Batter	1	2	3	4	5	6	7	8	9	AB	R	H	RBI	BB	SO	LOB	TOP										
Ron Woods, R (1, 8) OBP: 0.354, SLG: 0.327										4	0	2	1	1	0	1	<b>Montreal Expos @ Los Angeles Dodgers</b> Dodger Stadium, Los Angeles, CA Tue Aug 14 1973, 7:05 PM PDT Att: 23,448 - Unknown										
Bob Bailey, R (1, 5) OBP: 0.379, SLG: 0.516										4	0	1	0	1	2	3											
Hal Breedon, R (1, 3) OBP: 0.369, SLG: 0.522										4	1	2	0	0	1	1											
Mike Jorgensen, L (8, 3) OBP: 0.343, SLG: 0.342										4	0	0	0	1	1	5											
Ken Singleton, S (1, 9) OBP: 0.400, SLG: 0.485										4	1	2	2	0	0	2											
Pepe Mangual, R (1, 7) OBP: 0.182, SLG: 0.375										4	0	1	0	0	2	2											
John Boccabella, R (1, 2) OBP: 0.282, SLG: 0.327										4	0	1	0	0	2	2											
Tim Foli, R (1, 6) OBP: 0.288, SLG: 0.289										4	0	0	0	0	0	3											
Pepe Frias, R (1, 4) OBP: 0.258, SLG: 0.266										4	1	2	0	0	0	0											
Balor Moore, L (1, 1) OBP: 0.111, SLG: 0.093										4	0	1	0	0	3	2											
<b>Inning Stats</b>	R: 0 E: 0 K: 0 S: 4	H: 2 LOB: 1 BB: 0 P: 4	R: 1 E: 0 K: 0 S: 4	H: 1 LOB: 0 BB: 0 P: 4	R: 0 E: 0 K: 1 S: 5	H: 0 LOB: 1 BB: 1 P: 9	R: 0 E: 0 K: 1 S: 4	H: 0 LOB: 0 BB: 1 P: 8	R: 1 E: 0 K: 2 S: 9	H: 2 LOB: 1 BB: 0 P: 9	R: 0 E: 0 K: 2 S: 8	H: 1 LOB: 1 BB: 0 P: 8	R: 0 E: 0 K: 2 S: 9	H: 2 LOB: 2 BB: 0 P: 9	R: 0 E: 0 K: 0 S: 5	H: 2 LOB: 3 BB: 1 P: 9	1B: 8 2B: 0 3B: 2 HR: 1	SF: 0 SAC: 0 DP: 1 HBP: 0	WP: 0 PB: 0 SB: 0 CS: 1	PA: 40							
<b>PITCHER</b>	IP	WLS	BF	H	R	ER	SO	BB	IBB	HBP	BLK	WP	HR	S	P	ERA	WHIP										
Tommy John, L (1, 1) ERA: 2.92	7.0		29	7	3	3	7	2	0	0	0	0	1	41	49	3.86	1.286										
Doug Rau, L (8, 1) ERA: 3.95	2.0	W	11	4	0	0	2	1	0	0	0	0	0	14	18	0.00	2.500										

AB	37
R	3
H	11
RBI	3
BB	3
SO	9
LOB	22



Batter	1	2	3	4	5	6	7	8	9	AB	R	H	RBI	BB	SO	LOB	BOTTOM										
Davey Lopes, R (1, 4) OBP: 0.352, SLG: 0.347										3	0	1	0	1	0	2	<b>Montreal Expos @ Los Angeles Dodgers</b> Dodger Stadium, Los Angeles, CA Tue Aug 14 1973, 7:05 PM PDT Att: 23,448 - Unknown										
Manny Mota, R (1, 7) OBP: 0.348, SLG: 0.381										4	0	1	0	0	0	2											
Willie Davis, L (1, 8) OBP: 0.328, SLG: 0.458										4	1	0	0	0	1	3											
Joe Ferguson, R (1, 2) OBP: 0.369, SLG: 0.453										3	0	1	1	1	0	0											
Steve Garvey, R (1, 3) OBP: 0.332, SLG: 0.424										4	0	2	0	0	0	1											
Willie Crawford, L (1, 9) OBP: 0.397, SLG: 0.454										4	0	0	0	0	1	3											
Bill Russell, R (1, 6) OBP: 0.317, SLG: 0.354										4	2	2	0	0	0	1											
Jerry Royster, R (1, 5) OBP: 0.292, SLG: 0.524										3	0	0	0	0	1	1											
Tommy John, R (1, 1) OBP: 0.185, SLG: 0.189										2	0	1	0	0	0	0											
Ron Cey, R (7, PH) OBP: 0.348, SLG: 0.391										1	0	0	0	0	0	0											
Von Joshua, L (7, PR) OBP: 0.281, SLG: 0.273										0	0	0	0	0	0	0											
Doug Rau, L (8, 1) OBP: 0.143, SLG: 0.143										0	0	0	0	0	0	0											
<b>Inning Stats</b>	R: 1 E: 0 K: 0 S: 4	H: 1 LOB: 1 BB: 0 P: 8	R: 0 E: 0 K: 0 S: 3	H: 0 LOB: 0 BB: 0 P: 3	R: 0 E: 0 K: 1 S: 6	H: 1 LOB: 1 BB: 0 P: 6	R: 0 E: 0 K: 1 S: 6	H: 1 LOB: 1 BB: 0 P: 6	R: 0 E: 0 K: 1 S: 5	H: 1 LOB: 0 BB: 0 P: 5	R: 0 E: 0 K: 0 S: 4	H: 1 LOB: 2 BB: 1 P: 8	R: 1 E: 1 K: 0 S: 4	H: 1 LOB: 1 BB: 0 P: 4	R: 0 E: 0 K: 0 S: 3	H: 1 LOB: 0 BB: 0 P: 3	R: 2 E: 0 K: 0 S: 4	H: 2 LOB: 2 BB: 0 P: 4	1B: 5 2B: 3 3B: 0 HR: 1	SF: 0 SAC: 0 DP: 3 HBP: 0	WP: 0 PB: 0 SB: 0 CS: 0	PA: 35					
<b>PITCHER</b>	IP	WLS	BF	H	R	ER	SO	BB	IBB	HBP	BLK	WP	HR	S	P	ERA	WHIP										
Balor Moore, L (1, 1) ERA: 4.4	8.2	L	35	9	4	3	3	2	0	0	0	0	1	39	47	3.12	1.269										

AB	33
R	4
H	9
RBI	3
BB	2
SO	3
LOB	13



Batter	1	2	3	4	5	6	7	8	9	AB	R	H	RBI	BB	SO	LOB	TOP						
<b>Bernie Allen, L</b> OBP: 0.284, SLG: 0.274 (1, 4)										5	1	1	0	0	0	2	<b>Montreal Expos @ Los Angeles Dodgers</b> Dodger Stadium, Los Angeles, CA Wed Aug 15 1973, 7:05 PM PDT Att: 25,982 - Unknown						
<b>Mike Jorgensen, L</b> OBP: 0.340, SLG: 0.338 (1, 3)										4	0	0	0	0	1								
<b>Ron Fairly, L</b> OBP: 0.430, SLG: 0.439 (1, 7)										4	0	1	0	0	2	0							
<b>Ken Singleton, S</b> OBP: 0.401, SLG: 0.486 (1, 9)										4	1	2	1	0	1	1							
<b>Jim Lyttle, L</b> OBP: 0.286, SLG: 0.448 <b>Ron Woods, R</b> OBP: 0.352, SLG: 0.324 (4, 8)										2	0	0	0	0	0	1							
<b>Bob Bailey, R</b> OBP: 0.378, SLG: 0.513 (1, 5)										4	0	1	0	0	1	2							
<b>John Boccabella, R</b> OBP: 0.284, SLG: 0.329 (1, 2)										4	0	2	0	0	0	3							
<b>Tim Foli, R</b> OBP: 0.288, SLG: 0.289 (1, 6)										4	0	1	1	0	0	4							
<b>Ernie McAnally, R</b> OBP: 0.196, SLG: 0.196 <b>Boots Day, L</b> OBP: 0.276, SLG: 0.417 <b>Mike Torrez, R</b> OBP: 0.246, SLG: 0.250 <b>Tom Walker, R</b> OBP: 0.343, SLG: 0.364 <b>Hal Breeden, R</b> OBP: 0.368, SLG: 0.520 <b>Bill Stoneman, R</b> OBP: 0.228, SLG: 0.303 <b>Pepe Mangual, R</b> OBP: 0.176, SLG: 0.364 (5, PH) (5, 1) (5, 1) (7, PH) (7, 1) (9, PH)										0	0	0	0	0	0	0							
<b>Inning Stats</b>	R: 0 E: 0 K: 0 S: 3	H: 0 LOB: 0 BB: 0 P: 3	R: 0 E: 0 K: 1 S: 5	H: 0 LOB: 0 BB: 0 P: 5	R: 0 E: 0 K: 0 S: 4	H: 1 LOB: 1 BB: 0 P: 4	R: 0 E: 0 K: 2 S: 8	H: 1 LOB: 1 BB: 0 P: 8	R: 0 E: 0 K: 1 S: 5	H: 0 LOB: 0 BB: 0 P: 5	R: 1 E: 1 K: 0 S: 6	H: 2 LOB: 2 BB: 0 P: 6	R: 1 E: 1 K: 1 S: 8	H: 2 LOB: 2 BB: 0 P: 8	R: 0 E: 0 K: 0 S: 4	H: 1 LOB: 1 BB: 0 P: 4		1B: 7 2B: 1 3B: 0 HR: 0	SF: 0 SAC: 1 DP: 0 HBP: 0	WP: 0 PB: 0 SB: 1 CS: 0	PA: 37		
<b>PITCHER</b>	IP WLS BF H R ER SO BB IBB HBP BLK WP HR S P ERA WHIP																						
<b>Don Sutton, R</b> ERA: 2.22 <b>Jim Brewer, L</b> ERA: 1.96 (1, 1) (9, 1)	8.0 W 33 L 4 S 4	H 7 R 2 ER 1 SO 5	R 2 ER 0 SO 0	ER 1 SO 0	BB 0 IBB 0 HBP 0 BLK 0	WP 0 HR 0 S 43 P 43	ERA 1.12 WHIP 0.875																

AB	36
R	2
H	8
RBI	2
BB	0
SO	5
LOB	20



Batter	1	2	3	4	5	6	7	8	9	AB	R	H	RBI	BB	SO	LOB	BOTTOM						
<b>Davey Lopes, R</b> OBP: 0.349, SLG: 0.344 (1, 4)										4	0	0	0	0	0	3	<b>Montreal Expos @ Los Angeles Dodgers</b> Dodger Stadium, Los Angeles, CA Wed Aug 15 1973, 7:05 PM PDT Att: 25,982 - Unknown						
<b>Bill Buckner, L</b> OBP: 0.303, SLG: 0.354 (1, 7)										4	2	3	2	0	0	0							
<b>Willie Davis, L</b> OBP: 0.327, SLG: 0.456 (1, 8)										4	0	1	1	0	2	1							
<b>Joe Ferguson, R</b> OBP: 0.371, SLG: 0.455 (1, 2)										3	1	1	0	1	1	2							
<b>Willie Crawford, L</b> OBP: 0.395, SLG: 0.451 (1, 9)										4	1	1	0	0	0	3							
<b>Steve Garvey, R</b> OBP: 0.336, SLG: 0.433 (1, 3)										4	2	3	1	0	0	1							
<b>Bill Russell, R</b> OBP: 0.317, SLG: 0.354 (1, 6)										3	0	1	1	0	0	2							
<b>Jerry Royster, R</b> OBP: 0.167, SLG: 0.167 <b>Ron Cey, R</b> OBP: 0.350, SLG: 0.392 (8, PH) (9, 5)										3	0	1	0	0	0	2							
<b>Don Sutton, R</b> OBP: 0.164, SLG: 0.104 <b>Von Joshua, L</b> OBP: 0.287, SLG: 0.279 <b>Jim Brewer, L</b> OBP: 0.400, SLG: 0.400 (1, 1) (8, PH) (9, 1)										3	1	1	1	0	0	3							
<b>Inning Stats</b>	R: 1 E: 0 K: 0 S: 4	H: 2 LOB: 0 BB: 0 P: 4	R: 1 E: 1 K: 0 S: 5	H: 2 LOB: 1 BB: 0 P: 5	R: 0 E: 0 K: 1 S: 5	H: 0 LOB: 0 BB: 0 P: 5	R: 1 E: 0 K: 0 S: 5	H: 2 LOB: 1 BB: 0 P: 5	R: 2 E: 1 K: 0 S: 5	H: 2 LOB: 1 BB: 1 P: 9	R: 1 E: 0 K: 0 S: 5	H: 2 LOB: 1 BB: 0 P: 5	R: 0 E: 0 K: 2 S: 8	H: 1 LOB: 1 BB: 0 P: 8	R: 1 E: 0 K: 0 S: 5	H: 3 LOB: 1 BB: 0 P: 5		1B: 10 2B: 4 3B: 0 HR: 1	SF: 0 SAC: 2 DP: 3 HBP: 0	WP: 2 PB: 0 SB: 2 CS: 0	PA: 37		
<b>PITCHER</b>	IP WLS BF H R ER SO BB IBB HBP BLK WP HR S P ERA WHIP																						
<b>Ernie McAnally, R</b> ERA: 4.06 <b>Mike Torrez, R</b> ERA: 4.63 <b>Tom Walker, R</b> ERA: 3.43 <b>Bill Stoneman, R</b> ERA: 7.28 (1, 1) (5, 1) (6, 1) (7, 1)	4.0 L 17 6 2 5 2 2.0 9	H 6 R 3 ER 2 SO 1	R 2 ER 2 SO 1	ER 2 SO 0	BB 0 IBB 0 HBP 0 BLK 0	WP 0 HR 1 S 5 P 9	ERA 6.75 WHIP 1.500																

AB	34
R	7
H	14
RBI	7
BB	1
SO	3
LOB	17



Batter	1	2	3	4	5	6	7	8	9	AB	R	H	RBI	BB	SO	LOB	TOP	
Davey Lopes, R OBP: 0.348, SLG: 0.341 (1,4)										3	1	0	0	0	2	0	<b>Los Angeles Dodgers @ Chicago Cubs</b> Wrigley Field, Chicago, IL Fri Aug 17 1973, 3:33 AM CDT Att: 13,987 - Cloudy - 85 F	
Bill Buckner, L OBP: 0.395, SLG: 0.354 (1,7)										3	0	1	0	1	0	0		
Willie Davis, L OBP: 0.325, SLG: 0.453 (1,8)										3	0	0	1	0	2	1		
Joe Ferguson, R OBP: 0.372, SLG: 0.454 (1,2)										3	0	1	0	1	1	1		
Willie Crawford, L OBP: 0.396, SLG: 0.450 (1,9)										3	0	1	0	1	1	0		
Steve Garvey, R OBP: 0.333, SLG: 0.426 (1,3)										4	0	0	0	0	1	5		
Ron Cey, R OBP: 0.349, SLG: 0.390 (1,5)										2	0	0	0	1	1	1		
Bill Russell, R OBP: 0.315, SLG: 0.352 (1,6)										3	0	0	0	0	0	1		
Andy Messersmith, R OBP: 0.231, SLG: 0.216 (6, PH)										1	0	0	0	0	0	0		
Von Joshua, L OBP: 0.293, SLG: 0.277 (6, PH)										1	0	0	0	0	1	0		
Al Downing, R OBP: 0.180, SLG: 0.152 (6, PH)										0	0	0	0	0	0	0		
Steve Yeager, R OBP: 0.333, SLG: 0.308 (8, PH)										1	0	0	0	0	0	0		
Charlie Hough, R OBP: 0.222, SLG: 0.222 (8, PH)										0	0	0	0	0	0	0		
<b>Inning Stats</b>	R: 0 E: 0 K: 2 S: 7	H: 0 LOB: 0 BB: 0 P: 7	R: 0 E: 0 K: 0 S: 2	H: 0 LOB: 1 BB: 2 P: 10	R: 0 E: 0 K: 0 S: 3	H: 0 LOB: 0 BB: 0 P: 3	R: 0 E: 0 K: 2 S: 7	H: 0 LOB: 0 BB: 0 P: 7	R: 0 E: 0 K: 3 S: 9	H: 0 LOB: 0 BB: 0 P: 9	R: 0 E: 0 K: 1 S: 5	H: 0 LOB: 0 BB: 0 P: 5	R: 0 E: 0 K: 0 S: 4	H: 2 LOB: 2 BB: 1 P: 8	1B: 3 2B: 1 3B: 0 HR: 0	SF: 1 SAC: 0 DP: 2 HBP: 1	WP: 0 PB: 0 SB: 0 CS: 0	PA: 33
<b>PITCHER</b>	IP WLS BF H R ER SO BB IBB HBP BLK WP HR S P ERA WHIP	IP WLS BF H R ER SO BB IBB HBP BLK WP HR S P ERA WHIP																
Bill Bonham, R ERA: 3.38 (1,1)	8.1 W 32 3 1 1 9 4 0 0 0 0 0 0 45 62 1.08 0.840																	
Bob Locker, R ERA: 2.82 (9,1)	0.2 S 1 0 0 0 0 0 0 0 0 0 0 0 0 1 1 0.00 0.000																	


AB	27
R	1
H	3
RBI	1
BB	4
SO	9
LOB	9




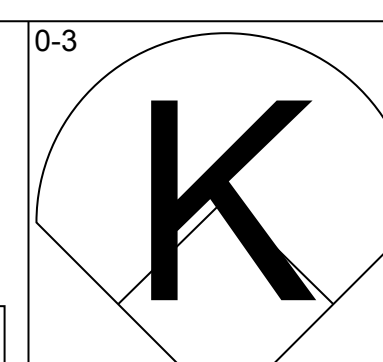
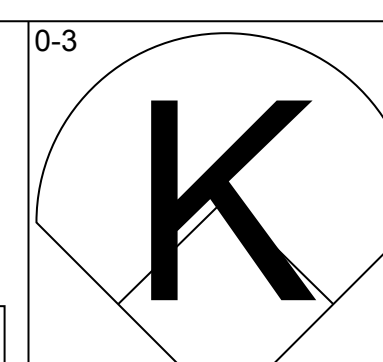
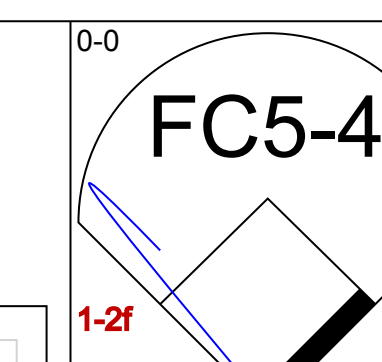
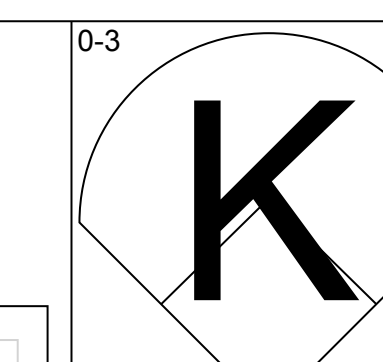
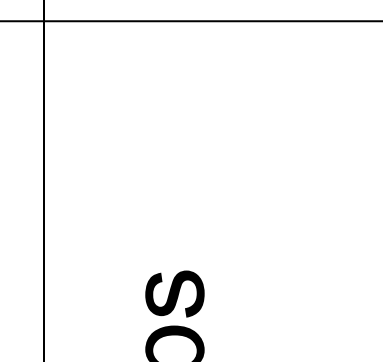
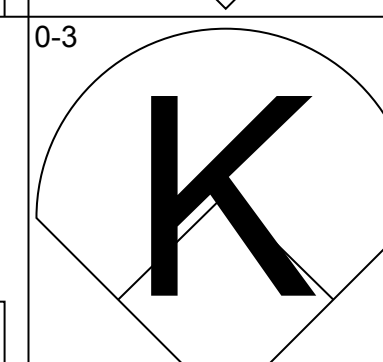
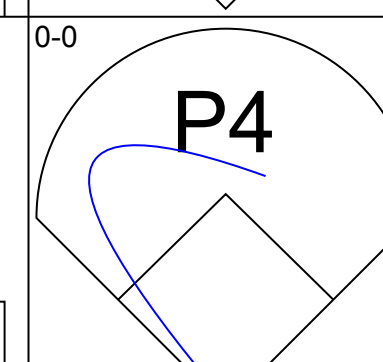
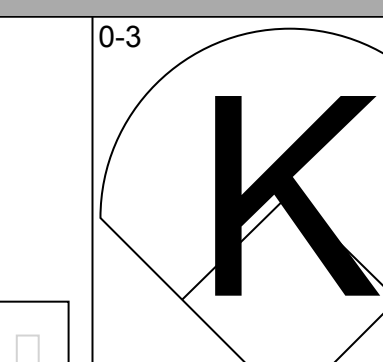
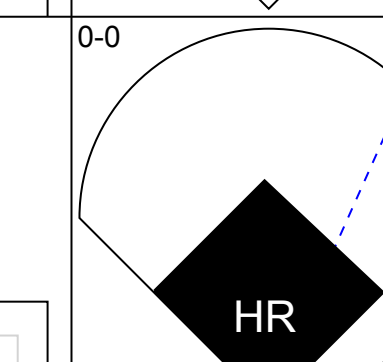
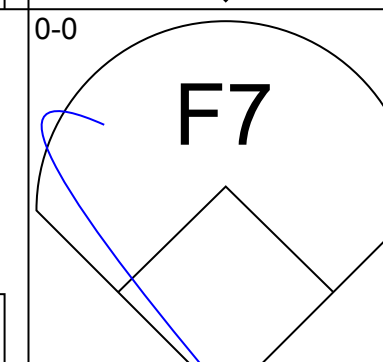
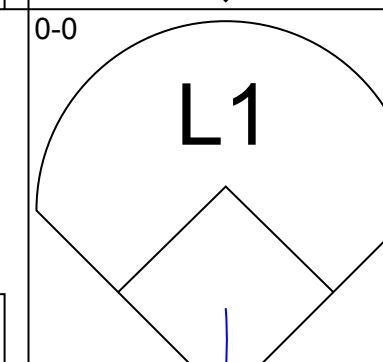
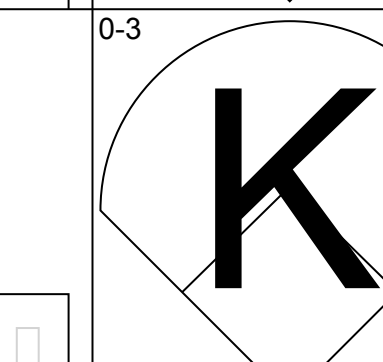
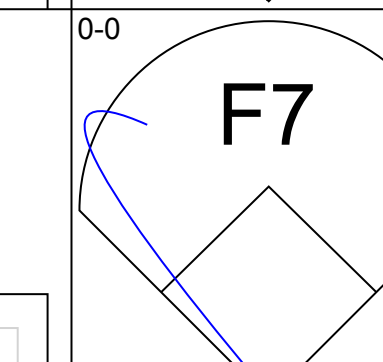
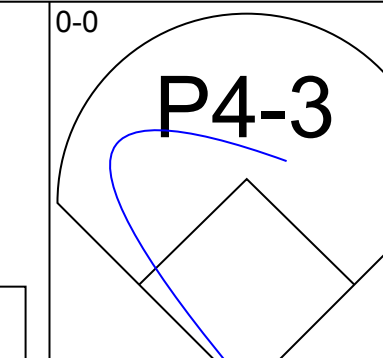
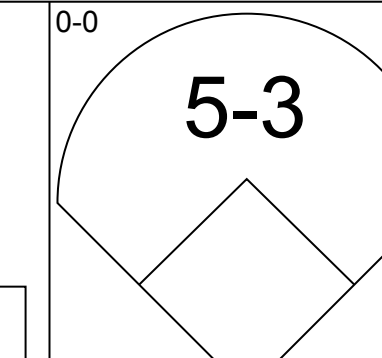
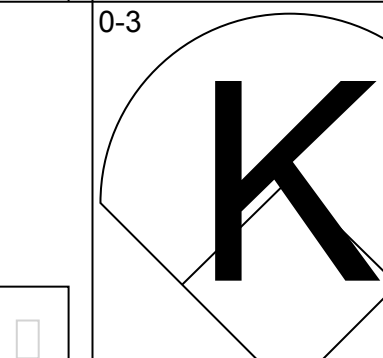
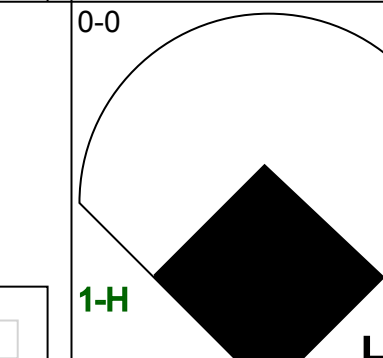
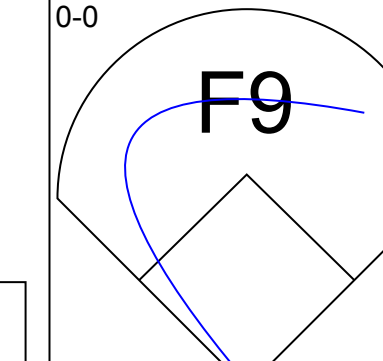
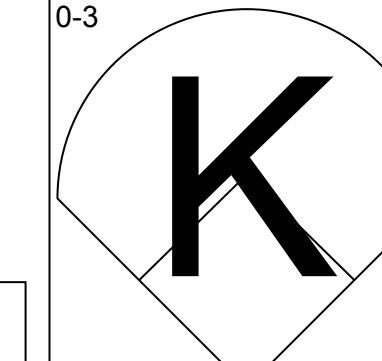
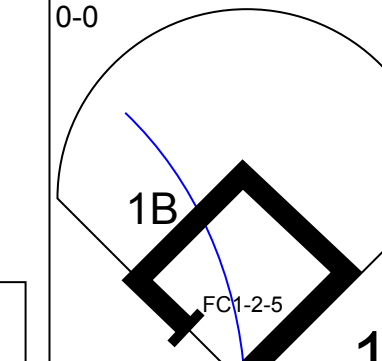
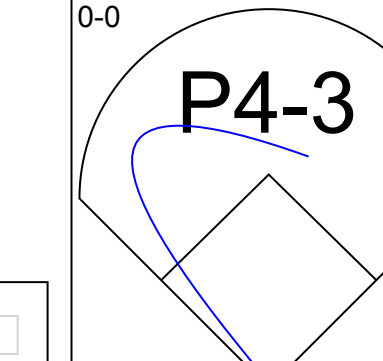
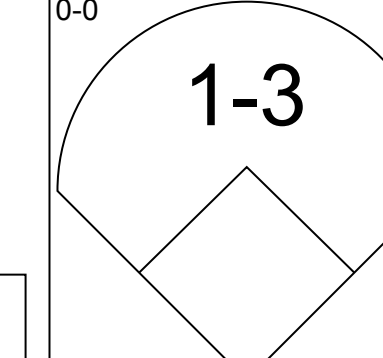
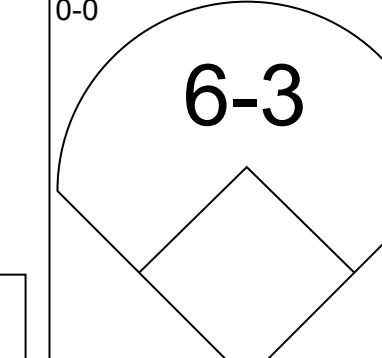
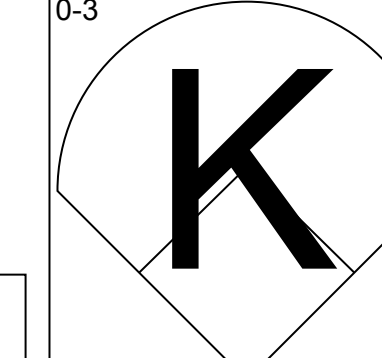
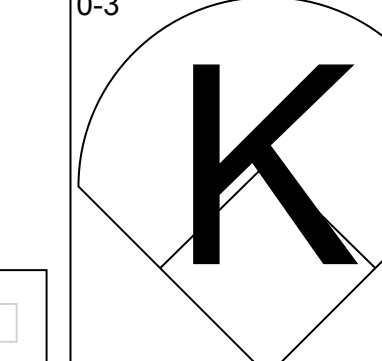
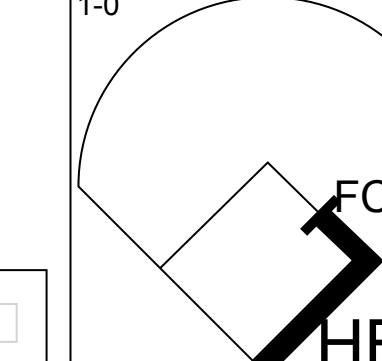
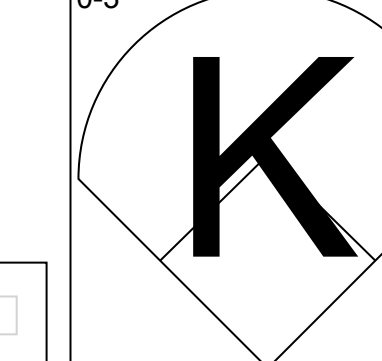
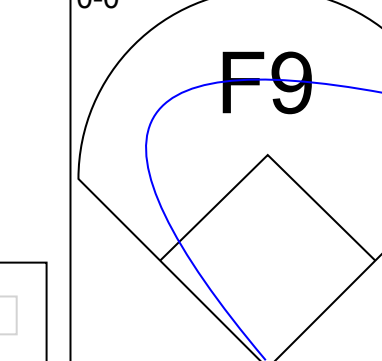
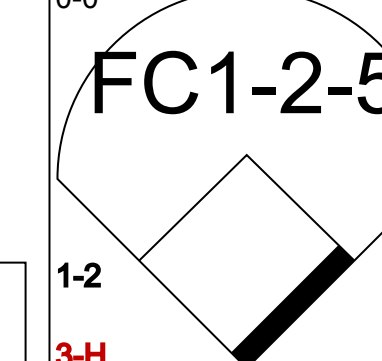
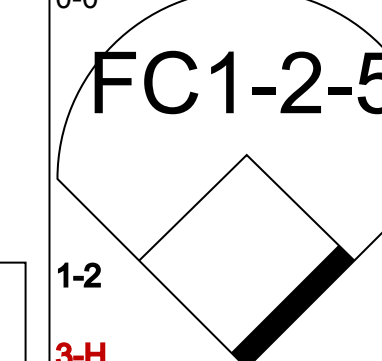
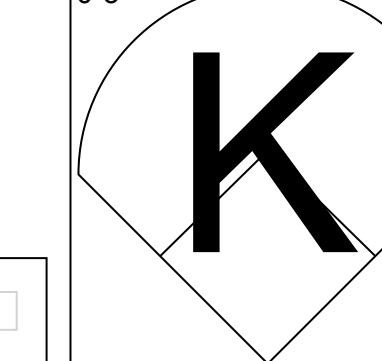
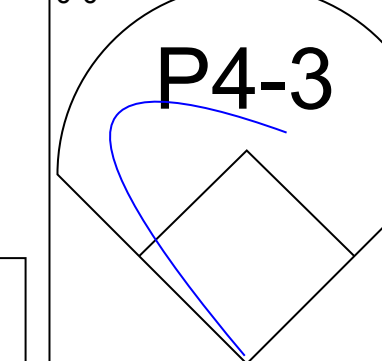
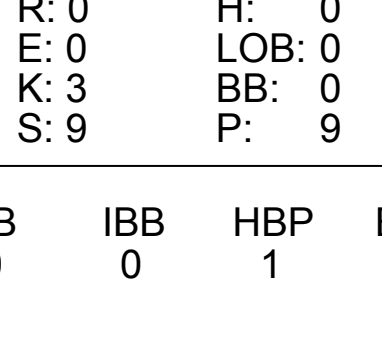
Batter	1	2	3	4	5	6	7	8	9	AB	R	H	RBI	BB	SO	LOB	BOTTOM			
Don Kessinger, S OBP: 0.328, SLG: 0.294 (1,6)										4	1	2	0	0	1	1	<b>Los Angeles Dodgers @ Chicago Cubs</b> Wrigley Field, Chicago, IL Fri Aug 17 1973, 3:33 AM CDT Att: 13,987 - Cloudy - 85 F			
Jose Cardenal, R OBP: 0.379, SLG: 0.459 (1,9)										3	1	1	0	1	0	1				
Billy Williams, L OBP: 0.364, SLG: 0.432 (1,3)										4	1	3	4	0	0	0				
Rico Carty, R OBP: 0.306, SLG: 0.295 (1,7)										4	0	0	0	0	2	3				
Gene Hiser, L OBP: 0.275, SLG: 0.258 (8,7)										0	0	0	0	0	0	0				
Ron Santo, R OBP: 0.369, SLG: 0.437 (1,5)										3	0	0	0	1	0	2				
Rick Monday, L OBP: 0.381, SLG: 0.486 (1,8)										4	1	1	0	0	1	1				
Randy Hundley, R OBP: 0.272, SLG: 0.356 (1,2)										4	0	0	0	0	0	2				
Paul Popovich, S OBP: 0.267, SLG: 0.261 (1,4)										4	1	2	1	0	0	0				
Bill Bonham, R OBP: 0.063, SLG: 0.063 (1,1)										3	0	0	0	0	0	2				
Bob Locker, S OBP: 0.083, SLG: 0.083 (9,1)										0	0	0	0	0	0	0				
<b>Inning Stats</b>	R: 0 E: 0 K: 0 S: 4	H: 1 LOB: 1 BB: 0 P: 4	R: 0 E: 0 K: 1 S: 5	H: 0 LOB: 0 BB: 0 P: 5	R: 2 E: 0 K: 0 S: 6	H: 3 LOB: 2 BB: 1 P: 10	R: 1 E: 0 K: 1 S: 7	H: 2 LOB: 1 BB: 0 P: 7	R: 2 E: 0 K: 1 S: 7	H: 2 LOB: 1 BB: 1 P: 11	R: 0 E: 0 K: 0 S: 4	H: 1 LOB: 0 BB: 0 P: 4	R: 0 E: 0 K: 1 S: 5	H: 0 LOB: 0 BB: 0 P: 5	R: 0 E: 1 K: 0 S: 4	H: 0 LOB: 1 BB: 0 P: 4	1B: 7 2B: 1 3B: 0 HR: 1	SF: 0 SAC: 1 DP: 0 HBP: 0	WP: 0 PB: 0 SB: 2 CS: 0	PA: 36
<b>PITCHER</b>	IP WLS BF H R ER SO BB IBB HBP BLK WP HR S P ERA WHIP	IP WLS BF H R ER SO BB IBB HBP BLK WP HR S P ERA WHIP																		
Andy Messersmith, R ERA: 2.92 (1,1)	5.0 L 25 8 5 5 3 2 0 0 0 0 0 0 0 29 37 9.00 2.000																			
Al Downing, L ERA: 2.95 (6,1)	2.0 7 1 0 0 1 0 0 0 0 0 0 0 9 9 0.00 0.500																			
Charlie Hough, R ERA: 3.26 (8,1)	1.0 4 0 0 0 0 0 0 0 0 0 0 0 4 4 0.00 0.000																			

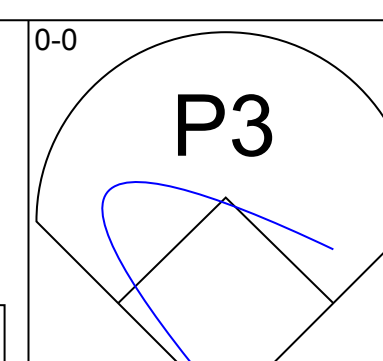
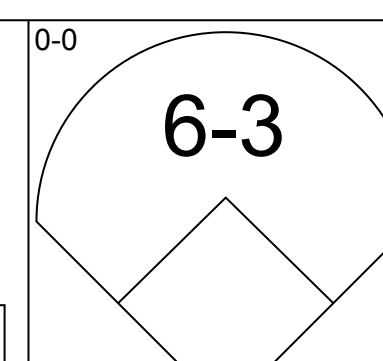
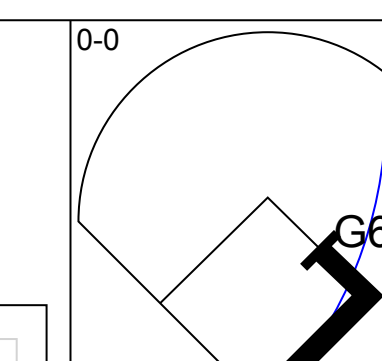
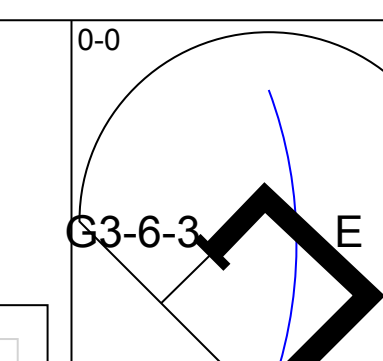
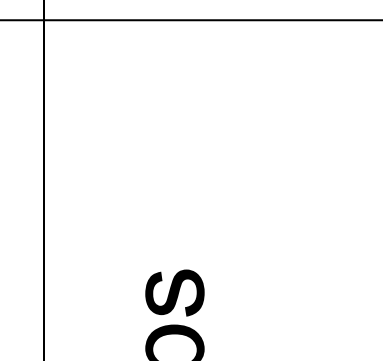
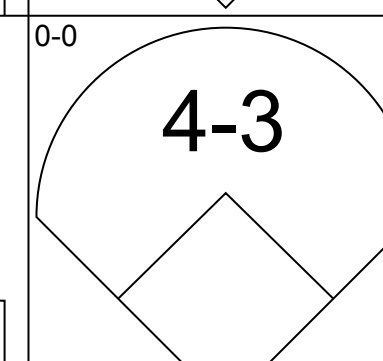
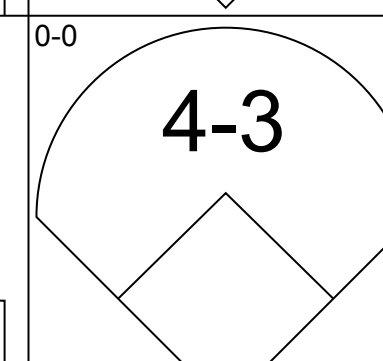
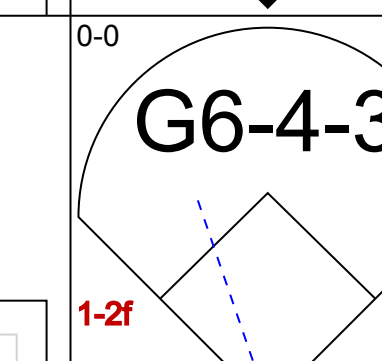
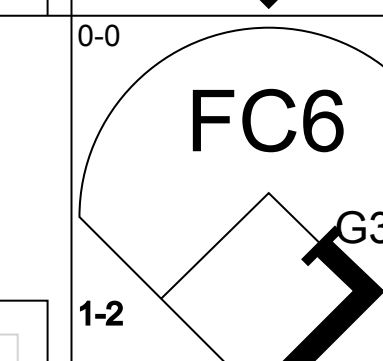
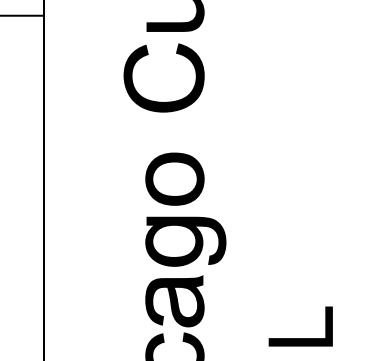
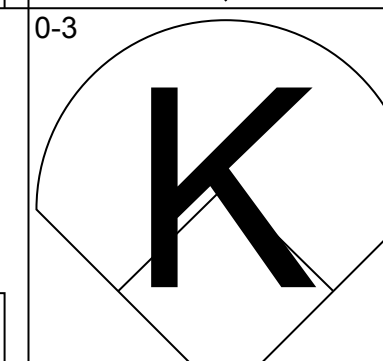
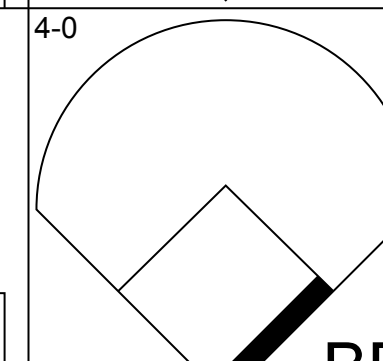
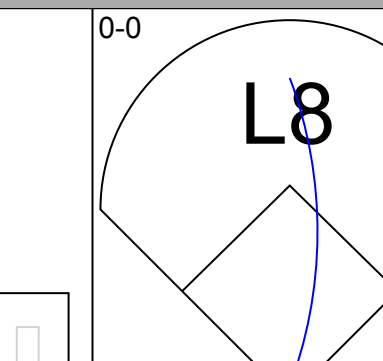
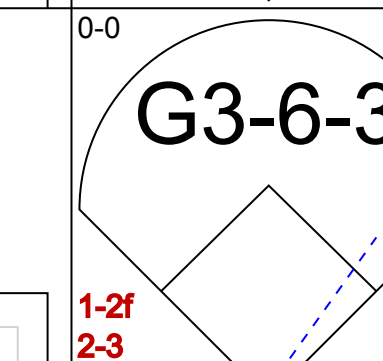
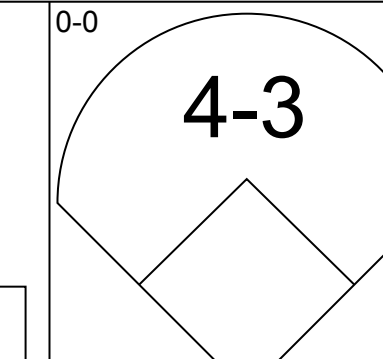
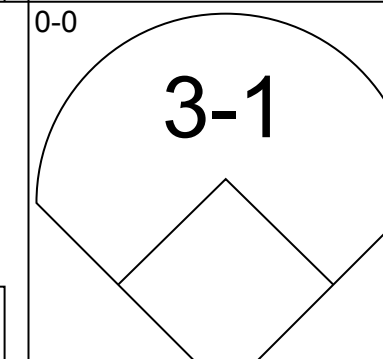
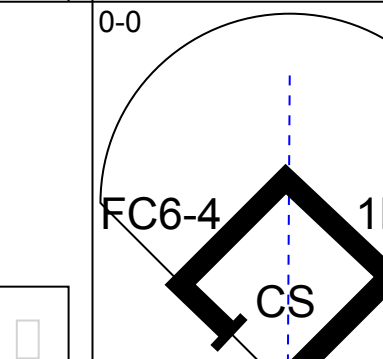

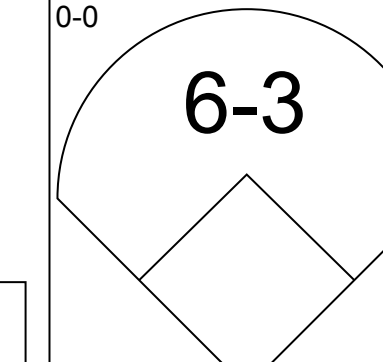

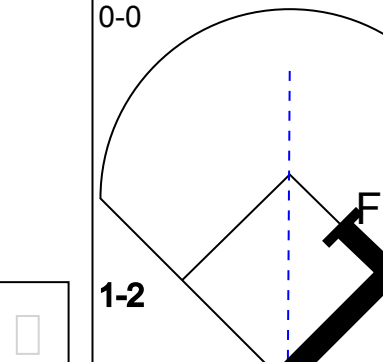

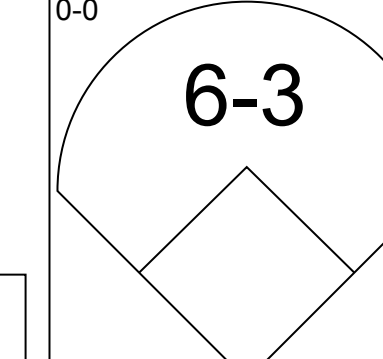
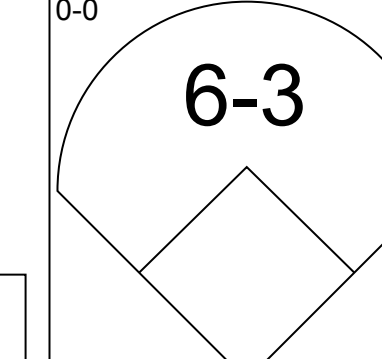
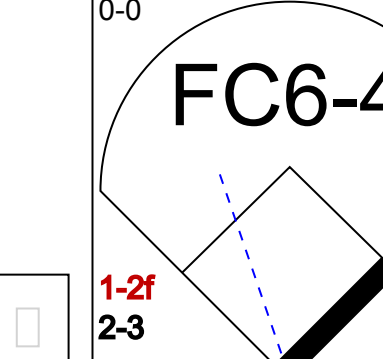


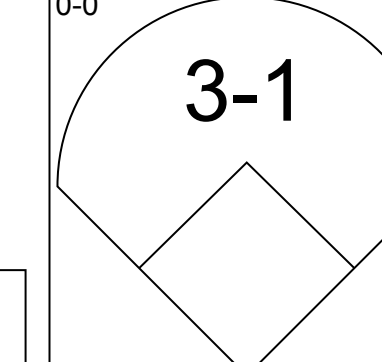
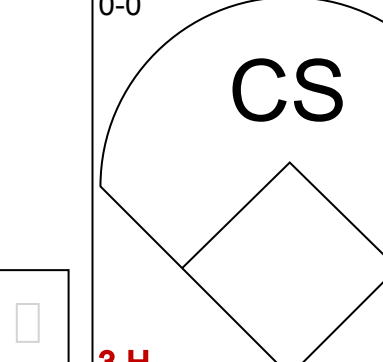
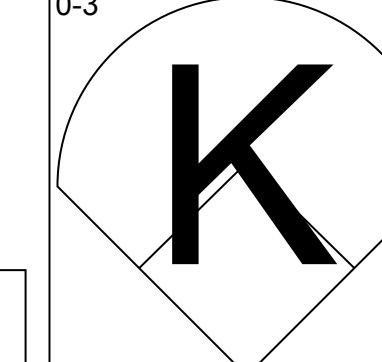
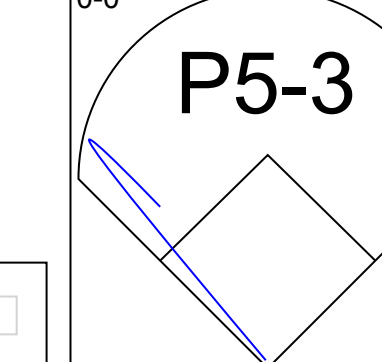
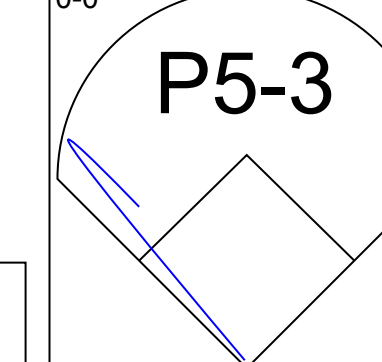

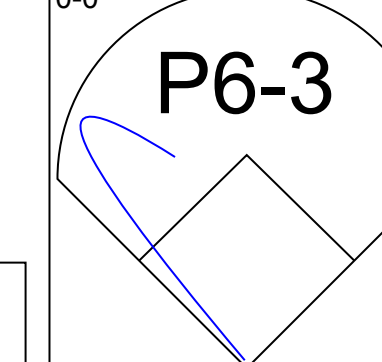
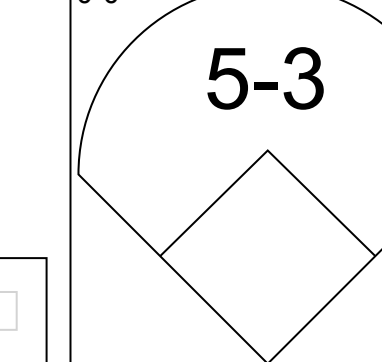

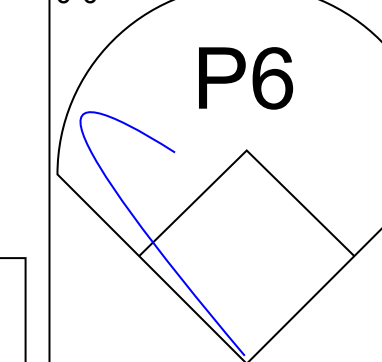
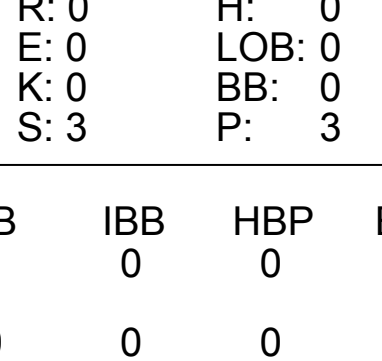
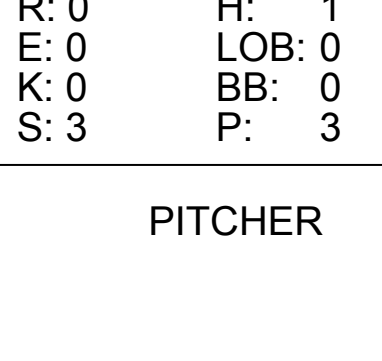
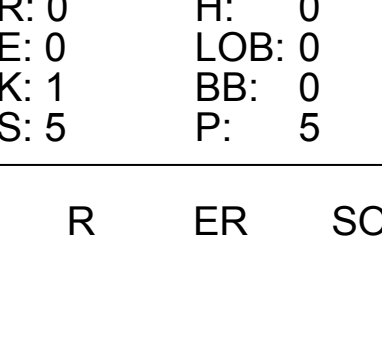
AB	33
R	5
H	9
RBI	5
BB	2
SO	4
LOB	12



Batter	1	2	3	4	5	6	7	8	9	AB	R	H	RBI	BB	SO	LOB	TOP			
Davey Lopes, R OBP: 0.347, SLG: 0.341 (1,4)	F3		F7			5-3		1-2 1B		4	0	1	0	0	0	0	<b>Los Angeles Dodgers @ Chicago Cubs</b> Wrigley Field, Chicago, IL Sat Aug 18 1973, 3:33 AM CDT Att: 24,893 - Unknown - 88 F			
Bill Buckner, L OBP: 0.302, SLG: 0.351 (1,7)	6-3			G3		F9		P4-3		4	0	0	0	0	0	2				
Willie Davis, L OBP: 0.324, SLG: 0.456 (1,8)	K					P4-3			K	4	0	1	0	0	2	0				
Joe Ferguson, R OBP: 0.368, SLG: 0.448 (1,2)		F7		6-3			F8		F7	4	0	0	0	0	0	1				
Willie Crawford, L OBP: 0.395, SLG: 0.448 (1,9)		P4-3		K					2B 1B	4	0	1	0	0	2	1				
Steve Garvey, R OBP: 0.336, SLG: 0.431 Tom Paciorek, R OBP: 0.272, SLG: 0.296 (9, PR)		6-3			E6 1B		6-3		1-3 2B	4	0	2	0	0	0	0				
Ron Cey, R OBP: 0.349, SLG: 0.396 (1,5)			HR		F8 1B			F7	P4	4	1	1	1	0	0	3				
Bill Russell, R OBP: 0.316, SLG: 0.351 (1,6)			F7		F8			1B 1B		3	0	1	0	0	0	1				
Claude Osteen, L OBP: 0.197, SLG: 0.188 Ken McMullen, R OBP: 0.288, SLG: 0.516 Doug Rau, L OBP: 0.143, SLG: 0.143 (8, PH) (8, 1)			K		P4-3			P6		2	0	0	0	0	1	1				
<b>Inning Stats</b>	R: 0 E: 0 K: 1 S: 5	H: 0 LOB: 0 BB: 0 P: 5	R: 0 E: 0 K: 0 S: 3	H: 0 LOB: 0 BB: 0 P: 3	R: 1 E: 0 K: 1 S: 6	H: 1 LOB: 0 BB: 0 P: 6	R: 0 E: 0 K: 1 S: 6	H: 1 LOB: 1 BB: 0 P: 6	R: 0 E: 1 K: 0 S: 4	H: 0 LOB: 1 BB: 0 P: 4	R: 0 E: 0 K: 1 S: 5	H: 0 LOB: 0 BB: 0 P: 5	R: 0 E: 0 K: 0 S: 5	H: 2 LOB: 2 BB: 0 P: 5	R: 0 E: 0 K: 1 S: 7	H: 2 LOB: 2 BB: 0 P: 7		1B: 4 2B: 1 3B: 1 HR: 1	SF: 0 SAC: 0 DP: 0 HBP: 0	WP: 0 PB: 0 SB: 0 CS: 0
<b>PITCHER</b> Burt Hooton, R ERA: 3.87 (1,1)	IP: 9.0 WLS: W BF: 34 H: 7 R: 1 ER: 1 SO: 5 BB: 0 IBB: 0 HBP: 0 BLK: 0 WP: 0 HR: 1 S: 44 P: 44 ERA: 1.00 WHIP: 0.778																			

Batter	1	2	3	4	5	6	7	8	9	AB	R	H	RBI	BB	SO	LOB	BOTTOM		
Don Kessinger, S OBP: 0.332, SLG: 0.299 (1,6)	CS 1B		4-3			FC6-4 1B		1B		4	0	3	0	0	0	0	<b>Los Angeles Dodgers @ Chicago Cubs</b> Wrigley Field, Chicago, IL Sat Aug 18 1973, 3:33 AM CDT Att: 24,893 - Unknown - 88 F		
Jose Cardenal, R OBP: 0.376, SLG: 0.457 (1,9)	F7 1-2			6-3		FC6-4 1-2 HR		1B 1-2		4	1	1	0	0	0	2			
Billy Williams, L OBP: 0.365, SLG: 0.438 (9, 7)	FC6-4 BB			L9		HR 1-H		K		3	1	1	2	1	1	2			
Rico Carty, R OBP: 0.309, SLG: 0.298 Gene Hiser, L OBP: 0.275, SLG: 0.258 (6, PR) (7, 7)	FC6-4							K		3	0	2	0	0	0	1			
Jim Hickman, R OBP: 0.387, SLG: 0.315 (8, PH) (9, 3)	1-2			1B		1B		K		0	0	0	0	0	0	0			
1										1	0	0	0	0	1	2			
Ron Santo, R OBP: 0.366, SLG: 0.433 (1,5)		K		K		F2				3	0	0	0	0	2	2			
Randy Hundley, R OBP: 0.289, SLG: 0.352 (1,2)		6-3			F8		5-3			3	0	0	0	0	0	0			
Rick Monday, L OBP: 0.376, SLG: 0.482 (1,8)		4-3			L3		1-3			3	0	0	0	0	0	0			
Paul Popovich, S OBP: 0.263, SLG: 0.256 (1,4)				P3-1		P5-3		P7		3	0	0	0	0	0	0			
Burt Hooton, R OBP: 0.267, SLG: 0.170 (1,1)				1-3		K		P6		3	0	0	0	0	1	0	<b>Inning Stats</b>		
R: 0 E: 0 K: 0 S: 3	H: 1 LOB: 1 BB: 1 P: 7	R: 0 E: 0 K: 1 S: 5	H: 0 LOB: 0 BB: 0 P: 5	R: 0 E: 0 K: 0 S: 3	H: 0 LOB: 0 BB: 0 P: 3	R: 0 E: 0 K: 1 S: 6	H: 1 LOB: 1 BB: 0 P: 6	R: 0 E: 0 K: 0 S: 3	H: 0 LOB: 0 BB: 0 P: 3	R: 2 E: 0 K: 1 S: 8	H: 3 LOB: 1 BB: 0 P: 8	R: 0 E: 0 K: 0 S: 3	H: 0 LOB: 0 BB: 0 P: 3	R: 0 E: 0 K: 2 S: 9	H: 2 LOB: 2 BB: 0 P: 9	1B: 6 2B: 0 3B: 0 HR: 1		SF: 0 SAC: 0 DP: 0 HBP: 0	WP: 0 PB: 0 SB: 0 CS: 1
<b>PITCHER</b> Claude Osteen, L ERA: 2.82 Doug Rau, L ERA: 3.86 (8, 1)	IP: 7.0 WLS: L BF: 26 H: 5 R: 2 ER: 2 SO: 3 BB: 1 IBB: 0 HBP: 0 BLK: 0 WP: 0 HR: 1 S: 31 P: 35 ERA: 2.57 WHIP: 0.857																		

Batter	1	2	3	4	5	6	7	8	9	AB	R	H	RBI	BB	SO	LOB	TOP					
<b>Davey Lopes, R</b> (1, 4) OBP: 0.345, SLG: 0.337										4	0	0	0	0	3	1	<b>Los Angeles Dodgers @ Chicago Cubs</b> Wrigley Field, Chicago, IL Sun Aug 19 1973, 3:33 AM CDT Att: 25,266 - Overcast					
<b>Bill Buckner, L</b> (1, 7) (5, 3) OBP: 0.302, SLG: 0.350										4	1	1	0	0	2	0						
<b>Willie Davis, L</b> (1, 8) OBP: 0.322, SLG: 0.452										4	0	0	0	0	1	1						
<b>Joe Ferguson, R</b> (1, 2) OBP: 0.367, SLG: 0.455										4	1	1	2	0	1	0						
<b>Willie Crawford, L</b> (1, 9) OBP: 0.393, SLG: 0.446										4	0	1	0	0	1	0						
<b>Steve Garvey, R</b> (1, 3) OBP: 0.333, SLG: 0.428										2	0	0	0	0	0	0						
<b>Tom Paciorek, R</b> (5, 7) OBP: 0.270, SLG: 0.294										1	0	0	0	0	1	1						
<b>Ron Cey, R</b> (1, 5) OBP: 0.351, SLG: 0.397										2	0	1	0	0	1	0						
<b>Von Joshua, L</b> (8, PR) OBP: 0.285, SLG: 0.277										0	0	0	0	0	0	0						
<b>Ken McMullen, R</b> (8, 5) OBP: 0.288, SLG: 0.516										3	0	0	0	0	1	3						
<b>Bill Russell, R</b> (1, 6) OBP: 0.314, SLG: 0.349										2	0	0	0	0	2	1						
<b>Tommy John, R</b> (1, 1) OBP: 0.179, SLG: 0.182										1	0	0	0	0	0	2						
<b>Manny Mota, R</b> (8, PH) OBP: 0.377, SLG: 0.379										0	0	0	0	0	0	0						
<b>Jim Brewer, L</b> (8, 1) OBP: 0.400, SLG: 0.400										0	0	0	0	0	0	0						
<b>Inning Stats</b>	R: 0 E: 0 K: 2 S: 7	H: 0 LOB: 0 BB: 0 P: 7	R: 0 E: 0 K: 0 S: 3	H: 0 LOB: 0 BB: 0 P: 3	R: 0 E: 0 K: 3 S: 9	H: 0 LOB: 0 BB: 0 P: 9	R: 0 E: 0 K: 1 S: 5	H: 0 LOB: 0 BB: 0 P: 5	R: 0 E: 0 K: 1 S: 5	H: 0 LOB: 0 BB: 0 P: 5	R: 0 E: 0 K: 3 S: 9	H: 0 LOB: 0 BB: 0 P: 9	R: 0 E: 0 K: 1 S: 5	H: 0 LOB: 0 BB: 0 P: 5	R: 0 E: 0 K: 1 S: 5	H: 2 LOB: 2 BB: 0 P: 7	R: 2 E: 0 K: 1 S: 7	H: 2 LOB: 0 BB: 0 P: 7	1B: 3 2B: 0 3B: 0 HR: 1	SF: 0 SAC: 0 DP: 0 HBP: 1	WP: 0 PB: 0 SB: 0 CS: 0	PA: 32
<b>PITCHER</b> <b>Rick Reuschel, R</b> (1, 1) ERA: 2.65	IP: 9.0 WLS: L BF: 32	H: 4 R: 2 ER: 2 SO: 13	BB: 0 IBB: 0 HBP: 1 BLK: 0	WP: 0 HR: 1 S: 57 P: 58	ERA: 2.00 WHIP: 0.444											ERA: 2.00 WHIP: 0.444						

Batter	1	2	3	4	5	6	7	8	9	AB	R	H	RBI	BB	SO	LOB	BOTTOM	
<b>Don Kessinger, S</b> (1, 6) OBP: 0.333, SLG: 0.301										4	0	2	0	0	0	0	<b>Los Angeles Dodgers @ Chicago Cubs</b> Wrigley Field, Chicago, IL Sun Aug 19 1973, 3:33 AM CDT Att: 25,266 - Overcast	
<b>Jose Cardenal, R</b> (1, 9) OBP: 0.375, SLG: 0.452										4	0	0	0	0	2			
<b>Billy Williams, L</b> (1, 3) OBP: 0.364, SLG: 0.435										3	0	0	0	1	2			
<b>Rico Carty, R</b> (1, 7) OBP: 0.309, SLG: 0.298										3	0	1	0	0	0	1		
<b>Gene Hiser, L</b> (7, PR) OBP: 0.275, SLG: 0.258										0	0	0	0	0	0	0		
<b>Ron Santo, R</b> (1, 5) OBP: 0.368, SLG: 0.443										3	1	2	1	0	0	0		
<b>Randy Hundley, R</b> (1, 2) OBP: 0.297, SLG: 0.349										3	0	0	0	0	0	2		
<b>Rick Monday, L</b> (1, 8) OBP: 0.376, SLG: 0.479										3	0	0	0	0	1	0		
<b>Paul Popovich, S</b> (1, 4) OBP: 0.258, SLG: 0.251										3	0	0	0	0	0	0		
<b>Rick Reuschel, R</b> (1, 1) OBP: 0.138, SLG: 0.127										3	0	0	0	0	0	0		
<b>Inning Stats</b>	R: 0 E: 0 K: 1 S: 5	H: 0 LOB: 0 BB: 0 P: 5	R: 0 E: 0 K: 0 S: 3	H: 0 LOB: 0 BB: 0 P: 3	R: 0 E: 0 K: 0 S: 3	H: 0 LOB: 0 BB: 0 P: 3	R: 1 E: 0 K: 0 S: 4	H: 1 LOB: 1 BB: 0 P: 4	R: 0 E: 0 K: 0 S: 3	H: 1 LOB: 0 BB: 0 P: 3	R: 0 E: 0 K: 1 S: 5	H: 0 LOB: 0 BB: 0 P: 5	R: 0 E: 1 K: 0 S: 3	H: 1 LOB: 0 BB: 0 P: 3	1B: 4 2B: 0 3B: 0 HR: 1	SF: 0 SAC: 0 DP: 2 HBP: 0	WP: 0 PB: 0 SB: 0 CS: 1	PA: 31
<b>PITCHER</b> <b>Tommy John, L</b> (1, 1) ERA: 2.85	IP: 7.0 WLS: W BF: 24	H: 4 R: 1 ER: 1 SO: 1	BB: 1 IBB: 0 HBP: 0 BLK: 0	WP: 0 HR: 1 S: 25 P: 29	ERA: 1.29 WHIP: 0.714											ERA: 1.29 WHIP: 0.714		
<b>Jim Brewer, L</b> (8, 1) ERA: 1.9	IP: 2.0 WLS: W BF: 6	H: 1 R: 0 ER: 0 SO: 1	BB: 0 IBB: 0 HBP: 0 BLK: 0	WP: 0 HR: 0 S: 8 P: 8	ERA: 0.00 WHIP: 0.500											ERA: 0.00 WHIP: 0.500		

Batter	1	2	3	4	5	6	7	8	9	AB	R	H	RBI	BB	SO	LOB	TOP			
Davey Lopes, R OBP: 0.346, SLG: 0.339 (1, 4)										4	0	2	0	0	0	1	<b>Los Angeles Dodgers @ New York Mets</b> Shea Stadium, Flushing, NY Tue Aug 21 1973, 7:05 PM EDT Att: 26,351 - Unknown  <b>AB 31</b> <b>R 1</b> <b>H 4</b> <b>RBI 1</b> <b>BB 0</b> <b>SO 4</b> <b>LOB 7</b>			
Manny Mota, R OBP: 0.371, SLG: 0.374 Tom Paciorek, R OBP: 0.270, SLG: 0.294 (1, 7) (8, 7)										4	0	0	0	0	0	2				
Willie Davis, L OBP: 0.319, SLG: 0.449 (1, 8)										4	0	0	0	0	1					
Joe Ferguson, R OBP: 0.364, SLG: 0.450 (1, 2)										4	0	0	0	1	1					
Steve Garvey, R OBP: 0.328, SLG: 0.421 (1, 3)										4	0	0	0	1	1					
Ron Cey, R OBP: 0.348, SLG: 0.394 (1, 5)										3	0	0	0	0	0					
Willie Crawford, L OBP: 0.393, SLG: 0.445 (1, 9)										3	0	1	0	0	1					
Bill Russell, R OBP: 0.314, SLG: 0.355 (1, 6)										3	1	1	1	0	0	1				
Don Sutton, R OBP: 0.160, SLG: 0.101 (1, 1)										2	0	0	0	1	0					
<b>Inning Stats</b>	R: 0 E: 0 K: 0 S: 3	H: 0 LOB: 0 BB: 0 P: 3	R: 0 E: 0 K: 0 S: 3	H: 0 LOB: 0 BB: 0 P: 3	R: 0 E: 0 K: 0 S: 4	H: 1 LOB: 1 BB: 0 P: 4	R: 0 E: 1 K: 1 S: 6	H: 0 LOB: 1 BB: 0 P: 6	R: 1 E: 0 K: 2 S: 8	H: 1 LOB: 0 BB: 0 P: 8	R: 0 E: 0 K: 0 S: 3	H: 0 LOB: 0 BB: 0 P: 3	R: 0 E: 0 K: 0 S: 4	H: 1 LOB: 1 BB: 0 P: 4	R: 0 E: 0 K: 0 S: 3	H: 0 LOB: 0 BB: 0 P: 3	1B: 3 2B: 0 3B: 0 HR: 1	SF: 0 SAC: 1 DP: 0 HBP: 0	WP: 1 PB: 0 SB: 0 CS: 0	PA: 32
<b>PITCHER</b> Ray Sadecki, L ERA: 3.3 (1, 1)	IP: 9.0 WLS: W BF: 32 H: 4 R: 1 ER: 1 SO: 4 BB: 0 IBB: 0 HBP: 0 BLK: 0 WP: 1 HR: 1 S: 40 P: 40 ERA: 1.00 WHIP: 0.444															<b>PITCHER</b>				

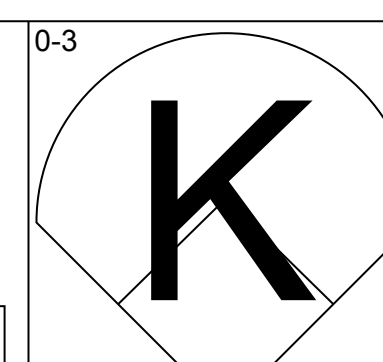
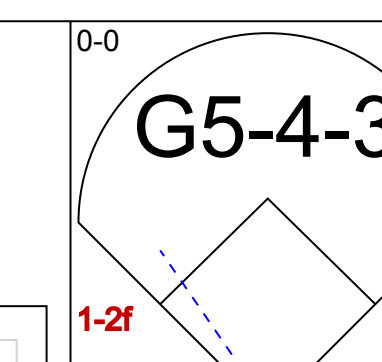
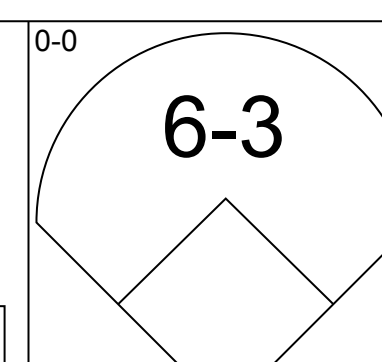
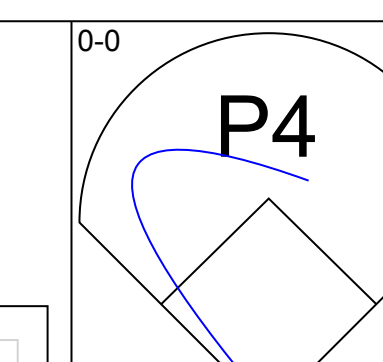
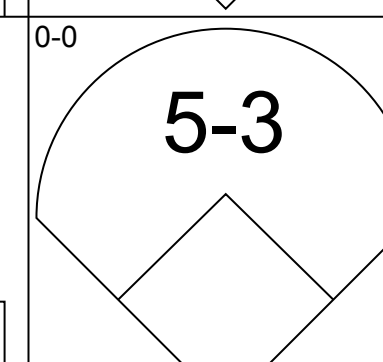
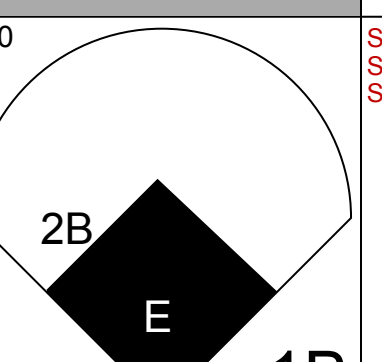
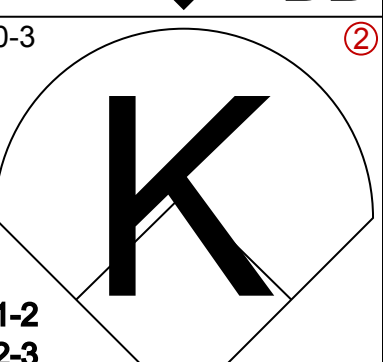
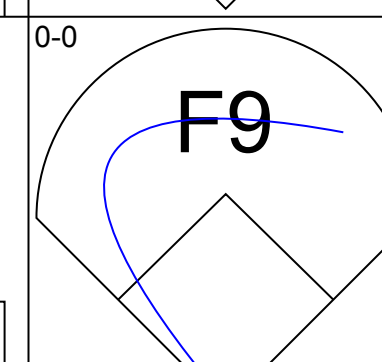
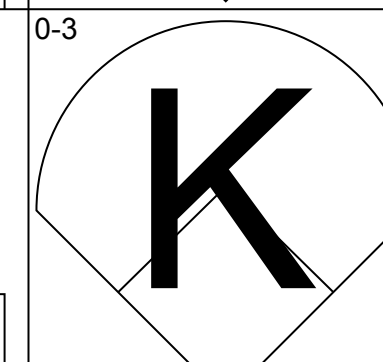
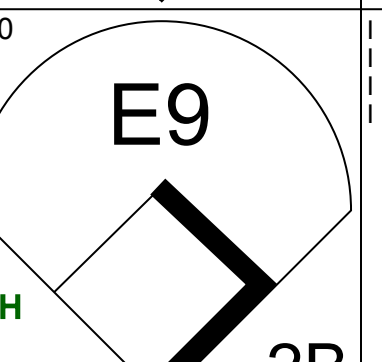
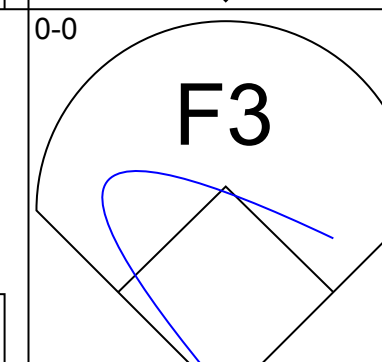
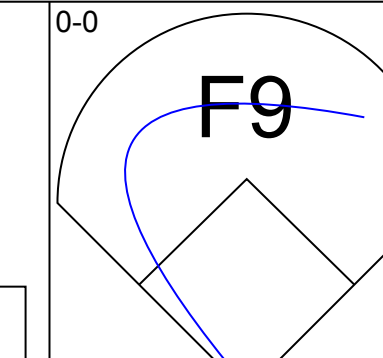
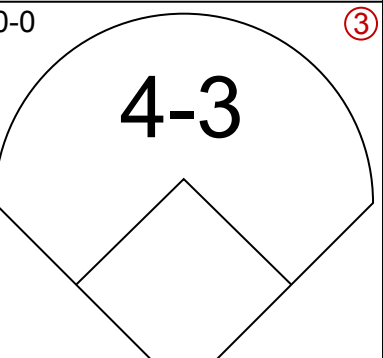
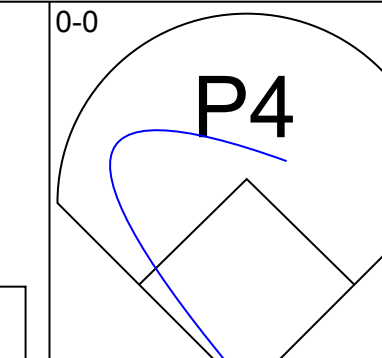
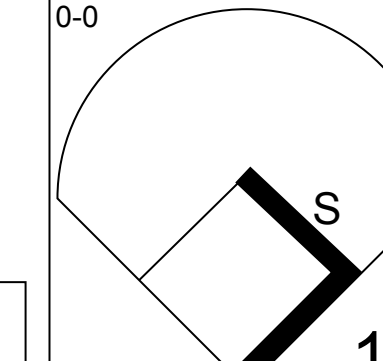

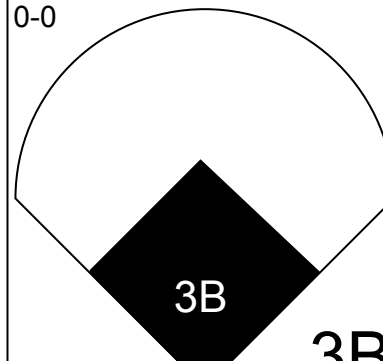
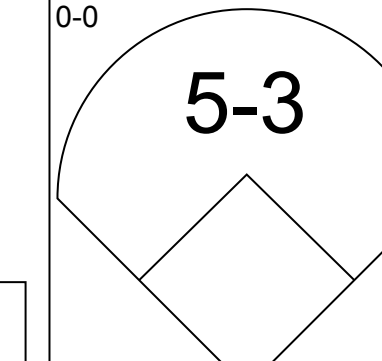


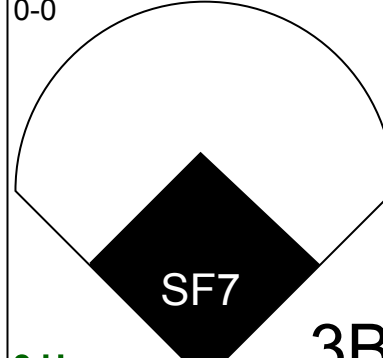
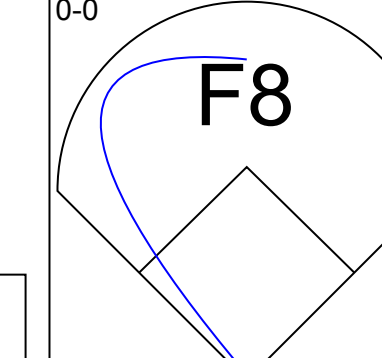


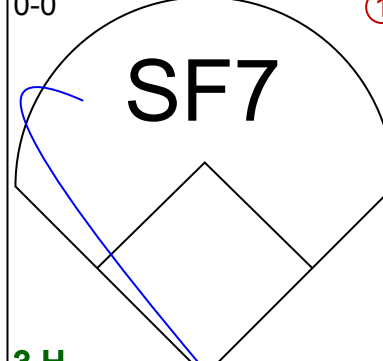
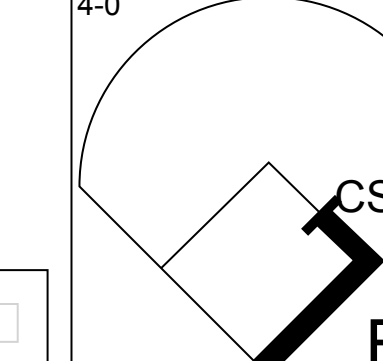
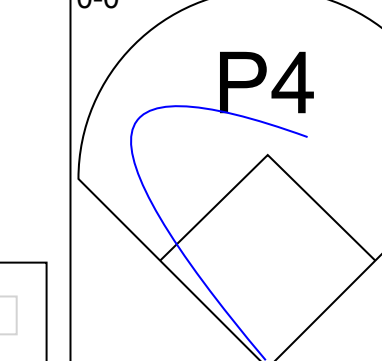
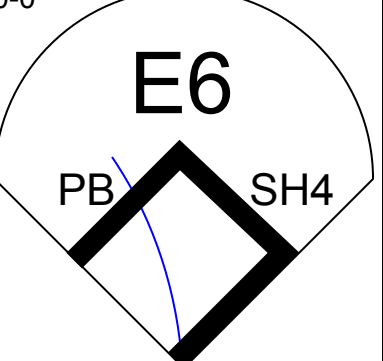
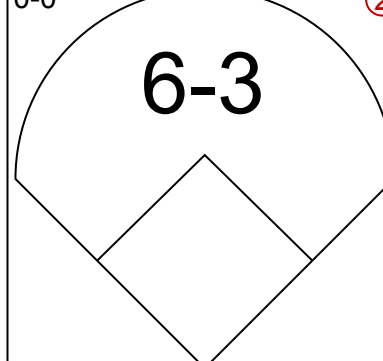
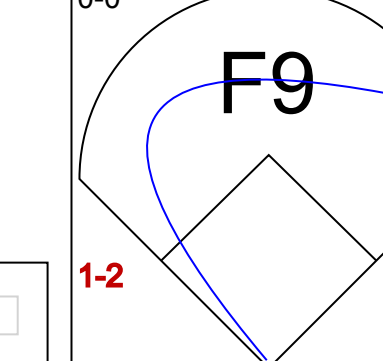
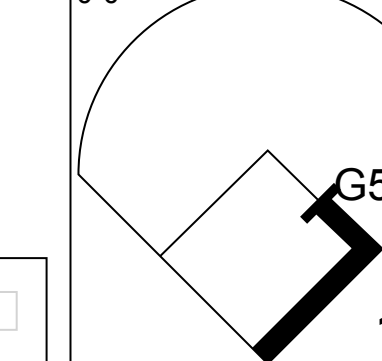
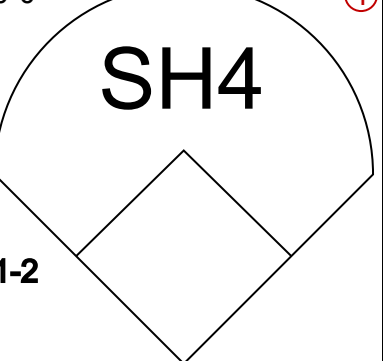

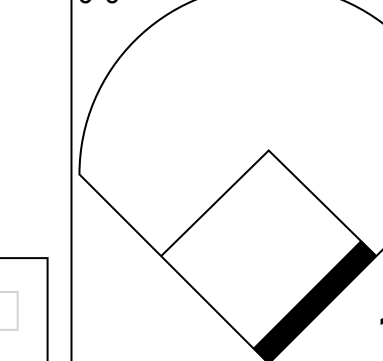
Batter	1	2	3	4	5	6	7	8	9	AB	R	H	RBI	BB	SO	LOB	BOTTOM					
Wayne Garrett, L OBP: 0.335, SLG: 0.355 (1, 5)										3	1	1	0	1	1	0	<b>Los Angeles Dodgers @ New York Mets</b> Shea Stadium, Flushing, NY Tue Aug 21 1973, 7:05 PM EDT Att: 26,351 - Unknown  <b>AB 26</b> <b>R 2</b> <b>H 5</b> <b>RBI 2</b> <b>BB 3</b> <b>SO 4</b> <b>LOB 6</b>					
Felix Milten, R OBP: 0.318, SLG: 0.344 (1, 4)										4	0	1	0	0	0	2						
Rusty Staub, L OBP: 0.353, SLG: 0.413 (1, 9)										3	0	0	0	1	1	1						
John Milner, L OBP: 0.332, SLG: 0.479 (1, 7)										3	1	2	1	1	1	0						
Ed Kranepool, L OBP: 0.302, SLG: 0.320 Bud Harrelson, S OBP: 0.346, SLG: 0.309 Willie Mays, R OBP: 0.300, SLG: 0.366 (1, 3) (8, PR) (9, 3)										3	0	1	0	0	1	1						
Jerry Grote, R OBP: 0.259, SLG: 0.296 (1, 2)										2	0	0	0	0	0	0						
Don Hahn, R OBP: 0.291, SLG: 0.331 (1, 8)										2	0	0	1	0	0	0						
Ted Martinez, R OBP: 0.293, SLG: 0.283 (1, 6)										3	0	0	0	0	0	2						
Ray Sadecki, L OBP: 0.217, SLG: 0.304 Ken Boswell, L OBP: 0.257, SLG: 0.296 (1, 1) (9, PH)										2	0	0	0	0	0	0						
<b>Inning Stats</b>	R: 0 E: 0 K: 1 S: 5	H: 1 LOB: 0 BB: 0 P: 5	R: 0 E: 0 K: 0 S: 3	H: 1 LOB: 0 BB: 0 P: 3	R: 0 E: 0 K: 0 S: 3	H: 0 LOB: 0 BB: 0 P: 3	R: 0 E: 0 K: 1 S: 5	H: 0 LOB: 0 BB: 0 P: 5	R: 0 E: 0 K: 2 S: 7	H: 0 LOB: 0 BB: 0 P: 7	R: 0 E: 0 K: 0 S: 3	H: 0 LOB: 0 BB: 0 P: 3	R: 0 E: 0 K: 0 S: 3	H: 1 LOB: 0 BB: 0 P: 3	R: 1 E: 0 K: 0 S: 4	H: 1 LOB: 2 BB: 1 P: 8	R: 1 E: 0 K: 0 S: 3	H: 1 LOB: 2 BB: 2 P: 11	1B: 5 2B: 0 3B: 0 HR: 0	SF: 1 SAC: 1 DP: 2 HBP: 0	WP: 0 PB: 0 SB: 0 CS: 0	PA: 31
<b>PITCHER</b> Don Sutton, R ERA: 2.21 (1, 1)	IP: 8.2 WLS: L BF: 31 H: 5 R: 2 ER: 2 SO: 4 BB: 2 IBB: 1 HBP: 0 BLK: 0 WP: 0 HR: 0 S: 36 P: 48 ERA: 2.08 WHIP: 0.808															<b>PITCHER</b>						

Batter	1	2	3	4	5	6	7	8	9	AB	R	H	RBI	BB	SO	LOB	TOP			
<b>Davey Lopes, R</b> OBP: 0.348, SLG: 0.340 (1, 4)										4	0	2	0	1	0	1	<b>Los Angeles Dodgers @ New York Mets</b> Shea Stadium, Flushing, NY Wed Aug 22 1973, 7:05 PM EDT Att: 25,442 - Unknown			
<b>Manny Mota, R</b> OBP: 0.370, SLG: 0.372 <b>Tom Paciorek, R</b> OBP: 0.270, SLG: 0.294 (7, FR) (7, 7)										4	1	1	0	0	0	4				
<b>Willie Davis, L</b> OBP: 0.319, SLG: 0.448 (1, 8)										3	0	1	1	0	0	0				
<b>Joe Ferguson, R</b> OBP: 0.363, SLG: 0.451 (1, 9)										3	1	1	1	0	0	2				
<b>Steve Garvey, R</b> OBP: 0.331, SLG: 0.422 (1, 3)										4	0	2	1	0	0	0				
<b>Ken McMullen, R</b> OBP: 0.271, SLG: 0.485 <b>Jim Brewer, L</b> OBP: 0.400, SLG: 0.400 <b>Pete Richert, L</b> OBP: 0.200, SLG: 0.200 (1, 5) (8, 1) (9, 1)										4	0	0	0	0	1	3				
<b>Bill Russell, R</b> OBP: 0.311, SLG: 0.352 (1, 6)										4	0	0	0	0	0	1				
<b>Steve Yeager, R</b> OBP: 0.339, SLG: 0.316 (1, 2)										4	1	2	0	0	1	0				
<b>Andy Messersmith, R</b> OBP: 0.225, SLG: 0.211 <b>Ron Cey, R</b> OBP: 0.348, SLG: 0.393 (1, 1) (8, 5)										2	0	0	0	0	0	1				
<b>Inning Stats</b>	R: 1 E: 1 K: 0 S: 5	H: 2 LOB: 2 BB: 1 P: 9	R: 0 E: 1 K: 0 S: 5	H: 1 LOB: 2 BB: 0 P: 5	R: 0 E: 0 K: 0 S: 3	H: 0 LOB: 0 BB: 0 P: 3	R: 0 E: 0 K: 0 S: 3	H: 1 LOB: 0 BB: 0 P: 3	R: 1 E: 0 K: 0 S: 5	H: 2 LOB: 1 BB: 0 P: 5	R: 1 E: 0 K: 0 S: 6	H: 3 LOB: 2 BB: 0 P: 6	R: 0 E: 0 K: 1 S: 5	H: 0 LOB: 0 BB: 0 P: 5	R: 0 E: 0 K: 2 S: 7	H: 0 LOB: 0 BB: 0 P: 7	1B: 8 2B: 1 3B: 0 HR: 0	SF: 2 SAC: 1 DP: 0 HBP: 0	WP: 0 PB: 0 SB: 0 CS: 1	PA: 37
<b>PITCHER</b>	IP WLS BF H R ER SO BB IBB HBP BLK WP HR S P ERA WHIP																			
<b>George Stone, L</b> ERA: 2.9	(1, 1) 6.2 30 9 3 3 0 1 0 0 0 0 0 0 29 33 4.05 1.500																			
<b>Harry Parker, R</b> ERA: 3.57	(7, 1) 0.1 1 0 0 0 0 0 0 0 0 0 0 0 1 1 0.00 0.000																			
<b>Tug McGraw, L</b> ERA: 5.31	(8, 1) 2.0 W 6 0 0 0 3 0 0 0 0 0 0 0 0 12 12 0.00 0.000																			

Batter	1	2	3	4	5	6	7	8	9	AB	R	H	RBI	BB	SO	LOB	BOTTOM	
<b>Wayne Garrett, L</b> OBP: 0.333, SLG: 0.351 (1, 5)										4	0	0	0	0	1	1	<b>Los Angeles Dodgers @ New York Mets</b> Shea Stadium, Flushing, NY Wed Aug 22 1973, 7:05 PM EDT Att: 25,442 - Unknown	
<b>Felix Milten, R</b> OBP: 0.320, SLG: 0.347 (1, 4)										5	1	3	1	0	0	2		
<b>Rusty Staub, L</b> OBP: 0.352, SLG: 0.411 (1, 9)										5	0	1	0	0	1	2		
<b>John Milner, L</b> OBP: 0.335, SLG: 0.480 (1, 7)										4	1	2	1	1	0	0		
<b>Ed Kranepool, L</b> OBP: 0.306, SLG: 0.325 (1, 3)										3	1	2	0	0	0	0		
<b>Jerry Grote, R</b> OBP: 0.285, SLG: 0.301 (1, 2)										4	0	2	0	0	0	1		
<b>Don Hahn, R</b> OBP: 0.285, SLG: 0.323 (1, 8)										4	0	0	0	0	2	6		
<b>Ted Martinez, R</b> OBP: 0.294, SLG: 0.288 <b>Cleon Jones, R</b> OBP: 0.317, SLG: 0.376 (1, 6) (9, PH)										3	0	1	0	0	0	3		
<b>George Stone, L</b> OBP: 0.306, SLG: 0.306 <b>Harry Parker, R</b> OBP: 0.150, SLG: 0.150 <b>Ken Boswell, L</b> OBP: 0.255, SLG: 0.293 <b>Tug McGraw, R</b> OBP: 0.071, SLG: 0.071 (1, 1) (7, 1) (7, PH) (8, 1)										2	0	0	0	0	1	3		
<b>Inning Stats</b>	R: 0 E: 0 K: 1 S: 5	H: 1 LOB: 0 BB: 0 P: 5	R: 0 E: 0 K: 0 S: 3	H: 0 LOB: 0 BB: 0 P: 3	R: 0 E: 1 K: 2 S: 10	H: 2 LOB: 2 BB: 1 P: 14	R: 0 E: 0 K: 0 S: 3	H: 2 LOB: 2 BB: 0 P: 7	R: 0 E: 0 K: 1 S: 4	H: 1 LOB: 1 BB: 0 P: 4	R: 0 E: 0 K: 0 S: 4	H: 1 LOB: 1 BB: 0 P: 4	R: 2 E: 0 K: 0 S: 6	H: 4 LOB: 2 BB: 0 P: 6	1B: 11 2B: 1 3B: 0 HR: 0	SF: 0 SAC: 2 DP: 1 HBP: 1	WP: 0 PB: 0 SB: 0 CS: 0	PA: 40
<b>PITCHER</b>	IP WLS BF H R ER SO BB IBB HBP BLK WP HR S P ERA WHIP																	
<b>Andy Messersmith, R</b> ERA: 2.82	(1, 1) 7.0 30 7 2 0 5 1 0 1 0 0 0 0 9 9 10.80 2.400																	
<b>Jim Brewer, L</b> ERA: 2.13	(8, 1) 1.2 L 9 4 2 2 0 0 0 0 0 0 0 0 1 1 * *																	
<b>Pete Richert, L</b> ERA: 2.13	(9, 1) 0.0 1 1 0 0 0 0 0 0 0 0 0 0 1 1 * *																	

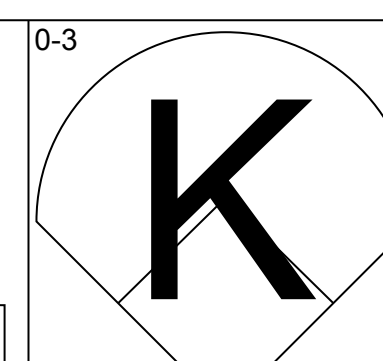
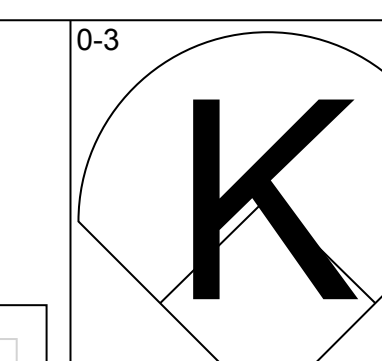
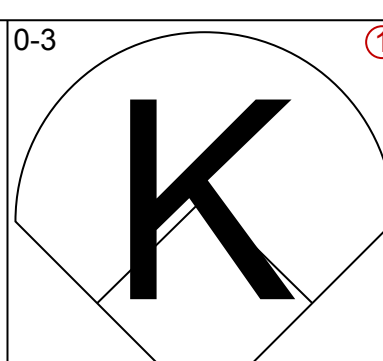
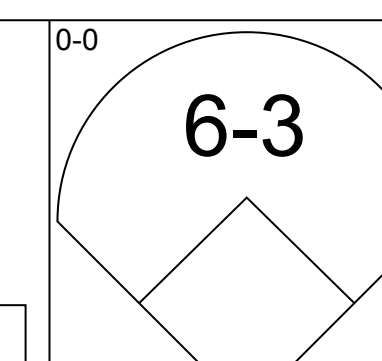
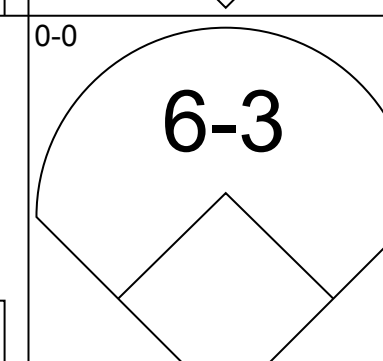
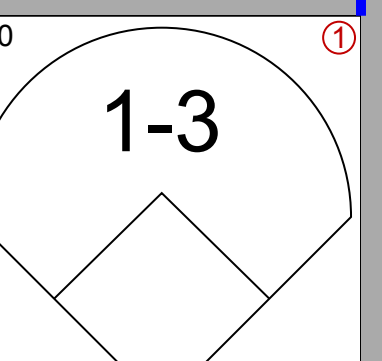
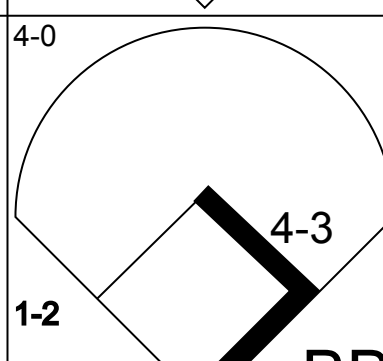
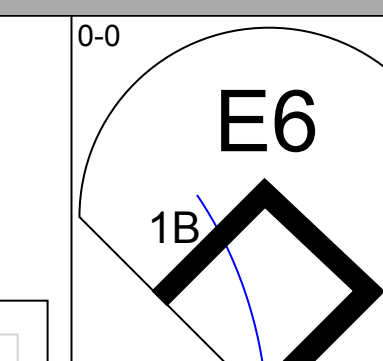
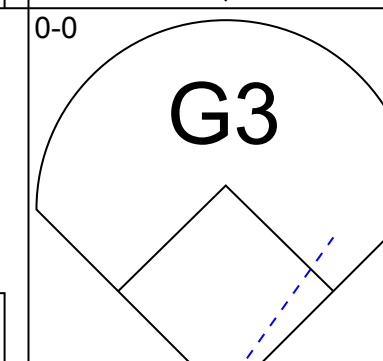
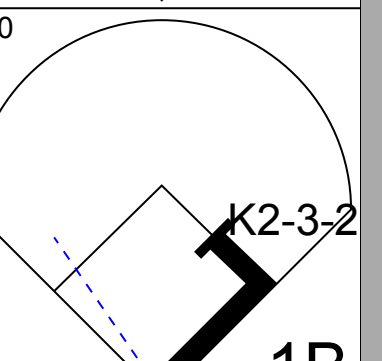
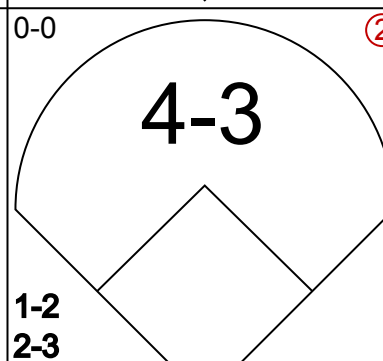
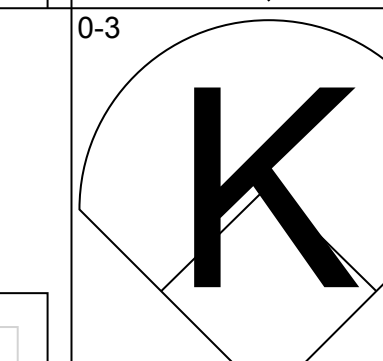
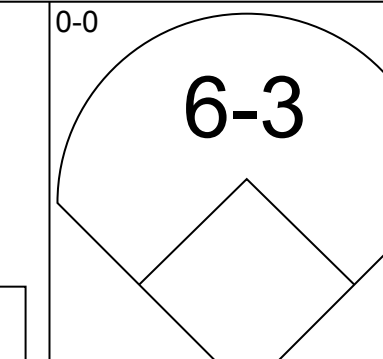
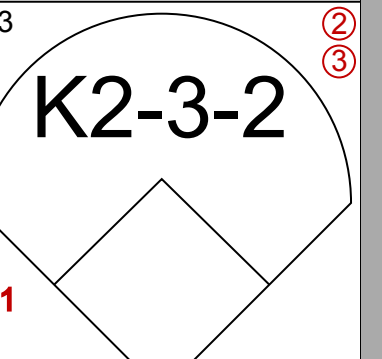
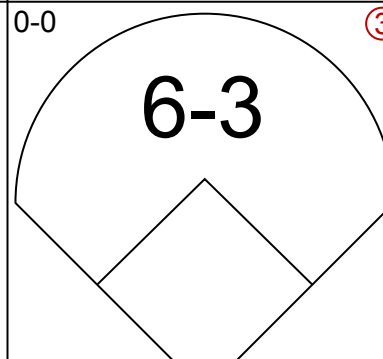
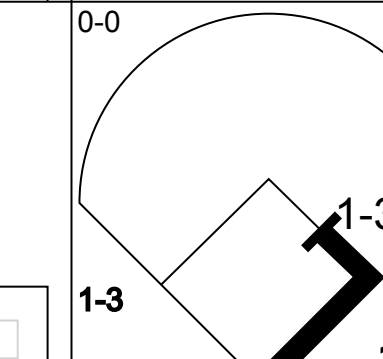
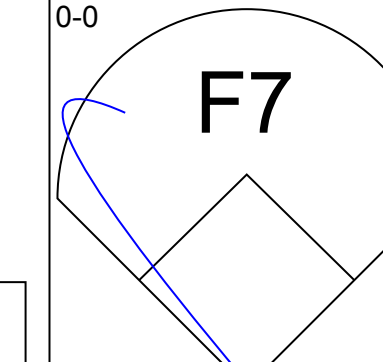
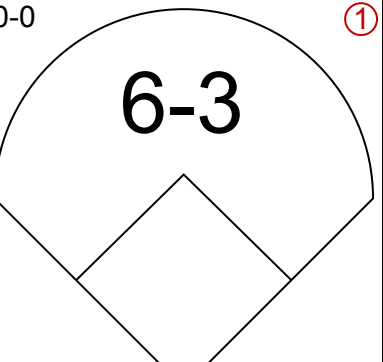
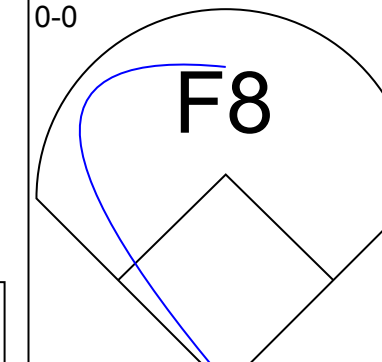
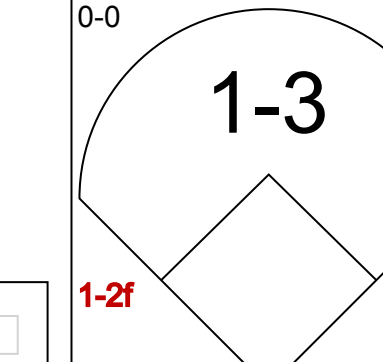
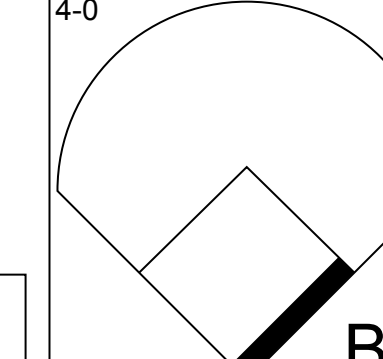
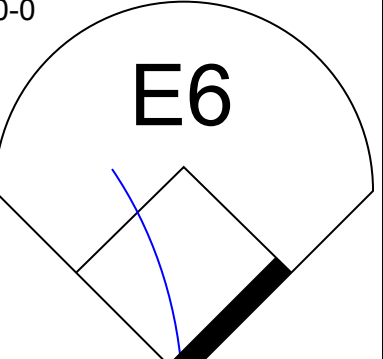
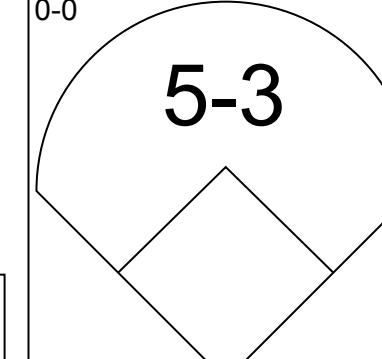
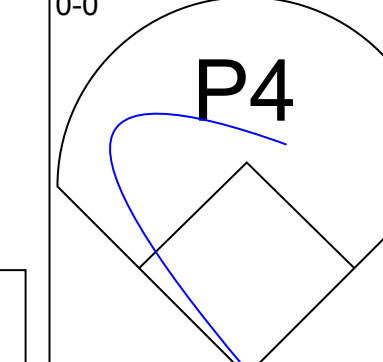
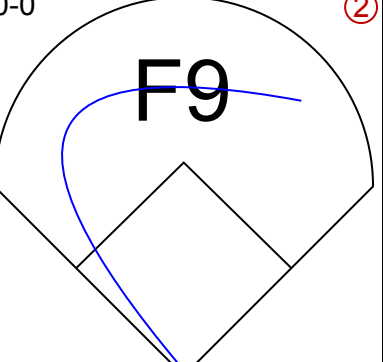
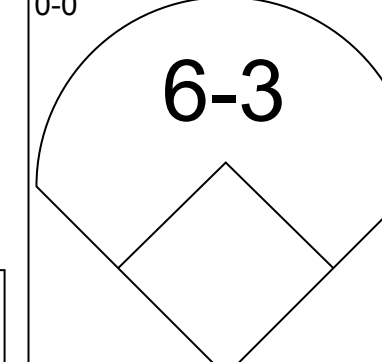
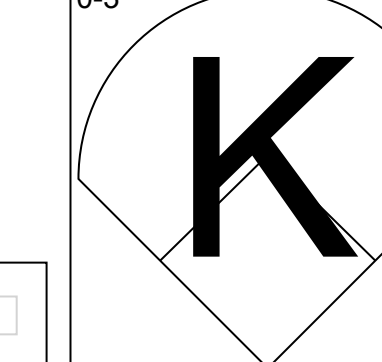
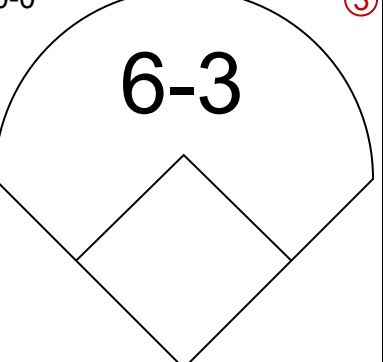
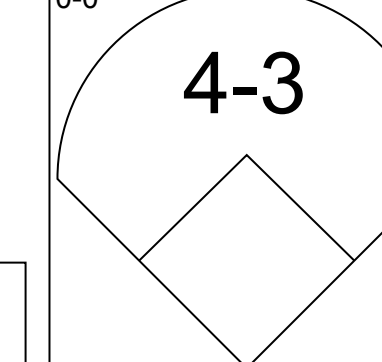
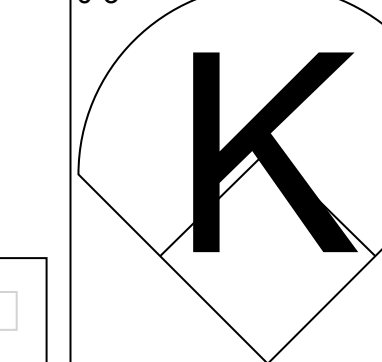
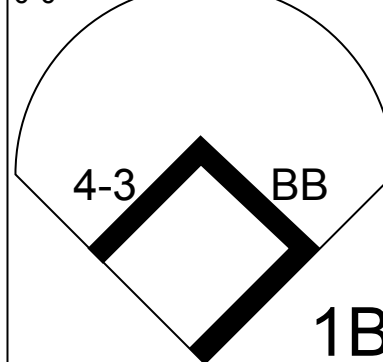
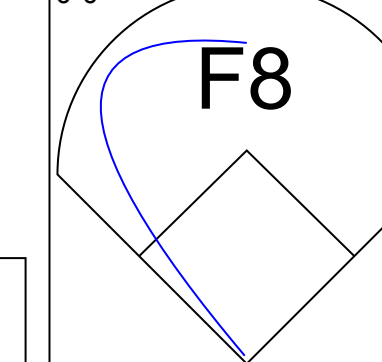




Batter	1	2	3	4	5	6	7	8	9	AB	R	H	RBI	BB	SO	LOB	TOP								
Davey Lopes, R OBP: 0.347, SLG: 0.338 (1, 4)										4	0	0	0	1	1	2	<b>Los Angeles Dodgers @ Philadelphia Phillies</b> <b>Veterans Stadium, Philadelphia, PA</b> Fri Aug 24 1973, 7:05 PM EDT Att: 30,671 - Unknown								
Bill Buckner, L OBP: 0.301, SLG: 0.348 (1, 3)										4	1	1	0	0	1	2									
Willie Davis, L OBP: 0.321, SLG: 0.455 (1, 8)										3	0	1	0	1	1	0									
Joe Ferguson, R OBP: 0.364, SLG: 0.458 (1, 2)										3	0	0	0	1	0	3									
Willie Crawford, L OBP: 0.397, SLG: 0.454 (1, 9)										4	1	2	0	0	1	2									
Von Joshua, L OBP: 0.283, SLG: 0.293 (1, 7)										4	1	1	1	0	2	3									
Bill Russell, R OBP: 0.310, SLG: 0.350 (1, 6)										2	0	0	1	1	1	3									
Ron Cey, R OBP: 0.346, SLG: 0.387 (1, 5)										4	0	0	0	0	0	1									
Tommy John, R OBP: 0.203, SLG: 0.207 (1, 1)										3	0	2	0	0	1	0									
<b>Inning Stats</b>	R: 0 E: 0 K: 2 S: 7	H: 0 LOB: 0 BB: 0 P: 7	R: 0 E: 0 K: 1 S: 6	H: 1 LOB: 1 BB: 0 P: 6	R: 0 E: 0 K: 3 S: 3	H: 1 LOB: 0 BB: 0 P: 3	R: 1 E: 1 K: 3 S: 11	H: 2 LOB: 2 BB: 1 P: 15	R: 0 E: 1 K: 1 S: 6	H: 0 LOB: 3 BB: 2 P: 14	R: 2 E: 0 K: 1 S: 7	H: 2 LOB: 2 BB: 0 P: 7	R: 0 E: 0 K: 0 S: 3	H: 0 LOB: 0 BB: 0 P: 3	R: 0 E: 0 K: 0 S: 3	H: 0 LOB: 0 BB: 0 P: 3	R: 0 E: 0 K: 0 S: 3	H: 1 LOB: 1 BB: 1 P: 7	1B: 4 2B: 1 3B: 2 HR: 0	SF: 1 SAC: 1 DP: 1 HBP: 0	WP: 0 PB: 1 SB: 1 CS: 1	PA: 37			
<b>PITCHER</b>	IP	WLS	BF	H	R	ER	SO	BB	IBB	HBP	BLK	WP	HR	S	P	ERA	WHIP								
Wayne Twitchell, R ERA: 2.34 (1, 1)	8.0	L	33	6	3	2	8	2	1	0	0	0	0	46	58	2.25	1.000								
Ron Dionio, R ERA: 1.42 (9, 1)	1.0		4	1	0	0	0	1	0	0	0	0	0	3	7	0.00	2.000								

AB	31
R	3
H	7
RBI	2
BB	4
SO	8
LOB	16



Batter	1	2	3	4	5	6	7	8	9	AB	R	H	RBI	BB	SO	LOB	BOTTOM								
Cesar Tovar, R OBP: 0.345, SLG: 0.378 (1, 4)										2	0	0	0	0	2	0	<b>Los Angeles Dodgers @ Philadelphia Phillies</b> <b>Veterans Stadium, Philadelphia, PA</b> Fri Aug 24 1973, 7:05 PM EDT Att: 30,671 - Unknown								
Billy Grabarkewitz, R OBP: 0.314, SLG: 0.283 (5, 4)										2	0	0	0	0	1	1									
Mike Anderson, R OBP: 0.320, SLG: 0.433 (1, 9)										3	0	0	0	1	0	0									
Willie Montanez, L OBP: 0.333, SLG: 0.379 (1, 3)										4	0	1	0	0	1	3									
Greg Luzinski, R OBP: 0.348, SLG: 0.491 (1, 7)										4	0	1	0	0	1	3									
Bill Robinson, R OBP: 0.329, SLG: 0.550 (1, 8)										4	0	0	0	0	0	2									
Bob Boone, R OBP: 0.309, SLG: 0.356 (1, 2)										2	0	0	0	1	0	0									
Mike Schmidt, R OBP: 0.329, SLG: 0.397 (1, 5)										3	0	0	0	0	0	2									
Craig Robinson, R OBP: 0.260, SLG: 0.333 (1, 6)										3	0	0	0	0	1	1									
Wayne Twitchell, R OBP: 0.111, SLG: 0.143 (1, 1)										2	0	1	0	0	1	0									
Terry Harmon, R OBP: 0.299, SLG: 0.252 (8, PH)										1	0	0	0	0	0	0									
Ron Diorio, R (9, 1)										0	0	0	0	0	0	0									
<b>Inning Stats</b>	R: 0 E: 0 K: 1 S: 5	H: 0 LOB: 0 BB: 0 P: 5	R: 0 E: 0 K: 0 S: 3	H: 0 LOB: 1 BB: 1 P: 7	R: 0 E: 0 K: 3 S: 9	H: 0 LOB: 0 BB: 0 P: 9	R: 0 E: 0 K: 1 S: 5	H: 1 LOB: 1 BB: 0 P: 5	R: 0 E: 0 K: 0 S: 4	H: 0 LOB: 1 BB: 0 P: 4	R: 0 E: 0 K: 1 S: 6	H: 1 LOB: 2 BB: 1 P: 10	R: 0 E: 0 K: 0 S: 3	H: 0 LOB: 0 BB: 0 P: 3	R: 0 E: 0 K: 0 S: 3	H: 0 LOB: 0 BB: 0 P: 3	R: 0 E: 1 K: 1 S: 6	H: 1 LOB: 1 BB: 0 P: 6	1B: 3 2B: 2 3B: 0 HR: 0	SF: 0 SAC: 0 DP: 2 HBP: 0	WP: 0 PB: 0 SB: 0 CS: 0	PA: 32			
<b>PITCHER</b>	IP	WLS	BF	H	R	ER	SO	BB	IBB	HBP	BLK	WP	HR	S	P	ERA	WHIP								
Tommy John, L ERA: 2.69 (1, 1)	9.0	W	32	3	0	0	7	2	0	0	0	0	0	44	52	0.00	0.556								





Batter	1	2	3	4	5	6	7	8	9	AB	R	H	RBI	BB	SO	LOB	TOP			
Davey Lopes, R OBP: 0.350, SLG: 0.348	0-0 SH1-3 HR 1B		0-0 E 3B	0-0 4-3 2B	0-0 FC6		0-0 FC6-4 1B		0-0 F8	6	2	4	0	0	0	4	<b>Los Angeles Dodgers @ Philadelphia Phillies</b> <b>Veterans Stadium, Philadelphia, PA</b> Sun Aug 26 1973, 3:33 AM EDT Att: 31,045 - Unknown			
Bill Buckner, L OBP: 0.301, SLG: 0.347	0-0 SH1-3		0-0 E5 SF8	0-0 4-3		0-0 BB FC4 SF9 1B		0-0 FC6-4	4	2	1	0	0	0	2					
Willie Davis, L OBP: 0.318, SLG: 0.451	0-0 4-3		0-0 F8	0-0 F8		0-0 FC4 BB		0-0 G3	5	0	0	0	0	0	4					
Joe Ferguson, R OBP: 0.371, SLG: 0.483	0-0 HR		4-0 BB 1B IBB		4-0 SH1-3 E BB	4-0 FC6-4 BB		0-0 L4	2	2	1	2	3	0	0					
Steve Garvey, R OBP: 0.329, SLG: 0.417	0-0 1B		0-0 SF8		0-0 E6 BB SH1-3	0-0 SF9		1-0 WP HBP	2	0	1	2	0	0	1					
Willie Crawford, L OBP: 0.394, SLG: 0.446	0-0 F9		3-0 4-0 1B BB		0-0 SH1-3	0-3 K		0-0 1-4-3	3	0	0	0	1	1	4					
Bill Russell, R OBP: 0.309, SLG: 0.347		0-0 P4	0-0 1B		4-0 BB IBB	0-0 FC6-4		0-0 5-3	4	0	1	0	1	0	2					
Ron Cey, R OBP: 0.350, SLG: 0.394		0-3 K		0-0 HR	4-0 FC6 BB		0-0 1-3	4	1	2	2	1	1	0						
Don Sutton, R OBP: 0.154, SLG: 0.097		0-0 5-3		0-0 G3	0-3 K		0-0 6-3	3	0	0	0	0	1	3						
Charlie Hough, R OBP: 0.200, SLG: 0.200								0-0 SH1-3	1	0	0	0	0	0	0					
<b>Inning Stats</b>	R: 2 E: 0 K: 0 S: 6	H: 3 LOB: 1 BB: 0 P: 6	R: 0 E: 0 K: 1 S: 5	H: 0 LOB: 0 BB: 0 P: 5	R: 2 E: 1 K: 0 S: 5	H: 2 LOB: 2 BB: 2 P: 13	R: 1 E: 0 K: 0 S: 5	H: 2 LOB: 1 BB: 0 P: 5	R: 1 E: 0 K: 1 S: 6	H: 1 LOB: 3 BB: 3 P: 18	R: 0 E: 0 K: 0 S: 4	H: 1 LOB: 1 BB: 0 P: 4	R: 0 E: 0 K: 0 S: 3	H: 0 LOB: 0 BB: 0 P: 4	R: 0 E: 0 K: 0 S: 4	H: 1 LOB: 1 BB: 0 P: 4	1B: 6 2B: 1 3B: 1 HR: 2	SF: 2 SAC: 3 DP: 0 HBP: 1	WP: 1 PB: 0 SB: 1 CS: 0	PA: 46
<b>PITCHER</b>	IP WLS BF H R ER SO BB IBB HBP BLK WP HR S P ERA WHIP	IP WLS BF H R ER SO BB IBB HBP BLK WP HR S P ERA WHIP																		
Steve Carlton, L ERA: 3.9	4.1	L	24	7	6	4	1	2	1	0	0	0	0	2	23	35	8.31	2.077		
Ron Dionis, R ERA: 1.29	0.2		4	0	0	0	1	1	1	0	0	0	0	0	4	12	0.00	1.500		
Barry Lersch, R ERA: 4.78	3.0		14	2	1	1	1	1	0	1	0	0	1	0	14	19	3.00	1.000		
George Culver, R ERA: 3.02	1.0		4	1	0	0	0	0	0	0	0	0	0	0	4	4	0.00	1.000		

AB 34  
R 7  
H 10  
RBI 6  
BB 6  
SO 3  
LOB 20




Batter	1	2	3	4	5	6	7	8	9	AB	R	H	RBI	BB	SO	LOB	BOTTOM					
Denny Doyle, L OBP: 0.295, SLG: 0.289	0-0 G3		0-0 1-3		0-0 4-3			0-0 FC6-4 BB 1B	4	1	1	0	0	0	2	<b>Los Angeles Dodgers @ Philadelphia Phillies</b> <b>Veterans Stadium, Philadelphia, PA</b> Sun Aug 26 1973, 3:33 AM EDT Att: 31,045 - Unknown						
Del Unser, L OBP: 0.367, SLG: 0.459	0-0 F5		0-0 F8		0-0 F7		0-3 K	4	0	0	0	0	1	2								
Willie Montanez, L OBP: 0.333, SLG: 0.380	0-0 F8		0-0 1B 2B		0-0 3-1		4-0 FC6-4 BB	3	1	1	0	1	0	0								
Greg Luzinski, R OBP: 0.346, SLG: 0.485		0-0 F9		0-0 1B		0-3 K		0-0 FC6-4 1B	4	0	1	2	0	1	2							
Bill Robinson, R OBP: 0.331, SLG: 0.547		0-3 K		0-0 F7		4-0 G6-4-3 BB		0-0 1-2 3-H 1B	3	0	1	1	1	1	1							
Mike Schmidt, R OBP: 0.331, SLG: 0.388		0-0 F3		0-0 F7		0-0 G6-4-3		0-0 1-3	4	0	0	0	0	0	4							
Bob Boone, R OBP: 0.312, SLG: 0.360			4-0 FC6-4 BB		0-0 G3 1B		0-0 2B	3	0	2	0	1	0	0								
Craig Robinson, R OBP: 0.248, SLG: 0.314			0-0 FC6-4		0-0 F7		0-0 P3	4	0	0	0	0	1	3								
Steve Carlton, L OBP: 0.172, SLG: 0.250			0-0 P4		0-0 G3		0-0 BB 1B FC6-4	1	0	0	0	0	0	0	1							
Ron Dionis, R OBP: 0.295, SLG: 0.289								0-0 6-3	0	0	0	0	0	0	0							
Mike Rogodzinski, L OBP: 0.298, SLG: 0.390								0-0 6-3	0	0	0	0	0	0	1							
Barry Lersch, R OBP: 0.324, SLG: 0.154								0-0 6-3	0	0	0	0	0	0	0							
Tom Hutton, R OBP: 0.390, SLG: 0.390								0-0 6-3	0	0	0	0	0	0	0							
George Culver, R OBP: 0.330, SLG: 0.447								0-0 6-3	0	0	0	0	0	0	0							
Mike Anderson, R OBP: 0.330, SLG: 0.447								0-0 6-3	0	0	0	0	0	0	0							
<b>Inning Stats</b>	R: 0 E: 0 K: 0 S: 3	H: 0 LOB: 0 BB: 0 P: 3	R: 0 E: 0 K: 1 S: 5	H: 0 LOB: 0 BB: 0 P: 5	R: 0 E: 0 K: 0 S: 3	H: 0 LOB: 1 BB: 1 P: 7	R: 1 E: 0 K: 0 S: 5	H: 2 LOB: 1 BB: 0 P: 5	R: 0 E: 0 K: 1 S: 4	H: 1 LOB: 0 BB: 0 P: 4	R: 0 E: 0 K: 1 S: 5	H: 0 LOB: 0 BB: 0 P: 5	R: 0 E: 0 K: 0 S: 3	H: 1 LOB: 1 BB: 1 P: 7	R: 2 E: 0 K: 1 S: 8	H: 3 LOB: 2 BB: 1 P: 12	R: 0 E: 0 K: 1 S: 5	H: 0 LOB: 0 BB: 0 P: 5	1B: 5 2B: 2 3B: 0 HR: 0	SF: 0 SAC: 0 DP: 1 HBP: 0	WP: 0 PB: 0 SB: 0 CS: 0	PA: 36
<b>PITCHER</b>	IP WLS BF H R ER SO BB IBB HBP BLK WP HR S P ERA WHIP	IP WLS BF H R ER SO BB IBB HBP BLK WP HR S P ERA WHIP																				
Don Sutton, R ERA: 2.2	5.0	W	19	3	1	1	1	1	1	0	20	24	1.80	0.800								
Charlie Hough, R ERA: 3.35	4.0	S	17	4	2	2	3	2	0	0	0	0	0	0	21	29	4.50	1.500				

AB 33  
R 3  
H 7  
RBI 3  
BB 3  
SO 4  
LOB 16



Batter	1	2	3	4	5	6	7	8	9	AB	R	H	RBI	BB	SO	LOB	TOP					
Davey Lopes, R OBP: 0.348, SLG: 0.345 (1, 4)										4	0	0	0	0	1	0	<b>Los Angeles Dodgers @ Montreal Expos</b> Jarry Park, Montreal, QB Mon Aug 27 1973, 7:05 PM EDT Att: 20,098 - Unknown  <b>AB 29</b> <b>R 0</b> <b>H 3</b> <b>RBI 0</b> <b>BB 2</b> <b>SO 4</b> <b>LOB 7</b> 					
Bill Buckner, L OBP: 0.300, SLG: 0.345 (1, 7)										3	0	0	0	1	0							
Willie Davis, L OBP: 0.318, SLG: 0.449 (1, 8)										4	0	1	0	0	0	1						
Joe Ferguson, R OBP: 0.372, SLG: 0.483 (1, 2)										4	0	2	0	0	0	2						
Willie Crawford, L OBP: 0.391, SLG: 0.442 (1, 9)										3	0	0	0	0	1	2						
Steve Garvey, R OBP: 0.326, SLG: 0.414 (1, 3)										2	0	0	0	1	0	1						
Bill Russell, R OBP: 0.307, SLG: 0.345 (1, 6)										3	0	0	0	0	0	1						
Ron Cey, R OBP: 0.348, SLG: 0.391 (1, 5)										3	0	0	0	0	1	0						
Andy Messersmith, R OBP: 0.220, SLG: 0.205 (1, 1)										2	0	0	0	0	0	0						
Von Joshua, L OBP: 0.297, SLG: 0.297 (8, PH)										1	0	0	0	0	1	0						
Doug Rau, L OBP: 0.143, SLG: 0.143 (8, 1)										0	0	0	0	0	0	0						
<b>Inning Stats</b>	R: 0 E: 0 K: 0 S: 3	H: 0 LOB: 1 BB: 1 P: 7	R: 0 E: 0 K: 0 S: 3	H: 0 LOB: 0 BB: 0 P: 3	R: 0 E: 0 K: 1 S: 5	H: 0 LOB: 0 BB: 0 P: 5	R: 0 E: 0 K: 0 S: 4	H: 1 LOB: 1 BB: 0 P: 4	R: 0 E: 0 K: 1 S: 4	H: 0 LOB: 0 BB: 1 P: 8	R: 0 E: 0 K: 0 S: 3	H: 0 LOB: 0 BB: 0 P: 3	R: 0 E: 0 K: 1 S: 6	H: 1 LOB: 1 BB: 0 P: 6	R: 0 E: 0 K: 1 S: 5	H: 0 LOB: 0 BB: 0 P: 5	R: 0 E: 0 K: 0 S: 4	H: 1 LOB: 1 BB: 0 P: 4	1B: 3 2B: 0 3B: 0 HR: 0	SF: 0 SAC: 0 DP: 1 HBP: 0	WP: 1 PB: 0 SB: 0 CS: 0	PA: 31
<b>PITCHER</b> Steve Rogers, R ERA: 1.2 (1, 1)	IP: 9.0 WLS: W BF: 31 H: 3 R: 0 ER: 0 SO: 4 BB: 2 IBB: 0 HBP: 0 BLK: 0 WP: 1 HR: 0 S: 37 P: 45 ERA: 0.00 WHIP: 0.556															<b>PITCHER</b> Steve Rogers, R ERA: 1.2 (1, 1)	IP: 9.0 WLS: W BF: 31 H: 3 R: 0 ER: 0 SO: 4 BB: 2 IBB: 0 HBP: 0 BLK: 0 WP: 1 HR: 0 S: 37 P: 45 ERA: 0.00 WHIP: 0.556					

Batter	1	2	3	4	5	6	7	8	9	AB	R	H	RBI	BB	SO	LOB	BOTTOM					
Mike Jorgensen, L OBP: 0.339, SLG: 0.340 (1, 3)										3	0	1	0	1	1	1	<b>Los Angeles Dodgers @ Montreal Expos</b> Jarry Park, Montreal, QB Mon Aug 27 1973, 7:05 PM EDT Att: 20,098 - Unknown  <b>AB 27</b> <b>R 4</b> <b>H 4</b> <b>RBI 4</b> <b>BB 6</b> <b>SO 6</b> <b>LOB 14</b> 					
Larry Lintz, S OBP: 0.456, SLG: 0.366 (1, 4)										2	1	0	0	1	0	1						
Ron Fairly, L OBP: 0.429, SLG: 0.460 (1, 7)										2	0	0	0	2	1	2						
Pepe Mangual, R OBP: 0.272, SLG: 0.420 (8, PR) (9, 7)										0	1	0	0	0	0	0						
Ken Singleton, S OBP: 0.412, SLG: 0.487 (1, 9)										4	0	1	1	0	2	1						
Boots Day, L OBP: 0.355, SLG: 0.384 (1, 8)										3	0	0	0	0	2	2						
Ron Woods, R OBP: 0.349, SLG: 0.318 (8, PH) (9, 8)										1	0	0	0	0	0	2						
Bernie Allen, L OBP: 0.272, SLG: 0.291 (1, 5)										3	0	0	0	0	0	2						
Bob Bailey, R OBP: 0.369, SLG: 0.490 (8, PH) (9, 5)										0	1	0	0	1	0	0						
Bob Stinson, S OBP: 0.319, SLG: 0.390 (1, 2)										3	1	2	3	1	0	0						
Tim Foli, R OBP: 0.281, SLG: 0.286 (1, 6)										4	0	0	0	0	0	3						
Steve Rogers, R OBP: 0.292, SLG: 0.200 (1, 1)										2	0	0	0	0	0	0						
<b>Inning Stats</b>	R: 1 E: 0 K: 1 S: 6	H: 1 LOB: 2 BB: 2 P: 14	R: 1 E: 0 K: 0 S: 4	H: 1 LOB: 2 BB: 1 P: 9	R: 0 E: 0 K: 1 S: 5	H: 0 LOB: 0 BB: 0 P: 5	R: 0 E: 0 K: 1 S: 5	H: 0 LOB: 0 BB: 1 P: 9	R: 0 E: 0 K: 1 S: 5	H: 0 LOB: 0 BB: 0 P: 5	R: 0 E: 0 K: 0 S: 4	H: 1 LOB: 1 BB: 0 P: 4	R: 2 E: 0 K: 1 S: 6	H: 1 LOB: 2 BB: 2 P: 14	R: 0 E: 0 K: 1 S: 6	H: 1 LOB: 2 BB: 2 P: 14	R: 0 E: 0 K: 1 S: 6	H: 1 LOB: 2 BB: 2 P: 14	1B: 2 2B: 1 3B: 0 HR: 1	SF: 0 SAC: 1 DP: 0 HBP: 1	WP: 0 PB: 0 SB: 2 CS: 0	PA: 35
<b>PITCHER</b> Andy Messersmith, R ERA: 2.81 (1, 1)	IP: 7.0 WLS: L BF: 29 H: 3 R: 2 ER: 2 SO: 5 BB: 4 IBB: 0 HBP: 1 BLK: 0 WP: 0 HR: 1 S: 34 P: 51 ERA: 2.81 WHIP: 1.000															<b>PITCHER</b> Doug Rau, L ERA: 4.08 (8, 1)	IP: 1.0 WLS: L BF: 6 H: 1 R: 2 ER: 2 SO: 1 BB: 1 IBB: 0 HBP: 0 BLK: 0 WP: 0 HR: 0 S: 6 P: 14 ERA: 4.08 WHIP: 2.000					

Batter	1	2	3	4	5	6	7	8	9	AB	R	H	RBI	BB	SO	LOB	TOP					
Davey Lopes, R OBP: 0.348, SLG: 0.343 (1.4)	4-0 BB L1-3		0-0 5-3		4-0 CS BB			0-0 5-3	0-3 K	3	0	0	0	2	1	0	<b>Los Angeles Dodgers @ Montreal Expos</b> Jarry Park, Montreal, QB Tue Aug 28 1973, 7:05 PM EDT Att: 19,131 - Unknown					
Bill Buckner, L OBP: 0.299, SLG: 0.343 (1.7)	0-0 L1-3		0-0 L4		0-0 F8			0-0 2B	0-0 4-3	5	1	1	0	0	0	2						
Willie Davis, L OBP: 0.317, SLG: 0.450 (1.8)	0-0 G3			0-3 K	0-0 G3			0-0 4-3		4	1	1	1	0	1	0						
Joe Ferguson, R OBP: 0.373, SLG: 0.481 (1.2)		4-0 E BB		0-0 L8		0-0 F3		4-0 4-3		2	1	0	0	2	0	0						
Steve Garvey, R OBP: 0.327, SLG: 0.423 (1.3)		0-0 E5		0-0 HR		0-0 P6		0-0 4-3		4	1	1	2	0	0	2						
Willie Crawford, L OBP: 0.392, SLG: 0.443 (1.9)		0-3 K		0-0 1B		0-0 L1		0-0 E S 1B		4	2	2	1	0	1	2						
Bill Russell, R OBP: 0.309, SLG: 0.346 (1.6)		0-3 K		0-0 1B			0-0 B5-3	0-0 FC6-4		4	0	2	1	0	1	2						
Ron Cey, R OBP: 0.347, SLG: 0.389 (1.5)		0-0 5-3		0-0 1B			0-0 L6	0-0 FC6-4		4	0	1	1	0	0	3						
Claude Osteen, L OBP: 0.176, SLG: 0.167 (1.1)			0-3 K	0-3 K			0-3 K		0-3 K	4	0	0	0	0	4	2						
<b>Inning Stats</b>	R: 0 E: 0 K: 0 S: 2	H: 0 LOB: 0 BB: 1 P: 6	R: 0 E: 1 K: 2 S: 8	H: 0 LOB: 2 BB: 1 P: 12	R: 0 E: 0 K: 1 S: 5	H: 0 LOB: 0 BB: 0 P: 5	R: 2 E: 0 K: 2 S: 11	H: 4 LOB: 2 BB: 0 P: 11	R: 0 E: 0 K: 0 S: 3	H: 0 LOB: 0 BB: 0 P: 3	R: 0 E: 0 K: 1 S: 5	H: 0 LOB: 0 BB: 0 P: 5	R: 4 E: 0 K: 0 S: 7	H: 4 LOB: 1 BB: 1 P: 11	R: 0 E: 0 K: 2 S: 7	H: 0 LOB: 0 BB: 0 P: 7	1B: 6 2B: 2 3B: 0 HR: 1	SF: 0 SAC: 0 DP: 1 HBP: 0	WP: 0 PB: 0 SB: 1 CS: 1	PA: 38		
<b>PITCHER</b>	IP WLS BF H R ER SO BB IBB HBP BLK WP HR S P ERA WHIP	7.1 L 30 6 4 4 6 3 0 0 0 0 1 39 51 4.91 1.227	8 2 2 2 2 1 0 0 0 0 0 0 11 15 10.80 1.800																			

Batter	1	2	3	4	5	6	7	8	9	AB	R	H	RBI	BB	SO	LOB	BOTTOM					
Bob Bailey, R OBP: 0.370, SLG: 0.489 (1.5)	0-0 CS 1B		0-0 5-3			4-0 SH1-4 BB		0-0 F9		3	0	1	0	1	0	0	<b>Los Angeles Dodgers @ Montreal Expos</b> Jarry Park, Montreal, QB Tue Aug 28 1973, 7:05 PM EDT Att: 19,131 - Unknown					
Larry Lintz, S OBP: 0.451, SLG: 0.364 (1.4)	0-0 WP 2B		0-0 1-3			0-0 SH1-4			0-0 6-3	3	1	1	0	0	0	0						
Ron Fairly, L OBP: 0.428, SLG: 0.456 (1.7)	0-3 K		0-0 G3			4-0 G5-4-3 BB			0-0 G3	3	0	0	0	1	1	2						
Ken Singleton, S OBP: 0.411, SLG: 0.487 (1.9)	0-0 2H 2B			0-3 K		0-0 G5-4-3			0-0 F9	4	0	1	1	0	1	2						
Hal Breeden, R OBP: 0.359, SLG: 0.512 (1.3)	0-0 6-3			0-0 5-3			0-0 5-3			3	0	0	0	0	0	1						
Ron Woods, R OBP: 0.349, SLG: 0.318 (1.8)		0-0 F8		0-0 F2			0-0 G4-6-3 1B			3	0	1	0	0	0	0						
Tim Foli, R OBP: 0.278, SLG: 0.283 (1.6)		0-0 F9			0-0 6-3		0-0 G4-6-3			3	0	0	0	0	0	1						
Mike Marshall, R OBP: 0.292, SLG: 0.227 (8.1)										0	0	0	0	0	0	0						
Bob Stinson, S OBP: 0.333, SLG: 0.393 (1.2)		4-0 BB			0-0 6-3				0-0 G6-4-3 1B	2	0	1	0	1	0	0						
Balor Moore, L OBP: 0.098, SLG: 0.082 (1.1)		0-0 G3			0-0 4-3				0-0 G6-4-3	2	0	0	0	0	0	1						
Pepe Frias, R OBP: 0.257, SLG: 0.265 (8.6)										1	0	0	0	0	0	1						
<b>Inning Stats</b>	R: 1 E: 0 K: 1 S: 7	H: 3 LOB: 1 BB: 0 P: 7	R: 0 E: 0 K: 0 S: 3	H: 0 LOB: 1 BB: 1 P: 7	R: 0 E: 0 K: 0 S: 3	H: 0 LOB: 0 BB: 0 P: 3	R: 0 E: 0 K: 1 S: 5	H: 0 LOB: 0 BB: 0 P: 5	R: 0 E: 0 K: 0 S: 3	H: 0 LOB: 0 BB: 0 P: 3	R: 0 E: 0 K: 0 S: 3	H: 1 LOB: 0 BB: 0 P: 3	R: 0 E: 0 K: 0 S: 3	H: 1 LOB: 0 BB: 0 P: 3	R: 0 E: 0 K: 0 S: 3	H: 0 LOB: 0 BB: 0 P: 3	1B: 4 2B: 1 3B: 0 HR: 0	SF: 0 SAC: 1 DP: 3 HBP: 0	WP: 1 PB: 0 SB: 0 CS: 1	PA: 31		
<b>PITCHER</b>	IP WLS BF H R ER SO BB IBB HBP BLK WP HR S P ERA WHIP	9.0 W 31 5 1 1 2 3 0 0 0 1 0 32 44 1.00 0.889																				



Batter	1	2	3	4	5	6	7	8	9	AB	R	H	RBI	BB	SO	LOB	TOP					
Davey Lopes, R OBP: 0.347, SLG: 0.340 (1, 4)										4	1	0	0	0	0	2						
Bill Buckner, L OBP: 0.301, SLG: 0.347 (1, 7)										4	2	2	1	0	0	0						
Willie Davis, L OBP: 0.318, SLG: 0.453 (1, 8)										3	1	1	1	1	0	0						
Joe Ferguson, R OBP: 0.370, SLG: 0.477 (1, 2)										3	0	0	1	0	1	1						
Willie Crawford, L OBP: 0.389, SLG: 0.438 (1, 9)										4	0	0	0	0	1	2						
Steve Garvey, R OBP: 0.330, SLG: 0.428 (1, 3)										4	0	2	2	0	0	0						
Bill Russell, R OBP: 0.306, SLG: 0.343 (1, 6)										4	0	0	0	0	0	2						
Ron Cey, R OBP: 0.348, SLG: 0.388 (1, 5)										2	1	0	0	2	0	0						
Tommy John, R OBP: 0.210, SLG: 0.213 Jim Brewer, L OBP: 0.400, SLG: 0.400 (9, 1)										3	0	1	0	0	0	2						
										0	0	0	0	0	0	0						
<b>Inning Stats</b>	R: 3 E: 0 K: 1 S: 7	H: 2 LOB: 1 BB: 1 P: 12	R: 0 E: 0 K: 0 S: 3	H: 0 LOB: 0 BB: 0 P: 3	R: 0 E: 0 K: 1 S: 5	H: 0 LOB: 0 BB: 0 P: 5	R: 0 E: 0 K: 0 S: 3	H: 0 LOB: 0 BB: 0 P: 3	R: 2 E: 0 K: 0 S: 5	H: 2 LOB: 1 BB: 1 P: 9	R: 0 E: 0 K: 0 S: 4	H: 1 LOB: 2 BB: 1 P: 8	R: 0 E: 0 K: 0 S: 3	H: 0 LOB: 0 BB: 0 P: 3	R: 0 E: 0 K: 0 S: 4	H: 1 LOB: 1 BB: 0 P: 4	1B: 3 2B: 2 3B: 1 HR: 0	SF: 1 SAC: 1 DP: 0 HBP: 1	WP: 1 PB: 0 SB: 0 CS: 0	PA: 37		
<b>PITCHER</b>	IP WLS BF H R ER SO BB IBB HBP BLK WP HR S P ERA WHIP	6.0 27 5 5 5 2 1 2 1 0 1 0 27 40 7.50 1.000	2.0 6 0 0 0 0 0 0 0 0 0 0 6 6 0.00 0.000	1.0 W 4 1 0 0 0 0 0 0 0 0 0 4 4 0.00 1.000																		

**Los Angeles Dodgers @ Montreal Expos**  
 Jarry Park, Montreal, QB  
 Wed Aug 29 1973, 7:05 PM EDT  
 Att: 14,178 - Unknown

AB	31
R	5
H	6
RBI	5
BB	3
SO	2
LOB	9

Batter	1	2	3	4	5	6	7	8	9	AB	R	H	RBI	BB	SO	LOB	BOTTOM			
Larry Lintz, S OBP: 0.436, SLG: 0.354 (1, 4)										4	0	1	0	0	1	0				
Ron Woods, R OBP: 0.345, SLG: 0.314 (1, 8)										4	0	0	0	0	1	1				
Pepe Mangual, R OBP: 0.250, SLG: 0.453 (1, 7)										3	2	2	0	1	0	1				
Ken Singleton, S OBP: 0.414, SLG: 0.488 (1, 9)										3	2	2	0	1	1	1				
Bob Bailey, R OBP: 0.371, SLG: 0.499 (1, 5)										4	1	2	5	0	0	1				
Hal Breeden, R OBP: 0.357, SLG: 0.507 Mike Jorgensen, L OBP: 0.339, SLG: 0.340 (9, FR)										4	0	1	0	0	0	1				
Tim Foli, R OBP: 0.278, SLG: 0.281 (1, 6)										3	0	0	0	1	0	1				
Bob Stinson, S OBP: 0.329, SLG: 0.375 (1, 2)										3	0	0	0	1	1	0				
Mike Torrez, R OBP: 0.211, SLG: 0.214 Pepe Friess, R OBP: 0.236, SLG: 0.204 Ernie McNally, R OBP: 0.196, SLG: 0.196 Ron Fairly, L OBP: 0.260, SLG: 0.450 Tom Walker, R Boots Day, L OBP: 0.300, SLG: 0.300 (1, 1) (5, PH) (7, 1) (8, PH) (9, 1) (9, PH)										1	0	0	0	0	0	0				
										1	0	0	0	0	0	0				
<b>Inning Stats</b>	R: 0 E: 0 K: 2 S: 7	H: 1 LOB: 0 BB: 0 P: 7	R: 0 E: 0 K: 0 S: 3	H: 1 LOB: 0 BB: 0 P: 3	R: 0 E: 0 K: 1 S: 6	H: 1 LOB: 1 BB: 0 P: 6	R: 0 E: 0 K: 0 S: 3	H: 0 LOB: 0 BB: 0 P: 3	R: 2 E: 0 K: 0 S: 5	H: 2 LOB: 1 BB: 1 P: 9	R: 0 E: 0 K: 1 S: 5	H: 0 LOB: 0 BB: 0 P: 5	R: 0 E: 0 K: 0 S: 4	H: 4 LOB: 3 BB: 3 P: 17	1B: 6 2B: 2 3B: 0 HR: 1	SF: 0 SAC: 0 DP: 1 HBP: 0	WP: 0 PB: 0 SB: 0 CS: 1	PA: 37		
<b>PITCHER</b>	IP WLS BF H R ER SO BB IBB HBP BLK WP HR S P ERA WHIP	8.1 31 6 4 4 5 2 0 0 0 0 1 39 47 4.32 0.960																		

**Los Angeles Dodgers @ Montreal Expos**  
 Jarry Park, Montreal, QB  
 Wed Aug 29 1973, 7:05 PM EDT  
 Att: 14,178 - Unknown

AB	32
R	6
H	9
RBI	6
BB	4
SO	5
LOB	6





Batter	1	2	3	4	5	6	7	8	9	AB R H RBI BB SO LOB	TOP																										
<b>Jimmy Wynn, R</b> <small>OBP: 0.339, SLG: 0.385</small> 										3 1 0 0 2 2 2	<b>Houston Astros @ Los Angeles Dodgers</b> Dodger Stadium, Los Angeles, CA Fri Aug 31 1973, 7:05 PM PDT Att: 31,395 - Unknown																										
<b>Roger Metzger, S</b> <small>OBP: 0.310, SLG: 0.333</small> 										3 0 1 0 1 1 1																											
<b>Cesar Cedeño, R</b> <small>OBP: 0.371, SLG: 0.508</small> 										4 0 1 0 0 2 3																											
<b>Bob Watson, R</b> <small>OBP: 0.395, SLG: 0.446</small> 										3 0 0 0 1 0 2																											
<b>Doug Rader, R</b> <small>OBP: 0.315, SLG: 0.423</small> 										2 1 2 1 1 0 0																											
<b>Lee May, R</b> <small>OBP: 0.301, SLG: 0.460</small> 										4 1 1 2 0 1 6																											
<b>Tommy Helms, R</b> <small>OBP: 0.319, SLG: 0.360</small> 										4 0 2 0 0 0 0																											
<b>Skip Jutze, R</b> <small>OBP: 0.272, SLG: 0.249</small> 										3 0 0 0 0 1 1																											
<b>Tom Griffin, R</b> <small>OBP: 0.118, SLG: 0.125</small> 										4 0 0 0 0 0 2																											
<b>Inning Stats</b>	R: 1 E: 0 K: 2 S: 8	H: 1 LOB: 2 BB: 2 P: 16	R: 0 E: 0 K: 0 S: 3	H: 0 LOB: 0 BB: 0 P: 3	R: 0 E: 0 K: 1 S: 7	H: 2 LOB: 3 BB: 1 P: 11	R: 0 E: 0 K: 0 S: 4	H: 1 LOB: 0 BB: 0 P: 4	R: 0 E: 0 K: 1 S: 5	H: 0 LOB: 0 BB: 0 P: 5	R: 0 E: 0 K: 0 S: 2	H: 0 LOB: 0 BB: 0 P: 6	R: 0 E: 0 K: 1 S: 5	H: 0 LOB: 0 BB: 0 P: 5	R: 0 E: 0 K: 0 S: 2	H: 0 LOB: 0 BB: 1 P: 6	R: 2 E: 1 K: 2 S: 10	H: 3 LOB: 1 BB: 0 P: 10	1B: 6 2B: 0 3B: 0 HR: 1	SF: 1 SAC: 1 DP: 1 HBP: 0	WP: 0 PB: 0 SB: 0 CS: 1	PA: 37															
<b>PITCHER</b>	IP WLS BF H R ER SO BB IBB HBP BLK WP HR S P ERA WHIP																																				
<b>Doug Rau, L</b> <small>ERA: 3.64</small>	8.0	31	4	1	1	5	5	0	0	0	0	0	0	0	36	56	1.12	1.125																			
<b>Jim Brewer, L</b> <small>ERA: 2.71</small>	0.0	L	3	3	2	0	0	0	0	0	0	0	1	3	3	∞	∞																				
<b>Pete Richert, L</b> <small>ERA: 1.94</small>	1.0	3	0	0	0	2	0	0	0	0	0	0	0	7	7	0.00	0.000																				

Batter	1	2	3	4	5	6	7	8	9	AB R H RBI BB SO LOB	BOTTOM																										
<b>Davey Lopes, R</b> <small>OBP: 0.345, SLG: 0.338</small> 										3 0 0 0 1 1 0	<b>Houston Astros @ Los Angeles Dodgers</b> Dodger Stadium, Los Angeles, CA Fri Aug 31 1973, 7:05 PM PDT Att: 31,395 - Unknown																										
<b>Von Joshua, L</b> <small>OBP: 0.284, SLG: 0.301</small> 										4 1 1 0 0 1 1																											
<b>Bill Buckner, L</b> <small>OBP: 0.300, SLG: 0.345</small> 										4 0 0 0 0 1 2																											
<b>Joe Ferguson, R</b> <small>OBP: 0.372, SLG: 0.488</small> 										4 1 1 1 0 1 2																											
<b>Willie Crawford, L</b> <small>OBP: 0.393, SLG: 0.438</small> 										2 0 1 1 2 1 0																											
<b>Steve Garvey, R</b> <small>OBP: 0.328, SLG: 0.426</small> 										4 0 1 0 0 2 1																											
<b>Ron Cey, R</b> <small>OBP: 0.349, SLG: 0.388</small> 										3 0 0 0 0 1 2																											
<b>Bill Russell, R</b> <small>OBP: 0.303, SLG: 0.339</small> 										3 0 0 0 0 1 0																											
<b>Doug Rau, L</b> <small>OBP: 0.111, SLG: 0.111</small>										2 0 0 0 0 0 0																											
<b>Ken McMullen, R</b> <small>OBP: 0.298, SLG: 0.486</small>										1 0 0 0 0 0 0																											
<b>Jim Brewer, L</b> <small>OBP: 0.400, SLG: 0.400</small>										0 0 0 0 0 0 0																											
<b>Pete Richert, L</b> <small>OBP: 0.200, SLG: 0.200</small>										0 0 0 0 0 0 0																											
<b>Inning Stats</b>	R: 0 E: 0 K: 0 S: 3	H: 0 LOB: 0 BB: 1 P: 7	R: 0 E: 0 K: 3 S: 9	H: 0 LOB: 0 BB: 0 P: 9	R: 0 E: 0 K: 1 S: 5	H: 0 LOB: 0 BB: 0 P: 5	R: 1 E: 0 K: 0 S: 4	H: 2 LOB: 0 BB: 0 P: 4	R: 0 E: 0 K: 1 S: 5	H: 0 LOB: 0 BB: 0 P: 5	R: 0 E: 0 K: 0 S: 3	H: 0 LOB: 0 BB: 0 P: 3	R: 0 E: 0 K: 1 S: 6	H: 1 LOB: 2 BB: 1 P: 10	R: 0 E: 0 K: 1 S: 5	H: 0 LOB: 0 BB: 0 P: 5	R: 1 E: 0 K: 2 S: 8	H: 1 LOB: 1 BB: 1 P: 12	1B: 1 2B: 2 3B: 0 HR: 1	SF: 0 SAC: 0 DP: 0 HBP: 0	WP: 0 PB: 0 SB: 1 CS: 1	PA: 34															
<b>PITCHER</b>	IP WLS BF H R ER SO BB IBB HBP BLK WP HR S P ERA WHIP																																				
<b>Tom Griffin, R</b> <small>ERA: 4.6</small>	9.0	W	33	4	2	2	9	3	0	0	0	0	0	1	48	60	2.00	0.778																			

AB 30  
 R 3  
 H 7  
 RBI 3  
 BB 5  
 SO 7  
 LOB 17



AB 30  
 R 2  
 H 4  
 RBI 2  
 BB 3  
 SO 9  
 LOB 8




Batter	1	2	3	4	5	6	7	8	9	AB	R	H	RBI	BB	SO	LOB	TOP										
Bob Gallagher, L (1,9) OBP: 0.284, SLG: 0.349	F8		P6	K			L1		BB 1B	5	0	1	0	0	1	1											
Roger Metzger, S (1,6) OBP: 0.307, SLG: 0.330	1-3		4-3		K		F8		K	5	0	0	0	0	2	1											
Cesar Cedeno, R (1,8) OBP: 0.372, SLG: 0.508	P3						4-3			4	0	2	0	0	0	0											
Jimmy Wynn, R (9, PH) OBP: 0.340, SLG: 0.386			S 1B						BB 1B	1	0	1	0	0	0	0											
Bob Watson, R (1,7) OBP: 0.398, SLG: 0.446		2-3								2	0	1	0	3	0	0											
Doug Rader, R (1,5) OBP: 0.314, SLG: 0.421																											
Lee May, R (1,3) OBP: 0.305, SLG: 0.466																											
Johnny Edwards, L (1,2) OBP: 0.295, SLG: 0.361																											
Tommy Helms, R (1,4) OBP: 0.321, SLG: 0.361																											
Jerry Reuss, L (1,1) OBP: 0.151, SLG: 0.157																											
<b>Inning Stats</b>	R: 0 E: 0 K: 0 S: 3	H: 0 LOB: 0 BB: 0 P: 3	R: 1 E: 0 K: 1 S: 8	H: 3 LOB: 2 BB: 0 P: 8	R: 0 E: 0 K: 0 S: 4	H: 1 LOB: 2 BB: 1 P: 8	R: 1 E: 0 K: 1 S: 7	H: 2 LOB: 1 BB: 0 P: 7	R: 0 E: 0 K: 1 S: 6	H: 2 LOB: 1 BB: 0 P: 6	R: 0 E: 0 K: 0 S: 3	H: 0 LOB: 1 BB: 0 P: 4	R: 0 E: 0 K: 0 S: 3	H: 0 LOB: 0 BB: 0 P: 3	R: 0 E: 0 K: 1 S: 5	H: 0 LOB: 2 BB: 2 P: 13	R: 0 E: 0 K: 2 S: 9	H: 2 LOB: 3 BB: 1 P: 13	1B: 9 2B: 0 3B: 0 HR: 1	SF: 0 SAC: 1 DP: 0 HBP: 1	WP: 0 PB: 1 SB: 1 CS: 0	PA: 41					
<b>PITCHER</b>	IP	WLS	BF	H	R	ER	SO	BB	IBB	HBP	BLK	WP	HR	S	P	ERA	WHIP										
Andy Messersmith, R (1,1) ERA: 2.82	6.0	L	27	8	2	2	3	1	0	1	0	0	0	1	31	3.00	1.500										
Charlie Hough, R (7,1) ERA: 3.09	2.0		8	0	0	0	1	2	0	0	0	0	0	8	16	0.00	1.000										
Pete Richert, L (9,1) ERA: 1.9	1.0		6	2	0	0	2	1	0	0	0	0	0	9	13	0.00	3.000										

**Houston Astros @ Los Angeles Dodgers**  
**Dodger Stadium, Los Angeles, CA**  
 Sat Sep 01 1973, 7:05 PM PDT  
 Att: 32,178 - Unknown

livebaseballscorecards.com

**AB 35**  
**R 2**  
**H 10**  
**RBI 2**  
**BB 4**  
**SO 6**  
**LOB 19**




Batter	1	2	3	4	5	6	7	8	9	AB	R	H	RBI	BB	SO	LOB	BOTTOM										
Lee Lacy, R (1,4) OBP: 0.292, SLG: 0.208	F9		F9		F9		F9		4-3	5	0	0	0	0	0	4											
Manny Mota, R (1,7) OBP: 0.394, SLG: 0.361	F8				G3					3	0	0	0	1	0	0											
Tom Paciorek, R (1,8) OBP: 0.273, SLG: 0.296	F9				G3		K			4	0	1	0	0	1	3											
Joe Ferguson, R (1,9) OBP: 0.375, SLG: 0.489										3	0	2	0	1	0	0											
Steve Garvey, R (1,3) OBP: 0.323, SLG: 0.420										4	0	0	0	0	1	4											
Ron Cey, R (1,5) OBP: 0.347, SLG: 0.385										3	0	0	0	0	0	3											
Charlie Hough, R (7,1) OBP: 0.200, SLG: 0.200										0	0	0	0	0	0	0											
Orlando Alvarez, R (8, PH) OBP: 0.253, SLG: 0.479										1	0	0	0	0	1	2											
Pete Richert, L (9,1) OBP: 0.200, SLG: 0.200										0	0	0	0	0	0	0											
Bill Russell, R (1,6) OBP: 0.303, SLG: 0.338										4	0	1	0	0	0	1											
Steve Yeager, R (1,2) OBP: 0.345, SLG: 0.323										4	0	2	0	0	0	0											
Andy Messersmith, R (1,1) OBP: 0.217, SLG: 0.203										1	0	0	0	0	0	0											
Ken McMullen, R (7,5) OBP: 0.253, SLG: 0.479										1	0	0	0	1	1	1											
Jerry Royster, R (9, PH) OBP: 0.143, SLG: 0.143										0	0	0	0	0	0	0											
<b>Inning Stats</b>	R: 0 E: 0 K: 0 S: 3	H: 1 LOB: 1 BB: 0 P: 4	R: 0 E: 0 K: 0 S: 3	H: 0 LOB: 0 BB: 0 P: 3	R: 0 E: 1 K: 0 S: 4	H: 0 LOB: 2 BB: 1 P: 8	R: 0 E: 0 K: 1 S: 7	H: 2 LOB: 3 BB: 1 P: 11	R: 0 E: 0 K: 1 S: 5	H: 0 LOB: 0 BB: 0 P: 5	R: 0 E: 0 K: 1 S: 6	H: 1 LOB: 1 BB: 0 P: 6	R: 0 E: 0 K: 1 S: 7	H: 2 LOB: 2 BB: 0 P: 7	R: 0 E: 0 K: 0 S: 3	H: 0 LOB: 1 BB: 1 P: 7	1B: 6 2B: 0 3B: 0 HR: 0	SF: 0 SAC: 1 DP: 0 HBP: 0	WP: 0 PB: 0 SB: 0 CS: 0	PA: 37							
<b>PITCHER</b>	IP	WLS	BF	H	R	ER	SO	BB	IBB	HBP	BLK	WP	HR	S	P	ERA	WHIP										
Jerry Reuss, L (1,1) ERA: 3.38	9.0	W	37	6	0	0	4	3	0	0	0	0	0	42	54	0.00	1.000										

**Houston Astros @ Los Angeles Dodgers**  
**Dodger Stadium, Los Angeles, CA**  
 Sat Sep 01 1973, 7:05 PM PDT  
 Att: 32,178 - Unknown

livebaseballscorecards.com

**AB 33**  
**R 0**  
**H 6**  
**RBI 0**  
**BB 3**  
**SO 4**  
**LOB 18**

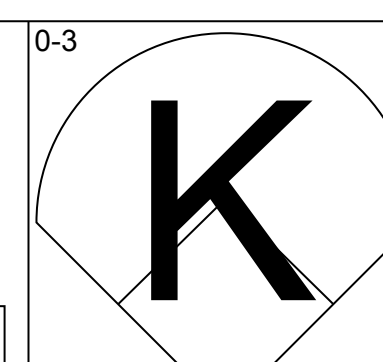
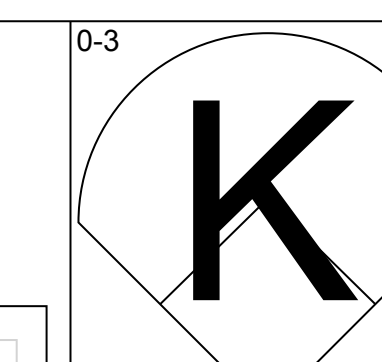
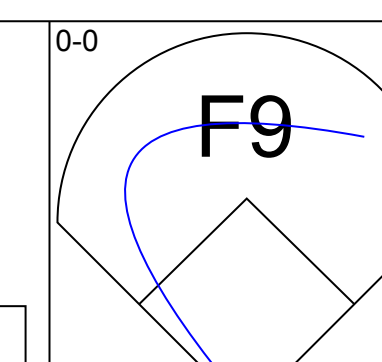
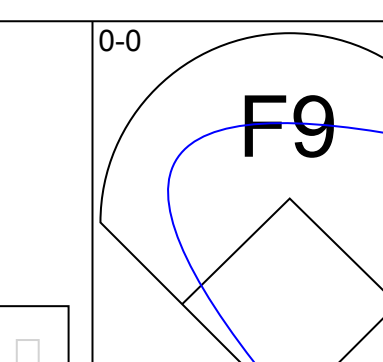
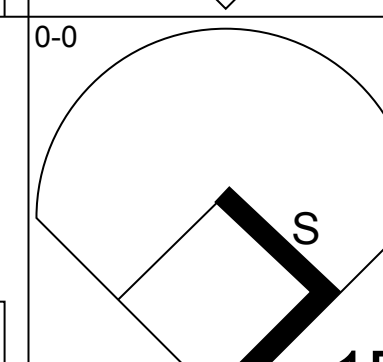
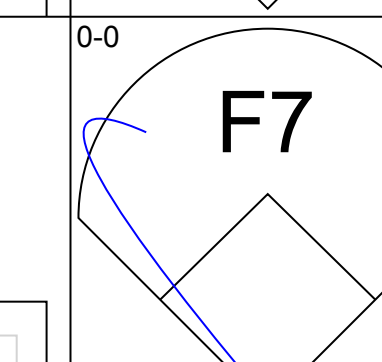
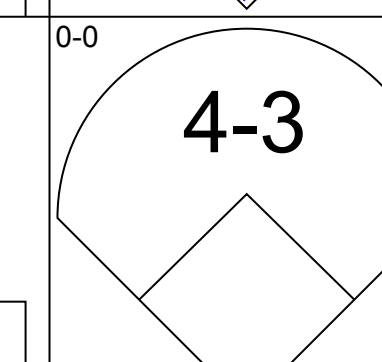

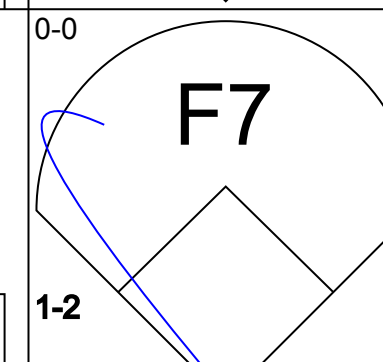
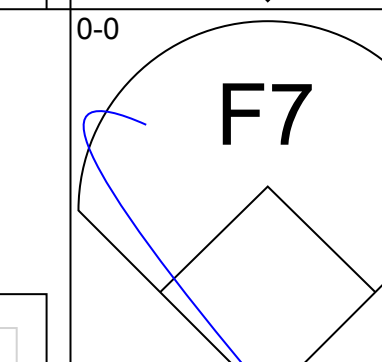
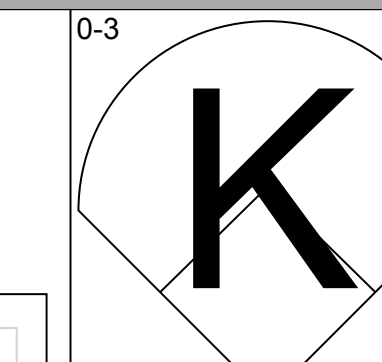
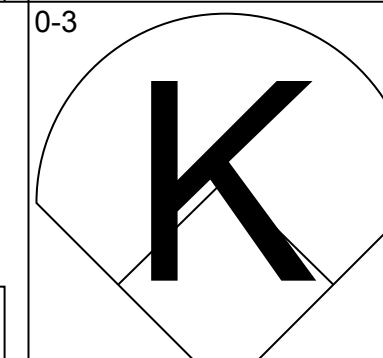
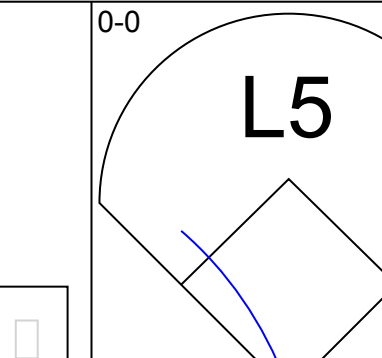
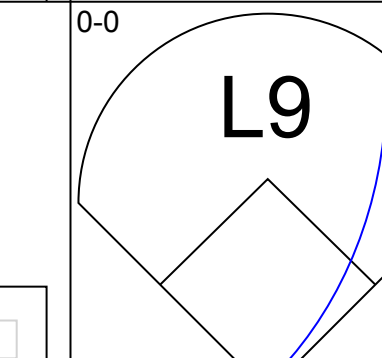
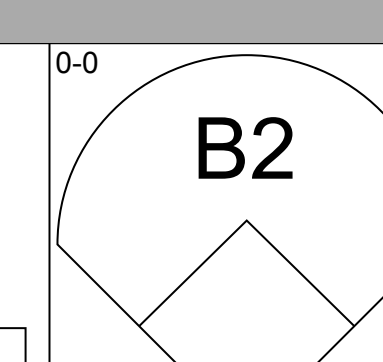
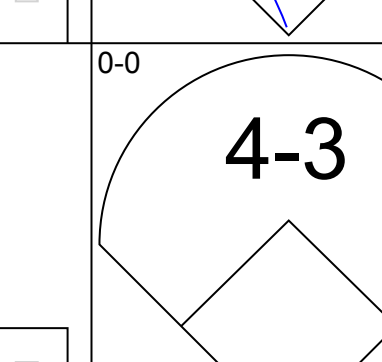
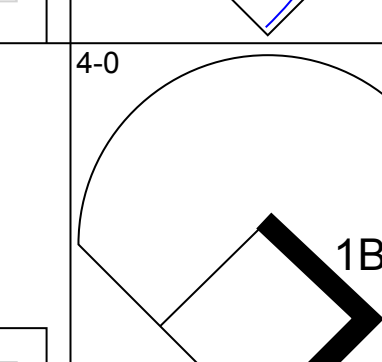
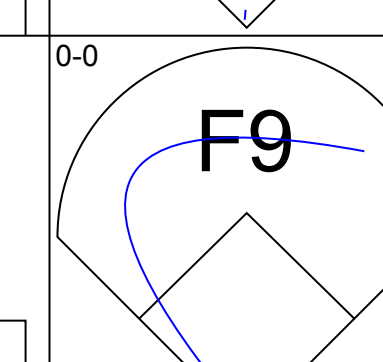
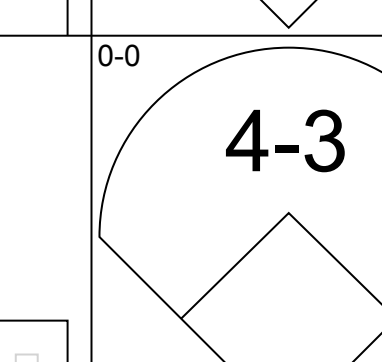
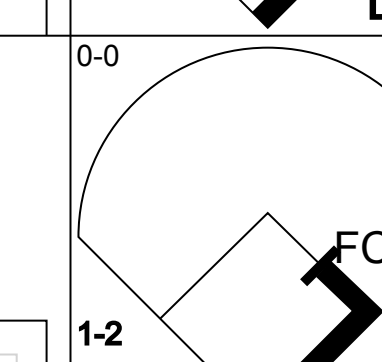
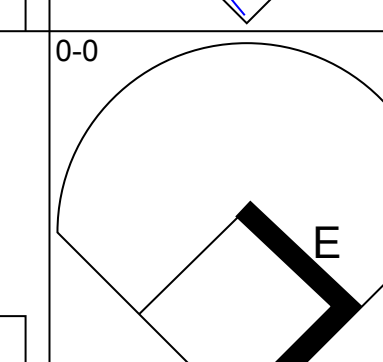
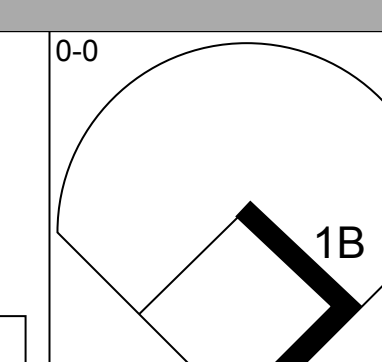
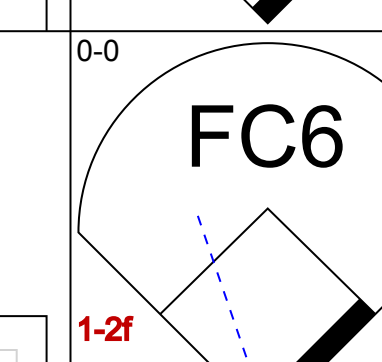
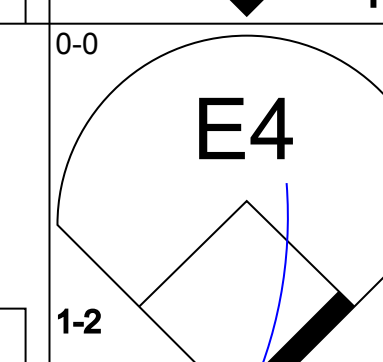
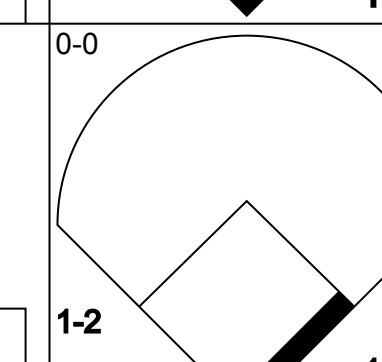
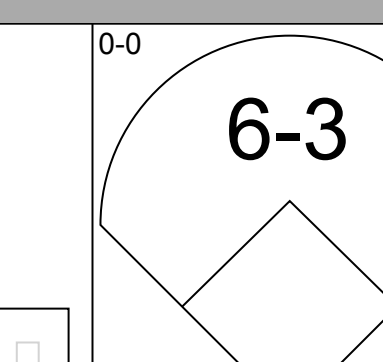
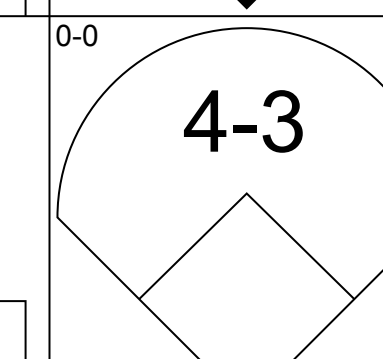
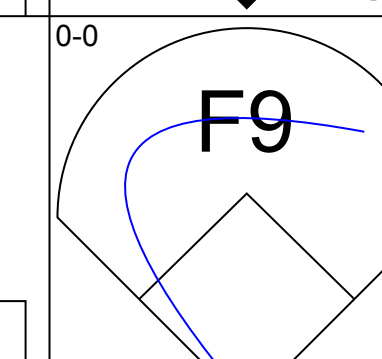
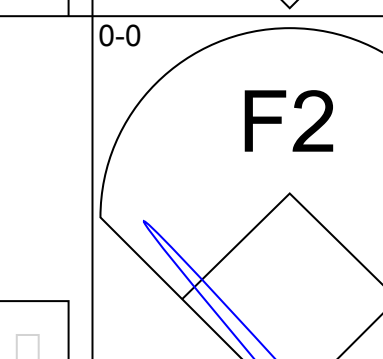


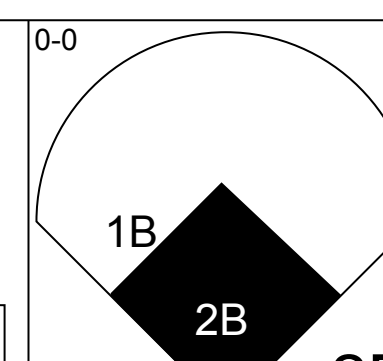
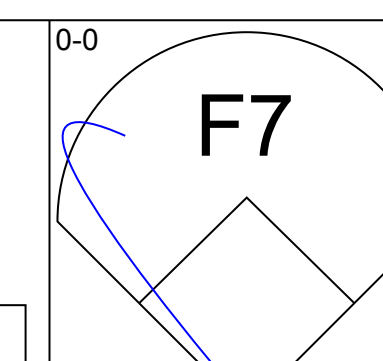
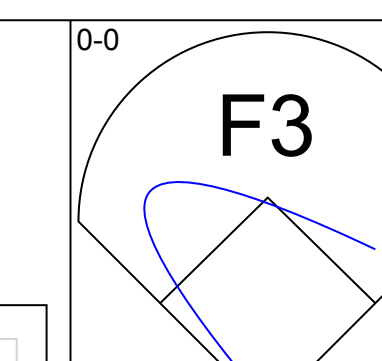
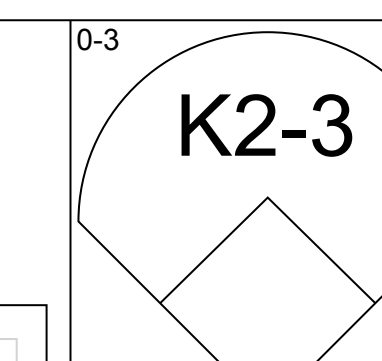
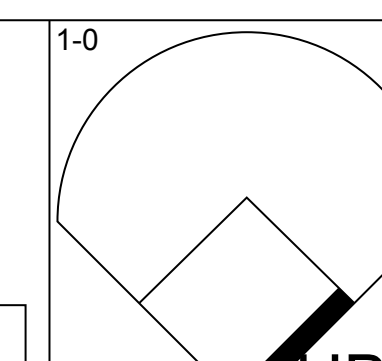
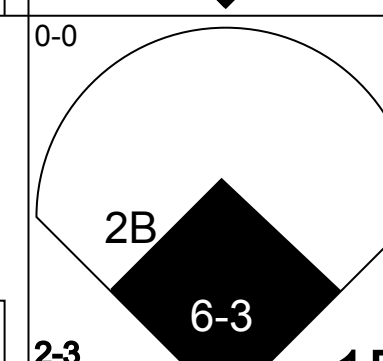
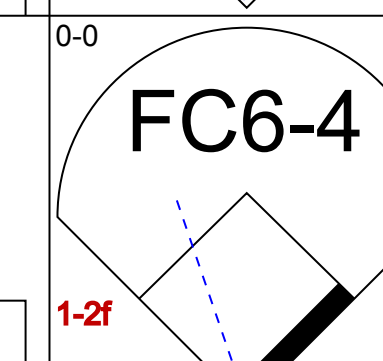
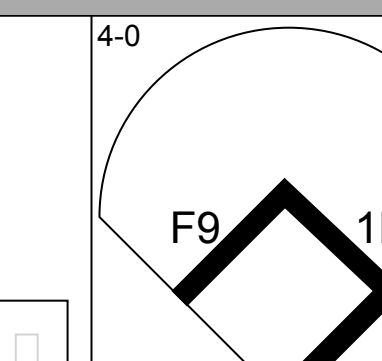
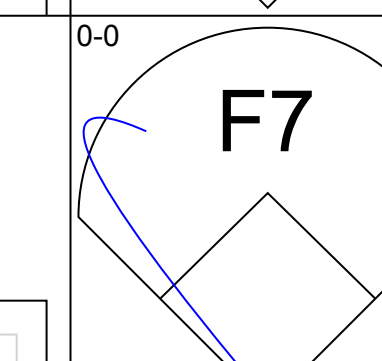
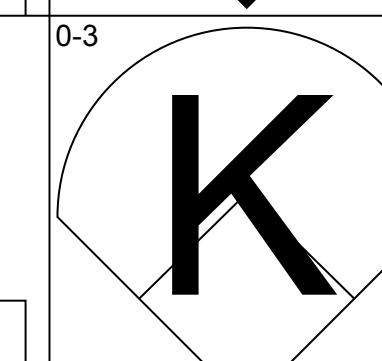
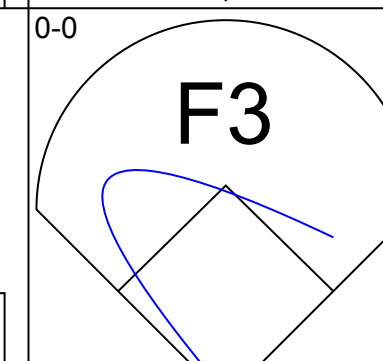
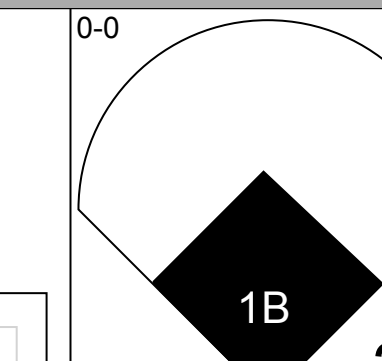
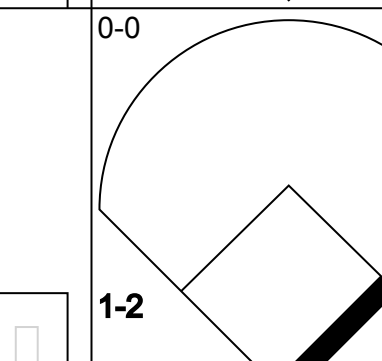
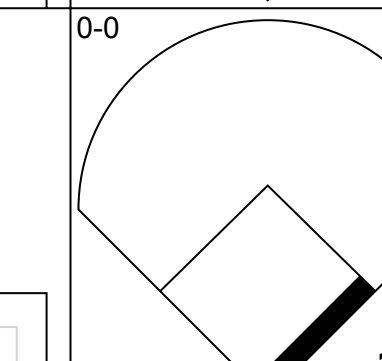
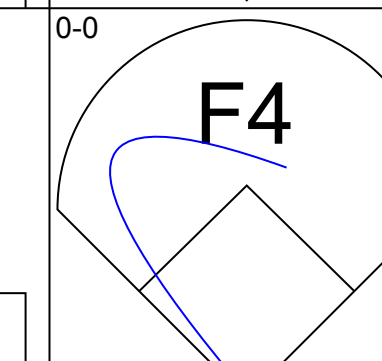
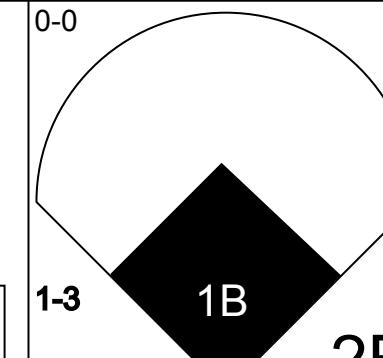
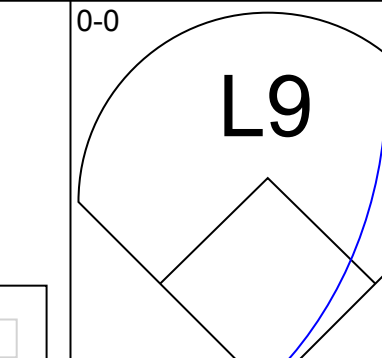
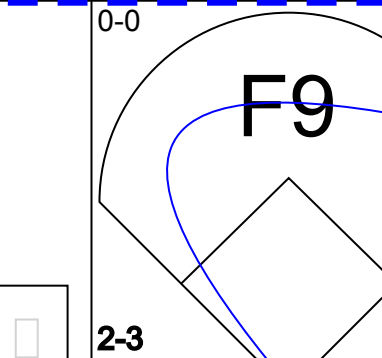
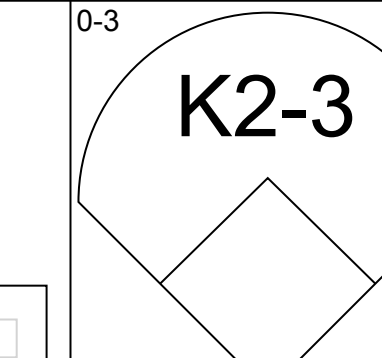
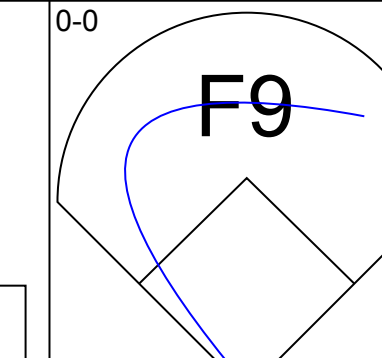
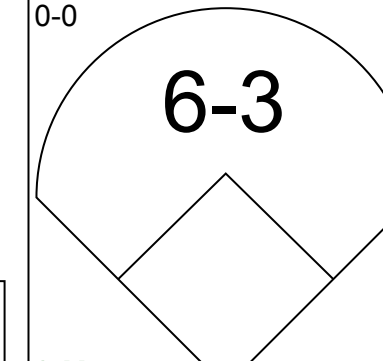
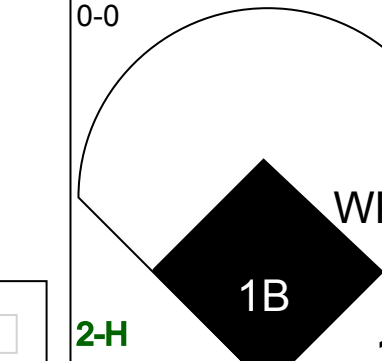
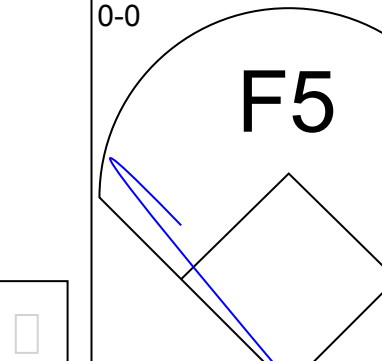


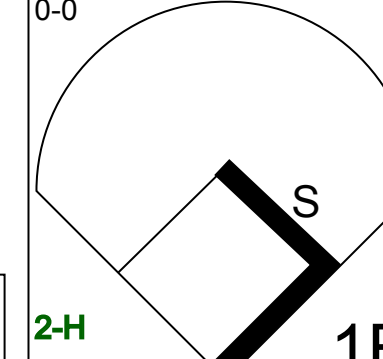
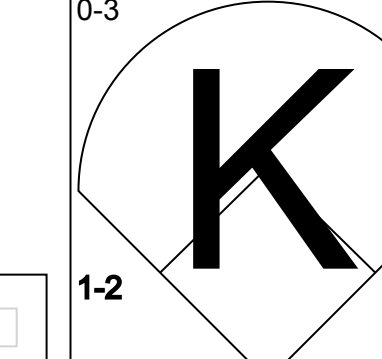
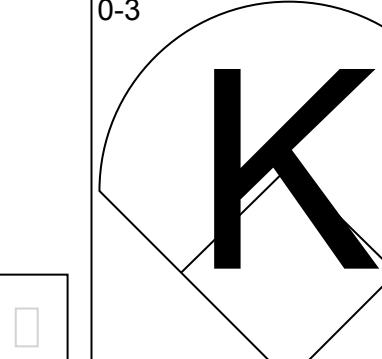

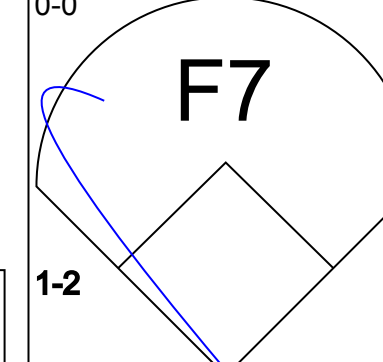
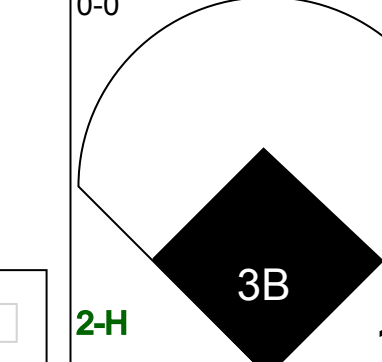



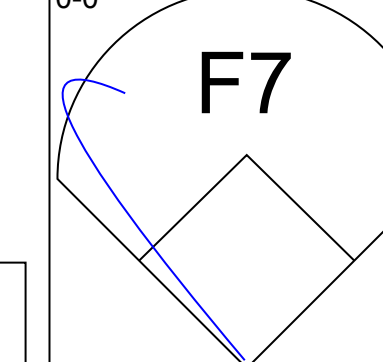
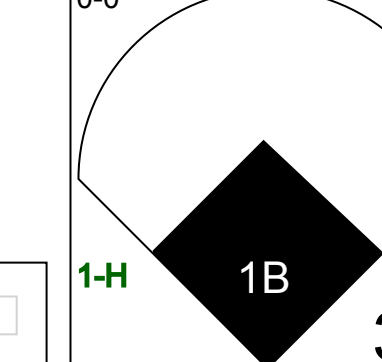



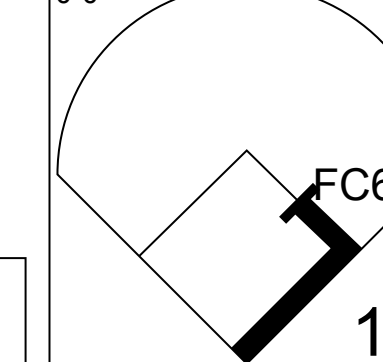
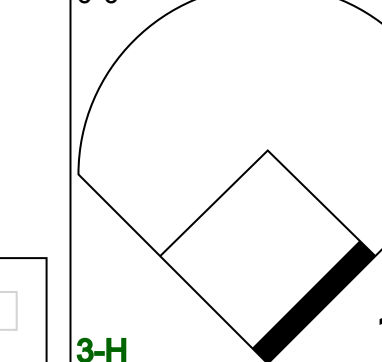





Batter	1	2	3	4	5	6	7	8	9	AB	R	H	RBI	BB	SO	LOB	TOP										
Davey Lopes, R OBP: 0.341, SLG: 0.335 (1, 4)	5-3		L5		E6		F9			5	1	0	0	0	0	5	<b>Los Angeles Dodgers @ San Francisco Giants</b> Candlestick Park, San Francisco, CA Mon Sep 03 1973, 6:33 AM EDT Att: 15,279 - Unknown										
Bill Buckner, L OBP: 0.303, SLG: 0.354 (1, 7)	F3		HR		1B	1B	FC4-6	F9		5	2	3	3	0	0	0											
Willie Davis, L OBP: 0.321, SLG: 0.454 Von Joshua, L OBP: 0.285, SLG: 0.302 (5, PH) (5, 8)	1B		F8		1B	1B	FC4-6	4-3		2	0	1	0	0	0	0											
Joe Ferguson, R OBP: 0.374, SLG: 0.484 (1, 2)	F5		F8		1B	1B	6-3	P5		5	1	1	0	0	0	2											
Willie Crawford, L OBP: 0.391, SLG: 0.448 (1, 9)		G3		HR	1B	3B	5-3		K	5	1	2	4	0	1	1											
Steve Garvey, R OBP: 0.327, SLG: 0.419 (1, 3)		1B		1B	1B	HBP		F8		4	1	3	0	0	0	0											
Ken McMullen, R OBP: 0.286, SLG: 0.443 (1, 5)	F9		FC6-4		FC5-2	1B	F9		6-3	5	0	0	0	0	0	5											
Bill Russell, R OBP: 0.300, SLG: 0.335 (1, 6)	FC6-4		4-3		1B	1B	FC5-4			4	0	1	0	0	0	3											
Tommy John, R OBP: 0.227, SLG: 0.219 Pete Richert, L OBP: 0.200, SLG: 0.200 Jim Brewer, L OBP: 0.400, SLG: 0.400 (1, 1) (7, 1) (9, 1)			HR		F8	FC6-4				3	1	1	1	1	0	3											
<b>Inning Stats</b>	R: 0 E: 0 K: 0 S: 4	H: 1 LOB: 1 BB: 0 P: 4	R: 0 E: 0 K: 0 S: 4	H: 1 LOB: 1 BB: 0 P: 4	R: 2 E: 1 K: 0 S: 5	H: 2 LOB: 0 BB: 0 P: 5	R: 1 E: 0 K: 0 S: 5	H: 2 LOB: 1 BB: 0 P: 5	R: 5 E: 1 K: 0 S: 9	H: 5 LOB: 2 BB: 0 P: 10	R: 0 E: 0 K: 0 S: 4	H: 1 LOB: 1 BB: 0 P: 4	R: 0 E: 0 K: 0 S: 4	H: 1 LOB: 2 BB: 1 P: 8	R: 0 E: 0 K: 1 S: 5	H: 0 LOB: 0 BB: 0 P: 3		R: 0 E: 0 K: 1 S: 5	H: 0 LOB: 0 BB: 0 P: 5	1B: 10 2B: 0 3B: 1 HR: 2	SF: 0 SAC: 0 DP: 0 HBP: 1	WP: 0 PB: 0 SB: 1 CS: 0	PA: 43				
<b>PITCHER</b>	IP	WLS	BF	H	R	ER	SO	BB	IBB	HBP	BLK	WP	HR	S	P	ERA	WHIP										
Tom Bradley, R ERA: 3.54 (1, 1)	4.0		21	8	6	5	0	0	0	0	0	0	2	21	21	11.25	2.000										
Don Carrithers, R ERA: 4.5 (5, 1)	0.0		3	2	1	1	0	0	0	1	0	0	0	2	3	∞	∞										
Jim Willoughby, R ERA: 4.77 (5, 1)	2.0		8	2	1	1	0	0	0	0	0	0	0	8	8	4.50	1.000										
Randy Moffitt, R ERA: 2.49 (7, 1)	1.0		5	1	0	0	0	1	0	0	0	0	0	4	8	0.00	2.000										
Don McMahon, R ERA: 1.74 (8, 1)	2.0	W	6	0	0	0	1	0	0	0	0	0	0	8	8	0.00	0.000										
<b>Batter</b>	<b>1</b>	<b>2</b>	<b>3</b>	<b>4</b>	<b>5</b>	<b>6</b>	<b>7</b>	<b>8</b>	<b>9</b>	<b>AB</b>	<b>R</b>	<b>H</b>	<b>RBI</b>	<b>BB</b>	<b>SO</b>	<b>LOB</b>	<b>BOTTOM</b>										
Bobby Bonds, R OBP: 0.391, SLG: 0.576 (1, 9) (8, 8)	5-3		5-3						K	5	2	2	5	0	1	1	<b>Los Angeles Dodgers @ San Francisco Giants</b> Candlestick Park, San Francisco, CA Mon Sep 03 1973, 6:33 AM EDT Att: 15,279 - Unknown										
Tito Fuentes, S OBP: 0.327, SLG: 0.369 (1, 4)	1B		6-3					F7		4	0	2	2	0	0	0											
Gary Matthews, R OBP: 0.372, SLG: 0.450 (1, 7)	FC5-4		F7					1B		4	1	1	0	0	0	2											
Willie McCovey, L OBP: 0.430, SLG: 0.534 (1, 3)	CS		F8		HR			2B	1B	4	2	2	1	0	1	0											
Chris Speier, R OBP: 0.335, SLG: 0.357 (1, 6)		5-3		K				1B	2B	4	1	1	1	0	2	0											
Dave Kingman, R OBP: 0.256, SLG: 0.462 (1, 5)	6-3							F7		4	0	0	0	0	2	2											
Jim Howarth, L OBP: 0.241, SLG: 0.221 Chris Arnold, R OBP: 0.395, SLG: 0.371 Gary Thomasson, L OBP: 0.349, SLG: 0.404 (1, 8) (7, PH) (8, 9)			K					F9		2	0	0	0	0	1	0											
Dave Rader, L OBP: 0.321, SLG: 0.327 (1, 2)			SH5-3		1B			4-3		3	2	2	2	0	0	0											
Tom Bradley, R Don Carrithers, R Jim Willoughby, R Bruce Miller, R Randy Moffitt, R Steve Ontiveros, S Don McMahon, R Mike Sadek, R (1, 1) (5, 1) (5, 1) (6, PH) (7, 1) (7, PH) (8, 1) (9, PH)			SH5-3							0	0	0	0	0	0	0											
<b>Inning Stats</b>	R: 0 E: 0 K: 0 S: 3	H: 1 LOB: 0 BB: 0 P: 3	R: 0 E: 0 K: 0 S: 3	H: 0 LOB: 0 BB: 0 P: 3	R: 0 E: 0 K: 1 S: 6	H: 1 LOB: 1 BB: 0 P: 6	R: 1 E: 0 K: 1 S: 6	H: 1 LOB: 0 BB: 0 P: 6	R: 0 E: 0 K: 0 S: 3	H: 0 LOB: 0 BB: 0 P: 3	R: 0 E: 0 K: 2 S: 7	H: 0 LOB: 0 BB: 0 P: 7	R: 6 E: 0 K: 2 S: 14	H: 7 LOB: 1 BB: 0 P: 14	R: 0 E: 0 K: 3 S: 9	H: 0 LOB: 0 BB: 0 P: 9		R: 4 E: 0 K: 0 S: 3	H: 1 LOB: 0 BB: 1 P: 7	1B: 7 2B: 2 3B: 0 HR: 2	SF: 0 SAC: 3 DP: 0 HBP: 0	WP: 0 PB: 0 SB: 0 CS: 1	PA: 38				
<b>PITCHER</b>	IP	WLS	BF	H	R	ER	SO	BB	IBB	HBP	BLK	WP	HR	S	P	ERA	WHIP										
Tommy John, L ERA: 2.96 (1, 1)	6.2		27	8	6	6	6	0	0	0	0	0	1	39	39	8.10	1.200										
Pete Richert, L ERA: 2.59 (7, 1)	1.1	L	9	2	4	4	3	1	0	0	0	0	0	14	18	27.00	2.250										
Jim Brewer, L ERA: 2.85 (9, 1)	0.0		1	1	1	1	0	0	0	0	0	0	1	1	1	∞	∞										

Batter	1	2	3	4	5	6	7	8	9	AB	R	H	RBI	BB	SO	LOB	TOP		
Lee Lacy, R OBP: 0.289, SLG: 0.204 (1, 4)	F8			F7		E5		BB		3	0	0	0	1	0	0	<b>Los Angeles Dodgers @ San Francisco Giants</b> Candlestick Park, San Francisco, CA Tue Sep 04 1973, 10:05 PM EDT Att: 15,470 - Unknown		
Bill Buckner, L OBP: 0.301, SLG: 0.351 (1, 7)	K			P5		F9		G3		4	0	0	0	0	1	3			
Tom Paciorek, R OBP: 0.271, SLG: 0.287 (1, 8)	1-3			F9			6-3		FC5 HBP	3	0	0	0	0	0	0			
Joe Ferguson, R OBP: 0.378, SLG: 0.484 (1, 2)		K			S BB		WP 1B		BB FC5 WP BB	2	1	1	0	2	1	0			
Steve Garvey, R OBP: 0.323, SLG: 0.413 (1, 3)	F8			F8			P4		F9	4	0	0	0	0	0	4			
Ron Cey, R OBP: 0.344, SLG: 0.381 (1, 5)	F8			L9			6-3		FC5 WP BB	4	0	0	0	0	0	4			
Willie Crawford, L OBP: 0.392, SLG: 0.446 (1, 9)			K					5-3 HBP	1-2 2-3 BB	2	0	0	0	1	1	1			
Bill Russell, R OBP: 0.299, SLG: 0.333 Willie Davis, L OBP: 0.320, SLG: 0.453 (9, PH)			F9			F7		5-3	4-3	3	0	0	0	0	0	1			
Al Downing, R OBP: 0.179, SLG: 0.137 Geoff Zahn, L (6, 1)			F9			5-3		5-3		2	0	0	0	0	0	0			
Ken McMullen, R OBP: 0.282, SLG: 0.438 Greg Shanahan, R (8, 1)			F9			5-3		5-3		1	0	0	0	0	0	1			
<b>Inning Stats</b>	R: 0 E: 0 K: 1 S: 5	H: 0 LOB: 0 BB: 0 P: 5	R: 0 E: 0 K: 1 S: 5	H: 0 LOB: 0 BB: 0 P: 5	R: 0 E: 0 K: 1 S: 5	H: 0 LOB: 0 BB: 0 P: 5	R: 0 E: 0 K: 0 S: 3	H: 0 LOB: 1 BB: 0 P: 3	R: 0 E: 0 K: 0 S: 4	H: 0 LOB: 1 BB: 0 P: 4	R: 0 E: 0 K: 0 S: 4	H: 1 LOB: 1 BB: 0 P: 4	R: 0 E: 0 K: 0 S: 3	H: 0 LOB: 2 BB: 1 P: 8	R: 1 E: 0 K: 0 S: 3	H: 0 LOB: 2 BB: 2 P: 12	1B: 1 2B: 0 3B: 0 HR: 0	SF: 0 SAC: 0 DP: 0 HBP: 2	WP: 2 PA: 35 PB: 0 SB: 1 CS: 0
<b>PITCHER</b>	IP WLS BF H R ER SO BB IBB HBP BLK WP HR S P ERA WHIP																		
Ron Bryant, L ERA: 2.96 Elias Sosa, R ERA: 2.92	(1, 1)	8.2 W 34 1 1 1 3 4 0 0 2 0 1 0 34 52 1.04 0.577																	
(9, 1)	0.1 S 1 0 0 0 0 0 0 0 0 0 1 0 1 1 0.00 0.000																		

Batter	1	2	3	4	5	6	7	8	9	AB	R	H	RBI	BB	SO	LOB	BOTTOM	
Bobby Bonds, R OBP: 0.390, SLG: 0.573 (1, 9)	S 4-3 BB		K		K		5-3			3	0	0	0	1	2	0	<b>Los Angeles Dodgers @ San Francisco Giants</b> Candlestick Park, San Francisco, CA Tue Sep 04 1973, 10:05 PM EDT Att: 15,470 - Unknown	
Tito Fuentes, S OBP: 0.327, SLG: 0.369 (1, 4)	4-3		4-3			SH3 HR 1B	2-3			4	1	1	0	0	0	1		
Gary Matthews, R OBP: 0.371, SLG: 0.449 (1, 7)	K					SH3 1-2		4-3		3	0	1	0	0	1	1		
Willie McCovey, L OBP: 0.428, SLG: 0.540 (1, 3)	G3		K			2H HR		K		4	1	1	2	0	2	2		
Chris Speier, R OBP: 0.335, SLG: 0.356 (1, 6)				F9		1-3		6-3		4	0	1	0	0	0	0		
Dave Kingman, R OBP: 0.257, SLG: 0.473 (1, 5)			F9		K	HR				3	1	1	1	0	1	1		
Jim Howarth, L OBP: 0.244, SLG: 0.225 (1, 8)			FC6-4 1B		F7					3	0	1	0	0	0	1		
Dave Rader, L OBP: 0.321, SLG: 0.327 (1, 2)					6-3		1-3			3	0	1	0	0	0	1		
Ron Bryant, S OBP: 0.217, SLG: 0.155 Elias Sosa, R OBP: 0.154, SLG: 0.083 (9, 1)			K		K		6-3			3	0	0	0	0	2	2		
<b>Inning Stats</b>	R: 0 E: 0 K: 1 S: 5	H: 2 LOB: 2 BB: 0 P: 7	R: 0 E: 0 K: 2 S: 8	H: 1 LOB: 0 BB: 0 P: 8	R: 0 E: 0 K: 1 S: 5	H: 0 LOB: 0 BB: 0 P: 5	R: 0 E: 0 K: 0 S: 7	H: 0 LOB: 0 BB: 0 P: 7	R: 3 E: 0 K: 0 S: 7	H: 4 LOB: 1 BB: 0 P: 7	R: 0 E: 0 K: 0 S: 3	H: 0 LOB: 0 BB: 0 P: 3	R: 0 E: 0 K: 1 S: 5	H: 0 LOB: 0 BB: 0 P: 5	1B: 5 2B: 0 3B: 0 HR: 2	SF: 0 SAC: 1 DP: 0 HBP: 0		WP: 0 PA: 32 PB: 0 SB: 1 CS: 0
<b>PITCHER</b>	IP WLS BF H R ER SO BB IBB HBP BLK WP HR S P ERA WHIP																	
Al Downing, L ERA: 3.22 Geoff Zahn, L ERA: 2.7 Greg Shanahan, R ERA:	(1, 1)	5.2 L 25 7 3 3 7 1 0 0 0 0 0 0 2 38 42 4.76 1.412																
(6, 1)	1.1 4 0 0 0 0 0 0 0 0 0 0 4 4 0.00 0.000																	
(8, 1)	1.0 3 0 0 0 0 1 0 0 0 0 0 0 5 5 0.00 0.000																	

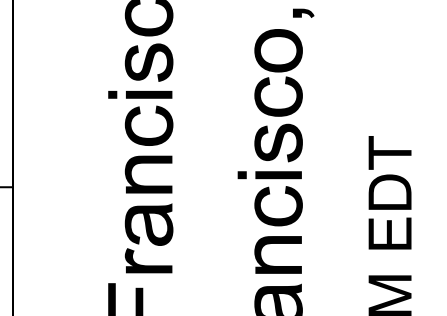
Batter	1	2	3	4	5	6	7	8	9	AB	R	H	RBI	BB	SO	LOB	TOP			
Lee Lacy, R OBP: 0.280, SLG: 0.197 (1, 4)										4	0	0	0	0	2	2	<b>Los Angeles Dodgers @ San Francisco Giants</b> Candlestick Park, San Francisco, CA Wed Sep 05 1973, 10:05 PM EDT Att: 16,341 - Unknown			
Bill Buckner, L OBP: 0.300, SLG: 0.350 (1, 7)										4	0	1	0	0	0	2				
Willie Davis, L OBP: 0.319, SLG: 0.452 Steve Yeager, R OBP: 0.344, SLG: 0.333 (1, 8)										2	0	0	0	0	0	1				
Joe Ferguson, R OBP: 0.375, SLG: 0.480 (1, 2)										4	0	0	0	0	1	2				
Willie Crawford, L OBP: 0.391, SLG: 0.442 (1, 9)										3	0	0	0	1	0	1				
Steve Garvey, R OBP: 0.322, SLG: 0.411 (1, 3)										4	0	1	0	0	0	0				
Ron Cey, R OBP: 0.345, SLG: 0.382 (1, 5)										4	0	2	0	0	0	2				
Bill Russell, R OBP: 0.298, SLG: 0.333 (1, 6)										4	0	1	0	0	0	1				
Doug Rau, L OBP: 0.100, SLG: 0.100 Eddie Solomon, R (3, 1) Charlie Hough, R OBP: 0.167, SLG: 0.167 (4, 1)										1	0	0	0	0	0	2				
<b>Inning Stats</b>	R: 0 E: 0 K: 2 S: 8	H: 1 LOB: 1 BB: 0 P: 8	R: 0 E: 1 K: 0 S: 5	H: 1 LOB: 2 BB: 0 P: 5	R: 0 E: 0 K: 1 S: 5	H: 0 LOB: 0 BB: 0 P: 5	R: 0 E: 0 K: 0 S: 3	H: 0 LOB: 0 BB: 0 P: 3	R: 0 E: 0 K: 0 S: 6	H: 2 LOB: 2 BB: 0 P: 5	R: 0 E: 0 K: 0 S: 3	H: 0 LOB: 0 BB: 0 P: 3	R: 0 E: 0 K: 0 S: 4	H: 1 LOB: 1 BB: 0 P: 4	R: 0 E: 0 K: 0 S: 3	H: 0 LOB: 0 BB: 0 P: 3		1B: 5 2B: 1 3B: 0 HR: 0	SF: 0 SAC: 0 DP: 0 HBP: 0	WP: 0 PB: 0 SB: 1 CS: 0
<b>PITCHER</b> Jim Barr, R ERA: 3.52 (1, 1)	IP: 9.0 WLS: W BF: 35 H: 6 R: 0 ER: 0 SO: 4 BB: 1 IBB: 0 HBP: 0 BLK: 0 WP: 0 HR: 0 S: 42 P: 46 ERA: 0.00 WHIP: 0.778															<b>PITCHER</b>	IP: 9.0 WLS: W BF: 35 H: 6 R: 0 ER: 0 SO: 4 BB: 1 IBB: 0 HBP: 0 BLK: 0 WP: 0 HR: 0 S: 42 P: 46 ERA: 0.00 WHIP: 0.778			

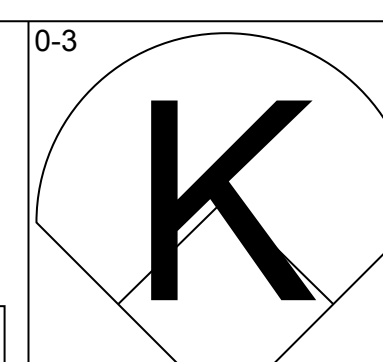
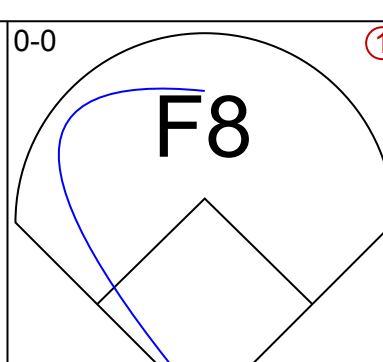
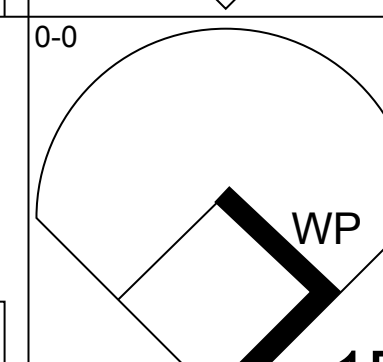
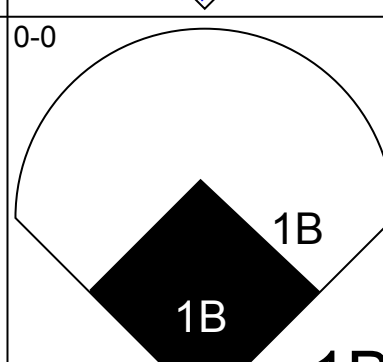
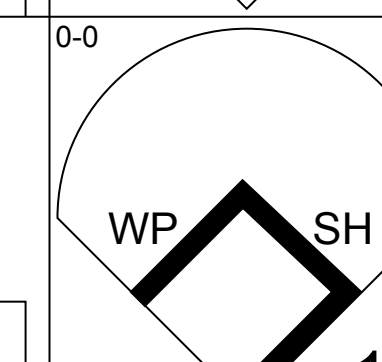
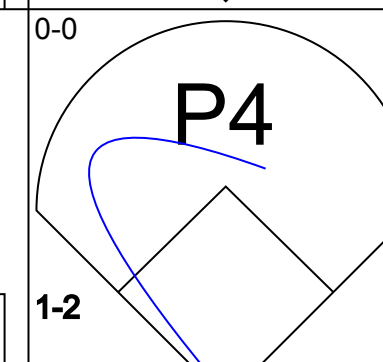
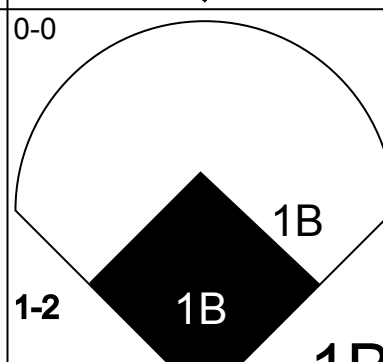
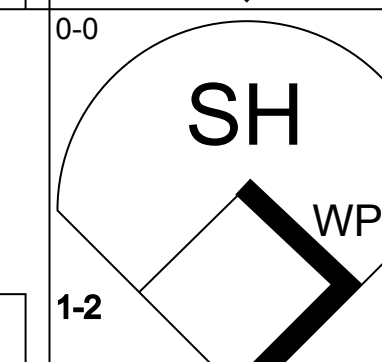
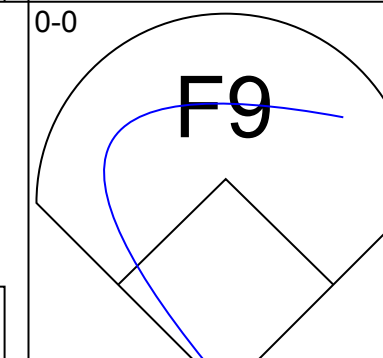
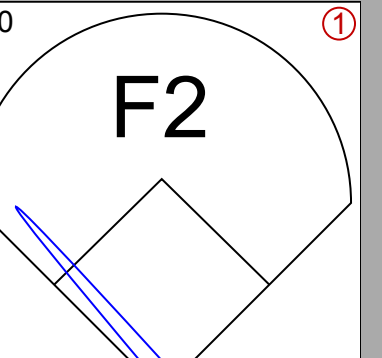
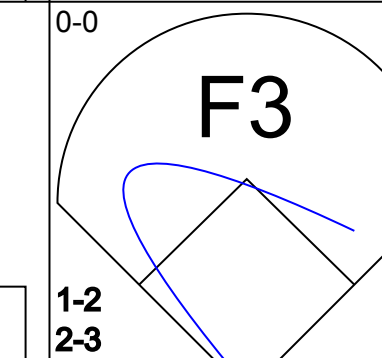
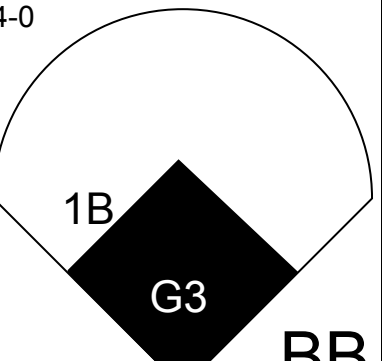
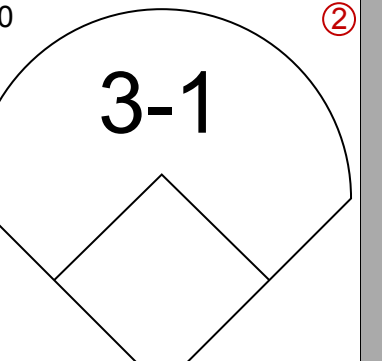
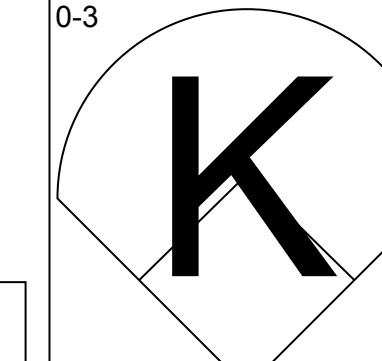
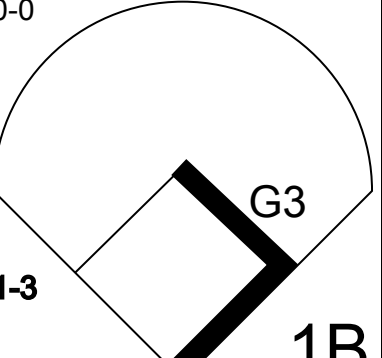
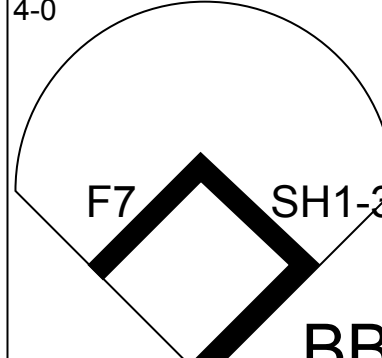
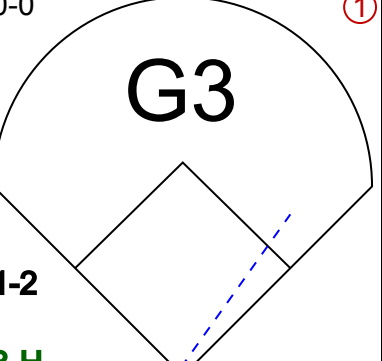

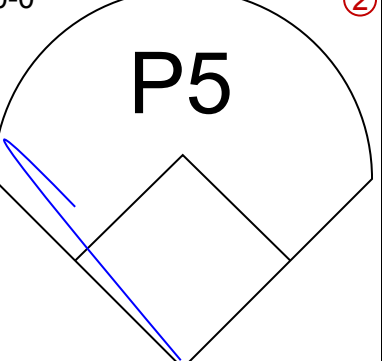
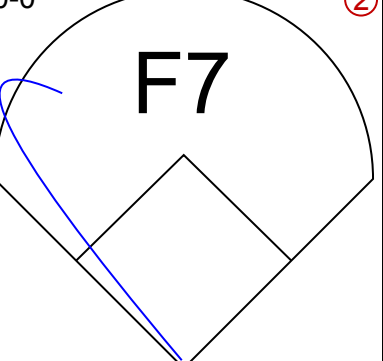

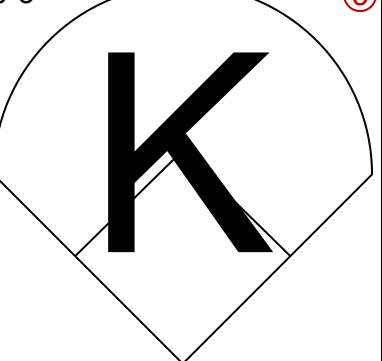
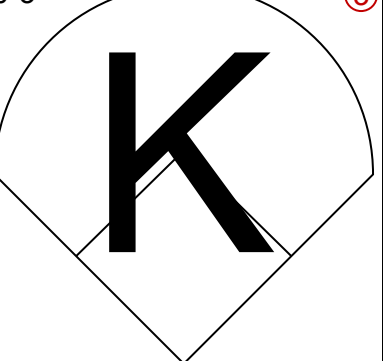

Batter	1	2	3	4	5	6	7	8	9	AB	R	H	RBI	BB	SO	LOB	BOTTOM			
Bobby Bonds, R OBP: 0.390, SLG: 0.572 (1, 9)										4	1	1	0	0	1	2	<b>Los Angeles Dodgers @ San Francisco Giants</b> Candlestick Park, San Francisco, CA Wed Sep 05 1973, 10:05 PM EDT Att: 16,341 - Unknown			
Tito Fuentes, S OBP: 0.327, SLG: 0.368 (1, 4)										4	1	1	0	1	1	2				
Gary Matthews, R OBP: 0.374, SLG: 0.453 (1, 7)										5	1	3	0	0	0	3				
Willie McCovey, L OBP: 0.425, SLG: 0.538 (1, 3)										5	1	1	1	0	1	5				
Chris Speier, R OBP: 0.334, SLG: 0.355 (1, 6)										4	1	1	2	0	0	3				
Dave Kingman, R OBP: 0.261, SLG: 0.483 (1, 5)										4	0	2	1	0	2	3				
Jim Howarth, L OBP: 0.244, SLG: 0.226 (1, 8)										4	1	1	1	0	0	2				
Dave Rader, L OBP: 0.322, SLG: 0.332 (1, 2)										3	1	1	1	1	0	0				
Jim Barr, R OBP: 0.197, SLG: 0.190 (1, 1)										4	0	2	1	0	1	2				
<b>Inning Stats</b>	R: 3 E: 0 K: 0 S: 7	H: 4 LOB: 1 BB: 0 P: 7	R: 0 E: 0 K: 0 S: 4	H: 1 LOB: 1 BB: 0 P: 4	R: 4 E: 0 K: 1 S: 10	H: 5 LOB: 1 BB: 0 P: 10	R: 0 E: 0 K: 1 S: 6	H: 1 LOB: 2 BB: 1 P: 10	R: 0 E: 0 K: 1 S: 5	H: 0 LOB: 0 BB: 0 P: 5	R: 0 E: 0 K: 2 S: 8	H: 1 LOB: 1 BB: 0 P: 8	R: 0 E: 0 K: 0 S: 4	H: 1 LOB: 2 BB: 1 P: 8	R: 0 E: 0 K: 1 S: 5	H: 0 LOB: 1 BB: 0 P: 6		1B: 8 2B: 3 3B: 2 HR: 0	SF: 0 SAC: 0 DP: 0 HBP: 1	WP: 1 PB: 0 SB: 1 CS: 0
<b>PITCHER</b> Doug Rau, L ERA: 4.29 Eddie Solomon, R ERA: 10.13 Charlie Hough, R ERA: 2.79 (1, 1)	IP: 2.1 WLS: L BF: 7 H: 4 R: 2 ER: 2 SO: 1 BB: 1 IBB: 0 HBP: 0 BLK: 0 WP: 1 HR: 0 S: 8 P: 12 ERA: 27.00 WHIP: 7.500															<b>PITCHER</b>	IP: 9.0 WLS: W BF: 35 H: 6 R: 0 ER: 0 SO: 4 BB: 1 IBB: 0 HBP: 0 BLK: 0 WP: 0 HR: 0 S: 42 P: 46 ERA: 0.00 WHIP: 0.778			

AB 34  
R 0  
H 6  
RBI 0  
BB 1  
SO 4  
LOB 15



AB 37  
R 7  
H 13  
RBI 7  
BB 2  
SO 6  
LOB 22

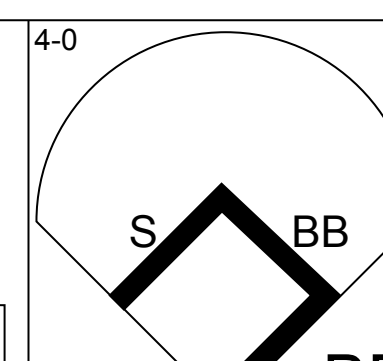
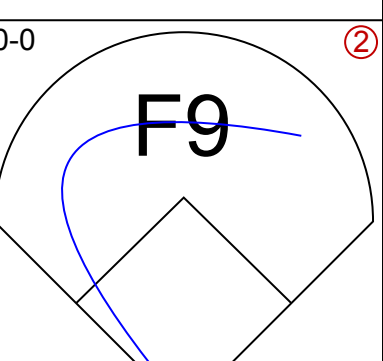
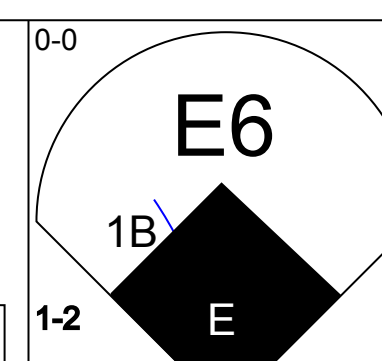
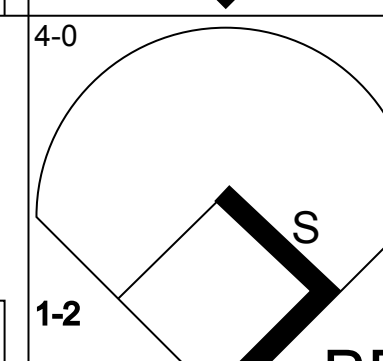
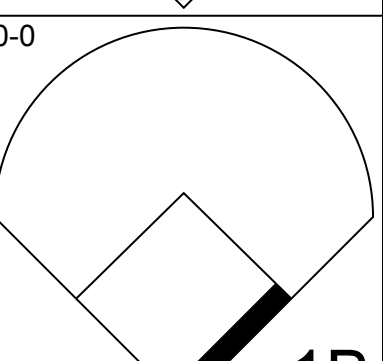
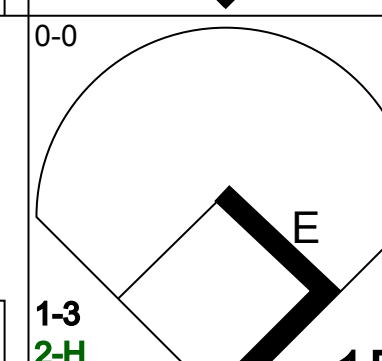
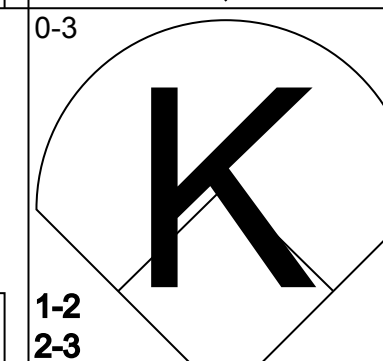
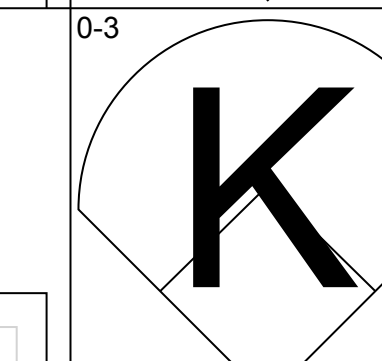
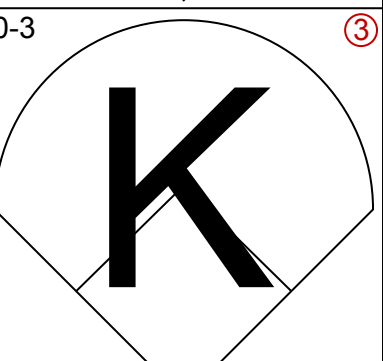
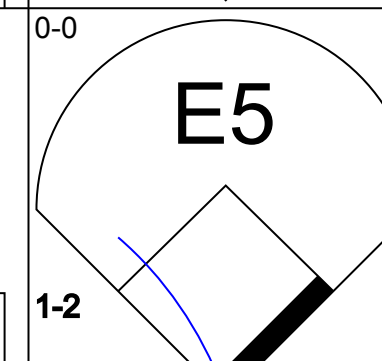
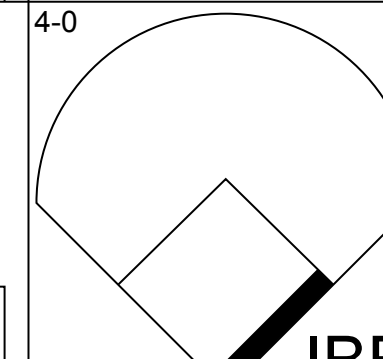
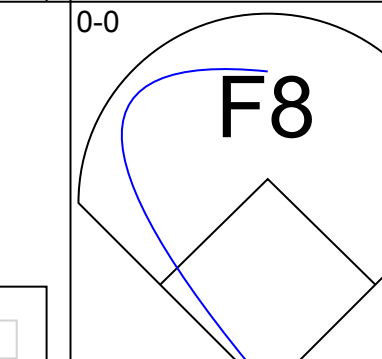
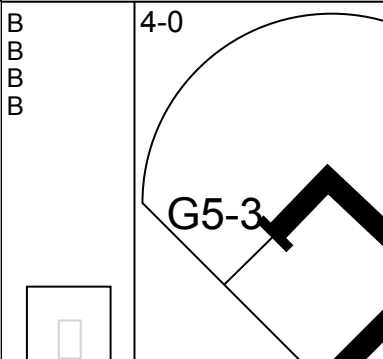
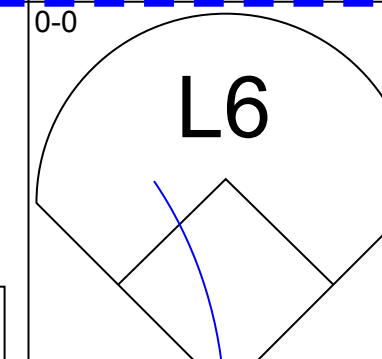
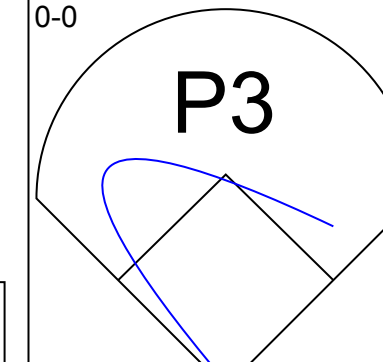
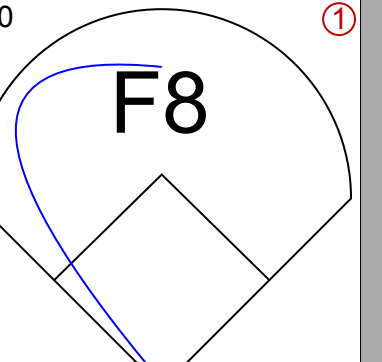
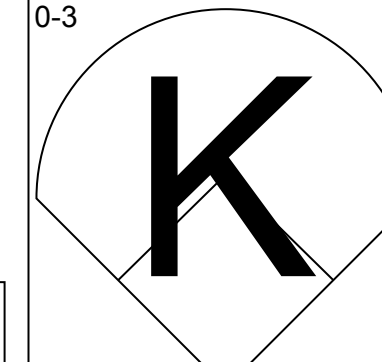
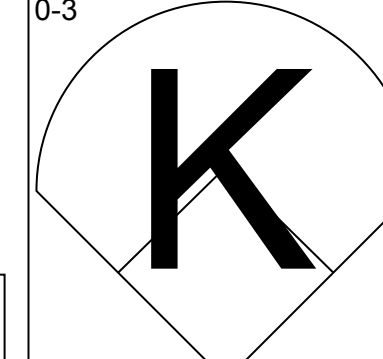
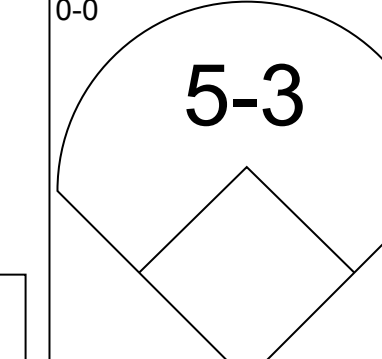
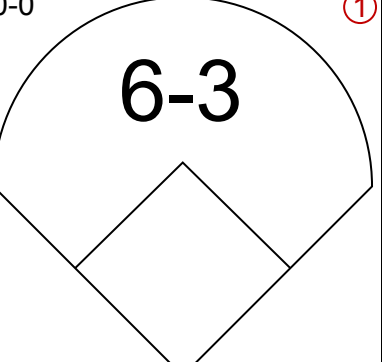
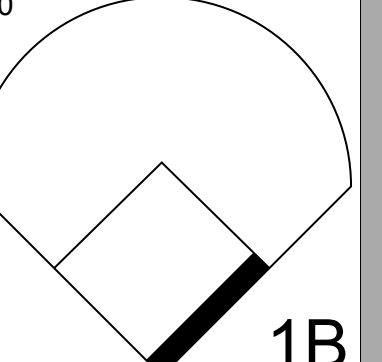
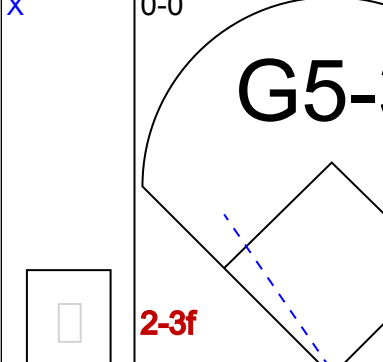


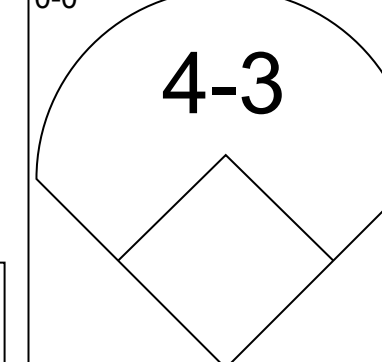

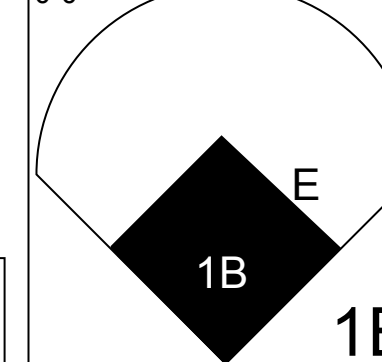
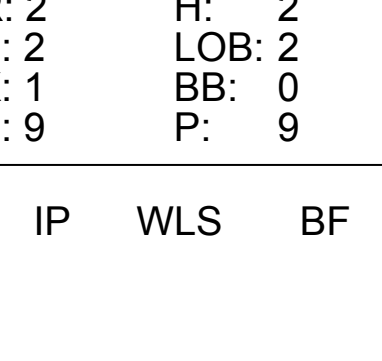


Batter	1	2	3	4	5	6	7	8	9	AB	R	H	RBI	BB	SO	LOB	TOP				
Jerry Morales, R OBP: 0.330, SLG: 0.427 (1, 8)			6-3					1-3		4	0	0	0	0	1	0					
Derrel Thomas, S OBP: 0.310, SLG: 0.266 Enzo Hernandez, R OBP: 0.277, SLG: 0.243 (1, 6)	 1B		L5			 1B		 SH 1B		4	1	3	0	0	0	0					
Dave Roberts, R OBP: 0.311, SLG: 0.457 (1, 5)	 1-2		5-3			 1B		 WP 1B		3	1	1	0	0	0	1					
Nate Colbert, R OBP: 0.337, SLG: 0.429 (1, 3)										4	0	1	1	0	0	3					
Leron Lee, L OBP: 0.305, SLG: 0.297 (7, 7)		 G3 BB								3	1	0	0	1	2	4					
Fred Kendall, R OBP: 0.316, SLG: 0.398 (1, 2)		 1B			5-3				 SH1-3 BB	3	0	2	1	1	0	0					
Gene Locklear, L OBP: 0.198, SLG: 0.259 Ivan Murrell, R OBP: 0.197, SLG: 0.363 (7, 9)		 1-2 3-H			4-3					3	0	0	1	0	1	1					
Dave Hilton, R OBP: 0.246, SLG: 0.261 (1, 4)										4	0	0	0	0	1	2					
Randy Jones, R OBP: 0.162, SLG: 0.139 Vicente Romo, R OBP: 0.198, SLG: 0.133 Mike Caldwell, R OBP: 0.171, SLG: 0.147 Mike Corkins, R OBP: 0.276, SLG: 0.593 (1, 1)										3	0	0	0	0	3	1					
<b>Inning Stats</b>	R: 0 E: 0 K: 1 S: 6	H: 1 LOB: 1 BB: 0 P: 6	R: 1 E: 0 K: 1 S: 6	H: 1 LOB: 1 BB: 1 P: 10	R: 0 E: 0 K: 0 S: 3	H: 0 LOB: 0 BB: 0 P: 3	R: 0 E: 0 K: 0 S: 3	H: 0 LOB: 0 BB: 0 P: 3	R: 0 E: 0 K: 1 S: 5	H: 0 LOB: 0 BB: 0 P: 5	R: 2 E: 0 K: 1 S: 8	H: 4 LOB: 2 BB: 0 P: 8	R: 0 E: 1 K: 1 S: 7	H: 1 LOB: 2 BB: 0 P: 7	R: 0 E: 0 K: 0 S: 3	H: 0 LOB: 1 BB: 1 P: 7	1B: 7 2B: 0 3B: 0 HR: 0	SF: 0 SAC: 2 DP: 0 HBP: 0	WP: 2 PB: 2 SB: 0 CS: 0	PA: 36	
<b>PITCHER</b>	IP WLS BF H R ER SO BB IBB HBP BLK WP HR S P ERA WHIP	IP WLS BF H R ER SO BB IBB HBP BLK WP HR S P ERA WHIP	IP WLS BF H R ER SO BB IBB HBP BLK WP HR S P ERA WHIP	IP WLS BF H R ER SO BB IBB HBP BLK WP HR S P ERA WHIP	IP WLS BF H R ER SO BB IBB HBP BLK WP HR S P ERA WHIP	IP WLS BF H R ER SO BB IBB HBP BLK WP HR S P ERA WHIP	IP WLS BF H R ER SO BB IBB HBP BLK WP HR S P ERA WHIP	IP WLS BF H R ER SO BB IBB HBP BLK WP HR S P ERA WHIP	IP WLS BF H R ER SO BB IBB HBP BLK WP HR S P ERA WHIP	IP WLS BF H R ER SO BB IBB HBP BLK WP HR S P ERA WHIP	IP WLS BF H R ER SO BB IBB HBP BLK WP HR S P ERA WHIP	IP WLS BF H R ER SO BB IBB HBP BLK WP HR S P ERA WHIP	IP WLS BF H R ER SO BB IBB HBP BLK WP HR S P ERA WHIP	IP WLS BF H R ER SO BB IBB HBP BLK WP HR S P ERA WHIP	IP WLS BF H R ER SO BB IBB HBP BLK WP HR S P ERA WHIP	IP WLS BF H R ER SO BB IBB HBP BLK WP HR S P ERA WHIP	IP WLS BF H R ER SO BB IBB HBP BLK WP HR S P ERA WHIP	IP WLS BF H R ER SO BB IBB HBP BLK WP HR S P ERA WHIP	IP WLS BF H R ER SO BB IBB HBP BLK WP HR S P ERA WHIP	IP WLS BF H R ER SO BB IBB HBP BLK WP HR S P ERA WHIP	IP WLS BF H R ER SO BB IBB HBP BLK WP HR S P ERA WHIP

San Diego Padres @ Los Angeles Dodgers  
Dodger Stadium, Los Angeles, CA  
Thu Sep 06 1973, 7:05 PM PDT  
Att: 18,235 - Unknown

AB 32  
R 3  
H 7  
RBI 3  
BB 2  
SO 8  
LOB 13



Batter	1	2	3	4	5	6	7	8	9	AB	R	H	RBI	BB	SO	LOB	BOTTOM				
Davey Lopes, R OBP: 0.341, SLG: 0.333 Jim Fairey, L OBP: 0.500, SLG: 0.500 Lee Lacy, R OBP: 0.280, SLG: 0.197 (1, 4)	 BB BB		1-3					 1B E		3	1	0	0	1	0	1					
Manny Mota, R OBP: 0.368, SLG: 0.364 (1, 7)	 BB		E4					 1B		3	0	2	1	1	0	0					
Willie Crawford, L OBP: 0.389, SLG: 0.439 Ken McMullen, R OBP: 0.279, SLG: 0.432 Von Joshua, L OBP: 0.285, SLG: 0.302 Geoff Zahn, L OBP: 0.319, SLG: 0.451 (1, 9)								 1-2 3-H		3	0	0	0	0	3	4					
Joe Ferguson, R OBP: 0.375, SLG: 0.476 (8, 9)						 1B BB				3	0	0	0	2	0	5					
Steve Garvey, R OBP: 0.321, SLG: 0.409 (1, 3)										4	0	1	0	0	1	5					
Ron Cey, R OBP: 0.342, SLG: 0.378 (1, 5)						5-3				4	0	0	0	0	1	5					
Tom Paciorek, R OBP: 0.271, SLG: 0.286 (1, 8)								 2-3f		4	0	1	0	0	0	2					
Bill Russell, R OBP: 0.296, SLG: 0.330 (1, 6)										4	0	0	0	0	2	2					
Don Sutton, R OBP: 0.150, SLG: 0.095 Steve Yeager, R OBP: 0.350, SLG: 0.340 (8, 2)								 1B		2	0	0	0	0	1	0					
Bill Buckner, L OBP: 0.300, SLG: 0.349 (8, 9)								 1B		1	0	0	0	0	0	1					
<b>Inning Stats</b>	R: 0 E: 0 K: 2 S: 7	H: 0 LOB: 3 BB: 3 P: 19	R: 0 E: 0 K: 2 S: 7	H: 0 LOB: 0 BB: 0 P: 7	R: 0 E: 1 K: 1 S: 6	H: 0 LOB: 1 BB: 0 P: 6	R: 0 E: 0 K: 1 S: 6	H: 1 LOB: 1 BB: 0 P: 6	R: 0 E: 0 K: 0 S: 3	H: 1 LOB: 1 BB: 1 P: 7	R: 2 E: 2 K: 1 S: 9	H: 2 LOB: 2 BB: 0 P: 9	R: 0 E: 1 K: 0 S: 4	H: 0 LOB: 1 BB: 0 P: 4	R: 0 E: 0 K: 0 S: 4	H: 1 LOB: 2 BB: 0 P: 4	1B: 6 2B: 0 3B: 0 HR: 0	SF: 0 SAC: 1 DP: 1 HBP: 0	WP: 0 PB: 0 SB: 2 CS: 0	PA: 40	
<b>PITCHER</b>	IP WLS BF H R ER SO BB IBB HBP BLK WP HR S P ERA WHIP	IP WLS BF H R ER SO BB IBB HBP BLK WP HR S P ERA WHIP	IP WLS BF H R ER SO BB IBB HBP BLK WP HR S P ERA WHIP	IP WLS BF H R ER SO BB IBB HBP BLK WP HR S P ERA WHIP	IP WLS BF H R ER SO BB IBB HBP BLK WP HR S P ERA WHIP	IP WLS BF H R ER SO BB IBB HBP BLK WP HR S P ERA WHIP	IP WLS BF H R ER SO BB IBB HBP BLK WP HR S P ERA WHIP	IP WLS BF H R ER SO BB IBB HBP BLK WP HR S P ERA WHIP	IP WLS BF H R ER SO BB IBB HBP BLK WP HR S P ERA WHIP	IP WLS BF H R ER SO BB IBB HBP BLK WP HR S P ERA WHIP	IP WLS BF H R ER SO BB IBB HBP BLK WP HR S P ERA WHIP	IP WLS BF H R ER SO BB IBB HBP BLK WP HR S P ERA WHIP	IP WLS BF H R ER SO BB IBB HBP BLK WP HR S P ERA WHIP	IP WLS BF H R ER SO BB IBB HBP BLK WP HR S P ERA WHIP	IP WLS BF H R ER SO BB IBB HBP BLK WP HR S P ERA WHIP	IP WLS BF H R ER SO BB IBB HBP BLK WP HR S P ERA WHIP	IP WLS BF H R ER SO BB IBB HBP BLK WP HR S P ERA WHIP	IP WLS BF H R ER SO BB IBB HBP BLK WP HR S P ERA WHIP	IP WLS BF H R ER SO BB IBB HBP BLK WP HR S P ERA WHIP	IP WLS BF H R ER SO BB IBB HBP BLK WP HR S P ERA WHIP	IP WLS BF H R ER SO BB IBB HBP BLK WP HR S P ERA WHIP

San Diego Padres @ Los Angeles Dodgers  
Dodger Stadium, Los Angeles, CA  
Thu Sep 06 1973, 7:05 PM PDT  
Att: 18,235 - Unknown

AB 35  
R 2  
H 6  
RBI 2  
BB 4  
SO 8  
LOB 28



Batter	1	2	3	4	5	6	7	8	9	AB	R	H	RBI	BB	SO	LOB	TOP					
Jerry Morales, R OBP: 0.329, SLG: 0.425 (1, 9)										4	1	1	0	0	0	1						
Enzo Hernandez, R OBP: 0.274, SLG: 0.240 Rich Morales, R OBP: 0.238, SLG: 0.191 (8, PH) (8, 6)										3	0	0	0	0	0	1						
Dave Roberts, R OBP: 0.313, SLG: 0.468 (1, 5)										4	2	2	2	0	1	0						
Nate Colbert, R OBP: 0.337, SLG: 0.427 (1, 3)										4	0	1	0	0	1	0						
Fred Kendall, R OBP: 0.318, SLG: 0.399 (1, 2)										4	1	2	0	0	0	1						
Dave Winfield, R OBP: 0.336, SLG: 0.405 (1, 7)										4	0	1	0	0	0	2						
Ivan Murrell, R OBP: 0.200, SLG: 0.362 (1, 8)										3	0	1	1	0	1	0						
Dave Hilton, R OBP: 0.247, SLG: 0.257 (1, 4)										2	0	0	0	1	1	2						
Steve Arlin, R OBP: 0.241, SLG: 0.204 Mike Caldwell, R OBP: 0.167, SLG: 0.143 (6, 1)										2	0	1	0	0	1	0						
										1	0	0	0	0	0	1						
<b>Inning Stats</b>	R: 2 E: 1 K: 0 S: 6	H: 3 LOB: 1 BB: 0 P: 6	R: 0 E: 0 K: 2 S: 7	H: 0 LOB: 0 BB: 0 P: 7	R: 0 E: 0 K: 1 S: 5	H: 0 LOB: 0 BB: 0 P: 5	R: 1 E: 0 K: 0 S: 5	H: 3 LOB: 1 BB: 0 P: 5	R: 0 E: 0 K: 1 S: 3	H: 1 LOB: 0 BB: 0 P: 3	R: 1 E: 0 K: 1 S: 6	H: 2 LOB: 0 BB: 0 P: 6	R: 0 E: 0 K: 1 S: 4	H: 0 LOB: 0 BB: 1 P: 8	R: 0 E: 0 K: 0 S: 3	H: 0 LOB: 0 BB: 0 P: 3	R: 0 E: 0 K: 0 S: 3	H: 0 LOB: 0 BB: 0 P: 3	1B: 7 2B: 1 3B: 0 HR: 1	SF: 0 SAC: 0 DP: 3 HBP: 0	WP: 0 PB: 0 SB: 0 CS: 0	PA: 33
<b>PITCHER</b> Claude Osteen, L ERA: 3.04 (1, 1)	IP: 9.0 WLS: L BF: 33	H: 9 R: 4 ER: 4 SO: 5	BB: 1 IBB: 0 HBP: 0 BLK: 0	WP: 0 HR: 1 S: 42 P: 46	ERA: 4.00 WHIP: 1.111																	

San Diego Padres @ Los Angeles Dodgers  
Dodger Stadium, Los Angeles, CA  
Fri Sep 07 1973, 7:05 PM PDT  
Att: 15,931 - Unknown

AB	32
R	4
H	9
RBI	3
BB	1
SO	5
LOB	8



Batter	1	2	3	4	5	6	7	8	9	AB	R	H	RBI	BB	SO	LOB	BOTTOM			
Davey Lopes, R OBP: 0.344, SLG: 0.335 (1, 4)										3	2	2	1	1	0	1				
Bill Buckner, L OBP: 0.298, SLG: 0.347 Manny Mota, R OBP: 0.368, SLG: 0.363 (7, PH) (8, 7)										3	0	0	0	0	1	4				
Willie Crawford, L OBP: 0.390, SLG: 0.442 (1, 9)										4	0	2	2	0	0	0				
Joe Ferguson, R OBP: 0.374, SLG: 0.473 (1, 2)										3	0	0	0	1	2	2				
Steve Garvey, R OBP: 0.317, SLG: 0.404 (1, 3)										4	0	0	0	0	3	2				
Von Joshua, L OBP: 0.281, SLG: 0.297 Tom Paciorek, R OBP: 0.274, SLG: 0.289 (6, PH) (7, 8)										2	0	0	0	0	0	0				
Ron Cey, R OBP: 0.340, SLG: 0.375 (1, 5)										4	0	0	0	0	1	1				
Bill Russell, R OBP: 0.299, SLG: 0.333 (1, 6)										4	1	3	0	0	0	0				
Claude Osteen, L OBP: 0.184, SLG: 0.176 Ken McMullen, R OBP: 0.276, SLG: 0.427 (9, PH)										2	0	1	0	0	0	0				
										1	0	0	0	0	0	1				
<b>Inning Stats</b>	R: 1 E: 0 K: 3 S: 10	H: 1 LOB: 1 BB: 1 P: 14	R: 1 E: 0 K: 1 S: 8	H: 3 LOB: 2 BB: 0 P: 8	R: 0 E: 0 K: 0 S: 2	H: 0 LOB: 0 BB: 1 P: 6	R: 0 E: 0 K: 0 S: 3	H: 0 LOB: 0 BB: 0 P: 3	R: 1 E: 0 K: 0 S: 5	H: 2 LOB: 1 BB: 0 P: 5	R: 0 E: 0 K: 1 S: 5	H: 1 LOB: 0 BB: 0 P: 5	R: 0 E: 0 K: 2 S: 7	H: 1 LOB: 1 BB: 0 P: 7	R: 0 E: 0 K: 1 S: 6	H: 1 LOB: 1 BB: 0 P: 6	1B: 8 2B: 1 3B: 0 HR: 0	SF: 0 SAC: 1 DP: 2 HBP: 0	WP: 2 PB: 0 SB: 1 CS: 0	PA: 36
<b>PITCHER</b> Steve Arlin, R ERA: 5.04 Mike Caldwell, L ERA: 3.69 (6, 1)	IP: 5.0 WLS: W BF: 22	H: 6 R: 3 ER: 3 SO: 4	BB: 2 IBB: 0 HBP: 0 BLK: 0	WP: 0 HR: 0 S: 28 P: 36	ERA: 5.40 WHIP: 1.600															

San Diego Padres @ Los Angeles Dodgers  
Dodger Stadium, Los Angeles, CA  
Fri Sep 07 1973, 7:05 PM PDT  
Att: 15,931 - Unknown

AB	33
R	3
H	9
RBI	3
BB	2
SO	8
LOB	12







Batter	1	2	3	4	5	6	7	8	9	AB	R	H	RBI	BB	SO	LOB	TOP					
Jerry Morales, R OBP: 0.328, SLG: 0.430 (1, 9)										4	0	1	0	0	0	1						
Johnny Grubb, L OBP: 0.365, SLG: 0.435 (1, 8)										4	1	3	1	0	0	0						
Dave Roberts, R OBP: 0.315, SLG: 0.474 (1, 5)										4	0	1	1	0	1	2						
Nate Colbert, R OBP: 0.336, SLG: 0.429 (1, 3)										4	0	0	0	0	2	3						
Leron Lee, L OBP: 0.306, SLG: 0.299 (1, 7)											4	1	1	0	0	2	0					
Fred Kendall, R OBP: 0.313, SLG: 0.393 (1, 2)											4	0	0	0	0	1	1					
Derrel Thomas, S OBP: 0.305, SLG: 0.262 (1, 6)											4	0	0	0	0	2	1					
Rich Morales, R OBP: 0.245, SLG: 0.193 (1, 4)										1	1	0	0	1	0	0						
Gene Locklear, L OBP: 0.293, SLG: 0.265 (7, PH)										1	0	1	1	0	0	0						
Dave Hilton, R OBP: 0.247, SLG: 0.257 (7, 4)										0	0	0	0	0	0	0						
Rich Troedson, L OBP: 0.176, SLG: 0.152 (1, 1)										1	0	0	0	0	1	0						
Mike Corkins, R OBP: 0.276, SLG: 0.593 (6, 1)										0	0	0	0	0	0	0						
Cito Gaston, R OBP: 0.292, SLG: 0.410 (7, PH)										1	0	0	0	0	0	1						
Gary Ross, R (7, 1)										0	0	0	0	0	0	0						
<b>Inning Stats</b>	R: 0 E: 0 K: 1 S: 5	H: 0 LOB: 0 BB: 0 P: 5	R: 0 E: 0 K: 3 S: 9	H: 0 LOB: 0 BB: 0 P: 9	R: 0 E: 0 K: 1 S: 5	H: 0 LOB: 0 BB: 0 P: 5	R: 0 E: 0 K: 1 S: 6	H: 2 LOB: 1 BB: 0 P: 6	R: 0 E: 0 K: 0 S: 3	H: 0 LOB: 0 BB: 0 P: 3	R: 2 E: 0 K: 0 S: 5	H: 2 LOB: 1 BB: 1 P: 9	R: 1 E: 0 K: 1 S: 7	H: 2 LOB: 1 BB: 0 P: 7	R: 0 E: 0 K: 2 S: 4	H: 1 LOB: 1 BB: 0 P: 4	R: 0 E: 0 K: 2 S: 7	H: 0 LOB: 0 BB: 0 P: 7	1B: 4 2B: 3 3B: 0 HR: 0	SF: 0 SAC: 1 DP: 0 HBP: 0	WP: 0 PB: 0 SB: 0 CS: 0	PA: 34
<b>PITCHER</b> Andy Messersmith, R ERA: 2.82 (1, 1)	IP: 9.0 WLS: W BF: 34 H: 7 R: 3 ER: 3 SO: 9 BB: 1 IBB: 0 HBP: 0 BLK: 0 WP: 0 HR: 0 S: 51 P: 55 ERA: 3.00 WHIP: 0.889															<b>PITCHER</b>						

San Diego Padres @ Los Angeles Dodgers  
Dodger Stadium, Los Angeles, CA  
Sun Sep 09 1973, 3:33 AM PDT  
Att: 20,565 - Unknown

AB	32
R	3
H	7
RBI	3
BB	1
SO	9
LOB	9



Batter	1	2	3	4	5	6	7	8	9	AB	R	H	RBI	BB	SO	LOB	BOTTOM												
Bill Russell, R OBP: 0.296, SLG: 0.335 (1, 6)										4	0	0	0	0	0	0													
Manny Mota, R OBP: 0.375, SLG: 0.366 (1, 7)										3	2	2	0	1	0	0													
Von Joshua, L OBP: 0.278, SLG: 0.293 (8, 7)										0	0	0	0	0	0	0													
Tom Paciorek, R OBP: 0.291, SLG: 0.306 (1, 8)										4	1	3	0	0	0	1													
Joe Ferguson, R OBP: 0.370, SLG: 0.472 (1, 9)										4	1	1	4	0	2	3													
Steve Garvey, R OBP: 0.316, SLG: 0.402 (1, 3)										4	0	1	0	0	1	1													
Ron Cey, R OBP: 0.340, SLG: 0.381 (1, 5)										4	0	1	0	0	0	1													
Steve Yeager, R OBP: 0.352, SLG: 0.345 (1, 2)										3	1	1	0	1	0	1													
Lee Lacy, R OBP: 0.286, SLG: 0.208 (1, 4)										4	0	2	1	0	1	1													
Andy Messersmith, R OBP: 0.207, SLG: 0.193 (1, 1)										4	0	0	0	0	1	4													
<b>Inning Stats</b>	R: 0 E: 0 K: 1 S: 6	H: 1 LOB: 1 BB: 0 P: 6	R: 1 E: 0 K: 0 S: 5	H: 2 LOB: 1 BB: 0 P: 5	R: 0 E: 0 K: 1 S: 6	H: 1 LOB: 0 BB: 0 P: 6	R: 0 E: 0 K: 0 S: 3	H: 1 LOB: 0 BB: 0 P: 3	R: 0 E: 0 K: 0 S: 3	H: 0 LOB: 0 BB: 0 P: 3	R: 3 E: 0 K: 0 S: 7	H: 4 LOB: 2 BB: 1 P: 11	R: 1 E: 0 K: 1 S: 6	H: 1 LOB: 1 BB: 1 P: 10	R: 0 E: 0 K: 2 S: 8	H: 1 LOB: 1 BB: 0 P: 8	R: 0 E: 0 K: 2 S: 8	H: 1 LOB: 1 BB: 0 P: 8	1B: 9 2B: 1 3B: 0 HR: 1	SF: 0 SAC: 0 DP: 1 HBP: 0	WP: 0 PB: 0 SB: 0 CS: 0	PA: 36							
<b>PITCHER</b> Rich Troedson, L ERA: 4.41 (1, 1)	IP: 5.2 WLS: L BF: 26 H: 9 R: 4 ER: 4 SO: 2 BB: 1 IBB: 0 HBP: 0 BLK: 0 WP: 0 HR: 1 S: 29 P: 33 ERA: 6.35 WHIP: 1.765															<b>PITCHER</b>													
Mike Corkins, R ERA: 4.57 (6, 1)	0.1	1	0	0	0	0	0	0	0	0	0	1	1	0.00	0.000														
Gary Ross, R ERA: 5.14 (7, 1)	2.0	9	2	1	1	3	1	0	0	0	0	14	18	4.50	1.500														

San Diego Padres @ Los Angeles Dodgers  
Dodger Stadium, Los Angeles, CA  
Sun Sep 09 1973, 3:33 AM PDT  
Att: 20,565 - Unknown

AB	34
R	5
H	11
RBI	5
BB	2
SO	5
LOB	12



Batter	1	2	3	4	5	6	7	8	9	AB	R	H	RBI	BB	SO	LOB	TOP		
Davey Lopes, R (1,4) OBP: 0.345, SLG: 0.335 Von Joshua, L (9, PH) OBP: 0.276, SLG: 0.291	0-0 G6-4-3 1B	4-0 BB			0-0 P5		0-0 F4		0-0 L4	3	0	1	0	1	0	0			
Manny Mota, R (1,7) OBP: 0.379, SLG: 0.377	0-0 G6-4-3 1B	0-0 F8			0-0 2B		0-0 1B		0-0 F9	5	1	3	0	0	0	3			
Tom Paciorek, R (1,8) OBP: 0.297, SLG: 0.333	0-0 G6-4-3 1-2 2-3				0-0 5-3		0-0 1B			4	1	2	2	0	0	3			
Joe Ferguson, R (1,9) OBP: 0.371, SLG: 0.471	0-0 6-3				0-0 5-3		0-0 FC6-4 BB		0-0 1B	3	0	1	0	1	0	1			
Steve Garvey, R (1,3) OBP: 0.313, SLG: 0.398 Bill Buckner, L (7, PH) OBP: 0.296, SLG: 0.345		0-0 F6			0-0 F8		0-0 FC6-4 BB		0-0 L6	3	0	0	0	0	0	2			
Ron Cey, R (1,5) OBP: 0.339, SLG: 0.378		4-0 1B 2B			0-0 P3		0-0 P4		0-0 F8	3	1	0	0	1	0	0			
Steve Yeager, R (1,2)		0-0 2B 1B			0-0 1-3		0-0 F8		0-0 6-3	4	0	1	0	0	0	0			
Bill Russell, R (1,6) OBP: 0.294, SLG: 0.332		0-3 K			0-0 F9		0-0 F7		0-0 5-3	4	0	0	0	0	1	2			
Don Sutton, R (1,1) OBP: 0.199, SLG: 0.118 Orlando Alvarez, R (7, PH) OBP: 0.333, SLG: 0.667 Doug Rau, L (7,1) OBP: 0.100, SLG: 0.100 Jim Brewer, L (7,1) OBP: 0.400, SLG: 0.400 Jim Faley, L (9, PH) OBP: 0.250, SLG: 0.250		0-0 1-3 2-H			0-0 4-3		0-0 1-3		0-0 F9	2	0	1	1	0	0	0			
<b>Inning Stats</b>	R: 0 E: 0 K: 0 S: 4	H: 2 LOB: 1 BB: 0 P: 4	R: 1 E: 0 K: 1 S: 7	H: 2 LOB: 3 BB: 2 P: 15	R: 1 E: 0 K: 0 S: 4	H: 1 LOB: 0 BB: 0 P: 4	R: 0 E: 0 K: 0 S: 3	H: 0 LOB: 0 BB: 0 P: 3	R: 0 E: 0 K: 0 S: 4	H: 1 LOB: 2 BB: 1 P: 8	R: 1 E: 0 K: 0 S: 6	H: 3 LOB: 2 BB: 0 P: 6	R: 0 E: 0 K: 0 S: 3	H: 0 LOB: 0 BB: 0 P: 3	R: 0 E: 0 K: 0 S: 3	H: 0 LOB: 0 BB: 0 P: 3	1B: 5 2B: 3 3B: 0 HR: 1	SF: 0 SAC: 0 DP: 1 HBP: 0	WP: 0 PA: 38 PB: 0 SB: 0 CS: 0
<b>PITCHER</b>	IP WLS BF H R ER SO BB IBB HBP BLK WP HR S P ERA WHIP	IP WLS BF H R ER SO BB IBB HBP BLK WP HR S P ERA WHIP	IP WLS BF H R ER SO BB IBB HBP BLK WP HR S P ERA WHIP	IP WLS BF H R ER SO BB IBB HBP BLK WP HR S P ERA WHIP	IP WLS BF H R ER SO BB IBB HBP BLK WP HR S P ERA WHIP	IP WLS BF H R ER SO BB IBB HBP BLK WP HR S P ERA WHIP	IP WLS BF H R ER SO BB IBB HBP BLK WP HR S P ERA WHIP	IP WLS BF H R ER SO BB IBB HBP BLK WP HR S P ERA WHIP	IP WLS BF H R ER SO BB IBB HBP BLK WP HR S P ERA WHIP	IP WLS BF H R ER SO BB IBB HBP BLK WP HR S P ERA WHIP	IP WLS BF H R ER SO BB IBB HBP BLK WP HR S P ERA WHIP	IP WLS BF H R ER SO BB IBB HBP BLK WP HR S P ERA WHIP	IP WLS BF H R ER SO BB IBB HBP BLK WP HR S P ERA WHIP	IP WLS BF H R ER SO BB IBB HBP BLK WP HR S P ERA WHIP	IP WLS BF H R ER SO BB IBB HBP BLK WP HR S P ERA WHIP	IP WLS BF H R ER SO BB IBB HBP BLK WP HR S P ERA WHIP	IP WLS BF H R ER SO BB IBB HBP BLK WP HR S P ERA WHIP	IP WLS BF H R ER SO BB IBB HBP BLK WP HR S P ERA WHIP	IP WLS BF H R ER SO BB IBB HBP BLK WP HR S P ERA WHIP

Los Angeles Dodgers @ Cincinnati Reds  
Riverfront Stadium, Cincinnati, OH  
Tue Sep 11 1973, 7:05 PM EDT  
Att: 46,415 - Unknown

AB 35  
R 3  
H 9  
RBI 3  
BB 3  
SO 1  
LOB 13



Batter	1	2	3	4	5	6	7	8	9	AB	R	H	RBI	BB	SO	LOB	BOTTOM		
Pete Rose, S (1,7) OBP: 0.410, SLG: 0.438	0-0 F7		0-0 F2		0-0 3-1		0-0 FC5-4 1-2 2-3			4	0	0	0	0	0	2			
Joe Morgan, L (1,4) OBP: 0.494, SLG: 0.488	0-0 F5		0-0 F2		4-0 F2 BB		0-0 1-3			3	0	0	0	1	0	2			
Dan Driessen, L (1,5) OBP: 0.348, SLG: 0.393	0-0 1B		0-0 F9		0-0 F2 1-2			0-0 BB 2B		4	1	2	0	0	0	1			
Tony Perez, R (1,3) OBP: 0.384, SLG: 0.515	0-3 K			0-0 WP HR 2B		0-3 K		0-0 F3		4	1	1	0	0	2	2			
Johnny Bench, R (1,2) OBP: 0.352, SLG: 0.449		0-0 BB 1B		4-0 HR BB		0-0 FC4-6 1B		4-0 BB 2B IBB		2	2	2	0	2	0	0			
Ken Griffey, L (1,9) OBP: 0.482, SLG: 0.653 Phil Gagliano, R (8, PH) OBP: 0.400, SLG: 0.290 George Foster, R (8, PR) OBP: 0.375, SLG: 0.875		0-0 F7		0-0 HR		0-0 FC4-6 CS		4-0 2B SF BB		3	1	1	3	0	0	2			
Cesar Geronimo, L (1,8) OBP: 0.285, SLG: 0.291 Ed Ambrister, R (8, PH) OBP: 0.350, SLG: 0.789		4-0 1-2 BB		0-0 F5		0-0 CS		0-0 FC5-4 1B		2	0	1	0	1	0	0			
Darrel Chaney, S (1,6) OBP: 0.257, SLG: 0.202 Denis Menke, R (8, PH) OBP: 0.390, SLG: 0.279		0-0 F9		0-0 F8		0-0 K		0-0 SF		3	0	0	0	0	1	3			
Ross Grimsley, L (1,1) OBP: 0.265, SLG: 0.065 Pedro Borbon, R (7,1) OBP: 0.308, SLG: 0.308 Tom Hall, L (7,1) OBP: 0.145, SLG: 0.145 Andy Kosco, R (7, PH) OBP: 0.214, SLG: 0.214 Clay Carroll, R (8, PH) OBP: 0.225, SLG: 0.307 Bobby Tolan, L (8, PH) OBP: 0.225, SLG: 0.307 Dick Baney, L (9,1) OBP: 0.200, SLG: 0.200		0-3 K		0-3 K		0-0 FC5-4 1B		0-0 G1-4-6-3		2	0	0	0	0	2	2			
<b>Inning Stats</b>	R: 0 E: 0 K: 1 S: 6	H: 1 LOB: 1 BB: 0 P: 6	R: 0 E: 0 K: 1 S: 6	H: 1 LOB: 2 BB: 1 P: 10	R: 0 E: 0 K: 0 S: 3	H: 0 LOB: 0 BB: 0 P: 3	R: 3 E: 0 K: 1 S: 7	H: 2 LOB: 0 BB: 1 P: 11	R: 0 E: 0 K: 0 S: 2	H: 0 LOB: 0 BB: 1 P: 6	R: 0 E: 0 K: 1 S: 5	H: 1 LOB: 0 BB: 0 P: 5	R: 0 E: 0 K: 1 S: 7	H: 2 LOB: 2 BB: 0 P: 7	R: 3 E: 1 K: 0 S: 5	H: 2 LOB: 2 BB: 2 P: 13	1B: 5 2B: 3 3B: 0 HR: 1	SF: 1 SAC: 0 DP: 1 HBP: 0	WP: 1 PA: 37 PB: 0 SB: 0 CS: 1
<b>PITCHER</b>	IP WLS BF H R ER SO BB IBB HBP BLK WP HR S P ERA WHIP	IP WLS BF H R ER SO BB IBB HBP BLK WP HR S P ERA WHIP	IP WLS BF H R ER SO BB IBB HBP BLK WP HR S P ERA WHIP	IP WLS BF H R ER SO BB IBB HBP BLK WP HR S P ERA WHIP	IP WLS BF H R ER SO BB IBB HBP BLK WP HR S P ERA WHIP	IP WLS BF H R ER SO BB IBB HBP BLK WP HR S P ERA WHIP	IP WLS BF H R ER SO BB IBB HBP BLK WP HR S P ERA WHIP	IP WLS BF H R ER SO BB IBB HBP BLK WP HR S P ERA WHIP	IP WLS BF H R ER SO BB IBB HBP BLK WP HR S P ERA WHIP	IP WLS BF H R ER SO BB IBB HBP BLK WP HR S P ERA WHIP	IP WLS BF H R ER SO BB IBB HBP BLK WP HR S P ERA WHIP	IP WLS BF H R ER SO BB IBB HBP BLK WP HR S P ERA WHIP	IP WLS BF H R ER SO BB IBB HBP BLK WP HR S P ERA WHIP	IP WLS BF H R ER SO BB IBB HBP BLK WP HR S P ERA WHIP	IP WLS BF H R ER SO BB IBB HBP BLK WP HR S P ERA WHIP	IP WLS BF H R ER SO BB IBB HBP BLK WP HR S P ERA WHIP	IP WLS BF H R ER SO BB IBB HBP BLK WP HR S P ERA WHIP	IP WLS BF H R ER SO BB IBB HBP BLK WP HR S P ERA WHIP	IP WLS BF H R ER SO BB IBB HBP BLK WP HR S P ERA WHIP

Los Angeles Dodgers @ Cincinnati Reds  
Riverfront Stadium, Cincinnati, OH  
Tue Sep 11 1973, 7:05 PM EDT  
Att: 46,415 - Unknown

AB 30  
R 6  
H 9  
RBI 6  
BB 5  
SO 5  
LOB 16





Batter	1	2	3	4	5	6	7	8	9	AB	R	H	RBI	BB	SO	LOB	TOP									
Davey Lopes, R OBP: 0.348, SLG: 0.347	F9		5-3			FC5-4		CS	5-3	5	0	3	2	0	0	0										
Manny Mota, R OBP: 0.374, SLG: 0.372	F8		F9			FC5-4			K	4	0	0	0	0	1	3										
Charlie Hough, R OBP: 0.154, SLG: 0.154										1	0	0	0	0	1	1										
Tom Paciorek, R OBP: 0.305, SLG: 0.347	P3		6-3						5-3	5	1	2	0	0	0	1										
Joe Ferguson, R OBP: 0.369, SLG: 0.469		E6								5	2	1	0	0	1	3										
Steve Garvey, R OBP: 0.315, SLG: 0.399										4	2	2	0	0	0	2										
Ron Cey, R OBP: 0.339, SLG: 0.385										4	2	2	2	0	0	4										
Steve Yeager, R OBP: 0.341, SLG: 0.333										3	0	0	0	0	1	4										
Bill Russell, R OBP: 0.293, SLG: 0.332										2	1	1	3	1	1	0										
Tommy John, R OBP: 0.225, SLG: 0.206										2	0	0	1	1	1	1										
Willie Crawford, L OBP: 0.391, SLG: 0.448										0	0	0	0	1	0	0										
<b>Inning Stats</b>	R: 0 E: 0 K: 0 S: 3	H: 0 LOB: 0 BB: 0 P: 3	R: 2 E: 1 K: 1 S: 8	H: 2 LOB: 1 BB: 0 P: 8	R: 0 E: 0 K: 0 S: 3	H: 0 LOB: 0 BB: 0 P: 3	R: 3 E: 0 K: 2 S: 10	H: 3 LOB: 2 BB: 2 P: 18	R: 2 E: 0 K: 0 S: 5	H: 2 LOB: 0 BB: 0 P: 5	R: 0 E: 0 K: 1 S: 6	H: 1 LOB: 1 BB: 0 P: 6	R: 0 E: 0 K: 0 S: 3	H: 1 LOB: 0 BB: 0 P: 3	R: 1 E: 0 K: 0 S: 3	H: 1 LOB: 0 BB: 1 P: 7	R: 0 E: 0 K: 2 S: 8	H: 1 LOB: 1 BB: 0 P: 8	1B: 6 2B: 5 3B: 0 HR: 1	SF: 1 SAC: 1 DP: 1 HBP: 0	WP: 0 PB: 0 SB: 2 CS: 1	PA: 41				
<b>PITCHER</b>	IP	WLS	BF	H	R	ER	SO	BB	IBB	HBP	BLK	WP	HR	S	P	ERA	WHIP									
Dave Roberts, L ERA: 2.93	(1, 1)	6.0	L	29	8	7	5	4	1	1	0	0	0	1	35	43	7.50	1.500								
Jim Ray, R ERA: 4.46	(7, 1)	2.0		7	2	1	1	0	1	0	0	0	0	0	6	10	4.50	1.500								
Cecil Upshaw, R ERA: 5.31	(9, 1)	1.0		4	1	0	0	2	0	0	0	0	0	0	8	8	0.00	1.000								

**Los Angeles Dodgers @ Houston Astros**  
 Astrodome, Houston, TX  
 Thu Sep 13 1973, 8:05 PM EDT  
 Att: 7,374 - Unknown

AB	35
R	8
H	11
RBI	8
BB	3
SO	6
LOB	19



Batter	1	2	3	4	5	6	7	8	9	AB	R	H	RBI	BB	SO	LOB	BOTTOM									
Jimmy Wynn, R OBP: 0.350, SLG: 0.399	E			F9						5	1	4	3	0	0	0										
Gary Sutherland, R OBP: 0.200, SLG: 0.280	K									5	0	0	0	0	1	5										
Cesar Cedeno, R OBP: 0.371, SLG: 0.519	E5									5	1	1	1	0	2	3										
Bob Watson, R OBP: 0.405, SLG: 0.449										3	0	1	0	1	1	2										
Roger Metzger, S OBP: 0.500, SLG: 0.328	K									0	0	0	0	0	0	0										
Bob Gallagher, L OBP: 0.277, SLG: 0.325										1	0	0	0	0	0	0										
Doug Rader, R OBP: 0.315, SLG: 0.419										4	0	2	1	1	1	2										
Lee May, R OBP: 0.310, SLG: 0.481										4	0	0	0	1	2	4										
Tommy Helms, R OBP: 0.326, SLG: 0.370										0	0	0	0	0	0	0										
Skip Jutze, R OBP: 0.273, SLG: 0.246										5	2	2	0	0	1	4										
Hector Torres, R OBP: 0.194, SLG: 0.109										2	0	0	0	0	1	1										
Ray Busse, R OBP: 0.180, SLG: 0.289										2	1	0	0	1	2	2										
Dave Roberts, L OBP: 0.132, SLG: 0.158										1	0	0	0	0	0	0										
Cliff Johnson, R OBP: 0.500, SLG: 0.600										1	1	1	1	0	0	0										
Jim Ray, R OBP: 0.231, SLG: 0.231										0	0	0	0	0	0	0										
Jimmy Stewart, S OBP: 0.297, SLG: 0.188										0	0	0	0	1	0	0										
Cecil Upshaw, R										0	0	0	0	0	0	0										
<b>Inning Stats</b>	R: 1 E: 1 K: 3 S: 11	H: 1 LOB: 2 BB: 1 P: 15	R: 1 E: 0 K: 0 S: 5	H: 2 LOB: 1 BB: 0 P: 5	R: 1 E: 1 K: 1 S: 7	H: 2 LOB: 1 BB: 0 P: 7	R: 0 E: 0 K: 1 S: 5	H: 0 LOB: 0 BB: 0 P: 5	R: 0 E: 0 K: 0 S: 3	H: 0 LOB: 1 BB: 1 P: 7	R: 3 E: 0 K: 1 S: 8	H: 3 LOB: 1 BB: 1 P: 12	R: 0 E: 0 K: 1 S: 6	H: 1 LOB: 1 BB: 0 P: 6	R: 0 E: 0 K: 2 S: 8	H: 1 LOB: 2 BB: 1 P: 12	R: 0 E: 0 K: 2 S: 8	H: 1 LOB: 2 BB: 1 P: 12	1B: 8 2B: 3 3B: 0 HR: 0	SF: 0 SAC: 1 DP: 0 HBP: 0	WP: 0 PB: 0 SB: 4 CS: 0	PA: 44				
<b>PITCHER</b>	IP	WLS	BF	H	R	ER	SO	BB	IBB	HBP	BLK	WP	HR	S	P	ERA	WHIP									
Tommy John, L ERA: 3.14	(1, 1)	5.1	W	28	8	6	4	5	3	0	0	0	0	0	35	47	6.75	2.062								
Charlie Hough, R ERA: 2.89	(6, 1)	3.2	S	16	3	0	0	6	2	0	0	0	0	0	26	34	0.00	1.364								

**Los Angeles Dodgers @ Houston Astros**  
 Astrodome, Houston, TX  
 Thu Sep 13 1973, 8:05 PM EDT  
 Att: 7,374 - Unknown

AB	38
R	6
H	11
RBI	6
BB	5
SO	11
LOB	23



Batter	1	2	3	4	5	6	7	8	9	AB	R	H	RBI	BB	SO	LOB	TOP								
<b>Davey Lopes, R</b> OBP: 0.348, SLG: 0.347 (1, 4)										5	2	2	1	0	1	2									
<b>Manny Mota, R</b> OBP: 0.372, SLG: 0.370 <b>Willie Crawford, L</b> OBP: 0.391, SLG: 0.447 (7, PH) (7, 9)										4	1	1	0	0	0	2									
<b>Willie Davis, L</b> OBP: 0.323, SLG: 0.453 <b>Von Joshua, L</b> OBP: 0.273, SLG: 0.288 (6, PR) (8, 7)										5	1	4	0	0	0	1									
<b>Joe Ferguson, R</b> OBP: 0.370, SLG: 0.468 <b>Chris Cannizzaro, R</b> OBP: 0.280, SLG: 0.190 (1, 2) (9, 2)										3	2	1	2	2	0	3									
<b>Tom Paciorek, R</b> OBP: 0.306, SLG: 0.347 (1, 9) (7, 7) (8, 8)										6	2	2	1	0	1	6									
<b>Ron Cey, R</b> OBP: 0.341, SLG: 0.388 (1, 5)										5	2	2	2	1	2	4									
<b>Steve Garvey, R</b> OBP: 0.320, SLG: 0.405 (1, 3)										3	1	2	3	1	0	0									
<b>Bill Russell, R</b> OBP: 0.296, SLG: 0.335 (1, 6)										4	1	2	1	1	0	2									
<b>Andy Messersmith, R</b> OBP: 0.217, SLG: 0.207 (1, 1)										4	0	1	2	1	1	5									
<b>Inning Stats</b>	R: 4 E: 0 K: 1 S: 10	H: 5 LOB: 2 BB: 1 P: 14	R: 0 E: 1 K: 0 S: 5	H: 1 LOB: 2 BB: 0 P: 5	R: 0 E: 0 K: 1 S: 5	H: 0 LOB: 0 BB: 0 P: 5	R: 0 E: 0 K: 0 S: 2	H: 0 LOB: 0 BB: 1 P: 6	R: 0 E: 0 K: 0 S: 3	H: 1 LOB: 0 BB: 0 P: 3	R: 3 E: 0 K: 1 S: 9	H: 4 LOB: 1 BB: 0 P: 9	R: 3 E: 0 K: 1 S: 8	H: 3 LOB: 2 BB: 2 P: 16	R: 1 E: 0 K: 0 S: 4	H: 1 LOB: 2 BB: 2 P: 12	R: 2 E: 0 K: 2 S: 10	H: 2 LOB: 2 BB: 1 P: 14	1B: 13 2B: 4 3B: 0 HR: 0	SF: 3 SAC: 0 DP: 2 HBP: 0	WP: 3 PB: 0 SB: 0 CS: 0	PA: 51			
<b>PITCHER</b>	IP	WLS	BF	H	R	ER	SO	BB	IBB	HBP	BLK	WP	HR	S	P	ERA	WHIP								
<b>Jerry Reuss, L</b> ERA: 3.59 (1, 1)	5.0	L	26	10	7	7	2	1	1	0	0	0	0	28	36	12.60	2.200								
<b>Cecil Upshaw, R</b> ERA: 5.18 (6, 1)	1.0		4	1	0	0	1	0	0	0	0	0	0	6	6	0.00	1.000								
<b>Larry Dierker, R</b> ERA: 4.68 (7, 1)	1.0		10	4	4	4	1	3	0	0	0	1	0	9	21	36.00	7.000								
<b>Mike Cosgrove, L</b> ERA: 1.74 (8, 1)	1.0		4	0	0	0	0	0	1	0	0	1	0	3	7	0.00	0.000								
<b>Jim Crawford, L</b> ERA: 4.48 (9, 1)	1.0		7	2	2	2	2	1	0	0	0	1	0	10	14	18.00	3.000								

**Los Angeles Dodgers @ Houston Astros**  
 Astrodome, Houston, TX  
 Fri Sep 14 1973, 8:05 PM EDT  
 Att: 8,458 - Unknown

**AB 41**  
**R 13**  
**H 17**  
**RBI 12**  
**BB 7**  
**SO 6**  
**LOB 29**



Batter	1	2	3	4	5	6	7	8	9	AB	R	H	RBI	BB	SO	LOB	BOTTOM								
<b>Greg Gross, L</b> OBP: 0.273, SLG: 0.400 (1, 7)										4	0	0	0	0	1	1									
<b>Gary Sutherland, R</b> OBP: 0.207, SLG: 0.310 (1, 4)										4	1	1	0	0	0	0									
<b>Cesar Cedeno, R</b> OBP: 0.370, SLG: 0.517 (1, 8)										4	0	1	0	0	1	1									
<b>Lee May, R</b> OBP: 0.309, SLG: 0.480 (1, 3)										4	0	1	1	0	0	1									
<b>Doug Rader, R</b> OBP: 0.314, SLG: 0.417 (1, 5)										3	0	0	0	0	0	1									
<b>Bob Gallagher, L</b> OBP: 0.271, SLG: 0.318 (1, 9)										3	0	0	0	0	0	1									
<b>Skip Jutze, R</b> OBP: 0.274, SLG: 0.247 (1, 2)										3	0	1	0	0	0	0									
<b>Hector Torres, R</b> OBP: 0.189, SLG: 0.106 (1, 6)										2	0	0	0	0	0	1									
<b>Jimmy Stewart, S</b> OBP: 0.293, SLG: 0.185 (8, PH)										1	0	0	0	0	1	0									
<b>Ray Busse, R</b> OBP: 0.180, SLG: 0.289 (9, 6)										0	0	0	0	0	0	0									
<b>Jerry Reuss, L</b> ERA: 3.59 (6, 1)										1	0	0	0	1	1	0									
<b>Cecil Upshaw, R</b> ERA: 5.18 (7, 1)										0	0	0	0	0	0	0									
<b>Larry Dierker, R</b> ERA: 4.68 (8, 1)										0	0	0	0	0	0	0									
<b>Mike Cosgrove, L</b> ERA: 1.74 (8, PH)										1	0	0	0	0	1	0									
<b>Mike Eastler, L</b> ERA: 4.48 (9, 1)										0	0	0	0	0	0	0									
<b>Inning Stats</b>	R: 0 E: 0 K: 1 S: 5	H: 0 LOB: 0 BB: 0 P: 5	R: 0 E: 0 K: 0 S: 3	H: 0 LOB: 0 BB: 0 P: 3	R: 0 E: 0 K: 0 S: 3	H: 1 LOB: 1 BB: 1 P: 7	R: 1 E: 0 K: 0 S: 5	H: 2 LOB: 1 BB: 0 P: 5	R: 0 E: 0 K: 1 S: 5	H: 0 LOB: 0 BB: 0 P: 5	R: 0 E: 0 K: 1 S: 3	H: 0 LOB: 0 BB: 0 P: 3	R: 0 E: 0 K: 2 S: 7	H: 0 LOB: 0 BB: 0 P: 7	R: 0 E: 0 K: 0 S: 4	H: 1 LOB: 1 BB: 0 P: 4	1B: 3 2B: 1 3B: 0 HR: 0	SF: 0 SAC: 0 DP: 1 HBP: 0	WP: 0 PB: 0 SB: 0 CS: 0	PA: 31					
<b>PITCHER</b>	IP	WLS	BF	H	R	ER	SO	BB	IBB	HBP	BLK	WP	HR	S	P	ERA	WHIP								
<b>Andy Messersmith, R</b> ERA: 2.76 (1, 1)	9.0	W	31	4	1	1	5	1	0	0	0	0	0	40	44	1.00	0.556								

**Los Angeles Dodgers @ Houston Astros**  
 Astrodome, Houston, TX  
 Fri Sep 14 1973, 8:05 PM EDT  
 Att: 8,458 - Unknown

**AB 30**  
**R 1**  
**H 4**  
**RBI 1**  
**BB 1**  
**SO 5**  
**LOB 6**



Batter	1	2	3	4	5	6	7	8	9	AB	R	H	RBI	BB	SO	LOB	TOP			
Davey Lopes, R OBP: 0.348, SLG: 0.347 (1, 4)										4	0	1	0	0	1	1	<b>Los Angeles Dodgers @ Houston Astros</b> Astrodome, Houston, TX Sat Sep 15 1973, 4:33 AM EDT Att: 6,922 - Unknown			
Bill Buckner, L OBP: 0.297, SLG: 0.351 (1, 3)										4	1	2	1	0	0	0				
Willie Davis, L OBP: 0.323, SLG: 0.450 (1, 8)										3	0	0	0	1	0	0				
Joe Ferguson, R OBP: 0.371, SLG: 0.468 (1, 2)										4	0	2	0	0	0	2				
Willie Crawford, L OBP: 0.392, SLG: 0.446 (1, 7)										3	0	1	0	1	1	1				
Ron Cey, R OBP: 0.341, SLG: 0.385 (1, 5)										3	0	0	0	1	1	4				
Tom Paciorek, R OBP: 0.298, SLG: 0.338 (1, 9)										4	0	0	0	0	0	4				
Bill Russell, R OBP: 0.296, SLG: 0.334 (1, 6)										2	0	0	0	1	0	2				
Al Downing, R OBP: 0.172, SLG: 0.132 (7, PH)										2	0	0	0	0	0	1				
Jim Fahey, L OBP: 0.333, SLG: 0.200 (7, 1)										0	0	0	0	1	0	0				
Greg Shanahan, R (7, 1)										0	0	0	0	0	0	0				
<b>Inning Stats</b>	R: 0 E: 0 K: 0 S: 3	H: 0 LOB: 0 BB: 0 P: 3	R: 0 E: 0 K: 1 S: 6	H: 1 LOB: 2 BB: 1 P: 10	R: 0 E: 0 K: 0 S: 4	H: 2 LOB: 0 BB: 1 P: 8	R: 0 E: 0 K: 0 S: 3	H: 1 LOB: 0 BB: 0 P: 3	R: 0 E: 0 K: 1 S: 2	H: 0 LOB: 0 BB: 1 P: 6	R: 1 E: 0 K: 1 S: 7	H: 2 LOB: 1 BB: 0 P: 7	R: 0 E: 0 K: 1 S: 5	H: 0 LOB: 1 BB: 1 P: 9	R: 0 E: 0 K: 0 S: 3	H: 0 LOB: 0 BB: 1 P: 6	1B: 5 2B: 0 3B: 0 HR: 1	SF: 0 SAC: 0 DP: 3 HBP: 0	WP: 0 PB: 0 SB: 1 CS: 1	PA: 34
<b>PITCHER</b> Tom Griffin, R ERA: 4.39 (1, 1)	IP: 9.0 WLS: W BF: 34 H: 6 R: 1 ER: 1 SO: 3 BB: 5 IBB: 0 HBP: 0 BLK: 0 WP: 0 HR: 1 S: 35 P: 55 ERA: 1.00 WHIP: 1.222															<b>PITCHER</b> Tom Griffin, R ERA: 4.39 (1, 1)	IP: 9.0 WLS: W BF: 34 H: 6 R: 1 ER: 1 SO: 3 BB: 5 IBB: 0 HBP: 0 BLK: 0 WP: 0 HR: 1 S: 35 P: 55 ERA: 1.00 WHIP: 1.222			

Batter	1	2	3	4	5	6	7	8	9	AB	R	H	RBI	BB	SO	LOB	BOTTOM			
Jimmy Wynn, R OBP: 0.349, SLG: 0.404 (1, 9)										4	1	1	1	0	2	0	<b>Los Angeles Dodgers @ Houston Astros</b> Astrodome, Houston, TX Sat Sep 15 1973, 4:33 AM EDT Att: 6,922 - Unknown			
Gary Sutherland, R OBP: 0.212, SLG: 0.303 (1, 4)										4	1	1	0	0	2	0				
Cesar Cedeno, R OBP: 0.371, SLG: 0.523 (1, 8)										4	2	2	2	0	0	0				
Bob Watson, R OBP: 0.405, SLG: 0.448 (7, 7)										2	0	0	0	1	0	0				
Bob Gallagher, L OBP: 0.276, SLG: 0.331 (7, 7)										1	0	1	1	0	0	0				
Doug Rader, R OBP: 0.311, SLG: 0.414 (1, 5)										4	0	0	0	0	1	2				
Lee May, R OBP: 0.308, SLG: 0.477 (1, 3)										3	0	0	0	0	2	1				
Skip Jutze, R OBP: 0.271, SLG: 0.244 (1, 2)										3	0	0	0	0	0	1				
Roger Metzger, S OBP: 0.305, SLG: 0.326 (1, 6)										3	0	0	0	0	2	0				
Tom Griffin, R OBP: 0.136, SLG: 0.286 (1, 1)										3	1	1	1	0	1	0				
<b>Inning Stats</b>	R: 0 E: 0 K: 2 S: 7	H: 0 LOB: 0 BB: 0 P: 7	R: 0 E: 0 K: 2 S: 8	H: 0 LOB: 0 BB: 0 P: 8	R: 3 E: 0 K: 2 S: 10	H: 3 LOB: 1 BB: 1 P: 14	R: 0 E: 0 K: 1 S: 5	H: 0 LOB: 0 BB: 0 P: 5	R: 1 E: 0 K: 0 S: 4	H: 1 LOB: 0 BB: 0 P: 4	R: 0 E: 0 K: 1 S: 5	H: 0 LOB: 0 BB: 0 P: 5	R: 0 E: 0 K: 1 S: 5	H: 0 LOB: 0 BB: 0 P: 5	R: 1 E: 0 K: 1 S: 7	H: 2 LOB: 1 BB: 0 P: 7	1B: 2 2B: 1 3B: 0 HR: 3	SF: 0 SAC: 0 DP: 0 HBP: 0	WP: 1 PB: 0 SB: 0 CS: 0	PA: 32
<b>PITCHER</b> Al Downing, L ERA: 3.31 Greg Shanahan, R ERA: 1.23 (7, 1)	IP: 6.0 WLS: L BF: 24 H: 4 R: 4 ER: 4 SO: 8 BB: 1 IBB: 4 HBP: 4 BLK: 8 WP: 0 HR: 3 S: 39 P: 43 ERA: 6.00 WHIP: 0.833															<b>PITCHER</b> Al Downing, L ERA: 3.31 Greg Shanahan, R ERA: 1.23 (7, 1)	IP: 2.0 WLS: L BF: 8 H: 2 R: 1 ER: 1 SO: 2 BB: 0 IBB: 0 HBP: 0 BLK: 0 WP: 0 HR: 0 S: 12 P: 12 ERA: 4.50 WHIP: 1.000			







Batter	1	2	3	4	5	6	7	8	9	AB	R	H	RBI	BB	SO	LOB	TOP				
<b>Bobby Bonds, R</b> OBP: 0.377, SLG: 0.547 (1,9)	0-0 6-3		0-0 6-3			0-0 F7		0-0 1B		4	0	1	0	0	0	0	<b>San Francisco Giants @ Los Angeles Dodgers</b> <b>Dodger Stadium, Los Angeles, CA</b> Tue Sep 18 1973, 7:05 PM PDT Att: 25,491 - Unknown <a href="http://livebaseballscores.com">livebaseballscores.com</a>				
<b>Tito Fuentes, S</b> OBP: 0.324, SLG: 0.355 (1,4)	0-0 1-3		0-0 5-3			0-0 2B		0-0 SF8		3	0	1	1	0	0	0					
<b>Garry Maddox, R</b> OBP: 0.339, SLG: 0.438 (1,8)	0-0 2B 1B		0-0 5-3			0-0 5-3		0-0 F7		4	0	1	0	0	0	2					
<b>Willie McCovey, L</b> OBP: 0.423, SLG: 0.546 (1,3)	0-0 2B			0-0 P5		0-3 K		0-0 4-3		4	0	1	0	0	1	2					
<b>Gary Matthews, R</b> OBP: 0.370, SLG: 0.447 (1,7)	4-0 BB			0-0 4-3			0-0 L4		4-0 S BB	2	0	0	0	2	0	0					
<b>Chris Speier, R</b> OBP: 0.335, SLG: 0.358 (1,6)	0-0 1-3			0-3 K			4-0 FC6 BB		0-3 K 1-2	3	0	0	0	1	2	4					
<b>Dave Kingman, R</b> OBP: 0.297, SLG: 0.528 (1,5)		4-0 CS BB			0-3 K		0-0 FC6 1-2		0-3 K	3	0	0	0	1	2	2					
<b>Dave Rader, L</b> OBP: 0.322, SLG: 0.333 (1,2)		0-3 K 1-2			0-0 6-3		0-0 F8		0-0 3-1	4	0	0	0	0	1	3					
<b>Juan Marichal, R</b> OBP: 0.243, SLG: 0.219 (8, PH)		0-3 K			0-0 5-3			0-0 1B SF8 1B		2	0	0	0	0	1	0					
<b>Chris Arnold, R</b> OBP: 0.396, SLG: 0.422 (8, PH)										1	1	1	0	0	0	0					
<b>Elias Sosa, R</b> OBP: 0.200, SLG: 0.077 (8, 1)										0	0	0	0	0	0	0					
<b>Inning Stats</b>	R: 0 E: 0 K: 0 S: 5	H: 2 LOB: 3 BB: 1 P: 9	R: 0 E: 0 K: 2 S: 6	H: 0 LOB: 0 BB: 1 P: 10	R: 0 E: 0 K: 0 S: 3	H: 0 LOB: 0 BB: 0 P: 3	R: 0 E: 0 K: 1 S: 5	H: 0 LOB: 0 BB: 0 P: 5	R: 0 E: 0 K: 1 S: 6	H: 1 LOB: 1 BB: 0 P: 6	R: 0 E: 0 K: 0 S: 3	H: 0 LOB: 1 BB: 1 P: 7	R: 1 E: 0 K: 0 S: 5	H: 2 LOB: 1 BB: 0 P: 5	R: 0 E: 0 K: 2 S: 7	H: 0 LOB: 1 BB: 1 P: 11	1B: 3 2B: 3 3B: 0 HR: 0	SF: 1 SAC: 0 DP: 1 HBP: 0	WP: 0 PB: 0 SB: 1 CS: 1	PA: 35	
<b>PITCHER</b>	IP	WLS	BF	H	R	ER	SO	BB	IBB	HBP	BLK	WP	HR	S	P	ERA	WHIP				
<b>Tommy John, L</b> ERA: 3.08 (1, 1)	7.0	W	28	5	1	1	5	3	0	0	0	0	0	35	47	1.29	1.143				
<b>Charlie Hough, R</b> ERA: 2.7 (8, 1)	2.0	S	7	0	0	0	2	1	0	0	0	0	0	10	14	0.00	0.500				

Batter	1	2	3	4	5	6	7	8	9	AB	R	H	RBI	BB	SO	LOB	BOTTOM				
<b>Davey Lopes, R</b> OBP: 0.348, SLG: 0.344 (1,4)	0-0 F7		0-0 G5-4-3 1-2			0-0 P6	0-0 F8			4	0	0	0	0	0	6	<b>San Francisco Giants @ Los Angeles Dodgers</b> <b>Dodger Stadium, Los Angeles, CA</b> Tue Sep 18 1973, 7:05 PM PDT Att: 25,491 - Unknown <a href="http://livebaseballscores.com">livebaseballscores.com</a>				
<b>Bill Buckner, L</b> OBP: 0.296, SLG: 0.350 (1,3)	0-0 F5			0-0 4-3		0-0 P6	0-0 1B 1-2 2-3 3-H			4	0	1	1	0	0	2					
<b>Willie Davis, L</b> OBP: 0.321, SLG: 0.451 (1,8)	0-0 1B			0-3 K		0-0 P3	0-0 4-3			4	0	1	0	0	1	5					
<b>Joe Ferguson, R</b> OBP: 0.370, SLG: 0.461 (1,2)	0-0 F8			0-0 1-3			4-0 1B FC BB	0-0 F9		3	1	0	0	1	0	1					
<b>Willie Crawford, L</b> OBP: 0.396, SLG: 0.446 (1,7)		0-0 L5			0-0 F9		0-0 1-3 1B FC BB	4-0 L6-3 BB		3	1	1	0	1	0	0					
<b>Ron Cey, R</b> OBP: 0.337, SLG: 0.380 (1,5)		0-0 F9			0-0 5-3		0-0 FC 1B 1-3	0-0 L6-3 1-2		4	1	0	1	0	0	2					
<b>Tom Paciorek, R</b> OBP: 0.292, SLG: 0.348 (1,9)		0-0 5-3			0-0 F9		0-0 1-3			3	0	0	0	0	0	2					
<b>Bill Russell, R</b> OBP: 0.300, SLG: 0.339 (1,6)			0-0 F7			0-0 SH S 1B	4-0 1B 1B IBB			2	0	1	0	1	0	0					
<b>Tommy John, R</b> OBP: 0.233, SLG: 0.214 (1, 1)			0-0 E6 G5-4-3			0-0 SH	0-0 1B			2	0	1	1	0	0	0					
<b>Charlie Hough, R</b> OBP: 0.154, SLG: 0.154 (8, 1)						0-0 1-3	0-0 1B 1-2 2-3 3-H			0	0	0	0	0	0	0					
<b>Inning Stats</b>	R: 0 E: 0 K: 0 S: 4	H: 1 LOB: 1 BB: 0 P: 4	R: 0 E: 0 K: 0 S: 3	H: 0 LOB: 0 BB: 0 P: 3	R: 0 E: 1 K: 0 S: 3	H: 0 LOB: 0 BB: 0 P: 3	R: 0 E: 0 K: 1 S: 5	H: 0 LOB: 0 BB: 0 P: 5	R: 0 E: 1 K: 0 S: 5	H: 1 LOB: 2 BB: 0 P: 5	R: 3 E: 0 K: 0 S: 7	H: 3 LOB: 3 BB: 2 P: 15	R: 0 E: 0 K: 0 S: 2	H: 0 LOB: 0 BB: 1 P: 6	1B: 5 2B: 1 3B: 0 HR: 0	SF: 0 SAC: 1 DP: 2 HBP: 0	WP: 0 PB: 0 SB: 1 CS: 0	PA: 33			
<b>PITCHER</b>	IP	WLS	BF	H	R	ER	SO	BB	IBB	HBP	BLK	WP	HR	S	P	ERA	WHIP				
<b>Juan Marichal, R</b> ERA: 3.76 (1, 1)	7.0	L	30	5	3	3	1	1	0	0	0	0	0	30	38	3.86	0.857				
<b>Elias Sosa, R</b> ERA: 3.14 (8, 1)	1.0		3	0	0	0	0	1	0	0	0	0	0	2	6	0.00	1.000				

Batter	1	2	3	4	5	6	7	8	9	AB	R	H	RBI	BB	SO	LOB	TOP			
Ralph Garr, L OBP: 0.325, SLG: 0.420 (1, 9)										5	0	2	0	0	1	1	<b>Atlanta Braves @ Los Angeles Dodgers</b> Dodger Stadium, Los Angeles, CA Wed Sep 19 1973, 7:05 PM PDT Att: 31,012 - Unknown			
Mike Lum, L OBP: 0.353, SLG: 0.461 (1, 7)										4	0	0	0	0	2	3				
Darrell Evans, L OBP: 0.407, SLG: 0.561 (1, 5)										3	0	0	0	1	2	2				
Dusty Baker Jr., R OBP: 0.358, SLG: 0.450 (1, 8)										3	0	1	0	1	0	1				
Davey Johnson, R OBP: 0.371, SLG: 0.562 (1, 4)										4	1	1	1	0	0	2				
Frank Tepedino, L OBP: 0.357, SLG: 0.399 (1, 3)										3	0	1	0	1	0	3				
Sonny Jackson, L OBP: 0.281, SLG: 0.250 Chuck Goggin, S OBP: 0.350, SLG: 0.344 (9, PH)										3	0	0	0	0	0	3				
Paul Casanova, R OBP: 0.263, SLG: 0.344 (1, 2)										4	0	1	0	0	0	1				
Phil Niekro, R OBP: 0.146, SLG: 0.213 Al Closter, L (8, 1)										2	0	0	0	0	1	0				
Joe Niekro, R OBP: 0.333, SLG: 0.333 Marty Perez, R OBP: 0.315, SLG: 0.350 (9, PH)										0	0	0	0	0	0	0				
<b>Inning Stats</b>	R: 0 E: 0 K: 2 S: 7	H: 0 LOB: 1 BB: 1 P: 11	R: 0 E: 0 K: 0 S: 3	H: 0 LOB: 1 BB: 1 P: 7	R: 0 E: 0 K: 1 S: 5	H: 1 LOB: 0 BB: 0 P: 5	R: 1 E: 0 K: 0 S: 5	H: 2 LOB: 1 BB: 0 P: 5	R: 0 E: 0 K: 1 S: 6	H: 1 LOB: 2 BB: 0 P: 7	R: 0 E: 0 K: 1 S: 5	H: 0 LOB: 0 BB: 0 P: 5	R: 0 E: 1 K: 1 S: 7	H: 1 LOB: 2 BB: 0 P: 7	R: 0 E: 0 K: 1 S: 6	H: 1 LOB: 1 BB: 0 P: 6	1B: 4 2B: 1 3B: 0 HR: 1	SF: 0 SAC: 0 DP: 0 HBP: 1	WP: 0 PB: 0 SB: 0 CS: 1	PA: 37
<b>PITCHER</b>	IP WLS BF H R ER SO BB IBB HBP BLK WP HR S P ERA WHIP	IP WLS BF H R ER SO BB IBB HBP BLK WP HR S P ERA WHIP																		
Andy Messersmith, R ERA: 2.7 Jim Brewer, L ERA: 3.09	(1, 1) (9, 1)	8.0 W 33 5 1 1 6 3 0 1 0 0 1 41 54 1.12 1.000																		

AB 33  
R 1  
H 6  
RBI 1  
BB 3  
SO 7  
LOB 17



Batter	1	2	3	4	5	6	7	8	9	AB	R	H	RBI	BB	SO	LOB	BOTTOM			
Davey Lopes, R OBP: 0.347, SLG: 0.342 (1, 4)										3	1	0	0	1	0	2	<b>Atlanta Braves @ Los Angeles Dodgers</b> Dodger Stadium, Los Angeles, CA Wed Sep 19 1973, 7:05 PM PDT Att: 31,012 - Unknown			
Bill Buckner, L OBP: 0.294, SLG: 0.348 Steve Garvey, R OBP: 0.322, SLG: 0.405 (8, PH)										3	0	0	0	0	1	1				
Willie Davis, L OBP: 0.320, SLG: 0.449 (1, 8)										4	1	1	1	0	0	0				
Joe Ferguson, R OBP: 0.367, SLG: 0.458 (1, 2)										3	0	0	1	0	1	0				
Willie Crawford, L OBP: 0.397, SLG: 0.445 (1, 7)										3	0	1	0	1	0	0				
Ron Cey, R OBP: 0.340, SLG: 0.383 (1, 5)										4	0	3	2	0	0	1				
Tom Paciorek, R OBP: 0.287, SLG: 0.341 (1, 9)										3	0	0	0	0	1	2				
Bill Russell, R OBP: 0.304, SLG: 0.343 (1, 6)										2	1	2	0	1	0	0				
Andy Messersmith, R OBP: 0.213, SLG: 0.202 Manny Mota, R OBP: 0.371, SLG: 0.369 Jim Brewer, L OBP: 0.400, SLG: 0.400 (9, 1)										2	0	0	0	0	1	2				
<b>Inning Stats</b>	R: 0 E: 0 K: 0 S: 3	H: 0 LOB: 0 BB: 0 P: 3	R: 0 E: 0 K: 0 S: 4	H: 1 LOB: 1 BB: 0 P: 4	R: 0 E: 0 K: 2 S: 8	H: 1 LOB: 1 BB: 0 P: 8	R: 0 E: 0 K: 0 S: 4	H: 1 LOB: 1 BB: 0 P: 4	R: 0 E: 0 K: 1 S: 6	H: 1 LOB: 1 BB: 0 P: 6	R: 0 E: 0 K: 1 S: 5	H: 0 LOB: 0 BB: 0 P: 5	R: 0 E: 0 K: 0 S: 3	H: 1 LOB: 0 BB: 0 P: 3	R: 4 E: 0 K: 0 S: 4	H: 2 LOB: 2 BB: 4 P: 20		1B: 6 2B: 1 3B: 0 HR: 0	SF: 1 SAC: 0 DP: 0 HBP: 0	WP: 1 PB: 0 SB: 0 CS: 1
<b>PITCHER</b>	IP WLS BF H R ER SO BB IBB HBP BLK WP HR S P ERA WHIP	IP WLS BF H R ER SO BB IBB HBP BLK WP HR S P ERA WHIP																		
Phil Niekro, R ERA: 3.34 Al Closter, L ERA: 23.14 Joe Niekro, R ERA: 4.43	(1, 1) (8, 1) (8, 1)	7.1 L 28 5 2 2 4 2 0 0 0 1 0 1 5 27.00 3.000																		



Batter	1	2	3	4	5	6	7	8	9	10	11	12	AB	R	H	RBI	BB	SO	LOB	TOP	
Ralph Garr, L (1.9) OBP: 0.324, SLG: 0.417	G3 S BB		K			E1 SH1-4 2B	K		6-3		K		5	1	0	0	1	3	7		
Marty Perez, R (1.6) OBP: 0.314, SLG: 0.347	F8		5-3			SH1-4	K			K			4	0	0	0	1	2	3		
Darrell Evans, L (1.5) OBP: 0.405, SLG: 0.557	G3			K		K			F8		BB	L3	6	0	1	0	0	2	4		
Hank Aaron, R (1.7) OBP: 0.400, SLG: 0.638	F8			F8		1B				BB		2B	5	1	3	2	1	0	1		
Dusty Baker Jr., R (1.8) OBP: 0.358, SLG: 0.449	FC6-4 1B			4-3		1B			F7		G5-4-3 BB	F2	6	0	2	1	0	0	4		
Davey Johnson, R (1.4) OBP: 0.370, SLG: 0.558	F9				6-3	1B			F7				5	0	1	0	0	1	2		
Mike Lum, L (1.3) OBP: 0.352, SLG: 0.458	K				F2	F2				4-3			5	0	1	0	0	1	3		
Paul Casanova, R (1.2) OBP: 0.264, SLG: 0.341	FC6-4				6-3					SH1-4 BB			2	0	0	0	1	0	1		
Chuck Goggin, S (7. PR) OBP: 0.350, SLG: 0.344													0	0	0	0	0	0	0		
Dick Dietz, F (7.2) OBP: 0.407, SLG: 0.405													0	0	0	0	1	0	0		
Sonny Jackson, L (9. PR) OBP: 0.281, SLG: 0.250													0	0	0	0	0	0	0		
Freddie Velazquez, R (9.2) OBP: 0.384, SLG: 0.381													1	0	1	0	0	0	0		
Ron Schueler, R (1.1) OBP: 0.230, SLG: 0.172													2	1	1	0	0	1	0		
Frank Tepedino, L (11. PH) OBP: 0.355, SLG: 0.398				K		SH1-4 E 2B 1B			SH1-4				1	0	0	0	0	1	2		
Roric Harrison, R (11.1) OBP: 0.096, SLG: 0.200													0	0	0	0	0	0	0		
<b>Inning Stats</b>	R: 0 H: 0 E: 0 K: 3 S: 3	H: 0 LOB: 1 BB: 1 P: 7	R: 0 H: 1 E: 0 K: 1 S: 6	H: 1 LOB: 1 BB: 0 P: 6	R: 0 H: 0 E: 0 K: 2 S: 7	H: 0 LOB: 0 BB: 0 P: 7	R: 0 H: 0 E: 0 K: 1 S: 5	H: 0 LOB: 0 BB: 0 P: 6	R: 0 H: 0 E: 0 K: 0 S: 3	H: 1 LOB: 1 BB: 0 P: 4	R: 0 H: 0 E: 0 K: 0 S: 3	H: 1 LOB: 1 BB: 0 P: 9	R: 0 H: 2 E: 0 K: 3 S: 11	H: 1 LOB: 2 BB: 0 P: 11	R: 0 H: 1 E: 0 K: 0 S: 3	H: 1 LOB: 1 BB: 1 P: 7	1B: 8 2B: 3 3B: 0 HR: 0	SF: 0 SAC: 3 DP: 2 HBP: 0	WP: 0 PA: 50		
<b>PITCHER</b>	Al Downing, L (1.1) ERA: 3.15	IP: 9.0 WLS: 37 BF: 37 H: 6 R: 3 ER: 0 SO: 7 BB: 3 IBB: 0 HBP: 0 BLK: 0 WP: 0 HR: 0 S: 60 P: 48 ERA: 0.00 WHIP: 1.000	Charlie Hough, R (10.1) ERA: 2.58	IP: 3.0 WLS: 13 BF: 4 H: 0 R: 0 ER: 0 SO: 4 BB: 2 IBB: 0 HBP: 0 BLK: 0 WP: 0 HR: 0 S: 19 P: 27 ERA: 0.00 WHIP: 2.000	<b>PITCHER</b>	IP: 9.0 WLS: 37 BF: 37 H: 6 R: 3 ER: 0 SO: 7 BB: 3 IBB: 0 HBP: 0 BLK: 0 WP: 0 HR: 0 S: 60 P: 48 ERA: 0.00 WHIP: 1.000	Charlie Hough, R (10.1) ERA: 2.58	IP: 3.0 WLS: 13 BF: 4 H: 0 R: 0 ER: 0 SO: 4 BB: 2 IBB: 0 HBP: 0 BLK: 0 WP: 0 HR: 0 S: 19 P: 27 ERA: 0.00 WHIP: 2.000													

Atlanta Braves @ Los Angeles Dodgers  
Dodger Stadium, Los Angeles, CA

AB 42  
R 3  
H 10  
RBI 3  
BB 5  
SO 11  
LOB 27



Thu Sep 20 1973, 7:05 PM PDT  
Att. 27,931 - Unknown

livebaseballscorecards.com

Batter	1	2	3	4	5	6	7	8	9	10	11	12	AB	R	H	RBI	BB	SO	LOB	BOTTOM	
Davey Lopes, R (1.4) OBP: 0.347, SLG: 0.349	F7		5-3		G5-3 2B		F7		FC5-4			HR	6	1	2	2	0	0	1		
Bill Buckner, L (1.3) OBP: 0.286, SLG: 0.349	1B BB				L4		4-3			5-3			4	0	1	0	1	0	1		
Willie Davis, L (1.8) OBP: 0.323, SLG: 0.450	G4-6-3 1B				K				F8				4	0	2	0	1	1	1		
Joe Ferguson, R (1.2) OBP: 0.366, SLG: 0.458	G4-6-3		5-3		G5-3				G5-3 2B				5	0	1	0	0	1	6		
Willie Crawford, L (1.7) OBP: 0.401, SLG: 0.464										5-3			4	3	3	2	1	0	1		
Ron Cey, R (1.5) OBP: 0.339, SLG: 0.381		HR			1B G4-3-6 2B		HR		IBB				5	0	1	0	0	0	2		
Tom Paciorek, R (1.9) OBP: 0.279, SLG: 0.331		5-3			G4-3-6 1B		P6		G5-3				5	0	1	0	0	0	2		
Bill Russell, R (1.6) OBP: 0.305, SLG: 0.342										6-3			4	0	1	0	1	0	0		
Al Downing, R (1.1) ERA: 3.72													3	0	0	0	0	1	2		
Ken McMullen, R (9. PH) OBP: 0.292, SLG: 0.470													0	0	0	0	1	0	0		
Jerry Royster, R (9. PR) OBP: 0.143, SLG: 0.143													0	0	0	0	0	0	0		
Charlie Hough, R (10.1) OBP: 0.194, SLG: 0.154													0	0	0	0	0	0	0		
Von Joshua, L (12. PH) OBP: 0.276, SLG: 0.291													1	1	1	0	0	0	0		
<b>Inning Stats</b>	R: 0 H: 1 E: 0 K: 0 S: 3	H: 1 LOB: 1 BB: 1 P: 7	R: 1 H: 1 E: 0 K: 0 S: 4	H: 1 LOB: 1 BB: 1 P: 8	R: 0 H: 1 E: 0 K: 1 S: 7	H: 1 LOB: 1 BB: 0 P: 6	R: 1 H: 3 E: 0 K: 1 S: 7	H: 0 LOB: 0 BB: 0 P: 4	R: 0 H: 0 E: 0 K: 0 S: 3	H: 1 LOB: 1 BB: 1 P: 7	R: 0 H: 1 E: 0 K: 0 S: 3	H: 0 LOB: 0 BB: 0 P: 3	R: 0 H: 1 E: 0 K: 0 S: 6	R: 0 H: 0 E: 0 K: 0 S: 3	R: 2 H: 2 E: 1 K: 0 S: 2	H: 2 LOB: 0 BB: 0 P: 2	1B: 5 2B: 4 3B: 0 HR: 3	SF: 0 SAC: 0 DP: 4 HBP: 0	WP: 0 PA: 46		
<b>PITCHER</b>	Ron Schueler, R (1.1) ERA: 4.13	IP: 10.0 WLS: 41 BF: 41 H: 10 R: 3 ER: 3 SO: 4 BB: 3 IBB: 2 HBP: 0 BLK: 0 WP: 0 HR: 2 S: 64 P: 44 ERA: 2.70 WHIP: 1.300	Roric Harrison, R (11.1) ERA: 4.13	IP: 1.0 WLS: 5 BF: 5 H: 2 R: 2 ER: 2 SO: 0 BB: 0 IBB: 0 HBP: 0 BLK: 0 WP: 0 HR: 1 S: 5 P: 5 ERA: 18.00 WHIP: 2.000	<b>PITCHER</b>	IP: 10.0 WLS: 41 BF: 41 H: 10 R: 3 ER: 3 SO: 4 BB: 3 IBB: 2 HBP: 0 BLK: 0 WP: 0 HR: 2 S: 64 P: 44 ERA: 2.70 WHIP: 1.300	Roric Harrison, R (11.1) ERA: 4.13	IP: 1.0 WLS: 5 BF: 5 H: 2 R: 2 ER: 2 SO: 0 BB: 0 IBB: 0 HBP: 0 BLK: 0 WP: 0 HR: 1 S: 5 P: 5 ERA: 18.00 WHIP: 2.000													

Atlanta Braves @ Los Angeles Dodgers  
Dodger Stadium, Los Angeles, CA

AB 41  
R 5  
H 12  
RBI 4  
BB 5  
SO 4  
LOB 15



Thu Sep 20 1973, 7:05 PM PDT  
Att. 27,931 - Unknown

livebaseballscorecards.com

Batter	1	2	3	4	5	6	7	8	9	10	AB	R	H	RBI	BB	SO	LOB	TOP					
<b>Pete Rose, S</b> OBP: 0.407, SLG: 0.437 (1, 7)	F9		G6-4-3		F9			6-3		K	5	0	0	0	0	1	3	<b>Cincinnati Reds @ Los Angeles Dodgers</b> Dodger Stadium, Los Angeles, CA Fri Sep 21 1973, 7:05 PM PDT Att: 46,308 - Unknown  <b>AB 40</b> <b>R 4</b> <b>H 15</b> <b>RBI 4</b> <b>BB 0</b> <b>SO 3</b> <b>LOB 16</b>					
<b>Joe Morgan, L</b> OBP: 0.403, SLG: 0.478 (1, 4)	6-3		F2		P6			F8		HR	5	1	1	0	0	0	1						
<b>Tony Perez, R</b> OBP: 0.368, SLG: 0.518 <b>Dan Driessen, L</b> OBP: 0.352, SLG: 0.391 (10, 3)											5	1	5	3	0	0	0						
<b>Andy Kosco, R</b> OBP: 0.345, SLG: 0.510 <b>Clay Carroll, R</b> OBP: 0.214, SLG: 0.214 <b>Ross Grimsley, L</b> OBP: 0.063, SLG: 0.063 <b>Pedro Borbon, R</b> OBP: 0.308, SLG: 0.308 (10, 1)											0	0	0	0	0	0	0						
<b>George Foster, R</b> OBP: 0.433, SLG: 0.889 (10, 9)											5	1	4	1	0	0	1						
<b>Denis Menke, R</b> OBP: 0.368, SLG: 0.281 (1, 5)											4	0	0	0	0	0	4						
<b>Bill Plummer, R</b> OBP: 0.264, SLG: 0.239 (1, 2)											4	0	0	0	0	1	3						
<b>Darrel Chaney, S</b> OBP: 0.272, SLG: 0.222 <b>Bobby Tolan, L</b> OBP: 0.251, SLG: 0.304 <b>Ed Crosby, L</b> OBP: 0.284, SLG: 0.256 (7, PH)											2	0	1	0	0	1	1						
<b>Jack Billingham, R</b> OBP: 0.097, SLG: 0.100 <b>Ed Armbrister, R</b> OBP: 0.071, SLG: 0.075 <b>Tom Hall, L</b> OBP: 0.000, SLG: 0.000 <b>Phil Spagnolo, R</b> OBP: 0.133, SLG: 0.328 <b>Cesar Geronimo, L</b> OBP: 0.006, SLG: 0.288 (10, PH)											1	0	1	0	0	0	0						
<b>Inning Stats</b>	R: 0 E: 0 K: 0 S: 4	H: 1 LOB: 1 BB: 0 P: 4	R: 0 E: 0 K: 1 S: 6	H: 1 LOB: 1 BB: 0 P: 6	R: 0 E: 0 K: 0 S: 3	H: 1 LOB: 0 BB: 0 P: 3	R: 0 E: 0 K: 0 S: 5	H: 3 LOB: 2 BB: 0 P: 5	R: 0 E: 0 K: 0 S: 4	H: 2 LOB: 1 BB: 0 P: 4	R: 0 E: 0 K: 0 S: 3	H: 0 LOB: 0 BB: 0 P: 3	R: 0 E: 0 K: 0 S: 4	H: 1 LOB: 1 BB: 0 P: 4	R: 1 E: 0 K: 1 S: 6	H: 1 LOB: 0 BB: 0 P: 6	R: 3 E: 0 K: 1 S: 8		H: 4 LOB: 1 BB: 0 P: 8	1B: 11 2B: 2 3B: 0 HR: 2	SF: 0 SAC: 1 DP: 2 HBP: 0	WP: 0 PB: 0 SB: 0 CS: 1	PA: 42
<b>PITCHER</b>	IP 9.0	WLS L	BF 36	H 12	R 2	ER 2	SO 2	BB 0	IBB 0	HBP 0	BLK 0	WP 0	HR 1	S 40	P 40	ERA 2.00	WHIP 1.333						
<b>Claude Osteen, L</b> ERA: 3.31 <b>Charlie Hough, R</b> ERA: 2.81 (10, 1)	1.0	5	3	2	2	1	0	0	0	0	0	0	1	7	7	18.00	3.000						

Batter	1	2	3	4	5	6	7	8	9	10	AB	R	H	RBI	BB	SO	LOB	BOTTOM				
<b>Davey Lopes, R</b> OBP: 0.349, SLG: 0.349 (1, 4)	6-3				P3			6-3			3	0	1	0	2	0	0	<b>Cincinnati Reds @ Los Angeles Dodgers</b> Dodger Stadium, Los Angeles, CA Fri Sep 21 1973, 7:05 PM PDT Att: 46,308 - Unknown  <b>AB 34</b> <b>R 1</b> <b>H 7</b> <b>RBI 1</b> <b>BB 6</b> <b>SO 6</b> <b>LOB 22</b>				
<b>Bill Buckner, L</b> OBP: 0.295, SLG: 0.348 <b>Steve Garvey, R</b> OBP: 0.321, SLG: 0.404 (10, PH)	F5							3-1			4	0	1	0	0	1	4					
<b>Willie Davis, L</b> OBP: 0.320, SLG: 0.446 (1, 8)	6-3										5	0	0	0	0	1	4					
<b>Joe Ferguson, R</b> OBP: 0.363, SLG: 0.453 (1, 2)	6-3										5	0	0	0	0	0	3					
<b>Willie Crawford, L</b> OBP: 0.414, SLG: 0.466 (1, 9)											2	1	1	0	2	1	0					
<b>Ron Cay, R</b> OBP: 0.340, SLG: 0.381 (1, 5)											3	0	1	0	1	0	0					
<b>Von Joshua, L</b> OBP: 0.284, SLG: 0.306 <b>Tom Paclerek, R</b> OBP: 0.278, SLG: 0.329 (9, 7)											3	0	2	1	0	1	2					
<b>Bill Russell, R</b> OBP: 0.304, SLG: 0.341 (1, 6)											3	0	0	0	1	2	4					
<b>Claude Osteen, L</b> OBP: 0.175, SLG: 0.167 <b>Charlie Hough, R</b> OBP: 0.154, SLG: 0.154 <b>Jim Fairley, L</b> OBP: 0.375, SLG: 0.286 (10, PH)											3	0	0	0	0	0	3					
<b>Inning Stats</b>	R: 0 E: 0 K: 0 S: 4	H: 1 LOB: 3 BB: 3 P: 18	R: 0 E: 0 K: 1 S: 6	H: 0 LOB: 0 BB: 1 P: 8	R: 0 E: 0 K: 0 S: 3	H: 1 LOB: 1 BB: 1 P: 7	R: 0 E: 0 K: 0 S: 3	H: 2 LOB: 2 BB: 0 P: 9	R: 0 E: 0 K: 0 S: 5	H: 0 LOB: 0 BB: 0 P: 5	R: 0 E: 0 K: 1 S: 5	H: 0 LOB: 0 BB: 0 P: 5	R: 0 E: 0 K: 0 S: 4	H: 1 LOB: 2 BB: 1 P: 8	1B: 5 2B: 2 3B: 0 HR: 0	SF: 0 SAC: 0 DP: 1 HBP: 0	WP: 0 PB: 0 SB: 1 CS: 2		PA: 41			
<b>PITCHER</b>	IP 6.0	WLS W	BF 9	H 0	R 1	ER 0	SO 2	BB 0	IBB 0	HBP 0	BLK 0	WP 0	HR 0	S 13	P 13	ERA 0.00	WHIP 0.000					
<b>Jack Billingham, R</b> ERA: 3.02 <b>Tom Hall, L</b> ERA: 3.45 <b>Clay Carroll, R</b> ERA: 3.87 <b>Ross Grimsley, L</b> ERA: 3.19 <b>Pedro Borbon, R</b> ERA: 2.00 (10, 1)	0.0	2	1	0	0	0	0	0	0	0	0	0	0	1	5	=	=					

Batter	1	2	3	4	5	6	7	8	9	AB	R	H	RBI	BB	SO	LOB	TOP						
<b>Pete Rose, S</b> OBP: 0.407, SLG: 0.443 (1, 7)										6	3	3	2	0	0	2	<b>Cincinnati Reds @ Los Angeles Dodgers</b> Dodger Stadium, Los Angeles, CA Sat Sep 22 1973, 3:33 AM PDT Att: 32,343 - Unknown						
<b>Joe Morgan, L</b> OBP: 0.404, SLG: 0.479 (1, 4)										5	1	2	0	1	1	3							
<b>Dan Driessen, L</b> OBP: 0.351, SLG: 0.390 (1, 5) (7, 3)										6	0	2	1	0	1	4							
<b>Tony Perez, R</b> OBP: 0.388, SLG: 0.516 (1, 3)										4	2	1	0	1	0	3							
<b>Denis Menke, R</b> OBP: 0.366, SLG: 0.261 (7, 5)										0	0	0	0	0	0	0							
<b>Ken Griffey, L</b> OBP: 0.434, SLG: 0.614 (1, 9)										5	1	3	1	0	1	1							
<b>Cesar Geronimo, L</b> OBP: 0.287, SLG: 0.299 (1, 8)										5	1	1	3	0	0	3							
<b>Darrel Chaney, S</b> OBP: 0.274, SLG: 0.219 (1, 6)										3	1	0	0	2	1	1							
<b>Bill Plummer, R</b> OBP: 0.269, SLG: 0.233 (1, 2)										3	1	0	0	1	1	4							
<b>Don Gullett, R</b> OBP: 0.257, SLG: 0.222 (1, 1)										2	1	1	2	0	0	0							
<b>Pedro Borbon, R</b> OBP: 0.333, SLG: 0.333 (5, 1)										2	0	1	0	0	1	0							
<b>Tom Hall, L</b> OBP: 0.045, SLG: 0.045 (9, 1)										0	0	0	0	0	0	0							
<b>Clay Carroll, R</b> OBP: 0.214, SLG: 0.214 (9, 1)										0	0	0	0	0	0	0							
<b>Inning Stats</b>	R: 7 E: 1 K: 11 S: 11	H: 5 LOB: 1 BB: 2 P: 19	R: 1 E: 0 K: 0 S: 5	H: 2 LOB: 2 BB: 1 P: 9	R: 0 E: 0 K: 0 S: 3	H: 0 LOB: 0 BB: 0 P: 3	R: 0 E: 0 K: 0 S: 4	H: 1 LOB: 1 BB: 0 P: 4	R: 2 E: 0 K: 1 S: 7	H: 2 LOB: 1 BB: 1 P: 11	R: 0 E: 0 K: 1 S: 6	H: 1 LOB: 1 BB: 0 P: 6	R: 1 E: 0 K: 1 S: 7	H: 2 LOB: 2 BB: 1 P: 11	R: 0 E: 0 K: 1 S: 5	H: 0 LOB: 0 BB: 0 P: 5		R: 0 E: 0 K: 1 S: 6	H: 1 LOB: 2 BB: 0 P: 7	1B: 8 2B: 4 3B: 1 HR: 1	SF: 0 SAC: 1 DP: 0 HBP: 1	WP: 1 PB: 0 SB: 4 CS: 0	PA: 48
<b>PITCHER</b>	IP WLS BF H R ER SO BB IBB HBP BLK WP HR S P ERA WHIP	IP WLS BF H R ER SO BB IBB HBP BLK WP HR S P ERA WHIP																					
<b>Don Sutton, R</b> ERA: 2.51 (1, 1)	0.2 L 10 5 7 6 1 2 0 0 0 0 0 0 10 18 81.00 10.500																						
<b>Doug Rau, L</b> ERA: 4.02 (1, 1)	1.1 7 2 1 1 0 1 0 0 0 0 0 0 6 10 6.75 2.250																						
<b>Geoff Zahn, L</b> ERA: 1.08 (3, 1)	2.0 7 1 0 0 0 0 0 0 0 0 0 0 7 7 0.00 0.500																						
<b>Greg Shanahan, R</b> ERA: 2.89 (5, 1)	2.0 10 3 2 2 2 1 0 0 0 1 1 13 17 9.00 2.000																						
<b>Pete Richert, L</b> ERA: 3.19 (7, 1)	2.0 9 2 1 1 2 1 0 0 0 0 0 0 12 16 4.50 1.500																						

Batter	1	2	3	4	5	6	7	8	9	AB	R	H	RBI	BB	SO	LOB	BOTTOM					
<b>Davey Lopes, R</b> OBP: 0.350, SLG: 0.350 (1, 4)										4	0	2	1	0	1	0	<b>Cincinnati Reds @ Los Angeles Dodgers</b> Dodger Stadium, Los Angeles, CA Sat Sep 22 1973, 3:33 AM PDT Att: 32,343 - Unknown					
<b>Bill Buckner, L</b> OBP: 0.296, SLG: 0.351 (8, PH)										1	0	1	0	0	0	0						
<b>Lee Lacy, R</b> OBP: 0.286, SLG: 0.208 (9, 4)										0	0	0	0	0	0	0						
<b>Manny Mota, R</b> OBP: 0.360, SLG: 0.360 (1, 7)										3	0	0	0	0	0	2						
<b>Greg Shanon, R</b> OBP: 0.282, SLG: 0.300 (5, 1)										0	0	0	0	0	0	0						
<b>Vogt, L</b> OBP: 0.282, SLG: 0.300 (8, PH)										1	0	0	0	0	0	1						
<b>Pete Richert, L</b> OBP: 0.201, SLG: 0.200 (7, 1)										0	0	0	0	0	0	0						
<b>Jim Fregosi, L</b> OBP: 0.201, SLG: 0.200 (8, PH)										1	0	0	0	0	1	1						
<b>Eddie Solomon, R</b> ERA: 7.36 (9, 1)										0	0	0	0	0	0	0						
<b>Tom Paciorek, R</b> OBP: 0.286, SLG: 0.330 (1, 8) (8, 7)										3	2	1	0	2	0	1						
<b>Joe Ferguson, R</b> OBP: 0.368, SLG: 0.472 (1, 9) (8, 2)										4	4	4	3	1	0	0						
<b>Ron Cey, R</b> OBP: 0.338, SLG: 0.379 (1, 5)										5	0	1	0	0	2	5						
<b>Steve Garvey, R</b> OBP: 0.322, SLG: 0.422 (1, 3)										5	2	2	4	0	0	2						
<b>Steve Yeager, R</b> OBP: 0.346, SLG: 0.336 (1, 2)										2	1	1	0	1	1	0						
<b>Willie Davis, L</b> OBP: 0.321, SLG: 0.446 (7, PH) (8, 8)										2	0	1	1	0	0	1						
<b>Bill Russell, R</b> OBP: 0.303, SLG: 0.339 (1, 6)										5	0	1	0	0	0	3						
<b>Don Sutton, R</b> ERA: 0.174, SLG: 0.138 (1, 1)										0	0	0	0	0	0	0						
<b>Doug Rau, L</b> ERA: 0.091, SLG: 0.091 (2, PH)										0	0	0	0	0	0	0						
<b>Orlando Alvarez, R</b> ERA: 2.15 (3, 1)										0	0	0	0	0	0	0						
<b>Geoff Zahn, L</b> ERA: 1.08 (4, PH)										0	0	0	0	0	0	0						
<b>Ken McMillen, R</b> OBP: 0.199, SLG: 0.464 (5, 7)										1	0	0	0	0	2	2						
<b>Willie Crawford, R</b> OBP: 0.402, SLG: 0.464 (8, 9)										2	0	0	0	0	2	1						
<b>Inning Stats</b>	R: 0 E: 0 K: 1 S: 6	H: 1 LOB: 2 BB: 1 P: 10	R: 1 E: 0 K: 1 S: 6	H: 1 LOB: 0 BB: 0 P: 6	R: 2 E: 0 K: 1 S: 7	H: 2 LOB: 0 BB: 0 P: 7	R: 1 E: 0 K: 0 S: 5	H: 2 LOB: 2 BB: 1 P: 9	R: 3 E: 0 K: 2 S: 9	H: 2 LOB: 1 BB: 2 P: 17	R: 0 E: 0 K: 0 S: 3	H: 1 LOB: 0 BB: 0 P: 3	R: 1 E: 0 K: 0 S: 5	H: 2 LOB: 1 BB: 0 P: 5	R: 0 E: 0 K: 2 S: 8	H: 1 LOB: 1 BB: 0 P: 8	R: 0 E: 0 K: 0 S: 5	H: 2 LOB: 1 BB: 0 P: 5	1B: 8 2B: 3 3B: 0 HR: 4	SF: 0 SAC: 0 DP: 1 HBP: 0	WP: 0 PB: 0 SB: 0 CS: 0	PA: 44
<b>PITCHER</b>	IP WLS BF H R ER SO BB IBB HBP BLK WP HR S P ERA WHIP	IP WLS BF H R ER SO BB IBB HBP BLK WP HR S P ERA WHIP																				
<b>Don Gullett, L</b> ERA: 3.59 (1, 1)	4.1 W 17 6 2 2 3 0 0 0 0 0 0 1 23 23 4.50 1.500																					
<b>Pedro Borbon, R</b> ERA: 2.15 (5, 1)	4.0 17 6 2 2 3 0 0 0 0 0 0 1 23 23 4.50 1.500																					
<b>Tom Hall, L</b> ERA: 3.44 (9, 1)	0.1 S 1 0 0 0 0 0 0 0 0 0 0 1 1 0.00 0.000																					
<b>Clay Carroll, R</b> ERA: 3.86 (9, 1)	0.1 S 1 0 0 0 0 0 0 0 0 0 0 1 1 0.00 0.000																					

Batter	1	2	3	4	5	6	7	8	9	AB	R	H	RBI	BB	SO	LOB	TOP								
<b>Pete Rose, S</b> OBP: 0.407, SLG: 0.444 (1, 7)	E9 G6-3		1-3		F9			1B 1B 2B		4	1	1	0	0	0	2	<b>Cincinnati Reds @ Los Angeles Dodgers</b> Dodger Stadium, Los Angeles, CA Sun Sep 23 1973, 3:33 AM PDT Att: 50,007 - Unknown <a href="http://livebaseballscorecards.com">livebaseballscorecards.com</a>								
<b>Joe Morgan, L</b> OBP: 0.406, SLG: 0.487 (1, 4)	G6-3 1-2			HR		G5-4-3 1B		2-3 1B 1B		4	2	3	1	0	0	1									
<b>Tony Perez, R</b> OBP: 0.389, SLG: 0.518 (1, 3)	6-3					G5-4-3 1-2		1-H 3-H 1B		4	0	2	2	0	0	1									
<b>Johnny Bench, R</b> OBP: 0.345, SLG: 0.433 (1, 2)		6-3		K		6-3		F8		4	0	0	0	0	1	2									
<b>George Foster, R</b> OBP: 0.382, SLG: 0.774 (1, 8)		K		K			6-3	4-3		4	0	0	0	0	2	2									
<b>Clay Carroll, R</b> OBP: 0.214, SLG: 0.214 (8, 1)		K		K						0	0	0	0	0	0	0									
<b>Ed Ambrister, R</b> OBP: 0.281, SLG: 0.533 (1, 9) (8, 8)		5-3		F8			E6 G1-6-3		K	4	0	0	0	0	1	1									
<b>Denis Menke, R</b> OBP: 0.367, SLG: 0.261 (1, 5)			4-3 1B		1-3		G1-6-3 1-2		5-3	4	0	1	0	0	0	1									
<b>Darrel Chaney, S</b> OBP: 0.272, SLG: 0.217 (1, 6)			4-3		E3			K	K	2	0	0	0	0	0	1									
<b>Phil Gagliano, R</b> OBP: 0.407, SLG: 0.324 (8, PH)			4-3		E3 4-3			K	K	1	0	0	0	0	1	0									
<b>Ed Crosby, L</b> OBP: 0.284, SLG: 0.256 (8, PH)			1-2							0	0	0	0	0	0	0									
<b>Dan Driessen, L</b> OBP: 0.351, SLG: 0.389 (8, PH)										1	0	0	0	0	1	0									
<b>Fred Norman, S</b> OBP: 0.099, SLG: 0.076 (1, 1)			6-3		4-3					1	0	0	0	0	0	1									
<b>Larry Stahl, L</b> OBP: 0.328, SLG: 0.349 (5, PH)			6-3		4-3					1	0	0	0	0	0	1									
<b>Roger Nelson, R</b> OBP: 0.118, SLG: 0.118 (5, 1)										0	0	0	0	0	0	0									
<b>Andy Kosco, R</b> OBP: 0.350, SLG: 0.543 (8, PH)					1-2			HR		1	1	1	1	0	0	0									
<b>Inning Stats</b>	R: 0 E: 1 K: 0 S: 3	H: 0 LOB: 0 BB: 0 P: 3	R: 0 E: 0 K: 1 S: 5	H: 0 LOB: 0 BB: 0 P: 5	R: 0 E: 0 K: 0 S: 4	H: 1 LOB: 1 BB: 0 P: 4	R: 1 E: 0 K: 2 S: 9	H: 2 LOB: 1 BB: 0 P: 9	R: 0 E: 1 K: 0 S: 4	H: 0 LOB: 1 BB: 0 P: 4	R: 0 E: 0 K: 0 S: 3	H: 0 LOB: 0 BB: 0 P: 3	R: 0 E: 1 K: 0 S: 3	H: 0 LOB: 0 BB: 0 P: 3	R: 3 E: 0 K: 1 S: 9	H: 4 LOB: 1 BB: 0 P: 9	R: 0 E: 0 K: 2 S: 7	H: 0 LOB: 0 BB: 0 P: 7	1B: 4 2B: 2 3B: 0 HR: 2	SF: 0 SAC: 0 DP: 3 HBP: 0	WP: 0 PB: 0 SB: 1 CS: 0	PA: 35			
<b>PITCHER</b>	IP	WLS	BF	H	R	ER	SO	BB	IBB	HBP	BLK	WP	HR	S	P	ERA	WHIP								
<b>Tommy John, L</b> ERA: 3.14 (1, 1)	7.1	W	29	7	4	4	4	0	0	0	0	0	2	37	37	4.91	0.955								
<b>Jim Brewer, L</b> ERA: 3.01 (8, 1)	1.2	S	6	1	0	0	2	0	0	0	0	0	0	10	10	0.00	0.600								

Batter	1	2	3	4	5	6	7	8	9	AB	R	H	RBI	BB	SO	LOB	BOTTOM								
<b>Bill Russell, R</b> OBP: 0.302, SLG: 0.338 (1, 6)	F8	SF8		P6			6-3			3	0	0	1	0	0	1	<b>Cincinnati Reds @ Los Angeles Dodgers</b> Dodger Stadium, Los Angeles, CA Sun Sep 23 1973, 3:33 AM PDT Att: 50,007 - Unknown <a href="http://livebaseballscorecards.com">livebaseballscorecards.com</a>								
<b>Tom Paciorek, R</b> OBP: 0.291, SLG: 0.356 (1, 8)	HR	K		HR			P4			4	2	2	2	0	1	1									
<b>Steve Garvey, R</b> OBP: 0.321, SLG: 0.429 (1, 3)	HR		K	6-3			F8			4	1	1	2	0	1	0									
<b>Joe Ferguson, R</b> OBP: 0.367, SLG: 0.469 (1, 9)	5-3		1B		K			F7		3	0	0	0	1	1	0									
<b>Von Joshua, L</b> OBP: 0.292, SLG: 0.303 (9, 7)			BB							0	0	0	0	0	0	0									
<b>Ron Cey, R</b> OBP: 0.338, SLG: 0.378 (1, 5)	K		BB	BB			F8	6-3		4	0	1	0	0	1	0									
<b>Willie Crawford, L</b> OBP: 0.401, SLG: 0.461 (1, 7) (9, 9)		P3	BB	BB	P5			F7		3	0	0	0	1	0	0									
<b>Steve Yeager, R</b> OBP: 0.346, SLG: 0.336 (1, 2)		E	G5-4-3			K				3	1	1	0	0	1	3									
<b>Lee Lacy, R</b> OBP: 0.287, SLG: 0.211 (1, 4)		E9 1B SF8 1B		F7			F8			3	1	1	0	0	0	0									
<b>Tommy John, R</b> OBP: 0.250, SLG: 0.222 (1, 1)										2	1	1	1	1	0	0									
<b>Jim Brewer, L</b> OBP: 0.400, SLG: 0.400 (8, 1)				HR			P4			0	0	0	0	0	0	0									
<b>Inning Stats</b>	R: 2 E: 0 K: 1 S: 7	H: 2 LOB: 0 BB: 0 P: 7	R: 2 E: 1 K: 1 S: 8	H: 3 LOB: 1 BB: 0 P: 8	R: 0 E: 0 K: 1 S: 5	H: 1 LOB: 2 BB: 2 P: 13	R: 2 E: 0 K: 0 S: 4	H: 1 LOB: 0 BB: 1 P: 8	R: 0 E: 0 K: 1 S: 5	H: 0 LOB: 0 BB: 0 P: 5	R: 0 E: 0 K: 1 S: 3	H: 0 LOB: 0 BB: 0 P: 3	R: 0 E: 0 K: 0 S: 3	H: 0 LOB: 0 BB: 0 P: 3	R: 0 E: 0 K: 0 S: 3	H: 0 LOB: 0 BB: 0 P: 3	1B: 4 2B: 1 3B: 0 HR: 2	SF: 1 SAC: 0 DP: 1 HBP: 0	WP: 0 PB: 0 SB: 0 CS: 0	PA: 33					
<b>PITCHER</b>	IP	WLS	BF	H	R	ER	SO	BB	IBB	HBP	BLK	WP	HR	S	P	ERA	WHIP								
<b>Fred Norman, L</b> ERA: 3.49 (1, 1)	4.0	L	21	7	6	5	3	3	0	0	0	0	0	13	13	11.25	2.500								
<b>Roger Nelson, R</b> ERA: 3.5 (5, 1)	3.0		9	0	0	0	2	0	0	0	0	0	0	3	3	0.00	0.000								
<b>Clay Carroll, R</b> ERA: 3.81 (8, 1)	1.0		3	0	0	0	0	0	0	0	0	0	0	3	3	0.00	0.000								

Batter	1	2	3	4	5	6	7	8	9	AB	R	H	RBI	BB	SO	LOB	TOP				
<b>Bill Russell, R</b> OBP: 0.303, SLG: 0.339 (1, 6)										4	1	2	0	0	0	0	<b>Los Angeles Dodgers @ Atlanta Braves</b> Atlanta Stadium, Atlanta, GA Tue Sep 25 1973, 7:05 PM EDT Att: 10,211 - Unknown				
<b>Tom Paciorek, R</b> OBP: 0.290, SLG: 0.359 (1, 7)										4	1	1	1	0	1	1					
<b>Willie Davis, L</b> OBP: 0.319, SLG: 0.443 (1, 8)										4	0	0	0	0	0	1					
<b>Joe Ferguson, R</b> OBP: 0.368, SLG: 0.470 (1, 2)										3	1	1	0	1	0	0					
<b>Willie Crawford, L</b> OBP: 0.398, SLG: 0.457 (1, 9)										4	0	0	0	0	2	3					
<b>Steve Garvey, R</b> OBP: 0.323, SLG: 0.428 (1, 3)										3	1	1	1	1	0	0					
<b>Ron Cey, R</b> OBP: 0.339, SLG: 0.385 (1, 5)										4	1	2	3	0	1	2					
<b>Lee Lacy, R</b> OBP: 0.279, SLG: 0.205 (1, 4)										4	0	0	0	0	1	1					
<b>Don Sutton, R</b> OBP: 0.167, SLG: 0.131 (1, 1)										4	0	0	0	0	0	1					
<b>Inning Stats</b>	R: 2 E: 0 K: 1 S: 8	H: 3 LOB: 2 BB: 1 P: 12	R: 0 E: 0 K: 1 S: 6	H: 1 LOB: 1 BB: 0 P: 6	R: 0 E: 0 K: 1 S: 5	H: 0 LOB: 0 BB: 0 P: 5	R: 0 E: 0 K: 1 S: 5	H: 0 LOB: 0 BB: 0 P: 5	R: 0 E: 0 K: 0 S: 3	H: 0 LOB: 0 BB: 0 P: 3	R: 0 E: 0 K: 0 S: 4	H: 1 LOB: 1 BB: 0 P: 4	R: 0 E: 0 K: 0 S: 3	H: 0 LOB: 0 BB: 0 P: 3	R: 3 E: 0 K: 1 S: 7	H: 2 LOB: 0 BB: 1 P: 11	1B: 4 2B: 2 3B: 0 HR: 1	SF: 0 SAC: 0 DP: 0 HBP: 0	WP: 0 PB: 0 SB: 0 CS: 0	PA: 36	
<b>PITCHER</b>	IP	WLS	BF	H	R	ER	SO	BB	IBB	HBP	BLK	WP	HR	S	P	ERA	WHIP				
<b>Phil Niekro, R</b> ERA: 3.31 (1, 1)	8.0	L	30	5	2	2	4	1	0	0	0	0	0	37	41	2.25	0.750				
<b>Dave Cheadle, L</b> ERA: 18.0 (9, 1)	1.0		6	2	3	3	1	0	1	0	0	0	1	7	11	27.00	2.000				

AB	34
R	5
H	7
RBI	5
BB	2
SO	5
LOB	9



Batter	1	2	3	4	5	6	7	8	9	AB	R	H	RBI	BB	SO	LOB	BOTTOM				
<b>Marty Perez, R</b> OBP: 0.314, SLG: 0.346 (1, 6)										3	0	1	1	0	0	0	<b>Los Angeles Dodgers @ Atlanta Braves</b> Atlanta Stadium, Atlanta, GA Tue Sep 25 1973, 7:05 PM EDT Att: 10,211 - Unknown				
<b>Mike Lum, L</b> OBP: 0.349, SLG: 0.451 (1, 9)										4	0	1	0	0	1	1					
<b>Darrell Evans, L</b> OBP: 0.404, SLG: 0.551 (1, 5)										4	0	0	0	0	1	3					
<b>Hank Aaron, R</b> OBP: 0.395, SLG: 0.635 (1, 7)										4	0	0	0	0	0	0					
<b>Dusty Baker Jr., R</b> OBP: 0.356, SLG: 0.444 (1, 8)										3	0	0	0	0	1	0					
<b>Davey Johnson, R</b> OBP: 0.371, SLG: 0.554 (1, 4)										2	0	0	0	2	1	0					
<b>Frank Tepedino, L</b> OBP: 0.358, SLG: 0.425 (1, 3)										3	0	0	0	0	1	3					
<b>Paul Casanova, R</b> OBP: 0.262, SLG: 0.350 (1, 2)										2	0	0	0	0	1	2					
<b>Johnny Oates, L</b> OBP: 0.299, SLG: 0.304 (8, PH)										1	0	1	0	0	0	0					
<b>Leo Foster, R</b> OBP: 0.167, SLG: 0.333 (8, PR)										0	1	0	0	0	0	0					
<b>Freddie Velazquez, R</b> OBP: 0.364, SLG: 0.381 (9, 2)										0	0	0	0	0	0	0					
<b>Phil Niekro, R</b> OBP: 0.143, SLG: 0.207 (1, 1)										2	0	0	0	0	1	0					
<b>Chuck Goggin, S</b> OBP: 0.356, SLG: 0.352 (8, PH)										1	0	1	0	0	0	0					
<b>Dave Cheadle, L</b> (9, 1)										0	0	0	0	0	0	0					
<b>Inning Stats</b>	R: 0 E: 0 K: 0 S: 3	H: 0 LOB: 0 BB: 0 P: 3	R: 0 E: 0 K: 1 S: 5	H: 0 LOB: 2 BB: 1 P: 10	R: 0 E: 0 K: 1 S: 5	H: 0 LOB: 0 BB: 0 P: 5	R: 0 E: 0 K: 0 S: 3	H: 0 LOB: 0 BB: 0 P: 3	R: 0 E: 0 K: 0 S: 3	H: 0 LOB: 0 BB: 0 P: 3	R: 0 E: 0 K: 0 S: 3	H: 0 LOB: 0 BB: 0 P: 3	R: 1 E: 1 K: 0 S: 6	H: 3 LOB: 2 BB: 0 P: 6	R: 0 E: 0 K: 2 S: 7	H: 0 LOB: 0 BB: 0 P: 7	1B: 4 2B: 0 3B: 0 HR: 0	SF: 1 SAC: 0 DP: 1 HBP: 1	WP: 0 PB: 0 SB: 2 CS: 0	PA: 33	
<b>PITCHER</b>	IP	WLS	BF	H	R	ER	SO	BB	IBB	HBP	BLK	WP	HR	S	P	ERA	WHIP				
<b>Don Sutton, R</b> ERA: 2.42 (1, 1)	9.0	W	33	4	1	0	7	2	0	1	0	0	0	44	53	0.00	0.667				





Batter	1	2	3	4	5	6	7	8	9	AB	R	H	RBI	BB	SO	LOB	TOP								
<b>Bill Russell, R</b> OBP: 0.300, SLG: 0.336 (1, 6)	6-3		P4		G5-4-3	FC5-4			5-3	5	0	0	0	0	0	2	<b>Los Angeles Dodgers @ Atlanta Braves</b> Atlanta Stadium, Atlanta, GA Wed Sep 26 1973, 7:05 PM EDT Att: 5,571 - Unknown  <a href="http://livebaseballscorecards.com">livebaseballscorecards.com</a>								
<b>Von Joshua, L</b> OBP: 0.296, SLG: 0.307 (1, 7)	K		L4			BLK S HR		F9	1B 1B	5	2	2	0	0	1	0									
<b>Tom Paciorek, R</b> OBP: 0.298, SLG: 0.358 (1, 8)	K		5-3			HR	BB	CS BB	1B SF9 1B	3	2	1	0	2	1	0									
<b>Steve Garvey, R</b> OBP: 0.330, SLG: 0.442 (1, 3)		2B 1B			FC6-4 1B	HR		E6	SF9 BB 2B 1B	5	3	4	4	0	0	1									
<b>Bill Buckner, L</b> OBP: 0.296, SLG: 0.352 (1, 9)		F8			FC6-4			F9	2B BB	4	0	1	0	0	0	3									
<b>Charlie Hough, R</b> OBP: 0.154, SLG: 0.154 (7, 1)										0	0	0	0	0	0	0									
<b>Joe Ferguson, R</b> OBP: 0.369, SLG: 0.470 (9, PH) (9, 2)										0	0	0	0	1	0	0									
<b>Steve Yeager, R</b> OBP: 0.345, SLG: 0.341 (1, 2)		1B 2B			L8	F8			E4	4	1	1	0	0	2										
<b>Ron Cey, R</b> OBP: 0.338, SLG: 0.385 (9, PH) (9, 5)									SF9	0	0	0	1	0	0	0									
<b>Jerry Royster, R</b> OBP: 0.182, SLG: 0.182 (1, 5)									2B 3H	4	0	1	2	0	2	2									
<b>Ken McMullen, R</b> OBP: 0.297, SLG: 0.482 (9, PH) (9, 1)									1-3	1	0	1	1	0	0	0									
<b>Doug Rau, L</b> OBP: 0.091, SLG: 0.091 (9, 1)		1B			K				1-3	0	0	0	0	0	0	0									
<b>Lee Lacy, R</b> OBP: 0.287, SLG: 0.222 (1, 4)		2H 3H							3H	1	0	0	0	0	0	0									
<b>Jim Faltrey, L</b> OBP: 0.400, SLG: 0.222 (8, PH) (8, 4)										1	0	0	0	0	1	1									
<b>Davey Lopes, R</b> OBP: 0.349, SLG: 0.350 (8, PH) (8, 4)						1B 2B	FC1-6 S 1B		5-3	1	0	0	0	0	1	1									
<b>Al Downing, R</b> OBP: 0.161, SLG: 0.123 (1, 1)										1	0	0	0	0	1	1									
<b>Greg Shanahan, R</b> (2, 1)										0	0	0	0	0	0	0									
<b>Willie Davis, L</b> OBP: 0.320, SLG: 0.444 (5, PH) (5, 1)										1	0	1	1	0	0	0									
<b>Eddie Solomon, R</b> (5, 1)										1	0	0	0	0	1	1									
<b>Willie Crawford, L</b> OBP: 0.397, SLG: 0.456 (7, 9)						2H	G5-4-3 1B		F8	1	0	0	0	0	1	1									
<b>Inning Stats</b>	R: 0 E: 0 K: 2 S: 7	H: 0 LOB: 0 BB: 0 P: 7	R: 2 E: 0 K: 2 S: 10	H: 3 LOB: 1 BB: 0 P: 10	R: 0 E: 0 K: 0 S: 3	H: 0 LOB: 0 BB: 0 P: 3	R: 0 E: 0 K: 1 S: 6	H: 1 LOB: 1 BB: 0 P: 6	R: 4 E: 0 K: 0 S: 7	H: 5 LOB: 1 BB: 1 P: 11	R: 0 E: 0 K: 0 S: 4	H: 1 LOB: 1 BB: 0 P: 4	R: 0 E: 1 K: 0 S: 3	H: 0 LOB: 1 BB: 1 P: 7	R: 0 E: 1 K: 1 S: 6	H: 0 LOB: 1 BB: 0 P: 6	R: 3 E: 0 K: 0 S: 7	H: 4 LOB: 2 BB: 1 P: 11	1B: 9 2B: 4 3B: 0 HR: 1	SF: 1 SAC: 0 DP: 1 HBP: 0	WP: 0 PB: 0 SB: 3 CS: 1	PA: 44			
<b>PITCHER</b>	IP	WLS	BF	H	R	ER	SO	BB	IBB	HBP	BLK	WP	HR	S	P	ERA	WHIP								
<b>Ron Schueler, R</b> ERA: 3.87 (1, 1)	7.0		33	10	6	6	5	2	0	0	1	0	1	41	49	7.71	1.714								
<b>Roric Harrison, R</b> ERA: 4.16 (8, 1)	1.1	L	8	3	3	3	1	1	0	0	0	0	0	9	13	20.25	3.000								
<b>Joe Niekro, R</b> ERA: 4.13 (9, 1)	0.2		3	1	0	0	0	0	0	0	0	0	0	3	3	0.00	1.500								

Batter	1	2	3	4	5	6	7	8	9	AB	R	H	RBI	BB	SO	LOB	BOTTOM									
<b>Marty Perez, R</b> OBP: 0.316, SLG: 0.349 (1, 6)	1B SF7 1B	1B 1B BB	1B 1-2 3H 1B		FC6-4 1B		F9	FC5-4		5	2	3	1	1	0	1	<b>Los Angeles Dodgers @ Atlanta Braves</b> Atlanta Stadium, Atlanta, GA Wed Sep 26 1973, 7:05 PM EDT Att: 5,571 - Unknown  <a href="http://livebaseballscorecards.com">livebaseballscorecards.com</a>									
<b>Mike Lum, L</b> OBP: 0.349, SLG: 0.455 (1, 9)	F9	1B 1B	P4		FC6-4 G4-6-3 1B		HR		6-3	6	2	2	1	0	4											
<b>Darrell Evans, L</b> OBP: 0.404, SLG: 0.555 (1, 5)	BB 1B	K			G4-6-3 1B		HR		4-3	6	2	3	2	0	1	3										
<b>Hank Aaron, R</b> OBP: 0.394, SLG: 0.631 (1, 7)	SF7	1B 1B	L7				P6	PB 1B BB	F3	4	0	1	2	1	0	2										
<b>Dusty Baker Jr., R</b> OBP: 0.357, SLG: 0.444 (1, 8)	E 1B BB	1-2 2H 1B			5-3		K2-3			4	0	2	1	1	1	0										
<b>Davey Johnson, R</b> OBP: 0.372, SLG: 0.552 (1, 4)	E7 BB 1B	F3			F2		BB BB	6-3		4	0	1	1	1	0	4										
<b>Dick Dietz, R</b> OBP: 0.476, SLG: 0.440 (1, 3)					1B 1B 2B		FC6-4 BB		F7	1	1	1	0	3	0	0										
<b>Frank Tepedino, L</b> OBP: 0.356, SLG: 0.422 (7, 3)	1-2 BB									1	0	0	0	0	0	0										
<b>Paul Casanova, R</b> OBP: 0.260, SLG: 0.343 (1, 2)	P6		6-3				FC6-4		F8	4	0	0	0	1	0	6										
<b>Ron Schueler, R</b> OBP: 0.203, SLG: 0.177 (1, 1)										4	1	1	0	0	1	2										
<b>Roric Harrison, R</b> OBP: 0.105, SLG: 0.185 (8, 1)		6-3			4-3					0	0	0	0	1	0	0										
<b>Joe Niekro, R</b> OBP: 0.333, SLG: 0.333 (9, 1)			1B 1B				K	FC5-4 BB		0	0	0	0	0	0	0										
<b>Inning Stats</b>	R: 2 E: 1 K: 0 S: 6	H: 3 LOB: 3 BB: 2 P: 14	R: 2 E: 0 K: 1 S: 8	H: 3 LOB: 2 BB: 1 P: 12	R: 2 E: 0 K: 0 S: 7	H: 4 LOB: 2 BB: 0 P: 7	R: 0 E: 0 K: 0 S: 3	H: 0 LOB: 2 BB: 2 P: 11	R: 0 E: 0 K: 0 S: 5	H: 1 LOB: 0 BB: 0 P: 3	R: 0 E: 0 K: 1 S: 5	H: 0 LOB: 2 BB: 2 P: 13	R: 2 E: 0 K: 1 S: 8	H: 3 LOB: 1 BB: 1 P: 12	R: 0 E: 0 K: 0 S: 3	H: 0 LOB: 1 BB: 1 P: 7		R: 0 E: 0 K: 0 S: 3	H: 0 LOB: 0 BB: 0 P: 3	1B: 11 2B: 1 3B: 0 HR: 2	SF: 1 SAC: 0 DP: 1 HBP: 0	WP: 0 PB: 1 SB: 0 CS: 0	PA: 49			
<b>PITCHER</b>	IP	WLS	BF	H	R	ER	SO	BB	IBB	HBP	BLK	WP	HR	S	P	ERA		WHIP								
<b>Al Downing, L</b> ERA: 3.31 (1, 1)	1.2		14	6	4	4	1	3	0	0	0	0	0	11	19	7.71		2.571								
<b>Greg Shanahan, R</b> ERA: 3.86 (2, 1)	2.1		13	4	2	2	0	2	0	0	0	0	0	11	19	7.71		2.571								
<b>Eddie Solomon, R</b> ERA: 7.11 (5, 1)	2.2		13	3	2	2	2	3	0	0	0	0	2	14	26	6.75		2.250								
<b>Charlie Hough, R</b> ERA: 2.75 (7, 1)	1.1	W	6	1	0	0	0	1	0	0	0	0	0	5	9	0.00		1.500								
<b>Doug Rau, L</b> ERA: 3.99 (9, 1)	1.0	S	3	0	0	0	0	0	0	0	0	0	0	3	3	0.00		0.000								



