

Los Angeles Dodgers - 1975

Batter	1	2	3	4	5	6	7	8	9	AB R H RBI BB SO LOB	TOP															
Davey Lopes, R OBP: 0.455, SLG: 0.444 (1, 4)	4-0 FC5-4 BB	0-0 2B			0-0 FC6-4 HR		0-0 6-3		0-0 F9	4 1 1 0 1 0 1																
Bill Buckner, L OBP: 0.111, SLG: 0.444 (1, 7)	0-0 FC5-4 2B FC4-6	0-0 G3			0-0 HR		0-0 P4		0-0 4-3	5 2 1 2 0 0 2																
Jimmy Wynn, R OBP: 0.455, SLG: 0.444 (1, 8)	0-0 FC4-6 2B				0-0 F7		4-0 BB		0-0 1B	4 0 2 0 1 0 0																
Joe Ferguson, R OBP: 0.364, SLG: 0.125 (1, 2)	4-0 FC4-6 IBB				4-0 BB		0-3 K		0-0 F7	3 0 0 0 2 2 2																
Steve Garvey, R OBP: 0.400, SLG: 0.500 (1, 3)	0-0 FC4-6 BB				0-0 5-3				0-0 ES 1B	4 0 1 1 0 0 3																
Willie Crawford, L (1, 9)	4-0 1-2 BB				0-0 G3				0-0 F8	3 0 0 0 1 1 1																
Ron Cey, R OBP: 0.300, SLG: 0.222 (1, 5)	0-0 4-3				0-0 P4		0-0 BB 1B		4-0 FC6-4 BB	3 0 1 0 1 0 3																
Bill Russell, R (1, 6)					0-3 K		4-0 G5-4-3 BB		0-3 K	3 0 0 0 1 2 2																
Andy Messersmith, R OBP: 0.333, SLG: 0.333 Mike Marshall, R (7, 1)					0-0 FC6-4 1B		0-0 G5-4-3		0-0 FC6-4	3 0 1 0 0 1 2 1 0 0 0 0 0 2																
Inning Stats	R: 1 E: 0 K: 0 S: 4	H: 1 LOB: 3 BB: 3 P: 16	R: 0 E: 0 K: 1 S: 6	H: 1 LOB: 1 BB: 0 P: 6	R: 0 E: 0 K: 1 S: 5	H: 0 LOB: 0 BB: 0 P: 5	R: 0 E: 0 K: 1 S: 5	H: 0 LOB: 0 BB: 0 P: 5	R: 2 E: 0 K: 0 S: 5	H: 2 LOB: 1 BB: 1 P: 9	R: 0 E: 0 K: 1 S: 5	H: 1 LOB: 1 BB: 1 P: 9	R: 0 E: 0 K: 1 S: 5	H: 0 LOB: 1 BB: 1 P: 9	R: 0 E: 0 K: 1 S: 6	H: 1 LOB: 2 BB: 1 P: 10	R: 0 E: 0 K: 0 S: 4	H: 1 LOB: 1 BB: 0 P: 4	1B: 4 2B: 2 3B: 0 HR: 1	SF: 0 SAC: 0 DP: 1 HBP: 0	WP: 0 PB: 0 SB: 1 CS: 0	PA: 40				
PITCHER	IP WLS BF H R ER SO BB IBB HBP BLK WP HR S P ERA WHIP																									
Jack Billingham, R ERA: 4.5 (1, 1)	6.0	27	5	3	3	4	4	1	0	0	0	1	30	50	4.50	1.500										
Clay Carroll, R ERA: (7, 1)	2.0	9	1	0	0	2	2	0	0	0	0	0	11	19	0.00	1.500										
Pedro Borbon, R ERA: (9, 1)	1.0	W 4	1	0	0	0	0	0	0	0	0	0	4	4	0.00	1.000										

Los Angeles Dodgers @ Cincinnati Reds
Riverfront Stadium, Cincinnati, OH

Wed Apr 09 1975, 7:05 PM EDT
Att. 15,554 - Unknown

livebaseballscorecards.com

AB	33
R	3
H	7
RBI	3
BB	7
SO	6
LOB	18



BOTTOM

Los Angeles Dodgers @ Cincinnati Reds
 Riverfront Stadium, Cincinnati, OH

Wed Apr 09 1975, 7:05 PM EDT
 Att. 15,554 - Unknown

livebaseballscorecards.com

AB	31
R	4
H	10
RBI	4
BB	3
SO	2
LOB	16



WP: 0	PA: 36
PB: 0	
SB: 1	
CS: 0	

AB	R	H	RBI	BB	SO	LOB
3	0	0	0	1	0	1
4	0	3	1	0	0	0
4	0	0	0	0	1	4
3	1	0	0	1	0	4
4	0	2	0	0	0	3
3	1	2	0	1	0	1
3	1	1	2	0	1	1
2	0	0	0	0	0	0
1	0	0	0	0	0	2
0	0	0	0	0	0	0
1	0	0	0	0	0	0
1	0	1	1	0	0	0

Batter	1	2	3	4	5	6	7	8	9
Pete Rose, S (1, 7) OBP: 0.400, SLG: 0.250	0-0 F8			0-0 3-1		0-0 1-3		4-0 1B BB	
Joe Morgan, L (1, 4) OBP: 0.600, SLG: 0.667	0-0 P4			0-0 S 1B		0-0 FC6-4 1B		0-0 1-3 1B	
Johnny Bench, R (1, 2) S S S	0-3 K			0-0 F9 1-2		0-0 FC6-4 1-2f		0-0 E5 1-2	
Tony Perez, R (1, 3)		0-0 1-3		0-0 6-3			4-0 2B SF8 BB	0-0 P9	
Cesar Geronimo, L (1, 8) OBP: 0.300, SLG: 0.333		0-0 G3-6 1B			0-0 F8		0-0 1-3 2B	0-0 4-3	
Ken Griffey, L (1, 9) OBP: 0.444, SLG: 0.625		0-0 G3-6 1-2f			0-0 G4-6-3 1B		4-0 G1-6-3 BB		0-0 1B 3B
Darrel Chaney, S (1, 6) (8, 5) OBP: 0.143, SLG: 0.167			0-3 K		0-0 G4-6-3 1-2f		0-0 SF8		0-0 SH3-4 1B
John Vukovich, R (1, 5) OBP: 0.200, SLG: 0.400			0-0 L9			0-0 F8	0-0 G1-6-3 1-2f	0-0 SH3-4	
Terry Crowley, L (7, PH)								1-2	
Doug Flynn, R (8, 6)									
Jack Billingham, R (1, 1)									
Ed Armbrister, R (6, PH) OBP: 1.000, SLG: 2.000									
Clay Carroll, R (7, 1)									
Merv Rettenmund, R (8, PH)									
Pedro Borbon, R (9, 1)									
Dave Concepcion, R (9, PH) OBP: 0.429, SLG: 0.429								2-H	

Inning	R	H	E	K	S	P
1	0	0	0	1	5	3
2	0	1	0	0	3	3
3	0	0	0	1	5	3
4	0	1	0	0	4	3
5	0	1	0	0	3	3
6	1	2	0	0	5	5
7	1	1	0	2	11	11
8	0	1	1	1	9	9
9	2	3	0	4	4	4

Inning	R	H	E	K	S	P
1	0	0	0	0	5	3
2	0	0	0	0	3	3
3	0	0	0	0	3	3
4	0	0	0	0	3	3
5	0	0	0	0	3	3
6	0	0	0	0	3	3
7	0	0	0	0	3	3
8	0	0	0	0	3	3
9	0	0	0	0	3	3

Inning	R	H	E	K	S	P
1	0	0	0	0	5	3
2	0	0	0	0	3	3
3	0	0	0	0	3	3
4	0	0	0	0	3	3
5	0	0	0	0	3	3
6	0	0	0	0	3	3
7	0	0	0	0	3	3
8	0	0	0	0	3	3
9	0	0	0	0	3	3

Inning	R	H	E	K	S	P
1	0	0	0	0	5	3
2	0	0	0	0	3	3
3	0	0	0	0	3	3
4	0	0	0	0	3	3
5	0	0	0	0	3	3
6	0	0	0	0	3	3
7	0	0	0	0	3	3
8	0	0	0	0	3	3
9	0	0	0	0	3	3

Inning	R	H	E	K	S	P
1	0	0	0	0	5	3
2	0	0	0	0	3	3
3	0	0	0	0	3	3
4	0	0	0	0	3	3
5	0	0	0	0	3	3
6	0	0	0	0	3	3
7	0	0	0	0	3	3
8	0	0	0	0	3	3
9	0	0	0	0	3	3

Inning	R	H	E	K	S	P
1	0	0	0	0	5	3
2	0	0	0	0	3	3
3	0	0	0	0	3	3
4	0	0	0	0	3	3
5	0	0	0	0	3	3
6	0	0	0	0	3	3
7	0	0	0	0	3	3
8	0	0	0	0	3	3
9	0	0	0	0	3	3

PITCHER	IP	WLS	BF	H	R	ER	SO	BB	IBB	HBP	BLK	WP	HR	S	P	ERA	WHIP
Andy Messersmith, R (1, 1) ERA: 3.0	6.0		23	6	2	2	2	1	0	0	0	0	0	26	30	3.00	1.167
Mike Marshall, R (7, 1) ERA: 2.45	2.1	L	13	4	2	2	0	2	0	0	0	0	0	11	19	7.71	2.571

Los Angeles Dodgers @ Cincinnati Reds
 Riverfront Stadium, Cincinnati, OH

Thu Apr 10 1975, 7:05 PM EDT
 Att. 20,550 - Unknown

AB	35
R	6
H	9
RBI	6
BB	4
SO	3
LOB	11



Batter	1	2	3	4	5	6	7	8	9	AB R H RBI BB SO LOB
Davey Lopes, R (1, 4) OBP: 0.375, SLG: 0.308	0-0 5-3		0-0 F6-3	0-3 K		4-0 WP 2B S BB			0-0 F6-3	4 1 0 0 1 1 1
Bill Buckner, L (1, 7) OBP: 0.286, SLG: 0.714	0-0 FC5-4 3B		0-0 1B	0-0 G3		0-0 1H 2B			0-0 4-3	5 1 3 1 0 0 1
Jimmy Wynn, R (1, 8) OBP: 0.500, SLG: 0.500	4-0 FC5-4 BB		0-3 K		4-0 F1-6-3 1B BB	0-0 P2			0-0 2B	3 0 1 0 2 1 2
Joe Ferguson, R (1, 2) OBP: 0.313, SLG: 0.154	0-0 FC5-4 1-2f 3-H			0-0 E5 2B	0-0 F1-6-3 1B			0-0 F8	0-0 P5	5 1 1 1 0 0 2
Steve Garvey, R (1, 3) OBP: 0.357, SLG: 0.500	0-0 P4			0-0 1B 2B	0-0 F1-6-3 1-2 2-3			0-0 F6-3		4 1 1 1 0 0 3
Willie Crawford, L (1, 9) OBP: 0.333, SLG: 0.143		0-0 G3		0-0 2B SF8 1B	4-0 BB BB BB BB			0-0 F7		3 1 1 1 1 0 0
Ron Cey, R (1, 5) OBP: 0.286, SLG: 0.308		0-0 F7		0-0 1B 2B	0-0 F9			0-0 F6-3		4 1 1 0 0 0 2
Bill Russell, R (1, 6)		0-3 K		0-0 SF8		0-0 F6-3		0-0 F8		3 0 0 1 0 1 0
Doug Rau, L (1, 1) OBP: 0.500, SLG: 0.500			0-0 1-3	0-0 1B		0-0 1-3		0-0 5-3		2 0 1 1 0 0 0
Rick Rhoden, R (4, 1)										1 0 0 0 0 0 0
Jim Brewer, L (7, 1)										0 0 0 0 0 0 0
Ken McMullen, R (8, PH)										1 0 0 0 0 0 0
Charlie Hough, R (8, 1)										0 0 0 0 0 0 0

Inning Stats	R: 1	H: 1	R: 0	H: 0	R: 0	H: 1	R: 4	H: 4	R: 0	H: 1	R: 1	H: 1	R: 0	H: 0	R: 0	H: 1	R: 0	H: 1	R: 0	H: 1	1B: 4	SF: 1	WP: 1	PA: 40
	E: 0	LOB: 1	E: 0	LOB: 0	E: 0	LOB: 1	E: 1	LOB: 1	E: 0	LOB: 2	E: 0	LOB: 1	E: 0	LOB: 0	E: 0	LOB: 0	E: 0	LOB: 1	E: 0	LOB: 1	2B: 4 <td>SAC: 0 <td>PB: 0 <td></td> </td></td>	SAC: 0 <td>PB: 0 <td></td> </td>	PB: 0 <td></td>	
	K: 0	BB: 1	K: 1	BB: 0	K: 1	BB: 0	K: 1	BB: 0	K: 0	BB: 2	K: 0	BB: 1	K: 0	BB: 0	K: 0	BB: 0	K: 0	BB: 0	K: 0	BB: 0	3B: 1 <td>DP: 1 <td>SB: 1 <td></td> </td></td>	DP: 1 <td>SB: 1 <td></td> </td>	SB: 1 <td></td>	
	S: 4	P: 8	S: 5	P: 5	S: 6	P: 6	S: 10	P: 10	S: 3	P: 11	S: 4	P: 8	S: 3	P: 3	S: 3	P: 3	S: 3	P: 3	S: 4	P: 4	HR: 0 <td>HBP: 0 <td>CS: 0</td> <td></td> </td>	HBP: 0 <td>CS: 0</td> <td></td>	CS: 0	

PITCHER	IP	WLS	BF	H	R	ER	SO	BB	IBB	HBP	BLK	WP	HR	S	P	ERA	WHIP
Clay Kirby, R (1, 1) ERA: 10.8	3.1		18	6	5	4	2	1	0	0	0	0	0	21	25	10.80	2.100
Will McEnaney, L (4, 1) ERA:	0.2		2	0	0	0	1	0	0	0	0	0	0	4	4	0.00	0.000
Tom Hall, L (5, 1) ERA:	0.0		2	1	0	0	0	1	0	0	0	0	0	1	5	∞	∞
Pedro Borbon, R (5, 1) ERA: 1.8	2.0		8	1	1	1	0	2	0	0	0	1	0	6	14	4.50	1.500
Clay Carroll, R (7, 1) ERA:	3.0	W	10	1	0	0	0	0	0	0	0	0	0	10	10	0.00	0.333

WP: 1	PA: 40
PB: 0	
SB: 1	
CS: 0	

Batter	1	2	3	4	5	6	7	8	9	AB R H RBI BB SO LOB	TOP											
Davey Lopes, R (1, 4) OBP: 0.381, SLG: 0.250	4-0 CS S BB		0-0 5-3		0-0 FC6-4 2B		0-0 4-3		1-0 F9 S 2B HBP	3 2 0 0 1 0 1												
Bill Buckner, L (1, 7) OBP: 0.316, SLG: 0.842	0-0 L8		0-0 HR		0-0 2B		0-0 F5		0-0 F9	5 2 2 2 0 0 2												
Jimmy Wynn, R (1, 8) OBP: 0.524, SLG: 0.625	0-3 K		4-0 BB		0-0 1B G5-2-3 2B		0-0 6-3		0-0 1B 2B	4 1 2 2 1 1 1												
Steve Garvey, R (1, 3) OBP: 0.474, SLG: 0.529	0-0 CS	4-0 1B BB	0-3 K		0-0 BB 1B			4-0 BB 2B	0-0 F8 1B 1B	3 2 2 0 2 1 1												
Willie Crawford, L (1, 9) OBP: 0.385, SLG: 0.111		0-0 F9		4-0 S BB	4-0 BB			0-0 F8	0-0 1B 1B	2 0 0 0 2 0 2												
Joe Ferguson, R (9, PH) OBP: 0.353, SLG: 0.214					1-2 BB			1-2 1B	1-2 1B	1 0 1 1 0 0 0												
Ron Cey, R (1, 5) OBP: 0.263, SLG: 0.278		0-0 1B		0-0 F8	0-0 G5-2-3			0-0 F3	0-0 F8	5 0 1 0 0 0 7												
Steve Yeager, R (1, 2) OBP: 0.182, SLG: 0.100		0-3 K		0-3 K		0-0 F9		4-0 2B BB	0-0 1B	4 0 1 1 1 2 3												
Bill Russell, R (1, 6) OBP: 0.158, SLG: 0.125		0-0 F8		0-0 5-3		0-3 K		0-0 BB 2B	0-0 F9	5 0 1 1 0 1 5												
Don Sutton, R (1, 1)			0-0 4-3		4-0 FC6-4 BB		0-0 4-3		0-3 K	3 0 0 0 1 1 2												
Inning Stats	R: 0 E: 0 K: 1 S: 4	H: 0 LOB: 0 BB: 1 P: 8	R: 0 E: 0 K: 1 S: 6	H: 1 LOB: 2 BB: 1 P: 10	R: 1 E: 0 K: 1 S: 6	H: 1 LOB: 1 BB: 1 P: 10	R: 0 E: 0 K: 1 S: 5	H: 0 LOB: 1 BB: 1 P: 9	R: 2 E: 0 K: 0 S: 5	H: 3 LOB: 2 BB: 2 P: 13	R: 0 E: 0 K: 1 S: 5	H: 0 LOB: 0 BB: 0 P: 5	R: 0 E: 0 K: 0 S: 3	H: 0 LOB: 0 BB: 0 P: 3	R: 1 E: 0 K: 1 S: 6	H: 1 LOB: 2 BB: 2 P: 14	R: 3 E: 0 K: 0 S: 7	H: 4 LOB: 2 BB: 0 P: 8	1B: 5 2B: 4 3B: 0 HR: 1	SF: 0 SAC: 0 DP: 1 HBP: 1	WP: 0 PB: 0 SB: 4 CS: 1	PA: 45
PITCHER	IP WLS BF H R ER SO BB IBB HBP BLK WP HR S P ERA WHIP																					
Tom Griffin, R (1, 1) ERA: 6.23	4.1 L 21 4 3 3 4 5 0 0 0 0 0 1 24 44 6.23 2.077																					
Wayne Granger, R (5, 1) ERA:	0.2 3 1 0 0 0 1 0 0 0 0 0 0 2 6 0.00 3.000																					
Ken Forsch, R (6, 1) ERA: 3.0	3.0 12 1 1 1 2 2 0 0 0 0 0 0 14 22 3.00 1.000																					
Jim York, R (9, 1) ERA: 81.0	0.1 4 2 3 3 0 0 0 1 0 0 0 0 3 4 81.00 6.000																					
Fred Scherman, L (9, 1) ERA:	0.2 4 2 0 0 0 0 0 0 0 0 0 0 4 4 0.00 3.000																					

Los Angeles Dodgers @ Houston Astros
 Astrodome, Houston, TX
 Fri Apr 11 1975, 8:05 PM EDT
 Att. 17,851 - Dome

AB	35
R	7
H	10
RBI	7
BB	8
SO	6
LOB	24



WP: 0	PA: 45
-------	--------

ERA	WHIP
-----	------

livebaseballscorecards.com

BOTTOM

Los Angeles Dodgers @ Houston Astros
Astrodome, Houston, TX
Sat Apr 12 1975, 8:05 PM EDT
Att. 25,024 - Dome

livebaseballscorecards.com

AB	29
R	7
H	8
RBI	7
BB	5
SO	4
LOB	9



WP:	0	PA:	36
PB:	0		
SB:	3		
CS:	1		

AB	R	H	RBI	BB	SO	LOB
4	0	2	2	0	1	0
4	1	1	0	0	1	2
2	1	0	0	2	0	1
2	1	1	1	1	0	1
0	0	0	0	0	0	0
4	1	2	3	0	1	1
3	1	0	0	1	0	2
4	1	1	1	0	0	1
3	1	1	0	1	0	0
1	0	0	0	0	0	0
2	0	0	0	0	1	1
1B:	4	SF:	0			
2B:	3	SAC:	2			
3B:	0	DP:	0			
HR:	1	HBP:	0			

Batter	1	2	3	4	5	6	7	8	9
Enos Cabell, R OBP: 0.318, SLG: 0.409 (1, 7)	0-0 6-3		0-0 1B	0-0 2B		0-3 K			
Rob Andrews, R OBP: 0.333, SLG: 0.400 (1, 4)	0-0 F7		0-3 K	0-0 1-3			0-0 4-3 2B 1B		
Cesar Cedeno, R OBP: 0.500, SLG: 0.471 (1, 8)	4-0 S BB			0-0 F8	4-0 SH1-3 2B BB		0-0 4-3 1-2		
Milt May, L OBP: 0.333, SLG: 0.313 Skip Jutze, R (7, PR) (8, 2)	0-0 4-3			4-0 HR BB	0-0 SH1-3 1-3		0-0 2B 2-H		
Cliff Johnson, R OBP: 0.350, SLG: 0.588 (1, 3)		0-0 4-3		0-0 HR 1-H	0-0 2B 3-H		0-3 K		
Jose Cruz, L OBP: 0.316, SLG: 0.375 (1, 9)		0-0 F9		4-0 1B BB BLK	0-0 5-3		0-0 4-3		
Doug Rader, R OBP: 0.421, SLG: 0.474 (1, 5)		0-0 6-3		0-0 SH5-3 1B 1-H 2B 1B	0-0 6-3		0-0 5-3		
Roger Metzger, S OBP: 0.389, SLG: 0.313 (1, 6)			0-0 F8	0-0 SH5-3 2B 1B		0-0 F8	4-0 CS BB		
Larry Dierker, R Wayne Granger, R (6, 1)			0-0 6-3	0-0 SH5-3 1-2 2-3		0-0 F7	0-3 K 1-2		

Inning	R	H	E	K	S	P	BB	SO	LOB
1	0	0	0	0	3	7	0	1	1
2	0	0	0	0	3	3	0	0	0
3	0	1	0	1	6	6	0	0	1
4	5	4	0	0	7	15	2	1	2
5	1	1	0	0	4	8	1	1	1
6	0	0	0	0	5	5	0	0	0
7	1	2	0	1	7	7	0	0	0
8	0	0	0	0	4	8	1	1	0
9	0	0	0	0	3	3	0	0	1

PITCHER	IP	WLS	BF	H	R	ER	SO	BB	IBB	HBP	BLK	WP	HR	S	P	ERA	WHIP
Juan Marichal, R ERA: 12.27 (1, 1)	3.2	L	19	5	5	5	1	3	0	0	1	0	1	18	30	12.27	2.182
Jim Brewer, L ERA: (4, 1)	0.1		1	0	0	0	0	0	0	0	0	0	0	1	1	0.00	0.000
Al Downing, L ERA: 9.0 (5, 1)	1.0		5	1	1	1	0	1	0	0	0	0	0	4	8	9.00	2.000
Charlie Hough, R ERA: 5.4 (6, 1)	2.1		10	2	1	1	2	1	0	0	0	0	0	13	17	3.86	1.286
Mike Marshall, R ERA: 2.25 (8, 1)	0.2		1	0	0	0	1	0	0	0	0	0	0	3	3	0.00	0.000

Batter	1	2	3	4	5	6	7	8	9	AB R H RBI BB SO LOB	TOP																
Davey Lopes, R (1, 4) OBP: 0.452, SLG: 0.273	0-3 K		0-0 E WP FC5-2 1B	0-0 E S E 1B		4-0 6-3 F9 BB		0-0 SH2-4 1-2	0-3 K	4 1 2 0 1 2 2																	
Bill Buckner, L (1, 7) OBP: 0.276, SLG: 0.607	0-0 F9		0-0 F9	0-0 E8 1-H HR		0-0 F9		0-3 K		5 1 0 0 0 1 3																	
Jimmy Wynn, R (1, 8) OBP: 0.548, SLG: 0.714	4-0 E BB		4-0 FC5-2 1B BB	0-0 1-H HR		0-0 6-3		4-0 1B BB		2 2 1 2 3 0 1																	
Steve Garvey, R (1, 3) OBP: 0.464, SLG: 0.577	0-0 F3 1-2		0-0 FC5-2 BB 1B BB	0-0 5-3		0-0 6-3		0-0 1-3 2-H 1B		5 1 1 1 0 0 4																	
Willie Crawford, L (1, 9) OBP: 0.429, SLG: 0.267		0-0 1B	0-0 BB BB 1B	0-0 F8			4-0 CS BB	0-3 K		3 0 2 1 1 0 0																	
Joe Ferguson, R (8, PH) OBP: 0.318, SLG: 0.167										1 0 0 0 0 1 2																	
Ron Cey, R (1, 5) OBP: 0.286, SLG: 0.240		0-0 F8	4-0 BB BB 1B		0-0 L4		4-0 6-3 1-2 BB	0-0 5-3 SH 1B		3 0 1 0 2 0 1																	
Steve Yeager, R (1, 2) OBP: 0.333, SLG: 0.462										3 1 2 2 1 0 1																	
Tom Paciorek, R (8, 9)										0 0 0 0 0 0 0																	
Rick Auerbach, R (1, 6) OBP: 0.143, SLG: 0.286		0-3 K	0-0 FC6-4 BB							3 1 2 2 1 0 1																	
Manny Mota, R (9, PH)										0 0 0 0 0 0 0																	
Ivan De Jesus, R (9, 6)										0 0 0 0 0 0 0																	
Andy Messersmith, R (1, 1) OBP: 0.250, SLG: 0.143		0-0 G1		0-3 K		0-0 G3		4-0 SH2-4 1B BB	0-0 5-3	4 1 0 0 1 1 4																	
Inning Stats	R: 0 E: 1 K: 1 S: 5	H: 0 LOB: 1 BB: 1 P: 9	R: 0 E: 0 K: 1 S: 7	H: 2 LOB: 2 BB: 0 P: 7	R: 2 E: 1 K: 0 S: 5	H: 2 LOB: 3 BB: 3 P: 17	R: 3 E: 1 K: 1 S: 8	H: 2 LOB: 0 BB: 0 P: 8	R: 1 E: 0 K: 1 S: 6	H: 1 LOB: 0 BB: 0 P: 6	R: 0 E: 0 K: 0 S: 3	H: 0 LOB: 1 BB: 1 P: 7	R: 0 E: 0 K: 1 S: 4	H: 0 LOB: 1 BB: 2 P: 12	R: 1 E: 0 K: 2 S: 8	H: 1 LOB: 2 BB: 2 P: 16	R: 0 E: 0 K: 2 S: 9	H: 1 LOB: 2 BB: 0 P: 9	1B: 7 2B: 0 3B: 0 HR: 2	SF: 0 SAC: 2 DP: 0 HBP: 0	WP: 1 PB: 0 SB: 1 CS: 1	PA: 46					
PITCHER	IP	WLS	BF	H	R	ER	SO	BB	IBB	HBP	BLK	WP	HR	S	P	ERA	WHIP										
Doug Konieczny, R (1, 1) ERA: 4.91	5.0	L	27	7	6	5	4	4	0	0	0	1	2	31	47	9.00	2.200										
Mike Cosgrove, L (6, 1) ERA: 2.08	2.2		13	1	1	1	2	5	0	0	0	0	0	12	32	3.38	2.250										
Ken Forsch, R (8, 1) ERA: 2.7	0.1		1	0	0	0	1	0	0	0	0	0	0	3	3	0.00	0.000										
Jim York, R (9, 1) ERA: 20.25	1.0		5	1	0	0	2	0	0	0	0	0	0	9	9	0.00	1.000										

Los Angeles Dodgers @ Houston Astros
Astrodome, Houston, TX
Sun Apr 13 1975, 4:33 AM EDT
Att. 17,310 - Dome

AB	35
R	7
H	9
RBI	6
BB	9
SO	9
LOB	26



WP: 1	PA: 46
-------	--------

WP: 1	PA: 46
-------	--------

Batter	1	2	3	4	5	6	7	8	9	AB R H RBI BB SO LOB
Larry Milbourne, S (1, 4) Rafael Batista, L (8, PH) Rob Andrews, R (9, 4) OBP: 0.333, SLG: 0.333 OBP: 1.000, SLG: 1.500 OBP: 0.333, SLG: 0.400	0-0 1B 1B		0-0 3-1 1-2		0-0 G3			0-0 1B 1-2 1B		3 1 1 0 0 0 1 1 0 1 0 0 0 0 0 0 0 0 0 0 0
Ken Boswell, L (1, 5) OBP: 0.500, SLG: 0.500	0-0 G6-4-3 1-H 1B		0-0 3B 1B			0-3 K		0-0 1B 1-3 2-H		4 1 3 3 0 1 0
Cesar Cedeno, R (1, 8) OBP: 0.462, SLG: 0.524	0-0 G6-4-3 1-2f		0-0 3B			0-0 5-3		0-0 F9		4 0 1 1 0 0 3
Milt May, L (1, 2) OBP: 0.273, SLG: 0.250	0-3 K		0-0 6-3			0-3 K		0-0 F9		4 0 0 0 0 2 3
Cliff Johnson, R (1, 3) OBP: 0.292, SLG: 0.476		0-3 K		0-3 K		0-3 K		0-0 F7		4 0 0 0 0 3 0
Bob Watson, R (1, 7) OBP: 0.200, SLG: 0.400		0-0 6-3		0-0 CS 2B		0-0 F7		0-0 1-4-3		4 0 1 0 0 0 0
Jose Cruz, L (1, 9) OBP: 0.261, SLG: 0.300		0-3 K		0-0 F8		0-3 K		0-0 F9		4 0 0 0 0 2 1
Roger Metzger, S (1, 6) OBP: 0.381, SLG: 0.316			0-0 3-1 1B 1B		0-0 CS 2-3	0-0 F3		0-0 5-3		3 1 1 0 0 0 0
Doug Konieczny, R (1, 1) Mike Easter, L (5, PH) Mike Cosgrove, L (6, 1) Ken Forsch, R (8, 1) Wilbur Howard, S (8, PH) Jim York, R (9, 1)			0-3 K		0-0 4-3			0-0 1B 1B		1 0 0 0 0 0 1 1 1 0 1 1 1 0 0 0 0 0 0 0 0 0 0 0 0 0
Inning Stats	R: 1 H: 2 E: 0 LOB: 0 K: 1 BB: 0 S: 6 P: 6	R: 0 H: 0 E: 0 LOB: 0 K: 2 BB: 0 S: 7 P: 7	R: 2 H: 3 E: 0 LOB: 1 K: 1 BB: 0 S: 8 P: 8	R: 0 H: 1 E: 0 LOB: 0 K: 1 BB: 0 S: 5 P: 5	R: 0 H: 0 E: 0 LOB: 0 K: 0 BB: 0 S: 3 P: 3	R: 0 H: 0 E: 0 LOB: 0 K: 2 BB: 0 S: 7 P: 7	R: 0 H: 0 E: 0 LOB: 0 K: 2 BB: 0 S: 7 P: 7	R: 1 H: 3 E: 0 LOB: 2 K: 0 BB: 0 S: 6 P: 6	R: 0 H: 0 E: 0 LOB: 0 K: 0 BB: 0 S: 3 P: 3	1B: 7 SF: 0 2B: 1 SAC: 0 3B: 1 DP: 1 HR: 0 HBP: 0

BOTTOM

Los Angeles Dodgers @ Houston Astros
Astrodome, Houston, TX
Sun Apr 13 1975, 4:33 AM EDT
Att. 17,310 - Dome

livebaseballscorecards.com

AB	34
R	4
H	9
RBI	4
BB	0
SO	9
LOB	9



PITCHER	IP	WLS	BF	H	R	ER	SO	BB	IBB	HBP	BLK	WP	HR	S	P	ERA	WHIP
Andy Messersmith, R (1, 1) ERA: 3.6	9.0	W	34	9	4	4	9	0	0	0	0	0	0	52	52	4.00	1.000

WP: 0	PA: 35
PB: 0	
SB: 0	
CS: 1	

Batter	1	2	3	4	5	6	7	8	9	AB R H RBI BB SO LOB	TOP									
Pete Rose, S (1, 7) OBP: 0.471, SLG: 0.407	0-3 K			0-0 4-3		0-0 1-3		4-0 E BB		3 0 0 0 1 1 0	Cincinnati Reds @ Los Angeles Dodgers Dodger Stadium, Los Angeles, CA Mon Apr 14 1975, 7:05 PM PDT Att: 45,502 - Unknown livebaseballscorecards.com									
Joe Morgan, L (1, 4) OBP: 0.588, SLG: 0.593	0-0 4-3			4-0 G6-4-3 BB		0-0 F7	0-0 FC4 FC6-4 1-2 2-3		3 0 0 0 1 0 2											
Johnny Bench, R (1, 2) OBP: 0.294, SLG: 0.276	0-0 L6			0-0 G6-4-3 1-2f		0-0 2B	0-3 K		4 1 1 0 0 1 4											
Tony Perez, R (1, 3) OBP: 0.176, SLG: 0.161		0-0 6-3			0-0 F9	0-0 1B 2B	0-0 FC6-4 1-2f		4 1 1 1 0 0 3											
Dave Concepcion, R (1, 6) OBP: 0.250, SLG: 0.250		0-0 L4-3 1B			0-0 L5	0-0 1B	0-3 K		4 0 2 1 0 1 0											
George Foster, R (1, 8) OBP: 0.400, SLG: 1.100		0-0 L4-3 1-2			0-0 2B	0-3 K	0-3 K		4 0 1 0 0 2 2											
Merv Rettenmund, R (1, 9)			0-0 F8		0-0 5-3	0-0 F8	0-0 F7		4 0 0 0 0 0 2											
John Yukovich, R (1, 5) OBP: 0.474, SLG: 0.533			0-0 P3			0-3 K	0-0 F7		2 0 0 0 0 1 0											
Terry Crowley, L (8, PH) OBP: 0.200, SLG: 0.400									1 0 0 0 0 0 0											
Doug Flynn, R (8, 5) OBP: 0.333, SLG: 0.444									0 0 0 0 0 0 0											
Jack Billingham, R (1, 1)			0-3 K			0-0 L3	0-0 E 2B		2 0 0 0 0 1 0											
Pedro Borbon, R (6, 1)									0 0 0 0 0 0 0											
Ken Griffey, L (8, PH) OBP: 0.364, SLG: 0.474									1 0 1 0 0 0 0											
Clay Carroll, R (8, 1)									0 0 0 0 0 0 0											
Inning Stats	R: 0 E: 0 K: 1 S: 5	H: 0 LOB: 0 BB: 0 P: 5	R: 0 E: 0 K: 0 S: 3	H: 1 LOB: 0 BB: 0 P: 3	R: 0 E: 0 K: 1 S: 5	H: 0 LOB: 0 BB: 0 P: 5	R: 0 E: 0 K: 0 S: 2	H: 0 LOB: 0 BB: 1 P: 6	R: 0 E: 0 K: 0 S: 4	H: 1 LOB: 1 BB: 0 P: 4	R: 2 E: 0 K: 1 S: 8	H: 3 LOB: 1 BB: 0 P: 8	R: 0 E: 1 K: 1 S: 7	H: 1 LOB: 3 BB: 1 P: 11	R: 0 E: 0 K: 2 S: 7	H: 0 LOB: 0 BB: 0 P: 7	1B: 2 2B: 5 3B: 0 HR: 0	SF: 0 SAC: 0 DP: 2 HBP: 0	WP: 0 PB: 0 SB: 0 CS: 0	PA: 34
PITCHER	IP WLS BF H R ER SO BB IBB HBP BLK WP HR S P ERA WHIP																			
Doug Rau, L (1, 1) ERA: 6.3	6.1 W 23 5 2 2 3 1 0 0 0 0 0 0 28 32 2.84 0.947																			
Mike Marshall, R (7, 1) ERA: 1.69	2.2 S 11 1 0 0 4 1 0 0 0 0 0 0 18 22 0.00 0.750																			



Batter	1	2	3	4	5	6	7	8	9
Davey Lopes, R OBP: 0.457, SLG: 0.320 (1, 4)	0-3 K		0-0 2B		4-0 BB		0-0 F9		
Bill Buckner, L OBP: 0.303, SLG: 0.613 (1, 7)	0-0 G3		0-0 2B		0-0 CS	0-0 4-3	4-0 IBB		
Jimmy Wynn, R OBP: 0.543, SLG: 0.840 (1, 8)	0-3 K		0-0 5-3			0-0 HR	0-0 2B		
Steve Garvey, R OBP: 0.438, SLG: 0.533 (1, 3)		0-0 F8		0-0 L8		0-0 1B	0-0 4-3		
Willie Crawford, L OBP: 0.400, SLG: 0.263 (1, 9)		0-0 6-3		0-3 K		0-0 4-3		0-0 F5-3 1B	
Joe Ferguson, R OBP: 0.308, SLG: 0.143 (1, 2)		0-0 F8		0-3 K		4-0 BB		0-0 F5-3	
Ron Cey, R OBP: 0.281, SLG: 0.345 (1, 5)			0-0 F8		0-0 HR	0-0 P4		0-3 K	
Rick Auerbach, R OBP: 0.364, SLG: 0.500 (1, 6)			0-0 2B		0-0 5-3		0-0 SH1-4 2B 1B	4-0 IBB	
Doug Rau, L OBP: 0.250, SLG: 0.250 (1, 1)			0-3 K		0-3 K		0-0 SH1-4	0-3 K	
Mike Marshall, R ERA: (7, 1)									

Inning Stats	R: 0	H: 0	E: 0	K: 2	S: 7	LOB: 0	BB: 0	P: 7
	R: 0	H: 0	E: 0	K: 0	S: 3	LOB: 0	BB: 0	P: 3
	R: 2	H: 3	E: 0	K: 1	S: 8	LOB: 1	BB: 0	P: 8
	R: 0	H: 0	E: 0	K: 2	S: 7	LOB: 0	BB: 0	P: 7
	R: 1	H: 1	E: 0	K: 1	S: 5	LOB: 0	BB: 1	P: 9
	R: 1	H: 2	E: 0	K: 0	S: 5	LOB: 2	BB: 1	P: 9
	R: 1	H: 2	E: 0	K: 0	S: 5	LOB: 2	BB: 1	P: 9
	R: 0	H: 1	E: 0	K: 2	S: 8	LOB: 2	BB: 1	P: 12

PITCHER	IP	WLS	BF	H	R	ER	SO	BB	IBB	HBP	BLK	WP	HR	S	P	ERA	WHIP
Jack Billingham, R ERA: 5.4 (1, 1)	5.2	L	24	6	4	4	6	2	0	0	0	0	2	34	42	6.35	1.412
Pedro Borbon, R ERA: 2.35 (6, 1)	1.1		7	2	1	1	0	0	1	0	0	0	0	6	10	6.75	1.500
Clay Carroll, R ERA: (8, 1)	1.0		5	1	0	0	2	0	1	0	0	0	0	8	12	0.00	1.000

AB R H RBI BB SO LOB

3	1	1	1	1	1	1
3	0	1	1	1	0	0
4	1	2	2	0	1	1
4	0	1	0	0	0	2
4	0	1	0	0	1	1
3	0	0	0	1	1	1
4	1	1	1	0	1	3
3	2	2	0	1	0	0
2	0	0	0	0	2	1
1	0	0	0	0	1	2

AB	31
R	5
H	9
RBI	5
BB	4
SO	8
LOB	12



WP	HR	S	P	ERA	WHIP
37					

Cincinnati Reds @ Los Angeles Dodgers
 Dodger Stadium, Los Angeles, CA
 Mon Apr 14 1975, 7:05 PM PDT
 Att. 45,502 - Unknown

livebaseballscorecards.com

Batter	1	2	3	4	5	6	7	8	9	AB R H RBI BB SO LOB	TOP											
Pete Rose, S (1, 7) OBP: 0.421, SLG: 0.355	0-0 3-1			x 0-0 F7			x 0-0 F8		x 0-0 F7	4 0 0 0 0 0 0												
Joe Morgan, L (1, 4) OBP: 0.568, SLG: 0.552	4-0 G5-4-3 BB		x 0-0 F2			0-3 K				2 0 0 0 1 1 0												
Johnny Bench, R (1, 2) OBP: 0.297, SLG: 0.375	0-0 G5-4-3 1-2f		x 0-0 F2			x 0-0 HR				3 1 1 1 0 0 1												
Tony Perez, R (1, 3) OBP: 0.162, SLG: 0.147		0-3 K		x 0-0 F3			x 0-0 5-3			3 0 0 0 0 1 0												
Dave Concepcion, R (1, 6) OBP: 0.217, SLG: 0.217		0-3 K		x 0-0 F7			x 0-0 F9			3 0 0 0 0 1 0												
Cesar Geronimo, L (1, 8) OBP: 0.269, SLG: 0.250		0-0 L9		x 0-0 L6			x 0-3 K			3 0 0 0 0 1 0												
Ken Griffey, L (1, 9) OBP: 0.320, SLG: 0.409			x 0-0 F8			0-3 K		0-3 K		3 0 0 0 0 2 0												
John Vukovich, R (1, 5) OBP: 0.429, SLG: 0.471			x 0-0 5-3			x 0-0 F7			x 0-0 4-3	2 0 0 0 0 0 0												
Terry Crowley, L (9, PH) OBP: 0.167, SLG: 0.333										1 0 0 0 0 0 0												
Clay Kirby, R (1, 1) Dan Driessen, L (9, PH)			0-3 K			0-3 K			x 0-0 F7	2 0 0 0 0 2 0												
Inning Stats	R: 0 E: 0 K: 0 S: 2	H: 0 LOB: 0 BB: 1 P: 6	R: 0 E: 0 K: 2 S: 7	H: 0 LOB: 0 BB: 0 P: 7	R: 0 E: 0 K: 1 S: 5	H: 0 LOB: 0 BB: 0 P: 5	R: 0 E: 0 K: 0 S: 3	H: 0 LOB: 0 BB: 0 P: 3	R: 0 E: 0 K: 2 S: 7	H: 0 LOB: 0 BB: 0 P: 7	R: 1 E: 0 K: 1 S: 6	H: 1 LOB: 0 BB: 0 P: 6	R: 0 E: 0 K: 2 S: 7	H: 0 LOB: 0 BB: 0 P: 7	R: 0 E: 0 K: 0 S: 3	H: 0 LOB: 0 BB: 0 P: 3	1B: 0 2B: 0 3B: 0 HR: 1	SF: 0 SAC: 0 DP: 1 HBP: 0	WP: 0 PB: 0 SB: 0 CS: 0	PA: 28		
PITCHER Don Sutton, R (1, 1) ERA: 0.72	IP: 9.0 WLS: W BF: 28 H: 1 R: 1 ER: 1 SO: 8 BB: 1 IBB: 0 HBP: 0 BLK: 0 WP: 0 HR: 1 S: 43 P: 47 ERA: 1.00 WHIP: 0.222																					

Cincinnati Reds @ Los Angeles Dodgers
 Dodger Stadium, Los Angeles, CA
 Tue Apr 15 1975, 7:05 PM PDT
 Att. 31,663 - Unknown

AB	27
R	1
H	1
RBI	1
BB	1
SO	8
LOB	1



Batter	1	2	3	4	5	6	7	8	9	AB R H RBI BB SO LOB	TOP				
Pete Rose, S (1, 7) OBP: 0.419, SLG: 0.389	0-0 F7		0-0 E 2B	0-0 6-3		0-0 6-3			0-0 E7 1B	5 1 2 0 0 0 1					
Joe Morgan, L (1, 4) OBP: 0.524, SLG: 0.500	0-0 F5		0-0 P8	0-3 K			0-0 FC1-5 1B		0-0 G3	5 0 1 0 0 1 3					
Johnny Bench, R (1, 2) OBP: 0.310, SLG: 0.405	0-0 F8		0-0 E8 HR 1B	0-0 2B			0-0 F7 1-2		0-0 1-3	5 1 2 1 0 0 2					
Tony Perez, R (1, 3) OBP: 0.190, SLG: 0.237		4-0 SH2-4 1B BB	0-0 HR	0-0 6-3			0-0 FC1-5 1B		0-0 G3	4 2 1 2 1 0 3					
Cesar Geronimo, L (1, 8) OBP: 0.367, SLG: 0.357		0-0 SH2-4 1B	0-0 1B 2B 1B		0-0 G6-3 1B		0-0 S 1B			4 1 4 1 0 0 0					
Dave Concepcion, R (1, 6) OBP: 0.231, SLG: 0.231		0-0 SH2-4	0-0 2B CS 1B		0-0 G6-3		0-3 K			3 0 1 0 0 1 2					
Ken Griffey, L (1, 9) OBP: 0.345, SLG: 0.440		4-0 IBB	0-0 1-3 3-H 2B		0-0 G3			0-0 G3		3 0 1 1 1 0 0					
John Yukovich, R (1, 5) OBP: 0.429, SLG: 0.471	0-0 F5		0-0 K			0-0 F1-3		0-0 F6-3		0 0 0 0 0 0 0					
Dan Driessen, L (2, PH) OBP: 0.250, SLG: 0.333			0-3 3-H							1 0 0 0 0 0 3					
Doug Flynn, R (2, 5) OBP: 0.250, SLG: 0.333										3 0 0 0 0 1 2					
Fred Norman, S (1, 1) OBP: 0.250, SLG: 0.333	0-0 6-3			4-0 2B BB		0-3 K		0-0 1-3		2 1 0 0 1 1 3					
Pat Darcy, L (7, 1) OBP: 0.250, SLG: 0.333										0 0 0 0 0 0 0					
Merv Rettenmund, R (8, PH) OBP: 0.250, SLG: 0.333										1 0 0 0 0 0 0					
Clay Carroll, R (8, 1) OBP: 0.250, SLG: 0.333										0 0 0 0 0 0 0					
Inning Stats	R: 0 E: 0 K: 0 S: 3 H: 0 LOB: 0 BB: 0 P: 3	R: 0 E: 0 K: 0 S: 4 H: 1 LOB: 3 BB: 2 P: 12	R: 4 E: 1 K: 1 S: 10 H: 6 LOB: 1 BB: 0 P: 10	R: 1 E: 0 K: 1 S: 6 H: 1 LOB: 1 BB: 1 P: 10	R: 0 E: 0 K: 0 S: 3 H: 1 LOB: 0 BB: 0 P: 3	R: 0 E: 0 K: 1 S: 5 H: 0 LOB: 0 BB: 0 P: 5	R: 1 E: 0 K: 1 S: 7 H: 2 LOB: 1 BB: 0 P: 7	R: 0 E: 0 K: 0 S: 3 H: 0 LOB: 0 BB: 0 P: 3	R: 0 E: 1 K: 0 S: 4 H: 1 LOB: 1 BB: 0 P: 4	1B: 8 2B: 3 3B: 0 HR: 1 SF: 0 SAC: 1 DP: 1 HBP: 0	WP: 0 PB: 0 SB: 2 CS: 1 PA: 40				
PITCHER	IP WLS BF H R ER SO BB IBB HBP BLK WP HR S P ERA WHIP											PITCHER	IP WLS BF H R ER SO BB IBB HBP BLK WP HR S P ERA WHIP		
Juan Marichal, R (1, 1) ERA: 13.5	2.1		15 6 4 4 0 1 1 0 0 0 0 1 13 21 15.43 3.000												
Rick Rhoden, R (3, 1) ERA: 3.68	4.2		18 5 2 2 4 1 0 0 0 0 0 0 25 29 3.86 1.286												
Mike Marshall, R (8, 1) ERA: 1.42	2.0 W	7	1 0 0 0 0 0 0 0 0 0 0 0 7 7 0.00 0.500												

Cincinnati Reds @ Los Angeles Dodgers
 Dodger Stadium, Los Angeles, CA
 Wed Apr 16 1975, 7:05 PM PDT
 Att: 36,578 - Unknown

AB	36
R	6
H	12
RBI	5
BB	3
SO	4
LOB	19



Batter	1	2	3	4	5	6	7	8	9	AB R H RBI BB SO LOB
Davey Lopes, R (1, 4) OBP: 0.523, SLG: 0.433	4-0 CS 1B BB		4-0 G1-6-3 BB		0-0 F3		4-0 1-2 HR BB		0-0 1B IBB 1B	2 1 1 0 3 0 0
Bill Buckner, L (1, 7) OBP: 0.310, SLG: 0.526	0-0 CS 1-2 1B		0-0 G1-6-3 1-2f		0-0 3-1		4-0 1-2 2-3 HR BB		4-0 1-2 IBB 1B	3 1 1 0 2 0 1
Jimmy Wynn, R (1, 8) OBP: 0.500, SLG: 0.882	0-3 K 1-2 2-3		0-0 1B		0-0 F2		0-0 1-H 2-H 3-H HR		0-0 F5	5 1 2 4 0 1 5
Steve Garvey, R (1, 3) OBP: 0.366, SLG: 0.436	0-0 6-3		0-3 K			0-0 6-3	0-0 F5-3		0-0 1-2 2-3 3-H 1B	5 0 1 1 0 1 2
Joe Ferguson, R (1, 2) OBP: 0.333, SLG: 0.120		4-0 1B BB		4-0 HR BB		0-0 6-3		0-0 6-3		2 1 0 0 2 0 0
Ron Cey, R (1, 5) OBP: 0.282, SLG: 0.444		0-3 K		0-0 1-H HR		0-0 P4		0-0 F9		4 1 1 2 0 1 1
Tom Paciorek, R (1, 9) OBP: 0.167, SLG: 0.167		0-0 G3 1-3 1B		0-3 K			0-0 F7	0-0 F5-3		4 0 1 0 0 1 0
Rick Auerbach, R (1, 6) OBP: 0.333, SLG: 0.412		0-0 G3 1-2		0-0 F3			0-0 BB HR BB 1B		0-0 E 1B 1B 1B	4 2 2 0 0 0 2
Juan Marichal, R (1, 1) Rick Rhoden, R (3, 1) Manny Mota, R (7, PH) Mike Marshall, R (8, 1)		0-0 G3		0-0 F5-3			0-0 F9		0-3 K	1 0 0 0 0 0 2 1 0 0 0 0 0 0 1 0 0 0 0 0 1 1 0 0 0 0 1 1

Inning Stats	R: 0 E: 0 K: 1 S: 5	H: 1 LOB: 1 BB: 1 P: 9	R: 0 E: 0 K: 1 S: 6	H: 1 LOB: 2 BB: 1 P: 10	R: 0 E: 0 K: 1 S: 5	H: 1 LOB: 1 BB: 1 P: 9	R: 2 E: 0 K: 1 S: 6	H: 1 LOB: 0 BB: 1 P: 10	R: 0 E: 0 K: 0 S: 3	H: 0 LOB: 0 BB: 0 P: 3	R: 0 E: 0 K: 0 S: 3	H: 0 LOB: 0 BB: 0 P: 3	R: 4 E: 0 K: 0 S: 5	H: 2 LOB: 0 BB: 2 P: 13	R: 0 E: 0 K: 0 S: 3	H: 0 LOB: 0 BB: 0 P: 3	R: 1 E: 1 K: 1 S: 7	H: 3 LOB: 3 BB: 1 P: 11	1B: 7 2B: 1 3B: 0 HR: 2	SF: 0 SAC: 0 DP: 2 HBP: 0
--------------	------------------------------	---------------------------------	------------------------------	----------------------------------	------------------------------	---------------------------------	------------------------------	----------------------------------	------------------------------	---------------------------------	------------------------------	---------------------------------	------------------------------	----------------------------------	------------------------------	---------------------------------	------------------------------	----------------------------------	----------------------------------	------------------------------------

PITCHER	IP	WLS	BF	H	R	ER	SO	BB	IBB	HBP	BLK	WP	HR	S	P	ERA	WHIP
Fred Norman, L (1, 1) ERA: 7.11	6.2		28	5	4	4	4	5	0	0	0	0	1	31	51	5.40	1.500
Pat Darcy, R (7, 1) ERA: 3.86	0.1		3	1	2	2	0	1	0	0	0	0	1	2	6	54.00	6.000
Clay Carroll, R (8, 1) ERA: 1.13	1.2	L	9	3	1	1	1	0	1	0	0	0	0	10	14	5.40	1.800

BOTTOM

Cincinnati Reds @ Los Angeles Dodgers
Dodger Stadium, Los Angeles, CA
 Wed Apr 16 1975, 7:05 PM PDT
 Att. 36,578 - Unknown

AB	33
R	7
H	9
RBI	7
BB	7
SO	5
LOB	15

WP: 0 PA: 40
 PB: 0
 SB: 0
 CS: 2



PITCHER	IP	WLS	BF	H	R	ER	SO	BB	IBB	HBP	BLK	WP	HR	S	P	ERA	WHIP
---------	----	-----	----	---	---	----	----	----	-----	-----	-----	----	----	---	---	-----	------

Batter	1	2	3	4	5	6	7	8	9	10	11	AB R H RBI BB SO LOB	TOP	
Pete Rose, S (1, 7) OBP: 0.408, SLG: 0.381	0-3 K		x 0-0 4-3			s 0-3 K		x 0-0 1B	x 0-0 BB 1B		x 0-0 F8	6 0 2 2 0 2 1	Cincinnati Reds @ Los Angeles Dodgers Dodger Stadium, Los Angeles, CA Thu Apr 17 1975, 3:33 AM PDT Att. 27,835 - Unknown	
Joe Morgan, L (1, 4) OBP: 0.553, SLG: 0.514 Darrel Chaney, S (9, 4) OBP: 0.167, SLG: 0.100	0-0 1B 1B		4-0 PO BB			x 0-0 S 1B		s 0-3 K	BB BB BB 4-0 FC5-4 BB			3 0 2 0 2 1 2 0 0 0 0 0 0 0		
Johnny Bench, R (1, 2) OBP: 0.298, SLG: 0.381	0-0 1B G1-6-3		0-0 PO	0-0 4-3		x 0-0 2 5-3		x 0-0 P7	2 FC5-4			5 0 1 0 0 0 6		
Tony Perez, R (1, 3) OBP: 0.174, SLG: 0.214 Pedro Borbon, R (8, 1) Will McEnaney, L (9, 1) Clay Carroll, R (9, 1)	0-0 G1-6-3 1-2f			0-0 6-3		x 0-0 3 6-3		x 0-0 G3		x 0-0 5-3		4 0 0 0 0 0 5 0 0 0 0 0 0 0 0 0 0 0 0 0 0 1 0 0 0 0 0 0		
Cesar Geronimo, L (1, 8) OBP: 0.343, SLG: 0.424		s 0-3 K		x 0-0 4-3		s 0-3 K		x 0-0 HR	x 0-0 F3			5 1 1 1 0 2 0		
Dave Concepcion, R (1, 6) OBP: 0.258, SLG: 0.333		x 0-0 HR			x 0-0 P9		x 0-0 F8	BB BB BB 4-0 SH1-3 BB	x 0-0 F9			4 2 1 1 1 0 0		
Ken Griffey, L (1, 9) OBP: 0.353, SLG: 0.433		x 0-0 B5-3			x 0-0 1B		x 0-0 F8		x 0-0 B5		x 0-0 E6 CS 1B	5 0 2 0 0 0 1		
John Vukovich, R (1, 5) OBP: 0.391, SLG: 0.421 Terry Crowley, L (8, PH) OBP: 0.286, SLG: 0.429 Doug Flynn, R (8, PR) OBP: 0.231, SLG: 0.308		x 0-0 5-3			x 0-0 P9		x 0-0 1B 1B	BB BB BB 0-0 SH1-3	BB BB BB 1-2 SH1-3		s 0-3 K 2-3	2 0 0 0 0 0 1 1 0 1 0 0 0 0 1 1 0 0 0 1 1		
Gary Nolan, R (1, 1) Dan Driessen, L (8, PH) OBP: 0.600, SLG: 0.500			x 0-0 P3		s 0-3 K		x 0-0 1B 1B	BB BB BB 4-0 1B BB		x 0-0 1B		2 0 0 0 0 1 1 2 0 2 0 1 0 0		
Inning Stats	R: 0 H: 2 E: 0 LOB: 1 K: 1 BB: 0 S: 6 P: 6	R: 1 H: 1 E: 0 LOB: 0 K: 1 BB: 0 S: 6 P: 6	R: 0 H: 0 E: 0 LOB: 0 K: 0 BB: 1 S: 2 P: 6	R: 0 H: 0 E: 0 LOB: 0 K: 0 BB: 0 S: 3 P: 3	R: 0 H: 1 E: 0 LOB: 1 K: 1 BB: 0 S: 6 P: 6	R: 0 H: 1 E: 0 LOB: 1 K: 1 BB: 0 S: 6 P: 6	R: 0 H: 0 E: 0 LOB: 0 K: 1 BB: 0 S: 5 P: 5	R: 1 H: 3 E: 0 LOB: 2 K: 1 BB: 0 S: 8 P: 8	R: 2 H: 2 E: 0 LOB: 3 K: 0 BB: 3 S: 5 P: 17	R: 0 H: 0 E: 0 LOB: 0 K: 0 BB: 0 S: 3 P: 3	R: 0 H: 2 E: 1 LOB: 1 K: 1 BB: 0 S: 6 P: 6	1B: 10 SF: 0 2B: 0 SAC: 1 3B: 0 DP: 1 HR: 2 HBP: 0		WP: 0 PA: 47 PB: 0 SB: 1 CS: 1
PITCHER	IP WLS BF H R ER SO BB IBB HBP BLK WP HR S P ERA WHIP													
Andy Messersmith, R (1, 1) ERA: 3.91 Mike Marshall, R (9, 1) ERA: 1.15	8.0 33 9 4 4 6 2 0 0 0 0 2 43 51 4.50 1.375 3.0 W 13 3 0 0 1 2 0 0 0 0 0 0 13 21 0.00 1.667													

livebaseballscores.com

AB	41
R	4
H	12
RBI	4
BB	4
SO	7
LOB	18



Batter	1	2	3	4	5	6	7	8	9	10	11	AB R H RBI BB SO LOB	BOTTOM		
Davey Lopes, R OBP: 0.340, SLG: 0.457 (1, 4)	F2		F2		S 1B		BB		1B		F8	5 1 3 1 1 0 0	Cincinnati Reds @ Los Angeles Dodgers Dodger Stadium, Los Angeles, CA Thu Apr 17 1975, 3:33 AM PDT Att. 27,835 - Unknown		
Bill Buckner, L OBP: 0.304, SLG: 0.500 (1, 7)	G3		P6		3-H		P3		E 1B		4-3	4 0 1 0 0 0 2			
Manny Mota, R OBP: 0.200, SLG: 0.200 (9, PH)					1-2				1-2			1 0 1 0 0 0 0			
Tom Paciorek, R OBP: 0.143, SLG: 0.143 (9, PR)					1-2				1-2			1 0 0 0 0 0 0			
Jimmy Wynn, R OBP: 0.480, SLG: 0.795 (1, 8)	5-3				1-3			SH3	F7			5 2 1 0 1 0 4			
Steve Garvey, R OBP: 0.426, SLG: 0.511 (1, 3)					1-3			SF9	E8			6 1 5 1 0 0 0			
Willie Crawford, L OBP: 0.394, SLG: 0.240 (1, 9)					1B			SF9 SH3	E 1B			3 0 1 1 2 0 2			
Joe Ferguson, R OBP: 0.316, SLG: 0.103 (1, 2)					F9			1-2	1-3			4 0 0 0 1 1 6			
Ron Cey, R OBP: 0.279, SLG: 0.462 (1, 5)					P6			SH3	IBB			3 1 1 1 0 0 1			
Rick Auerbach, R OBP: 0.304, SLG: 0.333 (1, 6)					F2			1-2	F2			4 0 0 0 1 0 3			
Andy Messersmith, R OBP: 0.200, SLG: 0.111 (9, 1)					F3			IBB	6-3			2 0 0 0 0 0 1			
Mike Marshall, R (9, 1)												1 0 0 0 0 0 0			
Ken McMullen, R (9, 5)												2 0 0 0 0 0 0			
Inning Stats	R: 0 H: 0 E: 0 LOB: 0 K: 0 BB: 0 S: 3 P: 3	R: 0 H: 1 E: 0 LOB: 1 K: 0 BB: 0 S: 4 P: 4	R: 0 H: 1 E: 0 LOB: 1 K: 0 BB: 1 S: 3 P: 7	R: 0 H: 0 E: 0 LOB: 1 K: 0 BB: 1 S: 3 P: 7	R: 1 H: 3 E: 0 LOB: 2 K: 0 BB: 0 S: 6 P: 6	R: 1 H: 2 E: 0 LOB: 0 K: 1 BB: 0 S: 6 P: 6	R: 0 H: 0 E: 0 LOB: 1 K: 0 BB: 1 S: 3 P: 7	R: 1 H: 1 E: 0 LOB: 2 K: 0 BB: 2 S: 4 P: 12	R: 1 H: 3 E: 1 LOB: 3 K: 0 BB: 1 S: 6 P: 10	R: 0 H: 0 E: 0 LOB: 0 K: 0 BB: 0 S: 3 P: 3	R: 1 H: 2 E: 1 LOB: 2 K: 0 BB: 0 S: 5 P: 5	1B: 11 SF: 1 2B: 2 SAC: 2 3B: 0 DP: 0 HR: 0 HBP: 0	WP: 0 PA: 50 PB: 0 SB: 2 CS: 2		
PITCHER	IP WLS BF H R ER SO BB IBB HBP BLK WP HR S P ERA WHIP														
Gary Nolan, R ERA: 3.46 (1, 1)	7.0	29	7	2	2	1	3	0	0	0	0	28	40	2.57	1.429
Pedro Borbon, R ERA: 4.0 (8, 1)	1.1	8	2	2	2	0	1	1	0	0	0	6	14	13.50	2.250
Will McEnaney, L ERA: (9, 1)	0.0	1	1	0	0	0	0	0	0	0	0	1	1	∞	∞
Clay Carroll, R ERA: 0.87 (9, 1)	2.1	L 12	3	1	0	0	0	1	0	0	0	11	15	0.00	1.286

livebaseballscores.com

AB	41
R	5
H	13
RBI	4
BB	6
SO	1
LOB	19



Batter	1	2	3	4	5	6	7	8	9	AB R H RBI BB SO LOB	TOP											
Garry Maddox, R (1, 8) OBP: 0.214, SLG: 0.280	0-0 F8		0-0 HR		4-0 BB		0-0 F2			3 1 1 2 1 0 1												
Derrel Thomas, S (1, 4) OBP: 0.212, SLG: 0.313	0-0 1-3		0-3 K		0-3 K			0-0 P5		4 0 0 0 0 2 3												
Bobby Murcer, L (1, 9) OBP: 0.378, SLG: 0.515	0-3 K			0-0 F4	0-0 F3			0-3 K		4 0 0 0 0 2 3												
Gary Matthews, R (1, 7) OBP: 0.405, SLG: 0.688		0-0 P3		0-0 HR		4-0 BB		0-0 6-3		3 1 1 1 1 0 0												
Ed Goodson, L (1, 3) OBP: 0.350, SLG: 0.412		0-3 K		0-0 3-1		0-0 G3-6-3		0-0 PB		4 0 1 0 0 1 1												
Chris Speier, R (1, 6) OBP: 0.182, SLG: 0.212		0-3 K		0-0 6-3		0-3 K		0-0 1-3		4 0 0 0 0 2 1												
Steve Ontiveros, S (1, 5) OBP: 0.280, SLG: 0.227			4-0 HR		4-0 BB		0-0 SH1-3		0-0 5-3	2 1 1 0 2 0 1												
Marc Hill, R (1, 2) OBP: 0.412, SLG: 0.625			0-0 3-1		0-0 BB		0-0 F7		4-0 IBB	3 0 1 0 1 0 2												
John Montefusco, R (1, 1) OBP: 0.412, SLG: 0.625			0-3 K		0-0 B1		0-0 SH1-3		0-3 K	3 0 0 0 0 2 5												
Inning Stats	R: 0 E: 0 K: 1 S: 5	H: 0 LOB: 0 BB: 0 P: 5	R: 0 E: 0 K: 2 S: 7	H: 0 LOB: 0 BB: 0 P: 7	R: 2 E: 0 K: 2 S: 8	H: 1 LOB: 0 BB: 1 P: 12	R: 1 E: 0 K: 0 S: 4	H: 1 LOB: 0 BB: 0 P: 4	R: 0 E: 0 K: 1 S: 6	H: 1 LOB: 3 BB: 2 P: 14	R: 0 E: 0 K: 1 S: 4	H: 0 LOB: 0 BB: 1 P: 8	R: 0 E: 0 K: 0 S: 4	H: 1 LOB: 1 BB: 0 P: 4	R: 0 E: 0 K: 1 S: 5	H: 0 LOB: 0 BB: 0 P: 5	R: 0 E: 0 K: 1 S: 6	H: 1 LOB: 2 BB: 1 P: 10	1B: 3 2B: 0 3B: 0 HR: 2	SF: 0 SAC: 1 DP: 1 HBP: 0	WP: 0 PB: 1 SB: 0 CS: 0	PA: 36
PITCHER	IP WLS BF H R ER SO BB IBB HBP BLK WP HR S P ERA WHIP																					
Doug Rau, L (1, 1) ERA: 5.0	8.0 L 31 4 3 3 8 4 0 0 0 0 2 43 59 3.38 1.000																					
Jim Brewer, L (9, 1) ERA:	1.0 5 1 0 0 1 0 1 0 0 0 0 6 10 0.00 1.000																					

San Francisco Giants @ Los Angeles Dodgers
 Dodger Stadium, Los Angeles, CA
 Fri Apr 18 1975, 7:05 PM PDT
 Att. 53,060 - Unknown

AB	30
R	3
H	5
RBI	3
BB	5
SO	9
LOB	17



Batter	1	2	3	4	5	6	7	8	9
Davey Lopes, R OBP: 0.500, SLG: 0.410 (1, 4)	0-0 6-3		0-0 6-3		0-0 5-3			0-0 G4-6-3	
Bill Buckner, L OBP: 0.313, SLG: 0.500 Tom Paciorek, R OBP: 0.125, SLG: 0.125 Lee Lacy, R (8, PH) Jim Brewer, L (9, 1)	0-0 3-1		0-0 CS 1B			0-0 F8		0-3 K	
Jimmy Wynn, R OBP: 0.500, SLG: 0.786 (1, 8)	0-0 3B 1B		0-0 F8			0-0 G5-4-3 1B			4-0 BB
Steve Garvey, R OBP: 0.412, SLG: 0.531 (1, 3)	0-0 1-H 3B		0-0 CS	0-0 L8		0-0 G5-4-3			0-0 L5
Willie Crawford, L OBP: 0.378, SLG: 0.241 (1, 9)	0-0 G3			0-3 K	0-3 F9				0-3 K
Joe Ferguson, R OBP: 0.286, SLG: 0.091 (1, 2)		0-3 K		0-0 F9					0-3 K
Ron Cey, R OBP: 0.304, SLG: 0.488 (1, 5)		4-0 FC6-4 BB			0-0 F9				
Rick Auerbach, R OBP: 0.320, SLG: 0.318 Henry Cruz, L (7, PH) Ivan De Jesus, R (8, 6)		0-0 FC6-4			4-0 SH3-4 BB				
Doug Rau, L OBP: 0.200, SLG: 0.200 Manny Mota, R OBP: 0.333, SLG: 0.333 (8, PH) (9, 7)		0-0 F8			0-0 SH3-4				

Inning Stats	R: 1	H: 2	E: 0	K: 0	S: 5	R: 0	H: 0	E: 0	K: 1	S: 5	R: 0	H: 1	E: 0	K: 0	S: 3	R: 0	H: 0	E: 0	K: 1	S: 5	R: 0	H: 0	E: 0	K: 0	S: 3	R: 0	H: 1	E: 0	K: 0	S: 3	R: 0	H: 2	E: 0	K: 0	S: 4	R: 0	H: 1	E: 0	K: 1	S: 5	R: 0	H: 0	E: 0	K: 2	S: 7
	LOB: 1	BB: 0	P: 5	LOB: 1	BB: 1	LOB: 0	BB: 0	LOB: 0	BB: 0	P: 5	LOB: 1	BB: 1	LOB: 0	BB: 0	P: 3	LOB: 1	BB: 1	LOB: 0	BB: 0	P: 7	LOB: 0	BB: 0	LOB: 1	BB: 1	LOB: 0	BB: 0	P: 4	LOB: 0	BB: 0	P: 5	LOB: 1	BB: 0	P: 5	LOB: 1	BB: 1	LOB: 1	BB: 1	LOB: 1	BB: 1	LOB: 1	BB: 1	LOB: 1	BB: 1	LOB: 1	

PITCHER	IP	WLS	BF	H	R	ER	SO	BB	IBB	HBP	BLK	WP	HR	S	P	ERA	WHIP
John Montefusco, R ERA: 0.5 (1, 1)	9.0	W	33	7	1	1	5	3	0	0	0	0	0	40	52	1.00	1.111


BOTTOM

San Francisco Giants @ Los Angeles Dodgers
 Dodger Stadium, Los Angeles, CA
 Fri Apr 18 1975, 7:05 PM PDT
 Att. 53,060 - Unknown

AB	R	H	RBI	BB	SO	LOB
4	0	0	0	0	0	2
2	0	1	0	0	0	0
1	0	0	0	0	0	0
1	0	0	0	0	1	0
0	0	0	0	0	0	0
3	1	2	0	1	0	1
4	0	1	1	0	0	2
4	0	1	0	0	2	2
4	0	0	0	0	2	2
2	0	1	0	1	0	0
1	0	0	0	1	0	1
1	0	0	0	0	0	1
0	0	0	0	0	0	0
1	0	0	0	0	0	1
1	0	1	0	0	0	0

livebaseballscorecards.com

AB	29
R	1
H	7
RBI	1
BB	3
SO	5
LOB	12



WP	PA
0	34
0	0
0	0
1	0

Batter	1	2	3	4	5	6	7	8	9	AB R H RBI BB SO LOB	TOP	
Davey Lopes, R OBP: 0.448, SLG: 0.327 (1, 4) BB (9, 8) B	4-0 G5-4-3 1B BB		0-0 SH1-3 1-2		0-0 5-3			0-0 L3		2 0 0 0 1 0 0		
Manny Mota, R OBP: 0.333, SLG: 0.286 (1, 7) X	0-0 G5-4-3 1-2 1B		0-0 F9 2-3		0-0 5-3			0-0 6-3		4 0 1 0 0 0 1		
Jimmy Wynn, R OBP: 0.463, SLG: 0.660 Lee Lacy, R OBP: 0.200, SLG: 0.200 (1, 8) X (9, PH) (9, 4)	0-0 G5-4-3 1-2f 2-3		0-0 1-3		0-3 K			0-0 1-6-3 2B 1B		3 0 0 0 0 1 3 1 1 1 0 0 0 0		
Steve Garvey, R OBP: 0.354, SLG: 0.444 (1, 3) X	0-0 F3			0-0 F7		0-0 P6		0-0 1-6-3 1-2		4 0 0 0 0 0 2		
Ron Cey, R OBP: 0.356, SLG: 0.604 Ken McMullen, R (9, PR) (9, 5)		0-0 HR		0-0 F8		0-0 F8		4-0 2B IBB		3 1 1 1 1 0 0 0 0 0 0 0 0 0		
Joe Ferguson, R OBP: 0.296, SLG: 0.182 (1, 2)		0-3 K		4-0 BB		0-0 1B		0-0 F8		3 0 1 0 1 1 2		
Henry Cruz, L OBP: 0.273, SLG: 0.364 (1, 9) X		0-0 3-1		0-0 3-1		0-3 K		0-0 2B 1-H 2-H		4 0 1 1 0 1 2		
Rick Auerbach, R OBP: 0.243, SLG: 0.265 (1, 6)		0-3 K			0-0 F8		0-3 K			3 0 0 0 0 2 1		
Andy Messersmith, R OBP: 0.231, SLG: 0.167 (1, 1) X			0-0 F9 SH1-3 1B		0-0 6-3			0-0 F7		3 0 1 0 0 0 0		
Inning Stats	R: 0 H: 1 E: 0 LOB: 1 K: 0 BB: 1 S: 3 P: 7	R: 1 H: 1 E: 0 LOB: 0 K: 2 BB: 0 S: 8 P: 8	R: 0 H: 1 E: 0 LOB: 1 K: 0 BB: 0 S: 4 P: 4	R: 0 H: 0 E: 0 LOB: 1 K: 0 BB: 1 S: 3 P: 7	R: 0 H: 0 E: 0 LOB: 0 K: 0 BB: 0 S: 3 P: 3	R: 0 H: 0 E: 0 LOB: 0 K: 1 BB: 0 S: 5 P: 5	R: 0 H: 1 E: 0 LOB: 1 K: 2 BB: 0 S: 8 P: 8	R: 0 H: 0 E: 0 LOB: 0 K: 0 BB: 0 S: 3 P: 3	R: 1 H: 2 E: 0 LOB: 3 K: 0 BB: 1 S: 4 P: 8	1B: 4 SF: 0 2B: 1 SAC: 1 3B: 0 DP: 1 HR: 1 HBP: 0	WP: 0 PA: 34 PB: 0 SB: 0 CS: 0	
PITCHER Buzz Capra, R ERA: 1.67 (1, 1)	IP WLS BF H R ER SO BB IBB HBP BLK WP HR S P ERA WHIP	9.0 L 34 6 2 2 5 2 1 0 0 0 0 1 41 53 2.00 0.889										

Los Angeles Dodgers @ Atlanta Braves
Atlanta-Fulton County Stadium, Atlanta, GA
Mon Apr 21 1975, 7:05 PM EDT
Att. 9,256 - Unknown

AB	30
R	2
H	6
RBI	2
BB	3
SO	5
LOB	11



Batter	1	2	3	4	5	6	7	8	9	AB R H RBI BB SO LOB	TOP											
Davey Lopes, R (1, 4) OBP: 0.413, SLG: 0.286	0-0 F8		0-0 1-3		0-0 5-3		0-3 K			4 0 0 0 0 1 0	Los Angeles Dodgers @ San Diego Padres San Diego Stadium, San Diego, CA Wed Apr 23 1975, 10:05 PM EDT Att: 43,478 - Unknown livebaseballscorecards.com											
Henry Cruz, L (1, 8) OBP: 0.263, SLG: 0.316	0-0 1-3		0-0 G3		0-0 3-1			0-0 L9		4 0 0 0 0 0 0												
Steve Garvey, R (1, 3) OBP: 0.384, SLG: 0.471	0-0 5-3		0-0 1B		4-0 5-3 1B BB			0-0 1B 2B		3 1 2 0 1 0 0												
Ron Cey, R (1, 5) OBP: 0.343, SLG: 0.567		0-0 F7	0-3 K		0-0 F6			0-0 1B		4 0 1 1 0 1 2												
Willie Crawford, L (1, 7) OBP: 0.353, SLG: 0.244		4-0 BB BB BB BB		0-0 4-3	0-0 1-2 5-3 1B			0-0 F8		3 0 1 0 1 0 1												
Joe Ferguson, R (1, 9) OBP: 0.306, SLG: 0.196		0-0 F1		0-0 1B	0-0 1-2 2-3 5-3			0-3 K		4 0 1 0 0 1 4												
Steve Yeager, R (1, 2) OBP: 0.238, SLG: 0.316		0-0 E5 1-2 BB		0-3 K	0-0 F7			0-0 F7		4 0 0 0 0 1 4												
Rick Auerbach, R (1, 6) OBP: 0.256, SLG: 0.256		4-0 BB BB BB BB		0-0 F9		0-0 B1-3		0-0 4-3		2 0 0 0 1 0 1												
Geoff Zahn, L (7, 1)										0 0 0 0 0 0 0												
Charlie Manuel, L (9, PH) OBP: 0.500, SLG: 0.500		1-2 2-3 BB								1 0 0 0 0 0 0												
Don Sutton, R (1, 1) OBP: 0.231, SLG: 0.091		0-0 L8			0-0 1-3		0-0 G3		0-3 K	2 0 0 0 0 0 3												
Charlie Hough, R (5, 1)										0 0 0 0 0 0 0												
Ivan De Jesus, R (7, PH) (7, 6)										2 0 0 0 0 1 0												
Inning Stats	R: 0 E: 0 K: 0 S: 3	H: 0 LOB: 0 BB: 0 P: 3	R: 0 E: 1 K: 0 S: 4	H: 0 LOB: 3 BB: 2 P: 12	R: 0 E: 0 K: 1 S: 6	H: 1 LOB: 1 BB: 0 P: 6	R: 0 E: 0 K: 1 S: 6	H: 1 LOB: 1 BB: 0 P: 6	R: 0 E: 0 K: 0 S: 3	H: 0 LOB: 0 BB: 0 P: 3	R: 0 E: 0 K: 1 S: 4	H: 1 LOB: 2 BB: 1 P: 8	R: 0 E: 0 K: 1 S: 5	H: 0 LOB: 0 BB: 0 P: 5	R: 1 E: 0 K: 1 S: 7	H: 2 LOB: 1 BB: 0 P: 7	R: 0 E: 0 K: 1 S: 5	H: 0 LOB: 0 BB: 0 P: 5	1B: 4 2B: 1 3B: 0 HR: 0	SF: 0 SAC: 0 DP: 0 HBP: 0	WP: 0 PB: 0 SB: 0 CS: 0	PA: 36
PITCHER Joe McIntosh, R (1, 1) ERA: 1.09	IP: 9.0 WLS: W BF: 36 H: 5 R: 1 ER: 1 SO: 5 BB: 3 IBB: 0 HBP: 0 BLK: 0 WP: 0 HR: 0 S: 43 P: 55 ERA: 1.09 WHIP: 0.889											PITCHER	IP: 9.0 WLS: W BF: 36 H: 5 R: 1 ER: 1 SO: 5 BB: 3 IBB: 0 HBP: 0 BLK: 0 WP: 0 HR: 0 S: 43 P: 55 ERA: 1.09 WHIP: 0.889									



Batter	1	2	3	4	5	6	7	8	9	AB	R	H	RBI	BB	SO	LOB
Bobby Tolan, L OBP: 0.275, SLG: 0.313 (1, 7) (7, 3)	0-0 L9 1B	0-0 E4 1-2 2-H 1B		0-0 2-H 2B	0-0 2-3 1B			0-0 G5-4-3 1-2f		5	0	3	2	0	0	1
Hector Torres, R OBP: 0.353, SLG: 0.353 (1, 6) (7, 7)	0-0 F4	0-0 3-1		0-0 F8	0-0 F9 1-2			0-0 6-3		5	0	0	0	0	0	5
Johnny Grubb, L OBP: 0.286, SLG: 0.295 (1, 8) (7, 7)	0-0 1B			F9 2B	4-0 2B 1B BB			0-0 F5		3	1	2	0	1	0	0
Willie McCovey, L OBP: 0.378, SLG: 0.529 Dick Sharon, R OBP: 0.111, SLG: 0.111 (1, 3) (7, 7)	0-0 G3			0-0 F9 2-3	0-0 1-3 1B 2B			0-0 F6		4	1	1	0	0	0	2
Dave Winfield, R OBP: 0.451, SLG: 0.575 (1, 9) (7, 7)		0-0 E 1B SF9 1B		0-3 K	4-0 1B 2B IBB			0-3 K		0	0	0	0	0	0	0
Mike Ivie, R OBP: 0.295, SLG: 0.432 (1, 5) (7, 7)		0-0 1-2 1B 1B		0-0 F6	0-0 1-3 2-H 3-H 2B 1B			0-0 F5		4	2	2	2	0	0	1
Tito Fuentes, S OBP: 0.314, SLG: 0.354 (1, 4) (7, 7)		0-0 1-2 2-3 E K		0-3 K	0-3 1-2 K			0-0 5-3		4	0	0	0	0	2	4
Randy Hundley, R OBP: 0.346, SLG: 0.480 (1, 2) (7, 7)		0-3 K		0-0 K	0-0 SH1-4 2B 1B			0-0 5-3		4	1	2	2	0	1	3
Joe McIntosh, S (1, 1) (7, 7)		0-0 SF9 3-H		0-0 SH1-4 1-2 K	0-3 K			4-0 G5-4-3 BB		1	0	0	1	1	1	1

Inning Stats	R: 0	H: 1	E: 0	K: 0	S: 4	H: 1	LOB: 1	BB: 0	P: 4	R: 2	H: 3	E: 2	K: 1	S: 9	R: 0	H: 1	E: 0	K: 1	S: 6	R: 1	H: 2	E: 0	K: 1	S: 7	R: 4	H: 4	E: 0	K: 2	S: 11	R: 0	H: 0	E: 0	K: 1	S: 5	R: 0	H: 0	E: 0	K: 0	S: 3	R: 0	H: 0	E: 0	K: 0	S: 2	1B: 7	2B: 4	3B: 0	HR: 0	SF: 1	SAC: 1	DP: 1	HBP: 0	WP: 0	PA: 38
--------------	------	------	------	------	------	------	--------	-------	------	------	------	------	------	------	------	------	------	------	------	------	------	------	------	------	------	------	------	------	-------	------	------	------	------	------	------	------	------	------	------	------	------	------	------	------	-------	-------	-------	-------	-------	--------	-------	--------	-------	--------

PITCHER	IP	WLS	BF	H	R	ER	SO	BB	IBB	HBP	BLK	WP	HR	S	P	ERA	WHIP
Don Sutton, R ERA: 1.72 (1, 1)	4.2	L	28	11	7	5	5	1	1	0	0	0	0	36	44	9.64	2.571
Charlie Hough, R ERA: 4.91 (5, 1)	1.1		4	0	0	0	1	0	0	0	0	0	0	6	6	0.00	0.000
Geoff Zahn, L ERA: 9.0 (7, 1)	2.0		6	0	0	0	0	1	0	0	0	0	0	5	9	0.00	0.500

BOTTOM

Los Angeles Dodgers @ San Diego Padres
San Diego Stadium, San Diego, CA

Wed Apr 23 1975, 10:05 PM EDT
Att. 43,478 - Unknown

livebaseballscorecards.com

AB	33
R	7
H	11
RBI	7
BB	3
SO	6
LOB	18



Batter	1	2	3	4	5	6	7	8	9	AB	R	H	RBI	BB	SO	LOB	TOP											
Davey Lopes, R OBP: 0.432, SLG: 0.311 (1, 4) (6, 8)	4-0 BB 1B	0-0 CS 1B			0-0 HR 1B	0-0 HR 1B	0-3 K		0-0 F8	5	3	3	1	1	1	1												
Henry Cruz, L OBP: 0.200, SLG: 0.240 (1, 8) (6, 7)	0-0 F7	0-0 CS	0-0 F9		0-0 4-3	0-0 4-3	0-0 6-3		0-0 F8	6	0	0	0	0	0	5												
Steve Garvey, R OBP: 0.392, SLG: 0.467 (1, 3)	0-0 BB 1B		0-0 F4		0-0 E5 HR	4-0 BB HR IBB	0-0 F8		0-0 1B	5	2	2	0	1	0	2												
Ron Cey, R OBP: 0.370, SLG: 0.631 (1, 5)	0-0 L4		0-0 F9		0-0 HR	4-0 HR BB		0-0 BB 1-3	5	3	3	4	1	0	2													
Willie Crawford, L OBP: 0.370, SLG: 0.256 Ken McMullen, R OBP: 0.333, SLG: 0.800 Al Downing, R (6, 1)	4-0 BB 1-2 BB				0-3 K	0-0 1B	0-0 HR	4-0 BB 1-3 BB	0-3 K	2	0	1	0	1	1	0												
Joe Ferguson, R OBP: 0.328, SLG: 0.204 (1, 9)	4-0 FC6-4 BB				0-0 F6	0-3 K	0-0 E8 1B	4-0 BB 1-2 2-3	4-0 BB 1-3	3	0	1	1	2	1	1												
Steve Yeager, R OBP: 0.308, SLG: 0.318 (1, 2)	0-0 FC6-4				4-0 BB		0-0 1B BB	0-0 F4	0-0 F4	3	1	1	0	2	0	6												
Rick Auerbach, R OBP: 0.234, SLG: 0.233 Manny Mota, R OBP: 0.333, SLG: 0.294 Ivan De Jesus, R (8, 6)		0-0 L5			0-0 F3		0-0 F4	0-0 1-3	0-0 1-3	4	0	0	0	0	0	4												
Rick Rhoden, R Lee Lacy, R OBP: 0.333, SLG: 0.333 (6, 4)		0-0 6-3			0-3 K	0-0 4-3 BB 1B	0-0 S 1B	0-0 F2	0-0 F2	2	0	0	0	0	1	0												
Inning Stats	R: 1 E: 0 K: 0 S: 4	H: 1 LOB: 3 BB: 3 P: 16	R: 0 E: 0 K: 0 S: 3	H: 1 LOB: 0 BB: 0 P: 3	R: 0 E: 0 K: 0 S: 3	H: 0 LOB: 1 BB: 1 P: 9	R: 3 E: 1 K: 2 S: 11	H: 3 LOB: 1 BB: 0 P: 11	R: 6 E: 1 K: 0 S: 8	H: 5 LOB: 2 BB: 3 P: 20	R: 0 E: 0 K: 1 S: 6	H: 1 LOB: 1 BB: 0 P: 6	R: 1 E: 0 K: 0 S: 4	H: 1 LOB: 2 BB: 2 P: 12	R: 0 E: 0 K: 1 S: 7	H: 2 LOB: 2 BB: 0 P: 7	1B: 11 2B: 1 3B: 0 HR: 2	SF: 0 SAC: 0 DP: 0 HBP: 0	WP: 0 PB: 0 SB: 1 CS: 1	PA: 51								
PITCHER	IP	WLS	BF	H	R	ER	SO	BB	IBB	HBP	BLK	WP	HR	S	P	ERA	WHIP											
Dave Freisleben, R ERA: 2.95	(1, 1)	5.1	L	28	7	7	4	3	5	0	0	0	0	1	29	49	6.75	2.250										
Danny Frisella, R ERA: 7.36	(6, 1)	0.1		3	0	0	0	0	1	1	0	0	0	0	1	9	0.00	3.000										
Dave Tomlin, L ERA: 3.18	(6, 1)	0.1		4	3	3	3	0	0	0	0	0	0	1	4	4	81.00	9.000										
Alan Foster, R ERA: 6.75	(7, 1)	2.0		10	2	1	1	1	2	0	0	0	0	0	10	18	4.50	2.000										
Rich Folkers, L ERA: 7.04	(9, 1)	1.0		5	2	0	0	1	0	0	0	0	0	0	7	7	0.00	2.000										

Los Angeles Dodgers @ San Diego Padres
San Diego Stadium, San Diego, CA
Thu Apr 24 1975, 10:05 PM EDT
Att: 21,789 - Unknown

AB	41
R	11
H	14
RBI	11
BB	9
SO	5
LOB	27



Batter	1	2	3	4	5	6	7	8	9	AB R H RBI BB SO LOB
Bobby Tolan, L (1, 7) OBP: 0.268, SLG: 0.302	0-0 4-3	0-0 2-H 1B			0-0 L9		0-0 F6		0-0 5-3	5 0 1 1 0 0 0
Hector Torres, R (1, 6) OBP: 0.333, SLG: 0.333 Dick Sharon, R (9, PH) OBP: 0.100, SLG: 0.100	0-0 4-3	0-0 F6			0-3 K		0-0 1B 1B		0-0 E5 FC4-6 1B 1B	4 0 1 0 0 1 1 1 1 0 0 0 0 0
Johnny Grubb, L (1, 8) OBP: 0.333, SLG: 0.354	4-0 BB 2B BB				0-0 F7		0-0 HR 2B		0-0 FC4-6 1B	4 2 3 0 1 0 0
Willie McCovey, L (1, 3) OBP: 0.381, SLG: 0.486	4-0 2B 1-2 BB				0-3 K		4-0 HR BB		0-0 FC4-6 HBP 1B	3 1 0 0 2 2 4
Dave Winfield, R (1, 9) OBP: 0.482, SLG: 0.689	0-0 1-3 2-H 2B				0-0 FC5-4 1B		0-0 HR		0-0 HBP 1B	5 1 4 5 0 1 2
Mike Ivie, R (1, 5) OBP: 0.286, SLG: 0.396	0-0 F6				0-0 FC5-4		0-0 F6		0-0 HBP 1B	4 0 0 0 0 1 3
Tito Fuentes, S (1, 4) OBP: 0.286, SLG: 0.321		0-0 1-3			0-0 F7		0-0 F7		0-0 FC6-4 HBP	5 0 0 0 0 0 3
Fred Kendall, R (1, 2) OBP: 0.310, SLG: 0.333		0-0 E8 1B 1B			0-0 F6		0-0 5-3		4-0 BLK BB	3 1 1 0 1 0 0
Dave Freisleben, R (1, 1) Danny Frisella, L (6, 1) Dave Tomlin, L (6, 1) John Scott, R (6, PH) Alan Foster, R (7, 1) Glenn Beckert, R (8, PH) Rich Folkers, L (9, 1)		0-3 K			0-3 K		0-0 1-3		0-0 6-3	2 0 0 0 0 0 2 1 0 0 0 0 0 0 0 0 0 0 0 0 0 0 0 0 1 0 0 0 0 0 0 0 0 0 0 0 0 0 0 0 1 0 0 0 0 0 0 1 0 0 0 0 0 0 0 0

Inning Stats	R: 1	H: 1	E: 0	K: 0	S: 4	LOB: 2	BB: 2	P: 12	R: 1	H: 2	E: 1	K: 1	S: 7	LOB: 1	BB: 0	P: 7	R: 0	H: 1	E: 0	K: 1	S: 6	LOB: 1	BB: 0	P: 6	R: 0	H: 0	E: 0	K: 1	S: 5	LOB: 0	BB: 0	P: 5	R: 3	H: 2	E: 0	K: 1	S: 7	LOB: 0	BB: 1	P: 11	R: 0	H: 0	E: 0	K: 0	S: 3	LOB: 0	BB: 0	P: 3	R: 0	H: 2	E: 0	K: 2	S: 9	LOB: 2	BB: 0	P: 9	R: 0	H: 0	E: 0	K: 1	S: 5	LOB: 1	BB: 1	P: 9	R: 1	H: 2	E: 1	K: 0	S: 6	LOB: 3	BB: 0	P: 7	1B: 7	SF: 0	2B: 2	SAC: 0	3B: 0	DP: 0	HR: 1	HBP: 1	WP: 0	PA: 43
PITCHER	IP	WLS	BF	H	R	ER	SO	BB	IBB	HBP	BLK	WP	HR	S	P	ERA	WHIP																																																																	
Rick Rhoden, R (1, 1) ERA: 4.66	5.0	W	24	6	5	4	4	3	0	0	0	0	0	29	41	7.20	1.800																																																																	
Al Downing, L (6, 1) ERA: 1.8	4.0	S	19	4	1	0	3	1	0	1	1	0	0	23	28	0.00	1.250																																																																	

BOTTOM

Los Angeles Dodgers @ San Diego Padres
San Diego Stadium, San Diego, CA

Thu Apr 24 1975, 10:05 PM EDT
Att. 21,789 - Unknown

livebaseballscorecards.com

AB	38
R	6
H	10
RBI	6
BB	4
SO	7
LOB	15



Batter	1	2	3	4	5	6	7	8	9	AB R H RBI BB SO LOB	TOP							
Davey Lopes, R OBP: 0.430, SLG: 0.348 (1, 8) X	0-0 FC6-4 3B	0-0 6-3		0-0 G6-4-3 1-2f		0-0 E 1B 2-H		0-0 E1 1B 2-H		5 1 2 1 0 0 2	<p>Los Angeles Dodgers @ San Francisco Giants Candlestick Park, San Francisco, CA</p> <p>Fri Apr 25 1975, 10:05 PM EDT Att. 14,153 - Unknown</p> <p>livebaseballscorecards.com</p>							
Lee Lacy, R OBP: 0.412, SLG: 0.471 (1, 4) X	0-0 FC6-4 1B		0-0 2B		0-0 F8	0-0 F9		0-0 L4-3 2-3 1B		5 0 3 0 0 0 1								
Steve Garvey, R OBP: 0.393, SLG: 0.463 (1, 3) X	0-0 FC6-4 FC5 BB 1-2f 3-H		0-0 5-3		0-0 FC1-4 1B	0-0 E 1-2 1B		0-0 F2		5 0 2 1 0 0 4								
Ron Cey, R OBP: 0.359, SLG: 0.594 (1, 5) B B B B	4-0 1-2 BB		0-0 5-3		0-0 FC1-4 BB 1-2f	0-0 E5 1-2 2-3		0-0 L4-3 1-2		4 0 0 0 1 0 6								
Joe Ferguson, R OBP: 0.319, SLG: 0.190 (1, 9) X	0-0 P1		0-0 6-3		4-0 1-2 BB	0-0 F2		0-3 K		4 0 0 0 1 1 6								
Steve Yeager, R OBP: 0.290, SLG: 0.296 (1, 2) X	0-0 FC5 2-3f			0-0 E5 BB 1B	0-0 F8		0-0 F6		0-0 G3 1B	5 1 1 0 0 0 4								
Paul Powell, R (1, 7)		0-0 1-3		4-0 1-2 BB E BB		0-0 F8	0-0 3-1		0-0 G3 1-2	2 1 0 0 1 0 0 2 0 0 0 0 0 1								
Henry Cruz, L OBP: 0.185, SLG: 0.222 (7, PH) (7, 7)																		
Rick Auerbach, R OBP: 0.250, SLG: 0.234 (1, 6) X		0-0 F6		0-0 FC5-4 1-2 2-H 1B		4-0 2B BB	0-0 F4		0-0 F4	4 1 1 1 1 0 1								
Andy Messersmith, R OBP: 0.353, SLG: 0.500 (1, 1)				0-0 FC5-4 G6-4-3 1-2f 2-H		0-0 1B 2B 1-H		0-0 E 2B		4 2 3 1 0 0 1 0 0 0 0 0 0 0								
Jim Brewer, L (9, 1)																		
Inning Stats	R: 1 E: 0 K: 0 S: 5	H: 2 LOB: 2 BB: 1 P: 9	R: 0 E: 0 K: 0 S: 4	H: 1 LOB: 1 BB: 0 P: 4	R: 0 E: 0 K: 0 S: 4	H: 1 LOB: 1 BB: 0 P: 4	R: 2 E: 2 K: 0 S: 4	H: 1 LOB: 0 BB: 1 P: 8	R: 0 E: 0 K: 0 S: 4	H: 0 LOB: 0 BB: 0 P: 3	R: 1 E: 1 K: 0 S: 5	H: 2 LOB: 1 BB: 0 P: 5	R: 0 E: 0 K: 1 S: 6	H: 1 LOB: 1 BB: 0 P: 6	1B: 7 2B: 5 3B: 1 HR: 0	SF: 0 SAC: 0 DP: 2 HBP: 0	WP: 0 PB: 0 SB: 0 CS: 0	PA: 44
PITCHER	IP WLS BF H R ER SO BB IBB HBP BLK WP HR S P ERA WHIP																	
Mike Caldwell, L ERA: 3.67 (1, 1)	5.2 L 30 9 5 3 0 4 0 0 0 0 0 0 26 42 4.76 2.294																	
Charlie Williams, R ERA: 0.63 (6, 1)	2.1 10 2 1 0 0 0 0 0 0 0 0 0 10 10 0.00 0.857																	
Dave Heaverlo, R ERA: 1.93 (9, 1)	1.0 4 1 0 0 0 1 0 0 0 0 0 0 6 6 0.00 1.000																	

AB	40
R	6
H	12
RBI	4
BB	4
SO	1
LOB	26



Batter	1	2	3	4	5	6	7	8	9	AB R H RBI BB SO LOB	TOP											
Davey Lopes, R OBP: 0.435, SLG: 0.352 (1, 8)	4-0 S 1B BB	0-0 FC3-6 1B WP 1B	0-0 FC5-4 G4-3			0-3 K	0-0 1-3		0-0 E 1B	5 3 2 0 1 1 1												
Lee Lacy, R OBP: 0.478, SLG: 0.476 (1, 4)	0-0 P6	0-0 FC3-6 1B	0-0 G4-3			4-0 1B BB	4-0 BB		0-0 E 1B	4 1 2 0 2 0 2												
Willie Crawford, L OBP: 0.383, SLG: 0.271 (1, 7)	4-0 1B HR BB	0-0 FC3-6 E WP		0-0 4-3		0-0 PB 1B 1B	0-0 F8		0-0 E7 1B	5 3 2 2 1 0 3												
Steve Garvey, R OBP: 0.400, SLG: 0.459 (1, 3)	0-0 HR 1B	4-0 E 1B BB		0-0 F8		0-0 PB 1B 1B		0-0 F8	0-0 F9	5 3 2 2 1 0 2												
Ron Cey, R OBP: 0.361, SLG: 0.616 Ken McMullen, R OBP: 0.333, SLG: 0.800 (1, 5) (8, 5)	0-0 HR	0-0 E5 1B		0-0 6-3		4-0 1B IBB		0-0 E9		4 2 1 3 1 0 1 0 0 0 0 0 0 0												
Joe Ferguson, R OBP: 0.325, SLG: 0.194 (1, 9)	0-3 K	0-0 1B 1B			4-0 FC4-6 BB	0-3 K		0-0 5-3		4 0 1 2 1 2 4												
Steve Yeager, R OBP: 0.306, SLG: 0.313 (1, 2)	0-0 F9	0-0 FC6-4 1B			0-0 F7	0-0 1B		0-0 F2		5 0 2 2 0 0 2												
Rick Auerbach, R OBP: 0.232, SLG: 0.216 Ivan De Jesus, R (8, 6)		K			0-0 FC4-6 FC6-4	0-0 1-3			0-0 F3	4 0 0 0 0 1 5 1 0 0 0 0 0 0												
Doug Rau, L OBP: 0.273, SLG: 0.111 Tom Paciorek, R OBP: 0.222, SLG: 0.222 Charlie Hough, R (9, 1)		4-0 1B FC3-6 BB		4-0 FC5-4 BB		0-0 FC6-4		0-3 K	0-0 1B 1B	2 1 0 0 2 1 1 1 0 1 0 0 0 0 0 0 0 0 0 0 0												
Inning Stats	R: 4 E: 0 K: 1 S: 7	H: 2 LOB: 0 BB: 2 P: 15	R: 5 E: 1 K: 1 S: 10	H: 4 LOB: 2 BB: 2 P: 18	R: 0 E: 0 K: 0 S: 2	H: 0 LOB: 0 BB: 1 P: 6	R: 0 E: 0 K: 0 S: 3	H: 0 LOB: 0 BB: 0 P: 3	R: 0 E: 0 K: 0 S: 3	H: 0 LOB: 1 BB: 1 P: 7	R: 3 E: 0 K: 2 S: 10	H: 3 LOB: 2 BB: 2 P: 18	R: 0 E: 0 K: 1 S: 5	H: 0 LOB: 1 BB: 1 P: 9	R: 0 E: 1 K: 0 S: 4	H: 0 LOB: 1 BB: 0 P: 4	R: 1 E: 1 K: 0 S: 6	H: 4 LOB: 2 BB: 0 P: 6	1B: 12 2B: 0 3B: 0 HR: 1	SF: 0 SAC: 0 DP: 1 HBP: 0	WP: 1 PB: 1 SB: 1 CS: 0	PA: 49
PITCHER	IP WLS BF H R ER SO BB IBB HBP BLK WP HR S P ERA WHIP																					
John D'Acquisto, R ERA: 7.64 (1, 1)	1.2 L 12 4 7 6 2 3 0 0 0 0 0 1 13 25 32.40 4.200																					
Tom Bradley, R ERA: 3.18 (2, 1)	4.1 23 5 5 2 2 4 1 0 0 1 0 22 42 4.15 2.077																					
Dave Heaverlo, R ERA: 1.35 (7, 1)	2.0 8 0 0 0 1 1 0 0 0 0 0 9 13 0.00 0.500																					
Gary Lavelle, L ERA: 3.68 (9, 1)	1.0 6 4 1 1 0 0 0 0 0 0 0 6 6 9.00 4.000																					

Los Angeles Dodgers @ San Francisco Giants
 Candlestick Park, San Francisco, CA
 Sat Apr 26 1975, 6:33 AM EDT
 Att. 11,304 - Unknown

AB	40
R	13
H	13
RBI	11
BB	9
SO	5
LOB	21



WP: 1	PA: 49
-------	--------

ERA	WHIP
-----	------

BOTTOM

Los Angeles Dodgers @ San Francisco Giants
Candlestick Park, San Francisco, CA

Sat Apr 26 1975, 6:33 AM EDT
Att. 11,304 - Unknown

livebaseballscorecards.com

AB	32
R	3
H	8
RBI	3
BB	4
SO	3
LOB	19



WP: 0	PA: 36
PB: 1	
SB: 0	
CS: 0	

AB R H RBI BB SO LOB

4	0	1	0	0	0	1
1	0	0	0	0	0	1
2	1	0	0	0	0	1
0	0	0	0	0	0	0
0	0	0	0	1	0	0
0	0	0	0	0	0	0
2	1	2	2	1	0	0
1	0	0	0	0	0	1

3	1	0	0	1	0	4
---	---	---	---	---	---	---

4	0	1	0	0	1	1
---	---	---	---	---	---	---

3	0	1	0	1	0	2
---	---	---	---	---	---	---

4	0	2	1	0	0	2
---	---	---	---	---	---	---

4	0	0	0	0	2	4
---	---	---	---	---	---	---

0	0	0	0	0	0	0
1	0	0	0	0	0	0
3	0	1	0	0	0	2

1B: 7	SF: 0
2B: 1	SAC: 0
3B: 0	DP: 3
HR: 1	HBP: 0

R: 2	H: 2
E: 0	LOB: 1
K: 0	BB: 0
S: 5	P: 5

R: 0	H: 1
E: 0	LOB: 0
K: 1	BB: 0
S: 5	P: 5

R: 0	H: 0
E: 0	LOB: 0
K: 0	BB: 0
S: 3	P: 3

R: 0	H: 1
E: 0	LOB: 2
K: 0	BB: 1
S: 4	P: 8

R: 0	H: 0
E: 0	LOB: 1
K: 0	BB: 1
S: 3	P: 7

R: 0	H: 0
E: 0	LOB: 1
K: 0	BB: 1
S: 3	P: 7

R: 1	H: 2
E: 0	LOB: 2
K: 1	BB: 1
S: 7	P: 11

IP	WLS	BF	H	R	ER	SO	BB	IBB	HBP	BLK	WP	HR	S	P	ERA	WHIP
----	-----	----	---	---	----	----	----	-----	-----	-----	----	----	---	---	-----	------

8.0		30	6	2	2	2	3	0	0	0	0	1	31	43	2.25	1.125
-----	--	----	---	---	---	---	---	---	---	---	---	---	----	----	------	-------

1.0		6	2	1	1	1	1	0	0	0	0	0	7	11	9.00	3.000
-----	--	---	---	---	---	---	---	---	---	---	---	---	---	----	------	-------

Batter	1	2	3	4	5	6	7	8	9
Garry Maddox, R OBP: 0.189, SLG: 0.204 (1, 8)	0-0 FC6-4 1B		0-0 P3			0-0 F2		0-0 P5	
Derrel Thomas, S OBP: 0.190, SLG: 0.218 Mike Phillips, L OBP: 0.364, SLG: 0.222 (1, 4) (1, PR) Dave Heaverlo, R (7, 1) Chris Arnold, R OBP: 0.590, SLG: 0.333 (8, PH) Gary Lavelle, S (9, 1)	0-0 FC6-4 1-2f HR		0-0 P6			0-0 F3		4-0 BB	
Bobby Murcer, L OBP: 0.436, SLG: 0.591 Horace Speed, R (6, PR) (7, 9)	0-0 1-H HR			0-0 G5-4-3 1B		4-0 1-2 BB		0-0 F8	
Gary Matthews, R OBP: 0.405, SLG: 0.530 (1, 7)	0-0 5-3			0-0 G5-4-3 1-2f		0-0 P3		4-0 FC6-4 1B BB	
Ed Goodson, L OBP: 0.265, SLG: 0.295 (1, 3)	0-0 4-3			0-3 K			0-0	0-0 FC6-4 1B BB	
Chris Speier, R OBP: 0.307, SLG: 0.338 (1, 6)		0-0 8-3 1B			0-0 F7		4-0 FC6-4 BB	0-0 FC6-4 1B PB 1-2f 2-3	
Steve Ontiveros, S OBP: 0.357, SLG: 0.313 (1, 5)		0-0 9-3 1-2f			0-0 G6-4-3 1B		0-0 F7	0-0 1-3 3-H	
Marc Hill, R OBP: 0.404, SLG: 0.447 (1, 2)		0-3 K			0-0 G6-4-3 1-2f		0-0 FC6-4 1-2f	0-3 K	
John D'Acquisto, R Tom Bradley, R Bruce Miller, R OBP: 0.250, SLG: 0.250 (1, 1) (2, 1) (6, PH) (7, 4)			0-0 F9			0-0 BB 1B		0-0 L3	

Inning Stats	R: 2	H: 2	E: 0	K: 0	S: 5	H: 2	LOB: 1	BB: 0	P: 5	R: 0	H: 1	E: 0	K: 1	S: 5	H: 0	LOB: 0	BB: 0	P: 5	R: 0	H: 1	E: 0	K: 1	S: 5	H: 0	LOB: 0	BB: 0	P: 3	R: 0	H: 1	E: 0	K: 0	S: 3	R: 0	H: 1	E: 0	K: 0	S: 3	R: 0	H: 1	E: 0	K: 0	S: 4	R: 0	H: 0	E: 0	K: 0	S: 3	R: 0	H: 0	E: 0	K: 0	S: 3	R: 1	H: 2	E: 0	K: 1	S: 7	H: 2	LOB: 2	BB: 1	P: 11	1B: 7	2B: 1	3B: 0	HR: 1	SF: 0	SAC: 0	DP: 3	HBP: 0	WP: 0	PA: 36
---------------------	------	------	------	------	------	------	--------	-------	------	------	------	------	------	------	------	--------	-------	------	------	------	------	------	------	------	--------	-------	------	------	------	------	------	------	------	------	------	------	------	------	------	------	------	------	------	------	------	------	------	------	------	------	------	------	------	------	------	------	------	------	--------	-------	-------	-------	-------	-------	-------	-------	--------	-------	--------	-------	--------

PITCHER	IP	WLS	BF	H	R	ER	SO	BB	IBB	HBP	BLK	WP	HR	S	P	ERA	WHIP
----------------	----	-----	----	---	---	----	----	----	-----	-----	-----	----	----	---	---	-----	------

Doug Rau, L ERA: 3.66 (1, 1)	8.0		30	6	2	2	2	3	0	0	0	0	1	31	43	2.25	1.125
Charlie Hough, R ERA: 5.25 (9, 1)	1.0		6	2	1	1	1	1	0	0	0	0	0	7	11	9.00	3.000

Batter	1	2	3	4	5	6	7	8	9	AB R H RBI BB SO LOB	TOP											
Davey Lopes, R (1, 8) OBP: 0.443, SLG: 0.365	0-3 K			0-0 SH1-3 1B 2B		4-0 CS BB	0-0 5-3		4-0 2B BB	3 2 1 0 2 1 0	<p>Los Angeles Dodgers @ San Francisco Giants</p> <p>Candlestick Park, San Francisco, CA</p> <p>Sun Apr 27 1975, 6:33 AM EDT Att: 35,517 - Unknown</p> <p>livebaseballscorecards.com</p>											
Lee Lacy, R (1, 4) OBP: 0.481, SLG: 0.500	0-3 K			0-0 SH1-3		4-0 HR BB	0-0 6-3		0-0 2B	3 1 1 3 1 1 0												
Willie Crawford, L (1, 7) OBP: 0.415, SLG: 0.365	0-0 F7			0-0 S 1B		0-0 HR		0-0 G6-4-3 1B	4-0 FC4-6 IBB	4 1 3 3 1 0 0												
Steve Garvey, R (1, 3) OBP: 0.389, SLG: 0.444		0-3 K		0-3 K 1-2		0-0 5-3 2B 1B		0-0 G6-4-3 1-2f	0-0 F9	5 1 1 0 0 2 4												
Ron Cey, R (1, 5) OBP: 0.352, SLG: 0.584		0-0 5-3		0-3 K		0-0 5-3 1-2		4-0 BB	0-0 FC4-6 1-2f	4 0 0 0 1 1 4												
Joe Ferguson, R (1, 9) OBP: 0.333, SLG: 0.215		0-3 K			4-0 BB	0-0 2B		0-3 K		3 0 1 1 1 2 1												
Steve Yeager, R (1, 2) OBP: 0.300, SLG: 0.286			0-0 F9		0-0 F8	4-0 IBB			0-0 F3	3 0 0 0 1 0 1												
Rick Auerbach, R (1, 6) OBP: 0.224, SLG: 0.208			0-0 P4		0-0 P3	0-0 F7			0-0 BB 1B 2B 1B	2 0 0 0 0 0 1 1 0 0 0 0 0 2 1 1 1 0 0 0 0												
Charlie Manuel, L (6, PH) OBP: 0.333, SLG: 0.333																						
Ivan De Jesus, R (6, 6) OBP: 0.250, SLG: 0.250																						
Don Sutton, R (1, 1) OBP: 0.235, SLG: 0.133			0-3 K		0-3 K		0-0 3-1		0-0 BB 2B 1B	4 1 1 0 0 2 1												
Inning Stats	R: 0 E: 0 K: 2 S: 7	H: 0 LOB: 0 BB: 0 P: 7	R: 0 E: 0 K: 2 S: 7	H: 0 LOB: 0 BB: 0 P: 7	R: 0 E: 0 K: 1 S: 5	H: 0 LOB: 0 BB: 0 P: 5	R: 1 E: 0 K: 2 S: 9	H: 2 LOB: 1 BB: 0 P: 9	R: 0 E: 0 K: 1 S: 5	H: 0 LOB: 1 BB: 1 P: 9	R: 3 E: 0 K: 0 S: 5	H: 3 LOB: 2 BB: 3 P: 17	R: 0 E: 0 K: 0 S: 3	H: 0 LOB: 0 BB: 0 P: 3	R: 0 E: 0 K: 1 S: 5	H: 1 LOB: 1 BB: 1 P: 9	R: 3 E: 0 K: 0 S: 6	H: 3 LOB: 2 BB: 2 P: 14	1B: 5 2B: 3 3B: 0 HR: 1	SF: 0 SAC: 1 DP: 1 HBP: 0	WP: 0 PB: 0 SB: 1 CS: 1	PA: 41
PITCHER	IP WLS BF H R ER SO BB IBB HBP BLK WP HR S P ERA WHIP																					
John Montefusco, R (1, 1) ERA: 2.43	5.2 L 25 5 4 4 8 3 1 0 0 0 1 37 53 6.35 1.412																					
Randy Moffitt, R (6, 1) ERA:	1.1 4 0 0 0 0 0 0 0 0 0 0 4 4 0.00 0.000																					
Charlie Williams, R (8, 1) ERA: 2.2	2.0 12 4 3 3 1 2 1 0 0 0 0 11 23 13.50 3.000																					



Batter	1	2	3	4	5	6	7	8	9	AB	R	H	RBI	BB	SO	LOB
Von Joshua, L OBP: 0.389, SLG: 0.424 (1, 8)	0-3 K		0-0 5-3		0-0 E 1B 1B		0-0 5-3			4	0	1	0	0	1	0
Mike Phillips, L OBP: 0.324, SLG: 0.194 (1, 4)	0-3 K		0-3 K		0-0 B5		0-0 4-3			4	0	0	0	0	2	1
Bobby Murcer, L OBP: 0.427, SLG: 0.571 (1, 9)	0-0 F2			0-0 2B 2B 1B	0-0 F8		0-0 4-3			4	1	1	0	0	0	1
Ed Coodson, L OBP: 0.283, SLG: 0.333 (1, 3)		0-0 L6		0-0 2B 2B	0-0 E6 1B		0-3 K			4	1	2	0	0	1	0
Gary Thomasson, L OBP: 0.154, SLG: 0.171 (1, 7)		0-0 L6		0-0 FC5 2B	0-3 K		0-0 F7			4	0	1	2	0	1	2
Chris Speier, R OBP: 0.304, SLG: 0.324 (1, 6)		4-0 2B BB		0-0 P4		0-0 F7		0-0 P3		3	1	0	0	1	0	1
Steve Ontiveros, S OBP: 0.367, SLG: 0.333 (1, 5)		0-0 2B		4-0 FC5 BB		0-3 K		0-0 F7		3	0	1	1	1	1	0
Dave Rader, L OBP: 0.200, SLG: 0.143 (1, 2)		0-3 K		0-0 FC5		0-0 4-3		0-0 4-1		4	0	0	0	0	1	3
John Montefusco, R (1, 1)			0-3 K		0-3 K				0-0 6-3							
Randy Moffitt, R OBP: 0.500, SLG: 0.500 (6, 1)										2	0	0	0	0	2	2
Garry Maddox, R OBP: 0.185, SLG: 0.200 (7, PH)										0	0	0	0	0	0	0
Charlie Williams, R (8, 1)										1	0	0	0	0	0	0
										0	0	0	0	0	0	0

Inning Stats	R: 0	H: 0	E: 0	K: 2	S: 7	R: 1	H: 1	E: 0	K: 1	S: 6	R: 0	H: 0	E: 0	K: 2	S: 7	R: 2	H: 3	E: 0	K: 1	S: 8	R: 0	H: 2	E: 1	K: 1	S: 7	R: 0	H: 0	E: 0	K: 1	S: 5	R: 0	H: 0	E: 0	K: 0	S: 3	R: 0	H: 0	E: 0	K: 1	S: 5	R: 0	H: 0	E: 0	K: 0	S: 3	R: 0	H: 0	E: 0	K: 0	S: 3	R: 0	H: 0	E: 0	K: 0	S: 3	1B: 3	2B: 3	3B: 0	HR: 0	SF: 0	SAC: 0	DP: 0	HBP: 0	WP: 0	PB: 0	SB: 0	CS: 0	PA: 35
PITCHER Don Sutton, R ERA: 1.97 (1, 1)	IP	WLS	BF	H	R	ER	SO	BB	IBB	HBP	BLK	WP	HR	S	P	ERA	WHIP																		IP	WLS	BF	H	R	ER	SO	BB	IBB	HBP	BLK	WP	HR	S	P	ERA	WHIP																	

BOTTOM

Los Angeles Dodgers @ San Francisco Giants
Candlestick Park, San Francisco, CA
Sun Apr 27 1975, 6:33 AM EDT
Att. 35,517 - Unknown

livebaseballscorecards.com

AB	33
R	3
H	6
RBI	3
BB	2
SO	9
LOB	10



Batter	1	2	3	4	5	6	7	8	9	AB R H RBI BB SO LOB	TOP																									
Ralph Garr, L (1, 7) OBP: 0.309, SLG: 0.352	0-0 6-3	0-0 F9			0-0 1B SF9 1B		0-0 F8			4 1 1 0 0 0 2	<p>Atlanta Braves @ Los Angeles Dodgers Dodger Stadium, Los Angeles, CA</p> <p>Mon Apr 28 1975, 7:05 PM PDT Att. 32,097 - Unknown</p>																									
Marty Perez, R (1, 4) OBP: 0.312, SLG: 0.321	0-0 4-3		0-0 5-3		0-0 1-3 1B		0-0 6-3			4 0 1 0 0 0 0																										
Darrell Evans, L (1, 5) OBP: 0.385, SLG: 0.581	0-0 G3			4-0 1B BB	0-0 SF9			0-3 K		2 0 0 1 1 1 0																										
Earl Williams, R (1, 3) OBP: 0.139, SLG: 0.118		0-0 1B 1B	0-0 1-2 1B		0-3 3-H K			0-3 K		4 1 2 0 0 2 0																										
Dusty Baker Jr., R (1, 9) OBP: 0.337, SLG: 0.488		0-0 F9 1B FC5-4 1B	0-0 F7		0-0 CS 1B		0-0 F3			4 1 2 0 0 0 2																										
Mike Lum, L (1, 8) OBP: 0.344, SLG: 0.272		0-0 FC5-4 1-2 2-H 1B	0-0 4-3		0-0 F5 1-2			4-0 G1-6-3 BB		3 0 1 1 1 0 3																										
Johnny Oates, L (1, 2) OBP: 0.333, SLG: 0.417 Cito Gaston, R (9, PH)		0-0 F9		0-0 1-3		0-0 1B		0-0 G1-6-3		3 0 1 0 0 0 2 1 0 0 0 0 0 1																										
Larvell Blanks, R (1, 6) OBP: 0.278, SLG: 0.254		4-0 FC5-4 1-2 BB		0-0 P6		0-0 1-3		4-0 BB		2 0 0 0 2 0 1																										
Phil Niekro, R (1, 1) OBP: 0.231, SLG: 0.308 Tom House, L (8, 1) Vic Correll, R (9, PH) OBP: 0.250, SLG: 0.318		0-0 FC5-4		0-0 F8			0-0 5-3		0-0 F8	3 0 0 1 0 0 2 0 0 0 0 0 0 0 1 0 0 0 0 0 1																										
Inning Stats	R: 0 E: 0 K: 0 S: 3	H: 0 LOB: 0 BB: 0 P: 3	R: 2 E: 0 K: 0 S: 6	H: 3 LOB: 2 BB: 1 P: 10	R: 0 E: 0 K: 0 S: 4	H: 1 LOB: 2 BB: 1 P: 8	R: 0 E: 0 K: 0 S: 3	H: 0 LOB: 0 BB: 0 P: 3	R: 1 E: 0 K: 1 S: 6	H: 2 LOB: 0 BB: 0 P: 6		R: 0 E: 0 K: 0 S: 4	H: 2 LOB: 1 BB: 0 P: 4	R: 0 E: 0 K: 0 S: 3	H: 0 LOB: 0 BB: 0 P: 3	R: 0 E: 0 K: 2 S: 7	H: 0 LOB: 0 BB: 0 P: 7	R: 0 E: 0 K: 0 S: 2	H: 0 LOB: 1 BB: 2 P: 10	1B: 8 2B: 0 3B: 0 HR: 0	SF: 1 SAC: 0 DP: 1 HBP: 0	WP: 0 PB: 0 SB: 0 CS: 1	PA: 36													
PITCHER	IP WLS BF H R ER SO BB IBB HBP BLK WP HR S P ERA WHIP																				PITCHER	IP WLS BF H R ER SO BB IBB HBP BLK WP HR S P ERA WHIP														
Rick Rhoden, R (1, 1) ERA: 4.81	5.0		23	7	3	3	1	2	0	0	0	0	0	23	31	5.40	1.800																			
Al Downing, L (6, 1) ERA: 1.29	2.0		6	1	0	0	0	0	0	0	0	0	0	6	6	0.00	0.500																			
Jim Brewer, L (8, 1) ERA: 0.96	2.0	W	7	0	0	0	2	2	0	0	0	0	0	9	17	0.00	1.000																			

livebaseballscorecards.com

AB	31
R	3
H	8
RBI	3
BB	4
SO	3
LOB	14



Batter	1	2	3	4	5	6	7	8	9	AB	R	H	RBI	BB	SO	LOB
Davey Lopes, R OBP: 0.426, SLG: 0.346 (1, 8) (8, 6)	0-0 6-3 ①			0-0 6-3 ①		0-0 P1 ①		0-3 K ①		4	0	0	0	0	1	1
Lee Lacy, R OBP: 0.452, SLG: 0.444 (1, 4) (8, 6)	0-0 5-3 ②			0-0 F8 ②		0-0 F9 ②		4-0 BB 2B BB ②		3	1	0	0	1	0	1
Jimmy Wynn, R OBP: 0.479, SLG: 0.661 (1, 7) (8, 8)	0-0 3-1 ③			0-0 2B 1B ③		0-0 1B 1-2 1B ③		4-0 2B 1-2 1B BB ③		3	1	2	0	1	0	0
Steve Garvey, R OBP: 0.404, SLG: 0.479 (1, 3) (8, 7)		0-0 F8 ①		0-0 1-3 2B ①		0-0 1-3 2-H 1B ①		0-0 1-3 2-H 1B 2B ①		4	1	3	2	0	0	0
Willie Crawford, L OBP: 0.397, SLG: 0.345 (1, 9) (8, 7)		0-0 F7 ②		0-0 F6 ③		0-0 3-1 ③		0-0 FC5-4 1B ②		3	0	0	0	0	0	4
Manny Mota, R OBP: 0.388, SLG: 0.333 (8, PH)										1	0	1	2	0	0	0
Henry Cruz, L OBP: 0.185, SLG: 0.222 (8, PR) (9, 7)										0	0	0	0	0	0	0
Ron Cey, R OBP: 0.348, SLG: 0.568 (1, 5) (8, 9)		0-0 F7 ③			0-0 F7 ①		0-0 G5-4-3 1B ①	0-0 FC5-4 1-2 ②		4	0	1	0	0	0	1
Steve Yeager, R OBP: 0.273, SLG: 0.256 (1, 2) (8, 9)			0-0 F3 ①		0-3 K ②		0-0 G5-4-3 1-2 ②	0-0 5-3 ③		4	0	0	0	0	1	2
Rick Auerbach, R OBP: 0.217, SLG: 0.200 (1, 6) (8, 1)			0-0 5-3 ②		0-0 F8 ③		0-0 1B ③			2	0	0	0	0	0	0
Jim Brewer, L (8, 1)										0	0	0	0	0	0	0
Rick Rhoden, R (1, 1)			0-0 F8 ③			4-0 1B BB ③		0-3 K ③		1	0	0	0	0	0	0
Al Downing, R (6, 1)										0	0	0	0	0	0	0
Ivan De Jesus, R OBP: 0.400, SLG: 0.250 (6, 8)										0	1	0	0	1	0	0
Tom Paciorek, R OBP: 0.300, SLG: 0.300 (7, PH)										1	0	1	0	0	0	0
Joe Ferguson, R OBP: 0.320, SLG: 0.212 (7, PH) (8, 9)										1	0	0	0	0	1	1

Inning Stats	R: 0	H: 0	E: 0	LOB: 0	K: 0	BB: 0	S: 3	P: 3	R: 0	H: 0	E: 0	LOB: 0	K: 0	BB: 0	S: 3	P: 3	R: 0	H: 2	E: 0	LOB: 2	K: 0	BB: 0	S: 5	P: 5	R: 0	H: 0	E: 0	LOB: 0	K: 1	BB: 0	S: 5	P: 5	R: 1	H: 2	E: 0	LOB: 2	K: 0	BB: 1	S: 5	P: 9	R: 0	H: 2	E: 0	LOB: 1	K: 1	BB: 0	S: 6	P: 6	R: 3	H: 2	E: 0	LOB: 1	K: 1	BB: 2	S: 7	P: 15
--------------	------	------	------	--------	------	-------	------	------	------	------	------	--------	------	-------	------	------	------	------	------	--------	------	-------	------	------	------	------	------	--------	------	-------	------	------	------	------	------	--------	------	-------	------	------	------	------	------	--------	------	-------	------	------	------	------	------	--------	------	-------	------	-------

PITCHER	IP	WLS	BF	H	R	ER	SO	BB	IBB	HBP	BLK	WP	HR	S	P	ERA	WHIP
Phil Niekro, R ERA: 2.86 (1, 1)	7.0		27	6	1	1	2	1	0	0	0	0	0	30	34	1.29	1.000
Tom House, L ERA: 14.46 (8, 1)	1.0	L	7	2	3	3	1	2	0	0	0	0	0	7	15	27.00	4.000

BOTTOM

Atlanta Braves @ Los Angeles Dodgers
Dodger Stadium, Los Angeles, CA

Mon Apr 28 1975, 7:05 PM PDT
Att. 32,097 - Unknown

AB	31
R	4
H	8
RBI	4
BB	3
SO	3
LOB	10

livebaseballscorecards.com



WP	PA	ERA	WHIP
0	34		

Batter	1	2	3	4	5	6	7	8	9	AB R H RBI BB SO LOB	TOP																					
Ralph Garr, L (1, 7) OBP: 0.307, SLG: 0.358	0-0 4-3		0-0 6-3		0-3 K			0-0 2B		4 0 1 0 0 1 1	Atlanta Braves @ Los Angeles Dodgers Dodger Stadium, Los Angeles, CA Tue Apr 29 1975, 7:05 PM PDT Att. 31,638 - Unknown livebaseballscorecards.com																					
Marty Perez, R (1, 4) OBP: 0.320, SLG: 0.330	0-0 G4-6-3 1B		0-3 K			0-0 1-3 1B		0-0 F9		4 0 2 0 0 1 1																						
Darrell Evans, L (1, 5) OBP: 0.370, SLG: 0.556	0-0 G4-6-3 1-2f			0-0 F5		0-0 F9		0-3 K		4 0 0 0 0 1 3																						
Earl Williams, R (1, 3) OBP: 0.125, SLG: 0.105		0-0 G3		0-0 F7		0-0 1-3		0-0 F2		4 0 0 0 0 0 1																						
Dusty Baker Jr., R (1, 9) OBP: 0.344, SLG: 0.488		0-0 1B 1B		0-0 1B		0-0 6-3		0-0 6-3		4 0 2 0 0 0 1																						
Mike Lum, L (1, 8) OBP: 0.340, SLG: 0.271		0-0 1-3 1B		0-0 F7		0-0 1-3		0-0 6-3		4 0 1 0 0 0 1																						
Johnny Oates, L (1, 2) OBP: 0.267, SLG: 0.333		0-3 K		0-0 4-3		0-3 K				3 0 0 0 0 2 2																						
Larvell Blanks, R (1, 6) OBP: 0.280, SLG: 0.271		0-0 F7		0-0 K 2B		0-0 F8				3 0 1 0 0 0 2																						
Buzz Capra, R (1, 1) Max Leon, R (5, 1) Frank Tepedino, L (8, PH) Jamie Easterly, L (8, 1)			0-0 L3		0-3 K		0-3 K			2 0 0 0 0 1 1																						
Inning Stats	R: 0 E: 0 K: 0 S: 3	H: 1 LOB: 0 BB: 0 P: 3	R: 0 E: 0 K: 1 S: 7	H: 2 LOB: 2 BB: 0 P: 7	R: 0 E: 0 K: 1 S: 5	H: 0 LOB: 0 BB: 0 P: 5	R: 0 E: 0 K: 0 S: 4	H: 1 LOB: 1 BB: 0 P: 4	R: 0 E: 0 K: 1 S: 8	H: 1 LOB: 1 BB: 0 P: 8	R: 0 E: 0 K: 1 S: 5	H: 0 LOB: 0 BB: 0 P: 5	R: 0 E: 0 K: 2 S: 8	H: 1 LOB: 1 BB: 0 P: 8	R: 0 E: 0 K: 0 S: 3	H: 0 LOB: 0 BB: 0 P: 3	1B: 5 2B: 2 3B: 0 HR: 0	SF: 0 SAC: 0 DP: 1 HBP: 0	WP: 0 PB: 0 SB: 0 CS: 0	PA: 33												
PITCHER Andy Messersmith, R (1, 1) ERA: 2.76	IP 9.0	WLS W	BF 33	H 7	R 0	ER 0	SO 7	BB 0	IBB 0	HBP 0	BLK 0	WP 0	HR 0	S 47	P 47	ERA 0.00	WHIP 0.778															
											PITCHER	IP	WLS	BF	H	R	ER	SO	BB	IBB	HBP	BLK	WP	HR	S	P	ERA	WHIP				



Batter	1	2	3	4	5	6	7	8	9	AB	R	H	RBI	BB	SO	LOB
Davey Lopes, R OBP: 0.425, SLG: 0.349 (1, 8)	0-0 P4	0-0 F8		0-0 F7		0-0 6-3 1B 2-3 HR 1B		0-0 G6-4-3 1B		5	1	2	0	0	0	3
Lee Lacy, R OBP: 0.472, SLG: 0.531 (1, 4)	0-0 F8 2B		0-0 2B	0-0 F8		0-0 6-3 1B 1-2 HR 1B 3-H		0-0 G6-4-3 1B 1-2f		5	1	3	1	0	0	2
Jimmy Wynn, R OBP: 0.453, SLG: 0.617 (1, 7) Henry Cruz, L OBP: 0.214, SLG: 0.250 (7, 7)	0-0 F8 2-3		0-3 K		0-0 P5	0-0 6-3		0-0 1B		4	0	0	0	0	1	4
Steve Garvey, R OBP: 0.404, SLG: 0.505 (1, 3)	0-0 P3		0-0 F8		0-0 HR 1B	0-0 HR		0-0 6-3		1	0	1	0	0	0	0
Willie Crawford, L OBP: 0.403, SLG: 0.397 (1, 9)		0-0 F9	4-0 BB		0-0 HR 1-H	0-0 3-1				5	2	2	3	0	0	3
Ron Cey, R OBP: 0.344, SLG: 0.553 (1, 5)		0-0 F2	0-0 F5		0-0 HR 1B		0-0 L6			3	1	1	2	1	0	0
Steve Yeager, R OBP: 0.271, SLG: 0.238 (1, 2)		4-0 BB 1B BB		0-0 F7	0-0 G6-4-3		0-0 F2			4	0	1	0	0	0	2
Rick Auerbach, R OBP: 0.266, SLG: 0.246 (1, 6)		4-0 BB 1B BB		0-0 1B 2B		4-0 1B SH3-4 BB	0-0 FC5-4 1B			3	1	0	0	1	0	1
Andy Messersmith, R OBP: 0.400, SLG: 0.526 (1, 1)		0-0 1B 1-2 2-H		0-0 1B 2-H		0-0 SH3-4 1-2	0-0 FC5-4 1-2f			2	2	2	0	2	0	0

Inning Stats	R: 0	H: 1	E: 0	LOB: 1	K: 0	BB: 0	S: 4	R: 1	H: 1	E: 0	LOB: 2	K: 1	BB: 1	S: 6	R: 0	H: 1	E: 0	LOB: 2	K: 1	BB: 1	S: 6	R: 1	H: 2	E: 0	LOB: 1	K: 0	BB: 2	S: 5	R: 2	H: 3	E: 0	LOB: 0	K: 0	BB: 0	S: 5	R: 4	H: 3	E: 0	LOB: 0	K: 0	BB: 1	S: 6	R: 0	H: 1	E: 0	LOB: 1	K: 0	BB: 0	S: 4	R: 0	H: 2	E: 0	LOB: 1	K: 0	BB: 0	S: 4
1B: 9	SF: 0	2B: 3	SAC: 1	3B: 0	DP: 2	HR: 2	HBP: 0	WP: 0	PA: 40	PB: 0	SB: 0	CS: 0																																												

PITCHER	IP	WLS	BF	H	R	ER	SO	BB	IBB	HBP	BLK	WP	HR	S	P	ERA	WHIP
Buzz Capra, R ERA: 3.22 (1, 1)	4.1	L	24	8	4	4	1	3	0	0	0	0	1	23	35	8.31	2.538
Max Leon, R ERA: 13.5 (5, 1)	2.2		12	4	4	0	0	1	0	0	0	0	1	11	15	0.00	1.875
Jamie Easterly, L ERA: (8, 1)	1.0		4	2	0	0	0	0	0	0	0	0	0	4	4	0.00	2.000

BOTTOM

Atlanta Braves @ Los Angeles Dodgers
 Dodger Stadium, Los Angeles, CA
 Tue Apr 29 1975, 7:05 PM PDT
 Att. 31,638 - Unknown

livebaseballscorecards.com

AB	35
R	8
H	14
RBI	8
BB	4
SO	1
LOB	16



Batter	1	2	3	4	5	6	7	8	9	AB R H RBI BB SO LOB	TOP													
Ralph Garr, L (1, 7) OBP: 0.305, SLG: 0.354	0-3 K		0-0 E4 G3		0-0 G3		0-0 1B			4 0 1 0 0 1 1														
Marty Perez, R (1, 4) OBP: 0.307, SLG: 0.315	0-0 5-3		0-0 G3		0-0 F9		0-0 F4			4 0 0 0 0 0 3														
Darrell Evans, L (1, 5) OBP: 0.356, SLG: 0.532	0-0 G3		0-3 K		0-3 K			0-0 F8		4 0 0 0 0 2 2														
Earl Williams, R (1, 3) OBP: 0.114, SLG: 0.095		0-3 K	0-0 P3			0-0 5-3		0-0 5-3		4 0 0 0 0 1 2														
Dusty Baker Jr., R (1, 9) OBP: 0.340, SLG: 0.472		4-0 FC4-6 1B BB		0-0 P6		0-0 F9		0-0 F3		3 0 0 0 1 0 0														
Mike Lum, L (1, 8) OBP: 0.347, SLG: 0.281		0-0 FC4-6 1B		0-0 F5		0-0 1B			0-3 K	4 0 2 0 0 1 0														
Vic Correll, R (1, 2) OBP: 0.263, SLG: 0.329		0-0 FC4-6		0-0 HR 1B		0-0 1-3			0-0 1B	4 1 2 0 0 0 3														
Larvell Blanks, R (1, 6) OBP: 0.278, SLG: 0.311		0-0 P5		0-0 HR			0-0 F8		0-3 K	4 1 1 2 0 1 3														
Carl Morton, R (1, 1) OBP: 0.200, SLG: 0.158			0-0 G3 E 1B		0-0 6-3		0-0 4-3		0-3 K	2 0 1 0 0 0 0														
Gary Gentry, R (6, 1)										0 0 0 0 0 0 0														
Rod Gilbreath, R (7, PH)										1 0 0 0 0 0 0														
Tom House, L (7, 1)										0 0 0 0 0 0 0														
Cito Gaston, R (9, PH)										1 0 0 0 0 1 1														
Inning Stats	R: 0 E: 0 K: 1 S: 5	H: 0 LOB: 0 BB: 0 P: 5	R: 0 E: 0 K: 1 S: 6	H: 1 LOB: 2 BB: 1 P: 10	R: 0 E: 1 K: 1 S: 7	H: 1 LOB: 2 BB: 0 P: 7	R: 2 E: 0 K: 0 S: 5	H: 2 LOB: 0 BB: 0 P: 5	R: 0 E: 0 K: 1 S: 5	H: 0 LOB: 0 BB: 0 P: 5	R: 0 E: 0 K: 0 S: 4	H: 1 LOB: 1 BB: 0 P: 4	R: 0 E: 0 K: 0 S: 4	H: 1 LOB: 1 BB: 0 P: 4	R: 0 E: 0 K: 0 S: 3	H: 0 LOB: 0 BB: 0 P: 3	R: 0 E: 0 K: 3 S: 10	H: 1 LOB: 1 BB: 0 P: 10	1B: 6 2B: 0 3B: 0 HR: 1	SF: 0 SAC: 0 DP: 0 HBP: 0	WP: 0 PB: 0 SB: 0 CS: 0	PA: 36		
PITCHER Doug Rau, L (1, 1) ERA: 3.29	IP 9.0	WLS W	BF 36	H 7	R 2	ER 2	SO 7	BB 1	IBB 0	HBP 0	BLK 0	WP 0	HR 1	S 49	P 53	ERA 2.00	WHIP 0.889						ERA 2.00	WHIP 0.889

Atlanta Braves @ Los Angeles Dodgers
Dodger Stadium, Los Angeles, CA
Wed Apr 30 1975, 7:05 PM PDT
Att: 29,640 - Unknown

livebaseballscorecards.com

AB	35
R	2
H	7
RBI	2
BB	1
SO	7
LOB	15



Batter	1	2	3	4	5	6	7	8	9	AB	R	H	RBI	BB	SO	LOB
Davey Lopes, R OBP: 0.432, SLG: 0.356 (1, 8)	0-0 1B 2B 1B	4-0 1B E BB		0-0 L6		0-0 E7 1B		0-0 5-3		4	3	2	1	1	0	0
Lee Lacy, R OBP: 0.488, SLG: 0.541 (1, 4)	0-0 2B 1B	0-0 E 1B		0-0 L6		0-0 6-3 1B		0-0 6-3		5	0	3	2	0	0	0
Jimmy Wynn, R OBP: 0.450, SLG: 0.609 (1, 7)	0-0 2B	0-0 E5		4-0 BB		0-0 6-3		0-0 F8		4	0	1	1	1	0	2
Henry Cruz, L OBP: 0.214, SLG: 0.250 (9, 7)	1-3 2-H 2B	1-2 3-H		BB		1-2				0	0	0	0	0	0	0
Steve Garvey, R OBP: 0.389, SLG: 0.485 (1, 3)	0-0 5-3	0-0 F9		0-0 P4		0-0 F8				4	0	0	0	0	0	6
Willie Crawford, L OBP: 0.382, SLG: 0.371 (1, 9)	0-0 P6			0-0 G3		0-0 F9		0-0 P4		4	0	0	0	0	0	2
Ron Cey, R OBP: 0.350, SLG: 0.545 (1, 5)	0-0 5-3			0-0 1B 1B		0-0 6-3		4-0 5-3 BB		3	0	1	0	1	0	2
Steve Yeager, R OBP: 0.289, SLG: 0.239 (1, 2)		0-0 6-3		0-0 1B		0-0 4-3		0-0 5-3		4	0	1	0	0	0	1
Rick Auerbach, R OBP: 0.279, SLG: 0.250 (1, 6)		0-0 SH1-4 1B		0-0 F7		0-0 6-3		4-0 IBB		3	1	1	0	1	0	2
Doug Rau, L OBP: 0.286, SLG: 0.167 (1, 1)		0-0 SH1-4		0-0 6-3		0-0 PB E 1B		0-0 F8		3	1	1	0	0	0	4

Inning Stats	R: 1	H: 3	E: 0	K: 0	S: 6	H: 3	LOB: 2	BB: 0	P: 6	R: 2	H: 2	E: 1	K: 0	S: 6	H: 2	LOB: 2	BB: 1	P: 10	R: 0	H: 2	E: 0	K: 0	S: 5	R: 0	H: 0	E: 0	K: 0	S: 3	R: 0	H: 0	E: 0	K: 0	S: 3	R: 2	H: 3	E: 1	K: 0	S: 6	R: 0	H: 0	E: 0	K: 0	S: 3	R: 0	H: 0	E: 0	K: 0	S: 3	R: 0	H: 0	E: 0	K: 0	S: 3	R: 0	H: 0	E: 0	K: 0	S: 3
--------------	------	------	------	------	------	------	--------	-------	------	------	------	------	------	------	------	--------	-------	-------	------	------	------	------	------	------	------	------	------	------	------	------	------	------	------	------	------	------	------	------	------	------	------	------	------	------	------	------	------	------	------	------	------	------	------	------	------	------	------	------

PITCHER	IP	WLS	BF	H	R	ER	SO	BB	IBB	HBP	BLK	WP	HR	S	P	ERA	WHIP
Carl Morton, R ERA: 2.79 (1, 1)	5.1	L	29	10	5	4	0	2	0	0	0	0	0	27	35	6.75	2.250
Gary Gentry, R ERA: 3.24 (6, 1)	0.2		2	0	0	0	0	0	0	0	0	0	0	2	2	0.00	0.000
Tom House, L ERA: 11.91 (7, 1)	2.0		8	0	0	0	0	1	1	0	0	0	0	6	14	0.00	0.500

BOTTOM

Atlanta Braves @ Los Angeles Dodgers
Dodger Stadium, Los Angeles, CA

Wed Apr 30 1975, 7:05 PM PDT
 Att. 29,640 - Unknown

livebaseballscorecards.com

AB	34
R	5
H	10
RBI	4
BB	4
SO	0
LOB	19



WP: 0	PA: 39
PB: 1	CS: 0
SB: 0	
CS: 0	

Batter	1	2	3	4	5	6	7	8	9	AB R H RBI BB SO LOB	TOP									
Bobby Tolan, L (1, 7) OBP: 0.231, SLG: 0.244	0-0 F7		0-3 K			0-0 4-3		4-0 BB		3 0 0 0 1 1 0	San Diego Padres @ Los Angeles Dodgers Dodger Stadium, Los Angeles, CA Fri May 02 1975, 7:05 PM PDT Att: 53,701 - Unknown									
Steve Huntz, S (1, 5) OBP: 0.250, SLG: 0.286	0-3 K			0-0 F5		4-0 1B BB		0-3 K		3 0 0 0 1 2 1										
Johnny Grubb, L (1, 8) OBP: 0.413, SLG: 0.463	0-0 4-3			0-0 FC6-4 1B		0-0 1-3 1B		0-0 6-3		4 0 2 0 0 0 0										
Dave Winfield, R (1, 9) OBP: 0.387, SLG: 0.582		0-0 FC6-5 1B		0-0 FC6-4 1-2f		0-3 K		0-0 6-3		4 0 1 0 0 1 3										
Willie McCovey, L (1, 3) OBP: 0.310, SLG: 0.381		0-3 K 1-2		0-3 K 1-2		0-0 F2		0-3 K		4 0 0 0 0 3 2										
Randy Hundley, R (1, 2) OBP: 0.317, SLG: 0.410		0-0 FC6-5 2-3		0-0 L4-3 1B		0-0 F7				3 0 1 0 0 0 1										
Tito Fuentes, S (1, 4) OBP: 0.261, SLG: 0.267		0-0 4-3		0-3 K		0-3 K				3 0 0 0 0 2 2										
Enzo Hernandez, R (1, 6) OBP: 0.341, SLG: 0.329			0-0 F9		0-0 L4-3 1-2		0-0 L5-3 1B			2 0 0 0 0 0 1										
Gene Locklear, L (8, PH) OBP: 0.429, SLG: 0.500										1 0 1 0 0 0 0										
Hector Torres, R (8, 6) OBP: 0.308, SLG: 0.308										0 0 0 0 0 0 0										
Dan Spillner, R (1, 1) OBP: 0.091, SLG: 0.182			0-0 5-3		0-0 F6		0-0 L5-3 1-2			1 0 0 0 0 0 0										
John Scott, R (6, PH)										1 0 0 0 0 0 0										
Danny Frisella, L (6, 1)										0 0 0 0 0 0 0										
Fred Kendall, R (8, PH) OBP: 0.264, SLG: 0.333										1 0 0 0 0 0 1										
Alan Foster, R (8, 1)										0 0 0 0 0 0 0										
Inning Stats	R: 0 E: 0 K: 1 S: 5	H: 0 LOB: 0 BB: 0 P: 5	R: 0 E: 0 K: 1 S: 6	H: 1 LOB: 1 BB: 0 P: 6	R: 0 E: 0 K: 1 S: 5	H: 0 LOB: 0 BB: 0 P: 5	R: 0 E: 0 K: 1 S: 6	H: 1 LOB: 1 BB: 0 P: 6	R: 0 E: 0 K: 1 S: 5	H: 1 LOB: 0 BB: 0 P: 5	R: 0 E: 0 K: 1 S: 6	H: 0 LOB: 0 BB: 0 P: 10	R: 0 E: 0 K: 1 S: 5	H: 1 LOB: 1 BB: 1 P: 9	R: 0 E: 0 K: 1 S: 5	H: 0 LOB: 0 BB: 0 P: 5	1B: 5 2B: 2 3B: 0 HR: 0	SF: 0 SAC: 0 DP: 2 HBP: 0	WP: 0 PB: 0 SB: 2 CS: 0	PA: 32
PITCHER Don Sutton, R (1, 1) ERA: 1.65	IP: 9.0 WLS: W BF: 32 H: 5 R: 0 ER: 0 SO: 9 BB: 2 IBB: 0 HBP: 0 BLK: 0 WP: 0 HR: 0 S: 48 P: 56 ERA: 0.00 WHIP: 0.778																			

livebaseballscorecards.com

AB	30
R	0
H	5
RBI	0
BB	2
SO	9
LOB	11



Batter	1	2	3	4	5	6	7	8	9
Davey Lopes, R OBP: 0.422, SLG: 0.348 (1, 8)	0-0 F9		0-0 F4		0-0 F8		0-0 FC5-4 S 1B	0-3 K	
Lee Lacy, R OBP: 0.511, SLG: 0.550 (1, 4)	0-0 CS E 1B		0-0 L9		0-0 E6 1B		4-0 FC5-4 1-2 BB		
Jimmy Wynn, R OBP: 0.440, SLG: 0.582 (1, 7)	4-0 1-3 BB			0-0 F2	0-0 5-3		0-0 FC5-4 1-2f 2-3		
Steve Garvey, R OBP: 0.393, SLG: 0.514 (1, 3)	0-0 6-3			0-0 HR	0-0 2-H 1B		0-0 F3		
Willie Crawford, L OBP: 0.375, SLG: 0.364 (1, 9)		0-0 4-3		0-0 WP 1B	0-0 F7		0-0 F2		
Ron Cey, R OBP: 0.365, SLG: 0.549 (1, 5)		0-0 6-3		0-0 1-H 1B		0-0 1-3 1B		4-0 FC2-5 SH BB	
Steve Yeager, R OBP: 0.255, SLG: 0.224 (1, 2)		0-0 F8		0-3 K		0-0 1-3		0-0 SH 1-3 FC2-5 1-2	
Rick Auerbach, R OBP: 0.278, SLG: 0.238 (1, 6)			0-0 5-3	4-0 BB		0-0 F3		0-0 FC2-5 1-3 1-2 2-3f	
Don Sutton, R OBP: 0.238, SLG: 0.158 (1, 1)			0-0 1B	0-0 5-3		0-0 F6		0-0 1-3 1-2 2-3	

Inning Stats	R: 0	H: 1	E: 1	K: 0	S: 3	LOB: 1	BB: 1	P: 7	R: 0	H: 0	E: 0	K: 0	S: 3	LOB: 0	BB: 0	P: 3	R: 0	H: 1	E: 0	K: 0	S: 4	LOB: 1	BB: 0	P: 4	R: 2	H: 3	E: 0	K: 1	S: 8	LOB: 2	BB: 1	P: 12	R: 1	H: 2	E: 1	K: 0	S: 5	LOB: 1	BB: 0	P: 5	R: 0	H: 1	E: 0	K: 0	S: 4	LOB: 1	BB: 0	P: 4	R: 0	H: 1	E: 0	K: 0	S: 4	LOB: 2	BB: 1	P: 8	R: 0	H: 0	E: 1	K: 1	S: 6	LOB: 2	BB: 1	P: 10	R: 0	H: 0	E: 1	K: 1	S: 6	LOB: 2	BB: 1	P: 10
1B: 8	SF: 0	2B: 0	SAC: 1	3B: 0	DP: 0	HR: 1	HBP: 0	WP: 1	PA: 37																																																															

PITCHER	IP	WLS	BF	H	R	ER	SO	BB	IBB	HBP	BLK	WP	HR	S	P	ERA	WHIP
Dan Spillner, R ERA: 2.86 (1, 1)	5.0	L	23	7	3	2	1	2	0	0	0	1	1	23	31	3.60	1.800
Danny Frisella, R ERA: 3.27 (6, 1)	2.0		9	2	0	0	0	1	0	0	0	0	0	8	12	0.00	1.500
Alan Foster, R ERA: 2.63 (8, 1)	1.0		5	0	0	0	1	1	0	0	0	0	0	6	10	0.00	1.000

BOTTOM

San Diego Padres @ Los Angeles Dodgers
Dodger Stadium, Los Angeles, CA
 Fri May 02 1975, 7:05 PM PDT
 Att. 53,701 - Unknown

AB	32
R	3
H	9
RBI	3
BB	4
SO	2
LOB	23



WP	HR	S	P	ERA	WHIP
1	1	10	10	3.60	1.800

Batter	1	2	3	4	5	6	7	8	9	AB	R	H	RBI	BB	SO	LOB	TOP										
Gene Locklear, L (1, 7) OBP: 0.385, SLG: 0.750 Dick Sharon, R (7, 7) OBP: 0.263, SLG: 0.176	0-0 5-3		0-0 G3	0-0 F7			0-0 HR			5	1	2	3	0	0	4											
Steve Huntz, S (1, 5) OBP: 0.350, SLG: 0.353	0-0 1B		0-0 2B		0-0 F9		0-0 F5		0-0 L5	5	0	2	1	0	0	1											
Johnny Grubb, L (1, 8) OBP: 0.404, SLG: 0.441	0-0 L8-3		0-0 B2-3		0-3 K		4-0 1B		0-0 F7	4	1	0	0	1	1	2											
Dave Winfield, R (1, 9) OBP: 0.371, SLG: 0.534		4-0 BB		0-3 K	0-0 FC5-4		4-0 1B		0-0 F8	3	1	1	0	2	1	0											
Mike Ivie, R (1, 3) OBP: 0.289, SLG: 0.354		0-3 K		0-0 1B	0-0 FC5-4		0-0 1B		0-0 6-3	5	1	2	1	0	1	2											
Fred Kendall, R (1, 2) OBP: 0.308, SLG: 0.361		0-0 F3		0-0 1B		0-0 5-3	0-0 1B		0-0 F2	5	1	2	2	0	0	1											
Tito Fuentes, S (1, 4) OBP: 0.260, SLG: 0.276		0-0 F7		0-0 1B		0-0 F7	0-0 E		0-0 6-3	5	1	2	0	0	0	1											
Hector Torres, R (1, 6) OBP: 0.324, SLG: 0.394			0-0 G3	4-0 SH1-4	0-0 BB		0-0 HR		0-0 F8	4	3	2	1	1	0	2											
Dave Freisleben, R (1, 1) Dave Tomlin, L (2, 1) Bobby Tolan, L (4, PH) Rich Folkers, L (4, 1) Bill Greif, R (5, 1) John Scott, R (6, PH) Randy Jones, R (6, 1) OBP: 0.308, SLG: 0.250			0-0 SH1-4	4-0 BB	0-0 BB		0-0 6-3		0-0 2B	0	0	0	0	0	0	0											
Inning Stats	R: 0 E: 0 K: 0 S: 3	H: 1 LOB: 0 BB: 0 P: 3	R: 0 E: 0 K: 1 S: 5	H: 0 LOB: 1 BB: 1 P: 9	R: 1 E: 0 K: 0 S: 5	H: 2 LOB: 1 BB: 0 P: 5	R: 1 E: 0 K: 1 S: 7	H: 3 LOB: 3 BB: 2 P: 15	R: 0 E: 0 K: 1 S: 6	H: 1 LOB: 1 BB: 0 P: 6	R: 1 E: 0 K: 0 S: 4	H: 1 LOB: 0 BB: 0 P: 4	R: 7 E: 1 K: 0 S: 9	H: 6 LOB: 1 BB: 2 P: 17	R: 0 E: 0 K: 0 S: 3	H: 0 LOB: 0 BB: 0 P: 3	R: 0 E: 0 K: 0 S: 3	H: 0 LOB: 0 BB: 0 P: 3	1B: 10 2B: 3 3B: 0 HR: 2	SF: 0 SAC: 1 DP: 1 HBP: 0	WP: 0 PB: 0 SB: 0 CS: 2	PA: 44					
PITCHER	IP	WLS	BF	H	R	ER	SO	BB	IBB	HBP	BLK	WP	HR	S	P	ERA	WHIP										
Rick Rhoden, R (1, 1) ERA: 4.82	3.2		17	6	2	2	2	2	0	0	0	0	0	19	27	4.91	2.182										
Burt Hooton, R (4, 1) ERA: 9.88	2.2	L	15	4	5	5	1	3	0	0	0	0	2	14	26	16.88	2.625										
Al Downing, L (7, 1) ERA: 1.17	0.2		6	4	3	0	0	0	0	0	0	0	0	6	6	0.00	6.000										
Charlie Hough, R (8, 1) ERA: 4.5	2.0		6	0	0	0	0	0	0	0	0	0	0	6	6	0.00	0.000										

San Diego Padres @ Los Angeles Dodgers
 Dodger Stadium, Los Angeles, CA
 Sun May 04 1975, 3:33 AM PDT
 Att: 42,100 - Unknown

AB	38
R	10
H	14
RBI	10
BB	5
SO	3
LOB	13



BOTTOM

San Diego Padres @ Los Angeles Dodgers
Dodger Stadium, Los Angeles, CA

livebaseballscorecards.com

AB 36
R 7
H 12
RBI 7
BB 7
SO 5
LOB 20



WP: 0 PA: 43
PB: 0
SB: 2
CS: 1

Sun May 04 1975, 3:33 AM PDT
Att. 42,100 - Unknown

AB R H RBI BB SO LOB

4 2 1 0 1 0 5

5 0 2 1 0 2 1

5 2 2 1 0 0 2

4 1 1 2 1 1 2

3 0 1 0 0 1 3
2 0 0 0 0 0 0

4 2 2 0 1 0 1

3 0 2 1 2 0 1

2 0 0 0 0 0 3
0 0 0 1 1 0 0
1 0 1 0 0 0 0

1 0 0 0 0 0 0
1 0 0 1 1 0 0
0 0 0 0 0 0 0
1 0 0 0 0 1 2
0 0 0 0 0 0 0

1B: 7 SF: 0
2B: 3 SAC: 0
3B: 1 DP: 2
HR: 1 HBP: 0

Batter	1	2	3	4	5	6	7	8	9
Davey Lopes, R OBP: 0.413, SLG: 0.330 (1, 8)	0-0 1B S	4-0 3B BB		0-0 1-3	0-0 F3		0-0 6-3		
Lee Lacy, R OBP: 0.473, SLG: 0.540 (1, 4)	0-0 FC1 1-2	0-0 3B 1-H		0-3 K		0-0 G5-4-3 1B		0-3 K	
Jimmy Wynn, R OBP: 0.421, SLG: 0.538 (1, 7)	0-0 HR 2-H	0-0 5-3			0-0 2B BB 1B		0-0 F9		0-0 F9
Steve Garvey, R OBP: 0.382, SLG: 0.509 (1, 3)	0-0 HR 1-H	4-0 BB S			0-3 K		0-0 G5-4-3 1-2f		0-0 L8
Willie Crawford, L OBP: 0.368, SLG: 0.356 Tom Paciorek, R OBP: 0.250, SLG: 0.250 (1, 9) (7, PH) (8, 9)	0-0 5-3 1B	0-3 K 1-2			0-0 F7		0-0 6-3		0-0 F9
Ron Cey, R OBP: 0.365, SLG: 0.540 (1, 5)	0-0 5-3 1-2		0-0 L9		0-0 BB BB 2B		0-0 2B 2B		4-0 G5-4-3 BB
Steve Yeager, R OBP: 0.292, SLG: 0.316 (1, 2)	4-0 IBB		0-0 CS 1B		4-0 BB BB IBB		0-0 1B 2B 2-H		0-0 G5-4-3 1-2f
Rick Auerbach, R OBP: 0.253, SLG: 0.214 Manny Mota, R OBP: 0.381, SLG: 0.316 Ivan De Jesus, R OBP: 0.500, SLG: 0.400 (1, 6) (5, PH) (5, PR) (6, 6)	0-0 L8		0-0 6-3 1-2		4-0 BB BB 1-2 2-3 3-H		0-0 2-3 1B		0-0 6-3
Rick Rhoden, R Burt Hooton, R Al Downing, R Ken McMullen, R Charlie Hough, R (1, 1) (4, 1) (7, 1) (7, PH) (8, 1)		0-0 F7		0-0 F4			0-3 K		

Inning Stats	R: 3	H: 4	E: 0	K: 0	S: 7	LOB: 2	BB: 1	P: 11	R: 1	H: 1	E: 0	K: 1	S: 6	LOB: 2	BB: 2	P: 14	R: 0	H: 1	E: 0	K: 0	S: 3	LOB: 0	BB: 0	P: 3	R: 0	H: 0	E: 0	K: 1	S: 5	LOB: 0	BB: 0	P: 5	R: 2	H: 2	E: 0	K: 1	S: 7	LOB: 3	BB: 3	P: 19	R: 0	H: 1	E: 0	K: 0	S: 3	LOB: 0	BB: 0	P: 3	R: 1	H: 3	E: 0	K: 1	S: 8	LOB: 2	BB: 0	P: 8	R: 0	H: 0	E: 0	K: 1	S: 5	LOB: 0	BB: 0	P: 5	R: 0	H: 0	E: 0	K: 0	S: 2	LOB: 0	BB: 1	P: 6	1B: 7	SF: 0	2B: 3	SAC: 0	3B: 1	DP: 2	HR: 1	HBP: 0	WP: 0	PA: 43	PB: 0	SB: 2	CS: 1
--------------	------	------	------	------	------	--------	-------	-------	------	------	------	------	------	--------	-------	-------	------	------	------	------	------	--------	-------	------	------	------	------	------	------	--------	-------	------	------	------	------	------	------	--------	-------	-------	------	------	------	------	------	--------	-------	------	------	------	------	------	------	--------	-------	------	------	------	------	------	------	--------	-------	------	------	------	------	------	------	--------	-------	------	-------	-------	-------	--------	-------	-------	-------	--------	-------	--------	-------	-------	-------

PITCHER	IP	WLS	BF	H	R	ER	SO	BB	IBB	HBP	BLK	WP	HR	S	P	ERA	WHIP
Dave Freisleben, R ERA: 4.56 (1, 1)	1.1		11	5	4	4	0	1	1	0	0	0	0	7	11	0.00	1.200
Dave Tomlin, L ERA: 2.38 (2, 1)	1.2		6	1	0	0	1	1	0	0	0	0	0	7	11	0.00	1.200
Rich Folkers, L ERA: 8.74 (4, 1)	1.2		8	2	2	2	2	0	1	0	0	0	0	11	15	10.80	1.200
Bill Greif, R ERA: 3.46 (5, 1)	0.1		3	0	0	0	0	2	0	0	0	0	0	1	9	0.00	6.000
Randy Jones, L ERA: 1.98 (6, 1)	4.0	W	15	4	1	1	2	1	0	0	0	0	0	18	22	2.25	1.250

Batter	1	2	3	4	5	6	7	8	9	AB	R	H	RBI	BB	SO	LOB
Davey Lopes, R OBP: 0.400, SLG: 0.317 (1, 4)	0-0 1-3	0-0 5-3			0-0 F6		0-0 FC5-4			4	0	0	0	0	0	2
Willie Crawford, L OBP: 0.374, SLG: 0.390 (1, 7)	0-0 BB SF9 2B		0-0 6-3		0-0 2B		0-3 K			4	1	2	0	0	1	1
Jimmy Wynn, R OBP: 0.424, SLG: 0.531 (1, 8)	4-0 SF9 BB BB		0-0 1B 1B		0-3 K		0-0 E5 SH1-3			3	1	1	0	1	1	1
Steve Garvey, R OBP: 0.389, SLG: 0.508 (1, 3)	4-0 1-2 2-3 BB		0-0 1B 1B		0-0 F9		0-0 SH1-3			2	0	1	0	1	0	1
Ron Cey, R OBP: 0.353, SLG: 0.524 (1, 5)	0-0 SF9		0-0 F7		0-0 F9		0-3 K			3	0	0	1	0	1	3
Joe Ferguson, R OBP: 0.326, SLG: 0.214 (1, 9)	0-0 F9		0-0 1B		0-0 1-3		0-3 K			4	0	1	1	0	1	3
Steve Yeager, R OBP: 0.279, SLG: 0.300 (1, 2)		0-0 F7		0-0 F3		0-0 F7				3	0	0	0	0	0	0
Rick Auerbach, R OBP: 0.244, SLG: 0.205 (1, 6)		0-0 F3		0-0 P4		0-3 K				3	0	0	0	0	1	0
Doug Rau, L OBP: 0.353, SLG: 0.214 (1, 1)		0-0 1B		0-0 3-1		4-0 FC5-4 BB				2	0	1	0	1	0	0

Inning Stats	R: 1	H: 1	R: 0	H: 1	R: 0	H: 3	R: 0	H: 0	R: 0	H: 1	R: 0	H: 0	R: 0	H: 0	R: 0	H: 0	R: 0	H: 0	R: 0	H: 0	1B: 4	SF: 1	WP: 0	PA: 33
	E: 0	LOB: 2	E: 0	LOB: 1	E: 0	LOB: 2	E: 0	LOB: 0	E: 0	LOB: 1	E: 0	LOB: 0	E: 0	LOB: 1	E: 1	LOB: 1	E: 0	LOB: 0	E: 0	LOB: 0	2B: 2	SAC: 1	PB: 0	
	K: 0	BB: 2	K: 0	BB: 0	K: 0	BB: 0	K: 0	BB: 0	K: 1	BB: 0	K: 2	BB: 1	K: 2	BB: 0	K: 2	BB: 0	K: 2	BB: 0	K: 2	BB: 1	3B: 0	DP: 0	SB: 0	
	S: 4	P: 12	S: 4	P: 4	S: 5	P: 5	S: 3	P: 3	S: 6	P: 6	S: 7	P: 11	S: 8	P: 8	S: 8	P: 8	S: 8	P: 8	S: 8	P: 8	HR: 0	HBP: 0	CS: 0	

PITCHER	IP	WLS	BF	H	R	ER	SO	BB	IBB	HBP	BLK	WP	HR	S	P	ERA	WHIP
Larry Dierker, R ERA: 4.29 (1, 1)	7.0	L	29	6	2	2	3	3	0	0	0	0	0	32	44	2.57	1.286
Joe Niekro, R ERA: (8, 1)	1.0		4	0	0	0	2	0	0	0	0	0	0	8	8	0.00	0.000

BOTTOM

Houston Astros @ Los Angeles Dodgers
Dodger Stadium, Los Angeles, CA

Mon May 05 1975, 7:05 PM PDT
Att. 22,236 - Unknown

livebaseballscorecards.com

AB	28
R	2
H	6
RBI	2
BB	3
SO	5
LOB	11

Batter	1	2	3	4	5	6	7	8	9	AB R H RBI BB SO LOB	TOP
Greg Gross, L (1, 7) OBP: 0.212, SLG: 0.146	0-0 4-3		0-0 SH3-4 1B		0-0 4-3			0-0 6-3		4 0 1 0 0 0 0	Houston Astros @ Los Angeles Dodgers Dodger Stadium, Los Angeles, CA Wed May 07 1975, 7:05 PM PDT Att: 31,222 - Unknown livebaseballscorecards.com
Roger Metzger, S (1, 6) OBP: 0.286, SLG: 0.228	0-0 P4		0-0 SH3-4 1-2		0-0 3-1			0-3 K		3 0 0 0 0 1 0	
Cesar Cedeno, R (1, 8) OBP: 0.353, SLG: 0.383	0-0 F3		0-0 F3					0-0 F2		4 0 0 0 0 0 1	
Bob Watson, R (1, 3) OBP: 0.389, SLG: 0.600		0-0 BB SF8 1B	0-0 F8					0-0 F9		4 1 1 0 0 0 1	
Jose Cruz, L (1, 9) OBP: 0.361, SLG: 0.396		0-3 K		0-0 G3				0-3 K		4 0 1 0 0 2 1	
Milt May, L (1, 2) OBP: 0.296, SLG: 0.318		0-0 BB 1-2 1B		0-0 1B				0-0 4-3		4 0 2 0 0 0 1	
Doug Rader, R (1, 5) OBP: 0.379, SLG: 0.373		4-0 BB 1-2 2-3 BB		0-0 P6				0-3 K		2 0 0 0 1 1 1	
Tommy Helms, R (1, 4) OBP: 0.350, SLG: 0.353 Larry Milbourne, S (7, PR) OBP: 0.154, SLG: 0.154		0-0 SF8		0-0 P6				0-0 G6-4-3 1B		2 0 1 1 0 0 1 0 0 0 0 0 0 0	
Tom Griffin, R (1, 1)		0-3 K		0-0 5-3				0-0 G6-4-3 1-2f		3 0 0 0 0 1 3	
Inning Stats	R: 0 E: 0 K: 0 S: 3 H: 0 LOB: 0 BB: 0 P: 3	R: 1 E: 0 K: 2 S: 9 H: 2 LOB: 2 BB: 1 P: 13	R: 0 E: 0 K: 0 S: 4 H: 1 LOB: 1 BB: 0 P: 4	R: 0 E: 0 K: 0 S: 4 H: 1 LOB: 1 BB: 0 P: 4	R: 0 E: 0 K: 0 S: 3 H: 0 LOB: 0 BB: 0 P: 3	R: 0 E: 0 K: 0 S: 4 H: 1 LOB: 1 BB: 0 P: 4	R: 0 E: 0 K: 1 S: 5 H: 1 LOB: 1 BB: 0 P: 5	R: 0 E: 0 K: 1 S: 5 H: 0 LOB: 0 BB: 0 P: 5	R: 0 E: 0 K: 1 S: 5 H: 0 LOB: 0 BB: 0 P: 5	1B: 6 2B: 0 3B: 0 HR: 0 SF: 1 SAC: 1 DP: 1 HBP: 0	
PITCHER Andy Messersmith, R (1, 1) ERA: 2.28	IP: 9.0 WLS: W BF: 33 H: 6 R: 1 ER: 1 SO: 5 BB: 1 IBB: 0 HBP: 0 BLK: 0 WP: 0 HR: 0 S: 42 P: 46 ERA: 1.00 WHIP: 0.778										



Batter	1	2	3	4	5	6	7	8	9	AB R H RBI BB SO LOB	TOP											
Davey Lopes, R OBP: 0.379, SLG: 0.298 (1, 8) X	0-0 6-3		0-0 6-3		0-0 1B 2-H 1B		0-0 SH1-4		0-0 P6-3	4 0 1 1 0 0 0												
Lee Lacy, R OBP: 0.475, SLG: 0.537 (1, 4) X	0-0 5-3 1B			0-0 6-3	0-0 1-3 1B		0-0 P6-3		0-0 P6-3	4 0 2 0 0 0 1												
Jimmy Wynn, R OBP: 0.423, SLG: 0.538 (1, 7) X	0-0 5-3 1-2			4-0 1B BB	0-0 L7		0-0 P6-3			3 0 0 0 1 0 4												
Steve Garvey, R OBP: 0.391, SLG: 0.508 (1, 3) S S	0-3 K			0-0 1-2 1B		0-0 3B 1B		0-0 2B		4 1 3 0 0 1 1												
Willie Crawford, L OBP: 0.369, SLG: 0.391 (1, 9) X		0-0 F9		0-0 F3		0-0 1B 3B		0-0 F8		4 1 1 1 0 0 3												
Ron Cey, R OBP: 0.344, SLG: 0.518 (1, 5) X		0-0 F8		0-0 F9		0-0 F9		0-0 F9		4 0 0 0 0 0 4												
Joe Ferguson, R OBP: 0.330, SLG: 0.253 (1, 2) X		0-0 5-3			0-0 4-3	0-0 G6-4-3 1B		0-0 F8		4 0 1 1 0 0 1												
Bill Russell, R OBP: 0.167, SLG: 0.143 (1, 6) X			0-0 F8		0-0 E6 SH2-4 1B	0-0 G6-4-3			0-0 P3-6-3 1B	4 1 1 0 0 0 1												
Burt Hooton, R (1, 1)			0-3 K		0-0 SH2-4		4-0 SH1-4 BB		0-0 P3-6-3	1 0 0 0 0 1 0												
Henry Cruz, L OBP: 0.258, SLG: 0.267 (7, PH)										0 0 0 0 1 0 0												
Mike Marshall, R (7, 1)										0 0 0 0 0 0 0												
Charlie Manuel, L OBP: 0.200, SLG: 0.200 (9, PH)									1-2f	1 0 0 0 0 0 1												
Inning Stats	R: 0 E: 0 K: 1 S: 6	H: 1 LOB: 1 BB: 0 P: 6	R: 0 E: 0 K: 0 S: 3	H: 0 LOB: 0 BB: 0 P: 3	R: 0 E: 0 K: 1 S: 5	H: 0 LOB: 0 BB: 0 P: 5	R: 0 E: 0 K: 0 S: 4	H: 1 LOB: 2 BB: 1 P: 8	R: 1 E: 1 K: 0 S: 6	H: 2 LOB: 2 BB: 0 P: 6	R: 2 E: 0 K: 0 S: 5	H: 3 LOB: 0 BB: 0 P: 5	R: 0 E: 0 K: 0 S: 3	H: 0 LOB: 1 BB: 1 P: 7	R: 0 E: 0 K: 0 S: 4	H: 1 LOB: 1 BB: 0 P: 4	R: 0 E: 0 K: 0 S: 3	H: 1 LOB: 0 BB: 0 P: 3	1B: 7 2B: 1 3B: 1 HR: 0	SF: 0 SAC: 2 DP: 2 HBP: 0	WP: 0 PB: 0 SB: 0 CS: 0	PA: 37
PITCHER Dock Ellis, R ERA: 3.82 (1, 1)	IP: 7.0 WLS: W BF: 30 H: 7 R: 3 ER: 2 SO: 2 BB: 2 IBB: 0 HBP: 0 BLK: 0 WP: 0 HR: 0 S: 32 P: 40 ERA: 2.57 WHIP: 1.286																					
PITCHER Dave Giusti, R ERA: (8, 1)	IP: 2.0 WLS: S BF: 7 H: 2 R: 0 ER: 0 SO: 0 BB: 0 IBB: 0 HBP: 0 BLK: 0 WP: 0 HR: 0 S: 7 P: 7 ERA: 0.00 WHIP: 1.000																					

Los Angeles Dodgers @ Pittsburgh Pirates
 Three Rivers Stadium, Pittsburgh, PA
 Fri May 09 1975, 7:05 PM EDT
 Att. 16,378 - Unknown

AB	33
R	3
H	9
RBI	3
BB	2
SO	2
LOB	16



Batter	1	2	3	4	5	6	7	8	9	AB R H RBI BB SO LOB	TOP		
Davey Lopes, R OBP: 0.379, SLG: 0.297 (1, 8) BBB	4-0 G6-4-3 BB		0-0 6-3		0-0 1B 2-H 1B		0-3 K		0-0 F6	4 0 1 1 1 1 0	Los Angeles Dodgers @ Pittsburgh Pirates Three Rivers Stadium, Pittsburgh, PA Sat May 10 1975, 3:33 AM EDT Att. 24,870 - Unknown livebaseballscorecards.com		
Lee Lacy, R OBP: 0.469, SLG: 0.525 (1, 4) X	0-0 G6-4-3 1-2f		0-0 CS 1B		0-0 1B 1B		0-0 6-3		0-0 E3 WP E	5 1 2 0 0 0 1			
Jimmy Wynn, R OBP: 0.422, SLG: 0.526 (1, 7) X	0-0 F8		0-0 F9		4-0 1B 1B BB BB BB		0-0 1B 1B		0-0 F8 1-2	4 1 1 0 1 0 2			
Steve Garvey, R OBP: 0.392, SLG: 0.504 (1, 3)		0-0 F2	0-0 CS 1-2	0-0 6-3	0-0 F5		0-0 1B 1B		0-0 E3 2-H 1B	5 0 2 1 0 0 3			
Ron Cey, R OBP: 0.360, SLG: 0.517 (1, 5)		4-0 FC6 HR BB		0-0 6-3		4-0 1B BLK BB		0-0 1B	4-0 IBB	2 1 1 1 3 0 0			
Joe Ferguson, R OBP: 0.314, SLG: 0.238 (1, 2)		0-0 FC6 HR 1-2		0-0 5-3		0-3 K 1-2		0-0 F9	0-3 K	5 1 0 0 0 2 6			
Tom Paciorek, R OBP: 0.375, SLG: 0.563 (1, 9)		0-0 HR 1-H 2-H			0-0 F7	0-0 1B 2-3		0-0 1B L1-3		4 1 3 3 0 0 0			
Bill Russell, R OBP: 0.222, SLG: 0.136 Henry Cruz, L OBP: 0.250, SLG: 0.258 Rick Auerbach, R OBP: 0.247, SLG: 0.215 (1, 6) (8, PH) (8, 6)		0-0 6-3			4-0 SH3-4 1B BB	4-0 P4-3 IBB		0-0 L1-3 1-2		1 1 0 0 2 0 0 1 0 0 0 0 0 1 0 0 0 0 0 0 0			
Doug Rau, L OBP: 0.300, SLG: 0.176 (1, 1)		0-0 6-3			0-0 SH3-4 1-2	0-0 P4-3 1-2f		0-3 K		3 0 0 0 0 1 3			
Inning Stats	R: 0 E: 0 K: 0 S: 2 H: 0 LOB: 0 BB: 1 P: 6	R: 3 E: 0 K: 0 S: 5 H: 1 LOB: 0 BB: 1 P: 9	R: 0 E: 0 K: 0 S: 3 H: 1 LOB: 0 BB: 0 P: 3	R: 0 E: 0 K: 0 S: 3 H: 0 LOB: 0 BB: 0 P: 3	R: 1 E: 0 K: 0 S: 5 H: 2 LOB: 3 BB: 2 P: 13	R: 0 E: 0 K: 1 S: 5 H: 1 LOB: 2 BB: 2 P: 13	R: 1 E: 0 K: 1 S: 8 H: 3 LOB: 2 BB: 0 P: 8	R: 0 E: 0 K: 1 S: 5 H: 1 LOB: 0 BB: 0 P: 5	R: 1 E: 2 K: 1 S: 7 H: 1 LOB: 2 BB: 1 P: 11	1B: 9 2B: 1 3B: 0 HR: 1 SF: 0 SAC: 1 DP: 3 HBP: 0		WP: 1 PB: 0 SB: 0 CS: 1 PA: 43	
PITCHER	IP WLS BF H R ER SO BB IBB HBP BLK WP HR S P ERA WHIP											PITCHER	IP WLS BF H R ER SO BB IBB HBP BLK WP HR S P ERA WHIP
Jim Rooker, L ERA: 3.77 (1, 1)	4.2 L 20 4 4 4 0 3 0 0 0 0 0 1 17 29 7.71 1.500												
Bob Moose, R ERA: 4.66 (5, 1)	2.1 13 4 1 1 2 2 1 0 1 0 0 14 26 3.86 2.571												
Larry Demery, R ERA: 1.88 (8, 1)	2.0 9 2 1 0 2 0 1 0 0 1 0 12 16 0.00 1.000												



BOTTOM

Los Angeles Dodgers @ Pittsburgh Pirates
Three Rivers Stadium, Pittsburgh, PA
Sat May 10 1975, 3:33 AM EDT
Att. 24,870 - Unknown

livebaseballscorecards.com

AB 36
R 2
H 10
RBI 2
BB 0
SO 7
LOB 13



WP: 0 PA: 36
PB: 1
SB: 0
CS: 0

AB R H RBI BB SO LOB

3 1 1 0 0 2 0
1 0 1 0 0 0 0

4 0 1 1 0 0 1

4 1 1 0 0 1 2

4 0 0 0 0 2 2

4 0 1 0 0 0 1

4 0 3 1 0 0 1

4 0 2 0 0 0 1

2 0 0 0 0 0 3

1 0 0 0 0 0 2

0 0 0 0 0 0 0

1 0 0 0 0 0 0

1 0 0 0 0 1 0

1 0 0 0 0 1 0

1 0 0 0 0 0 0

0 0 0 0 0 0 0

1 0 0 0 0 0 0

1B: 9 SF: 0
2B: 1 SAC: 0
3B: 0 DP: 1
HR: 0 HBP: 0

Batter	1	2	3	4	5	6	7	8	9	
Rennie Stennett, R (1, 4) OBP: 0.314, SLG: 0.295 Paul Popovich, S (6, 4) OBP: 0.273, SLG: 0.222	0-3 K ①		0-0 BLK 1B		0-3 K ②		0-0 2B			
Bill Robinson, R (1, 9) OBP: 0.297, SLG: 0.486	0-0 L7 ②		0-0 4-3 1B 1-H		0-0 F8 ③		0-0 6-3 ②			
Al Oliver, L (1, 8) OBP: 0.240, SLG: 0.355	0-0 4-3 ③		0-0 4-3 ②			0-0 PB 1B	0-3 K ③			
Willie Stargell, L (1, 3) OBP: 0.330, SLG: 0.459		0-0 L9 ①	0-3 K ③			0-0 F7 ①		0-3 K ①		
Richie Zisk, R (1, 7) OBP: 0.367, SLG: 0.364		0-0 F9 ②		0-0 6-3 ①		0-0 F4 ②		0-0 G3-6 1B		
Manny Sanguillen, R (1, 2) OBP: 0.418, SLG: 0.500		0-0 FC5 1B		0-0 1B		0-0 1B BLK 1B 2-H		0-0 G3-6 ② ③ ④ ⑤		
Richie Hebner, L (1, 5) OBP: 0.380, SLG: 0.446		0-0 1B		0-0 F9 ②		0-0 FC5-4 1B		0-0 F8 ①		
Frank Taveras, R (1, 6) OBP: 0.179, SLG: 0.154 Bob Robertson, R (6, PH) OBP: 0.316, SLG: 0.294 Mario Mendoza, R (7, 6) Art Howe, R (9, PH) OBP: 0.294, SLG: 0.250	0-0 FC5 ③			0-0 L8 ③		0-0 FC5-4 ③		0-0 4-3 ②		
Jim Rooker, R (1, 1) Bob Moose, R (5, 1) Duffy Dyer, R (7, PH) OBP: 0.222, SLG: 0.375 Larry Demery, R (8, 1) Dave Parker, L (9, PH) OBP: 0.338, SLG: 0.548			0-3 K ①		0-3 K ①		0-0 F7 ①		0-0 6-3 ③	
Inning Stats	R: 0 H: 0 E: 0 LOB: 0 K: 1 BB: 0 S: 5 P: 5	R: 0 H: 2 E: 0 LOB: 2 K: 0 BB: 0 S: 5 P: 5	R: 1 H: 2 E: 0 LOB: 1 K: 2 BB: 0 S: 9 P: 9	R: 0 H: 1 E: 0 LOB: 1 K: 0 BB: 0 S: 4 P: 4	R: 0 H: 0 E: 0 LOB: 0 K: 2 BB: 0 S: 7 P: 7	R: 1 H: 3 E: 0 LOB: 2 K: 0 BB: 0 S: 6 P: 6	R: 0 H: 1 E: 0 LOB: 1 K: 1 BB: 0 S: 6 P: 6	R: 0 H: 1 E: 0 LOB: 0 K: 1 BB: 0 S: 5 P: 5	R: 0 H: 0 E: 0 LOB: 0 K: 0 BB: 0 S: 3 P: 3	
PITCHER Doug Rau, L (1, 1) ERA: 2.59	IP 9.0 WLS W BF 36 H 10 R 2 ER 2 SO 7 BB 0 IBB 0 HBP 0 BLK 2 WP 0 HR 0 S 50 P 50 ERA 2.00 WHIP 1.111									PITCHER IP WLS BF H R ER SO BB IBB HBP BLK WP HR S P ERA WHIP

Batter	1	2	3	4	5	6	7	8	9	AB R H RBI BB SO LOB	TOP									
Davey Lopes, R OBP: 0.380, SLG: 0.295 (1, 8) X	0-0 F9		0-0 L4		4-0 3B BB	0-0 FC4		0-0 L7		4 1 1 2 1 0 0										
Lee Lacy, R OBP: 0.449, SLG: 0.531 (1, 4) X	0-0 6-3		0-0 F9		0-0 WP 3B	0-0 FC4		0-0 4-3		5 1 1 1 0 0 1										
Jimmy Wynn, R OBP: 0.413, SLG: 0.505 (1, 7) X	0-0 4-3		0-0 F7		4-0 BB		0-3 K		0-0 F7	4 0 0 0 1 1 0										
Steve Garvey, R OBP: 0.392, SLG: 0.500 (1, 3) X		0-0 F4		0-0 F9	0-0 F8		0-0 2B 1B		0-0 1B	5 1 2 0 0 0 1										
Ron Cey, R OBP: 0.376, SLG: 0.550 (1, 5) X		0-0 S BB 1B		4-0 FC5-4 BB		0-0 SF9 3B	0-0 F8 2B		0-0 F6	4 1 3 1 1 0 1										
Joe Ferguson, R OBP: 0.308, SLG: 0.230 (1, 2) X		4-0 S BB 1-2		0-3 K		0-0 SF9	0-0 F8		0-0 F8	3 0 0 1 1 1 3										
Tom Paciorek, R OBP: 0.350, SLG: 0.550 (1, 9) X		0-3 K 1-2 2-3		0-0 FC5-4 1-2f		0-0 SH3-4 1B 2B	0-0 F8			4 1 1 0 0 1 4										
Rick Auerbach, R OBP: 0.269, SLG: 0.232 (1, 6) X		4-0 IBB			0-0 F4	0-0 SH3-4 1B 1B		0-0 S SH1-4 E 1B		3 2 2 0 1 0 0										
Don Sutton, R OBP: 0.222, SLG: 0.160 (1, 1) X		0-3 K			0-0 F1	0-0 SH3-4 1-2 2-3		0-0 SH1-4 1-2		2 0 0 0 0 1 3										
Inning Stats	R: 0 H: 0 E: 0 K: 0 S: 3	H: 0 LOB: 0 BB: 0 P: 3	R: 0 H: 1 E: 0 K: 2 S: 8	H: 1 LOB: 3 BB: 2 P: 16	R: 0 H: 0 E: 0 K: 1 S: 5	H: 0 LOB: 0 BB: 1 P: 3	R: 0 H: 0 E: 0 K: 1 S: 5	H: 0 LOB: 1 BB: 1 P: 9	R: 2 H: 1 E: 0 K: 0 S: 4	H: 1 LOB: 1 BB: 2 P: 12	R: 3 H: 4 E: 0 K: 0 S: 7	H: 4 LOB: 1 BB: 0 P: 7	R: 1 H: 2 E: 0 K: 1 S: 7	H: 2 LOB: 1 BB: 0 P: 7	R: 1 H: 1 E: 0 K: 0 S: 4	H: 1 LOB: 0 BB: 0 P: 4	R: 0 H: 1 E: 0 K: 0 S: 4	H: 1 LOB: 1 BB: 0 P: 4	1B: 6 SF: 1 2B: 2 SAC: 2 3B: 2 DP: 0 HR: 0 HBP: 0	WP: 1 PA: 42 PB: 0 SB: 3 CS: 0
PITCHER	IP WLS BF H R ER SO BB IBB HBP BLK WP HR S P ERA WHIP																			
Ken Brett, L ERA: 2.96 (1, 1)	5.1 L 26 5 5 5 3 4 1 0 0 1 0 27 47 8.44 1.688																			
Bob Moose, R ERA: 4.76 (6, 1)	1.2 8 3 1 1 1 0 0 0 0 0 0 10 10 5.40 1.800																			
Sam McDowell, L ERA: 2.3 (8, 1)	2.0 8 2 1 1 0 0 0 0 0 0 0 8 8 4.50 1.000																			

Los Angeles Dodgers @ Pittsburgh Pirates
 Three Rivers Stadium, Pittsburgh, PA
 Sun May 11 1975, 3:33 AM EDT
 Att. 15,175 - Unknown

AB	34
R	7
H	10
RBI	5
BB	5
SO	4
LOB	13



Batter	1	2	3	4	5	6	7	8	9	AB	R	H	RBI	BB	SO	LOB
Rennie Stennett, R OBP: 0.303, SLG: 0.283 (1, 4)	0-0 F8 ①		0-3 K2-3 ①		0-0 4-3 ①		0-0 F4 ③			4	0	0	0	0	1	0
Richie Hebner, L OBP: 0.365, SLG: 0.425 (1, 5)	0-0 F6 ②		0-0 G3 ②		0-0 G3 ②			0-0 L9 ①		4	0	0	0	0	0	0
Al Oliver, L OBP: 0.250, SLG: 0.361 (1, 8)	0-0 1B 1B		0-0 1B		0-0 4-3			0-0 4-3 ②		4	0	2	0	0	0	0
Willie Stargell, L OBP: 0.327, SLG: 0.449 (1, 3)	0-0 FC6-4 1-3 1B		0-0 G3 ③		0-0 4-3 ①			0-0 F3 ③		4	0	1	0	0	0	1
Richie Zisk, R OBP: 0.363, SLG: 0.359 (1, 7)	0-0 FC6-4 1-2f			0-0 1-3 1B 1B		0-0 5-3 ②			0-0 F7 ①	4	0	1	0	0	0	2
Dave Parker, L OBP: 0.333, SLG: 0.532 (1, 9)		0-3 K ①		0-0 F6 ①		0-0 1B			0-0 F7 ②	4	0	1	0	0	1	1
Manny Sanguillen, R OBP: 0.432, SLG: 0.512 (1, 2)		0-0 G3 1B		0-0 1-3 1B		0-0 L4 ③			0-0 FC6-4 1B	4	0	3	0	0	0	1
Frank Taveras, R OBP: 0.172, SLG: 0.148 Art Howe, R OBP: 0.263, SLG: 0.222 (7, PH) (8, 6)		0-0 G3 1-2		0-0 1-3 ②			0-0 F7 ①		0-0 FC6-4 ③	2	0	0	0	0	0	3
Ken Brett, L OBP: 0.182, SLG: 0.455 Bob Moose, R (6, 1) Ed Kirkpatrick, L OBP: 0.364, SLG: 0.143 Sam McDowell, L (8, 1)		0-0 F8 ③		0-0 L8 ③			0-0 F5 ②			2	0	0	0	0	0	3
										0	0	0	0	0	0	0
										1	0	0	0	0	0	0
										0	0	0	0	0	0	0

Inning Stats	R: 0	H: 2	E: 0	K: 0	S: 5	R: 0	H: 1	E: 0	K: 1	S: 6	R: 0	H: 1	E: 0	K: 1	S: 6	R: 0	H: 2	E: 0	K: 0	S: 5	R: 0	H: 0	E: 0	K: 0	S: 3	R: 0	H: 1	E: 0	K: 0	S: 4	R: 0	H: 0	E: 0	K: 0	S: 3	R: 0	H: 0	E: 0	K: 0	S: 3	R: 0	H: 1	E: 0	K: 0	S: 4
	LOB: 2	BB: 0	P: 5	LOB: 1	BB: 0	P: 6	LOB: 2	BB: 0	P: 5	LOB: 0	BB: 0	P: 3	LOB: 1	BB: 0	P: 4	LOB: 0	BB: 0	P: 3	LOB: 0	BB: 0	P: 3	LOB: 1	BB: 0	P: 4	LOB: 0	BB: 0	P: 3	LOB: 1	BB: 0	P: 4	LOB: 0	BB: 0	P: 3	LOB: 0	BB: 0	P: 3	LOB: 1	BB: 0	P: 4	LOB: 0	BB: 0	P: 4			


PITCHER	IP	WLS	BF	H	R	ER	SO	BB	IBB	HBP	BLK	WP	HR	S	P	ERA	WHIP
Don Sutton, R ERA: 1.36 (1, 1)	9.0	W	35	8	0	0	2	0	0	0	0	0	0	39	39	0.00	0.889

BOTTOM

Los Angeles Dodgers @ Pittsburgh Pirates
 Three Rivers Stadium, Pittsburgh, PA

Sun May 11 1975, 3:33 AM EDT
 Att. 15,175 - Unknown

AB	35
R	0
H	8
RBI	0
BB	0
SO	2
LOB	12



WP	PA	ERA	WHIP
0	35		

Batter	1	2	3	4	5	6	7	8	9	AB R H RBI BB SO LOB	TOP											
Davey Lopes, R (1, 4) OBP: 0.388, SLG: 0.295	0-0 F7		0-0 5-3		0-0 HR 1B		0-0 FC1-6 WP 1B S 1-2f		0-0 5-3	5 2 1 0 0 0 2	Los Angeles Dodgers @ St. Louis Cardinals Busch Stadium, St. Louis, MO Tue May 13 1975, 7:05 PM CDT Att: 18,519 - Unknown AB 35 R 5 H 8 RBI 5 BB 5 SO 3 LOB 14											
Tom Paciorek, R (1, 9) OBP: 0.300, SLG: 0.433	0-0 F3		0-3 K		0-0 F8		0-3 K		0-0 E5	5 0 0 0 0 2 3												
Jimmy Wynn, R (1, 8) OBP: 0.421, SLG: 0.534	0-0 F6				0-0 F8		0-0 1B		4-0 FC6-4 BB	4 1 2 3 1 0 0												
Steve Garvey, R (1, 3)		0-0 L5		0-0 F3	0-0 F8		0-0 F7		0-0 FC6-4 1-2f	5 0 0 0 0 0 3												
Willie Crawford, L (1, 7) OBP: 0.348, SLG: 0.385		0-0 F7		0-0 1B 3B	0-0 G3			0-0 4-3		4 1 1 0 0 0 0												
Ron Cey, R (1, 5) OBP: 0.380, SLG: 0.535		4-0 BB		4-0 BB 1B BB		0-0 G5-4-3 1B		0-0 F8		2 1 1 0 2 0 0												
Joe Ferguson, R (1, 2) OBP: 0.319, SLG: 0.217		0-0 F3		4-0 1B BB		0-0 F9		4-0 BB		2 0 0 0 2 0 2												
Rick Auerbach, R (1, 6) OBP: 0.284, SLG: 0.244			0-0 4-3		0-0 1B 1-2 2-H 3-H		0-0 G5-4-3 1-2f		0-0 6-3	4 0 1 2 0 0 2												
Burt Hooton, R (1, 1) OBP: 0.300, SLG: 0.333			0-0 5-3 2B		0-3 K		0-0 FC1-6 1B		0-0 F7	4 0 2 0 0 1 2												
Inning Stats	R: 0 E: 0 K: 0 S: 3	H: 0 LOB: 0 BB: 0 P: 3	R: 0 E: 0 K: 0 S: 3	H: 0 LOB: 1 BB: 1 P: 7	R: 0 E: 0 K: 1 S: 6	H: 1 LOB: 1 BB: 0 P: 6	R: 2 E: 0 K: 1 S: 7	H: 2 LOB: 2 BB: 2 P: 15	R: 2 E: 0 K: 0 S: 5	H: 2 LOB: 0 BB: 0 P: 5	R: 0 E: 0 K: 0 S: 3	H: 1 LOB: 0 BB: 0 P: 3	R: 1 E: 0 K: 1 S: 7	H: 2 LOB: 1 BB: 0 P: 7	R: 0 E: 0 K: 0 S: 3	H: 0 LOB: 1 BB: 1 P: 7	R: 0 E: 1 K: 0 S: 4	H: 0 LOB: 2 BB: 1 P: 8	1B: 5 2B: 1 3B: 1 HR: 1	SF: 0 SAC: 0 DP: 1 HBP: 0	WP: 1 PA: 40 PB: 0 SB: 1 CS: 0	
PITCHER Lynn McGlothen, R (1, 1) ERA: 5.74 Tommy Moore, R (7, 1) ERA: 3.77	IP 6.0 3.0	WLS L	BF 26 14	H 6 2	R 4 1	ER 4 1	SO 2 1	BB 3 2	IBB 0 0	HBP 0 0	BLK 0 0	WP 0 1	HR 1 0	S 27 14	P 39 22	ERA 6.00 3.00	WHIP 1.500 1.333					

livebaseballscorecards.com



Batter	1	2	3	4	5	6	7	8	9	AB	R	H	RBI	BB	SO	LOB
Lou Brock, L (1, 7) OBP: 0.383, SLG: 0.411	0-0 6-3		0-0 F8			0-0 F8			0-0 G4-3	4	0	0	0	0	0	1
Ted Sizemore, R (1, 4) OBP: 0.352, SLG: 0.366	0-0 F9			0-0 2B		0-0 L6			0-0 5-3	4	0	1	0	0	0	0
Jim Dwyer, L (1, 8) OBP: 0.227, SLG: 0.105	0-3 K			0-3 K						3	0	0	0	0	3	1
Ted Simmons, S (1, 2) OBP: 0.333, SLG: 0.410		0-0 G3		0-0 F7				0-0 L4		3	0	0	0	0	0	1
Ron Fairly, L (1, 9) OBP: 0.477, SLG: 0.486		4-0 FC6-4 BB		0-0 F7				0-3 K		2	0	0	0	1	1	1
Keith Hernandez, L (1, 3) OBP: 0.286, SLG: 0.289			0-0 F9		0-0 F7			0-0 F7		3	0	0	0	0	0	1
Ken Reitz, R (1, 5) OBP: 0.327, SLG: 0.374		0-0 FC6-4 1-2f			0-0 F9			0-0 F4		3	0	0	0	0	0	1
Mike Tyson, R (1, 6) OBP: 0.324, SLG: 0.484			0-0 6-3		0-0 F3			0-3 K		3	0	0	0	0	1	0
Lynn McGlothen, L (1, 1) Ted Martinez, R (6, PH) Tommy Moore, R (7, 1) Luis Melendez, R (9, PH)			0-3 K2-3			0-3 K			0-0 G4-3 1B	1	0	0	0	0	1	0

BOTTOM

Los Angeles Dodgers @ St. Louis Cardinals
 Busch Stadium, St. Louis, MO
 Tue May 13 1975, 7:05 PM CDT
 Att. 18,519 - Unknown

livebaseballscorecards.com

AB	28
R	0
H	2
RBI	0
BB	1
SO	7
LOB	6



Inning Stats	R: 0	H: 0	E: 0	K: 1	S: 5	R: 0	H: 0	E: 0	K: 0	S: 3	R: 0	H: 0	E: 0	K: 1	S: 5	R: 0	H: 1	E: 0	K: 1	S: 6	R: 0	H: 0	E: 0	K: 0	S: 3	R: 0	H: 0	E: 0	K: 1	S: 5	R: 0	H: 0	E: 0	K: 2	S: 7	R: 0	H: 0	E: 0	K: 1	S: 5	R: 0	H: 1	E: 0	K: 0	S: 3	1B: 1	SF: 0	2B: 1	SAC: 0	3B: 0	DP: 1	HR: 0	HBP: 0	WP: 0	PA: 29	PB: 0	SB: 0	CS: 0
--------------	------	------	------	------	------	------	------	------	------	------	------	------	------	------	------	------	------	------	------	------	------	------	------	------	------	------	------	------	------	------	------	------	------	------	------	------	------	------	------	------	------	------	------	------	------	-------	-------	-------	--------	-------	-------	-------	--------	-------	--------	-------	-------	-------

PITCHER	IP	WLS	BF	H	R	ER	SO	BB	IBB	HBP	BLK	WP	HR	S	P	ERA	WHIP
Burt Hooton, R (1, 1) ERA: 5.02	9.0	W	29	2	0	0	7	1	0	0	0	0	0	42	46	0.00	0.333

Batter	1	2	3	4	5	6	7	8	9	AB R H RBI BB SO LOB	TOP											
Davey Lopes, R OBP: 0.388, SLG: 0.293 (1, 8) (8, 4)	0-3 K		0-0 WP E 1B	0-0 5-3			4-0 BB SF9 1B BB	0-0 L7		4 2 1 0 1 1 3	Los Angeles Dodgers @ St. Louis Cardinals Busch Stadium, St. Louis, MO Wed May 14 1975, 3:33 AM CDT Att. 14,388 - Unknown livebaseballscorecards.com											
Lee Lacy, R OBP: 0.418, SLG: 0.479 Charlie Hough, R (1, 4) (8, 1)	0-0 4-3		4-0 E 1B BB		0-0 6-3		0-0 SF9 BB 1B	0-3 K		4 1 1 0 1 1 2 0 0 0 0 0 0 0												
Jimmy Wynn, R OBP: 0.420, SLG: 0.523 (1, 7) (8, 8)	0-0 5-3		0-0 FC3 1B		0-0 PB 1B		4-0 BB 1B		0-0 F9	4 0 1 0 1 0 1												
Steve Garvey, R OBP: 0.380, SLG: 0.487 (1, 3)		0-0 F8	0-0 1B		0-0 F9		0-0 SF9		0-0 2B	4 0 2 2 0 0 1												
Ron Cey, R OBP: 0.374, SLG: 0.523 (1, 5)		0-0 1B	0-0 F9		0-0 F8		0-0 F2		0-3 K	5 0 1 0 0 1 6												
Tom Paciorek, R OBP: 0.273, SLG: 0.394 Willie Crawford, L OBP: 0.348, SLG: 0.385 Joe Ferguson, R OBP: 0.314, SLG: 0.213 (1, 9) (7, PH) (7, PH) (7, 9)	0-3 K		0-0 F7		0-0 F9		0-3 K		0-3 K	3 0 0 0 0 1 3 0 0 0 0 0 0 0 2 0 0 0 0 2 3												
Steve Yeager, R OBP: 0.286, SLG: 0.310 (1, 2)	0-0 F7			0-0 5-3		0-3 K		0-3 K		4 0 0 0 0 2 1												
Rick Auerbach, R OBP: 0.302, SLG: 0.261 (1, 6)			0-0 F9		0-0 2B	4-0 FC6-4 BB		4-0 BB BB		2 0 1 0 2 0 0												
Doug Rau, L OBP: 0.333, SLG: 0.222 Rick Rhoden, R Ken McMullen, R Al Downing, R Manny Mota, R OBP: 0.409, SLG: 0.316 (1, 1) (3, 1) (6, PH) (6, 1) (8, PH) (8, 7)			0-0 WP E 1B		0-0 1-3	0-0 FC6-4		4-0 BB		1 1 1 0 0 0 0 1 0 0 0 0 0 1 1 0 0 0 0 0 1 0 0 0 0 0 0 0 0 0 0 0 1 0 0												
Inning Stats	R: 0 E: 0 K: 1 S: 5	H: 0 LOB: 0 BB: 0 P: 5	R: 0 E: 0 K: 1 S: 6	H: 1 LOB: 1 BB: 0 P: 6	R: 3 E: 1 K: 0 S: 7	H: 3 LOB: 2 BB: 1 P: 11	R: 0 E: 0 K: 0 S: 4	H: 1 LOB: 1 BB: 0 P: 4	R: 0 E: 0 K: 1 S: 5	H: 0 LOB: 1 BB: 1 P: 9	R: 1 E: 0 K: 1 S: 6	H: 1 LOB: 2 BB: 2 P: 14	R: 0 E: 0 K: 2 S: 7	H: 0 LOB: 2 BB: 2 P: 15	R: 0 E: 0 K: 2 S: 8	H: 1 LOB: 1 BB: 0 P: 8	1B: 6 2B: 2 3B: 0 HR: 0	SF: 1 SAC: 0 DP: 0 HBP: 0	WP: 1 PB: 1 SB: 0 CS: 0	PA: 42		
PITCHER	IP WLS BF H R ER SO BB IBB HBP BLK WP HR S P ERA WHIP	IP WLS BF H R ER SO BB IBB HBP BLK WP HR S P ERA WHIP	IP WLS BF H R ER SO BB IBB HBP BLK WP HR S P ERA WHIP	IP WLS BF H R ER SO BB IBB HBP BLK WP HR S P ERA WHIP	IP WLS BF H R ER SO BB IBB HBP BLK WP HR S P ERA WHIP	IP WLS BF H R ER SO BB IBB HBP BLK WP HR S P ERA WHIP	IP WLS BF H R ER SO BB IBB HBP BLK WP HR S P ERA WHIP	IP WLS BF H R ER SO BB IBB HBP BLK WP HR S P ERA WHIP	IP WLS BF H R ER SO BB IBB HBP BLK WP HR S P ERA WHIP	IP WLS BF H R ER SO BB IBB HBP BLK WP HR S P ERA WHIP	IP WLS BF H R ER SO BB IBB HBP BLK WP HR S P ERA WHIP	IP WLS BF H R ER SO BB IBB HBP BLK WP HR S P ERA WHIP	IP WLS BF H R ER SO BB IBB HBP BLK WP HR S P ERA WHIP	IP WLS BF H R ER SO BB IBB HBP BLK WP HR S P ERA WHIP	IP WLS BF H R ER SO BB IBB HBP BLK WP HR S P ERA WHIP	IP WLS BF H R ER SO BB IBB HBP BLK WP HR S P ERA WHIP	IP WLS BF H R ER SO BB IBB HBP BLK WP HR S P ERA WHIP	IP WLS BF H R ER SO BB IBB HBP BLK WP HR S P ERA WHIP	IP WLS BF H R ER SO BB IBB HBP BLK WP HR S P ERA WHIP	IP WLS BF H R ER SO BB IBB HBP BLK WP HR S P ERA WHIP	IP WLS BF H R ER SO BB IBB HBP BLK WP HR S P ERA WHIP	
John Curtis, L ERA: 2.91 Mike Garman, R ERA: 2.5 Al Hrabosky, L ERA: 1.66	6.0 W 29 7 4 2 3 3 0 0 0 1 0 32 44 3.00 1.667	0.2 S 3 0 0 0 0 1 0 0 0 0 0 2 6 0.00 1.500	2.1 S 10 1 0 0 5 2 0 0 0 0 0 18 26 0.00 1.286																			



Batter	1	2	3	4	5	6	7	8	9	AB	R	H	RBI	BB	SO	LOB
Lou Brock, L OBP: 0.387, SLG: 0.414 (1, 7)	0-0 S 2B 1B		0-0 2B 1-2 1B	0-3 K			0-0 4-3			4	2	2	0	0	1	0
Ted Sizemore, R OBP: 0.364, SLG: 0.397 (1, 4)	0-0 G5-4-3 1-H 2B		0-0 2B 1-3 2-H 1B				0-0 6-3			4	1	3	2	0	0	0
Luis Melendez, R OBP: 0.341, SLG: 0.512 (1, 8)	0-0 G5-4-3 1B		4-0 2B 1B BB				0-0 E6 E			3	2	1	0	1	0	1
Ted Simmons, S OBP: 0.331, SLG: 0.413 (1, 2)	0-0 G5-4-3 1-2f 2-3		0-0 1B 2B			0-0 5-3	0-0 E6 2-H			4	1	1	2	0	0	2
Ken Reitz, R OBP: 0.325, SLG: 0.369 (1, 5)	0-0 5-3		0-0 FC3-6 2-H 3-H 1B			0-0 F8	0-3 K			4	0	1	2	0	1	2
Danny Cater, R OBP: 0.316, SLG: 0.389 (1, 3)		0-0 6-3	0-0 FC3-6 1-2 1B			0-0 F7	0-3 K			1	0	0	0	0	0	0
Ron Fairly, L OBP: 0.468, SLG: 0.474 (3, PH) (4, 9)										3	0	1	0	0	1	0
Ted Martinez, R OBP: 0.150, SLG: 0.200 (1, 9)		0-0 6-3	0-0 FC3-6 1-2f 2-3 1B				0-0 4-3			1	0	0	0	0	0	0
Keith Hernandez, L OBP: 0.276, SLG: 0.278 (3, PH) (4, 3)										3	0	0	0	0	0	2
Mike Tyson, R OBP: 0.316, SLG: 0.441 (1, 6)		0-3 K	0-0 G6-4-3 1-2f 1B				0-3 K			3	0	0	0	1	2	2
John Curtis, L OBP: 0.375, SLG: 0.286 (1, 1)			0-0 1B 2B 1B				0-0 1-3			3	1	1	0	0	0	0
Mike Garman, R (7, 1)										0	0	0	0	0	0	0
Al Hrabosky, R (7, 1)										1	0	0	0	0	1	1

Inning Stats	R: 1	H: 3	E: 0	K: 0	S: 5	H: 0	LOB: 1	BB: 0	P: 5	R: 0	H: 0	E: 0	K: 1	S: 5	H: 0	LOB: 0	BB: 0	P: 5	R: 5	H: 6	E: 0	K: 0	S: 8	H: 1	LOB: 1	BB: 1	P: 12	R: 0	H: 1	E: 0	K: 1	S: 6	R: 0	H: 0	E: 0	K: 0	S: 3	R: 0	H: 0	E: 0	K: 1	S: 5	R: 1	H: 0	E: 2	K: 1	S: 7	R: 0	H: 0	E: 0	K: 2	S: 7	R: 0	H: 0	E: 0	K: 1	S: 7
--------------	------	------	------	------	------	------	--------	-------	------	------	------	------	------	------	------	--------	-------	------	------	------	------	------	------	------	--------	-------	-------	------	------	------	------	------	------	------	------	------	------	------	------	------	------	------	------	------	------	------	------	------	------	------	------	------	------	------	------	------	------


PITCHER	IP	WLS	BF	H	R	ER	SO	BB	IBB	HBP	BLK	WP	HR	S	P	ERA	WHIP
Doug Rau, L ERA: 3.39 (1, 1)	2.0	L	13	7	6	6	1	1	0	0	0	0	0	14	18	27.00	4.000
Rick Rhoden, R ERA: 4.35 (3, 1)	3.0		11	3	0	0	1	0	0	0	0	0	0	13	13	0.00	1.000
Al Downing, L ERA: 0.93 (6, 1)	2.0		8	0	1	0	2	0	0	0	0	0	0	12	12	0.00	0.000
Charlie Hough, R ERA: 4.2 (8, 1)	1.0		4	0	0	0	2	1	0	0	0	0	0	7	11	0.00	1.000

BOTTOM

Los Angeles Dodgers @ St. Louis Cardinals
 Busch Stadium, St. Louis, MO
 Wed May 14 1975, 3:33 AM CDT
 Att. 14,388 - Unknown

AB	34
R	7
H	10
RBI	6
BB	2
SO	6
LOB	10

livebaseballscorecards.com



WP: 0	PA: 36
PB: 0	
SB: 2	
CS: 0	

Batter	1	2	3	4	5	6	7	8	9	AB R H RBI BB SO LOB	TOP											
Frank Taveras, R (1, 6) OBP: 0.191, SLG: 0.203 Ed Kirkpatrick, L (7, PH) OBP: 0.333, SLG: 0.125 Mario Mendoza, R (7, 6)	0-3 K			0-3 K			X 0-0 1-6-3		0-3 K	2 0 0 0 0 2 0 1 0 0 0 0 0 0 1 0 0 0 0 1 0	Pittsburgh Pirates @ Los Angeles Dodgers Dodger Stadium, Los Angeles, CA Fri May 16 1975, 7:05 PM PDT Att. 44,111 - Unknown livebaseballscorecards.com											
Rennie Stennett, R (1, 4) OBP: 0.301, SLG: 0.282	0-3 K			X 0-0 F3		X 0-0 F9		X 0-0 HR 1B	4 1 1 0 0 1 0													
Al Oliver, L (1, 8) OBP: 0.265, SLG: 0.427	X 0-0 3-1			X 0-0 3-1		X 0-0 6-3		X 0-0 HR 1-H	4 1 1 2 0 0 0													
Willie Stargell, L (1, 3) OBP: 0.318, SLG: 0.426		X 0-0 G3			S 0-3 K		X 0-0 3-1	S 0-3 K	4 0 0 0 0 2 0													
Richie Zisk, R (1, 7) OBP: 0.333, SLG: 0.330		S 0-3 K			S 0-3 K		X 0-0 1B 1B	X 0-0 F7	4 1 1 0 0 2 0													
Dave Parker, L (1, 9) OBP: 0.330, SLG: 0.524		X 0-0 6-3			X 0-0 1-3		X 0-0 1B 1-2 1B		3 0 1 0 0 0 0													
Manny Sanguillen, R (1, 2) OBP: 0.411, SLG: 0.479			X 0-0 F7			X 0-0 3-1		X 0-0 1-3 2-H 1B	3 0 1 1 0 0 0													
Art Howe, R (1, 5) OBP: 0.207, SLG: 0.148 Bob Robertson, R (8, PH) OBP: 0.333, SLG: 0.316 Dave Giusti, R (8, 1)			X 0-0 1-3			X 0-0 P6		S 0-3 K	2 0 0 0 0 0 0 1 0 0 0 0 1 2 0 0 0 0 0 0 0													
Bruce Kison, R (1, 1) OBP: 0.267, SLG: 0.154 Richie Hebner, L (8, PH) OBP: 0.361, SLG: 0.420 (8, 5)			X 0-0 1-3			S 0-3 K		X 0-0 F8	2 0 0 0 0 1 0 1 0 0 0 0 0 2													
Inning Stats	R: 0 E: 0 K: 2 S: 7	H: 0 LOB: 0 BB: 0 P: 7	R: 0 E: 0 K: 1 S: 5	H: 0 LOB: 0 BB: 0 P: 5	R: 0 E: 0 K: 0 S: 3	H: 0 LOB: 0 BB: 0 P: 3	R: 0 E: 0 K: 1 S: 5	H: 0 LOB: 0 BB: 0 P: 5	R: 0 E: 0 K: 2 S: 7	H: 0 LOB: 0 BB: 0 P: 7		R: 0 E: 0 K: 1 S: 5	H: 0 LOB: 0 BB: 0 P: 5	R: 0 E: 0 K: 0 S: 3	H: 0 LOB: 0 BB: 0 P: 3	R: 1 E: 0 K: 1 S: 8	H: 3 LOB: 2 BB: 0 P: 8	R: 2 E: 0 K: 2 S: 9	H: 2 LOB: 0 BB: 0 P: 9	1B: 4 2B: 0 3B: 0 HR: 1	SF: 0 SAC: 0 DP: 0 HBP: 0	WP: 0 PB: 0 SB: 0 CS: 0
PITCHER Don Sutton, R (1, 1) ERA: 1.54	IP 9.0	WLS L	BF 32	H 5	R 3	ER 3	SO 10	BB 0	IBB 0	HBP 0	BLK 0	WP 0	HR 1	S 52	P 52	ERA 3.00	WHIP 0.556					PITCHER IP WLS BF H R ER SO BB IBB HBP BLK WP HR S P ERA WHIP



Batter	1	2	3	4	5	6	7	8	9	AB	R	H	RBI	BB	SO	LOB
Davey Lopes, R OBP: 0.391, SLG: 0.294 (1, 8)	0-3 K		0-0 FC3-5 1B		4-0 BB			0-0 6-3		3	0	1	0	1	1	0
Lee Lacy, R OBP: 0.422, SLG: 0.481 (1, 4)	0-0 E9 1B		0-0 FC3-5 1-2 2-3f		0-0 1-3			0-0 1B		4	1	2	0	0	0	3
Jimmy Wynn, R OBP: 0.415, SLG: 0.509 (1, 7)	4-0 1B BB		0-3 K					0-0 6-3		3	0	0	0	1	2	3
Steve Garvey, R OBP: 0.383, SLG: 0.487 (1, 3)	0-0 1B G1-4-3		0-0 P4					0-0 F9		4	1	2	1	0	0	2
Willie Crawford, L OBP: 0.336, SLG: 0.370 (1, 9)	0-0 G1-4-3 1-2f			0-0 4-3				0-0 4-3		4	0	0	0	0	0	3
Ron Cey, R OBP: 0.377, SLG: 0.519 (1, 5)		0-0 6-3		4-0 G4-3 BB				0-0 6-3		3	0	1	1	1	0	0
Steve Yeager, R OBP: 0.256, SLG: 0.297 (1, 2)		0-0 5-3		0-0 G4-3 1-2f				0-0 5-3		3	0	0	0	0	0	1
Bill Buckner, L OBP: 0.306, SLG: 0.489 (9, PH)								0-0 G6-3 1B		1	0	0	0	0	0	1
Rick Auerbach, R OBP: 0.294, SLG: 0.253 (1, 6)		0-0 F8			0-0 4-3			0-0 F2		3	0	0	0	0	0	0
Don Sutton, R OBP: 0.233, SLG: 0.179 (1, 1)			0-0 FC3-5 1B					0-0 6-3		3	0	1	0	0	0	0

Inning Stats	R: 1	H: 2	E: 1	K: 1	S: 6	LOB: 1	BB: 1	P: 10	R: 0	H: 0	E: 0	K: 0	S: 3	LOB: 0	BB: 0	P: 3	R: 0	H: 2	E: 0	K: 1	S: 7	LOB: 2	BB: 0	P: 7	R: 0	H: 0	E: 0	K: 0	S: 2	LOB: 0	BB: 1	P: 6	R: 0	H: 0	E: 0	K: 0	S: 3	LOB: 1	BB: 1	P: 7	R: 0	H: 0	E: 0	K: 1	S: 5	LOB: 0	BB: 0	P: 5	R: 0	H: 0	E: 0	K: 0	S: 3	LOB: 0	BB: 0	P: 3	R: 0	H: 1	E: 0	K: 0	S: 4	LOB: 1	BB: 0	P: 4	R: 1	H: 2	E: 0	K: 0	S: 4	LOB: 0	BB: 0	P: 4	1B: 7	2B: 0	3B: 0	HR: 0	SF: 0	SAC: 0	DP: 3	HBP: 0	WP: 0	PB: 0	SB: 0	CS: 0	PA: 34
--------------	------	------	------	------	------	--------	-------	-------	------	------	------	------	------	--------	-------	------	------	------	------	------	------	--------	-------	------	------	------	------	------	------	--------	-------	------	------	------	------	------	------	--------	-------	------	------	------	------	------	------	--------	-------	------	------	------	------	------	------	--------	-------	------	------	------	------	------	------	--------	-------	------	------	------	------	------	------	--------	-------	------	-------	-------	-------	-------	-------	--------	-------	--------	-------	-------	-------	-------	--------

PITCHER	IP	WLS	BF	H	R	ER	SO	BB	IBB	HBP	BLK	WP	HR	S	P	ERA	WHIP
Bruce Kison, R ERA: 3.0 (1, 1)	7.0		26	4	1	1	3	3	0	0	0	0	0	29	41	1.29	1.000
Dave Giusti, R ERA: 0.52 (8, 1)	2.0	W	8	3	1	1	0	0	0	0	0	0	0	8	8	4.50	1.500

BOTTOM

Pittsburgh Pirates @ Los Angeles Dodgers
Dodger Stadium, Los Angeles, CA
 Fri May 16 1975, 7:05 PM PDT
 Att. 44,111 - Unknown

livebaseballscores.com

AB	31
R	2
H	7
RBI	2
BB	3
SO	3
LOB	13



Batter	1	2	3	4	5	6	7	8	9	10	AB	R	H	RBI	BB	SO	LOB	TOP
Rennie Stennett, R (1, 4) OBP: 0.297, SLG: 0.278	0-0 4-3		0-0 F7		0-0 6-3	0-0 FC6-4			0-0 1B		5	0	1	0	0	0	2	Pittsburgh Pirates @ Los Angeles Dodgers Dodger Stadium, Los Angeles, CA Sat May 17 1975, 7:05 PM PDT Att. 46,790 - Unknown
Richie Hebner, L (1, 5) OBP: 0.343, SLG: 0.398	0-0 F8		0-0 F8		0-0 G3			0-0 4-3	0-0 P5		5	0	0	0	0	0	1	
Al Oliver, L (1, 8) OBP: 0.280, SLG: 0.443	0-0 2B		0-0 BB 1B		0-0 4-3			0-3 K	0-0 FC6-4 1B		5	0	3	0	0	1	0	
Willie Stargell, L (1, 3) OBP: 0.327, SLG: 0.437 Bob Robertson, R (6, 3) OBP: 0.304, SLG: 0.286	0-3 K		4-0 BB 1-2 BB			0-0 E 2B		0-3 K	0-0 FC6-4		2	1	1	0	1	1	1	
Richie Zisk, R (1, 7) OBP: 0.336, SLG: 0.321		0-0 F9	4-0 FC6-4 BB			4-0 E 1B BB		0-0 E6 FC6-4		0-0 P4	3	1	0	0	2	0	0	
Dave Parker, L (1, 9) OBP: 0.333, SLG: 0.511		4-0 FC4-6 BB	0-0 FC6-4			0-0 E4 1B		0-0 FC6-4		0-0 1B 1B	4	0	1	0	1	0	5	
Manny Sanguillen, R (1, 2) OBP: 0.402, SLG: 0.465		0-0 FC4-6 1B S		0-0 P3		0-0 FC6 1B		0-3 K		0-0 F8	5	1	1	1	0	1	3	
Frank Taveras, R (1, 6) OBP: 0.197, SLG: 0.209 Ed Kirkpatrick, L (8, PH) OBP: 0.308, SLG: 0.111 Mario Mendoza, R (8, 6) OBP: 0.083, SLG: 0.083		0-0 E S 1B		0-0 6-3		0-0 FC6 FC6-4		0-3 K		0-0 1B	3	0	1	0	0	0	2	
Jim Rooker, R (1, 1) Dave Giusti, R (7, 1) Bill Robinson, R (9, PH) Bob Moose, R (9, 1) Paul Popovich, S (10, PH) Ramon Hernandez, S (10, 1)		0-3 K		0-3 K		0-0 P3			0-0 5-3	0-0 P3	3	0	0	0	0	2	3	
Inning Stats	R: 0 H: 1 E: 0 LOB: 1 K: 1 BB: 0 S: 6 P: 6	R: 1 H: 1 E: 0 LOB: 1 K: 1 BB: 1 S: 6 P: 10	R: 0 H: 1 E: 0 LOB: 3 K: 0 BB: 2 S: 4 P: 12	R: 0 H: 0 E: 0 LOB: 0 K: 1 BB: 0 S: 5 P: 5	R: 0 H: 0 E: 0 LOB: 0 K: 0 BB: 0 S: 3 P: 3	R: 2 H: 2 E: 1 LOB: 2 K: 0 BB: 1 S: 6 P: 10	R: 0 H: 0 E: 0 LOB: 0 K: 2 BB: 0 S: 7 P: 7	R: 0 H: 0 E: 1 LOB: 1 K: 2 BB: 0 S: 8 P: 8	R: 0 H: 2 E: 0 LOB: 2 K: 0 BB: 0 S: 5 P: 5	R: 0 H: 2 E: 0 LOB: 2 K: 0 BB: 0 S: 5 P: 5	1B: 7 SF: 0 2B: 2 SAC: 0 3B: 0 DP: 0 HR: 0 HBP: 0	WP: 0 PA: 45 PB: 0 SB: 2 CS: 0						
PITCHER Andy Messersmith, R (1, 1) ERA: 2.06	IP 10.0 WLS W BF 45 H 9 R 3 ER 1 SO 7 BB 4 IBB 0 HBP 0 BLK 0 WP 0 HR 0 S 55 P 71 ERA 0.90 WHIP 1.300																	

livebaseballscores.com

AB	41
R	3
H	9
RBI	1
BB	4
SO	7
LOB	22



Batter	1	2	3	4	5	6	7	8	9	AB R H RBI BB SO LOB
Davey Lopes, R OBP: 0.401, SLG: 0.324 (1, 4)	0-0 BB WP G4-3 1B		0-0 1-3			4-0 BB BB			0-0 HR	3 2 2 1 1 0 0
Lee Lacy, R OBP: 0.424, SLG: 0.500 (1, 7)	4-0 G4-3 BB 1-2 BB		0-0 4-3			4-0 G5-4-3 1-2 BB			0-0 6-3	2 0 0 0 2 0 0
Jimmy Wynn, R OBP: 0.410, SLG: 0.483 (1, 8)	4-0 G4-3 1-2 2-3 BB			0-3 K		0-0 G5-4-3 1-2f			0-0 6-3	3 0 0 0 1 1 2
Steve Garvey, R OBP: 0.364, SLG: 0.461 (1, 3)	0-0 G4-3 1-2f 2-3 3-H			0-0 F8			0-0 P6		0-0 6-3	4 0 0 0 0 0 2
Ron Cey, R OBP: 0.377, SLG: 0.507 (1, 5)	0-0 F9			0-0 F8			0-0 1-3			3 0 0 0 0 0 1
Joe Ferguson, R OBP: 0.320, SLG: 0.216 (1, 2)		4-0 CS BB			0-0 F3		0-0 6-3			2 0 0 0 1 0 0
Tom Paciorek, R OBP: 0.268, SLG: 0.375 (1, 9)		0-0 P4			0-0 F9			0-0 P4		3 0 0 0 0 0 1
Rick Auerbach, R OBP: 0.283, SLG: 0.242 (1, 6)		0-0 P6			0-0 6-3			0-0 6-3		2 0 0 0 0 0 1
Al Downing, R (6, 1)										0 0 0 0 0 0 0
Manny Mota, R OBP: 0.375, SLG: 0.286 (8, PH)										1 0 0 0 0 0 0
Charlie Hough, R (9, 1)										0 0 0 0 0 0 0
Burt Hooton, R OBP: 0.273, SLG: 0.300 (1, 1)		0-0 CS	0-3 K			0-0 F9			0-0 F7	1 0 0 0 0 1 0
Ivan De Jesus, R OBP: 0.333, SLG: 0.250 (6, 6)		1-2								2 0 0 0 0 0 0

Inning Stats	R: 1	H: 1	E: 0	K: 0	S: 3	R: 0	H: 0	E: 0	K: 0	S: 2	R: 0	H: 0	E: 0	K: 1	S: 5	R: 0	H: 0	E: 0	K: 1	S: 5	R: 0	H: 0	E: 0	K: 0	S: 3	R: 0	H: 0	E: 0	K: 0	S: 2	R: 0	H: 1	E: 0	K: 0	S: 4	R: 1	H: 1	E: 0	K: 0	S: 4	1B: 1	2B: 0	3B: 0	HR: 1	SF: 0	SAC: 0	DP: 2	HBP: 0	WP: 1	PB: 0	SB: 0	CS: 1	PA: 32
--------------	------	------	------	------	------	------	------	------	------	------	------	------	------	------	------	------	------	------	------	------	------	------	------	------	------	------	------	------	------	------	------	------	------	------	------	------	------	------	------	------	-------	-------	-------	-------	-------	--------	-------	--------	-------	-------	-------	-------	--------

PITCHER	IP	WLS	BF	H	R	ER	SO	BB	IBB	HBP	BLK	WP	HR	S	P	ERA	WHIP	PITCHER	IP	WLS	BF	H	R	ER	SO	BB	IBB	HBP	BLK	WP	HR	S	P	ERA	WHIP															
Ken Brett, L ERA: 2.72 (1, 1)	9.0	W	31	2	2	2	2	5	0	0	0	1	1	30	50	2.00	0.778																																	

BOTTOM

Pittsburgh Pirates @ Los Angeles Dodgers
Dodger Stadium, Los Angeles, CA

Sun May 18 1975, 3:33 AM PDT
Att. 42,013 - Unknown

livebaseballscores.com

AB	26
R	2
H	2
RBI	1
BB	5
SO	2
LOB	7



Batter	1	2	3	4	5	6	7	8	9	AB R H RBI BB SO LOB	TOP																									
Manny Trillo, R (1, 4) OBP: 0.344, SLG: 0.369	0-3 K		0-3 K2-3			0-0 6-3		0-0 2B 1B		4 1 1 0 0 2 0	Chicago Cubs @ Los Angeles Dodgers Dodger Stadium, Los Angeles, CA Mon May 19 1975, 7:05 PM PDT Att. 21,790 - Unknown - 63 F																									
Jose Cardenal, R (1, 7) OBP: 0.401, SLG: 0.436	0-0 L9			0-0 F7		0-0 6-3		0-0 1B 2B		4 0 1 2 0 0 0																										
Rick Monday, L (1, 8) OBP: 0.442, SLG: 0.584	0-0 4-3			0-3 K		0-3 K		4-0 1B BB		3 0 0 0 1 2 0																										
Jerry Morales, R (1, 9) OBP: 0.338, SLG: 0.349		0-0 F8		0-0 6-3		0-3 K		0-0 1-2 2-H 1B		4 0 1 0 0 1 0																										
Bill Madlock, R (1, 5) OBP: 0.376, SLG: 0.433		0-0 1B			0-0 F9		0-0 4-3		0-0 6-3	4 0 1 0 0 0 0																										
Andre Thornton, R (1, 3) OBP: 0.231, SLG: 0.167		0-0 P6			0-0 E 1B		0-0 P6		0-0 F8	4 0 1 0 0 0 1																										
Tim Hosley, R (1, 2) OBP: 0.455, SLG: 0.406		0-0 P3			0-0 E4			0-3 K	4-0 WP BB	3 0 0 0 1 1 2																										
Rob Sperring, R (9, PR) OBP: 0.389, SLG: 0.429					1-2 1B					0 0 0 0 0 0 0																										
Don Kessinger, S (1, 6) OBP: 0.356, SLG: 0.365			0-0 L9		0-3 K			0-0 2B 1B	0-3 K	4 1 1 0 0 2 3																										
Rick Reuschel, R (1, 1) OBP: 0.071, SLG: 0.071			0-3 K		0-0 P5			0-0 L4		2 0 0 0 0 1 2																										
George Mitterwald, R (8, PH) OBP: 0.379, SLG: 0.462										1 0 0 0 0 0 1																										
Darold Knowles, L (8, 1) OBP: 0.167, SLG: 0.167										0 0 0 0 0 0 0																										
Oscar Zamora, R (8, 1) OBP: 0.333, SLG: 0.333										0 0 0 0 0 0 0																										
Inning Stats	R: 0 E: 0 K: 1 S: 5	H: 0 LOB: 0 BB: 0 P: 5	R: 0 E: 0 K: 0 S: 4	H: 1 LOB: 1 BB: 0 P: 4	R: 0 E: 0 K: 2 S: 7	H: 0 LOB: 0 BB: 0 P: 7	R: 0 E: 0 K: 1 S: 5	H: 0 LOB: 0 BB: 0 P: 5	R: 0 E: 1 K: 1 S: 7	H: 1 LOB: 2 BB: 0 P: 7	R: 0 E: 0 K: 1 S: 5	H: 0 LOB: 0 BB: 0 P: 5	R: 0 E: 0 K: 1 S: 5	H: 0 LOB: 0 BB: 0 P: 5	R: 2 E: 0 K: 1 S: 8	H: 4 LOB: 2 BB: 1 P: 12	R: 0 E: 0 K: 1 S: 5	H: 0 LOB: 2 BB: 1 P: 9	1B: 5 2B: 1 3B: 0 HR: 0	SF: 0 SAC: 0 DP: 0 HBP: 0	WP: 1 PB: 0 SB: 0 CS: 0	PA: 35														
PITCHER	IP WLS BF H R ER SO BB IBB HBP BLK WP HR S P ERA WHIP																																			
Doug Rau, L (1, 1) ERA: 3.28	7.2		29	5	2	2	8	0	0	0	0	0	0	45	45	2.35	0.652																			
Jim Brewer, L (8, 1) ERA: 2.04	1.1	W	6	1	0	0	1	2	0	0	0	1	0	6	14	0.00	2.250																			

livebaseballscorecards.com

AB	33
R	2
H	6
RBI	2
BB	2
SO	9
LOB	9



Batter	1	2	3	4	5	6	7	8	9	AB	R	H	RBI	BB	SO	LOB
Lee Lacy, R OBP: 0.406, SLG: 0.477 (1, 4)	0-0 F7			0-0 F9	0-0 F8		0-0 5-3			4	0	0	0	0	0	2
Willie Crawford, L OBP: 0.342, SLG: 0.385 (1, 9)	0-0 4-3			PB BB 1B		0-0 1B 2B	0-0 3-1			4	1	2	0	0	0	1
Jimmy Wynn, R OBP: 0.412, SLG: 0.475 (1, 8)	0-0 5-3			1-2 PB BB		0-0 6-3		4-0 1B BLK FC6-2 BB		2	0	0	0	2	0	1
Steve Garvey, R OBP: 0.361, SLG: 0.456 (1, 3)		0-0 5-3		1-2 2-3 F4		0-0 F9		0-0 FC6-2 1B 1-2 SF9 1B		4	1	1	0	0	0	3
Ron Cey, R OBP: 0.380, SLG: 0.507 (1, 5)		0-0 6-3		0-0 5-3		0-0 E S 1B		0-0 SF9 FC6-2 1-2 2-3 1B		4	0	2	1	0	0	2
Joe Ferguson, R OBP: 0.325, SLG: 0.212 (1, 2)		0-0 5-3			4-0 2B FC6-2 BB	4-0 1-3 BB		0-0 FC6-2 1-2 2-3 3-H		2	0	0	0	2	0	3
Tom Paciorek, R OBP: 0.273, SLG: 0.395 (1, 7)			0-3 K		0-0 FC6-2 1B 2B	0-3 K		0-0 SF9 2-3 3-H		3	1	1	0	0	2	2
Bill Buckner, L OBP: 0.300, SLG: 0.489 (8, PH)										0	0	0	1	0	0	0
Henry Cruz, L OBP: 0.250, SLG: 0.258 (9, 7)										0	0	0	0	0	0	0
Rick Auerbach, R OBP: 0.284, SLG: 0.245 (1, 6)			0-3 K		0-0 FC6-2 1B 1B			0-0 4-3		3	0	1	0	0	1	2
Manny Mota, R OBP: 0.360, SLG: 0.273 (8, PH)					2-3 3-H					1	0	0	0	0	0	2
Ivan De Jesus, R OBP: 0.333, SLG: 0.250 (9, 6)										0	0	0	0	0	0	0
Doug Rau, L OBP: 0.333, SLG: 0.238 (1, 1)			0-3 K		0-0 1B					3	0	1	1	0	1	1
Jim Brewer, L (8, 1)					1-H 3-H					0	0	0	0	0	0	0

Inning Stats	R: 0	H: 0	E: 0	K: 0	S: 3	P: 3	R: 0	H: 0	E: 0	K: 0	S: 3	P: 3	R: 0	H: 0	E: 0	K: 3	S: 9	R: 1	H: 2	E: 0	K: 0	S: 4	R: 1	H: 2	E: 0	K: 1	S: 7	R: 0	H: 1	E: 0	K: 0	S: 4	R: 1	H: 2	E: 0	K: 0	S: 5
	0	0	0	0	3	3	0	0	0	0	3	3	0	0	0	3	9	1	2	0	0	4	1	2	0	2	0	7	0	1	2	0	0	1	2	0	5

PITCHER	IP	WLS	BF	H	R	ER	SO	BB	IBB	HBP	BLK	WP	HR	S	P	ERA	WHIP
Rick Reuschel, R (1, 1)	7.0		29	6	2	2	4	3	0	0	0	0	0	34	46	2.57	1.286
Darold Knowles, L (8, 1)	0.0	L	3	2	1	1	0	1	0	0	1	0	0	2	6	∞	∞
Oscar Zamora, R (8, 1)	1.0		3	0	0	0	0	0	0	0	0	0	0	3	3	0.00	0.000


BOTTOM

Chicago Cubs @ Los Angeles Dodgers
Dodger Stadium, Los Angeles, CA

Mon May 19 1975, 7:05 PM PDT
Att: 21,790 - Unknown - 63 F

AB	30
R	3
H	8
RBI	3
BB	4
SO	4
LOB	19

livebaseballscorecards.com



WP:	0	PA:	35
PB:	1		
SB:	1		
CS:	0		

Batter	1	2	3	4	5	6	7	8	9	AB R H RBI BB SO LOB	TOP
Don Kessinger, S (1, 6) OBP: 0.359, SLG: 0.369	0-3 K		0-0 1B		0-0 F8			0-0 SH1-3 1B		4 0 2 0 0 1 0	<p>Chicago Cubs @ Los Angeles Dodgers</p> <p>Dodger Stadium, Los Angeles, CA</p> <p>Tue May 20 1975, 7:05 PM PDT</p> <p>Att. 24,526 - Unknown - 50 F</p>
Jose Cardenal, R (1, 7) OBP: 0.400, SLG: 0.441	0-0 PB 2B		0-0 P4		0-3 K			0-0 SH1-3		3 1 1 0 0 1 1	
Rick Monday, L (1, 8) OBP: 0.444, SLG: 0.574	4-0 2B 4-1 BB		0-0 F7				0-0 F8	4-0 BB		2 1 0 0 2 0 1	
Bill Madlock, R (1, 5) OBP: 0.373, SLG: 0.435	0-0 4-1 1-3 3-H 2B		0-0 F5				0-0 6-3	0-0 6-3		4 0 1 1 0 0 3	
Adrian Garrett, L (1, 3) OBP: 0.200, SLG: 0.357 Andre Thornton, R (9, 3) OBP: 0.231, SLG: 0.167	0-0 4-1			0-3 K			0-3 K	0-3 K		4 0 0 1 0 3 1 0 0 0 0 0 0 0	
Jerry Morales, R (1, 9) OBP: 0.329, SLG: 0.338	0-3 K			0-0 6-3			0-3 K	0-0 F9		4 0 0 0 0 2 1	
George Mitterwald, R (1, 2) OBP: 0.364, SLG: 0.433				0-0 1B			0-3 K	0-0 5-3		4 0 1 0 0 2 0	
Manny Trillo, R (1, 4) OBP: 0.336, SLG: 0.360			0-0 F9		0-0 5-3		0-0 F7			3 0 0 0 0 0 1	
Bill Bonham, R (1, 1) OBP: 0.050, SLG: 0.050			0-3 K		0-3 K			0-0 4-3		3 0 0 0 0 2 0	
Inning Stats	R: 2 H: 2 E: 0 LOB: 1 K: 2 BB: 1 S: 9 P: 13	R: 0 H: 0 E: 0 LOB: 0 K: 2 BB: 0 S: 7 P: 7	R: 0 H: 1 E: 0 LOB: 1 K: 0 BB: 0 S: 4 P: 4	R: 0 H: 1 E: 0 LOB: 1 K: 1 BB: 0 S: 6 P: 6	R: 0 H: 0 E: 0 LOB: 0 K: 2 BB: 0 S: 7 P: 7	R: 0 H: 0 E: 0 LOB: 0 K: 1 BB: 0 S: 5 P: 5	R: 0 H: 0 E: 0 LOB: 0 K: 2 BB: 0 S: 7 P: 7	R: 0 H: 1 E: 0 LOB: 2 K: 0 BB: 1 S: 4 P: 8	R: 0 H: 0 E: 0 LOB: 0 K: 1 BB: 0 S: 5 P: 5	1B: 3 SF: 0 2B: 2 SAC: 1 3B: 0 DP: 0 HR: 0 HBP: 0	WP: 0 PA: 34 PB: 1 SB: 0 CS: 0
PITCHER Don Sutton, R (1, 1) ERA: 1.59	IP WLS BF H R ER SO BB IBB HBP BLK WP HR S P ERA WHIP										

AB	31
R	2
H	5
RBI	2
BB	2
SO	11
LOB	8



Batter	1	2	3	4	5	6	7	8	9	AB R H RBI BB SO LOB
Lee Lacy, R (1, 4) OBP: 0.400, SLG: 0.500	0-3 K			x 0-0 HR		x 0-0 5-3			x 0-0 F9	4 1 1 1 0 1 0
Willie Crawford, L (1, 9) OBP: 0.347, SLG: 0.377	4-0 CS BB			x 0-0 3-1			BBB 4-0 BB		SS 0-3 K	2 0 0 0 2 1 0
Jimmy Wynn, R (1, 8) OBP: 0.404, SLG: 0.463	0-3 K			x 0-0 F8			x 0-0 F8			3 0 0 0 0 1 2
Steve Garvey, R (1, 3) OBP: 0.355, SLG: 0.448		x 0-0 6-3		x 0-0 4-3			SS 0-3 K			3 0 0 0 0 1 1
Ron Cey, R (1, 5) OBP: 0.379, SLG: 0.503		x 0-0 G6-4-3 1B		x 0-0 6-3			x 0-0 F8			3 0 1 0 0 0 1
Tom Paciorek, R (1, 7) OBP: 0.255, SLG: 0.370		x 0-0 G6-4-3		SS 0-3 K			x 0-0 F8			3 0 0 0 0 1 1
Steve Yeager, R (1, 2) OBP: 0.270, SLG: 0.313			x 0-0 1-3		x 0-0 P4		x 0-0 3-1			2 0 0 0 0 0 0
Charlie Manuel, L (8, PH) OBP: 0.167, SLG: 0.167										1 0 0 0 0 0 0
Ivan De Jesus, R (9, 6) OBP: 0.333, SLG: 0.250										0 0 0 0 0 0 0
Rick Auerbach, R (1, 6) OBP: 0.280, SLG: 0.240			x 0-0 6-3		x 0-0 P4		x 0-0 5-3			2 0 0 0 0 0 0
Joe Ferguson, R (8, PH) (9, 2) OBP: 0.323, SLG: 0.210										1 0 0 0 0 0 0
Don Sutton, R (1, 1) OBP: 0.219, SLG: 0.167			SS 0-3 K		SS 0-3 K			x 0-0 F8		2 0 0 0 0 2 0
Bill Buckner, L (9, PH) OBP: 0.294, SLG: 0.478										1 0 0 0 0 0 0

Inning Stats	R: 0	H: 0	E: 0	K: 2	S: 6	R: 0	H: 1	E: 0	K: 0	S: 3	R: 0	H: 0	E: 0	K: 1	S: 5	R: 1	H: 1	E: 0	K: 0	S: 4	R: 0	H: 0	E: 0	K: 1	S: 5	R: 0	H: 0	E: 0	K: 1	S: 5	R: 0	H: 0	E: 0	K: 0	S: 5	R: 0	H: 0	E: 0	K: 1	S: 3	R: 0	H: 0	E: 0	K: 1	S: 5	R: 0	H: 0	E: 0	K: 1	S: 5	1B: 1	2B: 1	3B: 0	HR: 1	SF: 0	SAC: 0	DP: 2	HBP: 0	WP: 0	PB: 0	SB: 0	CS: 1	PA: 29
--------------	------	------	------	------	------	------	------	------	------	------	------	------	------	------	------	------	------	------	------	------	------	------	------	------	------	------	------	------	------	------	------	------	------	------	------	------	------	------	------	------	------	------	------	------	------	------	------	------	------	------	-------	-------	-------	-------	-------	--------	-------	--------	-------	-------	-------	-------	--------

PITCHER	IP	WLS	BF	H	R	ER	SO	BB	IBB	HBP	BLK	WP	HR	S	P	ERA	WHIP
Bill Bonham, R (1, 1) ERA: 3.99	9.0	W	29	2	1	1	7	2	0	0	0	0	1	41	49	1.00	0.444


BOTTOM

Chicago Cubs @ Los Angeles Dodgers
 Dodger Stadium, Los Angeles, CA

Tue May 20 1975, 7:05 PM PDT
 Att: 24,526 - Unknown - 50 F

livebaseballscorecards.com

AB	27
R	1
H	2
RBI	1
BB	2
SO	7
LOB	5



Batter	1	2	3	4	5	6	7	8	9	AB R H RBI BB SO LOB	TOP											
Don Kessinger, S (1, 6) OBP: 0.357, SLG: 0.361	0-3 K		0-0 F9			4-0 1B BB	0-0 4-3			3 0 0 0 1 1 2												
Ralph LaCock, L (1, 7) OBP: 0.355, SLG: 0.322	0-0 BB 1B			0-0 G3		0-3 K		0-0 P4		4 0 1 0 0 1 1												
Rick Monday, L (1, 8) OBP: 0.452, SLG: 0.573	4-0 BB BB			4-0 BB		0-0 1-3 1B		0-0 F8		2 0 1 0 2 0 0												
Jose Cardenal, R (8, 9) OBP: 0.400, SLG: 0.441	1-2 BB			BB		1-3 1B		0-0 F8		0 0 0 0 0 0 0												
Bill Madlock, R (1, 5) OBP: 0.363, SLG: 0.423	0-0 G5-4-3			0-0 L9		0-3 K		0-0 P3		4 0 0 0 0 1 5												
Adrian Garrett, L (1, 3) OBP: 0.158, SLG: 0.278		0-0 G3		0-3 K		0-3 K			0-0 G3	4 0 0 0 0 2 3												
Jerry Morales, R (1, 9) OBP: 0.327, SLG: 0.336		0-0 5-3			0-0 F7		0-0 F9		0-0 1B 1B	4 0 1 0 0 0 0												
George Mitterwald, R (1, 2) OBP: 0.405, SLG: 0.500		0-0 5-3			0-0 2B		0-0 1B 1B		0-0 1-3 1B	4 0 3 0 0 0 0												
Manny Trillo, R (1, 4) OBP: 0.326, SLG: 0.347			0-0 F7		0-0 F5		0-0 F8		0-0 G6-4-3	4 0 0 0 0 0 4												
Geoff Zahn, L (1, 1) Bob Locker, S (4, 1) Champ Summers, L (5, PH) Tom Dettore, L (5, 1) Andre Thornton, R (7, PH) Milt Wilcox, R (7, 1) Ken Frailing, L (8, 1)			0-3 K		0-0 P4		0-0 1-3 1B			1 0 0 0 0 0 1 0 0 0 0 0 0 0 0 0 1 0 0 0 0 0 0 1 0 0 0 0 0 0 0 0 1 0 1 0												
Inning Stats	R: 0 E: 0 K: 1 S: 5	H: 1 LOB: 1 BB: 1 P: 9	R: 0 E: 0 K: 0 S: 3	H: 0 LOB: 0 BB: 0 P: 3	R: 0 E: 0 K: 1 S: 5	H: 0 LOB: 0 BB: 0 P: 5	R: 0 E: 0 K: 1 S: 5	H: 0 LOB: 1 BB: 1 P: 9	R: 0 E: 0 K: 0 S: 4	H: 1 LOB: 1 BB: 0 P: 4	R: 0 E: 0 K: 3 S: 10	H: 1 LOB: 2 BB: 1 P: 14	R: 0 E: 0 K: 0 S: 5	H: 2 LOB: 2 BB: 0 P: 5	R: 0 E: 0 K: 0 S: 3	H: 0 LOB: 0 BB: 0 P: 3	R: 0 E: 0 K: 0 S: 4	H: 2 LOB: 1 BB: 0 P: 4	1B: 6 2B: 1 3B: 0 HR: 0	SF: 0 SAC: 0 DP: 2 HBP: 0	WP: 0 PB: 0 SB: 0 CS: 0	PA: 35
PITCHER Andy Messersmith, R (1, 1) ERA: 1.86	IP: 9.0 WLS: W BF: 35 H: 7 R: 0 ER: 0 SO: 6 BB: 3 IBB: 0 HBP: 0 BLK: 0 WP: 0 HR: 0 S: 44 P: 56 ERA: 0.00 WHIP: 1.111											PITCHER	IP: 9.0 WLS: W BF: 35 H: 7 R: 0 ER: 0 SO: 6 BB: 3 IBB: 0 HBP: 0 BLK: 0 WP: 0 HR: 0 S: 44 P: 56 ERA: 0.00 WHIP: 1.111									

Chicago Cubs @ Los Angeles Dodgers
Dodger Stadium, Los Angeles, CA
Wed May 21 1975, 7:05 PM PDT
Att. 32,315 - Unknown - 68 F

livebaseballscorecards.com

AB	32
R	0
H	7
RBI	0
BB	3
SO	6
LOB	16



Batter	1	2	3	4	5	6	7	8	9	AB R H RBI BB SO LOB	TOP
Don Kessinger, S (1, 6) OBP: 0.348, SLG: 0.350	0-3 K		0-3 K			0-3 K		0-0 F9		4 0 0 0 0 3 0	<p>Chicago Cubs @ Los Angeles Dodgers</p> <p>Dodger Stadium, Los Angeles, CA</p> <p>Thu May 22 1975, 7:05 PM PDT</p> <p>Att. 23,579 - Unknown - 65 F</p>
Jose Cardenal, R (1, 9) OBP: 0.403, SLG: 0.464	0-0 HR		0-0 F8			0-3 K		0-0 2B 1B		4 2 2 1 0 1 0	
Ralph LaCock, L (1, 7) OBP: 0.351, SLG: 0.330	0-3 K		0-0 F7			0-3 K		0-0 1B 2B		4 0 1 0 0 2 0	
Bill Madlock, R (1, 5) OBP: 0.366, SLG: 0.432	0-0 2B			0-0 5-3			0-0 F2	0-0 2-3 3-H 1B		4 0 2 1 0 0 0	
Jerry Morales, R (1, 8) OBP: 0.325, SLG: 0.333	0-3 K			0-0 P4			0-0 1B SF8 1B	0-3 K		4 1 1 0 0 2 3	
Andre Thornton, R (1, 3) OBP: 0.333, SLG: 0.294		0-0 1B		0-0 6-3			0-0 1-3 1B		0-0 F7	4 0 2 0 0 0 0	
George Mitterwald, R (1, 2) OBP: 0.390, SLG: 0.486		0-3 K			0-3 K		0-0 SF8	0-0 1B		3 0 1 1 0 2 1	
Manny Trillo, R (1, 4) OBP: 0.316, SLG: 0.336		0-0 F2			0-3 K		0-0 3-H F7	0-0 F2		4 0 0 0 0 1 3	
Ray Burris, R (1, 1) OBP: 0.250, SLG: 0.211		0-0 4-3			0-3 K			0-0 P6	0-0 1-3	2 0 0 0 0 1 1	
Oscar Zamora, R (7, 1) OBP: 0.333, SLG: 0.333										0 0 0 0 0 0 0	
Champ Summers, L (8, PH) OBP: 0.333, SLG: 0.438										1 0 0 0 0 0 0	
Tom Dettore, L (8, 1)										0 0 0 0 0 0 0	
Ron Dunn, R (9, PH) OBP: 0.333, SLG: 1.000										1 0 0 0 0 0 1	
Inning Stats	R: 1 H: 2 E: 0 LOB: 1 K: 3 BB: 0 S: 11 P: 11	R: 0 H: 1 E: 0 LOB: 1 K: 1 BB: 0 S: 6 P: 6	R: 0 H: 0 E: 0 LOB: 0 K: 1 BB: 0 S: 5 P: 5	R: 0 H: 0 E: 0 LOB: 0 K: 0 BB: 0 S: 3 P: 3	R: 0 H: 0 E: 0 LOB: 0 K: 3 BB: 0 S: 9 P: 9	R: 0 H: 0 E: 0 LOB: 0 K: 3 BB: 0 S: 9 P: 9	R: 1 H: 2 E: 0 LOB: 1 K: 0 BB: 0 S: 5 P: 5	R: 1 H: 3 E: 0 LOB: 2 K: 1 BB: 0 S: 8 P: 8	R: 0 H: 1 E: 0 LOB: 1 K: 0 BB: 0 S: 4 P: 4	1B: 6 SF: 1 2B: 2 SAC: 0 3B: 0 DP: 0 HR: 1 HBP: 0	WP: 0 PA: 36 PB: 0 SB: 1 CS: 0
PITCHER	IP WLS BF H R ER SO BB IBB HBP BLK WP HR S P ERA WHIP										
Burt Hooton, R (1, 1) ERA: 5.18	0.0 W 0 0 0 0 0 0 0 0 0 0 0 0 0 0 0 0										
Jim Brewer, L (8, 1) ERA: 1.89	1.1 5 1 0 0 1 0 0 0 0 0 0 0 7 7 0.00 0.750										

livebaseballscorecards.com

AB	35
R	3
H	9
RBI	3
BB	0
SO	12
LOB	9



Batter	1	2	3	4	5	6	7	8	9	AB	R	H	RBI	BB	SO	LOB
Davey Lopes, R (1, 4) OBP: 0.401, SLG: 0.333	F9		G3			SH5-4 1B 2B	1B 2B	K		5	2	2	0	0	1	0
Willie Crawford, L (1, 7) OBP: 0.349, SLG: 0.378	4-3		F8			SH5-4 1-2 2B 1B	1B FC6-2 1B	G3		5	1	2	0	0	0	0
Jimmy Wynn, R (1, 8) Henry Cruz, L (9, 8) OBP: 0.415, SLG: 0.460 OBP: 0.250, SLG: 0.258	E5				G6-4-3 1B	SH5-4 1-2 2-3	FC6-2 1-2 3-H 1B 1B	L6		4	1	2	1	0	0	0
Steve Garvey, R (1, 3) OBP: 0.366, SLG: 0.470	5-3				G6-4-3 1-2f	2B SF8 IBB	FC6-2 1-2 2-3 1B 1B			3	2	1	0	1	0	2
Ron Cey, R (1, 5) OBP: 0.379, SLG: 0.503		F7		P3		SF8 1-3 2-H 3-H 1B 2B	FC6-2 1-2 2-3 3-H 1B 1B			4	2	1	2	0	0	3
Joe Ferguson, R (1, 9) OBP: 0.333, SLG: 0.224		6-3				K E 1B IBB	1-2 2-H 3-H 1B 1B			3	0	1	2	1	1	0
Steve Yeager, R (1, 2) OBP: 0.320, SLG: 0.372			FC5-4 HBP			1B	1-2 2-H 1B			2	0	2	2	0	0	0
Rick Auerbach, R (1, 6) OBP: 0.272, SLG: 0.234		FC5-4 1-2f				K 1-2 3-H 1B	0-3 K 1-2 3-H 1B	K		4	0	1	1	0	2	4
Burt Hooton, R (1, 1) Jim Brewer, L (8, 1) OBP: 0.200, SLG: 0.214			K			K 1-2 2-3	0-3 K 1-2 2-3	K		4	0	0	0	0	4	5


Inning Stats		R: 0	H: 0	E: 1	K: 0	S: 4	R: 0	H: 0	E: 0	K: 0	S: 3	R: 0	H: 0	E: 0	K: 1	S: 5	R: 0	H: 1	E: 0	K: 3	S: 10	R: 4	H: 4	E: 1	K: 1	S: 9	R: 4	H: 6	E: 0	K: 2	S: 13	R: 0	H: 0	E: 0	K: 1	S: 5		
RBI		0	0	0	0	0	0	0	0	0	0	0	0	0	0	0	0	0	0	0	0	0	0	0	0	0	0	0	0	0	0	0	0	0	0	0	0	
LOB		1	0	0	0	0	1	0	0	0	0	1	0	0	0	0	0	2	0	0	0	0	2	0	0	0	0	0	0	0	0	0	0	0	0	0	0	0
SO		0	0	0	0	0	0	0	0	0	0	0	0	0	0	0	0	0	0	0	0	0	0	0	0	0	0	0	0	0	0	0	0	0	0	0	0	0
BB		0	0	0	0	0	0	0	0	0	0	0	0	0	0	0	0	0	0	0	0	0	0	0	0	0	0	0	0	0	0	0	0	0	0	0	0	0
ERA		0.00	0.00	0.00	0.00	0.00	0.00	0.00	0.00	0.00	0.00	0.00	0.00	0.00	0.00	0.00	0.00	0.00	0.00	0.00	0.00	0.00	0.00	0.00	0.00	0.00	0.00	0.00	0.00	0.00	0.00	0.00	0.00	0.00	0.00	0.00	0.00	0.00
WHIP		0.00	0.00	0.00	0.00	0.00	0.00	0.00	0.00	0.00	0.00	0.00	0.00	0.00	0.00	0.00	0.00	0.00	0.00	0.00	0.00	0.00	0.00	0.00	0.00	0.00	0.00	0.00	0.00	0.00	0.00	0.00	0.00	0.00	0.00	0.00	0.00	0.00

BOTTOM

Chicago Cubs @ Los Angeles Dodgers
 Dodger Stadium, Los Angeles, CA

Thu May 22 1975, 7:05 PM PDT
 Att: 23,579 - Unknown - 65 F

AB	34
R	8
H	12
RBI	8
BB	2
SO	8
LOB	14



WP: 0	PA: 39
PB: 0	
SB: 0	
CS: 0	

Batter	1	2	3	4	5	6	7	8	9	AB	R	H	RBI	BB	SO	LOB
Davey Lopes, R OBP: 0.409, SLG: 0.340 (1, 4)	4-0 FC4-6 BB		0-0 1B		0-0 F8					3	0	2	1	1	0	0
Willie Crawford, L OBP: 0.341, SLG: 0.368 (1, 7)	0-0 FC4-6		0-0 6-3							3	0	0	0	0	0	2
Manny Mota, R OBP: 0.346, SLG: 0.261 (7, PH)	0-0 6-3									1	0	0	0	0	0	2
Charlie Hough, R (8, 1)	1-2f									0	0	0	0	0	0	0
Rick Rhoden, R (8, 1)										0	0	0	0	0	0	0
Jimmy Wynn, R OBP: 0.411, SLG: 0.477 (1, 8)	0-0 6-3									4	1	1	1	0	0	1
Steve Garvey, R OBP: 0.364, SLG: 0.481 (1, 3)	0-0 6-3									4	1	1	1	0	0	1
Ron Cey, R OBP: 0.371, SLG: 0.491 (1, 5)										4	0	0	0	0	2	0
Joe Ferguson, R OBP: 0.338, SLG: 0.234 (1, 9)										4	1	2	0	0	0	0
Steve Yeager, R OBP: 0.317, SLG: 0.367 (1, 2)										4	0	1	0	0	1	1
Rick Auerbach, R OBP: 0.268, SLG: 0.230 (1, 6)										2	0	0	0	0	0	0
Charlie Manuel, L OBP: 0.143, SLG: 0.143 (7, PH)										1	0	0	0	0	0	2
Henry Cruz, L OBP: 0.242, SLG: 0.250 (8, 7)										1	0	0	0	0	0	0
Al Downing, R (1, 1)										2	0	0	0	0	0	0
Bill Buckner, L OBP: 0.308, SLG: 0.478 (7, PH)										0	0	0	0	1	0	0
Ivan De Jesus, R OBP: 0.333, SLG: 0.250 (7, PR)										0	0	0	0	0	0	0
										0	0	0	0	0	0	0

Inning Stats	R: 0	H: 0	E: 0	K: 0	S: 3	R: 0	H: 0	E: 0	K: 1	S: 5	R: 0	H: 1	E: 0	K: 0	S: 4	R: 1	H: 2	E: 0	K: 1	S: 7	R: 0	H: 0	E: 0	K: 0	S: 3	R: 1	H: 1	E: 0	K: 1	S: 6	R: 1	H: 3	E: 0	K: 0	S: 5	R: 0	H: 0	E: 0	K: 0	S: 3	R: 0	H: 0	E: 0	K: 0	S: 3	R: 0	H: 0	E: 0	K: 0	S: 3	1B: 5	2B: 0	3B: 0	HR: 2	SF: 0	SAC: 0	DP: 1	HBP: 0	WP: 0	PB: 0	SB: 1	CS: 0	PA: 35
--------------	------	------	------	------	------	------	------	------	------	------	------	------	------	------	------	------	------	------	------	------	------	------	------	------	------	------	------	------	------	------	------	------	------	------	------	------	------	------	------	------	------	------	------	------	------	------	------	------	------	------	-------	-------	-------	-------	-------	--------	-------	--------	-------	-------	-------	-------	--------

PITCHER	IP	WLS	BF	H	R	ER	SO	BB	IBB	HBP	BLK	WP	HR	S	P	ERA	WHIP
Bob Forsch, R ERA: 3.32 (1, 1)	6.2		28	7	3	3	3	1	1	0	0	0	2	32	40	4.05	1.200
Al Hrabosky, L ERA: 1.59 (7, 1)	0.1	W	1	0	0	0	0	0	0	0	0	0	0	1	1	0.00	0.000
Mike Garman, R ERA: 2.05 (8, 1)	2.0	S	6	0	0	0	0	0	0	0	0	0	0	6	6	0.00	0.000

BOTTOM

St. Louis Cardinals @ Los Angeles Dodgers
Dodger Stadium, Los Angeles, CA

Fri May 23 1975, 7:05 PM PDT
 Att. 53,033 - Unknown

livebaseballscorecards.com

AB	33
R	3
H	7
RBI	3
BB	2
SO	3
LOB	9



Batter	1	2	3	4	5	6	7	8	9	AB R H RBI BB SO LOB	TOP									
Lou Brock, L (1, 7) OBP: 0.384, SLG: 0.439	0-3 K		0-0 2B			0-0 F8		0-0 4-3	0-0 1B	5 0 2 1 0 1 0										
Ted Sizemore, R (1, 4) OBP: 0.344, SLG: 0.359	0-0 6-3		0-0 F2			0-0 F5		0-0 1B E 1B	0-3 K	5 1 1 0 0 1 3										
Luis Melendez, R (1, 9) (8, 8) OBP: 0.278, SLG: 0.413	0-0 F9		0-0 5-3			0-0 5-3		0-0 E5 1B	0-0 6-3	5 1 0 0 0 0 4										
Ted Simmons, S (1, 2) OBP: 0.336, SLG: 0.414		0-0 G5-4-3 1B 1B				0-0 F9		0-0 5-3	0-0 1B 1-2 2-3 1B	4 1 2 0 0 0 0										
Ken Reitz, R (1, 5) OBP: 0.313, SLG: 0.359		0-0 G5-4-3 1-2 1B				0-0 1B		0-0 6-3	0-0 1-3 2-H 3-H 1B	4 0 3 2 0 0 0										
Don Hahn, R (1, 8) OBP: 0.187, SLG: 0.091		0-0 G5-4-3 1-2 2-3 1B				0-0 F8		0-0 HR 1B	0-0 F4	3 1 1 0 0 0 2										
Ron Fairly, L (8, PH) OBP: 0.459, SLG: 0.424 (8, 9)										1 0 0 0 0 0 2										
Keith Hernandez, L (1, 3) OBP: 0.283, SLG: 0.320		0-0 3-H 1B				0-0 F6		0-0 1-H HR	0-0 F8	4 1 2 3 0 0 0										
Mario Guerrero, R (1, 6) OBP: 0.273, SLG: 0.300		0-0 L1				0-0 4-3		0-0 6-3	0-0 SH 1B 1B	4 1 1 0 0 0 1										
Lynn McGlothen, L (1, 1) Al Hrabosky, R (9, 1)			0-3 K			0-0 1-3		0-0 F4	0-0 SH 1B	3 0 0 0 0 1 0										
										0 0 0 0 0 0 0										
Inning Stats	R: 0 E: 0 K: 1 S: 5	H: 0 LOB: 0 BB: 0 P: 5	R: 1 E: 0 K: 0 S: 5	H: 3 LOB: 1 BB: 0 P: 5	R: 0 E: 0 K: 1 S: 6	H: 1 LOB: 1 BB: 0 P: 6	R: 0 E: 0 K: 0 S: 3	H: 1 LOB: 0 BB: 0 P: 3	R: 0 E: 0 K: 0 S: 3	H: 0 LOB: 0 BB: 0 P: 3	R: 2 E: 0 K: 0 S: 5	H: 2 LOB: 0 BB: 0 P: 5	R: 2 E: 1 K: 0 S: 7	H: 3 LOB: 2 BB: 0 P: 7	R: 1 E: 1 K: 1 S: 8	H: 2 LOB: 2 BB: 0 P: 8	1B: 10 2B: 1 3B: 0 HR: 1	SF: 0 SAC: 1 DP: 1 HBP: 0	WP: 0 PB: 0 SB: 0 CS: 0	PA: 39
PITCHER	IP WLS BF H R ER SO BB IBB HBP BLK WP HR S P ERA WHIP																			
Doug Rau, L (1, 1) ERA: 3.3	7.2 L 32 10 5 3 2 0 0 0 0 0 0 1 36 36 3.52 1.304																			
Rick Rhoden, R (8, 1) ERA: 4.09	0.1 1 0 0 0 0 0 0 0 0 0 0 0 1 1 0.00 0.000																			
Charlie Hough, R (9, 1) ERA: 5.19	1.0 6 2 1 1 1 0 0 0 0 0 0 0 8 8 9.00 2.000																			

St. Louis Cardinals @ Los Angeles Dodgers
Dodger Stadium, Los Angeles, CA
Sat May 24 1975, 7:05 PM PDT
Att: 45,196 - Unknown

AB	38
R	6
H	12
RBI	6
BB	0
SO	3
LOB	12



Batter	1	2	3	4	5	6	7	8	9	AB	R	H	RBI	BB	SO	LOB
Davey Lopes, R OBP: 0.405, SLG: 0.333 (1, 4)	0-3 K			4-0 3-1 S BB		0-0 5-3		0-0 G3		3	0	0	0	1	1	1
Bill Buckner, L OBP: 0.286, SLG: 0.440 (1, 7)	0-0 F8			0-0 F7 1-2		0-0 6-3			0-0 3-1	4	0	0	0	0	0	1
Jimmy Wynn, R OBP: 0.401, SLG: 0.463 (1, 8)	0-3 K			0-0 3-1 2-3			0-0 6-3		0-0 F2	4	0	0	0	0	1	1
Steve Garvey, R OBP: 0.362, SLG: 0.473 (1, 3)		0-0 6-3		0-0 5-3			0-0 F7		4-0 1B BB	3	0	0	0	1	0	1
Ron Cey, R OBP: 0.374, SLG: 0.509 (1, 5)		0-0 F9			0-3 K		0-0 HR		0-0 1-3 1B	4	1	2	1	0	1	0
Willie Crawford, L OBP: 0.333, SLG: 0.359 (1, 9) Manny Mota, R OBP: 0.333, SLG: 0.250 (9, PH)		0-0 4-3			0-0 4-3		0-0 6-3		0-0 4-3	3	0	0	0	0	0	0
Joe Ferguson, R OBP: 0.338, SLG: 0.237 (1, 2)			0-3 K		0-3 K				0-0 FC6-4 1B	3	0	1	0	0	2	0
Ivan De Jesus, R OBP: 0.417, SLG: 0.400 (1, 6)			4-0 G5-3-4 BB			0-0 SH3-4 WP 2B		0-0 FC6-4 1-2F		2	1	1	0	1	0	1
Doug Rau, L OBP: 0.320, SLG: 0.227 (1, 1) Rick Rhoden, R (8, 1) Lee Lacy, R OBP: 0.387, SLG: 0.480 (8, PH) Charlie Hough, R (9, 1)			0-0 G5-3-4 1-2F			0-0 SH3-4 2-3		0-3 K		1	0	0	0	0	0	1


Inning Stats	R: 0	H: 0	E: 0	K: 2	S: 7	LOB: 0	BB: 0	P: 7	R: 0	H: 0	E: 0	K: 0	S: 3	LOB: 0	BB: 0	P: 3	R: 0	H: 0	E: 0	K: 1	S: 4	LOB: 0	BB: 1	P: 8	R: 0	H: 0	E: 0	K: 2	S: 7	LOB: 0	BB: 0	P: 7	R: 1	H: 1	E: 0	K: 0	S: 4	LOB: 0	BB: 0	P: 4	R: 0	H: 1	E: 0	K: 1	S: 6	LOB: 1	BB: 0	P: 6	R: 0	H: 1	E: 0	K: 0	S: 4	LOB: 2	BB: 1	P: 8	1B: 2	SF: 0	2B: 1	SAC: 1	3B: 0	DP: 1	HR: 1	HBP: 0	WP: 1	PA: 33
--------------	------	------	------	------	------	--------	-------	------	------	------	------	------	------	--------	-------	------	------	------	------	------	------	--------	-------	------	------	------	------	------	------	--------	-------	------	------	------	------	------	------	--------	-------	------	------	------	------	------	------	--------	-------	------	------	------	------	------	------	--------	-------	------	-------	-------	-------	--------	-------	-------	-------	--------	-------	--------

PITCHER	IP	WLS	BF	H	R	ER	SO	BB	IBB	HBP	BLK	WP	HR	S	P	ERA	WHIP
Lynn McGlothen, R ERA: 4.73 (1, 1)	8.2	W	32	4	2	2	6	3	0	0	0	1	1	41	53	2.08	0.808
Al Hrabosky, L ERA: 1.57 (9, 1)	0.1	S	1	0	0	0	0	0	0	0	0	0	0	1	1	0.00	0.000

BOTTOM

St. Louis Cardinals @ Los Angeles Dodgers
Dodger Stadium, Los Angeles, CA
 Sat May 24 1975, 7:05 PM PDT
 Att. 45,196 - Unknown

AB	29
R	2
H	4
RBI	1
BB	3
SO	6
LOB	9



Batter	1	2	3	4	5	6	7	8	9	AB R H RBI BB SO LOB	TOP									
Lou Brock, L (1, 7) X OBP: 0.384, SLG: 0.438	0-0 4-3 ①		0-3 K ③		0-0 1-2 2-H 1B			0-0 F8 ① X	0-0 E9 1B	5 0 2 2 0 1 0										
Ted Sizemore, R (1, 4) X OBP: 0.345, SLG: 0.351	0-0 F2			0-0 F7 ① X	0-0 F9 ③			4-0 F8 1B BB	1-0 HBP	3 0 0 0 1 0 2										
Luis Melendez, R (1, 8) X OBP: 0.262, SLG: 0.388	0-0 F6			0-0 5-3				0-0 F7 ② X	0-0 F7 ③	5 0 0 0 0 0 4										
Ted Simmons, S (1, 2) B B B B OBP: 0.346, SLG: 0.419		4-0 4-3 E BB		0-0 1B				0-0 F8 ②	0-0 1-2 1B	3 0 2 0 1 0 0										
Ron Fairly, L (1, 9) X OBP: 0.436, SLG: 0.397		0-0 F9 ① 1-2		0-0 4-1 ③				0-0 F8 ③	0-0 4-3 ③	4 0 0 0 0 0 4										
Keith Hernandez, L (1, 3) X OBP: 0.299, SLG: 0.340		0-0 4-3 ② 2-3			0-0 FC6-4 1B			0-0 4-3 ① 6-3 2B	4-0 G5-4-3 BB	3 1 2 0 1 0 1										
Ken Reitz, R (1, 5) X OBP: 0.305, SLG: 0.349		0-0 F6 ③			0-0 FC6-4 1B 1-2f			0-0 4-3 ① 2-3	0-0 G5-4-3 ① ② 1-2f	4 1 0 0 0 0 4										
Mario Guerrero, R (1, 6) X OBP: 0.333, SLG: 0.357			0-0 F2 ①		0-0 1B 1-2 1B			0-0 6-3 ② 3-H	0-0 E 1B 1B	4 1 2 1 0 0 0										
John Curtis, L (1, 1) O P O P OBP: 0.333, SLG: 0.200			0-3 K ②		0-0 F6 ②			0-0 6-3 ③	0-0 E 1B 1-2	1 0 0 0 0 0 1 0										
Elias Sosa, R (4, 1) O P O P OBP: 0.125, SLG: 0.125										0 0 0 0 0 0 0 0										
Jim Dwyer, L (5, PH) O P O P OBP: 0.250, SLG: 0.174										1 0 0 0 0 0 0 2										
Tommy Moore, R (5, 1) O P O P OBP: 0.500, SLG: 0.500										0 0 0 0 0 0 0 0										
Danny Cater, R (7, PH) O P O P OBP: 0.287, SLG: 0.310										1 0 0 0 0 0 0 0										
Ryan Kurotsuki, R (7, 1) O P O P OBP: 0.310, SLG: 0.338										0 0 0 0 0 0 0 0										
Ed Brinkman, R (9, PH) O P O P OBP: 0.310, SLG: 0.338										1 0 1 0 0 0 0 0										
Inning Stats	R: 0 H: 0 E: 0 K: 0 S: 3	H: 0 LOB: 0 BB: 0 P: 3	R: 0 H: 0 E: 1 K: 0 S: 3	H: 0 LOB: 1 BB: 1 P: 7	R: 0 H: 0 E: 0 K: 2 S: 7	H: 0 LOB: 0 BB: 0 P: 7	R: 0 H: 1 E: 0 K: 0 S: 4	H: 1 LOB: 1 BB: 0 P: 4	R: 1 H: 3 E: 0 K: 0 S: 6	H: 3 LOB: 2 BB: 0 P: 6	R: 0 H: 0 E: 0 K: 0 S: 3	H: 0 LOB: 0 BB: 0 P: 3	R: 1 H: 1 E: 0 K: 0 S: 4	H: 1 LOB: 0 BB: 0 P: 4	R: 0 H: 1 E: 0 K: 0 S: 4	H: 1 LOB: 2 BB: 1 P: 8	R: 1 H: 3 E: 1 K: 0 S: 5	H: 3 LOB: 3 BB: 1 P: 10	1B: 8 SF: 0 2B: 1 SAC: 0 3B: 0 DP: 1 HR: 0 HBP: 1	WP: 0 PA: 39 PB: 0 SB: 0 CS: 0
PITCHER	IP WLS BF H R ER SO BB IBB HBP BLK WP HR S P ERA WHIP																			
Don Sutton, R (1, 1) ERA: 1.64	8.0 W 32 6 2 2 2 2 2 0 0 0 0 0 34 42 2.25 1.000																			
Jim Brewer, L (9, 1) ERA: 2.25	1.0 7 3 1 1 0 1 0 1 0 0 0 0 5 10 9.00 4.000																			

St. Louis Cardinals @ Los Angeles Dodgers
 Dodger Stadium, Los Angeles, CA
 Sun May 25 1975, 3:33 AM PDT
 Att: 43,958 - Unknown

AB	35
R	3
H	9
RBI	3
BB	3
SO	2
LOB	17



Batter	1	2	3	4	5	6	7	8	9
Davey Lopes, R OBP: 0.400, SLG: 0.329 (1, 4)	0-0 F8		0-0 1-3	0-0 1-2 HR 1B		0-0 F8		0-0 F8	
Tom Paciorek, R OBP: 0.264, SLG: 0.340 (1, 7)	0-0 F8		4-0 2B BB	0-3 K		0-0 F7		0-0 F9	
Willie Crawford, L OBP: 0.326, SLG: 0.350 (4, PH) (5, 7)									
Jimmy Wynn, R OBP: 0.415, SLG: 0.504 (1, 8)	4-0 BB		0-0 1B 2B	0-0 1-H 2-H HR		0-0 1B			
Steve Garvey, R OBP: 0.360, SLG: 0.469 (1, 3)	0-0 4-3		0-0 F8 1B 2-H	0-0 F8		0-0 F8			
Ron Cey, R OBP: 0.376, SLG: 0.506 (1, 5)		4-0 1B G3 BB	0-0 1-2 FC6-4 1B		0-0 F9		0-0 6-3		
Joe Ferguson, R OBP: 0.342, SLG: 0.297 (1, 9)		0-0 G3	0-0 F8		0-0 HR		0-0 HR		
Steve Yeager, R OBP: 0.314, SLG: 0.362 (1, 2)		0-0 BB 1B	0-0 FC6-4		0-0 5-3		0-0 F8		
Rick Auerbach, R OBP: 0.282, SLG: 0.241 (1, 6)		4-0 G4-6-3 BB	0-0 FC3-6 1B		0-0 1B		0-3 K		
Don Sutton, R OBP: 0.200, SLG: 0.152 (1, 1)		0-0 G4-6-3	0-0 FC3-6 1B		0-0 F8		0-0 5-3		
Bill Buckner, L OBP: 0.281, SLG: 0.431 (8, PH)									
Jim Brewer, L (9, 1)									

Inning Stats	R: 0 E: 0 K: 3	H: 0 LOB: 1 BB: 1 P: 7	R: 0 E: 0 K: 3	H: 1 LOB: 2 BB: 2 P: 11	R: 2 E: 0 K: 6	H: 3 LOB: 2 BB: 1 P: 10	R: 3 E: 0 K: 8	H: 3 LOB: 0 BB: 0 P: 8	R: 1 E: 0 K: 5	H: 2 LOB: 1 BB: 0 P: 5	R: 0 E: 0 K: 4	H: 1 LOB: 1 BB: 0 P: 4	R: 1 E: 0 K: 6	H: 1 LOB: 0 BB: 0 P: 6	R: 0 E: 0 K: 3	H: 0 LOB: 0 BB: 0 P: 3
--------------	----------------------	---------------------------------	----------------------	----------------------------------	----------------------	----------------------------------	----------------------	---------------------------------	----------------------	---------------------------------	----------------------	---------------------------------	----------------------	---------------------------------	----------------------	---------------------------------

PITCHER	IP	WLS	BF	H	R	ER	SO	BB	IBB	HBP	BLK	WP	HR	S	P	ERA	WHIP
John Curtis, L ERA: 3.15 (1, 1)	3.1	L	19	6	4	4	0	4	0	0	0	0	0	15	31	10.80	3.000
Elias Sosa, R ERA: 3.95 (4, 1)	0.2		3	1	1	1	1	0	0	0	0	0	1	5	5	13.50	1.500
Tommy Moore, R ERA: 3.86 (5, 1)	2.0		9	3	1	1	0	0	0	0	0	0	1	9	9	4.50	1.500
Ryan Kurosaki, R ERA: 2.45 (7, 1)	2.0		7	1	1	1	1	0	0	0	0	0	1	9	9	4.50	0.500

BOTTOM

AB	R	H	RBI	BB	SO	LOB
5	1	1	0	0	0	0
1	1	0	0	1	0	0
3	0	0	0	0	1	2
3	2	3	4	1	0	0
4	0	1	1	0	0	2
3	0	1	0	1	0	0
4	2	2	2	0	0	3
4	0	1	0	0	0	2
3	0	2	0	1	1	0
3	1	0	0	0	0	5
1	0	0	0	0	0	0
0	0	0	0	0	0	0

AB 34
R 7
H 11
RBI 7
BB 4
SO 2
LOB 14

WP: 0
PB: 0
SB: 0
CS: 0


1B: 7
2B: 1
3B: 0
HR: 3

SF: 0
SAC: 0
DP: 1
HBP: 0

WP: 0
PA: 38

St. Louis Cardinals @ Los Angeles Dodgers
Dodger Stadium, Los Angeles, CA

Sun May 25 1975, 3:33 AM PDT
Att. 43,958 - Unknown



PITCHER	IP	WLS	BF	H	R	ER	SO	BB	IBB	HBP	BLK	WP	HR	S	P	ERA	WHIP
---------	----	-----	----	---	---	----	----	----	-----	-----	-----	----	----	---	---	-----	------

Batter	1	2	3	4	5	6	7	8	9	AB R H RBI BB SO LOB	TOP
Davey Lopes, R (1, 4) OBP: 0.415, SLG: 0.355 Willie Crawford, L (9, PH) OBP: 0.324, SLG: 0.346	4-0 BB 1B BB		0-0 P6		0-0 1B		0-0 6-3		0-0 F8	3 1 1 0 1 0 0 1 0 0 0 0 0 1	
Tom Paciorek, R (1, 7) OBP: 0.281, SLG: 0.340 Bill Buckner, L (9, PH) OBP: 0.269, SLG: 0.383	0-0 F9		4-0 1B BB		0-0 5-3		0-0 1B S 1B		0-0 F8	3 0 1 0 1 0 2 1 0 0 0 0 0 1	
Jimmy Wynn, R (1, 8) OBP: 0.424, SLG: 0.537	4-0 9-4 1-2 1B BB		0-0 1-2 1B		0-0 1B BB		0-0 F9		0-0 F9	2 1 1 0 2 0 1	
Steve Garvey, R (1, 3) OBP: 0.361, SLG: 0.468	0-0 1-2 2-H 1B		0-0 F9		0-0 1B		0-0 6-3		0-0 6-3	4 1 2 1 0 0 3	
Ron Cey, R (1, 5) OBP: 0.362, SLG: 0.486	0-0 9-4 2-3f			0-0 L7		0-0 G6-4-3 2-H 3-H 1B		0-0 5-3		4 0 1 2 0 0 2	
Joe Ferguson, R (1, 9) OBP: 0.331, SLG: 0.286		0-3 K		0-0 F8		0-0 G6-4-3 1-2f 1B		0-0 L7		4 0 0 0 0 1 1	
Steve Yeager, R (1, 2) OBP: 0.301, SLG: 0.343		0-0 F9		0-3 K		0-0 BB 1B		0-3 K		4 0 1 0 0 2 0	
Ivan De Jesus, R (1, 6) OBP: 0.368, SLG: 0.313 Lee Lacy, R (9, PH) OBP: 0.393, SLG: 0.480		0-3 K			0-0 P4	4-0 1-2 BB			4-0 SH1-3 BB	2 0 0 0 1 1 0 0 0 0 0 1 0 0	
Doug Rau, L (1, 1) OBP: 0.286, SLG: 0.200 Andy Messersmith, R (8, 1) OBP: 0.350, SLG: 0.447 Manny Mota, R (9, PH) OBP: 0.333, SLG: 0.250			0-0 4-3		0-3 K	0-3 K			0-0 SH1-3	3 0 0 0 0 2 2 0 0 0 0 0 0 0 0 0 0 0 0 0 0	
Inning Stats	R: 1 H: 1 E: 0 LOB: 1 K: 0 BB: 2 S: 3 P: 11	R: 0 H: 0 E: 0 LOB: 0 K: 2 BB: 0 S: 7 P: 7	R: 0 H: 1 E: 0 LOB: 2 K: 0 BB: 1 S: 4 P: 8	R: 0 H: 0 E: 0 LOB: 0 K: 1 BB: 0 S: 5 P: 5	R: 0 H: 1 E: 0 LOB: 1 K: 1 BB: 0 S: 6 P: 6	R: 2 H: 3 E: 0 LOB: 2 K: 1 BB: 2 S: 7 P: 15	R: 0 H: 1 E: 0 LOB: 1 K: 0 BB: 0 S: 4 P: 4	R: 0 H: 0 E: 0 LOB: 0 K: 1 BB: 0 S: 5 P: 5	R: 0 H: 0 E: 0 LOB: 1 K: 0 BB: 1 S: 3 P: 7	1B: 7 SF: 0 2B: 1 SAC: 1 3B: 0 DP: 2 HR: 0 HBP: 0	WP: 0 PA: 38 PB: 0 SB: 1 CS: 0
PITCHER Jon Mattack, L (1, 1) ERA: 3.84 Bob Apodaca, R (9, 1) ERA: 0.86	IP WLS BF H R ER SO BB IBB HBP BLK WP HR S P ERA WHIP	8.0 W 35 7 3 3 6 6 0 0 0 0 0 0 3 3 0.00 0.000									

Los Angeles Dodgers @ New York Mets
Shea Stadium, Flushing, NY
Wed May 28 1975, 7:05 PM EDT
Att. 24,464 - Unknown

livebaseballscorecards.com

AB 31
R 3
H 7
RBI 3
BB 6
SO 6
LOB 13



Batter	1	2	3	4	5	6	7	8	9	AB R H RBI BB SO LOB	TOP											
Davey Lopes, R (1, 4) OBP: 0.420, SLG: 0.376	0-0 F8		4-0 L4-3 BB		0-0 HR		0-3 K		0-0 K	4 1 2 1 1 1 0												
Bill Buckner, L (1, 7) Tom Paciorek, R (7, 7) OBP: 0.282, SLG: 0.406 OBP: 0.276, SLG: 0.333	0-0 2B		0-0 L4-3		0-0 1B		0-0 4-3		0-3 K	4 0 2 0 0 0 1 1 0 0 0 0 1 1												
Jimmy Wynn, R (1, 8) OBP: 0.423, SLG: 0.530	0-0 5-3			0-3 K	0-3 K		4-0 BB 1B BB		0-0 1B	4 0 1 0 1 2 2												
Steve Garvey, R (1, 3) OBP: 0.367, SLG: 0.481	0-0 6-3			0-0 2B		0-0 3-1 1B	0-0 BB 1B		0-0 F3	5 2 3 0 0 0 3												
Willie Crawford, L (1, 9) OBP: 0.327, SLG: 0.343		0-0 1B		0-0 P6		0-0 3-1	4-0 FC6-4 BB		0-0 6-3	4 0 1 0 1 0 4												
Ron Cey, R (1, 5) OBP: 0.360, SLG: 0.486		0-0 F8		0-0 2B		0-3 K	0-0 FC6-4			4 0 1 1 0 1 5												
Steve Yeager, R (1, 2) OBP: 0.289, SLG: 0.333		0-0 F8		0-0 5-3		1-0 1B HBP		0-0 F8		3 0 0 0 0 0 2												
Ivan De Jesus, R (1, 6) OBP: 0.391, SLG: 0.400		0-3 K			0-0 2B	0-0 1B		0-0 G3		4 0 2 1 0 1 1												
Don Sutton, R (1, 1) Andy Messersmith, R (8, 1) OBP: 0.179, SLG: 0.135 OBP: 0.350, SLG: 0.447			0-0 P3		0-3 K	0-3 K		0-3 K		4 0 0 0 0 3 2 0 0 0 0 0 0 0												
Inning Stats	R: 0 E: 0 K: 0 S: 4	H: 1 LOB: 1 BB: 0 P: 4	R: 0 E: 0 K: 1 S: 6	H: 1 LOB: 1 BB: 0 P: 6	R: 0 E: 0 K: 0 S: 2	H: 0 LOB: 0 BB: 1 P: 6	R: 1 E: 0 K: 1 S: 7	H: 2 LOB: 1 BB: 0 P: 7	R: 1 E: 0 K: 2 S: 9	H: 3 LOB: 1 BB: 0 P: 9	R: 1 E: 0 K: 2 S: 9	H: 2 LOB: 2 BB: 0 P: 10	R: 0 E: 0 K: 1 S: 6	H: 1 LOB: 3 BB: 2 P: 14	R: 0 E: 0 K: 1 S: 5	H: 0 LOB: 0 BB: 0 P: 5	R: 0 E: 0 K: 1 S: 7	H: 2 LOB: 2 BB: 0 P: 7	1B: 6 2B: 6 3B: 0 HR: 1	SF: 0 SAC: 0 DP: 1 HBP: 1	WP: 0 PB: 0 SB: 1 CS: 0	PA: 41
PITCHER	IP WLS BF H R ER SO BB IBB HBP BLK WP HR S P ERA WHIP																					
Ray Burris, R (1, 1) ERA: 3.62	6.2 L 32 10 3 3 7 3 0 1 0 0 0 1 42 55 4.05 1.950																					
Oscar Zamora, R (7, 1) ERA: 2.48	0.1 1 0 0 0 0 0 0 0 0 0 0 0 1 1 0.00 0.000																					
Darold Knowles, L (8, 1) ERA: 3.71	1.0 3 0 0 0 1 0 0 0 0 0 0 0 5 5 0.00 0.000																					
Steve Stone, R (9, 1) ERA: 0.99	1.0 5 2 0 0 1 0 0 0 0 0 0 0 7 7 0.00 2.000																					

Los Angeles Dodgers @ Chicago Cubs
Wrigley Field, Chicago, IL
Sat May 31 1975, 3:33 AM CDT
Att. 21,197 - Unknown

livebaseballscorecards.com

AB	37
R	3
H	12
RBI	3
BB	3
SO	9
LOB	21



Batter	1	2	3	4	5	6	7	8	9	AB R H RBI BB SO LOB	TOP											
Davey Lopes, R (1, 4) OBP: 0.414, SLG: 0.364	0-0 5-3		0-0 4-3		0-0 FC6-4		0-0 1-3			4 0 0 0 0 0 3	Los Angeles Dodgers @ Chicago Cubs Wrigley Field, Chicago, IL Sun Jun 01 1975, 3:33 AM CDT Att. 31,325 - Cloudy - 70 F											
Bill Buckner, L (1, 7) OBP: 0.266, SLG: 0.375	0-0 4-3		0-0 F7			0-0 F8		0-0 F7	4 0 0 0 0 0 0													
Jimmy Wynn, R (1, 8) OBP: 0.411, SLG: 0.516	0-0 6-3			0-3 K		0-0 F8		0-0 2B	4 0 1 0 0 1 0													
Steve Garvey, R (1, 3) OBP: 0.354, SLG: 0.463		0-3 K		0-0 1-3		0-0 5-3		0-0 F9	4 0 0 0 0 1 1													
Willie Crawford, L (1, 9) OBP: 0.335, SLG: 0.355		0-0 1B		0-3 K			0-0 E4	0-0 P6	4 1 1 0 0 1 1													
Ron Cey, R (1, 5) OBP: 0.356, SLG: 0.474		0-0 F8			0-0 F8		0-0 FC6	0-0 F8	4 0 1 0 0 0 1													
Joe Ferguson, R (1, 2) OBP: 0.335, SLG: 0.316		0-0 1B			0-0 HR		0-0 FC6	0-0 1B	4 1 3 1 0 0 2													
Ivan De Jesus, R (1, 6) OBP: 0.333, SLG: 0.333		0-3 K			0-3 K		0-0 FC4-6	0-0 G6-4-3	2 0 0 0 0 2 2													
Henry Cruz, L (7, PH) OBP: 0.286, SLG: 0.273							0-0 1B		1 0 1 1 0 0 0													
Jim Brewer, L (7, 1)							0-0 1B		0 0 0 0 0 0 0													
Lee Lacy, R (9, PH) OBP: 0.389, SLG: 0.475							0-0 FC4-6		1 0 0 0 0 0 1													
Burt Hooton, R (1, 1) OBP: 0.238, SLG: 0.263			0-3 K		4-0 BB		0-0 FC4-6		0 0 0 0 0 0 0													
Charlie Manuel, L (7, PH) OBP: 0.100, SLG: 0.100									1 0 0 0 0 0 2													
Rick Auerbach, R (7, PR) OBP: 0.278, SLG: 0.237									0 0 0 0 0 0 0													
Inning Stats	R: 0 E: 0 K: 0 S: 3	H: 0 LOB: 0 BB: 0 P: 3	R: 0 E: 0 K: 2 S: 9	H: 2 LOB: 2 BB: 0 P: 9	R: 0 E: 0 K: 1 S: 5	H: 0 LOB: 0 BB: 0 P: 5	R: 0 E: 0 K: 2 S: 7	H: 0 LOB: 0 BB: 0 P: 7	R: 1 E: 0 K: 1 S: 6	H: 1 LOB: 1 BB: 1 P: 10	R: 0 E: 0 K: 0 S: 3	H: 0 LOB: 0 BB: 0 P: 3	R: 1 E: 1 K: 0 S: 6	H: 2 LOB: 2 BB: 0 P: 6	R: 0 E: 0 K: 0 S: 4	H: 1 LOB: 1 BB: 0 P: 4	R: 0 E: 0 K: 0 S: 3	H: 1 LOB: 0 BB: 0 P: 3	1B: 5 2B: 1 3B: 0 HR: 1	SF: 0 SAC: 0 DP: 1 HBP: 0	WP: 0 PB: 0 SB: 0 CS: 0	PA: 35
PITCHER	IP WLS BF H R ER SO BB IBB HBP BLK WP HR S P ERA WHIP																					
Bill Bonham, R (1, 1) ERA: 3.97	6.0 W 24 4 2 1 6 1 0 0 0 0 1 35 39 1.50 0.833																					
Oscar Zamora, R (7, 1) ERA: 2.25	3.0 S 11 3 0 0 0 0 0 0 0 0 0 0 11 11 0.00 1.000																					

livebaseballscorecards.com

AB	33
R	2
H	7
RBI	2
BB	0
SO	5
LOB	13



Batter	1	2	3	4	5	6	7	8	9	AB	R	H	RBI	BB	SO	LOB
Don Kessinger, S OBP: 0.347, SLG: 0.363 (1, 6)	0-0 6-3 ①	0-0 SF8 ②		4-0 FC6 1-2 BB			0-0 F5 ①	0-0 F7 ③		3	0	0	1	1	0	1
Jose Cardenal, R OBP: 0.391, SLG: 0.480 (1, 7)	0-0 6-3 S 1B	0-0 F3 ③		0-0 FC6 ③ 1-2f			0-3 K ②			4	0	1	0	0	1	2
Bill Madlock, R OBP: 0.357, SLG: 0.427 (1, 5)	0-0 6-3 ② 1-3		0-0 4-3 1B			0-0 L8 ①	0-3 K ③			4	0	1	0	0	1	1
Rick Monday, L OBP: 0.441, SLG: 0.543 (1, 8)	4-0 BB		0-0 4-3 ① 1-2			0-0 F8 ②		4-0 1B BB		2	1	0	0	2	0	1
Jerry Morales, R OBP: 0.311, SLG: 0.314 (1, 9)	0-0 F9 ③		0-0 6-3 ②			0-0 F9 ③		0-0 1B IBB 1B		4	1	1	0	0	0	3
Andre Thornton, R OBP: 0.426, SLG: 0.543 (1, 3)		4-0 E 1B PB BB	0-0 P4 ③			0-0 HR		4-0 1B 1-2 SF7 IBB		2	3	1	1	2	0	1
Manny Trillo, R OBP: 0.307, SLG: 0.344 (1, 4)		0-0 E8 PB 3B 1B		0-3 K ①		0-0 6-3 ①		0-0 SH5-4 1B		4	1	2	2	0	1	0
Steve Swisher, R OBP: 0.244, SLG: 0.286 (1, 2)		0-0 SF8 3B		0-3 K ②		0-0 6-3 ②		0-0 SF7 ①		3	1	1	2	0	1	0
Bill Bonham, R OBP: 0.148, SLG: 0.148 Oscar Zamora, R OBP: 0.200, SLG: 0.200 (7, 1)		0-0 5-3 ①		0-0 WP 1B		0-0 4-3 ③		0-0 SH5-4 ② 1-2		3	0	1	0	0	0	1
										0	0	0	0	0	0	0

Inning Stats		R: 0	H: 1	R: 3	H: 2	R: 0	H: 1	R: 0	H: 0	R: 1	H: 1	R: 0	H: 0	R: 3	H: 2	1B: 6	SF: 2	WP: 1	PA: 37
		E: 0	LOB: 2	E: 1	LOB: 0	E: 0	LOB: 1	E: 0	LOB: 0	E: 0	LOB: 0	E: 0	LOB: 0	E: 0	LOB: 1	2B: 0	SAC: 1	PB: 1	
		K: 0	BB: 1	K: 0	BB: 1	K: 0	BB: 0	K: 2	BB: 0	K: 0	BB: 0	K: 2	BB: 0	K: 0	BB: 2	3B: 1	DP: 0	SB: 1	
		S: 4	P: 8	S: 5	P: 9	S: 4	P: 4	S: 8	P: 3	S: 4	P: 4	S: 7	P: 7	S: 5	P: 13	HR: 1	HBP: 0	CS: 0	
PITCHER	IP	WLS	BF	H	R	ER	SO	BB	IBB	HBP	BLK	WP	HR	S	P	ERA	WHIP		
Burt Hooton, R ERA: 4.76 (1, 1)	6.0	L	27	6	4	4	2	3	0	0	0	1	1	28	40	6.00	1.500		
Jim Brewer, L ERA: 3.13 (7, 1)	2.0		10	2	3	3	2	1	1	0	0	0	0	12	20	13.50	1.500		

Los Angeles Dodgers @ Chicago Cubs
Wrigley Field, Chicago, IL
Sun Jun 01 1975, 3:33 AM CDT
Att: 31,325 - Cloudy - 70 F


AB	29
R	7
H	8
RBI	6
BB	5
SO	4
LOB	10

Batter	1	2	3	4	5	6	7	8	9	AB R H RBI BB SO LOB	TOP																					
Davey Lopes, R OBP: 0.409, SLG: 0.359 (1, 4) (6, 6)	0-0 1B 1B	0-3 K		0-0 FC6-4 1-2f			0-3 K		0-0 6-3	5 1 1 0 0 2 3																						
Tom Paciorek, R OBP: 0.270, SLG: 0.322 (1, 7)	0-0 F8	0-0 F7			0-0 F7		0-0 6-3		0-0 1B	5 0 1 1 0 0 2																						
Jimmy Wynn, R OBP: 0.411, SLG: 0.512 (1, 8)	0-0 2B 1B 1-H		0-3 K		0-0 1B		0-0 1-3		0-0 6-3	5 1 2 1 0 1 1																						
Steve Garvey, R OBP: 0.356, SLG: 0.477 (1, 3)	0-0 WP 1-3 2B		0-0 3B		0-0 F7		0-0 F8			4 0 2 0 0 0 1																						
Ron Cey, R OBP: 0.354, SLG: 0.467 (1, 5)	4-0 WP IBB		0-0 P6		0-3 K		0-0 5-3			3 0 0 0 1 1 2																						
Joe Ferguson, R OBP: 0.339, SLG: 0.316 (1, 9)	0-0 1-3		0-0 L6		0-0 E 1B 1B		4-0 BB			3 0 1 0 1 0 3																						
Steve Yeager, R OBP: 0.289, SLG: 0.321 (1, 2)	0-0 6-3		0-0 F8		0-0 P5		0-3 K			4 0 0 0 0 1 4																						
Ivan De Jesus, R OBP: 0.345, SLG: 0.346 (6, PH) Lee Lacy, R OBP: 0.391, SLG: 0.475 (6, 4)		0-0 FC1-6 1B		0-0 5-3		0-0 E9 1B		0-0 E5 1B		2 0 1 0 0 0 0 2 1 1 0 0 0 0																						
Doug Rau, L OBP: 0.300, SLG: 0.222 Charlie Hough, R (4, 1) Ken McMullen, R OBP: 0.182, SLG: 0.400 Al Downing, R (6, 1) Manny Mota, R OBP: 0.321, SLG: 0.240 (9, PH)		0-0 FC1-6 1-2f		0-0 FC6-4 1B		0-0 FC1-5-2-6-3 3-H		0-0 6-3		2 0 1 0 0 0 1 0 0 0 0 0 0 0 1 0 0 0 0 0 2 0 0 0 0 0 0 0 1 0 0 0 0 0 1																						
Inning Stats	R: 2 E: 0 K: 0 S: 6	H: 3 LOB: 2 BB: 1 P: 10	R: 0 E: 0 K: 1 S: 6	H: 1 LOB: 1 BB: 0 P: 6	R: 0 E: 0 K: 1 S: 6	H: 1 LOB: 1 BB: 0 P: 6	R: 0 E: 0 K: 1 S: 6	H: 1 LOB: 1 BB: 0 P: 6	R: 0 E: 1 K: 0 S: 4	H: 2 LOB: 1 BB: 0 P: 4	R: 0 E: 0 K: 1 S: 5	H: 0 LOB: 0 BB: 0 P: 5	R: 0 E: 0 K: 1 S: 5	H: 0 LOB: 1 BB: 1 P: 9	R: 1 E: 1 K: 0 S: 5	H: 1 LOB: 1 BB: 0 P: 5	1B: 8 2B: 2 3B: 1 HR: 0	SF: 0 SAC: 0 DP: 1 HBP: 0	WP: 1 PB: 0 SB: 0 CS: 0	PA: 39												
PITCHER Woodie Fryman, L ERA: 2.43 (1, 1)	IP 9.0	WLS W	BF 39	H 10	R 3	ER 2	SO 5	BB 1	IBB 1	HBP 0	BLK 0	WP 1	HR 0	S 47	P 55	ERA 2.00	WHIP 1.222															
											PITCHER	IP	WLS	BF	H	R	ER	SO	BB	IBB	HBP	BLK	WP	HR	S	P	ERA	WHIP				

Los Angeles Dodgers @ Montreal Expos
 Jarry Park, Montreal, QB
 Mon Jun 02 1975, 7:05 PM EDT
 Att: 11,427 - Unknown

AB	37
R	3
H	10
RBI	2
BB	2
SO	5
LOB	20



Batter	1	2	3	4	5	6	7	8	9	AB R H RBI BB SO LOB	TOP			
Davey Lopes, R OBP: 0.413, SLG: 0.368 (1, 4)	0-0 F3		4-0 BB		0-0 4-3 2-H 2B	0-0 FC5-4 1-2f		0-0 1B 2-H 3-H		4 0 2 3 1 0 3				
Bill Buckner, L OBP: 0.253, SLG: 0.355 Steve Yeager, R OBP: 0.287, SLG: 0.318 (1, 7) (7, 2)	0-3 K		0-0 F9		0-0 4-3 2-3		0-0 5-3	0-0 F9		4 0 0 0 0 1 2 1 0 0 0 0 0 1				
Jimmy Wynn, R OBP: 0.411, SLG: 0.524 (1, 8)	0-0 HR			0-0 F8	0-0 F7		0-0 F7		4-0 SH3-4 1B BB	4 1 1 1 1 0 1				
Steve Garvey, R OBP: 0.361, SLG: 0.491 (1, 3)	0-0 6-3			4-0 1B BB		0-0 F8	0-0 HR		0-0 SH3-4 1B 1-2	4 1 2 1 1 0 0				
Willie Crawford, L OBP: 0.333, SLG: 0.352 (1, 9) (7, 7)		0-0 4-3		0-0 1-3 1B		0-0 F3	0-0 F7		0-0 SH3-4 1-2 2-3	4 0 1 0 0 0 0				
Ron Cey, R OBP: 0.355, SLG: 0.462 (1, 5)		0-0 6-3		0-3 K		0-0 E8 WP 1B		0-0 SH3-4 1B 1B	4-0 IBB	4 2 1 0 1 1 2				
Joe Ferguson, R OBP: 0.335, SLG: 0.307 (1, 2) (7, 9)		0-3 K2-3		0-0 F9		4-0 BB 1B BB		0-0 F3 1B	0-3 K	4 0 0 0 1 2 6	AB 34 R 6 H 8 RBI 6 BB 8 SO 4 LOB 19			
Ivan De Jesus, R OBP: 0.355, SLG: 0.333 Charlie Manuel, L OBP: 0.182, SLG: 0.182 Rick Auerbach, R OBP: 0.281, SLG: 0.235 (1, 6) (6, PH) (6, PR) (6, 6)			0-0 P4		4-0 2B BB	0-0 BB 1B		4-0 SH3-4 1B BB	0-0 F9	1 1 0 0 1 0 0 1 0 1 1 0 0 0 1 1 0 0 1 0 3				
Don Sutton, R OBP: 0.190, SLG: 0.128 Jim Brewer, L (1, 1) (9, 1)			0-0 F3		0-0 4-3 1-2	4-0 FC5-4 BB		0-0 SH3-4 1-2 2-3		2 0 0 0 1 0 1 0 0 0 0 0 0 0				
Inning Stats	R: 1 E: 0 K: 1 S: 6 H: 1 LOB: 0 BB: 0 P: 6	R: 0 E: 0 K: 1 S: 5 H: 0 LOB: 0 BB: 0 P: 5	R: 0 E: 0 K: 0 S: 3 H: 0 LOB: 1 BB: 1 P: 7	R: 0 E: 0 K: 1 S: 6 H: 1 LOB: 2 BB: 1 P: 10	R: 1 E: 0 K: 0 S: 4 H: 1 LOB: 1 BB: 1 P: 8	R: 1 E: 1 K: 0 S: 5 H: 1 LOB: 3 BB: 2 P: 13	R: 1 E: 0 K: 0 S: 4 H: 1 LOB: 0 BB: 0 P: 4	R: 2 E: 0 K: 0 S: 5 H: 2 LOB: 1 BB: 1 P: 9	R: 0 E: 0 K: 1 S: 6 H: 1 LOB: 3 BB: 2 P: 14	1B: 5 2B: 1 3B: 0 HR: 2 SF: 0 SAC: 2 DP: 0 HBP: 0	WP: 1 PB: 0 SB: 0 CS: 0 PA: 44			
PITCHER	IP WLS BF H R ER SO BB IBB HBP BLK WP HR S P ERA WHIP												PITCHER	IP WLS BF H R ER SO BB IBB HBP BLK WP HR S P ERA WHIP
Steve Renko, R ERA: 7.12 Chuck Taylor, R ERA: 4.44 (1, 1) (8, 1)	7.1 L 35 6 6 5 3 6 0 0 0 1 2 35 59 6.14 1.636													

Los Angeles Dodgers @ Montreal Expos
 Jarry Park, Montreal, QB
 Tue Jun 03 1975, 7:05 PM EDT
 Att: 10,498 - Unknown

livebaseballscorecards.com

Batter	1	2	3	4	5	6	7	8	9	AB R H RBI BB SO LOB	TOP									
Davey Lopes, R (1, 4) OBP: 0.409, SLG: 0.360	0-0 P3			0-0 6-3	4-0 CS WP BB		0-0 4-3		0-0 F9	4 0 0 0 1 0 0										
Bill Buckner, L (1, 7) OBP: 0.253, SLG: 0.346	0-3 K			4-0 BB BB	0-0 SF7		0-0 P4			2 0 0 1 1 1 0										
Jimmy Wynn, R (1, 8) OBP: 0.412, SLG: 0.518	0-0 5-3			4-0 BB BB	0-0 CS			0-0 P6		2 0 0 0 2 0 0										
Steve Garvey, R (1, 3) OBP: 0.355, SLG: 0.483		0-3 K		0-0 F7		0-0 FC1-6 BB		0-0 P6		4 0 0 0 0 1 3										
Willie Crawford, L (1, 9) OBP: 0.337, SLG: 0.351		0-0 F8		0-0 F9		4-0 HBP BB		0-0 1B 1B		3 0 1 0 1 0 2										
Ron Cey, R (1, 5) OBP: 0.358, SLG: 0.460		0-0 F9			1-0 BB E WP HBP		0-3 K	0-0 1B		3 1 1 0 0 1 2										
Steve Yeager, R (1, 2) OBP: 0.286, SLG: 0.310			0-0 6-3		0-3 K	1-0 HBP		0-0 5-3		3 0 0 0 0 1 3										
Rick Auerbach, R (1, 6) OBP: 0.277, SLG: 0.231 Charlie Manuel, L (6, PH) OBP: 0.167, SLG: 0.167 Ivan De Jesus, R (6, 6) OBP: 0.344, SLG: 0.321			0-0 4-3		0-0 E4 WP BB	0-3 K			0-0 L4	2 1 0 0 0 0 1 1 0 0 0 0 1 3 1 0 0 0 0 0 0										
Andy Messersmith, R (1, 1) OBP: 0.326, SLG: 0.395			0-0 G3		4-0 WP WP SF7 BB		0-0 1-4-3		0-3 K	3 1 0 0 1 1 0										
Inning Stats	R: 0 E: 0 K: 1 S: 5	H: 0 LOB: 0 BB: 0 P: 5	R: 0 E: 0 K: 1 S: 5	H: 0 LOB: 0 BB: 0 P: 3	R: 0 E: 0 K: 0 S: 3	H: 0 LOB: 2 BB: 2 P: 11	R: 3 E: 1 K: 1 S: 5	H: 0 LOB: 0 BB: 2 P: 14	R: 0 E: 0 K: 2 S: 7	H: 0 LOB: 3 BB: 2 P: 16	R: 0 E: 0 K: 0 S: 3	H: 0 LOB: 0 BB: 0 P: 3	R: 0 E: 0 K: 0 S: 5	H: 2 LOB: 2 BB: 0 P: 5	R: 0 E: 0 K: 1 S: 5	H: 0 LOB: 0 BB: 0 P: 5	1B: 2 2B: 0 3B: 0 HR: 0	SF: 1 SAC: 0 DP: 0 HBP: 2	WP: 2 PB: 0 SB: 0 CS: 1	PA: 38
PITCHER	IP WLS BF H R ER SO BB IBB HBP BLK WP HR S P ERA WHIP																			
Dennis Blair, R (1, 1) ERA: 3.32	5.0 L 20 0 3 1 3 4 0 1 0 2 0 21 38 1.80 0.800																			
Don Carrithers, R (6, 1) ERA:	2.0 9 0 0 0 2 2 0 1 0 0 0 10 19 0.00 1.000																			
Donald DeMola, R (8, 1) ERA: 3.27	2.0 8 2 0 0 1 0 0 0 0 0 0 10 10 0.00 1.000																			

Los Angeles Dodgers @ Montreal Expos
 Jarry Park, Montreal, QB
 Wed Jun 04 1975, 7:05 PM EDT
 Att. 13,958 - Unknown

AB	28
R	3
H	2
RBI	1
BB	6
SO	6
LOB	14




Batter	1	2	3	4	5	6	7	8	9	AB R H RBI BB SO LOB
Larry Lintz, S (1, 4) OBP: 0.330, SLG: 0.228	0-0 WP 1B		0-0 SH3 1-2		0-0 F9		0-0 1-3			3 0 1 0 0 0 2
Rich Coggins, L (1, 7) OBP: 0.310, SLG: 0.483	0-0 P4 1-2		0-3 K		0-0 G3			0-3 K		4 0 0 0 0 2 4
Pepe Mangual, R (1, 8) OBP: 0.367, SLG: 0.382	0-0 F9		0-0 P4			4-0 1B BB		0-0 F8		3 0 0 0 1 0 2
Larry Bittner, L (1, 9) OBP: 0.408, SLG: 0.465	0-0 4-3			0-0 4-3		0-0 1-3 1B		0-0 1B		4 0 2 0 0 0 1
Mike Jorgensen, L (1, 3) OBP: 0.325, SLG: 0.393		0-3 K		0-0 F8		0-0 F8		0-0 4-3		4 0 0 0 0 1 3
Pat Scanlon, L (1, 5) OBP: 0.357, SLG: 0.459		0-0 P6		0-3 K		0-0 F8			0-0 1B	4 0 1 0 0 1 2
Gary Carter, R (1, 2) OBP: 0.331, SLG: 0.453		0-0 1B E 1B			0-0 BB 1B	0-3 K		0-0 F7		4 0 2 0 0 1 3
Pepe Frias, R (1, 6) OBP: 0.333, SLG: 0.200		0-0 1B			4-0 BB 1-2 BB		0-0 F9		0-0 F8	2 0 1 0 1 0 0 1 0 0 0 0 0 1
Barry Foote, R (9, PH) OBP: 0.233, SLG: 0.242		1-H 1B			0-3 K		0-0 4-3		0-3 K	1 0 1 0 0 0 0 1 0 0 0 0 0 1 1 0 1 0 0 0 0 0 1 1
Dennis Blair, R (1, 1) OBP: 0.250, SLG: 0.200			0-0 SH3 1B							
Bob Bailey, R (5, PH) OBP: 0.286, SLG: 0.220										
Don Garrithers, R (6, 1) OBP: 0.259, SLG: 0.217										
Hal Breedon, R (7, PH) OBP: 0.259, SLG: 0.217										
Donald DeMola, R (8, 1) OBP: 0.476, SLG: 0.722										
Jose Morales, R (9, PH)										

Inning Stats	R: 0 E: 0 K: 0 S: 4	H: 1 LOB: 1 BB: 0 P: 4	R: 0 E: 1 K: 1 S: 6	H: 2 LOB: 2 BB: 0 P: 6	R: 0 E: 0 K: 1 S: 6	H: 1 LOB: 1 BB: 0 P: 6	R: 0 E: 0 K: 1 S: 5	H: 0 LOB: 0 BB: 0 P: 5	R: 0 E: 0 K: 1 S: 6	H: 1 LOB: 2 BB: 1 P: 10	R: 0 E: 0 K: 0 S: 3	H: 0 LOB: 0 BB: 0 P: 3	R: 0 E: 0 K: 1 S: 6	H: 1 LOB: 1 BB: 0 P: 6	R: 0 E: 0 K: 1 S: 6	H: 1 LOB: 1 BB: 0 P: 6	1B: 8 2B: 0 3B: 0 HR: 0	SF: 0 SAC: 1 DP: 0 HBP: 0
--------------	------------------------------	---------------------------------	------------------------------	---------------------------------	------------------------------	---------------------------------	------------------------------	---------------------------------	------------------------------	----------------------------------	------------------------------	---------------------------------	------------------------------	---------------------------------	------------------------------	---------------------------------	----------------------------------	------------------------------------

PITCHER	IP	WLS	BF	H	R	ER	SO	BB	IBB	HBP	BLK	WP	HR	S	P	ERA	WHIP
Andy Messersmith, R (1, 1) ERA: 2.04	9.0	W	36	8	0	0	7	2	0	0	0	1	0	48	56	0.00	1.111

Los Angeles Dodgers @ Montreal Expos
Jarry Park, Montreal, QB
 Wed Jun 04 1975, 7:05 PM EDT
 Att. 13,958 - Unknown

AB	33
R	0
H	8
RBI	0
BB	2
SO	7
LOB	21



WP: 1	PA: 36
PB: 0	SB: 0
CS: 0	

Batter	1	2	3	4	5	6	7	8	9	AB R H RBI BB SO LOB	TOP											
Davey Lopes, R OBP: 0.406, SLG: 0.358 (1, 4)	0-0 L5		0-0 FC5-4 1B		0-3 K		0-0 5-3			4 0 1 0 0 1 2	Los Angeles Dodgers @ Philadelphia Phillies Veterans Stadium, Philadelphia, PA Fri Jun 06 1975, 7:05 PM EDT Att. 38,357 - Unknown livebaseballscorecards.com											
Tom Paciorek, R OBP: 0.254, SLG: 0.302 (1, 7)	0-0 5-3		0-0 FC5-4 1-2f		0-0 F8		0-0 E5			4 0 0 0 0 0 3												
Jimmy Wynn, R OBP: 0.414, SLG: 0.529 (1, 8)	0-0 2B			0-0 F8		0-0 4-3 1B 2B	0-0 5-3			4 1 2 0 0 0 2												
Steve Garvey, R OBP: 0.350, SLG: 0.474 (1, 3)	0-0 4-3			0-3 K		0-0 4-3 2-3		0-0 4-3		4 0 0 0 0 1 2												
Ron Cey, R OBP: 0.356, SLG: 0.456 (1, 5)		0-0 F9		0-0 5-3		0-0 1B		0-0 6-3		4 0 1 1 0 0 0												
Joe Ferguson, R OBP: 0.333, SLG: 0.306 (1, 9)		0-3 K			0-0 1B E 1B	0-0 P6		0-0 6-3		4 1 1 0 0 1 1												
Steve Yeager, R OBP: 0.285, SLG: 0.308 (1, 2)		0-3 K			0-0 E7 1-H 2B 1B	0-3 K		0-3 K		4 1 1 0 0 3 1												
Rick Auerbach, R OBP: 0.284, SLG: 0.248 (1, 6)			0-0 6-3		0-0 2B		0-0 E SH1-4 1B		0-0 6-3	4 0 2 1 0 0 0												
Burt Hooton, R OBP: 0.217, SLG: 0.238 Mike Marshall, R (7, 1)			0-0 F8		0-3 K		0-0 SH1-4		0-3 K	2 0 0 0 0 1 1 1 0 0 0 0 1 0												
Inning Stats	R: 0 E: 0 K: 0 S: 4	H: 1 LOB: 1 BB: 0 P: 4	R: 0 E: 0 K: 2 S: 7	H: 0 LOB: 0 BB: 0 P: 7	R: 0 E: 0 K: 0 S: 4	H: 1 LOB: 1 BB: 0 P: 4	R: 0 E: 0 K: 1 S: 5	H: 0 LOB: 0 BB: 0 P: 5	R: 2 E: 1 K: 2 S: 10	H: 3 LOB: 1 BB: 0 P: 10	R: 1 E: 0 K: 1 S: 7	H: 2 LOB: 1 BB: 0 P: 7	R: 0 E: 1 K: 0 S: 5	H: 1 LOB: 2 BB: 0 P: 5	R: 0 E: 0 K: 0 S: 3	H: 0 LOB: 0 BB: 0 P: 3	R: 0 E: 0 K: 2 S: 7	H: 0 LOB: 0 BB: 0 P: 7	1B: 5 2B: 3 3B: 0 HR: 0	SF: 0 SAC: 1 DP: 0 HBP: 0	WP: 0 PB: 0 SB: 1 CS: 0	PA: 36
PITCHER	IP WLS BF H R ER SO BB IBB HBP BLK WP HR S P ERA WHIP																					
Tom Underwood, L ERA: 2.48 (1, 1)	6.2 L 29 8 3 2 6 0 0 0 0 0 0 0 41 41 2.70 1.200																					
Gene Garber, R ERA: 3.48 (7, 1)	1.1 4 0 0 0 0 0 0 0 0 0 0 0 4 4 0.00 0.000																					
Tug McGraw, L ERA: 2.45 (9, 1)	1.0 3 0 0 0 2 0 0 0 0 0 0 0 7 7 0.00 0.000																					



Batter	1	2	3	4	5	6	7	8	9	AB	R	H	RBI	BB	SO	LOB
Dave Cash, R OBP: 0.391, SLG: 0.389 (1, 4)	0-0 SH1-3 BB 9-2 1B		0-0 FC6-4 1B			0-0 F9		0-0 G3		4	0	2	0	0	0	0
Mike Schmidt, R OBP: 0.316, SLG: 0.458 (1, 5) (8, 6)	4-0 SH1-3 1-2 BB		0-0 FC6-4 1-2f			0-0 HR		0-0 6-3		3	1	1	1	1	0	1
Jay Johnstone, L OBP: 0.372, SLG: 0.456 (1, 9)	0-0 SH1-3 1-2 2-3			0-0 SF8 3B		0-0 F9			0-0 F9	3	1	1	0	0	0	0
Greg Luzinski, R OBP: 0.333, SLG: 0.495 (1, 7) Mike Anderson, R OBP: 0.333, SLG: 0.439 (9, PR)	0-0 9-2 3-Hf			0-0 SF8 3-H		0-3 K			0-0 1B	3	0	1	1	0	1	2
Dick Allen, R OBP: 0.309, SLG: 0.221 (1, 3)		0-3 K		0-0 F8		0-0 F9			0-3 K	4	0	0	0	0	2	1
Bob Boone, R OBP: 0.372, SLG: 0.384 (1, 2) Ollie Brown, R OBP: 0.318, SLG: 0.571 (9, PH)		0-0 6-3		0-0 F8		0-0 5-3			0-3 K	3	0	0	0	0	0	0
Jerry Martin, R OBP: 0.474, SLG: 0.533 (1, 8)		0-0 CS 1B			0-0 3-1				4-0 BB	2	0	1	0	1	0	0
Terry Harmon, R OBP: 0.323, SLG: 0.192 (1, 6) Tony Taylor, R OBP: 0.391, SLG: 0.350 (7, PH) (8, 5)		0-0 CS 1-2	0-0 P3		0-0 F9			0-3 K		2	0	0	0	0	0	0
Tom Underwood, R OBP: 0.125, SLG: 0.125 (1, 1) Gene Garber, R (7, 1) Tom Hutton, L OBP: 0.268, SLG: 0.177 (8, PH) Tug McGraw, R OBP: 0.333, SLG: 0.333 (9, 1)			0-0 P3		0-3 K			0-0 3-1		1	0	0	0	0	0	0

Inning Stats	R: 0	H: 1	E: 0	LOB: 1	K: 0	BB: 1	S: 3	R: 0	H: 1	E: 0	LOB: 0	K: 1	BB: 0	S: 5	R: 0	H: 1	E: 0	LOB: 1	K: 0	BB: 0	S: 4	R: 1	H: 1	E: 0	LOB: 0	K: 0	BB: 0	S: 4	R: 0	H: 0	E: 0	LOB: 0	K: 1	BB: 0	S: 5	R: 1	H: 1	E: 0	LOB: 0	K: 1	BB: 0	S: 6	R: 0	H: 0	E: 0	LOB: 1	K: 1	BB: 1	S: 5	R: 0	H: 0	E: 0	LOB: 0	K: 0	BB: 0	S: 3	R: 0	H: 1	E: 0	LOB: 1	K: 2	BB: 0	S: 8	R: 0	H: 1	E: 0	LOB: 1	K: 0	BB: 0	S: 8	1B: 4	SF: 1	2B: 1	SAC: 1	3B: 1	DP: 1	HR: 1	HBP: 0	WP: 0	PA: 34
--------------	------	------	------	--------	------	-------	------	------	------	------	--------	------	-------	------	------	------	------	--------	------	-------	------	------	------	------	--------	------	-------	------	------	------	------	--------	------	-------	------	------	------	------	--------	------	-------	------	------	------	------	--------	------	-------	------	------	------	------	--------	------	-------	------	------	------	------	--------	------	-------	------	------	------	------	--------	------	-------	------	-------	-------	-------	--------	-------	-------	-------	--------	-------	--------

PITCHER	IP	WLS	BF	H	R	ER	SO	BB	IBB	HBP	BLK	WP	HR	S	P	ERA	WHIP
Burt Hooton, R ERA: 4.6 (1, 1)	6.0	W	22	5	2	2	3	1	0	0	0	0	1	27	31	3.00	1.000
Mike Marshall, R ERA: 4.18 (7, 1)	3.0	S	11	1	0	0	3	1	0	0	0	0	0	16	20	0.00	0.667

BOTTOM


Los Angeles Dodgers @ Philadelphia Phillies
Veterans Stadium, Philadelphia, PA

Fri Jun 06 1975, 7:05 PM EDT
Att. 38,357 - Unknown

AB	29
R	2
H	6
RBI	2
BB	2
SO	6
LOB	6



PITCHER	IP	WLS	BF	H	R	ER	SO	BB	IBB	HBP	BLK	WP	HR	S	P	ERA	WHIP
---------	----	-----	----	---	---	----	----	----	-----	-----	-----	----	----	---	---	-----	------

Batter	1	2	3	4	5	6	7	8	9	AB R H RBI BB SO LOB	TOP																								
Davey Lopes, R (1, 4) OBP: 0.399, SLG: 0.350	0-0 F8		0-0 5-3			0-3 K			0-0 F7	4 0 0 0 0 1 1	Los Angeles Dodgers @ Philadelphia Phillies Veterans Stadium, Philadelphia, PA Sat Jun 07 1975, 7:05 PM EDT Att: 41,094 - Unknown AB 27 R 0 H 2 RBI 0 BB 3 SO 3 LOB 6 																								
Tom Paciorek, R (1, 7) OBP: 0.239, SLG: 0.284	0-0 6-3			0-0 5-3		0-0 5-3		0-0 6-3	4 0 0 0 0 0 0																										
Jimmy Wynn, R (1, 8) OBP: 0.416, SLG: 0.525	0-0 F9			0-0 1B			0-0 F9	4-0 E5 BB	3 0 1 0 1 0 0																										
Steve Garvey, R (1, 3)		0-0 5-3		0-0 F9			0-0 F9	0-0 E5	4 0 0 0 0 0 2																										
Ron Cey, R (1, 5) OBP: 0.351, SLG: 0.450		0-0 6-3		0-0 F9			0-0 F9		3 0 0 0 0 0 1																										
Joe Ferguson, R (1, 9) OBP: 0.328, SLG: 0.299		0-0 F3			0-0 1-3			0-0 5-3	3 0 0 0 0 0 0																										
Steve Yeager, R (1, 2) OBP: 0.286, SLG: 0.303			0-0 F7		4-0 G3-6 BB		0-0 F7		2 0 0 0 1 0 0																										
Rick Auerbach, R (1, 6) OBP: 0.287, SLG: 0.246			4-0 SH1-4 BB		0-0 G3-6		0-0 1B		1 0 0 0 1 0 1																										
Manny Mota, R (8, PH) OBP: 0.345, SLG: 0.269					1-2f				1 0 1 0 0 0 0																										
Ivan De Jesus, R (8, 6) OBP: 0.344, SLG: 0.321									0 0 0 0 0 0 0																										
Doug Rau, L (1, 1) OBP: 0.290, SLG: 0.214			0-0 SH1-4			0-3 K		0-3 K	1 0 0 0 0 1 0																										
Ken McMullen, R (8, PH) OBP: 0.167, SLG: 0.364			1-2						1 0 0 0 0 1 1																										
Jim Brewer, L (8, 1)									0 0 0 0 0 0 0																										
Inning Stats	R: 0 E: 0 K: 0 S: 3	H: 0 LOB: 0 BB: 0 P: 3	R: 0 E: 0 K: 0 S: 3	H: 0 LOB: 0 BB: 0 P: 3	R: 0 E: 0 K: 0 S: 3	H: 0 LOB: 1 BB: 1 P: 7	R: 0 E: 0 K: 0 S: 4	H: 1 LOB: 1 BB: 0 P: 4	R: 0 E: 0 K: 0 S: 2	H: 0 LOB: 0 BB: 1 P: 6	R: 0 E: 0 K: 2 S: 7	H: 0 LOB: 0 BB: 0 P: 7	R: 0 E: 0 K: 0 S: 3	H: 0 LOB: 0 BB: 0 P: 3	R: 0 E: 0 K: 1 S: 6	H: 1 LOB: 1 BB: 0 P: 6	R: 0 E: 1 K: 0 S: 3	H: 0 LOB: 1 BB: 1 P: 7	1B: 2 2B: 0 3B: 0 HR: 0	SF: 0 SAC: 1 DP: 1 HBP: 0	WP: 0 PB: 0 SB: 0 CS: 0	PA: 31													
PITCHER Steve Carlton, L (1, 1) ERA: 3.18	IP 9.0	WLS W	BF 31	H 2	R 0	ER 0	SO 3	BB 3	IBB 0	HBP 0	BLK 0	WP 0	HR 0	S 34	P 46	ERA 0.00	WHIP 0.556	PITCHER	IP	WLS	BF	H	R	ER	SO	BB	IBB	HBP	BLK	WP	HR	S	P	ERA	WHIP

livebaseballscorecards.com

Batter	1	2	3	4	5	6	7	8	9
Dave Cash, R OBP: 0.393, SLG: 0.391 (1, 4)	0-0 F4		0-0 1B		0-0 1B		0-0 6-3		
Mike Schmidt, R OBP: 0.310, SLG: 0.448 (1, 5)	0-3 K		0-0 F8		0-0 F7			0-0 5-3	
Ollie Brown, R OBP: 0.308, SLG: 0.520 (1, 9) (9, 7)	0-0 P3		0-3 K		0-3 K			0-0 HR 1B	
Greg Luzinski, R OBP: 0.332, SLG: 0.505 Mike Anderson, R OBP: 0.333, SLG: 0.439 (1, 7) (9, 9)		0-0 F8		0-0 1-3		0-0 4-3		0-0 HR 1B	
Dick Allen, R OBP: 0.329, SLG: 0.333 Tom Hutton, L OBP: 0.268, SLG: 0.177 (1, 3) (9, 3)		0-0 HR		0-0 FC6-4 1B		0-0 HR		0-0 5-3	
Bob Boone, R OBP: 0.364, SLG: 0.375 (1, 2)		0-0 B1-3		0-0 P4		0-0 P4		0-0 6-3	
Jerry Martin, R OBP: 0.455, SLG: 0.556 (1, 8)		0-0 2B		0-0 FC6-4 1-2f		0-0 4-3			
Terry Harmon, R OBP: 0.294, SLG: 0.172 (1, 6)		0-0 4-3			0-0 F7		0-0 F3		
Steve Carlton, L OBP: 0.179, SLG: 0.148 (1, 1)			0-3 K		0-0 E1 1B		0-0 F5		

Inning Stats	R: 0	H: 0	E: 0	K: 1	S: 5	R: 1	H: 2	E: 0	K: 0	S: 5	R: 0	H: 1	E: 0	K: 2	S: 8	R: 0	H: 1	E: 0	K: 0	S: 4	R: 0	H: 1	E: 1	K: 1	S: 7	R: 1	H: 1	E: 0	K: 0	S: 4	R: 0	H: 0	E: 0	K: 0	S: 3	R: 2	H: 2	E: 0	K: 0	S: 5
	LOB: 0	BB: 0	P: 5	LOB: 1	BB: 0	P: 5	LOB: 1	BB: 0	P: 8	LOB: 1	BB: 0	P: 4	LOB: 2	BB: 0	P: 7	LOB: 0	BB: 0	P: 4	LOB: 0	BB: 0	P: 3	LOB: 0	BB: 0	P: 5	LOB: 0	BB: 0	P: 5	LOB: 0	BB: 0	P: 5	LOB: 0	BB: 0	P: 5	LOB: 0	BB: 0	P: 5	LOB: 0	BB: 0	P: 5	

PITCHER	IP	WLS	BF	H	R	ER	SO	BB	IBB	HBP	BLK	WP	HR	S	P	ERA	WHIP
Doug Rau, L ERA: 3.72 (1, 1)	7.0	L	28	6	2	2	4	0	0	0	0	0	2	36	36	2.57	0.857
Jim Brewer, L ERA: 3.96 (8, 1)	1.0		5	2	2	2	0	0	0	0	0	0	1	5	5	18.00	2.000

BOTTOM

AB	R	H	RBI	BB	SO	LOB
4	0	2	0	0	0	0
4	0	0	0	0	1	3
4	1	1	0	0	2	3
4	1	1	2	0	0	0
0	0	0	0	0	0	0
4	2	3	2	0	0	0
0	0	0	0	0	0	0
4	0	0	0	0	0	1
3	0	1	0	0	0	1
3	0	0	0	0	0	1
3	0	0	0	0	1	0

AB	33
R	4
H	8
RBI	4
BB	0
SO	4
LOB	9



WP	PA	ERA	WHIP
0	33		

Los Angeles Dodgers @ Philadelphia Phillies
Veterans Stadium, Philadelphia, PA
Sat Jun 07 1975, 7:05 PM EDT
Att. 41,094 - Unknown

livebaseballscores.com

Batter	1	2	3	4	5	6	7	8	9	AB R H RBI BB SO LOB	TOP																					
Davey Lopes, R OBP: 0.393, SLG: 0.343 (1, 4) (8, 8)	0-0 F3		0-0 5-3			0-0 F8		0-0 F9		4 0 0 0 0 0 0																						
Bill Buckner, L OBP: 0.253, SLG: 0.341 (1, 7) (8, 8)	0-0 6-3		0-0 4-3			0-0 4-3		0-0 1B		4 0 1 0 0 0 0																						
Jimmy Wynn, R OBP: 0.417, SLG: 0.520 Al Downing, R (1, 8) (8, 1)	4-0 1B BB				0-0 5-3		4-0 E 1B BB	0-3 K		2 1 0 0 2 1 1 0 0 0 0 0 0 0																						
Steve Garvey, R OBP: 0.350, SLG: 0.471 (1, 3) (8, 8)	0-0 1-3 1B				0-3 K		0-0 E5 1B		0-0 G4-6-3 1B	4 1 3 0 0 1 0																						
Willie Crawford, L OBP: 0.341, SLG: 0.355 (1, 9) (8, 8)		0-0 1-3			0-0 G3		0-0 1-3 1B		0-0 G4-6-3 1B	4 0 2 2 0 0 0																						
Ron Cey, R OBP: 0.350, SLG: 0.443 (1, 5) (8, 8)		1-0 HBP				0-0 E4 G6-4-3		0-0 1-3 1B	0-0 G4-6-3	3 0 0 0 0 0 3																						
Steve Yeager, R OBP: 0.279, SLG: 0.295 Joe Ferguson, R OBP: 0.326, SLG: 0.297 (1, 2) (9, PH)		0-0 F3			0-0 G6-4-3		0-0 5-3		0-3 K	3 0 0 0 0 0 3 1 0 0 0 0 1 1																						
Rick Auerbach, R OBP: 0.283, SLG: 0.242 Charlie Manuel, L OBP: 0.154, SLG: 0.154 Ivan De Jesus, R OBP: 0.344, SLG: 0.321 (1, 6) (7, PH) (7, 6)		0-3 K			0-0 F7		0-0 4-3			2 0 0 0 0 1 1 1 0 0 0 0 0 1 0 0 0 0 0 0 0																						
Don Sutton, R OBP: 0.186, SLG: 0.125 Henry Cruz, L OBP: 0.278, SLG: 0.265 Mike Marshall, R Lee Lacy, R OBP: 0.387, SLG: 0.471 (1, 1) (6, PH) (6, 1) (8, PH) (8, 4)		0-3 K				0-0 F5		0-0 F9		1 0 0 0 0 1 0 1 0 0 0 0 0 0 0 0 0 0 0 0 0 1 0 0 0 0 0 0																						
Inning Stats	R: 0 E: 0 K: 0 S: 3	H: 1 LOB: 2 BB: 1 P: 7	R: 0 E: 0 K: 1 S: 5	H: 0 LOB: 1 BB: 0 P: 6	R: 0 E: 0 K: 1 S: 5	H: 0 LOB: 0 BB: 0 P: 5	R: 0 E: 0 K: 1 S: 5	H: 0 LOB: 0 BB: 0 P: 5	R: 0 E: 1 K: 0 S: 3	H: 0 LOB: 0 BB: 0 P: 3	R: 2 E: 1 K: 0 S: 5	H: 2 LOB: 1 BB: 1 P: 9	R: 0 E: 0 K: 1 S: 6	H: 1 LOB: 1 BB: 0 P: 6	R: 0 E: 0 K: 1 S: 6	H: 2 LOB: 1 BB: 0 P: 6	1B: 6 2B: 0 3B: 0 HR: 0	SF: 0 SAC: 0 DP: 2 HBP: 1	WP: 0 PB: 0 SB: 0 CS: 0	PA: 34												
PITCHER Jim Lonborg, R ERA: 2.01 (1, 1)	IP 9.0	WLS W	BF 34	H 6	R 2	ER 1	SO 5	BB 2	IBB 0	HBP 1	BLK 0	WP 0	HR 0	S 41	P 50	ERA 1.00	WHIP 0.889															
											PITCHER	IP	WLS	BF	H	R	ER	SO	BB	IBB	HBP	BLK	WP	HR	S	P	ERA	WHIP				

Los Angeles Dodgers @ Philadelphia Phillies
Veterans Stadium, Philadelphia, PA

AB 31
R 2
H 6
RBI 2
BB 2
SO 5
LOB 10



Sun Jun 08 1975, 3:33 AM EDT
Att. 41,334 - Unknown

livebaseballscorecards.com

Batter	1	2	3	4	5	6	7	8	9
Dave Cash, R OBP: 0.391, SLG: 0.404 (1, 4)	0-0 F9		0-0 F8		0-0 HR		0-0 SF7		
Mike Schmidt, R OBP: 0.304, SLG: 0.439 (1, 5)	0-3 K		0-3 K		0-3 K		0-3 K		
Jay Johnstone, L OBP: 0.354, SLG: 0.431 (1, 9) Mike Anderson, R OBP: 0.333, SLG: 0.439 (8, 9)	0-0 F9			0-0 P3	0-0 E1		0-3 K		
Greg Luzinski, R OBP: 0.339, SLG: 0.515 (1, 7)		0-0 5-3 1B		0-0 4-3 2B	0-3 K			0-0 1-3 1B	
Dick Allen, R OBP: 0.315, SLG: 0.316 (1, 3) Tom Hutton, L OBP: 0.268, SLG: 0.177 (9, 3)		0-0 5-3		0-0 4-3		0-3 K		0-3 K	
Bob Boone, R OBP: 0.361, SLG: 0.368 (1, 2)		4-0 BB		0-0 5-3		0-0 P4		0-0 1-3	
Jerry Martin, R OBP: 0.462, SLG: 0.571 (1, 8)		0-3 K			0-0 SH3-4 1B 2B	0-0 F7		4-0 FC6-4 IBB	
Terry Harmon, R OBP: 0.297, SLG: 0.161 (1, 6)		0-0 P4			0-0 SH3-4		1-0 SH SF7 HBP	0-0 FC6-4	
Jim Lonborg, R OBP: 0.212, SLG: 0.037 (1, 1)			0-3 K		0-0 HR 1B		0-0 SH		

Inning Stats	R: 0	H: 0	E: 0	K: 1	S: 5	R: 0	H: 1	E: 0	K: 1	S: 6	R: 0	H: 0	E: 0	K: 2	S: 7	R: 0	H: 1	E: 0	K: 0	S: 4	R: 3	H: 3	E: 1	K: 2	S: 11	R: 0	H: 0	E: 0	K: 1	S: 5	R: 1	H: 0	E: 1	K: 2	S: 8	R: 0	H: 1	E: 0	K: 1	S: 6
	0	0	0	1	5	0	1	0	1	6	0	0	0	2	7	0	1	0	0	4	0	1	3	0	11	0	0	0	0	5	1	0	1	2	9	0	1	0	1	6

PITCHER	IP	WLS	BF	H	R	ER	SO	BB	IBB	HBP	BLK	WP	HR	S	P	ERA	WHIP
Don Sutton, R ERA: 1.97 (1, 1)	5.0	L	22	5	3	3	6	1	0	0	0	0	1	33	37	5.40	1.200
Mike Marshall, R ERA: 3.86 (6, 1)	2.0		8	0	1	0	3	0	0	1	0	0	0	13	14	0.00	0.000
Al Downing, L ERA: 1.93 (8, 1)	1.0		5	1	0	0	1	0	1	0	0	0	0	6	10	0.00	1.000

BOTTOM

AB	R	H	RBI	BB	SO	LOB
3	1	1	3	0	0	0
4	0	0	0	0	4	1
4	0	0	0	0	1	1
0	0	0	0	0	0	0
4	0	3	0	0	1	1
4	0	0	0	0	2	3
0	0	0	0	0	0	0
3	0	0	0	1	0	2
3	1	1	0	1	1	2
2	1	0	0	0	0	4
2	1	1	1	0	1	0

AB	29
R	4
H	6
RBI	4
BB	2
SO	10
LOB	14



WP	PA
0	35

Los Angeles Dodgers @ Philadelphia Phillies
Veterans Stadium, Philadelphia, PA
Sun Jun 08 1975, 3:33 AM EDT
Att. 41,334 - Unknown

livebaseballscorecards.com

Batter	1	2	3	4	5	6	7	8	9	AB R H RBI BB SO LOB	TOP									
Pepe Mangual, R (1, 8) OBP: 0.343, SLG: 0.354	0-0 F8		0-3 K			0-0 1-3		0-3 K		4 0 0 0 0 2 2	Montreal Expos @ Los Angeles Dodgers Dodger Stadium, Los Angeles, CA Mon Jun 09 1975, 7:05 PM PDT Att. 22,701 - Unknown livebaseballscorecards.com									
Larry Lintz, S (1, 4) OBP: 0.337, SLG: 0.242	0-3 K			0-0 4-3		0-0 6-3		0-0 L6		4 0 0 0 0 1 1										
Rich Coggins, L (1, 9) OBP: 0.306, SLG: 0.429	0-0 F6			0-0 4-3 1B		0-0 5-3		4-0 1B BB		3 0 1 0 1 0 0										
Larry Bittner, L (1, 7) OBP: 0.432, SLG: 0.469		0-0 F3		0-0 4-3 1-2		0-0 FC3-6 1B		0-0 1-2 1B		4 0 2 0 0 0 1										
Mike Jorgensen, L (1, 3) OBP: 0.337, SLG: 0.392		0-3 K		4-0 BB		0-0 F5		0-0 F7		3 0 0 0 1 1 3										
Pat Scanlon, L (1, 5) OBP: 0.320, SLG: 0.444		0-0 F3		0-0 1-3		0-0 FC3-6 1-2f		0-3 K		4 0 0 0 0 1 5										
Gary Carter, R (1, 2) OBP: 0.325, SLG: 0.443			0-3 K		0-3 K		0-3 K		0-3 K	4 0 0 0 0 4 3										
Tim Foli, R (1, 6) OBP: 0.290, SLG: 0.256			4-0 BB		0-0 F2			0-0 1B		2 0 1 0 1 0 0										
Woodie Fryman, R (1, 1) OBP: 0.208, SLG: 0.261 Donald DeMola, R (6, 1) Bob Bailey, R (8, PH) OBP: 0.305, SLG: 0.231 Chuck Taylor, R (8, 1)			0-3 K		0-3 K			0-3 K		2 0 0 0 0 2 1 0 0 0 0 0 0 0 1 0 0 0 0 1 1 0 0 0 0 0 0 0										
Inning Stats	R: 0 E: 0 K: 1 S: 5	H: 0 LOB: 0 BB: 0 P: 5	R: 0 E: 0 K: 1 S: 5	H: 0 LOB: 0 BB: 0 P: 5	R: 0 E: 0 K: 3 S: 9	H: 0 LOB: 1 BB: 1 P: 13	R: 0 E: 0 K: 0 S: 4	H: 1 LOB: 2 BB: 1 P: 8	R: 0 E: 0 K: 2 S: 7	H: 0 LOB: 0 BB: 0 P: 7	R: 0 E: 0 K: 1 S: 6	H: 1 LOB: 1 BB: 0 P: 6	R: 0 E: 0 K: 2 S: 8	H: 1 LOB: 1 BB: 0 P: 8	R: 0 E: 0 K: 2 S: 8	H: 1 LOB: 2 BB: 1 P: 12	1B: 4 2B: 0 3B: 0 HR: 0	SF: 0 SAC: 0 DP: 0 HBP: 0	WP: 0 PB: 0 SB: 0 CS: 0	PA: 34
PITCHER Andy Messersmith, R (1, 1) ERA: 1.9	IP: 9.0 WLS: W BF: 34 H: 4 R: 0 ER: 0 SO: 12 BB: 3 IBB: 0 HBP: 0 BLK: 0 WP: 0 HR: 0 S: 55 P: 67 ERA: 0.00 WHIP: 0.778											PITCHER	IP: WLS: BF: H: R: ER: SO: BB: IBB: HBP: BLK: WP: HR: S: P: ERA: WHIP:							

Montreal Expos @ Los Angeles Dodgers
Dodger Stadium, Los Angeles, CA
 Mon Jun 09 1975, 7:05 PM PDT
 Att. 22,701 - Unknown

AB	31
R	0
H	4
RBI	0
BB	3
SO	12
LOB	17



Batter	1	2	3	4	5	6	7	8	9	AB	R	H	RBI	BB	SO	LOB
Davey Lopes, R OBP: 0.386, SLG: 0.337 (1, 4)	0-0 F8	0-0 F8		0-0 F8			0-3 K			4	0	0	0	0	1	1
Tom Paciorek, R OBP: 0.227, SLG: 0.268 (1, 7)	0-0 F8	0-0 F3			0-0 F9		0-0 F9			4	0	0	0	0	0	0
Jimmy Wynn, R OBP: 0.423, SLG: 0.538 (1, 8)	4-0 3B		0-0 5-3		0-0 HR		0-0 1B			3	2	2	1	1	0	0
Henry Cruz, L OBP: 0.278, SLG: 0.265 (7, PR) (8, 8)										0	0	0	0	0	0	0
Steve Garvey, R OBP: 0.349, SLG: 0.476 (1, 3)	0-0 1B		0-0 P4		0-0 P3		0-3 K			4	1	1	1	0	1	1
Ron Cey, R OBP: 0.348, SLG: 0.440 (1, 5)	0-0 1B		0-0 L6		0-0 6-3			0-0 L9		4	0	1	1	0	0	0
Joe Ferguson, R OBP: 0.330, SLG: 0.298 (1, 9)	4-0 1B			0-0 F8			0-0 SH2-4	0-0 6-3		3	0	1	0	1	0	0
Steve Yeager, R OBP: 0.288, SLG: 0.298 (1, 2)	4-0 1B			0-0 2B			0-0 SH2-4	0-0 F8		2	1	1	0	1	0	0
Rick Auerbach, R OBP: 0.284, SLG: 0.252 (1, 6)	0-0 F7			0-0 2B			0-0 4-3			3	0	1	1	0	0	4
Andy Messersmith, R OBP: 0.306, SLG: 0.370 (1, 1)		0-3 K		0-0 F2			0-0 F3			3	0	0	0	0	1	2

Inning Stats	R: 2	H: 2	E: 0	K: 0	S: 5	LOB: 3	BB: 3	P: 17	R: 0	H: 0	E: 0	K: 1	S: 5	LOB: 0	BB: 0	P: 5	R: 0	H: 0	E: 0	K: 0	S: 3	LOB: 0	BB: 0	P: 3	R: 1	H: 2	E: 0	K: 0	S: 5	LOB: 1	BB: 0	P: 5	R: 1	H: 1	E: 0	K: 0	S: 4	LOB: 0	BB: 0	P: 4	R: 0	H: 1	E: 0	K: 0	S: 4	LOB: 1	BB: 0	P: 4	R: 0	H: 1	E: 0	K: 2	S: 8	LOB: 1	BB: 0	P: 8	R: 0	H: 0	E: 0	K: 0	S: 3	LOB: 0	BB: 0	P: 3
--------------	------	------	------	------	------	--------	-------	-------	------	------	------	------	------	--------	-------	------	------	------	------	------	------	--------	-------	------	------	------	------	------	------	--------	-------	------	------	------	------	------	------	--------	-------	------	------	------	------	------	------	--------	-------	------	------	------	------	------	------	--------	-------	------	------	------	------	------	------	--------	-------	------

PITCHER	IP	WLS	BF	H	R	ER	SO	BB	IBB	HBP	BLK	WP	HR	S	P	ERA	WHIP
Woodie Fryman, L ERA: 2.78 (1, 1)	5.0	L	23	5	4	4	1	3	0	0	0	0	1	22	34	7.20	1.600
Donald DeMola, R ERA: 2.88 (6, 1)	2.0		8	2	0	0	2	0	0	0	0	0	0	12	12	0.00	1.000
Chuck Taylor, R ERA: 4.28 (8, 1)	1.0		3	0	0	0	0	0	0	0	0	0	0	3	3	0.00	0.000

BOTTOM

Montreal Expos @ Los Angeles Dodgers
Dodger Stadium, Los Angeles, CA
 Mon Jun 09 1975, 7:05 PM PDT
 Att. 22,701 - Unknown

livebaseballscorecards.com

AB	30
R	4
H	7
RBI	4
BB	3
SO	3
LOB	8



1B: 4	SF: 0	WP: 0	PA: 34
2B: 1	SAC: 1	PB: 0	
3B: 1	DP: 0	SB: 0	
HR: 1	HBP: 0	CS: 0	

Montreal Expos @ Los Angeles Dodgers
Dodger Stadium, Los Angeles, CA
 Tue Jun 10 1975, 7:05 PM PDT
 Att. 22,065 - Unknown

AB	34
R	5
H	7
RBI	4
BB	4
SO	10
LOB	12



Batter	1	2	3	4	5	6	7	8	9	AB R H RBI BB SO LOB
Pepe Mangual, R (1, 8) OBP: 0.345, SLG: 0.352	2-3 K		4-0 1B BB		0-3 K		1-2 E5 E 1B		1-1 4-3	4 2 1 0 1 2 0
Larry Lintz, S (1, 4) OBP: 0.339, SLG: 0.234	0-3 K		4-0 1B BB		4-2 S BB		1-1 6-3		2-3 K	3 1 0 0 2 2 0
Mike Jorgensen, L (1, 3) OBP: 0.335, SLG: 0.390 Hal Breeden, R (3, PH) OBP: 0.267, SLG: 0.231	1-1 F5		0-1 1B 1-2 2-H		0-3 K		1-3 K			1 0 0 0 0 0 0 3 0 1 1 0 2 1
Larry Bittner, L (1, 9) OBP: 0.438, SLG: 0.476 Gary Carter, R (3, PH) OBP: 0.325, SLG: 0.441		1-2 5-3 1B 1B	0-0 1-3 1-2 2-H 1B		0-1 5-3		2-2 5-3			1 0 1 0 0 0 0 3 0 1 1 0 0 1
Pat Scanlon, L (1, 5) OBP: 0.314, SLG: 0.435 Larry Parrish, R (3, PH) OBP: 0.293, SLG: 0.408		1-3 K	0-0 1-3 1-2 2-3		1-3 K		0-1 5-3			1 0 0 0 0 1 1 3 0 0 0 0 1 2
Barry Foote, R (1, 2) OBP: 0.241, SLG: 0.258		2-0 5-3 1B 1-2	2-3 K		1-0 HR 1B		0-0 6-3			4 1 2 0 0 1 2
Rich Coggins, L (1, 7) OBP: 0.297, SLG: 0.417 Bob Bailey, R (4, PH) OBP: 0.323, SLG: 0.296		1-1 5-3		0-0 F9		1-1 HR 1-H		4-1 BB		1 0 0 0 0 0 2 2 1 1 2 1 0 0 0 0 0 0 0 0 0
Tony Scott, S (8, 7) OBP: 0.247, SLG: 0.221		1-2 2-3		3-2 4-3		2-1 1-3		0-0 6-3		4 0 0 0 0 0 3
Tim Foli, R (1, 6) OBP: 0.284, SLG: 0.250		2-2 5-3		0-0 4-3		1-2 5-3				
Steve Renko, R (1, 1) OBP: 0.250, SLG: 0.182 Chuck Taylor, R (9, 1)			0-0 6-3		0-0 4-3				0-3 K	4 0 0 0 0 1 0 0 0 0 0 0 0 0

Inning Stats	R: 0	H: 0	E: 0	K: 2	S: 8	P: 11	R: 0	H: 2	E: 0	K: 1	S: 17	P: 24	R: 2	H: 2	E: 0	K: 1	S: 8	P: 18	R: 0	H: 0	E: 0	K: 0	S: 5	P: 8	R: 0	H: 0	E: 0	K: 2	S: 10	P: 14	R: 2	H: 2	E: 0	K: 1	S: 11	P: 17	R: 1	H: 1	E: 2	K: 1	S: 11	P: 16	R: 0	H: 0	E: 0	K: 0	S: 5	P: 9	R: 0	H: 0	E: 0	K: 2	S: 8	P: 11	1B: 6	SF: 0	2B: 0	SAC: 0	3B: 0	DP: 0	HR: 1	HBP: 0	WP: 0	PA: 38
--------------	------	------	------	------	------	-------	------	------	------	------	-------	-------	------	------	------	------	------	-------	------	------	------	------	------	------	------	------	------	------	-------	-------	------	------	------	------	-------	-------	------	------	------	------	-------	-------	------	------	------	------	------	------	------	------	------	------	------	-------	-------	-------	-------	--------	-------	-------	-------	--------	-------	--------

PITCHER	IP	WLS	BF	H	R	ER	SO	BB	IBB	HBP	BLK	WP	HR	S	P	ERA	WHIP
Burt Hooton, R (1, 1) ERA: 4.45	2.0		8	2	0	0	3	0	0	0	0	0	0	25	35	0.00	1.000
Al Downing, L (3, 1) ERA: 2.98	4.0		19	4	4	4	4	3	0	0	0	0	1	34	57	9.00	1.750
Mike Marshall, R (7, 1) ERA: 3.45	3.0	L	11	1	1	0	3	1	0	0	0	0	0	24	36	0.00	0.667

Batter	1	2	3	4	5	6	7	8	9	AB R H RBI BB SO LOB
Davey Lopes, R OBP: 0.384, SLG: 0.335 (1, 4)	2-2 E S 1B	0-1 SH5-4		1-3 K			0-3 K		0-0 F7	4 1 1 0 0 2 0
Willie Crawford, L OBP: 0.343, SLG: 0.357 (1, 7)	0-1 G3	0-2 4-3			0-0 E 5-3 1B		2-1 F7		1-1 BB 1B	5 1 2 0 0 0 3
Jimmy Wynn, R OBP: 0.435, SLG: 0.543 (1, 8)	0-0 BB 1B	4-0 BB			1 SAFE 4-1 5-3 BB		2-2 E3 1B		4-1 BB	2 1 2 1 3 0 0
Steve Garvey, R OBP: 0.346, SLG: 0.468 (1, 3)	4-0 FC4-6 1B BB	0-1 5-3			0-0 5-3		1-3 K		0-0 G3	4 0 0 1 1 1 6
Ron Cey, R OBP: 0.351, SLG: 0.441 (1, 5)	1-1 FC4-6 1B				0-0 F3		2-2 F8		2-1 1B	4 0 2 1 0 0 1
Joe Ferguson, R OBP: 0.323, SLG: 0.290 (1, 9)	1-0 FC4-6			3-3 K		1-1 F8		0-0 F5		4 0 0 0 0 1 4
Steve Yeager, R OBP: 0.287, SLG: 0.297 (1, 2)	2-3 K			0-0 6-3		1-2 1B		0-0 F3		4 0 1 0 0 1 3
Rick Auerbach, R OBP: 0.285, SLG: 0.248 (1, 6)					3-2 F9		1-2 F9		0-1 4-3	2 1 0 0 1 0 0
Bill Buckner, L OBP: 0.250, SLG: 0.337 (8, PH)										1 0 0 0 0 0 1
Ivan De Jesus, R OBP: 0.344, SLG: 0.321 (9, 6)		SH5-4 HBP BB								0 0 0 0 0 0 0
Burt Hooton, R OBP: 0.217, SLG: 0.228 (1, 1)					0-3 K		2-3 K		0-1 F8	0 0 0 0 0 0 0
Andy Messersmith, R OBP: 0.320, SLG: 0.370 (2, PH)										0 0 0 0 0 0 0
Al Downing, R OBP: 0.143, SLG: 0.143 (3, 1)										1 0 0 0 0 1 0
Charlie Manuel, L OBP: 0.143, SLG: 0.143 (6, PH)										1 0 0 0 0 1 0
Mike Marshall, R OBP: 0.270, SLG: 0.257 (7, 1)										0 0 0 0 0 0 0
Henry Cruz, L OBP: 0.270, SLG: 0.257 (9, PH)		WP SH5-4 HBP								1 0 0 0 0 0 0

Inning Stats	R: 2	H: 3	E: 0	K: 1	S: 13	R: 1	H: 0	E: 0	K: 0	S: 11	R: 0	H: 0	E: 0	K: 1	S: 5	R: 1	H: 1	E: 1	K: 0	S: 10	R: 0	H: 1	E: 0	K: 1	S: 9	R: 0	H: 1	E: 1	K: 2	S: 11	R: 0	H: 1	E: 0	K: 0	S: 6	R: 0	H: 1	E: 0	K: 0	S: 7	1B: 8	2B: 0	3B: 0	HR: 0	SF: 0	SAC: 1	DP: 0	HBP: 1	WP: 1	PB: 0	SB: 1	CS: 0	PA: 40
--------------	------	------	------	------	-------	------	------	------	------	-------	------	------	------	------	------	------	------	------	------	-------	------	------	------	------	------	------	------	------	------	-------	------	------	------	------	------	------	------	------	------	------	-------	-------	-------	-------	-------	--------	-------	--------	-------	-------	-------	-------	--------

PITCHER	IP	WLS	BF	H	R	ER	SO	BB	IBB	HBP	BLK	WP	HR	S	P	ERA	WHIP
Steve Renko, R ERA: 6.55 (1, 1)	8.2	W	38	8	4	4	7	4	0	1	0	1	0	80	126	4.15	1.385
Chuck Taylor, R ERA: 4.23 (9, 1)	0.1	S	2	0	0	0	0	1	0	0	0	0	0	2	6	0.00	3.000

BOTTOM

Montreal Expos @ Los Angeles Dodgers
Dodger Stadium, Los Angeles, CA
 Tue Jun 10 1975, 7:05 PM PDT
 Att. 22,065 - Unknown

livebaseballscorecards.com

AB	33
R	4
H	8
RBI	3
BB	5
SO	7
LOB	18



Batter	1	2	3	4	5	6	7	8	9	AB	R	H	RBI	BB	SO	LOB
Davey Lopes, R OBP: 0.382, SLG: 0.330 (1, 4)	0-0 F9 ①		4-0 FC5-4 1B BB		0-0 L6 ③			0-0 5-3 ②		3	0	0	0	1	0	0
Henry Cruz, L OBP: 0.268, SLG: 0.256 (1, 8)	0-0 F9 ②		0-0 FC5-4 1B			0-0 4-3 ①		0-0 F8 ③		4	0	1	0	0	0	0
Jimmy Wynn, R OBP: 0.428, SLG: 0.532 (1, 7)	0-0 L6 ③		0-0 FC5-4 ②			0-0 6-3 ②			0-0 6-3 ①	4	0	0	0	0	0	2
Steve Garvey, R OBP: 0.348, SLG: 0.469 (1, 3)		0-0 1B SF8 1B	0-0 F7 ③			0-0 1B			0-3 K ②	4	1	2	0	0	1	2
Willie Crawford, L OBP: 0.341, SLG: 0.354 (1, 9)		0-0 SF8 BB 1B		0-0 G3 ①		0-0 P4 ③			0-3 K ③	4	0	1	0	0	1	1
Ron Cey, R OBP: 0.354, SLG: 0.439 (1, 5)		4-0 G6-3 BB		4-0 L4-3 BB			0-0 F7 ①			1	0	0	0	2	0	0
Joe Ferguson, R OBP: 0.317, SLG: 0.287 (1, 2)		0-0 SF8 ①		0-0 L4-3 ② ③			0-3 K ②			2	0	0	1	0	1	1
Rick Auerbach, R OBP: 0.286, SLG: 0.250 (1, 6)		0-0 G6-3 ② ③			0-0 CS 1B		0-3 K ③			3	0	1	0	0	1	2
Mike Marshall, R (8, 1)		1-2f								0	0	0	0	0	0	0
Doug Rau, L OBP: 0.273, SLG: 0.200 (1, 1)			0-0 G3 ①		0-3 K ① ②					2	0	0	0	0	1	1
Ivan De Jesus, R OBP: 0.333, SLG: 0.310 (8, 6)								0-0 L4 ①		1	0	0	0	0	0	0

Inning Stats	R: 0	H: 0	R: 1	H: 2	R: 0	H: 1	R: 0	H: 1	R: 0	H: 0	R: 0	H: 0	R: 0	H: 0	R: 0	H: 0	R: 0	H: 0	R: 0	H: 0	1B: 5	SF: 1	WP: 0	PA: 32
	E: 0	LOB: 0	E: 0	LOB: 1	E: 0	LOB: 2	E: 0	LOB: 0	E: 0	LOB: 1	E: 0	LOB: 0	E: 0	LOB: 0	E: 0	LOB: 0	E: 0	LOB: 0	E: 0	LOB: 0	E: 0	LOB: 0	PB: 0	
	K: 0	BB: 0	K: 0	BB: 1	K: 0	BB: 1	K: 0	BB: 1	K: 1	BB: 0	K: 2	BB: 0	K: 0	BB: 0	K: 2	BB: 0	K: 0	BB: 0	K: 0	BB: 0	K: 0	BB: 0	SB: 0	
	S: 3	P: 3	S: 4	P: 8	S: 4	P: 8	S: 2	P: 6	S: 5	P: 5	S: 7	P: 7	S: 3	P: 3	S: 7	P: 7	S: 7	P: 7	S: 7	P: 7	S: 3	P: 3	CS: 1	

PITCHER	IP	WLS	BF	H	R	ER	SO	BB	IBB	HBP	BLK	WP	HR	S	P	ERA	WHIP
Randy Tate, R ERA: 3.73 (1, 1)	7.0		26	5	1	1	3	3	0	0	0	0	0	29	41	1.29	1.143
Bob Apodaca, R ERA: 1.19 (8, 1)	2.0	W	6	0	0	0	2	0	0	0	0	0	0	10	10	0.00	0.000

BOTTOM

New York Mets @ Los Angeles Dodgers
Dodger Stadium, Los Angeles, CA

Wed Jun 11 1975, 7:05 PM PDT
Att. 40,095 - Unknown

AB	28
R	1
H	5
RBI	1
BB	3
SO	5
LOB	9

PITCHER	IP	WLS	BF	H	R	ER	SO	BB	IBB	HBP	BLK	WP	HR	S	P	ERA	WHIP
---------	----	-----	----	---	---	----	----	----	-----	-----	-----	----	----	---	---	-----	------

Batter	1	2	3	4	5	6	7	8	9	AB R H RBI BB SO LOB	TOP		
Wayne Garrett, L (1, 5) OBP: 0.400, SLG: 0.468	0-0 F9			0-0 4-3		0-0 2B		0-0 2B 1B		4 2 2 0 0 0 0	New York Mets @ Los Angeles Dodgers Dodger Stadium, Los Angeles, CA Thu Jun 12 1975, 7:05 PM PDT Att. 27,240 - Unknown		
Felix Millan, R (1, 4) OBP: 0.322, SLG: 0.361	0-0 6-3			0-0 6-3		0-0 2B		0-0 2B		4 0 2 2 0 0 0			
Del Unser, L (1, 8) OBP: 0.351, SLG: 0.420	0-3 K			0-0 F7		0-0 1-3		0-0 FC6-5		4 0 0 0 0 1 2			
Rusty Staub, L (1, 9) OBP: 0.382, SLG: 0.435				0-0 4-3		0-3 K		0-0 L5		4 0 0 0 0 1 2			
Ed Kranepool, L (1, 3) OBP: 0.400, SLG: 0.491				0-3 K		0-0 1B		0-0 4-3		4 0 1 0 0 1 0			
John Milner, L (1, 7) Gene Clines, R (9, 7) OBP: 0.305, SLG: 0.381 OBP: 0.241, SLG: 0.200				0-0 3-1		0-0 P3		0-0 G3		4 0 1 0 0 0 2 0 0 0 0 0 0 0			
Mike Phillips, L (1, 6) OBP: 0.331, SLG: 0.309				0-0 F8		0-0 F9		0-0 1B		4 0 1 0 0 1 3			
Jerry Grote, R (1, 2) OBP: 0.318, SLG: 0.336				0-0 F4		0-0 4-3		0-0 FC6-4		4 0 1 0 0 0 3			
Jon Matlack, L (1, 1) OBP: 0.207, SLG: 0.080				0-0 L7		0-0 5-3		0-3 K		4 0 0 0 0 2 2			
Inning Stats	R: 0 H: 0 E: 0 LOB: 0 K: 1 BB: 0 S: 5 P: 5	R: 0 H: 0 E: 0 LOB: 0 K: 1 BB: 0 S: 5 P: 5	R: 0 H: 0 E: 0 LOB: 0 K: 0 BB: 0 S: 3 P: 3	R: 0 H: 0 E: 0 LOB: 0 K: 0 BB: 0 S: 3 P: 3	R: 0 H: 1 E: 1 LOB: 2 K: 0 BB: 0 S: 5 P: 5	R: 1 H: 2 E: 0 LOB: 1 K: 1 BB: 0 S: 7 P: 7	R: 0 H: 1 E: 0 LOB: 1 K: 0 BB: 0 S: 4 P: 4	R: 1 H: 2 E: 0 LOB: 1 K: 1 BB: 0 S: 7 P: 7	R: 0 H: 2 E: 0 LOB: 2 K: 2 BB: 0 S: 9 P: 9	1B: 5 SF: 0 2B: 3 SAC: 0 3B: 0 DP: 0 HR: 0 HBP: 0		WP: 0 PA: 36 PB: 0 SB: 0 CS: 0	
PITCHER	IP WLS BF H R ER SO BB IBB HBP BLK WP HR S P ERA WHIP											PITCHER	IP WLS BF H R ER SO BB IBB HBP BLK WP HR S P ERA WHIP
Don Sutton, R (1, 1) ERA: 1.99	8.0 L 31 6 2 2 4 0 0 0 0 0 0 0 39 39 2.25 0.750												
Jim Brewer, L (9, 1) ERA: 3.81	1.0 5 2 0 0 2 0 0 0 0 0 0 0 9 9 0.00 2.000												

livebaseballscorecards.com

AB 36
R 2
H 8
RBI 2
BB 0
SO 6
LOB 14



Batter	1	2	3	4	5	6	7	8	9	AB	R	H	RBI	BB	SO	LOB
Davey Lopes, R OBP: 0.380, SLG: 0.326 (1, 8) (9, 4)	0-0 6-3		0-0 F2		4-0 BB			0-0 F3		3	0	0	0	1	0	1
Lee Lacy, R OBP: 0.374, SLG: 0.453 Jim Brewer, L (1, 4) (9, 1)	0-3 K			0-0 5-3	0-0 1-3			0-0 5-3		4	0	0	0	0	1	3
Jimmy Wynn, R OBP: 0.421, SLG: 0.521 (1, 7) (9, 8)	0-0 F8			0-0 F7			0-0 5-3		0-3 K	4	0	0	0	0	1	0
Steve Garvey, R OBP: 0.347, SLG: 0.465 (1, 3)		0-3 K		0-0 1B			0-3 K		0-3 K	4	0	1	0	0	3	0
Ron Cey, R OBP: 0.349, SLG: 0.431 (1, 5)		0-0 6-3		0-0 5-3			0-0 L7		0-3 K	4	0	0	0	0	1	1
Joe Ferguson, R OBP: 0.318, SLG: 0.288 (1, 2)		0-0 F6			0-0 FC5-4 1B		0-0 5-3			3	0	1	0	0	0	0
Tom Paciorek, R OBP: 0.218, SLG: 0.257 (1, 9)			0-0 L5		0-0 FC5-4 SH1-4 1B 1-2f		0-0 5-3			3	0	0	0	0	0	1
Ivan De Jesus, R OBP: 0.333, SLG: 0.313 (1, 6)			0-0 E6 4-3		0-0 SH1-4 1B 1-2		0-0 4-3			3	0	1	0	0	0	0
Don Sutton, R OBP: 0.182, SLG: 0.122 Manny Mota, R OBP: 0.333, SLG: 0.259 (8, PH) (9, 7)			0-0 4-3		0-0 SH1-4 1-2 2-3			0-0 2-3		1	0	0	0	0	0	1
										1	0	0	0	0	0	0

Inning Stats	R: 0	H: 0	E: 0	K: 1	S: 5	R: 0	H: 0	E: 0	K: 1	S: 5	R: 0	H: 0	E: 1	K: 0	S: 4	R: 0	H: 2	E: 0	K: 0	S: 5	R: 0	H: 0	E: 0	K: 1	S: 5	R: 0	H: 0	E: 0	K: 0	S: 3	R: 0	H: 0	E: 0	K: 3	S: 9	R: 0	H: 0	E: 0	K: 3	S: 9	1B: 3	2B: 0	3B: 0	HR: 0	SF: 0	SAC: 1	DP: 0	HBP: 0	WP: 0	PB: 0	SB: 0	CS: 0	PA: 32
PITCHER Jon Matlack, L ERA: 3.39 (1, 1)	IP	WLS	BF	H	R	ER	SO	BB	IBB	HBP	BLK	WP	HR	S	P	ERA	WHIP																																				
	9.0	W	32	3	0	0	6	1	0	0	0	0	0	43	47	0.00	0.444																																				


BOTTOM

New York Mets @ Los Angeles Dodgers
Dodger Stadium, Los Angeles, CA

Thu Jun 12 1975, 7:05 PM PDT
 Att. 27,240 - Unknown

livebaseballscorecards.com

AB 30
R 0
H 3
RBI 0
BB 1
SO 6
LOB 7



Batter	1	2	3	4	5	6	7	8	9	AB R H RBI BB SO LOB	TOP		
Dave Cash, R OBP: 0.385, SLG: 0.403 (1, 4) X	0-0 F9 ①			X 0-0 4-3 ①		X 0-0 5-3 ③		X 0-0 6-3 ①		4 0 0 0 0 0 0	Philadelphia Phillies @ Los Angeles Dodgers Dodger Stadium, Los Angeles, CA Fri Jun 13 1975, 7:05 PM PDT Att: 33,970 - Unknown livebaseballscorecards.com		
Johnny Oates, L OBP: 0.304, SLG: 0.318 (1, 2) X	0-0 L4 ②		X 0-0 1-3 ②		X 0-0 1B SH1-3 1B ①		X 0-0 4-3 ②		4 1 1 0 0 0 0				
Mike Schmidt, R OBP: 0.302, SLG: 0.437 (1, 6) S S S	0-3 K ③		H 1-0 CS BB HBP		X 0-0 SH1-3 1-2 ①		X 0-0 F2 ③		2 0 0 0 0 1 0				
Greg Luzinski, R OBP: 0.345, SLG: 0.519 (1, 7)		X 0-0 4-3 ①		B B B B 4-0 1-2 BB		X 0-0 BB 1B HR 1B ①		S S S 0-3 K ①	3 1 1 0 1 1 0				
Ollie Brown, R OBP: 0.333, SLG: 0.484 (9, 7)										0 0 0 0 0 0 0			
Dick Allen, R OBP: 0.298, SLG: 0.300 (1, 3)		X 0-0 6-3 ②		X 0-0 CS ③	X 0-0 6-3 ①		X 0-0 1-2 HR BB 1B ①		X 0-0 F3 ②	4 1 1 1 0 0 0			
Tom Hutton, L OBP: 0.273, SLG: 0.167 (9, 3)										0 0 0 0 0 0 0			
Jay Johnstone, L OBP: 0.362, SLG: 0.434 (1, 9) X	0-0 L9 ③			S S S 0-0 2-3	X 0-3 K ②		X 0-0 3-H F9 ②		B B B B 4-0 BB	3 0 0 0 1 1 2			
Tony Taylor, R OBP: 0.367, SLG: 0.308 (1, 5) X			X 0-0 F3 ①		X 0-0 4-3 ③		B B B B 4-0 1-2 HR BB ①		X 0-0 1-3 ③	3 1 0 0 1 0 1			
Jerry Martin, R OBP: 0.370, SLG: 0.462 (1, 8) X			X 0-0 F2 ②		X 0-0 4-3 ①	X 0-0 1-H 2-H 3-H HR ①				3 1 1 4 0 0 0			
Jim Lonborg, R OBP: 0.194, SLG: 0.033 (1, 1) S S S			S S S 0-3 K ③		S S S 0-3 K ②	X 0-0 6-3 ③				3 0 0 0 0 2 0			
Inning Stats	R: 0 H: 0 E: 0 LOB: 0 K: 1 BB: 0 S: 5 P: 5	R: 0 H: 0 E: 0 LOB: 0 K: 0 BB: 0 S: 3 P: 3	R: 0 H: 0 E: 0 LOB: 0 K: 1 BB: 0 S: 5 P: 5	R: 0 H: 0 E: 0 LOB: 1 K: 0 BB: 1 S: 2 P: 7	R: 0 H: 0 E: 0 LOB: 0 K: 1 BB: 0 S: 5 P: 5	R: 0 H: 0 E: 0 LOB: 0 K: 1 BB: 0 S: 5 P: 5	R: 5 H: 4 E: 0 LOB: 0 K: 0 BB: 1 S: 7 P: 11	R: 0 H: 0 E: 0 LOB: 0 K: 0 BB: 0 S: 3 P: 3	R: 0 H: 0 E: 0 LOB: 1 K: 1 BB: 1 S: 5 P: 9	1B: 3 SF: 0 2B: 0 SAC: 1 3B: 0 DP: 0 HR: 1 HBP: 1	WP: 0 PA: 35 PB: 0 SB: 0 CS: 1		
PITCHER	IP WLS BF H R ER SO BB IBB HBP BLK WP HR S P ERA WHIP											PITCHER	IP WLS BF H R ER SO BB IBB HBP BLK WP HR S P ERA WHIP
Andy Messersmith, R ERA: 2.12 (1, 1)	8.0 L 30 4 5 5 4 2 0 1 0 0 1 35 44 5.62 0.750												
Charlie Hough, R ERA: 4.58 (9, 1)	1.0 4 0 0 0 0 1 1 0 0 0 0 0 5 9 0.00 1.000												

Batter	1	2	3	4	5	6	7	8	9	AB	R	H	RBI	BB	SO	LOB
--------	---	---	---	---	---	---	---	---	---	----	---	---	-----	----	----	-----

Davey Lopes, R <small>OBP: 0.378, SLG: 0.321</small> (1, 4)	4-0 		0-0 			0-3 		0-0 		3	1	0	0	1	1	1
Bill Buckner, L <small>OBP: 0.240, SLG: 0.322</small> (1, 7)	0-0 		0-0 			0-0 		0-0 		4	0	0	0	0	0	1
Jimmy Wynn, R <small>OBP: 0.422, SLG: 0.531</small> (1, 8)	0-0 		0-0 			0-0 		0-0 		4	0	2	1	0	0	0
Steve Garvey, R <small>OBP: 0.342, SLG: 0.458</small> (1, 3)	0-0 			0-3 		0-0 		0-0 		4	0	0	0	0	1	2
Willie Crawford, L <small>OBP: 0.339, SLG: 0.348</small> (1, 9)	4-0 			0-0 		0-0 		0-0 		3	0	0	0	1	0	1
Ron Cey, R <small>OBP: 0.345, SLG: 0.425</small> (1, 5)	0-0 			0-0 		0-0 				3	0	0	0	0	0	2
Steve Yeager, R <small>OBP: 0.288, SLG: 0.292</small> (1, 2)		0-0 			0-0 		4-0 			2	0	0	0	1	0	0
Ivan De Jesus, R <small>OBP: 0.316, SLG: 0.294</small> Henry Cruz, L <small>OBP: 0.262, SLG: 0.250</small> (8, PH) Rick Auerbach, R <small>OBP: 0.286, SLG: 0.250</small> (9, 6)		0-3 			0-0 		0-0 			2	0	0	0	0	1	0
Andy Messersmith, R <small>OBP: 0.308, SLG: 0.354</small> Leron Lee, L <small>OBP: 0.222, SLG: 0.167</small> (8, PH) Charlie Hough, R (9, 1)		0-3 			0-0 		0-0 			1	0	0	0	0	0	1
		0-0 								0	0	0	0	0	0	0

Inning Stats	R: 1	H: 1	E: 0	K: 0	S: 4	LOB: 2	BB: 2	P: 12	R: 0	H: 0	E: 0	K: 2	S: 7	LOB: 0	BB: 0	P: 7	R: 0	H: 0	E: 0	K: 0	S: 3	LOB: 0	BB: 0	P: 3	R: 0	H: 0	E: 0	K: 1	S: 5	LOB: 0	BB: 0	P: 5	R: 0	H: 0	E: 0	K: 0	S: 3	LOB: 0	BB: 0	P: 3	R: 0	H: 0	E: 0	K: 1	S: 5	LOB: 0	BB: 0	P: 5	R: 0	H: 0	E: 0	K: 0	S: 3	LOB: 0	BB: 0	P: 3	R: 0	H: 0	E: 0	K: 0	S: 3	LOB: 1	BB: 1	P: 7	R: 0	H: 1	E: 0	K: 0	S: 4	LOB: 1	BB: 0	P: 4	1B: 0	2B: 2	3B: 0	HR: 0	SF: 0	SAC: 0	DP: 0	HBP: 0	WP: 0	PB: 0	SB: 1	CS: 0	PA: 32
--------------	------	------	------	------	------	--------	-------	-------	------	------	------	------	------	--------	-------	------	------	------	------	------	------	--------	-------	------	------	------	------	------	------	--------	-------	------	------	------	------	------	------	--------	-------	------	------	------	------	------	------	--------	-------	------	------	------	------	------	------	--------	-------	------	------	------	------	------	------	--------	-------	------	------	------	------	------	------	--------	-------	------	-------	-------	-------	-------	-------	--------	-------	--------	-------	-------	-------	-------	--------

PITCHER	IP	WLS	BF	H	R	ER	SO	BB	IBB	HBP	BLK	WP	HR	S	P	ERA	WHIP
Jim Lonborg, R <small>ERA: 1.92</small> (1, 1)	9.0	W	32	2	1	1	4	3	0	0	0	0	0	37	49	1.00	0.556

BOTTOM

Philadelphia Phillies @ Los Angeles Dodgers
 Dodger Stadium, Los Angeles, CA
 Fri Jun 13 1975, 7:05 PM PDT
 Att. 33,970 - Unknown

AB	29
R	1
H	2
RBI	1
BB	3
SO	4
LOB	9



PITCHER	IP	WLS	BF	H	R	ER	SO	BB	IBB	HBP	BLK	WP	HR	S	P	ERA	WHIP
---------	----	-----	----	---	---	----	----	----	-----	-----	-----	----	----	---	---	-----	------

Batter	1	2	3	4	5	6	7	8	9	AB R H RBI BB SO LOB	TOP									
Dave Cash, R (1, 4) OBP: 0.378, SLG: 0.394	0-0 F9		0-0 1-3		0-0 4-3		0-0 FC4		0-0 FC6-4	5 1 0 0 0 0 3	Philadelphia Phillies @ Los Angeles Dodgers Dodger Stadium, Los Angeles, CA Sat Jun 14 1975, 7:05 PM PDT Att: 52,299 - Unknown livebaseballscorecards.com									
Johnny Oates, L (1, 2) OBP: 0.314, SLG: 0.347	0-0 G3		0-0 2B		0-0 F9			0-0 G3	5 0 2 1 0 0 0											
Jay Johnstone, L (1, 9) OBP: 0.374, SLG: 0.437	0-0 F7		4-0 BB		0-0 F9			0-0 1B	4 1 2 1 1 0 0											
Greg Luzinski, R (1, 7) OBP: 0.346, SLG: 0.521		0-0 2B	0-0 F8			0-0 F8		0-0 1B	5 0 2 0 0 0 4											
Dick Allen, R (1, 3) OBP: 0.287, SLG: 0.287		0-0 L3		0-0 6-3		0-0 6-3		0-0 F9	4 0 0 0 0 0 3											
Tony Taylor, R (1, 5) OBP: 0.382, SLG: 0.333		0-3 K		0-0 1B		0-0 4-3		0-0 1B	4 0 2 1 0 1 1											
Jerry Martin, R (1, 8) OBP: 0.340, SLG: 0.419		0-0 4-3		0-0 F8			0-0 5-3	0-0 F7	4 0 0 0 0 0 4											
Terry Harmon, R (1, 6) OBP: 0.339, SLG: 0.333			0-3 K	0-0 1B			4-0 FC4	0-0 FC6-4	3 0 2 0 1 1 0											
Larry Christenson, R (1, 1) OBP: 0.250, SLG: 0.750			0-0 BLK	0-0 F9			0-0 F8	0-0 F3	2 1 1 0 0 0 2											
Tom Hutton, L (7, PH) OBP: 0.269, SLG: 0.164									1 0 0 0 0 0 1											
Tug McGraw, R (7, 1) OBP: 0.333, SLG: 0.333									0 0 0 0 0 0 0											
Ollie Brown, R (9, PH) OBP: 0.324, SLG: 0.469									1 0 0 0 0 0 1											
Inning Stats	R: 0 E: 0 K: 0 S: 3	H: 0 LOB: 0 BB: 0 P: 3	R: 0 E: 0 K: 1 S: 6	H: 1 LOB: 1 BB: 0 P: 6	R: 1 E: 0 K: 1 S: 7	H: 2 LOB: 2 BB: 1 P: 11	R: 0 E: 0 K: 0 S: 5	H: 2 LOB: 2 BB: 0 P: 5	R: 0 E: 0 K: 0 S: 3	H: 0 LOB: 0 BB: 0 P: 3	R: 0 E: 0 K: 0 S: 3	H: 0 LOB: 1 BB: 1 P: 7	R: 1 E: 0 K: 0 S: 6	H: 3 LOB: 2 BB: 0 P: 6	R: 1 E: 0 K: 0 S: 6	H: 3 LOB: 2 BB: 0 P: 6	1B: 8 2B: 3 3B: 0 HR: 0	SF: 0 SAC: 0 DP: 0 HBP: 0	WP: 0 PB: 0 SB: 0 CS: 0	PA: 40
PITCHER	IP WLS BF H R ER SO BB IBB HBP BLK WP HR S P ERA WHIP																			
Burt Hooton, R (1, 1) ERA: 4.14	7.0 W 28 5 1 1 2 2 0 0 0 1 0 0 30 38 1.29 1.000																			
Mike Marshall, R (8, 1) ERA: 3.9	2.0 S 12 6 2 2 0 0 0 0 0 0 0 0 12 12 9.00 3.000																			

AB	38
R	3
H	11
RBI	3
BB	2
SO	2
LOB	19



Batter	1	2	3	4	5	6	7	8	9
Davey Lopes, R OBP: 0.380, SLG: 0.318 (1, 4)	4-0 BB 4-3		0-3 K			0-0 F3	4-0 HR BB		
Bill Buckner, L OBP: 0.232, SLG: 0.311 (1, 7) Ken McMullen, R OBP: 0.231, SLG: 0.667 (7, PH) Mike Marshall, R (8, 1)	0-0 4-3 1-2		0-0 F7			0-3 K	0-0 HR 1-H 2-H		
Jimmy Wynn, R OBP: 0.423, SLG: 0.528 (1, 8) (8, 7)	0-0 F9			0-0 F9 1B		4-0 1B BB	0-0 F8		
Steve Garvey, R OBP: 0.341, SLG: 0.455 (1, 3)	0-3 K			0-0 F9 1-2		0-0 1B 1-3		0-0 P6	
Willie Crawford, L OBP: 0.349, SLG: 0.352 (1, 9) Lee Lacy, R OBP: 0.379, SLG: 0.453 (8, PH) Steve Yeager, R OBP: 0.288, SLG: 0.292 (9, 2)		4-0 1B BB		4-0 BB		0-0 FC6-4 1-3 3-H 1B		4-0 G1-4-3 BB	
Ron Cey, R OBP: 0.343, SLG: 0.422 (1, 5)		0-0 1-3 1B		0-0 F9		0-0 FC6-4 1-2f		0-0 G1-4-3 1-2f	
Joe Ferguson, R OBP: 0.313, SLG: 0.282 (1, 2) (9, 9)		0-0 F8			0-0 F7		0-3 K		
Ivan De Jesus, R OBP: 0.317, SLG: 0.278 (1, 6)		0-3 K			0-0 F9		4-0 CS BB		
Burt Hooton, R OBP: 0.200, SLG: 0.217 (1, 1) Manny Mota, R OBP: 0.355, SLG: 0.286 (7, PH) Henry Cruz, L OBP: 0.262, SLG: 0.250 (8, 8)			0-3 K		0-3 K		0-0 WP HR 1-2 1B		


AB	R	H	RBI	BB	SO	LOB
2	1	0	0	2	1	0
3	0	0	0	0	1	1
1	1	1	3	0	0	0
0	0	0	0	0	0	0
3	1	1	0	1	0	1
4	0	1	0	0	1	2
1	0	1	1	2	0	0
0	0	0	0	1	0	0
0	0	0	0	0	0	0
4	0	1	0	0	0	4
3	0	0	0	0	1	1
2	0	0	0	1	1	1
2	0	0	0	0	2	0
1	1	1	0	0	0	0
0	0	0	0	0	0	0

BOTTOM

Philadelphia Phillies @ Los Angeles Dodgers
 Dodger Stadium, Los Angeles, CA
 Sat Jun 14 1975, 7:05 PM PDT
 Att. 52,299 - Unknown

AB	26
R	4
H	6
RBI	4
BB	7
SO	7
LOB	10

WP: 1 PA: 33
 PB: 0
 SB: 0
 CS: 1



Inning Stats	R: 0	H: 0	E: 0	K: 1	S: 5	R: 0	H: 1	E: 0	K: 1	S: 5	R: 0	H: 0	E: 0	K: 2	S: 7	R: 0	H: 1	E: 0	K: 0	S: 3	R: 0	H: 0	E: 0	K: 1	S: 5	R: 1	H: 2	E: 0	K: 1	S: 7	R: 3	H: 2	E: 0	K: 1	S: 6	R: 0	H: 0	E: 0	K: 0	S: 2
	LOB: 1	BB: 1	P: 9	LOB: 1	BB: 1	P: 9	LOB: 0	BB: 0	P: 7	LOB: 1	BB: 1	P: 7	LOB: 0	BB: 0	P: 5	LOB: 2	BB: 1	P: 11	LOB: 0	BB: 2	P: 14	LOB: 0	BB: 1	P: 6	LOB: 0	BB: 1	P: 6	LOB: 0	BB: 1	P: 6	LOB: 0	BB: 1	P: 6	LOB: 0	BB: 1	P: 6	LOB: 0	BB: 1	P: 6	

PITCHER	IP	WLS	BF	H	R	ER	SO	BB	IBB	HBP	BLK	WP	HR	S	P	ERA	WHIP
Larry Christenson, R ERA: 3.49 (1, 1)	6.0		24	4	1	1	6	4	0	0	0	0	0	32	48	1.50	1.333
Tug McGraw, L ERA: 2.97 (7, 1)	2.0	L	9	2	3	3	1	3	0	0	0	1	1	8	20	13.50	2.500

WP	HR	S	P	ERA	WHIP
1	1	14	6	1.50	1.333
0	0	11	6	13.50	2.500

Batter	1	2	3	4	5	6	7	8	9	AB R H RBI BB SO LOB	TOP																
Dave Cash, R (1, 4) OBP: 0.383, SLG: 0.416	0-0 HR		0-0 6-3 2B			0-0 1B 1-4-3 1B	0-0 5-3			4 2 3 1 0 0 0																	
Jerry Martin, R (1, 8) OBP: 0.315, SLG: 0.383	0-0 F5		0-0 6-3			0-0 1-4-3		0-3 K		4 0 0 0 0 1 2																	
Greg Luzinski, R (1, 7) OBP: 0.348, SLG: 0.534	0-3 K		0-0 6-3			0-0 BB SF9 1B		0-0 HR		4 2 2 1 0 1 1																	
Dick Allen, R (1, 3) Tom Hutton, L (8, 3) OBP: 0.304, SLG: 0.306 OBP: 0.269, SLG: 0.164	0-0 1B			0-0 FC5-4 1B		0-0 BB 1-2 3-H 1B		0-3 K		4 0 3 1 0 1 0 0 0 0 0 0 0 0																	
Ollie Brown, R (1, 9) Mike Anderson, R (8, 9) OBP: 0.342, SLG: 0.441 OBP: 0.329, SLG: 0.428	0-3 K			0-0 F3		4-0 BB 1-2 2-3 FC6-4 BB		4-0 BB		2 0 0 0 2 1 2 0 0 0 0 0 0 0																	
Tony Taylor, R (1, 5) OBP: 0.342, SLG: 0.303		0-0 5-3		0-0 FC5-4 CS 1-2f		0-0 SF9		0-0 G3		3 0 0 1 0 0 2																	
Bob Boone, R (1, 2) OBP: 0.345, SLG: 0.350		0-0 F7		0-0 CS 1-2	0-0 F7	0-0 FC6-4		0-3 K		4 0 0 0 0 1 2																	
Terry Harmon, R (1, 6) OBP: 0.317, SLG: 0.308		0-3 K					0-0 6-3		0-0 5-3	4 0 0 0 0 2 0																	
Tom Underwood, R (1, 1) Mike Rogodzinski, L (7, PH) Gene Garber, R (7, 1) OBP: 0.111, SLG: 0.111			0-3 K				0-0 F7		0-0 6-3	2 0 0 0 0 2 0 1 0 0 0 0 0 0 1 0 0 0 0 0 0																	
Inning Stats	R: 1 E: 0 K: 2 S: 9	H: 2 LOB: 1 BB: 0 P: 9	R: 0 E: 0 K: 1 S: 5	H: 0 LOB: 0 BB: 0 P: 5	R: 0 E: 0 K: 1 S: 6	H: 1 LOB: 1 BB: 0 P: 6	R: 0 E: 0 K: 0 S: 3	H: 1 LOB: 0 BB: 0 P: 3	R: 0 E: 0 K: 2 S: 7	H: 0 LOB: 0 BB: 0 P: 7	R: 2 E: 0 K: 0 S: 6	H: 3 LOB: 2 BB: 1 P: 10	R: 0 E: 0 K: 0 S: 3	H: 0 LOB: 0 BB: 0 P: 3	R: 1 E: 0 K: 2 S: 8	H: 1 LOB: 1 BB: 1 P: 12	R: 0 E: 0 K: 1 S: 5	H: 0 LOB: 0 BB: 0 P: 5	1B: 5 2B: 1 3B: 0 HR: 2	SF: 1 SAC: 0 DP: 0 HBP: 0	WP: 0 PB: 0 SB: 0 CS: 1	PA: 37					
PITCHER	IP WLS BF H R ER SO BB IBB HBP BLK WP HR S P ERA WHIP																										
Doug Rau, L (1, 1) ERA: 3.62	5.1		23	7	3	3	6	1	0	0	0	0	1	34	38	5.06	1.500										
Rick Rhoden, R (6, 1) ERA: 3.89	1.2		5	0	0	0	0	0	0	0	0	0	0	5	5	0.00	0.000										
Mike Marshall, R (8, 1) ERA: 3.93	2.0	L	8	1	1	1	3	1	0	0	0	0	1	13	17	4.50	1.000										

Philadelphia Phillies @ Los Angeles Dodgers
Dodger Stadium, Los Angeles, CA
Sun Jun 15 1975, 3:33 AM PDT
Att. 40,959 - Unknown

livebaseballscorecards.com

AB	33
R	4
H	8
RBI	4
BB	2
SO	9
LOB	9



Batter	1	2	3	4	5	6	7	8	9	AB R H RBI BB SO LOB
Davey Lopes, R OBP: 0.380, SLG: 0.320 (1, 4)	0-0 F8		0-0 L7		0-0 1B FC4-6		0-0 1B		0-0 5-3	5 1 2 0 0 0 0
Tom Paciorek, R OBP: 0.235, SLG: 0.263 Willie Crawford, L OBP: 0.347, SLG: 0.349 (7, PH) (8, 7)	0-0 F9		4-0 BB		0-0 1B FC4-6		0-3 K			2 0 1 0 1 0 0 1 0 0 0 0 1 1
Jimmy Wynn, R OBP: 0.421, SLG: 0.520 (1, 8)	4-0 1B 3B BB		0-0 F7		0-0 FC4-6		0-0 5-3			3 1 0 1 1 0 3
Steve Garvey, R OBP: 0.343, SLG: 0.454 (1, 3)	0-0 1-3 3B 1B		0-0 F3		0-0 F9			4-0 1B BB		3 1 1 0 1 0 2
Ron Cey, R OBP: 0.342, SLG: 0.428 (1, 5)	0-0 1-H 3-H 3B			0-3 K		0-0 F9		0-0 F8		4 0 1 2 0 1 1
Joe Ferguson, R OBP: 0.322, SLG: 0.285 (1, 9)	0-3 K		4-0 BB		4-0 1B BB		4-0 1B BB	0-0 1-2 G6-4-3 1B		2 0 1 0 2 1 1
Steve Yeager, R OBP: 0.287, SLG: 0.291 (1, 2)		0-0 F9		0-0 F9		0-0 1-2 G4-6-3 1B		0-0 1-2f G6-4-3		4 0 1 0 0 0 3
Ivan De Jesus, R OBP: 0.302, SLG: 0.263 Manny Mota, R OBP: 0.344, SLG: 0.276 Rick Auerbach, R OBP: 0.286, SLG: 0.250 Bill Buckner, L OBP: 0.230, SLG: 0.308 (6, PH) (7, 6) (9, PH)		0-3 K		0-3 K		0-0 1-2f G4-6-3		0-0 1-3		2 0 0 0 0 2 1 1 0 0 0 0 0 2 0 0 0 0 0 0 0 1 0 0 0 0 0 0
Doug Rau, L OBP: 0.257, SLG: 0.188 Rick Rhoden, R (6, 1) Leron Lee, L OBP: 0.214, SLG: 0.160 Mike Marshall, R (8, 1) Henry Cruz, L OBP: 0.256, SLG: 0.244 (9, PH)		0-3 K			0-0 4-3		0-0 F9		0-0 F9	2 0 0 0 0 1 0 0 0 0 0 0 0 0 1 0 0 0 0 0 0 0 0 0 0 0 0 0 1 0 0 0 0 0 0


Inning Stats	R: 2 E: 0 K: 1 S: 7	H: 2 LOB: 1 BB: 1 P: 11	R: 0 E: 0 K: 2 S: 7	H: 0 LOB: 0 BB: 0 P: 7	R: 0 E: 0 K: 0 S: 3	H: 0 LOB: 1 BB: 1 P: 7	R: 0 E: 0 K: 2 S: 7	H: 0 LOB: 1 BB: 1 P: 11	R: 1 E: 0 K: 0 S: 5	H: 2 LOB: 1 BB: 0 P: 5	R: 0 E: 0 K: 0 S: 3	H: 1 LOB: 1 BB: 1 P: 7	R: 0 E: 0 K: 1 S: 6	H: 1 LOB: 1 BB: 0 P: 6	R: 0 E: 0 K: 0 S: 3	H: 1 LOB: 1 BB: 1 P: 7	R: 0 E: 0 K: 0 S: 3	H: 0 LOB: 0 BB: 0 P: 3	1B: 6 2B: 0 3B: 1 HR: 0	SF: 0 SAC: 0 DP: 2 HBP: 0	WP: 0 PB: 0 SB: 0 CS: 0	PA: 37
--------------	------------------------------	----------------------------------	------------------------------	---------------------------------	------------------------------	---------------------------------	------------------------------	----------------------------------	------------------------------	---------------------------------	------------------------------	---------------------------------	------------------------------	---------------------------------	------------------------------	---------------------------------	------------------------------	---------------------------------	----------------------------------	------------------------------------	----------------------------------	--------

PITCHER	IP	WLS	BF	H	R	ER	SO	BB	IBB	HBP	BLK	WP	HR	S	P	ERA	WHIP
Tom Underwood, L ERA: 3.16 (1, 1)	6.0		26	5	3	3	5	4	0	0	0	0	0	32	48	4.50	1.500
Gene Garber, R ERA: 2.97 (7, 1)	3.0	W	11	2	0	0	1	1	0	0	0	0	0	12	16	0.00	1.000

BOTTOM

Philadelphia Phillies @ Los Angeles Dodgers
 Dodger Stadium, Los Angeles, CA
 Sun Jun 15 1975, 3:33 AM PDT
 Att. 40,959 - Unknown

AB	32
R	3
H	7
RBI	3
BB	5
SO	6
LOB	14



Batter	1	2	3	4	5	6	7	8	9	AB R H RBI BB SO LOB	TOP											
Greg Gross, L (1, 7) x OBP: 0.355, SLG: 0.363	0-0 1B 1B		0-0 F8		0-0 1B 1B		0-0 3B			4 0 3 0 0 0 0												
Roger Metzger, S (1, 6) x OBP: 0.328, SLG: 0.354	0-0 P3		0-0 HR 1B		0-0 1-2 1B		0-0 4-3			4 1 2 0 0 0 2												
Cesar Cedeno, R (1, 8) s s s OBP: 0.356, SLG: 0.398	0-3 K		0-0 1-H HR		0-3 K			0-3 K		4 1 1 2 0 3 3												
Bob Watson, R (1, 3) x OBP: 0.384, SLG: 0.521	0-0 1-2 1B		0-0 F9		0-0 F8			0-0 5-3		4 0 1 0 0 0 2												
Milt May, L (1, 2) x OBP: 0.284, SLG: 0.292	0-0 P6		0-3 K2-3			0-0 G3		0-0 G3		4 0 0 0 0 1 2												
Jose Cruz, L (1, 9) OBP: 0.343, SLG: 0.331		0-0 F7		0-3 K		0-0 F8		0-0 E7		4 0 0 0 0 1 0												
Doug Rader, R (1, 5) OBP: 0.313, SLG: 0.326		0-0 F8		0-0 F9		0-3 K		0-0 6-3		4 0 0 0 0 1 1												
Larry Milbourne, S (1, 4) OBP: 0.208, SLG: 0.176 Cliff Johnson, R (9, PH) OBP: 0.333, SLG: 0.452		0-0 1B		0-0 F6			0-0 4-3		0-0 F3	3 0 1 0 0 0 0 1 0 0 0 0 0 1												
Larry Dierker, R (1, 1) OBP: 0.061, SLG: 0.061 Ken Boswell, L (9, PH) OBP: 0.372, SLG: 0.328		0-0 F9			0-0 P3		0-0 P3		0-0 4-3	3 0 0 0 0 0 1 1 0 0 0 0 0 1												
Inning Stats	R: 0 E: 0 K: 1 S: 7	H: 2 LOB: 2 BB: 0 P: 7	R: 0 E: 0 K: 0 S: 4	H: 1 LOB: 1 BB: 0 P: 4	R: 2 E: 0 K: 1 S: 7	H: 2 LOB: 0 BB: 0 P: 7	R: 0 E: 0 K: 1 S: 5	H: 0 LOB: 0 BB: 0 P: 5	R: 0 E: 0 K: 1 S: 7	H: 2 LOB: 2 BB: 0 P: 7	R: 0 E: 0 K: 0 S: 4	H: 1 LOB: 1 BB: 0 P: 4	R: 0 E: 0 K: 1 S: 5	H: 0 LOB: 0 BB: 0 P: 5	R: 0 E: 1 K: 0 S: 4	H: 0 LOB: 1 BB: 0 P: 4	R: 0 E: 1 K: 0 S: 4	H: 0 LOB: 1 BB: 0 P: 4	1B: 6 2B: 0 3B: 1 HR: 1	SF: 0 SAC: 0 DP: 0 HBP: 0	WP: 0 PB: 0 SB: 0 CS: 0	PA: 36
PITCHER Don Sutton, R (1, 1) ERA: 1.99	IP: 9.0 WLS: W BF: 36 H: 8 R: 2 ER: 2 SO: 6 BB: 0 IBB: 0 HBP: 0 BLK: 0 WP: 0 HR: 1 S: 48 P: 48 ERA: 2.00 WHIP: 0.889											PITCHER	IP: 9.0 WLS: W BF: 36 H: 8 R: 2 ER: 2 SO: 6 BB: 0 IBB: 0 HBP: 0 BLK: 0 WP: 0 HR: 1 S: 48 P: 48 ERA: 2.00 WHIP: 0.889									

Houston Astros @ Los Angeles Dodgers
Dodger Stadium, Los Angeles, CA
Mon Jun 16 1975, 7:05 PM PDT
Att. 24,460 - Unknown

livebaseballscorecards.com

AB 36
R 2
H 8
RBI 2
BB 0
SO 6
LOB 13



Batter	1	2	3	4	5	6	7	8	9	AB R H RBI BB SO LOB	TOP											
Greg Gross, L (1, 7) OBP: 0.349, SLG: 0.356	0-0 F7		0-3 K			0-0 F6		0-0 4-3		4 0 0 0 0 1 2												
Roger Metzger, S (1, 6) OBP: 0.325, SLG: 0.348	0-0 4-3			0-0 G3		0-3 K2-3		0-0 F9		4 0 0 0 0 1 2												
Cesar Cedeno, R (1, 8) OBP: 0.352, SLG: 0.392	0-0 F6			0-0 P6			0-0 F2		0-0 F8	4 0 0 0 0 0 0												
Bob Watson, R (1, 3) OBP: 0.386, SLG: 0.525		0-0 5-3		0-0 2B		0-3 K			0-0 1B 1B	4 0 2 0 0 1 0												
Milt May, L (1, 2) OBP: 0.284, SLG: 0.291		0-0 2-3		0-3 K2-3		0-3 K			0-0 1B	4 0 1 0 0 2 1												
Skip Jutze, R (9, PR) OBP: 0.184, SLG: 0.184									1-2 G6-4-3 1B	0 0 0 0 0 0 0												
Jose Cruz, L (1, 9) OBP: 0.346, SLG: 0.327		4-0 BB FC6-4			0-0 F9			4-0 BB FC5-4	0-0 G6-4-3 1-2	2 0 0 0 2 0 2												
Doug Rader, R (1, 5) OBP: 0.309, SLG: 0.321		0-0 FC6-4			0-0 F8			0-0 FC5-4 1B		3 1 0 0 0 0 2												
Larry Milbourne, S (1, 4) OBP: 0.200, SLG: 0.170			0-0 P3		0-0 G3			4-0 1B BB		2 0 0 0 0 0 0												
Ken Boswell, L (8, PH) OBP: 0.380, SLG: 0.328								1-2 4-3 BB		0 0 0 0 1 0 0												
Dave Roberts, L (1, 1) OBP: 0.077, SLG: 0.115			0-0 F8			0-3 K		0-0 1B		1 0 0 0 0 0 0												
Wilbur Howard, S (6, PH) OBP: 0.324, SLG: 0.333								1-2 2-H		1 0 0 0 0 1 0												
J.R. Richard, R (6, 1) OBP: 0.259, SLG: 0.407										0 0 0 0 0 0 0												
Enos Cabell, R (8, PH) OBP: 0.313, SLG: 0.393										1 0 1 1 0 0 0												
Joe Niekro, R (8, 1) OBP: 0.500, SLG: 0.333										0 0 0 0 0 0 0												
Inning Stats	R: 0 E: 0 K: 0 S: 3	H: 0 LOB: 0 BB: 0 P: 3	R: 0 E: 0 K: 0 S: 3	H: 0 LOB: 1 BB: 1 P: 7	R: 0 E: 0 K: 1 S: 5	H: 0 LOB: 0 BB: 0 P: 5	R: 0 E: 0 K: 1 S: 6	H: 1 LOB: 1 BB: 0 P: 6	R: 0 E: 0 K: 0 S: 3	H: 0 LOB: 0 BB: 0 P: 3	R: 0 E: 0 K: 2 S: 7	H: 0 LOB: 0 BB: 0 P: 7	R: 0 E: 0 K: 2 S: 7	H: 0 LOB: 0 BB: 0 P: 7	R: 1 E: 0 K: 0 S: 4	H: 1 LOB: 2 BB: 2 P: 12	R: 0 E: 0 K: 0 S: 4	H: 2 LOB: 2 BB: 0 P: 4	1B: 3 2B: 1 3B: 0 HR: 0	SF: 0 SAC: 0 DP: 1 HBP: 0	WP: 0 PB: 0 SB: 0 CS: 0	PA: 33
PITCHER Andy Messersmith, R (1, 1) ERA: 2.05	IP: 9.0 WLS: W BF: 33 H: 4 R: 1 ER: 1 SO: 6 BB: 3 IBB: 0 HBP: 0 BLK: 0 WP: 0 HR: 0 S: 42 P: 54 ERA: 1.00 WHIP: 0.778											PITCHER	IP: 9.0 WLS: W BF: 33 H: 4 R: 1 ER: 1 SO: 6 BB: 3 IBB: 0 HBP: 0 BLK: 0 WP: 0 HR: 0 S: 42 P: 54 ERA: 1.00 WHIP: 0.778									

Houston Astros @ Los Angeles Dodgers
Dodger Stadium, Los Angeles, CA

Tue Jun 17 1975, 7:05 PM PDT
Att: 25,586 - Unknown

livebaseballscorecards.com

AB	30
R	1
H	4
RBI	1
BB	3
SO	6
LOB	9



Batter	1	2	3	4	5	6	7	8	9	AB R H RBI BB SO LOB	TOP											
Greg Gross, L (1, 7) OBP: 0.342, SLG: 0.348	0-3 K		0-0 F7			0-0 4-3			0-0 F7	4 0 0 0 0 1 2	Houston Astros @ Los Angeles Dodgers Dodger Stadium, Los Angeles, CA Wed Jun 18 1975, 7:05 PM PDT Att: 47,416 - Unknown livebaseballscorecards.com											
Roger Metzger, S (1, 6) OBP: 0.319, SLG: 0.343	0-0 P6			0-0 4-3		0-0 6-3		0-3 K	4 0 0 0 0 1 1													
Cesar Cedeno, R (1, 8) OBP: 0.347, SLG: 0.386	0-0 F7			0-0 F5			0-0 5-3	0-0 F8	4 0 0 0 0 0 1													
Bob Watson, R (1, 3) OBP: 0.381, SLG: 0.518		0-0 F9		0-0 F8			0-3 K		3 0 0 0 0 1 0													
Cliff Johnson, R (1, 2) OBP: 0.324, SLG: 0.438		0-0 5-3			0-0 6-3		0-0 1-3		3 0 0 0 0 0 0													
Enos Cabell, R (1, 9) OBP: 0.307, SLG: 0.385		0-0 F8			0-0 6-3		0-0 1-3		3 0 0 0 0 0 0													
Doug Rader, R (1, 5) OBP: 0.314, SLG: 0.337			0-0 2B		0-0 2B		0-0 6-3		3 0 2 0 0 0 0													
Larry Milbourne, S (1, 4) OBP: 0.190, SLG: 0.161			0-0 6-3		0-0 4-3		0-3 K		3 0 0 0 0 1 2													
Tom Griffin, R (1, 1) OBP: 0.174, SLG: 0.136			0-3 K			0-0 4-3		0-0 PB	1 0 0 0 0 1 1													
Wilbur Howard, S (6, PH) OBP: 0.314, SLG: 0.324								1B	1 0 0 0 0 0 0													
Ken Forsch, R (6, 1) OBP: 0.143, SLG: 0.143									0 0 0 0 0 0 0													
Jose Cruz, L (9, PH) OBP: 0.350, SLG: 0.331									1 0 1 0 0 0 0													
Inning Stats	R: 0 E: 0 K: 1 S: 5	H: 0 LOB: 0 BB: 0 P: 5	R: 0 E: 0 K: 0 S: 3	H: 0 LOB: 0 BB: 0 P: 3	R: 0 E: 0 K: 1 S: 6	H: 1 LOB: 1 BB: 0 P: 6	R: 0 E: 0 K: 0 S: 3	H: 0 LOB: 0 BB: 0 P: 3	R: 0 E: 0 K: 0 S: 4	H: 1 LOB: 1 BB: 0 P: 4	R: 0 E: 0 K: 0 S: 3	H: 0 LOB: 0 BB: 0 P: 3	R: 0 E: 0 K: 1 S: 5	H: 0 LOB: 0 BB: 0 P: 5	R: 0 E: 0 K: 1 S: 5	H: 0 LOB: 0 BB: 0 P: 5	R: 0 E: 0 K: 1 S: 6	H: 1 LOB: 1 BB: 0 P: 6	1B: 1 2B: 2 3B: 0 HR: 0	SF: 0 SAC: 0 DP: 0 HBP: 0	WP: 0 PB: 1 SB: 0 CS: 0	PA: 30
PITCHER Burt Hooton, R (1, 1) ERA: 3.68	IP: 9.0 WLS: W BF: 30 H: 3 R: 0 ER: 0 SO: 5 BB: 0 IBB: 0 HBP: 0 BLK: 0 WP: 0 HR: 0 S: 40 P: 40 ERA: 0.00 WHIP: 0.333																				PITCHER IP: WLS: BF: H: R: ER: SO: BB: IBB: HBP: BLK: WP: HR: S: P: ERA: WHIP:	

Houston Astros @ Los Angeles Dodgers
 Dodger Stadium, Los Angeles, CA
 Wed Jun 18 1975, 7:05 PM PDT
 Att: 47,416 - Unknown

AB	30
R	0
H	3
RBI	0
BB	0
SO	5
LOB	7



Batter	1	2	3	4	5	6	7	8	9
Davey Lopes, R OBP: 0.384, SLG: 0.322 (1, 4)	0-3 K	0-0 1B			0-0 5-3		0-0 5-3		
Bill Buckner, L OBP: 0.229, SLG: 0.300 (1, 7)	0-0 BB HR 1B	0-0 4-3			0-0 F9		0-0 G3		
Jimmy Wynn, R OBP: 0.434, SLG: 0.514 (1, 8)	4-0 1-2 HR BB		0-3 K		0-0 5-3			4-0 1B BB	
Steve Garvey, R OBP: 0.346, SLG: 0.466 (1, 3)	0-3 K		0-0 F5		0-0 FC4-6 1B			0-0 1-2 G6-4-3 1B	
Willie Crawford, L OBP: 0.345, SLG: 0.360 (1, 9)	4-0 1-2 HR 2-3 BB		0-0 F7		0-0 FC4-6 1B			0-0 P6	
Ron Cey, R OBP: 0.342, SLG: 0.445 (1, 5)	0-0 1-H 2-H 3-H HR			0-3 K		0-0 F3		0-0 1-2f G6-4-3	
Steve Yeager, R OBP: 0.288, SLG: 0.313 (1, 2)	0-0 F7			0-0 S 1B		0-0 1-3 1B			
Rick Auerbach, R OBP: 0.276, SLG: 0.241 (1, 6)					0-3 1-2 K		0-0 1-3		
Burt Hooton, R OBP: 0.179, SLG: 0.192 (1, 1)					0-3 K		0-3 K		

Inning Stats	R: 4	H: 2	E: 0	K: 2	S: 9	LOB: 0	BB: 2	P: 17
	R: 0	H: 1	E: 0	K: 1	S: 6	LOB: 1	BB: 0	P: 6
	R: 0	H: 0	E: 0	K: 1	S: 5	LOB: 0	BB: 0	P: 5
	R: 0	H: 1	E: 0	K: 3	S: 10	LOB: 1	BB: 0	P: 10
	R: 0	H: 0	E: 0	K: 0	S: 3	LOB: 0	BB: 0	P: 3
	R: 0	H: 2	E: 0	K: 0	S: 5	LOB: 2	BB: 0	P: 5
	R: 0	H: 0	E: 0	K: 1	S: 5	LOB: 0	BB: 0	P: 5
	R: 0	H: 1	E: 0	K: 0	S: 3	LOB: 1	BB: 1	P: 7

PITCHER	IP	WLS	BF	H	R	ER	SO	BB	IBB	HBP	BLK	WP	HR	S	P	ERA	WHIP
Tom Griffin, R ERA: 4.79 (1, 1)	5.0	L	21	4	4	4	7	2	0	0	0	0	1	33	41	7.20	1.200
Ken Forsch, R ERA: 3.33 (6, 1)	3.0		12	3	0	0	1	1	0	0	0	0	0	13	17	0.00	1.333

BOTTOM

Houston Astros @ Los Angeles Dodgers
Dodger Stadium, Los Angeles, CA

Wed Jun 18 1975, 7:05 PM PDT
Att. 47,416 - Unknown

AB	R	H	RBI	BB	SO	LOB
4	0	1	0	0	1	0
4	1	1	0	0	0	1
2	1	0	0	2	1	0
4	0	2	0	0	1	2
3	1	0	0	1	0	3
4	1	1	4	0	1	3
3	0	2	0	0	0	0
3	0	0	0	0	1	3
3	0	0	0	0	3	1

livebaseballscores.com

AB	30
R	4
H	7
RBI	4
BB	3
SO	8
LOB	13



1B:	6	SF:	0	WP:	0	PA:	33
2B:	0	SAC:	0	PB:	0		
3B:	0	DP:	1	SB:	1		
HR:	1	HBP:	0	CS:	0		

Batter	1	2	3	4	5	6	7	8	9
Johnny Grubb, L (1, 8) OBP: 0.406, SLG: 0.448	0-0 F7		0-0 F8			0-0 E5 2B 1B		0-0 4-3	
Enzo Hernandez, R (1, 6) Gene Locklear, L (8, PH) Danny Frisella, L (9, 1)	0-0 F5		0-3 K			0-0 1B 1-3 2B		0-0 F7	
Bobby Tolan, L (1, 7) OBP: 0.302, SLG: 0.296	0-0 B2-3				0-0 F9	0-0 G4-3 1B		0-0 F2	
Mike Ivie, R (1, 3) OBP: 0.292, SLG: 0.356		0-3 K			0-0 F6	0-0 G4-3 1-2f		0-3 K	
Fred Kendall, R (1, 2) OBP: 0.254, SLG: 0.250		0-0 FC6-4 1B			0-0 L9		0-0 F9	0-0 F4	
Tito Fuentes, S (1, 4) OBP: 0.289, SLG: 0.309		0-0 F6			0-0 6-3		0-0 F7	0-0 F8	
Dick Sharon, R (1, 9) OBP: 0.276, SLG: 0.240		0-0 FC6-4 1-2f			0-0 1-3		4-0 FC6-4 BB		
Ted Kubiak, S (1, 5) OBP: 0.298, SLG: 0.232			4-0 SH3-4 BB		0-0 6-3		0-0 FC6-4 1-2f		
Randy Jones, R (1, 1) Randy Hundley, R (8, PH) Dave Winfield, R (8, PR) Hector Torres, R (9, 6)			0-0 SH3-4			0-0 F6		0-0 4-3 1B	

Inning Stats	R: 0	H: 0	E: 0	K: 0	S: 3	R: 0	H: 1	E: 0	K: 1	S: 6	R: 0	H: 0	E: 0	K: 1	S: 5	R: 0	H: 0	E: 0	K: 0	S: 3	R: 0	H: 0	E: 0	K: 0	S: 3	R: 1	H: 2	E: 1	K: 0	S: 5	R: 0	H: 0	E: 0	K: 0	S: 3	R: 0	H: 1	E: 0	K: 0	S: 4	R: 0	H: 0	E: 0	K: 1	S: 5
	LOB: 0	BB: 0	P: 3			LOB: 1	BB: 1				LOB: 0	BB: 0	P: 3			LOB: 0	BB: 0	P: 3			LOB: 1	BB: 1				LOB: 1	BB: 0	P: 5			LOB: 1	BB: 1	P: 7			LOB: 2	BB: 0	P: 4			LOB: 0	BB: 0	P: 5		

PITCHER	IP	WLS	BF	H	R	ER	SO	BB	IBB	HBP	BLK	WP	HR	S	P	ERA	WHIP
Doug Rau, L (1, 1) ERA: 3.38	7.1	W	28	4	1	0	2	2	0	0	0	0	0	30	38	0.00	0.818
Mike Marshall, R (8, 1) ERA: 3.75	1.2	S	5	0	0	0	1	0	0	0	0	0	0	7	7	0.00	0.000


BOTTOM

Los Angeles Dodgers @ San Diego Padres
San Diego Stadium, San Diego, CA

Thu Jun 19 1975, 10:05 PM EDT
Att. 21,533 - Unknown

AB	R	H	RBI	BB	SO	LOB
4	1	0	0	0	0	2
3	0	1	0	0	1	1
1	0	0	0	0	0	2
0	0	0	0	0	0	0
4	0	1	1	0	0	2
4	0	0	0	0	2	2
4	0	1	0	0	0	0
4	0	0	0	0	0	1
2	0	0	0	1	0	1
2	0	0	0	1	0	1
1	0	0	0	0	0	0
1	0	1	0	0	0	0
0	0	0	0	0	0	0
0	0	0	0	0	0	0

AB	30
R	1
H	4
RBI	1
BB	2
SO	3
LOB	12



WP	PA	ERA	WHIP
0	33		
0			
0			

Batter	1	2	3	4	5	6	7	8	9	AB R H RBI BB SO LOB	TOP									
Davey Lopes, R (1, 4) OBP: 0.376, SLG: 0.322	0-0 F8		0-3 K			0-0 6-3			0-0 6-3	4 0 0 0 0 1 1	Los Angeles Dodgers @ San Diego Padres San Diego Stadium, San Diego, CA Fri Jun 20 1975, 10:05 PM EDT Att: 22,822 - Unknown livebaseballscorecards.com									
Tom Paciorek, R (1, 7) OBP: 0.234, SLG: 0.270	0-0 F6		0-0 F8			0-0 F9			0-0 F8	4 0 0 0 0 0 1										
Jimmy Wynn, R (1, 8) OBP: 0.442, SLG: 0.523	4-0 CS BB				0-3 K	0-0 F2			0-0 WP 1B	3 0 1 0 1 1 0										
Steve Garvey, R (1, 3) OBP: 0.352, SLG: 0.479	0-0 CS 1-2	0-0 HR			0-3 K				0-3 K 1-3	4 1 1 1 0 2 1										
Ron Cey, R (1, 5) OBP: 0.340, SLG: 0.441					0-3 K				0-3 K	4 0 0 0 0 2 2										
Joe Ferguson, R (1, 9) OBP: 0.314, SLG: 0.274					0-0 F9				0-0 L7	3 0 0 0 0 1 0										
Steve Yeager, R (1, 2) OBP: 0.281, SLG: 0.305					0-0 F3				0-0 5-3	3 0 0 0 0 0 0										
Rick Auerbach, R (1, 6) OBP: 0.281, SLG: 0.248						0-0 SH1-4 1B			0-0 F8	2 0 2 0 0 0 0										
Lee Lacy, R (8, PH) OBP: 0.376, SLG: 0.449						0-0 1B			0-0 F8	1 0 0 0 0 0 0										
Ivan De Jesus, R (8, 6) OBP: 0.295, SLG: 0.256						0-0 1B			0-0 F8	0 0 0 0 0 0 0										
Don Sutton, R (1, 1) OBP: 0.188, SLG: 0.133						0-0 SH1-4			0-0 F7	1 0 0 0 0 0 1										
Ken McMullen, R (8, PH) OBP: 0.200, SLG: 0.571						0-0 L9				1 0 0 0 0 0 0										
Mike Marshall, R (8, 1)										0 0 0 0 0 0 0										
Inning Stats	R: 0 E: 0 K: 0 S: 2	H: 0 LOB: 0 BB: 1 P: 6	R: 1 E: 0 K: 1 S: 6	H: 1 LOB: 0 BB: 0 P: 6	R: 0 E: 0 K: 1 S: 6	H: 1 LOB: 1 BB: 0 P: 6	R: 0 E: 0 K: 3 S: 9	H: 0 LOB: 0 BB: 0 P: 9	R: 0 E: 0 K: 0 S: 4	H: 1 LOB: 1 BB: 0 P: 4	R: 0 E: 0 K: 0 S: 3	H: 0 LOB: 0 BB: 0 P: 3	R: 0 E: 0 K: 0 S: 3	H: 0 LOB: 0 BB: 0 P: 3	R: 0 E: 0 K: 2 S: 9	H: 1 LOB: 2 BB: 0 P: 9	1B: 3 2B: 0 3B: 0 HR: 1	SF: 0 SAC: 1 DP: 0 HBP: 0	WP: 1 PB: 0 SB: 0 CS: 1	PA: 33
PITCHER Brent Strom, L (1, 1) ERA: 0.53	IP: 9.0 WLS: W BF: 32 H: 4 R: 1 ER: 1 SO: 7 BB: 1 IBB: 0 HBP: 0 BLK: 0 WP: 1 HR: 1 S: 45 P: 49 ERA: 1.00 WHIP: 0.556																			



Batter	1	2	3	4	5	6	7	8	9
Johnny Grubb, L (1, 8) OBP: 0.400, SLG: 0.440	0-0 F2		0-0 F7		0-0 4-3		0-0 F8		
Enzo Hernandez, R (1, 6) OBP: 0.305, SLG: 0.277	0-0 2B		0-0 F8		0-0 F7			0-0 L7	
Gene Locklear, L (1, 7) OBP: 0.433, SLG: 0.528 Ted Kubiak, S (9, 5) OBP: 0.298, SLG: 0.232	0-0 5-3		0-0 F5			4-0 SH3-4 1B BB		0-0 F8	
Mike Ivie, R (1, 5) OBP: 0.288, SLG: 0.350	0-0 F2			0-3 K		0-0 SH3-4 1-2		0-0 F3	
Willie McCovey, L (1, 3) OBP: 0.296, SLG: 0.407 Dick Sharon, R (9, 7) OBP: 0.276, SLG: 0.240		0-0 F8		0-0 HR		0-3 K			
Tito Fuentes, S (1, 4) OBP: 0.289, SLG: 0.310		0-0 F7		0-0 B2-3		0-0 1B 2-H			
Bobby Tolan, L (1, 9) OBP: 0.307, SLG: 0.295		4-0 1B BB		4-0 BB		0-0 6-3			
Randy Hundley, R (1, 2) OBP: 0.255, SLG: 0.253		0-0 1B 1-3		0-0 F6			0-0 F5		
Brent Strom, R (1, 1)		0-0 5-3			0-0 F4		0-0 F5		

Inning Stats		R: 0	H: 1	E: 0	LOB: 1	K: 0	BB: 0	S: 4	P: 4
Inning Stats		R: 0	H: 1	E: 0	LOB: 2	K: 0	BB: 1	S: 4	P: 8
Inning Stats		R: 0	H: 0	E: 0	LOB: 0	K: 0	BB: 0	S: 3	P: 3
Inning Stats		R: 1	H: 1	E: 0	LOB: 1	K: 1	BB: 1	S: 6	P: 10
Inning Stats		R: 0	H: 0	E: 0	LOB: 0	K: 0	BB: 0	S: 3	P: 3
Inning Stats		R: 1	H: 1	E: 0	LOB: 1	K: 1	BB: 1	S: 6	P: 10
Inning Stats		R: 0	H: 0	E: 0	LOB: 0	K: 0	BB: 0	S: 3	P: 3
Inning Stats		R: 0	H: 0	E: 0	LOB: 0	K: 0	BB: 0	S: 3	P: 3

PITCHER	IP	WLS	BF	H	R	ER	SO	BB	IBB	HBP	BLK	WP	HR	S	P	ERA	WHIP
Don Sutton, R (1, 1) ERA: 2.02	7.0	L	28	4	2	2	2	3	0	0	0	0	1	29	41	2.57	1.000
Mike Marshall, R (8, 1) ERA: 3.65	1.0		3	0	0	0	0	0	0	0	0	0	0	3	3	0.00	0.000

PITCHER	IP	WLS	BF	H	R	ER	SO	BB	IBB	HBP	BLK	WP	HR	S	P	ERA	WHIP

BOTTOM

Los Angeles Dodgers @ San Diego Padres
 San Diego Stadium, San Diego, CA
 Fri Jun 20 1975, 10:05 PM EDT
 Att. 22,822 - Unknown

livebaseballscorecards.com

AB	27
R	2
H	4
RBI	2
BB	3
SO	2
LOB	7



1B: 2	SF: 0	WP: 0	PA: 31
2B: 1	SAC: 1	PB: 0	
3B: 0	DP: 0	SB: 0	
HR: 1	HBP: 0	CS: 0	

Batter	1	2	3	4	5	6	7	8	9	AB R H RBI BB SO LOB	TOP
Davey Lopes, R OBP: 0.373, SLG: 0.320 (1, 4) (8, 6)	0-0 G6-4-3 1B E 1B		0-0 5-3		0-3 K		0-0 6-3		0-3 K	5 1 1 0 0 2 0	
Tom Paciorek, R OBP: 0.245, SLG: 0.290 (1, 7) Henry Cruz, L OBP: 0.273, SLG: 0.262 (9, PH) (9, 8)	0-0 G6-4-3 1B		0-0 6-3 2B		0-0 F7		0-0 L8		0-0 1B	4 0 2 0 0 0 0 1 0 1 0 0 0 0	
Jimmy Wynn, R OBP: 0.441, SLG: 0.516 (1, 8) (9, 7)	0-0 G6-4-3 1-2f 2-3		4-0 6-3 BB		0-0 6-3			4-0 1B E BB BB	0-0 F2	3 1 0 0 2 0 3	
Steve Garvey, R OBP: 0.347, SLG: 0.473 (1, 3)	0-0 E5		0-0 6-3		0-3 K			0-0 E3 BB 1B SF7		4 1 0 0 0 1 3	
Ron Cey, R OBP: 0.339, SLG: 0.438 (1, 5)	0-3 K		0-0 5-3		0-0 F3			0-0 1-2 2-3 BB 1B		4 0 1 0 0 1 3	
Joe Ferguson, R OBP: 0.318, SLG: 0.275 (1, 9)		0-0 1-3		0-0 4-3		0-0 HBP 1B		4-0 1-2 2-3 3-H BB G4-6-3		3 0 1 1 1 0 0	
Steve Yeager, R OBP: 0.287, SLG: 0.327 (1, 2)		0-0 HR		0-0 F4		1-0 1-2 HBP		0-0 SF7		2 1 1 2 0 0 0	
Rick Auerbach, R OBP: 0.278, SLG: 0.245 (1, 6) Ken McMullen, R OBP: 0.188, SLG: 0.533 (6, PH) Ivan De Jesus, R OBP: 0.295, SLG: 0.256 (6, 6) Bill Buckner, L OBP: 0.225, SLG: 0.297 (8, PH) Lee Lacy, R OBP: 0.376, SLG: 0.449 (8, 4) Andy Messersmith, R OBP: 0.283, SLG: 0.321 (1, 1)		0-0 F4		0-0 E5		0-0 F8		0-0 G4-6-3 1-2f		2 0 0 0 0 0 0 1 0 0 0 0 0 2 0 0 0 0 0 0 0 1 0 0 0 0 0 2 0 0 0 0 0 0 0	
		0-3 K		0-0 6-3			0-0 F7		0-0 6-3	4 0 0 0 0 1 1	
Inning Stats	R: 1 E: 1 K: 1 S: 7 H: 2 LOB: 1 BB: 0 P: 7	R: 1 E: 0 K: 1 S: 6 H: 1 LOB: 0 BB: 0 P: 6	R: 0 E: 0 K: 0 S: 4 H: 1 LOB: 2 BB: 1 P: 8	R: 0 E: 1 K: 0 S: 4 H: 0 LOB: 1 BB: 0 P: 4	R: 0 E: 0 K: 1 S: 5 H: 0 LOB: 0 BB: 0 P: 5	R: 0 E: 0 K: 1 S: 6 H: 1 LOB: 2 BB: 0 P: 7	R: 0 E: 0 K: 0 S: 3 H: 0 LOB: 0 BB: 0 P: 3	R: 2 E: 1 K: 0 S: 4 H: 1 LOB: 1 BB: 2 P: 12	R: 0 E: 0 K: 1 S: 6 H: 1 LOB: 1 BB: 0 P: 6	1B: 5 2B: 1 3B: 0 HR: 1 SF: 1 SAC: 0 DP: 2 HBP: 1	WP: 0 PB: 0 SB: 0 CS: 0 PA: 39
PITCHER	IP WLS BF H R ER SO BB IBB HBP BLK WP HR S P ERA WHIP	IP WLS BF H R ER SO BB IBB HBP BLK WP HR S P ERA WHIP	IP WLS BF H R ER SO BB IBB HBP BLK WP HR S P ERA WHIP	IP WLS BF H R ER SO BB IBB HBP BLK WP HR S P ERA WHIP	IP WLS BF H R ER SO BB IBB HBP BLK WP HR S P ERA WHIP	IP WLS BF H R ER SO BB IBB HBP BLK WP HR S P ERA WHIP	IP WLS BF H R ER SO BB IBB HBP BLK WP HR S P ERA WHIP	IP WLS BF H R ER SO BB IBB HBP BLK WP HR S P ERA WHIP	IP WLS BF H R ER SO BB IBB HBP BLK WP HR S P ERA WHIP	IP WLS BF H R ER SO BB IBB HBP BLK WP HR S P ERA WHIP	IP WLS BF H R ER SO BB IBB HBP BLK WP HR S P ERA WHIP
Rich Fulkers, L ERA: 3.29 (1, 1)	7.0 L 33 6 4 2 4 3 0 1 0 0 1 37 50 2.57 1.286										
Danny Frisella, R ERA: 2.68 (8, 1)	1.0 2 0 0 0 0 0 0 0 0 0 0 0 2 2 0.00 0.000										
Bill Greif, R ERA: 3.82 (9, 1)	1.0 4 1 0 0 0 1 0 0 0 0 0 0 6 6 0.00 1.000										

Los Angeles Dodgers @ San Diego Padres
San Diego Stadium, San Diego, CA
Sat Jun 21 1975, 10:05 PM EDT
Att: 29,988 - Unknown

AB	34
R	4
H	7
RBI	3
BB	3
SO	5
LOB	14



Batter	1	2	3	4	5	6	7	8	9	AB R H RBI BB SO LOB	TOP																			
Davey Lopes, R (1, 4) OBP: 0.371, SLG: 0.316	0-0 F8		0-0 SH1-4		4-0 BB		0-3 K		0-3 K	3 0 0 0 1 2 2	Los Angeles Dodgers @ San Diego Padres San Diego Stadium, San Diego, CA Sun Jun 22 1975, 6:33 AM EDT Att. 32,176 - Unknown livebaseballscorecards.com																			
Bill Buckner, L (1, 7) OBP: 0.226, SLG: 0.305	0-0 F5		0-0 4-3		0-0 3-1			0-0 2B		4 1 1 0 0 0 3																				
Steve Garvey, R (1, 3) OBP: 0.346, SLG: 0.473	0-0 L7		0-0 L8		0-0 SF9			0-0 F8		4 1 1 0 0 0 2																				
Willie Crawford, L (1, 9) OBP: 0.347, SLG: 0.367		0-0 F4		0-0 5-3		0-0 6-3		0-0 1-4-3		4 0 1 1 0 0 1																				
Ron Cey, R (1, 5) OBP: 0.338, SLG: 0.437		0-0 1B		0-0 5-3		0-0 SF9		0-0 1-4-3		3 1 1 1 0 0 1																				
Henry Cruz, L (1, 8) OBP: 0.271, SLG: 0.261		0-0 1B		0-0 L6		0-0 G3		0-0 G3		4 0 1 0 0 0 1																				
Steve Yeager, R (1, 2) OBP: 0.286, SLG: 0.325		0-0 1B			0-0 F7		0-3 K		0-0 F6	4 0 1 1 0 1 0																				
Rick Auerbach, R (1, 6) OBP: 0.283, SLG: 0.252		0-0 G6-4-3			0-0 E		0-0 6-3		0-0 SH2-4	4 0 2 0 0 0 2																				
Al Downing, R (1, 1) Leron Lee, L (7, PH) Mike Marshall, R (7, 1)			4-0 SH1-4		0-0 L9		0-0 WP		0-0 SH2-4	1 0 0 0 1 0 1 1 0 1 0 0 0 0 0 0 0 0 0 0 0																				
Inning Stats	R: 0 E: 0 K: 0 S: 3	H: 0 LOB: 0 BB: 0 P: 3	R: 1 E: 0 K: 0 S: 5	H: 3 LOB: 1 BB: 0 P: 5	R: 0 E: 0 K: 0 S: 3	H: 0 LOB: 0 BB: 1 P: 7	R: 0 E: 0 K: 0 S: 4	H: 1 LOB: 2 BB: 1 P: 8	R: 1 E: 0 K: 0 S: 4	H: 1 LOB: 0 BB: 0 P: 4	R: 0 E: 0 K: 2 S: 8	H: 1 LOB: 1 BB: 0 P: 8	R: 1 E: 0 K: 0 S: 5	H: 2 LOB: 1 BB: 0 P: 5	R: 0 E: 0 K: 1 S: 6	H: 1 LOB: 1 BB: 0 P: 6	1B: 6 2B: 3 3B: 0 HR: 0	SF: 1 SAC: 2 DP: 1 HBP: 0	WP: 1 PB: 0 SB: 1 CS: 0	PA: 37										
PITCHER	IP WLS BF H R ER SO BB IBB HBP BLK WP HR S P ERA WHIP																													
Dave Freisleben, R (1, 1) ERA: 3.97	7.0		28	6	2	2	2	2	2	2	0	0	0	0	1	0	30	38	2.57	1.143										
Danny Frisella, R (8, 1) ERA: 2.76	2.0	L	9	3	1	1	1	0	0	0	0	0	0	0	0	0	11	11	4.50	1.500										



Batter	1	2	3	4	5	6	7	8	9	AB	R	H	RBI	BB	SO	LOB
Johnny Grubb, L (1, 8) OBP: 0.396, SLG: 0.432	0-0 F7		0-0 3-1		0-0 1-3 2-H 1B		0-0 F7			4	0	1	1	0	0	2
Enzo Hernandez, R (1, 6) OBP: 0.296, SLG: 0.268	0-0 6-3			0-0 4-3	0-0 5-3		0-0 F7			4	0	0	0	0	0	3
Gene Locklear, L (1, 7) OBP: 0.397, SLG: 0.475	0-0 6-3			0-0 6-3		0-0 4-3 SH1-4 1B		0-0 4-3		4	0	1	0	0	0	0
Mike Ivie, R (1, 5) OBP: 0.289, SLG: 0.365		0-0 F9		0-0 1B		0-0 SH1-4 1-2		0-0 F9		3	0	1	0	0	0	0
Willie McCovey, L (1, 3) OBP: 0.289, SLG: 0.394		0-0 F8		0-3 K		0-0 4-3 2-3		0-0 G3		4	0	0	0	0	1	2
Tito Fuentes, S (1, 4) OBP: 0.285, SLG: 0.305		0-0 5-3			0-0 5-3 1B	0-0 1-4-3			0-0 F3	4	1	1	0	0	0	1
Bobby Tolan, L (1, 9) OBP: 0.310, SLG: 0.313			0-0 5-3 1B		0-0 B2		0-0 E5 4-3 1B		0-0 F5	4	1	2	0	0	0	1
Randy Hundley, R (1, 2) OBP: 0.239, SLG: 0.235			0-0 5-3 1-2		0-0 5-3 1-2		0-0 4-3 2-3		0-3 K	4	0	0	0	0	1	3
Dave Freisleben, R (1, 1) OBP: 0.111, SLG: 0.077			0-0 L8		4-0 1B		0-0 3-H 1B			1	0	0	0	1	0	1
Fred Kendall, R (7, PH) OBP: 0.257, SLG: 0.253					BB					1	0	1	1	0	0	0
Dave Winfield, R (7, PR) OBP: 0.374, SLG: 0.481										0	0	0	0	0	0	0
Danny Frisella, L (8, 1)										0	0	0	0	0	0	0

Inning Stats	R: 0	H: 0	E: 0	K: 0	S: 3	R: 0	H: 0	E: 0	K: 0	S: 3	R: 0	H: 1	E: 0	K: 1	S: 6	R: 1	H: 2	E: 0	K: 0	S: 5	R: 0	H: 1	E: 0	K: 0	S: 4	R: 1	H: 2	E: 1	K: 0	S: 5	R: 0	H: 0	E: 0	K: 0	S: 3	R: 0	H: 0	E: 0	K: 1	S: 5	1B: 7	2B: 0	3B: 0	HR: 0	SF: 0	SAC: 1	DP: 0	HBP: 0	WP: 0	PB: 0	SB: 0	CS: 0	PA: 35
--------------	------	------	------	------	------	------	------	------	------	------	------	------	------	------	------	------	------	------	------	------	------	------	------	------	------	------	------	------	------	------	------	------	------	------	------	------	------	------	------	------	-------	-------	-------	-------	-------	--------	-------	--------	-------	-------	-------	-------	--------

PITCHER	IP	WLS	BF	H	R	ER	SO	BB	IBB	HBP	BLK	WP	HR	S	P	ERA	WHIP
Al Downing, L (1, 1) ERA: 2.7	6.0		24	5	1	1	1	1	0	0	0	0	0	25	29	1.50	1.000
Mike Marshall, R (7, 1) ERA: 3.38	3.0	W	11	2	1	0	1	0	0	0	0	0	0	13	13	0.00	0.667

BOTTOM

Los Angeles Dodgers @ San Diego Padres
San Diego Stadium, San Diego, CA
Sun Jun 22 1975, 6:33 AM EDT
Att. 32,176 - Unknown

AB	33
R	2
H	7
RBI	2
BB	1
SO	2
LOB	13



WP	HR	S	P	ERA	WHIP
0	0	0	0	0.00	0.667

Batter	1	2	3	4	5	6	7	8	9	AB R H RBI BB SO LOB	TOP
Davey Lopes, R OBP: 0.372, SLG: 0.313 (1, 4) (8, 6)	0-3 K		4-0 FC5-4 BB	0-0 F8			4-0 1B 6-3 1B BB	0-0 FC1-6 1-2f		3 1 0 0 2 1 4	
Tom Paciorek, R OBP: 0.243, SLG: 0.296 Mike Marshall, R (8, 1)	0-3 K		0-0 FC5-4 CS 1-2f		0-0 1B G6-4-3 2B		0-0 6-3 1-2	0-0 6-3		5 1 1 0 0 1 3 0 0 0 0 0 0 0	
Jimmy Wynn, R OBP: 0.444, SLG: 0.514 (1, 8)	0-0 F3		4-0 1-2 BB		0-0 1B G6-4-3		4-0 1B 1B 1B BB		0-0 5-3	3 1 1 0 2 0 0	
Steve Garvey, R OBP: 0.344, SLG: 0.469 (1, 3)		0-0 6-3	0-0 F8		0-0 G6-4-3 1-2f 3-H		0-0 1B 1B 1B		0-0 5-3	5 1 1 0 0 0 2	
Ron Cey, R OBP: 0.342, SLG: 0.438 (1, 5)		4-0 FC6-4 1B BB BB		0-0 F8		0-0 1B	0-0 1B 6-3 1B		0-0 6-3	4 1 2 1 1 0 0	
Joe Ferguson, R OBP: 0.326, SLG: 0.282 (1, 9)		4-0 FC6-4 1B BB BB		0-0 E 1B	0-3 K		0-0 1B			3 0 2 2 1 1 1	
Steve Yeager, R OBP: 0.279, SLG: 0.317 (1, 2)		0-0 FC6-4 WP 1B 1-2f 2-3		0-3 K		0-0 5-3	0-0 6-3 3-H			4 0 0 0 0 1 5	
Rick Auerbach, R OBP: 0.290, SLG: 0.259 Ivan De Jesus, R OBP: 0.295, SLG: 0.256 Bill Buckner, L OBP: 0.233, SLG: 0.305 Lee Lacy, R OBP: 0.376, SLG: 0.449 (8, 4)	0-0 WP 1B 1-2 3-H		0-0 E7 1B 1-3		0-0 6-3		0-0 6-3 3-H	4-0 FC1-6 BB		3 0 2 1 0 0 0 0 0 0 0 0 0 0 0 0 0 0 1 0 0 0 0 0 0 0 0 0	
Burt Hooton, R OBP: 0.172, SLG: 0.185 Ken McMullen, R OBP: 0.235, SLG: 0.533 Rick Rhoden, R (4, 1) Leron Lee, L OBP: 0.233, SLG: 0.185 (8, 7)	0-3 K 1-2 2-3		4-0 BB		0-0 5-3		0-0 5-3	0-0 FC1-6 1-2f		1 0 0 0 0 1 2 0 0 0 0 1 0 0 1 0 0 0 0 0 0 1 0 0 0 0 0 1	
Inning Stats	R: 0 E: 0 K: 2 S: 7 H: 0 LOB: 0 BB: 0 P: 7	R: 1 E: 0 K: 1 S: 6 H: 1 LOB: 2 BB: 2 P: 14	R: 0 E: 0 K: 0 S: 2 H: 0 LOB: 1 BB: 2 P: 10	R: 0 E: 1 K: 1 S: 7 H: 2 LOB: 3 BB: 1 P: 11	R: 1 E: 0 K: 1 S: 7 H: 3 LOB: 1 BB: 0 P: 7	R: 0 E: 0 K: 0 S: 3 H: 0 LOB: 0 BB: 0 P: 3	R: 3 E: 0 K: 0 S: 5 H: 3 LOB: 1 BB: 2 P: 13	R: 0 E: 0 K: 0 S: 3 H: 0 LOB: 1 BB: 1 P: 7	R: 0 E: 0 K: 0 S: 3 H: 0 LOB: 0 BB: 0 P: 3	1B: 8 2B: 1 3B: 0 HR: 0 SF: 0 SAC: 0 DP: 1 HBP: 0	WP: 1 PB: 0 SB: 0 CS: 1 PA: 41
PITCHER	IP WLS BF H R ER SO BB IBB HBP BLK WP HR S P ERA WHIP	IP WLS BF H R ER SO BB IBB HBP BLK WP HR S P ERA WHIP	IP WLS BF H R ER SO BB IBB HBP BLK WP HR S P ERA WHIP	IP WLS BF H R ER SO BB IBB HBP BLK WP HR S P ERA WHIP	IP WLS BF H R ER SO BB IBB HBP BLK WP HR S P ERA WHIP	IP WLS BF H R ER SO BB IBB HBP BLK WP HR S P ERA WHIP	IP WLS BF H R ER SO BB IBB HBP BLK WP HR S P ERA WHIP	IP WLS BF H R ER SO BB IBB HBP BLK WP HR S P ERA WHIP	IP WLS BF H R ER SO BB IBB HBP BLK WP HR S P ERA WHIP	IP WLS BF H R ER SO BB IBB HBP BLK WP HR S P ERA WHIP	IP WLS BF H R ER SO BB IBB HBP BLK WP HR S P ERA WHIP
Dave Roberts, L ERA: 4.04 (1, 1)	6.1 W 31 7 5 5 5 7 0 0 0 1 0 34 62 7.11 2.211										
Joe Niekro, R ERA: 4.4 (7, 1)	0.0 S 2 2 0 0 0 0 0 0 0 0 0 2 2 ∞ ∞										
Wayne Granger, R ERA: 2.36 (7, 1)	2.2 S 8 0 0 0 0 1 0 0 0 0 0 7 11 0.00 0.375										

Los Angeles Dodgers @ Houston Astros
 Astrodome, Houston, TX
 Mon Jun 23 1975, 8:05 PM EDT
 Att. 12,472 - Unknown

livebaseballscorecards.com

AB 33
R 5
H 9
RBI 4
BB 8
SO 5
LOB 18



Batter	1	2	3	4	5	6	7	8	9	AB R H RBI BB SO LOB	TOP											
Davey Lopes, R (1, 4) OBP: 0.369, SLG: 0.308	4-0 S HR BB	0-0 FC6-4 3-1 1-2f	0-3 K			0-0 FC1-6 S E 1-2f		0-3 K 1-2		4 2 0 0 1 2 5												
Bill Buckner, L (1, 7) OBP: 0.235, SLG: 0.299	4-0 HR BB	0-0 3-1		0-3 K		0-3 K 1-H		4-0 BB		2 1 0 0 1 1 1 1 0 0 0 1 1 0												
Steve Yeager, R (4, 2) OBP: 0.282, SLG: 0.315																						
Jimmy Wynn, R (1, 8) OBP: 0.436, SLG: 0.502	0-3 K	0-0 F7		0-3 K		0-3 K		0-0 F7		5 0 0 0 0 3 5												
Steve Garvey, R (1, 3) OBP: 0.348, SLG: 0.479	0-0 HR 1-H 2-H		0-0 F6		0-3 K		0-0 S 1B		4-0 G6-4-3 BB	4 1 2 3 1 1 0												
Ron Cey, R (1, 5) OBP: 0.343, SLG: 0.446	0-0 HR		4-0 1B BB		0-0 1-3		0-0 F8 1-2		0-0 G6-4-3 1-2f	4 2 1 1 1 0 2												
Joe Ferguson, R (1, 2) OBP: 0.323, SLG: 0.280	0-0 5-3		0-0 1B 1B 1B		0-0 F8		0-3 K		0-0 4-3	5 1 1 0 0 1 1												
Henry Cruz, L (1, 9) OBP: 0.308, SLG: 0.300	0-0 S 1B		0-0 1B 1B		0-0 1B		0-0 6-3			4 1 3 1 0 0 1												
Ivan De Jesus, R (1, 6) OBP: 0.292, SLG: 0.256	0-3 K 1-2		0-0 CS 1B 1B		0-0 F9			0-0 F4		4 0 1 0 0 1 2												
Doug Rau, L (1, 1) OBP: 0.310, SLG: 0.237		0-0 FC6-4 1B	0-0 1-2 2-H 3-H 1B		0-0 FC1-6 1B			4-0 PB BB		3 0 3 2 1 0 0												
Inning Stats	R: 4 E: 0 K: 2 S: 10	H: 3 LOB: 1 BB: 2 P: 18	R: 0 E: 0 K: 0 S: 4	H: 1 LOB: 1 BB: 0 P: 4	R: 3 E: 0 K: 1 S: 8	H: 4 LOB: 2 BB: 1 P: 12	R: 0 E: 0 K: 3 S: 9	H: 0 LOB: 0 BB: 0 P: 9	R: 0 E: 0 K: 0 S: 4	H: 1 LOB: 1 BB: 0 P: 4	R: 1 E: 0 K: 2 S: 8	H: 1 LOB: 0 BB: 0 P: 8	R: 0 E: 0 K: 1 S: 6	H: 1 LOB: 1 BB: 0 P: 6	R: 0 E: 0 K: 1 S: 5	H: 0 LOB: 2 BB: 2 P: 13	R: 0 E: 0 K: 0 S: 2	H: 0 LOB: 0 BB: 1 P: 6	1B: 9 2B: 1 3B: 0 HR: 2	SF: 0 SAC: 0 DP: 2 HBP: 0	WP: 0 PB: 1 SB: 6 CS: 1	PA: 42
PITCHER	IP WLS BF H R ER SO BB IBB HBP BLK WP HR S P ERA WHIP																					
Tom Griffin, R (1, 1) ERA: 5.33	2.1 L 15 5 6 6 2 3 0 0 0 0 0 2 16 28 23.14 3.429																					
Jim Crawford, L (3, 1) ERA: 2.7	0.0 3 3 1 1 0 0 0 0 0 0 0 0 3 3 ∞ ∞																					
Ken Forsch, R (3, 1) ERA: 3.02	5.2 21 3 1 0 8 2 0 0 0 0 0 0 35 43 0.00 0.882																					
Mike Cosgrove, L (9, 1) ERA: 1.74	1.0 3 0 0 0 0 0 1 0 0 0 0 0 2 6 0.00 1.000																					

Los Angeles Dodgers @ Houston Astros
 Astrodome, Houston, TX
 Tue Jun 24 1975, 8:05 PM EDT
 Att. 14,285 - Dome

AB	36
R	8
H	11
RBI	7
BB	6
SO	10
LOB	17



livebaseballscorecards.com

BOTTOM

Los Angeles Dodgers @ Houston Astros
Astrodome, Houston, TX
Tue Jun 24 1975, 8:05 PM EDT
Att. 14,285 - Dome

livebaseballscorecards.com

AB	30
R	3
H	6
RBI	3
BB	1
SO	5
LOB	5




WP:	0	PA:	32
PB:	0	SB:	0
CS:	0		

AB	R	H	RBI	BB	SO	LOB
4	0	0	0	0	0	1
4	0	0	0	0	0	0
4	0	0	0	0	1	0
3	1	2	0	1	0	0
4	0	1	0	0	1	2
2	0	0	1	0	0	2
3	2	2	2	0	1	0
3	0	0	0	0	0	0
0	0	0	0	0	0	0
0	0	0	0	0	0	0
2	0	0	0	0	2	0
1	0	1	0	0	0	0
0	0	0	0	0	0	0

Batter	1	2	3	4	5	6	7	8	9
Greg Gross, L (1, 7) OBP: 0.340, SLG: 0.347	0-0 F8		0-0 6-3		0-0 4-3			0-0 G6-4-3	
Roger Metzger, S (1, 6) OBP: 0.301, SLG: 0.319	0-0 F7		0-0 6-3			0-0 4-3		0-0 6-3	
Cesar Cedeno, R (1, 8) OBP: 0.344, SLG: 0.379	0-0 F7			0-3 K		0-0 6-3		0-0 L7	
Bob Watson, R (1, 3) OBP: 0.386, SLG: 0.527		0-0 SF9 2B		4-0 1B BB		0-0 1B		0-0 F8	
Cliff Johnson, R (1, 2) OBP: 0.333, SLG: 0.473		0-0 F9		0-0 G6-3 1B		0-3 K		0-0 6-3	
Enos Cabell, R (1, 9) OBP: 0.312, SLG: 0.385		0-0 SF9		0-0 G6-3			0-0 F6		
Doug Rader, R (1, 5) OBP: 0.321, SLG: 0.358		0-0 HR			0-0 HR		0-3 K		
Rob Andrews, R (1, 4) OBP: 0.271, SLG: 0.239		0-0 F8			0-0 F7		0-0 F9		
Tom Griffin, R (1, 1) OBP: 0.174, SLG: 0.136			0-3 K		0-3 K			0-0 G6-4-3 1B	
Jim Crawford, L (3, 1) OBP: 0.400, SLG: 0.600									
Ken Forsch, R (3, 1) OBP: 0.100, SLG: 0.100									
Tommy Helms, R (8, PH) OBP: 0.250, SLG: 0.173									
Mike Cosgrove, L (9, 1)									

Inning Stats	R: 0	H: 0	E: 0	K: 0	S: 3	R: 2	H: 2	E: 0	K: 0	S: 5	R: 0	H: 1	E: 0	K: 1	S: 5	R: 1	H: 1	E: 0	K: 1	S: 6	R: 0	H: 1	E: 0	K: 1	S: 6	R: 0	H: 0	E: 0	K: 1	S: 5	R: 0	H: 1	E: 0	K: 0	S: 3	R: 0	H: 0	E: 0	K: 0	S: 3
	LOB: 0	BB: 0	P: 3	LOB: 0	BB: 0	LOB: 0	BB: 0	LOB: 0	BB: 0	P: 5	LOB: 1	BB: 1	LOB: 0	BB: 0	P: 5	LOB: 1	BB: 0	LOB: 1	BB: 0	P: 6	LOB: 0	BB: 0	LOB: 0	BB: 0	P: 5	LOB: 0	BB: 0	LOB: 0	BB: 0	P: 3	LOB: 0	BB: 0	LOB: 0	BB: 0	P: 3	LOB: 0	BB: 0	LOB: 0	BB: 0	P: 3

PITCHER	IP	WLS	BF	H	R	ER	SO	BB	IBB	HBP	BLK	WP	HR	S	P	ERA	WHIP
Doug Rau, L (1, 1) ERA: 3.36	9.0	W	32	6	3	3	5	1	0	0	0	0	2	41	45	3.00	0.778

Batter	1	2	3	4	5	6	7	8	9	AB R H RBI BB SO LOB	TOP														
Davey Lopes, R OBP: 0.370, SLG: 0.309 (1, 4) (8, 6)	0-0 4-3		0-0 HR 1B	0-0 FC5			0-0 SH1-4 1B		0-0 6-3	5 1 2 0 0 0 2															
Bill Buckner, L OBP: 0.244, SLG: 0.294 (1, 7) BB BB	4-0 1B BB		0-0 F5		0-0 F8		0-0 SH1-4		4-0 1B BB	2 0 0 0 2 0 2															
Jimmy Wynn, R OBP: 0.439, SLG: 0.515 (1, 8) BB BB	0-0 1-3 1B		0-0 1-H 2-H HR		0-0 G1		4-0 BB		0-0 F4	4 1 2 3 1 0 1															
Steve Garvey, R OBP: 0.349, SLG: 0.476 (1, 3) BB BB	0-0 G1-6-4-3 1-2f		4-0 CS BB		0-0 F8		0-0 F6		0-0 FC6-4 1B	4 0 1 0 1 0 4															
Ron Cey, R OBP: 0.341, SLG: 0.442 (1, 5) BB BB		0-0 L9	0-3 K 1-2		0-0 3B 1B		0-3 K		0-0 FC6-4	5 1 1 0 0 2 5															
Henry Cruz, L OBP: 0.321, SLG: 0.340 (1, 9) BB BB		4-0 CS BB		0-0 6-3		0-0 1-H 3B		0-0 F8		3 0 1 1 1 0 0															
Steve Yeager, R OBP: 0.288, SLG: 0.313 (1, 2) Leron Lee, L OBP: 0.258, SLG: 0.214 (8, PH) Lee Lacy, R OBP: 0.376, SLG: 0.449 (8, 4)		4-0 1-2 BB		4-0 FC5 BB BB		0-0 F3		0-0 1B		1 0 0 0 2 0 1 1 0 1 0 0 0 0 0 0 0 0 0 0 0	AB 30 R 4 H 8 RBI 4 BB 10 SO 3 LOB 22														
Ivan De Jesus, R OBP: 0.314, SLG: 0.250 (1, 6) Willie Crawford, L OBP: 0.345, SLG: 0.365 (8, PH) Mike Marshall, R (8, 1)		0-0 F9		4-0 1-2 BB		4-0 G5-4-3 BB		0-3 K		1 0 0 0 2 0 1 1 0 0 0 0 1 1 0 0 0 0 0 0 0															
Don Sutton, R OBP: 0.196, SLG: 0.128 (1, 1) Joe Ferguson, R OBP: 0.321, SLG: 0.278 (8, PH) (8, 2)		4-0 1B HR BB		0-0 F1		0-0 G5-4-3 1-2f		0-0 1-3		2 1 0 0 1 0 4 1 0 0 0 0 0 1															
Inning Stats	R: 0 E: 0 K: 0 S: 3	H: 1 LOB: 1 BB: 1 P: 7	R: 0 E: 0 K: 0 S: 2	H: 0 LOB: 1 BB: 2 P: 10	R: 3 E: 0 K: 1 S: 6	H: 2 LOB: 1 BB: 2 P: 14	R: 0 E: 0 K: 0 S: 3	H: 0 LOB: 2 BB: 2 P: 11	R: 0 E: 0 K: 0 S: 3	H: 0 LOB: 0 BB: 0 P: 3	R: 1 E: 0 K: 0 S: 4	H: 2 LOB: 1 BB: 1 P: 8	R: 0 E: 0 K: 1 S: 6	H: 1 LOB: 2 BB: 1 P: 10	R: 0 E: 0 K: 1 S: 6	H: 1 LOB: 1 BB: 0 P: 6	R: 0 E: 0 K: 0 S: 4	H: 1 LOB: 2 BB: 1 P: 8	1B: 6 2B: 1 3B: 1 HR: 1	SF: 0 SAC: 1 DP: 3 HBP: 0	WP: 0 PB: 0 SB: 0 CS: 2	PA: 41			
PITCHER Doug Konieczny, R ERA: 4.19 Wayne Granger, R ERA: 2.13	IP 5.1 3.2	WLS 26 W	BF 26 15	H 5 3	R 4 0	ER 4 0	SO 1 2	BB 8 2	IBB 0 0	HBP 0 0	BLK 0 0	WP 0 0	HR 1 0	S 20 17	P 52 25	ERA 6.75 0.00	WHIP 2.438 1.364								

Los Angeles Dodgers @ Houston Astros
 Astrodome, Houston, TX
 Wed Jun 25 1975, 8:05 PM EDT
 Att. 12,969 - Dome

livebaseballscorecards.com

Batter	1	2	3	4	5	6	7	8	9	AB	R	H	RBI	BB	SO	LOB
Greg Gross, L (1, 7) OBP: 0.337, SLG: 0.341	0-3 K	4-0 BB		0-0 5-3		0-0 F7		0-0 F7		4	0	0	0	1	1	2
Roger Metzger, S (1, 6) OBP: 0.300, SLG: 0.318	0-0 F8	0-0 F8				0-0 F6		0-0 3B		4	1	1	0	0	0	2
Cesar Cedeno, R (1, 8) OBP: 0.349, SLG: 0.400	0-0 HR		1-0 2B			0-0 3-1		0-0 FC6-2		3	1	2	2	0	0	0
Bob Watson, R (1, 3) OBP: 0.384, SLG: 0.526	0-0 F7		0-0 2B			0-0 5-3		0-0 6-3		4	0	1	0	0	0	1
Milt May, L (1, 2) OBP: 0.293, SLG: 0.311		0-0 3B	0-0 2B	0-0 F2		0-0 1B		0-0 FC6-2		3	1	2	0	0	0	2
Skip Jutze, R (6, PR) OBP: 0.175, SLG: 0.175										1	1	0	0	0	0	1
Enos Cabell, R (1, 9) OBP: 0.322, SLG: 0.402		0-0 FC6-4	0-0 5-3			0-0 1B		0-0 FC5-4		3	1	2	2	1	0	2
Doug Rader, R (1, 5) OBP: 0.320, SLG: 0.356		0-0 FC6-4	0-0 F5			0-0 F8		0-0 FC5-4		4	0	1	0	0	0	5
Rob Andrews, R (1, 4) OBP: 0.270, SLG: 0.239		0-0 FC6-4		0-0 6-3		0-0 1B		0-0 4-3		4	0	1	1	0	0	1
Doug Konieczny, R (1, 1) OBP: 0.182, SLG: 0.219		0-0 SH3		0-3 K		4-0 BB		0-0 G3		1	0	0	0	0	1	0
Wayne Granger, R (6, 1)										1	0	0	0	1	0	0

Inning Stats	R: 1	H: 1	E: 0	K: 1	S: 6	LOB: 0	BB: 0	P: 6
R: 2	H: 3	E: 0	K: 0	S: 6	LOB: 2	BB: 1	P: 10	
R: 0	H: 1	E: 0	K: 0	S: 4	LOB: 2	BB: 0	P: 5	
R: 0	H: 0	E: 0	K: 1	S: 5	LOB: 0	BB: 0	P: 5	
R: 0	H: 0	E: 0	K: 0	S: 3	LOB: 0	BB: 0	P: 3	
R: 1	H: 3	E: 0	K: 0	S: 5	LOB: 2	BB: 1	P: 9	
R: 1	H: 2	E: 0	K: 0	S: 5	LOB: 2	BB: 1	P: 9	
R: 0	H: 0	E: 0	K: 0	S: 3	LOB: 0	BB: 0	P: 3	

Los Angeles Dodgers @ Houston Astros
Astrodome, Houston, TX
Wed Jun 25 1975, 8:05 PM EDT
Att. 12,969 - Dome

AB	32
R	5
H	10
RBI	5
BB	3
SO	2
LOB	16



1B: 5	SF: 0	WP: 0	PA: 37
2B: 2	SAC: 1	PB: 0	
3B: 2	DP: 0	SB: 1	
HR: 1	HBP: 1	CS: 0	

PITCHER	IP	WLS	BF	H	R	ER	SO	BB	IBB	HBP	BLK	WP	HR	S	P	ERA	WHIP
Don Sutton, R (1, 1) ERA: 2.22	7.0	L	34	10	5	5	2	3	0	1	0	0	1	34	47	6.43	1.857
Mike Marshall, R (8, 1) ERA: 3.21	1.0		3	0	0	0	0	0	0	0	0	0	0	3	3	0.00	0.000

Batter	1	2	3	4	5	6	7	8	9	AB R H RBI BB SO LOB	TOP								
Davey Lopes, R OBP: 0.368, SLG: 0.309 (1, 4) (8, 6)	0-3 K		0-0 FC5-4			0-3 K		0-0 1B		4 0 1 0 0 2 1	Los Angeles Dodgers @ San Francisco Giants Candlestick Park, San Francisco, CA Thu Jun 26 1975, 10:05 PM EDT Att. 6,989 - Unknown livebaseballscorecards.com								
Henry Cruz, L OBP: 0.300, SLG: 0.316 (1, 8)	0-0 4-3		0-0 F8			0-0 1-3		0-0 F6		4 0 0 0 0 0 4									
Jimmy Wynn, R OBP: 0.436, SLG: 0.509 (1, 7)	0-0 F6					0-0 F8		0-0 F7		3 0 0 0 1 0 3									
Steve Garvey, R OBP: 0.344, SLG: 0.470 (1, 3)		0-0 F8				0-0 G6-4-3		0-0 B2-3		4 0 0 0 0 0 1									
Ron Cey, R OBP: 0.337, SLG: 0.435 (1, 5)		0-0 6-3				0-3 K		0-0 F9		4 0 0 0 0 1 0									
Willie Crawford, L OBP: 0.348, SLG: 0.374 (1, 9)		0-0 BLK 2B				0-0 4-3 5-3 1B		0-0 F8		4 0 2 0 0 0 0									
Steve Yeager, R OBP: 0.285, SLG: 0.309 Bill Buckner, L OBP: 0.250, SLG: 0.300 Lee Lacy, R OBP: 0.376, SLG: 0.449 (1, 2) (8, PH) (8, 4)		0-0 5-3				0-0 5-3		0-0 1B 1B 1B		2 0 0 0 0 0 2 1 0 1 0 0 0 0 0 0 0 0 0 0 0									
Ivan De Jesus, R OBP: 0.321, SLG: 0.244 Leron Lee, L OBP: 0.250, SLG: 0.207 Mike Marshall, R (1, 6) (8, PH) (8, 1)			4-0 FC5-4 BB			0-0 4-3		0-3 K		1 0 0 0 1 0 1 1 0 0 0 0 1 1 0 0 0 0 0 0 0									
Andy Messersmith, R OBP: 0.274, SLG: 0.310 Joe Ferguson, R OBP: 0.324, SLG: 0.282 (1, 1) (8, PH) (8, 2)			0-3 K			0-3 K		0-0 1B 1B		2 0 0 0 0 2 2 1 0 1 0 0 0 0									
Inning Stats	R: 0 E: 0 K: 1 S: 5	H: 0 LOB: 0 BB: 0 P: 5	R: 0 E: 0 K: 0 S: 4	H: 1 LOB: 1 BB: 0 P: 4	R: 0 E: 0 K: 1 S: 5	H: 0 LOB: 1 BB: 1 P: 9	R: 0 E: 0 K: 1 S: 6	H: 1 LOB: 1 BB: 0 P: 6	R: 0 E: 0 K: 0 S: 3	H: 0 LOB: 0 BB: 0 P: 3	R: 0 E: 0 K: 0 S: 8	H: 3 LOB: 3 BB: 0 P: 8	R: 0 E: 0 K: 0 S: 3	H: 0 LOB: 0 BB: 0 P: 3	1B: 4 2B: 1 3B: 0 HR: 0	SF: 0 SAC: 0 DP: 1 HBP: 0	WP: 0 PB: 0 SB: 0 CS: 0	PA: 33	
PITCHER Ed Halicki, R ERA: 3.57 (1, 1)	IP 9.0	WLS W	BF 33	H 5	R 0	ER 0	SO 6	BB 2	IBB 0	HBP 0	BLK 1	WP 0	HR 0	S 43	P 51	ERA 0.00	WHIP 0.778		
PITCHER	IP	WLS	BF	H	R	ER	SO	BB	IBB	HBP	BLK	WP	HR	S	P	ERA	WHIP		

Batter	1	2	3	4	5	6	7	8	9	AB	R	H	RBI	BB	SO	LOB
Derrel Thomas, S OBP: 0.342, SLG: 0.354 (1, 4)	0-0 F4	0-0 1-3		0-0 G6-3			0-0 4-3			4	0	0	0	0	0	3
Von Joshua, L OBP: 0.373, SLG: 0.429 (1, 8)	0-0 PB 1B		0-0 F8		0-0 E8 4-1 1B		0-0 E1 1B 1B			4	1	3	0	0	0	0
Bobby Murcer, L OBP: 0.395, SLG: 0.478 (1, 9)	0-0 1-H 2B 1B		0-3 K		0-0 F9		0-0 2-3 1B			4	1	2	1	0	1	1
Willie Montanez, L OBP: 0.336, SLG: 0.401 (1, 3)	0-0 1-H 2B		0-0 1B 1B		0-0 4-1 2-3		0-0 F7			4	0	2	1	0	0	3
Chris Speier, R OBP: 0.343, SLG: 0.354 (1, 6)	0-0 F5		0-0 1-2 1B		0-0 F8		0-0 F4			4	0	1	0	0	0	2
Gary Thomasson, L OBP: 0.266, SLG: 0.275 (1, 7)	0-3 K		0-0 F7		0-0 4-3		0-0 F6			4	0	0	0	0	1	3
Steve Ontiveros, S OBP: 0.394, SLG: 0.331 (1, 5)		0-0 4-3		0-0 F9		0-0 G3		4-0 BB BB BB		3	0	0	0	1	0	0
Dave Rader, L OBP: 0.360, SLG: 0.383 (1, 2)		4-0 FC1-6 BB		0-0 1B 1B		0-3 K		0-0 F8		3	0	1	0	1	1	1
Ed Halicki, R OBP: 0.158, SLG: 0.111 (1, 1)		0-0 FC1-6		0-0 G6-3 1B		0-3 K				3	0	1	0	0	1	1
Inning Stats	R: 2 E: 0 K: 1 S: 8	H: 3 LOB: 1 BB: 0 P: 8	R: 0 E: 0 K: 0 S: 3	H: 0 LOB: 1 BB: 1 P: 7	R: 0 E: 0 K: 1 S: 7	H: 2 LOB: 2 BB: 0 P: 7	R: 0 E: 0 K: 0 S: 4	H: 2 LOB: 1 BB: 0 P: 4	R: 0 E: 1 K: 0 S: 4	H: 0 LOB: 0 BB: 0 P: 5	R: 0 E: 1 K: 1 S: 7	H: 2 LOB: 2 BB: 0 P: 7	R: 0 E: 0 K: 0 S: 3	H: 0 LOB: 1 BB: 1 P: 7	1B: 9 2B: 1 3B: 0 HR: 0	SF: 0 SAC: 0 DP: 1 HBP: 0

BOTTOM

Los Angeles Dodgers @ San Francisco Giants
Candlestick Park, San Francisco, CA
 Thu Jun 26 1975, 10:05 PM EDT
 Att. 6,989 - Unknown

livebaseballscorecards.com

AB	33
R	2
H	10
RBI	2
BB	2
SO	4
LOB	14



PITCHER																
IP	WLS	BF	H	R	ER	SO	BB	IBB	HBP	BLK	WP	HR	S	P	ERA	WHIP
Andy Messersmith, R ERA: 2.12 (1, 1)	7.0	L	31	10	2	4	1	0	0	0	0	0	38	42	2.57	1.571
Mike Marshall, R ERA: 3.14 (8, 1)	1.0		4	0	0	0	1	0	0	0	0	0	3	7	0.00	1.000

WP: 0	PA: 35
PB: 1	
SB: 0	
CS: 0	

Batter	1	2	3	4	5	6	7	8	9	AB	R	H	RBI	BB	SO	LOB	TOP										
Davey Lopes, R OBP: 0.369, SLG: 0.311 (1, 8) (6, 6)	0-3 K	4-0 PB BB		0-0 2B			0-0 F2	0-0 F8		4	0	1	0	1	1	1											
Lee Lacy, R OBP: 0.377, SLG: 0.473 (1, 4) X	0-0 CS 1B	0-0 P3		0-0 5-3			0-0 HR		0-0 5-3	5	1	2	1	0	0	3											
Jimmy Wynn, R OBP: 0.436, SLG: 0.504 (1, 7) S	0-3 K	4-0 BB				0-0 6-3	0-0 1B 1B		0-0 F7	4	0	1	0	1	1	1											
Steve Garvey, R OBP: 0.342, SLG: 0.466 (1, 3)		6-3 F7				0-0 P6	0-0 1B		0-0 F8	5	0	1	0	0	0	3											
Ron Cey, R OBP: 0.339, SLG: 0.432 (1, 5)		4-0 HR BB	4-0 G3-6-3 BB			0-3 K	0-0 F8			2	1	0	0	2	1	2											
Joe Ferguson, R OBP: 0.328, SLG: 0.307 (1, 2)		0-0 HR	0-0 G3-6-3				0-0 2B		0-3 K	4	1	2	2	0	1	3											
Tom Paciorek, R OBP: 0.248, SLG: 0.293 Willie Crawford, L OBP: 0.344, SLG: 0.370 (6, PH) (6, 9)		4-0 WP BLK 1B BB	0-3 K			0-3 K			0-3 K	1	1	0	0	1	1	0											
Ivan De Jesus, R OBP: 0.327, SLG: 0.239 Henry Cruz, L OBP: 0.306, SLG: 0.322 (6, PH) (6, 8)		4-0 WP 1B BB		0-0 F7		0-0 F9			0-0 1B	1	1	0	0	1	0	0											
Burt Hooton, R OBP: 0.200, SLG: 0.214 Jim Brewer, L OBP: 0.242, SLG: 0.200 Leron Lee, L OBP: 0.248, SLG: 0.297 Al Downing, R Bill Buckner, L Charlie Hough, R (8, PH) (8, 1)		0-0 WP 1B		0-0 6-3		0-0 4-3			0-0 P6	1	0	1	2	0	0	0											
Inning Stats	R: 0 E: 0 K: 2 S: 7	H: 1 LOB: 1 BB: 0 P: 7	R: 4 E: 0 K: 0 S: 5	H: 2 LOB: 3 BB: 5 P: 25	R: 0 E: 0 K: 1 S: 4	H: 0 LOB: 0 BB: 1 P: 8	R: 0 E: 0 K: 0 S: 4	H: 1 LOB: 1 BB: 0 P: 4	R: 0 E: 0 K: 1 S: 5	H: 0 LOB: 0 BB: 0 P: 5	R: 0 E: 0 K: 1 S: 6	H: 1 LOB: 1 BB: 0 P: 6	R: 1 E: 0 K: 1 S: 8	H: 3 LOB: 2 BB: 0 P: 8	R: 0 E: 0 K: 1 S: 6	H: 1 LOB: 1 BB: 0 P: 6	R: 0 E: 0 K: 0 S: 3	H: 0 LOB: 0 BB: 0 P: 3	1B: 5 2B: 3 3B: 0 HR: 2	SF: 0 SAC: 0 DP: 2 HBP: 0	WP: 3 PB: 1 SB: 0 CS: 1	PA: 40					
PITCHER	IP	WLS	BF	H	R	ER	SO	BB	IBB	HBP	BLK	WP	HR	S	P	ERA	WHIP										
Pete Falcone, L ERA: 3.61 (1, 1)	1.2		12	3	4	4	2	5	0	0	1	2	1	11	31	21.60	4.800										
Charlie Williams, R ERA: 3.91 (2, 1)	4.2	W	19	5	1	1	3	1	0	0	0	0	1	24	28	1.93	1.286										
Randy Moffitt, R ERA: 3.57 (7, 1)	2.2	S	9	1	0	0	2	0	0	0	0	0	0	13	13	0.00	0.375										

Los Angeles Dodgers @ San Francisco Giants
Candlestick Park, San Francisco, CA
Fri Jun 27 1975, 10:05 PM EDT
Att. 12,387 - Unknown

livebaseballscorecards.com

AB	34
R	5
H	9
RBI	5
BB	6
SO	7
LOB	17



Batter	1	2	3	4	5	6	7	8	9	AB	R	H	RBI	BB	SO	LOB
Derrel Thomas, S OBP: 0.340, SLG: 0.351 (1, 4)	0-0 E1 2B		0-0 1B 1B	0-0 F6		0-0 L6		0-0 E4 CS		5	2	1	0	0	0	0
Von Joshua, L OBP: 0.369, SLG: 0.423 (1, 8)	0-0 F7		0-0 1B 1B	0-0 F7		0-0 4-3		0-0 4-3 1-2		5	1	1	0	0	0	2
Bobby Murcer, L OBP: 0.401, SLG: 0.486 (1, 9)	0-0 WP SF8 1-H 2B		0-0 WP 1B 1B 1-3 2-H		0-0 1B SF7 1B		0-0 F9 BB BB BB	4-0 BB 1B BB		4	4	3	2	1	0	0
Willie Montanez, L OBP: 0.343, SLG: 0.406 (1, 3)	0-3 K 2-3		0-0 1B WP SF8 1B 1-2 3-H		0-0 1B 1B 1-3		4-0 1B BB	0-0 1B BB 1-2		4	2	3	1	1	1	1
Chris Speier, R OBP: 0.348, SLG: 0.357 (1, 6)	0-0 SF8 3-H		0-0 1B 1-3 2-H		0-3 K 1-3		0-0 1B 1B 1-3	4-0 1B BB 1-2 2-3		3	0	2	2	1	1	2
Gary Thomasson, L OBP: 0.264, SLG: 0.277 (1, 7)	0-0 F7		0-0 SF8 3-H		0-0 SF7 3-H		0-3 K 2-3	0-0 1B 1-2 2-3 3-H		3	0	1	3	0	1	3
Steve Ontiveros, S OBP: 0.394, SLG: 0.333 (1, 5)		0-0 4-1	0-3 K		0-0 1B 1-2		0-0 1B 1B 1-2 3-H	0-0 F8 3-H		5	0	2	1	0	1	4
Dave Rader, L OBP: 0.350, SLG: 0.371 (1, 2)		0-0 G3	0-0 F7		0-0 F7		0-0 F8			4	0	0	0	0	0	5
Pete Falcone, L OBP: 0.069, SLG: 0.069 Charlie Williams, R OBP: 0.154, SLG: 0.083 Randy Moffitt, R OBP: 0.250, SLG: 0.500 (1, 1) (2, 1) (7, 1)		0-0 1-3		0-3 K		0-3 K		0-0 E 3B		0	0	0	0	0	0	0

Inning Stats	R: 2	H: 1	E: 1	K: 1	S: 8	LOB: 1	BB: 0	P: 8	R: 0	H: 0	E: 0	K: 0	S: 3	LOB: 0	BB: 0	P: 3	R: 4	H: 5	E: 0	K: 1	S: 10	LOB: 1	BB: 0	P: 10	R: 0	H: 0	E: 0	K: 1	S: 5	LOB: 0	BB: 0	P: 5	R: 1	H: 3	E: 0	K: 1	S: 8	LOB: 2	BB: 0	P: 8	R: 0	H: 0	E: 0	K: 1	S: 5	LOB: 0	BB: 0	P: 5	R: 1	H: 2	E: 0	K: 1	S: 7	LOB: 2	BB: 1	P: 11	R: 2	H: 3	E: 1	K: 0	S: 6	LOB: 3	BB: 2	P: 14
--------------	------	------	------	------	------	--------	-------	------	------	------	------	------	------	--------	-------	------	------	------	------	------	-------	--------	-------	-------	------	------	------	------	------	--------	-------	------	------	------	------	------	------	--------	-------	------	------	------	------	------	------	--------	-------	------	------	------	------	------	------	--------	-------	-------	------	------	------	------	------	--------	-------	-------

PITCHER	IP	WLS	BF	H	R	ER	SO	BB	IBB	HBP	BLK	WP	HR	S	P	ERA	WHIP
Burt Hooton, R ERA: 4.52 (1, 1)	2.0	L	14	6	6	4	1	0	0	0	0	2	0	16	16	18.00	3.000
Jim Brewer, L ERA: 3.72 (3, 1)	3.0		12	3	1	1	3	0	0	0	0	0	0	18	18	3.00	1.000
Al Downing, L ERA: 2.8 (6, 1)	2.0		9	2	1	1	2	1	0	0	0	0	0	12	16	4.50	1.500
Charlie Hough, R ERA: 5.23 (8, 1)	1.0		8	3	2	2	0	2	0	0	0	0	0	6	14	18.00	5.000


BOTTOM

Los Angeles Dodgers @ San Francisco Giants
Candlestick Park, San Francisco, CA


Fri Jun 27 1975, 10:05 PM EDT
Att. 12,387 - Unknown

AB	37
R	10
H	14
RBI	9
BB	3
SO	6
LOB	17

livebaseballscorecards.com



1B: 12	SF: 3	WP: 2	PA: 43
2B: 1	SAC: 0	PB: 0	
3B: 1	DP: 0	SB: 0	
HR: 0	HBP: 0	CS: 1	

Batter	1	2	3	4	5	6	7	8	9	AB R H RBI BB SO LOB	TOP																
Davey Lopes, R OBP: 0.364, SLG: 0.307 (1, 4) (7, 6)	0-0 P4		0-0 4-3			0-0 F9		0-0 G1-6-3		4 0 0 0 0 0 1																	
Bill Buckner, L OBP: 0.242, SLG: 0.289 Ken McMullen, R OBP: 0.222, SLG: 0.500 Henry Cruz, L OBP: 0.306, SLG: 0.322 (1, 7) (8, PH) (8, 8)	0-3 K		0-0 6-3			0-0 6-3		0-0 F2		3 0 0 0 0 1 0 1 0 0 0 0 0 0 0 0 0 0 0 0 0																	
Jimmy Wynn, R OBP: 0.436, SLG: 0.506 (1, 8) (8, 7)	0-3 K			0-0 E 2B		0-0 F3			4-0 G4-6-3 BB	3 1 1 0 1 1 0																	
Steve Garvey, R OBP: 0.341, SLG: 0.463 (1, 3)		0-0 1B 1B		0-0 FC 7-4 2-H		0-0 P4		0-0 G4-6-3		4 0 1 0 0 0 1																	
Willie Crawford, L OBP: 0.338, SLG: 0.362 (1, 9)		0-0 F8		0-0 7-4 2-3f		0-0 F7		0-0 6-3		4 0 0 0 0 0 2																	
Ron Cey, R OBP: 0.339, SLG: 0.435 (1, 5)		0-0 F8		0-0 F7		0-0 FC5 2B				3 0 1 0 0 0 1																	
Joe Ferguson, R OBP: 0.332, SLG: 0.309 (1, 2)		0-0 1-3 1B		0-3 K		0-0 K		4-0 IBB		2 0 1 0 1 1 0	AB 30 R 1 H 5 RBI 0 BB 2 SO 7 LOB 9																
Ivan De Jesus, R OBP: 0.310, SLG: 0.224 Mike Marshall, R (1, 6) (7, 1)		0-3 K		0-3 K		0-0 FC5		0-0 G1-6-3 1B		3 0 0 0 0 2 4 0 0 0 0 0 0 0																	
Doug Rau, L OBP: 0.295, SLG: 0.225 Lee Lacy, R OBP: 0.382, SLG: 0.478 (1, 1) (7, 4)		0-3 K		0-3 K						2 0 0 0 0 2 0 1 0 1 0 0 0 0																	
Inning Stats	R: 0 E: 0 K: 2 S: 7	H: 0 LOB: 0 BB: 0 P: 7	R: 0 E: 0 K: 1 S: 7	H: 2 LOB: 2 BB: 0 P: 7	R: 0 E: 0 K: 1 S: 5	H: 0 LOB: 0 BB: 0 P: 5	R: 1 E: 1 K: 0 S: 4	H: 1 LOB: 0 BB: 0 P: 4	R: 0 E: 0 K: 3 S: 9	H: 0 LOB: 0 BB: 0 P: 9	R: 0 E: 0 K: 0 S: 3	H: 0 LOB: 0 BB: 0 P: 3	R: 0 E: 0 K: 0 S: 4	H: 1 LOB: 2 BB: 1 P: 8	R: 0 E: 0 K: 0 S: 3	H: 1 LOB: 0 BB: 0 P: 3	R: 0 E: 0 K: 0 S: 2	H: 0 LOB: 0 BB: 1 P: 6	1B: 3 2B: 3 3B: 0 HR: 0	SF: 0 SAC: 0 DP: 3 HBP: 0	WP: 0 PB: 0 SB: 0 CS: 0	PA: 32					
PITCHER	IP	WLS	BF	H	R	ER	SO	BB	IBB	HBP	BLK	WP	HR	S	P	ERA	WHIP										
John Montefusco, R ERA: 2.97 (1, 1)	7.0	W	26	4	1	1	7	0	1	0	0	0	0	39	43	1.29	0.571										
Gary Lavelle, L ERA: 2.42 (8, 1)	1.0		3	1	0	0	0	0	0	0	0	0	0	3	3	0.00	1.000										
Randy Moffitt, R ERA: 3.48 (9, 1)	1.0	S	3	0	0	0	0	1	0	0	0	0	0	2	6	0.00	1.000										

Los Angeles Dodgers @ San Francisco Giants
Candlestick Park, San Francisco, CA
Sat Jun 28 1975, 6:33 AM EDT
Att. 13,022 - Unknown

livebaseballscorecards.com

Batter	1	2	3	4	5	6	7	8	9	AB R H RBI BB SO LOB	TOP													
Davey Lopes, R OBP: 0.366, SLG: 0.320 (1, 4) (8, 6)	0-0 F2		0-0 F7			0-0 F8 S 1B		0-0 1-H HR		4 1 2 2 0 0 1	Los Angeles Dodgers @ San Francisco Giants Candlestick Park, San Francisco, CA Sun Jun 29 1975, 6:33 AM EDT Att. 25,929 - Unknown livebaseballscorecards.com													
Bill Buckner, L OBP: 0.242, SLG: 0.288 (1, 7)	0-0 F4		0-0 F8			0-0 F7 1-2		0-0 1B		4 0 1 0 0 0 2														
Jimmy Wynn, R OBP: 0.431, SLG: 0.498 (1, 8)	0-3 K				0-0 F7	0-0 F8 2-3		0-0 F6		4 0 0 0 0 1 2														
Steve Garvey, R OBP: 0.337, SLG: 0.457 (1, 3)		0-0 1-3			0-0 F4	0-0 1-3		0-0 F6		4 0 0 0 0 0 2														
Ron Cey, R OBP: 0.337, SLG: 0.430 (1, 5)		4-0 4-3 BB			0-0 4-3		0-0 F7		0-0 F8	3 0 0 0 1 0 0														
Willie Crawford, L OBP: 0.332, SLG: 0.354 (1, 9)		0-0 4-3 1-2			0-0 F7		0-0 F7		0-0 F3	4 0 0 0 0 0 1														
Steve Yeager, R OBP: 0.286, SLG: 0.315 Manny Mota, R OBP: 0.333, SLG: 0.267 (9, PH)		0-0 5-3			0-0 2B		0-0 F4		0-0 F6	3 0 1 0 0 0 1 1 0 0 0 0 0 0														
Ivan De Jesus, R OBP: 0.317, SLG: 0.235 Henry Cruz, L OBP: 0.302, SLG: 0.317 Lee Lacy, R OBP: 0.382, SLG: 0.478 (8, 4)			0-0 SH3-4 1B		0-0 F8		0-0 F9			2 0 1 0 0 0 1 1 0 0 0 0 0 0 0 0 0 0 0 0 0														
Don Sutton, R OBP: 0.192, SLG: 0.125 Jim Brewer, L Leron Lee, L OBP: 0.265, SLG: 0.226 Charlie Hough, R (8, 1)			0-0 SH3-4 1-2		0-3 K			0-0 HR 1B		1 0 0 0 0 1 1 0 0 0 0 0 0 0 1 1 1 0 0 0 0 0 0 0 0 0 0 0														
Inning Stats	R: 0 E: 0 K: 1 S: 5	H: 0 LOB: 0 BB: 0 P: 5	R: 0 E: 0 K: 0 S: 3	H: 0 LOB: 1 BB: 1 P: 7	R: 0 E: 0 K: 0 S: 4	H: 1 LOB: 1 BB: 0 P: 4	R: 0 E: 0 K: 0 S: 3	H: 0 LOB: 0 BB: 0 P: 3	R: 0 E: 0 K: 1 S: 6	H: 1 LOB: 1 BB: 0 P: 6		R: 0 E: 0 K: 0 S: 4	H: 1 LOB: 1 BB: 0 P: 4	R: 0 E: 0 K: 0 S: 3	H: 0 LOB: 0 BB: 0 P: 3	R: 2 E: 0 K: 0 S: 6	H: 3 LOB: 1 BB: 0 P: 6	R: 0 E: 0 K: 0 S: 3	H: 0 LOB: 0 BB: 0 P: 3	1B: 4 2B: 1 3B: 0 HR: 1	SF: 0 SAC: 1 DP: 0 HBP: 0	WP: 0 PB: 0 SB: 1 CS: 0	PA: 34	
PITCHER Tom Bradley, R ERA: 3.5 Randy Moffitt, R ERA: 3.35	IP 7.1	WLS W	BF 29	H 6	R 2	ER 2	SO 2	BB 1	IBB 0	HBP 0	BLK 0	WP 0	HR 1	S 32	P 36	ERA 2.46	WHIP 0.955						ERA 0.00	WHIP 0.000



Batter	1	2	3	4	5	6	7	8	9	AB R H RBI BB SO LOB	TOP							
Bobby Tolan, L (1, 8) OBP: 0.296, SLG: 0.305	0-0 G3-6-3 1B		0-0 L5			0-3 K		0-0 F5		4 0 1 0 0 1 3	San Diego Padres @ Los Angeles Dodgers Dodger Stadium, Los Angeles, CA Mon Jun 30 1975, 7:05 PM PDT Att. 29,678 - Unknown livebaseballscorecards.com							
Tito Fuentes, S (1, 4) OBP: 0.291, SLG: 0.320	0-0 G3-6-3 1-2f		0-0 4-3			0-3 K		0-0 G6-4-3 1-2f		4 0 0 0 0 1 4								
Gene Locklear, L (1, 7) OBP: 0.412, SLG: 0.521	0-0 1-3				0-0 6-3		0-0 1B 1B 1B		0-0 1-3	4 1 1 0 0 0 0								
Willie McCovey, L (1, 3) OBP: 0.302, SLG: 0.433		0-0 F8		0-0 F2		0-3 K		0-3 K		4 0 0 0 0 2 1								
Dave Winfield, R (1, 9) OBP: 0.359, SLG: 0.452		4-0 BB		0-0 6-3		0-0 1B		0-0 6-3		3 0 1 0 1 0 0								
Randy Hundley, R (1, 2) OBP: 0.248, SLG: 0.239		0-0 F9			0-0 F4		0-0 FC5-4 1B			3 0 1 1 0 0 1								
Alan Foster, R (7, PR) OBP: 0.091, SLG: 0.091							3-H FC5-4 1B			0 0 0 0 0 0 0								
Fred Kendall, R (7, 2) OBP: 0.263, SLG: 0.253							0-0 FC5-4 1-2f			0 0 0 0 0 0 0								
Ted Kubiak, S (1, 5) OBP: 0.281, SLG: 0.220		0-0 4-3		0-0 K		0-3 K		0-0 FC5-4 1-2f		3 0 0 0 0 1 2								
Enzo Hernandez, R (1, 6) OBP: 0.296, SLG: 0.275			4-0 SH1-4 BB		0-0 6-3			0-0 1B 1B		2 0 1 0 1 0 0								
Rich Folkers, L (1, 1) OBP: 0.111, SLG: 0.111			0-0 SH1-4 BB			0-3 K		0-0 G6-4-3 1B		1 0 0 0 0 1 0								
Mike Ivie, R (8, PH) OBP: 0.296, SLG: 0.368										1 0 1 0 0 0 0								
Bill Greif, R (8, 1)										0 0 0 0 0 0 0								
Inning Stats	R: 0 E: 0 K: 0 S: 3	H: 1 LOB: 0 BB: 0 P: 3	R: 0 E: 0 K: 0 S: 3	H: 0 LOB: 1 BB: 1 P: 7	R: 0 E: 0 K: 0 S: 3	H: 0 LOB: 0 BB: 0 P: 3	R: 0 E: 0 K: 1 S: 5	H: 0 LOB: 0 BB: 0 P: 5	R: 1 E: 0 K: 1 S: 7	H: 3 LOB: 1 BB: 0 P: 7	R: 0 E: 0 K: 1 S: 4	H: 2 LOB: 1 BB: 0 P: 4	R: 0 E: 0 K: 1 S: 5	H: 0 LOB: 0 BB: 0 P: 5	1B: 6 2B: 0 3B: 0 HR: 0	SF: 0 SAC: 1 DP: 2 HBP: 0	WP: 0 PB: 0 SB: 0 CS: 0	PA: 32
PITCHER Andy Messersmith, R (1, 1) ERA: 2.06	IP: 9.0 WLS: W BF: 32 H: 6 R: 1 ER: 1 SO: 6 BB: 2 IBB: 0 HBP: 0 BLK: 0 WP: 0 HR: 0 S: 42 P: 50 ERA: 1.00 WHIP: 0.889																	

AB	29
R	1
H	6
RBI	1
BB	2
SO	6
LOB	11



Batter	1	2	3	4	5	6	7	8	9	AB R H RBI BB SO LOB	TOP		
Johnny Grubb, L (1, 8) OBP: 0.401, SLG: 0.434 Don Hahn, R (8, 8) OBP: 0.200, SLG: 0.077	0-0 		0-0 F8 		0-0 1B BB 1B 	0-0 F8 		4-0 4-3 CS BB 	4 1 2 2 1 0 1 0 0 0 0 0 0 0	San Diego Padres @ Los Angeles Dodgers Dodger Stadium, Los Angeles, CA Tue Jul 01 1975, 7:05 PM PDT Att: 21,542 - Unknown livebaseballscorecards.com			
Tito Fuentes, S (1, 4) OBP: 0.293, SLG: 0.321	0-0 G4-6-3 		0-0 F7 		0-0 BB HR 1B 	0-0 1B 1B 		0-0 G3 	5 2 2 0 0 0 3				
Gene Locklear, L (1, 7) OBP: 0.411, SLG: 0.515 Bill Greif, R (8, 1)	0-3 K 			0-0 F5 	0-0 BB HR 1B 	0-0 1B 1B 		0-0 4-3 	5 2 2 1 0 1 1 0 0 0 0 0 0 0				
Dave Winfield, R (1, 9) OBP: 0.363, SLG: 0.451 Dick Sharon, R (8, PR) OBP: 0.302, SLG: 0.259		0-0 5-3 		0-0 F9 	4-0 HR BB 	0-0 1B 1B 		1-0 	3 1 1 2 1 0 0 0 0 0 0 0 0 0				
Mike Ivie, R (1, 5) OBP: 0.298, SLG: 0.382		0-0 F3 		0-0 F2 	0-0 HR 	0-0 FC6-4 1B 		0-0 CS 	0-0 F7 		5 1 2 5 0 0 0		
Bobby Tolan, L (1, 3) OBP: 0.298, SLG: 0.307		0-0 			0-0 CS 1B 	0-0 FC6-4 		0-0 E4 FC6-4 	5 0 2 0 0 0 2				
Randy Hundley, R (1, 2) OBP: 0.254, SLG: 0.246		0-0 F3 			0-0 1B 		0-0 F8 		0-0 F6 		5 1 2 0 0 0 2		
Enzo Hernandez, R (1, 6) OBP: 0.294, SLG: 0.273			0-0 6-3 		0-0 E8 1B 		0-0 6-3 		0-0 FC6-4 		5 1 1 0 0 0 2		
Dan Spillner, R (1, 1) OBP: 0.259, SLG: 0.174 Ted Kubiak, S (8, 5) OBP: 0.281, SLG: 0.220			4-0 		4-0 1B 1B BB 	0-0 F9 	0-0 F9 				2 1 0 0 2 0 0 0 0 0 0 0 0 0		
Inning Stats	R: 0 H: 1 E: 0 LOB: 0 K: 1 BB: 0 S: 5 P: 5	R: 0 H: 1 E: 0 LOB: 1 K: 0 BB: 0 S: 4 P: 4	R: 0 H: 0 E: 0 LOB: 1 K: 0 BB: 1 S: 3 P: 7	R: 0 H: 0 E: 0 LOB: 0 K: 0 BB: 0 S: 3 P: 3	R: 8 H: 8 E: 1 LOB: 1 K: 0 BB: 2 S: 10 P: 18	R: 2 H: 4 E: 0 LOB: 2 K: 0 BB: 0 S: 7 P: 7	R: 0 H: 0 E: 0 LOB: 0 K: 0 BB: 0 S: 3 P: 3	R: 0 H: 0 E: 0 LOB: 1 K: 0 BB: 1 S: 2 P: 7	R: 0 H: 0 E: 1 LOB: 1 K: 0 BB: 0 S: 4 P: 4	1B: 13 SF: 0 2B: 0 SAC: 0 3B: 0 DP: 1 HR: 1 HBP: 1	WP: 0 PA: 45 PB: 0 SB: 0 CS: 2		
PITCHER	IP WLS BF H R ER SO BB IBB HBP BLK WP HR S P ERA WHIP											PITCHER	IP WLS BF H R ER SO BB IBB HBP BLK WP HR S P ERA WHIP
Burt Hooton, R (1, 1) ERA: 4.7	4.1 L 19 6 4 4 1 2 0 0 0 0 0 0 19 27 8.31 1.846												
Jim Brewer, L (5, 1) ERA: 5.17	1.2 14 8 6 6 0 1 0 0 0 0 0 1 13 17 32.40 5.400												
Charlie Hough, R (7, 1) ERA: 4.56	2.0 7 0 0 0 0 1 0 1 0 0 0 0 5 10 0.00 0.500												
Rick Rhoden, R (9, 1) ERA: 3.4	1.0 4 0 0 0 0 0 0 0 0 0 0 0 0 4 4 0.00 0.000												



Batter	1	2	3	4	5	6	7	8	9	AB R H RBI BB SO LOB
Davey Lopes, R (1, 4) Tom Paciorek, R (9, 9) OBP: 0.369, SLG: 0.329 OBP: 0.245, SLG: 0.290	0-0 L7 SUS	0-3 K SUS		0-0 E4 2-3		0-0 F2 SUS			0-0 4-3	4 0 0 0 0 1 2 1 0 0 0 0 0 0
Bill Buckner, L (1, 7) OBP: 0.248, SLG: 0.317	0-0 4-3		0-0 HR	0-0 F2			0-0 WP 1B 1B		0-0 F9	5 1 2 1 0 0 2
Steve Garvey, R (1, 3) OBP: 0.337, SLG: 0.454	0-0 1B S 1B		0-0 F8		0-0 BB 1B		0-0 WP 1B		0-3 K SUS	5 0 3 0 0 1 0
Ron Cey, R (1, 5) OBP: 0.341, SLG: 0.438	4-0 1B 1-2 BB		0-0 F8		4-0 BB 1-2 BB		0-0 F9 1-2 2-3			2 0 0 0 2 0 2
John Hale, L (1, 8) OBP: 0.286, SLG: 0.266	0-0 1B 1-2 2-3		0-0 S 1B		0-3 K		0-0 F9			4 0 2 0 0 1 4
Joe Ferguson, R (1, 2) Steve Yeager, R (9, 2) OBP: 0.325, SLG: 0.302 OBP: 0.280, SLG: 0.320	0-0 F8		0-3 K 1-2		0-0 F4		0-0 5-3			4 0 0 0 0 1 8 0 0 0 0 0 0 0
Willie Crawford, L (1, 9) Lee Lacy, R (8, PH) OBP: 0.326, SLG: 0.347 OBP: 0.382, SLG: 0.478		0-0 3-1		0-0 F4		0-0 F9		0-3 K SUS		3 0 0 0 0 0 2 1 0 0 0 0 1 0
Bill Russell, R (1, 6) Ivan De Jesus, R (6, PH) OBP: 0.242, SLG: 0.179 OBP: 0.306, SLG: 0.226		0-0 E6 SH1-4		0-0 E SH2-4 1B		0-0 F7		0-0 5-3		2 0 1 0 0 0 0 2 0 0 0 0 0 0
Burt Hooton, R (1, 1) Jim Brewer, L (5, 1) Leron Lee, L (6, PH) Charlie Hough, R (7, 1) Manny Mota, R (8, PH) Rick Rhoden, R (9, 1)		0-0 SH1-4		0-0 SH2-4		0-3 K SUS		0-0 6-3		0 0 0 0 0 0 0 0 0 0 0 0 0 0 1 0 0 0 0 1 0 0 0 0 0 0 0 0 1 0 0 0 0 0 0 0 0 0 0 0 0 0

Inning Stats	R: 0 E: 0 K: 0 S: 5	H: 2 LOB: 3 BB: 1 P: 9	R: 0 E: 1 K: 1 S: 6	H: 0 LOB: 1 BB: 0 P: 6	R: 1 E: 0 K: 1 S: 7	H: 2 LOB: 1 BB: 0 P: 7	R: 0 E: 1 K: 0 S: 5	H: 1 LOB: 2 BB: 0 P: 5	R: 0 E: 0 K: 1 S: 6	H: 1 LOB: 2 BB: 1 P: 10	R: 0 E: 0 K: 1 S: 5	H: 0 LOB: 0 BB: 0 P: 5	R: 0 E: 0 K: 0 S: 5	H: 2 LOB: 2 BB: 0 P: 5	R: 0 E: 0 K: 1 S: 5	H: 0 LOB: 0 BB: 0 P: 5	R: 0 E: 0 K: 1 S: 5	H: 0 LOB: 0 BB: 0 P: 5	1B: 7 2B: 0 3B: 0 HR: 1	SF: 0 SAC: 2 DP: 0 HBP: 0	WP: 1 PB: 0 SB: 2 CS: 0	PA: 39
--------------	------------------------------	---------------------------------	------------------------------	---------------------------------	------------------------------	---------------------------------	------------------------------	---------------------------------	------------------------------	----------------------------------	------------------------------	---------------------------------	------------------------------	---------------------------------	------------------------------	---------------------------------	------------------------------	---------------------------------	----------------------------------	------------------------------------	----------------------------------	--------


PITCHER	IP	WLS	BF	H	R	ER	SO	BB	IBB	HBP	BLK	WP	HR	S	P	ERA	WHIP
Dan Spillner, R (1, 1) ERA: 4.38	7.0	W	33	8	1	1	4	2	0	0	0	1	1	39	47	1.29	1.429
Bill Greif, R (8, 1) ERA: 3.62	2.0		6	0	0	0	2	0	0	0	0	0	0	10	10	0.00	0.000

BOTTOM

San Diego Padres @ Los Angeles Dodgers
 Dodger Stadium, Los Angeles, CA

Tue Jul 01 1975, 7:05 PM PDT
 Att. 21,542 - Unknown

AB	35
R	1
H	8
RBI	1
BB	2
SO	6
LOB	20



PITCHER	IP	WLS	BF	H	R	ER	SO	BB	IBB	HBP	BLK	WP	HR	S	P	ERA	WHIP
---------	----	-----	----	---	---	----	----	----	-----	-----	-----	----	----	---	---	-----	------

Batter	1	2	3	4	5	6	7	8	9	10	11	12	13	14	AB	R	H	RBI	BB	SO	LOB	TOP								
Johnny Grubb, L (1, 8) <small>OBP: 0.391, SLG: 0.423</small>	0-0 F8		0-0 1-3		0-3 K	0-0 4-3		0-0 F7		0-0 F7			0-3 K		7	0	0	0	0	2	4									
Tito Fuentes, S (1, 4) <small>OBP: 0.299, SLG: 0.327</small>	0-0 1B		0-0 1B		0-0 5-3		0-0 1B SH3-4	0-0 1B		0-0 3-1			0-0 5-3		7	0	4	1	0	0	0									
Gene Locklear, L (1, 7) <small>OBP: 0.423, SLG: 0.520</small> Danny Frisella, L (8, 1) <small>OBP: 0.250, SLG: 0.242</small> Randy Hundley, R (9, 2) <small>OBP: 0.250, SLG: 0.242</small>	0-0 F7		0-0 1B		4-0 BB		0-0 SH3-4	0-0 1B					0-3 K		3	0	2	2	1	0	1									
Dave Winfield, R (1, 9) <small>OBP: 0.361, SLG: 0.444</small>	0-0 4-3		0-0 G3		4-0 BB		0-0 5-3	0-0 G3					0-0 1B		6	0	1	0	1	0	6									
Mike Ivie, R (1, 5) <small>OBP: 0.299, SLG: 0.383</small> Ted Kubiak, S (5, PH) <small>OBP: 0.286, SLG: 0.220</small>		0-3 K		0-0 1B	0-0 FC5-4					0-0 6-3			0-0 F9		2	1	1	0	0	1	0									
Bobby Tolan, L (1, 3) <small>OBP: 0.297, SLG: 0.307</small>		0-0 B2		0-0 1B		0-3 K	0-0 4-3			0-0 G3			0-0 F8		7	0	2	0	0	1	3									
Fred Kendall, R (1, 2) <small>OBP: 0.256, SLG: 0.246</small> Brent Strom, R (9, 1) <small>OBP: 0.278, SLG: 0.313</small> Jerry Moses, R (12, PH) <small>OBP: 0.167, SLG: 0.120</small> Joe McIntosh, S (12, 1) <small>OBP: 0.167, SLG: 0.120</small>		0-0 6-3		0-0 F4		0-0 F3		0-0 1-3	0-0 6-3			0-0 F3		5	0	0	0	0	0	3										
Hector Torres, R (1, 6) <small>OBP: 0.289, SLG: 0.338</small>			0-0 1B		0-0 SF8		0-0 2B	0-0 1B		0-0 F4			0-0 6-3		5	3	3	1	0	0	1									
Dave Freisleben, R (1, 1) <small>OBP: 0.176, SLG: 0.067</small> Dick Sharon, R (8, PH) <small>OBP: 0.176, SLG: 0.067</small> Dave Tomlin, L (8, 1) <small>OBP: 0.176, SLG: 0.067</small> Willie McCovey, L (8, PH) <small>OBP: 0.176, SLG: 0.067</small> Enzo Hernandez, R (8, PH) <small>OBP: 0.176, SLG: 0.067</small> Don Heath, R (8, 7) <small>OBP: 0.176, SLG: 0.067</small>		0-0 SH1-4		0-0 4-3		0-0 2B		1-0 1B		0-0 4-3			0-0 F9		1	0	0	0	0	1										
Inning Stats	R: 0 E: 0 S: 4	H: 1 LOB: 1 BB: 0 P: 4	R: 0 E: 0 S: 5	H: 0 LOB: 0 BB: 0 P: 5	R: 1 E: 0 S: 6	H: 3 LOB: 2 BB: 0 P: 6	R: 1 E: 0 S: 5	H: 2 LOB: 1 BB: 0 P: 5	R: 0 E: 0 S: 5	H: 0 LOB: 2 BB: 2 P: 13	R: 1 E: 0 S: 7	H: 2 LOB: 1 BB: 0 P: 7	R: 0 E: 0 S: 5	H: 2 LOB: 2 BB: 0 P: 5	R: 2 E: 0 S: 6	H: 3 LOB: 2 BB: 0 P: 7	R: 0 E: 0 S: 4	H: 1 LOB: 1 BB: 0 P: 4	R: 0 E: 0 S: 3	H: 0 LOB: 0 BB: 0 P: 3	R: 0 E: 0 S: 3	H: 0 LOB: 0 BB: 0 P: 3	R: 0 E: 0 S: 5	H: 0 LOB: 0 BB: 0 P: 5	R: 0 E: 0 S: 3	H: 0 LOB: 0 BB: 0 P: 3	1B: 13 2B: 2 3B: 0 HR: 0	SF: 1 SAC: 2 DP: 0 HBP: 1	WP: 0 PB: 0 SB: 1 CS: 2	PA: 60
PITCHER Doug Rau, L (1, 1) <small>ERA: 3.38</small> Mike Marshall, R (6, 1) <small>ERA: 3.28</small> Rick Rhoden, R (9, 1) <small>ERA: 3.09</small> Al Downing, L (13, 1) <small>ERA: 2.65</small>	IP	WLS	BF	H	R	ER	SO	BB	IBB	HBP	BLK	WP	HR	S	P	ERA	WHIP													
	5.2		27	8	3	3	3	2	0	0	0	0	0	31	39	4.76	1.765													
	2.1		13	5	2	2	0	0	0	1	0	0	0	12	13	7.71	2.143													
	4.0		14	2	0	0	1	1	0	0	0	0	0	15	19	0.00	0.750													
	2.0	W	6	0	0	0	1	0	0	0	0	0	0	8	8	0.00	0.000													

San Diego Padres @ Los Angeles Dodgers
 Dodger Stadium, Los Angeles, CA
 Wed Jul 02 1975, 7:05 PM PDT
 Att: 21,483 - Unknown

livebaseballscorecards.com

AB	53
R	5
H	15
RBI	5
BB	3
SO	5
LOB	21



Batter	1	2	3	4	5	6	7	8	9	10	11	12	13	14	AB	R	H	RBI	BB	SO	LOB
Davey Lopes, R OBP: 0.377, SLG: 0.331	F8 S WP 1B BB	F8		F8 2-H 1B		S BB		F8 1-2 2-H 1B		SH3-4 BB		FC6-4 1-2f		1B 1-3 IBB	4	1	2	1	4	0	1
Bill Buckner, L OBP: 0.239, SLG: 0.305	F8		4-3	F8		K BB		F8		SH3-4		F9		1-3	5	0	0	0	0	1	5
Rick Rhoden, R (9, 1)	F8			F8		K		F8		SH3-4		F9		1-3	0	0	0	0	0	0	0
Tom Paciorek, R OBP: 0.243, SLG: 0.287	F8			F8		K		F8		SH3-4		F9		1-3	1	0	0	0	0	0	1
Al Downing, R (13, 1)	F8			F8		K		F8		SH3-4		F9		1-3	0	0	0	0	0	0	0
Ken McMullen, R OBP: 0.211, SLG: 0.471	F8			F8		K		F8		SH3-4		F9		1-3	1	0	0	0	0	0	2
Jimmy Wynn, R OBP: 0.433, SLG: 0.490	S 1B BB				FC2 1B E BB	6-3			K	FC6-4 IBB			F9	1B IBB	4	2	1	0	4	1	1
Steve Garvey, R OBP: 0.341, SLG: 0.453	F5 1-2		E4 1-2		E FC4-2 1B			F9	2B HBP	FC6-4			1B 1B	1B 1B	7	1	3	1	0	0	5
Ron Cey, R OBP: 0.346, SLG: 0.443	1B BB		F2		FC2 FC4-2 1-3 2-H 1B			L3-6 PB 1B					6-3	FC5-4 1B	6	0	3	1	1	0	3
John Hale, L OBP: 0.357, SLG: 0.250	1-3 2-H 3-H 1B		L9		FC4-2 IBB			L3-6 1-3					F2	F7	5	0	1	2	2	0	5
Bill Russell, R OBP: 0.270, SLG: 0.219	F4				FC4-2								F7	FC5-4	4	1	2	0	0	0	5
Leron Lee, L OBP: 0.257, SLG: 0.219	F4				FC4-2								F7	FC5-4	0	0	0	0	0	0	0
Lee Lacy, R OBP: 0.379, SLG: 0.474	F4				FC4-2								F7	FC5-4	1	0	0	0	0	0	2
Ivan De Jesus, R OBP: 0.297, SLG: 0.218	F4				FC4-2								F7	FC5-4	2	0	0	0	0	0	2
Steve Yeager, R OBP: 0.291, SLG: 0.320					WP 1B										3	0	1	0	0	1	4
Manny Mota, R OBP: 0.314, SLG: 0.250					1B										1	0	0	0	0	0	1
Paul Powell, R OBP: 0.333, SLG: 0.200					1B										3	1	1	0	0	1	2
Doug Rau, L OBP: 0.283, SLG: 0.214					K										2	0	0	0	0	1	2
Mike Marshall, R (6, 1)					K										1	0	0	0	0	0	0
Willie Crawford, L OBP: 0.330, SLG: 0.348					K										2	0	1	0	1	0	0

Inning Stats	R: 2	H: 1	E: 0	LOB: 2	K: 0	BB: 3	S: 4	P: 16	R: 0	H: 1	E: 0	LOB: 0	K: 1	BB: 0	S: 5	P: 5	R: 0	H: 1	E: 1	LOB: 2	K: 0	BB: 0	S: 5	P: 5	R: 1	H: 2	E: 0	LOB: 1	K: 1	BB: 0	S: 7	P: 7	R: 1	H: 1	E: 1	LOB: 2	K: 0	BB: 2	S: 4	P: 12	R: 0	H: 0	E: 0	LOB: 1	K: 0	BB: 1	S: 5	P: 9	R: 0	H: 1	E: 0	LOB: 0	K: 0	BB: 0	S: 3	P: 3	R: 0	H: 2	E: 0	LOB: 2	K: 0	BB: 1	S: 4	P: 8	R: 1	H: 1	E: 0	LOB: 2	K: 1	BB: 1	S: 6	P: 11	R: 0	H: 0	E: 0	LOB: 2	K: 0	BB: 2	S: 3	P: 11	R: 0	H: 0	E: 0	LOB: 0	K: 0	BB: 0	S: 3	P: 3	R: 0	H: 1	E: 0	LOB: 1	K: 1	BB: 0	S: 6	P: 6	R: 0	H: 2	E: 0	LOB: 2	K: 0	BB: 2	S: 5	P: 5	R: 1	H: 2	E: 0	LOB: 3	K: 0	BB: 2	S: 4	P: 12	1B: 14	SF: 0	2B: 2	SAC: 2	3B: 0	DP: 2	HR: 0	HBP: 1	WP: 2	PA: 67
PITCHER	IP	WLS	BF	H	R	ER	SO	BB	IBB	HBP	BLK	WP	HR	S	P	ERA	WHIP																																																																																																									
Dave Freisleben, R ERA: 3.9	(1, 1)	5.0	26	6	4	3	2	4	1	0	0	2	0	25	45	5.40	2.000																																																																																																									
Dave Tomlin, L ERA: 2.06	(6, 1)	2.0	7	1	0	0	1	1	0	0	0	0	0	8	12	0.00	1.000																																																																																																									
Danny Frisella, R ERA: 3.35	(8, 1)	1.1	9	3	1	1	1	1	1	1	0	0	0	8	17	6.75	3.000																																																																																																									
Brent Strom, L ERA: 0.96	(9, 1)	2.2	10	0	0	0	0	1	1	0	0	0	0	8	16	0.00	0.375																																																																																																									
Joe McIntosh, R ERA: 3.03	(12, 1)	2.2	15	5	1	1	1	0	2	0	0	0	0	15	23	3.38	1.875																																																																																																									

San Diego Padres @ Los Angeles Dodgers
 Dodger Stadium, Los Angeles, CA
 Wed Jul 02 1975, 7:05 PM PDT
 Att: 21,483 - Unknown

AB	52
R	6
H	15
RBI	5
BB	12
SO	5
LOB	41



Batter	1	2	3	4	5	6	7	8	9	AB R H RBI BB SO LOB	TOP											
Von Joshua, L (1, 8) OBP: 0.368, SLG: 0.421	0-3 K		0-0 4-3		0-0 F5		0-0 1-3			4 0 0 0 0 1 3	San Francisco Giants @ Los Angeles Dodgers Dodger Stadium, Los Angeles, CA Thu Jul 03 1975, 7:05 PM PDT Att: 35,929 - Unknown											
Derrel Thomas, S (1, 4) OBP: 0.339, SLG: 0.361	0-0 1B FC6-4 1B		0-0 3-1		0-0 F7			0-0 4-3		4 1 1 0 0 0 2												
Bobby Murcer, L (1, 9) OBP: 0.403, SLG: 0.478	0-0 FC6-4 1-3 1B			0-0 G3		0-0 F7		0-0 F9		4 0 1 0 0 0 0												
Willie Montanez, L (1, 3) OBP: 0.338, SLG: 0.389	0-0 FC6-4 1-2f 3-H			0-0 1B		0-0 F9		0-0 4-3		4 0 1 1 0 0 1												
Chris Speier, R (1, 6) OBP: 0.350, SLG: 0.378	0-0 F4			0-0 F4		0-0 3B			0-0 G1-6-3 2B	4 0 2 0 0 0 2												
Gary Thomasson, L (1, 7) OBP: 0.278, SLG: 0.277		0-0 4-3		0-0 F5		0-3 K			4-0 G1-6-3 BB	3 0 0 0 1 1 2												
Steve Ontiveros, S (1, 5) OBP: 0.383, SLG: 0.333		0-0 F8			4-0 1B BB		0-3 K		0-0 G1-6-3 1-2f 2-3	3 0 0 0 1 1 2												
Dave Rader, L (1, 2) OBP: 0.351, SLG: 0.366		0-0 4-3			0-0 1-2 1B		0-0 1B		0-0 1-6-3	4 0 2 0 0 0 1												
Pete Falcone, L (1, 1) OBP: 0.065, SLG: 0.065 Charlie Williams, R (5, 1) OBP: 0.154, SLG: 0.083 Glenn Adams, L (7, PH) OBP: 0.362, SLG: 0.550 Randy Moffitt, R (7, 1) OBP: 0.222, SLG: 0.444 Dave Heaverlo, R (8, 1)			0-0 P6		0-3 K		0-3 K			2 0 0 0 0 1 2 0 0 0 0 0 0 0 1 0 0 0 0 1 1 0 0 0 0 0 0 0 0 0 0 0 0 0 0												
Inning Stats	R: 1 E: 0 K: 1 S: 7	H: 2 LOB: 1 BB: 0 P: 7	R: 0 E: 0 K: 0 S: 3	H: 0 LOB: 0 BB: 0 P: 3	R: 0 E: 0 K: 0 S: 3	H: 0 LOB: 0 BB: 0 P: 3	R: 0 E: 0 K: 0 S: 4	H: 1 LOB: 1 BB: 0 P: 4	R: 0 E: 0 K: 1 S: 6	H: 1 LOB: 2 BB: 1 P: 10	R: 0 E: 0 K: 1 S: 6	H: 1 LOB: 1 BB: 0 P: 6	R: 0 E: 0 K: 2 S: 8	H: 1 LOB: 1 BB: 0 P: 8	R: 0 E: 0 K: 0 S: 3	H: 0 LOB: 0 BB: 0 P: 3	R: 0 E: 0 K: 0 S: 3	H: 1 LOB: 1 BB: 1 P: 7	1B: 5 2B: 1 3B: 1 HR: 0	SF: 0 SAC: 0 DP: 1 HBP: 0	WP: 0 PB: 0 SB: 0 CS: 0	PA: 35
PITCHER	IP WLS BF H R ER SO BB IBB HBP BLK WP HR S P ERA WHIP																					
Don Sutton, R (1, 1) ERA: 2.36	8.0 W 33 7 1 1 5 2 0 0 0 0 0 0 41 49 1.12 1.125																					
Mike Marshall, R (9, 1) ERA: 3.21	1.0 2 0 0 0 0 0 0 0 0 0 0 0 2 2 0.00 0.000																					

livebaseballscorecards.com

AB	33
R	1
H	7
RBI	1
BB	2
SO	5
LOB	16



Batter	1	2	3	4	5	6	7	8	9
Davey Lopes, R (1, 4) OBP: 0.378, SLG: 0.332	0-3 K		0-3 K		0-0 1B BB		0-0 1B S	0-0 5-3	
Bill Russell, R (1, 6) OBP: 0.317, SLG: 0.257	4-0 FC6-4 BB			0-0 1B 2B	0-0 F5		0-0 1B HR		
Ivan De Jesus, R (7, PR) OBP: 0.297, SLG: 0.218									
Jimmy Wynn, R (1, 8) OBP: 0.434, SLG: 0.488	0-0 FC6-4			0-0 1B	4-0 1B BB		0-0 P6		
Steve Garvey, R (1, 3) OBP: 0.345, SLG: 0.468	0-0 F2			0-0 2B	0-0 1B		0-0 HR		
Ron Cey, R (1, 5) OBP: 0.345, SLG: 0.439		0-0 L7		0-3 K	0-0 F8		4-0 PO BB		
Tom Paciorek, R (1, 7) OBP: 0.252, SLG: 0.288		0-3 K		4-0 IBB		0-0 F9 1B S	0-0 P9		
John Hale, L (1, 9) OBP: 0.389, SLG: 0.313		0-0 CS 1B		0-0 G3		0-0 F9	0-0 PO	0-0 5-3 1B	
Steve Yeager, R (1, 2) OBP: 0.295, SLG: 0.324		0-0 CS	0-0 F8		0-0 1B BB	0-0 1B B1-3		0-0 5-3	
Don Sutton, R (1, 1) OBP: 0.179, SLG: 0.115			0-0 6-3		0-0 F2	0-0 B1-3		0-0 F8	
Mike Marshall, R (9, 1)									

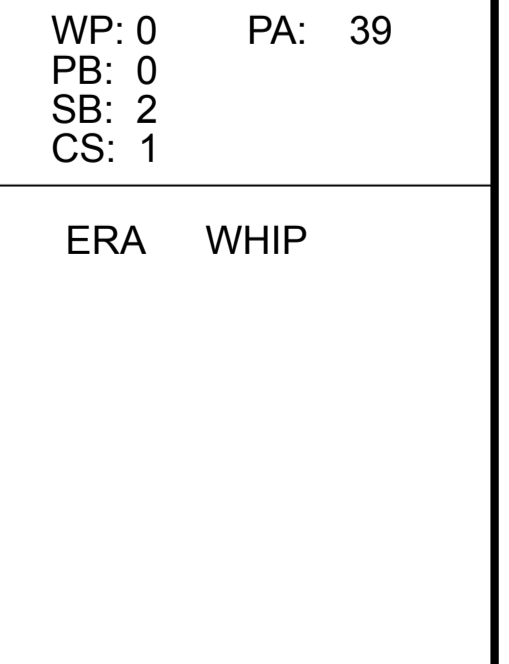
AB	R	H	RBI	BB	SO	LOB
5	2	2	0	0	2	1
3	1	2	1	1	0	2
0	1	0	0	0	0	0
3	0	1	0	1	0	2
4	1	3	5	0	0	1
3	0	0	0	1	1	3
3	1	1	0	1	1	1
4	0	2	0	0	0	3
4	1	2	1	0	0	1
4	0	0	0	0	0	3
0	0	0	0	0	0	0

1B	2B	3B	HR	SF	SAC	DP	HBP
11	2	0	1	0	0	1	0

WP	HR	S	P	ERA	WHIP
0	0	0	0	0	0

WP	HR	S	P	ERA	WHIP
0	0	0	0	0	0

San Francisco Giants @ Los Angeles Dodgers
Dodger Stadium, Los Angeles, CA
 Thu Jul 03 1975, 7:05 PM PDT
 Att. 35,929 - Unknown



Inning Stats														
R	H	E	K	S	H	LOB	BB	P	R	H	E	K	S	P
0	0	0	1	5	0	1	9	0	0	0	0	1	5	0
0	0	0	1	5	0	0	5	0	0	0	0	1	5	0
0	0	0	1	5	0	0	5	0	0	0	0	1	5	0
0	0	0	1	5	0	0	5	0	0	0	0	1	5	0
0	0	0	1	5	0	0	5	0	0	0	0	1	5	0
0	0	0	1	5	0	0	5	0	0	0	0	1	5	0
0	0	0	1	5	0	0	5	0	0	0	0	1	5	0
0	0	0	1	5	0	0	5	0	0	0	0	1	5	0
0	0	0	1	5	0	0	5	0	0	0	0	1	5	0
0	0	0	1	5	0	0	5	0	0	0	0	1	5	0


PITCHER														
IP	WLS	BF	H	R	ER	SO	BB	IBB	HBP	BLK	WP	HR	S	P
4.2	L	22	7	3	3	4	2	1	0	0	0	0	27	39
1.1		5	2	1	1	0	0	0	0	0	0	0	5	5
1.0		6	3	3	3	0	1	0	0	0	0	1	5	9
1.0		4	1	0	0	0	0	0	0	0	0	0	4	4

PITCHER														
IP	WLS	BF	H	R	ER	SO	BB	IBB	HBP	BLK	WP	HR	S	P
4.2	L	22	7	3	3	4	2	1	0	0	0	0	27	39
1.1		5	2	1	1	0	0	0	0	0	0	0	5	5
1.0		6	3	3	3	0	1	0	0	0	0	1	5	9
1.0		4	1	0	0	0	0	0	0	0	0	0	4	4

1B	2B	3B	HR	SF	SAC	DP	HBP
11	2	0	1	0	0	1	0

WP	HR	S	P	ERA	WHIP
0	0	0	0	0	0

WP	HR	S	P	ERA	WHIP
0	0	0	0	0	0

Batter	1	2	3	4	5	6	7	8	9	AB R H RBI BB SO LOB	TOP									
Von Joshua, L (1, 8) OBP: 0.369, SLG: 0.421	0-0 1B S 1B	0-0 F5			0-0 F7		0-0 F5		0-0 1B SH1-4 G1-2-3 1B	5 0 2 0 0 0 2	<p>San Francisco Giants @ Los Angeles Dodgers Dodger Stadium, Los Angeles, CA</p> <p>Fri Jul 04 1975, 7:05 PM PDT Att: 52,621 - Unknown</p> <p>livebaseballscorecards.com</p> <p>AB 33 R 1 H 9 RBI 1 BB 6 SO 1 LOB 27</p> 									
Derrel Thomas, S (1, 4) OBP: 0.338, SLG: 0.357	0-0 F3 1-2		0-0 G3		1-0 1B FC6-4 HBP		0-0 4-3		0-0 SH1-4 1-2	3 1 0 0 0 0 1										
Bobby Murcer, L (1, 9) OBP: 0.405, SLG: 0.480 Glenn Adams, L (5, 9) OBP: 0.366, SLG: 0.541	0-0 1B 2-3		0-0 F8		0-0 1B FC6-4 1-3		0-3 K		4-0 1B BB	3 0 2 0 0 0 0 1 0 0 0 1 1 0										
Willie Montanez, L (1, 3) OBP: 0.342, SLG: 0.391	4-0 1B G6-4-3 BB		0-0 6-3		0-0 FC6-4 1-2f 3-H			0-0 1B E	0-0 1B 1-2 2-3	4 0 2 1 1 0 1										
Chris Speier, R (1, 6) OBP: 0.348, SLG: 0.373	0-0 G6-4-3 1-2f			4-0 1B FC BB	0-0 FC6-4 1-2f			0-0 P4	0-0 G1-2-3 3-Hf	4 0 0 0 1 0 8										
Gary Thomasson, L (1, 7) OBP: 0.283, SLG: 0.278		0-0 F9		0-0 1B FC6-4 1-2		4-0 1B WP BB		0-0 1B E4 FC5 1-3		3 0 1 0 1 0 1										
Steve Ontiveros, S (1, 5) OBP: 0.380, SLG: 0.338			0-0 2B	0-0 FC6-4 1-2f 2-3		0-0 F7		0-0 6-3		4 0 1 0 0 0 5										
Dave Rader, L (1, 2) OBP: 0.355, SLG: 0.365		0-0 F8		0-0 F2		0-0 1B 1-H		4-0 IBB		3 0 1 0 1 0 3										
John Montefusco, R (1, 1) OBP: 0.355, SLG: 0.365		4-0 BB		0-3 FC 1-2 3-H		0-0 F5		0-0 FC5 2-3f		3 0 0 0 1 0 6										
Inning Stats	R: 0 E: 0 K: 0 S: 4	H: 2 LOB: 2 BB: 1 P: 8	R: 0 E: 0 K: 0 S: 4	H: 1 LOB: 2 BB: 1 P: 8	R: 0 E: 0 K: 0 S: 3	H: 0 LOB: 0 BB: 0 P: 3	R: 0 E: 0 K: 0 S: 6	H: 1 LOB: 2 BB: 1 P: 10	R: 1 E: 0 K: 0 S: 4	H: 1 LOB: 1 BB: 0 P: 5	R: 0 E: 0 K: 1 S: 5	H: 0 LOB: 0 BB: 0 P: 5	R: 0 E: 1 K: 0 S: 5	H: 1 LOB: 3 BB: 1 P: 9	R: 0 E: 0 K: 0 S: 4	H: 2 LOB: 2 BB: 1 P: 8	1B: 8 2B: 1 3B: 0 HR: 0	SF: 0 SAC: 1 DP: 2 HBP: 1	WP: 1 PB: 0 SB: 1 CS: 0	PA: 41
PITCHER	IP WLS BF H R ER SO BB IBB HBP BLK WP HR S P ERA WHIP																			
Andy Messersmith, R (1, 1) ERA: 2.03	7.0 L 30 6 1 1 2 4 0 1 0 1 0 29 46 1.29 1.429																			
Mike Marshall, R (8, 1) ERA: 3.08	2.0 11 3 0 0 0 1 1 0 0 0 0 9 17 0.00 2.000																			

Batter	1	2	3	4	5	6	7	8	9	AB	R	H	RBI	BB	SO	LOB
Davey Lopes, R OBP: 0.378, SLG: 0.331 (1, 4)	0-0 G3		0-0 F7		0-3 K		0-0 S 1B		4-0 BB 1-2 BB	4	0	1	0	1	1	0
Bill Buckner, L OBP: 0.245, SLG: 0.308 (1, 7)	0-0 F7		0-0 1B 1B		0-0 FC5-4 1B		0-0 L3 1-2		0-0 F3	5	0	2	0	0	0	3
Jimmy Wynn, R OBP: 0.432, SLG: 0.484 (1, 8)	0-3 K		0-0 1-2 1B		0-0 FC5-4 1-2			0-0 F7		4	0	1	0	0	1	1
Steve Garvey, R OBP: 0.347, SLG: 0.474 (1, 3)		0-0 S 1B	0-0 F8		0-0 E5			0-0 3B		4	0	2	0	0	0	2
Ron Cey, R OBP: 0.341, SLG: 0.433 (1, 5)		0-3 K 1-2		0-0 3-1		0-0 F8		0-0 5-3		4	0	0	0	0	1	3
John Hale, L OBP: 0.364, SLG: 0.263 (1, 9)		4-0 BB		0-3 K		0-3 K		0-0 P4		3	0	0	0	1	2	2
Bill Russell, R OBP: 0.311, SLG: 0.256 (1, 6)		0-0 F2		0-0 1B		0-3 K			0-0 6-3	4	0	1	0	0	1	3
Steve Yeager, R OBP: 0.291, SLG: 0.319 (1, 2)		0-3 K		0-3 K			0-0 5-3		0-0 4-3	3	0	0	0	0	2	3
Manny Mota, R OBP: 0.306, SLG: 0.242 (9, PH)									0-0 1B	1	0	0	0	0	0	0
Andy Messersmith, R OBP: 0.269, SLG: 0.290 (1, 1)			0-0 5-3		0-3 K				0-0 WP 1B	2	0	0	0	0	1	0
Willie Crawford, L OBP: 0.329, SLG: 0.347 (7, PH)										1	0	0	0	0	1	0
Mike Marshall, R (8, 1)										0	0	0	0	0	0	0
Leron Lee, L OBP: 0.278, SLG: 0.242 (9, PH)										1	0	1	0	0	0	0
Tom Paciorek, R OBP: 0.252, SLG: 0.288 (9, PR)										0	0	0	0	0	0	0

BOTTOM

San Francisco Giants @ Los Angeles Dodgers
Dodger Stadium, Los Angeles, CA
 Fri Jul 04 1975, 7:05 PM PDT
 Att. 52,621 - Unknown

livebaseballscorecards.com

AB	36
R	0
H	8
RBI	0
BB	2
SO	10
LOB	17



Inning Stats	R: 0 E: 0 K: 1 S: 5	H: 0 LOB: 0 BB: 0 P: 5	R: 0 E: 0 K: 2 S: 8	H: 1 LOB: 2 BB: 1 P: 12	R: 0 E: 0 K: 0 S: 5	H: 2 LOB: 2 BB: 0 P: 5	R: 0 E: 0 K: 2 S: 8	H: 1 LOB: 1 BB: 0 P: 8	R: 0 E: 0 K: 2 S: 8	H: 1 LOB: 1 BB: 0 P: 8	R: 0 E: 1 K: 2 S: 8	H: 0 LOB: 1 BB: 0 P: 8	R: 0 E: 0 K: 1 S: 6	H: 1 LOB: 1 BB: 0 P: 6	R: 0 E: 0 K: 0 S: 4	H: 1 LOB: 1 BB: 0 P: 4	R: 0 E: 0 K: 0 S: 4	H: 1 LOB: 2 BB: 1 P: 8	1B: 7 2B: 0 3B: 1 HR: 0	SF: 0 SAC: 0 DP: 0 HBP: 0	WP: 1 PB: 0 SB: 2 CS: 0	PA: 38
---------------------	------------------------------	---------------------------------	------------------------------	----------------------------------	------------------------------	---------------------------------	------------------------------	---------------------------------	------------------------------	---------------------------------	------------------------------	---------------------------------	------------------------------	---------------------------------	------------------------------	---------------------------------	------------------------------	---------------------------------	----------------------------------	------------------------------------	----------------------------------	--------

PITCHER	IP	WLS	BF	H	R	ER	SO	BB	IBB	HBP	BLK	WP	HR	S	P	ERA	WHIP
John Montefusco, R ERA: 2.72 (1, 1)	9.0	W	38	8	0	0	10	2	0	0	0	1	0	56	64	0.00	1.111

Batter	1	2	3	4	5	6	7	8	9	AB R H RBI BB SO LOB	TOP																
Von Joshua, L (1, 8) OBP: 0.366, SLG: 0.429	0-3 K		0-0 F2		0-0 HR		0-0 4-3		0-0 G1-6-3	5 1 1 1 0 1 1	San Francisco Giants @ Los Angeles Dodgers Dodger Stadium, Los Angeles, CA Sat Jul 05 1975, 7:05 PM PDT Att. 36,200 - Unknown																
Derrel Thomas, S (1, 4) OBP: 0.332, SLG: 0.350	0-0 4-1		0-0 F8		0-0 P6		0-0 E5 G3 1B		0-0 3-1	5 1 0 0 0 0 1																	
Bobby Murcer, L (1, 9) OBP: 0.404, SLG: 0.480	0-0 2B		0-0 4-3		0-0 P6		0-0 G3			4 0 1 0 0 0 1																	
Willie Montanez, L (1, 3) OBP: 0.340, SLG: 0.389	0-0 1-3			0-0 P5		0-0 G1		0-0 1B		4 0 1 1 0 0 1																	
Chris Speier, R (1, 6) OBP: 0.350, SLG: 0.375		0-3 K		0-0 1B		0-0 1B	0-3 K			4 0 2 0 0 2 1																	
Gary Thomasson, L (1, 7) OBP: 0.288, SLG: 0.280		0-0 HR 1B		4-0 BB 1-2 BB		0-0 FC5-4 1B		0-0 2-3		3 1 1 0 1 0 1																	
Steve Ontiveros, S (1, 5) OBP: 0.372, SLG: 0.329		0-0 F8		0-0 P4		0-0 2-3		0-0 1-4-3		4 0 0 0 0 0 4																	
Dave Rader, L (1, 2) OBP: 0.367, SLG: 0.391 Marc Hill, R (8, PH) OBP: 0.322, SLG: 0.323 (8, 2)		0-0 HR		4-0 BB 1-2 2-3 BB		4-0 IBB		0-0 G3		1 1 1 2 2 0 0 1 0 0 0 0 0 0																	
Jim Barr, R (1, 1) OBP: 0.108, SLG: 0.057 Ed Halicki, R (2, 1) OBP: 0.130, SLG: 0.091 Glenn Adams, L (9, PH) OBP: 0.375, SLG: 0.548 Jake Brown, R (9, PR) OBP: 0.310, SLG: 0.370		0-0 G1		0-3 K		0-0 F9		0-0 1B		1 0 0 0 0 0 0 2 0 0 0 0 1 5 1 0 1 0 0 0 0 0 0 0 0 0 0 0																	
Inning Stats	R: 0 E: 0 K: 1 S: 6	H: 1 LOB: 1 BB: 0 P: 6	R: 2 E: 0 K: 1 S: 7	H: 2 LOB: 0 BB: 0 P: 7	R: 0 E: 0 K: 0 S: 3	H: 0 LOB: 0 BB: 0 P: 3	R: 0 E: 0 K: 1 S: 6	H: 1 LOB: 3 BB: 2 P: 14	R: 1 E: 0 K: 0 S: 4	H: 1 LOB: 0 BB: 0 P: 4		R: 0 E: 0 K: 0 S: 4	H: 1 LOB: 2 BB: 1 P: 8	R: 1 E: 1 K: 1 S: 7	H: 1 LOB: 1 BB: 0 P: 7	R: 0 E: 0 K: 0 S: 3	H: 0 LOB: 0 BB: 0 P: 3	R: 0 E: 0 K: 0 S: 3	H: 1 LOB: 1 BB: 0 P: 3	1B: 5 2B: 1 3B: 0 HR: 2	SF: 0 SAC: 0 DP: 1 HBP: 0	WP: 0 PB: 0 SB: 0 CS: 0	PA: 38				
PITCHER	IP WLS BF H R ER SO BB IBB HBP BLK WP HR S P ERA WHIP																										
Burt Hooton, R (1, 1) ERA: 4.69	6.0		27	6	3	3	3	2	1	0	0	0	2	30	42	4.50	1.333										
Al Downing, L (7, 1) ERA: 2.52	2.0	W	8	1	1	0	1	0	0	0	0	0	0	10	10	0.00	0.500										
Mike Marshall, R (9, 1) ERA: 3.02	1.0	S	3	1	0	0	0	0	0	0	0	0	0	3	3	0.00	1.000										

livebaseballscorecards.com

AB	35
R	4
H	8
RBI	4
BB	3
SO	4
LOB	15



Batter	1	2	3	4	5	6	7	8	9	AB	R	H	RBI	BB	SO	LOB
Davey Lopes, R OBP: 0.378, SLG: 0.330 (1, 4)	4-0 BB G1-4-3		0-0 4-3	0-0 6-3		0-0 6-3		0-0 2-H 1B		4	0	1	1	1	0	3
Bill Buckner, L OBP: 0.245, SLG: 0.307 (1, 7)	0-0 G1-4-3 1-2f		0-0 BB 1B		0-0 1-3		0-0 P4			4	1	1	0	0	0	1
Jimmy Wynn, R OBP: 0.433, SLG: 0.481 (1, 8)	4-0 BB E S BB		4-0 BB 1B SF7 BB		0-3 K		0-0 L7			2	1	0	0	2	1	0
Steve Garvey, R OBP: 0.349, SLG: 0.475 (1, 3)	0-0 6-3 1-3		0-0 1-3 2-H 1B		0-3 K		0-0 1B			4	0	2	1	0	1	1
Ron Cey, R OBP: 0.343, SLG: 0.438 (1, 5)		0-0 FC6-4 BB 1B	0-0 SF7		0-0 HR 2B		0-3 K			3	1	2	1	0	1	1
John Hale, L OBP: 0.423, SLG: 0.455 (1, 9)		4-0 BB BB FC6-4 BB	0-3 K		0-0 HR		0-0 SH1-4 1B			3	2	2	2	1	1	1
Bill Russell, R OBP: 0.313, SLG: 0.262 (1, 6)		0-0 F8		0-0 4-3		0-0 SH2-4 1B		0-0 SH1-4		3	0	1	0	0	0	2
Ivan De Jesus, R OBP: 0.297, SLG: 0.218 (6, PR)								1-2		0	0	0	0	0	0	0
Steve Yeager, R OBP: 0.291, SLG: 0.319 (1, 2)		0-0 FC6-4 1-2f 2-3		0-0 SH2-4 1B		0-0 SH2-4		0-3 K		3	0	1	0	0	1	3
Burt Hooton, R OBP: 0.194, SLG: 0.207 (1, 1)		0-0 P4		0-0 SH2-4		0-3 K		4-0 IBB		1	0	0	0	0	0	2
Leron Lee, L OBP: 0.270, SLG: 0.235 (6, PH)										1	0	0	0	0	1	2
Al Downing, R (7, 1)										0	0	0	0	0	0	0
Willie Crawford, L OBP: 0.332, SLG: 0.347 (8, PH)										0	0	0	0	1	0	0
Mike Marshall, R (9, 1)										0	0	0	0	0	0	0

Inning Stats	R: 0	H: 0	E: 0	K: 0	S: 2	H: 0	LOB: 1	BB: 2	P: 10	R: 0	H: 1	E: 0	K: 0	S: 4	H: 2	LOB: 2	BB: 1	P: 8	R: 2	H: 2	E: 0	K: 1	S: 7	R: 0	H: 1	E: 0	K: 0	S: 4	H: 0	LOB: 0	BB: 0	P: 7	R: 2	H: 3	E: 0	K: 1	S: 8	H: 3	LOB: 2	BB: 0	P: 8	R: 0	H: 1	E: 0	K: 1	S: 6	H: 2	LOB: 1	BB: 1	P: 10	1B: 8	SF: 1	2B: 1	SAC: 3	3B: 0	DP: 1	HR: 1	HBP: 0	WP: 0	PA: 37
--------------	------	------	------	------	------	------	--------	-------	-------	------	------	------	------	------	------	--------	-------	------	------	------	------	------	------	------	------	------	------	------	------	--------	-------	------	------	------	------	------	------	------	--------	-------	------	------	------	------	------	------	------	--------	-------	-------	-------	-------	-------	--------	-------	-------	-------	--------	-------	--------

PITCHER	IP	WLS	BF	H	R	ER	SO	BB	IBB	HBP	BLK	WP	HR	S	P	ERA	WHIP
Jim Barr, R ERA: 2.62 (1, 1)	1.0		5	1	0	0	0	2	0	0	0	0	0	3	11	0.00	3.000
Ed Halicki, R ERA: 4.36 (2, 1)	7.0	L	32	9	5	5	6	2	1	0	0	0	1	41	53	6.43	1.571

BOTTOM

San Francisco Giants @ Los Angeles Dodgers
Dodger Stadium, Los Angeles, CA
 Sat Jul 05 1975, 7:05 PM PDT
 Att. 36,200 - Unknown

livebaseballscorecards.com

AB	28
R	5
H	10
RBI	5
BB	5
SO	6
LOB	16



Batter	1	2	3	4	5	6	7	8	9	AB R H RBI BB SO LOB	TOP														
Derrel Thomas, S (1, 4) OBP: 0.331, SLG: 0.349	0-0 F4		0-0 F7			0-0 F7			0-0 4-3 1-2 1B	4 0 1 0 0 0 0	<p>San Francisco Giants @ Los Angeles Dodgers Dodger Stadium, Los Angeles, CA</p> <p>Sun Jul 06 1975, 3:33 AM PDT Att. 33,235 - Unknown</p> <p>livebaseballscorecards.com</p> <table border="1"> <tr><td>AB</td><td>30</td></tr> <tr><td>R</td><td>1</td></tr> <tr><td>H</td><td>3</td></tr> <tr><td>RBI</td><td>1</td></tr> <tr><td>BB</td><td>0</td></tr> <tr><td>SO</td><td>3</td></tr> <tr><td>LOB</td><td>7</td></tr> </table>	AB	30	R	1	H	3	RBI	1	BB	0	SO	3	LOB	7
AB	30																								
R	1																								
H	3																								
RBI	1																								
BB	0																								
SO	3																								
LOB	7																								
Chris Arnold, R (1, 7) OBP: 0.279, SLG: 0.205	0-0 F9			0-3 K		0-0 4-3		0-0 4-3	0-0 4-3	4 0 0 0 0 1 2															
Bobby Murcer, L (1, 9) OBP: 0.399, SLG: 0.475	0-0 G3			0-0 F9		0-0 G3		0-0 SF7	0-0 SF7	3 0 0 1 0 0 0															
Willie Montanez, L (1, 3) OBP: 0.336, SLG: 0.384		0-0 P4		0-0 1-3		0-0 2-3		0-0 6-3	0-0 6-3	4 0 0 0 0 0 1															
Chris Speier, R (1, 6) OBP: 0.349, SLG: 0.374		0-0 F8			0-0 F3		0-0 1-3 1B			3 0 1 0 0 0 0															
Bruce Miller, R (1, 5) OBP: 0.276, SLG: 0.301		0-0 E6			0-0 4-3		0-0 P4			3 0 0 0 0 0 1															
Marc Hill, R (1, 2) OBP: 0.316, SLG: 0.316		0-0 1-3			0-0 F9		0-0 1-3			3 0 0 0 0 0 2															
Gary Thomasson, L (1, 8) OBP: 0.285, SLG: 0.276			0-0 F7			0-0 F9		0-3 K		2 0 0 0 0 0 0															
Jake Brown, R (8, PH) OBP: 0.300, SLG: 0.357										1 0 0 0 0 1 1															
Tom Bradley, R (1, 1) Steve Ontiveros, S (6, PH) Charlie Williams, R (6, 1) Mike Sadek, R (9, PH) OBP: 0.353, SLG: 0.471			0-3 K			0-0 L6		0-0 4-3 1B SF7 1B		1 0 0 0 0 1 0 1 0 0 0 0 0 0 0 0 0 0 0 0 0 1 1 1 0 0 0 0															
Inning Stats	R: 0 E: 0 K: 0 S: 3	H: 0 LOB: 0 BB: 0 P: 3	R: 0 E: 1 K: 0 S: 4	H: 0 LOB: 1 BB: 0 P: 4	R: 0 E: 0 K: 1 S: 5	H: 0 LOB: 0 BB: 0 P: 5	R: 0 E: 0 K: 1 S: 5	H: 0 LOB: 0 BB: 0 P: 5	R: 0 E: 0 K: 0 S: 3	H: 0 LOB: 0 BB: 0 P: 3	R: 0 E: 0 K: 0 S: 3	H: 0 LOB: 0 BB: 0 P: 3	R: 0 E: 0 K: 1 S: 6	H: 1 LOB: 1 BB: 0 P: 6	R: 1 E: 0 K: 0 S: 5	H: 2 LOB: 1 BB: 0 P: 5	1B: 3 2B: 0 3B: 0 HR: 0	SF: 1 SAC: 0 DP: 0 HBP: 0	WP: 0 PB: 0 SB: 0 CS: 0	PA: 31					
PITCHER Doug Rau, L (1, 1) ERA: 3.24	IP 9.0	WLS W	BF 31	H 3	R 1	ER 1	SO 3	BB 0	IBB 0	HBP 0	BLK 0	WP 0	HR 0	S 37	P 37	ERA 1.00	WHIP 0.333					ERA 1.00	WHIP 0.333		

Batter	1	2	3	4	5	6	7	8	9
Davey Lopes, R OBP: 0.379, SLG: 0.329 (1, 4)	0-3 K	0-0 F3		0-0 1B		0-0 F2		4-0 BB	
Bill Buckner, L OBP: 0.250, SLG: 0.331 (1, 7)	0-0 HR	0-0 FC6-4 1B		0-0 P6			0-0 F8	0-0 F8	
Jimmy Wynn, R OBP: 0.431, SLG: 0.477 (1, 8)	0-0 1B 2B 1B	0-0 F8		0-0 F7			0-3 K		
Steve Garvey, R OBP: 0.350, SLG: 0.474 (1, 3)	0-0 2B 1B 1B	0-0 FC6-4			0-0 F8		4-0 BB		
Ron Cey, R OBP: 0.345, SLG: 0.441 (1, 5)	0-0 1B 2B		4-0 L3 BB		0-0 6-3		0-3 K		
John Hale, L OBP: 0.367, SLG: 0.385 (1, 9)	0-3 K		0-0 P6		0-0 F7		0-3 K		
Bill Russell, R OBP: 0.327, SLG: 0.289 (8, PR)	4-0 1B IBB		0-0 L3		0-0 4-3		0-0 1B 2B		
Ivan De Jesus, R OBP: 0.297, SLG: 0.218 (9, 6)			1-2						
Steve Yeager, R OBP: 0.305, SLG: 0.326 (1, 2)	0-0 1B		4-0 1B SH3-4 BB		4-0 S BB		0-0 1B		
Doug Rau, L OBP: 0.265, SLG: 0.200 (1, 1)	0-0 5-3		0-0 SH3-4		0-3 K		0-3 K		

Inning Stats	R: 4	H: 5	E: 0	LOB: 2	K: 2	S: 12	P: 16	R: 0	H: 1	E: 0	LOB: 1	K: 0	BB: 0	S: 4	P: 4	R: 0	H: 0	E: 0	LOB: 0	K: 0	BB: 1	S: 2	P: 6	R: 0	H: 1	E: 0	LOB: 2	K: 0	BB: 1	S: 4	P: 8	R: 0	H: 0	E: 0	LOB: 0	K: 0	BB: 0	S: 3	P: 3	R: 0	H: 0	E: 0	LOB: 1	K: 1	BB: 1	S: 5	P: 9	R: 0	H: 0	E: 0	LOB: 1	K: 2	BB: 1	S: 7	P: 11	R: 1	H: 2	E: 0	LOB: 2	K: 2	BB: 1	S: 9	P: 13
--------------	------	------	------	--------	------	-------	-------	------	------	------	--------	------	-------	------	------	------	------	------	--------	------	-------	------	------	------	------	------	--------	------	-------	------	------	------	------	------	--------	------	-------	------	------	------	------	------	--------	------	-------	------	------	------	------	------	--------	------	-------	------	-------	------	------	------	--------	------	-------	------	-------

PITCHER		IP	WLS	BF	H	R	ER	SO	BB	IBB	HBP	BLK	WP	HR	S	P	ERA	WHIP
Tom Bradley, R ERA: 4.3 (1, 1)		5.0	L	24	7	4	4	2	2	1	0	0	0	1	25	37	7.20	1.800
Charlie Williams, R ERA: 3.86 (6, 1)		3.0		14	2	1	1	5	3	0	0	0	0	0	21	33	3.00	1.667

BOTTOM

San Francisco Giants @ Los Angeles Dodgers
 Dodger Stadium, Los Angeles, CA
 Sun Jul 06 1975, 3:33 AM PDT
 Att. 33,235 - Unknown

AB	31
R	5
H	9
RBI	5
BB	6
SO	7
LOB	18



1B	2B	3B	HR	SF	SAC	DP	HBP	WP	PA
6	3	0	1	0	1	0	0	38	38

Batter	1	2	3	4	5	6	7	8	9	AB R H RBI BB SO LOB	TOP		
Davey Lopes, R (1, 4) OBP: 0.367, SLG: 0.317	0-0 4-3		0-0 1-3			0-0 6-3		0-0 6-3		4 0 0 0 0 0 1	Los Angeles Dodgers @ Pittsburgh Pirates Three Rivers Stadium, Pittsburgh, PA Thu Jul 10 1975, 7:05 PM EDT Att. 18,521 - Unknown livebaseballscorecards.com		
Bill Russell, R (1, 6) OBP: 0.323, SLG: 0.278 Mike Marshall, R (8, 1)	0-0 2-3		0-0 F5			0-0 BB 1B		0-0 F4		4 0 1 0 0 0 1 0 0 0 0 0 0 0			
Jimmy Wynn, R (1, 8) OBP: 0.436, SLG: 0.483	0-0 F8				0-0 F8	4-0 BB BB BB 1-2 BB G6-4-3		4-0 BB BB 1B		2 0 0 0 2 0 0			
Steve Garvey, R (1, 3) OBP: 0.347, SLG: 0.476		0-0 E6 1-3		0-0 HR		0-0 G6-4-3 1-2f		0-0 BB 1B		4 1 2 1 0 0 2			
Ron Cey, R (1, 5) OBP: 0.339, SLG: 0.429		0-0 1-3		0-0 L6		0-3 K		0-0 F3		4 0 0 0 0 1 3			
Tom Paciorek, R (1, 7) OBP: 0.246, SLG: 0.280 Bill Buckner, L (9, PH) OBP: 0.242, SLG: 0.318		0-3 K		0-3 K		0-0 P5		0-0 F8		3 0 0 0 0 2 1 1 0 0 0 0 0 2			
John Hale, L (1, 9) OBP: 0.366, SLG: 0.472		0-3 K			0-0 4-3	0-0 2B		0-0 F2		4 0 1 0 0 1 3			
Steve Yeager, R (1, 2) OBP: 0.306, SLG: 0.327			0-0 SH5-4 1B		0-0 F9	0-0 4-3				3 0 1 0 0 0 1			
Burt Hooton, R (1, 1) OBP: 0.188, SLG: 0.200 Lee Lacy, R (8, PH) OBP: 0.376, SLG: 0.470 Ivan De Jesus, R (8, 6) OBP: 0.297, SLG: 0.218			0-0 SH5-4		0-0 5-3			0-0 F9		1 0 0 0 0 0 0 1 0 0 0 0 0 0 0 0 0 0 0 0 0			
Inning Stats	R: 0 H: 0 E: 0 LOB: 0 K: 0 BB: 0 S: 3 P: 3	R: 0 H: 0 E: 1 LOB: 1 K: 2 BB: 0 S: 8 P: 8	R: 0 H: 1 E: 0 LOB: 1 K: 0 BB: 0 S: 4 P: 4	R: 1 H: 1 E: 0 LOB: 0 K: 1 BB: 0 S: 6 P: 6	R: 0 H: 0 E: 0 LOB: 0 K: 0 BB: 0 S: 3 P: 3	R: 0 H: 1 E: 0 LOB: 1 K: 0 BB: 1 S: 3 P: 7	R: 0 H: 1 E: 0 LOB: 1 K: 1 BB: 0 S: 6 P: 6	R: 0 H: 0 E: 0 LOB: 0 K: 0 BB: 0 S: 3 P: 3	R: 0 H: 1 E: 0 LOB: 2 K: 0 BB: 1 S: 4 P: 8	1B: 3 SF: 0 2B: 1 SAC: 1 3B: 0 DP: 1 HR: 1 HBP: 0		WP: 0 PA: 34 PB: 0 SB: 0 CS: 0	
PITCHER	IP WLS BF H R ER SO BB IBB HBP BLK WP HR S P ERA WHIP											PITCHER	IP WLS BF H R ER SO BB IBB HBP BLK WP HR S P ERA WHIP
Jerry Reuss, L (1, 1) ERA: 2.23	8.0 W 31 5 1 1 4 2 0 0 0 0 0 1 37 45 1.12 0.875												
Dave Giusti, R (9, 1) ERA: 2.45	1.0 S 3 0 0 0 0 0 0 0 0 0 0 0 3 3 0.00 0.000												



Batter	1	2	3	4	5	6	7	8	9
Rennie Stennett, R OBP: 0.296, SLG: 0.367 (1, 4)	0-0 1-3		0-0 1-H 3-H 2B		0-0 2-3			0-0 G3	
Ed Kirkpatrick, L OBP: 0.325, SLG: 0.319 (1, 7)	0-0 4-3		0-3 K			0-0 P3		0-0 HR 1B	
Al Oliver, L OBP: 0.311, SLG: 0.462 (1, 8)	0-0 5-3			0-0 F8		0-0 E7 1B		0-0 L7	
Willie Stargell, L OBP: 0.370, SLG: 0.536 (1, 3)		0-0 F2		0-0 F3		0-0 G1 1B		0-0 HR	
Dave Parker, L OBP: 0.368, SLG: 0.585 (1, 9)		0-3 K2-3		0-0 E4		0-0 G1		0-0 3B	
Richie Hebner, L OBP: 0.359, SLG: 0.461 (1, 5)		0-0 F8		0-0 G3		0-0 F8		4-0 BB	
Manny Sanguillen, R OBP: 0.403, SLG: 0.437 (1, 2)			0-0 1B 2B 1B		0-0 F9		0-0 F3	0-0 F7	
Frank Taveras, R OBP: 0.257, SLG: 0.240 (1, 6)			0-0 1-3 2B 1B		4-0 WP SH1 BB		0-0 F5		
Jerry Reuss, L OBP: 0.300, SLG: 0.263 Dave Giusti, R OBP: 0.286, SLG: 0.167 (9, 1)			0-3 K		0-0 SH1		0-0 4-3		

AB	R	H	RBI	BB	SO	LOB
4	0	1	1	0	0	1
4	1	1	0	0	1	1
4	1	1	0	0	0	1
4	1	2	3	0	0	0
4	0	1	0	0	1	1
3	0	0	0	1	0	2
4	1	1	0	0	0	2
2	0	1	0	1	0	0
2	0	0	0	0	1	2
0	0	0	0	0	0	0

AB	R	H	RBI	BB	SO	LOB
31	4	8	4	2	3	10

Inning Stats		R: 0	H: 0	E: 0	LOB: 0	K: 0	BB: 0	S: 3	P: 3									
R: 0 H: 0 E: 0 LOB: 0 K: 0 BB: 0 S: 3 P: 3		R: 0 H: 0 E: 0 LOB: 0 K: 1 BB: 0 S: 5 P: 5		R: 1 H: 3 E: 0 LOB: 1 K: 2 BB: 0 S: 9 P: 9		R: 0 H: 0 E: 1 LOB: 1 K: 0 BB: 0 S: 4 P: 4		R: 0 H: 0 E: 0 LOB: 1 K: 0 BB: 1 S: 3 P: 7		R: 1 H: 2 E: 1 LOB: 1 K: 0 BB: 0 S: 5 P: 5		R: 0 H: 0 E: 0 LOB: 0 K: 0 BB: 0 S: 3 P: 3		R: 2 H: 3 E: 0 LOB: 2 K: 0 BB: 1 S: 6 P: 10				
PITCHER		IP	WLS	BF	H	R	ER	SO	BB	IBB	HBP	BLK	WP	HR	S	P	ERA	WHIP
Burt Hooton, R ERA: 4.54 Mike Marshall, R ERA: 3.07		7.0	L	27	5	2	2	3	1	0	0	0	1	0	32	36	2.57	0.857
		1.0		7	3	2	2	0	1	0	0	0	0	1	6	10	18.00	4.000

WP	PA	ERA	WHIP
1	34		

Los Angeles Dodgers @ Pittsburgh Pirates
 Three Rivers Stadium, Pittsburgh, PA
 Thu Jul 10 1975, 7:05 PM EDT
 Att. 18,521 - Unknown

livebaseballscorecards.com



Batter	1	2	3	4	5	6	7	8	9	AB	R	H	RBI	BB	SO	LOB
Lou Brock, L OBP: 0.369, SLG: 0.438 (1, 7)	0-3 K	0-0 E5			0-0 CS 1B	0-0 1B			0-3 K	5	0	2	1	0	2	1
Ted Sizemore, R OBP: 0.316, SLG: 0.321 (1, 4)	0-0 F7	0-0 L7			4-0 BB 1B	0-0 F4			0-0 F5	4	1	0	0	1	0	3
Reggie Smith, S OBP: 0.389, SLG: 0.546 (1, 9)	0-0 1B		0-0 6-3		4-0 1B SF9			0-3 K	0-3 K	4	1	1	0	1	2	0
Ted Simmons, S OBP: 0.408, SLG: 0.522 (1, 2)	0-0 1B		0-0 6-3		0-0 SF9			4-0 G3-6		3	0	2	2	1	0	0
Ron Fairly, L OBP: 0.453, SLG: 0.505 (1, 3)	0-0 G3		0-0 F3		0-0 SF9			0-0 G3-6		3	0	0	1	0	0	3
Luis Melendez, R OBP: 0.287, SLG: 0.342 (1, 8)		0-0 2B		0-0 F7	0-0 F7			0-0 G1-6-3		4	1	2	0	0	0	1
Ken Reitz, R OBP: 0.305, SLG: 0.349 (1, 5)		0-0 E		0-0 4-3		0-0 SH5-3		0-0 G1-6-3		4	1	2	1	0	0	1
Mike Tyson, R OBP: 0.296, SLG: 0.346 (1, 6)		0-3 K		0-3 K		0-0 SH5-3		0-0 FC6		2	0	0	0	0	2	1
Willie Davis, L OBP: 0.283, SLG: 0.425 (8, PH)										1	0	1	0	0	0	0
Al Hrabosky, R OBP: 0.333, SLG: 0.200 (9, 1)										0	0	0	0	0	0	0
Bob Forsch, R OBP: 0.380, SLG: 0.511 (1, 1)		0-0 F7			0-0 1B			0-0 FC6		2	1	1	0	0	0	1
Buddy Bradford, R OBP: 0.309, SLG: 0.410 (6, PH)										1	0	0	0	0	1	1
Mike Garman, R (7, 1)										0	0	0	0	0	0	0
Bake McBride, L OBP: 0.324, SLG: 0.353 (8, PH)										1	0	0	0	0	0	1
Mario Guerrero, R OBP: 0.248, SLG: 0.248 (9, 6)										0	0	0	0	0	0	0

Inning Stats	R: 0	H: 2	E: 0	K: 1	S: 7	R: 1	H: 2	E: 1	K: 1	S: 8	R: 0	H: 0	E: 0	K: 0	S: 3	R: 0	H: 0	E: 0	K: 1	S: 5	R: 3	H: 3	E: 0	K: 0	S: 5	R: 1	H: 2	E: 0	K: 1	S: 7	R: 0	H: 0	E: 0	K: 1	S: 4	R: 0	H: 2	E: 0	K: 0	S: 4	R: 0	H: 0	E: 0	K: 2	S: 7	R: 0	H: 0	E: 0	K: 2	S: 7	1B: 8	2B: 3	3B: 0	HR: 0	SF: 1	SAC: 1	DP: 2	HBP: 0	WP: 0	PA: 39
--------------	------	------	------	------	------	------	------	------	------	------	------	------	------	------	------	------	------	------	------	------	------	------	------	------	------	------	------	------	------	------	------	------	------	------	------	------	------	------	------	------	------	------	------	------	------	------	------	------	------	------	-------	-------	-------	-------	-------	--------	-------	--------	-------	--------

PITCHER	IP	WLS	BF	H	R	ER	SO	BB	IBB	HBP	BLK	WP	HR	S	P	ERA	WHIP
Doug Rau, L ERA: 3.38 (1, 1)	4.1		21	6	4	4	3	2	0	0	0	0	0	25	33	8.31	1.846
Jim Brewer, L ERA: 5.18 (5, 1)	1.2		8	3	1	1	1	0	0	0	0	0	0	10	10	5.40	1.800
Mike Marshall, R ERA: 2.91 (7, 1)	3.0	W	10	2	0	0	3	1	0	0	0	0	0	15	19	0.00	1.000

BOTTOM

Los Angeles Dodgers @ St. Louis Cardinals
 Busch Stadium, St. Louis, MO
 Fri Jul 11 1975, 7:05 PM CDT
 Att. 32,007 - Unknown

AB	34
R	5
H	11
RBI	5
BB	3
SO	7
LOB	13



WP: 0	PA: 39
PB: 0	
SB: 0	
CS: 1	

Batter	1	2	3	4	5	6	7	8	9	10	AB R H RBI BB SO LOB	TOP
Davey Lopes, R (1, 4) OBP: 0.365, SLG: 0.325	0-3 K		X 0-0 FC4-6 1B		X 0-0 HR		X 0-0 5-3			X 0-0 F8	5 1 2 1 0 1 0	
Bill Buckner, L (1, 7) OBP: 0.260, SLG: 0.338 Tom Paciorek, R (8, 7) OBP: 0.241, SLG: 0.275	4-0 BB		X 0-0 FC4-6 1-2f		BBB 4-0 BB			X 0-0 F9		X 0-0 4-3	2 0 0 0 2 0 1 1 0 0 0 0 0 0	
Jimmy Wynn, R (1, 8) OBP: 0.429, SLG: 0.471	0-3 K		0-3 K		X 0-0 F6			BBB 4-0 PB BB			3 0 0 0 1 2 3	
Steve Garvey, R (1, 3) OBP: 0.345, SLG: 0.475	0-0 6-3			X 0-0 F3		X 0-0 1B		X 0-0 L7 1-2			4 0 1 0 0 0 2	
John Hale, L (1, 9) OBP: 0.347, SLG: 0.419		BBB 4-0 BB		X 0-0 1B		0-3 K		0-3 K			3 0 1 0 1 2 2	
Ron Cey, R (1, 5) OBP: 0.334, SLG: 0.421		X 0-0 F8		X 0-0 F8		X 0-0 F5		SS 0-3 K			4 0 0 0 0 1 3	
Bill Russell, R (1, 6) OBP: 0.290, SLG: 0.246		X 0-0 F4		X 0-0 F8		X 0-0 F6		X 0-0 4-3			4 0 0 0 0 0 3	
Steve Yeager, R (1, 2) OBP: 0.300, SLG: 0.324		SS 0-3 K		X 0-0 5-3		X 0-0 F8		X 0-0 F9			4 0 0 0 0 1 1	
Al Downing, R (1, 1) Mike Marshall, R (9, 1) Lee Lacy, R (10, PH) Rick Rhoden, R (10, 1)			X 0-0 L4		SS 0-3 K		X 0-0 6-3		X 0-0 6-3		3 0 0 0 0 1 0 0 0 0 0 0 0 0 1 0 0 0 0 0 0 0 0 0 0 0 0 0	
Inning Stats	R: 0 H: 0 E: 0 LOB: 1 K: 2 BB: 1 S: 7 P: 11	R: 0 H: 0 E: 0 LOB: 1 K: 1 BB: 1 S: 5 P: 9	R: 0 H: 1 E: 0 LOB: 1 K: 1 BB: 0 S: 6 P: 6	R: 0 H: 1 E: 0 LOB: 1 K: 0 BB: 0 S: 4 P: 4	R: 1 H: 1 E: 0 LOB: 1 K: 1 BB: 1 S: 6 P: 10	R: 0 H: 1 E: 0 LOB: 1 K: 1 BB: 0 S: 6 P: 6	R: 0 H: 0 E: 0 LOB: 0 K: 0 BB: 0 S: 3 P: 3	R: 0 H: 0 E: 0 LOB: 1 K: 1 BB: 1 S: 5 P: 9	R: 0 H: 0 E: 0 LOB: 0 K: 1 BB: 0 S: 5 P: 5	R: 0 H: 0 E: 0 LOB: 0 K: 0 BB: 0 S: 3 P: 3	1B: 3 SF: 0 2B: 0 SAC: 0 3B: 0 DP: 0 HR: 1 HBP: 0	WP: 0 PA: 38 PB: 1 SB: 0 CS: 0
PITCHER	IP WLS BF H R ER SO BB IBB HBP BLK WP HR S P ERA WHIP											
Lynn McGlothen, R (1, 1) ERA: 3.57 Al Hrabosky, L (9, 1) ERA: 1.84	8.0 W 32 4 1 1 7 4 0 0 0 0 0 1 42 58 1.12 1.000											

Los Angeles Dodgers @ St. Louis Cardinals
 Busch Stadium, St. Louis, MO
 Sat Jul 12 1975, 3:33 AM CDT
 Att. 31,606 - Unknown

AB	34
R	1
H	4
RBI	1
BB	4
SO	8
LOB	15



BOTTOM

Los Angeles Dodgers @ St. Louis Cardinals
Busch Stadium, St. Louis, MO
Sat Jul 12 1975, 3:33 AM CDT
Att: 31,606 - Unknown

livebaseballscorecards.com

AB 32
R 2
H 7
RBI 2
BB 2
SO 5
LOB 8



WP: 0 PA: 36
PB: 0
SB: 1
CS: 0

AB R H RBI BB SO LOB

4 0 0 0 0 0 1

4 0 1 0 0 1 0

3 1 2 1 1 0 0

4 0 0 0 0 2 3

3 0 0 0 1 1 1

4 0 1 0 0 0 1

0 1 0 0 0 0 0

4 0 1 0 0 0 1

1 0 0 0 0 0 0

1 0 0 0 0 1 0

0 0 0 0 0 0 0

1 0 1 1 0 0 0

1B: 5 SF: 0
2B: 1 SAC: 2
3B: 0 DP: 1
HR: 1 HBP: 0

Batter	1	2	3	4	5	6	7	8	9	10
Lou Brock, L (1, 7) OBP: 0.364, SLG: 0.432	0-0 4-3		0-0 F2			0-0 6-3		0-0 4-3		
Ted Sizemore, R (1, 4) OBP: 0.315, SLG: 0.323	0-0 1-3			0-3 K		0-0 2B		0-0 6-3		
Reggie Smith, S (1, 9) OBP: 0.395, SLG: 0.562	0-0 5-3			0-0 1B		4-0 BB			0-0 HR	
Ted Simmons, S (1, 2) OBP: 0.403, SLG: 0.515		0-3 K		0-3 K		0-0 F9			0-0 F9	
Ron Fairly, L (1, 3) OBP: 0.447, SLG: 0.491		4-0 BB		0-3 K			0-0 G3		0-0 4-3	
Luis Melendez, R (1, 8) OBP: 0.286, SLG: 0.340		0-0 G5-4-3			0-0 F8		0-0 FC5-4		0-0 6-3	
Ken Reitz, R (1, 5) Buddy Bradford, R (10, PR) OBP: 0.304, SLG: 0.348 OBP: 0.309, SLG: 0.410			0-0 6-3		0-0 F9		0-0 F7			0-0 SH3
Mike Tyson, R (1, 6) OBP: 0.297, SLG: 0.346			0-0 SH2-4		0-0 4-3		0-0 FC5-4			0-0 SH3
Lynn McGlothen, L (1, 1) Willie Davis, L (8, PH) Al Hrabosky, R (9, 1) Bake McBride, L (10, PH) OBP: 0.043, SLG: 0.043 OBP: 0.282, SLG: 0.423 OBP: 0.333, SLG: 0.200 OBP: 0.328, SLG: 0.357			0-0 SH2-4		0-0 6-3			0-3 K		0-0 1B

Inning Stats	R: 0	H: 0	E: 0	K: 0	S: 3	R: 0	H: 0	E: 0	K: 1	S: 4	R: 0	H: 1	E: 0	K: 0	S: 4	R: 0	H: 1	E: 0	K: 3	S: 10	R: 0	H: 0	E: 0	K: 0	S: 3	R: 0	H: 1	E: 0	K: 0	S: 4	R: 0	H: 1	E: 0	K: 1	S: 5	R: 1	H: 1	E: 0	K: 0	S: 4	R: 1	H: 2	E: 0	K: 0	S: 3	1B: 5	SF: 0	2B: 1	SAC: 2	3B: 0	DP: 1	HR: 1	HBP: 0
--------------	------	------	------	------	------	------	------	------	------	------	------	------	------	------	------	------	------	------	------	-------	------	------	------	------	------	------	------	------	------	------	------	------	------	------	------	------	------	------	------	------	------	------	------	------	------	-------	-------	-------	--------	-------	-------	-------	--------

PITCHER	IP	WLS	BF	H	R	ER	SO	BB	IBB	HBP	BLK	WP	HR	S	P	ERA	WHIP
Al Downing, L (1, 1) ERA: 2.28	8.0		30	5	1	1	5	2	0	0	0	0	1	38	46	1.12	0.875
Mike Marshall, R (9, 1) ERA: 2.87	1.0		3	0	0	0	0	0	0	0	0	0	0	3	3	0.00	0.000
Rick Rhoden, R (10, 1) ERA: 3.27	0.1	L	3	2	1	1	0	0	0	0	0	0	0	3	3	27.00	6.000

Batter	1	2	3	4	5	6	7	8	9	AB R H RBI BB SO LOB	TOP																
Davey Lopes, R (1, 4) OBP: 0.364, SLG: 0.333	0-3 K		0-0 F4		0-0 F7			0-0 HR		4 1 1 1 0 1 1																	
Bill Buckner, L (1, 7) OBP: 0.254, SLG: 0.329	0-0 4-3			0-0 F7		0-0 F4		0-0 3-1		4 0 0 0 0 0 0																	
John Hale, L (1, 8) OBP: 0.358, SLG: 0.426	0-0 F8			0-0 1B		0-0 F7			0-0 BB	4 0 2 0 0 0 0																	
Steve Garvey, R (1, 3) OBP: 0.344, SLG: 0.472		0-0 6-3		0-0 1B		0-0 6-3			0-0 F9	4 0 1 0 0 0 1																	
Willie Crawford, L (1, 9) OBP: 0.326, SLG: 0.340		0-0 6-3		0-0 F5			0-0 4-3		4-0 FC6	3 0 0 0 0 0 2																	
Manny Mota, R (9, PH) OBP: 0.316, SLG: 0.235									1-2 BB	0 0 0 0 1 0 0																	
Tom Paciorek, R (9, PR) OBP: 0.241, SLG: 0.275										0 0 0 0 0 0 0																	
Ron Cey, R (1, 5) OBP: 0.333, SLG: 0.417		4-0 BB		0-0 F9			0-0 F9		0-0 F4	3 0 0 0 1 0 4																	
Bill Russell, R (1, 6) OBP: 0.288, SLG: 0.246		0-0 5-3			0-0 E4		0-0 F7		0-0 FC6	4 0 1 0 0 0 3																	
Steve Yeager, R (1, 2) OBP: 0.286, SLG: 0.319			0-3 K		0-0 4-3			0-0 5-3		3 0 0 0 0 1 1																	
Andy Messersmith, R (1, 1) OBP: 0.254, SLG: 0.273			0-0 5-3		0-0 6-3			0-0 6-3		2 0 0 0 0 0 1																	
Leron Lee, L (8, PH) OBP: 0.275, SLG: 0.243										1 0 0 0 0 0 0																	
Mike Marshall, R (8, 1)										0 0 0 0 0 0 0																	
Inning Stats	R: 0 E: 0 K: 1 S: 5	H: 0 LOB: 0 BB: 0 P: 5	R: 0 E: 0 K: 0 S: 3	H: 0 LOB: 1 BB: 1 P: 7	R: 0 E: 0 K: 1 S: 5	H: 0 LOB: 0 BB: 0 P: 5	R: 0 E: 0 K: 0 S: 5	H: 2 LOB: 2 BB: 0 P: 5	R: 0 E: 1 K: 0 S: 4	H: 1 LOB: 1 BB: 0 P: 4	R: 0 E: 0 K: 0 S: 3	H: 0 LOB: 0 BB: 0 P: 3	R: 0 E: 0 K: 0 S: 3	H: 0 LOB: 0 BB: 0 P: 3	R: 1 E: 0 K: 0 S: 4	H: 1 LOB: 0 BB: 0 P: 4	R: 0 E: 0 K: 0 S: 4	H: 1 LOB: 2 BB: 1 P: 8	1B: 4 2B: 0 3B: 0 HR: 1	SF: 0 SAC: 0 DP: 0 HBP: 0	WP: 0 PB: 0 SB: 0 CS: 0	PA: 34					
PITCHER	IP WLS BF H R ER SO BB IBB HBP BLK WP HR S P ERA WHIP																										
Ron Reed, R (1, 1) ERA: 3.67	8.0	29	4	1	1	2	1	0	0	0	0	0	1	32	36	1.12	0.625										
Al Hrabosky, L (9, 1) ERA: 1.8	1.0	W	5	1	0	0	1	0	0	0	0	0	0	4	8	0.00	2.000										

Los Angeles Dodgers @ St. Louis Cardinals
 Busch Stadium, St. Louis, MO
 Sun Jul 13 1975, 3:33 AM CDT
 Att. 32,567 - Unknown

AB	32
R	1
H	5
RBI	1
BB	2
SO	2
LOB	13



WP: 0	PA: 34
-------	--------

Batter	1	2	3	4	5	6	7	8	9	AB R H RBI BB SO LOB
Lou Brock, L (1, 7) OBP: 0.363, SLG: 0.429	0-0 4-3			0-0 1-3		0-0 1-3 2-H CS 1B			0-0 F7	4 0 1 1 0 0 0
Bake McBride, L (1, 8) OBP: 0.332, SLG: 0.371	0-0 E4 4-1			0-0 1B		0-0 4-3 1-2			0-0 1B 3B	4 1 2 0 0 0 1
Reggie Smith, S (1, 9) OBP: 0.392, SLG: 0.556	0-0 4-1 1-2			0-0 L9			0-0 3-1		0-0 3-H 1B	4 0 1 1 0 0 2
Ted Simmons, S (1, 2) OBP: 0.399, SLG: 0.510		0-0 6-3		0-0 4-3			0-3 K			3 0 0 0 0 1 1
Ron Fairly, L (1, 3) OBP: 0.437, SLG: 0.477		0-0 F6			0-3 K		0-0 6-3			3 0 0 0 0 1 0
Ted Sizemore, R (1, 4) OBP: 0.313, SLG: 0.320		0-0 F2			0-0 6-3			0-0 5-3		3 0 0 0 0 0 0
Ken Reitz, R (1, 5) OBP: 0.301, SLG: 0.345			0-0 5-3		0-0 5-3			0-0 3-1		3 0 0 0 0 0 0
Mike Tyson, R (1, 6) OBP: 0.306, SLG: 0.364			0-0 4-3			0-0 BB 1B		0-0 2B		3 1 2 0 0 0 0
Ron Reed, R (1, 1) OBP: 0.240, SLG: 0.292			0-3 K			4-0 BB 1B		0-0 F8		1 0 0 0 1 1 0
Willie Davis, L (8, PH) OBP: 0.281, SLG: 0.422						1-2 BB				1 0 0 0 0 0 1
Al Hrabosky, R (9, 1) OBP: 0.333, SLG: 0.200										0 0 0 0 0 0 0

Inning Stats	R: 0	H: 0	E: 1	LOB: 0	K: 0	BB: 0	S: 3	P: 3	R: 0	H: 0	E: 0	LOB: 0	K: 0	BB: 0	S: 3	P: 3	R: 0	H: 1	E: 0	LOB: 1	K: 0	BB: 0	S: 4	P: 4	R: 0	H: 0	E: 0	LOB: 0	K: 1	BB: 0	S: 5	P: 5	R: 1	H: 2	E: 0	LOB: 0	K: 0	BB: 1	S: 3	P: 7	R: 0	H: 0	E: 0	LOB: 0	K: 1	BB: 0	S: 5	P: 5	R: 0	H: 1	E: 0	LOB: 1	K: 0	BB: 0	S: 4	P: 4	R: 1	H: 2	E: 0	LOB: 1	K: 0	BB: 0	S: 3	P: 3	1B: 4	SF: 0	2B: 1	SAC: 0	3B: 1	DP: 0	HR: 0	HBP: 0	WP: 0	PA: 30
--------------	------	------	------	--------	------	-------	------	------	------	------	------	--------	------	-------	------	------	------	------	------	--------	------	-------	------	------	------	------	------	--------	------	-------	------	------	------	------	------	--------	------	-------	------	------	------	------	------	--------	------	-------	------	------	------	------	------	--------	------	-------	------	------	------	------	------	--------	------	-------	------	------	-------	-------	-------	--------	-------	-------	-------	--------	-------	--------

PITCHER	IP	WLS	BF	H	R	ER	SO	BB	IBB	HBP	BLK	WP	HR	S	P	ERA	WHIP
Andy Messersmith, R (1, 1) ERA: 2.03	7.0		23	3	1	1	3	1	0	0	0	0	0	28	32	1.29	0.571
Mike Marshall, R (8, 1) ERA: 2.95	1.1	L	7	3	1	1	0	0	0	0	0	0	0	7	7	6.75	2.250

BOTTOM

Los Angeles Dodgers @ St. Louis Cardinals
 Busch Stadium, St. Louis, MO
 Sun Jul 13 1975, 3:33 AM CDT
 Att. 32,567 - Unknown

AB	29
R	2
H	6
RBI	2
BB	1
SO	3
LOB	5



Batter	1	2	3	4	5	6	7	8	9	AB	R	H	RBI	BB	SO	LOB
Davey Lopes, R OBP: 0.363, SLG: 0.335 (1, 4)	0-0 2B		0-0 F2			0-0 6-3		0-0 5-3		4	0	1	0	0	0	0
Bill Buckner, L OBP: 0.254, SLG: 0.327 (1, 7)	0-0 F8			0-0 E4 2B SF9		0-0 F7			0-0 1B WP	4	2	1	0	0	0	1
Jimmy Wynn, R OBP: 0.424, SLG: 0.465 (1, 8)	0-0 5-3			0-3 K		0-0 F7			0-0 B1	4	0	0	0	0	1	3
Steve Garvey, R OBP: 0.343, SLG: 0.473 (1, 3)	0-0 6-3			0-0 2B			0-0 1-3		0-0 5-3	4	0	1	0	0	0	2
John Hale, L OBP: 0.351, SLG: 0.420 (1, 9)		0-0 F9		0-0 SF9			0-0 2-3		0-0 BB 1B	3	0	1	2	0	0	0
Ron Cey, R OBP: 0.335, SLG: 0.420 (1, 5)		0-0 F8		0-0 6-3			0-0 2B		4-0 BB 1-2 BB	3	0	1	0	1	0	1
Bill Russell, R OBP: 0.276, SLG: 0.235 (1, 6)		0-0 5-3			0-3 K		0-0 5-3		0-3 K	3	0	0	0	0	1	1
Leron Lee, L OBP: 0.268, SLG: 0.237 (9, PH)										1	0	0	0	0	1	2
Steve Yeager, R OBP: 0.296, SLG: 0.319 (1, 2)			0-0 L3 1B		0-0 6-3			0-3 K		3	0	1	0	0	1	0
Andy Messersmith, R OBP: 0.247, SLG: 0.265 (1, 1)			0-0 L3		0-0 5-3			0-0 L8		2	0	0	0	0	0	1
Willie Crawford, L OBP: 0.323, SLG: 0.338 (8, PH)			1-2							1	0	0	0	0	0	0
Mike Marshall, R (9, 1)										0	0	0	0	0	0	0

Inning Stats	R: 0	H: 1	E: 0	LOB: 1	K: 0	BB: 0	S: 4	P: 4	R: 0	H: 0	E: 0	LOB: 0	K: 0	BB: 0	S: 3	P: 3	R: 0	H: 1	E: 1	LOB: 1	K: 1	BB: 0	S: 7	P: 7	R: 0	H: 0	E: 0	LOB: 0	K: 1	BB: 0	S: 5	P: 5	R: 0	H: 0	E: 0	LOB: 0	K: 0	BB: 0	S: 3	P: 3	R: 0	H: 1	E: 0	LOB: 1	K: 0	BB: 0	S: 4	P: 4	R: 0	H: 0	E: 0	LOB: 0	K: 1	BB: 0	S: 5	P: 5	R: 1	H: 2	E: 0	LOB: 2	K: 1	BB: 1	S: 7	P: 11	1B: 3	SF: 1	2B: 4	SAC: 0	3B: 0	DP: 1	HR: 0	HBP: 0	WP: 1	PA: 34	PB: 0	SB: 0	CS: 0
PITCHER	IP	WLS	BF	H	R	ER	SO	BB	IBB	HBP	BLK	WP	HR	S	P	ERA	WHIP																																																												
Bruce Kison, R ERA: 3.23 (1, 1)	8.2	W	33	6	2	1	3	1	0	0	0	1	0	38	42	1.04	0.808																																																												
Dave Giusti, R ERA: 2.37 (9, 1)	0.1	S	1	0	0	0	1	0	0	0	0	0	0	3	3	0.00	0.000																																																												

BOTTOM

Pittsburgh Pirates @ Los Angeles Dodgers
Dodger Stadium, Los Angeles, CA

Thu Jul 17 1975, 7:05 PM PDT
Att. 32,806 - Unknown

livebaseballscores.com

AB	32
R	2
H	6
RBI	2
BB	1
SO	4
LOB	11



Batter	1	2	3	4	5	6	7	8	9	AB R H RBI BB SO LOB	TOP																
Rennie Stennett, R (1, 4) OBP: 0.302, SLG: 0.371	0-0 F9		0-0 P4		0-0 1B		0-0 F2		0-0 F8	5 0 1 0 0 0 0	Pittsburgh Pirates @ Los Angeles Dodgers Dodger Stadium, Los Angeles, CA Fri Jul 18 1975, 7:05 PM PDT Att: 52,506 - Unknown livebaseballscorecards.com																
Manny Sanguillen, R (1, 2) OBP: 0.405, SLG: 0.446	0-0 F9		0-0 F8		0-0 F9			0-0 HR 2B		4 1 1 0 0 0 1																	
Al Oliver, L (1, 8) OBP: 0.316, SLG: 0.466	0-0 E 1B		0-3 K			0-0 1B		0-0 2-H HR		4 1 3 2 0 1 0																	
Willie Stargell, L (1, 3) OBP: 0.377, SLG: 0.569	0-0 E4 1-2			0-0 L4		0-0 1B		0-3 K		4 0 1 0 0 1 1																	
Richie Zisk, R (1, 7) OBP: 0.351, SLG: 0.412	0-3 K			0-0 1B		4-0 1B		0-0 HR		3 1 2 1 1 1 2																	
Dave Parker, L (1, 9) OBP: 0.377, SLG: 0.609		0-0 F9		0-0 F8		0-0 1B		0-0 F7		4 0 1 0 0 0 1																	
Richie Hebner, L (1, 5) OBP: 0.340, SLG: 0.432		0-0 L9		0-0 F6		0-0 F9		0-0 L4		4 0 0 0 0 0 3																	
Mario Mendoza, R (1, 6) OBP: 0.245, SLG: 0.217		0-0	0-3 K2-3				0-0 6-3		0-0 F7	2 0 1 0 0 1 0																	
Bill Robinson, R (7, PH) OBP: 0.313, SLG: 0.469										1 0 0 0 0 0 0																	
Larry Demery, R (7, 1) OBP: 0.333, SLG: 0.385										0 0 0 0 0 0 0																	
Ramon Hernandez, S (8, 1) OBP: 0.333, SLG: 0.385										0 0 0 0 0 0 0																	
Ed Kirkpatrick, L (9, PH) OBP: 0.318, SLG: 0.342										1 0 0 0 0 0 0																	
Dock Ellis, S (1, 1) OBP: 0.233, SLG: 0.154		0-3 K		0-0 F9			0-0 6-3		0-0 4-3	2 0 0 0 0 1 1																	
Art Howe, R (7, PH) OBP: 0.263, SLG: 0.224										1 0 0 0 0 0 0																	
Frank Taveras, R (7, 6) OBP: 0.257, SLG: 0.240										0 0 0 0 0 0 0																	
Bob Robertson, R (9, PH) OBP: 0.359, SLG: 0.455										1 0 0 0 0 0 0																	
Inning Stats	R: 0 E: 1 K: 1 S: 7	H: 1 LOB: 2 BB: 0 P: 7	R: 0 E: 0 K: 1 S: 6	H: 1 LOB: 1 BB: 0 P: 6	R: 0 E: 0 K: 1 S: 5	H: 0 LOB: 0 BB: 0 P: 5	R: 0 E: 0 K: 0 S: 4	H: 1 LOB: 1 BB: 0 P: 4	R: 0 E: 0 K: 1 S: 6	H: 1 LOB: 1 BB: 0 P: 6	R: 0 E: 0 K: 0 S: 4	H: 3 LOB: 2 BB: 1 P: 8	R: 0 E: 0 K: 0 S: 3	H: 0 LOB: 0 BB: 0 P: 3	R: 3 E: 0 K: 1 S: 8	H: 3 LOB: 0 BB: 0 P: 8	R: 0 E: 0 K: 0 S: 3	H: 0 LOB: 0 BB: 0 P: 3	1B: 6 2B: 2 3B: 0 HR: 2	SF: 0 SAC: 0 DP: 0 HBP: 0	WP: 0 PB: 0 SB: 0 CS: 0	PA: 37					
PITCHER	IP WLS BF H R ER SO BB IBB HBP BLK WP HR S P ERA WHIP																										
Doug Rau, L (1, 1) ERA: 3.4	7.1		32	10	3	3	5	1	0	0	0	0	2	41	45	3.68	1.500										
Mike Marshall, R (8, 1) ERA: 2.83	1.2	W	5	0	0	0	0	0	0	0	0	0	0	5	5	0.00	0.000										

AB	36
R	3
H	10
RBI	3
BB	1
SO	5
LOB	9



Batter	1	2	3	4	5	6	7	8	9
Davey Lopes, R OBP: 0.362, SLG: 0.334 (1, 4)	0-0 F7		0-0 1B	0-0 F3			0-0 F9		
Bill Buckner, L OBP: 0.259, SLG: 0.331 (1, 7)	0-0 F8		0-0 1B		0-0 F2			0-0 BB	
Jimmy Wynn, R OBP: 0.422, SLG: 0.460 (1, 8)	0-0 5-3		0-3 K		0-0 F2			4-0 BB	
Steve Garvey, R OBP: 0.342, SLG: 0.473 (1, 3)		0-0 2B	0-0 E5		0-3 K			0-0 B1	
John Hale, L OBP: 0.333, SLG: 0.396 (1, 9)		0-0 4-3	0-0 F7		0-0 F8			0-0 FC6	
Manny Mota, R OBP: 0.333, SLG: 0.286 (8, PH)									
Tom Paciorek, R OBP: 0.241, SLG: 0.275 (8, PR)									
Ron Cey, R OBP: 0.337, SLG: 0.422 (1, 5)		0-0 FC6	0-0 FC6-4		0-3 K			4-0 FC6	
Bill Russell, R OBP: 0.263, SLG: 0.222 (1, 6)		0-0 FC6		0-0 F8		0-0 F8		0-0 FC6	
Steve Yeager, R OBP: 0.304, SLG: 0.324 (1, 2)		0-0	0-0 SH3-4		0-0	0-0 F7		4-0	
Doug Rau, L OBP: 0.264, SLG: 0.204 (1, 1)		0-0 P6	0-0 SH3-4		0-0	0-0 F7		0-0 G1	
Mike Marshall, R (8, 1)									


AB	R	H	RBI	BB	SO	LOB
4	1	1	0	0	0	1
4	1	2	1	0	0	0
3	1	0	0	1	1	1
4	1	1	0	0	1	3
3	0	0	0	0	0	3
1	0	1	2	0	0	0
0	0	0	0	0	0	0
3	0	1	1	1	1	2
4	0	0	0	0	0	3
3	0	2	0	1	0	0
2	0	0	0	0	0	2
1	0	0	0	0	0	3

BOTTOM

Pittsburgh Pirates @ Los Angeles Dodgers
 Dodger Stadium, Los Angeles, CA

Fri Jul 18 1975, 7:05 PM PDT
 Att. 52,506 - Unknown

AB	32
R	4
H	8
RBI	4
BB	3
SO	3
LOB	18



Inning Stats	R: 0	H: 0	E: 0	K: 0	S: 3	LOB: 0	BB: 0	P: 3
R: 1	H: 3	E: 0	K: 0	S: 6	LOB: 2	BB: 0	P: 6	
R: 1	H: 2	E: 1	K: 1	S: 8	LOB: 2	BB: 0	P: 8	
R: 0	H: 1	E: 0	K: 0	S: 4	LOB: 1	BB: 0	P: 4	
R: 0	H: 0	E: 0	K: 1	S: 5	LOB: 0	BB: 0	P: 5	
R: 0	H: 0	E: 0	K: 1	S: 5	LOB: 0	BB: 0	P: 5	
R: 0	H: 0	E: 0	K: 0	S: 3	LOB: 0	BB: 0	P: 3	
R: 2	H: 2	E: 0	K: 0	S: 5	LOB: 3	BB: 3	P: 17	

1B	2B	3B	HR	SF	SAC	DP	HBP
5	3	0	0	0	1	0	0
0	0	0	0	0	0	0	0

WP	PA
0	36
0	0
2	0
0	0

PITCHER	IP	WLS	BF	H	R	ER	SO	BB	IBB	HBP	BLK	WP	HR	S	P	ERA	WHIP
Dock Ellis, R (1, 1)	6.0		25	6	2	2	3	0	0	0	0	0	0	31	31	3.00	1.000
Larry Demery, R (7, 1)	1.1	L	6	1	2	2	0	1	0	0	0	0	0	5	9	13.50	1.500
Ramon Hernandez, L (8, 1)	0.2		5	1	0	0	0	0	2	0	0	0	0	3	11	0.00	1.500

Batter	1	2	3	4	5	6	7	8	9	AB R H RBI BB SO LOB	TOP																									
Rennie Stennett, R (1, 4) OBP: 0.301, SLG: 0.375	0-0 G3		0-3 K	0-0 3B			0-0 F9		0-0 SF8	4 0 1 2 0 1 1	Pittsburgh Pirates @ Los Angeles Dodgers Dodger Stadium, Los Angeles, CA Sat Jul 19 1975, 7:05 PM PDT Att: 51,591 - Unknown livebaseballscorecards.com																									
Richie Hebner, L (1, 5) OBP: 0.334, SLG: 0.425	0-3 K		0-3 K 1B	0-0 4-3			0-0 P5		0-0 G3	5 1 0 0 0 2 2																										
Al Oliver, L (1, 8) OBP: 0.318, SLG: 0.467	0-0 1B		0-0 1-3				0-0 F7			4 0 2 0 0 0 2																										
Willie Stargell, L (1, 3) OBP: 0.378, SLG: 0.565	0-0 L4		4-0 1B BB					4-0 G4-3 BB		2 0 0 0 2 1 2																										
Dave Parker, L (1, 9) OBP: 0.375, SLG: 0.604		0-0 P6	0-0 1B					0-0 G4-3		4 0 1 2 0 0 2																										
Richie Zisk, R (1, 7) OBP: 0.347, SLG: 0.406		0-0 6-3	0-3 K					0-0 F9		4 0 0 0 0 2 3																										
Manny Sanguillen, R (1, 2) OBP: 0.409, SLG: 0.453		0-0 2B		0-0 SH3-4 3B 1B			0-0 F8		0-0 E 1B	4 2 3 0 0 0 0																										
Mario Mendoza, R (1, 6) OBP: 0.235, SLG: 0.208		0-3 K		0-0 SH3-4			0-0 5-3		0-0 SH SH1-4 SF8	2 1 0 0 0 1 1																										
Jerry Reuss, L (1, 1) OBP: 0.302, SLG: 0.250 Dave Giusti, R (8, 1) OBP: 0.375, SLG: 0.286			4-0 1B BB	0-3 K			0-0 F7		0-0 SH1-4	2 1 0 0 1 1 1 0 0 0 0 0 0 0																										
Inning Stats	R: 0 E: 0 K: 1 S: 6	H: 1 LOB: 1 BB: 0 P: 6	R: 0 E: 0 K: 1 S: 6	H: 1 LOB: 1 BB: 0 P: 6	R: 2 E: 0 K: 3 S: 11	H: 1 LOB: 2 BB: 2 P: 19	R: 1 E: 0 K: 1 S: 7	H: 2 LOB: 1 BB: 0 P: 7	R: 0 E: 0 K: 2 S: 8	H: 1 LOB: 1 BB: 0 P: 8	R: 0 E: 0 K: 0 S: 3	H: 0 LOB: 0 BB: 0 P: 3	R: 0 E: 0 K: 0 S: 3	H: 0 LOB: 0 BB: 0 P: 3	R: 0 E: 0 K: 0 S: 2	H: 0 LOB: 0 BB: 1 P: 6	R: 2 E: 1 K: 0 S: 5	H: 1 LOB: 0 BB: 0 P: 5	1B: 5 2B: 1 3B: 1 HR: 0	SF: 1 SAC: 3 DP: 1 HBP: 0	WP: 1 PA: 38 PB: 0 SB: 0 CS: 0															
PITCHER	IP WLS BF H R ER SO BB IBB HBP BLK WP HR S P ERA WHIP																																			
Don Sutton, R (1, 1) ERA: 2.34	7.0		30	6	3	3	8	2	0	0	0	1	0	44	52	3.86	1.143																			
Stan Wall, L (8, 1) ERA:	1.0		3	0	0	0	0	1	0	0	0	0	0	2	6	0.00	1.000																			
Mike Marshall, R (9, 1) ERA: 2.78	1.0	L	5	1	2	0	0	0	0	0	0	0	0	5	5	0.00	1.000																			

Batter	1	2	3	4	5	6	7	8	9	AB R H RBI BB SO LOB
--------	---	---	---	---	---	---	---	---	---	----------------------

Davey Lopes, R <small>(1, 4)</small> <small>OBP: 0.362, SLG: 0.331</small>	0-0 5-3 	0-0 E6 		0-0 L4-6 			4-0 		4-0 G6-4-3 	3 0 0 0 2 0 2
Tom Paciorek, R <small>(1, 7)</small> <small>(9, 9)</small> <small>OBP: 0.264, SLG: 0.295</small>	0-0 BB 1B 2B	0-3 K 1-3			0-0 		4-0 	1-2 	4-0 	3 1 2 0 2 1 1
Jimmy Wynn, R <small>(1, 8)</small> <small>OBP: 0.419, SLG: 0.453</small>	4-0 		0-0 G3 		0-3 K 1-2		0-0 P4 		0-0 G6-4-3 	4 1 0 0 1 1 5
Steve Garvey, R <small>(1, 3)</small> <small>OBP: 0.341, SLG: 0.472</small>	0-0 F9 		0-0 F8 		0-0 F7 			0-0 SH1-3 SH6-3 2B	0-0 F8 	5 1 1 0 0 0 3
Ron Cey, R <small>(1, 5)</small> <small>OBP: 0.339, SLG: 0.422</small>	4-0 		0-0 			0-0 F8 		0-0 SH1-3 2-3		2 0 1 0 1 0 0
John Hale, L <small>(1, 9)</small> <small>OBP: 0.333, SLG: 0.393</small> Manny Mota, R <small>(8, PH)</small> <small>OBP: 0.350, SLG: 0.286</small> Paul Powell, R <small>(8, PR)</small> <small>(9, 2)</small> <small>OBP: 0.333, SLG: 0.200</small>	0-0 		0-0 G3 			0-0 4-3 		4-0 		3 0 1 2 0 0 1 0 0 0 0 1 0 0 0 0 0 0 0 0 0
Bill Russell, R <small>(1, 6)</small> <small>OBP: 0.265, SLG: 0.227</small> Bill Buckner, L <small>(8, PH)</small> <small>(9, 7)</small> <small>OBP: 0.259, SLG: 0.331</small>	0-0 FC6-4 			0-0 FC1-5 1B 1B		0-0 5-3 		0-0 SH6-3 1-2 3-H		3 0 1 0 0 0 2 0 0 0 1 0 0 0
Steve Yeager, R <small>(1, 2)</small> <small>OBP: 0.304, SLG: 0.324</small> Willie Crawford, L <small>(8, PH)</small> <small>OBP: 0.328, SLG: 0.338</small> Rick Auerbach, R <small>(9, 6)</small> <small>OBP: 0.290, SLG: 0.259</small>		0-0 6-3 		0-0 L4-6 FC1-5 1-2 1B			0-3 K 	4-0 		3 0 1 0 0 1 0 0 0 0 0 1 0 0 0 0 0 0 0 0 0
Don Sutton, R <small>(1, 1)</small> <small>OBP: 0.183, SLG: 0.125</small> Lee Lacy, R <small>(7, PH)</small> <small>OBP: 0.370, SLG: 0.462</small> Stan Wall, L <small>(8, 1)</small> Leron Lee, L <small>(8, PH)</small> <small>OBP: 0.262, SLG: 0.231</small> Mike Marshall, R <small>(9, 1)</small>		0-0 4-3 		0-0 FC1-5 			0-0 4-3 	0-0 F8 		2 0 0 0 0 0 2 1 0 0 0 0 0 0 0 0 0 0 0 0 0 1 0 0 0 0 0 2 0 0 0 0 0 0 0

Inning Stats	R: 2	H: 2	E: 0	K: 0	S: 5	LOB: 2	BB: 2	P: 13	R: 0	H: 0	E: 1	K: 1	S: 6	LOB: 1	BB: 0	P: 6	R: 0	H: 1	E: 0	K: 0	S: 4	LOB: 1	BB: 0	P: 4	R: 0	H: 2	E: 0	K: 0	S: 4	LOB: 1	BB: 0	P: 4	R: 0	H: 0	E: 0	K: 0	S: 3	LOB: 0	BB: 0	P: 3	R: 0	H: 0	E: 0	K: 1	S: 5	LOB: 2	BB: 2	P: 13	R: 1	H: 1	E: 0	K: 0	S: 4	LOB: 2	BB: 2	P: 12	R: 0	H: 0	E: 0	K: 0	S: 2	LOB: 1	BB: 2	P: 10	1B: 5	2B: 3	3B: 0	HR: 0	SF: 0	SAC: 2	DP: 2	HBP: 0	WP: 0	PB: 0	SB: 3	CS: 1	PA: 40
--------------	------	------	------	------	------	--------	-------	-------	------	------	------	------	------	--------	-------	------	------	------	------	------	------	--------	-------	------	------	------	------	------	------	--------	-------	------	------	------	------	------	------	--------	-------	------	------	------	------	------	------	--------	-------	-------	------	------	------	------	------	--------	-------	-------	------	------	------	------	------	--------	-------	-------	-------	-------	-------	-------	-------	--------	-------	--------	-------	-------	-------	-------	--------

PITCHER	IP	WLS	BF	H	R	ER	SO	BB	IBB	HBP	BLK	WP	HR	S	P	ERA	WHIP
Jerry Reuss, L <small>(1, 1)</small> <small>ERA: 2.31</small>	7.1		33	7	3	3	3	5	0	0	0	0	0	34	54	3.68	1.636
Dave Giusti, R <small>(8, 1)</small> <small>ERA: 2.29</small>	1.2	W	7	0	0	0	0	2	1	0	0	0	0	4	16	0.00	1.200

BOTTOM

Pittsburgh Pirates @ Los Angeles Dodgers
Dodger Stadium, Los Angeles, CA

Sat Jul 19 1975, 7:05 PM PDT
 Att. 51,591 - Unknown

livebaseballscorecards.com

AB	30
R	3
H	7
RBI	3
BB	8
SO	3
LOB	18



Batter	1	2	3	4	5	6	7	8	9	10	11	12	AB R H RBI BB SO LOB	TOP													
Don Kessinger, S OBP: 0.323, SLG: 0.334 (1, 6)	F8		1B 1-2 SF9 BB		F8 G3 1B		4-3			G3		4-3	5 1 1 0 1 0 0	Chicago Cubs @ Los Angeles Dodgers Dodger Stadium, Los Angeles, CA Sun Jul 20 1975, 3:33 AM PDT Att. 42,800 - Sunny - 80 F													
Jose Cardenal, R OBP: 0.366, SLG: 0.386 (1, 7)	2B		P4		G3		E5			F3		5-3	6 0 1 0 0 0 3														
Bill Madlock, R OBP: 0.389, SLG: 0.472 (1, 5)	K		SF9 1B		F8		PO			F7			5 1 2 2 0 1 2														
Jerry Morales, R OBP: 0.346, SLG: 0.391 (1, 9)	5-3		SF9		F9								4 0 0 1 0 0 2														
Rick Monday, L OBP: 0.382, SLG: 0.462 (1, 8)		K	F7										4 0 0 0 1 2 1														
Andre Thornton, R OBP: 0.408, SLG: 0.446 (1, 3)		BB			SH1-4 1B		S 2B						4 0 2 0 1 0 1														
Manny Trillo, R OBP: 0.305, SLG: 0.326 (1, 4)		FC6-4			SH1-4		F9			F7			4 0 1 0 0 0 2														
Steve Swisher, R OBP: 0.295, SLG: 0.274 Champ Summers, L OBP: 0.315, SLG: 0.319 George Mitterwald, R OBP: 0.331, SLG: 0.368 (1, 2) (9, PH) (9, 2)	F8		F8		F3		K			K			3 0 0 0 0 0 1 3 1 0 0 0 0 0 1 0 1 0 0 0 0 0 0 2														
Bill Bonham, R OBP: 0.176, SLG: 0.216 Darold Knowles, L OBP: 0.200, SLG: 0.111 Tom Dettore, L OBP: 0.222, SLG: 0.222 (1, 1) (10, 1) (10, 1)			BB 1B		F7		5-3			6-3		K	4 1 1 0 0 0 1 0 0 0 0 0 0 0 1 0 0 0 0 0 1 0														
Inning Stats	R: 0 E: 0 K: 1 S: 6	H: 1 LOB: 1 BB: 0 P: 6	R: 0 E: 0 K: 1 S: 5	H: 0 LOB: 1 BB: 1 P: 9	R: 2 E: 0 K: 0 S: 5	H: 2 LOB: 1 BB: 1 P: 9	R: 0 E: 0 K: 0 S: 4	H: 1 LOB: 1 BB: 0 P: 4	R: 0 E: 0 K: 2 S: 8	H: 1 LOB: 1 BB: 0 P: 8	R: 0 E: 1 K: 0 S: 3	H: 0 LOB: 0 BB: 0 P: 3	R: 1 E: 0 K: 0 S: 4		H: 1 LOB: 0 BB: 0 P: 4	R: 0 E: 0 K: 1 S: 5	H: 0 LOB: 0 BB: 0 P: 5	R: 0 E: 0 K: 0 S: 3	H: 1 LOB: 0 BB: 0 P: 3	R: 0 E: 0 K: 0 S: 4	H: 1 LOB: 2 BB: 1 P: 8	R: 0 E: 0 K: 1 S: 5	H: 0 LOB: 0 BB: 0 P: 5	1B: 5 2B: 2 3B: 0 HR: 1	SF: 1 SAC: 1 DP: 0 HBP: 0	WP: 0 PB: 0 SB: 1 CS: 0	PA: 48
PITCHER	IP WLS BF H R ER SO BB IBB HBP BLK WP HR S P ERA WHIP																										
Burt Hooton, R ERA: 4.42 Mike Marshall, R ERA: 2.66 (1, 1) (10, 1)	0.0 W 11 1 0 0 1 1 0 0 0 0 0 0 12 16 0.00 0.667																										

AB	42
R	3
H	8
RBI	3
BB	3
SO	6
LOB	17




Batter	1	2	3	4	5	6	7	8	9	10	11	12	AB	R	H	RBI	BB	SO	LOB
Davey Lopes, R OBP: 0.362, SLG: 0.334 (1, 4) (11, 8)	0-0 S S 1B		0-0 6-3 2-3		0-0 1B 2B		0-0 F9		0-0 4-3			0-0 L4	6	1	2	0	0	0	2
Bill Buckner, L OBP: 0.277, SLG: 0.353 (1, 7) B B B B	4-0 S 1-2 BB		0-0 SF8 3-H		0-0 WP S 2-H 1B			0-0 SH1-4 2B		0-0 FC1-6 1B		0-0 HR 1B	4	1	4	2	1	0	0
John Hale, L OBP: 0.324, SLG: 0.426 (1, 8) (11, 9)	0-0 F8 1-2 2-3		0-3 K		0-3 K 1-3			0-0 SH1-4 2-3		0-0 FC1-6 1B 1-2f		0-0 HR 1-H	5	1	1	2	0	2	4
Steve Garvey, R OBP: 0.344, SLG: 0.472 (1, 3) S S S S	0-3 K			0-0 1B 1B		0-0 4-3		4-0 IBB		0-0 G6-3 1B 1-2			4	1	2	0	1	1	3
Willie Crawford, L OBP: 0.322, SLG: 0.332 (1, 9) S S S S Manny Mota, R OBP: 0.341, SLG: 0.278 (10, PH) Lee Lacy, R OBP: 0.370, SLG: 0.462 (11, 4)	0-3 K			0-0 F9		0-0 F8		0-3 K		0-0 G6-3 1-2f			4	0	0	0	0	2	5
Ron Cey, R OBP: 0.338, SLG: 0.417 (1, 5)		0-0 F7		4-0 E L5 1-2 BB		0-0 L8		0-3 K			0-0 F7		4	0	0	0	1	1	2
Bill Russell, R OBP: 0.261, SLG: 0.225 (1, 6)		0-0 1-3		0-0 E9 1-3 2-H 1B		0-3 K			0-3 K		0-0 6-3		5	0	1	1	0	2	0
Steve Yeager, R OBP: 0.298, SLG: 0.317 (1, 2)		0-0 1-3		0-0 L5 3-H			0-0 6-3		0-0 6-3		0-0 F8		5	0	0	0	0	0	2
Burt Hooton, R OBP: 0.200, SLG: 0.242 (1, 1) Leron Lee, L OBP: 0.279, SLG: 0.231 (9, PH) Tom Paciorek, R OBP: 0.264, SLG: 0.295 (9, PR) Mike Marshall, R (10, 1) Jimmy Wynn, R OBP: 0.418, SLG: 0.452 (12, PH)			0-0 2B		0-0 1-3		0-0 1-3		4-0 BB			0-3 K	3	0	1	0	0	0	0

Inning Stats	R: 0	H: 1	E: 0	K: 2	S: 8	LOB: 2	BB: 1	P: 12	R: 0	H: 0	E: 0	K: 0	S: 3	LOB: 0	BB: 0	P: 3	R: 1	H: 1	E: 0	K: 1	S: 6	LOB: 0	BB: 0	P: 6	R: 1	H: 2	E: 1	K: 0	S: 4	LOB: 1	BB: 1	P: 8	R: 1	H: 2	E: 0	K: 1	S: 7	LOB: 1	BB: 0	P: 7	R: 0	H: 0	E: 0	K: 1	S: 5	LOB: 0	BB: 0	P: 5	R: 0	H: 0	E: 0	K: 0	S: 3	LOB: 0	BB: 0	P: 3	R: 0	H: 1	E: 0	K: 2	S: 8	LOB: 2	BB: 1	P: 12	R: 0	H: 0	E: 0	K: 1	S: 5	LOB: 1	BB: 1	P: 9	R: 0	H: 2	E: 0	K: 0	S: 4	LOB: 1	BB: 0	P: 4	R: 0	H: 0	E: 0	K: 0	S: 3	LOB: 0	BB: 0	P: 3	R: 2	H: 2	E: 0	K: 1	S: 6	LOB: 0	BB: 0	P: 6	1B: 7	2B: 4	3B: 0	HR: 1	SF: 1	SAC: 1	DP: 2	HBP: 0	WP: 1	PA: 48
--------------	------	------	------	------	------	--------	-------	-------	------	------	------	------	------	--------	-------	------	------	------	------	------	------	--------	-------	------	------	------	------	------	------	--------	-------	------	------	------	------	------	------	--------	-------	------	------	------	------	------	------	--------	-------	------	------	------	------	------	------	--------	-------	------	------	------	------	------	------	--------	-------	-------	------	------	------	------	------	--------	-------	------	------	------	------	------	------	--------	-------	------	------	------	------	------	------	--------	-------	------	------	------	------	------	------	--------	-------	------	-------	-------	-------	-------	-------	--------	-------	--------	-------	--------

PITCHER	IP	WLS	BF	H	R	ER	SO	BB	IBB	HBP	BLK	WP	HR	S	P	ERA	WHIP
Bill Bonham, R ERA: 4.33 (1, 1)	9.0		38	8	3	3	8	3	1	0	0	1	0	50	66	3.00	1.222
Darold Knowles, L ERA: 7.08 (10, 1)	0.1		2	1	0	0	0	0	0	0	0	0	0	2	2	0.00	3.000
Tom Dettore, R ERA: 4.15 (10, 1)	2.1	L	8	2	2	2	1	0	0	0	0	0	1	10	10	7.71	0.857

Chicago Cubs @ Los Angeles Dodgers
Dodger Stadium, Los Angeles, CA
 Sun Jul 20 1975, 3:33 AM PDT
 Att: 42,800 - Sunny - 80 F

AB	42
R	4
H	11
RBI	5
BB	4
SO	9
LOB	20



Batter	1	2	3	4	5	6	7	8	9	AB R H RBI BB SO LOB	TOP							
Gene Hiser, L (1, 7) X	0-0 F9		0-3 K		0-3 K			0-0 F8		4 0 0 0 0 2 2	Chicago Cubs @ Los Angeles Dodgers Dodger Stadium, Los Angeles, CA Mon Jul 21 1975, 7:05 PM PDT Att. 24,147 - Unknown - 70 F							
Rick Monday, L (1, 8) SSS	0-3 K			0-0 E4 1B		0-3 K		0-0 FC5-4 1B		4 0 1 0 0 2 0								
Bill Madlock, R (1, 5) X	0-0 6-3			0-0 1-2 1B		0-0 F9		0-0 FC5-4 1-2f		4 0 1 0 0 0 1								
Jerry Morales, R (1, 9) X		0-0 6-3		0-3 K		0-0 1-3		0-0 E9 SH2-3 1B		4 1 1 0 0 1 2								
Andre Thornton, R (1, 3) X		0-0 6-3		0-0 F8			1-0 SH1-4 HBP		0-0 SH2-3 2-3	2 0 0 0 0 0 2								
Manny Trillo, R (1, 4) X		0-0 F9		0-0 L9			0-0 SH1-4 1-2		0-0 CS 1B	3 0 1 1 0 0 2								
Rob Sperring, R (1, 6) SSS			0-3 K		0-0 6-3		0-0 F7		0-3 K 1-2	2 0 0 0 0 1 0								
Ralph LaCock, L (7, PH) SSS										1 0 0 0 0 0 1								
Don Kessinger, S (7, 6) SSS										1 0 0 0 0 1 1								
Steve Swisher, R (1, 2) X			0-0 F4		0-3 K		0-0 F8			3 0 0 0 0 1 1								
Rick Reuschel, R (1, 1) X			0-0 2B			0-0 1B				3 0 2 0 0 0 0								
Oscar Zamora, R (9, 1) X								0-0 5-3		0 0 0 0 0 0 0								
Inning Stats	R: 0 H: 0 E: 0 K: 1 S: 5	H: 0 LOB: 0 BB: 0 P: 5	R: 0 H: 0 E: 0 K: 0 S: 3	H: 0 LOB: 0 BB: 0 P: 3	R: 0 H: 1 E: 0 K: 2 S: 8	H: 1 LOB: 1 BB: 0 P: 8	R: 0 H: 1 E: 0 K: 2 S: 8	H: 1 LOB: 1 BB: 0 P: 8	R: 0 H: 0 E: 0 K: 1 S: 5	H: 0 LOB: 0 BB: 0 P: 5	R: 0 H: 0 E: 0 K: 0 S: 3	H: 0 LOB: 1 BB: 0 P: 4	R: 0 H: 1 E: 0 K: 1 S: 4	H: 1 LOB: 1 BB: 0 P: 4	R: 1 H: 2 E: 1 K: 1 S: 6	H: 2 LOB: 0 BB: 0 P: 6	1B: 5 SF: 0 2B: 1 SAC: 2 3B: 0 DP: 0 HR: 0 HBP: 1	WP: 0 PA: 34 PB: 0 SB: 0 CS: 1
PITCHER Andy Messersmith, R (1, 1) ERA: 2.08	IP: 9.0 WLS: L BF: 34 H: 6 R: 1 ER: 0 SO: 8 BB: 0 IBB: 0 HBP: 1 BLK: 0 WP: 0 HR: 0 S: 49 P: 50 ERA: 0.00 WHIP: 0.667											PITCHER	IP: WLS: BF: H: R: ER: SO: BB: IBB: HBP: BLK: WP: HR: S: P: ERA: WHIP:					

AB	31
R	1
H	6
RBI	1
BB	0
SO	8
LOB	12



livebaseballscorecards.com

Batter	1	2	3	4	5	6	7	8	9	AB	R	H	RBI	BB	SO	LOB
Davey Lopes, R OBP: 0.362, SLG: 0.334 (1, 4)	0-3 K		0-0 1B		0-0 L3			0-0 SH1-4		3	0	1	0	0	1	0
Bill Buckner, L OBP: 0.282, SLG: 0.352 (1, 7)	0-0 6-3		0-0 1B			0-0 F9		4-0 FC6-2 1B IBB		3	0	1	0	1	0	0
John Hale, L OBP: 0.333, SLG: 0.431 (1, 8)	0-0 1B		0-3 K			0-0 P6		0-0 FC6-2 1B		4	0	2	0	0	1	2
Steve Garvey, R OBP: 0.340, SLG: 0.468 (1, 3)	0-0 P4			0-0 F8		0-0 E6		0-0 FC6-2		4	0	0	0	0	0	4
Ron Cey, R OBP: 0.334, SLG: 0.413 (1, 5)		0-0 5-3		0-0 F8		0-0 4-3		0-0 F9		4	0	0	0	0	0	4
Willie Crawford, L OBP: 0.325, SLG: 0.332 (1, 9)		0-0 L4		4-0 BB			0-3 K		0-0 1B	3	0	1	0	1	1	0
Bill Russell, R OBP: 0.250, SLG: 0.214 (1, 6)		0-0 5-3		0-0 F7			0-0 1-3		0-0 B3	4	0	0	0	0	0	2
Steve Yeager, R OBP: 0.294, SLG: 0.313 (1, 2)			0-3 K		0-0 6-3		0-0 F7		0-3 K	3	0	0	0	0	1	0
Leron Lee, L OBP: 0.273, SLG: 0.225 (9, PH)									0-0 K	1	0	0	0	0	1	1
Andy Messersmith, R OBP: 0.237, SLG: 0.254 (1, 1)			0-0 B5-3		0-0 6-3			0-0 E5 1B SH1-4 FC6-2		3	0	0	0	0	0	0
Jimmy Wynn, R OBP: 0.417, SLG: 0.450 (9, PH)									0-0 F3	1	0	0	0	0	0	1

Inning Stats		R: 0	H: 1	R: 0	H: 0	R: 0	H: 2	R: 0	H: 0	R: 0	H: 0	R: 0	H: 0	R: 0	H: 1	R: 0	H: 1	1B: 5	SF: 0
		E: 0	LOB: 1	E: 0	LOB: 0	E: 0	LOB: 2	E: 0	LOB: 1	E: 1	LOB: 1	E: 0	LOB: 0	E: 1	LOB: 3	E: 0	LOB: 1	2B: 0	SAC: 1
		K: 1	BB: 0	K: 0	BB: 0	K: 2	BB: 0	K: 0	BB: 1	K: 0	BB: 0	K: 1	BB: 0	K: 0	BB: 1	K: 1	BB: 0	3B: 0	DP: 0
		S: 6	P: 6	S: 3	P: 3	S: 9	P: 9	S: 3	P: 7	S: 4	P: 4	S: 5	P: 5	S: 5	P: 9	S: 6	P: 6	HR: 0	HBP: 0

PITCHER	IP	WLS	BF	H	R	ER	SO	BB	IBB	HBP	BLK	WP	HR	S	P	ERA	WHIP
Rick Reuschel, R ERA: 3.45 (1, 1)	8.0	W	33	5	0	0	4	1	1	0	0	0	0	39	47	0.00	0.750
Oscar Zamora, R ERA: 4.37 (9, 1)	1.0	S	3	0	0	0	1	0	0	0	0	0	0	5	5	0.00	0.000

PITCHER	IP	WLS	BF	H	R	ER	SO	BB	IBB	HBP	BLK	WP	HR	S	P	ERA	WHIP

BOTTOM

Chicago Cubs @ Los Angeles Dodgers
 Dodger Stadium, Los Angeles, CA
 Mon Jul 21 1975, 7:05 PM PDT
 Att: 24,147 - Unknown - 70 F

livebaseballscorecards.com

AB	33
R	0
H	5
RBI	0
BB	2
SO	5
LOB	14



WP: 0	PA: 36
PB: 0	
SB: 0	
CS: 0	

Batter	1	2	3	4	5	6	7	8	9	10	11	AB R H RBI BB SO LOB	TOP				
Luis Melendez, R OBP: 0.282, SLG: 0.337 (1, 7)												5 0 2 1 0 0 1	St. Louis Cardinals @ Los Angeles Dodgers Dodger Stadium, Los Angeles, CA Tue Jul 22 1975, 7:05 PM PDT Att. 25,958 - Unknown				
Mike Tyson, R OBP: 0.301, SLG: 0.371 Mike Garman, R (7, 1)												4 0 0 0 0 0 3 0 0 0 0 0 0 0 1 0 0 0 0 1 0 0 0 0 0 0 0 0					
Bake McBride, L OBP: 0.325, SLG: 0.363 Al Hrabosky, R OBP: 0.333, SLG: 0.200 (10, PH) (10, 1)												5 0 0 0 0 1 0					
Reggie Smith, S OBP: 0.370, SLG: 0.506 (1, 3) (8, 9)												5 2 2 0 0 1 0					
Ted Simmons, S OBP: 0.405, SLG: 0.516 (1, 2)												2 0 0 0 1 2 1 2 1 2 0 0 0 0					
Buddy Bradford, R OBP: 0.313, SLG: 0.396 Ron Fairly, L OBP: 0.421, SLG: 0.452 (8, PH) (8, 3)												4 0 2 2 0 1 2					
Willie Davis, L OBP: 0.284, SLG: 0.425 (1, 8)												5 0 0 0 0 1 6					
Ken Reitz, R OBP: 0.297, SLG: 0.337 (1, 5)												3 1 0 1 1 0 0					
Mario Guerrero, R OBP: 0.257, SLG: 0.248 (1, 6)												1 0 0 0 0 1 0 2 0 0 0 0 0 1					
John Denny, R OBP: 0.100, SLG: 0.100 Ted Sizemore, R OBP: 0.306, SLG: 0.310 (7, PH) (7, 4)												WP: 1 PA: 45 PB: 1 SB: 1 CS: 0					
Inning Stats	R: 0 H: 0 E: 0 LOB: 0 K: 0 BB: 0 S: 3 P: 3	R: 0 H: 0 E: 0 LOB: 0 K: 3 BB: 0 S: 9 P: 9	R: 1 H: 1 E: 1 LOB: 1 K: 0 BB: 0 S: 5 P: 5	R: 0 H: 0 E: 1 LOB: 2 K: 1 BB: 1 S: 6 P: 10	R: 0 H: 1 E: 0 LOB: 1 K: 1 BB: 0 S: 6 P: 6	R: 1 H: 2 E: 0 LOB: 1 K: 1 BB: 0 S: 7 P: 7	R: 0 H: 0 E: 0 LOB: 1 K: 0 BB: 1 S: 3 P: 7	R: 1 H: 2 E: 0 LOB: 1 K: 0 BB: 0 S: 5 P: 5	R: 0 H: 0 E: 0 LOB: 0 K: 0 BB: 0 S: 3 P: 3	R: 0 H: 0 E: 0 LOB: 0 K: 2 BB: 0 S: 7 P: 7	R: 1 H: 2 E: 0 LOB: 1 K: 0 BB: 0 S: 5 P: 5	1B: 5 SF: 2 2B: 3 SAC: 2 3B: 0 DP: 0 HR: 0 HBP: 0					
PITCHER	IP WLS BF H R ER SO BB IBB HBP BLK WP HR S P ERA WHIP																
Doug Rau, L ERA: 3.31 (1, 1)	7.0	29	4	2	1	6	2	0	0	0	0	0	0	39	47	1.29	0.857
Mike Marshall, R ERA: 2.76 (8, 1)	4.0	L	16	4	2	2	2	0	0	0	0	1	0	20	20	4.50	1.000

livebaseballscorecards.com

AB	39
R	4
H	8
RBI	4
BB	2
SO	8
LOB	14



Batter	1	2	3	4	5	6	7	8	9	10	11	AB R H RBI BB SO LOB	BOTTOM																	
Davey Lopes, R OBP: 0.359, SLG: 0.331 (1, 4) (11, 6)	0-0 L3 1B		0-0 4-3		0-0 F8		0-3 K		0-0 F9		0-0 F4	6 0 1 0 0 1 2	St. Louis Cardinals @ Los Angeles Dodgers Dodger Stadium, Los Angeles, CA Tue Jul 22 1975, 7:05 PM PDT Att. 25,958 - Unknown																	
Bill Buckner, L OBP: 0.275, SLG: 0.343 (1, 7)	0-0 L3 1-2		0-0 4-3		0-0 F9		0-0 B2		0-0 F8			5 0 0 0 0 0 3																		
John Hale, L OBP: 0.338, SLG: 0.464 (1, 8)	0-0 HR			4-0 WP 1B BB	0-3 K		0-3 K			0-3 K		4 2 1 1 1 3 0																		
Steve Garvey, R OBP: 0.343, SLG: 0.470 (1, 3)	0-0 F8			4-0 WP 1B BB		0-0 1-3		0-0 E4 G3 1B		0-0 2B		4 0 2 0 1 0 0																		
Ron Cey, R OBP: 0.340, SLG: 0.415 (1, 5)		4-0 L1-4 5-3 BB		0-0 WP 1B		0-0 BB BB SF9 1B		0-0 G3 2-3		4-0 IBB		3 1 2 1 2 0 1																		
Willie Crawford, L OBP: 0.328, SLG: 0.329 (1, 9) Lee Lacy, R OBP: 0.367, SLG: 0.458 (10, PH) (11, 4)		0-0 5-3 1-2		0-0 F9		4-0 SF9 BB BB		4-0 G3-6-3 IBB		0-0 F3		2 0 0 0 2 0 3 1 0 0 0 0 0 2																		
Bill Russell, R OBP: 0.253, SLG: 0.209 (1, 6) Manny Mota, R OBP: 0.333, SLG: 0.270 (8, PH) Rick Auerbach, R OBP: 0.290, SLG: 0.259 (9, 6) Ken McMullen, R OBP: 0.200, SLG: 0.444 (10, PH) Tom Paciorek, R OBP: 0.264, SLG: 0.295 (11, 9)		0-0 L1-4 2-3		0-3 K		4-0 1-2 2-3 BB		0-0 G3-6-3 1-2f		0-0 F9		2 0 0 0 1 1 3 1 0 0 0 0 0 2 0 0 0 0 0 0 0 1 0 0 0 0 0 2 0 0 0 0 0 0 0																		
Steve Yeager, R OBP: 0.300, SLG: 0.322 (1, 2)			0-0 4-3 2B		4-0 IBB		0-0 SF9		0-0 FC3-6 1B		0-0 F8			3 0 2 1 1 0 0																
Doug Rau, L OBP: 0.250, SLG: 0.192 (1, 1) Mike Marshall, R (8, 1) Jimmy Wynn, R OBP: 0.416, SLG: 0.449 (11, PH)			0-3 K		0-3 K		0-0 F8		0-0 FC3-6 1-2f		0-3 K			3 0 0 0 0 2 6 1 0 0 0 0 0 1 1 0 0 0 0 1 0																
Inning Stats	R: 1 E: 0 K: 0 S: 4	H: 2 LOB: 0 BB: 0 P: 4	R: 0 E: 0 K: 0 S: 2	H: 0 LOB: 0 BB: 1 P: 6	R: 0 E: 0 K: 1 S: 6	H: 1 LOB: 1 BB: 0 P: 6	R: 1 E: 0 K: 2 S: 8	H: 1 LOB: 3 BB: 3 P: 20	R: 0 E: 0 K: 1 S: 5	H: 0 LOB: 0 BB: 0 P: 5	R: 1 E: 0 K: 0 S: 4	H: 1 LOB: 2 BB: 2 P: 12		R: 0 E: 0 K: 2 S: 7	H: 0 LOB: 0 BB: 0 P: 7	R: 0 E: 1 K: 0 S: 3	H: 1 LOB: 1 BB: 1 P: 7	R: 0 E: 0 K: 0 S: 4	H: 1 LOB: 1 BB: 0 P: 4	R: 0 E: 0 K: 1 S: 6	H: 1 LOB: 2 BB: 1 P: 10	R: 0 E: 0 K: 1 S: 5	H: 0 LOB: 0 BB: 0 P: 5	1B: 5 2B: 3 3B: 0 HR: 1	SF: 1 SAC: 0 DP: 2 HBP: 0	WP: 2 PA: 46				
PITCHER	IP WLS BF H R ER SO BB IBB HBP BLK WP HR S P ERA WHIP														IP WLS BF H R ER SO BB IBB HBP BLK WP HR S P ERA WHIP															
John Denny, R ERA: 2.86 (1, 1)	6.0		27	5	3	3	4	5	1	0	0	2	1	29	53	4.50	1.667													
Mike Garman, R ERA: 1.91 (7, 1)	3.0		11	2	0	0	2	0	1	0	0	0	0	14	18	0.00	0.667													
Al Hrabosky, L ERA: 1.54 (10, 1)	2.0	W	8	1	0	0	2	0	1	0	0	0	0	11	15	0.00	0.500													

livebaseballscores.com

AB	37
R	3
H	8
RBI	3
BB	8
SO	8
LOB	25




Batter	1	2	3	4	5	6	7	8	9	AB R H RBI BB SO LOB	TOP											
Bake McBride, L (1, 8) OBP: 0.317, SLG: 0.353	0-0 F7		0-3 K		0-0 6-3		0-3 K	0-0 L4		5 0 0 0 0 2 0												
Willie Davis, L (1, 7) OBP: 0.290, SLG: 0.427	1-0 2B 6-3 HBP		0-0 F9			0-0 BB 1B 1B	0-0 1B 2B 1B		0-0 F7	3 3 2 0 0 0 0 1 0 0 0 0 0 0												
Luis Melendez, R (8, 7) OBP: 0.281, SLG: 0.335																						
Reggie Smith, S (1, 9) OBP: 0.377, SLG: 0.516	0-0 1-3 2B		0-3 K			0-0 1-2 1B 1B	0-0 1-2 2B 1B		0-0 1B 1B	5 1 4 0 0 1 0												
Ted Simmons, S (1, 2) OBP: 0.408, SLG: 0.519	0-0 6-3			0-0 F7		4-0 1B 1B BB BB	0-0 1-3 2-H 2B		0-0 1-2 FC5-4 1B	4 1 2 2 1 0 1												
Ron Fairly, L (1, 3) OBP: 0.420, SLG: 0.445	0-3 K			0-0 1B		0-0 F5	4-0 1B IBB		0-0 F6	4 0 1 0 1 1 6												
Ted Sizemore, R (1, 4) OBP: 0.307, SLG: 0.314		0-0 4-3 2B		0-3 K		0-0 1-2 2-H 3-H 1B 1B	0-0 F5		0-0 FC5-4	5 0 2 2 0 1 6												
Ken Reitz, R (1, 5) OBP: 0.293, SLG: 0.333		0-0 4-3		0-0 F6		0-0 F4	0-0 F7			4 0 0 0 0 0 7												
Mario Guerrero, R (1, 6) OBP: 0.256, SLG: 0.248		0-0 6-3			0-0 6-3	0-0 1-3 2-H 1B		0-0 F9		4 0 1 1 0 0 1												
Bob Forsch, R (1, 1) OBP: 0.364, SLG: 0.471			0-0 6-3		0-0 6-3	0-3 K		0-3 K		4 0 0 0 0 2 3 0 0 0 0 0 0 0												
Mike Garman, R (9, 1)																						
Inning Stats	R: 1 E: 0 K: 1 S: 6	H: 1 LOB: 1 BB: 0 P: 7	R: 0 E: 0 K: 0 S: 4	H: 1 LOB: 1 BB: 0 P: 4	R: 0 E: 0 K: 2 S: 7	H: 0 LOB: 0 BB: 0 P: 7	R: 0 E: 0 K: 1 S: 6	H: 1 LOB: 1 BB: 0 P: 6	R: 0 E: 0 K: 0 S: 3	H: 0 LOB: 0 BB: 0 P: 3	R: 3 E: 0 K: 1 S: 9	H: 4 LOB: 2 BB: 1 P: 13	R: 1 E: 0 K: 1 S: 8	H: 3 LOB: 3 BB: 1 P: 12	R: 0 E: 0 K: 1 S: 5	H: 0 LOB: 0 BB: 0 P: 5	R: 0 E: 0 K: 0 S: 5	H: 2 LOB: 2 BB: 0 P: 5	1B: 9 2B: 3 3B: 0 HR: 0	SF: 0 SAC: 0 DP: 0 HBP: 1	WP: 0 PB: 0 SB: 0 CS: 0	PA: 42
PITCHER	IP WLS BF H R ER SO BB IBB HBP BLK WP HR S P ERA WHIP																					
Don Sutton, R (1, 1) ERA: 2.49	7.0 L 34 10 5 5 6 1 1 1 0 0 0 43 52 6.43 1.571																					
Stan Wall, L (8, 1) ERA:	2.0 8 2 0 0 1 0 0 0 0 0 0 10 10 0.00 1.000																					

St. Louis Cardinals @ Los Angeles Dodgers
Dodger Stadium, Los Angeles, CA
 Wed Jul 23 1975, 7:05 PM PDT
 Att: 27,772 - Unknown

AB	39
R	5
H	12
RBI	5
BB	2
SO	7
LOB	24



Batter	1	2	3	4	5	6	7	8	9	AB R H RBI BB SO LOB	TOP																													
Bake McBride, L (1, 8) OBP: 0.311, SLG: 0.346	0-0 4-3		0-0 6-3		0-0 F5		0-0 F7			4 0 0 0 0 0 1																														
Luis Melendez, R (1, 7) OBP: 0.281, SLG: 0.338	0-0 4-3		0-0 F7			0-0 6-3		0-0 F8 2B		4 0 1 0 0 0 0																														
Reggie Smith, S (1, 9) OBP: 0.373, SLG: 0.508	0-0 4-3			0-0 1-3		0-0 L9		0-0 F8 2-3		4 0 0 0 0 0 1																														
Ted Simmons, S (1, 2) OBP: 0.408, SLG: 0.515		0-0 F9		0-0 F5		4-0 BB		0-0 F5		2 0 0 0 1 0 0																														
Ken Rudolph, R (6, 2) OBP: 0.188, SLG: 0.170										1 0 0 0 0 0 1																														
Ron Fairly, L (1, 3) OBP: 0.416, SLG: 0.439		0-3 K		0-0 1B		0-0 6-3		0-0 F6		4 0 1 0 0 1 2																														
Ted Sizemore, R (1, 4) OBP: 0.309, SLG: 0.314		4-0 1B BB		0-3 K			0-0 2B 1B		0-0 F9	3 1 1 0 1 1 1																														
Ken Reitz, R (1, 5) OBP: 0.293, SLG: 0.332		0-0 FC6 1B			0-0 F3		0-0 F4		0-0 6-3	4 0 1 0 0 0 1	AB 34																													
Mario Guerrero, R (1, 6) OBP: 0.256, SLG: 0.255		0-0 FC6 1-2f			0-0 F9		0-0 1-H 2B		0-0 E6	4 0 1 1 0 0 2	R 2																													
Lynn McGlothen, L (1, 1) OBP: 0.041, SLG: 0.041			0-3 K			0-0 HR		0-3 K	0-0 F8	1 0 0 0 0 1 0	H 6																													
Doug Howard, R (5, PH) OBP: 0.207, SLG: 0.310										1 1 1 1 0 0 0	RBI 2																													
Ron Bryant, S (5, 1)										0 0 0 0 0 0 0	BB 2																													
Buddy Bradford, R (7, PH) OBP: 0.310, SLG: 0.391										1 0 0 0 0 1 1	SO 4																													
Greg Terfecky, R (7, 1) OBP: 0.500, SLG: 0.500										0 0 0 0 0 0 0	LOB 11																													
Mike Tyson, R (9, PH) OBP: 0.299, SLG: 0.368										1 0 0 0 0 0 1																														
Inning Stats	R: 0 E: 0 K: 0 S: 3	H: 0 LOB: 0 BB: 0 P: 3	R: 0 E: 0 K: 1 S: 6	H: 1 LOB: 2 BB: 1 P: 10	R: 0 E: 0 K: 1 S: 5	H: 0 LOB: 0 BB: 0 P: 5	R: 0 E: 0 K: 1 S: 6	H: 1 LOB: 1 BB: 0 P: 6	R: 1 E: 0 K: 0 S: 4	H: 1 LOB: 0 BB: 0 P: 4	R: 0 E: 0 K: 0 S: 3	H: 0 LOB: 1 BB: 1 P: 7	R: 1 E: 0 K: 1 S: 7	H: 2 LOB: 1 BB: 0 P: 7	R: 0 E: 0 K: 0 S: 4	H: 1 LOB: 1 BB: 0 P: 4	R: 0 E: 1 K: 0 S: 4	H: 0 LOB: 1 BB: 0 P: 4	1B: 3 2B: 2 3B: 0 HR: 1	SF: 0 SAC: 0 DP: 0 HBP: 0	WP: 0 PB: 0 SB: 0 CS: 0	PA: 36																		
PITCHER Burt Hooton, R (1, 1) ERA: 4.24	IP 9.0	WLS W	BF 36	H 6	R 2	ER 2	SO 4	BB 2	IBB 0	HBP 0	BLK 0	WP 0	HR 1	S 42	P 50	ERA 2.00	WHIP 0.889						PITCHER	IP 9.0	WLS W	BF 36	H 6	R 2	ER 2	SO 4	BB 2	IBB 0	HBP 0	BLK 0	WP 0	HR 1	S 42	P 50	ERA 2.00	WHIP 0.889

St. Louis Cardinals @ Los Angeles Dodgers
Dodger Stadium, Los Angeles, CA
 Thu Jul 24 1975, 3:33 AM PDT
 Att: 26,982 - Unknown

livebaseballscores.com

Batter	1	2	3	4	5	6	7	8	9	AB	R	H	RBI	BB	SO	LOB
Davey Lopes, R OBP: 0.360, SLG: 0.332 (1, 4)	0-0 4-3 BB	4-0 1B SF8 BB		0-0 6-3		0-0 E S 1B	0-0 FC5-4 1-2f			4	1	1	0	1	0	2
Lee Lacy, R OBP: 0.366, SLG: 0.480 (1, 9)	0-0 F8	0-0 SF8 3-H		0-0 5-3		0-0 P7 1-3		0-0 L3 1B		4	0	1	1	0	0	1
Bill Buckner, L OBP: 0.262, SLG: 0.349 (1, 7)	1-0 S 2B HBP	0-0 1-3 2-H 1B		0-0 F9		0-3 K		0-0 L3 1-2		4	1	1	1	0	1	2
Steve Garvey, R OBP: 0.343, SLG: 0.472 (1, 3)	0-0 1-H 2B	0-0 SF8 3-H			4-0 SH1-4 2B BB	0-3 K		0-0 F3		3	1	1	2	1	1	1
John Hale, L OBP: 0.333, SLG: 0.432 (1, 8)	4-0 BB	0-0 F7 3-H			0-0 SH1-4 1-2		0-0 4-3			2	0	0	0	1	0	1
Ron Cey, R OBP: 0.341, SLG: 0.417 (1, 5)	0-0 F7		0-0 SH1-4 1B		0-0 1B FC6-4 2B 2-H	0-3 K				4	1	2	1	0	1	2
Steve Yeager, R OBP: 0.308, SLG: 0.342 (1, 2)		0-0 1B SH 1B	0-0 SH1-4 1-2		0-0 FC6-4 1B 2-3		0-0 HR			3	2	3	1	0	0	0
Bill Russell, R OBP: 0.257, SLG: 0.209 (1, 6)		0-0 SH SF8 1B 1-2	0-0 L6		0-0 FC6-4 WP 1-2f 3-H	0-0 1B BB	4-0 1B BB			3	1	1	1	1	0	2
Burt Hooton, R OBP: 0.211, SLG: 0.250 (1, 1)		0-0 SH 1B 1-3 2-H	0-0 F3		0-0 F5 2-3		0-0 FC5-4 1B 1-2			3	1	1	0	0	0	2

Inning Stats	R: 1	H: 1	E: 0	K: 0	S: 4	LOB: 2	BB: 1	P: 9	R: 4	H: 3	E: 1	K: 0	S: 7	LOB: 1	BB: 1	P: 11	R: 0	H: 1	E: 0	K: 0	S: 4	LOB: 1	BB: 0	P: 4	R: 0	H: 0	E: 0	K: 0	S: 3	LOB: 0	BB: 0	P: 3	R: 2	H: 2	E: 1	K: 0	S: 5	LOB: 1	BB: 1	P: 9	R: 0	H: 1	E: 0	K: 2	S: 8	LOB: 1	BB: 0	P: 8	R: 1	H: 2	E: 0	K: 1	S: 7	LOB: 2	BB: 1	P: 11	R: 0	H: 1	E: 0	K: 0	S: 3	LOB: 0	BB: 0	P: 3
--------------	------	------	------	------	------	--------	-------	------	------	------	------	------	------	--------	-------	-------	------	------	------	------	------	--------	-------	------	------	------	------	------	------	--------	-------	------	------	------	------	------	------	--------	-------	------	------	------	------	------	------	--------	-------	------	------	------	------	------	------	--------	-------	-------	------	------	------	------	------	--------	-------	------


PITCHER	IP	WLS	BF	H	R	ER	SO	BB	IBB	HBP	BLK	WP	HR	S	P	ERA	WHIP
Lynn McGlothen, R ERA: 3.88 (1, 1)	4.0	L	21	5	5	5	0	2	0	1	0	0	0	18	27	11.25	1.750
Ron Bryant, L ERA: 19.06 (5, 1)	2.0		10	3	2	2	2	1	0	0	0	1	0	13	17	9.00	2.000
Greg Terlecky, R ERA: 2.95 (7, 1)	2.0		9	3	1	1	1	1	0	0	0	0	1	10	14	4.50	2.000

BOTTOM

St. Louis Cardinals @ Los Angeles Dodgers
Dodger Stadium, Los Angeles, CA

Thu Jul 24 1975, 3:33 AM PDT
 Att. 26,982 - Unknown

AB	30
R	8
H	11
RBI	7
BB	4
SO	3
LOB	13



WP	HR	S	P	ERA	WHIP
1	0	1	40		

Batter	1	2	3	4	5	6	7	8	9	AB R H RBI BB SO LOB	TOP																
Davey Lopes, R (1, 4) OBP: 0.363, SLG: 0.337	4-0 G6-3 BB		0-0 SH1 FC5-2-5-2 2B		0-0 S 1B		0-0 SH5-4 1-2	0-0 F2		3 0 2 0 1 0 2																	
Bill Buckner, L (1, 7) OBP: 0.282, SLG: 0.344	0-0 G6-3 1-2f		0-0 SH1 2-3		0-0 F8 1-2		4-0 G6-4-3 IBB		0-0 4-3	3 0 0 0 1 0 2																	
Jimmy Wynn, R (1, 8) OBP: 0.411, SLG: 0.452	0-0 HR		4-0 FC5-2-5-2 BB		0-0 L6		0-0 G6-4-3 1-2f		0-0 6-3	4 1 1 1 1 0 4																	
Steve Garvey, R (1, 3) OBP: 0.344, SLG: 0.474	0-0 2B		0-0 FC5-2-5-2 1-3 3-H			0-0 L7		0-0 2B 1B	0-0 F8	5 1 2 0 0 0 2																	
John Hale, L (1, 9) OBP: 0.330, SLG: 0.436		0-0 F2	0-0 3-1			0-0 F8		0-0 6-3 1-H SH 2B		4 1 1 1 0 0 2																	
Ron Cey, R (1, 5) OBP: 0.342, SLG: 0.424		0-0 HR		0-0 5-3		4-0 BB		0-0 6-3 2-3		3 1 1 1 1 0 1																	
Steve Yeager, R (1, 2) OBP: 0.308, SLG: 0.339		4-0 BB		0-3 K		0-0 P4		4-0 SH BB		2 0 0 0 1 1 1																	
Leron Lee, L (8, PH) OBP: 0.283, SLG: 0.220										0 0 0 0 1 0 0																	
Rick Auerbach, R (8, PR) OBP: 0.288, SLG: 0.258										0 0 0 0 0 0 0																	
Bill Russell, R (1, 6) OBP: 0.260, SLG: 0.223		0-0 F8		0-0 6-3			0-0 1B 2B	0-0 SH BB		3 0 1 0 0 0 1																	
Manny Mota, R (8, PH) OBP: 0.333, SLG: 0.270										0 0 0 1 0 0 0																	
Paul Powell, R (8, PR) OBP: 0.333, SLG: 0.200										0 0 0 0 0 0 0																	
Andy Messersmith, R (1, 1) OBP: 0.241, SLG: 0.257		0-0 F8			0-0 6-3		0-0 SH5-4 1B	0-0 F7		3 0 1 0 0 0 1																	
Willie Crawford, L (8, PH) OBP: 0.329, SLG: 0.344										1 0 0 0 0 0 2																	
Mike Marshall, R (8, 1)										0 0 0 0 0 0 0																	
Inning Stats	R: 1 E: 0 K: 0 S: 3	H: 2 LOB: 1 BB: 1 P: 7	R: 1 E: 0 K: 0 S: 4	H: 1 LOB: 1 BB: 1 P: 8	R: 0 E: 0 K: 0 S: 4	H: 1 LOB: 2 BB: 1 P: 8	R: 0 E: 0 K: 1 S: 5	H: 0 LOB: 0 BB: 0 P: 5	R: 0 E: 0 K: 0 S: 4	H: 1 LOB: 1 BB: 0 P: 4	R: 0 E: 0 K: 0 S: 3	H: 0 LOB: 1 BB: 1 P: 7	R: 0 E: 0 K: 0 S: 4	H: 2 LOB: 2 BB: 1 P: 8	R: 2 E: 0 K: 0 S: 6	H: 2 LOB: 2 BB: 1 P: 10	R: 0 E: 0 K: 0 S: 3	H: 0 LOB: 0 BB: 0 P: 3	1B: 3 2B: 4 3B: 0 HR: 2	SF: 0 SAC: 3 DP: 2 HBP: 0	WP: 0 PB: 0 SB: 1 CS: 0	PA: 40					
PITCHER	IP WLS BF H R ER SO BB IBB HBP BLK WP HR S P ERA WHIP																										
Clay Kirby, R (1, 1) ERA: 4.29	6.0		25	5	2	2	1	4	0	0	0	0	2	23	39	3.00	1.500										
Clay Carroll, R (7, 1) ERA: 2.88	1.1	L	9	4	2	2	0	1	1	0	0	0	0	7	15	13.50	3.750										
Rawly Eastwick, R (8, 1) ERA: 3.44	1.2		6	0	0	0	0	0	0	0	0	0	0	6	6	0.00	0.000										

Los Angeles Dodgers @ Cincinnati Reds
Riverfront Stadium, Cincinnati, OH

Fri Jul 25 1975, 7:05 PM EDT
Unknown

AB	31
R	4
H	9
RBI	4
BB	6
SO	1
LOB	18



WP: 0	PA: 40
PB: 0	
SB: 1	
CS: 0	

ERA	WHIP

livebaseballscorecards.com

Batter	1	2	3	4	5	6	7	8	9	AB R H RBI BB SO LOB
Pete Rose, S (1, 5) OBP: 0.400, SLG: 0.417	4-0 G3-6 BB		0-0 FC4-6 1B		0-0 1B 2B		0-3 K		0-3 K	4 0 2 0 1 2 1
Ken Griffey, L (1, 9) OBP: 0.398, SLG: 0.407	0-0 F8		0-0 FC4-6 1-2f		0-0 1B		0-3 K			4 0 1 0 0 1 2
Joe Morgan, L (1, 4) OBP: 0.477, SLG: 0.527	0-0 G3-6 1-2f		0-3 K		0-0 F2 1-2			0-0 E3 G3 S		4 0 0 0 0 1 4
Johnny Bench, R (1, 2) OBP: 0.364, SLG: 0.522		0-0 L6		0-3 K	0-3 K			0-0 F8 1-2		4 0 0 0 0 2 3
Dan Driessen, L (1, 3) OBP: 0.373, SLG: 0.389		0-0 HR		4-0 1B 5-3 BB	0-0 F8			0-0 G3 2-3		3 2 1 1 1 0 3
George Foster, R (1, 7) OBP: 0.350, SLG: 0.523		0-0 1B		0-0 5-3 1-2		4-0 CS BB		0-3 K		3 0 1 0 1 1 2
Dave Concepcion, R (1, 6) OBP: 0.313, SLG: 0.336		0-0 F8		0-0 E 2B 1B	0-0 F9 1-2		0-0 F9 1-2		0-0 E6 FC3-6	4 1 1 1 0 0 2
Cesar Geronimo, L (1, 8) OBP: 0.335, SLG: 0.372		0-0 G3		0-0 1-H 2B	0-0 G3		0-0 G3		0-0 FC3-6 1-2f	4 0 1 1 0 0 2
Clay Kirby, R (1, 1) OBP: 0.318, SLG: 0.250			0-0 4-3		0-0 L4		0-0 B5-3		0-0 P3	2 0 0 0 0 0 1
Clay Carroll, R (7, 1)										1 0 0 0 0 0 0
Rawly Eastwick, R (8, 1)										0 0 0 0 0 0 0
Tony Perez, R (9, PH) OBP: 0.329, SLG: 0.446										1 0 0 0 0 0 1

Inning Stats	R: 0	H: 0	E: 0	K: 0	S: 2	R: 1	H: 2	E: 0	K: 0	S: 5	R: 0	H: 1	E: 0	K: 1	S: 6	R: 2	H: 2	E: 1	K: 1	S: 7	R: 0	H: 2	E: 0	K: 1	S: 7	R: 0	H: 0	E: 0	K: 2	S: 7	R: 0	H: 0	E: 1	K: 1	S: 6	R: 0	H: 0	E: 1	K: 1	S: 6	R: 0	H: 0	E: 1	K: 1	S: 6	1B: 4	2B: 2	3B: 0	HR: 1	SF: 0	SAC: 0	DP: 1	HBP: 0	WP: 0	PB: 0	SB: 2	CS: 1	PA: 37
PITCHER	IP	WLS	BF	H	R	ER	SO	BB	IBB	HBP	BLK	WP	HR	S	P	ERA	WHIP																																									
Andy Messersmith, R (1, 1) ERA: 2.09	7.0	W	29	7	3	2	5	3	0	0	0	0	1	36	48	2.57	1.429																																									
Mike Marshall, R (8, 1) ERA: 2.69	2.0	S	8	0	0	0	2	0	0	0	0	0	0	12	12	0.00	0.000																																									


BOTTOM

Los Angeles Dodgers @ Cincinnati Reds
 Riverfront Stadium, Cincinnati, OH
 Fri Jul 25 1975, 7:05 PM EDT
 Unknown

livebaseballscorecards.com

AB	34
R	3
H	7
RBI	3
BB	3
SO	7
LOB	21



Batter	1	2	3	4	5	6	7	8	9	AB R H RBI BB SO LOB	TOP											
Davey Lopes, R OBP: 0.357, SLG: 0.330 (1, 4)	0-0 5-3		0-0 6-3		0-0 6-3			0-0 6-3		4 0 0 0 0 0 0												
Bill Buckner, L OBP: 0.281, SLG: 0.340 (1, 7)	0-0 G3		0-0 4-3		0-0 CS 1B			0-0 G3		4 0 1 0 0 0 0												
John Hale, L OBP: 0.313, SLG: 0.442 (1, 8)	0-0 HR			0-0 4-3	0-0 CS 1-2	0-0 F2		0-0 F9		4 1 1 1 0 0 0												
Steve Garvey, R OBP: 0.349, SLG: 0.488 (1, 3)	0-0 1B			0-0 1B 2B		0-0 2B		0-0 F7		4 1 3 0 0 0 0												
Willie Crawford, L OBP: 0.328, SLG: 0.342 (1, 9)	0-0 F9			0-0 1B FC6-4 2-3 1B		0-0 P5		0-0 G3		4 1 1 0 0 0 2												
Ron Cey, R OBP: 0.345, SLG: 0.426 (1, 5)		0-0 L4-3 1B		0-0 FC6-4 1-3 3-H 1B		0-0 P4		0-0 E6 BB		4 0 2 1 0 0 1												
Steve Yeager, R OBP: 0.316, SLG: 0.344 (1, 2)		0-0 L4-3		0-0 FC6-4		0-0 G6-4-3 1B		4-0 BB BB BB		3 0 1 1 0 0 2												
Jimmy Wynn, R OBP: 0.411, SLG: 0.449 (9, PH)		1-2		1-2f				1-2 BB		0 0 0 0 1 0 0	AB 34 R 3 H 9 RBI 3 BB 1 SO 3 LOB 9											
Bill Russell, R OBP: 0.248, SLG: 0.212 (1, 6)		0-0 6-3		0-3 K		0-0 G6-4-3 1-2f		0-3 K		3 0 0 0 0 1 2												
Ken McMullen, R OBP: 0.190, SLG: 0.421 (9, PH)										1 0 0 0 0 1 2												
Doug Rau, L OBP: 0.241, SLG: 0.185 (1, 1)			0-0 G3		0-0 5-3		0-3 K			2 0 0 0 0 0 0												
Rick Rhoden, R (5, 1)										0 0 0 0 0 0 0												
Leron Lee, L OBP: 0.271, SLG: 0.209 (7, PH)										1 0 0 0 0 1 0												
Charlie Hough, R (7, 1)										0 0 0 0 0 0 0												
Inning Stats	R: 1 E: 0 K: 0 S: 5	H: 2 LOB: 1 BB: 0 P: 5	R: 0 E: 0 K: 0 S: 3	H: 1 LOB: 0 BB: 0 P: 3	R: 0 E: 0 K: 0 S: 3	H: 0 LOB: 0 BB: 0 P: 3	R: 2 E: 0 K: 1 S: 8	H: 3 LOB: 1 BB: 0 P: 8	R: 0 E: 0 K: 0 S: 3	H: 1 LOB: 0 BB: 0 P: 3	R: 0 E: 0 K: 0 S: 4	H: 1 LOB: 1 BB: 0 P: 4	R: 0 E: 0 K: 1 S: 5	H: 1 LOB: 0 BB: 0 P: 5	R: 0 E: 0 K: 0 S: 3	H: 0 LOB: 0 BB: 0 P: 3	R: 0 E: 1 K: 1 S: 6	H: 0 LOB: 2 BB: 1 P: 10	1B: 6 2B: 3 3B: 0 HR: 1	SF: 0 SAC: 0 DP: 2 HBP: 0	WP: 0 PB: 0 SB: 0 CS: 1	PA: 36
PITCHER	IP WLS BF H R ER SO BB IBB HBP BLK WP HR S P ERA WHIP																					
Jack Billingham, R ERA: 3.76 (1, 1)	8.2 W 34 9 3 3 2 1 0 0 0 0 1 37 41 3.12 1.154																					
Rawly Eastwick, R ERA: 3.42 (9, 1)	0.1 S 1 0 0 0 1 0 0 0 0 0 0 3 3 0.00 0.000																					

Los Angeles Dodgers @ Cincinnati Reds
 Riverfront Stadium, Cincinnati, OH
 Sat Jul 26 1975, 3:33 AM EDT
 Att: 50,236 - Unknown

livebaseballscores.com

Los Angeles Dodgers @ Cincinnati Reds
 Riverfront Stadium, Cincinnati, OH

Sun Jul 27 1975, 3:33 AM EDT
 Att: 50,609 - Unknown

AB	41
R	5
H	14
RBI	5
BB	1
SO	1
LOB	21



Batter	1	2	3	4	5	6	7	8	9	AB R H RBI BB SO LOB	
Lee Lacy, R (1, 4) OBP: 0.371, SLG: 0.477	4-0 1B 1B BB	0-0 P6		0-0 1B		0-0 4-3		0-0 1B		4 0 2 2 1 0 1	
Bill Buckner, L (1, 7) OBP: 0.274, SLG: 0.332	0-0 F9		0-0 4-3	0-0 6-3		0-0 4-3		0-0 L7		5 0 0 0 0 0 3	
Jimmy Wynn, R (1, 8) OBP: 0.411, SLG: 0.448	0-0 1B 1B		0-0 5-3	0-0 6-3			0-0 1B		0-0 F3	5 0 2 0 0 0 1	
Steve Garvey, R (1, 3) OBP: 0.347, SLG: 0.485	0-0 1-2 2-3 1B		0-0 4-3		0-0 P6		0-0 P1		0-0 F8	5 0 1 0 0 0 1	
John Hale, L (1, 9) OBP: 0.317, SLG: 0.451	0-0 P6			0-0 1B 2B	0-0 F7		0-0 F9		0-0 1B	5 1 2 0 0 0 4	
Ron Cey, R (1, 5) OBP: 0.346, SLG: 0.426	0-0 P9			0-0 1B 1B	0-0 1B 1B		0-0 F3		0-0 P4	5 1 2 1 0 0 5	
Steve Yeager, R (1, 2) OBP: 0.326, SLG: 0.371		0-0 4-3 2B		0-0 1B 1B	0-0 FC6-4 1B			0-0 HR		4 2 4 1 0 0 0	
Paul Powell, R (8, 2) OBP: 0.333, SLG: 0.200				1-3 1B 1B	1-3 1B					0 0 0 0 0 0 0	
Bill Russell, R (1, 6) OBP: 0.248, SLG: 0.214		0-0 4-3		0-0 E9 1B 1B	0-0 FC6-4 1B			0-0 6-3		4 1 1 1 0 0 3	
Don Sutton, R (1, 1) OBP: 0.169, SLG: 0.115		0-0 K		1-3 3-H 1B		0-0 1-3		0-0 4-3		3 0 0 0 0 1 3	
Leron Lee, L (8, PH) OBP: 0.265, SLG: 0.205										1 0 0 0 0 0 0	
Mike Marshall, R (8, 1)										0 0 0 0 0 0 0	
Inning Stats	R: 0 H: 2 E: 0 LOB: 3 K: 0 BB: 1 S: 5 P: 9	R: 0 H: 1 E: 0 LOB: 1 K: 1 BB: 0 S: 6 P: 6	R: 0 H: 0 E: 0 LOB: 0 K: 0 BB: 0 S: 3 P: 3	R: 4 H: 5 E: 1 LOB: 1 K: 0 BB: 0 S: 8 P: 8	R: 0 H: 2 E: 0 LOB: 2 K: 0 BB: 0 S: 5 P: 5	R: 0 H: 0 E: 0 LOB: 0 K: 0 BB: 0 S: 3 P: 3	R: 0 H: 1 E: 0 LOB: 1 K: 0 BB: 0 S: 4 P: 4	R: 1 H: 2 E: 0 LOB: 1 K: 0 BB: 0 S: 5 P: 5	R: 0 H: 1 E: 0 LOB: 1 K: 0 BB: 0 S: 4 P: 4	1B: 11 SF: 0 2B: 2 SAC: 0 3B: 0 DP: 0 HR: 1 HBP: 0	WP: 0 PA: 42 PB: 0 SB: 0 CS: 0
PITCHER	IP WLS BF H R ER SO BB IBB HBP BLK WP HR S P ERA WHIP										
Tom Carroll, R (1, 1) ERA: 4.65	3.0 L 17 7 4 3 1 1 0 0 0 0 0 0 18 22 9.00 2.667										
Pedro Borbon, R (4, 1) ERA: 2.72	2.0 9 3 0 0 0 0 0 0 0 0 0 0 9 9 0.00 1.500										
Clay Carroll, R (6, 1) ERA: 2.79	2.0 7 1 0 0 0 0 0 0 0 0 0 0 7 7 0.00 0.500										
Rawly Eastwick, R (8, 1) ERA: 3.46	2.0 9 3 1 1 0 0 0 0 0 0 0 1 9 9 4.50 1.500										

livebaseballscorecards.com

BOTTOM

Los Angeles Dodgers @ Cincinnati Reds
Riverfront Stadium, Cincinnati, OH
Sun Jul 27 1975, 3:33 AM EDT
Att. 50,609 - Unknown

livebaseballscorecards.com

AB 35
R 3
H 9
RBI 3
BB 1
SO 7
LOB 14



WP: 0 PA: 36
PB: 0
SB: 1
CS: 0

AB R H RBI BB SO LOB

4 0 1 0 0 0 1

4 0 2 0 0 1 0

4 1 3 1 0 0 2

4 1 1 1 0 1 4

4 0 0 0 0 0 3

4 1 1 1 0 1 0

3 0 1 0 1 0 0

4 0 0 0 0 2 2

1 0 0 0 0 0 0
0 0 0 0 0 0 0
1 0 0 0 0 1 1
0 0 0 0 0 0 0
1 0 0 0 0 1 1
0 0 0 0 0 0 0
1 0 0 0 0 0 0

1B: 5 SF: 0
2B: 1 SAC: 0
3B: 0 DP: 0
HR: 3 HBP: 0

Batter	1	2	3	4	5	6	7	8	9
Pete Rose, S OBP: 0.402, SLG: 0.428 (1, 5) X	0-0 F8 ①		0-0 F8 ③		0-0 G3 ③			0-0 G3 1B 1B	
Ken Griffey, L OBP: 0.400, SLG: 0.409 (1, 9) X	0-0 1B 1B			0-0 4-3 ①		0-3 K ①		0-0 G3 1B 1-2	
Joe Morgan, L OBP: 0.478, SLG: 0.534 (1, 4) X	0-0 1B 1-2			0-0 HR		0-0 1B		0-0 G3 1-2 2-3	
Johnny Bench, R OBP: 0.363, SLG: 0.526 (1, 2) X	0-0 F7 ③			0-0 HR		0-0 F7 ②		0-3 K ②	
Dan Driessen, L OBP: 0.364, SLG: 0.377 (1, 7) X		0-0 G3 ①		0-0 L7 ②		0-0 F9 ③		0-0 4-3 ③	
Tony Perez, R OBP: 0.326, SLG: 0.451 (1, 3) X		0-0 5-3 ②		0-0 F2 ③		0-3 K ①		0-0 HR	
Dave Concepcion, R OBP: 0.313, SLG: 0.334 (1, 6) X		0-0 F8 ③			4-0 BB BB	0-0 2B		0-0 6-3 ①	
Cesar Geronimo, L OBP: 0.330, SLG: 0.364 (1, 8) X			0-0 4-3 ①		0-0 P4 1-2	0-3 K ②		0-3 K ②	
Tom Carroll, L Pedro Borbon, R Terry Crowley, L Clay Carroll, R George Foster, R Rawly Eastwick, R Merv Rettenmund, R			0-0 6-3 ②		0-3 K ②	0-3 K ③		0-0 F7 ③	

Inning Stats	R: 0	H: 2	E: 0	LOB: 1	K: 0	BB: 0	S: 4	P: 4
	R: 0	H: 0	E: 0	LOB: 0	K: 0	BB: 0	S: 3	P: 3
	R: 2	H: 2	E: 0	LOB: 0	K: 0	BB: 0	S: 5	P: 5
	R: 0	H: 0	E: 0	LOB: 1	K: 1	BB: 1	S: 5	P: 9
	R: 0	H: 1	E: 0	LOB: 1	K: 1	BB: 0	S: 6	P: 6
	R: 0	H: 1	E: 0	LOB: 1	K: 3	BB: 0	S: 10	P: 10
	R: 0	H: 2	E: 0	LOB: 2	K: 1	BB: 0	S: 7	P: 7
	R: 1	H: 1	E: 0	LOB: 0	K: 1	BB: 0	S: 6	P: 6

PITCHER	IP	WLS	BF	H	R	ER	SO	BB	IBB	HBP	BLK	WP	HR	S	P	ERA	WHIP
Don Sutton, R ERA: 2.5 (1, 1)	7.0	W	27	6	2	2	5	1	0	0	0	0	2	36	40	2.57	1.000
Mike Marshall, R ERA: 2.93 (8, 1)	2.0	S	9	3	1	1	2	0	0	0	0	0	1	13	13	4.50	1.500

Batter	1	2	3	4	5	6	7	8	9	AB R H RBI BB SO LOB	TOP																													
Davey Lopes, R OBP: 0.357, SLG: 0.333 (1, 4)	0-0 1B 2B		0-0 F3		0-3 K		0-0 1B		0-0 F8	5 1 2 0 0 1 3																														
Willie Crawford, L OBP: 0.331, SLG: 0.350 (1, 7)	0-0 G5-4-3 2-H 1B		0-0 F9		0-0 2B		0-0 F4			4 0 2 1 0 0 1																														
Jimmy Wynn, R OBP: 0.410, SLG: 0.446 Mike Marshall, R (8, 1)	0-0 G5-4-3 1-2f			0-0 PB SF9 1B 1B	0-0 F2			0-3 K		4 1 1 0 0 1 2 0 0 0 0 0 0 0																														
Steve Garvey, R OBP: 0.346, SLG: 0.483 (1, 3)	0-0 6-3			0-0 SF9 PB 1B 1B		0-0 5-3		0-0 4-3		4 1 1 0 0 0 0																														
John Hale, L OBP: 0.305, SLG: 0.432 (8, 8)		0-0 G3		0-3 K 1-2 2-3		0-0 G3		0-0 F9		4 0 0 0 0 1 2																														
Ron Cey, R OBP: 0.347, SLG: 0.424 (1, 5)		4-0 BB BB		0-0 SF9 2-3 3-H		4-0 BB BB		0-0 F7		1 0 0 1 2 0 0																														
Bill Russell, R OBP: 0.259, SLG: 0.219 Bill Buckner, L OBP: 0.278, SLG: 0.335 (9, PH)		4-0 BB BB		0-0 2B 1B		0-0 F8		0-0 G3 1B 1B		2 0 1 1 1 0 1 1 0 1 0 0 0 0																														
Paul Powell, R OBP: 0.333, SLG: 0.375 Manny Mota, R OBP: 0.349, SLG: 0.289 Rick Auerbach, R OBP: 0.288, SLG: 0.258 (9, PR)		0-0 G5-6-4-3 1-2f		0-0 2B 1B	0-0 K		0-3 K		0-0 G3 1B 1B	3 0 1 0 0 1 2 1 0 1 0 0 0 0 0 0 0 0 0 0 0																														
Burt Hooton, R OBP: 0.195, SLG: 0.231 Tom Paciorek, R OBP: 0.262, SLG: 0.292 (8, 9)			0-0 5-3		0-0 6-3		0-0 F6		0-0 G3	3 0 0 0 0 0 0 1 0 0 0 0 0 2																														
Inning Stats	R: 1 E: 0 K: 0 S: 4	H: 2 LOB: 0 BB: 0 P: 4	R: 0 E: 0 K: 0 S: 2	H: 0 LOB: 1 BB: 2 P: 10	R: 0 E: 0 K: 0 S: 3	H: 0 LOB: 0 BB: 0 P: 3	R: 2 E: 0 K: 1 S: 8	H: 4 LOB: 2 BB: 0 P: 8	R: 0 E: 0 K: 1 S: 6	H: 1 LOB: 1 BB: 0 P: 6	R: 0 E: 0 K: 0 S: 3	H: 0 LOB: 1 BB: 1 P: 7	R: 0 E: 0 K: 1 S: 6	H: 1 LOB: 1 BB: 0 P: 6	R: 0 E: 0 K: 1 S: 5	H: 0 LOB: 0 BB: 0 P: 5	R: 0 E: 0 K: 0 S: 5	H: 2 LOB: 3 BB: 0 P: 5	1B: 7 2B: 3 3B: 0 HR: 0	SF: 1 SAC: 0 DP: 2 HBP: 0	WP: 0 PB: 1 SB: 0 CS: 0	PA: 37																		
PITCHER Phil Niekro, R ERA: 2.73 (1, 1)	IP 9.0	WLS W	BF 37	H 10	R 3	ER 3	SO 4	BB 3	IBB 0	HBP 0	BLK 0	WP 0	HR 0	S 42	P 54	ERA 3.00	WHIP 1.444						PITCHER	IP 9.0	WLS W	BF 37	H 10	R 3	ER 3	SO 4	BB 3	IBB 0	HBP 0	BLK 0	WP 0	HR 0	S 42	P 54	ERA 3.00	WHIP 1.444

Los Angeles Dodgers @ Atlanta Braves
Atlanta-Fulton County Stadium, Atlanta, GA

Mon Jul 28 1975, 7:05 PM EDT
Att. 6,328 - Unknown

livebaseballscorecards.com

AB	33
R	3
H	10
RBI	3
BB	3
SO	4
LOB	13



Batter	1	2	3	4	5	6	7	8	9
Ralph Garr, L (1, 7) OBP: 0.317, SLG: 0.361	0-3 K	0-0 1B		0-0 4-3			0-0 F5	0-0 FC4-6	
Marty Perez, R (1, 4) OBP: 0.333, SLG: 0.330	4-0 S BB	0-3 K			0-0 F9		0-0 CS 1B	0-0 6-3	
Darrell Evans, L (1, 5) OBP: 0.342, SLG: 0.374	0-3 K		4-0 E S 1B BB		0-3 K		0-3 K		
Earl Williams, R (1, 3) OBP: 0.316, SLG: 0.404	0-0 6-3		0-0 F8		0-0 1B		0-0 FC2-6 1B		
Rod Gilbreath, R (8, PR) OBP: 0.372, SLG: 0.420			1-3						
Mike Lum, L (9, 9) OBP: 0.311, SLG: 0.321									
Dusty Baker Jr., R (1, 9) OBP: 0.328, SLG: 0.401		4-0 S 1B BB	0-0 1-3		0-0 F6		0-0 FC2-6 1B 1B		
Ed Goodson, L (9, 3) OBP: 0.250, SLG: 0.275									
Rowland Office, L (1, 8) OBP: 0.339, SLG: 0.360		0-0 F7	0-0 1B		0-0 4-3		0-0 1B 1B		
Larvell Blanks, R (1, 6) OBP: 0.330, SLG: 0.334		4-0 1B 1B BB	0-0 4-3		0-0 6-3		0-0 1B 1B 1B		
Biff Pocaroba, S (1, 2) OBP: 0.400, SLG: 0.393		0-0 1B 1B		0-0 F9		0-0 1B	0-0 1B 1B		
Phil Niekro, R (1, 1) OBP: 0.183, SLG: 0.217		0-3 K		0-0 6-3		0-0 F8	0-0 FC4-6 1B		

Inning Stats	R: 0	H: 0	E: 0	K: 2	S: 7	LOB: 1	BB: 1	P: 11
	R: 1	H: 2	E: 0	K: 2	S: 9	LOB: 3	BB: 2	P: 17
	R: 1	H: 1	E: 0	K: 0	S: 4	LOB: 1	BB: 1	P: 8
	R: 0	H: 0	E: 0	K: 0	S: 3	LOB: 0	BB: 0	P: 3
	R: 0	H: 1	E: 0	K: 1	S: 6	LOB: 1	BB: 0	P: 6
	R: 0	H: 1	E: 0	K: 0	S: 4	LOB: 1	BB: 0	P: 4
	R: 0	H: 1	E: 0	K: 1	S: 5	LOB: 1	BB: 0	P: 5
	R: 3	H: 5	E: 0	K: 0	S: 8	LOB: 2	BB: 0	P: 8

PITCHER	IP	WLS	BF	H	R	ER	SO	BB	IBB	HBP	BLK	WP	HR	S	P	ERA	WHIP
Burt Hooton, R (1, 1) ERA: 4.15	7.0		30	6	2	2	6	4	0	0	0	0	0	38	54	2.57	1.429
Mike Marshall, R (8, 1) ERA: 3.24	1.0	L	8	5	3	3	0	0	0	0	0	0	0	8	8	27.00	5.000

BOTTOM

Los Angeles Dodgers @ Atlanta Braves
Atlanta-Fulton County Stadium, Atlanta, GA

Mon Jul 28 1975, 7:05 PM EDT
Att. 6,328 - Unknown

AB	R	H	RBI	BB	SO	LOB
5	0	1	0	0	1	2
4	0	1	0	1	1	5
3	1	0	0	1	3	2
4	0	2	0	0	0	2
0	0	0	0	0	0	0
0	0	0	0	0	0	0
3	2	0	0	1	0	3
0	0	0	0	0	0	0
4	1	2	1	0	0	1
3	1	1	0	1	0	1
4	0	3	3	0	0	0
4	0	1	1	0	1	3

AB	34
R	5
H	11
RBI	5
BB	4
SO	6
LOB	19

WP: 0 PA: 38
PB: 0
SB: 3
CS: 1

1B: 11 SF: 0
2B: 1 SAC: 0
3B: 0 DP: 1
HR: 0 HBP: 0

livebaseballscorecards.com



Los Angeles Dodgers @ Atlanta Braves
 Atlanta-Fulton County Stadium, Atlanta, GA

Tue Jul 29 1975, 7:05 PM EDT
 Att. 4,906 - Unknown

AB	30
R	2
H	6
RBI	2
BB	3
SO	5
LOB	7



AB	R	H	RBI	BB	SO	LOB
4	0	2	0	0	0	0
4	0	0	0	0	0	4
4	1	1	0	0	0	0
3	1	0	0	1	1	0
3	0	0	0	1	3	0
4	0	1	2	0	0	0
0	0	0	0	0	0	0
2	0	0	0	1	1	0
0	0	0	0	0	0	0
1	0	0	0	0	0	2
3	0	2	0	0	0	0
1	0	0	0	0	0	0
1	0	0	0	0	0	1
0	0	0	0	0	0	0

Batter	1	2	3	4	5	6	7	8	9
Davey Lopes, R (1, 4) OBP: 0.359, SLG: 0.335	0-0 F7			0-0 L5-3 1B		0-0 G4-6-3 1B			0-0 F3
Bill Buckner, L (1, 7) OBP: 0.273, SLG: 0.329	0-0 3-1			0-0 L5-3 1-2		0-0 G4-6-3 1-2f			0-0 F9
Jimmy Wynn, R (1, 8) OBP: 0.408, SLG: 0.443	0-0 F5			0-0 6-3			0-0 F7		0-0 BB 2B 1B
Steve Garvey, R (1, 3) OBP: 0.346, SLG: 0.479		0-0 F8			0-3 K		0-0 4-3		4-0 BB 2B BB
John Hale, L (1, 9) OBP: 0.303, SLG: 0.418		0-3 K			0-3 K		0-3 K		4-0 2B BB
Ron Cey, R (1, 5) OBP: 0.346, SLG: 0.425		0-0 F7			0-0 5-3			0-0 F3	0-0 2B
Rick Auerbach, R (9, PR) OBP: 0.268, SLG: 0.258									1-3 2-H 3-H
Steve Yeager, R (1, 2) OBP: 0.326, SLG: 0.368			0-3 K			4-0 SH5-4 1B BB		0-0 6-3	0-0 F9
Leron Lee, L (9, PH) OBP: 0.265, SLG: 0.205									
Ken McMullen, R (9, PH) OBP: 0.162, SLG: 0.400									
Bill Russell, R (1, 6) OBP: 0.269, SLG: 0.231			0-0 F7			0-0 SH5-4 1-2 1B		0-0 1B	
Andy Messersmith, R (1, 1) OBP: 0.238, SLG: 0.253			0-0 6-3			0-0 SH5-4 1-2 2-3		0-0 F3	
Willie Crawford, L (8, PH) OBP: 0.329, SLG: 0.348									
Rick Rhoden, R (8, 1)									

Inning Stats	R: 0	H: 0	E: 0	K: 0	S: 3	P: 3	R: 0	H: 0	E: 0	K: 1	S: 5	P: 5	R: 0	H: 0	E: 0	K: 1	S: 5	P: 5	R: 0	H: 1	E: 0	K: 0	S: 3	P: 3	R: 0	H: 0	E: 0	K: 2	S: 7	P: 7	R: 0	H: 2	E: 0	K: 0	S: 4	P: 8	R: 0	H: 0	E: 0	K: 1	S: 5	P: 5	R: 0	H: 1	E: 0	K: 0	S: 4	P: 4	R: 2	H: 2	E: 0	K: 0	S: 5	P: 13	1B: 5	SF: 0	2B: 2	SAC: 1	3B: 0	DP: 2	HR: 0	HBP: 0	WP: 0	PA: 34
--------------	------	------	------	------	------	------	------	------	------	------	------	------	------	------	------	------	------	------	------	------	------	------	------	------	------	------	------	------	------	------	------	------	------	------	------	------	------	------	------	------	------	------	------	------	------	------	------	------	------	------	------	------	------	-------	-------	-------	-------	--------	-------	-------	-------	--------	-------	--------

PITCHER	IP	WLS	BF	H	R	ER	SO	BB	IBB	HBP	BLK	WP	HR	S	P	ERA	WHIP
Blue Moon Odom, R (1, 1) ERA: 7.16	8.2	W	32	5	2	2	5	3	0	0	0	0	0	39	51	2.08	0.923
Elias Sosa, R (9, 1) ERA: 3.6	0.0		1	1	0	0	0	0	0	0	0	0	0	1	1	∞	∞
Tom House, L (9, 1) ERA: 3.15	0.1	S	1	0	0	0	0	0	0	0	0	0	0	1	1	0.00	0.000

WP	PA
0	34

ERA	WHIP
2.08	0.923
∞	∞
0.00	0.000

Batter	1	2	3	4	5	6	7	8	9	AB	R	H	RBI	BB	SO	LOB
Ralph Garr, L OBP: 0.316, SLG: 0.360 (1, 7)	0-0 4-3	0-0 1B			0-0 L9		0-0 F6			4	0	1	1	0	0	0
Marty Perez, R OBP: 0.334, SLG: 0.332 (1, 4)	0-0 1B	0-0 6-3			0-0 5-3			0-0 1B		4	0	2	0	0	0	2
Darrell Evans, L OBP: 0.343, SLG: 0.383 (1, 5)	0-0 F5		0-0 F9		0-0 HR			0-0 1B		4	2	2	1	0	0	1
Earl Williams, R OBP: 0.315, SLG: 0.402 (1, 3)	0-0 1B		0-0 5-3		0-0 F4			0-0 FC6-2-5		4	1	1	0	0	0	2
Dusty Baker Jr., R OBP: 0.330, SLG: 0.402 (1, 9)	0-0 F3		0-0 1B		0-3 K			0-0 E9		4	0	2	1	0	1	2
Rowland Office, L OBP: 0.342, SLG: 0.359 (1, 8)		0-0 FC5-4	0-0 F8		4-0 CS			0-0 F4		3	1	1	0	1	0	2
Larvell Blanks, R OBP: 0.329, SLG: 0.333 (1, 6)		0-0 FC5-4		0-0 6-3	0-3 K			0-3 K		4	0	1	0	0	2	2
Biff Pocaroba, S OBP: 0.389, SLG: 0.380 (1, 2)		0-0 F5		0-3 K			0-0 5-3			3	0	0	0	0	1	2
Blue Moon Odom, R OBP: 0.125, SLG: 0.250 (1, 1)		0-0 FC5-4		0-0 F4			0-0 6-3			3	0	0	0	0	0	2
Elias Sosa, R OBP: 0.100, SLG: 0.100 (9, 1)		1-2 2-3								0	0	0	0	0	0	0
Tom House, L (9, 1)										0	0	0	0	0	0	0

Inning Stats	R: 0	H: 2	E: 0	K: 0	S: 5	R: 1	H: 3	E: 0	K: 0	S: 6	R: 0	H: 1	E: 0	K: 0	S: 4	R: 0	H: 0	E: 0	K: 1	S: 5	R: 1	H: 1	E: 0	K: 0	S: 4	R: 0	H: 0	E: 0	K: 2	S: 6	R: 0	H: 3	E: 1	K: 1	S: 8
	0	2	0	0	5	1	3	0	0	6	0	1	0	0	4	0	0	0	1	5	0	1	0	0	0	4	0	0	0	10	0	3	2	1	8

PITCHER	IP	WLS	BF	H	R	ER	SO	BB	IBB	HBP	BLK	WP	HR	S	P	ERA	WHIP
Andy Messersmith, R ERA: 2.11 (1, 1)	7.0	L	28	7	2	2	3	1	0	0	0	0	1	33	37	2.57	1.143
Rick Rhoden, R ERA: 3.38 (8, 1)	1.0		6	3	2	1	1	0	0	0	0	0	0	8	8	9.00	3.000

BOTTOM

Los Angeles Dodgers @ Atlanta Braves
Atlanta-Fulton County Stadium, Atlanta, GA

Tue Jul 29 1975, 7:05 PM EDT
Att. 4,906 - Unknown

AB	33
R	4
H	10
RBI	3
BB	1
SO	4
LOB	15



1B:	9	SF:	0	WP:	0	PA:	34
2B:	0	SAC:	0	PB:	0		
3B:	0	DP:	0	SB:	0		
HR:	1	HBP:	0	CS:	1		

Batter	1	2	3	4	5	6	7	8	9	AB R H RBI BB SO LOB
Ralph Garr, L (1, 7) OBP: 0.318, SLG: 0.361	0-0 E1 4-3 1B		0-0 1-3		0-0 F2		0-0 SH5-4 1-2 2-3		0-0 FC5-4 1B	4 0 2 0 0 0 0
Marty Perez, R (1, 4) OBP: 0.333, SLG: 0.330	0-0 L4		0-0 BB 2B 1B		0-0 F9		0-0 F2		0-0 FC5-4 4-3 1-2f	5 1 1 0 0 0 4
Darrell Evans, L (1, 5) OBP: 0.344, SLG: 0.384	0-0 4-3 2-3		4-0 1-2 2B BB		0-0 2B		0-0 4-3		0-0 4-3 1-2	4 1 1 0 1 0 4
Earl Williams, R (1, 3) OBP: 0.313, SLG: 0.402	0-0 F4		0-0 1-H 2-H 2B		0-3 K			0-0 6-3	0-0 2-3	5 0 1 2 0 1 3
Dusty Baker Jr., R (1, 9) OBP: 0.329, SLG: 0.400		0-0 F4	0-0 F6		0-0 F8			0-0 BB BB 1B		4 0 1 0 0 0 1
Larvell Blanks, R (1, 6) OBP: 0.326, SLG: 0.330		0-0 E3 FC6		0-0 F8		0-0 6-3		0-3 K		4 0 0 0 0 1 1
Vic Correll, R (1, 2) OBP: 0.309, SLG: 0.360		0-3 K		0-0 F7		0-0 F8		4-0 BB BB 1-2 BB		3 0 0 0 1 1 1
Rowland Office, L (1, 8) OBP: 0.350, SLG: 0.364		0-0 FC6 1-2f		0-0 1B			0-0 SH5-4 1B 1B	4-0 1-2 2-3 BB		3 0 2 0 1 0 1
Carl Morton, R (1, 1) OBP: 0.231, SLG: 0.226			0-3 K		0-3 K		0-0 SH5-4 1B	0-0 1-3		2 0 0 0 0 2 1
Rod Gilbreath, R (7, PH) OBP: 0.380, SLG: 0.429										1 0 1 0 0 0 0
Max Leon, R (8, 1) OBP: 0.429, SLG: 0.429										0 0 0 0 0 0 0
Mike Lum, L (8, PH) OBP: 0.310, SLG: 0.320										1 0 0 0 0 0 3
Elias Sosa, R (9, 1) OBP: 0.100, SLG: 0.100										0 0 0 0 0 0 0

Inning Stats	R: 0 E: 1 K: 0 S: 4	H: 1 LOB: 1 BB: 0 P: 4	R: 0 E: 1 K: 1 S: 6	H: 0 LOB: 1 BB: 0 P: 6	R: 2 E: 0 K: 1 S: 7	H: 2 LOB: 1 BB: 1 P: 11	R: 0 E: 0 K: 1 S: 6	H: 1 LOB: 1 BB: 0 P: 6	R: 0 E: 0 K: 1 S: 6	H: 0 LOB: 0 BB: 0 P: 3	R: 0 E: 0 K: 0 S: 5	H: 2 LOB: 2 BB: 0 P: 5	R: 0 E: 0 K: 1 S: 6	H: 1 LOB: 3 BB: 2 P: 14	R: 0 E: 0 K: 0 S: 4	H: 1 LOB: 1 BB: 0 P: 4	1B: 7 2B: 2 3B: 0 HR: 0	SF: 0 SAC: 1 DP: 0 HBP: 0
--------------	------------------------------	---------------------------------	------------------------------	---------------------------------	------------------------------	----------------------------------	------------------------------	---------------------------------	------------------------------	---------------------------------	------------------------------	---------------------------------	------------------------------	----------------------------------	------------------------------	---------------------------------	----------------------------------	------------------------------------

PITCHER	IP	WLS	BF	H	R	ER	SO	BB	IBB	HBP	BLK	WP	HR	S	P	ERA	WHIP
Doug Rau, L (1, 1) ERA: 3.37	6.1	W	28	7	2	2	4	1	0	0	0	0	0	35	39	2.84	1.263
Mike Marshall, R (7, 1) ERA: 3.14	2.2	S	12	2	0	0	1	2	0	0	0	0	0	12	20	0.00	1.500

BOTTOM

Los Angeles Dodgers @ Atlanta Braves
Atlanta-Fulton County Stadium, Atlanta, GA

Wed Jul 30 1975, 7:05 PM EDT
Att. 3,954 - Unknown

livebaseballscores.com

AB	36
R	2
H	9
RBI	2
BB	3
SO	5
LOB	19



WP: 0	PA: 40
PB: 0	
SB: 0	
CS: 0	

BOTTOM

Los Angeles Dodgers @ Atlanta Braves
Atlanta-Fulton County Stadium, Atlanta, GA

Thu Jul 31 1975, 7:05 PM EDT
Att. 3,934 - Unknown

livebaseballscorecards.com

AB	39
R	11
H	13
RBI	10
BB	4
SO	7
LOB	16



WP:	1	PA:	43
PB:	1		
SB:	1		
CS:	0		

AB R H RBI BB SO LOB

4	2	1	0	1	0	2
2	0	0	0	0	2	1
3	1	3	2	0	0	0
3	3	1	1	2	0	3
5	2	2	2	0	0	3
5	0	1	1	0	3	2
5	1	1	1	0	0	1
5	1	3	3	0	1	0
3	1	1	0	1	1	1
2	0	0	0	0	0	0
0	0	0	0	0	0	0
0	0	0	0	0	0	0
0	0	0	0	0	0	0
1	0	0	0	0	0	1
0	0	0	0	0	0	0
1	0	0	0	0	0	2
0	0	0	0	0	0	0

1B:	9	SF:	0
2B:	2	SAC:	0
3B:	0	DP:	0
HR:	2	HBP:	0

Batter	1	2	3	4	5	6	7	8	9
Ralph Garr, L (1, 7) OBP: 0.319, SLG: 0.360	0-0 4-3 1B BB		4-0 1B BB		0-0 4-3		0-0 F7		0-0 1B PB
Marty Perez, R (1, 4) OBP: 0.331, SLG: 0.328	0-3 K		0-3 K		0-0 FC4-6 1B		0-0 2B		0-0 2B 1B
Rod Gilbreath, R (4, 4) OBP: 0.402, SLG: 0.466			1-2 K		0-0 FC4-6 1B		1-3 3-H 2B		1-H 2B 1B
Darrell Evans, L (1, 5) OBP: 0.346, SLG: 0.391	0-0 HR		4-0 1B WP BB		0-0 FC4-6 1-2f		0-0 F5		4-0 2B 1B BB
Earl Williams, R (1, 3) OBP: 0.314, SLG: 0.406	0-0 5-3		0-0 1B WP 1B		0-0 6-3		0-0 F8		0-0 HR 2B
Dusty Baker Jr., R (1, 9) OBP: 0.327, SLG: 0.397		0-3 K	0-0 1B			0-3 K		0-0 5-3	0-3 K
Larvell Blanks, R (1, 6) OBP: 0.324, SLG: 0.328		0-0 5-3	0-0 F8			0-0 4-3		0-0 F3	0-0 HR 1B
Rowland Office, L (1, 8) OBP: 0.356, SLG: 0.386		0-0 1B		0-0 F6		0-3 K		0-0 E8 1B	3-H 0-0 HR
Biff Pocoroba, S (1, 2) OBP: 0.393, SLG: 0.379		0-3 K		0-0 5-3			0-0 2B 1B	4-0 BB	
Bruce Dal Canton, R (1, 1) Max Leon, R (5, 1) Mike Seard, L (5, 1) Ray Sadecki, L (5, 1) Ed Goodson, L (7, PH) Elias Sosa, R (8, 1) Mike Lum, L (8, PH) Tom House, L (9, 1)			0-0 6-3	0-0 6-3			0-0 E4 2B	0-0 L6	

Inning Stats	R: 1 H: 1 E: 0 K: 1 S: 6	H: 1 LOB: 0 BB: 0 P: 6	R: 0 H: 1 E: 0 K: 2 S: 8	H: 1 LOB: 1 BB: 0 P: 8	R: 3 H: 2 E: 0 K: 1 S: 7	H: 2 LOB: 1 BB: 2 P: 15	R: 0 H: 0 E: 0 K: 0 S: 3	H: 0 LOB: 0 BB: 0 P: 3	R: 0 H: 1 E: 1 K: 0 S: 4	H: 1 LOB: 1 BB: 0 P: 4	R: 0 H: 0 E: 0 K: 2 S: 7	H: 0 LOB: 0 BB: 0 P: 7	R: 1 H: 2 E: 1 K: 0 S: 6	H: 2 LOB: 2 BB: 0 P: 6	R: 0 H: 1 E: 1 K: 0 S: 4	H: 1 LOB: 2 BB: 1 P: 8	R: 6 H: 5 E: 0 K: 1 S: 8	H: 5 LOB: 0 BB: 1 P: 12
--------------	--------------------------	------------------------	--------------------------	------------------------	--------------------------	-------------------------	--------------------------	------------------------	--------------------------	------------------------	--------------------------	------------------------	--------------------------	------------------------	--------------------------	------------------------	--------------------------	-------------------------

PITCHER	IP	WLS	BF	H	R	ER	SO	BB	IBB	HBP	BLK	WP	HR	S	P	ERA	WHIP
Al Downing, L (1, 1) ERA: 2.98	4.0		18	4	4	4	4	2	0	0	0	1	1	24	32	9.00	1.500
Rick Rhoden, R (5, 1) ERA: 3.98	4.0		22	7	5	5	2	2	0	0	0	0	0	24	32	11.25	2.250
Mike Marshall, R (9, 1) ERA: 3.35	0.1	L	3	2	2	2	1	0	0	0	0	0	1	5	5	54.00	6.000

BOTTOM

Cincinnati Reds @ Los Angeles Dodgers
Dodger Stadium, Los Angeles, CA
Fri Aug 01 1975, 7:05 PM PDT
Att: 50,331 - Unknown

livebaseballscorecards.com

AB 39
R 5
H 13
RBI 5
BB 3
SO 5
LOB 17



WP: 0 PA: 42
PB: 0
SB: 0
CS: 0

AB R H RBI BB SO LOB

5 0 2 0 0 1 0

3 0 1 0 0 0 1

1 1 1 0 1 0 0

3 1 1 0 0 0 1

2 0 0 0 0 1 4

5 1 2 0 0 0 1

4 1 3 1 1 0 0

5 1 2 3 0 1 3

3 0 0 1 0 0 1

1 0 0 0 0 0 3

0 0 0 0 0 0 0

2 0 0 0 0 0 0

0 0 0 0 1 0 0

1 0 1 0 0 0 0

2 0 0 0 0 0 0

1 0 0 0 0 1 2

1 0 0 0 0 1 1

0 0 0 0 0 0 0

1B: 12 SF: 0
2B: 1 SAC: 0
3B: 0 DP: 2
HR: 1 HBP: 0

Batter	1	2	3	4	5	6	7	8	9	10
Davey Lopes, R (1, 4) OBP: 0.361, SLG: 0.342	0-0 4-3		0-3 K			0-0 1B		0-0 F2	0-0 IBB 1B	
Bill Buckner, L (1, 7) OBP: 0.281, SLG: 0.335	0-0 1B			0-0 4-3		0-0 F8		0-0 BB 1B 1B	4-0 IBB	
Lee Lacy, R (8, PH) OBP: 0.380, SLG: 0.481									1-2 IBB	
John Hale, L (1, 8) OBP: 0.303, SLG: 0.400	0-0 L7			0-0 G3			0-0 1B 1B	0-3 K	0-0 8-5	
Tom Paciorek, R (8, PH) OBP: 0.258, SLG: 0.287									3-H	
Steve Garvey, R (1, 3) OBP: 0.349, SLG: 0.479	0-0 6-3			0-0 5-3			0-0 F9 1B 5-3 1B	0-0 1B BB 1B		0-0 6-3
Willie Crawford, L (1, 9) OBP: 0.346, SLG: 0.361		0-0 G3			0-0 G6-4-3 1B		0-0 1-2 2-H 1B	4-0 1-2 2-3 BB		0-0 HR 1B
Ron Cey, R (1, 5) OBP: 0.351, SLG: 0.434		0-3 K		0-0 G6-4-3 1-2f		0-0 F9 2-3	0-0 1-2 2-3 3-H 1B	0-0 FC6 1B		0-0 1-H HR
Steve Yeager, R (1, 2) OBP: 0.315, SLG: 0.358		0-0 F2		0-0 4-3		0-0 5-3	0-0 1-2 3-H 1B	0-0 FC6		
Manny Mota, R (8, PH) OBP: 0.356, SLG: 0.282										
Paul Powell, R (9, 2) OBP: 0.333, SLG: 0.375										
Bill Russell, R (1, 6) OBP: 0.260, SLG: 0.224			0-0 F8			0-0 6-3	4-0 IBB		0-0 1B 8-5 1B	
Leron Lee, L (7, PH) OBP: 0.280, SLG: 0.205										
Rick Auerbach, R (7, PR) OBP: 0.294, SLG: 0.265										
Don Sutton, R (1, 1) OBP: 0.164, SLG: 0.111			0-0 5-3			0-0 F8	0-3 K	0-3 K		
Jimmy Wynn, R (7, PH) OBP: 0.410, SLG: 0.438										
Mike Marshall, R (8, 1)										
Charlie Hough, R (10, 1)										

Inning Stats	R: 0	H: 1	E: 0	K: 0	S: 4	P: 4	R: 0	H: 0	E: 0	K: 1	S: 5	P: 5	R: 0	H: 0	E: 0	K: 1	S: 5	P: 5	R: 0	H: 0	E: 0	K: 0	S: 3	P: 3	R: 0	H: 1	E: 0	K: 0	S: 3	P: 3	R: 2	H: 3	E: 0	K: 1	S: 8	P: 12	R: 1	H: 3	E: 0	K: 1	S: 8	P: 12	R: 0	H: 2	E: 0	K: 1	S: 6	P: 10	R: 2	H: 2	E: 0	K: 0	S: 3	P: 3	1B: 12	SF: 0	2B: 1	SAC: 0	3B: 0	DP: 2	HR: 1	HBP: 0	WP: 0	PA: 42
--------------	------	------	------	------	------	------	------	------	------	------	------	------	------	------	------	------	------	------	------	------	------	------	------	------	------	------	------	------	------	------	------	------	------	------	------	-------	------	------	------	------	------	-------	------	------	------	------	------	-------	------	------	------	------	------	------	--------	-------	-------	--------	-------	-------	-------	--------	-------	--------

PITCHER	IP	WLS	BF	H	R	ER	SO	BB	IBB	HBP	BLK	WP	HR	S	P	ERA	WHIP
Jack Billingham, R (1, 1) ERA: 3.71	7.0		27	6	2	2	3	0	1	0	0	0	0	32	36	2.57	0.857
Will McEnaney, L (8, 1) ERA: 1.86	0.1		2	1	1	1	0	0	0	0	0	0	0	2	2	27.00	3.000
Rawly Eastwick, R (8, 1) ERA: 3.63	1.2		10	4	0	0	2	1	1	0	0	0	0	12	20	0.00	3.000
Pedro Borbon, R (10, 1) ERA: 2.98	0.1	L	3	2	2	2	0	0	0	0	0	0	1	3	3	54.00	6.000

Batter	1	2	3	4	5	6	7	8	9	AB R H RBI BB SO LOB	TOP											
Pete Rose, S (1, 5) OBP: 0.402, SLG: 0.438	0-0 6-3		0-3 K			0-3 K	0-0 4-3			4 0 0 0 0 2 2												
Ken Griffey, L (1, 9) OBP: 0.392, SLG: 0.402	0-3 K			0-0 F8		0-0 F7		0-0 P6		4 0 0 0 0 1 0												
Joe Morgan, L (1, 4) OBP: 0.467, SLG: 0.513	0-0 5-3			0-0 F8		4-0 WP S BB		0-0 F7		3 0 0 0 1 0 0												
Johnny Bench, R (1, 2) OBP: 0.373, SLG: 0.544		4-0 BB		4-0 FC6-4 BB		4-0 1-3 BB		0-3 K		1 0 0 0 3 1 0												
Tony Perez, R (1, 3) OBP: 0.324, SLG: 0.445		0-0 P4		0-0 FC6-4 1-2f		0-0 F9		0-0 1B 1B		4 0 1 0 0 0 4												
George Foster, R (1, 7) OBP: 0.344, SLG: 0.523		0-3 K			0-0 HR		0-0 SH1-4 SH 1B	0-0 F8		4 1 2 1 0 1 2												
Cesar Geronimo, L (1, 8) OBP: 0.330, SLG: 0.365		0-3 K			0-0 G3		0-0 SH SH1-4 1-2	0-0 F7		3 0 0 0 0 1 2												
Dave Concepcion, R (1, 6) OBP: 0.305, SLG: 0.324			0-0 5-3		0-0 6-3		0-0 SH1-4 1-2 2-3	0-0 1B		3 0 1 0 0 0 0												
Tom Carroll, L (1, 1) Clay Carroll, R (7, 1)			0-0 4-3		0-3 K		0-0 F2	0-3 K		3 0 0 0 0 1 2 1 0 0 0 0 1 2												
Inning Stats	R: 0 E: 0 K: 1 S: 5	H: 0 LOB: 0 BB: 0 P: 5	R: 0 E: 0 K: 2 S: 7	H: 0 LOB: 1 BB: 1 P: 11	R: 0 E: 0 K: 1 S: 5	H: 0 LOB: 0 BB: 0 P: 5	R: 0 E: 0 K: 0 S: 3	H: 0 LOB: 1 BB: 1 P: 7	R: 1 E: 0 K: 1 S: 6	H: 1 LOB: 0 BB: 0 P: 6	R: 0 E: 0 K: 1 S: 5	H: 0 LOB: 2 BB: 2 P: 13	R: 0 E: 0 K: 0 S: 5	H: 1 LOB: 2 BB: 0 P: 5	R: 0 E: 0 K: 1 S: 7	H: 0 LOB: 0 BB: 0 P: 5	R: 0 E: 0 K: 1 S: 7	H: 2 LOB: 2 BB: 0 P: 7	1B: 3 2B: 0 3B: 0 HR: 1	SF: 0 SAC: 2 DP: 0 HBP: 0	WP: 1 PB: 0 SB: 1 CS: 0	PA: 36
PITCHER	IP WLS BF H R ER SO BB IBB HBP BLK WP HR S P ERA WHIP																					
Andy Messersmith, R (1, 1) ERA: 2.07	8.0 L 31 2 1 1 7 4 0 0 0 1 1 41 57 1.12 0.750																					
Mike Marshall, R (9, 1) ERA: 3.23	1.0 5 2 0 0 1 0 0 0 0 0 0 7 7 0.00 2.000																					

Cincinnati Reds @ Los Angeles Dodgers
Dodger Stadium, Los Angeles, CA
Sat Aug 02 1975, 7:05 PM PDT
Att: 52,015 - Unknown

livebaseballscorecards.com

AB	30
R	1
H	4
RBI	1
BB	4
SO	8
LOB	14



Batter	1	2	3	4	5	6	7	8	9	AB	R	H	RBI	BB	SO	LOB
Davey Lopes, R OBP: 0.360, SLG: 0.339 (1, 4) (9, 6)	0-0 6-3		0-0 4-3		4-0 S BB	0-0 F2			0-0 F9	4	0	0	0	1	0	3
Bill Buckner, L OBP: 0.283, SLG: 0.333 (1, 7) H	1-0 HBP		0-0 F9		0-0 F8			0-0 FC5-6 1B	0-0 F9	4	0	1	0	0	0	1
John Hale, L OBP: 0.299, SLG: 0.386 (1, 8) X	0-0 F5		4-0 1B BB		0-0 P6			0-0 FC5-6 4-3 1B 1-2f	0-0 4-3	4	0	0	0	1	0	3
Steve Garvey, R OBP: 0.351, SLG: 0.479 (1, 3) X	0-0 F7		0-0 1B		0-0 6-3			0-0 FC5-6 4-3 1B 1-2		4	0	2	0	0	0	2
Willie Crawford, L OBP: 0.344, SLG: 0.359 (1, 9) X		0-0 4-3	0-0 P6		0-0 FC6-4 1B			0-0 4-3 1-2 2-3		4	0	1	0	0	0	4
Ron Cey, R OBP: 0.350, SLG: 0.432 (1, 5) X		0-0 F2		0-0 FC6-4 1B		0-0 FC6-4 BB 1B 1-2f		0-0 FC5 2-3		4	0	1	0	0	0	3
Steve Yeager, R OBP: 0.317, SLG: 0.360 (1, 2) X		0-0 HBP 1B		0-0 F3		0-0 BB 1B 1-2		0-0 1-3		4	0	2	0	0	0	1
Bill Russell, R OBP: 0.264, SLG: 0.222 (1, 6) H	1-0		0-0 FC6-4		0-0 F7			0-3 K		1	0	0	0	0	0	1
Leron Lee, L OBP: 0.275, SLG: 0.200 (6, PH)			1-2 HBP		0-3 K			0-0 F8		1	0	0	0	0	0	2
Rick Auerbach, R OBP: 0.294, SLG: 0.265 (7, 6)										0	0	0	0	0	0	0
Jimmy Wynn, R OBP: 0.409, SLG: 0.436 (8, PH)										1	0	0	0	0	1	0
Mike Marshall, R (9, 1)										0	0	0	0	0	0	0
Andy Messersmith, R OBP: 0.241, SLG: 0.247 (1, 1)										2	0	0	0	1	1	3
Lee Lacy, R OBP: 0.376, SLG: 0.477 (8, PH) (9, 4)										1	0	0	0	0	0	0

Inning Stats	R: 0	H: 0	E: 0	K: 0	S: 3	R: 0	H: 1	E: 0	K: 0	S: 4	R: 0	H: 1	E: 0	K: 0	S: 4	R: 0	H: 0	E: 0	K: 0	S: 3	R: 0	H: 2	E: 0	K: 0	S: 5	R: 0	H: 2	E: 0	K: 0	S: 5	R: 0	H: 0	E: 0	K: 1	S: 5	R: 0	H: 0	E: 0	K: 0	S: 3	1B: 7	2B: 0	3B: 0	HR: 0	SF: 0	SAC: 0	DP: 0	HBP: 2	WP: 0	PB: 0	SB: 1	CS: 0	PA: 39
--------------	------	------	------	------	------	------	------	------	------	------	------	------	------	------	------	------	------	------	------	------	------	------	------	------	------	------	------	------	------	------	------	------	------	------	------	------	------	------	------	------	-------	-------	-------	-------	-------	--------	-------	--------	-------	-------	-------	-------	--------

PITCHER	IP	WLS	BF	H	R	ER	SO	BB	IBB	HBP	BLK	WP	HR	S	P	ERA	WHIP
Tom Carroll, R ERA: 3.86 (1, 1)	6.1	W	31	7	0	0	1	3	0	0	0	0	0	28	42	0.00	1.579
Clay Carroll, R ERA: 2.82 (7, 1)	2.2	S	8	0	0	0	1	0	0	0	0	0	0	10	10	0.00	0.000

BOTTOM

Cincinnati Reds @ Los Angeles Dodgers
 Dodger Stadium, Los Angeles, CA
 Sat Aug 02 1975, 7:05 PM PDT
 Att. 52,015 - Unknown

livebaseballscores.com

AB	34
R	0
H	7
RBI	0
BB	3
SO	2
LOB	23



Batter	1	2	3	4	5	6	7	8	9	AB R H RBI BB SO LOB	TOP		
Pete Rose, S (1, 5) OBP: 0.399, SLG: 0.434	0-0 L4		0-0 F9		0-0 1-3		0-0 F8			4 0 0 0 0 0 1			
Ken Griffey, L (1, 9) OBP: 0.390, SLG: 0.398	0-0 P7		4-0 2B BB		0-0 6-3			0-0 4-3		3 1 0 0 1 0 0			
Joe Morgan, L (1, 4) OBP: 0.465, SLG: 0.513	0-0 F9		0-0 2B			0-0 P5		0-0 4-3		4 0 1 1 0 0 0			
Tony Perez, R (1, 3) OBP: 0.323, SLG: 0.442		4-0 1B BB	0-0 P6			0-3 K		0-0 F9		3 1 0 0 1 1 1			
George Foster, R (1, 7) OBP: 0.343, SLG: 0.519		0-0 L6-4 1B 1B		0-0 P3		0-0 6-3		0-0 5-3		4 0 1 0 0 0 0			
Dave Concepcion, R (1, 6) OBP: 0.305, SLG: 0.331		0-3 K		0-0 P8			0-0 HR		0-0 6-3	4 1 1 1 0 1 2			
Cesar Geronimo, L (1, 8) OBP: 0.332, SLG: 0.364		0-0 1-2 2-H 1B		4-0 S BB		0-0 F9		0-0 F9		3 0 1 1 1 0 0			
Bill Plummer, R (1, 2) OBP: 0.296, SLG: 0.304		0-0 L6-4		0-0 6-3			0-0 5-3			3 0 0 0 0 0 3			
Pat Darcy, L (1, 1) OBP: 0.036, SLG: 0.071			0-3 K		0-3 K		0-0 2B			3 0 1 0 0 2 0			
Rawly Eastwick, R (7, 1)										0 0 0 0 0 0 0			
Inning Stats	R: 0 H: 0 E: 0 LOB: 0 K: 0 BB: 0 S: 3 P: 3	R: 1 H: 2 E: 0 LOB: 1 K: 1 BB: 1 S: 6 P: 10	R: 1 H: 1 E: 0 LOB: 1 K: 1 BB: 1 S: 6 P: 10	R: 0 H: 0 E: 0 LOB: 1 K: 0 BB: 1 S: 3 P: 7	R: 0 H: 0 E: 0 LOB: 0 K: 1 BB: 0 S: 5 P: 5	R: 0 H: 0 E: 0 LOB: 0 K: 1 BB: 0 S: 5 P: 5	R: 1 H: 2 E: 0 LOB: 1 K: 0 BB: 0 S: 5 P: 5	R: 0 H: 0 E: 0 LOB: 0 K: 0 BB: 0 S: 3 P: 3	R: 0 H: 0 E: 0 LOB: 0 K: 0 BB: 0 S: 3 P: 3	1B: 2 SF: 0 2B: 3 SAC: 0 3B: 0 DP: 1 HR: 1 HBP: 0	WP: 0 PA: 34 PB: 0 SB: 1 CS: 0		
PITCHER	IP WLS BF H R ER SO BB IBB HBP BLK WP HR S P ERA WHIP											PITCHER	IP WLS BF H R ER SO BB IBB HBP BLK WP HR S P ERA WHIP
Doug Rau, L (1, 1) ERA: 3.39	7.0 L 28 5 3 3 4 3 0 0 0 0 0 1 33 45 3.86 1.143												
Al Downing, L (8, 1) ERA: 2.88	2.0 6 0 0 0 0 0 0 0 0 0 0 0 6 6 0.00 0.000												

Cincinnati Reds @ Los Angeles Dodgers
Dodger Stadium, Los Angeles, CA
Sun Aug 03 1975, 3:33 AM PDT
Att: 51,667 - Unknown

livebaseballscorecards.com

AB	31
R	3
H	5
RBI	3
BB	3
SO	4
LOB	7



Batter	1	2	3	4	5	6	7	8	9	AB R H RBI BB SO LOB	TOP	
Ralph Garr, L (1, 7) OBP: 0.316, SLG: 0.354	0-0 F7		0-0 1-3		0-0 1B		0-0 4-3		0-0 F8	5 0 1 0 0 0 1		
Rod Gilbreath, R (1, 4) OBP: 0.382, SLG: 0.422	0-3 K		0-0 6-3		0-0 L9		0-0 5-3		0-0 F9	5 0 0 0 0 1 2		
Darrell Evans, L (1, 5) OBP: 0.354, SLG: 0.412	0-0 HR		4-0 1B BB		0-0 L4		0-0 F5		0-0 F5	3 1 1 1 1 0 1		
Earl Williams, R (1, 3) OBP: 0.324, SLG: 0.401 Mike Lum, L (8, PR) OBP: 0.307, SLG: 0.316	4-0 BB		0-0 1B		0-0 P5		0-0 1B BB		4-0 1B BB	2 0 1 0 2 0 1 0 0 0 0 0 0 0		
Dave May, L (1, 9) OBP: 0.345, SLG: 0.456	0-3 K		0-0 G3		0-0 G6-4-3 1B		0-0 L4-6 1B		0-0 L4-6 1B	4 0 2 0 0 1 3		
Larvell Blanks, R (1, 6) OBP: 0.320, SLG: 0.323		0-0 1B		0-0 6-3		0-0 E4		0-0 1B	0-0 1B	4 0 2 0 0 0 1		
Rowland Office, L (1, 8) OBP: 0.344, SLG: 0.370		0-0 F8		0-0 FC6-4 1B		0-0 G6-4-3		0-0 L4-6	0-0 L4-6	4 0 1 0 0 0 6		
Biff Pocoroba, S (1, 2) OBP: 0.362, SLG: 0.345		0-0 F3		0-0 F4		0-0 F3		0-0 F9	0-0 F9	4 0 0 0 0 0 3		
Bruce Dal Canton, R (1, 1) Ed Goodson, L (7, PH) OBP: 0.245, SLG: 0.270 Mike Beard, L (7, 1) Max Leon, R (7, 1) OBP: 0.429, SLG: 0.429 Dusty Baker Jr., R (9, PH) OBP: 0.330, SLG: 0.401	0-3 K		0-0 FC6-4		0-0 K		0-3 K		4-0 BB	2 0 0 0 0 1 2 1 0 0 0 0 1 0 0 0 0 0 0 0 0 0 0 0 0 0 0 0 0 0 0 0 1 0 0		
Inning Stats	R: 1 H: 1 E: 0 LOB: 1 K: 2 BB: 1 S: 8 P: 12	R: 0 H: 1 E: 0 LOB: 1 K: 1 BB: 0 S: 6 P: 6	R: 0 H: 1 E: 0 LOB: 2 K: 0 BB: 1 S: 4 P: 8	R: 0 H: 1 E: 0 LOB: 1 K: 0 BB: 0 S: 4 P: 4	R: 0 H: 1 E: 0 LOB: 1 K: 0 BB: 0 S: 4 P: 4	R: 0 H: 1 E: 1 LOB: 1 K: 0 BB: 0 S: 4 P: 4	R: 0 H: 0 E: 0 LOB: 0 K: 1 BB: 0 S: 5 P: 5	R: 0 H: 2 E: 0 LOB: 2 K: 0 BB: 1 S: 4 P: 8	R: 0 H: 0 E: 0 LOB: 1 K: 0 BB: 1 S: 3 P: 7	1B: 7 SF: 0 2B: 1 SAC: 0 3B: 0 DP: 2 HR: 1 HBP: 0	WP: 0 PA: 38 PB: 0 SB: 0 CS: 0	
PITCHER Burt Hooton, R (1, 1) ERA: 3.94	IP WLS BF H R ER SO BB IBB HBP BLK WP HR S P ERA WHIP	9.0 W 38 8 1 1 4 4 0 0 0 0 1 42 58 1.00 1.333										

Atlanta Braves @ Los Angeles Dodgers
Dodger Stadium, Los Angeles, CA
Mon Aug 04 1975, 7:05 PM PDT
Att: 25,036 - Unknown

livebaseballscorecards.com

AB 34
R 1
H 8
RBI 1
BB 4
SO 4
LOB 20



Batter	1	2	3	4	5	6	7	8	9
Davey Lopes, R OBP: 0.361, SLG: 0.348 (1, 4)	0-3 K	0-0 1B		0-0 E6			0-0 HR	0-0 1B	
Bill Buckner, L OBP: 0.281, SLG: 0.342 (1, 7)	0-0 1B	0-0 4-3		0-0 G3			0-0 HR	0-0 G4-6-3	
Jimmy Wynn, R OBP: 0.408, SLG: 0.431 (1, 8)	0-0 HR		0-0 6-3		0-3 K		4-0 1B		
John Hale, L OBP: 0.305, SLG: 0.391 (8, 8)	1-3 1B						BB	BB	
Steve Garvey, R OBP: 0.353, SLG: 0.478 (1, 3)	0-0 5-3		0-0 F4		4-0 BB		0-0 1B	0-0 FC4-6	
Willie Crawford, L OBP: 0.345, SLG: 0.371 (1, 9)	0-0 HR		0-0 F5		0-0 F7		0-0 1B	0-0 FC4-6	
Ron Cey, R OBP: 0.346, SLG: 0.426 (1, 5)	0-0 F8		0-0 6-3		0-0 5-3		0-0 P4	0-0 P4	
Steve Yeager, R OBP: 0.313, SLG: 0.354 (1, 2)		0-0 F2		0-0 E5		0-0 F8	0-0 1B	0-0 FC5-4	
Bill Russell, R OBP: 0.272, SLG: 0.230 (1, 6)		0-0 P4		0-0 E		0-0 6-3	0-0 FC5-4	0-0 FC5-4	
Burt Hooton, R OBP: 0.200, SLG: 0.214 (1, 1)		4-0 1B		0-0 F9		0-0 3-1		0-0 P6	

Inning Stats	R: 3	H: 3	E: 0	K: 1	S: 8	LOB: 0	BB: 0	P: 8
	R: 0	H: 1	E: 0	K: 0	S: 4	LOB: 2	BB: 1	P: 8
	R: 0	H: 0	E: 0	K: 0	S: 3	LOB: 0	BB: 0	P: 3
	R: 2	H: 1	E: 2	K: 0	S: 6	LOB: 1	BB: 0	P: 6
	R: 0	H: 0	E: 0	K: 1	S: 5	LOB: 1	BB: 1	P: 9
	R: 0	H: 0	E: 0	K: 0	S: 3	LOB: 0	BB: 0	P: 3
	R: 4	H: 4	E: 0	K: 0	S: 7	LOB: 1	BB: 1	P: 11
	R: 0	H: 1	E: 0	K: 0	S: 3	LOB: 0	BB: 0	P: 3

PITCHER	IP	WLS	BF	H	R	ER	SO	BB	IBB	HBP	BLK	WP	HR	S	P	ERA	WHIP
Bruce Dal Canton, R ERA: 6.38 (1, 1)	6.0	L	27	5	5	3	2	2	0	0	0	0	1	29	37	4.50	1.167
Mike Beard, L ERA: 3.32 (7, 1)	0.0		3	2	3	3	0	1	0	0	0	0	2	2	6	∞	∞
Max Leon, R ERA: 3.27 (7, 1)	2.0		8	3	1	1	0	0	0	0	0	0	0	8	8	4.50	1.500

BOTTOM

Atlanta Braves @ Los Angeles Dodgers
Dodger Stadium, Los Angeles, CA

Mon Aug 04 1975, 7:05 PM PDT
Att. 25,036 - Unknown

AB	R	H	RBI	BB	SO	LOB
5	1	3	1	0	1	0
5	2	2	1	0	0	4
3	2	1	0	1	1	0
0	0	0	0	0	0	0
3	0	1	1	1	0	1
4	2	1	2	0	0	3
4	0	0	0	0	0	3
4	1	1	2	0	0	0
4	1	1	1	0	0	1
3	0	0	0	1	0	1

livebaseballscorecards.com

AB	35
R	9
H	10
RBI	8
BB	3
SO	2
LOB	13



WP	PA
0	38

Batter	1	2	3	4	5	6	7	8	9	AB R H RBI BB SO LOB	TOP											
Ralph Garr, L (1, 7) OBP: 0.319, SLG: 0.356	0-0 F8		4-0 BB BB		0-0 1B			0-0 1B 1B		3 0 2 0 1 0 0												
Rod Gilbreath, R (1, 4) OBP: 0.387, SLG: 0.419	0-0 5-3		4-0 1-2 BB BB			0-0 P4		0-0 1-2 1B		3 0 1 0 1 0 0												
Darrell Evans, L (1, 5) OBP: 0.355, SLG: 0.412	0-0 1B		4-0 1-2 2-3 BB			0-0 P6		0-0 6-3		3 0 1 0 1 0 2												
Dave May, L (1, 9) OBP: 0.333, SLG: 0.439	0-0 P4		0-3 K			0-3 K			0-0 4-3	4 0 0 0 0 2 4												
Ed Goodson, L (1, 3) OBP: 0.245, SLG: 0.269		0-0 4-1			0-0 P5			0-0 F7	0-0 G6-4-3 1B	4 0 1 0 0 0 0												
Larvell Blanks, R (1, 6) OBP: 0.317, SLG: 0.319		0-0 P4			0-0 P4			0-0 6-3	0-0 G6-4-3 1-2	4 0 0 0 0 0 1												
Rowland Office, L (1, 8) OBP: 0.339, SLG: 0.365		0-0 P7			0-3 K			0-0 6-3		3 0 0 0 0 1 0												
Biff Pocoroba, S (1, 2) OBP: 0.353, SLG: 0.336			0-0 L8			0-0 F8		0-0 L1		3 0 0 0 0 0 0												
Phil Niekro, R (1, 1) OBP: 0.173, SLG: 0.205			0-0 6-3			0-0 F7		0-0 F8		2 0 0 0 0 0 0												
Mike Lum, L (8, PH) OBP: 0.306, SLG: 0.315										1 0 0 0 0 0 0												
Elias Sosa, R (8, 1) OBP: 0.100, SLG: 0.100										0 0 0 0 0 0 0												
Inning Stats	R: 0 E: 0 K: 0 S: 4	H: 1 LOB: 1 BB: 0 P: 4	R: 0 E: 0 K: 0 S: 3	H: 0 LOB: 0 BB: 0 P: 3	R: 0 E: 0 K: 1 S: 5	H: 0 LOB: 3 BB: 3 P: 17	R: 0 E: 0 K: 1 S: 5	H: 0 LOB: 0 BB: 0 P: 5	R: 0 E: 0 K: 0 S: 3	H: 1 LOB: 1 BB: 0 P: 3	R: 0 E: 0 K: 1 S: 5	H: 0 LOB: 0 BB: 0 P: 5	R: 0 E: 0 K: 0 S: 3	H: 0 LOB: 0 BB: 0 P: 3	R: 0 E: 0 K: 0 S: 5	H: 2 LOB: 2 BB: 0 P: 5	R: 0 E: 0 K: 0 S: 3	H: 1 LOB: 0 BB: 0 P: 3	1B: 5 2B: 0 3B: 0 HR: 0	SF: 0 SAC: 0 DP: 1 HBP: 0	WP: 0 PB: 0 SB: 0 CS: 0	PA: 33
PITCHER Don Sutton, R (1, 1) ERA: 2.43	IP: 9.0 WLS: W BF: 33 H: 5 R: 0 ER: 0 SO: 3 BB: 3 IBB: 0 HBP: 0 BLK: 0 WP: 0 HR: 0 S: 36 P: 48 ERA: 0.00 WHIP: 0.889											PITCHER	IP: 9.0 WLS: W BF: 33 H: 5 R: 0 ER: 0 SO: 3 BB: 3 IBB: 0 HBP: 0 BLK: 0 WP: 0 HR: 0 S: 36 P: 48 ERA: 0.00 WHIP: 0.889									

Atlanta Braves @ Los Angeles Dodgers
Dodger Stadium, Los Angeles, CA
Tue Aug 05 1975, 7:05 PM PDT
Att: 24,452 - Unknown

livebaseballscorecards.com

AB	30
R	0
H	5
RBI	0
BB	3
SO	3
LOB	7



Batter	1	2	3	4	5	6	7	8	9
Bill Buckner, L (1, 7) OBP: 0.287, SLG: 0.356	0-0 S 4-3 2B		0-0 2B 1B		0-3 K		0-0 2B	0-0 F2	
Lee Lacy, R (1, 4) OBP: 0.376, SLG: 0.478	0-0 4-3 2-H		0-0 2B		0-0 FC5-4		0-0 1B	0-0 F8	
Jimmy Wynn, R (1, 8) OBP: 0.407, SLG: 0.438	0-0 P4		0-3 K		0-0 HR		0-3 K		
Steve Garvey, R (1, 3) OBP: 0.352, SLG: 0.479	0-0 2B		0-0 6-3		0-0 F5		0-0 F8		
Willie Crawford, L (1, 9) OBP: 0.348, SLG: 0.371	0-3 K			0-0 3-1		0-0 FC5-4 1B		4-0 2B 1B BB	
John Hale, L (9, 9) OBP: 0.305, SLG: 0.391									
Ron Cey, R (1, 5) OBP: 0.350, SLG: 0.431		0-0 1B		0-0 F2		0-0 FC5-4 1B		0-0 1B 2B	
Steve Yeager, R (1, 2) OBP: 0.313, SLG: 0.350		0-0 F9		0-0 5-3		0-0 FC5-4		4-0 1B 1B IBB	
Bill Russell, R (1, 6) OBP: 0.266, SLG: 0.224		0-0 F9		0-0 6-3		0-0 F7		0-0 1B	
Manny Mota, R (8, PH) OBP: 0.362, SLG: 0.293								1-3 2-H 3-H	
Rick Auerbach, R (9, 6) OBP: 0.294, SLG: 0.265								3-H 1B	
Don Sutton, R (1, 1) OBP: 0.183, SLG: 0.134		0-0 6-3			0-0 FC5-4 1B		0-0 1-3	0-0 1B	

Inning Stats	R: 1	H: 2	E: 0	K: 1	S: 7	LOB: 1	BB: 0	P: 7	R: 0	H: 1	E: 0	K: 0	S: 4	LOB: 1	BB: 0	P: 4	R: 0	H: 2	E: 0	K: 1	S: 6	LOB: 1	BB: 0	P: 6	R: 0	H: 0	E: 0	K: 0	S: 3	LOB: 0	BB: 0	P: 3	R: 0	H: 1	E: 0	K: 1	S: 6	LOB: 1	BB: 0	P: 6	R: 1	H: 3	E: 0	K: 0	S: 6	LOB: 2	BB: 0	P: 6	R: 0	H: 2	E: 0	K: 1	S: 7	LOB: 2	BB: 0	P: 7	R: 3	H: 3	E: 0	K: 0	S: 5	LOB: 1	BB: 2	P: 13
--------------	------	------	------	------	------	--------	-------	------	------	------	------	------	------	--------	-------	------	------	------	------	------	------	--------	-------	------	------	------	------	------	------	--------	-------	------	------	------	------	------	------	--------	-------	------	------	------	------	------	------	--------	-------	------	------	------	------	------	------	--------	-------	------	------	------	------	------	------	--------	-------	-------

PITCHER	IP	WLS	BF	H	R	ER	SO	BB	IBB	HBP	BLK	WP	HR	S	P	ERA	WHIP
Phil Niekro, R (1, 1) ERA: 2.66	7.0	L	31	11	2	2	4	0	0	0	0	0	1	39	39	2.57	1.571
Elias Sosa, R (8, 1) ERA: 3.86	1.0		7	3	3	3	0	1	1	0	0	0	0	5	13	27.00	4.000

BOTTOM

AB R H RBI BB SO LOB

5 1 3 0 0 1 2

5 0 2 1 0 0 2

4 1 1 1 0 2 3

4 0 1 0 0 0 3

3 1 1 0 1 1 1

0 0 0 0 0 0 0

4 1 3 0 0 0 0

3 1 0 0 1 0 3

3 0 0 0 0 0 3

1 0 1 2 0 0 0

0 0 0 0 0 0 0

4 0 2 1 0 0 1

AB 36

R 5

H 14

RBI 5

BB 2

SO 4

LOB 18

WP: 0 PA: 38

PB: 0

SB: 1

CS: 0

1B: 8 SF: 0

2B: 5 SAC: 0

3B: 0 DP: 0

HR: 1 HBP: 0

Atlanta Braves @ Los Angeles Dodgers

Dodger Stadium, Los Angeles, CA

Tue Aug 05 1975, 7:05 PM PDT

Att. 24,452 - Unknown



livebaseballscorecards.com

Batter	1	2	3	4	5	6	7	8	9	AB R H RBI BB SO LOB	TOP											
Ralph Garr, L (1, 7) OBP: 0.324, SLG: 0.368	0-0 HR		0-0 G5-4-3 1B			0-0 2-3 5-3 1B		0-0 1B	0-0 P6	5 2 4 1 0 0 2	<p>Atlanta Braves @ Los Angeles Dodgers Dodger Stadium, Los Angeles, CA</p> <p>Wed Aug 06 1975, 7:05 PM PDT Att: 23,779 - Unknown</p>											
Rod Gilbreath, R (1, 4) OBP: 0.382, SLG: 0.412	0-0 1-3		0-0 G5-4-3 1-2			0-0 2-3 1B		0-3 K		4 0 1 0 0 1 2												
Darrell Evans, L (1, 5) OBP: 0.354, SLG: 0.409	4-0 BB				0-3 K	0-0 2-3		0-0 4-3		3 0 0 0 1 1 3												
Dusty Baker Jr., R (1, 9) OBP: 0.332, SLG: 0.409	0-0 P6 1-2				0-0 HR	0-0 5-3			4-0 SH3-4 1B BB	3 2 1 2 1 0 2												
Ed Goodson, L (1, 3) OBP: 0.245, SLG: 0.268	0-3 K				0-0 4-3	0-0 6-3			0-0 1B SH3-4 1B	4 1 1 0 0 1 2												
Larvell Blanks, R (1, 6) OBP: 0.314, SLG: 0.317		0-0 5-3			0-0 6-3		0-0 5-3		0-0 SH3-4	3 0 0 0 0 0 0												
Rowland Office, L (1, 8) OBP: 0.338, SLG: 0.363		0-3 K			0-3 K		0-0 6-3		0-0 1B 2-3 1B	4 0 1 1 0 2 0												
Biff Pocoroba, S (1, 2) OBP: 0.343, SLG: 0.325		0-0 P4			0-0 F8		0-0 F9		0-0 L3	4 0 0 0 0 0 2												
Blue Moon Odom, R (1, 1) OBP: 0.091, SLG: 0.182			0-3 K		0-0 6-3			0-3 K	0-0 2-3 3-H 1B	2 0 0 0 0 1 0												
Mike Lum, L (8, PH) OBP: 0.305, SLG: 0.314										1 0 0 0 0 1 0												
Tom House, L (8, 1) OBP: 0.222, SLG: 0.125										0 0 0 0 0 0 0												
Dave May, L (9, PH) OBP: 0.339, SLG: 0.444										1 0 1 1 0 0 0												
Max Leon, R (9, 1) OBP: 0.429, SLG: 0.429										0 0 0 0 0 0 0												
Inning Stats	R: 1 E: 0 K: 1 S: 6	H: 1 LOB: 1 BB: 1 P: 10	R: 0 E: 0 K: 1 S: 5	H: 0 LOB: 0 BB: 0 P: 5	R: 0 E: 0 K: 1 S: 5	H: 1 LOB: 0 BB: 0 P: 5	R: 1 E: 0 K: 1 S: 6	H: 1 LOB: 0 BB: 0 P: 6	R: 0 E: 0 K: 1 S: 5	H: 0 LOB: 0 BB: 0 P: 5	R: 1 E: 0 K: 0 S: 5	H: 2 LOB: 1 BB: 0 P: 5	R: 0 E: 0 K: 0 S: 3	H: 0 LOB: 0 BB: 0 P: 3	R: 0 E: 0 K: 2 S: 8	H: 1 LOB: 1 BB: 0 P: 8	R: 2 E: 0 K: 0 S: 6	H: 3 LOB: 2 BB: 1 P: 10	1B: 7 2B: 0 3B: 0 HR: 2	SF: 0 SAC: 1 DP: 1 HBP: 0	WP: 0 PB: 0 SB: 1 CS: 0	PA: 37
PITCHER Andy Messersmith, R (1, 1) ERA: 2.18	IP: 9.0 WLS: L BF: 37 H: 9 R: 5 ER: 5 SO: 7 BB: 2 IBB: 0 HBP: 0 BLK: 0 WP: 0 HR: 2 S: 49 P: 57 ERA: 5.00 WHIP: 1.222											PITCHER	IP: 9.0 WLS: L BF: 37 H: 9 R: 5 ER: 5 SO: 7 BB: 2 IBB: 0 HBP: 0 BLK: 0 WP: 0 HR: 2 S: 49 P: 57 ERA: 5.00 WHIP: 1.222									

AB	34
R	5
H	9
RBI	5
BB	2
SO	7
LOB	13



Batter	1	2	3	4	5	6	7	8	9	AB R H RBI BB SO LOB	TOP																
Davey Lopes, R (1, 4) OBP: 0.361, SLG: 0.344	0-3 K		0-3 K		4-0 BB		0-0 4-3		0-0 FC1-6 1B S	4 0 0 0 1 2 2																	
Bill Buckner, L (1, 7) OBP: 0.289, SLG: 0.355	0-0 P6		0-3 K		0-3 K		0-0 4-3		0-0 1-3 1B	5 0 1 0 0 2 3																	
Jimmy Wynn, R (1, 8) OBP: 0.407, SLG: 0.445	0-3 K			0-0 6-3		0-0 HR		0-0 SH3-4 1B 1B	0-0 5-3	5 2 2 1 0 1 1																	
Steve Garvey, R (1, 3) OBP: 0.355, SLG: 0.485		0-0 HR		0-0 F8		0-0 1B		0-0 SH3-4 1B		4 2 3 1 0 0 0																	
Willie Crawford, L (1, 9) OBP: 0.346, SLG: 0.380		0-0 4-3		0-0 1B		0-3 K		0-0 SH3-4		3 0 1 0 0 1 1																	
Ron Cey, R (1, 5) OBP: 0.348, SLG: 0.428		0-0 F8-4-6 1B 1B		0-3 K		0-0 F8		0-0 FC3-6 1B		4 0 2 2 0 1 2																	
Steve Yeager, R (1, 2) OBP: 0.315, SLG: 0.350		0-0 1-2 1B		0-3 K		0-0 3-1		0-0 FC3-6		4 0 1 0 0 1 2																	
Bill Russell, R (1, 6) OBP: 0.260, SLG: 0.227		0-0 F8-4-6 2-3		0-0 P3		0-0 6-3 2B		0-0 5-3		4 0 1 0 0 0 3																	
Doug Rau, L (1, 1) OBP: 0.250, SLG: 0.186			0-0 4-3		4-0 BB		0-0 6-3		0-0 FC1-6 1B	1 0 0 0 1 0 0																	
Leron Lee, L (7, PH) OBP: 0.259, SLG: 0.188										1 0 0 0 0 0 1																	
Mike Marshall, R (7, 1) OBP: 0.083, SLG: 0.083										1 0 1 0 0 0 0																	
Inning Stats	R: 0 E: 0 K: 2 S: 7	H: 0 LOB: 0 BB: 0 P: 7	R: 1 E: 0 K: 0 S: 5	H: 3 LOB: 1 BB: 0 P: 5	R: 0 E: 0 K: 2 S: 7	H: 0 LOB: 0 BB: 0 P: 7	R: 0 E: 0 K: 1 S: 6	H: 1 LOB: 1 BB: 0 P: 6	R: 0 E: 0 K: 2 S: 7	H: 0 LOB: 2 BB: 2 P: 15	R: 1 E: 0 K: 1 S: 7	H: 2 LOB: 1 BB: 0 P: 7	R: 0 E: 0 K: 0 S: 4	H: 1 LOB: 1 BB: 0 P: 4	R: 2 E: 0 K: 0 S: 6	H: 3 LOB: 1 BB: 0 P: 6	R: 0 E: 0 K: 0 S: 4	H: 2 LOB: 1 BB: 0 P: 4	1B: 9 2B: 2 3B: 0 HR: 2	SF: 0 SAC: 1 DP: 1 HBP: 0	WP: 0 PA: 39						
PITCHER	IP WLS BF H R ER SO BB IBB HBP BLK WP HR S P ERA WHIP																										
Randy Tate, R (1, 1) ERA: 4.54	6.0		25	6	2	2	8	2	0	0	0	0	2	39	47	3.00	1.333										
Ken Sanders, R (7, 1) ERA: 2.1	2.0	L	10	4	2	2	0	0	0	0	0	0	0	10	10	9.00	2.000										
Bob Apodaca, R (9, 1) ERA: 1.78	1.0		4	2	0	0	0	0	0	0	0	0	0	4	4	0.00	2.000										

Los Angeles Dodgers @ New York Mets
 Shea Stadium, Flushing, NY
 Fri Aug 08 1975, 7:05 PM EDT
 Att: 42,049 - Unknown

AB	36
R	4
H	12
RBI	4
BB	2
SO	8
LOB	15



Batter	1	2	3	4	5	6	7	8	9	AB R H RBI BB SO LOB	TOP											
Davey Lopes, R (1, 4) OBP: 0.364, SLG: 0.348	4-0 G3 S BB		x 0-0 F8			x 0-0 1B 2B		x 0-0 S SH3-4 WP 1B		3 2 2 0 1 0 0												
Lee Lacy, R (1, 7) OBP: 0.373, SLG: 0.471	0-0 F8		x 0-0 6-3			x 0-0 2-H 1B		x 0-0 SH3-4		3 0 1 1 0 0 1												
John Hale, L (8, 9) OBP: 0.302, SLG: 0.388	1-2 F8							1-2		0 0 0 0 0 0 0												
Jimmy Wynn, R (1, 8) OBP: 0.406, SLG: 0.442	0-0 G3				x 0-0 5-3		x 0-0 F7	4-0 S 2-H BB		3 0 0 0 1 0 2												
Steve Garvey, R (1, 3) OBP: 0.352, SLG: 0.481	0-0 F8			S S S	0-3 K		x 0-0 P4	x 0-0 F8		4 0 0 0 0 1 3												
Ron Cey, R (1, 5) OBP: 0.349, SLG: 0.431		x 0-0 CS 1B		S S S	0-3 K		x 0-0 2B	x 0-0 F7		4 0 2 0 0 1 1												
Tom Paciorek, R (1, 9) OBP: 0.260, SLG: 0.288		S S S	0-3 K		x 0-0 CS 1B		x 0-0 F9		x 0-0 L5-3 1B	3 0 1 0 0 1 2												
Willie Crawford, L (9, PH) OBP: 0.348, SLG: 0.383		1-2 K								1 0 1 0 0 0 0												
Steve Yeager, R (1, 2) OBP: 0.314, SLG: 0.346		BB B B B	4-0 FC5-4 BB		x 0-0 6-3		x 0-0 F8		x 0-0 L5-3	3 0 0 0 1 0 3												
Bill Russell, R (1, 6) OBP: 0.260, SLG: 0.222		x 0-0 FC5-4			x 0-0 5-3		x 4-0 IBB		x 0-0 F9	3 0 0 0 1 0 1												
Burt Hooton, R (1, 1) OBP: 0.188, SLG: 0.200			x 0-0 F7		S S S	0-3 K	x 0-0 P6			3 0 0 0 0 1 2												
Inning Stats	R: 0 E: 0 K: 0 S: 3	H: 0 LOB: 1 BB: 1 P: 7	R: 0 E: 0 K: 1 S: 5	H: 1 LOB: 1 BB: 1 P: 9	R: 0 E: 0 K: 0 S: 3	H: 0 LOB: 0 BB: 0 P: 3	R: 0 E: 0 K: 2 S: 7	H: 0 LOB: 0 BB: 0 P: 7	R: 0 E: 0 K: 0 S: 3	H: 1 LOB: 0 BB: 0 P: 3	R: 1 E: 0 K: 1 S: 7	H: 2 LOB: 1 BB: 0 P: 7	R: 0 E: 0 K: 0 S: 4	H: 1 LOB: 2 BB: 1 P: 8	R: 1 E: 0 K: 0 S: 4	H: 1 LOB: 1 BB: 1 P: 8	R: 0 E: 0 K: 0 S: 3	H: 1 LOB: 0 BB: 0 P: 3	1B: 5 2B: 3 3B: 0 HR: 0	SF: 0 SAC: 1 DP: 1 HBP: 0	WP: 1 PB: 0 SB: 3 CS: 2	PA: 35
PITCHER	IP WLS BF H R ER SO BB IBB HBP BLK WP HR S P ERA WHIP																					
Jerry Koosman, L (1, 1) ERA: 3.56	8.0 L 32 6 2 2 4 3 1 0 0 1 0 36 52 2.25 1.125																					
Bob Apodaca, R (9, 1) ERA: 1.74	1.0 3 1 0 0 0 0 0 0 0 0 0 0 3 3 0.00 1.000																					

Los Angeles Dodgers @ New York Mets
 Shea Stadium, Flushing, NY
 Sat Aug 09 1975, 7:05 PM EDT
 Att: 36,421 - Unknown

AB	30
R	2
H	7
RBI	1
BB	4
SO	4
LOB	15



WP: 1	PA: 35
-------	--------

Batter	1	2	3	4	5	6	7	8	9	AB R H RBI BB SO LOB	TOP		
Davey Lopes, R (1, 4) OBP: 0.362, SLG: 0.346	0-0 P4		0-0 F7		0-0 5-3		0-0 1-3		0-0 FC5-3-2-5 1B	5 0 1 0 0 0 0			
Bill Buckner, L (1, 7) OBP: 0.287, SLG: 0.349	0-0 P6		0-0 P6		0-0 P5		0-0 F7		4-0 1B IBB	4 0 0 0 1 0 0			
John Hale, L (1, 8) OBP: 0.321, SLG: 0.415	4-0 1B BB			0-0 HR	4-0 1B BB			1-0 FC6-5 SH5-3 HBP	0-0 FC5-3-2-5 2-H 3-H	2 1 1 1 2 0 3			
Steve Garvey, R (1, 3) OBP: 0.356, SLG: 0.483	0-0 1-2 1B			4-0 F8 1B BB	0-0 1-3 1B			0-0 SH5-3		2 1 2 0 1 0 0			
Ron Cey, R (1, 5) OBP: 0.348, SLG: 0.429	0-0 L6			0-0 FC4 1-2 1B	0-3 K			0-3 K		4 0 1 0 0 2 5			
Willie Crawford, L (1, 9) OBP: 0.350, SLG: 0.380		4-0 BB		0-0 F8 2-3		0-0 5-3		4-0 IBB		2 0 0 0 2 0 2			
Steve Yeager, R (1, 2) OBP: 0.313, SLG: 0.345		0-0 G5-4-3		0-0 FC4 1-2 1B		0-0 5-3		0-0 FC6-5		4 0 1 1 0 0 3			
Bill Russell, R (1, 6) OBP: 0.260, SLG: 0.223		0-0 5-3		0-0 FC4 1-2f 2-3		0-3 K			0-0 1B FC5-3-2-5 1B	4 0 1 0 0 1 2			
Don Sutton, R (1, 1) OBP: 0.173, SLG: 0.127			0-0 F9	0-3 K		0-3 K			0-3 K	4 0 0 0 0 3 3			
Inning Stats	R: 0 E: 0 K: 0 S: 4 H: 1 LOB: 2 BB: 1 P: 8	R: 0 E: 0 K: 0 S: 2 H: 0 LOB: 0 BB: 1 P: 6	R: 0 E: 0 K: 0 S: 3 H: 0 LOB: 0 BB: 0 P: 3	R: 2 E: 0 K: 1 S: 8 H: 3 LOB: 2 BB: 1 P: 12	R: 0 E: 0 K: 1 S: 6 H: 1 LOB: 2 BB: 1 P: 10	R: 0 E: 0 K: 1 S: 5 H: 0 LOB: 0 BB: 0 P: 5	R: 0 E: 0 K: 1 S: 5 H: 0 LOB: 0 BB: 0 P: 5	R: 0 E: 0 K: 1 S: 5 H: 0 LOB: 2 BB: 1 P: 10	R: 0 E: 0 K: 1 S: 6 H: 2 LOB: 1 BB: 1 P: 10	1B: 6 2B: 1 3B: 0 HR: 1 SF: 0 SAC: 1 DP: 2 HBP: 1	WP: 0 PB: 0 SB: 1 CS: 0 PA: 39		
PITCHER	IP WLS BF H R ER SO BB IBB HBP BLK WP HR S P ERA WHIP											PITCHER	IP WLS BF H R ER SO BB IBB HBP BLK WP HR S P ERA WHIP
Hank Webb, R (1, 1) ERA: 3.29	5.0 L 23 5 2 2 2 4 0 0 0 0 0 1 23 39 3.60 1.800												
Rick Baldwin, R (6, 1) ERA: 3.21	2.0 6 0 0 0 2 0 0 0 0 0 0 0 10 10 0.00 0.000												
Ken Sanders, R (8, 1) ERA: 2.1	0.0 0 0 0 0 0 0 0 0 0 0 0 0 0 0 ∞ ∞												
Skip Lockwood, R (8, 1) ERA: 1.42	2.0 10 2 0 0 2 0 2 1 0 0 0 0 11 20 0.00 1.000												

Los Angeles Dodgers @ New York Mets
 Shea Stadium, Flushing, NY
 Sun Aug 10 1975, 3:33 AM EDT
 Att: 39,915 - Unknown

livebaseballscorecards.com

AB	31
R	2
H	7
RBI	2
BB	6
SO	6
LOB	18



Batter	1	2	3	4	5	6	7	8	9	AB R H RBI BB SO LOB	TOP									
Davey Lopes, R (1, 4) OBP: 0.361, SLG: 0.347	0-0 4-3	0-0 2B			0-0 F7	0-3 K			0-0 5-3	5 0 1 2 0 1 1										
Bill Buckner, L (1, 7) OBP: 0.286, SLG: 0.350	0-0 P6	0-0 F7			0-0 F8	0-0 2B			0-0 4-3	5 0 1 1 0 0 2										
John Hale, L (1, 8) OBP: 0.324, SLG: 0.405	4-0 BB	0-0 6-3			4-0 BB	0-0 L3			0-3 K	3 0 0 0 2 1 3										
Steve Garvey, R (1, 3) OBP: 0.353, SLG: 0.479	0-0 F9				0-0 P6				0-0 5-3	4 0 0 0 0 0 2										
Ron Cey, R (1, 5) OBP: 0.350, SLG: 0.432		0-0 SH5-4 1B BB 1B			0-0 P3	0-0 HR 2B			0-0 5-3	4 2 2 0 0 0 0										
Willie Crawford, L (1, 9) OBP: 0.352, SLG: 0.393		0-0 BB SH5-4 2B 1B			0-0 6-3	0-0 HR			0-0 F8	4 2 2 2 0 0 0										
Steve Yeager, R (1, 2) OBP: 0.314, SLG: 0.345		0-0 SH5-4			0-0 5-3	0-0 E 1B SF7 1B			0-0 5-3	3 1 1 0 0 0 0										
Bill Russell, R (1, 6) OBP: 0.272, SLG: 0.232		4-0 BB 2B IBB			0-0 4-3	0-0 E 2B 1B			0-0 G6-4-3 1B	3 2 2 0 1 0 0										
Andy Messersmith, R (1, 1) OBP: 0.233, SLG: 0.232		4-0 2B BB			0-0 1-3	0-0 SF7			0-0 G6-4-3	2 0 0 2 1 0 1										
Inning Stats	R: 0 E: 0 K: 0 S: 3	H: 0 LOB: 1 BB: 1 P: 7	R: 3 E: 0 K: 0 S: 6	H: 3 LOB: 2 BB: 2 P: 14	R: 0 E: 0 K: 0 S: 3	H: 0 LOB: 0 BB: 0 P: 3	R: 0 E: 0 K: 0 S: 3	H: 0 LOB: 1 BB: 1 P: 7	R: 4 E: 1 K: 1 S: 10	H: 5 LOB: 1 BB: 0 P: 10	R: 0 E: 0 K: 0 S: 3	H: 0 LOB: 0 BB: 0 P: 3	R: 0 E: 0 K: 1 S: 5	H: 0 LOB: 0 BB: 0 P: 5	R: 0 E: 0 K: 1 S: 5	H: 0 LOB: 0 BB: 0 P: 5	1B: 5 2B: 3 3B: 0 HR: 1	SF: 1 SAC: 1 DP: 1 HBP: 0	WP: 0 PB: 0 SB: 0 CS: 0	PA: 39
PITCHER	IP WLS BF H R ER SO BB IBB HBP BLK WP HR S P ERA WHIP																			
Larry Christenson, R (1, 1) ERA: 3.98	5.0 L 26 7 7 7 0 3 1 0 0 0 1 22 38 12.60 2.000																			
Ron Schueler, R (6, 1) ERA: 5.76	2.0 7 1 0 0 1 0 0 0 0 0 0 9 9 0.00 0.500																			
Tom Hilgendorf, L (8, 1) ERA: 1.97	2.0 6 1 0 0 1 0 0 0 0 0 0 8 8 0.00 0.500																			

Los Angeles Dodgers @ Philadelphia Phillies
Veterans Stadium, Philadelphia, PA
Mon Aug 11 1975, 7:05 PM EDT
Att: 33,175 - Unknown

livebaseballscorecards.com

AB	33
R	7
H	9
RBI	7
BB	4
SO	2
LOB	9



Batter	1	2	3	4	5	6	7	8	9	AB R H RBI BB SO LOB	TOP									
Davey Lopes, R (1, 4) OBP: 0.358, SLG: 0.350	0-0 E6		0-0 2B	0-0 4-3			0-3 K		0-0 F7	5 1 1 0 0 1 1										
Lee Lacy, R (1, 9) John Hale, L (9, 9) OBP: 0.380, SLG: 0.490 OBP: 0.326, SLG: 0.415	0-0 F8		0-0 HR 2B		0-0 SF8 3B		4-0 S BB		0-0 1B	4 2 3 1 1 0 1 0 0 0 0 0 0 0										
Jimmy Wynn, R (1, 8) OBP: 0.408, SLG: 0.441	0-0 F8		4-0 HR BB		0-0 SF8		0-3 K		0-0 F9	3 1 0 1 1 1 3										
Steve Garvey, R (1, 3) OBP: 0.351, SLG: 0.483	0-0 F8		0-0 HR		0-0 5-3		0-0 L6		0-3 K	5 1 1 3 0 1 3										
Ron Cey, R (1, 5) OBP: 0.351, SLG: 0.432		0-0 S 1B	0-0 F9		0-0 F9			0-0 FC1-5 HBP 1B		4 0 2 0 0 0 0										
Steve Yeager, R (1, 2) OBP: 0.317, SLG: 0.359		0-3 K 1-2	0-0 5-3			0-0 6-3		1-0 FC6-4 FC1-5 HBP 1-2		3 0 0 0 0 1 1										
Tom Paciorek, R (1, 7) OBP: 0.269, SLG: 0.298		0-0 5-3		0-0 2B		0-0 S 1B		0-0 FC1-5 FC6-4 1-2 2-3f		4 0 2 0 0 0 3										
Bill Russell, R (1, 6) OBP: 0.269, SLG: 0.227		0-0 5-3		0-0 SH2-3 1B		0-0 5-3		0-0 FC6-4 1-2f 2-3		4 0 1 0 0 0 4										
Burt Hooton, R (1, 1) Mike Marshall, R (9, 1) OBP: 0.176, SLG: 0.188 OBP: 0.071, SLG: 0.071			0-3 K	0-0 SH2-3 1-2		0-0 F3		0-0 P6		3 0 0 0 0 1 3 0 0 0 0 0 0 0										
Inning Stats	R: 0 E: 1 K: 0 S: 4	H: 0 LOB: 1 BB: 0 P: 4	R: 0 E: 0 K: 1 S: 6	H: 1 LOB: 1 BB: 0 P: 6	R: 4 E: 0 K: 1 S: 8	H: 3 LOB: 0 BB: 1 P: 12	R: 0 E: 0 K: 0 S: 4	H: 2 LOB: 1 BB: 0 P: 4	R: 1 E: 0 K: 0 S: 4	H: 1 LOB: 0 BB: 0 P: 4	R: 0 E: 0 K: 2 S: 7	H: 0 LOB: 1 BB: 1 P: 11	R: 0 E: 0 K: 0 S: 4	H: 1 LOB: 2 BB: 0 P: 5	R: 0 E: 0 K: 1 S: 6	H: 1 LOB: 1 BB: 0 P: 6	1B: 5 2B: 3 3B: 1 HR: 1	SF: 1 SAC: 1 DP: 0 HBP: 1	WP: 0 PB: 0 SB: 3 CS: 0	PA: 40
PITCHER	IP WLS BF H R ER SO BB IBB HBP BLK WP HR S P ERA WHIP																			
Steve Carlton, L (1, 1) ERA: 3.58	5.0 L 23 7 5 4 2 1 0 0 0 0 0 1 26 30 7.20 1.600																			
Wayne Twitchell, R (6, 1) ERA: 4.66	2.0 8 1 0 0 2 1 0 0 0 0 0 0 11 15 0.00 1.000																			
Tug McGraw, L (8, 1) ERA: 2.83	2.0 9 2 0 0 1 0 0 0 1 0 0 0 10 11 0.00 1.000																			

Los Angeles Dodgers @ Philadelphia Phillies
Veterans Stadium, Philadelphia, PA
Wed Aug 13 1975, 7:05 PM EDT
Att: 34,919 - Unknown

livebaseballscorecards.com

AB	35
R	5
H	10
RBI	5
BB	2
SO	5
LOB	19



Batter	1	2	3	4	5	6	7	8	9	AB R H RBI BB SO LOB	TOP											
Davey Lopes, R (1, 4) OBP: 0.360, SLG: 0.362	3-2 6-3		0-0 1B		2-1 2B			1-1 F7	2-2 HR	5 1 3 3 0 0 0												
Bill Buckner, L (1, 7) OBP: 0.284, SLG: 0.347	3-1 F8		2-2 G3		2-0 4-3			0-0 L8	1-0 1B	5 0 1 1 0 0 3												
Jimmy Wynn, R (1, 8) OBP: 0.408, SLG: 0.438	1-3 K			4-2 1B BB	3-2 L6			4-0 E BB	1-1 6-3	3 0 0 0 2 1 2												
Steve Garvey, R (1, 3) OBP: 0.350, SLG: 0.480		1-3 K		1-3 K		0-1 6-3		4-1 E BB		3 0 0 0 1 2 1												
Willie Crawford, L (1, 9) OBP: 0.348, SLG: 0.387		1-0 3-1		1-3 K		3-3 K		2-3 K2-3		4 0 0 0 0 3 3												
Ron Cey, R (1, 5) OBP: 0.351, SLG: 0.431		0-2 L3		3-1 1B		1-2 4-3		1-2 2-3	0-0 5-3	4 0 1 0 0 0 0												
Steve Yeager, R (1, 2) OBP: 0.316, SLG: 0.355			4-2 FC6-4 BB	2-3 K		1-2 4-3		0-3 K		3 0 0 0 1 2 2												
Bill Russell, R (1, 6) OBP: 0.275, SLG: 0.234			1-2 FC6-4 SH1-4		0-1 2B 4-3 1B		2-3 K	0-0 BB HR 1B		4 2 2 0 0 1 1												
Don Sutton, R (1, 1) OBP: 0.171, SLG: 0.125			1-0 SH1-4		0-2 F3		2-2 G3	4-2 HR BB		1 0 0 0 0 0 1												
Charlie Hough, R (5, 1)										0 0 0 0 0 0 0												
Leron Lee, L (7, PH) OBP: 0.255, SLG: 0.184										1 0 0 0 0 0 0												
Stan Wall, L (7, 1)										0 0 0 0 0 0 0												
Lee Lacy, R (9, PH) OBP: 0.384, SLG: 0.490										0 1 0 0 1 0 0												
Inning Stats	R: 0 E: 0 K: 1 S: 10	H: 0 LOB: 0 BB: 0 P: 17	R: 0 E: 0 K: 1 S: 8	H: 0 LOB: 0 BB: 0 P: 10	R: 0 E: 0 K: 0 S: 13	H: 1 LOB: 2 BB: 1 P: 21	R: 0 E: 0 K: 3 S: 13	H: 1 LOB: 2 BB: 1 P: 24	R: 1 E: 0 K: 0 S: 12	H: 2 LOB: 1 BB: 0 P: 19	R: 0 E: 0 K: 1 S: 8	H: 0 LOB: 0 BB: 0 P: 12	R: 0 E: 0 K: 1 S: 9	H: 0 LOB: 0 BB: 0 P: 14	R: 0 E: 1 K: 1 S: 7	H: 0 LOB: 2 BB: 2 P: 18	R: 3 E: 0 K: 1 S: 19	H: 3 LOB: 1 BB: 1 P: 27	1B: 5 2B: 1 3B: 0 HR: 1	SF: 0 SAC: 1 DP: 0 HBP: 0	WP: 0 PB: 0 SB: 0 CS: 0	PA: 39
PITCHER Steve Rogers, R (1, 1) ERA: 3.09	IP: 9.0 WLS: W BF: 39 H: 7 R: 4 ER: 4 SO: 9 BB: 5 IBB: 0 HBP: 0 BLK: 0 WP: 0 HR: 1 S: 99 P: 162 ERA: 4.00 WHIP: 1.333																					
PITCHER	IP	WLS	BF	H	R	ER	SO	BB	IBB	HBP	BLK	WP	HR	S	P	ERA	WHIP					

Los Angeles Dodgers @ Montreal Expos
 Jarry Park, Montreal, QB
 Fri Aug 15 1975, 7:05 PM EDT
 Att. 16,574 - Unknown - 74 F

AB	33
R	4
H	7
RBI	4
BB	5
SO	9
LOB	13



Batter	1	2	3	4	5	6	7	8	9
Jim Dwyer, L (1, 7) OBP: 0.324, SLG: 0.355 Bob Bailey, R (7, PH) OBP: 0.384, SLG: 0.356 Tony Scott, S (8, 7) OBP: 0.259, SLG: 0.239	4-0 SH3 1B BB	1-3 K			0-0 SH5-4 1-2	0-3 K	2-0 FC5-4 1-2f		
Tim Foli, R (1, 6) OBP: 0.289, SLG: 0.297	0-0 SH3 1-2		0-0 F7		0-1 6-3 2-3	0-2 1B 1B		1-0 F9	
Mike Jorgensen, L (1, 3) OBP: 0.360, SLG: 0.389	4-2 1B BB		2-2 1-3		4-1 2B BB	1-2 1B		2-3 K	
Larry Bittner, L (1, 8) OBP: 0.388, SLG: 0.412 Pepe Mangual, R (8, PH) OBP: 0.329, SLG: 0.353 (9, 8)	2-0 G6-4-3 1B		2-0 2B		1-1 2B 2B	0-0 F8		1-1 1B	
Larry Parrish, R (1, 5) OBP: 0.318, SLG: 0.430	2-2 G6-4-3 1-2f		1-2 F7		2-1 2B E 2B	1-1 F7		3-2 6-3	
Pete Mackanin, R (1, 4) OBP: 0.306, SLG: 0.410		0-3 K2-3		0-0 F3	0-0 E7 1B 1B		3-2 SF8 3B		
Gary Carter, R (1, 9) OBP: 0.367, SLG: 0.437		3-1 FC6-5 2B		3-3 K	4-2 1B BB		1-0 SF8		
Barry Foote, R (1, 2) OBP: 0.233, SLG: 0.293		0-2 FC6-5 3B		0-0 6-3	1-0 1B		3-1 F8		
Steve Rogers, R (1, 1) OBP: 0.333, SLG: 0.275		3-2 3B		6-3 SH5-4 2B BB	4-3 4-3		4-2 FC5-4 BB		

AB	R	H	RBI	BB	SO	LOB
2	1	0	0	1	2	1
1	0	0	0	0	0	1
0	0	0	0	0	0	0
4	0	1	0	0	0	1
3	1	1	0	2	1	0
4	1	3	2	0	0	2
1	0	1	0	0	0	0
5	1	1	2	0	0	6
4	2	2	1	0	1	0
2	0	1	1	1	1	0
4	1	1	1	0	0	1
2	1	1	1	2	0	2

BOTTOM

Los Angeles Dodgers @ Montreal Expos
 Jarry Park, Montreal, QB
 Fri Aug 15 1975, 7:05 PM EDT
 Att: 16,574 - Unknown - 74 F

livebaseballscorecards.com

AB	32
R	8
H	12
RBI	8
BB	6
SO	5
LOB	14



1B: 6	SF: 1
2B: 4	SAC: 2
3B: 2	DP: 1
HR: 0	HBP: 0

WP: 0	PA: 41
PB: 0	
SB: 0	
CS: 0	

Inning Stats	R: 1	H: 1	E: 0	LOB: 1	K: 0	BB: 2	S: 8	P: 20	R: 1	H: 2	E: 0	LOB: 1	K: 2	BB: 0	S: 14	P: 21	R: 0	H: 1	E: 0	LOB: 1	K: 0	BB: 0	S: 10	P: 15	R: 0	H: 0	E: 0	LOB: 0	K: 1	BB: 0	S: 5	P: 8	R: 5	H: 4	E: 1	LOB: 2	K: 0	BB: 3	S: 16	P: 34	R: 0	H: 2	E: 0	LOB: 2	K: 1	BB: 0	S: 12	P: 14	R: 1	H: 1	E: 0	LOB: 1	K: 0	BB: 1	S: 10	P: 23	R: 0	H: 1	E: 0	LOB: 1	K: 1	BB: 0	S: 13	P: 20
PITCHER	IP	WLS	BF	H	R	ER	SO	BB	IBB	HBP	BLK	WP	HR	S	P	ERA	WHIP																																															
Don Sutton, R (1, 1) ERA: 2.61	4.2	L	26	8	7	7	3	5	0	0	0	0	0	51	94	13.50	2.786																																															
Charlie Hough, R (5, 1) ERA: 4.18	1.1		6	2	0	0	1	0	0	0	0	0	0	14	18	0.00	1.500																																															
Stan Wall, L (7, 1) ERA: 1.8	2.0		9	2	1	1	1	1	0	0	0	0	0	23	43	4.50	1.500																																															


Batter	1	2	3	4	5	6	7	8	9	10	AB	R	H	RBI	BB	SO	LOB
Jim Dwyer, L OBP: 0.327, SLG: 0.357 (1, 7)	F9			K		F8		1B		1B	5	0	2	2	0	1	0
Tim Foli, R OBP: 0.289, SLG: 0.297 (1, 6)	F6			F3			1B 4-3 1B	F6			4	1	1	0	0	0	1
Mike Jorgensen, L OBP: 0.362, SLG: 0.388 (1, 3)	F8			S 1B				F5		SH1-4 BB	3	0	1	0	1	0	1
Larry Bittner, L OBP: 0.387, SLG: 0.411 (1, 8)		4-3		6-3				4-3 1B		SH1-4	3	0	1	0	0	0	1
Larry Parrish, R OBP: 0.315, SLG: 0.425 (1, 5)		K			5-3			4-3		K	4	0	0	1	0	2	2
Pete Mackanin, R OBP: 0.305, SLG: 0.406 (1, 4)		P5			1-3			6-3		BB	3	0	0	0	1	0	1
Gary Carter, R OBP: 0.365, SLG: 0.435 (1, 9)			F9		5-3			6-3 SH1-4 1B 1B		K	4	1	1	0	0	1	2
Barry Foote, R OBP: 0.234, SLG: 0.297 (1, 2)			F9			6-3		SH1-4			3	0	1	0	0	0	0
Tony Scott, S OBP: 0.259, SLG: 0.239 (10, PR)										1B 2B	0	1	0	0	0	0	0
Don Carrithers, R OBP: 0.111, SLG: 0.222 (1, 1)											2	0	0	0	0	0	0
Bob Bailey, R OBP: 0.382, SLG: 0.354 (8, PH)											1	0	0	0	0	0	1
Dale Murray, R OBP: 0.333, SLG: 0.143 (9, 1)											0	0	0	0	0	0	0
Jim Lyttle, L OBP: 0.278, SLG: 0.133 (10, PH)										1B IBB	0	0	0	0	1	0	0

Inning Stats	R: 0	H: 0	R: 0	H: 0	R: 0	H: 0	R: 0	H: 0	R: 0	H: 0	R: 1	H: 2	R: 0	H: 0	R: 1	H: 2	R: 0	H: 2	R: 1	H: 2	1B: 6	SF: 0	WP: 0	PA: 37	
E: 0	LOB: 0	E: 0	LOB: 0	E: 0	LOB: 0	E: 0	LOB: 0	E: 0	LOB: 0	E: 0	LOB: 1	E: 0	LOB: 2	E: 0	LOB: 2	E: 0	LOB: 2	E: 0	LOB: 2	E: 0	LOB: 2	2B: 1	SAC: 2	FB: 0	
K: 0	BB: 0	K: 1	BB: 0	K: 0	BB: 0	K: 1	BB: 0	K: 0	BB: 0	K: 0	BB: 0	K: 0	BB: 0	K: 2	BB: 2	K: 0	BB: 2	K: 0	BB: 1	K: 0	BB: 1	3B: 0	DP: 0	SB: 1	
S: 8	P: 16	S: 6	P: 9	S: 4	P: 7	S: 14	P: 22	S: 5	P: 7	S: 6	P: 10	S: 15	P: 22	S: 12	P: 15	S: 11	P: 23	S: 2	P: 10	S: 2	P: 10	HR: 0	HBP: 0	CS: 0	

PITCHER	IP	WLS	BF	H	R	ER	SO	BB	IBB	HBP	BLK	WP	HR	S	P	ERA	WHIP
Andy Messersmith, R ERA: 2.14 (1, 1)	8.0		29	5	2	2	2	0	0	0	0	0	0	70	108	2.25	0.625
Mike Marshall, R ERA: 3.19 (9, 1)	1.0	L	8	2	1	1	2	2	1	0	0	0	0	13	33	9.00	4.000

Los Angeles Dodgers @ Montreal Expos
Jarry Park, Montreal, QB
 Sat Aug 16 1975, 7:05 PM EDT
 Att. 21,682 - Unknown - 79 F

AB	32
R	3
H	7
RBI	3
BB	3
SO	4
LOB	9



Batter	1	2	3	4	5	6	7	8	9	AB R H RBI BB SO LOB	TOP									
Davey Lopes, R (1, 8) OBP: 0.359, SLG: 0.361	1-3 K2-3	3-2 5-3			1-1 5-3		2-1 6-3 1-3 1B		0-2 2-H 4-1 1B	5 0 2 1 0 1 1										
Bill Buckner, L (1, 7) OBP: 0.279, SLG: 0.351	1-1 1-3	0-0 F9			0-2 F2		1-1 1-3		0-0 4-1	5 0 0 0 0 0 3										
Lee Lacy, R (1, 4) OBP: 0.379, SLG: 0.500	0-0 HR				0-0 6-3		1-0 6-3		0-0 F9	5 1 1 1 0 0 2										
Steve Garvey, R (1, 3) OBP: 0.346, SLG: 0.473	2-1 F2				0-0 G4-3-6		1-1 5-3			4 0 1 0 0 0 2										
Willie Crawford, L (1, 9) OBP: 0.352, SLG: 0.388					4-2 FC6-4 BB		2-1 FC5-2 BB 1B		1-3 K	3 1 2 0 1 1 0										
Ron Cey, R (1, 5) OBP: 0.351, SLG: 0.427					0-1 FC6-4 BB		4-2 FC5-2 BB 1B		2-1 G3-6-3 1B	2 1 1 0 2 0 1										
Steve Yeager, R (1, 2) OBP: 0.319, SLG: 0.358					4-1 CS BB		0-2 FC5-2		1-0 G3-6-3	3 1 1 1 1 0 4										
Bill Russell, R (1, 6) OBP: 0.282, SLG: 0.239					0-1 6-3		1-1 P4		4-2 SH1-4 1B BB	3 1 1 2 1 0 4										
Doug Rau, L (1, 1) OBP: 0.239, SLG: 0.177					1-2 4-3		0-3 K		0-0 SH1-4	2 0 0 0 0 1 3										
Mike Marshall, R (8, 1) OBP: 0.071, SLG: 0.071									1-2	0 0 0 0 0 0 0										
Inning Stats	R: 1 E: 0 K: 1 S: 8	H: 1 LOB: 0 BB: 0 P: 12	R: 3 E: 1 K: 0 S: 12	H: 3 LOB: 1 BB: 1 P: 22	R: 0 E: 1 K: 0 S: 7	H: 0 LOB: 1 BB: 1 P: 11	R: 0 E: 0 K: 0 S: 6	H: 0 LOB: 0 BB: 1 P: 11	R: 0 E: 0 K: 1 S: 13	H: 2 LOB: 3 BB: 1 P: 20	R: 0 E: 0 K: 0 S: 7	H: 1 LOB: 1 BB: 0 P: 12	R: 0 E: 0 K: 1 S: 6	H: 1 LOB: 0 BB: 0 P: 10	R: 1 E: 0 K: 0 S: 9	H: 1 LOB: 1 BB: 1 P: 13	1B: 7 2B: 1 3B: 0 HR: 1	SF: 0 SAC: 2 DP: 2 HBP: 0	WP: 0 PB: 0 SB: 0 CS: 1	PA: 39
PITCHER	IP WLS BF H R ER SO BB IBB HBP BLK WP HR S P ERA WHIP																			
Steve Renko, R (1, 1) ERA: 4.59	7.0 L 31 7 4 4 2 4 0 0 0 0 0 1 59 95 5.14 1.571																			
Donald DeMola, R (8, 1) ERA: 4.4	1.0 3 1 0 0 1 0 0 0 0 0 0 0 6 10 0.00 1.000																			
Dale Murray, R (9, 1) ERA: 3.82	1.0 5 1 1 1 0 1 0 0 0 0 0 0 9 13 9.00 2.000																			

Los Angeles Dodgers @ Montreal Expos
 Jarry Park, Montreal, QB
 Sun Aug 17 1975, 3:33 AM EDT
 Att. 19,125 - Unknown - 75 F

AB	32
R	5
H	9
RBI	5
BB	5
SO	3
LOB	20




Batter	1	2	3	4	5	6	7	8	9	AB	R	H	RBI	BB	SO	LOB
Pepe Mangual, R OBP: 0.328, SLG: 0.350 (1, 8)	4-0 5-3 E BB		2-1 6-3 1		0-3 K 2		3-2 6-3 3		1-1 F7 2	4	1	0	0	1	1	1
Tim Foli, R OBP: 0.288, SLG: 0.294 (1, 6)	0-0 5-3 1-2		0-2 F8 2		1-2 F8 3			4-2 HR BB	0-0 4-3 3	4	1	0	0	1	0	1
Gary Carter, R OBP: 0.369, SLG: 0.445 (1, 9)	4-2 E BB		0-2 1B			2-2 F8 1		2-1 HR 1-H		3	1	2	2	1	0	0
Jose Morales, R OBP: 0.364, SLG: 0.411 (1, 3)	1-0 F8 2		1-1 F8 3			2-1 F9 2		4-2 FC5 SH3-4 BB		3	0	0	0	0	0	2
Mike Jorgensen, L OBP: 0.363, SLG: 0.388 (8, PH) (9, 3)	1-3 2-H									0	0	0	0	1	0	0
Bob Bailey, R OBP: 0.386, SLG: 0.356 (1, 7)	4-1 BB			1-0 E5		1-2 FC6 1B		0-1 SH3-4 1		2	0	1	0	1	0	0
Jim Dwyer, L OBP: 0.327, SLG: 0.357 (8, PH) (9, 7)								1-2 1B		0	0	0	0	0	0	0
Larry Parrish, R OBP: 0.314, SLG: 0.423 (1, 5)	2-2 L5 3			2-2 L8 1		1-1 FC6 1-2f		2-1 FC5 1B		4	0	1	0	0	0	4
Pete Mackanin, R OBP: 0.301, SLG: 0.401 (1, 4)		3-2 P4 1		2-1 F8 2			0-1 F4 1	0-0 FC5 1-2 2-3f		4	0	0	0	0	0	3
Barry Foote, R OBP: 0.234, SLG: 0.296 (1, 2)		2-0 P6 2		0-0 F8 3			0-2 1-3 1B	0-2 F7 3		4	0	1	0	0	0	3
Steve Renko, R OBP: 0.333, SLG: 0.368 (1, 1)		2-3 K 3			2-3 K 1				3-3 K 1	2	0	0	0	0	2	0
Nate Colbert, R OBP: 0.227, SLG: 0.279 (7, PH)										1	0	0	0	0	0	1
Donald DeMola, R (8, 1)										0	0	0	0	0	0	0
Dale Murray, R OBP: 0.335, SLG: 0.143 (9, 1)										0	0	0	0	0	0	0
Larry Blittner, L OBP: 0.386, SLG: 0.410 (9, PH)										1	0	0	0	0	1	0

Inning Stats	R: 1	H: 0	E: 1	LOB: 2	K: 0	BB: 3	S: 10	R: 0	H: 0	E: 0	LOB: 0	K: 1	BB: 0	S: 10	R: 0	H: 1	E: 1	LOB: 1	K: 0	BB: 0	S: 7	R: 0	H: 0	E: 0	LOB: 0	K: 2	BB: 0	S: 9	R: 0	H: 1	E: 0	LOB: 1	K: 0	BB: 0	S: 10	R: 0	H: 1	E: 0	LOB: 1	K: 0	BB: 0	S: 12	R: 2	H: 2	E: 0	LOB: 2	K: 0	BB: 2	S: 14	R: 0	H: 0	E: 0	LOB: 0	K: 1	BB: 0	S: 6	1B: 4	SF: 0	2B: 0	3B: 0	HR: 1	SAC: 1	DP: 0	HBP: 0	WP: 0	PA: 38
--------------	------	------	------	--------	------	-------	-------	------	------	------	--------	------	-------	-------	------	------	------	--------	------	-------	------	------	------	------	--------	------	-------	------	------	------	------	--------	------	-------	-------	------	------	------	--------	------	-------	-------	------	------	------	--------	------	-------	-------	------	------	------	--------	------	-------	------	-------	-------	-------	-------	-------	--------	-------	--------	-------	--------

PITCHER	IP	WLS	BF	H	R	ER	SO	BB	IBB	HBP	BLK	WP	HR	S	P	ERA	WHIP
Doug Rau, L ERA: 3.44 (1, 1)	7.0	W	30	4	3	2	3	4	0	0	0	0	1	72	122	2.57	1.143
Mike Marshall, R ERA: 3.13 (8, 1)	2.0	S	8	1	0	0	1	1	0	0	0	0	0	16	26	0.00	1.000

Los Angeles Dodgers @ Montreal Expos
Jarry Park, Montreal, QB
 Sun Aug 17 1975, 3:33 AM EDT
 Att: 19,125 - Unknown - 75 F

AB	32
R	3
H	5
RBI	2
BB	5
SO	4
LOB	15



Batter	1	2	3	4	5	6	7	8	9	AB R H RBI BB SO LOB	TOP											
Davey Lopes, R OBP: 0.360, SLG: 0.362 (1, 4) X	0-0 F8		0-0 PO 1B		0-0 1B			0-0 F8		4 0 2 0 0 0 0												
Lee Lacy, R OBP: 0.370, SLG: 0.487 John Hale, L OBP: 0.326, SLG: 0.415 (1, 7) X (8, 9)	0-0 P4		0-0 PO 1-2	0-0 1-3	0-0 F8			0-0 F8		4 0 0 0 0 0 1 0 0 0 0 0 0 0												
Jimmy Wynn, R OBP: 0.407, SLG: 0.430 (1, 8) S S S	0-3 K			0-3 K		0-0 F7			4-0 FC6-4 BB	3 0 0 0 1 2 0												
Steve Garvey, R OBP: 0.343, SLG: 0.470 (1, 3) X		0-0 F2		0-0 6-3		0-0 P6		0-0 FC6-4 1-2f	0-0 FC6-4 1B	4 0 0 0 0 0 1												
Willie Crawford, L OBP: 0.354, SLG: 0.390 (1, 9) X (8, 7)		0-0 P1			0-0 HR 1B	0-3 K		0-0 1-2 1B		4 1 2 0 0 1 0												
Ron Cey, R OBP: 0.350, SLG: 0.432 (1, 5) X		0-0 P4			0-0 HR 1B		0-0 P4	0-3 K	0-3 K	4 1 1 2 0 1 2												
Steve Yeager, R OBP: 0.321, SLG: 0.370 (1, 2) X			0-0 FC5-4 1B		0-0 HR		0-3 K	0-0 F7	0-0 F7	4 1 2 1 0 1 2												
Bill Russell, R OBP: 0.278, SLG: 0.235 (1, 6) X			0-0 FC5-4 1B SH1-4 1-2f		0-0 6-3		0-0 F8			3 0 0 0 0 0 1												
Burt Hooton, R OBP: 0.170, SLG: 0.180 Mike Marshall, R OBP: 0.071, SLG: 0.071 (1, 1) X (8, 1)			0-0 SH1-4 1-2		0-3 K			0-3 K		0 0 0 0 0 0 0 0 0 0 0 0 0 0												
Inning Stats	R: 0 E: 0 K: 1 S: 5	H: 0 LOB: 0 BB: 0 P: 5	R: 0 E: 0 K: 0 S: 3	H: 0 LOB: 0 BB: 0 P: 3	R: 0 E: 0 K: 0 S: 4	H: 2 LOB: 1 BB: 0 P: 4	R: 0 E: 0 K: 1 S: 5	H: 0 LOB: 0 BB: 0 P: 5	R: 3 E: 0 K: 1 S: 9	H: 4 LOB: 1 BB: 0 P: 9	R: 0 E: 0 K: 1 S: 5	H: 0 LOB: 0 BB: 0 P: 5	R: 0 E: 0 K: 1 S: 5	H: 0 LOB: 0 BB: 0 P: 5	R: 0 E: 0 K: 1 S: 6	H: 0 LOB: 0 BB: 1 P: 10	R: 0 E: 0 K: 1 S: 6	H: 1 LOB: 2 BB: 1 P: 10	1B: 5 2B: 0 3B: 0 HR: 2	SF: 0 SAC: 1 DP: 0 HBP: 0	WP: 0 PB: 0 SB: 0 CS: 0	PA: 35
PITCHER Steve Stone, R ERA: 3.26 Tom Dettore, R ERA: 4.26 (1, 1) (9, 1)	IP 8.0 1.0	WLS L	BF 29 5	H 6 1	R 3 0	ER 3 0	SO 6 1	BB 0 1	IBB 0 0	HBP 0 0	BLK 0 0	WP 0 0	HR 2 0	S 41 6	P 41 10	ERA 3.38 0.00	WHIP 0.750 2.000					

Los Angeles Dodgers @ Chicago Cubs
Wrigley Field, Chicago, IL
Mon Aug 18 1975, 3:33 AM CDT
Att. 14,383 - Cloudy - 71 F

livebaseballscorecards.com

AB	30
R	3
H	7
RBI	3
BB	1
SO	5
LOB	7



BOTTOM

Los Angeles Dodgers @ Chicago Cubs

Wrigley Field, Chicago, IL

Mon Aug 18 1975, 3:33 AM CDT

Att. 14,383 - Cloudy - 71 F

livebaseballscores.com

AB	32
R	1
H	6
RBI	1
BB	3
SO	4
LOB	20



WP:	0	PA:	36
PB:	0		
SB:	0		
CS:	1		

AB R H RBI BB SO LOB

3 1 1 0 1 0 1

3 0 0 0 1 1 3

4 0 2 1 0 0 2

4 0 1 0 0 0 4

0 0 0 0 0 0 0

3 0 0 0 0 1 3

3 0 1 0 1 0 0

0 0 0 0 0 0 0

4 0 0 0 0 0 3

2 0 0 0 0 1 0

1 0 0 0 0 0 0

0 0 0 0 0 0 0

1 0 0 0 0 1 2

2 0 0 0 0 0 0

2 0 1 0 0 0 2

1B: 6 SF: 0

2B: 0 SAC: 0

3B: 0 DP: 0

HR: 0 HBP: 1

1B: 6 SF: 0

2B: 0 SAC: 0

3B: 0 DP: 0

HR: 0 HBP: 1

1B: 6 SF: 0

2B: 0 SAC: 0

3B: 0 DP: 0

HR: 0 HBP: 1

1B: 6 SF: 0

2B: 0 SAC: 0

3B: 0 DP: 0

HR: 0 HBP: 1

1B: 6 SF: 0

2B: 0 SAC: 0

3B: 0 DP: 0

HR: 0 HBP: 1

1B: 6 SF: 0

2B: 0 SAC: 0

3B: 0 DP: 0

HR: 0 HBP: 1

1B: 6 SF: 0

2B: 0 SAC: 0

3B: 0 DP: 0

HR: 0 HBP: 1

1B: 6 SF: 0

2B: 0 SAC: 0

3B: 0 DP: 0

HR: 0 HBP: 1

1B: 6 SF: 0

2B: 0 SAC: 0

3B: 0 DP: 0

HR: 0 HBP: 1

1B: 6 SF: 0

2B: 0 SAC: 0

3B: 0 DP: 0

HR: 0 HBP: 1

1B: 6 SF: 0

2B: 0 SAC: 0

3B: 0 DP: 0

HR: 0 HBP: 1

1B: 6 SF: 0

2B: 0 SAC: 0

3B: 0 DP: 0

HR: 0 HBP: 1

1B: 6 SF: 0

2B: 0 SAC: 0

3B: 0 DP: 0

HR: 0 HBP: 1

1B: 6 SF: 0

2B: 0 SAC: 0

3B: 0 DP: 0

HR: 0 HBP: 1

1B: 6 SF: 0

2B: 0 SAC: 0

3B: 0 DP: 0

HR: 0 HBP: 1

1B: 6 SF: 0

2B: 0 SAC: 0

3B: 0 DP: 0

HR: 0 HBP: 1

1B: 6 SF: 0

2B: 0 SAC: 0

3B: 0 DP: 0

HR: 0 HBP: 1

1B: 6 SF: 0

2B: 0 SAC: 0

3B: 0 DP: 0

HR: 0 HBP: 1

1B: 6 SF: 0

2B: 0 SAC: 0

3B: 0 DP: 0

HR: 0 HBP: 1

1B: 6 SF: 0

2B: 0 SAC: 0

3B: 0 DP: 0

HR: 0 HBP: 1

1B: 6 SF: 0

2B: 0 SAC: 0

3B: 0 DP: 0

HR: 0 HBP: 1

1B: 6 SF: 0

2B: 0 SAC: 0

3B: 0 DP: 0

HR: 0 HBP: 1

1B: 6 SF: 0

2B: 0 SAC: 0

3B: 0 DP: 0

HR: 0 HBP: 1

1B: 6 SF: 0

2B: 0 SAC: 0

3B: 0 DP: 0

HR: 0 HBP: 1

1B: 6 SF: 0

2B: 0 SAC: 0

3B: 0 DP: 0

HR: 0 HBP: 1

1B: 6 SF: 0

2B: 0 SAC: 0

3B: 0 DP: 0

HR: 0 HBP: 1

1B: 6 SF: 0

2B: 0 SAC: 0

3B: 0 DP: 0

HR: 0 HBP: 1

1B: 6 SF: 0

2B: 0 SAC: 0

3B: 0 DP: 0

HR: 0 HBP: 1

1B: 6 SF: 0

2B: 0 SAC: 0

3B: 0 DP: 0

HR: 0 HBP: 1

1B: 6 SF: 0

2B: 0 SAC: 0

3B: 0 DP: 0

HR: 0 HBP: 1

1B: 6 SF: 0

2B: 0 SAC: 0

3B: 0 DP: 0

HR: 0 HBP: 1

1B: 6 SF: 0

2B: 0 SAC: 0

3B: 0 DP: 0

HR: 0 HBP: 1

1B: 6 SF: 0

2B: 0 SAC: 0

3B: 0 DP: 0

HR: 0 HBP: 1

1B: 6 SF: 0

2B: 0 SAC: 0

3B: 0 DP: 0

HR: 0 HBP: 1

1B: 6 SF: 0

2B: 0 SAC: 0

3B: 0 DP: 0

HR: 0 HBP: 1

1B: 6 SF: 0

2B: 0 SAC: 0

3B: 0 DP: 0

HR: 0 HBP: 1

1B: 6 SF: 0

2B: 0 SAC: 0

3B: 0 DP: 0

HR: 0 HBP: 1

1B: 6 SF: 0

2B: 0 SAC: 0

3B: 0 DP: 0

HR: 0 HBP: 1

1B: 6 SF: 0

2B: 0 SAC: 0

3B: 0 DP: 0

HR: 0 HBP: 1

1B: 6 SF: 0

2B: 0 SAC: 0

3B: 0 DP: 0

HR: 0 HBP: 1

1B: 6 SF: 0

2B: 0 SAC: 0

3B: 0 DP: 0

HR: 0 HBP: 1

1B: 6 SF: 0

2B: 0 SAC: 0

3B: 0 DP: 0

HR: 0 HBP: 1

1B: 6 SF: 0

2B: 0 SAC: 0

3B: 0 DP: 0

HR: 0 HBP: 1

1B: 6 SF: 0

2B: 0 SAC: 0

3B: 0 DP: 0

HR: 0 HBP: 1

1B: 6 SF: 0

2B: 0 SAC: 0

3B: 0 DP: 0

HR: 0 HBP: 1

1B: 6 SF: 0

2B: 0 SAC: 0

3B: 0 DP: 0

HR: 0 HBP: 1

1B: 6 SF: 0

2B: 0 SAC: 0

3B: 0 DP: 0

HR: 0 HBP: 1

1B: 6 SF: 0

2B: 0 SAC: 0

3B: 0 DP: 0

HR: 0 HBP: 1

1B: 6 SF: 0

2B: 0 SAC: 0

3B: 0 DP: 0

HR: 0 HBP: 1

1B: 6 SF: 0

2B: 0 SAC: 0

3B: 0 DP: 0

HR: 0 HBP: 1

1B: 6 SF: 0

2B: 0 SAC: 0

3B: 0 DP: 0

HR: 0 HBP: 1

1B: 6 SF: 0

2B: 0 SAC: 0

3B: 0 DP: 0

HR: 0 HBP: 1

1B: 6 SF: 0

2B: 0 SAC: 0

3B: 0 DP: 0

HR: 0 HBP: 1

1B: 6 SF: 0

2B: 0 SAC: 0

3B: 0 DP: 0

HR: 0 HBP: 1

1B: 6 SF: 0

2B: 0 SAC: 0

3B: 0 DP: 0

HR: 0 HBP: 1

1B: 6 SF: 0

2B: 0 SAC: 0

3B: 0 DP: 0

HR: 0 HBP: 1

1B: 6 SF: 0

2B: 0 SAC: 0

3B: 0 DP: 0

HR: 0 HBP: 1

1B: 6 SF: 0

2B: 0 SAC: 0

3B: 0 DP: 0

HR: 0 HBP: 1

1B: 6 SF: 0

2B: 0 SAC: 0

3B: 0 DP: 0

HR: 0 HBP: 1

1B: 6 SF: 0

2B: 0 SAC: 0

3B: 0 DP: 0

Batter	1	2	3	4	5	6	7	8	9	AB R H RBI BB SO LOB	TOP												
Davey Lopes, R OBP: 0.356, SLG: 0.358 (1, 4) X	0-0 6-3 ①		0-0 F9 ③			0-0 F7 ① X	0-0 5-3 ③		0-0 5-3 ③	5 0 0 0 0 0 1	Los Angeles Dodgers @ Chicago Cubs Wrigley Field, Chicago, IL Tue Aug 19 1975, 3:33 AM CDT Att: 17,594 - Cloudy												
Lee Lacy, R OBP: 0.367, SLG: 0.494 (1, 7) S S S	0-3 K ②			0-0 4-3 ①		0-3 K ②		0-0 SF7 3B		4 1 1 0 0 2 0													
John Hale, L OBP: 0.324, SLG: 0.408 (1, 8) X	0-0 4-1 ③			0-0 F9 ②		4-0 1B BB		0-0 SF7 ①		2 0 0 1 1 0 0													
Steve Garvey, R OBP: 0.344, SLG: 0.470 (1, 3) X		0-0 4-3 ①		0-0 4-3 ③		0-0 1B		0-0 S 1B		4 0 2 0 0 0 0													
Willie Crawford, L OBP: 0.352, SLG: 0.388 (1, 9) X		0-0 1B			0-0 F9 ① X	0-0 1-3 ③		0-0 P6 ②		4 0 1 0 0 0 3													
Ron Cey, R OBP: 0.351, SLG: 0.430 (1, 5) S S S	0-3 K ②				4-0 HBP BB		0-0 4-3 ①	4-0 BB		2 0 0 0 2 1 1													
Steve Yeager, R OBP: 0.317, SLG: 0.365 (1, 2) X	0-0 F8 ③				0-0 P6 ②		0-0 E5 6-3 1B	0-0 P4 ③		4 1 0 0 0 0 4													
Bill Russell, R OBP: 0.280, SLG: 0.233 (1, 6) S S S			0-3 K ①		1-0 HBP		0-0 6-3 ②		0-3 K ①	1 0 0 0 0 1 0 1 0 0 0 0 0 1 1 0 0 0 0 1 0													
Leron Lee, L OBP: 0.246, SLG: 0.176 (7, PH)					1-2 HBP																		
Rick Auerbach, R OBP: 0.293, SLG: 0.264 (7, 6) S S S					0-3 K ③		0-0 1B 3-H		0-0 6-3 ②	2 0 0 0 0 1 2 1 0 1 1 0 0 0 1 0 0 0 0 0 0													
Don Sutton, R OBP: 0.167, SLG: 0.122 (1, 1) X			0-0 1-3 ②																				
Bill Buckner, L OBP: 0.281, SLG: 0.353 (7, PH)																							
Mike Marshall, R OBP: 0.067, SLG: 0.067 (7, 1) X																							
Inning Stats	R: 0 E: 0 K: 1 S: 5	H: 0 LOB: 0 BB: 0 P: 5	R: 0 E: 0 K: 1 S: 6	H: 1 LOB: 1 BB: 0 P: 6	R: 0 E: 0 K: 1 S: 5	H: 0 LOB: 0 BB: 0 P: 5	R: 0 E: 0 K: 0 S: 3	H: 0 LOB: 0 BB: 0 P: 3	R: 0 E: 0 K: 1 S: 5	H: 0 LOB: 2 BB: 1 P: 10	R: 0 E: 0 K: 1 S: 6	H: 1 LOB: 2 BB: 1 P: 10	R: 1 E: 1 K: 0 S: 5	H: 1 LOB: 1 BB: 0 P: 5	R: 1 E: 0 K: 0 S: 5	H: 2 LOB: 2 BB: 1 P: 9	R: 0 E: 0 K: 1 S: 5	H: 0 LOB: 0 BB: 0 P: 5	1B: 4 2B: 0 3B: 1 HR: 0	SF: 1 SAC: 0 DP: 0 HBP: 1	WP: 0 PB: 0 SB: 1 CS: 0	PA: 37	
PITCHER Bill Bonham, R ERA: 4.23 (1, 1)	IP: 8.0 WLS: L BF: 34 H: 5 R: 2 ER: 1 SO: 5 BB: 3 IBB: 0 HBP: 1 BLK: 0 WP: 0 HR: 0 S: 40 P: 53 ERA: 1.12 WHIP: 1.000											PITCHER Darold Knowles, L ERA: 6.18 (9, 1)	IP: 1.0 WLS: 3 BF: 0 H: 0 R: 0 ER: 0 SO: 1 BB: 0 IBB: 0 HBP: 0 BLK: 0 WP: 0 HR: 0 S: 5 P: 5 ERA: 0.00 WHIP: 0.000										

livebaseballscorecards.com

AB	32
R	2
H	5
RBI	2
BB	3
SO	6
LOB	12



Batter	1	2	3	4	5	6	7	8	9	AB R H RBI BB SO LOB	TOP								
Davey Lopes, R OBP: 0.356, SLG: 0.357 (1, 4) (7, 6)	0-0 L1			0-0 F8		0-0 F8 S 1B		0-0 F8		4 0 1 0 0 0 0									
Lee Lacy, R OBP: 0.365, SLG: 0.488 (1, 7) (7, 4)	0-0 G4-6-3 1B			0-0 F8		0-0 5-3 1-2		0-0 E6		4 0 1 0 0 0 1									
John Hale, L OBP: 0.322, SLG: 0.411 (1, 8)	0-0 G4-6-3 1-2f			0-0 2B		0-0 F5		0-3 K		4 0 1 0 0 1 3									
Steve Garvey, R OBP: 0.346, SLG: 0.470 (1, 3)		0-0 F5		0-0 P6		0-0 FC6-4 1B		0-0 FC5-4 1B		4 0 2 0 0 0 1									
Willie Crawford, L OBP: 0.351, SLG: 0.386 (1, 9)		0-0 G6-4-3 1B		0-0 F8		0-0 FC6-4 HBP 1-2f		0-0 F7		4 0 1 0 0 0 2									
Ron Cey, R OBP: 0.349, SLG: 0.426 (1, 5)		0-0 G6-4-3 1-2f		0-0 L1		0-0 F8		0-0 FC5-4 1-2f		4 0 0 0 0 0 3									
Steve Yeager, R OBP: 0.319, SLG: 0.363 (1, 2)			0-0 P4	4-0 BB		1-0 FC4-6 HBP		0-0 F9		2 0 0 0 1 0 1									
Bill Russell, R OBP: 0.277, SLG: 0.230 (1, 6)			0-0 5-3	0-0 L7		0-0 FC4-6 1-2f				2 0 0 0 0 0 1									
Leron Lee, L OBP: 0.241, SLG: 0.173 (7, PH)										1 0 0 0 0 0 2									
Rick Auerbach, R OBP: 0.293, SLG: 0.264 (7, 6)										0 0 0 0 0 0 0									
Charlie Hough, R (7, 1)										0 0 0 0 0 0 0									
Andy Messersmith, R OBP: 0.223, SLG: 0.221 (1, 1)			0-0 6-3			0-0 4-3		0-0 6-3		2 0 0 0 0 0 0									
Bill Buckner, L OBP: 0.280, SLG: 0.352 (7, 7)										1 0 0 0 0 0 0									
Inning Stats	R: 0 E: 0 K: 0 S: 3	H: 1 LOB: 0 BB: 0 P: 3	R: 0 E: 0 K: 0 S: 3	H: 1 LOB: 0 BB: 0 P: 3	R: 0 E: 0 K: 0 S: 3	H: 0 LOB: 0 BB: 0 P: 3	R: 0 E: 0 K: 0 S: 4	H: 1 LOB: 1 BB: 0 P: 4	R: 0 E: 0 K: 0 S: 4	H: 1 LOB: 2 BB: 0 P: 4	R: 0 E: 1 K: 1 S: 6	H: 0 LOB: 1 BB: 0 P: 6	R: 0 E: 0 K: 0 S: 4	H: 1 LOB: 1 BB: 0 P: 4	1B: 5 2B: 1 3B: 0 HR: 0	SF: 0 SAC: 0 DP: 2 HBP: 1	WP: 0 PB: 0 SB: 1 CS: 0	PA: 34	
PITCHER Rick Reuschel, R ERA: 3.22 Paul Reuschel, R ERA: 2.33	IP 6.1 2.2	WLS W 11	BF 23 11	H 5 1	R 0 0	ER 0 0	SO 0 1	BB 1 0	IBB 0 0	HBP 0 1	BLK 0 0	WP 0 0	HR 0 0	S 22 12	P 26 13	ERA 0.00 0.00	WHIP 0.947 0.375		

Los Angeles Dodgers @ Chicago Cubs
Wrigley Field, Chicago, IL
Thu Aug 21 1975, 3:33 AM CDT
Att: 8,377 - Sunny - 85 F

AB	32
R	0
H	6
RBI	0
BB	1
SO	1
LOB	14



livebaseballscorecards.com

Batter	1	2	3	4	5	6	7	8	9	10	11	12	AB	R	H	RBI	BB	SO	LOB	TOP								
Bob Bailey, R OBP: 0.406, SLG: 0.373 Tony Scott, S OBP: 0.259, SLG: 0.239	1-0 6-3 1B		4-0 BB			2-1 G6-4-3 1B			0-1 SH1-4 1B		2-1 G6-4-3 1B		4 0 4 0 1 0 0 0 0 0 0 0 0 0															
Tim Foli, R OBP: 0.284, SLG: 0.289	0-2 6-3 1-2		0-1 6-3			1-1 G6-4-3 1-2f			1-0 SH1-4 1-2		1-0 G6-4-3 1-2f		4 0 0 0 0 0 5															
Pete Mackanin, R OBP: 0.299, SLG: 0.406 Jim Dwyer, L OBP: 0.328, SLG: 0.343 Pepe Frias, R OBP: 0.167, SLG: 0.152	0-0 F7								0-1 F7				3 0 0 0 0 2 1 1 0 0 0 0 0 1 1 0 0 0 0 1 0															
Jose Morales, R OBP: 0.355, SLG: 0.396 Mike Jorgensen, L OBP: 0.366, SLG: 0.380	2-0 G3					2-1 G4-3 1B			1-1 F3		3-3 K		3 0 1 0 0 0 1 1 1 0 0 1 1 1															
Larry Parrish, R OBP: 0.317, SLG: 0.431						1-2 G4-3 1-2f			0-0 6-3				5 1 1 2 0 0 1															
Gary Carter, R OBP: 0.359, SLG: 0.429									1-2 F9				5 0 0 0 0 1 0															
Barry Foote, R OBP: 0.232, SLG: 0.288									0-0 F3				5 0 0 0 0 0 0															
Jim Lyttle, L OBP: 0.344, SLG: 0.222									0-2 F8				4 0 0 0 0 1 0															
Dan Warthen, S OBP: 0.133, SLG: 0.103 Nate Colbert, R OBP: 0.230, SLG: 0.294 Dale Murray, R OBP: 0.400, SLG: 0.250									0-3 K				2 0 0 0 0 1 0 1 1 1 1 0 0 0 1 0 1 0 0 0 0															
Inning Stats	R: 0 E: 0 K: 7 S: 7	H: 1 LOB: 1 BB: 0 P: 10	R: 0 E: 0 K: 5 S: 5	H: 0 LOB: 0 BB: 0 P: 11	R: 0 E: 0 K: 1 S: 6	H: 0 LOB: 1 BB: 1 P: 12	R: 0 E: 0 K: 1 S: 10	H: 1 LOB: 0 BB: 0 P: 14	R: 0 E: 0 K: 0 S: 5	H: 0 LOB: 0 BB: 0 P: 7	R: 0 E: 0 K: 1 S: 7	H: 1 LOB: 0 BB: 0 P: 10	R: 0 E: 0 K: 1 S: 6	H: 0 LOB: 0 BB: 0 P: 9	R: 0 E: 0 K: 0 S: 9	H: 0 LOB: 0 BB: 0 P: 10	R: 1 E: 0 K: 1 S: 9	H: 2 LOB: 1 BB: 0 P: 14	R: 0 E: 0 K: 0 S: 6	H: 0 LOB: 0 BB: 0 P: 11	R: 0 E: 0 K: 0 S: 8	H: 2 LOB: 1 BB: 0 P: 14	R: 2 E: 0 K: 2 S: 9	H: 1 LOB: 0 BB: 1 P: 16	1B: 6 2B: 0 3B: 0 HR: 2	SF: 0 SAC: 1 DP: 3 HBP: 0	WP: 0 PB: 0 SB: 0 CS: 0	PA: 43
PITCHER	IP	WLS	BF	H	R	ER	SO	BB	IBB	HBP	BLK	WP	HR	S	P	ERA	WHIP											
Doug Rau, L ERA: 3.35	(1, 1)	8.1	29	5	1	1	4	1	0	0	0	0	0	59	89	1.08	0.720											
Mike Marshall, R ERA: 2.94	(9, 1)	1.2	5	0	0	0	1	0	0	0	0	0	0	11	19	0.00	0.000											
Al Downing, L ERA: 3.06	(11, 1)	2.0	L 9	3	2	2	2	1	0	0	0	0	1	17	30	9.00	2.000											

Montreal Expos @ Los Angeles Dodgers
 Dodger Stadium, Los Angeles, CA
 Fri Aug 22 1975, 7:05 PM PDT
 Att: 22,046 - Unknown

livebaseballscorecards.com

AB	40
R	3
H	8
RBI	3
BB	2
SO	7
LOB	10



Batter	1	2	3	4	5	6	7	8	9	10	11	12	AB	R	H	RBI	BB	SO	LOB
Davey Lopes, R OBP: 0.354, SLG: 0.354 (1, 4)	L6			1-3				L9		4-3			4	0	0	0	1	0	2
Lee Lacy, R OBP: 0.357, SLG: 0.476 John Hale, L OBP: 0.320, SLG: 0.408 (1, 7) (9, 9)	4-3			L5				L7				F7	4	0	0	0	0	0	1
Jimmy Wynn, R OBP: 0.404, SLG: 0.425 (1, 8)	6-3			F2						5-3		6-3	4	0	0	0	1	0	0
Steve Garvey, R OBP: 0.342, SLG: 0.466 (1, 3)		L1			6-3			K		6-3		L7	5	0	0	0	0	1	2
Ron Cey, R OBP: 0.347, SLG: 0.430 (1, 5)		K			K			HR		6-3		F7	5	1	1	1	0	2	0
Steve Yeager, R OBP: 0.316, SLG: 0.358 (1, 2)		K			1B			F7				5-3	4	0	0	0	1	1	0
Tom Paciorek, R OBP: 0.270, SLG: 0.299 (1, 9) Bill Buckner, L OBP: 0.263, SLG: 0.358 (10, PH) Rick Auerbach, R OBP: 0.293, SLG: 0.264 (11, 6) Leron Lee, L OBP: 0.237, SLG: 0.170 (12, PH)			3-1					F9		6-3		1-3	3	0	1	0	0	0	0
Bill Russell, R OBP: 0.278, SLG: 0.232 Willie Crawford, L OBP: 0.353, SLG: 0.386 (10, PH) (11, 7)										2B			1	0	0	0	0	0	0
Doug Rau, L OBP: 0.229, SLG: 0.169 Mike Marshall, R OBP: 0.067, SLG: 0.067 Manny Mota, R OBP: 0.347, SLG: 0.279 Al Downing, R (11, 1)										IBB		6-3	3	0	0	0	0	2	1
			G1-6-4-3					K					0	0	0	0	0	0	0
													1	0	0	0	0	0	2
													0	0	0	0	0	0	0

Inning Stats	R: 0	H: 0	E: 0	K: 11	S: 17	R: 0	H: 0	E: 0	K: 12	S: 18	R: 0	H: 1	E: 0	K: 5	S: 7	R: 0	H: 0	E: 0	K: 5	S: 6	R: 0	H: 1	E: 0	K: 0	S: 15	R: 0	H: 0	E: 0	K: 0	S: 4	R: 0	H: 0	E: 0	K: 0	S: 3		
	0	0	0	11	17	0	0	0	12	18	0	1	0	5	7	1	0	0	0	5	6	0	1	0	0	15	0	0	0	0	0	0	0	0	4	0	3
	0	0	0	11	17	0	0	0	12	18	0	1	0	5	7	1	0	0	0	5	6	0	1	0	0	15	0	0	0	0	0	0	0	0	4	0	3
	0	0	0	11	17	0	0	0	12	18	0	1	0	5	7	1	0	0	0	5	6	0	1	0	0	15	0	0	0	0	0	0	0	0	4	0	3
	0	0	0	11	17	0	0	0	12	18	0	1	0	5	7	1	0	0	0	5	6	0	1	0	0	15	0	0	0	0	0	0	0	0	4	0	3
	0	0	0	11	17	0	0	0	12	18	0	1	0	5	7	1	0	0	0	5	6	0	1	0	0	15	0	0	0	0	0	0	0	0	4	0	3
	0	0	0	11	17	0	0	0	12	18	0	1	0	5	7	1	0	0	0	5	6	0	1	0	0	15	0	0	0	0	0	0	0	0	4	0	3
	0	0	0	11	17	0	0	0	12	18	0	1	0	5	7	1	0	0	0	5	6	0	1	0	0	15	0	0	0	0	0	0	0	0	4	0	3
	0	0	0	11	17	0	0	0	12	18	0	1	0	5	7	1	0	0	0	5	6	0	1	0	0	15	0	0	0	0	0	0	0	0	4	0	3
	0	0	0	11	17	0	0	0	12	18	0	1	0	5	7	1	0	0	0	5	6	0	1	0	0	15	0	0	0	0	0	0	0	0	4	0	3
	0	0	0	11	17	0	0	0	12	18	0	1	0	5	7	1	0	0	0	5	6	0	1	0	0	15	0	0	0	0	0	0	0	0	4	0	3
	0	0	0	11	17	0	0	0	12	18	0	1	0	5	7	1	0	0	0	5	6	0	1	0	0	15	0	0	0	0	0	0	0	0	4	0	3
	0	0	0	11	17	0	0	0	12	18	0	1	0	5	7	1	0	0	0	5	6	0	1	0	0	15	0	0	0	0	0	0	0	0	4	0	3
	0	0	0	11	17	0	0	0	12	18	0	1	0	5	7	1	0	0	0	5	6	0	1	0	0	15	0	0	0	0	0	0	0	0	4	0	3
	0	0	0	11	17	0	0	0	12	18	0	1	0	5	7	1	0	0	0	5	6	0	1	0	0	15	0	0	0	0	0	0	0	0	4	0	3
	0	0	0	11	17	0	0	0	12	18	0	1	0	5	7	1	0	0	0	5	6	0	1	0	0	15	0	0	0	0	0	0	0	0	4	0	3
	0	0	0	11	17	0	0	0	12	18	0	1	0	5	7	1	0	0	0	5	6	0	1	0	0	15	0	0	0	0	0	0	0	0	4	0	3
	0	0	0	11	17	0	0	0	12	18	0	1	0	5	7	1	0	0	0	5	6	0	1	0	0	15	0	0	0	0	0	0	0	0	4	0	3
	0	0	0	11	17	0	0	0	12	18	0	1	0	5	7	1	0	0	0	5	6	0	1	0	0	15	0	0	0	0	0	0	0	0	4	0	3
	0	0	0	11	17	0	0	0	12	18	0	1	0	5	7	1	0	0	0	5	6	0	1	0	0	15	0	0	0	0	0	0	0	0	4	0	3
	0	0	0	11	17	0	0	0	12	18	0	1	0	5	7	1	0	0	0	5	6	0	1	0	0	15	0	0	0	0	0	0	0	0	4	0	3
	0	0	0	11	17	0	0	0	12	18	0	1	0	5	7	1	0	0	0	5	6	0	1	0	0	15	0	0	0	0	0	0	0	0	4	0	3
	0	0	0	11	17	0	0	0	12	18	0	1	0	5	7	1	0	0	0	5	6	0	1	0	0	15	0	0	0	0	0	0	0	0	4	0	3
	0	0	0	11	17	0	0	0	12	18	0	1	0	5	7	1	0	0	0	5	6	0	1	0	0	15	0	0	0	0	0	0	0	0	4	0	3
	0	0	0	11	17	0	0	0	12	18	0	1	0	5	7	1	0	0	0	5	6	0	1	0	0	15	0	0	0	0	0	0	0	0	4	0	3
	0	0	0	11	17	0	0	0	12	18	0	1	0	5	7	1	0	0	0	5	6	0	1	0	0	15	0	0	0	0	0	0	0	0	4	0	3
	0	0	0	11	17	0	0	0	12	18	0	1	0	5	7	1	0	0	0	5	6	0	1	0	0	15	0	0	0	0	0	0	0	0	4	0	3
	0	0	0	11	17	0	0	0	12	18	0	1	0	5	7	1	0	0	0	5	6	0	1	0	0	15	0	0	0	0	0	0	0	0	4	0	3
	0	0	0	11	17	0	0	0	12	18	0	1	0	5	7	1	0	0	0	5	6	0	1	0	0	15	0	0	0	0	0	0	0	0	4	0	3
	0	0	0	11	17	0	0	0	12	18	0	1	0	5	7	1	0	0	0	5	6	0	1	0	0	15	0	0	0	0	0	0	0	0	4	0	3
	0	0	0	11	17	0	0	0	12	18	0	1	0	5	7	1	0	0	0	5	6	0	1	0	0	15	0	0	0	0	0	0	0	0	4	0	3
	0	0	0	11	17	0	0	0	12	18	0	1	0	5	7	1	0	0	0	5	6	0	1	0	0	15	0	0	0	0	0	0	0	0	4	0	3
	0	0	0	11	17	0	0	0	12	18	0	1	0	5	7	1	0	0	0	5	6	0	1	0	0	15	0	0	0	0	0	0	0	0	4	0	3
	0	0	0	11	17	0	0	0	12	18	0	1	0	5	7	1	0	0	0	5	6	0	1	0	0	15	0	0	0	0	0	0	0	0	4	0	3
	0	0	0	11	17	0	0	0	12	18	0	1	0	5	7	1	0	0	0	5	6	0	1	0	0	15	0	0	0	0	0	0	0	0	4	0	3
	0	0	0	11	17	0	0	0	12	18	0	1	0	5	7	1	0	0	0	5	6	0	1	0	0	15	0	0	0	0	0	0	0	0	4	0	3
	0	0	0	11	1																																

Batter	1	2	3	4	5	6	7	8	9	AB R H RBI BB SO LOB	TOP
Jim Lyttle, L (1, 8) OBP: 0.361, SLG: 0.267	0-1 		4-1 		0-0 F7		1-1 F9			3 0 1 0 1 0 1	
Jim Dwyer, L (1, 7) OBP: 0.325, SLG: 0.333	3-3 K2-3		0-3 K		1-1 F7			4-1 		3 0 0 0 1 2 2	
Mike Jorgensen, L (1, 3) OBP: 0.370, SLG: 0.381	4-2 		2-1 		4-2 			1-3 		2 0 1 0 2 1 1	
Larry Bittner, L (1, 9) OBP: 0.387, SLG: 0.409	3-2 4-3		0-1 		1-0 F7			0-0 		4 0 2 0 0 0 3	
Larry Parrish, R (1, 5) OBP: 0.317, SLG: 0.436		1-2 	0-1 F9		1-0 F2			0-0 F7		4 1 1 1 0 0 5	
Pete Mackanin, R (1, 4) OBP: 0.295, SLG: 0.401		0-3 K		2-3 K		0-3 K		1-2 		4 0 0 0 0 3 3	
Tim Foli, R (1, 6) OBP: 0.281, SLG: 0.286		0-1 F3		1-0 6-3			0-0 F8		2-1 F9	4 0 0 0 0 0 0	
Barry Foote, R (1, 2) OBP: 0.232, SLG: 0.288		1-0 		0-1 6-3			0-0 F8		0-1 F7	4 0 1 0 0 0 0	
Steve Rogers, R (1, 1) OBP: 0.313, SLG: 0.259 Jose Morales, R (9, PH) OBP: 0.351, SLG: 0.392		0-3 K		1-3 K			0-1 		0-1 6-3	3 0 1 0 0 2 1 1 0 0 0 0 0 0	
Inning Stats	R: 0 H: 1 E: 0 LOB: 1 K: 1 BB: 1 S: 11 P: 21	R: 1 H: 2 E: 0 LOB: 1 K: 2 BB: 0 S: 12 P: 14	R: 0 H: 2 E: 0 LOB: 2 K: 1 BB: 1 S: 10 P: 16	R: 0 H: 0 E: 0 LOB: 0 K: 1 BB: 0 S: 6 P: 9	R: 0 H: 0 E: 0 LOB: 0 K: 1 BB: 0 S: 7 P: 9	R: 0 H: 0 E: 0 LOB: 1 K: 1 BB: 1 S: 7 P: 13	R: 0 H: 1 E: 0 LOB: 1 K: 0 BB: 0 S: 6 P: 7	R: 0 H: 1 E: 0 LOB: 2 K: 1 BB: 1 S: 9 P: 15	R: 0 H: 0 E: 0 LOB: 0 K: 0 BB: 0 S: 6 P: 8	1B: 5 SF: 0 2B: 1 SAC: 0 3B: 0 DP: 0 HR: 1 HBP: 0	WP: 1 PA: 36 PB: 0 SB: 0 CS: 2
PITCHER Burt Hooton, R (1, 1) ERA: 3.45 Mike Marshall, R (8, 1) ERA: 2.89	IP WLS BF H R ER SO BB IBB HBP BLK WP HR S P ERA WHIP 7.1 W 31 7 1 1 8 4 0 0 0 1 1 64 99 1.23 1.500 1.2 S 5 0 0 0 0 0 0 0 0 0 0 0 10 13 0.00 0.000	PITCHER IP WLS BF H R ER SO BB IBB HBP BLK WP HR S P ERA WHIP									

Montreal Expos @ Los Angeles Dodgers
Dodger Stadium, Los Angeles, CA
 Sat Aug 23 1975, 7:05 PM PDT
 Unknown

livebaseballscorecards.com

AB	32
R	1
H	7
RBI	1
BB	4
SO	8
LOB	16



Batter	1	2	3	4	5	6	7	8	9	AB R H RBI BB SO LOB	TOP
Jim Lyttle, L (1, 8) OBP: 0.341, SLG: 0.257 	3-2 1-3 		1-1 G3 			2-2 F7 		0-0 1B 1B 	0-2 F8 	5 1 1 0 0 0 0	
Jim Dwyer, L (1, 7) OBP: 0.328, SLG: 0.330 	0-1 F8 			0-0 F8 		4-1 		0-0 1B G3 FC 1B 	0-3 	4 1 1 0 1 1 0	
Mike Jorgensen, L (1, 3) OBP: 0.369, SLG: 0.388 	1-1 F3 			2-0 		1-0 F4 		1-1 G3 		4 1 1 1 0 0 3	
Larry Bittner, L (1, 9) OBP: 0.392, SLG: 0.430 		0-0 		3-3 			0-1 	1-0 		4 2 3 2 0 1 0	
Larry Parrish, R (1, 5) OBP: 0.314, SLG: 0.432 		0-2 5-3 		0-1 6-3 			2-0 5-3 	2-2 FC 		4 0 0 1 0 0 2	
Gary Carter, R (1, 2) OBP: 0.358, SLG: 0.426 		3-3 			2-1 4-3 		4-0 	3-2 F5 		3 0 0 0 1 1 2	
Pete Mackanin, R (1, 4) OBP: 0.295, SLG: 0.399 		1-3 K2-3 			0-1 6-3 		0-3 	1-2 		4 0 1 1 0 2 2	
Tim Foli, R (1, 6) OBP: 0.281, SLG: 0.286 			0-0 5-3 		1-0 6-3 		0-1 	0-0 5-3 		4 0 1 0 0 0 2	
Steve Renko, R (1, 1) OBP: 0.304, SLG: 0.333 Dale Murray, R (7, 1) OBP: 0.364, SLG: 0.222 			2-2 5-3 			1-1 F8 	1-1 FC4-6 		3-3 	3 0 0 0 0 0 3 1 0 0 0 0 1 0	
Inning Stats	R: 0 H: 0 E: 0 LOB: 0 K: 0 BB: 0 S: 8 P: 12	R: 1 H: 1 E: 0 LOB: 0 K: 2 BB: 0 S: 13 P: 17	R: 0 H: 0 E: 0 LOB: 0 K: 0 BB: 0 S: 6 P: 9	R: 1 H: 1 E: 0 LOB: 0 K: 1 BB: 0 S: 7 P: 12	R: 0 H: 0 E: 0 LOB: 0 K: 0 BB: 0 S: 5 P: 8	R: 0 H: 0 E: 0 LOB: 1 K: 0 BB: 1 S: 10 P: 18	R: 0 H: 2 E: 0 LOB: 3 K: 1 BB: 1 S: 10 P: 17	R: 3 H: 4 E: 0 LOB: 2 K: 0 BB: 0 S: 18 P: 26	R: 0 H: 0 E: 0 LOB: 0 K: 2 BB: 0 S: 10 P: 13	1B: 5 SF: 0 2B: 1 SAC: 0 3B: 0 DP: 0 HR: 2 HBP: 0	WP: 0 PA: 38 PB: 0 SB: 0 CS: 0
PITCHER Rick Rhoden, R (1, 1) ERA: 3.86 Charlie Hough, R (7, 1) ERA: 3.82 Mike Marshall, R (8, 1) ERA: 3.13 Stan Wall, L (9, 1) ERA: 1.5	IP WLS BF H R ER SO BB IBB HBP BLK WP HR S P ERA WHIP 6.0 0 21 2 2 2 3 1 0 0 0 0 2 49 76 3.00 0.500 1.0 0 6 2 0 0 1 1 0 0 0 0 0 10 17 0.00 3.000 1.0 L 8 4 3 3 0 0 0 0 0 0 0 0 18 26 27.00 4.000 1.0 0 3 0 0 0 2 0 0 0 0 0 0 10 13 0.00 0.000	PITCHER IP WLS BF H R ER SO BB IBB HBP BLK WP HR S P ERA WHIP 1.0 0 6 2 0 0 1 1 0 0 0 0 0 10 17 0.00 3.000 1.0 L 8 4 3 3 0 0 0 0 0 0 0 0 18 26 27.00 4.000 1.0 0 3 0 0 0 2 0 0 0 0 0 0 10 13 0.00 0.000									

Montreal Expos @ Los Angeles Dodgers
Dodger Stadium, Los Angeles, CA
 Sat Aug 23 1975, 7:05 PM PDT
 Att: 35,050 - Unknown

livebaseballscorecards.com

AB	36
R	5
H	8
RBI	5
BB	2
SO	6
LOB	14



Batter	1	2	3	4	5	6	7	8	9	AB R H RBI BB SO LOB
Davey Lopes, R OBP: 0.355, SLG: 0.355 (1, 4)	0-1 F5		1-0 E6 1B		1-0 F7		1-0 1B 1B		0-1 G3	5 1 2 0 0 0 0
John Hale, L OBP: 0.310, SLG: 0.391 (1, 9)	0-0 FC4-6 1B		2-3 K		3-3 K2-3		0-0 F9		0-2 F7	5 0 1 0 0 2 3
Jimmy Wynn, R OBP: 0.405, SLG: 0.425 (1, 8)	2-1 FC4-6 FC6-4 1-2f		1-1 F5		4-2 BB		0-0 1B 1B 1-2 2-H			3 0 1 1 1 0 2
Steve Garvey, R OBP: 0.340, SLG: 0.461 (1, 3)	0-0 FC6-4 1-2f		0-0 5-3		1-0 L9		0-2 1-3 2-H 1B			4 0 1 1 0 0 3
Willie Crawford, L OBP: 0.347, SLG: 0.378 Charlie Hough, R (7, 1)		0-0 F5		2-2 F9		2-2 F4		2-2 1-3		3 0 0 0 0 0 0
Manny Mota, R OBP: 0.340, SLG: 0.273 (7, PH)										0 0 0 0 0 0 0
Mike Marshall, R OBP: 0.067, SLG: 0.067 (8, 1)										1 0 0 0 0 0 2
Rick Auerbach, R OBP: 0.293, SLG: 0.264 (9, 6)										0 0 0 0 0 0 0
Ron Cey, R OBP: 0.346, SLG: 0.428 (1, 5)		0-1 F9		0-0 1B 1B		2-0 F6		1-0 5-3		4 0 1 0 0 0 0
Steve Yeager, R OBP: 0.317, SLG: 0.366 (1, 2)		0-1 E5 1B		1-1 1-2 1B		0-3 K		1-1 6-3		4 0 1 0 0 1 0
Bill Russell, R OBP: 0.285, SLG: 0.241 Leron Lee, L OBP: 0.233, SLG: 0.167 Stan Wall, L (8, PH)		1-2 FC6-4 1B		1-2 F8		1-0 1B 1B		2-3 K		3 1 2 0 0 0 2
Rick Rhoden, R OBP: 0.063, SLG: 0.063 Bill Buckner, L OBP: 0.280, SLG: 0.354 (7, 7)		0-0 FC6-4 1-2f		2-3 K		1-2 F9		1-0 3-1		2 0 0 0 0 1 4

Inning Stats	R: 0	H: 1	E: 0	LOB: 1	K: 0	BB: 0	S: 6	P: 8	R: 0	H: 1	E: 1	LOB: 2	K: 0	BB: 0	S: 9	P: 10	R: 0	H: 1	E: 1	LOB: 1	K: 1	BB: 0	S: 7	P: 11	R: 0	H: 2	E: 0	LOB: 2	K: 1	BB: 0	S: 13	P: 19	R: 0	H: 0	E: 0	LOB: 1	K: 1	BB: 1	S: 7	P: 16	R: 0	H: 0	E: 0	LOB: 0	K: 1	BB: 0	S: 9	P: 13	R: 2	H: 4	E: 0	LOB: 2	K: 0	BB: 0	S: 14	P: 19	R: 0	H: 0	E: 0	LOB: 0	K: 1	BB: 0	S: 7	P: 11	R: 0	H: 0	E: 0	LOB: 0	K: 0	BB: 0	S: 6	P: 7	1B: 9	SF: 0	2B: 0	SAC: 0	3B: 0	DP: 0	HR: 0	HBP: 0	WP: 0	PA: 38
Steve Renko, R ERA: 4.5 (1, 1)	IP: 6.2	WLS: 1	BF: 30	H: 8	R: 2	ER: 2	SO: 4	BB: 1	IBB: 0	HBP: 0	BLK: 0	WP: 0	HR: 0	S: 58	P: 87	ERA: 2.70	WHIP: 1.350	Dale Murray, R ERA: 3.45 (7, 1)	IP: 2.1	WLS: 1	BF: 8	H: 1	R: 0	ER: 0	SO: 1	BB: 0	IBB: 0	HBP: 0	BLK: 0	WP: 0	HR: 0	S: 20	P: 27	ERA: 0.00	WHIP: 0.429																																															

BOTTOM

Montreal Expos @ Los Angeles Dodgers
 Dodger Stadium, Los Angeles, CA
 Sat Aug 23 1975, 7:05 PM PDT
 Att. 35,050 - Unknown

livebaseballscorecards.com

AB	37
R	2
H	9
RBI	2
BB	1
SO	5
LOB	17



Batter	1	2	3	4	5	6	7	8	9	10	11	12	13	14	AB R H RBI BB SO LOB	TOP											
Jim Lyttle, L OBP: 0.354, SLG: 0.293 (1, 8)	4-0 SH5-4 E BB	1-2 F7			0-2 5-3		2-3 K			1-0 4-3			2-1 SH1-4 1B	3-2 2B	6 1 2 1 1 1 2												
Jim Dwyer, L OBP: 0.323, SLG: 0.325 (1, 7)	0-0 SH5-4	0-0 5-3			1-0 CS 1B		1-0 F8			3-2 F2			1-1 SH1-4	1-0 F6	5 0 1 0 0 0 3												
Mike Jorgensen, L OBP: 0.366, SLG: 0.383 (1, 3)	2-3 K				4-2 BB BB				2-1 F9				1-3 K		5 0 0 0 1 2 3												
Larry Bittner, L OBP: 0.388, SLG: 0.422 (1, 9)	1-0 E4 E				4-1 BB				0-0 G3				0-2 F9		5 0 0 0 1 0 2												
Larry Parrish, R OBP: 0.309, SLG: 0.426 (1, 5)	1-2 E6				1-1 F5				2-3 K				1-1 5-3		6 0 0 0 0 1 3												
Gary Carter, R OBP: 0.356, SLG: 0.421 (1, 2)	1-3 K2-3				2-2 F5				2-2 6-3				1-3 K		5 1 0 0 1 2 3												
Pete Mackanin, R OBP: 0.295, SLG: 0.407 (1, 4)					1-3 K				2-3 K				0-0 F7		6 2 2 1 0 3 0												
Tim Foli, R OBP: 0.281, SLG: 0.286 (9, PH)					1-0 L7				0-0 5-3				2-3 K		3 0 1 0 0 0 0												
Nate Colbert, R OBP: 0.229, SLG: 0.293 (9, 1)													4-0 E 2B		1 0 0 0 0 1 0												
Dale Murray, R OBP: 0.333, SLG: 0.200 (14, PH)													1-2 E 2B		1 0 0 0 0 1 0												
Jose Morales, R OBP: 0.357, SLG: 0.392 (14, 1)													3-H IBB		0 1 0 0 1 0 0												
Chuck Taylor, R (14, 1)													0-0 F9		0 0 0 0 0 0 0												
Don Carrithers, R OBP: 0.154, SLG: 0.231 (7, PH)													1-3 2-H		0 0 0 0 0 0 0												
Bob Bailey, R OBP: 0.404, SLG: 0.371 (7, 1)															3 0 1 0 0 0 1												
Pepe Frias, R OBP: 0.179, SLG: 0.167 (9, 6)															1 0 0 0 0 0 0												
Donald DeMola, R (7, 1)															0 0 0 0 0 0 0												
Pepe Frias, R OBP: 0.179, SLG: 0.167 (9, 6)															0 0 0 0 0 0 0												
Pepe Frias, R OBP: 0.179, SLG: 0.167 (9, 6)															3 0 1 0 0 0 1												
Inning Stats	R: 1 E: 2 K: 2 S: 11	H: 0 LOB: 2 BB: 1 P: 20	R: 1 E: 0 K: 0 S: 11	H: 2 LOB: 1 BB: 0 P: 14	R: 0 E: 0 K: 1 S: 10	H: 0 LOB: 1 BB: 0 P: 15	R: 0 E: 0 K: 0 S: 5	H: 0 LOB: 0 BB: 0 P: 7	R: 0 E: 0 K: 1 S: 9	H: 1 LOB: 2 BB: 2 P: 19	R: 0 E: 0 K: 1 S: 7	H: 0 LOB: 0 BB: 0 P: 11	R: 0 E: 0 K: 2 S: 8	H: 0 LOB: 0 BB: 0 P: 12	R: 0 E: 1 K: 0 S: 10	H: 1 LOB: 0 BB: 0 P: 15	R: 0 E: 0 K: 1 S: 6	H: 0 LOB: 0 BB: 0 P: 8	R: 0 E: 0 K: 1 S: 14	H: 0 LOB: 1 BB: 0 P: 18	R: 0 E: 0 K: 0 S: 14	H: 1 LOB: 1 BB: 0 P: 30	1B: 5 2B: 1 3B: 0 HR: 1	SF: 0 SAC: 2 DP: 0 HBP: 0	WP: 1 PB: 1 SB: 0 CS: 1	PA: 56	
PITCHER	IP WLS BF H R ER SO BB IBB HBP BLK WP HR S P ERA WHIP	IP WLS BF H R ER SO BB IBB HBP BLK WP HR S P ERA WHIP	IP WLS BF H R ER SO BB IBB HBP BLK WP HR S P ERA WHIP	IP WLS BF H R ER SO BB IBB HBP BLK WP HR S P ERA WHIP	IP WLS BF H R ER SO BB IBB HBP BLK WP HR S P ERA WHIP	IP WLS BF H R ER SO BB IBB HBP BLK WP HR S P ERA WHIP	IP WLS BF H R ER SO BB IBB HBP BLK WP HR S P ERA WHIP	IP WLS BF H R ER SO BB IBB HBP BLK WP HR S P ERA WHIP	IP WLS BF H R ER SO BB IBB HBP BLK WP HR S P ERA WHIP	IP WLS BF H R ER SO BB IBB HBP BLK WP HR S P ERA WHIP	IP WLS BF H R ER SO BB IBB HBP BLK WP HR S P ERA WHIP	IP WLS BF H R ER SO BB IBB HBP BLK WP HR S P ERA WHIP	IP WLS BF H R ER SO BB IBB HBP BLK WP HR S P ERA WHIP	IP WLS BF H R ER SO BB IBB HBP BLK WP HR S P ERA WHIP	IP WLS BF H R ER SO BB IBB HBP BLK WP HR S P ERA WHIP	IP WLS BF H R ER SO BB IBB HBP BLK WP HR S P ERA WHIP	IP WLS BF H R ER SO BB IBB HBP BLK WP HR S P ERA WHIP	IP WLS BF H R ER SO BB IBB HBP BLK WP HR S P ERA WHIP	IP WLS BF H R ER SO BB IBB HBP BLK WP HR S P ERA WHIP	IP WLS BF H R ER SO BB IBB HBP BLK WP HR S P ERA WHIP	IP WLS BF H R ER SO BB IBB HBP BLK WP HR S P ERA WHIP	IP WLS BF H R ER SO BB IBB HBP BLK WP HR S P ERA WHIP	IP WLS BF H R ER SO BB IBB HBP BLK WP HR S P ERA WHIP	IP WLS BF H R ER SO BB IBB HBP BLK WP HR S P ERA WHIP	IP WLS BF H R ER SO BB IBB HBP BLK WP HR S P ERA WHIP	IP WLS BF H R ER SO BB IBB HBP BLK WP HR S P ERA WHIP	IP WLS BF H R ER SO BB IBB HBP BLK WP HR S P ERA WHIP
Don Sutton, R ERA: 2.5 (1, 1)	11.0	42	4	2	1	9	3	0	0	0	0	0	0	0	0	0.82	0.636										
Mike Marshall, R ERA: 3.22 (12, 1)	2.2	13	3	3	2	2	1	1	0	0	1	0	0	0	0	6.75	1.500										
Stan Wall, L ERA: 1.42 (14, 1)	0.1	1	0	0	0	0	0	0	0	0	0	0	0	0	0	0.00	0.000										

Montreal Expos @ Los Angeles Dodgers
 Dodger Stadium, Los Angeles, CA
 Sun Aug 24 1975, 3:33 AM PDT
 Att: 35,305 - Unknown
livebaseballscorecards.com

AB	49
R	5
H	7
RBI	2
BB	5
SO	11
LOB	18



Batter	1	2	3	4	5	6	7	8	9	10	11	12	13	14	AB	R	H	RBI	BB	SO	LOB
Davey Lopes, R (1, 4) OBP: 0.359, SLG: 0.360 (14, 6)	0-0 HBP 1B 2B		1-1 6-3 1B		2-1 2-H 1B		4-0 F8 BB		0-0 6-3			2-1 CS 1B		2-2 G3 1-2	6	1	4	1	1	0	1
John Hale, L (1, 9) OBP: 0.297, SLG: 0.372	0-0 F7		1-1 F8 1-2		0-1 F6 1-2		3-2 F8 1-3		0-0 3-1			3-2 F7		0-1 P6	7	0	0	0	0	0	6
Jimmy Wynn, R (1, 8) OBP: 0.403, SLG: 0.420	4-2 HBP 1B BB		3-1 6-3 2-3		2-1 F5		1-1 P4		0-3 K			3-2 G3 1-2		1-1 1B 2-H	6	0	1	1	1	1	4
Steve Garvey, R (1, 3) OBP: 0.341, SLG: 0.460	2-0 1B 1-2 2-3 HBP		2-0 F9			0-1 F2		0-1 L7		0-0 1B			2-2 SH3-4 1B	1-1 3-1	6	0	2	0	0	0	2
Willie Crawford, L (1, 7) OBP: 0.344, SLG: 0.375	2-3 K			2-1 3-1		0-0 FC6-4 BB 1B		0-1 L7		1-0 F7			0-0 SH3-4 1-2		5	0	1	0	0	1	4
Ron Cey, R (1, 5) OBP: 0.348, SLG: 0.427	0-1 1-2 2-H 3-H 1B			1-1 5-3		4-2 FC6-4 1-2 BB		1-0 E5			0-1 4-3		4-0 IBB		4	0	1	1	2	0	0
Steve Yeager, R (1, 2) OBP: 0.312, SLG: 0.359		0-0 F7		2-2 F4		2-0 FC6-4 1-2 2-3		3-1 P4		1-0 6-3		1-0 P4		1-0 K	6	0	0	0	0	0	5
Bill Russell, R (1, 6) OBP: 0.287, SLG: 0.244		1-3 K			1-0 SH2-4 1B 1B		1-1 F2		0-2 6-3		0-0 2B 1B		1-3 K	2	1	1	0	0	0	1	0
Bill Buckner, L (6, PH) OBP: 0.279, SLG: 0.353															1	0	0	0	0	0	2
Rick Auerbach, R (7, 6) OBP: 0.295, SLG: 0.267															2	0	1	0	0	0	0
Lee Lacy, R (13, PH) OBP: 0.349, SLG: 0.466 (14, 4)															1	0	0	0	0	1	2
Don Sutton, R (1, 1) OBP: 0.160, SLG: 0.117		1-0 F9			2-1 SH2-4		3-2 5-3		0-0 4-3		0-2 1-H 2B		2-2 G3 1B 1B	3	0	0	0	0	0	0	0
Leron Lee, L (11, PH) OBP: 0.246, SLG: 0.200															1	0	1	0	0	0	0
Mike Marshall, R (12, 1) OBP: 0.067, SLG: 0.067															0	0	0	0	0	0	0
Stan Wall, L (14, 1)															0	0	0	0	0	0	0
Manny Mota, R (14, PH) OBP: 0.353, SLG: 0.289															1	1	1	0	0	0	0

Inning Stats	R: 1	H: 2	E: 0	LOB: 2	K: 1	S: 9	P: 17	R: 0	H: 0	E: 0	LOB: 0	K: 1	S: 5	P: 7	R: 0	H: 1	E: 0	LOB: 1	K: 0	S: 7	P: 14	R: 0	H: 0	E: 0	LOB: 0	K: 0	S: 9	P: 14	R: 1	H: 2	E: 0	LOB: 1	K: 0	S: 9	P: 16	R: 0	H: 1	E: 0	LOB: 2	K: 0	S: 8	P: 15	R: 0	H: 0	E: 1	LOB: 1	K: 0	S: 7	P: 11	R: 0	H: 0	E: 0	LOB: 0	K: 0	S: 5	P: 5	R: 0	H: 0	E: 0	LOB: 0	K: 1	S: 6	P: 7	R: 0	H: 2	E: 0	LOB: 2	K: 0	S: 7	P: 8	R: 0	H: 1	E: 0	LOB: 0	K: 1	S: 8	P: 16	R: 0	H: 1	E: 0	LOB: 2	K: 1	S: 8	P: 16	R: 1	H: 2	E: 0	LOB: 1	K: 0	S: 14	P: 20	1B: 11	SF: 0	2B: 2	SAC: 2	3B: 0	DP: 0	HR: 0	HBP: 1	WP: 0	PA: 58
PITCHER	IP	WLS	BF	H	R	ER	SO	BB	IBB	HBP	BLK	WP	HR	S	P	ERA	WHIP																																																																																				
Don Carrithers, R ERA: 3.6	(1, 1)		6.0	26	6	2	2	0	0	1	0	0	0	0	0	3.00	1.333																																																																																				
Donald DeMola, R ERA: 4.25	(7, 1)		2.0	8	0	0	0	1	0	0	0	0	0	0	0	0.00	0.500																																																																																				
Dale Murray, R ERA: 3.24	(9, 1)	W	5.0	19	5	0	2	0	1	0	0	0	0	0	0	0.00	1.000																																																																																				
Chuck Taylor, R ERA: 4.02	(14, 1)	S	1.0	5	2	1	1	0	0	0	0	0	0	0	0	9.00	2.000																																																																																				

Montreal Expos @ Los Angeles Dodgers
Dodger Stadium, Los Angeles, CA
 Sun Aug 24 1975, 3:33 AM PDT
 Att: 35,305 - Unknown

livebaseballscorecards.com

AB	51
R	3
H	13
RBI	3
BB	4
SO	4
LOB	26



Batter	1	2	3	4	5	6	7	8	9	AB R H RBI BB SO LOB	TOP											
Dave Cash, R (1, 4) OBP: 0.359, SLG: 0.388	0-0 4-3 1B	0-0 F8			0-0 F9 SH5-4 1B	0-0 FC5-4			0-0 4-3	5 2 2 0 0 0 2												
Larry Bowa, S (1, 6) OBP: 0.332, SLG: 0.386	0-0 P6		0-0 F9		0-0 SH5-4		0-0 1B SF9 1B		0-0 G3	4 1 1 0 0 0 1												
Jay Johnstone, L (1, 9) OBP: 0.420, SLG: 0.493 Mike Anderson, R (7, PR) OBP: 0.321, SLG: 0.397	0-0 4-3 1-2		0-0 4-3		0-0 F9		0-0 SF9 1B		0-0 5-3	4 0 1 0 0 0 2 1 0 0 0 0 0 0												
Greg Luzinski, R (1, 7) OBP: 0.409, SLG: 0.589	0-0 2-H 1B		4-0 1B BB		0-0 BB 1B		0-0 P6			3 0 2 2 1 0 2												
Dick Allen, R (1, 3) OBP: 0.321, SLG: 0.367	0-3 K		0-0 1-2 1B		4-0 1-2 BB		0-0 SF9			2 0 1 1 1 1 1												
Mike Schmidt, R (1, 5) OBP: 0.370, SLG: 0.526		0-0 HR	0-0 L5		0-0 F8		0-0 K			4 1 1 1 0 1 6												
Garry Maddox, R (1, 8) OBP: 0.346, SLG: 0.410		0-3 K		0-0 4-3 F2-5 1B		0-0 5-3		0-0 4-3		4 0 1 0 0 1 0												
Johnny Oates, L (1, 2) OBP: 0.362, SLG: 0.347		0-0 L7		0-0 4-3 1-3		0-0 6-3		0-3 K		4 0 0 0 0 1 1												
Larry Christenson, R (1, 1) OBP: 0.279, SLG: 0.375 Gene Garber, R (6, 1) OBP: 0.182, SLG: 0.182		0-0 1B		0-0 F2-5 3-H		4-0 FC5-4 BB		0-0 4-3		2 0 1 0 1 0 1 1 0 0 0 0 0 0												
Inning Stats	R: 1 E: 0 K: 1 S: 7	H: 2 LOB: 1 BB: 0 P: 7	R: 1 E: 0 K: 1 S: 7	H: 2 LOB: 1 BB: 0 P: 7	R: 0 E: 0 K: 0 S: 4	H: 1 LOB: 2 BB: 1 P: 8	R: 0 E: 0 K: 0 S: 3	H: 1 LOB: 0 BB: 0 P: 3	R: 1 E: 0 K: 0 S: 5	H: 2 LOB: 2 BB: 1 P: 9	R: 0 E: 0 K: 0 S: 3	H: 0 LOB: 1 BB: 1 P: 7	R: 1 E: 0 K: 1 S: 7	H: 2 LOB: 2 BB: 0 P: 7	R: 0 E: 0 K: 1 S: 5	H: 0 LOB: 0 BB: 0 P: 5	R: 0 E: 0 K: 0 S: 3	H: 0 LOB: 0 BB: 0 P: 3	1B: 9 2B: 1 3B: 0 HR: 1	SF: 1 SAC: 1 DP: 1 HBP: 0	WP: 0 PB: 0 SB: 1 CS: 0	PA: 39
PITCHER	IP WLS BF H R ER SO BB IBB HBP BLK WP HR S P ERA WHIP												PITCHER	IP WLS BF H R ER SO BB IBB HBP BLK WP HR S P ERA WHIP								
Andy Messersmith, R (1, 1) ERA: 2.36	8.0 L 36 10 4 4 4 3 0 0 0 0 0 1 41 53 4.50 1.625																					
Charlie Hough, R (9, 1) ERA: 3.69	1.0 3 0 0 0 0 0 0 0 0 0 0 0 3 3 0.00 0.000																					

Philadelphia Phillies @ Los Angeles Dodgers
Dodger Stadium, Los Angeles, CA
Mon Aug 25 1975, 7:05 PM PDT
Att: 20,048 - Unknown

livebaseballscorecards.com

AB	34
R	4
H	10
RBI	4
BB	3
SO	4
LOB	16



Batter	1	2	3	4	5	6	7	8	9	AB R H RBI BB SO LOB
Davey Lopes, R OBP: 0.358, SLG: 0.358 (1, 4)	0-0 F9		0-0 L4			0-0 5-3		4-0 BB		3 0 0 0 1 0 0
Lee Lacy, R OBP: 0.358, SLG: 0.472 (1, 7)	0-0 1B			0-0 G4-6-3 1B		0-0 2B 1B		0-3 K		4 1 3 0 0 1 1
Willie Crawford, L OBP: 0.340, SLG: 0.370 (1, 9)	0-0 F7			0-0 G4-6-3 1-2f		0-0 F8		0-0 G3		4 0 0 0 0 0 4
Steve Garvey, R OBP: 0.342, SLG: 0.461 (1, 3)	0-3 K			4-0 FC6-4 BB		0-0 2B		0-3 K		3 0 1 1 1 2 1
Ron Cey, R OBP: 0.346, SLG: 0.423 (1, 5)		0-0 F8		0-0 FC6-4 1-2f		0-0 6-3		0-3 K		4 0 0 0 0 1 2
John Hale, L OBP: 0.302, SLG: 0.378 (1, 8)		0-0 P6			0-0 6-3 4-3 2B		0-0 4-3		4-0 BB	3 1 1 0 1 0 0
Steve Yeager, R OBP: 0.309, SLG: 0.355 (1, 2)		0-0 F8			0-0 6-3 2-3		0-0 L1		0-0 F9	4 0 0 0 0 0 2
Bill Russell, R OBP: 0.283, SLG: 0.240 (1, 6)			0-0 6-3		0-0 4-3 3-H		0-0 5-3			3 0 0 1 0 0 0
Andy Messersmith, R OBP: 0.219, SLG: 0.216 (1, 1)			0-0 P3		0-0 P4			0-0 4-3		2 0 0 0 0 0 0
Bill Buckner, L OBP: 0.278, SLG: 0.351 (8, PH)										1 0 0 0 0 0 0
Charlie Hough, R (9, 1)										0 0 0 0 0 0 0

Inning Stats	R: 0	H: 1	E: 0	K: 1	S: 6	LOB: 1	BB: 0	P: 6	R: 0	H: 0	E: 0	K: 0	S: 3	LOB: 0	BB: 0	P: 3	R: 0	H: 0	E: 0	K: 0	S: 3	LOB: 1	BB: 1	P: 7	R: 1	H: 1	E: 0	K: 0	S: 4	LOB: 0	BB: 0	P: 4	R: 1	H: 2	E: 0	K: 0	S: 5	LOB: 1	BB: 0	P: 5	R: 0	H: 0	E: 0	K: 0	S: 3	LOB: 0	BB: 0	P: 3	R: 0	H: 0	E: 0	K: 1	S: 5	LOB: 1	BB: 1	P: 9	R: 0	H: 0	E: 0	K: 2	S: 7	LOB: 1	BB: 1	P: 11	1B: 3	2B: 2	3B: 0	HR: 0	SF: 0	SAC: 0	DP: 1	HBP: 0	WP: 0	PB: 0	SB: 1	CS: 0	PA: 34
PITCHER	IP	WLS	BF	H	R	ER	SO	BB	IBB	HBP	BLK	WP	HR	S	P	ERA	WHIP	PITCHER	IP	WLS	BF	H	R	ER	SO	BB	IBB	HBP	BLK	WP	HR	S	P	ERA	WHIP																																										
Larry Christenson, R ERA: 3.6 (1, 1)	5.2	W	22	5	2	2	1	1	0	0	0	0	0	23	27	3.18	1.059	Gene Garber, R ERA: 3.34 (6, 1)	3.1	S	12	0	0	0	3	2	0	0	0	0	16	24	0.00	0.600																																											

BOTTOM


Philadelphia Phillies @ Los Angeles Dodgers
 Dodger Stadium, Los Angeles, CA

Mon Aug 25 1975, 7:05 PM PDT
 Att. 20,048 - Unknown

livebaseballscores.com

AB 31
R 2
H 5
RBI 2
BB 3
SO 4
LOB 10



Batter	1	2	3	4	5	6	7	8	9	AB R H RBI BB SO LOB	TOP	
Dave Cash, R (1, 4) OBP: 0.359, SLG: 0.389 Dick Ruthven, R (8, 1) OBP: 0.111, SLG: 0.111	0-0 SH3-4 G3 2B		0-0 4-3			0-0 6-3		0-0 L8		4 1 1 0 0 0 0 0 0 0 0 0 0 0		
Larry Bowa, S (1, 6) OBP: 0.330, SLG: 0.384	0-0 SH3-4 2-3		0-0 6-3			0-0 6-3		0-0 F9		3 0 0 0 0 0 0		
Ollie Brown, R (1, 9) OBP: 0.372, SLG: 0.534	0-0 G3 3-H		0-0 6-3			0-0 5-3		0-0 F9		4 0 0 1 0 0 0		
Greg Luzinski, R (1, 7) OBP: 0.408, SLG: 0.586	0-0 BB 1B		0-3 K			0-0 P4		0-3 K		4 0 1 0 0 2 0		
Dick Allen, R (1, 3) OBP: 0.321, SLG: 0.365	4-0 1-2 BB		0-0 F8			0-0 P3				2 0 0 0 1 0 0		
Mike Schmidt, R (1, 5) OBP: 0.370, SLG: 0.525	0-0 P4		0-3 K			0-0 1B				3 0 1 0 0 1 2		
Garry Maddox, R (1, 8) OBP: 0.346, SLG: 0.408 Terry Harmon, R (8, 4) OBP: 0.299, SLG: 0.269		0-3 K			4-0 BB G1-6-3		0-0 F7			2 0 0 0 1 1 1 0 0 0 0 0 0 0	AB 27 R 1 H 3 RBI 1 BB 3 SO 5 LOB 5	
Bob Boone, R (1, 2) OBP: 0.318, SLG: 0.317		4-0 CS BB			0-0 G1-6-3 1-2f		0-0 F8			2 0 0 0 1 0 1		
Tom Underwood, R (1, 1) OBP: 0.156, SLG: 0.145 Wayne Twitchell, R (5, 1) OBP: 0.063, SLG: 0.094 Mike Anderson, R (8, PH) OBP: 0.320, SLG: 0.395		0-0 6-3 1-2			0-3 K		0-0 F3			2 0 0 0 0 1 1 0 0 0 0 0 0 0 1 0 0 0 0 0 0		
Inning Stats	R: 1 H: 2 E: 0 LOB: 2 K: 0 BB: 1 S: 5 P: 9	R: 0 H: 0 E: 0 LOB: 0 K: 1 BB: 1 S: 4 P: 8	R: 0 H: 0 E: 0 LOB: 0 K: 2 BB: 0 S: 3 P: 3	R: 0 H: 0 E: 0 LOB: 0 K: 2 BB: 0 S: 7 P: 7	R: 0 H: 0 E: 0 LOB: 0 K: 1 BB: 1 S: 4 P: 8	R: 0 H: 0 E: 0 LOB: 0 K: 0 BB: 0 S: 3 P: 3	R: 0 H: 1 E: 0 LOB: 1 K: 0 BB: 0 S: 4 P: 4	R: 0 H: 0 E: 0 LOB: 0 K: 0 BB: 0 S: 3 P: 3	R: 0 H: 0 E: 0 LOB: 0 K: 1 BB: 0 S: 5 P: 5	1B: 2 SF: 0 2B: 1 SAC: 1 3B: 0 DP: 1 HR: 0 HBP: 0	WP: 0 PA: 31 PB: 0 SB: 0 CS: 1	
PITCHER Doug Rau, L (1, 1) ERA: 3.25	IP WLS BF H R ER SO BB IBB HBP BLK WP HR S P ERA WHIP	9.0 W 31 3 1 1 5 3 0 0 0 0 0 0 38 50 1.00 0.667										

Philadelphia Phillies @ Los Angeles Dodgers
Dodger Stadium, Los Angeles, CA
Tue Aug 26 1975, 7:05 PM PDT
Att: 20,273 - Unknown

livebaseballscorecards.com

Batter	1	2	3	4	5	6	7	8	9	AB	R	H	RBI	BB	SO	LOB
Davey Lopes, R OBP: 0.359, SLG: 0.359 (1, 4)	0-0 1B G4-6-3 1B		0-0 BB 1B WP 1B	0-0 F8		0-3 K	0-0 FC6-4 1-2f			5	2	2	0	0	1	4
Lee Lacy, R OBP: 0.359, SLG: 0.470 (1, 7)	0-0 1-3 1B G4-6-3		0-0 WP 1-2 BB E 1B			0-3 K	0-3 K	0-0 5-3		5	1	2	0	0	2	1
Jimmy Wynn, R OBP: 0.407, SLG: 0.421 (1, 8)	0-0 1-2f 3-H G4-6-3		4-0 E 1-2 2-3 WP BB			4-0 1B HR BB	4-0 S 2B BB	0-0 G4-6-3 1B		2	2	1	0	3	0	1
Steve Garvey, R OBP: 0.341, SLG: 0.459 (1, 3)	0-0 F9		0-3 K 1-2 2-3 3-H			0-0 1-3 HR 1B	0-3 K 1-2	0-0 G4-6-3 1-2f		5	1	1	0	0	2	4
Ron Cey, R OBP: 0.349, SLG: 0.430 (1, 5)		0-0 6-3	4-0 E IBB			0-0 1-H 3-H HR	4-0 2B BB			2	2	1	3	2	0	0
Steve Yeager, R OBP: 0.305, SLG: 0.351 (1, 2)		0-3 K	0-0 E3 G4-6-3 1-2 2-3 3-H			0-3 K	0-3 K			4	0	0	1	0	3	4
Tom Paciorek, R OBP: 0.271, SLG: 0.300 (1, 9)		0-0 E 1B	0-0 G4-6-3 1-2f			0-0 6-3	0-0 E 1-H 2-H 2B			3	0	1	0	0	0	3
John Hale, L OBP: 0.306, SLG: 0.389 (7, PH) (8, 9)										1	0	1	2	0	0	0
Bill Russell, R OBP: 0.282, SLG: 0.236 (1, 6)		0-0 E6 1-2		0-0 6-3			0-0 4-3	4-0 E BB		3	0	0	0	1	0	1
Doug Rau, L OBP: 0.230, SLG: 0.174 (1, 1)		0-3 K		0-0 5-3			0-0 1B	0-0 E4 FC6-4 1-2 2-3		4	0	1	0	0	1	4

Inning Stats	R: 1	H: 2	E: 0	LOB: 0	K: 0	BB: 0	S: 4	P: 4	R: 0	H: 1	E: 1	LOB: 2	K: 2	BB: 0	S: 9	P: 9	R: 2	H: 2	E: 1	LOB: 2	K: 1	BB: 2	S: 7	P: 15	R: 0	H: 0	E: 0	LOB: 0	K: 0	BB: 0	S: 3	P: 3	R: 3	H: 2	E: 0	LOB: 0	K: 2	BB: 1	S: 9	P: 13	R: 0	H: 1	E: 0	LOB: 1	K: 2	BB: 0	S: 8	P: 8	R: 2	H: 1	E: 1	LOB: 3	K: 2	BB: 3	S: 9	P: 21	R: 0	H: 1	E: 0	LOB: 0	K: 0	BB: 0	S: 3	P: 3
--------------	------	------	------	--------	------	-------	------	------	------	------	------	--------	------	-------	------	------	------	------	------	--------	------	-------	------	-------	------	------	------	--------	------	-------	------	------	------	------	------	--------	------	-------	------	-------	------	------	------	--------	------	-------	------	------	------	------	------	--------	------	-------	------	-------	------	------	------	--------	------	-------	------	------

PITCHER	IP	WLS	BF	H	R	ER	SO	BB	IBB	HBP	BLK	WP	HR	S	P	ERA	WHIP
Tom Underwood, L ERA: 3.81 (1, 1)	4.1	L	22	6	5	5	4	2	1	0	0	1	0	27	39	10.38	1.846
Wayne Twitchell, R ERA: 4.62 (5, 1)	2.2		15	3	3	3	5	3	0	0	0	0	1	22	34	10.12	2.250
Dick Ruthven, R ERA: 6.31 (8, 1)	1.0		3	1	0	0	0	0	0	0	0	0	0	3	3	0.00	1.000

BOTTOM

Philadelphia Phillies @ Los Angeles Dodgers
 Dodger Stadium, Los Angeles, CA
 Tue Aug 26 1975, 7:05 PM PDT
 Att. 20,273 - Unknown

AB	34
R	8
H	10
RBI	6
BB	6
SO	9
LOB	22

WP: 1 PA: 40
 PB: 0
 SB: 1
 CS: 0



PITCHER	IP	WLS	BF	H	R	ER	SO	BB	IBB	HBP	BLK	WP	HR	S	P	ERA	WHIP
---------	----	-----	----	---	---	----	----	----	-----	-----	-----	----	----	---	---	-----	------

Batter	1	2	3	4	5	6	7	8	9	AB R H RBI BB SO LOB	TOP											
Dave Cash, R (1, 4) OBP: 0.360, SLG: 0.391	0-0 F9		0-0 6-3			0-0 1-3 2B			0-0 1B	4 0 2 0 0 0 0	Philadelphia Phillies @ Los Angeles Dodgers Dodger Stadium, Los Angeles, CA Wed Aug 27 1975, 7:05 PM PDT Att: 20,753 - Unknown livebaseballscorecards.com											
Larry Bowa, S (1, 6) OBP: 0.327, SLG: 0.380	0-3 K			0-0 6-3		0-0 F8		0-0 L9	4 0 0 0 0 1 3													
Jay Johnstone, L (1, 9) OBP: 0.415, SLG: 0.487	0-0 L7			0-0 P5		0-0 P2		0-0 F7	4 0 0 0 0 0 3													
Greg Luzinski, R (1, 7) OBP: 0.405, SLG: 0.581		0-0 1-3		0-0 4-3		0-0 F8		0-3 K	4 0 0 0 0 1 1													
Dick Allen, R (1, 3) OBP: 0.319, SLG: 0.362		0-0 P2			0-3 K		0-0 L9		3 0 0 0 0 1 0													
Mike Schmidt, R (1, 5) OBP: 0.370, SLG: 0.522		4-0 BB			0-3 K		0-0 P3		2 0 0 0 1 1 0													
Dick Ruthven, R (7, 1) OBP: 0.111, SLG: 0.111									0 0 0 0 0 0 0													
Garry Maddox, R (1, 8) OBP: 0.343, SLG: 0.404		0-0 F8			0-0 P4			0-3 K	3 0 0 0 0 1 1													
Johnny Oates, L (1, 2) OBP: 0.357, SLG: 0.342			0-0 1-3			0-0 6-3		0-3 K	3 0 0 0 0 1 0													
Steve Carlton, L (1, 1) OBP: 0.176, SLG: 0.153			0-0 4-3			0-0 2B 1B		0-0 4-3	1 0 0 0 0 0 0													
Tim McCarver, L (6, PH) OBP: 0.410, SLG: 0.415									1 0 1 0 0 0 0													
Ron Schueler, R (6, 1) OBP: 0.154, SLG: 0.154									0 0 0 0 0 0 0													
Tom Hilgendorf, S (6, 1) OBP: 0.133, SLG: 0.250									0 0 0 0 0 0 0													
Gene Garber, R (6, 1) OBP: 0.182, SLG: 0.182									0 0 0 0 0 0 0													
Tony Taylor, R (7, 5) OBP: 0.323, SLG: 0.363									1 0 0 0 0 0 0													
Inning Stats	R: 0 E: 0 K: 1 S: 5	H: 0 LOB: 0 BB: 0 P: 5	R: 0 E: 0 K: 0 S: 3	H: 0 LOB: 1 BB: 1 P: 7	R: 0 E: 0 K: 0 S: 3	H: 0 LOB: 0 BB: 0 P: 3	R: 0 E: 0 K: 0 S: 3	H: 0 LOB: 0 BB: 0 P: 3	R: 0 E: 0 K: 2 S: 7	H: 0 LOB: 0 BB: 0 P: 7	R: 0 E: 0 K: 0 S: 5	H: 2 LOB: 2 BB: 0 P: 5	R: 0 E: 0 K: 0 S: 3	H: 0 LOB: 0 BB: 0 P: 3	R: 0 E: 0 K: 2 S: 7	H: 0 LOB: 0 BB: 0 P: 7	R: 0 E: 0 K: 1 S: 6	H: 1 LOB: 1 BB: 0 P: 6	1B: 2 2B: 1 3B: 0 HR: 0	SF: 0 SAC: 0 DP: 0 HBP: 0	WP: 0 PB: 0 SB: 0 CS: 0	PA: 31
PITCHER Burt Hooton, R (1, 1) ERA: 3.27	IP: 9.0 WLS: W BF: 31 H: 3 R: 0 ER: 0 SO: 6 BB: 1 IBB: 0 HBP: 0 BLK: 0 WP: 0 HR: 0 S: 42 P: 46 ERA: 0.00 WHIP: 0.444											PITCHER	IP: WLS: BF: H: R: ER: SO: BB: IBB: HBP: BLK: WP: HR: S: P: ERA: WHIP:									



Batter	1	2	3	4	5	6	7	8	9
Davey Lopes, R OBP: 0.359, SLG: 0.361 (1, 4)	0-0 5-3		0-0 5-3		0-0 1B	0-0 E 2B		0-0 L4	
Lee Lacy, R OBP: 0.350, SLG: 0.460 (1, 7)	0-0 F8		0-0 F8		0-0 P2	0-0 SF8		0-0 3-1	
Jimmy Wynn, R OBP: 0.410, SLG: 0.421 (1, 8)	0-0 FC5-4 1B			4-0 L8-3 BB		K			
Steve Garvey, R OBP: 0.340, SLG: 0.457 (1, 3)	0-0 FC5-4			0-0 L8-3		1B			
Ron Cey, R OBP: 0.350, SLG: 0.436 (1, 5)				0-0 F8		4-0 BB 1B 1-2 1B BB		0-0 5-3	
Ken McMullen, R OBP: 0.208, SLG: 0.409 (7, PH) (8, 5)									
Steve Yeager, R OBP: 0.307, SLG: 0.353 (1, 2)									
Tom Paciorek, R OBP: 0.268, SLG: 0.295 (1, 9)									
John Hale, L OBP: 0.314, SLG: 0.393 (6, PH) (7, 9)									
Bill Russell, R OBP: 0.284, SLG: 0.245 (1, 6)									
Bill Buckner, L OBP: 0.281, SLG: 0.354 (6, PH)									
Rick Auerbach, R OBP: 0.293, SLG: 0.265 (6, PR) (7, 6)									
Burt Hooton, R OBP: 0.172, SLG: 0.182 (1, 1)									

Inning Stats	R: 0 E: 0 K: 0 S: 4	H: 1 LOB: 1 BB: 0 P: 4	R: 1 E: 0 K: 2 S: 8	H: 1 LOB: 0 BB: 0 P: 8	R: 0 E: 0 K: 1 S: 5	H: 0 LOB: 0 BB: 0 P: 5	R: 0 E: 0 K: 0 S: 2	H: 0 LOB: 0 BB: 1 P: 6	R: 2 E: 0 K: 0 S: 6	H: 3 LOB: 1 BB: 0 P: 6	R: 7 E: 1 K: 2 S: 12	H: 5 LOB: 1 BB: 2 P: 21	R: 0 E: 0 K: 1 S: 6	H: 1 LOB: 1 BB: 0 P: 6	R: 0 E: 0 K: 0 S: 3	H: 0 LOB: 0 BB: 0 P: 3
1B: 8 2B: 3 3B: 0 HR: 1	SF: 1 SAC: 0 DP: 1 HBP: 1	WP: 0 PA: 38														

PITCHER	IP	WLS	BF	H	R	ER	SO	BB	IBB	HBP	BLK	WP	HR	S	P	ERA	WHIP
Steve Carlton, L ERA: 3.74 (1, 1)	5.0	L	20	5	3	3	3	1	0	0	0	0	1	25	29	5.40	1.200
Ron Schueler, R ERA: 5.91 (6, 1)	0.1		4	2	3	3	1	1	0	0	0	0	0	5	9	81.00	9.000
Tom Hilgendorf, L ERA: 1.9 (6, 1)	0.0		1	0	0	0	0	1	0	0	0	0	0	4	4	∞	∞
Gene Garber, R ERA: 3.51 (6, 1)	0.2		6	3	4	3	1	0	0	1	0	0	0	7	8	40.50	4.500
Dick Ruthven, R ERA: 5.86 (7, 1)	2.0		7	1	0	0	1	0	0	0	0	0	0	9	9	0.00	0.500

BOTTOM

Philadelphia Phillies @ Los Angeles Dodgers
 Dodger Stadium, Los Angeles, CA
 Wed Aug 27 1975, 7:05 PM PDT
 Att. 20,753 - Unknown

livebaseballscorecards.com

AB	33
R	10
H	11
RBI	8
BB	3
SO	6
LOB	7



Batter	1	2	3	4	5	6	7	8	9	AB R H RBI BB SO LOB	TOP											
Del Unser, L (1, 8) OBP: 0.323, SLG: 0.376	0-0 F8		0-0 F8		0-0 E6 1B		0-0 2-H HR		0-0 L4-3	5 2 1 2 0 0 1												
Felix Millan, R (1, 4) OBP: 0.345, SLG: 0.364	0-0 L1			4-0 BB BB	0-0 1B	0-0 1-2 1B	0-0 L8			3 0 1 0 1 0 0												
Mike Vail, R (1, 7) OBP: 0.484, SLG: 0.552	0-0 4-3			0-0 P3	0-0 1B	0-0 1-2 2-H 1B	0-0 1-3			4 0 1 1 0 0 1												
Rusty Staub, L (1, 9) OBP: 0.364, SLG: 0.431		0-0 L7		0-0 F8	0-0 F7			4-0 BB		3 0 0 0 1 0 3												
Dave Kingman, R (1, 3) OBP: 0.297, SLG: 0.509		0-0 FC6-4 1B		4-0 1-2 BB		0-0 F8		0-3 K		3 0 1 0 1 1 1												
Wayne Garrett, L (1, 5) OBP: 0.366, SLG: 0.383		0-0 FC6-4 1-2f		0-0 4-3		0-0 6-3		0-3 K		4 0 0 0 0 1 4												
Mike Phillips, L (1, 6) OBP: 0.303, SLG: 0.317		0-0 F8			0-0 5-3	0-0 4-3		0-0 F8		4 0 0 0 0 0 2												
John Stearns, R (1, 2) OBP: 0.271, SLG: 0.293			0-0 5-3		0-0 SH1-4 E 1B		0-0 SH1 HR 1B		4-0 L4-3 BB	3 2 2 0 1 0 0												
Jerry Koosman, R (1, 1) OBP: 0.188, SLG: 0.194			0-0 F3		0-0 SH1-4		0-0 SH1		0-3 K	2 0 0 0 0 1 1												
Inning Stats	R: 0 E: 0 K: 0 S: 3	H: 0 LOB: 0 BB: 0 P: 3	R: 0 E: 0 K: 0 S: 4	H: 1 LOB: 1 BB: 0 P: 4	R: 0 E: 0 K: 0 S: 3	H: 0 LOB: 0 BB: 0 P: 3	R: 0 E: 0 K: 0 S: 3	H: 0 LOB: 2 BB: 2 P: 11	R: 2 E: 1 K: 0 S: 7	H: 3 LOB: 2 BB: 0 P: 7	R: 0 E: 0 K: 0 S: 3	H: 0 LOB: 0 BB: 0 P: 3	R: 2 E: 0 K: 0 S: 5	H: 2 LOB: 0 BB: 0 P: 5	R: 0 E: 0 K: 2 S: 7	H: 0 LOB: 1 BB: 1 P: 11	R: 0 E: 0 K: 1 S: 4	H: 0 LOB: 0 BB: 1 P: 8	1B: 5 2B: 1 3B: 0 HR: 1	SF: 0 SAC: 2 DP: 1 HBP: 0	WP: 0 PB: 0 SB: 0 CS: 0	PA: 37
PITCHER	IP WLS BF H R ER SO BB IBB HBP BLK WP HR S P ERA WHIP												PITCHER	IP WLS BF H R ER SO BB IBB HBP BLK WP HR S P ERA WHIP								
Rick Rhoden, R (1, 1) ERA: 3.51	6.0 L 25 4 2 0 0 2 0 0 0 0 0 0 23 31 0.00 1.000																					
Mike Marshall, R (7, 1) ERA: 3.29	3.0 12 2 2 2 3 2 0 0 0 0 0 1 16 24 6.00 1.333																					

New York Mets @ Los Angeles Dodgers
 Dodger Stadium, Los Angeles, CA
 Thu Aug 28 1975, 7:05 PM PDT
 Att: 20,970 - Unknown

livebaseballscorecards.com

AB	31
R	4
H	6
RBI	3
BB	4
SO	3
LOB	13



Batter	1	2	3	4	5	6	7	8	9	AB R H RBI BB SO LOB	TOP											
Del Unser, L OBP: 0.324, SLG: 0.377 (1, 8)										5 0 2 1 0 0 3												
Felix Millan, R OBP: 0.343, SLG: 0.363 (1, 4)										5 0 1 0 0 0 4												
Mike Vail, R OBP: 0.444, SLG: 0.500 (1, 7)										5 1 1 0 0 0 3												
Rusty Staub, L OBP: 0.365, SLG: 0.432 (1, 9)										4 1 1 0 1 1 2												
Dave Kingman, R OBP: 0.298, SLG: 0.514 (1, 3)										4 1 1 3 0 0 1												
Wayne Garrett, L OBP: 0.370, SLG: 0.382 (1, 5)										3 1 1 0 2 0 0												
Mike Phillips, L OBP: 0.304, SLG: 0.321 (1, 6)										5 1 2 0 0 0 2												
John Stearns, R OBP: 0.276, SLG: 0.293 (1, 2)										3 1 1 0 1 2 0												
Jon Matlack, L OBP: 0.250, SLG: 0.089 (1, 1)										4 0 2 2 0 2 3												
Inning Stats	R: 6 E: 0 K: 0 S: 10	H: 7 LOB: 2 BB: 1 P: 14	R: 0 E: 0 K: 0 S: 3	H: 0 LOB: 0 BB: 0 P: 3	R: 0 E: 0 K: 1 S: 5	H: 0 LOB: 0 BB: 0 P: 5	R: 0 E: 0 K: 0 S: 5	H: 2 LOB: 2 BB: 0 P: 5	R: 0 E: 0 K: 1 S: 7	H: 2 LOB: 3 BB: 1 P: 11	R: 0 E: 0 K: 0 S: 3	H: 1 LOB: 1 BB: 1 P: 7	R: 0 E: 0 K: 1 S: 5	H: 0 LOB: 0 BB: 0 P: 5	R: 0 E: 0 K: 1 S: 5	H: 0 LOB: 0 BB: 0 P: 5	R: 0 E: 0 K: 1 S: 5	H: 0 LOB: 2 BB: 1 P: 10	1B: 9 2B: 2 3B: 0 HR: 1	SF: 0 SAC: 0 DP: 1 HBP: 1	WP: 0 PB: 0 SB: 1 CS: 0	PA: 43
PITCHER	IP WLS BF H R ER SO BB IBB HBP BLK WP HR S P ERA WHIP																					
Don Sutton, R ERA: 2.72 (1, 1)	0.2 L 10 7 6 6 0 0 0 1 0 0 0 1 9 13 81.00 10.500																					
Al Downing, L ERA: 2.84 (1, 1)	5.1 22 5 0 0 2 2 0 0 0 0 0 0 24 32 0.00 1.312																					
Charlie Hough, R ERA: 3.38 (7, 1)	3.0 11 0 0 0 3 1 0 1 0 0 0 0 15 20 0.00 0.333																					

New York Mets @ Los Angeles Dodgers
 Dodger Stadium, Los Angeles, CA
 Fri Aug 29 1975, 7:05 PM PDT
 Att: 27,401 - Unknown

AB	38
R	6
H	12
RBI	6
BB	4
SO	5
LOB	18



Batter	1	2	3	4	5	6	7	8	9	AB R H RBI BB SO LOB	TOP											
Del Unser, L (1, 8) OBP: 0.325, SLG: 0.378	0-3 K		0-3 K			0-0 2B 1B			0-0 FC6-4 1B	4 0 2 0 0 2 1	New York Mets @ Los Angeles Dodgers Dodger Stadium, Los Angeles, CA Sat Aug 30 1975, 7:05 PM PDT Att: 21,584 - Unknown livebaseballscorecards.com											
Felix Millan, R (1, 4) OBP: 0.343, SLG: 0.362	0-0 6-3		0-0 F3			0-0 F7			0-0 FC6-4 1B	4 0 1 0 0 0 2												
Mike Vail, R (1, 7) OBP: 0.425, SLG: 0.500	0-0 5-3				0-0 F8	0-0 2B			0-0 FC6-4	4 0 1 0 0 0 2												
Rusty Staub, L (1, 9) OBP: 0.364, SLG: 0.429		0-0 F8			0-0 F8				0-0 P3	3 0 0 0 1 0 2												
Dave Kingman, R (1, 3) OBP: 0.295, SLG: 0.509		0-3 K			0-0 4-3				0-3 K	4 0 0 0 0 2 3												
Wayne Garrett, L (1, 5) OBP: 0.370, SLG: 0.379		4-0 BB			0-3 K					2 0 0 0 1 2 0												
Jerry Grote, R (1, 2) OBP: 0.359, SLG: 0.387		0-0 P6			0-0 G3-6 1B				0-0 F8	3 0 1 0 0 0 1												
Mike Phillips, L (1, 6) OBP: 0.302, SLG: 0.318			0-0 F7		0-0 G3-6				0-0 F9	3 0 0 0 0 0 1												
Hank Webb, R (1, 1) OBP: 0.241, SLG: 0.185 Rick Baldwin, L (5, 1) OBP: 0.167, SLG: 0.167 Gene Clines, R (6, PH) OBP: 0.273, SLG: 0.274 Skip Lockwood, R (6, 1) John Milner, L (8, PH) OBP: 0.311, SLG: 0.348 Randy Tate, R (8, 1)		4-0 BB	0-0 K		0-3 K				0-3 K	0 0 0 0 1 0 0 0 0 0 0 0 0 0 1 0 0 0 0 1 0 0 0 0 0 0 0 0 1 0 0 0 0 1 0 0 0 0 0 0 0 0												
Inning Stats	R: 0 E: 0 K: 1 S: 5	H: 0 LOB: 0 BB: 0 P: 5	R: 0 E: 0 K: 1 S: 5	H: 0 LOB: 1 BB: 1 P: 9	R: 0 E: 0 K: 1 S: 5	H: 0 LOB: 1 BB: 1 P: 9	R: 0 E: 0 K: 0 S: 3	H: 0 LOB: 0 BB: 0 P: 3	R: 0 E: 0 K: 1 S: 5	H: 1 LOB: 0 BB: 0 P: 5	R: 0 E: 0 K: 1 S: 6	H: 2 LOB: 2 BB: 0 P: 6	R: 0 E: 0 K: 1 S: 4	H: 0 LOB: 0 BB: 1 P: 8	R: 0 E: 0 K: 1 S: 5	H: 0 LOB: 0 BB: 0 P: 5	R: 0 E: 0 K: 1 S: 7	H: 2 LOB: 2 BB: 0 P: 7	1B: 4 2B: 1 3B: 0 HR: 0	SF: 0 SAC: 0 DP: 2 HBP: 0	WP: 0 PB: 0 SB: 0 CS: 0	PA: 32
PITCHER Andy Messersmith, R (1, 1) ERA: 2.29	IP: 9.0 WLS: W BF: 32 H: 5 R: 0 ER: 0 SO: 8 BB: 3 IBB: 0 HBP: 0 BLK: 0 WP: 0 HR: 0 S: 45 P: 57 ERA: 0.00 WHIP: 0.889											PITCHER	IP: WLS: BF: H: R: ER: SO: BB: IBB: HBP: BLK: WP: HR: S: P: ERA: WHIP:									



Batter	1	2	3	4	5	6	7	8	9	AB	R	H	RBI	BB	SO	LOB
Davey Lopes, R OBP: 0.354, SLG: 0.355 (1, 4)	0-0 F7	0-0 5-3			0-0 P6	0-0 FC6-4		0-0 6-3		5	0	0	0	0	0	4
Bill Buckner, L OBP: 0.283, SLG: 0.356 (1, 7)	0-0 3-4-1		0-0 F7		0-0 1B 1B	0-0 CS	0-0 CS			4	1	2	0	0	0	0
Lee Lacy, R OBP: 0.353, SLG: 0.472 (1, 9)	0-0 1B HR 1B		0-0 6-3		0-0 1B BB 1B		0-3 K			4	2	2	0	0	1	1
Steve Garvey, R OBP: 0.343, SLG: 0.459 (1, 3)	0-0 1-2 HR 1B		0-0 F8		4-0 1B BB		0-0 F9			3	1	1	0	1	0	0
Ron Cey, R OBP: 0.355, SLG: 0.449 (1, 5)	0-0 1-H 2-H HR			0-0 HR	0-3 K			4-0 1B BB BB		3	3	2	4	1	1	3
John Hale, L OBP: 0.318, SLG: 0.392 (1, 8)	0-0 L7		0-0 3-1		0-0 1B			4-0 1B BB		3	0	1	2	1	0	0
Steve Yeager, R OBP: 0.308, SLG: 0.353 (1, 2)		0-0 5-3		0-0 1B	0-0 P5			0-0 F8		4	0	1	0	0	0	4
Bill Russell, R OBP: 0.284, SLG: 0.242 (1, 6)			0-0 S		0-3 K		0-0 E6 FC6-4			4	0	2	1	0	1	1
Andy Messersmith, R OBP: 0.210, SLG: 0.207 (1, 1)		0-3 K		0-0 F8		0-3 K		0-3 K		4	0	0	0	0	3	5

Inning Stats	R: 3	H: 3	E: 0	K: 0	S: 6	LOB: 0	BB: 0	P: 6	R: 0	H: 1	E: 0	K: 1	S: 6	LOB: 1	BB: 0	P: 6	R: 0	H: 0	E: 0	K: 0	S: 3	LOB: 0	BB: 0	P: 3	R: 1	H: 2	E: 0	K: 1	S: 7	LOB: 1	BB: 0	P: 7	R: 2	H: 3	E: 0	K: 1	S: 8	LOB: 2	BB: 1	P: 12	R: 0	H: 0	E: 1	K: 1	S: 5	LOB: 0	BB: 0	P: 5	R: 0	H: 1	E: 0	K: 1	S: 5	LOB: 0	BB: 0	P: 5	R: 1	H: 1	E: 0	K: 1	S: 6	LOB: 2	BB: 2	P: 14
--------------	------	------	------	------	------	--------	-------	------	------	------	------	------	------	--------	-------	------	------	------	------	------	------	--------	-------	------	------	------	------	------	------	--------	-------	------	------	------	------	------	------	--------	-------	-------	------	------	------	------	------	--------	-------	------	------	------	------	------	------	--------	-------	------	------	------	------	------	------	--------	-------	-------

PITCHER	IP	WLS	BF	H	R	ER	SO	BB	IBB	HBP	BLK	WP	HR	S	P	ERA	WHIP
Hank Webb, R ERA: 3.51 (1, 1)	4.1	L	22	8	6	6	2	1	0	0	0	0	0	25	29	12.46	2.077
Rick Baldwin, R ERA: 3.49 (5, 1)	0.2		3	1	0	0	1	0	0	0	0	0	0	5	5	0.00	1.500
Skip Lockwood, R ERA: 1.4 (6, 1)	2.0		6	1	0	0	2	0	0	0	0	0	0	10	10	0.00	0.500
Randy Tate, R ERA: 4.42 (8, 1)	1.0		6	1	1	1	1	2	0	0	0	0	0	6	14	9.00	3.000

BOTTOM

New York Mets @ Los Angeles Dodgers
Dodger Stadium, Los Angeles, CA

Sat Aug 30 1975, 7:05 PM PDT
 Att. 21,584 - Unknown

AB	34
R	7
H	11
RBI	7
BB	3
SO	6
LOB	18



WP	HR	S	P	ERA	WHIP
0	0	0	0	0	0

Batter	1	2	3	4	5	6	7	8	9	AB	R	H	RBI	BB	SO	LOB
Davey Lopes, R OBP: 0.353, SLG: 0.354 (1, 4)	0-0 F3		0-0 F7	0-0 1B		0-0 F8		0-0 F7		5	1	1	0	0	0	2
Bill Buckner, L OBP: 0.286, SLG: 0.358 (1, 7)	0-0 6-3		0-0 2B	0-0 1B			0-0 F8			4	1	2	1	0	0	0
Lee Lacy, R OBP: 0.352, SLG: 0.468 (1, 9)	0-0 1B		0-3 K	0-0 FC6-4			0-0 F8			4	0	1	0	0	1	2
Steve Garvey, R OBP: 0.345, SLG: 0.461 (1, 3)	0-0 4-3		0-0 2B		0-0 WP		0-0 F9			4	0	2	1	0	0	1
Ron Cey, R OBP: 0.358, SLG: 0.462 (1, 5)		0-0 HR	4-0 IBB		0-0 P6			0-0 HR		3	2	2	2	1	0	1
John Hale, L OBP: 0.317, SLG: 0.385 (1, 8)		1-0 HBP	0-0 4-3		0-0 F2			0-0 L1		3	0	0	0	0	0	3
Steve Yeager, R OBP: 0.310, SLG: 0.361 (1, 2)		0-3 K		0-0 HR	0-0 L5			4-0 SH5-4		3	1	1	1	1	1	2
Bill Russell, R OBP: 0.279, SLG: 0.237 (1, 6)		0-3 K		0-0 4-3		0-3 K		0-0 E4		4	0	0	0	0	2	2
Doug Rau, L OBP: 0.221, SLG: 0.167 (1, 1)		0-3 K		0-3 K		0-3 K		0-0 SH5-4		3	0	0	0	0	3	1
Mike Marshall, R OBP: 0.067, SLG: 0.067 (8, 1)										0	0	0	0	0	0	0
Charlie Hough, R (8, 1)										0	0	0	0	0	0	0

Inning Stats	R: 0	H: 1	E: 0	LOB: 1	K: 0	BB: 0	S: 4	P: 4	R: 1	H: 1	E: 0	LOB: 1	K: 3	BB: 0	S: 10	P: 11	R: 1	H: 2	E: 0	LOB: 2	K: 1	BB: 1	S: 7	P: 11	R: 2	H: 3	E: 0	LOB: 1	K: 1	BB: 0	S: 8	P: 8	R: 0	H: 1	E: 0	LOB: 1	K: 0	BB: 0	S: 4	P: 4	R: 0	H: 0	E: 0	LOB: 0	K: 2	BB: 0	S: 7	P: 7	R: 0	H: 0	E: 0	LOB: 0	K: 0	BB: 0	S: 3	P: 3	R: 1	H: 1	E: 1	LOB: 2	K: 0	BB: 1	S: 5	P: 9	1B: 5	SF: 0	2B: 1	SAC: 1	3B: 0	DP: 0	HR: 3	HBP: 1	WP: 1	PA: 37
--------------	------	------	------	--------	------	-------	------	------	------	------	------	--------	------	-------	-------	-------	------	------	------	--------	------	-------	------	-------	------	------	------	--------	------	-------	------	------	------	------	------	--------	------	-------	------	------	------	------	------	--------	------	-------	------	------	------	------	------	--------	------	-------	------	------	------	------	------	--------	------	-------	------	------	-------	-------	-------	--------	-------	-------	-------	--------	-------	--------

PITCHER	IP	WLS	BF	H	R	ER	SO	BB	IBB	HBP	BLK	WP	HR	S	P	ERA	WHIP
Craig Swan, R ERA: 5.19 (1, 1)	4.0	L	21	7	4	4	5	0	0	0	0	0	2	29	34	9.00	1.750
Skip Lockwood, R ERA: 1.27 (5, 1)	2.0		7	1	0	0	2	0	0	0	0	1	0	11	11	0.00	0.500
Bob Apodaca, R ERA: 1.57 (7, 1)	2.0		9	1	1	1	0	1	0	0	0	0	1	8	12	4.50	1.000

BOTTOM

New York Mets @ Los Angeles Dodgers
Dodger Stadium, Los Angeles, CA

Sun Aug 31 1975, 3:33 AM PDT
Att. 24,798 - Unknown

AB	33
R	5
H	9
RBI	5
BB	2
SO	7
LOB	14

livebaseballscorecards.com

Batter	1	2	3	4	5	6	7	8	9	AB R H RBI BB SO LOB	TOP																
Davey Lopes, R OBP: 0.353, SLG: 0.353 (1, 4)	0-0 5-3		0-0 CS 1B	0-0 F5		4-0 BB		0-0 6-3		4 0 1 0 1 0 2	<p>Los Angeles Dodgers @ San Francisco Giants</p> <p>Candlestick Park, San Francisco, CA</p> <p>Mon Sep 01 1975, 10:05 PM EDT</p> <p>Att. 9,996 - Unknown</p>																
Lee Lacy, R OBP: 0.353, SLG: 0.471 (1, 7)	0-3 K		0-0 F7		0-0 1B 1B	0-0 FC1-4-6		0-0 2B		5 1 2 2 0 1 2																	
Willie Crawford, L OBP: 0.342, SLG: 0.373 (1, 9)	0-0		4-0 2B BB		0-0 F8	0-0 4-3		0-0 F8		3 0 1 0 1 0 2																	
Jimmy Wynn, R OBP: 0.405, SLG: 0.413 (8, PH)			1-2					3-H		1 0 0 0 0 0 1																	
Ron Cey, R OBP: 0.360, SLG: 0.468 (1, 5)	0-0 F3		0-0 2B		0-0 1B 1B		0-0 F8		0-0 PB 2B	5 0 3 0 0 0 1																	
John Hale, L OBP: 0.314, SLG: 0.375 (1, 8)		0-0 F6	4-0 IBB		0-0 F6		0-0 G3		0-0 4-3	4 0 0 0 1 0 3																	
Ken McMullen, R OBP: 0.267, SLG: 0.429 (1, 3)		0-0 E5 2B	0-0 F6		0-0		0-0 E8 1B		0-0 L1	5 0 2 1 0 0 4																	
Steve Yeager, R OBP: 0.309, SLG: 0.362 (1, 2)		0-0 2B		0-3 K	0-0 6-3		0-0 6-3		0-0 F7	5 0 1 0 0 1 4																	
Bill Russell, R OBP: 0.291, SLG: 0.264 (1, 6)		4-0 IBB		0-0 2B		0-0 FC1-4-6 3B		0-0 6-3 SH3-4 2B 1B		3 2 3 0 1 0 0																	
Burt Hooton, R OBP: 0.164, SLG: 0.172 (1, 1)		0-0 G4-6-3		0-3 K		0-0 6-3		0-0 SH3-4		3 0 0 0 0 1 5																	
Inning Stats	R: 0 E: 0 K: 1 S: 6	H: 1 LOB: 1 BB: 0 P: 6	R: 0 E: 1 K: 0 S: 4	H: 1 LOB: 2 BB: 1 P: 8	R: 0 E: 0 K: 0 S: 4	H: 2 LOB: 3 BB: 2 P: 12	R: 0 E: 0 K: 2 S: 8	H: 1 LOB: 1 BB: 0 P: 8	R: 1 E: 0 K: 0 S: 6	H: 3 LOB: 2 BB: 0 P: 6	R: 1 E: 0 K: 0 S: 4	H: 1 LOB: 1 BB: 1 P: 8	R: 0 E: 1 K: 0 S: 4	H: 1 LOB: 1 BB: 0 P: 4	R: 1 E: 0 K: 0 S: 5	H: 2 LOB: 1 BB: 0 P: 5	R: 0 E: 0 K: 0 S: 4	H: 1 LOB: 1 BB: 0 P: 4	1B: 6 2B: 6 3B: 1 HR: 0	SF: 0 SAC: 1 DP: 1 HBP: 0	WP: 0 PB: 1 SB: 0 CS: 1	PA: 43					
PITCHER	IP WLS BF H R ER SO BB IBB HBP BLK WP HR S P ERA WHIP																										
Jim Barr, R ERA: 3.0 (1, 1)	5.0		25	8	1	1	3	1	2	0	0	0	0	28	40	1.80	1.800										
Charlie Williams, R ERA: 3.23 (6, 1)	2.2	L	13	4	2	2	0	1	0	0	0	0	0	12	16	6.75	1.875										
Gary Lavelle, L ERA: 2.76 (8, 1)	0.1		1	0	0	0	0	0	0	0	0	0	0	1	1	0.00	0.000										
Dave Heaverlo, R ERA: 2.28 (9, 1)	1.0		4	1	0	0	0	0	0	0	0	0	0	4	4	0.00	1.000										

livebaseballscorecards.com

AB	38
R	3
H	13
RBI	3
BB	4
SO	3
LOB	24



Batter	1	2	3	4	5	6	7	8	9	AB	R	H	RBI	BB	SO	LOB
Von Joshua, L OBP: 0.363, SLG: 0.436 (1, 8)	0-0 F4		0-3 K		0-0 1B			0-0 4-3		4	0	1	1	0	1	1
Derrel Thomas, S OBP: 0.346, SLG: 0.363 (1, 4)	0-0 4-3		0-0 4-3			0-3 K		0-0 3-1		4	0	0	0	0	1	1
Bobby Murcer, L OBP: 0.410, SLG: 0.463 (1, 9)	0-0 5-3			0-0 F5		0-0 2B			0-0 1B	4	0	2	0	0	0	0
Gary Matthews, R OBP: 0.355, SLG: 0.405 (1, 7)		0-0 F9		0-3 K		0-0 F9			0-0 F4	4	0	0	0	0	1	2
Willie Montanez, L OBP: 0.343, SLG: 0.397 (1, 3)		0-0 F2		0-0 1-3		0-0 3-1			0-0 F7	4	0	0	0	0	0	2
Chris Speier, R OBP: 0.367, SLG: 0.424 (1, 6)		4-0 BB			0-0 F8		0-0 5-3		0-0 6-3	3	0	0	0	1	0	1
Dave Rader, L OBP: 0.390, SLG: 0.422 (1, 2)		0-3 K			0-0 1B		0-0 G6-4-3			3	1	2	0	0	1	1
Steve Ontiveros, S OBP: 0.398, SLG: 0.347 (1, 5)			4-0 SH3-4		0-0 1B		0-0 G6-4-3			2	0	1	0	1	0	1
Jim Barr, R OBP: 0.127, SLG: 0.115 (1, 1)			0-0 SH3-4		0-0 F8			0-0 F9		0	0	0	0	0	0	0
Gary Thomasson, L OBP: 0.298, SLG: 0.327 (5, PH)										1	0	0	0	0	0	2
Charlie Williams, R OBP: 0.176, SLG: 0.250 (6, 1)										0	0	0	0	0	0	0
Gary Lavelle, S OBP: 0.111, SLG: 0.111 (8, 1)										0	0	0	0	0	0	0
Glenn Adams, L OBP: 0.387, SLG: 0.500 (8, PH)										1	0	0	0	0	0	0
Dave Heaverlo, R (9, 1)										0	0	0	0	0	0	0

Inning Stats	R: 0	H: 0	E: 0	LOB: 0	K: 0	BB: 0	S: 3	P: 3	R: 0	H: 0	E: 0	LOB: 1	K: 1	BB: 1	S: 5	P: 9	R: 0	H: 0	E: 0	LOB: 0	K: 1	BB: 0	S: 5	P: 5	R: 1	H: 3	E: 0	LOB: 2	K: 0	BB: 0	S: 5	P: 5	R: 0	H: 1	E: 0	LOB: 1	K: 1	BB: 0	S: 6	P: 6	R: 0	H: 1	E: 0	LOB: 0	K: 0	BB: 0	S: 3	P: 3	R: 0	H: 0	E: 0	LOB: 0	K: 0	BB: 0	S: 3	P: 3	R: 0	H: 1	E: 0	LOB: 1	K: 0	BB: 0	S: 4	P: 4	1B: 5	SF: 0	2B: 1	SAC: 1	3B: 0	DP: 1	HR: 0	HBP: 0	WP: 0	PA: 33	PB: 0	SB: 0	CS: 0	ERA	WHIP
PITCHER Burt Hooton, R ERA: 3.17 (1, 1)	IP	WLS	BF	H	R	ER	SO	BB	IBB	HBP	BLK	WP	HR	S	P	ERA	WHIP	IP	WLS	BF	H	R	ER	SO	BB	IBB	HBP	BLK	WP	HR	S	P	ERA	WHIP																																													

BOTTOM

Los Angeles Dodgers @ San Francisco Giants
Candlestick Park, San Francisco, CA

Mon Sep 01 1975, 10:05 PM EDT
Att. 9,996 - Unknown

livebaseballscorecards.com

AB	30
R	1
H	6
RBI	1
BB	2
SO	4
LOB	11



Batter	1	2	3	4	5	6	7	8	9	AB R H RBI BB SO LOB	TOP																													
Davey Lopes, R (1, 4) OBP: 0.352, SLG: 0.351	0-0 5-3	0-0 2-3 1B		0-0 F8		0-3 K			0-0 F9	5 0 1 0 0 1 2																														
Henry Cruz, L (1, 7) OBP: 0.294, SLG: 0.308	0-0 BB 1B	0-0 6-3			0-3 K	0-3 K			0-0 5-3	5 1 1 0 0 2 3																														
Willie Crawford, L (1, 9) OBP: 0.343, SLG: 0.375	4-0 E 1B 1-2 BB		0-0 L4		0-0 F5			0-0 2B	0-0 F9	4 0 1 0 1 0 0																														
Ron Cey, R (1, 5) Jerry Royster, R (7, 5)	0-3 K		4-0 BB BB	0-0 BB BB	4-0 E 1B 3B BB			0-3 K		2 1 0 0 2 2 3 0 0 0 0 0 0 0																														
John Hale, L (1, 8) OBP: 0.317, SLG: 0.378	0-0 E7 1-3 2-H 1B		0-3 K	0-0 K	0-0 E5 1-3 3B 1B			0-3 K		4 1 2 1 0 2 2																														
Ken McMullen, R (1, 3) OBP: 0.265, SLG: 0.469	0-3 K		0-3 K	0-0 K	0-0 2-H 3-H 3B			0-3 K		4 0 1 2 0 3 4																														
Steve Yeager, R (1, 2) OBP: 0.311, SLG: 0.361		0-0 1B SH1-4 1B		4-0 3-1 5-3 BB	0-0 F8			0-3 K		3 0 1 0 1 1 1																														
Bill Russell, R (1, 6) Ivan De Jesus, R (8, 6) OBP: 0.291, SLG: 0.273 OBP: 0.297, SLG: 0.218		0-0 F3		0-0 5-3		0-0 K 3B		0-0 F8		4 0 1 0 0 0 2 0 0 0 0 0 0 0																														
Don Sutton, R (1, 1) OBP: 0.159, SLG: 0.115 Joe Simpson, L (6, PH) Al Downing, R (6, 1) Leron Lee, L (8, PH) OBP: 0.242, SLG: 0.196 Dave Sells, R (8, 1)		0-0 SH1-4		0-0 3-1		0-3 K		0-0 L3		1 0 0 0 0 0 1 1 0 0 0 0 1 1 0 0 0 0 0 0 0 1 0 0 0 0 0 0 0 0 0 0 0 0 0																														
Inning Stats	R: 1 E: 1 K: 2 S: 9	H: 2 LOB: 2 BB: 1 P: 13	R: 0 E: 0 K: 0 S: 5	H: 2 LOB: 2 BB: 0 P: 5	R: 0 E: 0 K: 2 S: 7	H: 0 LOB: 1 BB: 1 P: 11	R: 0 E: 0 K: 0 S: 3	H: 0 LOB: 1 BB: 1 P: 7	R: 2 E: 1 K: 1 S: 7	H: 2 LOB: 1 BB: 1 P: 11	R: 0 E: 0 K: 3 S: 10	H: 1 LOB: 1 BB: 0 P: 10	R: 0 E: 0 K: 3 S: 10	H: 1 LOB: 1 BB: 0 P: 10	R: 0 E: 0 K: 1 S: 5	H: 0 LOB: 0 BB: 0 P: 5	R: 0 E: 0 K: 0 S: 3	H: 0 LOB: 0 BB: 0 P: 3	1B: 5 2B: 1 3B: 2 HR: 0	SF: 0 SAC: 1 DP: 0 HBP: 0	WP: 0 PB: 0 SB: 0 CS: 0	PA: 39																		
PITCHER Ed Halicki, R (1, 1) ERA: 3.4	IP 9.0	WLS W	BF 39	H 8	R 3	ER 3	SO 12	BB 4	IBB 0	HBP 0	BLK 0	WP 0	HR 0	S 59	P 75	ERA 3.00	WHIP 1.333						PITCHER	IP 9.0	WLS W	BF 39	H 8	R 3	ER 3	SO 12	BB 4	IBB 0	HBP 0	BLK 0	WP 0	HR 0	S 59	P 75	ERA 3.00	WHIP 1.333

Los Angeles Dodgers @ San Francisco Giants
Candlestick Park, San Francisco, CA
Tue Sep 02 1975, 6:33 AM EDT
Att. 5,098 - Unknown

livebaseballscorecards.com

AB 34
R 3
H 8
RBI 3
BB 4
SO 12
LOB 19



Batter	1	2	3	4	5	6	7	8	9	AB	R	H	RBI	BB	SO	LOB
Von Joshua, L OBP: 0.364, SLG: 0.444 (1, 8)	0-0 F7		0-0 HR		0-0 WP E 1B		0-0 F8			4	2	2	2	0	0	0
Derrel Thomas, S OBP: 0.345, SLG: 0.364 (1, 4)	0-0 6-3		0-0 F8		0-0 P6		0-0 2B			4	0	1	0	0	0	0
Bobby Murcer, L OBP: 0.409, SLG: 0.459 (1, 9)	0-0 F8			0-3 K	4-0 BB		0-0 P3			3	0	0	0	1	1	1
Gary Matthews, R OBP: 0.354, SLG: 0.401 (1, 7)		0-0 L1		4-0 2B	0-0 P6			0-0 F9		3	1	0	0	1	0	1
Willie Montanez, L OBP: 0.344, SLG: 0.406 (1, 3)		0-0 1-3		0-0 IHR		0-0 HR		0-0 P5		4	2	2	2	0	0	0
Chris Speier, R OBP: 0.367, SLG: 0.423 (1, 6)		0-0 6-3		0-0 IHR		0-0 6-3		0-0 F3		1	0	0	0	0	0	0
Johnnie LeMaster, R OBP: 0.333, SLG: 1.333 (3, 6)										3	1	1	2	0	0	0
Dave Rader, L OBP: 0.389, SLG: 0.425 (1, 2)			0-0 HR		0-0 F7		0-3 K			3	1	1	0	0	1	0
Steve Ontiveros, S OBP: 0.394, SLG: 0.343 (1, 5)			0-0 6-3		0-0 F8		0-0 5-3			3	0	0	0	0	0	1
Ed Halicki, R OBP: 0.164, SLG: 0.135 (1, 1)			0-3 K		0-3 K		0-3 K			3	0	0	0	0	3	1

Inning Stats	R: 0	H: 0	E: 0	K: 0	S: 3	LOB: 0	BB: 0	P: 3	R: 0	H: 0	E: 0	K: 0	S: 3	LOB: 0	BB: 0	P: 3	R: 2	H: 2	E: 0	K: 1	S: 7	LOB: 0	BB: 0	P: 7	R: 3	H: 2	E: 0	K: 1	S: 7	LOB: 0	BB: 1	P: 11	R: 1	H: 1	E: 0	K: 1	S: 6	LOB: 1	BB: 1	P: 10	R: 1	H: 1	E: 0	K: 1	S: 6	LOB: 0	BB: 0	P: 6	R: 0	H: 1	E: 0	K: 1	S: 6	LOB: 1	BB: 0	P: 6	R: 0	H: 0	E: 0	K: 0	S: 3	LOB: 0	BB: 0	P: 3
--------------	------	------	------	------	------	--------	-------	------	------	------	------	------	------	--------	-------	------	------	------	------	------	------	--------	-------	------	------	------	------	------	------	--------	-------	-------	------	------	------	------	------	--------	-------	-------	------	------	------	------	------	--------	-------	------	------	------	------	------	------	--------	-------	------	------	------	------	------	------	--------	-------	------

PITCHER	IP	WLS	BF	H	R	ER	SO	BB	IBB	HBP	BLK	WP	HR	S	P	ERA	WHIP
Don Sutton, R ERA: 2.85 (1, 1)	5.0	L	22	5	6	5	3	2	0	0	0	1	1	26	34	9.00	1.400
Al Downing, L ERA: 2.88 (6, 1)	2.0		8	2	1	1	2	0	0	0	0	0	1	12	12	4.50	1.000
Dave Sells, R ERA: 7.71 (8, 1)	1.0		3	0	0	0	0	0	0	0	0	0	0	3	3	0.00	0.000

BOTTOM

Los Angeles Dodgers @ San Francisco Giants
Candlestick Park, San Francisco, CA

Tue Sep 02 1975, 6:33 AM EDT
 Att. 5,098 - Unknown

livebaseballscorecards.com

AB	31
R	7
H	7
RBI	6
BB	2
SO	5
LOB	4



WP	HR	S	P	ERA	WHIP
1	0	0	33		

Los Angeles Dodgers @ Cincinnati Reds
 Riverfront Stadium, Cincinnati, OH

AB	37
R	2
H	9
RBI	2
BB	2
SO	1
LOB	21



WP	0	PA	39
PB	0		
SB	0		
CS	0		

Wed Sep 03 1975, 7:05 PM EDT
 Att: 27,881 - Unknown

livebaseballscorecards.com

AB R H RBI BB SO LOB

2	0	0	0	0	0	1
3	1	2	1	0	0	1
5	0	2	0	0	0	3
5	0	1	0	0	0	5
3	0	1	1	0	0	1
1	0	1	0	0	0	0
2	0	0	0	0	0	0
0	0	0	0	0	0	0
1	0	0	0	0	0	1
0	0	0	0	0	0	0
2	0	0	0	0	0	0
2	0	0	0	0	0	2
3	1	1	0	1	0	2
2	0	0	0	0	0	1
2	0	1	0	0	0	0
0	0	0	0	1	0	0
3	0	0	0	0	1	2

1B	5	SF	0
2B	4	SAC	0
3B	0	DP	1
HR	0	HBP	0

Batter	1	2	3	4	5	6	7	8	9
Davey Lopes, R (1, 4) OBP: 0.351, SLG: 0.350 Rick Auerbach, R (3, 4) OBP: 0.299, SLG: 0.278	0-0 P6		0-0 G6-4-3			0-0 2B	0-0 1B		0-0 F3
Lee Lacy, R (1, 7) OBP: 0.354, SLG: 0.474	0-0 2B		0-0 E6			0-0 F9	0-0 6-3		0-0 1B
Jimmy Wynn, R (1, 8) OBP: 0.403, SLG: 0.410	0-0 5-3		0-0 F8			0-0 5-3		0-0 1B	0-0 F9
Steve Garvey, R (1, 3) OBP: 0.344, SLG: 0.462 Ken McMullen, R (7, 3) OBP: 0.286, SLG: 0.485	0-0 L4			0-0 L9		0-0 2B		0-0 1B	
Willie Crawford, L (1, 9) OBP: 0.341, SLG: 0.372 Charlie Hough, R (4, 1) Leron Lee, L (6, PH) OBP: 0.238, SLG: 0.193 Stan Wall, L (6, 1) Orlando Alvarez, R (8, PH) Dave Sells, R (8, 1)		0-0 P8		0-0 F8		0-0 P3		0-0 F5	
Steve Yeager, R (1, 2) OBP: 0.309, SLG: 0.359 Paul Powell, R (6, 2) OBP: 0.273, SLG: 0.300		0-0 6-3		0-0 F8			0-0 F2	0-0 F9	
Jerry Royster, R (1, 5) OBP: 0.500, SLG: 0.667		4-0 BB FC6-4 BB			0-0 5-3		0-0 1B 2B	0-0 F9	
Bill Russell, R (1, 6) OBP: 0.288, SLG: 0.271 Ivan De Jesus, R (5, 6) OBP: 0.303, SLG: 0.228		0-0 FC6-4			0-0 F8		0-0 1B 1B	0-0 F8	
Andy Messersmith, R (1, 1) OBP: 0.218, SLG: 0.207 John Hale, L (4, 9) OBP: 0.313, SLG: 0.371			4-0 BB G6-4-3 BB		0-0 F9		0-3 K	0-0 F3	

Inning Stats	R: 0	H: 1	R: 0	H: 0	R: 0	H: 0	R: 0	H: 0	R: 1	H: 2	R: 1	H: 3	R: 0	H: 2	R: 0	H: 1	1B: 5	SF: 0	WP: 0	PA: 39
E: 0	LOB: 1	E: 0	LOB: 1	E: 1	LOB: 1	E: 0	LOB: 0	E: 0	LOB: 1	E: 0	LOB: 2	E: 0	LOB: 2	E: 1	LOB: 2	2B: 4	SAC: 0	PB: 0		
K: 0	BB: 0	K: 0	BB: 1	K: 0	BB: 1	K: 0	BB: 0	K: 0	BB: 0	K: 1	BB: 0	K: 1	BB: 0	K: 0	BB: 0	3B: 0	DP: 1	SB: 0		
S: 4	P: 4	S: 3	P: 7	S: 3	P: 7	S: 3	P: 3	S: 3	P: 3	S: 5	P: 5	S: 8	P: 8	S: 5	P: 5	HR: 0	HBP: 0	CS: 0		

PITCHER	IP	WLS	BF	H	R	ER	SO	BB	IBB	HBP	BLK	WP	HR	S	P	ERA	WHIP
Gary Nolan, R (1, 1) ERA: 3.04	7.0	W	29	6	2	2	1	2	0	0	0	0	0	29	37	2.57	1.143
Will McEnaney, L (8, 1) ERA: 1.85	1.0		5	2	0	0	0	0	0	0	0	0	0	5	5	0.00	2.000
Clay Carroll, R (9, 1) ERA: 2.74	1.0		5	1	0	0	0	0	0	0	0	0	0	5	5	0.00	1.000

Batter	1	2	3	4	5	6	7	8	9	AB	R	H	RBI	BB	SO	LOB
Pete Rose, S (1, 5) OBP: 0.404, SLG: 0.426	0-0 4-3		0-0 F9			0-0 1B 1B		0-0 L9		4	1	1	0	0	0	0
Merv Rettenmund, R (1, 9) OBP: 0.364, SLG: 0.342	0-0 6-3			0-0 L8		0-0 1B 1-2 1B		0-0 5-3		4	0	1	0	0	0	0
Joe Morgan, L (1, 4) OBP: 0.467, SLG: 0.509	0-3 K			0-0 G3		0-0 1B 1-3 2-H			0-0 3-1	4	0	1	1	0	1	0
Tony Perez, R (1, 3) OBP: 0.354, SLG: 0.471		0-0 F8		4-0 BB		0-0 P4			0-0 L8	3	0	0	0	1	0	2
Johnny Bench, R (1, 2) OBP: 0.363, SLG: 0.517		0-0 F7		0-0 F7		0-0 F5			0-0 5-3	4	0	0	0	0	0	3
George Foster, R (1, 7) OBP: 0.365, SLG: 0.541		0-0 HR			0-0 5-3		0-0 1-3			3	1	1	1	0	0	0
Cesar Geronimo, L (1, 8) OBP: 0.328, SLG: 0.369		0-0 G3			0-3 K		0-0 P6			3	0	0	0	0	1	0
Dave Concepcion, R (1, 6) OBP: 0.307, SLG: 0.334			0-0 F8		0-3 K		0-0 4-3			3	0	0	0	0	1	0
Clay Kirby, R (1, 1) OBP: 0.286, SLG: 0.269			0-3 K			0-3 K		0-3 K		2	0	0	0	0	2	0
Pedro Borbon, R (8, 1) OBP: 0.261, SLG: 0.304										0	0	0	0	0	0	0
Ed Armbrister, R (8, PH) OBP: 0.255, SLG: 0.229										1	0	0	0	0	1	0
Rawly Eastwick, R (9, 1) OBP: 0.067, SLG: 0.067										0	0	0	0	0	0	0

Inning Stats	R: 0	H: 0	E: 0	K: 1	S: 5	R: 1	H: 1	E: 0	K: 0	S: 4	R: 0	H: 0	E: 0	K: 1	S: 5	R: 0	H: 0	E: 0	K: 2	S: 7	R: 1	H: 3	E: 0	K: 1	S: 8	R: 0	H: 0	E: 0	K: 0	S: 3	R: 0	H: 0	E: 0	K: 1	S: 5	R: 0	H: 0	E: 0	K: 0	S: 3	1B: 3	2B: 0	3B: 0	HR: 1	SF: 0	SAC: 0	DP: 0	HBP: 0	WP: 0	PA: 32
PITCHER Doug Rau, L (1, 1) ERA: 3.18	IP: 9.0	WLS: W	BF: 32	H: 4	R: 2	ER: 2	SO: 6	BB: 1	IBB: 0	HBP: 0	BLK: 0	WP: 0	HR: 1	S: 43	P: 47	ERA: 2.00	WHIP: 0.556																																	


BOTTOM

Los Angeles Dodgers @ Cincinnati Reds
Riverfront Stadium, Cincinnati, OH

Thu Sep 04 1975, 7:05 PM EDT
Att. 29,512 - Unknown

livebaseballscorecards.com

AB	31
R	2
H	4
RBI	2
BB	1
SO	6
LOB	5



Batter	1	2	3	4	5	6	7	8	9	AB	R	H	RBI	BB	SO	LOB
Ralph Garr, L (1, 7) OBP: 0.324, SLG: 0.377	0-0 4-3		0-0 L6			0-0 BB 1B	0-0 4-3			4	1	1	0	0	0	1
Rod Gilbreath, R (1, 4) OBP: 0.337, SLG: 0.327	0-0 1B 1B		0-0 6-3			0-0 F9		0-0 4-3		4	1	1	0	0	0	1
Darrell Evans, L (1, 5) OBP: 0.358, SLG: 0.411	0-0 1B 1-3 1B		0-0 G3			4-0 1B 1-2 BB		0-3 K		3	0	1	0	1	1	0
Dave May, L (1, 9) OBP: 0.369, SLG: 0.535	0-0 1-2 1B			0-3 K		0-3 K		0-0 F9		4	0	1	1	0	2	2
Dusty Baker Jr., R (1, 8) OBP: 0.348, SLG: 0.406	0-3 K			0-0 P6		0-0 1-3 2-H 1B			0-0 1B 1B	4	0	2	1	0	1	2
Mike Lum, L (1, 3) OBP: 0.306, SLG: 0.319	0-0 4-3			0-3 K		0-0 4-3			0-3 K	4	0	0	0	0	2	5
Earl Williams, R (1, 2) OBP: 0.311, SLG: 0.372		0-0 F8			0-0 1-3		0-0 5-3		0-0 1-2 L3 1B	4	0	1	0	0	0	0
Rob Belloir, R (1, 6) OBP: 0.287, SLG: 0.300		0-0 F9			0-0 5-3		0-0 F3		0-0 L3	2	0	0	0	0	0	0
Marty Perez, R (7, PH) OBP: 0.330, SLG: 0.327 (8, 6)		0-0 F9							1-2 L3	2	0	0	0	0	0	2
Mike Thompson, R (1, 1) OBP: 0.071, SLG: 0.071		0-3 K			0-3 K		0-0 2B			2	0	0	0	0	2	0
Rowland Office, L (7, PH) OBP: 0.321, SLG: 0.341										1	0	1	0	0	0	0
Max Leon, R (8, 1) OBP: 0.400, SLG: 0.333										0	0	0	0	0	0	0

Inning Stats	R: 1 E: 0 K: 1 S: 8	H: 3 LOB: 2 BB: 0 P: 8	R: 0 E: 0 K: 1 S: 5	H: 0 LOB: 0 BB: 0 P: 5	R: 0 E: 0 K: 0 S: 3	H: 0 LOB: 0 BB: 0 P: 3	R: 0 E: 0 K: 2 S: 7	H: 0 LOB: 0 BB: 0 P: 7	R: 0 E: 0 K: 1 S: 5	H: 0 LOB: 0 BB: 0 P: 5	R: 1 E: 0 K: 1 S: 7	H: 2 LOB: 2 BB: 1 P: 11	R: 0 E: 0 K: 0 S: 4	H: 1 LOB: 1 BB: 0 P: 4	R: 0 E: 0 K: 1 S: 5	H: 0 LOB: 0 BB: 0 P: 5	R: 0 E: 0 K: 1 S: 6	H: 2 LOB: 1 BB: 0 P: 6	1B: 7 2B: 2 3B: 0 HR: 0	SF: 0 SAC: 0 DP: 1 HBP: 0	WP: 0 PB: 0 SB: 0 CS: 0	PA: 35
---------------------	------------------------------	---------------------------------	------------------------------	---------------------------------	------------------------------	---------------------------------	------------------------------	---------------------------------	------------------------------	---------------------------------	------------------------------	----------------------------------	------------------------------	---------------------------------	------------------------------	---------------------------------	------------------------------	---------------------------------	----------------------------------	------------------------------------	----------------------------------	--------

PITCHER Burt Hooton, R (1, 1) ERA: 3.11	IP: 9.0 WLS: W BF: 35 H: 8 R: 2 ER: 2 SO: 8 BB: 1 IBB: 0 HBP: 0 BLK: 0 WP: 0 HR: 0 S: 50 P: 54 ERA: 2.00 WHIP: 1.000	PITCHER	IP: 9.0 WLS: W BF: 35 H: 8 R: 2 ER: 2 SO: 8 BB: 1 IBB: 0 HBP: 0 BLK: 0 WP: 0 HR: 0 S: 50 P: 54 ERA: 2.00 WHIP: 1.000
--	--	----------------	--

BOTTOM

Los Angeles Dodgers @ Atlanta Braves
Atlanta-Fulton County Stadium, Atlanta, GA

livebaseballscores.com

AB	34
R	2
H	8
RBI	2
BB	1
SO	8
LOB	13

Braves

Fri Sep 05 1975, 7:05 PM EDT
Att. 2,725 - Unknown

Batter	1	2	3	4	5	6	7	8	9	AB R H RBI BB SO LOB	TOP											
Davey Lopes, R (1, 4) OBP: 0.354, SLG: 0.358	0-0 PB S SF7 1B	0-0 1-3		0-0 F9		0-0 5-3			0-3 K	5 1 1 0 0 1 2												
Lee Lacy, R (1, 7) OBP: 0.355, SLG: 0.478	4-0 FC6-4 1-3 BB	0-0 5-3		0-0 5-3			0-0 F7		0-0 1-3	4 0 0 0 1 0 2												
Willie Crawford, L (1, 9) OBP: 0.338, SLG: 0.379	0-0 SF7 3-H		0-0 1B 2B	0-0 4-3			0-0 F3			3 1 1 1 0 0 0												
Steve Garvey, R (1, 3) OBP: 0.343, SLG: 0.458	0-0 FC6-4 1B 1-2f		0-0 1B 1B 2-H 1B		0-0 L6		0-0 6-3			4 0 1 1 0 0 1												
John Hale, L (1, 8) OBP: 0.304, SLG: 0.358	0-0 1-3 1B		0-3 K		0-0 3-1			0-0 P6		4 0 1 0 0 1 1												
Steve Yeager, R (1, 2) OBP: 0.310, SLG: 0.369	0-0 F8		0-0 1B 1-2 1B		0-0 1B			0-0 P4		4 0 2 0 0 0 2												
Jerry Royster, R (1, 5) OBP: 0.500, SLG: 0.857		0-0 1B 1B	0-0 F3		0-0 P4			0-0 3B		4 0 2 0 0 0 3												
Ivan De Jesus, R (1, 6) OBP: 0.273, SLG: 0.206		0-0 F9	0-0			0-0 4-3		0-0 4-3		3 0 1 0 0 0 1												
Henry Cruz, L (8, PH) OBP: 0.290, SLG: 0.303			1-2 2-3 1B							1 0 0 0 0 0 1												
Rick Auerbach, R (8, 6) OBP: 0.299, SLG: 0.278										0 0 0 0 0 0 0												
Rick Rhoden, R (1, 1) OBP: 0.095, SLG: 0.095		0-0 1-3 1B	0-0 4-3			0-0 F8		0-3 K		3 0 1 0 0 0 3												
Charlie Hough, R (8, 1)										0 0 0 0 0 0 0												
Dave Sells, R (8, 1)										0 0 0 0 0 0 0												
Jimmy Wynn, R (9, PH) OBP: 0.402, SLG: 0.409										1 0 0 0 0 1 0												
Inning Stats	R: 1 E: 0 K: 0 S: 5	H: 2 LOB: 2 BB: 1 P: 9	R: 0 E: 0 K: 0 S: 5	H: 2 LOB: 2 BB: 0 P: 5	R: 1 E: 0 K: 1 S: 9	H: 4 LOB: 3 BB: 0 P: 9	R: 0 E: 0 K: 0 S: 3	H: 0 LOB: 0 BB: 0 P: 3	R: 0 E: 0 K: 0 S: 4	H: 1 LOB: 1 BB: 0 P: 4	R: 0 E: 0 K: 0 S: 3	H: 0 LOB: 0 BB: 0 P: 3	R: 0 E: 0 K: 0 S: 3	H: 0 LOB: 0 BB: 0 P: 3	R: 0 E: 0 K: 2 S: 7	H: 1 LOB: 1 BB: 0 P: 4	R: 0 E: 0 K: 2 S: 7	H: 0 LOB: 0 BB: 0 P: 7	1B: 8 2B: 1 3B: 1 HR: 0	SF: 1 SAC: 0 DP: 0 HBP: 0	WP: 0 PB: 1 SB: 1 CS: 0	PA: 38
PITCHER	IP WLS BF H R ER SO BB IBB HBP BLK WP HR S P ERA WHIP																					
Carl Morton, R (1, 1) ERA: 3.49	8.0 W 35 10 2 2 1 1 0 0 0 0 0 0 36 40 2.25 1.375																					
Bruce Dal Canton, R (9, 1) ERA: 5.03	1.0 S 3 0 0 0 2 0 0 0 0 0 0 0 7 7 0.00 0.000																					

Los Angeles Dodgers @ Atlanta Braves
Atlanta-Fulton County Stadium, Atlanta, GA

AB	36
R	2
H	10
RBI	2
BB	1
SO	3
LOB	16



Sat Sep 06 1975, 7:05 PM EDT
Att. 7,357 - Unknown

livebaseballscorecards.com

Batter	1	2	3	4	5	6	7	8	9
Ralph Garr, L OBP: 0.324, SLG: 0.376 (1, 7)	0-0 F7		0-0 1B		0-0 6-3			0-0 E6 BB WP BB	
Marty Perez, R OBP: 0.327, SLG: 0.324 (1, 4) (9, 6)	0-0 P4		0-0 F8			0-0 F7		0-3 K 1-2 2-3	
Darrell Evans, L OBP: 0.361, SLG: 0.412 (1, 5) BB BB BB	4-0 BB BB		0-0 1B			0-0 G3		4-0 BB BB BB	
Dave May, L OBP: 0.366, SLG: 0.524 Bruce Dal Canton, R OBP: 0.056, SLG: 0.056 (1, 9) (9, 1) BB BB BB	4-0 1-2 BB		0-0 L4			0-0 5-3		0-3 K 2	
Dusty Baker Jr., R OBP: 0.347, SLG: 0.403 (1, 8) (9, 9)	0-0 F9			0-0 6-3			0-0 F3	4-0 BB BB 1-2 2-3 3-H	
Mike Lum, L OBP: 0.305, SLG: 0.316 (1, 3)		0-0 F7		0-0 F8			0-0 P6	4-0 BB BB BB 1-2 2-3 3-H FC6-4 BB	
Earl Williams, R OBP: 0.311, SLG: 0.369 (1, 2)		4-0 BB BB BB G5-4-3 BB		0-0 6-3			0-0 6-3	0-0 FC6-4 1-2f	
Rob Belloir, R OBP: 0.284, SLG: 0.297 Joe Nolan, L (5, PH)		0-0 G5-4-3				0-0 4-3		4-0 BB BB BB 2B E BB	
Larvell Blanks, R OBP: 0.299, SLG: 0.300 Biff Pocaroba, S OBP: 0.326, SLG: 0.317 Rod Gilbreath, R OBP: 0.337, SLG: 0.327 (8, PH) (9, 4)		1-2f				0-0 6-3		0-0 WP BB 1-3 2B	
Carl Morton, R OBP: 0.202, SLG: 0.198 Rowland Office, L OBP: 0.323, SLG: 0.346 (8, PH) (9, 8)			0-0 P4						

Inning Stats	R: 0 E: 0 K: 0 S: 3	H: 0 LOB: 2 BB: 2 P: 11	R: 0 E: 0 K: 0 S: 2	H: 0 LOB: 0 BB: 1 P: 6	R: 0 E: 0 K: 0 S: 5	H: 2 LOB: 2 BB: 0 P: 5	R: 0 E: 0 K: 0 S: 3	H: 0 LOB: 0 BB: 0 P: 3	R: 0 E: 0 K: 0 S: 3	H: 0 LOB: 0 BB: 0 P: 3	R: 0 E: 0 K: 0 S: 3	H: 0 LOB: 0 BB: 0 P: 3	R: 0 E: 0 K: 0 S: 3	H: 0 LOB: 0 BB: 0 P: 3	R: 3 E: 1 K: 2 S: 9	H: 1 LOB: 3 BB: 4 P: 25
--------------	------------------------------	----------------------------------	------------------------------	---------------------------------	------------------------------	---------------------------------	------------------------------	---------------------------------	------------------------------	---------------------------------	------------------------------	---------------------------------	------------------------------	---------------------------------	------------------------------	----------------------------------

PITCHER	IP	WLS	BF	H	R	ER	SO	BB	IBB	HBP	BLK	WP	HR	S	P	ERA	WHIP
Rick Rhoden, R ERA: 3.3 (1, 1)	7.0		27	3	2	1	0	4	0	0	0	0	0	23	39	1.29	1.000
Charlie Hough, R ERA: 3.49 (8, 1)	0.2	L	4	0	0	0	2	1	0	0	0	1	0	7	11	0.00	1.500
Dave Sells, R ERA: 6.75 (8, 1)	0.1		3	0	1	0	0	2	0	0	0	0	0	1	9	0.00	6.000

BOTTOM

Los Angeles Dodgers @ Atlanta Braves
Atlanta-Fulton County Stadium, Atlanta, GA

Sat Sep 06 1975, 7:05 PM EDT
Att. 7,357 - Unknown

AB	R	H	RBI	BB	SO	LOB
4	1	1	1	0	0	1
4	0	0	0	0	1	3
2	0	1	0	2	0	0
3	0	0	0	1	1	5
0	0	0	0	0	0	0
3	0	0	1	1	0	2
3	0	0	1	1	0	0
3	0	0	0	1	0	3
1	0	0	0	0	0	1
1	0	0	0	0	0	0
0	0	0	0	0	0	0
0	1	0	0	1	0	0
0	0	0	0	0	0	0
2	0	0	0	0	0	0
1	1	1	0	0	0	0

AB	27
R	3
H	3
RBI	3
BB	7
SO	2
LOB	15

livebaseballscores.com

Braves

WP	PA
1	34

Los Angeles Dodgers @ Atlanta Braves
Atlanta-Fulton County Stadium, Atlanta, GA

Sun Sep 07 1975, 3:33 AM EDT
Att. 3,439 - Unknown

AB	34
R	4
H	9
RBI	4
BB	7
SO	6
LOB	26



Batter	1	2	3	4	5	6	7	8	9	AB R H RBI BB SO LOB
Davey Lopes, R OBP: 0.353, SLG: 0.356 (1, 4) (8, 6)	0-0 6-3		0-0 6-3		0-0 FC5-4		4-0 1B	0-0 FC5-4		4 1 0 0 1 0 3
Lee Lacy, R OBP: 0.356, SLG: 0.474 (1, 7) (8, 4)	0-0 P4		0-0 5-3		0-0 G3		4-0 1B		0-0 BLK	4 1 1 0 1 0 2
Jimmy Wynn, R OBP: 0.402, SLG: 0.406 (1, 8) BB	4-0 FC5-4			0-3 K	4-0 BB		0-3 K		0-3 K	3 0 0 0 2 3 3
Steve Garvey, R OBP: 0.343, SLG: 0.459 (1, 3) X	0-0 FC5-4			0-0 1B	0-0 5-3		0-0 1B		0-0 F8	5 1 2 1 0 0 4
Ken McMullen, R OBP: 0.317, SLG: 0.459 (1, 5) X		0-0 6-3		4-0 1B		4-0 3-1	0-3 K		0-0 1B	3 1 1 1 2 1 2
Steve Yeager, R OBP: 0.311, SLG: 0.368 (1, 2) BB		4-0 G4-3		0-0 1B		0-0 5-3	0-0 L6		0-0 P4	4 0 1 1 1 0 4
Jerry Royster, R OBP: 0.364, SLG: 0.600 (1, 9) Bill Russell, R OBP: 0.288, SLG: 0.271 (6, 6) John Hale, L OBP: 0.302, SLG: 0.356 (8, 9) (8, 9)		0-0 G4-3		0-3 K		0-0 3-1			0-3 K	3 0 0 0 0 1 4 0 0 0 0 0 0 0 1 0 0 0 0 1 0
Ivan De Jesus, R OBP: 0.282, SLG: 0.217 (4, PH) Tom Facione, R OBP: 0.289, SLG: 0.281 (4, 6) Rick Auerbach, R OBP: 0.289, SLG: 0.278 (6, PH) Willie Crawford, L OBP: 0.342, SLG: 0.386 (6, 9) (8, 7)			0-0 6-3	0-0 L6		0-0 2B		0-0 FC5-4		1 0 1 0 0 0 0 1 0 0 0 0 0 2 0 0 0 0 0 0 0 2 0 2 1 0 0 0
Don Sutton, R OBP: 0.169, SLG: 0.127 (1, 1) Henry Cruz, L OBP: 0.286, SLG: 0.299 (6, PH) Stan Wall, L (6, 1) Leron Lee, L OBP: 0.234, SLG: 0.190 (8, PH) Charlie Hough, R (8, 1)		0-0 SH1-4		0-0 SH1-4		0-0 F9		0-0 F7		1 0 1 0 0 0 0 1 0 0 0 0 0 1 0 0 0 0 0 0 0 1 0 0 0 0 0 1 0 0 0 0 0 0 0

Inning Stats	R: 0	H: 0	E: 0	K: 0	S: 3	P: 7	R: 0	H: 0	E: 0	K: 0	S: 2	P: 6	R: 0	H: 1	E: 0	K: 0	S: 4	P: 4	R: 1	H: 2	E: 0	K: 2	S: 9	P: 13	R: 0	H: 1	E: 0	K: 0	S: 4	P: 8	R: 1	H: 1	E: 0	K: 0	S: 4	P: 8	R: 1	H: 1	E: 0	K: 2	S: 8	P: 16	R: 0	H: 1	E: 0	K: 1	S: 6	P: 6	R: 1	H: 2	E: 0	K: 1	S: 7	P: 7	1B: 7	SF: 0	2B: 2	SAC: 1	3B: 0	DP: 1	HR: 0	HBP: 0	WP: 0	PA: 42
--------------	------	------	------	------	------	------	------	------	------	------	------	------	------	------	------	------	------	------	------	------	------	------	------	-------	------	------	------	------	------	------	------	------	------	------	------	------	------	------	------	------	------	-------	------	------	------	------	------	------	------	------	------	------	------	------	-------	-------	-------	--------	-------	-------	-------	--------	-------	--------

PITCHER	IP	WLS	BF	H	R	ER	SO	BB	IBB	HBP	BLK	WP	HR	S	P	ERA	WHIP
James Easterly, L ERA: 5.69 (1, 1)	4.2		21	4	1	1	2	4	0	0	0	0	0	21	37	1.93	1.714
Blue Moon Odom, R ERA: 7.19 (5, 1)	1.2		10	2	2	2	1	3	0	0	0	0	0	9	21	10.80	3.000
Elias Sosa, R ERA: 3.86 (7, 1)	2.1		10	3	1	1	3	0	0	0	1	0	0	16	16	3.86	1.286
Bruce Dal Canton, R ERA: 5.0 (9, 1)	0.1	W	1	0	0	0	0	0	0	0	0	0	0	1	1	0.00	0.000

Batter	1	2	3	4	5	6	7	8	9	AB R H RBI BB SO LOB
Ralph Garr, L (1, 7) OBP: 0.326, SLG: 0.379	0-0 SH1-3 1B E	0-0 1B 2-3			0-0 F5 1		0-0 2B		0-0 E4 1B 1-2 2-3	5 1 3 0 0 0 2
Marty Perez, R (1, 4) OBP: 0.329, SLG: 0.326	0-0 SH1-3 1-3	0-0 1B 1-2 3-H			0-0 F8 2		0-0 F8 3		0-0 1B 1-2 2-3 3-H	4 0 2 2 0 0 1
Darrell Evans, L (1, 5) OBP: 0.360, SLG: 0.409	4-0 1B 4-3 BB	0-0 F2 3-H			0-0 P5 3			0-3 K 1		3 1 0 0 1 1 2
Dave May, L (1, 9) OBP: 0.363, SLG: 0.517	0-0 4-3 1B 1-3 3-H		0-3 K 1		0-0 P5 1			0-0 5-3 2		4 0 1 1 0 1 0
Mike Lum, L (1, 3) OBP: 0.304, SLG: 0.313	0-0 4-3 1-2 3-H		0-0 F8 2		0-0 F8 2	4-0 E S SF9 BB		0-0 F8 3		3 1 0 1 1 0 1
Rowland Office, L (1, 8) OBP: 0.320, SLG: 0.343	0-0 P6 3		0-0 F8 3		0-0 SF9 2			0-3 K 1		3 0 0 1 0 1 1
Earl Williams, R (1, 2) OBP: 0.313, SLG: 0.367		4-0 1B SH1-4 1B BB		0-0 6-3 1		0-0 F9 3		0-3 K 1	4-0 E 1B 1B BB	2 1 0 0 2 0 0 0 1 0 0 0 0 0
Rod Gilbreath, R (9, PR) OBP: 0.337, SLG: 0.327										
Rob Belloir, R (1, 6) OBP: 0.278, SLG: 0.290		0-0 SH1-4 1-2		0-0 F2 2				0-0 5-3 1	0-0 F5 2	2 0 0 0 0 0 0 1 0 0 0 0 0 1
Ed Goodson, L (9, PH) OBP: 0.237, SLG: 0.263										
Jamie Easterly, L (1, 1) OBP: 0.083, SLG: 0.167		0-3 K 2		0-3 K 3				0-0 5-3 2	0-0 1B E 1B 1-2	2 0 0 0 0 2 1 0 0 0 0 0 0 0 1 0 0 0 0 0 0 1 0 1 0 0 0 0
Blue Moon Odom, R (5, 1) OBP: 0.133, SLG: 0.133										
Elias Sosa, R (7, 1) OBP: 0.105, SLG: 0.105										
Bruce Dal Canton, R (9, 1) OBP: 0.105, SLG: 0.105										

Inning Stats	R: 2	H: 2	E: 1	K: 0	S: 5	LOB: 1	BB: 1	P: 9	R: 1	H: 2	E: 0	K: 1	S: 7	LOB: 2	BB: 1	P: 11	R: 0	H: 0	E: 0	K: 1	S: 5	LOB: 0	BB: 0	P: 5	R: 0	H: 0	E: 0	K: 0	S: 3	LOB: 0	BB: 0	P: 3	R: 1	H: 0	E: 0	K: 0	S: 3	LOB: 0	BB: 1	P: 7	R: 0	H: 1	E: 0	K: 0	S: 4	LOB: 1	BB: 0	P: 4	R: 0	H: 0	E: 0	K: 1	S: 5	LOB: 0	BB: 0	P: 5	R: 1	H: 2	E: 1	K: 1	S: 7	LOB: 3	BB: 1	P: 11	1B: 6	2B: 1	3B: 0	HR: 0	SF: 1	SAC: 2	DP: 0	HBP: 0	WP: 0	PA: 38
--------------	------	------	------	------	------	--------	-------	------	------	------	------	------	------	--------	-------	-------	------	------	------	------	------	--------	-------	------	------	------	------	------	------	--------	-------	------	------	------	------	------	------	--------	-------	------	------	------	------	------	------	--------	-------	------	------	------	------	------	------	--------	-------	------	------	------	------	------	------	--------	-------	-------	-------	-------	-------	-------	-------	--------	-------	--------	-------	--------

PITCHER	IP	WLS	BF	H	R	ER	SO	BB	IBB	HBP	BLK	WP	HR	S	P	ERA	WHIP
Don Sutton, R (1, 1) ERA: 2.9	5.0		21	4	3	3	3	2	0	0	0	0	0	25	33	5.40	1.200
Stan Wall, L (6, 1) ERA: 1.74	2.0		8	1	1	0	0	1	0	0	0	0	0	7	11	0.00	1.000
Charlie Hough, R (8, 1) ERA: 3.35	1.2	L	9	2	1	0	2	1	0	0	0	0	0	12	16	0.00	1.800

BOTTOM

Los Angeles Dodgers @ Atlanta Braves
Atlanta-Fulton County Stadium, Atlanta, GA

Sun Sep 07 1975, 3:33 AM EDT
Att. 3,439 - Unknown

AB 31
R 5
H 7
RBI 5
BB 4
SO 5
LOB 9



PITCHER	IP	WLS	BF	H	R	ER	SO	BB	IBB	HBP	BLK	WP	HR	S	P	ERA	WHIP
---------	----	-----	----	---	---	----	----	----	-----	-----	-----	----	----	---	---	-----	------

Batter	1	2	3	4	5	6	7	8	9	AB R H RBI BB SO LOB	TOP											
Von Joshua, L (1, 8) OBP: 0.363, SLG: 0.446	0-0 4-3		0-0 7-3-4 1B			0-0 4-3			0-0 L6	4 0 1 0 0 0 0	<p>San Francisco Giants @ Los Angeles Dodgers Dodger Stadium, Los Angeles, CA Mon Sep 08 1975, 7:05 PM PDT Att: 17,239 - Unknown</p>											
Derrel Thomas, S (1, 4) OBP: 0.345, SLG: 0.369	0-0 F8		0-0 7-3-4 1-2f			0-0 5-3			0-0 4-3	4 0 0 0 0 0 1												
Bobby Murcer, L (1, 9) OBP: 0.401, SLG: 0.448	0-0 F7								0-0 P6	4 0 0 0 0 0 0												
Gary Matthews, R (1, 7) OBP: 0.371, SLG: 0.408		0-0 F8							0-0 F8	3 0 0 0 0 1 0												
Willie Montanez, L (1, 3) OBP: 0.341, SLG: 0.398		0-0 6-3							0-0 1B	3 0 1 0 0 0 0												
Dave Rader, L (1, 2) OBP: 0.383, SLG: 0.414		0-0 E7 1B							0-0 F7	3 0 1 0 0 0 1												
Steve Ontiveros, S (1, 5) OBP: 0.393, SLG: 0.347		4-0 FC6-4 BB							0-0 F8	2 0 0 0 1 0 0												
Johnnie LeMaster, R (1, 6) OBP: 0.200, SLG: 0.417 Gary Thomasson, L (8, PH) OBP: 0.301, SLG: 0.330 Craig Robinson, R (8, 6) OBP: 0.109, SLG: 0.091		0-0 FC6-4 1-2f							0-0 F9	2 0 0 0 0 0 2 1 0 0 0 0 0 0 0 0 0 0 0 0 0												
John Montefusco, R (1, 1) OBP: 0.123, SLG: 0.145 Glenn Adams, L (8, PH) OBP: 0.389, SLG: 0.500 Randy Moffitt, R (8, 1) OBP: 0.231, SLG: 0.385 Dave Heaverlo, R (8, 1)			0-0 F8						0-3 K	2 0 0 0 0 1 0 1 0 0 0 0 1 0 0 0 0 0 0 0 0 0 0 0 0 0 0 0												
Inning Stats	R: 0 E: 0 K: 0 S: 3	H: 0 LOB: 0 BB: 0 P: 3	R: 0 E: 1 K: 0 S: 4	H: 1 LOB: 2 BB: 1 P: 8	R: 0 E: 0 K: 0 S: 3	H: 1 LOB: 0 BB: 0 P: 3	R: 0 E: 0 K: 1 S: 5	H: 0 LOB: 0 BB: 0 P: 5	R: 0 E: 0 K: 0 S: 3	H: 0 LOB: 0 BB: 0 P: 3	R: 0 E: 0 K: 1 S: 5	H: 0 LOB: 0 BB: 0 P: 5	R: 0 E: 0 K: 0 S: 4	H: 1 LOB: 1 BB: 0 P: 4	R: 0 E: 0 K: 1 S: 5	H: 0 LOB: 0 BB: 0 P: 5	R: 0 E: 0 K: 0 S: 3	H: 0 LOB: 0 BB: 0 P: 3	1B: 3 2B: 1 3B: 0 HR: 0	SF: 0 SAC: 0 DP: 1 HBP: 0	WP: 0 PB: 0 SB: 0 CS: 0	PA: 30
PITCHER Andy Messersmith, R (1, 1) ERA: 2.4	IP: 9.0 WLS: W BF: 30 H: 3 R: 0 ER: 0 SO: 3 BB: 1 IBB: 0 HBP: 0 BLK: 0 WP: 0 HR: 0 S: 35 P: 39 ERA: 0.00 WHIP: 0.444											PITCHER	IP: 9.0 WLS: W BF: 30 H: 3 R: 0 ER: 0 SO: 3 BB: 1 IBB: 0 HBP: 0 BLK: 0 WP: 0 HR: 0 S: 35 P: 39 ERA: 0.00 WHIP: 0.444									

livebaseballscorecards.com

AB	29
R	0
H	3
RBI	0
BB	1
SO	3
LOB	4



Batter	1	2	3	4	5	6	7	8	9	AB	R	H	RBI	BB	SO	LOB
Davey Lopes, R OBP: 0.352, SLG: 0.355 (1, 4)	0-0 P4		0-0 5-3		0-0 E5		0-0 CS			4	0	1	0	0	0	1
Lee Lacy, R OBP: 0.359, SLG: 0.474 (1, 7)	0-0 1B		0-0 6-3			0-0 1B	0-0 CS	0-0 F9		4	0	2	0	0	0	0
Henry Cruz, L OBP: 0.297, SLG: 0.314 (1, 8)	0-0 F2			0-0 4-3		0-0 2B		4-0 PB 1B		3	2	1	0	1	0	1
Steve Garvey, R OBP: 0.346, SLG: 0.462 (1, 3)	0-0 1B			0-0 6-3		0-0 2B		0-0 PB 1B		4	1	3	1	0	0	0
Willie Crawford, L OBP: 0.343, SLG: 0.386 (1, 9)	0-0 F7			0-0 1B		4-0 1B		0-3 K		3	0	1	0	1	1	4
Ken McMullen, R OBP: 0.311, SLG: 0.425 (1, 5)		0-0 6-3		0-3 K		0-0 P4		4-0 1B		3	1	0	0	1	1	3
Steve Yeager, R OBP: 0.313, SLG: 0.368 (1, 2)		0-3 K			4-0 FC2-6	0-0 F7		0-0 1B		3	0	1	2	1	1	2
Bill Russell, R OBP: 0.288, SLG: 0.270 (1, 6)		0-0 F9			0-0 FC2-6		0-3 K	0-0 1B		4	0	1	1	0	1	1
Andy Messersmith, R OBP: 0.210, SLG: 0.198 (1, 1)			0-0 F9		0-3 K		0-0 1-3	0-3 K		4	0	0	0	0	2	3

Inning Stats	R: 0	H: 2	E: 0	LOB: 2	K: 0	BB: 0	S: 5	P: 5	R: 0	H: 0	E: 0	LOB: 0	K: 1	BB: 0	S: 5	P: 5	R: 0	H: 1	E: 0	LOB: 1	K: 1	BB: 0	S: 6	P: 6	R: 0	H: 0	E: 1	LOB: 2	K: 1	BB: 1	S: 5	P: 9	R: 1	H: 3	E: 0	LOB: 2	K: 0	BB: 1	S: 5	P: 9	R: 0	H: 1	E: 0	LOB: 0	K: 1	BB: 0	S: 5	P: 5	R: 3	H: 3	E: 0	LOB: 2	K: 2	BB: 2	S: 10	P: 18
--------------	------	------	------	--------	------	-------	------	------	------	------	------	--------	------	-------	------	------	------	------	------	--------	------	-------	------	------	------	------	------	--------	------	-------	------	------	------	------	------	--------	------	-------	------	------	------	------	------	--------	------	-------	------	------	------	------	------	--------	------	-------	-------	-------

PITCHER	IP	WLS	BF	H	R	ER	SO	BB	IBB	HBP	BLK	WP	HR	S	P	ERA	WHIP
John Montefusco, R ERA: 2.91 (1, 1)	7.0	L	28	7	1	1	4	1	1	0	0	0	0	34	42	1.29	1.143
Randy Moffitt, R ERA: 4.1 (8, 1)	0.2		5	1	3	3	1	2	0	0	0	0	0	5	13	40.50	4.500
Dave Heaverlo, R ERA: 2.34 (8, 1)	0.1		3	2	0	0	1	0	0	0	0	0	0	5	5	0.00	6.000

BOTTOM

San Francisco Giants @ Los Angeles Dodgers
Dodger Stadium, Los Angeles, CA
 Mon Sep 08 1975, 7:05 PM PDT
 Att. 17,239 - Unknown

AB	32
R	4
H	10
RBI	4
BB	4
SO	6
LOB	15

livebaseballscorecards.com

WP	PA	ERA	WHIP
0	37		
1			
2			
1			

Batter	1	2	3	4	5	6	7	8	9	AB R H RBI BB SO LOB	TOP																									
Von Joshua, L (1, 8) OBP: 0.366, SLG: 0.448	0-3 K		0-0 F8		0-0 CS 1B		0-0 2B 1B		0-0 FC4-6 1B	5 0 3 0 0 1 0	<p>San Francisco Giants @ Los Angeles Dodgers Dodger Stadium, Los Angeles, CA Tue Sep 09 1975, 7:05 PM PDT Att. 14,344 - Unknown</p>																									
Derrel Thomas, S (1, 4) OBP: 0.346, SLG: 0.371	0-0 S 1B		0-0 4-3		0-0 F8		0-0 2B		0-0 FC4-6	5 0 2 2 0 0 2																										
Gary Thomasson, L (1, 9) OBP: 0.296, SLG: 0.324	0-3 K			0-0 5-3		0-0 G3		0-0 F2	0-0 F7	5 0 0 0 0 1 4																										
Gary Matthews, R (1, 7) OBP: 0.369, SLG: 0.407	0-0 4-3			0-0 BLK 1B		0-0 5-3		0-0 F3		4 1 1 0 0 0 3																										
Willie Montanez, L (1, 3) OBP: 0.342, SLG: 0.400		0-0 F9		0-0 BB 1B		0-0 1B 2B		0-3 K		4 0 2 1 0 1 2																										
Bruce Miller, R (1, 5) OBP: 0.278, SLG: 0.297		0-0 FC6-4 1B		0-0 F9		0-0 2B 1B		0-0 4-3		4 0 2 0 0 0 1																										
Johnnie LeMaster, R (1, 6) OBP: 0.207, SLG: 0.370		0-0 FC6-4 S		4-0 FC6-4 BB		0-3 K		0-0 F9		3 0 0 0 1 1 3																										
Mike Sadek, R (1, 2) OBP: 0.330, SLG: 0.325	0-3 K		0-0 FC6-4		0-0 FC6-4		0-0 1B SH 2B 1B		0-0 5-3	4 1 1 0 0 1 3																										
Jim Barr, R (1, 1) OBP: 0.121, SLG: 0.109			0-0 6-3		0-3 K		0-0 SH 1B 2B		0-0 G3	2 1 0 0 0 1 0																										
Gary Lavelle, S (8, 1) OBP: 0.111, SLG: 0.111										0 0 0 0 0 0 0																										
Charlie Williams, R (8, 1) OBP: 0.176, SLG: 0.250										0 0 0 0 0 0 0																										
Glenn Adams, L (9, PH) OBP: 0.385, SLG: 0.494										1 0 0 0 0 0 0																										
Inning Stats	R: 0 E: 0 K: 2 S: 8	H: 1 LOB: 1 BB: 0 P: 8	R: 0 E: 0 K: 1 S: 6	H: 1 LOB: 1 BB: 0 P: 6	R: 0 E: 0 K: 0 S: 3	H: 0 LOB: 0 BB: 0 P: 3	R: 1 E: 0 K: 0 S: 5	H: 2 LOB: 2 BB: 1 P: 9	R: 0 E: 0 K: 1 S: 5	H: 1 LOB: 0 BB: 0 P: 5	R: 0 E: 0 K: 1 S: 7	H: 2 LOB: 2 BB: 0 P: 7	R: 2 E: 0 K: 1 S: 9	H: 3 LOB: 2 BB: 0 P: 9	R: 0 E: 0 K: 0 S: 3	H: 0 LOB: 0 BB: 0 P: 3	R: 0 E: 0 K: 0 S: 4	H: 1 LOB: 1 BB: 0 P: 4	1B: 9 2B: 2 3B: 0 HR: 0	SF: 0 SAC: 1 DP: 0 HBP: 0	WP: 0 PB: 0 SB: 2 CS: 1	PA: 39														
PITCHER	IP WLS BF H R ER SO BB IBB HBP BLK WP HR S P ERA WHIP																				ERA WHIP															
Doug Rau, L (1, 1) ERA: 3.21	6.0	29	10	3	3	5	1	0	0	0	1	0	0	38	42	4.50	1.833																			
Charlie Hough, R (7, 1) ERA: 3.12	3.0	W	10	1	0	0	1	0	0	0	0	0	0	12	12	0.00	0.333																			

livebaseballscorecards.com

AB	37
R	3
H	11
RBI	3
BB	1
SO	6
LOB	18



Batter	1	2	3	4	5	6	7	8	9
Davey Lopes, R (1, 4) OBP: 0.353, SLG: 0.355	0-0 4-3		0-3 K			4-0 BB		0-0 1B	
Lee Lacy, R (1, 7) OBP: 0.357, SLG: 0.470	0-0 5-3		0-0 P3			0-0 G6-4-3		0-0 2B	
Willie Crawford, L (1, 9) OBP: 0.343, SLG: 0.385 Manny Mota, R (8, PH) OBP: 0.346, SLG: 0.283 John Hale, L (9, 9) OBP: 0.302, SLG: 0.356	0-0 4-3			0-0 G3			0-0 3B	0-0 SH2-3	
Steve Garvey, R (1, 3) OBP: 0.347, SLG: 0.465		0-0 F8		0-0 F8			0-0 HR	4-0 2B	
Ron Cey, R (1, 5) OBP: 0.361, SLG: 0.469		0-0 1B		0-0 L5			0-0 HR	4-0 3B	
Henry Cruz, L (1, 8) OBP: 0.286, SLG: 0.301 Ken McMullen, R (8, PH) OBP: 0.326, SLG: 0.463 Joe Simpson, L (8, PR) (9, 8)		0-3 K		0-0 5-3			0-0 F7	0-0 3B	
Steve Yeager, R (1, 2) OBP: 0.312, SLG: 0.372		0-0 FC6-4		0-0 F7			0-3 K	0-0 3B	
Bill Russell, R (1, 6) OBP: 0.287, SLG: 0.270			0-0 SH3-4		0-0 5-3		0-3 K	0-0 6-3	
Doug Rau, L (1, 1) OBP: 0.232, SLG: 0.182 Charlie Hough, R (7, 1)			0-0 SH3-4			0-0 4-3		0-0 P6	

Inning Stats	R: 0	H: 0	E: 0	K: 0	S: 3	R: 0	H: 1	E: 0	K: 1	S: 6	R: 0	H: 1	E: 0	K: 1	S: 6	R: 0	H: 0	E: 0	K: 0	S: 3	R: 0	H: 0	E: 0	K: 0	S: 3	R: 0	H: 0	E: 0	K: 0	S: 2	R: 3	H: 3	E: 0	K: 2	S: 10	R: 5	H: 4	E: 0	K: 0	S: 7
	LOB: 0	BB: 0	P: 3	LOB: 1	BB: 0	P: 6	LOB: 0	BB: 0	P: 3	LOB: 0	BB: 0	P: 3	LOB: 0	BB: 0	P: 3	LOB: 0	BB: 1	P: 6	LOB: 0	BB: 0	P: 10	LOB: 2	BB: 2	P: 15	LOB: 0	BB: 0	P: 10	LOB: 0	BB: 0	P: 10	LOB: 0	BB: 0	P: 10	LOB: 2	BB: 2	P: 15	LOB: 0	BB: 0	P: 15	

PITCHER	IP	WLS	BF	H	R	ER	SO	BB	IBB	HBP	BLK	WP	HR	S	P	ERA	WHIP
Jim Barr, R (1, 1) ERA: 3.13	7.1	L	29	7	5	5	4	1	0	0	0	0	1	36	40	6.14	1.091
Gary Lavelle, L (8, 1) ERA: 2.99	0.1		3	0	0	0	0	1	1	0	0	0	0	1	9	0.00	3.000
Charlie Williams, R (8, 1) ERA: 3.31	0.1		3	2	3	3	0	0	0	0	0	0	0	3	3	81.00	6.000

BOTTOM

San Francisco Giants @ Los Angeles Dodgers
 Dodger Stadium, Los Angeles, CA
 Tue Sep 09 1975, 7:05 PM PDT
 Att. 14,344 - Unknown

AB	R	H	RBI	BB	SO	LOB
3	1	1	0	1	1	1
4	1	1	1	0	0	2
3	1	1	0	0	0	0
0	0	0	0	0	0	0
0	0	0	0	0	0	0
3	2	1	1	1	0	0
3	2	2	2	1	0	0
3	0	0	0	0	1	1
1	0	1	2	0	0	0
0	1	0	0	0	0	0
4	0	1	2	0	1	1
4	0	1	0	0	1	2
1	0	0	0	0	0	0
1	0	0	0	0	0	0

AB	30
R	8
H	9
RBI	8
BB	3
SO	4
LOB	7

WP: 0 PA: 35
 PB: 0
 SB: 1
 CS: 0



PITCHER	IP	WLS	BF	H	R	ER	SO	BB	IBB	HBP	BLK	WP	HR	S	P	ERA	WHIP
Jim Barr, R (1, 1) ERA: 3.13	7.1	L	29	7	5	5	4	1	0	0	0	0	1	36	40	6.14	1.091
Gary Lavelle, L (8, 1) ERA: 2.99	0.1		3	0	0	0	0	1	1	0	0	0	0	1	9	0.00	3.000
Charlie Williams, R (8, 1) ERA: 3.31	0.1		3	2	3	3	0	0	0	0	0	0	0	3	3	81.00	6.000

Batter	1	2	3	4	5	6	7	8	9	AB R H RBI BB SO LOB	TOP	
Pete Rose, S (1, 5) OBP: 0.403, SLG: 0.425	0-0 1-3			0-3 K		0-0 BB 1B		4-0 BB BB FC6-4 BB		3 0 1 0 1 1 0		
Ken Griffey, L (1, 9) OBP: 0.397, SLG: 0.410	0-3 K			0-3 K		4-0 BB FC5-4 BB		0-0 FC6-4 BB 1-2f 2-3 1B		3 1 0 0 1 2 2		
Joe Morgan, L (1, 4) OBP: 0.461, SLG: 0.501	0-0 F9			4-0 BB		0-3 K		4-0 BB BB 1B 1-2 BB		2 0 0 0 2 1 2		
Tony Perez, R (1, 3) OBP: 0.350, SLG: 0.465 Rawly Eastwick, R (8, 1) OBP: 0.067, SLG: 0.067			0-3 K	0-0 F2		0-0 FC5-4 1-2f		0-0 BB 1-3 2-H 3-H 1B		4 0 1 2 0 1 3 0 0 0 0 0 0 0		
Johnny Bench, R (1, 2) OBP: 0.361, SLG: 0.519			0-3 K		0-0 F4		0-0 6-3	0-0 5-3		4 0 0 0 0 1 2		
George Foster, R (1, 7) OBP: 0.368, SLG: 0.542			0-0 6-3		0-0 1B		0-0 5-3	0-0 5-3		4 0 1 0 0 0 0		
Cesar Geronimo, L (1, 8) OBP: 0.327, SLG: 0.365			0-0 6-3		0-0 F7		0-3 K	0-0 6-3		4 0 0 0 0 1 1		
Dave Concepcion, R (1, 6) OBP: 0.308, SLG: 0.332			0-3 K		0-3 K			0-0 FC6-4 BB 1B 1B		4 1 1 0 0 2 1		
Pat Darcy, L (1, 1) OBP: 0.051, SLG: 0.077 Dan Driessen, L (8, PH) OBP: 0.374, SLG: 0.401			0-3 K		0-3 K			0-0 L8		2 0 0 0 0 2 0 1 0 0 0 0 0 1		
Inning Stats	R: 0 E: 0 K: 1 S: 5 H: 0 LOB: 0 BB: 0 P: 5	R: 0 E: 0 K: 2 S: 7 H: 0 LOB: 0 BB: 0 P: 7	R: 0 E: 0 K: 2 S: 7 H: 0 LOB: 0 BB: 0 P: 7	R: 0 E: 0 K: 2 S: 7 H: 0 LOB: 1 BB: 1 P: 11	R: 0 E: 0 K: 1 S: 6 H: 1 LOB: 1 BB: 0 P: 6	R: 0 E: 0 K: 2 S: 8 H: 1 LOB: 2 BB: 1 P: 12	R: 0 E: 0 K: 1 S: 5 H: 0 LOB: 0 BB: 0 P: 5	R: 2 E: 0 K: 0 S: 5 H: 2 LOB: 2 BB: 2 P: 13	R: 0 E: 0 K: 0 S: 3 H: 0 LOB: 0 BB: 0 P: 3	1B: 4 2B: 0 3B: 0 HR: 0 SF: 0 SAC: 0 DP: 0 HBP: 0	WP: 0 PB: 0 SB: 0 CS: 0 PA: 35	
PITCHER Burt Hooton, R (1, 1) ERA: 3.06	IP: 9.0 WLS: W BF: 35 H: 4 R: 2 ER: 2 SO: 11 BB: 4 IBB: 0 HBP: 0 BLK: 0 WP: 0 HR: 0 S: 53 P: 69 ERA: 2.00 WHIP: 0.889											PITCHER IP: WLS: BF: H: R: ER: SO: BB: IBB: HBP: BLK: WP: HR: S: P: ERA: WHIP

Cincinnati Reds @ Los Angeles Dodgers
Dodger Stadium, Los Angeles, CA
 Wed Sep 10 1975, 7:05 PM PDT
 Att: 27,432 - Unknown

livebaseballscorecards.com

AB	31
R	2
H	4
RBI	2
BB	4
SO	11
LOB	12



Batter	1	2	3	4	5	6	7	8	9	AB	R	H	RBI	BB	SO	LOB
Davey Lopes, R OBP: 0.352, SLG: 0.353 (1, 4)	4-0 E 2B BB	0-0 FC6-5 S		0-0 6-3			0-0 6-3			3	1	0	0	1	0	1
Lee Lacy, R OBP: 0.355, SLG: 0.467 (1, 7)	0-3 K 1-3	0-0 F8 1-2		0-0 6-3			0-0 1B			4	0	1	0	0	1	2
Willie Crawford, L OBP: 0.345, SLG: 0.393 (1, 9)	0-0 5-3 2B		0-0 4-3 1B		0-0 F7		0-0 F2			4	1	2	1	0	0	0
Henry Cruz, L OBP: 0.286, SLG: 0.301 (8, 8)										0	0	0	0	0	0	0
Steve Garvey, R OBP: 0.346, SLG: 0.464 (1, 3)	0-0 5-3 2-3		0-0 4-3		0-0 1B			0-0 5-3		4	0	1	0	0	0	2
Ron Cey, R OBP: 0.362, SLG: 0.468 (1, 5)	4-0 BB BB		0-0 1B 1B		0-3 K			0-0 F7		3	0	1	1	1	1	1
John Hale, L OBP: 0.301, SLG: 0.350 (1, 8) (8, 9)	4-0 FC6-4 1-2 BB		0-0 F7		0-0 F7			0-3 K		3	0	0	0	1	1	2
Steve Yeager, R OBP: 0.314, SLG: 0.373 (1, 2)	0-0 FC6-4 1-2f		0-0 1-3 1B		0-3 K				0-0 SH3-4 2B 1B	4	1	2	0	0	1	3
Bill Russell, R OBP: 0.288, SLG: 0.275 (1, 6)		0-0 FC6-5 2B	0-3 K		0-0 5-3				0-0 SH3-4 1-2	3	0	1	0	0	1	2
Burt Hooton, R OBP: 0.149, SLG: 0.156 (1, 1)		0-0 B1-4		0-3 K			0-0 F2		0-0 2B	3	0	0	0	0	1	1
Leron Lee, L OBP: 0.246, SLG: 0.220 (9, PH)										1	0	1	1	0	0	0

Inning Stats	R: 1	H: 1	E: 1	K: 1	S: 6	R: 0	H: 1	E: 0	K: 0	S: 4	R: 1	H: 3	E: 0	K: 1	S: 8	R: 0	H: 0	E: 0	K: 1	S: 5	R: 0	H: 1	E: 0	K: 1	S: 6	R: 0	H: 0	E: 0	K: 1	S: 5	R: 0	H: 1	E: 0	K: 0	S: 3	R: 0	H: 0	E: 0	K: 1	S: 5	R: 1	H: 2	E: 0	K: 0	S: 3	R: 1	H: 2	E: 0	K: 0	S: 3	1B: 5	SF: 0	3B: 0	HR: 0
	LOB: 3	BB: 3	P: 18			LOB: 1	BB: 0				LOB: 2	BB: 0				LOB: 0	BB: 0				LOB: 1	BB: 0				LOB: 0	BB: 0				LOB: 0	BB: 0				LOB: 0	BB: 0				LOB: 1	BB: 0				LOB: 1	BB: 0				SAC: 1	DP: 0	HBP: 0	

PITCHER	IP	WLS	BF	H	R	ER	SO	BB	IBB	HBP	BLK	WP	HR	S	P	ERA	WHIP
Pat Darcy, R ERA: 3.61 (1, 1)	7.0		30	7	2	2	5	3	0	0	0	0	0	37	49	2.57	1.429
Rawly Eastwick, R ERA: 2.76 (8, 1)	1.1	L	6	2	1	1	1	0	0	0	0	0	0	8	8	6.75	1.500

BOTTOM

Cincinnati Reds @ Los Angeles Dodgers
 Dodger Stadium, Los Angeles, CA

Wed Sep 10 1975, 7:05 PM PDT
 Att. 27,432 - Unknown

AB	32
R	3
H	9
RBI	3
BB	3
SO	6
LOB	14



WP	PA	ERA	WHIP
0	36		
0			
1			
0			

Batter	1	2	3	4	5	6	7	8	9
Davey Lopes, R OBP: 0.355, SLG: 0.355 (1, 4)	4-0 E S 1B BB		0-0 FC 1B 2B		0-3 K		1-0 1B BLK HBP		
Lee Lacy, R OBP: 0.361, SLG: 0.469 (1, 7)	0-0 K2-5-2 BB 1-H 1B		0-0 FC 1B 1B		4-0 CS BB		0-0 L3 1-3 1B		
Willie Crawford, L OBP: 0.349, SLG: 0.393 (1, 9)	4-0 K2-5-2 1-2 BB		0-0 1B FC5-2 1-3 3-H 1B		4-0 HR BB		0-0 L3 1-2		
Steve Garvey, R OBP: 0.347, SLG: 0.469 (1, 3)	0-3 K2-5-2 1-2 2-3f		0-0 FC5-2 1-3 3-H 1B		0-0 HR		0-0 3-1		
Ron Cey, R OBP: 0.361, SLG: 0.466 (1, 5)	0-3 K		0-0 FC5-2 1-2 3-H		0-0 6-3		0-0 FC1-6 1B		
Henry Cruz, L OBP: 0.272, SLG: 0.286 (1, 8)		0-0 G3	0-0 F8		0-0 6-3		0-0 FC1-6 G6-4-3 1-2f		
Steve Yeager, R OBP: 0.313, SLG: 0.372 (1, 2)		0-0 F9		0-0 P6-3 1B		0-0 F3	0-0 G6-4-3 1-2f		
Bill Russell, R OBP: 0.288, SLG: 0.276 (1, 6)		0-0 F3		0-0 P6-3 1-2f 1B		0-0 1B			
Rick Rhoden, R OBP: 0.083, SLG: 0.083 (1, 1)			0-0 5-3	0-0 5-3		0-3 K			

AB	R	H	RBI	BB	SO	LOB
2	2	1	0	1	1	0
3	1	2	1	1	0	1
2	1	1	1	2	0	2
4	1	2	3	0	1	3
4	0	1	0	0	1	3
4	0	0	0	0	0	3
4	0	1	0	0	0	1
3	0	1	0	0	0	1
3	0	0	0	0	1	1

BOTTOM

Cincinnati Reds @ Los Angeles Dodgers
Dodger Stadium, Los Angeles, CA

Thu Sep 11 1975, 7:05 PM PDT
Att. 27,640 - Unknown

livebaseballscorecards.com

AB	29
R	5
H	9
RBI	5
BB	4
SO	4
LOB	15



Inning Stats		R: 1	H: 1	E: 0	K: 2	S: 7	H: 1	LOB: 1	BB: 2	P: 15	R: 0	H: 0	E: 0	K: 0	S: 3	R: 0	H: 3	E: 0	K: 0	S: 7	R: 0	H: 1	E: 0	K: 0	S: 3	R: 2	H: 1	E: 0	K: 1	S: 5	R: 0	H: 1	E: 0	K: 1	S: 6	R: 0	H: 1	E: 0	K: 0	S: 3	R: 0	H: 1	E: 0	K: 0	S: 3	R: 0	H: 1	E: 0	K: 0	S: 3
PITCHER	IP	WLS	BF	H	R	ER	SO	BB	IBB	HBP	BLK	WP	HR	S	P	ERA	WHIP																																	
Jack Billingham, R ERA: 4.06 (1, 1)	5.0	L	23	6	5	5	3	4	0	0	0	0	1	25	41	9.00	2.000																																	
Clay Carroll, R ERA: 2.6 (6, 1)	1.0		4	1	0	0	1	0	0	0	0	0	0	6	6	0.00	1.000																																	
Pedro Borbon, R ERA: 2.99 (7, 1)	2.0		7	2	0	0	0	0	0	1	1	0	0	6	7	0.00	1.000																																	

WP	HR	S	P	ERA	WHIP
0	0	4	1	0.00	1.000
0	0	4	1	0.00	1.000
0	0	4	1	0.00	1.000

Batter	1	2	3	4	5	6	7	8	9	AB R H RBI BB SO LOB	TOP									
Ralph Garr, L (1, 7) OBP: 0.329, SLG: 0.387	0-0 3-1		0-0 E S 1B		0-0 4-3		0-0 G3 2B	0-0 P6		5 1 2 0 0 0 1										
Marty Perez, R (1, 4) OBP: 0.333, SLG: 0.333	0-3 K		4-0 E 1B BB		0-0 5-3		0-0 6-3		0-0 5-3	4 0 0 0 1 1 1										
Darrell Evans, L (1, 5) OBP: 0.361, SLG: 0.413	0-3 K		0-0 F5		4-0 1B BB		0-0 G3		0-0 6-3	4 0 0 0 1 1 3										
Dave May, L (1, 9) OBP: 0.363, SLG: 0.516		0-0 5-3	0-0 E3 1B		0-0 1-3 1B		1-0 BB HBP		0-0 G3	4 0 1 0 0 0 2										
Dusty Baker Jr., R (1, 8) OBP: 0.350, SLG: 0.415		0-0 HR	0-0 1-2 2-H 3-H 1B		0-0 F6		4-0 1-2 BB			3 1 2 2 1 0 2										
Mike Lum, L (1, 3) OBP: 0.306, SLG: 0.324		0-0 F2		0-0 FC6-4 1B		0-0 E3 FC3-6		0-0 4-3		4 0 1 0 0 0 3										
Vic Correll, R (1, 2) OBP: 0.307, SLG: 0.355		0-0 1B		0-0 F3		0-0 FC3-6 FC6-4		0-3 K		4 0 1 0 0 1 2										
Larvell Blanks, R (1, 6) OBP: 0.283, SLG: 0.294		0-0 F7		0-0 F8		0-0 F7		0-0 4-3		4 0 0 0 0 0 3										
Phil Niekro, R (1, 1) OBP: 0.179, SLG: 0.217			0-3 K		0-0 FC6-4		0-0 FC6-4		0-0 1B	4 0 1 0 0 1 2										
Inning Stats	R: 0 E: 0 K: 2 S: 7	H: 0 LOB: 0 BB: 0 P: 7	R: 1 E: 0 K: 0 S: 5	H: 2 LOB: 1 BB: 0 P: 5	R: 1 E: 1 K: 1 S: 7	H: 2 LOB: 2 BB: 1 P: 11	R: 0 E: 0 K: 0 S: 4	H: 1 LOB: 1 BB: 0 P: 4	R: 0 E: 0 K: 0 S: 4	H: 0 LOB: 1 BB: 0 P: 4	R: 0 E: 0 K: 0 S: 4	H: 1 LOB: 3 BB: 1 P: 9	R: 0 E: 0 K: 1 S: 6	H: 1 LOB: 1 BB: 0 P: 6	R: 0 E: 0 K: 0 S: 3	H: 0 LOB: 0 BB: 0 P: 3	1B: 6 2B: 1 3B: 0 HR: 1	SF: 0 SAC: 0 DP: 0 HBP: 1	WP: 0 PB: 0 SB: 1 CS: 0	PA: 40
PITCHER	IP WLS BF H R ER SO BB IBB HBP BLK WP HR S P ERA WHIP																			
Don Sutton, R (1, 1) ERA: 2.87	6.0 L 27 6 2 1 3 2 0 0 0 0 0 1 31 39 1.50 1.333																			
Stan Wall, L (7, 1) ERA: 1.59	1.0 6 1 0 0 0 1 0 1 0 0 0 0 4 9 0.00 2.000																			
Charlie Hough, R (8, 1) ERA: 2.98	2.0 7 1 0 0 0 1 0 0 0 0 0 0 9 9 0.00 0.500																			

Atlanta Braves @ Los Angeles Dodgers
Dodger Stadium, Los Angeles, CA
Fri Sep 12 1975, 7:05 PM PDT
Att: 18,067 - Unknown

livebaseballscorecards.com

AB	36
R	2
H	8
RBI	2
BB	3
SO	4
LOB	19



Batter	1	2	3	4	5	6	7	8	9	AB R H RBI BB SO LOB	TOP													
Ralph Garr, L (1, 7) OBP: 0.327, SLG: 0.385	0-3 K		0-3 K		0-3 K			0-0 4-3		4 0 0 0 0 3 3														
Marty Perez, R (1, 4) OBP: 0.330, SLG: 0.329	0-0 F9		0-0 F9			0-0 4-3		0-0 5-3		4 0 0 0 0 0 2														
Darrell Evans, L (1, 5) OBP: 0.360, SLG: 0.410	4-0 BB			0-0 F7		0-0 F9			0-3 K	3 0 0 0 1 1 0														
Ed Goodson, L (1, 3) OBP: 0.237, SLG: 0.263	0-0 P6			0-0 4-3		0-0 G3			0-0 1B	4 0 1 0 0 0 1														
Dusty Baker Jr., R (1, 9) OBP: 0.347, SLG: 0.411		0-0 5-3		0-0 G3			0-0 F7		0-0 F2	4 0 0 0 0 0 1														
Rowland Office, L (1, 8) OBP: 0.322, SLG: 0.343		0-3 K			0-0 1-3 E 1B		0-0 G5-4-3 1B		0-0 6-3	4 0 2 0 0 1 1														
Earl Williams, R (1, 2) OBP: 0.306, SLG: 0.358		0-0 1B			0-0 E7 1-3		0-0 G5-4-3 1-2f			3 0 1 0 0 0 2														
Larvell Blanks, R (1, 6) OBP: 0.292, SLG: 0.293		0-0 F5			0-0 1-3			0-0 4-3 1B		1 0 0 0 0 0 1														
Mike Lum, L (5, PH) OBP: 0.306, SLG: 0.323					1-2 2-3					1 0 0 0 0 0 2														
Rob Belloir, R (5, 6) OBP: 0.262, SLG: 0.273										0 0 0 0 0 0 0														
Biff Pocoroba, S (8, PH) OBP: 0.319, SLG: 0.310										1 0 1 0 0 0 0														
Rod Gilbreath, R (8, PR) OBP: 0.338, SLG: 0.322										0 0 0 0 0 0 0														
Frank LaCorte, R (1, 1)			0-0 1-3			0-3 K			0-3 K	2 0 0 0 0 1 2														
Pablo Torrealba, L (5, 1) OBP: 1.000, SLG: 1.000										0 0 0 0 0 0 0														
Preston Hanna, R (6, 1)										0 0 0 0 0 0 0														
Dave May, L (8, PH) OBP: 0.361, SLG: 0.512										1 0 0 0 0 1 1														
Tom House, L (8, 1) OBP: 0.200, SLG: 0.111										0 0 0 0 0 0 0														
Inning Stats	R: 0 E: 0 K: 1 S: 5	H: 0 LOB: 1 BB: 1 P: 9	R: 0 E: 0 K: 1 S: 6	H: 1 LOB: 1 BB: 0 P: 6	R: 0 E: 0 K: 1 S: 5	H: 0 LOB: 0 BB: 0 P: 5	R: 0 E: 0 K: 0 S: 3	H: 0 LOB: 0 BB: 0 P: 3	R: 0 E: 1 K: 2 S: 9	H: 1 LOB: 2 BB: 0 P: 9	R: 0 E: 0 K: 0 S: 3	H: 0 LOB: 0 BB: 0 P: 3	R: 0 E: 0 K: 0 S: 3	H: 1 LOB: 0 BB: 0 P: 3	R: 0 E: 0 K: 1 S: 6	H: 1 LOB: 2 BB: 0 P: 6	R: 0 E: 0 K: 1 S: 6	H: 1 LOB: 1 BB: 0 P: 6	R: 0 E: 0 K: 1 S: 6	H: 1 LOB: 1 BB: 0 P: 6	1B: 5 2B: 0 3B: 0 HR: 0	SF: 0 SAC: 0 DP: 1 HBP: 0	WP: 0 PB: 0 SB: 0 CS: 0	PA: 33
PITCHER Andy Messersmith, R (1, 1) ERA: 2.33	IP: 9.0 WLS: W BF: 33 H: 5 R: 0 ER: 0 SO: 7 BB: 1 IBB: 0 HBP: 0 BLK: 0 WP: 0 HR: 0 S: 46 P: 50 ERA: 0.00 WHIP: 0.667											PITCHER	IP: WLS: BF: H: R: ER: SO: BB: IBB: HBP: BLK: WP: HR: S: P: ERA: WHIP:											

Atlanta Braves @ Los Angeles Dodgers
Dodger Stadium, Los Angeles, CA
Sat Sep 13 1975, 7:05 PM PDT
Att: 17,929 - Unknown

livebaseballscorecards.com

AB	32
R	0
H	5
RBI	0
BB	1
SO	7
LOB	16



Batter	1	2	3	4	5	6	7	8	9
Davey Lopes, R OBP: 0.355, SLG: 0.354 (1, 4)	0-0 4-3 S 1B		0-0 F7		0-0 E8 1-3 2-H 1B		0-0 4-3	0-0 FC4-6 E	
Lee Lacy, R OBP: 0.357, SLG: 0.464 (1, 7)	0-0 4-3 1-3		0-0 F9		0-3 K		0-0 WP 1B	0-0 E6 1-H 2B	
Willie Crawford, L OBP: 0.346, SLG: 0.387 (1, 9)	0-0 1B 3-H 1B		0-0 L8		0-3 K		4-0 1-2 BB	0-0 6-3	
Steve Garvey, R OBP: 0.344, SLG: 0.464 (1, 3)	0-0 1-3 1B		0-0 F8		0-0 2-3		0-0 G3		
Ron Cey, R OBP: 0.362, SLG: 0.464 (1, 5)	0-3 K		0-0 F3		0-0 F9		0-0 SH1-4 E 1B		
John Hale, L OBP: 0.302, SLG: 0.346 (1, 8)	0-0 L9		0-3 K		4-0 HBP 1B BB		1-0 E SH1-4 FC4-6 HBP		
Manny Mota, R OBP: 0.358, SLG: 0.283 (8, PH)									
Joe Simpson, L (9, 8)									
Steve Yeager, R OBP: 0.310, SLG: 0.366 (1, 2)		0-0 6-3			0-0 F9	1-0 1B HBP		0-0 SH1-4	
Bill Russell, R OBP: 0.288, SLG: 0.273 (1, 6)		0-0 1-3			0-0 E6 BB 1B	0-0 1-2 2-H 1B		4-0 FC4-6 E BB	
Andy Messersmith, R OBP: 0.211, SLG: 0.192 (1, 1)		0-0 F7			4-0 E 1B BB		0-3 K	0-0 E5 FC4-6 1-2 2-3 3-H	

AB	R	H	RBI	BB	SO	LOB
5	2	2	2	0	0	2
5	0	2	2	0	1	3
4	0	1	1	1	1	4
4	0	1	0	0	0	2
4	1	1	0	0	1	2
2	0	0	0	1	1	2
0	0	0	0	0	0	0
0	1	0	0	0	0	0
2	0	0	0	0	0	0
3	2	1	0	1	0	0
3	0	0	0	1	1	2

BOTTOM	
AB	32
R	6
H	8
RBI	5
BB	4
SO	5
LOB	17

Inning Stats	
R: 1	H: 3
E: 0	LOB: 2
K: 1	BB: 0
S: 8	P: 8
R: 0	H: 0
E: 0	LOB: 0
K: 0	BB: 0
S: 3	P: 3
R: 0	H: 0
E: 0	LOB: 0
K: 1	BB: 0
S: 5	P: 5
R: 1	H: 1
E: 2	LOB: 2
K: 2	BB: 1
S: 9	P: 13
R: 0	H: 1
E: 0	LOB: 3
K: 0	BB: 1
S: 3	P: 8
R: 0	H: 1
E: 0	LOB: 2
K: 1	BB: 1
S: 6	P: 10
R: 4	H: 2
E: 2	LOB: 2
K: 0	BB: 1
S: 6	P: 11
1B: 7	SF: 0
2B: 1	SAC: 1
3B: 0	DP: 0
HR: 0	HBP: 2
WP: 1	PA: 39
PB: 0	
SB: 1	
CS: 0	

PITCHER	IP	WLS	BF	H	R	ER	SO	BB	IBB	HBP	BLK	WP	HR	S	P	ERA	WHIP
Frank LaCorte, R ERA: 3.0 (1, 1)	4.2	L	20	4	2	1	3	1	0	0	0	0	0	25	29	1.93	1.071
Pablo Torrealba, L ERA: (5, 1)	0.1		1	0	0	0	1	0	0	0	0	0	0	3	3	0.00	0.000
Preston Hanna, R ERA: (6, 1)	2.0		10	2	0	0	1	2	0	1	0	1	0	9	18	0.00	2.000
Tom House, L ERA: 3.03 (8, 1)	1.0		8	2	4	0	0	1	0	1	0	0	0	6	11	0.00	3.000

PITCHER	IP	WLS	BF	H	R	ER	SO	BB	IBB	HBP	BLK	WP	HR	S	P	ERA	WHIP

Atlanta Braves @ Los Angeles Dodgers
Dodger Stadium, Los Angeles, CA
Sat Sep 13 1975, 7:05 PM PDT
Att. 17,929 - Unknown

livebaseballscorecards.com



Batter	1	2	3	4	5	6	7	8	9	AB R H RBI BB SO LOB	TOP		
Dusty Baker Jr., R OBP: 0.346, SLG: 0.411 (1, 8)	0-3 K		0-0 2B		0-0 P4		0-0 F7		0-0 1-3	5 0 1 0 0 1 1	Atlanta Braves @ Los Angeles Dodgers Dodger Stadium, Los Angeles, CA Sun Sep 14 1975, 3:33 AM PDT Att: 14,833 - Unknown		
Ralph Garr, L OBP: 0.326, SLG: 0.384 (1, 7)	0-0 P5		0-0 6-3			0-0 F7		0-0 6-3 1B	4 0 1 0 0 0 0				
Marty Perez, R OBP: 0.330, SLG: 0.327 (1, 4)	4-0 BB				0-3 K		0-0 1-6-3	0-0 6-3 1-2	3 0 0 0 1 1 1				
Earl Williams, R OBP: 0.310, SLG: 0.361 (1, 3) Rod Gilbreath, R OBP: 0.338, SLG: 0.322 (8, PR) (8, 5)	0-0 F8				0-0 E5 1B		0-0 1B 1B	4-0 BB	3 2 2 0 1 0 1 0 0 0 0 0 0 0				
Cito Gaston, R OBP: 0.304, SLG: 0.411 (1, 9) Dave May, L OBP: 0.359, SLG: 0.509 (8, PH) (8, 9)		0-3 K			0-0 4-3 1B		0-0 1B 1-2 1B	0-0 P4	3 0 2 1 0 1 0 1 0 0 0 0 0 2				
Darrell Evans, L OBP: 0.361, SLG: 0.411 (1, 5) (8, 3)		0-0 FC5-4 1B			0-0 4-3		0-0 1-3 2-H 1B	0-0 5-3	4 0 2 1 0 0 3				
Vic Correll, R OBP: 0.305, SLG: 0.352 (1, 2) Biff Pocoroba, S OBP: 0.323, SLG: 0.314 (9, PH)		0-3 K			0-0 6-3		0-0 F7		3 0 0 0 0 1 4 1 0 1 0 0 0 0				
Larvell Blanks, R OBP: 0.290, SLG: 0.291 (1, 6) Rowland Office, L OBP: 0.324, SLG: 0.345 (9, PH)		0-0 FC5-4 1-2			0-0 F8		0-0 6-3	0-0 1B 1-2 1B	3 0 0 0 0 0 1 1 0 1 0 0 0 0				
Carl Morton, R OBP: 0.189, SLG: 0.184 (1, 1) Mike Lum, L OBP: 0.305, SLG: 0.322 (9, PH)			0-3 K		0-0 P5		0-0 F2	0-0 F2	3 0 0 0 0 1 0 1 0 0 0 0 0 1				
Inning Stats	R: 0 H: 0 E: 0 LOB: 1 K: 1 BB: 1 S: 5 P: 9	R: 0 H: 1 E: 0 LOB: 1 K: 2 BB: 0 S: 8 P: 8	R: 0 H: 1 E: 0 LOB: 0 K: 1 BB: 0 S: 5 P: 5	R: 1 H: 2 E: 1 LOB: 1 K: 1 BB: 0 S: 7 P: 7	R: 0 H: 0 E: 0 LOB: 0 K: 0 BB: 0 S: 3 P: 3	R: 1 H: 3 E: 0 LOB: 2 K: 0 BB: 0 S: 6 P: 6	R: 0 H: 0 E: 0 LOB: 0 K: 0 BB: 0 S: 3 P: 3	R: 0 H: 1 E: 0 LOB: 2 K: 0 BB: 1 S: 4 P: 8	R: 0 H: 2 E: 0 LOB: 1 K: 0 BB: 0 S: 4 P: 4	1B: 9 SF: 0 2B: 1 SAC: 0 3B: 0 DP: 0 HR: 0 HBP: 0		WP: 0 PA: 37 PB: 0 SB: 0 CS: 0	
PITCHER	IP WLS BF H R ER SO BB IBB HBP BLK WP HR S P ERA WHIP											PITCHER	IP WLS BF H R ER SO BB IBB HBP BLK WP HR S P ERA WHIP
Doug Rau, L ERA: 3.19 (1, 1)	7.1 W 31 8 2 2 5 2 0 0 0 0 0 0 39 47 2.46 1.364												
Charlie Hough, R ERA: 2.87 (8, 1)	1.2 S 6 2 0 0 0 0 0 0 0 0 0 0 6 6 0.00 1.200												

livebaseballscorecards.com

AB	35
R	2
H	10
RBI	2
BB	2
SO	5
LOB	14



Batter	1	2	3	4	5	6	7	8	9	AB R H RBI BB SO LOB	TOP											
Johnny Grubb, L (1, 8) OBP: 0.349, SLG: 0.373	0-0 F9		0-3 K			0-0 F6		0-0 4-3		4 0 0 0 0 1 2												
Hector Torres, R (1, 6) OBP: 0.309, SLG: 0.348	0-3 K				0-0 G5-6-3 1B	0-3 K		4-0 1B HR BB		3 1 1 0 1 2 1												
Bobby Tolan, L (1, 7) OBP: 0.304, SLG: 0.333	0-3 K				0-0 G5-6-3 1-2f		0-3 K	0-0 1-3 HR 1B		4 1 1 0 0 2 1												
Willie McCovey, L (1, 3) OBP: 0.344, SLG: 0.456		0-3 K			0-0 5-3		0-0 1B 2B 1B	0-0 1-H 3-H HR		4 2 2 3 0 1 0												
Dave Winfield, R (1, 9) OBP: 0.349, SLG: 0.397 Dick Sharon, R (8, PH) OBP: 0.329, SLG: 0.355 (8, 9)		0-3 K			0-3 K2-3		0-3 K	0-3 K		3 0 0 0 0 3 1 1 0 0 0 0 1 0												
Dave Roberts, R (1, 5) OBP: 0.340, SLG: 0.372		0-0 6-3			0-0 5-3		0-0 2B 1-2 1B	0-0 6-3		4 0 1 0 0 0 0												
Ted Kubiak, S (1, 4) OBP: 0.308, SLG: 0.257			0-0 S 1B		0-0 4-3		0-0 1-3 2-H 2B		0-0 F7	4 0 2 1 0 0 0												
Bob Davis, R (1, 2) OBP: 0.322, SLG: 0.283 Tito Fuentes, S (9, PH) OBP: 0.306, SLG: 0.347			0-0 F3			4-0 SH1-4 BB	4-0 BB		0-0 F2	1 0 0 0 2 0 1 1 0 0 0 0 0 0												
Rich Folkers, L (1, 1) OBP: 0.243, SLG: 0.206 Gene Locklear, L (7, PH) OBP: 0.372, SLG: 0.431 Bill Greif, R (7, 1) Joe McIntosh, S (8, 1) OBP: 0.245, SLG: 0.239 Jerry Turner, L (9, PH) OBP: 0.667, SLG: 0.500			0-3 K			0-0 SH1-4 1-2	0-0 G3		0-3 K	1 0 0 0 0 1 1 1 0 0 0 0 0 3 0 0 0 0 0 0 0 0 0 0 0 0 0 0 1 0 0 0 0 1 0												
Inning Stats	R: 0 E: 0 K: 2 S: 7	H: 0 LOB: 0 BB: 0 P: 7	R: 0 E: 0 K: 2 S: 7	H: 0 LOB: 0 BB: 0 P: 7	R: 0 E: 0 K: 2 S: 8	H: 1 LOB: 1 BB: 0 P: 8	R: 0 E: 0 K: 0 S: 3	H: 1 LOB: 0 BB: 0 P: 3	R: 0 E: 0 K: 1 S: 5	H: 0 LOB: 0 BB: 0 P: 5	R: 0 E: 0 K: 1 S: 5	H: 0 LOB: 1 BB: 1 P: 9	R: 1 E: 0 K: 2 S: 10	H: 3 LOB: 3 BB: 1 P: 14	R: 3 E: 0 K: 1 S: 7	H: 2 LOB: 0 BB: 1 P: 11	R: 0 E: 0 K: 1 S: 5	H: 0 LOB: 0 BB: 0 P: 5	1B: 5 2B: 1 3B: 0 HR: 1	SF: 0 SAC: 1 DP: 1 HBP: 0	WP: 0 PB: 0 SB: 1 CS: 0	PA: 36
PITCHER Burt Hooton, R (1, 1) ERA: 3.1	IP: 9.0 WLS: W BF: 36 H: 7 R: 4 ER: 4 SO: 12 BB: 3 IBB: 0 HBP: 0 BLK: 0 WP: 0 HR: 1 S: 57 P: 69 ERA: 4.00 WHIP: 1.111											PITCHER	IP: 9.0 WLS: W BF: 36 H: 7 R: 4 ER: 4 SO: 12 BB: 3 IBB: 0 HBP: 0 BLK: 0 WP: 0 HR: 1 S: 57 P: 69 ERA: 4.00 WHIP: 1.111									

San Diego Padres @ Los Angeles Dodgers
 Dodger Stadium, Los Angeles, CA
 Mon Sep 15 1975, 7:05 PM PDT
 Att: 12,233 - Unknown

livebaseballscorecards.com

AB	32
R	4
H	7
RBI	4
BB	3
SO	12
LOB	10



Batter	1	2	3	4	5	6	7	8	9	AB	R	H	RBI	BB	SO	LOB
Davey Lopes, R OBP: 0.353, SLG: 0.352 (1, 4)	0-0 F4		0-0 4-3		0-0 F5		0-0 1-2 1B			4	0	1	0	0	0	0
Lee Lacy, R OBP: 0.357, SLG: 0.462 (1, 7)	0-0 1B		0-0 B2			0-0 5-3	0-0 4-3			4	0	1	0	0	0	2
Jimmy Wynn, R OBP: 0.404, SLG: 0.407 (1, 8)	0-0 1-2 1B			0-0 1-3 1B		0-0 F7		4-0 1B 1B 6-3 BB		3	2	2	0	1	0	0
John Hale, L OBP: 0.302, SLG: 0.346 (9, 8)										0	0	0	0	0	0	0
Steve Garvey, R OBP: 0.345, SLG: 0.463 (1, 3)	0-3 K			0-0 6-3 1-2 1B		0-0 WP 1B		0-0 6-3 1-2 HR 1B		4	1	3	0	0	1	2
Ron Cey, R OBP: 0.362, SLG: 0.467 (1, 5)	0-0 6-3			0-0 1-3		4-0 1-2 IBB		0-0 1-2 2-3 HR 1B		3	1	1	0	1	0	4
Steve Yeager, R OBP: 0.308, SLG: 0.362 (1, 2)		0-0 F9		0-0 6-3		0-0 L5		0-0 6-3		4	0	0	2	0	0	5
Jerry Royster, R OBP: 0.308, SLG: 0.500 (1, 9)		0-0 5-3		0-0 3-1			0-0 4-3	0-0 2-H 3-H HR		2	0	0	0	0	0	1
Willie Crawford, L OBP: 0.349, SLG: 0.396 (7, PH)										2	1	1	3	0	0	0
Bill Russell, R OBP: 0.280, SLG: 0.265 (1, 6)		0-0 F9			0-0 F7		0-0 5-3	0-0 F7		4	0	0	0	0	0	0
Burt Hooton, R OBP: 0.155, SLG: 0.162 (1, 1)			0-0 5-3		0-0 F2		0-0 1B	0-3 K		4	0	1	0	0	1	0

Inning Stats	R: 0	H: 2	E: 0	K: 1	S: 7	LOB: 2	BB: 0	P: 7	R: 0	H: 0	E: 0	K: 0	S: 3	LOB: 0	BB: 0	P: 3	R: 0	H: 0	E: 0	K: 0	S: 3	LOB: 0	BB: 0	P: 3	R: 1	H: 2	E: 0	K: 0	S: 5	LOB: 1	BB: 0	P: 5	R: 0	H: 0	E: 0	K: 0	S: 3	LOB: 0	BB: 0	P: 3	R: 0	H: 1	E: 0	K: 0	S: 4	LOB: 2	BB: 1	P: 8	R: 0	H: 2	E: 0	K: 0	S: 5	LOB: 2	BB: 0	P: 5	R: 4	H: 3	E: 0	K: 1	S: 8	LOB: 0	BB: 1	P: 12
--------------	------	------	------	------	------	--------	-------	------	------	------	------	------	------	--------	-------	------	------	------	------	------	------	--------	-------	------	------	------	------	------	------	--------	-------	------	------	------	------	------	------	--------	-------	------	------	------	------	------	------	--------	-------	------	------	------	------	------	------	--------	-------	------	------	------	------	------	------	--------	-------	-------

PITCHER	IP	WLS	BF	H	R	ER	SO	BB	IBB	HBP	BLK	WP	HR	S	P	ERA	WHIP
Rich Folkers, L ERA: 4.09 (1, 1)	6.0		24	5	1	1	1	0	0	0	0	1	0	25	29	1.50	0.833
Bill Greif, R ERA: 3.78 (7, 1)	1.0		7	3	2	2	0	1	0	0	0	0	0	6	10	18.00	4.000
Joe McIntosh, R ERA: 3.61 (8, 1)	1.0	L	5	2	2	2	1	0	0	0	0	0	1	7	7	18.00	2.000

BOTTOM

San Diego Padres @ Los Angeles Dodgers
Dodger Stadium, Los Angeles, CA
 Mon Sep 15 1975, 7:05 PM PDT
 Att. 12,233 - Unknown

AB	34
R	5
H	10
RBI	5
BB	2
SO	2
LOB	14



WP	HR	S	P	ERA	WHIP
1	0	0	36		

1B	2B	3B	HR	SF	SAC	DP	HBP
9	0	0	1	0	0	0	0

Batter	1	2	3	4	5	6	7	8	9
Davey Lopes, R OBP: 0.354, SLG: 0.352 (1, 4)	0-0 1B S		0-0 6-3		4-0 SF8 BB		0-0 F9		
Lee Lacy, R OBP: 0.352, SLG: 0.456 (1, 7)	0-0 F8 1-2		0-0 F9		0-0 SF8 1-H		0-0 E3 HBP 1-2		
Jimmy Wynn, R OBP: 0.405, SLG: 0.415 (1, 8)	0-0 1B 2-H			0-0 HR	0-3 K		0-3 K		
Steve Garvey, R OBP: 0.346, SLG: 0.463 (1, 3)	0-0 1B G5-4-3 1-2		0-0 6-3		0-0 F9		1-0 FC6-4 HBP 1-2 2-3		
Ron Cey, R OBP: 0.361, SLG: 0.467 (1, 5)	0-0 G5-4-3 1-2f			0-0 1B 2B		0-3 K	0-0 FC6-4 1-2f		
Steve Yeager, R OBP: 0.307, SLG: 0.360 (1, 2)		0-0 5-3		4-0 1B BB		0-0 F7		0-0 6-3	
Jerry Royster, R OBP: 0.250, SLG: 0.400 (1, 9)		0-0 F9		0-0 F8		0-0 F3		0-0 6-3	
Charlie Hough, R (7, 1)									
Ivan De Jesus, R OBP: 0.305, SLG: 0.225 (1, 6)		0-0 4-3		0-0 1B 1-3 2-H			4-0 S 1B BB	4-0 BB	
Rick Rhoden, R OBP: 0.077, SLG: 0.077 (1, 1)			0-0 F6		0-0 6-3		0-0 HBP 1-H 1B		0-0 4-3
Willie Crawford, L OBP: 0.349, SLG: 0.397 (7, 9)									

Inning Stats	R: 1	H: 3	E: 0	K: 0	S: 5	LOB: 1	BB: 0	P: 5	R: 0	H: 0	E: 0	K: 0	S: 3	LOB: 0	BB: 0	P: 3	R: 0	H: 0	E: 0	K: 0	S: 3	LOB: 0	BB: 0	P: 3	R: 2	H: 3	E: 0	K: 0	S: 6	LOB: 2	BB: 1	P: 10	R: 1	H: 0	E: 0	K: 1	S: 5	LOB: 0	BB: 1	P: 9	R: 0	H: 0	E: 0	K: 1	S: 5	LOB: 0	BB: 0	P: 5	R: 1	H: 1	E: 1	K: 1	S: 7	LOB: 3	BB: 1	P: 12	R: 0	H: 0	E: 0	K: 0	S: 3	LOB: 1	BB: 1	P: 7
--------------	------	------	------	------	------	--------	-------	------	------	------	------	------	------	--------	-------	------	------	------	------	------	------	--------	-------	------	------	------	------	------	------	--------	-------	-------	------	------	------	------	------	--------	-------	------	------	------	------	------	------	--------	-------	------	------	------	------	------	------	--------	-------	-------	------	------	------	------	------	--------	-------	------


PITCHER	IP	WLS	BF	H	R	ER	SO	BB	IBB	HBP	BLK	WP	HR	S	P	ERA	WHIP
Brent Strom, L ERA: 2.45 (1, 1)	5.0	L	22	6	4	3	1	2	0	0	0	0	1	22	30	5.40	1.600
Dave Freisleben, R ERA: 4.14 (6, 1)	2.0		10	1	1	1	2	1	0	1	0	0	0	12	17	4.50	1.000
Jerry Johnson, R ERA: 4.35 (8, 1)	1.0		4	0	0	0	0	1	0	0	0	0	0	3	7	0.00	1.000

BOTTOM

San Diego Padres @ Los Angeles Dodgers
 Dodger Stadium, Los Angeles, CA

Tue Sep 16 1975, 7:05 PM PDT
 Att. 12,032 - Unknown

AB	30
R	5
H	7
RBI	5
BB	4
SO	3
LOB	15



WP	HR	S	P	ERA	WHIP
0	0	0	0	0	0
0	0	0	0	0	0
0	0	0	0	0	0

Batter	1	2	3	4	5	6	7	8	9	AB R H RBI BB SO LOB	TOP											
Jerry Turner, L (1, 7) OBP: 0.333, SLG: 0.143	0-0 F7		4-0 BB	0-0 FC5		0-0 4-3		0-0 6-3		4 0 0 0 1 0 5												
Hector Torres, R (1, 6) OBP: 0.301, SLG: 0.338	0-0 F8		0-0 F8		0-0 L7		0-3 K		0-0 F6	5 0 0 0 0 1 2												
Gene Locklear, L (1, 9) OBP: 0.379, SLG: 0.444	0-0 1B		0-0 F9		4-0 HBP BB		4-0 FC4-6 BB		0-0 G4-6-3 1B	3 0 2 0 2 0 2												
Willie McCovey, L (1, 3) OBP: 0.346, SLG: 0.461	0-0 G3			4-0 1B BB	4-0 HBP BB		0-0 FC4-6 1B		0-0 G4-6-3	3 1 0 0 2 0 3												
Bobby Tolan, L (1, 8) OBP: 0.305, SLG: 0.333		0-3 K		0-0 BB 1B	0-0 F9		0-0 1-2 1B			4 0 2 0 0 1 2												
Dave Roberts, R (1, 5) OBP: 0.356, SLG: 0.374		4-0 G4-6-3 BB		0-0 FC5 BB	1-0 HBP		0-0 F6			2 0 1 1 1 0 2												
Ted Kubiak, S (1, 4) OBP: 0.303, SLG: 0.254		0-0 G4-6-3		0-0 F8	0-3 K			0-0 G6-4-3 BB		4 0 1 0 0 1 6												
Randy Hundley, R (1, 2) OBP: 0.285, SLG: 0.279			0-0 F2	4-0 BB		0-0 F2		4-0 G6-4-3 BB		2 0 0 0 2 0 0												
Bob Davis, R (8, PR) OBP: 0.317, SLG: 0.278			1-2 2-3 BB			0-0 F2		1-2 G6-4-3 BB		0 0 0 0 0 0 0												
Dan Spillner, R (1, 1) OBP: 0.264, SLG: 0.156			4-0 BB	0-3 K		0-0 6-3		0-0 G6-4-3		0 0 0 0 0 1 0 0												
Jerry Johnson, R (3, 1) OBP: 0.083, SLG: 0.167								1-2 2-3		0 0 0 0 0 0 0 0												
Johnny Grubb, L (4, PH) OBP: 0.346, SLG: 0.370										1 0 0 0 0 0 1 3												
Dave Freisleben, R (4, 1) OBP: 0.173, SLG: 0.085										0 0 0 0 0 0 0 0												
Bill Almon, R (6, PH)										1 0 0 0 0 0 0 0												
Joe McIntosh, S (6, 1) OBP: 0.245, SLG: 0.239										0 0 0 0 0 0 0 0												
Dick Sharon, R (8, PH) OBP: 0.325, SLG: 0.350										1 0 0 0 0 0 0 2												
Butch Metzger, R (8, 1)										0 0 0 0 0 0 0 0												
Inning Stats	R: 0 E: 0 K: 0 S: 4	H: 1 LOB: 1 BB: 0 P: 4	R: 0 E: 0 K: 1 S: 4	H: 0 LOB: 0 BB: 1 P: 8	R: 0 E: 0 K: 0 S: 3	H: 0 LOB: 2 BB: 2 P: 11	R: 1 E: 0 K: 1 S: 7	H: 2 LOB: 3 BB: 2 P: 15	R: 0 E: 0 K: 1 S: 5	H: 0 LOB: 3 BB: 2 P: 14	R: 0 E: 0 K: 0 S: 3	H: 0 LOB: 0 BB: 0 P: 3	R: 0 E: 0 K: 1 S: 6	H: 1 LOB: 2 BB: 1 P: 10	R: 0 E: 0 K: 0 S: 3	H: 1 LOB: 2 BB: 1 P: 7	R: 0 E: 0 K: 0 S: 3	H: 1 LOB: 0 BB: 0 P: 3	1B: 6 2B: 0 3B: 0 HR: 0	SF: 0 SAC: 0 DP: 3 HBP: 1	WP: 0 PB: 0 SB: 0 CS: 0	PA: 40
PITCHER	IP WLS BF H R ER SO BB IBB HBP BLK WP HR S P ERA WHIP																					
Andy Messersmith, R (1, 1) ERA: 2.31	7.0 W 35 5 1 1 4 9 0 1 0 0 0 0 33 70 1.29 2.000																					
Charlie Hough, R (8, 1) ERA: 2.61	2.0 5 1 0 0 0 0 0 0 0 0 0 0 5 5 0.00 0.500																					

San Diego Padres @ Los Angeles Dodgers
 Dodger Stadium, Los Angeles, CA
 Wed Sep 17 1975, 7:05 PM PDT
 Att: 13,465 - Unknown

AB	30
R	1
H	6
RBI	1
BB	9
SO	4
LOB	27



Batter	1	2	3	4	5	6	7	8	9	10	11	12	AB	R	H	RBI	BB	SO	LOB	TOP					
Davey Lopes, R OBP: 0.356, SLG: 0.361 (1, 4)	0-0 E 2B		0-0 SF7 3B		0-0 F3		0-3 K		4-0 S BB		0-0 F8		5	2	2	0	1	1	2						
Lee Lacy, R OBP: 0.354, SLG: 0.456 (1, 8) (11, 9)	0-0 E3 9-5 2-H		0-0 5-3			0-0 WP SF7 2B		0-0 BB SH3-4 WP 1B	0-0 F9 1-2		4-0 WP 1B BB		5	3	2	0	1	0	2						
Willie Crawford, L OBP: 0.349, SLG: 0.393 Dave Sells, R OBP: 1.000, SLG: 1.000 (1, 9) (9, 1)	4-0 BB BB		0-0 SF7			0-0 P4 2-3		0-0 SH3-4 1-2	0-0 G3		0-0 FC6-4 1B 1-H		2	0	0	1	1	0	2						
Steve Garvey, R OBP: 0.345, SLG: 0.464 (1, 3)	0-0 9-5 2-3f		0-3 K			0-0 SF7		0-0 6-3		0-0 F7	0-0 FC6-4 1B 1-2f		5	0	0	1	0	1	4						
Ron Cey, R OBP: 0.365, SLG: 0.470 (1, 5)	4-0 1-2 BB			0-0 F7		0-0 L7		4-0 WP BB IBB		0-0 1B 1B		4	0	1	0	2	0	0							
Leron Lee, L OBP: 0.292, SLG: 0.228 Jerry Royster, R OBP: 0.235, SLG: 0.375 Henry Cruz, L OBP: 0.287, SLG: 0.293 Tom Paciorek, R OBP: 0.258, SLG: 0.279 (1, 7) (7, 7) (8, 7) (12, 7)	0-3 K			0-0 6-3		0-0 P3		4-0 WP BB		0-0 1-2 2-3 1B		2	0	0	0	0	1	2							
Steve Yeager, R OBP: 0.307, SLG: 0.356 (1, 2)		4-0 CS BB		0-3 K		0-0 P3		4-0 BB 1B 1-2 2-3 3-H BB		0-3 K		4	0	1	0	2	3	2							
Ivan De Jesus, R OBP: 0.292, SLG: 0.218 Manny Mota, R OBP: 0.352, SLG: 0.277 Bill Russell, R OBP: 0.279, SLG: 0.264 (1, 6) (8, 6) (8, 6)		0-0 L8			0-0 2-4 1B		0-0 P3		0-0 5-3		0-0 F8		3	0	1	0	0	0	2						
Doug Rau, L OBP: 0.230, SLG: 0.183 Ken McMullen, R OBP: 0.333, SLG: 0.452 Joe Simpson, L Charlie Hough, R John Hale, L Jimmy Wynn, R OBP: 0.304, SLG: 0.414 (1, 1) (7, 7) (7, 7) (7, 1) (9, 9) (11, 8)		0-3 K 1-2			0-0 2-4		0-0 2-4 1B		4-0 BB 1-2 BB		0-0 4-3		2	0	0	0	0	1	2						
Inning Stats	R: 1 E: 1 K: 1 S: 6	H: 1 LOB: 2 BB: 2 P: 14	R: 0 E: 0 K: 1 S: 4	H: 0 LOB: 0 BB: 1 P: 8	R: 1 E: 0 K: 1 S: 6	H: 1 LOB: 0 BB: 0 P: 6	R: 0 E: 0 K: 1 S: 5	H: 0 LOB: 0 BB: 0 P: 5	R: 0 E: 0 K: 0 S: 3	H: 1 LOB: 2 BB: 1 P: 10	R: 1 E: 0 K: 0 S: 4	H: 1 LOB: 3 BB: 3 P: 16	R: 0 E: 0 K: 0 S: 3	H: 0 LOB: 1 BB: 1 P: 7	R: 0 E: 0 K: 1 S: 7	H: 2 LOB: 2 BB: 0 P: 7	R: 1 E: 0 K: 0 S: 4	H: 1 LOB: 1 BB: 1 P: 8	R: 0 E: 0 K: 2 S: 7	H: 0 LOB: 0 BB: 0 P: 7	1B: 6 2B: 4 3B: 1 HR: 0	SF: 2 SAC: 1 DP: 2 HBP: 0	WP: 3 PB: 0 SB: 1 CS: 1	PA: 52	
PITCHER	IP	WLS	BF	H	R	ER	SO	BB	IBB	HBP	BLK	WP	HR	S	P	ERA	WHIP								
Doug Konieczny, R ERA: 4.54 (1, 1)	5.0		19	3	2	1	4	3	0	0	0	0	0	24	36	1.80	1.200								
Mike Cosgrove, L ERA: 2.63 (6, 1)	2.0		9	2	1	1	1	0	0	0	0	1	0	10	14	4.50	1.500								
Jim York, R ERA: 4.62 (8, 1)	0.2		6	1	1	1	0	2	1	0	0	1	0	3	15	13.50	4.500								
Joe Niekro, R ERA: 3.26 (8, 1)	2.1		10	2	0	0	1	1	0	0	0	0	0	11	15	0.00	1.286								
Dave Roberts, L ERA: 4.27 (11, 1)	2.0	W	8	1	1	1	2	1	0	0	0	1	0	11	15	4.50	1.000								

Los Angeles Dodgers @ Houston Astros
Astrodome, Houston, TX
Fri Sep 19 1975, 8:05 PM EDT
Att: 11,160 - Dome

AB	40
R	5
H	9
RBI	3
BB	9
SO	8
LOB	23



WP	3
PB	0
SB	1
CS	1

1B	6
2B	4
3B	1
HR	0
SF	2
SAC	1
DP	2
HBP	0

livebaseballscorecards.com

Batter	1	2	3	4	5	6	7	8	9	10	11	12	AB	R	H	RBI	BB	SO	LOB
Wilbur Howard, S OBP: 0.338, SLG: 0.383 (1, 7)	0-3 K		0-3 K		0-0 FC6-4		0-0 6-3			0-0 6-3		0-0 1B	6	0	1	0	0	2	2
Rob Andrews, R OBP: 0.299, SLG: 0.277 Ken Boswell, L (12, PH) OBP: 0.351, SLG: 0.318	0-0 6-3 2B			0-3 K	0-0 F9			0-0 F9		0-0 5-3		0-0 1B	5	0	1	0	0	1	2
Cesar Cedeno, R OBP: 0.374, SLG: 0.438 (1, 8)	0-0 6-3 2-3			0-0 F8		0-3 K		0-0 1-3				0-0 HR	5	1	1	1	0	1	1
Cliff Johnson, R OBP: 0.382, SLG: 0.498 (1, 3)	0-0 P4			0-0 P4		0-0 2B 1B 1B		0-0 HR				0-0 6-3	5	2	2	1	0	0	1
Enos Cabell, R OBP: 0.306, SLG: 0.373 (1, 5)		0-0 F9			0-0 F7		0-3 K		0-0 6-3			0-0 6-3	5	0	0	0	0	1	1
Greg Gross, L OBP: 0.379, SLG: 0.374 (1, 9)		0-0 P6			0-0 BB 1B 1B		0-0 1-3 1B 2B		0-0 6-3			0-0 6-3	5	1	2	0	0	0	0
Skip Jutze, R OBP: 0.250, SLG: 0.256 Art Gardner, L (12, PH) OBP: 0.067, SLG: 0.067		0-0 6-3			0-0 BB 1B 1B		0-0 1-2 1B 1B		0-0 4-3			0-0 1-3	4	1	2	1	0	0	0
Roger Metzger, S OBP: 0.294, SLG: 0.302 (1, 6)			0-0 P4		4-0 FC6-4 1B 1-2 2-3 BB		0-0 F9		0-0 F5			0-0 4-3	4	0	0	0	1	0	0
Doug Konecny, R Tanner Helms, R Mike Callahan, L Larry McDonald, S Jim York, R Joe Nieto, R Jose Cruz, L Dave Roberts, L Milt May, L			0-3 K		0-0 FC6-4 1B		0-0 6-3			0-3 K		4-0 1B BB	1	0	0	0	0	1	0


Inning Stats	R: 0	H: 1	E: 0	K: 1	S: 6	LOB: 1	BB: 0	P: 6	R: 0	H: 0	E: 0	K: 0	S: 3	LOB: 0	BB: 0	P: 3	R: 0	H: 0	E: 0	K: 2	S: 7	LOB: 0	BB: 0	P: 7	R: 0	H: 0	E: 0	K: 1	S: 5	LOB: 0	BB: 0	P: 5	R: 2	H: 3	E: 0	K: 0	S: 6	LOB: 2	BB: 1	P: 10	R: 1	H: 3	E: 0	K: 2	S: 9	LOB: 2	BB: 0	P: 9	R: 0	H: 0	E: 0	K: 0	S: 3	LOB: 0	BB: 0	P: 3	R: 1	H: 1	E: 0	K: 0	S: 4	LOB: 0	BB: 0	P: 4	R: 0	H: 0	E: 0	K: 0	S: 3	LOB: 0	BB: 0	P: 3	R: 0	H: 0	E: 0	K: 1	S: 5	LOB: 0	BB: 0	P: 5	R: 1	H: 1	E: 0	K: 0	S: 4	LOB: 0	BB: 0	P: 4	R: 0	H: 0	E: 0	K: 0	S: 3	LOB: 0	BB: 0	P: 3	R: 0	H: 0	E: 0	K: 1	S: 5	LOB: 0	BB: 0	P: 5	R: 1	H: 1	E: 0	K: 0	S: 4	LOB: 0	BB: 0	P: 4	R: 1	H: 2	E: 0	K: 0	S: 4	LOB: 2	BB: 1	P: 8	1B: 7	2B: 2	3B: 0	HR: 2	SF: 0	SAC: 0	DP: 0	HBP: 0	WP: 0	PA: 47
--------------	------	------	------	------	------	--------	-------	------	------	------	------	------	------	--------	-------	------	------	------	------	------	------	--------	-------	------	------	------	------	------	------	--------	-------	------	------	------	------	------	------	--------	-------	-------	------	------	------	------	------	--------	-------	------	------	------	------	------	------	--------	-------	------	------	------	------	------	------	--------	-------	------	------	------	------	------	------	--------	-------	------	------	------	------	------	------	--------	-------	------	------	------	------	------	------	--------	-------	------	------	------	------	------	------	--------	-------	------	------	------	------	------	------	--------	-------	------	------	------	------	------	------	--------	-------	------	------	------	------	------	------	--------	-------	------	-------	-------	-------	-------	-------	--------	-------	--------	-------	--------

PITCHER	IP	WLS	BF	H	R	ER	SO	BB	IBB	HBP	BLK	WP	HR	S	P	ERA	WHIP
Doug Rau, L ERA: 3.22 (1, 1)	6.0		25	7	3	3	6	1	0	0	0	0	0	36	40	4.50	1.333
Charlie Hough, R ERA: 2.68 (7, 1)	2.0		7	1	1	1	0	0	0	0	0	0	1	7	7	4.50	0.500
Dave Sells, R ERA: 6.28 (9, 1)	3.2	L	15	3	2	2	1	1	0	0	0	0	1	16	20	4.91	1.091

Los Angeles Dodgers @ Houston Astros
Astrodome, Houston, TX
Fri Sep 19 1975, 8:05 PM EDT
Att. 11,160 - Dome

livebaseballscorecards.com

AB 45
R 6
H 11
RBI 6
BB 2
SO 7
LOB 7



Batter	1	2	3	4	5	6	7	8	9	10	11	12	13	AB R H RBI BB SO LOB	TOP												
Davey Lopes, R OBP: 0.357, SLG: 0.361 (1, 4)	F8		6-3		L4		1B	BB		G6-4-3		4-3		6 1 2 0 1 0 1													
Lee Lacy, R OBP: 0.362, SLG: 0.460 (1, 7)	FC6-4 1B		L6		1B		1B	BB		G6-4-3		2B	1B	6 1 4 1 1 0 2													
Willie Crawford, L OBP: 0.346, SLG: 0.388 Ken McMullen, R OBP: 0.327, SLG: 0.442 Joe Simpson, L (8, 8) Jerry Royster, R OBP: 0.211, SLG: 0.333 (11, 9)	FC6-4 1B		K		F8		F7	K				F3	F8	4 0 0 0 0 0 1 3 1 0 0 0 0 0 1 3 0 0 0 0 0 0 0 0 2 0 0 0 0 0 0 1													
Steve Garvey, R OBP: 0.347, SLG: 0.464 (1, 3)	BB 1B				WP 1B		WP 2B	1B		K		F7	F7	6 1 3 0 1 1 1													
Ron Cey, R OBP: 0.369, SLG: 0.472 (1, 5)	1-2 BB				1B SF8		FC6-4 1-H 2B	K		K		1B	2B IBB	4 1 2 1 3 2 2													
John Hale, L OBP: 0.304, SLG: 0.338 (8, 9) Jimmy Wynn, R OBP: 0.405, SLG: 0.417 (9, PH) Henry Cruz, L OBP: 0.287, SLG: 0.293 (13, PR) (13, 8)	K				CS 1B		F2	F7		BB		L5	2B	4 0 1 0 0 1 6 2 0 1 1 1 0 1 0 0 0 0 0 0 0													
Steve Yeager, R OBP: 0.307, SLG: 0.357 (1, 2)			F8		SF8		F7	6-3				WP 2B	K	5 0 1 1 1 1 3													
Bill Russell, R OBP: 0.280, SLG: 0.263 (1, 6)	L1				CS		FC6-4 BB	SH5-4 BB		SH5-4 1B		L5		5 0 1 0 1 0 3													
Burt Hooton, R OBP: 0.162, SLG: 0.211 Manny Mota, R OBP: 0.345, SLG: 0.271 Charlie Hough, R (12, 1)	6-3						F7	SH5-4 BB		SH5-4 1B		6-3		3 1 1 1 0 0 2 1 0 0 0 0 0 1 0 0 0 0 0 0 0													
Inning Stats	R: 0 E: 0 K: 1 S: 7	H: 2 LOB: 3 BB: 1 P: 11	R: 0 E: 0 K: 0 S: 3	H: 0 LOB: 0 BB: 0 P: 3	R: 0 E: 0 K: 1 S: 5	H: 0 LOB: 0 BB: 0 P: 5	R: 1 E: 0 K: 0 S: 2	H: 1 LOB: 0 BB: 2 P: 10	R: 1 E: 0 K: 0 S: 5	H: 2 LOB: 1 BB: 0 P: 5	R: 1 E: 0 K: 1 S: 8	H: 3 LOB: 2 BB: 0 P: 8	R: 0 E: 0 K: 1 S: 5	H: 0 LOB: 3 BB: 3 P: 17	R: 0 E: 0 K: 2 S: 7	H: 0 LOB: 1 BB: 1 P: 11	R: 0 E: 0 K: 0 S: 4	H: 2 LOB: 1 BB: 0 P: 4	R: 0 E: 0 K: 0 S: 4	H: 1 LOB: 1 BB: 0 P: 4	R: 0 E: 0 K: 1 S: 7	H: 1 LOB: 2 BB: 1 P: 11	1B: 12 2B: 3 3B: 0 HR: 1	SF: 1 SAC: 2 DP: 1 HBP: 0	WP: 4 PB: 0 SB: 3 CS: 1	PA: 62	
PITCHER	IP WLS BF H R ER SO BB IBB HBP BLK WP HR S P ERA WHIP	IP WLS BF H R ER SO BB IBB HBP BLK WP HR S P ERA WHIP																									
Jose Sosa, R ERA: 4.2 (1, 1)	6.0																										
Jim York, R ERA: 4.66 (7, 1)	1.2		11	3	1	1	1	3	0	0	0	0	0	10	22	5.40	3.600										
Jim Crawford, L ERA: 3.63 (8, 1)	0.1		1	0	0	0	1	0	0	0	0	0	0	3	3	0.00	0.000										
Paul Siebert, L ERA: 3.38 (9, 1)	5.0	L	22	6	1	1	3	1	1	0	0	2	0	26	34	1.80	1.400										

Los Angeles Dodgers @ Houston Astros
Astrodome, Houston, TX
Sat Sep 20 1975, 8:05 PM EDT
Att. 12,703 - Dome

livebaseballscorecards.com

AB	49
R	5
H	16
RBI	5
BB	9
SO	7
LOB	29



Los Angeles Dodgers @ Houston Astros
 Astrodome, Houston, TX
 Sun Sep 21 1975, 4:33 AM EDT
 Att. 8,909 - Dome

AB	35
R	1
H	8
RBI	0
BB	1
SO	8
LOB	16



WP:	1	PA:	36
PB:	0		
SB:	1		
CS:	0		

Batter	1	2	3	4	5	6	7	8	9	AB	R	H	RBI	BB	SO	LOB						
Jerry Royster, R (1, 4) OBP: 0.261, SLG: 0.364 (7, 6)	0-0 6-3 WP S 1B		0-0 1-2 1B		0-0 5-3		0-0 5-3			4	1	2	0	0	0	1						
Lee Lacy, R (1, 7) OBP: 0.357, SLG: 0.454 (7, 4)	0-0 6-3 1-3		0-0 F9		0-3 K			0-0 F9		4	0	0	0	0	1	3						
Willie Crawford, L (1, 9) OBP: 0.345, SLG: 0.387	0-0 6-3 3-H		0-0 4-3		0-0 F7			0-0 1B		4	0	1	0	0	0	2						
Steve Garvey, R (1, 3) OBP: 0.347, SLG: 0.465	0-0 5-3			0-3 K		0-0 2B		0-0 F9		4	0	1	0	0	1	1						
Ron Cey, R (1, 5) OBP: 0.368, SLG: 0.471		0-0 F9		0-0 1B 1B		0-3 K		0-0 4-3		4	0	1	0	0	1	2						
John Hale, L (1, 8) OBP: 0.303, SLG: 0.337		0-3 K		0-0 1-2 1B		0-0 G3			0-3 K	4	0	1	0	0	2	1						
Steve Yeager, R (1, 2) OBP: 0.304, SLG: 0.353		0-0 1-3		0-3 K			0-0 F9		0-0 5-3	4	0	0	0	0	1	2						
Ivan De Jesus, R (1, 6) OBP: 0.286, SLG: 0.213 Stan Wall, L (4, 1)			0-0 F9	0-0 F7			0-0 2B		0-0 2B	2	0	0	0	0	0	2						
Leron Lee, L (7, PH) OBP: 0.271, SLG: 0.281 (7, 7)										0	0	0	0	0	0	0						
Rick Rhoden, R (1, 1) OBP: 0.111, SLG: 0.077 Rick Auerbach, R (4, 6) OBP: 0.298, SLG: 0.276 Henry Cruz, L (7, PH) OBP: 0.284, SLG: 0.289 Dennis Lewallyn, R (7, 1) Charlie Manuel, L (9, PH) OBP: 0.133, SLG: 0.133		4-0 1B BB		0-0 F7		0-3 K		0-3 K		0	0	0	0	1	0	0						
Inning Stats	R: 1 E: 0 K: 0 S: 4	H: 1 LOB: 0 BB: 0 P: 4	R: 0 E: 0 K: 1 S: 5	H: 0 LOB: 0 BB: 0 P: 5	R: 0 E: 0 K: 0 S: 4	H: 1 LOB: 2 BB: 1 P: 8	R: 0 E: 0 K: 2 S: 9	H: 2 LOB: 2 BB: 0 P: 9	R: 0 E: 0 K: 1 S: 5	H: 0 LOB: 0 BB: 0 P: 5	R: 0 E: 0 K: 1 S: 6	H: 1 LOB: 1 BB: 0 P: 6	R: 0 E: 0 K: 1 S: 6	H: 1 LOB: 1 BB: 0 P: 6	R: 0 E: 0 K: 0 S: 4	H: 1 LOB: 1 BB: 0 P: 4	R: 0 E: 0 K: 2 S: 8	H: 1 LOB: 1 BB: 0 P: 8	1B: 5 2B: 3 3B: 0 HR: 0	SF: 0 SAC: 0 DP: 0 HBP: 0	WP: 1 PB: 0 SB: 1 CS: 0	PA: 36
PITCHER J.R. Richard, R (1, 1) ERA: 4.44	IP: 9.0 WLS: W BF: 36 H: 8 R: 1 ER: 1 SO: 8 BB: 1 IBB: 0 HBP: 0 BLK: 0 WP: 1 HR: 0 S: 51 P: 55 ERA: 1.00 WHIP: 1.000																					

Batter	1	2	3	4	5	6	7	8	9	AB	R	H	RBI	BB	SO	LOB
Art Gardner, L OBP: 0.130, SLG: 0.130 (1, 7)	0-0 4-3 E SF9 1B	0-0 F3		0-0 G4-6-3 1-2f			0-0 F7			4	1	1	0	0	0	4
Rob Andrews, R OBP: 0.302, SLG: 0.280 (1, 6)	0-0 4-3 1-3		0-0 L4-3 1B		0-0 G6-4-3 1B		0-0 F9			4	0	2	0	0	0	1
Cesar Cedeno, R OBP: 0.372, SLG: 0.437 (1, 8)	0-0 SF9 3-H		0-0 L4-3 1-2		0-0 G6-4-3 1-2f			0-0 5-3		3	0	0	1	0	0	2
Cliff Johnson, R OBP: 0.375, SLG: 0.487 (1, 3)	0-0 F3		0-0 5-3					0-0 5-3		4	0	1	0	0	0	0
Jose Cruz, L OBP: 0.366, SLG: 0.413 (1, 9)		0-0 1B S 1B		0-0 F9		0-0 P6		0-0 F4		4	1	1	0	0	0	1
Milt May, L OBP: 0.294, SLG: 0.326 (1, 2)		0-0 F8 1-3 1B		4-0 1B 1B 1B BB		0-3 K				2	1	1	0	1	1	0
Enos Cabell, R OBP: 0.308, SLG: 0.374 (1, 5)		0-0 S 1-2 3-H 1B		0-0 1B 1-2 1B			0-0 1-3			3	1	2	1	0	0	0
Larry Milbourne, S OBP: 0.233, SLG: 0.232 (1, 4)		0-0 F2		0-0 1B 1-2 2-3 1B			0-0 5-3			3	0	1	0	0	0	2
J.R. Richard, R OBP: 0.222, SLG: 0.338 (1, 1)		0-0 F8 2-3		0-0 G4-6-3 1-3 2-H 3-H 1B			0-0 L4			3	0	1	2	0	0	2

Inning Stats	R: 1	H: 1	E: 1	K: 0	S: 4	LOB: 0	BB: 0	P: 4	R: 1	H: 3	E: 0	K: 0	S: 6	LOB: 2	BB: 0	P: 6	R: 0	H: 1	E: 0	K: 0	S: 3	LOB: 0	BB: 0	P: 3	R: 2	H: 3	E: 0	K: 0	S: 5	LOB: 1	BB: 1	P: 9	R: 0	H: 2	E: 0	K: 0	S: 4	LOB: 1	BB: 0	P: 4	R: 0	H: 0	E: 0	K: 1	S: 5	LOB: 0	BB: 0	P: 5	R: 0	H: 0	E: 0	K: 0	S: 3	LOB: 0	BB: 0	P: 3	R: 0	H: 0	E: 0	K: 0	S: 3	LOB: 0	BB: 0	P: 3
--------------	------	------	------	------	------	--------	-------	------	------	------	------	------	------	--------	-------	------	------	------	------	------	------	--------	-------	------	------	------	------	------	------	--------	-------	------	------	------	------	------	------	--------	-------	------	------	------	------	------	------	--------	-------	------	------	------	------	------	------	--------	-------	------	------	------	------	------	------	--------	-------	------


PITCHER	IP	WLS	BF	H	R	ER	SO	BB	IBB	HBP	BLK	WP	HR	S	P	ERA	WHIP
Rick Rhoden, R ERA: 3.31 (1, 1)	3.1	L	18	8	4	3	0	1	0	0	0	0	0	17	21	8.10	2.700
Stan Wall, L ERA: 1.29 (4, 1)	2.2		8	2	0	0	1	0	0	0	0	0	0	10	10	0.00	0.750
Dennis Lewallyn, R ERA: (7, 1)	2.0		6	0	0	0	0	0	0	0	0	0	0	6	6	0.00	0.000

BOTTOM

Los Angeles Dodgers @ Houston Astros
Astrodome, Houston, TX

Sun Sep 21 1975, 4:33 AM EDT
Att: 8,909 - Dome

AB	30
R	4
H	10
RBI	4
BB	1
SO	1
LOB	12



WP	HR	S	P	ERA	WHIP
0	0	3	3	0.00	0.000

Batter	1	2	3	4	5	6	7	8	9	10	11	AB R H RBI BB SO LOB	TOP																						
Davey Lopes, R OBP: 0.358, SLG: 0.363 (1, 4)	0-3 K		0-0 WP SH5-4 SF8 1B		0-0 6-3		0-0 2B SF7 2B	4-0 FC6-4 BB			0-3 K	5 2 2 0 1 2 0	Los Angeles Dodgers @ San Diego Padres San Diego Stadium, San Diego, CA Mon Sep 22 1975, 10:05 PM EDT Att: 5,880 - Unknown																						
Lee Lacy, R OBP: 0.361, SLG: 0.458 (1, 7)	0-0 6-3		0-0 SH5-4		0-0 CS 1B		0-0 1B 2B	0-0 FC6-4			4-0 2B BB	4 1 2 1 1 0 2																							
Willie Crawford, L OBP: 0.347, SLG: 0.391 (1, 9)	0-0 L8		0-0 SF8		0-0 CS 1B		0-0 1B IBB				0-0 4-3	4 0 2 1 1 0 0																							
Steve Garvey, R OBP: 0.345, SLG: 0.462 (1, 3)			0-0 F7		0-0 5-3		0-0 K	0-0 SF7			4-0 F9	4 0 0 1 1 1 1																							
Ron Cey, R OBP: 0.368, SLG: 0.468 (1, 5)			0-0 F8		0-0 L8		4-0 1-3 BB	0-0 1-2 2-H 1B			0-0 F9	5 0 1 1 1 1 3																							
Henry Cruz, L OBP: 0.298, SLG: 0.315 (1, 8)			0-0 HBP 1B		0-0 2B		0-0 1-3 2-H 1B	0-0 L7			0-0 FC3-6 1B	6 0 3 0 0 0 7																							
Steve Yeager, R OBP: 0.303, SLG: 0.350 (1, 2)			1-0 FC6-4 HBP		0-0 F9		0-0 F9				0-0 FC3-6 1B	4 0 0 0 0 1 4																							
Bill Russell, R OBP: 0.280, SLG: 0.266 (1, 6)			0-0 FC6-4		0-0 F7		0-0 F8	0-0 1B 2B			0-0 F7	4 0 1 0 0 0 3																							
Leron Lee, L OBP: 0.268, SLG: 0.277 (10, PH)			1-2 FC6-4				0-0 F8	0-0 1B 2B			0-0 F7	1 0 0 0 0 0 1																							
Ivan De Jesus, R OBP: 0.286, SLG: 0.213 (10, 6)			1-2 FC6-4				0-0 F8	0-0 1B 2B			0-0 F7	0 0 0 0 0 0 0																							
Andy Messersmith, R OBP: 0.219, SLG: 0.202 (1, 1)			0-0 SH5-4 WP 1B		0-0 F8		0-0 2B 1B	0-0 PB 1B			0-0 F5	2 1 1 0 0 0 0																							
Charlie Hough, R OBP: 0.333, SLG: 0.333 (5, 1)												2 1 2 0 0 0 0																							
John Hale, L OBP: 0.301, SLG: 0.335 (10, PH)												1 0 0 0 0 0 1																							
Dave Sells, R OBP: 1.000, SLG: 1.000 (10, 1)												0 0 0 0 0 0 0																							
Inning Stats	R: 0 E: 0 K: 1 S: 5	H: 0 LOB: 0 BB: 0 P: 5	R: 0 E: 0 K: 0 S: 4	H: 1 LOB: 2 BB: 0 P: 5	R: 2 E: 0 K: 0 S: 5	H: 2 LOB: 0 BB: 0 P: 5	R: 0 E: 0 K: 0 S: 4	H: 1 LOB: 1 BB: 0 P: 4	R: 0 E: 0 K: 1 S: 6	H: 1 LOB: 2 BB: 1 P: 10	R: 3 E: 0 K: 0 S: 7	H: 4 LOB: 2 BB: 1 P: 11	R: 0 E: 0 K: 1 S: 6	H: 2 LOB: 2 BB: 1 P: 10	R: 0 E: 0 K: 0 S: 3	H: 0 LOB: 0 BB: 0 P: 3	R: 0 E: 0 K: 0 S: 4	H: 1 LOB: 1 BB: 0 P: 4	R: 0 E: 0 K: 2 S: 8	H: 3 LOB: 3 BB: 2 P: 16	1B: 9 2B: 5 3B: 0 HR: 0	SF: 2 SAC: 1 DP: 0 HBP: 1	WP: 1 PB: 1 SB: 0 CS: 1	PA: 52											
PITCHER	IP WLS BF H R ER SO BB IBB HBP BLK WP HR S P ERA WHIP																																		
Dave Freisleben, R ERA: 4.2 (1, 1)	6.1	30	9	5	5	2	1	1	1	0	1	0	31	40	7.11	1.579																			
Danny Frisella, R ERA: 3.11 (7, 1)	0.2	3	1	0	0	0	0	0	0	0	0	0	3	3	0.00	1.500																			
Jerry Johnson, R ERA: 4.19 (8, 1)	2.0	8	2	0	0	1	1	0	0	0	0	0	9	13	0.00	1.500																			
Joe McIntosh, R ERA: 3.65 (10, 1)	1.0	4	1	0	0	0	0	0	0	0	0	0	4	4	0.00	1.000																			
Butch Metzger, R ERA: (11, 1)	1.0	W 6	1	0	0	2	1	1	0	0	0	0	8	16	0.00	2.000																			

livebaseballscorecards.com

AB	42
R	5
H	14
RBI	4
BB	5
SO	5
LOB	22



Batter	1	2	3	4	5	6	7	8	9	10	11	AB	R	H	RBI	BB	SO	LOB	BOTTOM
Jerry Turner, L (1, 7) Jerry Johnson, R (8, 1) Ted Kubiak, S (9, PH) Enzo Hernandez, R (8, PR) Joe McIntosh, S (10, 1) Dick Sharon, R (10, PH) Butch Metzger, R (11, 1)	0-0 1B SH1-4 SF9 1B		0-0 F3	0-0 6-3			0-0 P1		0-0 1B WP 1B	0-0 4-3		4	1	1	0	0	0	2	
Tito Fuentes, S (1, 4) Hector Torres, R (9, PR) OBP: 0.305, SLG: 0.343	0-0 SH1-4 1-2		0-0 1B		0-0 6-3		0-0 E7 1-H 1B		0-0 1-3 WP 1B		0-0 HR	4	0	3	0	0	0	0	0
Gene Locklear, L (1, 9) OBP: 0.380, SLG: 0.442	0-0 E 1B 2-3 1B		0-0 L8		0-0 F6		0-0 G3		0-3 K 1-2 3-H			5	0	1	0	0	1	3	
Willie McCovey, L (1, 3) Dave Winfield, R (8, PR) OBP: 0.343, SLG: 0.453 OBP: 0.350, SLG: 0.396	0-0 SF9 3-H		0-0 4-3		0-0 F8		4-0 FC2-6 BB BB BB		4-0 BB			2	0	0	1	1	0	1	
Bobby Tolan, L (1, 8) OBP: 0.307, SLG: 0.337	0-0 E1 1-3 1B			0-0 SH5-3 2B 2B		0-0 4-3		0-0 FC2-6 1-2f 1B		0-0 4-3		5	1	2	0	0	0	3	
Dave Roberts, R (1, 5) OBP: 0.353, SLG: 0.362	0-0 F5		0-0 F4	0-0 SH5-3 2-3		0-0 F4		0-0 FC5-4 1-2 1B		0-0 3-1		4	0	1	0	0	0	2	
Bob Davis, R (1, 2) Bobby Valentine, R (8, PH) Fred Kendall, R (9, 2) OBP: 0.313, SLG: 0.302 OBP: 0.333, SLG: 0.344 OBP: 0.267, SLG: 0.255		0-0 F4		0-0 1B SH1-3 2B 3-H		0-0 F7		0-0 F8		0-0 FC5-4 1B		3	1	1	1	0	0	0	
Bill Almon, R (1, 6) OBP: 0.333, SLG: 0.333		0-0 6-3		0-0 SH1-3 2-3 1B			0-0 FC6-4 1B 1-2f		0-0 FC5-4 1-2f		0-0 FC5-4 1B 1-2f	5	0	2	0	0	0	3	
Dave Freisleben, R (1, 1) Danny Frisella, L (7, 1) Johnny Grubb, L (7, PH) OBP: 0.170, SLG: 0.083 OBP: 0.200, SLG: 0.200 OBP: 0.340, SLG: 0.363		0-3 K		0-0 SH1-3 1-2 3-H		0-0 SH1-3 1B E		0-0 FC6-4 1B 1-2f		0-0 4-3		1	0	0	1	0	1	0	
Inning Stats	R: 1 H: 3 E: 1 LOB: 2 K: 0 BB: 0 S: 6 P: 6	R: 0 H: 0 E: 0 LOB: 0 K: 1 BB: 0 S: 5 P: 5	R: 0 H: 1 E: 0 LOB: 1 K: 0 BB: 0 S: 4 P: 4	R: 2 H: 3 E: 0 LOB: 1 K: 0 BB: 0 S: 6 P: 6	R: 0 H: 0 E: 0 LOB: 0 K: 0 BB: 0 S: 3 P: 3	R: 0 H: 0 E: 0 LOB: 0 K: 0 BB: 0 S: 3 P: 3	R: 1 H: 2 E: 1 LOB: 1 K: 0 BB: 0 S: 5 P: 5	R: 0 H: 1 E: 0 LOB: 2 K: 0 BB: 1 S: 4 P: 8	R: 1 H: 2 E: 0 LOB: 2 K: 1 BB: 1 S: 7 P: 11	R: 0 H: 2 E: 0 LOB: 2 K: 0 BB: 0 S: 5 P: 5	R: 1 H: 1 E: 0 LOB: 0 K: 0 BB: 0 S: 1 P: 1	1B: 12 SF: 1 2B: 2 SAC: 3 3B: 0 DP: 0 HR: 1 HBP: 0	WP: 1 PA: 47 PB: 0 SB: 1 CS: 0						
PITCHER Andy Messersmith, R (1, 1) ERA: 2.36 Charlie Hough, R (5, 1) ERA: 2.55 Dave Selis, R (10, 1) ERA: 6.46	IP WLS BF H R ER SO BB IBB HBP BLK WP HR S P ERA WHIP 4.2 21 7 3 3 1 0 0 0 0 0 0 23 23 5.79 1.500 4.1 20 5 2 1 1 2 0 0 0 1 0 20 28 2.08 1.615 1.0 L 6 3 1 1 0 0 0 0 0 0 0 1 6 6 9.00 3.000	PITCHER IP WLS BF H R ER SO BB IBB HBP BLK WP HR S P ERA WHIP																	

Los Angeles Dodgers @ San Diego Padres
 San Diego Stadium, San Diego, CA
 Mon Sep 22 1975, 10:05 PM EDT
 Att: 5,880 - Unknown

AB	41
R	6
H	15
RBI	4
BB	2
SO	2
LOB	19



WP: 1	PA: 47
PB: 0	
SB: 1	
CS: 0	

livebaseballscores.com

Batter	1	2	3	4	5	6	7	8	9	AB R H RBI BB SO LOB	TOP									
Davey Lopes, R (1, 4) OBP: 0.359, SLG: 0.362	4-0 G4-3 BB		0-0 5-3		0-0 5-3		4-0 IBB		0-0 FC6-4 1B	3 0 1 1 2 0 0										
Lee Lacy, R (1, 7) OBP: 0.359, SLG: 0.455	0-0 G4-3			0-3 K	0-0 F9		0-0 F7		0-0 FC6-4 1B	2 0 0 0 0 1 1										
Tom Paciorek, R (4, 7) OBP: 0.253, SLG: 0.273	1-2f								1-2f 2-3	3 0 0 0 0 0 5										
Jimmy Wynn, R (1, 8) OBP: 0.403, SLG: 0.414	0-3 K			0-0 E 1B		0-3 K		0-0 5-3	0-3 K	5 1 1 0 0 3 2										
Steve Garvey, R (1, 3) OBP: 0.347, SLG: 0.462		0-0 6-3		0-0 E1 1B		0-0 G5-4-3 1B		4-0 2B BB	0-0 F9	4 1 2 0 1 0 2										
Ron Cey, R (1, 5) OBP: 0.367, SLG: 0.467		0-0 E6		0-0 E2 1B		0-0 G5-4-3 1-2f		0-0 L8		4 1 1 2 0 0 2										
Jerry Royster, R (1, 9) OBP: 0.333, SLG: 0.462		0-3 K		0-0 1-3 1B			0-0 SH 1B	0-0 1-3 2B		4 0 3 1 0 1 1										
Steve Yeager, R (1, 2) OBP: 0.301, SLG: 0.348		0-0 F9		0-0 1-3 1-2			0-0 SH 1-3	0-0 F3		3 0 0 0 0 0 4										
Bill Russell, R (1, 6) OBP: 0.279, SLG: 0.263			0-0 L8	0-0 4-3			0-0 6-3	4-0 E 1B BB		3 1 0 0 1 0 3										
Al Downing, R (1, 1)			0-3 K		0-3 K		0-3 K		0-0 E4 FC6-4 1B	2 0 0 0 0 2 0										
Ken McMullen, R (7, PH) OBP: 0.320, SLG: 0.432										1 0 0 0 0 1 2										
Stan Wall, L (7, 1)										0 0 0 0 0 0 0										
Orlando Alvarez, R (9, PH)										1 0 0 0 0 0 1										
Joe Simpson, L (9, PR)										0 0 0 0 0 0 0										
Inning Stats	R: 0 E: 0 K: 1 S: 4	H: 0 LOB: 0 BB: 1 P: 8	R: 0 E: 1 K: 1 S: 6	H: 0 LOB: 1 BB: 0 P: 6	R: 0 E: 0 K: 1 S: 5	H: 0 LOB: 0 BB: 0 P: 5	R: 3 E: 2 K: 1 S: 9	H: 4 LOB: 1 BB: 0 P: 9	R: 0 E: 0 K: 1 S: 5	H: 1 LOB: 0 BB: 0 P: 5	R: 0 E: 1 K: 1 S: 7	H: 1 LOB: 3 BB: 1 P: 11	R: 0 E: 0 K: 0 S: 4	H: 1 LOB: 2 BB: 1 P: 8	R: 1 E: 1 K: 1 S: 7	H: 1 LOB: 2 BB: 1 P: 11	1B: 7 2B: 1 3B: 0 HR: 0	SF: 0 SAC: 1 DP: 2 HBP: 0	WP: 0 PB: 0 SB: 0 CS: 0	PA: 40
PITCHER Randy Jones, L (1, 1) ERA: 2.23	IP: 9.0 WLS: W BF: 40 H: 8 R: 4 ER: 2 SO: 8 BB: 3 IBB: 1 HBP: 0 BLK: 0 WP: 0 HR: 0 S: 52 P: 68 ERA: 2.00 WHIP: 1.222																			
PITCHER	IP: 9.0 WLS: W BF: 40 H: 8 R: 4 ER: 2 SO: 8 BB: 3 IBB: 1 HBP: 0 BLK: 0 WP: 0 HR: 0 S: 52 P: 68 ERA: 2.00 WHIP: 1.222																			

Los Angeles Dodgers @ San Diego Padres
San Diego Stadium, San Diego, CA
Tue Sep 23 1975, 10:05 PM EDT
Att. 13,565 - Unknown

AB	35
R	4
H	8
RBI	4
BB	4
SO	8
LOB	23



Batter	1	2	3	4	5	6	7	8	9
Bobby Valentine, R (1, 7) OBP: 0.321, SLG: 0.328 Don Hahn, R (8, 8) OBP: 0.356, SLG: 0.257	0-0 F8		0-0 SH2-4	0-0 F8			0-0 6-3	0-0 3B	
Tito Fuentes, S (1, 4) OBP: 0.311, SLG: 0.352	0-0 G6-4-3 1B		0-0 BB 1B		0-0 SH2-4 2B 1B		0-0 1B G3 2B	4-0 BB	
Hector Torres, R (1, 6) OBP: 0.304, SLG: 0.343	0-0 G6-4-3 1-2f		4-0 G6-3 BB		0-0 SH2-4		0-0 G3 1B	0-0 6-3	
Willie McCovey, L (1, 3) OBP: 0.342, SLG: 0.450		4-0 FC4-6 BB	0-0 G6-3		0-0 F7		0-0 G3		
Dave Winfield, R (1, 9) OBP: 0.349, SLG: 0.397		0-0 FC4-6 1B		0-0 F9		0-0 2B	0-0 K		
Dick Sharon, R (1, 8) OBP: 0.324, SLG: 0.333 (8, 7)		0-3 K		0-0 E8 BB SH2-3		0-3 K		4-0 F8 WP E BB	
Dave Roberts, R (1, 5) OBP: 0.367, SLG: 0.364 Ted Kubiak, S (9, 5) OBP: 0.305, SLG: 0.256		0-0 1B		4-0 SH2-3 BB BB		4-0 G5-4-3 BB	0-0 F8	0-0 1-3	
Fred Kendall, R (1, 2) OBP: 0.267, SLG: 0.253		0-0 6-3		4-0 SH2-3 BB		0-0 G5-4-3	0-0 E5 SH1-4 3B	0-0 3B	
Randy Jones, R (1, 1) OBP: 0.186, SLG: 0.160			4-0 1B SH2-4 BB	0-0 SH2-3		0-3 K	0-0 SH1-4	1-2	

Inning Stats	R: 0 E: 0 K: 0 S: 3	H: 1 LOB: 0 BB: 0 P: 3	R: 1 E: 0 K: 1 S: 6	H: 1 LOB: 1 BB: 1 P: 10	R: 0 E: 0 K: 0 S: 3	H: 1 LOB: 2 BB: 2 P: 11	R: 1 E: 1 K: 0 S: 4	H: 0 LOB: 2 BB: 2 P: 12	R: 1 E: 0 K: 1 S: 7	H: 2 LOB: 1 BB: 0 P: 7	R: 0 E: 0 K: 1 S: 4	H: 0 LOB: 0 BB: 1 P: 8	R: 1 E: 0 K: 1 S: 7	H: 2 LOB: 1 BB: 0 P: 7	R: 2 E: 1 K: 0 S: 5	H: 1 LOB: 2 BB: 2 P: 13
1B: 5 2B: 2 3B: 1 HR: 0	SF: 0 SAC: 4 DP: 3 HBP: 0	WP: 1 PB: 0 SB: 1 CS: 0	PA: 39													

PITCHER	IP	WLS	BF	H	R	ER	SO	BB	IBB	HBP	BLK	WP	HR	S	P	ERA	WHIP
Al Downing, L (1, 1) ERA: 2.89	6.0		27	5	3	2	3	6	0	0	0	0	0	27	51	3.00	1.833
Stan Wall, L (7, 1) ERA: 1.69	2.0	L	12	3	3	1	1	2	0	0	0	1	0	12	20	4.50	2.500

BOTTOM

Los Angeles Dodgers @ San Diego Padres
San Diego Stadium, San Diego, CA
Tue Sep 23 1975, 10:05 PM EDT
Att. 13,565 - Unknown

livebaseballscorecards.com

AB	27
R	6
H	8
RBI	5
BB	8
SO	4
LOB	17



Batter	1	2	3	4	5	6	7	8	9	AB R H RBI BB SO LOB	TOP											
Davey Lopes, R (1, 4) OBP: 0.360, SLG: 0.363 Joe Simpson, L (5, 8) OBP: 0.333, SLG: 0.333	0-0 F8	0-0 L6		0-0 3B 1B	0-0 1B HR 1B		0-0 F9 E 2B 1B		0-0 3-1	4 2 2 0 0 0 0 2 1 1 0 0 0 0	Los Angeles Dodgers @ San Diego Padres San Diego Stadium, San Diego, CA Wed Sep 24 1975, 10:05 PM EDT Att. 9,262 - Unknown livebaseballscorecards.com											
Lee Lacy, R (1, 8) OBP: 0.365, SLG: 0.466	0-0 2B E 1B	0-0 S 1B		0-0 1B 3B	0-0 1B HR 1B		0-0 F9		0-0 F4	6 3 4 2 0 0 1												
Jimmy Wynn, R (1, 7) OBP: 0.404, SLG: 0.418 John Hale, L (5, 9) OBP: 0.303, SLG: 0.337	0-0 E8 1B 2B	0-0 F7		0-0 FC4-6 1B	0-0 SF8		0-3 K		0-0 FC5-4 1B	3 1 2 2 0 0 1 2 0 1 0 0 1 1												
Steve Garvey, R (1, 3) OBP: 0.350, SLG: 0.475	0-0 WP BB 1B		0-0 HR	0-0 FC4-6 HR	0-0 HR		0-0 2B		0-0 FC5-4	6 3 4 6 0 0 2												
Ron Cey, R (1, 5) OBP: 0.368, SLG: 0.471 Ken McMullen, R (5, 5) OBP: 0.314, SLG: 0.422	4-0 BB 1B		0-0 F9	0-0 HR	0-3 K		0-3 K			3 1 1 2 1 1 0 1 0 0 0 0 1 1												
Jerry Royster, R (1, 9) OBP: 0.281, SLG: 0.387	0-0 F3		0-0 L8	0-0 F6	0-3 K			0-0 E4		5 0 0 0 0 1 2												
Steve Yeager, R (1, 2) OBP: 0.302, SLG: 0.345	4-0 1B BB		0-0 F8	4-0 BB		0-0 6-3		0-0 F4		3 0 0 0 2 0 1												
Ivan De Jesus, R (1, 6) OBP: 0.284, SLG: 0.238 Orlando Alvarez, R (8, PH) Rick Auerbach, R (8, 6) OBP: 0.298, SLG: 0.276	0-0 F2			0-0 1B 3B		0-3 K		0-3 K		4 1 1 0 0 1 4 1 0 0 0 0 1 1 0 0 0 0 0 0 0												
Doug Rau, L (1, 1) OBP: 0.239, SLG: 0.195		0-0 F7		0-0 3B 1B	0-0 1B SF8 1B	0-3 K		0-0 F4		5 2 2 1 0 1 1												
Inning Stats	R: 2 E: 1 K: 0 S: 6	H: 3 LOB: 3 BB: 2 P: 14	R: 0 E: 0 K: 0 S: 4	H: 1 LOB: 1 BB: 0 P: 4	R: 1 E: 0 K: 0 S: 4	H: 1 LOB: 0 BB: 0 P: 4	R: 6 E: 0 K: 0 S: 9	H: 6 LOB: 1 BB: 1 P: 13	R: 4 E: 0 K: 2 S: 11	H: 4 LOB: 0 BB: 0 P: 11	R: 0 E: 0 K: 2 S: 7	H: 0 LOB: 0 BB: 0 P: 7	R: 1 E: 1 K: 2 S: 9	H: 2 LOB: 1 BB: 0 P: 9	R: 0 E: 1 K: 1 S: 6	H: 0 LOB: 1 BB: 0 P: 6	R: 0 E: 0 K: 0 S: 4	H: 1 LOB: 1 BB: 0 P: 4	1B: 11 2B: 2 3B: 2 HR: 3	SF: 1 SAC: 0 DP: 0 HBP: 0	WP: 1 PB: 0 SB: 1 CS: 0	PA: 49
PITCHER	IP WLS BF H R ER SO BB IBB HBP BLK WP HR S P ERA WHIP																			PITCHER	IP WLS BF H R ER SO BB IBB HBP BLK WP HR S P ERA WHIP	
Rich Folkers, L (1, 1) ERA: 4.18	3.0 L 16 5 3 3 0 2 0 0 0 1 1 14 22 9.00 2.333																					
Jerry Johnson, R (4, 1) ERA: 5.17	0.1 7 6 6 6 0 0 0 0 0 0 1 7 7 162.00 18.000																					
Butch Metzger, R (4, 1) ERA: 9.82	1.2 10 4 4 4 2 1 0 0 0 0 1 13 17 21.60 3.000																					
Dave Tomlin, L (6, 1) ERA: 3.42	3.0 12 2 1 0 5 0 0 0 0 0 0 22 22 0.00 0.667																					
Joe McIntosh, R (9, 1) ERA: 3.63	1.0 4 1 0 0 0 0 0 0 0 0 0 4 4 0.00 1.000																					



Batter	1	2	3	4	5	6	7	8	9	AB	R	H	RBI	BB	SO	LOB
Bill Almon, R (1, 6) OBP: 0.400, SLG: 0.400	0-3 K		0-0 FC5-4			0-0 FC6-4 1B		0-0 1B		4	0	2	0	0	1	1
Bobby Valentine, R (1, 7) OBP: 0.305, SLG: 0.310	0-0 F7		0-0 F9			0-0 F9		0-0 F9		4	0	0	0	0	0	3
Tito Fuentes, S (1, 4) OBP: 0.311, SLG: 0.351	0-3 K			0-0 4-3		0-0 FC6-4		0-0 1B		4	0	1	0	0	1	1
Willie McCovey, L (1, 3) OBP: 0.343, SLG: 0.450		0-0 4-3 1B		0-0 F3		0-0 F9		0-0 F8		2	0	1	0	0	0	0
Ted Kubiak, S (6, 3) OBP: 0.303, SLG: 0.254										2	0	0	0	0	0	3
Dave Winfield, R (1, 9) OBP: 0.350, SLG: 0.397		0-0 4-3		0-0 FC6-4 1B			4-0 5-3 BB		0-0 F9	3	0	1	0	1	0	1
Dick Sharon, R (1, 8) OBP: 0.317, SLG: 0.325		0-0 F9		0-0 FC6-4			0-0 F9		0-0 3-1	4	0	0	0	0	0	3
Dave Roberts, R (1, 5) OBP: 0.363, SLG: 0.355		0-0 6-3			0-0 L8		0-0 5-3		4-0 BB	3	0	0	0	1	0	2
Bob Davis, R (1, 2) OBP: 0.303, SLG: 0.292			0-0 6-3		0-0 F8		0-0 6-3		0-0 F3	4	0	0	0	0	0	2
Rich Folkers, L (1, 1) OBP: 0.260, SLG: 0.194			0-0 FC5-4 1B		0-0 4-3			0-0 6-3		0	0	0	0	0	0	0
Jerry Turner, L (3, PH) OBP: 0.333, SLG: 0.231										1	0	1	0	0	0	0
Jerry Johnson, R (4, 1) OBP: 0.083, SLG: 0.167										0	0	0	0	0	0	0
Butch Metzger, R (4, 1)										0	0	0	0	0	0	0
Gene Locklear, L (5, PH) OBP: 0.279, SLG: 0.440										1	0	0	0	0	0	0
Dave Tomlin, L (6, 1) OBP: 0.429, SLG: 0.200										0	0	0	0	0	0	0
Fred Kendall, R (8, PH) OBP: 0.266, SLG: 0.252										1	0	0	0	0	0	0
Joe McIntosh, S (9, 1) OBP: 0.245, SLG: 0.239										0	0	0	0	0	0	0

Inning Stats	R: 0	H: 0	E: 0	K: 2	S: 7	H: 0	LOB: 0	BB: 0	P: 7	R: 0	H: 1	E: 0	K: 0	S: 4	H: 1	LOB: 1	BB: 0	P: 4	R: 0	H: 1	E: 0	K: 0	S: 4	H: 0	LOB: 0	BB: 0	P: 3	R: 0	H: 1	E: 0	K: 0	S: 4	H: 0	LOB: 1	BB: 0	P: 4	R: 0	H: 0	E: 0	K: 0	S: 3	H: 0	LOB: 1	BB: 1	P: 7	R: 0	H: 2	E: 0	K: 0	S: 5	H: 0	LOB: 2	BB: 0	P: 5	R: 0	H: 0	E: 0	K: 0	S: 3	H: 0	LOB: 1	BB: 1	P: 7	1B: 6	SF: 0	2B: 0	3B: 0	HR: 0	SAC: 0	DP: 0	HBP: 0	WP: 0	PA: 35
--------------	------	------	------	------	------	------	--------	-------	------	------	------	------	------	------	------	--------	-------	------	------	------	------	------	------	------	--------	-------	------	------	------	------	------	------	------	--------	-------	------	------	------	------	------	------	------	--------	-------	------	------	------	------	------	------	------	--------	-------	------	------	------	------	------	------	------	--------	-------	------	-------	-------	-------	-------	-------	--------	-------	--------	-------	--------

PITCHER	IP	WLS	BF	H	R	ER	SO	BB	IBB	HBP	BLK	WP	HR	S	P	ERA	WHIP
Doug Rau, L (1, 1) ERA: 3.11	9.0	W	35	6	0	0	2	2	0	0	0	0	0	37	45	0.00	0.889

BOTTOM

Los Angeles Dodgers @ San Diego Padres
 San Diego Stadium, San Diego, CA
 Wed Sep 24 1975, 10:05 PM EDT
 Att. 9,262 - Unknown

livebaseballscorecards.com

AB	33
R	0
H	6
RBI	0
BB	2
SO	2
LOB	16



Batter	1	2	3	4	5	6	7	8	9	AB R H RBI BB SO LOB	TOP
Greg Gross, L (1, 9) OBP: 0.375, SLG: 0.366	0-0 1B		0-0 F5			0-0 6-3			0-0 6-3	4 0 1 0 0 0 0	
Enos Cabell, R (1, 5) OBP: 0.303, SLG: 0.367 Wilbur Howard, S (9, PH) OBP: 0.331, SLG: 0.373 Rob Andrews, R (9, 4) OBP: 0.307, SLG: 0.284	0-0 F4			0-3 K		0-0 F9			0-0 F8	3 0 0 0 0 1 1 1 0 0 0 0 0 0 0 0 0 0 0 0 0	
Cesar Cedeno, R (1, 8) OBP: 0.371, SLG: 0.440	0-3 K			0-0 F3			0-3 K		0-0 HR	4 1 1 0 0 2 1	
Cliff Johnson, R (1, 3) OBP: 0.372, SLG: 0.505	0-0 P4			0-0 1B			0-0 F9		0-0 HR	4 1 2 2 0 0 1	
Milt May, L (1, 2) OBP: 0.290, SLG: 0.322		0-0 4-3		0-0 4-3			0-0 F8		4-0 BB	3 0 0 0 1 0 1	
Jose Cruz, L (1, 7) OBP: 0.363, SLG: 0.412		0-0 F8			0-0 4-3			0-0 F9	0-0 P6	4 0 0 0 0 0 1	
Jerry Davanon, R (1, 4) OBP: 0.396, SLG: 0.404		0-0 F7			0-0 P4			0-0 FC6-4 1B		3 0 1 0 0 0 0	
Roger Metzger, S (1, 6) OBP: 0.291, SLG: 0.298			0-0 1-3		0-3 K			0-0 P6		3 0 0 0 0 1 1	
J.R. Richard, R (1, 1) OBP: 0.213, SLG: 0.324			0-3 K			0-0 P3		0-0 FC6-4		3 0 0 0 0 1 1	
Inning Stats	R: 0 E: 0 K: 1 S: 6 H: 1 LOB: 1 BB: 0 P: 6	R: 0 E: 0 K: 0 S: 3 H: 0 LOB: 0 BB: 0 P: 3	R: 0 E: 0 K: 1 S: 5 H: 0 LOB: 0 BB: 0 P: 5	R: 0 E: 0 K: 1 S: 6 H: 1 LOB: 1 BB: 0 P: 6	R: 0 E: 0 K: 1 S: 5 H: 0 LOB: 0 BB: 0 P: 5	R: 0 E: 0 K: 0 S: 3 H: 0 LOB: 0 BB: 0 P: 3	R: 0 E: 0 K: 1 S: 5 H: 0 LOB: 0 BB: 0 P: 5	R: 0 E: 0 K: 0 S: 4 H: 1 LOB: 1 BB: 0 P: 4	R: 2 E: 0 K: 0 S: 5 H: 2 LOB: 1 BB: 1 P: 9	1B: 3 2B: 1 3B: 0 HR: 1 SF: 0 SAC: 0 DP: 0 HBP: 0	WP: 0 PB: 0 SB: 0 CS: 0 PA: 33
PITCHER Burt Hooton, R (1, 1) ERA: 3.07	IP: 9.0 WLS: W BF: 33 H: 5 R: 2 ER: 2 SO: 5 BB: 1 IBB: 0 HBP: 0 BLK: 0 WP: 0 HR: 1 S: 42 P: 46 ERA: 2.00 WHIP: 0.667										

Houston Astros @ Los Angeles Dodgers
Dodger Stadium, Los Angeles, CA

Fri Sep 26 1975, 7:05 PM PDT
Att: 17,455 - Unknown

livebaseballscorecards.com

AB 32
R 2
H 5
RBI 2
BB 1
SO 5
LOB 7



Batter	1	2	3	4	5	6	7	8	9	AB R H RBI BB SO LOB	TOP
Wilbur Howard, S (1, 8) <small>OBP: 0.328, SLG: 0.370</small>	0-0 F3		0-0 4-3			0-0 F7		0-0 F9		4 0 0 0 0 0 3	Houston Astros @ Los Angeles Dodgers Dodger Stadium, Los Angeles, CA Sat Sep 27 1975, 3:33 AM PDT Att: 13,529 - Unknown livebaseballscorecards.com
Greg Gross, L (1, 9) <small>OBP: 0.374, SLG: 0.365</small>	0-0 6-3			0-0 L7		0-0 1B		0-0 G3		4 0 1 0 0 0 0	
Jose Cruz, L (1, 7) <small>OBP: 0.359, SLG: 0.407</small>	0-3 K			0-0 4-3		0-0 4-3		0-3 K		4 0 0 0 0 2 2	
Cliff Johnson, R (1, 3) <small>OBP: 0.369, SLG: 0.499</small>		0-0 F3		0-3 K		0-0 F7		0-0 1-3		4 0 0 0 0 1 0	
Milt May, L (1, 2) <small>OBP: 0.287, SLG: 0.319</small>		0-0 F5			0-3 K		0-3 K	0-0 F7		4 0 0 0 0 2 0	
Enos Cabell, R (1, 5) <small>OBP: 0.303, SLG: 0.365</small>		0-3 K			0-0 F8		4-0 S E BB			2 1 0 0 1 1 0	
Jerry Davanon, R (1, 6) <small>OBP: 0.386, SLG: 0.392</small>			0-0 5-3		0-0 F9		0-0 E7			3 0 0 0 0 0 0	
Rob Andrews, R (1, 4) <small>OBP: 0.311, SLG: 0.286</small>				0-0 1B		4-0 1B BB	0-0 F7			2 0 1 0 1 0 1	
Mike Stanton, S (1, 1) <small>OBP: 0.250, SLG: 0.250</small> Ken Forsch, R (3, 1) <small>OBP: 0.192, SLG: 0.045</small> Larry Milbourne, S (6, PH) <small>OBP: 0.245, SLG: 0.295</small> Jose Sosa, R (6, 1) <small>OBP: 0.333, SLG: 0.778</small> Ken Boswell, L (8, PH) <small>OBP: 0.384, SLG: 0.314</small> Doug Kotlarczyk, R (8, 1) <small>OBP: 0.208, SLG: 0.200</small>			0-0 P1		0-0 1B 1B		0-0 L4			1 0 0 0 0 0 0 1 0 0 0 0 0 0 0 0 1 0 0 1 0 0 0 0 0 0 0 0 0 0 0 0 1 0 0 0 0 0 0 0 0 0 0 0 0 0 0 0	
Inning Stats	R: 0 H: 0 E: 0 LOB: 0 K: 1 BB: 0 S: 5 P: 5	R: 0 H: 0 E: 0 LOB: 0 K: 1 BB: 0 S: 5 P: 5	R: 0 H: 1 E: 0 LOB: 1 K: 0 BB: 0 S: 4 P: 4	R: 0 H: 0 E: 0 LOB: 0 K: 1 BB: 0 S: 5 P: 5	R: 0 H: 0 E: 0 LOB: 0 K: 1 BB: 0 S: 5 P: 5	R: 0 H: 2 E: 0 LOB: 2 K: 0 BB: 1 S: 4 P: 8	R: 1 H: 0 E: 1 LOB: 1 K: 1 BB: 1 S: 6 P: 10	R: 0 H: 0 E: 0 LOB: 0 K: 0 BB: 0 S: 3 P: 3	R: 0 H: 0 E: 0 LOB: 0 K: 1 BB: 0 S: 5 P: 5	1B: 3 SF: 0 2B: 0 SAC: 0 3B: 0 DP: 0 HR: 0 HBP: 0	WP: 0 PA: 32 PB: 0 SB: 1 CS: 0
PITCHER Andy Messersmith, R (1, 1) <small>ERA: 2.29</small>	IP: 9.0 WLS: W BF: 32 H: 3 R: 1 ER: 0 SO: 6 BB: 2 IBB: 0 HBP: 0 BLK: 0 WP: 0 HR: 0 S: 42 P: 50 ERA: 0.00 WHIP: 0.556										



Batter	1	2	3	4	5	6	7	8	9
Davey Lopes, R (1, 4) OBP: 0.358, SLG: 0.359 Jerry Royster, R (7, 4) OBP: 0.281, SLG: 0.387	0-0 E6 9-2	0-3 K		4-0 1-3 BB		0-3 K			
Lee Lacy, R (1, 7) OBP: 0.359, SLG: 0.455	4-0 9-2 2-3 BB		0-0 1-3	0-0 1-3		0-3 K			
Willie Crawford, L (1, 9) OBP: 0.345, SLG: 0.386	0-0 9-2 1-2 3-H		0-0 1B BB 1B	0-0 F9		0-0 G3			
Steve Garvey, R (1, 3) OBP: 0.352, SLG: 0.478	4-0 BB		4-0 BB 1B HR BB	0-0 F8		0-0 F3			
Ron Cey, R (1, 5) OBP: 0.370, SLG: 0.471	0-3 K		0-0 1-2 2-3 HR 1B		0-0 1B 1B	4-0 WP BB			
Henry Cruz, L (1, 8) OBP: 0.317, SLG: 0.319		0-0 5-3 WP 1B	4-0 1-2 2-3 3-H HR BB		0-0 1-3 1B	0-0 F8			
Steve Yeager, R (1, 2) OBP: 0.301, SLG: 0.350		0-0 6-3	0-0 1-H 2-H 3-H HR		0-0 L7		0-0 6-3		
Bill Russell, R (1, 6) OBP: 0.277, SLG: 0.258		4-0 5-3 BB	0-3 K		0-0 1-3		0-0 F9		
Andy Messersmith, R (1, 1) OBP: 0.212, SLG: 0.194		0-0 5-3	0-0 4-3			0-3 K		0-0 F9	

Inning Stats	R: 0	H: 0	E: 1	LOB: 2	K: 1	P: 13	R: 0	H: 1	E: 0	LOB: 2	K: 1	P: 10	R: 5	H: 3	E: 0	LOB: 0	K: 1	P: 16	R: 0	H: 0	E: 0	LOB: 1	K: 0	P: 7	R: 0	H: 2	E: 0	LOB: 1	K: 0	P: 4	R: 0	H: 0	E: 0	LOB: 0	K: 3	P: 9	R: 0	H: 0	E: 0	LOB: 1	K: 0	P: 7	R: 0	H: 0	E: 0	LOB: 0	K: 0	P: 3
	5	0	0	2	2	13	6	1	0	2	1	10	8	3	0	0	1	16	4	0	0	1	7	4	9	3	0	2	1	4	4	0	0	3	9	7	0	1	7	3	0	0	3	0	3			

PITCHER	IP	WLS	BF	H	R	ER	SO	BB	IBB	HBP	BLK	WP	HR	S	P	ERA	WHIP
Mike Stanton, R (1, 1) ERA: 7.27	2.1	L	15	3	4	4	2	5	0	0	0	1	0	14	34	15.43	3.429
Ken Forsch, R (3, 1) ERA: 3.22	2.2		11	3	1	1	1	1	0	0	0	0	1	12	16	3.38	1.500
Jose Sosa, R (6, 1) ERA: 4.02	2.0		7	0	0	0	3	1	0	0	0	1	0	12	16	0.00	0.500
Doug Konieczny, R (8, 1) ERA: 4.47	1.0		3	0	0	0	0	0	0	0	0	0	0	3	3	0.00	0.000

AB R H RBI BB SO LOB

3	0	0	0	1	2	2
0	0	0	0	0	0	0
3	0	0	0	1	1	1
4	1	1	0	0	0	3
2	1	0	0	2	0	1
3	1	2	0	1	1	2
3	1	2	1	1	0	1
4	1	1	4	0	0	2
3	0	0	0	1	1	1
4	0	0	0	0	1	2

1B: 5	SF: 0	WP: 2	PA: 36
2B: 1	SAC: 0	PB: 0	
3B: 0	DP: 1	SB: 1	
HR: 1	HBP: 0	CS: 0	

AB	R	H	RBI	BB	SO	LOB
29	5	6	5	7	6	15

Houston Astros @ Los Angeles Dodgers
Dodger Stadium, Los Angeles, CA

Sat Sep 27 1975, 3:33 AM PDT
Att. 13,529 - Unknown

livebaseballscores.com

AB	29
R	5
H	6
RBI	5
BB	7
SO	6
LOB	15



Batter	1	2	3	4	5	6	7	8	9	AB R H RBI BB SO LOB	TOP																
Wilbur Howard, S (1, 7) <small>OBP: 0.324, SLG: 0.365</small>	0-0 F7		0-0 F8			0-0 F7		0-0 2-3	0-0 4-3	5 0 0 0 0 0 3	Houston Astros @ Los Angeles Dodgers Dodger Stadium, Los Angeles, CA Sun Sep 28 1975, 3:33 AM PDT Att: 36,507 - Unknown livebaseballscorecards.com																
Art Gardner, L (1, 8) <small>OBP: 0.242, SLG: 0.194</small>	0-0 4-3		0-0 F7			0-0 F7		0-0 S HR 1B		4 1 1 1 0 0 1																	
Jose Cruz, L (1, 9) <small>OBP: 0.358, SLG: 0.403</small>	0-0 3-1			0-0 4-3		0-0 FC6-4		1-0 S HR HBP		3 1 0 0 0 0 1																	
Cliff Johnson, R (1, 3) <small>OBP: 0.370, SLG: 0.506</small>		4-0 1B BB BB		0-0 5-3			0-0 5-3	0-0 S HR		3 1 1 3 1 0 0																	
Milt May, L (1, 2) <small>OBP: 0.287, SLG: 0.316</small>		4-0 1B BB 1-2		0-0 F9			0-0 4-3	0-0 P6		3 0 0 0 1 0 0																	
Tommy Helms, R (1, 5) Ken Boswell, L (3, 5) <small>OBP: 0.265, SLG: 0.222</small> <small>OBP: 0.349, SLG: 0.309</small>		0-0 L3 1B 1-2 2-3			0-0 G4		0-0 E6 1B	0-3 K2-3		1 0 1 0 0 0 0 3 0 0 0 0 1 0																	
Rob Andrews, R (1, 4) <small>OBP: 0.310, SLG: 0.285</small>		0-3 K		0-0 4-3		0-0 4-3			0-0 6-3	4 0 1 0 0 1 3																	
Roger Metzger, S (1, 6) <small>OBP: 0.289, SLG: 0.296</small>		0-0 L3		0-0 F5		0-0 F5			0-0 4-3	4 0 0 0 0 0 5																	
Jim York, R (1, 1) <small>OBP: 0.167, SLG: 0.091</small> Greg Gross, L (8, PH) <small>OBP: 0.373, SLG: 0.364</small> Mike Cosgrove, L (8, 1) <small>OBP: 0.154, SLG: 0.231</small> Paul Siebert, L (9, 1)		0-3 K		0-0 FC6-4 1B				0-0 E1 2-3 1B		2 0 1 0 0 1 0 1 1 0 0 0 0 0 1 0 1 0 0 0 0 0 0 0 0 0 0 0																	
Inning Stats	R: 0 E: 0 K: 0 S: 3	H: 0 LOB: 0 BB: 0 P: 3	R: 0 E: 0 K: 1 S: 5	H: 1 LOB: 2 BB: 2 P: 13	R: 0 E: 0 K: 1 S: 5	H: 0 LOB: 0 BB: 0 P: 5	R: 0 E: 0 K: 0 S: 3	H: 0 LOB: 0 BB: 0 P: 3	R: 0 E: 0 K: 0 S: 3	H: 0 LOB: 0 BB: 0 P: 3	R: 0 E: 0 K: 0 S: 4	H: 1 LOB: 1 BB: 0 P: 4	R: 0 E: 1 K: 0 S: 5	H: 1 LOB: 2 BB: 0 P: 5	R: 4 E: 1 K: 1 S: 8	H: 2 LOB: 0 BB: 0 P: 9	R: 0 E: 0 K: 0 S: 4	H: 1 LOB: 1 BB: 0 P: 4	1B: 5 2B: 1 3B: 0 HR: 1	SF: 0 SAC: 0 DP: 1 HBP: 1	WP: 0 PB: 0 SB: 1 CS: 0	PA: 37					
PITCHER	IP WLS BF H R ER SO BB IBB HBP BLK WP HR S P ERA WHIP																										
Rick Rhoden, R (1, 1) <small>ERA: 3.08</small>	7.0		26	3	0	0	2	2	0	0	0	0	0	28	36	0.00	0.714										
Charlie Hough, R (8, 1) <small>ERA: 2.95</small>	1.0	L	7	2	4	3	1	0	0	1	0	0	1	8	9	27.00	2.000										
Dennis Lewallyn, R (9, 1) <small>ERA:</small>	1.0		4	1	0	0	0	0	0	0	0	0	0	4	4	0.00	1.000										



Batter	1	2	3	4	5	6	7	8	9	AB	R	H	RBI	BB	SO	LOB
Jerry Royster, R OBP: 0.270, SLG: 0.361 (1, 4)	0-0 4-3		0-0 6-3		0-0 3-1		0-0 F2		0-0 1B	5	0	1	0	0	0	1
Lee Lacy, R OBP: 0.356, SLG: 0.451 (1, 7)	0-0 F9			0-0 G3	0-0 5-3			0-0 F8	0-0 1B	5	0	1	1	0	0	0
John Hale, L OBP: 0.303, SLG: 0.333 (1, 9)	0-0 4-3			4-0 HBP SF7 E BB		0-0 F7		0-0 F9	0-0 L7	2	1	0	0	1	0	0
Tom Paciorek, R OBP: 0.250, SLG: 0.269 (8, PH) (9, 9)										2	0	0	0	0	0	2
Steve Garvey, R OBP: 0.351, SLG: 0.476 (1, 3)		0-0 F8		0-0 E5 1B HBP		0-0 4-3		0-0 1B		4	0	1	0	0	0	1
Ron Cey, R OBP: 0.372, SLG: 0.473 (1, 5)		0-0		1-0		0-0		4-0 1B		1	0	1	0	0	0	0
Ken McMullen, R OBP: 0.340, SLG: 0.435 (5, 5)										1	0	1	0	1	0	0
Rick Auerbach, R OBP: 0.298, SLG: 0.276 (8, PR) (9, 5)		G3 2B		1-2 2-3 HBP		1-2 2-3 1B		1-2 BB FC6-4		0	0	0	0	0	0	0
Steve Yeager, R OBP: 0.298, SLG: 0.347 (1, 2)		0-0 G3		0-0 SF7		0-0 6-3		0-0 FC6-4		3	0	0	1	0	0	4
Joe Simpson, L OBP: 0.333, SLG: 0.333 (1, 8)		0-0 4-3		0-0		0-3 K			0-0 5-3	3	0	1	0	0	1	1
Orlando Alvarez, R (9, PH)				1-2 2-3 1B						1	0	0	0	0	0	0
Ivan De Jesus, R OBP: 0.276, SLG: 0.230 (1, 6)			0-0 F3	0-0 F8		0-0 6-3			0-0 1B	3	0	0	0	0	0	3
Manny Mota, R OBP: 0.357, SLG: 0.286 (9, PH)										1	0	1	0	0	0	0
Bill Russell, R OBP: 0.277, SLG: 0.258 (9, PR)										0	1	0	0	0	0	0
Rick Rhoden, R OBP: 0.103, SLG: 0.071 (1, 1)			0-0 3-1		0-0 F9		0-0 1B		0-0 F2	2	0	0	0	0	0	0
Leron Lee, L OBP: 0.274, SLG: 0.288 (7, PH)										1	0	1	0	0	0	0
Charlie Hough, R OBP: 0.333, SLG: 0.333 (8, 1)										0	0	0	0	0	0	0
Dennis Lewallyn, R (9, 1)										0	0	0	0	0	0	0
Jimmy Wynn, R OBP: 0.403, SLG: 0.417 (9, PH)										1	0	0	0	0	0	1

Inning Stats	R: 0	H: 0	E: 0	K: 0	S: 3	H: 0	LOB: 0	BB: 0	P: 3	R: 0	H: 1	E: 0	K: 0	S: 4	H: 1	LOB: 1	BB: 0	P: 4	R: 0	H: 0	E: 0	K: 0	S: 3	R: 1	H: 1	E: 1	K: 0	S: 5	H: 1	LOB: 3	BB: 1	P: 10	R: 0	H: 0	E: 0	K: 0	S: 3	R: 0	H: 1	E: 0	K: 1	S: 6	H: 1	LOB: 1	BB: 0	P: 6	R: 0	H: 1	E: 0	K: 0	S: 4	H: 1	LOB: 2	BB: 1	P: 8	R: 1	H: 3	E: 0	K: 0	S: 6	H: 3	LOB: 2	BB: 0	P: 6	1B: 7	SF: 1	2B: 1	SAC: 0	3B: 0	DP: 0	HR: 0	HBP: 1	WP: 0	PA: 39
--------------	------	------	------	------	------	------	--------	-------	------	------	------	------	------	------	------	--------	-------	------	------	------	------	------	------	------	------	------	------	------	------	--------	-------	-------	------	------	------	------	------	------	------	------	------	------	------	--------	-------	------	------	------	------	------	------	------	--------	-------	------	------	------	------	------	------	------	--------	-------	------	-------	-------	-------	--------	-------	-------	-------	--------	-------	--------

PITCHER	IP	WLS	BF	H	R	ER	SO	BB	IBB	HBP	BLK	WP	HR	S	P	ERA	WHIP
Jim York, R ERA: 3.86 (1, 1)	7.0	W	28	4	1	0	1	1	0	0	0	0	0	28	33	0.00	0.714
Mike Cosgrove, L ERA: 3.03 (8, 1)	1.2		10	4	1	1	0	1	0	0	0	0	0	9	13	5.40	3.000
Paul Siebert, L ERA: 2.95 (9, 1)	0.1	S	1	0	0	0	0	0	0	0	0	0	0	1	1	0.00	0.000

BOTTOM

Houston Astros @ Los Angeles Dodgers
Dodger Stadium, Los Angeles, CA

Sun Sep 28 1975, 3:33 AM PDT
Att. 36,507 - Unknown

AB	35
R	2
H	8
RBI	2
BB	2
SO	1
LOB	13

