

Los Angeles Dodgers - 1975

Batter	1	2	3	4	5	6	7	8	9	10	11	12	13	14	AB	R	H	RBI	BB	SO	LOB	TOP					
Davey Lopes, R OBP: 0.500, SLG: 0.400 (1, 4)															5	0	2	0	1	0	1						
Bill Buckner, L Manny Mota, R Tom Paciorek, R (1, 7) (10, PH) (10, 7) (13, 8)															4	0	0	0	0	1	2						
Jimmy Wynn, R OBP: 0.333, SLG: 0.200 Charlie Hough, R (1, 8) (13, 1)															5	1	1	0	1	1	1						
Joe Ferguson, R OBP: 0.333, SLG: 0.200 (1, 9) (13, 7)															5	0	1	0	1	0	2						
Steve Garvey, R OBP: 0.500, SLG: 0.667 (1, 3)															6	0	3	1	0	0	0						
Ron Cey, R OBP: 0.167, SLG: 0.167 (1, 5)															6	0	1	0	0	0	3						
Steve Yeager, R (1, 2)															6	0	0	0	0	3	3						
Bill Russell, R (1, 6)															5	0	0	0	1	0	2						
Don Sutton, R Mike Marshall, R Willie Crawford, L (1, 1) (8, 1) (13, PH) (13, 9)															2	0	0	0	1	0	0						
Inning Stats	R: 0 E: 0 K: 0 S: 4	H: 2 LOB: 2 BB: 0 P: 4	R: 0 E: 0 K: 0 S: 3	H: 0 LOB: 0 BB: 0 P: 3	R: 0 E: 0 K: 1 S: 6	H: 1 LOB: 1 BB: 0 P: 6	R: 1 E: 0 K: 1 S: 5	H: 1 LOB: 1 BB: 2 P: 13	R: 0 E: 0 K: 0 S: 4	H: 0 LOB: 0 BB: 0 P: 7	R: 0 E: 0 K: 0 S: 5	H: 0 LOB: 0 BB: 0 P: 5	R: 0 E: 0 K: 0 S: 3	H: 0 LOB: 0 BB: 0 P: 3	R: 0 E: 0 K: 0 S: 3	H: 0 LOB: 0 BB: 0 P: 3	R: 0 E: 0 K: 0 S: 5	H: 1 LOB: 2 BB: 0 P: 5	R: 0 E: 0 K: 1 S: 6	H: 2 LOB: 1 BB: 0 P: 6	1B: 7 2B: 1 3B: 0 HR: 0	SF: 0 SAC: 1 DP: 2 HBP: 0	WP: 0 PB: 0 CS: 0	PA: 53			
PITCHER	IP 9.2	WLS 37	BF 5	H 1	R 1	ER 1	SO 4	BB 4	IBB 0	HBP 0	BLK 0	WP 0	HR 0	S 40	P 60	ERA 0.93	WHIP 0.931										
Don Gullett, L ERA: 0.93	IP 9.2	WLS 37	BF 5	H 1	R 1	ER 1	SO 4	BB 4	IBB 0	HBP 0	BLK 0	WP 0	HR 0	S 40	P 60	ERA 0.93	WHIP 0.931										
Clay Carroll, R ERA:	IP 2.0	WLS 1	BF 0	H 0	R 0	ER 0	SO 0	BB 0	IBB 0	HBP 0	BLK 0	WP 0	HR 0	S 1	P 1	ERA 0.00	WHIP 0.000										
Pedro Borbon, R ERA:	IP 2.0	WLS 6	BF 0	H 0	R 0	ER 0	SO 0	BB 0	IBB 0	HBP 0	BLK 0	WP 0	HR 0	S 6	P 6	ERA 0.00	WHIP 0.000										
Pat Darcy, R ERA:	IP 2.0	WLS 9	BF 3	H 0	R 0	ER 0	SO 1	BB 0	IBB 0	HBP 0	BLK 0	WP 0	HR 0	S 11	P 11	ERA 0.00	WHIP 1.500										


Los Angeles Dodgers @ Cincinnati Reds
Riverfront Stadium, Cincinnati, OH
Mon Apr 07 1975, 3:33 AM EDT
Att: 52,526 - Unknown


AB 47
R 1
H 8
RBI 1
BB 5
SO 5
LOB 17

Batter	1	2	3	4	5	6	7	8	9	10	11	12	13	14	AB	R	H	RBI	BB	SO	LOB	BOTTOM					
Pete Rose, S OBP: 0.500, SLG: 0.400 (1, 7)															5	1	2	0	1	0	1						
Joe Morgan, L OBP: 0.500, SLG: 0.600 (1, 4)															5	0	2	0	1	1	1						
Johnny Bench, R (1, 2)															5	0	0	0	1	1	5						
Tony Perez, R (1, 3)															6	0	0	0	0	2	4						
Dave Concepcion, R OBP: 0.333, SLG: 0.333 (1, 6)															6	0	2	1	0	1	0						
Cesar Geronimo, L (1, 8)															5	1	0	0	1	2	2						
Ken Griffey, L OBP: 0.200, SLG: 0.200 (1, 9)															5	0	1	0	0	2	0						
John Vukovich, R OBP: 0.333, SLG: 0.667 Darrel Chaney, S (1, 5) (10, PH) (11, 5)															3	0	1	0	0	0	0						
Don Gullett, R Clay Carroll, R Terry Crowley, L Pedro Borbon, R Merv Rettenmund, R Pat Darcy, L George Foster, R (1, 5) (8, 1) (10, PH) (10, 5) (12, PH) (13, 1) (14, PH)															3	0	0	0	0	0	1						
Inning Stats	R: 0 E: 0 K: 1 S: 5	H: 0 LOB: 0 BB: 1 P: 9	R: 0 E: 0 K: 2 S: 7	H: 0 LOB: 0 BB: 0 P: 7	R: 0 E: 0 K: 1 S: 6	H: 1 LOB: 1 BB: 0 P: 6	R: 0 E: 0 K: 0 S: 5	H: 0 LOB: 0 BB: 0 P: 5	R: 0 E: 0 K: 0 S: 4	H: 1 LOB: 1 BB: 0 P: 7	R: 1 E: 0 K: 0 S: 6	H: 3 LOB: 2 BB: 0 P: 6	R: 0 E: 0 K: 0 S: 3	H: 0 LOB: 0 BB: 0 P: 3	R: 0 E: 0 K: 0 S: 5	H: 0 LOB: 0 BB: 0 P: 5	R: 0 E: 0 K: 0 S: 4	H: 1 LOB: 1 BB: 0 P: 4	R: 0 E: 0 K: 1 S: 5	H: 0 LOB: 0 BB: 0 P: 5	R: 0 E: 0 K: 0 S: 4	H: 2 LOB: 2 BB: 1 P: 8	1B: 7 2B: 2 3B: 0 HR: 0	SF: 0 SAC: 2 DP: 0 HBP: 0	WP: 1 PB: 1 SB: 2 CS: 0	PA: 54	
PITCHER	IP 7.0	WLS 27	BF 5	H 1	R 1	ER 1	SO 5	BB 1	IBB 0	HBP 0	BLK 0	WP 1	HR 0	S 36	P 40	ERA 1.29	WHIP 0.857										
Don Sutton, R ERA: 1.29	IP 7.0	WLS 27	BF 5	H 1	R 1	ER 1	SO 5	BB 1	IBB 0	HBP 0	BLK 0	WP 1	HR 0	S 36	P 40	ERA 1.29	WHIP 0.857										
Mike Marshall, R ERA:	IP 5.0	WLS 19	BF 2	H 0	R 0	ER 0	SO 3	BB 2	IBB 0	HBP 0	BLK 0	WP 0	HR 0	S 23	P 31	ERA 0.00	WHIP 0.800										
Charlie Hough, R ERA: 5.4	IP 1.2	WLS 8	BF 2	H 1	R 1	ER 1	SO 1	BB 0	IBB 0	HBP 0	BLK 0	WP 0	HR 0	S 9	P 13	ERA 5.40	WHIP 1.800										

Los Angeles Dodgers @ Cincinnati Reds
Riverfront Stadium, Cincinnati, OH
Mon Apr 07 1975, 3:33 AM EDT
Att: 52,526 - Unknown

AB 48
R 2
H 9
RBI 2
BB 4
SO 9
LOB 17

Batter	1	2	3	4	5	6	7	8	9	AB	R	H	RBI	BB	SO	LOB	TOP						
Davey Lopes, R OBP: 0.455, SLG: 0.444 (1, 4)	4-0 FC5-4 BB	0-0 2B			0-0 FC6-4 HR		0-0 6-3		0-0 F9	4	1	1	0	1	0	1	Los Angeles Dodgers @ Cincinnati Reds Riverfront Stadium, Cincinnati, OH Wed Apr 09 1975, 7:05 PM EDT Att: 15,554 - Unknown AB 33 R 3 H 7 RBI 3 BB 7 SO 6 LOB 18 						
Bill Buckner, L OBP: 0.111, SLG: 0.444 (1, 7)	0-0 FC5-4 2B FC4-6	0-0 G3			0-0 HR		0-0 P4		0-0 4-3	5	2	1	2	0	0	2							
Jimmy Wynn, R OBP: 0.455, SLG: 0.444 (1, 8)	0-0 FC4-6 2B		0-0 6-3		0-0 F7		4-0 BB		0-0 1B	4	0	2	0	1	0	0							
Joe Ferguson, R OBP: 0.364, SLG: 0.125 (1, 2)	4-0 FC4-6 IBB		0-3 K		4-0 BB		0-3 K		0-0 F7	3	0	0	0	2	2	2							
Steve Garvey, R OBP: 0.400, SLG: 0.500 (1, 3)	0-0 FC4-6 BB		0-0 5-3		0-0 5-3				0-0 E S 1B	4	0	1	1	0	0	3							
Willie Crawford, L (1, 9)	4-0 1-2 BB		0-0 G3		0-3 K				0-0 F8	3	0	0	0	1	1	1							
Ron Cey, R OBP: 0.300, SLG: 0.222 (1, 5)	0-0 4-3		0-0 P4		0-0 BB 1B		4-0 FC6-4 BB		4-0 FC6-4 BB	3	0	1	0	1	0	3							
Bill Russell, R (1, 6)		0-0 F7		0-3 K		4-0 G5-4-3 BB		0-3 K		3	0	0	0	1	2	2							
Andy Messersmith, R OBP: 0.333, SLG: 0.333 Mike Marshall, R (7, 1)		0-3 K		0-0 FC6-4 1B		0-0 G5-4-3 1-2		0-0 FC6-4 1-2		3	0	1	0	0	1	2							
Inning Stats	R: 1 E: 0 K: 0 S: 4	H: 1 LOB: 3 BB: 3 P: 16	R: 0 E: 0 K: 1 S: 6	H: 1 LOB: 1 BB: 0 P: 6	R: 0 E: 0 K: 1 S: 5	H: 0 LOB: 0 BB: 0 P: 5	R: 0 E: 0 K: 1 S: 5	H: 0 LOB: 0 BB: 0 P: 5	R: 2 E: 0 K: 0 S: 5	H: 2 LOB: 1 BB: 1 P: 9	R: 0 E: 0 K: 1 S: 5	H: 0 LOB: 1 BB: 1 P: 9	R: 0 E: 0 K: 1 S: 6	H: 1 LOB: 2 BB: 1 P: 10	R: 0 E: 0 K: 0 S: 4	H: 1 LOB: 1 BB: 0 P: 4	1B: 4 2B: 2 3B: 0 HR: 1	SF: 0 SAC: 0 DP: 1 HBP: 0	WP: 0 PB: 0 SB: 1 CS: 0	PA: 40			
PITCHER	IP WLS BF H R ER SO BB IBB HBP BLK WP HR S P ERA WHIP	6.0 27 5 3 3 4 4 1 0 0 0 1 30 50 4.50 1.500	2.0 9 1 0 0 2 2 0 0 0 0 0 11 19 0.00 1.500	1.0 W 4 1 0 0 0 0 0 0 0 0 4 4 0.00 1.000	PITCHER										IP WLS BF H R ER SO BB IBB HBP BLK WP HR S P ERA WHIP								
Jack Billingham, R ERA: 4.5 Clay Carroll, R ERA Pedro Borbon, R ERA											6.0 27 5 3 3 4 4 1 0 0 0 1 30 50 4.50 1.500	2.0 9 1 0 0 2 2 0 0 0 0 0 11 19 0.00 1.500	1.0 W 4 1 0 0 0 0 0 0 0 0 4 4 0.00 1.000										

Batter	1	2	3	4	5	6	7	8	9	AB	R	H	RBI	BB	SO	LOB	BOTTOM					
Pete Rose, S OBP: 0.400, SLG: 0.250 (1, 7)	0-0 F8			0-0 3-1		0-0 1-3		4-0 1B BB		3	0	0	0	1	0	1	Los Angeles Dodgers @ Cincinnati Reds Riverfront Stadium, Cincinnati, OH Wed Apr 09 1975, 7:05 PM EDT Att: 15,554 - Unknown AB 31 R 4 H 10 RBI 4 BB 3 SO 2 LOB 16 					
Joe Morgan, L OBP: 0.600, SLG: 0.667 (1, 4)	0-0 P4			0-0 S 1B		0-0 FC6-4 1B		1-3 E 1B		4	0	3	1	0	0	0						
Johnny Bench, R (1, 2)	0-3 K		0-0 F9		0-0 FC6-4 1-2		0-0 E5		0-0 E5	4	0	0	0	0	1	4						
Tony Perez, R (1, 3)		0-0 1-3		0-0 6-3		4-0 2B SF8 BB		0-0 P9		3	1	0	0	1	0	4						
Cesar Geronimo, L OBP: 0.300, SLG: 0.333 (1, 8)		0-0 G3-6 1B		0-0 F8		0-0 FC6-4 2B		0-0 4-3		4	0	2	0	0	0	3						
Ken Griffey, L OBP: 0.444, SLG: 0.625 (1, 9)		0-0 G3-6		0-0 G4-6-3 1B		4-0 G1-6-3 BB		0-0 1B 3B		3	1	2	0	1	0	1						
Darrel Chaney, S OBP: 0.143, SLG: 0.167 (8, 5)			0-3 K		0-0 G4-6-3 1-2		0-0 SF8		0-0 SH3-4 1B	3	1	1	2	0	1	1						
John Vukovich, R OBP: 0.200, SLG: 0.400 Terry Crowley, L Doug Flynn, R (7, PH) (8, 6)			0-0 L9		0-0 F8		0-0 G1-6-3		0-0 SH3-4	2	0	0	0	0	0	0						
Jack Billingham, R Ed Armbrister, R Clay Carroll, R Merv Rettenmund, R Pedro Borbon, R Dave Concepcion, R OBP: 0.420, SLG: 0.420			0-0 1-3		0-0 1-3 1B 2B		0-0 5-3		0-0 2H 1B	1	0	0	0	0	0	0						
Inning Stats	R: 0 E: 0 K: 1 S: 5	H: 0 LOB: 0 BB: 0 P: 5	R: 0 E: 0 K: 0 S: 3	H: 1 LOB: 0 BB: 0 P: 3	R: 0 E: 0 K: 1 S: 5	H: 0 LOB: 0 BB: 0 P: 5	R: 0 E: 0 K: 0 S: 4	H: 1 LOB: 1 BB: 0 P: 4	R: 0 E: 0 K: 0 S: 3	H: 1 LOB: 1 BB: 0 P: 3	R: 1 E: 0 K: 0 S: 5	H: 2 LOB: 1 BB: 0 P: 5	R: 1 E: 0 K: 0 S: 3	H: 1 LOB: 2 BB: 2 P: 11	R: 0 E: 1 K: 0 S: 5	H: 1 LOB: 3 BB: 1 P: 9	R: 2 E: 0 K: 0 S: 4	H: 3 LOB: 1 BB: 0 P: 4	1B: 7 2B: 2 3B: 1 HR: 0	SF: 1 SAC: 1 DP: 3 HBP: 0	WP: 0 PB: 0 SB: 1 CS: 0	PA: 36
PITCHER	IP WLS BF H R ER SO BB IBB HBP BLK WP HR S P ERA WHIP	6.0 23 4 2 2 2 1 0 0 0 0 0 11 19 7.71 2.571	2.1 L 13 4 2 2 0 2 0 0 0 0 0 11 19 7.71 2.571	PITCHER										IP WLS BF H R ER SO BB IBB HBP BLK WP HR S P ERA WHIP								
Andy Messersmith, R ERA: 3.0 Mike Marshall, R ERA: 2.45											6.0 23 4 2 2 2 1 0 0 0 0 0 11 19 7.71 2.571	2.1 L 13 4 2 2 0 2 0 0 0 0 0 11 19 7.71 2.571										

Batter	1	2	3	4	5	6	7	8	9	AB	R	H	RBI	BB	SO	LOB	TOP			
Davey Lopes, R OBP: 0.375, SLG: 0.308 (1, 4)	5-3		F6-3	K		WP 2B S BB			F6-3	4	1	0	0	1	1	1				
Bill Buckner, L OBP: 0.286, SLG: 0.714 (1, 7)	FC5-4 3B			G3					4-3	5	1	3	1	0	0	1				
Jimmy Wynn, R OBP: 0.500, SLG: 0.500 (1, 8)	FC5-4 BB		K							3	0	1	0	2	1	2				
Joe Ferguson, R OBP: 0.313, SLG: 0.154 (1, 2)	FC5-4 1-2 3-H			E5 2B					P5	5	1	1	1	0	0	2				
Steve Garvey, R OBP: 0.357, SLG: 0.500 (1, 3)	P4								F8	4	1	1	1	0	0	3				
Willie Crawford, L OBP: 0.333, SLG: 0.143 (1, 9)									F6-3	3	1	1	1	1	0	0				
Ron Cey, R OBP: 0.286, SLG: 0.308 (1, 5)									F7	4	1	1	0	0	0	2				
Bill Russell, R (1, 6)									F6-3	3	0	0	1	0	1	0				
Doug Rau, L OBP: 0.500, SLG: 0.500 (1, 1)									F8	2	0	1	1	0	0	0				
Rick Rhoden, R (4, 1)									F7	1	0	0	0	0	0	0				
Jim Brewer, L (7, 1)									F9	0	0	0	0	0	0	0				
Ken McMullen, R (8, PH)									F6-3	1	0	0	0	0	0	0				
Charlie Hough, R (8, 1)									F6-3	0	0	0	0	0	0	0				
Inning Stats	R: 1 E: 0 K: 0 S: 4	H: 1 LOB: 1 BB: 1 P: 8	R: 0 E: 0 K: 1 S: 5	H: 0 LOB: 0 BB: 0 P: 5	R: 0 E: 0 K: 1 S: 6	H: 1 LOB: 1 BB: 0 P: 6	R: 4 E: 1 K: 1 S: 10	H: 4 LOB: 1 BB: 0 P: 10	R: 0 E: 0 K: 0 S: 3	H: 1 LOB: 2 BB: 2 P: 11	R: 0 E: 0 K: 0 S: 3	H: 0 LOB: 0 BB: 0 P: 3	R: 0 E: 0 K: 0 S: 3	H: 0 LOB: 0 BB: 0 P: 3	R: 0 E: 0 K: 0 S: 4	H: 1 LOB: 1 BB: 0 P: 4	1B: 4 2B: 4 3B: 1 HR: 0	SF: 1 SAC: 0 DP: 1 HBP: 0	WP: 1 PB: 0 SB: 1 CS: 0	PA: 40
PITCHER	IP WLS BF H R ER SO	IP WLS BF H R ER SO	IP WLS BF H R ER SO	IP WLS BF H R ER SO	IP WLS BF H R ER SO	IP WLS BF H R ER SO	IP WLS BF H R ER SO	IP WLS BF H R ER SO	IP WLS BF H R ER SO	IP WLS BF H R ER SO	IP WLS BF H R ER SO	IP WLS BF H R ER SO	IP WLS BF H R ER SO	IP WLS BF H R ER SO	IP WLS BF H R ER SO	IP WLS BF H R ER SO	ERA WHIP	ERA WHIP		
Clay Kirby, R ERA: 10.8	(1, 1)	3.1	18	6	5	4	2	1	0	0	0	0	0	0	0	0	10.80	2.100		
Willi McEnaney, L ERA:	(4, 1)	0.2	2	0	0	0	1	0	0	0	0	0	0	0	0	4	0.00	0.000		
Tom Hall, L ERA:	(5, 1)	0.0	2	1	0	0	0	1	0	0	0	0	0	0	1	5	∞	∞		
Pedro Borbon, R ERA: 1.8	(5, 1)	2.0	8	1	1	1	0	2	0	0	0	1	0	6	14	4.50	1.500			
Clay Carroll, R ERA:	(7, 1)	3.0	W 10	1	0	0	0	0	0	0	0	0	0	10	10	0.00	0.333			

Los Angeles Dodgers @ Cincinnati Reds
Riverfront Stadium, Cincinnati, OH
Thu Apr 10 1975, 7:05 PM EDT
Att: 20,550 - Unknown

AB 35
R 6
H 9
RBI 6
BB 4
SO 3
LOB 11



Batter	1	2	3	4	5	6	7	8	9	AB	R	H	RBI	BB	SO	LOB	BOTTOM			
Pete Rose, S OBP: 0.533, SLG: 0.300 (1, 7)	BB 1B			1-4-3						2	1	1	1	1	0	1				
Joe Morgan, L OBP: 0.636, SLG: 0.636 (1, 4)	G6-4-3 BB			BLK 1B						2	1	1	1	2	0	2				
Johnny Bench, R OBP: 0.133, SLG: 0.071 (1, 2)	K			P5						5	0	1	1	0	3	9				
Tony Perez, R OBP: 0.133, SLG: 0.143 (1, 3)	G6-4-3 1-2			F9						5	0	1	1	0	0	6				
George Foster, R OBP: 0.600, SLG: 1.800 (1, 8)										4	2	2	2	0	0	0				
Merv Rettenmund, R (1, 9)										2	0	0	0	2	0	0				
Doug Flynn, R OBP: 0.250, SLG: 0.250 (1, 6)	F6-3			FC6-4 2B 1B						4	1	1	0	0	0	1				
John Vukovich, R OBP: 0.429, SLG: 0.667 (6, PH)				BB SH1-3						1	1	1	0	1	0	0				
Darrel Chaney, S OBP: 0.125, SLG: 0.143 (7, 5)				BB						1	0	0	0	0	1	0				
Dave Concepcion, R OBP: 0.375, SLG: 0.375 (7, PH)				BB						1	0	0	0	0	0	2				
Clay Kirby, R (1, 1)				SH1-3						0	0	0	0	0	0	0				
Willi McEnaney, L (4, 1)				SH1-3						0	0	0	0	0	0	0				
Ed Armbrister, R OBP: 0.500, SLG: 1.500 (5, 1)				SH1-3						0	0	0	0	0	0	0				
Tom Hall, L (5, 1)				SH1-3						0	0	0	0	0	0	0				
Pedro Borbon, R (5, 1)				SH1-3						0	0	0	0	0	0	0				
Terry Crowley, L OBP: 0.333, SLG: 0.667 (6, PH)				SH1-3						1	0	1	0	0	0	0				
Clay Carroll, R (7, 1)				SH1-3						1	0	0	0	0	0	0				
Inning Stats	R: 0 E: 0 K: 1 S: 5	H: 1 LOB: 1 BB: 1 P: 9	R: 0 E: 0 K: 0 S: 3	H: 0 LOB: 0 BB: 0 P: 3	R: 0 E: 0 K: 0 S: 3	H: 0 LOB: 3 BB: 2 P: 12	R: 5 E: 0 K: 0 S: 8	H: 5 LOB: 1 BB: 1 P: 12	R: 0 E: 0 K: 0 S: 3	H: 0 LOB: 0 BB: 0 P: 3	R: 0 E: 0 K: 2 S: 8	H: 1 LOB: 2 BB: 1 P: 12	R: 1 E: 0 K: 0 S: 4	H: 2 LOB: 1 BB: 1 P: 8	R: 1 E: 0 K: 1 S: 5	H: 1 LOB: 2 BB: 0 P: 7	1B: 5 2B: 4 3B: 0 HR: 2	SF: 0 SAC: 1 DP: 2 HBP: 3	WP: 0 PB: 0 SB: 0 CS: 0	PA: 40
PITCHER	IP WLS BF H R ER SO	IP WLS BF H R ER SO	IP WLS BF H R ER SO	IP WLS BF H R ER SO	IP WLS BF H R ER SO	IP WLS BF H R ER SO	IP WLS BF H R ER SO	IP WLS BF H R ER SO	IP WLS BF H R ER SO	IP WLS BF H R ER SO	IP WLS BF H R ER SO	IP WLS BF H R ER SO	IP WLS BF H R ER SO	IP WLS BF H R ER SO	IP WLS BF H R ER SO	IP WLS BF H R ER SO	ERA WHIP	ERA WHIP		
Doug Rau, L ERA: 12.27	(1, 1)	3.2	20	5	5	5	1	4	0	1	0	0	1	0	0	12.27	2.455			
Rick Rhoden, R ERA: 3.38	(4, 1)	2.2	14	4	1	1	2	2	0	0	1	0	1	16	24	3.38	2.250			
Jim Brewer, L ERA:	(7, 1)	0.2	1	0	0	0	0	0	0	0	0	0	0	1	1	0.00	0.000			
Charlie Hough, R ERA: 6.75	(8, 1)	1.0	L 5	1	1	1	1	0	0	2	0	0	0	5	7	9.00	1.000			

Los Angeles Dodgers @ Cincinnati Reds
Riverfront Stadium, Cincinnati, OH
Thu Apr 10 1975, 7:05 PM EDT
Att: 20,550 - Unknown

AB 30
R 7
H 10
RBI 7
BB 6
SO 4
LOB 21



Batter	1	2	3	4	5	6	7	8	9	AB	R	H	RBI	BB	SO	LOB	TOP				
Davey Lopes, R OBP: 0.391, SLG: 0.250 (1,4)			5-3		FC6-4 2B		4-3		F9 2B HBP	3	2	0	0	1	0	1					
Bill Buckner, L OBP: 0.316, SLG: 0.842 (1,7)	L8				2B		F5		F9	5	2	2	2	0	0	2					
Jimmy Wynn, R OBP: 0.524, SLG: 0.625 (1,8)	K				2B		6-3		1B 2B	4	1	2	2	1	1	1					
Steve Garvey, R OBP: 0.474, SLG: 0.529 (1,3)	CS	1B BB			BB 1B				F8 1B 1B	3	2	2	0	2	1	1					
Willie Crawford, L OBP: 0.385, SLG: 0.111 Joe Ferguson, R OBP: 0.353, SLG: 0.214 (9, PH) (9,9)		F9			S BB				1B 1B	2	0	0	0	2	0	2					
Ron Cey, R OBP: 0.283, SLG: 0.278 (1,5)		1B			BB		G5-2-3		F8	5	0	1	0	0	0	7					
Steve Yeager, R OBP: 0.182, SLG: 0.100 (1,2)		K							2B BB	4	0	1	1	1	2	3					
Bill Russell, R OBP: 0.158, SLG: 0.125 (1,6)		F8			5-3				F9	5	0	1	1	0	1	5					
Don Sutton, R (1,1)				4-3					K	3	0	0	0	1	1	2					
Inning Stats	R: 0 E: 0 K: 1 S: 4	H: 0 LOB: 0 BB: 1 P: 8	R: 0 E: 0 K: 1 S: 6	H: 1 LOB: 2 BB: 1 P: 10	R: 1 E: 0 K: 1 S: 6	H: 1 LOB: 1 BB: 1 P: 10	R: 0 E: 0 K: 1 S: 5	H: 0 LOB: 1 BB: 1 P: 9	R: 2 E: 0 K: 0 S: 5	H: 3 LOB: 2 BB: 2 P: 13	R: 0 E: 0 K: 1 S: 5	H: 0 LOB: 0 BB: 0 P: 5	R: 0 E: 0 K: 0 S: 3	H: 0 LOB: 0 BB: 0 P: 3	R: 1 E: 0 K: 1 S: 6	H: 1 LOB: 2 BB: 0 P: 14	R: 3 E: 0 K: 0 S: 7	H: 4 LOB: 2 BB: 0 P: 8	1B: 5 2B: 4 3B: 0 HR: 1	SF: 0 SAC: 0 DP: 1 HBP: 1	WP: 0 PA: 45 PB: 0 SB: 4 CS: 1
PITCHER	IP	WLS	BF	H	R	ER	SO	BB	IBB	HBP	BLK	WP	HR	S	P	ERA	WHIP				
Tom Griffin, R ERA: 6.23 (1,1)	4.1	L	21	4	3	3	4	5	0	0	0	0	1	24	44	6.23	2.077				
Wayne Granger, R ERA: (5,1)	0.2		3	1	0	0	0	1	0	0	0	0	0	2	6	0.00	3.000				
Ken Forsch, R ERA: 3.0 (6,1)	3.0		12	1	1	1	2	2	0	0	0	0	0	14	22	3.00	1.000				
Jim York, R ERA: 81.0 (9,1)	0.1		4	2	3	3	0	0	0	1	0	0	0	3	4	81.00	6.000				
Fred Scherman, L ERA: (9,1)	0.2		4	2	0	0	0	0	0	0	0	0	0	4	4	0.00	3.000				

Los Angeles Dodgers @ Houston Astros
Astrodome, Houston, TX
Fri Apr 11 1975, 8:05 PM EDT
Att: 17,851 - Dome

AB 35
R 7
H 10
RBI 7
BB 8
SO 6
LOB 24

Batter	1	2	3	4	5	6	7	8	9	AB	R	H	RBI	BB	SO	LOB	BOTTOM				
Enos Cabell, R OBP: 0.278, SLG: 0.333 (1,7)	6-3		F8		FC6-4 2B			F7		4	0	0	0	0	0	1					
Rob Andrews, R OBP: 0.353, SLG: 0.438 (1,4)			K				K		K	4	0	1	0	0	3	0					
Cesar Cedeno, R OBP: 0.500, SLG: 0.533 (1,8)	5-3				E S BB		G3 2B		4-3	3	0	1	0	1	0	1					
Mitt May, L OBP: 0.267, SLG: 0.214 (1,2)	G3				K		G3		F7	4	0	0	0	0	1	3					
Cliff Johnson, R OBP: 0.313, SLG: 0.308 (1,3)			K		F5		F2		K	4	0	0	0	0	2	2					
Jose Cruz, L OBP: 0.333, SLG: 0.462 (1,9)		F9			F7				G3	3	0	0	0	0	0	1					
Doug Rader, R OBP: 0.467, SLG: 0.533 (1,5)					1-3				K	3	0	1	0	0	1	0					
Roger Metzger, S OBP: 0.357, SLG: 0.308 (1,6)			K		FC6-4 1B		F6			3	0	1	0	0	1	1					
Tom Griffin, R Wayne Granger, R Mike Easter, L Ken Forsch, R Ken Boswell, L Jim York, R Fred Scherman, L (1,1) (5,1) (5, PH) (6,1) (8, PH) (9,1) (9,1)					K		F5		4-3	1	0	0	0	0	0	0					
Inning Stats	R: 0 E: 0 K: 0 S: 4	H: 1 LOB: 0 BB: 0 P: 4	R: 0 E: 0 K: 2 S: 8	H: 1 LOB: 0 BB: 0 P: 8	R: 0 E: 0 K: 2 S: 7	H: 0 LOB: 0 BB: 0 P: 7	R: 0 E: 0 K: 1 S: 5	H: 0 LOB: 1 BB: 1 P: 9	R: 0 E: 0 K: 0 S: 4	H: 1 LOB: 1 BB: 0 P: 4	R: 0 E: 0 K: 1 S: 6	H: 1 LOB: 0 BB: 0 P: 6	R: 0 E: 0 K: 1 S: 5	H: 0 LOB: 0 BB: 0 P: 5	R: 0 E: 0 K: 1 S: 5	H: 0 LOB: 0 BB: 0 P: 5	R: 0 E: 0 K: 1 S: 5	H: 0 LOB: 0 BB: 0 P: 5	1B: 2 2B: 1 3B: 1 HR: 0	SF: 0 SAC: 0 DP: 0 HBP: 0	WP: 0 PA: 32 PB: 0 SB: 1 CS: 0
PITCHER	IP	WLS	BF	H	R	ER	SO	BB	IBB	HBP	BLK	WP	HR	S	P	ERA	WHIP				
Don Sutton, R ERA: 0.56 (1,1)	9.0	W	32	4	0	0	9	1	0	0	0	0	0	49	53	0.00	0.556				

Los Angeles Dodgers @ Houston Astros
Astrodome, Houston, TX
Fri Apr 11 1975, 8:05 PM EDT
Att: 17,851 - Dome

AB 31
R 0
H 4
RBI 0
BB 1
SO 9
LOB 10

Batter	1	2	3	4	5	6	7	8	9	AB	R	H	RBI	BB	SO	LOB	TOP					
Davey Lopes, R OBP: 0.423, SLG: 0.222 (1, 4)	4-0 PB SF8 BB		4-0 S BB		4-0 G6-4-3 BB		0-3 K		0-0 5-3	2	1	0	0	3	1	0						
Bill Buckner, L OBP: 0.333, SLG: 0.739 (1, 7)	4-0 1B SF8 BB		0-0 F7		0-0 G6-4-3		0-0 F8		0-0 FC6-4 1B	4	1	1	0	1	0	3						
Jimmy Wynn, R OBP: 0.500, SLG: 0.579 (1, 8)	0-0 SF8		0-0 F8				0-0 3B 1B		0-0 FC6-4 1B	3	1	1	1	1	0	2						
Steve Garvey, R OBP: 0.522, SLG: 0.667 (1, 3)	0-0 BLK 1B		0-0 4-3				0-0 1B 3B			4	1	3	1	0	0	1						
Willie Crawford, L OBP: 0.353, SLG: 0.167 (1, 9)	0-0 SF8			0-3 K		0-0 6-3 BB 1B		0-0 G3		3	1	1	2	0	1	2						
Joe Ferguson, R OBP: 0.333, SLG: 0.176 (1, 2)	0-0 F9			0-0 F7		0-0 6-3 BB		0-0 5-3		3	0	0	0	1	0	1						
Ron Cey, R OBP: 0.217, SLG: 0.227 (1, 5)		0-3 K		0-0 F3		0-0 6-3		0-3 K		4	0	0	0	0	2	2						
Bill Russell, R OBP: 0.150, SLG: 0.118 Rick Auerbach, R OBP: 0.333, SLG: 0.667 Mike Marshall, R (8, 1)		0-0 6-3				0-0 6-3		0-0 6-3		1	0	0	0	0	0	0						
Juan Marichal, R Jim Brewer, L Tom Paciorek, R Al Downing, R Manny Mota, R Charlie Hough, R Lee Lacy, R (1, 1) (4, 1) (5, PR) (5, 1) (6, PR) (6, 1) (8, 6)		0-3 K				0-0 6-3		0-0 F9		1	0	0	0	0	1	0						
Inning Stats	R: 2 E: 0 K: 0 S: 4	H: 1 LOB: 1 BB: 2 P: 12	R: 0 E: 0 K: 2 S: 7	H: 0 LOB: 0 BB: 0 P: 7	R: 0 E: 0 K: 0 S: 3	H: 0 LOB: 1 BB: 1 P: 7	R: 0 E: 0 K: 1 S: 5	H: 0 LOB: 0 BB: 0 P: 5	R: 0 E: 0 K: 0 S: 3	H: 1 LOB: 1 BB: 1 P: 7	R: 3 E: 0 K: 0 S: 6	H: 3 LOB: 1 BB: 1 P: 10	R: 0 E: 0 K: 1 S: 6	H: 1 LOB: 2 BB: 1 P: 10	R: 0 E: 0 K: 1 S: 5	H: 0 LOB: 0 BB: 0 P: 5	R: 0 E: 0 K: 0 S: 4	H: 1 LOB: 1 BB: 0 P: 4	1B: 5 2B: 1 3B: 1 HR: 0	SF: 2 SAC: 0 DP: 1 HBP: 0	WP: 0 PB: 1 SB: 2 CS: 0	PA: 39
PITCHER	IP WLS BF H R ER SO BB IBB HBP BLK WP HR S P ERA WHIP	IP WLS BF H R ER SO BB IBB HBP BLK WP HR S P ERA WHIP																				
Larry Dierker, R ERA: 4.5 (1, 1)	5.0 W 24 5 5 5 3 5 0 0 0 1 0 0 25 45 9.00 2.000	4.0 S 15 2 0 0 2 1 0 0 0 0 0 0 18 22 0.00 0.750																				
Wayne Granger, R ERA: (6, 1)																						

Los Angeles Dodgers @ Houston Astros
Astrodome, Houston, TX
Sat Apr 12 1975, 8:05 PM EDT
Att: 25,024 - Dome

AB	31
R	5
H	7
RBI	5
BB	6
SO	5
LOB	14



Batter	1	2	3	4	5	6	7	8	9	AB	R	H	RBI	BB	SO	LOB	BOTTOM						
Enos Cabell, R OBP: 0.318, SLG: 0.409 (1, 7)	0-0 6-3		0-0 S 1B		0-0 2B		0-3 K			4	0	2	2	0	1	0							
Rob Andrews, R OBP: 0.333, SLG: 0.400 (1, 4)	0-0 F7		0-3 K		0-0 1-3		0-0 4-3 2B 1B			4	1	1	0	0	1	2							
Cesar Cedeno, R OBP: 0.500, SLG: 0.471 (1, 8)	4-0 S BB			0-0 F8		4-0 SH1-3 2B BB		0-0 4-3		2	1	0	0	2	0	1							
Milt May, L OBP: 0.333, SLG: 0.313 Skip Jutze, R (7, PR) (8, 2)	0-0 4-3			4-0 HR BB		0-0 SH1-3		0-0 2B		2	1	1	1	1	0	1							
Cliff Johnson, R OBP: 0.350, SLG: 0.588 (1, 3)		0-0 4-3		0-0 HR BB		0-0 2B		0-3 K		4	1	2	3	0	1	1							
Jose Cruz, L OBP: 0.316, SLG: 0.375 (1, 9)		0-0 F9		4-0 BLK 1B BB		0-0 5-3		0-0 4-3		3	1	0	0	1	0	2							
Doug Rader, R OBP: 0.421, SLG: 0.474 (1, 5)		0-0 6-3		0-0 SH5-3 1B 2B 1B		0-0 6-3		0-0 5-3		4	1	1	1	0	0	1							
Roger Metzger, S OBP: 0.389, SLG: 0.313 (1, 6)			0-0 F8		0-0 SH5-3 2B 1B		0-0 F8		4-0 CS BB	3	1	1	0	1	0	0							
Larry Dierker, R Wayne Granger, R (1, 1) (6, 1)			0-0 6-3		0-0 SH5-3		0-0 F7		0-3 K	1	0	0	0	0	0	0							
Inning Stats	R: 0 E: 0 K: 0 S: 3	H: 0 LOB: 1 BB: 1 P: 7	R: 0 E: 0 K: 0 S: 3	H: 0 LOB: 0 BB: 0 P: 3	R: 0 E: 0 K: 1 S: 6	H: 1 LOB: 1 BB: 0 P: 6	R: 5 E: 0 K: 0 S: 7	H: 4 LOB: 1 BB: 2 P: 15	R: 1 E: 0 K: 0 S: 4	H: 1 LOB: 1 BB: 1 P: 8	R: 0 E: 0 K: 1 S: 5	H: 0 LOB: 0 BB: 0 P: 5	R: 1 E: 0 K: 1 S: 7	H: 2 LOB: 1 BB: 0 P: 7	R: 0 E: 0 K: 1 S: 4	H: 0 LOB: 0 BB: 1 P: 8	1B: 4 2B: 3 3B: 0 HR: 1	SF: 0 SAC: 2 DP: 0 HBP: 0	WP: 0 PB: 0 SB: 3 CS: 1	PA: 36			
PITCHER	IP WLS BF H R ER SO BB IBB HBP BLK WP HR S P ERA WHIP	IP WLS BF H R ER SO BB IBB HBP BLK WP HR S P ERA WHIP																					
Juan Marichal, R ERA: 12.27 Jim Brewer, L ERA: Al Downing, L ERA: 9.0 Charlie Hough, R ERA: 5.4 Mike Marshall, R ERA: 2.25 (1, 1) (4, 1) (5, 1) (6, 1) (8, 1)	3.2 L 19 5 5 5 1 3 0 0 0 0 0 0 1 18 30 12.27 2.182	0.1 1 0 0 0 0 0 0 0 0 0 0 0 0 1 1 0.00 0.000	1.0 5 1 1 1 0 1 0 0 0 0 0 0 4 8 9.00 2.000	2.1 10 2 1 1 2 1 0 0 0 0 0 0 13 17 3.86 1.286	0.2 1 0 0 0 1 0 0 0 0 0 0 0 3 3 0.00 0.000																		

Los Angeles Dodgers @ Houston Astros
Astrodome, Houston, TX
Sat Apr 12 1975, 8:05 PM EDT
Att: 25,024 - Dome

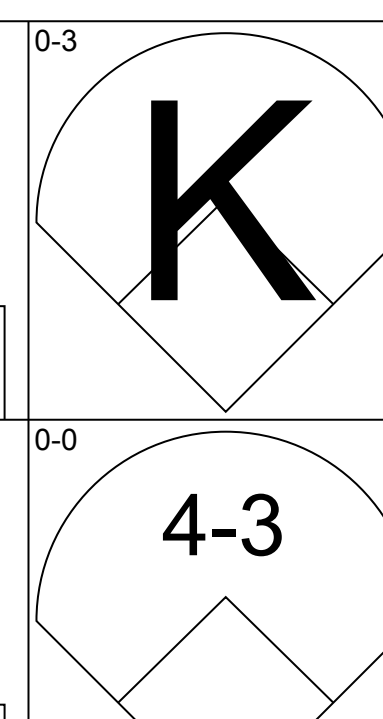
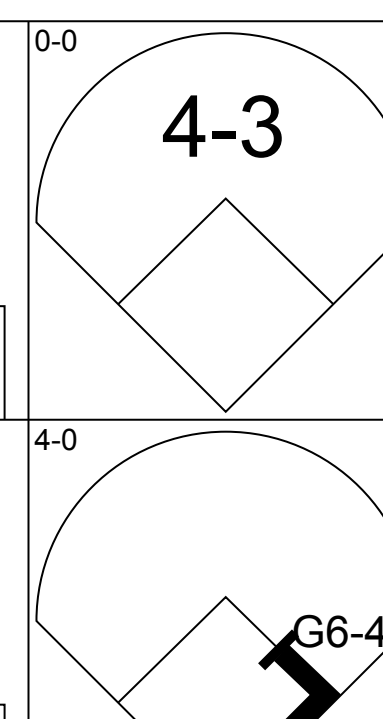
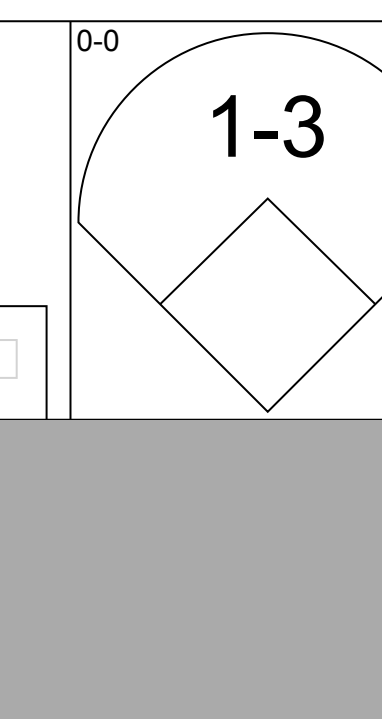
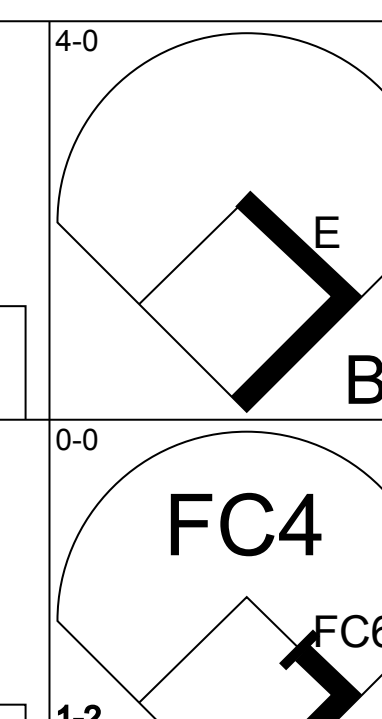
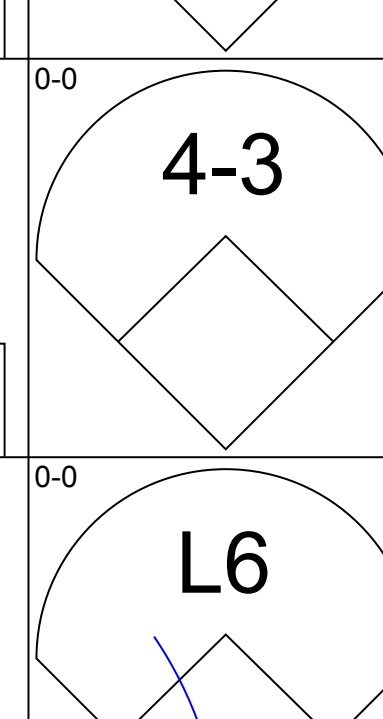
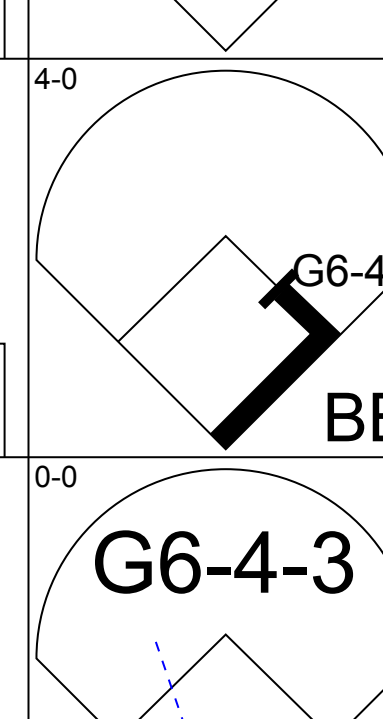
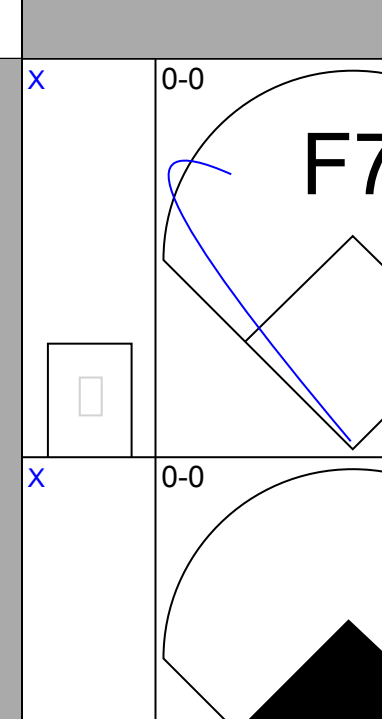
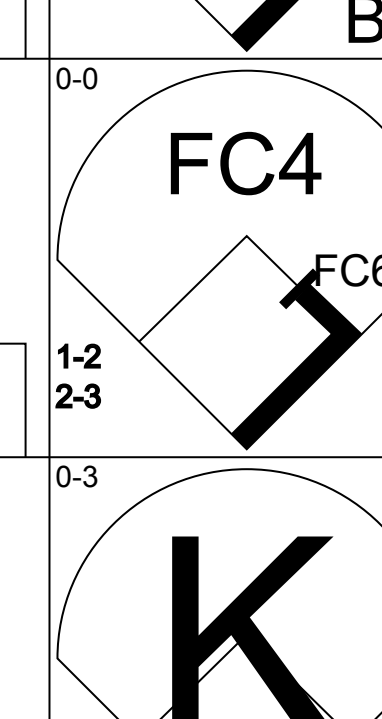
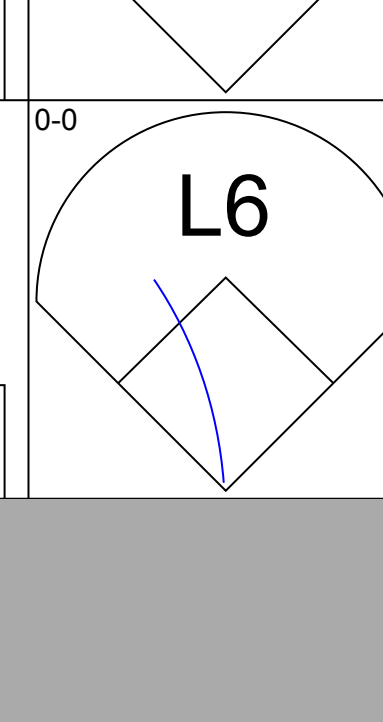
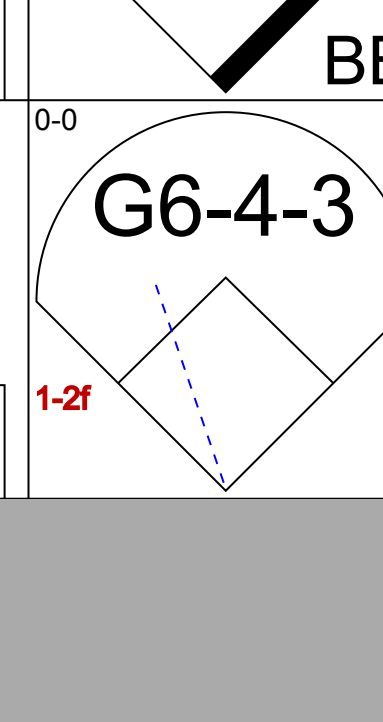
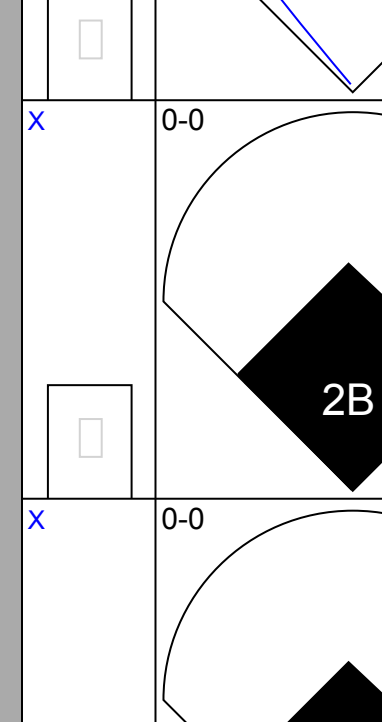
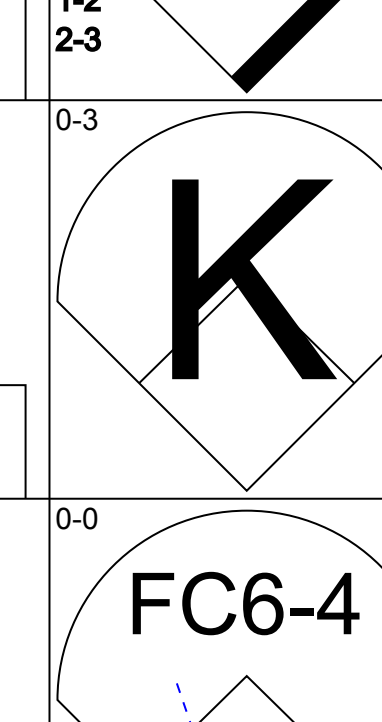
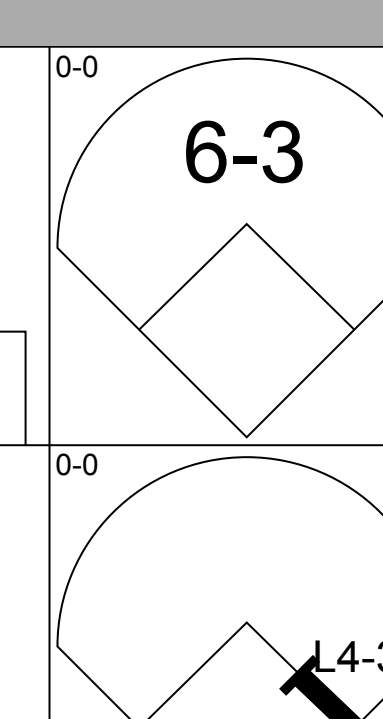
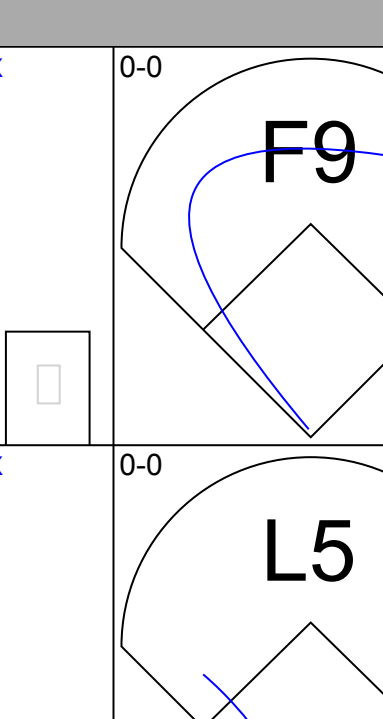
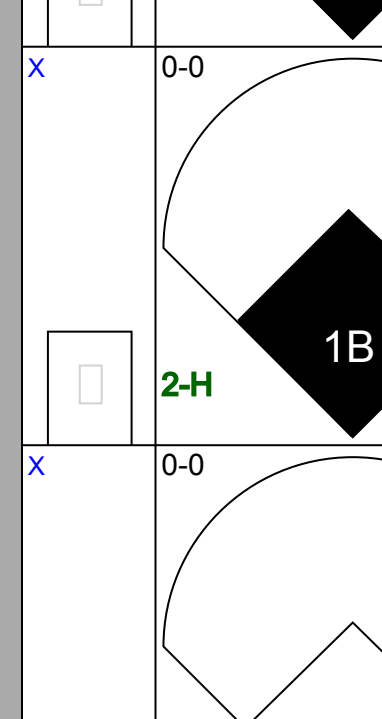
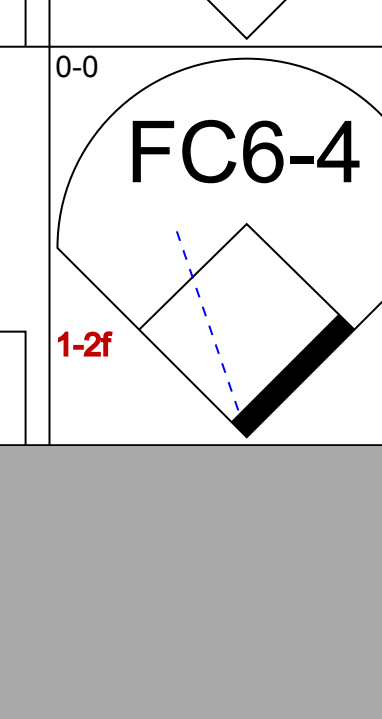
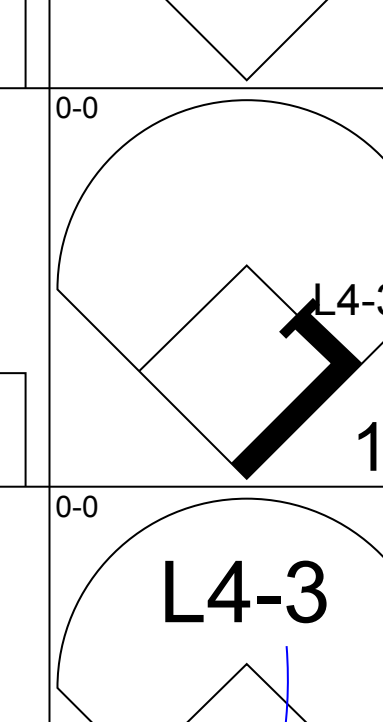
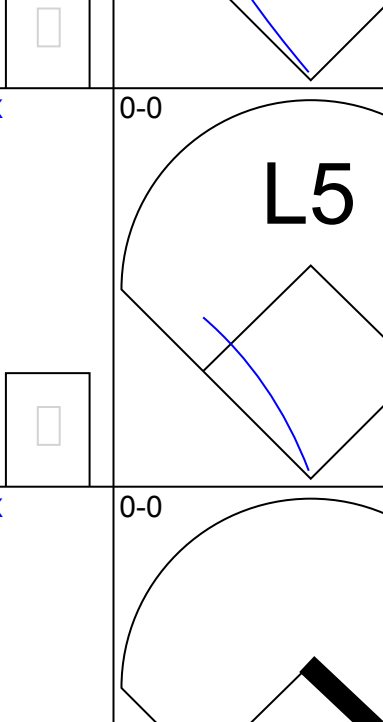
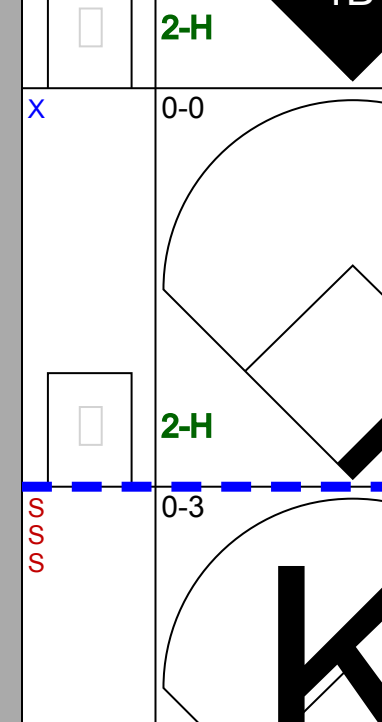
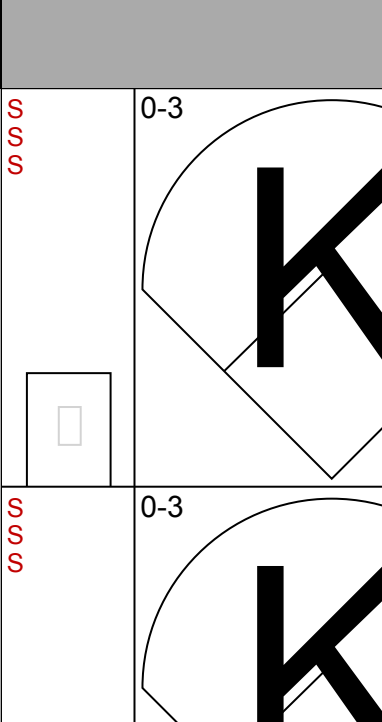
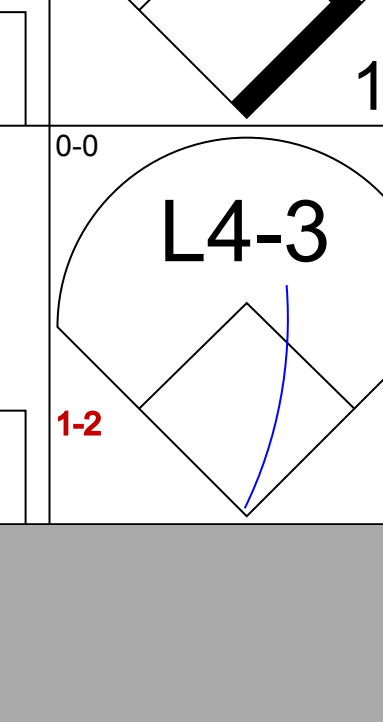
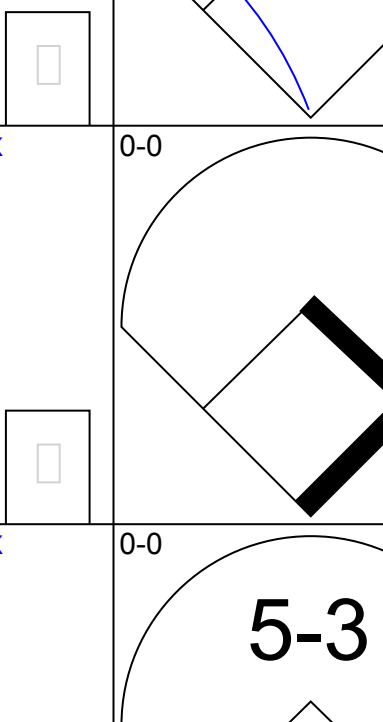
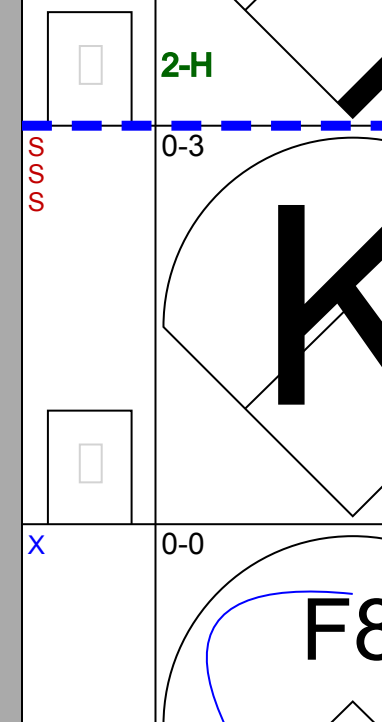
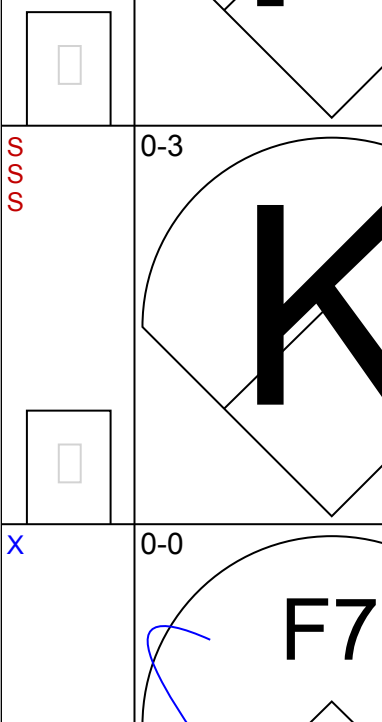
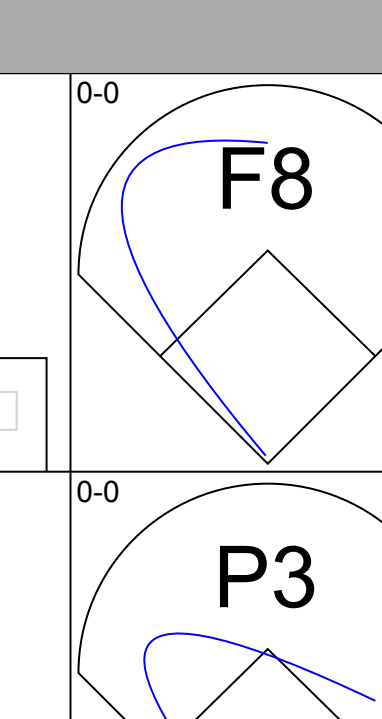
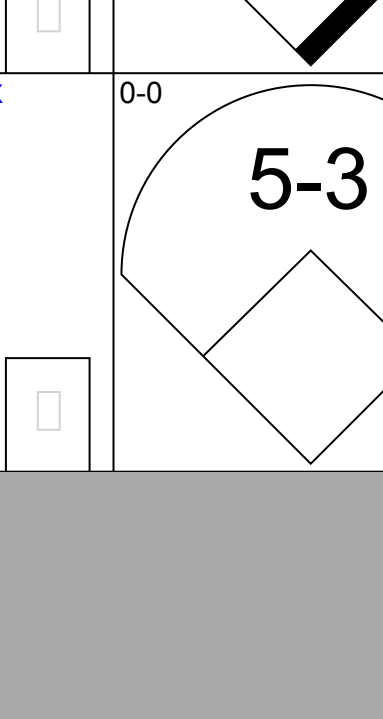
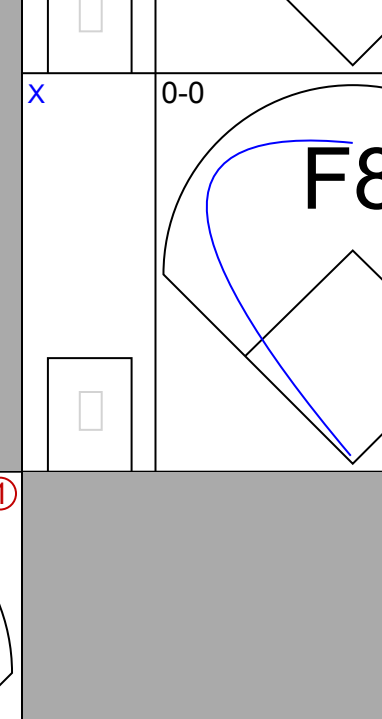
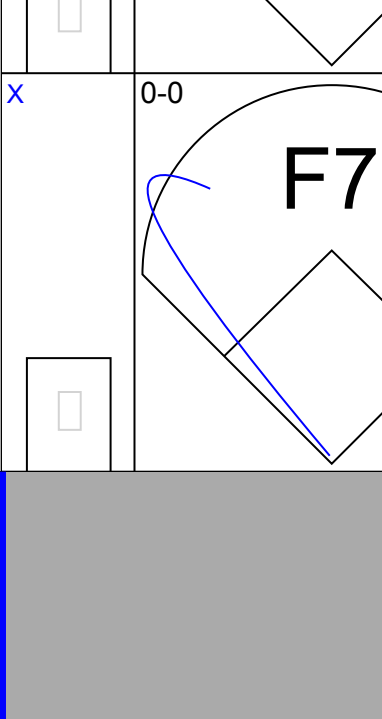
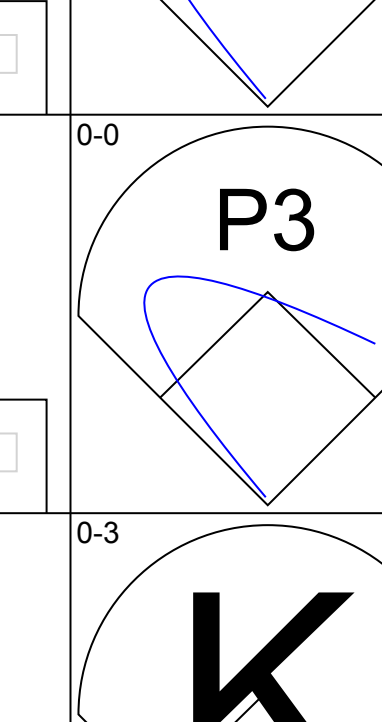
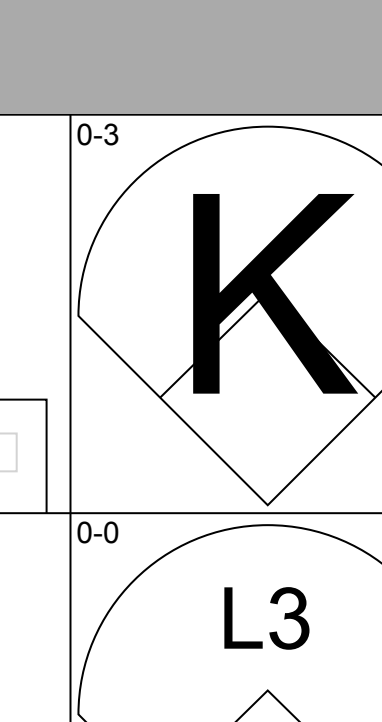
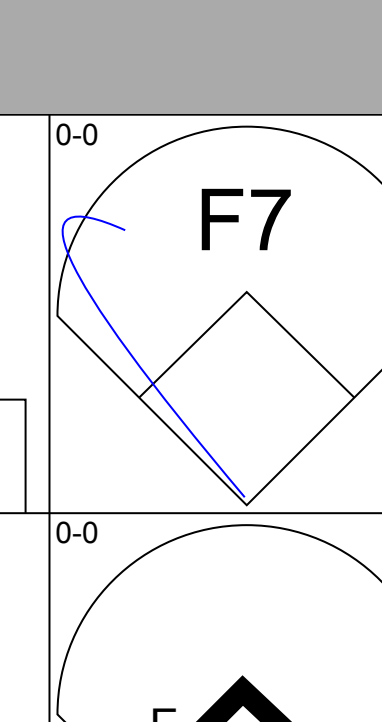
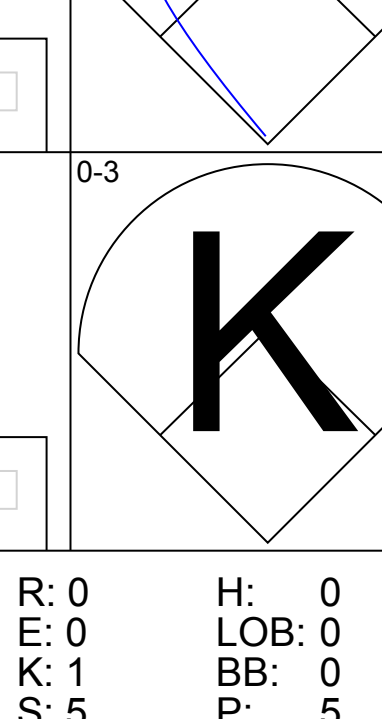
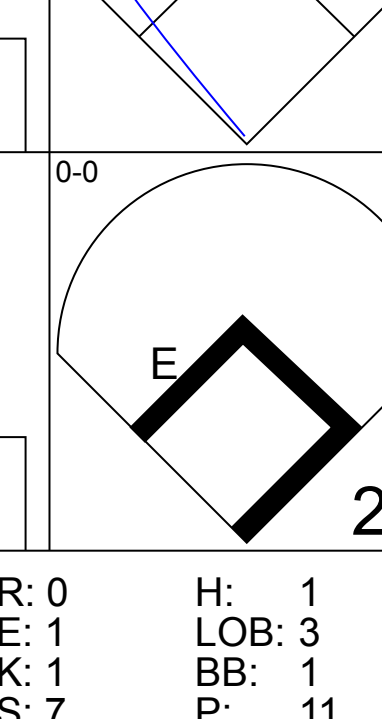
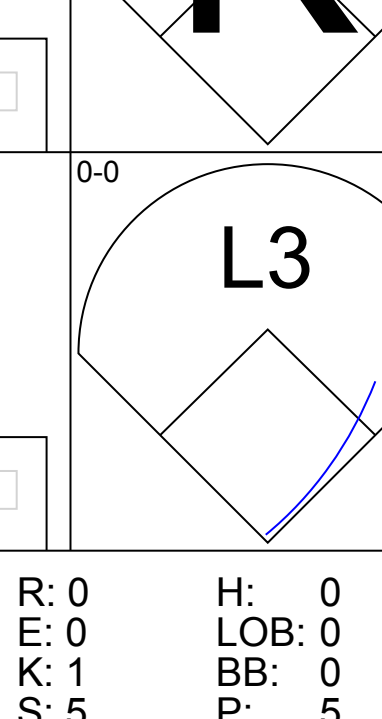
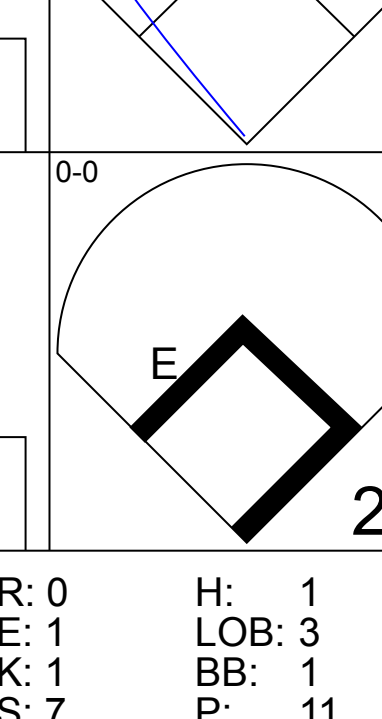
AB	29
R	7
H	8
RBI	7
BB	5
SO	4
LOB	9

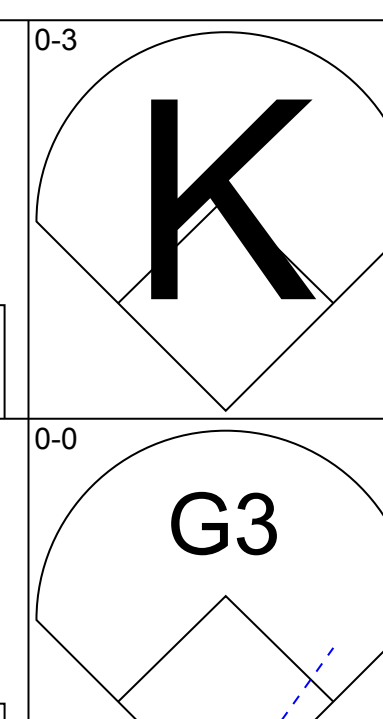
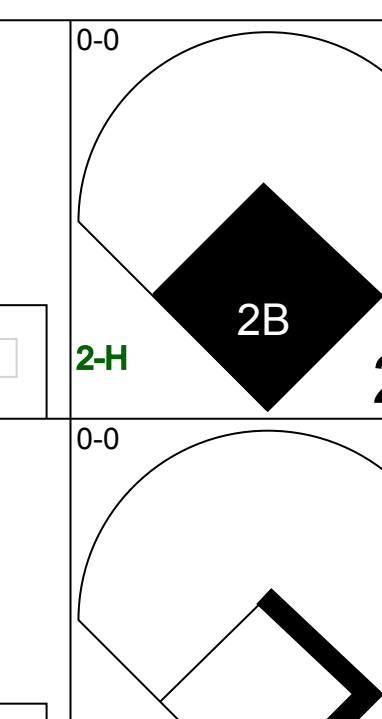
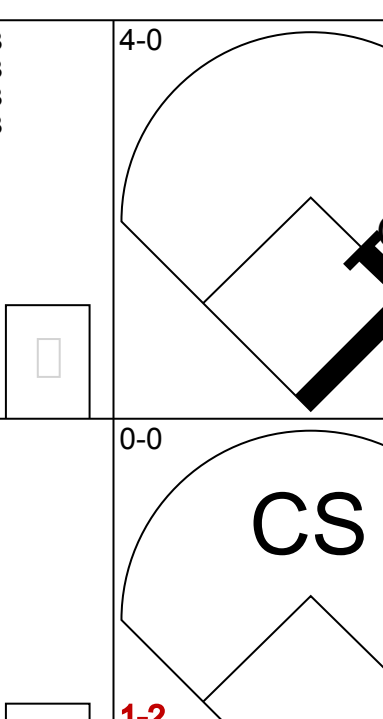
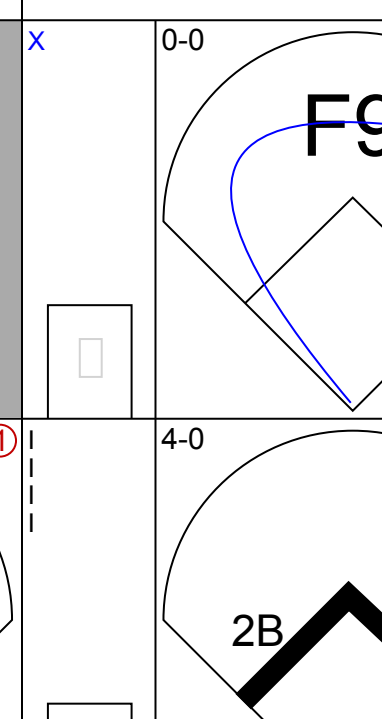
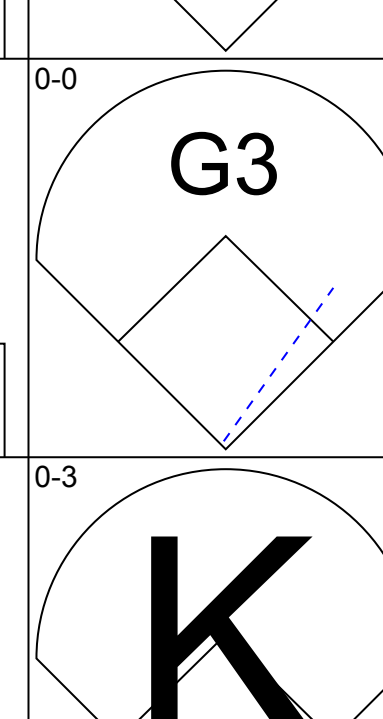
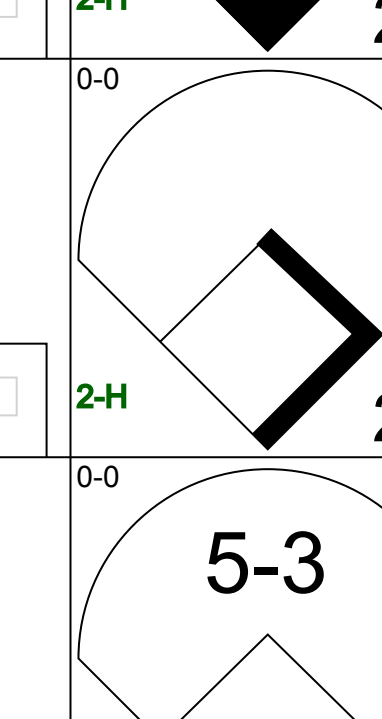
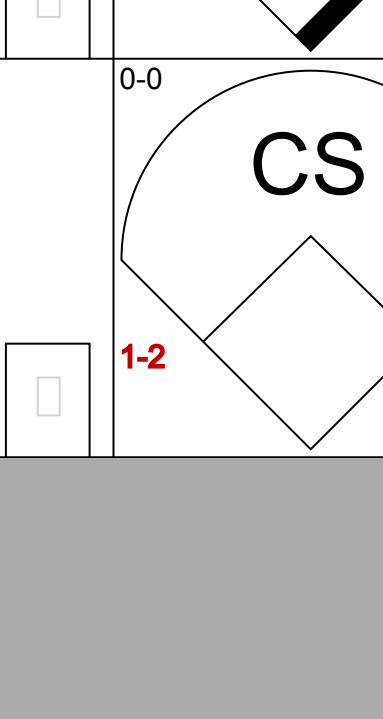
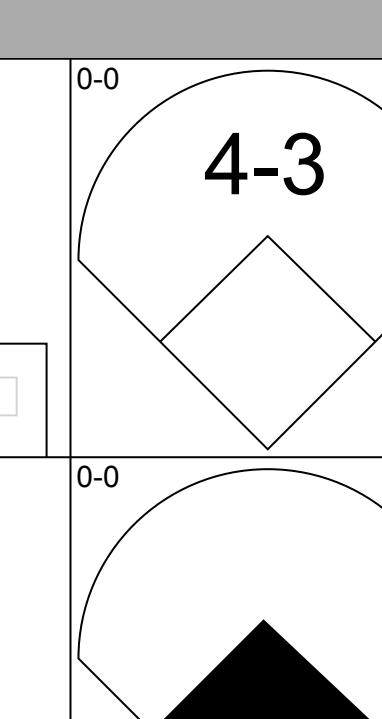
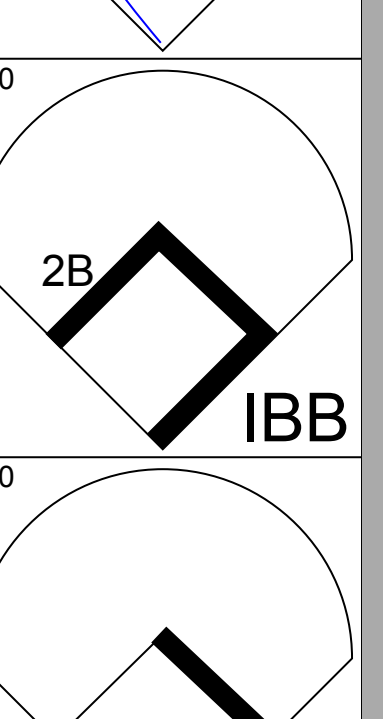

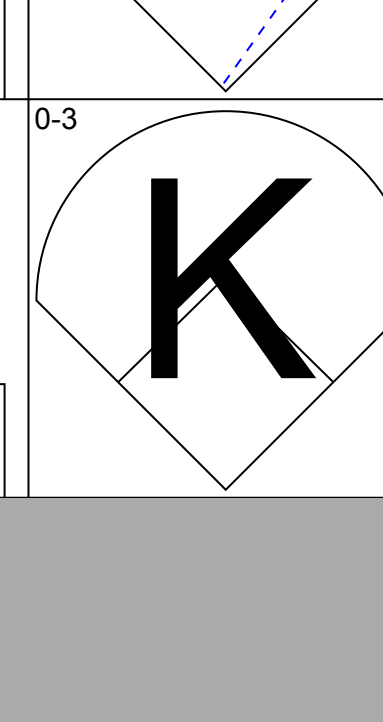
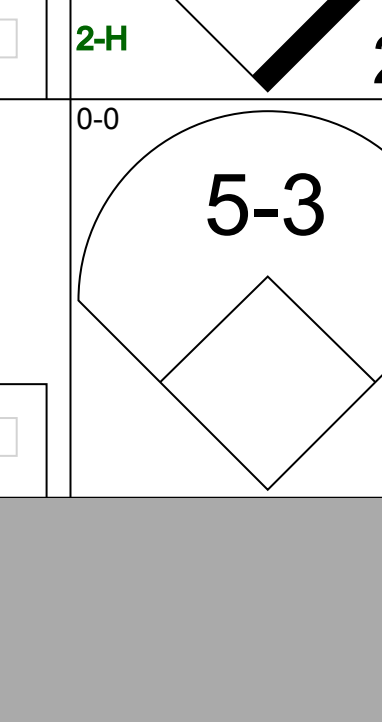
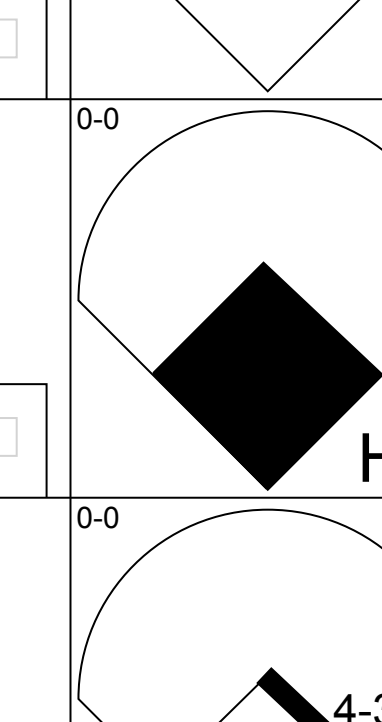
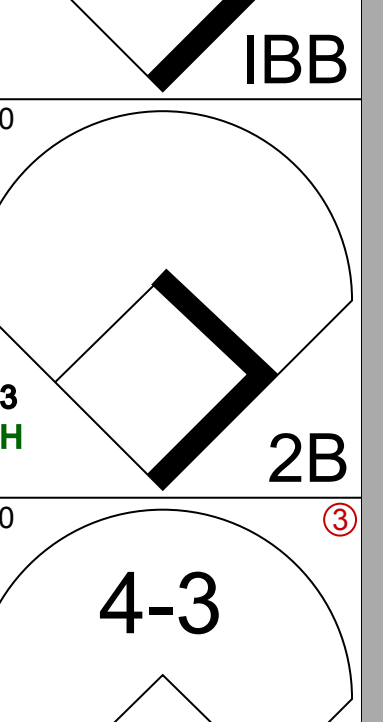
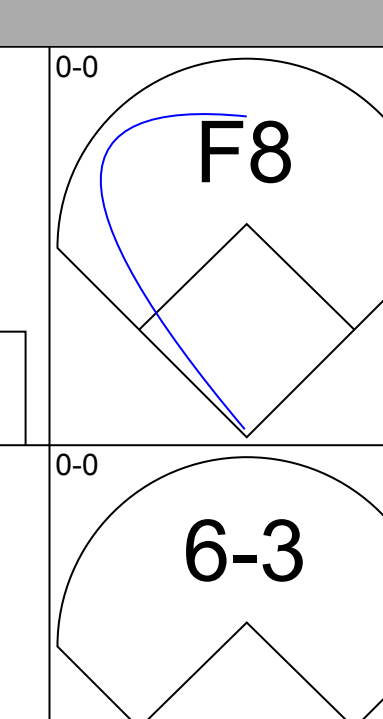
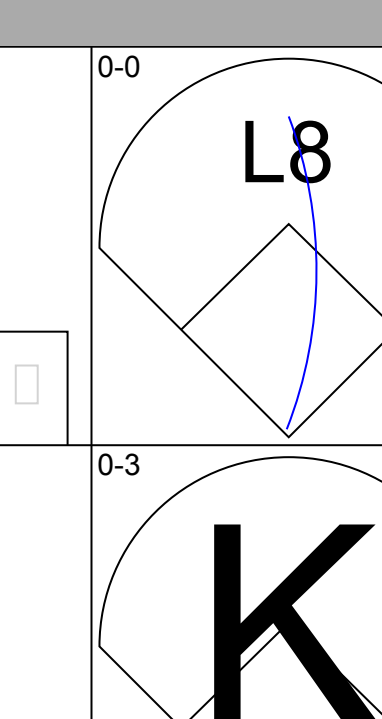
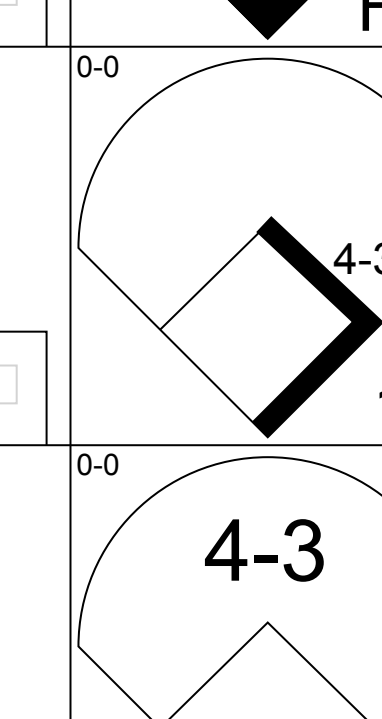
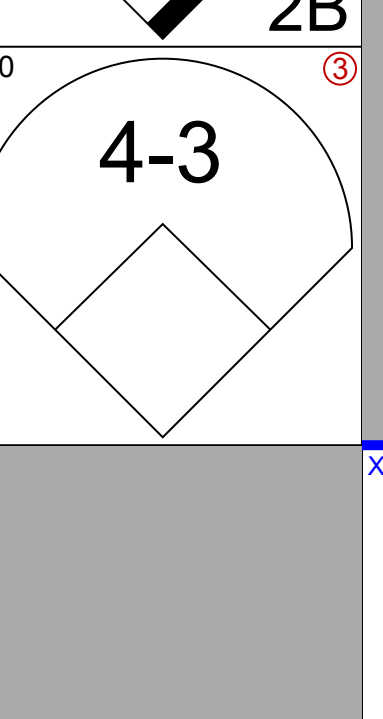
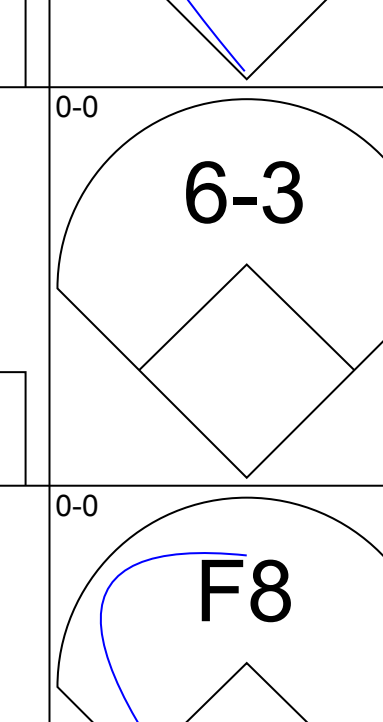
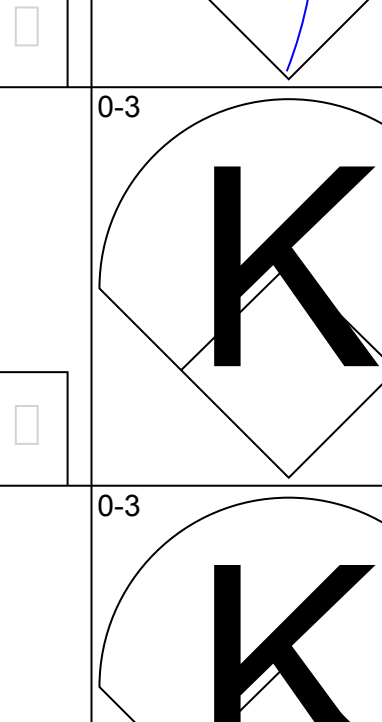
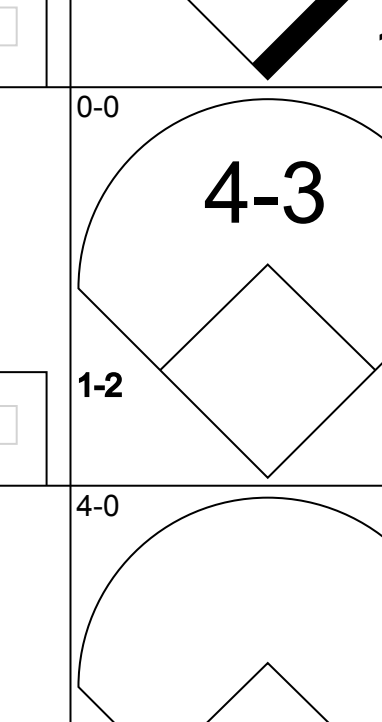
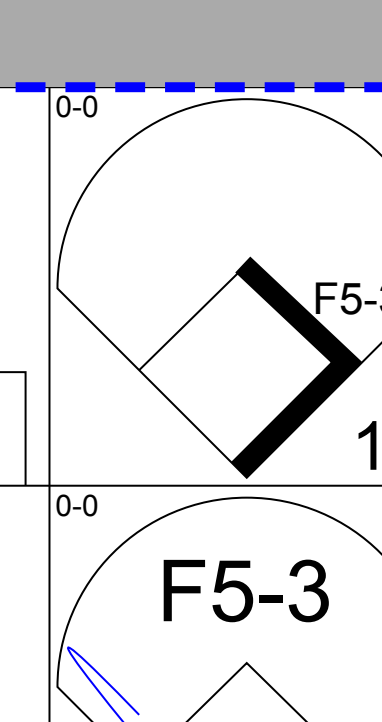
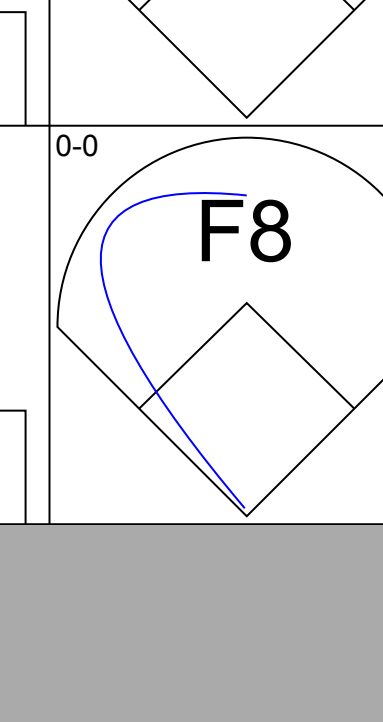
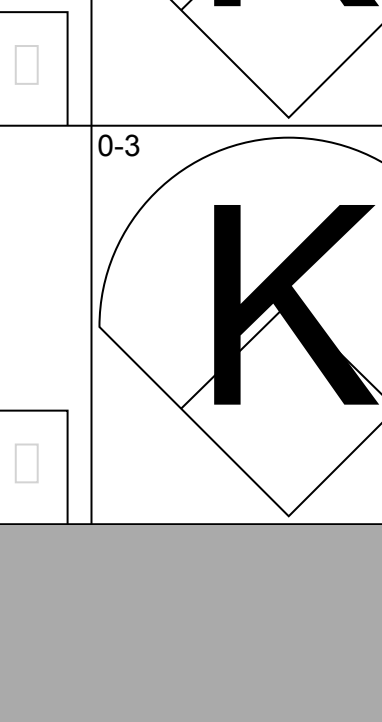
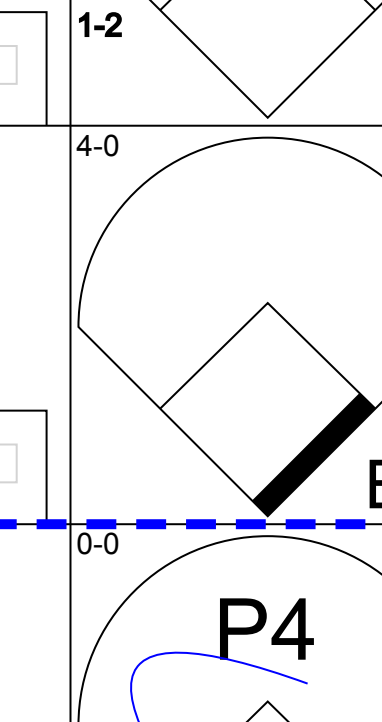
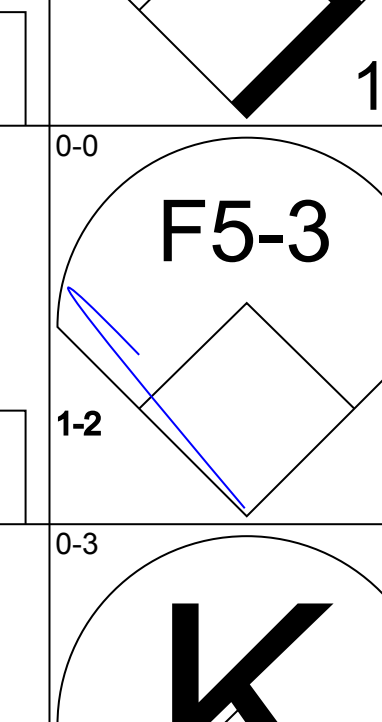
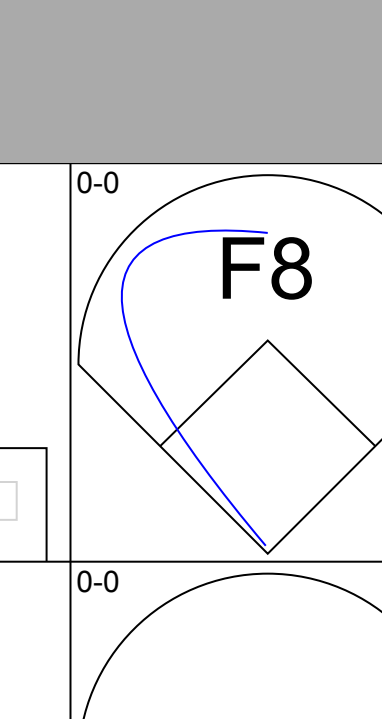
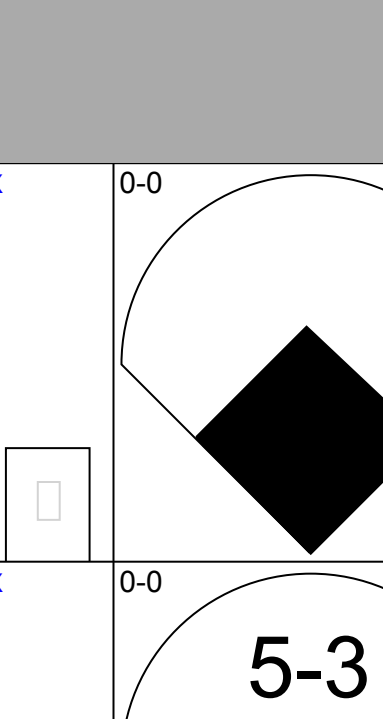
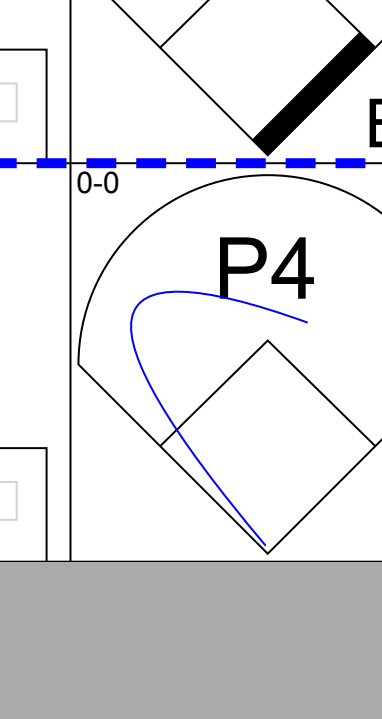
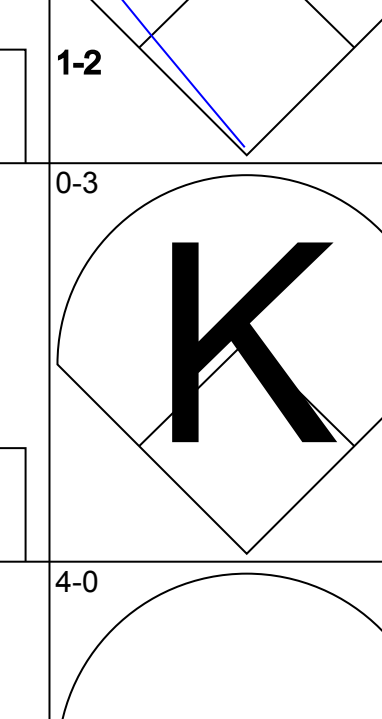
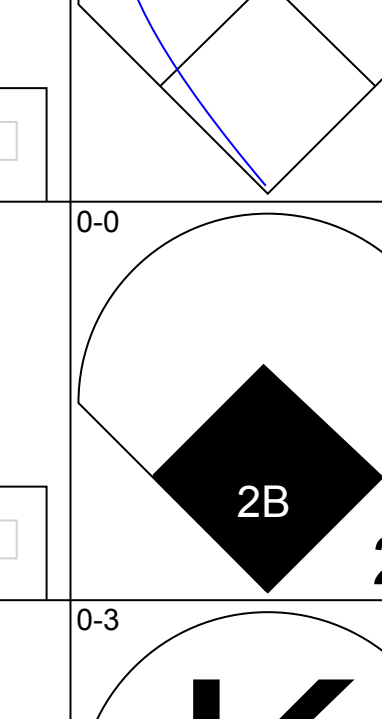
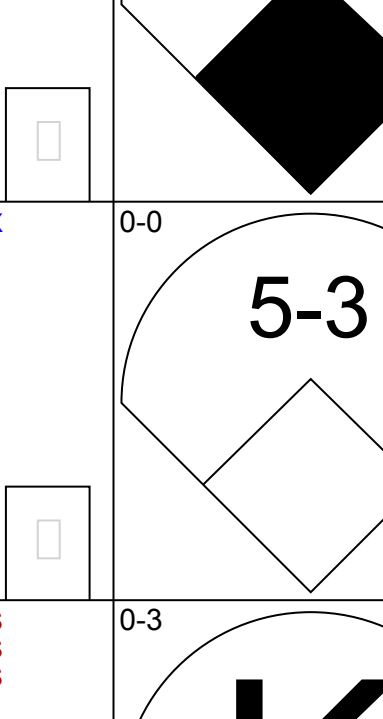
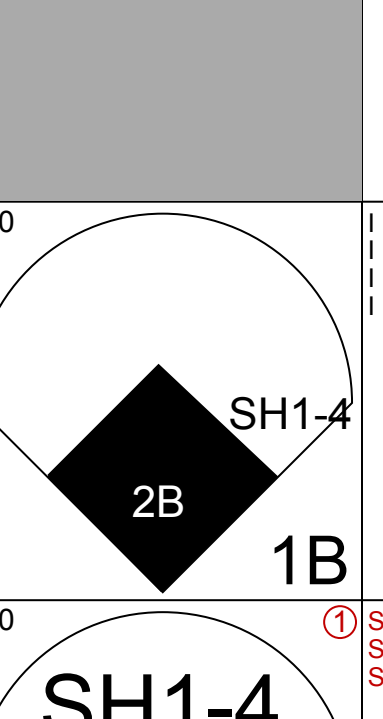
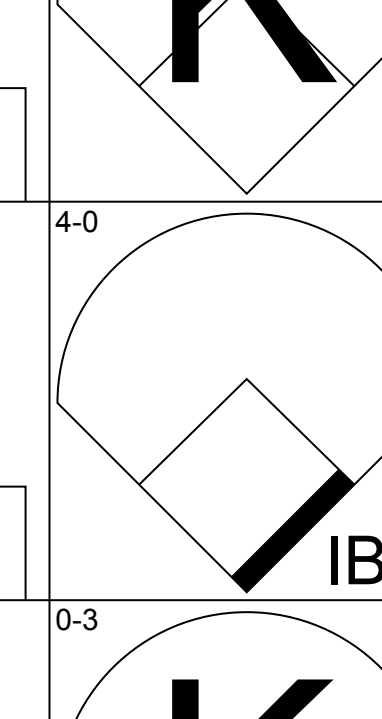
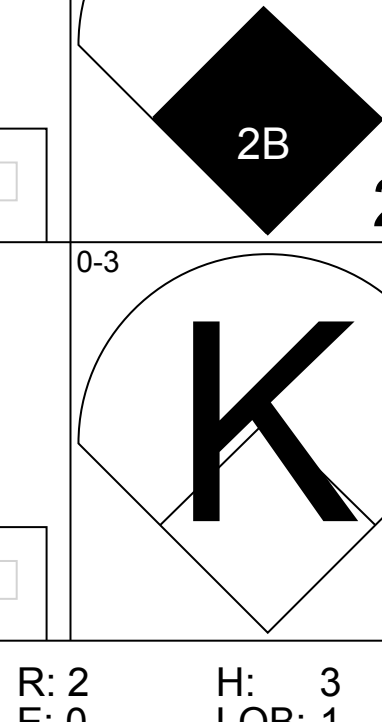
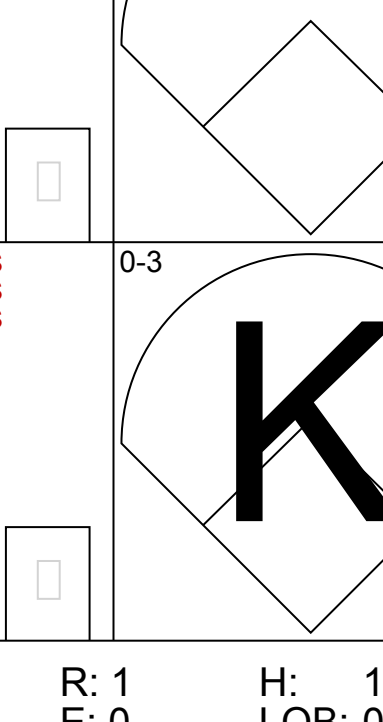
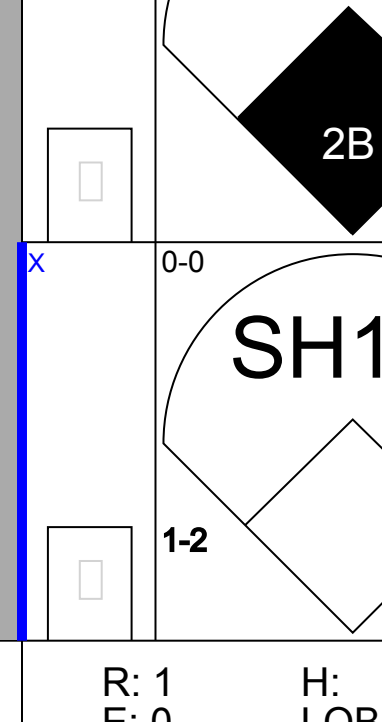
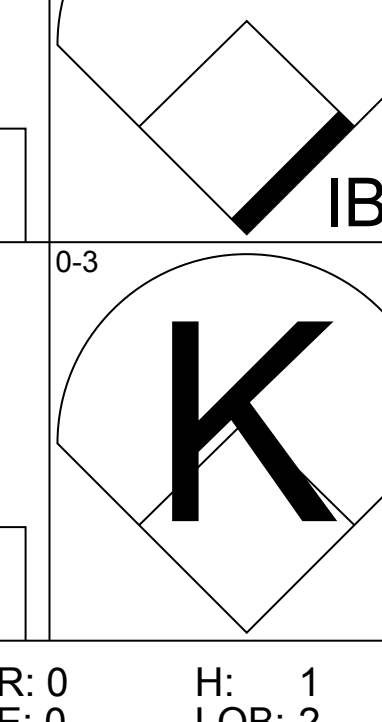


Batter	1	2	3	4	5	6	7	8	9	AB	R	H	RBI	BB	SO	LOB	TOP								
Davey Lopes, R OBP: 0.452, SLG: 0.273 (1, 4)	0-3 K		0-0 E WP FC5-2 1B	0-0 E S E 1B		4-0 6-3 F9 BB		0-0 SH2-4	0-3 K	4	1	2	0	1	2	2	Los Angeles Dodgers @ Houston Astros Astrodome, Houston, TX Sun Apr 13 1975, 4:33 AM EDT Att: 17,310 - Dome								
Bill Buckner, L OBP: 0.276, SLG: 0.607 (1, 7)	0-0 F9		0-0 F9	0-0 E8 HR		0-0 F9		0-3 K		5	1	0	0	0	1	3									
Jimmy Wynn, R OBP: 0.548, SLG: 0.714 (1, 8)	4-0 E BB		4-0 FC5-2 1B BB	0-0 1-H HR		0-0 6-3		4-0 1B BB		2	2	1	2	3	0	1									
Steve Garvey, R OBP: 0.464, SLG: 0.577 (1, 3)	0-0 F3		0-0 FC5-2 BB 1B BB	0-0 5-3 HR		0-0 6-3		0-0 1B		5	1	1	1	0	0	4									
Willie Crawford, L OBP: 0.429, SLG: 0.267 (8, PH)		0-0 1B	0-0 BB BB 1B	0-0 F8				0-3 CS BB		3	0	2	1	1	0	0									
Joe Ferguson, R OBP: 0.318, SLG: 0.167 (8, 9)			1-2 2-H							1	0	0	0	0	1	2									
Ron Cey, R OBP: 0.286, SLG: 0.240 (1, 5)	0-0 F8		4-0 BB BB	0-0 L4		4-0 6-3 BB		0-0 5-3 SH 1B		3	0	1	0	2	0	1									
Steve Yeager, R OBP: 0.333, SLG: 0.462 (8, 9)	0-0 1B		4-0 FC6-4 BB	0-0 HR		0-0 6-3		0-0 SH 5-3		3	1	2	2	1	0	1									
Rick Auerbach, R OBP: 0.143, SLG: 0.286 (9, PH)	1-3 1B		1-2 2-3 3-H			1-2 BB		1-2 5-3		0	0	0	0	0	0	0									
Manny Mota, R OBP: 0.318, SLG: 0.167 (8, 9)	0-3 K		0-0 FC6-4	0-3 K		0-3 K		0-3 K		4	0	0	0	0	3	6									
Ivan De Jesus, R OBP: 0.286, SLG: 0.240 (9, 6)			1-2 BB							1	0	0	0	0	1	2									
Andy Messersmith, R OBP: 0.250, SLG: 0.143 (1, 1)	0-0 G1		0-3 K	0-0 G3				4-0 SH2-4 BB		4	1	0	0	1	1	4									
Inning Stats	R: 0 E: 1 K: 1 S: 5	H: 0 LOB: 1 BB: 1 P: 9	R: 0 E: 0 K: 1 S: 7	H: 2 LOB: 2 BB: 0 P: 7	R: 2 E: 1 K: 0 S: 5	H: 2 LOB: 3 BB: 3 P: 17	R: 3 E: 1 K: 1 S: 8	H: 2 LOB: 0 BB: 0 P: 8	R: 1 E: 0 K: 1 S: 6	H: 1 LOB: 0 BB: 0 P: 6	R: 0 E: 0 K: 0 S: 3	H: 0 LOB: 1 BB: 1 P: 7	R: 0 E: 0 K: 1 S: 4	H: 0 LOB: 1 BB: 2 P: 12	R: 1 E: 0 K: 2 S: 8	H: 1 LOB: 2 BB: 0 P: 16	R: 0 E: 0 K: 2 S: 9	H: 1 LOB: 2 BB: 0 P: 9	1B: 7 2B: 0 3B: 0 HR: 2	SF: 0 SAC: 2 DP: 0 HBP: 0	WP: 1 PB: 0 SB: 1 CS: 1	PA: 46			
PITCHER	IP	WLS	BF	H	R	ER	SO	BB	IBB	HBP	BLK	WP	HR	S	P	ERA	WHIP								
Doug Koniczny, R ERA: 4.91	5.0	L	27	7	6	5	4	4	0	0	0	1	2	31	47	9.00	2.200								
Mike Cosgrove, L ERA: 2.09	2.2		13	1	1	1	2	5	0	0	0	0	0	12	32	3.38	2.250								
Ken Forsch, R ERA: 2.7	0.1		1	0	0	0	1	0	0	0	0	0	0	3	3	0.00	0.000								
Jim York, R ERA: 20.25	1.0		5	1	0	0	2	0	0	0	0	0	0	9	9	0.00	1.000								

Batter	1	2	3	4	5	6	7	8	9	AB	R	H	RBI	BB	SO	LOB	BOTTOM								
Larry Milbourne, S OBP: 0.333, SLG: 0.333 (1, 4)	0-0 1B		0-0 3-1		0-0 G3			0-0 1B		3	1	1	0	0	0	1	Los Angeles Dodgers @ Houston Astros Astrodome, Houston, TX Sun Apr 13 1975, 4:33 AM EDT Att: 17,310 - Dome								
Rafael Batista, L OBP: 1.000, SLG: 1.500 (8, PH)			1-2					1-2 1B		1	0	1	0	0	0	0									
Rob Andrews, R OBP: 0.333, SLG: 0.400 (9, 4)	0-0 1B		0-0 3B					0-0 1B		0	0	0	0	0	0	0									
Ken Boswell, L OBP: 0.500, SLG: 0.500 (1, 5)	0-0 G6-4-3 1B		0-0 3B					0-0 1B		4	1	3	3	0	1	0									
Cesar Cedeno, R OBP: 0.462, SLG: 0.524 (1, 8)	0-0 G6-4-3		0-0 3B					0-0 F9		4	0	1	1	0	0	3									
Milt May, L OBP: 0.273, SLG: 0.250 (1, 2)	0-3 K		0-0 6-3					0-0 F9		4	0	0	0	0	2	3									
Cliff Johnson, R OBP: 0.292, SLG: 0.476 (1, 3)		0-3 K		0-3 K				0-0 F7		4	0	0	0	0	3	0									
Bob Watson, R OBP: 0.200, SLG: 0.400 (1, 7)		0-0 6-3		0-0 CS 2B				0-0 1-4-3		4	0	1	0	0	0	0									
Jose Cruz, L OBP: 0.281, SLG: 0.300 (1, 9)		0-3 K		0-0 F8				0-0 F9		4	0	0	0	0	2	1									
Roger Metzger, S OBP: 0.381, SLG: 0.316 (1, 6)			0-0 3-1 1B	0-0 CS	0-0 F3			0-0 5-3		3	1	1	0	0	0	0									
Doug Koniczny, R ERA: 4.91			0-3 K					0-0 1B		1	0	0	0	0	1	1									
Mike Eastler, L ERA: 5.00								0-0 1B		1	0	0	0	0	0	0									
Mike Cosgrove, L ERA: 2.09								0-0 1B		0	0	0	0	0	0	0									
Ken Forsch, R ERA: 2.7								0-0 1B		0	0	0	0	0	0	0									
Wilbur Howard, S ERA: 18.00								0-0 1B		1	1	1	0	0	0	0									
Jim York, R ERA: 20.25								0-0 1B		0	0	0	0	0	0	0									
Inning Stats	R: 1 E: 0 K: 1 S: 6	H: 2 LOB: 0 BB: 0 P: 6	R: 0 E: 0 K: 2 S: 7	H: 0 LOB: 0 BB: 0 P: 7	R: 2 E: 0 K: 1 S: 8	H: 3 LOB: 1 BB: 0 P: 8	R: 0 E: 0 K: 1 S: 5	H: 1 LOB: 0 BB: 0 P: 5	R: 0 E: 0 K: 0 S: 3	H: 0 LOB: 0 BB: 0 P: 3	R: 0 E: 0 K: 2 S: 7	H: 0 LOB: 0 BB: 0 P: 7	R: 0 E: 0 K: 2 S: 7	H: 0 LOB: 0 BB: 0 P: 7	R: 1 E: 0 K: 0 S: 6	H: 3 LOB: 2 BB: 0 P: 6	R: 0 E: 0 K: 0 S: 3	H: 0 LOB: 0 BB: 0 P: 3	1B: 7 2B: 1 3B: 1 HR: 0	SF: 0 SAC: 0 DP: 1 HBP: 0	WP: 0 PB: 0 SB: 0 CS: 1	PA: 35			
PITCHER	IP	WLS	BF	H	R	ER	SO	BB	IBB	HBP	BLK	WP	HR	S	P	ERA	WHIP								
Andy Messersmith, R ERA: 3.6	9.0	W	34	9	4	4	9	0	0	0	0	0	0	52	52	4.00	1.000								



Batter	1	2	3	4	5	6	7	8	9	AB	R	H	RBI	BB	SO	LOB	TOP					
Pete Rose, S OBP: 0.471, SLG: 0.407 (1, 7)										3	0	0	0	1	1	0	Cincinnati Reds @ Los Angeles Dodgers Dodger Stadium, Los Angeles, CA Mon Apr 14 1975, 7:05 PM PDT Att: 45,502 - Unknown					
Joe Morgan, L OBP: 0.588, SLG: 0.593 (1, 4)										3	0	0	0	1	0	2						
Johnny Bench, R OBP: 0.294, SLG: 0.276 (1, 2)										4	1	1	0	0	1	4						
Tony Perez, R OBP: 0.176, SLG: 0.161 (1, 3)										4	1	1	1	0	0	3						
Dave Concepcion, R OBP: 0.250, SLG: 0.250 (1, 6)										4	0	2	1	0	1	0						
George Foster, R OBP: 0.400, SLG: 1.100 (1, 8)										4	0	1	0	0	2	2						
Merv Rettenmund, R (1, 9)										4	0	0	0	0	0	2						
John Vukovich, R OBP: 0.474, SLG: 0.533 (8, PH)										2	0	0	0	0	1	0						
Terry Crowley, L OBP: 0.200, SLG: 0.400 (8, 5)										1	0	0	0	0	0	0						
Doug Flynn, R OBP: 0.333, SLG: 0.444 (8, 5)										0	0	0	0	0	0	0						
Jack Billingham, R (1, 1)										2	0	0	0	0	1	0						
Pedro Borbon, R (6, 1)										0	0	0	0	0	0	0						
Ken Griffey, L OBP: 0.384, SLG: 0.474 (8, 1)										1	0	1	0	0	0	0						
Clay Carroll, R (8, 1)										0	0	0	0	0	0	0						
Inning Stats	R: 0 E: 0 K: 1 S: 5	H: 0 LOB: 0 BB: 0 P: 5	R: 0 E: 0 K: 0 S: 3	H: 1 LOB: 0 BB: 0 P: 3	R: 0 E: 0 K: 1 S: 5	H: 0 LOB: 0 BB: 1 P: 5	R: 0 E: 0 K: 0 S: 2	H: 0 LOB: 0 BB: 1 P: 6	R: 0 E: 0 K: 0 S: 4	H: 1 LOB: 1 BB: 0 P: 4	R: 0 E: 0 K: 1 S: 5	H: 0 LOB: 0 BB: 0 P: 5	R: 2 E: 0 K: 1 S: 8	H: 3 LOB: 1 BB: 0 P: 8	R: 0 E: 1 K: 1 S: 7	H: 1 LOB: 3 BB: 1 P: 11	R: 0 E: 0 K: 2 S: 7	H: 0 LOB: 0 BB: 0 P: 7	1B: 2 2B: 5 3B: 0 HR: 0	SF: 0 SAC: 0 DP: 2 HBP: 0	WP: 0 PB: 0 SB: 0 CS: 0	PA: 34
PITCHER	IP	WLS	BF	H	R	ER	SO	BB	IBB	HBP	BLK	WP	HR	S	P	ERA	WHIP					
Doug Rau, L ERA: 6.3 (1, 1)	6.1	W	23	5	2	2	3	1	0	0	0	0	0	28	32	2.84	0.947					
Mike Marshall, R ERA: 1.69 (7, 1)	2.2	S	11	1	0	0	4	1	0	0	0	0	0	18	22	0.00	0.750					

Batter	1	2	3	4	5	6	7	8	9	AB	R	H	RBI	BB	SO	LOB	BOTTOM					
Davey Lopes, R OBP: 0.457, SLG: 0.320 (1, 4)										3	1	1	1	1	1	1	Cincinnati Reds @ Los Angeles Dodgers Dodger Stadium, Los Angeles, CA Mon Apr 14 1975, 7:05 PM PDT Att: 45,502 - Unknown					
Bill Buckner, L OBP: 0.303, SLG: 0.613 (1, 7)										3	0	1	1	1	0	0						
Jimmy Wynn, R OBP: 0.543, SLG: 0.840 (1, 8)										4	1	2	2	0	1	1						
Steve Garvey, R OBP: 0.438, SLG: 0.533 (1, 3)										4	0	1	0	0	0	2						
Willie Crawford, L OBP: 0.400, SLG: 0.263 (1, 9)										4	0	1	0	0	1	1						
Joe Ferguson, R OBP: 0.308, SLG: 0.143 (1, 2)										3	0	0	0	1	1	1						
Ron Cey, R OBP: 0.281, SLG: 0.345 (1, 5)										4	1	1	1	0	1	3						
Rick Auerbach, R OBP: 0.364, SLG: 0.500 (1, 6)										3	2	2	0	1	0	0						
Doug Rau, L OBP: 0.250, SLG: 0.250 (1, 1)										2	0	0	0	0	2	1						
Mike Marshall, R (7, 1)										1	0	0	0	0	1	2						
Inning Stats	R: 0 E: 0 K: 2 S: 7	H: 0 LOB: 0 BB: 0 P: 7	R: 0 E: 0 K: 0 S: 3	H: 0 LOB: 0 BB: 0 P: 3	R: 2 E: 0 K: 1 S: 8	H: 3 LOB: 1 BB: 0 P: 8	R: 0 E: 0 K: 2 S: 7	H: 0 LOB: 0 BB: 0 P: 7	R: 1 E: 0 K: 1 S: 5	H: 1 LOB: 1 BB: 1 P: 9	R: 1 E: 0 K: 0 S: 5	H: 2 LOB: 2 BB: 1 P: 9	R: 1 E: 0 K: 0 S: 5	H: 2 LOB: 1 BB: 1 P: 9	R: 0 E: 0 K: 2 S: 8	H: 1 LOB: 2 BB: 1 P: 12	R: 0 E: 0 K: 2 S: 8	H: 0 LOB: 0 BB: 0 P: 7	1B: 3 2B: 4 3B: 0 HR: 2	SF: 0 SAC: 1 DP: 0 HBP: 0	WP: 0 PB: 0 SB: 0 CS: 1	PA: 37
PITCHER	IP	WLS	BF	H	R	ER	SO	BB	IBB	HBP	BLK	WP	HR	S	P	ERA	WHIP					
Jack Billingham, R ERA: 5.4 (1, 1)	5.2	L	24	6	4	4	6	2	0	0	0	0	0	2	34	6.35	1.412					
Pedro Borbon, R ERA: 2.35 (6, 1)	1.1		7	2	1	1	0	0	1	0	0	0	0	6	10	6.75	1.500					
Clay Carroll, R ERA: (8, 1)	1.0		5	1	0	0	2	0	1	0	0	0	0	8	12	0.00	1.000					

Batter	1	2	3	4	5	6	7	8	9	AB	R	H	RBI	BB	SO	LOB	TOP		
Pete Rose, S OBP: 0.421, SLG: 0.355 (1, 7)	0-0 3-1			0-0 F7			0-0 F8		0-0 F7	4	0	0	0	0	0	0			
Joe Morgan, L OBP: 0.568, SLG: 0.552 (1, 4)	4-0 G5-4-3 BB			0-0 F2			0-3 K			2	0	0	0	1	1	0			
Johnny Bench, R OBP: 0.297, SLG: 0.375 (1, 2)	0-0 G5-4-3 1-2			0-0 F2			0-0 HR			3	1	1	1	0	0	1			
Tony Perez, R OBP: 0.162, SLG: 0.147 (1, 3)		0-3 K			0-0 F3					3	0	0	0	0	1	0			
Dave Concepcion, R OBP: 0.217, SLG: 0.217 (1, 6)		0-3 K			0-0 F7				0-0 F9	3	0	0	0	0	1	0			
Cesar Geronimo, L OBP: 0.269, SLG: 0.250 (1, 8)		0-0 L9			0-0 L6				0-3 K	3	0	0	0	0	1	0			
Ken Griffey, L OBP: 0.320, SLG: 0.409 (1, 9)			0-0 F8			0-3 K			0-3 K	3	0	0	0	0	2	0			
John Vukovich, R OBP: 0.429, SLG: 0.471 (9, PH)			0-0 5-3			0-0 F7			0-0 4-3	2	0	0	0	0	0	0			
Terry Crowley, L OBP: 0.197, SLG: 0.333 (9, PH)										1	0	0	0	0	0	0			
Clay Kirby, R Dan Driessen, L (9, PH)			0-3 K			0-3 K			0-0 F7	2	0	0	0	0	2	0			
Inning Stats	R: 0 E: 0 K: 0 S: 2	H: 0 LOB: 0 BB: 1 P: 6	R: 0 E: 0 K: 2 S: 7	H: 0 LOB: 0 BB: 0 P: 7	R: 0 E: 0 K: 1 S: 5	H: 0 LOB: 0 BB: 0 P: 5	R: 0 E: 0 K: 0 S: 3	H: 0 LOB: 0 BB: 0 P: 3	R: 0 E: 0 K: 0 S: 3	H: 0 LOB: 0 BB: 0 P: 3	R: 1 E: 0 K: 1 S: 6	H: 1 LOB: 0 BB: 0 P: 6	R: 0 E: 0 K: 2 S: 7	H: 0 LOB: 0 BB: 0 P: 7	R: 0 E: 0 K: 0 S: 3	H: 0 LOB: 0 BB: 0 P: 3	1B: 0 2B: 0 3B: 0 HR: 1	SF: 0 SAC: 0 DP: 1 HBP: 0	WP: 0 PA: 28 PB: 0 SB: 0 CS: 0
PITCHER Don Sutton, R ERA: 0.72 (1, 1)	IP: 9.0 WLS: W BF: 28 H: 1 R: 1 ER: 1 SO: 8 BB: 1 IBB: 0 HBP: 0 BLK: 0 WP: 0 HR: 1 S: 43 P: 47 ERA: 1.00 WHIP: 0.222																		

Cincinnati Reds @ Los Angeles Dodgers
 Dodger Stadium, Los Angeles, CA
 Tue Apr 15 1975, 7:05 PM PDT
 Att: 31,663 - Unknown

AB	27
R	1
H	1
RBI	1
BB	1
SO	8
LOB	1



Batter	1	2	3	4	5	6	7	8	9	AB	R	H	RBI	BB	SO	LOB	BOTTOM		
Davey Lopes, R OBP: 0.497, SLG: 0.429 (1, 4)	0-0 HR 3B		0-0 S 1B		4-0 1-2 BB		0-3 K			3	1	2	0	1	1	1			
Bill Buckner, L OBP: 0.270, SLG: 0.543 (1, 7)	0-3 K		0-0 F8 1-2		0-0 F7				0-0 5-3	4	0	0	0	0	1	4			
Jimmy Wynn, R OBP: 0.513, SLG: 0.862 (1, 8)	0-0 HR 3H		0-0 6-3			0-3 K			0-3 K	4	1	1	2	0	2	1			
Steve Garvey, R OBP: 0.389, SLG: 0.471 (1, 3)	0-0 F8			0-0 1-6-3		0-0 F8			0-0 6-3	4	0	0	0	0	0	0			
Willie Crawford, L OBP: 0.357, SLG: 0.227 (1, 9)	0-3 K			0-0 F8		0-0 4-3				3	0	0	0	0	1	0			
Joe Ferguson, R OBP: 0.310, SLG: 0.130 (1, 2)		0-3 K		0-0 F7			1-0 2B SH1-3 HBP			2	1	0	0	0	1	0			
Ron Cey, R OBP: 0.286, SLG: 0.375 (1, 5)		0-0 5-3			0-0 4-3		0-0 SH1-3 1-3 2B			3	0	1	0	0	0	0			
Rick Auerbach, R OBP: 0.286, SLG: 0.385 (1, 6)		0-0 P6			0-3 K		0-3 K			3	0	0	0	0	2	2			
Don Sutton, R OBP: 0.333, SLG: 0.143 (1, 1)			0-0 F3			0-0 BB 1B			0-0 SH1-3 2-3 3H	2	0	1	1	0	0	0			
Inning Stats	R: 2 E: 0 K: 2 S: 9	H: 2 LOB: 0 BB: 0 P: 9	R: 0 E: 0 K: 1 S: 5	H: 0 LOB: 0 BB: 0 P: 5	R: 0 E: 0 K: 0 S: 4	H: 1 LOB: 1 BB: 0 P: 4	R: 0 E: 0 K: 0 S: 3	H: 0 LOB: 0 BB: 0 P: 3	R: 0 E: 0 K: 1 S: 6	H: 1 LOB: 2 BB: 1 P: 10	R: 0 E: 0 K: 1 S: 5	H: 0 LOB: 0 BB: 0 P: 5	R: 1 E: 0 K: 2 S: 8	H: 1 LOB: 1 BB: 0 P: 9	R: 0 E: 0 K: 1 S: 5	H: 0 LOB: 0 BB: 0 P: 5	1B: 2 2B: 1 3B: 1 HR: 1	SF: 0 SAC: 1 DP: 0 HBP: 1	WP: 0 PA: 31 PB: 0 SB: 1 CS: 0
PITCHER Clay Kirby, R ERA: 5.56 (1, 1)	IP: 8.0 WLS: L BF: 31 H: 5 R: 3 ER: 3 SO: 8 BB: 1 IBB: 0 HBP: 1 BLK: 0 WP: 0 HR: 1 S: 45 P: 50 ERA: 3.38 WHIP: 0.750																		

Cincinnati Reds @ Los Angeles Dodgers
 Dodger Stadium, Los Angeles, CA
 Tue Apr 15 1975, 7:05 PM PDT
 Att: 31,663 - Unknown

AB	28
R	3
H	5
RBI	3
BB	1
SO	8
LOB	8



Batter	1	2	3	4	5	6	7	8	9	AB	R	H	RBI	BB	SO	LOB	TOP				
Pete Rose, S OBP: 0.419, SLG: 0.389 (1,7)	F7		E	6-3		6-3			E7	5	1	2	0	0	0	1					
Joe Morgan, L OBP: 0.524, SLG: 0.500 (1,4)	F5		P8	K			FC1-5		G3	5	0	1	0	0	1	3					
Johnny Bench, R OBP: 0.310, SLG: 0.405 (1,2)	F8		E8	HR			F7		1-3	5	1	2	1	0	0	2					
Tony Perez, R OBP: 0.190, SLG: 0.237 (1,3)		SH2-4	HR	6-3			FC1-5		G3	4	2	1	2	1	0	3					
Cesar Geronimo, L OBP: 0.367, SLG: 0.357 (1,8)		SH2-4	HR							4	1	4	1	0	0	0					
Dave Concepcion, R OBP: 0.231, SLG: 0.231 (1,6)		SH2-4	HR							3	0	1	0	0	1	2					
Ken Griffey, L OBP: 0.345, SLG: 0.440 (1,9)			HR						G3	3	0	1	1	1	0	0					
John Vukovich, R OBP: 0.429, SLG: 0.471 (1,5)			HR							0	0	0	0	0	0	0					
Dan Driessen, L (2, PH)										1	0	0	0	0	0	3					
Doug Flynn, R OBP: 0.250, SLG: 0.333 (2,5)										3	0	0	0	0	1	2					
Fred Norman, S (1,1)										2	1	0	0	1	1	3					
Pat Darcy, L (7,1)										0	0	0	0	0	0	0					
Merv Rettenmund, R (8, PH)										1	0	0	0	0	0	0					
Clay Carroll, R (8,1)										0	0	0	0	0	0	0					
Inning Stats	R: 0 E: 0 K: 0 S: 3	H: 0 LOB: 0 BB: 0 P: 3	R: 0 E: 0 K: 0 S: 4	H: 1 LOB: 3 BB: 2 P: 12	R: 4 E: 1 K: 1 S: 10	H: 6 LOB: 1 BB: 0 P: 10	R: 1 E: 0 K: 1 S: 6	H: 1 LOB: 1 BB: 1 P: 10	R: 0 E: 0 K: 0 S: 5	H: 0 LOB: 0 BB: 0 P: 5	R: 1 E: 0 K: 1 S: 7	H: 2 LOB: 1 BB: 0 P: 7	R: 0 E: 0 K: 0 S: 3	H: 0 LOB: 0 BB: 0 P: 3	R: 0 E: 1 K: 0 S: 4	H: 1 LOB: 1 BB: 0 P: 4	1B: 8 2B: 3 3B: 0 HR: 1	SF: 0 SAC: 1 DP: 1 HBP: 0	WP: 0 PB: 0 SB: 2 CS: 1	PA: 40	
PITCHER	IP	WLS	BF	H	R	ER	SO	BB	IBB	HBP	BLK	WP	HR	S	P	ERA	WHIP				
Juan Marichal, R ERA: 13.5 (1,1)	2.1		15	6	4	4	0	1	1	0	0	0	1	13	21	15.43	3.000				
Rick Rhoden, R ERA: 3.69 (3,1)	4.2		18	5	2	2	4	1	0	0	0	0	0	25	29	3.86	1.286				
Mike Marshall, R ERA: 1.42 (8,1)	2.0	W	7	1	0	0	0	0	0	0	0	0	0	7	7	0.00	0.500				

Cincinnati Reds @ Los Angeles Dodgers
Dodger Stadium, Los Angeles, CA
 Wed Apr 16 1975, 7:05 PM PDT
 Att: 36,578 - Unknown

AB	36
R	6
H	12
RBI	5
BB	3
SO	4
LOB	19


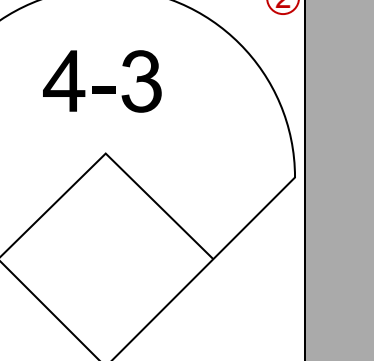
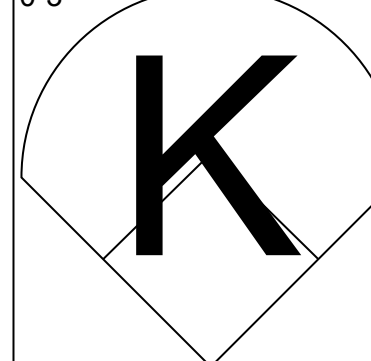
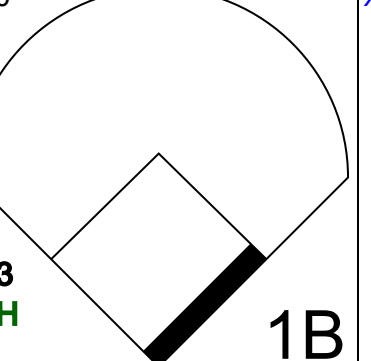
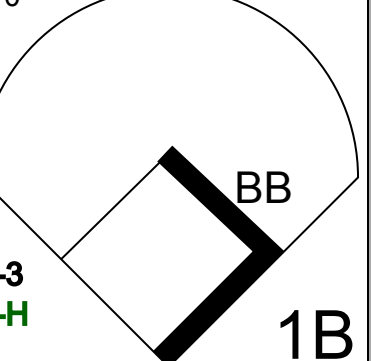
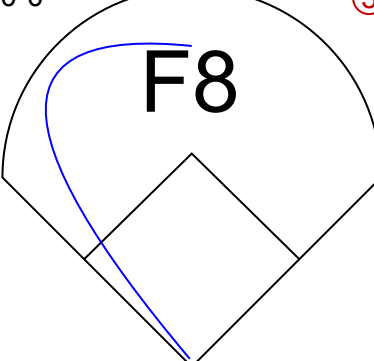
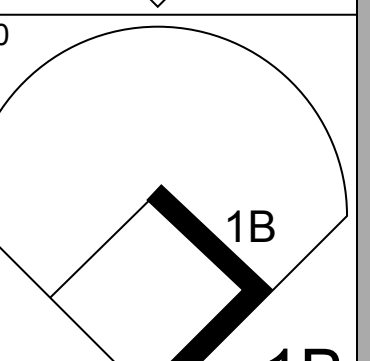
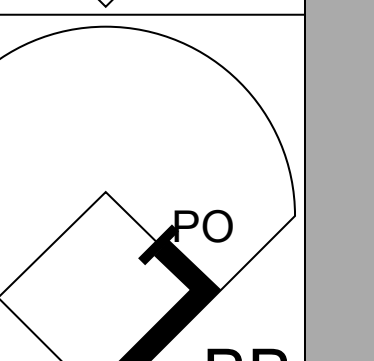
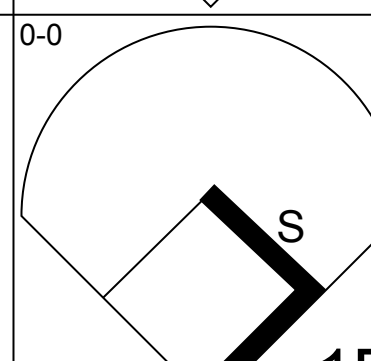
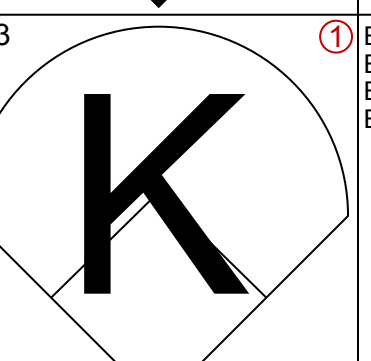
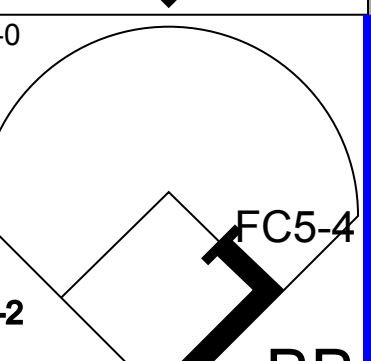
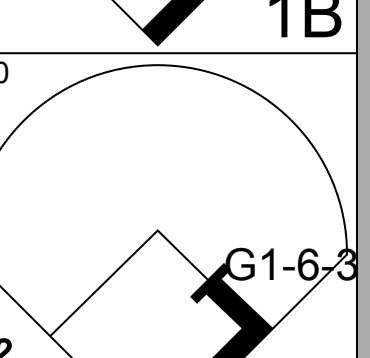
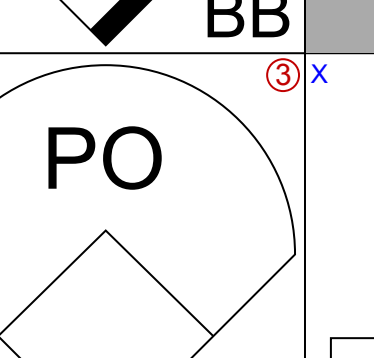
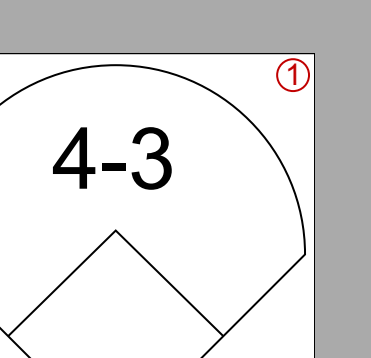
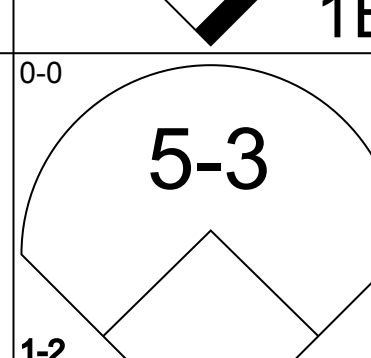
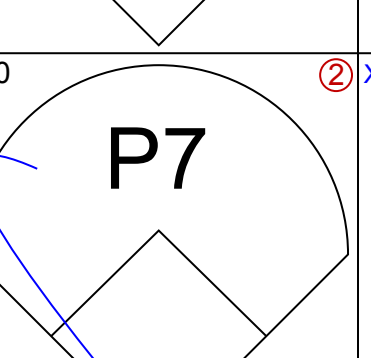
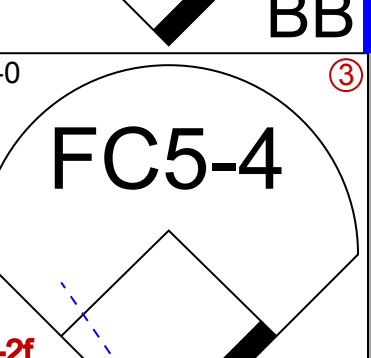
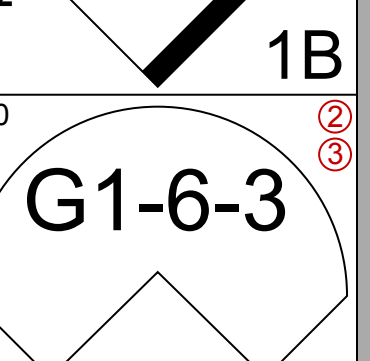
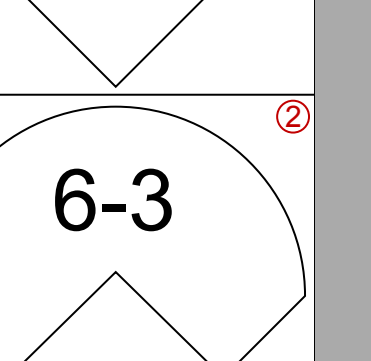
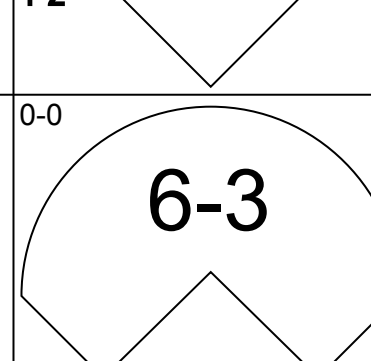
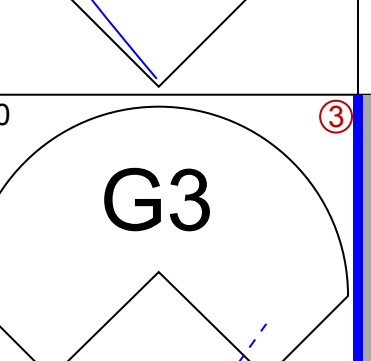
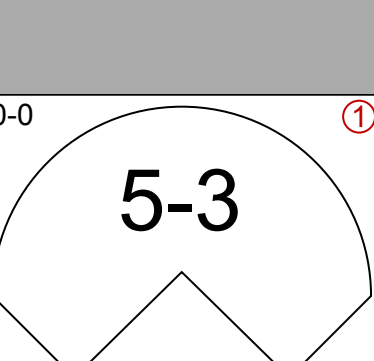
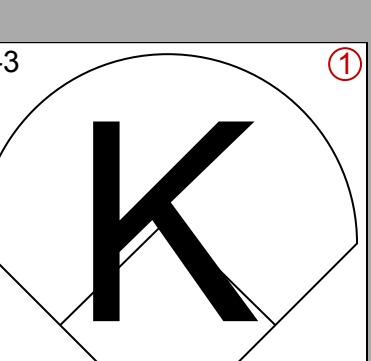
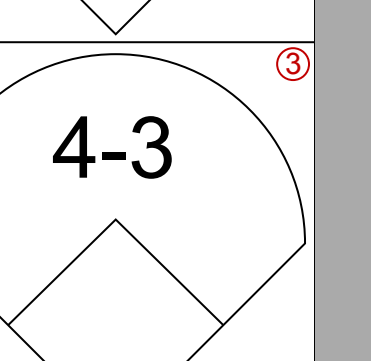
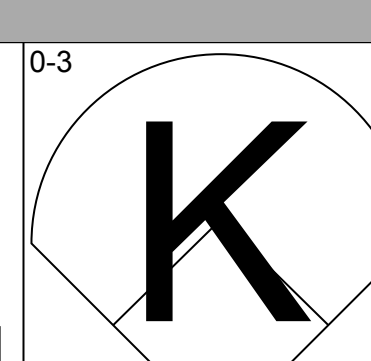
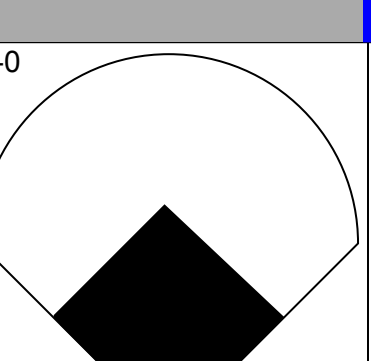

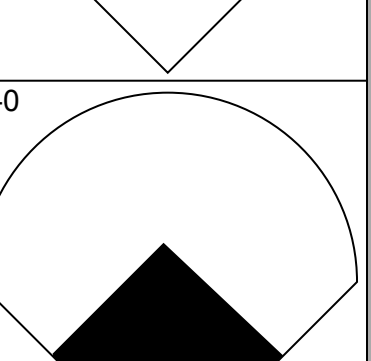
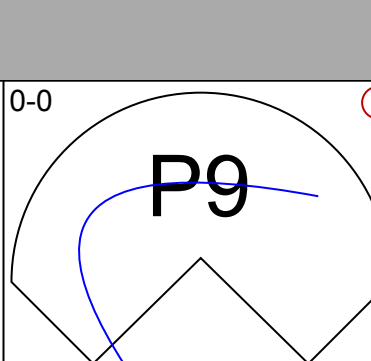
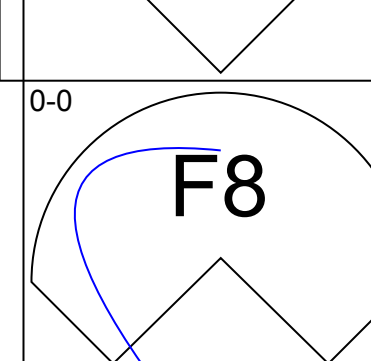
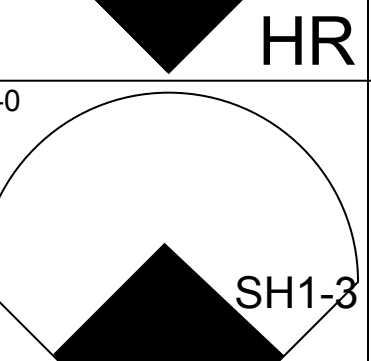

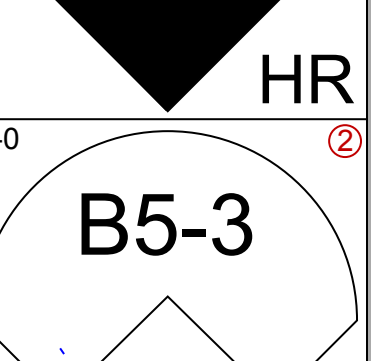
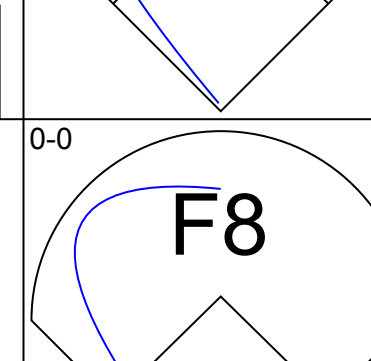
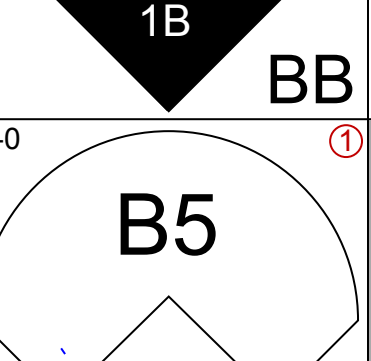
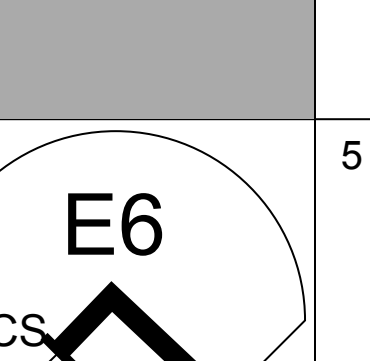
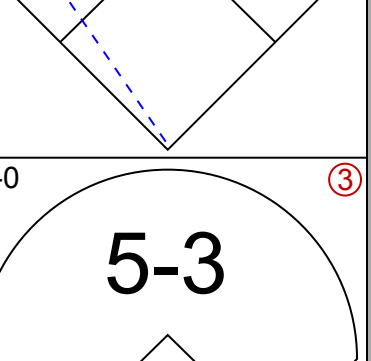
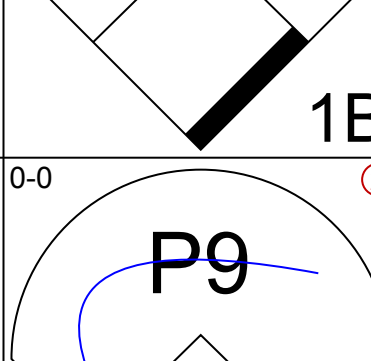
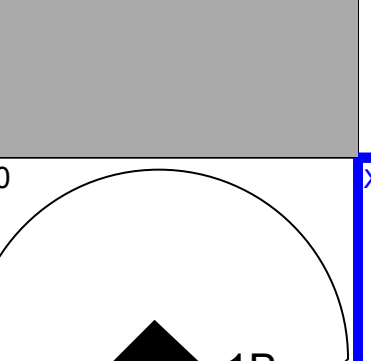
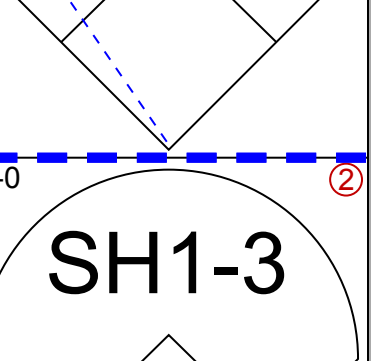
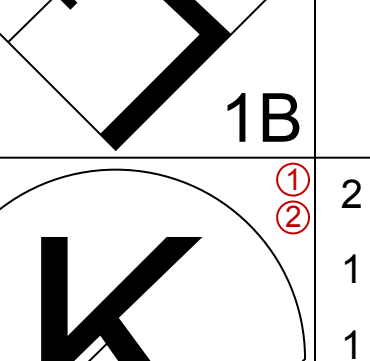
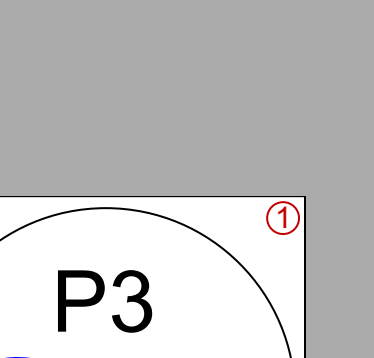
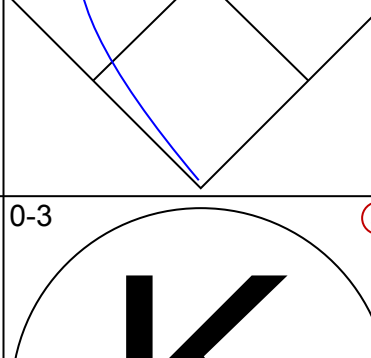
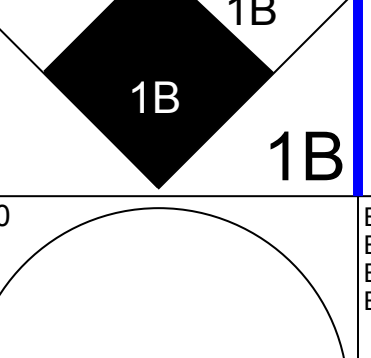
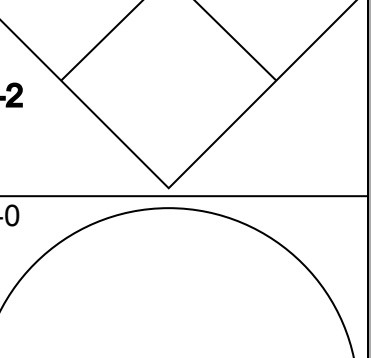
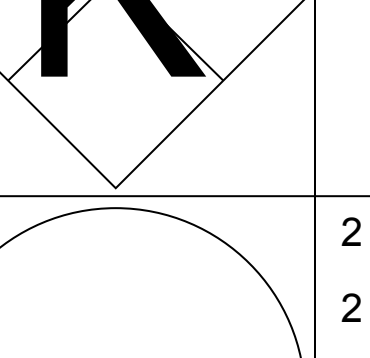


Batter	1	2	3	4	5	6	7	8	9	AB	R	H	RBI	BB	SO	LOB	BOTTOM					
Davey Lopes, R OBP: 0.523, SLG: 0.433 (1,4)	CS		G1-6-3		F3		HR		E9	2	1	1	0	3	0	0						
Bill Buckner, L OBP: 0.310, SLG: 0.526 (1,7)	CS		G1-6-3		3-1		HR		1B	3	1	1	0	2	0	1						
Jimmy Wynn, R OBP: 0.500, SLG: 0.882 (1,8)	K				F2		HR		F5	5	1	2	4	0	1	5						
Steve Garvey, R OBP: 0.366, SLG: 0.436 (1,3)	6-3		K				F5-3		1B	5	0	1	1	0	1	2						
Joe Ferguson, R OBP: 0.333, SLG: 0.120 (1,2)		1B			6-3				6-3	2	1	0	0	2	0	0						
Ron Cey, R OBP: 0.282, SLG: 0.444 (1,5)		K			HR		P4		F9	4	1	1	2	0	1	1						
Tom Paciorek, R OBP: 0.167, SLG: 0.167 (1,9)					K				F7	4	0	1	0	0	1	0						
Rick Auerbach, R OBP: 0.333, SLG: 0.412 (1,6)		G3			F3		HR		1B	4	2	2	0	0	0	2						
Juan Marichal, R (1,1)										1	0	0	0	0	0	2						
Rick Rhoden, R (3,1)										1	0	0	0	0	0	0						
Manny Mota, R (7, PH)										1	0	0	0	0	0	1						
Mike Marshall, R (8,1)										1	0	0	0	0	1	1						
Inning Stats	R: 0 E: 0 K: 1 S: 5	H: 1 LOB: 1 BB: 1 P: 9	R: 0 E: 0 K: 1 S: 6	H: 1 LOB: 2 BB: 1 P: 10	R: 0 E: 0 K: 1 S: 5	H: 1 LOB: 0 BB: 1 P: 9	R: 2 E: 0 K: 1 S: 6	H: 1 LOB: 0 BB: 1 P: 10	R: 0 E: 0 K: 0 S: 3	H: 0 LOB: 0 BB: 0 P: 3	R: 0 E: 0 K: 0 S: 3	H: 0 LOB: 0 BB: 0 P: 3	R: 4 E: 0 K: 0 S: 5	H: 2 LOB: 0 BB: 2 P: 13	R: 0 E: 0 K: 0 S: 3	H: 0 LOB: 0 BB: 0 P: 3	R: 1 E: 1 K: 1 S: 7	H: 3 LOB: 3 BB: 1 P: 11	1B: 7 2B: 1 3B: 0 HR: 2	SF: 0 SAC: 0 DP: 2 HBP: 0	WP: 0 PB: 0 SB: 0 CS: 2	PA: 40
PITCHER	IP	WLS	BF	H	R	ER	SO	BB	IBB	HBP	BLK	WP	HR	S	P	ERA	WHIP					
Fred Norman, L ERA: 7.11 (1,1)	6.2		28	5	4	4	4	5	0	0	0	0	1	31	51	5.40	1.500					
Pat Darcy, R ERA: 3.86 (7,1)	0.1		3	1	2	2	0	1	0	0	0	0	1	2	6	54.00	6.000					
Clay Carroll, R ERA: 1.13 (8,1)	1.2	L	9	3	1	1	1	0	1	0	0	0	0	10	14	5.40	1.800					

Cincinnati Reds @ Los Angeles Dodgers
Dodger Stadium, Los Angeles, CA
 Wed Apr 16 1975, 7:05 PM PDT
 Att: 36,578 - Unknown

AB	33
R	7
H	9
RBI	7
BB	7
SO	5
LOB	15

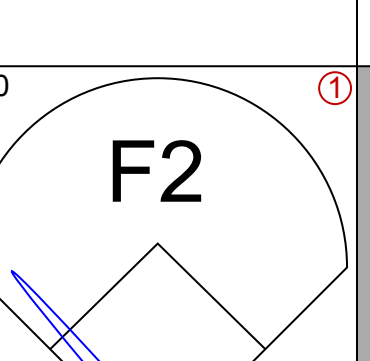
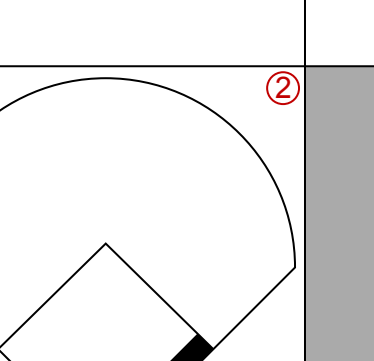
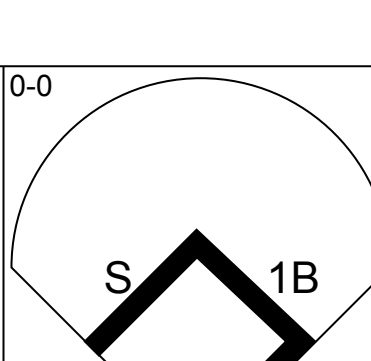
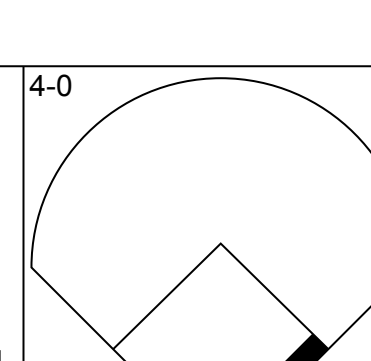
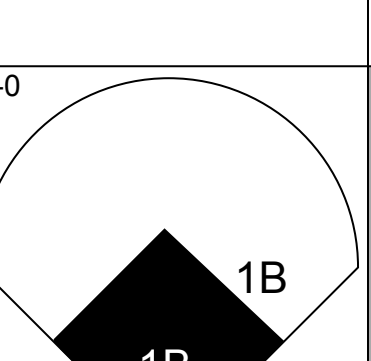
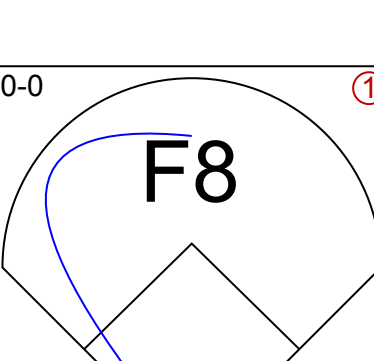
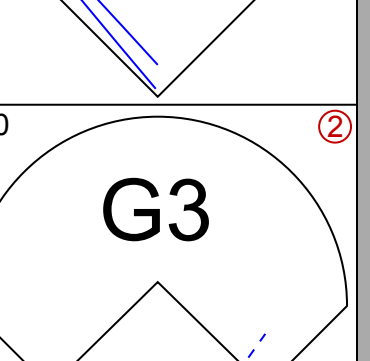
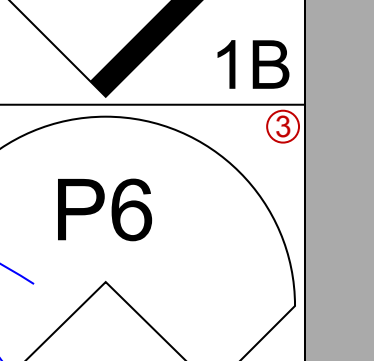
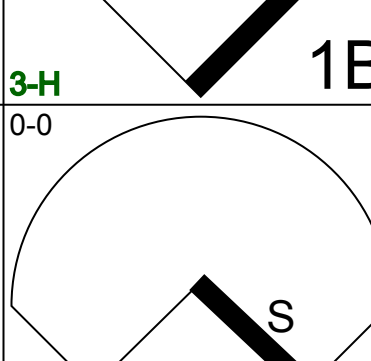
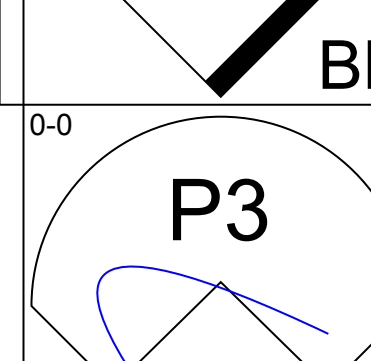
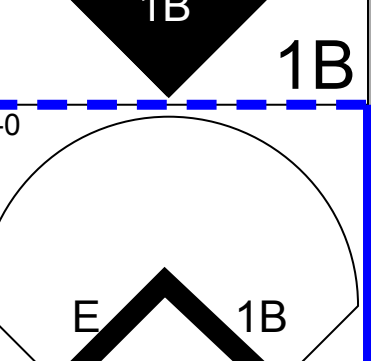
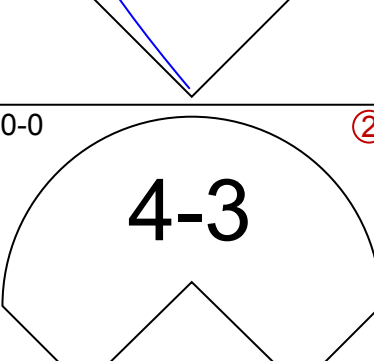
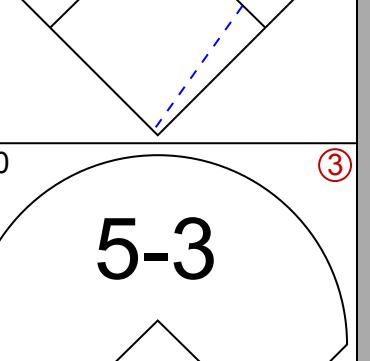
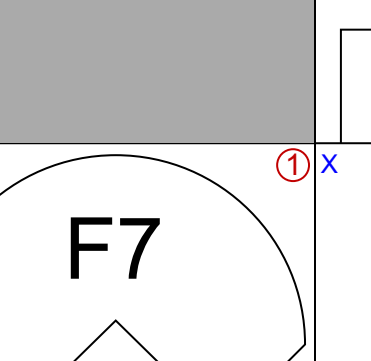
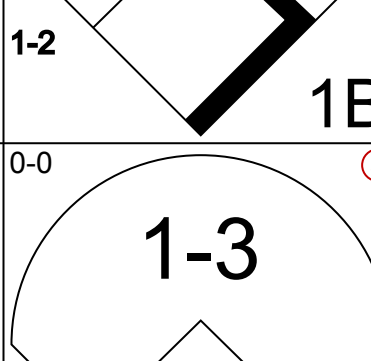
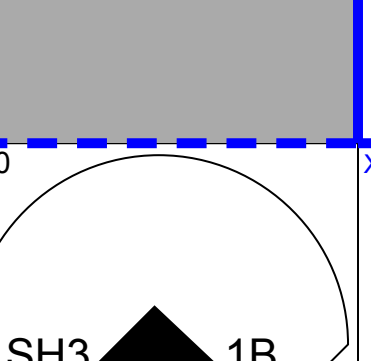
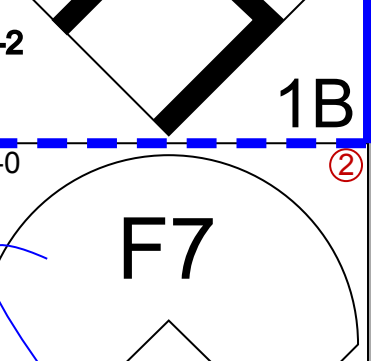
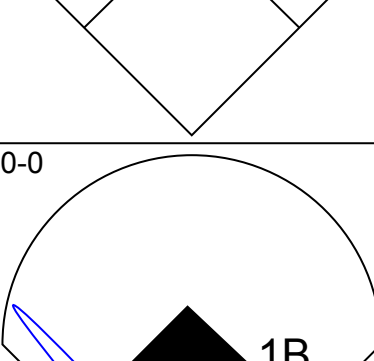
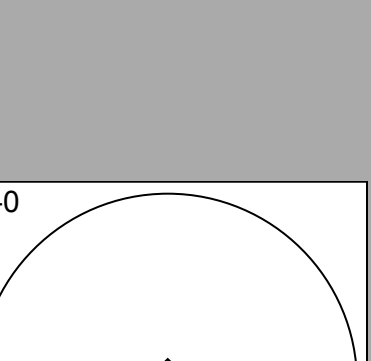
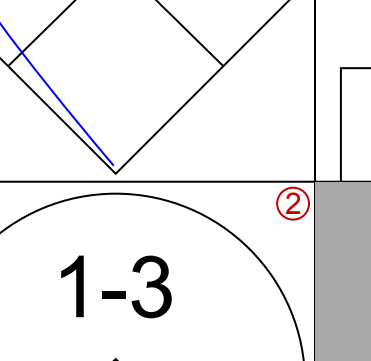
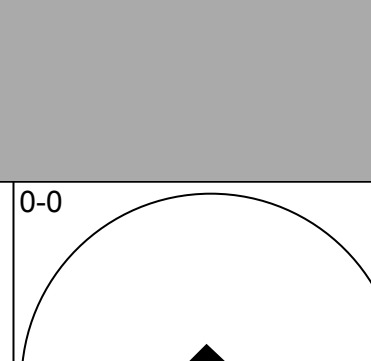
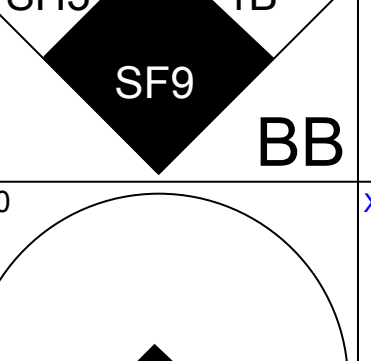
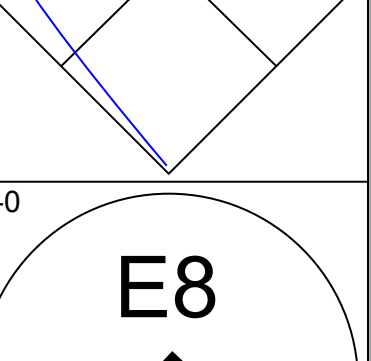
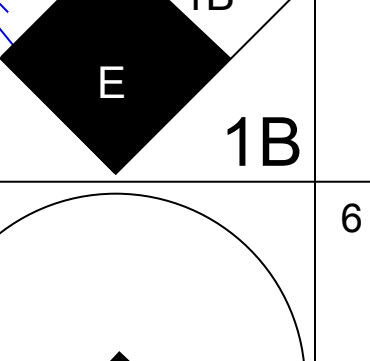
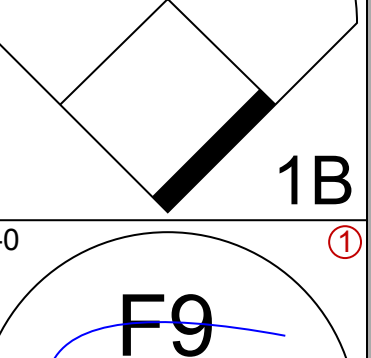
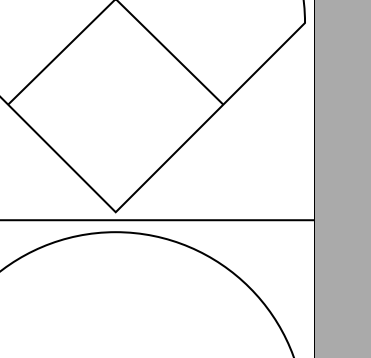
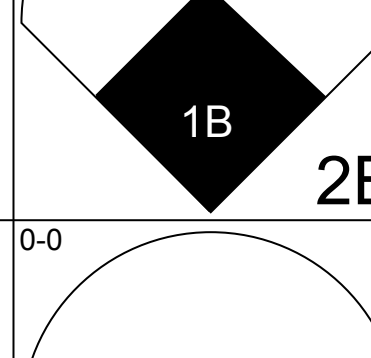
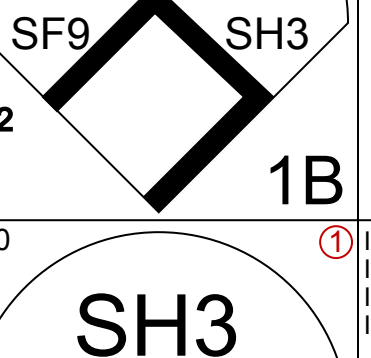
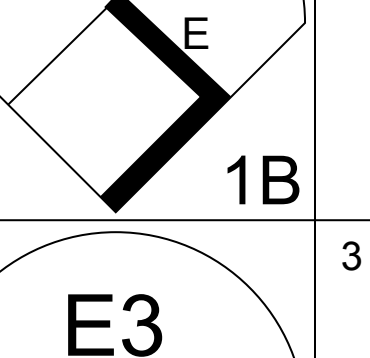
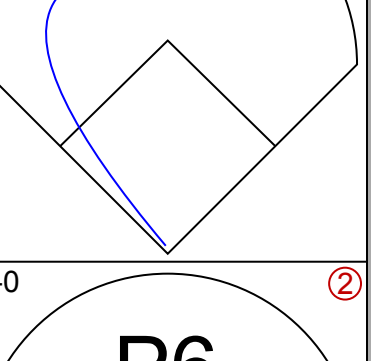
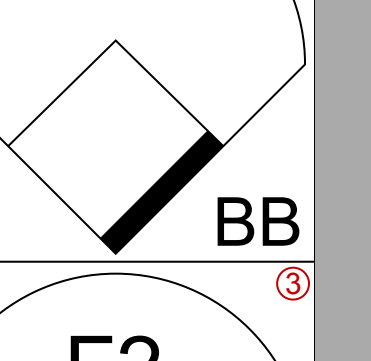
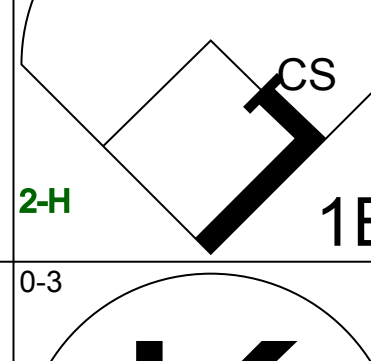
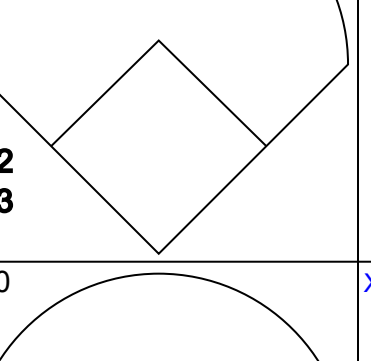
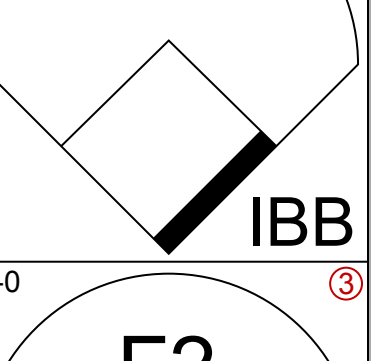
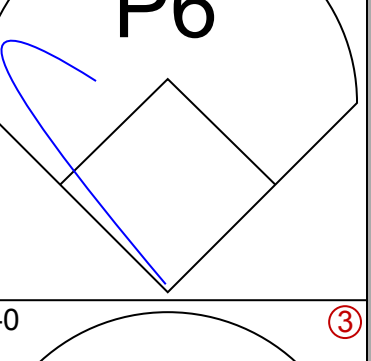
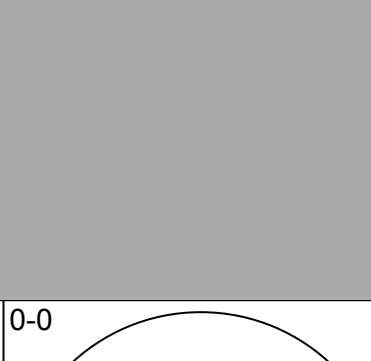
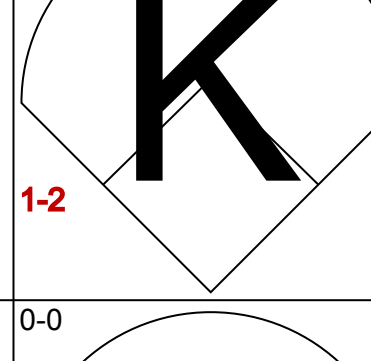

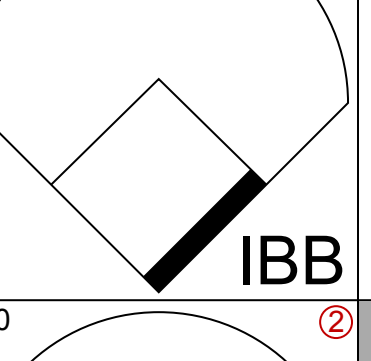
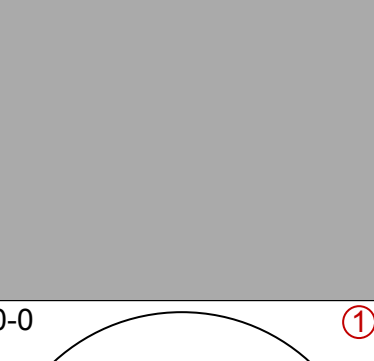

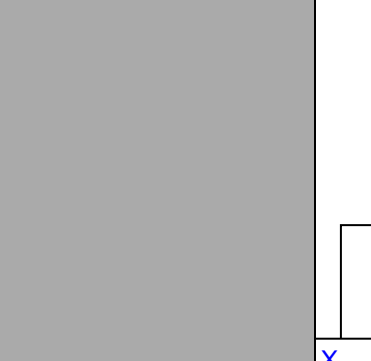
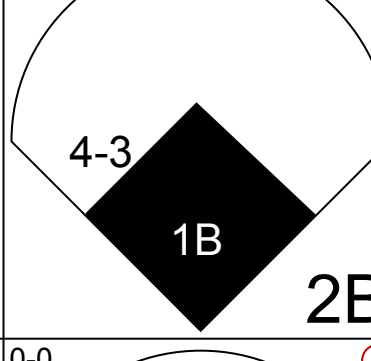
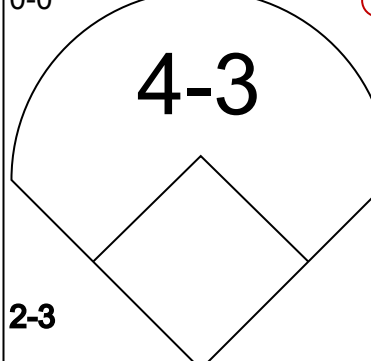
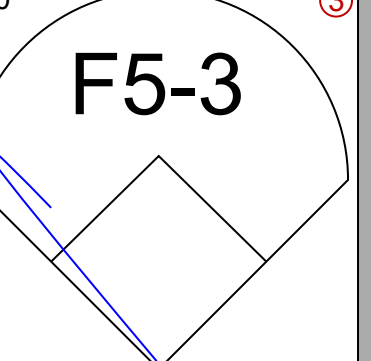
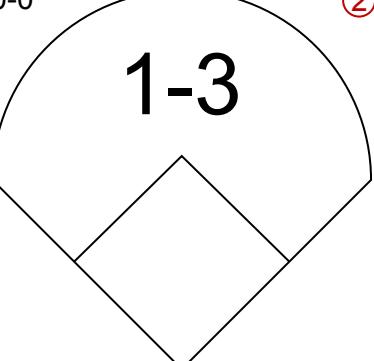
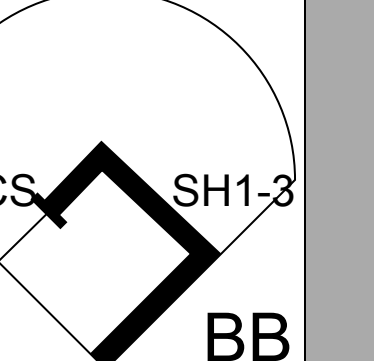
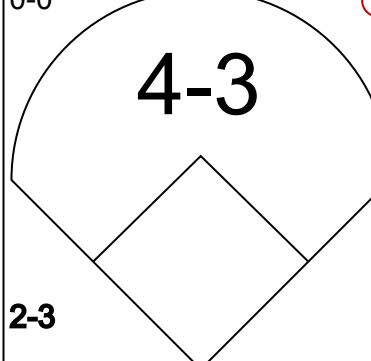
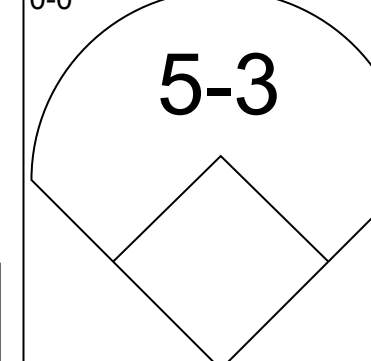




Batter	1	2	3	4	5	6	7	8	9	10	11	AB	R	H	RBI	BB	SO	LOB	TOP					
Pete Rose, S OBP: 0.408, SLG: 0.381 (1, 7)												6	0	2	2	0	2	1						
Joe Morgan, L OBP: 0.533, SLG: 0.514 Darrel Chaney, S OBP: 0.167, SLG: 0.100 (1, 4) (9, 4)												3	0	2	0	2	1	2						
Johnny Bench, R OBP: 0.288, SLG: 0.381 (1, 2)												5	0	1	0	0	0	6						
Tony Perez, R OBP: 0.174, SLG: 0.214 Pedro Borbon, R Will McEnaney, L Clay Carroll, R (1, 3) (8, 1) (9, 1) (9, 1)												4	0	0	0	0	0	5						
Cesar Geronimo, L OBP: 0.343, SLG: 0.424 (1, 8)												5	1	1	1	0	2	0						
Dave Concepcion, R OBP: 0.259, SLG: 0.333 (1, 6)												4	2	1	1	1	0	0						
Ken Griffey, L OBP: 0.353, SLG: 0.433 (1, 9)												5	0	2	0	0	0	1						
John Vukovich, R OBP: 0.391, SLG: 0.421 Terry Crowley, L OBP: 0.286, SLG: 0.429 Doug Flynn, R OBP: 0.231, SLG: 0.308 (1, 5) (8, PH) (8, PR) (8, 5)												2	0	0	0	0	0	1						
Gary Nolan, R Dan Driessen, L OBP: 0.600, SLG: 0.500 (1, 1) (8, PH) (8, 3)												2	0	0	0	0	1	1						
Inning Stats	R: 0 E: 0 K: 1 S: 6	H: 2 LOB: 1 BB: 0 P: 6	R: 1 E: 0 K: 1 S: 6	H: 1 LOB: 0 BB: 0 P: 6	R: 0 E: 0 K: 0 S: 2	H: 0 LOB: 0 BB: 1 P: 6	R: 0 E: 0 K: 0 S: 3	H: 0 LOB: 0 BB: 0 P: 3	R: 0 E: 0 K: 1 S: 6	H: 1 LOB: 1 BB: 0 P: 6	R: 0 E: 0 K: 1 S: 5	H: 0 LOB: 0 BB: 0 P: 5	R: 1 E: 0 K: 1 S: 8	H: 3 LOB: 2 BB: 0 P: 8	R: 2 E: 0 K: 0 S: 5	H: 2 LOB: 3 BB: 3 P: 17	R: 0 E: 0 K: 0 S: 3	H: 0 LOB: 0 BB: 0 P: 3	R: 0 E: 1 K: 1 S: 6	H: 2 LOB: 1 BB: 0 P: 6	1B: 10 2B: 0 3B: 0 HR: 2	SF: 0 SAC: 1 DP: 1 HBP: 0	WP: 0 PB: 0 SB: 1 CS: 1	PA: 47
PITCHER Andy Messersmith, R ERA: 3.91 Mike Marshall, R ERA: 1.15 (1, 1) (9, 1)	IP: 8.0 WLS: 3 BF: 33 H: 9 R: 4 ER: 4 SO: 6 BB: 2 IBB: 0 HBP: 0 BLK: 0 WP: 0 HR: 2 S: 43 P: 51 ERA: 4.50 WHIP: 1.375																							

Cincinnati Reds @ Los Angeles Dodgers
Dodger Stadium, Los Angeles, CA
Thu Apr 17 1975, 3:33 AM PDT
Att: 27,835 - Unknown

AB 41
R 4
H 12
RBI 4
BB 4
SO 7
LOB 18



Batter	1	2	3	4	5	6	7	8	9	10	11	AB	R	H	RBI	BB	SO	LOB	BOTTOM					
Davey Lopes, R OBP: 0.540, SLG: 0.457 (1, 4)												5	1	3	1	1	0	0						
Bill Buckner, L OBP: 0.394, SLG: 0.500 Manny Mota, R OBP: 0.200, SLG: 0.200 Tom Paciorek, R OBP: 0.143, SLG: 0.143 (1, 7) (9, PH) (9, PR) (10, 7)												4	0	1	0	0	0	2						
Jimmy Wynn, R OBP: 0.480, SLG: 0.795 (1, 8)												5	2	1	0	1	0	4						
Steve Garvey, R OBP: 0.426, SLG: 0.511 (1, 3)												6	1	5	1	0	0	0						
Willie Crawford, L OBP: 0.394, SLG: 0.240 (1, 9)												3	0	1	1	2	0	2						
Joe Ferguson, R OBP: 0.316, SLG: 0.103 (1, 2)												4	0	0	0	1	1	6						
Ron Cey, R OBP: 0.279, SLG: 0.462 (1, 5)												3	1	1	1	0	0	1						
Rick Auerbach, R OBP: 0.304, SLG: 0.333 (1, 6)												4	0	0	0	1	0	3						
Andy Messersmith, R OBP: 0.200, SLG: 0.111 Mike Marshall, R Ken McMullen, R (1, 1) (9, 1) (9, 5)												2	0	0	0	0	0	1						
Inning Stats	R: 0 E: 0 K: 0 S: 3	H: 0 LOB: 0 BB: 0 P: 3	R: 0 E: 0 K: 0 S: 4	H: 1 LOB: 1 BB: 0 P: 4	R: 0 E: 0 K: 0 S: 3	H: 1 LOB: 1 BB: 1 P: 7	R: 0 E: 0 K: 0 S: 3	H: 0 LOB: 1 BB: 1 P: 7	R: 1 E: 0 K: 0 S: 6	H: 2 LOB: 0 BB: 0 P: 6	R: 0 E: 0 K: 0 S: 3	H: 0 LOB: 0 BB: 0 P: 7	R: 1 E: 0 K: 0 S: 4	H: 1 LOB: 2 BB: 2 P: 12	R: 1 E: 1 K: 0 S: 6	H: 3 LOB: 3 BB: 1 P: 10	R: 0 E: 0 K: 0 S: 3	H: 0 LOB: 0 BB: 0 P: 3	R: 1 E: 1 K: 0 S: 5	H: 2 LOB: 2 BB: 0 P: 5	1B: 11 2B: 2 3B: 0 HR: 0	SF: 1 SAC: 2 DP: 0 HBP: 0	WP: 0 PB: 0 SB: 2 CS: 2	PA: 50
PITCHER Gary Nolan, R ERA: 3.46 Pedro Borbon, R ERA: 4.0 Willie McEnaney, L Clay Carroll, R ERA: 0.87 (1, 1) (8, 1) (9, 1) (9, 1)	IP: 7.0 WLS: 1 BF: 29 H: 7 R: 2 ER: 2 SO: 1 BB: 3 IBB: 1 HBP: 0 BLK: 0 WP: 0 HR: 0 S: 28 P: 40 ERA: 2.57 WHIP: 1.429																							

Cincinnati Reds @ Los Angeles Dodgers
Dodger Stadium, Los Angeles, CA
Thu Apr 17 1975, 3:33 AM PDT
Att: 27,835 - Unknown

AB 41
R 5
H 13
RBI 4
BB 6
SO 1
LOB 19



Batter	1	2	3	4	5	6	7	8	9	AB	R	H	RBI	BB	SO	LOB	TOP				
Gary Maddox, R OBP: 0.214, SLG: 0.280 (1, 8)	F8		HR				F2			3	1	2	1	0	1		San Francisco Giants @ Los Angeles Dodgers Dodger Stadium, Los Angeles, CA Fri Apr 18 1975, 7:05 PM PDT Att: 53,060 - Unknown				
Derrel Thomas, S OBP: 0.212, SLG: 0.313 (1, 4)	1-3		K				K		P5	4	0	0	0	0	2	3					
Bobby Murcer, L OBP: 0.378, SLG: 0.515 (1, 9)	K				F4		F3		K	4	0	0	0	0	2	3					
Gary Matthews, R OBP: 0.405, SLG: 0.688 (1, 7)		P3		HR					6-3	3	1	1	1	1	0	0					
Ed Goodson, L OBP: 0.350, SLG: 0.412 (1, 3)		K		3-1			G3-6-3		PB	4	0	1	0	0	1	1					
Chris Speier, R OBP: 0.182, SLG: 0.212 (1, 6)		K		6-3			K		1-3	4	0	0	0	0	2	1					
Steve Ontiveros, S OBP: 0.280, SLG: 0.227 (1, 5)			HR						5-3	2	1	1	0	2	0	1					
Marc Hill, R OBP: 0.412, SLG: 0.625 (1, 2)			3-1				F7			3	0	1	0	1	0	2					
John Montefusco, R (1, 1)			K				B1		SH1-3	3	0	0	0	0	2	5					
Inning Stats	R: 0 E: 0 K: 1 S: 5	H: 0 LOB: 0 BB: 0 P: 5	R: 0 E: 0 K: 2 S: 7	H: 0 LOB: 0 BB: 0 P: 7	R: 2 E: 0 K: 2 S: 8	H: 1 LOB: 0 BB: 1 P: 12	R: 1 E: 0 K: 0 S: 4	H: 1 LOB: 0 BB: 0 P: 4	R: 0 E: 0 K: 1 S: 6	H: 1 LOB: 3 BB: 2 P: 14	R: 0 E: 0 K: 1 S: 4	H: 1 LOB: 1 BB: 0 P: 4	R: 0 E: 0 K: 1 S: 5	H: 0 LOB: 0 BB: 0 P: 5	R: 0 E: 0 K: 1 S: 6	H: 1 LOB: 2 BB: 1 P: 10	1B: 3 2B: 0 3B: 0 HR: 2	SF: 0 SAC: 1 DP: 1 HBP: 0	WP: 0 PB: 1 SB: 0 CS: 0	PA: 36	
PITCHER	IP	WLS	BF	H	R	ER	SO	BB	IBB	HBP	BLK	WP	HR	S	P	ERA	WHIP				
Doug Rau, L ERA: 5.0 (1, 1)	8.0	L	31	4	3	3	8	4	0	0	0	0	2	43	59	3.38	1.000				
Jim Brewer, L ERA: (9, 1)	1.0		5	1	0	0	1	0	1	0	0	0	0	6	10	0.00	1.000				

Batter	1	2	3	4	5	6	7	8	9	AB	R	H	RBI	BB	SO	LOB	BOTTOM				
Davey Lopes, R OBP: 0.500, SLG: 0.410 (1, 4)	6-3		6-3					G4-6-3		4	0	0	0	0	0	2	San Francisco Giants @ Los Angeles Dodgers Dodger Stadium, Los Angeles, CA Fri Apr 18 1975, 7:05 PM PDT Att: 53,060 - Unknown				
Bill Buckner, L OBP: 0.313, SLG: 0.500 (1, 7)							F8			2	0	1	0	0	0	0					
Tom Paciorek, R OBP: 0.125, SLG: 0.125 (4, 7)	3-1									1	0	0	0	0	0	0					
Lee Lacy, R (8, PH)			CS							1	0	0	0	0	1	0					
Jim Brewer, L (9, 1)			1B							0	0	0	0	0	0	0					
Jimmy Wynn, R OBP: 0.500, SLG: 0.786 (1, 8)			F8							3	1	2	0	1	0	1					
Steve Garvey, R OBP: 0.412, SLG: 0.531 (1, 3)										4	0	1	1	0	0	2					
Willie Crawford, L OBP: 0.378, SLG: 0.241 (1, 9)			CS		L8					4	0	1	1	0	0	2					
Joe Ferguson, R OBP: 0.286, SLG: 0.091 (1, 2)										4	0	0	0	0	2	2					
Ron Cey, R OBP: 0.304, SLG: 0.488 (1, 5)										2	0	1	0	1	0	0					
Rick Auerbach, R OBP: 0.320, SLG: 0.318 (7, PH)										1	0	0	0	1	0	1					
Henry Cruz, L (8, 6)										1	0	0	0	0	0	1					
Ivan De Jesus, R (8, 6)										0	0	0	0	0	0	0					
Doug Rau, L OBP: 0.200, SLG: 0.200 (1, 1)										1	0	0	0	0	0	1					
Manny Mota, R OBP: 0.333, SLG: 0.333 (8, PH)										1	0	1	0	0	0	0					
Inning Stats	R: 1 E: 0 K: 0 S: 5	H: 2 LOB: 1 BB: 0 P: 5	R: 0 E: 0 K: 1 S: 5	H: 0 LOB: 1 BB: 1 P: 9	R: 0 E: 0 K: 0 S: 3	H: 1 LOB: 0 BB: 0 P: 3	R: 0 E: 0 K: 1 S: 5	H: 0 LOB: 0 BB: 0 P: 5	R: 0 E: 0 K: 0 S: 3	H: 1 LOB: 1 BB: 0 P: 3	R: 0 E: 0 K: 0 S: 4	H: 2 LOB: 1 BB: 0 P: 4	R: 0 E: 0 K: 1 S: 5	H: 1 LOB: 0 BB: 0 P: 5	R: 0 E: 0 K: 2 S: 7	H: 0 LOB: 1 BB: 1 P: 11	1B: 5 2B: 1 3B: 1 HR: 0	SF: 0 SAC: 1 DP: 3 HBP: 0	WP: 0 PB: 0 SB: 0 CS: 1	PA: 34	
PITCHER	IP	WLS	BF	H	R	ER	SO	BB	IBB	HBP	BLK	WP	HR	S	P	ERA	WHIP				
John Montefusco, R ERA: 0.5 (1, 1)	9.0	W	33	7	1	1	5	3	0	0	0	0	0	40	52	1.00	1.111				

Batter	1	2	3	4	5	6	7	8	9	10	11	12	13	AB	R	H	RBI	BB	SO	LOB	TOP	
Gary Maddox, R OBP: 0.220, SLG: 0.258 (1, 8)														6	0	1	0	0	1	6		
Derrel Thomas, S OBP: 0.162, SLG: 0.238 (1, 4)														6	1	0	0	1	1	4		
Bobby Murcer, L OBP: 0.495, SLG: 0.643 (1, 9)														6	1	4	0	1	1	0		
Gary Matthews, R OBP: 0.417, SLG: 0.625 (1, 7)														4	2	2	0	3	1	2		
Ed Goodson, L OBP: 0.323, SLG: 0.348 (13, PR)														5	1	1	2	2	0	5		
Gary Thomasson, L (13, 3)														0	0	0	0	0	0	0		
Chris Speier, R OBP: 0.250, SLG: 0.238 (1, 6)														6	1	2	3	1	0	4		
Steve Ontiveros, S OBP: 0.375, SLG: 0.296 (12, PR)														5	0	3	0	1	0	2		
Horace Speed, R (12, 2)														0	0	0	0	0	0	0		
Dave Rader, L OBP: 0.235, SLG: 0.235 (12, 2)														1	0	0	0	0	1	2		
Marc Hill, R OBP: 0.423, SLG: 0.565 (12, PR)														4	0	1	1	1	1	1		
Mike Phillips, L OBP: 0.264, SLG: 0.077 (12, 5)														0	0	0	0	1	0	0		
Jim Barr, R OBP: 0.167, SLG: 0.167 (12, PH)														3	0	1	0	0	1	2		
Von Joshua, L OBP: 0.260, SLG: 0.333 (12, 1)														1	0	0	0	0	2			
Randy Moffitt, R OBP: 0.500, SLG: 0.500 (12, 1)														1	0	0	0	0	2			
Inning Stats	R: 0 E: 0 K: 0 S: 3	H: 2 LOB: 0 BB: 0 P: 3	R: 3 E: 0 K: 1 S: 9	H: 4 LOB: 1 BB: 0 P: 9	R: 0 E: 0 K: 0 S: 4	H: 1 LOB: 2 BB: 1 P: 8	R: 0 E: 0 K: 0 S: 3	H: 0 LOB: 1 BB: 1 P: 7	R: 0 E: 0 K: 1 S: 5	H: 0 LOB: 0 BB: 0 P: 5	R: 0 E: 0 K: 0 S: 4	H: 1 LOB: 2 BB: 1 P: 8	R: 0 E: 0 K: 1 S: 6	H: 1 LOB: 1 BB: 0 P: 11	R: 0 E: 0 K: 2 S: 7	H: 1 LOB: 3 BB: 1 P: 8	R: 3 E: 0 K: 1 S: 6	H: 2 LOB: 2 BB: 4 P: 22	1B: 12 2B: 4 3B: 0 HR: 0	SF: 1 SAC: 2 DP: 1 HBP: 1	WP: 2 PB: 0 SB: 1 CS: 2	PA: 64
PITCHER	IP	WLS	BF	H	R	ER	SO	BB	IBB	HBP	BLK	WP	HR	S	P	ERA	WHIP					
Rick Rhoden, R ERA: 3.77 (8, 1)	7.0		34	10	3	3	2	4	0	1	1	1	0	33	50	3.86	2.000					
Jim Brewer, L ERA: (11, 1)	3.0		12	2	0	0	2	1	0	0	0	0	0	15	19	0.00	1.000					
Charlie Hough, R ERA: 4.0 (13, 1)	2.0		9	1	0	0	2	2	0	0	0	0	0	11	19	0.00	1.500					
Geoff Zahn, L ERA: 27.0 (13, 1)	1.0	L	8	2	3	3	1	3	1	0	0	1	0	6	22	27.00	5.000					

San Francisco Giants @ Los Angeles Dodgers
Dodger Stadium, Los Angeles, CA
Sun Apr 20 1975, 3:33 AM PDT
Att. 47,595 - Unknown

AB	48
R	6
H	15
RBI	6
BB	11
SO	7
LOB	32



Batter	1	2	3	4	5	6	7	8	9	10	11	12	13	AB	R	H	RBI	BB	SO	LOB	BOTTOM	
Davey Lopes, R OBP: 0.453, SLG: 0.340 (1, 4)														6	0	0	0	0	2	2		
Henry Cruz, L OBP: 0.286, SLG: 0.286 (1, 7)														6	1	2	0	0	0	0		
Jimmy Wynn, R OBP: 0.494, SLG: 0.700 (1, 8)														5	1	0	0	1	1	1		
Steve Garvey, R OBP: 0.377, SLG: 0.475 (1, 3)														6	0	1	0	0	1	3		
Willie Crawford, L OBP: 0.348, SLG: 0.243 (1, 9)														5	0	1	2	0	0	2		
Ron Cey, R OBP: 0.345, SLG: 0.560 (13, 1)														5	1	3	1	0	0	1		
Joe Ferguson, R OBP: 0.280, SLG: 0.171 (1, 2)														4	0	1	0	0	1	1		
Rick Auerbach, R OBP: 0.265, SLG: 0.290 (1, 6)														5	0	0	0	0	1	2		
Rick Rhoden, R Lee Lacy, R Jim Brewer, L Manny Mota, R Charlie Hough, R Ken McMullen, R (13, 5)														2	0	0	0	0	0	1		
Inning Stats	R: 0 E: 0 K: 0 S: 3	H: 0 LOB: 0 BB: 0 P: 3	R: 1 E: 0 K: 1 S: 6	H: 1 LOB: 0 BB: 0 P: 6	R: 0 E: 0 K: 1 S: 4	H: 1 LOB: 1 BB: 0 P: 4	R: 0 E: 0 K: 0 S: 4	H: 1 LOB: 1 BB: 0 P: 4	R: 0 E: 0 K: 1 S: 5	H: 0 LOB: 0 BB: 0 P: 5	R: 0 E: 0 K: 0 S: 4	H: 1 LOB: 1 BB: 0 P: 4	R: 0 E: 0 K: 0 S: 4	H: 1 LOB: 1 BB: 0 P: 4	R: 0 E: 0 K: 1 S: 6	H: 1 LOB: 2 BB: 1 P: 10	R: 0 E: 0 K: 1 S: 5	H: 0 LOB: 0 BB: 0 P: 5	1B: 6 2B: 1 3B: 0 HR: 1	SF: 0 SAC: 1 DP: 0 HBP: 0	WP: 0 PB: 0 SB: 0 CS: 0	PA: 49
PITCHER	IP	WLS	BF	H	R	ER	SO	BB	IBB	HBP	BLK	WP	HR	S	P	ERA	WHIP					
Jim Barr, R ERA: 1.67 (12, 1)	11.0		41	7	3	3	5	1	0	0	0	0	1	50	54	2.46	0.727					
Randy Moffitt, R ERA: (12, 1)	2.0	W	8	1	0	0	2	1	0	0	0	0	0	11	15	0.00	1.000					

San Francisco Giants @ Los Angeles Dodgers
Dodger Stadium, Los Angeles, CA
Sun Apr 20 1975, 3:33 AM PDT
Att. 47,595 - Unknown

AB	46
R	3
H	8
RBI	3
BB	2
SO	7
LOB	13



Batter	1	2	3	4	5	6	7	8	9	AB	R	H	RBI	BB	SO	LOB	TOP			
Davey Lopes, R OBP: 0.448, SLG: 0.327 (1, 4)	4-0 G5-4-3 1B BB		0-0 SH1-3		0-0 5-3			0-0 L3		2	0	0	0	1	0	0	Los Angeles Dodgers @ Atlanta Braves Atlanta-Fulton County Stadium, Atlanta, GA Mon Apr 21 1975, 7:05 PM EDT Att: 9,256 - Unknown			
Manny Mota, R OBP: 0.333, SLG: 0.286 (1, 7)	0-0 G5-4-3 1B		0-0 F9		0-0 5-3			0-0 6-3		4	0	1	0	0	0	1				
Jimmy Wynn, R OBP: 0.463, SLG: 0.660 Lee Lacy, R OBP: 0.200, SLG: 0.200 (9, PH) (9, 4)	0-0 G5-4-3 1-2 2-3		0-0 1-3		0-3 K			0-0 1-6-3 2B 1B		3	0	0	0	0	1	3				
Steve Garvey, R OBP: 0.354, SLG: 0.444 (1, 3)	0-0 F3			0-0 F7		0-0 P6		0-0 1-6-3		4	0	0	0	0	0	2				
Ron Cey, R OBP: 0.356, SLG: 0.604 Ken McMullen, R (9, PR) (9, 5)		0-0 HR		0-0 F8			0-0 F8	4-0 2B IBB		3	1	1	1	1	0	0				
Joe Ferguson, R OBP: 0.296, SLG: 0.182 (1, 2)		0-3 K		4-0 BB			0-0 1B	0-0 F8		3	0	1	0	1	1	2				
Henry Cruz, L OBP: 0.273, SLG: 0.364 (1, 9)		0-0 3-1		0-0 3-1			0-3 K	0-0 2B		4	0	1	1	0	1	2				
Rick Auerbach, R OBP: 0.243, SLG: 0.265 (1, 6)		0-3 K			0-0 F8		0-3 K			3	0	0	0	0	2	1				
Andy Messersmith, R OBP: 0.231, SLG: 0.167 (1, 1)			0-0 F9 SH1-3 1B		0-0 6-3			0-0 F7		3	0	1	0	0	0	0				
Inning Stats	R: 0 E: 0 K: 0 S: 3	H: 1 LOB: 1 BB: 1 P: 7	R: 1 E: 0 K: 2 S: 8	H: 1 LOB: 0 BB: 0 P: 8	R: 0 E: 0 K: 0 S: 4	H: 1 LOB: 1 BB: 0 P: 4	R: 0 E: 0 K: 0 S: 3	H: 0 LOB: 0 BB: 0 P: 7	R: 0 E: 0 K: 1 S: 5	H: 0 LOB: 0 BB: 0 P: 5	R: 0 E: 0 K: 2 S: 8	H: 1 LOB: 1 BB: 0 P: 8	R: 0 E: 0 K: 0 S: 3	H: 0 LOB: 0 BB: 0 P: 3	R: 1 E: 0 K: 0 S: 4	H: 2 LOB: 3 BB: 1 P: 8	1B: 4 2B: 1 3B: 0 HR: 1	SF: 0 SAC: 1 DP: 1 HBP: 0	WP: 0 PB: 0 SB: 0 CS: 0	PA: 34
PITCHER Buzz Capra, R ERA: 1.67 (1, 1)	IP: 9.0 WLS: L BF: 34 H: 6 R: 2 ER: 2 SO: 5 BB: 2 IBB: 1 HBP: 0 BLK: 0 WP: 0 HR: 1 S: 41 P: 53 ERA: 2.00 WHIP: 0.889																			

Batter	1	2	3	4	5	6	7	8	9	AB	R	H	RBI	BB	SO	LOB	BOTTOM			
Ralph Garr, L OBP: 0.350, SLG: 0.352 (1, 7)	0-0		0-0 F7		0-3 K		0-0 F8			4	0	0	0	0	1	2	Los Angeles Dodgers @ Atlanta Braves Atlanta-Fulton County Stadium, Atlanta, GA Mon Apr 21 1975, 7:05 PM EDT Att: 9,256 - Unknown			
Marty Perez, R OBP: 0.291, SLG: 0.240 (1, 4)	0-0 F7			0-0 5-3	0-0 F7			0-3 K		4	0	0	0	0	1	2				
Darrell Evans, L OBP: 0.356, SLG: 0.566 (1, 5)	0-3 K			4-0 1B BB		0-0 1B 2B		0-0 P5		3	0	1	0	1	1	0				
Mike Lum, L OBP: 0.259, SLG: 0.255 (1, 3)		0-3 K		0-0 F8		0-0 L5-3 1B		0-0 F8		4	0	1	0	0	1	1				
Dusty Baker Jr., R OBP: 0.250, SLG: 0.367 (1, 9)		0-3 K		0-0 1B		0-0 L5-3	0-0 1-2		0-0 F7	4	0	1	0	0	1	2				
Rowland Office, L OBP: 0.339, SLG: 0.300 (1, 8)		0-0 2B		0-0 G3		0-3 K		0-0 4-3		4	0	1	0	0	1	3				
Vic Correll, R OBP: 0.240, SLG: 0.319 (1, 2)		0-0 F7			0-0 SH1-4 1B		0-0 HR		0-0 F9	4	1	2	1	0	0	1				
Laryell Blanks, R OBP: 0.205, SLG: 0.146 (1, 6)			0-0 4-3		4-0 SH1-4 BB		0-3 K			2	0	0	0	1	1	0				
Buzz Capra, R (1, 1)					0-0 SH1-4		0-0 L6			2	0	0	0	0	0	0				
Inning Stats	R: 0 E: 0 K: 1 S: 5	H: 0 LOB: 0 BB: 0 P: 5	R: 0 E: 0 K: 2 S: 8	H: 1 LOB: 1 BB: 0 P: 8	R: 0 E: 0 K: 0 S: 3	H: 0 LOB: 0 BB: 0 P: 3	R: 0 E: 0 K: 0 S: 4	H: 1 LOB: 2 BB: 1 P: 8	R: 0 E: 0 K: 1 S: 6	H: 2 LOB: 1 BB: 0 P: 6	R: 1 E: 0 K: 1 S: 6	H: 1 LOB: 0 BB: 0 P: 6	R: 0 E: 0 K: 1 S: 5	H: 0 LOB: 0 BB: 0 P: 5	R: 0 E: 0 K: 0 S: 3	H: 0 LOB: 0 BB: 0 P: 3	1B: 3 2B: 3 3B: 0 HR: 1	SF: 0 SAC: 1 DP: 1 HBP: 0	WP: 0 PB: 0 SB: 0 CS: 0	PA: 34
PITCHER Andy Messersmith, R ERA: 3.09 (1, 1)	IP: 9.0 WLS: W BF: 34 H: 6 R: 1 ER: 1 SO: 7 BB: 2 IBB: 0 HBP: 0 BLK: 0 WP: 0 HR: 1 S: 46 P: 54 ERA: 1.00 WHIP: 0.889																			

Batter	1	2	3	4	5	6	7	8	9	AB	R	H	RBI	BB	SO	LOB	TOP					
Davey Lopes, R OBP: 0.437, SLG: 0.308 (1, 9)	4-0 BB 7-4 6-3		0-0 F9		0-0 6-3		0-0 SH5-3		0-0 P3	3	0	0	0	1	0	0						
Manny Mota, R OBP: 0.353, SLG: 0.313 Jimmy Wynn, R OBP: 0.463, SLG: 0.660 Steve Yeager, R OBP: 0.294, SLG: 0.400 (1, 7)	0-0 6-3			0-0 1B SF8		0-0 3-1	0-0 6-3			2	0	1	0	0	0	1						
Henry Cruz, L OBP: 0.333, SLG: 0.400 (1, 8)	0-0 7-4			0-0 SF8 5-3 1B		0-0 1B	0-0 G3			4	0	2	0	0	0	4						
Steve Garvey, R OBP: 0.362, SLG: 0.448 (1, 3)		0-0 1B 1B		0-0 5-3		0-0 1B		0-0 F8		4	0	2	0	0	0	2						
Ron Cey, R OBP: 0.349, SLG: 0.589 (1, 5)		0-3 K		0-0 SF8		0-0 F8		0-0 FC6-4 1B		3	0	1	1	0	1	3						
Joe Ferguson, R OBP: 0.310, SLG: 0.191 (1, 2)		0-0 G1-6-3 1B		0-0 FC6-4 BB		0-0 F2		0-3 K		3	0	1	0	1	1	3						
Lee Lacy, R OBP: 0.222, SLG: 0.222 (1, 4)		0-0 G1-6-3 1B		0-0 FC6-4				0-0 1B 1B		4	1	1	0	0	0	5						
Rick Auerbach, R OBP: 0.250, SLG: 0.270 Willie Crawford, L OBP: 0.340, SLG: 0.237 (1, 6)			0-0 F8		0-0 F8		0-0 SH5-3 1B		0-0 L6	3	0	1	0	0	0	0						
Doug Rau, L OBP: 0.143, SLG: 0.143 Charlie Minton, L OBP: 1.000, SLG: 1.000 Andy Messersmith, L OBP: 0.231, SLG: 0.167 Charlie Hough, R Jim Brewer, L Ken McMullen, R (1, 1)			0-0 F7		0-0		0-0 SH5-3 1B		0-0 P5	2	0	0	0	0	0	0						
Inning Stats	R: 0 E: 0 K: 0 S: 2	H: 0 LOB: 0 BB: 1 P: 6	R: 0 E: 0 K: 1 S: 6	H: 2 LOB: 1 BB: 0 P: 6	R: 0 E: 0 K: 0 S: 3	H: 0 LOB: 0 BB: 0 P: 3	R: 1 E: 0 K: 0 S: 5	H: 2 LOB: 2 BB: 1 P: 9	R: 0 E: 0 K: 0 S: 3	H: 0 LOB: 0 BB: 0 P: 3	R: 0 E: 0 K: 0 S: 5	H: 2 LOB: 2 BB: 0 P: 5	R: 1 E: 0 K: 0 S: 6	H: 3 LOB: 3 BB: 0 P: 6	R: 0 E: 0 K: 1 S: 6	H: 1 LOB: 1 BB: 0 P: 6	R: 0 E: 0 K: 0 S: 3	H: 0 LOB: 0 BB: 0 P: 3	1B: 10 2B: 1 3B: 0 HR: 0	SF: 1 SAC: 1 DP: 2 HBP: 0	WP: 0 PB: 0 SB: 0 CS: 0	PA: 37
PITCHER	IP	WLS	BF	H	R	ER	SO	BB	IBB	HBP	BLK	WP	HR	S	P	ERA	WHIP					
Carl Morton, R ERA: 1.8 Roric Harrison, R ERA: 2.53 (1, 1)	7.0	W	30	9	2	2	1	2	0	0	0	0	0	30	38	2.57	1.571					
(8, 1)	2.0	S	7	1	0	0	1	0	0	0	0	0	0	9	9	0.00	0.500					

Los Angeles Dodgers @ Atlanta Braves
Atlanta-Fulton County Stadium, Atlanta, GA

AB 33
R 2
H 10
RBI 2
BB 2
SO 2
LOB 21



WP: 0 PA: 37
PB: 0
SB: 0
CS: 0

Tue Apr 22 1975, 7:05 PM EDT
Att: 5,049 - Unknown

livebaseballscorecards.com

Batter	1	2	3	4	5	6	7	8	9	AB	R	H	RBI	BB	SO	LOB	BOTTOM					
Ralph Garr, L OBP: 0.344, SLG: 0.362 (1, 7)	0-0 E1 G3		0-0 4-3			0-3 K	0-0 2B			4	0	1	2	0	1	0						
Marty Perez, R OBP: 0.322, SLG: 0.269 (1, 4)	0-0 F8			4-0 3B BB		0-0 G3 2B	0-0 BB			2	1	1	0	2	0	1						
Darrell Evans, L OBP: 0.349, SLG: 0.579 (1, 5)	0-0 G3			0-0 1H 3B		0-0 G3	0-3 K			4	0	1	1	0	1	5						
Earl Williams, R Rowland Office, L OBP: 0.339, SLG: 0.300 (1, 3)	0-0 F7			0-0 L5		0-0 P3		0-0		4	0	0	0	0	0	2						
Dusty Baker Jr., R OBP: 0.267, SLG: 0.377 (1, 9)		0-0 P4		0-0 1B		0-0 SH5-3 2B 1B		0-0 F8		4	1	2	0	0	0	0						
Mike Lum, L OBP: 0.258, SLG: 0.241 (1, 8)		0-0 6-3		0-0 G3		4-0 SH5-3 2B BB		0-3 K		3	1	0	0	1	1	1						
Vic Correll, R OBP: 0.231, SLG: 0.306 (1, 2)		0-0 5-3			0-0 P6		0-0 SH5-3			2	0	0	0	0	0	0						
Larry Blanks, R OBP: 0.196, SLG: 0.140 Johnny Oates, L OBP: 0.250, SLG: 0.500 Roric Harrison, R (1, 6)			0-0 F9		0-0 F3		0-0 G3			2	0	0	0	0	0	0						
Carl Morton, R OBP: 0.143, SLG: 0.077 Dave May, L Craig Robinson, R (1, 1)			0-3 K		0-3 K		4-0 2B BB			2	0	0	0	0	2	0						
(7, PH)										0	0	0	0	1	0	0						
(8, 6)										0	0	0	0	0	0	0						
Inning Stats	R: 0 E: 1 K: 0 S: 4	H: 0 LOB: 1 BB: 0 P: 4	R: 0 E: 0 K: 0 S: 3	H: 0 LOB: 0 BB: 0 P: 3	R: 0 E: 0 K: 1 S: 5	H: 0 LOB: 0 BB: 0 P: 5	R: 1 E: 0 K: 0 S: 4	H: 2 LOB: 1 BB: 1 P: 8	R: 0 E: 0 K: 1 S: 5	H: 0 LOB: 0 BB: 0 P: 5	R: 0 E: 0 K: 1 S: 6	H: 1 LOB: 1 BB: 0 P: 6	R: 2 E: 0 K: 1 S: 7	H: 2 LOB: 3 BB: 3 P: 19	R: 0 E: 0 K: 1 S: 5	H: 0 LOB: 0 BB: 0 P: 5	1B: 2 2B: 2 3B: 1 HR: 0	SF: 0 SAC: 1 DP: 0 HBP: 0	WP: 0 PB: 1 SB: 0 CS: 0	PA: 33		
PITCHER	IP	WLS	BF	H	R	ER	SO	BB	IBB	HBP	BLK	WP	HR	S	P	ERA	WHIP					
Doug Rau, L ERA: 4.13 Charlie Hough, R ERA: 5.59 Jim Brewer, L ERA: (1, 1)	6.0	L	22	3	1	1	3	1	0	0	0	0	0	27	31	1.50	0.667					
(7, 1)	0.2	L	5	1	2	2	0	2	0	0	0	0	0	3	11	27.00	4.500					
(7, 1)	1.1		6	1	0	0	2	1	0	0	0	0	0	9	13	0.00	1.500					

Los Angeles Dodgers @ Atlanta Braves
Atlanta-Fulton County Stadium, Atlanta, GA

AB 28
R 3
H 5
RBI 3
BB 4
SO 5
LOB 11



WP: 0 PA: 33
PB: 1
SB: 0
CS: 0

Tue Apr 22 1975, 7:05 PM EDT
Att: 5,049 - Unknown

livebaseballscorecards.com

Batter	1	2	3	4	5	6	7	8	9	AB	R	H	RBI	BB	SO	LOB	TOP					
Davey Lopes, R OBP: 0.413, SLG: 0.286 (1, 4)										4	0	0	0	0	1	0	Los Angeles Dodgers @ San Diego Padres San Diego Stadium, San Diego, CA Wed Apr 23 1975, 10:05 PM EDT Att: 43,478 - Unknown livebaseballscorecards.com					
Henry Cruz, L OBP: 0.263, SLG: 0.316 (1, 8)										4	0	0	0	0	0	0						
Steve Garvey, R OBP: 0.384, SLG: 0.471 (1, 3)										3	1	2	0	1	0	0						
Ron Cey, R OBP: 0.343, SLG: 0.567 (1, 5)										4	0	1	1	0	1	2						
Willie Crawford, L OBP: 0.353, SLG: 0.244 (1, 7)										3	0	1	0	1	0	1						
Joe Ferguson, R OBP: 0.306, SLG: 0.196 (1, 9)										4	0	1	0	0	1	4						
Steve Yeager, R OBP: 0.236, SLG: 0.316 (1, 2)										4	0	0	0	0	1	4						
Rick Auerbach, R OBP: 0.256, SLG: 0.256 (1, 6)										2	0	0	0	1	0	1						
Geoff Zahn, L (7, 1)										0	0	0	0	0	0	0						
Charlie Manuel, L OBP: 0.500, SLG: 0.500 (9, PH)										1	0	0	0	0	0	0						
Don Sutton, R OBP: 0.231, SLG: 0.091 (1, 1)										2	0	0	0	0	0	3						
Charlie Hough, R (5, 1)										0	0	0	0	0	0	0						
Ivan De Jesus, R (7, 6)										2	0	0	0	0	1	0						
Inning Stats	R: 0 E: 0 K: 0 S: 3	H: 0 LOB: 0 BB: 0 P: 3	R: 0 E: 1 K: 0 S: 4	H: 0 LOB: 3 BB: 2 P: 12	R: 0 E: 0 K: 1 S: 6	H: 1 LOB: 1 BB: 0 P: 6	R: 0 E: 0 K: 1 S: 6	H: 1 LOB: 1 BB: 0 P: 6	R: 0 E: 0 K: 0 S: 3	H: 0 LOB: 2 BB: 1 P: 3	R: 0 E: 0 K: 0 S: 4	H: 1 LOB: 2 BB: 1 P: 8	R: 0 E: 0 K: 1 S: 5	H: 0 LOB: 0 BB: 0 P: 5	R: 1 E: 0 K: 1 S: 7	H: 2 LOB: 1 BB: 0 P: 7	R: 0 E: 0 K: 1 S: 5	H: 0 LOB: 0 BB: 0 P: 5	1B: 4 2B: 1 3B: 0 HR: 0	SF: 0 SAC: 0 DP: 0 HBP: 0	WP: 0 PB: 0 SB: 0 CS: 0	PA: 36
PITCHER Joe McIntosh, R ERA: 1.09 (1, 1)	IP: 9.0 WLS: W BF: 36 H: 5 R: 1 ER: 1 SO: 5 BB: 3 IBB: 0 HBP: 0 BLK: 0 WP: 0 HR: 0 S: 43 P: 55 ERA: 1.00 WHIP: 0.889																					

Batter	1	2	3	4	5	6	7	8	9	AB	R	H	RBI	BB	SO	LOB	BOTTOM														
Bobby Tolan, L OBP: 0.275, SLG: 0.313 (1, 7)										5	0	3	2	0	0	1	Los Angeles Dodgers @ San Diego Padres San Diego Stadium, San Diego, CA Wed Apr 23 1975, 10:05 PM EDT Att: 43,478 - Unknown livebaseballscorecards.com														
Hector Torres, R OBP: 0.353, SLG: 0.353 (1, 6)										5	0	0	0	0	0	5															
Johnny Grubb, L OBP: 0.286, SLG: 0.295 (1, 8)										3	1	2	0	1	0	0															
Willie McCovey, L OBP: 0.378, SLG: 0.529 (1, 3)										4	1	1	0	0	0	2															
Dick Sharon, R OBP: 0.111, SLG: 0.111 (7, 7)										0	0	0	0	0	0	0															
Dave Winfield, R OBP: 0.451, SLG: 0.575 (1, 9)										3	2	1	0	1	2	1															
Mike Ivie, R OBP: 0.295, SLG: 0.432 (1, 5)										4	2	2	2	0	0	1															
Tito Fuentes, S OBP: 0.314, SLG: 0.354 (1, 4)										4	0	0	0	0	2	4															
Randy Hundley, R OBP: 0.346, SLG: 0.480 (1, 2)										4	1	2	2	0	1	3															
Joe McIntosh, S (1, 1)										1	0	0	1	1	1	1															
Inning Stats	R: 0 E: 0 K: 0 S: 4	H: 1 LOB: 1 BB: 0 P: 4	R: 2 E: 2 K: 1 S: 9	H: 3 LOB: 2 BB: 0 P: 9	R: 0 E: 0 K: 1 S: 6	H: 1 LOB: 1 BB: 0 P: 6	R: 1 E: 0 K: 1 S: 7	H: 2 LOB: 1 BB: 0 P: 7	R: 4 E: 0 K: 2 S: 11	H: 4 LOB: 2 BB: 2 P: 19	R: 0 E: 0 K: 1 S: 5	H: 0 LOB: 0 BB: 0 P: 5	R: 0 E: 0 K: 0 S: 3	H: 0 LOB: 0 BB: 0 P: 3	R: 0 E: 0 K: 0 S: 2	H: 0 LOB: 0 BB: 1 P: 6	1B: 7 2B: 4 3B: 0 HR: 0	SF: 1 SAC: 1 DP: 1 HBP: 0	WP: 0 PB: 0 SB: 2 CS: 0	PA: 38											
PITCHER Don Sutton, R ERA: 1.72 (1, 1)	IP: 4.2 WLS: L BF: 28 H: 11 R: 7 ER: 5 SO: 5 BB: 1 IBB: 1 HBP: 0 BLK: 0 WP: 0 HR: 0 S: 36 P: 44 ERA: 9.64 WHIP: 2.571																														
Charlie Hough, R ERA: 4.91 (5, 1)	1.1	4	0	0	0	1	0	0	0	0	0	6	6	0.00	0.000																
Geoff Zahn, L ERA: 9.0 (7, 1)	2.0	6	0	0	0	0	1	0	0	0	0	5	9	0.00	0.500																

Batter	1	2	3	4	5	6	7	8	9	AB	R	H	RBI	BB	SO	LOB	TOP										
Davey Lopes, R OBP: 0.435, SLG: 0.352 (1, 8)										5	3	2	0	1	1	1	Los Angeles Dodgers @ San Francisco Giants Candlestick Park, San Francisco, CA Sat Apr 26 1975, 6:33 AM EDT Att: 11,304 - Unknown										
Lee Lacy, R OBP: 0.476, SLG: 0.476 (1, 4)										4	1	2	0	2	0	2											
Willie Crawford, L OBP: 0.383, SLG: 0.271 (1, 7)										5	3	2	2	1	0	3											
Steve Garvey, R OBP: 0.400, SLG: 0.459 (1, 3)										5	3	2	2	1	0	2											
Ron Cey, R OBP: 0.361, SLG: 0.616 Ken McMullen, R OBP: 0.333, SLG: 0.800 (1, 5) (8, 5)										4	2	1	3	1	0	1											
Joe Ferguson, R OBP: 0.325, SLG: 0.194 (1, 9)										4	0	1	2	1	2	4											
Steve Yeager, R OBP: 0.306, SLG: 0.313 (1, 2)										5	0	2	2	0	0	2											
Rick Auerbach, R OBP: 0.232, SLG: 0.216 Ivan De Jesus, R (1, 6) (8, 6)										4	0	0	0	0	1	5											
Doug Rau, L OBP: 0.273, SLG: 0.111 Tom Paciorek, R OBP: 0.222, SLG: 0.222 Charlie Hough, R (1, 1) (9, PH) (9, 1)										2	1	0	0	2	1	1											
Inning Stats	R: 4 E: 0 K: 1 S: 7	H: 2 LOB: 0 BB: 2 P: 15	R: 5 E: 1 K: 1 S: 10	H: 4 LOB: 2 BB: 2 P: 18	R: 0 E: 0 K: 0 S: 2	H: 0 LOB: 0 BB: 1 P: 6	R: 0 E: 0 K: 0 S: 3	H: 0 LOB: 0 BB: 0 P: 3	R: 0 E: 0 K: 0 S: 3	H: 0 LOB: 1 BB: 1 P: 7	R: 3 E: 0 K: 2 S: 10	H: 3 LOB: 2 BB: 2 P: 18	R: 0 E: 0 K: 1 S: 5	H: 0 LOB: 1 BB: 1 P: 9	R: 0 E: 1 K: 0 S: 4	H: 0 LOB: 1 BB: 0 P: 4		R: 1 E: 1 K: 0 S: 6	H: 4 LOB: 2 BB: 0 P: 6	1B: 12 2B: 0 3B: 0 HR: 1	SF: 0 SAC: 0 DP: 1 HBP: 0	WP: 1 PB: 1 SB: 1 CS: 0	PA: 49				
PITCHER	IP	WLS	BF	H	R	ER	SO	BB	IBB	HBP	BLK	WP	HR	S	P	ERA	WHIP										
John D'Acquisto, R ERA: 7.64 Tom Bradley, R ERA: 3.15 Dave Heaverlo, R ERA: 1.35 Gary Lavelle, L ERA: 3.68	(1, 1) (2, 1) (7, 1) (9, 1)	1.2 4.1 2.0 1.0	L 23 8 6	4 5 0 4	7 5 0 1	6 2 0 1	2 2 1 0	3 4 1 0	0 1 0 0	0 0 0 0	0 0 0 0	0 1 0 0	1 0 0 6	13 22 9 6	25 42 13 6	32.40 4.15 0.00 9.00	4.200 2.077 0.500 4.000										

AB	40
R	13
H	13
RBI	11
BB	9
SO	5
LOB	21



Batter	1	2	3	4	5	6	7	8	9	AB	R	H	RBI	BB	SO	LOB	BOTTOM										
Garry Maddox, R OBP: 0.189, SLG: 0.204 (1, 8)										4	0	1	0	0	0	1	Los Angeles Dodgers @ San Francisco Giants Candlestick Park, San Francisco, CA Sat Apr 26 1975, 6:33 AM EDT Att: 11,304 - Unknown										
Derrel Thomas, S OBP: 0.190, SLG: 0.219 Mike Phillips, L OBP: 0.364, SLG: 0.222 Dave Heaverlo, R Chris Arnold, R Gary Lavelle, S (1, 4) (2, 4) (7, 1) (8, PH) (9, 1)										1 2 0 0 0 0	0 1 0 0 0 0	0 0 0 0 0 0	0 0 0 0 0 0	0 0 0 0 0 0	0 0 0 0 0 0												
Bobby Murcer, L OBP: 0.436, SLG: 0.591 Horace Speed, R (1, 9) (6, PR) (7, 9)										2 1	2 0	2 0	2 0	1 0	0 1												
Gary Matthews, R OBP: 0.405, SLG: 0.530 (1, 7)										3	1	0	0	1	0	4											
Ed Goodson, L OBP: 0.265, SLG: 0.295 (1, 3)										4	0	1	0	0	1	1											
Chris Speier, R OBP: 0.307, SLG: 0.338 (1, 6)										3	0	1	0	1	0	2											
Steve Ontiveros, S OBP: 0.357, SLG: 0.313 (1, 5)										4	0	2	1	0	0	2											
Marc Hill, R OBP: 0.404, SLG: 0.447 (1, 2)										4	0	0	0	0	2	4											
John D'Acquisto, R Tom Bradley, R Bruce Miller, R (1, 1) (2, 1) (6, PH) (7, 4)										0 1 3	0 0 0	0 0 1	0 0 0	0 0 0	0 0 2												
Inning Stats	R: 2 E: 0 K: 0 S: 5	H: 2 LOB: 1 BB: 0 P: 5	R: 0 E: 0 K: 1 S: 5	H: 1 LOB: 0 BB: 0 P: 5	R: 0 E: 0 K: 0 S: 3	H: 0 LOB: 0 BB: 0 P: 3	R: 0 E: 0 K: 0 S: 3	H: 1 LOB: 0 BB: 0 P: 3	R: 0 E: 0 K: 0 S: 4	H: 1 LOB: 2 BB: 1 P: 8	R: 0 E: 0 K: 0 S: 3	H: 0 LOB: 1 BB: 1 P: 7	R: 0 E: 0 K: 0 S: 3	H: 0 LOB: 1 BB: 1 P: 7	R: 1 E: 0 K: 1 S: 7	H: 2 LOB: 2 BB: 1 P: 11		1B: 7 2B: 1 3B: 0 HR: 1	SF: 0 SAC: 0 DP: 3 HBP: 0	WP: 0 PB: 1 SB: 0 CS: 0	PA: 36						
PITCHER	IP	WLS	BF	H	R	ER	SO	BB	IBB	HBP	BLK	WP	HR	S	P	ERA	WHIP										
Doug Rau, L ERA: 3.66 Charlie Hough, R ERA: 5.25	(1, 1) (9, 1)	8.0 1.0	W 6	30 2	6 1	2 1	2 1	2 1	3 1	0 0	0 0	0 0	0 7	31 7	43 11	2.25 9.00	1.125 3.000										

AB	32
R	3
H	8
RBI	3
BB	4
SO	3
LOB	19





Batter	1	2	3	4	5	6	7	8	9	AB	R	H	RBI	BB	SO	LOB	TOP	
Davey Lopes, R (1, 8) OBP: 0.443, SLG: 0.365	K			SH1-3 1B 2B		CS BB	5-3		2B BB	3	2	1	0	2	1	0	Los Angeles Dodgers @ San Francisco Giants Candlestick Park, San Francisco, CA Sun Apr 27 1975, 6:33 AM EDT Att: 35,517 - Unknown AB 33 R 7 H 9 RBI 7 BB 7 SO 9 LOB 14	
Lee Lacy, R (1, 4) OBP: 0.481, SLG: 0.500	K			SH1-3		HR BB	6-3		2B	3	1	1	3	1	1	0		
Willie Crawford, L (1, 7) OBP: 0.415, SLG: 0.365	F7			S 1B		HR			FC4-6 IBB	4	1	3	3	1	0	0		
Steve Garvey, R (1, 3) OBP: 0.389, SLG: 0.444		K		K		5-3 2B 1B			F9	5	1	1	0	0	2	4		
Ron Cey, R (1, 5) OBP: 0.352, SLG: 0.584		5-3		K		5-3			FC4-6	4	0	0	0	1	1	4		
Joe Ferguson, R (1, 9) OBP: 0.333, SLG: 0.215		K								3	0	1	1	1	2	1		
Steve Yeager, R (1, 2) OBP: 0.300, SLG: 0.286				F9		F8			F3	3	0	0	0	1	0	1		
Rick Auerbach, R (1, 6) OBP: 0.224, SLG: 0.208				P4		P3				2	0	0	0	0	0	1		
Charlie Manuel, L (6, PH) OBP: 0.333, SLG: 0.333						F7			BB 2B 1B	1	0	0	0	0	0	2		
Ivan De Jesus, R (6, 6) OBP: 0.250, SLG: 0.250									BB 2B 1B	1	1	1	0	0	0	0		
Don Sutton, R (1, 1) OBP: 0.235, SLG: 0.133				K		K			BB 2B 1B	4	1	1	0	0	2	1		
Inning Stats	R: 0 H: 0 E: 0 K: 2 S: 7	H: 0 LOB: 0 BB: 0 P: 7	R: 0 H: 0 E: 0 K: 2 S: 7	H: 0 LOB: 0 BB: 0 P: 7	R: 0 H: 0 E: 0 K: 1 S: 5	H: 0 LOB: 1 BB: 0 P: 9	R: 1 H: 2 E: 0 K: 2 S: 9	H: 3 LOB: 2 BB: 3 P: 17	R: 0 H: 0 E: 0 K: 0 S: 3	H: 1 LOB: 1 BB: 1 P: 9	R: 0 H: 1 E: 0 K: 1 S: 5	H: 3 LOB: 2 BB: 2 P: 14	R: 3 H: 3 E: 0 K: 0 S: 6	H: 3 LOB: 2 BB: 2 P: 14	1B: 5 2B: 3 3B: 0 HR: 1	SF: 0 SAC: 1 DP: 1 HBP: 0	WP: 0 PB: 0 SB: 1 CS: 1	PA: 41
PITCHER	IP WLS BF H R ER SO BB IBB HBP BLK WP HR S P ERA WHIP																	
John Montefusco, R (1, 1) ERA: 2.43	5.2 L 25 5 4 4 8 3 1 0 0 0 0 1 37 53 6.35 1.412																	
Randy Moffitt, R (6, 1) ERA:	1.1 4 0 0 0 0 0 0 0 0 0 0 0 4 4 0.00 0.000																	
Charlie Williams, R (8, 1) ERA: 2.2	2.0 12 4 3 3 1 2 1 0 0 0 0 0 11 23 13.50 3.000																	

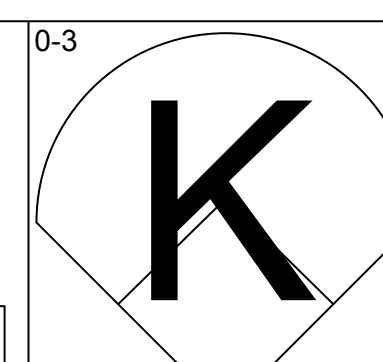
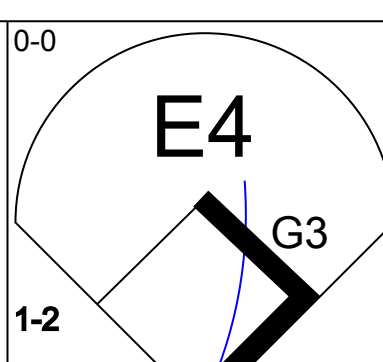
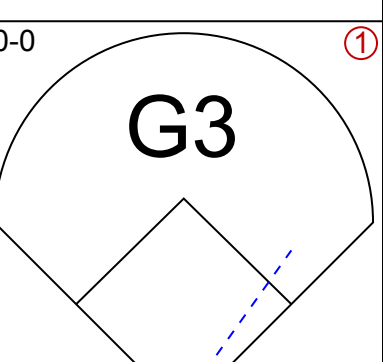
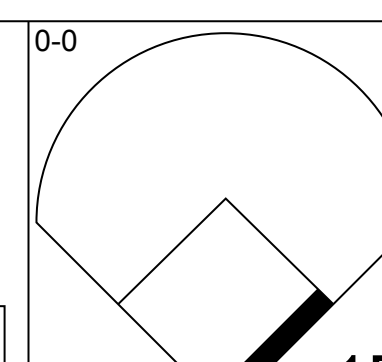
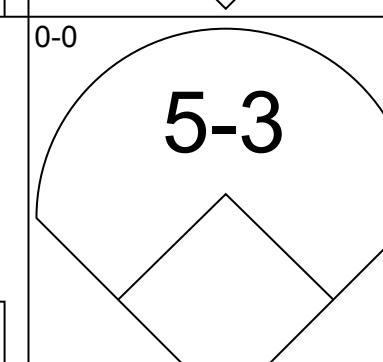
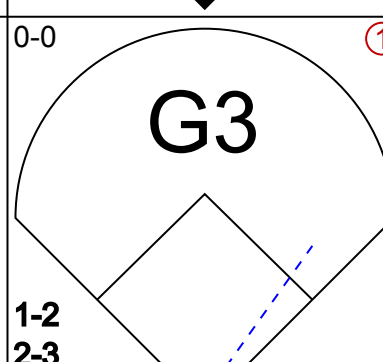
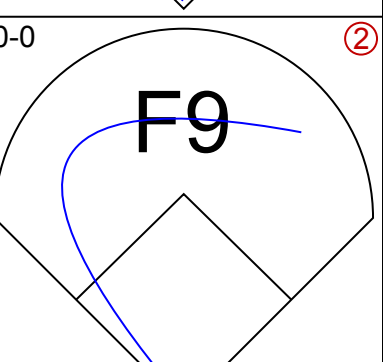
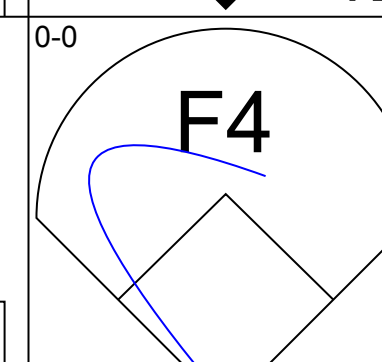
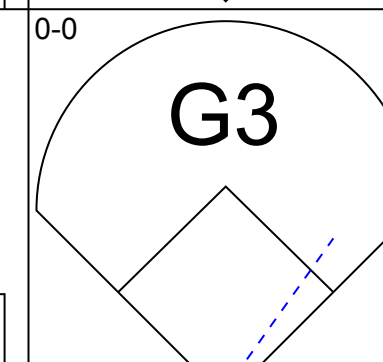
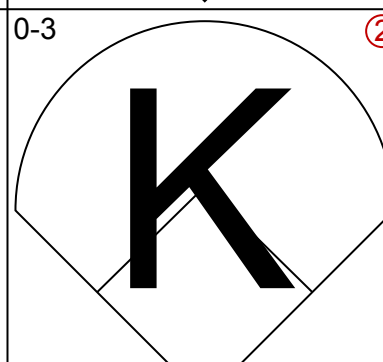
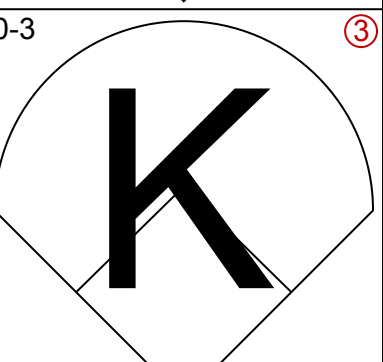
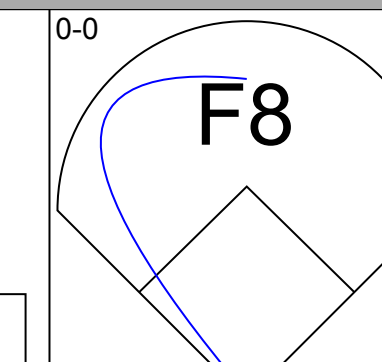
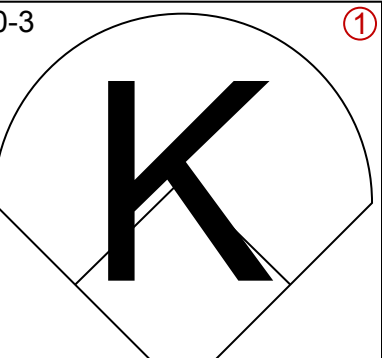
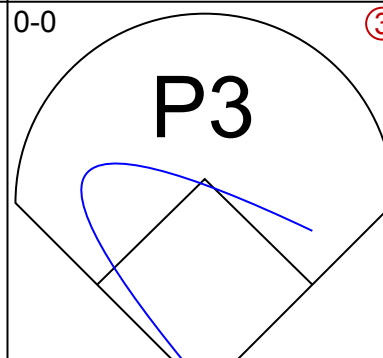
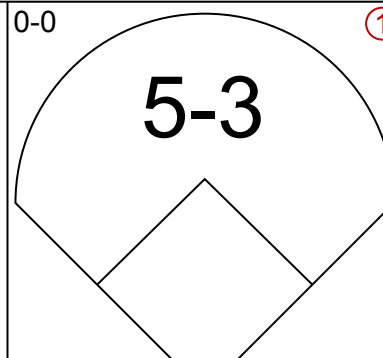
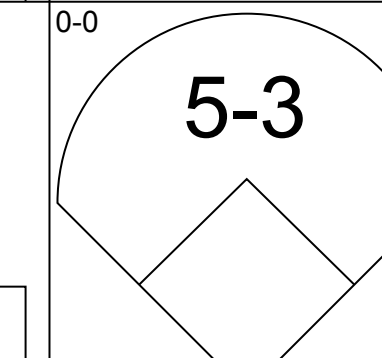
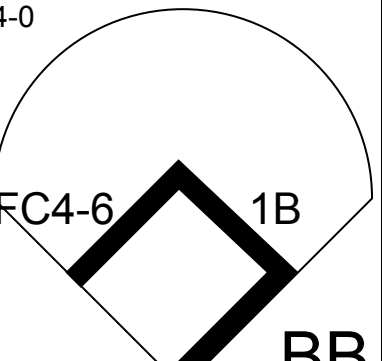
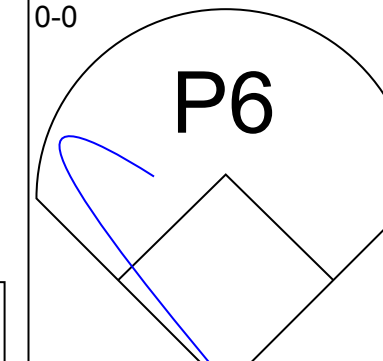
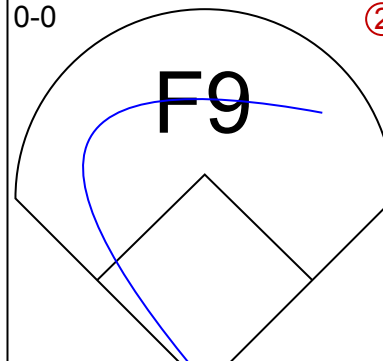
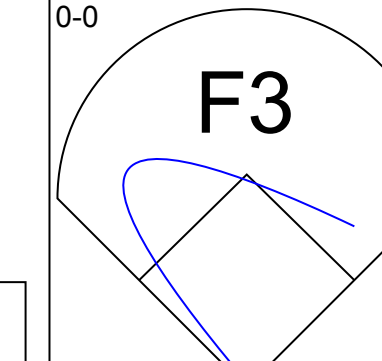
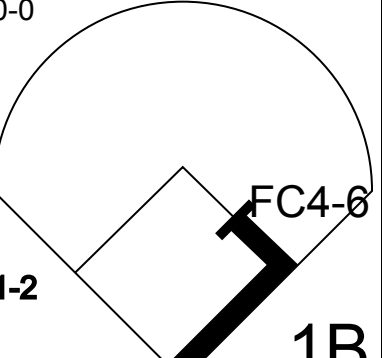
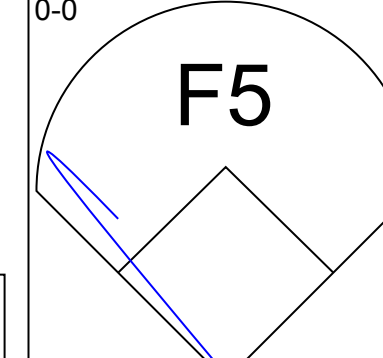
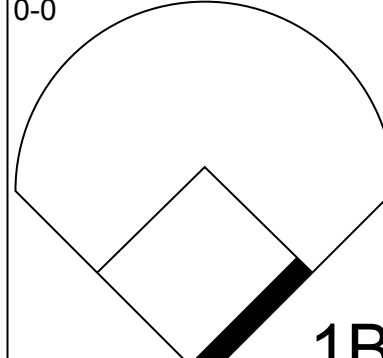
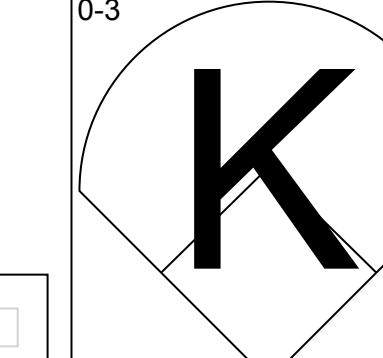
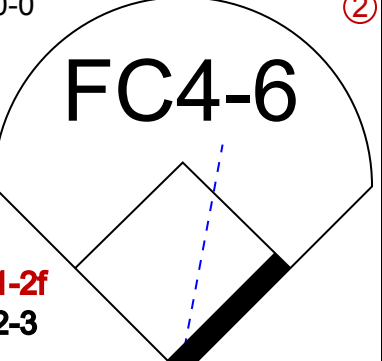
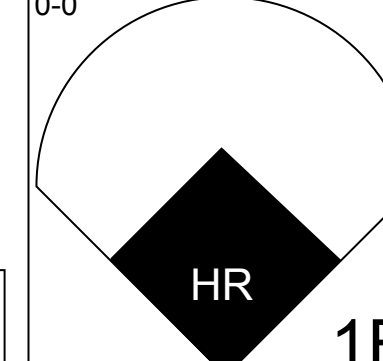
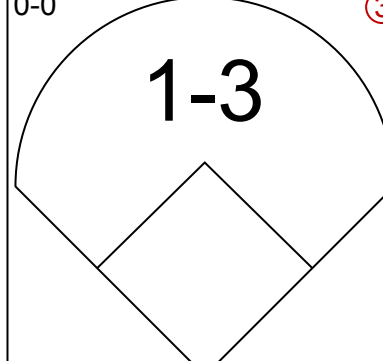
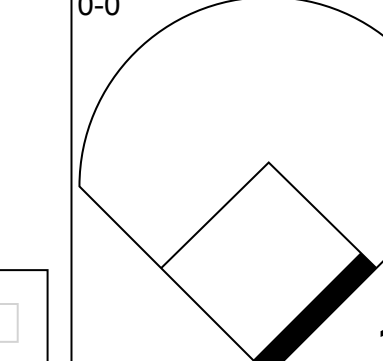
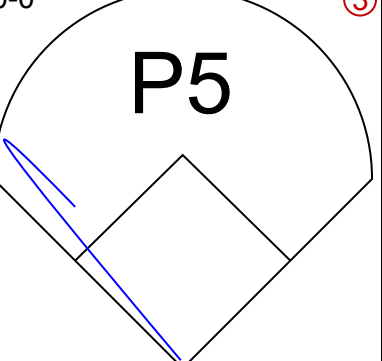
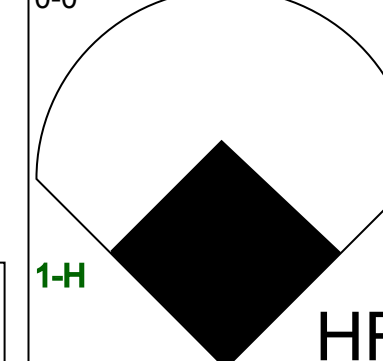
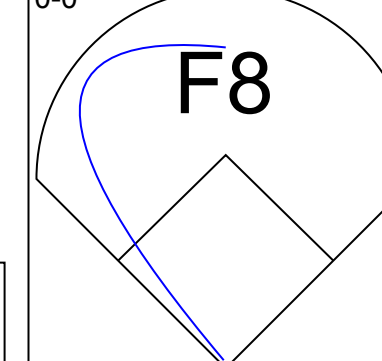
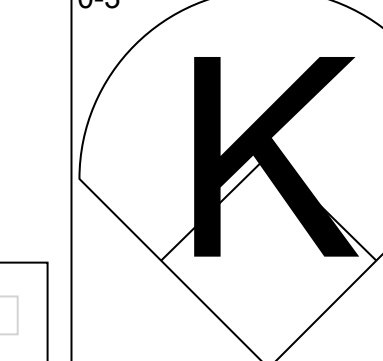
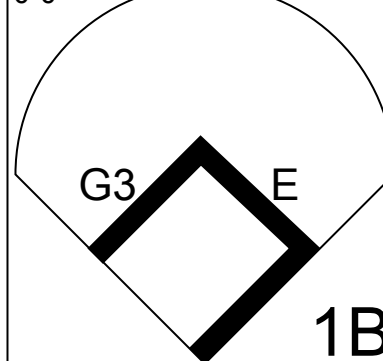
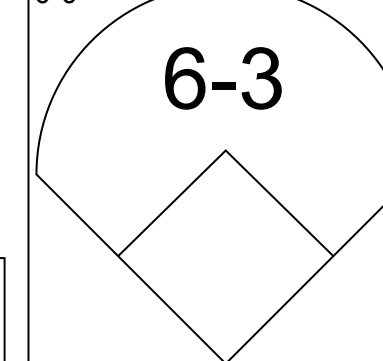
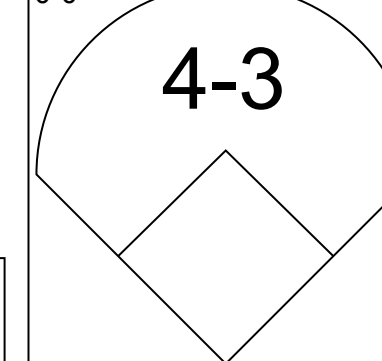
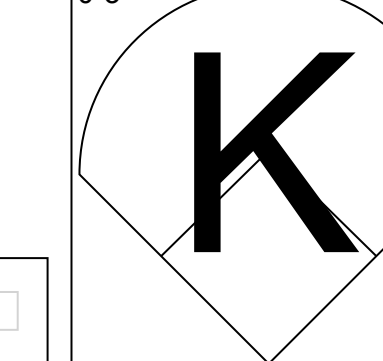
Batter	1	2	3	4	5	6	7	8	9	AB	R	H	RBI	BB	SO	LOB	BOTTOM					
Von Joshua, L (1, 8) OBP: 0.389, SLG: 0.424	K			5-3						4	0	1	0	0	1	0	Los Angeles Dodgers @ San Francisco Giants Candlestick Park, San Francisco, CA Sun Apr 27 1975, 6:33 AM EDT Att: 35,517 - Unknown AB 33 R 3 H 6 RBI 3 BB 2 SO 9 LOB 10					
Mike Phillips, L (1, 4) OBP: 0.324, SLG: 0.194	K			K		B5				4	0	0	0	0	2	1						
Bobby Murcer, L (1, 9) OBP: 0.427, SLG: 0.571	F2			2B 2B 1B		F8			4-3	4	1	1	0	0	0	1						
Ed Goodson, L (1, 3) OBP: 0.283, SLG: 0.333		L6		2B 2B		E6			K	4	1	2	0	0	1	0						
Gary Thomasson, L (1, 7) OBP: 0.154, SLG: 0.171		L6		FC5 2B		K			F7	4	0	1	2	0	1	2						
Chris Speier, R (1, 6) OBP: 0.304, SLG: 0.324		2B BB		P4		F7			P3	3	1	0	0	1	0	1						
Steve Ontiveros, S (1, 5) OBP: 0.367, SLG: 0.333				FC5 BB		K			F7	3	0	1	1	1	1	0						
Dave Rader, L (1, 2) OBP: 0.200, SLG: 0.143		K		FC5		4-3			4-1	4	0	0	0	0	1	3						
John Montefusco, R (1, 1) ERA: 1.97				K		K				2	0	0	0	0	2	2						
Randy Moffitt, R (6, 1) OBP: 0.500, SLG: 0.500				K						0	0	0	0	0	0	0						
Gary Maddox, R (7, PH) OBP: 0.183, SLG: 0.200										1	0	0	0	0	0	0						
Charlie Williams, R (8, 1) ERA: 2.2										0	0	0	0	0	0	0						
Inning Stats	R: 0 H: 0 E: 0 K: 2 S: 7	H: 1 LOB: 1 BB: 1 P: 10	R: 1 H: 1 E: 0 K: 1 S: 6	H: 1 LOB: 1 BB: 1 P: 10	R: 0 H: 0 E: 0 K: 2 S: 7	H: 0 LOB: 0 BB: 0 P: 7	R: 2 H: 3 E: 0 K: 1 S: 8	H: 3 LOB: 2 BB: 1 P: 12	R: 0 H: 2 E: 1 K: 1 S: 7	H: 2 LOB: 2 BB: 0 P: 7	R: 0 H: 0 E: 0 K: 0 S: 3	H: 0 LOB: 0 BB: 0 P: 3	R: 0 H: 0 E: 0 K: 1 S: 5	H: 0 LOB: 0 BB: 0 P: 5	R: 0 H: 0 E: 0 K: 0 S: 3	H: 0 LOB: 0 BB: 0 P: 3	R: 0 H: 0 E: 0 K: 0 S: 3	H: 0 LOB: 0 BB: 0 P: 3	1B: 3 2B: 3 3B: 0 HR: 0	SF: 0 SAC: 0 DP: 0 HBP: 0	WP: 0 PB: 0 SB: 0 CS: 0	PA: 35
PITCHER	IP WLS BF H R ER SO BB IBB HBP BLK WP HR S P ERA WHIP																					
Don Sutton, R (1, 1) ERA: 1.97	9.0 W 35 6 3 3 9 2 0 0 0 0 0 0 51 59 3.00 0.889																					

Batter	1	2	3	4	5	6	7	8	9	AB	R	H	RBI	BB	SO	LOB	TOP								
Ralph Garr, L OBP: 0.309, SLG: 0.352 (1, 7)	6-3	F9					F8			4	1	1	0	0	0	2	Atlanta Braves @ Los Angeles Dodgers Dodger Stadium, Los Angeles, CA Mon Apr 28 1975, 7:05 PM PDT Att: 32,097 - Unknown livebaseballscorecards.com								
Marty Perez, R OBP: 0.312, SLG: 0.321 (1, 4)	4-3		5-3				6-3			4	0	1	0	0	0	0									
Darrell Evans, L OBP: 0.385, SLG: 0.581 (1, 5)	G3									2	0	0	1	1	1	0									
Earl Williams, R OBP: 0.139, SLG: 0.118 (1, 3)										4	1	2	0	0	2	0									
Dusty Baker Jr., R OBP: 0.337, SLG: 0.488 (1, 9)										4	1	2	0	0	0	2									
Mike Lum, L OBP: 0.344, SLG: 0.272 (1, 8)										3	0	1	1	1	0	3									
Johnny Oates, L OBP: 0.333, SLG: 0.417 Cito Gaston, R (9, PH)										3	0	1	0	0	0	2									
Laryell Blanks, R OBP: 0.278, SLG: 0.254 (1, 6)										2	0	0	0	2	0	1									
Phil Niekro, R OBP: 0.231, SLG: 0.308 Tom House, L (8, 1)										3	0	0	1	0	0	2									
Vic Correll, R OBP: 0.250, SLG: 0.318 (9, PH)										1	0	0	0	0	0	1									
Inning Stats	R: 0 E: 0 K: 0 S: 3	H: 0 LOB: 0 BB: 0 P: 3	R: 2 E: 0 K: 0 S: 6	H: 3 LOB: 2 BB: 1 P: 10	R: 0 E: 0 K: 0 S: 4	H: 1 LOB: 2 BB: 1 P: 8	R: 0 E: 0 K: 0 S: 3	H: 0 LOB: 0 BB: 0 P: 3	R: 1 E: 0 K: 1 S: 6	H: 2 LOB: 0 BB: 0 P: 6	R: 0 E: 0 K: 0 S: 4	H: 2 LOB: 1 BB: 0 P: 4	R: 0 E: 0 K: 2 S: 7	H: 0 LOB: 0 BB: 0 P: 3	R: 0 E: 0 K: 2 S: 7	H: 0 LOB: 0 BB: 0 P: 7	R: 0 E: 0 K: 0 S: 2	H: 0 LOB: 1 BB: 2 P: 10	1B: 8 2B: 0 3B: 0 HR: 0	SF: 1 SAC: 0 DP: 1 HBP: 0	WP: 0 PB: 0 SB: 0 CS: 1	PA: 36			
PITCHER	IP	WLS	BF	H	R	ER	SO	BB	IBB	HBP	BLK	WP	HR	S	P	ERA	WHIP								
Rick Rhoden, R ERA: 4.81 (1, 1)	5.0		23	7	3	3	1	2	0	0	0	0	0	23	31	5.40	1.800								
Al Downing, L ERA: 1.29 (6, 1)	2.0		6	1	0	0	0	0	0	0	0	0	0	6	6	0.00	0.500								
Jim Brewer, L ERA: 0.96 (8, 1)	2.0	W	7	0	0	0	2	2	0	0	0	0	0	9	17	0.00	1.000								

Batter	1	2	3	4	5	6	7	8	9	AB	R	H	RBI	BB	SO	LOB	BOTTOM								
Davey Lopes, R OBP: 0.426, SLG: 0.346 (8, 6)	6-3									4	0	0	0	0	1	1	Atlanta Braves @ Los Angeles Dodgers Dodger Stadium, Los Angeles, CA Mon Apr 28 1975, 7:05 PM PDT Att: 32,097 - Unknown livebaseballscorecards.com								
Lee Lacy, R OBP: 0.452, SLG: 0.444 (1, 4)	5-3									3	1	0	0	1	0	1									
Jimmy Wynn, R OBP: 0.479, SLG: 0.661 (1, 7) (8, 8)	3-1									3	1	2	0	1	0	0									
Steve Garvey, R OBP: 0.404, SLG: 0.479 (1, 3)										4	1	3	2	0	0	0									
Willie Crawford, L OBP: 0.397, SLG: 0.345 (8, 7)										3	0	0	0	0	0	4									
Manny Mota, R OBP: 0.368, SLG: 0.333 Henry Cruz, L OBP: 0.185, SLG: 0.222 (8, PH) (8, PH) (9, 7)										1	0	1	2	0	0	0									
Ron Cey, R OBP: 0.348, SLG: 0.568 (1, 5)										4	0	1	0	0	0	1									
Steve Yeager, R OBP: 0.273, SLG: 0.256 (1, 2)										4	0	0	0	0	1	2									
Rick Auerbach, R OBP: 0.217, SLG: 0.200 Jim Brewer, L (8, 1)										2	0	0	0	0	0	0									
Rick Rhoden, R (1, 1) Al Downing, R (6, 1) Ivan De Jesus, R OBP: 0.400, SLG: 0.290 Tom Paciorek, R OBP: 0.190, SLG: 0.300 Joe Ferguson, R OBP: 0.320, SLG: 0.212 (7, PH) (8, PH) (8, 9)										1	0	0	0	0	0	0									
Inning Stats	R: 0 E: 0 K: 0 S: 3	H: 0 LOB: 0 BB: 0 P: 3	R: 0 E: 0 K: 0 S: 3	H: 0 LOB: 0 BB: 0 P: 3	R: 0 E: 0 K: 0 S: 5	H: 2 LOB: 0 BB: 0 P: 5	R: 0 E: 0 K: 1 S: 5	H: 0 LOB: 0 BB: 0 P: 5	R: 1 E: 0 K: 0 S: 5	H: 2 LOB: 2 BB: 1 P: 9	R: 0 E: 0 K: 1 S: 6	H: 2 LOB: 1 BB: 0 P: 6	R: 3 E: 0 K: 1 S: 7	H: 2 LOB: 1 BB: 2 P: 15	1B: 6 2B: 2 3B: 0 HR: 0	SF: 0 SAC: 0 DP: 1 HBP: 0	WP: 0 PB: 0 SB: 0 CS: 0	PA: 34							
PITCHER	IP	WLS	BF	H	R	ER	SO	BB	IBB	HBP	BLK	WP	HR	S	P	ERA	WHIP								
Phil Niekro, R ERA: 2.86 (1, 1)	7.0		27	6	1	1	2	1	0	0	0	0	0	30	34	1.29	1.000								
Tom House, L ERA: 14.46 (8, 1)	1.0	L	7	2	3	3	1	2	0	0	0	0	0	7	15	27.00	4.000								

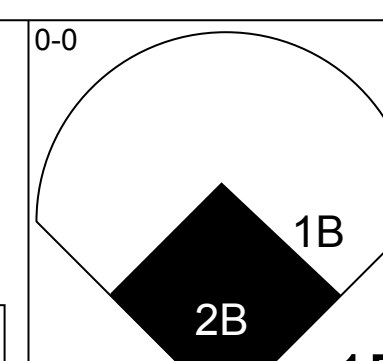
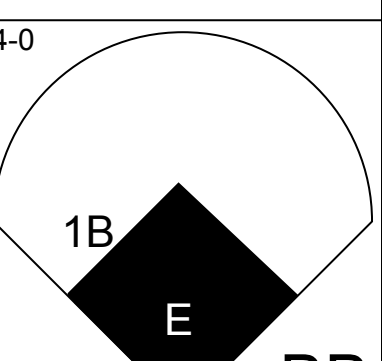
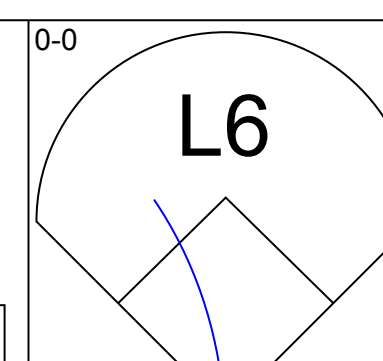
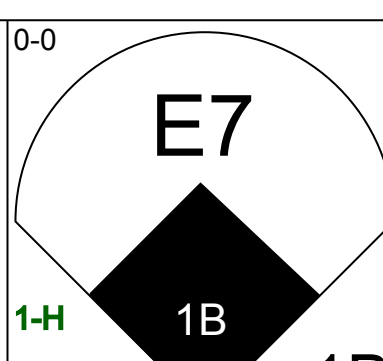
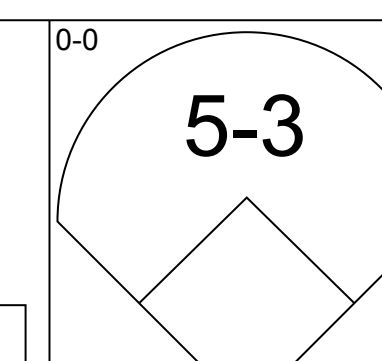
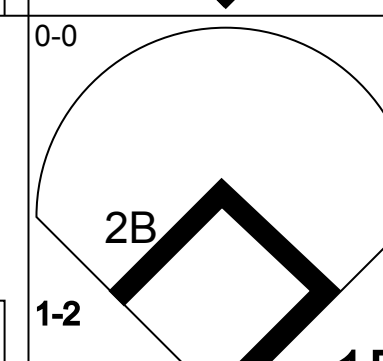
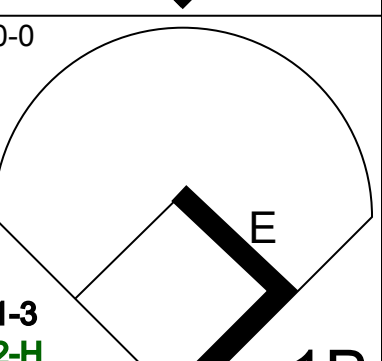
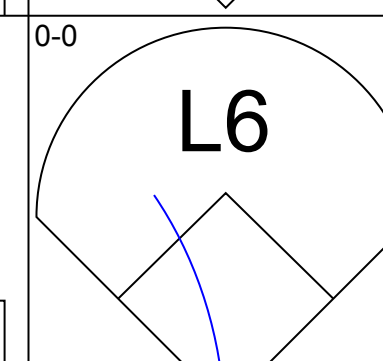
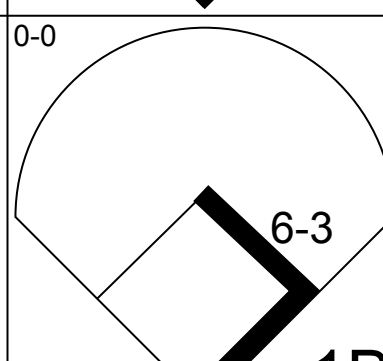
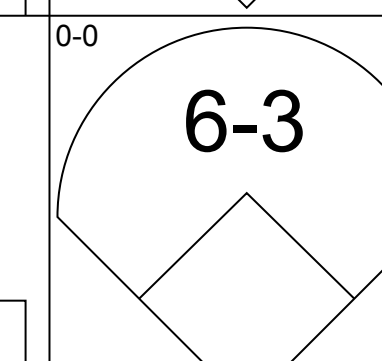
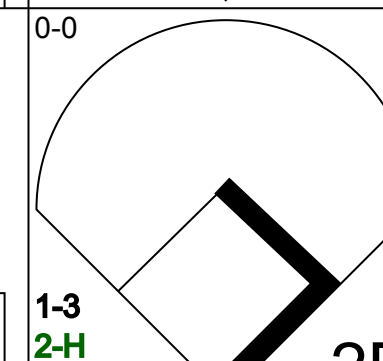
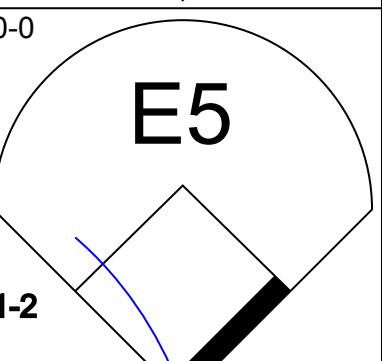
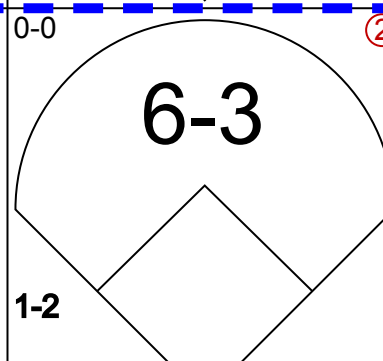
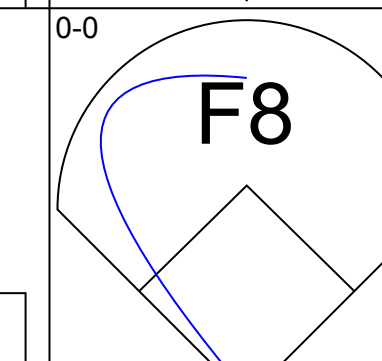
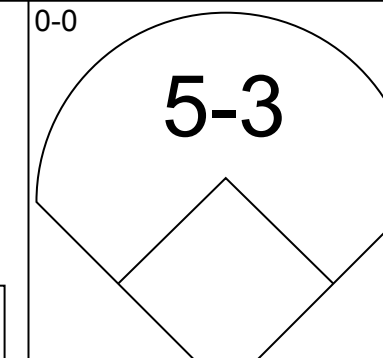
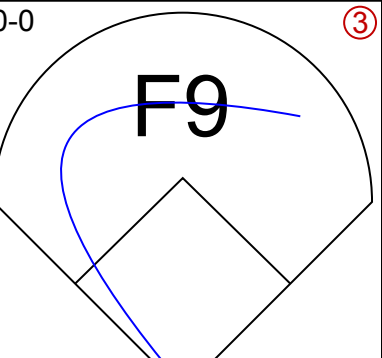
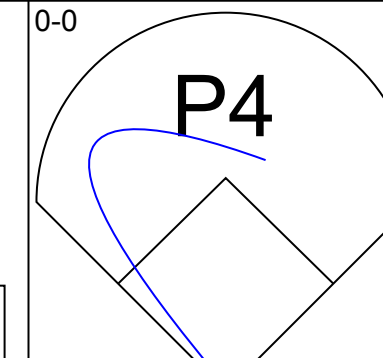
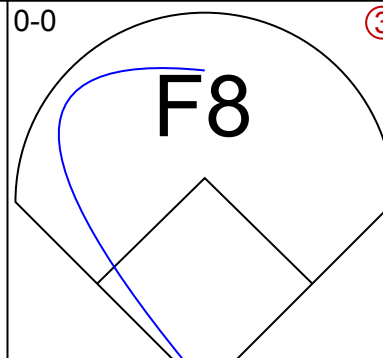
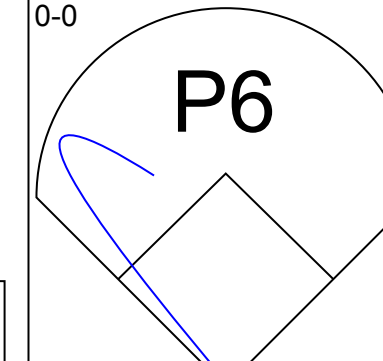
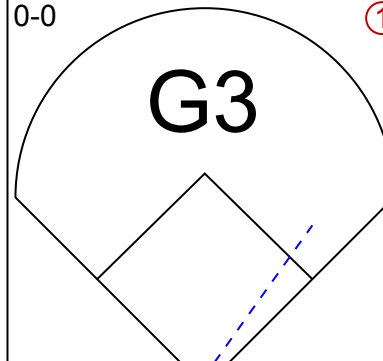
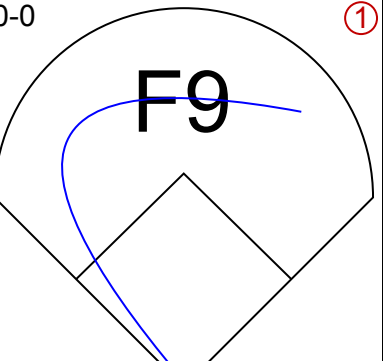
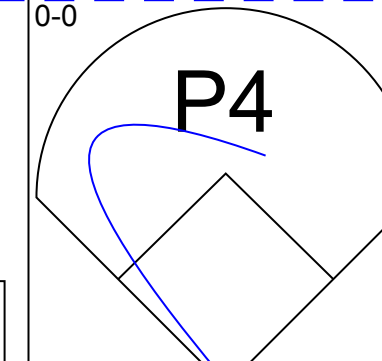
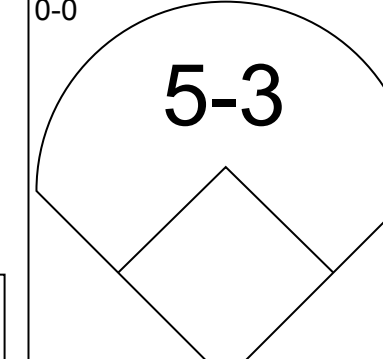
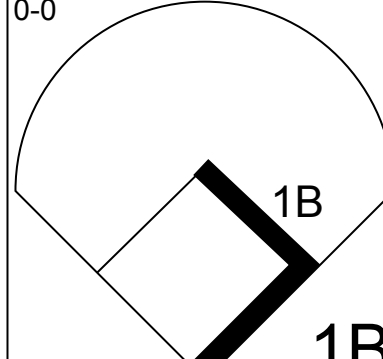
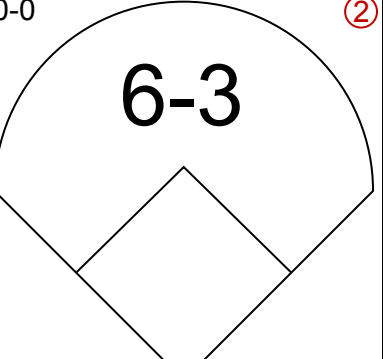
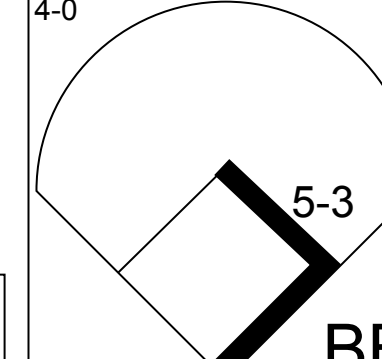
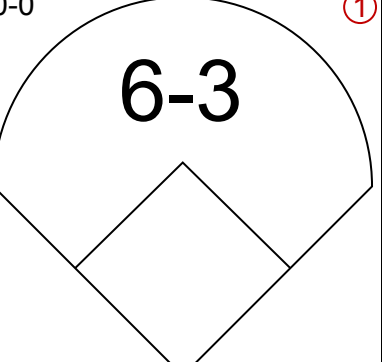

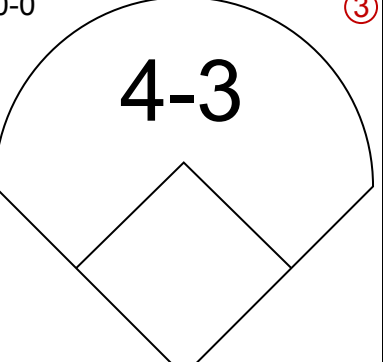
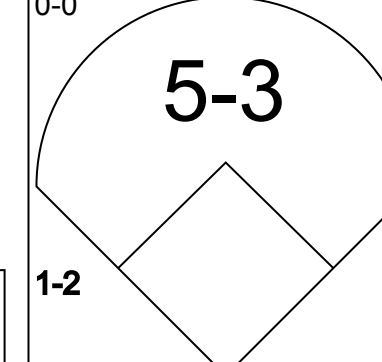
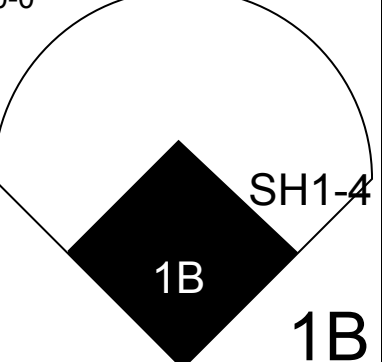
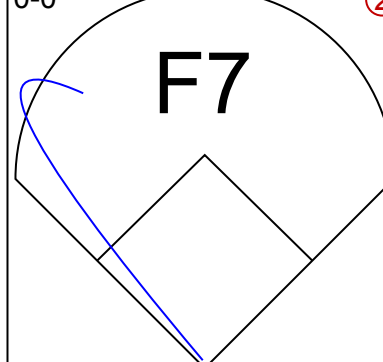
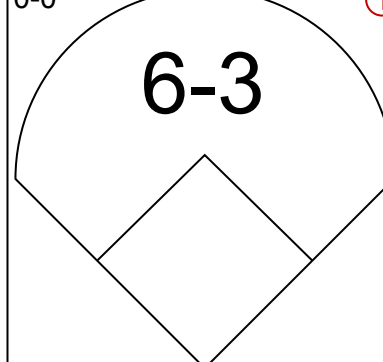
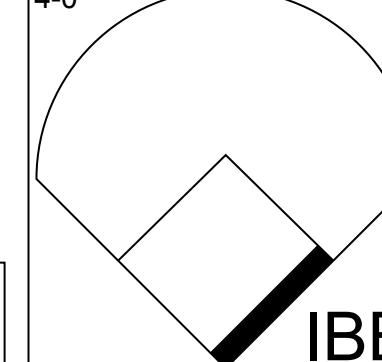
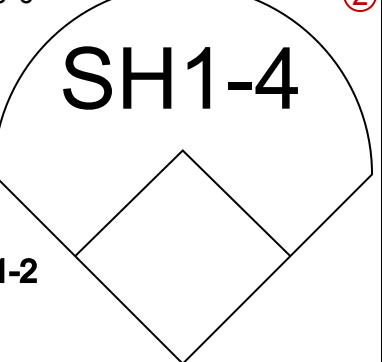
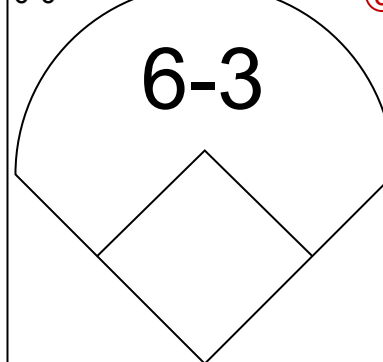
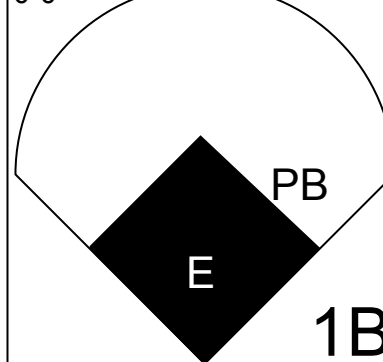
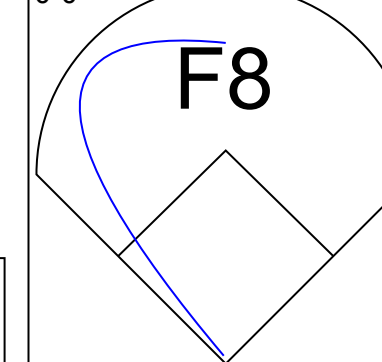
Batter	1	2	3	4	5	6	7	8	9	AB	R	H	RBI	BB	SO	LOB	TOP			
Ralph Garr, L OBP: 0.307, SLG: 0.358 (1, 7)	4-3		6-3		K			2B		4	0	1	0	0	1	1	Atlanta Braves @ Los Angeles Dodgers Dodger Stadium, Los Angeles, CA Tue Apr 29 1975, 7:05 PM PDT Att: 31,638 - Unknown			
Marty Perez, R OBP: 0.320, SLG: 0.330 (1, 4)	G4-6-3 1B		K			1-3 1B		F9		4	0	2	0	0	1	1				
Darrell Evans, L OBP: 0.370, SLG: 0.556 (1, 5)	G4-6-3 1-2			F5		F9		K		4	0	0	0	0	1	3				
Earl Williams, R OBP: 0.125, SLG: 0.105 (1, 3)		G3		F7		1-3		F2		4	0	0	0	0	0	1				
Dusty Baker Jr., R OBP: 0.344, SLG: 0.488 (1, 9)	1B 1B			1B		6-3		6-3		4	0	2	0	0	0	1				
Mike Lum, L OBP: 0.340, SLG: 0.271 (1, 8)		1-3 1B		F7			1-3	6-3		4	0	1	0	0	0	1				
Johnny Oates, L OBP: 0.267, SLG: 0.333 (1, 2)		K			4-3		K			3	0	0	0	0	2	2				
Larry Blanks, R OBP: 0.280, SLG: 0.271 (1, 6)	F7					F8				3	0	1	0	0	0	2				
Buzz Capra, R (1, 1) Max Leon, R (5, 1) Frank Tepedino, L (8, PH) Jamie Easterly, L (8, 1)			L3		K			K		2	0	0	0	0	1	1				
Inning Stats	R: 0 E: 0 K: 0 S: 3	H: 1 LOB: 0 BB: 0 P: 3	R: 0 E: 0 K: 1 S: 7	H: 2 LOB: 2 BB: 0 P: 7	R: 0 E: 0 K: 1 S: 5	H: 0 LOB: 0 BB: 0 P: 5	R: 0 E: 0 K: 0 S: 4	H: 1 LOB: 1 BB: 0 P: 4	R: 0 E: 0 K: 2 S: 8	H: 1 LOB: 1 BB: 0 P: 8	R: 0 E: 0 K: 1 S: 5	H: 0 LOB: 0 BB: 0 P: 5	R: 0 E: 0 K: 2 S: 8	H: 1 LOB: 1 BB: 0 P: 8	R: 0 E: 0 K: 0 S: 3	H: 0 LOB: 0 BB: 0 P: 3	1B: 5 2B: 2 3B: 0 HR: 0	SF: 0 SAC: 0 DP: 1 HBP: 0	WP: 0 PB: 0 SB: 0 CS: 0	PA: 33
PITCHER Andy Messersmith, R ERA: 2.76 (1, 1)	IP: 9.0 WLS: W BF: 33 H: 7 R: 0 ER: 0 SO: 7 BB: 0 IBB: 0 HBP: 0 BLK: 0 WP: 0 HR: 0 S: 47 P: 47 ERA: 0.00 WHIP: 0.778																			

Batter	1	2	3	4	5	6	7	8	9	AB	R	H	RBI	BB	SO	LOB	BOTTOM			
Davey Lopes, R OBP: 0.425, SLG: 0.349 (1, 8)	P4	F8		F7		6-3 1B HR 1B		G6-4-3 1B		5	1	2	0	0	0	3	Atlanta Braves @ Los Angeles Dodgers Dodger Stadium, Los Angeles, CA Tue Apr 29 1975, 7:05 PM PDT Att: 31,638 - Unknown			
Lee Lacy, R OBP: 0.472, SLG: 0.531 (1, 4)	F8 2B			F8		6-3 1B HR		G6-4-3 1-2		5	1	3	1	0	0	2				
Jimmy Wynn, R OBP: 0.453, SLG: 0.617 Henry Cruz, L OBP: 0.214, SLG: 0.250 (7, 7)	F8		K		P5	6-3		1B		4	0	0	0	0	1	4				
Steve Garvey, R OBP: 0.404, SLG: 0.505 (1, 3)	P3		F8			HR 1B		6-3		5	2	2	3	0	0	3				
Willie Crawford, L OBP: 0.403, SLG: 0.397 (1, 9)		F9				HR 1B		3-1		3	1	1	2	1	0	0				
Ron Cey, R OBP: 0.344, SLG: 0.553 (1, 5)	F2		F5			HR 1B		L6		4	0	1	0	0	0	2				
Steve Yeager, R OBP: 0.271, SLG: 0.238 (1, 2)		BB 1B BB		F7		G6-4-3 1-2		F2		3	1	0	0	1	0	1				
Rick Auerbach, R OBP: 0.266, SLG: 0.246 (1, 6)		1B BB				1B SH3-4 BB		FC5-4 1B		2	2	2	0	2	0	0				
Andy Messersmith, R OBP: 0.400, SLG: 0.526 (1, 1)		1-2 2H 1B				SH3-4		FC5-4		3	0	2	2	0	0	1				
Inning Stats	R: 0 E: 0 K: 0 S: 4	H: 1 LOB: 1 BB: 0 P: 4	R: 1 E: 0 K: 0 S: 4	H: 1 LOB: 2 BB: 2 P: 12	R: 0 E: 0 K: 1 S: 6	H: 1 LOB: 2 BB: 1 P: 10	R: 1 E: 0 K: 0 S: 5	H: 2 LOB: 1 BB: 0 P: 5	R: 2 E: 0 K: 0 S: 5	H: 3 LOB: 0 BB: 0 P: 5	R: 4 E: 0 K: 0 S: 6	H: 3 LOB: 1 BB: 1 P: 10	R: 0 E: 0 K: 0 S: 4	H: 1 LOB: 1 BB: 0 P: 4	R: 0 E: 0 K: 0 S: 4	H: 2 LOB: 1 BB: 0 P: 4	1B: 9 2B: 3 3B: 0 HR: 2	SF: 0 SAC: 1 DP: 2 HBP: 0	WP: 0 PB: 0 SB: 0 CS: 0	PA: 40
PITCHER Buzz Capra, R ERA: 3.22 (1, 1) Max Leon, R ERA: 13.5 (5, 1) Jamie Easterly, L ERA: (8, 1)	IP: 4.1 WLS: L BF: 24 H: 8 R: 4 ER: 4 SO: 4 BB: 3 IBB: 0 HBP: 0 BLK: 0 WP: 0 HR: 1 S: 23 P: 35 ERA: 8.31 WHIP: 2.538																			

Batter	1	2	3	4	5	6	7	8	9	AB	R	H	RBI	BB	SO	LOB	TOP			
Ralph Garr, L OBP: 0.305, SLG: 0.354 (1, 7)										4	0	1	0	0	1	1	<p>Atlanta Braves @ Los Angeles Dodgers Dodger Stadium, Los Angeles, CA Wed Apr 30 1975, 7:05 PM PDT Att: 29,640 - Unknown</p>			
Marty Perez, R OBP: 0.307, SLG: 0.315 (1, 4)										4	0	0	0	0	0	3				
Darrell Evans, L OBP: 0.356, SLG: 0.532 (1, 5)										4	0	0	0	0	2	2				
Earl Williams, R OBP: 0.114, SLG: 0.095 (1, 3)										4	0	0	0	0	1	2				
Dusty Baker Jr., R OBP: 0.340, SLG: 0.472 (1, 9)										3	0	0	0	1	0	0				
Mike Lum, L OBP: 0.347, SLG: 0.281 (1, 8)										4	0	2	0	0	1	0				
Vic Correll, R OBP: 0.263, SLG: 0.329 (1, 2)										4	1	2	0	0	0	3				
Laryell Blanks, R OBP: 0.278, SLG: 0.311 (1, 6)										4	1	1	2	0	1	3				
Carl Morton, R OBP: 0.200, SLG: 0.158 Gary Gentry, R (6, 1)										2	0	1	0	0	0	0				
Rod Gilbreath, R Tom House, L Cito Gaston, R (9, PH)										0	0	0	0	0	0	0				
Inning Stats	R: 0 E: 0 K: 1 S: 5	H: 0 LOB: 0 BB: 0 P: 5	R: 0 E: 0 K: 1 S: 6	H: 1 LOB: 2 BB: 1 P: 10	R: 0 E: 1 K: 1 S: 7	H: 1 LOB: 2 BB: 0 P: 7	R: 2 E: 0 K: 0 S: 5	H: 2 LOB: 0 BB: 0 P: 5	R: 0 E: 0 K: 0 S: 4	H: 1 LOB: 1 BB: 0 P: 4	R: 0 E: 0 K: 0 S: 4	H: 1 LOB: 1 BB: 0 P: 4	R: 0 E: 0 K: 0 S: 3	H: 0 LOB: 0 BB: 0 P: 3	R: 0 E: 0 K: 3 S: 10	H: 1 LOB: 1 BB: 0 P: 10	1B: 6 2B: 0 3B: 0 HR: 1	SF: 0 SAC: 0 DP: 0 HBP: 0	WP: 0 PB: 0 SB: 0 CS: 0	PA: 36
PITCHER Doug Rau, L ERA: 3.29 (1, 1)	IP: 9.0 WLS: W BF: 36 H: 7 R: 2 ER: 2 SO: 7 BB: 1 IBB: 0 HBP: 0 BLK: 0 WP: 0 HR: 1 S: 49 P: 53 ERA: 2.00 WHIP: 0.889															PITCHER IP: WLS: BF: H: R: ER: SO: BB: IBB: HBP: BLK: WP: HR: S: P: ERA: WHIP				

AB	35
R	2
H	7
RBI	2
BB	1
SO	7
LOB	15



Batter	1	2	3	4	5	6	7	8	9	AB	R	H	RBI	BB	SO	LOB	BOTTOM			
Davey Lopes, R OBP: 0.432, SLG: 0.356 (1, 8)										4	3	2	1	1	0	0	<p>Atlanta Braves @ Los Angeles Dodgers Dodger Stadium, Los Angeles, CA Wed Apr 30 1975, 7:05 PM PDT Att: 29,640 - Unknown</p>			
Lee Lacy, R OBP: 0.488, SLG: 0.541 (1, 4)										5	0	3	2	0	0	0				
Jimmy Wynn, R Henry Cruz, L OBP: 0.214, SLG: 0.250 (9, 7)										4	0	1	1	1	0	2				
Steve Garvey, R OBP: 0.389, SLG: 0.485 (1, 3)										4	0	0	0	0	0	6				
Willie Crawford, L OBP: 0.382, SLG: 0.371 (1, 9)										4	0	0	0	0	0	2				
Ron Cey, R OBP: 0.350, SLG: 0.545 (1, 5)										3	0	1	0	1	0	2				
Steve Yeager, R OBP: 0.289, SLG: 0.239 (1, 2)										4	0	1	0	0	0	1				
Rick Auerbach, R OBP: 0.279, SLG: 0.250 (1, 6)										3	1	1	0	1	0	2				
Doug Rau, L OBP: 0.286, SLG: 0.167 (1, 1)										3	1	1	0	0	0	4				
Inning Stats	R: 1 E: 0 K: 0 S: 6	H: 3 LOB: 2 BB: 0 P: 6	R: 2 E: 1 K: 0 S: 6	H: 2 LOB: 2 BB: 1 P: 10	R: 0 E: 0 K: 0 S: 5	H: 2 LOB: 2 BB: 0 P: 5	R: 0 E: 0 K: 0 S: 3	H: 0 LOB: 1 BB: 1 P: 7	R: 0 E: 0 K: 0 S: 3	H: 0 LOB: 0 BB: 0 P: 3	R: 2 E: 1 K: 0 S: 6	H: 3 LOB: 1 BB: 0 P: 6	R: 0 E: 0 K: 0 S: 3	H: 0 LOB: 2 BB: 2 P: 11	R: 0 E: 0 K: 0 S: 3	H: 0 LOB: 0 BB: 0 P: 3		1B: 9 2B: 1 3B: 0 HR: 0	SF: 0 SAC: 1 DP: 0 HBP: 0	WP: 0 PB: 1 SB: 0 CS: 0
PITCHER Carl Morton, R ERA: 2.79 Gary Gentry, R Tom House, L ERA: 11.91 (7, 1)	IP: 5.1 WLS: L BF: 29 H: 10 R: 5 ER: 4 SO: 4 BB: 2 IBB: 0 HBP: 0 BLK: 0 WP: 0 HR: 0 S: 27 P: 35 ERA: 6.75 WHIP: 2.250															PITCHER IP: WLS: BF: H: R: ER: SO: BB: IBB: HBP: BLK: WP: HR: S: P: ERA: WHIP				



Batter	1	2	3	4	5	6	7	8	9	AB	R	H	RBI	BB	SO	LOB	TOP			
Bobby Tolan, L OBP: 0.231, SLG: 0.244 (1, 7)										3	0	0	0	1	1	0	San Diego Padres @ Los Angeles Dodgers Dodger Stadium, Los Angeles, CA Fri May 02 1975, 7:05 PM PDT Att: 53,701 - Unknown livebaseballscorecards.com			
Steve Huntz, S OBP: 0.250, SLG: 0.286 (1, 5)										3	0	0	0	1	2	1				
Johnny Grubb, L OBP: 0.413, SLG: 0.463 (1, 8)										4	0	2	0	0	0	0				
Dave Winfield, R OBP: 0.387, SLG: 0.582 (1, 9)										4	0	1	0	0	1	3				
Willie McCovey, L OBP: 0.310, SLG: 0.381 (1, 3)										4	0	0	0	0	3	2				
Randy Hundley, R OBP: 0.317, SLG: 0.410 (1, 2)										3	0	1	0	0	0	1				
Tito Fuentes, S OBP: 0.261, SLG: 0.267 (1, 4)										3	0	0	0	0	2	2				
Enzo Hernandez, R OBP: 0.341, SLG: 0.329 (8, PH)										2	0	0	0	0	0	1				
Gene Locklear, L OBP: 0.429, SLG: 0.500 (8, PH)										1	0	1	0	0	0	0				
Hector Torres, R OBP: 0.308, SLG: 0.308 (8, 6)										0	0	0	0	0	0	0				
Dan Spillner, R OBP: 0.091, SLG: 0.182 (6, PH)										1	0	0	0	0	0	0				
John Scott, R (6, PH)										1	0	0	0	0	0	0				
Danny Frisella, L (6, 1)										0	0	0	0	0	0	0				
Fred Kendall, R OBP: 0.264, SLG: 0.333 (8, PH)										1	0	0	0	0	0	1				
Alan Foster, R (8, 1)										0	0	0	0	0	0	0				
Inning Stats	R: 0 E: 0 K: 1 S: 5	H: 0 LOB: 0 BB: 0 P: 5	R: 0 E: 0 K: 1 S: 6	H: 1 LOB: 1 BB: 0 P: 6	R: 0 E: 0 K: 1 S: 5	H: 0 LOB: 0 BB: 0 P: 5	R: 0 E: 0 K: 1 S: 6	H: 1 LOB: 1 BB: 0 P: 6	R: 0 E: 0 K: 1 S: 5	H: 1 LOB: 2 BB: 1 P: 10	R: 0 E: 0 K: 1 S: 5	H: 0 LOB: 0 BB: 0 P: 5	R: 0 E: 0 K: 1 S: 5	H: 1 LOB: 1 BB: 0 P: 9	R: 0 E: 0 K: 1 S: 5	H: 0 LOB: 0 BB: 0 P: 5	1B: 5 2B: 2 3B: 0 HR: 0	SF: 0 SAC: 0 DP: 2 HBP: 0	WP: 0 PB: 0 SB: 2 CS: 0	PA: 32
PITCHER Don Sutton, R ERA: 1.65 (1, 1)	IP: 9.0 WLS: W BF: 32 H: 5 R: 0 ER: 0 SO: 9 BB: 2 IBB: 0 HBP: 0 BLK: 0 WP: 0 HR: 0 S: 48 P: 56 ERA: 0.00 WHIP: 0.778															PITCHER				

Batter	1	2	3	4	5	6	7	8	9	AB	R	H	RBI	BB	SO	LOB	BOTTOM				
Davey Lopes, R OBP: 0.422, SLG: 0.348 (1, 8)										5	0	1	0	0	1	3	San Diego Padres @ Los Angeles Dodgers Dodger Stadium, Los Angeles, CA Fri May 02 1975, 7:05 PM PDT Att: 53,701 - Unknown livebaseballscorecards.com				
Lee Lacy, R OBP: 0.511, SLG: 0.550 (1, 4)										3	1	2	0	1	0	1					
Jimmy Wynn, R OBP: 0.440, SLG: 0.582 (1, 7)										3	0	0	0	1	0	3					
Steve Garvey, R OBP: 0.393, SLG: 0.514 (1, 3)										4	1	2	2	0	0	3					
Willie Crawford, L OBP: 0.375, SLG: 0.364 (1, 9)										4	1	1	0	0	0	3					
Ron Cey, R OBP: 0.385, SLG: 0.549 (1, 5)										3	0	2	1	1	0	0					
Steve Yeager, R OBP: 0.255, SLG: 0.224 (1, 2)										3	0	0	0	0	1	2					
Rick Auerbach, R OBP: 0.278, SLG: 0.238 (1, 6)										3	0	0	0	1	0	3					
Don Sutton, R OBP: 0.238, SLG: 0.158 (1, 1)										4	0	1	0	0	0	5					
Inning Stats	R: 0 E: 1 K: 0 S: 3	H: 1 LOB: 1 BB: 1 P: 7	R: 0 E: 0 K: 0 S: 3	H: 0 LOB: 0 BB: 0 P: 3	R: 0 E: 0 K: 0 S: 4	H: 1 LOB: 1 BB: 0 P: 4	R: 2 E: 0 K: 1 S: 8	H: 3 LOB: 2 BB: 1 P: 12	R: 1 E: 1 K: 0 S: 5	H: 2 LOB: 1 BB: 0 P: 5	R: 0 E: 0 K: 0 S: 4	H: 1 LOB: 2 BB: 1 P: 8	R: 0 E: 0 K: 1 S: 6	H: 0 LOB: 2 BB: 1 P: 10	R: 0 E: 1 K: 1 S: 6	H: 0 LOB: 2 BB: 1 P: 10		1B: 8 2B: 0 3B: 0 HR: 1	SF: 0 SAC: 1 DP: 0 HBP: 0	WP: 1 PB: 0 SB: 1 CS: 1	PA: 37
PITCHER Dan Spillner, R ERA: 2.86 (1, 1)	IP: 5.0 WLS: L BF: 23 H: 7 R: 3 ER: 2 SO: 1 BB: 2 IBB: 0 HBP: 0 BLK: 0 WP: 1 HR: 1 S: 23 P: 31 ERA: 3.60 WHIP: 1.800															PITCHER					
Danny Frisella, R ERA: 3.27 (6, 1)	IP: 2.0 WLS: 9 BF: 2 H: 2 R: 0 ER: 0 SO: 0 BB: 1 IBB: 0 HBP: 0 BLK: 0 WP: 0 HR: 0 S: 8 P: 12 ERA: 0.00 WHIP: 1.500															PITCHER					
Alan Foster, R ERA: 2.63 (8, 1)	IP: 1.0 WLS: 5 BF: 0 H: 0 R: 0 ER: 0 SO: 1 BB: 1 IBB: 0 HBP: 0 BLK: 0 WP: 0 HR: 0 S: 6 P: 10 ERA: 0.00 WHIP: 1.000															PITCHER					



Batter	1	2	3	4	5	6	7	8	9	10	11	12	13	14	15	AB	R	H	RBI	BB	SO	LOB	TOP							
Bobby Tolán, L OBP: 0.232, SLG: 0.244 Hector Torres, R OBP: 0.276, SLG: 0.276																	4	0	1	0	0	0	1							
Steve Huntz, S OBP: 0.333, SLG: 0.250																	5	2	1	0	2	1	3							
Johnny Grubb, L OBP: 0.414, SLG: 0.461																7	1	3	0	0	0	4								
Dave Wentfield, R OBP: 0.300, SLG: 0.541																6	0	0	1	0	0	4								
Willie McCovey, L OBP: 0.307, SLG: 0.373 Mike Ivie, R OBP: 0.282, SLG: 0.351																4	0	1	0	0	2	2								
Fred Kendall, R OBP: 0.300, SLG: 0.357																5	0	2	1	2	1	2								
Tito Fuentes, S OBP: 0.253, SLG: 0.289																7	0	1	0	0	2	7								
Enzo Hernandez, R OBP: 0.341, SLG: 0.329 John Scott, R OBP: 0.263, SLG: 0.176																3	0	1	0	0	0	1								
Dick Sharon, R OBP: 0.263, SLG: 0.176																2	0	0	0	0	0	0								
Joe McIntosh, S OBP: 0.300, SLG: 0.429 Gene Locklear, S OBP: 0.250, SLG: 0.315 Bill Greif, R OBP: 0.250, SLG: 0.315 Randy Tomlin, R OBP: 0.250, SLG: 0.315 Danny Frisella, L OBP: 0.250, SLG: 0.315 Sonny Siebert, R OBP: 0.250, SLG: 0.315 Alan Foster, L OBP: 0.250, SLG: 0.315																3	0	0	0	0	2	1								
Inning Stats	R: 0 E: 0 K: 0 S: 4	H: 1 LOB: 1 BB: 0 P: 4	R: 0 E: 0 K: 2 S: 8	H: 1 LOB: 1 BB: 0 P: 8	R: 0 E: 0 K: 1 S: 5	H: 0 LOB: 0 BB: 0 P: 5	R: 0 E: 0 K: 0 S: 4	H: 1 LOB: 2 BB: 1 P: 8	R: 0 E: 0 K: 0 S: 3	H: 0 LOB: 0 BB: 0 P: 3	R: 1 E: 0 K: 1 S: 6	H: 1 LOB: 2 BB: 2 P: 14	R: 0 E: 0 K: 1 S: 6	H: 1 LOB: 1 BB: 0 P: 8	R: 0 E: 0 K: 1 S: 4	H: 0 LOB: 0 BB: 1 P: 8	R: 0 E: 0 K: 1 S: 5	H: 0 LOB: 0 BB: 0 P: 5	R: 0 E: 0 K: 1 S: 6	H: 1 LOB: 3 BB: 2 P: 14	R: 0 E: 0 K: 0 S: 4	H: 1 LOB: 1 BB: 0 P: 4	R: 0 E: 0 K: 0 S: 3	H: 0 LOB: 0 BB: 0 P: 3	R: 2 E: 1 K: 0 S: 6	H: 3 LOB: 1 BB: 1 P: 6	1B: 9 2B: 3 3B: 0 HR: 0	SF: 1 SAC: 0 DP: 1 HBP: 0	WP: 0 PB: 0 SH: 1 CS: 0	PA: 61
PITCHER	IP: 9.0 WLS: 6 BF: 36 H: 4 R: 1 ER: 0 SO: 7 BB: 0 IBB: 0 HBP: 0 BLK: 0 WP: 0 HR: 0 S: 46 P: 62 ERA: 1.111 WHIP: 1.000	IP: 3.0 WLS: 0 BF: 12 H: 1 R: 0 ER: 0 SO: 2 BB: 2 IBB: 0 HBP: 0 BLK: 0 WP: 0 HR: 14 S: 22 P: 22 ERA: 0.000 WHIP: 1.000	IP: 3.0 WLS: 0 BF: 13 H: 4 R: 2 ER: 1 SO: 0 BB: 0 IBB: 0 HBP: 0 BLK: 0 WP: 0 HR: 13 S: 13 P: 13 ERA: 3.000 WHIP: 1.333																											

San Diego Padres @ Los Angeles Dodgers
Dodger Stadium, Los Angeles, CA
Sat May 03 1975, 7:05 PM PDT
Att: 48,830 - Unknown

AB 54
R 3
H 11
RBI 2
BB 6
SO 9
LOB 29



Batter	1	2	3	4	5	6	7	8	9	10	11	12	13	14	15	AB	R	H	RBI	BB	SO	LOB	BOTTOM							
Davey Lopes, R OBP: 0.413, SLG: 0.333																4	0	0	0	1	1	0								
Lee Lacy, R OBP: 0.480, SLG: 0.511																5	0	1	0	0	1	1								
Jimmy Wynn, R OBP: 0.422, SLG: 0.548																6	0	1	0	0	0	3								
Steve Garvey, R OBP: 0.381, SLG: 0.491																5	0	0	0	1	0	2								
Willie Crawford, L OBP: 0.389, SLG: 0.357 Mike Marshall, R OBP: 0.290, SLG: 0.250 Charlie Manuel, L OBP: 0.250, SLG: 0.315 Jim Brewer, L OBP: 0.350, SLG: 0.316 Manny Mota, R OBP: 0.355, SLG: 0.521																	4	0	1	0	0	1	3							
Ron Cey, R OBP: 0.355, SLG: 0.521																5	0	0	0	0	1	1								
Steve Yeager, R OBP: 0.250, SLG: 0.278																5	1	1	1	0	1	2								
Rick Auerbach, R OBP: 0.260, SLG: 0.221																5	0	0	0	0	1	1								
Andy Messersmith, R OBP: 0.348, SLG: 0.450 Henry Crisp, L OBP: 0.233, SLG: 0.267																3	0	0	0	0	1	0								
Inning Stats	R: 0 E: 0 K: 1 S: 6	H: 1 LOB: 1 BB: 0 P: 6	R: 0 E: 0 K: 1 S: 5	H: 1 LOB: 0 BB: 0 P: 5	R: 0 E: 0 K: 3 S: 9	H: 0 LOB: 0 BB: 0 P: 9	R: 0 E: 0 K: 0 S: 4	H: 1 LOB: 1 BB: 0 P: 4	R: 0 E: 0 K: 1 S: 4	H: 0 LOB: 0 BB: 0 P: 5	R: 1 E: 0 K: 0 S: 4	H: 1 LOB: 0 BB: 0 P: 4	R: 0 E: 0 K: 0 S: 3	H: 0 LOB: 0 BB: 2 P: 11	R: 0 E: 0 K: 0 S: 3	H: 1 LOB: 1 BB: 0 P: 4	R: 0 E: 0 K: 0 S: 3	H: 0 LOB: 0 BB: 0 P: 3	R: 0 E: 0 K: 0 S: 3	H: 0 LOB: 0 BB: 0 P: 3	R: 0 E: 0 K: 0 S: 3	H: 0 LOB: 0 BB: 0 P: 3	R: 0 E: 0 K: 0 S: 3	H: 0 LOB: 0 BB: 0 P: 3	R: 0 E: 0 K: 0 S: 3	H: 0 LOB: 0 BB: 0 P: 3	1B: 4 2B: 0 3B: 0 HR: 1	SF: 0 SAC: 2 DP: 2 HBP: 1	WP: 0 PB: 0 SH: 1 CS: 0	PA: 51
PITCHER	IP: 8.0 WLS: 27 BF: 27 H: 4 R: 1 ER: 1 SO: 7 BB: 0 IBB: 0 HBP: 0 BLK: 0 WP: 0 HR: 10 S: 40 P: 41 ERA: 1.12 WHIP: 0.500	IP: 3.0 WLS: 12 BF: 12 H: 1 R: 0 ER: 0 SO: 0 BB: 1 IBB: 0 HBP: 0 BLK: 0 WP: 0 HR: 6 S: 6 P: 6 ERA: 0.000 WHIP: 0.000	IP: 2.0 WLS: 6 BF: 6 H: 0 R: 0 ER: 0 SO: 0 BB: 0 IBB: 0 HBP: 0 BLK: 0 WP: 0 HR: 6 S: 6 P: 6 ERA: 0.000 WHIP: 0.000	IP: 2.0 WLS: 6 BF: 6 H: 0 R: 0 ER: 0 SO: 6 BB: 0 IBB: 0 HBP: 0 BLK: 6 WP: 6 HR: 6 S: 6 P: 6 ERA: 0.000 WHIP: 0.000																										

San Diego Padres @ Los Angeles Dodgers
Dodger Stadium, Los Angeles, CA
Sat May 03 1975, 7:05 PM PDT
Att: 48,830 - Unknown

AB 46
R 1
H 5
RBI 1
BB 2
SO 7
LOB 13



Batter	1	2	3	4	5	6	7	8	9	AB	R	H	RBI	BB	SO	LOB	TOP			
Greg Gross, L OBP: 0.212, SLG: 0.146 (1, 7)	4-3		SH3-4 1B		4-3			6-3		4	0	1	0	0	0	0	Houston Astros @ Los Angeles Dodgers Dodger Stadium, Los Angeles, CA Wed May 07 1975, 7:05 PM PDT Att: 31,222 - Unknown livebaseballscorecards.com			
Roger Metzger, S OBP: 0.296, SLG: 0.228 (1, 6)	P4		SH3-4 1-2		3-1			K		3	0	0	0	0	1	0				
Cesar Cedeño, R OBP: 0.353, SLG: 0.383 (1, 8)	F3		F3			F8		F2		4	0	0	0	0	0	1				
Bob Watson, R OBP: 0.389, SLG: 0.600 (1, 3)		BB SF8 1B	F8			F9		F9		4	1	1	0	0	0	1				
Jose Cruz, L OBP: 0.361, SLG: 0.396 (1, 9)		K		G3				K		4	0	1	0	0	2	1				
Milt May, L OBP: 0.296, SLG: 0.318 (1, 2)		BB 1B				L3		4-3		4	0	2	0	0	0	1				
Doug Rader, R OBP: 0.379, SLG: 0.373 (1, 5)				P6				K		2	0	0	0	1	1	1				
Tommy Helms, R OBP: 0.350, SLG: 0.353 (7, PR)		SF8		P6						2	0	1	1	0	0	1				
Larry Milbourne, S OBP: 0.154, SLG: 0.154 (7, 4)										0	0	0	0	0	0	0				
Tom Griffin, R (1, 1)								G6-4-3 1B		3	0	0	0	0	1	3				
Inning Stats	R: 0 E: 0 K: 0 S: 3	H: 0 LOB: 0 BB: 0 P: 3	R: 1 E: 0 K: 2 S: 9	H: 2 LOB: 2 BB: 1 P: 13	R: 0 E: 0 K: 0 S: 4	H: 1 LOB: 1 BB: 0 P: 4	R: 0 E: 0 K: 0 S: 4	H: 0 LOB: 0 BB: 0 P: 3	R: 0 E: 0 K: 1 S: 5	H: 1 LOB: 1 BB: 0 P: 5	R: 0 E: 0 K: 1 S: 5	H: 0 LOB: 0 BB: 0 P: 5	R: 0 E: 0 K: 1 S: 5	H: 0 LOB: 0 BB: 0 P: 5	R: 0 E: 0 K: 1 S: 5	H: 0 LOB: 0 BB: 0 P: 5	1B: 6 2B: 0 3B: 0 HR: 0	SF: 1 SAC: 1 DP: 1 HBP: 0	WP: 0 PB: 0 SB: 0 CS: 0	PA: 33
PITCHER Andy Messersmith, R ERA: 2.28 (1, 1)	IP: 9.0 WLS: W BF: 33 H: 6 R: 1 ER: 1 SO: 5 BB: 1 IBB: 0 HBP: 0 BLK: 0 WP: 0 HR: 0 S: 42 P: 46 ERA: 1.00 WHIP: 0.778																			

Batter	1	2	3	4	5	6	7	8	9	AB	R	H	RBI	BB	SO	LOB	BOTTOM			
Davey Lopes, R OBP: 0.382, SLG: 0.300 (1, 4)	K		1-3			SH3		P4		3	0	0	0	0	1	2	Houston Astros @ Los Angeles Dodgers Dodger Stadium, Los Angeles, CA Wed May 07 1975, 7:05 PM PDT Att: 31,222 - Unknown livebaseballscorecards.com			
Willie Crawford, L OBP: 0.374, SLG: 0.373 (1, 7)	F8		4-3			G3		HR BB		3	1	0	0	1	0	2				
Jimmy Wynn, R OBP: 0.430, SLG: 0.557 (1, 8)	F7				6-3	1B		HR		4	1	2	4	0	0	0				
Steve Garvey, R OBP: 0.381, SLG: 0.492 (1, 3)		F8		F8				F8		4	0	1	0	0	0	0				
Ron Cey, R OBP: 0.354, SLG: 0.536 (1, 5)		K		1-3		F3		F7		4	0	0	0	0	1	2				
Joe Ferguson, R OBP: 0.333, SLG: 0.253 (1, 9)		HR				G4-6-3 BB		5-3		2	1	1	1	1	0	0				
Steve Yeager, R OBP: 0.280, SLG: 0.328 (1, 2)		K				G4-6-3 1-2		K		3	0	0	0	0	2	1				
Rick Auerbach, R OBP: 0.247, SLG: 0.215 (1, 6)				F8		4-3		F7		3	0	0	0	0	0	0				
Andy Messersmith, R OBP: 0.385, SLG: 0.480 (1, 1)				E6 1-3		G3 SH3 1B		BB HR 1B		3	2	2	0	0	0	0				
Inning Stats	R: 0 E: 0 K: 1 S: 5	H: 0 LOB: 0 BB: 0 P: 5	R: 1 E: 0 K: 2 S: 8	H: 1 LOB: 0 BB: 0 P: 8	R: 0 E: 1 K: 0 S: 4	H: 0 LOB: 1 BB: 0 P: 4	R: 0 E: 0 K: 0 S: 3	H: 0 LOB: 0 BB: 0 P: 3	R: 0 E: 0 K: 0 S: 2	H: 0 LOB: 0 BB: 1 P: 6	R: 1 E: 0 K: 0 S: 6	H: 3 LOB: 2 BB: 0 P: 6	R: 0 E: 0 K: 1 S: 5	H: 0 LOB: 0 BB: 0 P: 5	R: 3 E: 0 K: 0 S: 5	H: 2 LOB: 0 BB: 1 P: 9	1B: 4 2B: 0 3B: 0 HR: 2	SF: 0 SAC: 1 DP: 1 HBP: 0	WP: 0 PB: 0 SB: 0 CS: 0	PA: 32
PITCHER Tom Griffin, R ERA: 5.29 (1, 1)	IP: 8.0 WLS: L BF: 32 H: 6 R: 5 ER: 5 SO: 4 BB: 2 IBB: 0 HBP: 0 BLK: 0 WP: 0 HR: 2 S: 38 P: 46 ERA: 5.62 WHIP: 1.000																			

Batter	1	2	3	4	5	6	7	8	9	AB	R	H	RBI	BB	SO	LOB	TOP					
Davey Lopes, R OBP: 0.390, SLG: 0.295 (1, 8)	F9		L4			3B BB		L7		4	1	2	1	0	0		Los Angeles Dodgers @ Pittsburgh Pirates Three Rivers Stadium, Pittsburgh, PA Sun May 11 1975, 3:33 AM EDT Att: 15,175 - Unknown livebaseballscorecards.com					
Lee Lacy, R OBP: 0.449, SLG: 0.531 (1, 4)	6-3		F9			1-H WP 3B		4-3		5	1	1	1	0	0	1						
Jimmy Wynn, R OBP: 0.413, SLG: 0.505 (1, 7)	4-3		F7			3-H BB				4	0	0	0	1	1	0						
Steve Garvey, R OBP: 0.392, SLG: 0.500 (1, 3)		F4		F9	F8			2B 1B		5	1	2	0	0	0	1						
Ron Cey, R OBP: 0.376, SLG: 0.550 (1, 5)		S BB 1B		FC5-4 BB				F8 2B		4	1	3	1	1	0	1						
Joe Ferguson, R OBP: 0.308, SLG: 0.230 (1, 2)		4-0 S BB 1-2		K				SF9 F8		3	0	0	1	1	1	3						
Tom Paciorek, R OBP: 0.350, SLG: 0.550 (1, 9)		0-3 K 1-2 2-3		FC5-4 1-2				SH3-4 1B 2B		4	1	1	0	0	1	4						
Rick Auerbach, R OBP: 0.269, SLG: 0.232 (1, 6)		4-0 IBB						F4 1B SH3-4		3	2	2	0	1	0	0						
Don Sutton, R OBP: 0.222, SLG: 0.160 (1, 1)		0-3 K						F1 SH3-4 1-2 2-3		2	0	0	0	0	1	3						
Inning Stats	R: 0 E: 0 K: 0 S: 3	H: 0 LOB: 0 BB: 0 P: 3	R: 0 E: 0 K: 2 S: 8	H: 1 LOB: 3 BB: 2 P: 16	R: 0 E: 0 K: 0 S: 3	H: 0 LOB: 0 BB: 0 P: 3	R: 0 E: 0 K: 1 S: 5	H: 0 LOB: 1 BB: 1 P: 9	R: 2 E: 0 K: 0 S: 4	H: 1 LOB: 1 BB: 2 P: 12	R: 3 E: 0 K: 0 S: 7	H: 4 LOB: 1 BB: 0 P: 7	R: 1 E: 0 K: 1 S: 7	H: 2 LOB: 1 BB: 0 P: 7	R: 1 E: 0 K: 0 S: 4	H: 1 LOB: 0 BB: 0 P: 4	R: 0 E: 0 K: 0 S: 4	H: 1 LOB: 1 BB: 0 P: 4	1B: 6 2B: 2 3B: 2 HR: 0	SF: 1 SAC: 2 DP: 0 HBP: 0	WP: 1 PB: 0 SB: 3 CS: 0	PA: 42
PITCHER	IP WLS BF H R ER SO BB IBB HBP BLK WP HR S P ERA WHIP																					
Ken Brett, L ERA: 2.96 (1, 1)	5.1 L 26 5 5 5 3 4 1 0 0 1 0 27 47 8.44 1.688																					
Bob Moose, R ERA: 4.79 (6, 1)	1.2 8 3 1 1 1 0 0 0 0 0 0 10 10 5.40 1.800																					
Sam McDowell, L ERA: 2.3 (8, 1)	2.0 8 2 1 1 0 0 0 0 0 0 0 8 8 4.50 1.000																					


Batter	1	2	3	4	5	6	7	8	9	AB	R	H	RBI	BB	SO	LOB	BOTTOM					
Rennie Stennett, R OBP: 0.303, SLG: 0.283 (1, 4)	F8		K2-3					F4		4	0	0	0	0	1	0	Los Angeles Dodgers @ Pittsburgh Pirates Three Rivers Stadium, Pittsburgh, PA Sun May 11 1975, 3:33 AM EDT Att: 15,175 - Unknown livebaseballscorecards.com					
Richie Hebner, L OBP: 0.365, SLG: 0.425 (1, 5)	F6		G3					L9		4	0	0	0	0	0	0						
Al Oliver, L OBP: 0.250, SLG: 0.361 (1, 8)	1B		1B					4-3		4	0	2	0	0	0	0						
Willie Stargell, L OBP: 0.327, SLG: 0.449 (1, 3)	FC6-4 1B		G3					4-3		4	0	1	0	0	0	1						
Richie Zisk, R OBP: 0.363, SLG: 0.359 (1, 7)	FC6-4 1-2							5-3		4	0	1	0	0	0	2						
Dave Parker, L OBP: 0.333, SLG: 0.532 (1, 9)		K						F6 1B		4	0	1	0	0	1	1						
Manny Sanguillen, R OBP: 0.432, SLG: 0.512 (1, 2)		G3 1B						L4		4	0	3	0	0	0	1						
Frank Taveras, R OBP: 0.172, SLG: 0.148 (7, PH) Art Howe, R OBP: 0.263, SLG: 0.222 (8, 6)		G3 1-2						F7		2	0	0	0	0	0	3						
Ken Brett, L OBP: 0.182, SLG: 0.455 (6, 1) Ed Kirkpatrick, L OBP: 0.364, SLG: 0.143 (7, PH) Sam McDowell, L (8, 1)		F8						F5		2	0	0	0	0	0	3						
Inning Stats	R: 0 E: 0 K: 0 S: 5	H: 2 LOB: 2 BB: 0 P: 5	R: 0 E: 0 K: 1 S: 6	H: 1 LOB: 0 BB: 0 P: 6	R: 0 E: 0 K: 1 S: 6	H: 1 LOB: 1 BB: 0 P: 6	R: 0 E: 0 K: 0 S: 5	H: 2 LOB: 2 BB: 0 P: 5	R: 0 E: 0 K: 0 S: 3	H: 0 LOB: 0 BB: 0 P: 3	R: 0 E: 0 K: 0 S: 4	H: 1 LOB: 1 BB: 0 P: 4	R: 0 E: 0 K: 0 S: 3	H: 0 LOB: 0 BB: 0 P: 3	R: 0 E: 0 K: 0 S: 3	H: 0 LOB: 0 BB: 0 P: 3	R: 0 E: 0 K: 0 S: 4	H: 1 LOB: 1 BB: 0 P: 4	1B: 8 2B: 0 3B: 0 HR: 0	SF: 0 SAC: 0 DP: 0 HBP: 0	WP: 0 PB: 0 SB: 0 CS: 0	PA: 35
PITCHER	IP WLS BF H R ER SO BB IBB HBP BLK WP HR S P ERA WHIP																					
Don Sutton, R ERA: 1.36 (1, 1)	9.0 W 35 8 0 0 2 0 0 0 0 0 0 39 39 0.00 0.889																					

Batter	1	2	3	4	5	6	7	8	9	10	AB	R	H	RBI	BB	SO	LOB								
Davey Lopes, R OBP: 0.304, SLG: 0.298 (1, 8)	0-0 K 1B	4-0 1-6-3 BB		4-0 1-2 G4-6-3 BB			4-0 FC4-6 BB		0-3 K		2	0	1	0	3	1	0								
Lee Lacy, R OBP: 0.419, SLG: 0.493 (1, 4)	0-3 K	0-0 1-6-3		0-0 G4-6-3			0-0 F8		0-0 F9		5	0	0	1	0	1	7								
Willie Crawford, L OBP: 0.352, SLG: 0.370 (1, 7)	0-0 E4 FC6-4	0-0 F6			0-0 F8		0-0 FC4-6 1B		0-0 E3		5	0	0	0	0	0	3								
Steve Garvey, R OBP: 0.392, SLG: 0.497 (1, 3)	0-0 FC6-4		0-3 K		0-0 F6		0-0 FC5-4 1B		0-0 1B		5	1	2	0	0	1	1								
Ron Cey, R OBP: 0.370, SLG: 0.536 (1, 5)		0-0 5-3	0-0 5-3		0-0 F6		0-0 FC5-4		0-0 1B		5	1	1	0	0	0	2								
Joe Ferguson, R OBP: 0.313, SLG: 0.222 (1, 2)		0-0 E6 1B	0-3 K			4-0 BB		4-0 G4-6-3 BB		0-0 F8		3	1	0	0	2	1								
Tom Paciorek, R OBP: 0.360, SLG: 0.520 (1, 9)		0-0 1B 2B		0-3 K		0-0 F9		0-0 F8		0-0 1B		5	2	2	1	0	1								
Rick Auerbach, R OBP: 0.286, SLG: 0.244 (1, 6)		0-0 2B 1-6-3 1B		4-0 1B BB		0-0 F6		0-0 G4-6-3		0-0 1B		4	1	2	3	1	0								
Andy Messersmith, R OBP: 0.414, SLG: 0.536 Jim Brewer, L (7, 1)	0-0 1-6-3 2B		0-0 1-3 1B		0-0 K		0-3 K		0-0 6-3		0-0 F7		3	0	2	1	0								
Inning Stats	R: 0 E: 1 K: 1 S: 6	H: 1 LOB: 1 BB: 0 P: 6	R: 3 E: 1 K: 0 S: 7	H: 3 LOB: 2 BB: 1 P: 11	R: 0 E: 0 K: 2 S: 7	H: 0 LOB: 0 BB: 0 P: 7	R: 0 E: 0 K: 1 S: 5	H: 1 LOB: 2 BB: 2 P: 13	R: 0 E: 0 K: 1 S: 5	H: 0 LOB: 0 BB: 1 P: 9	R: 0 E: 0 K: 0 S: 4	H: 1 LOB: 2 BB: 1 P: 8	R: 0 E: 0 K: 0 S: 2	H: 0 LOB: 0 BB: 1 P: 6	R: 0 E: 0 K: 1 S: 5	H: 0 LOB: 0 BB: 0 P: 5	R: 3 E: 1 K: 0 S: 7	H: 4 LOB: 1 BB: 0 P: 7	1B: 9 2B: 1 3B: 0 HR: 0	SF: 0 SAC: 0 DP: 2 HBP: 0	WP: 0 PB: 0 SB: 0 CS: 1	PA: 45			
PITCHER	IP	WLS	BF	H	R	ER	SO	BB	IBB	HBP	BLK	WP	HR	S	P	ERA	WHIP								
John Denny, R ERA: 4.33 (1, 1)	3.1		19	5	3	1	4	3	0	0	0	0	0	24	36	2.70	2.400								
Elias Sosa, R ERA: 2.42 (4, 1)	3.2		13	1	0	0	1	2	0	0	0	0	0	13	21	0.00	0.818								
Mike Garman, R ERA: 2.6 (8, 1)	3.0	L	13	4	3	3	1	1	0	0	0	0	0	14	18	9.00	1.667								

Los Angeles Dodgers @ St. Louis Cardinals
 Busch Stadium, St. Louis, MO
 Mon May 12 1975, 7:05 PM CDT
 Att: 13,342 - Unknown

livebaseballscorecards.com

AB	39
R	6
H	10
RBI	6
BB	6
SO	6
LOB	21



Batter	1	2	3	4	5	6	7	8	9	10	AB	R	H	RBI	BB	SO	LOB								
Lou Brock, L OBP: 0.398, SLG: 0.429 (1, 7)	0-0 E SF8 1B		0-0 S 1B		0-0 4-3			0-3 K		0-0 1B S 1B		5	3	3	0	1	0								
Ted Sizemore, R OBP: 0.355, SLG: 0.361 (1, 4)	0-3 K		0-0 1H 1B		0-0 4-3			0-0 F8		0-0 6-3		5	0	1	1	0	1								
Luis Melendez, R OBP: 0.308, SLG: 0.514 (1, 8)	0-0 SF8		0-0 F9			0-0 6-3		0-0 F8		0-0 1B		4	0	1	1	0	0								
Ted Simmons, S OBP: 0.342, SLG: 0.423 (1, 2)	0-0 F8			0-0 1B		0-0 F8		0-0 F8		0-0 1B		4	0	2	0	0	0								
Bake McBride, L OBP: 0.319, SLG: 0.341 (9, PR)				0-0 1B		0-0 F8		0-0 F8		0-0 1B		0	1	0	0	0	0								
Ken Rudolph, R OBP: 0.091, SLG: 0.091 (10, 2)				0-0 1B		0-0 F8		0-0 F8		0-0 1B		1	0	1	1	0	0								
Ron Fairly, L OBP: 0.488, SLG: 0.515 (1, 9)		0-0 6-3		0-0 1B		4-0 BB		0-0 F8		0-0 1-3 1B		4	0	1	0	1	0								
Keith Hernandez, L OBP: 0.298, SLG: 0.301 (1, 3)		0-0 F9		0-0 1B		0-0 F6		0-0 F6		0-0 1-3		3	0	0	0	0	0								
Ted Martinez, R OBP: 0.167, SLG: 0.222 (9, PH)		0-0 F9		0-0 F7		0-0 F6		0-0 F6		0-0 1-3		1	0	0	0	0	0								
Ken Reitz, R OBP: 0.336, SLG: 0.385 (1, 5)		0-0 6-3		0-0 F9		0-0 F9		0-0 F9		0-0 1B		4	0	1	1	0	0								
Mike Tyson, R OBP: 0.355, SLG: 0.536 (1, 6)			0-0 6-3	0-3 K		0-0 F9		0-0 F9		0-0 4-3		4	0	0	0	0	1								
John Denny, R ERA: 4.33 (1, 1)			0-0 4-3		0-3 K		0-0 L4		0-0 5-3		1	0	0	0	0	0	0								
Elias Sosa, R OBP: 0.167, SLG: 0.167 (4, 1)				0-0 4-3		0-0 K		0-0 L4		0-0 5-3		1	0	0	0	0	1								
Danny Cater, R OBP: 0.333, SLG: 0.412 (7, PH)					0-0 K						1	0	0	0	0	0	0								
Mike Garman, R OBP: 0.304, SLG: 0.311 (8, 1)					0-0 K						0	0	0	0	0	0	0								
Ed Brinkman, R OBP: 0.304, SLG: 0.311 (10, PH)					0-0 K						1	0	0	0	0	0	0								
Inning Stats	R: 1 E: 0 K: 1 S: 6	H: 1 LOB: 0 BB: 0 P: 6	R: 0 E: 0 K: 0 S: 3	H: 0 LOB: 0 BB: 0 P: 3	R: 1 E: 0 K: 0 S: 5	H: 2 LOB: 1 BB: 0 P: 5	R: 0 E: 0 K: 1 S: 7	H: 2 LOB: 2 BB: 0 P: 7	R: 0 E: 0 K: 1 S: 5	H: 0 LOB: 0 BB: 0 P: 5	R: 0 E: 0 K: 3 S: 3	H: 0 LOB: 1 BB: 1 P: 7	R: 0 E: 0 K: 1 S: 5	H: 0 LOB: 0 BB: 0 P: 5	R: 1 E: 0 K: 0 S: 5	H: 2 LOB: 1 BB: 0 P: 5	R: 1 E: 0 K: 0 S: 6	H: 3 LOB: 2 BB: 0 P: 6	1B: 10 2B: 0 3B: 0 HR: 0	SF: 1 SAC: 0 DP: 0 HBP: 0	WP: 0 PB: 0 SB: 3 CS: 0	PA: 41			
PITCHER	IP	WLS	BF	H	R	ER	SO	BB	IBB	HBP	BLK	WP	HR	S	P	ERA	WHIP								
Andy Messersmith, R ERA: 2.22 (1, 1)	6.0		24	5	2	1	3	1	0	0	0	0	0	29	33	1.50	1.000								
Jim Brewer, L ERA: 2.2 (7, 1)	4.0	W	17	5	2	2	1	0	0	0	0	0	0	19	19	4.50	1.250								

Los Angeles Dodgers @ St. Louis Cardinals
 Busch Stadium, St. Louis, MO
 Mon May 12 1975, 7:05 PM CDT
 Att: 13,342 - Unknown

livebaseballscorecards.com

AB	39
R	4
H	10
RBI	4
BB	1
SO	4
LOB	16



Batter	1	2	3	4	5	6	7	8	9	AB	R	H	RBI	BB	SO	LOB	TOP			
Davey Lopes, R OBP: 0.398, SLG: 0.295 (1,4)	F7		5-3		HR		FC1-6 WP 1B		5-3	5	2	1	0	0	0	2				
Tom Paciorek, R OBP: 0.300, SLG: 0.433 (1,9)	F3		K		F8		K		E5	5	0	0	0	0	2	3				
Jimmy Wynn, R OBP: 0.421, SLG: 0.534 (1,8)	F6				F8		HR		FC6-4 BB	4	1	2	3	1	0	0				
Steve Garvey, R OBP: 0.380, SLG: 0.480 (1,3)		L5			F3		F8		FC6-4	5	0	0	0	0	0	3				
Willie Crawford, L OBP: 0.348, SLG: 0.385 (1,7)		F7			1B		G3		4-3	4	1	1	0	0	0	0				
Ron Cey, R OBP: 0.380, SLG: 0.535 (1,5)		BB			BB		G5-4-3 1B		F8	2	1	1	0	2	0	0				
Joe Ferguson, R OBP: 0.319, SLG: 0.217 (1,2)		F3			1B		F9		BB	2	0	0	0	2	0	2				
Rick Auerbach, R OBP: 0.284, SLG: 0.244 (1,6)					4-3		G5-4-3		6-3	4	0	1	2	0	0	2				
Burt Hooton, R OBP: 0.300, SLG: 0.333 (1,1)					5-3		K		F7	4	0	2	0	0	1	2				
Inning Stats	R: 0 E: 0 K: 0 S: 3	H: 0 LOB: 0 BB: 0 P: 3	R: 0 E: 0 K: 0 S: 3	H: 0 LOB: 1 BB: 1 P: 7	R: 0 E: 0 K: 1 S: 6	H: 1 LOB: 1 BB: 0 P: 6	R: 2 E: 0 K: 1 S: 7	H: 2 LOB: 2 BB: 2 P: 15	R: 2 E: 0 K: 0 S: 5	H: 2 LOB: 0 BB: 0 P: 5	R: 1 E: 0 K: 1 S: 7	H: 2 LOB: 1 BB: 0 P: 7	R: 0 E: 0 K: 0 S: 3	H: 0 LOB: 1 BB: 1 P: 7	R: 0 E: 1 K: 0 S: 4	H: 0 LOB: 2 BB: 1 P: 8	1B: 5 2B: 1 3B: 1 HR: 1	SF: 0 SAC: 0 DP: 1 HBP: 0	WP: 1 PB: 0 SB: 1 CS: 0	PA: 40
PITCHER	IP	WLS	BF	H	R	ER	SO	BB	IBB	HBP	BLK	WP	HR	S	P	ERA	WHIP			
Lynn McGlothen, R ERA: 5.74 (1,1)	6.0	L	26	6	4	4	2	3	0	0	0	0	1	27	39	6.00	1.500			
Tommy Moore, R ERA: 3.77 (7,1)	3.0		14	2	1	1	1	2	0	0	0	1	0	14	22	3.00	1.333			

Los Angeles Dodgers @ St. Louis Cardinals
 Busch Stadium, St. Louis, MO
 Tue May 13 1975, 7:05 PM CDT
 Att: 18,519 - Unknown

AB	35
R	5
H	8
RBI	5
BB	5
SO	3
LOB	14



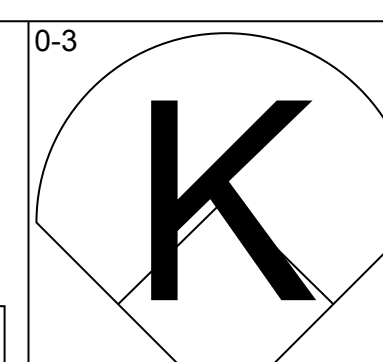
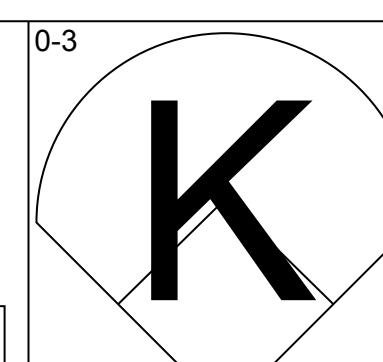
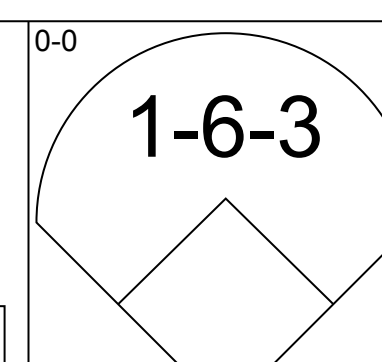
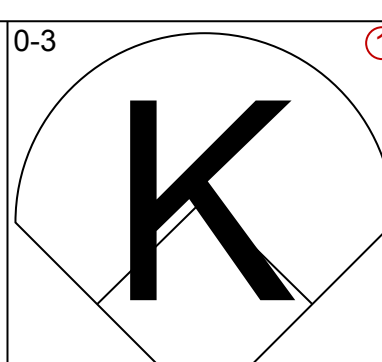
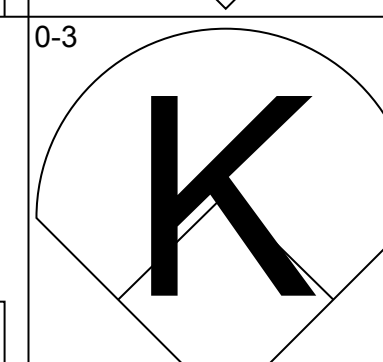
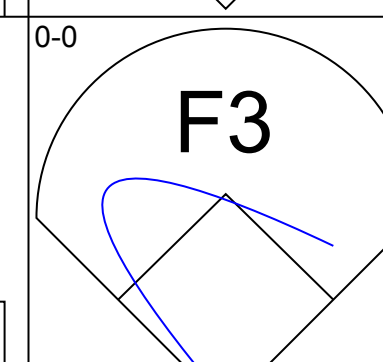
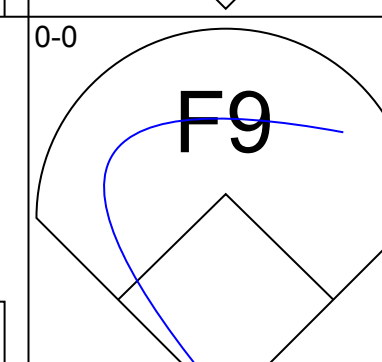
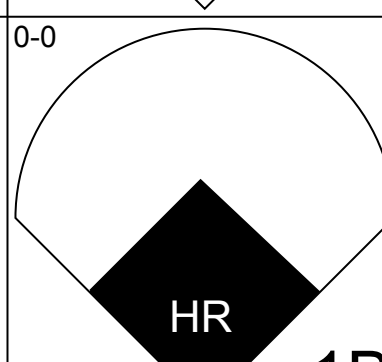
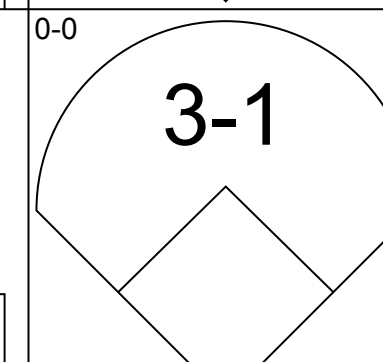
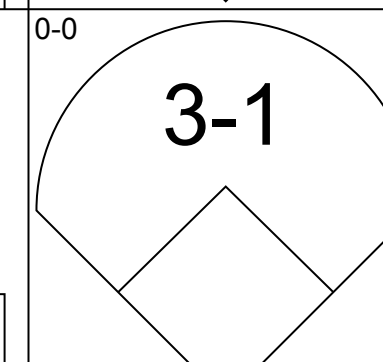
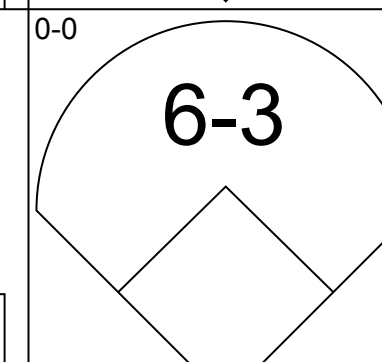
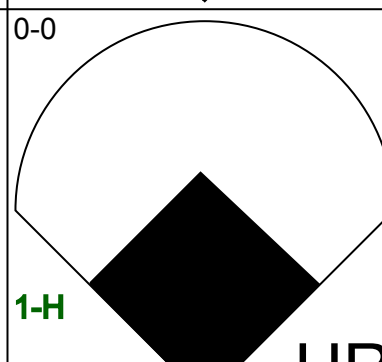
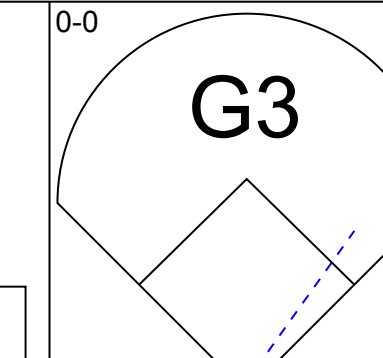
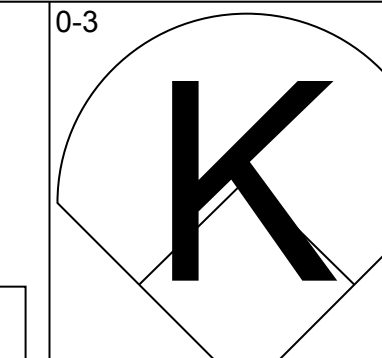
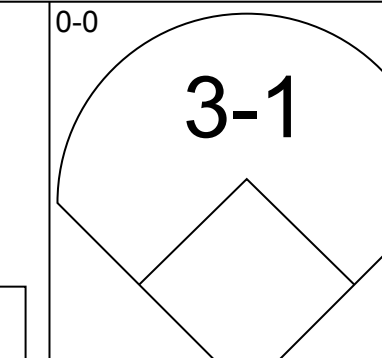
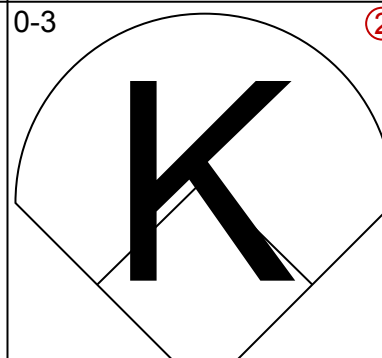
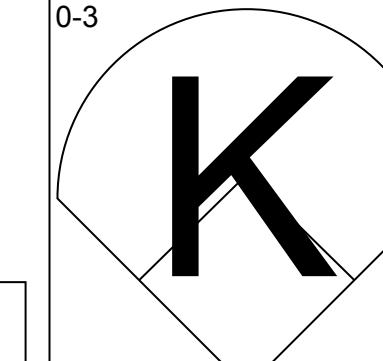
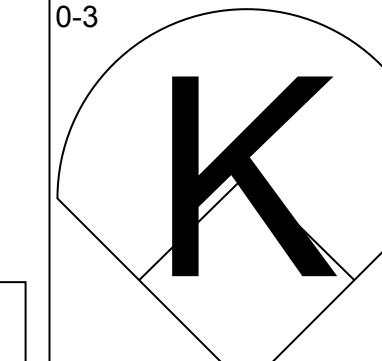
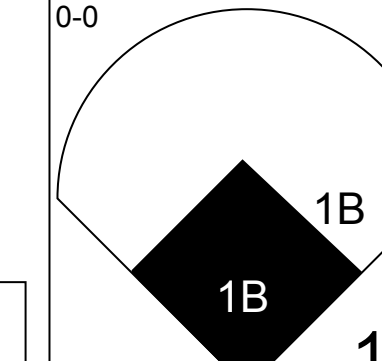
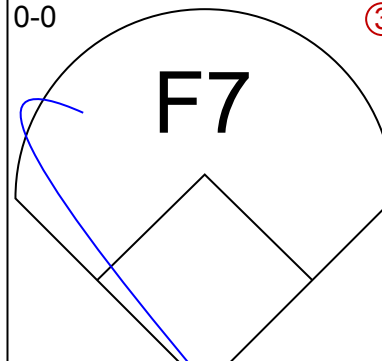
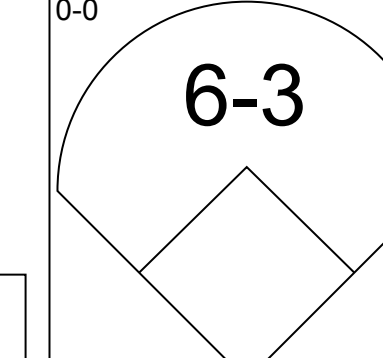
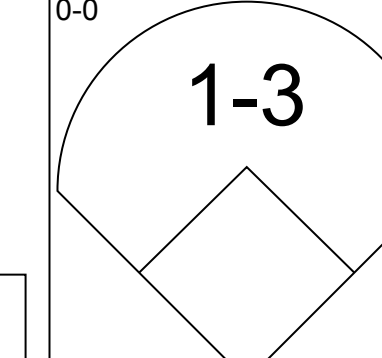
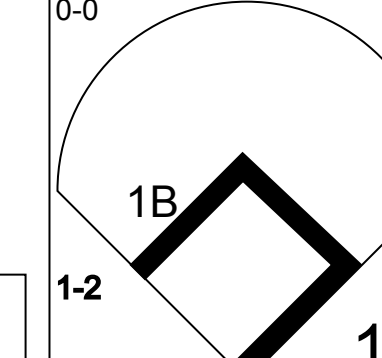
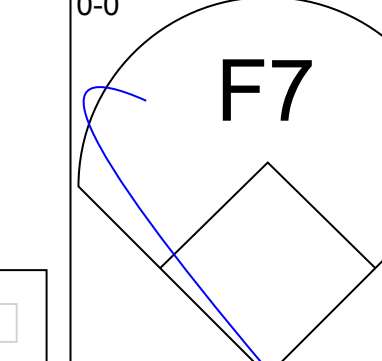
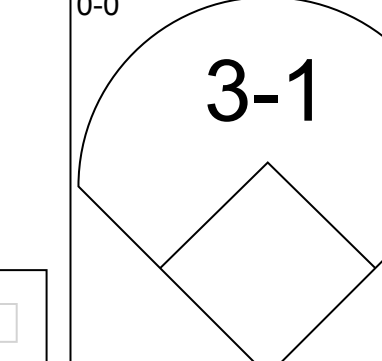
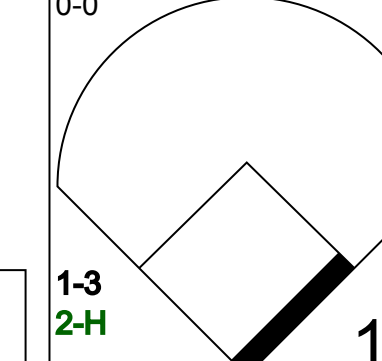
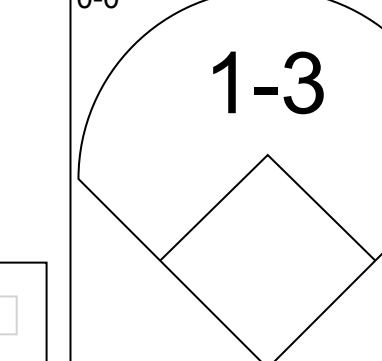
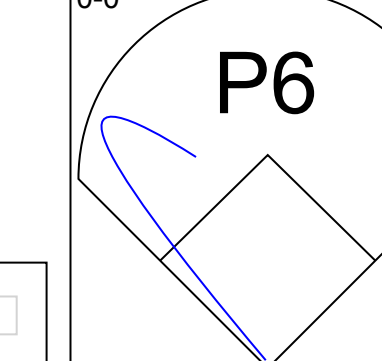
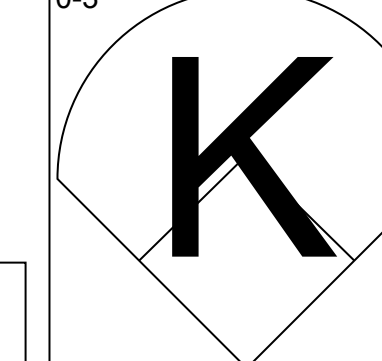
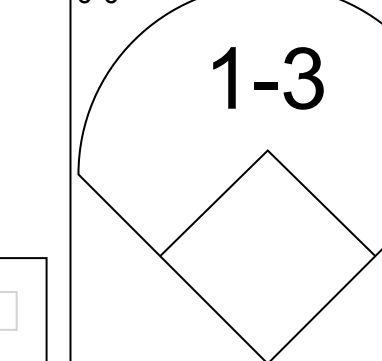
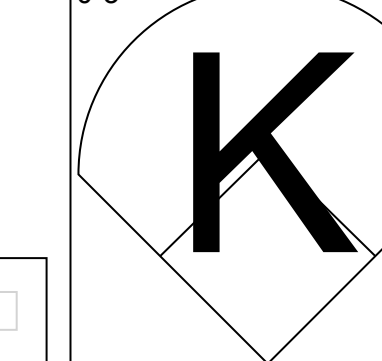
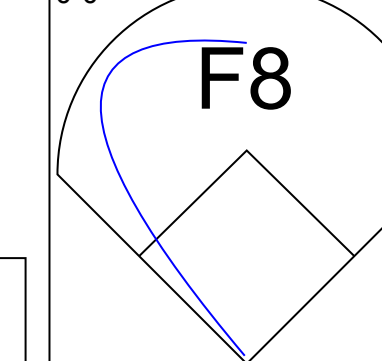
Batter	1	2	3	4	5	6	7	8	9	AB	R	H	RBI	BB	SO	LOB	BOTTOM			
Lou Brock, L OBP: 0.383, SLG: 0.411 (1,7)	6-3		F8			F8			G4-3	4	0	0	0	0	0	1				
Ted Sizemore, R OBP: 0.352, SLG: 0.366 (1,4)	F9				2B	L6			5-3	4	0	1	0	0	0	0				
Jim Dwyer, L OBP: 0.227, SLG: 0.105 (1,8)	K				K					3	0	0	0	0	3	1				
Ted Simmons, S OBP: 0.333, SLG: 0.410 (1,2)		G3			F7		L4			3	0	0	0	0	0	1				
Ron Fairly, L OBP: 0.477, SLG: 0.486 (1,9)		FC6-4 BB			F7		K			2	0	0	0	1	1	1				
Keith Hernandez, L OBP: 0.286, SLG: 0.289 (1,3)		F9			F7		F7		F7	3	0	0	0	0	0	1				
Ken Reitz, R OBP: 0.327, SLG: 0.374 (1,5)		FC6-4			F9		F9		F4	3	0	0	0	0	0	1				
Mike Tyson, R OBP: 0.324, SLG: 0.484 (1,6)					6-3		F3		K	3	0	0	0	0	1	0				
Lynn McGlothen, L (1,1)					K2-3		K		G4-3 1B	1	0	0	0	0	1	0				
Ted Martinez, R OBP: 0.158, SLG: 0.211 (6,PH)										1	0	0	0	0	1	0				
Tommy Moore, R OBP: 0.500, SLG: 0.500 (7,1)										0	0	0	0	0	0	0				
Luis Melendez, R OBP: 0.325, SLG: 0.526 (9,PH)										1	0	1	0	0	0	0				
Inning Stats	R: 0 E: 0 K: 1 S: 5	H: 0 LOB: 0 BB: 0 P: 5	R: 0 E: 0 K: 0 S: 3	H: 0 LOB: 1 BB: 1 P: 7	R: 0 E: 0 K: 1 S: 5	H: 0 LOB: 0 BB: 0 P: 5	R: 0 E: 0 K: 1 S: 6	H: 1 LOB: 1 BB: 0 P: 6	R: 0 E: 0 K: 0 S: 3	H: 0 LOB: 0 BB: 0 P: 3	R: 0 E: 0 K: 2 S: 7	H: 0 LOB: 0 BB: 0 P: 7	R: 0 E: 0 K: 1 S: 5	H: 0 LOB: 0 BB: 0 P: 5	R: 0 E: 0 K: 0 S: 3	H: 1 LOB: 0 BB: 0 P: 3	1B: 1 2B: 1 3B: 0 HR: 0	SF: 0 SAC: 0 DP: 1 HBP: 0	WP: 0 PB: 0 SB: 0 CS: 0	PA: 29
PITCHER	IP	WLS	BF	H	R	ER	SO	BB	IBB	HBP	BLK	WP	HR	S	P	ERA	WHIP			
Burt Hooton, R ERA: 5.02 (1,1)	9.0	W	29	2	0	0	7	1	0	0	0	0	0	42	46	0.00	0.333			

Los Angeles Dodgers @ St. Louis Cardinals
 Busch Stadium, St. Louis, MO
 Tue May 13 1975, 7:05 PM CDT
 Att: 18,519 - Unknown

AB	28
R	0
H	2
RBI	0
BB	1
SO	7
LOB	6

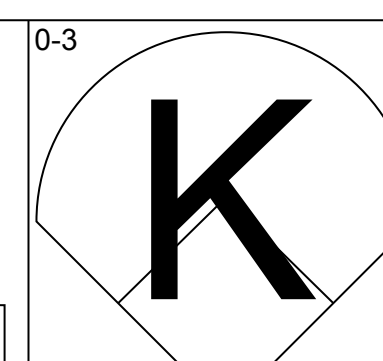
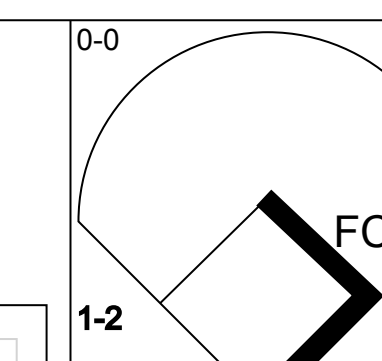
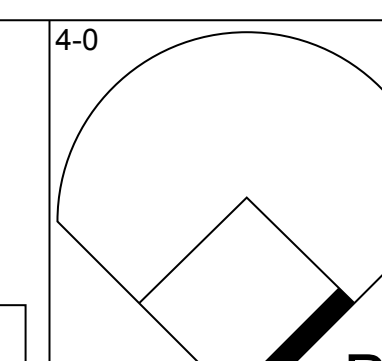
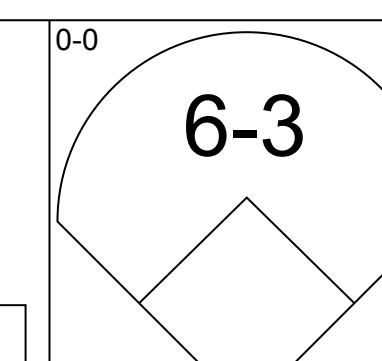
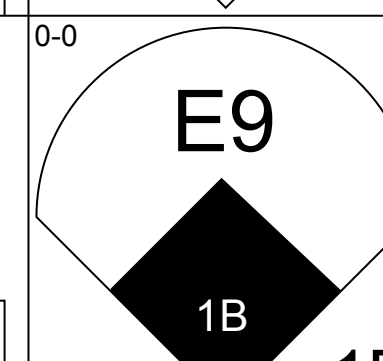
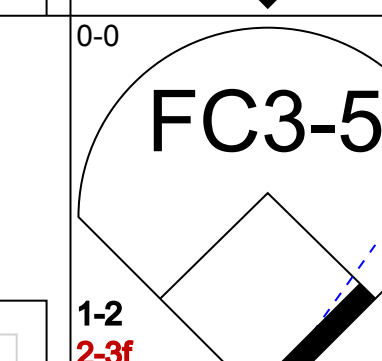
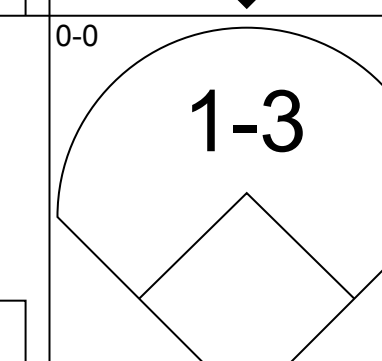
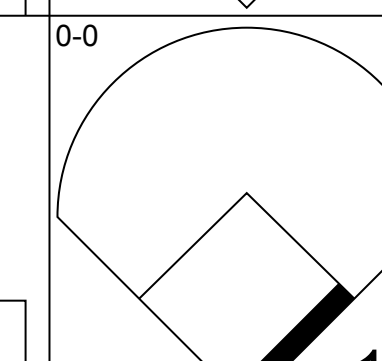
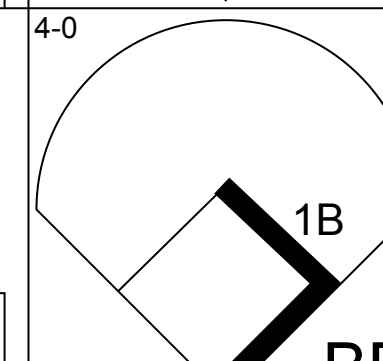
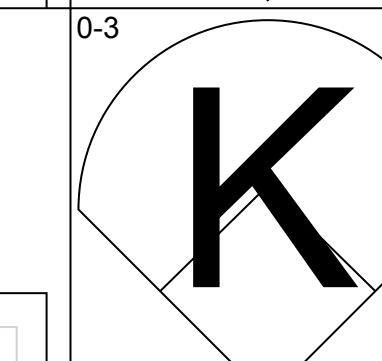
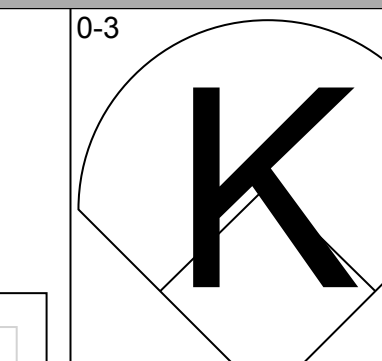
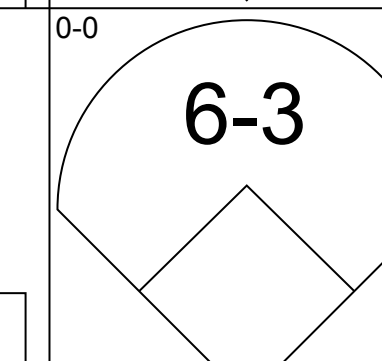
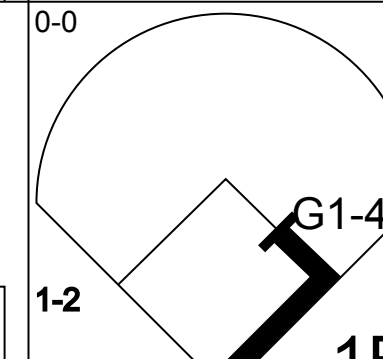
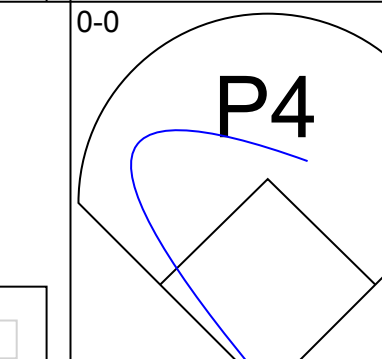
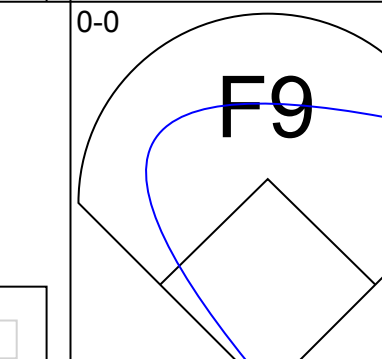

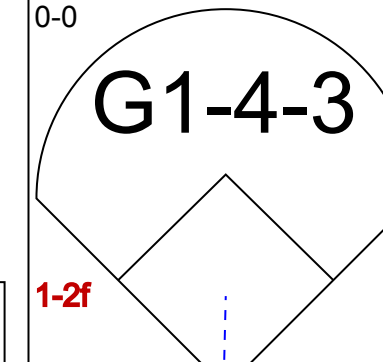
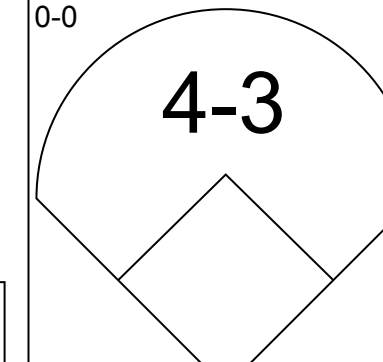
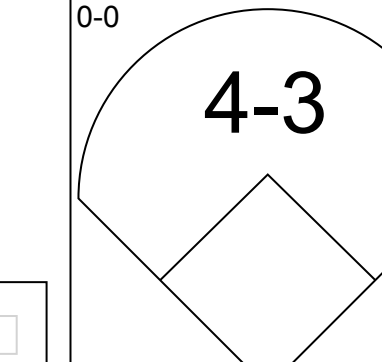

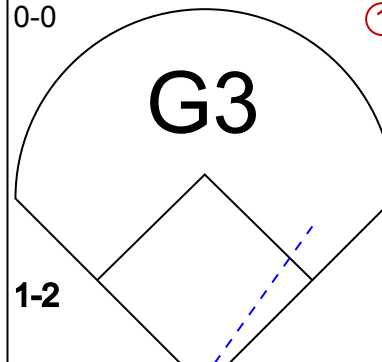
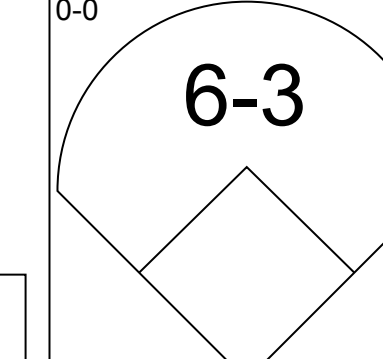
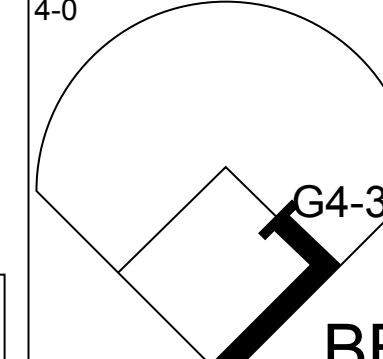


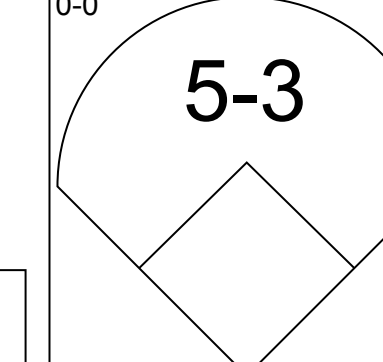
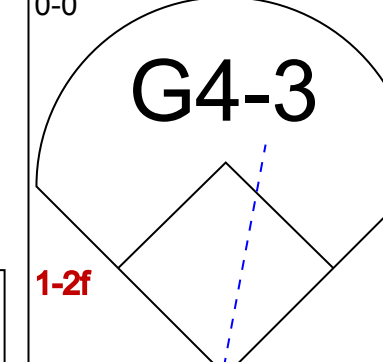


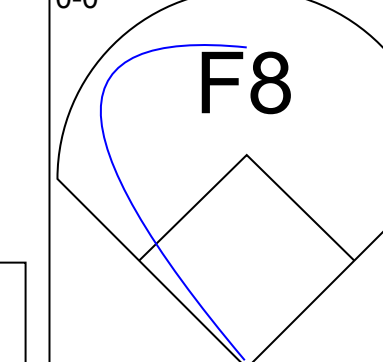
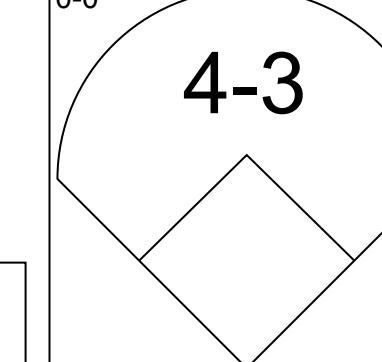

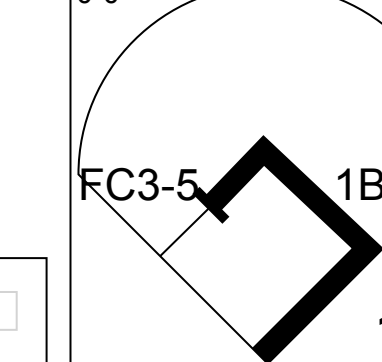
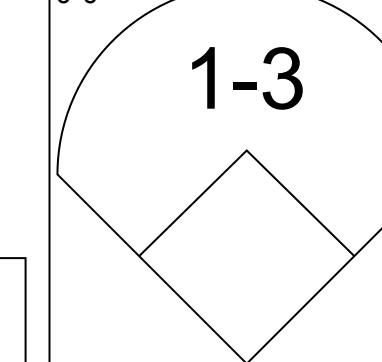
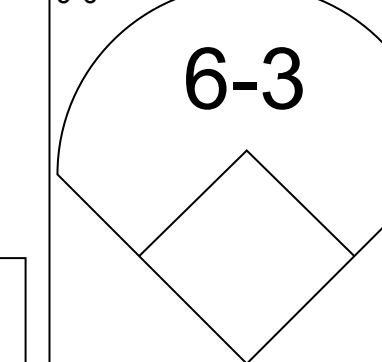


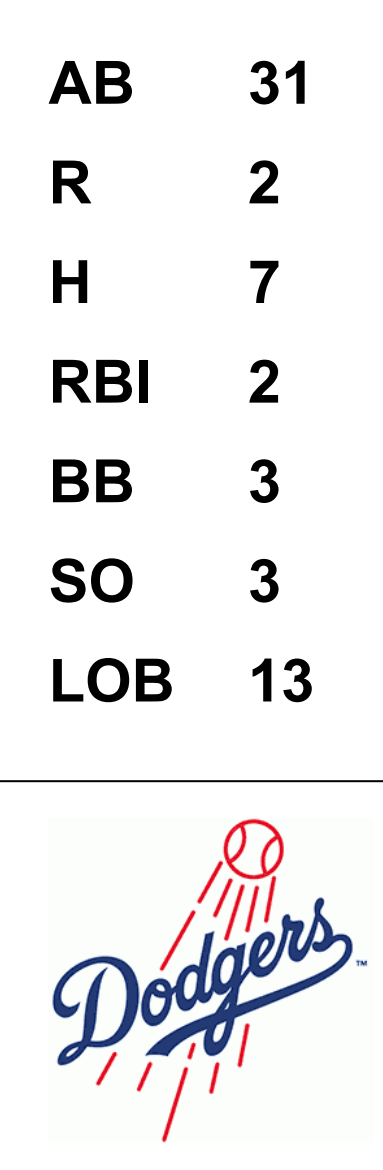
Batter	1	2	3	4	5	6	7	8	9	AB	R	H	RBI	BB	SO	LOB	TOP										
Davey Lopes, R OBP: 0.388, SLG: 0.293 (1, 8)										4	2	1	0	1	1	3	Los Angeles Dodgers @ St. Louis Cardinals Busch Stadium, St. Louis, MO Wed May 14 1975, 3:33 AM CDT Att: 14,388 - Unknown livebaseballscorecards.com										
Lee Lacy, R OBP: 0.418, SLG: 0.479 Charlie Hough, R (8, 1)										4	1	1	0	1	1	2											
Jimmy Wynn, R OBP: 0.420, SLG: 0.523 (8, 8)										4	0	1	0	1	0	1											
Steve Garvey, R OBP: 0.380, SLG: 0.487 (1, 3)										4	0	2	2	0	0	1											
Ron Cey, R OBP: 0.374, SLG: 0.523 (1, 5)										5	0	1	0	0	1	6											
Tom Paciorek, R OBP: 0.273, SLG: 0.394 Willie Crawford, L OBP: 0.348, SLG: 0.385 Joe Ferguson, R OBP: 0.314, SLG: 0.213 (7, 9)										3	0	0	0	0	1	3											
Steve Yeager, R OBP: 0.286, SLG: 0.310 (1, 2)										4	0	0	0	0	2	1											
Rick Auerbach, R OBP: 0.302, SLG: 0.261 (1, 6)										2	0	1	0	2	0	0											
Doug Rau, L OBP: 0.333, SLG: 0.222 Rick Rhoden, R OBP: 0.226, SLG: 0.571 Ken McMullen, R Al Downing, L Manny Mota, R (8, 7)										1	1	1	0	0	0	0											
Inning Stats	R: 0 E: 0 K: 1 S: 5	H: 0 LOB: 0 BB: 0 P: 5	R: 0 E: 0 K: 1 S: 6	H: 1 LOB: 1 BB: 0 P: 6	R: 3 E: 1 K: 0 S: 7	H: 3 LOB: 2 BB: 1 P: 11	R: 0 E: 0 K: 0 S: 4	H: 1 LOB: 1 BB: 0 P: 4	R: 0 E: 0 K: 1 S: 5	H: 0 LOB: 1 BB: 1 P: 9	R: 1 E: 0 K: 1 S: 6	H: 1 LOB: 2 BB: 2 P: 14	R: 0 E: 0 K: 2 S: 7	H: 0 LOB: 2 BB: 2 P: 15	R: 0 E: 0 K: 2 S: 8	H: 1 LOB: 1 BB: 0 P: 8		1B: 6 2B: 2 3B: 0 HR: 0	SF: 1 SAC: 0 DP: 0 HBP: 0	WP: 1 PB: 1 SB: 0 CS: 0	PA: 42						
PITCHER	IP	WLS	BF	H	R	ER	SO	BB	IBB	HBP	BLK	WP	HR	S	P	ERA	WHIP										
John Curtis, L ERA: 2.91	6.0	W	29	7	4	2	3	3	0	0	0	1	0	32	44	3.00	1.667										
Mike Garman, R ERA: 2.5	0.2		3	0	0	0	0	1	0	0	0	0	0	2	6	0.00	1.500										
Al Hrabosky, L ERA: 1.66	2.1	S	10	1	0	0	5	2	0	0	0	0	0	18	26	0.00	1.286										
Batter	1	2	3	4	5	6	7	8	9	AB	R	H	RBI	BB	SO	LOB	BOTTOM										
Lou Brock, L OBP: 0.387, SLG: 0.414 (1, 7)										4	2	2	0	0	1	0	Los Angeles Dodgers @ St. Louis Cardinals Busch Stadium, St. Louis, MO Wed May 14 1975, 3:33 AM CDT Att: 14,388 - Unknown livebaseballscorecards.com										
Ted Sizemore, R OBP: 0.384, SLG: 0.397 (1, 4)										4	1	3	2	0	0	0											
Luis Melendez, R OBP: 0.341, SLG: 0.512 (1, 8)										3	2	1	0	1	0	1											
Ted Simmons, S OBP: 0.331, SLG: 0.413 (1, 2)										4	1	1	2	0	0	2											
Ken Reitz, R OBP: 0.325, SLG: 0.369 (1, 5)										4	0	1	2	0	1	2											
Danny Cater, R OBP: 0.316, SLG: 0.389 Ron Fairly, L OBP: 0.468, SLG: 0.474 (3, 9)										1	0	0	0	0	0	0											
Ted Martinez, R OBP: 0.150, SLG: 0.200 Keith Hernandez, L OBP: 0.276, SLG: 0.278 (3, 9)										3	0	0	0	0	0	2											
Mike Tyson, R OBP: 0.316, SLG: 0.441 (1, 6)										3	0	0	0	1	2	2											
John Curtis, L OBP: 0.375, SLG: 0.286 Mike Garman, R Al Hrabosky, R (7, 1)										3	1	1	0	0	0	0											
Inning Stats	R: 1 E: 0 K: 0 S: 5	H: 3 LOB: 1 BB: 0 P: 5	R: 0 E: 0 K: 1 S: 5	H: 0 LOB: 0 BB: 0 P: 5	R: 5 E: 0 K: 0 S: 8	H: 6 LOB: 1 BB: 1 P: 12	R: 0 E: 0 K: 1 S: 6	H: 1 LOB: 1 BB: 0 P: 6	R: 0 E: 0 K: 0 S: 3	H: 0 LOB: 0 BB: 0 P: 3	R: 0 E: 0 K: 1 S: 5	H: 0 LOB: 0 BB: 0 P: 5	R: 1 E: 2 K: 1 S: 7	H: 0 LOB: 1 BB: 0 P: 7	R: 0 E: 0 K: 2 S: 7	H: 0 LOB: 1 BB: 1 P: 11		1B: 7 2B: 3 3B: 0 HR: 0	SF: 0 SAC: 0 DP: 2 HBP: 0	WP: 0 PB: 0 SB: 2 CS: 0	PA: 36						
PITCHER	IP	WLS	BF	H	R	ER	SO	BB	IBB	HBP	BLK	WP	HR	S	P	ERA	WHIP										
Doug Rau, L ERA: 3.39	2.0	L	13	7	6	6	1	1	0	0	0	0	0	14	18	27.00	4.000										
Rick Rhoden, R ERA: 4.35	3.0		11	3	0	0	1	0	0	0	0	0	0	13	13	0.00	1.000										
Al Downing, L ERA: 0.93	2.0		8	0	1	0	2	0	0	0	0	0	0	12	12	0.00	0.000										
Charlie Hough, R ERA: 4.2	1.0		4	0	0	0	2	1	0	0	0	0	0	7	11	0.00	1.000										

Batter	1	2	3	4	5	6	7	8	9	AB	R	H	RBI	BB	SO	LOB	TOP					
Frank Taveras, R (1, 6) OBP: 0.191, SLG: 0.203 Ed Kirkpatrick, L (7, PH) OBP: 0.333, SLG: 0.125 Mario Mendoza, R (7, 6)										2	0	0	0	0	2	0	Pittsburgh Pirates @ Los Angeles Dodgers Dodger Stadium, Los Angeles, CA Fri May 16 1975, 7:05 PM PDT Att: 44,111 - Unknown					
Rennie Stennett, R (1, 4) OBP: 0.301, SLG: 0.282										4	1	1	0	0	1	0						
Al Oliver, L (1, 8) OBP: 0.265, SLG: 0.427										4	1	1	2	0	0	0						
Willie Stargell, L (1, 3) OBP: 0.318, SLG: 0.426										4	0	0	0	0	2	0						
Richie Zisk, R (1, 7) OBP: 0.333, SLG: 0.330										4	1	1	0	0	2	0						
Dave Parker, L (1, 9) OBP: 0.330, SLG: 0.524										3	0	1	0	0	0	0						
Manny Sanguillen, R (1, 2) OBP: 0.411, SLG: 0.479										3	0	1	1	0	0	0						
Art Howe, R (1, 5) OBP: 0.207, SLG: 0.148 Bob Robertson, R (8, PH) OBP: 0.333, SLG: 0.316 Dave Giusti, R (8, 1)										2	0	0	0	0	0	0						
Bruce Kison, R (1, 1) OBP: 0.267, SLG: 0.154 Richie Hebner, L (8, PH) OBP: 0.361, SLG: 0.420										2	0	0	0	0	1	0						
Inning Stats	R: 0 E: 0 K: 2 S: 7	H: 0 LOB: 0 BB: 0 P: 7	R: 0 E: 0 K: 1 S: 5	H: 0 LOB: 0 BB: 0 P: 5	R: 0 E: 0 K: 0 S: 3	H: 0 LOB: 0 BB: 0 P: 3	R: 0 E: 0 K: 1 S: 5	H: 0 LOB: 0 BB: 0 P: 5	R: 0 E: 0 K: 0 S: 7	H: 0 LOB: 0 BB: 0 P: 7	R: 0 E: 0 K: 0 S: 5	H: 0 LOB: 0 BB: 0 P: 5	R: 0 E: 0 K: 0 S: 3	H: 0 LOB: 0 BB: 0 P: 3	R: 1 E: 0 K: 1 S: 8	H: 3 LOB: 3 BB: 0 P: 8		R: 2 E: 0 K: 2 S: 9	H: 2 LOB: 0 BB: 0 P: 9	1B: 4 2B: 0 3B: 0 HR: 1	SF: 0 SAC: 0 DP: 0 HBP: 0	WP: 0 PB: 0 SB: 0 CS: 0
PITCHER Don Sutton, R (1, 1) ERA: 1.54	IP: 9.0 WLS: L BF: 32 H: 5 R: 3 ER: 3 SO: 10 BB: 0 IBB: 0 HBP: 0 BLK: 0 WP: 0 HR: 1 S: 52 P: 52 ERA: 3.00 WHIP: 0.556															PITCHER						


AB	32
R	3
H	5
RBI	3
BB	0
SO	10
LOB	4



Batter	1	2	3	4	5	6	7	8	9	AB	R	H	RBI	BB	SO	LOB	BOTTOM					
Davey Lopes, R (1, 8) OBP: 0.391, SLG: 0.294										3	0	1	0	1	1	0	Pittsburgh Pirates @ Los Angeles Dodgers Dodger Stadium, Los Angeles, CA Fri May 16 1975, 7:05 PM PDT Att: 44,111 - Unknown					
Lee Lacy, R (1, 4) OBP: 0.422, SLG: 0.481										4	1	2	0	0	3	0						
Jimmy Wynn, R (1, 7) OBP: 0.415, SLG: 0.509										3	0	0	0	1	2	3						
Steve Garvey, R (1, 3) OBP: 0.383, SLG: 0.487										4	1	2	1	0	2	0						
Willie Crawford, L (1, 9) OBP: 0.336, SLG: 0.370										4	0	0	0	0	3	0						
Ron Cey, R (1, 5) OBP: 0.377, SLG: 0.519										3	0	1	1	1	0	0						
Steve Yeager, R (1, 2) OBP: 0.256, SLG: 0.297 Bill Buckner, L (9, PH) OBP: 0.306, SLG: 0.489										3	0	0	0	0	1	1						
Rick Auerbach, R (1, 6) OBP: 0.294, SLG: 0.253										3	0	0	0	0	0	0						
Don Sutton, R (1, 1) OBP: 0.233, SLG: 0.179										3	0	1	0	0	0	0						
Inning Stats	R: 1 E: 1 K: 1 S: 6	H: 2 LOB: 1 BB: 1 P: 10	R: 0 E: 0 K: 0 S: 3	H: 0 LOB: 0 BB: 0 P: 3	R: 0 E: 0 K: 1 S: 7	H: 2 LOB: 2 BB: 0 P: 7	R: 0 E: 0 K: 0 S: 2	H: 0 LOB: 0 BB: 1 P: 6	R: 0 E: 0 K: 0 S: 3	H: 0 LOB: 1 BB: 1 P: 7	R: 0 E: 0 K: 1 S: 5	H: 0 LOB: 0 BB: 0 P: 5	R: 0 E: 0 K: 0 S: 3	H: 0 LOB: 0 BB: 0 P: 3	R: 0 E: 0 K: 0 S: 4	H: 1 LOB: 1 BB: 0 P: 4		R: 1 E: 0 K: 0 S: 4	H: 2 LOB: 0 BB: 0 P: 4	1B: 7 2B: 0 3B: 0 HR: 0	SF: 0 SAC: 0 DP: 3 HBP: 0	WP: 0 PB: 0 SB: 0 CS: 0
PITCHER Bruce Kison, R (1, 1) ERA: 3.0 Dave Giusti, R (8, 1) ERA: 0.52	IP: 7.0 WLS: W BF: 26 H: 4 R: 1 ER: 1 SO: 3 BB: 0 IBB: 0 HBP: 0 BLK: 0 WP: 0 HR: 0 S: 29 P: 41 ERA: 1.29 WHIP: 1.000															PITCHER						



Batter	1	2	3	4	5	6	7	8	9	10	AB	R	H	RBI	BB	SO	LOB	TOP
Rennie Stennett, R OBP: 0.297, SLG: 0.278 (1, 4)	0-0 4-3		0-0 F7		0-0 6-3	0-0 FC6-4		0-0 1B			5	0	1	0	0	0	2	Pittsburgh Pirates @ Los Angeles Dodgers Dodger Stadium, Los Angeles, CA Sat May 17 1975, 7:05 PM PDT Att: 46,790 - Unknown AB 41 R 3 H 9 RBI 1 BB 4 SO 7 LOB 22 P
Richie Hebner, L OBP: 0.343, SLG: 0.398 (1, 5)	0-0 F8		0-0 F8		0-0 G3		0-0 4-3		0-0 P5		5	0	0	0	0	0	1	
Al Oliver, L OBP: 0.280, SLG: 0.443 (1, 8)	0-0 2B		0-0 BB		0-0 4-3		0-3 K		0-0 FC6-4		5	0	3	0	0	1	0	
Willie Stargell, L OBP: 0.327, SLG: 0.437 Bob Robertson, R OBP: 0.304, SLG: 0.286 (1, 3) (6, 3)	0-3 K		4-0 BB		0-0 K		0-3 K		0-0 FC6-4		2	1	1	0	1	1	1	
Richie Zisk, R OBP: 0.336, SLG: 0.321 (1, 7)		0-0 F9	4-0 FC6-4		4-0 E		0-0 E6		0-0 P4		3	1	0	0	2	0	0	
Dave Parker, L OBP: 0.333, SLG: 0.511 (1, 9)		4-0 FC4-8	1-2 2-3 BB		0-0 E4		0-0 FC6-4		0-0 1B		4	0	1	0	1	0	5	
Manny Sanguillen, R OBP: 0.402, SLG: 0.465 (1, 2)		0-0 FC4-6	1B		0-0 P3		0-0 K		0-0 F8		5	1	1	1	0	1	3	
Frank Taveras, R OBP: 0.197, SLG: 0.209 Ed Kirkpatrick, L OBP: 0.338, SLG: 0.111 Mario Mendoza, R OBP: 0.083, SLG: 0.083 (1, 6) (8, PH) (8, 6)	0-0 E		0-0 6-3		0-0 FC6		0-3 K		0-0 1B		3	0	1	0	0	0	2	
Jim Rooker, R Dave Giusti, R Bill Robinson, R Bob Moose, R Paul Popovich, S Ramon Hernandez, S (1, 11) (7, 1) (9, PH) (9, 1) (10, PH) (10, 1)	0-3 K		0-3 K		0-0 P3		0-0 5-3		0-0 P3		3	0	0	0	0	0	2	
Inning Stats	R: 0 E: 0 K: 1 S: 6	H: 1 LOB: 1 BB: 0 P: 10	R: 0 E: 0 K: 1 S: 6	H: 1 LOB: 1 BB: 2 P: 12	R: 0 E: 0 K: 1 S: 5	H: 0 LOB: 0 BB: 0 P: 5	R: 0 E: 0 K: 0 S: 3	H: 0 LOB: 0 BB: 0 P: 7	R: 0 E: 1 K: 2 S: 7	H: 0 LOB: 0 BB: 0 P: 8	R: 0 E: 0 K: 0 S: 5	H: 2 LOB: 2 BB: 0 P: 5	R: 0 E: 0 K: 0 S: 5	H: 2 LOB: 2 BB: 0 P: 5	1B: 7 2B: 2 3B: 0 HR: 0	SF: 0 SAC: 0 DP: 0 HBP: 0	WP: 0 PB: 0 SB: 2 CS: 0	
PITCHER Andy Messersmith, R ERA: 2.06 (1, 1)	IP 10.0	WLS W	BF 45	H 9	R 3	ER 1	SO 7	BB 4	IBB 0	HBP 0	BLK 0	WP 0	HR 0	S 55	P 71	ERA 0.90	WHIP 1.300	

Batter	1	2	3	4	5	6	7	8	9	10	AB	R	H	RBI	BB	SO	LOB	BOTTOM		
Davey Lopes, R OBP: 0.393, SLG: 0.295 (1, 8)	0-3 K		0-0 1B		4-0 HR		0-0 SH3-4		0-0 4-3		3	1	1	0	1	1	0	Pittsburgh Pirates @ Los Angeles Dodgers Dodger Stadium, Los Angeles, CA Sat May 17 1975, 7:05 PM PDT Att: 46,790 - Unknown AB 38 R 4 H 10 RBI 4 BB 6 SO 3 LOB 21 		
Lee Lacy, R OBP: 0.420, SLG: 0.512 (1, 4)	0-0 P6		0-0 4-3		0-0 HR		0-0 1B		0-0 1-3		5	1	2	3	0	0	1			
Jimmy Wynn, R OBP: 0.414, SLG: 0.496 (1, 7)	4-0 BB		0-0 BB		0-0 F7		0-0 F8		0-0 F7		3	0	0	0	2	0	0			
Steve Garvey, R OBP: 0.372, SLG: 0.472 (1, 3)	0-0 4-3		0-0 E6		0-0 6-3		0-0 F8		0-0 F8		5	0	0	0	0	0	4			
Ron Cey, R OBP: 0.394, SLG: 0.516 (1, 5)		0-0 L6	4-0 G6-4-3		0-0 1B		0-0 P4		0-0 2B		4	0	2	0	1	0	3			
Tom Paciorek, R OBP: 0.289, SLG: 0.405 (1, 9)		0-0 F3	0-0 G6-4-3		0-0 F8		4-0 FC1-6		0-0 FC6-2		4	1	1	0	1	0	3			
Steve Yeager, R OBP: 0.276, SLG: 0.321 (1, 2)		0-0 6-3		0-0 6-3		0-0 HR		0-0 FC1-6		4-0 1B	4	1	2	0	1	0	1			
Rick Auerbach, R OBP: 0.288, SLG: 0.247 Manny Mota, R OBP: 0.391, SLG: 0.300 Ivan De Jesus, R OBP: 0.429, SLG: 0.333 Ken McMullen, R OBP: 0.222, SLG: 0.500 (1, 6) (6, PH) (7, 6) (10, PH)	0-0 F7		0-0 6-3		0-0 6-3		0-0 F8		0-0 FC6-2		2	0	0	0	0	0	1			
Andy Messersmith, R OBP: 0.394, SLG: 0.500 Joe Ferguson, R OBP: 0.319, SLG: 0.221 (1, 1) (10, PH)	0-3 K		0-0 4-3		0-0 4-3		0-0 1B		0-0 1B		4	0	1	0	0	2	2			
Inning Stats	R: 0 E: 0 K: 1 S: 5	H: 0 LOB: 1 BB: 1 P: 9	R: 0 E: 0 K: 0 S: 3	H: 0 LOB: 0 BB: 0 P: 3	R: 0 E: 0 K: 1 S: 6	H: 1 LOB: 1 BB: 0 P: 6	R: 0 E: 1 K: 0 S: 3	H: 0 LOB: 1 BB: 1 P: 7	R: 3 E: 0 K: 0 S: 5	H: 2 LOB: 0 BB: 0 P: 9	R: 0 E: 0 K: 0 S: 5	H: 2 LOB: 3 BB: 1 P: 9	R: 0 E: 0 K: 0 S: 3	H: 0 LOB: 0 BB: 0 P: 3	R: 1 E: 0 K: 0 S: 5	H: 3 LOB: 3 BB: 1 P: 9	1B: 7 2B: 2 3B: 0 HR: 1		SF: 0 SAC: 1 DP: 1 HBP: 0	WP: 0 PB: 0 SB: 0 CS: 0
PITCHER Jim Rooker, L ERA: 3.86 (1, 1)	IP 6.1	WLS L	BF 30	H 7	R 3	ER 3	SO 2	BB 4	IBB 0	HBP 0	BLK 0	WP 0	HR 1	S 30	P 46	ERA 4.26	WHIP 1.737			
Dave Giusti, R ERA: 0.47 (7, 1)	1.2	6	0	0	0	1	0	0	0	0	0	0	0	0	7	11	0.00	0.600		
Bob Moose, R ERA: 4.38 (9, 1)	1.0	3	0	0	0	0	0	0	0	0	0	0	0	0	3	3	0.00	0.000		
Ramon Hernandez, L ERA: 3.18 (10, 1)	0.2	L	6	3	1	1	0	0	1	0	0	0	0	0	5	9	13.50	4.500		

Batter	1	2	3	4	5	6	7	8	9	AB	R	H	RBI	BB	SO	LOB	TOP			
Manny Trillo, R OBP: 0.344, SLG: 0.369	(1,4) 0-3 K		(0,3) K2-3			(0,0) 6-3		(0,0) 2B 1B		4	1	1	0	0	2	0	Chicago Cubs @ Los Angeles Dodgers Dodger Stadium, Los Angeles, CA Mon May 19 1975, 7:05 PM PDT Att: 21,790 - Unknown - 63 F			
Jose Cardenal, R OBP: 0.401, SLG: 0.436	(1,7) 0-0 L9			(0,0) F7		(0,0) 6-3		(0,0) 1B 2B		4	0	1	2	0	0	0				
Rick Monday, L OBP: 0.442, SLG: 0.584	(1,8) 0-0 4-3			(0,3) K		(0,3) K		(0,0) 1B BB		3	0	0	0	1	2	0				
Jerry Morales, R OBP: 0.338, SLG: 0.349		(0,0) F8		(0,0) 6-3		(0,3) K		(0,0) 1B 2H		4	0	1	0	0	1	0				
Bill Madlock, R OBP: 0.376, SLG: 0.433		(0,0) 1B			(0,0) F9		(0,0) 4-3		(0,0) 6-3		4	0	1	0	0	0				
Andre Thornton, R OBP: 0.231, SLG: 0.167		(0,0) P6			(0,0) E 1B		(0,0) P6		(0,0) F8		4	0	1	0	0	1				
Tim Hosley, R OBP: 0.455, SLG: 0.406		(0,0) P3			(0,0) E4			(0,3) K	(0,0) WP BB	3	0	0	0	1	1	2				
Rob Sperring, R OBP: 0.389, SLG: 0.429					(1,2) 1-2			(0,0) 1B BB	(0,0) BB	0	0	0	0	0	0	0				
Don Kessinger, S OBP: 0.356, SLG: 0.365			(0,0) L9		(0,3) K			(0,0) 1B 2B 1B	(0,3) K	4	1	1	0	0	2	3				
Rick Reuschel, R OBP: 0.071, SLG: 0.071			(0,3) K					(0,0) L4		2	0	0	0	0	1	2				
George Mitterwald, R OBP: 0.379, SLG: 0.462										1	0	0	0	0	0	1				
Darold Knowles, L OBP: 0.167, SLG: 0.167										0	0	0	0	0	0	0				
Oscar Zamora, R OBP: 0.333, SLG: 0.333										0	0	0	0	0	0	0				
Inning Stats	R: 0 E: 0 K: 1 S: 5	H: 0 LOB: 0 BB: 0 P: 5	R: 0 E: 0 K: 0 S: 4	H: 1 LOB: 1 BB: 0 P: 4	R: 0 E: 0 K: 2 S: 7	H: 0 LOB: 0 BB: 0 P: 7	R: 0 E: 0 K: 1 S: 5	H: 0 LOB: 0 BB: 0 P: 5	R: 0 E: 0 K: 1 S: 5	H: 0 LOB: 0 BB: 0 P: 5	R: 0 E: 0 K: 1 S: 5	H: 0 LOB: 0 BB: 0 P: 5	R: 2 E: 0 K: 1 S: 8	H: 4 LOB: 2 BB: 1 P: 12	R: 0 E: 0 K: 1 S: 5	H: 0 LOB: 2 BB: 1 P: 9	1B: 5 2B: 1 3B: 0 HR: 0	SF: 0 SAC: 0 DP: 0 HBP: 0	WP: 1 PB: 0 SB: 0 CS: 0	PA: 35
PITCHER	IP WLS BF H R ER SO BB IBB HBP BLK WP HR S P ERA WHIP																			
Doug Rau, L ERA: 3.28	(1,1) 7.2 29 5 2 2 8 0 0 0 0 0 0 45 45 2.35 0.652																			
Jim Brewer, L ERA: 2.04	(8,1) 1.1 W 6 1 0 0 1 2 0 0 0 1 0 6 14 0.00 2.250																			

AB 33
R 2
H 6
RBI 2
BB 2
SO 9
LOB 9



Batter	1	2	3	4	5	6	7	8	9	AB	R	H	RBI	BB	SO	LOB	BOTTOM	
Lee Lacy, R OBP: 0.406, SLG: 0.477	(1,4) 0-0 F7			(0,0) F9	(0,0) F8		(0,0) 5-3			4	0	0	0	0	0	2	Chicago Cubs @ Los Angeles Dodgers Dodger Stadium, Los Angeles, CA Mon May 19 1975, 7:05 PM PDT Att: 21,790 - Unknown - 63 F	
Willie Crawford, L OBP: 0.342, SLG: 0.385	(1,9) 0-0 4-3			(0,0) PB BB 1B		(0,0) 1B 2B	(0,0) 3-1			4	1	2	0	0	0	1		
Jimmy Wynn, R OBP: 0.412, SLG: 0.475	(1,8) 0-0 5-3			(0,0) PB BB	(0,0) 6-3		(0,0) 1B BLK FC6-2 BB			2	0	0	0	2	0	1		
Steve Garvey, R OBP: 0.361, SLG: 0.456		(0,0) 5-3		(0,0) F4	(0,0) F9		(0,0) FC6-2 1B SF9 1B			4	1	1	0	0	0	3		
Ron Cey, R OBP: 0.380, SLG: 0.507		(0,0) 6-3		(0,0) 5-3	(0,0) E S 1B		(0,0) SF9 FC6-2 1B			4	0	2	1	0	0	2		
Joe Ferguson, R OBP: 0.325, SLG: 0.212		(0,0) 5-3			(0,0) 2B FC6-2 BB	(0,0) 1B BB	(0,0) FC6-2			2	0	0	0	2	0	3		
Tom Paciorek, R OBP: 0.273, SLG: 0.395			(0,3) K		(0,0) FC6-2 1B 2B	(0,3) K		(0,0) SF9		3	1	1	0	0	2	2		
Bill Buckner, L OBP: 0.300, SLG: 0.489					(0,0) FC6-2 1B			(0,0) 4-3		0	0	0	1	0	0	0		
Henry Cruz, L OBP: 0.250, SLG: 0.258					(0,0) FC6-2 1B			(0,0) 4-3		0	0	0	0	0	0	0		
Rick Auerbach, R OBP: 0.284, SLG: 0.245					(0,0) FC6-2 1B			(0,0) 4-3		3	0	1	0	0	1	2		
Manny Mota, R OBP: 0.350, SLG: 0.273					(0,0) K					1	0	0	0	0	0	2		
Ivan De Jesus, R OBP: 0.333, SLG: 0.250					(0,0) K					0	0	0	0	0	0	0		
Doug Rau, L OBP: 0.333, SLG: 0.238					(0,0) K					3	0	1	1	0	1	1		
Jim Brewer, L ERA: 2.11										0	0	0	0	0	0	0		
Inning Stats	R: 0 E: 0 K: 0 S: 3	H: 0 LOB: 0 BB: 0 P: 3	R: 0 E: 0 K: 0 S: 3	H: 0 LOB: 0 BB: 0 P: 3	R: 0 E: 0 K: 3 S: 9	H: 0 LOB: 0 BB: 0 P: 9	R: 0 E: 0 K: 0 S: 4	H: 1 LOB: 2 BB: 1 P: 8	R: 1 E: 0 K: 1 S: 7	H: 2 LOB: 2 BB: 1 P: 11	R: 0 E: 0 K: 0 S: 4	H: 1 LOB: 1 BB: 0 P: 4	R: 1 E: 0 K: 0 S: 5	H: 2 LOB: 2 BB: 1 P: 9	1B: 6 2B: 2 3B: 0 HR: 0	SF: 1 SAC: 0 DP: 0 HBP: 0	WP: 0 PB: 1 SB: 1 CS: 0	PA: 35
PITCHER	IP WLS BF H R ER SO BB IBB HBP BLK WP HR S P ERA WHIP																	
Rick Reuschel, R ERA: 5.15	(1,1) 7.0 29 6 2 2 4 3 0 0 0 0 0 34 46 2.57 1.286																	
Darold Knowles, L ERA: 2.74	(8,1) 0.0 L 3 2 1 1 0 1 0 0 0 1 0 0 2 6 0.00 0.000																	
Oscar Zamora, R ERA: 2.11	(8,1) 1.0 3 0 0 0 0 0 0 0 0 0 0 3 3 0.00 0.000																	

AB 30
R 3
H 8
RBI 3
BB 4
SO 4
LOB 19



Batter	1	2	3	4	5	6	7	8	9	AB	R	H	RBI	BB	SO	LOB	TOP			
Don Kessinger, S (1, 6) OBP: 0.359, SLG: 0.369	0-3 K		0-0 1B		0-0 F8			0-0 SH1-3 1B		4	0	2	0	0	1	0	Chicago Cubs @ Los Angeles Dodgers Dodger Stadium, Los Angeles, CA Tue May 20 1975, 7:05 PM PDT Att: 24,526 - Unknown - 50 F			
Jose Cardenal, R (1, 7) OBP: 0.400, SLG: 0.441	0-0 PB 2B		0-0 P4		0-3 K			0-0 SH1-3		3	1	1	0	0	1	1				
Rick Monday, L (1, 8) OBP: 0.444, SLG: 0.574	4-0 2B 4-1 BB		0-0 F7		0-0 F8			4-0 BB		2	1	0	0	2	0	1				
Bill Madlock, R (1, 5) OBP: 0.373, SLG: 0.435	0-0 4-1		0-0 F5		0-0 6-3			0-0 6-3		4	0	1	1	0	0	3				
Adrian Garrett, L (1, 3) OBP: 0.200, SLG: 0.357 Andre Thornton, R (9, 3) OBP: 0.231, SLG: 0.167	0-0 4-1		0-3 K		0-3 K			0-3 K		4	0	0	1	0	3	1				
Jerry Morales, R (1, 9) OBP: 0.325, SLG: 0.338	0-0 K		0-0 6-3		0-3 K			0-0 F9		4	0	0	0	0	2	1				
George Mitterwald, R (1, 2) OBP: 0.364, SLG: 0.433		0-3 K		0-0 1B		0-3 K		0-0 5-3		4	0	1	0	0	2	0				
Manny Trillo, R (1, 4) OBP: 0.336, SLG: 0.360		0-0 F9		0-0 5-3		0-0 F7				3	0	0	0	0	0	1				
Bill Bonham, R (1, 1) OBP: 0.050, SLG: 0.050		0-3 K		0-3 K		0-0 4-3				3	0	0	0	0	2	0				
Inning Stats	R: 2 H: 2 E: 0 K: 2 S: 9	H: 2 LOB: 1 BB: 1 P: 13	R: 0 H: 0 E: 0 K: 2 S: 7	H: 0 LOB: 0 BB: 0 P: 7	R: 0 H: 1 E: 0 K: 1 S: 4	H: 1 LOB: 1 BB: 0 P: 4	R: 0 H: 1 E: 0 K: 1 S: 6	H: 0 LOB: 0 BB: 0 P: 6	R: 0 H: 0 E: 0 K: 1 S: 5	H: 0 LOB: 0 BB: 0 P: 5	R: 0 H: 0 E: 0 K: 2 S: 7	H: 0 LOB: 0 BB: 0 P: 7	R: 0 H: 0 E: 0 K: 1 S: 5	H: 0 LOB: 0 BB: 1 P: 8	R: 0 H: 0 E: 0 K: 1 S: 5	H: 0 LOB: 2 BB: 1 P: 5		1B: 3 2B: 2 3B: 0 HR: 0	SF: 0 SAC: 1 DP: 0 HBP: 0	WP: 0 PB: 1 SB: 0 CS: 0
PITCHER Don Sutton, R (1, 1) ERA: 1.59	IP: 9.0 WLS: L BF: 34	H: 5 R: 2 ER: 2 SO: 11	BB: 2 IBB: 0 HBP: 0 BLK: 0	WP: 0 HR: 0 S: 54 P: 62	ERA: 2.00 WHIP: 0.778	PITCHER IP: WLS: BF: H: R: ER: SO: BB: IBB: HBP: BLK: WP: HR: S: P: ERA: WHIP														

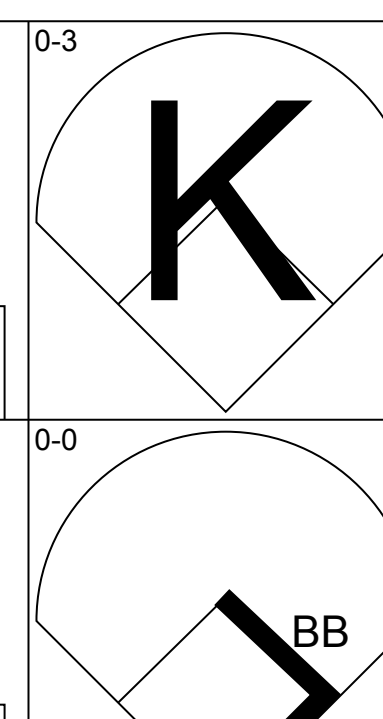
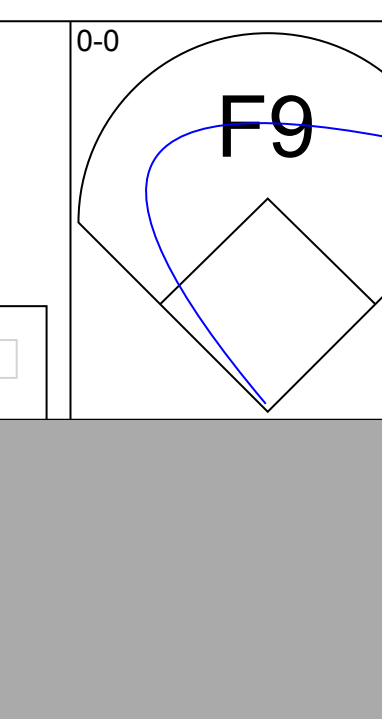
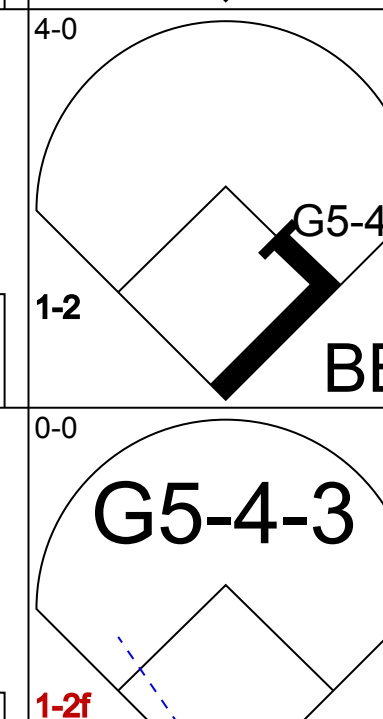


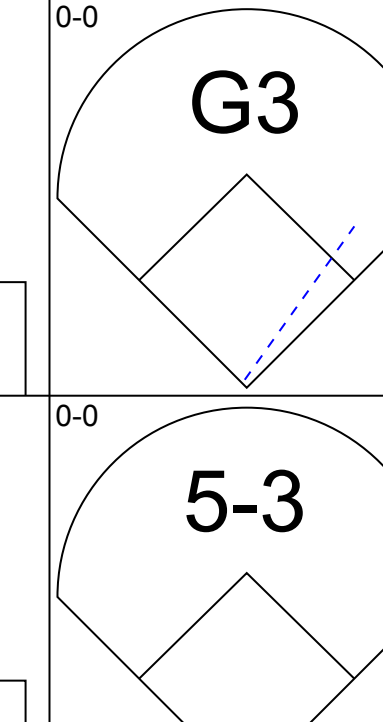
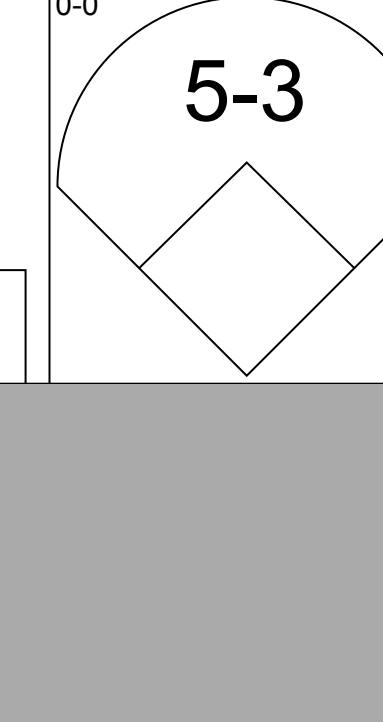

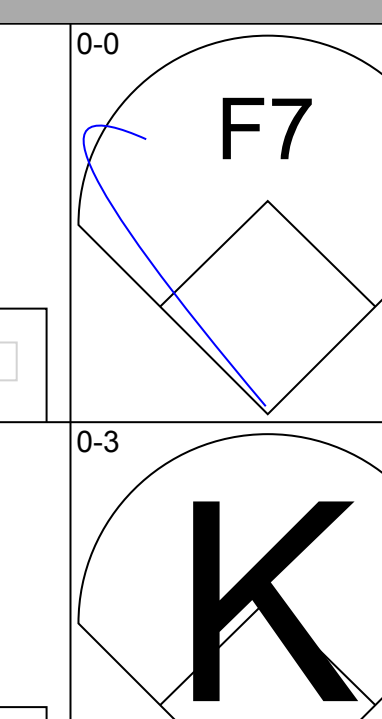
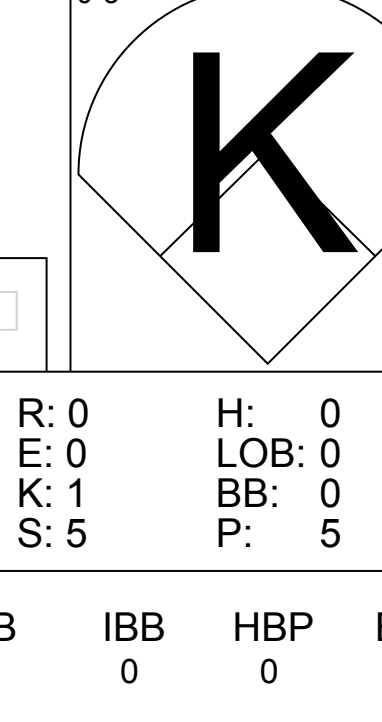
AB	31
R	2
H	5
RBI	2
BB	2
SO	11
LOB	8



Batter	1	2	3	4	5	6	7	8	9	AB	R	H	RBI	BB	SO	LOB	BOTTOM			
Lee Lacy, R (1, 4) OBP: 0.400, SLG: 0.500	0-3 K			0-0 HR		0-0 5-3			0-0 F9	4	1	1	1	0	1	0	Chicago Cubs @ Los Angeles Dodgers Dodger Stadium, Los Angeles, CA Tue May 20 1975, 7:05 PM PDT Att: 24,526 - Unknown - 50 F			
Willie Crawford, L (1, 9) OBP: 0.347, SLG: 0.377	4-0 CS BB			0-0 3-1			4-0 BB		0-3 K	2	0	0	0	2	1	0				
Jimmy Wynn, R (1, 8) OBP: 0.404, SLG: 0.463	0-3 K			0-0 F8			0-0 F8			3	0	0	0	0	1	2				
Steve Garvey, R (1, 3) OBP: 0.355, SLG: 0.448		0-0 6-3		0-0 4-3			0-3 K			3	0	0	0	0	1	1				
Ron Cey, R (1, 5) OBP: 0.379, SLG: 0.503		0-0 G6-4-3 1B			0-0 6-3		0-0 F8			3	0	1	0	0	0	1				
Tom Paciorek, R (1, 7) OBP: 0.255, SLG: 0.370		0-0 G6-4-3			0-3 K			0-0 F8		3	0	0	0	0	1	1				
Steve Yeager, R (1, 2) OBP: 0.270, SLG: 0.313 Charlie Manuel, L (6, PH) OBP: 0.167, SLG: 0.167 Ivan De Jesus, R (9, 6) OBP: 0.333, SLG: 0.250			0-0 1-3		0-0 P4			0-0 3-1		2	0	0	0	0	0	0				
Rick Auerbach, R (1, 6) OBP: 0.280, SLG: 0.240 Joe Ferguson, R (8, PH) OBP: 0.323, SLG: 0.210			0-0 6-3			0-0 P4		0-0 5-3		2	0	0	0	0	0	0				
Don Sutton, R (1, 1) OBP: 0.219, SLG: 0.167 Bill Buckner, L (8, PH) OBP: 0.294, SLG: 0.478			0-3 K			0-3 K			0-0 F8	2	0	0	0	0	2	0				
Inning Stats	R: 0 H: 0 E: 0 K: 2 S: 6	H: 0 LOB: 0 BB: 1 P: 10	R: 0 H: 1 E: 0 K: 0 S: 3	H: 0 LOB: 0 BB: 0 P: 3	R: 0 H: 0 E: 0 K: 1 S: 5	H: 0 LOB: 0 BB: 0 P: 5	R: 1 H: 1 E: 0 K: 0 S: 4	H: 1 LOB: 0 BB: 0 P: 4	R: 0 H: 0 E: 0 K: 1 S: 5	H: 0 LOB: 0 BB: 0 P: 5	R: 0 H: 0 E: 0 K: 1 S: 5	H: 0 LOB: 0 BB: 0 P: 9	R: 0 H: 0 E: 0 K: 0 S: 3	H: 0 LOB: 0 BB: 0 P: 3	R: 0 H: 0 E: 0 K: 1 S: 5	H: 0 LOB: 0 BB: 0 P: 5		1B: 1 2B: 1 3B: 0 HR: 1	SF: 0 SAC: 0 DP: 2 HBP: 0	WP: 0 PB: 0 SB: 0 CS: 1
PITCHER Bill Bonham, R (1, 1) ERA: 3.99	IP: 9.0 WLS: W BF: 29	H: 2 R: 1 ER: 1 SO: 7	BB: 2 IBB: 0 HBP: 0 BLK: 0	WP: 0 HR: 1 S: 41 P: 49	ERA: 1.00 WHIP: 0.444	PITCHER IP: WLS: BF: H: R: ER: SO: BB: IBB: HBP: BLK: WP: HR: S: P: ERA: WHIP														

AB	27
R	1
H	2
RBI	1
BB	2
SO	7
LOB	5

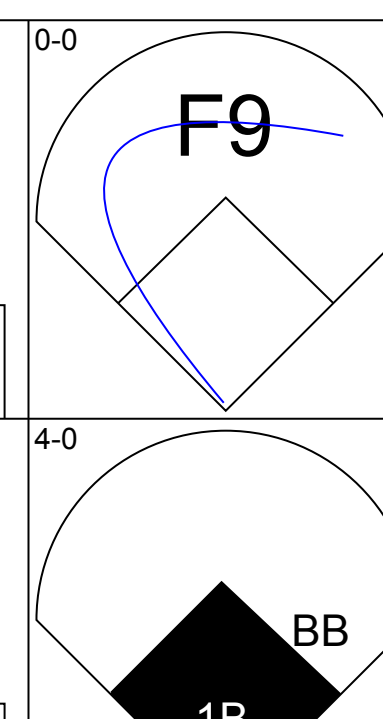
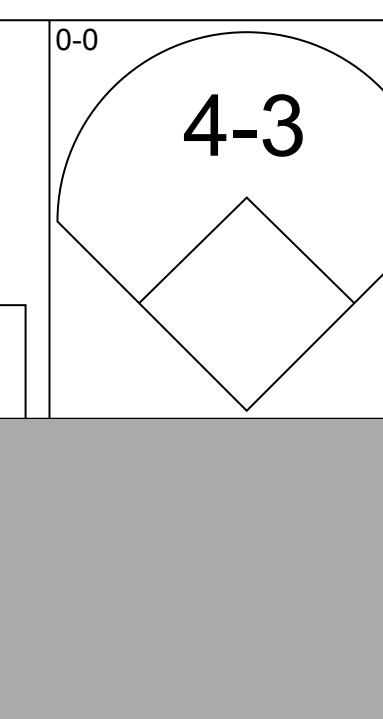
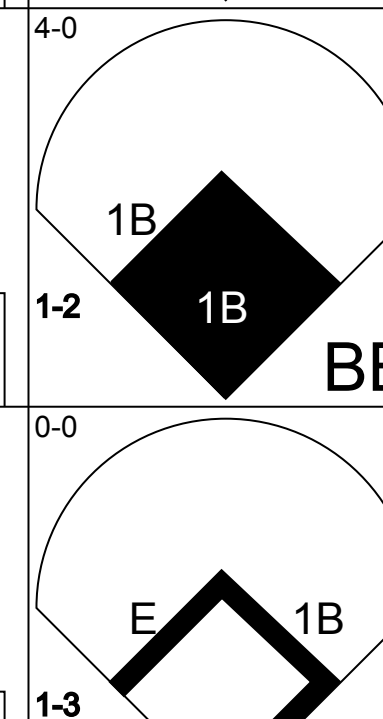
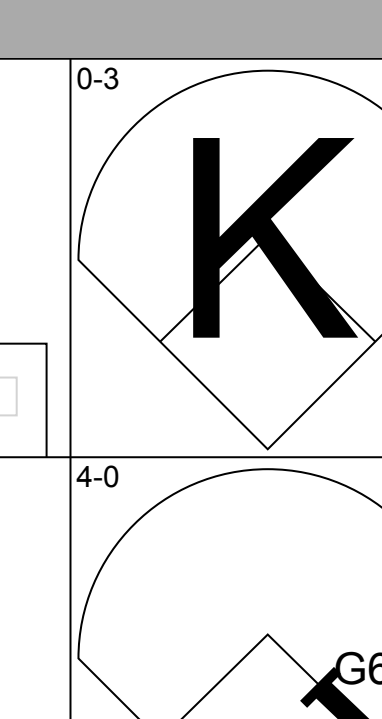
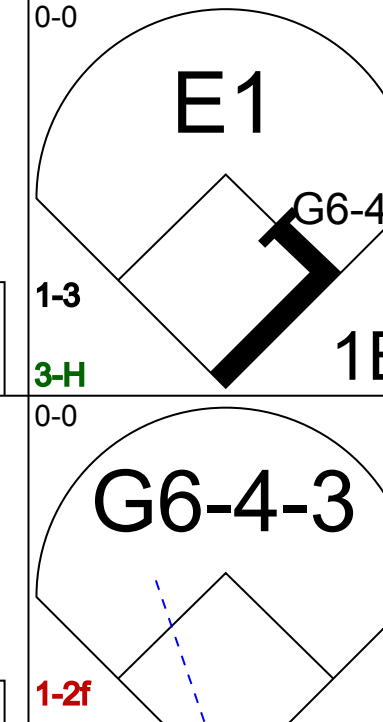
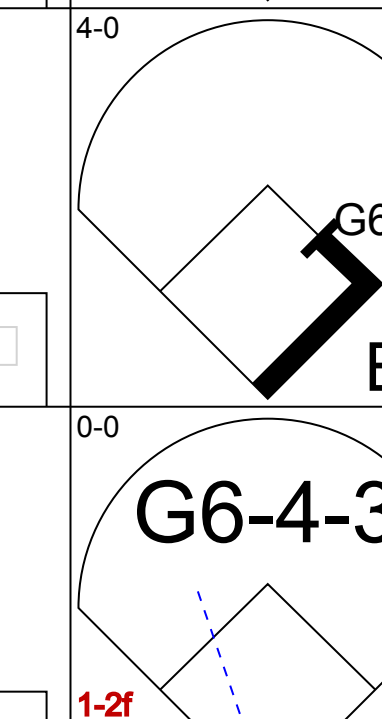


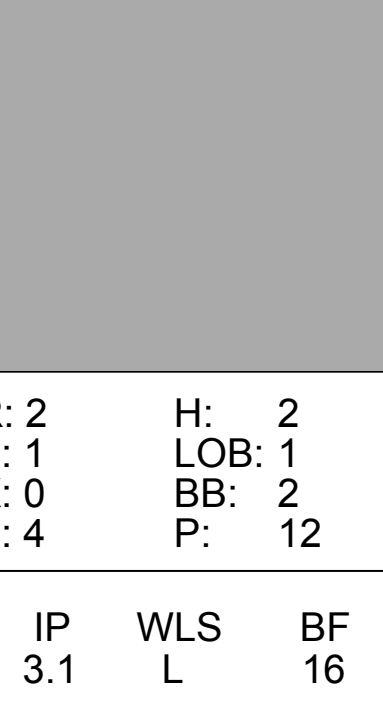
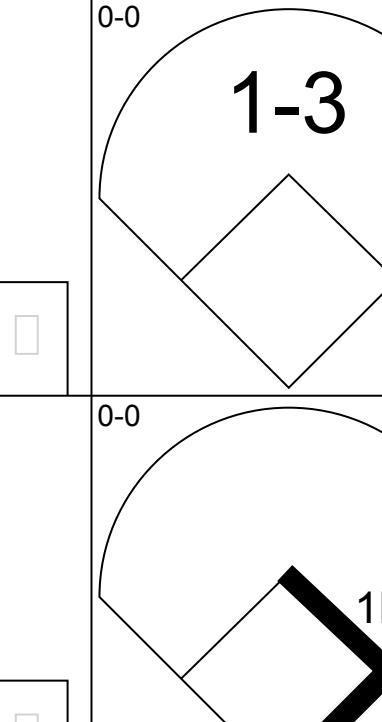

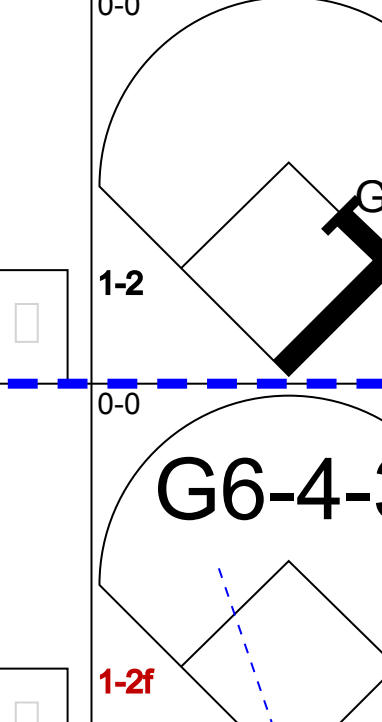
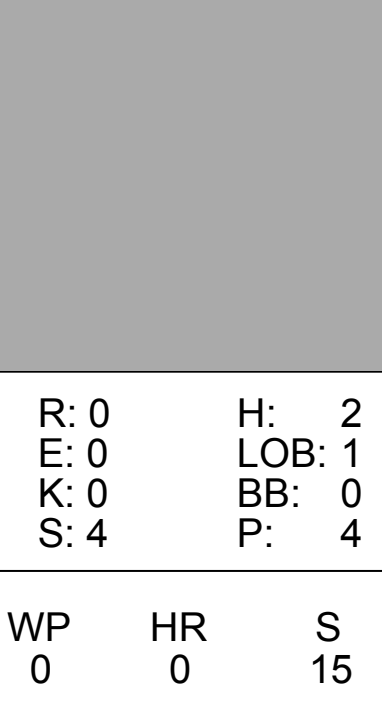
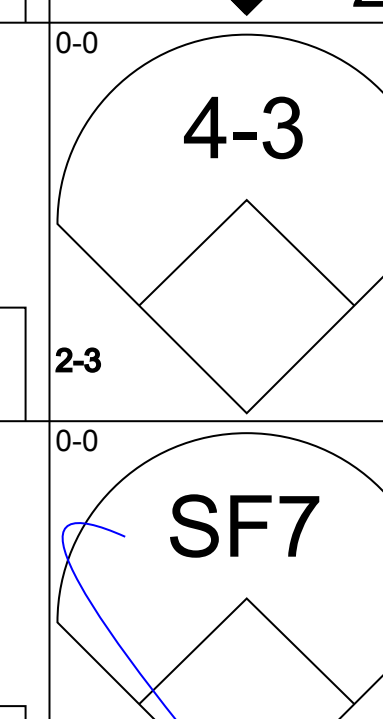

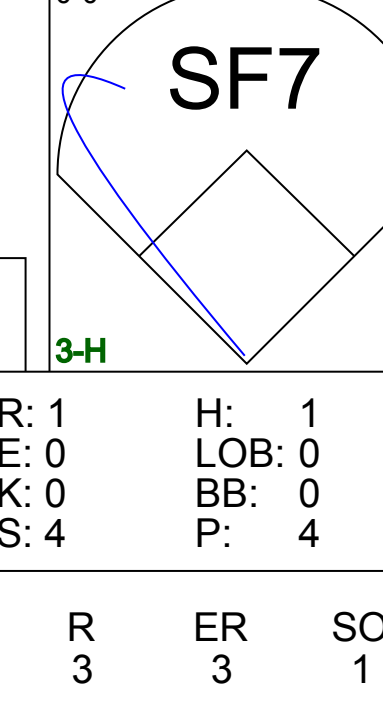
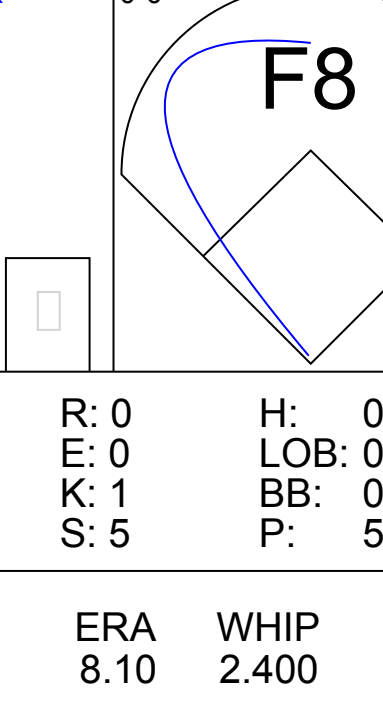


Batter	1	2	3	4	5	6	7	8	9	AB	R	H	RBI	BB	SO	LOB	TOP					
Don Kessinger, S OBP: 0.357, SLG: 0.361 (1, 6)																	3 0 0 0 1 1 2					
Ralph LaCock, L OBP: 0.355, SLG: 0.322 (1, 7)																	4 0 1 0 0 1 1					
Rick Monday, L OBP: 0.452, SLG: 0.573 Jose Cardenal, R OBP: 0.400, SLG: 0.441 (8, 9)																	2 0 1 0 2 0 0 0 0 0 0 0 0 0					
Bill Madlock, R OBP: 0.363, SLG: 0.423 (1, 5)																	4 0 0 0 0 1 5					
Adrian Garrett, L OBP: 0.158, SLG: 0.278 (1, 3)																	4 0 0 0 0 2 3					
Jerry Morales, R OBP: 0.327, SLG: 0.336 (8, 8)																	4 0 1 0 0 0 0					
George Mitterwald, R OBP: 0.405, SLG: 0.500 (1, 2)																	4 0 3 0 0 0 0					
Manny Trillo, R OBP: 0.326, SLG: 0.347 (1, 4)																	4 0 0 0 0 0 4					
Geoff Zahn, L Bob Locker, S Champ Summers, L Tom Dettore, L Andre Thornton, R Milt Wilcox, R Ken Frailing, L (1, 1) (4, 1) (5, PH) (5, 1) (7, PH) (7, 1) (8, 1)																	1 0 0 0 0 1 0 0 0 0 0 0 0 0 1 0 0 0 0 0 1 0 0 0 0 0 0 0 1 0 0 1 0 0 0 0 0 0 0 0 0 0 0 0 0 0 0 0 0					
Inning Stats	R: 0 E: 0 K: 1 S: 5	H: 1 LOB: 1 BB: 1 P: 9	R: 0 E: 0 K: 0 S: 3	H: 0 LOB: 0 BB: 0 P: 3	R: 0 E: 0 K: 1 S: 5	H: 0 LOB: 0 BB: 0 P: 5	R: 0 E: 0 K: 1 S: 5	H: 0 LOB: 1 BB: 1 P: 9	R: 0 E: 0 K: 0 S: 4	H: 1 LOB: 1 BB: 0 P: 4	R: 0 E: 0 K: 3 S: 10	H: 1 LOB: 2 BB: 1 P: 14	R: 0 E: 0 K: 0 S: 5	H: 2 LOB: 2 BB: 0 P: 5	R: 0 E: 0 K: 0 S: 3	H: 0 LOB: 0 BB: 0 P: 3	R: 0 E: 0 K: 0 S: 4	H: 2 LOB: 1 BB: 0 P: 4	1B: 6 2B: 1 3B: 0 HR: 0	SF: 0 SAC: 0 DP: 2 HBP: 0	WP: 0 PB: 0 SB: 0 CS: 0	PA: 35
PITCHER Andy Messersmith, R ERA: 1.86 (1, 1)	IP: 9.0 WLS: W BF: 35 H: 7 R: 0 ER: 0 SO: 6 BB: 3 IBB: 0 HBP: 0 BLK: 0 WP: 0 HR: 0 S: 44 P: 56 ERA: 0.00 WHIP: 1.111															PITCHER Andy Messersmith, R ERA: 1.86 (1, 1)	IP: 9.0 WLS: W BF: 35 H: 7 R: 0 ER: 0 SO: 6 BB: 3 IBB: 0 HBP: 0 BLK: 0 WP: 0 HR: 0 S: 44 P: 56 ERA: 0.00 WHIP: 1.111					

Chicago Cubs @ Los Angeles Dodgers
Dodger Stadium, Los Angeles, CA
Wed May 21 1975, 7:05 PM PDT
Att: 32,315 - Unknown - 68 F

AB 32
R 0
H 7
RBI 0
BB 3
SO 6
LOB 16



Batter	1	2	3	4	5	6	7	8	9	AB	R	H	RBI	BB	SO	LOB	BOTTOM			
Lee Lacy, R OBP: 0.390, SLG: 0.485 (1, 4)																	5 0 1 0 0 0 1			
Tom Paciorek, R OBP: 0.255, SLG: 0.347 (1, 7)																	3 1 0 0 1 3 0			
Jimmy Wynn, R Ivan De Jesus, R OBP: 0.459, SLG: 0.250 (8, 6) (9, 6)																	1 3 0 0 3 0 0 0 0 0 0 0 0 0			
Steve Garvey, R OBP: 0.364, SLG: 0.472 (1, 3)																	4 2 3 4 0 0 1			
Ron Cey, R Henry Cruz, L OBP: 0.382, SLG: 0.503 OBP: 0.250, SLG: 0.258 (8, PR) (9, 8)																	4 0 2 1 0 1 1 0 1 0 0 0 0 0			
Joe Ferguson, R OBP: 0.328, SLG: 0.221 (1, 9)																	4 1 2 0 0 0 3			
Steve Yeager, R OBP: 0.301, SLG: 0.357 (1, 2)																	4 2 4 2 0 0 0			
Rick Auerbach, R Ken McMullen, R OBP: 0.273, SLG: 0.234 OBP: 0.200, SLG: 0.444 (8, PH) (9, 5)																	3 0 0 0 0 0 3 1 0 0 0 0 0 2			
Andy Messersmith, R OBP: 0.378, SLG: 0.486 (1, 1)																	3 0 1 3 0 0 0			
Inning Stats	R: 2 E: 1 K: 0 S: 4	H: 2 LOB: 1 BB: 2 P: 12	R: 1 E: 0 K: 0 S: 4	H: 1 LOB: 0 BB: 0 P: 4	R: 0 E: 0 K: 1 S: 4	H: 0 LOB: 0 BB: 1 P: 8	R: 0 E: 0 K: 0 S: 4	H: 2 LOB: 1 BB: 0 P: 4	R: 0 E: 0 K: 1 S: 5	H: 0 LOB: 0 BB: 0 P: 5	R: 2 E: 0 K: 1 S: 6	H: 2 LOB: 0 BB: 1 P: 10	R: 0 E: 0 K: 0 S: 3	H: 1 LOB: 0 BB: 0 P: 3	R: 5 E: 1 K: 1 S: 11	H: 5 LOB: 1 BB: 0 P: 11	1B: 11 2B: 1 3B: 0 HR: 1	SF: 1 SAC: 0 DP: 3 HBP: 0	WP: 0 PB: 0 SB: 2 CS: 2	PA: 39
PITCHER Geoff Zahn, L Bob Locker, R Tom Dettore, R Milt Wilcox, R Ken Frailing, L (1, 1) (4, 1) (5, 1) (7, 1) (8, 1)	IP: 3.1 WLS: L BF: 16 H: 5 R: 3 ER: 3 SO: 3 BB: 3 IBB: 0 HBP: 0 BLK: 0 WP: 0 HR: 0 S: 15 P: 27 ERA: 8.10 WHIP: 2.400															PITCHER Geoff Zahn, L Bob Locker, R Tom Dettore, R Milt Wilcox, R Ken Frailing, L (1, 1) (4, 1) (5, 1) (7, 1) (8, 1)	IP: 3.1 WLS: L BF: 16 H: 5 R: 3 ER: 3 SO: 3 BB: 3 IBB: 0 HBP: 0 BLK: 0 WP: 0 HR: 0 S: 15 P: 27 ERA: 8.10 WHIP: 2.400			

Chicago Cubs @ Los Angeles Dodgers
Dodger Stadium, Los Angeles, CA
Wed May 21 1975, 7:05 PM PDT
Att: 32,315 - Unknown - 68 F

AB 32
R 10
H 13
RBI 10
BB 4
SO 4
LOB 11



Batter	1	2	3	4	5	6	7	8	9	AB	R	H	RBI	BB	SO	LOB	TOP																
Lou Brock, L OBP: 0.383, SLG: 0.433 (1, 7)	0-0 4-3		0-0 CS 1B			0-0 G3		4-0 1B 4-3 BB		3	1	1	0	1	0	0	St. Louis Cardinals @ Los Angeles Dodgers Dodger Stadium, Los Angeles, CA Fri May 23 1975, 7:05 PM PDT Att: 53,033 - Unknown																
Ted Sizemore, R OBP: 0.348, SLG: 0.364 (1, 4)	4-0 CS BB		0-0 CS 1-2	0-0 4-3		0-0 F8		0-0 4-3 1B		3	0	1	1	1	0	0																	
Luis Melendez, R OBP: 0.297, SLG: 0.443 (1, 9)	0-0 F9 1-2			0-0 5-3		0-0 HR		0-0 4-3		4	1	1	2	0	0	2																	
Ted Simmons, S OBP: 0.331, SLG: 0.411 (1, 2)		0-0 F8		0-0 L6		0-0 6-3		0-0 IBB		3	0	0	0	1	0	0																	
Ken Reitz, R OBP: 0.301, SLG: 0.348 (1, 5)		0-0 F9			0-0 F8		0-0 6-3	0-0 F3		4	0	0	0	0	0	2																	
Don Hahn, R (1, 8)		0-0 1-3			4-0 1B SF9 BB		0-3 K		0-0 6-3	3	1	0	0	1	1	0																	
Keith Hernandez, L OBP: 0.275, SLG: 0.283 (1, 3)			0-0 6-3		0-0 1-3 1B		0-0 F8		0-3 K	4	0	1	0	0	1	0																	
Mario Guerrero, R OBP: 0.286, SLG: 0.333 (1, 6)			0-0 6-3		0-0 SF9 3H			0-0 6-3	0-0 F4	3	0	0	1	0	0	0																	
Bob Forsch, R OBP: 0.364, SLG: 0.550 (1, 1)			0-0 E3 1B		0-0 F9			4-0 BLK 1B BB		2	0	0	0	0	0	1																	
Al Hrabosky, R (7, 1)										0	0	0	0	0	0	0																	
Ron Fairly, L OBP: 0.466, SLG: 0.431 (8, PH)										0	0	0	0	1	0	0																	
Mike Tyson, R OBP: 0.311, SLG: 0.400 (8, PR)										0	1	0	0	0	0	0																	
Mike Garman, R (8, 1)										0	0	0	0	0	0	0																	
Inning Stats	R: 0 E: 0 K: 0 S: 2	H: 0 LOB: 0 BB: 1 P: 6	R: 0 E: 0 K: 0 S: 3	H: 0 LOB: 0 BB: 0 P: 3	R: 0 E: 1 K: 0 S: 4	H: 1 LOB: 1 BB: 0 P: 4	R: 0 E: 0 K: 0 S: 3	H: 0 LOB: 0 BB: 0 P: 3	R: 1 E: 0 K: 0 S: 4	H: 1 LOB: 1 BB: 1 P: 8	R: 0 E: 0 K: 1 S: 5	H: 0 LOB: 0 BB: 0 P: 5	R: 2 E: 0 K: 0 S: 4	H: 1 LOB: 2 BB: 3 P: 16	R: 0 E: 0 K: 1 S: 5	H: 0 LOB: 0 BB: 0 P: 5	1B: 3 2B: 0 3B: 0 HR: 1	SF: 1 SAC: 0 DP: 0 HBP: 0	WP: 0 PA: 36 PB: 0 SB: 0 CS: 2														
PITCHER	IP WLS BF H R ER SO BB IBB HBP BLK WP HR S P ERA WHIP																																
Al Downing, L ERA: 2.33 (1, 1)	7.0	25	3	2	2	1	2	0	0	0	0	0	1	25	33	2.57	0.714																
Charlie Hough, R ERA: 4.99 (8, 1)	0.1	L	4	1	2	2	0	2	0	0	1	0	0	2	10	54.00	9.000																
Rick Rhoden, R ERA: 4.13 (8, 1)	1.2		6	0	0	0	1	0	1	0	0	0	0	7	11	0.00	0.000																

Batter	1	2	3	4	5	6	7	8	9	AB	R	H	RBI	BB	SO	LOB	BOTTOM																
Davey Lopes, R OBP: 0.409, SLG: 0.340 (1, 4)	4-0 FC4-6 BB		0-0 1B		0-0 F8		0-0 1-2 1B			3	0	2	1	1	0	0	St. Louis Cardinals @ Los Angeles Dodgers Dodger Stadium, Los Angeles, CA Fri May 23 1975, 7:05 PM PDT Att: 53,033 - Unknown																
Willie Crawford, L OBP: 0.341, SLG: 0.368 (1, 7)	0-0 FC4-6		0-0 6-3			0-0 4-3	0-0 L3			3	0	0	0	0	0	2																	
Manny Mota, R OBP: 0.346, SLG: 0.261 (7, PH)										1	0	0	0	0	0	2																	
Charlie Hough, R (8, 1)										0	0	0	0	0	0	0																	
Rick Rhoden, R (8, 1)										0	0	0	0	0	0	0																	
Jimmy Wynn, R OBP: 0.411, SLG: 0.477 (1, 8)	0-0 6-3 1-2			0-0 5-3		0-0 HR		0-0 6-3		4	1	1	1	0	0	1																	
Steve Garvey, R OBP: 0.364, SLG: 0.481 (1, 3)	0-0 6-3			0-0 HR		0-0 6-3		0-0 F9		4	1	1	1	0	0	1																	
Ron Cey, R OBP: 0.371, SLG: 0.491 (1, 5)		0-3 K		0-0 5-3		0-3 K		0-0 F8		4	0	0	0	0	2	0																	
Joe Ferguson, R OBP: 0.338, SLG: 0.234 (1, 9)		0-0 F7		0-0 S 1B		0-0 1B 1B		0-0 F2		4	1	2	0	0	0	0																	
Steve Yeager, R OBP: 0.317, SLG: 0.367 (1, 2)	0-0 5-3			0-3 K		0-0 G4-6-3 1B		0-0 F2		4	0	1	0	0	1	1																	
Rick Auerbach, R OBP: 0.268, SLG: 0.230 (1, 6)			0-0 6-3		0-0 F7		0-0 G4-6-3 1B		0-0 4-3	2	0	0	0	0	0	0																	
Charlie Manuel, L OBP: 0.143, SLG: 0.143 (7, PH)										1	0	0	0	0	0	2																	
Henry Cruz, L OBP: 0.242, SLG: 0.250 (8, 7)										1	0	0	0	0	0	0																	
Al Downing, R (1, 1)										2	0	0	0	0	0	0																	
Bill Buckner, L OBP: 0.308, SLG: 0.478 (7, PH)										0	0	0	0	1	0	0																	
Ivan De Jesus, R OBP: 0.333, SLG: 0.250 (7, PR)										0	0	0	0	0	0	0																	
Mike Garman, R (8, 6)										0	0	0	0	0	0	0																	
Inning Stats	R: 0 E: 0 K: 0 S: 3	H: 0 LOB: 1 BB: 1 P: 7	R: 0 E: 0 K: 1 S: 5	H: 0 LOB: 0 BB: 0 P: 5	R: 0 E: 0 K: 0 S: 4	H: 1 LOB: 1 BB: 0 P: 4	R: 1 E: 0 K: 1 S: 7	H: 2 LOB: 1 BB: 0 P: 7	R: 0 E: 0 K: 0 S: 3	H: 0 LOB: 0 BB: 0 P: 3	R: 1 E: 0 K: 1 S: 6	H: 1 LOB: 0 BB: 0 P: 6	R: 1 E: 0 K: 0 S: 5	H: 3 LOB: 2 BB: 1 P: 9	R: 0 E: 0 K: 0 S: 3	H: 0 LOB: 0 BB: 0 P: 3	R: 0 E: 0 K: 0 S: 3	H: 0 LOB: 0 BB: 0 P: 3	1B: 5 2B: 0 3B: 0 HR: 2	SF: 0 SAC: 0 DP: 1 HBP: 0	WP: 0 PA: 35 PB: 0 SB: 1 CS: 0												
PITCHER	IP WLS BF H R ER SO BB IBB HBP BLK WP HR S P ERA WHIP																																
Bob Forsch, R (1, 1)	6.2		28	7	3	3	3	1	0	0	0	0	0	2	32	4.05	1.200																
Al Hrabosky, L (7, 1)	0.1	W	1	0	0	0	0	0	0	0	0	1	1	0.00	0.000																		
Mike Garman, R (8, 1)	2.0	S	6	0	0	0	0	0	0	0	0	6	6	0.00	0.000																		

AB 29
R 4
H 4
RBI 4
BB 5
SO 2
LOB 5



AB 33
R 3
H 7
RBI 3
BB 2
SO 3
LOB 9



Batter	1	2	3	4	5	6	7	8	9	AB	R	H	RBI	BB	SO	LOB	TOP				
Lou Brock, L OBP: 0.384, SLG: 0.439 (1, 7)	0-3 K		0-0 2B			0-0 F8		0-0 4-3	0-0 1B	5	0	2	1	0	1	0					
Ted Sizemore, R OBP: 0.344, SLG: 0.359 (1, 4)	0-0 6-3		0-0 F2			0-0 F5		0-0 1B E 1B	0-3 K	5	1	1	0	0	1	3					
Luis Melendez, R OBP: 0.278, SLG: 0.413 (1, 9) (8, 8)	0-0 F9		0-0 5-3			0-0 5-3		0-0 E5 1B 1-2 1B	0-0 6-3	5	1	0	0	0	0	4					
Ted Simmons, S OBP: 0.336, SLG: 0.414 (1, 2)		0-0 G5-4-3 1B 1B		0-0 F9				0-0 5-3	0-0 1B 1-2 2-3 1B	4	1	2	0	0	0	0					
Ken Reitz, R OBP: 0.313, SLG: 0.359 (1, 5)		0-0 G5-4-3 1-2 1B		0-0 F8				0-0 6-3	0-0 1-3 2-H 3-H 1B	4	0	3	2	0	0	0					
Don Hahn, R OBP: 0.167, SLG: 0.091 Ron Fairly, L OBP: 0.459, SLG: 0.424 (8, PH) (8, 9)		0-0 G5-4-3 1-2 2-3		0-0 F8				0-0 HR 1B	0-0 F4	3	1	1	0	0	0	2					
Keith Hernandez, L OBP: 0.283, SLG: 0.320 (1, 3)		0-0 3-H 1B		0-0 F6				0-0 1-H HR	0-0 F8	4	1	2	3	0	0	0					
Mario Guerrero, R OBP: 0.273, SLG: 0.300 (1, 6)		0-0 L1		0-0 4-3				0-0 6-3	0-0 SH 1B 1B	4	1	1	0	0	0	1					
Lynn McGlothen, L Al Hrabosky, R (9, 1)			0-3 K		0-0 1-3			0-0 F4	0-0 SH 1B 1-2	3	0	0	0	0	1	0					
Inning Stats	R: 0 E: 0 K: 1 S: 5	H: 0 LOB: 0 BB: 0 P: 5	R: 1 E: 0 K: 0 S: 5	H: 3 LOB: 1 BB: 0 P: 5	R: 0 E: 0 K: 1 S: 6	H: 1 LOB: 1 BB: 0 P: 6	R: 0 E: 0 K: 0 S: 3	H: 1 LOB: 0 BB: 0 P: 3	R: 0 E: 0 K: 0 S: 3	H: 0 LOB: 0 BB: 0 P: 3	R: 2 E: 0 K: 0 S: 5	H: 2 LOB: 0 BB: 0 P: 5	R: 2 E: 1 K: 0 S: 7	H: 3 LOB: 2 BB: 0 P: 7	R: 1 E: 1 K: 1 S: 8	H: 2 LOB: 2 BB: 0 P: 8	1B: 10 2B: 1 3B: 0 HR: 1	SF: 0 SAC: 1 DP: 1 HBP: 0	WP: 0 PB: 0 SB: 0 CS: 0	PA: 39	
PITCHER	IP	WLS	BF	H	R	ER	SO	BB	IBB	HBP	BLK	WP	HR	S	P	ERA	WHIP				
Doug Rau, L ERA: 3.3 Rick Rhoden, R ERA: 4.09 Charlie Hough, R ERA: 5.19	(1, 1)	7.2	L 32	10	5	3	2	0	0	0	0	0	1	36	36	3.52	1.304				

St. Louis Cardinals @ Los Angeles Dodgers
 Dodger Stadium, Los Angeles, CA
 Sat May 24 1975, 7:05 PM PDT
 Att: 45,196 - Unknown

AB 38
 R 6
 H 12
 RBI 6
 BB 0
 SO 3
 LOB 12



Batter	1	2	3	4	5	6	7	8	9	AB	R	H	RBI	BB	SO	LOB	BOTTOM					
Davey Lopes, R OBP: 0.405, SLG: 0.333 (1, 4)	0-3 K			4-0 3-1 S BB		0-0 5-3		0-0 G3		3	0	0	0	1	1	1						
Bill Buckner, L OBP: 0.286, SLG: 0.440 (1, 7)	0-0 F8			0-0 F7		0-0 6-3			0-0 3-1	4	0	0	0	0	0	1						
Jimmy Wynn, R OBP: 0.401, SLG: 0.463 (1, 8)	0-3 K			0-0 3-1		0-0 6-3			0-0 F2	4	0	0	0	0	1	1						
Steve Garvey, R OBP: 0.362, SLG: 0.473 (1, 3)		0-0 6-3		0-0 5-3			0-0 F7		4-0 1B BB	3	0	0	0	1	0	1						
Ron Cey, R OBP: 0.374, SLG: 0.509 (1, 5)		0-0 F9			0-3 K		0-0 HR		0-0 1-3 1B	4	1	2	1	0	1	0						
Willie Crawford, L OBP: 0.333, SLG: 0.359 Manny Mota, R OBP: 0.333, SLG: 0.250 (9, PH)		0-0 4-3			0-0 4-3		0-0 6-3		0-0 4-3	3	0	0	0	0	0	0						
Joe Ferguson, R OBP: 0.338, SLG: 0.237 (1, 2)			0-3 K		0-3 K			0-0 FC6-4 1B		3	0	1	0	0	2	0						
Ivan De Jesus, R OBP: 0.417, SLG: 0.400 (1, 6)			4-0 G5-3-4 BB			0-0 SH3-4 WP 2B		0-0 FC6-4 1-2		2	1	1	0	1	0	1						
Doug Rau, L OBP: 0.320, SLG: 0.227 Rick Rhoden, R Lee Lacy, R OBP: 0.387, SLG: 0.480 Charlie Hough, R (8, PH) (9, 1)	(1, 1)	8.2	W 32	4	2	2	2	3	0	0	0	0	0	0	0	0						
Inning Stats	R: 0 E: 0 K: 2 S: 7	H: 0 LOB: 0 BB: 0 P: 7	R: 0 E: 0 K: 0 S: 3	H: 0 LOB: 0 BB: 0 P: 3	R: 0 E: 0 K: 1 S: 4	H: 0 LOB: 1 BB: 1 P: 8	R: 0 E: 0 K: 0 S: 3	H: 0 LOB: 1 BB: 1 P: 7	R: 0 E: 0 K: 2 S: 7	H: 0 LOB: 0 BB: 0 P: 7	R: 1 E: 0 K: 0 S: 4	H: 1 LOB: 0 BB: 0 P: 4	R: 1 E: 0 K: 0 S: 4	H: 1 LOB: 0 BB: 0 P: 4	R: 0 E: 0 K: 1 S: 6	H: 1 LOB: 1 BB: 0 P: 6	R: 0 E: 0 K: 0 S: 4	H: 1 LOB: 2 BB: 1 P: 8	1B: 2 2B: 1 3B: 0 HR: 1	SF: 0 SAC: 1 DP: 1 HBP: 0	WP: 1 PB: 0 SB: 1 CS: 0	PA: 33
PITCHER	IP	WLS	BF	H	R	ER	SO	BB	IBB	HBP	BLK	WP	HR	S	P	ERA	WHIP					
Lynn McGlothen, R ERA: 4.73 Al Hrabosky, L ERA: 1.57	(1, 1)	0.1	S 1	0	0	0	0	0	0	0	0	0	0	1	1	0.00	0.000					

St. Louis Cardinals @ Los Angeles Dodgers
 Dodger Stadium, Los Angeles, CA
 Sat May 24 1975, 7:05 PM PDT
 Att: 45,196 - Unknown

AB 29
 R 2
 H 4
 RBI 1
 BB 3
 SO 6
 LOB 9



Batter	1	2	3	4	5	6	7	8	9	AB	R	H	RBI	BB	SO	LOB	TOP					
Davey Lopes, R OBP: 0.407, SLG: 0.327 (1, 4)										1	1	0	0	3	0	0	Los Angeles Dodgers @ New York Mets Shea Stadium, Flushing, NY Mon May 26 1975, 3:33 AM EDT Att: 34,502 - Unknown					
Bill Buckner, L OBP: 0.295, SLG: 0.426 Henry Cruz, L OBP: 0.242, SLG: 0.250 (8, FR) (8, 7)										3	0	1	1	1	0	0						
Jimmy Wynn, R OBP: 0.411, SLG: 0.493 (1, 8)									3	1	0	0	1	1	3							
Steve Garvey, R OBP: 0.357, SLG: 0.464 (1, 3)										4	0	1	0	0	0	2						
Willie Crawford, L OBP: 0.324, SLG: 0.347 (1, 9)										4	1	1	0	0	1	1						
Ron Cey, R OBP: 0.374, SLG: 0.506 (1, 5)										4	0	1	2	0	1	1						
Steve Yeager, R OBP: 0.303, SLG: 0.347 (1, 2)									4	0	0	0	0	1	2							
Rick Auerbach, R OBP: 0.278, SLG: 0.237 Charlie Manuel, L OBP: 0.125, SLG: 0.125 Ivan De Jesus, R OBP: 0.417, SLG: 0.400 (7, PH) (7, 6)									2	0	0	0	0	0	0							
Andy Messersmith, R OBP: 0.350, SLG: 0.447 (1, 1)									3	0	0	0	0	1	0							
Inning Stats	R: 1 E: 1 K: 1 S: 5	H: 1 LOB: 0 BB: 1 P: 9	R: 0 E: 0 K: 1 S: 5	H: 0 LOB: 0 BB: 0 P: 5	R: 0 E: 0 K: 1 S: 4	H: 0 LOB: 0 BB: 1 P: 8	R: 0 E: 0 K: 0 S: 3	H: 0 LOB: 0 BB: 0 P: 3	R: 0 E: 0 K: 1 S: 5	H: 0 LOB: 0 BB: 0 P: 5	R: 0 E: 0 K: 0 S: 3	H: 0 LOB: 0 BB: 0 P: 3	R: 2 E: 1 K: 0 S: 6	H: 2 LOB: 2 BB: 1 P: 10	R: 0 E: 0 K: 0 S: 2	H: 0 LOB: 2 BB: 2 P: 10		R: 0 E: 0 K: 1 S: 6	H: 1 LOB: 1 BB: 0 P: 6	1B: 3 2B: 1 3B: 0 HR: 0	SF: 0 SAC: 0 DP: 2 HBP: 0	WP: 0 PB: 0 SB: 2 CS: 1
PITCHER Tom Seaver, R ERA: 2.32 (1, 1)	IP: 9.0 WLS: W BF: 34 H: 4 R: 3 ER: 3 SO: 5 BB: 4 IBB: 1 HBP: 0 BLK: 0 WP: 0 HR: 0 S: 39 P: 59 ERA: 3.00 WHIP: 0.889																					


Batter	1	2	3	4	5	6	7	8	9	AB	R	H	RBI	BB	SO	LOB	BOTTOM					
Del Unser, L OBP: 0.383, SLG: 0.469 (1, 8)										3	1	1	1	1	1	0	Los Angeles Dodgers @ New York Mets Shea Stadium, Flushing, NY Mon May 26 1975, 3:33 AM EDT Att: 34,502 - Unknown					
Felix Milan, R OBP: 0.297, SLG: 0.355 (1, 4)										4	0	0	0	0	1							
Ed Kranepool, L OBP: 0.406, SLG: 0.484 (1, 3)										4	1	1	1	0	0							
Rusty Staub, L OBP: 0.424, SLG: 0.509 (1, 9)										2	1	0	0	2	0							
Joe Torre, R OBP: 0.311, SLG: 0.333 (1, 5)										4	0	1	0	0	1	2						
John Milner, L OBP: 0.317, SLG: 0.367 (1, 7)										3	0	0	0	1	0	1						
Mike Phillips, L OBP: 0.367, SLG: 0.348 (1, 6)										4	1	1	0	0	4							
Jerry Grote, R OBP: 0.295, SLG: 0.340 (1, 2)										3	1	1	1	1	0	0						
Tom Seaver, R OBP: 0.185, SLG: 0.120 Wayne Garrett, L OBP: 0.394, SLG: 0.448 (9, PH)										3	0	0	0	0	2							
Inning Stats	R: 0 E: 0 K: 0 S: 2	H: 0 LOB: 1 BB: 1 P: 6	R: 1 E: 0 K: 1 S: 6	H: 1 LOB: 2 BB: 2 P: 14	R: 2 E: 0 K: 0 S: 5	H: 2 LOB: 0 BB: 0 P: 5	R: 0 E: 0 K: 0 S: 3	H: 0 LOB: 0 BB: 0 P: 3	R: 0 E: 0 K: 1 S: 5	H: 0 LOB: 2 BB: 0 P: 5	R: 0 E: 0 K: 0 S: 3	H: 1 LOB: 2 BB: 0 P: 5	R: 0 E: 0 K: 0 S: 3	H: 0 LOB: 0 BB: 0 P: 3	R: 0 E: 0 K: 0 S: 3	H: 0 LOB: 1 BB: 1 P: 7		R: 3 E: 0 K: 0 S: 5	H: 2 LOB: 0 BB: 1 P: 8	1B: 2 2B: 0 3B: 1 HR: 3	SF: 0 SAC: 0 DP: 1 HBP: 0	WP: 0 PB: 0 SB: 0 CS: 0
PITCHER Andy Messersmith, R ERA: 2.24 (1, 1)	IP: 8.1 WLS: L BF: 36 H: 6 R: 6 ER: 6 SO: 2 BB: 4 IBB: 1 HBP: 0 BLK: 0 WP: 0 HR: 3 S: 37 P: 56 ERA: 6.48 WHIP: 1.200																					

Batter	1	2	3	4	5	6	7	8	9	AB	R	H	RBI	BB	SO	LOB	TOP					
Davey Lopes, R OBP: 0.414, SLG: 0.356 (1, 4)										4	3	3	3	0	1	0						
Bill Buckner, L OBP: 0.273, SLG: 0.390 Tom Paciorek, R OBP: 0.264, SLG: 0.340 (1, 7) (9, 7)										5	0	0	0	0	0	2						
Jimmy Wynn, R OBP: 0.417, SLG: 0.538 Henry Cruz, L OBP: 0.242, SLG: 0.250 (1, 8) (9, 8)										5	3	3	3	0	0	0						
Steve Garvey, R OBP: 0.358, SLG: 0.468 (1, 3)										5	0	2	2	0	0	0						
Willie Crawford, L OBP: 0.327, SLG: 0.349 (1, 9)											5	0	2	0	0	2						
Ron Cey, R OBP: 0.365, SLG: 0.492 (1, 5)											5	0	0	0	1	5						
Joe Ferguson, R OBP: 0.340, SLG: 0.295 (1, 2)										4	1	1	0	0	1	0						
Ivan De Jesus, R OBP: 0.375, SLG: 0.357 (1, 6)										4	1	1	0	0	0	1						
Burt Hooton, R OBP: 0.211, SLG: 0.278 (1, 1)										4	2	1	1	0	1	2						
Inning Stats	R: 2 E: 0 K: 0 S: 6	H: 3 LOB: 1 BB: 0 P: 6	R: 0 E: 0 K: 1 S: 5	H: 0 LOB: 0 BB: 0 P: 5	R: 2 E: 0 K: 0 S: 6	H: 3 LOB: 0 BB: 0 P: 6	R: 2 E: 0 K: 0 S: 5	H: 2 LOB: 0 BB: 0 P: 5	R: 0 E: 1 K: 0 S: 4	H: 0 LOB: 1 BB: 0 P: 4	R: 4 E: 1 K: 0 S: 7	H: 3 LOB: 0 BB: 0 P: 7	R: 0 E: 0 K: 0 S: 3	H: 0 LOB: 0 BB: 0 P: 3	R: 0 E: 0 K: 2 S: 7	H: 0 LOB: 0 BB: 0 P: 7	R: 0 E: 0 K: 1 S: 7	H: 2 LOB: 2 BB: 0 P: 7	1B: 8 2B: 2 3B: 0 HR: 3	SF: 0 SAC: 1 DP: 0 HBP: 0	WP: 1 PB: 0 SB: 3 CS: 0	PA: 42
PITCHER	IP WLS BF H R ER SO BB IBB HBP BLK WP HR S P ERA WHIP	IP WLS BF H R ER SO BB IBB HBP BLK WP HR S P ERA WHIP															IP WLS BF H R ER SO BB IBB HBP BLK WP HR S P ERA WHIP					
Harry Parker, R ERA: 4.76 (1, 1)	2.2 L 14 6 4 4 1 0 0 0 0 0 1 16 16 13.50 2.250																					
Rick Baldwin, R ERA: 4.07 (3, 1)	1.1 6 2 2 2 0 0 0 0 0 0 1 0 6 6 13.50 1.500																					
Hank Webb, R ERA: 5.12 (5, 1)	3.0 14 3 4 2 0 0 0 0 0 0 0 2 14 14 6.00 1.000																					
Bob Apodaca, R ERA: 0.9 (8, 1)	2.0 8 2 0 0 3 0 0 0 0 0 0 0 14 14 0.00 1.000																					
Batter	1	2	3	4	5	6	7	8	9	AB	R	H	RBI	BB	SO	LOB	BOTTOM					
Del Unser, L OBP: 0.377, SLG: 0.459 (1, 8)										5	0	1	0	0	0	5						
Felix Milten, R OBP: 0.288, SLG: 0.342 (1, 4)										5	0	0	0	0	0	1						
Ed Kranepool, L OBP: 0.411, SLG: 0.544 (1, 3)										4	2	2	1	0	0	0						
Rusty Staub, L OBP: 0.419, SLG: 0.509 (1, 9)										4	1	1	1	0	0	0						
Joe Torre, R OBP: 0.308, SLG: 0.330 (1, 5)										4	1	1	0	0	0	1						
John Milner, L OBP: 0.315, SLG: 0.355 (1, 7)										3	0	0	1	1	0	1						
Mike Phillips, L OBP: 0.349, SLG: 0.329 (1, 6)										4	0	0	0	0	2	3						
Jerry Grote, R OBP: 0.296, SLG: 0.333 Bob Apodaca, R OBP: 1.000, SLG: 1.000 Bob Gallagher, L OBP: 0.333, SLG: 0.400 (1, 2) (8, 1) (9, PH)										2	0	0	0	1	1	2						
Harry Parker, R Rick Baldwin, L Cleon Jones, R Hank Webb, R John Stearns, R (1, 1) (3, 1) (4, PH) (5, 1) (7, PH) (8, 2)										0	0	0	1	1	0	0						
Inning Stats	R: 0 E: 0 K: 0 S: 3	H: 0 LOB: 0 BB: 0 P: 3	R: 1 E: 0 K: 2 S: 9	H: 1 LOB: 3 BB: 2 P: 17	R: 1 E: 0 K: 0 S: 4	H: 1 LOB: 0 BB: 0 P: 4	R: 0 E: 0 K: 0 S: 4	H: 1 LOB: 2 BB: 1 P: 8	R: 0 E: 0 K: 0 S: 3	H: 0 LOB: 0 BB: 0 P: 3	R: 0 E: 0 K: 0 S: 3	H: 0 LOB: 0 BB: 0 P: 3	R: 0 E: 1 K: 1 S: 8	H: 2 LOB: 1 BB: 0 P: 8	R: 0 E: 0 K: 0 S: 4	H: 1 LOB: 1 BB: 0 P: 4	1B: 3 2B: 2 3B: 0 HR: 1	SF: 0 SAC: 0 DP: 0 HBP: 0	WP: 0 PB: 1 SB: 0 CS: 0	PA: 38		
PITCHER	IP WLS BF H R ER SO BB IBB HBP BLK WP HR S P ERA WHIP	IP WLS BF H R ER SO BB IBB HBP BLK WP HR S P ERA WHIP															IP WLS BF H R ER SO BB IBB HBP BLK WP HR S P ERA WHIP					
Burt Hooton, R ERA: 4.62 (1, 1)	9.0 W 38 6 4 2 3 3 0 0 0 0 1 41 53 2.00 1.000																					

Batter	1	2	3	4	5	6	7	8	9	AB	R	H	RBI	BB	SO	LOB	TOP					
Davey Lopes, R (1,4) OBP: 0.415, SLG: 0.355	4-0 BB 1B BB		0-0 P6				0-0 6-3		0-0 F8	3	1	1	0	1	0	0	Los Angeles Dodgers @ New York Mets Shea Stadium, Flushing, NY Wed May 28 1975, 7:05 PM EDT Att: 24,464 - Unknown					
Willie Crawford, L (9, FH) OBP: 0.324, SLG: 0.346										1	0	0	0	0	0	1						
Tom Paciorek, R (1,7) OBP: 0.281, SLG: 0.340	0-0 F9		4-0 1B BB				0-0 5-3		0-0 F8	3	0	1	0	1	0	2						
Bill Buckner, L (9, FH) OBP: 0.269, SLG: 0.383										1	0	0	0	0	0	1						
Jimmy Wynn, R (1,8) OBP: 0.424, SLG: 0.537	4-0 9-4 1B BB		0-0 1B				4-0 1B BB		0-0 F9	2	1	1	0	2	0	1						
Steve Garvey, R (1,3) OBP: 0.361, SLG: 0.468	0-0 1B		0-0 F9				0-0 1B		0-0 6-3	4	1	2	1	0	0	3						
Ron Cey, R (1,5) OBP: 0.362, SLG: 0.486	0-0 9-4								0-0 5-3	4	0	1	2	0	0	2						
Joe Ferguson, R (1,9) OBP: 0.331, SLG: 0.286		0-3 K							0-0 L7	4	0	0	0	0	1	1						
Steve Yeager, R (1,2) OBP: 0.301, SLG: 0.343		0-0 F9							0-0 K	4	0	1	0	0	2	0						
Ivan De Jesus, R (1,6) OBP: 0.368, SLG: 0.313		0-3 K							4-0 SH1-3 BB	2	0	0	0	1	1	0						
Lee Lacy, R (9, FH) OBP: 0.353, SLG: 0.480									0-0 SH1-3 BB	0	0	0	0	1	0	0						
Doug Rau, L (1,1) OBP: 0.286, SLG: 0.200									0-0 SH1-3	3	0	0	0	0	2	2						
Andy Messersmith, R (8,1) OBP: 0.350, SLG: 0.447									1-2	0	0	0	0	0	0	0						
Manny Mota, R (9, FH) OBP: 0.333, SLG: 0.250										0	0	0	0	0	0	0						
Inning Stats	R: 1 E: 0 K: 0 S: 3	H: 1 LOB: 1 BB: 2 P: 11	R: 0 E: 0 K: 2 S: 7	H: 0 LOB: 0 BB: 0 P: 7	R: 0 E: 0 K: 0 S: 4	H: 1 LOB: 2 BB: 1 P: 8	R: 0 E: 0 K: 1 S: 5	H: 0 LOB: 0 BB: 0 P: 5	R: 0 E: 0 K: 1 S: 6	H: 1 LOB: 1 BB: 0 P: 6	R: 2 E: 0 K: 1 S: 7	H: 3 LOB: 2 BB: 2 P: 15	R: 0 E: 0 K: 0 S: 4	H: 1 LOB: 1 BB: 0 P: 4	R: 0 E: 0 K: 1 S: 5	H: 0 LOB: 1 BB: 1 P: 5	R: 0 E: 0 K: 0 S: 3	H: 0 LOB: 1 BB: 1 P: 7	1B: 7 2B: 1 3B: 0 HR: 0	SF: 0 SAC: 1 DP: 2 HBP: 0	WP: 0 PB: 0 SB: 1 CS: 0	PA: 38
PITCHER	IP WLS BF H R ER SO BB IBB HBP BLK WP HR S P ERA WHIP	IP WLS BF H R ER SO BB IBB HBP BLK WP HR S P ERA WHIP															IP WLS BF H R ER SO BB IBB HBP BLK WP HR S P ERA WHIP					
Jon Matlack, L (1,1) ERA: 3.84	8.0 W 35 7 3 3 6 6 0 0 0 0 0 0 41 65 3.38 1.625																					
Bob Apodaca, R (9,1) ERA: 0.96	1.0 S 3 0 0 0 0 0 0 0 0 0 0 0 3 3 0.00 0.000																					

Batter	1	2	3	4	5	6	7	8	9	AB	R	H	RBI	BB	SO	LOB	BOTTOM	
Del Unser, L (1,8) OBP: 0.369, SLG: 0.449	0-3 K		0-0 4-3							3	0	0	0	0	1	0	Los Angeles Dodgers @ New York Mets Shea Stadium, Flushing, NY Wed May 28 1975, 7:05 PM EDT Att: 24,464 - Unknown	
Felix Milten, R (1,4) OBP: 0.299, SLG: 0.360	0-0 FC1-6 2B 1B		0-0 6-3 2B							4	2	3	0	0	0	1		
Cleon Jones, R (1,7) OBP: 0.667, SLG: 0.500	4-0 FC1-6 BB		0-0 6-3						0-0 SH1-4	1	0	0	0	1	0	1		
Jesus Alou, R (5,7) OBP: 0.320, SLG: 0.320										1	0	0	0	0	0	1		
Bob Gallagher, L (9,7) OBP: 0.333, SLG: 0.400	1-2 BB		2-3						1-2	0	0	0	0	0	0	0		
Joe Torre, R (1,5) OBP: 0.306, SLG: 0.327	0-0 FC1-6 2B		0-0 F9						0-0 SF9 1B	4	1	1	0	0	0	3		
Rusty Staub, L (1,9) OBP: 0.429, SLG: 0.521	0-0 1B 2B								4-0 FC6-4 IBB	3	1	2	2	1	0	0		
Dave Kingman, R (1,3) OBP: 0.284, SLG: 0.427	0-0 CS								0-0 SF9	2	0	1	1	1	0	1		
Ed Kranepool, L (8, FH) OBP: 0.405, SLG: 0.544	2-3 1B		4-3						2-3 3-H BB	0	0	0	1	0	0	0		
Jerry Grote, R (1,2) OBP: 0.286, SLG: 0.321	0-0 CS		0-0 5-3						0-0 FC6-4	4	0	0	0	0	0	4		
Mike Phillips, L (1,6) OBP: 0.337, SLG: 0.316			0-0 F8						0-0 P3	3	0	0	0	0	0	1		
Jon Matlack, L (1,1) ERA: 3.44			0-3 K						0-3 E5 G3 SH1-4	3	0	0	0	0	2	0		
Bob Apodaca, R (9,1) ERA: 2.23										0	0	0	0	0	0	0		
Inning Stats	R: 3 E: 0 K: 1 S: 7	H: 3 LOB: 0 BB: 1 P: 11	R: 0 E: 0 K: 1 S: 5	H: 0 LOB: 0 BB: 0 P: 5	R: 0 E: 0 K: 0 S: 4	H: 1 LOB: 1 BB: 0 P: 4	R: 0 E: 0 K: 0 S: 4	H: 1 LOB: 1 BB: 0 P: 4	R: 0 E: 0 K: 0 S: 3	H: 0 LOB: 1 BB: 1 P: 7	R: 0 E: 0 K: 1 S: 5	H: 0 LOB: 2 BB: 1 P: 9	R: 1 E: 0 K: 0 S: 5	H: 2 LOB: 2 BB: 1 P: 9	1B: 5 2B: 2 3B: 0 HR: 0	SF: 1 SAC: 2 DP: 0 HBP: 0	WP: 0 PB: 0 SB: 0 CS: 1	PA: 35
PITCHER	IP WLS BF H R ER SO BB IBB HBP BLK WP HR S P ERA WHIP	IP WLS BF H R ER SO BB IBB HBP BLK WP HR S P ERA WHIP															IP WLS BF H R ER SO BB IBB HBP BLK WP HR S P ERA WHIP	
Doug Rau, L (1,1) ERA: 2.23	0.2 L 30 4 1 0 0 0 0 1 0 0 0 0 3 7 0.00 1.500																	

AB	31
R	3
H	7
RBI	3
BB	6
SO	6
LOB	13



Batter	1	2	3	4	5	6	7	8	9	AB R H RBI BB SO LOB	TOP											
Davey Lopes, R OBP: 0.420, SLG: 0.376 (1, 4)										4 1 2 1 1 1 0	Los Angeles Dodgers @ Chicago Cubs Wrigley Field, Chicago, IL Sat May 31 1975, 3:33 AM CDT Att: 21,197 - Unknown											
Bill Buckner, L OBP: 0.282, SLG: 0.406 Tom Paciorek, R OBP: 0.276, SLG: 0.333 (7, 7)										4 0 2 0 0 0 1 1 0 0 0 0 1 1												
Jimmy Wynn, R OBP: 0.423, SLG: 0.530 (1, 8)										4 0 1 0 1 2 2												
Steve Garvey, R OBP: 0.367, SLG: 0.481 (1, 3)										5 2 3 0 0 0 3												
Willie Crawford, L OBP: 0.327, SLG: 0.343 (1, 9)										4 0 1 0 1 0 4												
Ron Cey, R OBP: 0.360, SLG: 0.486 (1, 5)										4 0 1 1 0 1 5												
Steve Yeager, R OBP: 0.299, SLG: 0.333 (1, 2)										3 0 0 0 0 0 2												
Ivan De Jesus, R OBP: 0.391, SLG: 0.400 (1, 6)										4 0 2 1 0 1 1												
Don Sutton, R OBP: 0.179, SLG: 0.135 Andy Messersmith, R OBP: 0.350, SLG: 0.447 (8, 1)										4 0 0 0 0 0 3 2 0 0 0 0 0 0 0 0												
Inning Stats	R: 0 E: 0 K: 0 S: 4	H: 1 LOB: 1 BB: 0 P: 4	R: 0 E: 0 K: 1 S: 6	H: 1 LOB: 1 BB: 0 P: 6	R: 0 E: 0 K: 0 S: 2	H: 0 LOB: 0 BB: 1 P: 6	R: 1 E: 0 K: 1 S: 7	H: 2 LOB: 1 BB: 0 P: 7	R: 1 E: 0 K: 2 S: 9	H: 3 LOB: 1 BB: 0 P: 9		R: 1 E: 0 K: 2 S: 9	H: 2 LOB: 2 BB: 0 P: 10	R: 0 E: 0 K: 1 S: 6	H: 1 LOB: 3 BB: 2 P: 14	R: 0 E: 0 K: 1 S: 5	H: 0 LOB: 0 BB: 0 P: 5	R: 0 E: 0 K: 1 S: 7	H: 2 LOB: 2 BB: 0 P: 7	1B: 6 2B: 6 3B: 0 HR: 1	SF: 0 SAC: 0 DP: 1 HBP: 1	WP: 0 PB: 0 SB: 1 CS: 0
PITCHER	IP WLS BF H R ER SO BB IBB HBP BLK WP HR S P ERA WHIP											PITCHER	IP WLS BF H R ER SO BB IBB HBP BLK WP HR S P ERA WHIP									
Ray Burris, R ERA: 3.62 (1, 1)	6.2 L 32 10 3 3 7 3 0 1 0 0 0 1 42 55 4.05 1.950																					
Oscar Zamora, R ERA: 2.48 (7, 1)	0.1 1 0 0 0 0 0 0 0 0 0 0 0 0 1 1 0.00 0.000																					
Darold Knowles, L ERA: 3.71 (8, 1)	1.0 3 0 0 0 1 0 0 0 0 0 0 0 0 5 5 0.00 0.000																					
Steve Stone, R ERA: 0.99 (9, 1)	1.0 5 2 0 0 1 0 0 0 0 0 0 0 0 7 7 0.00 2.000																					

Batter	1	2	3	4	5	6	7	8	9	AB R H RBI BB SO LOB	BOTTOM											
Don Kessinger, S OBP: 0.353, SLG: 0.373 (1, 6)										4 0 1 0 0 1 0	Los Angeles Dodgers @ Chicago Cubs Wrigley Field, Chicago, IL Sat May 31 1975, 3:33 AM CDT Att: 21,197 - Unknown											
Jose Cardenal, R OBP: 0.392, SLG: 0.448 (1, 7)										4 0 1 0 0 1 1												
Bill Madlock, R OBP: 0.356, SLG: 0.421 (1, 5)										4 0 1 0 0 0 1												
Rick Monday, L OBP: 0.448, SLG: 0.565 (1, 8)										3 1 1 0 1 1 1												
Andre Thornton, R OBP: 0.404, SLG: 0.463 (1, 3)										3 0 1 0 1 1 3												
Ralph LaCock, L OBP: 0.338, SLG: 0.313 (1, 9)										4 0 0 0 0 1 6												
George Mitterwald, R OBP: 0.302, SLG: 0.433 Jerry Morales, R OBP: 0.318, SLG: 0.321 (9, PH)										2 0 0 0 1 1 1 1 0 1 0 0 0 0												
Manny Trillo, R OBP: 0.302, SLG: 0.345 (1, 4)										3 0 0 1 0 0 2												
Ray Burris, R OBP: 0.280, SLG: 0.182 Oscar Zamora, R OBP: 0.200, SLG: 0.200 Champ Summers, L OBP: 0.318, SLG: 0.368 Darold Knowles, L OBP: 0.167, SLG: 0.167 Steve Stone, R OBP: 0.176, SLG: 0.176 (9, 1)										2 0 0 0 0 0 2 0 0 0 0 0 0 0 1 0												
Inning Stats	R: 0 E: 0 K: 0 S: 3	H: 0 LOB: 0 BB: 0 P: 3	R: 1 E: 0 K: 0 S: 4	H: 1 LOB: 2 BB: 2 P: 12	R: 0 E: 0 K: 0 S: 5	H: 2 LOB: 3 BB: 1 P: 9	R: 0 E: 0 K: 1 S: 5	H: 0 LOB: 0 BB: 0 P: 5	R: 0 E: 0 K: 0 S: 4	H: 1 LOB: 1 BB: 0 P: 4		R: 0 E: 0 K: 1 S: 6	H: 1 LOB: 1 BB: 0 P: 6	R: 0 E: 0 K: 2 S: 7	H: 0 LOB: 0 BB: 0 P: 7	R: 0 E: 0 K: 2 S: 7	H: 0 LOB: 0 BB: 0 P: 7	R: 0 E: 0 K: 0 S: 3	H: 1 LOB: 0 BB: 0 P: 3	1B: 4 2B: 2 3B: 0 HR: 0	SF: 1 SAC: 0 DP: 1 HBP: 0	WP: 1 PB: 0 SB: 0 CS: 0
PITCHER	IP WLS BF H R ER SO BB IBB HBP BLK WP HR S P ERA WHIP											PITCHER	IP WLS BF H R ER SO BB IBB HBP BLK WP HR S P ERA WHIP									
Don Sutton, R ERA: 1.62 (1, 1)	7.0 W 29 5 1 1 4 2 1 0 0 0 0 0 0 34 46 1.29 1.000																					
Andy Messersmith, R ERA: 2.18 (8, 1)	2.0 S 6 1 0 0 2 0 0 0 0 0 0 0 0 10 10 0.00 0.500																					



Batter	1	2	3	4	5	6	7	8	9	AB	R	H	RBI	BB	SO	LOB	TOP				
Davey Lopes, R OBP: 0.409, SLG: 0.359 (1, 4)										5	1	1	0	0	2	3	Los Angeles Dodgers @ Montreal Expos Jarry Park, Montreal, QB Mon Jun 02 1975, 7:05 PM EDT Att: 11,427 - Unknown				
Tom Paciorek, R OBP: 0.270, SLG: 0.322 (1, 7)										5	0	1	1	0	0	2					
Jimmy Wynn, R OBP: 0.411, SLG: 0.512 (1, 8)										5	1	2	1	0	1	1					
Steve Garvey, R OBP: 0.356, SLG: 0.477 (1, 3)										4	0	2	0	0	0	1					
Ron Cey, R OBP: 0.354, SLG: 0.467 (1, 5)										3	0	0	0	1	1	2					
Joe Ferguson, R OBP: 0.339, SLG: 0.316 (1, 9)										3	0	1	0	1	0	3					
Steve Yeager, R OBP: 0.289, SLG: 0.321 (1, 2)										4	0	0	0	0	1	4					
Ivan De Jesus, R OBP: 0.345, SLG: 0.346 (6, PH)										2	0	1	0	0	0	0					
Lee Lacy, R OBP: 0.391, SLG: 0.475 (6, 4)										2	1	1	0	0	0	0					
Doug Rau, L OBP: 0.300, SLG: 0.222 (4, 1)										2	0	1	0	0	0	1					
Charlie Hough, R OBP: 0.182, SLG: 0.400 (6, PH)										0	0	0	0	0	0	0					
Ken McMullen, R OBP: 0.321, SLG: 0.240 (9, PH)										1	0	0	0	0	0	2					
Manny Mota, R OBP: 0.321, SLG: 0.240 (9, PH)										1	0	0	0	0	0	1					
Inning Stats	R: 2 E: 0 K: 0 S: 6	H: 3 LOB: 2 BB: 1 P: 10	R: 0 E: 0 K: 1 S: 6	H: 1 LOB: 1 BB: 0 P: 6	R: 0 E: 0 K: 1 S: 6	H: 1 LOB: 1 BB: 0 P: 6	R: 0 E: 0 K: 0 S: 4	H: 1 LOB: 1 BB: 0 P: 4	R: 0 E: 1 K: 1 S: 5	H: 2 LOB: 1 BB: 0 P: 4	R: 0 E: 0 K: 1 S: 5	H: 0 LOB: 0 BB: 0 P: 5	R: 0 E: 0 K: 1 S: 5	H: 0 LOB: 1 BB: 1 P: 9	R: 1 E: 1 K: 0 S: 5	H: 1 LOB: 1 BB: 0 P: 5	1B: 8 2B: 2 3B: 1 HR: 0	SF: 0 SAC: 0 DP: 1 HBP: 0	WP: 1 PB: 0 SB: 0 CS: 0	PA: 39	
PITCHER	IP WLS BF H R ER SO BB IBB HBP BLK WP HR S P ERA WHIP	9.0 W 39 10 3 2 5 1 1 0 0 1 0 47 55 2.00 1.222																			



Batter	1	2	3	4	5	6	7	8	9	AB	R	H	RBI	BB	SO	LOB	BOTTOM				
Pepe Manguat, R OBP: 0.374, SLG: 0.392 (1, 8)										4	0	1	0	0	0	3	Los Angeles Dodgers @ Montreal Expos Jarry Park, Montreal, QB Mon Jun 02 1975, 7:05 PM EDT Att: 11,427 - Unknown				
Tim Foli, R OBP: 0.294, SLG: 0.265 (1, 6)										3	1	0	1	1	0	0					
Gary Carter, R OBP: 0.322, SLG: 0.454 (1, 9)										3	2	1	0	1	0	2					
Bob Bailey, R OBP: 0.309, SLG: 0.229 (1, 7)										3	0	1	0	1	0	3					
Tony Scott, S OBP: 0.247, SLG: 0.221 (9, 7)										0	0	0	0	0	0	0					
Pete Mackanin, R OBP: 0.370, SLG: 0.514 (1, PR)										0	0	0	0	1	0	0					
Larry Lintz, S OBP: 0.318, SLG: 0.205 (2, 4)										3	0	1	1	0	1	4					
Larry Parrish, R OBP: 0.301, SLG: 0.421 (1, 5)										3	0	1	1	0	2	2					
Barry Foote, R OBP: 0.228, SLG: 0.237 (1, 2)										4	0	1	0	0	0	2					
Mike Jorgensen, L OBP: 0.338, SLG: 0.416 (1, 3)										3	1	2	0	1	0	0					
Woodie Fryman, R OBP: 0.227, SLG: 0.286 (1, 1)										3	1	1	1	0	0	2					
Inning Stats	R: 2 E: 0 K: 0 S: 4	H: 1 LOB: 2 BB: 2 P: 13	R: 0 E: 0 K: 0 S: 3	H: 1 LOB: 0 BB: 0 P: 3	R: 1 E: 0 K: 1 S: 7	H: 3 LOB: 1 BB: 0 P: 7	R: 2 E: 0 K: 1 S: 8	H: 3 LOB: 3 BB: 2 P: 16	R: 0 E: 0 K: 0 S: 3	H: 1 LOB: 2 BB: 1 P: 8	R: 0 E: 1 K: 0 S: 4	H: 0 LOB: 1 BB: 0 P: 4	R: 0 E: 0 K: 1 S: 5	H: 0 LOB: 0 BB: 0 P: 5	R: 0 E: 0 K: 0 S: 3	H: 0 LOB: 0 BB: 0 P: 3	1B: 6 2B: 4 3B: 0 HR: 0	SF: 0 SAC: 2 DP: 1 HBP: 2	WP: 1 PB: 0 SB: 0 CS: 1	PA: 38	
PITCHER	IP WLS BF H R ER SO BB IBB HBP BLK WP HR S P ERA WHIP	3.2 L 21 8 5 0 1 2 0 1 0 1 0 6 15 0.00 2.250																			



Batter	1	2	3	4	5	6	7	8	9	AB	R	H	RBI	BB	SO	LOB	TOP										
Davey Lopes, R OBP: 0.409, SLG: 0.360 (1,4)										4	0	0	0	1	0	0	Los Angeles Dodgers @ Montreal Expos Jarry Park, Montreal, QB Wed Jun 04 1975, 7:05 PM EDT Att: 13,958 - Unknown										
Bill Buckner, L OBP: 0.253, SLG: 0.346 (1,7)										2	0	0	1	1	1	0											
Jimmy Wynn, R OBP: 0.412, SLG: 0.518 (1,8)										2	0	0	0	2	0	0											
Steve Garvey, R OBP: 0.355, SLG: 0.483 (1,3)									4	0	0	0	0	1	3												
Willie Crawford, L OBP: 0.337, SLG: 0.351 (1,9)									3	0	1	0	1	0	2												
Ron Cey, R OBP: 0.358, SLG: 0.460 (1,5)									3	1	1	0	0	1	2												
Steve Yeager, R OBP: 0.286, SLG: 0.310 (1,2)									3	0	0	0	0	1	3												
Rick Auerbach, R OBP: 0.277, SLG: 0.231 (6, PH)									2	1	0	0	0	0	1												
Charlie Manuel, L OBP: 0.167, SLG: 0.167 (6, PH)									1	0	0	0	0	1	3												
Ivan De Jesus, R OBP: 0.344, SLG: 0.321 (6,6)									1	0	0	0	0	0	0												
Andy Messersmith, R OBP: 0.326, SLG: 0.395 (1,1)									3	1	0	0	1	1	0												
Inning Stats	R: 0 E: 0 K: 1 S: 5	H: 0 LOB: 0 BB: 0 P: 5	R: 0 E: 0 K: 1 S: 5	H: 0 LOB: 0 BB: 0 P: 5	R: 0 E: 0 K: 0 S: 3	H: 0 LOB: 0 BB: 0 P: 3	R: 0 E: 0 K: 0 S: 3	H: 0 LOB: 2 BB: 2 P: 11	R: 3 E: 1 K: 1 S: 5	H: 0 LOB: 3 BB: 2 P: 14	R: 0 E: 0 K: 0 S: 3	H: 0 LOB: 0 BB: 0 P: 3	R: 0 E: 0 K: 0 S: 5	H: 2 LOB: 2 BB: 0 P: 5	R: 0 E: 0 K: 1 S: 5	H: 0 LOB: 0 BB: 0 P: 5	1B: 2 2B: 0 3B: 0 HR: 0	SF: 1 SAC: 0 DP: 0 HBP: 2	WP: 2 PB: 0 SB: 0 CS: 1	PA: 38							
PITCHER	IP	WLS	BF	H	R	ER	SO	BB	IBB	HBP	BLK	WP	HR	S	P	ERA	WHIP										
Dennis Blair, R ERA: 3.32 (1,1)	5.0	L	20	0	3	1	3	4	0	1	0	2	0	21	38	1.80	0.800										
Don Carrithers, R ERA: (6,1)	2.0		9	0	0	0	2	2	0	1	0	0	0	10	19	0.00	1.000										
Donald DeMola, R ERA: 3.27 (8,1)	2.0		8	2	0	0	1	0	0	0	0	0	0	10	10	0.00	1.000										

Batter	1	2	3	4	5	6	7	8	9	AB	R	H	RBI	BB	SO	LOB	BOTTOM										
Larry Lintz, S OBP: 0.330, SLG: 0.228 (1,4)										3	0	1	0	0	0	2	Los Angeles Dodgers @ Montreal Expos Jarry Park, Montreal, QB Wed Jun 04 1975, 7:05 PM EDT Att: 13,958 - Unknown										
Rich Coggins, L OBP: 0.310, SLG: 0.483 (1,7)									4	0	0	0	0	2	4												
Pepe Mangual, R OBP: 0.367, SLG: 0.382 (1,8)									3	0	0	0	1	0	2												
Larry Bittner, L OBP: 0.408, SLG: 0.465 (1,9)									4	0	2	0	0	0	1												
Mike Jorgensen, L OBP: 0.325, SLG: 0.393 (1,3)									4	0	0	0	0	1	3												
Pat Scanlon, L OBP: 0.357, SLG: 0.459 (1,5)									4	0	1	0	0	1	2												
Gary Carter, R OBP: 0.331, SLG: 0.453 (1,2)									4	0	2	0	0	1	3												
Pepe Frias, R OBP: 0.333, SLG: 0.200 (9, PH)									2	0	1	0	1	0	0												
Barry Foote, R OBP: 0.233, SLG: 0.242 (9, PH)									1	0	0	0	0	0	1												
Dennis Blair, R OBP: 0.256, SLG: 0.200 (5, PH)									1	0	1	0	0	0	0												
Bob Bailey, R OBP: 0.266, SLG: 0.220 (5, PH)									0	0	0	0	0	0	1												
Don Carrithers, R OBP: 0.266, SLG: 0.220 (5, PH)									0	0	0	0	0	0	0												
Hal Breeden, R OBP: 0.226, SLG: 0.217 (8, PH)									0	0	0	0	0	0	0												
Donald DeMola, R OBP: 0.476, SLG: 0.722 (9, PH)									1	0	0	0	0	0	1												
Inning Stats	R: 0 E: 0 K: 0 S: 4	H: 1 LOB: 1 BB: 0 P: 4	R: 0 E: 1 K: 1 S: 6	H: 2 LOB: 2 BB: 0 P: 6	R: 0 E: 0 K: 1 S: 6	H: 1 LOB: 1 BB: 0 P: 6	R: 0 E: 0 K: 1 S: 5	H: 0 LOB: 0 BB: 0 P: 5	R: 0 E: 0 K: 1 S: 6	H: 1 LOB: 2 BB: 1 P: 10	R: 0 E: 0 K: 1 S: 6	H: 1 LOB: 2 BB: 1 P: 10	R: 0 E: 0 K: 0 S: 3	H: 0 LOB: 0 BB: 0 P: 3	R: 0 E: 0 K: 1 S: 6	H: 1 LOB: 1 BB: 0 P: 6	R: 0 E: 0 K: 1 S: 6	H: 1 LOB: 1 BB: 0 P: 6	1B: 8 2B: 0 3B: 0 HR: 0	SF: 0 SAC: 1 DP: 0 HBP: 0	WP: 1 PB: 0 SB: 0 CS: 0	PA: 36					
PITCHER	IP	WLS	BF	H	R	ER	SO	BB	IBB	HBP	BLK	WP	HR	S	P	ERA	WHIP										
Andy Messersmith, R ERA: 2.04 (1,1)	9.0	W	36	8	0	0	7	2	0	0	0	1	0	48	56	0.00	1.111										



Batter	1	2	3	4	5	6	7	8	9	AB	R	H	RBI	BB	SO	LOB	TOP								
Davey Lopes, R OBP: 0.406, SLG: 0.358 (1, 4)	L5		FC5-4 1B		K		5-3			4	0	1	0	0	1	2	Los Angeles Dodgers @ Philadelphia Phillies Veterans Stadium, Philadelphia, PA Fri Jun 06 1975, 7:05 PM EDT Att: 38,357 - Unknown AB 35 R 3 H 8 RBI 2 BB 0 SO 8 LOB 12								
Tom Paciorek, R OBP: 0.254, SLG: 0.302 (1, 7)	5-3		FC5-4 1-2		F8		E5			4	0	0	0	0	3										
Jimmy Wynn, R OBP: 0.414, SLG: 0.529 (1, 8)				F8		4-3 1B	5-3			4	1	2	0	0	2										
Steve Garvey, R OBP: 0.350, SLG: 0.474 (1, 3)	4-3			K		4-3		4-3		4	0	0	0	1	2										
Ron Cey, R OBP: 0.356, SLG: 0.456 (1, 5)		F9		5-3				6-3		4	0	1	1	0	0										
Joe Ferguson, R OBP: 0.333, SLG: 0.306 (1, 9)					K	1B E	P6		6-3	4	1	1	0	0	1										
Steve Yeager, R OBP: 0.285, SLG: 0.308 (1, 2)					K	1B E7 1-H	K		K	4	1	1	0	0	3										
Rick Auerbach, R OBP: 0.284, SLG: 0.248 (1, 6)					6-3				6-3	4	0	2	1	0	0										
Burt Hooton, R OBP: 0.217, SLG: 0.238 Mike Marshall, R (7, 1)			F8			2B 2-H	K	SH1-4 1B	K	2	0	0	0	0	1										
Inning Stats	R: 0 E: 0 K: 0 S: 4	H: 1 LOB: 1 BB: 0 P: 4	R: 0 E: 0 K: 2 S: 7	H: 0 LOB: 0 BB: 0 P: 7	R: 0 E: 0 K: 0 S: 4	H: 1 LOB: 1 BB: 0 P: 4	R: 0 E: 0 K: 1 S: 5	H: 0 LOB: 0 BB: 0 P: 5	R: 2 E: 1 K: 2 S: 10	H: 3 LOB: 1 BB: 0 P: 10	R: 1 E: 0 K: 0 S: 7	H: 2 LOB: 1 BB: 0 P: 7	R: 0 E: 1 K: 0 S: 5	H: 1 LOB: 2 BB: 0 P: 5	R: 0 E: 0 K: 0 S: 3	H: 0 LOB: 0 BB: 0 P: 3		R: 0 E: 0 K: 2 S: 7	H: 0 LOB: 0 BB: 0 P: 7	1B: 5 2B: 3 3B: 0 HR: 0	SF: 0 SAC: 1 DP: 0 HBP: 0	WP: 0 PB: 0 SB: 1 CS: 0	PA: 36		
PITCHER	IP	WLS	BF	H	R	ER	SO	BB	IBB	HBP	BLK	WP	HR	S	P	ERA	WHIP								
Tom Underwood, L ERA: 2.48 Gene Garber, R ERA: 3.48 Tug McGraw, L ERA: 2.45	(1, 1)	6.2	L	29	8	3	2	6	0	0	0	0	0	41	41	2.70	1.200								
	(7, 1)	1.1		4	0	0	0	0	0	0	0	0	0	4	4	0.00	0.000								
	(9, 1)	1.0		3	0	0	0	2	0	0	0	0	0	7	7	0.00	0.000								

Batter	1	2	3	4	5	6	7	8	9	AB	R	H	RBI	BB	SO	LOB	BOTTOM								
Dave Cash, R OBP: 0.391, SLG: 0.389 (1, 4)	SH1-3 9-2 1B		FC6-4 1B			F9		G3		4	0	2	0	0	0	0	Los Angeles Dodgers @ Philadelphia Phillies Veterans Stadium, Philadelphia, PA Fri Jun 06 1975, 7:05 PM EDT Att: 38,357 - Unknown AB 29 R 2 H 6 RBI 2 BB 2 SO 6 LOB 6								
Mike Schmidt, R OBP: 0.316, SLG: 0.458 (1, 5) (8, 6)	SH1-3 1-2 BB		FC6-4 1-2			HR		6-3		3	1	1	1	1	0	1									
Jay Johnstone, L OBP: 0.372, SLG: 0.456 (1, 9)	SH1-3 1-2 2-3				SF8 3B	F9		F9		3	1	1	0	0	0	0									
Greg Luzinski, R OBP: 0.333, SLG: 0.495 Mike Anderson, R OBP: 0.333, SLG: 0.439 (9, PR)	9-2				SF8	K			1B	3	0	1	1	0	1	2									
Dick Allen, R OBP: 0.309, SLG: 0.221 (1, 3)					3-H	F8		F9		4	0	0	0	0	2	1									
Bob Boone, R OBP: 0.372, SLG: 0.384 Ollie Brown, R OBP: 0.318, SLG: 0.571 (9, PH)		6-3				F8		5-3		3	0	0	0	0	0	0									
Jerry Martin, R OBP: 0.474, SLG: 0.533 (1, 8)							3-1			2	0	1	0	1	0	0									
Terry Harmon, R OBP: 0.323, SLG: 0.192 Tony Taylor, R OBP: 0.391, SLG: 0.350 (7, PH) (8, 5)	CS 1-2		P3			F9		K		2	0	0	0	0	0	0									
Tom Underwood, R OBP: 0.125, SLG: 0.125 Gene Garber, R (7, 1) Tom Hutton, L OBP: 0.288, SLG: 0.177 Tug McGraw, R OBP: 0.333, SLG: 0.333 (9, 1)			P3				K		3-1	2	0	0	0	0	1	0									
Inning Stats	R: 0 E: 0 K: 0 S: 3	H: 1 LOB: 1 BB: 1 P: 7	R: 0 E: 0 K: 1 S: 5	H: 1 LOB: 0 BB: 0 P: 5	R: 0 E: 0 K: 0 S: 4	H: 1 LOB: 0 BB: 0 P: 4	R: 1 E: 0 K: 0 S: 4	H: 1 LOB: 0 BB: 0 P: 4	R: 0 E: 0 K: 1 S: 5	H: 0 LOB: 0 BB: 0 P: 5	R: 1 E: 0 K: 1 S: 6	H: 1 LOB: 0 BB: 0 P: 6	R: 0 E: 0 K: 1 S: 5	H: 0 LOB: 1 BB: 1 P: 9	R: 0 E: 0 K: 0 S: 3	H: 0 LOB: 0 BB: 0 P: 3		R: 0 E: 0 K: 2 S: 8	H: 1 LOB: 1 BB: 0 P: 8	1B: 4 2B: 1 3B: 1 HR: 1	SF: 1 SAC: 1 DP: 1 HBP: 0	WP: 0 PB: 0 SB: 0 CS: 1	PA: 34		
PITCHER	IP	WLS	BF	H	R	ER	SO	BB	IBB	HBP	BLK	WP	HR	S	P	ERA	WHIP								
Burt Hooton, R ERA: 4.6 Mike Marshall, R ERA: 4.18	(1, 1)	6.0	W	22	5	2	2	3	1	0	0	0	0	27	31	3.00	1.000								
	(7, 1)	3.0	S	11	1	0	0	3	1	0	0	0	0	16	20	0.00	0.667								

Batter	1	2	3	4	5	6	7	8	9	AB	R	H	RBI	BB	SO	LOB	TOP			
Davey Lopes, R OBP: 0.399, SLG: 0.350										4	0	0	0	0	1	1	Los Angeles Dodgers @ Philadelphia Phillies Veterans Stadium, Philadelphia, PA Sat Jun 07 1975, 7:05 PM EDT Att: 41,094 - Unknown			
Tom Paciorek, R OBP: 0.235, SLG: 0.284										4	0	0	0	0	0	0				
Jimmy Wynn, R OBP: 0.416, SLG: 0.525										3	0	1	0	1	0	0				
Steve Garvey, R OBP: 0.344, SLG: 0.466										4	0	0	0	0	0	2				
Ron Cey, R OBP: 0.351, SLG: 0.450										3	0	0	0	0	0	1				
Joe Ferguson, R OBP: 0.326, SLG: 0.299										3	0	0	0	0	0	0				
Steve Yeager, R OBP: 0.286, SLG: 0.303										2	0	0	0	1	0	0				
Rick Auerbach, R OBP: 0.287, SLG: 0.246										1	0	0	0	1	0	1				
Manny Mota, R OBP: 0.345, SLG: 0.269										1	0	1	0	0	0	0				
Ivan De Jesus, R OBP: 0.344, SLG: 0.321										0	0	0	0	0	0	0				
Doug Rau, L OBP: 0.290, SLG: 0.214										1	0	0	0	0	1	0				
Ken McMullen, R OBP: 0.167, SLG: 0.364										1	0	0	0	0	1	1				
Jim Brewer, L OBP: 0.167, SLG: 0.364										0	0	0	0	0	0	0				
Inning Stats	R: 0 E: 0 K: 0 S: 3	H: 0 LOB: 0 BB: 0 P: 3	R: 0 E: 0 K: 0 S: 3	H: 0 LOB: 0 BB: 0 P: 3	R: 0 E: 0 K: 0 S: 3	H: 0 LOB: 1 BB: 1 P: 7	R: 0 E: 0 K: 0 S: 4	H: 1 LOB: 1 BB: 0 P: 4	R: 0 E: 0 K: 2 S: 2	H: 0 LOB: 0 BB: 1 P: 6	R: 0 E: 0 K: 0 S: 3	H: 0 LOB: 0 BB: 0 P: 3	R: 0 E: 0 K: 1 S: 6	H: 1 LOB: 1 BB: 0 P: 6	R: 0 E: 1 K: 0 S: 3	H: 0 LOB: 1 BB: 1 P: 7	1B: 2 2B: 0 3B: 0 HR: 0	SF: 0 SAC: 1 DP: 1 HBP: 0	WP: 0 PB: 0 SB: 0 CS: 0	PA: 31
PITCHER Steve Carlton, L ERA: 3.18	IP: 9.0 WLS: W BF: 31	H: 2 R: 0 ER: 0 SO: 3	BB: 3 IBB: 0 HBP: 0 BLK: 0	WP: 0 HR: 0 S: 34 P: 46	ERA: 0.00 WHIP: 0.556															

Batter	1	2	3	4	5	6	7	8	9	AB	R	H	RBI	BB	SO	LOB	BOTTOM			
Dave Cash, R OBP: 0.393, SLG: 0.391										4	0	2	0	0	0	0	Los Angeles Dodgers @ Philadelphia Phillies Veterans Stadium, Philadelphia, PA Sat Jun 07 1975, 7:05 PM EDT Att: 41,094 - Unknown			
Mike Schmidt, R OBP: 0.310, SLG: 0.448										4	0	0	0	0	1	3				
Ollie Brown, R OBP: 0.308, SLG: 0.520										4	1	1	0	0	2	3				
Greg Luzinski, R OBP: 0.332, SLG: 0.505										4	1	1	2	0	0	0				
Mike Anderson, R OBP: 0.333, SLG: 0.439										0	0	0	0	0	0	0				
Dick Allen, R OBP: 0.329, SLG: 0.333										4	2	3	2	0	0	0				
Tom Hutton, L OBP: 0.268, SLG: 0.177										0	0	0	0	0	0	0				
Bob Boone, R OBP: 0.364, SLG: 0.375										4	0	0	0	0	0	1				
Jerry Martin, R OBP: 0.455, SLG: 0.556										3	0	1	0	0	0	1				
Terry Harmon, R OBP: 0.294, SLG: 0.172										3	0	0	0	0	0	1				
Steve Carlton, L OBP: 0.179, SLG: 0.148										3	0	0	0	0	1	0				
Inning Stats	R: 0 E: 0 K: 1 S: 5	H: 2 LOB: 1 BB: 0 P: 5	R: 1 E: 0 K: 0 S: 5	H: 2 LOB: 1 BB: 0 P: 5	R: 0 E: 0 K: 2 S: 8	H: 1 LOB: 1 BB: 0 P: 8	R: 0 E: 0 K: 0 S: 4	H: 1 LOB: 1 BB: 0 P: 4	R: 0 E: 0 K: 0 S: 3	H: 0 LOB: 0 BB: 0 P: 3	R: 2 E: 0 K: 0 S: 5	H: 2 LOB: 0 BB: 0 P: 5	R: 0 E: 0 K: 0 S: 5	H: 0 LOB: 0 BB: 0 P: 5	R: 0 E: 0 K: 0 S: 5	H: 0 LOB: 0 BB: 0 P: 5	1B: 4 2B: 1 3B: 0 HR: 3	SF: 0 SAC: 0 DP: 0 HBP: 0	WP: 0 PB: 0 SB: 0 CS: 0	PA: 33
PITCHER Doug Rau, L ERA: 3.72	IP: 7.0 WLS: L BF: 28	H: 6 R: 2 ER: 2 SO: 4	BB: 0 IBB: 0 HBP: 0 BLK: 0	WP: 0 HR: 2 S: 36 P: 36	ERA: 2.57 WHIP: 0.857															
Jim Brewer, L ERA: 3.96	IP: 1.0 WLS: L BF: 5	H: 2 R: 2 ER: 2 SO: 0	BB: 0 IBB: 0 HBP: 0 BLK: 0	WP: 0 HR: 1 S: 5 P: 5	ERA: 18.00 WHIP: 2.000															

Batter	1	2	3	4	5	6	7	8	9	AB	R	H	RBI	BB	SO	LOB	TOP	
Davey Lopes, R OBP: 0.393, SLG: 0.343 (1, 4)										4	0	0	0	0	0	0	Los Angeles Dodgers @ Philadelphia Phillies Veterans Stadium, Philadelphia, PA Sun Jun 08 1975, 3:33 AM EDT Att: 41,334 - Unknown	
Bill Buckner, L OBP: 0.253, SLG: 0.341 (1, 7)										4	0	1	0	0	0	0		
Jimmy Wynn, R OBP: 0.279, SLG: 0.520 Al Downing, R (8, 1)										2	1	0	0	2	1	1		
Steve Garvey, R OBP: 0.350, SLG: 0.471 (1, 3)										4	1	3	0	0	1	0		
Willie Crawford, L OBP: 0.341, SLG: 0.355 (1, 9)										4	0	2	2	0	0	0		
Ron Cey, R OBP: 0.350, SLG: 0.443 (1, 5)										3	0	0	0	0	0	3		
Steve Yeager, R OBP: 0.295, SLG: 0.295 Joe Ferguson, R OBP: 0.326, SLG: 0.297 (9, PH)										3	0	0	0	0	0	3		
Rick Auerbach, R OBP: 0.283, SLG: 0.242 Charlie Manuel, L OBP: 0.154, SLG: 0.154 Ivan De Jesus, R OBP: 0.344, SLG: 0.321 (7, PH)										2	0	0	0	0	1	1		
Don Sutton, R OBP: 0.186, SLG: 0.125 Henry Cruz, L OBP: 0.278, SLG: 0.265 Mike Marshall, R (6, PH)										1	0	0	0	0	1	0		
Lee Lacy, R OBP: 0.387, SLG: 0.471 (8, 4)										1	0	0	0	0	0	0		
Inning Stats	R: 0 E: 0 K: 0 S: 3	H: 1 LOB: 2 BB: 1 P: 7	R: 0 E: 0 K: 1 S: 5	H: 0 LOB: 1 BB: 0 P: 6	R: 0 E: 0 K: 1 S: 5	H: 0 LOB: 0 BB: 0 P: 5	R: 0 E: 0 K: 0 S: 3	H: 0 LOB: 0 BB: 0 P: 3	R: 2 E: 1 K: 0 S: 5	H: 2 LOB: 1 BB: 1 P: 9	R: 0 E: 0 K: 1 S: 6	H: 1 LOB: 1 BB: 0 P: 6	R: 0 E: 0 K: 1 S: 6	H: 2 LOB: 1 BB: 0 P: 6	1B: 6 2B: 0 3B: 0 HR: 0	SF: 0 SAC: 0 DP: 2 HBP: 1	WP: 0 PB: 0 SB: 0 CS: 0	PA: 34
PITCHER Jim Lonborg, R ERA: 2.01 (1, 1)	IP: 9.0 WLS: W BF: 34 H: 6 R: 2 ER: 1 SO: 5 BB: 2 IBB: 0 HBP: 1 BLK: 0 WP: 0 HR: 0 S: 41 P: 50 ERA: 1.00 WHIP: 0.889																	

Batter	1	2	3	4	5	6	7	8	9	AB	R	H	RBI	BB	SO	LOB	BOTTOM			
Dave Cash, R OBP: 0.391, SLG: 0.404 (1, 4)										3	1	1	3	0	0	0	Los Angeles Dodgers @ Philadelphia Phillies Veterans Stadium, Philadelphia, PA Sun Jun 08 1975, 3:33 AM EDT Att: 41,334 - Unknown			
Mike Schmidt, R OBP: 0.504, SLG: 0.439 (1, 5)										4	0	0	0	0	4	1				
Jay Johnstone, L OBP: 0.354, SLG: 0.431 Mike Anderson, R OBP: 0.333, SLG: 0.439 (8, 9)										4	0	0	0	0	1	1				
Greg Luzinski, R OBP: 0.339, SLG: 0.515 (1, 7)										4	0	3	0	0	1	1				
Dick Allen, R OBP: 0.315, SLG: 0.316 Tom Hutton, L OBP: 0.268, SLG: 0.177 (9, 3)										4	0	0	0	0	2	3				
Bob Boone, R OBP: 0.361, SLG: 0.368 (1, 2)										3	0	0	0	1	0	2				
Jerry Martin, R OBP: 0.462, SLG: 0.571 (1, 8)										3	1	1	0	1	1	2				
Terry Harmon, R OBP: 0.297, SLG: 0.161 (1, 6)										2	1	0	0	0	0	4				
Jim Lonborg, R OBP: 0.212, SLG: 0.037 (1, 1)										2	1	1	1	0	1	0				
Inning Stats	R: 0 E: 0 K: 1 S: 5	H: 0 LOB: 0 BB: 0 P: 5	R: 0 E: 0 K: 1 S: 6	H: 1 LOB: 2 BB: 1 P: 10	R: 0 E: 0 K: 2 S: 7	H: 0 LOB: 0 BB: 0 P: 7	R: 0 E: 0 K: 0 S: 4	H: 1 LOB: 1 BB: 0 P: 4	R: 3 E: 1 K: 2 S: 11	H: 3 LOB: 1 BB: 0 P: 11	R: 0 E: 0 K: 1 S: 5	H: 0 LOB: 0 BB: 0 P: 5	R: 1 E: 1 K: 2 S: 8	H: 0 LOB: 1 BB: 0 P: 9	R: 0 E: 0 K: 1 S: 6	H: 1 LOB: 2 BB: 1 P: 10		1B: 3 2B: 2 3B: 0 HR: 1	SF: 1 SAC: 2 DP: 0 HBP: 1	WP: 0 PB: 0 SB: 0 CS: 0
PITCHER Don Sutton, R ERA: 1.97 Mike Marshall, R ERA: 3.66 Al Downing, L ERA: 1.93 (1, 1)	IP: 5.0 WLS: L BF: 22 H: 5 R: 3 ER: 3 SO: 6 BB: 1 IBB: 0 HBP: 0 BLK: 0 WP: 0 HR: 1 S: 33 P: 37 ERA: 5.40 WHIP: 1.200																			

Batter	1	2	3	4	5	6	7	8	9	AB	R	H	RBI	BB	SO	LOB	TOP					
Pepe Mangual, R OBP: 0.343, SLG: 0.354 (1, 8)										4	0	0	0	0	2	2	Montreal Expos @ Los Angeles Dodgers Dodger Stadium, Los Angeles, CA Mon Jun 09 1975, 7:05 PM PDT Att: 22,701 - Unknown					
Larry Lintz, S OBP: 0.337, SLG: 0.242 (1, 4)										4	0	0	0	0	1	1						
Rich Coggins, L OBP: 0.306, SLG: 0.429 (1, 9)										3	0	1	0	1	0	0						
Larry Bittner, L OBP: 0.432, SLG: 0.469 (1, 7)										4	0	2	0	0	0	1						
Mike Jorgensen, L OBP: 0.337, SLG: 0.392 (1, 3)										3	0	0	0	1	1	3						
Pat Scanlon, L OBP: 0.320, SLG: 0.444 (1, 5)										4	0	0	0	0	1	5						
Gary Carter, R OBP: 0.325, SLG: 0.443 (1, 2)										4	0	0	0	0	4	3						
Tim Foli, R OBP: 0.290, SLG: 0.256 (1, 6)										2	0	1	0	1	0	0						
Woodie Fryman, R OBP: 0.208, SLG: 0.261 Donald DeMola, R (6, 1)										2	0	0	0	0	2	1						
Bob Bailey, R OBP: 0.305, SLG: 0.231 Chuck Taylor, R (8, 1)										0	0	0	0	0	0	0						
										1	0	0	0	0	1	1						
										0	0	0	0	0	0	0						
Inning Stats	R: 0 E: 0 K: 1 S: 5	H: 0 LOB: 0 BB: 0 P: 5	R: 0 E: 0 K: 1 S: 5	H: 0 LOB: 0 BB: 0 P: 5	R: 0 E: 0 K: 3 S: 9	H: 0 LOB: 1 BB: 1 P: 13	R: 0 E: 0 K: 0 S: 4	H: 1 LOB: 2 BB: 1 P: 8	R: 0 E: 0 K: 2 S: 7	H: 0 LOB: 0 BB: 0 P: 7	R: 0 E: 0 K: 0 S: 3	H: 0 LOB: 0 BB: 0 P: 3	R: 0 E: 0 K: 1 S: 6	H: 1 LOB: 1 BB: 0 P: 6	R: 0 E: 0 K: 2 S: 8	H: 1 LOB: 1 BB: 0 P: 8	R: 0 E: 0 K: 2 S: 8	H: 1 LOB: 2 BB: 1 P: 12	1B: 4 2B: 0 3B: 0 HR: 0	SF: 0 SAC: 0 DP: 0 HBP: 0	WP: 0 PB: 0 SB: 0 CS: 0	PA: 34
PITCHER Andy Messersmith, R ERA: 1.9 (1, 1)	IP: 9.0 WLS: W BF: 34 H: 4 R: 0 ER: 0 SO: 12 BB: 3 IBB: 0 HBP: 0 BLK: 0 WP: 0 HR: 0 S: 55 P: 67 ERA: 0.00 WHIP: 0.778															PITCHER						

AB	31
R	0
H	4
RBI	0
BB	3
SO	12
LOB	17





Batter	1	2	3	4	5	6	7	8	9	AB	R	H	RBI	BB	SO	LOB	BOTTOM			
Davey Lopes, R OBP: 0.386, SLG: 0.337 (1, 4)										4	0	0	0	0	1	1	Montreal Expos @ Los Angeles Dodgers Dodger Stadium, Los Angeles, CA Mon Jun 09 1975, 7:05 PM PDT Att: 22,701 - Unknown			
Tom Paciorek, R OBP: 0.227, SLG: 0.268 (1, 7)										4	0	0	0	0	0	0				
Jimmy Wynn, R OBP: 0.423, SLG: 0.538 Henry Cruz, L OBP: 0.278, SLG: 0.265 (7, PR) (8, 8)										3	2	2	1	1	0	0				
Steve Garvey, R OBP: 0.349, SLG: 0.476 (1, 3)										4	1	1	1	0	1	1				
Ron Cey, R OBP: 0.348, SLG: 0.440 (1, 5)										4	0	1	1	0	0	0				
Joe Ferguson, R OBP: 0.330, SLG: 0.298 (1, 9)										3	0	1	0	1	0	0				
Steve Yeager, R OBP: 0.286, SLG: 0.298 (1, 2)										2	1	1	0	1	0	0				
Rick Auerbach, R OBP: 0.284, SLG: 0.252 (1, 6)										3	0	1	1	0	0	4				
Andy Messersmith, R OBP: 0.306, SLG: 0.370 (1, 1)										3	0	0	0	0	1	2				
										1B: 4 2B: 1 3B: 1 HR: 1	SF: 0 SAC: 1 DP: 0 HBP: 0	WP: 0 PB: 0 SB: 0 CS: 0	PA: 34							
Inning Stats	R: 2 E: 0 K: 0 S: 5	H: 2 LOB: 3 BB: 3 P: 17	R: 0 E: 0 K: 1 S: 5	H: 0 LOB: 0 BB: 0 P: 5	R: 0 E: 0 K: 0 S: 3	H: 0 LOB: 0 BB: 0 P: 3	R: 1 E: 0 K: 0 S: 5	H: 2 LOB: 1 BB: 0 P: 5	R: 1 E: 0 K: 0 S: 4	H: 1 LOB: 0 BB: 0 P: 4	R: 0 E: 0 K: 2 S: 8	H: 1 LOB: 1 BB: 0 P: 8	R: 0 E: 0 K: 0 S: 3	H: 0 LOB: 0 BB: 0 P: 3	R: 0 E: 0 K: 0 S: 3	H: 0 LOB: 0 BB: 0 P: 3	1B: 4 2B: 1 3B: 1 HR: 1	SF: 0 SAC: 1 DP: 0 HBP: 0	WP: 0 PB: 0 SB: 0 CS: 0	PA: 34
PITCHER Woodie Fryman, L ERA: 2.78 Donald DeMola, R ERA: 2.89 Chuck Taylor, R ERA: 4.28 (1, 1) (6, 1) (8, 1)	IP: 5.0 WLS: L BF: 23 H: 5 R: 4 ER: 4 SO: 4 BB: 3 IBB: 0 HBP: 0 BLK: 0 WP: 0 HR: 1 S: 22 P: 34 ERA: 7.20 WHIP: 1.600															PITCHER				



Batter	1	2	3	4	5	6	7	8	9	AB	R	H	RBI	BB	SO	LOB	TOP					
Pepe Mangual, R OBP: 0.345, SLG: 0.352 (1, 8)										4	2	1	0	1	2	0	Montreal Expos @ Los Angeles Dodgers Dodger Stadium, Los Angeles, CA Tue Jun 10 1975, 7:05 PM PDT Att: 22,065 - Unknown					
Larry Lintz, S OBP: 0.339, SLG: 0.234 (1, 4)										3	1	0	0	2	2	0						
Mike Jorgensen, L OBP: 0.397, SLG: 0.390 (3, PH)										1	0	0	0	0	0	0						
Hal Breedon, R OBP: 0.267, SLG: 0.231 (3, 3)										3	0	1	1	0	2	1						
Larry Bittner, L OBP: 0.438, SLG: 0.476 (3, PH)										1	0	1	0	0	0	0						
Gary Carter, R OBP: 0.325, SLG: 0.441 (3, 9)										3	0	1	1	0	0	1						
Pat Scanlon, L OBP: 0.314, SLG: 0.435 (3, PH)										1	0	0	0	0	1	1						
Larry Parrish, R OBP: 0.293, SLG: 0.408 (3, 5)										3	0	0	0	0	1	2						
Barry Foote, R OBP: 0.241, SLG: 0.258 (1, 2)										4	1	2	0	0	1	2						
Rich Coggins, L OBP: 0.417 (1, 7)									1	0	0	0	0	0	2							
Bob Bailey, R OBP: 0.323, SLG: 0.296 (4, PH)									2	1	1	2	1	0	0							
Tony Scott, S OBP: 0.247, SLG: 0.221 (8, 7)									0	0	0	0	0	0	0							
Tim Foli, R OBP: 0.284, SLG: 0.250 (1, 6)									4	0	0	0	0	0	3							
Steve Renko, R OBP: 0.250, SLG: 0.182 (1, 1)										4	0	0	0	0	1	0						
Chuck Taylor, R (9, 1)										0	0	0	0	0	0	0						
Inning Stats	R: 0 E: 0 K: 2 S: 8	H: 0 LOB: 0 BB: 0 P: 11	R: 0 E: 0 K: 1 S: 17	H: 2 LOB: 2 BB: 0 P: 24	R: 2 E: 0 K: 1 S: 8	H: 2 LOB: 2 BB: 2 P: 18	R: 0 E: 0 K: 0 S: 5	H: 0 LOB: 0 BB: 0 P: 8	R: 0 E: 0 K: 2 S: 10	H: 1 LOB: 1 BB: 1 P: 14	R: 2 E: 0 K: 1 S: 11	H: 2 LOB: 0 BB: 0 P: 17	R: 1 E: 2 K: 1 S: 11	H: 1 LOB: 0 BB: 0 P: 16	R: 0 E: 0 K: 0 S: 5	H: 0 LOB: 1 BB: 1 P: 9	R: 0 E: 0 K: 2 S: 8	H: 0 LOB: 0 BB: 0 P: 11	1B: 6 2B: 0 3B: 0 HR: 1	SF: 0 SAC: 0 DP: 0 HBP: 0	WP: 0 PB: 0 SB: 1 CS: 0	PA: 38
PITCHER	IP	WLS	BF	H	R	ER	SO	BB	IBB	HBP	BLK	WP	HR	S	P	ERA	WHIP					
Burt Hooton, R ERA: 4.45 (1, 1)	2.0		8	2	0	0	3	0	0	0	0	0	0	25	35	0.00	1.000					
Al Downing, L ERA: 2.99 (3, 1)	4.0	19	4	4	4	4	4	3	0	0	0	0	1	34	57	9.00	1.750					
Mike Marshall, R ERA: 3.45 (7, 1)	3.0	L	11	1	1	0	3	1	0	0	0	0	0	24	36	0.00	0.667					

Batter	1	2	3	4	5	6	7	8	9	AB	R	H	RBI	BB	SO	LOB	BOTTOM					
Davey Lopes, R OBP: 0.394, SLG: 0.335 (1, 4)										4	1	1	0	0	2	0	Montreal Expos @ Los Angeles Dodgers Dodger Stadium, Los Angeles, CA Tue Jun 10 1975, 7:05 PM PDT Att: 22,065 - Unknown					
Willie Crawford, L OBP: 0.343, SLG: 0.357 (1, 7)										5	1	2	0	0	3							
Jimmy Wynn, R OBP: 0.435, SLG: 0.543 (1, 8)										2	1	2	1	3	0							
Steve Garvey, R OBP: 0.346, SLG: 0.468 (1, 3)										4	0	0	1	1	1	6						
Ron Cey, R OBP: 0.351, SLG: 0.441 (1, 5)									4	0	2	1	0	0	1							
Joe Ferguson, R OBP: 0.323, SLG: 0.290 (1, 9)									4	0	0	0	0	1	4							
Steve Yeager, R OBP: 0.287, SLG: 0.297 (1, 2)									4	0	1	0	0	1	3							
Rick Auerbach, R OBP: 0.285, SLG: 0.248 (1, 6)									2	1	0	0	1	0	0							
Bill Buckner, L OBP: 0.320, SLG: 0.370 (8, PH)									1	0	0	0	0	0	1							
Ivan De Jesus, R OBP: 0.344, SLG: 0.321 (9, 6)									0	0	0	0	0	0	0							
Burt Hooton, R ERA: 4.45 (1, 1)	2.0																Dodgers					
Andy Messersmith, R ERA: 3.30 (2, PH)	0.1																					
Al Downing, L ERA: 2.99 (3, 1)	0.1																					
Charlie Manuel, L OBP: 0.143, SLG: 0.143 (8, PH)																						
Mike Marshall, R ERA: 3.45 (7, 1)																						
Henry Cruz, L ERA: 2.70 (5, PH)																						
Inning Stats	R: 2 E: 0 K: 1 S: 13	H: 3 LOB: 2 BB: 1 P: 23	R: 1 E: 0 K: 0 S: 11	H: 0 LOB: 2 BB: 2 P: 21	R: 0 E: 0 K: 1 S: 5	H: 0 LOB: 0 BB: 0 P: 8	R: 0 E: 0 K: 2 S: 10	H: 0 LOB: 0 BB: 0 P: 14	R: 1 E: 1 K: 0 S: 10	H: 1 LOB: 1 BB: 1 P: 17	R: 0 E: 0 K: 1 S: 9	H: 1 LOB: 0 BB: 0 P: 13	R: 0 E: 1 K: 2 S: 11	H: 1 LOB: 1 BB: 0 P: 16	R: 0 E: 0 K: 0 S: 6	H: 1 LOB: 1 BB: 0 P: 8	R: 0 E: 0 K: 0 S: 7	H: 1 LOB: 2 BB: 1 P: 12	1B: 8 2B: 0 3B: 0 HR: 0	SF: 0 SAC: 1 DP: 0 HBP: 1	WP: 1 PB: 0 SB: 1 CS: 0	PA: 40
PITCHER	IP	WLS	BF	H	R	ER	SO	BB	IBB	HBP	BLK	WP	HR	S	P	ERA	WHIP					
Steve Renko, R ERA: 6.55 (1, 1)	8.2		38	8	4	4	7	4	0	1	0	0	0	80	126	4.15	1.385					
Chuck Taylor, R ERA: 4.23 (9, 1)	0.1	S	2	0	0	0	0	1	0	0	0	0	0	2	6	0.00	3.000					

Batter	1	2	3	4	5	6	7	8	9	AB	R	H	RBI	BB	SO	LOB	TOP								
Gene Clines, R OBP: 0.241, SLG: 0.200 John Miner, L OBP: 0.306, SLG: 0.385	0-0 FC1-6 1B		0-3 K			0-0 L3		0-0 F8		3	0	1	0	0	1	0	<p>New York Mets @ Los Angeles Dodgers Dodger Stadium, Los Angeles, CA Wed Jun 11 1975, 7:05 PM PDT Att: 40,095 - Unknown</p> <p>livebaseballscorecards.com</p> <p>AB 34 R 2 H 6 RBI 2 BB 2 SO 6 LOB 15</p> 								
Felix Milan, R OBP: 0.318, SLG: 0.348	0-0 FC1-6 1-2			0-0 5-3		0-0 F9		4-0 FC BB		3	0	0	0	1	0	1									
Cleon Jones, R OBP: 0.389, SLG: 0.412 Bob Apodaca, R	0-3 K			0-0 6-3		0-0 F9		0-0 FC FC6-4 1-2 2-3		4	0	0	0	0	1	3									
Joe Torre, R OBP: 0.341, SLG: 0.373 Wayne Garrett, L OBP: 0.394, SLG: 0.448	0-0 6-3			0-0 FC4-6 1B		0-0 F9		0-0 FC6-4 1-2		4	0	1	0	0	0	4									
Rusty Staub, L OBP: 0.390, SLG: 0.445		0-0 1-3		0-0 FC4-6 1-2		0-0 P6		4-0 WP 1B BB		3	1	0	0	1	0	1									
Dave Kingman, R OBP: 0.362, SLG: 0.451		0-3 K			0-0 F7		0-0 F7		0-3 K 1-2		4	0	0	0	0	2		1							
John Stearns, R OBP: 0.295, SLG: 0.292		0-3 K			0-0 F2			0-0 2B 1B		4	1	1	0	0	1	1									
Mike Phillips, L OBP: 0.333, SLG: 0.311			0-0 4-3		0-0 1B			0-0 P5 FC6-4 2-H 1B		4	0	2	1	0	0	1									
Randy Tate, R Jesus Alou, R OBP: 0.387, SLG: 0.400 Del Unser, L OBP: 0.358, SLG: 0.429	0-0 6-3			0-0 K		0-0 FC 1-H 2B		0-0 FC6-4 1-2		2	0	0	0	0	1	1									
										1	0	1	1	0	0	0									
										1	0	0	0	0	0	1									
Inning Stats	R: 0 E: 0 K: 1 S: 6	H: 1 LOB: 1 BB: 0 P: 6	R: 0 E: 0 K: 2 S: 7	H: 0 LOB: 0 BB: 0 P: 7	R: 0 E: 0 K: 1 S: 5	H: 0 LOB: 0 BB: 0 P: 5	R: 0 E: 0 K: 0 S: 4	H: 1 LOB: 1 BB: 0 P: 4	R: 0 E: 0 K: 1 S: 6	H: 1 LOB: 1 BB: 0 P: 6	R: 0 E: 0 K: 0 S: 3	H: 0 LOB: 0 BB: 0 P: 3	R: 0 E: 0 K: 0 S: 3	H: 0 LOB: 0 BB: 0 P: 3	R: 1 E: 0 K: 0 S: 6	H: 2 LOB: 3 BB: 1 P: 10	R: 1 E: 0 K: 1 S: 6	H: 1 LOB: 1 BB: 1 P: 10	1B: 5 2B: 1 3B: 0 HR: 0	SF: 0 SAC: 0 DP: 0 HBP: 0	WP: 1 PB: 0 SB: 0 CS: 0	PA: 36			
PITCHER	IP	WLS	BF	H	R	ER	SO	BB	IBB	HBP	BLK	WP	HR	S	P	ERA	WHIP								
Doug Rau, L ERA: 3.54	(1, 1)	7.1	27	5	1	1	5	0	0	0	0	0	0	37	37	1.23	0.682								
Mike Marshall, R ERA: 3.56	(8, 1)	1.2	L 9	1	1	1	1	2	0	0	0	1	0	9	17	5.40	1.800								

Batter	1	2	3	4	5	6	7	8	9	AB	R	H	RBI	BB	SO	LOB	BOTTOM								
Davey Lopes, R OBP: 0.382, SLG: 0.330	0-0 F9		4-0 FC5-4 1B BB		0-0 L6			0-0 5-3		3	0	0	0	1	0	0	<p>New York Mets @ Los Angeles Dodgers Dodger Stadium, Los Angeles, CA Wed Jun 11 1975, 7:05 PM PDT Att: 40,095 - Unknown</p> <p>livebaseballscorecards.com</p> <p>AB 28 R 1 H 5 RBI 1 BB 3 SO 5 LOB 9</p> 								
Henry Cruz, L OBP: 0.268, SLG: 0.256	0-0 F9		0-0 FC5-4 1-2 1B			0-0 4-3		0-0 F8		4	0	1	0	0	0	0									
Jimmy Wynn, R OBP: 0.428, SLG: 0.532	0-0 L6		0-0 FC5-4 1-2 2-3			0-0 6-3			0-0 6-3	4	0	0	0	0	0	2									
Steve Garvey, R OBP: 0.348, SLG: 0.469		0-0 1B SF8 1B	0-0 F7			0-0 1B			0-3 K	4	1	2	0	0	1	2									
Willie Crawford, L OBP: 0.341, SLG: 0.354		0-0 SF8 BB 1-3 1B		0-0 G3		0-0 P4			0-3 K	4	0	1	0	0	1	1									
Ron Cey, R OBP: 0.354, SLG: 0.439		4-0 G6-3 1-2 BB		4-0 L4-3 BB			0-0 F7			1	0	0	0	2	0	0									
Joe Ferguson, R OBP: 0.317, SLG: 0.287		0-0 SF8 2-3 3-H		0-0 L4-3 1-2			0-3 K			2	0	0	1	0	1	1									
Rick Auerbach, R OBP: 0.286, SLG: 0.250 Mike Marshall, R		0-0 G6-3 1-2			0-0 CS 1B		0-3 K			3	0	1	0	0	1	2									
Doug Rau, L OBP: 0.273, SLG: 0.200 Ivan De Jesus, R OBP: 0.333, SLG: 0.310			0-0 G3		0-3 K 1-2			0-0 L4		2	0	0	0	0	1	1									
										1	0	0	0	0	0	0									
Inning Stats	R: 0 E: 0 K: 0 S: 3	H: 0 LOB: 0 BB: 0 P: 3	R: 1 E: 0 K: 0 S: 4	H: 2 LOB: 1 BB: 1 P: 8	R: 0 E: 0 K: 0 S: 4	H: 1 LOB: 2 BB: 1 P: 8	R: 0 E: 0 K: 0 S: 2	H: 0 LOB: 0 BB: 1 P: 6	R: 0 E: 0 K: 1 S: 5	H: 1 LOB: 0 BB: 0 P: 5	R: 0 E: 0 K: 0 S: 4	H: 1 LOB: 1 BB: 0 P: 4	R: 0 E: 0 K: 2 S: 7	H: 0 LOB: 0 BB: 0 P: 7	R: 0 E: 0 K: 0 S: 3	H: 0 LOB: 0 BB: 0 P: 3	R: 0 E: 0 K: 2 S: 7	H: 0 LOB: 0 BB: 0 P: 7	1B: 5 2B: 1 3B: 0 HR: 0	SF: 1 SAC: 0 DP: 2 HBP: 0	WP: 0 PB: 0 SB: 0 CS: 1	PA: 32			
PITCHER	IP	WLS	BF	H	R	ER	SO	BB	IBB	HBP	BLK	WP	HR	S	P	ERA	WHIP								
Randy Tate, R ERA: 3.73	(1, 1)	7.0	26	5	1	1	3	3	0	0	0	0	0	29	41	1.29	1.143								
Bob Apodaca, R ERA: 1.19	(8, 1)	2.0	W 6	0	0	0	2	0	0	0	0	0	0	10	10	0.00	0.000								

Batter	1	2	3	4	5	6	7	8	9	AB	R	H	RBI	BB	SO	LOB	TOP					
Wayne Garrett, L (1.5) OBP: 0.400, SLG: 0.468	F9			4-3		2B		2B		4	2	2	0	0	0	0	New York Mets @ Los Angeles Dodgers Dodger Stadium, Los Angeles, CA Thu Jun 12 1975, 7:05 PM PDT Att: 27,240 - Unknown					
Felix Milan, R (1.4) OBP: 0.322, SLG: 0.361	6-3			6-3		2B		FC6-5		4	0	2	2	0	0	0						
Del Unser, L (1.8) OBP: 0.351, SLG: 0.420	K			F7		2B		FC6-5		4	0	0	0	0	1	2						
Rusty Staub, L (1.9) OBP: 0.382, SLG: 0.435				4-3		K		L5		4	0	0	0	0	1	2						
Ed Kranepool, L (1.3) OBP: 0.400, SLG: 0.491				K		1B		4-3		4	0	1	0	0	1	0						
John Milner, L (1.7) OBP: 0.305, SLG: 0.381				3-1		P3		1B		4	0	1	0	0	0	2						
Gene Clines, R (9.7) OBP: 0.241, SLG: 0.200						G3		1B		0	0	0	0	0	0	0						
Mike Phillips, L (1.6) OBP: 0.331, SLG: 0.309				F8		F9		K		4	0	1	0	0	1	3						
Jerry Grote, R (1.2) OBP: 0.318, SLG: 0.336				F4		4-3		FC6-4		4	0	1	0	0	0	3						
Jon Matlack, L (1.1) OBP: 0.207, SLG: 0.080				L7		5-3		K		4	0	0	0	0	2	2						
Inning Stats	R: 0 E: 0 K: 1 S: 5	H: 0 LOB: 0 BB: 0 P: 5	R: 0 E: 0 K: 1 S: 5	H: 0 LOB: 0 BB: 0 P: 5	R: 0 E: 0 K: 0 S: 3	H: 0 LOB: 0 BB: 0 P: 3	R: 0 E: 0 K: 0 S: 3	H: 0 LOB: 0 BB: 0 P: 3	R: 0 E: 1 K: 0 S: 5	H: 1 LOB: 2 BB: 0 P: 5	R: 1 E: 0 K: 1 S: 7	H: 2 LOB: 1 BB: 0 P: 7	R: 0 E: 0 K: 0 S: 4	H: 1 LOB: 1 BB: 0 P: 4	R: 1 E: 0 K: 1 S: 7	H: 2 LOB: 1 BB: 0 P: 7	R: 0 E: 0 K: 2 S: 9	H: 2 LOB: 2 BB: 0 P: 9	1B: 5 2B: 3 3B: 0 HR: 0	SF: 0 SAC: 0 DP: 0 HBP: 0	WP: 0 PB: 0 SB: 0 CS: 0	PA: 36
PITCHER	IP WLS BF H R ER SO BB IBB HBP BLK WP HR S P ERA WHIP																					
Don Sutton, R (1.1) ERA: 1.99	8.0 L 31 6 2 2 4 0 0 0 0 0 0 0 39 39 2.25 0.750																					
Jim Brewer, L (9.1) ERA: 3.81	1.0 5 2 0 0 2 0 0 0 0 0 0 0 9 9 0.00 2.000																					

Batter	1	2	3	4	5	6	7	8	9	AB	R	H	RBI	BB	SO	LOB	BOTTOM			
Davey Lopes, R (1.8) OBP: 0.380, SLG: 0.326	6-3		F2		BB			F3		3	0	0	0	1	0	1	New York Mets @ Los Angeles Dodgers Dodger Stadium, Los Angeles, CA Thu Jun 12 1975, 7:05 PM PDT Att: 27,240 - Unknown			
Lee Lacy, R (1.4) OBP: 0.374, SLG: 0.453	K			5-3		1-3		5-3		4	0	0	0	0	1	3				
Jim Brewer, L (9.1)										0	0	0	0	0	0	0				
Jimmy Wynn, R (1.7) OBP: 0.421, SLG: 0.521	F8			F7		5-3		K		4	0	0	0	0	1	0				
Steve Garvey, R (1.3) OBP: 0.347, SLG: 0.465				K		1B		K		4	0	1	0	0	3	0				
Ron Cey, R (1.5) OBP: 0.349, SLG: 0.431				6-3		5-3		L7		4	0	0	0	0	1	1				
Joe Ferguson, R (1.2) OBP: 0.318, SLG: 0.288				F6				K		3	0	1	0	0	0	0				
Tom Paciorek, R (1.9) OBP: 0.218, SLG: 0.257				L5		FC5-4		5-3		3	0	0	0	0	0	1				
Ivan De Jesus, R (1.6) OBP: 0.333, SLG: 0.313				E6		SH1-4		4-3		3	0	1	0	0	0	0				
Don Sutton, R (1.1) OBP: 0.182, SLG: 0.122				4-3		SH1-4		2-3		1	0	0	0	0	0	1				
Manny Mota, R (8.7) OBP: 0.333, SLG: 0.259						SH1-4				1	0	0	0	0	0	0				
Inning Stats	R: 0 E: 0 K: 1 S: 5	H: 0 LOB: 0 BB: 0 P: 5	R: 0 E: 0 K: 1 S: 5	H: 0 LOB: 0 BB: 0 P: 5	R: 0 E: 1 K: 0 S: 4	H: 0 LOB: 1 BB: 0 P: 4	R: 0 E: 0 K: 0 S: 4	H: 1 LOB: 1 BB: 0 P: 4	R: 0 E: 0 K: 0 S: 5	H: 2 LOB: 3 BB: 1 P: 9	R: 0 E: 0 K: 1 S: 5	H: 0 LOB: 0 BB: 0 P: 5	R: 0 E: 0 K: 0 S: 3	H: 0 LOB: 0 BB: 0 P: 3	R: 0 E: 0 K: 3 S: 9	H: 0 LOB: 0 BB: 0 P: 9	1B: 3 2B: 0 3B: 0 HR: 0	SF: 0 SAC: 1 DP: 0 HBP: 0	WP: 0 PB: 0 SB: 0 CS: 0	PA: 32
PITCHER	IP WLS BF H R ER SO BB IBB HBP BLK WP HR S P ERA WHIP																			
Jon Matlack, L (1.1) ERA: 3.39	9.0 W 32 3 0 0 6 1 0 0 0 0 0 0 43 47 0.00 0.444																			

Batter	1	2	3	4	5	6	7	8	9	AB	R	H	RBI	BB	SO	LOB	TOP				
Dave Cash, R OBP: 0.385, SLG: 0.403	F9			4-3		5-3		6-3		4	0	0	0	0	0	0					
Johnny Oates, L OBP: 0.304, SLG: 0.318	L4			1-3			1B SH1-3 1B	4-3		4	1	1	0	0	0	0					
Mike Schmidt, R OBP: 0.302, SLG: 0.437	K			CS BB HBP			SH1-3	F2		2	0	0	0	0	1	0					
Greg Luzinski, R OBP: 0.345, SLG: 0.519		4-3							0-3	3	1	1	0	1	1	0					
Ollie Brown, R OBP: 0.333, SLG: 0.484									K	0	0	0	0	0	0	0					
Dick Allen, R OBP: 0.298, SLG: 0.300		6-3								4	1	1	1	0	0	0					
Tom Hutton, L OBP: 0.273, SLG: 0.167				CS	6-3			F3		0	0	0	0	0	0	0					
Jay Johnstone, L OBP: 0.382, SLG: 0.434										3	0	0	0	1	1	2					
Tony Taylor, R OBP: 0.367, SLG: 0.308										3	1	0	0	1	0	1					
Jerry Martin, R OBP: 0.370, SLG: 0.462										3	1	1	4	0	0	0					
Jim Lonborg, R OBP: 0.194, SLG: 0.033										3	0	0	0	0	2	0					
Inning Stats	R: 0 E: 0 K: 1 S: 5	H: 0 LOB: 0 BB: 0 P: 5	R: 0 E: 0 K: 0 S: 3	H: 0 LOB: 0 BB: 0 P: 3	R: 0 E: 0 K: 1 S: 5	H: 0 LOB: 0 BB: 0 P: 5	R: 0 E: 0 K: 0 S: 2	H: 0 LOB: 1 BB: 1 P: 7	R: 0 E: 0 K: 1 S: 5	H: 0 LOB: 0 BB: 0 P: 5	R: 5 E: 0 K: 0 S: 7	H: 4 LOB: 0 BB: 1 P: 11	R: 0 E: 0 K: 0 S: 3	H: 0 LOB: 0 BB: 0 P: 3	R: 0 E: 0 K: 1 S: 5	H: 0 LOB: 1 BB: 1 P: 9	1B: 3 2B: 0 3B: 0 HR: 1	SF: 0 SAC: 1 DP: 0 HBP: 1	WP: 0 PB: 0 SB: 0 CS: 1	PA: 35	
PITCHER	IP	WLS	BF	H	R	ER	SO	BB	IBB	HBP	BLK	WP	HR	S	P	ERA	WHIP				
Andy Messersmith, R ERA: 2.12	8.0	L	30	4	5	5	4	2	0	1	0	0	1	35	44	5.62	0.750				
Charlie Hough, R ERA: 4.58	1.0		4	0	0	0	1	1	0	0	0	0	0	5	9	0.00	1.000				

Philadelphia Phillies @ Los Angeles Dodgers
Dodger Stadium, Los Angeles, CA
Fri Jun 13 1975, 7:05 PM PDT
Att: 33,970 - Unknown

AB 29
R 5
H 4
RBI 5
BB 3
SO 5
LOB 3



Batter	1	2	3	4	5	6	7	8	9	AB	R	H	RBI	BB	SO	LOB	BOTTOM				
Davey Lopes, R OBP: 0.378, SLG: 0.321	4-3 S 2B BB									3	1	0	0	1	1	1					
Bill Buckner, L OBP: 0.240, SLG: 0.322	4-3									4	0	0	0	0	0	1					
Jimmy Wynn, R OBP: 0.422, SLG: 0.531										4	0	2	1	0	0	0					
Steve Garvey, R OBP: 0.342, SLG: 0.458	L5									4	0	0	0	0	1	2					
Willie Crawford, L OBP: 0.339, SLG: 0.348										3	0	0	0	1	0	1					
Ron Cey, R OBP: 0.345, SLG: 0.425	P4									3	0	0	0	0	0	2					
Steve Yeager, R OBP: 0.286, SLG: 0.292										2	0	0	0	1	0	0					
Ivan De Jesus, R OBP: 0.316, SLG: 0.294										2	0	0	0	0	1	0					
Henry Cruz, L OBP: 0.282, SLG: 0.250										1	0	0	0	0	0	1					
Rick Auerbach, R OBP: 0.286, SLG: 0.250										0	0	0	0	0	0	0					
Andy Messersmith, R OBP: 0.308, SLG: 0.354										2	0	0	0	0	1	0					
Leron Lee, L OBP: 0.222, SLG: 0.167										1	0	0	0	0	0	1					
Charlie Hough, R										0	0	0	0	0	0	0					
Inning Stats	R: 1 E: 0 K: 0 S: 4	H: 1 LOB: 2 BB: 2 P: 12	R: 0 E: 0 K: 2 S: 7	H: 0 LOB: 0 BB: 0 P: 7	R: 0 E: 0 K: 1 S: 5	H: 0 LOB: 0 BB: 0 P: 5	R: 0 E: 0 K: 0 S: 3	H: 0 LOB: 0 BB: 0 P: 3	R: 0 E: 0 K: 1 S: 5	H: 0 LOB: 0 BB: 0 P: 5	R: 0 E: 0 K: 0 S: 3	H: 0 LOB: 0 BB: 0 P: 3	R: 0 E: 0 K: 0 S: 3	H: 0 LOB: 1 BB: 1 P: 7	R: 0 E: 0 K: 0 S: 4	H: 1 LOB: 1 BB: 0 P: 4	1B: 0 2B: 2 3B: 0 HR: 0	SF: 0 SAC: 0 DP: 0 HBP: 0	WP: 0 PB: 0 SB: 1 CS: 0	PA: 32	
PITCHER	IP	WLS	BF	H	R	ER	SO	BB	IBB	HBP	BLK	WP	HR	S	P	ERA	WHIP				
Jim Lonborg, R ERA: 1.92	9.0	W	32	2	1	1	4	3	0	0	0	0	0	37	49	1.00	0.556				

Philadelphia Phillies @ Los Angeles Dodgers
Dodger Stadium, Los Angeles, CA
Fri Jun 13 1975, 7:05 PM PDT
Att: 33,970 - Unknown

AB 29
R 1
H 2
RBI 1
BB 3
SO 4
LOB 9

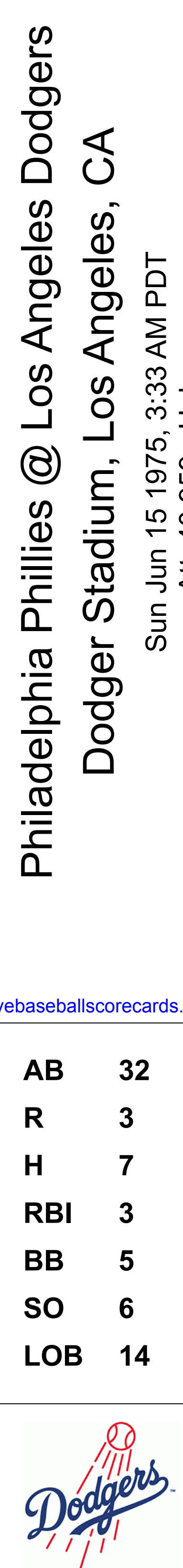


Batter	1	2	3	4	5	6	7	8	9	AB	R	H	RBI	BB	SO	LOB	TOP										
Dave Cash, R OBP: 0.378, SLG: 0.394 (1, 4)	F9		1-3		4-3		FC4		FC6-4 1B	5	1	0	0	0	0	3	Philadelphia Phillies @ Los Angeles Dodgers Dodger Stadium, Los Angeles, CA Sat Jun 14 1975, 7:05 PM PDT Att: 52,299 - Unknown										
Johnny Oates, L OBP: 0.314, SLG: 0.347 (1, 2)	G3				F9			G3		5	0	2	1	0	0	0											
Jay Johnstone, L OBP: 0.374, SLG: 0.437 (1, 9)	F7				F9					4	1	2	1	1	0	0											
Greg Luzinski, R OBP: 0.346, SLG: 0.521 (1, 7)			F8							5	0	2	0	0	0	4											
Dick Allen, R OBP: 0.287, SLG: 0.287 (1, 3)	L3				6-3					4	0	0	0	0	0	3											
Tony Taylor, R OBP: 0.382, SLG: 0.333 (1, 5)	K				1B					4	0	2	1	0	1	1											
Jerry Martin, R OBP: 0.340, SLG: 0.419 (1, 8)	4-3				F8					4	0	0	0	0	0	4											
Terry Harmon, R OBP: 0.339, SLG: 0.333 (1, 6)			K							3	0	2	0	1	1	0											
Larry Christenson, R OBP: 0.250, SLG: 0.750 (7, PH)					F9					2	1	1	0	0	0	2											
Tom Hutton, L OBP: 0.259, SLG: 0.164 (7, PH)										1	0	0	0	0	0	1											
Tug McGraw, R OBP: 0.333, SLG: 0.333 (7, PH)										0	0	0	0	0	0	0											
Ollie Brown, R OBP: 0.324, SLG: 0.489 (9, PH)										1	0	0	0	0	0	1											
Inning Stats	R: 0 E: 0 K: 0 S: 3	H: 0 LOB: 0 BB: 0 P: 3	R: 0 E: 0 K: 1 S: 6	H: 1 LOB: 1 BB: 0 P: 6	R: 1 E: 0 K: 1 S: 7	H: 2 LOB: 2 BB: 1 P: 11	R: 0 E: 0 K: 0 S: 5	H: 2 LOB: 2 BB: 0 P: 5	R: 0 E: 0 K: 0 S: 3	H: 0 LOB: 0 BB: 0 P: 3	R: 0 E: 0 K: 0 S: 3	H: 0 LOB: 1 BB: 1 P: 7	R: 1 E: 0 K: 0 S: 6	H: 3 LOB: 2 BB: 0 P: 6	R: 1 E: 0 K: 0 S: 6	H: 3 LOB: 2 BB: 0 P: 6	1B: 8 2B: 3 3B: 0 HR: 0	SF: 0 SAC: 0 DP: 0 HBP: 0	WP: 0 PB: 0 SB: 0 CS: 0	PA: 40							
PITCHER	IP	WLS	BF	H	R	ER	SO	BB	IBB	HBP	BLK	WP	HR	S	P	ERA	WHIP										
Burt Hooton, R ERA: 4.14 (1, 1)	7.0	W	28	5	1	1	2	2	0	0	1	0	0	30	38	1.29	1.000										
Mike Marshall, R ERA: 3.9 (8, 1)	2.0	S	12	6	2	2	0	0	0	0	0	0	0	12	12	9.00	3.000										

Batter	1	2	3	4	5	6	7	8	9	AB	R	H	RBI	BB	SO	LOB	BOTTOM										
Davey Lopes, R OBP: 0.380, SLG: 0.318 (1, 4)			K							2	1	0	0	2	1	0	Philadelphia Phillies @ Los Angeles Dodgers Dodger Stadium, Los Angeles, CA Sat Jun 14 1975, 7:05 PM PDT Att: 52,299 - Unknown										
Bill Buckner, L OBP: 0.232, SLG: 0.311 (1, 7)										3	0	0	0	0	1	1											
Ken McMullen, R OBP: 0.231, SLG: 0.667 (7, PH)			F7							1	1	1	3	0	0	0											
Mike Marshall, R (8, 1)										0	0	0	0	0	0	0											
Jimmy Wynn, R OBP: 0.423, SLG: 0.528 (1, 8)										3	1	1	0	1	0	1											
Steve Garvey, R OBP: 0.341, SLG: 0.455 (1, 3)										4	0	1	0	0	1	2											
Willie Crawford, L OBP: 0.349, SLG: 0.352 (1, 9)										1	0	1	1	2	0	0											
Lee Lacy, R OBP: 0.379, SLG: 0.453 (8, PH)										0	0	0	0	1	0	0											
Steve Yeager, R OBP: 0.286, SLG: 0.292 (9, 2)										0	0	0	0	0	0	0											
Ron Cey, R OBP: 0.343, SLG: 0.422 (1, 5)										4	0	1	0	0	0	4											
Joe Ferguson, R OBP: 0.313, SLG: 0.282 (1, 2)										3	0	0	0	0	1	1											
Ivan De Jesus, R OBP: 0.317, SLG: 0.278 (1, 6)										2	0	0	0	1	1	1											
Burt Hooton, R OBP: 0.200, SLG: 0.217 (1, 1)										2	0	0	0	0	2	0											
Manny Mota, R OBP: 0.355, SLG: 0.286 (7, PH)										1	1	1	0	0	0	0											
Henry Cruz, L OBP: 0.262, SLG: 0.250 (8, 8)										0	0	0	0	0	0	0											
Inning Stats	R: 0 E: 0 K: 1 S: 5	H: 0 LOB: 1 BB: 1 P: 9	R: 0 E: 0 K: 1 S: 5	H: 1 LOB: 1 BB: 1 P: 9	R: 0 E: 0 K: 2 S: 7	H: 0 LOB: 0 BB: 0 P: 7	R: 0 E: 0 K: 0 S: 3	H: 1 LOB: 1 BB: 1 P: 7	R: 0 E: 0 K: 1 S: 5	H: 0 LOB: 0 BB: 0 P: 5	R: 1 E: 0 K: 1 S: 7	H: 2 LOB: 2 BB: 1 P: 11	R: 3 E: 0 K: 1 S: 6	H: 2 LOB: 2 BB: 2 P: 14	R: 0 E: 0 K: 0 S: 2	H: 0 LOB: 0 BB: 1 P: 6	1B: 5 2B: 0 3B: 0 HR: 1	SF: 0 SAC: 0 DP: 1 HBP: 0	WP: 1 PB: 0 SB: 0 CS: 1	PA: 33							
PITCHER	IP	WLS	BF	H	R	ER	SO	BB	IBB	HBP	BLK	WP	HR	S	P	ERA	WHIP										
Larry Christenson, R ERA: 3.48 (1, 1)	6.0	L	24	4	1	1	6	4	0	0	0	1	1	8	20	13.50	2.500										
Tug McGraw, L ERA: 2.97 (7, 1)	2.0	L	9	2	3	3	1	3	0	0	0	1	1	8	20	13.50	2.500										

Batter	1	2	3	4	5	6	7	8	9	AB	R	H	RBI	BB	SO	LOB	TOP								
Dave Cash, R OBP: 0.383, SLG: 0.416 (1, 4)										4	2	3	1	0	0	0	Philadelphia Phillies @ Los Angeles Dodgers Dodger Stadium, Los Angeles, CA Sun Jun 15 1975, 3:33 AM PDT Att: 40,959 - Unknown								
Jerry Martin, R OBP: 0.315, SLG: 0.383 (1, 8)										4	0	0	0	0	1	2									
Greg Luzinski, R OBP: 0.348, SLG: 0.534 (1, 7)										4	2	2	1	0	1	1									
Dick Allen, R OBP: 0.304, SLG: 0.306 Tom Hutton, L OBP: 0.269, SLG: 0.164 (8, 3)										4	0	3	1	0	1	0									
Ollie Brown, R OBP: 0.342, SLG: 0.441 Mike Anderson, R OBP: 0.329, SLG: 0.428 (8, 9)										2	0	0	0	2	1	2									
Tony Taylor, R OBP: 0.342, SLG: 0.303 (1, 5)										3	0	0	1	0	2										
Bob Boone, R OBP: 0.345, SLG: 0.350 (1, 2)										4	0	0	0	0	1	2									
Terry Harmon, R OBP: 0.317, SLG: 0.308 (1, 6)										4	0	0	0	0	2	0									
Tom Underwood, R OBP: 0.111, SLG: 0.111 Mike Rogodzinski, L Gene Garber, R (7, PH) (7, 1)										2	0	0	0	0	2	0									
Inning Stats	R: 1 E: 0 K: 2 S: 9	H: 2 LOB: 1 BB: 0 P: 9	R: 0 E: 0 K: 1 S: 5	H: 0 LOB: 0 BB: 0 P: 5	R: 0 E: 0 K: 1 S: 6	H: 1 LOB: 1 BB: 0 P: 6	R: 0 E: 0 K: 0 S: 3	H: 1 LOB: 0 BB: 0 P: 3	R: 0 E: 0 K: 2 S: 7	H: 0 LOB: 0 BB: 0 P: 7	R: 0 E: 0 K: 0 S: 6	H: 3 LOB: 2 BB: 1 P: 10	R: 0 E: 0 K: 0 S: 3	H: 0 LOB: 1 BB: 0 P: 3	R: 1 E: 0 K: 2 S: 8	H: 1 LOB: 1 BB: 0 P: 12		R: 0 E: 0 K: 1 S: 5	H: 0 LOB: 0 BB: 0 P: 5	1B: 5 2B: 1 3B: 0 HR: 2	SF: 1 SAC: 0 DP: 0 HBP: 0	WP: 0 PB: 0 SB: 0 CS: 1	PA: 37		
PITCHER	IP	WLS	BF	H	R	ER	SO	BB	IBB	HBP	BLK	WP	HR	S	P	ERA	WHIP								
Doug Rau, L ERA: 3.62 Rick Rhoden, R ERA: 3.89 Mike Marshall, R ERA: 3.93	(1, 1)	5.1	23	7	3	3	6	1	0	0	0	0	1	34	38	5.06	1.500								

Batter	1	2	3	4	5	6	7	8	9	AB	R	H	RBI	BB	SO	LOB	BOTTOM								
Davey Lopes, R OBP: 0.380, SLG: 0.320 (1, 4)										5	1	2	0	0	0	0	Philadelphia Phillies @ Los Angeles Dodgers Dodger Stadium, Los Angeles, CA Sun Jun 15 1975, 3:33 AM PDT Att: 40,959 - Unknown								
Tom Paciorek, R OBP: 0.235, SLG: 0.263 Willie Crawford, L OBP: 0.347, SLG: 0.349 (7, PH) (8, 7)										2	0	1	0	1	0	0									
Jimmy Wynn, R OBP: 0.421, SLG: 0.520 (1, 8)										3	1	0	1	1	0	3									
Steve Garvey, R OBP: 0.343, SLG: 0.454 (1, 3)										3	1	1	0	1	0	2									
Ron Cey, R OBP: 0.342, SLG: 0.428 (1, 5)										4	0	1	2	0	1	1									
Joe Ferguson, R OBP: 0.322, SLG: 0.285 (1, 9)										2	0	1	0	2	1	1									
Steve Yeager, R OBP: 0.287, SLG: 0.291 (1, 2)										4	0	1	0	0	0	3									
Ivan De Jesus, R OBP: 0.302, SLG: 0.263 Manny Mota, R OBP: 0.344, SLG: 0.276 Rick Auerbach, R OBP: 0.286, SLG: 0.250 Bill Buckner, L OBP: 0.230, SLG: 0.308 (6, PH) (6, PH) (7, PH) (8, PH)										2	0	0	0	0	2	1									
Doug Rau, L OBP: 0.257, SLG: 0.188 Rick Rhoden, R Leron Lee, L OBP: 0.214, SLG: 0.160 Mike Marshall, R Henry Cruz, L OBP: 0.256, SLG: 0.244 (6, PH) (6, 1) (7, PH) (8, 1) (8, PH)										2	0	0	0	0	1	0									
Inning Stats	R: 2 E: 0 K: 1 S: 7	H: 2 LOB: 1 BB: 1 P: 11	R: 0 E: 0 K: 2 S: 7	H: 0 LOB: 0 BB: 0 P: 7	R: 0 E: 0 K: 0 S: 3	H: 0 LOB: 1 BB: 1 P: 7	R: 0 E: 0 K: 2 S: 7	H: 0 LOB: 1 BB: 1 P: 11	R: 1 E: 0 K: 0 S: 5	H: 2 LOB: 1 BB: 0 P: 5	R: 0 E: 0 K: 0 S: 3	H: 1 LOB: 1 BB: 1 P: 7	R: 0 E: 0 K: 0 S: 3	H: 1 LOB: 1 BB: 0 P: 6	R: 0 E: 0 K: 0 S: 3	H: 1 LOB: 1 BB: 1 P: 7		R: 0 E: 0 K: 0 S: 3	H: 0 LOB: 0 BB: 0 P: 3	1B: 6 2B: 0 3B: 1 HR: 0	SF: 0 SAC: 0 DP: 2 HBP: 0	WP: 0 PB: 0 SB: 0 CS: 0	PA: 37		
PITCHER	IP	WLS	BF	H	R	ER	SO	BB	IBB	HBP	BLK	WP	HR	S	P	ERA	WHIP								
Tom Underwood, L ERA: 3.16 Gene Garber, R ERA: 2.97	(1, 1)	6.0	26	5	3	3	5	4	0	0	0	0	0	12	16	0.00	1.000								



Batter	1	2	3	4	5	6	7	8	9	AB	R	H	RBI	BB	SO	LOB	TOP			
Greg Gross, L (1,7) OBP: 0.395, SLG: 0.363	0-0 1B		0-0 F8		0-0 1B		0-0 3B			4	0	3	0	0	0	0	Houston Astros @ Los Angeles Dodgers Dodger Stadium, Los Angeles, CA Mon Jun 16 1975, 7:05 PM PDT Att: 24,460 - Unknown			
Roger Metzger, S (1,6) OBP: 0.326, SLG: 0.354	0-0 P3		0-0 HR		0-0 1B		0-0 4-3			4	1	2	0	0	0	2				
Cesar Cedeno, R (1,8) OBP: 0.356, SLG: 0.398	0-3 K		0-0 HR		0-3 K			0-3 K		4	1	1	2	0	3	3				
Bob Watson, R (1,3) OBP: 0.384, SLG: 0.521	0-0 1B		0-0 F9		0-0 F8			0-0 5-3		4	0	1	0	0	0	2				
Milt May, L (1,2) OBP: 0.284, SLG: 0.292	0-0 P6		0-3 K2-3			0-0 G3		0-0 G3		4	0	0	0	0	1	2				
Jose Cruz, L (1,9) OBP: 0.343, SLG: 0.331		0-0 F7		0-3 K		0-0 F8			0-0 E7	4	0	0	0	0	1	0				
Doug Rader, R (1,5) OBP: 0.313, SLG: 0.326		0-0 F8		0-0 F9		0-3 K			0-0 6-3	4	0	0	0	0	1	1				
Larry Milbourne, S (1,4) OBP: 0.208, SLG: 0.176		0-0		0-0 F6			0-0 4-3		0-0 F3	3	0	1	0	0	0	0				
Cliff Johnson, R (9,PH) OBP: 0.333, SLG: 0.452		0-0 1B							0-0 F3	1	0	0	0	0	0	1				
Larry Dierker, R (1,1) OBP: 0.061, SLG: 0.061		0-0 F9				0-0 P3			0-0 4-3	3	0	0	0	0	0	1				
Ken Boswell, L (9,PH) OBP: 0.372, SLG: 0.328									0-0 4-3	1	0	0	0	0	0	1				
Inning Stats	R: 0 E: 0 K: 1 S: 7	H: 2 LOB: 2 BB: 0 P: 7	R: 0 E: 0 K: 0 S: 4	H: 1 LOB: 1 BB: 0 P: 4	R: 2 E: 0 K: 1 S: 7	H: 2 LOB: 0 BB: 0 P: 7	R: 0 E: 0 K: 1 S: 5	H: 0 LOB: 0 BB: 0 P: 5	R: 0 E: 0 K: 0 S: 4	H: 1 LOB: 1 BB: 0 P: 4	R: 0 E: 0 K: 1 S: 5	H: 0 LOB: 0 BB: 0 P: 5	R: 0 E: 1 K: 0 S: 4	H: 0 LOB: 1 BB: 0 P: 4	R: 0 E: 0 K: 0 S: 4	H: 0 LOB: 0 BB: 0 P: 4	1B: 6 2B: 0 3B: 1 HR: 1	SF: 0 SAC: 0 DP: 0 HBP: 0	WP: 0 PB: 0 SB: 0 CS: 0	PA: 36
PITCHER Don Sutton, R (1,1) ERA: 1.99	IP: 9.0 WLS: W BF: 36 H: 8 R: 2 ER: 2 SO: 6 BB: 0 IBB: 0 HBP: 0 BLK: 0 WP: 0 HR: 1 S: 48 P: 48 ERA: 2.00 WHIP: 0.889																			

AB	36
R	2
H	8
RBI	2
BB	0
SO	6
LOB	13



Batter	1	2	3	4	5	6	7	8	9	AB	R	H	RBI	BB	SO	LOB	BOTTOM			
Davey Lopes, R (1,4) OBP: 0.379, SLG: 0.319	0-0 G5-4-3 1B		0-0 F8			0-3 K		0-3 K		4	0	1	0	0	2	2	Houston Astros @ Los Angeles Dodgers Dodger Stadium, Los Angeles, CA Mon Jun 16 1975, 7:05 PM PDT Att: 24,460 - Unknown			
Bill Buckner, L (1,7) OBP: 0.231, SLG: 0.305	0-0 G5-4-3		0-0 F7			0-0 G4-6-3		0-0		4	0	1	1	0	0	2				
Henry Cruz, L (8,FR) OBP: 0.256, SLG: 0.244	0-0 1-2					0-0 1-2		0-0 2H 1B		0	0	0	0	0	0	0				
Jimmy Wynn, R (1,8) OBP: 0.426, SLG: 0.517	4-0 BB			4-0 CS BB		4-0 HR BB		0-0 F8		1	1	0	0	3	0	1				
Steve Garvey, R (1,3) OBP: 0.343, SLG: 0.463	0-0 6-3			0-0 F9		0-0 1-2		0-0 1H HR		3	1	1	2	0	0	2				
Willie Crawford, L (1,9) OBP: 0.347, SLG: 0.367		0-0 HR		0-0 F6		0-3 K		0-3 K		3	1	1	1	0	1	0				
Ron Cey, R (1,5) OBP: 0.342, SLG: 0.427		0-0 F9			0-0 G5-4-3 1B		0-0 5-3		0-0 6-3	3	0	1	0	0	0	0				
Steve Yeager, R (1,2) OBP: 0.281, SLG: 0.285		0-0 6-3			0-3 K		0-3 K		0-0 6-3	3	0	0	0	0	2	1				
Rick Auerbach, R (1,6) OBP: 0.287, SLG: 0.252		0-0 F9			0-0 G5-4-3			0-0 S 1B 1B		3	1	1	0	0	0	1				
Don Sutton, R (1,1) OBP: 0.191, SLG: 0.136			0-0 6-3			0-0 G4-6-3 1B		0-3 K		3	0	1	0	0	1	1				
Inning Stats	R: 0 E: 0 K: 0 S: 3	H: 1 LOB: 1 BB: 1 P: 7	R: 1 E: 0 K: 0 S: 4	H: 1 LOB: 0 BB: 0 P: 4	R: 0 E: 0 K: 0 S: 3	H: 0 LOB: 0 BB: 0 P: 3	R: 0 E: 0 K: 0 S: 2	H: 0 LOB: 0 BB: 1 P: 6	R: 0 E: 0 K: 1 S: 5	H: 1 LOB: 0 BB: 0 P: 5	R: 2 E: 0 K: 2 S: 8	H: 1 LOB: 0 BB: 1 P: 12	R: 1 E: 0 K: 2 S: 9	H: 2 LOB: 1 BB: 0 P: 9	R: 0 E: 0 K: 0 S: 3	H: 0 LOB: 0 BB: 0 P: 4	1B: 5 2B: 0 3B: 0 HR: 2	SF: 0 SAC: 0 DP: 3 HBP: 0	WP: 0 PB: 0 SB: 1 CS: 1	PA: 30
PITCHER Larry Dierker, R (1,1) ERA: 3.99	IP: 8.0 WLS: L BF: 30 H: 7 R: 4 ER: 4 SO: 6 BB: 3 IBB: 0 HBP: 0 BLK: 0 WP: 0 HR: 2 S: 39 P: 51 ERA: 4.50 WHIP: 1.250																			

AB	27
R	4
H	7
RBI	4
BB	3
SO	6
LOB	10



Batter	1	2	3	4	5	6	7	8	9	AB	R	H	RBI	BB	SO	LOB	TOP					
Greg Gross, L (1, 7) OBP: 0.349, SLG: 0.356	F7		K			F6		4-3		4	0	0	0	0	1	2	Houston Astros @ Los Angeles Dodgers Dodger Stadium, Los Angeles, CA Tue Jun 17 1975, 7:05 PM PDT Att: 25,586 - Unknown livebaseballscorecards.com					
Roger Metzger, S (1, 6) OBP: 0.323, SLG: 0.348	4-3			G3		K2-3		F9		4	0	0	0	0	1	2						
Cesar Cedeno, R (1, 8) OBP: 0.352, SLG: 0.392	F6			P6			F2		F8	4	0	0	0	0	0	0						
Bob Watson, R (1, 3) OBP: 0.386, SLG: 0.525		5-3					K			4	0	2	0	0	1	0						
Milt May, L (1, 2) Skip Jutze, R (9, PR) OBP: 0.284, SLG: 0.291 OBP: 0.184, SLG: 0.184		2-3		K2-3			K			4	0	1	0	0	2	1						
Jose Cruz, L (1, 9) OBP: 0.346, SLG: 0.327						F9			G6-4-3	2	0	0	0	2	0	2						
Doug Rader, R (1, 5) OBP: 0.309, SLG: 0.321						F8		FC5-4		3	1	0	0	0	0	2						
Larry Milbourne, S (1, 4) Ken Boswell, L (8, PH) OBP: 0.200, SLG: 0.170 OBP: 0.380, SLG: 0.328			P3			G3				2	0	0	0	0	0	0						
Dave Roberts, L (1, 1) Wilbur Howard, S (6, PH) J.R. Richard, R (6, 1) Enos Cabell, R (8, PH) Joe Niekro, R (8, 1) OBP: 0.077, SLG: 0.115 OBP: 0.324, SLG: 0.333 OBP: 0.259, SLG: 0.407 OBP: 0.313, SLG: 0.393 OBP: 0.500, SLG: 0.333							K			1	0	0	0	0	0	0						
Inning Stats	R: 0 E: 0 K: 0 S: 3	H: 0 LOB: 0 BB: 0 P: 3	R: 0 E: 0 K: 0 S: 3	H: 0 LOB: 1 BB: 1 P: 7	R: 0 E: 0 K: 1 S: 5	H: 0 LOB: 0 BB: 0 P: 5	R: 0 E: 0 K: 1 S: 6	H: 1 LOB: 1 BB: 0 P: 6	R: 0 E: 0 K: 0 S: 3	H: 0 LOB: 0 BB: 0 P: 3	R: 0 E: 0 K: 2 S: 7	H: 0 LOB: 0 BB: 0 P: 7	R: 0 E: 0 K: 2 S: 7	H: 0 LOB: 0 BB: 0 P: 7	R: 1 E: 0 K: 0 S: 4	H: 1 LOB: 2 BB: 2 P: 12		R: 0 E: 0 K: 0 S: 4	H: 2 LOB: 2 BB: 0 P: 4	1B: 3 2B: 1 3B: 0 HR: 0	SF: 0 SAC: 0 DP: 1 HBP: 0	WP: 0 PB: 0 SB: 0 CS: 0
PITCHER Andy Messersmith, R (1, 1) ERA: 2.05	IP: 9.0 WLS: W BF: 33 H: 4 R: 1 ER: 1 SO: 6 BB: 3 IBB: 0 HBP: 0 BLK: 0 WP: 0 HR: 0 S: 42 P: 54 ERA: 1.00 WHIP: 0.778											PITCHER	IP: 9.0 WLS: W BF: 33 H: 4 R: 1 ER: 1 SO: 6 BB: 3 IBB: 0 HBP: 0 BLK: 0 WP: 0 HR: 0 S: 42 P: 54 ERA: 1.00 WHIP: 0.778									

Batter	1	2	3	4	5	6	7	8	9	AB	R	H	RBI	BB	SO	LOB	BOTTOM			
Davey Lopes, R (1, 4) OBP: 0.386, SLG: 0.323	6-3 HR			K						3	2	2	0	2	1	0	Houston Astros @ Los Angeles Dodgers Dodger Stadium, Los Angeles, CA Tue Jun 17 1975, 7:05 PM PDT Att: 25,586 - Unknown livebaseballscorecards.com			
Tom Paciorek, R (1, 7) OBP: 0.244, SLG: 0.272			K					F8		5	1	2	0	0	1	4				
Jimmy Wynn, R (1, 8) Henry Cruz, L (9, 8) OBP: 0.433, SLG: 0.519 OBP: 0.256, SLG: 0.244										3	1	2	0	2	0	2				
Steve Garvey, R (1, 3) OBP: 0.344, SLG: 0.466	6-3									5	0	2	1	0	0	5				
Ron Cey, R (1, 5) OBP: 0.343, SLG: 0.436										4	1	1	3	1	2	4				
Joe Ferguson, R (1, 9) OBP: 0.320, SLG: 0.284	1-3									4	0	1	1	0	0	3				
Steve Yeager, R (1, 2) OBP: 0.280, SLG: 0.305										4	1	1	1	0	0	4				
Rick Auerbach, R (1, 6) Bill Buckner, L (7, PH) Ivan De Jesus, R (8, 6) OBP: 0.281, SLG: 0.246 OBP: 0.229, SLG: 0.302 OBP: 0.302, SLG: 0.263										3	0	0	0	0	0	0				
Andy Messersmith, R (1, 1) OBP: 0.304, SLG: 0.346										4	0	1	0	0	1	0				
Inning Stats	R: 3 E: 0 K: 1 S: 8	H: 3 LOB: 0 BB: 0 P: 8	R: 0 E: 0 K: 0 S: 5	H: 2 LOB: 2 BB: 0 P: 5	R: 0 E: 0 K: 0 S: 4	H: 1 LOB: 1 BB: 0 P: 4	R: 1 E: 0 K: 1 S: 6	H: 1 LOB: 0 BB: 0 P: 6	R: 1 E: 0 K: 0 S: 4	H: 1 LOB: 2 BB: 2 P: 12	R: 0 E: 0 K: 1 S: 6	H: 1 LOB: 2 BB: 1 P: 10	R: 0 E: 0 K: 2 S: 9	H: 2 LOB: 2 BB: 0 P: 9	R: 1 E: 0 K: 1 S: 6	H: 1 LOB: 2 BB: 2 P: 14		1B: 9 2B: 1 3B: 0 HR: 2	SF: 0 SAC: 0 DP: 0 HBP: 0	WP: 0 PB: 1 SB: 1 CS: 0
PITCHER Dave Roberts, L (1, 1) J.R. Richard, R (6, 1) Joe Niekro, R (8, 1) ERA: 3.83 ERA: 4.85 ERA: 4.5	IP: 5.0 WLS: L BF: 25 H: 8 R: 5 ER: 5 SO: 2 BB: 1 IBB: 1 HBP: 0 BLK: 0 WP: 0 HR: 2 S: 27 P: 35 ERA: 9.00 WHIP: 1.800											PITCHER	IP: 5.0 WLS: L BF: 25 H: 8 R: 5 ER: 5 SO: 2 BB: 1 IBB: 1 HBP: 0 BLK: 0 WP: 0 HR: 2 S: 27 P: 35 ERA: 9.00 WHIP: 1.800							



Batter	1	2	3	4	5	6	7	8	9	AB	R	H	RBI	BB	SO	LOB	TOP		
Greg Gross, L (1,7) OBP: 0.342, SLG: 0.348										4	0	0	0	0	1	2			
Roger Metzger, S (1,6) OBP: 0.319, SLG: 0.343										4	0	0	0	0	1	1			
Cesar Cedeno, R (1,8) OBP: 0.347, SLG: 0.386										4	0	0	0	0	0	1			
Bob Watson, R (1,3)										3	0	0	0	0	1	0			
Cliff Johnson, R (1,2) OBP: 0.324, SLG: 0.438										3	0	0	0	0	0	0			
Enos Cabell, R (1,9) OBP: 0.307, SLG: 0.385										3	0	0	0	0	0	0			
Doug Rader, R (1,5) OBP: 0.314, SLG: 0.337										3	0	2	0	0	0	0			
Larry Milbourne, S (1,4) OBP: 0.190, SLG: 0.161										3	0	0	0	0	1	2			
Tom Griffin, R (1,1) OBP: 0.174, SLG: 0.136										1	0	0	0	0	1	1			
Wilbur Howard, S (6, PH) OBP: 0.314, SLG: 0.324										1	0	0	0	0	0	0			
Ken Forsch, R (6, 1) OBP: 0.143, SLG: 0.143										0	0	0	0	0	0	0			
Jose Cruz, L (9, PH) OBP: 0.350, SLG: 0.331										1	0	1	0	0	0	0			
Inning Stats	R: 0 E: 0 K: 1 S: 5	H: 0 LOB: 0 BB: 0 P: 5	R: 0 E: 0 K: 0 S: 3	H: 0 LOB: 0 BB: 0 P: 3	R: 0 E: 0 K: 1 S: 6	H: 1 LOB: 1 BB: 0 P: 6	R: 0 E: 0 K: 0 S: 3	H: 0 LOB: 0 BB: 0 P: 3	R: 0 E: 0 K: 0 S: 4	H: 1 LOB: 1 BB: 0 P: 4	R: 0 E: 0 K: 0 S: 3	H: 0 LOB: 0 BB: 0 P: 5	R: 0 E: 0 K: 1 S: 5	H: 0 LOB: 0 BB: 0 P: 5	R: 0 E: 0 K: 1 S: 6	H: 1 LOB: 1 BB: 0 P: 6	1B: 1 2B: 2 3B: 0 HR: 0	SF: 0 SAC: 0 DP: 0 HBP: 0	WP: 0 PA: 30 PB: 1 SB: 0 CS: 0
PITCHER Burt Hooton, R (1,1) ERA: 3.88	IP: 9.0 WLS: W BF: 30 H: 3 R: 0 ER: 0 SO: 5 BB: 0 IBB: 0 HBP: 0 BLK: 0 WP: 0 HR: 0 S: 40 P: 40 ERA: 0.00 WHIP: 0.333																		

Houston Astros @ Los Angeles Dodgers
Dodger Stadium, Los Angeles, CA
Wed Jun 18 1975, 7:05 PM PDT
Att: 47,416 - Unknown

AB	30
R	0
H	3
RBI	0
BB	0
SO	5
LOB	7



Batter	1	2	3	4	5	6	7	8	9	AB	R	H	RBI	BB	SO	LOB	BOTTOM		
Davey Lopes, R (1,4) OBP: 0.384, SLG: 0.322										4	0	1	0	0	1	0			
Bill Buckner, L (1,7) OBP: 0.229, SLG: 0.300										4	1	1	0	0	0	1			
Jimmy Wynn, R (1,8) OBP: 0.434, SLG: 0.514										2	1	0	0	2	1	0			
Steve Garvey, R (1,3) OBP: 0.346, SLG: 0.466										4	0	2	0	0	1	2			
Willie Crawford, L (1,9) OBP: 0.345, SLG: 0.360										3	1	0	0	1	0	3			
Ron Cey, R (1,5) OBP: 0.342, SLG: 0.445										4	1	1	4	0	1	3			
Steve Yeager, R (1,2) OBP: 0.286, SLG: 0.313										3	0	2	0	0	0	0			
Rick Auerbach, R (1,6) OBP: 0.276, SLG: 0.241										3	0	0	0	0	1	3			
Burt Hooton, R (1,1) OBP: 0.179, SLG: 0.192										3	0	0	0	0	3	1			
Inning Stats	R: 4 E: 0 K: 2 S: 9	H: 2 LOB: 0 BB: 2 P: 17	R: 0 E: 0 K: 1 S: 6	H: 1 LOB: 1 BB: 0 P: 6	R: 0 E: 0 K: 1 S: 5	H: 0 LOB: 0 BB: 0 P: 5	R: 0 E: 0 K: 3 S: 10	H: 1 LOB: 1 BB: 0 P: 10	R: 0 E: 0 K: 0 S: 3	H: 0 LOB: 0 BB: 0 P: 3	R: 0 E: 0 K: 0 S: 5	H: 2 LOB: 2 BB: 0 P: 5	R: 0 E: 0 K: 1 S: 5	H: 0 LOB: 0 BB: 0 P: 5	R: 0 E: 0 K: 0 S: 3	H: 1 LOB: 1 BB: 1 P: 7	1B: 6 2B: 0 3B: 0 HR: 1	SF: 0 SAC: 0 DP: 1 HBP: 0	WP: 0 PA: 33 PB: 0 SB: 1 CS: 0
PITCHER Tom Griffin, R (1,1) ERA: 4.79 Ken Forsch, R (6, 1) ERA: 3.33	IP: 5.0 WLS: L BF: 21 H: 4 R: 4 ER: 4 SO: 7 BB: 2 IBB: 0 HBP: 0 BLK: 0 WP: 0 HR: 1 S: 33 P: 41 ERA: 7.20 WHIP: 1.200																		

Houston Astros @ Los Angeles Dodgers
Dodger Stadium, Los Angeles, CA
Wed Jun 18 1975, 7:05 PM PDT
Att: 47,416 - Unknown

AB	30
R	4
H	7
RBI	4
BB	3
SO	8
LOB	13





Batter	1	2	3	4	5	6	7	8	9	AB	R	H	RBI	BB	SO	LOB	TOP			
Davey Lopes, R OBP: 0.376, SLG: 0.322 (1, 4)	F8		K			6-3			6-3	4	0	0	0	0	1	1	Los Angeles Dodgers @ San Diego Padres San Diego Stadium, San Diego, CA Fri Jun 20 1975, 10:05 PM EDT Att: 22,822 - Unknown livebaseballscorecards.com			
Tom Paciorek, R OBP: 0.234, SLG: 0.270 (1, 7)	F6		F8			F9			F8	4	0	0	0	0	0	1				
Jimmy Wynn, R OBP: 0.442, SLG: 0.523 (1, 8)	CS BB			K		F2			WP 1B	3	0	1	0	1	1	0				
Steve Garvey, R OBP: 0.352, SLG: 0.479 (1, 3)	CS	HR		K		5-3			K	4	1	1	1	0	2	1				
Ron Cey, R OBP: 0.340, SLG: 0.441 (1, 5)		F9		K		5-3			K	4	0	0	0	0	2	2				
Joe Ferguson, R OBP: 0.314, SLG: 0.274 (1, 9)		K			F9				L7	3	0	0	0	0	1	0				
Steve Yeager, R OBP: 0.281, SLG: 0.305 (1, 2)	F3				6-3				5-3	3	0	0	0	0	0	0				
Rick Auerbach, R OBP: 0.281, SLG: 0.248 (8, PH)						F8			F8	2	0	2	0	0	0	0				
Lee Lacy, R OBP: 0.376, SLG: 0.449 (8, PH)			SH1-4			1B			1B	1	0	0	0	0	0	0				
Ivan De Jesus, R OBP: 0.295, SLG: 0.256 (8, 6)			1B			L9			F7	0	0	0	0	0	0	0				
Don Sutton, R OBP: 0.188, SLG: 0.133 (8, PH)			SH1-4							1	0	0	0	0	0	1				
Ken McMullen, R OBP: 0.200, SLG: 0.571 (8, PH)			1-2							1	0	0	0	0	0	0				
Mike Marshall, R (8, 1)										0	0	0	0	0	0	0				
Inning Stats	R: 0 E: 0 K: 0 S: 2	H: 0 LOB: 0 BB: 1 P: 6	R: 1 E: 0 K: 1 S: 6	H: 1 LOB: 0 BB: 0 P: 6	R: 0 E: 0 K: 1 S: 6	H: 1 LOB: 1 BB: 0 P: 6	R: 0 E: 0 K: 3 S: 9	H: 0 LOB: 0 BB: 0 P: 9	R: 0 E: 0 K: 0 S: 4	H: 1 LOB: 1 BB: 0 P: 4	R: 0 E: 0 K: 0 S: 3	H: 0 LOB: 0 BB: 0 P: 3	R: 0 E: 0 K: 0 S: 3	H: 0 LOB: 0 BB: 0 P: 3	R: 0 E: 0 K: 2 S: 9	H: 1 LOB: 2 BB: 0 P: 9	1B: 3 2B: 0 3B: 0 HR: 1	SF: 0 SAC: 1 DP: 0 HBP: 0	WP: 1 PB: 0 SB: 0 CS: 1	PA: 33
PITCHER Brent Strom, L ERA: 0.53 (1, 1)	IP: 9.0 WLS: W BF: 32	H: 4 R: 1 ER: 1 SO: 7	BB: 1 IBB: 0 HBP: 0 BLK: 0	WP: 1 HR: 1 S: 45 P: 49	ERA: 1.00 WHIP: 0.556															

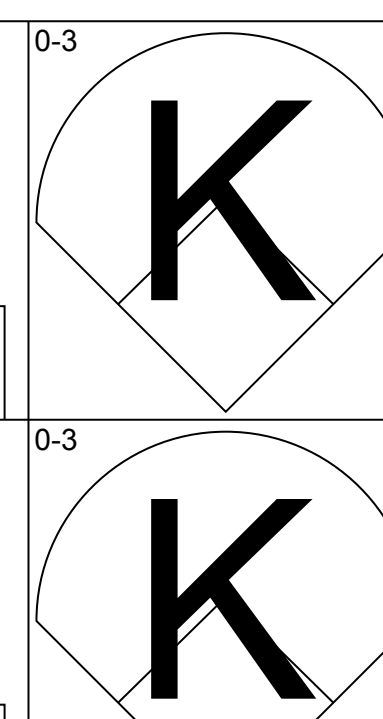
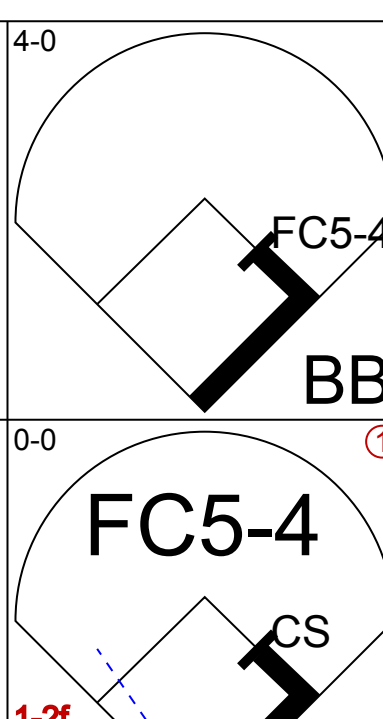
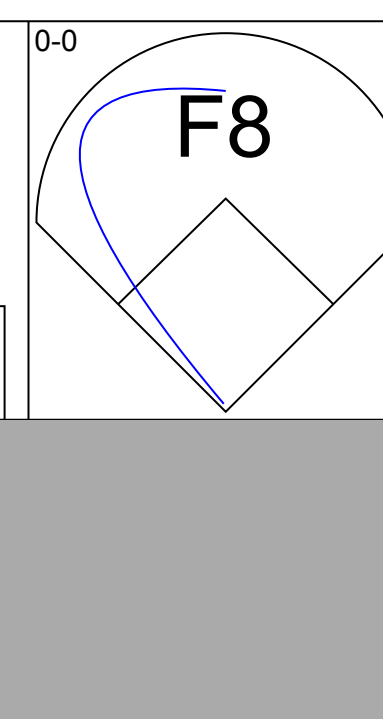
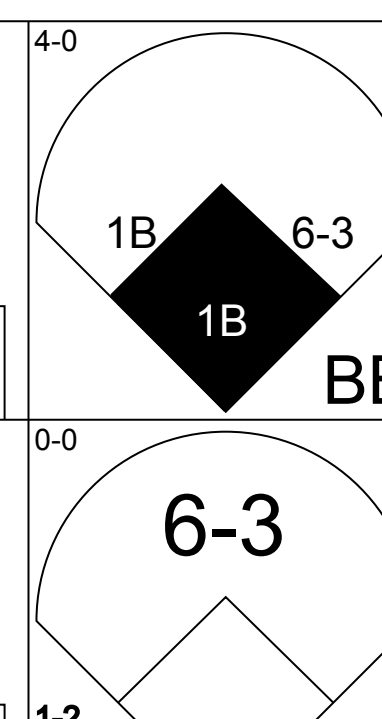
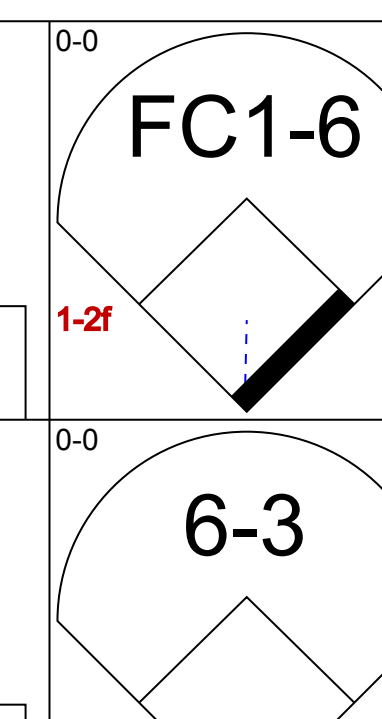
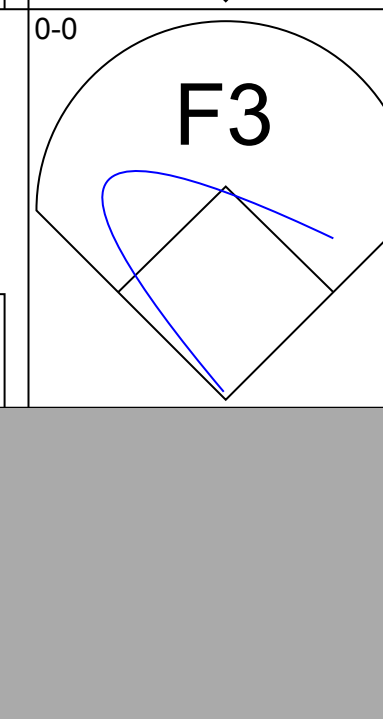
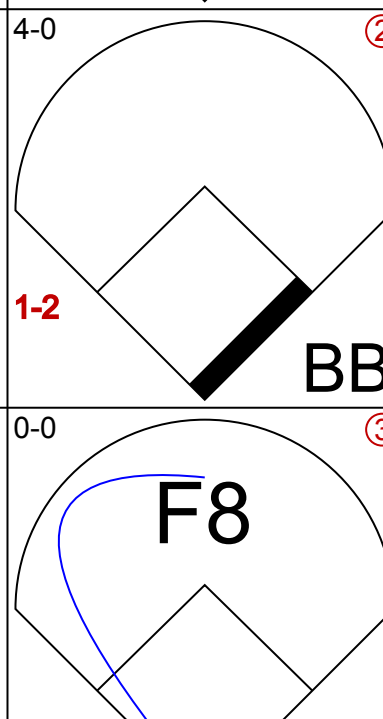
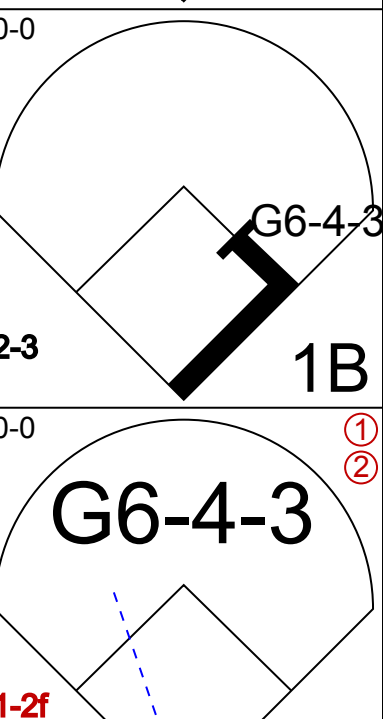
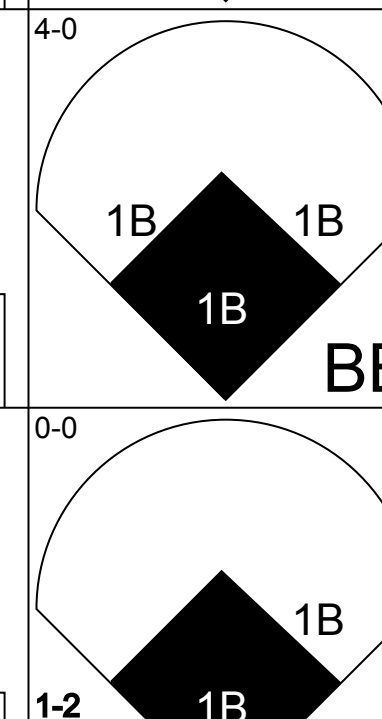



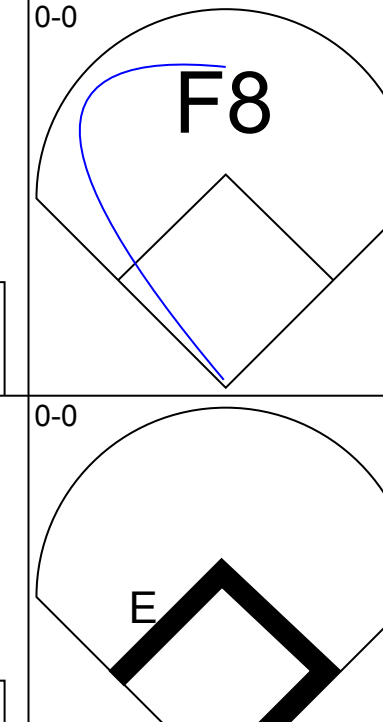
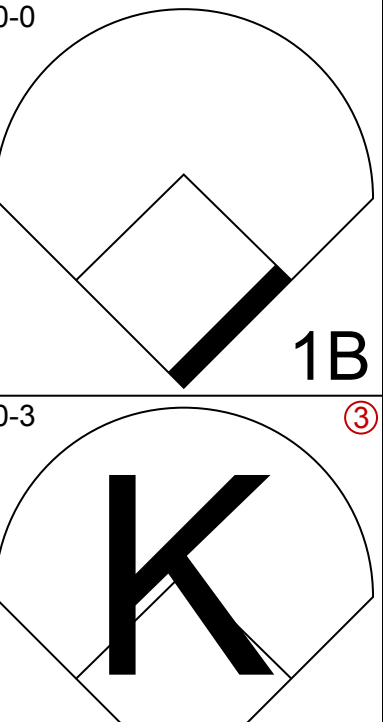
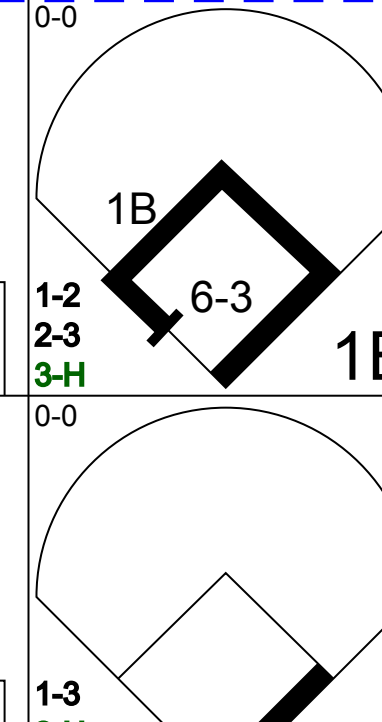

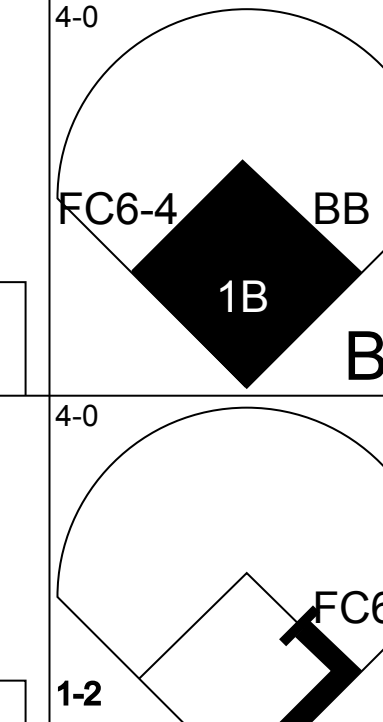

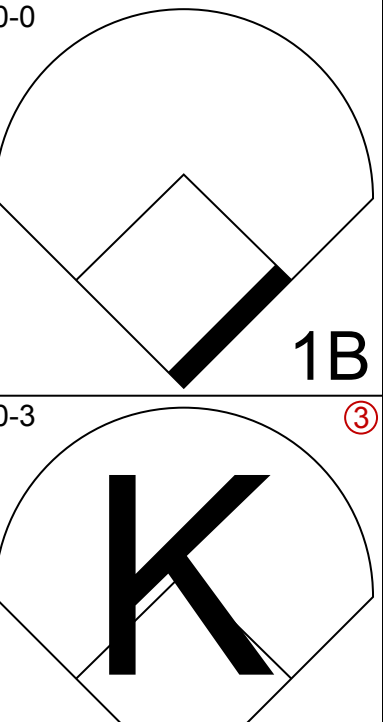
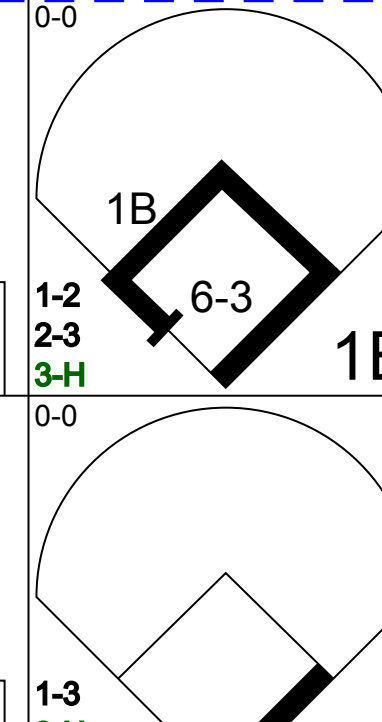

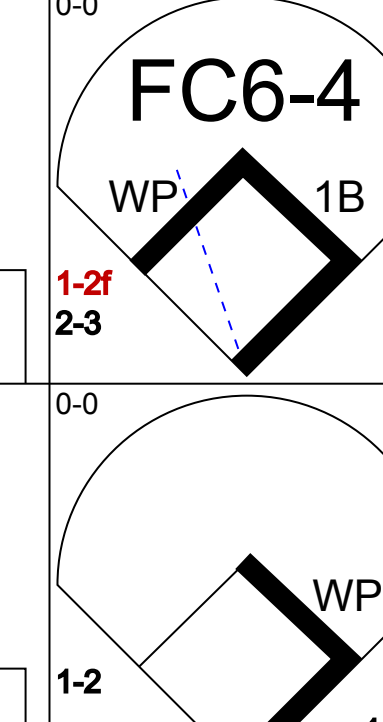
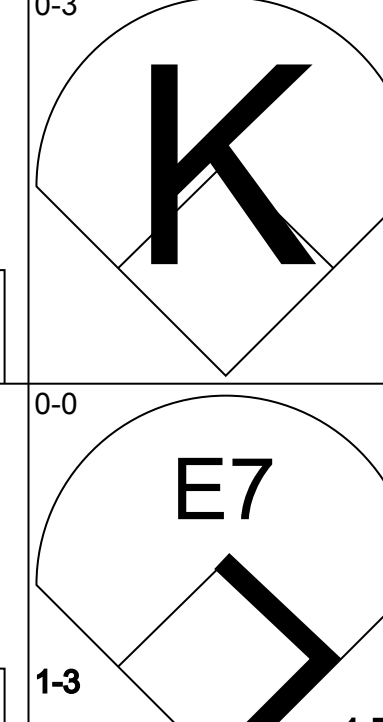

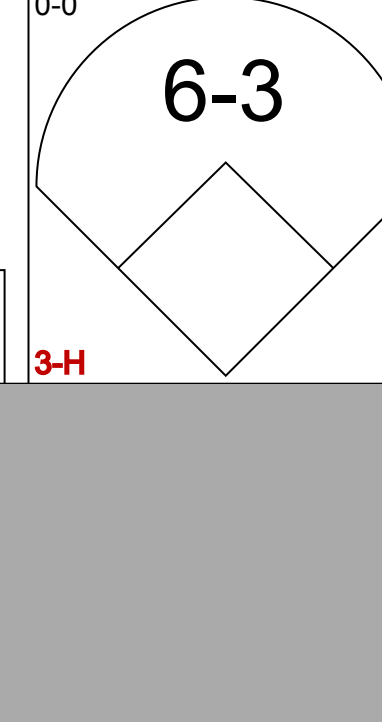
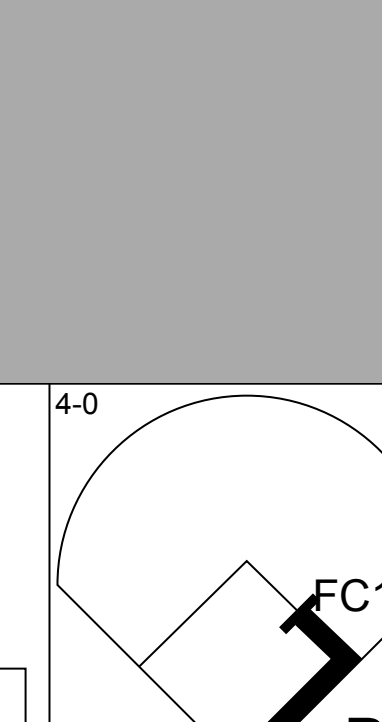
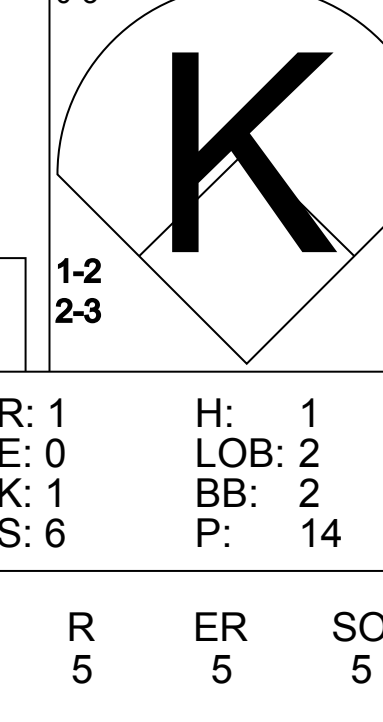
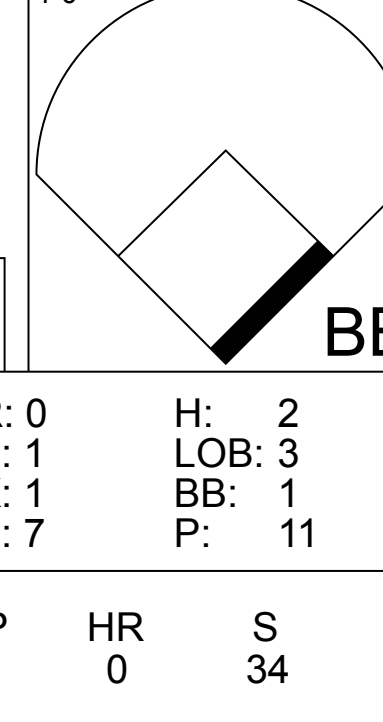

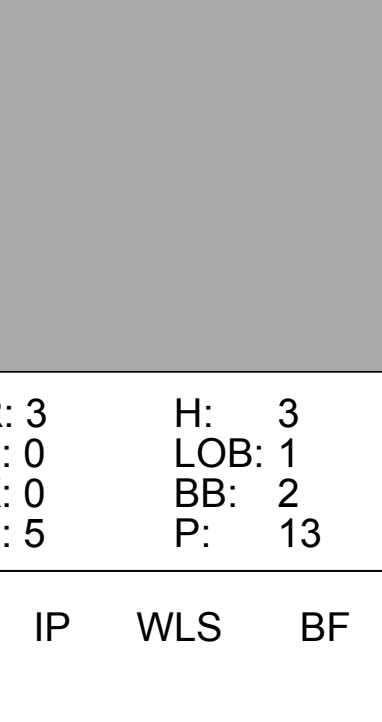
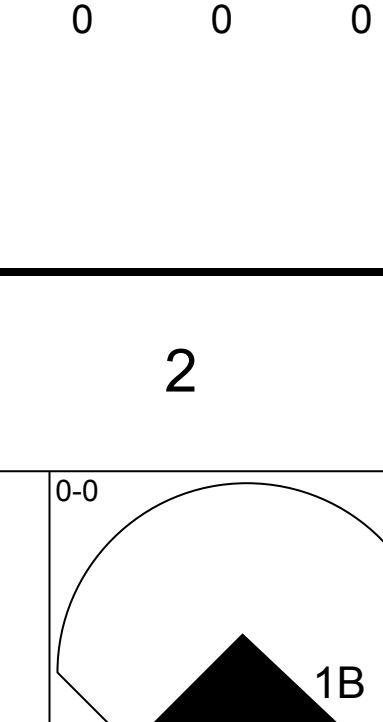
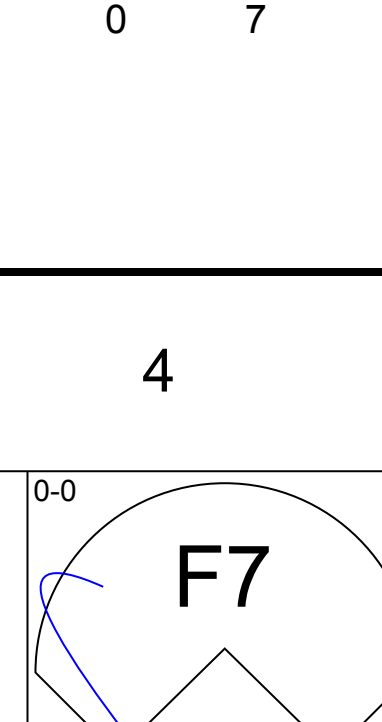
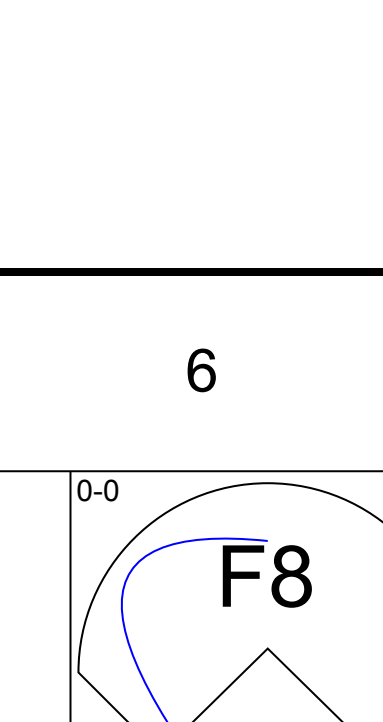
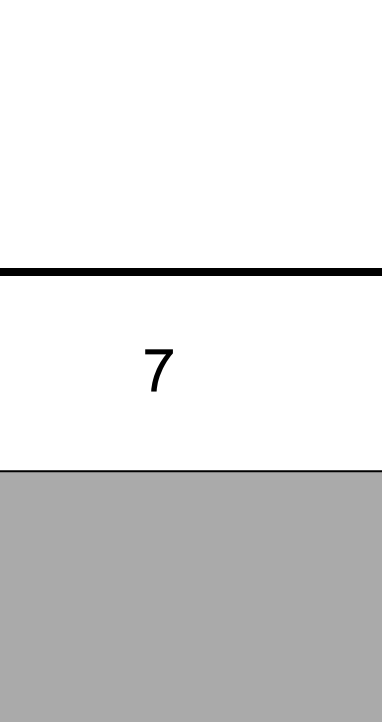
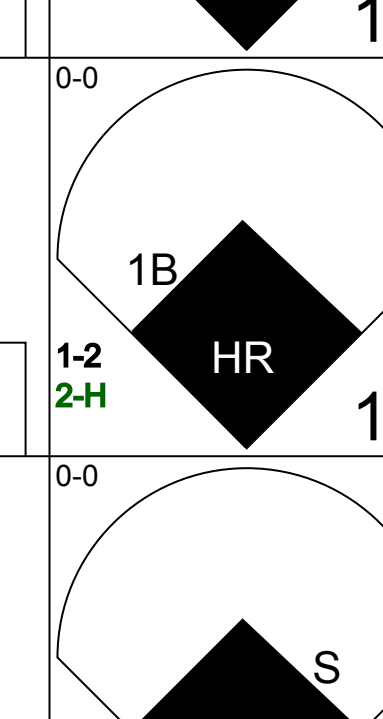
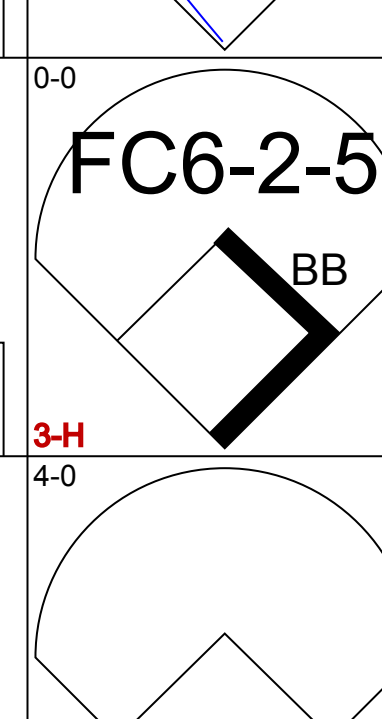


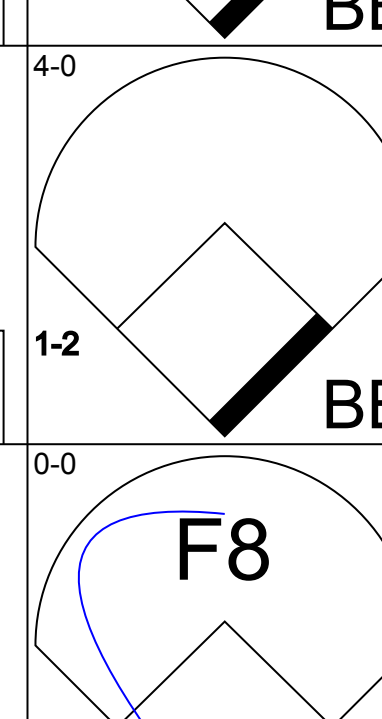
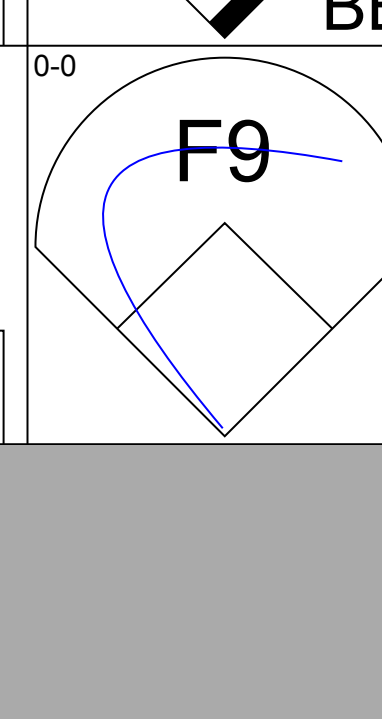

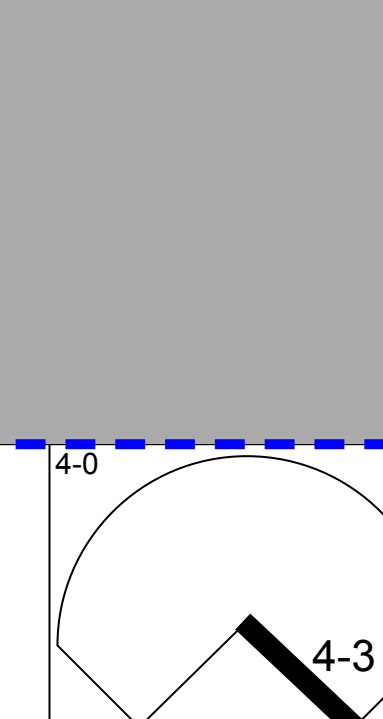
Batter	1	2	3	4	5	6	7	8	9	AB	R	H	RBI	BB	SO	LOB	BOTTOM			
Johnny Grubb, L OBP: 0.400, SLG: 0.440 (1, 8)	F2		F7			4-3			F8	4	0	0	0	0	0	0	Los Angeles Dodgers @ San Diego Padres San Diego Stadium, San Diego, CA Fri Jun 20 1975, 10:05 PM EDT Att: 22,822 - Unknown livebaseballscorecards.com			
Enzo Hernandez, R OBP: 0.305, SLG: 0.277 (1, 6)	2B		F8			F7			L7	4	0	1	0	0	0	0				
Gene Locklear, L OBP: 0.433, SLG: 0.528 (1, 7)	5-3		F5			SH3-4 1B BB			F8	3	1	0	0	1	0	1				
Ted Kubiak, S OBP: 0.298, SLG: 0.232 (9, 5)	5-3					SH3-4 1B BB			F8	0	0	0	0	0	0	0				
Mike Ivie, R OBP: 0.288, SLG: 0.350 (1, 5)	F2			K		SH3-4 1B BB			F3	3	0	0	0	0	1	1				
Willie McCovey, L OBP: 0.296, SLG: 0.407 (1, 3)		F8		HR		K				3	1	1	1	0	1	1				
Dick Sharon, R OBP: 0.276, SLG: 0.240 (9, 7)				HR		K				0	0	0	0	0	0	0				
Tito Fuentes, S OBP: 0.289, SLG: 0.310 (1, 4)		F7		B2-3		2H 1B				3	0	1	1	0	0	0				
Bobby Tolan, L OBP: 0.307, SLG: 0.295 (1, 9)		1B BB		BB		6-3				1	0	0	0	2	0	1				
Randy Hundley, R OBP: 0.255, SLG: 0.253 (1, 2)		1B BB		BB		F6			F5	3	0	1	0	0	0	1				
Brent Strom, R (1, 1)	5-3				F4				F5	3	0	0	0	0	0	2				
Inning Stats	R: 0 E: 0 K: 0 S: 4	H: 1 LOB: 1 BB: 0 P: 4	R: 0 E: 0 K: 0 S: 4	H: 1 LOB: 2 BB: 1 P: 8	R: 0 E: 0 K: 0 S: 3	H: 0 LOB: 0 BB: 0 P: 3	R: 1 E: 0 K: 1 S: 6	H: 1 LOB: 1 BB: 1 P: 10	R: 0 E: 0 K: 0 S: 3	H: 0 LOB: 0 BB: 0 P: 3	R: 1 E: 0 K: 0 S: 6	H: 1 LOB: 1 BB: 1 P: 10	R: 0 E: 0 K: 0 S: 3	H: 0 LOB: 0 BB: 0 P: 3	R: 0 E: 0 K: 0 S: 3	H: 0 LOB: 0 BB: 0 P: 3	1B: 2 2B: 1 3B: 0 HR: 1	SF: 0 SAC: 1 DP: 0 HBP: 0	WP: 0 PB: 0 SB: 0 CS: 0	PA: 31
PITCHER Don Sutton, R ERA: 2.02 Mike Marshall, R ERA: 3.65 (8, 1)	IP: 7.0 WLS: L BF: 28	H: 4 R: 2 ER: 2 SO: 2	BB: 3 IBB: 0 HBP: 0 BLK: 0	WP: 0 HR: 1 S: 29 P: 41	ERA: 2.57 WHIP: 1.000															

Batter	1	2	3	4	5	6	7	8	9	AB	R	H	RBI	BB	SO	LOB	TOP											
Davey Lopes, R OBP: 0.373, SLG: 0.320 (1, 4)										5	1	1	0	0	2	0	<p>Los Angeles Dodgers @ San Diego Padres San Diego Stadium, San Diego, CA Sat Jun 21 1975, 10:05 PM EDT Att: 29,988 - Unknown</p> <p>livebaseballscores.com</p> <p>AB 34 R 4 H 7 RBI 3 BB 3 SO 5 LOB 14</p>											
Tom Paciorek, R OBP: 0.245, SLG: 0.290 Henry Cruz, L OBP: 0.273, SLG: 0.262 (1, 7)										4	0	2	0	0	0	0												
Jimmy Wynn, R OBP: 0.441, SLG: 0.516 (1, 8)										3	1	0	0	2	0	3												
Steve Garvey, R OBP: 0.347, SLG: 0.473 (1, 3)										4	1	0	0	0	1	3												
Ron Cey, R OBP: 0.339, SLG: 0.438 (1, 5)										4	0	1	0	0	1	3												
Joe Ferguson, R OBP: 0.316, SLG: 0.275 (1, 9)										3	0	1	1	1	0	0												
Steve Yeager, R OBP: 0.287, SLG: 0.327 (1, 2)										2	1	1	2	0	0	0												
Rick Auerbach, R OBP: 0.278, SLG: 0.245 Ken McMullen, R OBP: 0.188, SLG: 0.533 Ivan De Jesus, R OBP: 0.295, SLG: 0.256 Bill Buckner, L OBP: 0.225, SLG: 0.297 Lee Lacy, R OBP: 0.376, SLG: 0.449 Andy Messersmith, R OBP: 0.283, SLG: 0.321 (1, 6)										2	0	0	0	0	0	0												
Inning Stats	R: 1 E: 1 K: 1 S: 7	H: 2 LOB: 1 BB: 0 P: 7	R: 1 E: 0 K: 1 S: 6	H: 1 LOB: 0 BB: 0 P: 6	R: 0 E: 0 K: 0 S: 4	H: 1 LOB: 2 BB: 1 P: 8	R: 0 E: 1 K: 0 S: 4	H: 0 LOB: 0 BB: 0 P: 4	R: 0 E: 0 K: 1 S: 5	H: 1 LOB: 0 BB: 0 P: 7	R: 0 E: 0 K: 0 S: 3	H: 0 LOB: 0 BB: 0 P: 3	R: 2 E: 1 K: 0 S: 4	H: 1 LOB: 1 BB: 2 P: 12	R: 0 E: 0 K: 1 S: 6	H: 1 LOB: 0 BB: 0 P: 6		1B: 5 2B: 1 3B: 0 HR: 1	SF: 1 SAC: 0 DP: 2 HBP: 1	WP: 0 PB: 0 SB: 0 CS: 0	PA: 39							
PITCHER	IP	WLS	BF	H	R	ER	SO	BB	IBB	HBP	BLK	WP	HR	S	P	ERA		WHIP										
Rich Folkers, L ERA: 3.29 Danny Frisella, R ERA: 2.99 Bill Greif, R ERA: 3.82 (1, 1)	7.0	L	33	6	4	2	4	3	0	1	0	0	1	37	50	2.57		1.286										

Batter	1	2	3	4	5	6	7	8	9	AB	R	H	RBI	BB	SO	LOB	BOTTOM											
Johnny Grubb, L OBP: 0.398, SLG: 0.435 (1, 8)										3	0	0	0	1	1	0	<p>Los Angeles Dodgers @ San Diego Padres San Diego Stadium, San Diego, CA Sat Jun 21 1975, 10:05 PM EDT Att: 29,988 - Unknown</p> <p>livebaseballscores.com</p> <p>AB 29 R 3 H 3 RBI 3 BB 1 SO 7 LOB 2</p>											
Enzo Hernandez, R OBP: 0.301, SLG: 0.273 Dick Sharon, R OBP: 0.271, SLG: 0.235 (1, 6)										3	0	0	0	0	1	1												
Gene Locklear, L OBP: 0.406, SLG: 0.491 (1, 7)										4	0	0	0	0	1	0												
Mike Ivie, R OBP: 0.288, SLG: 0.365 (1, 5)										3	1	1	1	0	0	0												
Willie McCovey, L OBP: 0.297, SLG: 0.406 Ted Kubiak, S OBP: 0.298, SLG: 0.232 (1, 3)										3	1	1	0	0	2	0												
Tito Fuentes, S OBP: 0.286, SLG: 0.306 (1, 4)										0	0	0	0	0	0	0												
Bobby Tolan, L OBP: 0.307, SLG: 0.309 (1, 9)										3	1	1	2	0	0	0												
Randy Hundley, R OBP: 0.248, SLG: 0.245 (1, 2)										3	0	0	0	0	0	0												
Rich Folkers, L OBP: 0.143, SLG: 0.143 Danny Frisella, L Fred Kendall, R OBP: 0.253, SLG: 0.248 Bill Greif, R (1, 1)										2	0	0	0	0	0	0												
Inning Stats	R: 0 E: 0 K: 0 S: 2	H: 0 LOB: 0 BB: 1 P: 6	R: 0 E: 0 K: 2 S: 7	H: 0 LOB: 0 BB: 0 P: 7	R: 0 E: 0 K: 0 S: 3	H: 0 LOB: 0 BB: 0 P: 3	R: 0 E: 0 K: 1 S: 5	H: 0 LOB: 0 BB: 0 P: 5	R: 3 E: 0 K: 1 S: 8	H: 3 LOB: 0 BB: 0 P: 8	R: 0 E: 0 K: 0 S: 3	H: 0 LOB: 0 BB: 0 P: 3	R: 0 E: 0 K: 0 S: 5	H: 0 LOB: 0 BB: 0 P: 5	R: 0 E: 0 K: 0 S: 3	H: 0 LOB: 0 BB: 0 P: 3		R: 0 E: 0 K: 2 S: 7	H: 0 LOB: 0 BB: 0 P: 7	1B: 1 2B: 0 3B: 0 HR: 2	SF: 0 SAC: 0 DP: 1 HBP: 0	WP: 0 PB: 0 SB: 0 CS: 0	PA: 30					
PITCHER	IP	WLS	BF	H	R	ER	SO	BB	IBB	HBP	BLK	WP	HR	S	P	ERA		WHIP										
Andy Messersmith, R ERA: 2.1 (1, 1)	9.0	W	30	3	3	3	7	1	0	0	0	0	2	43	47	3.00		0.444										

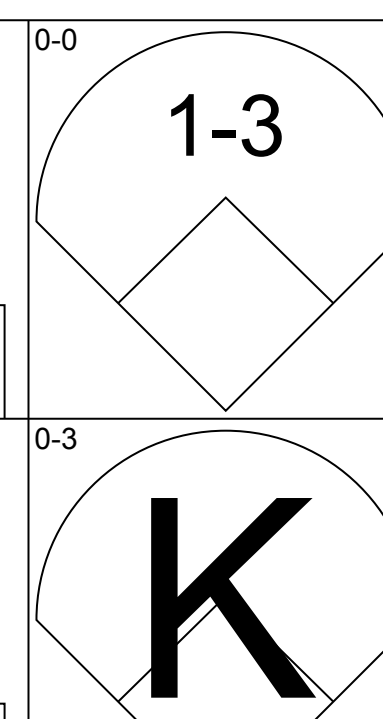
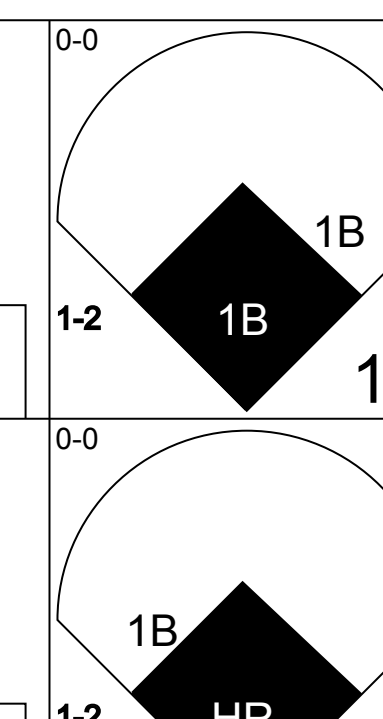
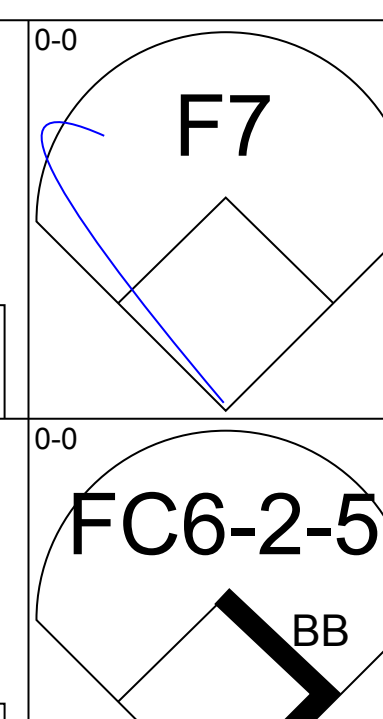
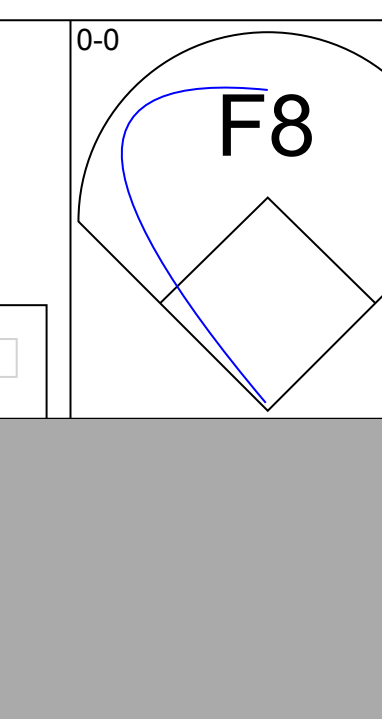
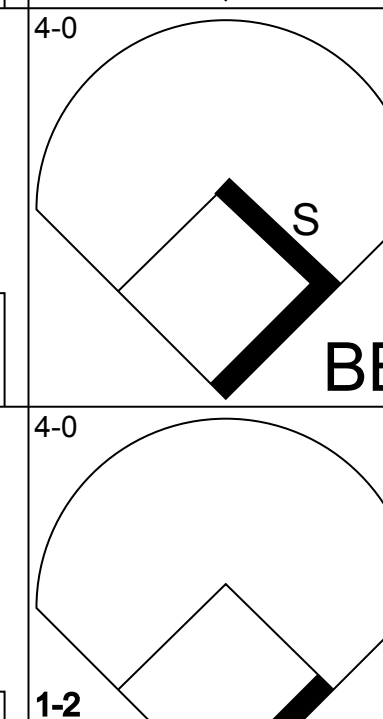
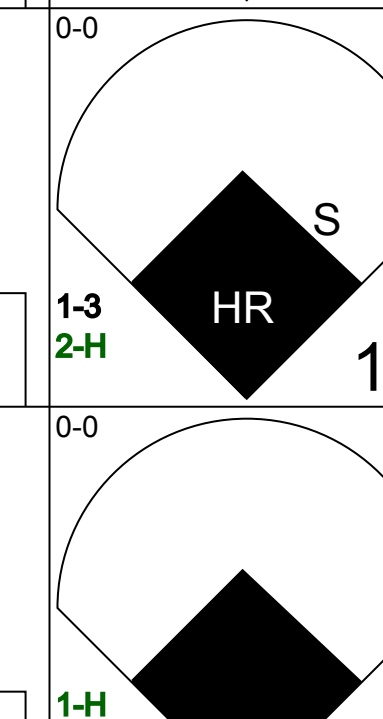
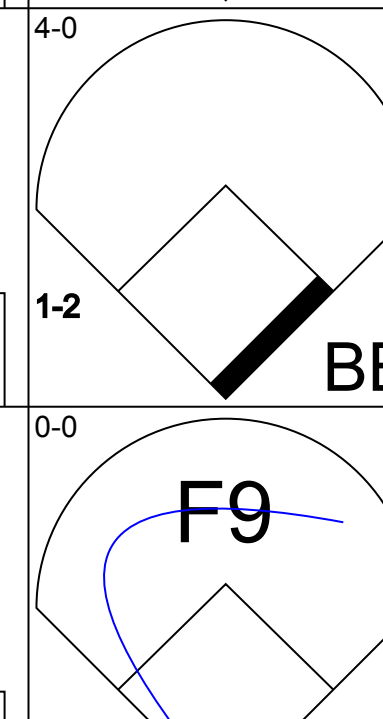

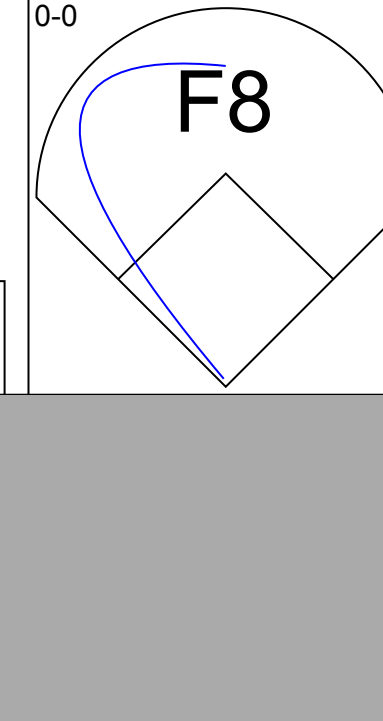
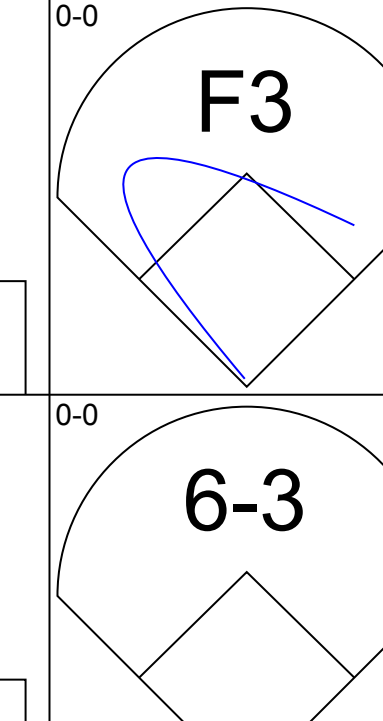



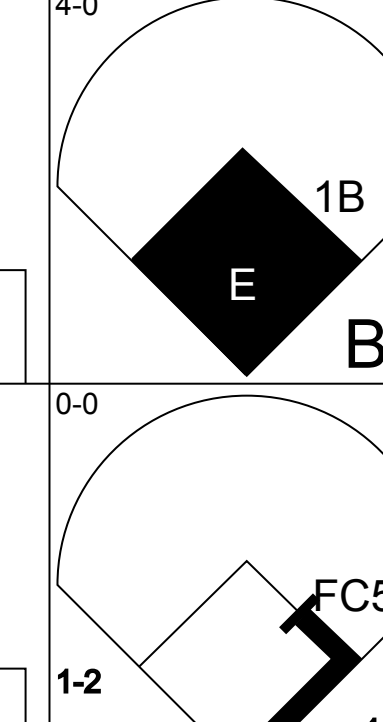

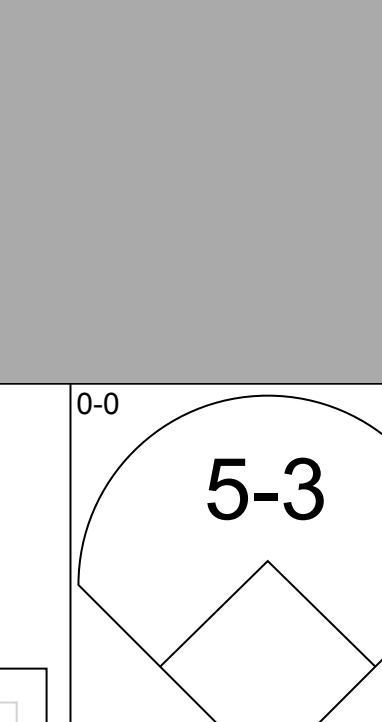
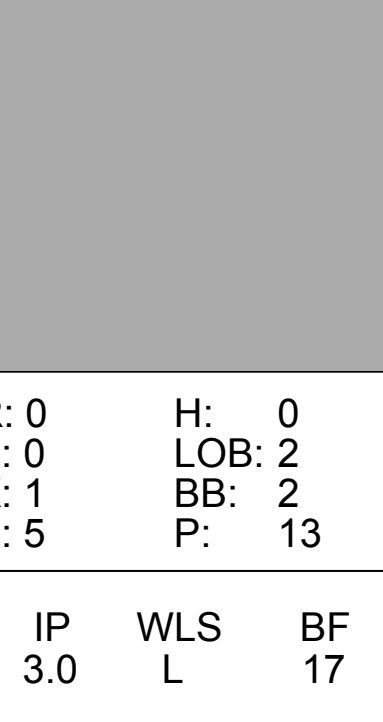
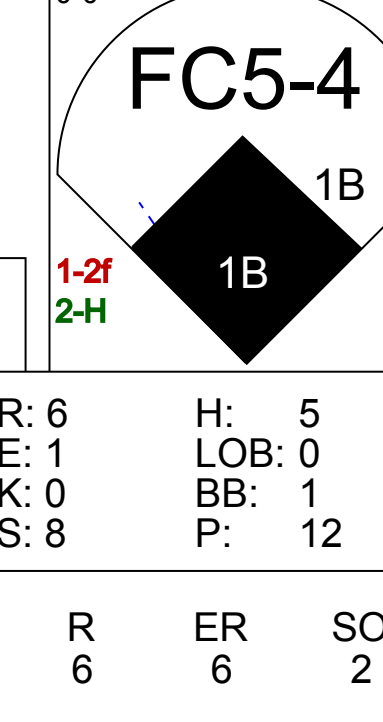
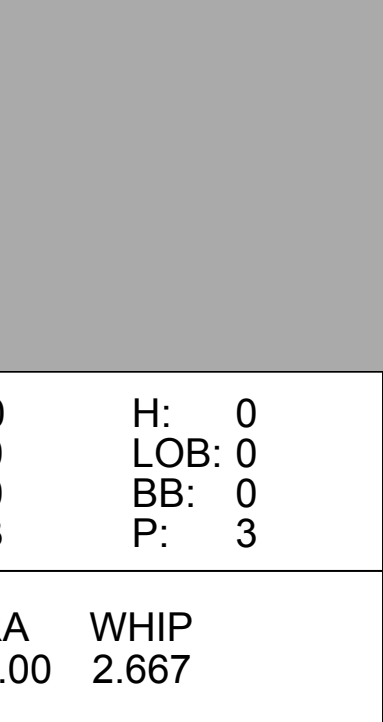
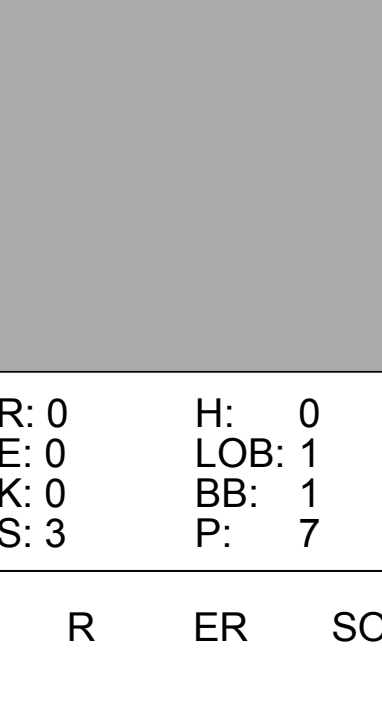


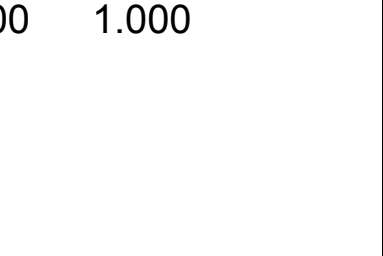

Batter	1	2	3	4	5	6	7	8	9	AB	R	H	RBI	BB	SO	LOB	TOP											
Davey Lopes, R OBP: 0.371, SLG: 0.316 (1, 4)	F8		SH1-4				K		K	3	0	0	0	1	2	2	Los Angeles Dodgers @ San Diego Padres San Diego Stadium, San Diego, CA Sun Jun 22 1975, 6:33 AM EDT Att: 32,176 - Unknown livebaseballscorecards.com											
Bill Buckner, L OBP: 0.226, SLG: 0.305 (1, 7)	F5		4-3							4	1	1	0	0	0	3												
Steve Carvey, R OBP: 0.346, SLG: 0.473 (1, 3)	L7		L8							4	1	1	0	0	0	2												
Willie Crawford, L OBP: 0.347, SLG: 0.367 (1, 9)		F4		5-3						4	0	1	1	0	0	1												
Ron Cey, R OBP: 0.338, SLG: 0.437 (1, 5)				5-3						3	1	1	1	0	0	1												
Henry Cruz, L OBP: 0.271, SLG: 0.261 (1, 8)				L6						4	0	1	0	0	0	1												
Steve Yeager, R OBP: 0.286, SLG: 0.325 (1, 2)					F7					4	0	1	1	0	1	0												
Rick Auerbach, R OBP: 0.283, SLG: 0.252 (1, 6)										4	0	2	0	0	0	2												
Al Downing, R (7, PH) Leron Lee, L OBP: 0.241, SLG: 0.192 Mike Marshall, R (7, 1)										1	0	0	0	1	0	1												
Inning Stats	R: 0 E: 0 K: 0 S: 3	H: 0 LOB: 0 BB: 0 P: 3	R: 1 E: 0 K: 0 S: 5	H: 3 LOB: 1 BB: 0 P: 5	R: 0 E: 0 K: 0 S: 3	H: 0 LOB: 1 BB: 1 P: 7	R: 0 E: 0 K: 0 S: 3	H: 0 LOB: 0 BB: 0 P: 3	R: 0 E: 0 K: 0 S: 4	H: 1 LOB: 2 BB: 1 P: 8	R: 1 E: 0 K: 0 S: 4	H: 1 LOB: 0 BB: 0 P: 4	R: 0 E: 0 K: 2 S: 8	H: 1 LOB: 0 BB: 0 P: 8	R: 1 E: 0 K: 0 S: 5	H: 2 LOB: 1 BB: 0 P: 5		R: 0 E: 0 K: 1 S: 6	H: 1 LOB: 1 BB: 0 P: 6	1B: 6 2B: 3 3B: 0 HR: 0	SF: 1 SAC: 2 DP: 1 HBP: 0	WP: 1 PB: 0 SB: 1 CS: 0	PA: 37					
PITCHER	IP	WLS	BF	H	R	ER	SO	BB	IBB	HBP	BLK	WP	HR	S	P	ERA	WHIP											
Dave Freisleben, R ERA: 3.97 Danny Frisella, R ERA: 2.76	(1, 1)	7.0	L	28	6	2	2	2	2	0	0	0	1	0	30	38	2.57	1.143										
(8, 1)	2.0	L	9	3	1	1	1	0	0	0	0	0	0	0	11	11	4.50	1.500										

Batter	1	2	3	4	5	6	7	8	9	AB	R	H	RBI	BB	SO	LOB	BOTTOM											
Johnny Grubb, L OBP: 0.396, SLG: 0.432 (1, 8)	F7		3-1							4	0	1	1	0	0	2	Los Angeles Dodgers @ San Diego Padres San Diego Stadium, San Diego, CA Sun Jun 22 1975, 6:33 AM EDT Att: 32,176 - Unknown livebaseballscorecards.com											
Enzo Hernandez, R OBP: 0.296, SLG: 0.268 (1, 6)	6-3			4-3	5-3					4	0	0	0	0	0	3												
Gene Locklear, L OBP: 0.397, SLG: 0.475 (1, 7)	6-3			6-3						4	0	1	0	0	0	0												
Mike Ivie, R OBP: 0.289, SLG: 0.365 (1, 5)		F9								3	0	1	0	0	0	0												
Willie McCovey, L OBP: 0.289, SLG: 0.394 (1, 3)		F8								4	0	0	0	0	1	2												
Tito Fuentes, S OBP: 0.285, SLG: 0.305 (1, 4)		5-3								4	1	1	0	0	0	1												
Bobby Tolan, L OBP: 0.310, SLG: 0.313 (1, 9)										4	1	2	0	0	0	1												
Randy Hundley, R OBP: 0.239, SLG: 0.235 (1, 2)										4	0	0	0	0	1	3												
Dave Freisleben, R OBP: 0.111, SLG: 0.077 Fred Kendall, R OBP: 0.257, SLG: 0.253 Dave Winfield, R OBP: 0.374, SLG: 0.481 Danny Frisella, L (8, 1)										1	0	0	0	1	0	1												
Inning Stats	R: 0 E: 0 K: 0 S: 3	H: 0 LOB: 0 BB: 0 P: 3	R: 0 E: 0 K: 0 S: 3	H: 0 LOB: 0 BB: 0 P: 3	R: 0 E: 0 K: 1 S: 6	H: 1 LOB: 1 BB: 0 P: 6	R: 0 E: 0 K: 0 S: 4	H: 1 LOB: 1 BB: 0 P: 4	R: 1 E: 0 K: 0 S: 5	H: 2 LOB: 2 BB: 0 P: 5	R: 0 E: 0 K: 0 S: 3	H: 0 LOB: 0 BB: 0 P: 3	R: 0 E: 0 K: 1 S: 5	H: 0 LOB: 0 BB: 0 P: 5	R: 0 E: 0 K: 0 S: 3	H: 0 LOB: 0 BB: 0 P: 3		1B: 7 2B: 0 3B: 0 HR: 0	SF: 0 SAC: 1 DP: 0 HBP: 0	WP: 0 PB: 0 SB: 0 CS: 0	PA: 35							
PITCHER	IP	WLS	BF	H	R	ER	SO	BB	IBB	HBP	BLK	WP	HR	S	P	ERA	WHIP											
Al Downing, L ERA: 2.7 Mike Marshall, R ERA: 3.35	(1, 1)	6.0	W	24	5	1	1	1	1	0	0	0	0	0	25	29	1.50	1.000										
(7, 1)	3.0	W	11	2	1	0	1	0	0	0	0	0	0	13	13	0.00	0.667											

Batter	1	2	3	4	5	6	7	8	9	AB	R	H	RBI	BB	SO	LOB	TOP			
Davey Lopes, R OBP: 0.372, SLG: 0.313 (1,4) (8,6)										3	1	0	0	2	1	4	Los Angeles Dodgers @ Houston Astros Astrodome, Houston, TX Mon Jun 23 1975, 8:05 PM EDT Att: 12,472 - Unknown			
Tom Paciorek, R OBP: 0.243, SLG: 0.296 Mike Marshall, R (8,1)										5	1	1	0	0	1	3				
Jimmy Wynn, R OBP: 0.444, SLG: 0.514 (1,8)										3	1	1	0	2	0	0				
Steve Garvey, R OBP: 0.344, SLG: 0.469 (1,3)										5	1	1	0	0	0	2				
Ron Cey, R OBP: 0.342, SLG: 0.438 (1,5)										4	1	2	1	1	0	0				
Joe Ferguson, R OBP: 0.326, SLG: 0.282 (1,9)										3	0	2	2	1	1	1				
Steve Yeager, R OBP: 0.279, SLG: 0.317 (1,2)										4	0	0	0	0	1	5				
Rick Auerbach, R OBP: 0.290, SLG: 0.259 Ivan De Jesus, R OBP: 0.295, SLG: 0.256 Bill Buckner, L OBP: 0.233, SLG: 0.305 Lee Lacy, R OBP: 0.376, SLG: 0.449 (8,4)										3	0	2	1	0	0	0				
Burt Hooton, R OBP: 0.172, SLG: 0.185 Ken McMullen, R OBP: 0.235, SLG: 0.533 Rick Rhoden, R (4,1) Leron Lee, L OBP: 0.233, SLG: 0.185 (8,7)										1	0	0	0	0	1	2				
Inning Stats	R: 0 E: 0 K: 2 S: 7	H: 0 LOB: 0 BB: 0 P: 7	R: 1 E: 1 K: 1 S: 6	H: 1 LOB: 2 BB: 2 P: 14	R: 0 E: 0 K: 0 S: 2	H: 0 LOB: 1 BB: 2 P: 10	R: 0 E: 1 K: 1 S: 7	H: 2 LOB: 3 BB: 1 P: 11	R: 1 E: 0 K: 1 S: 7	H: 3 LOB: 1 BB: 0 P: 7	R: 0 E: 0 K: 0 S: 3	H: 0 LOB: 0 BB: 0 P: 3	R: 3 E: 0 K: 0 S: 5	H: 3 LOB: 1 BB: 2 P: 13	R: 0 E: 0 K: 0 S: 3	H: 0 LOB: 1 BB: 1 P: 7		1B: 8 2B: 1 3B: 0 HR: 0	SF: 0 SAC: 0 DP: 1 HBP: 0	WP: 1 PB: 0 SB: 0 CS: 1
PITCHER	IP	WLS	BF	H	R	ER	SO	BB	IBB	HBP	BLK	WP	HR	S	P	ERA	WHIP			
Dave Roberts, L ERA: 4.04 Joe Niekro, R ERA: 4.4 Wayne Granger, R ERA: 2.36	(1,1)	6.1	W	31	7	5	5	7	0	0	0	1	0	34	62	7.11	2.211			
	(7,1)	0.0		2	2	0	0	0	0	0	0	0	0	2	2	∞	∞			
	(7,1)	2.2	S	8	0	0	0	1	0	0	0	0	0	7	11	0.00	0.375			

AB	33
R	5
H	9
RBI	4
BB	8
SO	5
LOB	18



Batter	1	2	3	4	5	6	7	8	9	AB	R	H	RBI	BB	SO	LOB	BOTTOM			
Greg Gross, L OBP: 0.346, SLG: 0.353 (1,7)										4	1	1	0	0	0	1	Los Angeles Dodgers @ Houston Astros Astrodome, Houston, TX Mon Jun 23 1975, 8:05 PM EDT Att: 12,472 - Unknown			
Roger Metzger, S OBP: 0.305, SLG: 0.323 (1,6)										4	1	1	1	0	1	1				
Cesar Cedeno, R OBP: 0.348, SLG: 0.385 (1,8)										2	1	1	1	2	0	0				
Bob Watson, R OBP: 0.380, SLG: 0.521 (1,3)										3	1	1	3	1	0	2				
Cliff Johnson, R OBP: 0.336, SLG: 0.481 (1,2)										3	0	0	0	1	0	2				
Enos Cabell, R OBP: 0.318, SLG: 0.390 (1,9)										4	0	0	0	0	1	1				
Doug Rader, R OBP: 0.316, SLG: 0.325 (1,5)										3	1	0	0	1	0	1				
Rob Andrews, R OBP: 0.276, SLG: 0.244 (1,4)										4	0	1	0	0	0	1				
Dave Roberts, L OBP: 0.103, SLG: 0.207 Joe Niekro, R OBP: 0.500, SLG: 0.333 Wayne Granger, R (7,1)										3	1	1	0	0	0	1				
Inning Stats	R: 0 E: 0 K: 1 S: 5	H: 0 LOB: 2 BB: 2 P: 13	R: 6 E: 1 K: 0 S: 8	H: 5 LOB: 0 BB: 1 P: 12	R: 0 E: 0 K: 1 S: 5	H: 0 LOB: 0 BB: 0 P: 5	R: 0 E: 0 K: 0 S: 4	H: 1 LOB: 2 BB: 1 P: 8	R: 0 E: 0 K: 0 S: 3	H: 0 LOB: 0 BB: 0 P: 3	R: 0 E: 0 K: 0 S: 3	H: 0 LOB: 0 BB: 0 P: 3	R: 0 E: 0 K: 0 S: 3	H: 0 LOB: 1 BB: 1 P: 7	1B: 4 2B: 0 3B: 1 HR: 1	SF: 0 SAC: 0 DP: 0 HBP: 0		WP: 0 PB: 0 SB: 2 CS: 0	PA: 35	
PITCHER	IP	WLS	BF	H	R	ER	SO	BB	IBB	HBP	BLK	WP	HR	S	P	ERA	WHIP			
Burt Hooton, R ERA: 4.2 Rick Rhoden, R ERA: 3.49 Mike Marshall, R ERA: 3.29	(1,1)	3.0	L	17	5	6	2	3	0	0	0	0	0	13	30	0.00	2.667			
	(4,1)	4.0		14	1	0	0	1	0	0	0	0	0	3	7	0.00	1.000			
	(8,1)	1.0		4	0	0	0	1	0	0	0	0	0	3	7	0.00	1.000			



Batter	1	2	3	4	5	6	7	8	9	AB	R	H	RBI	BB	SO	LOB	TOP					
Davey Lopes, R OBP: 0.369, SLG: 0.308 (1, 4)										4	2	0	0	1	2	5	Los Angeles Dodgers @ Houston Astros Astrodome, Houston, TX Tue Jun 24 1975, 8:05 PM EDT Att: 14,285 - Dome					
Bill Buckner, L OBP: 0.235, SLG: 0.299 Steve Yeager, R OBP: 0.282, SLG: 0.315 (1, 7) (4, 2)										2	1	0	0	1	1	1						
Jimmy Wynn, R OBP: 0.436, SLG: 0.502 (1, 8) (4, 7)										5	0	0	0	0	3	5						
Steve Garvey, R OBP: 0.348, SLG: 0.479 (1, 3)										4	1	2	3	1	1	0						
Ron Cey, R OBP: 0.343, SLG: 0.446 (1, 5)										4	2	1	1	1	0	2						
Joe Ferguson, R OBP: 0.323, SLG: 0.280 (1, 2) (4, 9)										5	1	1	0	0	1	1						
Henry Cruz, L OBP: 0.308, SLG: 0.300 (1, 9) (4, 8)										4	1	3	1	0	0	1						
Ivan De Jesus, R OBP: 0.292, SLG: 0.256 (1, 6)										4	0	1	0	0	1	2						
Doug Rau, L OBP: 0.310, SLG: 0.237 (1, 1)										3	0	3	2	1	0	0						
Inning Stats	R: 4 E: 0 K: 2 S: 10	H: 3 LOB: 1 BB: 2 P: 18	R: 0 E: 0 K: 0 S: 4	H: 1 LOB: 1 BB: 0 P: 4	R: 3 E: 0 K: 1 S: 8	H: 4 LOB: 2 BB: 1 P: 12	R: 0 E: 0 K: 3 S: 9	H: 0 LOB: 0 BB: 0 P: 9	R: 0 E: 0 K: 0 S: 4	H: 1 LOB: 1 BB: 0 P: 4	R: 1 E: 0 K: 2 S: 8	H: 1 LOB: 1 BB: 0 P: 8	R: 0 E: 0 K: 1 S: 6	H: 1 LOB: 1 BB: 0 P: 6	R: 0 E: 0 K: 1 S: 5	H: 0 LOB: 0 BB: 2 P: 13		R: 0 E: 0 K: 0 S: 2	H: 0 LOB: 0 BB: 1 P: 6	1B: 9 2B: 3 3B: 0 HR: 2	SF: 0 SAC: 0 DP: 2 HBP: 0	WP: 0 PB: 1 SB: 6 CS: 1
PITCHER	IP WLS BF H R ER SO BB IBB HBP BLK WP HR S P ERA WHIP																					
Tom Griffin, R ERA: 5.33 Jim Crawford, L ERA: 2.7 Ken Forsch, R ERA: 3.02 Mike Cosgrove, L ERA: 1.74 (1, 1) (3, 1) (3, 1) (9, 1)	2.1 0.0 5.2 1.0	L 3 21 3	15 3 3 0	5 3 1 0	6 1 1 0	6 1 0 0	2 0 8 0	3 0 2 1	0 0 0 0	0 0 0 0	0 0 0 0	0 0 0 0	0 0 0 0	2 3 4 6	28 3 43 6	23.14 ∞ 0.00 0.00	3.429 ∞ 0.882 1.000					
Batter	1	2	3	4	5	6	7	8	9	AB	R	H	RBI	BB	SO	LOB	BOTTOM					
Greg Gross, L OBP: 0.340, SLG: 0.347 (1, 7)										4	0	0	0	0	0	1	Los Angeles Dodgers @ Houston Astros Astrodome, Houston, TX Tue Jun 24 1975, 8:05 PM EDT Att: 14,285 - Dome					
Roger Metzger, S OBP: 0.301, SLG: 0.319 (1, 6)										4	0	0	0	0	0	0						
Cesar Cedeno, R OBP: 0.344, SLG: 0.379 (1, 8)										4	0	0	0	0	1	0						
Bob Watson, R OBP: 0.386, SLG: 0.527 (1, 3)										3	1	2	0	1	0	0						
Cliff Johnson, R OBP: 0.333, SLG: 0.473 (1, 2)										4	0	1	0	0	1	2						
Enos Cabell, R OBP: 0.312, SLG: 0.385 (1, 9)										2	0	0	1	0	0	2						
Doug Rader, R OBP: 0.321, SLG: 0.358 (1, 5)										3	2	2	2	0	1	0						
Rob Andrews, R OBP: 0.271, SLG: 0.239 (1, 4)										3	0	0	0	0	0	0						
Tom Griffin, R OBP: 0.174, SLG: 0.136 Jim Crawford, L OBP: 0.400, SLG: 0.600 Ken Forsch, R OBP: 0.100, SLG: 0.100 Tommy Helms, R (8, PH) Mike Cosgrove, L (9, 1)										0	0	0	0	0	0	0						
Inning Stats	R: 0 E: 0 K: 0 S: 3	H: 0 LOB: 0 BB: 0 P: 3	R: 2 E: 0 K: 0 S: 5	H: 2 LOB: 0 BB: 0 P: 5	R: 0 E: 0 K: 1 S: 5	H: 0 LOB: 0 BB: 0 P: 5	R: 0 E: 0 K: 1 S: 5	H: 1 LOB: 1 BB: 1 P: 9	R: 1 E: 0 K: 1 S: 6	H: 1 LOB: 0 BB: 0 P: 6	R: 0 E: 0 K: 1 S: 6	H: 1 LOB: 1 BB: 0 P: 6	R: 0 E: 0 K: 1 S: 5	H: 0 LOB: 0 BB: 0 P: 5	R: 0 E: 0 K: 0 S: 3	H: 1 LOB: 0 BB: 0 P: 3		R: 0 E: 0 K: 0 S: 3	H: 0 LOB: 0 BB: 0 P: 3	1B: 3 2B: 1 3B: 0 HR: 2	SF: 1 SAC: 0 DP: 2 HBP: 0	WP: 0 PB: 0 SB: 0 CS: 0
PITCHER	IP WLS BF H R ER SO BB IBB HBP BLK WP HR S P ERA WHIP																					
Doug Rau, L ERA: 3.36 (1, 1)	9.0 W	32	6	3	3	5	1	0	0	0	0	2	41	45	3.00	0.778						

Batter	1	2	3	4	5	6	7	8	9	AB	R	H	RBI	BB	SO	LOB	TOP					
Davey Lopes, R OBP: 0.370, SLG: 0.309 (1, 4)	0-0 4-3		0-0 HR 1B	0-0 FC5			0-0 SH1-4 1B		0-0 6-3	5	1	2	0	0	0	2						
Bill Buckner, L OBP: 0.244, SLG: 0.294 (1, 7)	4-0 1B BB		0-0 F5		0-0 F8		0-0 SH1-4		4-0 1B BB	2	0	0	0	2	0	2						
Jimmy Wynn, R OBP: 0.439, SLG: 0.515 (1, 8)	0-0 1-3 1B		0-0 1-H 2-H HR		0-0 G1		4-0 BB		0-0 F4	4	1	2	3	1	0	1						
Steve Garvey, R OBP: 0.349, SLG: 0.476 (1, 3)	0-0 G1-6-4-3		4-0 CS BB		0-0 F8		0-0 F6		0-0 FC6-4 1B	4	0	1	0	1	0	4						
Ron Cey, R OBP: 0.341, SLG: 0.442 (1, 5)		0-0 L9	0-3 1-2 K		0-0 3B 1B		0-3 K		0-0 FC6-4	5	1	1	0	0	2	5						
Henry Cruz, L OBP: 0.321, SLG: 0.340 (1, 9)		4-0 CS BB		0-0 6-3		0-0 1-H 3B		0-0 F8		3	0	1	1	1	0	0						
Steve Yeager, R OBP: 0.314, SLG: 0.313 (8, PH)		4-0 BB		4-0 FC5 BB		0-0 F3		0-0 1B		1	0	0	0	2	0	1	AB					
Leron Lee, L OBP: 0.258, SLG: 0.214 (8, FR)		1-2 BB		4-0 BB						1	0	1	0	0	0	0	R					
Lee Lacy, R OBP: 0.376, SLG: 0.449 (8, 4)										0	0	0	0	0	0	0	H					
Ivan De Jesus, R OBP: 0.314, SLG: 0.250 (8, PH)		0-0 F9		4-0 BB		4-0 G5-4-3 BB		0-3 K		1	0	0	0	2	0	1	RBI					
Willie Crawford, L OBP: 0.345, SLG: 0.365 (8, 1)				1-2 BB						1	0	0	0	0	1	1	BB					
Mike Marshall, R (8, 1)										0	0	0	0	0	0	0	SO					
Don Sutton, R OBP: 0.196, SLG: 0.128 (8, PH)				4-0 HR BB		0-0 F1		0-0 G5-4-3		2	1	0	0	1	0	4	LOB					
Joe Ferguson, R OBP: 0.321, SLG: 0.278 (8, 2)						1-2 F1				1	0	0	0	0	0	1						
Inning Stats	R: 0 E: 0 K: 0 S: 3	H: 1 LOB: 1 BB: 1 P: 7	R: 0 E: 0 K: 0 S: 2	H: 0 LOB: 1 BB: 2 P: 10	R: 3 E: 0 K: 1 S: 6	H: 2 LOB: 1 BB: 2 P: 14	R: 0 E: 0 K: 0 S: 3	H: 0 LOB: 2 BB: 2 P: 11	R: 0 E: 0 K: 0 S: 3	H: 0 LOB: 0 BB: 0 P: 3	R: 1 E: 0 K: 0 S: 4	H: 2 LOB: 1 BB: 1 P: 8	R: 0 E: 0 K: 1 S: 6	H: 1 LOB: 2 BB: 1 P: 10	R: 0 E: 0 K: 1 S: 6	H: 1 LOB: 1 BB: 0 P: 6	R: 0 E: 0 K: 0 S: 4	H: 1 LOB: 2 BB: 1 P: 8	1B: 6 2B: 1 3B: 1 HR: 1	SF: 0 SAC: 1 DP: 3 HBP: 0	WP: 0 PB: 0 SB: 0 CS: 2	PA: 41
PITCHER	IP	WLS	BF	H	R	ER	SO	BB	IBB	HBP	BLK	WP	HR	S	P	ERA	WHIP					
Doug Koniczny, R ERA: 4.19	5.1		26	5	4	4	1	8	0	0	0	0	1	20	52	6.75	2.438					
Wayne Granger, R ERA: 2.13	3.2	W	15	3	0	0	2	2	0	0	0	0	0	17	25	0.00	1.364					

Los Angeles Dodgers @ Houston Astros
 Astrodome, Houston, TX
 Wed Jun 25 1975, 8:05 PM EDT
 Att: 12,969 - Dome

AB	30
R	4
H	8
RBI	4
BB	10
SO	3
LOB	22

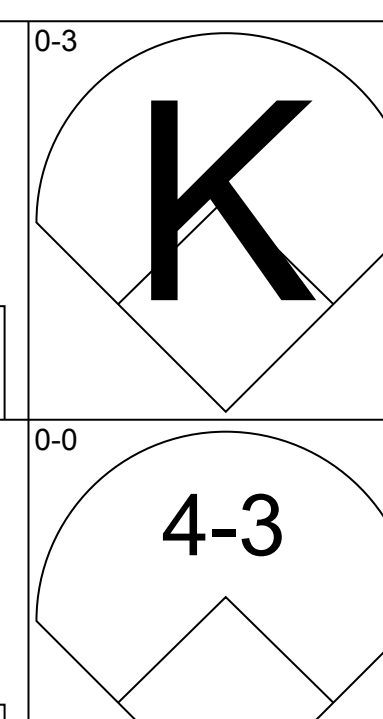
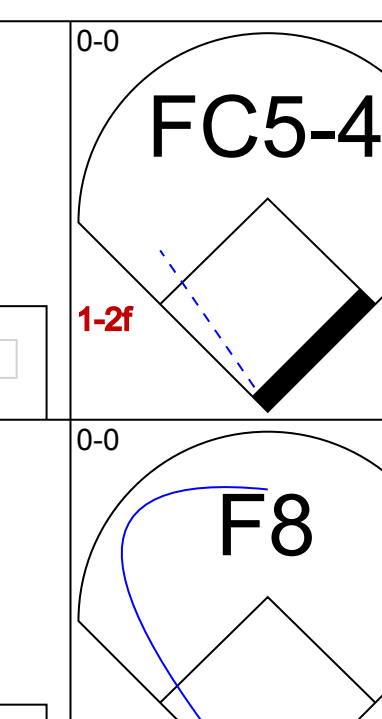
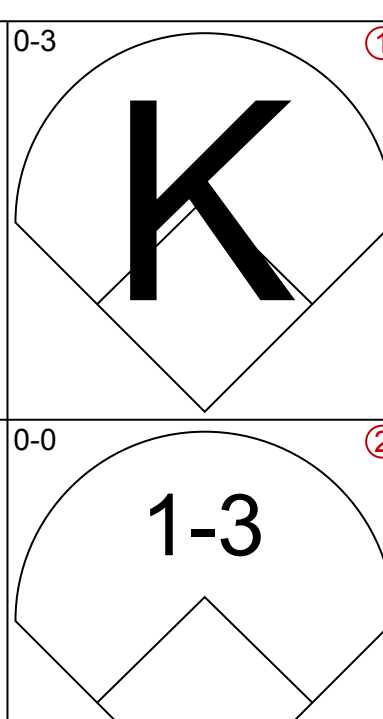
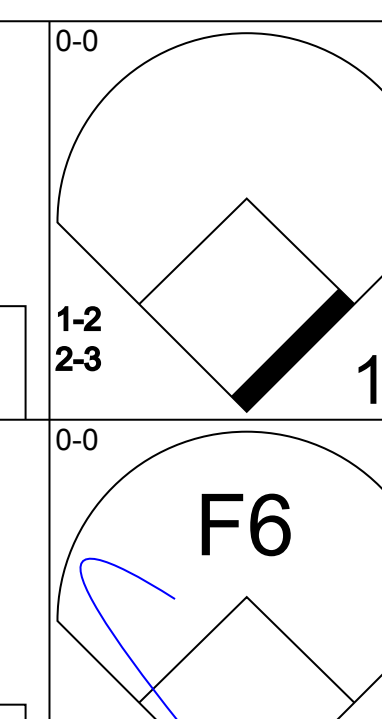
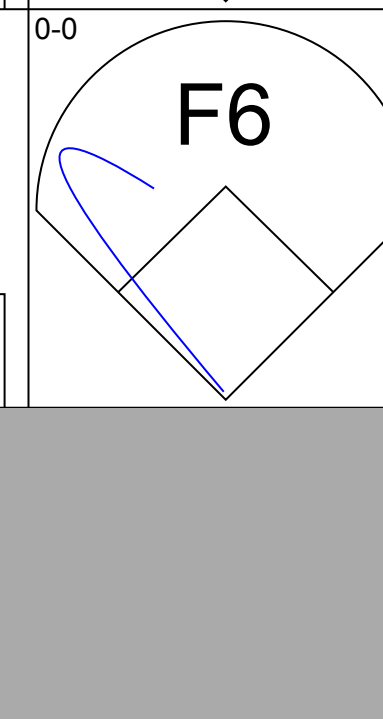

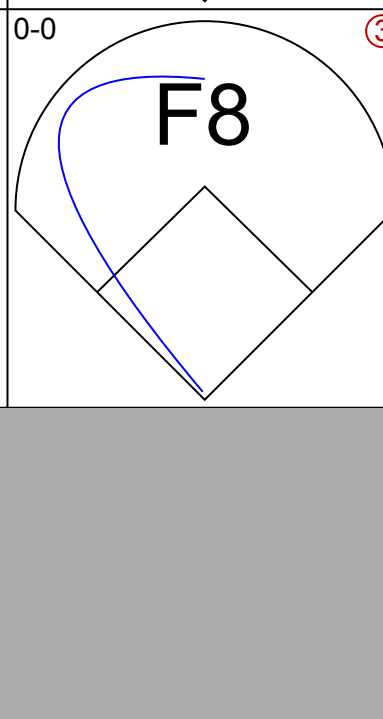
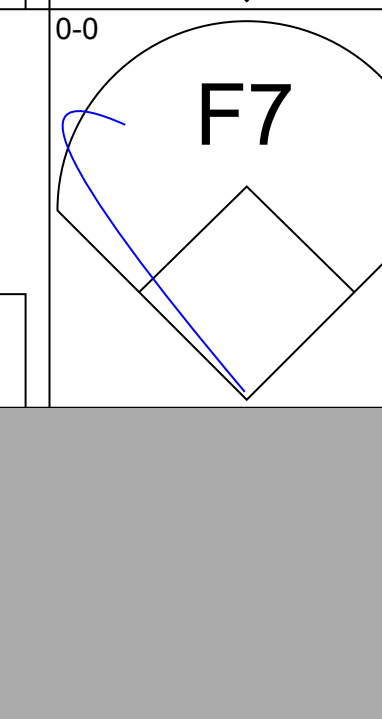

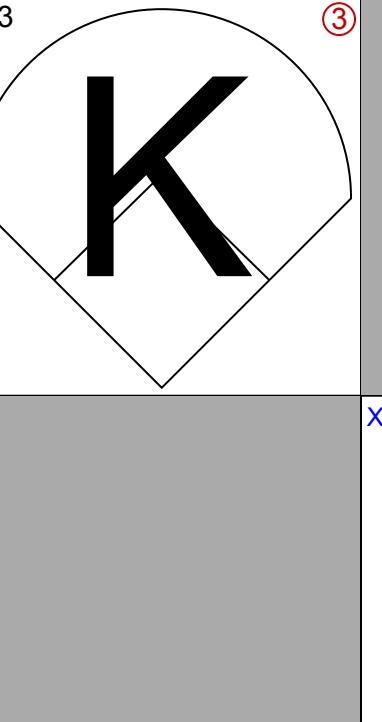


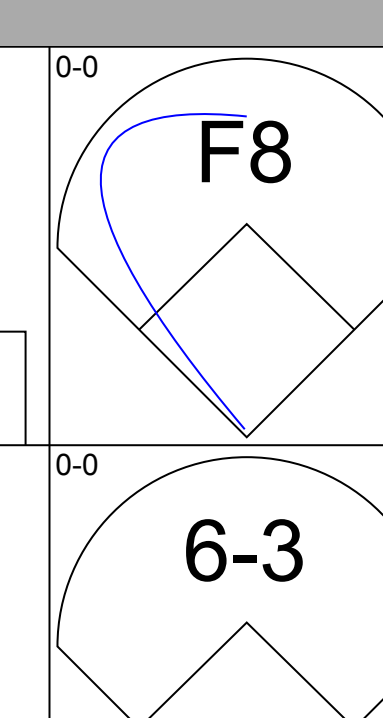
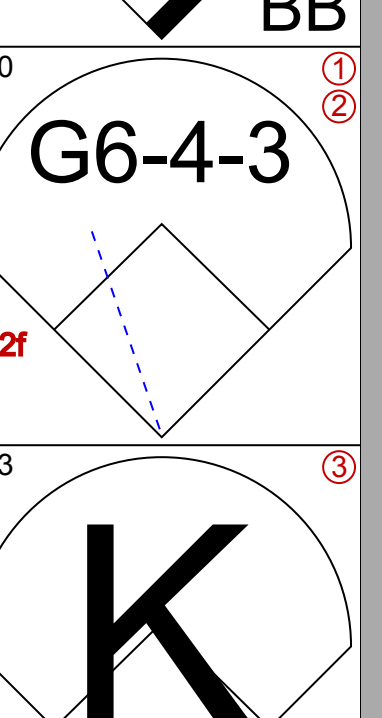
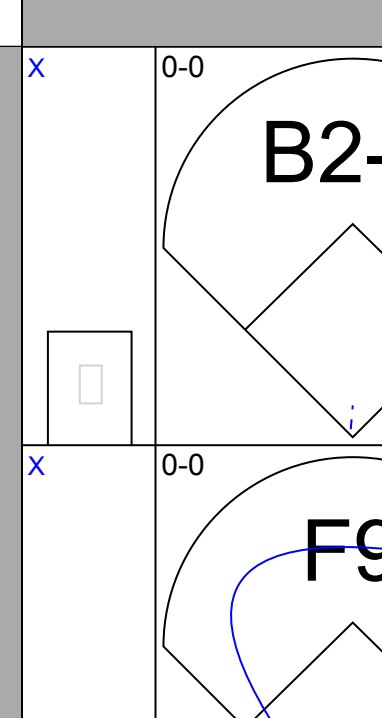
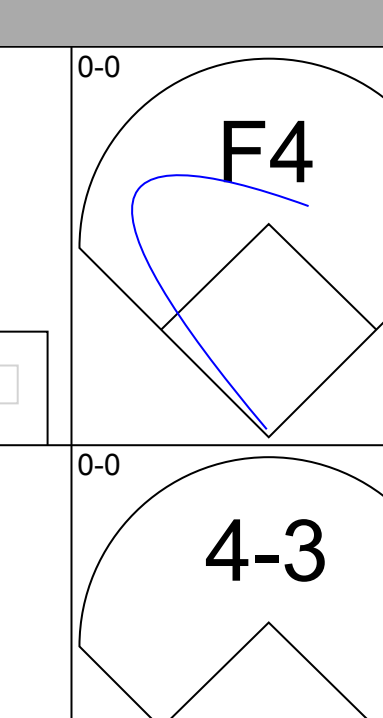
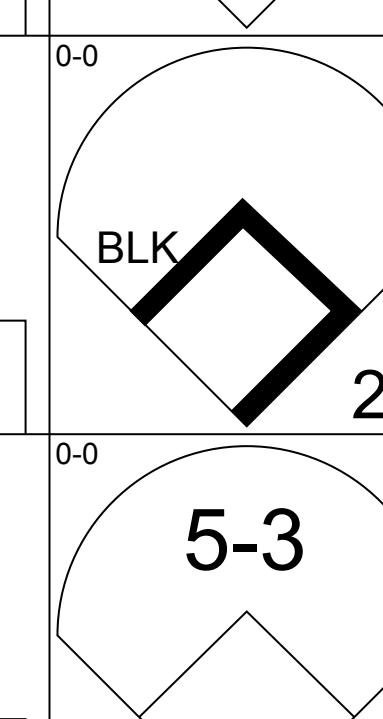

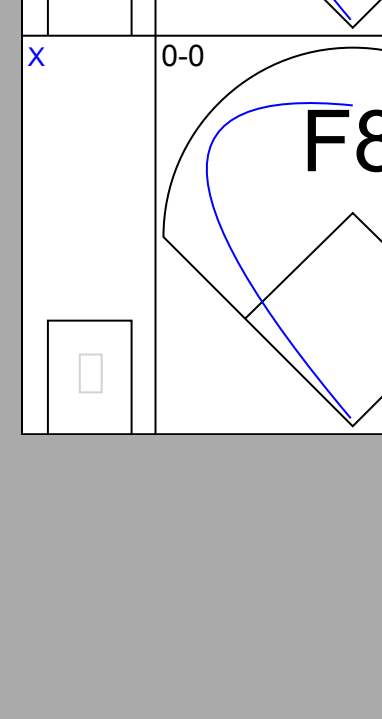
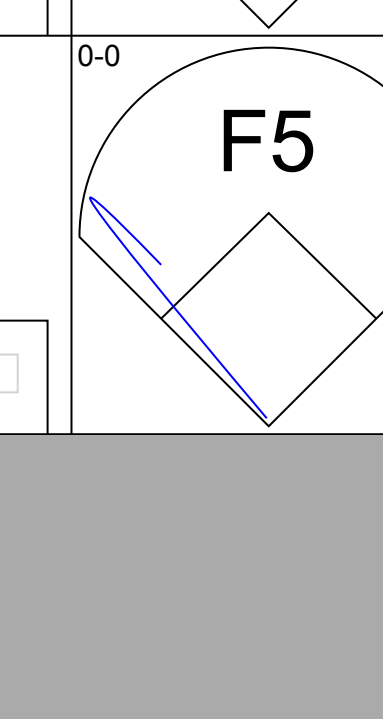

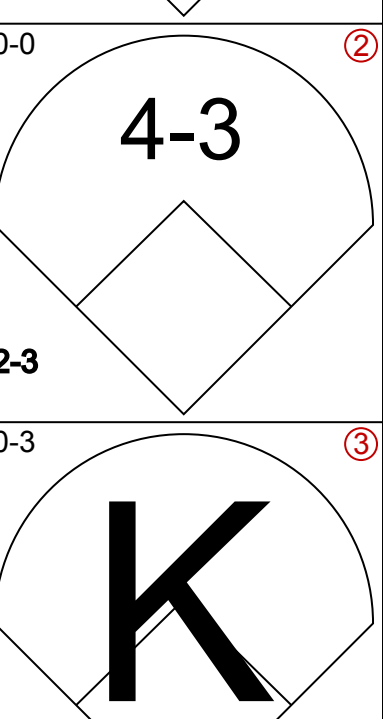

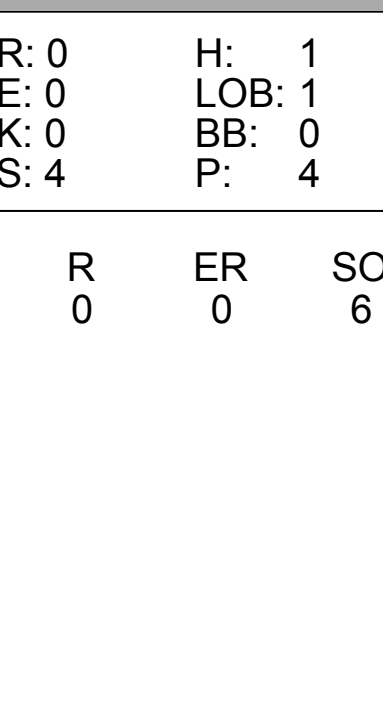
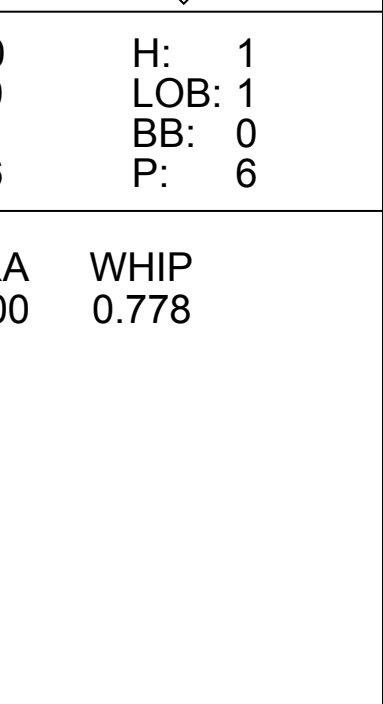
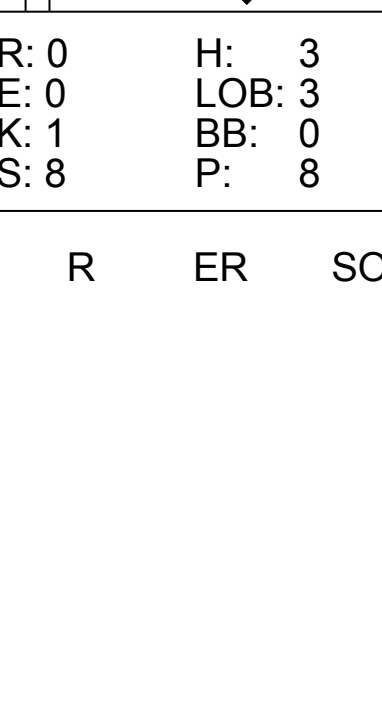
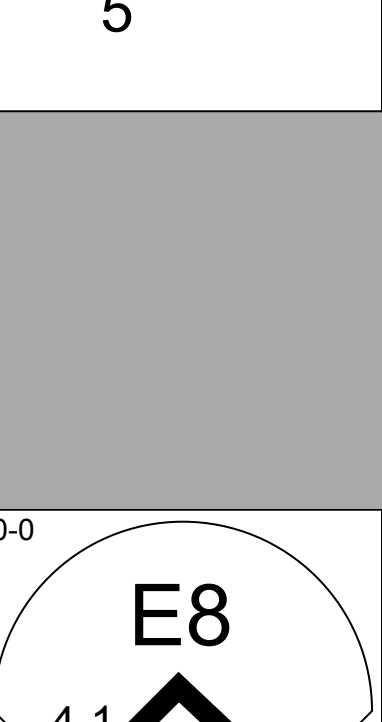

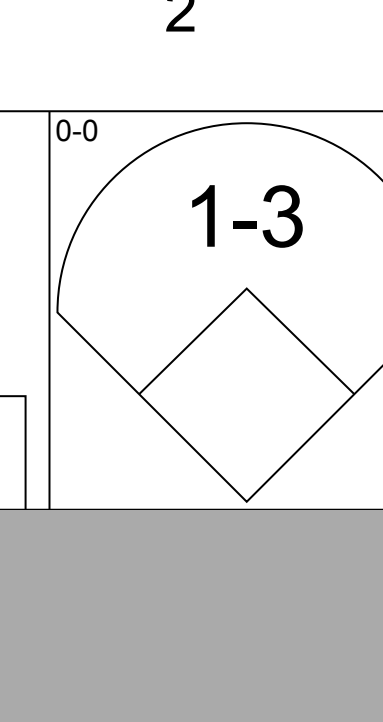
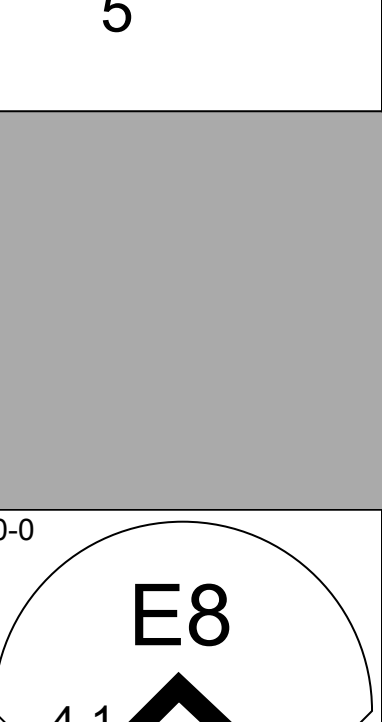

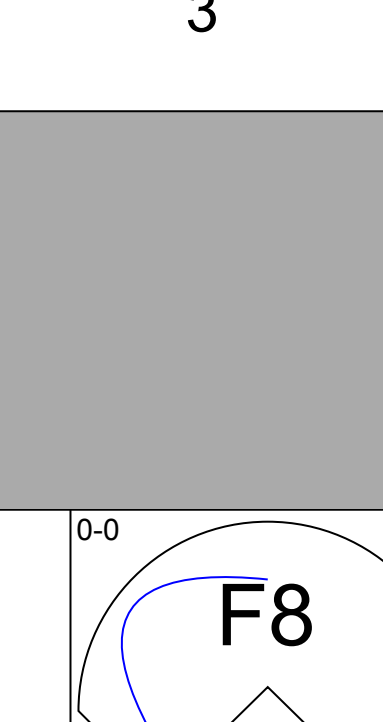
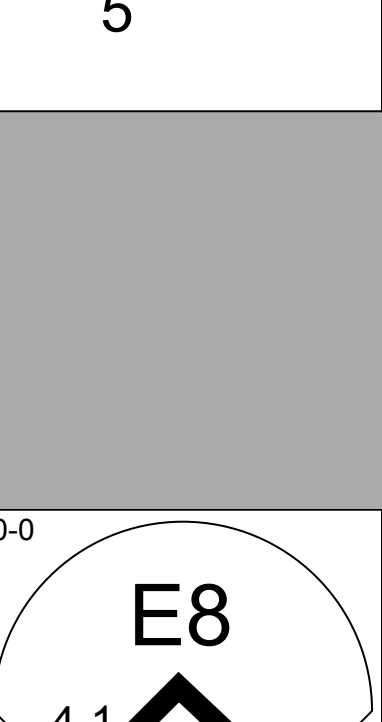

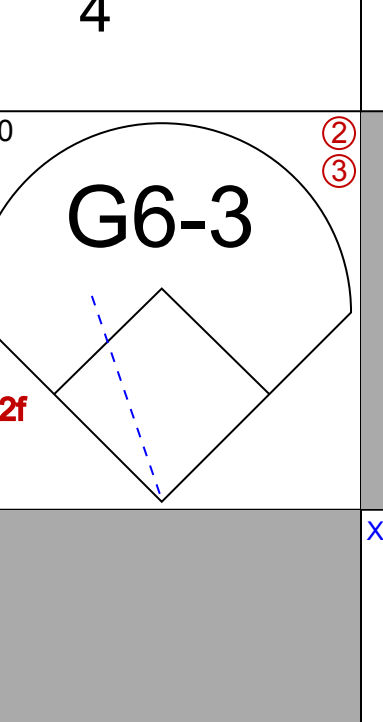

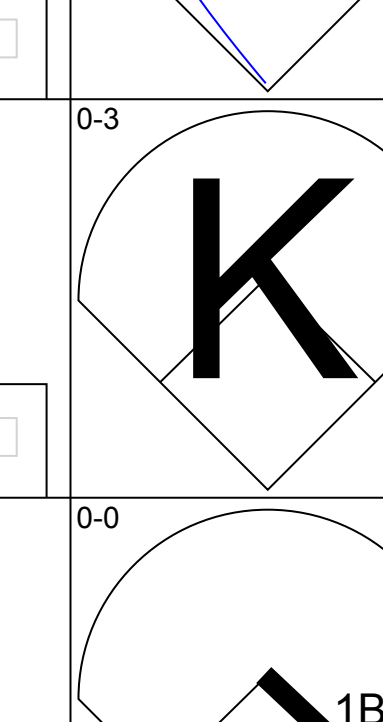
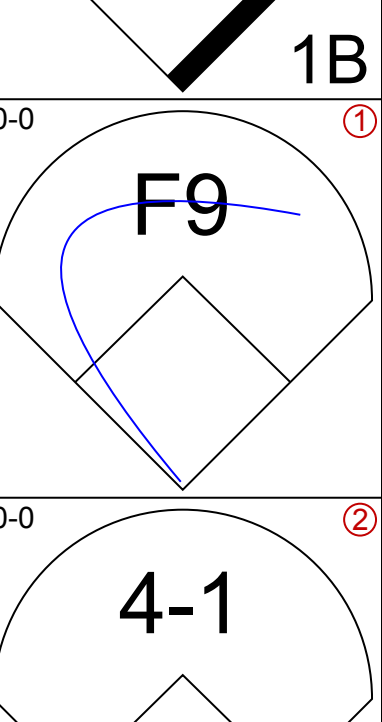





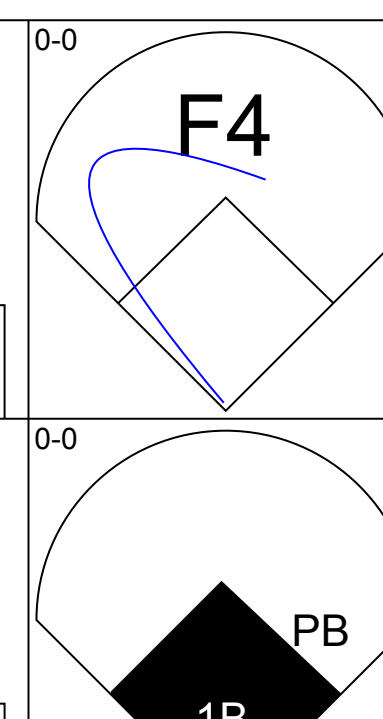
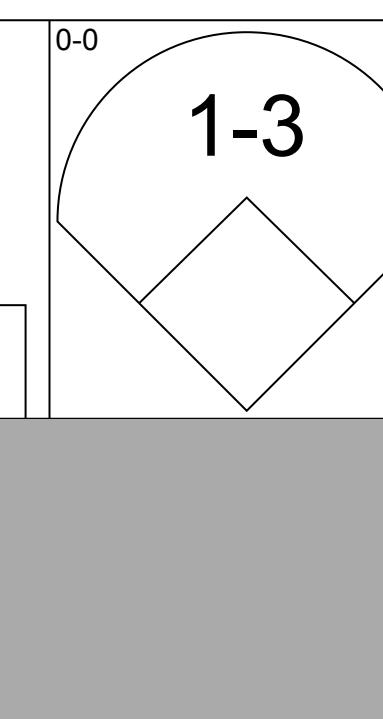
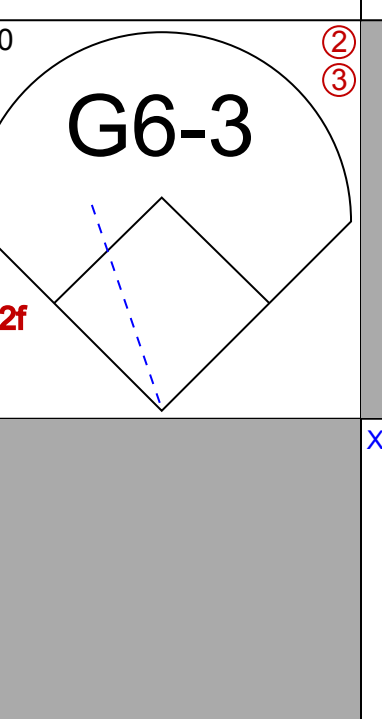
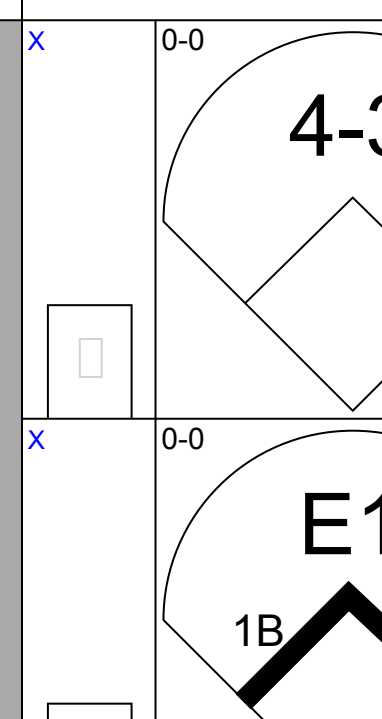
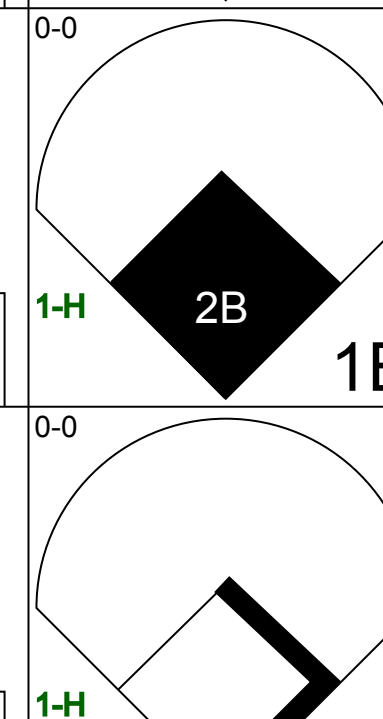
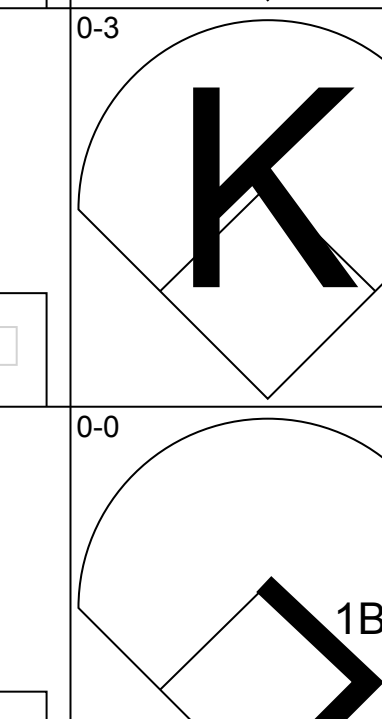
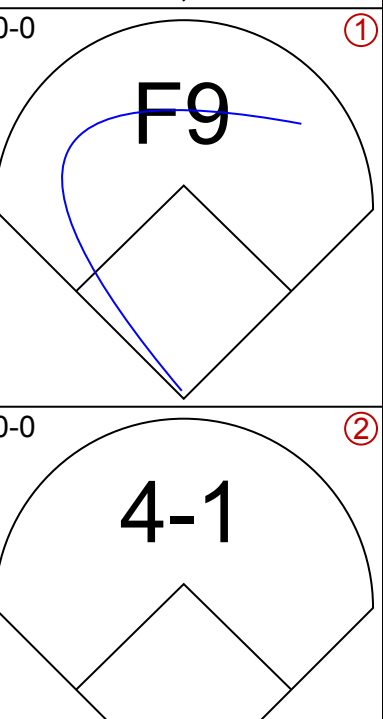
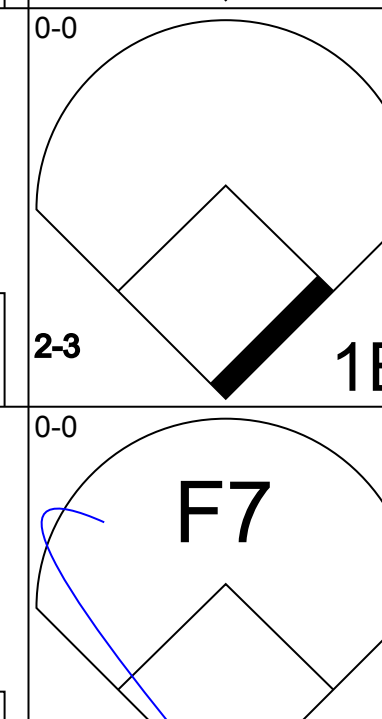
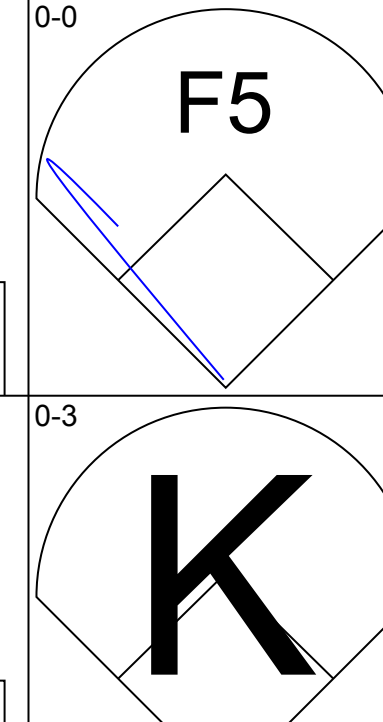
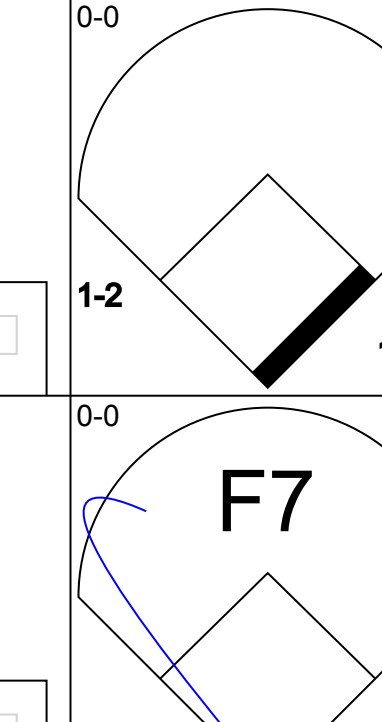
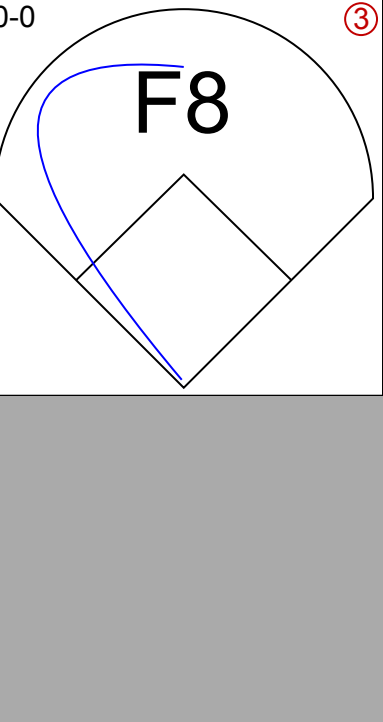





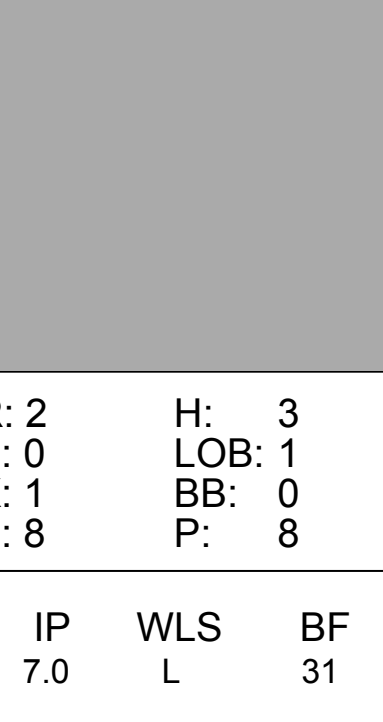
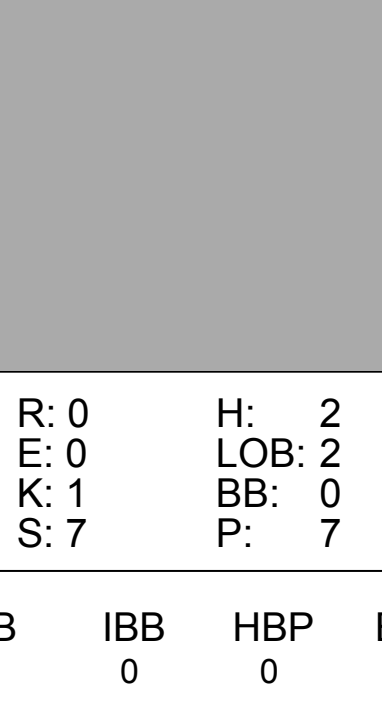
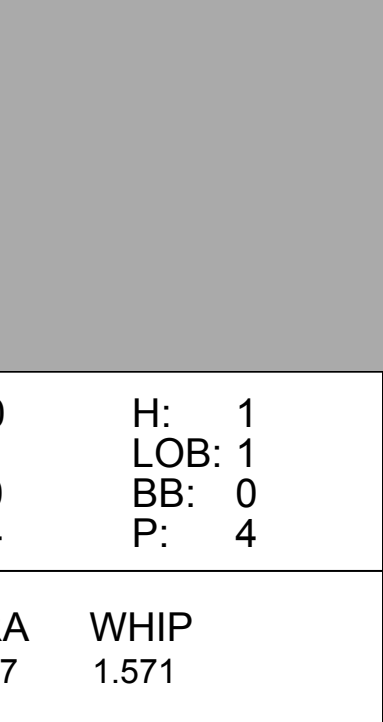
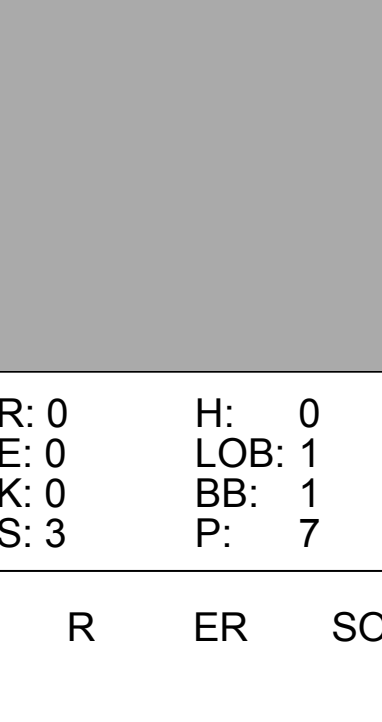




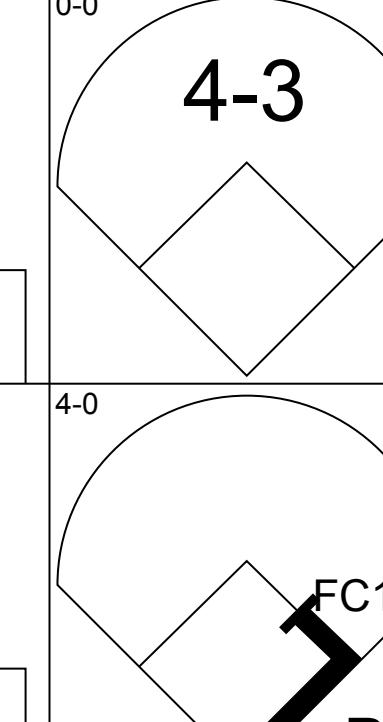
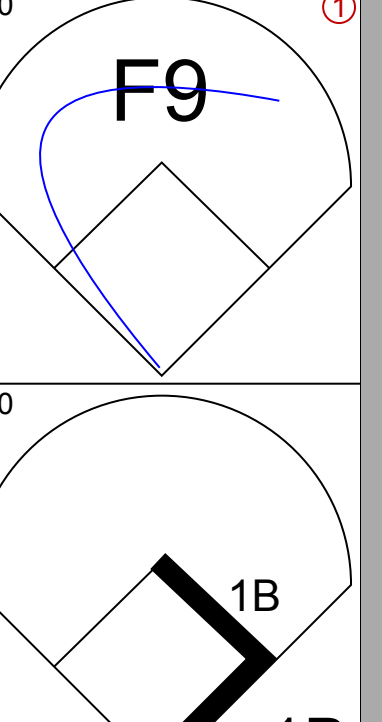
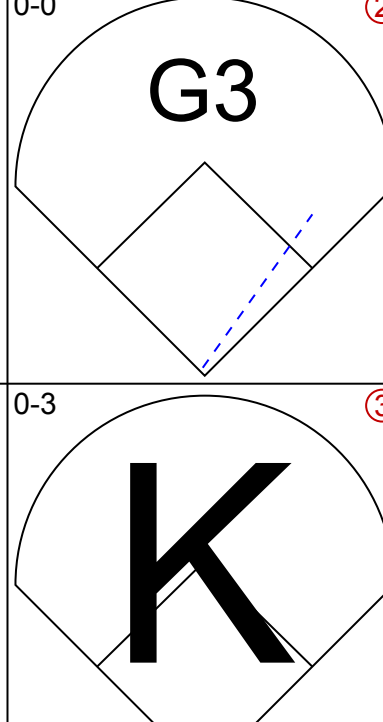
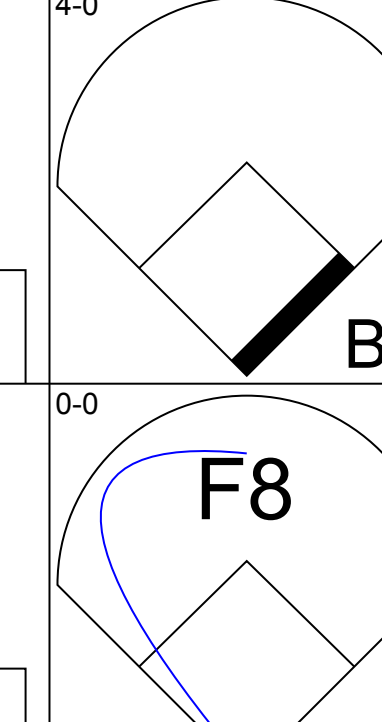
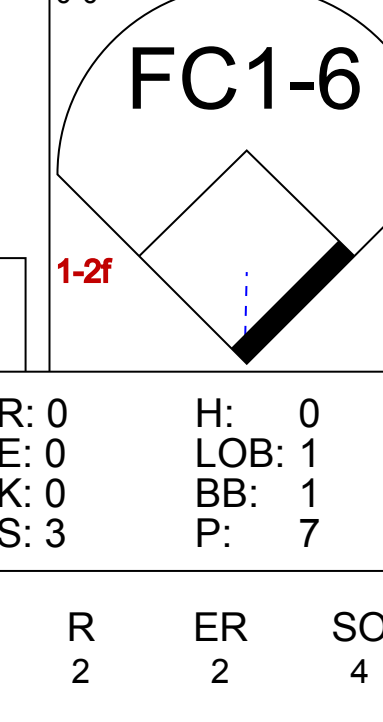
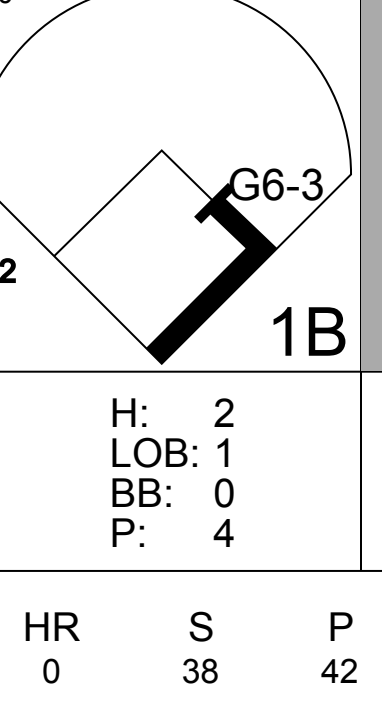
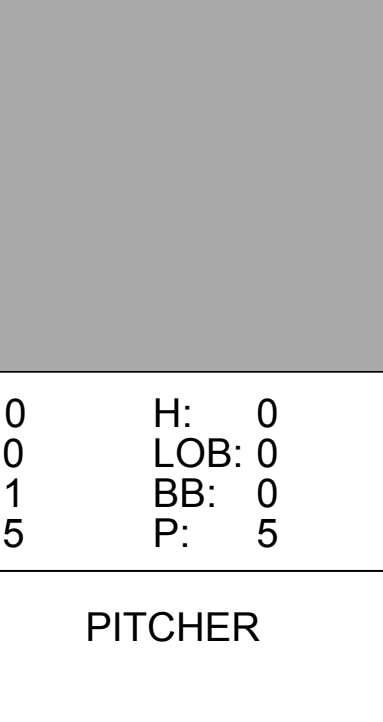
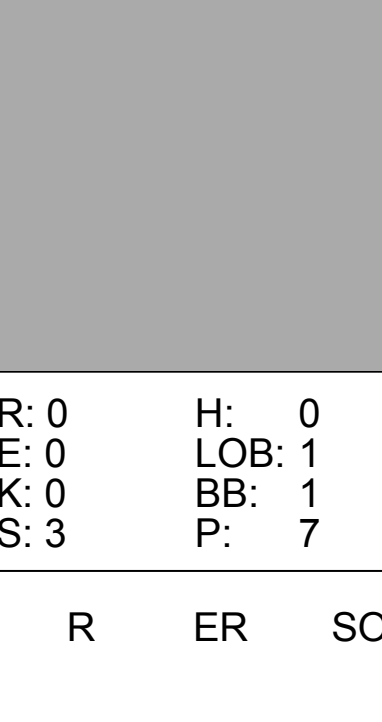



Batter	1	2	3	4	5	6	7	8	9	AB	R	H	RBI	BB	SO	LOB	BOTTOM					
Greg Gross, L OBP: 0.337, SLG: 0.341 (1, 7)	0-3 K	4-0 BB		0-0 5-3		0-0 F7		0-0 F7		4	0	0	0	1	1	2						
Roger Metzger, S OBP: 0.300, SLG: 0.318 (1, 6)	0-0 F8	0-0 F8			0-0 F6		0-0 3B 1B			4	1	1	0	0	0	2						
Cesar Cedeno, R OBP: 0.349, SLG: 0.400 (1, 8)	0-0 HR		1-0 2B HBP		0-0 3-1		0-0 1-H FC6-2 3B			3	1	2	2	0	0	0						
Bob Watson, R OBP: 0.384, SLG: 0.526 (1, 3)	0-0 F7		0-0 1-3 2B		0-0 5-3		0-0 6-3			4	0	1	0	0	0	1						
Mitt May, L OBP: 0.293, SLG: 0.311 (6, FR)		0-0 3B 2B		0-0 F2		0-0 S 1B 1B		0-0 FC6-2 BB		3	1	2	0	0	0	2						
Skip Jitze, R OBP: 0.175, SLG: 0.175 (7, 2)										1	1	0	0	0	0	1						
Enos Cabell, R OBP: 0.322, SLG: 0.402 (1, 9)		0-0 2-H FC6-4 3B		0-0 5-3		0-0 1B 1B		4-0 3-H FC5-4 BB		3	1	2	2	1	0	2						
Doug Rader, R OBP: 0.320, SLG: 0.356 (1, 5)		0-0 FC6-4 1B		0-0 F5		0-0 F8		0-0 FC5-4		4	0	1	0	0	0	5						
Rob Andrews, R OBP: 0.270, SLG: 0.239 (1, 4)		0-0 FC6-4 SH3		0-0 6-3		0-0 1B		0-0 4-3		4	0	1	1	0	0	1						
Doug Koniczny, R OBP: 0.182, SLG: 0.219 (6, 1)		0-0 SH3		0-3 K		4-0 BB		0-0 G3		1	0	0	0	0	1	0						
Inning Stats	R: 1 E: 0 K: 1 S: 6	H: 1 LOB: 0 BB: 0 P: 6	R: 2 E: 0 K: 0 S: 6	H: 3 LOB: 2 BB: 1 P: 10	R: 0 E: 0 K: 0 S: 4	H: 1 LOB: 0 BB: 0 P: 5	R: 0 E: 0 K: 1 S: 5	H: 0 LOB: 0 BB: 0 P: 5	R: 0 E: 0 K: 0 S: 3	H: 0 LOB: 0 BB: 0 P: 3	R: 1 E: 0 K: 0 S: 5	H: 3 LOB: 1 BB: 1 P: 9	R: 1 E: 0 K: 0 S: 5	H: 2 LOB: 2 BB: 1 P: 9	R: 0 E: 0 K: 0 S: 3	H: 0 LOB: 0 BB: 0 P: 3	R: 0 E: 0 K: 0 S: 3	H: 0 LOB: 0 BB: 0 P: 3	1B: 5 2B: 2 3B: 2 HR: 1	SF: 0 SAC: 1 DP: 0 HBP: 1	WP: 0 PB: 0 SB: 1 CS: 0	PA: 37
PITCHER	IP	WLS	BF	H	R	ER	SO	BB	IBB	HBP	BLK	WP	HR	S	P	ERA	WHIP					
Don Sutton, R ERA: 2.22	7.0	L	34	10	5	5	2	3	0	1	0	0	0	34	47	6.43	1.857					
Mike Marshall, R ERA: 3.21	1.0		3	0	0	0	0	0	0	0	0	0	0	3	3	0.00	0.000					

Los Angeles Dodgers @ Houston Astros
 Astrodome, Houston, TX
 Wed Jun 25 1975, 8:05 PM EDT
 Att: 12,969 - Dome

AB	32
R	5
H	10
RBI	5
BB	3
SO	2
LOB	16



Batter	1	2	3	4	5	6	7	8	9	AB	R	H	RBI	BB	SO	LOB	TOP			
Davey Lopes, R OBP: 0.368, SLG: 0.309 (1, 4)										4	0	1	0	0	2	1	Los Angeles Dodgers @ San Francisco Giants Candlestick Park, San Francisco, CA Thu Jun 26 1975, 10:05 PM EDT Att: 6,989 - Unknown			
Henry Cruz, L OBP: 0.300, SLG: 0.316 (1, 8)										4	0	0	0	0	0	4				
Jimmy Wynn, R OBP: 0.436, SLG: 0.509 (1, 7)										3	0	0	0	1	0	3				
Steve Garvey, R OBP: 0.344, SLG: 0.470 (1, 3)										4	0	0	0	0	0	1				
Ron Cey, R OBP: 0.337, SLG: 0.435 (1, 5)										4	0	0	0	0	1	0				
Willie Crawford, L OBP: 0.348, SLG: 0.374 (1, 9)										4	0	2	0	0	0	0				
Steve Yeager, R OBP: 0.285, SLG: 0.309 (1, 2)										2	0	0	0	0	0	2				
Bill Buckner, L OBP: 0.250, SLG: 0.300 (8, PH)										1	0	1	0	0	0	0				
Lee Lacy, R OBP: 0.376, SLG: 0.449 (8, 4)										1	0	0	0	1	0	1				
Ivan De Jesus, R OBP: 0.321, SLG: 0.244 (8, PH)										1	0	0	0	0	1	1				
Leron Lee, L OBP: 0.250, SLG: 0.207 (8, PH)										0	0	0	0	0	0	0				
Mike Marshall, R (8, 1)										0	0	0	0	0	0	0				
Andy Messersmith, R OBP: 0.274, SLG: 0.310 (1, 1)										2	0	0	0	0	2	2				
Joe Ferguson, R OBP: 0.324, SLG: 0.282 (8, PH)										1	0	1	0	0	0	0				
Joe Ferguson, R OBP: 0.324, SLG: 0.282 (8, 2)										1	0	1	0	0	0	0				
Inning Stats	R: 0 E: 0 K: 1 S: 5	H: 0 LOB: 0 BB: 0 P: 5	R: 0 E: 0 K: 0 S: 4	H: 1 LOB: 1 BB: 0 P: 4	R: 0 E: 0 K: 1 S: 5	H: 0 LOB: 1 BB: 1 P: 9	R: 0 E: 0 K: 1 S: 4	H: 0 LOB: 0 BB: 1 P: 8	R: 0 E: 0 K: 1 S: 6	H: 1 LOB: 1 BB: 0 P: 6	R: 0 E: 0 K: 0 S: 3	H: 0 LOB: 0 BB: 0 P: 3	R: 0 E: 0 K: 1 S: 8	H: 3 LOB: 3 BB: 0 P: 8	R: 0 E: 0 K: 0 S: 3	H: 0 LOB: 0 BB: 0 P: 3	1B: 4 2B: 1 3B: 0 HR: 0	SF: 0 SAC: 0 DP: 1 HBP: 0	WP: 0 PB: 0 SB: 0 CS: 0	PA: 33
PITCHER Ed Halicki, R ERA: 3.57 (1, 1)	IP: 9.0 WLS: W BF: 33 H: 5 R: 0 ER: 0 SO: 6 BB: 2 IBB: 0 HBP: 0 BLK: 1 WP: 0 HR: 0 S: 43 P: 51 ERA: 0.00 WHIP: 0.778															PITCHER				

Batter	1	2	3	4	5	6	7	8	9	AB	R	H	RBI	BB	SO	LOB	BOTTOM			
Derrel Thomas, S OBP: 0.342, SLG: 0.354 (1, 4)										4	0	0	0	0	0	3	Los Angeles Dodgers @ San Francisco Giants Candlestick Park, San Francisco, CA Thu Jun 26 1975, 10:05 PM EDT Att: 6,989 - Unknown			
Von Joshua, L OBP: 0.373, SLG: 0.429 (1, 8)										4	1	3	0	0	0	0				
Bobby Murcer, L OBP: 0.395, SLG: 0.478 (1, 9)										4	1	2	1	0	1	1				
Willie Montanez, L OBP: 0.336, SLG: 0.401 (1, 3)										4	0	2	1	0	0	3				
Chris Speier, R OBP: 0.343, SLG: 0.354 (1, 6)										4	0	1	0	0	0	2				
Gary Thomasson, L OBP: 0.286, SLG: 0.275 (1, 7)										4	0	0	0	0	1	3				
Steve Ontiveros, S OBP: 0.394, SLG: 0.331 (1, 5)										3	0	0	0	1	0	0				
Dave Rader, L OBP: 0.360, SLG: 0.383 (1, 2)										3	0	1	0	1	1	1				
Ed Halicki, R OBP: 0.158, SLG: 0.111 (1, 1)										3	0	1	0	0	1	1				
Inning Stats	R: 2 E: 0 K: 1 S: 8	H: 3 LOB: 1 BB: 0 P: 8	R: 0 E: 0 K: 0 S: 3	H: 0 LOB: 1 BB: 1 P: 7	R: 0 E: 0 K: 1 S: 7	H: 2 LOB: 2 BB: 0 P: 7	R: 0 E: 0 K: 0 S: 4	H: 2 LOB: 1 BB: 0 P: 4	R: 0 E: 1 K: 0 S: 4	H: 1 LOB: 1 BB: 0 P: 4	R: 0 E: 0 K: 1 S: 5	H: 0 LOB: 0 BB: 0 P: 5	R: 0 E: 1 K: 1 S: 7	H: 2 LOB: 2 BB: 0 P: 7	R: 0 E: 0 K: 0 S: 3	H: 0 LOB: 1 BB: 1 P: 7		1B: 9 2B: 1 3B: 0 HR: 0	SF: 0 SAC: 0 DP: 1 HBP: 0	WP: 0 PB: 1 SB: 0 CS: 0
PITCHER Andy Messersmith, R ERA: 2.12 (1, 1)	IP: 7.0 WLS: L BF: 31 H: 10 R: 2 ER: 2 SO: 4 BB: 1 IBB: 0 HBP: 0 BLK: 0 WP: 0 HR: 0 S: 38 P: 42 ERA: 2.57 WHIP: 1.571															PITCHER				
PITCHER Mike Marshall, R ERA: 3.14 (8, 1)	IP: 1.0 WLS: L BF: 4 H: 0 R: 0 ER: 0 SO: 0 BB: 1 IBB: 0 HBP: 0 BLK: 0 WP: 0 HR: 0 S: 3 P: 7 ERA: 0.00 WHIP: 1.000															PITCHER				



Batter	1	2	3	4	5	6	7	8	9	AB	R	H	RBI	BB	SO	LOB	TOP										
Davey Lopes, R OBP: 0.369, SLG: 0.311 (1, 8)	0-3 K	4-0 PB BB		0-0 2B			0-0 F2	0-0 F8		4	0	1	0	1	1	1											
Lee Lacy, R OBP: 0.377, SLG: 0.473 (1, 4)	0-0 CS 1B	0-0 P3		0-0 5-3			0-0 HR		0-0 5-3	5	1	2	1	0	0	3											
Jimmy Wynn, R OBP: 0.436, SLG: 0.504 (1, 7)	0-3 K	4-0 BB			0-0 6-3		0-0 1B		0-0 F7	4	0	1	0	1	1	1											
Steve Garvey, R OBP: 0.342, SLG: 0.466 (1, 3)		6-3			0-0 P6		0-0 1B		0-0 F8	5	0	1	0	0	0	3											
Ron Cey, R OBP: 0.339, SLG: 0.432 (1, 5)		4-0 HR BB	4-0 G3-6-3 BB		0-0 K		0-0 F8			2	1	0	0	2	1	2											
Joe Ferguson, R OBP: 0.326, SLG: 0.307 (1, 2)		0-0 HR	0-0 G3-6-3		0-0 2B		0-3 K			4	1	2	2	0	1	3											
Tom Paciorek, R OBP: 0.293, SLG: 0.293 (6, PH)		4-0 WP 1B BLK BB	0-3 K		0-3 K		0-3 K		0-3 K	1	1	0	0	1	1	0	AB 34										
Ivan De Jesus, R OBP: 0.327, SLG: 0.239 (6, PH)		4-0 WP 1B BB		0-0 F7		0-0 F9		0-0 1B	2	0	0	0	0	0	1	R 5											
Burt Hooton, R OBP: 0.200, SLG: 0.214 (3, 1)		0-0 1B		0-0 6-3		0-0 4-3		0-0 P6	1	0	1	2	0	0	0	0	H 9										
Leron Lee, L OBP: 0.200, SLG: 0.200 (6, PH)		1-2 1B BB							1	0	0	0	1	0	0	0	RBI 5										
Bill Buckner, L OBP: 0.246, SLG: 0.297 (8, 1)		1-2 1B BB							2	0	1	0	0	0	0	1	BB 6										
Charlie Hough, R OBP: 0.306, SLG: 0.322 (6, PH)		1-2 1B BB							1	0	0	0	0	0	0	1	SO 7										
Inning Stats	R: 0 E: 0 K: 2 S: 7	H: 1 LOB: 1 BB: 0 P: 7	R: 4 E: 0 K: 0 S: 5	H: 2 LOB: 3 BB: 5 P: 25	R: 0 E: 0 K: 1 S: 4	H: 0 LOB: 0 BB: 1 P: 8	R: 0 E: 0 K: 0 S: 4	H: 1 LOB: 1 BB: 0 P: 4	R: 0 E: 0 K: 1 S: 5	H: 0 LOB: 0 BB: 0 P: 5	R: 0 E: 0 K: 1 S: 6	H: 1 LOB: 1 BB: 0 P: 6	R: 1 E: 0 K: 1 S: 8	H: 3 LOB: 2 BB: 0 P: 8	R: 0 E: 0 K: 1 S: 6	H: 1 LOB: 1 BB: 0 P: 6	R: 0 E: 0 K: 0 S: 3	H: 0 LOB: 0 BB: 0 P: 3	1B: 5 2B: 3 3B: 0 HR: 2	SF: 0 SAC: 0 DP: 2 HBP: 0	WP: 3 PB: 1 SB: 0 CS: 1	PA: 40					
PITCHER	IP	WLS	BF	H	R	ER	SO	BB	IBB	HBP	BLK	WP	HR	S	P	ERA	WHIP										
Pete Falcone, L ERA: 3.91 (1, 1)	1.2		12	3	4	4	2	5	0	0	1	2	1	11	31	21.60	4.800										
Charlie Williams, R ERA: 3.91 (2, 1)	4.2	W	19	5	1	1	3	1	0	0	0	0	1	24	28	1.93	1.286										
Randy Moffitt, R ERA: 3.91 (7, 1)	2.2	S	9	1	0	0	2	0	0	0	0	0	0	13	13	0.00	0.375										

Los Angeles Dodgers @ San Francisco Giants
Candlestick Park, San Francisco, CA
Fri Jun 27 1975, 10:05 PM EDT
Att: 12,387 - Unknown

AB 34
R 5
H 9
RBI 5
BB 6
SO 7
LOB 17



Batter	1	2	3	4	5	6	7	8	9	AB	R	H	RBI	BB	SO	LOB	BOTTOM										
Derrel Thomas, S OBP: 0.340, SLG: 0.351 (1, 4)	0-0 E1 2B		0-0 1B	0-0 F6		0-0 L6		0-0 E4		5	2	1	0	0	0	0											
Von Joshua, L OBP: 0.369, SLG: 0.423 (1, 8)	0-0 F7		0-0 1B	0-0 F7		0-0 4-3		0-0 4-3		5	1	1	0	0	0	2											
Bobby Murcer, L OBP: 0.401, SLG: 0.486 (1, 9)	0-0 WP SF8 2B		0-0 1B	0-0 F9		0-0 1B		0-0 BB 1B		4	4	3	2	1	0	0											
Willie Montanez, L OBP: 0.343, SLG: 0.406 (1, 3)	0-3 K		0-0 1B	0-0 SF8		0-0 1B		0-0 1B		4	2	3	1	1	1	1											
Chris Speier, R OBP: 0.348, SLG: 0.357 (1, 6)	0-0 SF8		0-0 1B	0-0 K		0-0 1B		0-0 1B		3	0	2	2	1	1	2											
Gary Thomasson, L OBP: 0.264, SLG: 0.277 (1, 7)	0-0 F7		0-0 SF8	0-0 SF7		0-0 K		0-0 1B		3	0	1	3	0	1	3											
Steve Ontiveros, S OBP: 0.394, SLG: 0.333 (1, 5)		0-0 4-1	0-0 K	0-0 1B		0-0 1B		0-0 F8		5	0	2	1	0	1	4	AB 37										
Dave Rader, L OBP: 0.350, SLG: 0.371 (1, 2)		0-0 G3	0-0 F7	0-0 F7		0-0 F7		0-0 F8		4	0	0	0	0	0	5	R 10										
Pete Falcone, L OBP: 0.069, SLG: 0.069 (1, 1)		0-0 1-3		0-3 K		0-3 K		0-0 E		0	0	0	0	0	0	0	H 14										
Charlie Williams, R OBP: 0.154, SLG: 0.063 (2, 1)										3	0	0	0	0	2	0	RBI 9										
Randy Moffitt, R OBP: 0.250, SLG: 0.500 (7, 1)										1	1	1	0	0	0	0	BB 3										
Inning Stats	R: 2 E: 1 K: 1 S: 8	H: 1 LOB: 1 BB: 0 P: 8	R: 0 E: 0 K: 0 S: 3	H: 0 LOB: 0 BB: 0 P: 3	R: 4 E: 0 K: 1 S: 10	H: 5 LOB: 1 BB: 0 P: 10	R: 0 E: 0 K: 1 S: 5	H: 0 LOB: 0 BB: 0 P: 5	R: 1 E: 0 K: 1 S: 8	H: 3 LOB: 2 BB: 0 P: 8	R: 0 E: 0 K: 1 S: 5	H: 0 LOB: 0 BB: 0 P: 5	R: 1 E: 0 K: 1 S: 7	H: 2 LOB: 2 BB: 1 P: 11	R: 2 E: 1 K: 0 S: 6	H: 3 LOB: 3 BB: 2 P: 14	R: 0 E: 0 K: 0 S: 3	H: 0 LOB: 0 BB: 0 P: 3	1B: 12 2B: 1 3B: 1 HR: 0	SF: 3 SAC: 0 DP: 0 HBP: 0	WP: 2 PB: 0 SB: 0 CS: 1	PA: 43					
PITCHER	IP	WLS	BF	H	R	ER	SO	BB	IBB	HBP	BLK	WP	HR	S	P	ERA	WHIP										
Burt Hooton, R ERA: 4.52 (1, 1)	2.0	L	14	6	6	4	1	0	0	0	0	0	0	16	16	18.00	3.000										
Jim Brewer, L ERA: 3.72 (3, 1)	3.0		12	3	1	1	3	0	0	0	0	0	0	18	18	3.00	1.000										
Al Downing, L ERA: 2.8 (6, 1)	2.0		9	2	1	1	2	1	0	0	0	0	0	12	16	4.50	1.500										
Charlie Hough, R ERA: 5.23 (8, 1)	1.0		8	3	2	2	0	2	0	0	0	0	0	6	14	18.00	5.000										

Los Angeles Dodgers @ San Francisco Giants
Candlestick Park, San Francisco, CA
Fri Jun 27 1975, 10:05 PM EDT
Att: 12,387 - Unknown

AB 37
R 10
H 14
RBI 9
BB 3
SO 6
LOB 17



Batter	1	2	3	4	5	6	7	8	9	AB	R	H	RBI	BB	SO	LOB	TOP			
Davey Lopes, R OBP: 0.364, SLG: 0.307 (1, 4) (7, 6)										4	0	0	0	0	0	1	Los Angeles Dodgers @ San Francisco Giants Candlestick Park, San Francisco, CA Sat Jun 28 1975, 6:33 AM EDT Att: 13,022 - Unknown			
Bill Buckner, L OBP: 0.242, SLG: 0.289 (1, 7)										3	0	0	0	0	1	0				
Ken McMullen, R OBP: 0.222, SLG: 0.500 (8, PH)										1	0	0	0	0	0	0				
Henry Cruz, L OBP: 0.366, SLG: 0.322 (8, 8)										0	0	0	0	0	0	0				
Jimmy Wynn, R OBP: 0.436, SLG: 0.506 (1, 8) (8, 7)										3	1	1	0	1	1	0				
Steve Garvey, R OBP: 0.341, SLG: 0.463 (1, 3)										4	0	1	0	0	0	1				
Willie Crawford, L OBP: 0.338, SLG: 0.362 (1, 9)										4	0	0	0	0	2					
Ron Cey, R OBP: 0.339, SLG: 0.435 (1, 5)										3	0	1	0	0	1					
Joe Ferguson, R OBP: 0.332, SLG: 0.309 (1, 2)										2	0	1	0	1	1	0				
Ivan De Jesus, R OBP: 0.310, SLG: 0.224 (1, 6)										3	0	0	0	0	2	4				
Mike Marshall, R (7, 1)										0	0	0	0	0	0	0				
Doug Rau, L OBP: 0.295, SLG: 0.225 (1, 1)										2	0	0	0	0	2	0				
Lee Lacy, R OBP: 0.382, SLG: 0.478 (7, 4)										1	0	1	0	0	0	0				
Inning Stats	R: 0 E: 0 K: 2 S: 7	H: 0 LOB: 0 BB: 0 P: 7	R: 0 E: 0 K: 1 S: 7	H: 2 LOB: 2 BB: 0 P: 7	R: 0 E: 0 K: 1 S: 5	H: 0 LOB: 0 BB: 0 P: 5	R: 1 E: 1 K: 0 S: 4	H: 1 LOB: 0 BB: 0 P: 4	R: 0 E: 0 K: 3 S: 9	H: 0 LOB: 0 BB: 0 P: 9	R: 0 E: 0 K: 0 S: 3	H: 1 LOB: 2 BB: 1 P: 8	R: 0 E: 0 K: 0 S: 3	H: 1 LOB: 0 BB: 1 P: 3	R: 0 E: 0 K: 0 S: 2	H: 0 LOB: 0 BB: 1 P: 6	1B: 3 2B: 3 3B: 0 HR: 0	SF: 0 SAC: 0 DP: 3 HBP: 0	WP: 0 PB: 0 SB: 0 CS: 0	PA: 32
PITCHER	IP	WLS	BF	H	R	ER	SO	BB	IBB	HBP	BLK	WP	HR	S	P	ERA	WHIP			
John Montefusco, R ERA: 2.97 (1, 1)	7.0	W	26	4	1	1	7	0	1	0	0	0	0	39	43	1.29	0.571			
Gary Lavelle, L ERA: 2.42 (8, 1)	1.0	S	3	1	0	0	0	0	0	0	0	0	0	3	3	0.00	1.000			
Randy Moffitt, R ERA: 3.48 (9, 1)	1.0	S	3	0	0	0	0	1	0	0	0	0	0	2	6	0.00	1.000			

Batter	1	2	3	4	5	6	7	8	9	AB	R	H	RBI	BB	SO	LOB	BOTTOM			
Von Joshua, L OBP: 0.362, SLG: 0.415 (1, 8)										4	0	0	0	0	3	2	Los Angeles Dodgers @ San Francisco Giants Candlestick Park, San Francisco, CA Sat Jun 28 1975, 6:33 AM EDT Att: 13,022 - Unknown			
Derrel Thomas, S OBP: 0.338, SLG: 0.349 (1, 4)										4	0	1	0	0	0	0				
Bruce Miller, R OBP: 0.294, SLG: 0.323 (1, 5)										4	0	1	0	0	0	0				
Willie Montanez, L OBP: 0.342, SLG: 0.401 (1, 3)										3	0	0	0	1	1	2				
Chris Speier, R OBP: 0.348, SLG: 0.361 (1, 6)										3	1	1	0	0	0	3				
Steve Ontiveros, S OBP: 0.387, SLG: 0.326 (1, 9) (8, 7)										3	0	0	0	0	0	2				
Gary Thomasson, L OBP: 0.251, SLG: 0.273 (1, 7)										2	0	0	0	0	0	1				
Chris Arnold, R OBP: 0.308, SLG: 0.229 (7, PH)										0	1	0	0	1	0	0				
Gary Lavelle, S OBP: 0.167, SLG: 0.167 (8, 1)										0	0	0	0	0	0	0				
Randy Moffitt, R OBP: 0.250, SLG: 0.500 (9, 1)										0	0	0	0	0	0	0				
Marc Hill, R OBP: 0.333, SLG: 0.336 (1, 2)										2	0	1	1	1	0	0				
John Montefusco, R (1, 1)										2	0	0	0	0	1	1				
Jake Brown, R OBP: 0.310, SLG: 0.370 (7, PH)										0	0	0	0	0	0	0				
Bobby Murcer, L OBP: 0.403, SLG: 0.488 (8, 9)										1	0	1	1	0	0	0				
Inning Stats	R: 0 E: 0 K: 1 S: 5	H: 0 LOB: 1 BB: 1 P: 7	R: 0 E: 0 K: 0 S: 3	H: 0 LOB: 1 BB: 1 P: 7	R: 0 E: 0 K: 1 S: 5	H: 0 LOB: 0 BB: 0 P: 5	R: 0 E: 0 K: 0 S: 4	H: 2 LOB: 1 BB: 0 P: 4	R: 0 E: 0 K: 1 S: 5	H: 0 LOB: 1 BB: 1 P: 9	R: 0 E: 0 K: 1 S: 5	H: 0 LOB: 0 BB: 0 P: 5	R: 2 E: 0 K: 0 S: 6	H: 3 LOB: 2 BB: 1 P: 10	R: 0 E: 0 K: 1 S: 5	H: 0 LOB: 0 BB: 0 P: 5	1B: 4 2B: 1 3B: 0 HR: 0	SF: 0 SAC: 0 DP: 1 HBP: 0	WP: 1 PB: 0 SB: 0 CS: 0	PA: 31
PITCHER	IP	WLS	BF	H	R	ER	SO	BB	IBB	HBP	BLK	WP	HR	S	P	ERA	WHIP			
Doug Rau, L ERA: 3.32 (1, 1)	6.2	L	26	4	2	2	4	3	0	0	0	0	0	31	43	2.70	1.050			
Mike Marshall, R ERA: 3.05 (7, 1)	1.1	S	5	1	0	0	1	0	0	0	0	1	0	7	7	0.00	0.750			

AB 30
R 1
H 5
RBI 0
BB 2
SO 7
LOB 9

AB 28
R 2
H 5
RBI 2
BB 3
SO 5
LOB 11

Batter	1	2	3	4	5	6	7	8	9	AB	R	H	RBI	BB	SO	LOB	TOP											
Davey Lopes, R OBP: 0.366, SLG: 0.320 (1, 4)	F2		F7			F8 S 1B		HR		4	1	2	2	0	0	1	Los Angeles Dodgers @ San Francisco Giants Candlestick Park, San Francisco, CA Sun Jun 29 1975, 6:33 AM EDT Att: 25,929 - Unknown											
Bill Buckner, L OBP: 0.242, SLG: 0.288 (1, 7)	F4		F8			F7 1-2		1B		4	0	1	0	0	0	2												
Jimmy Wynn, R OBP: 0.431, SLG: 0.498 (1, 8)	K			F7		F8 2-3		F6		4	0	0	0	0	1	2												
Steve Garvey, R OBP: 0.337, SLG: 0.457 (1, 3)		1-3		F4		1-3		F6		4	0	0	0	0	0	2												
Ron Cey, R OBP: 0.337, SLG: 0.430 (1, 5)		4-3 BB		4-3			F7		F8	3	0	0	0	1	0	0												
Willie Crawford, L OBP: 0.332, SLG: 0.354 (1, 9)		4-3 1-2			F7		F7		F3	4	0	0	0	0	0	1												
Steve Yeager, R OBP: 0.286, SLG: 0.315 Manny Mota, R OBP: 0.333, SLG: 0.267 (0, PH)		5-3				2B	F4		F6	3	0	1	0	0	0	1												
Ivan De Jesus, R OBP: 0.317, SLG: 0.235 Henry Cruz, L OBP: 0.302, SLG: 0.317 Lee Lacy, R OBP: 0.382, SLG: 0.478 (0, PH)						F8		F9		2	0	1	0	0	0	1												
Don Sutton, R OBP: 0.192, SLG: 0.125 Jim Brewer, L (7, 1)				SH3-4 1B						1	0	0	0	0	1	1												
Leron Lee, L OBP: 0.265, SLG: 0.226 Charlie Hough, R (0, PH)				SH3-4 1-2		K		HR 1B		0	0	0	0	0	0	0												
Inning Stats	R: 0 E: 0 K: 1 S: 5	H: 0 LOB: 0 BB: 0 P: 5	R: 0 E: 0 K: 0 S: 3	H: 0 LOB: 1 BB: 1 P: 7	R: 0 E: 0 K: 0 S: 4	H: 1 LOB: 1 BB: 0 P: 4	R: 0 E: 0 K: 0 S: 3	H: 0 LOB: 0 BB: 0 P: 3	R: 0 E: 0 K: 1 S: 6	H: 1 LOB: 1 BB: 0 P: 6	R: 0 E: 0 K: 0 S: 4	H: 0 LOB: 0 BB: 0 P: 4	R: 0 E: 0 K: 0 S: 3	H: 0 LOB: 0 BB: 0 P: 3	R: 2 E: 0 K: 0 S: 6	H: 3 LOB: 1 BB: 0 P: 6	R: 0 E: 0 K: 0 S: 3	H: 0 LOB: 0 BB: 0 P: 3	1B: 4 2B: 1 3B: 0 HR: 1	SF: 0 SAC: 1 DP: 0 HBP: 0	WP: 0 PB: 0 SB: 1 CS: 0	PA: 34						
PITCHER	IP	WLS	BF	H	R	ER	SO	BB	IBB	HBP	BLK	WP	HR	S	P	ERA	WHIP											
Tom Bradley, R ERA: 3.5 Randy Moffitt, R ERA: 3.35	(1, 1)	7.1	W	29	6	2	2	2	1	0	0	0	0	1	32	36	2.46	0.955										

Batter	1	2	3	4	5	6	7	8	9	AB	R	H	RBI	BB	SO	LOB	BOTTOM											
Von Joshua, L OBP: 0.368, SLG: 0.429 (1, 8)	G3					5-3				5	1	3	0	0	0	1	Los Angeles Dodgers @ San Francisco Giants Candlestick Park, San Francisco, CA Sun Jun 29 1975, 6:33 AM EDT Att: 25,929 - Unknown											
Derrel Thomas, S OBP: 0.343, SLG: 0.367 (1, 4)			FC3-6 1B					6-3 1B		5	1	3	2	0	0	2												
Bobby Murcer, L OBP: 0.404, SLG: 0.486 Craig Robinson, R OBP: 0.043, SLG: 0.043 (0, PH)			FC3-6 BB 1-2					HR		3	0	1	0	1	0	2												
Willie Montanez, L OBP: 0.338, SLG: 0.396 (1, 3)			FC5-4 BB 1-2					K		1	0	0	0	0	1	1												
Chris Speier, R OBP: 0.346, SLG: 0.359 (1, 6)			P3							4	1	0	0	0	0	5												
Gary Thomasson, L OBP: 0.273, SLG: 0.281 (1, 7)			FC5-4 1B					1B		4	1	1	0	0	0	3												
Steve Ontiveros, S OBP: 0.384, SLG: 0.333 (1, 5)			F5					1B		4	1	1	0	0	0	3												
Dave Rader, L OBP: 0.354, SLG: 0.370 (1, 2)			FC5-4 1-2					SF8 1B		3	1	2	1	1	0	0												
Tom Bradley, R Randy Moffitt, R OBP: 0.222, SLG: 0.444 (0, PH)			F8					1B		3	1	2	1	1	0	0												
Inning Stats	R: 0 E: 0 K: 0 S: 4	H: 1 LOB: 1 BB: 0 P: 4	R: 0 E: 0 K: 0 S: 4	H: 1 LOB: 2 BB: 1 P: 8	R: 0 E: 0 K: 0 S: 3	H: 0 LOB: 1 BB: 1 P: 7	R: 1 E: 0 K: 0 S: 5	H: 2 LOB: 1 BB: 0 P: 5	R: 1 E: 0 K: 0 S: 5	H: 2 LOB: 1 BB: 0 P: 5	R: 3 E: 0 K: 0 S: 7	H: 4 LOB: 1 BB: 0 P: 7	R: 0 E: 0 K: 1 S: 6	H: 1 LOB: 1 BB: 0 P: 6	1B: 9 2B: 1 3B: 1 HR: 1	SF: 1 SAC: 1 DP: 0 HBP: 0		WP: 0 PB: 0 SB: 2 CS: 0	PA: 39									
PITCHER	IP	WLS	BF	H	R	ER	SO	BB	IBB	HBP	BLK	WP	HR	S	P	ERA	WHIP											
Don Sutton, R ERA: 2.42 Jim Brewer, L ERA: 3.64 Charlie Hough, R ERA: 4.98	(1, 1)	6.1	L	32	10	5	0	0	2	1	0	0	0	0	29	41	7.11	1.895										

Batter	1	2	3	4	5	6	7	8	9	AB	R	H	RBI	BB	SO	LOB	TOP			
Bobby Tolan, L OBP: 0.296, SLG: 0.305 (1, 8)										4	0	1	0	0	1	3	San Diego Padres @ Los Angeles Dodgers Dodger Stadium, Los Angeles, CA Mon Jun 30 1975, 7:05 PM PDT Att: 29,678 - Unknown			
Tito Fuentes, S OBP: 0.291, SLG: 0.320 (1, 4)										4	0	0	0	0	1	4				
Gene Locklear, L OBP: 0.412, SLG: 0.521 (1, 7)										4	1	1	0	0	0	0				
Willie McCovey, L OBP: 0.302, SLG: 0.433 (1, 3)										4	0	0	0	0	2	1				
Dave Winfield, R OBP: 0.359, SLG: 0.452 (1, 9)										3	0	1	0	1	0	0				
Randy Hundley, R OBP: 0.248, SLG: 0.239 (1, 2)										3	0	1	1	0	0	1				
Alan Foster, R OBP: 0.091, SLG: 0.091 (7, PR)										0	0	0	0	0	0	0				
Fred Kendall, R OBP: 0.293, SLG: 0.253 (7, 2)										0	0	0	0	0	0	0				
Ted Kubiak, S OBP: 0.281, SLG: 0.220 (1, 5)										3	0	0	0	0	1	2				
Enzo Hernandez, R OBP: 0.296, SLG: 0.275 (1, 6)										2	0	1	0	1	0	0				
Rich Folkers, L OBP: 0.111, SLG: 0.111 (1, 1)										1	0	0	0	0	1	0				
Mike Ivie, R OBP: 0.296, SLG: 0.368 (8, PH)										1	0	1	0	0	0	0				
Bill Greif, R (8, 1)										0	0	0	0	0	0	0				
Inning Stats	R: 0 E: 0 K: 0 S: 3	H: 1 LOB: 0 BB: 0 P: 3	R: 0 E: 0 K: 0 S: 3	H: 0 LOB: 1 BB: 1 P: 7	R: 0 E: 0 K: 0 S: 3	H: 0 LOB: 1 BB: 1 P: 7	R: 0 E: 0 K: 0 S: 3	H: 0 LOB: 0 BB: 0 P: 3	R: 0 E: 0 K: 1 S: 5	H: 0 LOB: 3 BB: 0 P: 5	R: 1 E: 0 K: 1 S: 7	H: 3 LOB: 1 BB: 0 P: 7	R: 0 E: 0 K: 0 S: 4	H: 2 LOB: 1 BB: 0 P: 4	R: 0 E: 0 K: 1 S: 5	H: 0 LOB: 0 BB: 0 P: 5	1B: 6 2B: 0 3B: 0 HR: 0	SF: 0 SAC: 1 DP: 2 HBP: 0	WP: 0 PB: 0 SB: 0 CS: 0	PA: 32
PITCHER Andy Messersmith, R ERA: 2.06 (1, 1)	IP: 9.0 WLS: W BF: 32 H: 6 R: 1 ER: 1 SO: 6 BB: 2 IBB: 0 HBP: 0 BLK: 0 WP: 0 HR: 0 S: 42 P: 50 ERA: 1.00 WHIP: 0.889																			

Batter	1	2	3	4	5	6	7	8	9	AB	R	H	RBI	BB	SO	LOB	BOTTOM			
Davey Lopes, R OBP: 0.373, SLG: 0.333 (1, 4)										4	1	4	0	0	0	0	San Diego Padres @ Los Angeles Dodgers Dodger Stadium, Los Angeles, CA Mon Jun 30 1975, 7:05 PM PDT Att: 29,678 - Unknown			
John Hale, L (1, 8)										3	0	0	0	0	1	5				
Jimmy Wynn, R OBP: 0.429, SLG: 0.494 (1, 7)										2	0	0	1	1	2	4				
Steve Garvey, R OBP: 0.333, SLG: 0.452 (1, 3)										4	1	0	0	0	1	7				
Ron Cey, R OBP: 0.339, SLG: 0.441 (1, 5)										4	1	2	3	0	0	0				
Joe Ferguson, R OBP: 0.331, SLG: 0.308 (1, 9)										4	0	1	0	0	1	1				
Bill Russell, R OBP: 0.226, SLG: 0.154 (1, 6)										4	0	1	0	0	1	1				
Steve Yeager, R OBP: 0.290, SLG: 0.320 (1, 2)										4	0	2	0	0	1	0				
Andy Messersmith, R OBP: 0.277, SLG: 0.300 (1, 1)										2	1	0	0	1	0	2				
Inning Stats	R: 2 E: 0 K: 1 S: 7	H: 2 LOB: 1 BB: 1 P: 11	R: 0 E: 0 K: 2 S: 7	H: 0 LOB: 0 BB: 0 P: 7	R: 0 E: 0 K: 1 S: 6	H: 1 LOB: 0 BB: 0 P: 6	R: 0 E: 0 K: 0 S: 3	H: 0 LOB: 0 BB: 0 P: 3	R: 0 E: 1 K: 3 S: 12	H: 2 LOB: 3 BB: 0 P: 12	R: 1 E: 0 K: 0 S: 4	H: 2 LOB: 0 BB: 0 P: 4	R: 1 E: 0 K: 0 S: 4	H: 1 LOB: 1 BB: 1 P: 8	R: 0 E: 0 K: 0 S: 5	H: 2 LOB: 2 BB: 0 P: 5		1B: 8 2B: 1 3B: 0 HR: 1	SF: 1 SAC: 2 DP: 1 HBP: 0	WP: 1 PB: 0 SB: 1 CS: 0
PITCHER Rich Folkers, L ERA: 3.31 Bill Greif, R ERA: 3.82 (8, 1)	IP: 7.0 WLS: L BF: 31 H: 8 R: 4 ER: 4 SO: 7 BB: 2 IBB: 0 HBP: 0 BLK: 0 WP: 1 HR: 1 S: 43 P: 51 ERA: 5.14 WHIP: 1.429																			




Batter	1	2	3	4	5	6	7	8	9	10	11	12	13	14	AB	R	H	RBI	BB	SO	LOB	TOP						
Johnny Grubb, L OBP: 0.391, SLG: 0.423 (1, 8)	F8		1-3		K	4-3		F7		F7			K		7	0	0	0	0	2	4							
Tito Fuentes, S OBP: 0.299, SLG: 0.327 (1, 4)			1B		5-3			1B SH3-4	1B	3-1			5-3		7	0	4	1	0	0	0							
Gene Locklear, L OBP: 0.423, SLG: 0.520 Danny Frisella, L (8, 1)	F7		1B					1B	SH3-4				F9		3	0	2	2	1	0	1							
Randy Hundley, R OBP: 0.290, SLG: 0.242 (9, 2)			1B					1B							0	0	0	0	0	0	0							
Dave Winfield, R OBP: 0.361, SLG: 0.444 (1, 9)	4-3		G3					1B	5-3	G3					6	0	1	0	1	0	6							
Mike Ivie, R OBP: 0.299, SLG: 0.383 Ted Kubiak, S OBP: 0.286, SLG: 0.220 (5, PH) (5, 5)		K			FC5-4			1B							2	1	1	0	0	1	10							
Bobby Tolan, L OBP: 0.297, SLG: 0.307 (1, 3)		B2			1B										4	0	1	0	1	0	2							
Fred Kendall, R OBP: 0.256, SLG: 0.246 Brent Strom, R (9, 1)		6-3			1B										7	0	2	0	0	1	3							
Jerry Moses, R OBP: 0.313 Joe McIntosh, S OBP: 0.167, SLG: 0.120 (12, PH) (12, 1)															5	0	0	0	0	0	3							
Hector Torres, R OBP: 0.289, SLG: 0.338 (1, 6)					SF8										0	0	0	0	0	0	0							
Dave Freistelen, R OBP: 0.310 Dick Sharon, R OBP: 0.291 Willie McCovey, L OBP: 0.320 Enzo Hernandez, R OBP: 0.170 Don Hahn, R OBP: 0.167 (8, 7)			SH1-4		4-3			1B							1	0	0	0	0	0	1							
			1B		1B			2B							0	0	1	1	0	0	0							
					4-3			1B							0	0	0	0	0	0	0							
								1B							0	1	0	0	0	0	0							
								HBP							2	0	0	0	0	0	0							
Inning Stats	R: 0 E: 0 K: 0 S: 4	H: 1 LOB: 1 BB: 0 P: 4	R: 0 E: 0 K: 1 S: 5	H: 0 LOB: 0 BB: 0 P: 5	R: 1 E: 0 K: 0 S: 6	H: 3 LOB: 2 BB: 0 P: 6	R: 1 E: 0 K: 1 S: 5	H: 2 LOB: 1 BB: 0 P: 5	R: 0 E: 0 K: 1 S: 5	H: 2 LOB: 2 BB: 0 P: 7	R: 2 E: 0 K: 0 S: 6	H: 3 LOB: 2 BB: 0 P: 7	R: 0 E: 0 K: 1 S: 4	H: 1 LOB: 1 BB: 0 P: 4	R: 0 E: 0 K: 1 S: 5	H: 0 LOB: 0 BB: 0 P: 3	R: 0 E: 0 K: 1 S: 5	H: 0 LOB: 0 BB: 0 P: 5	R: 0 E: 0 K: 0 S: 3	H: 0 LOB: 0 BB: 0 P: 3	R: 0 E: 0 K: 0 S: 3	H: 0 LOB: 0 BB: 0 P: 3	R: 0 E: 0 K: 0 S: 3	H: 0 LOB: 0 BB: 0 P: 3	1B: 13 2B: 2 3B: 0 HR: 0	SF: 1 SAC: 2 DP: 0 HBP: 1	WP: 0 PB: 0 SB: 1 CS: 2	PA: 60
PITCHER	IP 5.2	WLS 27	BF 8	H 3	R 3	ER 3	SO 3	BB 2	IBB 0	HBP 0	BLK 0	WP 0	HR 0	R 31	P 39	ERA 4.76	WHIP 1.765											
Doug Rau, L ERA: 3.38 (6, 1)	2.1	13	5	2	2	0	0	0	0	1	0	0	0	0	12	13	7.71	2.143										
Mike Marshall, R ERA: 3.26 (9, 1)	4.0	14	2	0	0	1	1	0	0	0	0	0	0	15	19	0.00	0.750											
Rick Rhoden, R ERA: 3.09 (13, 1)	2.0	W	6	0	0	0	1	0	0	0	0	0	0	8	8	0.00	0.000											
Al Downing, L ERA: 2.66																												

San Diego Padres @ Los Angeles Dodgers
Dodger Stadium, Los Angeles, CA
Wed Jul 02 1975, 7:05 PM PDT
Att. 21,483 - Unknown

livebaseballscorecards.com

AB 53
R 5
H 15
RBI 5
BB 3
SO 5
LOB 21




Batter	1	2	3	4	5	6	7	8	9	10	11	12	13	14	AB	R	H	RBI	BB	SO	LOB	BOTTOM					
Davey Lopes, R OBP: 0.377, SLG: 0.331 (1, 4)	S WP 1B BB	F8													4	1	2	1	4	0	1						
Bill Buckner, L OBP: 0.239, SLG: 0.305 Rick Rhoden, R (9, 1)	F8		4-3												5	0	0	0	0	1	5						
Tom Paciorek, R OBP: 0.243, SLG: 0.287 Al Downing, R (13, 1)	1-3														0	0	0	0	0	0	0						
Ken McMillen, R OBP: 0.211, SLG: 0.471 (14, PH)															1	0	0	0	0	0	2						
Jimmy Wynn, R OBP: 0.433, SLG: 0.490 (1, 8)	S 1B BB														4	2	1	0	4	1	1						
Steve Garvey, R OBP: 0.341, SLG: 0.453 (1, 3)	F5		E4												7	1	3	1	0	0	5						
Ron Cey, R OBP: 0.346, SLG: 0.443 (1, 5)	1B		F2												6	0	3	1	1	0	3						
John Hale, L OBP: 0.357, SLG: 0.250 (1, 9)	1-3 2H 3H 1B		L9												5	0	1	2	2	0	5						
Bill Russell, R OBP: 0.270, SLG: 0.219 Leron Lee, L OBP: 0.257, SLG: 0.219 (9, PH) (9, PH)	F4														4	1	2	0	0	0	5						
Lee Lacy, R OBP: 0.379, SLG: 0.474 Ivan De Jesus, R OBP: 0.297, SLG: 0.218 (10, 6)															0	0	0	0	0	0	2						
Steve Yeager, R OBP: 0.291, SLG: 0.320 Manny Mota, R OBP: 0.314, SLG: 0.250 Paul Powell, R OBP: 0.333, SLG: 0.200 (9, 2)															3	0	1	0	0	1	4						
Doug Rau, L OBP: 0.293, SLG: 0.214 Mike Marshall, R (6, 1)															2	0	0	0	0	1	2						
Willie Crawford, L OBP: 0.330, SLG: 0.348 (9, 7)															1	0	0	0	0	0	0						
															2	0	1	0	1	0	0						
Inning Stats	R: 2 E: 0 K: 0 S: 4	H: 1 LOB: 2 BB: 3 P: 16	R: 0 E: 0 K: 1 S: 5	H: 1 LOB: 0 BB: 0 P: 5	R: 0 E: 1 K: 0 S: 5	H: 1 LOB: 2 BB: 0 P: 5	R: 1 E: 0 K: 1 S: 7	H: 2 LOB: 1 BB: 0 P: 7	R: 1 E: 0 K: 0 S: 4	H: 1 LOB: 0 BB: 2 P: 12	R: 0 E: 0 K: 1 S: 3	H: 0 LOB: 1 BB: 0 P: 9	R: 0 E: 0 K: 0 S: 3	H: 1 LOB: 1 BB: 1 P: 11	R: 0 E: 0 K: 0 S: 3	H: 0 LOB: 0 BB: 0 P: 3	R: 0 E: 0 K: 0 S: 3	R: 0 E: 0 K: 1 S: 5	H: 1 LOB: 1 BB: 0 P: 5	R: 0 E: 0 K: 0 S: 4	H: 2 LOB: 3 BB: 2 P: 12	R: 0 E: 0 K: 0 S: 4	H: 0 LOB: 0 BB: 0 P: 12	1B: 14 2B: 2 3B: 0 HR: 0	SF: 0 SAC: 2 DP: 2 HBP: 1	WP: 2 PB: 1 SB: 3 CS: 0	PA: 67
PITCHER	IP 5.0	WLS 26	BF 6	H 4	R 4	ER 3	SO 2	BB 4	IBB 1	HBP 0	BLK 0	WP 2	HR 0	R 25	P 45	ERA 5.40	WHIP 2.000										
Dave Tomlin, L ERA: 2.06 (6, 1)	2.0	7	1	0	0	1	1	0	0	0	0	0	0	8	12	0.00	1.000										
Danny Frisella, R ERA: 3.36 (8, 1)	1.1	9	3	1	1	1	1	1	1	0	0	0	0	8	17	6.75	3.000										
Brent Strom, L ERA: 0.96 (9, 1)	2.2	10	0	0	0	0	0	1	1	0	0	0	0	8	16	0.00	0.375										
Joe McIntosh, R ERA: 3.03 (12, 1)	2.2	L	15	5	1	1	1	0	2	0	0	0	0	15	23	3.38	1.875										

San Diego Padres @ Los Angeles Dodgers
Dodger Stadium, Los Angeles, CA
Wed Jul 02 1975, 7:05 PM PDT
Att. 21,483 - Unknown

livebaseballscorecards.com

AB 52
R 6
H 15
RBI 5
BB 12
SO 5
LOB 41



Batter	1	2	3	4	5	6	7	8	9	AB	R	H	RBI	BB	SO	LOB	TOP								
Von Joshua, L (1, 8) OBP: 0.368, SLG: 0.421	0-3 K		0-0 4-3		0-0 F5		0-0 1-3			4	0	0	0	0	1	3	<p>San Francisco Giants @ Los Angeles Dodgers Dodger Stadium, Los Angeles, CA Thu Jul 03 1975, 7:05 PM PDT Att: 35,929 - Unknown</p>								
Derrel Thomas, S (1, 4) OBP: 0.339, SLG: 0.361	0-0 1B FC6-4		0-0 3-1		0-0 F7			0-0 4-3		4	1	1	0	0	0	2									
Bobby Murcer, L (1, 9) OBP: 0.403, SLG: 0.478	0-0 1B FC6-4			0-0 G3		0-0 F7		0-0 F9		4	0	1	0	0	0	0									
Willie Montanez, L (1, 3) OBP: 0.338, SLG: 0.389	0-0 FC6-4			0-0 1B		0-0 F9		0-0 4-3		4	0	1	1	0	0	1									
Chris Speier, R (1, 6) OBP: 0.350, SLG: 0.378	0-0 F4			0-0 F4		0-0 3B			0-0 G1-6-3 2B	4	0	2	0	0	0	2									
Gary Thomasson, L (1, 7) OBP: 0.278, SLG: 0.277		0-0 4-3		0-0 F5		0-3 K			4-0 G1-6-3 BB	3	0	0	0	1	1	2									
Steve Ontiveros, S (1, 5) OBP: 0.383, SLG: 0.333		0-0 F8			4-0 1B BB		0-3 K		0-0 G1-6-3 1-2 2-3	3	0	0	0	1	1	2									
Dave Rader, L (1, 2) OBP: 0.351, SLG: 0.366		0-0 4-3			0-0 1-2 1B			0-0 1-6-3		4	0	2	0	0	0	1									
Pete Falcone, L (1, 1) OBP: 0.065, SLG: 0.065			0-0 P6		0-3 K		0-3 K			2	0	0	0	0	1	2									
Charlie Williams, R (5, 1) OBP: 0.154, SLG: 0.083										0	0	0	0	0	0	0									
Glenn Adams, L (7, PH) OBP: 0.382, SLG: 0.550										1	0	0	0	0	1	1									
Randy Moffitt, R (7, 1) OBP: 0.222, SLG: 0.444										0	0	0	0	0	0	0									
Dave Heaverlo, R (8, 1) OBP: 0.222, SLG: 0.444										0	0	0	0	0	0	0									
Inning Stats	R: 1 E: 0 K: 1 S: 7	H: 2 LOB: 1 BB: 0 P: 7	R: 0 E: 0 K: 0 S: 3	H: 0 LOB: 0 BB: 0 P: 3	R: 0 E: 0 K: 0 S: 3	H: 0 LOB: 0 BB: 0 P: 3	R: 0 E: 0 K: 0 S: 4	H: 1 LOB: 1 BB: 0 P: 4	R: 0 E: 0 K: 1 S: 6	H: 1 LOB: 2 BB: 1 P: 10	R: 0 E: 0 K: 1 S: 6	H: 1 LOB: 1 BB: 0 P: 6	R: 0 E: 0 K: 0 S: 8	H: 1 LOB: 1 BB: 0 P: 8	R: 0 E: 0 K: 0 S: 3	H: 0 LOB: 0 BB: 0 P: 3	R: 0 E: 0 K: 0 S: 3	H: 1 LOB: 1 BB: 1 P: 7	1B: 5 2B: 1 3B: 1 HR: 0	SF: 0 SAC: 0 DP: 1 HBP: 0	WP: 0 PB: 0 SB: 0 CS: 0	PA: 35			
PITCHER	IP WLS BF H R ER SO BB IBB HBP BLK WP HR S P ERA WHIP	8.0 W 33 7 1 1 5 2 0 0 0 0 0 0 41 49 1.12 1.125	1.0 2 0 0 0 0 0 0 0 0 0 0 0 0 2 2 0.00 0.000																						

Batter	1	2	3	4	5	6	7	8	9	AB	R	H	RBI	BB	SO	LOB	BOTTOM							
Davey Lopes, R (1, 4) OBP: 0.378, SLG: 0.332	0-3 K		0-3 K		0-0 1B BB		0-0 1B S	0-0 5-3		5	2	2	0	0	2	1	<p>San Francisco Giants @ Los Angeles Dodgers Dodger Stadium, Los Angeles, CA Thu Jul 03 1975, 7:05 PM PDT Att: 35,929 - Unknown</p>							
Bill Russell, R (1, 6) OBP: 0.317, SLG: 0.257	4-0 FC6-4 BB			0-0 1B 2B	0-0 F5		0-0 HR 1B			3	1	2	1	1	0	2								
Ivan De Jesus, R (7, FR) OBP: 0.297, SLG: 0.218				0-0 1B BB	0-0 F5		0-0 HR 1B			0	1	0	0	0	0	0								
Jimmy Wynn, R (1, 8) OBP: 0.434, SLG: 0.488	0-0 FC6-4			0-0 1B BB	4-0 1B BB		0-0 P6			3	0	1	0	1	0	2								
Steve Garvey, R (1, 3) OBP: 0.345, SLG: 0.468	0-0 F2			0-0 1B BB	0-0 BB		0-0 HR			4	1	3	5	0	0	1								
Ron Cey, R (1, 5) OBP: 0.345, SLG: 0.439		0-0 L7		0-3 K	0-0 F8		4-0 PO BB			3	0	0	0	1	1	3								
Tom Paciorek, R (1, 7) OBP: 0.252, SLG: 0.288		0-3 K		4-0 IBB		0-0 F9 1B S	0-0 P9			3	1	1	0	1	1	1								
John Hale, L (1, 9) OBP: 0.389, SLG: 0.313		0-0 CS 1B		0-0 G3		0-0 F9	0-0 PO	0-0 5-3 1B		4	0	2	0	0	0	3								
Steve Yeager, R (1, 2) OBP: 0.295, SLG: 0.324	0-0 CS		0-0 F8		0-0 BB 1B 1B		0-0 B1-3 1B	0-0 5-3		4	1	2	1	0	0	1								
Don Sutton, R (1, 1) OBP: 0.179, SLG: 0.115			0-0 6-3		0-0 F2		0-0 B1-3	0-0 F8		4	0	0	0	0	0	3								
Mike Marshall, R (9, 1) OBP: 0.179, SLG: 0.115					0-0 F2		0-0 B1-3	0-0 F8		0	0	0	0	0	0	0								
Inning Stats	R: 0 E: 0 K: 1 S: 5	H: 0 LOB: 1 BB: 1 P: 9	R: 0 E: 0 K: 1 S: 5	H: 1 LOB: 0 BB: 0 P: 5	R: 0 E: 0 K: 1 S: 5	H: 0 LOB: 0 BB: 0 P: 5	R: 1 E: 0 K: 1 S: 7	H: 3 LOB: 2 BB: 1 P: 11	R: 2 E: 0 K: 0 S: 6	H: 3 LOB: 2 BB: 1 P: 10	R: 1 E: 0 K: 0 S: 4	H: 2 LOB: 0 BB: 0 P: 4	R: 3 E: 0 K: 0 S: 5	H: 3 LOB: 1 BB: 1 P: 9	R: 0 E: 0 K: 0 S: 4	H: 1 LOB: 1 BB: 0 P: 4	1B: 11 2B: 2 3B: 0 HR: 1	SF: 0 SAC: 0 DP: 1 HBP: 0	WP: 0 PB: 0 SB: 2 CS: 1	PA: 39				
PITCHER	IP WLS BF H R ER SO BB IBB HBP BLK WP HR S P ERA WHIP	4.2 L 22 7 3 3 4 2 1 0 0 0 0 0 5 5 6.75 1.500	1.1 5 2 1 1 0 0 0 0 0 0 0 0 1 5 9 27.00 4.000	1.0 6 3 3 3 0 1 0 0 0 0 0 0 0 4 4 0.00 1.000																				

AB	33
R	1
H	7
RBI	1
BB	2
SO	5
LOB	16

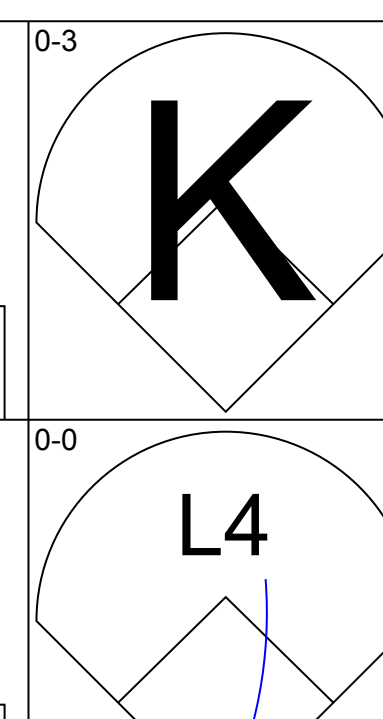
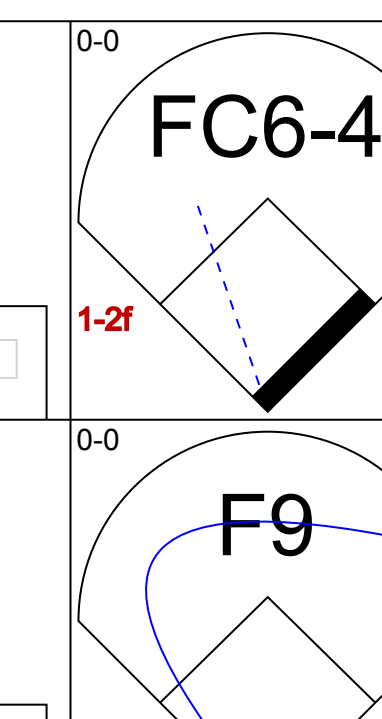
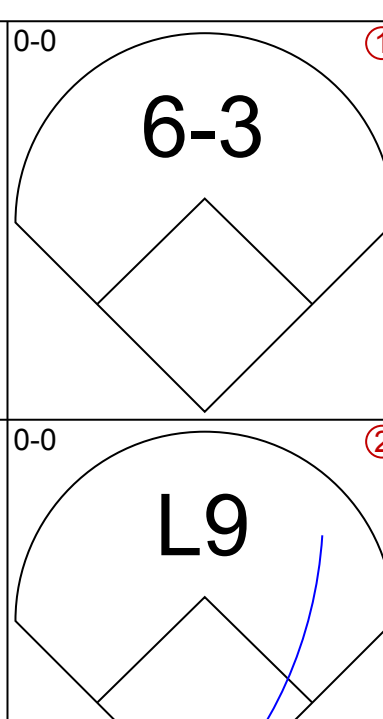
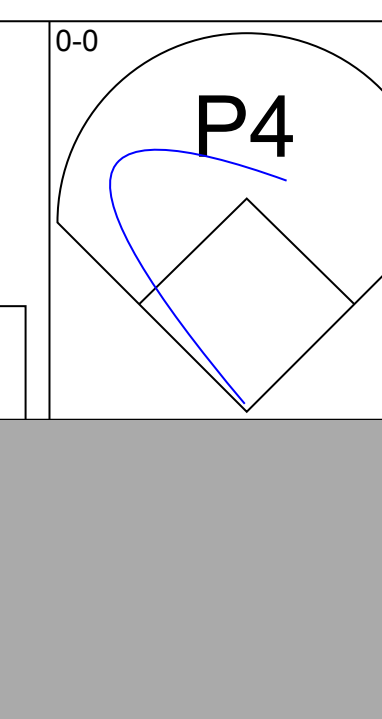
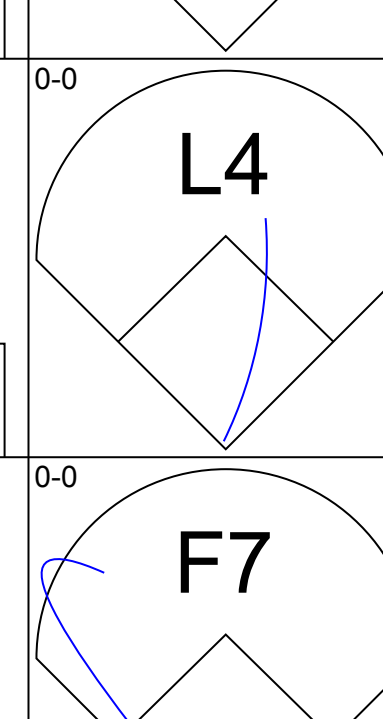
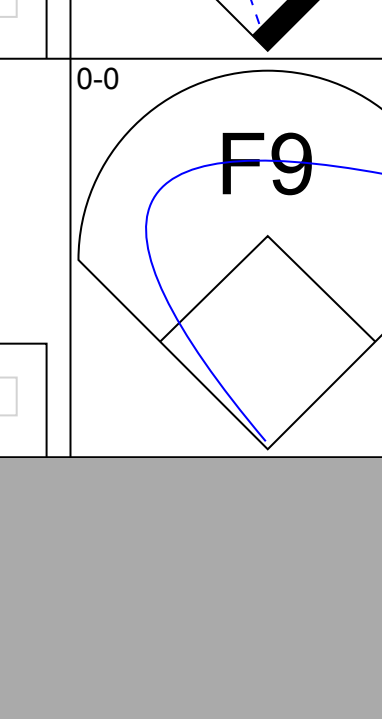
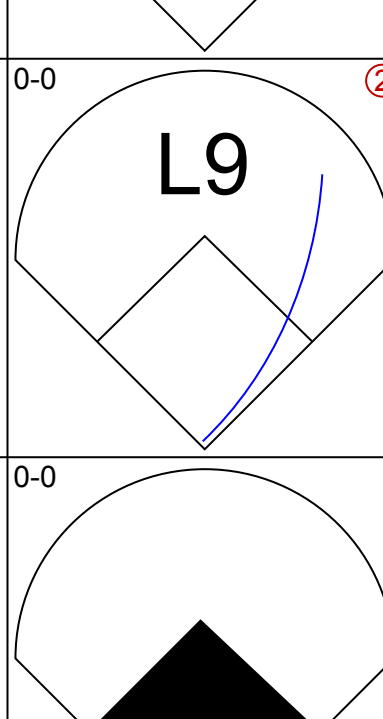
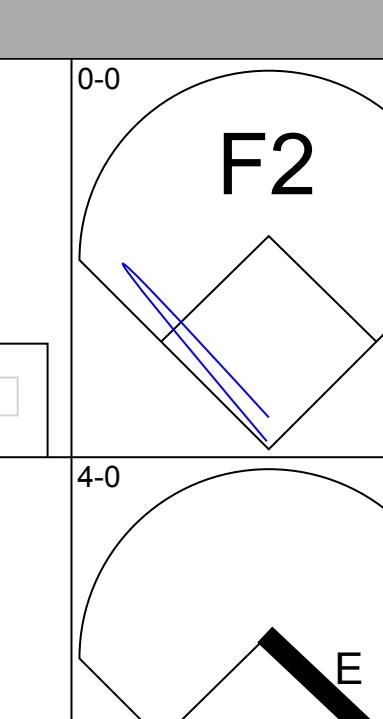
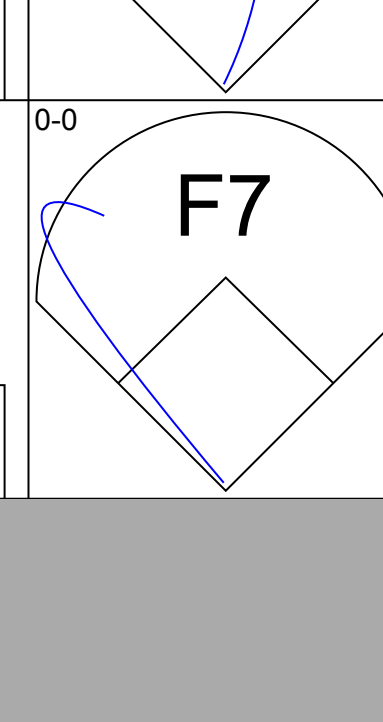
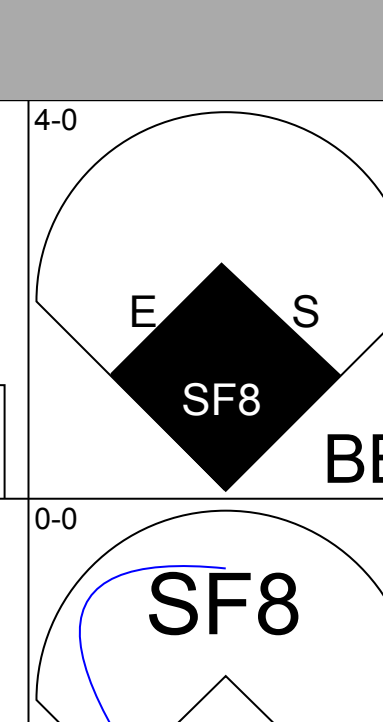
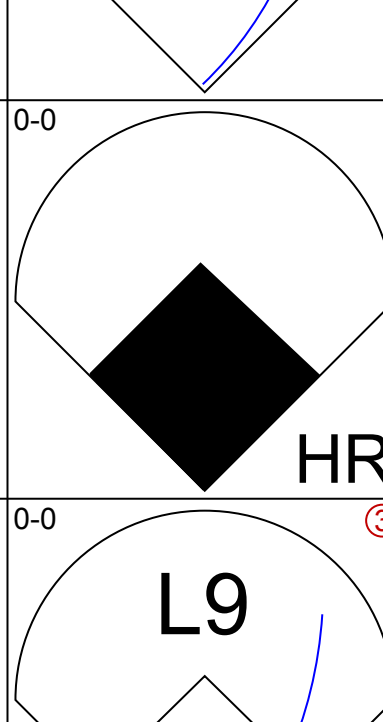
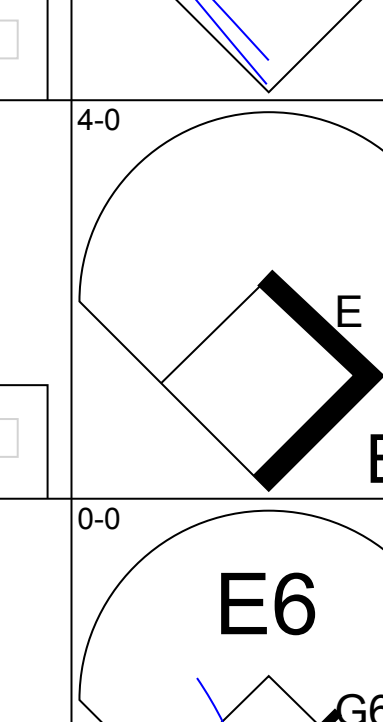
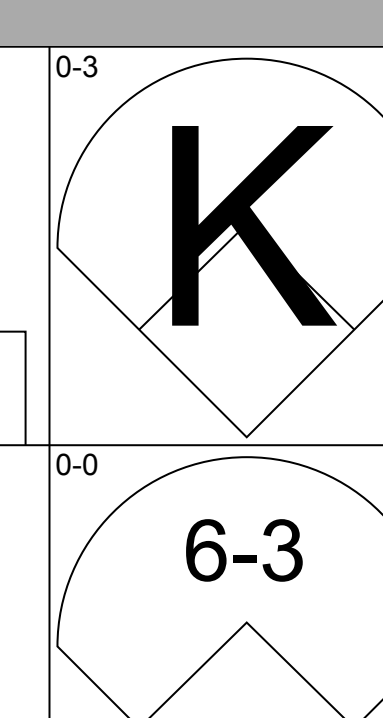
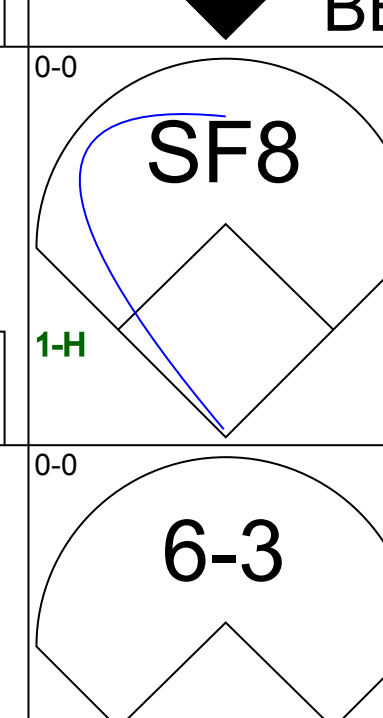
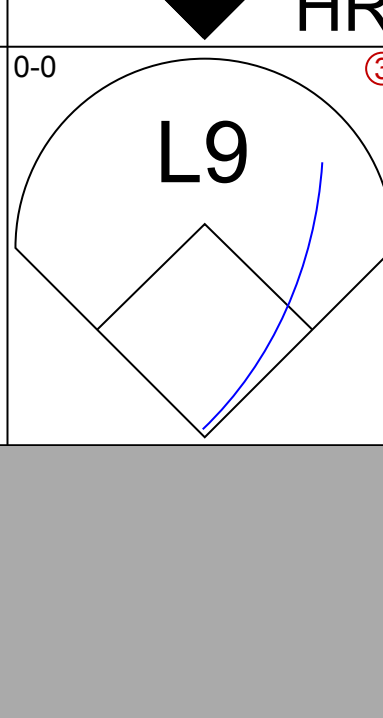
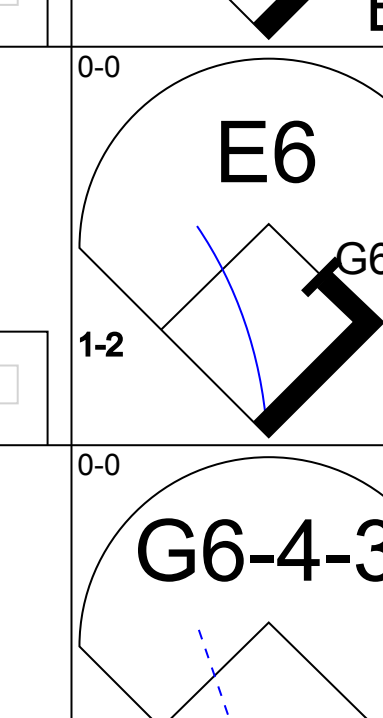
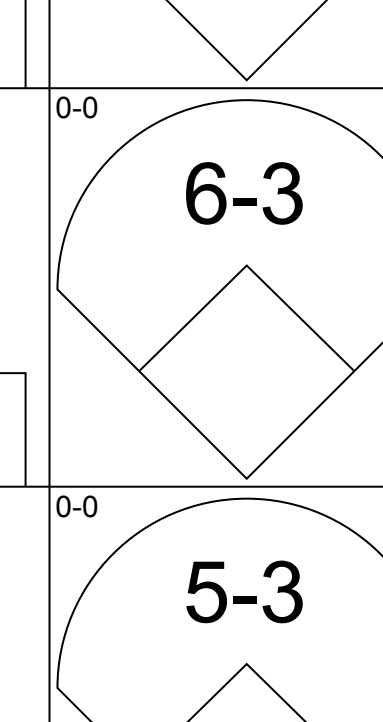
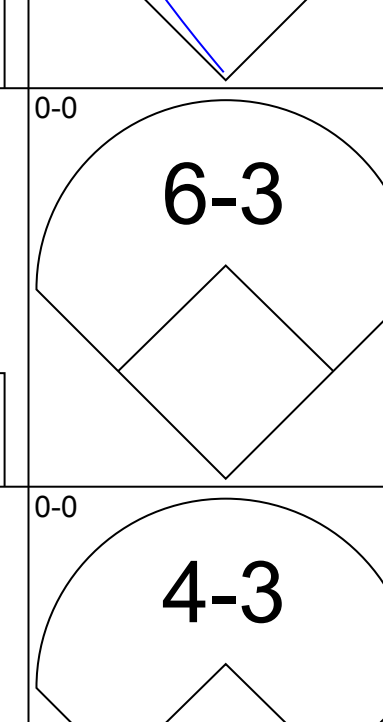
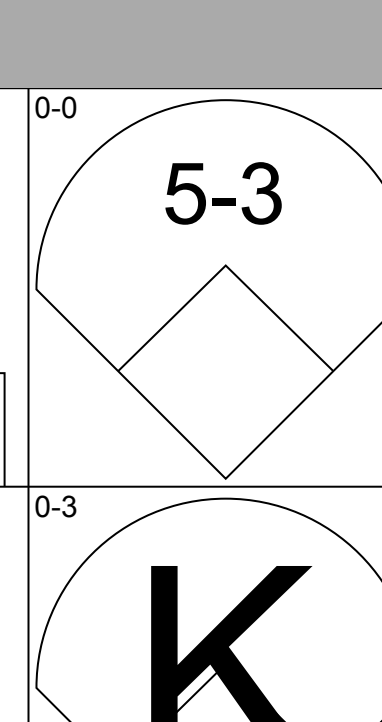
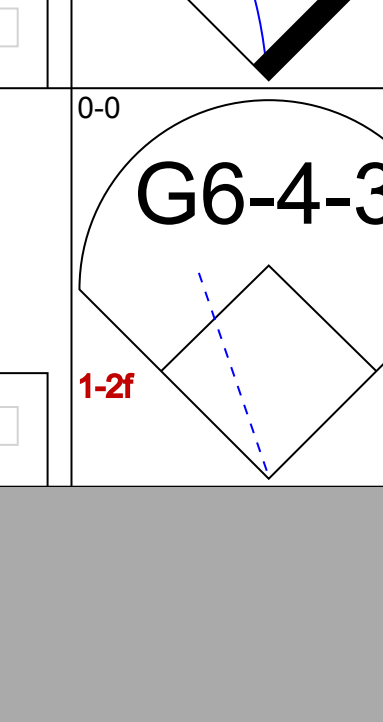
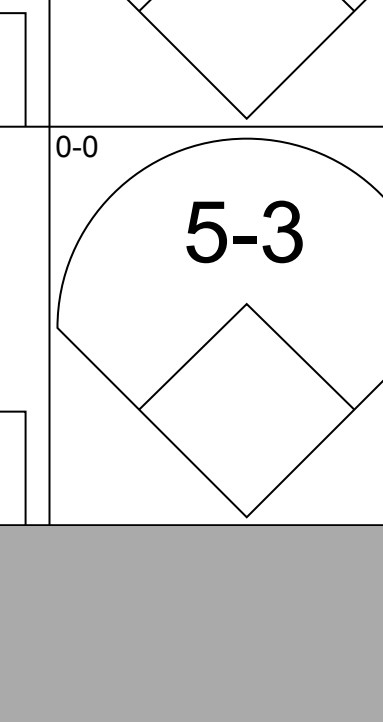
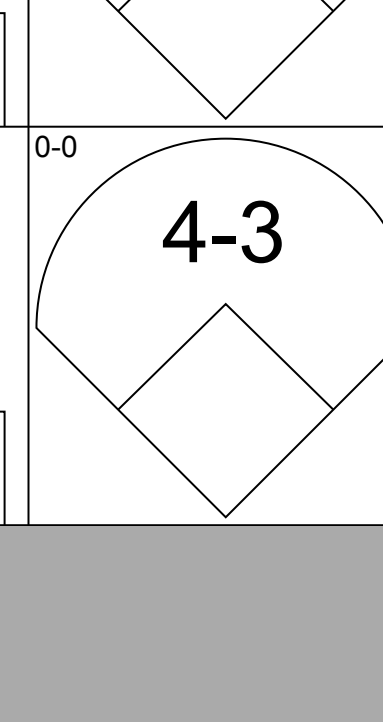
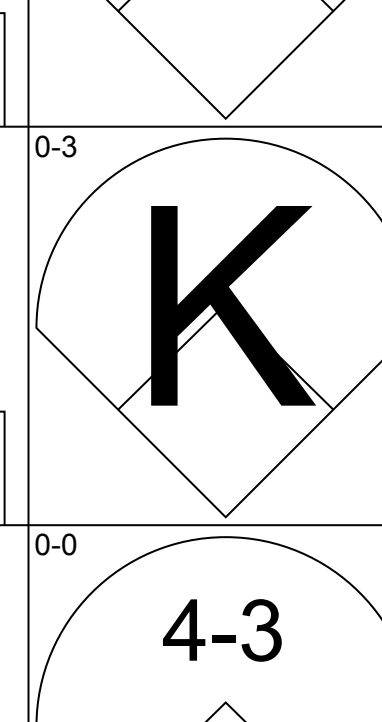
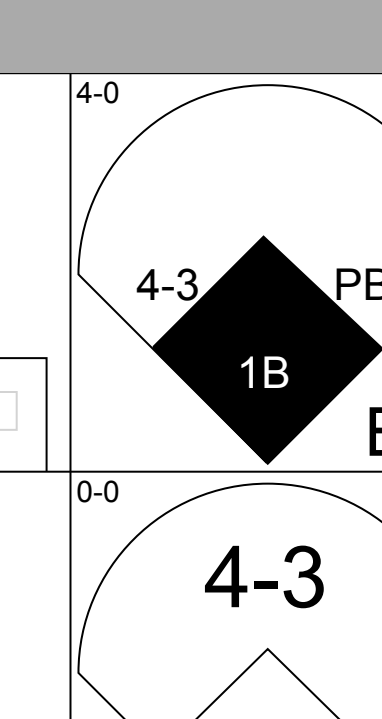
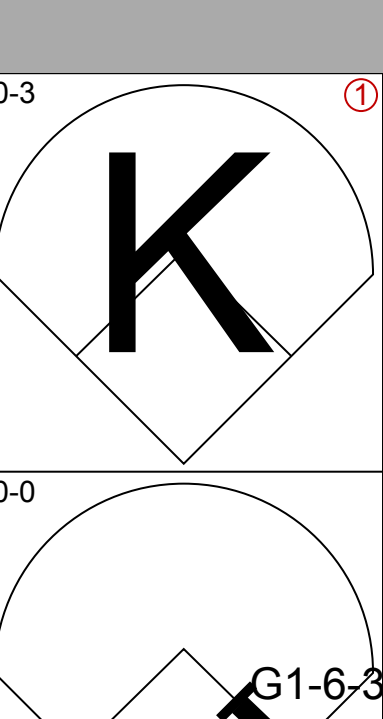
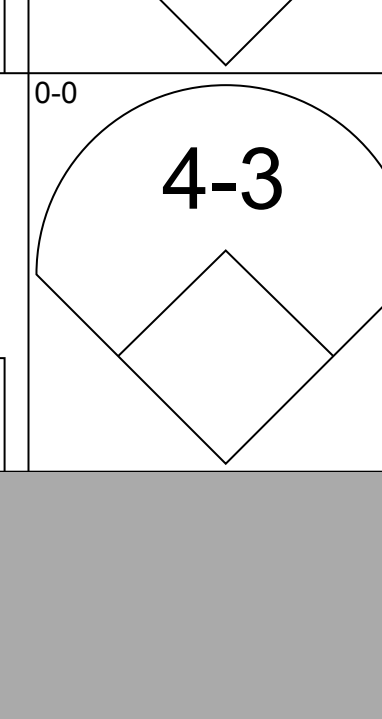
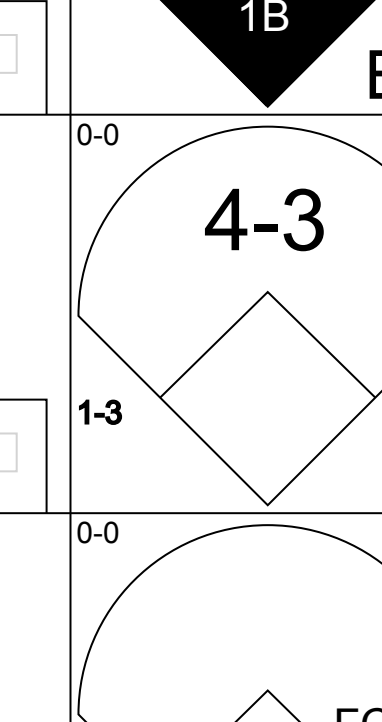
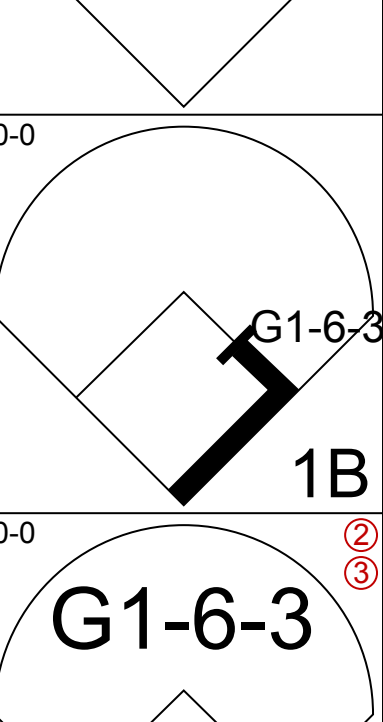
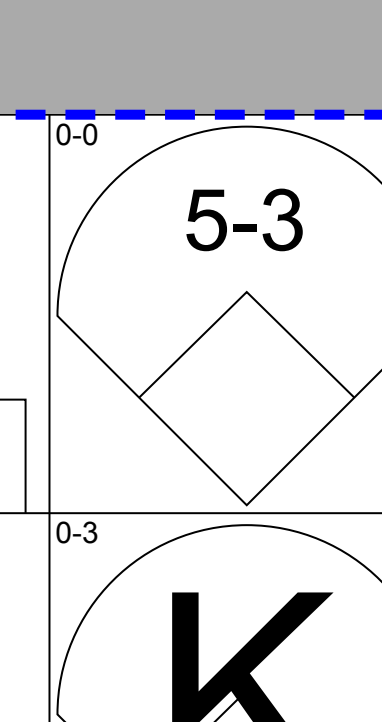
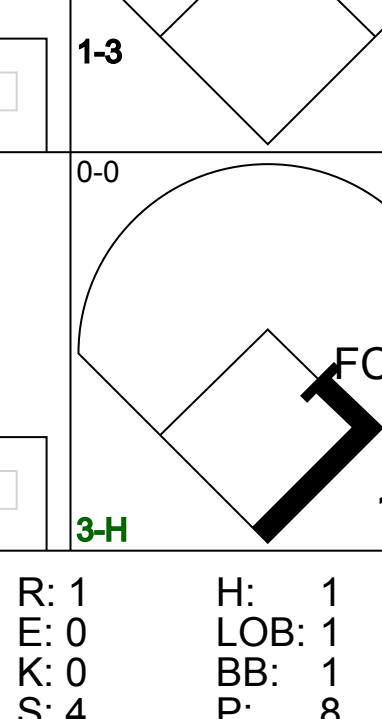
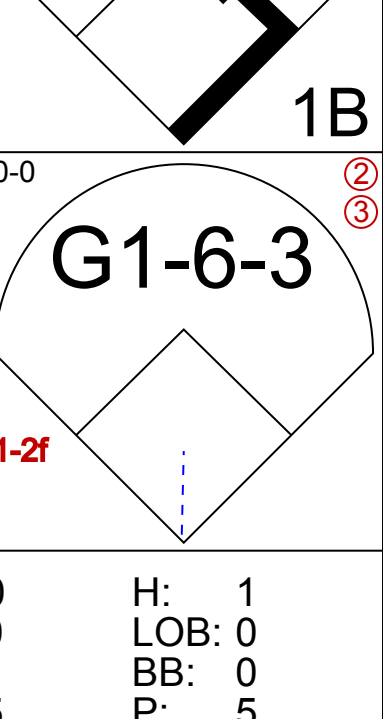
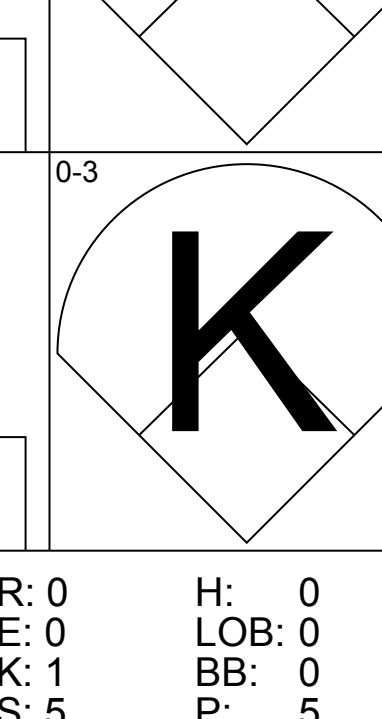



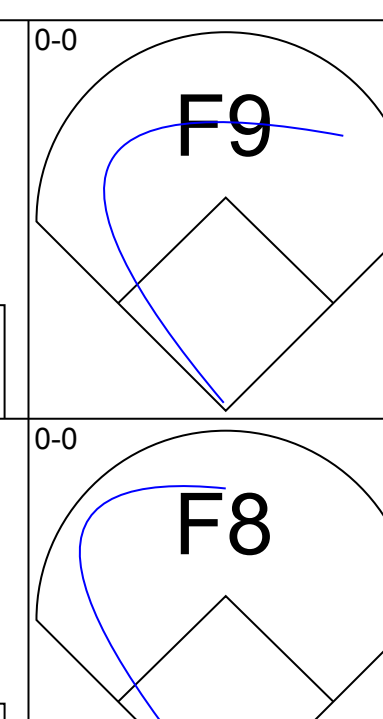
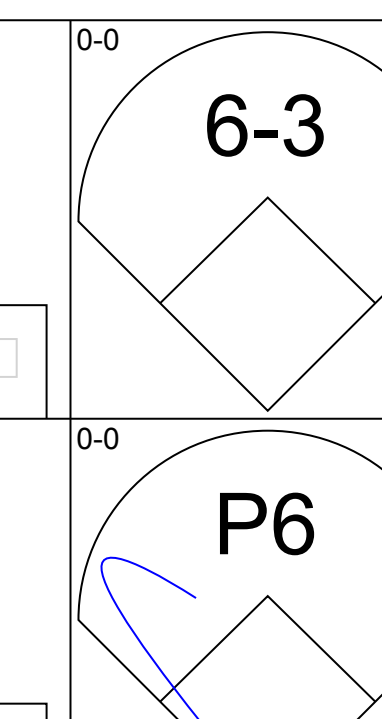
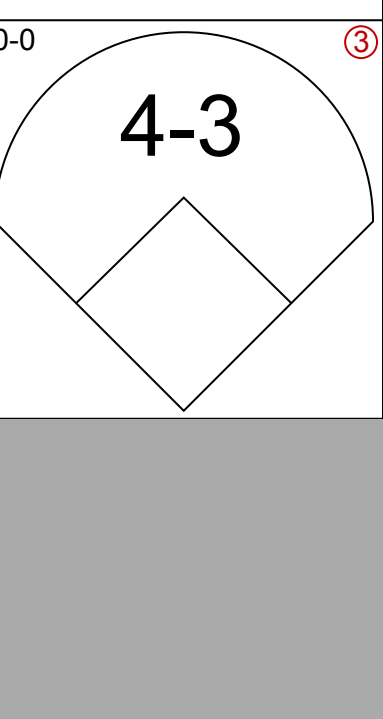
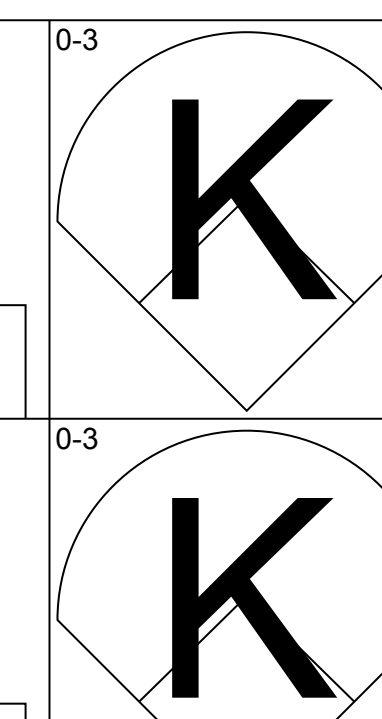
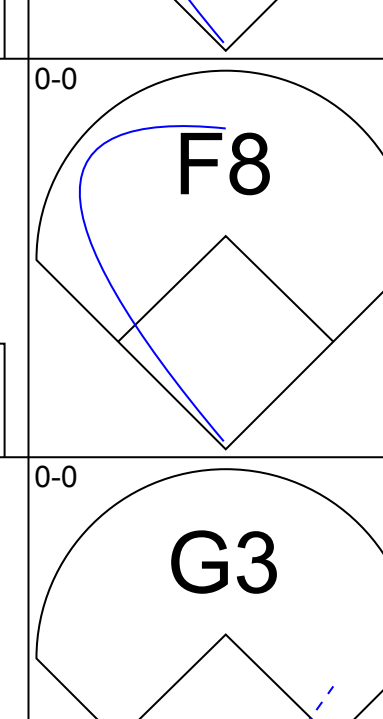
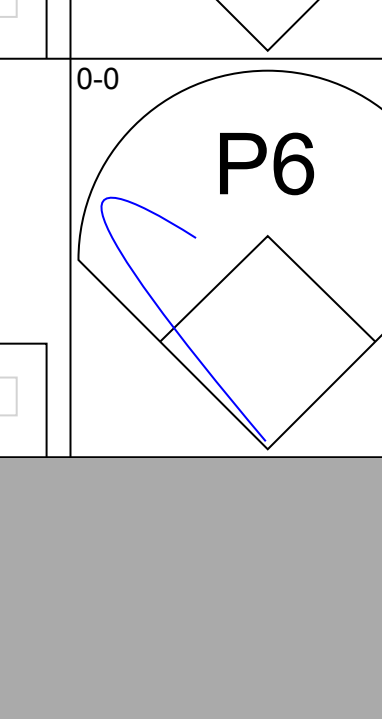
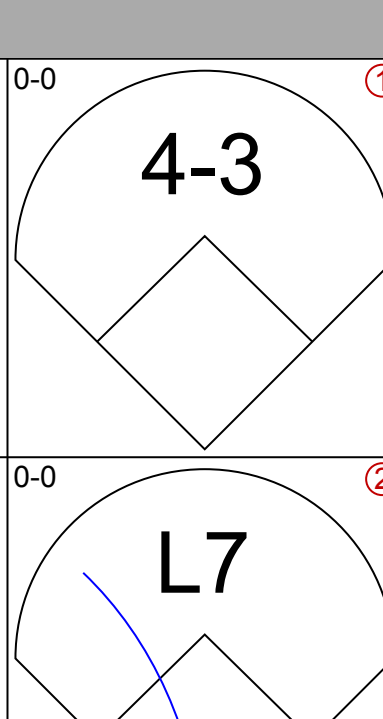
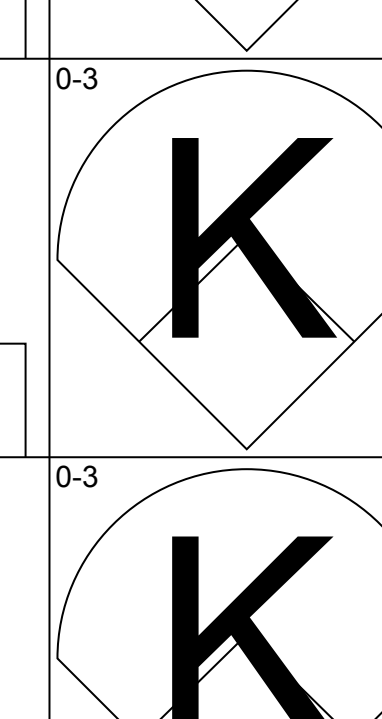
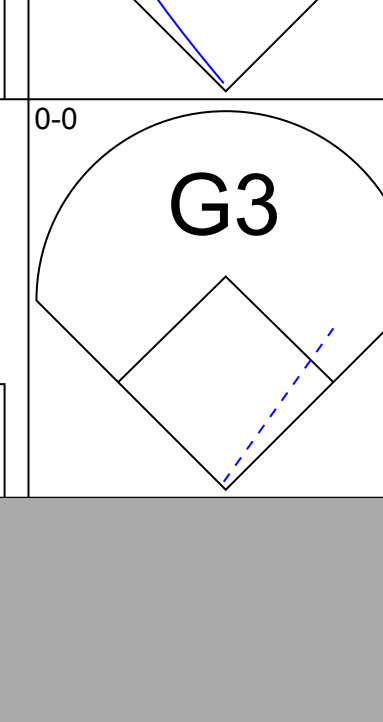
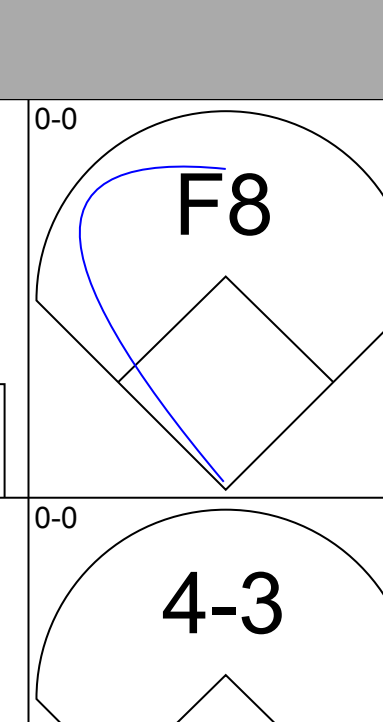
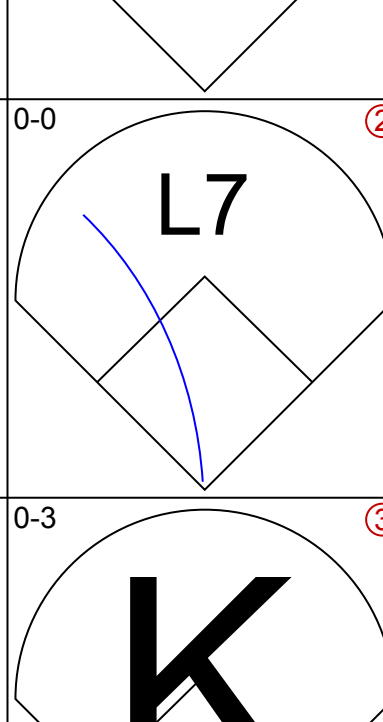
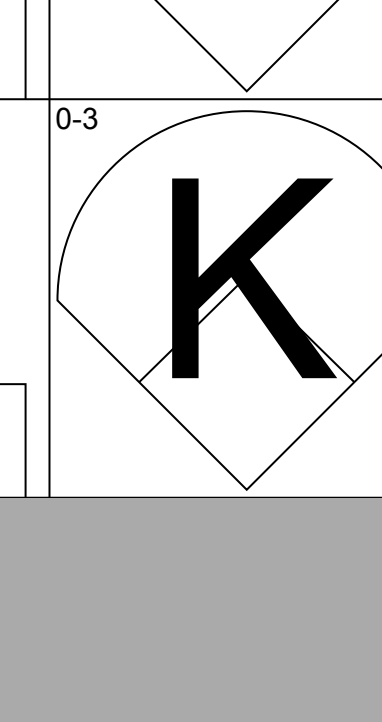
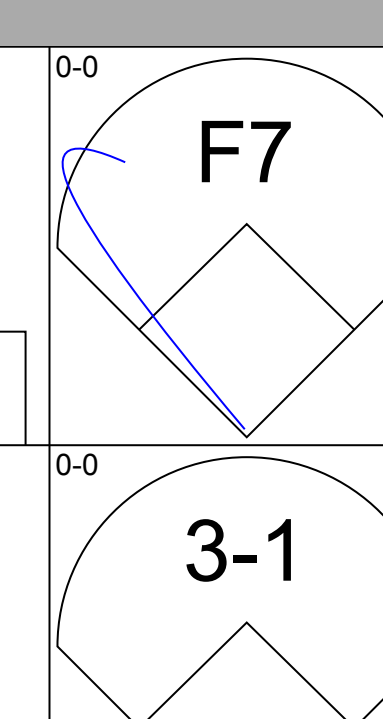
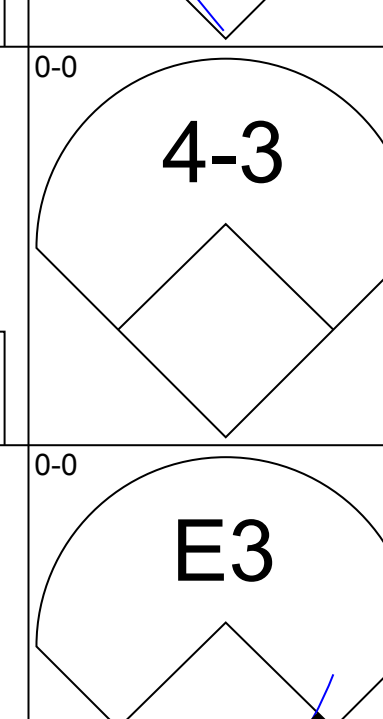

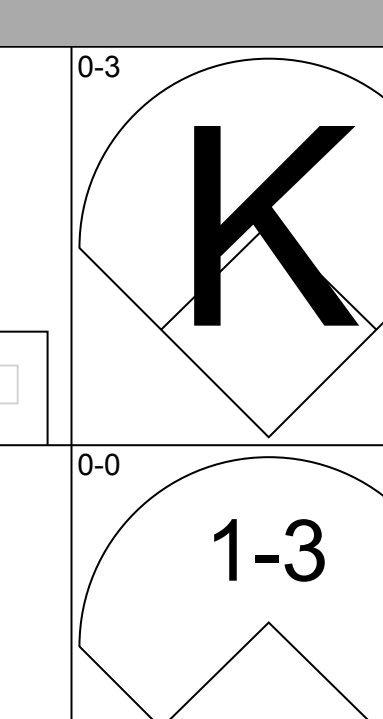
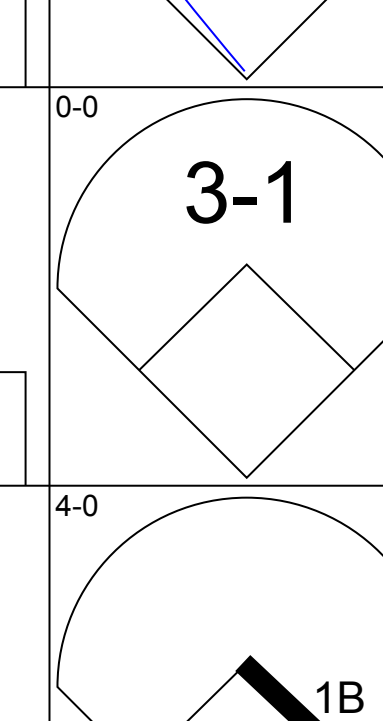
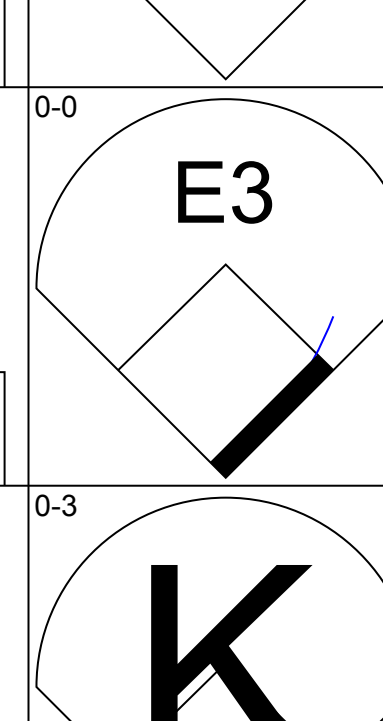
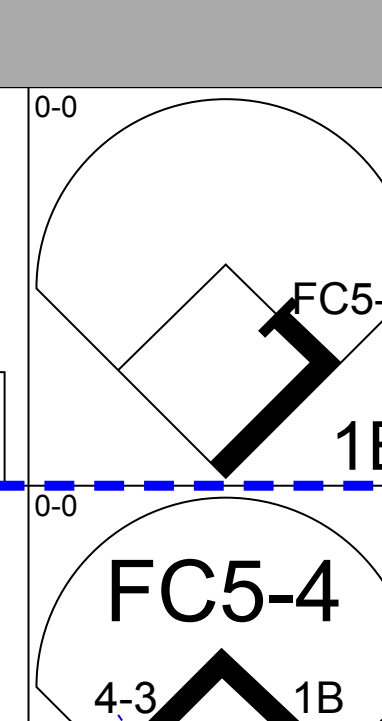
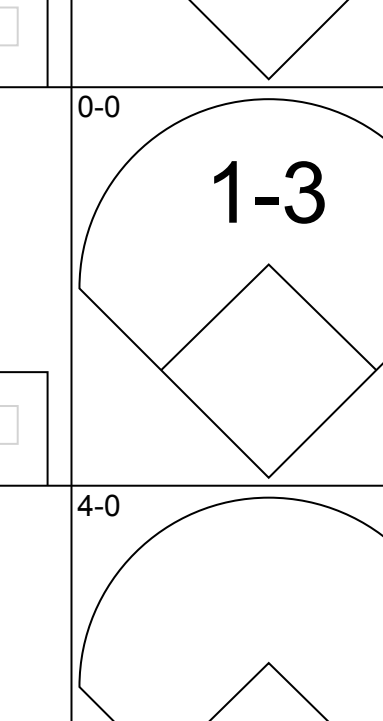
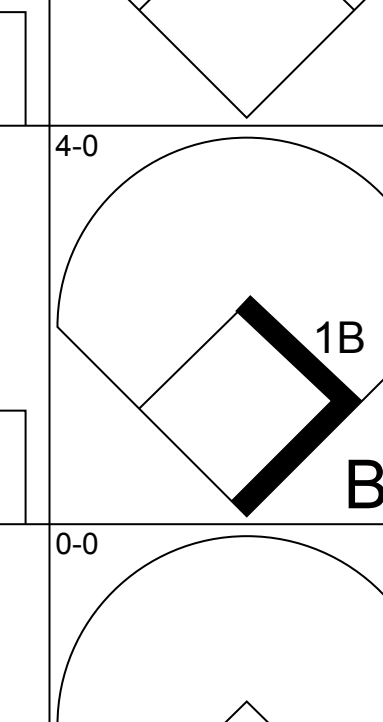
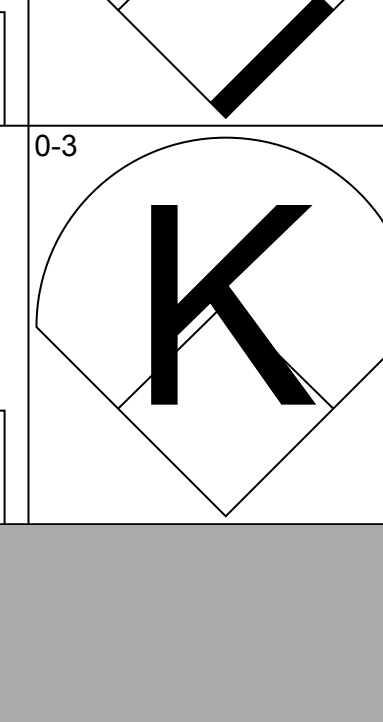
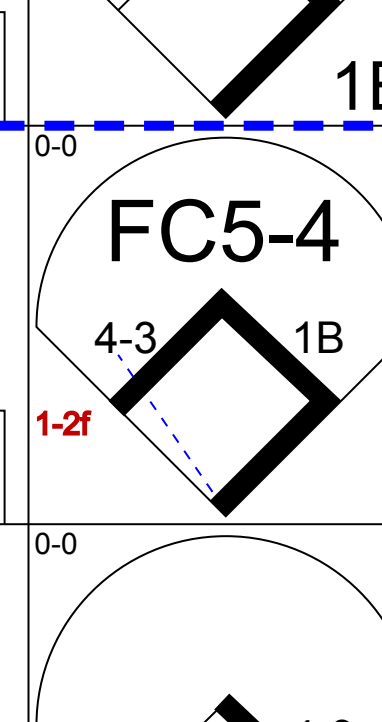
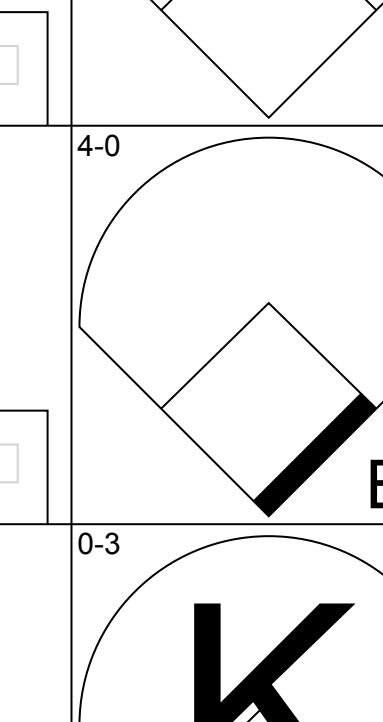
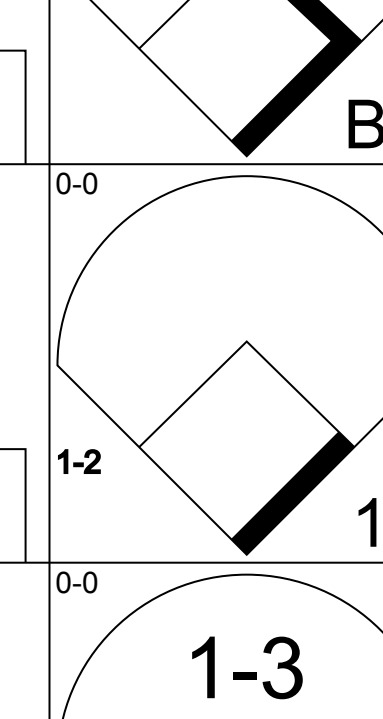
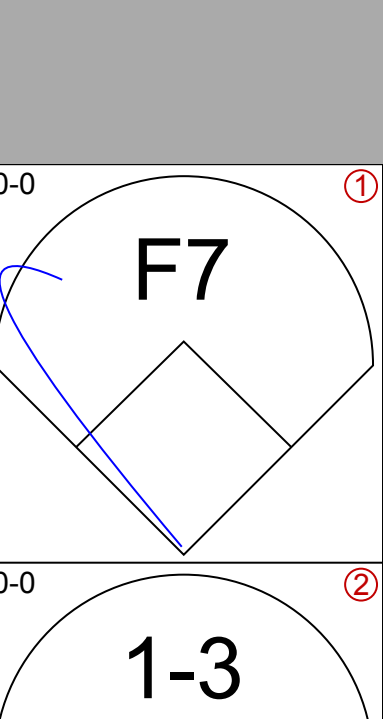
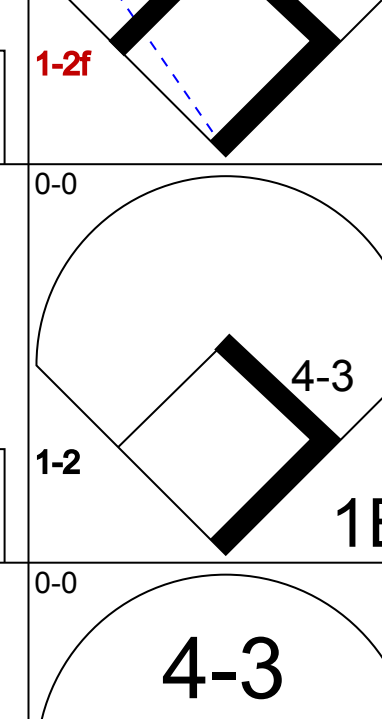
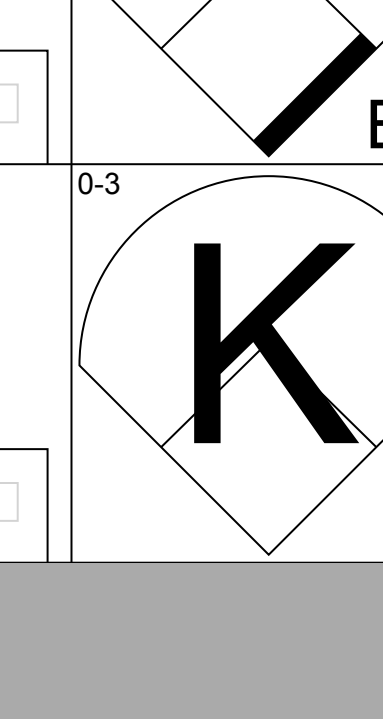
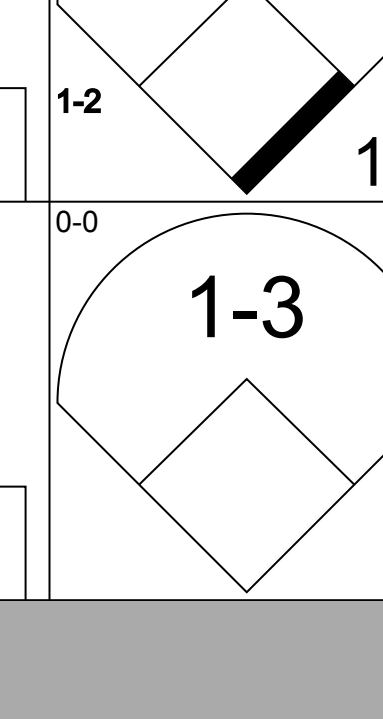
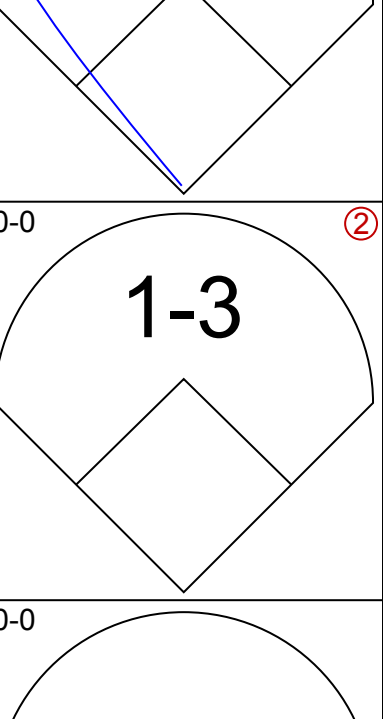
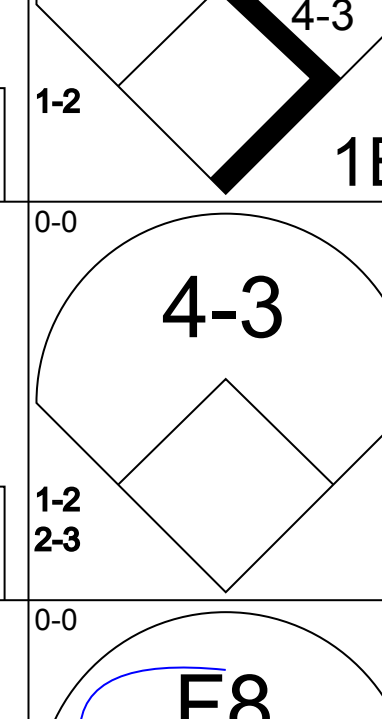
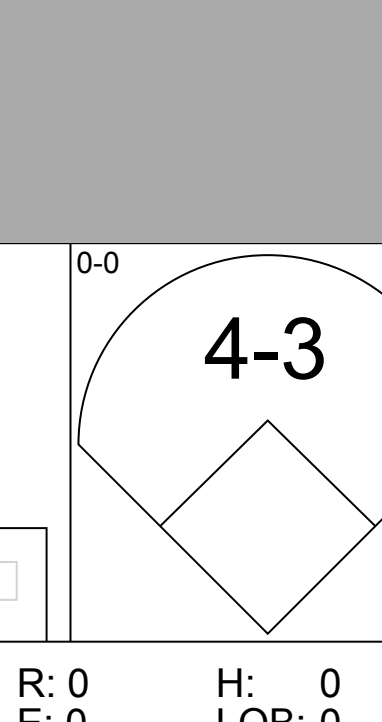
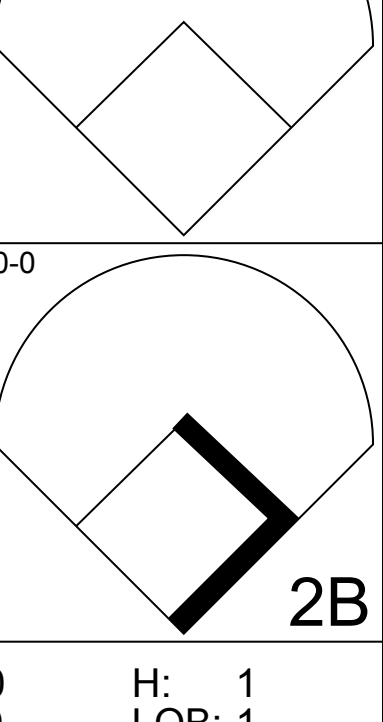

AB	33
R	7
H	13
RBI	7
BB	4
SO	4
LOB	17



Batter	1	2	3	4	5	6	7	8	9	AB	R	H	RBI	BB	SO	LOB	TOP		
Derrel Thomas, S OBP: 0.331, SLG: 0.349	F4		F7			F7			4-3 1B	4	0	1	0	0	0	0	San Francisco Giants @ Los Angeles Dodgers Dodger Stadium, Los Angeles, CA Sun Jul 06 1975, 3:33 AM PDT Att: 33,235 - Unknown		
Chris Arnold, R OBP: 0.279, SLG: 0.205	F9			K			4-3		4-3	4	0	0	0	0	1	2			
Bobby Murcer, L OBP: 0.399, SLG: 0.475	G3			F9			G3		SF7	3	0	0	1	0	0	0			
Willie Montanez, L OBP: 0.336, SLG: 0.384		P4		1-3			2-3		6-3	4	0	0	0	0	0	1			
Chris Speier, R OBP: 0.349, SLG: 0.374		F8				F3			1-3 1B	3	0	1	0	0	0	0			
Bruce Miller, R OBP: 0.276, SLG: 0.301		E6				4-3			P4	3	0	0	0	0	0	1			
Marc Hill, R OBP: 0.316, SLG: 0.316		1-3				F9			1-3	3	0	0	0	0	0	2			
Gary Thomasson, L OBP: 0.285, SLG: 0.276				F7						2	0	0	0	0	0	0			
Jake Brown, R OBP: 0.300, SLG: 0.357						F9			K	1	0	0	0	0	1	1			
Tom Bradley, R OBP: 0.370, SLG: 0.327									L6	1	0	0	0	0	1	0			
Steve Ontiveros, S OBP: 0.194, SLG: 0.083									4-3 SF7 1B	0	0	0	0	0	0	0			
Charlie Williams, R OBP: 0.353, SLG: 0.471										1	1	1	0	0	0	0			
Inning Stats	R: 0 E: 0 K: 0 S: 3	H: 0 LOB: 0 BB: 0 P: 3	R: 0 E: 1 K: 0 S: 4	H: 0 LOB: 1 BB: 0 P: 4	R: 0 E: 0 K: 1 S: 5	H: 0 LOB: 0 BB: 0 P: 5	R: 0 E: 0 K: 1 S: 5	H: 0 LOB: 0 BB: 0 P: 5	R: 0 E: 0 K: 0 S: 3	H: 0 LOB: 0 BB: 0 P: 3	R: 0 E: 0 K: 0 S: 3	H: 0 LOB: 0 BB: 0 P: 3	R: 0 E: 0 K: 1 S: 6	H: 1 LOB: 1 BB: 0 P: 6	R: 1 E: 0 K: 0 S: 5	H: 2 LOB: 1 BB: 0 P: 5	1B: 3 2B: 0 3B: 0 HR: 0	SF: 1 SAC: 0 DP: 0 HBP: 0	WP: 0 PA: 31 PB: 0 SB: 0 CS: 0
PITCHER Doug Rau, L ERA: 3.24	IP: 9.0 WLS: W BF: 31 H: 3 R: 1 ER: 1 SO: 3 BB: 0 IBB: 0 HBP: 0 BLK: 0 WP: 0 HR: 0 S: 37 P: 37 ERA: 1.00 WHIP: 0.333																		

Batter	1	2	3	4	5	6	7	8	9	AB	R	H	RBI	BB	SO	LOB	BOTTOM		
Davey Lopes, R OBP: 0.379, SLG: 0.329	K	F3		2-3 1B		F2				4	0	1	0	1	1	1	San Francisco Giants @ Los Angeles Dodgers Dodger Stadium, Los Angeles, CA Sun Jul 06 1975, 3:33 AM PDT Att: 33,235 - Unknown		
Bill Buckner, L OBP: 0.250, SLG: 0.331	HR	FC6-4 1B		P6			F8	F8		5	1	2	1	0	0	4			
Jimmy Wynn, R OBP: 0.431, SLG: 0.477	1B 2B 1B	F8		F7			K			4	1	1	0	0	1	3			
Steve Garvey, R OBP: 0.350, SLG: 0.474	2B 1B 1B	FC6-4			F8			BB		3	1	1	0	1	0	1			
Ron Cey, R OBP: 0.345, SLG: 0.441	1B 2B		4-0 BB	1-3 BB	6-3		K			3	1	1	1	1	1	1			
John Hale, L OBP: 0.367, SLG: 0.385	K			P6		F7			K	4	0	0	0	0	2	3			
Bill Russell, R ERA: 4.3										3	0	1	0	1	0	1			
Ivan De Jesus, R OBP: 0.297, SLG: 0.218	1B IBB			L3		4-3			1B 2B	0	1	0	0	0	0	0			
Steve Yeager, R OBP: 0.305, SLG: 0.326				1B SH3-4 BB						2	0	2	3	2	0	0			
Doug Rau, L OBP: 0.265, SLG: 0.200	5-3			SH3-4		K			K	3	0	0	0	0	2	4			
Inning Stats	R: 4 E: 0 K: 2 S: 12	H: 5 LOB: 2 BB: 1 P: 16	R: 0 E: 0 K: 0 S: 4	H: 1 LOB: 1 BB: 0 P: 4	R: 0 E: 0 K: 0 S: 2	H: 0 LOB: 0 BB: 1 P: 6	R: 0 E: 0 K: 0 S: 4	H: 1 LOB: 2 BB: 1 P: 8	R: 0 E: 0 K: 0 S: 3	H: 0 LOB: 0 BB: 0 P: 3	R: 0 E: 0 K: 1 S: 5	H: 0 LOB: 1 BB: 1 P: 9	R: 0 E: 0 K: 2 S: 7	H: 0 LOB: 1 BB: 1 P: 11	R: 1 E: 0 K: 2 S: 9	H: 2 LOB: 2 BB: 1 P: 13	1B: 6 2B: 3 3B: 0 HR: 1	SF: 0 SAC: 1 DP: 1 HBP: 0	WP: 0 PA: 38 PB: 0 SB: 1 CS: 0
PITCHER Tom Bradley, R ERA: 3.86	IP: 5.0 WLS: L BF: 24 H: 7 R: 4 ER: 4 SO: 2 BB: 2 IBB: 1 HBP: 0 BLK: 0 WP: 0 HR: 1 S: 25 P: 37 ERA: 7.20 WHIP: 1.800																		
Charlie Williams, R ERA: 3.86	IP: 3.0 WLS: L BF: 14 H: 2 R: 1 ER: 1 SO: 5 BB: 3 IBB: 0 HBP: 0 BLK: 0 WP: 0 HR: 0 S: 21 P: 33 ERA: 3.00 WHIP: 1.667																		

Batter	1	2	3	4	5	6	7	8	9	AB	R	H	RBI	BB	SO	LOB	TOP											
Davey Lopes, R OBP: 0.375, SLG: 0.325 (1, 4)										4	0	0	0	0	1	1	Los Angeles Dodgers @ Pittsburgh Pirates Three Rivers Stadium, Pittsburgh, PA Tue Jul 08 1975, 7:05 PM EDT Att: 29,376 - Unknown livebaseballscorecards.com											
Bill Buckner, L OBP: 0.244, SLG: 0.322 (1, 7)										4	0	0	0	0	0	1												
Jimmy Wynn, R OBP: 0.434, SLG: 0.489 (1, 8)										2	2	1	1	2	0	0												
Steve Garvey, R OBP: 0.346, SLG: 0.470 (1, 3)										3	0	0	1	0	1	1												
Ron Cey, R OBP: 0.341, SLG: 0.435 (1, 5)										4	0	0	0	0	0	2												
John Hale, L OBP: 0.333, SLG: 0.345 (1, 9)										3	0	0	0	0	1	0												
Bill Russell, R OBP: 0.327, SLG: 0.277 (1, 6)										2	1	0	0	1	1	0												
Steve Yeager, R OBP: 0.305, SLG: 0.326 (1, 2)										3	0	1	0	0	0	1												
Don Sutton, R OBP: 0.190, SLG: 0.130 Mike Marshall, R (7, 1)										2	0	1	1	0	0	1												
										1	0	0	0	0	1	0												
Inning Stats	R: 0 E: 0 K: 1 S: 5	H: 0 LOB: 0 BB: 0 P: 5	R: 0 E: 0 K: 1 S: 5	H: 0 LOB: 0 BB: 0 P: 5	R: 1 E: 0 K: 0 S: 4	H: 0 LOB: 0 BB: 1 P: 8	R: 1 E: 0 K: 0 S: 3	H: 0 LOB: 0 BB: 1 P: 7	R: 0 E: 0 K: 1 S: 5	H: 0 LOB: 0 BB: 0 P: 5	R: 0 E: 0 K: 1 S: 5	H: 0 LOB: 0 BB: 0 P: 5	R: 0 E: 1 K: 0 S: 3	H: 0 LOB: 1 BB: 1 P: 7	1B: 2 2B: 0 3B: 0 HR: 1	SF: 1 SAC: 0 DP: 2 HBP: 0		WP: 0 PB: 1 SB: 1 CS: 0	PA: 32									
PITCHER	IP	WLS	BF	H	R	ER	SO	BB	IBB	HBP	BLK	WP	HR	S	P	ERA	WHIP											
Dock Ellis, R ERA: 3.35 Larry Demery, R ERA: 2.85	(1, 1)	7.0	L	25	3	3	1	4	2	0	0	0	0	1	31	39	1.29	0.714										
(8, 1)	2.0	7	0	0	0	0	1	1	0	0	0	0	0	0	8	12	0.00	0.500										

Batter	1	2	3	4	5	6	7	8	9	AB	R	H	RBI	BB	SO	LOB	BOTTOM										
Rennie Stennett, R OBP: 0.300, SLG: 0.370 (1, 4)										4	0	0	0	0	1	1	Los Angeles Dodgers @ Pittsburgh Pirates Three Rivers Stadium, Pittsburgh, PA Tue Jul 08 1975, 7:05 PM EDT Att: 29,376 - Unknown livebaseballscorecards.com										
Richie Hebner, L OBP: 0.360, SLG: 0.466 (1, 5)										4	0	0	0	0	1	0											
Al Oliver, L OBP: 0.312, SLG: 0.468 (1, 8)										4	0	0	0	0	1	0											
Willie Stargell, L OBP: 0.366, SLG: 0.524 (1, 3)										4	0	0	0	0	2	0											
Dave Parker, L OBP: 0.368, SLG: 0.580 (1, 9)										4	0	1	0	0	0	0											
Richie Zisk, R OBP: 0.348, SLG: 0.404 (1, 7)										2	0	0	0	2	1	2											
Manny Sanguillen, R OBP: 0.402, SLG: 0.437 (1, 2)										4	0	2	0	0	1	1											
Frank Taveras, R OBP: 0.255, SLG: 0.241 Ed Kirkpatrick, L OBP: 0.333, SLG: 0.339 Mario Mendoza, R OBP: 0.184, SLG: 0.139 (7, PH) (8, 6)										2	0	0	0	0	0	2											
Dock Ellis, S OBP: 0.259, SLG: 0.174 Bob Robertson, R OBP: 0.347, SLG: 0.468 Larry Demery, R OBP: 0.333, SLG: 0.385 (7, PH) (8, 1)										1	0	0	0	0	0	2											
										0	0	0	0	0	0	0											
Inning Stats	R: 0 E: 0 K: 0 S: 3	H: 0 LOB: 0 BB: 0 P: 3	R: 0 E: 0 K: 0 S: 4	H: 1 LOB: 2 BB: 1 P: 8	R: 0 E: 0 K: 0 S: 3	H: 0 LOB: 0 BB: 0 P: 3	R: 0 E: 1 K: 1 S: 6	H: 0 LOB: 1 BB: 0 P: 6	R: 0 E: 0 K: 1 S: 5	H: 0 LOB: 0 BB: 0 P: 5	R: 0 E: 0 K: 0 S: 5	H: 2 LOB: 2 BB: 0 P: 5	R: 0 E: 0 K: 3 S: 9	H: 0 LOB: 0 BB: 0 P: 9	R: 0 E: 0 K: 2 S: 7	H: 0 LOB: 1 BB: 1 P: 11		1B: 3 2B: 1 3B: 0 HR: 0	SF: 0 SAC: 0 DP: 0 HBP: 0	WP: 0 PB: 0 SB: 0 CS: 0	PA: 34						
PITCHER	IP	WLS	BF	H	R	ER	SO	BB	IBB	HBP	BLK	WP	HR	S	P	ERA	WHIP										
Don Sutton, R ERA: 2.28 Mike Marshall, R ERA: 2.85	(1, 1)	6.0	W	23	3	0	0	2	1	0	0	0	0	26	30	0.00	0.667										
(7, 1)	3.0	S	11	1	0	0	5	1	0	0	0	0	0	20	24	0.00	0.667										

Batter	1	2	3	4	5	6	7	8	9	AB	R	H	RBI	BB	SO	LOB	TOP									
Davey Lopes, R OBP: 0.367, SLG: 0.317 (1, 4)	0-0 4-3		0-0 1-3			0-0 6-3		0-0 6-3		4	0	0	0	0	0	1	Los Angeles Dodgers @ Pittsburgh Pirates Three Rivers Stadium, Pittsburgh, PA Thu Jul 10 1975, 7:05 PM EDT Att: 18,521 - Unknown livebaseballscorecards.com									
Bill Russell, R OBP: 0.323, SLG: 0.278 Mike Marshall, R (8, 1)	0-0 2-3		0-0 F5			0-0 BB 1B		0-0 F4		4	0	1	0	0	0	1										
Jimmy Wynn, R OBP: 0.436, SLG: 0.483 (1, 8)	0-0 F8			0-0 F8		4-0 BB G6-4-3 1-2			4-0 BB 1B	2	0	0	0	2	0	0										
Steve Garvey, R OBP: 0.347, SLG: 0.476 (1, 3)		0-0 E6 1-3		0-0 HR		0-0 G6-4-3 1-2			0-0 BB 1B	4	1	2	1	0	0	2										
Ron Cey, R OBP: 0.339, SLG: 0.429 (1, 5)		0-0 1-3 1-2		0-0 L6			0-3 K		0-0 F3	4	0	0	0	0	1	3										
Tom Paciorek, R OBP: 0.246, SLG: 0.280 Bill Buckner, L OBP: 0.242, SLG: 0.318 (9, PH)		0-3 K		0-3 K			0-0 P5		0-0 F8	3	0	0	0	0	2	1										
John Hale, L OBP: 0.366, SLG: 0.472 (1, 9)		0-3 K			0-0 4-3		0-0 2B		0-0 F2	4	0	1	0	0	1	3										
Steve Yeager, R OBP: 0.306, SLG: 0.327 (1, 2)			0-0 SH5-4 1B		0-0 F9		0-0 4-3			3	0	1	0	0	0	1										
Burt Hooton, R OBP: 0.188, SLG: 0.200 Lee Lacy, R OBP: 0.376, SLG: 0.470 Ivan De Jesus, R OBP: 0.297, SLG: 0.218 (8, PH)			0-0 SH5-4 1-2		0-0 5-3			0-0 F9		1	0	0	0	0	0	0										
										1	0	0	0	0	0	0										
Inning Stats	R: 0 E: 0 K: 0 S: 3	H: 0 LOB: 0 BB: 0 P: 3	R: 0 E: 1 K: 2 S: 8	H: 0 LOB: 1 BB: 0 P: 8	R: 0 E: 0 K: 0 S: 4	H: 1 LOB: 1 BB: 0 P: 4	R: 1 E: 0 K: 1 S: 6	H: 1 LOB: 0 BB: 0 P: 6	R: 0 E: 0 K: 0 S: 3	H: 0 LOB: 0 BB: 0 P: 3	R: 0 E: 0 K: 0 S: 3	H: 1 LOB: 1 BB: 0 P: 7	R: 0 E: 0 K: 1 S: 6	H: 1 LOB: 1 BB: 0 P: 6	R: 0 E: 0 K: 0 S: 3	H: 0 LOB: 0 BB: 1 P: 3	R: 0 E: 0 K: 0 S: 4	H: 1 LOB: 2 BB: 1 P: 8	1B: 3 2B: 1 3B: 0 HR: 1	SF: 0 SAC: 1 DP: 1 HBP: 0	WP: 0 PB: 0 SB: 0 CS: 0	PA: 34				
PITCHER	IP	WLS	BF	H	R	ER	SO	BB	IBB	HBP	BLK	WP	HR	S	P	ERA	WHIP									
Jerry Reuss, L ERA: 2.23 Dave Giusti, R ERA: 2.45	(1, 1)	8.0	W	31	5	1	1	4	2	0	0	0	0	1	37	45	1.12	0.875								
	(9, 1)	1.0	S	3	0	0	0	0	0	0	0	0	0	3	3	0.00	0.000									

Batter	1	2	3	4	5	6	7	8	9	AB	R	H	RBI	BB	SO	LOB	BOTTOM									
Rennie Stennett, R OBP: 0.296, SLG: 0.367 (1, 4)	0-0 1-3		0-0 2B		0-0 4-3			0-0 G3		4	0	1	1	0	0	1	Los Angeles Dodgers @ Pittsburgh Pirates Three Rivers Stadium, Pittsburgh, PA Thu Jul 10 1975, 7:05 PM EDT Att: 18,521 - Unknown livebaseballscorecards.com									
Ed Kirkpatrick, L OBP: 0.325, SLG: 0.319 (1, 7)	0-0 4-3		0-3 K			0-0 P3		0-0 HR 1B		4	1	1	0	0	1	1										
Al Oliver, L OBP: 0.311, SLG: 0.462 (1, 8)	0-0 5-3			0-0 F8		0-0 E7 1B		0-0 L7		4	1	1	0	0	0	1										
Willie Stargell, L OBP: 0.370, SLG: 0.536 (1, 3)		0-0 F2		0-0 F3		0-0 G1 1B		0-0 HR		4	1	2	3	0	0	0										
Dave Parker, L OBP: 0.368, SLG: 0.585 (1, 9)		0-3 K2-3		0-0 E4		0-0 G1 1-2		0-0 3B		4	0	1	0	0	1	1										
Richie Hebner, L OBP: 0.359, SLG: 0.461 (1, 5)		0-0 F8		0-0 G3		0-0 F8		4-0 BB		3	0	0	0	1	0	2										
Manny Sanguillen, R OBP: 0.403, SLG: 0.437 (1, 2)			0-0 1B 2B 1B		0-0 F9		0-0 F3	0-0 F7		4	1	1	0	0	0	2										
Frank Taveras, R OBP: 0.257, SLG: 0.240 (1, 6)			0-0 2B 1B		4-0 WP SH1 BB		0-0 F5			2	0	1	0	1	0	0										
Jerry Reuss, L OBP: 0.300, SLG: 0.263 Dave Giusti, R OBP: 0.286, SLG: 0.167 (9, 1)			0-3 K		0-0 SH1 1-2		0-0 4-3			2	0	0	0	0	1	2										
										0	0	0	0	0	0	0										
Inning Stats	R: 0 E: 0 K: 0 S: 3	H: 0 LOB: 0 BB: 0 P: 3	R: 0 E: 0 K: 1 S: 5	H: 0 LOB: 0 BB: 0 P: 5	R: 1 E: 0 K: 2 S: 9	H: 3 LOB: 1 BB: 0 P: 9	R: 0 E: 1 K: 0 S: 4	H: 0 LOB: 1 BB: 0 P: 4	R: 0 E: 0 K: 0 S: 3	H: 0 LOB: 1 BB: 1 P: 7	R: 1 E: 1 K: 0 S: 5	H: 2 LOB: 1 BB: 0 P: 5	R: 0 E: 0 K: 0 S: 3	H: 0 LOB: 0 BB: 0 P: 3	R: 2 E: 0 K: 0 S: 6	H: 3 LOB: 2 BB: 1 P: 10	1B: 5 2B: 1 3B: 1 HR: 1	SF: 0 SAC: 1 DP: 0 HBP: 0	WP: 1 PB: 0 SB: 0 CS: 0	PA: 34						
PITCHER	IP	WLS	BF	H	R	ER	SO	BB	IBB	HBP	BLK	WP	HR	S	P	ERA	WHIP									
Burt Hooton, R ERA: 4.54 Mike Marshall, R ERA: 3.07	(1, 1)	7.0	L	27	5	2	2	3	1	0	0	0	0	1	32	36	2.57	0.857								
	(8, 1)	1.0		7	3	2	2	0	1	0	0	0	0	1	6	10	18.00	4.000								


Batter	1	2	3	4	5	6	7	8	9	AB	R	H	RBI	BB	SO	LOB	TOP										
Davey Lopes, R OBP: 0.365, SLG: 0.315 (1, 4)										5	2	1	0	0	2	2	Los Angeles Dodgers @ St. Louis Cardinals Busch Stadium, St. Louis, MO Fri Jul 11, 1975, 7:05 PM CDT Att: 32,007 - Unknown livebaseballscorecards.com										
Bill Buckner, L OBP: 0.254, SLG: 0.342 Mike Marshall, R (7, 1)										4	1	3	3	0	0	1											
Jimmy Wynn, R OBP: 0.431, SLG: 0.476 (1, 8)										4	0	0	0	0	2	4											
Steve Garvey, R OBP: 0.346, SLG: 0.477 (1, 3)										3	1	1	1	0	0	2											
John Hale, L OBP: 0.333, SLG: 0.425 (1, 9)										4	0	0	0	0	2	1											
Ron Cey, R OBP: 0.338, SLG: 0.426 (1, 5)										4	0	1	1	0	1	0											
Bill Russell, R OBP: 0.308, SLG: 0.263 Ivan De Jesus, R OBP: 0.297, SLG: 0.218 (8, 6)										3	0	0	0	0	0	0											
Steve Yeager, R OBP: 0.305, SLG: 0.330 (1, 2)										4	1	1	0	0	2	1											
Doug Rau, L OBP: 0.275, SLG: 0.213 Jim Brewer, L OBP: 0.262, SLG: 0.250 Leron Lee, L OBP: 0.243, SLG: 0.278 Tom Paciorek, R OBP: 0.243, SLG: 0.278 (1, 1) (5, 1) (7, PH) (7, 7) (9, PH) (9, 7)										2	0	1	1	0	0	1											
Inning Stats	R: 2 E: 0 K: 1 S: 7	H: 2 LOB: 0 BB: 0 P: 7	R: 0 E: 0 K: 0 S: 4	H: 1 LOB: 1 BB: 0 P: 4	R: 0 E: 0 K: 2 S: 8	H: 1 LOB: 1 BB: 0 P: 8	R: 0 E: 0 K: 1 S: 5	H: 0 LOB: 0 BB: 0 P: 5	R: 1 E: 1 K: 0 S: 5	H: 1 LOB: 1 BB: 0 P: 5	R: 1 E: 0 K: 2 S: 9	H: 2 LOB: 1 BB: 0 P: 9	R: 2 E: 1 K: 0 S: 5	H: 2 LOB: 0 BB: 0 P: 5	R: 0 E: 0 K: 1 S: 5	H: 0 LOB: 0 BB: 0 P: 7		1B: 6 2B: 2 3B: 1 HR: 0	SF: 1 SAC: 1 DP: 1 HBP: 0	WP: 1 PA: 37 PB: 0 SB: 1 CS: 0							
PITCHER	IP	WLS	BF	H	R	ER	SO	BB	IBB	HBP	BLK	WP	HR	S	P	ERA	WHIP										
Bob Forsch, R ERA: 2.69 (1, 1)	6.0		26	7	4	3	6	0	0	0	0	1	0	38	38	4.50	1.167										
Mike Garman, R ERA: 1.94 (7, 1)	2.0	L	8	2	2	1	1	0	0	0	0	0	0	10	10	4.50	1.000										
Al Hrabosky, L ERA: 1.93 (9, 1)	1.0		3	0	0	0	2	0	0	0	0	0	0	7	7	0.00	0.000										


Batter	1	2	3	4	5	6	7	8	9	AB	R	H	RBI	BB	SO	LOB	BOTTOM										
Lou Brock, L OBP: 0.369, SLG: 0.438 (1, 7)										5	0	2	1	0	2	1	Los Angeles Dodgers @ St. Louis Cardinals Busch Stadium, St. Louis, MO Fri Jul 11, 1975, 7:05 PM CDT Att: 32,007 - Unknown livebaseballscorecards.com										
Ted Sizemore, R OBP: 0.316, SLG: 0.321 (1, 4)										4	1	0	0	1	0	3											
Reggie Smith, S OBP: 0.389, SLG: 0.546 (1, 9)										4	1	1	0	1	2	0											
Ted Simmons, S OBP: 0.408, SLG: 0.522 (1, 2)										3	0	2	2	1	0	0											
Ron Fairly, L OBP: 0.453, SLG: 0.505 (1, 3)										3	0	0	1	0	0	3											
Luis Melendez, R OBP: 0.287, SLG: 0.342 (1, 8)										4	1	2	0	0	0	1											
Ken Reitz, R OBP: 0.305, SLG: 0.349 (1, 5)										4	1	2	1	0	0	1											
Mike Tyson, R OBP: 0.296, SLG: 0.346 Willie Davis, L OBP: 0.283, SLG: 0.425 Al Hrabosky, R OBP: 0.333, SLG: 0.200 (1, 6) (8, PH) (9, 1)										2	0	0	0	0	2	1											
Bob Forsch, R OBP: 0.380, SLG: 0.511 Buddy Bradford, R OBP: 0.309, SLG: 0.410 Mike Garman, R (6, PH) (7, 1)										2	1	1	0	0	0	1											
Bake McBride, L OBP: 0.324, SLG: 0.353 Mario Guerrero, R OBP: 0.248, SLG: 0.248 (8, PH) (9, 6)										1	0	0	0	0	1	1											
Inning Stats	R: 0 E: 0 K: 1 S: 7	H: 2 LOB: 2 BB: 0 P: 7	R: 1 E: 1 K: 1 S: 8	H: 2 LOB: 2 BB: 0 P: 8	R: 0 E: 0 K: 1 S: 5	H: 0 LOB: 0 BB: 0 P: 3	R: 0 E: 0 K: 1 S: 5	H: 0 LOB: 0 BB: 0 P: 5	R: 3 E: 0 K: 0 S: 5	H: 3 LOB: 1 BB: 2 P: 13	R: 1 E: 0 K: 1 S: 7	H: 2 LOB: 1 BB: 0 P: 7	R: 0 E: 0 K: 1 S: 4	H: 0 LOB: 0 BB: 1 P: 8	R: 0 E: 0 K: 0 S: 4	H: 2 LOB: 1 BB: 0 P: 4	R: 0 E: 0 K: 2 S: 7	H: 0 LOB: 0 BB: 0 P: 7	1B: 8 2B: 3 3B: 0 HR: 0	SF: 1 SAC: 1 DP: 2 HBP: 0	WP: 0 PA: 39 PB: 0 SB: 0 CS: 1						
PITCHER	IP	WLS	BF	H	R	ER	SO	BB	IBB	HBP	BLK	WP	HR	S	P	ERA	WHIP										
Doug Rau, L ERA: 3.38 (1, 1)	4.1		21	6	4	4	3	2	0	0	0	0	0	25	33	8.31	1.846										
Jim Brewer, L ERA: 5.18 (5, 1)	1.2		8	3	1	1	1	0	0	0	0	0	0	10	10	5.40	1.800										
Mike Marshall, R ERA: 2.91 (7, 1)	3.0	W	10	2	0	0	3	1	0	0	0	0	0	15	19	0.00	1.000										

Batter	1	2	3	4	5	6	7	8	9	10	AB	R	H	RBI	BB	SO	LOB	TOP						
Davey Lopes, R (1, 4) OBP: 0.365, SLG: 0.325	K		FC4-6 1B		HR		5-3			F8	5	1	2	1	0	1	0	Los Angeles Dodgers @ St. Louis Cardinals Busch Stadium, St. Louis, MO Sat Jul 12 1975, 3:33 AM CDT Att: 31,606 - Unknown livebaseballscorecards.com						
Bill Buckner, L (1, 7) OBP: 0.268, SLG: 0.338			FC4-6		BB			F9		4-3	2	0	0	0	2	0	1							
Tom Paciorek, R (8, 7) OBP: 0.241, SLG: 0.275	BB		1-2		BB						1	0	0	0	0	0	0							
Jimmy Wynn, R (1, 8) OBP: 0.429, SLG: 0.471	K		K		F6			PB BB			3	0	0	0	1	2	3							
Steve Garvey, R (1, 3) OBP: 0.345, SLG: 0.475	6-3				F3			L7			4	0	1	0	0	0	2							
John Hale, L (1, 9) OBP: 0.347, SLG: 0.419		BB				1B		K		K	3	0	1	0	1	2	2							
Ron Cey, R (1, 5) OBP: 0.334, SLG: 0.421		F8			F8		F5			K	4	0	0	0	0	1	3							
Bill Russell, R (1, 6) OBP: 0.290, SLG: 0.246		F4			F8		F6			4-3	4	0	0	0	0	0	3							
Steve Yeager, R (1, 2) OBP: 0.300, SLG: 0.324		K			5-3			F8		F9	4	0	0	0	0	1	1							
Al Downing, R (1, 1)					L4			6-3		6-3	3	0	0	0	0	1	0							
Mike Marshall, R (9, 1)											0	0	0	0	0	0	0							
Lee Lacy, R (10, PH) OBP: 0.373, SLG: 0.466											1	0	0	0	0	0	0							
Rick Rhoden, R (10, 1)											0	0	0	0	0	0	0							
Inning Stats	R: 0 E: 0 K: 2 S: 7	H: 0 LOB: 1 BB: 1 P: 11	R: 0 E: 0 K: 1 S: 5	H: 0 LOB: 1 BB: 1 P: 9	R: 0 E: 0 K: 1 S: 6	H: 1 LOB: 1 BB: 0 P: 6	R: 0 E: 0 K: 0 S: 4	H: 1 LOB: 1 BB: 0 P: 4	R: 1 E: 0 K: 1 S: 6	H: 1 LOB: 1 BB: 1 P: 10	R: 0 E: 0 K: 1 S: 6	H: 0 LOB: 0 BB: 0 P: 3	R: 0 E: 0 K: 1 S: 5	H: 0 LOB: 1 BB: 1 P: 9	R: 0 E: 0 K: 1 S: 5	H: 0 LOB: 0 BB: 0 P: 5	R: 0 E: 0 K: 0 S: 3	H: 0 LOB: 0 BB: 0 P: 3	1B: 3 2B: 0 3B: 0 HR: 1	SF: 0 SAC: 0 DP: 0 HBP: 0	WP: 0 PB: 1 SB: 0 CS: 0	PA: 38		
PITCHER	IP 8.0	WLS 32	BF 4	H 4	R 1	ER 1	SO 7	BB 4	IBB 0	HBP 0	BLK 0	WP 0	HR 1	S 42	P 58	ERA 1.12	WHIP 1.000							
Lynn McGlothen, R (1, 1) ERA: 3.57																								
Al Hrabosky, L (9, 1) ERA: 1.84																								

Batter	1	2	3	4	5	6	7	8	9	10	AB	R	H	RBI	BB	SO	LOB	BOTTOM						
Lou Brock, L (1, 7) OBP: 0.364, SLG: 0.432	4-3		F2			6-3		4-3			4	0	0	0	0	0	1	Los Angeles Dodgers @ St. Louis Cardinals Busch Stadium, St. Louis, MO Sat Jul 12 1975, 3:33 AM CDT Att: 31,606 - Unknown livebaseballscorecards.com						
Ted Sizemore, R (1, 4) OBP: 0.315, SLG: 0.323	1-3				K		2B	6-3			4	0	1	0	0	1	0							
Reggie Smith, S (1, 9) OBP: 0.395, SLG: 0.562	5-3				S 1B		BB				3	1	2	1	1	0	0							
Ted Simmons, S (1, 2) OBP: 0.403, SLG: 0.515		K			K		F9			F9	4	0	0	0	0	2	3							
Ron Fairly, L (1, 3) OBP: 0.447, SLG: 0.491		G5-4-3 BB			K			G3		4-3	3	0	0	0	1	1	1							
Luis Melendez, R (1, 8) OBP: 0.286, SLG: 0.340		G5-4-3			F8		FC5-4 1B			6-3	4	0	1	0	0	0	1							
Ken Reitz, R (1, 5) OBP: 0.304, SLG: 0.348					6-3		F9				4	0	1	0	0	0	1							
Buddy Bradford, R (10, PR) OBP: 0.309, SLG: 0.410								F7			0	1	0	0	0	0	0							
Mike Tyson, R (1, 6) OBP: 0.297, SLG: 0.346					4-3		FC5-4			SH3 1B	3	0	1	0	0	0	1							
Lynn McGlothen, L (1, 1) OBP: 0.043, SLG: 0.043					SH2-4 1B					SH3 1B	1	0	0	0	0	0	0							
Wille Davis, L (8, PH) OBP: 0.262, SLG: 0.423					SH2-4						1	0	0	0	0	1	0							
Al Hrabosky, R (9, 1) OBP: 0.333, SLG: 0.200											0	0	0	0	0	0	0							
Bake McBride, L (10, PH) OBP: 0.328, SLG: 0.357								K			1	0	1	1	0	0	0							
Inning Stats	R: 0 E: 0 K: 0 S: 3	H: 0 LOB: 0 BB: 0 P: 3	R: 0 E: 0 K: 1 S: 4	H: 0 LOB: 0 BB: 1 P: 8	R: 0 E: 0 K: 0 S: 4	H: 1 LOB: 1 BB: 0 P: 4	R: 0 E: 0 K: 3 S: 10	H: 1 LOB: 1 BB: 0 P: 10	R: 0 E: 0 K: 0 S: 3	H: 0 LOB: 0 BB: 0 P: 3	R: 0 E: 0 K: 0 S: 4	H: 1 LOB: 1 BB: 0 P: 4	R: 0 E: 0 K: 1 S: 5	H: 0 LOB: 0 BB: 0 P: 5	R: 1 E: 0 K: 0 S: 4	H: 1 LOB: 0 BB: 0 P: 4	R: 1 E: 0 K: 0 S: 3	H: 2 LOB: 1 BB: 0 P: 3	1B: 5 2B: 1 3B: 0 HR: 1	SF: 0 SAC: 2 DP: 1 HBP: 0	WP: 0 PB: 0 SB: 1 CS: 0	PA: 36		
PITCHER	IP 8.0	WLS 30	BF 5	H 5	R 1	ER 1	SO 5	BB 2	IBB 0	HBP 0	BLK 0	WP 0	HR 1	S 38	P 46	ERA 1.12	WHIP 0.875							
Al Downing, L (1, 1) ERA: 2.28																								
Mike Marshall, R (9, 1) ERA: 2.87																								
Rick Rhoden, R (10, 1) ERA: 3.27																								



Batter	1	2	3	4	5	6	7	8	9	AB	R	H	RBI	BB	SO	LOB	TOP								
Davey Lopes, R OBP: 0.364, SLG: 0.333 (1, 4)	0-3 K		0-0 F4		0-0 F7			0-0 HR		4	1	1	1	0	1	1	Los Angeles Dodgers @ St. Louis Cardinals Busch Stadium, St. Louis, MO Sun Jul 13 1975, 3:33 AM CDT Att: 32,567 - Unknown AB 32 R 1 H 5 RBI 1 BB 2 SO 2 LOB 13 								
Bill Buckner, L OBP: 0.254, SLG: 0.329 (1, 7)	0-0 4-3			0-0 F7		0-0 F4		0-0 3-1		4	0	0	0	0	0	0									
John Hale, L OBP: 0.358, SLG: 0.426 (1, 8)	0-0 F8			0-0 1B		0-0 F7			0-0 BB 1B	4	0	2	0	0	0	0									
Steve Garvey, R OBP: 0.344, SLG: 0.472 (1, 3)		0-0 6-3		0-0 1B		0-0 6-3			0-0 F9	4	0	1	0	0	0	1									
Willie Crawford, L OBP: 0.326, SLG: 0.340 (9, PH)		0-0 6-3		0-0 F5			0-0 4-3		4-0 FC6 BB	3	0	0	0	0	0	2									
Manny Mota, R OBP: 0.231, SLG: 0.235 (9, PR)									1-2 BB	0	0	0	0	1	0	0									
Tom Paciorek, R OBP: 0.241, SLG: 0.275 (9, 9)										0	0	0	0	0	0	0									
Ron Cey, R OBP: 0.333, SLG: 0.417 (1, 5)		4-0 BB		0-0 F9		0-0 F9		0-0 F4		3	0	0	0	1	0	4									
Bill Russell, R OBP: 0.288, SLG: 0.246 (1, 6)		0-0 5-3			0-0 E4 4-3 1B		0-0 F7		0-0 FC6 1-2	4	0	1	0	0	0	3									
Steve Yeager, R OBP: 0.296, SLG: 0.319 (1, 2)			0-3 K		0-0 4-3			0-0 5-3		3	0	0	0	0	1	1									
Andy Messersmith, R OBP: 0.254, SLG: 0.273 (8, PH)			0-0 5-3					0-0 6-3		2	0	0	0	0	0	1									
Leron Lee, L OBP: 0.275, SLG: 0.243 (8, 1)					0-0 6-3					1	0	0	0	0	0	0									
Mike Marshall, R (8, 1)										0	0	0	0	0	0	0									
Inning Stats	R: 0 E: 0 K: 1 S: 5	H: 0 LOB: 0 BB: 0 P: 5	R: 0 E: 0 K: 0 S: 3	H: 0 LOB: 1 BB: 1 P: 7	R: 0 E: 0 K: 1 S: 5	H: 0 LOB: 0 BB: 0 P: 5	R: 0 E: 0 K: 0 S: 5	H: 2 LOB: 2 BB: 0 P: 5	R: 0 E: 1 K: 0 S: 4	H: 1 LOB: 1 BB: 0 P: 4	R: 0 E: 0 K: 0 S: 3	H: 0 LOB: 0 BB: 0 P: 3	R: 0 E: 0 K: 0 S: 3	H: 0 LOB: 0 BB: 0 P: 3	R: 1 E: 0 K: 0 S: 4	H: 1 LOB: 0 BB: 0 P: 4	R: 0 E: 0 K: 0 S: 4	H: 1 LOB: 2 BB: 1 P: 8	1B: 4 2B: 0 3B: 0 HR: 1	SF: 0 SAC: 0 DP: 0 HBP: 0	WP: 0 PB: 0 SB: 0 CS: 0	PA: 34			
PITCHER	IP	WLS	BF	H	R	ER	SO	BB	IBB	HBP	BLK	WP	HR	S	P	ERA	WHIP								
Ron Reed, R ERA: 3.67 (1, 1)	8.0		29	4	1	1	2	1	0	0	0	0	1	32	36	1.12	0.625								
Al Hrabosky, L ERA: 1.6 (9, 1)	1.0	W	5	1	0	0	0	1	0	0	0	0	0	4	8	0.00	2.000								

Batter	1	2	3	4	5	6	7	8	9	AB	R	H	RBI	BB	SO	LOB	BOTTOM								
Lou Brock, L OBP: 0.363, SLG: 0.429 (1, 7)	0-0 4-3			0-0 1-3		0-0 CS 1B			0-0 F7	4	0	1	1	0	0	0	Los Angeles Dodgers @ St. Louis Cardinals Busch Stadium, St. Louis, MO Sun Jul 13 1975, 3:33 AM CDT Att: 32,567 - Unknown AB 29 R 2 H 6 RBI 2 BB 1 SO 3 LOB 5 								
Bake McBride, L OBP: 0.332, SLG: 0.371 (1, 8)	0-0 E4 4-1			0-0 1B		0-0 4-3 1-2			0-0 BB 3B	4	1	2	0	0	0	1									
Reggie Smith, S OBP: 0.392, SLG: 0.556 (1, 9)	0-0 4-1 1-2			0-0 L9			0-0 3-1		0-0 BB 1B 3H	4	0	1	1	0	0	2									
Ted Simmons, S OBP: 0.399, SLG: 0.510 (1, 2)		0-0 6-3		0-0 4-3			0-3 K			3	0	0	0	0	1	1									
Ron Fairly, L OBP: 0.437, SLG: 0.477 (1, 3)		0-0 F6			0-3 K		0-0 6-3			3	0	0	0	0	1	0									
Ted Sizemore, R OBP: 0.313, SLG: 0.320 (1, 4)		0-0 F2			0-0 6-3			0-0 5-3		3	0	0	0	0	0	0									
Ken Reitz, R OBP: 0.301, SLG: 0.345 (1, 5)			0-0 5-3		0-0 5-3			0-0 3-1		3	0	0	0	0	0	0									
Mike Tyson, R OBP: 0.306, SLG: 0.364 (1, 6)			0-0 4-3			0-0 BB 1B		0-0 BB 2B		3	1	2	0	0	0	0									
Ron Reed, R OBP: 0.240, SLG: 0.292 (1, 1)			0-3 K			4-0 BB 1B		0-0 F8		1	0	0	0	1	1	0									
Willie Davis, L OBP: 0.281, SLG: 0.422 (8, PH)						1-2 BB				1	0	0	0	0	0	1									
Al Hrabosky, R OBP: 0.333, SLG: 0.200 (9, 1)										0	0	0	0	0	0	0									
Inning Stats	R: 0 E: 1 K: 0 S: 3	H: 0 LOB: 0 BB: 0 P: 3	R: 0 E: 0 K: 0 S: 3	H: 0 LOB: 0 BB: 0 P: 3	R: 0 E: 0 K: 1 S: 5	H: 0 LOB: 0 BB: 0 P: 5	R: 0 E: 0 K: 0 S: 4	H: 1 LOB: 1 BB: 0 P: 4	R: 0 E: 0 K: 1 S: 5	H: 0 LOB: 0 BB: 0 P: 5	R: 1 E: 0 K: 0 S: 4	H: 2 LOB: 1 BB: 1 P: 7	R: 0 E: 0 K: 0 S: 5	H: 0 LOB: 0 BB: 0 P: 5	R: 0 E: 0 K: 0 S: 4	H: 1 LOB: 1 BB: 0 P: 4	R: 1 E: 0 K: 0 S: 3	H: 2 LOB: 1 BB: 0 P: 3	1B: 4 2B: 1 3B: 1 HR: 0	SF: 0 SAC: 0 DP: 0 HBP: 0	WP: 0 PB: 0 SB: 0 CS: 1	PA: 30			
PITCHER	IP	WLS	BF	H	R	ER	SO	BB	IBB	HBP	BLK	WP	HR	S	P	ERA	WHIP								
Andy Messersmith, R ERA: 2.05 (1, 1)	7.0		23	3	1	1	3	1	0	0	0	0	0	28	32	1.29	0.571								
Mike Marshall, R ERA: 2.95 (8, 1)	1.1	L	7	3	1	1	0	0	0	0	0	0	0	7	7	6.75	2.250								

Batter	1	2	3	4	5	6	7	8	9	AB	R	H	RBI	BB	SO	LOB	TOP					
Rennie Stennett, R OBP: 0.304, SLG: 0.373	F8		1B			1B	4-3		1-3	5	0	2	1	0	0	2						
Richie Hebner, L OBP: 0.344, SLG: 0.438	4-3		F9			K		F8		4	0	0	0	0	1	3						
Al Oliver, L OBP: 0.311, SLG: 0.455	4-3		4-3			4-3		K		4	0	0	0	0	1	1						
Willie Stargell, L OBP: 0.378, SLG: 0.573		K		K		HR		HR		3	2	1	1	1	2	0						
Dave Parker, L OBP: 0.379, SLG: 0.614		HR		F7		K		HR		4	2	2	3	0	1	0						
Richie Zisk, R OBP: 0.346, SLG: 0.398		5-3		3-1		F2		K		4	0	0	0	0	1	0						
Duffy Dyer, R OBP: 0.262, SLG: 0.379		6-3				K		P6		4	0	0	0	0	1	0						
Mario Mendoza, R OBP: 0.234, SLG: 0.182			SH3-4 1B			1B BB		SH3-4 1B		3	1	3	0	1	0	0						
Bruce Kison, R OBP: 0.179, SLG: 0.135			SH3-4			K		SH3-4		1	0	0	0	0	1	1						
Dave Giusti, R OBP: 0.375, SLG: 0.286			1-2					SH5-4		0	0	0	0	0	0	0						
Inning Stats	R: 0 E: 0 K: 0 S: 3	H: 0 LOB: 0 BB: 0 P: 3	R: 1 E: 0 K: 1 S: 6	H: 1 LOB: 0 BB: 0 P: 6	R: 1 E: 0 K: 0 S: 5	H: 2 LOB: 1 BB: 0 P: 5	R: 0 E: 0 K: 1 S: 5	H: 0 LOB: 0 BB: 0 P: 5	R: 0 E: 0 K: 3 S: 10	H: 1 LOB: 2 BB: 1 P: 14	R: 1 E: 0 K: 1 S: 6	H: 1 LOB: 1 BB: 0 P: 6	R: 0 E: 0 K: 0 S: 4	H: 1 LOB: 1 BB: 0 P: 4	R: 2 E: 0 K: 2 S: 8	H: 1 LOB: 0 BB: 1 P: 12	R: 0 E: 0 K: 0 S: 4	H: 1 LOB: 1 BB: 0 P: 4	1B: 5 2B: 0 3B: 0 HR: 3	SF: 0 SAC: 3 DP: 0 HBP: 0	WP: 0 PB: 0 SB: 0 CS: 0	PA: 37
PITCHER	IP	WLS	BF	H	R	ER	SO	BB	IBB	HBP	BLK	WP	HR	S	P	ERA	WHIP					
Andy Messersmith, R ERA: 2.17	(1, 1)	8.0	L	33	7	5	5	8	2	0	0	0	0	3	47	55	5.62	1.125				
Mike Marshall, R ERA: 2.9	(9, 1)	1.0		4	1	0	0	0	0	0	0	0	0	4	4	0.00	1.000					

Pittsburgh Pirates @ Los Angeles Dodgers
Dodger Stadium, Los Angeles, CA
Thu Jul 17 1975, 7:05 PM PDT
Att: 32,806 - Unknown

AB 32
R 5
H 8
RBI 5
BB 2
SO 8
LOB 7



Batter	1	2	3	4	5	6	7	8	9	AB	R	H	RBI	BB	SO	LOB	BOTTOM					
Davey Lopes, R OBP: 0.363, SLG: 0.335	2B		F2			6-3		5-3		4	0	1	0	0	0	0						
Bill Buckner, L OBP: 0.254, SLG: 0.327	F8			E4 2B SF9		F7		WP 1B		4	2	1	0	0	0	1						
Jimmy Wynn, R OBP: 0.424, SLG: 0.465	5-3			K		F7		B1		4	0	0	0	0	1	3						
Steve Garvey, R OBP: 0.343, SLG: 0.473	6-3			2B		1-3		5-3		4	0	1	0	0	0	2						
John Hale, L OBP: 0.351, SLG: 0.420		F9		SF9		2-3		BB		3	0	1	2	0	0	0						
Ron Cey, R OBP: 0.335, SLG: 0.420	F8			6-3		2B		1-2		3	0	1	0	1	0	1						
Bill Russell, R OBP: 0.276, SLG: 0.235		5-3				5-3		BB		3	0	0	0	0	1	1						
Leron Lee, L OBP: 0.288, SLG: 0.237								K		1	0	0	0	0	1	2						
Steve Yeager, R OBP: 0.296, SLG: 0.319				L3 1B		6-3		K		3	0	1	0	0	1	0						
Andy Messersmith, R OBP: 0.247, SLG: 0.265				L3		5-3		L8		2	0	0	0	0	0	1						
Willie Crawford, L OBP: 0.325, SLG: 0.338										1	0	0	0	0	0	0						
Mike Marshall, R ERA: 2.37	(9, 1)									0	0	0	0	0	0	0						
Inning Stats	R: 0 E: 0 K: 0 S: 4	H: 1 LOB: 1 BB: 0 P: 4	R: 0 E: 0 K: 0 S: 3	H: 0 LOB: 0 BB: 0 P: 3	R: 0 E: 0 K: 0 S: 3	H: 1 LOB: 0 BB: 0 P: 3	R: 1 E: 1 K: 1 S: 7	H: 1 LOB: 1 BB: 0 P: 7	R: 0 E: 0 K: 1 S: 5	H: 0 LOB: 0 BB: 0 P: 5	R: 0 E: 0 K: 0 S: 3	H: 0 LOB: 0 BB: 0 P: 3	R: 0 E: 0 K: 0 S: 4	H: 1 LOB: 1 BB: 0 P: 4	R: 0 E: 0 K: 1 S: 5	H: 0 LOB: 0 BB: 0 P: 5	R: 1 E: 0 K: 1 S: 7	H: 2 LOB: 2 BB: 1 P: 11	1B: 3 2B: 4 3B: 0 HR: 0	SF: 1 SAC: 0 DP: 1 HBP: 0	WP: 1 PB: 0 SB: 0 CS: 0	PA: 34
PITCHER	IP	WLS	BF	H	R	ER	SO	BB	IBB	HBP	BLK	WP	HR	S	P	ERA	WHIP					
Bruce Kison, R ERA: 3.23	(1, 1)	8.2	W	33	6	2	1	3	1	0	0	0	0	3	38	42	1.04	0.808				
Dave Giusti, R ERA: 2.37	(9, 1)	0.1	S	1	0	0	0	1	0	0	0	0	0	3	3	0.00	0.000					

Pittsburgh Pirates @ Los Angeles Dodgers
Dodger Stadium, Los Angeles, CA
Thu Jul 17 1975, 7:05 PM PDT
Att: 32,806 - Unknown

AB 32
R 2
H 6
RBI 2
BB 1
SO 4
LOB 11



Batter	1	2	3	4	5	6	7	8	9	AB	R	H	RBI	BB	SO	LOB	TOP			
Rennie Stennett, R OBP: 0.302, SLG: 0.371	F9		P4				F2		F8	5	0	1	0	0	0	0				
Manny Sanguillen, R OBP: 0.466, SLG: 0.446	F9		F8				F9			4	1	1	0	0	0	1				
Al Oliver, L OBP: 0.316, SLG: 0.466			K							4	1	3	2	0	1	0				
Willie Stargell, L OBP: 0.377, SLG: 0.569	E4			L4						4	0	1	0	0	1	1				
Richie Zisk, R OBP: 0.351, SLG: 0.412	K									3	1	2	1	1	1	2				
Dave Parker, L OBP: 0.377, SLG: 0.609				F8						4	0	1	0	0	0	1				
Richie Hebner, L OBP: 0.340, SLG: 0.432			L9							4	0	0	0	0	0	3				
Mario Mendoza, R OBP: 0.245, SLG: 0.217										2	0	1	0	0	1	0				
Bill Robinson, R OBP: 0.313, SLG: 0.469										1	0	0	0	0	0	0				
Larry Demery, R OBP: 0.333, SLG: 0.385										0	0	0	0	0	0	0				
Ramon Hernandez, S OBP: 0.318, SLG: 0.342										1	0	0	0	0	0	0				
Ed Kirkpatrick, L OBP: 0.318, SLG: 0.342										1	0	0	0	0	0	0				
Dock Ellis, S OBP: 0.233, SLG: 0.154										2	0	0	0	0	1	1				
Art Howe, R OBP: 0.263, SLG: 0.224										1	0	0	0	0	0	0				
Frank Taveras, R OBP: 0.257, SLG: 0.240										0	0	0	0	0	0	0				
Bob Robertson, R OBP: 0.359, SLG: 0.455										1	0	0	0	0	0	0				
Inning Stats	R: 0 E: 1 K: 1 S: 7	H: 1 LOB: 2 BB: 0 P: 7	R: 0 E: 0 K: 1 S: 6	H: 1 LOB: 1 BB: 0 P: 6	R: 0 E: 0 K: 1 S: 5	H: 0 LOB: 0 BB: 0 P: 5	R: 0 E: 0 K: 0 S: 4	H: 1 LOB: 1 BB: 0 P: 4	R: 0 E: 0 K: 1 S: 6	H: 3 LOB: 2 BB: 1 P: 8	R: 0 E: 0 K: 0 S: 3	H: 0 LOB: 0 BB: 0 P: 3	R: 3 E: 0 K: 1 S: 8	H: 3 LOB: 0 BB: 0 P: 8	R: 0 E: 0 K: 0 S: 3	H: 0 LOB: 0 BB: 0 P: 3	1B: 6 2B: 2 3B: 0 HR: 2	SF: 0 SAC: 0 DP: 0 HBP: 0	WP: 0 PB: 0 SB: 0 CS: 0	PA: 37
PITCHER	IP WLS BF H R ER SO BB IBB HBP BLK WP HR S P ERA WHIP																			
Doug Rau, L ERA: 3.4	(1, 1) 7.1 32 10 3 3 5 1 0 0 0 0 2 41 45 3.68 1.500																			
Mike Marshall, R ERA: 2.83	(8, 1) 1.2 5 0 0 0 0 0 0 0 0 0 0 5 5 0.00 0.000																			

Pittsburgh Pirates @ Los Angeles Dodgers
Dodger Stadium, Los Angeles, CA
Fri Jul 18, 1975, 7:05 PM PDT
Att: 52,506 - Unknown

AB 36
R 3
H 10
RBI 3
BB 1
SO 5
LOB 9



Batter	1	2	3	4	5	6	7	8	9	AB	R	H	RBI	BB	SO	LOB	BOTTOM			
Davey Lopes, R OBP: 0.362, SLG: 0.334	F7		S	F3			F9			4	1	1	0	0	0	1				
Bill Buckner, L OBP: 0.259, SLG: 0.331	F8		S				F2			4	1	2	1	0	0	0				
Jimmy Wynn, R OBP: 0.422, SLG: 0.460	5-3		K				F2			3	1	0	0	1	1	1				
Steve Garvey, R OBP: 0.342, SLG: 0.473			E5				K			4	1	1	0	0	1	3				
John Hale, L OBP: 0.333, SLG: 0.396										3	0	0	0	0	0	3				
Manny Mota, R OBP: 0.333, SLG: 0.286										1	0	1	2	0	0	0				
Tom Paciorek, R OBP: 0.241, SLG: 0.275										0	0	0	0	0	0	0				
Ron Cey, R OBP: 0.337, SLG: 0.422										3	0	1	1	1	1	2				
Bill Russell, R OBP: 0.263, SLG: 0.222										4	0	0	0	0	0	3				
Steve Yeager, R OBP: 0.304, SLG: 0.324										3	0	2	0	1	0	0				
Doug Rau, L OBP: 0.264, SLG: 0.204										2	0	0	0	0	0	2				
Mike Marshall, R ERA: 2.85										1	0	0	0	0	0	3				
Inning Stats	R: 0 E: 0 K: 0 S: 3	H: 0 LOB: 0 BB: 0 P: 3	R: 1 E: 0 K: 0 S: 6	H: 3 LOB: 2 BB: 0 P: 6	R: 1 E: 1 K: 1 S: 8	H: 2 LOB: 2 BB: 0 P: 8	R: 0 E: 0 K: 0 S: 4	H: 1 LOB: 1 BB: 0 P: 4	R: 0 E: 0 K: 1 S: 5	H: 0 LOB: 0 BB: 0 P: 5	R: 0 E: 0 K: 1 S: 3	H: 0 LOB: 0 BB: 0 P: 3	R: 2 E: 0 K: 0 S: 5	H: 2 LOB: 3 BB: 3 P: 17	R: 0 E: 0 K: 0 S: 5	H: 0 LOB: 0 BB: 0 P: 5	1B: 5 2B: 3 3B: 0 HR: 0	SF: 0 SAC: 1 DP: 0 HBP: 0	WP: 0 PB: 0 SB: 2 CS: 0	PA: 36
PITCHER	IP WLS BF H R ER SO BB IBB HBP BLK WP HR S P ERA WHIP																			
Dock Ellis, R ERA: 3.55	(1, 1) 6.0 25 6 2 2 3 0 0 0 0 0 0 31 31 3.00 1.000																			
Larry Demery, R ERA: 2.88	(7, 1) 1.1 6 1 2 2 0 1 0 0 0 0 0 5 9 13.50 1.500																			
Ramon Hernandez, L ERA: 2.85	(8, 1) 0.2 5 1 0 0 0 0 0 2 0 0 0 0 3 11 0.00 1.500																			

Pittsburgh Pirates @ Los Angeles Dodgers
Dodger Stadium, Los Angeles, CA
Fri Jul 18, 1975, 7:05 PM PDT
Att: 52,506 - Unknown

AB 32
R 4
H 8
RBI 4
BB 3
SO 3
LOB 18



Batter	1	2	3	4	5	6	7	8	9	AB	R	H	RBI	BB	SO	LOB	TOP				
Rennie Stennett, R OBP: 0.301, SLG: 0.375 (1, 4)	G3		K				F9		SF8	4	0	1	2	0	1	1	Pittsburgh Pirates @ Los Angeles Dodgers Dodger Stadium, Los Angeles, CA Sat Jul 19 1975, 7:05 PM PDT Att: 51,591 - Unknown livebaseballscorecards.com				
Richie Hebner, L OBP: 0.334, SLG: 0.425 (1, 5)	K		K				P5		G3	5	1	0	0	0	2	2					
Al Oliver, L OBP: 0.318, SLG: 0.467 (1, 8)			1-3				F7			4	0	2	0	0	0	2					
Willie Stargell, L OBP: 0.378, SLG: 0.565 (1, 3)	L4									2	0	0	0	2	1	2					
Dave Parker, L OBP: 0.375, SLG: 0.604 (1, 9)										4	0	1	2	0	0	2					
Richie Zisk, R OBP: 0.347, SLG: 0.406 (1, 7)										4	0	0	0	0	2	3					
Manny Sanguillen, R OBP: 0.409, SLG: 0.453 (1, 2)										4	2	3	0	0	0	0					
Mario Mendoza, R OBP: 0.235, SLG: 0.208 (1, 6)										2	1	0	0	0	1	1					
Jerry Reuss, L OBP: 0.302, SLG: 0.250 (1, 1)										2	1	0	0	1	1	1					
Dave Giusti, R OBP: 0.375, SLG: 0.286 (8, 1)										0	0	0	0	0	0	0					
Inning Stats	R: 0 E: 0 K: 1 S: 6	H: 1 LOB: 1 BB: 0 P: 6	R: 0 E: 0 K: 1 S: 6	H: 1 LOB: 1 BB: 0 P: 6	R: 2 E: 0 K: 3 S: 11	H: 1 LOB: 2 BB: 2 P: 19	R: 1 E: 0 K: 1 S: 7	H: 2 LOB: 1 BB: 0 P: 7	R: 0 E: 0 K: 2 S: 8	H: 1 LOB: 1 BB: 0 P: 8	R: 0 E: 0 K: 0 S: 3	H: 0 LOB: 0 BB: 0 P: 3	R: 0 E: 0 K: 0 S: 2	H: 0 LOB: 0 BB: 1 P: 6	R: 2 E: 1 K: 0 S: 5	H: 1 LOB: 0 BB: 0 P: 5	1B: 5 2B: 1 3B: 1 HR: 0	SF: 1 SAC: 3 DP: 1 HBP: 0	WP: 1 PB: 0 SB: 0 CS: 0	PA: 38	
PITCHER	IP	WLS	BF	H	R	ER	SO	BB	IBB	HBP	BLK	WP	HR	S	P	ERA	WHIP				
Don Sutton, R ERA: 2.34 (1, 1)	7.0		30	6	3	3	8	2	0	0	0	1	0	44	52	3.86	1.143				
Stan Wall, L ERA (8, 1)	1.0		3	0	0	0	0	1	0	0	0	0	0	2	6	0.00	1.000				
Mike Marshall, R ERA: 2.78 (9, 1)	1.0	L	5	1	2	0	0	0	0	0	0	0	0	5	5	0.00	1.000				

Batter	1	2	3	4	5	6	7	8	9	AB	R	H	RBI	BB	SO	LOB	BOTTOM					
Davey Lopes, R OBP: 0.362, SLG: 0.331 (1, 4)	5-3									3	0	0	0	2	0	2	Pittsburgh Pirates @ Los Angeles Dodgers Dodger Stadium, Los Angeles, CA Sat Jul 19 1975, 7:05 PM PDT Att: 51,591 - Unknown livebaseballscorecards.com					
Tom Paciorek, R OBP: 0.264, SLG: 0.295 (1, 7) (9, 9)										3	1	2	0	2	1	1						
Jimmy Wynn, R OBP: 0.419, SLG: 0.453 (1, 8)										4	1	0	0	1	1	5						
Steve Garvey, R OBP: 0.341, SLG: 0.472 (1, 3)										5	1	1	0	0	0	3						
Ron Cey, R OBP: 0.339, SLG: 0.422 (1, 5)										2	0	1	0	1	0	0						
John Hale, L OBP: 0.333, SLG: 0.393 (1, 9)										3	0	1	2	0	0	1						
Manny Mota, R OBP: 0.350, SLG: 0.286 (8, PH)										0	0	0	0	1	0	0						
Paul Powell, R OBP: 0.333, SLG: 0.200 (8, PR) (9, 2)										0	0	0	0	0	0	0						
Bill Russell, R OBP: 0.265, SLG: 0.227 (1, 6)										3	0	1	0	0	0	2						
Bill Buckner, L OBP: 0.259, SLG: 0.331 (8, PH) (9, 7)										0	0	0	1	0	0	0						
Steve Yeager, R OBP: 0.304, SLG: 0.324 (1, 2)										3	0	1	0	0	1	0						
Willie Crawford, L OBP: 0.328, SLG: 0.338 (8, PH)										0	0	0	0	1	0	0						
Rick Auerbach, R OBP: 0.290, SLG: 0.259 (9, 6)										0	0	0	0	0	0	0						
Don Sutton, R OBP: 0.183, SLG: 0.125 (1, 1)										2	0	0	0	0	0	2						
Lee Lacy, R OBP: 0.370, SLG: 0.462 (7, PH)										1	0	0	0	0	0	0						
Stan Wall, L (8, 1)										0	0	0	0	0	0	0						
Leron Lee, L OBP: 0.262, SLG: 0.231 (8, PH)										1	0	0	0	0	0	2						
Mike Marshall, R (9, 1)										0	0	0	0	0	0	0						
Inning Stats	R: 2 E: 0 K: 0 S: 5	H: 2 LOB: 2 BB: 2 P: 13	R: 0 E: 1 K: 1 S: 6	H: 0 LOB: 1 BB: 0 P: 6	R: 0 E: 0 K: 0 S: 4	H: 1 LOB: 1 BB: 0 P: 4	R: 0 E: 0 K: 0 S: 4	H: 2 LOB: 1 BB: 0 P: 4	R: 0 E: 0 K: 1 S: 5	H: 1 LOB: 0 BB: 0 P: 5	R: 0 E: 0 K: 0 S: 3	H: 0 LOB: 0 BB: 0 P: 3	R: 0 E: 0 K: 1 S: 5	H: 0 LOB: 2 BB: 2 P: 13	R: 1 E: 0 K: 0 S: 4	H: 1 LOB: 2 BB: 2 P: 12	R: 0 E: 0 K: 0 S: 2	H: 0 LOB: 1 BB: 2 P: 10	1B: 5 2B: 3 3B: 0 HR: 0	SF: 0 SAC: 2 DP: 2 HBP: 0	WP: 0 PB: 0 SB: 3 CS: 1	PA: 40
PITCHER	IP	WLS	BF	H	R	ER	SO	BB	IBB	HBP	BLK	WP	HR	S	P	ERA	WHIP					
Jerry Reuss, L ERA: 2.31 (1, 1)	7.1		33	7	3	3	3	5	0	0	0	0	0	34	54	3.68	1.636					
Dave Giusti, R ERA: 2.29 (8, 1)	1.2	W	7	0	0	0	0	2	1	0	0	0	0	4	16	0.00	1.200					

Batter	1	2	3	4	5	6	7	8	9	10	11	12	AB	R	H	RBI	BB	SO	LOB	TOP			
Don Kessinger, S OBP: 0.323, SLG: 0.334 (1.6)	F8		1B SF9 BB		F8 G3 1B		4-3			G3		4-3	5	1	1	0	1	0	0				
Jose Cardenal, R OBP: 0.366, SLG: 0.386 (1.7)			P4		G3					F3		5-3	6	0	1	0	0	0	3				
Bill Madlock, R OBP: 0.389, SLG: 0.472 (1.5)	K		SF9 1B		F8		PO			F7			5	1	2	2	0	1	2				
Jerry Morales, R OBP: 0.346, SLG: 0.391 (1.9)	5-3		SF9		F9					F9		F7	4	0	0	1	0	0	2				
Rick Monday, L OBP: 0.382, SLG: 0.462 (1.8)		K	F7							4-3		1B BB	4	0	0	0	1	2	1				
Andre Thornton, R OBP: 0.406, SLG: 0.446 (1.3)		FC6-4 BB			SH1-4 1B		S 2B			2-3		F7	4	0	2	0	1	0	1				
Manny Trillo, R OBP: 0.305, SLG: 0.326 (1.4)		FC6-4			SH1-4		F9			F7		1B	4	0	1	0	0	0	2				
Steve Swisher, R OBP: 0.295, SLG: 0.274 (9, PH) Champ Summers, L OBP: 0.315, SLG: 0.319 (9, 2) George Mitterwald, R OBP: 0.331, SLG: 0.368 (9, 2)		F8			F3		K			K		F3	3	0	0	0	0	1	3				
Bill Bonham, R OBP: 0.176, SLG: 0.216 (1.1) Darold Knowles, L OBP: 0.200, SLG: 0.111 (10, 1) Tom Dettore, L OBP: 0.222, SLG: 0.222 (10, 1)					F7		5-3			6-3		K	4	1	1	0	0	0	1				
Inning Stats	R: 0 E: 0 K: 1 S: 6	H: 1 LOB: 1 BB: 0 P: 6	R: 0 E: 0 K: 1 S: 5	H: 0 LOB: 1 BB: 1 P: 9	R: 2 E: 0 K: 1 S: 5	H: 2 LOB: 1 BB: 1 P: 9	R: 0 E: 0 K: 0 S: 4	H: 1 LOB: 1 BB: 0 P: 4	R: 0 E: 0 K: 0 S: 4	H: 1 LOB: 0 BB: 0 P: 4	R: 1 E: 0 K: 1 S: 4	H: 1 LOB: 0 BB: 1 P: 4	R: 0 E: 0 K: 1 S: 5	H: 0 LOB: 0 BB: 0 P: 5	R: 0 E: 0 K: 0 S: 4	H: 1 LOB: 2 BB: 1 P: 6	R: 0 E: 0 K: 1 S: 5	H: 0 LOB: 0 BB: 0 P: 6	1B: 5 2B: 2 3B: 0 HR: 1	SF: 1 SAC: 1 DP: 0 HBP: 0	WP: 0 PB: 0 SB: 1 CS: 0	PA: 48	
PITCHER	IP WLS BF H R ER SO BB IBB HBP BLK WP HR S P ERA WHIP																						
Burt Hooton, R ERA: 4.42 Mike Marshall, R ERA: 2.66	(1.1) (10, 1)	3.0 W 11 1 0 0 1	1 0 0 1	1 0 0 0	1 0 0 0	0 0 0 0	0 0 12 16	0.00 0.667															

Chicago Cubs @ Los Angeles Dodgers
Dodger Stadium, Los Angeles, CA

Sun Jul 20 1975, 3:33 AM PDT
Att. 42,800 - Sunny - 80 F

livebaseballscorecards.com

AB 42
R 3
H 8
RBI 3
BB 3
SO 6
LOB 17



Batter	1	2	3	4	5	6	7	8	9	10	11	12	AB	R	H	RBI	BB	SO	LOB	BOTTOM								
Davey Lopes, R OBP: 0.362, SLG: 0.334 (1.4) (11, 8)	S 1B		6-3		1B 2B		F9			4-3		L4	6	1	2	0	0	0	2									
Bill Buckner, L OBP: 0.277, SLG: 0.353 (1.7)	S BB		SF8		WP S 1B					SH1-4 2B		FC1-6 1B	4	1	4	2	1	0	0									
John Hale, L OBP: 0.324, SLG: 0.426 (1.8) (11, 9)	F8		K		K					SH1-4		FC1-6 1B	5	1	1	2	0	2	4									
Steve Garvey, R OBP: 0.344, SLG: 0.472 (1.3)	K				4-3							HR	4	1	2	0	1	1	3									
Willie Crawford, L OBP: 0.322, SLG: 0.332 (1.9) Manny Mota, R OBP: 0.341, SLG: 0.276 (10, PH) Lee Lacy, R OBP: 0.370, SLG: 0.462 (11, 4)					F9		F8			K		G6-3	4	0	0	0	0	2	5									
Ron Cey, R OBP: 0.338, SLG: 0.417 (1.5)		F7			4-3		L8			K		F7	4	0	0	0	1	1	2									
Bill Russell, R OBP: 0.261, SLG: 0.225 (1.6)		1-3			E9 1B		K			K		6-3	5	0	1	1	0	2	0									
Steve Yeager, R OBP: 0.288, SLG: 0.317 (1.2)		1-3			L5		6-3			6-3		F8	5	0	0	0	0	0	2									
Burt Hooton, R ERA: 4.33 Leron Lee, L OBP: 0.279, SLG: 0.231 (9, PH) Tom Paciorek, R OBP: 0.264, SLG: 0.295 (9, PR) Mike Marshall, R OBP: 0.370, SLG: 0.462 (11, 4) Jimmy Wynn, R OBP: 0.417, SLG: 0.452 (12, PH)					1-3		1-3					K	3	0	1	0	0	0	0									
Inning Stats	R: 0 E: 0 K: 2 S: 8	H: 1 LOB: 2 BB: 1 P: 12	R: 0 E: 0 K: 0 S: 3	H: 0 LOB: 0 BB: 0 P: 3	R: 1 E: 0 K: 1 S: 6	H: 1 LOB: 0 BB: 0 P: 6	R: 1 E: 1 K: 0 S: 4	H: 2 LOB: 1 BB: 1 P: 8	R: 1 E: 0 K: 1 S: 7	H: 2 LOB: 1 BB: 0 P: 7	R: 0 E: 0 K: 1 S: 5	H: 0 LOB: 0 BB: 0 P: 5	R: 0 E: 0 K: 0 S: 3	H: 0 LOB: 0 BB: 0 P: 3	R: 0 E: 0 K: 1 S: 5	H: 1 LOB: 1 BB: 1 P: 12	R: 0 E: 0 K: 1 S: 5	H: 0 LOB: 1 BB: 1 P: 9	R: 0 E: 0 K: 0 S: 4	H: 2 LOB: 1 BB: 0 P: 4	R: 0 E: 0 K: 0 S: 3	H: 0 LOB: 0 BB: 0 P: 3	R: 2 E: 0 K: 1 S: 6	H: 2 LOB: 0 BB: 0 P: 6	1B: 7 2B: 4 3B: 0 HR: 1	SF: 1 SAC: 1 DP: 2 HBP: 0	WP: 1 PB: 0 SB: 4 CS: 0	PA: 48
PITCHER	IP WLS BF H R ER SO BB IBB HBP BLK WP HR S P ERA WHIP																											
Bill Bonham, R ERA: 4.33 Darold Knowles, L ERA: 7.08 Tom Dettore, R ERA: 4.15	(1.1) (10, 1) (10, 1)	9.0 38 2 1 0 0 1	8 3 0 2 2 1	3 0 0 0	3 0 0 0	1 0 2 2	50 66 10 10	3.00 1.222 0.00 7.71																				

Chicago Cubs @ Los Angeles Dodgers
Dodger Stadium, Los Angeles, CA

Sun Jul 20 1975, 3:33 AM PDT
Att. 42,800 - Sunny - 80 F

livebaseballscorecards.com

AB 42
R 4
H 11
RBI 5
BB 4
SO 9
LOB 20



Batter	1	2	3	4	5	6	7	8	9	AB	R	H	RBI	BB	SO	LOB	TOP										
Gene Hiser, L (1.7)										4	0	0	0	0	2	2	Chicago Cubs @ Los Angeles Dodgers Dodger Stadium, Los Angeles, CA Mon Jul 21 1975, 7:05 PM PDT Att: 24,147 - Unknown - 70 F										
Rick Monday, L (1.8) OBP: 0.390, SLG: 0.460										4	0	1	0	0	2	0											
Bill Madlock, R (1.5)										4	0	1	0	0	0	1											
Jerry Morales, R (1.9) OBP: 0.345, SLG: 0.389										4	1	1	0	0	1	2											
Andre Thornton, R (1.3)										2	0	0	0	0	0	2											
Manny Trillo, R (1.4) OBP: 0.305, SLG: 0.326										3	0	1	1	0	0	2											
Rob Sperring, R (1.6) OBP: 0.294, SLG: 0.263										2	0	0	0	0	1	0											
Ralph LaCock, L (7. PH) OBP: 0.317, SLG: 0.328										1	0	0	0	0	1												
Don Kessinger, S (7.6) OBP: 0.322, SLG: 0.333										1	0	0	0	0	1												
Steve Swisher, R (1.2) OBP: 0.290, SLG: 0.269										3	0	0	0	0	1	1											
Rick Reuschel, R (1.1) OBP: 0.220, SLG: 0.286										3	0	2	0	0	0	0											
Oscar Zamora, R (9.1) OBP: 0.167, SLG: 0.167										0	0	0	0	0	0	0											
Inning Stats	R: 0 E: 0 K: 1 S: 5	H: 0 LOB: 0 BB: 0 P: 5	R: 0 E: 0 K: 0 S: 3	H: 0 LOB: 0 BB: 0 P: 3	R: 0 E: 0 K: 2 S: 8	H: 1 LOB: 1 BB: 0 P: 8	R: 0 E: 1 K: 1 S: 7	H: 1 LOB: 2 BB: 0 P: 7	R: 0 E: 0 K: 2 S: 8	H: 1 LOB: 1 BB: 0 P: 8	R: 0 E: 0 K: 0 S: 5	H: 0 LOB: 1 BB: 0 P: 5	R: 0 E: 0 K: 0 S: 3	H: 0 LOB: 1 BB: 0 P: 4	R: 0 E: 0 K: 0 S: 4	H: 1 LOB: 1 BB: 0 P: 4	R: 1 E: 1 K: 1 S: 6	H: 2 LOB: 0 BB: 0 P: 6	1B: 5 2B: 1 3B: 0 HR: 0	SF: 0 SAC: 2 DP: 0 HBP: 1	WP: 0 PB: 0 SB: 0 CS: 1	PA: 34					
PITCHER	IP	WLS	BF	H	R	ER	SO	BB	IBB	HBP	BLK	WP	HR	S	P	ERA	WHIP										
Andy Messersmith, R (1.1) ERA: 2.08	9.0	L	34	6	1	0	8	0	0	1	0	0	0	49	50	0.00	0.667										

AB 31
R 1
H 6
RBI 1
BB 0
SO 8
LOB 12



Batter	1	2	3	4	5	6	7	8	9	AB	R	H	RBI	BB	SO	LOB	BOTTOM										
Davey Lopes, R (1.4) OBP: 0.362, SLG: 0.334										3	0	1	0	0	1	0	Chicago Cubs @ Los Angeles Dodgers Dodger Stadium, Los Angeles, CA Mon Jul 21 1975, 7:05 PM PDT Att: 24,147 - Unknown - 70 F										
Bill Buckner, L (1.7) OBP: 0.282, SLG: 0.352										3	0	1	0	1	0	0											
John Hale, L (1.8) OBP: 0.333, SLG: 0.431										4	0	2	0	0	1	2											
Steve Garvey, R (1.3) OBP: 0.340, SLG: 0.468										4	0	0	0	0	0	4											
Ron Cey, R (1.5) OBP: 0.334, SLG: 0.413										4	0	0	0	0	0	4											
Willie Crawford, L (1.9) OBP: 0.325, SLG: 0.332										3	0	1	0	1	1	0											
Bill Russell, R (1.6) OBP: 0.250, SLG: 0.214										4	0	0	0	0	0	2											
Steve Yeager, R (1.2) OBP: 0.284, SLG: 0.313										3	0	0	0	0	1	0											
Leron Lee, L (9. PH) OBP: 0.273, SLG: 0.225										1	0	0	0	0	1	1											
Andy Messersmith, R (1.1) ERA: 3.45										3	0	0	0	0	0	0											
Jimmy Wynn, R (9. PH) OBP: 0.417, SLG: 0.450										1	0	0	0	0	0	1											
Inning Stats	R: 0 E: 0 K: 1 S: 6	H: 1 LOB: 1 BB: 0 P: 6	R: 0 E: 0 K: 0 S: 3	H: 0 LOB: 0 BB: 0 P: 3	R: 0 E: 0 K: 2 S: 9	H: 2 LOB: 2 BB: 0 P: 9	R: 0 E: 0 K: 0 S: 3	H: 0 LOB: 1 BB: 1 P: 7	R: 0 E: 0 K: 0 S: 3	H: 0 LOB: 0 BB: 0 P: 3	R: 0 E: 1 K: 0 S: 4	H: 0 LOB: 1 BB: 0 P: 4	R: 0 E: 0 K: 1 S: 5	H: 0 LOB: 0 BB: 0 P: 5	R: 0 E: 1 K: 0 S: 5	H: 1 LOB: 3 BB: 1 P: 9	R: 0 E: 0 K: 1 S: 6	H: 1 LOB: 1 BB: 0 P: 6	1B: 5 2B: 0 3B: 0 HR: 0	SF: 0 SAC: 1 DP: 0 HBP: 0	WP: 0 PB: 0 SB: 0 CS: 0	PA: 36					
PITCHER	IP	WLS	BF	H	R	ER	SO	BB	IBB	HBP	BLK	WP	HR	S	P	ERA	WHIP										
Rick Reuschel, R (1.1) ERA: 3.45	8.0	W	33	5	0	0	4	1	0	0	0	0	0	39	47	0.00	0.750										
Oscar Zamora, R (9.1) ERA: 4.37	1.0	S	3	0	0	0	1	0	0	0	0	0	0	5	5	0.00	0.000										

AB 33
R 0
H 5
RBI 0
BB 2
SO 5
LOB 14



Batter	1	2	3	4	5	6	7	8	9	AB	R	H	RBI	BB	SO	LOB	TOP					
Bake McBride, L OBP: 0.317, SLG: 0.353 (1, 8)	F7		K		6-3		K	L4		5	0	0	0	0	2	0						
Willie Davis, L OBP: 0.290, SLG: 0.427 Luis Melendez, R OBP: 0.281, SLG: 0.335 (1, 7) (8, 7)	2B 6-3 HBP		F9			BB 1B	1B 2B		F7	3	3	2	0	0	0	0						
Reggie Smith, S OBP: 0.377, SLG: 0.516 (1, 9)	2B		K			BB 1B	2B 1B			5	1	4	0	0	1	0						
Ted Simmons, S OBP: 0.408, SLG: 0.519 (1, 2)	6-3			F7		1B BB				4	1	2	2	1	0	1						
Ron Fairly, L OBP: 0.420, SLG: 0.445 (1, 3)	K				1B	F5			F6	4	0	1	0	1	1	6						
Ted Sizemore, R OBP: 0.307, SLG: 0.314 (1, 4)		4-3 2B		K		1B	F5		FC5-4	5	0	2	2	0	1	6						
Ken Reitz, R OBP: 0.293, SLG: 0.333 (1, 5)		4-3		F6		F4	F7			4	0	0	0	0	0	7						
Mario Guerrero, R OBP: 0.256, SLG: 0.248 (1, 6)		6-3			6-3			F9		4	0	1	1	0	0	1						
Bob Forsch, R OBP: 0.364, SLG: 0.471 Mike Garman, R (9, 1)		6-3		6-3		K	K			4	0	0	0	0	2	3						
										0	0	0	0	0	0	0						
Inning Stats	R: 1 E: 0 K: 1 S: 6	H: 1 LOB: 1 BB: 0 P: 7	R: 0 E: 0 K: 0 S: 4	H: 1 LOB: 1 BB: 0 P: 4	R: 0 E: 0 K: 2 S: 7	H: 0 LOB: 0 BB: 0 P: 7	R: 0 E: 0 K: 1 S: 6	H: 1 LOB: 1 BB: 0 P: 6	R: 0 E: 0 K: 0 S: 3	H: 0 LOB: 0 BB: 0 P: 3	R: 3 E: 0 K: 1 S: 9	H: 4 LOB: 2 BB: 1 P: 13	R: 1 E: 0 K: 1 S: 8	H: 3 LOB: 3 BB: 1 P: 12	R: 0 E: 0 K: 1 S: 5	H: 0 LOB: 0 BB: 0 P: 5	R: 0 E: 0 K: 0 S: 5	H: 2 LOB: 2 BB: 0 P: 5	1B: 9 2B: 3 3B: 0 HR: 0	SF: 0 SAC: 0 DP: 0 HBP: 1	WP: 0 PB: 0 SB: 0 CS: 0	PA: 42
PITCHER	IP	WLS	BF	H	R	ER	SO	BB	IBB	HBP	BLK	WP	HR	S	P	ERA	WHIP					
Don Sutton, R ERA: 2.49 Stan Wall, L ERA:	(1, 1) 7.0	L	34	10	5	5	6	1	1	1	0	0	0	43	52	6.43	1.571					
(8, 1)	2.0		8	2	0	0	1	0	0	0	0	0	0	10	10	0.00	1.000					

St. Louis Cardinals @ Los Angeles Dodgers
Dodger Stadium, Los Angeles, CA
 Wed Jul 23 1975, 7:05 PM PDT
 Att: 27,772 - Unknown


AB 39
R 5
H 12
RBI 5
BB 2
SO 7
LOB 24



Batter	1	2	3	4	5	6	7	8	9	AB	R	H	RBI	BB	SO	LOB	BOTTOM					
Davey Lopes, R OBP: 0.359, SLG: 0.332 (1, 4)	1B		F4			F8		2B SF8	K	5	1	2	0	0	1	0						
Bill Buckner, L OBP: 0.279, SLG: 0.351 (1, 7)	1B		3-1			G3		SF8		4	0	2	0	0	0	0						
Jimmy Wynn, R OBP: 0.412, SLG: 0.444 (1, 8)	F8			5-3		F7		SF8		3	0	0	1	0	0	2						
Steve Garvey, R OBP: 0.343, SLG: 0.471 (1, 3)	G6-4-3			5-3			1B	6-3		4	0	1	0	0	0	3						
John Hale, L OBP: 0.333, SLG: 0.444 (1, 9)		F6		G3			K		HR	3	1	0	0	1	1	1						
Ron Cey, R OBP: 0.339, SLG: 0.413 (1, 5)		6-3			E3				F9	4	0	1	0	0	0	1						
Steve Yeager, R OBP: 0.300, SLG: 0.320 (1, 2)					F8		1B		K	4	0	1	0	0	2	4						
Bill Russell, R OBP: 0.247, SLG: 0.205 Leron Lee, L OBP: 0.267, SLG: 0.220 Stan Wall, L (7, PH) (8, 1)		FC6-4			5-3					2	0	0	0	0	0	2						
Willie Crawford, L OBP: 0.331, SLG: 0.346 (9, PH)										1	0	0	0	0	0	0						
Don Sutton, R OBP: 0.177, SLG: 0.121 Rick Auerbach, R OBP: 0.288, SLG: 0.258 Lee Lacy, R OBP: 0.372, SLG: 0.487 (9, PH)				6-3						1	1	1	2	0	0	0						
										2	0	0	0	0	1	1						
										1	0	0	0	0	0	0						
										1	1	1	1	0	0	0						
Inning Stats	R: 0 E: 0 K: 0 S: 4	H: 2 LOB: 1 BB: 0 P: 4	R: 0 E: 0 K: 0 S: 4	H: 1 LOB: 1 BB: 0 P: 4	R: 0 E: 0 K: 0 S: 3	H: 0 LOB: 0 BB: 0 P: 3	R: 0 E: 0 K: 0 S: 3	H: 0 LOB: 0 BB: 0 P: 3	R: 0 E: 0 K: 2 S: 9	H: 2 LOB: 2 BB: 0 P: 9	R: 1 E: 0 K: 0 S: 5	H: 2 LOB: 1 BB: 0 P: 5	R: 3 E: 0 K: 2 S: 9	H: 2 LOB: 0 BB: 1 P: 13	1B: 5 2B: 2 3B: 0 HR: 2	SF: 1 SAC: 0 DP: 1 HBP: 0	WP: 0 PB: 0 SB: 0 CS: 0	PA: 37				
PITCHER	IP	WLS	BF	H	R	ER	SO	BB	IBB	HBP	BLK	WP	HR	S	P	ERA	WHIP					
Bob Forsch, R ERA: 2.71 Mike Garman, R ERA: 1.9	(1, 1) 8.2		36	9	4	4	4	1	0	0	0	0	0	43	47	4.15	1.154					
(9, 1)	0.1	S	1	0	0	0	1	0	0	0	0	0	0	3	3	0.00	0.000					

St. Louis Cardinals @ Los Angeles Dodgers
Dodger Stadium, Los Angeles, CA
 Wed Jul 23 1975, 7:05 PM PDT
 Att: 27,772 - Unknown

AB 35
R 4
H 9
RBI 4
BB 1
SO 5
LOB 16



Batter	1	2	3	4	5	6	7	8	9	AB	R	H	RBI	BB	SO	LOB	TOP					
Bake McBride, L OBP: 0.311, SLG: 0.346 (1, 8)	4-3		6-3		F5		F7			4	0	0	0	0	0	1	St. Louis Cardinals @ Los Angeles Dodgers Dodger Stadium, Los Angeles, CA Thu Jul 24 1975, 3:33 AM PDT Att: 26,982 - Unknown livebaseballscorecards.com					
Luis Melendez, R OBP: 0.281, SLG: 0.338 (1, 7)	4-3		F7			6-3		F8 2B		4	0	1	0	0	0	0						
Reggie Smith, S OBP: 0.373, SLG: 0.508 (1, 9)	4-3			1-3		L9		F8 2-3		4	0	0	0	0	0	1						
Ted Simmons, S OBP: 0.408, SLG: 0.515 Ken Rudolph, R OBP: 0.186, SLG: 0.170 (6, 2)		F9		F5			BB	F5		2	0	0	0	1	0	0						
Ron Fairly, L OBP: 0.416, SLG: 0.439 (1, 3)		K			1B		6-3	F6		4	0	1	0	0	1	2						
Ted Sizemore, R OBP: 0.309, SLG: 0.314 (1, 4)		1B BB		K					F9	3	1	1	0	1	1	1						
Ken Reitz, R OBP: 0.293, SLG: 0.332 (1, 5)					F3		F4		6-3	4	0	1	0	0	0	1						
Mario Guerrero, R OBP: 0.256, SLG: 0.255 (1, 6)		FC6 1-2			F9				E6	4	0	1	1	0	0	2						
Lynn McClothen, L OBP: 0.041, SLG: 0.041 Doug Howard, R OBP: 0.227, SLG: 0.310 Ron Bryant, S OBP: 0.191, SLG: 0.391 Buddy Bradford, R OBP: 0.150, SLG: 0.150 Greg Terlecky, R OBP: 0.150, SLG: 0.150 Mike Iverson, R OBP: 0.226, SLG: 0.320 (5, PH) (5, 1) (7, PH) (7, 1) (9, PH)			K						F8	1	0	0	0	0	1	0						
Inning Stats	R: 0 E: 0 K: 0 S: 3	H: 0 LOB: 0 BB: 0 P: 3	R: 0 E: 0 K: 1 S: 6	H: 1 LOB: 2 BB: 1 P: 10	R: 0 E: 0 K: 1 S: 5	H: 0 LOB: 0 BB: 0 P: 5	R: 0 E: 0 K: 1 S: 6	H: 1 LOB: 1 BB: 0 P: 6	R: 1 E: 0 K: 0 S: 4	H: 1 LOB: 0 BB: 0 P: 4	R: 0 E: 0 K: 0 S: 3	H: 0 LOB: 1 BB: 1 P: 7	R: 1 E: 0 K: 1 S: 7	H: 2 LOB: 1 BB: 0 P: 7	R: 0 E: 0 K: 0 S: 4	H: 1 LOB: 1 BB: 0 P: 4		R: 0 E: 1 K: 0 S: 4	H: 0 LOB: 1 BB: 0 P: 4	1B: 3 2B: 2 3B: 0 HR: 1	SF: 0 SAC: 0 DP: 0 HBP: 0	WP: 0 PB: 0 SB: 0 CS: 0
PITCHER Burt Hooton, R ERA: 4.24 (1, 1)	IP: 9.0 WLS: W BF: 36 H: 6 R: 2 ER: 2 SO: 4 BB: 2 IBB: 0 HBP: 0 BLK: 0 WP: 0 HR: 1 S: 42 P: 50 ERA: 2.00 WHIP: 0.889																					

Batter	1	2	3	4	5	6	7	8	9	AB	R	H	RBI	BB	SO	LOB	BOTTOM			
Davey Lopes, R OBP: 0.360, SLG: 0.332 (1, 4)	4-3	1B SF8 BB		6-3		E S 1B	FC5-4 1-2			4	1	1	0	1	0	2	St. Louis Cardinals @ Los Angeles Dodgers Dodger Stadium, Los Angeles, CA Thu Jul 24 1975, 3:33 AM PDT Att: 26,982 - Unknown livebaseballscorecards.com			
Lee Lacy, R OBP: 0.366, SLG: 0.480 (1, 9)	F8	SF8		5-3		P7 1-3		L3 1B		4	0	1	1	0	0	1				
Bill Buckner, L OBP: 0.282, SLG: 0.349 (1, 7)		S 2B HBP		F9		K		L3 1-2		4	1	1	1	0	1	2				
Steve Garvey, R OBP: 0.343, SLG: 0.472 (1, 3)		SF8			SH1-4 2B BB	K		F3		3	1	1	2	1	1	1				
John Hale, L OBP: 0.333, SLG: 0.432 (1, 8)		F7		SH1-4 1-2		4-3				2	0	0	0	1	0	1				
Ron Cey, R OBP: 0.341, SLG: 0.417 (1, 5)	F7			SH1-4 1B	1B FC6-4 2B	K				4	1	2	1	0	1	2				
Steve Yeager, R OBP: 0.306, SLG: 0.342 (1, 2)		1B SH 1B		SH1-4 1-2	FC6-4 1B	HR				3	2	3	1	0	0	0				
Bill Russell, R OBP: 0.257, SLG: 0.209 (1, 6)		SH SF8 1B		L6	FC6-4 WP 1-2	1B BB				3	1	1	1	1	0	2				
Burt Hooton, R OBP: 0.211, SLG: 0.250 (1, 1)		SH 1B		F3	F5	FC5-4 1B				3	1	1	0	0	0	2				
Inning Stats	R: 1 E: 0 K: 0 S: 4	H: 1 LOB: 2 BB: 1 P: 9	R: 4 E: 1 K: 0 S: 7	H: 3 LOB: 1 BB: 1 P: 11	R: 0 E: 0 K: 0 S: 4	H: 1 LOB: 0 BB: 0 P: 4	R: 0 E: 0 K: 0 S: 3	H: 0 LOB: 0 BB: 0 P: 3	R: 2 E: 1 K: 0 S: 5	H: 2 LOB: 1 BB: 1 P: 9	R: 0 E: 0 K: 2 S: 8	H: 1 LOB: 1 BB: 0 P: 8	R: 1 E: 0 K: 1 S: 7	H: 2 LOB: 2 BB: 1 P: 11	R: 0 E: 0 K: 0 S: 3	H: 1 LOB: 0 BB: 0 P: 3		1B: 8 2B: 3 3B: 0 HR: 1	SF: 2 SAC: 3 DP: 1 HBP: 1	WP: 1 PB: 0 SB: 2 CS: 0
PITCHER Lynn McClothen, R ERA: 3.88 Ron Bryant, L ERA: 19.06 Greg Terlecky, R ERA: 2.95 (1, 1) (5, 1) (7, 1)	IP: 4.0 WLS: L BF: 21 H: 5 R: 5 ER: 5 SO: 5 BB: 2 IBB: 0 HBP: 1 BLK: 0 WP: 1 HR: 0 S: 18 P: 27 ERA: 11.25 WHIP: 1.750																			

Batter	1	2	3	4	5	6	7	8	9	AB	R	H	RBI	BB	SO	LOB	TOP					
Davey Lopes, R OBP: 0.363, SLG: 0.337 (1, 4)										3	0	2	0	1	0	2	Los Angeles Dodgers @ Cincinnati Reds Riverfront Stadium, Cincinnati, OH Fri Jul 25 1975, 7:05 PM EDT Unknown livebaseballscorecards.com					
Bill Buckner, L OBP: 0.282, SLG: 0.344 (1, 7)										3	0	0	0	1	0	2						
Jimmy Wynn, R OBP: 0.411, SLG: 0.452 (1, 8)										4	1	1	1	1	0	4						
Steve Garvey, R OBP: 0.344, SLG: 0.474 (1, 3)										5	1	2	0	0	0	2						
John Hale, L OBP: 0.330, SLG: 0.436 (1, 9)										4	1	1	1	0	0	2						
Ron Cey, R OBP: 0.342, SLG: 0.424 (1, 5)										3	1	1	1	1	0	1						
Steve Yeager, R OBP: 0.306, SLG: 0.339 (8, PH)										2	0	0	0	1	1	1						
Leron Lee, L OBP: 0.283, SLG: 0.220 (8, FR)										0	0	0	0	1	0	0						
Rick Auerbach, R OBP: 0.288, SLG: 0.258 (8, 6)										0	0	0	0	0	0	0						
Bill Russell, R OBP: 0.260, SLG: 0.223 (8, PH)										3	0	1	0	0	0	1						
Manny Mota, R OBP: 0.333, SLG: 0.270 (8, FR)										0	0	0	1	0	0	0						
Paul Powell, R OBP: 0.333, SLG: 0.200 (8, 2)										0	0	0	0	0	0	0						
Andy Messersmith, R OBP: 0.241, SLG: 0.257 (8, PH)										3	0	1	0	0	0	1						
Willie Crawford, L OBP: 0.329, SLG: 0.344 (8, 1)										1	0	0	0	0	0	2						
Mike Marshall, R (8, 1)										0	0	0	0	0	0	0						
Inning Stats	R: 1 E: 0 K: 0 S: 3	H: 2 LOB: 1 BB: 1 P: 7	R: 1 E: 0 K: 0 S: 4	H: 1 LOB: 1 BB: 1 P: 8	R: 0 E: 0 K: 1 S: 4	H: 1 LOB: 0 BB: 0 P: 8	R: 0 E: 0 K: 1 S: 5	H: 0 LOB: 0 BB: 0 P: 5	R: 0 E: 0 K: 0 S: 4	H: 1 LOB: 1 BB: 1 P: 4	R: 0 E: 0 K: 0 S: 3	H: 0 LOB: 1 BB: 1 P: 7	R: 0 E: 0 K: 0 S: 4	H: 2 LOB: 2 BB: 1 P: 8	R: 2 E: 0 K: 0 S: 6	H: 2 LOB: 2 BB: 1 P: 10	R: 0 E: 0 K: 0 S: 3	H: 0 LOB: 0 BB: 0 P: 3	1B: 3 2B: 4 3B: 0 HR: 2	SF: 0 SAC: 3 DP: 2 HBP: 0	WP: 0 PB: 0 SB: 1 CS: 0	PA: 40
PITCHER	IP	WLS	BF	H	R	ER	SO	BB	IBB	HBP	BLK	WP	HR	S	P	ERA	WHIP					
Clay Kirby, R ERA: 4.29 (1, 1)	6.0	L	25	5	2	2	1	4	0	0	0	0	2	23	39	3.00	1.500					
Clay Carroll, R ERA: 2.99 (7, 1)	1.1	L	9	4	2	2	0	1	1	0	0	0	0	7	15	13.50	3.750					
Rawly Eastwick, R ERA: 3.44 (8, 1)	1.2		6	0	0	0	0	0	0	0	0	0	0	6	6	0.00	0.000					

Batter	1	2	3	4	5	6	7	8	9	AB	R	H	RBI	BB	SO	LOB	BOTTOM					
Pete Rose, S OBP: 0.400, SLG: 0.417 (1, 5)										4	0	2	0	1	2	1	Los Angeles Dodgers @ Cincinnati Reds Riverfront Stadium, Cincinnati, OH Fri Jul 25 1975, 7:05 PM EDT Unknown livebaseballscorecards.com					
Ken Griffey, L OBP: 0.398, SLG: 0.407 (1, 9)										4	0	1	0	0	1	2						
Joe Morgan, L OBP: 0.477, SLG: 0.527 (1, 4)										4	0	0	0	0	1	4						
Johnny Bench, R OBP: 0.364, SLG: 0.522 (1, 2)										4	0	0	0	0	2	3						
Dan Driessen, L OBP: 0.373, SLG: 0.389 (1, 3)										3	2	1	1	1	0	3						
George Foster, R OBP: 0.350, SLG: 0.523 (1, 7)										3	0	1	0	1	1	2						
Dave Concepcion, R OBP: 0.313, SLG: 0.336 (1, 6)										4	1	1	1	0	0	2						
Cesar Geronimo, L OBP: 0.335, SLG: 0.372 (1, 8)										4	0	1	1	0	0	2						
Clay Kirby, R OBP: 0.318, SLG: 0.250 (1, 1)										2	0	0	0	0	0	1						
Clay Carroll, R (7, 1)										1	0	0	0	0	0	0						
Rawly Eastwick, R (8, 1)										0	0	0	0	0	0	0						
Tony Perez, R OBP: 0.329, SLG: 0.446 (8, PH)										1	0	0	0	0	0	1						
Inning Stats	R: 0 E: 0 K: 0 S: 2	H: 0 LOB: 0 BB: 1 P: 6	R: 1 E: 0 K: 0 S: 5	H: 2 LOB: 1 BB: 0 P: 5	R: 0 E: 0 K: 1 S: 6	H: 1 LOB: 1 BB: 0 P: 6	R: 2 E: 1 K: 1 S: 7	H: 2 LOB: 1 BB: 1 P: 11	R: 0 E: 0 K: 1 S: 7	H: 2 LOB: 2 BB: 0 P: 7	R: 0 E: 0 K: 0 S: 2	H: 0 LOB: 0 BB: 1 P: 6	R: 0 E: 0 K: 2 S: 7	H: 0 LOB: 0 BB: 0 P: 7	R: 0 E: 1 K: 1 S: 6	H: 0 LOB: 1 BB: 0 P: 6	R: 0 E: 1 K: 1 S: 6	H: 0 LOB: 1 BB: 0 P: 6	1B: 4 2B: 2 3B: 0 HR: 1	SF: 0 SAC: 0 DP: 1 HBP: 0	WP: 0 PB: 0 SB: 2 CS: 1	PA: 37
PITCHER	IP	WLS	BF	H	R	ER	SO	BB	IBB	HBP	BLK	WP	HR	S	P	ERA	WHIP					
Andy Messersmith, R ERA: 2.09 (1, 1)	7.0	W	29	7	3	2	5	3	0	0	0	0	0	1	36	48	2.57	1.429				
Mike Marshall, R ERA: 2.69 (8, 1)	2.0	S	8	0	0	0	2	0	0	0	0	0	0	12	12	0.00	0.000					

Batter	1	2	3	4	5	6	7	8	9	AB	R	H	RBI	BB	SO	LOB	TOP		
Davey Lopes, R OBP: 0.360, SLG: 0.333 (1.4)	6-3		L4		6-3		F8			4	0	0	0	0	0	1	Los Angeles Dodgers @ Cincinnati Reds Riverfront Stadium, Cincinnati, OH Fri Jul 25 1975, 7:05 PM EDT Att: 51,087 - Unknown livebaseballscorecards.com		
Bill Buckner, L OBP: 0.261, SLG: 0.342 (1.7)	6-3 HR		L6		F2			G3		4	1	1	0	0	0	0			
Jimmy Wynn, R OBP: 0.410, SLG: 0.449 (1.8)	6-3						F8	5-3		4	0	1	0	0	0	1			
Steve Garvey, R OBP: 0.345, SLG: 0.481 (1.3)	2H HR		P5				F8			4	1	2	2	0	0	1			
John Hale, L OBP: 0.315, SLG: 0.415 Rick Rhoden, R (8.1)	F7			4-3			F9			4	0	0	0	0	1	1			
Ron Cey, R OBP: 0.344, SLG: 0.425 (1.5)		6-3			F9					4	1	2	0	0	0	0			
Steve Yeager, R OBP: 0.315, SLG: 0.345 Leron Lee, L OBP: 0.277, SLG: 0.214 (9. PH)			4-3 1B				SH1-4 SF8 1B		P6	2	0	2	0	1	0	0			
Bill Russell, R OBP: 0.255, SLG: 0.219 Lee Lacy, R OBP: 0.363, SLG: 0.476 (9. PH)			4-3		L9		SH1-4		G6-4-3	2	0	0	0	0	0	2			
Al Downing, R Mike Marshall, R Willie Crawford, L OBP: 0.329, SLG: 0.344 (8.9)		6-3					SH1-4 2-3 3H			2	0	0	1	0	0	1			
Inning Stats	R: 2 E: 0 K: 0 S: 5	H: 2 LOB: 0 BB: 0 P: 5	R: 0 E: 0 K: 0 S: 4	H: 1 LOB: 1 BB: 0 P: 4	R: 0 E: 0 K: 0 S: 4	H: 1 LOB: 1 BB: 0 P: 4	R: 0 E: 0 K: 0 S: 3	H: 0 LOB: 0 BB: 0 P: 7	R: 0 E: 0 K: 0 S: 3	H: 0 LOB: 0 BB: 0 P: 3	R: 0 E: 0 K: 0 S: 5	H: 2 LOB: 1 BB: 0 P: 5	R: 0 E: 0 K: 1 S: 6	H: 1 LOB: 1 BB: 0 P: 6	R: 0 E: 0 K: 0 S: 3	H: 1 LOB: 0 BB: 0 P: 3		1B: 7 2B: 0 3B: 0 HR: 1	SF: 1 SAC: 1 DP: 1 HBP: 0
PITCHER	IP	WLS	BF	H	R	ER	SO	BB	IBB	HBP	BLK	WP	HR	S	P	ERA	WHIP		
Pat Darcy, R ERA: 3.84 (1.1)	7.0	W	28	6	3	3	0	1	0	0	0	0	1	27	31	3.86	1.000		
Pedro Borbon, R ERA: 2.79 (8.1)	2.0	S	7	2	0	0	1	0	0	0	0	0	0	9	9	0.00	1.000		

Batter	1	2	3	4	5	6	7	8	9	AB	R	H	RBI	BB	SO	LOB	BOTTOM		
Pete Rose, S OBP: 0.399, SLG: 0.422 (1.5)	4-3		K		B1-3					4	1	1	3	0	1	0	Los Angeles Dodgers @ Cincinnati Reds Riverfront Stadium, Cincinnati, OH Fri Jul 25 1975, 7:05 PM EDT Att: 51,087 - Unknown livebaseballscorecards.com		
Dave Concepcion, R OBP: 0.312, SLG: 0.335 (1.6)	F8				1-3		2H 3H HR	P4		4	0	1	0	0	0	1			
Joe Morgan, L OBP: 0.472, SLG: 0.520 (1.4)	4-3		G3		K			K		4	0	0	0	0	2	2			
Johnny Bench, R OBP: 0.366, SLG: 0.523 (8.2)		4-0 1B BB				5-3		6-3		3	1	1	0	1	0	1			
Tony Perez, R OBP: 0.328, SLG: 0.443 (1.3)		0-3 K			BB 1B		P8		F7	4	0	1	1	0	1	1			
George Foster, R OBP: 0.349, SLG: 0.530 (8.7)			F8		F9		6-3		HR	4	1	1	1	0	0	2			
Merv Rettenmund, R OBP: 0.237, SLG: 0.320 Pedro Borbon, R OBP: 0.154, SLG: 0.154 (8.1)					P6			1B BB E 1B	K	3	1	2	0	0	0	1			
Bill Plummer, R OBP: 0.297, SLG: 0.317 Cesar Geronimo, L OBP: 0.337, SLG: 0.374 (8.8)			F9					E HR BB		1	0	0	0	2	0	2			
Pat Darcy, L Ed Ambrister, R Ken Griffey, L OBP: 0.389, SLG: 0.407 (8.9)					K			E1 HR 1B	5-3	2	0	0	0	0	1	2			
Inning Stats	R: 0 E: 0 K: 0 S: 3	H: 0 LOB: 0 BB: 0 P: 3	R: 0 E: 0 K: 1 S: 6	H: 1 LOB: 2 BB: 1 P: 10	R: 0 E: 0 K: 2 S: 8	H: 1 LOB: 1 BB: 0 P: 8	R: 1 E: 0 K: 0 S: 5	H: 2 LOB: 2 BB: 1 P: 9	R: 0 E: 0 K: 1 S: 5	H: 0 LOB: 0 BB: 0 P: 5	R: 0 E: 0 K: 0 S: 3	H: 0 LOB: 0 BB: 0 P: 3	R: 4 E: 1 K: 1 S: 8	H: 3 LOB: 1 BB: 1 P: 12	R: 1 E: 0 K: 1 S: 7	H: 2 LOB: 1 BB: 0 P: 7		1B: 6 2B: 1 3B: 0 HR: 2	SF: 0 SAC: 0 DP: 0 HBP: 0
PITCHER	IP	WLS	BF	H	R	ER	SO	BB	IBB	HBP	BLK	WP	HR	S	P	ERA	WHIP		
Al Downing, L ERA: 2.53 (1.1)	6.0	L	26	5	3	3	4	3	0	0	0	0	0	31	43	4.50	1.333		
Mike Marshall, R ERA: 2.99 (7.1)	1.0	L	5	2	2	2	1	0	0	0	0	0	1	7	7	18.00	2.000		
Rick Rhoden, R ERA: 3.4 (8.1)	1.0		5	2	1	1	1	0	0	0	0	0	1	7	7	9.00	2.000		

Batter	1	2	3	4	5	6	7	8	9	AB	R	H	RBI	BB	SO	LOB	TOP				
Lee Lacy, R OBP: 0.371, SLG: 0.477 (1.4)										4	0	2	2	1	0	1	Los Angeles Dodgers @ Cincinnati Reds Riverfront Stadium, Cincinnati, OH Sun Jul 27 1975, 3:33 AM EDT Att: 50,609 - Unknown livebaseballscorecards.com				
Bill Buckner, L OBP: 0.274, SLG: 0.332 (1.7)										5	0	0	0	0	0	3					
Jimmy Wynn, R OBP: 0.411, SLG: 0.448 (1.8)										5	0	2	0	0	0	1					
Steve Garvey, R OBP: 0.347, SLG: 0.485 (1.3)										5	0	1	0	0	0	1					
John Hale, L OBP: 0.317, SLG: 0.451 (1.9)										5	1	2	0	0	0	4					
Ron Cey, R OBP: 0.346, SLG: 0.426 (1.5)										5	1	2	1	0	0	5					
Steve Yeager, R OBP: 0.326, SLG: 0.371 (1.2)										4	2	4	1	0	0	0					
Paul Powell, R OBP: 0.333, SLG: 0.200 (8.2)										0	0	0	0	0	0	0					
Bill Russell, R OBP: 0.248, SLG: 0.214 (1.6)										4	1	1	1	0	0	3					
Don Sutton, R OBP: 0.169, SLG: 0.115 (1.1)										3	0	0	0	0	1	3					
Leron Lee, L OBP: 0.285, SLG: 0.205 (8, PH)										1	0	0	0	0	0	0					
Mike Marshall, R (8.1)										0	0	0	0	0	0	0					
Inning Stats	R: 0 E: 0 K: 0 S: 5	H: 2 LOB: 3 BB: 1 P: 9	R: 0 E: 0 K: 1 S: 6	H: 1 LOB: 1 BB: 0 P: 6	R: 0 E: 0 K: 0 S: 3	H: 0 LOB: 0 BB: 0 P: 3	R: 4 E: 1 K: 0 S: 8	H: 5 LOB: 1 BB: 0 P: 8	R: 0 E: 0 K: 0 S: 5	H: 2 LOB: 2 BB: 0 P: 5	R: 0 E: 0 K: 0 S: 4	H: 1 LOB: 1 BB: 0 P: 4	R: 0 E: 0 K: 0 S: 5	H: 1 LOB: 1 BB: 0 P: 4	R: 1 E: 0 K: 0 S: 5	H: 2 LOB: 1 BB: 0 P: 5	R: 0 E: 0 K: 0 S: 4	H: 1 LOB: 1 BB: 0 P: 4	1B: 11 2B: 2 3B: 0 HR: 1	SF: 0 SAC: 0 DP: 0 HBP: 0	WP: 0 PA: 42 PB: 0 SB: 0 CS: 0
PITCHER	IP	WLS	BF	H	R	ER	SO	BB	IBB	HBP	BLK	WP	HR	S	P	ERA	WHIP				
Tom Carroll, R ERA: 4.65 (1.1)	3.0	L	17	7	4	3	1	1	0	0	0	0	0	18	22	9.00	2.667				
Pedro Borbon, R ERA: 2.72 (4.1)	2.0	9	3	0	0	0	0	0	0	0	0	0	0	9	9	0.00	1.500				
Clay Carroll, R ERA: 2.79 (6.1)	2.0	7	1	0	0	0	0	0	0	0	0	0	0	7	7	0.00	0.500				
Rawly Eastwick, R ERA: 3.46 (8.1)	2.0	9	3	1	1	0	0	0	0	0	0	0	1	9	9	4.50	1.500				


Batter	1	2	3	4	5	6	7	8	9	AB	R	H	RBI	BB	SO	LOB	BOTTOM					
Pete Rose, S OBP: 0.402, SLG: 0.428 (1.5)										4	0	1	0	0	0	1	Los Angeles Dodgers @ Cincinnati Reds Riverfront Stadium, Cincinnati, OH Sun Jul 27 1975, 3:33 AM EDT Att: 50,609 - Unknown livebaseballscorecards.com					
Ken Griffey, L OBP: 0.400, SLG: 0.409 (1.9)										4	0	2	0	0	1	0						
Joe Morgan, L OBP: 0.478, SLG: 0.534 (1.4)										4	1	3	1	0	0	2						
Johnny Bench, R OBP: 0.363, SLG: 0.526 (1.2)										4	1	1	1	0	1	4						
Dan Driessen, L OBP: 0.364, SLG: 0.377 (1.7)										4	0	0	0	0	0	3						
Tony Perez, R OBP: 0.326, SLG: 0.451 (1.3)										4	1	1	1	0	1	0						
Dave Concepcion, R OBP: 0.313, SLG: 0.334 (1.6)										3	0	1	0	1	0	0						
Cesar Geronimo, L OBP: 0.330, SLG: 0.364 (1.8)										4	0	0	0	0	2	2						
Tom Carroll, L ERA: 2.5 (1.1)										1	0	0	0	0	0	0						
Pedro Borbon, R ERA: 2.5 (4.1)										0	0	0	0	0	0	0						
Terry Crowley, R ERA: 2.5 (5, PH)										1	0	0	0	0	0	1						
Clay Carroll, R ERA: 2.79 (8.1)										0	0	0	0	0	0	0						
George Foster, R ERA: 2.5 (7, PH)										1	0	0	0	0	0	1						
Rawly Eastwick, R ERA: 3.46 (8.1)										0	0	0	0	0	0	0						
Merv Rettenmund, R ERA: 3.34 (9, PH)										1	0	0	0	0	0	0						
Inning Stats	R: 0 E: 0 K: 0 S: 4	H: 2 LOB: 1 BB: 0 P: 4	R: 0 E: 0 K: 0 S: 3	H: 0 LOB: 0 BB: 0 P: 3	R: 0 E: 0 K: 0 S: 3	H: 0 LOB: 0 BB: 0 P: 3	R: 2 E: 0 K: 0 S: 5	H: 2 LOB: 0 BB: 0 P: 5	R: 0 E: 0 K: 1 S: 5	H: 0 LOB: 1 BB: 1 P: 9	R: 0 E: 0 K: 1 S: 6	H: 1 LOB: 1 BB: 0 P: 6	R: 0 E: 0 K: 3 S: 10	H: 1 LOB: 1 BB: 0 P: 10	R: 0 E: 0 K: 1 S: 7	H: 2 LOB: 2 BB: 0 P: 7	R: 1 E: 0 K: 1 S: 6	H: 1 LOB: 0 BB: 0 P: 6	1B: 5 2B: 1 3B: 0 HR: 3	SF: 0 SAC: 0 DP: 0 HBP: 0	WP: 0 PA: 36 PB: 0 SB: 1 CS: 0	
PITCHER	IP	WLS	BF	H	R	ER	SO	BB	IBB	HBP	BLK	WP	HR	S	P	ERA	WHIP					
Don Sutton, R ERA: 2.5 (1.1)	7.0	W	27	6	2	2	5	1	0	0	0	0	0	2	36	40	2.57	1.000				
Mike Marshall, R ERA: 2.93 (8.1)	2.0	S	9	3	1	1	2	0	0	0	0	0	1	13	13	4.50	1.500					


Batter	1	2	3	4	5	6	7	8	9	AB	R	H	RBI	BB	SO	LOB	TOP			
Davey Lopes, R OBP: 0.357, SLG: 0.333 (1, 4)										5	1	2	0	0	1	3	Los Angeles Dodgers @ Atlanta Braves Atlanta-Fulton County Stadium, Atlanta, GA Mon Jul 28 1975, 7:05 PM EDT Att: 6,328 - Unknown			
Willie Crawford, L OBP: 0.331, SLG: 0.350 (1, 7)										4	0	2	1	0	0	1				
Jimmy Wynn, R OBP: 0.410, SLG: 0.446 Mike Marshall, R (8, 1)										4	1	1	0	0	1	2				
Steve Garvey, R OBP: 0.346, SLG: 0.483 (1, 3)										4	1	1	0	0	0	0				
John Hale, L OBP: 0.305, SLG: 0.432 (8, 8)										4	0	0	0	0	1	2				
Ron Cey, R OBP: 0.347, SLG: 0.424 (1, 5)										1	0	0	1	2	0	0				
Bill Russell, R OBP: 0.259, SLG: 0.219 Bill Buckner, L OBP: 0.278, SLG: 0.335 (9, PH)										2	0	1	1	1	0	1				
Paul Powell, R OBP: 0.333, SLG: 0.375 Manny Mota, R OBP: 0.349, SLG: 0.289 Rick Auerbach, R OBP: 0.288, SLG: 0.258 (9, PR)										3	0	1	0	0	1	2				
Burt Hooton, R OBP: 0.195, SLG: 0.231 Tom Paciorek, R OBP: 0.262, SLG: 0.292 (8, 9)										3	0	0	0	0	0	0				
Inning Stats	R: 1 E: 0 K: 0 S: 4	H: 2 LOB: 0 BB: 4	R: 0 E: 0 K: 0 S: 2	H: 0 LOB: 1 BB: 10	R: 0 E: 0 K: 0 S: 3	H: 0 LOB: 0 BB: 0	R: 2 E: 0 K: 1 S: 8	H: 4 LOB: 2 BB: 0 P: 8	R: 0 E: 0 K: 0 S: 6	H: 0 LOB: 1 BB: 1 P: 7	R: 0 E: 0 K: 1 S: 6	H: 1 LOB: 1 BB: 0 P: 6	R: 0 E: 0 K: 1 S: 5	H: 0 LOB: 0 BB: 0 P: 5	R: 0 E: 0 K: 0 S: 5	H: 2 LOB: 3 BB: 0 P: 5		1B: 7 2B: 3 3B: 0 HR: 0	SF: 1 SAC: 0 DP: 2 HBP: 0	WP: 0 PB: 1 SB: 0 CS: 0
PITCHER Phil Niekro, R ERA: 2.73 (1, 1)	IP: 9.0 WLS: W BF: 37 H: 10 R: 3 ER: 3 SO: 4 BB: 3 IBB: 0 HBP: 0 BLK: 0 WP: 0 HR: 0 S: 42 P: 54 ERA: 3.00 WHIP: 1.444															PITCHER				

Batter	1	2	3	4	5	6	7	8	9	AB	R	H	RBI	BB	SO	LOB	BOTTOM			
Ralph Garr, L OBP: 0.317, SLG: 0.361 (1, 7)										5	0	1	0	0	1	2	Los Angeles Dodgers @ Atlanta Braves Atlanta-Fulton County Stadium, Atlanta, GA Mon Jul 28 1975, 7:05 PM EDT Att: 6,328 - Unknown			
Marty Perez, R OBP: 0.333, SLG: 0.330 (1, 4)										4	0	1	0	1	1	5				
Darrell Evans, L OBP: 0.342, SLG: 0.374 (1, 5)										3	1	0	0	1	3	2				
Earl Williams, R OBP: 0.316, SLG: 0.404 Rod Gilbreath, R OBP: 0.372, SLG: 0.420 Mike Lum, L OBP: 0.311, SLG: 0.321 (9, PR)										4	0	2	0	0	0	2				
Dusty Baker Jr., R OBP: 0.328, SLG: 0.401 Ed Goodson, L OBP: 0.250, SLG: 0.275 (9, 3)										3	2	0	0	1	0	3				
Rowland Office, L OBP: 0.339, SLG: 0.360 (1, 8)										4	1	2	1	0	0	1				
Larvell Blanks, R OBP: 0.330, SLG: 0.334 (1, 6)										3	1	1	0	1	0	1				
Biff Pocoroba, S OBP: 0.400, SLG: 0.393 (1, 2)										4	0	3	3	0	0	0				
Phil Niekro, R OBP: 0.183, SLG: 0.217 (1, 1)										4	0	1	1	0	1	3				
Inning Stats	R: 0 E: 0 K: 2 S: 7	H: 0 LOB: 1 BB: 1 P: 11	R: 1 E: 0 K: 2 S: 9	H: 2 LOB: 3 BB: 2 P: 17	R: 1 E: 0 K: 0 S: 4	H: 1 LOB: 1 BB: 1 P: 8	R: 0 E: 0 K: 0 S: 3	H: 0 LOB: 0 BB: 0 P: 3	R: 0 E: 0 K: 1 S: 6	H: 1 LOB: 1 BB: 0 P: 6	R: 0 E: 0 K: 0 S: 4	H: 1 LOB: 1 BB: 0 P: 4	R: 0 E: 0 K: 1 S: 5	H: 1 LOB: 1 BB: 0 P: 5	R: 3 E: 0 K: 0 S: 8	H: 5 LOB: 2 BB: 0 P: 8		1B: 11 2B: 1 3B: 0 HR: 0	SF: 0 SAC: 0 DP: 1 HBP: 0	WP: 0 PB: 0 SB: 3 CS: 1
PITCHER Burt Hooton, R ERA: 4.15 Mike Marshall, R ERA: 3.24 (8, 1)	IP: 7.0 WLS: L BF: 8 H: 5 R: 3 ER: 2 SO: 0 BB: 0 IBB: 0 HBP: 0 BLK: 0 WP: 0 HR: 0 S: 8 P: 54 ERA: 27.00 WHIP: 5.000															PITCHER				

AB 33
R 3
H 10
RBI 3
BB 3
SO 4
LOB 13

AB 34
R 5
H 11
RBI 5
BB 4
SO 6
LOB 19

Batter	1	2	3	4	5	6	7	8	9	AB	R	H	RBI	BB	SO	LOB	TOP
Davey Lopes, R OBP: 0.359, SLG: 0.335 (1, 4)	F7			L5-3 1B		G4-6-3 1B		F3	F3	4	0	2	0	0	0	0	Los Angeles Dodgers @ Atlanta Braves Atlanta-Fulton County Stadium, Atlanta, GA Tue Jul 29 1975, 7:05 PM EDT Att: 4,906 - Unknown AB 30 R 2 H 6 RBI 2 BB 3 SO 5 LOB 7 
Bill Buckner, L OBP: 0.273, SLG: 0.329 (1, 7)	3-1			L5-3 1-2		G4-6-3 1-2		F9	F9	4	0	0	0	0	0	4	
Jimmy Wynn, R OBP: 0.408, SLG: 0.443 (1, 8)	F5			6-3			F7	BB 2B 1B	BB 2B 1B	4	1	1	0	0	0	0	
Steve Garvey, R OBP: 0.346, SLG: 0.479 (1, 3)		F8			K		4-3	BB 2B BB	BB 2B BB	3	1	0	0	1	1	0	
John Hale, L OBP: 0.303, SLG: 0.418 (1, 9)		K			K		K	BB 2B BB	BB 2B BB	3	0	0	0	1	3	0	
Ron Cey, R OBP: 0.346, SLG: 0.425 Rick Auerbach, R OBP: 0.288, SLG: 0.258 (9, FR)	F7				5-3			F3	BB 2B	4	0	1	2	0	0	0	
Steve Yeager, R OBP: 0.326, SLG: 0.368 Leron Lee, L OBP: 0.265, SLG: 0.205 Ken McMullen, R OBP: 0.182, SLG: 0.400 (9, PH)			K			SH5-4 1B BB		6-3	F9	2	0	0	0	1	1	0	
Bill Russell, R OBP: 0.269, SLG: 0.231 (1, 6)			F7			SH5-4 1B				3	0	2	0	0	0	0	
Andy Messersmith, R OBP: 0.238, SLG: 0.253 Willie Crawford, L OBP: 0.329, SLG: 0.348 Rick Rhoden, R (8, 1)			6-3			SH5-4 1-2 2-3		F3		1	0	0	0	0	0	0	
Inning Stats	R: 0 E: 0 K: 0 S: 3	H: 0 LOB: 0 BB: 0 P: 3	R: 0 E: 0 K: 1 S: 5	H: 0 LOB: 0 BB: 0 P: 5	R: 0 E: 0 K: 1 S: 5	H: 1 LOB: 0 BB: 0 P: 3	R: 0 E: 0 K: 2 S: 7	H: 0 LOB: 0 BB: 0 P: 7	R: 0 E: 0 K: 1 S: 5	H: 0 LOB: 0 BB: 0 P: 5	R: 0 E: 0 K: 0 S: 4	H: 1 LOB: 1 BB: 0 P: 4	R: 2 E: 0 K: 0 S: 5	H: 2 LOB: 2 BB: 2 P: 13	1B: 5 2B: 2 3B: 0 HR: 0	SF: 0 SAC: 1 DP: 2 HBP: 0	
PITCHER	IP WLS BF H R ER SO BB IBB HBP BLK WP HR S P ERA WHIP																
Blue Moon Odom, R ERA: 7.16 (1, 1)	8.2 W 32 5 2 2 5 3 0 0 0 0 0 0 39 51 2.08 0.923																
Elias Sosa, R ERA: 3.5 (9, 1)	0.0 1 1 0 0 0 0 0 0 0 0 0 0 1 1 ∞ ∞																
Tom House, L ERA: 3.15 (9, 1)	0.1 S 1 0 0 0 0 0 0 0 0 0 0 0 1 1 0.00 0.000																

Batter	1	2	3	4	5	6	7	8	9	AB	R	H	RBI	BB	SO	LOB	BOTTOM		
Ralph Garr, L OBP: 0.316, SLG: 0.360 (1, 7)	4-3				L9		F6			4	0	1	1	0	0	0	Los Angeles Dodgers @ Atlanta Braves Atlanta-Fulton County Stadium, Atlanta, GA Tue Jul 29 1975, 7:05 PM EDT Att: 4,906 - Unknown AB 33 R 4 H 10 RBI 3 BB 1 SO 4 LOB 15 		
Marty Perez, R OBP: 0.334, SLG: 0.332 (1, 4)	1B	6-3			5-3			1B FC6-2-5 1B		4	0	2	0	0	0	2			
Darrell Evans, L OBP: 0.343, SLG: 0.383 (1, 5)	F5			F9		HR		1B FC6-2-5 1B		4	2	2	1	0	0	1			
Earl Williams, R OBP: 0.315, SLG: 0.402 (1, 3)	1B			5-3		F4		FC6-2-5 1B E		4	1	1	0	0	0	2			
Dusty Baker Jr., R OBP: 0.330, SLG: 0.402 (1, 9)	F3					K		E9 1B		4	0	2	1	0	1	2			
Rowland Office, L OBP: 0.342, SLG: 0.359 (1, 8)		FC5-4 1B 1B		F8		CS BB		F4		3	1	1	0	1	0	2			
Larvell Blanks, R OBP: 0.329, SLG: 0.333 (1, 6)				6-3		K		K		4	0	1	0	0	2	2			
Biff Pocoroba, S OBP: 0.389, SLG: 0.380 (1, 2)		F5			K		5-3			3	0	0	0	0	1	2			
Blue Moon Odom, R OBP: 0.125, SLG: 0.250 Elias Sosa, R OBP: 0.100, SLG: 0.100 Tom House, L (9, 1)		FC5-4 1B		F4			6-3			3	0	0	0	0	0	2			
Inning Stats	R: 0 E: 0 K: 0 S: 5	H: 2 LOB: 2 BB: 0 P: 5	R: 1 E: 0 K: 0 S: 6	H: 3 LOB: 2 BB: 0 P: 6	R: 0 E: 0 K: 1 S: 4	H: 1 LOB: 1 BB: 0 P: 4	R: 0 E: 0 K: 1 S: 5	H: 0 LOB: 0 BB: 0 P: 5	R: 1 E: 0 K: 0 S: 4	H: 1 LOB: 0 BB: 0 P: 4	R: 0 E: 0 K: 2 S: 6	H: 0 LOB: 1 BB: 1 P: 10	R: 0 E: 0 K: 1 S: 3	H: 0 LOB: 0 BB: 0 P: 3	R: 2 E: 1 K: 1 S: 8	H: 3 LOB: 1 BB: 0 P: 8		1B: 9 2B: 0 3B: 0 HR: 1	SF: 0 SAC: 0 DP: 0 HBP: 0
PITCHER	IP WLS BF H R ER SO BB IBB HBP BLK WP HR S P ERA WHIP																		
Andy Messersmith, R ERA: 2.15 (1, 1)	7.0 L 28 7 2 2 3 1 0 0 0 0 0 0 33 37 2.57 1.143																		
Rick Rhoden, R ERA: 3.38 (8, 1)	1.0 6 3 2 1 1 0 0 0 0 0 0 0 8 8 9.00 3.000																		

Batter	1	2	3	4	5	6	7	8	9	10	AB	R	H	RBI	BB	SO	LOB	TOP					
Pete Rose, S OBP: 0.405, SLG: 0.442 (1, 5)	0-0 1B		0-0 2B			0-0 1B 2B		0-0 1B		0-0 2H 1B	5	1	5	0	0	0	0	Cincinnati Reds @ Los Angeles Dodgers Dodger Stadium, Los Angeles, CA Fri Aug 01 1975, 7:05 PM PDT Att: 50,331 - Unknown					
Ken Griffey, L OBP: 0.397, SLG: 0.407 (1, 9)	0-3 K		0-0 6-3			0-3 K		0-0 F8		0-3 K	5	0	0	0	0	3	5						
Cesar Geronimo, L OBP: 0.332, SLG: 0.368 (1, 8)	0-0 F7					0-0 F8		0-3 K			4	1	1	1	0	1	2						
Johnny Bench, R OBP: 0.370, SLG: 0.545 (1, 2)	0-3 K					0-0 L7		0-0 HR 1B		0-0 WP 1B 1B	4	1	2	2	0	1	1						
Tony Perez, R OBP: 0.325, SLG: 0.448 (1, 3)		0-0 F3				0-0 F9		0-0 F8		0-3 K	4	0	0	0	0	1	1						
George Foster, R OBP: 0.342, SLG: 0.513 (1, 7)		0-3 K				0-0 F2		0-0 6-3		0-0 1B	4	0	1	0	0	1	0						
Dave Concepcion, R OBP: 0.305, SLG: 0.324 (1, 6)		0-0 F9				0-0 F7		0-0 F8		0-3 K	4	0	0	0	0	1	1						
Darrel Chaney, S OBP: 0.282, SLG: 0.254 (1, 4)						0-3 K		0-0 3-1		4-0 PB 1B BB	3	0	0	0	1	1	0						
Jack Billingham, R OBP: 0.175, SLG: 0.104 (8, PH)						0-3 K		0-0 F7		0-0 F7	2	0	0	0	0	0	1		REDS WP: 1 PA: 38 AB: 37 R: 3 H: 9 RBI: 3 BB: 1 SO: 10 LOB: 11				
Terry Crowley, L OBP: 0.328, SLG: 0.353 (8, 1)						0-0 6-3				0-0 F7	1	0	0	0	0	0	0						
Will McEnaney, L OBP: 0.308, SLG: 0.353 (8, 1)										1-2 K	0	0	0	0	0	0	0						
Rawly Eastwick, R OBP: 0.366, SLG: 0.518 (10, PH)										1-2 K	0	0	0	0	0	0	1						
Joe Morgan, L OBP: 0.385, SLG: 0.518 (10, 1)										1-2 K	0	0	0	0	0	0	0						
Pedro Borbon, R OBP: 0.206, SLG: 0.200 (10, 1)										1-2 K	0	0	0	0	0	0	0						
Inning Stats	R: 0 E: 0 K: 2 S: 8	H: 1 LOB: 1 BB: 0 P: 8	R: 0 E: 0 K: 1 S: 5	H: 0 LOB: 0 BB: 0 P: 5	R: 0 E: 0 K: 0 S: 4	H: 1 LOB: 1 BB: 0 P: 4	R: 0 E: 0 K: 0 S: 3	H: 0 LOB: 0 BB: 0 P: 3	R: 0 E: 0 K: 1 S: 5	H: 0 LOB: 0 BB: 0 P: 5	R: 3 E: 0 K: 2 S: 10	H: 3 LOB: 0 BB: 0 P: 10	R: 0 E: 0 K: 0 S: 3	H: 0 LOB: 0 BB: 0 P: 3	R: 0 E: 0 K: 1 S: 6	H: 1 LOB: 1 BB: 0 P: 6	R: 0 E: 0 K: 2 S: 8	H: 2 LOB: 1 BB: 0 P: 8		R: 0 E: 0 K: 1 S: 5	H: 1 LOB: 1 BB: 1 P: 9	1B: 6 2B: 2 3B: 0 HR: 1	SF: 0 SAC: 0 DP: 0 HBP: 0
PITCHER	IP	WLS	BF	H	R	ER	SO	BB	IBB	HBP	BLK	WP	HR	S	P	ERA	WHIP						
Don Sutton, R ERA: 2.55 (1, 1)	7.0		26	5	3	3	6	0	0	0	0	0	1	38	38	3.86	0.714						
Mike Marshall, R ERA: 3.27 (8, 1)	2.0		8	3	0	0	3	0	0	0	0	1	0	14	14	0.00	1.500						
Charlie Hough, R ERA: 4.39 (10, 1)	1.0	W	4	1	0	0	1	1	0	0	0	0	0	5	9	0.00	2.000						

Batter	1	2	3	4	5	6	7	8	9	10	AB	R	H	RBI	BB	SO	LOB	BOTTOM		
Davey Lopes, R OBP: 0.361, SLG: 0.342 (1, 4)	0-0 4-3		0-3 K			0-0 1B		0-0 F2		0-0 1BB 1B	5	0	2	0	0	1	0	Cincinnati Reds @ Los Angeles Dodgers Dodger Stadium, Los Angeles, CA Fri Aug 01 1975, 7:05 PM PDT Att: 50,331 - Unknown		
Bill Buckner, L OBP: 0.281, SLG: 0.335 (8, PH)	0-0 1B					0-0 4-3		0-0 F8		0-0 BB 1B 1B	3	0	1	0	0	0	1			
Lee Lacy, R OBP: 0.380, SLG: 0.481 (9, 7)	0-0 1B					0-0 4-3		0-0 F8		0-0 1BB 1B	1	1	1	0	1	0	0			
John Hale, L OBP: 0.300, SLG: 0.400 (1, 8)	0-0 L7					0-0 G3		0-0 1B 1B		0-0 1BB 1B	3	1	1	0	0	0	1			
Tom Paciorek, R OBP: 0.258, SLG: 0.287 (8, PH)	0-0 L7					0-0 G3		0-0 1B 1B		0-0 8-5	2	0	0	0	0	1	4			
Steve Garvey, R OBP: 0.349, SLG: 0.479 (1, 3)	0-0 6-3					0-0 5-3		0-0 1B 1B		0-0 6-3	5	1	2	0	0	0	1			
Willie Crawford, L OBP: 0.345, SLG: 0.361 (1, 9)		0-0 G3				0-0 G6-4-3 1B		0-0 1B 1B		0-0 HR 1B	4	1	3	1	1	0	0			
Ron Cey, R OBP: 0.351, SLG: 0.434 (1, 5)		0-3 K				0-0 G6-4-3 1-2 1-2		0-0 F9		0-0 FC6 1B	5	1	2	3	0	1	3			
Steve Yeager, R OBP: 0.315, SLG: 0.358 (1, 2)		0-0 F2				0-0 4-3		0-0 5-3		0-0 FC6	3	0	0	1	0	0	1			
Manny Mota, R OBP: 0.358, SLG: 0.282 (8, PH)		0-0 F2				0-0 4-3		0-0 5-3		0-0 FC6	1	0	0	0	0	0	3			
Paul Powell, R OBP: 0.333, SLG: 0.375 (9, 2)		0-0 F2				0-0 4-3		0-0 5-3		0-0 FC6	0	0	0	0	0	0	0			
Bill Russell, R OBP: 0.260, SLG: 0.224 (1, 6)						0-0 F8		0-0 6-3		0-0 1B 8-5 1B	2	0	0	0	0	0	0			
Leron Lee, L OBP: 0.260, SLG: 0.205 (7, PH)						0-0 F8		0-0 6-3		0-0 1B 8-5 1B	0	0	0	0	1	0	0			
Rick Auerbach, R OBP: 0.294, SLG: 0.265 (8, 6)						0-0 F8		0-0 6-3		0-0 1B 8-5 1B	1	0	1	0	0	0	0			
Don Sutton, R OBP: 0.164, SLG: 0.111 (1, 1)						0-0 5-3		0-0 F8		0-3 K	2	0	0	0	0	0	0			
Jimmy Wynn, R OBP: 0.410, SLG: 0.438 (7, PH)						0-0 5-3		0-0 F8		0-3 K	1	0	0	0	0	1	1			
Mike Marshall, R (8, 1)						0-0 5-3		0-0 F8		0-3 K	1	0	0	0	0	1	1			
Charlie Hough, R (10, 1)						0-0 5-3		0-0 F8		0-3 K	0	0	0	0	0	0	0			
Inning Stats	R: 0 E: 0 K: 0 S: 4	H: 1 LOB: 1 BB: 0 P: 4	R: 0 E: 0 K: 1 S: 5	H: 0 LOB: 0 BB: 0 P: 5	R: 0 E: 0 K: 1 S: 5	H: 0 LOB: 0 BB: 0 P: 5	R: 0 E: 0 K: 0 S: 3	H: 0 LOB: 0 BB: 0 P: 3	R: 0 E: 0 K: 0 S: 3	H: 0 LOB: 0 BB: 0 P: 3	R: 2 E: 0 K: 1 S: 8	H: 3 LOB: 2 BB: 1 P: 12	R: 1 E: 0 K: 1 S: 8	H: 3 LOB: 3 BB: 1 P: 12	R: 0 E: 0 K: 1 S: 6	H: 2 LOB: 2 BB: 0 P: 10	R: 2 E: 0 K: 0 S: 3	H: 2 LOB: 0 BB: 0 P: 3	1B: 12 2B: 1 3B: 0 HR: 1	SF: 0 SAC: 0 DP: 2 HBP: 0
PITCHER	IP	WLS	BF	H	R	ER	SO	BB	IBB	HBP	BLK	WP	HR	S	P	ERA	WHIP			
Jack Billingham, R ERA: 3.71 (1, 1)	7.0		27	6	2	2	3	0	0	0	0	0	0	32	36	2.57	0.857			
Will McEnaney, L ERA: 1.80 (8, 1)	0.1		2	1	1	1	0	0	0	0	0	0	0	2	2	27.00	3.000			
Rawly Eastwick, R ERA: 3.63 (8, 1)	1.2		10	4	0	0	2	1	1	0	0	0	0	12	20	0.00	3.000			
Pedro Borbon, R ERA: 2.98 (10, 1)	0.1	L	3	2	2	2	0	0	0	0	0	0	1	3	3	54.00	6.000			



Batter	1	2	3	4	5	6	7	8	9	AB	R	H	RBI	BB	SO	LOB	TOP			
Pete Rose, S OBP: 0.402, SLG: 0.438 (1, 5)	6-3		K			K	4-3			4	0	0	0	0	2	2	Cincinnati Reds @ Los Angeles Dodgers Dodger Stadium, Los Angeles, CA Sat Aug 02 1975, 7:05 PM PDT Att: 52,015 - Unknown			
Ken Griffey, L OBP: 0.392, SLG: 0.402 (1, 9)	K			F8		F7		P6		4	0	0	0	0	1	0				
Joe Morgan, L OBP: 0.467, SLG: 0.513 (1, 4)	5-3			F8		WP S BB		F7		3	0	0	0	1	0	0				
Johnny Bench, R OBP: 0.373, SLG: 0.544 (1, 2)		BB		FC6-4 BB		1-3 BB		K		1	0	0	0	3	1	0				
Tony Perez, R OBP: 0.324, SLG: 0.445 (1, 3)	P4			FC6-4 1-2		F9		1B		4	0	1	0	0	0	4				
George Foster, R OBP: 0.344, SLG: 0.523 (1, 7)	K				HR			F8		4	1	2	1	0	1	2				
Cesar Geronimo, L OBP: 0.330, SLG: 0.365 (1, 8)	K				G3			F7		3	0	0	0	0	1	2				
Dave Concepcion, R OBP: 0.305, SLG: 0.324 (1, 6)			5-3			6-3		SH1-4		3	0	1	0	0	0	0				
Tom Carroll, L Clay Carroll, R (7, 1)			4-3			K		F2		3	0	0	0	0	1	2				
Inning Stats	R: 0 E: 0 K: 1 S: 5	H: 0 LOB: 0 BB: 0 P: 5	R: 0 E: 0 K: 2 S: 7	H: 0 LOB: 1 BB: 1 P: 11	R: 0 E: 0 K: 1 S: 5	H: 0 LOB: 0 BB: 0 P: 5	R: 0 E: 0 K: 0 S: 3	H: 0 LOB: 1 BB: 1 P: 7	R: 1 E: 0 K: 1 S: 6	H: 1 LOB: 0 BB: 0 P: 6	R: 0 E: 0 K: 0 S: 5	H: 0 LOB: 2 BB: 2 P: 13	R: 0 E: 0 K: 1 S: 5	H: 0 LOB: 0 BB: 0 P: 5	R: 0 E: 0 K: 1 S: 7	H: 2 LOB: 2 BB: 0 P: 7		1B: 3 2B: 0 3B: 0 HR: 1	SF: 0 SAC: 2 DP: 0 HBP: 0	WP: 1 PB: 0 SB: 1 CS: 0
PITCHER	IP WLS BF H R ER SO BB IBB HBP BLK WP HR S P ERA WHIP																			
Andy Messersmith, R ERA: 2.07 (1, 1)	8.0 L 31 2 1 1 7 4 0 0 0 0 1 1 41 57 1.12 0.750																			
Mike Marshall, R ERA: 3.23 (9, 1)	1.0 5 2 0 0 1 0 0 0 0 0 0 0 7 7 0.00 2.000																			

AB	30
R	1
H	4
RBI	1
BB	4
SO	8
LOB	14



Batter	1	2	3	4	5	6	7	8	9	AB	R	H	RBI	BB	SO	LOB	BOTTOM			
Davey Lopes, R OBP: 0.360, SLG: 0.339 (1, 4) (9, 6)	6-3		4-3		S BB	F2			F9	4	0	0	0	1	0	3	Cincinnati Reds @ Los Angeles Dodgers Dodger Stadium, Los Angeles, CA Sat Aug 02 1975, 7:05 PM PDT Att: 52,015 - Unknown			
Bill Buckner, L OBP: 0.283, SLG: 0.333 (1, 7)			F9		F8		FC5-6 1B		F9	4	0	1	0	0	0	1				
John Hale, L OBP: 0.299, SLG: 0.386 (1, 8)		HBP	F5		P6		FC5-6 4-3 1B		4-3	4	0	0	0	1	0	3				
Steve Garvey, R OBP: 0.351, SLG: 0.479 (1, 3)	F7				6-3		FC5 4-3 1B			4	0	2	0	0	0	2				
Willie Crawford, L OBP: 0.344, SLG: 0.359 (1, 9)		4-3	P6			FC6-4 1B		4-3		4	0	1	0	0	0	4				
Ron Cey, R OBP: 0.350, SLG: 0.432 (1, 5)		F2			FC6-4 1B		FC6-4 BB 1B		FC5	4	0	1	0	0	0	3				
Steve Yeager, R OBP: 0.317, SLG: 0.360 (1, 2)					F3				1-3	4	0	2	0	0	0	1				
Bill Russell, R OBP: 0.264, SLG: 0.222 (1, 6)					FC6-4					1	0	0	0	0	0	1				
Leron Lee, L OBP: 0.275, SLG: 0.200 (6, PH)						F7			K	1	0	0	0	0	0	2				
Rick Auerbach, R OBP: 0.294, SLG: 0.265 (7, 6)										0	0	0	0	0	0	0				
Jimmy Wynn, R OBP: 0.409, SLG: 0.436 (8, PH)										1	0	0	0	0	1	0				
Mike Marshall, R OBP: 0.378, SLG: 0.477 (9, 1)										0	0	0	0	0	0	0				
Andy Messersmith, R OBP: 0.241, SLG: 0.247 (1, 1)										2	0	0	0	1	1	3				
Lee Lacy, R OBP: 0.378, SLG: 0.477 (8, PH) (9, 4)		P4			K				F8	1	0	0	0	0	0	0				
Inning Stats	R: 0 E: 0 K: 0 S: 3	H: 0 LOB: 1 BB: 0 P: 4	R: 0 E: 0 K: 0 S: 4	H: 1 LOB: 2 BB: 0 P: 5	R: 0 E: 0 K: 1 S: 6	H: 1 LOB: 1 BB: 0 P: 6	R: 0 E: 0 K: 0 S: 3	H: 0 LOB: 1 BB: 1 P: 7	R: 0 E: 0 K: 0 S: 5	H: 2 LOB: 3 BB: 1 P: 9	R: 0 E: 0 K: 0 S: 5	H: 2 LOB: 2 BB: 0 P: 5	R: 0 E: 0 K: 1 S: 5	H: 0 LOB: 0 BB: 0 P: 5	R: 0 E: 0 K: 0 S: 3	H: 0 LOB: 0 BB: 0 P: 3	1B: 7 2B: 0 3B: 0 HR: 0	SF: 0 SAC: 0 DP: 0 HBP: 2	WP: 0 PB: 0 SB: 1 CS: 0	PA: 39
PITCHER	IP WLS BF H R ER SO BB IBB HBP BLK WP HR S P ERA WHIP																			
Tom Carroll, R ERA: 3.86 (1, 1)	6.1 W 31 7 0 0 1 0 0 0 0 0 0 0 28 42 0.00 1.579																			
Clay Carroll, R ERA: 2.82 (7, 1)	2.2 S 8 0 0 0 1 0 0 0 0 0 0 0 10 10 0.00 0.000																			

AB	34
R	0
H	7
RBI	0
BB	3
SO	2
LOB	23



Batter	1	2	3	4	5	6	7	8	9	AB	R	H	RBI	BB	SO	LOB	TOP				
Pete Rose, S OBP: 0.399, SLG: 0.434 (1, 5)	L4		F9		1-3		F8			4	0	0	0	0	0	1	Cincinnati Reds @ Los Angeles Dodgers Dodger Stadium, Los Angeles, CA Sun Aug 03 1975, 3:33 AM PDT Att: 51,667 - Unknown				
Ken Griffey, L OBP: 0.390, SLG: 0.398 (1, 9)	P7		2B		6-3			4-3		3	1	0	0	1	0	0					
Joe Morgan, L OBP: 0.465, SLG: 0.513 (1, 4)	F9		2B			P5		4-3		4	0	1	1	0	0	0					
Tony Perez, R OBP: 0.323, SLG: 0.442 (1, 3)		1B	P6			K		F9		3	1	0	0	1	1	1					
George Foster, R OBP: 0.343, SLG: 0.519 (1, 7)		1B			P3			5-3		4	0	1	0	0	0	0					
Dave Concepcion, R OBP: 0.305, SLG: 0.331 (1, 6)		K			P8			6-3		4	1	1	1	0	1	2					
Cesar Geronimo, L OBP: 0.332, SLG: 0.364 (1, 8)		1B				F9		F9		3	0	1	1	1	0	0					
Bill Plummer, R OBP: 0.296, SLG: 0.304 (1, 2)	L6-4		6-3			5-3				3	0	0	0	0	0	3					
Pat Darcy, L OBP: 0.036, SLG: 0.071 (1, 1)										3	0	1	0	0	2	0					
Rawly Eastwick, R (7, 1)			K			K		2B		0	0	0	0	0	0	0					
Inning Stats	R: 0 E: 0 K: 0 S: 3	H: 0 LOB: 0 BB: 0 P: 3	R: 1 E: 0 K: 1 S: 6	H: 2 LOB: 1 BB: 1 P: 10	R: 1 E: 0 K: 1 S: 6	H: 1 LOB: 1 BB: 1 P: 10	R: 0 E: 0 K: 0 S: 3	H: 0 LOB: 0 BB: 0 P: 7	R: 0 E: 0 K: 1 S: 5	H: 0 LOB: 0 BB: 0 P: 5	R: 1 E: 0 K: 0 S: 5	H: 2 LOB: 1 BB: 0 P: 5	R: 0 E: 0 K: 0 S: 3	H: 0 LOB: 0 BB: 0 P: 3	R: 0 E: 0 K: 0 S: 3	H: 0 LOB: 0 BB: 0 P: 3	1B: 2 2B: 3 HR: 1	SF: 0 SAC: 0 DP: 1 HBP: 0	WP: 0 PB: 0 SB: 1 CS: 0	PA: 34	
PITCHER	IP	WLS	BF	H	R	ER	SO	BB	IBB	HBP	BLK	WP	HR	S	P	ERA	WHIP				
Doug Rau, L ERA: 3.39 (1, 1)	7.0	L	28	5	3	3	4	3	0	0	0	0	1	33	45	3.86	1.143				
Al Downing, L ERA: 2.88 (8, 1)	2.0		6	0	0	0	0	0	0	0	0	0	0	6	6	0.00	0.000				

Batter	1	2	3	4	5	6	7	8	9	AB	R	H	RBI	BB	SO	LOB	BOTTOM				
Davey Lopes, R OBP: 0.359, SLG: 0.338 (1, 4)	K		5-3			4-3		L6		4	1	1	0	0	1	1	Cincinnati Reds @ Los Angeles Dodgers Dodger Stadium, Los Angeles, CA Sun Aug 03 1975, 3:33 AM PDT Att: 51,667 - Unknown				
Bill Buckner, L OBP: 0.279, SLG: 0.328 (1, 7)	3-1		1-3			4-3		F7		4	0	0	0	0	0	2					
Jimmy Wynn, R OBP: 0.407, SLG: 0.432 (1, 8)	L6				6-3	F9		BB		3	0	0	0	1	0	1					
Steve Garvey, R OBP: 0.352, SLG: 0.479 (1, 3)		G3						K		4	0	2	1	0	1	1					
Willie Crawford, L OBP: 0.347, SLG: 0.361 (1, 9)					F7			1B		4	0	2	0	0	0	2					
Ron Cey, R OBP: 0.349, SLG: 0.430 (1, 5)					K					4	0	1	0	0	1	3					
Steve Yeager, R OBP: 0.314, SLG: 0.356 (1, 2)										3	0	0	0	0	0	2					
John Hale, L OBP: 0.305, SLG: 0.391 (9, PH)					6-3	G5-4-3		1B		1	0	1	0	0	0	0					
Bill Russell, R OBP: 0.273, SLG: 0.220 (1, 6)										1	0	0	0	2	0	0					
Lee Lacy, R OBP: 0.375, SLG: 0.473 (9, PH)			5-3							1	0	0	0	0	0	2					
Doug Rau, L OBP: 0.242, SLG: 0.190 (1, 1)			SH1-4							1	0	0	0	0	0	0					
Leron Lee, L OBP: 0.289, SLG: 0.196 (7, PH)					5-3					1	0	0	0	0	1	1					
Al Downing, R (8, 1)										0	0	0	0	0	0	0					
Manny Mota, R OBP: 0.348, SLG: 0.275 (9, PH)										1	0	0	0	0	0	2					
Inning Stats	R: 0 E: 0 K: 1 S: 5	H: 0 LOB: 0 BB: 0 P: 5	R: 0 E: 0 K: 0 S: 4	H: 1 LOB: 1 BB: 0 P: 4	R: 0 E: 0 K: 0 S: 3	H: 0 LOB: 1 BB: 1 P: 7	R: 0 E: 0 K: 1 S: 6	H: 1 LOB: 1 BB: 0 P: 6	R: 0 E: 0 K: 0 S: 3	H: 0 LOB: 0 BB: 0 P: 3	R: 1 E: 0 K: 0 S: 5	H: 2 LOB: 1 BB: 0 P: 5	R: 0 E: 0 K: 1 S: 5	H: 1 LOB: 1 BB: 1 P: 9	R: 0 E: 0 K: 0 S: 5	H: 0 LOB: 2 BB: 0 P: 5	1B: 7 2B: 0 HR: 0	SF: 0 SAC: 1 DP: 1 HBP: 0	WP: 0 PB: 0 SB: 0 CS: 0	PA: 36	
PITCHER	IP	WLS	BF	H	R	ER	SO	BB	IBB	HBP	BLK	WP	HR	S	P	ERA	WHIP				
Pat Darcy, R ERA: 3.33 (1, 1)	6.2		26	5	1	1	2	2	0	0	0	0	0	28	36	1.35	1.050				
Rawly Eastwick, R ERA: 3.49 (7, 1)	2.1	S	10	2	0	0	2	1	0	0	0	0	0	13	17	0.00	1.286				

Batter	1	2	3	4	5	6	7	8	9	AB	R	H	RBI	BB	SO	LOB	TOP
Ralph Garr, L OBP: 0.316, SLG: 0.354 (1, 7)	F7		1-3				4-3		F8	5	0	1	0	0	0	1	Atlanta Braves @ Los Angeles Dodgers Dodger Stadium, Los Angeles, CA Mon Aug 04 1975, 7:05 PM PDT Att: 25,036 - Unknown
Rod Gilbreath, R OBP: 0.392, SLG: 0.422 (1, 4)	K		6-3				5-3		F9	5	0	0	0	0	1	2	
Darrell Evans, L OBP: 0.354, SLG: 0.412 (1, 5)	HR		1B	BB			L4		F5	3	1	1	1	1	0	1	
Earl Williams, R OBP: 0.324, SLG: 0.401 (8, PR)	BB		1B				P5		1B	2	0	1	0	2	0	1	
Mike Lum, L OBP: 0.307, SLG: 0.316 (8, 3)	BB		1B						1B	0	0	0	0	0	0	0	
Dave May, L OBP: 0.345, SLG: 0.456 (1, 9)	K		G3						1B	4	0	2	0	0	1	3	
Larvell Blanks, R OBP: 0.320, SLG: 0.323 (1, 6)									1B	4	0	2	0	0	0	1	
Rowland Office, L OBP: 0.344, SLG: 0.370 (1, 8)	F8						G6-4-3		L4-6	4	0	1	0	0	0	6	
Biff Pocoroba, S OBP: 0.362, SLG: 0.345 (1, 2)	F3						F3		F9	4	0	0	0	0	0	3	
Bruce Dal Canton, R OBP: 0.245, SLG: 0.270 (7, PH)	K						K		BB	2	0	0	0	0	1	2	
Ed Goodson, L OBP: 0.429, SLG: 0.429 (9, PH)										1	0	0	0	0	0	0	
Max Leon, R OBP: 0.330, SLG: 0.401 (9, PH)										0	0	0	0	0	0	0	
Dusty Baker, Jr., R OBP: 0.330, SLG: 0.401 (9, PH)										0	0	0	0	1	0	0	
Inning Stats	R: 1 E: 0 K: 2 S: 8	H: 1 LOB: 1 BB: 1 P: 12	R: 0 E: 0 K: 1 S: 6	H: 1 LOB: 0 BB: 0 P: 6	R: 0 E: 0 K: 0 S: 4	H: 1 LOB: 2 BB: 1 P: 8	R: 0 E: 0 K: 0 S: 4	H: 1 LOB: 1 BB: 0 P: 4	R: 0 E: 1 K: 0 S: 4	H: 0 LOB: 0 BB: 0 P: 5	R: 0 E: 0 K: 0 S: 4	H: 2 LOB: 2 BB: 1 P: 8	R: 0 E: 0 K: 0 S: 3	H: 0 LOB: 1 BB: 1 P: 7	1B: 7 2B: 1 3B: 0 HR: 1	SF: 0 SAC: 0 DP: 2 HBP: 0	WP: 0 PA: 38 PB: 0 SB: 0 CS: 0
PITCHER Burt Hooton, R ERA: 3.94 (1, 1)	IP: 9.0 WLS: W BF: 38 H: 8 R: 1 ER: 1 SO: 4 BB: 4 IBB: 0 HBP: 0 BLK: 0 WP: 0 HR: 1 S: 42 P: 58 ERA: 1.00 WHIP: 1.333																

Batter	1	2	3	4	5	6	7	8	9	AB	R	H	RBI	BB	SO	LOB	BOTTOM		
Davey Lopes, R OBP: 0.361, SLG: 0.348 (1, 4)	K			E6			HR			5	1	3	1	0	1	0	Atlanta Braves @ Los Angeles Dodgers Dodger Stadium, Los Angeles, CA Mon Aug 04 1975, 7:05 PM PDT Att: 25,036 - Unknown		
Bill Buckner, L OBP: 0.281, SLG: 0.342 (1, 7)	1B	4-3		G3			HR	G4-6-3		5	2	2	1	0	0	4			
Jimmy Wynn, R OBP: 0.408, SLG: 0.431 (8, 8)	1B						HR			3	2	1	0	1	1	0			
John Hale, L OBP: 0.305, SLG: 0.391 (8, 8)	1B			6-3			1B			0	0	0	0	0	0	0			
Steve Garvey, R OBP: 0.353, SLG: 0.478 (1, 3)	5-3			F4			BB			3	0	1	1	1	0	1			
Willie Crawford, L OBP: 0.345, SLG: 0.371 (1, 9)	HR			F5			1B	FC4-6		4	2	1	2	0	0	3			
Ron Cey, R OBP: 0.346, SLG: 0.426 (1, 5)	F8									4	0	0	0	0	0	3			
Steve Yeager, R OBP: 0.313, SLG: 0.354 (1, 2)				E5			F8	FC5-4		4	1	1	2	0	0	0			
Bill Russell, R OBP: 0.272, SLG: 0.230 (1, 6)	P4									4	1	1	1	0	0	1			
Burt Hooton, R OBP: 0.200, SLG: 0.214 (1, 1)	1B			F9						3	0	0	0	1	0	1			
Inning Stats	R: 3 E: 0 K: 1 S: 8	H: 3 LOB: 0 BB: 0 P: 8	R: 0 E: 0 K: 0 S: 4	H: 1 LOB: 2 BB: 1 P: 8	R: 0 E: 0 K: 0 S: 3	H: 0 LOB: 0 BB: 0 P: 3	R: 2 E: 2 K: 0 S: 6	H: 1 LOB: 1 BB: 0 P: 6	R: 0 E: 0 K: 1 S: 5	H: 0 LOB: 0 BB: 1 P: 9	R: 0 E: 0 K: 0 S: 3	H: 0 LOB: 0 BB: 1 P: 3	R: 4 E: 0 K: 0 S: 7	H: 4 LOB: 1 BB: 1 P: 11	R: 0 E: 0 K: 0 S: 3	H: 1 LOB: 0 BB: 0 P: 3	1B: 6 2B: 1 3B: 0 HR: 3	SF: 0 SAC: 0 DP: 1 HBP: 0	WP: 0 PA: 38 PB: 0 SB: 3 CS: 0
PITCHER Bruce Dal Canton, R ERA: 6.38 (7, 1)	IP: 6.0 WLS: L BF: 27 H: 5 R: 5 ER: 3 SO: 2 BB: 2 IBB: 0 HBP: 0 BLK: 0 WP: 0 HR: 1 S: 29 P: 37 ERA: 4.50 WHIP: 1.167																		
Mike Beard, L ERA: 3.32 (7, 1)	IP: 0.0 WLS: 0 BF: 3 H: 2 R: 3 ER: 3 SO: 0 BB: 1 IBB: 0 HBP: 0 BLK: 0 WP: 0 HR: 2 S: 2 P: 6 ERA: - WHIP: -																		
Max Leon, R ERA: 3.27 (7, 1)	IP: 2.0 WLS: 0 BF: 8 H: 3 R: 1 ER: 1 SO: 0 BB: 0 IBB: 0 HBP: 0 BLK: 0 WP: 0 HR: 0 S: 8 P: 8 ERA: 4.50 WHIP: 1.500																		

Batter	1	2	3	4	5	6	7	8	9	AB	R	H	RBI	BB	SO	LOB	TOP			
Ralph Garr, L OBP: 0.319, SLG: 0.356 (1, 7)	F8		BB BB BB					1B									3 0 2 0 1 0 0			
Rod Gilbreath, R OBP: 0.397, SLG: 0.419 (1, 4)	5-3		BB BB					1B									3 0 1 0 1 0 0			
Darrell Evans, L OBP: 0.355, SLG: 0.412 (1, 5)	1B		BB BB					1B									3 0 1 0 1 0 2			
Dave May, L OBP: 0.333, SLG: 0.439 (1, 9)	P4		BB BB					1B									4 0 0 0 0 2 4			
Ed Goodson, L OBP: 0.245, SLG: 0.269 (1, 3)		4-1						1B									4 0 1 0 0 0 0			
Larvell Blanks, R OBP: 0.317, SLG: 0.319 (1, 6)	P4							1B									4 0 0 0 0 0 1			
Rowland Office, L OBP: 0.339, SLG: 0.365 (1, 8)	P7							1B									3 0 0 0 0 1 0			
Biff Pocoroba, S OBP: 0.353, SLG: 0.336 (1, 2)			L8					1B									3 0 0 0 0 0 0			
Phil Niekro, R OBP: 0.173, SLG: 0.205 (8, PH)	6-3							1B									2 0 0 0 0 0 0			
Mike Lum, L OBP: 0.306, SLG: 0.315 (8, PH)			6-3					1B									1 0 0 0 0 0 0			
Elias Sosa, R OBP: 0.100, SLG: 0.100 (8, 1)								1B									0 0 0 0 0 0 0			
Inning Stats	R: 0 E: 0 K: 0 S: 4	H: 1 LOB: 1 BB: 0 P: 4	R: 0 E: 0 K: 0 S: 3	H: 0 LOB: 0 BB: 0 P: 3	R: 0 E: 0 K: 1 S: 5	H: 0 LOB: 3 BB: 3 P: 17	R: 0 E: 0 K: 1 S: 5	H: 0 LOB: 0 BB: 0 P: 5	R: 0 E: 0 K: 0 S: 3	H: 1 LOB: 1 BB: 0 P: 3	R: 0 E: 0 K: 0 S: 3	H: 0 LOB: 0 BB: 0 P: 3	R: 0 E: 0 K: 0 S: 5	H: 2 LOB: 2 BB: 0 P: 5	R: 0 E: 0 K: 0 S: 3	H: 1 LOB: 0 BB: 0 P: 3	1B: 5 2B: 0 3B: 0 HR: 0	SF: 0 SAC: 0 DP: 1 HBP: 0	WP: 0 PB: 0 SB: 0 CS: 0	PA: 33
PITCHER Don Sutton, R ERA: 2.43 (1, 1)	IP: 9.0 WLS: W BF: 33 H: 5 R: 0 ER: 0 SO: 3 BB: 3 IBB: 0 HBP: 0 BLK: 0 WP: 0 HR: 0 S: 36 P: 48 ERA: 0.00 WHIP: 0.889											PITCHER	IP: 9.0 WLS: W BF: 33 H: 5 R: 0 ER: 0 SO: 3 BB: 3 IBB: 0 HBP: 0 BLK: 0 WP: 0 HR: 0 S: 36 P: 48 ERA: 0.00 WHIP: 0.889							

Atlanta Braves @ Los Angeles Dodgers
Dodger Stadium, Los Angeles, CA
Tue Aug 05 1975, 7:05 PM PDT
Att: 24,452 - Unknown

AB 30
R 0
H 5
RBI 0
BB 3
SO 3
LOB 7



Batter	1	2	3	4	5	6	7	8	9	AB	R	H	RBI	BB	SO	LOB	BOTTOM			
Bill Buckner, L OBP: 0.287, SLG: 0.356 (1, 7)	S 4-3		2B					F2									5 1 3 0 0 1 2			
Lee Lacy, R OBP: 0.376, SLG: 0.478 (1, 4)	4-3		2B					F8									5 0 2 1 0 0 2			
Jimmy Wynn, R OBP: 0.407, SLG: 0.438 (1, 8)	P4		2B					1B									4 1 1 1 0 2 3			
Steve Garvey, R OBP: 0.352, SLG: 0.479 (1, 3)	2B		6-3					HR									4 0 1 0 0 0 3			
Willie Crawford, L OBP: 0.348, SLG: 0.371 (1, 9)	K							F5									4 0 1 0 0 0 3			
John Hale, L OBP: 0.305, SLG: 0.391 (9, 9)	K							F8									4 0 1 0 0 0 3			
Ron Cey, R OBP: 0.350, SLG: 0.431 (1, 5)			6-3					HR									4 1 3 0 0 0 0			
Steve Yeager, R OBP: 0.313, SLG: 0.350 (1, 2)	F9							1B									4 1 3 0 0 0 0			
Bill Russell, R OBP: 0.266, SLG: 0.224 (1, 6)	F9							1B									4 1 3 0 0 0 0			
Manny Mota, R OBP: 0.362, SLG: 0.293 (8, PH)	F9							1B									4 1 3 0 0 0 0			
Rick Auerbach, R OBP: 0.294, SLG: 0.265 (9, 6)	F9							1B									4 1 3 0 0 0 0			
Don Sutton, R OBP: 0.183, SLG: 0.134 (1, 1)	6-3							1B									4 0 2 1 0 0 1			
Inning Stats	R: 1 E: 0 K: 1 S: 7	H: 2 LOB: 1 BB: 0 P: 7	R: 0 E: 0 K: 0 S: 4	H: 1 LOB: 1 BB: 0 P: 4	R: 0 E: 0 K: 1 S: 6	H: 2 LOB: 1 BB: 0 P: 6	R: 0 E: 0 K: 0 S: 3	H: 0 LOB: 0 BB: 0 P: 3	R: 0 E: 0 K: 0 S: 6	H: 1 LOB: 1 BB: 0 P: 6	R: 1 E: 0 K: 0 S: 6	H: 3 LOB: 2 BB: 0 P: 6	R: 0 E: 0 K: 1 S: 7	H: 2 LOB: 2 BB: 0 P: 7	R: 3 E: 0 K: 0 S: 5	H: 3 LOB: 1 BB: 2 P: 13	1B: 8 2B: 5 3B: 0 HR: 1	SF: 0 SAC: 0 DP: 0 HBP: 0	WP: 0 PB: 0 SB: 1 CS: 0	PA: 38
PITCHER Phil Niekro, R ERA: 2.66 (1, 1)	IP: 7.0 WLS: L BF: 31 H: 11 R: 2 ER: 2 SO: 4 BB: 0 IBB: 0 HBP: 0 BLK: 0 WP: 0 HR: 1 S: 39 P: 39 ERA: 2.57 WHIP: 1.571											PITCHER	IP: 7.0 WLS: L BF: 31 H: 11 R: 2 ER: 2 SO: 4 BB: 0 IBB: 0 HBP: 0 BLK: 0 WP: 0 HR: 1 S: 39 P: 39 ERA: 2.57 WHIP: 1.571							
Elias Sosa, R ERA: 3.66 (8, 1)	IP: 1.0 WLS: 7 BF: 3 H: 3 R: 3 ER: 3 SO: 0 BB: 1 IBB: 1 HBP: 0 BLK: 0 WP: 0 HR: 0 S: 5 P: 13 ERA: 27.00 WHIP: 4.000											PITCHER	IP: 1.0 WLS: 7 BF: 3 H: 3 R: 3 ER: 3 SO: 0 BB: 1 IBB: 1 HBP: 0 BLK: 0 WP: 0 HR: 0 S: 5 P: 13 ERA: 27.00 WHIP: 4.000							

Atlanta Braves @ Los Angeles Dodgers
Dodger Stadium, Los Angeles, CA
Tue Aug 05 1975, 7:05 PM PDT
Att: 24,452 - Unknown

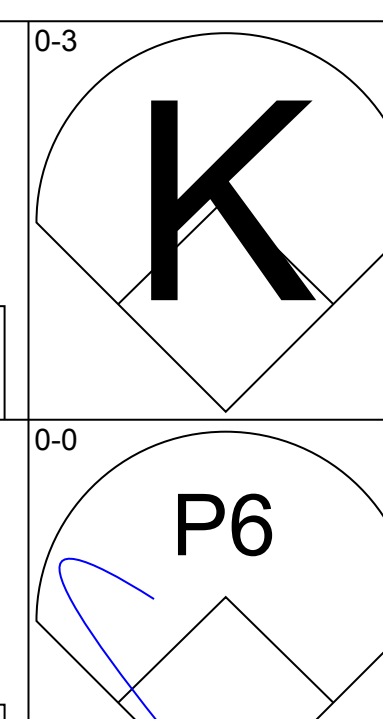
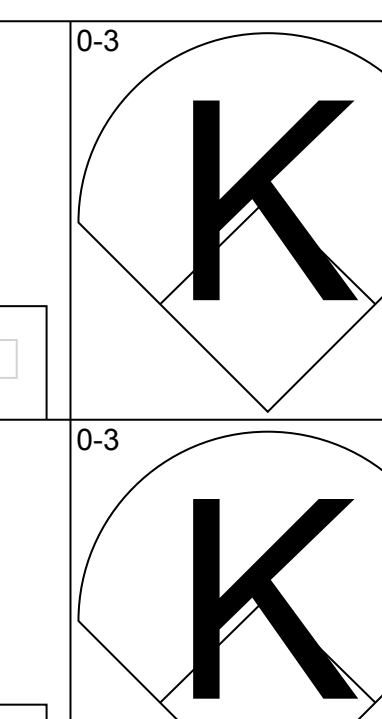
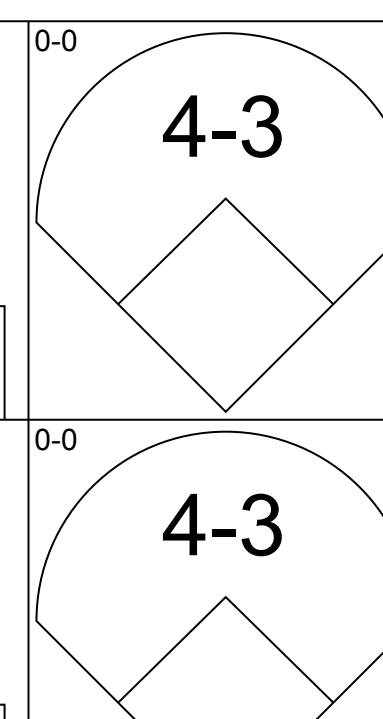
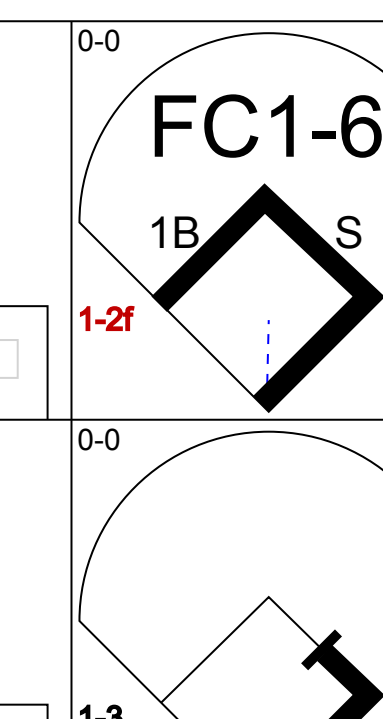
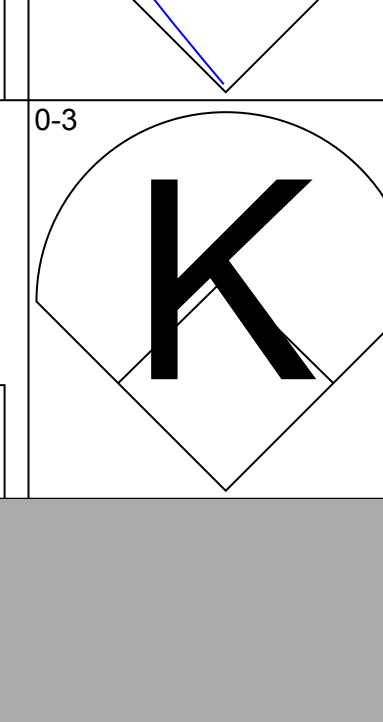


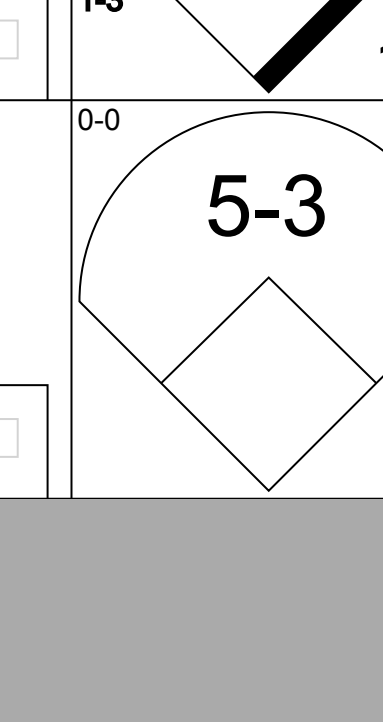

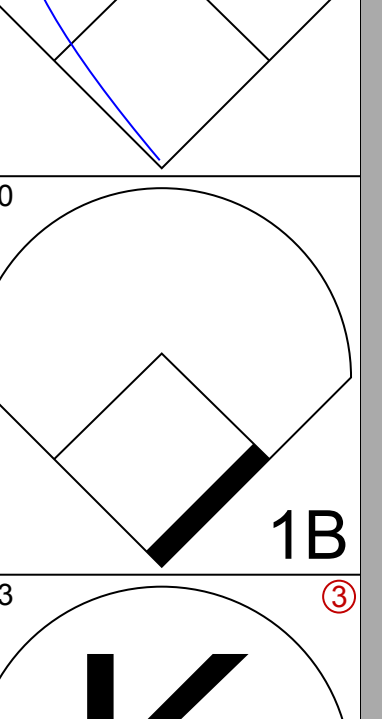
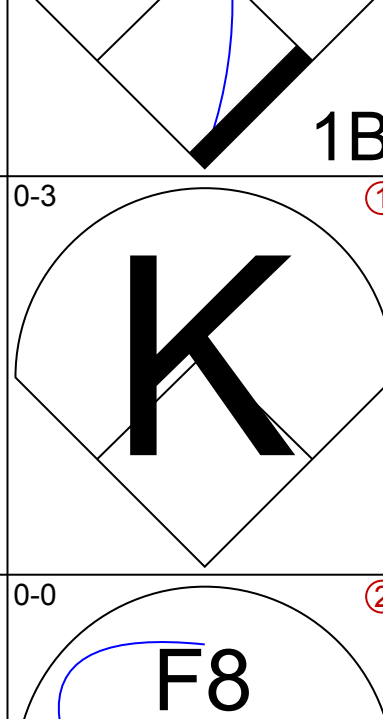
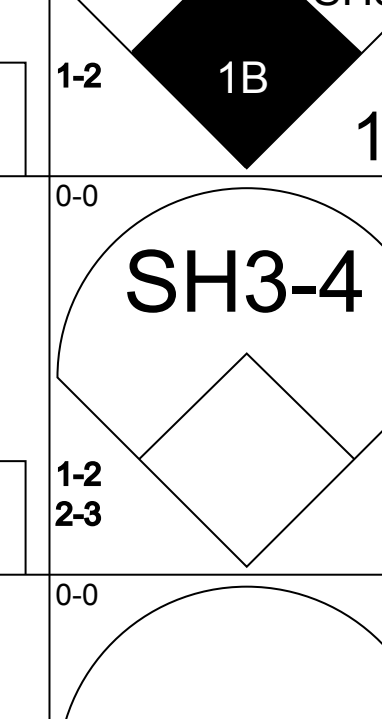
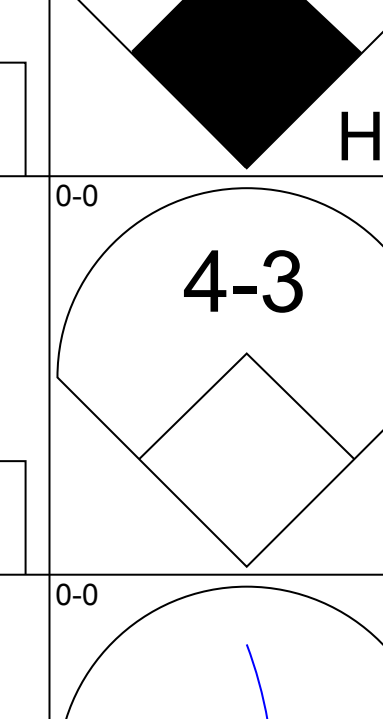
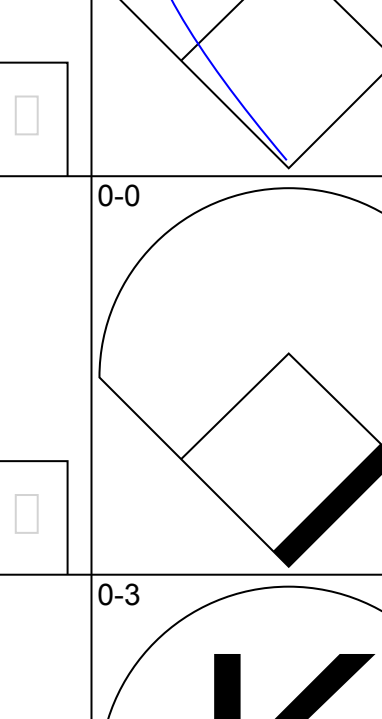
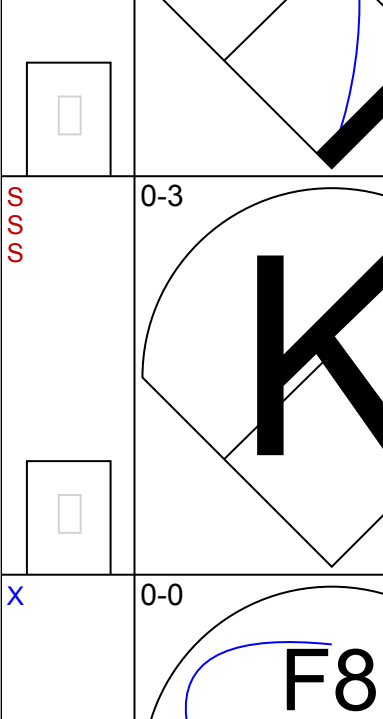
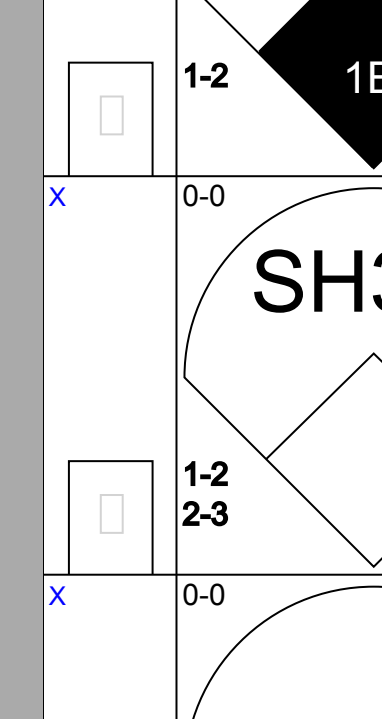
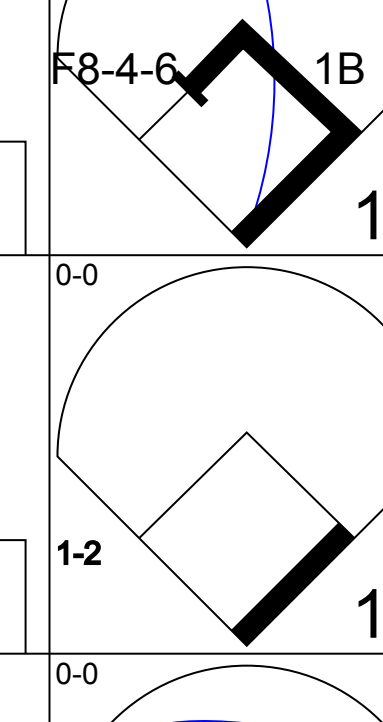
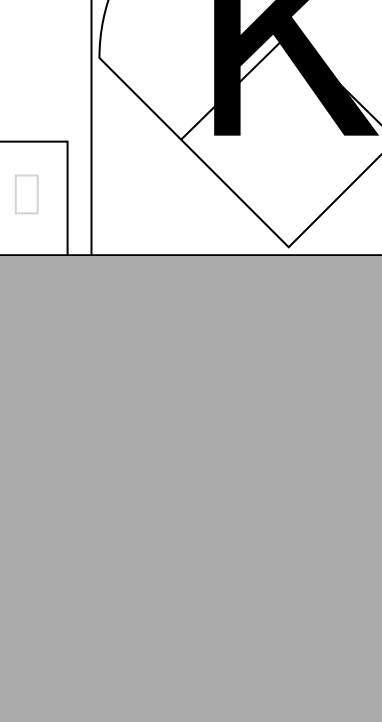
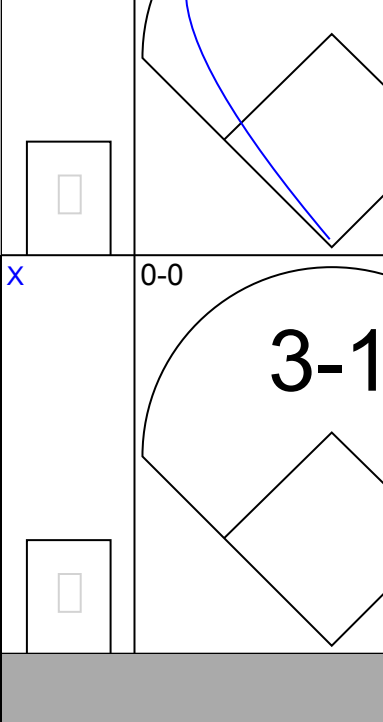
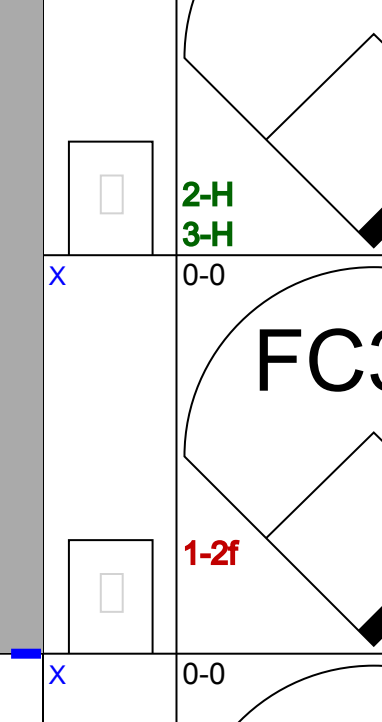
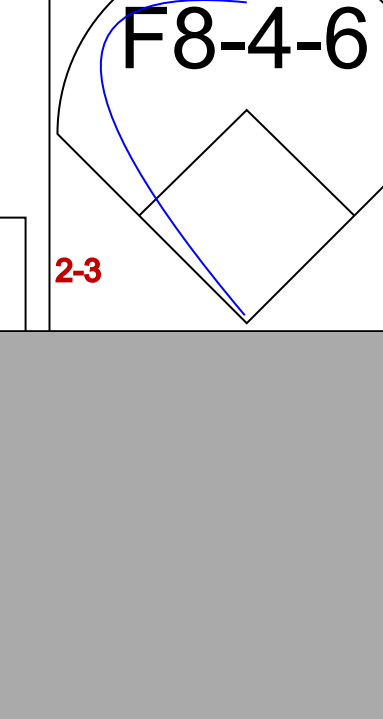


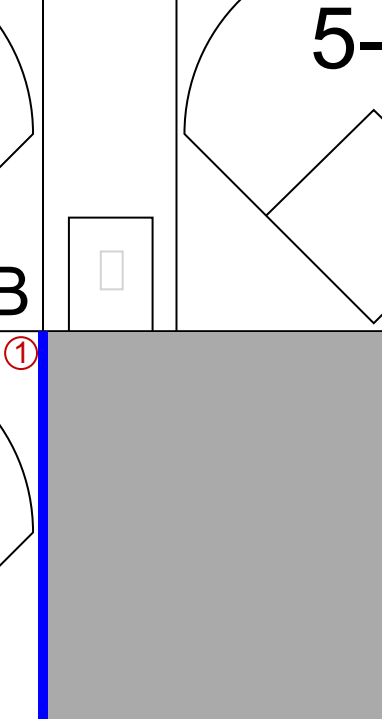
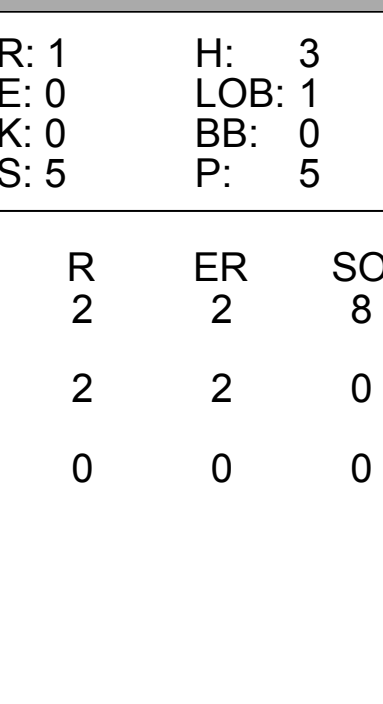
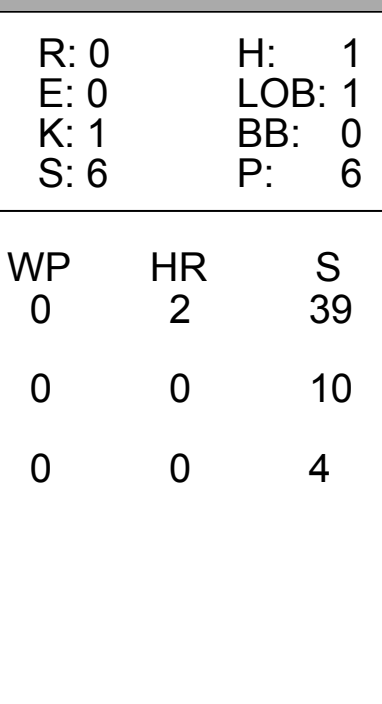
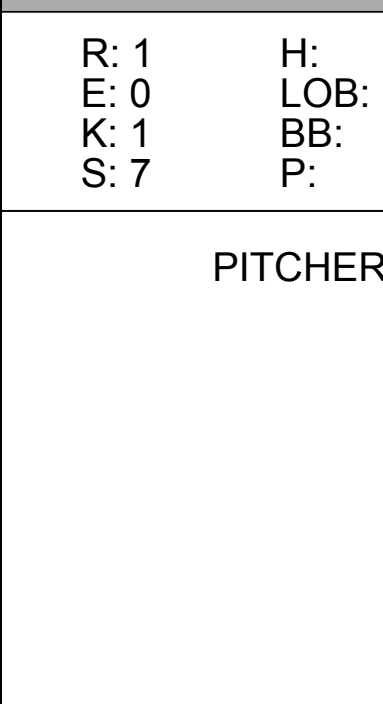
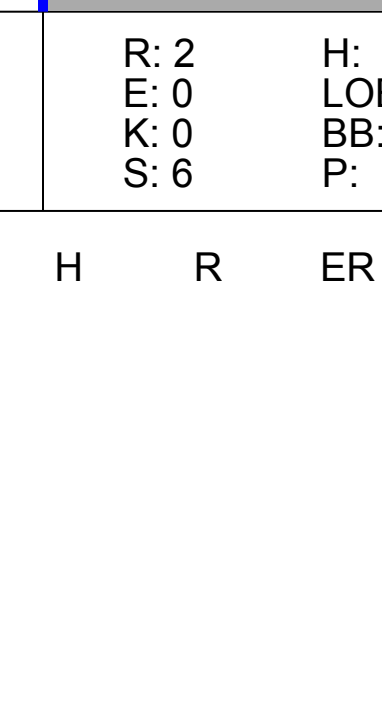



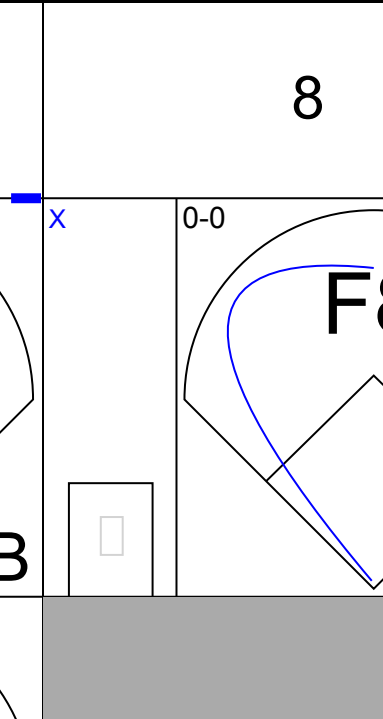
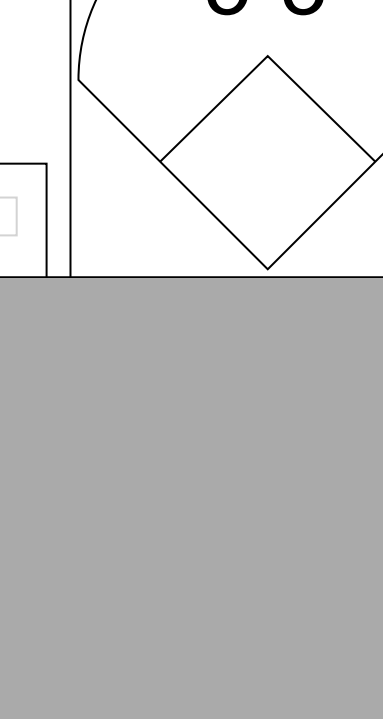
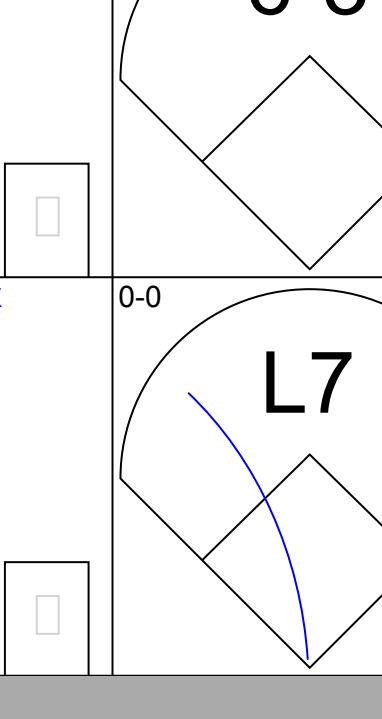
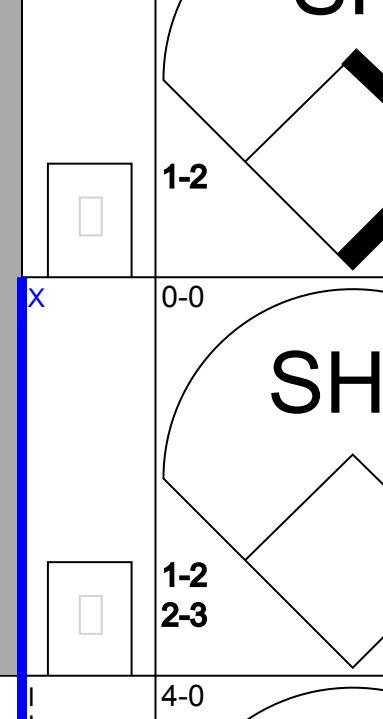

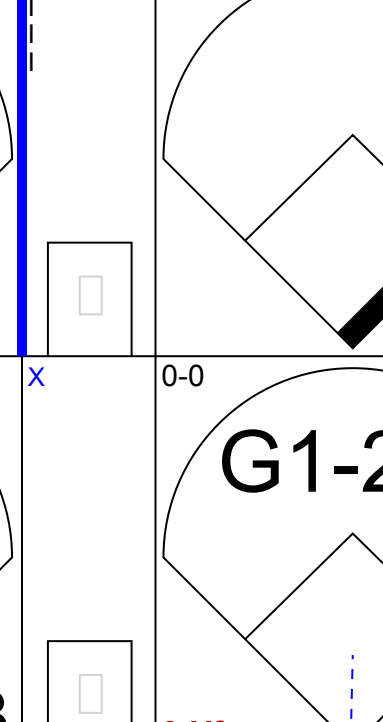

AB 36
R 5
H 14
RBI 5
BB 2
SO 4
LOB 18

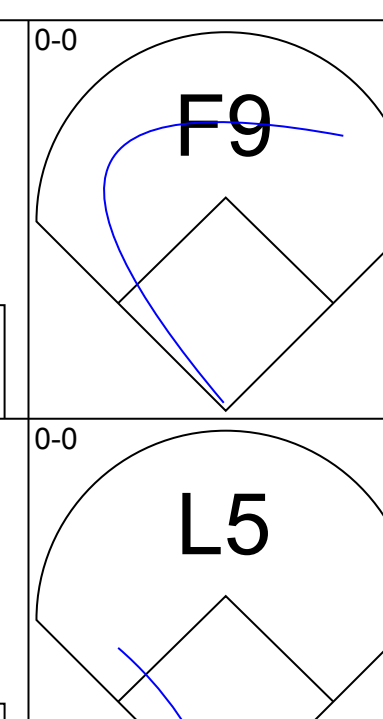
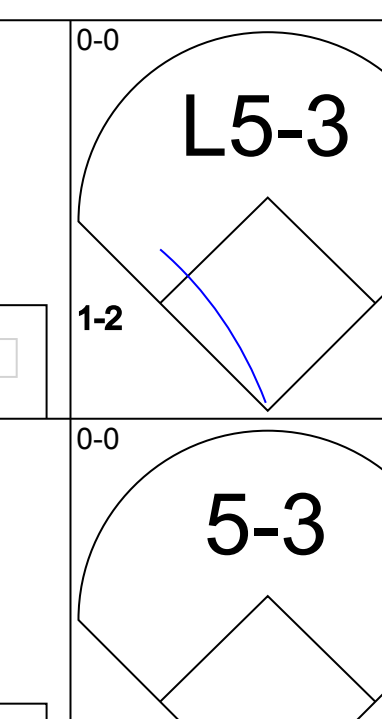
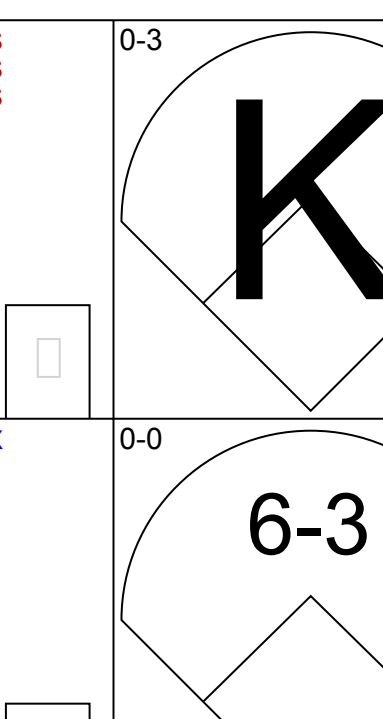
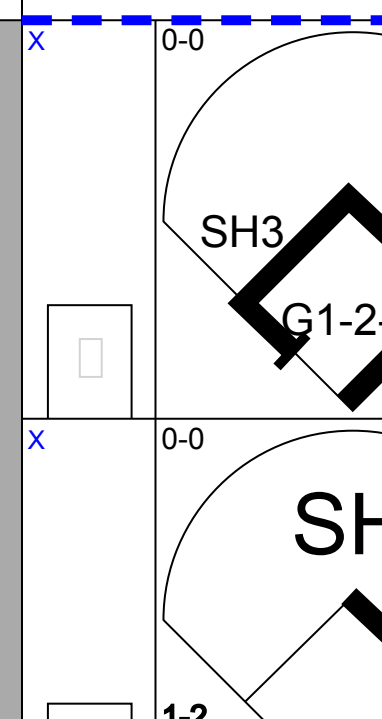
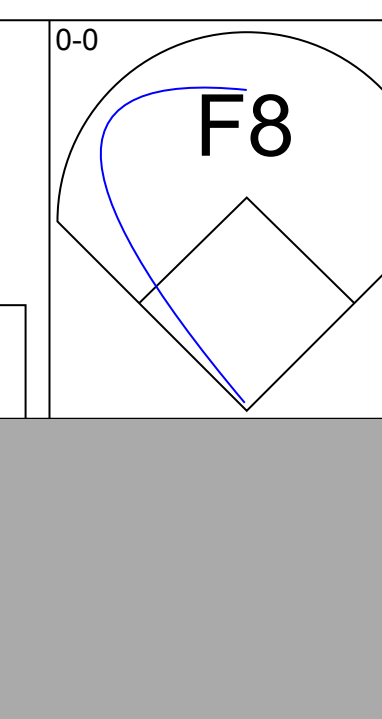
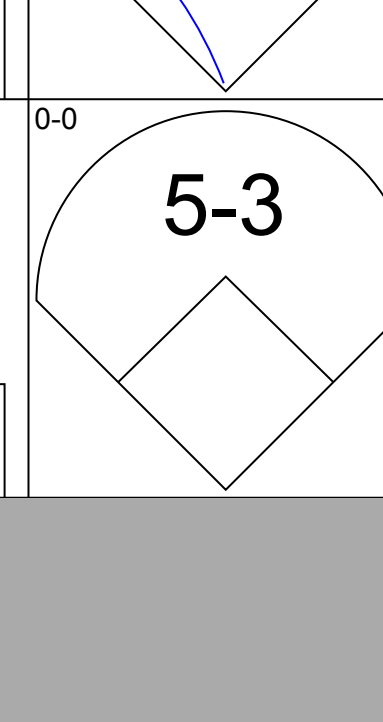

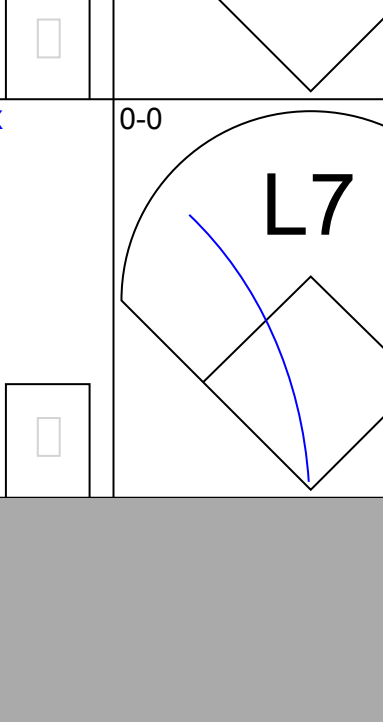
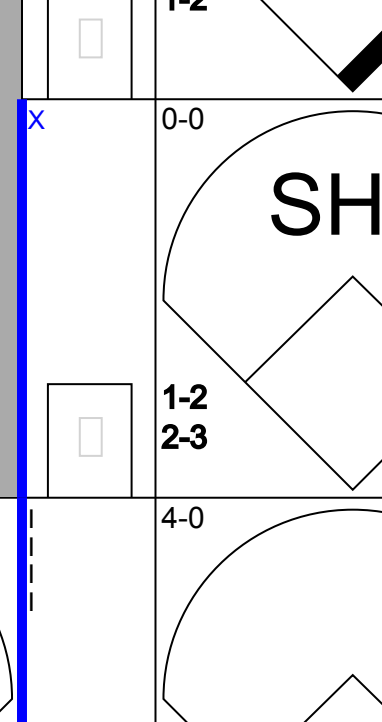
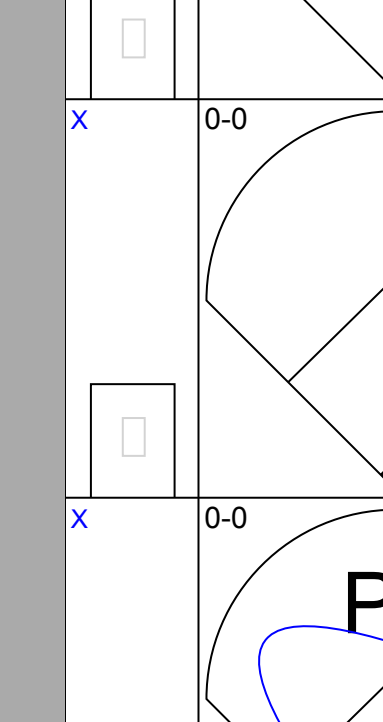

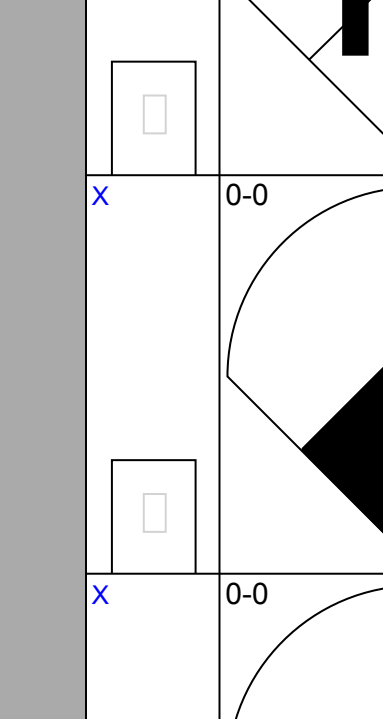

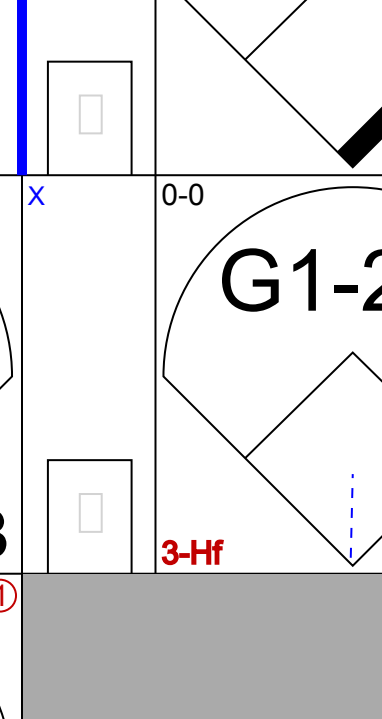

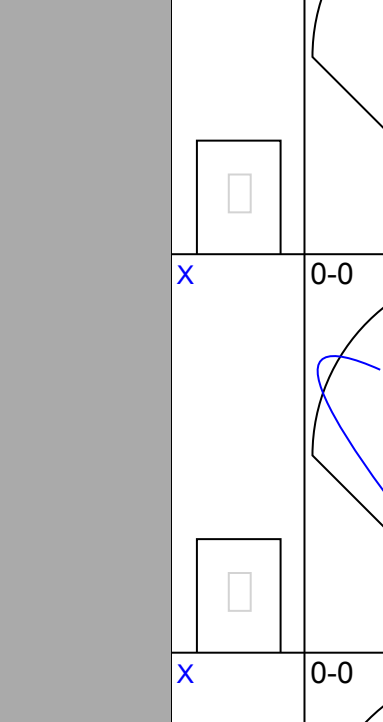
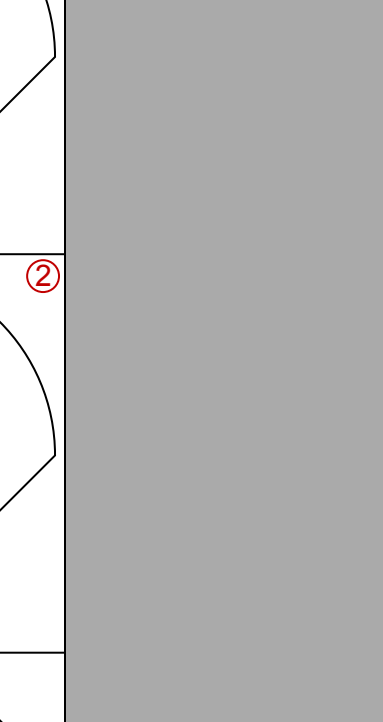
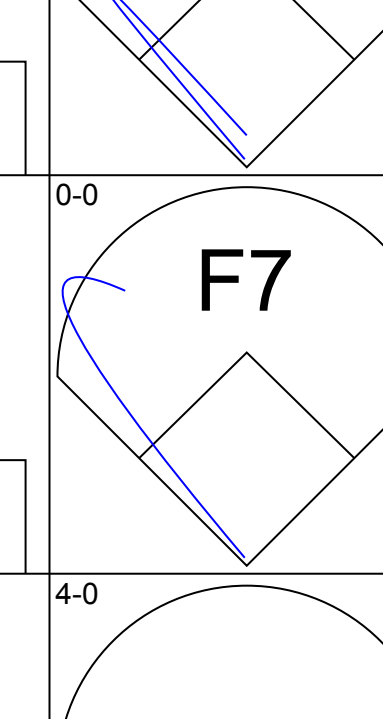
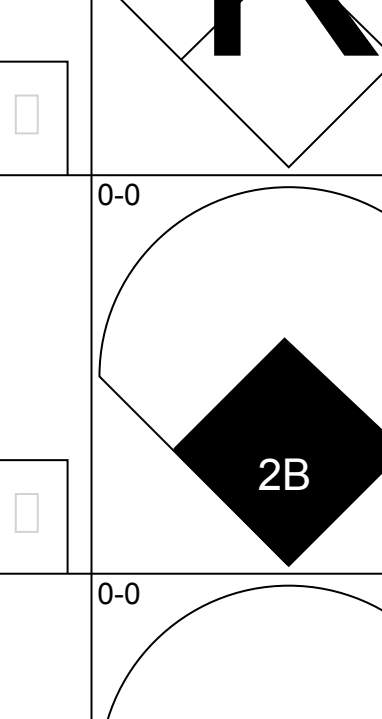
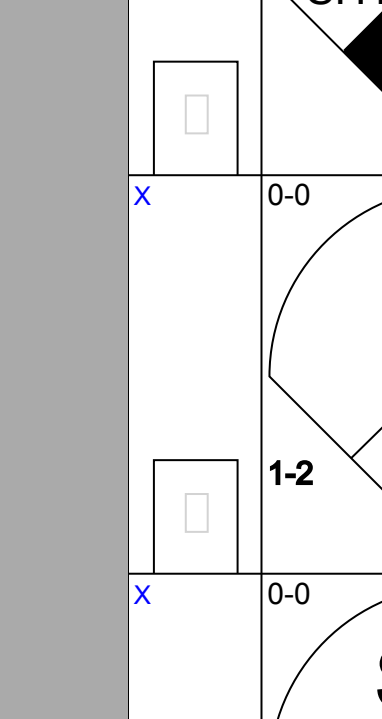
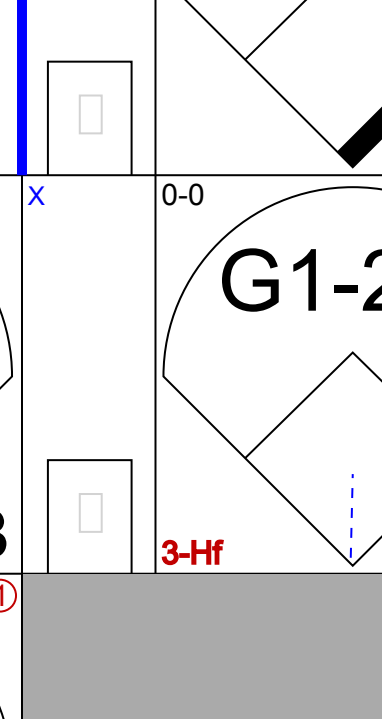

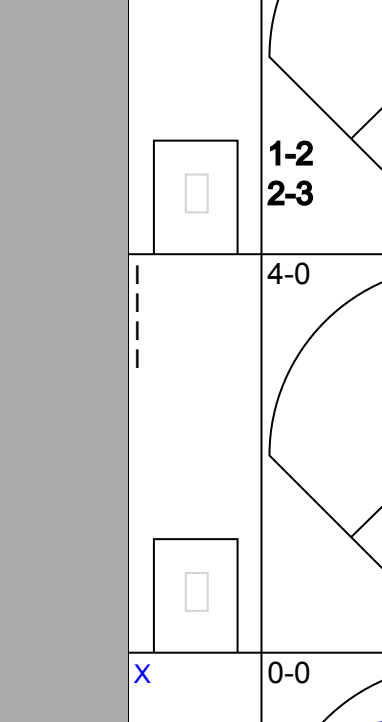

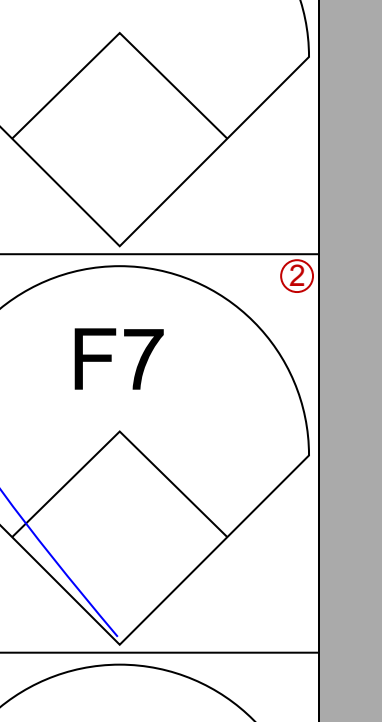
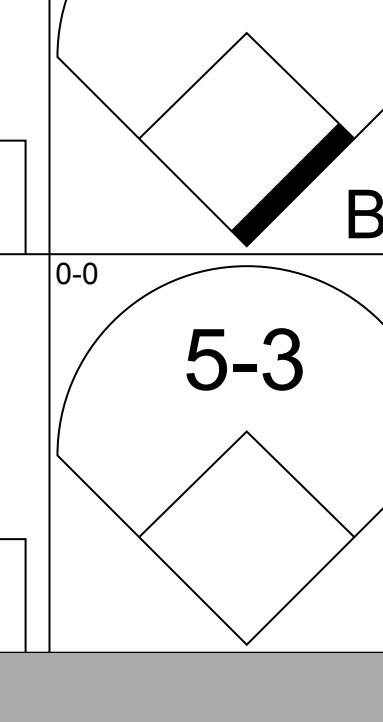
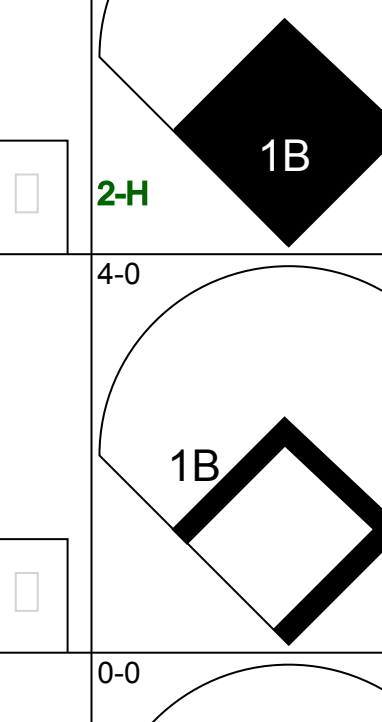


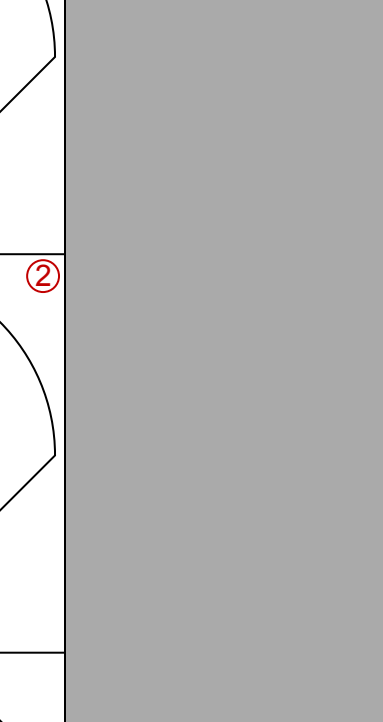

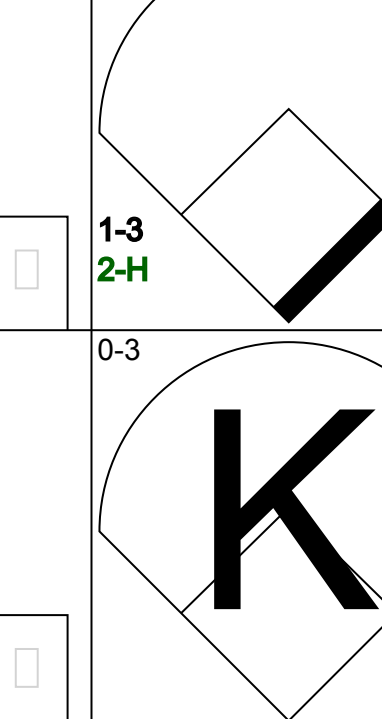

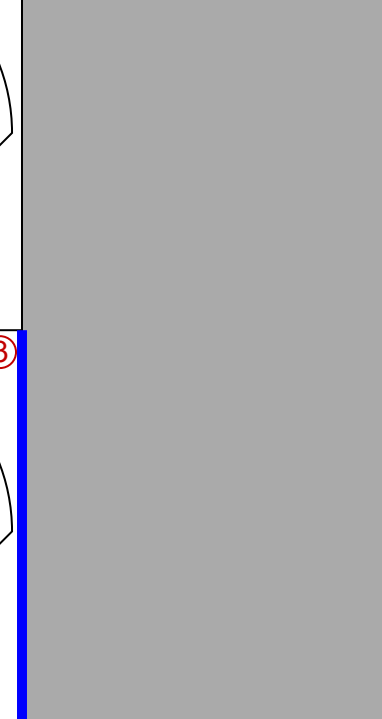
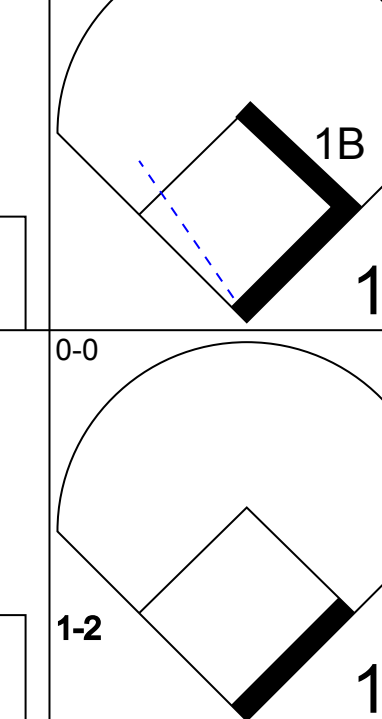
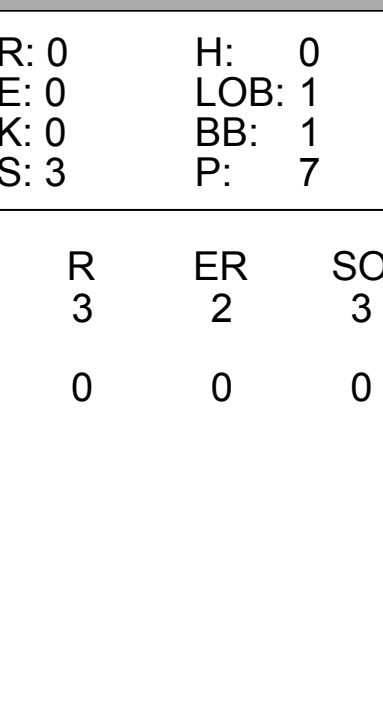
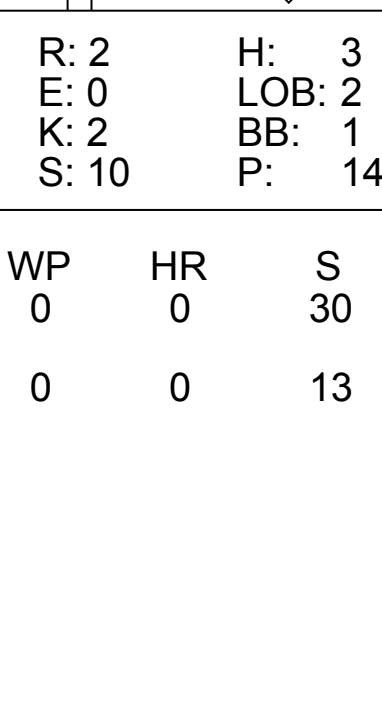
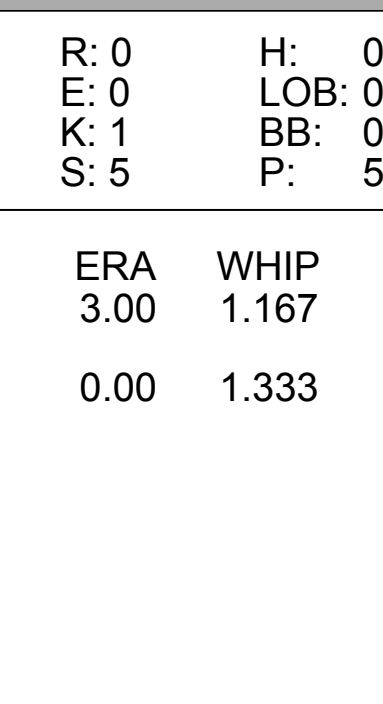
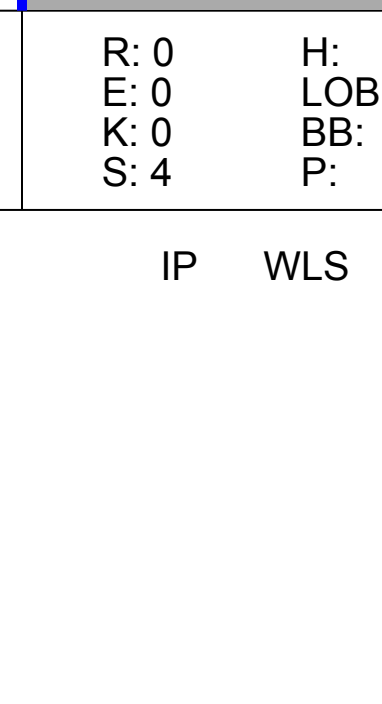
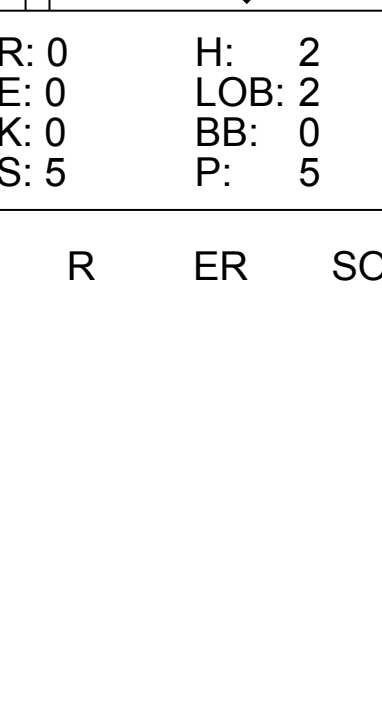
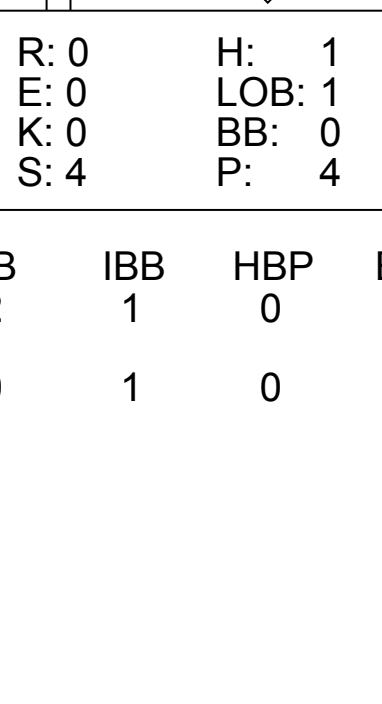
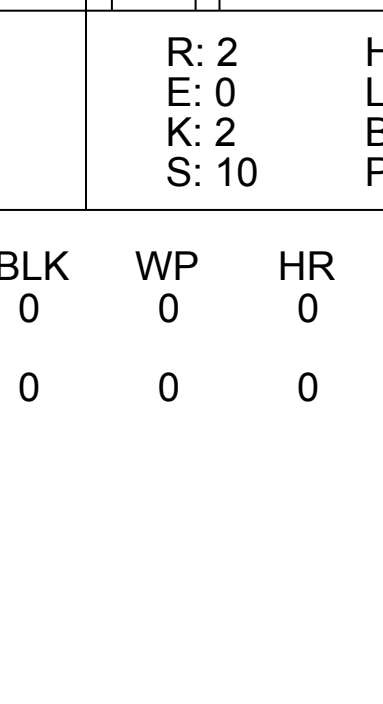
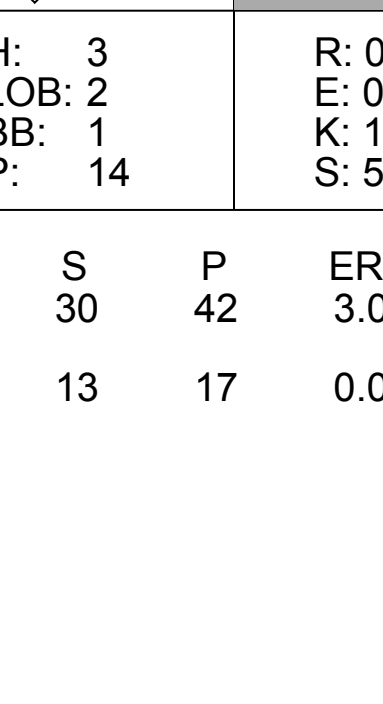
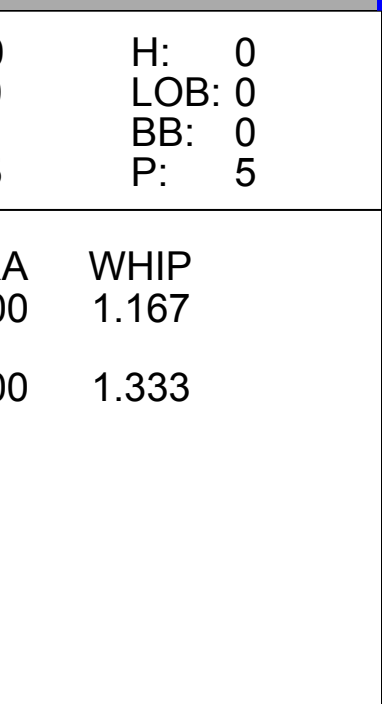
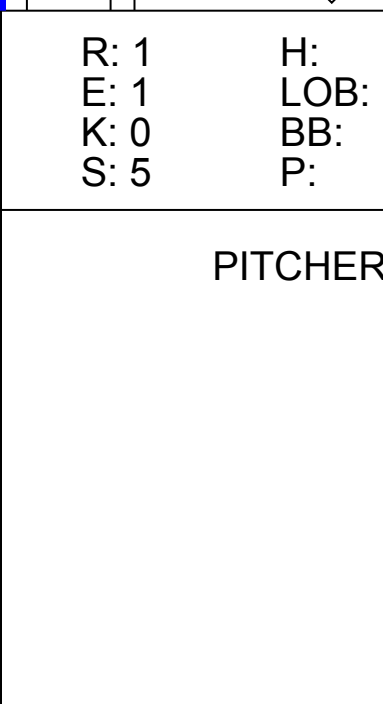
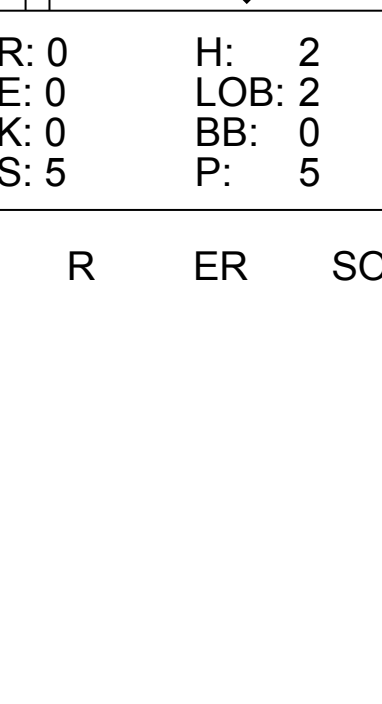



Batter	1	2	3	4	5	6	7	8	9	AB	R	H	RBI	BB	SO	LOB	TOP
Ralph Garr, L (1,7)	0-0 HR		0-0 1B			0-0 1B		0-0 1B	0-0 P6	5	2	4	1	0	0	2	Atlanta Braves @ Los Angeles Dodgers Dodger Stadium, Los Angeles, CA Wed Aug 06 1975, 7:05 PM PDT Att: 23,779 - Unknown
Rod Gilbreath, R (1,4)	0-0 1-3		0-0 G5-4-3			0-0 1B		0-3 K		4	0	1	0	0	1	2	
Darrell Evans, L (1,5)	4-0 BB			0-3 K		0-0 1B		0-0 4-3		3	0	0	0	1	1	3	
Dusty Baker Jr., R (1,9)	0-0 P6			0-0 HR		0-0 5-3			4-0 SH3-4 1B	3	2	1	2	1	0	2	
Ed Goodson, L (1,3)	0-3 K			0-0 4-3		0-0 6-3			0-0 1B SH3-4	4	1	1	0	0	1	2	
Larvell Blanks, R (1,6)		0-0 5-3		0-0 6-3			0-0 5-3		0-0 SH3-4	3	0	0	0	0	0	0	
Rowland Office, L (1,8)		0-3 K			0-3 K		0-0 6-3		0-0 1B	4	0	1	1	0	2	0	
Biff Pocoroba, S (1,2)		0-0 P4			0-0 F8		0-0 F9		0-0 L3	4	0	0	0	0	0	2	
Blue Moon Odom, R (1,1)			0-3 K			0-0 6-3			0-0 1B	2	0	0	0	0	1	0	
Mike Lum, L (8, PH)									0-0 1B	1	0	0	0	0	1	0	
Tom House, L (8, PH)									0-0 1B	0	0	0	0	0	0	0	
Dave May, L (8, PH)									0-0 1B	1	0	1	1	0	0	0	
Max Leon, R (9,1)									0-0 1B	0	0	0	0	0	0	0	
Inning Stats	R: 1 E: 0 K: 1 S: 6	H: 1 LOB: 1 BB: 1 P: 10	R: 0 E: 0 K: 1 S: 5	H: 0 LOB: 0 BB: 0 P: 5	R: 0 E: 0 K: 1 S: 5	H: 1 LOB: 0 BB: 0 P: 5	R: 1 E: 0 K: 1 S: 6	H: 1 LOB: 0 BB: 0 P: 6	R: 0 E: 0 K: 0 S: 3	H: 0 LOB: 0 BB: 0 P: 3	R: 0 E: 0 K: 2 S: 8	H: 1 LOB: 1 BB: 0 P: 8	R: 2 E: 0 K: 0 S: 6	H: 3 LOB: 2 BB: 1 P: 10	1B: 7 2B: 0 3B: 0 HR: 2	SF: 0 SAC: 1 DP: 1 HBP: 0	WP: 0 PA: 37 PB: 0 SB: 1 CS: 0
PITCHER	IP WLS BF H R ER SO BB IBB HBP BLK WP HR S P ERA WHIP																
Andy Messersmith, R (1,1)	9.0 L 37 9 5 5 7 2 0 0 0 0 2 49 57 5.00 1.222																

Batter	1	2	3	4	5	6	7	8	9	AB	R	H	RBI	BB	SO	LOB	BOTTOM				
Davey Lopes, R (1,4)	0-0 F7	4-0 1B BB			4-0 S 1B BB		0-0 P3			2	1	0	0	2	0	0	Atlanta Braves @ Los Angeles Dodgers Dodger Stadium, Los Angeles, CA Wed Aug 06 1975, 7:05 PM PDT Att: 23,779 - Unknown				
Bill Buckner, L (1,7)	0-0 1B	0-0 FC6-4 1B			0-0 P3		0-0 P6			4	1	2	0	0	0	1					
Jimmy Wynn, R (1,8)	0-0 5-3	0-0 FC6-4			0-0 CS 1B			4-0 FC6-4 BB		3	0	1	1	1	0	4					
Steve Garvey, R (1,3)	0-0 WP HR 1B		0-0 F4		0-0 F9			0-0 L7		4	1	1	1	0	0	2					
Willie Crawford, L (1,9)	0-0 1H HR		0-0 F8		0-0 CS	0-0 F2		0-0 F9		4	1	1	2	0	0	1					
Ron Cey, R (1,5)	0-0 F7		0-0 6-3		0-0 5-3			0-0 FC6-4		4	0	0	0	0	0	1					
Steve Yeager, R (1,2)		4-0 FC2-6 BB		0-3 K		0-0 1B			0-0 L8	2	0	1	0	1	1	0					
John Hale, L (8, PH)									0-0 1B	1	0	0	0	0	0	0					
Bill Russell, R (1,6)		0-0 FC2-6 1B		0-0 6-3		0-0 F9			0-0 4-3	3	0	0	0	0	0	2					
Leron Lee, L (8, PH)		0-0 1-2 1B		0-0 6-3					0-0 K	1	0	0	0	0	0	0					
Andy Messersmith, R (1,1)		0-0 F7		0-0 6-3			0-3 K		0-3 K	3	0	0	0	0	1	1					
Lee Lacy, R (8, PH)		0-0 1-2							0-0 K	1	0	0	0	0	1	0					
Inning Stats	R: 3 E: 0 K: 0 S: 6	H: 3 LOB: 0 BB: 0 P: 6	R: 0 E: 0 K: 0 S: 4	H: 1 LOB: 3 BB: 2 P: 12	R: 0 E: 0 K: 1 S: 3	H: 0 LOB: 0 BB: 0 P: 3	R: 0 E: 0 K: 1 S: 5	H: 0 LOB: 0 BB: 0 P: 5	R: 1 E: 0 K: 0 S: 3	H: 1 LOB: 0 BB: 1 P: 7	R: 0 E: 0 K: 0 S: 4	H: 1 LOB: 1 BB: 0 P: 4	R: 0 E: 0 K: 1 S: 5	H: 0 LOB: 0 BB: 0 P: 5	R: 0 E: 0 K: 0 S: 3	H: 0 LOB: 1 BB: 1 P: 7	R: 0 E: 0 K: 1 S: 5	H: 0 LOB: 0 BB: 0 P: 5	1B: 5 2B: 0 3B: 0 HR: 1	SF: 0 SAC: 0 DP: 0 HBP: 0	WP: 1 PA: 37 PB: 0 SB: 3 CS: 1
PITCHER	IP WLS BF H R ER SO BB IBB HBP BLK WP HR S P ERA WHIP																				
Blue Moon Odom, R (1,1)	7.0 4 29 6 4 4 2 3 0 0 0 1 1 30 42 5.14 1.286																				
Tom House, L (8,1)	1.0 W 4 0 0 0 0 1 0 0 0 0 0 3 7 0.00 1.000																				
Max Leon, R (8,1)	1.0 S 3 0 0 0 0 1 0 0 0 0 0 0 5 5 0.00 0.000																				



Batter	1	2	3	4	5	6	7	8	9	AB	R	H	RBI	BB	SO	LOB	TOP						
Davey Lopes, R OBP: 0.361, SLG: 0.344 (1, 4)										4	0	0	0	1	2	2	Los Angeles Dodgers @ New York Mets Shea Stadium, Flushing, NY Fri Aug 08 1975, 7:05 PM EDT Att: 42,049 - Unknown						
Bill Buckner, L OBP: 0.269, SLG: 0.355 (1, 7)										5	0	1	0	0	2	3							
Jimmy Wynn, R OBP: 0.407, SLG: 0.445 (1, 8)										5	2	2	1	0	1	1							
Steve Garvey, R OBP: 0.355, SLG: 0.485 (1, 3)										4	2	3	1	0	0	0							
Willie Crawford, L OBP: 0.346, SLG: 0.380 (1, 9)										3	0	1	0	0	1	1							
Ron Cey, R OBP: 0.348, SLG: 0.428 (1, 5)										4	0	2	2	0	1	2							
Steve Yeager, R OBP: 0.315, SLG: 0.350 (1, 2)										4	0	1	0	0	1	2							
Bill Russell, R OBP: 0.260, SLG: 0.227 (1, 6)										4	0	1	0	0	0	3							
Doug Rau, L OBP: 0.250, SLG: 0.186 (1, 1)										1	0	0	0	1	0	0							
Leron Lee, L OBP: 0.259, SLG: 0.168 (7, PH)										1	0	0	0	0	0	1							
Mike Marshall, R OBP: 0.083, SLG: 0.083 (7, 1)										1	0	1	0	0	0	0							
Inning Stats	R: 0 E: 0 K: 2 S: 7	H: 0 LOB: 0 BB: 0 P: 7	R: 1 E: 0 K: 0 S: 5	H: 3 LOB: 1 BB: 0 P: 5	R: 0 E: 0 K: 2 S: 7	H: 0 LOB: 0 BB: 0 P: 7	R: 0 E: 0 K: 1 S: 6	H: 1 LOB: 1 BB: 0 P: 6	R: 0 E: 0 K: 2 S: 7	H: 0 LOB: 2 BB: 2 P: 15	R: 1 E: 0 K: 1 S: 7	H: 2 LOB: 1 BB: 0 P: 7	R: 0 E: 0 K: 0 S: 4	H: 1 LOB: 1 BB: 0 P: 4	R: 2 E: 0 K: 0 S: 6	H: 3 LOB: 1 BB: 0 P: 6	R: 0 E: 0 K: 0 S: 4	H: 2 LOB: 1 BB: 0 P: 4	1B: 9 2B: 2 3B: 0 HR: 2	SF: 0 SAC: 1 DP: 1 HBP: 0	WP: 0 PB: 0 SB: 1 CS: 0	PA: 39	
PITCHER	IP WLS BF H R ER SO BB IBB HBP BLK WP HR S P ERA WHIP																						
Randy Tate, R ERA: 4.54 (1, 1)	6.0	L	25	6	2	2	8	2	0	0	0	0	0	0	2	39	47	3.00	1.333				
Ken Sanders, R ERA: 2.1 (7, 1)	2.0	L	10	4	2	2	0	0	0	0	0	0	0	0	10	10	9.00	2.000					
Bob Apodaca, R ERA: 1.78 (9, 1)	1.0		4	2	0	0	0	0	0	0	0	0	0	0	4	4	0.00	2.000					

Batter	1	2	3	4	5	6	7	8	9	AB	R	H	RBI	BB	SO	LOB	BOTTOM					
Gene Clines, R OBP: 0.268, SLG: 0.260 (1, 8) (8, 7)										5	0	1	0	0	1	3	Los Angeles Dodgers @ New York Mets Shea Stadium, Flushing, NY Fri Aug 08 1975, 7:05 PM EDT Att: 42,049 - Unknown					
Felix Milten, R OBP: 0.341, SLG: 0.370 (1, 4)										4	0	0	0	0	0	1						
Jesus Alou, R OBP: 0.298, SLG: 0.309 (1, 7)										3	0	0	0	0	0	0						
Del Unser, L OBP: 0.333, SLG: 0.367 (7, PH) (8, 8)										1	0	1	0	0	0	0						
Dave Kingman, R OBP: 0.299, SLG: 0.509 (6, PR) (7, 5)										3	0	0	0	0	1	0						
Wayne Garrett, L OBP: 0.376, SLG: 0.376 (7, 5)										1	1	0	0	1	0	1						
Joe Torre, R OBP: 0.331, SLG: 0.360 (1, 5) (7, 3)										5	1	2	0	0	0	4						
Rusty Staub, L OBP: 0.367, SLG: 0.437 (1, 9)										2	1	1	1	1	0	0						
Jerry Grote, R OBP: 0.348, SLG: 0.356 (1, 2)										2	0	0	0	2	0	1						
Jack Heidemann, R OBP: 0.300, SLG: 0.327 (1, 6)										3	0	3	2	0	0	0						
Randy Tate, R (1, 1)										2	0	0	0	0	1	3						
John Milner, L OBP: 0.332, SLG: 0.389 (6, PH) (7, 1)										1	0	0	0	0	0	2						
Ed Kranepool, L OBP: 0.380, SLG: 0.438 (8, PH) (9, 1)										0	0	0	0	0	0	0						
Bob Apodaca, R OBP: 0.290, SLG: 0.429 (9, 1)										0	0	0	0	0	0	0						
Inning Stats	R: 0 E: 0 K: 0 S: 3	H: 0 LOB: 0 BB: 0 P: 3	R: 0 E: 0 K: 0 S: 3	H: 0 LOB: 1 BB: 1 P: 7	R: 0 E: 0 K: 0 S: 4	H: 1 LOB: 0 BB: 0 P: 4	R: 2 E: 0 K: 2 S: 10	H: 3 LOB: 2 BB: 1 P: 14	R: 0 E: 0 K: 1 S: 5	H: 0 LOB: 0 BB: 0 P: 5	R: 1 E: 1 K: 0 S: 5	H: 1 LOB: 2 BB: 1 P: 9	R: 0 E: 0 K: 0 S: 4	H: 1 LOB: 2 BB: 1 P: 8	R: 0 E: 0 K: 0 S: 5	H: 2 LOB: 2 BB: 0 P: 5	R: 0 E: 0 K: 0 S: 4	H: 1 LOB: 1 BB: 0 P: 4	1B: 7 2B: 2 3B: 0 HR: 0	SF: 1 SAC: 3 DP: 1 HBP: 0	WP: 0 PB: 0 SB: 0 CS: 0	PA: 41
PITCHER	IP WLS BF H R ER SO BB IBB HBP BLK WP HR S P ERA WHIP																					
Doug Rau, L ERA: 3.38 (1, 1)	6.0	W	14	4	0	0	0	0	1	0	0	0	0	0	13	17	0.00	1.333				
Mike Marshall, R ERA: 3.12 (7, 1)	3.0																					



livebaseballscorecards.com

livebaseballscorecards.com

Batter	1	2	3	4	5	6	7	8	9	AB	R	H	RBI	BB	SO	LOB	TOP																					
Davey Lopes, R OBP: 0.364, SLG: 0.348 (1, 4)	G3 BB		F8			1B 2B		SH3-4 1B		3	2	2	0	1	0	0																						
Lee Lacy, R OBP: 0.373, SLG: 0.471 John Hale, L OBP: 0.302, SLG: 0.388 (1, 7) (8, 9)	F8		6-3			2H 1B		SH3-4		3	0	1	1	0	0	1																						
Jimmy Wynn, R OBP: 0.406, SLG: 0.442 (1, 8)	G3			5-3		F7		BB		3	0	0	0	1	0	2																						
Steve Garvey, R OBP: 0.352, SLG: 0.481 (1, 3)	F8			K		P4		F8		4	0	0	0	0	1	3																						
Ron Cey, R OBP: 0.349, SLG: 0.431 (1, 5)				K				F7		4	0	2	0	0	1	1																						
Tom Paciorek, R OBP: 0.260, SLG: 0.288 (1, 9) (8, 7)										3	0	1	0	0	1	2																						
Willie Crawford, L OBP: 0.349, SLG: 0.383 (9, PH) (9, 7)										1	0	1	0	0	0	0																						
Steve Yeager, R OBP: 0.314, SLG: 0.346 (1, 2)										3	0	0	0	1	0	3																						
Bill Russell, R OBP: 0.260, SLG: 0.222 (1, 6)										3	0	0	0	1	0	1																						
Burt Hooton, R OBP: 0.188, SLG: 0.200 (1, 1)										3	0	0	0	0	1	2																						
Inning Stats	R: 0 E: 0 K: 0 S: 3	H: 0 LOB: 1 BB: 1 P: 7	R: 0 E: 0 K: 1 S: 5	H: 1 LOB: 1 BB: 1 P: 9	R: 0 E: 0 K: 0 S: 3	H: 0 LOB: 0 BB: 0 P: 3	R: 0 E: 0 K: 2 S: 7	H: 0 LOB: 0 BB: 0 P: 7	R: 0 E: 0 K: 0 S: 3	H: 1 LOB: 0 BB: 0 P: 3	R: 1 E: 0 K: 1 S: 7	H: 2 LOB: 1 BB: 0 P: 7	R: 0 E: 0 K: 0 S: 4	H: 1 LOB: 2 BB: 1 P: 8	R: 1 E: 0 K: 0 S: 4	H: 1 LOB: 1 BB: 1 P: 8	R: 0 E: 0 K: 0 S: 3	H: 1 LOB: 1 BB: 0 P: 3	1B: 5 2B: 3 3B: 0 HR: 0	SF: 0 SAC: 1 DP: 1 HBP: 0	WP: 1 PB: 0 SB: 3 CS: 2	PA: 35																
PITCHER	IP	WLS	BF	H	R	ER	SO	BB	IBB	HBP	BLK	WP	HR	S	P	ERA	WHIP	PITCHER				IP	WLS	BF	H	R	ER	SO	BB	IBB	HBP	BLK	WP	HR	S	P	ERA	WHIP
Jerry Koosman, L ERA: 3.56 Bob Apodaca, R ERA: 1.74 (1, 1) (9, 1)	8.0	L	32	6	2	2	4	3	1	0	0	1	0	36	52	2.25	1.125					1.0	3	1	0	0	0	0	0	0	0	0	0	3	3	0.00	1.000	

Los Angeles Dodgers @ New York Mets
Shea Stadium, Flushing, NY
Sat Aug 09 1975, 7:05 PM EDT
Att: 36,421 - Unknown

AB 30
R 2
H 7
RBI 1
BB 4
SO 4
LOB 15



Batter	1	2	3	4	5	6	7	8	9	AB	R	H	RBI	BB	SO	LOB	BOTTOM																					
Del Unser, L OBP: 0.333, SLG: 0.366 (1, 8)	G5-4-3 1B			P6		1-3		4-3		4	0	1	0	0	0	0																						
Felix Milten, R OBP: 0.340, SLG: 0.369 (1, 4)	G5-4-3 1-2			P6		E6		BB 1B		4	0	1	0	0	0	1																						
Ed Kranepool, L OBP: 0.378, SLG: 0.433 (1, 3)	F9			E BB		F8		F8		3	0	0	0	1	0	2																						
Rusty Staub, L OBP: 0.366, SLG: 0.434 Gene Clines, R OBP: 0.294, SLG: 0.260 (9, PR) (9, PR)				E6		F9				3	0	0	0	1	1	2																						
Wayne Garrett, L OBP: 0.370, SLG: 0.368 (1, 5)				1-3 BB		F9		BB		0	0	0	0	0	0	0																						
John Milner, L OBP: 0.326, SLG: 0.380 (1, 7)				F8				K		4	0	0	0	0	1	4																						
Jerry Grote, R OBP: 0.348, SLG: 0.359 (1, 2)										4	0	0	0	0	1	2																						
Mike Phillips, L OBP: 0.306, SLG: 0.324 (1, 6)										4	0	0	0	0	1	2																						
Jerry Koosman, R OBP: 0.210, SLG: 0.217 Jesus Alou, R OBP: 0.294, SLG: 0.305 Bob Apodaca, R OBP: 0.500, SLG: 0.429 (1, 1) (8, PH) (9, 1)										4	0	0	0	0	1	2																						
Jerry Grote, R OBP: 0.348, SLG: 0.359 (1, 2)										3	0	1	0	0	0	0																						
Mike Phillips, L OBP: 0.306, SLG: 0.324 (1, 6)										3	0	0	0	0	0	1																						
Jerry Koosman, R OBP: 0.210, SLG: 0.217 Jesus Alou, R OBP: 0.294, SLG: 0.305 Bob Apodaca, R OBP: 0.500, SLG: 0.429 (1, 1) (8, PH) (9, 1)										2	0	0	0	0	2	1																						
Inning Stats	R: 0 E: 0 K: 0 S: 3	H: 1 LOB: 0 BB: 0 P: 3	R: 0 E: 0 K: 1 S: 5	H: 0 LOB: 0 BB: 0 P: 5	R: 0 E: 0 K: 1 S: 5	H: 0 LOB: 0 BB: 0 P: 5	R: 0 E: 1 K: 0 S: 4	H: 0 LOB: 2 BB: 1 P: 8	R: 0 E: 0 K: 0 S: 3	H: 1 LOB: 1 BB: 0 P: 8	R: 0 E: 1 K: 0 S: 4	H: 0 LOB: 1 BB: 0 P: 4	R: 0 E: 0 K: 1 S: 5	H: 0 LOB: 0 BB: 0 P: 5	R: 0 E: 0 K: 0 S: 3	H: 0 LOB: 2 BB: 0 P: 3	R: 0 E: 0 K: 0 S: 4	H: 1 LOB: 2 BB: 1 P: 8	1B: 2 2B: 1 3B: 0 HR: 0	SF: 0 SAC: 0 DP: 1 HBP: 0	WP: 0 PB: 0 SB: 0 CS: 0	PA: 33																
PITCHER	IP	WLS	BF	H	R	ER	SO	BB	IBB	HBP	BLK	WP	HR	S	P	ERA	WHIP	PITCHER				IP	WLS	BF	H	R	ER	SO	BB	IBB	HBP	BLK	WP	HR	S	P	ERA	WHIP
Burt Hooton, R ERA: 3.7 (1, 1)	9.0	W	33	3	0	0	5	2	0	0	0	0	0	41	49	0.00	0.556																					


Los Angeles Dodgers @ New York Mets
Shea Stadium, Flushing, NY
Sat Aug 09 1975, 7:05 PM EDT
Att: 36,421 - Unknown


AB 31
R 0
H 3
RBI 0
BB 2
SO 5
LOB 13




Batter	1	2	3	4	5	6	7	8	9	AB	R	H	RBI	BB	SO	LOB	TOP								
Davey Lopes, R OBP: 0.362, SLG: 0.346 (1, 4)										5	0	1	0	0	0	0	Los Angeles Dodgers @ New York Mets Shea Stadium, Flushing, NY Sun Aug 10 1975, 3:33 AM EDT Att: 39,915 - Unknown								
Bill Buckner, L OBP: 0.297, SLG: 0.349 (1, 7)										4	0	0	0	1	0	0									
John Hale, L OBP: 0.321, SLG: 0.415 (1, 8)										2	1	1	1	2	0	3									
Steve Garvey, R OBP: 0.356, SLG: 0.483 (1, 3)										2	1	2	0	1	0	0									
Ron Cey, R OBP: 0.348, SLG: 0.429 (1, 5)										4	0	1	0	0	2	5									
Willie Crawford, L OBP: 0.350, SLG: 0.380 (1, 9)										2	0	0	0	2	0	2									
Steve Yeager, R OBP: 0.313, SLG: 0.345 (1, 2)										4	0	1	1	0	0	3									
Bill Russell, R OBP: 0.260, SLG: 0.223 (1, 6)										4	0	1	0	0	1	2									
Don Sutton, R OBP: 0.173, SLG: 0.127 (1, 1)										4	0	0	0	0	3	3									
Inning Stats	R: 0 E: 0 K: 0 S: 4	H: 1 LOB: 2 BB: 1 P: 8	R: 0 E: 0 K: 0 S: 2	H: 0 LOB: 0 BB: 1 P: 6	R: 0 E: 0 K: 0 S: 3	H: 0 LOB: 0 BB: 0 P: 3	R: 2 E: 0 K: 1 S: 8	H: 3 LOB: 2 BB: 1 P: 12	R: 0 E: 0 K: 1 S: 6	H: 1 LOB: 2 BB: 1 P: 10	R: 0 E: 0 K: 1 S: 5	H: 0 LOB: 0 BB: 0 P: 5	R: 0 E: 0 K: 1 S: 5	H: 0 LOB: 0 BB: 0 P: 5	R: 0 E: 0 K: 1 S: 5	H: 0 LOB: 2 BB: 1 P: 10	R: 0 E: 0 K: 1 S: 6	H: 2 LOB: 1 BB: 1 P: 10	1B: 6 2B: 1 3B: 0 HR: 1	SF: 0 SAC: 1 DP: 2 HBP: 1	WP: 0 PB: 0 SB: 1 CS: 0	PA: 39			
PITCHER	IP	WLS	BF	H	R	ER	SO	BB	IBB	HBP	BLK	WP	HR	S	P	ERA	WHIP								
Hank Webb, R ERA: 3.29 (1, 1)	5.0	L	23	5	2	2	2	4	0	0	0	0	1	23	39	3.60	1.800								
Rick Baldwin, R ERA: 3.21 (6, 1)	2.0		6	0	0	0	2	0	0	0	0	0	0	10	10	0.00	0.000								
Ken Sanders, R ERA: 2.1 (8, 1)	0.0		0	0	0	0	0	0	0	0	0	0	0	0	0	∞	∞								
Skip Lockwood, R ERA: 1.42 (8, 1)	2.0		10	2	0	0	2	0	2	1	0	0	0	11	20	0.00	1.000								

Batter	1	2	3	4	5	6	7	8	9	AB	R	H	RBI	BB	SO	LOB	BOTTOM								
Del Unser, L OBP: 0.332, SLG: 0.365 (1, 8)										4	0	1	0	0	1	0	Los Angeles Dodgers @ New York Mets Shea Stadium, Flushing, NY Sun Aug 10 1975, 3:33 AM EDT Att: 39,915 - Unknown								
Felix Milten, R OBP: 0.338, SLG: 0.367 (1, 4)										3	0	0	0	0	0	1									
Ed Kranepool, L OBP: 0.376, SLG: 0.427 (1, 3)										3	0	0	0	1	1	0									
Rusty Staub, L OBP: 0.365, SLG: 0.432 (1, 9)										4	1	1	0	0	0	2									
Wayne Garrett, L OBP: 0.372, SLG: 0.364 (1, 5)										2	0	0	0	2	0	0									
John Milner, L OBP: 0.320, SLG: 0.372 (1, 7)										4	0	0	0	0	0	3									
Mike Phillips, L OBP: 0.305, SLG: 0.323 (1, 6)										4	0	1	1	0	0	1									
John Stearns, R OBP: 0.265, SLG: 0.276 (1, 2)										3	0	0	0	0	0	2									
Hank Webb, R ERA: 3.29 (5, PH)										1	0	0	0	0	0	0									
Gene Carles, R OBP: 0.167, SLG: 0.115 (5, PH)										1	0	0	0	0	0	0									
Rick Baldwin, R ERA: 3.21 (6, 1)										0	0	0	0	0	0	0									
Joe Torre, R OBP: 0.347, SLG: 0.167 (7, PH)										1	0	0	0	0	0	0									
Ken Sanders, R ERA: 2.1 (8, 1)										0	0	0	0	0	0	0									
Skip Lockwood, R ERA: 1.42 (8, 1)										0	0	0	0	0	0	0									
Inning Stats	R: 0 E: 0 K: 0 S: 3	H: 0 LOB: 0 BB: 0 P: 3	R: 0 E: 0 K: 0 S: 3	H: 0 LOB: 1 BB: 1 P: 7	R: 0 E: 0 K: 0 S: 4	H: 1 LOB: 1 BB: 0 P: 4	R: 1 E: 0 K: 0 S: 5	H: 2 LOB: 2 BB: 1 P: 9	R: 0 E: 0 K: 0 S: 3	H: 0 LOB: 0 BB: 0 P: 3	R: 0 E: 0 K: 1 S: 5	H: 0 LOB: 0 BB: 0 P: 5	R: 0 E: 0 K: 1 S: 5	H: 0 LOB: 0 BB: 0 P: 5	R: 0 E: 0 K: 1 S: 3	H: 0 LOB: 0 BB: 0 P: 3	R: 0 E: 0 K: 1 S: 3	H: 0 LOB: 0 BB: 0 P: 3	1B: 3 2B: 0 3B: 0 HR: 0	SF: 0 SAC: 0 DP: 0 HBP: 1	WP: 0 PB: 0 SB: 0 CS: 0	PA: 34			
PITCHER	IP	WLS	BF	H	R	ER	SO	BB	IBB	HBP	BLK	WP	HR	S	P	ERA	WHIP								
Don Sutton, R ERA: 2.38 (1, 1)	9.0	W	34	3	1	1	2	3	0	1	0	0	0	34	47	1.00	0.667								



Batter	1	2	3	4	5	6	7	8	9	AB	R	H	RBI	BB	SO	LOB	TOP										
Davey Lopes, R OBP: 0.361, SLG: 0.347 (1, 4)	0-0 4-3	0-0 2B			0-0 F7	0-3 K			0-0 5-3	5	0	1	2	0	1	1	Los Angeles Dodgers @ Philadelphia Phillies Veterans Stadium, Philadelphia, PA Mon Aug 11 1975, 7:05 PM EDT Att: 33,175 - Unknown AB 33 R 7 H 9 RBI 7 BB 4 SO 2 LOB 9 										
Bill Buckner, L OBP: 0.286, SLG: 0.350 (1, 7)	0-0 P6	0-0 F7			0-0 F8	0-0 2B			0-0 4-3	5	0	1	1	0	0	2											
John Hale, L OBP: 0.324, SLG: 0.405 (1, 8)	4-0 BB	0-0 6-3			4-0 BB	0-0 L3			0-3 K	3	0	0	0	2	1	3											
Steve Garvey, R OBP: 0.353, SLG: 0.479 (1, 3)	0-0 F9				0-0 P6				0-0 5-3	4	0	0	0	0	0	2											
Ron Cey, R OBP: 0.350, SLG: 0.432 (1, 5)		0-0 SH5-4 1B BB 1B			0-0 P3				0-0 5-3	4	2	2	0	0	0	0											
Willie Crawford, L OBP: 0.352, SLG: 0.393 (1, 9)		0-0 BB SH5-4 2B 1B			0-0 6-3				0-0 F8	4	2	2	2	0	0	0											
Steve Yeager, R OBP: 0.314, SLG: 0.345 (1, 2)		0-0 SH5-4 1-2 2-3			0-0 5-3				0-0 5-3	3	1	1	0	0	0	0											
Bill Russell, R OBP: 0.272, SLG: 0.232 (1, 6)		4-0 BB 2B IBB			0-0 4-3				0-0 G6-4-3 1B	3	2	2	0	1	0	0											
Andy Messersmith, R OBP: 0.233, SLG: 0.232 (1, 1)		4-0 2B 1-2 2-3 3-H BB			0-0 1-3				0-0 G6-4-3 1B 1-2	2	0	0	2	1	0	1											
Inning Stats	R: 0 E: 0 K: 0 S: 3	H: 0 LOB: 1 BB: 1 P: 7	R: 3 E: 0 K: 0 S: 6	H: 3 LOB: 2 BB: 2 P: 14	R: 0 E: 0 K: 0 S: 3	H: 0 LOB: 0 BB: 0 P: 3	R: 0 E: 0 K: 0 S: 3	H: 0 LOB: 1 BB: 1 P: 7	R: 0 E: 0 K: 0 S: 3	H: 0 LOB: 0 BB: 0 P: 3	R: 0 E: 0 K: 0 S: 3	H: 1 LOB: 1 BB: 0 P: 3	R: 0 E: 0 K: 1 S: 5	H: 0 LOB: 0 BB: 0 P: 5	1B: 5 2B: 3 3B: 0 HR: 1	SF: 1 SAC: 1 DP: 1 HBP: 0	WP: 0 PB: 0 SB: 0 CS: 0	PA: 39									
PITCHER	IP	WLS	BF	H	R	ER	SO	BB	IBB	HBP	BLK	WP	HR	S	P	ERA	WHIP										
Larry Christenson, R ERA: 3.98 (1, 1)	5.0	L	26	7	7	7	0	3	1	0	0	0	1	22	38	12.60	2.000										
Ron Schueier, R ERA: 5.76 (6, 1)	2.0		7	1	0	0	1	0	0	0	0	0	0	9	9	0.00	0.500										
Tom Hilgendorf, L ERA: 1.97 (8, 1)	2.0		6	1	0	0	1	0	0	0	0	0	0	8	8	0.00	0.500										

Batter	1	2	3	4	5	6	7	8	9	AB	R	H	RBI	BB	SO	LOB	BOTTOM										
Dave Cash, R OBP: 0.365, SLG: 0.396 (1, 4)	0-0 5-3				0-0 F7				0-0 F8	4	0	0	0	0	0	1	Los Angeles Dodgers @ Philadelphia Phillies Veterans Stadium, Philadelphia, PA Mon Aug 11 1975, 7:05 PM EDT Att: 33,175 - Unknown AB 31 R 1 H 4 RBI 1 BB 3 SO 7 LOB 11 										
Larry Bowa, S OBP: 0.341, SLG: 0.400 (1, 6)	0-0 4-3				0-0 K				0-0 G3	4	0	1	0	0	1	0											
Garry Maddox, R OBP: 0.355, SLG: 0.422 (1, 8)	0-0 5-3				0-3 K				0-0 P4	4	0	1	0	0	1	2											
Greg Luzinski, R OBP: 0.403, SLG: 0.587 (1, 7)		0-0 HR			4-0 BB BB				0-3 K	3	1	1	1	1	1	1											
Dick Allen, R OBP: 0.318, SLG: 0.330 (1, 3)		0-0 F8			0-0 F9				0-0 5-3	4	0	0	0	0	0	2											
Jay Johnstone, L OBP: 0.417, SLG: 0.483 (1, 9)		0-3 K			0-0 L4				0-0 1B	4	0	1	0	0	1	2											
Mike Schmidt, R OBP: 0.368, SLG: 0.504 (1, 5)		0-0 F7			4-0 BB				0-3 K	3	0	0	0	1	1	1											
Bob Boone, R OBP: 0.323, SLG: 0.322 (1, 2)					0-0 F9				0-0 6-3	3	0	0	0	0	0	2											
Larry Christenson, R OBP: 0.250, SLG: 0.400 (1, 1)					4-0 K				0-3 K	1	0	0	0	1	1	0											
Ron Schueier, R OBP: 0.182, SLG: 0.182 (6, 1)										0	0	0	0	0	0	0											
Tony Taylor, R OBP: 0.343, SLG: 0.380 (7, PH)										1	0	0	0	0	1	0											
Tom Hilgendorf, S OBP: 0.286, SLG: 0.286 (8, 1)										0	0	0	0	0	0	0											
Inning Stats	R: 0 E: 0 K: 0 S: 3	H: 0 LOB: 0 BB: 0 P: 3	R: 1 E: 0 K: 1 S: 6	H: 1 LOB: 0 BB: 0 P: 6	R: 0 E: 0 K: 1 S: 6	H: 1 LOB: 2 BB: 1 P: 10	R: 0 E: 0 K: 0 S: 3	H: 0 LOB: 2 BB: 2 P: 11	R: 0 E: 0 K: 2 S: 7	H: 0 LOB: 0 BB: 0 P: 7	R: 0 E: 0 K: 0 S: 4	H: 1 LOB: 1 BB: 0 P: 4	R: 0 E: 0 K: 1 S: 5	H: 0 LOB: 0 BB: 0 P: 5	R: 0 E: 0 K: 0 S: 3	H: 0 LOB: 0 BB: 0 P: 3	R: 0 E: 0 K: 2 S: 8	H: 1 LOB: 1 BB: 0 P: 8	1B: 3 2B: 0 3B: 0 HR: 1	SF: 0 SAC: 0 DP: 0 HBP: 0	WP: 0 PB: 0 SB: 0 CS: 0	PA: 34					
PITCHER	IP	WLS	BF	H	R	ER	SO	BB	IBB	HBP	BLK	WP	HR	S	P	ERA	WHIP										
Andy Messersmith, R ERA: 2.14 (1, 1)	9.0	W	34	4	1	1	7	3	0	0	0	0	1	45	57	1.00	0.778										

Batter	1	2	3	4	5	6	7	8	9	AB	R	H	RBI	BB	SO	LOB	TOP										
Davey Lopes, R OBP: 0.358, SLG: 0.350 (1, 4)										5	1	1	0	0	1	1	Los Angeles Dodgers @ Philadelphia Phillies Veterans Stadium, Philadelphia, PA Wed Aug 13 1975, 7:05 PM EDT Att: 34,919 - Unknown livebaseballscorecards.com										
Lee Lacy, R OBP: 0.380, SLG: 0.490 John Hale, L OBP: 0.326, SLG: 0.415 (1, 9) (9, 9)										4	2	3	1	1	0	1											
Jimmy Wynn, R OBP: 0.408, SLG: 0.441 (1, 8)										3	1	0	1	1	1	3											
Steve Garvey, R OBP: 0.351, SLG: 0.483 (1, 3)										5	1	1	3	0	1	3											
Ron Cey, R OBP: 0.351, SLG: 0.432 (1, 5)										4	0	2	0	0	0	0											
Steve Yeager, R OBP: 0.317, SLG: 0.359 (1, 2)										3	0	0	0	0	1	1											
Tom Paciorek, R OBP: 0.269, SLG: 0.298 (1, 7)										4	0	2	0	0	0	3											
Bill Russell, R OBP: 0.269, SLG: 0.227 (1, 6)										4	0	1	0	0	0	4											
Burt Hooton, R OBP: 0.176, SLG: 0.188 Mike Marshall, R OBP: 0.071, SLG: 0.071 (1, 1) (9, 1)										3	0	0	0	0	1	3											
Inning Stats	R: 0 E: 1 K: 0 S: 4	H: 0 LOB: 1 BB: 0 P: 4	R: 0 E: 0 K: 1 S: 6	H: 1 LOB: 1 BB: 0 P: 6	R: 4 E: 0 K: 1 S: 8	H: 3 LOB: 0 BB: 1 P: 12	R: 0 E: 0 K: 0 S: 4	H: 2 LOB: 1 BB: 0 P: 4	R: 1 E: 0 K: 0 S: 4	H: 1 LOB: 0 BB: 0 P: 4	R: 0 E: 0 K: 2 S: 7	H: 0 LOB: 1 BB: 1 P: 11	R: 0 E: 0 K: 0 S: 4	H: 1 LOB: 2 BB: 0 P: 5	R: 0 E: 0 K: 1 S: 6	H: 1 LOB: 1 BB: 0 P: 6		1B: 5 2B: 3 3B: 1 HR: 1	SF: 1 SAC: 1 DP: 0 HBP: 1	WP: 0 PB: 0 SB: 3 CS: 0	PA: 40						
PITCHER	IP	WLS	BF	H	R	ER	SO	BB	IBB	HBP	BLK	WP	HR	S	P	ERA	WHIP										
Steve Carlton, L ERA: 3.58 (1, 1)	5.0	L	23	7	5	4	2	1	0	0	0	0	1	26	30	7.20	1.600										
Wayne Twitchell, R ERA: 4.66 (6, 1)	2.0		8	1	0	0	2	1	0	0	0	0	0	11	15	0.00	1.000										
Tug McGraw, L ERA: 2.83 (8, 1)	2.0		9	2	0	0	1	0	0	1	0	0	0	10	11	0.00	1.000										

Batter	1	2	3	4	5	6	7	8	9	AB	R	H	RBI	BB	SO	LOB	BOTTOM										
Dave Cash, R OBP: 0.361, SLG: 0.394 (1, 4)										5	0	1	1	0	0	5	Los Angeles Dodgers @ Philadelphia Phillies Veterans Stadium, Philadelphia, PA Wed Aug 13 1975, 7:05 PM EDT Att: 34,919 - Unknown livebaseballscorecards.com										
Larry Bowa, S OBP: 0.337, SLG: 0.395 (1, 6)										5	0	0	0	0	2	4											
Garry Maddox, R OBP: 0.351, SLG: 0.418 (1, 8)										4	0	0	0	0	1	0											
Greg Luzinski, R OBP: 0.400, SLG: 0.581 (1, 7)										4	0	0	0	0	1	0											
Dick Allen, R OBP: 0.316, SLG: 0.337 (1, 3)										4	0	0	0	0	2	0											
Jay Johnstone, L OBP: 0.421, SLG: 0.498 (1, 9)										3	2	1	0	1	1	0											
Mike Schmidt, R OBP: 0.372, SLG: 0.507 (1, 5)										4	1	2	0	0	0	1											
Tim McCarver, L OBP: 0.433, SLG: 0.426 Terry Harmon, R OBP: 0.303, SLG: 0.273 (1, 2) (9, PR)										2	0	0	1	2	0	2											
Steve Carlton, L OBP: 0.158, SLG: 0.134 Tony Taylor, R OBP: 0.303, SLG: 0.420 Wayne Twitchell, R OBP: 0.441, SLG: 0.594 Ollie Brown, R OBP: 0.222, SLG: 0.232 Tug McGraw, R OBP: 0.323, SLG: 0.290 (1, 1) (5, PH) (6, 1) (7, PH) (8, 1) (9, PH)										1	0	0	0	0	0	2											
Inning Stats	R: 0 E: 0 K: 1 S: 5	H: 0 LOB: 0 BB: 0 P: 5	R: 0 E: 0 K: 2 S: 7	H: 0 LOB: 0 BB: 0 P: 7	R: 0 E: 0 K: 1 S: 5	H: 0 LOB: 0 BB: 0 P: 5	R: 0 E: 0 K: 1 S: 5	H: 0 LOB: 0 BB: 0 P: 5	R: 0 E: 0 K: 1 S: 4	H: 1 LOB: 2 BB: 1 P: 8	R: 0 E: 0 K: 1 S: 5	H: 0 LOB: 0 BB: 0 P: 5	R: 1 E: 2 K: 0 S: 6	H: 1 LOB: 3 BB: 1 P: 10	1B: 1 2B: 5 3B: 0 HR: 0	SF: 0 SAC: 0 DP: 1 HBP: 0	WP: 0 PB: 0 SB: 0 CS: 0	PA: 38									
PITCHER	IP	WLS	BF	H	R	ER	SO	BB	IBB	HBP	BLK	WP	HR	S	P	ERA	WHIP										
Burt Hooton, R ERA: 3.67 (1, 1)	8.2		36	6	4	3	7	4	0	0	0	0	0	46	62	3.12	1.154										
Mike Marshall, R ERA: 3.13 (9, 1)	0.1	S	2	0	0	0	0	0	0	0	0	0	0	2	2	0.00	0.000										

Batter	1	2	3	4	5	6	7	8	9	AB	R	H	RBI	BB	SO	LOB	TOP					
Davey Lopes, R OBP: 0.360, SLG: 0.362 (1.4)	6-3		0-0 1B					F7	2-2 HR	5	1	3	3	0	0	0	Los Angeles Dodgers @ Montreal Expos Jarry Park, Montreal, QB Fri Aug 15 1975, 7:05 PM EDT Att: 16,574 - Unknown - 74 F					
Bill Buckner, L OBP: 0.284, SLG: 0.347 (1.7)	F8		2-3 G3					L8	1-0 1B	5	0	1	1	0	0	3						
Jimmy Wynn, R OBP: 0.408, SLG: 0.438 (1.8)	K			4-2 1B BB				E BB BB	1-1 6-3	3	0	0	0	2	1	2						
Steve Garvey, R OBP: 0.350, SLG: 0.480 (1.3)		1-3 K		1-3 K				4-1 E BB BB		3	0	0	0	1	2	1						
Willie Crawford, L OBP: 0.348, SLG: 0.387 (1.9)	3-1			1-3 K				2-3 K2-3		4	0	0	0	0	3	3						
Ron Cey, R OBP: 0.351, SLG: 0.431 (1.5)	L3			3-1 1B				1-2 2-3		4	0	1	0	0	0	0						
Steve Yeager, R OBP: 0.316, SLG: 0.355 (1.2)			4-2 FC6-4 BB	2-3 K				0-3 K		3	0	0	0	1	2	2						
Bill Russell, R OBP: 0.275, SLG: 0.234 (1.6)			1-2 FC6-4 1B SH1-4					0-0 2B 4-3 1B		4	2	2	0	0	1	1						
Don Sutton, R OBP: 0.171, SLG: 0.125 (1.1)			1-0 SH1-4					4-2 HR BB		1	0	0	0	0	0	1						
Charlie Hough, R (7, PH) Leron Lee, L OBP: 0.255, SLG: 0.184 (7.1) Stan Wall, L (7.1) Lee Lacy, R OBP: 0.384, SLG: 0.490 (9, PH)			1-2					0-2 F3		0	0	0	0	0	0	0						
Inning Stats	R: 0 E: 0 K: 1 S: 10	H: 0 LOB: 0 BB: 0 P: 17	R: 0 E: 0 K: 1 S: 8	H: 0 LOB: 0 BB: 0 P: 10	R: 0 E: 0 K: 0 S: 13	H: 1 LOB: 2 BB: 1 P: 21	R: 0 E: 0 K: 3 S: 13	H: 1 LOB: 2 BB: 1 P: 24	R: 1 E: 0 K: 0 S: 12	H: 2 LOB: 1 BB: 0 P: 19	R: 0 E: 0 K: 1 S: 8	H: 0 LOB: 0 BB: 0 P: 12	R: 0 E: 0 K: 1 S: 9	H: 0 LOB: 0 BB: 0 P: 14	R: 0 E: 1 K: 1 S: 7	H: 0 LOB: 2 BB: 2 P: 18	R: 3 E: 0 K: 1 S: 19	H: 3 LOB: 1 BB: 1 P: 27	1B: 5 2B: 1 3B: 0 HR: 1	SF: 0 SAC: 1 DP: 0 HBP: 0	WP: 0 PB: 0 SB: 0 CS: 0	PA: 39
PITCHER Steve Rogers, R ERA: 3.09 (1.1)	IP: 9.0 WLS: W BF: 39 H: 7 R: 4 ER: 4 SO: 9	BB: 5 IBB: 0 HBP: 0 BLK: 0	WP: 0 HR: 1 S: 99 P: 162	ERA: 4.00 WHIP: 1.333											ERA: 4.00 WHIP: 1.333							

Batter	1	2	3	4	5	6	7	8	9	AB	R	H	RBI	BB	SO	LOB	BOTTOM			
Jim Dwyer, L OBP: 0.324, SLG: 0.355 (1.7)	4-0 SH3 1B BB									2	1	0	0	1	2	1	Los Angeles Dodgers @ Montreal Expos Jarry Park, Montreal, QB Fri Aug 15 1975, 7:05 PM EDT Att: 16,574 - Unknown - 74 F			
Bob Bailey, R OBP: 0.384, SLG: 0.356 (7, PH) Tony Scott, S OBP: 0.259, SLG: 0.239 (8.7)		1-3 K			0-0 SH5-4	0-3 K	2-0 FC5-4			1	0	0	0	0	0	1				
Tim Foli, R OBP: 0.289, SLG: 0.297 (1.6)	0-0 SH3		0-0 F7		0-1 6-3	0-2 1B		1-0 F9		4	0	1	0	0	0	1				
Mike Jorgensen, L OBP: 0.360, SLG: 0.389 (1.3)	4-2 1B BB		2-2 1-3		4-1 2B 2B	1-2 1B		2-3 K		3	1	1	0	2	1	0				
Larry Bittner, L OBP: 0.388, SLG: 0.412 (8, PH) Pepe Mangual, R OBP: 0.329, SLG: 0.353 (9.8)	2-0 G6-4-3 1B		2-0 2B		1-1 2B	0-0 F8		1-1 1B		4	1	3	2	0	0	2				
Larry Parrish, R OBP: 0.318, SLG: 0.430 (1.5)	2-2 G6-4-3		1-2 F7		2-1 E 2B	1-1 F7		3-2 6-3		5	1	1	2	0	0	6				
Pete Mackanin, R OBP: 0.306, SLG: 0.410 (1.4)		0-3 K2-3		0-0 F3	0-0 E7 1B		3-2 SF8 3B			4	2	2	1	0	1	0				
Gary Carter, R OBP: 0.367, SLG: 0.437 (1.9)		3-1 FC6-5 2B		3-3 K	4-2 1B BB		1-0 SF8			2	0	1	1	1	1	0				
Barry Foote, R OBP: 0.233, SLG: 0.293 (1.2)		0-2 FC6-5 3B		0-0 6-3	1-0 1B		3-H F8			4	1	1	1	0	0	1				
Steve Rogers, R OBP: 0.333, SLG: 0.275 (1.1)		3-2 1B		0-3 SH5-4 2B	1-2 1B		4-2 FC5-4 BB			2	1	1	1	2	0	2				
Inning Stats	R: 1 E: 0 K: 0 S: 8	H: 1 LOB: 1 BB: 2 P: 20	R: 1 E: 0 K: 2 S: 14	H: 2 LOB: 1 BB: 0 P: 21	R: 0 E: 0 K: 0 S: 10	H: 1 LOB: 1 BB: 0 P: 15	R: 0 E: 0 K: 1 S: 5	H: 0 LOB: 0 BB: 0 P: 8	R: 5 E: 1 K: 0 S: 16	H: 4 LOB: 2 BB: 3 P: 34	R: 0 E: 0 K: 1 S: 12	H: 2 LOB: 2 BB: 0 P: 14	R: 1 E: 0 K: 0 S: 10	H: 1 LOB: 1 BB: 1 P: 23	R: 0 E: 0 K: 1 S: 13	H: 1 LOB: 1 BB: 0 P: 20	1B: 6 2B: 4 3B: 2 HR: 0	SF: 1 SAC: 2 DP: 1 HBP: 0	WP: 0 PB: 0 SB: 0 CS: 0	PA: 41
PITCHER Don Sutton, R ERA: 2.61 (1.1) Charlie Hough, R ERA: 4.18 (5.1) Stan Wall, L ERA: 1.8 (7.1)	IP: 4.2 WLS: L BF: 26 H: 8 R: 7 ER: 7 SO: 3	BB: 5 IBB: 0 HBP: 0 BLK: 0	WP: 0 HR: 0 S: 51 P: 94	ERA: 13.50 WHIP: 2.786											ERA: 13.50 WHIP: 2.786					



Batter	1	2	3	4	5	6	7	8	9	10	AB	R	H	RBI	BB	SO	LOB	TOP							
Davey Lopes, R OBP: 0.358, SLG: 0.360 (1.4)	2-3 K		1-2 1-4-3		2-2 5-3		0-1 5-3			1-1 WP SH1-4 1B	5	0	1	0	0	1	2								
Bill Buckner, L OBP: 0.284, SLG: 0.357 (1.7)	2-2 1-3		2-2 F7		1-1 HR			2-1 4-3		0-1 SH1-4	4	1	1	2	0	0	0								
Jimmy Wynn, R OBP: 0.408, SLG: 0.434 (1.8)	4-1 BB			0-0 E5	1-2 F5			4-2 1B BB		0-0 F5	3	0	0	0	2	0	1								
Steve Garvey, R OBP: 0.347, SLG: 0.475 (1.3)	0-3 K			0-0 E6	1-2 F2		0-2 5-3	0-0 F8		1-3 K	5	0	0	0	0	2	4								
Willie Crawford, L OBP: 0.346, SLG: 0.385 (1.9)		1-2 E4 FC6-4		0-0 F2		0-0 4-3		1-0 1B			4	0	1	0	0	0	2								
Ron Cey, R OBP: 0.348, SLG: 0.427 (1.5)		1-2 F8		1-1 F3		0-0 F8					4	0	0	0	0	0	3								
Steve Yeager, R OBP: 0.317, SLG: 0.355 (1.2)		2-0 FC6-4		3-3 K				0-0 SH1-4 1B		0-0 SH1-4	3	0	1	0	0	1	3								
Bill Russell, R OBP: 0.277, SLG: 0.237 (1.6)		0-0 5-3			0-0 SH1-4 1B			1-0 SH1-4		1-1 4-3	2	1	1	0	0	0	1								
Leron Lee, L OBP: 0.250, SLG: 0.180 (9. PH)								1-2 SH1-4		2-3 4-3	1	0	0	0	0	0	1								
Rick Auerbach, R OBP: 0.294, SLG: 0.265 (9.6)								1-2 SH1-4		1-2 1-3	0	0	0	0	0	0	0								
Andy Messersmith, R OBP: 0.228, SLG: 0.226 (9. PH)								1-0 F7		1-2 1-3	2	0	0	0	0	0	1								
Manny Mota, R OBP: 0.354, SLG: 0.286 (9.1)			3-1					1-0 F7			1	0	0	0	0	0	1								
Mike Marshall, R OBP: 0.071, SLG: 0.071 (9.1)											0	0	0	0	0	0	0								
Inning Stats	R: 0 E: 0 K: 2 S: 10	H: 0 LOB: 1 BB: 1 P: 18	R: 0 E: 1 K: 0 S: 9	H: 0 LOB: 1 BB: 0 P: 13	R: 0 E: 0 K: 0 S: 10	H: 0 LOB: 0 BB: 0 P: 13	R: 0 E: 2 K: 1 S: 8	H: 0 LOB: 2 BB: 0 P: 12	R: 2 E: 0 K: 0 S: 10	H: 2 LOB: 0 BB: 0 P: 16	R: 0 E: 0 K: 0 S: 5	H: 0 LOB: 0 BB: 0 P: 5	R: 0 E: 0 K: 0 S: 5	H: 1 LOB: 1 BB: 0 P: 7	R: 0 E: 0 K: 0 S: 6	H: 1 LOB: 2 BB: 1 P: 13	R: 0 E: 1 K: 0 S: 7	H: 0 LOB: 1 BB: 0 P: 10	R: 0 E: 0 K: 1 S: 9	H: 1 LOB: 1 BB: 0 P: 11	1B: 4 2B: 0 3B: 0 HR: 1	SF: 0 SAC: 4 DP: 0 HBP: 0	WP: 1 PB: 0 SB: 0 CS: 0	PA: 40	
PITCHER	IP	WLS	BF	H	R	ER	SO	BB	IBB	HBP	BLK	WP	HR	S	P	ERA	WHIP								
Don Carrithers, R ERA: 2.91 (1.1)	8.0		32	4	2	2	3	2	0	0	0	1	0	63	97	2.25	0.750								
Dale Murray, R ERA: 3.75 (9.1)	2.0	W	8	1	0	0	1	0	0	0	0	1	0	16	21	0.00	0.500								

Los Angeles Dodgers @ Montreal Expos
Jarry Park, Montreal, QB
Sat Aug 16 1975, 7:05 PM EDT
Att: 21,682 - Unknown - 79 F

AB 34
R 2
H 5
RBI 2
BB 2
SO 4
LOB 19



Batter	1	2	3	4	5	6	7	8	9	10	AB	R	H	RBI	BB	SO	LOB	BOTTOM							
Jim Dwyer, L OBP: 0.327, SLG: 0.357 (1.7)	3-2 F9			3-3 K		3-1 F8		1-2 1B		2-0 1B	5	0	2	2	0	1	0								
Tim Foli, R OBP: 0.289, SLG: 0.297 (1.6)	2-1 F6			1-1 F3		1-1 1B 4-3 1B		3-H F6			4	1	1	0	0	0	1								
Mike Jorgensen, L OBP: 0.362, SLG: 0.388 (1.3)	3-1 F8			3-2 1B		3-1 F5		4-0 SH1-4 BB			3	0	1	0	1	0	1								
Larry Blittner, L OBP: 0.307, SLG: 0.411 (1.8)		2-1 4-3		1-2 6-3		2-2 4-3 1B		0-0 SH1-4		0-0 SH1-4	3	0	1	0	0	0	1								
Larry Parrish, R OBP: 0.315, SLG: 0.425 (1.5)		0-3 K		0-0 5-3		1-2 4-3		1-3 K		1-2 K	4	0	0	1	0	2	2								
Pete Mackanin, R OBP: 0.305, SLG: 0.406 (1.4)		1-0 P5		0-1 1-3		1-2 6-3		3-H 6-3		4-2 BB	3	0	0	0	1	0	1								
Gary Carter, R OBP: 0.365, SLG: 0.435 (1.9)			1-0 F9		2-1 5-3		1-2 6-3 SH1-4 1B		3-3 K		4	1	1	0	0	1	2								
Barry Foote, R OBP: 0.234, SLG: 0.297 (1.2)			0-0 F9		1-2 6-3		0-0 SH1-4			2-0 1B	3	0	1	0	0	0	0								
Tony Scott, S OBP: 0.259, SLG: 0.239 (10. PR)								1-2 6-3		4-0 2B	0	1	0	0	0	0	0								
Don Carrithers, R OBP: 0.111, SLG: 0.222 (1.1)			2-1 2-3					1-2 6-3			2	0	0	0	0	0	0								
Bob Bailey, R OBP: 0.352, SLG: 0.354 (8. PH)								1-2 6-3		1B	1	0	0	0	0	0	1								
Dale Murray, R OBP: 0.333, SLG: 0.143 (9.1)								2-3 P6		1B	0	0	0	0	0	0	0								
Jim Lytle, L OBP: 0.278, SLG: 0.133 (10. PH)										IBB	0	0	0	1	0	0	0								
Inning Stats	R: 0 E: 0 K: 0 S: 8	H: 0 LOB: 0 BB: 0 P: 16	R: 0 E: 0 K: 1 S: 6	H: 0 LOB: 0 BB: 0 P: 9	R: 0 E: 0 K: 0 S: 4	H: 0 LOB: 0 BB: 0 P: 7	R: 0 E: 0 K: 1 S: 14	H: 1 LOB: 1 BB: 0 P: 22	R: 0 E: 0 K: 0 S: 5	H: 0 LOB: 0 BB: 0 P: 7	R: 0 E: 0 K: 0 S: 6	H: 0 LOB: 0 BB: 0 P: 10	R: 1 E: 0 K: 0 S: 15	H: 2 LOB: 1 BB: 0 P: 22	R: 0 E: 0 K: 0 S: 12	H: 2 LOB: 1 BB: 0 P: 15	R: 0 E: 0 K: 2 S: 11	H: 0 LOB: 2 BB: 0 P: 23	R: 1 E: 0 K: 0 S: 2	H: 2 LOB: 2 BB: 1 P: 10	1B: 6 2B: 1 3B: 0 HR: 0	SF: 0 SAC: 2 DP: 0 HBP: 0	WP: 0 PB: 0 SB: 1 CS: 0	PA: 37	
PITCHER	IP	WLS	BF	H	R	ER	SO	BB	IBB	HBP	BLK	WP	HR	S	P	ERA	WHIP								
Andy Messersmith, R ERA: 2.14 (1.1)	8.0		29	5	2	2	2	0	0	0	0	0	0	70	108	2.25	0.625								
Mike Marshall, R ERA: 3.19 (9.1)	1.0	L	8	2	1	1	2	2	1	0	0	0	0	13	33	9.00	4.000								

Los Angeles Dodgers @ Montreal Expos
Jarry Park, Montreal, QB
Sat Aug 16 1975, 7:05 PM EDT
Att: 21,682 - Unknown - 79 F

AB 32
R 3
H 7
RBI 3
BB 3
SO 4
LOB 9



Batter	1	2	3	4	5	6	7	8	9	AB	R	H	RBI	BB	SO	LOB	TOP								
Davey Lopes, R OBP: 0.359, SLG: 0.361 (1, 8)	1-3 K2-3	3-2 5-3			1-1 5-3		2-1 6-3 1-3 1B		0-2 4-1 1B	5	0	2	1	0	1	1	Los Angeles Dodgers @ Montreal Expos Jarry Park, Montreal, QB Sun Aug 17 1975, 3:33 AM EDT Att: 19,125 - Unknown - 75 F								
Bill Buckner, L OBP: 0.279, SLG: 0.351 (1, 7)	1-1 1-3	0-0 F9			0-2 F2		1-1 1-3		0-0 4-1	5	0	0	0	0	0	3									
Lee Lacy, R OBP: 0.379, SLG: 0.500 (1, 4)	0-0 HR		0-1 E3		0-0 6-3		1-0 6-3		0-0 F9	5	1	1	1	0	0	2									
Steve Garvey, R OBP: 0.346, SLG: 0.473 (1, 3)	2-1 F2		0-0 G4-3-6		0-0 6-3		0-0 BB FC5-2 1B		1-1 5-3	4	0	1	0	0	0	2									
Willie Crawford, L OBP: 0.352, SLG: 0.388 (1, 9)		0-0 BB 2B 1B	4-2 FC6-4 BB		2-1 FC5-2 1B		1-3 K			3	1	2	0	1	1	0									
Ron Cey, R OBP: 0.351, SLG: 0.427 (1, 5)	4-1 2B E BB		0-1 FC6-4		4-2 FC5-2 BB		2-1 G3-6-3 1B			2	1	1	0	2	0	1									
Steve Yeager, R OBP: 0.319, SLG: 0.358 (1, 2)	2-1 E 2B			4-1 CS BB		0-2 FC5-2		1-0 G3-6-3		3	1	1	1	1	0	4									
Bill Russell, R OBP: 0.282, SLG: 0.239 (1, 6)	1-0 E8 SH3-4 2H 3H 1B		0-1 6-3		0-1 6-3		1-1 P4		4-2 SH1-4 1B BB	3	1	1	2	1	0	4									
Doug Rau, L OBP: 0.239, SLG: 0.177 (1, 1)	0-1 SH3-4			1-2 4-3		0-3 K		0-0 SH1-4		2	0	0	0	0	1	3									
Mike Marshall, R OBP: 0.071, SLG: 0.071 (8, 1)	2-3							1-2 SH1-4		0	0	0	0	0	0	0									
Inning Stats	R: 1 E: 0 K: 1 S: 8	H: 1 LOB: 0 BB: 0 P: 12	R: 3 E: 1 K: 0 S: 12	H: 3 LOB: 1 BB: 22	R: 0 E: 1 K: 0 S: 7	H: 0 LOB: 1 BB: 1 P: 11	R: 0 E: 0 K: 0 S: 6	H: 0 LOB: 0 BB: 0 P: 7	R: 0 E: 0 K: 1 S: 13	H: 2 LOB: 3 BB: 1 P: 20	R: 0 E: 0 K: 0 S: 7	H: 1 LOB: 1 BB: 0 P: 12	R: 0 E: 0 K: 1 S: 6	H: 1 LOB: 0 BB: 0 P: 10	R: 1 E: 0 K: 0 S: 9	H: 1 LOB: 1 BB: 1 P: 13	1B: 7 2B: 1 3B: 0 HR: 1	SF: 0 SAC: 2 DP: 2 HBP: 0	WP: 0 PB: 0 SB: 0 CS: 1	PA: 39					
PITCHER	IP	WLS	BF	H	R	ER	SO	BB	IBB	HBP	BLK	WP	HR	S	P	ERA	WHIP								
Steve Renko, R ERA: 4.59 (1, 1)	7.0	L	31	7	4	4	2	4	0	0	0	0	1	59	95	5.14	1.571								
Donald DeMola, R ERA: 4.4 (8, 1)	1.0		3	1	0	0	1	0	0	0	0	0	0	6	10	0.00	1.000								
Dale Murray, R ERA: 3.82 (9, 1)	1.0		5	1	1	1	0	1	0	0	0	0	0	9	13	9.00	2.000								

AB	32
R	5
H	9
RBI	5
BB	5
SO	3
LOB	20



Batter	1	2	3	4	5	6	7	8	9	AB	R	H	RBI	BB	SO	LOB	BOTTOM								
Pepe Mangual, R OBP: 0.326, SLG: 0.350 (1, 8)	4-0 E BB		2-1 6-3		0-3 K		3-2 6-3		1-1 F7	4	1	0	0	1	1	1	Los Angeles Dodgers @ Montreal Expos Jarry Park, Montreal, QB Sun Aug 17 1975, 3:33 AM EDT Att: 19,125 - Unknown - 75 F								
Tim Foli, R OBP: 0.288, SLG: 0.294 (1, 6)	0-0 5-3		0-2 F8		1-2 F8		4-2 HR BB		0-0 4-3	4	1	0	0	1	0	1									
Gary Carter, R OBP: 0.369, SLG: 0.445 (1, 9)	4-2 E BB		0-2 1B		2-2 F8		2-1 F9		4-2 HR BB	3	1	2	2	1	0	0									
Jose Morales, R OBP: 0.364, SLG: 0.411 (1, 3)	1-0 F8		1-1 F8		2-1 F9		4-2 FC5 SH3-4 BB			3	0	0	0	0	0	2									
Mike Jorgensen, L OBP: 0.363, SLG: 0.388 (8, PH)	1-3 2H									0	0	0	0	1	0	0									
Bob Bailey, R OBP: 0.386, SLG: 0.356 (1, 7)	4-1 BB			1-0 E5		1-2 FC6 1B		0-1 SH3-4		2	0	1	0	1	0	0									
Jim Dwyer, L OBP: 0.327, SLG: 0.357 (8, PH)								1-2 SH3-4		0	0	0	0	0	0	0									
Larry Parrish, R OBP: 0.314, SLG: 0.423 (1, 5)	2-2 L5			2-2 L8		1-1 FC6		2-1 FC5 1B		4	0	1	0	0	0	4									
Pete Mackanin, R OBP: 0.301, SLG: 0.401 (1, 4)		3-2 P4		2-1 F8			0-1 F4		0-0 FC5	4	0	0	0	0	0	3									
Barry Foote, R OBP: 0.234, SLG: 0.296 (1, 2)		2-0 P6		0-0 F8			0-2 F4		0-2 F7	4	0	1	0	0	0	3									
Steve Renko, R OBP: 0.333, SLG: 0.368 (1, 1)		2-3 K			2-3 K		2-2 1-3 1B		3-3 K	2	0	0	0	0	2	0									
Nate Colbert, R OBP: 0.227, SLG: 0.279 (7, PH)										1	0	0	0	0	0	1									
Donald DeMola, R OBP: 0.333, SLG: 0.143 (8, 1)										0	0	0	0	0	0	0									
Dale Murray, R OBP: 0.333, SLG: 0.143 (9, PH)										0	0	0	0	0	0	0									
Larry Blittner, L OBP: 0.386, SLG: 0.410 (9, PH)										1	0	0	0	0	1	0									
Inning Stats	R: 1 E: 1 K: 0 S: 10	H: 0 LOB: 2 BB: 3 P: 25	R: 0 E: 0 K: 1 S: 10	H: 0 LOB: 0 BB: 0 P: 17	R: 0 E: 1 K: 0 S: 10	H: 1 LOB: 1 BB: 0 P: 13	R: 0 E: 1 K: 0 S: 7	H: 0 LOB: 1 BB: 0 P: 12	R: 0 E: 0 K: 2 S: 9	H: 0 LOB: 0 BB: 0 P: 12	R: 0 E: 0 K: 0 S: 10	H: 1 LOB: 1 BB: 0 P: 16	R: 0 E: 0 K: 0 S: 12	H: 1 LOB: 1 BB: 0 P: 17	R: 2 E: 0 K: 0 S: 14	H: 2 LOB: 2 BB: 2 P: 26	R: 0 E: 0 K: 1 S: 6	H: 0 LOB: 0 BB: 0 P: 10	1B: 4 2B: 0 3B: 0 HR: 1	SF: 0 SAC: 1 DP: 0 HBP: 0	WP: 0 PB: 0 SB: 0 CS: 0	PA: 38			
PITCHER	IP	WLS	BF	H	R	ER	SO	BB	IBB	HBP	BLK	WP	HR	S	P	ERA	WHIP								
Doug Rau, L ERA: 3.44 (1, 1)	7.0	W	30	4	3	2	3	4	0	0	0	0	0	72	122	2.57	1.143								
Mike Marshall, R ERA: 3.13 (8, 1)	2.0	S	8	1	0	0	1	1	0	0	0	0	0	16	26	0.00	1.000								



Batter	1	2	3	4	5	6	7	8	9	AB	R	H	RBI	BB	SO	LOB	TOP		
Davey Lopes, R OBP: 0.360, SLG: 0.362 (1, 4)	F8		PO 1B					F8		4	0	2	0	0	0	0	Los Angeles Dodgers @ Chicago Cubs Wrigley Field, Chicago, IL Mon Aug 18 1975, 3:33 AM CDT Att: 14,383 - Cloudy - 71 F		
Lee Lacy, R OBP: 0.370, SLG: 0.487 John Hale, L OBP: 0.326, SLG: 0.415 (1, 7) (8, 9)	P4		PO 1-2	1-3	F8			F8		4	0	0	0	0	0	1			
Jimmy Wynn, R OBP: 0.407, SLG: 0.430 (1, 8)	K			K				F7	FC6-4 BB	3	0	0	0	1	2	0			
Steve Garvey, R OBP: 0.343, SLG: 0.470 (1, 3)		F2		6-3				P6	FC6-4 1B	4	0	0	0	0	0	1			
Willie Crawford, L OBP: 0.354, SLG: 0.390 (1, 9) (8, 7)		P1						K	1-2 1B	4	1	2	0	0	1	0			
Ron Cey, R OBP: 0.350, SLG: 0.432 (1, 5)		P4						K	1-2 1B	4	1	1	2	0	1	2			
Steve Yeager, R OBP: 0.321, SLG: 0.370 (1, 2)								K	F7	4	1	2	1	0	1	2			
Bill Russell, R OBP: 0.278, SLG: 0.235 (1, 6)								F8		3	0	0	0	0	0	1			
Burt Hooton, R OBP: 0.170, SLG: 0.180 Mike Marshall, R OBP: 0.071, SLG: 0.071 (1, 1) (8, 1)								K		0	0	0	0	0	0	0			
Inning Stats	R: 0 E: 0 K: 1 S: 5	H: 0 LOB: 0 BB: 0 P: 5	R: 0 E: 0 K: 0 S: 3	H: 0 LOB: 0 BB: 0 P: 3	R: 0 E: 0 K: 0 S: 4	H: 2 LOB: 1 BB: 0 P: 4	R: 0 E: 0 K: 1 S: 5	H: 0 LOB: 0 BB: 0 P: 5	R: 3 E: 0 K: 1 S: 9	H: 4 LOB: 1 BB: 0 P: 9	R: 0 E: 0 K: 1 S: 5	H: 0 LOB: 0 BB: 0 P: 5	R: 0 E: 0 K: 1 S: 5	H: 0 LOB: 0 BB: 0 P: 5	R: 0 E: 0 K: 1 S: 6	H: 1 LOB: 2 BB: 1 P: 10		1B: 5 2B: 0 3B: 0 HR: 2	SF: 0 SAC: 1 DP: 0 HBP: 0
PITCHER	IP	WLS	BF	H	R	ER	SO	BB	IBB	HBP	BLK	WP	HR	S	P	ERA	WHIP		
Steve Stone, R ERA: 3.26 Tom Dettono, R ERA: 4.26	(1, 1)	8.0	L	29	6	3	3	6	0	0	0	0	2	41	41	3.38	0.750		
PITCHER	IP	WLS	BF	H	R	ER	SO	BB	IBB	HBP	BLK	WP	HR	S	P	ERA	WHIP		
	(9, 1)	1.0	S	5	1	0	0	1	1	0	0	0	0	6	10	0.00	2.000		

Batter	1	2	3	4	5	6	7	8	9	AB	R	H	RBI	BB	SO	LOB	BOTTOM		
Don Kessinger, S OBP: 0.306, SLG: 0.311 (1, 6)	4-3 1B				1-3			L6		3	1	1	0	1	0	1	Los Angeles Dodgers @ Chicago Cubs Wrigley Field, Chicago, IL Mon Aug 18 1975, 3:33 AM CDT Att: 14,383 - Cloudy - 71 F		
Rick Monday, L OBP: 0.382, SLG: 0.464 (1, 8)	4-3 1-2		K					P4		3	0	0	0	1	1	3			
Bill Madlock, R OBP: 0.401, SLG: 0.486 (1, 5)								K		4	0	2	1	0	0	2			
Jose Cardenal, R OBP: 0.387, SLG: 0.422 Tom Dettono, L OBP: 0.350, SLG: 0.316 (1, 7) (9, 1)	P5							P4	FC4-6 BB	4	0	1	0	0	0	4			
Jerry Morales, R OBP: 0.328, SLG: 0.357 (1, 9)	K							FC1-4 1B		0	0	0	0	0	0	0			
Andre Thornton, R OBP: 0.403, SLG: 0.437 Vic Harris, S OBP: 0.264, SLG: 0.208 (1, 3) (9, FR)	F7							FC1-4		4	0	1	0	0	0	4			
Manny Trillo, R OBP: 0.296, SLG: 0.313 (1, 4)								FC1-4	1-2	3	0	0	0	0	0	0			
Jerry Morales, R OBP: 0.328, SLG: 0.357 (1, 9)								FC3-5 1B	HBP	3	0	0	0	0	1	3			
Steve Swisher, R OBP: 0.296, SLG: 0.286 Ralph Lock, L OBP: 0.330, SLG: 0.339 George Mitterwald, R OBP: 0.319, SLG: 0.341 Champ Summers, L OBP: 0.324, SLG: 0.323 (1, 2) (7, PH) (8, 2) (9, PH)	5-3							FC3-5 1B		3	0	1	0	1	0	0			
Steve Stone, R OBP: 0.172, SLG: 0.179 Gene Hiser, L OBP: 0.356, SLG: 0.333 (1, 1) (8, PH) (9, 7)	F2							FC3-5 1B		0	0	0	0	0	0	0			
Inning Stats	R: 1 E: 0 K: 1 S: 7	H: 2 LOB: 1 BB: 0 P: 7	R: 0 E: 0 K: 0 S: 3	H: 0 LOB: 0 BB: 0 P: 3	R: 0 E: 0 K: 1 S: 5	H: 0 LOB: 1 BB: 1 P: 9	R: 0 E: 0 K: 0 S: 3	H: 1 LOB: 1 BB: 1 P: 7	R: 0 E: 0 K: 1 S: 5	H: 0 LOB: 0 BB: 0 P: 5	R: 0 E: 0 K: 0 S: 3	H: 0 LOB: 0 BB: 0 P: 3	R: 0 E: 0 K: 0 S: 5	H: 2 LOB: 2 BB: 0 P: 5	R: 0 E: 0 K: 1 S: 6	H: 1 LOB: 2 BB: 0 P: 7	1B: 6 2B: 0 3B: 0 HR: 0	SF: 0 SAC: 0 DP: 0 HBP: 1	WP: 0 PA: 36 PB: 0 SB: 0 CS: 1
PITCHER	IP	WLS	BF	H	R	ER	SO	BB	IBB	HBP	BLK	WP	HR	S	P	ERA	WHIP		
Burt Hooton, R ERA: 3.55 Mike Marshall, R ERA: 3.09	(1, 1)	7.2	W	30	5	1	3	3	0	0	0	0	0	33	45	1.17	1.043		
PITCHER	IP	WLS	BF	H	R	ER	SO	BB	IBB	HBP	BLK	WP	HR	S	P	ERA	WHIP		
	(8, 1)	1.1	S	6	1	0	0	1	0	0	1	0	0	7	8	0.00	0.750		



Batter	1	2	3	4	5	6	7	8	9	AB	R	H	RBI	BB	SO	LOB	TOP								
Davey Lopes, R OBP: 0.356, SLG: 0.358 (1, 4)	0-0 6-3		0-0 F9			0-0 F7	0-0 5-3		0-0 5-3	5	0	0	0	0	0	1									
Lee Lacy, R OBP: 0.367, SLG: 0.494 (1, 7)	0-3 K			0-0 4-3		0-3 K			0-0 SF7 3B	4	1	1	0	0	2	0									
John Hale, L OBP: 0.324, SLG: 0.408 (1, 8)	0-0 4-1			0-0 F9		4-0 1B BB			0-0 SF7	2	0	0	1	1	0	0									
Steve Garvey, R OBP: 0.344, SLG: 0.470 (1, 3)		0-0 4-3		0-0 4-3		0-0 1B			0-0 3-H 1B	4	0	2	0	0	0	0									
Willie Crawford, L OBP: 0.352, SLG: 0.388 (1, 9)		0-0 1B			0-0 F9	0-0 1-3			0-0 P6	4	0	1	0	0	0	3									
Ron Cey, R OBP: 0.351, SLG: 0.430 (1, 5)		0-3 K			4-0 HBP BB				4-0 P6	2	0	0	0	2	1	1									
Steve Yeager, R OBP: 0.317, SLG: 0.365 (1, 2)		0-0 F8			0-0 P6				0-0 E5 6-3 1B	4	1	0	0	0	0	4									
Bill Russell, R OBP: 0.280, SLG: 0.233 (7, PH)			0-3 K			1-0 HBP			0-0 6-3	1	0	0	0	0	1	0									
Leron Lee, L OBP: 0.245, SLG: 0.176 (7, PH)						1-2 HBP				1	0	0	0	0	0	1									
Rick Auerbach, R OBP: 0.293, SLG: 0.264 (7, 6)						0-3 K			0-0 6-3	1	0	0	0	0	1	0									
Don Sutton, R OBP: 0.167, SLG: 0.122 (7, PH)						0-0 1-3			0-0 6-3	2	0	0	0	0	1	2									
Bill Buckner, L OBP: 0.281, SLG: 0.353 (7, 1)						0-0 K			0-0 6-3	1	0	1	1	0	0	0									
Mike Marshall, R OBP: 0.067, SLG: 0.067 (7, 1)						0-0 K			0-0 6-3	1	0	0	0	0	0	0									
Inning Stats	R: 0 E: 0 K: 1 S: 5	H: 0 LOB: 0 BB: 0 P: 5	R: 0 E: 0 K: 1 S: 6	H: 1 LOB: 1 BB: 0 P: 6	R: 0 E: 0 K: 1 S: 5	H: 0 LOB: 0 BB: 0 P: 5	R: 0 E: 0 K: 0 S: 3	H: 0 LOB: 0 BB: 0 P: 3	R: 0 E: 0 K: 1 S: 5	H: 0 LOB: 2 BB: 1 P: 10	R: 0 E: 0 K: 1 S: 6	H: 1 LOB: 1 BB: 0 P: 10	R: 1 E: 1 K: 0 S: 5	H: 1 LOB: 1 BB: 0 P: 5	R: 1 E: 0 K: 0 S: 5	H: 2 LOB: 2 BB: 1 P: 9	R: 0 E: 0 K: 1 S: 5	H: 0 LOB: 0 BB: 0 P: 5	1B: 4 2B: 0 3B: 1 HR: 0	SF: 1 SAC: 0 DP: 0 HBP: 1	WP: 0 PB: 0 SB: 1 CS: 0	PA: 37			
PITCHER	IP WLS BF H R ER SO BB IBB HBP BLK WP HR S P ERA WHIP	IP WLS BF H R ER SO BB IBB HBP BLK WP HR S P ERA WHIP	IP WLS BF H R ER SO BB IBB HBP BLK WP HR S P ERA WHIP	IP WLS BF H R ER SO BB IBB HBP BLK WP HR S P ERA WHIP	IP WLS BF H R ER SO BB IBB HBP BLK WP HR S P ERA WHIP	IP WLS BF H R ER SO BB IBB HBP BLK WP HR S P ERA WHIP	IP WLS BF H R ER SO BB IBB HBP BLK WP HR S P ERA WHIP	IP WLS BF H R ER SO BB IBB HBP BLK WP HR S P ERA WHIP	IP WLS BF H R ER SO BB IBB HBP BLK WP HR S P ERA WHIP	IP WLS BF H R ER SO BB IBB HBP BLK WP HR S P ERA WHIP	IP WLS BF H R ER SO BB IBB HBP BLK WP HR S P ERA WHIP	IP WLS BF H R ER SO BB IBB HBP BLK WP HR S P ERA WHIP	IP WLS BF H R ER SO BB IBB HBP BLK WP HR S P ERA WHIP	IP WLS BF H R ER SO BB IBB HBP BLK WP HR S P ERA WHIP	IP WLS BF H R ER SO BB IBB HBP BLK WP HR S P ERA WHIP	IP WLS BF H R ER SO BB IBB HBP BLK WP HR S P ERA WHIP	IP WLS BF H R ER SO BB IBB HBP BLK WP HR S P ERA WHIP	IP WLS BF H R ER SO BB IBB HBP BLK WP HR S P ERA WHIP	IP WLS BF H R ER SO BB IBB HBP BLK WP HR S P ERA WHIP	IP WLS BF H R ER SO BB IBB HBP BLK WP HR S P ERA WHIP	IP WLS BF H R ER SO BB IBB HBP BLK WP HR S P ERA WHIP	IP WLS BF H R ER SO BB IBB HBP BLK WP HR S P ERA WHIP	IP WLS BF H R ER SO BB IBB HBP BLK WP HR S P ERA WHIP	IP WLS BF H R ER SO BB IBB HBP BLK WP HR S P ERA WHIP	IP WLS BF H R ER SO BB IBB HBP BLK WP HR S P ERA WHIP

Los Angeles Dodgers @ Chicago Cubs
Wrigley Field, Chicago, IL
Tue Aug 19 1975, 3:33 AM CDT
Att. 17,594 - Cloudy

AB 32
R 2
H 5
RBI 2
BB 3
SO 6
LOB 12





Batter	1	2	3	4	5	6	7	8	9	AB	R	H	RBI	BB	SO	LOB	BOTTOM								
Don Kessinger, S OBP: 0.304, SLG: 0.308 (1, 6)	0-3 K		0-0 F8			0-0 F9			0-0 5-3	4	0	0	0	0	1	1									
Rick Monday, L OBP: 0.379, SLG: 0.459 (1, 8)	0-0 F9			0-3 K		0-3 K			0-3 K	4	0	0	0	0	3	0									
Bill Madlock, R OBP: 0.400, SLG: 0.488 (1, 5)	0-0 F9			0-0 SF7 3B		0-0 5-3			0-0 5-3	4	1	1	0	0	0	0									
Jose Cardenal, R OBP: 0.384, SLG: 0.419 (1, 7)		0-0 4-3		0-0 SF7		0-0 5-3			0-0 6-3	3	0	0	1	0	0	0									
Jerry Morales, R OBP: 0.327, SLG: 0.356 (1, 9)		0-0 6-3		0-0 F8		0-0 BB 1B			0-3 K	4	0	1	0	0	1	0									
Andre Thornton, R OBP: 0.403, SLG: 0.434 (1, 3)		0-0 5-3			0-0 P4	4-0 BB			0-0 K	2	0	0	0	1	0	0									
Tim Hosley, R OBP: 0.384, SLG: 0.437 (1, 2)			4-0 4-3 4-1 BB		4-0 BB	0-3 K			0-0 K	1	0	0	0	2	1	2									
Manny Trillo, R OBP: 0.294, SLG: 0.311 (1, 4)			0-0 4-1		0-0 F2	0-0 F7			0-0 F7	3	0	0	0	0	0	4									
Bill Bonham, R OBP: 0.194, SLG: 0.227 (8, PH)			0-0 4-3		0-0 K				0-0 L1	2	0	0	0	0	1	2									
Gene Hiser, L OBP: 0.348, SLG: 0.325 (8, PH)										1	0	0	0	0	0	0									
Darold Knowles, L OBP: 0.167, SLG: 0.091 (9, 1)										0	0	0	0	0	0	0									
Inning Stats	R: 0 E: 0 K: 1 S: 5	H: 0 LOB: 0 BB: 0 P: 5	R: 0 E: 0 K: 0 S: 3	H: 0 LOB: 0 BB: 0 P: 3	R: 0 E: 0 K: 0 S: 3	H: 0 LOB: 1 BB: 1 P: 7	R: 1 E: 0 K: 1 S: 6	H: 1 LOB: 0 BB: 0 P: 6	R: 0 E: 0 K: 1 S: 5	H: 0 LOB: 1 BB: 1 P: 9	R: 0 E: 0 K: 1 S: 5	H: 0 LOB: 0 BB: 0 P: 5	R: 0 E: 0 K: 1 S: 6	H: 1 LOB: 2 BB: 1 P: 10	R: 0 E: 0 K: 1 S: 5	H: 0 LOB: 0 BB: 0 P: 5	R: 0 E: 0 K: 1 S: 5	H: 0 LOB: 0 BB: 0 P: 5	1B: 1 2B: 0 3B: 1 HR: 0	SF: 1 SAC: 0 DP: 0 HBP: 0	WP: 0 PB: 0 SB: 0 CS: 0	PA: 32			
PITCHER	IP WLS BF H R ER SO BB IBB HBP BLK WP HR S P ERA WHIP	IP WLS BF H R ER SO BB IBB HBP BLK WP HR S P ERA WHIP	IP WLS BF H R ER SO BB IBB HBP BLK WP HR S P ERA WHIP	IP WLS BF H R ER SO BB IBB HBP BLK WP HR S P ERA WHIP	IP WLS BF H R ER SO BB IBB HBP BLK WP HR S P ERA WHIP	IP WLS BF H R ER SO BB IBB HBP BLK WP HR S P ERA WHIP	IP WLS BF H R ER SO BB IBB HBP BLK WP HR S P ERA WHIP	IP WLS BF H R ER SO BB IBB HBP BLK WP HR S P ERA WHIP	IP WLS BF H R ER SO BB IBB HBP BLK WP HR S P ERA WHIP	IP WLS BF H R ER SO BB IBB HBP BLK WP HR S P ERA WHIP	IP WLS BF H R ER SO BB IBB HBP BLK WP HR S P ERA WHIP	IP WLS BF H R ER SO BB IBB HBP BLK WP HR S P ERA WHIP	IP WLS BF H R ER SO BB IBB HBP BLK WP HR S P ERA WHIP	IP WLS BF H R ER SO BB IBB HBP BLK WP HR S P ERA WHIP	IP WLS BF H R ER SO BB IBB HBP BLK WP HR S P ERA WHIP	IP WLS BF H R ER SO BB IBB HBP BLK WP HR S P ERA WHIP	IP WLS BF H R ER SO BB IBB HBP BLK WP HR S P ERA WHIP	IP WLS BF H R ER SO BB IBB HBP BLK WP HR S P ERA WHIP	IP WLS BF H R ER SO BB IBB HBP BLK WP HR S P ERA WHIP	IP WLS BF H R ER SO BB IBB HBP BLK WP HR S P ERA WHIP	IP WLS BF H R ER SO BB IBB HBP BLK WP HR S P ERA WHIP	IP WLS BF H R ER SO BB IBB HBP BLK WP HR S P ERA WHIP	IP WLS BF H R ER SO BB IBB HBP BLK WP HR S P ERA WHIP	IP WLS BF H R ER SO BB IBB HBP BLK WP HR S P ERA WHIP	IP WLS BF H R ER SO BB IBB HBP BLK WP HR S P ERA WHIP

Los Angeles Dodgers @ Chicago Cubs
Wrigley Field, Chicago, IL
Tue Aug 19 1975, 3:33 AM CDT
Att. 17,594 - Cloudy

AB 28
R 1
H 2
RBI 1
BB 3
SO 7
LOB 9



Batter	1	2	3	4	5	6	7	8	9	AB	R	H	RBI	BB	SO	LOB	TOP	
Davey Lopes, R OBP: 0.356, SLG: 0.357 (1, 4) (7, 6)	L1			F8		F8		F8		4	0	1	0	0	0	0	Los Angeles Dodgers @ Chicago Cubs Wrigley Field, Chicago, IL Thu Aug 21 1975, 3:33 AM CDT Att: 8,377 - Sunny - 85 F	
Lee Lacy, R OBP: 0.365, SLG: 0.488 (1, 7) (7, 4)	G4-6-3 1B			F8		5-3 1-2		E6		4	0	1	0	0	0	1		
John Hale, L OBP: 0.322, SLG: 0.411 (1, 8)	G4-6-3 1-2					F5		K		4	0	1	0	0	1	3		
Steve Garvey, R OBP: 0.346, SLG: 0.470 (1, 3)		F5		P6				FC6-4 1B		4	0	2	0	0	0	1		
Willie Crawford, L OBP: 0.351, SLG: 0.386 (1, 9)	G6-4-3 1B			F8		FC6-4 HBP 1-2		F7		4	0	1	0	0	0	2		
Ron Cey, R OBP: 0.349, SLG: 0.426 (1, 5)	G6-4-3 1-2			L1		F8		FC5-4		4	0	0	0	0	0	3		
Steve Yeager, R OBP: 0.319, SLG: 0.363 (1, 2)			P4		BB			F9		2	0	0	0	1	0	1		
Bill Russell, R OBP: 0.277, SLG: 0.230 (1, 6)			5-3					FC4-6 HBP		2	0	0	0	0	0	1		
Leron Lee, L OBP: 0.241, SLG: 0.173 (7, PH)			5-3					FC4-6 HBP 1-2		1	0	0	0	0	0	2		
Rick Auerbach, R OBP: 0.293, SLG: 0.264 Charlie Hough, R (7, 1)				L7		FC4-6 1-2				0	0	0	0	0	0	0		
Andy Messersmith, R OBP: 0.223, SLG: 0.221 Bill Buckner, L OBP: 0.250, SLG: 0.352 (7, 7)			6-3					6-3		2	0	0	0	0	0	0		
										1	0	0	0	0	0	0		
Inning Stats	R: 0 E: 0 K: 0 S: 3	H: 1 LOB: 0 BB: 0 P: 3	R: 0 E: 0 K: 0 S: 3	H: 1 LOB: 0 BB: 0 P: 3	R: 0 E: 0 K: 0 S: 3	H: 0 LOB: 0 BB: 0 P: 3	R: 0 E: 0 K: 0 S: 4	H: 1 LOB: 1 BB: 0 P: 4	R: 0 E: 0 K: 0 S: 4	H: 0 LOB: 1 BB: 1 P: 7	R: 0 E: 0 K: 0 S: 4	H: 1 LOB: 2 BB: 0 P: 5	R: 0 E: 1 K: 1 S: 6	H: 0 LOB: 1 BB: 0 P: 6	R: 0 E: 0 K: 0 S: 4	H: 1 LOB: 1 BB: 0 P: 4	1B: 5 SF: 0 2B: 1 SAC: 0 3B: 0 DP: 2 HR: 0 HBP: 1	WP: 0 PA: 34 PB: 0 SB: 1 CS: 0
PITCHER	IP WLS BF H R ER SO BB IBB HBP BLK WP HR S P ERA WHIP																	
Rick Reuschel, R ERA: 3.22 Paul Reuschel, R ERA: 2.33	(1, 1) (7, 1)	6.1 W 23 5 0 0 0 1 0 0 0 0 0 0 22 26 0.00 0.947																
(1, 1) (7, 1)	2.2 11 1 0 0 1 0 0 1 0 0 0 0 12 13 0.00 0.375																	

Batter	1	2	3	4	5	6	7	8	9	AB	R	H	RBI	BB	SO	LOB	BOTTOM	
Don Kessinger, S OBP: 0.306, SLG: 0.310 (1, 6)	1B 1B BB	HR 1B		4-3				F7		4	3	2	1	1	0	0	Los Angeles Dodgers @ Chicago Cubs Wrigley Field, Chicago, IL Thu Aug 21 1975, 3:33 AM CDT Att: 8,377 - Sunny - 85 F	
Rick Monday, L OBP: 0.350, SLG: 0.467 (1, 8)	E 6-3 1B	HR 1B		L7			K			4	2	2	2	0	1	1		
Bill Madlock, R OBP: 0.403, SLG: 0.489 (1, 5)	E9 6-3 1B	P4				F7 BB		2B 1B		3	1	2	1	1	0	0		
Jose Cardenal, R OBP: 0.383, SLG: 0.420 (1, 7)	F9		F7		K			2B		4	0	1	2	0	1	3		
Jerry Morales, R OBP: 0.325, SLG: 0.353 (1, 9)	6-3		F8		F7		F8			4	0	0	1	0	0	3		
Andre Thornton, R OBP: 0.404, SLG: 0.430 (1, 3)	5-3		WP BB		K			BB		2	0	0	0	2	1	2		
Manny Trillo, R OBP: 0.296, SLG: 0.313 (1, 4)		SH3 1B 2B				F8		1-3		3	1	1	0	1	0	2		
Steve Swisher, R OBP: 0.292, SLG: 0.282 (1, 2)		SH3				F7		6-3		3	0	0	0	0	1	2		
Rick Reuschel, R OBP: 0.224, SLG: 0.250 Paul Reuschel, R (7, 1)	6-3			5-3		1-3		6-3		3	0	0	0	0	0	1		
										1	0	0	0	0	0	0		
Inning Stats	R: 2 E: 1 K: 0 S: 5	H: 2 LOB: 1 BB: 1 P: 9	R: 3 E: 0 K: 0 S: 6	H: 3 LOB: 0 BB: 0 P: 6	R: 0 E: 0 K: 1 S: 5	H: 0 LOB: 2 BB: 2 P: 13	R: 0 E: 0 K: 0 S: 3	H: 0 LOB: 0 BB: 0 P: 3	R: 0 E: 0 K: 2 S: 7	H: 0 LOB: 1 BB: 1 P: 11	R: 0 E: 0 K: 0 S: 3	H: 0 LOB: 0 BB: 0 P: 3	R: 2 E: 0 K: 1 S: 8	H: 3 LOB: 2 BB: 1 P: 12	R: 0 E: 0 K: 0 S: 3	H: 0 LOB: 0 BB: 0 P: 3	1B: 5 SF: 0 2B: 2 SAC: 1 3B: 0 DP: 0 HR: 1 HBP: 0	WP: 1 PA: 37 PB: 0 SB: 0 CS: 0
PITCHER	IP WLS BF H R ER SO BB IBB HBP BLK WP HR S P ERA WHIP																	
Andy Messersmith, R ERA: 2.3 Charlie Hough, R ERA: 3.94	(1, 1) (7, 1)	6.1 L 31 8 7 6 4 4 0 0 0 0 0 0 5 9 8.53 1.895																
(1, 1) (7, 1)	1.2 6 0 0 0 0 1 0 0 0 0 0 0 5 9 0.00 0.600																	

Batter	1	2	3	4	5	6	7	8	9	10	11	12	13	14	AB	R	H	RBI	BB	SO	LOB	TOP	
Jim Lytle, L OBP: 0.354, SLG: 0.293 (1, 8)															6	1	2	1	1	1	2		
Jim Dwyer, L OBP: 0.323, SLG: 0.325 (1, 7)															5	0	1	0	0	0	3		
Mike Jorgensen, L OBP: 0.366, SLG: 0.383 (1, 3)															5	0	0	0	1	2	3		
Larry Blittner, L OBP: 0.388, SLG: 0.422 (1, 9)															5	0	0	0	1	0	2		
Larry Parrish, R OBP: 0.309, SLG: 0.426 (1, 5)															6	0	0	0	0	1	3		
Gary Carter, R OBP: 0.356, SLG: 0.421 (1, 2)															5	1	0	0	1	2	3		
Pete Mackanin, R OBP: 0.295, SLG: 0.407 (1, 4)															6	2	2	1	0	3	0		
Tim Foli, R OBP: 0.281, SLG: 0.286 (9, PH)															3	0	1	0	0	0	0		
Nate Colbert, R OBP: 0.229, SLG: 0.293 (9, PH)															1	0	0	0	0	1	0		
Dale Murray, R OBP: 0.397, SLG: 0.392 (14, PH)															1	0	0	0	0	1	0		
Jose Morales, R OBP: 0.397, SLG: 0.392 (14, PH)															0	0	1	0	0	1	0		
Chuck Taylor, R OBP: 0.397, SLG: 0.392 (14, PH)															0	0	1	0	0	1	0		
Don Carithers, R OBP: 0.154, SLG: 0.231 (7, PH)															2	0	0	0	0	0	1		
Bob Bailey, R OBP: 0.404, SLG: 0.371 (7, PH)															1	0	0	0	0	0	0		
Donald DeMola, R OBP: 0.404, SLG: 0.371 (7, PH)															0	0	0	0	0	0	0		
Pepe Frias, R OBP: 0.179, SLG: 0.167 (9, 6)															3	0	1	0	0	0	1		
Inning Stats	R: 1 E: 2 K: 2 S: 11	H: 0 LOB: 2 BB: 1 P: 20	R: 1 E: 0 K: 1 S: 11	H: 2 LOB: 1 BB: 0 P: 14	R: 0 E: 0 K: 0 S: 10	H: 1 LOB: 1 BB: 0 P: 15	R: 0 E: 0 K: 0 S: 7	H: 0 LOB: 0 BB: 0 P: 11	R: 0 E: 0 K: 1 S: 6	H: 0 LOB: 0 BB: 0 P: 10	R: 0 E: 0 K: 2 S: 8	H: 0 LOB: 0 BB: 0 P: 12	R: 0 E: 0 K: 1 S: 6	H: 0 LOB: 0 BB: 0 P: 8	R: 0 E: 0 K: 1 S: 14	H: 1 LOB: 1 BB: 0 P: 18	R: 3 E: 1 K: 0 S: 14	H: 2 LOB: 1 BB: 2 P: 30	1B: 5 2B: 1 3B: 0 HR: 1	SF: 0 SAC: 2 DP: 0 HBP: 0	WP: 1 PB: 1 SB: 0 CS: 1	PA: 56	
PITCHER	IP WLS BF H R ER SO BB IBB HBP BLK WP HR S P ERA WHIP	11.0 2.2 12.1 14.1	42 13 8 5	4 3 3 2	2 2 2 2	9 2 2 0	3 1 1 0	0 0 0 0	0 1 0 0	0 0 0 0	0 0 0 0	0 0 0 0	0 0 0 0	0 0 0 0	0 0 0 0	142 54 2	0.82 6.75 0.00	0.636 1.500 0.000					

Montreal Expos @ Los Angeles Dodgers
Dodger Stadium, Los Angeles, CA
Sun Aug 24 1975, 3:33 AM PDT
Att. 35,305 - Unknown

AB	49
R	5
H	7
RBI	2
BB	5
SO	11
LOB	18



Batter	1	2	3	4	5	6	7	8	9	10	11	12	13	14	AB	R	H	RBI	BB	SO	LOB	BOTTOM				
Davey Lopes, R OBP: 0.359, SLG: 0.360 (1, 4)															6	1	4	1	1	0	1					
John Hale, L OBP: 0.287, SLG: 0.372 (1, 9)															7	0	0	0	0	0	6					
Jimmy Wynn, R OBP: 0.403, SLG: 0.420 (1, 8)															6	0	1	1	1	1	4					
Steve Garvey, R OBP: 0.341, SLG: 0.460 (1, 3)															6	0	2	0	0	0	2					
Willie Crawford, L OBP: 0.344, SLG: 0.375 (1, 7)															5	0	1	0	0	1	4					
Ron Cey, R OBP: 0.348, SLG: 0.427 (1, 5)															4	0	1	1	2	0	0					
Steve Yeager, R OBP: 0.312, SLG: 0.359 (1, 2)															6	0	0	0	0	0	5					
Bill Russell, R OBP: 0.297, SLG: 0.244 (6, PH)															2	1	1	0	0	1	0					
Bill Buckner, L OBP: 0.279, SLG: 0.353 (7, 6)															1	0	0	0	0	2						
Rick Auerbach, R OBP: 0.295, SLG: 0.267 (13, PH)															2	0	1	0	0	0						
Lee Lacy, R OBP: 0.349, SLG: 0.466 (14, 4)															1	0	0	0	0	1	2					
Don Sutton, R OBP: 0.169, SLG: 0.117 (11, PH)															3	0	0	0	0	0	0					
Leron Lee, L OBP: 0.246, SLG: 0.200 (12, 1)															1	0	1	0	0	0	0					
Mike Marshall, R OBP: 0.067, SLG: 0.067 (14, 1)															0	0	0	0	0	0	0					
Stan Wall, L OBP: 0.353, SLG: 0.289 (14, PH)															1	1	1	0	0	0	0					
Inning Stats	R: 1 E: 0 K: 1 S: 9	H: 2 LOB: 2 BB: 1 P: 17	R: 0 E: 0 K: 1 S: 5	H: 0 LOB: 0 BB: 0 P: 7	R: 0 E: 0 K: 0 S: 7	H: 1 LOB: 1 BB: 0 P: 14	R: 0 E: 0 K: 0 S: 9	H: 0 LOB: 1 BB: 0 P: 16	R: 1 E: 0 K: 1 S: 9	H: 2 LOB: 1 BB: 0 P: 14	R: 0 E: 0 K: 0 S: 8	H: 0 LOB: 0 BB: 0 P: 15	R: 0 E: 0 K: 1 S: 6	H: 1 LOB: 1 BB: 0 P: 7	R: 0 E: 0 K: 0 S: 7	H: 2 LOB: 2 BB: 0 P: 8	R: 0 E: 0 K: 0 S: 8	H: 1 LOB: 0 BB: 0 P: 16	R: 0 E: 0 K: 1 S: 8	H: 1 LOB: 2 BB: 1 P: 16	R: 1 E: 0 K: 0 S: 14	H: 2 LOB: 1 BB: 0 P: 20	1B: 11 2B: 2 3B: 0 HR: 0	SF: 0 SAC: 2 DP: 0 HBP: 1	WP: 0 PB: 0 SB: 3 CS: 1	PA: 58
PITCHER	IP WLS BF H R ER SO BB IBB HBP BLK WP HR S P ERA WHIP	6.0 2.0 5.0 1.0	26 8 19 5	6 0 5 2	2 0 0 1	2 0 2 0	2 0 0 0	2 0 0 0	2 0 0 0	0 0 0 0	0 0 0 0	0 0 0 0	0 0 0 0	0 0 0 0	0 0 0 0	83 31 52 20	3.00 0.00 0.00 9.00	1.333 0.500 1.000 2.000								

Montreal Expos @ Los Angeles Dodgers
Dodger Stadium, Los Angeles, CA
Sun Aug 24 1975, 3:33 AM PDT
Att. 35,305 - Unknown

AB	51
R	3
H	13
RBI	3
BB	4
SO	4
LOB	26



Batter	1	2	3	4	5	6	7	8	9	AB	R	H	RBI	BB	SO	LOB	TOP											
Dave Cash, R OBP: 0.359, SLG: 0.388 (1, 4)										5	2	2	0	0	0	2												
Larry Bowa, S OBP: 0.332, SLG: 0.386 (1, 6)										4	1	1	0	0	0	1												
Jay Johnstone, L OBP: 0.420, SLG: 0.493 Mike Anderson, R OBP: 0.321, SLG: 0.397 (7, PR) (7, 9)										4	0	1	0	0	0	2												
Greg Luzinski, R OBP: 0.409, SLG: 0.589 (1, 7)										3	0	2	2	1	0	2												
Dick Allen, R OBP: 0.321, SLG: 0.367 (1, 3)										2	0	1	1	1	1	1												
Mike Schmidt, R OBP: 0.370, SLG: 0.526 (1, 5)										4	1	1	1	0	1	6												
Garry Maddox, R OBP: 0.346, SLG: 0.410 (1, 8)										4	0	1	0	0	1	0												
Johnny Oates, L OBP: 0.362, SLG: 0.347 (1, 2)										4	0	0	0	0	1	1												
Larry Christenson, R OBP: 0.279, SLG: 0.375 Gene Garber, R OBP: 0.182, SLG: 0.182 (6, 1)										2	0	1	0	1	0	1												
Inning Stats	R: 1 E: 0 K: 1 S: 7	H: 2 LOB: 1 BB: 0 P: 7	R: 0 E: 0 K: 0 S: 4	H: 1 LOB: 2 BB: 1 P: 8	R: 0 E: 0 K: 0 S: 3	H: 1 LOB: 0 BB: 0 P: 3	R: 1 E: 0 K: 0 S: 5	H: 2 LOB: 2 BB: 1 P: 9	R: 0 E: 0 K: 1 S: 5	H: 0 LOB: 1 BB: 0 P: 7	R: 1 E: 0 K: 1 S: 7	H: 2 LOB: 2 BB: 0 P: 7	R: 0 E: 0 K: 1 S: 5	H: 0 LOB: 0 BB: 0 P: 5	R: 0 E: 0 K: 0 S: 3	H: 0 LOB: 0 BB: 0 P: 3	1B: 9 2B: 1 3B: 0 HR: 1	SF: 1 SAC: 1 DP: 1 HBP: 0	WP: 0 PB: 0 SB: 1 CS: 0	PA: 39								
PITCHER	IP	WLS	BF	H	R	ER	SO	BB	IBB	HBP	BLK	WP	HR	S	P	ERA	WHIP											
Andy Messersmith, R ERA: 2.36 Charlie Hough, R ERA: 3.69	(1, 1)	8.0	L	36	10	4	4	4	3	0	0	0	0	1	41	53	4.50	1.625										
(9, 1)	1.0		3	0	0	0	0	0	0	0	0	0	0	0	3	3	0.00	0.000										

Philadelphia Phillies @ Los Angeles Dodgers
 Dodger Stadium, Los Angeles, CA
 Mon Aug 25 1975, 7:05 PM PDT
 Att: 20,048 - Unknown

AB	34
R	4
H	10
RBI	4
BB	3
SO	4
LOB	16



Batter	1	2	3	4	5	6	7	8	9	AB	R	H	RBI	BB	SO	LOB	BOTTOM											
Davey Lopes, R OBP: 0.358, SLG: 0.358 (1, 4)										3	0	0	0	1	0	0												
Lee Lacy, R OBP: 0.358, SLG: 0.472 (1, 7)										4	1	3	0	0	1	1												
Willie Crawford, L OBP: 0.340, SLG: 0.370 (1, 9)										4	0	0	0	0	0	4												
Steve Garvey, R OBP: 0.342, SLG: 0.461 (1, 3)										3	0	1	1	1	2	1												
Ron Cey, R OBP: 0.346, SLG: 0.423 (1, 5)										4	0	0	0	0	1	2												
John Hays, L OBP: 0.302, SLG: 0.378 (1, 8)										3	1	1	0	1	0	0												
Steve Yeager, R OBP: 0.309, SLG: 0.355 (1, 2)										4	0	0	0	0	0	2												
Bill Russell, R OBP: 0.283, SLG: 0.240 (1, 6)										3	0	0	1	0	0	0												
Andy Messersmith, R OBP: 0.219, SLG: 0.216 Bill Buckner, L OBP: 0.279, SLG: 0.351 Charlie Hough, R (8, PH) (9, 1)										2	0	0	0	0	0	0												
Inning Stats	R: 0 E: 0 K: 1 S: 6	H: 1 LOB: 0 BB: 0 P: 6	R: 0 E: 0 K: 0 S: 3	H: 0 LOB: 0 BB: 0 P: 3	R: 0 E: 0 K: 0 S: 3	H: 1 LOB: 1 BB: 1 P: 7	R: 0 E: 0 K: 0 S: 3	H: 1 LOB: 0 BB: 0 P: 4	R: 1 E: 0 K: 0 S: 5	H: 2 LOB: 1 BB: 0 P: 5	R: 0 E: 0 K: 1 S: 5	H: 0 LOB: 1 BB: 1 P: 9	R: 0 E: 0 K: 2 S: 7	H: 0 LOB: 1 BB: 1 P: 11	R: 0 E: 0 K: 0 S: 3	H: 0 LOB: 0 BB: 0 P: 3	1B: 3 2B: 2 3B: 0 HR: 0	SF: 0 SAC: 0 DP: 1 HBP: 0	WP: 0 PB: 0 SB: 1 CS: 0	PA: 34								
PITCHER	IP	WLS	BF	H	R	ER	SO	BB	IBB	HBP	BLK	WP	HR	S	P	ERA	WHIP											
Larry Christenson, R ERA: 3.8	(1, 1)	5.2	W	22	5	2	2	1	1	0	0	0	0	0	23	27	3.18	1.059										
Gene Garber, R ERA: 3.34	(6, 1)	3.1	S	12	0	0	0	3	2	0	0	0	0	0	16	24	0.00	0.600										

Philadelphia Phillies @ Los Angeles Dodgers
 Dodger Stadium, Los Angeles, CA
 Mon Aug 25 1975, 7:05 PM PDT
 Att: 20,048 - Unknown

AB	31
R	2
H	5
RBI	2
BB	3
SO	4
LOB	10



Batter	1	2	3	4	5	6	7	8	9	AB	R	H	RBI	BB	SO	LOB	TOP	
Dave Cash, R OBP: 0.359, SLG: 0.389 Dick Ruthven, R OBP: 0.111, SLG: 0.111	0-0 SH3-4 G3 2B		0-0 4-3			0-0 6-3		0-0 L8		4	1	1	0	0	0	0		
Larry Bowa, S OBP: 0.330, SLG: 0.384	0-0 SH3-4 2-3		0-0 6-3			0-0 6-3		0-0 F9		3	0	0	0	0	0	0		
Ollie Brown, R OBP: 0.372, SLG: 0.534	0-0 G3		0-0 6-3			0-0 5-3		0-0 F9		4	0	0	1	0	0	0		
Greg Luzinski, R OBP: 0.408, SLG: 0.586	0-0 BB 1B			0-3 K				0-0 P4		4	0	1	0	0	2	0		
Dick Allen, R OBP: 0.321, SLG: 0.365	4-0 1-2 BB			0-0 F8				0-0 P3		2	0	0	0	1	0	0		
Mike Schmidt, R OBP: 0.370, SLG: 0.525	0-0 P4			0-3 K				0-0 1B		3	0	1	0	0	1	2		
Garry Maddox, R OBP: 0.346, SLG: 0.408 Terry Harmon, R OBP: 0.299, SLG: 0.269		0-3 K			4-0 G1-6-3 BB			0-0 F7		2	0	0	0	1	1	1		
Bob Boone, R OBP: 0.318, SLG: 0.317		4-0 CS BB			0-0 G1-6-3 1-2			0-0 F8		2	0	0	0	1	0	1		
Tom Underwood, R OBP: 0.156, SLG: 0.145 Wayne Twitchell, R OBP: 0.093, SLG: 0.094 Mike Anderson, R OBP: 0.320, SLG: 0.395	0-0 6-3 1-2				0-3 K			0-0 F3		2	0	0	0	0	1	1		
Inning Stats	R: 1 E: 0 K: 0 S: 5	H: 2 LOB: 2 BB: 1 P: 9	R: 0 E: 0 K: 1 S: 4	H: 0 LOB: 0 BB: 1 P: 8	R: 0 E: 0 K: 2 S: 7	H: 0 LOB: 0 BB: 0 P: 3	R: 0 E: 0 K: 1 S: 4	H: 0 LOB: 0 BB: 1 P: 8	R: 0 E: 0 K: 0 S: 3	H: 1 LOB: 1 BB: 0 P: 4	R: 0 E: 0 K: 0 S: 3	H: 0 LOB: 0 BB: 0 P: 3	R: 0 E: 0 K: 1 S: 5	H: 0 LOB: 0 BB: 0 P: 5	1B: 2 2B: 1 3B: 0 HR: 0	SF: 0 SAC: 1 DP: 1 HBP: 0	WP: 0 PB: 0 SB: 0 CS: 1	PA: 31
PITCHER Doug Rau, L ERA: 3.25	IP: 9.0 WLS: W BF: 31 H: 3 R: 1 ER: 1 SO: 5 BB: 3 IBB: 0 HBP: 0 BLK: 0 WP: 0 HR: 0 S: 38 P: 50 ERA: 1.00 WHIP: 0.667															PITCHER		

Philadelphia Phillies @ Los Angeles Dodgers
 Dodger Stadium, Los Angeles, CA
 Tue Aug 26 1975, 7:05 PM PDT
 Att: 20,273 - Unknown



AB 27
R 1
H 3
RBI 1
BB 3
SO 5
LOB 5

Batter	1	2	3	4	5	6	7	8	9	AB	R	H	RBI	BB	SO	LOB	BOTTOM			
Davey Lopes, R OBP: 0.359, SLG: 0.359	0-0 1B G4-6-3		0-0 BB 1B WP	0-0 F8		0-3 K	0-0 FC6-4			5	2	2	0	0	1	4				
Lee Lacy, R OBP: 0.359, SLG: 0.470	0-0 1B G4-6-3		0-0 WP BB E 1B		0-3 K	0-3 K		0-0 5-3		5	1	2	0	0	2	1				
Jimmy Wynn, R OBP: 0.407, SLG: 0.421	0-0 G4-6-3 1-2		4-0 E WP BB 1B		4-0 1B HR BB		4-0 S 2B BB	0-0 G4-6-3 1B		2	2	1	0	3	0	1				
Steve Garvey, R OBP: 0.341, SLG: 0.459	0-0 F9		0-3 K	0-0 HR 1B	0-0 HR 1B		0-3 K	0-0 G4-6-3		5	1	1	0	0	2	4				
Ron Cey, R OBP: 0.349, SLG: 0.430		0-0 6-3	4-0 E IBB	0-0 HR 1B	0-0 HR		4-0 2B BB			2	2	1	3	2	0	0				
Steve Yeager, R OBP: 0.305, SLG: 0.351		0-3 K	0-0 E3 G4-6-3	0-3 K	0-3 K		0-3 K			4	0	0	1	0	3	4				
Tom Paciorek, R OBP: 0.271, SLG: 0.300 John Hale, L OBP: 0.306, SLG: 0.389		0-0 1B	0-0 G4-6-3	0-0 6-3			0-0 E 2B			3	0	1	0	0	0	3				
Bill Russell, R OBP: 0.282, SLG: 0.236	0-0 E6			0-0 6-3		0-0 4-3		4-0 E BB		3	0	0	0	1	0	1				
Doug Rau, L OBP: 0.230, SLG: 0.174	0-3 K			0-0 5-3		0-0 1B	0-0 E4 FC6-4			4	0	1	0	0	1	4				
Inning Stats	R: 1 E: 0 K: 0 S: 4	H: 2 LOB: 0 BB: 0 P: 4	R: 0 E: 1 K: 2 S: 9	H: 1 LOB: 2 BB: 0 P: 9	R: 2 E: 1 K: 1 S: 7	H: 2 LOB: 2 BB: 2 P: 15	R: 0 E: 0 K: 0 S: 3	H: 0 LOB: 0 BB: 0 P: 3	R: 3 E: 0 K: 2 S: 9	H: 2 LOB: 0 BB: 1 P: 13	R: 0 E: 0 K: 2 S: 8	H: 1 LOB: 1 BB: 0 P: 8	R: 2 E: 1 K: 2 S: 9	H: 1 LOB: 3 BB: 3 P: 21	R: 0 E: 0 K: 0 S: 3	H: 1 LOB: 0 BB: 0 P: 3	1B: 8 2B: 1 3B: 0 HR: 1	SF: 0 SAC: 0 DP: 3 HBP: 0	WP: 1 PB: 0 SB: 1 CS: 0	PA: 40
PITCHER Tom Underwood, L ERA: 3.81 Wayne Twitchell, R ERA: 4.62 Dick Ruthven, R ERA: 6.31	IP: 4.1 WLS: L BF: 22 H: 3 R: 3 ER: 3 SO: 5 BB: 3 IBB: 0 HBP: 0 BLK: 0 WP: 0 HR: 1 S: 22 P: 34 ERA: 10.12 WHIP: 2.250															PITCHER				

Philadelphia Phillies @ Los Angeles Dodgers
 Dodger Stadium, Los Angeles, CA
 Tue Aug 26 1975, 7:05 PM PDT
 Att: 20,273 - Unknown



AB 34
R 8
H 10
RBI 6
BB 6
SO 9
LOB 22

Batter	1	2	3	4	5	6	7	8	9	AB	R	H	RBI	BB	SO	LOB	TOP			
Dave Cash, R OBP: 0.360, SLG: 0.391 (1, 4)	F9		6-3														4 0 2 0 0 0 0			
Larry Bowa, S OBP: 0.327, SLG: 0.380 (1, 6)	K																4 0 0 0 0 1 3			
Jay Johnstone, L OBP: 0.415, SLG: 0.487 (1, 9)	L7																4 0 0 0 0 0 3			
Greg Luzinski, R OBP: 0.405, SLG: 0.581 (1, 7)																	4 0 0 0 0 1 1			
Dick Allen, R OBP: 0.319, SLG: 0.362 (1, 3)																	3 0 0 0 0 1 0			
Mike Schmidt, R OBP: 0.370, SLG: 0.522 Dick Ruthven, R OBP: 0.111, SLG: 0.111 (1, 5) (7, 1)																	2 0 0 0 1 1 0 0 0 0 0 0 0 0			
Garry Maddox, R OBP: 0.343, SLG: 0.404 (1, 8)																	3 0 0 0 0 1 1			
Johnny Oates, L OBP: 0.357, SLG: 0.342 (1, 2)																	3 0 0 0 0 1 0			
Steve Carlton, L OBP: 0.176, SLG: 0.153 Tim Lincecum, L OBP: 0.410, SLG: 0.415 Ron Schaefer, R OBP: 0.154, SLG: 0.154 Tom Hilgendorf, L OBP: 0.133, SLG: 0.250 Gene Garber, R OBP: 0.151, SLG: 0.152 Tony Taylor, R OBP: 0.103, SLG: 0.303 (1, 1) (6, PH) (6, 1) (6, 1) (6, 1) (7, 9)																	1 0 0 0 0 0 0 1 0 1 0 1 0 0 0 0 0 0			
Inning Stats	R: 0 E: 0 K: 1 S: 5	H: 0 LOB: 0 BB: 0 P: 5	R: 0 E: 0 K: 0 S: 3	H: 0 LOB: 1 BB: 1 P: 7	R: 0 E: 0 K: 0 S: 3	H: 0 LOB: 0 BB: 0 P: 3	R: 0 E: 0 K: 0 S: 3	H: 0 LOB: 0 BB: 0 P: 3	R: 0 E: 0 K: 2 S: 7	H: 2 LOB: 2 BB: 0 P: 7	R: 0 E: 0 K: 0 S: 3	H: 0 LOB: 0 BB: 0 P: 3	R: 0 E: 0 K: 2 S: 7	H: 0 LOB: 0 BB: 0 P: 7	R: 0 E: 0 K: 1 S: 6	H: 1 LOB: 1 BB: 0 P: 6	1B: 2 2B: 1 3B: 0 HR: 0	SF: 0 SAC: 0 DP: 0 HBP: 0	WP: 0 PB: 0 SB: 0 CS: 0	PA: 31
PITCHER Burt Hooton, R ERA: 3.27 (1, 1)	IP: 9.0 WLS: W BF: 31 H: 3 R: 0 ER: 0 SO: 6 BB: 1 IBB: 0 HBP: 0 BLK: 0 WP: 0 HR: 0 S: 42 P: 46 ERA: 0.00 WHIP: 0.444																			

Philadelphia Phillies @ Los Angeles Dodgers
Dodger Stadium, Los Angeles, CA
Wed Aug 27 1975, 7:05 PM PDT
Att: 20,753 - Unknown

AB 30
R 0
H 3
RBI 0
BB 1
SO 6
LOB 8



Batter	1	2	3	4	5	6	7	8	9	AB	R	H	RBI	BB	SO	LOB	BOTTOM			
Davey Lopes, R OBP: 0.359, SLG: 0.361 (1, 4)	5-3		5-3														5 1 2 1 0 0 0			
Lee Lacy, R OBP: 0.350, SLG: 0.460 (1, 7)	F8		F8														4 0 0 1 0 0 1			
Jimmy Wynn, R OBP: 0.410, SLG: 0.421 (1, 8)																	2 0 1 0 1 1 0			
Steve Garvey, R OBP: 0.340, SLG: 0.457 (1, 3)																	4 1 1 0 0 1 3			
Ron Cey, R OBP: 0.350, SLG: 0.436 Ken McMullen, R OBP: 0.208, SLG: 0.409 (1, 5) (7, PH) (8, 5)																	2 2 1 1 1 0 0 1 0 0 0 0 0 0			
Steve Yeager, R OBP: 0.307, SLG: 0.353 (1, 2)																	4 1 2 1 0 0 0			
Tom Paciorek, R OBP: 0.269, SLG: 0.295 John Hale, L OBP: 0.314, SLG: 0.393 (1, 9) (6, PH) (7, 9)																	2 1 0 0 0 1 1 1 1 1 0 1 0 0			
Bill Russell, R OBP: 0.284, SLG: 0.245 Bill Buckner, L OBP: 0.291, SLG: 0.354 Rick Auerbach, R OBP: 0.293, SLG: 0.265 (1, 6) (6, PH) (6, FR) (7, 6)																	2 1 1 1 0 1 0 1 0 1 1 0 0 0 1 1 0 0 0 1 1			
Burt Hooton, R OBP: 0.172, SLG: 0.182 (1, 1)																	4 1 1 2 0 1 1			
Inning Stats	R: 0 E: 0 K: 0 S: 4	H: 1 LOB: 1 BB: 0 P: 4	R: 1 E: 0 K: 2 S: 8	H: 1 LOB: 0 BB: 0 P: 8	R: 0 E: 0 K: 1 S: 5	H: 0 LOB: 0 BB: 0 P: 5	R: 0 E: 0 K: 0 S: 2	H: 0 LOB: 0 BB: 1 P: 6	R: 2 E: 0 K: 0 S: 6	H: 3 LOB: 1 BB: 0 P: 6	R: 7 E: 1 K: 2 S: 12	H: 5 LOB: 1 BB: 2 P: 21	R: 0 E: 0 K: 1 S: 6	H: 1 LOB: 1 BB: 0 P: 6	R: 0 E: 0 K: 0 S: 3	H: 0 LOB: 0 BB: 0 P: 3	1B: 8 2B: 3 3B: 0 HR: 1	SF: 1 SAC: 0 DP: 1 HBP: 1	WP: 0 PB: 1 SB: 1 CS: 0	PA: 38
PITCHER Steve Carlton, L ERA: 3.74 Ron Schaefer, R ERA: 5.91 Tom Hilgendorf, L ERA: 1.9 Gene Garber, R ERA: 3.51 Dick Ruthven, R ERA: 5.86 (1, 1) (6, 1) (6, 1) (6, 1) (6, 1) (7, 1)	IP: 5.0 WLS: L BF: 20 H: 5 R: 3 ER: 3 SO: 3 BB: 1 IBB: 0 HBP: 0 BLK: 0 WP: 0 HR: 1 S: 25 P: 29 ERA: 5.40 WHIP: 1.200																			

Philadelphia Phillies @ Los Angeles Dodgers
Dodger Stadium, Los Angeles, CA
Wed Aug 27 1975, 7:05 PM PDT
Att: 20,753 - Unknown

AB 33
R 10
H 11
RBI 8
BB 3
SO 6
LOB 7



Batter	1	2	3	4	5	6	7	8	9	AB	R	H	RBI	BB	SO	LOB	TOP					
Del Unser, L OBP: 0.323, SLG: 0.376 (1,8)	F8		F8		E6 1B		HR		L4-3	5	2	1	2	0	0	1						
Felix Milan, R OBP: 0.345, SLG: 0.364 (1,4)	L1			BB	BB		L8			3	0	1	0	1	0	0						
Mike Vail, R OBP: 0.484, SLG: 0.552 (1,7)	4-3			P3			1-3			4	0	1	1	0	0	1						
Rusty Staub, L OBP: 0.364, SLG: 0.431 (1,9)		L7		F8	F7					3	0	0	0	1	0	3						
Dave Kingman, R OBP: 0.297, SLG: 0.509 (1,3)		FC6-4 1B		BB			F8		BB	3	0	1	0	1	1	1						
Wayne Garrett, L OBP: 0.366, SLG: 0.383 (1,5)		FC6-4 1-2		BB	4-3		6-3		K	4	0	0	0	0	1	4						
Mike Phillips, L OBP: 0.303, SLG: 0.317 (1,6)		F8			5-3		4-3		F8	4	0	0	0	0	0	2						
John Stearns, R OBP: 0.271, SLG: 0.293 (1,2)			5-3		SH1-4 E 1B		SH1 HR 1B		L4-3 BB	3	2	2	0	1	0	0						
Jerry Koosman, R OBP: 0.188, SLG: 0.194 (1,1)		F3			SH1-4		SH1		K	2	0	0	0	0	1	1						
Inning Stats	R: 0 E: 0 K: 0 S: 3	H: 0 LOB: 0 BB: 0 P: 3	R: 0 E: 0 K: 0 S: 4	H: 1 LOB: 1 BB: 0 P: 4	R: 0 E: 0 K: 0 S: 3	H: 0 LOB: 0 BB: 0 P: 3	R: 0 E: 0 K: 0 S: 3	H: 0 LOB: 2 BB: 2 P: 11	R: 2 E: 1 K: 0 S: 7	H: 3 LOB: 2 BB: 0 P: 7	R: 0 E: 0 K: 0 S: 3	H: 0 LOB: 0 BB: 0 P: 3	R: 2 E: 0 K: 0 S: 5	H: 2 LOB: 2 BB: 0 P: 5	R: 0 E: 0 K: 2 S: 7	H: 0 LOB: 1 BB: 1 P: 11	R: 0 E: 0 K: 1 S: 4	H: 0 LOB: 0 BB: 1 P: 8	1B: 5 2B: 1 3B: 0 HR: 1	SF: 0 SAC: 2 DP: 1 HBP: 0	WP: 0 PB: 0 SB: 0 CS: 0	PA: 37
PITCHER	IP	WLS	BF	H	R	ER	SO	BB	IBB	HBP	BLK	WP	HR	S	P	ERA	WHIP					
Rick Rhoden, R ERA: 3.51 (1,1)	6.0	L	25	4	2	0	0	2	0	0	0	0	0	23	31	0.00	1.000					
Mike Marshall, R ERA: 3.29 (7,1)	3.0		12	2	2	2	3	2	0	0	0	0	1	16	24	6.00	1.333					

New York Mets @ Los Angeles Dodgers
Dodger Stadium, Los Angeles, CA
 Thu Aug 28 1975, 7:05 PM PDT
 Att: 20,970 - Unknown

AB	31
R	4
H	6
RBI	3
BB	4
SO	3
LOB	13



Batter	1	2	3	4	5	6	7	8	9	AB	R	H	RBI	BB	SO	LOB	BOTTOM					
Davey Lopes, R OBP: 0.358, SLG: 0.359 (1,4)	4-3	K			6-3 S 1B		P4		F9	5	0	1	0	0	1	1						
Lee Lacy, R OBP: 0.353, SLG: 0.461 (1,7)		BB 2B 1B		G6-4-3 1B	6-3		6-3			4	1	2	0	0	0	1						
Jimmy Wynn, R OBP: 0.409, SLG: 0.418 (1,8)	4-0	2B 1-2 BB		K	F8		F7			3	0	0	0	1	1	2						
Steve Garvey, R OBP: 0.341, SLG: 0.459 (1,3)	0-0	1-3 2H 2B		G6-4-3		S 1B			K	4	0	2	1	0	1	1						
Ron Cey, R OBP: 0.353, SLG: 0.438 (1,5)	0-3	K		BLK BB		1-2 1B			G6-4-3 1B	3	0	2	0	1	1	2						
Steve Yeager, R OBP: 0.307, SLG: 0.350 (1,2)	4-0	BB		K		1-2 2-3	F5		G6-4-3	3	0	0	0	1	1	4						
Tom Paciorek, R OBP: 0.267, SLG: 0.289 (1,9)	0-3	K		G6-4-3 BB		0-3	K		K	3	0	0	0	1	3	5						
Bill Russell, R OBP: 0.284, SLG: 0.241 (1,6)		K		G6-4-3		4-0			F8	3	0	0	0	1	1	2						
Rick Rhoden, R OBP: 0.056, SLG: 0.056 (1,1)					F8		6-3			2	0	0	0	0	1	0						
Manny Mota, R OBP: 0.348, SLG: 0.283 (6,PH)		K								1	0	0	0	0	0	3						
Mike Marshall, R OBP: 0.067, SLG: 0.067 (7,1)										0	0	0	0	0	0	0						
Ken McMullen, R OBP: 0.240, SLG: 0.435 (9,PH)										1	0	1	0	0	0	0						
Inning Stats	R: 1 E: 0 K: 2 S: 9	H: 2 LOB: 3 BB: 2 P: 17	R: 0 E: 0 K: 3 S: 9	H: 0 LOB: 0 BB: 0 P: 9	R: 0 E: 0 K: 1 S: 5	H: 1 LOB: 0 BB: 0 P: 5	R: 0 E: 0 K: 1 S: 4	H: 0 LOB: 1 BB: 2 P: 12	R: 0 E: 0 K: 0 S: 4	H: 1 LOB: 1 BB: 0 P: 4	R: 0 E: 0 K: 1 S: 7	H: 2 LOB: 3 BB: 1 P: 11	R: 0 E: 0 K: 0 S: 3	H: 0 LOB: 0 BB: 0 P: 3	R: 0 E: 0 K: 1 S: 5	H: 1 LOB: 1 BB: 0 P: 5	R: 0 E: 0 K: 1 S: 6	H: 1 LOB: 1 BB: 0 P: 6	1B: 7 2B: 1 3B: 0 HR: 0	SF: 0 SAC: 0 DP: 3 HBP: 0	WP: 0 PB: 0 SB: 3 CS: 0	PA: 37
PITCHER	IP	WLS	BF	H	R	ER	SO	BB	IBB	HBP	BLK	WP	HR	S	P	ERA	WHIP					
Jerry Koosman, L ERA: 3.48 (1,1)	9.0	W	37	8	1	1	10	4	1	0	0	0	0	52	72	1.00	1.333					

New York Mets @ Los Angeles Dodgers
Dodger Stadium, Los Angeles, CA
 Thu Aug 28 1975, 7:05 PM PDT
 Att: 20,970 - Unknown

AB	32
R	1
H	8
RBI	1
BB	5
SO	10
LOB	21



Batter	1	2	3	4	5	6	7	8	9	AB	R	H	RBI	BB	SO	LOB	TOP			
Del Unser, L OBP: 0.324, SLG: 0.377 (1, 8)										5	0	2	1	0	0	3	New York Mets @ Los Angeles Dodgers Dodger Stadium, Los Angeles, CA Fri Aug 29 1975, 7:05 PM PDT Att: 27,401 - Unknown			
Felix Milten, R OBP: 0.343, SLG: 0.363 (1, 4)										5	0	1	0	0	0	4				
Mike Vail, R OBP: 0.444, SLG: 0.500 (1, 7)										5	1	1	0	0	0	3				
Rusty Staub, L OBP: 0.365, SLG: 0.432 (1, 9)										4	1	1	0	1	1	2				
Dave Kingman, R OBP: 0.298, SLG: 0.514 (1, 3)										4	1	1	3	0	0	1				
Wayne Garrett, L OBP: 0.370, SLG: 0.382 (1, 5)										3	1	1	0	2	0	0				
Mike Phillips, L OBP: 0.304, SLG: 0.321 (1, 6)										5	1	2	0	0	0	2				
John Stearns, R OBP: 0.276, SLG: 0.293 (1, 2)										3	1	1	0	1	2	0				
Jon Matlack, L OBP: 0.250, SLG: 0.089 (1, 1)										4	0	2	2	0	2	3				
Inning Stats	R: 6 E: 0 K: 0 S: 10	H: 7 LOB: 2 BB: 1 P: 14	R: 0 E: 0 K: 0 S: 3	H: 0 LOB: 0 BB: 0 P: 3	R: 0 E: 0 K: 1 S: 5	H: 0 LOB: 0 BB: 0 P: 5	R: 0 E: 0 K: 0 S: 5	H: 2 LOB: 2 BB: 0 P: 5	R: 0 E: 0 K: 1 S: 7	H: 2 LOB: 3 BB: 1 P: 11	R: 0 E: 0 K: 0 S: 3	H: 1 LOB: 1 BB: 1 P: 7	R: 0 E: 0 K: 1 S: 5	H: 0 LOB: 0 BB: 0 P: 5	R: 0 E: 0 K: 1 S: 5	H: 0 LOB: 2 BB: 1 P: 10	1B: 9 2B: 2 3B: 0 HR: 1	SF: 0 SAC: 0 DP: 1 HBP: 1	WP: 0 PB: 0 SB: 1 CS: 0	PA: 43
PITCHER	IP WLS BF H R ER SO BB IBB HBP BLK WP HR S P ERA WHIP																			
Don Sutton, R ERA: 2.72 (1, 1)	0.2 L 10 7 6 6 0 0 0 1 0 0 0 1 9 13 81.00 10.500																			
Al Downing, L ERA: 2.94 (1, 1)	5.1 22 5 0 0 2 2 0 0 0 0 0 0 24 32 0.00 1.312																			
Charlie Hough, R ERA: 3.38 (7, 1)	3.0 11 0 0 0 3 1 0 1 0 0 0 0 15 20 0.00 0.333																			

Batter	1	2	3	4	5	6	7	8	9	AB	R	H	RBI	BB	SO	LOB	BOTTOM					
Davey Lopes, R OBP: 0.357, SLG: 0.359 (1, 4)										4	0	1	0	0	0	0	New York Mets @ Los Angeles Dodgers Dodger Stadium, Los Angeles, CA Fri Aug 29 1975, 7:05 PM PDT Att: 27,401 - Unknown					
Lee Lacy, R OBP: 0.351, SLG: 0.472 (1, 7)										4	1	1	1	0	1	1						
Jimmy Wynn, R OBP: 0.406, SLG: 0.414 (1, 8)										4	0	0	0	0	0	1						
Steve Garvey, R OBP: 0.342, SLG: 0.459 (1, 3)										4	0	2	0	0	1	0						
Ron Cey, R OBP: 0.352, SLG: 0.435 (1, 5)										3	0	0	0	1	0	2						
Steve Yeager, R OBP: 0.305, SLG: 0.354 (1, 2)										4	0	2	0	0	1	1						
Tom Paciorek, R OBP: 0.262, SLG: 0.283 (1, 9)										3	0	0	0	0	2	3						
Bill Russell, R OBP: 0.280, SLG: 0.237 (1, 6)										3	0	0	0	0	1	2						
Don Sutton, R OBP: 0.160, SLG: 0.117 (1, 1)										0	0	0	0	0	0	0						
Al Downing, R (1, 1)										2	0	0	0	0	1	0						
Charlie Hough, R (7, 1)										1	0	0	0	0	0	0						
Inning Stats	R: 0 E: 0 K: 0 S: 3	H: 0 LOB: 0 BB: 0 P: 3	R: 0 E: 0 K: 2 S: 8	H: 1 LOB: 2 BB: 1 P: 12	R: 0 E: 0 K: 1 S: 6	H: 1 LOB: 1 BB: 0 P: 6	R: 0 E: 0 K: 1 S: 6	H: 1 LOB: 1 BB: 0 P: 6	R: 0 E: 0 K: 2 S: 7	H: 0 LOB: 0 BB: 0 P: 7	R: 1 E: 1 K: 0 S: 5	H: 2 LOB: 1 BB: 0 P: 5	R: 0 E: 0 K: 0 S: 3	H: 0 LOB: 0 BB: 0 P: 3	R: 0 E: 0 K: 0 S: 3	H: 0 LOB: 0 BB: 0 P: 3	R: 0 E: 0 K: 1 S: 5	H: 1 LOB: 0 BB: 0 P: 5	1B: 4 2B: 1 3B: 0 HR: 1	SF: 0 SAC: 0 DP: 1 HBP: 0	WP: 0 PB: 0 SB: 0 CS: 0	PA: 33
PITCHER	IP WLS BF H R ER SO BB IBB HBP BLK WP HR S P ERA WHIP																					
Jon Matlack, L ERA: 3.24 (1, 1)	9.0 W 33 6 1 1 7 1 0 0 0 0 1 46 50 1.00 0.778																					

AB	38
R	6
H	12
RBI	6
BB	4
SO	5
LOB	18



AB	32
R	1
H	6
RBI	1
BB	1
SO	7
LOB	10



Batter	1	2	3	4	5	6	7	8	9	AB	R	H	RBI	BB	SO	LOB	TOP					
Del Unser, L OBP: 0.325, SLG: 0.378 (1, 8)	0-3 K		0-3 K			0-0 2B 1B			0-0 FC6-4 1B	4	0	2	0	0	2	1	New York Mets @ Los Angeles Dodgers Dodger Stadium, Los Angeles, CA Sat Aug 30 1975, 7:05 PM PDT Att: 21,584 - Unknown					
Felix Milten, R OBP: 0.343, SLG: 0.362 (1, 4)	0-0 6-3		0-0 F3			0-0 F7			0-0 FC6-4 1B	4	0	1	0	0	0	2						
Mike Vail, R OBP: 0.425, SLG: 0.500 (1, 7)	0-0 5-3			0-0 F8		0-0 1-H 2B			0-0 FC6-4	4	0	1	0	0	0	2						
Rusty Staub, L OBP: 0.364, SLG: 0.429 (1, 9)		0-0 F8		0-0 F8			4-0 G5-4-3 BB		0-0 P3	3	0	0	0	1	0	2						
Dave Kingman, R OBP: 0.295, SLG: 0.509 (1, 3)		0-3 K		0-0 4-3			0-0 G5-4-3 1-2		0-3 K	4	0	0	0	0	2	3						
Wayne Garrett, L OBP: 0.370, SLG: 0.379 (1, 5)		4-0 BB			0-3 K					2	0	0	0	1	2	0						
Jerry Grote, R OBP: 0.359, SLG: 0.387 (1, 2)		0-0 P6			0-0 G3-6 1B				0-0 F8	3	0	1	0	0	0	1						
Mike Phillips, L OBP: 0.302, SLG: 0.318 (1, 6)			0-0 F7		0-0 G3-6 1-2				0-0 F9	3	0	0	0	0	0	1						
Hank Webb, R OBP: 0.241, SLG: 0.185 (5, 1)			4-0 BB			0-3 K			0-3 K	0	0	0	0	1	0	0						
Rick Baldwin, R OBP: 0.187, SLG: 0.167 (5, Ph)										0	0	0	0	0	0	0						
Gene Carles, R OBP: 0.273, SLG: 0.274 (5, Ph)										0	0	0	0	0	1	0						
Skip Lockwood, R OBP: 0.311, SLG: 0.348 (5, Ph)										0	0	0	0	0	0	0						
John Milner, R OBP: 0.311, SLG: 0.348 (5, Ph)										0	0	0	0	0	1	0						
Randy Tate, R OBP: 0.311, SLG: 0.348 (5, Ph)										0	0	0	0	0	0	0						
Inning Stats	R: 0 E: 0 K: 1 S: 5	H: 0 LOB: 0 BB: 0 P: 5	R: 0 E: 0 K: 1 S: 5	H: 0 LOB: 1 BB: 1 P: 9	R: 0 E: 0 K: 1 S: 5	H: 0 LOB: 1 BB: 1 P: 9	R: 0 E: 0 K: 0 S: 3	H: 0 LOB: 0 BB: 0 P: 3	R: 0 E: 0 K: 1 S: 5	H: 1 LOB: 0 BB: 0 P: 5	R: 0 E: 0 K: 1 S: 6	H: 2 LOB: 2 BB: 0 P: 6	R: 0 E: 0 K: 1 S: 4	H: 0 LOB: 0 BB: 1 P: 8	R: 0 E: 0 K: 1 S: 5	H: 0 LOB: 0 BB: 0 P: 5	R: 0 E: 0 K: 1 S: 7	H: 2 LOB: 2 BB: 0 P: 7	1B: 4 2B: 1 3B: 0 HR: 0	SF: 0 SAC: 0 DP: 2 HBP: 0	WP: 0 PB: 0 SB: 0 CS: 0	PA: 32
PITCHER Andy Messersmith, R ERA: 2.29 (1, 1)	IP: 9.0 WLS: W BF: 32 H: 5 R: 0 ER: 0 SO: 8 BB: 3 IBB: 0 HBP: 0 BLK: 0 WP: 0 HR: 0 S: 45 P: 57 ERA: 0.00 WHIP: 0.889																					

Batter	1	2	3	4	5	6	7	8	9	AB	R	H	RBI	BB	SO	LOB	BOTTOM			
Davey Lopes, R OBP: 0.354, SLG: 0.355 (1, 4)	0-0 F7	0-0 5-3			0-0 P6	0-0 FC6-4 CS S 1-2		0-0 6-3		5	0	0	0	0	0	4	New York Mets @ Los Angeles Dodgers Dodger Stadium, Los Angeles, CA Sat Aug 30 1975, 7:05 PM PDT Att: 21,584 - Unknown			
Bill Buckner, L OBP: 0.283, SLG: 0.356 (1, 7)	0-0 3-4-1		0-0 F7		0-0 1B 1B	0-0 CS 1-3	0-0 CS 1B			4	1	2	0	0	0	0				
Lee Lacy, R OBP: 0.353, SLG: 0.472 (1, 9)	0-0 1B HR		0-0 6-3		0-0 1B BB 1B		0-3 K 1-2			4	2	2	0	0	1	1				
Steve Garvey, R OBP: 0.343, SLG: 0.459 (1, 3)	0-0 1B HR		0-0 F8		4-0 1B BB BB		0-0 F9			3	1	1	0	1	0	0				
Ron Cey, R OBP: 0.355, SLG: 0.449 (1, 5)	0-0 1B HR			0-0 HR	0-3 K			4-0 BB 1B BB		3	3	2	4	1	1	3				
John Hate, L OBP: 0.318, SLG: 0.392 (1, 8)	0-0 L7			0-0 3-1	0-0 1B			4-0 1B BB		3	0	1	2	1	0	0				
Steve Yeager, R OBP: 0.306, SLG: 0.353 (1, 2)		0-0 5-3			0-0 1B	0-0 P5		0-0 F8		4	0	1	0	0	0	4				
Bill Russell, R OBP: 0.284, SLG: 0.242 (1, 6)			0-0 S 1B		0-3 K		0-0 E6 FC6-4	0-0 1B 1-2 2H		4	0	2	1	0	1	1				
Andy Messersmith, R OBP: 0.210, SLG: 0.207 (1, 1)		0-3 K		0-0 F8		0-3 K		0-3 K		4	0	0	0	0	3	5				
Inning Stats	R: 3 E: 0 K: 0 S: 6	H: 3 LOB: 0 BB: 0 P: 6	R: 0 E: 0 K: 1 S: 6	H: 1 LOB: 0 BB: 0 P: 6	R: 0 E: 0 K: 0 S: 3	H: 0 LOB: 0 BB: 0 P: 3	R: 1 E: 0 K: 1 S: 7	H: 2 LOB: 1 BB: 0 P: 7	R: 2 E: 0 K: 1 S: 8	H: 3 LOB: 2 BB: 1 P: 12	R: 0 E: 1 K: 1 S: 5	H: 0 LOB: 0 BB: 0 P: 5	R: 0 E: 0 K: 1 S: 5	H: 1 LOB: 0 BB: 0 P: 5	R: 1 E: 0 K: 1 S: 6	H: 1 LOB: 2 BB: 2 P: 14		1B: 9 2B: 1 3B: 0 HR: 2	SF: 0 SAC: 0 DP: 1 HBP: 0	WP: 0 PB: 0 SB: 0 CS: 2
PITCHER Hank Webb, R ERA: 3.51 (5, 1)	IP: 4.1 WLS: L BF: 22 H: 8 R: 6 ER: 6 SO: 2 BB: 1 IBB: 0 HBP: 0 BLK: 0 WP: 0 HR: 0 S: 25 P: 29 ERA: 12.46 WHIP: 2.077																			
Rick Baldwin, R ERA: 3.49 (5, 1)	IP: 0.2 WLS: L BF: 3 H: 1 R: 0 ER: 0 SO: 1 BB: 0 IBB: 0 HBP: 0 BLK: 0 WP: 0 HR: 0 S: 5 P: 5 ERA: 0.00 WHIP: 1.500																			
Skip Lockwood, R ERA: 1.4 (5, 1)	IP: 2.0 WLS: L BF: 6 H: 1 R: 0 ER: 0 SO: 2 BB: 0 IBB: 0 HBP: 0 BLK: 0 WP: 0 HR: 0 S: 10 P: 10 ERA: 0.00 WHIP: 0.500																			
Randy Tate, R ERA: 4.42 (5, 1)	IP: 1.0 WLS: L BF: 6 H: 1 R: 1 ER: 1 SO: 1 BB: 2 IBB: 0 HBP: 0 BLK: 0 WP: 0 HR: 0 S: 6 P: 14 ERA: 9.00 WHIP: 3.000																			

Batter	1	2	3	4	5	6	7	8	9	AB	R	H	RBI	BB	SO	LOB	TOP								
Gene Clines, R OBP: 0.278, SLG: 0.286	L4-3		K		4-3 2H 2B			1B		4	0	2	2	0	1	0	New York Mets @ Los Angeles Dodgers Dodger Stadium, Los Angeles, CA Sun Aug 31 1975, 3:33 AM PDT Att: 24,798 - Unknown								
Felix Milan, R OBP: 0.344, SLG: 0.363	CS 1B			F9	4-3			FC5-4 1B		4	0	2	0	0	0	1									
Mike Vail, R OBP: 0.409, SLG: 0.476	K			1B	F8			F8		4	0	1	0	0	1	4									
Rusty Staub, L OBP: 0.365, SLG: 0.429		FC6-4 1B		1B		4-3		K		4	0	2	0	0	1	2									
Dave Kingman, R OBP: 0.292, SLG: 0.504	K			F8		K		FC5-4 1-2		4	0	0	0	0	2	5									
Joe Torre, R OBP: 0.325, SLG: 0.359	F2			F9		F8			F8	4	0	0	0	0	0	3									
Jerry Grote, R OBP: 0.361, SLG: 0.387	FC6-4 1-2				G3 1B BB		G4-6-3 1B		F9	3	1	1	0	1	0	1									
Jack Heidemann, R OBP: 0.295, SLG: 0.289			6-3		G3 2B 1B		K		F8	4	1	1	0	0	1	1									
Craig Swan, R John Milner, L (5, PH) Skip Lockwood, R (5, PH) Ed Kranepool, L (7, PH) Bob Apodaca, R (7, PH)	K		K		G3		G4-6-3			1	0	0	0	0	1	0									
Inning Stats	R: 0 E: 0 K: 1 S: 5	H: 1 LOB: 0 BB: 0 P: 5	R: 0 E: 0 K: 1 S: 6	H: 1 LOB: 1 BB: 0 P: 6	R: 0 E: 0 K: 2 S: 7	H: 0 LOB: 0 BB: 0 P: 7	R: 0 E: 0 K: 0 S: 5	H: 2 LOB: 2 BB: 0 P: 5	R: 2 E: 0 K: 0 S: 5	H: 2 LOB: 1 BB: 1 P: 9	R: 0 E: 0 K: 1 S: 5	H: 0 LOB: 0 BB: 0 P: 5	R: 0 E: 0 K: 1 S: 5	H: 1 LOB: 0 BB: 0 P: 5	R: 0 E: 0 K: 1 S: 7	H: 2 LOB: 2 BB: 0 P: 7		R: 0 E: 0 K: 0 S: 3	H: 0 LOB: 0 BB: 0 P: 3	1B: 8 2B: 1 3B: 0 HR: 0	SF: 0 SAC: 0 DP: 1 HBP: 0	WP: 0 PB: 0 SB: 0 CS: 1	PA: 35		
PITCHER	IP	WLS	BF	H	R	ER	SO	BB	IBB	HBP	BLK	WP	HR	S	P	ERA	WHIP								
Doug Rau, L ERA: 3.23	7.0	W	29	9	2	2	6	1	0	0	0	0	0	40	44	2.57	1.429								
Mike Marshall, R ERA: 3.29	0.0		0	0	0	0	0	0	0	0	0	0	0	0	0	∞	∞								
Charlie Hough, R ERA: 3.19	2.0	S	6	0	0	0	1	0	0	0	0	0	0	8	8	0.00	0.000								


AB 34
R 2
H 9
RBI 2
BB 1
SO 7
LOB 20




Batter	1	2	3	4	5	6	7	8	9	AB	R	H	RBI	BB	SO	LOB	BOTTOM								
Davey Lopes, R OBP: 0.353, SLG: 0.354	F3		F7	S 1B		F8		F7		5	1	1	0	0	0	2	New York Mets @ Los Angeles Dodgers Dodger Stadium, Los Angeles, CA Sun Aug 31 1975, 3:33 AM PDT Att: 24,798 - Unknown								
Bill Buckner, L OBP: 0.286, SLG: 0.358	6-3		S 2B	FC6-4 1B		F8				4	1	2	1	0	0	0									
Lee Lacy, R OBP: 0.352, SLG: 0.468	S 1B		K	FC6-4		F8		F8		4	0	1	0	0	1	2									
Steve Garvey, R OBP: 0.345, SLG: 0.461	4-3					F9		F9		4	0	2	1	0	0	1									
Ron Cey, R OBP: 0.358, SLG: 0.462		HR	IBB		P6			HR		3	2	2	2	1	0	1									
John Tate, L OBP: 0.317, SLG: 0.385		HBP	4-3		F2			L1		3	0	0	0	0	0	3									
Steve Yeager, R OBP: 0.310, SLG: 0.361	K			HR	L5			SH5-4 E BB		3	1	1	1	1	1	2									
Bill Russell, R OBP: 0.279, SLG: 0.237	K			4-3		K		E4 SH5-4		4	0	0	0	0	2	2									
Doug Rau, L OBP: 0.221, SLG: 0.167	K							SH5-4		3	0	0	0	0	3	1									
Mike Marshall, R OBP: 0.067, SLG: 0.067	K									0	0	0	0	0	0	0									
Charlie Hough, R ERA: 1.57	K									0	0	0	0	0	0	0									
Inning Stats	R: 0 E: 0 K: 0 S: 4	H: 1 LOB: 1 BB: 0 P: 4	R: 1 E: 0 K: 3 S: 10	H: 1 LOB: 1 BB: 0 P: 11	R: 1 E: 0 K: 1 S: 7	H: 2 LOB: 2 BB: 1 P: 11	R: 2 E: 0 K: 1 S: 8	H: 3 LOB: 1 BB: 0 P: 8	R: 0 E: 0 K: 0 S: 4	H: 1 LOB: 1 BB: 0 P: 4	R: 0 E: 0 K: 2 S: 7	H: 0 LOB: 0 BB: 0 P: 7	R: 0 E: 0 K: 0 S: 3	H: 0 LOB: 0 BB: 0 P: 3	R: 1 E: 1 K: 0 S: 5	H: 1 LOB: 2 BB: 1 P: 9	1B: 5 2B: 1 3B: 0 HR: 3	SF: 0 SAC: 1 DP: 0 HBP: 1	WP: 1 PB: 0 SB: 3 CS: 0	PA: 37					
PITCHER	IP	WLS	BF	H	R	ER	SO	BB	IBB	HBP	BLK	WP	HR	S	P	ERA	WHIP								
Craig Swan, R ERA: 5.19	4.0	L	21	7	4	4	4	0	1	1	0	1	0	11	11	9.00	1.750								
Skip Lockwood, R ERA: 1.27	2.0		7	1	0	0	2	0	0	0	0	1	0	11	11	0.00	0.500								
Bob Apodaca, R ERA: 1.57	2.0		9	1	1	1	0	1	0	0	0	0	1	8	12	4.50	1.000								

AB 33
R 5
H 9
RBI 5
BB 2
SO 7
LOB 14




Batter	1	2	3	4	5	6	7	8	9	AB	R	H	RBI	BB	SO	LOB	TOP										
Davey Lopes, R OBP: 0.353, SLG: 0.353 (1, 4)	5-3		F5					6-3		4	0	1	0	1	0	2	Los Angeles Dodgers @ San Francisco Giants Candlestick Park, San Francisco, CA Mon Sep 01 1975, 10:05 PM EDT Att: 9,996 - Unknown AB 38 R 3 H 13 RBI 3 BB 4 SO 3 LOB 24 										
Lee Lacy, R OBP: 0.353, SLG: 0.471 (1, 7)	K		F7							5	1	2	2	0	1	2											
Willie Crawford, L OBP: 0.342, SLG: 0.373 Jimmy Wynn, R OBP: 0.405, SLG: 0.413 (6, PH) (8, 8)										3	0	1	0	1	0	2											
Ron Cey, R OBP: 0.360, SLG: 0.468 (1, 5)	F3									1	0	0	0	0	0	1											
John Hale, L OBP: 0.314, SLG: 0.375 (8, 9)										5	0	3	0	0	0	1											
Ken McMullen, R OBP: 0.287, SLG: 0.429 (1, 3)										4	0	0	0	1	0	3											
Steve Yeager, R OBP: 0.309, SLG: 0.362 (1, 2)										5	0	2	1	0	0	4											
Bill Russell, R OBP: 0.291, SLG: 0.264 (1, 6)										5	0	1	0	0	1	4											
Burt Hooton, R OBP: 0.164, SLG: 0.172 (1, 1)										3	2	3	0	1	0	0											
										3	0	0	0	0	1	5											
Inning Stats	R: 0 E: 0 K: 1 S: 6	H: 1 LOB: 1 BB: 0 P: 6	R: 0 E: 1 K: 0 S: 4	H: 1 LOB: 2 BB: 1 P: 8	R: 0 E: 0 K: 0 S: 4	H: 2 LOB: 3 BB: 2 P: 12	R: 0 E: 0 K: 2 S: 8	H: 1 LOB: 1 BB: 0 P: 8	R: 1 E: 0 K: 0 S: 4	H: 3 LOB: 2 BB: 0 P: 6	R: 1 E: 0 K: 0 S: 4	H: 1 LOB: 1 BB: 0 P: 8	R: 0 E: 1 K: 0 S: 4	H: 1 LOB: 1 BB: 0 P: 4	R: 1 E: 0 K: 0 S: 5	H: 2 LOB: 1 BB: 0 P: 5	R: 0 E: 0 K: 0 S: 4	H: 1 LOB: 1 BB: 0 P: 4	1B: 6 2B: 6 3B: 1 HR: 0	SF: 0 SAC: 1 DP: 1 HBP: 0	WP: 0 PB: 1 SB: 0 CS: 1	PA: 43					
PITCHER	IP	WLS	BF	H	R	ER	SO	BB	IBB	HBP	BLK	WP	HR	S	P	ERA	WHIP										
Jim Barr, R ERA: 3.0 (1, 1)	5.0		25	8	1	1	3	1	2	0	0	0	0	28	40	1.80	1.800										
Charlie Williams, R ERA: 3.23 (6, 1)	2.2	L	13	4	2	2	0	1	0	0	0	0	0	12	16	6.75	1.875										
Gary Lavelle, L ERA: 2.75 (8, 1)	0.1		1	0	0	0	0	0	0	0	0	0	0	1	1	0.00	0.000										
Dave Heaverlo, R ERA: 2.28 (9, 1)	1.0		4	1	0	0	0	0	0	0	0	0	0	4	4	0.00	1.000										

Batter	1	2	3	4	5	6	7	8	9	AB	R	H	RBI	BB	SO	LOB	BOTTOM										
Von Joshua, L OBP: 0.363, SLG: 0.436 (1, 8)	F4		K					4-3		4	0	1	1	0	1	1	Los Angeles Dodgers @ San Francisco Giants Candlestick Park, San Francisco, CA Mon Sep 01 1975, 10:05 PM EDT Att: 9,996 - Unknown AB 30 R 1 H 6 RBI 1 BB 2 SO 4 LOB 11 										
Derrel Thomas, S OBP: 0.346, SLG: 0.363 (1, 4)	4-3		4-3							4	0	0	0	0	1	1											
Bobby Murcer, L OBP: 0.410, SLG: 0.463 (1, 9)	5-3									4	0	2	0	0	0	0											
Gary Matthews, R OBP: 0.355, SLG: 0.405 (1, 7)										4	0	0	0	0	1	2											
Willie Montanez, L OBP: 0.343, SLG: 0.397 (1, 3)										4	0	0	0	0	0	2											
Chris Speier, R OBP: 0.367, SLG: 0.424 (1, 6)										3	0	0	0	1	0	1											
Dave Rader, L OBP: 0.390, SLG: 0.422 (1, 2)										3	1	2	0	0	1	1											
Steve Ontiveros, S OBP: 0.398, SLG: 0.347 (1, 5)										2	0	1	0	1	0	1											
Jim Barr, R OBP: 0.127, SLG: 0.115 Gary Thompson, L OBP: 0.288, SLG: 0.327 Charlie Williams, R OBP: 0.176, SLG: 0.250 Gary Lavelle, L OBP: 0.113, SLG: 0.111 Glenn Adams, L OBP: 0.307, SLG: 0.500 Dave Heaverlo, R (9, 1)										0	0	0	0	0	0	0											
										1	0	0	0	0	0	2											
										0	0	0	0	0	0	0											
										0	0	0	0	0	0	0											
										1	0	0	0	0	0	0											
										0	0	0	0	0	0	0											
Inning Stats	R: 0 E: 0 K: 0 S: 3	H: 0 LOB: 0 BB: 0 P: 3	R: 0 E: 0 K: 1 S: 5	H: 0 LOB: 1 BB: 1 P: 9	R: 0 E: 0 K: 1 S: 5	H: 0 LOB: 0 BB: 0 P: 5	R: 1 E: 0 K: 0 S: 5	H: 3 LOB: 2 BB: 0 P: 5	R: 0 E: 0 K: 1 S: 6	H: 1 LOB: 1 BB: 0 P: 6	R: 0 E: 0 K: 0 S: 3	H: 1 LOB: 0 BB: 0 P: 3	R: 0 E: 0 K: 0 S: 3	H: 0 LOB: 0 BB: 0 P: 3	R: 0 E: 0 K: 0 S: 4	H: 1 LOB: 1 BB: 0 P: 4	1B: 5 2B: 1 3B: 0 HR: 0	SF: 0 SAC: 1 DP: 1 HBP: 0	WP: 0 PB: 0 SB: 0 CS: 0	PA: 33							
PITCHER	IP	WLS	BF	H	R	ER	SO	BB	IBB	HBP	BLK	WP	HR	S	P	ERA	WHIP										
Burt Hooton, R ERA: 3.17 (1, 1)	9.0	W	33	6	1	1	4	2	0	0	0	0	0	39	47	1.00	0.889										

Batter	1	2	3	4	5	6	7	8	9	AB	R	H	RBI	BB	SO	LOB	TOP					
Davey Lopes, R OBP: 0.352, SLG: 0.351 (1, 4)	5-3			F8		K			F9	5	0	1	0	0	1	2						
Henry Cruz, L OBP: 0.294, SLG: 0.308 (1, 7)	BB 1B	6-3				K			5-3	5	1	1	0	0	2	3						
Willie Crawford, L OBP: 0.343, SLG: 0.375 (1, 9)	E 1B BB		L4			F5			F9	4	0	1	0	1	0	0						
Ron Cey, R OBP: 0.361, SLG: 0.466 Jerry Royster, R (7, 5)	K					E 1B 3B BB			K	2	1	0	0	2	2	3						
John Hale, L OBP: 0.317, SLG: 0.378 (1, 8)	E7 1-3 2H 1B					E5 3B 1B			K	4	1	2	1	0	2	2						
Ken McMullen, R OBP: 0.285, SLG: 0.469 (1, 3)	K								K	4	0	1	2	0	3	4						
Steve Yeager, R OBP: 0.311, SLG: 0.361 (1, 2)				3-1 5-3 BB		F8			K	3	0	1	0	1	1	1						
Bill Russell, R OBP: 0.291, SLG: 0.273 Ivan De Jesus, R OBP: 0.297, SLG: 0.218 (8, 6)		F3		5-3					F8	4	0	1	0	0	0	2						
Don Sutton, R OBP: 0.199, SLG: 0.115 Joe Simpson, L (6, PH)				1-2						0	0	0	0	0	0	0						
Al Downing, R (6, PH)		SH1-4		3-1					L3	1	0	0	0	0	0	1						
Leron Lee, L OBP: 0.242, SLG: 0.196 Dave Sells, R (8, 1)		1-2		2-3						1	0	0	0	0	0	0						
Inning Stats	R: 1 E: 1 K: 2 S: 9	H: 2 LOB: 2 BB: 1 P: 13	R: 0 E: 0 K: 0 S: 5	H: 2 LOB: 2 BB: 0 P: 5	R: 0 E: 0 K: 2 S: 7	H: 0 LOB: 1 BB: 1 P: 11	R: 0 E: 0 K: 0 S: 3	H: 0 LOB: 1 BB: 1 P: 7	R: 2 E: 1 K: 1 S: 7	H: 2 LOB: 1 BB: 1 P: 11	R: 0 E: 0 K: 3 S: 10	H: 1 LOB: 1 BB: 0 P: 10	R: 0 E: 0 K: 3 S: 10	H: 1 LOB: 1 BB: 0 P: 10	R: 0 E: 0 K: 1 S: 5	H: 0 LOB: 0 BB: 0 P: 5	R: 0 E: 0 K: 0 S: 3	H: 0 LOB: 0 BB: 0 P: 3	1B: 5 2B: 1 3B: 2 HR: 0	SF: 0 SAC: 1 DP: 0 HBP: 0	WP: 0 PB: 0 SB: 0 CS: 0	PA: 39
PITCHER Ed Halicki, R ERA: 3.4 (1, 1)	IP: 9.0 WLS: W BF: 39 H: 8 R: 3 ER: 3 SO: 12 BB: 4 IBB: 0 HBP: 0 BLK: 0 WP: 0 HR: 0 S: 59 P: 75 ERA: 3.00 WHIP: 1.333															PITCHER						

Los Angeles Dodgers @ San Francisco Giants
Candlestick Park, San Francisco, CA
Tue Sep 02 1975, 6:33 AM EDT
Att: 5,098 - Unknown


AB 34
R 3
H 8
RBI 3
BB 4
SO 12
LOB 19



Batter	1	2	3	4	5	6	7	8	9	AB	R	H	RBI	BB	SO	LOB	BOTTOM			
Von Joshua, L OBP: 0.364, SLG: 0.444 (1, 8)	F7								F8	4	2	2	2	0	0	0				
Derrel Thomas, S OBP: 0.345, SLG: 0.364 (1, 4)	6-3									4	0	1	0	0	0	0				
Bobby Murcer, L OBP: 0.409, SLG: 0.459 (1, 9)	F8								P3	3	0	0	0	1	1	1				
Gary Matthews, R OBP: 0.354, SLG: 0.401 (1, 7)									F9	3	1	0	0	1	0	1				
Willie Montanez, L OBP: 0.344, SLG: 0.406 (1, 3)									P5	4	2	2	2	0	0	0				
Chris Speier, R OBP: 0.367, SLG: 0.423 Johnnie LeMaster, R OBP: 0.333, SLG: 1.333 (3, 6)									F3	1	0	0	0	0	0	0				
Dave Rader, L OBP: 0.389, SLG: 0.425 (1, 2)										3	1	1	0	0	1	0				
Steve Ontiveros, S OBP: 0.394, SLG: 0.343 (1, 5)										3	0	0	0	0	0	1				
Ed Halicki, R OBP: 0.164, SLG: 0.135 (1, 1)										3	0	0	0	0	3	1				
Inning Stats	R: 0 E: 0 K: 0 S: 3	H: 0 LOB: 0 BB: 0 P: 3	R: 0 E: 0 K: 0 S: 3	H: 0 LOB: 0 BB: 0 P: 3	R: 2 E: 0 K: 1 S: 7	H: 2 LOB: 0 BB: 0 P: 7	R: 3 E: 0 K: 1 S: 7	H: 2 LOB: 0 BB: 1 P: 11	R: 1 E: 0 K: 1 S: 6	H: 1 LOB: 1 BB: 0 P: 10	R: 1 E: 0 K: 1 S: 6	H: 1 LOB: 1 BB: 0 P: 6	R: 0 E: 0 K: 1 S: 6	H: 1 LOB: 1 BB: 0 P: 6	R: 0 E: 0 K: 0 S: 3	H: 0 LOB: 0 BB: 0 P: 3	1B: 1 2B: 3 3B: 0 HR: 3	SF: 0 SAC: 0 DP: 0 HBP: 0	WP: 1 PB: 0 SB: 1 CS: 0	PA: 33
PITCHER Don Sutton, R ERA: 2.85 Al Downing, L ERA: 2.88 Dave Sells, R ERA: 7.71 (8, 1)	IP: 5.0 WLS: L BF: 22 H: 5 R: 5 ER: 5 SO: 3 BB: 2 IBB: 0 HBP: 0 BLK: 0 WP: 1 HR: 1 S: 26 P: 34 ERA: 9.00 WHIP: 1.400															PITCHER				

Los Angeles Dodgers @ San Francisco Giants
Candlestick Park, San Francisco, CA
Tue Sep 02 1975, 6:33 AM EDT
Att: 5,098 - Unknown

AB 31
R 7
H 7
RBI 6
BB 2
SO 5
LOB 4



Batter	1	2	3	4	5	6	7	8	9	AB	R	H	RBI	BB	SO	LOB	TOP			
Davey Lopes, R OBP: 0.351, SLG: 0.350 Rick Auerbach, R OBP: 0.299, SLG: 0.278	(1,4) X P6		(1,2) X G6-4-3			(1,2) X 2B 2B 1-2 2-H 1B			(2) X F3	2	0	0	0	0	0	1	Los Angeles Dodgers @ Cincinnati Reds Riverfront Stadium, Cincinnati, OH Wed Sep 03 1975, 7:05 PM EDT Att: 27,881 - Unknown			
Lee Lacy, R OBP: 0.354, SLG: 0.474	(1,7) X 2B		(1,2) X E6			(1) X F9	(3) X 6-3		(1,2) X 1B	5	0	2	0	0	0	3				
Jimmy Wynn, R OBP: 0.403, SLG: 0.410	(1,8) X 5-3		(3) X F8			(2) X 5-3			(3) X 1B 1B	5	0	1	0	0	0	5				
Steve Garvey, R OBP: 0.344, SLG: 0.462 Ken McMullen, R OBP: 0.296, SLG: 0.485	(1,3) X L4			(1) X L9		(2) X 2H 2B			(1) X 1B 1B	3	0	1	1	0	0	1				
Willie Crawford, L OBP: 0.341, SLG: 0.372 Charlie Hough, R OBP: 0.298, SLG: 0.193 Stan Wall, L OBP: 0.298, SLG: 0.193 Orlando Alvarez, R OBP: 0.298, SLG: 0.193 Dave Sells, R OBP: 0.298, SLG: 0.193	(1,9) X P8		(2) X F8			(3) X P3			(1) X F5	2	0	0	0	0	0	0				
Steve Yeager, R OBP: 0.305, SLG: 0.359 Paul Powell, R OBP: 0.273, SLG: 0.300	(1,2) X 6-3		(3) X F8				(1) X F2		(2) X F9	2	0	0	0	0	0	0				
Jerry Royster, R OBP: 0.500, SLG: 0.667	(1,5) X FC6-4 BB			(1) X 5-3					(3) X F9	3	1	1	0	1	0	2				
Bill Russell, R OBP: 0.288, SLG: 0.271 Ivan De Jesus, R OBP: 0.303, SLG: 0.228	(1,6) X FC6-4		(2) X F8						(1) X F8	2	0	0	0	0	0	1				
Andy Messersmith, R OBP: 0.218, SLG: 0.207 John Hale, L OBP: 0.313, SLG: 0.371	(1,1) X G6-4-3 BB		(3) X F9				(2) X K		(1) X F3	0	0	0	0	1	0	0				
Inning Stats	R: 0 E: 0 K: 0 S: 4	H: 1 LOB: 1 BB: 0 P: 4	R: 0 E: 0 K: 0 S: 3	H: 0 LOB: 1 BB: 1 P: 7	R: 0 E: 1 K: 0 S: 3	H: 0 LOB: 0 BB: 0 P: 3	R: 0 E: 0 K: 0 S: 3	H: 0 LOB: 0 BB: 0 P: 3	R: 1 E: 0 K: 0 S: 5	H: 2 LOB: 1 BB: 0 P: 5	R: 1 E: 0 K: 1 S: 8	H: 3 LOB: 2 BB: 0 P: 8	R: 0 E: 0 K: 0 S: 5	H: 2 LOB: 2 BB: 0 P: 5	R: 0 E: 1 K: 0 S: 5	H: 1 LOB: 2 BB: 0 P: 5		1B: 5 2B: 4 3B: 0 HR: 0	SF: 0 SAC: 0 DP: 1 HBP: 0	WP: 0 PA: 39 PB: 0 SB: 0 CS: 0
PITCHER	IP WLS BF H R ER SO BB IBB HBP BLK WP HR S P ERA WHIP	7.0 W 29 6 2 2 1 2 0 0 0 0 0 0 29 37 2.57 1.143	1.0 5 2 0 0 0 0 0 0 0 0 0 0 0 5 5 0.00 2.000	1.0 5 1 0 0 0 0 0 0 0 0 0 0 0 5 5 0.00 1.000	PITCHER										IP WLS BF H R ER SO BB IBB HBP BLK WP HR S P ERA WHIP					

Batter	1	2	3	4	5	6	7	8	9	AB	R	H	RBI	BB	SO	LOB	BOTTOM			
Pete Rose, S OBP: 0.405, SLG: 0.427 Darrel Chaney, S OBP: 0.291, SLG: 0.312	(1,5) X L8	(3) X G3				(2) X 2B SF8 BB			(2) X F9	3	2	1	1	1	0	0	Los Angeles Dodgers @ Cincinnati Reds Riverfront Stadium, Cincinnati, OH Wed Sep 03 1975, 7:05 PM EDT Att: 27,881 - Unknown			
Cesar Geronimo, L OBP: 0.300, SLG: 0.371	(1,8) X E1 4-3 BB E		(4,0) X BB 1B BB			(1) X SF8 2B			(3) X FC5-4 BB	3	2	1	0	3	1	2				
Joe Morgan, L OBP: 0.469, SLG: 0.512 Doug Flynn, R OBP: 0.303, SLG: 0.321	(1,4) X 4-3 E BB		(1,2) X F9			(1) X F1-3			(3) X FC5-4	2	2	1	2	2	0	1				
Tony Perez, R OBP: 0.355, SLG: 0.474 Dan Driessen, L OBP: 0.373, SLG: 0.409	(1,3) X 4-3		(1,2) X L4 BB 1B			(2) X SF8				4	1	2	2	0	0	5				
Johnny Bench, R OBP: 0.366, SLG: 0.522 Bill Plummer, R OBP: 0.303, SLG: 0.273	(1,2) X E BB		(1,2) X BB			(3) X F9				1	1	1	0	2	0	0				
George Foster, R OBP: 0.395, SLG: 0.535 Ed Armbrister, R OBP: 0.260, SLG: 0.234	(1,7) X E5		(2,3) X L4			(1) X 5-3				3	1	1	0	0	0	4				
Merv Rettenmund, R OBP: 0.367, SLG: 0.344	(1,9) X K		(1,2) X F7			(2) X F9			(2) X F8	5	1	1	2	0	1	3				
Dave Concepcion, R OBP: 0.309, SLG: 0.337	(1,6) X P4					(3) X F8				2	2	0	0	3	0	0				
Gary Nolan, R OBP: 0.242, SLG: 0.203 Will McEnaney, L OBP: 0.298, SLG: 0.193 Terry Crowley, L OBP: 0.339, SLG: 0.373 Clay Carroll, R OBP: 0.298, SLG: 0.193	(1,1) X K		(2) X SH1-4			(3) X FC4-6			(1) X F7	3	1	1	1	0	1	2				
Inning Stats	R: 2 E: 2 K: 1 S: 7	H: 0 LOB: 2 BB: 2 P: 15	R: 0 E: 0 K: 1 S: 5	H: 0 LOB: 0 BB: 0 P: 5	R: 0 E: 0 K: 0 S: 3	H: 1 LOB: 2 BB: 2 P: 11	R: 10 E: 1 K: 1 S: 13	H: 7 LOB: 3 BB: 4 P: 30	R: 0 E: 0 K: 1 S: 5	H: 0 LOB: 2 BB: 1 P: 10	R: 1 E: 0 K: 0 S: 4	H: 1 LOB: 1 BB: 1 P: 8	R: 0 E: 0 K: 0 S: 3	H: 0 LOB: 1 BB: 1 P: 7	R: 0 E: 0 K: 0 S: 3	H: 0 LOB: 1 BB: 1 P: 7		1B: 5 2B: 5 3B: 0 HR: 0	SF: 1 SAC: 1 DP: 1 HBP: 2	WP: 1 PA: 48 PB: 1 SB: 0 CS: 0
PITCHER	IP WLS BF H R ER SO BB IBB HBP BLK WP HR S P ERA WHIP	3.2 L 24 2 3 2 2 3 0 2 0 1 0 11 25 13.50 3.750	1.1 12 2 3 2 2 3 0 2 0 1 0 11 25 13.50 3.750	2.0 8 1 1 1 0 1 0 0 0 0 0 7 11 4.50 1.000	1.0 4 0 0 0 0 1 0 0 0 0 0 3 7 0.00 1.000	PITCHER										IP WLS BF H R ER SO BB IBB HBP BLK WP HR S P ERA WHIP				



Batter	1	2	3	4	5	6	7	8	9	AB	R	H	RBI	BB	SO	LOB	TOP										
Davey Lopes, R OBP: 0.354, SLG: 0.355 (1, 4)										4	1	3	0	1	1	1	Los Angeles Dodgers @ Cincinnati Reds Riverfront Stadium, Cincinnati, OH Thu Sep 04 1975, 7:05 PM EDT Att: 29,512 - Unknown AB 35 R 3 H 8 RBI 3 BB 2 SO 5 LOB 9 										
Lee Lacy, R OBP: 0.356, SLG: 0.472 (1, 7)										3	1	1	1	1	0	3											
Willie Crawford, L OBP: 0.340, SLG: 0.380 (1, 9)										4	1	1	2	0	0	3											
Steve Garvey, R OBP: 0.342, SLG: 0.459 (1, 3)										4	0	0	0	0	2	1											
Ron Cey, R OBP: 0.360, SLG: 0.464 (1, 5)										4	0	1	0	0	1	0											
John Hate, L OBP: 0.306, SLG: 0.363 (1, 8)										4	0	0	0	0	1	1											
Steve Yeager, R OBP: 0.306, SLG: 0.356 (1, 2)										4	0	0	0	0	0	0											
Ivan De Jesus, R OBP: 0.286, SLG: 0.213 (1, 6)										4	0	0	0	0	0	0											
Doug Rau, L OBP: 0.235, SLG: 0.184 (1, 1)										4	0	2	0	0	0	0											
Inning Stats	R: 3 E: 1 K: 1 S: 8	H: 3 LOB: 0 BB: 0 P: 8	R: 0 E: 0 K: 0 S: 4	H: 1 LOB: 2 BB: 1 P: 8	R: 0 E: 0 K: 2 S: 8	H: 1 LOB: 1 BB: 0 P: 8	R: 0 E: 0 K: 0 S: 3	H: 0 LOB: 0 BB: 0 P: 3	R: 0 E: 0 K: 0 S: 4	H: 0 LOB: 0 BB: 0 P: 3	R: 0 E: 0 K: 0 S: 4	H: 1 LOB: 2 BB: 1 P: 8	R: 0 E: 0 K: 1 S: 5	H: 0 LOB: 0 BB: 0 P: 5	R: 0 E: 0 K: 1 S: 6	H: 1 LOB: 1 BB: 0 P: 6	1B: 6 2B: 1 3B: 0 HR: 1	SF: 0 SAC: 0 DP: 0 HBP: 0	WP: 1 PB: 0 SB: 1 CS: 0	PA: 37							
PITCHER	IP	WLS	BF	H	R	ER	SO	BB	IBB	HBP	BLK	WP	HR	S	P	ERA	WHIP										
Clay Kirby, R ERA: 4.5 (1, 1)	7.0	L	30	7	3	3	3	2	0	0	0	1	1	34	42	3.86	1.286										
Pedro Borbon, R ERA: 3.07 (8, 1)	1.0		3	0	0	0	1	0	0	0	0	0	0	5	5	0.00	0.000										
Rawly Eastwick, R ERA: 2.76 (9, 1)	1.0		4	1	0	0	1	0	0	0	0	0	0	6	6	0.00	1.000										

Batter	1	2	3	4	5	6	7	8	9	AB	R	H	RBI	BB	SO	LOB	BOTTOM										
Pete Rose, S OBP: 0.404, SLG: 0.426 (1, 5)										4	1	1	0	0	0	0	Los Angeles Dodgers @ Cincinnati Reds Riverfront Stadium, Cincinnati, OH Thu Sep 04 1975, 7:05 PM EDT Att: 29,512 - Unknown AB 31 R 2 H 4 RBI 2 BB 1 SO 6 LOB 5 										
Mery Rettenmund, R OBP: 0.394, SLG: 0.342 (1, 9)										4	0	1	0	0	0	0											
Joe Morgan, L OBP: 0.467, SLG: 0.509 (1, 4)										4	0	1	1	0	1	0											
Tony Perez, R OBP: 0.354, SLG: 0.471 (1, 3)										3	0	0	0	1	0	2											
Johnny Bench, R OBP: 0.363, SLG: 0.517 (1, 2)										4	0	0	0	0	0	3											
George Foster, R OBP: 0.395, SLG: 0.541 (1, 7)										3	1	1	1	0	0	0											
Cesar Geronimo, L OBP: 0.328, SLG: 0.369 (1, 8)										3	0	0	0	0	1	0											
Dave Concepcion, R OBP: 0.307, SLG: 0.334 (1, 6)										3	0	0	0	0	1	0											
Clay Kirby, R OBP: 0.286, SLG: 0.269 (1, 1)										2	0	0	0	0	2	0											
Pedro Borbon, R OBP: 0.281, SLG: 0.304 (8, 1)										0	0	0	0	0	0	0											
Ed Ambrister, R OBP: 0.255, SLG: 0.229 (6, PH)										1	0	0	0	0	1	0											
Rawly Eastwick, R OBP: 0.067, SLG: 0.067 (9, 1)										0	0	0	0	0	0	0											
Inning Stats	R: 0 E: 0 K: 1 S: 5	H: 0 LOB: 0 BB: 0 P: 5	R: 1 E: 0 K: 0 S: 4	H: 1 LOB: 0 BB: 0 P: 4	R: 0 E: 0 K: 1 S: 5	H: 0 LOB: 0 BB: 0 P: 5	R: 0 E: 0 K: 0 S: 3	H: 0 LOB: 1 BB: 1 P: 7	R: 0 E: 0 K: 2 S: 7	H: 0 LOB: 0 BB: 0 P: 7	R: 1 E: 0 K: 1 S: 8	H: 3 LOB: 2 BB: 0 P: 8	R: 0 E: 0 K: 0 S: 3	H: 0 LOB: 0 BB: 0 P: 3	R: 0 E: 0 K: 1 S: 5	H: 0 LOB: 0 BB: 0 P: 5	R: 0 E: 0 K: 0 S: 3	H: 0 LOB: 0 BB: 0 P: 3	1B: 3 2B: 0 3B: 0 HR: 1	SF: 0 SAC: 0 DP: 0 HBP: 0	WP: 0 PB: 0 SB: 0 CS: 0	PA: 32					
PITCHER	IP	WLS	BF	H	R	ER	SO	BB	IBB	HBP	BLK	WP	HR	S	P	ERA	WHIP										
Doug Rau, L ERA: 3.18 (1, 1)	9.0	W	32	4	2	2	6	1	0	0	0	0	1	43	47	2.00	0.556										

Batter	1	2	3	4	5	6	7	8	9	AB	R	H	RBI	BB	SO	LOB	TOP								
Davey Lopes, R OBP: 0.355, SLG: 0.360 (1, 4)	F8		K2-3			HR 3B		FC6-4 1B		4	1	2	0	0	1	0	Los Angeles Dodgers @ Atlanta Braves Atlanta-Fulton County Stadium, Atlanta, GA Fri Sep 05 1975, 7:05 PM EDT Att: 2,725 - Unknown								
Lee Lacy, R OBP: 0.359, SLG: 0.486 (1, 7)	K					HR		FC6-4 1-2		4	1	2	2	0	1	1									
Willie Crawford, L OBP: 0.339, SLG: 0.377 (1, 9)	WP 1B BB					4-3		F8		3	1	0	0	1	0	2									
Steve Garvey, R OBP: 0.343, SLG: 0.459 (1, 3)	CS 1B					4-3		FC6-4 1B		4	0	2	1	0	1	0									
Ron Cey, R OBP: 0.358, SLG: 0.461 Ken McMullen, R OBP: 0.278, SLG: 0.471 (7, 5)	CS 1-2	K				5-3		4-3		3	0	0	0	0	1	0									
John Hays, L OBP: 0.305, SLG: 0.360 (1, 8)		K				5-3		FC6-4 HR		4	1	1	0	0	1	1									
Steve Yeager, R OBP: 0.306, SLG: 0.368 (1, 2)		6-3				2B		K		4	1	2	2	0	1	1									
Ivan De Jesus, R OBP: 0.270, SLG: 0.200 (1, 6)						1-3		FC5-4 1B		4	0	0	0	0	0	2									
Burt Hooton, R OBP: 0.156, SLG: 0.164 (1, 1)						K		L4		3	0	0	0	0	2	0									
Inning Stats	R: 1 E: 0 X: 1 S: 5	H: 1 LOB: 0 BB: 1 P: 9	R: 0 E: 0 X: 2 S: 7	H: 0 LOB: 0 BB: 0 P: 7	R: 0 E: 0 X: 2 S: 7	H: 0 LOB: 0 BB: 0 P: 7	R: 0 E: 0 X: 1 S: 5	H: 1 LOB: 0 BB: 0 P: 5	R: 0 E: 0 X: 0 S: 4	H: 1 LOB: 1 BB: 0 P: 4	R: 2 E: 0 X: 0 S: 5	H: 2 LOB: 0 BB: 0 P: 5	R: 0 E: 0 X: 1 S: 6	H: 1 LOB: 1 BB: 0 P: 6	R: 0 E: 0 X: 1 S: 6	H: 1 LOB: 0 BB: 0 P: 6		R: 2 E: 0 X: 1 S: 7	H: 2 LOB: 0 BB: 0 P: 7	1B: 5 2B: 1 3B: 1 HR: 2	SF: 0 SAC: 0 DP: 0 HBP: 0	WP: 1 PB: 0 SB: 0 CS: 2	PA: 36		
PITCHER	IP	WLS	BF	H	R	ER	SO	BB	IBB	HBP	BLK	WP	HR	S	P	ERA	WHIP								
Mike Thompson, R ERA: 4.7 (1, 1)	7.0	L	26	6	3	3	7	1	0	0	0	1	1	39	43	3.86	1.000								
Max Leon, R ERA: 4.1 (8, 1)	2.0		9	3	2	2	2	0	0	0	0	0	1	13	13	9.00	1.500								

Batter	1	2	3	4	5	6	7	8	9	AB	R	H	RBI	BB	SO	LOB	BOTTOM								
Ralph Garr, L OBP: 0.324, SLG: 0.377 (1, 7)	4-3		L6			BB 1B		4-3		4	1	1	0	0	0	1	Los Angeles Dodgers @ Atlanta Braves Atlanta-Fulton County Stadium, Atlanta, GA Fri Sep 05 1975, 7:05 PM EDT Att: 2,725 - Unknown								
Rod Gilbreath, R OBP: 0.337, SLG: 0.327 (1, 4)	1B 1B		6-3			F9		4-3		4	1	1	0	0	0	1									
Darrell Evans, L OBP: 0.358, SLG: 0.411 (1, 5)	1B 1-3 1B		G3			1B 1-2 BB		K		3	0	1	0	1	1	0									
Dave May, L OBP: 0.369, SLG: 0.535 (1, 9)	1-2 3-H 1B					K		K		4	0	1	1	0	2	2									
Dusty Baker Jr., R OBP: 0.348, SLG: 0.406 (1, 8)	K					P6				4	0	2	1	0	1	2									
Mike Lum, L OBP: 0.306, SLG: 0.319 (1, 3)	4-3					1-3 2-H 1B		4-3		4	0	0	0	0	2	5									
Earl Williams, R OBP: 0.311, SLG: 0.372 (1, 2)										4	0	1	0	0	0	0									
Rob Belloir, R OBP: 0.287, SLG: 0.300 Marty Perez, R OBP: 0.321, SLG: 0.327 (7, PH) (8, 6)										2	0	0	0	0	0	0									
Mike Thompson, R OBP: 0.071, SLG: 0.071 Rowland Office, L OBP: 0.321, SLG: 0.341 Max Leon, R OBP: 0.400, SLG: 0.333 (8, 1)										2	0	0	0	0	2	0									
Inning Stats	R: 1 E: 0 X: 1 S: 8	H: 3 LOB: 2 BB: 0 P: 8	R: 0 E: 0 X: 1 S: 5	H: 0 LOB: 0 BB: 0 P: 5	R: 0 E: 0 X: 2 S: 3	H: 0 LOB: 0 BB: 0 P: 3	R: 0 E: 0 X: 2 S: 7	H: 0 LOB: 0 BB: 0 P: 7	R: 0 E: 0 X: 1 S: 5	H: 0 LOB: 0 BB: 0 P: 5	R: 1 E: 0 X: 1 S: 7	H: 2 LOB: 2 BB: 1 P: 11	R: 0 E: 0 X: 0 S: 4	H: 1 LOB: 1 BB: 0 P: 4	R: 0 E: 0 X: 1 S: 5	H: 0 LOB: 0 BB: 0 P: 5		R: 0 E: 0 X: 1 S: 6	H: 2 LOB: 1 BB: 0 P: 6	1B: 7 2B: 2 3B: 0 HR: 0	SF: 0 SAC: 0 DP: 1 HBP: 0	WP: 0 PB: 0 SB: 0 CS: 0	PA: 35		
PITCHER	IP	WLS	BF	H	R	ER	SO	BB	IBB	HBP	BLK	WP	HR	S	P	ERA	WHIP								
Burt Hooton, R ERA: 3.11 (1, 1)	9.0	W	35	8	2	2	8	1	0	0	0	0	0	50	54	2.00	1.000								



Batter	1	2	3	4	5	6	7	8	9	AB	R	H	RBI	BB	SO	LOB	TOP					
Davey Lopes, R OBP: 0.354, SLG: 0.358 (1,4)										5	1	1	0	0	1	2	Los Angeles Dodgers @ Atlanta Braves Atlanta-Fulton County Stadium, Atlanta, GA Sat Sep 06 1975, 7:05 PM EDT Att: 7,357 - Unknown AB 36 R 2 H 10 RBI 2 BB 1 SO 3 LOB 16 					
Lee Lacy, R OBP: 0.355, SLG: 0.478 (1,7)										4	0	0	0	1	0	2						
Willie Crawford, L OBP: 0.338, SLG: 0.379 (1,9)										3	1	1	1	0	0	0						
Steve Garvey, R OBP: 0.343, SLG: 0.458 (1,3)										4	0	1	1	0	0	1						
John Hale, L OBP: 0.304, SLG: 0.358 (1,8)										4	0	1	0	0	1	1						
Steve Yeager, R OBP: 0.310, SLG: 0.369 (1,2)										4	0	2	0	0	0	2						
Jerry Royster, R OBP: 0.500, SLG: 0.857 (1,5)										4	0	2	0	0	0	3						
Ivan De Jesus, R OBP: 0.273, SLG: 0.206 (8, PH)										3	0	1	0	0	0	1						
Henry Cruz, L OBP: 0.290, SLG: 0.303 (8, PH)										0	0	0	0	0	0	0						
Rick Auerbach, R OBP: 0.299, SLG: 0.278 (8,6)										0	0	0	0	0	0	0						
Rick Rhoden, R OBP: 0.095, SLG: 0.095 (8,1)										0	0	0	0	0	0	0						
Charlie Hough, R (8,1)										0	0	0	0	0	0	0						
Dave Sells, R (8,1)										0	0	0	0	0	0	0						
Jimmy Wynn, R OBP: 0.402, SLG: 0.409 (9, PH)										1	0	0	0	0	1	0						
Inning Stats	R: 1 E: 0 K: 0 S: 5	H: 2 LOB: 2 BB: 1 P: 9	R: 0 E: 0 K: 0 S: 5	H: 2 LOB: 2 BB: 0 P: 5	R: 1 E: 0 K: 1 S: 9	H: 4 LOB: 3 BB: 0 P: 9	R: 0 E: 0 K: 0 S: 3	H: 0 LOB: 0 BB: 0 P: 3	R: 0 E: 0 K: 0 S: 4	H: 1 LOB: 1 BB: 0 P: 4	R: 0 E: 0 K: 0 S: 3	H: 0 LOB: 0 BB: 0 P: 3	R: 0 E: 0 K: 0 S: 3	H: 0 LOB: 0 BB: 0 P: 3	R: 0 E: 0 K: 0 S: 4	H: 1 LOB: 1 BB: 0 P: 4		R: 0 E: 0 K: 2 S: 7	H: 0 LOB: 0 BB: 0 P: 7	1B: 8 2B: 1 3B: 1 HR: 0	SF: 1 SAC: 0 DP: 0 HBP: 0	WP: 0 PB: 1 SB: 1 CS: 0
PITCHER	IP WLS BF H R ER SO BB IBB HBP BLK WP HR S P ERA WHIP																					
Carl Morton, R ERA: 3.49 (1,1)	8.0 W 35 10 2 2 1 1 0 0 0 0 0 0 36 40 2.25 1.375																					
Bruce Dal Canton, R ERA: 5.03 (9,1)	1.0 S 3 0 0 0 2 0 0 0 0 0 0 0 7 7 0.00 0.000																					

Batter	1	2	3	4	5	6	7	8	9	AB	R	H	RBI	BB	SO	LOB	BOTTOM			
Ralph Garr, L OBP: 0.324, SLG: 0.376 (1,7)										4	1	1	1	0	0	1	Los Angeles Dodgers @ Atlanta Braves Atlanta-Fulton County Stadium, Atlanta, GA Sat Sep 06 1975, 7:05 PM EDT Att: 7,357 - Unknown AB 27 R 3 H 3 RBI 3 BB 7 SO 2 LOB 15 			
Marty Perez, R OBP: 0.327, SLG: 0.324 (1,4)										4	0	0	0	0	1	3				
Darrell Evans, L OBP: 0.361, SLG: 0.412 (1,5)										2	0	1	0	2	0	0				
Dave May, L OBP: 0.366, SLG: 0.524 (1,9)										3	0	0	0	1	1	5				
Bruce Dal Canton, R OBP: 0.056, SLG: 0.056 (9,1)										0	0	0	0	0	0	0				
Dusty Baker Jr., R OBP: 0.347, SLG: 0.403 (1,8)										3	0	0	1	1	0	2				
Mike Lum, L OBP: 0.305, SLG: 0.316 (1,3)										3	0	0	1	1	0	0				
Earl Williams, R OBP: 0.311, SLG: 0.369 (1,2)										3	0	0	0	1	0	3				
Rob Belloir, R OBP: 0.284, SLG: 0.297 (5, PH)										1	0	0	0	0	0	1				
Joe Nolan, L (5, PH)										1	0	0	0	0	0	0				
Larvell Blanks, R OBP: 0.299, SLG: 0.300 (6,6)										0	0	0	0	0	0	0				
Bill Poceroba, S OBP: 0.326, SLG: 0.317 (8, PH)										0	1	0	0	1	0	0				
Rod Gilbreath, R OBP: 0.337, SLG: 0.327 (9,4)										0	0	0	0	0	0	0				
Carl Morton, R OBP: 0.202, SLG: 0.198 (8, PH)										2	0	0	0	0	0	0				
Rowland Office, L OBP: 0.323, SLG: 0.346 (9,8)										1	1	1	0	0	0	0				
Inning Stats	R: 0 E: 0 K: 0 S: 3	H: 0 LOB: 2 BB: 2 P: 11	R: 0 E: 0 K: 0 S: 2	H: 0 LOB: 0 BB: 1 P: 6	R: 0 E: 0 K: 0 S: 5	H: 2 LOB: 2 BB: 0 P: 5	R: 0 E: 0 K: 0 S: 3	H: 0 LOB: 0 BB: 0 P: 3	R: 0 E: 0 K: 0 S: 3	H: 0 LOB: 0 BB: 0 P: 3	R: 0 E: 0 K: 0 S: 3	H: 0 LOB: 0 BB: 0 P: 3	R: 0 E: 0 K: 0 S: 3	H: 0 LOB: 0 BB: 0 P: 3	R: 3 E: 1 K: 2 S: 9	H: 1 LOB: 3 BB: 4 P: 25	1B: 2 2B: 1 3B: 0 HR: 0	SF: 0 SAC: 0 DP: 1 HBP: 0	WP: 1 PB: 0 SB: 0 CS: 0	PA: 34
PITCHER	IP WLS BF H R ER SO BB IBB HBP BLK WP HR S P ERA WHIP																			
Rick Rhoden, R ERA: 3.3 (1,1)	7.0 27 3 2 1 0 4 0 0 0 0 0 0 23 39 1.29 1.000																			
Charlie Hough, R ERA: 3.49 (8,1)	0.2 L 4 0 0 0 2 1 0 0 0 0 1 0 7 11 0.00 1.500																			
Dave Sells, R ERA: 6.75 (8,1)	0.1 3 0 1 0 0 2 0 0 0 0 0 0 1 9 0.00 6.000																			

Batter	1	2	3	4	5	6	7	8	9	AB	R	H	RBI	BB	SO	LOB	TOP		
Von Joshua, L (1.8) OBP: 0.363, SLG: 0.446	0-0 4-3		0-0 7-3-4 1B			0-0 4-3		0-0 L6	4 0 1 0 0 0 0								San Francisco Giants @ Los Angeles Dodgers Dodger Stadium, Los Angeles, CA Mon Sep 08 1975, 7:05 PM PDT Att: 17,239 - Unknown		
Derrel Thomas, S (1.4) OBP: 0.345, SLG: 0.369	0-0 F8		0-0 7-3-4 1-2			0-0 5-3		0-0 4-3	4 0 0 0 0 0 1										
Bobby Murcer, L (1.9) OBP: 0.401, SLG: 0.448	0-0 F7			0-0 G3			0-0 4-3	0-0 P6	4 0 0 0 0 0 0										
Gary Matthews, R (1.7)		0-0 F8		0-3 K			0-0 F8		3 0 0 0 0 1 0										
Willie Montanez, L (1.3) OBP: 0.341, SLG: 0.398		0-0 6-3		0-0 4-3			0-0 1B		3 0 1 0 0 0 0										
Dave Rader, L (1.2) OBP: 0.383, SLG: 0.414		0-0 E7 1B			0-0 L7		0-0 F7		3 0 1 0 0 0 1										
Steve Ontiveros, S (1.5) OBP: 0.393, SLG: 0.347		4-0 FC6-4 BB			0-0 G3			0-0 F8	2 0 0 0 1 0 0										
Johnnie LeMaster, R (1.6) OBP: 0.200, SLG: 0.417 Gary Thomasson, L (8. PH) OBP: 0.301, SLG: 0.330 Craig Robinson, R (8.6) OBP: 0.109, SLG: 0.091		0-0 FC6-4 1-2			0-0 F9			0-0 F9	2 0 0 0 0 0 2 1 0 0 0 0 0 0 0 0 0 0 0 0 0										
John Montefusco, R (1.1) OBP: 0.123, SLG: 0.145 Glenn Adams, L (8. PH) OBP: 0.389, SLG: 0.500 Randy Moffitt, R (8.1) OBP: 0.231, SLG: 0.385 Dave Heaverlo, R (8.1)			0-0 F8			0-3 K		0-3 K	2 0 0 0 0 1 0 1 0 0 0 0 1 0 0 0 0 0 0 0 0 0 0 0 0 0 0 0										
Inning Stats	R: 0 E: 0 K: 0 S: 3	H: 0 LOB: 0 BB: 0 P: 3	R: 0 E: 1 K: 0 S: 4	H: 1 LOB: 2 BB: 1 P: 8	R: 0 E: 0 K: 0 S: 3	H: 1 LOB: 0 BB: 0 P: 3	R: 0 E: 0 K: 1 S: 5	H: 0 LOB: 0 BB: 0 P: 5	R: 0 E: 0 K: 0 S: 5	H: 0 LOB: 0 BB: 0 P: 5	R: 0 E: 0 K: 0 S: 4	H: 1 LOB: 1 BB: 0 P: 4	R: 0 E: 0 K: 1 S: 5	H: 0 LOB: 0 BB: 0 P: 5	R: 0 E: 0 K: 0 S: 3	H: 0 LOB: 0 BB: 0 P: 3		1B: 3 2B: 1 3B: 0 HR: 0	SF: 0 SAC: 0 DP: 1 HBP: 0
PITCHER Andy Messersmith, R (1.1) ERA: 2.4	IP: 9.0 WLS: W BF: 30 H: 3 R: 0 ER: 0 SO: 3 BB: 1 IBB: 0 HBP: 0 BLK: 0 WP: 0 HR: 0 S: 35 P: 39 ERA: 0.00 WHIP: 0.444																		

Batter	1	2	3	4	5	6	7	8	9	AB	R	H	RBI	BB	SO	LOB	BOTTOM
Davey Lopes, R (1.4) OBP: 0.352, SLG: 0.355	0-0 P4		0-0 5-3		0-0 E5 2H			CS 1B	4 0 1 0 0 0 1								San Francisco Giants @ Los Angeles Dodgers Dodger Stadium, Los Angeles, CA Mon Sep 08 1975, 7:05 PM PDT Att: 17,239 - Unknown
Lee Lacy, R (1.7) OBP: 0.359, SLG: 0.474	0-0 1B		0-0 6-3			0-0 1B	CS 1-2	0-0 F9	4 0 2 0 0 0 0								
Henry Cruz, L (1.8) OBP: 0.297, SLG: 0.314	0-0 F2			0-0 4-3		0-0 2B		4-0 PB 1B BB	3 2 1 0 1 0 1								
Steve Garvey, R (1.3) OBP: 0.346, SLG: 0.462	0-0 1B			0-0 6-3		0-0 2B	2H	0-0 PB 1B 1B	4 1 3 1 0 0 0								
Willie Crawford, L (1.9) OBP: 0.343, SLG: 0.386	0-0 F7			0-0 S 1B		4-0 IBB		0-3 K	3 0 1 0 1 1 4								
Ken McMullen, R (1.5) OBP: 0.311, SLG: 0.425		0-0 6-3		0-3 K		0-0 P4		4-0 1B BB	3 1 0 0 1 1 3								
Steve Yeager, R (1.2) OBP: 0.313, SLG: 0.368		0-3 K			4-0 FC2-6 BB	0-0 F7		0-0 1B 1-2 2H 3H	3 0 1 2 1 1 2								
Bill Russell, R (1.6) OBP: 0.288, SLG: 0.270		0-0 F9			0-0 FC2-6 E5		0-3 K	0-0 1B	4 0 1 1 0 1 1								
Andy Messersmith, R (1.1) OBP: 0.210, SLG: 0.198			0-0 F9		0-3 K		0-0 1-3	0-3 K	4 0 0 0 0 2 3								
Inning Stats	R: 0 E: 0 K: 0 S: 5	H: 2 LOB: 2 BB: 0 P: 5	R: 0 E: 0 K: 1 S: 5	H: 0 LOB: 0 BB: 0 P: 5	R: 0 E: 0 K: 0 S: 3	H: 0 LOB: 0 BB: 0 P: 3	R: 0 E: 0 K: 1 S: 6	H: 1 LOB: 1 BB: 0 P: 6	R: 0 E: 0 K: 0 S: 5	H: 3 LOB: 2 BB: 1 P: 9	R: 0 E: 0 K: 1 S: 5	H: 1 LOB: 0 BB: 0 P: 5	R: 3 E: 0 K: 2 S: 10	H: 3 LOB: 2 BB: 2 P: 18	1B: 8 2B: 2 3B: 0 HR: 0	SF: 0 SAC: 0 DP: 0 HBP: 0	
PITCHER John Montefusco, R (1.1) ERA: 2.91 Randy Moffitt, R (8.1) ERA: 4.1 Dave Heaverlo, R (8.1) ERA: 2.34	IP: 7.0 WLS: L BF: 28 H: 7 R: 1 ER: 1 SO: 4 BB: 1 IBB: 1 HBP: 0 BLK: 0 WP: 0 HR: 0 S: 34 P: 42 ERA: 1.29 WHIP: 1.143																

Batter	1	2	3	4	5	6	7	8	9	AB	R	H	RBI	BB	SO	LOB	TOP			
Pete Rose, S OBP: 0.403, SLG: 0.425 (1,5)	0-0 1-3			0-3 K		0-0 BB 1B		4-0 FC6-4 BB		3	0	1	0	1	1	0	Cincinnati Reds @ Los Angeles Dodgers Dodger Stadium, Los Angeles, CA Wed Sep 10 1975, 7:05 PM PDT Att: 27,432 - Unknown			
Ken Griffey, L OBP: 0.397, SLG: 0.410 (1,9)	0-3 K			0-3 K		4-0 FC5-4 BB		0-0 FC6-4 BB 1B		3	1	0	0	1	2	2				
Joe Morgan, L OBP: 0.461, SLG: 0.501 (1,4)	0-0 F9			4-0 BB		0-3 K		4-0 1B BB		2	0	0	0	2	1	2				
Tony Perez, R OBP: 0.350, SLG: 0.465 (1,3)		0-3 K		0-0 F2		0-0 FC5-4		0-0 BB		4	0	1	2	0	1	3				
Rawly Eastwick, R OBP: 0.097, SLG: 0.067 (8,1)						1-2 BB		1-3 2-3 3-H		0	0	0	0	0	0	0				
Johnny Bench, R OBP: 0.361, SLG: 0.519 (1,2)		0-3 K		0-0 F4		0-0 6-3		0-0 5-3		4	0	0	0	0	1	2				
George Foster, R OBP: 0.368, SLG: 0.542 (1,7)		0-0 6-3		0-0 1B		0-0 5-3		0-0 5-3		4	0	1	0	0	0	0				
Cesar Geronimo, L OBP: 0.327, SLG: 0.365 (1,8)			0-0 6-3	0-0 F7		0-3 K		0-0 6-3		4	0	0	0	0	1	1				
Dave Concepcion, R OBP: 0.308, SLG: 0.332 (1,6)			0-3 K	0-3 K		0-0 FC6-4 BB 1B		0-0 5-3		4	1	1	0	0	2	1				
Pat Darcy, L OBP: 0.051, SLG: 0.077 (1,1)			0-3 K			0-3 K		0-0 L8		2	0	0	0	0	2	0				
Dan Driessen, L OBP: 0.374, SLG: 0.401 (8,3)										1	0	0	0	0	0	1				
Inning Stats	R: 0 E: 0 K: 1 S: 5	H: 0 LOB: 0 BB: 0 P: 5	R: 0 E: 0 K: 2 S: 7	H: 0 LOB: 0 BB: 0 P: 7	R: 0 E: 0 K: 2 S: 7	H: 0 LOB: 1 BB: 1 P: 11	R: 0 E: 0 K: 1 S: 6	H: 1 LOB: 1 BB: 0 P: 6	R: 0 E: 0 K: 2 S: 8	H: 1 LOB: 2 BB: 1 P: 12	R: 0 E: 0 K: 1 S: 5	H: 0 LOB: 0 BB: 0 P: 5	R: 2 E: 0 K: 0 S: 5	H: 2 LOB: 2 BB: 2 P: 13	R: 0 E: 0 K: 0 S: 3	H: 0 LOB: 0 BB: 0 P: 3	1B: 4 2B: 0 3B: 0 HR: 0	SF: 0 SAC: 0 DP: 0 HBP: 0	WP: 0 PB: 0 SB: 0 CS: 0	PA: 35
PITCHER Burt Hooton, R ERA: 3.06 (1,1)	IP: 9.0 WLS: W BF: 35 H: 4 R: 2 ER: 2 SO: 11 BB: 4 IBB: 0 HBP: 0 BLK: 0 WP: 0 HR: 0 S: 53 P: 69 ERA: 2.00 WHIP: 0.889															PITCHER				

AB	31
R	2
H	4
RBI	2
BB	4
SO	11
LOB	12



Batter	1	2	3	4	5	6	7	8	9	AB	R	H	RBI	BB	SO	LOB	BOTTOM			
Davey Lopes, R OBP: 0.352, SLG: 0.353 (1,4)	4-0 E 2B BB	0-0 FC6-5 S		0-0 6-3			0-0 6-3			3	1	0	0	1	0	1	Cincinnati Reds @ Los Angeles Dodgers Dodger Stadium, Los Angeles, CA Wed Sep 10 1975, 7:05 PM PDT Att: 27,432 - Unknown			
Lee Lacy, R OBP: 0.355, SLG: 0.467 (1,7)	0-3 K	0-0 F8		0-0 6-3		0-0 1B				4	0	1	0	0	1	2				
Willie Crawford, L OBP: 0.345, SLG: 0.393 (1,9)	0-0 5-3 2B		0-0 4-3 1B 2B		0-0 F7		0-0 F2			4	1	2	1	0	0	0				
Henry Cruz, L OBP: 0.286, SLG: 0.301 (8,8)										0	0	0	0	0	0	0				
Steve Garvey, R OBP: 0.346, SLG: 0.464 (1,3)	0-0 5-3		0-0 4-3		0-0 1B		0-0 5-3			4	0	1	0	0	0	2				
Ron Cey, R OBP: 0.362, SLG: 0.468 (1,5)	4-0 BB BB		0-0 1B 1B		0-3 K		0-0 F7			3	0	1	1	1	1	1				
John Hays, L OBP: 0.301, SLG: 0.350 (1,8)	4-0 FC6-4 BB		0-0 F7		0-0 F7		0-3 K			3	0	0	0	1	1	2				
Steve Yeager, R OBP: 0.314, SLG: 0.373 (1,2)	0-0 FC6-4		0-0 1B		0-3 K		0-0 5-3		0-0 SH3-4 2B 1B	4	1	2	0	0	1	3				
Bill Russell, R OBP: 0.288, SLG: 0.275 (1,6)		0-0 FC6-5 2B	0-3 K		0-0 5-3		0-0 SH3-4			3	0	1	0	0	1	2				
Burt Hooton, R OBP: 0.149, SLG: 0.156 (1,1)		0-0 B1-4		0-3 K		0-0 F2		0-0 2B		3	0	0	0	0	1	1				
Leron Lee, L OBP: 0.246, SLG: 0.220 (8,PH)										1	0	1	1	0	0	0				
Inning Stats	R: 1 E: 1 K: 1 S: 6	H: 1 LOB: 3 BB: 3 P: 18	R: 0 E: 0 K: 0 S: 4	H: 1 LOB: 0 BB: 0 P: 4	R: 1 E: 0 K: 1 S: 8	H: 3 LOB: 2 BB: 0 P: 8	R: 0 E: 0 K: 1 S: 5	H: 0 LOB: 0 BB: 0 P: 5	R: 0 E: 0 K: 1 S: 5	H: 0 LOB: 0 BB: 0 P: 5	R: 0 E: 0 K: 1 S: 3	H: 1 LOB: 0 BB: 0 P: 3	R: 0 E: 0 K: 1 S: 5	H: 0 LOB: 0 BB: 0 P: 5	R: 1 E: 0 K: 0 S: 3	H: 2 LOB: 1 BB: 0 P: 3	1B: 5 2B: 4 3B: 0 HR: 0	SF: 0 SAC: 1 DP: 0 HBP: 0	WP: 0 PB: 0 SB: 1 CS: 0	PA: 36
PITCHER Pat Darcy, R ERA: 3.61 (1,1)	IP: 7.0 WLS: L BF: 30 H: 7 R: 2 ER: 2 SO: 5 BB: 3 IBB: 0 HBP: 0 BLK: 0 WP: 0 HR: 0 S: 37 P: 49 ERA: 2.57 WHIP: 1.429															PITCHER				
Rawly Eastwick, R ERA: 2.76 (8,1)	IP: 1.1 WLS: L BF: 6 H: 2 R: 1 ER: 1 SO: 1 BB: 0 IBB: 0 HBP: 0 BLK: 0 WP: 0 HR: 0 S: 8 P: 8 ERA: 6.75 WHIP: 1.500															PITCHER				



Batter	1	2	3	4	5	6	7	8	9	AB	R	H	RBI	BB	SO	LOB	TOP
Pete Rose, S OBP: 0.403, SLG: 0.429 Doug Flynn, R OBP: 0.306, SLG: 0.324	6-3		K			6-3		HR		4	1	1	1	0	1	1	Cincinnati Reds @ Los Angeles Dodgers Dodger Stadium, Los Angeles, CA Thu Sep 11 1975, 7:05 PM PDT Att: 27,640 - Unknown
Ken Griffey, L OBP: 0.395, SLG: 0.408	F7			1-3		4-3 1B		1-3		4	1	1	0	0	0		
Joe Morgan, L OBP: 0.461, SLG: 0.500	F5			WP S 1B		4-3		S BB		3	0	1	0	1	0		
Tony Perez, R OBP: 0.350, SLG: 0.463		L6		K		1B		F9		4	0	1	1	0	1		
Johnny Bench, R OBP: 0.362, SLG: 0.518		G5-4-3 1B		5-3		1B		K		4	0	2	0	0	1		
George Foster, R OBP: 0.365, SLG: 0.536	G5-4-3				K			F8		4	0	0	0	0	1		
Cesar Geronimo, L OBP: 0.326, SLG: 0.364			6-3			1B		1-3		4	0	1	0	0	1		
Dave Concepcion, R OBP: 0.308, SLG: 0.330			S BB		F8			5-3		3	0	0	0	1	0		
Jack Billingham, R OBP: 0.200, SLG: 0.111 Clay Carroll, R OBP: 0.356, SLG: 0.377 Terry Crowley, L OBP: 0.261, SLG: 0.304 Pedro Borbon, R OBP: 0.261, SLG: 0.304			K		4-3			F7		2	0	0	0	0	1		
			1-2							0	0	0	0	0	0		
Inning Stats	R: 0 E: 0 K: 0 S: 3	H: 0 LOB: 0 BB: 0 P: 3	R: 0 E: 0 K: 0 S: 3	H: 1 LOB: 0 BB: 0 P: 3	R: 0 E: 0 K: 2 S: 7	H: 0 LOB: 1 BB: 1 P: 11	R: 0 E: 0 K: 1 S: 6	H: 1 LOB: 1 BB: 0 P: 6	R: 0 E: 0 K: 0 S: 6	H: 0 LOB: 0 BB: 0 P: 3	R: 1 E: 0 K: 1 S: 6	H: 1 LOB: 1 BB: 1 P: 10	R: 0 E: 0 K: 1 S: 5	H: 0 LOB: 0 BB: 0 P: 5	1B: 6 2B: 0 3B: 0 HR: 1	SF: 0 SAC: 0 DP: 1 HBP: 0	WP: 1 PA: 35 PB: 0 SB: 3 CS: 0
PITCHER Rick Rhoden, R ERA: 3.16	IP: 9.0 WLS: W BF: 35 H: 7 R: 2 ER: 2 SO: 6 BB: 2 IBB: 0 HBP: 0 BLK: 0 WP: 1 HR: 1 S: 45 P: 53 ERA: 2.00 WHIP: 1.000											PITCHER	IP: 9.0 WLS: W BF: 35 H: 7 R: 2 ER: 2 SO: 6 BB: 2 IBB: 0 HBP: 0 BLK: 0 WP: 1 HR: 1 S: 45 P: 53 ERA: 2.00 WHIP: 1.000				

Batter	1	2	3	4	5	6	7	8	9	AB	R	H	RBI	BB	SO	LOB	BOTTOM
Davey Lopes, R OBP: 0.355, SLG: 0.355	E S 1B BB		FC 1B 2B		K		1B BLK HBP			2	2	1	0	1	1	0	Cincinnati Reds @ Los Angeles Dodgers Dodger Stadium, Los Angeles, CA Thu Sep 11 1975, 7:05 PM PDT Att: 27,640 - Unknown
Lee Lacy, R OBP: 0.361, SLG: 0.469	K2-5-2 1H BB 1B		FC 1B 2-3		CS BB		L3 1B			3	1	2	1	1	0		
Willie Crawford, L OBP: 0.349, SLG: 0.393	K2-5-2 1-2 BB		1B FC5-2 1B		HR BB		L3			2	1	1	1	2	0		
Steve Garvey, R OBP: 0.347, SLG: 0.469	K2-5-2 1-2 2-3		FC5-2 1B		HR		3-1			4	1	2	3	0	1		
Ron Cey, R OBP: 0.361, SLG: 0.466	K		FC5-2 1B		6-3					4	0	1	0	0	1		
Henry Cruz, L OBP: 0.272, SLG: 0.286		G3	F8					FC1-6 1B		4	0	0	0	0	3		
Steve Yeager, R OBP: 0.313, SLG: 0.372		F9			P6-3 1B		F3	G6-4-3		4	0	1	0	0	1		
Bill Russell, R OBP: 0.288, SLG: 0.276		F3			P6-3 1-2					3	0	1	0	0	1		
Rick Rhoden, R OBP: 0.083, SLG: 0.083			5-3		5-3		K			3	0	0	0	1	1		
										0	0	0	0	0	0		
Inning Stats	R: 1 E: 0 K: 2 S: 7	H: 1 LOB: 1 BB: 2 P: 15	R: 0 E: 0 K: 0 S: 3	H: 0 LOB: 0 BB: 0 P: 3	R: 2 E: 0 K: 0 S: 7	H: 3 LOB: 2 BB: 0 P: 7	R: 0 E: 0 K: 0 S: 3	H: 1 LOB: 0 BB: 0 P: 3	R: 2 E: 0 K: 1 S: 5	H: 1 LOB: 0 BB: 2 P: 13	R: 0 E: 0 K: 1 S: 6	H: 1 LOB: 1 BB: 0 P: 6	R: 0 E: 0 K: 0 S: 3	H: 1 LOB: 0 BB: 0 P: 3	1B: 7 2B: 4 3B: 0 HR: 1	SF: 0 SAC: 0 DP: 4 HBP: 1	WP: 0 PA: 34 PB: 0 SB: 1 CS: 1
PITCHER Jack Billingham, R ERA: 4.06 Clay Carroll, R ERA: 2.5 Pedro Borbon, R ERA: 2.99	IP: 5.0 WLS: L BF: 23 H: 6 R: 5 ER: 5 SO: 3 BB: 4 IBB: 0 HBP: 0 BLK: 0 WP: 0 HR: 1 S: 25 P: 41 ERA: 9.00 WHIP: 2.000											PITCHER	IP: 5.0 WLS: L BF: 23 H: 6 R: 5 ER: 5 SO: 3 BB: 4 IBB: 0 HBP: 0 BLK: 0 WP: 0 HR: 1 S: 25 P: 41 ERA: 9.00 WHIP: 2.000				

Batter	1	2	3	4	5	6	7	8	9	AB	R	H	RBI	BB	SO	LOB	TOP			
Ralph Garr, L (1, 7) OBP: 0.329, SLG: 0.387	3-1		E 1B S 1B		4-3		G3 2B	P6		5	1	2	0	0	0	1				
Marty Perez, R (1, 4) OBP: 0.333, SLG: 0.333	K		E 1B BB		5-3		6-3		5-3	4	0	0	0	1	1	1				
Darrell Evans, L (1, 5) OBP: 0.361, SLG: 0.413	K		F5		1B BB		G3		6-3	4	0	0	0	1	1	3				
Dave May, L (1, 9) OBP: 0.363, SLG: 0.516		5-3	E3 1B		1B		BB HBP		G3	4	0	1	0	0	0	2				
Dusty Baker Jr., R (1, 8) OBP: 0.350, SLG: 0.415					F6					3	1	2	2	1	0	2				
Mike Lum, L (1, 3) OBP: 0.306, SLG: 0.324		F2			FC6-4 1B		E3 FC3-6		4-3	4	0	1	0	0	0	3				
Vic Correll, R (1, 2) OBP: 0.307, SLG: 0.355					F3		FC3-6 FC6-4		K	4	0	1	0	0	1	2				
Larry Blanks, R (1, 6) OBP: 0.293, SLG: 0.294					F7		F7		4-3	4	0	0	0	0	0	3				
Phil Niekro, R (1, 1) OBP: 0.179, SLG: 0.217			K		FC6-4		FC6-4			4	0	1	0	0	1	2				
Inning Stats	R: 0 E: 0 K: 2 S: 7	H: 0 LOB: 0 BB: 0 P: 7	R: 1 E: 0 K: 0 S: 5	H: 2 LOB: 1 BB: 0 P: 5	R: 1 E: 1 K: 1 S: 7	H: 2 LOB: 2 BB: 1 P: 11	R: 0 E: 0 K: 0 S: 4	H: 1 LOB: 1 BB: 0 P: 4	R: 0 E: 0 K: 0 S: 4	H: 0 LOB: 1 BB: 1 P: 4	R: 0 E: 0 K: 0 S: 4	H: 1 LOB: 3 BB: 1 P: 9	R: 0 E: 0 K: 1 S: 6	H: 1 LOB: 1 BB: 0 P: 6	R: 0 E: 0 K: 0 S: 3	H: 0 LOB: 0 BB: 0 P: 3	1B: 6 2B: 1 3B: 0 HR: 1	SF: 0 SAC: 0 DP: 0 HBP: 1	WP: 0 PB: 0 SB: 1 CS: 0	PA: 40
PITCHER	IP	WLS	BF	H	R	ER	SO	BB	IBB	HBP	BLK	WP	HR	S	P	ERA	WHIP			
Don Sutton, R (1, 1) ERA: 2.87	6.0	L	27	6	2	1	3	2	0	0	0	0	1	31	39	1.50	1.333			
Stan Wall, L (7, 1) ERA: 1.59	1.0		6	1	0	0	0	1	0	1	0	0	0	4	9	0.00	2.000			
Charlie Hough, R (8, 1) ERA: 2.98	2.0		7	1	0	0	1	0	0	0	0	0	0	9	9	0.00	0.500			

Atlanta Braves @ Los Angeles Dodgers
Dodger Stadium, Los Angeles, CA
Fri Sep 12 1975, 7:05 PM PDT
Att: 18,067 - Unknown

AB 36
R 2
H 8
RBI 2
BB 3
SO 4
LOB 19





Batter	1	2	3	4	5	6	7	8	9	AB	R	H	RBI	BB	SO	LOB	BOTTOM					
Davey Lopes, R (1, 4) OBP: 0.354, SLG: 0.354	5-3		FC6-4 BB		6-3		SF7			2	0	0	1	1	0	1						
Lee Lacy, R (1, 7) OBP: 0.356, SLG: 0.462	P4		FC6-4		5-3		5-3			4	0	0	0	0	0	5						
Willie Crawford, L (1, 9) OBP: 0.346, SLG: 0.389	L3		F7				G3		K	4	0	0	0	0	1	2						
Steve Garvey, R (1, 3) OBP: 0.345, SLG: 0.466		P3			F3		K2-3		K	4	0	0	0	0	2	0						
Ron Cey, R (1, 5) OBP: 0.362, SLG: 0.465					E6 WP		5-3			3	0	1	0	1	0	0						
Henry Cruz, L (1, 8) OBP: 0.271, SLG: 0.284		F7			F6		FC1-5 E 1B		F9	4	0	1	0	0	0	3						
Steve Yeager, R (1, 2) OBP: 0.310, SLG: 0.368		5-3			K		E5 1B FC1-5 SF7		5-3	4	1	0	0	0	1	3						
Bill Russell, R (1, 6) OBP: 0.285, SLG: 0.272					F8		FC1-5 SF7 1B		5-3	3	0	0	0	0	0	2						
Ken McMullen, R (9, PH) OBP: 0.319, SLG: 0.452					E9 SH1-4		FC1-5 SF7 1B		5-3	1	0	0	0	0	0	0						
Don Sutton, R (1, 1) OBP: 0.179, SLG: 0.150					SH1-4				F8	1	0	1	0	0	0	0						
Stan Wall, L (7, 1)										0	0	0	0	0	0	0						
Leron Lee, L (7, PH) OBP: 0.258, SLG: 0.233					FC6-4					1	0	1	0	0	0	0						
Charlie Hough, R (8, 1)										0	0	0	0	0	0	0						
Jimmy Wynn, R (9, PH) OBP: 0.301, SLG: 0.405										1	0	0	0	0	0	0						
Inning Stats	R: 0 E: 0 K: 0 S: 3	H: 0 LOB: 0 BB: 0 P: 3	R: 0 E: 0 K: 0 S: 3	H: 0 LOB: 1 BB: 1 P: 7	R: 0 E: 0 K: 0 S: 4	H: 1 LOB: 2 BB: 1 P: 8	R: 0 E: 1 K: 1 S: 6	H: 0 LOB: 1 BB: 0 P: 6	R: 0 E: 0 K: 0 S: 4	H: 0 LOB: 1 BB: 0 P: 4	R: 0 E: 0 K: 1 S: 5	H: 0 LOB: 0 BB: 0 P: 5	R: 1 E: 1 K: 0 S: 6	H: 2 LOB: 2 BB: 0 P: 6	R: 0 E: 0 K: 2 S: 8	H: 1 LOB: 1 BB: 0 P: 8	R: 0 E: 0 K: 0 S: 3	H: 0 LOB: 0 BB: 0 P: 3	1B: 3 2B: 1 3B: 0 HR: 0	SF: 1 SAC: 1 DP: 0 HBP: 0	WP: 1 PB: 0 SB: 0 CS: 0	PA: 36
PITCHER	IP	WLS	BF	H	R	ER	SO	BB	IBB	HBP	BLK	WP	HR	S	P	ERA	WHIP					
Phil Niekro, R (1, 1) ERA: 3.05	9.0	W	36	4	1	0	4	2	0	0	0	1	0	42	50	0.00	0.667					

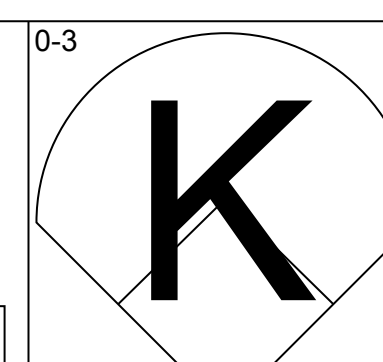
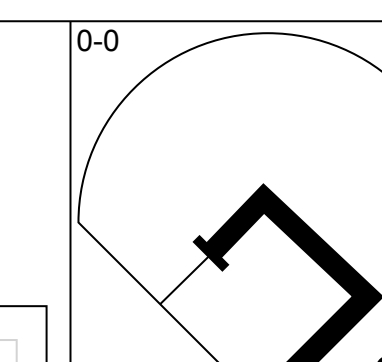
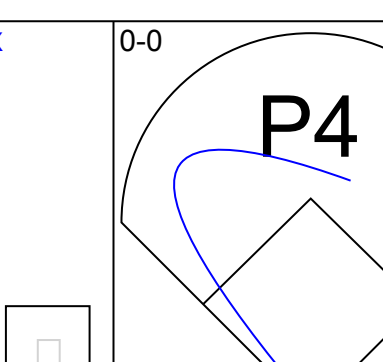
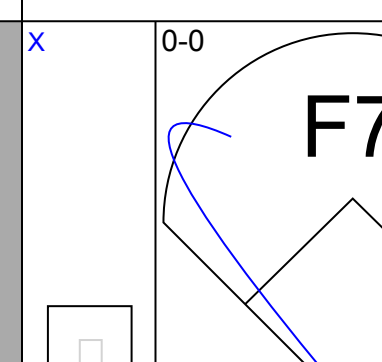
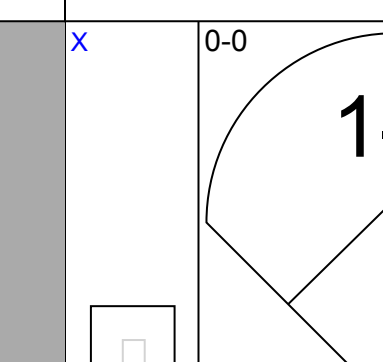
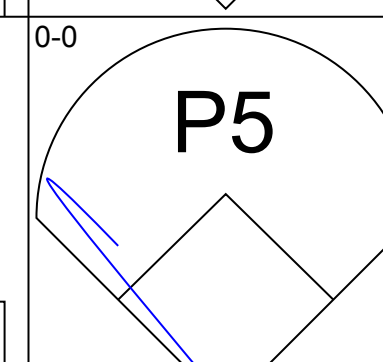
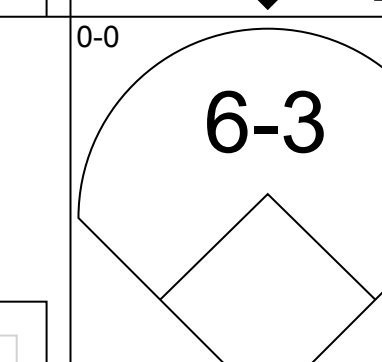


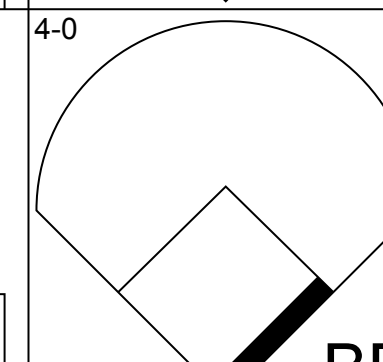
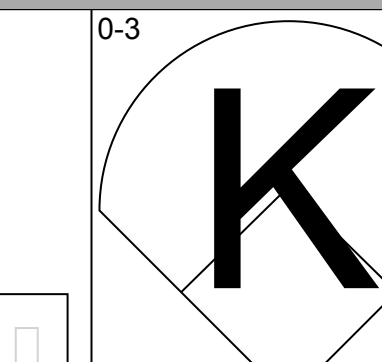
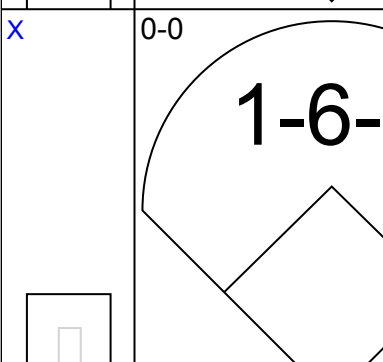
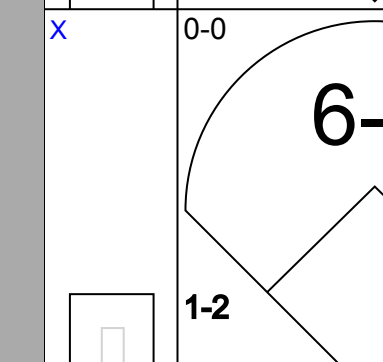
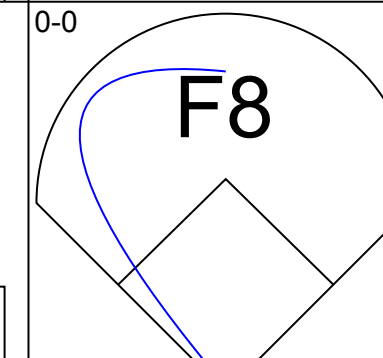
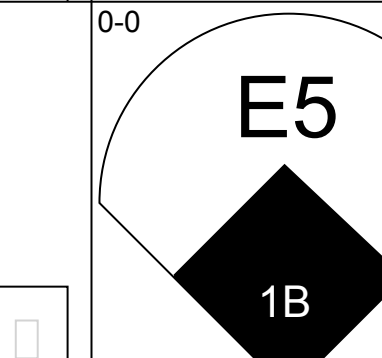
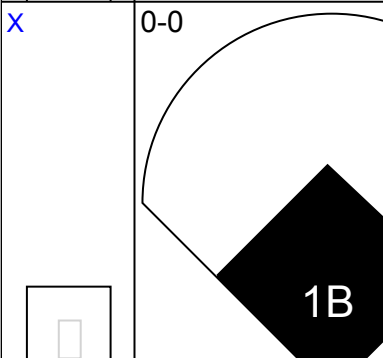
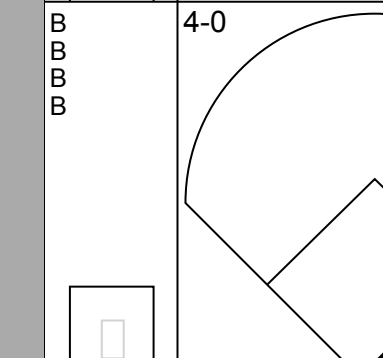
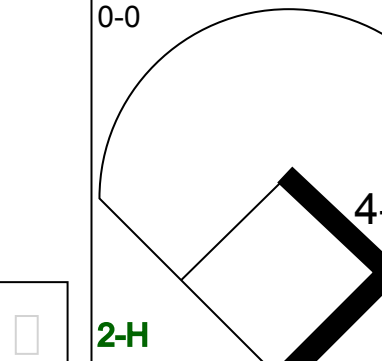
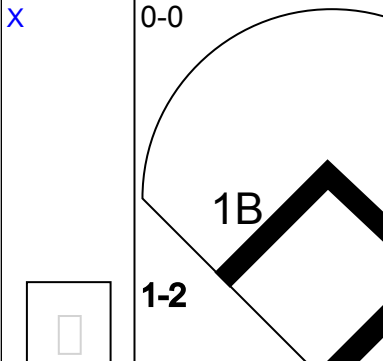
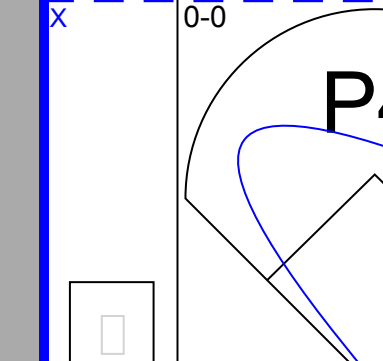
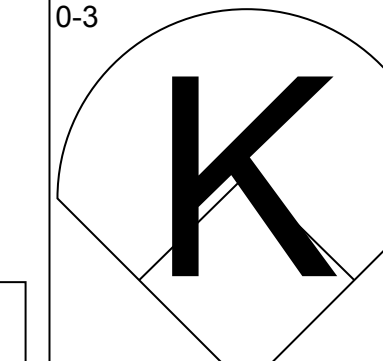
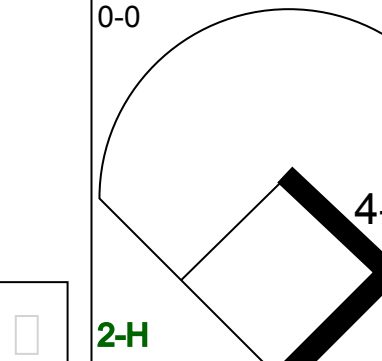
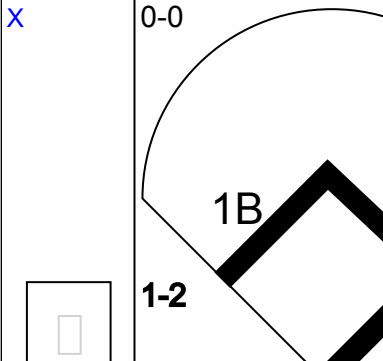
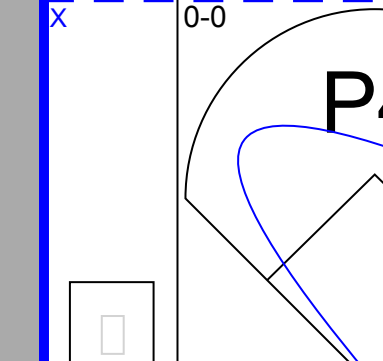
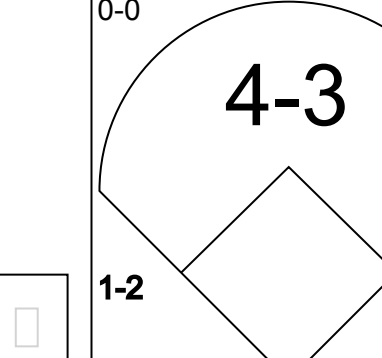
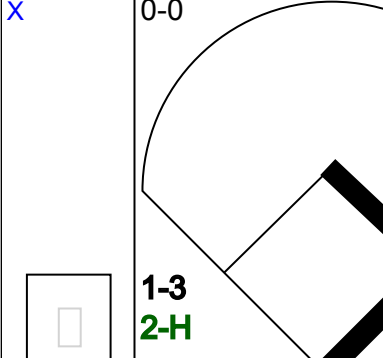
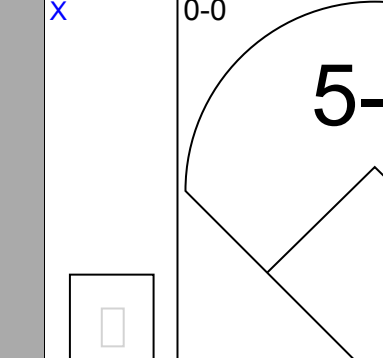
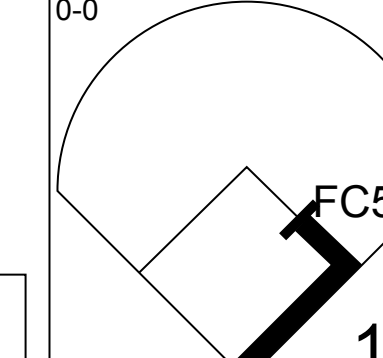
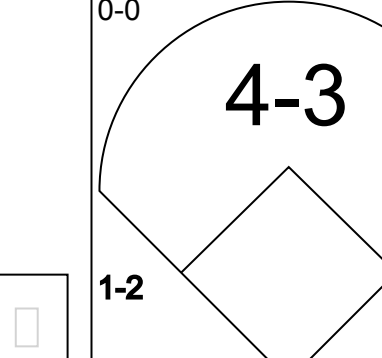
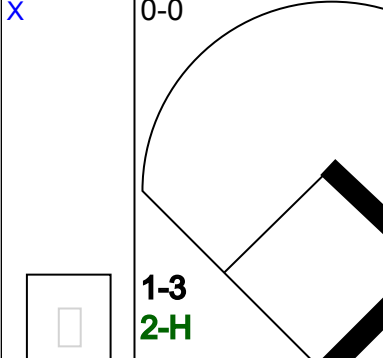
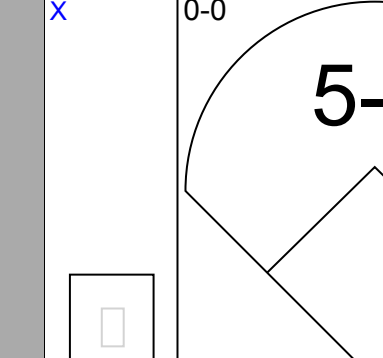
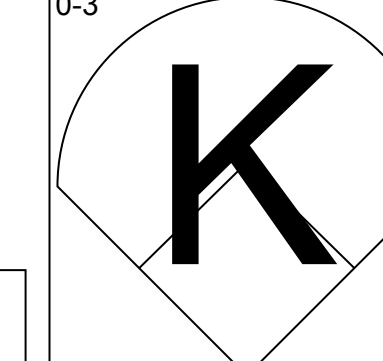
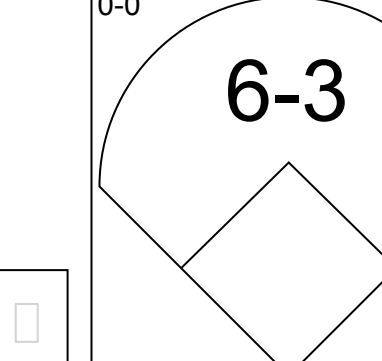
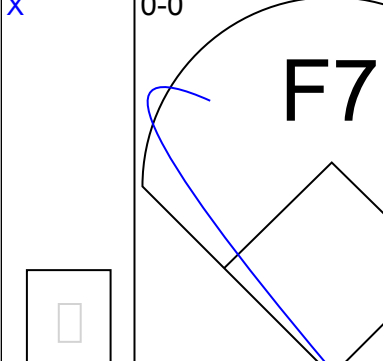

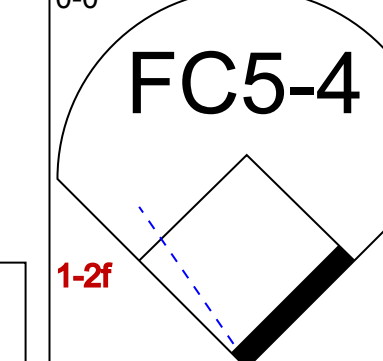
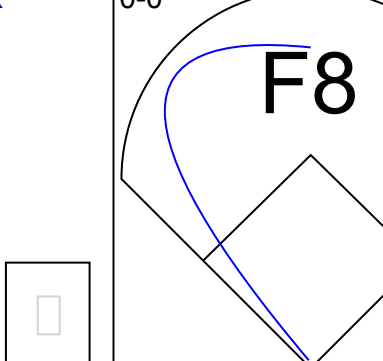
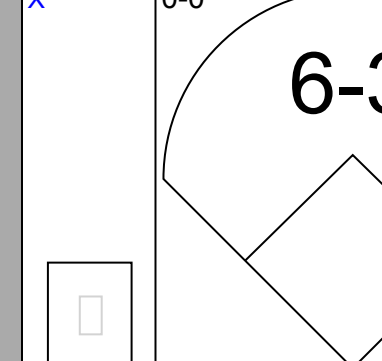


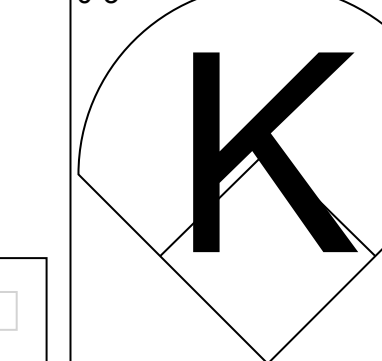
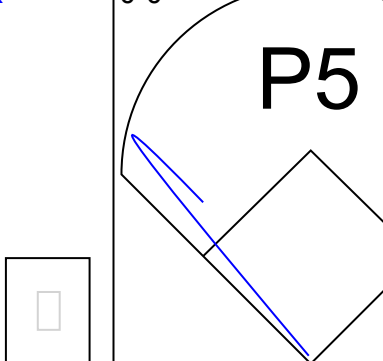
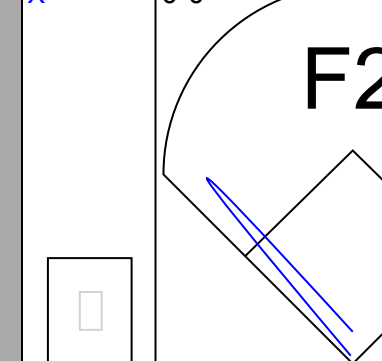

Atlanta Braves @ Los Angeles Dodgers
Dodger Stadium, Los Angeles, CA
Fri Sep 12 1975, 7:05 PM PDT
Att: 18,067 - Unknown

AB 32
R 1
H 4
RBI 1
BB 2
SO 4
LOB 16



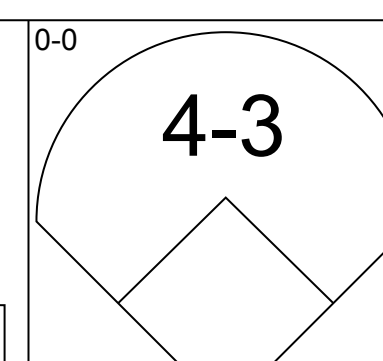
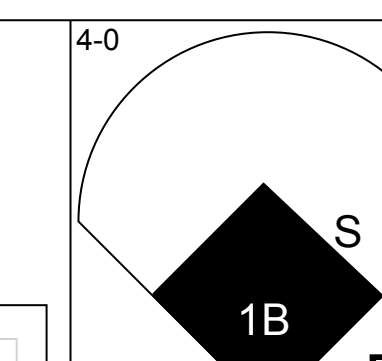
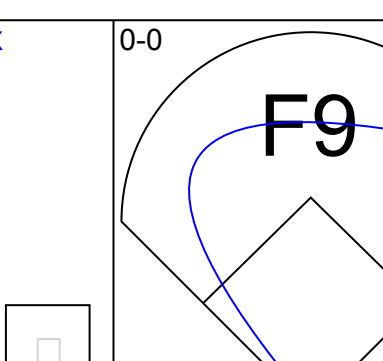
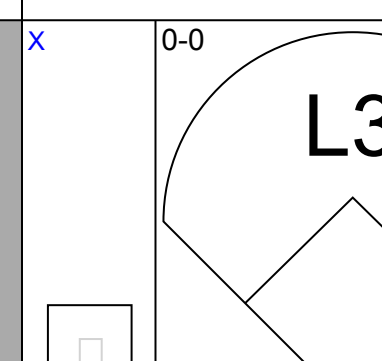
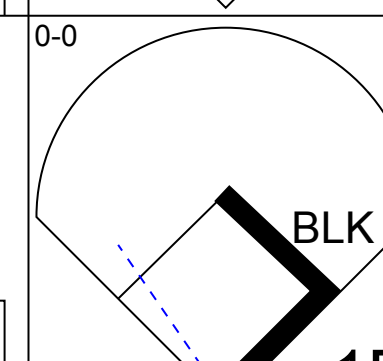
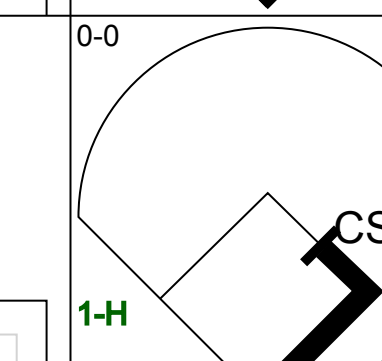
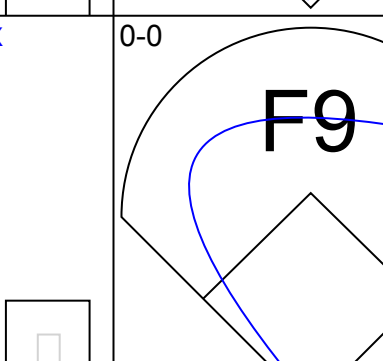

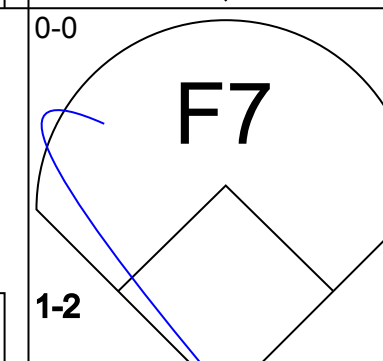
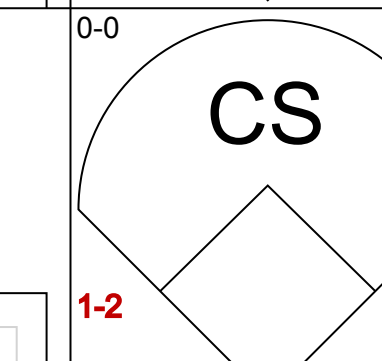
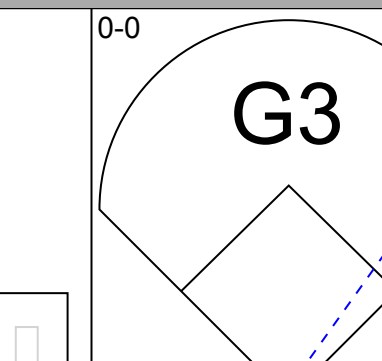
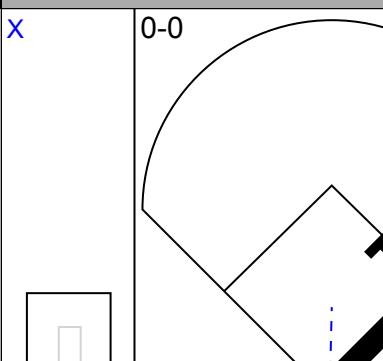
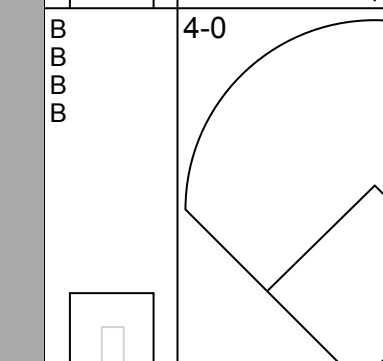
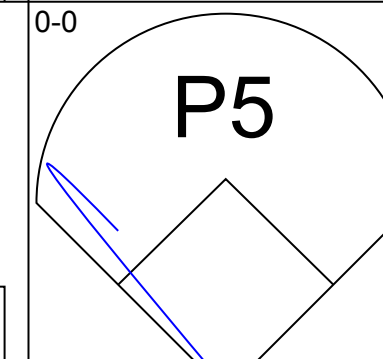




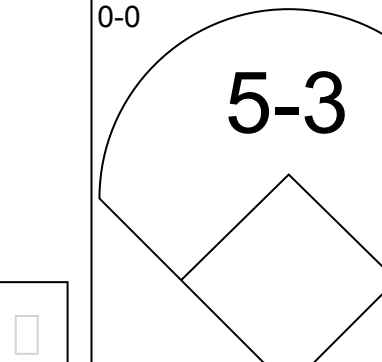
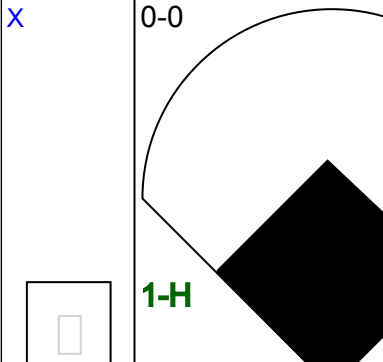
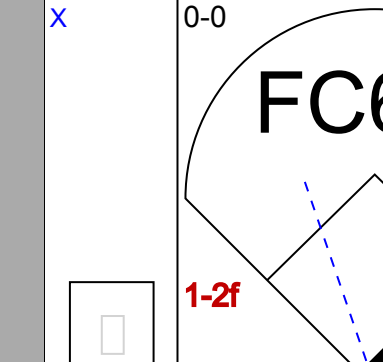
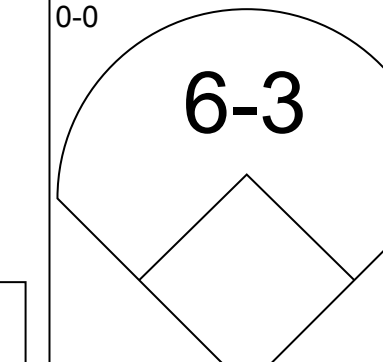
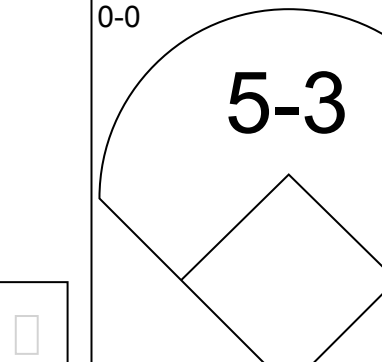
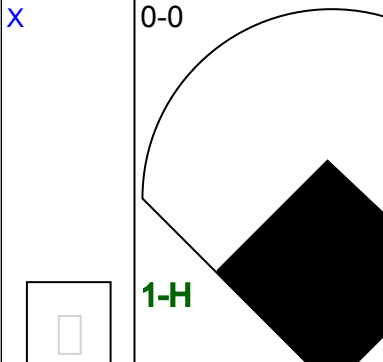
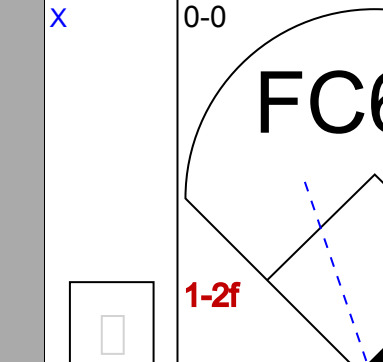
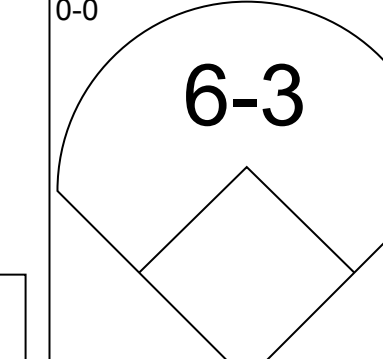
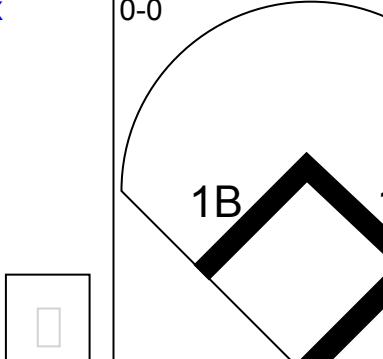

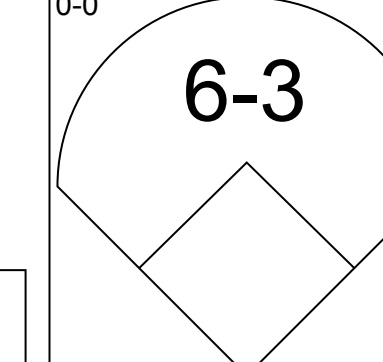
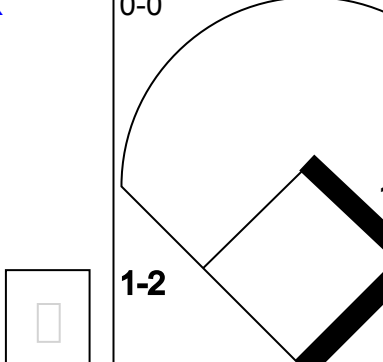

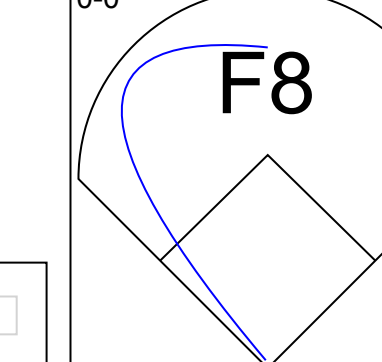
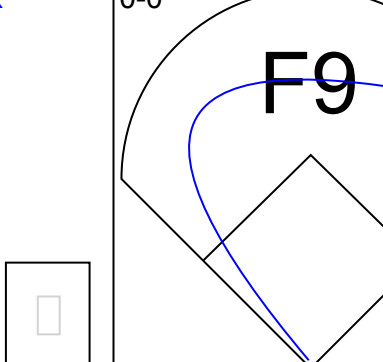
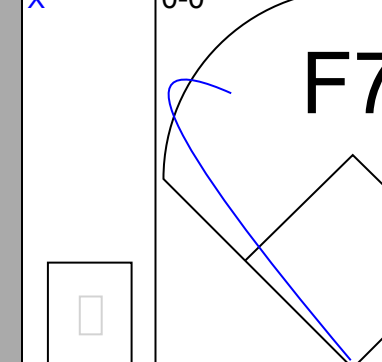
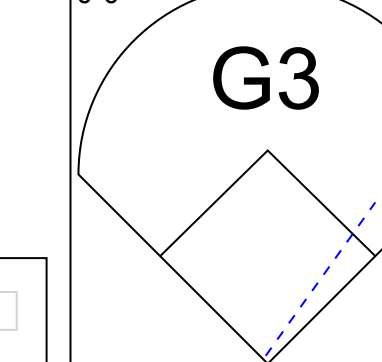
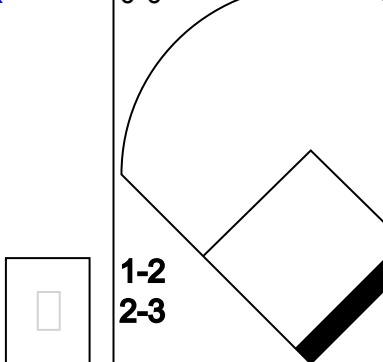
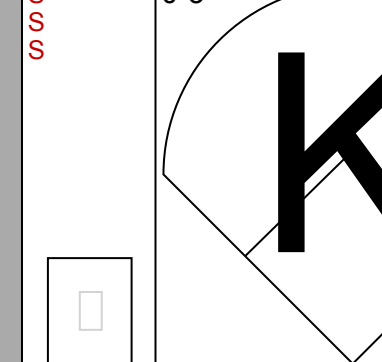
Batter	1	2	3	4	5	6	7	8	9	AB	R	H	RBI	BB	SO	LOB	TOP		
Ralph Garr, L OBP: 0.327, SLG: 0.385	0-3 K		0-3 K		0-3 K			0-0 4-3		4	0	0	0	0	3	3	<p>Atlanta Braves @ Los Angeles Dodgers Dodger Stadium, Los Angeles, CA Sat Sep 13 1975, 7:05 PM PDT Att: 17,929 - Unknown</p> <p>livebaseballscores.com</p> <p>AB 32 R 0 H 5 RBI 0 BB 1 SO 7 LOB 16</p> 		
Marty Perez, R OBP: 0.330, SLG: 0.329	0-0 F9		0-0 F9				0-0 4-3	0-0 5-3		4	0	0	0	0	0	2			
Darrell Evans, L OBP: 0.360, SLG: 0.410	4-0 BB			0-0 F7			0-0 F9		0-3 K	3	0	0	0	1	1	0			
Ed Goodson, L OBP: 0.237, SLG: 0.263	0-0 P6			0-0 4-3			0-0 G3		0-0 1B	4	0	1	0	0	0	1			
Dusty Baker Jr., R OBP: 0.347, SLG: 0.411		0-0 5-3		0-0 G3			0-0 F7		0-0 F2	4	0	0	0	0	0	1			
Rowland Office, L OBP: 0.322, SLG: 0.343	0-3 K				0-0 1-3 E 1B			0-0 G5-4-3 1B	0-0 6-3	4	0	2	0	0	1	1			
Earl Williams, R OBP: 0.306, SLG: 0.358			0-0 1B		0-0 E7 1-3 1-2			0-0 G5-4-3 1-2		3	0	1	0	0	0	2			
Larvell Blanks, R OBP: 0.292, SLG: 0.299 Mike Lum, L OBP: 0.292, SLG: 0.323 Rob Balloir, R OBP: 0.292, SLG: 0.273 Biff Picoroba, S OBP: 0.319, SLG: 0.310 Rod Gilbreath, R OBP: 0.308, SLG: 0.322	0-0 F5				0-0 1-3 1-2 2-3			0-0 4-3 1B		1	0	0	0	0	0	0			
Frank LaCorte, R OBP: 0.361, SLG: 0.512			0-0 1-3		0-3 K			0-3 K		2	0	0	0	0	1	2			
Pablo Torrealba, L OBP: 1.000, SLG: 1.000 Preston Hanna, R OBP: 0.361, SLG: 0.512 Tom House, L OBP: 0.200, SLG: 0.111										0	0	0	0	0	0	0			
Inning Stats	R: 0 E: 0 K: 1 S: 5	H: 0 LOB: 1 BB: 1 P: 9	R: 0 E: 0 K: 1 S: 6	H: 1 LOB: 1 BB: 0 P: 6	R: 0 E: 0 K: 1 S: 5	H: 0 LOB: 0 BB: 0 P: 5	R: 0 E: 0 K: 0 S: 3	H: 0 LOB: 0 BB: 0 P: 3	R: 0 E: 1 K: 2 S: 9	H: 1 LOB: 2 BB: 0 P: 9	R: 0 E: 0 K: 0 S: 3	H: 0 LOB: 0 BB: 0 P: 3	R: 0 E: 0 K: 1 S: 6	H: 1 LOB: 2 BB: 0 P: 6	R: 0 E: 0 K: 1 S: 6	H: 1 LOB: 1 BB: 0 P: 6	1B: 5 2B: 0 3B: 0 HR: 0	SF: 0 SAC: 0 DP: 1 HBP: 0	WP: 0 PA: 33 PB: 0 SB: 0 CS: 0
PITCHER Andy Messersmith, R ERA: 2.33	IP: 9.0 WLS: W BF: 33 H: 5 R: 0 ER: 0 SO: 7 BB: 1 IBB: 0 HBP: 0 BLK: 0 WP: 0 HR: 0 S: 46 P: 50 ERA: 0.00 WHIP: 0.667															PITCHER			

Batter	1	2	3	4	5	6	7	8	9	AB	R	H	RBI	BB	SO	LOB	BOTTOM
Davey Lopes, R OBP: 0.355, SLG: 0.354	0-0 4-3 S 1B 1B		0-0 F7			0-0 E8 1-3 2-H 1B		0-0 4-3	0-0 FC4-6 E	5	2	2	2	0	0	2	<p>Atlanta Braves @ Los Angeles Dodgers Dodger Stadium, Los Angeles, CA Sat Sep 13 1975, 7:05 PM PDT Att: 17,929 - Unknown</p> <p>livebaseballscores.com</p> <p>AB 32 R 6 H 8 RBI 5 BB 4 SO 5 LOB 17</p> 
Lee Lacy, R OBP: 0.357, SLG: 0.464	0-0 4-3		0-0 F9		0-3 K		0-0 WP 1B	0-0 E6 1-H 3-H 2B		5	0	2	2	0	1	3	
Willie Crawford, L OBP: 0.346, SLG: 0.387	0-0 1B 3-H 1B		0-0 L8		0-3 K		4-0 1-2 BB	0-0 6-3		4	0	1	1	1	1	4	
Steve Garvey, R OBP: 0.344, SLG: 0.464	0-0 1-3 1B			0-0 F8		0-0 2-3	0-0 G3			4	0	1	0	0	0	2	
Ron Cey, R OBP: 0.362, SLG: 0.464	0-3 K		0-0 F3		0-0 F9			0-0 SH1-4 E 1B		4	1	1	0	0	1	2	
John Hale, L OBP: 0.302, SLG: 0.346 Manny Mota, R OBP: 0.358, SLG: 0.283 Joe Simpson, L OBP: 0.310, SLG: 0.366	0-0 L9			0-3 K		4-0 HBP 1B BB		1-0 E SH1-4 FC4-6 HBP		2	0	0	0	1	1	2	
Steve Yeager, R OBP: 0.310, SLG: 0.366		0-0 6-3			0-0 F9	1-0 1-2 HBP 1B		0-0 SH1-4		2	0	0	0	0	0	0	
Bill Russell, R OBP: 0.288, SLG: 0.273		0-0 1-3			0-0 E6 1B BB	0-0 1-2 2-H 1B		4-0 FC4-6 E BB		3	2	1	0	1	0	0	
Andy Messersmith, R OBP: 0.211, SLG: 0.192		0-0 F7			4-0 E 1B BB		0-3 K	0-0 E5 FC4-6		3	0	0	0	1	1	2	
Inning Stats	R: 1 E: 0 K: 1 S: 8	H: 3 LOB: 2 BB: 0 P: 8	R: 0 E: 0 K: 0 S: 3	H: 0 LOB: 0 BB: 0 P: 3	R: 0 E: 0 K: 1 S: 5	H: 0 LOB: 0 BB: 0 P: 5	R: 0 E: 2 K: 2 S: 9	H: 1 LOB: 2 BB: 1 P: 13	R: 0 E: 0 K: 0 S: 3	H: 1 LOB: 3 BB: 1 P: 8	R: 0 E: 0 K: 1 S: 6	H: 1 LOB: 2 BB: 1 P: 10	R: 4 E: 2 K: 0 S: 6	H: 2 LOB: 2 BB: 1 P: 11	1B: 7 2B: 1 3B: 0 HR: 0	SF: 0 SAC: 1 DP: 0 HBP: 2	
PITCHER Frank LaCorte, R ERA: 3.0 Pablo Torrealba, L ERA: Preston Hanna, R ERA: Tom House, L ERA: 3.03	IP: 4.2 WLS: L BF: 20 H: 4 R: 2 ER: 1 SO: 3 BB: 1 IBB: 0 HBP: 0 BLK: 0 WP: 0 HR: 0 S: 25 P: 29 ERA: 1.93 WHIP: 1.071															PITCHER	

Batter	1	2	3	4	5	6	7	8	9	AB	R	H	RBI	BB	SO	LOB	TOP					
Dusty Baker Jr. R OBP: 0.346, SLG: 0.411 (1, 8)										5	0	1	0	0	1	1	Atlanta Braves @ Los Angeles Dodgers Dodger Stadium, Los Angeles, CA Sun Sep 14 1975, 3:33 AM PDT Att: 14,833 - Unknown					
Ralph Carr L OBP: 0.326, SLG: 0.384 (1, 7)										4	0	1	0	0	0	0						
Marty Perez R OBP: 0.330, SLG: 0.327 (1, 4)										3	0	0	0	1	1	1						
Earl Williams R OBP: 0.310, SLG: 0.361 (8, PR)										3	2	2	0	1	0	1						
Rod Gilbreath R OBP: 0.336, SLG: 0.322 (8, 5)										0	0	0	0	0	0	0						
Cito Gaston R OBP: 0.304, SLG: 0.411 (8, PH)										3	0	2	1	0	1	0						
Dave May L OBP: 0.359, SLG: 0.509 (8, 9)										1	0	0	0	0	0	2						
Darrell Evans L OBP: 0.381, SLG: 0.411 (8, 3)										4	0	2	1	0	0	3						
Vic Correll R OBP: 0.352										3	0	0	0	0	1	4						
Biff Pocoroba S OBP: 0.323, SLG: 0.314 (9, PH)										1	0	1	0	0	0	0						
Larryl Blanks R OBP: 0.290, SLG: 0.291 (8, PH)										3	0	0	0	0	0	1						
Rowland Office L OBP: 0.324, SLG: 0.345 (9, PH)										1	0	1	0	0	0	0						
Carl Morton R OBP: 0.189, SLG: 0.184 (1, 1)										3	0	0	0	0	1	0						
Mike Lum L OBP: 0.305, SLG: 0.322 (9, PH)										1	0	0	0	0	0	1						
Inning Stats	R: 0 E: 0 K: 1 S: 5	H: 0 LOB: 1 BB: 1 P: 9	R: 0 E: 0 K: 2 S: 8	H: 1 LOB: 1 BB: 0 P: 8	R: 0 E: 0 K: 1 S: 5	H: 1 LOB: 0 BB: 0 P: 5	R: 1 E: 1 K: 1 S: 7	H: 2 LOB: 1 BB: 0 P: 7	R: 0 E: 0 K: 0 S: 3	H: 0 LOB: 0 BB: 0 P: 3	R: 1 E: 0 K: 0 S: 6	H: 3 LOB: 2 BB: 0 P: 6	R: 0 E: 0 K: 0 S: 3	H: 0 LOB: 0 BB: 0 P: 3	R: 0 E: 0 K: 0 S: 4	H: 1 LOB: 2 BB: 1 P: 8	R: 0 E: 0 K: 0 S: 4	H: 2 LOB: 1 BB: 0 P: 4	1B: 9 2B: 1 3B: 0 HR: 0	SF: 0 SAC: 0 DP: 0 HBP: 0	WP: 0 PB: 0 SB: 0 CS: 0	PA: 37
PITCHER	IP WLS BF H R ER SO BB IBB HBP BLK WP HR S P ERA WHIP																					
Doug Rau L ERA: 3.19 (1, 1)	7.1 W 31 8 2 2 5 2 0 0 0 0 0 0 6 47 2.46 1.364																					
Charlie Hough R ERA: 2.87 (8, 1)	1.2 S 6 2 0 0 0 0 0 0 0 0 0 0 6 6 0.00 1.200																					

AB 35
R 2
H 10
RBI 2
BB 2
SO 5
LOB 14



Batter	1	2	3	4	5	6	7	8	9	AB	R	H	RBI	BB	SO	LOB	BOTTOM			
Davey Lopes R OBP: 0.354, SLG: 0.352 (1, 4)										3	1	0	0	1	0	3	Atlanta Braves @ Los Angeles Dodgers Dodger Stadium, Los Angeles, CA Sun Sep 14 1975, 3:33 AM PDT Att: 14,833 - Unknown			
Lee Lacy R OBP: 0.359, SLG: 0.465 (1, 7)										4	0	2	1	0	0	3				
Willie Crawford L OBP: 0.348, SLG: 0.387 (8, PR)										3	0	1	0	1	0	1				
Joe Simpson L (8, 8)										0	0	0	0	0	0	0				
Steve Garvey R OBP: 0.342, SLG: 0.461 (1, 3)										4	1	0	0	0	0	3				
Ron Cey R OBP: 0.361, SLG: 0.468 (1, 5)										4	1	1	2	0	0	1				
John Hate L OBP: 0.302, SLG: 0.346 (9, 9)										3	0	1	0	0	0	0				
Steve Yeager R OBP: 0.311, SLG: 0.366 (1, 2)										3	0	1	0	0	0	0				
Bill Russell R OBP: 0.285, SLG: 0.270 (1, 6)										3	0	0	0	0	0	2				
Doug Rau L OBP: 0.235, SLG: 0.188 (1, 1)										3	0	1	0	0	1	0				
Charlie Hough R (8, 1)										0	0	0	0	0	0	0				
Inning Stats	R: 0 E: 0 K: 0 S: 4	H: 1 LOB: 0 BB: 0 P: 4	R: 0 E: 0 K: 0 S: 3	H: 0 LOB: 0 BB: 0 P: 3	R: 1 E: 0 K: 0 S: 3	H: 1 LOB: 0 BB: 1 P: 7	R: 0 E: 0 K: 0 S: 3	H: 0 LOB: 0 BB: 0 P: 3	R: 0 E: 0 K: 0 S: 6	H: 3 LOB: 3 BB: 0 P: 6	R: 2 E: 0 K: 0 S: 5	H: 2 LOB: 0 BB: 0 P: 5	R: 0 E: 0 K: 1 S: 5	H: 0 LOB: 0 BB: 0 P: 5	R: 0 E: 0 K: 0 S: 3	H: 0 LOB: 1 BB: 1 P: 7	1B: 6 2B: 0 3B: 0 HR: 1	SF: 0 SAC: 0 DP: 0 HBP: 0	WP: 0 PB: 0 SB: 1 CS: 1	PA: 33
PITCHER	IP WLS BF H R ER SO BB IBB HBP BLK WP HR S P ERA WHIP																			
Carl Morton R ERA: 3.39 (1, 1)	8.0 L 32 7 3 3 1 2 0 0 0 0 0 1 32 40 3.38 1.125																			

AB 30
R 3
H 7
RBI 3
BB 2
SO 1
LOB 13



Batter	1	2	3	4	5	6	7	8	9	AB	R	H	RBI	BB	SO	LOB	TOP		
Johnny Grubb, L (1, 8) OBP: 0.349, SLG: 0.373	F9		K			F6		4-3		4	0	0	0	0	1	2			
Hector Torres, R (1, 6) OBP: 0.306, SLG: 0.348	K					K		1B HR BB		3	1	1	0	1	2	1			
Bobby Tolan, L (1, 7) OBP: 0.304, SLG: 0.333	K					G5-6-3		1B HR		4	1	1	0	0	2	1			
Willie McCovey, L (1, 3) OBP: 0.344, SLG: 0.456		K				5-3		1B 2B 1B		4	2	2	3	0	1	0			
Dave Winfield, R (1, 9) OBP: 0.349, SLG: 0.397		K				K2-3		1B HR		3	0	0	0	0	3	1			
Dick Sharon, R (8, PH) OBP: 0.329, SLG: 0.355								K		1	0	0	0	0	1	0			
Dave Roberts, R (1, 5) OBP: 0.340, SLG: 0.372		6-3				5-3		6-3		4	0	1	0	0	0	0			
Ted Kubiak, S (1, 4) OBP: 0.308, SLG: 0.257						4-3		1B 2B		4	0	2	1	0	0	0			
Bob Davis, R (1, 2) OBP: 0.322, SLG: 0.283						F3		F2		1	0	0	0	2	0	1			
Tito Fuentes, S (9, PH) OBP: 0.306, SLG: 0.347						1-2		SH1-4 BB		1	0	0	0	0	0	0			
Rich Folkers, L (1, 1) OBP: 0.243, SLG: 0.206						K		BB		1	0	0	0	0	1	1			
Gene Locklear, L (7, PH) OBP: 0.372, SLG: 0.431								SH1-4		1	0	0	0	0	0	3			
Bill Greif, R (7, 1) OBP: 0.302, SLG: 0.346								G3		0	0	0	0	0	0	0			
Joe McIntosh, S (8, 1) OBP: 0.245, SLG: 0.239								1-2		0	0	0	0	0	0	0			
Jerry Turner, L (9, PH) OBP: 0.697, SLG: 0.500										1	0	0	0	0	1	0			
Inning Stats	R: 0 E: 0 K: 2 S: 7	H: 0 LOB: 0 BB: 0 P: 7	R: 0 E: 0 K: 2 S: 7	H: 0 LOB: 0 BB: 0 P: 7	R: 0 E: 0 K: 2 S: 8	H: 1 LOB: 1 BB: 0 P: 8	R: 0 E: 0 K: 0 S: 3	H: 1 LOB: 0 BB: 0 P: 3	R: 0 E: 0 K: 1 S: 5	H: 0 LOB: 0 BB: 0 P: 5	R: 1 E: 0 K: 2 S: 10	H: 3 LOB: 3 BB: 1 P: 14	R: 3 E: 0 K: 1 S: 7	H: 2 LOB: 0 BB: 1 P: 11	R: 0 E: 0 K: 1 S: 5	H: 0 LOB: 0 BB: 0 P: 5	1B: 5 2B: 1 3B: 0 HR: 1	SF: 0 SAC: 1 DP: 1 HBP: 0	WP: 0 PA: 36 PB: 0 SB: 1 CS: 0
PITCHER Burt Hooton, R (1, 1) ERA: 3.1	IP: 9.0 WLS: W BF: 36 H: 7 R: 4 ER: 4 SO: 12 BB: 3 IBB: 0 HBP: 0 BLK: 0 WP: 0 HR: 1 S: 57 P: 69 ERA: 4.00 WHIP: 1.111															PITCHER			

San Diego Padres @ Los Angeles Dodgers
 Dodger Stadium, Los Angeles, CA
 Mon Sep 15 1975, 7:05 PM PDT
 Att: 12,233 - Unknown

AB	32
R	4
H	7
RBI	4
BB	3
SO	12
LOB	10



Batter	1	2	3	4	5	6	7	8	9	AB	R	H	RBI	BB	SO	LOB	BOTTOM		
Davey Lopes, R (1, 4) OBP: 0.353, SLG: 0.352	F4		4-3			F5				4	0	1	0	0	0	0			
Lee Lacy, R (1, 7) OBP: 0.357, SLG: 0.462	1B		B2			5-3		4-3		4	0	1	0	0	0	2			
Jimmy Wynn, R (1, 8) OBP: 0.304, SLG: 0.407										3	2	2	0	1	0	0			
John Hale, L (9, 8) OBP: 0.302, SLG: 0.346						1-3 1B 6-3 1B		F7		0	0	0	0	0	0	0			
Steve Garvey, R (1, 3) OBP: 0.345, SLG: 0.463	K					6-3 1-3 1B		1B WP 1B		4	1	3	0	0	1	2			
Ron Cey, R (1, 5) OBP: 0.362, SLG: 0.467	6-3					1-3		1B IBB		3	1	1	0	1	0	4			
Steve Yeager, R (1, 2) OBP: 0.306, SLG: 0.362						6-3		L5		4	0	0	2	0	0	5			
Jerry Royster, R (1, 9) OBP: 0.308, SLG: 0.500						2-3 3-H 6-0				2	0	0	0	0	0	1			
Willie Crawford, L (7, PH) OBP: 0.349, SLG: 0.396						3-1		4-3		2	1	1	3	0	0	0			
Bill Russell, R (1, 6) OBP: 0.280, SLG: 0.265								2-H 3-H HR		4	0	0	0	0	0	0			
Burt Hooton, R (1, 1) OBP: 0.155, SLG: 0.162								1B		4	0	1	0	0	1	0			
Inning Stats	R: 0 E: 0 K: 1 S: 7	H: 2 LOB: 2 BB: 0 P: 7	R: 0 E: 0 K: 0 S: 3	H: 0 LOB: 0 BB: 0 P: 3	R: 0 E: 0 K: 0 S: 3	H: 0 LOB: 0 BB: 0 P: 3	R: 1 E: 0 K: 0 S: 5	H: 2 LOB: 1 BB: 0 P: 5	R: 0 E: 0 K: 0 S: 3	H: 0 LOB: 0 BB: 0 P: 3	R: 0 E: 0 K: 0 S: 4	H: 1 LOB: 2 BB: 1 P: 8	R: 0 E: 0 K: 0 S: 5	H: 2 LOB: 2 BB: 0 P: 5	R: 4 E: 0 K: 1 S: 8	H: 3 LOB: 0 BB: 1 P: 12	1B: 9 2B: 0 3B: 0 HR: 1	SF: 0 SAC: 0 DP: 0 HBP: 0	WP: 1 PA: 36 PB: 0 SB: 0 CS: 0
PITCHER Rich Folkers, L (1, 1) ERA: 4.09	IP: 6.0 WLS: 7 BF: 24 H: 5 R: 1 ER: 1 SO: 1 BB: 0 IBB: 0 HBP: 0 BLK: 0 WP: 1 HR: 0 S: 25 P: 29 ERA: 1.50 WHIP: 0.833															PITCHER			
Bill Greif, R (7, 1) ERA: 3.79	1.0 WLS: L BF: 7 H: 3 R: 2 ER: 2 SO: 0 BB: 1 IBB: 0 HBP: 0 BLK: 0 WP: 0 HR: 6 S: 10 P: 10 ERA: 18.00 WHIP: 4.000															PITCHER			
Joe McIntosh, R (8, 1) ERA: 3.61	1.0 WLS: L BF: 5 H: 2 R: 2 ER: 2 SO: 1 BB: 0 IBB: 0 HBP: 0 BLK: 0 WP: 0 HR: 1 S: 7 P: 7 ERA: 18.00 WHIP: 2.000															PITCHER			

San Diego Padres @ Los Angeles Dodgers
 Dodger Stadium, Los Angeles, CA
 Mon Sep 15 1975, 7:05 PM PDT
 Att: 12,233 - Unknown

AB	34
R	5
H	10
RBI	5
BB	2
SO	2
LOB	14

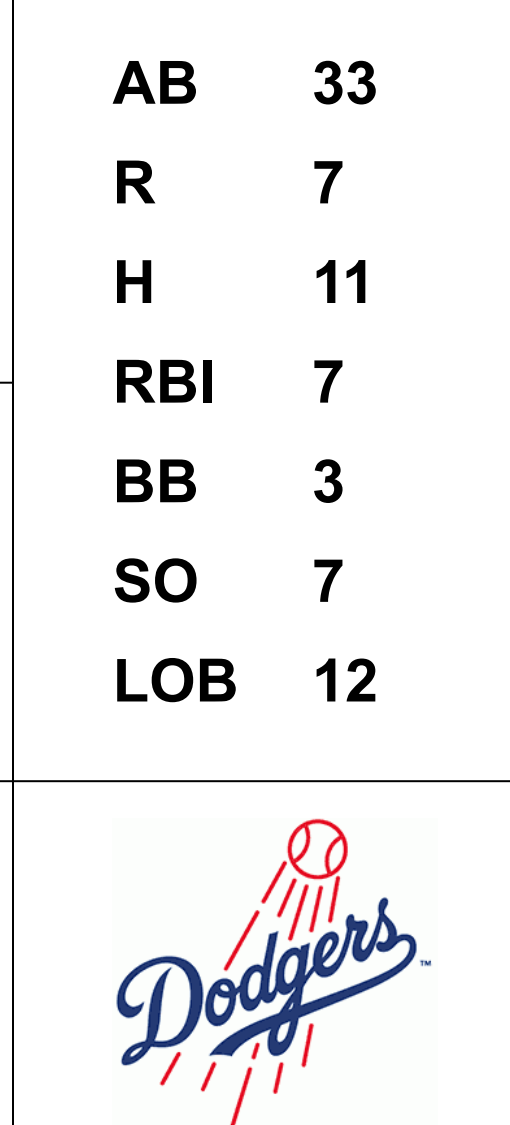


Batter	1	2	3	4	5	6	7	8	9	AB	R	H	RBI	BB	SO	LOB	TOP			
Jerry Turner, L OBP: 0.333, SLG: 0.143 (1, 7)	F7			FC5		4-3		6-3		4	0	0	0	1	0	5	San Diego Padres @ Los Angeles Dodgers Dodger Stadium, Los Angeles, CA Wed Sep 17 1975, 7:05 PM PDT Att: 13,465 - Unknown			
Hector Torres, R OBP: 0.301, SLG: 0.338 (1, 6)	F8		F8		L7		K		F6	5	0	0	0	0	1	2				
Gene Locklear, L OBP: 0.379, SLG: 0.444 (1, 9)	1B		F9		HBP BB		FC4-6 BB		G4-6-3 1B	3	0	2	0	2	0	2				
Willie McCovey, L OBP: 0.346, SLG: 0.461 (1, 3)	G3			1B BB	HBP BB		FC4-6 1B		G4-6-3 1B	3	1	0	0	2	0	3				
Bobby Tolan, L OBP: 0.305, SLG: 0.333 (1, 8)		K		BB 1B	F9		1B			4	0	2	0	0	1	2				
Dave Roberts, R OBP: 0.356, SLG: 0.374 (1, 5)		G4-6-3 BB		FC5 BB	1B		F6			2	0	1	1	1	0	2				
Ted Kubiak, S OBP: 0.303, SLG: 0.254 (1, 4)		G4-6-3 1-2		F8			K		G6-4-3 BB 1B	4	0	1	0	0	1	6				
Randy Hundley, R OBP: 0.285, SLG: 0.279 (8, PR)			F2		F2				G6-4-3 BB	2	0	0	0	2	0	0				
Bob Davis, R OBP: 0.317, SLG: 0.278 (8, 2)			1-2 2-3 BB						1-2 BB	0	0	0	0	0	0	0				
Dan Spillner, R OBP: 0.254, SLG: 0.156 (3, 1)										0	0	0	0	0	1	0				
Jerry Johnson, R OBP: 0.083, SLG: 0.167 (4, PH)										0	0	0	0	0	0	0				
Johnny Sneed, L OBP: 0.346, SLG: 0.176 (4, 1)										1	0	0	0	0	0	1				
Dave Freisleben, R OBP: 0.193, SLG: 0.085 (6, PH)										0	0	0	0	0	0	0				
Bill Almon, R OBP: 0.245, SLG: 0.239 (6, 1)										0	0	0	0	0	0	0				
Joe McIntosh, S OBP: 0.305, SLG: 0.350 (8, PH)										1	0	0	0	0	0	2				
Dick Sharon, R OBP: 0.350, SLG: 0.350 (8, 1)										0	0	0	0	0	0	0				
Butch Metzger, R (8, 1)										0	0	0	0	0	0	0				
Inning Stats	R: 0 E: 0 K: 0 S: 4	H: 1 LOB: 1 BB: 0 P: 4	R: 0 E: 0 K: 1 S: 4	H: 0 LOB: 0 BB: 1 P: 8	R: 0 E: 0 K: 1 S: 3	H: 0 LOB: 2 BB: 2 P: 11	R: 1 E: 0 K: 1 S: 7	H: 2 LOB: 3 BB: 2 P: 15	R: 0 E: 0 K: 1 S: 5	H: 0 LOB: 3 BB: 2 P: 14	R: 0 E: 0 K: 1 S: 6	H: 1 LOB: 2 BB: 1 P: 10	R: 0 E: 0 K: 0 S: 3	H: 1 LOB: 2 BB: 1 P: 7	R: 0 E: 0 K: 0 S: 3	H: 1 LOB: 0 BB: 0 P: 3	1B: 6 2B: 0 3B: 0 HR: 0	SF: 0 SAC: 0 DP: 3 HBP: 1	WP: 0 PB: 0 SB: 0 CS: 0	PA: 40
PITCHER	IP WLS BF H R ER SO BB IBB HBP BLK WP HR S P ERA WHIP																			
Andy Messersmith, R ERA: 2.91 (1, 1)	7.0 W 35 5 1 1 4 9 0 1 0 0 0 0 33 70 1.29 2.000																			
Charlie Hough, R ERA: 2.61 (8, 1)	2.0 5 1 0 0 0 0 0 0 0 0 0 0 5 5 0.00 0.500																			

AB	30
R	1
H	6
RBI	1
BB	9
SO	4
LOB	27



Batter	1	2	3	4	5	6	7	8	9	AB	R	H	RBI	BB	SO	LOB	BOTTOM			
Davey Lopes, R OBP: 0.355, SLG: 0.355 (1, 4)	SH1-3 1B 2B			F4		K		F5		5	1	2	0	0	1	1	San Diego Padres @ Los Angeles Dodgers Dodger Stadium, Los Angeles, CA Wed Sep 17 1975, 7:05 PM PDT Att: 13,465 - Unknown			
Lee Lacy, R OBP: 0.351, SLG: 0.453 (1, 7)	SH1-3 2-3		K	F7		FC6-4 1-2		1B		4	0	1	0	0	1	2				
Willie Crawford, L OBP: 0.350, SLG: 0.395 (1, 9)	1B SF7		E5 2B 1B		K		2B BB		K	4	3	1	1	1	2	1				
Steve Garvey, R OBP: 0.348, SLG: 0.468 (1, 3)	BB 1B		1B 2B	F4		1B 2B		1B 2B		4	2	3	1	0	0	0				
Ron Cey, R OBP: 0.363, SLG: 0.472 (1, 5)	SF7		4-3 SF7 1B		2B		FC5-4 1B			3	1	3	4	0	0	0				
John Hale, L OBP: 0.306, SLG: 0.342 (1, 8)	3H 1-2 BB		4-3		2B		K			2	0	0	0	2	1	2				
Steve Yeager, R OBP: 0.305, SLG: 0.357 (1, 2)	L4		SF7		F9		F9			3	0	0	1	0	0	5				
Ivan De Jesus, R OBP: 0.291, SLG: 0.213 (1, 6)		6-3	F6			5-3	FC5-4 1-2			4	0	0	0	0	0	1				
Andy Messersmith, R OBP: 0.214, SLG: 0.196 (1, 1)										3	0	1	0	0	1	0				
Charlie Hough, R (8, 1)										1	0	0	0	0	1	0				
Inning Stats	R: 2 E: 0 K: 0 S: 6	H: 3 LOB: 2 BB: 1 P: 10	R: 0 E: 0 K: 2 S: 8	H: 1 LOB: 0 BB: 0 P: 8	R: 3 E: 1 K: 0 S: 6	H: 2 LOB: 0 BB: 0 P: 6	R: 0 E: 0 K: 1 S: 3	H: 0 LOB: 0 BB: 0 P: 3	R: 0 E: 0 K: 1 S: 6	H: 1 LOB: 2 BB: 1 P: 10	R: 0 E: 0 K: 1 S: 6	H: 1 LOB: 1 BB: 1 P: 11	R: 0 E: 0 K: 2 S: 8	H: 1 LOB: 1 BB: 0 P: 8	R: 0 E: 0 K: 2 S: 8	H: 1 LOB: 1 BB: 0 P: 8	1B: 6 2B: 5 3B: 0 HR: 0	SF: 2 SAC: 1 DP: 0 HBP: 0	WP: 0 PB: 0 SB: 0 CS: 0	PA: 39
PITCHER	IP WLS BF H R ER SO BB IBB HBP BLK WP HR S P ERA WHIP																			
Dan Spillner, R ERA: 4.27 (1, 1)	14 5 3 2 0 0 0 0 0 0 0 0 0 0 17 21 13.50 3.500																			
Jerry Johnson, R ERA: 4.29 (3, 1)	1.0 3 0 0 0 0 0 0 0 0 0 0 0 0 3 3 0.00 0.000																			
Dave Freisleben, R ERA: 4.09 (4, 1)	2.0 8 1 0 0 1 0 1 0 0 0 0 0 9 13 0.00 0.500																			
Joe McIntosh, R ERA: 3.67 (6, 1)	2.0 10 3 2 2 2 1 0 0 0 0 0 0 13 17 9.00 2.000																			
Butch Metzger, R ERA: (8, 1)	1.0 4 1 0 0 2 0 0 0 0 0 0 0 8 8 0.00 1.000																			



Batter	1	2	3	4	5	6	7	8	9	10	11	12	AB	R	H	RBI	BB	SO	LOB	TOP
Davey Lopes, R OBP: 0.356, SLG: 0.361 (1.4)													5	2	2	0	1	1	2	
Lee Lacy, R OBP: 0.354, SLG: 0.456 (1.8)													5	3	2	0	1	0	2	
Willie Crawford, L OBP: 0.349, SLG: 0.393 Dave Sells, R OBP: 1.000, SLG: 1.000 (9.1)													2	0	0	1	1	0	2	
Steve Garvey, R OBP: 0.345, SLG: 0.464 (1.3)													5	0	0	1	0	1	4	
Ron Cey, R OBP: 0.365, SLG: 0.470 (1.5)													4	0	1	0	2	0	0	
Leron Lee, L OBP: 0.228, SLG: 0.228 Henry Cruz, L OBP: 0.281, SLG: 0.281 Tom Paciorek, R OBP: 0.228, SLG: 0.228 (12.7)												2	0	0	0	0	1	2		
Steve Yeager, R OBP: 0.307, SLG: 0.356 (1.2)														4	0	1	0	2	3	
Ivan De Jesus, R OBP: 0.292, SLG: 0.218 Manny Mota, R OBP: 0.352, SLG: 0.277 Bill Russell, R OBP: 0.279, SLG: 0.264 (8.0)													3	0	1	0	0	0	2	
Doug Rau, L OBP: 0.333, SLG: 0.482 Ken Wicks, R OBP: 0.333, SLG: 0.482 Charlie Hough, R OBP: 0.333, SLG: 0.482 John Hale, L OBP: 0.333, SLG: 0.482 Jimmy Wynn, R OBP: 0.333, SLG: 0.482 (11.9)														2	0	0	0	0	1	2
Inning Stats	R: 1 E: 1 K: 1 S: 6	H: 1 LOB: 2 BB: 2	R: 0 E: 0 K: 1 S: 4	H: 0 LOB: 0 BB: 1 P: 3	R: 1 E: 0 K: 1 S: 6	H: 1 LOB: 0 BB: 0 P: 6	R: 0 E: 0 K: 1 S: 3	H: 1 LOB: 2 BB: 1 P: 10	R: 1 E: 0 K: 0 S: 4	H: 1 LOB: 3 BB: 3 P: 16	R: 0 E: 0 K: 1 S: 7	H: 1 LOB: 2 BB: 0 P: 7	R: 1 E: 0 K: 0 S: 4	H: 1 LOB: 1 BB: 1 P: 8	R: 0 E: 0 K: 2 S: 7	H: 0 LOB: 0 BB: 0 P: 7	1B: 6 2B: 4 3B: 1 HR: 0	SF: 2 SAC: 1 DP: 2 HBP: 0	WP: 3 PB: 0 SB: 1 CS: 1	PA: 52
PITCHER	IP WLS BF H R ER SO BB IBB HBP BLK WP HR S P ERA WHIP	PITCHER																		
Doug Konecny, R ERA: 4.54	1.1 5.0 19 3 2 1 1 1 1 0 0 0 0 1 0 10 14 4.50 1.500																			
Mike Cosgrove, L ERA: 2.63	6.1 2.0 9 2 1 1 1 1 1 0 0 0 0 1 0 10 14 4.50 1.500																			
Jim York, R ERA: 4.52	8.1 0.2 6 1 1 1 0 0 2 1 0 0 0 1 0 3 15 13.50 4.500																			
Joe Niekro, R ERA: 3.28	8.1 2.1 10 2 0 0 1 1 1 0 0 0 0 0 0 11 15 0.00 1.286																			
Dave Roberts, L ERA: 4.27	11.1 2.0 W 8 1 1 1 2 1 0 0 0 0 1 0 11 15 4.50 1.000																			

Los Angeles Dodgers @ Houston Astros
Astrodome, Houston, TX
Fri Sep 19 1975, 8:05 PM EDT
Att. 11,160 - Dome

AB 40
R 5
H 9
RBI 3
BB 9
SO 8
LOB 23





Batter	1	2	3	4	5	6	7	8	9	10	11	12	AB	R	H	RBI	BB	SO	LOB	BOTTOM	
Wilbur Howard, S OBP: 0.338, SLG: 0.383 (1.7)														6	0	1	0	0	2	2	
Rob Andrews, R OBP: 0.289, SLG: 0.277 Ken Boswell, L OBP: 0.351, SLG: 0.318 (12. PH)															5	0	1	0	0	1	2
Cesar Cedeno, R OBP: 0.374, SLG: 0.438 (1.8)														5	1	1	1	0	1	1	
Cliff Johnson, R OBP: 0.382, SLG: 0.498 (1.3)														5	2	2	1	0	0	1	
Enos Cabell, R OBP: 0.306, SLG: 0.373 (1.5)														5	0	0	0	0	1	1	
Greg Gross, L OBP: 0.379, SLG: 0.374 (1.9)														5	1	2	0	0	0	0	
Skip Jutze, R OBP: 0.250, SLG: 0.256 Art Gardner, L OBP: 0.067, SLG: 0.067 (12. PH)														4	1	2	1	0	0	0	
Roger Metzger, S OBP: 0.254, SLG: 0.302 (1.6)														4	0	0	0	1	0	0	
Dave Roberts, L ERA: 4.27														1	0	0	0	0	0	0	
Inning Stats	R: 0 E: 0 K: 1 S: 6	H: 1 LOB: 1 BB: 0	R: 0 E: 0 K: 0 S: 3	H: 0 LOB: 0 BB: 0 P: 3	R: 0 E: 0 K: 2 S: 6	H: 0 LOB: 0 BB: 0 P: 7	R: 0 E: 0 K: 1 S: 5	H: 0 LOB: 2 BB: 1 P: 10	R: 1 E: 0 K: 0 S: 9	H: 3 LOB: 2 BB: 1 P: 9	R: 0 E: 0 K: 0 S: 3	H: 0 LOB: 0 BB: 0 P: 4	R: 1 E: 0 K: 0 S: 4	H: 1 LOB: 0 BB: 0 P: 5	R: 1 E: 0 K: 0 S: 4	H: 1 LOB: 0 BB: 0 P: 4	1B: 7 2B: 2 3B: 0 HR: 2	SF: 0 SAC: 0 DP: 0 HBP: 0	WP: 0 PB: 0 SB: 0 CS: 0	PA: 47	
PITCHER	IP WLS BF H R ER SO BB IBB HBP BLK WP HR S P ERA WHIP	PITCHER																			
Doug Rau, L ERA: 3.22	6.0 2.0 7 1 1 3 3 6 1 0 0 0 0 0 0 0 36 40 4.50 1.333																				
Charlie Hough, R ERA: 2.68	7.1 2.0 7 1 1 1 0 0 0 0 0 0 0 0 1 7 7 4.50 0.500																				
Dave Sells, R ERA: 6.28	9.1 3.2 L 15 3 2 2 1 1 0 0 0 0 0 1 16 20 4.91 1.091																				

Los Angeles Dodgers @ Houston Astros
Astrodome, Houston, TX
Fri Sep 19 1975, 8:05 PM EDT
Att. 11,160 - Dome

AB 45
R 6
H 11
RBI 6
BB 2
SO 7
LOB 7



Batter	1	2	3	4	5	6	7	8	9	10	11	12	13	AB R H RBI BB SO LOB	TOP															
Davey Lopes, R OBP: 0.357, SLG: 0.361 (1, 4)	F8		6-3		L4		1B	BB		G6-4-3 1B		4-3		6 1 2 0 1 0 1	Los Angeles Dodgers @ Houston Astros Astrodome, Houston, TX Sat Sep 20 1975, 8:05 PM EDT Att. 12,703 - Dome AB 49 R 5 H 16 RBI 5 BB 9 SO 7 LOB 29 															
Lee Lacy, R OBP: 0.362, SLG: 0.460 (1, 7)	FC6-4 1B		L6		1B		1B	BB		G6-4-3 1-2		2B 1B		6 1 4 1 1 0 2																
Willie Crawford, L OBP: 0.334, SLG: 0.344 Ken McMullen, R OBP: 0.342, SLG: 0.342 Joe Simpson, L OBP: 0.342, SLG: 0.342 (1, 9)	FC6-4 1B		K		F8		F7	K				F3		4 0 0 0 0 1 3 1 0 0 0 0 1 3 0 0 0 0 0 0 0																
Jerry Royster, R OBP: 0.311, SLG: 0.333 (1, 9)	1-2												F8	2 0 0 0 0 0 1																
Steve Garvey, R OBP: 0.347, SLG: 0.464 (1, 3)	BB 1B				WP 1B BB		WP 2B 1B	1-2 1B				F7		6 1 3 0 1 1 1																
Ron Cey, R OBP: 0.369, SLG: 0.472 (1, 5)	1-2 BB				1B SF8 BB		FC6-4 1-2 2B	K					2B 1BB	4 1 2 1 3 2 2																
John Hale, L OBP: 0.304, SLG: 0.338 (1, 8)							F2	F7				L5		4 0 1 0 0 1 6 2 0 1 1 1 0 1																
Jimmy Wynn, R OBP: 0.315, SLG: 0.417 (1, 8)					CS									0 0 0 0 0 0 0																
Henry Cruz, L OBP: 0.287, SLG: 0.293 (13, 8)					1-3 2-H 1B								1-3 2-H 2B	0 0 0 0 0 0 0																
Steve Yeager, R OBP: 0.307, SLG: 0.357 (1, 2)		F8			SF8		FC6-4 BB	F7				WP 2B		5 0 1 1 1 1 3																
Bill Russell, R OBP: 0.280, SLG: 0.263 (1, 6)		L1			CS		FC6-4	SH5-4 BB				L5		5 0 1 0 1 0 3																
Burt Hooton, R OBP: 0.162, SLG: 0.211 Manny Mota, R OBP: 0.243, SLG: 0.271 Charlie Hough, R (12, 1)		6-3			HR		P5	SH5-4				6-3		3 1 1 1 0 0 2 1 0 0 0 0 0 1 0 0 0 0 0 0 0																
Inning Stats	R: 0 E: 0 K: 1	H: 2 LOB: 3 BB: 1 P: 11	R: 0 E: 0 K: 0 S: 3	H: 0 LOB: 0 BB: 0 P: 3	R: 0 E: 0 K: 1 S: 5	H: 0 LOB: 0 BB: 0 P: 5	R: 1 E: 0 K: 0 S: 5	H: 1 LOB: 0 BB: 2 P: 10	R: 1 E: 0 K: 0 S: 5	H: 2 LOB: 1 BB: 0 P: 5	R: 1 E: 0 K: 1 S: 8	H: 3 LOB: 2 BB: 0 P: 8	R: 0 E: 0 K: 1 S: 5	H: 0 LOB: 3 BB: 3 P: 17		R: 0 E: 0 K: 2 S: 7	H: 0 LOB: 1 BB: 1 P: 11	R: 0 E: 0 K: 0 S: 4	H: 1 LOB: 1 BB: 0 P: 4	R: 0 E: 0 K: 0 S: 4	H: 1 LOB: 1 BB: 0 P: 4	R: 0 E: 0 K: 0 S: 7	H: 1 LOB: 2 BB: 1 P: 11	1B: 12 2B: 3 3B: 0 HR: 1	SF: 1 SAC: 2 DP: 1 HBP: 0	WP: 4 PB: 0 SB: 3 CS: 1	PA: 62			
PITCHER	IP WLS BF H R ER SO	ERA WHIP	PITCHER													IP WLS BF H R ER SO	ERA WHIP													
Jose Sosa, R ERA: 4.2 (7, 1)	6.0	WLS: 27	BF: 7	H: 7	R: 3	ER: 3	SO: 2	BB: 4	IBB: 0	HBP: 0	BLK: 0	WP: 2	HR: 1	S: 27	P: 43	ERA: 4.50	WHIP: 1.833													
Jim York, R ERA: 4.66 (8, 1)	1.2	WLS: 11	BF: 3	H: 1	R: 1	ER: 1	SO: 1	BB: 3	IBB: 0	HBP: 0	BLK: 0	WP: 0	HR: 0	S: 10	P: 22	ERA: 5.40	WHIP: 3.600													
Jim Crawford, L ERA: 3.63 (8, 1)	0.1	WLS: 1	BF: 0	H: 0	R: 0	ER: 0	SO: 1	BB: 0	IBB: 0	HBP: 0	BLK: 0	WP: 0	HR: 0	S: 3	P: 3	ERA: 0.00	WHIP: 0.000													
Paul Siebert, L ERA: 3.38 (8, 1)	5.0	WLS: L	BF: 22	H: 6	R: 1	ER: 1	SO: 3	BB: 1	IBB: 1	HBP: 0	BLK: 0	WP: 2	HR: 0	S: 26	P: 34	ERA: 1.80	WHIP: 1.400													

Batter	1	2	3	4	5	6	7	8	9	10	11	12	13	AB R H RBI BB SO LOB	BOTTOM																
Art Gardner, L OBP: 0.105, SLG: 0.105 Paul Siebert, L (9, 1)	F2			K		G4-3		FC4 1B					4-3	4 0 1 0 1 0 1 1 0 0 0 0 1 0 1 0 0 0 0 0 0	Los Angeles Dodgers @ Houston Astros Astrodome, Houston, TX Sat Sep 20 1975, 8:05 PM EDT Att. 12,703 - Dome AB 46 R 4 H 8 RBI 4 BB 0 SO 9 LOB 8 																
Enos Cabell, R OBP: 0.336, SLG: 0.371 (1, 5)	6-3			S 1B		5-3		FC4 2B					K	5 1 1 0 0 1 1																	
Cesar Cedeno, R OBP: 0.374, SLG: 0.440 (1, 8)	6-3			F3		HR		1-2 1B				F2		5 1 2 1 0 0 1																	
Cliff Johnson, R OBP: 0.376, SLG: 0.490 (1, 3)		6-3		L6		K		F3				6-3		5 0 0 0 0 1 3																	
Jose Cruz, L OBP: 0.367, SLG: 0.415 (1, 9)		K				K		HR				L3		5 1 1 2 0 2 0																	
Milt May, L OBP: 0.291, SLG: 0.325 (1, 2)		4-3				F7		1B				F8		5 0 1 0 0 0 0																	
Larry Milbourne, S OBP: 0.231, SLG: 0.230 (1, 4)				F9		6-3		F8				F7		5 0 0 0 0 0 1																	
Roger Metzger, S OBP: 0.293, SLG: 0.300 (1, 6)				K2-3		G1		S 1B				F8		5 1 1 0 0 1 0																	
Jose Sosa, R OBP: 0.353, SLG: 0.379 Ken Boyer, L OBP: 0.326, SLG: 0.332 Jim York, R (7, 1)				K				G4-3 1B				K		1 0 0 0 0 1 0 1 0 1 0 0 0 0 0 0 0 0 0 0 0 0 0 0 0 0 0 0 3 0 0 0 0 1 1																	
Jim Crawford, L OBP: 0.333, SLG: 0.333 Willie Crawford, S OBP: 0.298, SLG: 0.390 (1, 7)								6-3					F7	0 0 0 0 0 1 1																	
Inning Stats	R: 0 E: 0 K: 0 S: 3	H: 0 LOB: 0 BB: 0 P: 3	R: 0 E: 0 K: 1 S: 5	H: 0 LOB: 0 BB: 0 P: 5	R: 0 E: 0 K: 2 S: 7	H: 1 LOB: 1 BB: 0 P: 6	R: 0 E: 0 K: 1 S: 5	H: 0 LOB: 0 BB: 0 P: 5	R: 2 E: 0 K: 1 S: 8	H: 3 LOB: 1 BB: 0 P: 8	R: 2 E: 0 K: 0 S: 6	H: 3 LOB: 1 BB: 0 P: 6	R: 0 E: 0 K: 2 S: 7	H: 0 LOB: 0 BB: 0 P: 7		R: 0 E: 0 K: 1 S: 5	H: 0 LOB: 0 BB: 0 P: 5	R: 0 E: 0 K: 0 S: 3	H: 0 LOB: 0 BB: 0 P: 3	R: 0 E: 0 K: 0 S: 3	H: 0 LOB: 0 BB: 0 P: 3	1B: 6 2B: 1 3B: 0 HR: 1	SF: 0 SAC: 0 DP: 1 HBP: 0	WP: 0 PB: 0 SB: 2 CS: 0	PA: 46						
PITCHER	IP WLS BF H R ER SO	ERA WHIP	PITCHER													IP WLS BF H R ER SO	ERA WHIP														
Burt Hooton, R ERA: 3.11 (1, 1)	11.0	WLS: 40	BF: 8	H: 8	R: 4	ER: 4	SO: 9	BB: 0	IBB: 0	HBP: 0	BLK: 0	WP: 0	HR: 1	S: 58		P: 58	ERA: 3.27	WHIP: 0.727													
Charlie Hough, R ERA: 2.59 (12, 1)	2.0	WLS: W	BF: 6	H: 0	R: 0	ER: 0	SO: 0	BB: 0	IBB: 0	HBP: 0	BLK: 0	WP: 0	HR: 0	S: 6	P: 6	ERA: 0.00	WHIP: 0.000														

Batter	1	2	3	4	5	6	7	8	9	AB	R	H	RBI	BB	SO	LOB	TOP					
Jerry Royster, R OBP: 0.291, SLG: 0.364 (1,4)	0-0 6-3 WP 1B		0-0 1-2 1B		0-0 5-3		0-0 5-3			4	1	2	0	0	0	1						
Lee Lacy, R OBP: 0.357, SLG: 0.454 (1,7)	0-0 6-3		0-0 F9		0-3 K		0-0 F9			4	0	0	0	0	1	3						
Willie Crawford, L OBP: 0.345, SLG: 0.387 (1,9)	0-0 6-3		0-0 4-3		0-0 F7		0-0 1B			4	0	1	0	0	0	2						
Steve Garvey, R OBP: 0.347, SLG: 0.465 (1,3)	0-0 5-3			0-3 K		0-0 2B		0-0 F9		4	0	1	0	0	1	1						
Ron Cey, R OBP: 0.368, SLG: 0.471 (1,5)		0-0 F9		0-0 1B		0-3 K		0-0 4-3		4	0	1	0	0	1	2						
John Hays, L OBP: 0.303, SLG: 0.337 (1,8)		0-3 K		0-0 1B		0-0 G3		0-3 K		4	0	1	0	0	2	1						
Steve Yeager, R OBP: 0.304, SLG: 0.353 (1,2)		0-0 1-3		0-3 K			0-0 F9		0-0 5-3	4	0	0	0	0	1	2						
Ivan De Jesus, R OBP: 0.286, SLG: 0.213 Stan Wall, L OBP: 0.271, SLG: 0.281 (4,1)			0-0 F9		0-0 F7		0-0 2B		0-0 2B	2	0	0	0	0	0	2						
Leron Lee, L OBP: 0.271, SLG: 0.281 (7,7)										0	0	0	0	0	0	0						
Rick Rhoden, R OBP: 0.111, SLG: 0.077 Rick Auerbach, R OBP: 0.298, SLG: 0.276 Henry Cruz, L OBP: 0.284, SLG: 0.289 Dennis Lewallyn, R OBP: 0.133, SLG: 0.133 (7,1)			4-0 1B		0-0 F7		0-3 K		0-3 K	0	0	0	0	1	0	0						
Charlie Manuel, L OBP: 0.133, SLG: 0.133 (9,PH)										1	0	0	0	0	1	1						
Inning Stats	R: 1 E: 0 K: 0 S: 4	H: 1 LOB: 0 BB: 0 P: 4	R: 0 E: 0 K: 1 S: 5	H: 0 LOB: 0 BB: 0 P: 5	R: 0 E: 0 K: 0 S: 4	H: 1 LOB: 2 BB: 1 P: 8	R: 0 E: 0 K: 2 S: 9	H: 2 LOB: 2 BB: 0 P: 9	R: 0 E: 0 K: 1 S: 5	H: 0 LOB: 0 BB: 0 P: 5	R: 0 E: 0 K: 1 S: 6	H: 1 LOB: 1 BB: 0 P: 6	R: 0 E: 0 K: 1 S: 6	H: 1 LOB: 1 BB: 0 P: 6	R: 0 E: 0 K: 0 S: 4	H: 1 LOB: 1 BB: 0 P: 4	R: 0 E: 0 K: 2 S: 8	H: 1 LOB: 1 BB: 0 P: 8	1B: 5 2B: 3 3B: 0 HR: 0	SF: 0 SAC: 0 DP: 0 HBP: 0	WP: 1 PB: 0 SB: 1 CS: 0	PA: 36
PITCHER J.R. Richard, R ERA: 4.44 (1,1)	IP: 9.0 WLS: W BF: 36 H: 8 R: 1 ER: 1 SO: 8 BB: 1 IBB: 0 HBP: 0 BLK: 0 WP: 1 HR: 0 S: 51 P: 55 ERA: 1.00 WHIP: 1.000															PITCHER	IP: 9.0 WLS: W BF: 36 H: 8 R: 1 ER: 1 SO: 8 BB: 1 IBB: 0 HBP: 0 BLK: 0 WP: 1 HR: 0 S: 51 P: 55 ERA: 1.00 WHIP: 1.000					

Los Angeles Dodgers @ Houston Astros
Astrodome, Houston, TX
Sun Sep 21 1975, 4:33 AM EDT
Att: 8,909 - Dome

AB 35
R 1
H 8
RBI 0
BB 1
SO 8
LOB 16





Batter	1	2	3	4	5	6	7	8	9	AB	R	H	RBI	BB	SO	LOB	BOTTOM	
Art Gardner, L OBP: 0.130, SLG: 0.130 (1,7)	0-0 4-3 SF9 1B		0-0 F3		0-0 G4-6-3		0-0 F7			4	1	1	0	0	0	4		
Rob Andrews, R OBP: 0.302, SLG: 0.280 (1,6)	0-0 4-3		0-0 L4-3 1B		0-0 G6-4-3 1B		0-0 F9			4	0	2	0	0	0	1		
Cesar Cedeno, R OBP: 0.372, SLG: 0.437 (1,8)	0-0 SF9		0-0 L4-3		0-0 G6-4-3		0-0 5-3			3	0	0	1	0	0	2		
Cliff Johnson, R OBP: 0.375, SLG: 0.487 (1,3)	0-0 F3		0-0 5-3		0-0 1B		0-0 5-3			4	0	1	0	0	0	0		
Jose Cruz, L OBP: 0.366, SLG: 0.413 (1,9)		0-0 1B S 1B		0-0 F9		0-0 P6		0-0 F4		4	1	1	0	0	0	1		
Milt May, L OBP: 0.294, SLG: 0.326 (1,2)		0-0 F8 1B		4-0 1B 1B BB		0-3 K				2	1	1	0	1	1	0		
Enos Cabell, R OBP: 0.308, SLG: 0.374 (1,5)		0-0 S 1B		0-0 1B 1B		0-0 1-3				3	1	2	1	0	0	0		
Larry Milbourne, S OBP: 0.233, SLG: 0.232 (1,4)		0-0 F2		0-0 1B 1B		0-0 5-3				3	0	1	0	0	0	2		
J.R. Richard, R OBP: 0.222, SLG: 0.338 (1,1)		0-0 F8		0-0 G4-6-3 1B		0-0 L4				3	0	1	2	0	0	2		
Inning Stats	R: 1 E: 1 K: 0 S: 4	H: 3 LOB: 2 BB: 0 P: 6	R: 0 E: 0 K: 0 S: 3	H: 1 LOB: 0 BB: 0 P: 3	R: 2 E: 0 K: 0 S: 5	H: 3 LOB: 1 BB: 1 P: 9	R: 0 E: 0 K: 1 S: 5	H: 0 LOB: 0 BB: 0 P: 5	R: 0 E: 0 K: 0 S: 3	H: 0 LOB: 0 BB: 0 P: 3	R: 0 E: 0 K: 0 S: 3	H: 0 LOB: 0 BB: 0 P: 3	R: 0 E: 0 K: 0 S: 3	H: 0 LOB: 0 BB: 0 P: 3	1B: 10 2B: 1 3B: 0 HR: 0	SF: 1 SAC: 0 DP: 3 HBP: 0	WP: 0 PB: 0 SB: 2 CS: 0	PA: 32
PITCHER Rick Rhoden, R ERA: 3.31 Stan Wall, L ERA: 1.29 Dennis Lewallyn, R ERA: (1,1)	IP: 3.1 WLS: L BF: 18 H: 8 R: 4 ER: 3 SO: 0 BB: 1 IBB: 0 HBP: 0 BLK: 0 WP: 0 HR: 0 S: 17 P: 21 ERA: 8.10 WHIP: 2.700															PITCHER	IP: 3.1 WLS: L BF: 18 H: 8 R: 4 ER: 3 SO: 0 BB: 1 IBB: 0 HBP: 0 BLK: 0 WP: 0 HR: 0 S: 17 P: 21 ERA: 8.10 WHIP: 2.700	

Los Angeles Dodgers @ Houston Astros
Astrodome, Houston, TX
Sun Sep 21 1975, 4:33 AM EDT
Att: 8,909 - Dome

AB 30
R 4
H 10
RBI 4
BB 1
SO 1
LOB 12




Batter	1	2	3	4	5	6	7	8	9	AB	R	H	RBI	BB	SO	LOB	TOP			
Davey Lopes, R (1,4) OBP: 0.359, SLG: 0.362	4-0 G4-3 BB		0-0 5-3		0-0 5-3		4-0 IBB		0-0 FC6-4 1B	3	0	1	1	2	0	0	Los Angeles Dodgers @ San Diego Padres San Diego Stadium, San Diego, CA Tue Sep 23 1975, 10:05 PM EDT Att: 13,565 - Unknown AB 35 R 4 H 8 RBI 4 BB 4 SO 8 LOB 23 			
Lee Lacy, R (1,7) OBP: 0.359, SLG: 0.455	0-0 G4-3			0-3 K	0-0 F9		0-0 F7		0-0 FC6-4 1B	2	0	0	0	0	1	1				
Tom Paciorek, R (4,7) OBP: 0.253, SLG: 0.273	0-0 G4-3								0-0 FC6-4 1B	3	0	0	0	0	0	5				
Jimmy Wynn, R (1,8) OBP: 0.403, SLG: 0.414	0-3 K			0-0 E 1B		0-3 K		0-0 5-3	0-3 K	5	1	1	0	0	3	2				
Steve Garvey, R (1,3) OBP: 0.347, SLG: 0.462		0-0 6-3		0-0 E1 1B		0-0 G5-4-3 1B		4-0 2B BB	0-0 F9	4	1	2	0	1	0	2				
Ron Cey, R (1,5) OBP: 0.367, SLG: 0.467		0-0 E6		0-0 E2 1B		0-0 G5-4-3 1B		0-0 L8		4	1	1	2	0	0	2				
Jerry Royster, R (1,9) OBP: 0.333, SLG: 0.462		0-3 K		0-0 1-3 1B			0-0 SH 1B	0-0 1-3 2B		4	0	3	1	0	1	1				
Steve Yeager, R (1,2) OBP: 0.301, SLG: 0.348		0-0 F9		0-0 1-3 1B			0-0 SH 1B	0-0 F3		3	0	0	0	0	0	4				
Bill Russell, R (1,6) OBP: 0.279, SLG: 0.263			0-0 L8	0-0 4-3			0-0 6-3		4-0 E 1B BB	3	1	0	0	1	0	3				
Al Downing, R (1,1) Ken McMullen, R (7,PH) Stan Wall, L (7,1) Orlando Alvarez, R (8,PH) Joe Simpson, L (9,PR)			0-3 K		0-3 K		0-3 K		0-0 E4 FC6-4 1B	2	0	0	0	0	2	0				
Inning Stats	R: 0 E: 0 K: 1 S: 4	H: 0 LOB: 0 BB: 1 P: 8	R: 0 E: 1 K: 1 S: 6	H: 0 LOB: 1 BB: 0 P: 6	R: 0 E: 0 K: 1 S: 5	H: 0 LOB: 0 BB: 0 P: 5	R: 3 E: 2 K: 1 S: 9	H: 4 LOB: 1 BB: 0 P: 9	R: 0 E: 0 K: 1 S: 5	H: 1 LOB: 0 BB: 0 P: 5	R: 0 E: 1 K: 1 S: 7	H: 1 LOB: 3 BB: 1 P: 11	R: 0 E: 0 K: 0 S: 4	H: 1 LOB: 2 BB: 1 P: 8	R: 1 E: 1 K: 1 S: 7	H: 1 LOB: 2 BB: 1 P: 11	1B: 7 2B: 1 3B: 0 HR: 0	SF: 0 SAC: 1 DP: 2 HBP: 0	WP: 0 PB: 0 SB: 0 CS: 0	PA: 40
PITCHER Randy Jones, L (1,1) ERA: 2.23	IP: 9.0 WLS: W BF: 40 H: 8 R: 4 ER: 2 SO: 8 BB: 3 IBB: 1 HBP: 0 BLK: 0 WP: 0 HR: 0 S: 52 P: 68 ERA: 2.00 WHIP: 1.222															PITCHER				

Batter	1	2	3	4	5	6	7	8	9	AB	R	H	RBI	BB	SO	LOB	BOTTOM			
Bobby Valentine, R (1,7) OBP: 0.321, SLG: 0.328	0-0 F8		0-0 SH2-4	0-0 F8			0-0 6-3			3	0	0	0	0	0	2	Los Angeles Dodgers @ San Diego Padres San Diego Stadium, San Diego, CA Tue Sep 23 1975, 10:05 PM EDT Att: 13,565 - Unknown AB 27 R 6 H 8 RBI 5 BB 8 SO 4 LOB 17 			
Don Hahn, R (8,8) OBP: 0.356, SLG: 0.257			1-2					2-H 3B		1	0	1	1	0	0	0				
Tito Fuentes, S (1,4) OBP: 0.311, SLG: 0.352	0-0 G6-4-3 1B		0-0 BB		0-0 SH2-4 2B		0-0 1B G3		4-0 BB	4	2	4	0	1	0	0				
Hector Torres, R (1,6) OBP: 0.304, SLG: 0.343	0-0 G6-4-3		4-0 BB	0-0 G6-3	0-0 SH2-4		0-0 G3		0-0 6-3	3	0	1	0	1	0	3				
Willie McCovey, L (1,3) OBP: 0.342, SLG: 0.450		4-0 FC4-6 BB	0-0 G6-3		0-0 F7		0-0 G3		1-2 3-H	3	0	0	1	1	0	5				
Dave Winfield, R (1,9) OBP: 0.349, SLG: 0.397		0-0 FC4-6 1B		0-0 F9		0-0 2B		0-0 K		4	1	1	1	0	1	2				
Dick Sharon, R (1,8) OBP: 0.324, SLG: 0.333		0-3 K		0-0 E8 BB SH2-3		0-3 K		4-0 F8 WP E BB		3	2	0	0	1	2	2				
Dave Roberts, R (1,5) OBP: 0.367, SLG: 0.364				4-0 SH2-3 BB		4-0 G5-4-3 BB		0-0 F8		2	0	1	1	2	0	1				
Ted Kubiak, S (9,5) OBP: 0.305, SLG: 0.256		2-H 1B		4-0 SH2-3 BB		0-0 G5-4-3 BB		1-3 F8		0	0	0	0	0	0	0				
Fred Kendall, R (1,2) OBP: 0.267, SLG: 0.253		0-0 6-3		4-0 SH2-3 BB		0-0 G5-4-3		0-0 E5 SH1-4 3B		3	1	0	0	1	0	2				
Randy Jones, R (1,1) OBP: 0.186, SLG: 0.160			4-0 1B SH2-4 BB	0-0 SH2-3		0-3 K		3-H SH1-4		1	0	0	1	1	1	0				
Inning Stats	R: 0 E: 0 K: 0 S: 3	H: 1 LOB: 0 BB: 0 P: 3	R: 1 E: 0 K: 1 S: 6	H: 1 LOB: 1 BB: 1 P: 10	R: 0 E: 0 K: 0 S: 3	H: 1 LOB: 2 BB: 2 P: 11	R: 1 E: 1 K: 0 S: 4	H: 0 LOB: 2 BB: 2 P: 12	R: 1 E: 0 K: 1 S: 7	H: 2 LOB: 1 BB: 0 P: 7	R: 0 E: 0 K: 1 S: 4	H: 0 LOB: 1 BB: 1 P: 8	R: 1 E: 0 K: 1 S: 7	H: 2 LOB: 1 BB: 0 P: 7	R: 2 E: 1 K: 0 S: 5	H: 1 LOB: 2 BB: 2 P: 13	1B: 5 2B: 2 3B: 1 HR: 0	SF: 0 SAC: 4 DP: 3 HBP: 0	WP: 1 PB: 0 SB: 1 CS: 0	PA: 39
PITCHER Al Downing, L (1,1) ERA: 2.89 Stan Wall, L (7,1) ERA: 1.69	IP: 6.0 WLS: L BF: 27 H: 3 R: 3 ER: 1 SO: 3 BB: 6 IBB: 0 HBP: 0 BLK: 0 WP: 1 HR: 0 S: 27 P: 51 ERA: 3.00 WHIP: 1.833															PITCHER				

Batter	1	2	3	4	5	6	7	8	9	AB	R	H	RBI	BB	SO	LOB	TOP					
Davey Lopes, R OBP: 0.360, SLG: 0.363 Joe Simpson, L OBP: 0.333, SLG: 0.333	F8	L6		3B 1B	1B HR		F9 2B 1B		3-1	4	2	2	0	0	0	0						
Lee Lacy, R OBP: 0.365, SLG: 0.466	2B 1B	S 1B		1B 3B	1B HR		F9 1-3		F4	6	3	4	2	0	0	1						
Jimmy Wynn, R OBP: 0.404, SLG: 0.418 John Hale, L OBP: 0.303, SLG: 0.337	E8 1B 2B	F7		FC4-6 1B	SF8		K		FC5-4 1B	3	1	2	2	0	0	1						
Steve Garvey, R OBP: 0.350, SLG: 0.475	WP BB 1B			HR	FC4-6 HR				FC5-4 1B	6	3	4	6	0	0	2						
Ron Cey, R OBP: 0.368, SLG: 0.471 Ken McMullen, R OBP: 0.314, SLG: 0.422	3-H 1B	BB BB		F9	HR		K		K	3	1	1	2	1	1	0						
Jerry Royster, R OBP: 0.281, SLG: 0.387	F3			L8	F6		K		E4	5	0	0	0	0	1	2						
Steve Yeager, R OBP: 0.302, SLG: 0.345	1-2 BB			F8	BB		6-3		F4	3	0	0	0	2	0	1						
Ivan De Jesus, R OBP: 0.284, SLG: 0.238 Orlando Alvarez, R OBP: 0.298, SLG: 0.276	F2			1B 3B	1-3		K		K	4	1	1	0	0	1	4						
Rick Auerbach, R OBP: 0.298, SLG: 0.276							K		K	1	0	0	0	0	1	1						
Doug Rau, L OBP: 0.239, SLG: 0.195				F7	1B 3B		K		F4	5	2	2	1	0	1	1						
Inning Stats	R: 2 E: 1 K: 0 S: 6	H: 3 LOB: 3 BB: 2 P: 14	R: 0 E: 0 K: 0 S: 4	H: 1 LOB: 1 BB: 0 P: 4	R: 1 E: 0 K: 0 S: 4	H: 1 LOB: 0 BB: 0 P: 4	R: 6 E: 0 K: 0 S: 9	H: 6 LOB: 1 BB: 1 P: 13	R: 4 E: 0 K: 2 S: 11	H: 4 LOB: 0 BB: 0 P: 11	R: 0 E: 0 K: 2 S: 7	H: 0 LOB: 0 BB: 0 P: 7	R: 1 E: 1 K: 2 S: 9	H: 2 LOB: 1 BB: 0 P: 9	R: 0 E: 1 K: 1 S: 6	H: 0 LOB: 1 BB: 0 P: 6	R: 0 E: 0 K: 0 S: 4	H: 1 LOB: 1 BB: 0 P: 4	1B: 11 2B: 2 3B: 2 HR: 3	SF: 1 SAC: 0 DP: 0 HBP: 0	WP: 1 PB: 0 SB: 1 CS: 0	PA: 49
PITCHER	IP WLS BF H R ER SO BB IBB HBP BLK WP HR S P ERA WHIP																					
Rich Folkers, L ERA: 4.18	(1, 1) 3.0 L 16 5 3 3 0 2 0 0 0 0 1 1 14 22 9.00 2.333																					
Jerry Johnson, R ERA: 5.17	(4, 1) 0.1 7 6 6 6 0 0 0 0 0 0 1 7 7 162.00 18.000																					
Butch Metzger, R ERA: 9.82	(4, 1) 1.2 10 4 4 4 2 1 0 0 0 0 1 13 17 21.60 3.000																					
Dave Tomlin, L ERA: 3.42	(6, 1) 3.0 12 2 1 0 5 0 0 0 0 0 0 22 22 0.00 0.667																					
Joe McIntosh, R ERA: 3.63	(9, 1) 1.0 4 1 0 0 0 0 0 0 0 0 0 4 4 0.00 1.000																					
Batter	1	2	3	4	5	6	7	8	9	AB	R	H	RBI	BB	SO	LOB	BOTTOM					
Bill Almon, R OBP: 0.400, SLG: 0.400	K		FC5-4			FC6-4 1B		1B		4	0	2	0	0	1	1						
Bobby Valentine, R OBP: 0.305, SLG: 0.310	F7		F9			F9		F9		4	0	0	0	0	0	3						
Tito Fuentes, S OBP: 0.311, SLG: 0.351	K			4-3		FC6-4		1B		4	0	1	0	0	1	1						
Willie McCovey, L OBP: 0.343, SLG: 0.450 Ted Kubiak, S OBP: 0.303, SLG: 0.254		4-3 1B		F3		F9		F8		2	0	1	0	0	0	0						
Dave Winfield, R OBP: 0.350, SLG: 0.397		4-3		FC6-4 1B		5-3 BB		F9		3	0	1	0	1	0	1						
Dick Sharon, R OBP: 0.317, SLG: 0.325		F9		FC6-4		F9		3-1		4	0	0	0	0	0	3						
Dave Roberts, R OBP: 0.363, SLG: 0.355		6-3			L8		5-3		BB	3	0	0	0	1	0	2						
Bob Davis, R OBP: 0.303, SLG: 0.292			6-3		F8		6-3		F3	4	0	0	0	0	0	2						
Rich Folkers, L OBP: 0.256, SLG: 0.194 Jerry Turner, L OBP: 0.332, SLG: 0.231 Jerry Johnson, R OBP: 0.305, SLG: 0.167 Butch Metzger, R OBP: 0.312, SLG: 0.440 Gene Locklear, L OBP: 0.423 Dave Tomlin, L OBP: 0.266, SLG: 0.252 Fred Kendall, R OBP: 0.245, SLG: 0.239	(1, 1) 0.0 W 35 6 0 0 2 2 0 0 0 0 0 0 37 45 0.00 0.889																					
PITCHER	IP WLS BF H R ER SO BB IBB HBP BLK WP HR S P ERA WHIP																					
Doug Rau, L ERA: 3.11	(1, 1) 9.0 W 35 6 0 0 2 2 0 0 0 0 0 0 37 45 0.00 0.889																					
PITCHER	IP WLS BF H R ER SO BB IBB HBP BLK WP HR S P ERA WHIP																					
Doug Rau, L ERA: 3.11	(1, 1) 9.0 W 35 6 0 0 2 2 0 0 0 0 0 0 37 45 0.00 0.889																					
Inning Stats	R: 0 E: 0 K: 2 S: 7	H: 0 LOB: 0 BB: 0 P: 7	R: 0 E: 0 K: 0 S: 4	H: 1 LOB: 1 BB: 0 P: 4	R: 0 E: 0 K: 0 S: 4	H: 1 LOB: 1 BB: 0 P: 4	R: 0 E: 0 K: 0 S: 4	H: 1 LOB: 1 BB: 0 P: 4	R: 0 E: 0 K: 0 S: 3	H: 0 LOB: 0 BB: 0 P: 3	R: 0 E: 0 K: 0 S: 4	H: 1 LOB: 1 BB: 0 P: 4	R: 0 E: 0 K: 0 S: 3	H: 0 LOB: 2 BB: 0 P: 5	R: 0 E: 0 K: 0 S: 3	H: 0 LOB: 1 BB: 1 P: 7	1B: 6 2B: 0 3B: 0 HR: 0	SF: 0 SAC: 0 DP: 0 HBP: 0	WP: 0 PB: 0 SB: 0 CS: 0	PA: 35		

Los Angeles Dodgers @ San Diego Padres
San Diego Stadium, San Diego, CA
Wed Sep 24 1975, 10:05 PM EDT
Att: 9,262 - Unknown

AB 45
R 14
H 18
RBI 13
BB 3
SO 7
LOB 15



Los Angeles Dodgers @ San Diego Padres
San Diego Stadium, San Diego, CA
Wed Sep 24 1975, 10:05 PM EDT
Att: 9,262 - Unknown

AB 33
R 0
H 6
RBI 0
BB 2
SO 2
LOB 16



Batter	1	2	3	4	5	6	7	8	9	AB	R	H	RBI	BB	SO	LOB	TOP			
Greg Gross, L (1,9) OBP: 0.375, SLG: 0.366										4	0	1	0	0	0	0	Houston Astros @ Los Angeles Dodgers Dodger Stadium, Los Angeles, CA Fri Sep 26 1975, 7:05 PM PDT Att: 17,455 - Unknown			
Enos Cabell, R (1,5) OBP: 0.393, SLG: 0.367										3	0	0	0	0	1	1				
Wilbur Howard, S (9,PH) OBP: 0.331, SLG: 0.373										1	0	0	0	0	0	0				
Rob Andrews, R (9,4) OBP: 0.307, SLG: 0.284										0	0	0	0	0	0	0				
Cesar Cedeno, R (1,8) OBP: 0.371, SLG: 0.440										4	1	1	0	0	2	1				
Cliff Johnson, R (1,3) OBP: 0.372, SLG: 0.505										4	1	2	2	0	0	1				
Milt May, L (1,2) OBP: 0.290, SLG: 0.322										3	0	0	0	1	0	1				
Jose Cruz, L (1,7) OBP: 0.363, SLG: 0.412										4	0	0	0	0	0	1				
Jerry Davanon, R (1,4) OBP: 0.396, SLG: 0.404										3	0	1	0	0	0	0				
Roger Metzger, S (1,6) OBP: 0.291, SLG: 0.298										3	0	0	0	0	1	1				
J.R. Richard, R (1,1) OBP: 0.213, SLG: 0.324										3	0	0	0	0	1	1				
Inning Stats	R: 0 E: 0 K: 1 S: 6	H: 1 LOB: 1 BB: 0 P: 6	R: 0 E: 0 K: 0 S: 3	H: 0 LOB: 0 BB: 0 P: 3	R: 0 E: 0 K: 1 S: 5	H: 0 LOB: 0 BB: 0 P: 5	R: 0 E: 0 K: 1 S: 6	H: 1 LOB: 1 BB: 0 P: 6	R: 0 E: 0 K: 1 S: 5	H: 0 LOB: 0 BB: 0 P: 5	R: 0 E: 0 K: 1 S: 5	H: 0 LOB: 0 BB: 0 P: 5	R: 0 E: 0 K: 1 S: 4	H: 1 LOB: 1 BB: 0 P: 4	R: 2 E: 0 K: 0 S: 5	H: 2 LOB: 1 BB: 1 P: 9	1B: 3 2B: 1 3B: 0 HR: 1	SF: 0 SAC: 0 DP: 0 HBP: 0	WP: 0 PB: 0 SB: 0 CS: 0	PA: 33
PITCHER Burt Hooton, R (1,1) ERA: 3.07	IP: 9.0 WLS: W BF: 33 H: 5 R: 2 ER: 2 SO: 5 BB: 1 IBB: 0 HBP: 0 BLK: 0 WP: 0 HR: 1 S: 42 P: 46 ERA: 2.00 WHIP: 0.667																			

Batter	1	2	3	4	5	6	7	8	9	AB	R	H	RBI	BB	SO	LOB	BOTTOM	
Davey Lopes, R (1,4) OBP: 0.358, SLG: 0.361										4	0	0	0	0	1	2	Houston Astros @ Los Angeles Dodgers Dodger Stadium, Los Angeles, CA Fri Sep 26 1975, 7:05 PM PDT Att: 17,455 - Unknown	
Lee Lacy, R (1,7) OBP: 0.360, SLG: 0.460										4	0	0	0	0	0	0		
Willie Crawford, L (1,9) OBP: 0.346, SLG: 0.388										3	1	0	0	1	0	0		
Steve Garvey, R (1,3) OBP: 0.351, SLG: 0.479										4	1	2	2	0	0	0		
Ron Cey, R (1,5) OBP: 0.368, SLG: 0.470										2	1	0	0	1	0	1		
Henry Cruz, L (1,8) OBP: 0.299, SLG: 0.308										2	0	0	0	1	1	1		
Steve Yeager, R (1,2) OBP: 0.301, SLG: 0.344										2	0	0	0	0	1	1		
Bill Russell, R (1,6) OBP: 0.277, SLG: 0.261										2	0	0	0	0	1	0		
Leron Lee, L (8,PH) OBP: 0.264, SLG: 0.277										0	0	0	1	0	0	0		
Rick Auerbach, R (9,6) OBP: 0.298, SLG: 0.276										0	0	0	0	0	0	0		
Burt Hooton, R (1,1) OBP: 0.169, SLG: 0.205										2	0	0	0	1	1	0		
Inning Stats	R: 0 E: 0 K: 0 S: 3	H: 0 LOB: 0 BB: 0 P: 3	R: 0 E: 0 K: 1 S: 6	H: 1 LOB: 1 BB: 0 P: 6	R: 0 E: 0 K: 1 S: 5	H: 0 LOB: 0 BB: 0 P: 5	R: 0 E: 0 K: 2 S: 7	H: 0 LOB: 0 BB: 0 P: 7	R: 0 E: 0 K: 0 S: 3	H: 0 LOB: 0 BB: 0 P: 3	R: 1 E: 0 K: 0 S: 3	H: 0 LOB: 2 BB: 3 P: 15	R: 2 E: 0 K: 0 S: 2	H: 1 LOB: 0 BB: 1 P: 6	1B: 1 2B: 0 3B: 0 HR: 1	SF: 1 SAC: 1 DP: 0 HBP: 0	WP: 0 PB: 0 SB: 1 CS: 0	PA: 31
PITCHER J.R. Richard, R (1,1) ERA: 4.39	IP: 8.1 WLS: L BF: 31 H: 2 R: 3 ER: 3 SO: 5 BB: 4 IBB: 0 HBP: 0 BLK: 0 WP: 0 HR: 1 S: 37 P: 53 ERA: 3.24 WHIP: 0.720																	

Batter	1	2	3	4	5	6	7	8	9	AB	R	H	RBI	BB	SO	LOB	TOP			
Wilbur Howard, S OBP: 0.328, SLG: 0.370 (1, 8)	F3		4-3			F7		F9		4	0	0	0	0	0	3				
Greg Gross, L OBP: 0.374, SLG: 0.365 (1, 9)	6-3			L7				G3		4	0	1	0	0	0	0				
Jose Cruz, L OBP: 0.359, SLG: 0.407 (1, 7)	K			4-3		4-3			K	4	0	0	0	0	2	2				
Cliff Johnson, R OBP: 0.369, SLG: 0.499 (1, 3)		F3		K			F7		1-3	4	0	0	0	0	1	0				
Milt May, L OBP: 0.287, SLG: 0.319 (1, 2)		F5			K		K		F7	4	0	0	0	0	2	0				
Enos Cabell, R OBP: 0.303, SLG: 0.365 (1, 5)		K			F8		S E BB			2	1	0	0	1	1	0				
Jerry Davanon, R OBP: 0.386, SLG: 0.392 (1, 6)			5-3		F9		E7			3	0	0	0	0	0	0				
Rob Andrews, R OBP: 0.311, SLG: 0.286 (1, 4)						1B BB	F7			2	0	1	0	1	0	1				
Mike Stanton, S OBP: 0.280, SLG: 0.250 Ken Forsch, R OBP: 0.192, SLG: 0.240 Larry Milbourne, S OBP: 0.242, SLG: 0.295 Jose Sosa, R OBP: 0.310, SLG: 0.378 Ken Boswell, L OBP: 0.350, SLG: 0.374 Doug Koniczny, R OBP: 0.208, SLG: 0.220 (1, 1) (3, 1) (6, PH) (6, PH) (8, PH) (8, PH)				P1				L4		1	0	0	0	0	0	1				
Inning Stats	R: 0 E: 0 K: 1 S: 5	H: 0 LOB: 0 BB: 0 P: 5	R: 0 E: 0 K: 1 S: 5	H: 0 LOB: 0 BB: 0 P: 5	R: 0 E: 0 K: 0 S: 4	H: 1 LOB: 1 BB: 0 P: 4	R: 0 E: 0 K: 1 S: 5	H: 0 LOB: 0 BB: 0 P: 5	R: 0 E: 0 K: 0 S: 4	H: 2 LOB: 2 BB: 1 P: 8	R: 1 E: 1 K: 0 S: 6	H: 0 LOB: 1 BB: 1 P: 10	R: 0 E: 0 K: 0 S: 3	H: 0 LOB: 0 BB: 0 P: 3	R: 0 E: 0 K: 1 S: 5	H: 0 LOB: 0 BB: 0 P: 5	1B: 3 2B: 0 3B: 0 HR: 0	SF: 0 SAC: 0 DP: 0 HBP: 0	WP: 0 PB: 0 SB: 1 CS: 0	PA: 32
PITCHER Andy Messersmith, R ERA: 2.29 (1, 1)	IP: 9.0 WLS: W BF: 32 H: 3 R: 1 ER: 0 SO: 6 BB: 2 IBB: 0 HBP: 0 BLK: 0 WP: 0 HR: 0 S: 42 P: 50 ERA: 0.00 WHIP: 0.556																			

Houston Astros @ Los Angeles Dodgers
Dodger Stadium, Los Angeles, CA
Sat Sep 27 1975, 3:33 AM PDT
Att: 13,529 - Unknown

AB 30
R 1
H 3
RBI 0
BB 2
SO 6
LOB 7



Batter	1	2	3	4	5	6	7	8	9	AB	R	H	RBI	BB	SO	LOB	BOTTOM			
Davey Lopes, R OBP: 0.358, SLG: 0.359 Jerry Royster, R OBP: 0.281, SLG: 0.387 (1, 4) (7, 4)	E6 9-2	K		1-3 BB		K				3	0	0	0	1	2	2				
Lee Lacy, R OBP: 0.359, SLG: 0.455 (1, 7)	9-2 BB		1-3	1-3		K				3	0	0	0	1	1	1				
Willie Crawford, L OBP: 0.345, SLG: 0.386 (1, 9)	9-2 1-2 3HF		1B BB 1B	F9		G3				4	1	1	0	0	0	3				
Steve Garvey, R OBP: 0.352, SLG: 0.478 (1, 3)			BB HR BB	F8		F3				2	1	0	0	2	0	1				
Ron Cey, R OBP: 0.370, SLG: 0.471 (1, 5)	K		HR 1B	1B		1B BB				3	1	2	0	1	1	2				
Henry Cruz, L OBP: 0.317, SLG: 0.319 (1, 8)		5-3 WP 1B	HR BB	1B		1B		F8		3	1	2	1	1	0	1				
Steve Yeager, R OBP: 0.301, SLG: 0.350 (1, 2)		6-3	HR		L7			6-3		4	1	1	4	0	0	2				
Bill Russell, R OBP: 0.277, SLG: 0.258 (1, 6)			K		1-3			F9		3	0	0	0	1	1	1				
Andy Messersmith, R OBP: 0.212, SLG: 0.194 (1, 1)		5-3	4-3			K		F9		4	0	0	0	0	1	2				
Inning Stats	R: 0 E: 1 K: 1 S: 5	H: 0 LOB: 2 BB: 2 P: 13	R: 0 E: 0 K: 1 S: 6	H: 1 LOB: 2 BB: 1 P: 10	R: 5 E: 0 K: 1 S: 8	H: 3 LOB: 0 BB: 2 P: 16	R: 0 E: 0 K: 0 S: 3	H: 0 LOB: 1 BB: 1 P: 7	R: 0 E: 0 K: 3 S: 9	H: 0 LOB: 0 BB: 0 P: 9	R: 0 E: 0 K: 0 S: 3	H: 0 LOB: 1 BB: 1 P: 7	R: 0 E: 0 K: 0 S: 3	H: 0 LOB: 0 BB: 0 P: 3	R: 0 E: 0 K: 1 S: 5	H: 0 LOB: 0 BB: 0 P: 5	1B: 5 2B: 1 3B: 0 HR: 1	SF: 0 SAC: 0 DP: 1 HBP: 0	WP: 2 PB: 0 SB: 1 CS: 0	PA: 36
PITCHER Mike Stanton, R ERA: 7.27 Ken Forsch, R ERA: 3.22 Jose Sosa, R ERA: 4.02 Doug Koniczny, R ERA: 4.47 (1, 1) (3, 1) (6, 1) (8, 1)	IP: 2.1 WLS: L BF: 15 H: 3 R: 4 ER: 4 SO: 2 BB: 5 IBB: 0 HBP: 0 BLK: 0 WP: 1 HR: 0 S: 14 P: 34 ERA: 15.43 WHIP: 3.429																			

Houston Astros @ Los Angeles Dodgers
Dodger Stadium, Los Angeles, CA
Sat Sep 27 1975, 3:33 AM PDT
Att: 13,529 - Unknown

AB 29
R 5
H 6
RBI 5
BB 7
SO 6
LOB 15



Batter	1	2	3	4	5	6	7	8	9	AB	R	H	RBI	BB	SO	LOB	TOP			
Wilbur Howard, S OBP: 0.324, SLG: 0.365	F7		F8			F7		2-3	4-3	5	0	0	0	0	0	3	Houston Astros @ Los Angeles Dodgers Dodger Stadium, Los Angeles, CA Sun Sep 28 1975, 3:33 AM PDT Att: 36,507 - Unknown			
Art Gardner, L OBP: 0.242, SLG: 0.194	4-3		F7			F7		HR		4	1	1	1	0	0	1				
Jose Cruz, L OBP: 0.358, SLG: 0.403	3-1			4-3		FC6-4		HR		3	1	0	0	0	0	1				
Cliff Johnson, R OBP: 0.370, SLG: 0.506		1B BB		5-3			5-3	HR		3	1	1	3	1	0	0				
Milt May, L OBP: 0.287, SLG: 0.316		1B BB		F9			4-3	P6		3	0	0	0	1	0	0				
Tommy Helms, R OBP: 0.285, SLG: 0.222					G4		E6	K2-3		1	0	1	0	0	0	0				
Ken Boswell, L OBP: 0.349, SLG: 0.309										3	0	0	0	0	1	0				
Rob Andrews, R OBP: 0.310, SLG: 0.285					4-3					4	0	1	0	0	1	3				
Roger Metzger, S OBP: 0.289, SLG: 0.296					F5		F8			4	0	0	0	0	0	5				
Jim York, R OBP: 0.167, SLG: 0.091										2	0	1	0	0	1	0				
Greg Gross, L OBP: 0.373, SLG: 0.364										1	1	0	0	0	0	0				
Mike Cosgrove, L OBP: 0.164, SLG: 0.231										1	0	1	0	0	0	0				
Paul Siebert, L OBP: 0.154, SLG: 0.231										0	0	0	0	0	0	0				
Inning Stats	R: 0 E: 0 K: 0 S: 3	H: 0 LOB: 0 BB: 0 P: 3	R: 0 E: 0 K: 1 S: 5	H: 1 LOB: 2 BB: 2 P: 13	R: 0 E: 0 K: 1 S: 5	H: 0 LOB: 0 BB: 0 P: 5	R: 0 E: 0 K: 0 S: 3	H: 0 LOB: 0 BB: 0 P: 3	R: 0 E: 0 K: 0 S: 4	H: 1 LOB: 1 BB: 0 P: 4	R: 0 E: 1 K: 0 S: 5	H: 1 LOB: 2 BB: 0 P: 5	R: 4 E: 1 K: 1 S: 8	H: 2 LOB: 0 BB: 0 P: 9	R: 0 E: 0 K: 0 S: 4	H: 1 LOB: 1 BB: 0 P: 4	1B: 5 2B: 1 3B: 0 HR: 1	SF: 0 SAC: 0 DP: 1 HBP: 1	WP: 0 PB: 0 SB: 1 CS: 0	PA: 37
PITCHER	IP WLS BF H R ER SO BB IBB HBP BLK WP HR S P ERA WHIP																			
Rick Rhoden, R ERA: 3.08	(1, 1) 7.0 26 3 0 0 2 2 0 0 0 0 0 0 28 36 0.00 0.714																			
Charlie Hough, R ERA: 2.95	(8, 1) 1.0 L 7 2 4 3 1 0 0 1 0 0 0 1 8 9 27.00 2.000																			
Dennis Lewallyn, R ERA:	(9, 1) 1.0 4 1 0 0 0 0 0 0 0 0 0 0 4 4 0.00 1.000																			

Batter	1	2	3	4	5	6	7	8	9	AB	R	H	RBI	BB	SO	LOB	BOTTOM			
Jerry Royster, R OBP: 0.270, SLG: 0.361	4-3		6-3		3-1		F2		1B	5	0	1	0	0	0	1	Houston Astros @ Los Angeles Dodgers Dodger Stadium, Los Angeles, CA Sun Sep 28 1975, 3:33 AM PDT Att: 36,507 - Unknown			
Lee Lacy, R OBP: 0.356, SLG: 0.451	F9			G3	5-3			F8	1B	5	0	1	1	0	0	0				
John Hale, L OBP: 0.333, SLG: 0.333										2	1	0	0	1	0	0				
Tom Paciorek, R OBP: 0.250, SLG: 0.269	4-3			HBP SF7	BB		F7		L7	2	0	0	0	0	0	2				
Steve Garvey, R OBP: 0.351, SLG: 0.476		F8		E5	1B HBP		4-3			4	0	1	0	0	0	1				
Ron Cey, R OBP: 0.372, SLG: 0.473										1	0	1	0	0	0	0				
Ken McMullen, R OBP: 0.340, SLG: 0.435										1	0	1	0	1	0	0				
Rick Auerbach, R OBP: 0.298, SLG: 0.276		G3		1-2 2-3	HBP		PB	1B	FC6-4	0	0	0	0	0	0	0				
Steve Yeager, R OBP: 0.286, SLG: 0.347		G3		SF7			6-3		FC6-4	3	0	0	1	0	0	4				
Joe Simpson, L OBP: 0.333, SLG: 0.333										3	0	1	0	0	1	1				
Orlando Alvarez, R OBP: 0.277, SLG: 0.258		4-3								1	0	0	0	0	0	0				
Ivan De Jesus, R OBP: 0.276, SLG: 0.230										3	0	0	0	0	0	3				
Manny Mota, R OBP: 0.337, SLG: 0.286										1	0	1	0	0	0	0				
Bill Russell, R OBP: 0.277, SLG: 0.258										0	1	0	0	0	0	0				
Rick Rhoden, R OBP: 0.103, SLG: 0.071										2	0	0	0	0	0	0				
Leron Lee, L OBP: 0.274, SLG: 0.288										1	0	1	0	0	0	0				
Charlie Hough, R OBP: 0.333, SLG: 0.333										0	0	0	0	0	0	0				
Dennis Lewallyn, R OBP: 0.277, SLG: 0.258										0	0	0	0	0	0	0				
Jimmy Wynn, R OBP: 0.403, SLG: 0.417										1	0	0	0	0	0	1				
Inning Stats	R: 0 E: 0 K: 0 S: 3	H: 0 LOB: 0 BB: 0 P: 3	R: 0 E: 0 K: 0 S: 4	H: 1 LOB: 1 BB: 0 P: 4	R: 0 E: 0 K: 0 S: 3	H: 0 LOB: 0 BB: 0 P: 3	R: 1 E: 1 K: 0 S: 5	H: 1 LOB: 3 BB: 1 P: 10	R: 0 E: 0 K: 0 S: 3	H: 0 LOB: 0 BB: 0 P: 3	R: 0 E: 0 K: 0 S: 4	H: 1 LOB: 1 BB: 0 P: 4	R: 0 E: 0 K: 1 S: 6	H: 1 LOB: 2 BB: 1 P: 8	R: 0 E: 0 K: 0 S: 4	H: 3 LOB: 3 BB: 0 P: 6	1B: 7 2B: 1 3B: 0 HR: 0	SF: 1 SAC: 0 DP: 0 HBP: 1	WP: 0 PB: 1 SB: 0 CS: 0	PA: 39
PITCHER	IP WLS BF H R ER SO BB IBB HBP BLK WP HR S P ERA WHIP																			
Jim York, R ERA: 3.86	(1, 1) 7.0 28 4 1 0 1 1 0 0 0 0 0 0 28 33 0.00 0.714																			
Mike Cosgrove, L ERA: 3.03	(8, 1) 1.2 10 4 1 1 0 1 0 0 0 0 0 0 9 13 5.40 3.000																			
Paul Siebert, L ERA: 2.95	(9, 1) 0.1 S 1 0 0 0 0 0 0 0 0 0 0 0 1 1 0.00 0.000																			