

Los Angeles Dodgers - 1976

Batter	1	2	3	4	5	6	7	8	9	AB R H RBI BB SO LOB	TOP									
Bill Buckner, L (1, 7) OBP: 0.250, SLG: 0.250	0-0 F9		0-0 P6			0-0 FC6-4 1B		0-0 F9		4 0 1 0 0 0 0	<p>Los Angeles Dodgers @ San Francisco Giants</p> <p>Candlestick Park, San Francisco, CA</p> <p>Fri Apr 09 1976, 6:33 AM EST Att. 37,261 - Unknown</p>									
Ted Sizemore, R (1, 4) OBP: 0.250, SLG: 0.250	0-0 F7		0-0 F9			0-0 F8		0-0 FC5-4 1B		4 0 1 0 0 0 1										
Dusty Baker Jr., R (1, 8) OBP: 0.250, SLG: 1.000	0-0 HR				0-0 G3	0-0 P5		0-0 FC5-4 FC6-4 1-2f		4 1 1 1 0 0 2										
Steve Garvey, R (1, 3) SS	0-3 K				0-0 P4	0-0 FC6-4 1-2f		0-0 FC6-4 1-2f		4 0 0 0 0 1 2										
Ron Cey, R (1, 5) OBP: 0.750, SLG: 1.000		0-0 F9 2B			0-0 F3		4-0 2B 6-3 BB	0-0 FC6-4 1B		3 1 2 0 1 0 0										
Joe Ferguson, R (1, 9) OBP: 0.250, SLG: 0.500		0-0 F9 2-3			0-3 K		0-0 6-3 1-3 2B	0-0 F9		4 0 1 0 0 1 2										
Steve Yeager, R (1, 2)		0-0 1-3			1-0 HBP		0-0 6-3	0-0 FC6-4 BB 1-2f		3 0 0 1 0 0 3										
Bill Russell, R (1, 6)		0-3 K			0-3 K		0-0 F5 2-3 3-H	4-0 FC6-4 BB 1-2		2 0 0 0 0 2 2										
Ed Goodson, L (7, PH)										1 0 0 0 0 0 1										
Ivan De Jesus, R (7, 6)										0 0 0 0 0 0 0										
Ellie Rodriguez, R (9, PH)										0 0 0 0 1 0 0										
Rick Auerbach, R (9, PR)										0 0 0 0 0 0 0										
Don Sutton, R (1, 1)			0-3 K		0-0 6-3		0-3 K	0-0 FC6-4 1-2f		2 0 0 0 0 1 1										
John Hale, L (7, PH)										1 0 0 0 0 1 1										
Mike Marshall, R (7, 1)										0 0 0 0 0 0 0										
Glenn Burke, R (9, PH)										1 0 0 0 0 0 2										
Inning Stats	R: 1 E: 0 K: 1 S: 6	H: 1 LOB: 0 BB: 0 P: 6	R: 0 E: 0 K: 1 S: 6	H: 1 LOB: 1 BB: 0 P: 6	R: 0 E: 0 K: 1 S: 5	H: 0 LOB: 0 BB: 0 P: 5	R: 0 E: 0 K: 2 S: 7	H: 0 LOB: 1 BB: 0 P: 8	R: 0 E: 0 K: 1 S: 4	H: 1 LOB: 1 BB: 0 P: 4	R: 1 E: 0 K: 1 S: 6	H: 1 LOB: 1 BB: 1 P: 10	R: 0 E: 0 K: 0 S: 4	H: 1 LOB: 1 BB: 0 P: 4	R: 0 E: 0 K: 0 S: 4	H: 1 LOB: 2 BB: 1 P: 8	1B: 3 2B: 2 3B: 0 HR: 1	SF: 0 SAC: 0 DP: 0 HBP: 1	WP: 0 PB: 0 SB: 0 CS: 0	PA: 36
PITCHER	IP WLS BF H R ER SO BB IBB HBP BLK WP HR S P ERA WHIP																			
John Montefusco, R (1, 1) ERA: 2.45	7.1 W 29 5 2 2 6 1 0 1 0 0 1 39 44 2.46 0.818																			
Gary Lavelle, L (8, 1) ERA:	1.2 S 7 1 0 0 0 1 0 0 0 0 0 6 10 0.00 1.200																			

livebaseballscorecards.com

AB	33
R	2
H	6
RBI	2
BB	2
SO	6
LOB	17



Batter	1	2	3	4	5	6	7	8	9	AB R H RBI BB SO LOB	TOP											
Bill Buckner, L (1, 7) OBP: 0.375, SLG: 1.000	0-0 6-3 HR		0-0 HR		0-0 3B		0-0 F7			4 1 2 1 0 0 0	<p>Los Angeles Dodgers @ San Francisco Giants</p> <p>Candlestick Park, San Francisco, CA</p> <p>Sun Apr 11 1976, 6:33 AM EST</p> <p>Att. 25,659 - Unknown</p>											
Ted Sizemore, R (1, 4) OBP: 0.250, SLG: 0.375	0-0 1B 2B		0-0 6-3		0-0 L5			0-0 6-3		4 0 1 0 0 0 1												
Dusty Baker Jr., R (1, 8) OBP: 0.375, SLG: 0.714	0-0 1B 1B		0-0 F5		4-0 BB			0-3 K		3 1 1 0 1 1 0												
Steve Garvey, R (1, 3) OBP: 0.250, SLG: 0.250	0-0 1B			0-0 4-6-3 HR 1B	0-0 5-3			0-3 K		4 1 2 1 0 1 2												
Ron Cey, R (1, 5) OBP: 0.625, SLG: 0.714	0-0 5-3			0-0 F7		0-0 G5-4-3 1B		0-0 BB 1B		4 0 2 0 0 0 2												
Joe Ferguson, R (1, 9) OBP: 0.250, SLG: 0.286 Glenn Burke, R (9, PR)		0-3 K		0-0 4-6-3 1-2		0-3 K		4-0 BB		3 0 0 0 1 2 2 0 0 0 0 0 0 0												
Steve Yeager, R (1, 2) OBP: 0.250, SLG: 0.571		0-0 F3		0-0 HR		0-0 G5-4-3 1-2		0-0 F7		4 1 1 2 0 0 3												
Bill Russell, R (1, 6)		0-0 F7		0-0 4-3			0-0 1-3		0-0 F3	4 0 0 0 0 0 2												
Doug Rau, L (1, 1) John Hale, L (7, PH) Mike Marshall, R (7, 1) Manny Mota, R (9, PH)			0-0 4-3		0-0 1-3		0-0 G3		0-0 P4	2 0 0 0 0 0 0 1 0 0 0 0 0 0 0 0 0 0 0 0 0 1 0 0 0 0 0 2												
Inning Stats	R: 1 E: 0 K: 0 S: 5	H: 3 LOB: 1 BB: 0 P: 5	R: 0 E: 0 K: 1 S: 5	H: 0 LOB: 0 BB: 0 P: 5	R: 1 E: 0 K: 0 S: 4	H: 1 LOB: 0 BB: 0 P: 4	R: 2 E: 0 K: 0 S: 5	H: 2 LOB: 0 BB: 0 P: 5	R: 0 E: 0 K: 1 S: 5	H: 1 LOB: 2 BB: 1 P: 8	R: 0 E: 0 K: 1 S: 5	H: 1 LOB: 0 BB: 0 P: 5	R: 0 E: 0 K: 0 S: 3	H: 0 LOB: 0 BB: 0 P: 3	R: 0 E: 0 K: 2 S: 7	H: 0 LOB: 0 BB: 0 P: 7	R: 0 E: 0 K: 0 S: 4	H: 1 LOB: 2 BB: 1 P: 8	1B: 5 2B: 1 3B: 1 HR: 2	SF: 0 SAC: 0 DP: 1 HBP: 0	WP: 0 PB: 0 SB: 0 CS: 0	PA: 36
PITCHER	IP WLS BF H R ER SO BB IBB HBP BLK WP HR S P ERA WHIP																					
Jim Barr, R (1, 1) ERA: 7.2	5.0		22	7	4	4	1	1	0	0	0	0	0	2	23	27	7.20	1.600				
Dave Heaverlo, R (6, 1) ERA:	2.0		6	1	0	0	1	0	0	0	0	0	0	0	8	8	0.00	0.500				
Randy Moffitt, R (8, 1) ERA:	1.0	W	3	0	0	0	2	0	0	0	0	0	0	0	7	7	0.00	0.000				
Gary Lavelle, L (9, 1) ERA:	1.0	S	5	1	0	0	0	1	0	0	0	0	0	0	4	8	0.00	2.000				

livebaseballscorecards.com

AB	34
R	4
H	9
RBI	4
BB	2
SO	4
LOB	14



Batter	1	2	3	4	5	6	7	8	9	AB	R	H	RBI	BB	SO	LOB
Derrel Thomas, S (1, 4) OBP: 0.250, SLG: 0.143	0-0 P5		0-0 F7		0-0 1B		0-0 G3-6			4	0	1	0	0	0	1
Von Joshua, L (1, 8) OBP: 0.125, SLG: 0.125	0-0 1B FC5-4 1B		0-0 F7		0-0 P5		0-0 1-3			4	1	1	0	0	0	2
Bobby Murcer, L (1, 9) OBP: 0.875, SLG: 1.400	0-0 FC5-4 1B		1-0 HBP		0-0 FC6-4 1B			4-0 1B BB		2	1	2	1	1	0	0
Gary Matthews, R (1, 7) OBP: 0.375, SLG: 0.750	0-0 FC5-4		0-3 K		0-0 FC6-4			0-0 1B 1B E 1B		4	1	1	1	0	1	4
Willie Montanez, L (1, 3) OBP: 0.286, SLG: 0.167	0-0 4-1				0-0 F8			0-0 FC1-5 1B 1B		4	0	1	1	0	0	1
Chris Speier, R (1, 6) OBP: 0.286, SLG: 0.167		0-0 F8			0-0 5-3			0-0 E7 FC1-5 2B 1B		4	1	1	0	0	0	0
Ken Reitz, R (1, 5) OBP: 0.143, SLG: 0.143		0-0 6-3			0-0 F8			0-0 FC1-5 2B		4	1	1	0	0	0	2
Marc Hill, R (1, 2) Glenn Adams, L (8, PH) Gary Lavelle, S (9, 1)		4-0 BB				0-0 P4		0-0 P6		2	0	0	0	1	0	1
Jim Barr, R (1, 1) Mike Sadek, R (5, PH) Dave Hiedverfio, R (6, 1) Steve Ontiveros, S (7, PH) Randy Moffitt, R (8, 1) Dave Rader, L (8, PH) (9, 2)		0-0 F8				0-0 1B 1B		0-0 G3-6 BB		1	0	0	0	0	0	1

Inning Stats	R: 1	H: 2	E: 0	K: 0	S: 5	R: 0	H: 0	E: 0	K: 0	S: 3	R: 0	H: 0	E: 0	K: 1	S: 5	R: 0	H: 0	E: 0	K: 0	S: 3	R: 1	H: 3	E: 0	K: 0	S: 6	R: 0	H: 1	E: 0	K: 0	S: 4	R: 0	H: 0	E: 0	K: 0	S: 2	R: 4	H: 4	E: 1	K: 0	S: 6
	LOB: 1	BB: 0	P: 5	LOB: 1	BB: 1	P: 7	LOB: 1	BB: 0	P: 6		LOB: 0	BB: 0	P: 3	LOB: 2	BB: 0	P: 6	LOB: 1	BB: 0	P: 4	LOB: 0	BB: 1	P: 6	LOB: 1	BB: 1	P: 10	LOB: 1	BB: 1	P: 10	LOB: 1	BB: 1	P: 10	SF: 0	SAC: 0	DP: 1	HBP: 1	1B: 9	2B: 1	3B: 0	HR: 0	

PITCHER	IP	WLS	BF	H	R	ER	SO	BB	IBB	HBP	BLK	WP	HR	S	P	ERA	WHIP
Doug Rau, L (1, 1) ERA: 3.0	6.0		26	6	2	2	1	1	0	1	0	0	0	26	31	3.00	1.167
Mike Marshall, R (7, 1) ERA: 9.0	2.0	L	10	4	4	4	0	2	0	0	0	0	0	8	16	18.00	3.000

BOTTOM

Los Angeles Dodgers @ San Francisco Giants
Candlestick Park, San Francisco, CA

Sun Apr 11 1976, 6:33 AM EST
Att. 25,659 - Unknown

AB	32
R	6
H	10
RBI	5
BB	3
SO	1
LOB	14

livebaseballscores.com



WP	PA	ERA	WHIP
0	36		

Batter	1	2	3	4	5	6	7	8	9	AB R H RBI BB SO LOB	TOP									
Johnny Grubb, L (1, 7) OBP: 0.500, SLG: 0.400	0-0 F6	0-0 L4			0-0 6-3		4-0 1B 1B HR IBB	4-0 1B 1-2 BB		3 1 0 0 2 0 2	San Diego Padres @ Los Angeles Dodgers Dodger Stadium, Los Angeles, CA Tue Apr 13 1976, 6:05 PM PST Att: 52,703 - Unknown									
Tito Fuentes, S (1, 4) OBP: 0.267, SLG: 0.214	0-0 4-3		0-0 F9		0-0 6-3		0-0 1B HR 1B	0-0 1B 1-3 2-H		5 1 2 3 0 0 0										
Willie Davis, L (1, 8) OBP: 0.389, SLG: 0.471	0-0 3B		0-0 1-3			0-0 G3	0-0 1B HR 1B	0-3 K		5 1 2 0 0 1 2										
Dave Winfield, R (1, 9) OBP: 0.278, SLG: 0.533	4-0 BB		0-0 L8			0-0 5-3	0-0 HR 1-H 2-H 3-H		0-3 K	4 1 1 4 1 1 0										
Mike Ivie, R (1, 3) OBP: 0.167, SLG: 0.063	0-0 F7			4-0 BB		0-0 F1	0-0 5-3		0-3 K	4 0 0 0 1 1 4										
Doug Rader, R (1, 5) OBP: 0.533, SLG: 0.667		0-0 SH1-4 1B		0-0 F8			0-0 1B S		0-0 F6	3 0 2 0 0 0 1										
Enzo Hernandez, R (7, PR) OBP: 0.250, SLG: 0.250							0-0 5-3			2 1 0 0 0 0 2										
Hector Torres, R (1, 6) OBP: 0.313, SLG: 0.333		0-0 F7		0-0 F7			0-3 K	0-0 6-3		4 0 0 0 0 1 3										
Bob Davis, R (1, 2) OBP: 0.182, SLG: 0.200		0-0 SH1-4 1B		0-0 F2			0-0 1B 2-H 1B	0-3 K		2 0 1 0 0 0 1										
Gene Locklear, L (7, PH) OBP: 0.500, SLG: 0.500										1 1 1 1 0 0 0										
Fred Kendall, R (7, 2)										1 0 0 0 0 1 0										
Brent Strom, R (1, 1)		0-0 SH1-4				0-0 5-3		0-0 1B 1-3 1B	0-0 1B BB 1B	1 0 0 0 0 0 0										
Willie McCovey, L (7, PH) OBP: 0.500, SLG: 0.500										1 0 1 0 0 0 0										
Dan Spillner, R (7, PR)										0 1 0 0 0 0 0										
Mike Dupree, R (7, 1) OBP: 1.000, SLG: 1.000										1 1 1 0 0 0 0										
Butch Metzger, R (9, 1)										0 0 0 0 0 0 0										
Inning Stats	R: 0 E: 0 K: 0 S: 4	H: 1 LOB: 2 BB: 1 P: 8	R: 0 E: 0 K: 0 S: 5	H: 2 LOB: 2 BB: 0 P: 5	R: 0 E: 0 K: 0 S: 3	H: 0 LOB: 0 BB: 0 P: 3	R: 0 E: 0 K: 0 S: 3	H: 0 LOB: 1 BB: 1 P: 7	R: 0 E: 0 K: 0 S: 3	H: 0 LOB: 0 BB: 0 P: 3	R: 7 E: 0 K: 1 S: 11	H: 6 LOB: 2 BB: 1 P: 15	R: 1 E: 0 K: 2 S: 9	H: 2 LOB: 2 BB: 1 P: 13	R: 0 E: 0 K: 2 S: 7	H: 0 LOB: 0 BB: 0 P: 7	1B: 9 2B: 0 3B: 1 HR: 1	SF: 0 SAC: 1 DP: 0 HBP: 0	WP: 0 PB: 0 SB: 1 CS: 0	PA: 42
PITCHER	IP WLS BF H R ER SO BB IBB HBP BLK WP HR S P ERA WHIP																			
Burt Hooton, R (1, 1) ERA: 7.11	6.1 L 29 7 5 5 1 2 1 0 0 0 0 0 28 40 7.11 1.421																			
Stan Wall, L (7, 1) ERA: 27.0	0.2 4 2 2 2 0 0 0 0 0 0 0 1 4 4 27.00 3.000																			
Charlie Hough, R (8, 1) ERA: 4.5	2.0 9 2 1 1 4 1 0 0 0 0 0 0 16 20 4.50 1.500																			

AB	37
R	8
H	11
RBI	8
BB	4
SO	5
LOB	15



livebaseballscorecards.com

Batter	1	2	3	4	5	6	7	8	9	AB R H RBI BB SO LOB	TOP		
Johnny Grubb, L (1, 7) OBP: 0.522, SLG: 0.353	0-0 4-3 BB	4-0 BB		0-3 K			4-0 G3 1B BB	4-0 1-2 BB		2 0 0 0 3 1 2	San Diego Padres @ Los Angeles Dodgers Dodger Stadium, Los Angeles, CA Wed Apr 14 1976, 6:05 PM PST Att: 52,219 - Unknown		
Tito Fuentes, S (1, 4) OBP: 0.300, SLG: 0.263	0-0 G3	0-0 L7			0-0 SH5-3 1B		0-0 G3 1B	0-0 6-3		5 0 2 0 0 0 5			
Willie Davis, L (1, 8) OBP: 0.364, SLG: 0.429	0-0 1B		0-0 F8		0-0 SH5-3 1-2		0-0 G3		0-0 4-3	4 0 1 0 0 0 2			
Willie McCovey, L (1, 3) Mike Ivie, R (7, 3) OBP: 0.167, SLG: 0.167 OBP: 0.158, SLG: 0.059	0-0 1-3		0-3 K		0-3 K		0-0 1-3		0-0 E6 1B	4 0 0 0 0 2 4 1 0 0 0 0 0 0			
Dave Winfield, R (1, 9) OBP: 0.304, SLG: 0.650		0-0 HR	0-0 L9		0-0 6-3			0-0 SH2-4 1B	0-0 E6 1B	5 2 2 1 0 0 2			
Hector Torres, R (1, 6) OBP: 0.400, SLG: 0.632		0-0 HR		0-0 SH1-4 2B		0-0 F4		0-0 SH2-4 1-2	0-0 G6-4-3 1B	4 1 3 1 0 0 0			
Fred Kendall, R (1, 2) OBP: 0.429, SLG: 0.333		0-0 L9		4-0 SH1-4 BB		0-0 1B		0-0 FC1-5 1B 2-H	0-0 G6-4-3 1-2f	4 0 2 1 1 0 3			
Ted Kubiak, S (1, 5) OBP: 0.500, SLG: 0.500		0-0 SH3-4 1B		0-0 L8		0-0 G1-4-6-3 1-2f		0-0 E 1-2 1B		4 0 2 0 0 0 3			
Randy Jones, R (1, 1)		0-0 SH3-4 1-2		0-0 SH1-4 1-2 2-3			0-3 K	0-0 FC1-5 BB 1-3 2-3f		2 0 0 0 0 1 2			
Inning Stats	R: 0 H: 1 E: 0 LOB: 1 K: 0 BB: 0 S: 4 P: 4	R: 2 H: 3 E: 0 LOB: 2 K: 0 BB: 1 S: 6 P: 10	R: 0 H: 0 E: 0 LOB: 0 K: 1 BB: 0 S: 5 P: 5	R: 0 H: 1 E: 0 LOB: 2 K: 1 BB: 1 S: 6 P: 10	R: 0 H: 1 E: 0 LOB: 1 K: 1 BB: 0 S: 6 P: 6	R: 0 H: 1 E: 0 LOB: 0 K: 0 BB: 0 S: 3 P: 3	R: 0 H: 1 E: 0 LOB: 2 K: 1 BB: 1 S: 6 P: 10	R: 1 H: 3 E: 1 LOB: 3 K: 0 BB: 1 S: 6 P: 10	R: 0 H: 1 E: 2 LOB: 2 K: 0 BB: 0 S: 5 P: 5	1B: 9 SF: 0 2B: 1 SAC: 4 3B: 0 DP: 2 HR: 2 HBP: 0		WP: 0 PA: 43 PB: 0 SB: 0 CS: 0	
PITCHER	IP WLS BF H R ER SO BB IBB HBP BLK WP HR S P ERA WHIP											PITCHER	IP WLS BF H R ER SO BB IBB HBP BLK WP HR S P ERA WHIP
Don Sutton, R (1, 1) ERA: 4.15	7.0 L 31 8 2 2 4 3 0 0 0 0 0 2 36 48 2.57 1.571												
Mike Marshall, R (8, 1) ERA: 7.5	2.0 12 4 1 1 0 1 0 0 0 0 0 0 11 15 4.50 2.500												

livebaseballscorecards.com

AB	35
R	3
H	12
RBI	3
BB	4
SO	4
LOB	23



Batter	1	2	3	4	5	6	7	8	9	AB R H RBI BB SO LOB
Bill Buckner, L (1, 7) OBP: 0.294, SLG: 0.588	0-0 F7	0-0 G3			0-0 L8		0-0 4-3			4 0 0 0 0 0 1
Ted Sizemore, R (1, 4) OBP: 0.353, SLG: 0.375	0-0 5-3		0-0 6-3			0-0 1B		0-0 G5-4-3		4 1 2 0 0 0 0
Dusty Baker Jr., R (1, 8) OBP: 0.353, SLG: 0.533	4-0 1B BB		0-3 K			0-0 L8		0-0 G5-4-3		3 0 0 0 1 1 2
Steve Garvey, R (1, 3) OBP: 0.235, SLG: 0.250	0-0 FC5 1B		0-0 F8			0-0 1B		0-0 6-3		4 0 2 0 0 0 0
Ron Cey, R (1, 5) OBP: 0.529, SLG: 0.500	0-0 1B			0-3 K		0-0 1B			4-0 BB	3 0 2 1 1 1 0
Joe Ferguson, R (1, 9) OBP: 0.188, SLG: 0.200	0-0 FC5		0-0 F8		0-0 F3		0-0 F9		0-3 K	4 0 0 0 0 1 6
Steve Yeager, R (1, 2) OBP: 0.250, SLG: 0.467		0-3 K		0-3 K		0-0 F9			0-3 K	4 0 0 0 0 3 3
Bill Russell, R (1, 6) OBP: 0.214, SLG: 0.214					0-0 3-1		0-0 1-3		0-0 4-3	4 0 1 0 0 0 1
Don Sutton, R (1, 1) Rick Auerbach, R (7, PH) Mike Marshall, R (8, 1)					0-0 4-3		0-0 L8			2 0 0 0 0 1 1 1 0 0 0 0 0 0 0 0 0 0 0 0 0

Inning Stats	R: 0 H: 2 E: 0 K: 0 S: 5	H: 2 LOB: 3 BB: 1 P: 9	R: 0 H: 1 E: 0 K: 2 S: 8	H: 1 LOB: 1 BB: 0 P: 8	R: 0 H: 0 E: 0 K: 1 S: 5	H: 0 LOB: 0 BB: 0 P: 5	R: 0 H: 0 E: 0 K: 2 S: 7	H: 0 LOB: 0 BB: 0 P: 7	R: 0 H: 0 E: 0 K: 0 S: 3	H: 0 LOB: 0 BB: 0 P: 3	R: 1 H: 3 E: 0 K: 0 S: 6	H: 3 LOB: 2 BB: 0 P: 6	R: 0 H: 0 E: 0 K: 0 S: 3	H: 0 LOB: 0 BB: 0 P: 3	R: 0 H: 1 E: 0 K: 0 S: 3	H: 1 LOB: 0 BB: 0 P: 3	R: 0 H: 0 E: 0 K: 2 S: 7	H: 0 LOB: 1 BB: 1 P: 11	1B: 7 2B: 0 3B: 0 HR: 0	SF: 0 SAC: 0 DP: 1 HBP: 0	WP: 0 PB: 0 SB: 0 CS: 0	PA: 35
---------------------	--------------------------	------------------------	--------------------------	------------------------	--------------------------	------------------------	--------------------------	------------------------	--------------------------	------------------------	--------------------------	------------------------	--------------------------	------------------------	--------------------------	------------------------	--------------------------	-------------------------	-------------------------	---------------------------	-------------------------	--------

PITCHER Randy Jones, L (1, 1) ERA: 1.0	IP 9.0 WLS W BF 35 H 7 R 1 ER 1 SO 7 BB 2 IBB 0 HBP 0 BLK 0 WP 0 HR 0 S 47 P 55 ERA 1.00 WHIP 1.000	PITCHER	IP WLS BF H R ER SO BB IBB HBP BLK WP HR S P ERA WHIP
---	---	----------------	---

BOTTOM

San Diego Padres @ Los Angeles Dodgers
Dodger Stadium, Los Angeles, CA

Wed Apr 14 1976, 6:05 PM PST
Att. 52,219 - Unknown

AB	33
R	1
H	7
RBI	1
BB	2
SO	7
LOB	14



Batter	1	2	3	4	5	6	7	8	9	AB R H RBI BB SO LOB	TOP
--------	---	---	---	---	---	---	---	---	---	----------------------	-----

Bill Buckner, L (1, 7) <small>OBP: 0.273, SLG: 0.500</small>	0-3 			0-0 		0-0 	0-0 		0-3 	5 0 1 0 0 2 6	
Ted Sizemore, R (1, 4) <small>OBP: 0.318, SLG: 0.300</small>	0-0 			4-0 		0-0 		0-0 	0-0 	4 0 0 0 1 0 4	
Dusty Baker Jr., R (1, 8) <small>OBP: 0.333, SLG: 0.474</small>	0-0 			0-3 		0-0 		0-0 		4 0 1 0 0 1 2	
Steve Garvey, R (1, 3) <small>OBP: 0.238, SLG: 0.250</small>		0-0 		0-0 		0-0 		0-0 		4 0 1 0 0 0 2	
Ron Cey, R (1, 5) <small>OBP: 0.476, SLG: 0.556</small>		0-0 		0-0 			0-0 		0-3 	4 0 1 0 0 1 2	
Joe Ferguson, R (1, 9) <small>OBP: 0.250, SLG: 0.222</small>		0-3 			0-0 		4-0 		0-0 	3 1 1 0 1 1 0	
Steve Yeager, R (1, 2) <small>OBP: 0.300, SLG: 0.444</small>			0-0 		0-0 		0-3 		4-0 	3 0 1 0 1 1 2	
Bill Russell, R (1, 6) Ivan De Jesus, R (5, 6)			0-0 		1-0 		0-0 		0-0 	1 0 0 0 0 0 0 2 0 0 0 0 0 4	
Tommy John, R (1, 1) Rick Rhoden, R (6, 1) Manny Mota, R (7, PH) Mike Marshall, R (7, 1) Ellie Rodriguez, R (9, PH) Glenn Burke, R (9, PR)			0-0 		0-0 		4-0 		0-0 	2 0 0 0 0 0 2 0 0 0 0 0 0 0 0 0 0 0 0 1 0 0 0 0 0 0 0 0 0 0 1 0 1 1 0 0 0 0 0 0 0 0 0 0 0 0	

Inning Stats	R: 0 E: 0 K: 1 S: 5	H: 0 LOB: 0 BB: 0 P: 5	R: 0 E: 0 K: 1 S: 5	H: 0 LOB: 0 BB: 0 P: 5	R: 0 E: 0 K: 0 S: 3	H: 0 LOB: 0 BB: 0 P: 3	R: 0 E: 0 K: 1 S: 6	H: 1 LOB: 2 BB: 1 P: 10	R: 0 E: 0 K: 0 S: 3	H: 1 LOB: 1 BB: 0 P: 4	R: 0 E: 0 K: 0 S: 4	H: 1 LOB: 1 BB: 0 P: 4	R: 0 E: 0 K: 1 S: 6	H: 1 LOB: 3 BB: 2 P: 14	R: 0 E: 0 K: 0 S: 3	H: 1 LOB: 0 BB: 0 P: 3	R: 1 E: 1 K: 2 S: 10	H: 2 LOB: 3 BB: 1 P: 14	1B: 6 2B: 0 3B: 1 HR: 0	SF: 0 SAC: 0 DP: 2 HBP: 1	WP: 0 PB: 0 SB: 0 CS: 0	PA: 38
--------------	------------------------------	---------------------------------	------------------------------	---------------------------------	------------------------------	---------------------------------	------------------------------	----------------------------------	------------------------------	---------------------------------	------------------------------	---------------------------------	------------------------------	----------------------------------	------------------------------	---------------------------------	-------------------------------	----------------------------------	----------------------------------	------------------------------------	----------------------------------	--------

PITCHER	IP	WLS	BF	H	R	ER	SO	BB	IBB	HBP	BLK	WP	HR	S	P	ERA	WHIP
Dick Ruthven, R (1, 1) <small>ERA: 1.64</small>	6.0	W	24	4	0	0	3	2	0	1	0	0	0	27	36	0.00	1.000
Pablo Torrealba, L (7, 1) <small>ERA: 5.63</small>	2.1		12	3	1	1	2	2	0	0	0	0	0	14	22	3.86	2.143
Roger Moret, L (9, 1) <small>ERA:</small>	0.2	S	2	0	0	0	1	0	0	0	0	0	0	4	4	0.00	0.000

Los Angeles Dodgers @ Atlanta Braves
 Atlanta-Fulton County Stadium, Atlanta, GA
 Fri Apr 16 1976, 6:05 PM EST
 Att. 15,825 - Unknown

AB	33
R	1
H	7
RBI	1
BB	4
SO	6
LOB	24



Batter	1	2	3	4	5	6	7	8	9
Rowland Office, L (1, 8) OBP: 0.231, SLG: 0.304	0-0 4-3 ①		0-3 K ①		0-0 E 1B HR 1B		0-0 E3 SH3-4		
Jerry Royster, R (1, 5) OBP: 0.333, SLG: 0.286	0-0 4-3 ②		4-0 BB 1B BB		0-0 E9 1B HR 1B		0-0 SH3-4 ①		
Darrell Evans, L (1, 3) OBP: 0.440, SLG: 0.389	4-0 BB BB		0-0 BB 1B		0-0 1-H 3-H HR		0-3 K ②		
Jimmy Wynn, R (1, 7) OBP: 0.417, SLG: 0.300	4-0 1-2 BB		4-0 BB BB G6-4-3		0-0 E6 FC6-4		0-3 K ③		
Ken Henderson, S (1, 9) OBP: 0.333, SLG: 0.533	0-0 F2 ③		0-0 G6-4-3 ② ③		0-0 FC6-4 ②		0-3 K ①		
Lee Lacy, R (1, 4) OBP: 0.250, SLG: 0.304		0-0 2-3 ①		0-0 5-3 ①		0-0 F9 ③		0-0 F8 ②	
Biff Pocoroba, S (1, 2) OBP: 0.286, SLG: 0.350		0-0 F7 ②		0-0 5-3 ②		0-0 F3 ①		0-0 1B 1B	
Darrel Chaney, S (1, 6) OBP: 0.300, SLG: 0.294		0-0 1B		0-0 F8 ③		0-3 K ②		0-0 1-2 1B	
Dick Ruthven, R (1, 1) OBP: 0.400, SLG: 0.400		0-0 1-3 ③			0-0 6-3 ①		0-0 4-3 ③		
Pablo Torrealba, L (7, 1)									
Roger Moret, S (9, 1)									

Inning Stats	R: 0 E: 0 K: 3 S: 3	H: 0 LOB: 2 BB: 2 P: 11	R: 0 E: 0 K: 4 S: 4	H: 1 LOB: 1 BB: 0 P: 4	R: 0 E: 0 K: 1 S: 5	H: 1 LOB: 2 BB: 2 P: 13	R: 0 E: 0 K: 0 S: 3	H: 0 LOB: 0 BB: 0 P: 3	R: 3 E: 2 K: 0 S: 7	H: 3 LOB: 1 BB: 0 P: 7	R: 0 E: 0 K: 1 S: 5	H: 0 LOB: 0 BB: 0 P: 5	R: 0 E: 1 K: 2 S: 8	H: 0 LOB: 1 BB: 0 P: 8	R: 0 E: 0 K: 2 S: 9	H: 2 LOB: 2 BB: 0 P: 9							
1B: 6	SF: 0	2B: 0	SAC: 1	3B: 0	DP: 1	HR: 1	HBP: 0	WP: 0	PA: 36	SB: 0	CS: 0	1B: 6	SF: 0	2B: 0	SAC: 1	3B: 0	DP: 1	HR: 1	HBP: 0	WP: 0	PA: 36	SB: 0	CS: 0

PITCHER	IP	WLS	BF	H	R	ER	SO	BB	IBB	HBP	BLK	WP	HR	S	P	ERA	WHIP
Tommy John, L (1, 1) ERA: 5.4	5.0	L	24	5	3	3	1	4	0	0	0	0	1	22	38	5.40	1.800
Rick Rhoden, R (6, 1) ERA:	1.0		3	0	0	0	1	0	0	0	0	0	0	5	5	0.00	0.000
Mike Marshall, R (7, 1) ERA: 5.63	2.0		9	2	0	0	4	0	0	0	0	0	0	17	17	0.00	1.000

BOTTOM


Los Angeles Dodgers @ Atlanta Braves
Atlanta-Fulton County Stadium, Atlanta, GA

livebaseballscores.com

AB	31
R	3
H	7
RBI	3
BB	4
SO	6
LOB	12



Fri Apr 16 1976, 6:05 PM EST
Att. 15,825 - Unknown

Batter	1	2	3	4	5	6	7	8	9	AB R H RBI BB SO LOB	TOP											
Bill Buckner, L (1, 7) OBP: 0.308, SLG: 0.500	0-0 8-3 1B		0-0 3-4-1		0-0 2-H 1B		0-0 4-3			4 0 2 1 0 0 1												
Ted Sizemore, R (1, 4) OBP: 0.269, SLG: 0.250	0-0 8-3 1-2f			0-0 P5	0-0 P5			0-0 F8		4 0 0 0 0 0 2												
Dusty Baker Jr., R (1, 8) OBP: 0.320, SLG: 0.435	0-0 F9			0-0 6-3	0-3 K			0-0 1B		4 0 1 0 0 1 1												
Steve Garvey, R (1, 3) OBP: 0.200, SLG: 0.208		0-0 P3		0-0 5-3		0-0 6-3		0-3 K		4 0 0 0 0 1 1												
Ron Cey, R (1, 5) OBP: 0.440, SLG: 0.500		0-0 6-3			0-0 FC3-6 1B	0-0 5-3		0-0 5-3		4 0 1 0 0 0 1												
John Hale, L (1, 9)		0-0 F8			0-0 FC3-6 2B	0-3 K		0-0 F8		4 1 0 0 0 1 1												
Steve Yeager, R (1, 2) OBP: 0.375, SLG: 0.571			0-0 F9 SF7 2B		0-0 1B 2B		4-0 WP SH3-4 BB	0-0 F7		3 2 2 1 1 0 0	AB 32 R 5 H 8 RBI 4 BB 1 SO 4 LOB 9											
Ivan De Jesus, R (1, 6) OBP: 0.200, SLG: 0.200			0-0 F9		0-0 1B E 1B		0-0 SH3-4	0-0 5-3		3 1 1 0 0 0 1												
Doug Rau, L (1, 1) OBP: 0.250, SLG: 0.333 Ed Goodson, L (7, PH) Mike Marshall, R (7, 1)			0-0 SF7		0-0 E8 1B		0-3 K			1 1 1 2 0 0 0 1 0 0 0 0 1 1 0 0 0 0 0 0 0												
Inning Stats	R: 0 E: 0 K: 0 S: 3	H: 1 LOB: 0 BB: 0 P: 3	R: 0 E: 0 K: 0 S: 3	H: 0 LOB: 0 BB: 0 P: 3	R: 1 E: 0 K: 0 S: 4	H: 1 LOB: 0 BB: 0 P: 4	R: 0 E: 0 K: 0 S: 3	H: 0 LOB: 0 BB: 0 P: 3	R: 4 E: 1 K: 1 S: 10	H: 5 LOB: 1 BB: 0 P: 10	R: 0 E: 0 K: 1 S: 5	H: 0 LOB: 0 BB: 0 P: 5	R: 0 E: 0 K: 1 S: 5	H: 0 LOB: 1 BB: 1 P: 9	R: 0 E: 0 K: 1 S: 6	H: 1 LOB: 1 BB: 0 P: 6	R: 0 E: 0 K: 0 S: 3	H: 0 LOB: 0 BB: 0 P: 3	1B: 6 2B: 3 3B: 0 HR: 0	SF: 1 SAC: 1 DP: 1 HBP: 0	WP: 1 PB: 0 SB: 1 CS: 0	PA: 35
PITCHER	IP WLS BF H R ER SO BB IBB HBP BLK WP HR S P ERA WHIP																					
Carl Morton, R (1, 1) ERA: 4.8	4.1 L 19 7 5 4 0 0 0 0 0 0 0 0 0 19 19 8.31 1.615																					
Elias Sosa, R ERA: 2.7	(5, 1) 2.2 9 0 0 0 3 1 0 0 0 0 1 0 14 18 0.00 0.375																					
Bruce Dal Canton, R ERA: 3.0	(8, 1) 2.0 7 1 0 0 1 0 0 0 0 0 0 0 9 9 0.00 0.500																					

Los Angeles Dodgers @ Atlanta Braves
Atlanta-Fulton County Stadium, Atlanta, GA

Sat Apr 17 1976, 6:05 PM EST
Att. 20,029 - Unknown

livebaseballscorecards.com



Batter	1	2	3	4	5	6	7	8	9	AB	R	H	RBI	BB	SO	LOB
Rowland Office, L OBP: 0.200, SLG: 0.259	0-0 4-3	0-0 FC6-4			0-0 4-3		0-0 4-3			4	0	0	0	0	0	1
Jerry Royster, R OBP: 0.321, SLG: 0.320	0-0 BB SF7 2B		0-0 P6		0-0 E6		0-0 F9			4	1	1	0	0	0	0
Darrell Evans, L OBP: 0.414, SLG: 0.333	4-0 BB BB		0-0 4-3		0-0 F7			0-0 4-3		3	0	0	0	1	0	1
Jimmy Wynn, R OBP: 0.393, SLG: 0.261	4-0 1-2 2-3 BB		0-3 K		0-0 P5			0-0 F8		3	0	0	0	1	1	1
Ken Henderson, S OBP: 0.316, SLG: 0.500	0-0 SF7			0-0 1B 5-3 1B		0-0 F8		0-0 F7		3	0	1	1	0	0	0
Lee Lacy, R OBP: 0.214, SLG: 0.259	0-0 F8			0-0 5-3 1-2		0-0 6-3			0-0 1-3	4	0	0	0	0	0	3
Biff Pocoroba, S OBP: 0.400, SLG: 0.435		4-0 FC6-4 BB		0-0 2-3 1B		0-0 FC5-4 1B			0-0 G4-6-3 1B	3	0	3	0	1	0	0
Darrel Chaney, S OBP: 0.273, SLG: 0.263		0-0 F7		0-3 K		0-0 FC5-4			0-0 G4-6-3	2	0	0	0	0	1	3
Earl Williams, R OBP: 0.333, SLG: 0.333		0-0 K							0-0 1-2f	1	0	0	0	0	0	1
Marty Perez, R		0-3 K								1	0	0	0	0	0	1
Carl Morton, R		0-3 K								2	0	0	0	0	1	3
Elias Sosa, R										0	0	0	0	0	0	0
Terry Crowley, L										1	0	0	0	0	0	0
Bruce Dal Canton, R										0	0	0	0	0	0	0

BOTTOM

Los Angeles Dodgers @ Atlanta Braves
Atlanta-Fulton County Stadium, Atlanta, GA

Sat Apr 17 1976, 6:05 PM EST
Att. 20,029 - Unknown

livebaseballscorecards.com

AB	31
R	1
H	5
RBI	1
BB	3
SO	3
LOB	14



Inning Stats		R	H	E	K	S	IP		WLS	BF	H	R	ER	SO	BB	IBB	HBP	BLK	WP	HR	S	P	ERA	WHIP
Pitcher		1	1	0	0	4	6.0		W	26	4	1	1	3	3	0	0	0	0	0	29	41	1.50	1.167
Pitcher		0	0	0	1	5	3.0		S	9	1	0	0	0	0	0	0	0	0	0	9	9	0.00	0.333

WP	0
PA	35
PB	0
SB	0
CS	0

Batter	1	2	3	4	5	6	7	8	9	AB R H RBI BB SO LOB	TOP						
Bill Buckner, L (1, 7) <small>OBP: 0.290, SLG: 0.452</small> (7, 9)	0-0 		0-0 		0-0 		0-0 	0-0 		5 1 1 1 0 0 1							
Ted Sizemore, R (1, 4) <small>OBP: 0.226, SLG: 0.207</small> (7, 9)	0-0 		0-0 		0-0 		0-3 		0-0 	5 0 0 0 0 1 3							
Dusty Baker Jr., R (1, 8) <small>OBP: 0.367, SLG: 0.519</small> (7, 9)	4-0 		0-0 			0-0 	0-0 		0-0 	4 1 2 1 1 0 0							
Steve Garvey, R (1, 3) <small>OBP: 0.267, SLG: 0.250</small> (7, 9)	0-0 		4-0 			0-0 	0-0 		0-0 	4 0 2 1 1 0 0							
Ron Cey, R (1, 5) <small>OBP: 0.414, SLG: 0.440</small> (7, 9)		4-0 	0-3 			0-0 	0-3 			3 1 0 0 1 2 5							
John Hale, L (1, 9) (6, PH) (6, 9) (7, 2)		0-3 		0-0 		0-0 	0-0 			2 0 0 0 0 1 1							
Joe Ferguson, R (6, PH) <small>OBP: 0.273, SLG: 0.250</small> (6, 9) (7, 2)		0-3 		0-0 		0-0 	0-0 			2 0 1 1 0 0 1							
Steve Yeager, R (1, 2) Stan Wall, L (7, 1)		0-0 		0-0 		0-0 	0-3 			3 1 0 0 1 1 3							
Ivan De Jesus, R (1, 6) <small>OBP: 0.375, SLG: 0.429</small> Ed Goodson, L (8, PH) Bill Russell, R (8, 6) <small>OBP: 0.250, SLG: 0.200</small>		0-0 		0-3 		4-0 	0-3 			2 1 1 1 1 1 0							
Burt Hooton, R (1, 1) <small>OBP: 0.250, SLG: 0.250</small> Charlie Hough, R (6, 1) Manny Mota, R (7, PH) <small>OBP: 0.500, SLG: 0.333</small> (7, 7)		0-0 		0-0 		0-0 	0-0 			2 0 1 0 0 0 1							
Inning Stats	R: 0 H: 1 E: 0 LOB: 1 K: 0 BB: 1 S: 3 P: 7	R: 1 H: 1 E: 0 LOB: 1 K: 1 BB: 1 S: 6 P: 10	R: 0 H: 1 E: 0 LOB: 2 K: 1 BB: 1 S: 6 P: 10	R: 0 H: 0 E: 0 LOB: 0 K: 1 BB: 0 S: 5 P: 5	R: 0 H: 1 E: 0 LOB: 0 K: 0 BB: 0 S: 3 P: 3	R: 0 H: 0 E: 1 LOB: 1 K: 0 BB: 0 S: 4 P: 4	R: 5 H: 5 E: 2 LOB: 2 K: 3 BB: 2 S: 14 P: 22	R: 0 H: 0 E: 0 LOB: 0 K: 1 BB: 0 S: 3 P: 3	1B: 6 SF: 0 2B: 4 SAC: 0 3B: 0 DP: 1 HR: 0 HBP: 0	WP: 0 PA: 40 PB: 0 SB: 0 CS: 0							
PITCHER	IP WLS BF H R ER SO BB IBB HBP BLK WP HR S P ERA WHIP											PITCHER	IP WLS BF H R ER SO BB IBB HBP BLK WP HR S P ERA WHIP				
Andy Messersmith, R (1, 1) <small>ERA: 2.25</small> Roger Moret, L (5, 1) <small>ERA: 6.35</small> Adrian Devine, R (7, 1) <small>ERA: 7.71</small> Elias Sosa, R (7, 1) <small>ERA: 1.59</small>	4.0 2.0 0.2 2.1	0 0 W	17 11 5 7	3 3 3 0	1 4 1 0	1 4 1 0	3 0 2 2	3 2 0 0	0 0 0 0	0 0 0 0	0 0 0 0	0 0 0 0	0 0 0 0	20 9 9 11	32 17 9 11	2.25 18.00 13.50 0.00	1.500 2.500 4.500 0.000

Los Angeles Dodgers @ Atlanta Braves
 Atlanta-Fulton County Stadium, Atlanta, GA
 Sun Apr 18 1976, 3:33 AM EST
 Att: 21,734 - Unknown

AB	35
R	6
H	9
RBI	5
BB	5
SO	7
LOB	15



Batter	1	2	3	4	5	6	7	8	9
Rowland Office, L OBP: 0.257, SLG: 0.290	4-0 SH1-4 1B BB	0-0 1B 1B		0-0 F9		0-0 E9 HR 1B 1B		0-0 4-3	
Jerry Royster, R OBP: 0.344, SLG: 0.345	0-0 SH1-4 1-2	0-0 F8		0-0 S 1B		0-0 HR 1B		0-0 5-3	
Jimmy Wynn, R OBP: 0.424, SLG: 0.464	0-0 1B 2B	0-0 1-3 1B		0-3 K 1-2		0-0 HR		0-0 5-3	
Darrell Evans, L OBP: 0.394, SLG: 0.292	4-0 1B BB	0-0 F9		0-0 F8		0-3 K			
Ken Henderson, S OBP: 0.391, SLG: 0.591	0-0 3-1 1B 1-2 2-H 3-H		0-0 G3		0-0 3-2-5 2B		0-0 1B		
Lee Lacy, R OBP: 0.250, SLG: 0.290	0-0 1-2 2-H		0-0 1B		0-0 F8		0-0 F9		
Biff Pocoroba, S OBP: 0.345, SLG: 0.370	0-0 3-1 1-2 2-3		0-0 F9		0-0 3-2-5 2-3f		0-0 F7		
Darrel Chaney, S OBP: 0.308, SLG: 0.304	0-0 F9		0-0 FC5 1B			0-0 E 1B 1B		0-0 F7	
Andy Messersmith, R Roger Moret, S Adrian Devine, R Elias Sosa, R		0-0 1-3	0-0 FC5			0-3 K		0-0 6-3	

Inning Stats	R: 3	H: 3	E: 0	K: 0	S: 6	LOB: 3	BB: 2	P: 14	R: 0	H: 2	E: 0	K: 0	S: 5	LOB: 2	BB: 0	P: 5	R: 0	H: 2	E: 0	K: 0	S: 5	LOB: 2	BB: 0	P: 5	R: 0	H: 1	E: 0	K: 1	S: 6	LOB: 1	BB: 0	P: 6	R: 0	H: 1	E: 0	K: 0	S: 3	LOB: 0	BB: 0	P: 3	R: 4	H: 5	E: 1	K: 2	S: 12	LOB: 1	BB: 0	P: 12	R: 0	H: 0	E: 0	K: 0	S: 3	LOB: 0	BB: 0	P: 3	R: 0	H: 0	E: 0	K: 0	S: 3	LOB: 0	BB: 0	P: 3
--------------	------	------	------	------	------	--------	-------	-------	------	------	------	------	------	--------	-------	------	------	------	------	------	------	--------	-------	------	------	------	------	------	------	--------	-------	------	------	------	------	------	------	--------	-------	------	------	------	------	------	-------	--------	-------	-------	------	------	------	------	------	--------	-------	------	------	------	------	------	------	--------	-------	------

PITCHER	IP	WLS	BF	H	R	ER	SO	BB	IBB	HBP	BLK	WP	HR	S	P	ERA	WHIP
Burt Hooton, R ERA: 7.71	(1, 1)	5.1	L	28	11	5	5	2	2	0	0	0	0	30	38	8.44	2.438
Charlie Hough, R ERA: 10.13	(6, 1)	0.2		5	3	2	1	0	0	0	0	0	1	7	7	27.00	4.500
Stan Wall, L ERA: 6.75	(7, 1)	2.0		6	0	0	0	0	0	0	0	0	0	6	6	0.00	0.000

BOTTOM

Los Angeles Dodgers @ Atlanta Braves
Atlanta-Fulton County Stadium, Atlanta, GA

Sun Apr 18 1976, 3:33 AM EST
Att. 21,734 - Unknown

AB	R	H	RBI	BB	SO	LOB
4	2	2	0	1	0	0
4	1	2	1	0	0	1
5	2	3	3	0	1	1
3	1	0	0	1	1	3
4	0	3	2	0	0	0
4	0	2	1	0	0	2
4	0	0	0	0	0	4
4	1	2	0	0	0	2
2	0	0	0	0	0	2
1	0	0	0	0	1	1
0	0	0	0	0	0	0
1	0	0	0	0	0	0

1B:	11	SF:	0
2B:	3	SAC:	1
3B:	0	DP:	1
HR:	1	HBP:	0

WP:	0	PA:	39
PB:	0		
SB:	1		
CS:	0		

livebaseballscorecards.com



Batter	1	2	3	4	5	6	7	8	9	AB R H RBI BB SO LOB	TOP											
Bill Buckner, L (1, 7) OBP: 0.250, SLG: 0.389	0-0 1-3		0-0 F2		0-0 G3		0-0 2-3		0-0 G3	5 0 0 0 0 0 4	Los Angeles Dodgers @ Houston Astros Astrodome, Houston, TX Mon Apr 19 1976, 7:05 PM EST Att. 9,122 - Dome livebaseballscorecards.com											
Ted Sizemore, R (1, 4) OBP: 0.222, SLG: 0.206	0-3 K		0-0 WP 1B		0-0 F8		0-0 5-3	0-0 5-3	0-0 6-3	5 0 1 0 0 1 1												
Dusty Baker Jr., R (1, 8) OBP: 0.371, SLG: 0.484	0-3 K		0-0 3-1		0-0 5-3		0-0 5-3	4-0 2B 1B BB	0-0 BB BB 1B	4 1 1 1 1 1 1												
Steve Garvey, R (1, 3) OBP: 0.286, SLG: 0.281		0-0 5-3		0-0 5-3		0-0 E5 FC6		0-0 1B 1-3 WP 2B	4-0 BB BB 1B	4 1 1 0 1 0 0												
Ron Cey, R (1, 5) OBP: 0.441, SLG: 0.429		4-0 FC5-4 BB		0-0 F6		0-0 FC6		0-0 WP 1B	4-0 1-2 2-3 BB	3 0 1 1 2 0 1												
Steve Yeager, R (1, 2) OBP: 0.250, SLG: 0.462		0-0 FC5-4 WP HBP		0-3 K		0-3 K		4-0 1-2 3-H BB	0-0 G3	2 0 0 0 0 0 1 1 0 0 0 0 0 0 0 0 1 0 0 0 0 0 1 0 0 0 0 0 0 0 0 0 0 0 0 0 0 1 0 0 0 0 0 0 0 0 0 0 1 0 0 0 0 0 0 3												
Al Downing, R (4, 1)																						
Henry Cruz, L (7, PH)																						
Charlie Hough, R (7, 1)																						
Ed Goodson, L (8, PH)																						
Stan Wall, L (8, 1)																						
Manny Mota, R (9, PH) OBP: 0.400, SLG: 0.250																						
John Hale, L (1, 9) OBP: 0.250, SLG: 0.182		1-0 WP HBP		0-0 6-3 5-3 1B		0-0 1B 1B		0-0 L9		3 0 2 0 0 0 2	AB 35 R 3 H 7 RBI 2 BB 6 SO 5 LOB 21											
Ivan De Jesus, R (1, 6) OBP: 0.333, SLG: 0.364		0-0 6-3		0-0 5-3		0-0 5-3		0-0 1-2 1B	0-3 K	4 0 1 0 0 1 5												
Don Sutton, R (1, 1)			0-0 L8		0-0 6-3		0-0 F7		4-0 E G3 1B BB	1 0 0 0 0 0 0 2 1 0 0 1 0 3												
Joe Ferguson, R (4, 2) OBP: 0.280, SLG: 0.227																						
Inning Stats	R: 0 E: 0 K: 2 S: 7	H: 0 LOB: 0 BB: 0 P: 7	R: 0 E: 0 K: 0 S: 3	H: 0 LOB: 2 BB: 1 P: 8	R: 0 E: 0 K: 0 S: 4	H: 1 LOB: 1 BB: 0 P: 4	R: 0 E: 0 K: 1 S: 5	H: 0 LOB: 0 BB: 0 P: 5	R: 0 E: 0 K: 0 S: 4	H: 1 LOB: 1 BB: 0 P: 4	R: 0 E: 1 K: 0 S: 4	H: 0 LOB: 1 BB: 0 P: 4	R: 0 E: 0 K: 1 S: 7	H: 2 LOB: 2 BB: 0 P: 7	R: 2 E: 0 K: 1 S: 7	H: 2 LOB: 2 BB: 2 P: 15	R: 1 E: 1 K: 0 S: 4	H: 1 LOB: 3 BB: 3 P: 16	1B: 6 2B: 1 3B: 0 HR: 0	SF: 0 SAC: 0 DP: 0 HBP: 1	WP: 3 PB: 0 SB: 0 CS: 0	PA: 42
PITCHER	IP WLS BF H R ER SO BB IBB HBP BLK WP HR S P ERA WHIP																					
Larry Dierker, R (1, 1) ERA: 4.85	7.0 W 28 4 0 0 4 1 0 1 0 2 0 34 39 0.00 0.714																					
Larry Hardy, R (8, 1) ERA: 10.29	0.1 5 2 2 2 0 2 0 0 0 1 0 3 11 54.00 12.000																					
Mike Barlow, R (8, 1) ERA: 4.15	1.2 9 1 1 1 1 3 0 0 0 0 0 8 20 5.40 2.400																					

Los Angeles Dodgers @ Houston Astros
 Astrodome, Houston, TX
 Mon Apr 19 1976, 7:05 PM EST
 Att. 9,122 - Dome

AB 35
 R 3
 H 7
 RBI 2
 BB 6
 SO 5
 LOB 21



BOTTOM

Los Angeles Dodgers @ Houston Astros
Astrodome, Houston, TX
Mon Apr 19 1976, 7:05 PM EST
Att: 9,122 - Dome

livebaseballscorecards.com

AB 31
R 8
H 9
RBI 8
BB 4
SO 4
LOB 13



WP: 0 PA: 36
PB: 0
SB: 5
CS: 0

AB R H RBI BB SO LOB

4 1 1 1 0 1 0

4 2 1 1 0 0 1

3 1 2 0 1 0 2

2 1 1 2 2 0 1

4 1 1 1 0 0 4

4 0 1 3 0 0 2

4 1 1 0 0 0 1

3 1 1 0 1 2 1

2 0 0 0 0 1 0

0 0 0 0 0 0 0

1 0 0 0 0 0 1

1B: 7 SF: 0
2B: 2 SAC: 1
3B: 1 DP: 2
HR: 0 HBP: 0

Batter	1	2	3	4	5	6	7	8	9
Larry Milbourne, S OBP: 0.318, SLG: 0.293 (1, 4)	0-0 L6 1B	0-3 K 1B		0-0 FC 1B		0-0 L7 1B			
Enos Cabell, R OBP: 0.426, SLG: 0.478 (1, 5)	0-0 S 1B	0-0 6-3 1B		0-0 FC 1B		0-0 L9 1B			
Cesar Cedeno, R OBP: 0.349, SLG: 0.675 (1, 8)	4-0 1B 3B 1-2 BB		0-0 L5-6-4 1B	0-0 F7 1-2			0-0 2B		
Bob Watson, R OBP: 0.522, SLG: 0.514 (1, 3)	4-0 1B 3B 1-2 2-3 BB		4-0 1B BB	0-0 FC5-4 1B		0-0 6-3			
Cliff Johnson, R OBP: 0.375, SLG: 0.370 (1, 2)	0-0 3B 1B 1-2 2-3 3-H		0-0 L5-6-4 1B	0-0 FC5-4 1-2f		0-0 F7			
Jose Cruz, L OBP: 0.286, SLG: 0.333 (1, 7)	0-0 3B 1-H 2-H 3-H		0-0 4-3		0-0 6-3		0-0 F5		
Greg Gross, L OBP: 0.317, SLG: 0.342 (1, 9)	0-0 F7			0-0 SH1-4 1B	0-0 F7		0-0 4-3		
Roger Metzger, S OBP: 0.324, SLG: 0.394 (1, 6)	0-3 K			0-0 1B SH1-4 FC 1B	0-3 K		4-0 G5-4-3 BB		
Larry Dierker, R Larry Hardy, R Mike Barlow, L (1, 1) (8, 1) (8, 1)		0-0 6-3		0-0 SH1-4		0-3 K		0-0 G5-4-3	

Inning Stats	R: 4	H: 3	E: 0	K: 1	S: 8	LOB: 1	BB: 2	P: 16
	R: 0	H: 0	E: 0	K: 1	S: 5	LOB: 0	BB: 0	P: 5
	R: 0	H: 1	E: 0	K: 0	S: 3	LOB: 1	BB: 1	P: 7
	R: 4	H: 4	E: 0	K: 0	S: 8	LOB: 1	BB: 0	P: 8
	R: 0	H: 0	E: 0	K: 1	S: 5	LOB: 0	BB: 0	P: 5
	R: 0	H: 0	E: 0	K: 1	S: 5	LOB: 0	BB: 0	P: 5
	R: 0	H: 1	E: 0	K: 0	S: 4	LOB: 1	BB: 0	P: 4
	R: 0	H: 0	E: 0	K: 0	S: 2	LOB: 0	BB: 1	P: 6

PITCHER	IP	WLS	BF	H	R	ER	SO	BB	IBB	HBP	BLK	WP	HR	S	P	ERA	WHIP
Don Sutton, R ERA: 7.56 (1, 1)	3.2	L	22	8	8	8	2	3	0	0	0	0	0	23	35	19.64	3.000
Al Downing, L ERA: (4, 1)	2.1		7	0	0	0	2	0	0	0	0	0	0	11	11	0.00	0.000
Charlie Hough, R ERA: 7.36 (7, 1)	1.0		4	1	0	0	0	0	0	0	0	0	0	4	4	0.00	1.000
Stan Wall, L ERA: 4.91 (8, 1)	1.0		3	0	0	0	0	1	0	0	0	0	0	2	6	0.00	1.000

Batter	1	2	3	4	5	6	7	8	9	AB	R	H	RBI	BB	SO	LOB	TOP										
Bill Buckner, L (1, 7) OBP: 0.268, SLG: 0.390	0-0 F9		0-0 S 2B 1B	0-0 G3		0-0 F8			0-0 S 1B 1B	5	2	2	0	0	0	3	Los Angeles Dodgers @ Houston Astros Astrodome, Houston, TX Tue Apr 20 1976, 7:05 PM EST Att. 10,885 - Dome										
Ted Sizemore, R (1, 4) OBP: 0.195, SLG: 0.179	0-0 6-3		0-0 L9		0-0 5-3		0-3 K	0-3 K	5	0	0	0	0	0	2	2											
Dusty Baker Jr., R (1, 8) OBP: 0.375, SLG: 0.500	0-0 F9		0-0 PB 2-H 2B		0-0 F9		0-0 5-3	0-0 2B 1B	5	1	2	2	0	0	0	0											
Steve Garvey, R (1, 3) OBP: 0.325, SLG: 0.351		0-0 PB 1B 3B 1B	0-3 K		0-3 K		0-0 1B	0-0 2B	5	1	3	1	0	2	1												
Ron Cey, R (1, 5) OBP: 0.462, SLG: 0.400		0-0 F4	4-0 BB		4-0 2-3 1B BB		0-0 5-3	4-0 FC4 IBB	2	1	0	0	3	0	2												
Joe Ferguson, R (1, 2) OBP: 0.310, SLG: 0.269		0-0 3B 1B	0-0 L7		0-0 1B 2-3 1B		0-0 6-3	0-0 FC4	4	1	2	0	0	0	2	2											
Ellie Rodriguez, R (8, 2) OBP: 0.667, SLG: 0.500		1-2 3B 1B						1-2 FC4	1	0	0	0	0	0	2	2											
John Hale, L (1, 9) OBP: 0.313, SLG: 0.400		0-0 1-H 2-H 3B		0-0 5-3 S 1B		0-0 2-3	0-0 F8		4	0	2	2	0	0	2												
Ivan De Jesus, R (1, 6) OBP: 0.250, SLG: 0.267		0-3 K	0-0 5-3		0-0 K		0-0 F9		4	0	0	0	0	0	2	4											
Rick Rhoden, R (1, 1) Ed Goodson, L (6, PH) Mike Marshall, R (6, 1)		0-3 K	0-0 3-1		0-0 2-3 3-H 1B		0-0 4-3		2	0	0	0	0	0	1	2											
Inning Stats	R: 0 E: 0 K: 0 S: 3	H: 0 LOB: 0 BB: 0 P: 3	R: 2 E: 0 K: 2 S: 10	H: 3 LOB: 1 BB: 0 P: 10	R: 1 E: 0 K: 1 S: 7	H: 2 LOB: 2 BB: 1 P: 11	R: 0 E: 0 K: 0 S: 4	H: 1 LOB: 1 BB: 0 P: 4	R: 0 E: 0 K: 1 S: 5	H: 0 LOB: 0 BB: 0 P: 5	R: 1 E: 0 K: 1 S: 7	H: 2 LOB: 2 BB: 1 P: 11	R: 0 E: 0 K: 1 S: 6	H: 1 LOB: 1 BB: 0 P: 6	R: 0 E: 0 K: 0 S: 3	H: 0 LOB: 0 BB: 0 P: 3	R: 2 E: 0 K: 1 S: 8	H: 3 LOB: 2 BB: 1 P: 12	1B: 9 2B: 2 3B: 1 HR: 0	SF: 0 SAC: 0 DP: 0 HBP: 0	WP: 0 PB: 2 SB: 3 CS: 0	PA: 42					
PITCHER	IP	WLS	BF	H	R	ER	SO	BB	IBB	HBP	BLK	WP	HR	S	P	ERA	WHIP										
Joe Niekro, R (1, 1) ERA: 5.51	5.0	L	22	6	3	3	4	1	0	0	0	0	0	29	33	5.40	1.400										
Tom Griffin, R (6, 1) ERA: 1.5	1.0		6	2	1	1	1	1	0	0	0	0	0	7	11	9.00	3.000										
Larry Hardy, R (7, 1) ERA: 9.0	3.0		14	4	2	2	2	0	1	0	0	0	0	17	21	6.00	1.333										

livebaseballscorecards.com

AB	39
R	6
H	12
RBI	6
BB	3
SO	7
LOB	20



BOTTOM

Los Angeles Dodgers @ Houston Astros
Astrodome, Houston, TX
Tue Apr 20 1976, 7:05 PM EST
Att. 10,885 - Dome

livebaseballscorecards.com

AB	35
R	3
H	10
RBI	2
BB	3
SO	3
LOB	19



WP:	0	PA:	38
PB:	1		
SB:	1		
CS:	0		

AB R H RBI BB SO LOB

4	0	1	0	1	0	2
5	0	1	0	0	0	3
4	1	1	0	0	0	2
3	1	1	0	1	0	0
3	0	1	0	1	0	1
4	0	0	1	0	0	4
4	1	2	1	0	1	1
4	0	2	0	0	1	2
1	0	0	0	0	0	1
1	0	1	0	0	0	0
0	0	0	0	0	0	0
1	0	0	0	0	0	2
0	0	0	0	0	0	0
1	0	0	0	0	0	2

Batter	1	2	3	4	5	6	7	8	9
Larry Milbourne, S (1, 4) OBP: 0.327, SLG: 0.289	0-0 1-3 ①		0-0 2B 1B		0-0 G3 ②		0-0 4-3 ①		4-0 FC6-4 BB ③
Enos Cabell, R (1, 5) OBP: 0.404, SLG: 0.471	0-0 4-3 ②		0-0 1-3 2B ③		0-0 1-3 ③		0-0 1-3 ②		0-0 FC6-4 ③
Cesar Cedeno, R (1, 8) OBP: 0.340, SLG: 0.636	0-0 5-3 ③		0-0 F9 ③			0-0 BB S G3 1B			
Bob Watson, R (1, 3) OBP: 0.520, SLG: 0.500		0-0 1B		0-0 6-3 ①		4-0 G3 BB 1B BB		0-0 F9 ①	
Cliff Johnson, R (1, 2) OBP: 0.389, SLG: 0.367		0-0 F4 ①		0-0 F8 ②		4-0 1B G3 BB		0-0 G4-6-3 1B	
Jose Cruz, L (1, 7) OBP: 0.222, SLG: 0.250		0-0 F8 ②		0-0 6-3 ③		0-0 G3 ①		0-0 G4-6-3 ② ③ ④	
Greg Gross, L (1, 9) OBP: 0.333, SLG: 0.357		0-3 K ③			0-0 L6 ①	0-0 2-3 3-H 1B			0-0 G4-6-3 1B PB 1B
Roger Metzger, S (1, 6) OBP: 0.341, SLG: 0.405			0-0 G3 ①		0-0 G3 1B 1B	0-3 K ②			0-0 G4-6-3 1B
Joe Niekro, R (1, 1) Wilbur Howard, S (5, PH) Tom Griffin, R (6, 1) Ken Boswell, L (6, PH) Larry Hardy, R (7, 1) Leon Roberts, R (9, PH)			0-3 K ②		0-0 1-2 G3 1B	0-0 F7 ③			0-0 G4-6-3 ① ② ③

Inning Stats	R: 0	H: 0	E: 0	K: 0	S: 3	R: 0	H: 1	E: 0	K: 1	S: 6	R: 0	H: 2	E: 0	K: 1	S: 7	R: 0	H: 0	E: 0	K: 0	S: 3	R: 0	H: 2	E: 0	K: 0	S: 5	R: 2	H: 2	E: 0	K: 1	S: 7	R: 0	H: 0	E: 0	K: 0	S: 3	R: 0	H: 1	E: 0	K: 0	S: 3	R: 1	H: 2	E: 0	K: 0	S: 4
--------------	------	------	------	------	------	------	------	------	------	------	------	------	------	------	------	------	------	------	------	------	------	------	------	------	------	------	------	------	------	------	------	------	------	------	------	------	------	------	------	------	------	------	------	------	------

PITCHER	IP	WLS	BF	H	R	ER	SO	BB	IBB	HBP	BLK	WP	HR	S	P	ERA	WHIP
Rick Rhoden, R (1, 1) ERA: 4.2	5.0	W	20	5	0	0	2	0	0	0	0	0	0	24	24	0.00	1.000
Mike Marshall, R (6, 1) ERA: 4.2	4.0	S	18	5	3	2	1	3	0	0	0	0	0	17	29	4.50	2.000

Batter	1	2	3	4	5	6	7	8	9	10	11	12	13	14	15	16	AB R H RBI BB SO LOB	TOP						
Bill Buckner, L OBP: 0.277, SLG: 0.404 (1, 7)	0-0 S 1B		0-0 F3			0-0 F2		0-0 SH2-4 1-2 2-3			0-0 6-3		0-0 SH3-4 2B		0-0 4-3		6 0 2 0 0 0 1							
Ted Sizemore, R OBP: 0.213, SLG: 0.182 (1, 4)	0-3 K 1-2		0-0 F9			0-0 G6-4-3 1B		0-3 K			0-0 6-3		0-0 SH3-4 2-3		4-0 BB		5 0 1 0 1 2 5							
Dusty Baker Jr., R OBP: 0.340, SLG: 0.442 (1, 8)	0-3 K				0-0 6-3		0-0 G6-4-3 1-2				0-0 1B 1B		0-0 F6		0-0 L8		7 0 1 0 0 1 7							
Steve Garvey, R OBP: 0.340, SLG: 0.349 (1, 3)	0-0 5-3				0-3 K				0-0 5-3		0-0 1B 1B		4-0 IBB				6 0 2 0 1 1 1							
Ron Cey, R OBP: 0.413, SLG: 0.351 (1, 5)		0-0 F6			0-0 F8				0-0 6-3 1-2		0-0 F8		0-0 F6				7 0 1 0 0 0 5							
Joe Ferguson, R OBP: 0.278, SLG: 0.219 (1, 2)		0-3 K				4-0 FC4-6 BB		0-0 F8		0-0 6-3		0-0 F4			0-3 K		6 0 0 0 1 3 2							
John Hale, L OBP: 0.261, SLG: 0.286 (1, 9)		0-0 4-3				0-0 FC4-6 1-2		0-3 K			0-0 F5		0-0 1-3		0-0 F9		6 0 0 0 1 1 2							
Ivan De Jesus, R OBP: 0.222, SLG: 0.235 (1, 6)			0-0 F8			0-0 F2		4-0 SH2-4 S BB		0-3 K		0-0 S 1B			0-0 6-3		2 0 0 0 0 0 1							
Ed Goodson, L OBP: 0.571, SLG: 0.250 (8, PH)						0-0 F6		4-0 SH2-4 1-2 BB		0-0 F6							0 0 0 0 1 0 0							
Bill Russell, R OBP: 0.250, SLG: 0.211 (8, PR)																	4 0 1 0 0 1 2							
Tommy John, R OBP: 0.250, SLG: 0.250 (1, 1)																	2 0 1 0 0 0 1							
Henry Cruz, L OBP: 0.250, SLG: 0.250 (8, PH)																	0 0 0 0 1 0 0							
Charlie Hough, R OBP: 0.250, SLG: 0.211 (8, 1)																	1 0 0 0 0 0 0							
Manny Mota, R OBP: 0.333, SLG: 0.200 (12, PH)																	1 0 0 0 0 1 1							
Stan Wall, L OBP: 0.250, SLG: 0.250 (12, 1)																	1 0 0 0 0 0 0							
Inning Stats	R: 0 E: 0 K: 2 S: 8	H: 1 LOB: 1 BB: 0 P: 8	R: 0 E: 0 K: 1 S: 5	H: 0 LOB: 0 BB: 0 P: 5	R: 0 E: 0 K: 0 S: 4	H: 1 LOB: 1 BB: 0 P: 4	R: 0 E: 0 K: 1 S: 5	H: 0 LOB: 0 BB: 0 P: 5	R: 0 E: 0 K: 0 S: 3	H: 0 LOB: 1 BB: 1 P: 7	R: 0 E: 0 K: 0 S: 3	H: 0 LOB: 0 BB: 0 P: 3	R: 0 E: 0 K: 1 S: 5	H: 0 LOB: 2 BB: 0 P: 5	R: 0 E: 0 K: 0 S: 4	H: 1 LOB: 2 BB: 1 P: 8	R: 0 E: 0 K: 1 S: 5	H: 0 LOB: 1 BB: 1 P: 7	R: 0 E: 0 K: 1 S: 6	H: 1 LOB: 2 BB: 1 P: 10	1B: 8 2B: 1 3B: 0 HR: 0	SF: 0 SAC: 2 DP: 1 HBP: 0	WP: 0 PB: 0 SB: 3 CS: 0	PA: 62
PITCHER	IP WLS BF H R ER SO BB IBB HBP BLK WP HR S P ERA WHIP																			AB R H RBI BB SO LOB				
J.R. Richard, R ERA: 2.6 (1, 1)	10.0	36	4	0	0	7	3	0	0	0	0	0	0	0	0	0	0.00	0.700						
Ken Forsch, R ERA: 0.64 (11, 1)	5.0	21	4	0	0	2	1	1	0	0	0	0	0	0	0	0	0.00	1.000						
Mike Barlow, R ERA: 3.72 (16, 1)	1.0	5	1	0	0	1	1	0	0	0	0	0	0	0	0	0	0.00	2.000						

Los Angeles Dodgers @ Houston Astros
Astrodome, Houston, TX
Wed Apr 21 1976, 7:05 PM EST
Att. 10,106 - Dome

AB 54
R 0
H 9
RBI 0
BB 6
SO 10
LOB 28



TOP

Los Angeles Dodgers @ Houston Astros
Astrodome, Houston, TX

Thu Apr 22 1976, 7:05 PM EST
Att. 8,529 - Dome

livebaseballscorecards.com

AB	33
R	7
H	8
RBI	6
BB	7
SO	2
LOB	19



AB R H RBI BB SO LOB

4	1	2	1	1	0	3
5	1	1	0	0	0	4
4	0	1	2	0	0	1
1	0	0	0	0	0	0
4	0	0	0	1	0	1
1	1	1	0	1	0	0
2	0	0	0	0	1	1
4	2	1	2	0	0	4
3	1	2	1	1	0	0
3	0	0	0	1	1	2
1	1	0	0	2	0	2
1	0	0	0	0	0	1

Batter	1	2	3	4	5	6	7	8	9
Bill Buckner, L (1, 7) OBP: 0.308, SLG: 0.431	0-0 CS 1B		0-0 G6-3 1-2f		4-0 1B BB	0-0 F8		0-0 2-H 2B	
Ted Sizemore, R (1, 4) OBP: 0.212, SLG: 0.184	0-0 F9		0-0 4-3		0-0 1B E 1B	0-0 1-3		0-0 F8	
Dusty Baker Jr., R (1, 8) OBP: 0.333, SLG: 0.426 Henry Cruz, L (7, 8)	0-0 6-3 1-2			0-0 F2	0-0 E5 HBP 1B		0-0 5-3		0-0 F8
Steve Garvey, R (1, 3) OBP: 0.327, SLG: 0.319		0-0 6-3		0-0 F8	0-0 F6		4-0 S BB		0-0 5-3
Ron Cey, R (1, 5) OBP: 0.449, SLG: 0.368 Ed Goodson, L (5, 5)		4-0 FC5-4 BB		0-0 HR 1B	1-0 1-2 HBP		0-3 K 1-2		0-0 4-3
Joe Ferguson, R (1, 2) OBP: 0.275, SLG: 0.306		0-0 FC5-4 S 1B		0-0 HR 1B	0-0 L6		0-0 6-3		
John Hale, L (1, 9) OBP: 0.333, SLG: 0.375		0-0 S 1B		0-0 F2		4-0 FC1-5 S BB		0-0 2B 2B	
Ivan De Jesus, R (1, 6) OBP: 0.227, SLG: 0.200		0-0 F9			0-0 F9	4-0 FC1-5 BB		0-3 K	
Doug Rau, L (1, 1) OBP: 0.429, SLG: 0.250 Mike Marshall, R (7, 1)			4-0 G6-3 BB		4-0 1B BB 1B	0-0 FC1-5 1-2 2-3f		0-0 5-6-3	

Inning Stats	R: 0	H: 1	E: 0	LOB: 0	K: 0	S: 3	P: 3	R: 1	H: 1	E: 0	LOB: 1	K: 0	S: 4	P: 8	R: 0	H: 0	E: 0	LOB: 0	K: 0	S: 2	P: 6	R: 2	H: 2	E: 0	LOB: 0	K: 0	S: 5	P: 5	R: 3	H: 2	E: 1	LOB: 2	K: 0	S: 5	P: 14	R: 0	H: 0	E: 0	LOB: 2	K: 1	S: 3	P: 11	R: 0	H: 0	E: 0	LOB: 1	K: 1	S: 5	P: 9	R: 1	H: 2	E: 0	LOB: 1	K: 1	S: 7	P: 7	R: 0	H: 0	E: 0	LOB: 0	K: 0	S: 3	P: 3	1B: 5	SF: 0	2B: 2	SAC: 0	3B: 0	DP: 1	HR: 1	HBP: 1	WP: 0	PA: 41
--------------	------	------	------	--------	------	------	------	------	------	------	--------	------	------	------	------	------	------	--------	------	------	------	------	------	------	--------	------	------	------	------	------	------	--------	------	------	-------	------	------	------	--------	------	------	-------	------	------	------	--------	------	------	------	------	------	------	--------	------	------	------	------	------	------	--------	------	------	------	-------	-------	-------	--------	-------	-------	-------	--------	-------	--------

PITCHER	IP	WLS	BF	H	R	ER	SO	BB	IBB	HBP	BLK	WP	HR	S	P	ERA	WHIP
Joaquin Andujar, R (1, 1) ERA: 9.28	4.1	L	20	5	6	5	0	4	0	0	0	0	1	16	32	10.38	2.077
Jose Sosa, R (5, 1) ERA: 9.53	0.2		4	1	0	0	0	0	0	1	0	0	0	3	4	0.00	1.500
Gilberto Rondon, R (6, 1) ERA: 10.8	2.0		9	0	0	0	1	3	0	0	0	0	0	8	20	0.00	1.500
Larry Hardy, R (8, 1) ERA: 8.25	2.0		8	2	1	1	1	0	0	0	0	0	0	10	10	4.50	1.000

Batter	1	2	3	4	5	6	7	8	9	AB R H RBI BB SO LOB
Wilbur Howard, S (1, 9) <small>OBP: 0.200, SLG: 0.162</small> Greg Gross, L (7, PH) <small>OBP: 0.314, SLG: 0.319</small> (8, 9)	0-0 F9		0-0 F7		0-3 K		0-0 F8		0-0 F7	3 0 0 0 0 1 0 2 0 0 0 0 0 3
Enos Cabell, R (1, 5) <small>OBP: 0.365, SLG: 0.419</small>	0-0 F9		0-0 F8			0-0 G6-3 1B	0-3 K			4 0 1 0 0 1 3
Cesar Cedeno, R (1, 8) <small>OBP: 0.362, SLG: 0.623</small>	0-0 2B		0-0 2B			0-0 G6-3 1-2f	0-0 F8			4 0 2 0 0 0 4
Bob Watson, R (1, 3) <small>OBP: 0.475, SLG: 0.429</small>	4-0 BB		0-0 6-3			4-0 BB		0-0 F6		2 0 0 0 2 0 1
Cliff Johnson, R (1, 2) <small>OBP: 0.378, SLG: 0.421</small>	0-3 K			0-0 5-3		0-3 K		0-0 HR		4 1 1 1 0 2 3
Leon Roberts, R (1, 7) <small>OBP: 0.333, SLG: 0.474</small>		0-0 F7		0-0 G4-3 1B			0-0 PB 1B 2B	0-0 5-3		4 1 2 0 0 0 0
Larry Milbourne, S (1, 4) <small>OBP: 0.367, SLG: 0.345</small>		0-0 BLK 1B		0-0 G4-3 1-2f			0-0 BB BB 1B	0-0 1-3		4 0 2 1 0 0 1
Roger Metzger, S (1, 6) <small>OBP: 0.347, SLG: 0.357</small>		0-3 K 1-2			0-0 5-3		4-0 BB BB		0-0 4-3	3 0 0 0 1 1 1
Joaquin Andujar, S (1, 1) Jose Sosa, R (5, 1) Art Howe, R (5, PH) Gilberto Rondon, R (6, 1) Jerry Davanon, R (7, PH) Larry Hardy, R (8, 1) Ken Boswell, L (9, PH) <small>OBP: 0.222, SLG: 0.333</small>		0-3 K			0-3 K		4-0 BB BB		0-0 5-3	1 0 0 0 0 0 1 1 0 0 0 0 0 0 0 0 1 0 0 0 0 0 1 0 0 0 0 0 0 0 0 0 0 0 0 0 0 1 0 0 0 0 0 0 0 0 0 0 1 0 0 0 0 0 0 0

Inning Stats	R: 0	H: 1	E: 0	LOB: 2	K: 1	BB: 1	S: 6	P: 10	R: 0	H: 1	E: 0	LOB: 1	K: 2	BB: 0	S: 8	P: 8	R: 0	H: 1	E: 0	LOB: 1	K: 0	BB: 0	S: 4	P: 4	R: 0	H: 1	E: 0	LOB: 0	K: 0	BB: 0	S: 3	P: 3	R: 0	H: 0	E: 0	LOB: 0	K: 2	BB: 0	S: 7	P: 7	R: 1	H: 2	E: 0	LOB: 3	K: 1	BB: 2	S: 7	P: 15	R: 1	H: 1	E: 0	LOB: 0	K: 0	BB: 0	S: 4	P: 4	R: 0	H: 0	E: 0	LOB: 0	K: 0	BB: 0	S: 3	P: 3	1B: 4	SF: 0	2B: 3	SAC: 0	3B: 0	DP: 2	HR: 1	HBP: 0	WP: 0	PA: 37
PITCHER Doug Rau, L (1, 1) <small>ERA: 2.0</small> Mike Marshall, R (7, 1) <small>ERA: 4.0</small>	IP	WLS	BF	H	R	ER	SO	BB	IBB	HBP	BLK	WP	HR	S	P	ERA	WHIP	IP	WLS	BF	H	R	ER	SO	BB	IBB	HBP	BLK	WP	HR	S	P	ERA	WHIP																																								

BOTTOM

Los Angeles Dodgers @ Houston Astros
 Astrodome, Houston, TX
 Thu Apr 22 1976, 7:05 PM EST
 Att: 8,529 - Dome

livebaseballscorecards.com

AB	33
R	2
H	8
RBI	2
BB	4
SO	7
LOB	17



Batter	1	2	3	4	5	6	7	8	9	10	11	AB R H RBI BB SO LOB	TOP																				
Rick Monday, L (1, 8) OBP: 0.443, SLG: 0.685	0-0 4-3 2B	4-0 1-2 BB		0-0 P6		0-0 4-3		4-0 1B BB		0-3 K		4 1 1 0 2 1 2																					
Jose Cardenal, R (1, 7) OBP: 0.310, SLG: 0.444	0-0 4-3	0-0 L8		0-0 L8		0-0 F7		0-0 1-2 1B		0-0 4-3		6 0 1 0 0 0 5																					
Bill Madlock, R (1, 5) OBP: 0.397, SLG: 0.471	0-0 4-3		0-0 S 1B		0-0 6-3	0-0 S 1B		0-0 5-3		0-0 5-3		6 0 2 1 0 0 2																					
Jerry Morales, R (1, 9) OBP: 0.397, SLG: 0.588	0-0 5-3		0-0 6-3		0-0 5-3	0-3 K			0-0 P6		0-0 1B 1B	6 1 1 0 0 1 2																					
Andre Thornton, R (1, 3) OBP: 0.482, SLG: 0.525		0-0 HR	4-0 FC5-4 BB		4-0 1B E 1B BB		0-0 F2		0-3 K		0-0 1B 1B	4 2 2 1 2 1 0																					
Manny Trillo, R (1, 4) OBP: 0.304, SLG: 0.352		0-0 1B SH2-3 1B	0-0 F8		0-0 E 1-2 1B		0-0 6-3		0-0 5-3		0-0 2-3 3-H 1B	6 0 3 1 0 0 2																					
Steve Swisher, R (1, 2) OBP: 0.295, SLG: 0.524		0-0 SH2-3 1-2	0-0 FC5-4		0-0 E2 1-3 2-H 1B		0-3 K		0-0 6-3		0-3 K	5 0 1 0 0 2 4																					
Dave Rosello, R (1, 6) OBP: 0.404, SLG: 0.375		0-0 BB 2-3 1B		0-0 SH3-4 1B	4-0 IBB		0-0 F9		0-3 K			4 0 2 0 1 1 0																					
Ray Burris, R (1, 1) Oscar Zamora, R (8, 1) Champ Summers, L (8, PH) Mike Garman, R (8, 1) Mike Adams, R (10, PH) Darold Knowles, L (10, 1) Paul Reuschel, R (10, 1)		0-3 K		0-0 SH3-4 1-2	0-0 F9			0-3 K2-3		4-0 BB		2 0 0 0 0 0 1 5 0 0 0 0 0 0 0 0 1 0 0 0 0 0 1 0 0 0 0 0 0 0 0 0 0 0 0 0 0 1 0 0 0 0 0 0 0 0 0 0 0 0 0 0 0 0 0 0																					
Inning Stats	R: 1 E: 0 K: 0 S: 4	H: 1 LOB: 0 BB: 0 P: 4	R: 1 E: 0 K: 1 S: 8	H: 3 LOB: 3 BB: 1 P: 12	R: 0 E: 0 K: 0 S: 4	H: 1 LOB: 2 BB: 1 P: 8	R: 0 E: 0 K: 0 S: 4	H: 1 LOB: 1 BB: 0 P: 4	R: 1 E: 1 K: 0 S: 5	H: 2 LOB: 3 BB: 2 P: 13	R: 0 E: 0 K: 1 S: 6	H: 1 LOB: 1 BB: 0 P: 6	R: 0 E: 0 K: 1 S: 5	H: 0 LOB: 0 BB: 0 P: 5	R: 0 E: 0 K: 1 S: 6	H: 1 LOB: 2 BB: 1 P: 10	R: 0 E: 0 K: 1 S: 5	H: 0 LOB: 0 BB: 0 P: 5	R: 0 E: 0 K: 2 S: 7	H: 0 LOB: 1 BB: 1 P: 11	R: 1 E: 0 K: 1 S: 8	H: 3 LOB: 2 BB: 0 P: 8	1B: 11 2B: 1 3B: 0 HR: 1	SF: 0 SAC: 2 DP: 0 HBP: 0	WP: 0 PB: 0 SB: 2 CS: 0	PA: 52							
PITCHER	IP WLS BF H R ER SO BB IBB HBP BLK WP HR S P ERA WHIP																																
Burt Hooton, R (1, 1) ERA: 6.48	5.0		27	8	3	2	1	3	1	0	0	0	0	0	1	25	41	3.60	2.200														
Charlie Hough, R (6, 1) ERA: 2.79	2.0		7	1	0	0	2	0	0	0	0	0	0	0	0	11	11	0.00	0.500														
Mike Marshall, R (8, 1) ERA: 3.6	2.0		8	1	0	0	2	1	0	0	0	0	0	0	0	11	15	0.00	1.000														
Al Downing, L (10, 1) ERA: 2.08	2.0	L	10	3	1	1	3	1	0	0	0	0	0	0	0	15	19	4.50	2.000														

Chicago Cubs @ Los Angeles Dodgers
Dodger Stadium, Los Angeles, CA
Fri Apr 23 1976 6:05 PM PST
Att: 41,231 - Unknown - 64 F

livebaseballscorecards.com

AB	44
R	4
H	13
RBI	3
BB	6
SO	8
LOB	22



BOTTOM

Chicago Cubs @ Los Angeles Dodgers
Dodger Stadium, Los Angeles, CA

Fri Apr 23 1976, 6:05 PM PST
Att. 41,231 - Unknown - 64 F

livebaseballscores.com

AB	38
R	3
H	6
RBI	2
BB	8
SO	4
LOB	28



WP:	0	PA:	46
PB:	0		
SB:	2		
CS:	2		

AB	R	H	RBI	BB	SO	LOB
6	0	1	0	0	0	2
4	0	1	0	1	0	2
4	1	0	1	1	1	4
0	0	0	0	0	0	0
4	1	1	0	1	0	5
3	0	0	0	2	0	3
4	0	1	1	1	1	3
3	0	0	0	2	1	4
2	0	0	0	0	0	3
1	0	0	0	0	0	1
2	0	0	0	0	1	1
1	0	0	0	0	0	0
1	0	1	0	0	0	0
1	1	1	0	0	0	0
0	0	0	0	0	0	0
2	0	0	0	0	0	0

PITCHER	IP	WLS	BF	H	R	ER	SO	BB	IBB	HBP	BLK	WP	HR	S	P	ERA	WHIP
Ray Burris, R	(1, 1)	5.0	22	3	2	2	1	5	0	0	0	0	0	19	39	3.60	1.600
Oscar Zamora, R	(6, 1)	2.0	9	1	1	0	0	1	0	0	1	0	0	8	12	0.00	1.000
Mike Garman, R	(8, 1)	2.0	9	2	0	0	2	1	0	0	0	0	0	12	16	0.00	1.500
Darold Knowles, L	(10, 1)	0.2	2	0	0	0	0	1	0	0	0	0	0	1	5	0.00	1.500
Paul Reuschel, R	(10, 1)	1.1	W	4	0	0	0	1	0	0	0	0	0	6	6	0.00	0.000

PITCHER	IP	WLS	BF	H	R	ER	SO	BB	IBB	HBP	BLK	WP	HR	S	P	ERA	WHIP
Ray Burris, R	(1, 1)	5.0	22	3	2	2	1	5	0	0	0	0	0	19	39	3.60	1.600
Oscar Zamora, R	(6, 1)	2.0	9	1	1	0	0	1	0	0	1	0	0	8	12	0.00	1.000
Mike Garman, R	(8, 1)	2.0	9	2	0	0	2	1	0	0	0	0	0	12	16	0.00	1.500
Darold Knowles, L	(10, 1)	0.2	2	0	0	0	0	1	0	0	0	0	0	1	5	0.00	1.500
Paul Reuschel, R	(10, 1)	1.1	W	4	0	0	0	1	0	0	0	0	0	6	6	0.00	0.000

PITCHER	IP	WLS	BF	H	R	ER	SO	BB	IBB	HBP	BLK	WP	HR	S	P	ERA	WHIP
Ray Burris, R	(1, 1)	5.0	22	3	2	2	1	5	0	0	0	0	0	19	39	3.60	1.600
Oscar Zamora, R	(6, 1)	2.0	9	1	1	0	0	1	0	0	1	0	0	8	12	0.00	1.000
Mike Garman, R	(8, 1)	2.0	9	2	0	0	2	1	0	0	0	0	0	12	16	0.00	1.500
Darold Knowles, L	(10, 1)	0.2	2	0	0	0	0	1	0	0	0	0	0	1	5	0.00	1.500
Paul Reuschel, R	(10, 1)	1.1	W	4	0	0	0	1	0	0	0	0	0	6	6	0.00	0.000

PITCHER	IP	WLS	BF	H	R	ER	SO	BB	IBB	HBP	BLK	WP	HR	S	P	ERA	WHIP
Ray Burris, R	(1, 1)	5.0	22	3	2	2	1	5	0	0	0	0	0	19	39	3.60	1.600
Oscar Zamora, R	(6, 1)	2.0	9	1	1	0	0	1	0	0	1	0	0	8	12	0.00	1.000
Mike Garman, R	(8, 1)	2.0	9	2	0	0	2	1	0	0	0	0	0	12	16	0.00	1.500
Darold Knowles, L	(10, 1)	0.2	2	0	0	0	0	1	0	0	0	0	0	1	5	0.00	1.500
Paul Reuschel, R	(10, 1)	1.1	W	4	0	0	0	1	0	0	0	0	0	6	6	0.00	0.000

PITCHER	IP	WLS	BF	H	R	ER	SO	BB	IBB	HBP	BLK	WP	HR	S	P	ERA	WHIP
Ray Burris, R	(1, 1)	5.0	22	3	2	2	1	5	0	0	0	0	0	19	39	3.60	1.600
Oscar Zamora, R	(6, 1)	2.0	9	1	1	0	0	1	0	0	1	0	0	8	12	0.00	1.000
Mike Garman, R	(8, 1)	2.0	9	2	0	0	2	1	0	0	0	0	0	12	16	0.00	1.500
Darold Knowles, L	(10, 1)	0.2	2	0	0	0	0	1	0	0	0	0	0	1	5	0.00	1.500
Paul Reuschel, R	(10, 1)	1.1	W	4	0	0	0	1	0	0	0	0	0	6	6	0.00	0.000

PITCHER	IP	WLS	BF	H	R	ER	SO	BB	IBB	HBP	BLK	WP	HR	S	P	ERA	WHIP
Ray Burris, R	(1, 1)	5.0	22	3	2	2	1	5	0	0	0	0	0	19	39	3.60	1.600
Oscar Zamora, R	(6, 1)	2.0	9	1	1	0	0	1	0	0	1	0	0	8	12	0.00	1.000
Mike Garman, R	(8, 1)	2.0	9	2	0	0	2	1	0	0	0	0	0	12	16	0.00	1.500
Darold Knowles, L	(10, 1)	0.2	2	0	0	0	0	1	0	0	0	0	0	1	5	0.00	1.500
Paul Reuschel, R	(10, 1)	1.1	W	4	0	0	0	1	0	0	0	0	0	6	6	0.00	0.000

PITCHER	IP	WLS	BF	H	R	ER	SO	BB	IBB	HBP	BLK	WP	HR	S	P	ERA	WHIP
Ray Burris, R	(1, 1)	5.0	22	3	2	2	1	5	0	0	0	0	0	19	39	3.60	1.600
Oscar Zamora, R	(6, 1)	2.0	9	1	1	0	0	1	0	0	1	0	0	8	12	0.00	1.000
Mike Garman, R	(8, 1)	2.0	9	2	0	0	2	1	0	0	0	0	0	12	16	0.00	1.500
Darold Knowles, L	(10, 1)	0.2	2	0	0	0	0	1	0	0	0	0	0	1	5	0.00	1.500
Paul Reuschel, R	(10, 1)	1.1	W	4	0	0	0	1	0	0	0	0	0	6	6	0.00	0.000

PITCHER	IP	WLS	BF	H	R	ER	SO	BB	IBB	HBP	BLK	WP	HR	S	P	ERA	WHIP
Ray Burris, R	(1, 1)	5.0	22	3	2	2	1	5	0	0	0	0	0	19	39	3.60	1.600
Oscar Zamora, R	(6, 1)	2.0	9	1	1	0	0	1	0	0	1	0	0	8	12	0.00	1.000
Mike Garman, R	(8, 1)	2.0	9	2	0	0	2	1	0	0	0	0	0	12	16	0.00	1.500
Darold Knowles, L	(10, 1)	0.2	2	0	0	0	0	1	0	0	0	0	0	1	5	0.00	1.500
Paul Reuschel, R	(10, 1)	1.1	W	4	0	0	0	1	0	0	0	0	0	6	6	0.00	0.000

PITCHER	IP	WLS	BF	H	R	ER	SO	BB	IBB	HBP	BLK	WP	HR	S	P	ERA	WHIP
Ray Burris, R	(1, 1)	5.0	22	3	2	2	1	5	0	0	0	0	0	19	39	3.60	1.600
Oscar Zamora, R	(6, 1)	2.0	9	1	1	0	0	1	0	0	1	0	0	8	12	0.00	1.000
Mike Garman, R	(8, 1)	2.0	9	2	0	0	2	1	0	0	0	0	0	12	16	0.00	1.500
Darold Knowles, L	(10, 1)	0.2	2	0	0	0	0	1	0	0	0	0	0	1	5	0.00	1.500
Paul Reuschel, R	(10, 1)	1.1	W	4	0	0	0	1	0	0	0	0	0	6	6	0.00	0.000

PITCHER	IP	WLS	BF	H	R	ER	SO	BB	IBB	HBP	BLK	WP	HR	S	P	ERA	WHIP
Ray Burris, R	(1, 1)	5.0	22	3	2	2	1	5	0	0	0	0	0	19	39	3.60	1.600
Oscar Zamora, R	(6, 1)	2.0	9	1	1	0	0	1	0	0	1	0	0	8	12	0.00	1.000
Mike Garman, R	(8, 1)	2.0	9	2	0	0	2	1	0	0	0	0	0	12	16	0.00	1.500
Darold Knowles, L	(10, 1)	0.2	2	0	0	0	0	1	0	0	0	0	0	1	5	0.00	1.500
Paul Reuschel, R	(10, 1)	1.1	W	4	0	0	0	1	0	0	0	0	0	6	6	0.00	0.000

PITCHER	IP	WLS	BF	H	R	ER	SO	BB	IBB	HBP	BLK	WP	HR	S	P	ERA	WHIP
Ray Burris, R	(1, 1)	5.0	22	3	2	2	1	5	0	0	0	0	0	19	39	3.60	1.600
Oscar Zamora, R	(6, 1)	2.0	9	1	1	0	0	1	0	0	1	0	0	8	12	0.00	1.000
Mike Garman, R	(8, 1)	2.0	9	2	0	0	2	1	0	0	0	0	0	12	16	0.00	1.500
Darold Knowles, L	(10, 1)	0.2	2	0	0	0	0	1	0	0	0	0	0	1	5	0.00	1.500
Paul Reuschel, R	(10, 1)	1.1	W	4	0	0	0	1	0	0	0	0	0	6	6	0.00	0.000

PITCHER	IP	WLS	BF	H	R	ER	SO	BB	IBB	HBP	BLK	WP	HR	S	P	ERA	WHIP
Ray Burris, R	(1, 1)	5.0	22	3	2	2	1	5	0	0	0	0	0	19	39	3.60	1.600
Oscar Zamora, R	(6, 1)	2.0	9	1	1	0	0	1	0	0	1	0	0	8	12	0.00	1.000
Mike Garman, R	(8, 1)	2.0	9	2	0	0	2	1	0	0	0	0	0	12	16	0.00	1.500
Darold Knowles, L	(10, 1)	0.2	2	0	0	0	0	1	0	0	0	0	0	1	5	0.00	1.500
Paul Reuschel, R	(10, 1)	1.1	W	4	0	0	0	1	0	0	0	0	0	6	6	0.00	0.000

Batter	1	2	3	4	5	6	7	8	9	10	11	AB	R	H	RBI	BB	SO	LOB
Bill Buckner, L OBP: 0.293, SLG: 0.404 (1, 7) (10, 9)	5-3		P3		FC4-6		L8		S 1B 1B		6-3	6	0	1	0	0	0	2
Ted Sizemore, R OBP: 0.228, SLG: 0.189 (1, 4)	P6			FC5 BB BB	P4		E6 4-3		1-2 S 1B			4	0	1	0	1	0	2
Dusty Baker Jr., R OBP: 0.321, SLG: 0.392 Al Downing, R (1, 8) (10, 1)	3-1			FC5-4 1-2 BB	1-3		4-3		1-2 3-H S 2-3		K	4	1	0	1	1	1	4
Steve Garvey, R OBP: 0.333, SLG: 0.314 (1, 3)		FC6-4 1B		FC5 1-2 2-3f		F8 BB BLK BB												

Batter	1	2	3	4	5	6	7	8	9	AB R H RBI BB SO LOB	TOP																					
Rick Monday, L (1, 8) OBP: 0.415, SLG: 0.638	0-3 K		0-0 4-3			0-3 K		0-0 E4 1B		4 0 0 0 0 2 1																						
Jose Cardenal, R (1, 7) OBP: 0.339, SLG: 0.466	0-0 FC6-4 1B		0-0 6-3			0-0 BB 1B		0-0 L6-4 1B		4 0 3 1 0 0 0																						
Paul Reuschel, R (8, 1) Buddy Schultz, R (8, 1)								1-2 3-H 1B		0 0 0 0 0 0 0																						
Bill Madlock, R (1, 5) OBP: 0.387, SLG: 0.444	0-0 FC6-4 WP S 1-2f		0-0 F9			4-0 G6-3 1-2 BB		0-0 L6-4 1-2		3 0 0 0 1 0 3																						
Jerry Morales, R (1, 9) OBP: 0.403, SLG: 0.566	4-0 FC6-4 1-3 BB				0-0 F7	0-0 G6-3 1-2f			4-0 WP BB	2 0 0 0 2 0 2																						
Andre Thornton, R (1, 3) OBP: 0.450, SLG: 0.477	0-0 FC6-4 1-2f				0-0 F7		0-0 P5		0-0 5-3 1-3	4 0 0 0 0 0 3																						
Manny Trillo, R (1, 4) OBP: 0.283, SLG: 0.328		0-3 K			0-0 6-3		0-0 L9		0-0 6-3	4 0 0 0 0 1 1																						
Steve Swisher, R (1, 2) OBP: 0.298, SLG: 0.511			0-0 4-3			0-0 L4 1B		0-3 K	0-3 K	3 0 1 0 0 1 0																						
Joe Wallis, S (9, PH) OBP: 0.375, SLG: 0.167										1 0 0 0 0 1 1																						
Dave Rosello, R (1, 6) OBP: 0.400, SLG: 0.372			0-0 1B			0-0 L4 1-2		0-0 P6		3 0 1 0 0 0 1																						
Bill Bonham, R (1, 1) Champ Summers, L (8, PH) OBP: 0.500, SLG: 0.600		0-3 K			0-3 K			0-0 E 1B 2B		2 0 0 0 0 2 1																						
										1 1 1 0 0 0 0																						
Inning Stats	R: 0 E: 0 K: 1 S: 6	H: 1 LOB: 2 BB: 1 P: 10	R: 0 E: 0 K: 2 S: 8	H: 1 LOB: 1 BB: 0 P: 8	R: 0 E: 0 K: 0 S: 3	H: 0 LOB: 0 BB: 0 P: 3	R: 0 E: 0 K: 0 S: 3	H: 0 LOB: 0 BB: 0 P: 3	R: 0 E: 0 K: 1 S: 5	H: 1 LOB: 0 BB: 0 P: 5	R: 0 E: 0 K: 1 S: 5	H: 1 LOB: 1 BB: 1 P: 9	R: 0 E: 0 K: 1 S: 5	H: 0 LOB: 0 BB: 0 P: 5	R: 1 E: 1 K: 1 S: 5	H: 2 LOB: 1 BB: 0 P: 5	R: 0 E: 0 K: 1 S: 5	H: 0 LOB: 1 BB: 1 P: 9	1B: 5 2B: 3 3B: 0 HR: 0	SF: 0 SAC: 0 DP: 3 HBP: 0	WP: 3 PB: 0 SB: 1 CS: 0	PA: 34										
PITCHER Don Sutton, R (1, 1) ERA: 5.26	IP 9.0	WLS W	BF 34	H 6	R 1	ER 1	SO 7	BB 3	IBB 0	HBP 0	BLK 0	WP 2	HR 0	S 45	P 57	ERA 1.00	WHIP 1.000															
											PITCHER	IP	WLS	BF	H	R	ER	SO	BB	IBB	HBP	BLK	WP	HR	S	P	ERA	WHIP				

Chicago Cubs @ Los Angeles Dodgers
Dodger Stadium, Los Angeles, CA
Sat Apr 24 1976, 7:05 PM PST
Att. 26,000 - Unknown - 64 F

livebaseballscorecards.com

AB	31
R	1
H	6
RBI	1
BB	3
SO	7
LOB	13



Batter	1	2	3	4	5	6	7	8	9
Bill Buckner, L OBP: 0.302, SLG: 0.419 (1, 7)	0-0 E 2B		0-0 F8		0-0 SH5-4 1B	0-0 F9		0-0 P1	
Ted Sizemore, R OBP: 0.233, SLG: 0.196 (1, 4)	0-0 L9		0-0 6-3		0-0 SH5-4		0-0 CS 1B		
John Hale, L OBP: 0.333, SLG: 0.300 (1, 9)	0-0 F9		0-0 F8		0-3 K		4-0 6-3 BB		
Steve Garvey, R OBP: 0.311, SLG: 0.291 (1, 3)	0-0 E1 WP 2-H			0-0 5-3	0-0 5-3		0-0 6-3		
Ron Cey, R OBP: 0.448, SLG: 0.386 (1, 5)	4-0 FC6-4 2-3 BB			0-0 2B 3B		0-0 6-3	0-0 F8		
Joe Ferguson, R OBP: 0.286, SLG: 0.318 (1, 2)	0-0 FC6-4 1-2f			0-0 4-3 2B		0-3 K	0-0 P4		
Henry Cruz, L OBP: 0.444, SLG: 0.286 (1, 8)		4-0 CS BB		0-0 4-3 2B		0-0 BB 1B	0-0 6-3		
Bill Russell, R OBP: 0.269, SLG: 0.240 (1, 6)		0-0 L8 1-2		0-0 L8		0-0 BB 1B	0-0 BB 1B		
Don Sutton, R (1, 1)		0-3 K			4-0 SH5-4 BB	4-0 BB 1B	4-0 BB 1B		

Inning Stats	R: 1	H: 1	E: 1	K: 0	S: 5	LOB: 2	BB: 1	P: 9
	R: 0	H: 0	E: 0	K: 1	S: 4	LOB: 0	BB: 1	P: 8
	R: 0	H: 0	E: 0	K: 0	S: 3	LOB: 0	BB: 0	P: 3
	R: 1	H: 2	E: 0	K: 0	S: 5	LOB: 1	BB: 0	P: 5
	R: 0	H: 1	E: 0	K: 1	S: 6	LOB: 2	BB: 1	P: 10
	R: 0	H: 2	E: 0	K: 1	S: 7	LOB: 3	BB: 1	P: 11
	R: 0	H: 1	E: 0	K: 0	S: 3	LOB: 1	BB: 1	P: 7
	R: 0	H: 1	E: 0	K: 0	S: 4	LOB: 2	BB: 1	P: 8

PITCHER	IP	WLS	BF	H	R	ER	SO	BB	IBB	HBP	BLK	WP	HR	S	P	ERA	WHIP
Bill Bonham, R ERA: 3.12 (1, 1)	7.0	L	32	7	2	1	3	5	0	0	0	1	0	33	53	1.29	1.714
Paul Reuschel, R ERA: 6.75 (8, 1)	0.2		4	1	0	0	0	1	0	0	0	0	0	3	7	0.00	3.000
Buddy Schultz, L ERA: (8, 1)	0.1		1	0	0	0	0	0	0	0	0	0	0	1	1	0.00	0.000

BOTTOM


Chicago Cubs @ Los Angeles Dodgers
 Dodger Stadium, Los Angeles, CA

Sat Apr 24 1976, 7:05 PM PST
 Att: 26,000 - Unknown - 64 F

AB	R	H	RBI	BB	SO	LOB
5	1	2	0	0	0	5
3	0	1	0	0	0	1
3	0	0	0	1	1	3
4	0	0	0	0	0	3
3	1	1	0	1	0	1
4	0	1	1	0	1	2
3	0	1	0	1	0	1
4	0	2	0	0	0	2
1	0	0	0	3	1	0

AB	30
R	2
H	8
RBI	1
BB	6
SO	3
LOB	18

WP: 1 PA: 37
 PB: 0
 SB: 0
 CS: 2



PITCHER	IP	WLS	BF	H	R	ER	SO	BB	IBB	HBP	BLK	WP	HR	S	P	ERA	WHIP
Bill Bonham, R ERA: 3.12 (1, 1)	7.0	L	32	7	2	1	3	5	0	0	0	1	0	33	53	1.29	1.714
Paul Reuschel, R ERA: 6.75 (8, 1)	0.2		4	1	0	0	0	1	0	0	0	0	0	3	7	0.00	3.000
Buddy Schultz, L ERA: (8, 1)	0.1		1	0	0	0	0	0	0	0	0	0	0	1	1	0.00	0.000

BOTTOM

Chicago Cubs @ Los Angeles Dodgers
Dodger Stadium, Los Angeles, CA
 Sun Apr 25 1976, 3:33 AM PDT
 Att. 25,167 - Sunny

livebaseballscorecards.com

AB	35
R	5
H	8
RBI	5
BB	4
SO	3
LOB	12



Batter	1	2	3	4	5	6	7	8	9	10	AB	R	H	RBI	BB	SO	LOB
Bill Buckner, L (1, 7) OBP: 0.279, SLG: 0.388	L7		K		F3		F7		1-3		5	0	0	0	0	1	1
Ted Sizemore, R (1, 4) OBP: 0.231, SLG: 0.213	F2			P4	6-3			WP 2B		E3 SH1-4 1B	5	1	1	0	0	0	0
John Hale, L (1, 9) OBP: 0.325, SLG: 0.273	F9			L9	4-3			F2 BB		SH1-4 1-2	3	0	0	0	1	0	0
Steve Garvey, R (1, 3) OBP: 0.318, SLG: 0.288		F8		HR 1B		K		P4		1B IBB	4	1	1	0	1	1	2
Ron Cey, R (1, 5) OBP: 0.460, SLG: 0.396	L7			HR BB 1B				F2 1-2 1B		1-2 2-H 1B	4	1	2	1	1	0	2
Henry Cruz, L (1, 8) OBP: 0.462, SLG: 0.600	P6			HR		P6		IBB			3	1	1	3	1	0	1
Steve Yeager, R (1, 2) OBP: 0.353, SLG: 0.467			F8			P3		4-3			3	1	1	0	0	0	1
Charlie Hough, R (9, 1)				HR 1B							0	0	0	0	0	0	0
Bill Russell, R (1, 6) OBP: 0.300, SLG: 0.276		E6 SH1-4		HR 1B			CS 1B		4-3		4	0	2	1	0	0	0
Rick Rhoden, R (1, 1)			SH1-4								1	0	0	0	0	1	1
Mike Marshall, R (7, 1)				K					F7		0	0	0	0	0	0	0
Joe Ferguson, R (7, 2) OBP: 0.275, SLG: 0.304											2	0	0	0	0	0	1
Ed Goodson, L (8, PH) OBP: 0.364, SLG: 0.125											1	0	0	0	0	0	3

Inning Stats	R: 0	H: 0	E: 0	K: 0	S: 3	P: 3	R: 0	H: 0	E: 0	K: 0	S: 3	P: 3	R: 0	H: 0	E: 1	K: 1	S: 6	R: 4	H: 4	E: 0	K: 1	S: 9	R: 0	H: 1	E: 0	K: 1	S: 6	R: 0	H: 1	E: 0	K: 0	S: 3	R: 0	H: 1	E: 0	K: 0	S: 4	R: 0	H: 0	E: 0	K: 0	S: 3	R: 1	H: 1	E: 1	K: 0	S: 3	1B: 6	SF: 0	2B: 1	SAC: 2	3B: 0	DP: 0	HR: 1	HBP: 0	WP: 1	PA: 41
--------------	------	------	------	------	------	------	------	------	------	------	------	------	------	------	------	------	------	------	------	------	------	------	------	------	------	------	------	------	------	------	------	------	------	------	------	------	------	------	------	------	------	------	------	------	------	------	------	-------	-------	-------	--------	-------	-------	-------	--------	-------	--------

PITCHER	IP	WLS	BF	H	R	ER	SO	BB	IBB	HBP	BLK	WP	HR	S	P	ERA	WHIP
Steve Stone, R (1, 1) ERA: 4.4	1.2		5	0	0	0	0	0	0	0	0	0	0	5	5	0.00	0.000
Ken Crosby, R (2, 1) ERA: 10.38	2.1		13	4	4	4	2	1	0	0	0	0	1	16	20	15.43	2.143
Oscar Zamora, R (5, 1) ERA:	3.0		10	2	0	0	1	0	0	0	0	0	0	12	12	0.00	0.667
Mike Garman, R (8, 1) ERA: 4.4	2.1	L	13	2	1	0	0	1	2	0	0	1	0	10	22	0.00	1.286

Batter	1	2	3	4	5	6	7	8	9
Bill Buckner, L (1, 7) OBP: 0.306, SLG: 0.408	0-0 S 2B 1B	0-0 CS 1B		0-0 SH1-3 1B		0-0 4-3		0-0 SH1-4	
Ted Sizemore, R (1, 4) OBP: 0.246, SLG: 0.219	0-3 K	0-0 E6 1-2		0-0 SH1-3		0-0 1B		4-0 FC5-4 1B IBB	
John Hale, L (1, 9) OBP: 0.295, SLG: 0.243	0-0 F8	0-0 F7		0-0 F5		0-0 F7		0-0 FC5-4 1B	
Manny Mota, R (8, PH) OBP: 0.333, SLG: 0.250								1-2 2-3 3-H	
Glenn Burke, R (8, PR) (9, 8)								1-2 2-3 3-H	
Steve Garvey, R (1, 3) OBP: 0.324, SLG: 0.328	0-0 HR 2B		0-0 4-3 1B 2B	0-0 4-3		0-3 K		0-0 FC5-4	
Ron Cey, R (1, 5) OBP: 0.441, SLG: 0.434	0-0 HR		0-0 4-3		0-3 K		0-0 F9	0-0 G1	
Joe Ferguson, R (1, 2) OBP: 0.291, SLG: 0.306	0-0 1B		4-0 1B BB		0-0 5-3		0-0 6-3		
Henry Cruz, L (1, 8) OBP: 0.412, SLG: 0.500	0-0 F5		0-0 1B		0-0 E3		0-0 F9		
Bill Russell, R (1, 6) OBP: 0.353, SLG: 0.313		0-0 SH3-4 BLK 1B		4-0 IBB		0-0 E6		0-0 SH1-4 BB 1B	
Tommy John, R (1, 1) OBP: 0.167, SLG: 0.167		0-0 SH3-4		0-0 4-3		0-3 K		4-0 1B SH1-4 FC5-4 BB	
Mike Marshall, R (8, 1)									

AB	R	H	RBI	BB	SO	LOB
4	1	3	1	0	0	0
3	0	1	0	1	1	2
4	0	0	0	0	0	4
1	0	1	1	0	0	0
0	0	0	0	0	0	0
5	2	2	2	0	1	4
5	1	1	2	0	1	3
3	0	1	0	1	0	0
4	0	1	1	0	0	1
3	2	2	0	1	0	1
2	0	0	0	0	1	4
0	1	0	0	1	0	0

AB	R	H	RBI	BB	SO	LOB
34	7	12	7	4	4	19

Inning Stats	R	H	E	K	S	WLS	BF	H	R	ER	SO	BB	IBB	HBP	BLK	WP	HR	S	P	ERA	WHIP
Doc Medich, R (1, 1) ERA: 3.81	3	4	0	1	9	L	22	9	5	5	1	1	1	0	1	0	1	22	30	11.25	2.500
Kent Tekulve, R (5, 1) ERA: 4.26	0	1	0	0	1		9	1	0	0	3	0	0	0	0	0	0	15	15	0.00	0.500
Ramon Hernandez, L (7, 1) ERA: 4.5	1	2	0	0	2		8	2	2	2	0	1	1	0	0	0	0	6	14	13.50	2.250
Larry Demery, R (8, 1) ERA: 1.35	0	0	0	0	0		2	0	0	0	0	0	0	0	0	0	0	2	2	0.00	0.000

Pittsburgh Pirates @ Los Angeles Dodgers
Dodger Stadium, Los Angeles, CA
 Mon Apr 26 1976, 7:05 PM PDT
 Att. 23,374 - Unknown

WP: 0 PA: 41
 PB: 0
 SB: 1
 CS: 1



Batter	1	2	3	4	5	6	7	8	9	AB R H RBI BB SO LOB	TOP													
Rennie Stennett, R (1, 4) OBP: 0.311, SLG: 0.397 Mario Mendoza, R (8, 4) OBP: 1.000, SLG: 1.000	0-0 5-3		0-3 K	0-0 5-3			0-0 6-3		0-0 2-3 1B	4 0 0 0 0 1 0 1 0 1 0 0 0 0	Pittsburgh Pirates @ Los Angeles Dodgers Dodger Stadium, Los Angeles, CA Tue Apr 27 1976, 7:05 PM PDT Att. 21,612 - Unknown livebaseballscorecards.com													
Manny Sanguillen, R (1, 2) OBP: 0.351, SLG: 0.370	0-0 1B 2B		0-0 1B 2B 1B			0-0 1B	0-0 F9		0-0 1-3	5 1 3 0 0 0 2														
Bill Robinson, R (1, 8) OBP: 0.333, SLG: 0.353	0-0 2-3 1B		0-0 1-2 2B 1B			0-0 F7		0-0 F8		4 1 2 0 0 0 1														
Bob Robertson, R (1, 3) OBP: 0.250, SLG: 0.273	0-3 K		0-0 1B 2B			0-0 F7		0-0 F4		4 0 1 2 0 1 3														
Richie Zisk, R (1, 7) OBP: 0.254, SLG: 0.291	0-0 F7		0-3 K			0-3 K		0-0 5-3		4 0 0 0 0 2 4														
Dave Parker, L (1, 9) OBP: 0.293, SLG: 0.382		0-0 F7	0-0 2-3 1B			0-0 F8		0-0 4-3		4 0 1 0 0 0 0														
Richie Hebner, L (1, 5) OBP: 0.386, SLG: 0.306		0-0 1B	0-0 F9			0-0 P3		H 1-0 FC6-4 HBP		3 0 1 0 0 0 2														
Frank Taveras, R (1, 6) OBP: 0.255, SLG: 0.260		0-0 F8		0-0 F7		0-0 P2		X 0-0 FC6-4 2B		4 1 0 0 0 0 2														
Bruce Kison, R (1, 1) Tommy Helms, R (7, PH) OBP: 0.100, SLG: 0.200 Kent Tekulve, R (7, 1) Duffy Dyer, R (9, PH) OBP: 0.375, SLG: 0.571		0-0 1-3		0-0 P2		0-3 K		X 0-0 1B 2B		2 0 0 0 0 0 1 1 0 0 0 0 1 0 0 0 0 0 0 0 0 1 0 1 1 0 0 0														
Inning Stats	R: 0 E: 0 K: 1 S: 7	H: 2 LOB: 2 BB: 0 P: 7	R: 0 E: 0 K: 0 S: 4	H: 1 LOB: 1 BB: 0 P: 4	R: 2 E: 0 K: 2 S: 11	H: 4 LOB: 2 BB: 0 P: 11	R: 0 E: 0 K: 0 S: 3	H: 0 LOB: 0 BB: 0 P: 3	R: 0 E: 0 K: 1 S: 6	H: 1 LOB: 1 BB: 0 P: 6	R: 0 E: 0 K: 0 S: 3	H: 0 LOB: 0 BB: 0 P: 3	R: 0 E: 0 K: 1 S: 5	H: 0 LOB: 0 BB: 0 P: 5	R: 0 E: 0 K: 0 S: 3	H: 0 LOB: 0 BB: 0 P: 3	R: 1 E: 0 K: 0 S: 5	H: 2 LOB: 2 BB: 0 P: 6	1B: 7 2B: 3 3B: 0 HR: 0	SF: 0 SAC: 0 DP: 0 HBP: 1	WP: 0 PB: 0 SB: 0 CS: 0	PA: 38		
PITCHER Doug Rau, L (1, 1) ERA: 2.36 Charlie Hough, R (9, 1) ERA: 2.25	IP 8.2	WLS W	BF 37	H 10	R 3	ER 3	SO 5	BB 0	IBB 0	HBP 1	BLK 0	WP 0	HR 0	S 46	P 47	ERA 3.12	WHIP 1.154						ERA 0.00	WHIP 0.000



Batter	1	2	3	4	5	6	7	8	9	AB R H RBI BB SO LOB	TOP												
Rennie Stennett, R (1, 4) OBP: 0.308, SLG: 0.377	0-3 K		0-0 4		4-0 FC6-4 BB			0-0 G3		3 0 0 0 1 1 1	Pittsburgh Pirates @ Los Angeles Dodgers Dodger Stadium, Los Angeles, CA Wed Apr 28 1976, 7:05 PM PDT Att. 22,769 - Unknown livebaseballscorecards.com												
Manny Sanguillen, R (1, 2) OBP: 0.328, SLG: 0.345	0-3 K			0-3 K	0-0 FC6-4			0-0 4-3		4 0 0 0 0 2 2													
Richie Hebner, L (1, 5) OBP: 0.396, SLG: 0.400	0-0 1B			0-0 HR			0-0 F8	0-0 F6		4 1 2 1 0 0 0													
Dave Parker, L (1, 9) OBP: 0.290, SLG: 0.373	0-3 K			0-0 1B			0-3 K	0-0 G3		4 0 1 0 0 2 1													
Bob Robertson, R (1, 3) OBP: 0.188, SLG: 0.200		0-0 F7		0-0 F8			0-0 4-3	0-0 F3		4 0 0 0 0 0 1													
Ed Kirkpatrick, L (1, 7) OBP: 0.400, SLG: 0.400		0-3 K2-3		0-0 F8			0-0 F7	0-0 1B		4 0 1 0 0 1 1													
Bill Robinson, R (1, 8) OBP: 0.364, SLG: 0.429		0-3 K			0-0 CS 1B		0-0 2B	0-3 K		4 0 2 0 0 2 1													
Frank Taveras, R (1, 6) OBP: 0.241, SLG: 0.245			0-0 1-3		0-3 K		0-0 5-3			3 0 0 0 0 1 2													
Jerry Reuss, L (1, 1) OBP: 0.429, SLG: 0.417			4-0 BB		0-0 6-3		0-0 4-3			2 0 0 0 1 0 2													
Inning Stats	R: 0 E: 0 K: 3 S: 10	H: 1 LOB: 1 BB: 0 P: 10	R: 0 E: 0 K: 2 S: 7	H: 0 LOB: 0 BB: 0 P: 7	R: 0 E: 0 K: 0 S: 2	H: 0 LOB: 0 BB: 1 P: 6	R: 1 E: 0 K: 1 S: 7	H: 2 LOB: 1 BB: 0 P: 7	R: 0 E: 0 K: 1 S: 6	H: 1 LOB: 2 BB: 1 P: 10	R: 0 E: 0 K: 1 S: 5	H: 0 LOB: 0 BB: 0 P: 5	R: 0 E: 0 K: 0 S: 4	H: 1 LOB: 1 BB: 0 P: 4	R: 0 E: 0 K: 0 S: 3	H: 0 LOB: 0 BB: 0 P: 3	R: 0 E: 0 K: 1 S: 6	H: 1 LOB: 1 BB: 0 P: 6	1B: 4 2B: 2 3B: 0 HR: 1	SF: 0 SAC: 0 DP: 1 HBP: 0	WP: 0 PB: 0 SB: 0 CS: 1	PA: 34	
PITCHER Burt Hooton, R (1, 1) ERA: 4.56	IP 9.0	WLS W	BF 34	H 6	R 1	ER 1	SO 9	BB 2	IBB 0	HBP 0	BLK 0	WP 0	HR 1	S 50	P 58	ERA 1.00	WHIP 0.889					ERA 4.56	WHIP 0.889

AB	32
R	1
H	6
RBI	1
BB	2
SO	9
LOB	11



Batter	1	2	3	4	5	6	7	8	9	AB	R	H	RBI	BB	SO	LOB
Bill Buckner, L (1, 7) OBP: 0.288, SLG: 0.405 Glenn Burke, R (8, PR) (9, 7)	0-0 4-3		0-0 4-3		0-0 1-3			0-0 FC2-6		4	0	0	0	0	0	1
Ted Sizemore, R (1, 4) OBP: 0.260, SLG: 0.236	0-0 F8		0-0 E6			0-0 E6		0-0 F6		4	0	0	0	0	0	1
Dusty Baker Jr., R (1, 8) OBP: 0.300, SLG: 0.364	0-0 4-3		0-3 K			0-0 F6		0-0 4-3		4	0	0	0	0	1	3
Steve Garvey, R (1, 3) OBP: 0.316, SLG: 0.319		0-0 1-3		0-0 1B		0-0 G4-6-3		0-0 F4		4	0	1	0	0	0	1
Ron Cey, R (1, 5) OBP: 0.434, SLG: 0.475		0-0 1B E 1B		0-0 F7			0-0 5-3		0-0 HR	4	2	2	1	0	0	1
Joe Ferguson, R (1, 9) OBP: 0.276, SLG: 0.288		0-0 F8		0-0 F9			0-0 4-3			3	0	0	0	0	0	2
Steve Yeager, R (1, 2) OBP: 0.341, SLG: 0.432		0-0 E9 1B		0-0 L6			0-0 1B			3	0	2	0	0	0	1
Rick Auerbach, R (1, 6)		0-0 5-3			0-0 4-3		0-3 K			3	0	0	0	0	1	2
Burt Hooton, R (1, 1) OBP: 0.250, SLG: 0.143			0-0 F2		0-0 G3			4-0 FC2-8 BB		2	0	0	0	1	0	0

Inning Stats	R: 0	H: 0	R: 1	H: 2	R: 0	H: 0	R: 0	H: 1	R: 0	H: 0	R: 0	H: 1	R: 0	H: 0	R: 0	H: 0	R: 1	H: 1	1B: 4	SF: 0	WP: 0	PA: 32
E: 0	LOB: 0	E: 1	LOB: 1	E: 0	LOB: 1	E: 0	LOB: 0	E: 1	LOB: 0	E: 0	LOB: 1	E: 0	LOB: 1	E: 0	LOB: 0	E: 0	LOB: 0	2B: 0	SAC: 0	PB: 0		
K: 0	BB: 0	K: 0	BB: 0	K: 0	BB: 0	K: 0	BB: 0	K: 0	BB: 0	K: 0	BB: 1	K: 0	BB: 1	K: 0	BB: 0	K: 0	BB: 0	3B: 0	DP: 1	SB: 1		
S: 3	P: 3	S: 5	P: 5	S: 6	P: 6	S: 3	P: 3	S: 4	P: 4	S: 3	P: 6	S: 3	P: 7	S: 2	P: 2	S: 2	P: 2	HR: 1	HBP: 0	CS: 0		

PITCHER	IP	WLS	BF	H	R	ER	SO	BB	IBB	HBP	BLK	WP	HR	S	P	ERA	WHIP
Jerry Reuss, L (1, 1) ERA: 4.18	8.1	L	32	5	2	1	2	1	0	0	0	0	1	35	39	1.08	0.720

PITCHER	IP	WLS	BF	H	R	ER	SO	BB	IBB	HBP	BLK	WP	HR	S	P	ERA	WHIP

BOTTOM

Pittsburgh Pirates @ Los Angeles Dodgers
Dodger Stadium, Los Angeles, CA
 Wed Apr 28 1976, 7:05 PM PDT
 Att. 22,769 - Unknown

AB	31
R	2
H	5
RBI	1
BB	1
SO	2
LOB	12



Batter	1	2	3	4	5	6	7	8	9	AB R H RBI BB SO LOB	TOP				
Bake McBride, L (1, 8) OBP: 0.380, SLG: 0.384	0-0 F9		0-0 FC4-6 1B		0-0 P6			0-0 F8		4 0 0 0 0 0 2					
Vic Harris, S (1, 4) OBP: 0.314, SLG: 0.313	0-0 G3		0-0 G6-4-3 1B		0-0 P6			4-0 G6-3 BB	BBB	3 0 1 0 1 0 0					
Lou Brock, L (1, 7) OBP: 0.254, SLG: 0.308	0-0 5-3		0-0 G6-4-3		0-0 1-3			0-0 G6-3		4 0 0 0 0 0 3					
Ted Simmons, S (1, 2) OBP: 0.267, SLG: 0.254		0-0 G3		0-0 5-3		0-0 4-3		0-0 1B 1B		4 0 1 0 0 0 0					
Willie Crawford, L (1, 9) OBP: 0.472, SLG: 0.563		0-0 F9		0-0 6-3			0-0 P4	0-0 FC6-4 1B		4 0 1 0 0 0 0					
Ron Fairly, L (1, 3) OBP: 0.571, SLG: 0.588		0-0 1B 2B		0-0 4-3			0-0 6-3	0-0 FC6-4		4 1 1 0 0 0 2					
Hector Cruz, R (1, 5) OBP: 0.196, SLG: 0.264		0-0 2-H 1B		0-0 3-1		0-0 K	0-3 K			3 0 1 1 0 1 0					
Don Kessinger, S (1, 6) OBP: 0.288, SLG: 0.313		0-0 P5		0-0 FC1-5 2B			0-0 4-3			3 0 1 0 0 0 1					
John Curtis, L (1, 1)			0-3 K		0-0 FC1-5		0-3 K			2 0 0 0 0 1 1					
Mike Proly, R (5, 1)										0 0 0 0 0 0 0					
Danny Frisella, L (7, 1)										0 0 0 0 0 0 0					
Keith Hernandez, L (8, PH) OBP: 0.281, SLG: 0.280										1 0 0 0 0 1 0					
Mike Wallace, L (8, 1)										0 0 0 0 0 0 0					
Inning Stats	R: 0 E: 0 K: 0 S: 3	H: 0 LOB: 0 BB: 0 P: 3	R: 1 E: 0 K: 0 S: 5	H: 2 LOB: 1 BB: 0 P: 5	R: 0 E: 0 K: 1 S: 6	H: 1 LOB: 1 BB: 0 P: 6	R: 0 E: 0 K: 0 S: 3	H: 0 LOB: 0 BB: 0 P: 3	R: 0 E: 0 K: 1 S: 5	H: 0 LOB: 0 BB: 0 P: 5	R: 0 E: 0 K: 0 S: 4	H: 2 LOB: 2 BB: 1 P: 8	1B: 4 2B: 2 3B: 0 HR: 0	SF: 0 SAC: 0 DP: 2 HBP: 0	WP: 1 PA: 33
PITCHER Rick Rhoden, R (1, 1) ERA: 1.71	IP: 9.0 WLS: W BF: 33 H: 6 R: 1 ER: 1 SO: 3	BB: 1 IBB: 0 HBP: 0 BLK: 0	WP: 1 HR: 0 S: 38 P: 42	ERA: 1.00 WHIP: 0.778											

St. Louis Cardinals @ Los Angeles Dodgers
Dodger Stadium, Los Angeles, CA
 Fri Apr 30 1976, 7:05 PM PDT
 Att: 38,316 - Unknown

AB	32
R	1
H	6
RBI	1
BB	1
SO	3
LOB	9



Batter	1	2	3	4	5	6	7	8	9
Glenn Burke, R OBP: 0.500, SLG: 0.444 (1, 7)	0-3 K		0-0 2B 1B	0-0 P4			0-0 2B 1B	0-0 6-3	
Ted Sizemore, R OBP: 0.274, SLG: 0.266 (1, 4)	0-0 FC6-4 1B		0-0 F8 1-H 2B		0-0 CS 1B		0-0 SH3-6-4 1-2		
Dusty Baker Jr., R OBP: 0.309, SLG: 0.371 (1, 8)	0-0 FC6-4 1B 1-2f		0-3 K		0-0 F7 1-2		0-0 2B 2-H		
Steve Garvey, R OBP: 0.322, SLG: 0.338 (1, 3)	0-0 1-2 1B		0-0 F8 2-3		0-0 1B 2B		0-0 5-3		
Ron Cey, R OBP: 0.440, SLG: 0.471 (1, 5)	0-0 F8		0-3 K		0-0 2-H 1B		4-0 1BB		
Joe Ferguson, R OBP: 0.292, SLG: 0.281 (1, 9)		0-0 P3		0-0 1B 1B		0-0 P4		0-0 F9	
John Hale, L OBP: 0.292, SLG: 0.225 (8, 9)									
Steve Yeager, R OBP: 0.333, SLG: 0.477 (1, 2)		0-0 HR		0-0 F3		0-0 F8		0-0 E8 5-3 S	
Rick Auerbach, R (1, 6)		0-0 1-3		0-0 P4		0-0 6-3		0-0 5-3 2-3	
Rick Rhoden, R OBP: 0.143, SLG: 0.143 (1, 1)		0-0 F9		0-0 1-2 1B		0-0 F3		0-0 F3 3-H	

Inning Stats	R: 0	H: 2	E: 0	K: 1	S: 7	LOB: 2	BB: 0	P: 7	R: 1	H: 1	E: 0	K: 0	S: 4	LOB: 0	BB: 0	P: 4	R: 1	H: 2	E: 0	K: 2	S: 9	LOB: 1	BB: 0	P: 9	R: 0	H: 2	E: 0	K: 0	S: 5	LOB: 2	BB: 0	P: 5	R: 1	H: 3	E: 0	K: 0	S: 5	LOB: 1	BB: 0	P: 5	R: 0	H: 0	E: 0	K: 0	S: 3	LOB: 0	BB: 0	P: 3	R: 1	H: 2	E: 0	K: 0	S: 5	LOB: 2	BB: 1	P: 9	R: 1	H: 0	E: 1	K: 0	S: 4	LOB: 0	BB: 0	P: 4
--------------	------	------	------	------	------	--------	-------	------	------	------	------	------	------	--------	-------	------	------	------	------	------	------	--------	-------	------	------	------	------	------	------	--------	-------	------	------	------	------	------	------	--------	-------	------	------	------	------	------	------	--------	-------	------	------	------	------	------	------	--------	-------	------	------	------	------	------	------	--------	-------	------

AB	R	H	RBI	BB	SO	LOB
5	2	2	0	0	1	2
3	0	3	1	0	0	0
4	0	1	1	0	1	3
4	1	2	0	0	0	2
3	0	1	1	1	1	3
4	0	1	0	0	0	3
0	0	0	0	0	0	0
4	2	1	1	0	0	1
4	0	0	0	0	0	2
4	0	1	0	0	0	0

BOTTOM

St. Louis Cardinals @ Los Angeles Dodgers
Dodger Stadium, Los Angeles, CA
 Fri Apr 30 1976, 7:05 PM PDT
 Att. 38,316 - Unknown

AB	35
R	5
H	12
RBI	4
BB	1
SO	3
LOB	16



PITCHER	IP	WLS	BF	H	R	ER	SO	BB	IBB	HBP	BLK	WP	HR	S	P	ERA	WHIP
John Curtis, L ERA: 5.16 (1, 1)	4.2	L	23	10	3	3	3	0	0	0	0	0	1	29	29	5.79	2.143
Mike Proly, R ERA: 2.63 (5, 1)	1.2		7	2	1	1	0	0	0	0	0	0	0	7	7	5.40	1.200
Danny Frisella, R ERA: (7, 1)	0.2		3	0	0	0	0	0	1	0	0	0	0	2	6	0.00	0.000
Mike Wallace, L ERA: 1.76 (8, 1)	1.0		4	0	1	0	0	0	0	0	0	0	0	4	4	0.00	0.000

WP	HR	S	P	ERA	WHIP
0	1	0	1	0.00	0.000
0	0	0	0	0.00	0.000
0	0	0	0	0.00	0.000

Batter	1	2	3	4	5	6	7	8	9	10	AB R H RBI BB SO LOB	TOP																					
Luis Melendez, R (1, 8) OBP: 0.176, SLG: 0.176 Vic Harris, S (8, 5) OBP: 0.324, SLG: 0.338	0-0 F9		0-0 6-3		0-0 E 1B 1B		0-0 FC4-6			0-0 SH2-4 SF9 2B	4 0 1 0 0 0 1 1 1 1 0 0 0 0	St. Louis Cardinals @ Los Angeles Dodgers Dodger Stadium, Los Angeles, CA Sat May 01 1976, 7:05 PM PDT Att. 42,324 - Unknown livebaseballscores.com																					
Don Kessinger, S (1, 6) OBP: 0.286, SLG: 0.310	0-0 F7		0-0 6-3		0-0 E 1B 1-2 1B		0-0 F8			0-0 SH2-4 2-3	4 0 1 0 0 0 1																						
Willie Crawford, L (1, 9) OBP: 0.415, SLG: 0.500	0-0 6-3		0-3 K		0-3 K 1-2 2-3			0-0 F2		0-0 SF9 3-H	4 0 0 1 0 2 2																						
Ted Simmons, S (1, 7) OBP: 0.300, SLG: 0.319 (8, 2)		0-0 1B 1B		0-0 FC6-4 1B		0-0 4-3 2B		0-0 2B		0-0 G3	5 1 4 0 0 0 0																						
Mike Anderson, R (1, 3) OBP: 0.407, SLG: 0.478 Ron Fairly, L (8, PH) OBP: 0.545, SLG: 0.556 (8, 3)		0-0 1B E 1B 1-2		0-0 F2		0-3 K		0-0 F7			3 1 1 0 0 1 2 1 0 0 0 0 0 1																						
Hector Cruz, R (1, 5) OBP: 0.203, SLG: 0.268 Bake McBride, L (8, PH) OBP: 0.375, SLG: 0.378 (8, 8)		0-0 E FC5-2 1B 1-3 2-H		0-0 F8		0-0 4-3 2-3		0-3 K			3 0 1 1 0 0 2 1 0 0 0 0 1 1																						
Ken Rudolph, R (1, 2) OBP: 0.364, SLG: 0.400 Lou Brock, L (8, 7) OBP: 0.250, SLG: 0.303		0-0 E6 FC5-2 2-3 3-H		0-0 FC6-4 1-2f		0-0 5-3			0-0 F7		3 0 0 1 0 0 3 1 0 0 0 0 0 0																						
Lee Richard, R (1, 4) OBP: 0.105, SLG: 0.056		0-0 FC5-2 G6-3 1-2 3-H		0-3 K			0-0 E6 FC4-6		0-0 L1		4 0 0 0 0 1 2																						
Bob Forsch, R (1, 1) Eric Rasmussen, R (6, 1) Keith Hernandez, L (9, PH) OBP: 0.276, SLG: 0.275 Al Hrabosky, R (9, 1)		0-0 G6-3 1-2f		0-0 5-3		0-3 K		0-3 K		0-3 K	2 0 0 0 0 0 2 1 0 0 0 0 1 1 1 0 0 0 0 1 0 0 0 0 0 0 0 0																						
Inning Stats	R: 0 E: 0 K: 0 S: 3	H: 0 LOB: 0 BB: 0 P: 3	R: 2 E: 1 K: 0 S: 6	H: 3 LOB: 1 BB: 0 P: 6	R: 0 E: 0 K: 1 S: 5	H: 0 LOB: 0 BB: 0 P: 5	R: 0 E: 0 K: 0 S: 4	H: 1 LOB: 1 BB: 0 P: 4	R: 0 E: 1 K: 2 S: 9	H: 2 LOB: 2 BB: 0 P: 9	R: 0 E: 0 K: 1 S: 6		H: 1 LOB: 1 BB: 0 P: 6	R: 0 E: 0 K: 1 S: 6	H: 1 LOB: 1 BB: 0 P: 6	R: 0 E: 0 K: 1 S: 5	H: 0 LOB: 0 BB: 0 P: 5	R: 1 E: 0 K: 0 S: 4	H: 1 LOB: 0 BB: 0 P: 4	1B: 6 2B: 3 3B: 0 HR: 0	SF: 1 SAC: 1 DP: 1 HBP: 0	WP: 0 PB: 0 SB: 0 CS: 0	PA: 40										
PITCHER	IP WLS BF H R ER SO BB IBB HBP BLK WP HR S P ERA WHIP																																
Tommy John, L (1, 1) ERA: 2.08 Mike Marshall, R (8, 1) ERA: 3.33	7.0	29	7	2	2	5	0	0	0	0	0	0	0	39	39	2.57	1.000	3.0	11	2	1	1	2	0	0	0	0	0	0	15	15	3.00	0.667



Batter	1	2	3	4	5	6	7	8	9	10	AB	R	H	RBI	BB	SO	LOB
Henry Cruz, L (1, 9) OBP: 0.308, SLG: 0.348	E3 4-3	6-3			G3		F2		K		5	0	0	0	0	1	4
Ted Sizemore, R (1, 4) OBP: 0.281, SLG: 0.265	F9				G6-4-3 1B	BB 1B BB	4-3			P3	4	1	1	0	1	0	2
Dusty Baker Jr., R (1, 8) OBP: 0.301, SLG: 0.348	4-3 1-2				G6-4-3 1-2f	BB 1B BB			K	E6 2B	4	1	0	0	1	1	2
Steve Garvey, R (1, 3) OBP: 0.337, SLG: 0.357	4-3				K						4	1	2	2	1	1	1
Ron Cey, R (1, 5) OBP: 0.438, SLG: 0.458		5-3			G4-6-3 1B		P4			FC5-4 1B BB	4	0	1	0	1	0	3
Ed Goodson, L (1, 7) OBP: 0.267, SLG: 0.083 Glenn Burke, R (9, 7) OBP: 0.500, SLG: 0.444 Manny Mota, R (10, PH) OBP: 0.400, SLG: 0.333		1-3			G4-6-3 1-2f		K			FC6 1-2f	4	0	0	0	0	1	4
Steve Yeager, R (1, 2) OBP: 0.327, SLG: 0.447		BB 1B BB			F9		F8				3	1	0	0	1	1	2
Rick Auerbach, R (1, 6) OBP: 0.250, SLG: 0.250		BB 1B BB			F8		1-3			F9	3	0	0	0	1	0	0
Tommy John, R (1, 1) OBP: 0.250, SLG: 0.250 John Hale, L (7, PH) OBP: 0.306, SLG: 0.225 Mike Marshall, R (8, 1) OBP: 0.400, SLG: 0.333		1-3 2-H 1B			F3		BB			BB	2	0	1	1	0	0	0

Inning Stats	R: 0	H: 0	E: 1	K: 0	S: 4	H: 0	LOB: 1	BB: 0	P: 4	R: 1	H: 1	E: 0	K: 0	S: 4	H: 0	LOB: 2	BB: 2	P: 12	R: 0	H: 1	E: 0	K: 1	S: 5	H: 0	LOB: 0	BB: 0	P: 5	R: 0	H: 1	E: 0	K: 0	S: 3	H: 0	LOB: 0	BB: 0	P: 3	R: 0	H: 0	E: 0	K: 0	S: 3	R: 1	H: 1	E: 0	K: 1	S: 6	H: 0	LOB: 1	BB: 2	P: 14	R: 0	H: 0	E: 0	K: 0	S: 3	R: 0	H: 0	E: 0	K: 1	S: 5	H: 0	LOB: 1	BB: 1	P: 7	R: 0	H: 0	E: 0	K: 1	S: 5	H: 0	LOB: 0	BB: 1	P: 9	R: 0	H: 0	E: 0	K: 2	S: 7	H: 0	LOB: 1	BB: 1	P: 11	R: 2	H: 2	E: 1	K: 0	S: 4	H: 2	LOB: 2	BB: 1	P: 8	1B: 5	SF: 0	2B: 1	SAC: 0	3B: 0	DP: 2	HR: 0	HBP: 0	WP: 0	PA: 42
--------------	------	------	------	------	------	------	--------	-------	------	------	------	------	------	------	------	--------	-------	-------	------	------	------	------	------	------	--------	-------	------	------	------	------	------	------	------	--------	-------	------	------	------	------	------	------	------	------	------	------	------	------	--------	-------	-------	------	------	------	------	------	------	------	------	------	------	------	--------	-------	------	------	------	------	------	------	------	--------	-------	------	------	------	------	------	------	------	--------	-------	-------	------	------	------	------	------	------	--------	-------	------	-------	-------	-------	--------	-------	-------	-------	--------	-------	--------


PITCHER	IP	WLS	BF	H	R	ER	SO	BB	IBB	HBP	BLK	WP	HR	S	P	ERA	WHIP
Bob Forsch, R (1, 1) ERA: 6.23	5.0		22	4	2	2	1	4	0	0	0	0	0	20	36	3.60	1.600
Eric Rasmussen, R (6, 1) ERA: 2.3	3.0		11	0	0	0	2	2	0	0	0	0	0	13	21	0.00	0.667
Al Hrabosky, L (9, 1) ERA: 2.12	1.1	L	9	2	2	1	2	1	1	0	0	0	0	11	19	6.75	2.250

BOTTOM

St. Louis Cardinals @ Los Angeles Dodgers
 Dodger Stadium, Los Angeles, CA

Sat May 01 1976, 7:05 PM PDT
 Att: 42,324 - Unknown

AB	34
R	4
H	6
RBI	4
BB	8
SO	5
LOB	18



Batter	1	2	3	4	5	6	7	8	9	AB R H RBI BB SO LOB	TOP									
Lou Brock, L (1, 7) OBP: 0.260, SLG: 0.310	0-0 S 1B	0-0 6-3		0-0 E4			0-0 CS 1B		0-0 4-3	5 1 2 0 0 0 5										
Vic Harris, S (1, 4) OBP: 0.307, SLG: 0.319	0-3 K		0-0 5-3	0-0 F3			0-3 K			4 0 0 0 0 2 5										
Bake McBride, L (1, 8) OBP: 0.369, SLG: 0.372	0-0 F7		0-0 P4		0-0 CS 1B			0-0 F9		4 0 1 0 0 0 1										
Ted Simmons, S (1, 2) OBP: 0.310, SLG: 0.329	0-0 1B		0-0 FC5-4 1B		0-3 K			0-0 F5		4 0 2 1 0 1 1										
Mike Anderson, R (1, 3) OBP: 0.387, SLG: 0.444	0-0 1B		0-0 FC5-4		0-0 F8			0-3 K		4 0 1 0 0 1 1										
Willie Crawford, L (1, 9) OBP: 0.422, SLG: 0.487	0-3 K			4-0 FC5-4 BB		0-0 F8			0-0 BB 1B	3 0 1 0 1 1 2										
Hector Cruz, R (1, 5) OBP: 0.190, SLG: 0.250		0-0 6-3		0-0 FC5-4 E 1B		0-0 F8			0-3 K	4 0 0 0 0 1 2										
Lee Richard, R (1, 6) OBP: 0.136, SLG: 0.095		0-0		0-0 F9		0-0 P4			0-3 K	3 0 1 0 0 0 1										
Luis Melendez, R (9, PH) OBP: 0.167, SLG: 0.167		SH1-4 1B								1 0 0 0 0 1 1										
Lynn McGlothen, L (1, 1) OBP: 0.231, SLG: 0.167		SH1-4		0-0 E					4-0 BB	2 0 1 0 0 0 0										
Al Hrabosky, R (7, 1)				1-2 1B						0 0 0 0 0 0 0										
Danny Frisella, L (8, 1)										0 0 0 0 0 0 0										
Reggie Smith, S (9, PH) OBP: 0.260, SLG: 0.319										0 0 0 0 1 0 0										
Inning Stats	R: 1 E: 0 K: 2 S: 10	H: 3 LOB: 2 BB: 0 P: 10	R: 0 E: 0 K: 0 S: 4	H: 1 LOB: 1 BB: 0 P: 4	R: 0 E: 0 K: 0 S: 4	H: 1 LOB: 1 BB: 0 P: 4	R: 0 E: 1 K: 0 S: 5	H: 1 LOB: 3 BB: 1 P: 9	R: 0 E: 0 K: 0 S: 3	H: 0 LOB: 0 BB: 0 P: 3	R: 0 E: 0 K: 1 S: 5	H: 1 LOB: 0 BB: 0 P: 5	R: 0 E: 0 K: 1 S: 5	H: 0 LOB: 0 BB: 0 P: 5	R: 0 E: 0 K: 2 S: 8	H: 1 LOB: 2 BB: 1 P: 12	1B: 9 2B: 0 3B: 0 HR: 0	SF: 0 SAC: 1 DP: 0 HBP: 0	WP: 0 PB: 0 SB: 1 CS: 2	PA: 37
PITCHER Doug Rau, L (1, 1) ERA: 2.02	IP: 9.0 WLS: W BF: 37 H: 9 R: 1 ER: 1 SO: 7 BB: 2 IBB: 0 HBP: 0 BLK: 0 WP: 0 HR: 0 S: 49 P: 57 ERA: 1.00 WHIP: 1.222																			

St. Louis Cardinals @ Los Angeles Dodgers
 Dodger Stadium, Los Angeles, CA
 Sun May 02 1976, 3:33 AM PDT
 Att: 33,235 - Unknown

AB	34
R	1
H	9
RBI	1
BB	2
SO	7
LOB	19




Batter	1	2	3	4	5	6	7	8	9
Henry Cruz, L (1, 7) OBP: 0.276, SLG: 0.308 Manny Mota, R (7, PH) OBP: 0.364, SLG: 0.300 Glenn Burke, R (8, 7) OBP: 0.500, SLG: 0.444	0-0 3-1		0-0 4-3			0-0 F9	0-0 4-3		
Ted Sizemore, R (1, 4) OBP: 0.290, SLG: 0.276	0-0 1B			0-0 1B		0-0 F7		0-0 F5	
Dusty Baker Jr., R (1, 8) OBP: 0.312, SLG: 0.357	0-0 F8			0-0 1B		0-0 F7		0-0 CS 1B	
Steve Garvey, R (1, 3) OBP: 0.344, SLG: 0.398	0-0 6-3			0-0 4-3			0-0 1B S 1B	0-0 1-2 HR	
Ron Cey, R (1, 5) OBP: 0.430, SLG: 0.461		0-3 K		0-0 2B			0-3 K	0-3 K	
John Hale, L (1, 9) OBP: 0.308, SLG: 0.233		0-0 G3		0-3 K			0-0 BB 1B		
Steve Yeager, R (1, 2) OBP: 0.327, SLG: 0.440		0-0 1-3			0-0 1B		0-3 K		
Rick Auerbach, R (1, 6) Bill Buckner, L (7, PH) OBP: 0.296, SLG: 0.413 Bill Russell, R (7, PR) OBP: 0.342, SLG: 0.306 (8, 6)			0-0 4-3		4-0 CS BB		0-0 BB 1B		
Doug Rau, L (1, 1) OBP: 0.417, SLG: 0.250			0-3 K		0-0 F8		4-0 BB		

AB	R	H	RBI	BB	SO	LOB	
3	0	0	0	0	0	0	
1	0	0	0	0	0	3	
0	0	0	0	0	0	0	
4	0	2	0	0	0	0	
4	1	2	0	0	0	1	
4	2	2	1	0	0	2	
4	0	1	1	0	3	1	
3	0	1	0	0	1	1	
3	0	1	0	0	1	2	
1	0	0	0	1	0	0	
1	0	1	1	0	0	0	
0	0	0	0	0	0	0	
2	0	0	0	1	1	1	
1B: 8	SF: 0	2B: 1	SAC: 0	3B: 0	DP: 0	HR: 1	HBP: 0

BOTTOM

St. Louis Cardinals @ Los Angeles Dodgers
Dodger Stadium, Los Angeles, CA
 Sun May 02 1976, 3:33 AM PDT
 Att. 33,235 - Unknown

AB	30
R	3
H	10
RBI	3
BB	2
SO	6
LOB	11



Inning Stats		R: 0	H: 1	E: 0	LOB: 1	K: 0	BB: 0	S: 4	P: 4
R: 0	H: 0	E: 0	LOB: 0	K: 1	BB: 0	S: 5	P: 5		
R: 1	H: 3	E: 0	LOB: 1	K: 1	BB: 0	S: 7	P: 7		
R: 0	H: 1	E: 0	LOB: 0	K: 0	BB: 1	S: 2	P: 6		
R: 0	H: 0	E: 0	LOB: 0	K: 0	BB: 0	S: 3	P: 3		
R: 1	H: 3	E: 0	LOB: 3	K: 2	BB: 1	S: 10	P: 14		
R: 1	H: 2	E: 0	LOB: 0	K: 1	BB: 0	S: 6	P: 6		

PITCHER		IP	WLS	BF	H	R	ER	SO	BB	IBB	HBP	BLK	WP	HR	S	P	ERA	WHIP
Lynn McGlothen, R (1, 1)	ERA: 3.03	6.2	L	27	8	2	2	5	2	0	0	0	0	0	35	43	2.70	1.500
Al Hrabosky, L (7, 1)	ERA: 2.08	0.1		1	0	0	0	0	0	0	0	0	0	1	1	0.00	0.000	
Danny Frisella, R (8, 1)	ERA: 1.04	1.0		4	2	1	1	1	0	0	0	0	0	6	6	9.00	2.000	

WP	PA	ERA	WHIP
0	32		
0			
1			
2			

Los Angeles Dodgers @ Chicago Cubs
 Wrigley Field, Chicago, IL
 Tue May 04 1976, 3:33 AM CDT
 Att. 4,586 - Sunny - 59 F

livebaseballscorecards.com

AB	38
R	9
H	13
RBI	8
BB	4
SO	4
LOB	15



Batter	1	2	3	4	5	6	7	8	9	AB	R	H	RBI	BB	SO	LOB
Davey Lopes, R (1, 4) OBP: 0.400, SLG: 0.400	0-0 6-3		0-0 6-3	0-0 E S 2-H 1B		0-0 FC6-4 1-2f 4-3		0-0 E 1-2 2-3 1B		5	0	2	1	0	0	1
Bill Buckner, L (1, 7) OBP: 0.306, SLG: 0.422 Manny Mota, R (8, PH) OBP: 0.333, SLG: 0.273 John Hale, L (8, 9) OBP: 0.308, SLG: 0.233	0-0 1B 2B		0-0 F9	4-0 1-3 BB		0-0 4-3 1-2		0-0 E6 1-2 2-3 3-H		3	1	1	0	1	0	1
Dusty Baker Jr., R (1, 8) OBP: 0.305, SLG: 0.347	0-0 CS 2-H 1B		0-0 5-3	0-0 6-3				0-0 F5		5	0	1	1	0	1	5
Steve Garvey, R (1, 3) OBP: 0.347, SLG: 0.409	0-0 6-3 1-2			0-0 E5 HR		0-0 WP 3B 1B		0-0 6-3		5	2	2	0	0	0	1
Ron Cey, R (1, 5) OBP: 0.439, SLG: 0.500		0-0 HR 1B		0-0 HR 1-H		0-0 F2 1-2		0-0 6-3		4	2	2	2	1	0	1
Henry Cruz, L (1, 9) OBP: 0.294, SLG: 0.484 (8, 7)		0-0 HR		0-0 4-3		0-0 3B 2-H		0-0 1-3		5	1	2	3	0	0	2
Steve Yeager, R (1, 2) OBP: 0.305, SLG: 0.407		0-3 K		0-0 F8		0-0 5-3		0-3 K		4	0	0	0	0	2	1
Bill Russell, R (1, 6) OBP: 0.357, SLG: 0.325		0-0 L8		0-0 2B 1B		0-0 F2		0-0 1B BB E 1B		4	2	2	0	0	0	1
Burt Hooton, R (1, 1) OBP: 0.364, SLG: 0.333 Mike Marshall, R (6, 1)		0-3 K		0-0 1B 2B 1-H		4-0 FC6-4 BB		4-0 E 1B 1-2 BB		2	1	1	1	1	1	0
		0-0 0 0 0 0 1 0 0								0	0	0	0	1	0	0

Inning Stats	R: 1	H: 2	R: 2	H: 2	R: 0	H: 0	R: 4	H: 4	R: 1	H: 2	R: 0	H: 0	R: 0	H: 0	R: 1	H: 2	R: 0	H: 1
	E: 0	LOB: 0	E: 0	LOB: 0	E: 0	LOB: 0	E: 1	LOB: 2	E: 0	LOB: 1	E: 0	LOB: 0	E: 0	LOB: 0	E: 1	LOB: 3	E: 0	LOB: 1
	K: 0	BB: 0	K: 2	BB: 0	K: 0	BB: 0	K: 0	BB: 1	K: 0	BB: 0	K: 0	BB: 1	K: 0	BB: 0	K: 2	BB: 1	K: 0	BB: 1
	S: 4	P: 4	S: 9	P: 9	S: 3	P: 3	S: 8	P: 12	S: 5	P: 5	S: 2	P: 6	S: 3	P: 3	S: 10	P: 14	S: 2	P: 6

PITCHER	IP	WLS	BF	H	R	ER	SO	BB	IBB	HBP	BLK	WP	HR	S	P	ERA	WHIP
Rick Reuschel, R (1, 1) ERA: 5.3	3.2	L	18	7	7	4	2	0	0	0	0	0	2	22	22	9.82	1.909
Ken Crosby, R (4, 1) ERA: 11.25	0.1		3	1	0	0	0	1	0	0	0	0	0	2	6	0.00	6.000
Paul Reuschel, R (5, 1) ERA: 4.7	2.0		8	2	1	1	0	1	0	0	0	1	0	7	11	4.50	1.500
Ken Frailing, L (7, 1) ERA:	1.2		9	2	1	0	1	1	0	0	0	0	0	10	14	0.00	1.800
Oscar Zamora, R (8, 1) ERA: 2.84	0.1		1	0	0	0	1	0	0	0	0	0	0	3	3	0.00	0.000

WP: 1	PA: 43
PB: 0	
SB: 1	
CS: 2	

PITCHER	IP	WLS	BF	H	R	ER	SO	BB	IBB	HBP	BLK	WP	HR	S	P	ERA	WHIP
Darold Knowles, L (9, 1) ERA: 5.4	1.0		3	1	0	0	0	1	0	0	0	0	0	2	6	0.00	2.000

Batter	1	2	3	4	5	6	7	8	9	AB R H RBI BB SO LOB	TOP											
Davey Lopes, R (1, 4) OBP: 0.455, SLG: 0.556	0-0 F8	0-0 3B		4-0 BB		0-0 4-3	4-0 BB		0-0 4-3	4 0 1 2 2 0 1												
Bill Buckner, L (1, 7) John Hale, L (9, 9) OBP: 0.297, SLG: 0.443 OBP: 0.308, SLG: 0.233	0-0 HR	0-3 K		0-0 F7		0-0 SF8	0-0 F9		0-0 L6	5 1 1 2 0 1 4 0 0 0 0 0 0 0												
Dusty Baker Jr., R (1, 8) OBP: 0.310, SLG: 0.350	0-0 1B		0-0 F8	0-0 F4		0-0 E9 1B	0-0 6-3			5 1 2 0 0 0 3												
Steve Garvey, R (1, 3) OBP: 0.349, SLG: 0.408	0-0 F8		0-0 F2		0-0 HR 1B	0-0 FC5-4 1B		0-0 F8		5 1 2 1 0 0 1												
Ron Cey, R (1, 5) OBP: 0.427, SLG: 0.518	0-0 F7		0-0 HR		0-0 F9	0-0 FC5-4		0-0 F8		5 1 1 1 0 0 3												
Henry Cruz, L (1, 9) (9, 7) OBP: 0.308, SLG: 0.639		0-0 E6 FC5-4 1B 3B	0-0 F5		0-0 HR		0-0 3-1	0-0 HR		5 3 2 3 0 0 0												
Steve Yeager, R (1, 2) OBP: 0.344, SLG: 0.483		0-0 FC5-4 1B		0-0 F8	4-0 G4-6-3 BB		0-0 1B HR 1B	0-0 HR		4 2 3 1 1 0 0												
Bill Russell, R (1, 6) OBP: 0.362, SLG: 0.400		0-0 FC5-4 3B		0-0 HR	0-0 G4-6-3		0-0 HR 1B	0-3 K		5 3 2 1 0 1 3												
Don Sutton, R (1, 1) Stan Wall, L (6, 1) Ed Goodson, L (7, PH) Charlie Hough, R (7, 1) Mike Marshall, R (9, 1) OBP: 0.286, SLG: 0.182 OBP: 0.313, SLG: 0.385		0-3 K		0-0 E6		0-0 SF8 2B		0-0 HR	0-0 F7	3 1 1 0 0 1 2 0 0 0 0 0 0 0 1 1 1 3 0 0 0 1 0 0 0 0 0 0 0 0 0 0 0 0 0												
Inning Stats	R: 1 E: 0 K: 0 S: 5	H: 2 LOB: 1 BB: 0 P: 5	R: 2 E: 1 K: 2 S: 10	H: 2 LOB: 1 BB: 0 P: 10	R: 1 E: 0 K: 0 S: 4	H: 1 LOB: 0 BB: 0 P: 4	R: 1 E: 1 K: 0 S: 5	H: 1 LOB: 2 BB: 1 P: 9	R: 2 E: 0 K: 0 S: 4	H: 2 LOB: 0 BB: 1 P: 8	R: 2 E: 1 K: 0 S: 6	H: 3 LOB: 1 BB: 0 P: 6	R: 3 E: 0 K: 0 S: 6	H: 3 LOB: 1 BB: 1 P: 10	R: 2 E: 0 K: 1 S: 7	H: 2 LOB: 0 BB: 0 P: 7	R: 0 E: 0 K: 0 S: 3	H: 0 LOB: 0 BB: 0 P: 3	1B: 7 2B: 1 3B: 1 HR: 7	SF: 1 SAC: 0 DP: 1 HBP: 0	WP: 0 PB: 0 SB: 0 CS: 0	PA: 47
PITCHER	IP WLS BF H R ER SO BB IBB HBP BLK WP HR S P ERA WHIP																					
Ray Burris, R (1, 1) ERA: 4.93	6.0 L 32 11 9 6 2 2 0 0 0 0 0 4 34 42 9.00 2.167																					
Ken Crosby, R (7, 1) ERA: 13.0	1.0 7 3 3 3 0 1 0 0 0 0 0 1 6 10 27.00 4.000																					
Paul Reuschel, R (8, 1) ERA: 5.04	2.0 8 2 2 2 1 0 0 0 0 0 0 2 10 10 9.00 1.000																					

Los Angeles Dodgers @ Chicago Cubs
 Wrigley Field, Chicago, IL
 Wed May 05 1976, 3:33 AM CDT
 Att. 6,126 - Sunny - 76 F

AB	43
R	14
H	16
RBI	14
BB	3
SO	3
LOB	17



BOTTOM

Los Angeles Dodgers @ Chicago Cubs

Wrigley Field, Chicago, IL

Wed May 05 1976, 3:33 AM CDT

Att. 6,126 - Sunny - 76 F

livebaseballscorecards.com

AB	46
R	12
H	21
RBI	12
BB	3
SO	5
LOB	26



WP:	0	PA:	49
PB:	0		
SB:	0		
CS:	1		

AB R H RBI BB SO LOB

6 4 3 6 0 0 3

6 1 3 0 0 0 1

6 2 4 1 0 0 3

6 0 3 4 0 1 3

2 0 0 0 1 1 1

2 0 0 0 0 0 3

5 1 2 0 0 0 3

5 2 4 1 0 0 1

4 1 2 0 1 0 2

2 0 0 0 0 2 4

0 0 0 0 1 0 0

0 0 0 0 0 0 0

1 0 0 0 0 1 1

0 0 0 0 0 0 0

1 1 0 0 0 0 1

1B: 14 SF: 0

2B: 5 SAC: 0

3B: 0 DP: 2

HR: 2 HBP: 0

WP: 0 PA: 49

PB: 0

SB: 0

CS: 1

1B: 14 SF: 0

2B: 5 SAC: 0

3B: 0 DP: 2

HR: 2 HBP: 0

WP: 0 PA: 49

PB: 0

SB: 0

CS: 1

1B: 14 SF: 0

2B: 5 SAC: 0

3B: 0 DP: 2

HR: 2 HBP: 0

WP: 0 PA: 49

PB: 0

SB: 0

CS: 1

1B: 14 SF: 0

2B: 5 SAC: 0

3B: 0 DP: 2

HR: 2 HBP: 0

WP: 0 PA: 49

PB: 0

SB: 0

CS: 1

1B: 14 SF: 0

2B: 5 SAC: 0

3B: 0 DP: 2

HR: 2 HBP: 0

WP: 0 PA: 49

PB: 0

SB: 0

CS: 1

1B: 14 SF: 0

2B: 5 SAC: 0

3B: 0 DP: 2

HR: 2 HBP: 0

WP: 0 PA: 49

PB: 0

SB: 0

CS: 1

1B: 14 SF: 0

2B: 5 SAC: 0

3B: 0 DP: 2

HR: 2 HBP: 0

WP: 0 PA: 49

PB: 0

SB: 0

CS: 1

1B: 14 SF: 0

2B: 5 SAC: 0

3B: 0 DP: 2

HR: 2 HBP: 0

WP: 0 PA: 49

PB: 0

SB: 0

CS: 1

1B: 14 SF: 0

2B: 5 SAC: 0

3B: 0 DP: 2

HR: 2 HBP: 0

WP: 0 PA: 49

PB: 0

SB: 0

CS: 1

1B: 14 SF: 0

2B: 5 SAC: 0

3B: 0 DP: 2

HR: 2 HBP: 0

WP: 0 PA: 49

PB: 0

SB: 0

CS: 1

1B: 14 SF: 0

2B: 5 SAC: 0

3B: 0 DP: 2

HR: 2 HBP: 0

WP: 0 PA: 49

PB: 0

SB: 0

CS: 1

1B: 14 SF: 0

2B: 5 SAC: 0

3B: 0 DP: 2

HR: 2 HBP: 0

WP: 0 PA: 49

PB: 0

SB: 0

CS: 1

1B: 14 SF: 0

2B: 5 SAC: 0

3B: 0 DP: 2

HR: 2 HBP: 0

WP: 0 PA: 49

PB: 0

SB: 0

CS: 1

1B: 14 SF: 0

2B: 5 SAC: 0

3B: 0 DP: 2

HR: 2 HBP: 0

WP: 0 PA: 49

PB: 0

SB: 0

CS: 1

1B: 14 SF: 0

2B: 5 SAC: 0

3B: 0 DP: 2

HR: 2 HBP: 0

WP: 0 PA: 49

PB: 0

SB: 0

CS: 1

1B: 14 SF: 0

2B: 5 SAC: 0

3B: 0 DP: 2

HR: 2 HBP: 0

WP: 0 PA: 49

PB: 0

SB: 0

CS: 1

1B: 14 SF: 0

2B: 5 SAC: 0

3B: 0 DP: 2

HR: 2 HBP: 0

WP: 0 PA: 49

PB: 0

SB: 0

CS: 1

1B: 14 SF: 0

2B: 5 SAC: 0

3B: 0 DP: 2

HR: 2 HBP: 0

WP: 0 PA: 49

PB: 0

SB: 0

CS: 1

1B: 14 SF: 0

2B: 5 SAC: 0

3B: 0 DP: 2

HR: 2 HBP: 0

WP: 0 PA: 49

PB: 0

SB: 0

CS: 1

1B: 14 SF: 0

2B: 5 SAC: 0

3B: 0 DP: 2

HR: 2 HBP: 0

WP: 0 PA: 49

PB: 0

SB: 0

CS: 1

1B: 14 SF: 0

2B: 5 SAC: 0

3B: 0 DP: 2

HR: 2 HBP: 0

WP: 0 PA: 49

PB: 0

SB: 0

CS: 1

1B: 14 SF: 0

2B: 5 SAC: 0

3B: 0 DP: 2

HR: 2 HBP: 0

WP: 0 PA: 49

PB: 0

SB: 0

CS: 1

1B: 14 SF: 0

2B: 5 SAC: 0

3B: 0 DP: 2

HR: 2 HBP: 0

WP: 0 PA: 49

PB: 0

SB: 0

CS: 1

1B: 14 SF: 0

2B: 5 SAC: 0

3B: 0 DP: 2

HR: 2 HBP: 0

WP: 0 PA: 49

PB: 0

SB: 0

CS: 1

1B: 14 SF: 0

2B: 5 SAC: 0

3B: 0 DP: 2

HR: 2 HBP: 0

WP: 0 PA: 49

PB: 0

SB: 0

CS: 1

1B: 14 SF: 0

2B: 5 SAC: 0

3B: 0 DP: 2

HR: 2 HBP: 0

WP: 0 PA: 49

PB: 0

SB: 0

CS: 1

1B: 14 SF: 0

2B: 5 SAC: 0

3B: 0 DP: 2

HR: 2 HBP: 0

WP: 0 PA: 49

PB: 0

SB: 0

CS: 1

1B: 14 SF: 0

2B: 5 SAC: 0

3B: 0 DP: 2

HR: 2 HBP: 0

WP: 0 PA: 49

PB: 0

SB: 0

CS: 1

1B: 14 SF: 0

2B: 5 SAC: 0

3B: 0 DP: 2

HR: 2 HBP: 0

WP: 0 PA: 49

PB: 0

SB: 0

CS: 1

1B: 14 SF: 0

2B: 5 SAC: 0

3B: 0 DP: 2

HR: 2 HBP: 0

WP: 0 PA: 49

PB: 0

SB: 0

CS: 1

1B: 14 SF: 0

2B: 5 SAC: 0

3B: 0 DP: 2

HR: 2 HBP: 0

WP: 0 PA: 49

PB: 0

SB: 0

CS: 1

1B: 14 SF: 0

2B: 5 SAC: 0

3B: 0 DP: 2

HR: 2 HBP: 0

WP: 0 PA: 49

PB: 0

SB

Batter	1	2	3	4	5	6	7	8	9	AB	R	H	RBI	BB	SO	LOB	TOP										
Davey Lopes, R OBP: 0.353, SLG: 0.400 (1, 4)	0-3 K		0-0 F8	0-0 P4		0-0 F9		0-0 HBP 1B SH1 1B	0-3 K	6	1	1	0	0	2	2											
Bill Buckner, L OBP: 0.292, SLG: 0.430 (1, 7) (8, 3)	0-0 F7		0-0 F9		0-0 F7 1B HR 1B	0-0 F9		0-0 SH1	0-0 G3	5	1	1	0	0	0	0											
Dusty Baker Jr., R OBP: 0.333, SLG: 0.357 (1, 8)	0-0 FC6-4 1B		4-0 BB		0-0 HR 1B	0-0 6-3		4-0 HBP 1B IBB	0-3 K	4	2	2	0	2	1	0											
Steve Garvey, R OBP: 0.351, SLG: 0.402 John Hale, L OBP: 0.308, SLG: 0.233 (1, 3) (8, PR) (8, 9)	0-0 FC6-4 1-2f		0-0 F9		0-0 F7		0-0 F8 1B 2B 1B	1-0 1B 1B 1-2 2-3 1B HBP		4	1	1	0	0	0	4											
Ron Cey, R OBP: 0.444, SLG: 0.567 (1, 5)		0-0 F8		0-0 FC4-6 1B	0-0 1-H HR		0-0 1-2 2B 1B	0-0 1B 1B 1-2 2-H 3-H 1B		5	2	4	5	0	0	0											
Henry Cruz, L OBP: 0.295, SLG: 0.585 (1, 9) (8, 7)		0-0 F9		0-0 FC4-6 1-2f 2B	0-0 F8 1B 1B		0-0 2-3 F8	0-0 F9		5	1	1	0	0	0	5											
Steve Yeager, R OBP: 0.377, SLG: 0.524 (1, 2)		0-0 3B 1B		0-0 1B 2B 1-H	0-0 1-2 1B		0-0 P3	0-0 1B 1B 1-2 2-3		5	1	4	1	0	0	2											
Bill Russell, R OBP: 0.404, SLG: 0.500 (1, 6)		0-0 1-H 3B		0-0 2-3 1B	0-0 2-3 F8		0-0 1-H 3-H 2B	0-0 1-2 2-3 3-H 1B		5	0	4	4	0	0	2											
Rick Rhoden, R OBP: 0.111, SLG: 0.111 Charlie Hough, R Ed Goodson, L OBP: 0.294, SLG: 0.357 Mike Marshall, R (1, 1) (4, 1) (7, PH) (7, 1)		0-0 F8		0-3 K	0-0 P4		0-0 G3	0-3 K		2	0	0	0	0	1	3											
Inning Stats	R: 0 E: 0 K: 1 S: 6	H: 1 LOB: 1 BB: 0 P: 6	R: 1 E: 0 K: 0 S: 5	H: 2 LOB: 1 BB: 0 P: 5	R: 0 E: 0 K: 0 S: 3	H: 0 LOB: 1 BB: 1 P: 7	R: 1 E: 0 K: 1 S: 8	H: 3 LOB: 2 BB: 0 P: 8	R: 3 E: 0 K: 0 S: 8	H: 5 LOB: 2 BB: 0 P: 8	R: 0 E: 0 K: 0 S: 3	H: 0 LOB: 0 BB: 0 P: 3	R: 2 E: 0 K: 0 S: 6	H: 3 LOB: 1 BB: 0 P: 6	R: 3 E: 0 K: 1 S: 9	H: 4 LOB: 3 BB: 1 P: 14	R: 0 E: 0 K: 2 S: 7	H: 0 LOB: 0 BB: 0 P: 7	1B: 14 2B: 2 3B: 1 HR: 1	SF: 0 SAC: 1 DP: 0 HBP: 1	WP: 0 PB: 0 SB: 0 CS: 0	PA: 48					
PITCHER	IP	WLS	BF	H	R	ER	SO	BB	IBB	HBP	BLK	WP	HR	S	P	ERA	WHIP										
Larry Christenson, R ERA: 4.62 Ron Schueler, R ERA: 8.53 Ron Reed, R ERA: 5.65 Gene Garber, R ERA: 4.41 Wayne Twitchell, R ERA: 3.18	(1, 1) (5, 1) (5, 1) (8, 1) (9, 1)	4.0 0.1 3.0 0.2 1.0	21 4 14 6 3	8 3 4 3 0	4 1 4 1 0	4 1 4 1 0	2 0 0 1 2	1 0 0 0 0	0 0 1 0 0	0 0 0 1 0	0 0 0 0 0	0 0 0 0 0	0 1 0 0 0	24 4 13 7 7	28 4 17 8 7	9.00 27.00 12.00 13.50 0.00	2.250 9.000 1.333 4.500 0.000										

Los Angeles Dodgers @ Philadelphia Phillies
Veterans Stadium, Philadelphia, PA
Fri May 07 1976, 7:05 PM EDT
Att: 28,862 - Unknown

livebaseballscorecards.com

AB	44
R	10
H	18
RBI	10
BB	2
SO	5
LOB	24



Batter	1	2	3	4	5	6	7	8	9	AB	R	H	RBI	BB	SO	LOB
Dave Cash, R OBP: 0.330, SLG: 0.402 (1, 4)	0-0 SF9 3B		0-0 1B SF7 1B	0-0 FC4-6		0-0 F7		4-0 BB		4	2	2	1	1	0	2
Larry Bowa, S OBP: 0.373, SLG: 0.409 (1, 6)	4-0 BB		0-0 1B	0-0 P3		0-0 1B		0-3 K		3	0	2	0	1	0	2
Ollie Brown, R OBP: 0.483, SLG: 0.652 (8, PH)	BB		1-3 1B							1	0	0	0	0	1	2
Terry Harmon, R OBP: 0.375, SLG: 0.231 (9, 6)										0	0	0	0	0	0	0
Mike Schmidt, R OBP: 0.387, SLG: 0.788 (1, 5)	0-0 F5		0-0 SF7	0-0 P5		0-0 5-3			0-3 K	4	0	0	1	0	1	5
Greg Luzinski, R OBP: 0.372, SLG: 0.477 (1, 7)	0-0 SF9		0-0 F9		0-0 L5		0-3 K		0-0 E 2B	4	1	1	1	0	1	1
Jay Johnstone, L OBP: 0.370, SLG: 0.515 (1, 9)	0-0 P4		0-3 K		0-0 4-3		0-0 F9		0-0 E5 2B 1B	5	1	0	0	0	1	3
Garry Maddox, R OBP: 0.385, SLG: 0.485 (1, 8)		0-0 F9		0-0 2B 3B	0-0 S 1B 1B		0-3 K		0-0 1B 2B	5	2	3	1	0	1	0
Bobby Tolan, L OBP: 0.364, SLG: 0.643 (1, 3)		0-0 HR		0-0 E FC4-6 2B	0-0 1H 1B		0-3 K	0-3 K	0-0 2B 1B	5	2	4	4	0	1	0
Bob Boone, R OBP: 0.357, SLG: 0.414 (1, 2)		0-0 5-3		4-0 FC4-6 E BB	0-0 F2		0-0 BB 1B	0-0 BB 1B	0-0 P4	4	0	1	0	1	0	3
Larry Christenson, R OBP: 0.171, SLG: 0.222 (1, 1)		0-3 K		0-0 E3 FC4-6		0-0 F7		0-0 F9	0-3 K	2	0	0	0	0	1	2
Ron Schueler, R (5, 1)				1-2 2-3 3-H						0	0	0	0	0	0	0
Ron Reed, R (5, 1)										1	0	0	0	0	0	0
Gene Garber, R OBP: 1.000, SLG: 1.000 (8, 1)										0	0	0	0	0	0	0
Tim McCarver, L OBP: 0.455, SLG: 0.556 (8, PH)										1	0	0	0	0	0	1
Wayne Twitchell, R (9, 1)										0	0	0	0	0	0	0
Tom Hutton, L OBP: 0.360, SLG: 0.158 (9, PH)										1	0	0	0	0	1	2

Inning Stats	R: 1	H: 1	E: 0	LOB: 1	K: 0	BB: 1	S: 4	R: 1	H: 1	E: 0	LOB: 0	K: 1	BB: 0	S: 6	R: 1	H: 2	E: 0	LOB: 1	K: 1	BB: 0	S: 7	R: 2	H: 2	E: 1	LOB: 2	K: 0	BB: 1	S: 6	R: 1	H: 2	E: 0	LOB: 1	K: 0	BB: 0	S: 5	R: 0	H: 1	E: 0	LOB: 1	K: 0	BB: 0	S: 4	R: 0	H: 0	E: 0	LOB: 0	K: 2	BB: 0	S: 7	R: 0	H: 1	E: 0	LOB: 2	K: 2	BB: 1	S: 8	R: 2	H: 3	E: 1	LOB: 2	K: 2	BB: 0	S: 11	1B: 7	SF: 2	2B: 3	SAC: 0	3B: 2	DP: 0	HR: 1	HBP: 0	WP: 0	PA: 45	PB: 0	SB: 2	CS: 0
--------------	------	------	------	--------	------	-------	------	------	------	------	--------	------	-------	------	------	------	------	--------	------	-------	------	------	------	------	--------	------	-------	------	------	------	------	--------	------	-------	------	------	------	------	--------	------	-------	------	------	------	------	--------	------	-------	------	------	------	------	--------	------	-------	------	------	------	------	--------	------	-------	-------	-------	-------	-------	--------	-------	-------	-------	--------	-------	--------	-------	-------	-------

Los Angeles Dodgers @ Philadelphia Phillies
Veterans Stadium, Philadelphia, PA
 Fri May 07 1976, 7:05 PM EDT
 Att. 28,862 - Unknown

AB	40
R	8
H	13
RBI	8
BB	3
SO	8
LOB	23

PITCHER	IP	WLS	BF	H	R	ER	SO	BB	IBB	HBP	BLK	WP	HR	S	P	ERA	WHIP
Rick Rhoden, R ERA: 3.0 (1, 1)	3.0		16	6	5	4	2	1	0	0	0	0	0	19	23	12.00	2.333
Charlie Hough, R ERA: 3.63 (4, 1)	3.0	W	14	3	1	1	0	1	0	0	0	0	0	13	17	3.00	1.333
Mike Marshall, R ERA: 3.18 (7, 1)	3.0	S	15	4	2	1	6	1	0	0	0	0	0	26	30	3.00	1.667

Batter	1	2	3	4	5	6	7	8	9	AB R H RBI BB SO LOB	TOP											
Davey Lopes, R (1, 4) OBP: 0.346, SLG: 0.417	0-3 K			0-0 5-3			0-0 F8	0-0 F8		4 0 0 0 0 1 2	Los Angeles Dodgers @ Philadelphia Phillies Veterans Stadium, Philadelphia, PA Sun May 09 1976, 3:33 AM EDT Att. 24,143 - Unknown											
Bill Buckner, L (1, 7) OBP: 0.286, SLG: 0.422 Charlie Hough, R (8, 1)	0-0 6-3			0-0 F7			0-0 F8	0-0 F8		4 0 1 0 0 0 2 0 0 0 0 0 0 0												
Dusty Baker Jr., R (1, 8) OBP: 0.327, SLG: 0.370	0-3 K			0-0 G3			0-0 P4		0-0 1B	4 1 1 0 0 1 1												
Steve Garvey, R (1, 3) OBP: 0.353, SLG: 0.400		0-3 K			0-0 P6		0-0 2-H		0-0 1B	4 0 2 1 0 1 0												
Ron Cey, R (1, 5) OBP: 0.431, SLG: 0.536		0-3 K			0-0 5-3			0-0 HR	0-0 F3	4 1 1 0 0 1 1												
Henry Cruz, L (1, 9) OBP: 0.283, SLG: 0.558 Al Downing, R (5, 1) Ed Goodson, L (8, PH) OBP: 0.300, SLG: 0.529		0-0 P6			0-0 F8			0-0 1-H	0-3 K	2 0 0 0 0 0 0 0 0 0 0 0 0 0 2 1 1 2 0 1 1												
Joe Ferguson, R (1, 2) OBP: 0.260, SLG: 0.246			0-3 K			0-3 K		0-0 4-3	0-3 K	4 0 0 0 0 3 1												
Rick Auerbach, R (1, 6) Steve Yeager, R (8, PH) Ivan De Jesus, R (8, PR) OBP: 0.208, SLG: 0.182			0-0 5-3			0-0 F7		4-0 BB		2 0 0 0 0 0 0 0 0 0 0 1 0 0 0 0 0 0 0 0 0												
Doug Rau, L (1, 1) OBP: 0.385, SLG: 0.222 John Hale, L (5, 9) OBP: 0.315, SLG: 0.227			0-0 5-3			0-3 K		4-0 1-2		1 0 0 0 0 0 0 1 0 0 0 1 1 0												
Inning Stats	R: 0 E: 0 K: 2 S: 7	H: 0 LOB: 0 BB: 0 P: 7	R: 0 E: 0 K: 2 S: 7	H: 0 LOB: 0 BB: 0 P: 7	R: 0 E: 0 K: 1 S: 5	H: 0 LOB: 0 BB: 0 P: 5	R: 0 E: 0 K: 0 S: 3	H: 0 LOB: 0 BB: 0 P: 3	R: 0 E: 0 K: 0 S: 3	H: 0 LOB: 0 BB: 0 P: 3		R: 0 E: 0 K: 0 S: 7	H: 2 LOB: 2 BB: 0 P: 7	R: 0 E: 0 K: 0 S: 4	H: 2 LOB: 2 BB: 0 P: 4	R: 2 E: 0 K: 0 S: 5	H: 2 LOB: 2 BB: 2 P: 13	R: 1 E: 0 K: 2 S: 9	H: 2 LOB: 1 BB: 0 P: 9	1B: 3 2B: 2 3B: 0 HR: 1	SF: 0 SAC: 0 DP: 0 HBP: 0	WP: 0 PB: 0 SB: 0 CS: 0
PITCHER	IP WLS BF H R ER SO BB IBB HBP BLK WP HR S P ERA WHIP																					
Jim Lonborg, R (1, 1) ERA: 2.13 Ron Reed, R (9, 1) ERA: 5.28	8.0 W 31 6 3 3 7 2 0 0 0 0 0 1 43 51 3.38 1.000																					
	1.0 3 0 0 0 2 0 0 0 0 0 0 0 7 7 0.00 0.000																					

AB	32
R	3
H	6
RBI	3
BB	2
SO	9
LOB	8



Batter	1	2	3	4	5	6	7	8	9	AB R H RBI BB SO LOB	TOP	
Davey Lopes, R (1, 4) OBP: 0.333, SLG: 0.370	4-0 6-3 4-3 BB		0-0 5-3			0-0 F8		0-0 P6		3 0 0 0 1 0 2		
Bill Buckner, L (1, 7) OBP: 0.275, SLG: 0.406	0-0 4-3 1-2			0-0 4-3		0-0 F9		0-0 4-3		4 0 0 0 0 0 3		
Dusty Baker Jr., R (1, 8) OBP: 0.333, SLG: 0.368	0-0 6-3 2-3			0-0 F9			4-0 FC5-4 BB		0-0 SH1-3 HR 1B	3 1 1 0 1 0 1		
Steve Garvey, R (1, 3) OBP: 0.344, SLG: 0.389	0-0 F7			0-0 P3			0-3 K		0-0 SH1-3 1-2	3 0 0 0 0 1 2		
Ron Cey, R (1, 5) OBP: 0.425, SLG: 0.554		0-0 P3			0-3 K		0-0 FC5-4 HR 1-2f		0-0 SH1-3 HR 2-H	4 2 1 2 0 1 1		
Joe Ferguson, R (1, 9) OBP: 0.260, SLG: 0.290 (7, 2)		0-0 L4			0-3 K		0-0 HR 1-H		0-0 P4	4 1 1 2 0 1 0		
Steve Yeager, R (1, 2) OBP: 0.377, SLG: 0.500 Mike Marshall, R (7, 1)		0-3 K			0-0 6-3		0-0 6-3		0-0 F9	3 0 0 0 0 1 0 1 0 0 0 0 0 0		
Bill Russell, R (1, 6) OBP: 0.390, SLG: 0.474			0-3 K			0-0 F9		0-0 S 1B		3 0 1 0 0 1 0		
Burt Hooton, R (1, 1) OBP: 0.385, SLG: 0.364 Henry Cruz, L (7, 9) OBP: 0.277, SLG: 0.545			0-3 K			0-0 1B		0-0 B1		2 0 1 0 0 1 0 1 0 0 0 0 0 1		
Inning Stats	R: 0 H: 0 E: 0 LOB: 1 K: 0 BB: 1 S: 3 P: 7	R: 0 H: 0 E: 0 LOB: 0 K: 1 BB: 0 S: 5 P: 5	R: 0 H: 0 E: 0 LOB: 0 K: 2 BB: 0 S: 7 P: 7	R: 0 H: 0 E: 0 LOB: 0 K: 0 BB: 0 S: 3 P: 3	R: 0 H: 0 E: 0 LOB: 0 K: 2 BB: 0 S: 7 P: 7	R: 0 H: 1 E: 0 LOB: 1 K: 0 BB: 0 S: 4 P: 4	R: 2 H: 1 E: 0 LOB: 0 K: 1 BB: 1 S: 6 P: 10	R: 0 H: 1 E: 0 LOB: 1 K: 0 BB: 0 S: 4 P: 4	R: 2 H: 2 E: 0 LOB: 0 K: 0 BB: 0 S: 5 P: 5	1B: 3 SF: 0 2B: 0 SAC: 1 3B: 0 DP: 0 HR: 2 HBP: 0	WP: 0 PA: 34 PB: 0 SB: 1 CS: 0	
PITCHER Pete Falcone, L (1, 1) ERA: 3.66 Eric Rasmussen, R (8, 1) ERA: 3.2	IP WLS BF H R ER SO BB IBB HBP BLK WP HR S P ERA WHIP											PITCHER IP WLS BF H R ER SO BB IBB HBP BLK WP HR S P ERA WHIP

Los Angeles Dodgers @ St. Louis Cardinals
 Busch Stadium, St. Louis, MO
 Mon May 10 1976, 7:05 PM CDT
 Att: 11,330 - Unknown

livebaseballscores.com

AB 31
 R 4
 H 5
 RBI 4
 BB 2
 SO 6
 LOB 10



Batter	1	2	3	4	5	6	7	8	9	AB	R	H	RBI	BB	SO	LOB
Lou Brock, L (1, 7) OBP: 0.291, SLG: 0.340	0-3 K ①		0-3 K ②		0-0 4-3 ②		0-0 1B 2B		0-0 L7 ②	5	1	1	2	0	2	2
Vic Harris, S (1, 4) OBP: 0.358, SLG: 0.386	0-3 K ②		0-0 F9 ③		2-3 3-H 4-0 FC4-6 BB		0-0 1B		0-3 K ③	4	0	1	1	1	2	1
Willie Crawford, L (1, 9) OBP: 0.355, SLG: 0.414	0-0 1B			0-0 F7 ①	0-0 FC4-6 ③		0-0 4-3 ③			4	0	1	0	0	0	3
Ted Simmons, S (1, 2) OBP: 0.333, SLG: 0.356	0-3 K2-3 ③			0-0 L3 ②		0-0 1-3 ①		0-0 4-3 ①		4	0	0	0	0	1	1
Keith Hernandez, L (1, 3) OBP: 0.303, SLG: 0.262		0-0 5-3 ①		0-0 1B		0-0 1-3 ②		0-0 2B BB		3	0	1	0	1	0	0
Jerry Mumphy, S (1, 8)		0-0 1-3 ②		0-3 K ③		0-0 G3 ③		0-0 F7 ②		4	0	0	0	0	1	2
Hector Cruz, R (1, 5) OBP: 0.198, SLG: 0.276		0-0 1-3 ③			0-0 1B 4-3 1B		0-0 6-3 ①	0-0 1-3 2B		4	1	2	0	0	0	0
Don Kessinger, S (1, 6) OBP: 0.330, SLG: 0.357			0-0 SH1-4 1B		0-0 4-3 SH1-3 1B		0-0 2B 2B	0-0 4-3 ③		4	1	3	0	0	0	2
Pete Falcone, L (1, 1)			0-0 SH1-4 ①		0-0 SH1-3 ①		0-0 6-3 ②		0-0 4-3 ①	0	0	0	0	0	0	0
Ron Fairly, L (7, PH) OBP: 0.447, SLG: 0.400										1	0	0	0	0	0	1
Eric Rasmussen, R (8, 1)										0	0	0	0	0	0	0
Mike Anderson, R (9, PH) OBP: 0.405, SLG: 0.459			1-2		1-2					1	0	0	0	0	0	0

Inning Stats	R: 0	H: 1	E: 0	K: 3	S: 10	LOB: 1	BB: 0	P: 10	R: 0	H: 0	E: 0	K: 0	S: 3	LOB: 0	BB: 0	P: 3	R: 0	H: 1	E: 0	K: 1	S: 6	LOB: 1	BB: 0	P: 6	R: 1	H: 2	E: 0	K: 0	S: 5	LOB: 2	BB: 1	P: 9	R: 0	H: 0	E: 0	K: 0	S: 3	LOB: 0	BB: 0	P: 3	R: 2	H: 3	E: 0	K: 0	S: 6	LOB: 1	BB: 0	P: 6	R: 0	H: 1	E: 0	K: 0	S: 4	LOB: 2	BB: 1	P: 8	R: 0	H: 0	E: 0	K: 1	S: 5	LOB: 0	BB: 0	P: 5	1B: 6	2B: 3	3B: 0	HR: 0	SF: 0	SAC: 2	DP: 0	HBP: 0	WP: 0	PB: 0	SB: 0	CS: 0	PA: 38
PITCHER	IP	WLS	BF	H	R	ER	SO	BB	IBB	HBP	BLK	WP	HR	S	P	ERA	WHIP																																																												
Burt Hooton, R (1, 1) ERA: 4.97	6.2		29	8	3	3	5	1	0	0	0	0	0	38	42	4.05	1.350																																																												
Mike Marshall, R (7, 1) ERA: 2.97	2.1	W	9	1	0	0	1	1	0	0	0	0	0	10	14	0.00	0.857																																																												

BOTTOM

Los Angeles Dodgers @ St. Louis Cardinals
 Busch Stadium, St. Louis, MO
 Mon May 10 1976, 7:05 PM CDT
 Att. 11,330 - Unknown

livebaseballscorecards.com

AB	34
R	3
H	9
RBI	3
BB	2
SO	6
LOB	12



Batter	1	2	3	4	5	6	7	8	9	AB R H RBI BB SO LOB	TOP											
Davey Lopes, R (1, 4) OBP: 0.324, SLG: 0.387	0-0 1-3			0-0 5-3		0-0 F8		0-0 SH3-4 SF8 2B		4 1 1 0 0 0 0	Los Angeles Dodgers @ St. Louis Cardinals Busch Stadium, St. Louis, MO Tue May 11 1976, 7:05 PM CDT Att: 11,940 - Unknown livebaseballscorecards.com											
Bill Buckner, L (1, 7) OBP: 0.286, SLG: 0.413	0-0 G5-4-3 1B			0-0 E4 F9 1B		0-0 6-3		0-0 SH3-4		3 0 2 0 0 0 0												
Dusty Baker Jr., R (1, 8) OBP: 0.321, SLG: 0.357	0-0 G5-4-3 1-2f			0-0 F9 2-3		0-3 K		0-0 SF8		3 0 0 1 0 1 2												
Steve Garvey, R (1, 3) OBP: 0.341, SLG: 0.385		0-3 K		0-0 1-3		0-0 F8		0-0 1B 1B		4 0 1 0 0 1 1												
Ron Cey, R (1, 5) OBP: 0.435, SLG: 0.619		0-0 6-3			0-0 HR		0-0 HR	0-0 FC6-4 1-3 1B		4 2 3 2 0 0 0												
Joe Ferguson, R (1, 9) OBP: 0.259, SLG: 0.329		0-0 F9			0-0 4-3		0-0 HR	0-0 FC6-4 1-2f		4 1 1 1 0 0 2												
John Hale, L (8, 9) OBP: 0.315, SLG: 0.227										0 0 0 0 0 0 0												
Steve Yeager, R (1, 2) OBP: 0.370, SLG: 0.486			0-0 FC6-4 1B		0-0 6-3		0-0 F9		0-3 K	4 0 1 0 0 1 0												
Bill Russell, R (1, 6) OBP: 0.397, SLG: 0.475			0-0 FC6-4 G6-4-3 1-2f		0-0 1B		0-0 1B		0-0 4-3	4 0 2 0 0 0 1												
Don Sutton, R (1, 1) OBP: 0.222, SLG: 0.133			0-0 G6-4-3 1-2f		0-0 L6		0-0 1-3		0-3 K	4 0 0 0 0 1 3												
Inning Stats	R: 0 E: 0 K: 0 S: 3	H: 1 LOB: 0 BB: 0 P: 3	R: 0 E: 0 K: 1 S: 5	H: 0 LOB: 0 BB: 0 P: 5	R: 0 E: 0 K: 0 S: 3	H: 1 LOB: 0 BB: 0 P: 3	R: 0 E: 1 K: 0 S: 4	H: 1 LOB: 1 BB: 0 P: 4	R: 1 E: 0 K: 0 S: 5	H: 2 LOB: 1 BB: 0 P: 5	R: 0 E: 0 K: 1 S: 5	H: 0 LOB: 0 BB: 0 P: 5	R: 2 E: 0 K: 0 S: 6	H: 3 LOB: 1 BB: 0 P: 6	R: 1 E: 0 K: 0 S: 6	H: 3 LOB: 2 BB: 0 P: 6	R: 0 E: 0 K: 2 S: 7	H: 0 LOB: 0 BB: 0 P: 7	1B: 7 2B: 1 3B: 0 HR: 3	SF: 1 SAC: 1 DP: 2 HBP: 0	WP: 0 PB: 0 SB: 0 CS: 0	PA: 36
PITCHER	IP WLS BF H R ER SO BB IBB HBP BLK WP HR S P ERA WHIP																					
John Curtis, L (1, 1) ERA: 4.7	7.1 L 29 9 4 4 2 0 0 0 0 0 0 3 33 33 4.91 1.227																					
Danny Frisella, R (8, 1) ERA: 1.62	0.2 4 2 0 0 0 0 0 0 0 0 0 0 4 4 0.00 3.000																					
Mike Proly, R (9, 1) ERA: 3.18	1.0 3 0 0 0 0 2 0 0 0 0 0 0 7 7 0.00 0.000																					



Batter	1	2	3	4	5	6	7	8	9	AB	R	H	RBI	BB	SO	LOB
Lou Brock, L OBP: 0.280, SLG: 0.327 (1, 7)	0-0 P4			0-0 6-3		0-0 F8		0-0 6-3		4	0	0	0	0	0	0
Vic Harris, S OBP: 0.354, SLG: 0.381 (1, 4)	0-0 3-1			0-0 2B 1B		0-3 K			0-0 B5-3	4	0	1	0	0	1	0
Willie Crawford, L OBP: 0.363, SLG: 0.419 (1, 9)	0-0 5-3			0-3 K		0-0 1B			0-0 1B	4	0	2	0	0	1	1
Ted Simmons, S OBP: 0.331, SLG: 0.361 (1, 2)		0-0 4-3		0-0 1-3 2B		0-0 G3			0-0 F9	4	0	1	0	0	0	2
Keith Hernandez, L OBP: 0.288, SLG: 0.246 (1, 3)		0-0 4-3		0-0 G3			0-0 G3		0-0 G3	4	0	0	0	0	0	3
Jerry Mumphrey, S (1, 8)		0-0 4-3			0-0 4-3		0-0 4-3			3	0	0	0	0	0	0
Hector Cruz, R OBP: 0.191, SLG: 0.267 (1, 5)			0-0 L7		0-0 F7		0-0 4-3			3	0	0	0	0	0	0
Don Kessinger, S OBP: 0.330, SLG: 0.356 (1, 6)			0-0 F7		0-0 1B			0-0 F7		3	0	1	0	0	0	0
John Curtis, L OBP: 0.091, SLG: 0.091 (1, 1)			0-0 F7		0-3 K			0-0 L6		2	0	0	0	0	1	1
Danny Frisella, L (8, 1)										0	0	0	0	0	0	0
Mike Tyson, R OBP: 0.333, SLG: 0.667 (8, PH)										1	0	0	0	0	0	0
Mike Proly, R (9, 1)										0	0	0	0	0	0	0

Inning Stats	R: 0	H: 0	E: 0	K: 0	S: 3	R: 0	H: 0	E: 0	K: 0	S: 3	R: 0	H: 0	E: 0	K: 0	S: 3	R: 0	H: 0	E: 0	K: 0	S: 3	R: 0	H: 1	E: 0	K: 1	S: 6	R: 0	H: 1	E: 0	K: 1	S: 6	R: 0	H: 0	E: 0	K: 0	S: 3	R: 0	H: 0	E: 0	K: 0	S: 3	R: 0	H: 1	E: 0	K: 0	S: 4	1B: 4	SF: 0	2B: 1	3B: 0	HR: 0
	0	0	0	0	3	0	0	0	0	3	0	0	0	0	3	0	1	0	0	0	3	0	0	0	0	6	0	0	0	0	6	0	0	0	0	3	0	0	0	3	0	0	0	4	0	1	0	0		

PITCHER	IP	WLS	BF	H	R	ER	SO	BB	IBB	HBP	BLK	WP	HR	S	P	ERA	WHIP	PITCHER	IP	WLS	BF	H	R	ER	SO	BB	IBB	HBP	BLK	WP	HR	S	P	ERA	WHIP														
Don Sutton, R ERA: 3.83 (1, 1)	9.0	W	32	5	0	0	3	0	0	0	0	0	0	38	38	0.00	0.556																																

BOTTOM

Los Angeles Dodgers @ St. Louis Cardinals
 Busch Stadium, St. Louis, MO
 Tue May 11 1976, 7:05 PM CDT
 Att. 11,940 - Unknown

AB	32
R	0
H	5
RBI	0
BB	0
SO	3
LOB	7



WP: 0	PA: 32
PB: 0	
SB: 0	
CS: 0	

Batter	1	2	3	4	5	6	7	8	9	AB R H RBI BB SO LOB	TOP																									
Bill Russell, R (1, 6) OBP: 0.397, SLG: 0.470	0-0 5-3		0-0 F7	0-0 1B			0-0 FC4-6 1B	0-0 F8		5 0 2 0 0 0 2	Los Angeles Dodgers @ St. Louis Cardinals Busch Stadium, St. Louis, MO Wed May 12 1976, 3:33 AM CDT Att: 13,022 - Unknown																									
Bill Buckner, L (1, 7) OBP: 0.299, SLG: 0.430	0-0 1B 2B		0-0 FC5-4 1B	0-0 F8			0-0 FC4-6 CS		0-0 1B	5 2 3 0 0 0 2																										
Dusty Baker Jr., R (1, 8) OBP: 0.333, SLG: 0.363	0-0 1B		4-0 FC5-4 BB		0-3 K		0-0 CS	0-0 BB 2B 1B	0-0 F9	4 1 2 1 1 1 1																										
Steve Garvey, R (1, 3) OBP: 0.336, SLG: 0.372	0-0 F8		0-0 FC5-4 BB 1B		0-0 5-3			4-0 BB 2B E BB	0-3 K	4 1 0 0 1 1 4																										
Ron Cey, R (1, 5) OBP: 0.434, SLG: 0.618	0-0 F9		0-0 BB 1B		0-3 K			0-0 E SF8 2B	0-0 F9	5 1 2 2 0 1 2																										
Joe Ferguson, R (1, 9) OBP: 0.282, SLG: 0.373		0-0 HR	4-0 BB		0-3 K			4-0 SF8 E IBB		2 1 1 1 2 1 0																										
Steve Yeager, R (1, 2) OBP: 0.353, SLG: 0.462		0-0 P3	0-0 F9		0-0 3-1			0-0 E9		4 0 0 0 0 0 5																										
Rick Auerbach, R (1, 4)		0-0 6-3		0-0 F8		0-3 K		0-0 P6		4 0 0 0 0 1 3																										
Rick Rhoden, R (1, 1) OBP: 0.091, SLG: 0.091		0-3 K		0-0 5-3			0-3 K	0-0 SF8		2 0 0 0 0 1 0																										
Stan Wall, L (5, 1)										0 0 0 0 0 0 0																										
Henry Cruz, L (7, PH) OBP: 0.271, SLG: 0.533										1 0 0 0 0 1 0																										
Mike Marshall, R (7, 1)										0 0 0 1 0 0 0																										
Inning Stats	R: 1 E: 0 K: 0 S: 5	H: 2 LOB: 1 BB: 0 P: 5	R: 1 E: 0 K: 1 S: 6	H: 1 LOB: 0 BB: 0 P: 6	R: 1 E: 0 K: 0 S: 5	H: 2 LOB: 3 BB: 2 P: 13	R: 0 E: 0 K: 0 S: 4	H: 1 LOB: 1 BB: 0 P: 4	R: 0 E: 0 K: 2 S: 7	H: 0 LOB: 0 BB: 0 P: 7	R: 0 E: 0 K: 1 S: 5	H: 1 LOB: 0 BB: 0 P: 5	R: 3 E: 1 K: 0 S: 6	H: 2 LOB: 2 BB: 2 P: 14	R: 0 E: 0 K: 1 S: 6	H: 1 LOB: 1 BB: 0 P: 6	1B: 7 2B: 2 3B: 0 HR: 1	SF: 1 SAC: 0 DP: 0 HBP: 0	WP: 0 PB: 0 SB: 1 CS: 1	PA: 42																
PITCHER	IP WLS BF H R ER SO BB IBB HBP BLK WP HR S P ERA WHIP																																			
Bob Forsch, R (1, 1) ERA: 6.03	2.2		15	5	3	3	1	2	0	0	0	0	1	15	23	10.12	2.625																			
Eric Rasmussen, R (3, 1) ERA: 3.0	4.1	L	17	4	3	1	5	1	0	0	0	0	0	26	30	2.08	1.154																			
Al Hrabosky, L (8, 1) ERA: 1.57	2.0		9	1	0	0	1	0	1	0	0	0	0	10	14	0.00	0.500																			

livebaseballscores.com

AB	36
R	6
H	10
RBI	5
BB	4
SO	7
LOB	19



Batter	1	2	3	4	5	6	7	8	9	AB	R	H	RBI	BB	SO	LOB
Jerry Mumphrey, S (1, 8)	0-0 4-3		0-0 F7		0-0 5-3			0-3 K		4	0	0	0	0	1	1
Vic Harris, S (1, 4) OBP: 0.368, SLG: 0.417	4-0 BB		0-0 F9		0-0 3B			0-0 4-3 2B		3	0	2	1	1	0	0
Lou Brock, L (1, 7) OBP: 0.270, SLG: 0.315	0-0 F7		0-0 4-3		0-0 G3			0-0 4-3		4	0	0	0	0	0	3
Ted Simmons, S (1, 2) OBP: 0.328, SLG: 0.358	0-0 G3			0-0 P4			0-3 K	0-3 K		1	0	0	0	0	0	1
Ken Rudolph, R (4, 2) OBP: 0.286, SLG: 0.308										3	0	0	0	0	2	1
Willie Crawford, L (1, 9) OBP: 0.369, SLG: 0.436		0-0 1B 2B		0-0 G3			0-0 P4		0-0 G3 1B	4	1	2	0	0	0	0
Keith Hernandez, L (1, 3) OBP: 0.286, SLG: 0.247		0-0 1B 1B		0-3 K			0-3 K		0-0 G3	4	0	1	0	0	2	1
Hector Cruz, R (1, 5) OBP: 0.204, SLG: 0.277		0-0 1B			0-0 3B 1B			0-0 4-3	0-3 K	4	1	2	1	0	1	1
Don Kessinger, S (1, 6) OBP: 0.327, SLG: 0.371		0-0 FC3-2-5-2 G6-4-3			0-0 3B 3B			0-0 F8	0-0 G3	4	1	1	1	0	0	3
Bob Forsch, R (1, 1)		0-0 G6-4-3			0-3 K			0-3 K		1	0	0	0	0	0	2
Eric Rasmussen, R (3, 1)										2	0	0	0	0	2	1
Al Hrabosky, R (8, 1)										0	0	0	0	0	0	0

Inning Stats	R: 0	H: 0	E: 0	K: 0	S: 3	R: 1	H: 3	E: 0	K: 0	S: 5	R: 0	H: 0	E: 0	K: 0	S: 3	R: 0	H: 0	E: 0	K: 1	S: 5	R: 2	H: 3	E: 0	K: 1	S: 8	R: 0	H: 0	E: 0	K: 2	S: 7	R: 0	H: 0	E: 0	K: 1	S: 5	R: 0	H: 1	E: 0	K: 2	S: 8	R: 0	H: 1	E: 0	K: 1	S: 6	1B: 4	SF: 0	2B: 2	SAC: 0	3B: 2	DP: 1	HR: 0	HBP: 0	WP: 0	PA: 35
--------------	------	------	------	------	------	------	------	------	------	------	------	------	------	------	------	------	------	------	------	------	------	------	------	------	------	------	------	------	------	------	------	------	------	------	------	------	------	------	------	------	------	------	------	------	------	-------	-------	-------	--------	-------	-------	-------	--------	-------	--------

PITCHER	IP	WLS	BF	H	R	ER	SO	BB	IBB	HBP	BLK	WP	HR	S	P	ERA	WHIP
Rick Rhoden, R (1, 1) ERA: 3.45	4.2		20	6	3	3	2	1	0	0	0	0	0	23	27	5.79	1.500
Stan Wall, L (5, 1) ERA: 2.7	1.1		4	0	0	0	2	0	0	0	0	0	0	8	8	0.00	0.000
Mike Marshall, R (7, 1) ERA: 2.75	3.0	W	11	2	0	0	4	0	0	0	0	0	0	19	19	0.00	0.667

BOTTOM

Los Angeles Dodgers @ St. Louis Cardinals
 Busch Stadium, St. Louis, MO
 Wed May 12 1976, 3:33 AM CDT
 Att. 13,022 - Unknown

livebaseballscorecards.com

AB	34
R	3
H	8
RBI	3
BB	1
SO	8
LOB	14



Batter	1	2	3	4	5	6	7	8	9	AB R H RBI BB SO LOB	TOP																					
Davey Lopes, R (1, 4) OBP: 0.289, SLG: 0.343	0-3 K			0-0 1-3		0-0 F9		0-0 6-3		4 0 0 0 0 1 1																						
Bill Buckner, L (1, 7) OBP: 0.289, SLG: 0.415	0-0 F2			0-0 6-3			0-3 K		0-0 F9	4 0 0 0 0 1 0																						
Dusty Baker Jr., R (1, 8) OBP: 0.331, SLG: 0.358	0-0 F9			0-0 P3			0-0 1B		0-0 F9	4 0 1 0 0 0 0																						
Steve Garvey, R (1, 3) OBP: 0.326, SLG: 0.360		0-0 6-3			0-0 F4		0-0 F4		0-0 F8	4 0 0 0 0 0 1																						
Ron Cey, R (1, 5) OBP: 0.424, SLG: 0.602		0-3 K			0-0 F8		0-0 F5			3 0 0 0 0 1 1																						
Joe Ferguson, R (1, 9) OBP: 0.284, SLG: 0.372		0-0 F5			0-3 K			0-0 HR 1B		3 0 1 0 0 1 0																						
John Hale, L (8, PR) OBP: 0.315, SLG: 0.227										0 1 0 0 0 0 0																						
Steve Yeager, R (1, 2) OBP: 0.352, SLG: 0.494			0-3 K		0-0 L7			0-0 HR 1H		3 1 1 2 0 1 0																						
Bill Russell, R (1, 6) OBP: 0.394, SLG: 0.507			0-0 4-3		0-0 HR			0-0 6-3		3 1 1 1 0 0 1																						
Tommy John, R (1, 1) OBP: 0.154, SLG: 0.154			0-0 6-3		0-0 F8			0-0 F6		2 0 0 0 0 0 0																						
Charlie Hough, R (6, 1)										0 0 0 0 0 0 0																						
Ted Sizemore, R (8, PH) OBP: 0.287, SLG: 0.273										1 0 0 0 0 0 1																						
Mike Marshall, R (8, 1)										0 0 0 0 0 0 0																						
Inning Stats	R: 0 E: 0 K: 1 S: 5	H: 0 LOB: 0 BB: 0 P: 5	R: 0 E: 0 K: 1 S: 5	H: 0 LOB: 0 BB: 0 P: 5	R: 0 E: 0 K: 1 S: 5	H: 0 LOB: 0 BB: 0 P: 5	R: 0 E: 0 K: 0 S: 3	H: 0 LOB: 0 BB: 0 P: 3	R: 0 E: 0 K: 1 S: 5	H: 1 LOB: 1 BB: 0 P: 6	R: 0 E: 0 K: 1 S: 6	H: 1 LOB: 1 BB: 0 P: 6	R: 2 E: 0 K: 0 S: 5	H: 2 LOB: 1 BB: 0 P: 5	R: 0 E: 0 K: 0 S: 3	H: 0 LOB: 0 BB: 0 P: 3	1B: 2 2B: 0 3B: 0 HR: 2	SF: 0 SAC: 0 DP: 0 HBP: 0	WP: 0 PB: 0 SB: 0 CS: 0	PA: 31												
PITCHER John Candelaria, L (1, 1) ERA: 2.15	IP 9.0	WLS L	BF 31	H 4	R 3	ER 3	SO 5	BB 0	IBB 0	HBP 0	BLK 0	WP 0	HR 2	S 41	P 41	ERA 3.00	WHIP 0.444															
											PITCHER	IP	WLS	BF	H	R	ER	SO	BB	IBB	HBP	BLK	WP	HR	S	P	ERA	WHIP				

Los Angeles Dodgers @ Pittsburgh Pirates
Three Rivers Stadium, Pittsburgh, PA
 Fri May 14 1976, 7:05 PM EDT
 Att: 13,764 - Unknown

AB	31
R	3
H	4
RBI	3
BB	0
SO	5
LOB	5



BOTTOM

Los Angeles Dodgers @ Pittsburgh Pirates
Three Rivers Stadium, Pittsburgh, PA

Fri May 14 1976, 7:05 PM EDT
Att. 13,764 - Unknown

AB	33
R	2
H	7
RBI	2
BB	5
SO	4
LOB	20



WP:	0	PA:	38
PB:	0	SB:	0
CS:	0		

AB	R	H	RBI	BB	SO	LOB
4	1	1	0	1	0	4
5	1	2	1	0	0	3
4	0	1	1	0	0	1
2	0	0	0	2	1	0
4	0	0	0	0	1	4
4	0	2	0	0	0	2
3	0	0	0	1	1	2
4	0	0	0	0	1	3
2	0	0	0	1	0	1
1	0	1	0	0	0	0
0	0	0	0	0	0	0

Batter	1	2	3	4	5	6	7	8	9
Rennie Stennett, R OBP: 0.305, SLG: 0.384	0-0 3B		0-0 6-3			4-0 G6-3 BB	0-0 F9		0-0 F6
Manny Sanguillen, R OBP: 0.291, SLG: 0.316	0-0 4-3 3B		0-0 5-3			0-0 G6-3 1-2f		0-0 FC4-6 BB 1B	0-0 L7
Al Oliver, L OBP: 0.375, SLG: 0.514	0-0 4-3			0-0 1-3		0-0 2B		0-0 F7	
Bob Robertson, R OBP: 0.238, SLG: 0.167	0-0 4-3			0-3 K		4-0 BB		4-0 FC4-6 BB	
Richie Zisk, R OBP: 0.349, SLG: 0.444	0-0 4-3			0-3 K		0-0 F9		0-0 FC4-6 FC5-4	
Bill Robison, R OBP: 0.421, SLG: 0.543		0-0 6-3			0-0 1B		0-0 2B	0-0 FC5-4	
Richie Hebner, L OBP: 0.337, SLG: 0.310		0-0 L3			0-3 K		0-0 F4	4-0 1B BB	
Mario Mendoza, R OBP: 0.289, SLG: 0.278		0-0 L9			0-3 K		0-0 6-3	0-0 F2	
John Candelaria, L OBP: 0.286, SLG: 0.091			0-0 4-3			0-0 6-3		0-0 1B	
Ed Kirkpatrick, L OBP: 0.529, SLG: 0.385 (9, PH)									
Frank Taveras, R OBP: 0.226, SLG: 0.217 (9, PR)									

Inning Stats	1	2	3	4	5	6	7	8	9
R: 2	H: 2	R: 0	H: 0	R: 0	H: 0	R: 0	H: 1	R: 0	H: 1
E: 0	LOB: 0	E: 0	LOB: 0	E: 0	LOB: 0	E: 0	LOB: 2	E: 0	LOB: 2
K: 0	BB: 0	K: 0	BB: 0	K: 2	BB: 0	K: 0	BB: 2	K: 0	BB: 1
S: 5	P: 5	S: 3	P: 3	S: 7	P: 7	S: 3	P: 11	S: 4	P: 8

PITCHER	IP	WLS	BF	H	R	ER	SO	BB	IBB	HBP	BLK	WP	HR	S	P	ERA	WHIP
Tommy John, L ERA: 2.84	5.2		21	4	2	2	4	1	0	0	0	0	0	28	32	3.18	0.882
Charlie Hough, R ERA: 2.95	1.1	W	7	1	0	0	0	2	0	0	0	0	0	5	13	0.00	2.250
Mike Marshall, R ERA: 2.61	2.0	S	10	2	0	0	0	2	0	0	0	0	0	8	16	0.00	2.000

PITCHER	IP	WLS	BF	H	R	ER	SO	BB	IBB	HBP	BLK	WP	HR	S	P	ERA	WHIP
Tommy John, L ERA: 2.84	5.2		21	4	2	2	4	1	0	0	0	0	0	28	32	3.18	0.882
Charlie Hough, R ERA: 2.95	1.1	W	7	1	0	0	0	2	0	0	0	0	0	5	13	0.00	2.250
Mike Marshall, R ERA: 2.61	2.0	S	10	2	0	0	0	2	0	0	0	0	0	8	16	0.00	2.000

PITCHER	IP	WLS	BF	H	R	ER	SO	BB	IBB	HBP	BLK	WP	HR	S	P	ERA	WHIP
Tommy John, L ERA: 2.84	5.2		21	4	2	2	4	1	0	0	0	0	0	28	32	3.18	0.882
Charlie Hough, R ERA: 2.95	1.1	W	7	1	0	0	0	2	0	0	0	0	0	5	13	0.00	2.250
Mike Marshall, R ERA: 2.61	2.0	S	10	2	0	0	0	2	0	0	0	0	0	8	16	0.00	2.000

PITCHER	IP	WLS	BF	H	R	ER	SO	BB	IBB	HBP	BLK	WP	HR	S	P	ERA	WHIP
Tommy John, L ERA: 2.84	5.2		21	4	2	2	4	1	0	0	0	0	0	28	32	3.18	0.882
Charlie Hough, R ERA: 2.95	1.1	W	7	1	0	0	0	2	0	0	0	0	0	5	13	0.00	2.250
Mike Marshall, R ERA: 2.61	2.0	S	10	2	0	0	0	2	0	0	0	0	0	8	16	0.00	2.000

PITCHER	IP	WLS	BF	H	R	ER	SO	BB	IBB	HBP	BLK	WP	HR	S	P	ERA	WHIP
Tommy John, L ERA: 2.84	5.2		21	4	2	2	4	1	0	0	0	0	0	28	32	3.18	0.882
Charlie Hough, R ERA: 2.95	1.1	W	7	1	0	0	0	2	0	0	0	0	0	5	13	0.00	2.250
Mike Marshall, R ERA: 2.61	2.0	S	10	2	0	0	0	2	0	0	0	0	0	8	16	0.00	2.000

PITCHER	IP	WLS	BF	H	R	ER	SO	BB	IBB	HBP	BLK	WP	HR	S	P	ERA	WHIP
Tommy John, L ERA: 2.84	5.2		21	4	2	2	4	1	0	0	0	0	0	28	32	3.18	0.882
Charlie Hough, R ERA: 2.95	1.1	W	7	1	0	0	0	2	0	0	0	0	0	5	13	0.00	2.250
Mike Marshall, R ERA: 2.61	2.0	S	10	2	0	0	0	2	0	0	0	0	0	8	16	0.00	2.000

PITCHER	IP	WLS	BF	H	R	ER	SO	BB	IBB	HBP	BLK	WP	HR	S	P	ERA	WHIP
Tommy John, L ERA: 2.84	5.2		21	4	2	2	4	1	0	0	0	0	0	28	32	3.18	0.882
Charlie Hough, R ERA: 2.95	1.1	W	7	1	0	0	0	2	0	0	0	0	0	5	13	0.00	2.250
Mike Marshall, R ERA: 2.61	2.0	S	10	2	0	0	0	2	0	0	0	0	0	8	16	0.00	2.000

PITCHER	IP	WLS	BF	H	R	ER	SO	BB	IBB	HBP	BLK	WP	HR	S	P	ERA	WHIP
Tommy John, L ERA: 2.84	5.2		21	4	2	2	4	1	0	0	0	0	0	28	32	3.18	0.882
Charlie Hough, R ERA: 2.95	1.1	W	7	1	0	0	0	2	0	0	0	0	0	5	13	0.00	2.250
Mike Marshall, R ERA: 2.61	2.0	S	10	2	0	0	0	2	0	0	0	0	0	8	16	0.00	2.000

Batter	1	2	3	4	5	6	7	8	9	AB R H RBI BB SO LOB	TOP									
Davey Lopes, R (1, 4) OBP: 0.262, SLG: 0.308	0-0 4-3			0-0 F7			0-0 L8	0-0 6-3		4 0 0 0 0 0 1										
Bill Buckner, L (1, 7) OBP: 0.296, SLG: 0.418	0-0 4-3			0-0 L8			0-0 1B		0-0 FC6-4	4 0 2 0 0 0 0										
Dusty Baker Jr., R (1, 8) OBP: 0.320, SLG: 0.345	0-0 6-3			0-0 1-3			0-0 L7		0-0 FC6-4	4 1 0 0 0 0 2										
Steve Garvey, R (1, 3) OBP: 0.331, SLG: 0.372				0-0 F7			0-0 1B		0-0 1B	4 0 2 0 0 0 0										
Ron Cey, R (1, 5) OBP: 0.419, SLG: 0.590				0-0 6-3			0-0 F9		0-0 1B	4 0 1 1 0 0 2										
Joe Ferguson, R (1, 9) OBP: 0.283, SLG: 0.358				0-3 K2-3			0-0 5-3		0-0 F4	3 1 0 0 1 1 2										
Steve Yeager, R (1, 2) OBP: 0.348, SLG: 0.476				0-0 F4			0-0 5-3		0-0 L4	3 0 0 0 1 0 2										
Bill Russell, R (1, 6) OBP: 0.392, SLG: 0.500				0-0 1B			0-0 F8		0-0 FC5-4	3 0 1 0 0 0 2										
Doug Rau, L (1, 1) OBP: 0.357, SLG: 0.200				0-0 G6-4-3			0-0 F9		0-0 SF7	1 0 0 0 0 0 1										
Henry Cruz, L (6, PH) OBP: 0.265, SLG: 0.522										1 0 0 0 0 0 0										
Al Downing, R (6, 1)										0 0 0 0 0 0 0										
Ed Goodson, L (8, PH) OBP: 0.286, SLG: 0.529										0 0 0 1 0 0 0										
Charlie Hough, R (8, 1)										0 0 0 0 0 0 0										
Inning Stats	R: 0 E: 0 K: 0 S: 3	H: 0 LOB: 0 BB: 0 P: 3	R: 0 E: 0 K: 1 S: 5	H: 0 LOB: 0 BB: 0 P: 5	R: 0 E: 0 K: 0 S: 3	H: 1 LOB: 0 BB: 0 P: 3	R: 0 E: 0 K: 0 S: 3	H: 0 LOB: 0 BB: 0 P: 3	R: 0 E: 0 K: 0 S: 3	H: 0 LOB: 0 BB: 0 P: 3	R: 0 E: 0 K: 0 S: 5	H: 2 LOB: 2 BB: 0 P: 5	R: 1 E: 0 K: 0 S: 3	H: 0 LOB: 1 BB: 2 P: 11	R: 1 E: 0 K: 0 S: 6	H: 3 LOB: 2 BB: 0 P: 6	1B: 5 2B: 1 3B: 0 HR: 0	SF: 1 SAC: 0 DP: 1 HBP: 0	WP: 0 PB: 0 SB: 0 CS: 0	PA: 34
PITCHER	IP WLS BF H R ER SO BB IBB HBP BLK WP HR S P ERA WHIP																			
Doc Medich, R (1, 1) ERA: 3.51	8.0 W 29 4 2 2 1 2 0 0 0 0 0 0 29 37 2.25 0.750																			
Dave Giusti, R (9, 1) ERA: 9.72	0.1 3 2 0 0 0 0 0 0 0 0 0 0 3 3 0.00 6.000																			
Bob Moose, R (9, 1) ERA:	0.2 S 2 0 0 0 0 0 0 0 0 0 0 0 2 2 0.00 0.000																			

Los Angeles Dodgers @ Pittsburgh Pirates
 Three Rivers Stadium, Pittsburgh, PA
 Sat May 15 1976, 3:33 AM EDT
 Att: 12,165 - Unknown

AB	31
R	2
H	6
RBI	2
BB	2
SO	1
LOB	12



WP: 0	PA: 34
PB: 0	
SB: 0	
CS: 0	

Batter	1	2	3	4	5	6	7	8	9	AB	R	H	RBI	BB	SO	LOB
Rennie Stennett, R OBP: 0.298, SLG: 0.374 (1, 4)	0-0 F4	0-0 FC6			0-0 5-3		0-0 SH1-4			3	0	0	0	0	0	2
Manny Sanguillen, R OBP: 0.299, SLG: 0.333 (1, 2)	0-0 G3 1B 2B		0-0 F6		0-0 HR 1B		0-0 6-3			4	2	2	0	0	0	1
Al Oliver, L OBP: 0.369, SLG: 0.538 (1, 8)	0-0 G3 2-3		0-0 1-3		0-0 HR 1-H		0-0 4-3			4	1	1	2	0	0	2
Bob Robertson, R OBP: 0.280, SLG: 0.190 (1, 3)	0-0 1B 3-H		4-0 BB		0-0 F8		0-0 4-3			3	0	1	1	1	0	0
Richie Zisk, R OBP: 0.345, SLG: 0.437 (1, 7)	0-0 F2		0-0 F4		0-0 F7		0-0 G4-6-3 1B			4	0	1	0	0	0	2
Bill Robison, R OBP: 0.439, SLG: 0.632 Ed Kirkpatrick, L OBP: 0.500, SLG: 0.357 (8, PH) (9, 9)		0-0 BB 1B		0-0 HR		0-0 6-3		0-0 G4-6-3 1-2f		3	1	2	1	0	0	0
Richie Hebner, L OBP: 0.327, SLG: 0.299 (1, 5)		0-0 F9		0-0 G3		0-0 F9				1	0	0	0	0	0	1
Mario Mendoza, R OBP: 0.268, SLG: 0.256 (1, 6)		0-0 F8		0-0 F3		0-3 K				3	0	0	0	0	1	1
Doc Medich, R OBP: 0.200, SLG: 0.077 Dave Giusti, R OBP: 0.667, SLG: 1.333 (9, 1) (9, 1)		4-0 FC6 BB		0-3 K			4-0 SH1-4 BB			1	0	0	0	2	1	0

Inning Stats	R: 1	H: 2	E: 0	K: 0	S: 5	R: 0	H: 1	E: 0	K: 0	S: 4	R: 0	H: 0	E: 0	K: 0	S: 3	R: 1	H: 1	E: 0	K: 1	S: 6	R: 2	H: 2	E: 0	K: 0	S: 5	R: 0	H: 0	E: 0	K: 0	S: 3	R: 0	H: 1	E: 0	K: 0	S: 3	1B: 4	SF: 0	2B: 1	SAC: 1	3B: 0	DP: 1	HR: 2	HBP: 0	WP: 0	PA: 33
--------------	------	------	------	------	------	------	------	------	------	------	------	------	------	------	------	------	------	------	------	------	------	------	------	------	------	------	------	------	------	------	------	------	------	------	------	-------	-------	-------	--------	-------	-------	-------	--------	-------	--------

PITCHER	IP	WLS	BF	H	R	ER	SO	BB	IBB	HBP	BLK	WP	HR	S	P	ERA	WHIP
Doug Rau, L ERA: 3.97 (1, 1)	5.0	L	23	6	4	4	1	2	0	0	0	0	2	23	31	7.20	1.600
Al Downing, L ERA: 2.08 (6, 1)	2.0		7	0	0	0	1	1	0	0	0	0	0	8	12	0.00	0.500
Charlie Hough, R ERA: 2.82 (8, 1)	1.0		3	1	0	0	0	0	0	0	0	0	0	3	3	0.00	1.000


BOTTOM

Los Angeles Dodgers @ Pittsburgh Pirates
 Three Rivers Stadium, Pittsburgh, PA

Sat May 15 1976, 3:33 AM EDT
 Att. 12,165 - Unknown

livebaseballscorecards.com

AB	29
R	4
H	7
RBI	4
BB	3
SO	2
LOB	10



Batter	1	2	3	4	5	6	7	8	9	AB R H RBI BB SO LOB	TOP	
Davey Lopes, R OBP: 0.277, SLG: 0.341 (1, 4) X	0-0 S 1B 1B		0-0 1B 2B		0-0 F9		0-3 K		0-0 E6 FC3-6	5 2 2 0 0 1 1		
Bill Buckner, L OBP: 0.300, SLG: 0.417 (1, 7) X	0-0 L8 1-2		0-0 2-H 1B		0-0 F9		0-0 1B 2-H 1B		0-0 FC3-6 1-2f	5 0 2 2 0 0 2		
Dusty Baker Jr., R OBP: 0.323, SLG: 0.342 (1, 8) X	0-0 5-3		4-0 BB		0-0 6-3		0-0 1-3 1B		0-0 L8	4 0 1 0 1 0 2		
Steve Garvey, R OBP: 0.336, SLG: 0.383 (1, 3) X	0-0 2-H 1B		0-0 L9		0-0 2B 2B		0-0 F4			4 1 2 1 0 0 3		
Ron Cey, R OBP: 0.421, SLG: 0.580 (1, 5) S S S	0-3 K				0-0 F8		4-0 2B 1B IBB		4-0 BB BB	2 1 0 0 2 1 1		
Joe Ferguson, R OBP: 0.295, SLG: 0.373 (1, 9)					0-0 F9		0-0 1-3 2-H 1B 2B		0-0 F4	2 1 1 1 1 0 0		
John Hale, L OBP: 0.309, SLG: 0.222 (7, 9)					0-3 K		0-0 2-H 3-H 1B			1 0 0 0 0 0 1		
Steve Yeager, R OBP: 0.344, SLG: 0.471 (1, 2)										1 0 0 0 0 1 1		
Ellie Rodriguez, R OBP: 0.687, SLG: 0.500 (2, 2)										2 0 1 2 1 1 0		
Rick Auerbach, R OBP: 0.148, SLG: 0.042 (1, 6) X										4 1 1 0 0 0 3		
Burt Hooton, R OBP: 0.313, SLG: 0.286 (1, 1)										3 0 0 0 0 2 0		
Inning Stats	R: 1 E: 0 K: 1 S: 7 H: 2 LOB: 1 BB: 0 P: 7	R: 0 E: 0 K: 1 S: 4 H: 0 LOB: 0 BB: 1 P: 8	R: 1 E: 0 K: 1 S: 6 H: 2 LOB: 1 BB: 1 P: 10	R: 0 E: 0 K: 1 S: 5 H: 0 LOB: 0 BB: 0 P: 5	R: 0 E: 0 K: 1 S: 5 H: 0 LOB: 0 BB: 0 P: 5	R: 3 E: 0 K: 0 S: 5 H: 3 LOB: 1 BB: 1 P: 9	R: 1 E: 0 K: 1 S: 8 H: 3 LOB: 2 BB: 0 P: 8	R: 0 E: 0 K: 0 S: 2 H: 0 LOB: 1 BB: 2 P: 10	R: 0 E: 1 K: 0 S: 4 H: 0 LOB: 1 BB: 0 P: 4	1B: 7 2B: 3 3B: 0 HR: 0 SF: 0 SAC: 1 DP: 2 HBP: 0	WP: 0 PB: 0 SB: 1 CS: 0 PA: 39	
PITCHER	IP WLS BF H R ER SO BB IBB HBP BLK WP HR S P ERA WHIP											
Jerry Reuss, L ERA: 4.19 (1, 1)	6.0 L 25 7 5 5 5 2 1 0 0 0 0 32 44 7.50 1.500											
Larry Demery, R ERA: 1.23 (7, 1)	2.0 10 3 1 1 1 2 0 0 0 0 0 10 18 4.50 2.500											
Dave Giusti, R ERA: 8.68 (9, 1)	1.0 4 0 0 0 0 0 0 0 0 0 0 4 4 0.00 0.000											

Los Angeles Dodgers @ Pittsburgh Pirates
 Three Rivers Stadium, Pittsburgh, PA
 Sun May 16 1976, 3:33 AM EDT
 Att. 15,334 - Overcast

AB	33
R	6
H	10
RBI	6
BB	5
SO	6
LOB	14



Batter	1	2	3	4	5	6	7	8	9	AB R H RBI BB SO LOB	TOP
Pete Rose, S OBP: 0.472, SLG: 0.529 (1, 5) X	0-0 BB 1B		0-0 FC4 4-3 1-2f		0-0 4-3			0-0 6-3		4 0 1 0 0 0 1	Cincinnati Reds @ Los Angeles Dodgers Dodger Stadium, Los Angeles, CA Tue May 18 1976, 7:05 PM PDT Att: 52,469 - Unknown livebaseballscorecards.com
Ken Griffey, L OBP: 0.389, SLG: 0.483 (1, 9) X	0-0 F7		0-0 4-3		0-3 K			0-0 4-3		4 0 0 0 0 1 2	
Joe Morgan, L OBP: 0.463, SLG: 0.559 (1, 4) B B B	4-0 1-2 BB		4-0 BB			0-0 4-3		0-0 6-3		2 0 0 0 2 0 0	
Johnny Bench, R OBP: 0.345, SLG: 0.516 (1, 2) X	0-0 F9		0-0 6-3			0-0 F8			4-0 BB G6-4-3	3 0 0 0 1 0 4	
Tony Perez, R OBP: 0.313, SLG: 0.386 (1, 3) X	0-0 F8			0-0 P6		0-0 FC6-4 1B			0-0 G6-4-3 1-2f	4 0 1 0 0 0 3	
George Foster, R OBP: 0.354, SLG: 0.425 (1, 7) X		0-0 L6		0-0 1B		0-0 FC6-4 1-2f			0-0 F3	4 0 1 0 0 0 1	
Cesar Geronimo, L OBP: 0.393, SLG: 0.458 (1, 8) X		0-3 K		0-0 P8			0-0 5-3			3 0 0 0 0 1 1	
Dave Concepcion, R OBP: 0.315, SLG: 0.370 (1, 6) X		0-0 F9		0-0 5-3			0-0 6-3			3 0 0 0 0 0 1	
Jack Billingham, R OBP: 0.316, SLG: 0.294 (1, 1) B B B Joel Youngblood, R OBP: 0.323, SLG: 0.379 (7, PH) Pedro Borbon, R OBP: 0.500, SLG: 0.500 (7, 1) X			4-0 FC4 BB			0-0 G3		0-3 K		1 0 0 0 1 0 0 1 0 0 0 0 1 0 0 0 0 0 0 0 0	
Inning Stats	R: 0 H: 1 E: 0 LOB: 2 K: 0 BB: 1 S: 4 P: 8	R: 0 H: 0 E: 0 LOB: 0 K: 1 BB: 0 S: 5 P: 5	R: 0 H: 0 E: 1 LOB: 2 K: 0 BB: 2 S: 3 P: 11	R: 0 H: 1 E: 0 LOB: 1 K: 0 BB: 0 S: 4 P: 4	R: 0 H: 0 E: 0 LOB: 0 K: 1 BB: 0 S: 5 P: 5	R: 0 H: 1 E: 0 LOB: 1 K: 0 BB: 0 S: 4 P: 4	R: 0 H: 0 E: 0 LOB: 0 K: 1 BB: 0 S: 5 P: 5	R: 0 H: 0 E: 0 LOB: 0 K: 0 BB: 0 S: 3 P: 3	R: 0 H: 0 E: 0 LOB: 0 K: 0 BB: 1 S: 2 P: 6	1B: 3 SF: 0 2B: 0 SAC: 0 3B: 0 DP: 1 HR: 0 HBP: 0	WP: 0 PA: 33 PB: 0 SB: 0 CS: 0
PITCHER Rick Rhoden, R ERA: 2.63 (1, 1)	IP WLS BF H R ER SO BB IBB HBP BLK WP HR S P ERA WHIP										
	9.0 W 33 3 0 0 3 4 0 0 0 0 0 0 35 51 0.00 0.778										

Cincinnati Reds @ Los Angeles Dodgers
Dodger Stadium, Los Angeles, CA
 Tue May 18 1976, 7:05 PM PDT
 Att: 52,469 - Unknown

AB 29
R 0
H 3
RBI 0
BB 4
SO 3
LOB 13



Batter	1	2	3	4	5	6	7	8	9
Bill Russell, R OBP: 0.349, SLG: 0.450 (1, 6)	0-0 3-1		0-0 L6		0-0 6-3		0-0 FC3-6 1B	0-0 FC6-4	
Bill Buckner, L OBP: 0.295, SLG: 0.404 (1, 7)	0-0 G6-4-3 1B		0-0 F7		0-0 F9		0-0 1B		
Dusty Baker Jr., R OBP: 0.316, SLG: 0.333 (1, 8)	0-0 G6-4-3 1-2f		0-3 K			0-0 5-3	0-0 F3		
Steve Garvey, R OBP: 0.338, SLG: 0.390 (1, 3)		0-0 F9		0-3 K		0-0 HR 2B	0-0 1-2 3-H 1B		
Ron Cey, R OBP: 0.426, SLG: 0.568 (1, 5)		4-0 BB 1B BB		0-0 F9		4-0 HR BB	0-0 F9		
Joe Ferguson, R OBP: 0.311, SLG: 0.418 (1, 9)		0-0 BB 1B		0-0 6-3		0-0 HR	0-0 F9		
John Hale, L OBP: 0.309, SLG: 0.222 (9, 9)		1-2 BB 1B				1-H 2-H HR			
Steve Yeager, R OBP: 0.347, SLG: 0.451 (1, 2)		0-3 K			4-0 1-3 2B BB	0-0 5-3	0-0 1B 1B		
Rick Auerbach, R OBP: 0.152, SLG: 0.034 (1, 4)		4-0 FC6-4 1-2 2-3 BB			0-0 1-3	0-0 5-3	0-0 F9		
Rick Rhoden, R OBP: 0.267, SLG: 0.333 (1, 1)		0-0 FC6-4 1-2f			0-0 2-H 2B		0-0 FC3-6 1B	0-0 FC6-4 1-3 1B	

Inning Stats	R: 0	H: 1	E: 0	LOB: 0	K: 0	BB: 0	S: 3	P: 3
	R: 0	H: 1	E: 0	LOB: 3	K: 1	BB: 2	S: 6	P: 14
	R: 0	H: 0	E: 0	LOB: 0	K: 1	BB: 0	S: 5	P: 5
	R: 0	H: 0	E: 0	LOB: 0	K: 1	BB: 0	S: 5	P: 5
	R: 1	H: 1	E: 0	LOB: 1	K: 0	BB: 1	S: 4	P: 8
	R: 3	H: 2	E: 0	LOB: 0	K: 0	BB: 1	S: 5	P: 9
	R: 1	H: 3	E: 0	LOB: 2	K: 0	BB: 0	S: 6	P: 6
	R: 0	H: 2	E: 0	LOB: 2	K: 0	BB: 0	S: 5	P: 5

AB	R	H	RBI	BB	SO	LOB
5	1	0	0	0	0	4
4	0	2	0	0	0	1
4	0	0	0	0	1	3
4	1	2	1	0	1	0
2	1	0	0	2	0	2
4	1	2	3	0	0	0
0	0	0	0	0	0	0
3	1	1	0	1	1	2
3	0	0	0	1	0	2
4	0	3	1	0	0	3

BOTTOM

Cincinnati Reds @ Los Angeles Dodgers
 Dodger Stadium, Los Angeles, CA
 Tue May 18 1976, 7:05 PM PDT
 Att. 52,469 - Unknown

AB	33
R	5
H	10
RBI	5
BB	4
SO	3
LOB	17



1B	2B	3B	HR	SF	SAC	DP	HBP	WP	PA
7	2	0	1	0	1	0	0	0	37

PITCHER	IP	WLS	BF	H	R	ER	SO	BB	IBB	HBP	BLK	WP	HR	S	P	ERA	WHIP
Jack Billingham, R ERA: 4.53 (1, 1)	6.0	L	26	5	4	4	3	4	0	0	0	0	1	28	44	6.00	1.500
Pedro Borbon, R ERA: 5.79 (7, 1)	2.0		11	5	1	1	0	0	0	0	0	0	0	11	11	4.50	2.500

Batter	1	2	3	4	5	6	7	8	9	AB R H RBI BB SO LOB	TOP		
Rowland Office, L OBP: 0.311, SLG: 0.269 (1, 8) X	0-0 F8 1B		0-0 4-3 1B			0-0 FC4-6 6-3 1-2f		0-3 K		4 0 0 0 0 1 2	Atlanta Braves @ Los Angeles Dodgers Dodger Stadium, Los Angeles, CA Wed May 19 1976, 7:05 PM PDT Att: 29,929 - Unknown livebaseballscorecards.com		
Marty Perez, R OBP: 0.343, SLG: 0.397 (1, 6) X	0-0 FC6-4 1B		0-3 K			0-0 6-3 1-2		0-3 K	4 0 1 0 0 2 1				
Jimmy Wynn, R OBP: 0.362, SLG: 0.336 (1, 7) X	0-0 FC6-4 1B			0-0 5-3		0-0 F9		0-0 F3	4 1 0 0 0 0 2				
Ken Henderson, S OBP: 0.385, SLG: 0.461 (1, 9) X	0-0 1B			0-0 F8			0-0 1-3	0-0 1-3	4 0 1 1 0 0 0				
Lee Lacy, R OBP: 0.258, SLG: 0.339 (1, 4) X	0-0 L8			0-0 F8			0-0 1B		0 0 0 0 0 0 0				
Earl Williams, R OBP: 0.259, SLG: 0.315 (1, 3)		0-3 K			0-0 G5-4-3 1B		0-0 G6-4-3 1-2f		3 0 1 0 0 1 1				
Biff Pocoroba, S OBP: 0.322, SLG: 0.321 (1, 2)		0-0 5-3			0-0 G5-4-3 1-2f		0-0 G3		3 0 0 0 0 0 1				
Jerry Royster, R OBP: 0.266, SLG: 0.224 (1, 5)		0-0 6-3			0-0 F9		0-0 FC3-6 1B		3 0 1 0 0 0 0				
Dick Ruthven, R OBP: 0.263, SLG: 0.222 Tom Paciorek, R OBP: 0.227, SLG: 0.220 Adrian Devine, R (6, 1) Dave May, L OBP: 0.171, SLG: 0.324 Bruce Dal Canton, R (8, 1)			0-3 K			0-0 FC4-6 1B		0-0 FC3-6 1-2f	1 0 0 0 0 1 0 1 0 1 0 0 0 0 0 0 0 0 0 0 0 1 0 0 0 0 0 1 0 0 0 0 0 0 0				
Inning Stats	R: 1 E: 0 K: 0 S: 5 H: 2 LOB: 1 BB: 0 P: 5	R: 0 E: 0 K: 1 S: 5 H: 0 LOB: 0 BB: 0 P: 5	R: 0 E: 0 K: 2 S: 7 H: 0 LOB: 0 BB: 0 P: 7	R: 0 E: 0 K: 0 S: 3 H: 0 LOB: 0 BB: 0 P: 3	R: 0 E: 0 K: 0 S: 3 H: 1 LOB: 0 BB: 0 P: 3	R: 0 E: 0 K: 0 S: 4 H: 1 LOB: 1 BB: 0 P: 4	R: 0 E: 0 K: 0 S: 3 H: 1 LOB: 0 BB: 0 P: 3	R: 0 E: 0 K: 1 S: 6 H: 1 LOB: 1 BB: 0 P: 6	R: 0 E: 0 K: 1 S: 5 H: 0 LOB: 0 BB: 0 P: 5	1B: 6 2B: 0 3B: 0 HR: 0 SF: 0 SAC: 0 DP: 2 HBP: 0		WP: 0 PB: 0 SB: 1 CS: 0 PA: 31	
PITCHER	IP WLS BF H R ER SO BB IBB HBP BLK WP HR S P ERA WHIP											PITCHER	IP WLS BF H R ER SO BB IBB HBP BLK WP HR S P ERA WHIP
Tommy John, L ERA: 2.6 (1, 1)	7.0 W 24 5 1 1 3 0 0 0 0 0 0 0 30 30 1.29 0.714												
Mike Marshall, R ERA: 2.38 (8, 1)	2.0 S 7 1 0 0 2 0 0 0 0 0 0 0 11 11 0.00 0.500												



Batter	1	2	3	4	5	6	7	8	9	AB	R	H	RBI	BB	SO	LOB
Bill Russell, R (1, 6) OBP: 0.333, SLG: 0.429	0-0 6-3		0-0 F8		0-0 F8		0-3 K			4	0	0	0	0	1	1
Bill Buckner, L (1, 7) OBP: 0.301, SLG: 0.414	0-0 G3		0-0 HBP 1B 1-2 1B		0-0 2B		0-0 F8			4	1	2	0	0	0	0
Dusty Baker Jr., R (1, 8) OBP: 0.321, SLG: 0.346	0-0 5-3		0-0 HBP 1-2 2-3 1B		0-0 CS 2-H 2B		0-0 F9			4	0	2	1	0	0	0
Steve Garvey, R (1, 3) OBP: 0.335, SLG: 0.386		0-0 S HR 1B	0-0 F6		0-3 K 2-3		0-3 K			4	1	1	0	0	2	4
Ron Cey, R (1, 5) OBP: 0.428, SLG: 0.559		0-3 K 1-2	1-0 HBP 1-2 2-3 3-H		0-0 F8		4-0 FC5-4 BB BB			2	0	0	1	1	1	1
Joe Ferguson, R (1, 9) OBP: 0.318, SLG: 0.409		0-0 F4	0-0 F5		4-0 BB		4-0 BB			2	0	0	0	2	0	4
John Hale, L (8, PR) OBP: 0.309, SLG: 0.222 (9, 9)										0	0	0	0	0	0	0
Steve Yeager, R (1, 2) OBP: 0.343, SLG: 0.474		0-0 2-H HR		0-0 6-3		0-0 F2		0-0 FC5-4 2-3f		4	1	1	2	0	0	3
Rick Auerbach, R (1, 4) OBP: 0.139, SLG: 0.031		0-0 6-3		0-0 5-3		0-0 F6				3	0	0	0	0	0	1
Tommy John, R (1, 1) OBP: 0.200, SLG: 0.143			4-0 BB	0-0 6-3			0-3 K			1	1	0	0	1	0	0
Henry Cruz, L (7, PH) OBP: 0.275, SLG: 0.521			1B HBP 1B							1	0	0	0	0	1	0
Mike Marshall, R (8, 1)			BB							0	0	0	0	0	0	0

Inning Stats	R: 0	H: 0	E: 0	K: 0	S: 3	R: 2	H: 2	E: 0	K: 1	S: 7	R: 1	H: 2	E: 0	K: 0	S: 5	R: 0	H: 0	E: 0	K: 0	S: 3	R: 1	H: 2	E: 0	K: 1	S: 6	R: 0	H: 0	E: 0	K: 0	S: 3	R: 0	H: 0	E: 0	K: 2	S: 7	R: 0	H: 0	E: 0	K: 1	S: 5		
	LOB: 0	BB: 0	P: 3	LOB: 0	BB: 0	LOB: 0	BB: 0	LOB: 0	BB: 0	P: 3	LOB: 3	BB: 1	LOB: 0	BB: 0	P: 6	LOB: 1	BB: 1	LOB: 0	BB: 0	P: 7	LOB: 0	BB: 0	LOB: 2	BB: 2	LOB: 0	BB: 0	LOB: 1	BB: 1	LOB: 0	BB: 0	LOB: 0	BB: 0	LOB: 0	BB: 0	LOB: 2	BB: 2	LOB: 0	BB: 0	LOB: 0	BB: 0	LOB: 1	BB: 1

PITCHER	IP	WLS	BF	H	R	ER	SO	BB	IBB	HBP	BLK	WP	HR	S	P	ERA	WHIP
Dick Ruthven, R (1, 1) ERA: 2.98	5.0	L	22	6	4	4	2	1	0	0	0	0	1	24	29	7.20	1.400
Adrian Devine, R (6, 1) ERA: 3.38	2.0		7	0	0	0	2	1	0	0	0	0	0	10	14	0.00	0.500
Bruce Dal Canton, R (8, 1) ERA: 0.98	1.0		5	0	0	0	1	2	0	0	0	0	0	5	13	0.00	2.000

BOTTOM

Atlanta Braves @ Los Angeles Dodgers
Dodger Stadium, Los Angeles, CA

Wed May 19 1976, 7:05 PM PDT
Att. 29,929 - Unknown

AB	29
R	4
H	6
RBI	4
BB	4
SO	5
LOB	14

livebaseballscorecards.com



WP	PA	ERA	WHIP
34			

Batter	1	2	3	4	5	6	7	8	9	AB R H RBI BB SO LOB	TOP																										
Rowland Office, L OBP: 0.307, SLG: 0.259 (1, 8) X	0-0 1-3 ① X	0-0 F8 ③ X			0-0 F9 ① X		4-0 FC6-4 SH1-4 2B BB ① X	0-0 F6 ③ X		4 1 0 0 1 0 4	<p>Atlanta Braves @ Los Angeles Dodgers Dodger Stadium, Los Angeles, CA</p> <p>Thu May 20 1976, 7:05 PM PDT Att. 26,585 - Unknown</p>																										
Marty Perez, R OBP: 0.338, SLG: 0.388 (1, 6) X (9, 4)	0-0 F9 ② X		0-0 FC4-6 1B ① X		0-0 FC4-6 1-2f ② X		0-0 SH1-4 1-2 2-3 ① X	0-0 F2 ① X	4 0 1 0 0 0 1																												
Darrell Evans, L OBP: 0.339, SLG: 0.206 (1, 3) X	0-0 1B 1B X		0-0 FC4-6 FC6-4 1-2f ① X		0-0 F7 ③ X		4-0 FC6-4 BB ① X	0-3 K ② X	4 0 1 0 1 1 2																												
Jimmy Wynn, R OBP: 0.364, SLG: 0.339 (1, 7) X	0-0 1-2 1B X		0-0 FC6-4 1-2f ② X		0-0 F6 ① X		0-0 FC6-4 2B 1-2f 2-3 3-H ② X	0-0 HBP S 1B X	5 0 2 1 0 0 3																												
Ken Henderson, S OBP: 0.385, SLG: 0.462 (1, 9) S S S	0-3 K ③ X		0-0 F3 ③ X		0-0 5-3 ② X		0-0 1-3 3-H 2B ③ X	4-0 HBP 1-2 IBB X	4 0 1 1 1 1 3																												
Lee Lacy, R OBP: 0.272, SLG: 0.345 (1, 4)		0-0 1B X		0-0 5-3 ① X		0-0 1B X		1-0 1-2 2-3 HBP X	0 0 0 0 0 0 0																												
Darrel Chaney, S OBP: 0.319, SLG: 0.272 (9, 6)									0 0 0 0 0 0 0																												
Biff Pocoroba, S OBP: 0.315, SLG: 0.306 (1, 2) X		0-0 F7 1-2 ① ② X		0-0 F7 ② X		4-0 1-2 BB ① X		0-0 1-6-3 ① X	0-0 F8 ③ X	4 0 0 0 1 0 4																											
Jerry Royster, R OBP: 0.265, SLG: 0.225 (1, 5) X		0-0 1B 1B X		0-0 1-3 ③ X		0-0 F7 ③ X		0-0 F7 ② X		4 0 1 0 0 0 2																											
Carl Morton, R OBP: 0.222, SLG: 0.176 (1, 1)		0-0 1B X		0-0 FC4-6 1B ① X		4-0 SH1-4 FC6-4 BB ① X		0-0 1B X		2 0 2 0 0 0 0																											
Adrian Devine, R (5, 1)										0 0 0 0 0 0 0																											
Tom Paciorek, R (7, PH)										0 1 0 0 1 0 0																											
Elias Sosa, R (7, 1)		1-2 1B X								1 0 1 0 0 0 0																											
Max Leon, R (9, 1)										0 0 0 0 0 0 0																											
Inning Stats	R: 0 E: 0 K: 1 S: 7	H: 2 LOB: 2 BB: 0 P: 7	R: 0 E: 0 K: 0 S: 5	H: 3 LOB: 2 BB: 0 P: 5	R: 0 E: 0 K: 0 S: 4	H: 1 LOB: 1 BB: 0 P: 4	R: 0 E: 0 K: 0 S: 3	H: 0 LOB: 0 BB: 0 P: 3	R: 0 E: 0 K: 0 S: 4	H: 1 LOB: 1 BB: 0 P: 4	R: 0 E: 0 K: 0 S: 4	H: 1 LOB: 2 BB: 1 P: 8	R: 2 E: 0 K: 0 S: 4	H: 1 LOB: 2 BB: 3 P: 16	R: 0 E: 0 K: 0 S: 4	H: 1 LOB: 1 BB: 0 P: 4	R: 0 E: 0 K: 1 S: 6	H: 1 LOB: 3 BB: 1 P: 11	1B: 10 2B: 1 3B: 0 HR: 0	SF: 0 SAC: 1 DP: 0 HBP: 1	WP: 0 PB: 0 SB: 1 CS: 1	PA: 43															
PITCHER	IP WLS BF H R ER SO BB IBB HBP BLK WP HR S P ERA WHIP																																				
Doug Rau, L (1, 1) ERA: 3.51	6.0		26	8	0	0	1	1	0	0	0	0	0	27	31	0.00	1.500																				
Mike Marshall, R (7, 1) ERA: 2.74	0.2		6	1	2	2	0	3	0	0	0	0	0	3	15	27.00	6.000																				
Charlie Hough, R (7, 1) ERA: 2.55	2.1	W	11	2	0	0	1	0	1	1	0	0	0	11	16	0.00	0.857																				

AB	32
R	2
H	9
RBI	2
BB	5
SO	2
LOB	19



WP: 0	PA: 43
-------	--------

PITCHER	IP	WLS	BF	H	R	ER	SO	BB	IBB	HBP	BLK	WP	HR	S	P	ERA	WHIP
Doug Rau, L	6.0		26	8	0	0	1	1	0	0	0	0	0	27	31	0.00	1.500
Mike Marshall, R	0.2		6	1	2	2	0	3	0	0	0	0	0	3	15	27.00	6.000
Charlie Hough, R	2.1	W	11	2	0	0	1	0	1	1	0	0	0	11	16	0.00	0.857

Batter	1	2	3	4	5	6	7	8	9	AB R H RBI BB SO LOB
Bill Russell, R OBP: 0.326, SLG: 0.416 (1, 6)	0-0 2B 1B	0-0 FC5-4 1-2f		0-0 F7		0-3 K			0-3 K	5 1 1 0 0 2 5
Bill Buckner, L OBP: 0.311, SLG: 0.428 (1, 7)	0-0 1B 1-3 2B		0-0 3-1		0-0 1B 1B		0-0 F8		0-0 1B 1B	5 1 3 0 0 0 0
Dusty Baker Jr., R OBP: 0.324, SLG: 0.348 (1, 8)	0-0 1B G5-4-3 2-3 3-H		0-0 5-3		0-0 F8		0-0 6-3		0-0 1B 1B	5 0 2 1 0 0 1
Steve Garvey, R OBP: 0.344, SLG: 0.393 (1, 3)	0-3 K		0-0 F8		0-0 1B		0-0 1B		0-0 1B	5 0 3 1 0 1 2
Ron Cey, R OBP: 0.423, SLG: 0.550 (1, 5)	0-0 G5-4-3 1-2f			0-0 FC4-6 1B		0-3 K			0-3 K	4 0 1 0 0 2 5
Joe Ferguson, R OBP: 0.306, SLG: 0.392 (1, 9)		0-0 6-3		0-0 FC4-6 1B		0-0 4-3		0-3 K		4 1 0 0 0 1 3
Steve Yeager, R OBP: 0.349, SLG: 0.475 (1, 2)		0-0 BLK FC4-2 1B		0-0 FC3-6 1B		0-0 5-3		0-0 F8		4 0 2 0 0 0 0
Rick Auerbach, R OBP: 0.200, SLG: 0.111 (1, 4)		0-0 FC4-2 BLK 1B		0-0 FC3-6 1B		0-0 4-3 1B		0-3 K		4 0 3 1 0 1 0
Doug Rau, L OBP: 0.313, SLG: 0.167 (1, 1)		0-0 FC4-2 FC5-4		0-0 FC3-6		0-0 4-3			0-0 F7	2 0 0 0 0 0 4
Henry Cruz, L OBP: 0.269, SLG: 0.510 (6, PH)				1-2 2-3f						1 0 0 0 0 0 1
Mike Marshall, R (7, 1)										0 0 0 0 0 0 0
Charlie Hough, R (7, 1)										1 0 0 0 0 0 0

Inning Stats	R: 1	H: 3	E: 0	K: 1	S: 7	H: 3	LOB: 1	BB: 0	P: 7	R: 0	H: 0	E: 0	K: 0	S: 3	R: 0	H: 2	E: 0	K: 1	S: 7	R: 1	H: 3	E: 0	K: 1	S: 7	R: 0	H: 1	E: 0	K: 1	S: 6	R: 0	H: 1	E: 0	K: 1	S: 6	R: 0	H: 0	E: 0	K: 2	S: 7	R: 1	H: 3	E: 0	K: 1	S: 7	1B: 14	SF: 0	2B: 1	3B: 0	HR: 0	WP: 0	PB: 0	SB: 0	CS: 0	PA: 40
--------------	------	------	------	------	------	------	--------	-------	------	------	------	------	------	------	------	------	------	------	------	------	------	------	------	------	------	------	------	------	------	------	------	------	------	------	------	------	------	------	------	------	------	------	------	------	--------	-------	-------	-------	-------	-------	-------	-------	-------	--------

PITCHER	IP	WLS	BF	H	R	ER	SO	BB	IBB	HBP	BLK	WP	HR	S	P	ERA	WHIP
Carl Morton, R ERA: 5.37 (1, 1)	4.1		22	10	2	2	1	0	0	0	1	0	0	24	24	4.15	2.308
Adrian Devine, R ERA: 2.92 (5, 1)	1.2		6	1	0	0	2	0	0	0	0	0	0	10	10	0.00	0.600
Elias Sosa, R ERA: 5.91 (7, 1)	2.2	L	11	3	1	1	4	0	0	0	0	0	0	19	19	3.38	1.125
Max Leon, R ERA: (9, 1)	0.0		1	1	0	0	0	0	0	0	0	0	0	1	1	∞	∞

BOTTOM

Atlanta Braves @ Los Angeles Dodgers
Dodger Stadium, Los Angeles, CA

Thu May 20 1976, 7:05 PM PDT
 Att. 26,585 - Unknown

livebaseballscorecards.com

AB 40
R 3
H 15
RBI 3
BB 0
SO 7
LOB 21



Batter	1	2	3	4	5	6	7	8	9	AB R H RBI BB SO LOB	TOP
Greg Gross, L (1, 9) X OBP: 0.382, SLG: 0.363	0-0 1B		0-0 F8			4-0 1B BB		0-0 4-3		3 1 1 0 1 0 0	
Rob Andrews, R (1, 4) X OBP: 0.278, SLG: 0.212	0-0 F4			0-0 F9		0-0 1B 1-2 1B		0-0 6-3		4 0 1 0 0 0 1	
Jose Cruz, L (1, 8) S S S OBP: 0.326, SLG: 0.320	0-3 K			0-3 K		0-0 1-3 2-H 1B		0-0 FC6-4 1B		4 0 2 1 0 2 1	
Bob Watson, R (1, 3) X OBP: 0.364, SLG: 0.386	0-0 F8			0-0 4-3		0-3 K		0-0 FC6-4 1-2f		4 0 0 0 0 1 4	
Leon Roberts, R (1, 7) S S S OBP: 0.378, SLG: 0.523		0-3 K			0-0 1-3		0-0 F3		0-0 F8	4 0 0 0 0 1 0	
Ken Boswell, L (1, 5) X OBP: 0.261, SLG: 0.250		0-0 4-3			0-0 F9		0-0 F9		0-3 K	4 0 0 0 0 1 0	
Skip Jutze, R (1, 2) X OBP: 0.152, SLG: 0.194 Cesar Cedeno, R (9, PH) X OBP: 0.331, SLG: 0.533		0-0 F5			0-0 4-3		0-0 1B 1B		0-0 6-3	3 0 1 0 0 0 0 1 0 0 0 0 0 0	
Roger Metzger, S (1, 6) X OBP: 0.321, SLG: 0.331			0-0 1-3			0-0 4-3		0-0 1-2 1B		3 0 1 0 0 0 0	
J.R. Richard, R (1, 1) X OBP: 0.036, SLG: 0.037			0-0 2-3			0-0 6-3		0-0 5-3		3 0 0 0 0 0 2	
Inning Stats	R: 0 H: 1 E: 0 LOB: 1 K: 1 BB: 0 S: 6 P: 6	R: 0 H: 0 E: 0 LOB: 0 K: 1 BB: 0 S: 5 P: 5	R: 0 H: 0 E: 0 LOB: 0 K: 0 BB: 0 S: 3 P: 3	R: 0 H: 0 E: 0 LOB: 0 K: 1 BB: 0 S: 5 P: 5	R: 0 H: 0 E: 0 LOB: 0 K: 0 BB: 0 S: 3 P: 3	R: 1 H: 2 E: 0 LOB: 2 K: 1 BB: 1 S: 7 P: 11	R: 0 H: 2 E: 0 LOB: 2 K: 0 BB: 0 S: 5 P: 5	R: 0 H: 1 E: 0 LOB: 1 K: 1 BB: 0 S: 4 P: 4	R: 0 H: 0 E: 0 LOB: 0 K: 1 BB: 0 S: 5 P: 5	1B: 6 SF: 0 2B: 0 SAC: 0 3B: 0 DP: 0 HR: 0 HBP: 0	WP: 0 PA: 34 PB: 0 SB: 0 CS: 0
PITCHER Burt Hooton, R (1, 1) ERA: 3.54	IP WLS BF H R ER SO BB IBB HBP BLK WP HR S P ERA WHIP										
	9.0 W 34 6 1 1 5 1 0 0 0 0 0 0 43 47 1.00 0.778										

Houston Astros @ Los Angeles Dodgers
Dodger Stadium, Los Angeles, CA
Fri May 21 1976, 7:05 PM PDT
Att: 53,568 - Unknown

livebaseballscorecards.com

AB	33
R	1
H	6
RBI	1
BB	1
SO	5
LOB	8



Batter	1	2	3	4	5	6	7	8	9	AB	R	H	RBI	BB	SO	LOB
Davey Lopes, R (1, 4) OBP: 0.264, SLG: 0.320	0-0 F3		0-0 F3			0-0 6-3		0-3 K		4	0	0	0	0	1	1
Bill Buckner, L (1, 7) OBP: 0.316, SLG: 0.430	0-0 S 1B		0-0 E 1B			0-0 4-3		0-0 F9		4	0	2	0	0	0	1
Dusty Baker Jr., R (1, 8) OBP: 0.315, SLG: 0.338	0-3 K 1-2		0-0 F8 1-2			0-0 6-3		0-0 1-3		4	0	0	0	0	1	2
Steve Garvey, R (1, 3) OBP: 0.341, SLG: 0.390	0-3 K		0-0 F8			0-0 WP S 1B		0-0 F4		4	0	1	0	0	1	2
Ed Goodson, L (1, 5) OBP: 0.308, SLG: 0.500		0-0 G3 1B		0-0 4-3		0-0 F8 1-3		0-0 F6		4	1	1	0	0	0	1
Rick Auerbach, R (9, 5) OBP: 0.200, SLG: 0.111										0	0	0	0	0	0	0
Joe Ferguson, R (1, 9) OBP: 0.307, SLG: 0.390		0-3 K		0-0 1B		0-3 K				3	0	1	0	0	2	2
Steve Yeager, R (1, 2) OBP: 0.348, SLG: 0.500		0-0 G3 1-2		0-0 F4				0-0 HR		3	1	1	1	0	0	2
Bill Russell, R (1, 6) OBP: 0.337, SLG: 0.424		0-0 S 1B 2-H		0-0 F8				0-0 SH1-4 1B		3	0	2	1	0	0	1
Burt Hooton, R (1, 1) OBP: 0.278, SLG: 0.250		0-3 K			0-3 K			0-0 SH1-4 1-2		2	0	0	0	0	2	1

Inning Stats	R: 0 E: 0 K: 2 S: 8	H: 1 LOB: 1 BB: 0 P: 8	R: 1 E: 0 K: 2 S: 9	H: 2 LOB: 1 BB: 0 P: 9	R: 0 E: 1 K: 0 S: 4	H: 1 LOB: 1 BB: 0 P: 4	R: 0 E: 0 K: 0 S: 4	H: 1 LOB: 1 BB: 0 P: 4	R: 0 E: 0 K: 1 S: 5	H: 0 LOB: 0 BB: 0 P: 5	R: 0 E: 0 K: 1 S: 6	H: 1 LOB: 1 BB: 0 P: 6	R: 1 E: 0 K: 1 S: 7	H: 2 LOB: 1 BB: 0 P: 7	R: 0 E: 0 K: 0 S: 3	H: 0 LOB: 0 BB: 0 P: 3	1B: 7 2B: 0 3B: 0 HR: 1	SF: 0 SAC: 1 DP: 0 HBP: 0	WP: 1 PB: 0 SB: 2 CS: 0	PA: 32
PITCHER J.R. Richard, R (1, 1) ERA: 2.85	IP: 8.0 WLS: L BF: 32	H: 8 R: 2 ER: 2 SO: 7	BB: 0 IBB: 0 HBP: 0 BLK: 0	WP: 1 HR: 1 S: 46 P: 46	ERA: 2.25 WHIP: 1.000															

BOTTOM

Houston Astros @ Los Angeles Dodgers
 Dodger Stadium, Los Angeles, CA

Fri May 21 1976, 7:05 PM PDT
 Att. 53,568 - Unknown

AB	31
R	2
H	8
RBI	2
BB	0
SO	7
LOB	13



WP: 1	PA: 32
PB: 0	
SB: 2	
CS: 0	

Batter	1	2	3	4	5	6	7	8	9	10	11	12	13	AB R H RBI BB SO LOB	TOP						
Greg Gross, L (1, 9) OBP: 0.372, SLG: 0.347	F8	F5		4-3			1-3		G4-6-3 BB			4-3		5 0 0 0 1 0 2	Houston Astros @ Los Angeles Dodgers Dodger Stadium, Los Angeles, CA Sat May 22 1976, 7:05 PM PDT Att. 43,055 - Unknown						
Rob Andrews, R (1, 4) OBP: 0.310, SLG: 0.256	1B HR	F9			HR 1B		4-3 1B		G4-6-3 1-2f			F9		6 2 3 0 0 0 2							
Cesar Cedeno, R (1, 8) OBP: 0.338, SLG: 0.528	HR 1B			FC4-6 1B	F2		4-3			5-3		F9 BB		5 1 2 0 1 0 2							
Bob Watson, R (1, 3) OBP: 0.374, SLG: 0.433	HR			HR			F8			CS 1B		1-2 IBB		5 2 3 5 1 0 2							
Jose Cruz, L (1, 7) OBP: 0.315, SLG: 0.309	4-3 1B			FC4-6 1-2f	4-3		1-3			1-2 K		F9 2-3		6 0 1 0 0 1 4							
Ken Boswell, L (1, 5) OBP: 0.240, SLG: 0.229 Jerry Davanon, R (8, 5) OBP: 0.500, SLG: 0.333	4-3			6-3	4-3		F6			6-3		K		4 0 0 0 0 0 2 2 0 0 0 0 1 2							
Skip Jutze, R (1, 2) OBP: 0.154, SLG: 0.189	6-3			F4			F3			F9		K		6 0 1 0 0 1 3							
Roger Metzger, S (1, 6) OBP: 0.324, SLG: 0.341		SH1-4 2B		SH3-4 1B			F6		0-3 K			4-3		5 0 2 0 0 1 1							
Gilberto Rondon, R (1, 1) OBP: 0.167, SLG: 0.167 Ken Forsch, R (7, 1) OBP: 0.333, SLG: 0.333 Larry Milbourne, S (12, PH) OBP: 0.326, SLG: 0.283 Paul Siebert, L (12, 1) OBP: 0.326, SLG: 0.283		SH1-4		SH3-4			K		0-3 K			F8		1 0 0 0 0 1 0 1 0 0 0 0 0 0 1 0 0 0 0 0 0 0 0 0 0 0 0 0							
Inning Stats	R: 3 E: 0 K: 0 S: 7	H: 4 LOB: 1 BB: 0 P: 7	R: 0 E: 0 K: 0 S: 4	H: 1 LOB: 1 BB: 0 P: 4	R: 0 E: 0 K: 0 S: 4	H: 1 LOB: 1 BB: 0 P: 4	R: 2 E: 0 K: 1 S: 5	H: 2 LOB: 0 BB: 0 P: 5	R: 0 E: 0 K: 1 S: 4	H: 1 LOB: 1 BB: 0 P: 4	R: 0 E: 0 K: 1 S: 6	H: 1 LOB: 1 BB: 0 P: 6	R: 0 E: 0 K: 2 S: 3	H: 0 LOB: 0 BB: 0 P: 3		R: 0 E: 0 K: 2 S: 7	H: 0 LOB: 2 BB: 2 P: 15	1B: 9 2B: 2 3B: 0 HR: 2	SF: 0 SAC: 2 DP: 2 HBP: 0	WP: 0 PB: 0 SB: 2 CS: 1	PA: 52
PITCHER	IP WLS BF H R ER SO BB IBB HBP BLK WP HR S P ERA WHIP															IP WLS BF H R ER SO BB IBB HBP BLK WP HR S P ERA WHIP					
Don Sutton, R (1, 1) ERA: 4.48	6.0															7.50	1.500				
Mike Marshall, R (7, 1) ERA: 2.47	5.0	17	3	0	0	2	1	0	0	0	0	20	24	0.00		0.800					
Charlie Hough, R (12, 1) ERA: 2.36	2.0	W	8	0	0	0	2	1	1	0	0	10	18	0.00	0.500						

livebaseballscorecards.com

AB	47
R	5
H	12
RBI	5
BB	3
SO	5
LOB	20



BOTTOM

Houston Astros @ Los Angeles Dodgers
Dodger Stadium, Los Angeles, CA
Sun May 23 1976, 3:33 AM PDT
Att: 33,975 - Unknown

livebaseballscorecards.com

AB 40
R 6
H 13
RBI 6
BB 4
SO 4
LOB 22



WP: 0 PA: 46
PB: 0
SB: 1
CS: 1

AB R H RBI BB SO LOB

4 1 1 0 1 0 2

5 1 3 0 0 1 1

5 1 1 1 0 0 5

5 1 4 3 0 0 2

4 0 2 0 1 0 3

3 0 0 0 0 0 1

4 0 0 0 0 1 1

3 1 1 0 0 0 1

1 0 0 0 0 1 0

0 0 0 0 0 0 0

1 0 1 1 0 0 0

1B: 12 SF: 0
2B: 1 SAC: 1
3B: 0 DP: 1
HR: 0 HBP: 0

Batter	1	2	3	4	5	6	7	8	9	10
Davey Lopes, R (1, 4) OBP: 0.281, SLG: 0.317	F9		FC4-6 1B 1-2	F8			5-3 S 1B BB		F9	
Bill Buckner, L (1, 7) OBP: 0.325, SLG: 0.438	E 2B		FC4-6 1-2 2-3 1B		G6-4-3 1B		K 1-2		F8	
Dusty Baker Jr., R (1, 8) OBP: 0.319, SLG: 0.336	E8 1B 2-H		P3 1-2f		G6-4-3 1-2f		5-3 2-3		6-3	
Steve Garvey, R (1, 3) OBP: 0.366, SLG: 0.430	CS 1B 2-H		FC4-6 1-2f 2-3 3-H 1B		BB 1B		1B 1B 3-H		SH1-4 1B E	
Ron Cey, R (1, 5) OBP: 0.429, SLG: 0.548	F8 2		F8 3						E 1B SH1-4 1B	
Rick Auerbach, R (10, PR) OBP: 0.200, SLG: 0.111										
Joe Ferguson, R (1, 9) OBP: 0.298, SLG: 0.367 (8, 2)	CS 1-2	F5		E BB	6-3		K 3		SH1-4 1-2 2-3	
Steve Yeager, R (1, 2) OBP: 0.342, SLG: 0.482										
Henry Cruz, L (8, 9) OBP: 0.273, SLG: 0.490		F7		F7			F9		F7	
Bill Russell, R (1, 6) OBP: 0.324, SLG: 0.396										
Ed Goodson, L (10, PH) OBP: 0.303, SLG: 0.407		F7		F9			K		F9	
Rick Rhoden, R (1, 1) OBP: 0.278, SLG: 0.333										
Charlie Hough, R (7, 1)										
Stan Wall, L (9, 1)										
Manny Mota, R (10, PH) OBP: 0.400, SLG: 0.385			1B FC4-6 1B	E4 1-2			F6		K	

Inning Stats	R: 2	H: 3	R: 0	H: 0	R: 1	H: 3	R: 0	H: 0	R: 0	H: 0	R: 1	H: 2	R: 0	H: 0	R: 0	H: 0	R: 0	H: 0	R: 2	H: 3	1B: 12	SF: 0	
E: 1	LOB: 0	E: 0	LOB: 0	E: 0	LOB: 2	E: 1	LOB: 2	E: 0	LOB: 2	E: 0	LOB: 2	E: 0	LOB: 2	E: 0	LOB: 0	E: 0	LOB: 0	E: 0	LOB: 0	E: 1	LOB: 3	2B: 1	SAC: 1
K: 0	BB: 0	K: 0	BB: 0	K: 0	BB: 0	K: 0	BB: 1	K: 0	BB: 0	K: 1	BB: 0	K: 2	BB: 1	K: 1	BB: 0	K: 0	BB: 0	K: 0	BB: 0	K: 0	BB: 1	3B: 0	DP: 1
S: 5	P: 5	S: 3	P: 3	S: 6	P: 6	S: 4	P: 8	S: 4	P: 8	S: 5	P: 5	S: 9	P: 13	S: 5	P: 5	S: 3	P: 3	S: 5	P: 9	S: 5	P: 9	HR: 0	HBP: 0

PITCHER	IP	WLS	BF	H	R	ER	SO	BB	IBB	HBP	BLK	WP	HR	S	P	ERA	WHIP
Joaquin Andujar, R (1, 1) ERA: 5.96	5.0		24	8	3	2	0	2	0	0	0	0	0	22	30	3.60	2.000
Gene Pentz, R (6, 1) ERA:	1.0		3	0	0	0	1	0	0	0	0	0	0	5	5	0.00	0.000
Joe Niekro, R (7, 1) ERA: 3.83	2.0		9	2	1	1	3	1	0	0	0	0	0	14	18	4.50	1.500
Paul Siebert, L (9, 1) ERA: 4.15	1.0	L	5	2	2	2	0	0	0	0	0	0	0	5	5	18.00	2.000
Ken Forsch, R (10, 1) ERA: 1.54	0.1		4	1	0	0	0	0	1	0	0	0	0	3	7	0.00	3.000

Batter	1	2	3	4	5	6	7	8	9	AB R H RBI BB SO LOB	TOP											
Davey Lopes, R (1, 4) OBP: 0.294, SLG: 0.333	0-0 F8		0-0 2B		4-0 BB		0-0 L8			3 0 1 0 1 0 0	Los Angeles Dodgers @ San Diego Padres San Diego Stadium, San Diego, CA Mon May 24 1976, 10:05 PM EDT Att: 12,599 - Unknown livebaseballscorecards.com											
Bill Buckner, L (1, 7) OBP: 0.323, SLG: 0.429	0-0 4-3		4-0 BB		0-0 4-3		0-0 F7			3 0 0 0 1 0 1												
Dusty Baker Jr., R (1, 8) OBP: 0.311, SLG: 0.327	0-0 5-3		0-0 F3		0-0 F4		0-0 5-3			4 0 0 0 0 0 3												
Steve Garvey, R (1, 3) OBP: 0.369, SLG: 0.432		0-0 6-3		0-0 1B		0-0 G5-4-3 1B		0-0 6-3		4 0 2 0 0 0 0												
Ed Goodson, L (1, 5) OBP: 0.324, SLG: 0.419		0-0 1B		0-0 F7		0-0 G5-4-3 1B		0-3 K		4 0 2 0 0 1 1												
Joe Ferguson, R (1, 2) OBP: 0.297, SLG: 0.363		0-0 F7		0-0 1B		0-0 G5-4-3		0-0 6-3		4 0 1 0 0 0 3												
Joe Simpson, L (1, 9)		0-0 1-3		0-0 L8		0-0 G3		0-0 F8		4 0 0 0 0 0 4												
Bill Russell, R (1, 6) OBP: 0.315, SLG: 0.385			0-0 F8		0-0 5-3		0-0 F7			3 0 0 0 0 0 2												
Tommy John, R (1, 1) OBP: 0.176, SLG: 0.125			0-3 K		0-0 F8		0-0 1-3			2 0 0 0 0 1 0												
Henry Cruz, L (7, PH) OBP: 0.268, SLG: 0.481										1 0 0 0 0 0 0												
Al Downing, R (7, 1)										0 0 0 0 0 0 0												
Inning Stats	R: 0 E: 0 K: 0 S: 3	H: 0 LOB: 0 BB: 0 P: 3	R: 0 E: 0 K: 0 S: 4	H: 1 LOB: 1 BB: 0 P: 4	R: 0 E: 0 K: 1 S: 6	H: 1 LOB: 2 BB: 1 P: 10	R: 0 E: 0 K: 0 S: 5	H: 2 LOB: 2 BB: 0 P: 5	R: 0 E: 0 K: 0 S: 3	H: 0 LOB: 1 BB: 1 P: 7	R: 0 E: 0 K: 0 S: 4	H: 2 LOB: 1 BB: 0 P: 4	R: 0 E: 0 K: 0 S: 3	H: 0 LOB: 0 BB: 0 P: 3	R: 0 E: 0 K: 1 S: 5	H: 0 LOB: 0 BB: 0 P: 5	R: 0 E: 0 K: 1 S: 5	H: 0 LOB: 0 BB: 0 P: 5	1B: 5 2B: 1 3B: 0 HR: 0	SF: 0 SAC: 0 DP: 1 HBP: 0	WP: 0 PB: 0 SB: 0 CS: 0	PA: 34
PITCHER Dave Freisleben, R (1, 1) ERA:	IP 9.0	WLS W	BF 34	H 6	R 0	ER 0	SO 2	BB 2	IBB 0	HBP 0	BLK 0	WP 0	HR 0	S 36	P 44	ERA 0.00	WHIP 0.889					
PITCHER	IP	WLS	BF	H	R	ER	SO	BB	IBB	HBP	BLK	WP	HR	S	P	ERA	WHIP					



Batter	1	2	3	4	5	6	7	8	9	AB R H RBI BB SO LOB
Enzo Hernandez, R (1, 6) OBP: 0.373, SLG: 0.370	0-0 4-3	0-0 G3			0-0 1B SF8 1B		0-0 FC6-5 PB			4 1 1 0 0 0 2
Merv Rettenmund, R (1, 7) OBP: 0.500, SLG: 0.531	4-0 BB 1B BB		0-0 F8		0-0 1-3 1B		0-3 K			3 1 1 0 1 1 1
Willie Davis, L (1, 8) OBP: 0.310, SLG: 0.430	0-0 F5		0-0 G3		0-0 SF8		0-0 F4			3 0 0 1 0 0 1
Dave Winfield, R (1, 9) OBP: 0.358, SLG: 0.482	4-0 1-2 1B BB		0-0 E5 S		0-0 F9		0-0 F4			3 0 0 0 1 0 1
Doug Rader, R (1, 5) OBP: 0.407, SLG: 0.527	0-0 1-2 2-H FC6-4 1B		0-3 K		0-0 F9		4-0 BB BB BB BB			3 0 1 1 1 1 1
Tito Fuentes, S (1, 4) OBP: 0.292, SLG: 0.312	0-0 FC6-4 1-2f		0-3 K		0-0 F7		0-0 F8			4 0 0 0 0 1 3
Mike Ivie, R (1, 3) OBP: 0.270, SLG: 0.329		0-0 F9		0-0 G3		0-0 L7				3 0 0 0 0 0 0
Fred Kendall, R (1, 2) OBP: 0.283, SLG: 0.239		0-0 SH2-4 1B		0-0 5-3		0-0 FC6-5 SH3-4 1B				3 0 2 0 0 0 0
Dave Freisleben, R (1, 1) OBP: 0.283, SLG: 0.239		0-0 SH2-4 1-2		0-3 K		0-0 SH3-4 1-2				1 0 0 0 0 1 0

Inning Stats	R: 1	H: 1	E: 0	K: 0	S: 4	LOB: 2	BB: 2	P: 12	R: 0	H: 1	E: 0	K: 0	S: 4	LOB: 1	BB: 0	P: 4	R: 0	H: 0	E: 1	K: 1	S: 6	LOB: 1	BB: 0	P: 6	R: 0	H: 0	E: 0	K: 1	S: 5	LOB: 0	BB: 0	P: 5	R: 1	H: 2	E: 0	K: 1	S: 7	LOB: 1	BB: 0	P: 7	R: 0	H: 0	E: 0	K: 0	S: 3	LOB: 0	BB: 0	P: 3	R: 0	H: 1	E: 0	K: 1	S: 6	LOB: 1	BB: 0	P: 6	R: 0	H: 0	E: 0	K: 0	S: 3	LOB: 1	BB: 1	P: 7	1B: 5	2B: 0	3B: 0	HR: 0	SF: 1	SAC: 2	DP: 0	HBP: 0	WP: 0	PB: 1	SB: 1	CS: 0	PA: 33
--------------	------	------	------	------	------	--------	-------	-------	------	------	------	------	------	--------	-------	------	------	------	------	------	------	--------	-------	------	------	------	------	------	------	--------	-------	------	------	------	------	------	------	--------	-------	------	------	------	------	------	------	--------	-------	------	------	------	------	------	------	--------	-------	------	------	------	------	------	------	--------	-------	------	-------	-------	-------	-------	-------	--------	-------	--------	-------	-------	-------	-------	--------

PITCHER	IP	WLS	BF	H	R	ER	SO	BB	IBB	HBP	BLK	WP	HR	S	P	ERA	WHIP
Tommy John, L (1, 1) ERA: 2.65	6.0	L	25	4	2	2	3	2	0	0	0	0	0	29	37	3.00	1.000
Al Downing, L (7, 1) ERA: 1.69	2.0		8	1	0	0	1	1	0	0	0	0	0	9	13	0.00	1.000

BOTTOM

Los Angeles Dodgers @ San Diego Padres
 San Diego Stadium, San Diego, CA
 Mon May 24 1976, 10:05 PM EDT
 Att. 12,599 - Unknown

AB	27
R	2
H	5
RBI	2
BB	3
SO	4
LOB	9



PITCHER	IP	WLS	BF	H	R	ER	SO	BB	IBB	HBP	BLK	WP	HR	S	P	ERA	WHIP
---------	----	-----	----	---	---	----	----	----	-----	-----	-----	----	----	---	---	-----	------

Batter	1	2	3	4	5	6	7	8	9	AB R H RBI BB SO LOB	TOP											
Davey Lopes, R (1, 4) OBP: 0.306, SLG: 0.343	0-0 F9		0-0 6-3		0-0 1-2 2-H 1B			0-0 5-3 1B		4 0 2 1 0 0 0	Los Angeles Dodgers @ San Diego Padres San Diego Stadium, San Diego, CA Tue May 25 1976, 10:05 PM EDT Att. 34,390 - Unknown livebaseballscorecards.com											
Bill Buckner, L (1, 7) OBP: 0.322, SLG: 0.425	0-0 E9			0-0 L7	0-0 G3			0-0 5-3 1B		4 0 1 0 0 0 2												
Dusty Baker Jr., R (1, 8) OBP: 0.304, SLG: 0.318	0-3 K			0-3 K			0-0 6-3	0-0 F8		4 0 0 0 0 2 3												
Steve Garvey, R (1, 3) OBP: 0.366, SLG: 0.428	0-0 L8			0-0 5-3			0-0 FC5-4 1B	0-0 5-3		4 0 1 0 0 0 3												
Ron Cey, R (1, 5) OBP: 0.418, SLG: 0.532 Mike Marshall, R (8, 1)		0-0 5-3			0-0 4-3	0-0 FC5-4 1B		0-0 5-3		4 0 0 0 0 0 3 0 0 0 0 0 0 0												
Joe Ferguson, R (1, 9) OBP: 0.311, SLG: 0.376		0-0 L9			0-0 1B 1B	0-0 1-3 1B		0-0 FC6-4 1B		4 1 3 0 0 0 0												
Bill Russell, R (1, 6) OBP: 0.313, SLG: 0.380		0-0 L1			0-0 1-2 1B 1B		0-0 6-3	0-0 FC6-4 1B		4 1 1 0 0 0 1												
Ellie Rodriguez, R (1, 2) OBP: 0.600, SLG: 0.500 Joe Simpson, L (9, PR)			0-0 F9		0-0 1-2 2-H 1B 1B		0-0 F8	0-0 G1-6-3 1B		4 0 2 1 0 0 0 0 0 0 0 0 0 0												
Burt Hooton, R (1, 1) OBP: 0.263, SLG: 0.235 Danny Walton, R (5, PH) Stan Wall, L (5, 1) Ted Sizemore, R (7, PH) Charlie Hough, R (7, 1) Ed Goodson, L (8, 5)			0-0 5-3		0-0 F7		0-0 F7	0-0 G1-6-3		1 0 0 0 0 0 0 1 0 0 0 0 0 2 0 0 0 0 0 0 0 1 0 0 0 0 0 0 0 0 0 0 0 0 0 1 0 0 0 0 0 2												
Inning Stats	R: 0 E: 1 K: 1 S: 6	H: 0 LOB: 1 BB: 0 P: 6	R: 0 E: 0 K: 0 S: 3	H: 0 LOB: 0 BB: 0 P: 3	R: 0 E: 0 K: 0 S: 3	H: 0 LOB: 0 BB: 0 P: 3	R: 0 E: 0 K: 1 S: 5	H: 0 LOB: 0 BB: 0 P: 5	R: 2 E: 0 K: 0 S: 7	H: 4 LOB: 2 BB: 0 P: 7		R: 0 E: 0 K: 0 S: 4	H: 2 LOB: 2 BB: 0 P: 4	R: 0 E: 0 K: 0 S: 3	H: 0 LOB: 0 BB: 0 P: 3	R: 0 E: 0 K: 0 S: 5	H: 2 LOB: 2 BB: 0 P: 5	R: 0 E: 0 K: 0 S: 4	H: 2 LOB: 2 BB: 0 P: 4	1B: 10 2B: 0 3B: 0 HR: 0	SF: 0 SAC: 0 DP: 1 HBP: 0	WP: 0 PB: 0 SB: 0 CS: 0
PITCHER Randy Jones, L (1, 1) ERA: 2.24	IP 9.0	WLS W	BF 36	H 10	R 2	ER 2	SO 2	BB 0	IBB 0	HBP 0	BLK 0	WP 0	HR 0	S 40	P 40	ERA 2.00	WHIP 1.111					



Batter	1	2	3	4	5	6	7	8	9	AB	R	H	RBI	BB	SO	LOB
Jerry Turner, L (1, 7) OBP: 0.299, SLG: 0.403 Merv Rettenmund, R (5, PH) OBP: 0.477, SLG: 0.500 (6, 7)	0-0 G3		0-3 K		0-0 F6		0-0 L8			2	0	0	0	0	1	0
Tito Fuentes, S (1, 4) OBP: 0.291, SLG: 0.318	0-0 3B 2B		0-0 4-3		0-0 6-3		0-3 K			4	1	1	0	0	1	0
Willie Davis, L (1, 8) OBP: 0.315, SLG: 0.445	0-0 2-H 3B			0-0 1B HR 1B	0-0 F8		0-0 4-3			4	1	2	1	0	0	0
Willie McCovey, L (1, 3) OBP: 0.259, SLG: 0.270 Mike Ivie, R (6, PR) OBP: 0.278, SLG: 0.337 (7, 3)	0-0 F2			0-0 1-3 HR 1B		4-0 SH1-4 2B BB		0-0 WP BB 1B		2	1	1	0	1	0	1
Dave Winfield, R (1, 9) OBP: 0.358, SLG: 0.475	0-0 6-3			0-3 K		0-0 SH1-4 1-2		4-0 WP BB 1-2		2	0	0	0	1	1	3
Doug Rader, R (1, 5) OBP: 0.409, SLG: 0.561		0-0 F8		0-0 1-H 3-H HR		0-0 2-H 2B		0-0 5-3 1-2 2-3		4	1	2	4	0	0	2
Fred Kendall, R (1, 2) OBP: 0.282, SLG: 0.248		0-0 F4		0-0 2B		0-0 5-3		0-3 K		4	0	1	0	0	1	4
Enzo Hernandez, R (1, 6) OBP: 0.382, SLG: 0.354		0-0 F8		0-0 L4		4-0 IBB		4-0 IBB		2	0	0	0	2	0	1
Randy Jones, R (1, 1) OBP: 0.129, SLG: 0.036			0-0 5-3		0-3 K		0-3 K		0-0 5-3		4	0	0	0	2	6

Inning Stats	R: 1	H: 2	E: 0	LOB: 1	K: 0	P: 5	R: 0	H: 0	E: 0	LOB: 0	K: 0	P: 5	R: 0	H: 0	E: 0	LOB: 0	K: 1	P: 5	R: 3	H: 4	E: 0	LOB: 1	K: 2	P: 11	R: 0	H: 0	E: 0	LOB: 0	K: 0	P: 3	R: 1	H: 1	E: 0	LOB: 2	K: 1	P: 14	R: 0	H: 0	E: 0	LOB: 0	K: 1	P: 5	R: 0	H: 1	E: 0	LOB: 3	K: 1	P: 14	1B: 3	SF: 0	2B: 3	SAC: 1	3B: 1	DP: 0	HR: 1	HBP: 0	WP: 1	PA: 36
--------------	------	------	------	--------	------	------	------	------	------	--------	------	------	------	------	------	--------	------	------	------	------	------	--------	------	-------	------	------	------	--------	------	------	------	------	------	--------	------	-------	------	------	------	--------	------	------	------	------	------	--------	------	-------	-------	-------	-------	--------	-------	-------	-------	--------	-------	--------

PITCHER	IP	WLS	BF	H	R	ER	SO	BB	IBB	HBP	BLK	WP	HR	S	P	ERA	WHIP
Burt Hooton, R (1, 1) ERA: 3.9	4.0	L	18	6	4	4	3	0	0	0	0	0	1	24	24	9.00	1.500
Stan Wall, L (5, 1) ERA: 3.29	2.0		9	1	1	1	1	1	1	0	0	0	0	9	17	4.50	1.000
Charlie Hough, R (7, 1) ERA: 2.7	1.2		7	1	0	0	2	1	0	0	0	1	0	10	14	0.00	1.200
Mike Marshall, R (8, 1) ERA: 2.45	0.1		2	0	0	0	0	0	1	0	0	0	0	1	5	0.00	0.000


BOTTOM

Los Angeles Dodgers @ San Diego Padres
San Diego Stadium, San Diego, CA

Tue May 25 1976, 10:05 PM EDT
Att. 34,390 - Unknown

livebaseballscorecards.com

AB	31
R	5
H	8
RBI	5
BB	4
SO	6
LOB	17



Batter	1	2	3	4	5	6	7	8	9	AB R H RBI BB SO LOB	TOP		
Davey Lopes, R (1, 4) OBP: 0.312, SLG: 0.343	0-0 5-3		0-0 F9	0-0 SF8			0-0 S 1B	4-0 S 2B BB		3 0 1 1 1 0 1			
Bill Buckner, L (1, 7) OBP: 0.318, SLG: 0.424	0-0 F9		0-0 F7	0-0 FC6			0-3 K2-3	0-0 1-H 2B		5 0 1 1 0 1 3			
Dusty Baker Jr., R (1, 8) OBP: 0.301, SLG: 0.314	0-0 5-3		0-0 E 1B				0-0 6-3	0-0 F3		5 1 1 0 0 0 2			
Steve Garvey, R (1, 3) OBP: 0.372, SLG: 0.423		4-0 2B SF8 BB	0-0 E4 1B				4-0 FC6-4 IBB	4-0 E BB		2 2 0 0 3 0 0			
Ron Cey, R (1, 5) OBP: 0.412, SLG: 0.521 Rick Auerbach, R (9, PR) OBP: 0.200, SLG: 0.111	0-0 F9		0-0 1B				0-0 FC6-4	0-0 E5 G6-4-3		5 0 1 1 0 0 4 0 0 0 0 0 0 0			
Joe Ferguson, R (1, 9) OBP: 0.316, SLG: 0.413 Joe Simpson, L (8, 9)	0-0 SF8 1-3 2B		0-0 F3				0-0 5-3	0-0 HR		4 1 2 1 0 0 1 1 0 0 0 0 0 2			
Steve Yeager, R (1, 2) OBP: 0.336, SLG: 0.500	0-0 SF8			0-0 5-3			0-0 F5	0-0 HR		4 1 1 2 0 0 2			
Bill Russell, R (1, 6) OBP: 0.328, SLG: 0.405	0-0 F9			0-0 1B SF8 1B			4-0 BB	0-0 2B 3B		3 2 2 0 1 0 1			
Doug Rau, L (1, 1) OBP: 0.350, SLG: 0.250			0-0 E 1B	0-0 FC6 1B			0-3 K	0-0 1-3		4 1 2 0 0 1 2			
Inning Stats	R: 0 E: 0 K: 0 S: 3 H: 0 LOB: 0 BB: 0 P: 3	R: 1 E: 0 K: 0 S: 4 H: 1 LOB: 1 BB: 1 P: 8	R: 3 E: 1 K: 0 S: 7 H: 3 LOB: 1 BB: 0 P: 7	R: 1 E: 0 K: 0 S: 5 H: 2 LOB: 1 BB: 0 P: 5	R: 0 E: 0 K: 0 S: 3 H: 0 LOB: 0 BB: 0 P: 3	R: 0 E: 0 K: 1 S: 5 H: 0 LOB: 1 BB: 1 P: 9	R: 0 E: 0 K: 1 S: 6 H: 1 LOB: 2 BB: 1 P: 10	R: 3 E: 0 K: 0 S: 6 H: 4 LOB: 1 BB: 1 P: 10	R: 0 E: 1 K: 0 S: 3 H: 0 LOB: 2 BB: 1 P: 7	1B: 6 2B: 2 3B: 1 HR: 2 SF: 2 SAC: 0 DP: 1 HBP: 0	WP: 0 PB: 0 SB: 2 CS: 0 PA: 43		
PITCHER	IP WLS BF H R ER SO BB IBB HBP BLK WP HR S P ERA WHIP											PITCHER	IP WLS BF H R ER SO BB IBB HBP BLK WP HR S P ERA WHIP
Ken Reynolds, L (1, 1) ERA: 4.15	3.1 L 18 6 5 2 0 1 1 0 0 0 0 0 17 21 5.40 2.100												
Dan Spillner, R (4, 1) ERA: 2.7	2.2 9 0 0 0 1 1 0 0 0 0 0 0 10 14 0.00 0.375												
Rich Folkers, L (7, 1) ERA: 5.5	1.1 10 4 3 3 1 1 1 1 0 0 0 2 10 18 20.25 3.750												
Dave Tomlin, L (8, 1) ERA: 6.0	0.2 2 1 0 0 0 0 0 0 0 0 0 0 2 2 0.00 1.500												
Butch Metzger, R (9, 1) ERA: 0.92	1.0 4 0 0 0 0 0 1 0 0 0 0 0 3 7 0.00 1.000												

Los Angeles Dodgers @ San Diego Padres
San Diego Stadium, San Diego, CA
Wed May 26 1976, 10:05 PM EDT
Att: 18,751 - Unknown

livebaseballscorecards.com

AB	36
R	8
H	11
RBI	6
BB	5
SO	2
LOB	18




Batter	1	2	3	4	5	6	7	8	9	AB	R	H	RBI	BB	SO	LOB
Pete Rose, S OBP: 0.452, SLG: 0.476 (1, 5)	0-0 E4 PB HR 1B	0-0 F7		0-0 4-3		0-0 L9		0-0 F7		5	1	1	0	0	0	2
Ken Griffey, L OBP: 0.404, SLG: 0.473 (1, 9)	4-0 HR BB 2-3	0-0 2-H 1B		0-0 F8			0-0 F8	0-0 4-3		4	1	1	1	1	0	0
Joe Morgan, L OBP: 0.445, SLG: 0.557 Doug Flynn, R OBP: 0.279, SLG: 0.262 (1, 4) (8, 4)	0-0 1-H 3-H HR	0-0 G3		0-3 K			0-0 HR 3B	0-0 FC5-4 1B		4	2	2	3	0	1	1
Tony Perez, R OBP: 0.327, SLG: 0.397 (1, 3)	0-3 K		0-0 F9		0-0 F9		4-0 HR BB	0-0 FC5-4 1-2f		4	1	0	0	1	1	1
George Foster, R OBP: 0.390, SLG: 0.565 (1, 7)	0-0 F8		0-0 4-3 1B 1B		0-3 K2-3		0-0 1-H 3-H HR			4	1	2	3	0	1	0
Johnny Bench, R OBP: 0.336, SLG: 0.488 (1, 2)	0-0 HR		0-0 1-2 4-3 1B		0-0 4-3		0-0 2B 2B			4	2	3	1	0	0	0
Dave Concepcion, R OBP: 0.320, SLG: 0.354 (1, 6)	0-0 6-3		0-0 1-2 2-3 4-3		0-0 6-3		0-0 F9			4	0	0	0	0	0	3
Cesar Geronimo, L OBP: 0.390, SLG: 0.427 (1, 8)		4-0 S 1B BB	4-0 FC6-4 IBB		0-0 SH3 1B		0-0 WP 2B			2	1	2	1	2	0	0
Pat Zachry, R OBP: 0.278, SLG: 0.235 (1, 1)		0-3 K 1-2	0-0 FC6-4 1-2f		0-0 SH3 1-2		0-0 G3 2-3			3	0	0	0	0	1	5

Inning Stats	R: 4	H: 3	LOB: 0	K: 1	S: 8	P: 12	R: 1	H: 1	LOB: 1	K: 1	S: 6	P: 10	R: 0	H: 2	LOB: 3	K: 0	S: 5	P: 9	R: 0	H: 0	LOB: 0	K: 1	S: 5	P: 5	R: 0	H: 1	LOB: 1	K: 0	S: 4	P: 4	R: 4	H: 4	LOB: 1	K: 0	S: 7	P: 11	R: 0	H: 1	LOB: 1	K: 0	S: 4	P: 4				
Don Sutton, R ERA: 4.74 (1, 1)	6.0	WLS	L	28	H	7	R	5	ER	5	SO	4	BB	2	IBB	1	HBP	0	BLK	0	WP	0	HR	2	S	33	P	45	ERA	7.50	WHIP	1.500														
Mike Marshall, R ERA: 3.04 (7, 1)	2.0			12	H	5	R	4	ER	4	SO	0	BB	1	IBB	0	HBP	0	BLK	0	WP	1	HR	1	S	11	P	15	ERA	18.00	WHIP	3.000														

Los Angeles Dodgers @ Cincinnati Reds
Riverfront Stadium, Cincinnati, OH
Fri May 28 1976, 7:05 PM EDT
Att. 35,197 - Unknown

AB	35
R	9
H	12
RBI	9
BB	4
SO	4
LOB	12



1B: 6	SF: 0	WP: 1	PA: 40
2B: 2	SAC: 1	PB: 1	
3B: 1	DP: 0	SB: 1	
HR: 3	HBP: 0	CS: 0	

Los Angeles Dodgers @ Cincinnati Reds

Riverfront Stadium, Cincinnati, OH

Sat May 29 1976, 3:33 AM EDT
Att: 40,112 - Unknown

AB	32
R	5
H	8
RBI	5
BB	2
SO	6
LOB	14



Batter	1	2	3	4	5	6	7	8	9	AB	R	H	RBI	BB	SO	LOB
Davey Lopes, R (1, 4) OBP: 0.291, SLG: 0.321	0-0 G3 S 1B	0-0 SF8		0-0 4-3		0-0 F2			0-0 F7	4	0	1	1	0	0	1
Bill Buckner, L (1, 7) OBP: 0.324, SLG: 0.442	0-0 G3 1-3	0-0 4-3		0-0 3B			0-0 S 1B		0-3 K	5	0	2	1	0	1	2
Steve Garvey, R (1, 3) OBP: 0.367, SLG: 0.432	0-0 4-3		0-0 HR	0-0 F8			0-0 F7 1-3			4	1	1	1	0	0	3
Ron Cey, R (1, 5) OBP: 0.399, SLG: 0.500	0-3 K		0-0 E6 FC2-6		0-0 L6		0-0 5-3			4	0	0	0	0	1	2
Joe Ferguson, R (1, 9) OBP: 0.326, SLG: 0.405		0-0 HBP BB 1B	4-0 FC2-6 BB		0-3 K		0-0 L6			3	1	1	0	1	1	1
Dusty Baker Jr., R (1, 8) OBP: 0.298, SLG: 0.307		4-0 HBP 1B	0-0 FC2-6 G5-4-3		0-0 1B			0-0 F9		3	1	1	0	1	0	2
Steve Yeager, R (1, 2) OBP: 0.323, SLG: 0.471		1-0 SH1-4 1B	0-0 G5-4-3		0-3 K			0-3 K		3	1	0	0	0	2	3
Bill Russell, R (1, 6) OBP: 0.325, SLG: 0.398		0-0 SH1-4 1B		0-0 4-3 SH1-4 3B		0-0 F9		0-0 4-3		4	1	2	2	0	0	0
Rick Rhoden, R (1, 1) OBP: 0.250, SLG: 0.300		0-0 SH1-4		0-0 SH1-4		0-3 K			0-0 P6	2	0	0	0	0	1	0
Mike Marshall, R (9, 1)		0-0 SH1-4		0-0 SH1-4						0	0	0	0	0	0	0

Inning	1	2	3	4	5	6	7	8	9	1B	SF	2B	SAC	3B	DP	HR	HBP	WP	PA
1	R: 0 H: 1 E: 0 LOB: 1 K: 1 BB: 0 S: 6 P: 6	R: 3 H: 2 E: 0 LOB: 1 K: 0 BB: 1 S: 5 P: 10	R: 1 H: 1 E: 1 LOB: 1 K: 0 BB: 1 S: 4 P: 8	R: 1 H: 2 E: 0 LOB: 1 K: 0 BB: 0 S: 5 P: 5	R: 0 H: 1 E: 0 LOB: 1 K: 2 BB: 0 S: 8 P: 8	R: 0 H: 0 E: 0 LOB: 0 K: 1 BB: 0 S: 5 P: 5	R: 0 H: 1 E: 0 LOB: 1 K: 0 BB: 0 S: 4 P: 4	R: 0 H: 0 E: 0 LOB: 0 K: 1 BB: 0 S: 5 P: 5	R: 0 H: 0 E: 0 LOB: 0 K: 1 BB: 0 S: 5 P: 5	1B: 6 SF: 1 2B: 0 SAC: 2 3B: 1 DP: 1 HR: 1 HBP: 1	WP: 0 PA: 38								


PITCHER	IP	WLS	BF	H	R	ER	SO	BB	IBB	HBP	BLK	WP	HR	S	P	ERA	WHIP
Jack Billingham, R (1, 1) ERA: 4.25	5.0		25	7	5	5	3	2	0	1	0	0	1	28	37	9.00	1.800
Pedro Borbon, R (6, 1) ERA: 4.21	2.0		7	1	0	0	1	0	0	0	0	0	0	9	9	0.00	0.500
Rawly Eastwick, R (8, 1) ERA: 3.3	2.0	W	6	0	0	0	2	0	0	0	0	0	0	10	10	0.00	0.000

Batter	1	2	3	4	5	6	7	8	9	AB	R	H	RBI	BB	SO	LOB
Pete Rose, S OBP: 0.441, SLG: 0.462 (1, 5)	0-0 F7	0-0 F7			0-0 G4-6-3		0-0 L6		0-0 3-1	5	0	0	1	0	0	4
Ken Griffey, L OBP: 0.410, SLG: 0.487 (1, 9)	4-0 2B		0-0 4-3		0-0 2B		0-0 F8		0-0 1B	4	2	2	1	1	0	1
Joe Morgan, L OBP: 0.450, SLG: 0.575 (1, 4)	0-0 3B		0-0 F8		0-0 2B		0-0 F7		0-0 1B	5	1	3	2	0	0	0
Tony Perez, R OBP: 0.331, SLG: 0.417 (1, 3)	0-0 P6		4-0 BB				0-0 F8			3	1	1	1	1	0	1
George Foster, R OBP: 0.387, SLG: 0.570 (1, 7)	0-0 3B		0-0 F7				0-0 F8		0-0 F8	4	0	1	1	0	0	1
Johnny Bench, R OBP: 0.333, SLG: 0.481 (1, 2)	0-0 1-3			0-0 F7			0-0 FC5-4		0-3 K	4	0	1	0	0	1	1
Dave Concepcion, R OBP: 0.324, SLG: 0.358 (1, 6)		0-0 F8		0-0 4-3			0-0 FC5-4			4	1	2	0	0	0	1
Cesar Geronimo, L OBP: 0.393, SLG: 0.430 (1, 8)		0-0 F8		0-0 4-3					0-0 1B	4	1	2	0	0	0	1
Jack Billingham, R OBP: 0.333, SLG: 0.318 (5, PH)		0-0 1B			4-0 G4-6-3				0-0 F8	1	0	1	0	0	0	0
Mike Luff, L OBP: 0.347, SLG: 0.359 (6, 1)										0	0	0	0	1	0	0
Pedro Borbon, R OBP: 0.500, SLG: 0.500 (7, PH)										0	0	0	0	0	0	0
Dan Driessen, L OBP: 0.329, SLG: 0.340 (8, 1)										1	0	0	0	0	0	1
Rawly Eastwick, R OBP: 0.364, SLG: 0.364 (9, PH)										0	0	0	0	0	0	0

Inning Stats	R: 2	H: 2	E: 0	K: 0	S: 5	LOB: 1	BB: 1	P: 9	R: 0	H: 1	E: 0	K: 0	S: 4	LOB: 1	BB: 0	P: 4	R: 0	H: 0	E: 0	K: 0	S: 3	LOB: 1	BB: 1	P: 7	R: 0	H: 1	E: 0	K: 0	S: 3	LOB: 0	BB: 0	P: 3	R: 0	H: 2	E: 0	K: 0	S: 3	LOB: 2	BB: 1	P: 7	R: 0	H: 1	E: 0	K: 0	S: 4	LOB: 1	BB: 0	P: 4	R: 0	H: 1	E: 0	K: 0	S: 4	LOB: 1	BB: 0	P: 4	R: 1	H: 1	E: 0	K: 1	S: 6	LOB: 0	BB: 0	P: 6	R: 3	H: 4	E: 0	K: 0	S: 6	LOB: 1	BB: 0	P: 6	1B: 8	SF: 0	2B: 2	SAC: 1	3B: 2	DP: 1	HR: 1	HBP: 0	WP: 0	PA: 39
PITCHER	IP	WLS	BF	H	R	ER	SO	BB	IBB	HBP	BLK	WP	HR	S	P	ERA	WHIP																																																																	
Rick Rhoden, R ERA: 2.92 (1, 1)	8.0		34	10	4	4	1	3	0	0	0	0	0	33	45	4.50	1.625																																																																	
Mike Marshall, R ERA: 3.33 (9, 1)	0.2	L	5	3	2	2	0	0	0	0	0	0	0	5	5	27.00	4.500																																																																	

Los Angeles Dodgers @ Cincinnati Reds
Riverfront Stadium, Cincinnati, OH
Sat May 29 1976, 3:33 AM EDT
Att. 40,112 - Unknown

AB	35
R	6
H	13
RBI	6
BB	3
SO	1
LOB	11



Batter	1	2	3	4	5	6	7	8	9	AB	R	H	RBI	BB	SO	LOB
Dave Concepcion, R OBP: 0.337, SLG: 0.380 (1, 6)	4-0 E 1B BB	0-0 1-3 2B		0-0 1B 2B		0-0 BB 1B		0-3 K	0-0 PO	4	2	3	0	1	1	0
Ken Griffey, L OBP: 0.415, SLG: 0.487 (1, 9)	0-0 E2 FC6-4 1B 1-3	0-0 P7		0-0 S S 1B 2-H		4-0 S BB 1-2		0-3 K2-3		4	1	2	1	1	1	2
Johnny Bench, R OBP: 0.348, SLG: 0.481 (1, 2)	0-0 FC6-4 1-2 3-H 1B	0-0 P3		4-0 S BB 1-2		4-0 BB BB 1-3		4-0 S BB		2	0	1	1	3	0	2
Tony Perez, R OBP: 0.333, SLG: 0.419 (1, 3)	0-0 FC6-4 1-3 1-2 2-3 1B		0-0 S FC4-2 2B	0-3 K 1-2 2-3		0-0 F3		4-0 1-2 BB		4	1	1	0	1	1	6
George Foster, R OBP: 0.381, SLG: 0.555 (1, 8) (8, 7)	0-0 1-3 1-2 1B		0-0 6-3 2-3	0-0 6-3		4-0 1-2 BB		0-0 F9		4	0	0	0	1	0	7
Bob Bailey, R OBP: 0.320, SLG: 0.511 Rawly Eastwick, R (7, 1) Dan Driessen, L OBP: 0.323, SLG: 0.333 (9, PH)	0-0 1B 2-H 3-H		0-0 FC4-2 1B 3-H		0-3 K	0-0 L6		0-3 K		4	0	1	2	0	1	4
Ed Armbrister, R OBP: 0.467, SLG: 0.467 Cesar Geronimo, L OBP: 0.390, SLG: 0.426 (8, 8)		0-0 SH2-3 S FC 1B	0-0 1-2 1B		0-3 K		0-0 CS 1B		0-0 F8	4	1	3	0	0	1	0
Doug Flynn, R OBP: 0.267, SLG: 0.250 Joe Morgan, L OBP: 0.451, SLG: 0.570 (7, PH) (8, 4)		0-0 SH2-3 1-3	0-0 F4-3		0-0 F6		0-0 4-3		4-0 PO S BB	2	0	0	0	0	0	2
Gary Nolan, R OBP: 0.217, SLG: 0.182 Pedro Borbon, R OBP: 0.333, SLG: 0.333 Pete Rose, S OBP: 0.442, SLG: 0.460 (7, 5)		0-0 FC 2B 3-H		0-3 K	0-0 L5		0-0 F9		4-0 BB	2	0	0	1	0	1	0

Inning Stats	R: 3	H: 3	LOB: 1	K: 0	S: 5	P: 9	R: 1	H: 2	LOB: 2	K: 0	S: 6	P: 6	R: 0	H: 2	LOB: 2	K: 0	S: 5	R: 0	H: 0	LOB: 1	K: 2	S: 8	P: 8	R: 0	H: 1	LOB: 3	K: 0	S: 3	P: 15	R: 0	H: 1	LOB: 0	K: 0	S: 3	R: 0	H: 0	LOB: 2	K: 2	S: 7	P: 15	R: 0	H: 0	LOB: 1	K: 1	S: 4	P: 12	1B: 8	2B: 3	3B: 0	HR: 0	SF: 0	SAC: 1	DP: 0	HBP: 0	WP: 0	PA: 46
--------------	------	------	--------	------	------	------	------	------	--------	------	------	------	------	------	--------	------	------	------	------	--------	------	------	------	------	------	--------	------	------	-------	------	------	--------	------	------	------	------	--------	------	------	-------	------	------	--------	------	------	-------	-------	-------	-------	-------	-------	--------	-------	--------	-------	--------

PITCHER	IP	WLS	BF	H	R	ER	SO	BB	IBB	HBP	BLK	WP	HR	S	P	ERA	WHIP
Tommy John, L ERA: 3.31 (1, 1)	3.1		21	9	5	5	1	2	0	0	0	0	0	21	29	13.50	3.300
Charlie Hough, R ERA: 2.27 (4, 1)	5.2	W	24	2	0	0	6	7	0	0	0	0	0	29	57	0.00	1.588

BOTTOM

Los Angeles Dodgers @ Cincinnati Reds
Riverfront Stadium, Cincinnati, OH
Sun May 30 1976, 3:33 AM EDT
Unknown

livebaseballscorecards.com

AB	35
R	5
H	11
RBI	5
BB	9
SO	7
LOB	25



Los Angeles Dodgers @ Cincinnati Reds
 Riverfront Stadium, Cincinnati, OH
 Sun May 30 1976, 3:38 AM EDT
 Att: 51,211 - Unknown

AB	33
R	2
H	7
RBI	2
BB	4
SO	3
LOB	24



WP	1	PA	38
PB	0		
SB	1		
CS	0		

Batter	1	2	3	4	5	6	7	8	9	AB	R	H	RBI	BB	SO	LOB				
Davey Lopes, R (1, 4) OBP: 0.309, SLG: 0.329	0-0 P4	4-0 BB			0-0 FC6-4 1B		0-0 F8		4-0 BB	2	0	1	0	1	0	0				
Ed Goodson, L (7, PH) OBP: 0.316, SLG: 0.406										0	0	0	0	0	0	0				
Joe Ferguson, R (7, PH) OBP: 0.333, SLG: 0.405										1	0	0	0	0	0	1				
Stan Wall, L (7, 1)										0	0	0	0	0	0	0				
Ellie Rodriguez, R (9, PH) OBP: 0.636, SLG: 0.500										0	0	0	0	1	0	0				
Bill Buckner, L (1, 7) OBP: 0.318, SLG: 0.432	4-0 S 2B BB	0-0 L5			0-0 FC6-4 1B		0-0 F6-3		0-0 F8	4	1	0	0	1	0	7				
Steve Garvey, R (1, 3) OBP: 0.361, SLG: 0.435	0-0 F6 2B 1-2				0-0 4-3		0-0 F8			4	0	0	0	0	0	5				
Ron Cey, R (1, 5) OBP: 0.412, SLG: 0.528	0-0 L5				0-0 F6		0-0 F9			4	0	1	0	0	0	4				
Henry Cruz, L (1, 9) OBP: 0.277, SLG: 0.467	0-0 2B 1-3 2-H				0-0 F8		0-0 F2			3	0	1	1	0	0	0				
Dusty Baker Jr., R (8, PH) OBP: 0.305, SLG: 0.310									0-0 F6-4-3 1B	1	0	1	0	0	0	0				
Steve Yeager, R (1, 2) OBP: 0.314, SLG: 0.456	0-0 F8				0-0 F9		0-0 F3		0-3 K	4	0	0	0	0	1	4				
Joe Simpson, L (1, 8) OBP: 0.125, SLG: 0.125					0-0 F7		0-3 K			3	0	1	0	0	1	0				
Manny Mota, R (8, PH) OBP: 0.375, SLG: 0.357									0-0 F6-4-3 1B	1	0	0	0	0	0	2				
Bill Russell, R (1, 6) OBP: 0.311, SLG: 0.402		0-3 K			0-0 P5				0-0 F9	4	1	1	1	0	1	1				
Burt Hooton, R (1, 1) OBP: 0.300, SLG: 0.278										1	0	1	0	0	0	0				
Danny Walton, R (7, PH)										0	0	0	0	1	0	0				
Ted Sizemore, R (7, PR) OBP: 0.281, SLG: 0.267		0-0 SH1-4			0-0 FC6-4 1B		4-0 WP BB		0-0 4-3	1	0	0	0	0	0	0				
Inning Stats	R: 1 H: 1 E: 1 K: 0 S: 5	H: 1 LOB: 2 BB: 1 P: 9	R: 0 H: 1 E: 0 K: 1 S: 6	H: 1 LOB: 2 BB: 1 P: 10	R: 0 H: 0 E: 0 K: 0 S: 3	H: 0 LOB: 0 BB: 0 P: 3	R: 0 H: 0 E: 0 K: 0 S: 3	H: 0 LOB: 0 BB: 0 P: 3	R: 0 H: 2 E: 0 K: 1 S: 5	H: 2 LOB: 2 BB: 0 P: 5	R: 0 H: 0 E: 0 K: 1 S: 5	H: 0 LOB: 0 BB: 0 P: 5	R: 1 H: 1 E: 0 K: 0 S: 4	H: 1 LOB: 2 BB: 1 P: 8	R: 0 H: 2 E: 0 K: 1 S: 6	H: 2 LOB: 1 BB: 0 P: 6	R: 0 H: 0 E: 0 K: 0 S: 3	H: 0 LOB: 1 BB: 1 P: 7	1B: 5 SF: 0 2B: 1 SAC: 1 3B: 0 DP: 1 HR: 1 HBP: 0	WP: 1 PA: 38
PITCHER	IP WLS BF H R ER SO BB IBB HBP BLK WP HR S P ERA WHIP																			
Santo Alcala, R (1, 1) ERA: 3.86	6.0 W 27 5 2 1 2 3 0 0 0 0 1 28 40 1.50 1.333																			
Will McEnaney, L (7, 1) ERA: 5.19	3.0 S 11 2 0 0 1 1 0 0 0 1 0 12 16 0.00 1.000																			

livebaseballscorecards.com

Batter	1	2	3	4	5	6	7	8	9	10	11	12	AB	R	H	RBI	BB	SO	LOB	TOP												
Larry Herndon, R OBP: 0.453, SLG: 0.500 (1, 8)	0-0 PB SH5-3 1B		0-0 F2		0-0 F8		0-0 L5		0-0 G4-3			0-0 1B 1B	7	1	2	0	0	0	5													
Derrel Thomas, S OBP: 0.314, SLG: 0.311 (1, 4)	0-0 SH5-3 1-2		0-0 F3		0-0 2B			0-0 F7		0-0 F8		0-0 1B 1B	6	1	2	0	0	0	2													
Chris Speier, R OBP: 0.345, SLG: 0.331 (1, 6)	0-0 F6 2-3		0-0 1B		0-0 6-3			0-0 G3 2B		0-0 F8		0-0 1B 2B 1B	6	1	3	0	0	0	2													
Bobby Murcer, L OBP: 0.367, SLG: 0.348 (1, 9)	0-0 L9		0-0 G3			0-0 G3		0-0 G3 2-3		0-0 G3		0-0 1B 2B 1B	6	1	1	2	0	0	3													
Gary Matthews, R OBP: 0.325, SLG: 0.379 (1, 7)		0-0 F9		4-0 G4-6-3 BB		4-0 G3-6-3-4 BB		0-0 6-3			0-0 1-3	0-3 K	4	0	0	0	2	1	3													
Willie Montanez, L OBP: 0.368, SLG: 0.448 (1, 3)	0-0 WP 2B		0-0 G4-6-3		0-0 G3-6-3-4				0-0 SH5-4 1B		0-0 F7	4-0 2B 1B	5	2	2	0	1	0	2													
Ken Reitz, R OBP: 0.296, SLG: 0.330 (1, 5)	0-0 5-3 2-3		0-0 FC6-4 1B		0-0 FC6-4		0-0 F9		0-0 E4 1B SH5-4		1-0 1B HBP	0-0 E 1B 2B	5	1	2	2	0	0	2													
Mike Sadek, R OBP: 0.432, SLG: 0.406 (1, 2)	4-0 BB		0-0 FC6-4		0-0 K2-3		0-0 SH1-4 1B		0-0 SH5-4		0-0 HBP	0-0 E5 3-1 1B	2	0	1	0	1	0	1													
Glenn Adams, L OBP: 0.261, SLG: 0.304 (11, PH)		4-0 BB							1-2 2-3		0-0 1B	0-0 E 1B 2B	1	0	1	0	0	0	0													
Craig Robinson, R OBP: 1.000, SLG: 1.000 (11, PR)									1-2 2-3		1-3 1B	0-0 E 1B 2B	0	0	0	0	0	0	0													
Marc Hill, R OBP: 0.218, SLG: 0.302 (11, 2)									2-3 3-H		0-0 1B	0-0 E 1B 2B	1	0	0	1	0	0	1													
Jim Barr, R OBP: 0.296, SLG: 0.118 (9, PH)		0-3 K							0-0 G4-3 1B		0-0 1-3	0-0 E 1B 2B	2	0	0	0	0	2	2													
Chris Arnold, R OBP: 0.200, SLG: 0.258 (9, 1)												1-2 3-H	1	0	1	1	0	0	0													
Gary Lavelle, S OBP: 0.200, SLG: 0.200 (10, 1)													0	0	0	0	0	0	0													
Dave Heaverlo, R OBP: 0.296, SLG: 0.321 (11, PH)													0	0	0	0	0	0	0													
Von Joshua, L OBP: 0.296, SLG: 0.321 (11, PH)													1	0	0	0	0	0	2													
Randy Moffitt, R OBP: 0.097, SLG: 0.667 (11, 1)													1	0	1	1	0	0	0													
Inning Stats	R: 0 E: 0 K: 0 S: 4	H: 1 LOB: 1 BB: 0 P: 4	R: 0 E: 0 K: 1 S: 6	H: 1 LOB: 2 BB: 1 P: 10	R: 0 E: 0 K: 0 S: 4	H: 1 LOB: 1 BB: 0 P: 4	R: 0 E: 0 K: 0 S: 3	H: 1 LOB: 1 BB: 1 P: 7	R: 0 E: 0 K: 1 S: 6	H: 1 LOB: 1 BB: 0 P: 6	R: 0 E: 0 K: 0 S: 2	H: 1 LOB: 1 BB: 0 P: 4	R: 0 E: 0 K: 0 S: 3	H: 1 LOB: 2 BB: 0 P: 5	R: 0 E: 0 K: 0 S: 4	H: 1 LOB: 2 BB: 0 P: 5	R: 6 E: 1 K: 1 S: 12	H: 6 LOB: 2 BB: 1 P: 16	1B: 12 2B: 4 3B: 0 HR: 0	SF: 0 SAC: 3 DP: 3 HBP: 1	WP: 1 PB: 1 SB: 0 CS: 0	PA: 56										
PITCHER	IP WLS BF H R ER SO BB IBB HBP BLK	ERA WHIP																														
Doug Rau, L ERA: 2.56 (1, 1)	10.0	40	9	1	0	2	3	0	0	0	0	0	0.00	1.200																		
Mike Marshall, R ERA: 4.18 (11, 1)	2.0	16	7	6	6	1	0	1	1	0	0	0	27.00	3.500																		

San Francisco Giants @ Los Angeles Dodgers
 Dodger Stadium, Los Angeles, CA
 Mon May 31 1976, 7:05 PM PDT
 Att. 32,071 - Unknown

livebaseballscorecards.com

AB	48
R	7
H	16
RBI	7
BB	4
SO	3
LOB	25



Batter	1	2	3	4	5	6	7	8	9	10	11	12	AB	R	H	RBI	BB	SO	LOB
Davey Lopes, R OBP: 0.303, SLG: 0.333 (1, 4)	0-0 5-3		0-0 G4-6-3			0-0 2B		0-0 5-3			0-0 F8		5	0	1	0	0	0	1
Bill Buckner, L OBP: 0.315, SLG: 0.426 (1, 7)	0-0 4-3			0-0 6-3		0-0 F7			0-0 G3		0-0 1B		5	0	1	0	0	0	1
Steve Garvey, R OBP: 0.352, SLG: 0.423 (1, 3)	0-0 L6			0-0 4-3		0-0 6-3			0-0 4-3		0-0 G6-4-3		5	0	0	0	0	0	1
Ron Cey, R OBP: 0.414, SLG: 0.524 (1, 5)		0-0 4-3			0-3 K				0-0 2B			0-0 1B	3	0	1	0	1	1	0
Rick Auerbach, R OBP: 0.200, SLG: 0.111 (9, PR)						0-0 FC5 1B							0	1	0	0	0	0	0
Henry Cruz, L OBP: 0.288, SLG: 0.475 (12, PH)													1	0	1	0	0	0	0
Joe Ferguson, R OBP: 0.342, SLG: 0.426 (1, 9)		0-0 2B			0-0 G4-6-3 1B			0-0 F2		0-0 1B 2B		0-0 F8	5	0	3	1	0	0	2
Dusty Baker Jr., R OBP: 0.307, SLG: 0.313 (1, 8)		0-0 F8			0-0 G4-6-3 1B			0-0 1B		0-0 1B		0-3 K	5	0	2	0	0	1	3
Steve Yeager, R OBP: 0.303, SLG: 0.438 (1, 2)		0-3 K			0-0 F2			0-0 FC5			0-0 1-3		5	0	0	0	0	1	4
Bill Russell, R OBP: 0.301, SLG: 0.389 (1, 6)			0-0 6-3			0-0 5-3		0-0 6-3		0-0 E6			4	0	0	0	0	0	0
Doug Rau, L OBP: 0.348, SLG: 0.263 (1, 1)			0-0 1B			0-0 F7		0-0 1-3		0-0 G4-6-3			3	0	1	0	0	0	0
Ed Goodson, L OBP: 0.308, SLG: 0.394 (10, PH)											0-0 G4-6-3		1	0	0	0	0	0	1
Mike Marshall, R (11, 1)											0-0 1-2f		0	0	0	0	0	0	0

Inning Stats	R: 0	H: 0	E: 0	K: 0	S: 3	R: 0	H: 1	E: 0	K: 1	S: 6	R: 0	H: 1	E: 0	K: 0	S: 3	R: 0	H: 0	E: 0	K: 1	S: 5	R: 0	H: 1	E: 0	K: 0	S: 3	R: 0	H: 1	E: 0	K: 0	S: 4	R: 0	H: 1	E: 0	K: 0	S: 4	R: 0	H: 0	E: 0	K: 0	S: 3	R: 1	H: 3	E: 0	K: 0	S: 5	R: 0	H: 0	E: 1	K: 0	S: 3	R: 0	H: 1	E: 0	K: 1	S: 6	1B: 7	2B: 3	3B: 0	HR: 0	SF: 0	SAC: 0	DP: 4	HBP: 0	WP: 0	PA: 43
--------------	------	------	------	------	------	------	------	------	------	------	------	------	------	------	------	------	------	------	------	------	------	------	------	------	------	------	------	------	------	------	------	------	------	------	------	------	------	------	------	------	------	------	------	------	------	------	------	------	------	------	------	------	------	------	------	-------	-------	-------	-------	-------	--------	-------	--------	-------	--------

PITCHER	IP	WLS	BF	H	R	ER	SO	BB	IBB	HBP	BLK	WP	HR	S	P	ERA	WHIP
Jim Barr, R ERA: 3.39 (1, 1)	8.0		28	5	0	0	2	1	0	0	0	0	0	31	35	0.00	0.750
Gary Lavelle, L ERA: 1.52 (9, 1)	1.0		5	3	1	1	0	0	0	0	0	0	0	5	5	9.00	3.000
Dave Heaverlo, R ERA: 3.58 (10, 1)	1.0		3	0	0	0	0	0	0	0	0	0	0	3	3	0.00	0.000
Randy Moffitt, R ERA: 3.06 (11, 1)	2.0	W	7	2	0	0	1	0	0	0	0	0	0	9	9	0.00	1.000

San Francisco Giants @ Los Angeles Dodgers
Dodger Stadium, Los Angeles, CA
 Mon May 31 1976, 7:05 PM PDT
 Att: 32,071 - Unknown

livebaseballscorecards.com

AB 42
 R 1
 H 10
 RBI 1
 BB 1
 SO 3
 LOB 13



Batter	1	2	3	4	5	6	7	8	9	AB R H RBI BB SO LOB	TOP																				
Larry Herndon, R (1, 8) OBP: 0.438, SLG: 0.479	0-0 6-3		0-0 F3		0-0 6-3		0-0 F8		0-0 1B S 1B	5 1 1 0 0 0 3																					
Derrel Thomas, S (1, 4) OBP: 0.311, SLG: 0.309	0-0 F9		0-0 F2		0-0 4-3		0-0 F9		0-0 1B S 1B	5 1 1 0 0 0 3																					
Bobby Murcer, L (1, 9) OBP: 0.368, SLG: 0.342	0-0 L9		0-0 6-3			0-3 K		4-0 E E	4-0 1B BB	3 1 0 0 2 1 3																					
Gary Matthews, R (1, 7) OBP: 0.332, SLG: 0.385		0-3 K		0-0 4-3		0-0 1B S 1B		0-3 K2-3	0-0 1B BB	5 2 3 2 0 2 1																					
Willie Montanez, L (1, 3) OBP: 0.369, SLG: 0.447		0-0 F6 1B		0-0 4-3		0-0 1B 1B		0-0 E5	0-0 3-1	5 1 2 1 0 0 3																					
Chris Speier, R (1, 6) OBP: 0.343, SLG: 0.330		0-0 F6 1-2		0-0 6-3 1B		0-0 F2		0-0 F8		4 0 1 1 0 0 3																					
Ken Reitz, R (1, 5) OBP: 0.300, SLG: 0.333			0-0 SH 1B		0-0 6-3		0-0 1B 1B		0-0 6-3	4 0 2 1 0 0 2																					
Dave Rader, L (1, 2) OBP: 0.286, SLG: 0.281			4-0 SH BB		0-0 F5		0-0 F9		0-0 F7	3 0 0 0 1 0 2																					
Ed Halicki, R (1, 1) OBP: 0.263, SLG: 0.176			0-0 SH 1-2 2-3		0-3 K		0-3 K		0-3 K	3 0 0 0 0 3 0																					
Inning Stats	R: 0 E: 0 K: 0 S: 3	H: 0 LOB: 0 BB: 0 P: 3	R: 0 E: 0 K: 1 S: 5	H: 1 LOB: 0 BB: 0 P: 5	R: 0 E: 0 K: 0 S: 5	H: 1 LOB: 3 BB: 1 P: 9	R: 1 E: 0 K: 0 S: 5	H: 2 LOB: 1 BB: 0 P: 5	R: 0 E: 0 K: 1 S: 5	H: 0 LOB: 0 BB: 0 P: 5	R: 2 E: 0 K: 1 S: 8	H: 3 LOB: 1 BB: 0 P: 8	R: 0 E: 0 K: 1 S: 5	H: 0 LOB: 0 BB: 0 P: 5	R: 1 E: 2 K: 1 S: 6	H: 0 LOB: 1 BB: 1 P: 10	R: 2 E: 0 K: 1 S: 8	H: 3 LOB: 2 BB: 1 P: 12	1B: 10 2B: 0 3B: 0 HR: 0	SF: 0 SAC: 1 DP: 0 HBP: 0	WP: 0 PB: 0 SB: 5 CS: 0	PA: 41									
PITCHER Don Sutton, R (1, 1) ERA: 4.77	IP 9.0	WLS L	BF 41	H 10	R 6	ER 5	SO 6	BB 3	IBB 0	HBP 0	BLK 0	WP 0	HR 0	S 50	P 62	ERA 5.00	WHIP 1.444														
											PITCHER	IP	WLS	BF	H	R	ER	SO	BB	IBB	HBP	BLK	WP	HR	S	P	ERA	WHIP			

San Francisco Giants @ Los Angeles Dodgers
Dodger Stadium, Los Angeles, CA
Tue Jun 01 1976, 7:05 PM PDT
Att. 20,398 - Unknown

livebaseballscorecards.com

AB	37
R	6
H	10
RBI	5
BB	3
SO	6
LOB	20



Batter	1	2	3	4	5	6	7	8	9	AB R H RBI BB SO LOB	TOP													
Larry Herndon, R (1, 8) OBP: 0.424, SLG: 0.462	0-0 F8		0-0 1B		0-0 4-3		0-0 F8		0-0 6-3	5 0 1 1 0 0 1	<p>San Francisco Giants @ Los Angeles Dodgers Dodger Stadium, Los Angeles, CA</p> <p>Wed Jun 02 1976, 7:05 PM PDT Att. 22,109 - Unknown</p> <p>livebaseballscorecards.com</p>													
Derrel Thomas, S (1, 4) John D'Acquisto, R (7, 1) Steve Ontiveros, S (9, PH) OBP: 0.310, SLG: 0.307 OBP: 0.500, SLG: 0.500 OBP: 0.261, SLG: 0.175	0-0 F6		0-0 F9		0-0 1B		0-0 4-3		0-0 3-H 1B	4 0 1 0 0 0 1 0 0 0 0 0 0 0 1 0 1 0 0 0 0														
Bobby Murcer, L (1, 9) Chris Arnold, R (7, 4) OBP: 0.368, SLG: 0.358 OBP: 0.250, SLG: 0.242	0-3 K			0-0 HR	0-0 F7			0-0 6-3	0-0 F8	3 1 1 1 0 1 1 2 0 0 0 0 0 2														
Gary Matthews, R (1, 7) OBP: 0.330, SLG: 0.379		0-0 F6		4-0 1B BB BB	0-0 F9			0-0 5-3		3 0 0 0 1 0 1														
Willie Montanez, L (1, 3) OBP: 0.367, SLG: 0.443		0-3 K		0-0 F6		0-0 1-3		0-0 1B		4 0 1 0 0 1 1														
Chris Speier, R (1, 6) Craig Robinson, R (7, 6) OBP: 0.347, SLG: 0.332 OBP: 0.750, SLG: 0.750		0-0 F7		4-0 1B BB		0-0 1B		0-0 L5		2 0 1 0 1 0 0 1 0 0 0 0 0 1														
Ken Reitz, R (1, 5) OBP: 0.304, SLG: 0.337			0-3 K	0-0 1-2 2-3 1B		0-0 F2			0-0 2B 6-3 1B	4 1 2 0 0 1 1														
Dave Rader, L (1, 2) OBP: 0.284, SLG: 0.312			0-0 HR	0-0 F3		0-0 F8			0-0 F8	4 1 1 1 0 0 5														
John Montefusco, R (1, 1) Dave Heaverlo, R (3, 1) Mike Caldwell, R (3, 1) Glenn Adams, L (4, PH) Charlie Williams, R (4, 1) Gary Thomasson, L (7, PH) OBP: 0.233, SLG: 0.222 OBP: 0.167, SLG: 0.167 OBP: 0.259, SLG: 0.292 OBP: 0.333, SLG: 0.571			0-3 K	0-3 K		0-0 F9			0-0 1B 1-3 2B	1 0 0 0 0 0 1 0 0 0 0 0 0 0 0 0 0 0 0 0 0 0 0 0 1 0 0 0 0 0 1 3 0 0 0 0 0 0 0 0 2 0 1 0 0 0 0 0														
Inning Stats	R: 0 E: 0 K: 1 S: 5	H: 0 LOB: 0 BB: 0 P: 5	R: 0 E: 0 K: 1 S: 5	H: 0 LOB: 0 BB: 0 P: 5	R: 1 E: 0 K: 2 S: 9	H: 2 LOB: 1 BB: 0 P: 9	R: 1 E: 0 K: 1 S: 7	H: 2 LOB: 3 BB: 2 P: 15	R: 0 E: 0 K: 0 S: 4	H: 1 LOB: 1 BB: 0 P: 4		R: 0 E: 0 K: 0 S: 3	H: 0 LOB: 0 BB: 0 P: 3	R: 0 E: 0 K: 0 S: 4	H: 1 LOB: 1 BB: 0 P: 4	R: 0 E: 0 K: 0 S: 4	H: 1 LOB: 1 BB: 0 P: 4	R: 1 E: 0 K: 0 S: 6	H: 3 LOB: 2 BB: 0 P: 6	1B: 7 2B: 1 3B: 0 HR: 2	SF: 0 SAC: 0 DP: 0 HBP: 0	WP: 0 PB: 0 SB: 0 CS: 0	PA: 39	
PITCHER Rick Rhoden, R (1, 1) ERA: 2.93	IP 9.0	WLS W	BF 39	H 10	R 3	ER 3	SO 5	BB 2	IBB 0	HBP 0	BLK 0	WP 0	HR 2	S 47	P 55	ERA 3.00	WHIP 1.333						ERA 3.00	WHIP 1.333



Batter	1	2	3	4	5	6	7	8	9
Davey Lopes, R OBP: 0.306, SLG: 0.343 Ted Sizemore, R OBP: 0.278, SLG: 0.264	0-0 1B 2B	0-0 F7	0-0 1B 1B	0-0 FC6-4 1B		0-0 4-3		0-3 K	
Bill Buckner, L OBP: 0.311, SLG: 0.417	0-0 F3	0-0 FC6-4 1B	0-0 F7	0-0 1B			0-0 G3		
Steve Garvey, R OBP: 0.353, SLG: 0.426 Ed Goodson, L OBP: 0.300, SLG: 0.382	0-3 K	0-0 FC6-4	0-0 1B	0-0 4-3			0-0 1B 2B		
Ron Cey, R OBP: 0.412, SLG: 0.517 Rick Auerbach, R OBP: 0.200, SLG: 0.111	0-0 1B 1B		0-0 1B 2B 1B	0-0 F8		0-0 5-3	0-0 1B 1B		
Joe Ferguson, R OBP: 0.337, SLG: 0.413	0-0 1B		0-0 F9	4-0 FC4-6 2B BB		0-0 F8	0-0 F8		
Dusty Baker Jr., R OBP: 0.320, SLG: 0.319 Joe Simpson, L OBP: 0.125, SLG: 0.125	0-0 F5		0-0 2B 1B	4-0 FC4-6 BB		0-0 1B	0-0 1B		
Henry Cruz, L OBP: 0.278, SLG: 0.463		0-0 F7	0-0 SH 2B	0-0 FC4-6 2B 1B		0-0 F7	0-0 4-3		
Bill Russell, R OBP: 0.301, SLG: 0.391		0-0 S 1B 1B	0-0 E4 SH 1B	0-0 1B 2B		0-0 F9	0-0 1-3		
Rick Rhoden, R OBP: 0.292, SLG: 0.333		0-0 1B 1B	0-0 SH 1B	0-0 FC6-4 1B		0-0 6-3	0-0 F7		

Inning Stats	R: 1	H: 3	E: 0	LOB: 2	K: 1	BB: 0	S: 8	P: 8
	R: 1	H: 3	E: 0	LOB: 2	K: 0	BB: 0	S: 6	P: 6
	R: 5	H: 5	E: 1	LOB: 2	K: 0	BB: 0	S: 10	P: 10
	R: 3	H: 3	E: 0	LOB: 2	K: 0	BB: 2	S: 6	P: 14
	R: 0	H: 1	E: 0	LOB: 1	K: 0	BB: 0	S: 4	P: 4
	R: 0	H: 0	E: 0	LOB: 0	K: 0	BB: 0	S: 3	P: 3
	R: 1	H: 3	E: 0	LOB: 2	K: 0	BB: 0	S: 6	P: 6
	R: 0	H: 0	E: 0	LOB: 0	K: 1	BB: 0	S: 5	P: 5

PITCHER	IP	WLS	BF	H	R	ER	SO	BB	IBB	HBP	BLK	WP	HR	S	P	ERA	WHIP
John Montefusco, R ERA: 2.71	(1, 1)	2.1	L	16	9	5	5	1	0	0	0	0	0	18	18	19.29	3.857
Dave Heaverlo, R ERA: 3.58	(3, 1)	0.0		3	1	1	0	0	0	0	0	0	0	3	3	∞	∞
Mike Caldwell, L ERA: 4.52	(3, 1)	0.2		3	1	1	0	0	0	0	0	0	0	3	3	0.00	1.500
Charlie Williams, R ERA: 2.05	(4, 1)	3.0		15	4	3	3	0	2	0	0	0	0	13	21	9.00	2.000
John D'Acquisto, R ERA: 8.57	(7, 1)	2.0		9	3	1	1	1	0	0	0	0	0	11	11	4.50	1.500

BOTTOM

AB	R	H	RBI	BB	SO	LOB
5	1	2	1	0	0	2
1	0	0	0	0	1	0
5	0	2	0	0	0	3
5	1	2	1	0	1	5
0	0	0	0	0	0	0
5	1	3	2	0	0	2
0	0	0	0	0	0	0
4	1	1	0	1	0	2
4	1	3	0	1	0	2
0	0	0	0	0	0	0
5	2	1	2	0	0	5
5	3	2	1	0	0	1
4	1	2	4	0	0	0

San Francisco Giants @ Los Angeles Dodgers
Dodger Stadium, Los Angeles, CA
Wed Jun 02 1976, 7:05 PM PDT
Att. 22,109 - Unknown

AB	43
R	11
H	18
RBI	11
BB	2
SO	2
LOB	22

livebaseballscorecards.com



WP	PA
0	46
PB	0
SB	1
CS	0

Batter	1	2	3	4	5	6	7	8	9	10	AB	R	H	RBI	BB	SO	LOB
Larry Herndon, R (1.8) OBP: 0.411, SLG: 0.446	0-0 BB 1B 1B	0-0 FC6-4 1-2f		0-0 4-3		0-0 F9			0-3 K		5	0	1	0	0	1	2
Derrel Thomas, S (1.4) OBP: 0.312, SLG: 0.306	0-0 BB 1B 1-2		4-0 2B SF7 BB	0-0 5-3			0-0 4-3		0-0 G3		4	1	1	0	1	0	0
Chris Speier, R (1.6) OBP: 0.349, SLG: 0.339	0-0 F9		0-0 1B 2B		0-0 5-3		0-0 1B		0-0 6-3		5	1	2	0	0	0	2
Bobby Murcer, L (1.9) OBP: 0.364, SLG: 0.356	0-3 K		0-0 SF7		0-0 FC5-4 1B		0-0 F6		0-3 K		4	0	1	1	0	2	3
Gary Matthews, R (1.7) OBP: 0.332, SLG: 0.376	4-0 1-2 2-3 BB		0-0 G3 1B		0-0 FC5-4 1-2f		0-0 L6		0-0 6-3		4	0	1	1	1	0	2
Willie Montanez, L (1.3) OBP: 0.360, SLG: 0.434	0-0 F7		0-0 G3		0-0 F7			0-0 4-3			4	0	0	0	0	0	5
Ken Reitz, R (1.5) OBP: 0.313, SLG: 0.347		0-0 FC6-4 1B	4-0 FC6 BB		0-0 2B		0-0 E5 G4-3				3	0	2	0	1	0	0
Mike Sadek, R (1.2) OBP: 0.390, SLG: 0.361		0-0 FC6-4 1-2f	0-0 FC6 1-2f		0-0 1-3		0-0 G4-3 1-2f				4	0	0	0	0	0	5
Rob Dressler, R (1.1) OBP: 0.250, SLG: 0.250		0-3 K		0-3 K		0-0 1-3		0-3 K			3	0	0	0	0	2	2
Randy Moffitt, R (8.1) OBP: 0.667, SLG: 0.667											0	0	0	0	0	0	0
Steve Ontiveros, S (9, PH) OBP: 0.255, SLG: 0.171											1	0	0	0	0	1	0
Gary Lavelle, S (9.1) OBP: 0.200, SLG: 0.200											0	0	0	0	0	0	0

Inning Stats	R: 0	H: 2	E: 0	LOB: 3	K: 1	BB: 1	S: 7	R: 0	H: 1	E: 0	LOB: 1	K: 1	BB: 0	S: 6	R: 2	H: 2	E: 0	LOB: 2	K: 0	BB: 2	S: 5	R: 0	H: 0	E: 0	LOB: 0	K: 1	BB: 0	S: 5	R: 0	H: 1	E: 0	LOB: 1	K: 0	BB: 0	S: 4	R: 0	H: 1	E: 0	LOB: 1	K: 0	BB: 0	S: 4	R: 0	H: 1	E: 0	LOB: 1	K: 0	BB: 0	S: 4	R: 0	H: 0	E: 1	LOB: 0	K: 0	BB: 0	S: 3	R: 0	H: 0	E: 0	LOB: 0	K: 2	BB: 0	S: 7	R: 0	H: 0	E: 0	LOB: 0	K: 1	BB: 0	S: 5	R: 0	H: 0	E: 0	LOB: 0	K: 1	BB: 0	S: 5	1B: 6	SF: 1	2B: 2	SAC: 0	3B: 0	DP: 1	HR: 0	HBP: 0	WP: 0	PA: 41
--------------	------	------	------	--------	------	-------	------	------	------	------	--------	------	-------	------	------	------	------	--------	------	-------	------	------	------	------	--------	------	-------	------	------	------	------	--------	------	-------	------	------	------	------	--------	------	-------	------	------	------	------	--------	------	-------	------	------	------	------	--------	------	-------	------	------	------	------	--------	------	-------	------	------	------	------	--------	------	-------	------	------	------	------	--------	------	-------	------	-------	-------	-------	--------	-------	-------	-------	--------	-------	--------

PITCHER	IP	WLS	BF	H	R	ER	SO	BB	IBB	HBP	BLK	WP	HR	S	P	ERA	WHIP
Tommy John, L (1.1) ERA: 3.23	7.0		32	8	2	2	3	3	0	0	0	0	0	35	47	2.57	1.571
Charlie Hough, R (8.1) ERA: 2.09	3.0	W	9	0	0	0	3	0	0	0	0	0	0	15	15	0.00	0.000


TOP

San Francisco Giants @ Los Angeles Dodgers
Dodger Stadium, Los Angeles, CA

Thu Jun 03 1976, 7:05 PM PDT
Att. 26,968 - Unknown

livebaseballscorecards.com

AB	37
R	2
H	8
RBI	2
BB	3
SO	6
LOB	21



BOTTOM

San Francisco Giants @ Los Angeles Dodgers
Dodger Stadium, Los Angeles, CA
Thu Jun 03 1976, 7:05 PM PDT
Att: 26,968 - Unknown

livebaseballscorecards.com

AB 38
R 3
H 12
RBI 2
BB 4
SO 3
LOB 21



WP: 0 PA: 45
PB: 0
SB: 1
CS: 1

AB R H RBI BB SO LOB

5 0 2 0 0 1 0

5 0 3 1 0 0 0

5 1 2 0 0 1 4

3 1 2 0 2 0 2

3 0 1 0 1 1 2

4 0 0 0 0 0 4

1 0 0 0 0 0 2

0 0 0 0 0 0 0

5 1 2 1 0 0 3

1 0 0 0 0 0 0

1 0 0 0 0 0 0

1 0 0 0 0 0 0

1B: 12 SF: 0
2B: 0 SAC: 2
3B: 0 DP: 1
HR: 0 HBP: 0

1B: 12 SF: 0
2B: 0 SAC: 2
3B: 0 DP: 1
HR: 0 HBP: 0

1B: 12 SF: 0
2B: 0 SAC: 2
3B: 0 DP: 1
HR: 0 HBP: 0

1B: 12 SF: 0
2B: 0 SAC: 2
3B: 0 DP: 1
HR: 0 HBP: 0

Batter	1	2	3	4	5	6	7	8	9	10
Davey Lopes, R (1, 4) OBP: 0.310, SLG: 0.346	F4		5-3		FC6-4 1B		CS 1B		K	
Bill Buckner, L (1, 7) OBP: 0.318, SLG: 0.421	4-3				FC6-4 1B		CS	F5		
Steve Garvey, R (1, 3) OBP: 0.354, SLG: 0.426	S 1B		K		FC6-4			BB 1B	F9	
Ron Cey, R (1, 5) OBP: 0.422, SLG: 0.520	1-2 BB			G6-4-3 1B	6-3			E BB 1B		E SH1-4 1B
Joe Ferguson, R (1, 2) OBP: 0.341, SLG: 0.411	K			1-2 1B			F9	FC4-2 E		SH1-4
Dusty Baker Jr., R (1, 8) OBP: 0.317, SLG: 0.312		6-3		G6-4-3 1B	6-3			E1 FC4-2		1B E IBB
Henry Cruz, L (1, 9) OBP: 0.263, SLG: 0.437			F8		G3		F3	FC4-2		E6 1B
Manny Mota, R (10, PH) OBP: 0.353, SLG: 0.333								1-2 2-3 3-H		
Joe Simpson, L (10, PR) OBP: 0.125, SLG: 0.125								1-2 2-3 3-H		
Bill Russell, R (1, 6) OBP: 0.304, SLG: 0.392		6-3			SH1-6-4 1B		6-3	5-3		1-2 2-3 3-H 1B
Tommy John, R (1, 1) OBP: 0.150, SLG: 0.105										
Ed Goodson, L (7, PH) OBP: 0.293, SLG: 0.371			5-3		SH1-6-4		G3		F8	
Charlie Hough, R (8, 1) OBP: 0.250, SLG: 0.250										

Inning Stats	R: 0	H: 1	E: 0	K: 1	S: 6	H: 2	LOB: 2	BB: 1	P: 10	R: 0	H: 0	E: 0	K: 0	S: 3	H: 0	LOB: 0	BB: 0	P: 3	R: 0	H: 1	E: 0	K: 1	S: 6	H: 1	LOB: 1	BB: 0	P: 6	R: 0	H: 1	E: 0	K: 0	S: 3	H: 0	LOB: 0	BB: 0	P: 7	R: 1	H: 3	E: 0	K: 0	S: 6	H: 0	LOB: 2	BB: 0	P: 6	R: 0	H: 0	E: 0	K: 0	S: 3	H: 1	LOB: 1	BB: 0	P: 3	R: 0	H: 1	E: 0	K: 0	S: 3	H: 2	LOB: 3	BB: 1	P: 10	R: 0	H: 1	E: 0	K: 1	S: 6	H: 1	LOB: 1	BB: 0	P: 6	R: 1	H: 2	E: 1	K: 0	S: 4	H: 2	LOB: 3	BB: 1	P: 8	1B: 12	SF: 0	2B: 0	SAC: 2	3B: 0	DP: 1	HR: 0	HBP: 0
--------------	------	------	------	------	------	------	--------	-------	-------	------	------	------	------	------	------	--------	-------	------	------	------	------	------	------	------	--------	-------	------	------	------	------	------	------	------	--------	-------	------	------	------	------	------	------	------	--------	-------	------	------	------	------	------	------	------	--------	-------	------	------	------	------	------	------	------	--------	-------	-------	------	------	------	------	------	------	--------	-------	------	------	------	------	------	------	------	--------	-------	------	--------	-------	-------	--------	-------	-------	-------	--------

PITCHER	IP	WLS	BF	H	R	ER	SO	BB	IBB	HBP	BLK	WP	HR	S	P	ERA	WHIP
Rob Dressler, R (1, 1) ERA: 3.22	7.1		32	9	2	1	2	3	0	0	0	0	0	33	45	1.23	1.636
Randy Moffitt, R (8, 1) ERA: 3.0	0.2		3	0	0	0	0	0	0	0	0	0	0	3	3	0.00	0.000
Gary Lavelle, L (9, 1) ERA: 1.69	1.1	L	9	3	1	1	1	0	1	0	0	0	0	10	14	6.75	2.250

Batter	1	2	3	4	5	6	7	8	9	AB R H RBI BB SO LOB	TOP											
Mike Phillips, L (1, 6) OBP: 0.297, SLG: 0.254	4-0 BB		0-0 G3		0-0 HR BB 1B		0-0 HR 1B	4-0 BB		3 2 2 1 2 0 1	New York Mets @ Los Angeles Dodgers Dodger Stadium, Los Angeles, CA Fri Jun 04 1976, 7:05 PM PDT Att: 52,516 - Unknown											
Wayne Garrett, L (1, 4) OBP: 0.366, SLG: 0.327	0-0 F7		0-0 4-3		4-0 HR BB		0-0 L9	0-3 K		4 1 0 0 1 1 4												
John Milner, L (1, 7) OBP: 0.412, SLG: 0.566	0-3 K			0-0 HR 1B	0-0 F8		0-0 HR 1B		0-0 FC4-6 1B 2B	4 2 2 0 0 1 3 1 1 1 0 0 0 0												
Bruce Boisclair, L (8, 7) OBP: 0.389, SLG: 0.412									0-3 K	5 3 3 8 0 1 2												
Dave Kingman, R (1, 9) OBP: 0.282, SLG: 0.567	0-0 P3			0-0 HR	0-0 HR		0-0 HR		0-3 K													
Ed Kranepool, L (1, 3) OBP: 0.339, SLG: 0.384		0-0 4-3		0-0 F7	0-0 HR		0-3 K		0-0 FC4-6 1B	5 1 2 1 0 1 0												
Del Unser, L (1, 8) OBP: 0.265, SLG: 0.328		0-0 G3		0-0 4-3	0-0 F8		4-0 FC5-4 BB		0-0 FC4-6 2B	3 0 0 0 1 0 0 1 0 0 0 0 0 2												
Leon Brown, R (8, 8) OBP: 0.250, SLG: 0.261									1-2 2-3 K													
Jerry Grote, R (1, 2) OBP: 0.378, SLG: 0.331		0-0 5-3		0-0 6-3		0-0 E7 FC9-2 2B	0-0 FC5-4		0-0 K	5 0 2 1 0 0 1												
Roy Staiger, R (1, 5) OBP: 0.238, SLG: 0.233			0-0 G3 SH3-4 1B		0-0 SH1-4 1B	0-0 FC9-2		0-3 K	0-3 K	5 1 2 0 0 2 3												
Tom Seaver, R (1, 1) OBP: 0.182, SLG: 0.069			0-0 SH3-4		0-0 SH1-4	0-0 6-3		0-0 6-3		2 0 0 0 0 0 0												
Inning Stats	R: 0 E: 0 K: 1 S: 5	H: 0 LOB: 1 BB: 1 P: 9	R: 0 E: 0 K: 0 S: 3	H: 0 LOB: 0 BB: 0 P: 3	R: 0 E: 0 K: 0 S: 4	H: 1 LOB: 1 BB: 0 P: 4	R: 2 E: 0 K: 0 S: 5	H: 2 LOB: 0 BB: 0 P: 5	R: 5 E: 0 K: 0 S: 7	H: 4 LOB: 0 BB: 1 P: 11	R: 0 E: 1 K: 0 S: 3	H: 1 LOB: 0 BB: 0 P: 3	R: 3 E: 0 K: 1 S: 8	H: 3 LOB: 1 BB: 1 P: 12	R: 0 E: 0 K: 2 S: 7	H: 0 LOB: 1 BB: 1 P: 11	R: 1 E: 0 K: 2 S: 10	H: 3 LOB: 2 BB: 0 P: 10	1B: 8 2B: 3 3B: 0 HR: 4	SF: 0 SAC: 2 DP: 1 HBP: 0	WP: 0 PB: 0 SB: 0 CS: 0	PA: 44
PITCHER	IP WLS BF H R ER SO BB IBB HBP BLK WP HR S P ERA WHIP																					
Burt Hooton, R (1, 1) ERA: 4.58	4.2 L 23 7 7 7 1 2 0 0 0 0 0 3 23 31 13.50 1.929																					
Stan Wall, L (5, 1) ERA: 4.24	1.1 4 1 0 0 0 0 0 0 0 0 0 0 4 4 0.00 0.750																					
Al Downing, L (7, 1) ERA: 3.95	3.0 17 6 4 4 5 2 0 0 0 0 0 1 25 33 12.00 2.667																					

livebaseballscores.com



Batter	1	2	3	4	5	6	7	8	9	AB	R	H	RBI	BB	SO	LOB
Davey Lopes, R OBP: 0.299, SLG: 0.333 (1, 4)	F3		F8			G6-4-3			FC6-4	4	0	0	0	0	0	3
Bill Buckner, L OBP: 0.312, SLG: 0.413 (1, 7)	G3			4-3			K		F7	4	0	0	0	0	1	1
Steve Garvey, R OBP: 0.350, SLG: 0.420 (1, 3)	K			5-3			F9			3	0	0	0	0	1	0
Ron Cey, R OBP: 0.415, SLG: 0.511 (1, 5)		5-3			K			P4		3	0	0	0	0	1	0
Joe Ferguson, R OBP: 0.335, SLG: 0.403 (1, 2)		6-3			K				K	3	0	0	0	0	2	0
Ellie Rodriguez, R OBP: 0.636, SLG: 0.500 (9, 2)										0	0	0	0	0	0	0
Henry Cruz, L OBP: 0.253, SLG: 0.419 (1, 9)		4-3			K			P3		3	0	0	0	0	1	0
Bill Russell, R OBP: 0.305, SLG: 0.390 (1, 6)										3	0	1	0	0	1	0
Rick Auerbach, R OBP: 0.200, SLG: 0.111 (9, 6)									P2	0	0	0	0	0	0	0
Joe Simpson, L OBP: 0.091, SLG: 0.091 (1, 8)			CS 1B						F5	3	0	0	0	0	1	1
Burt Hooton, R OBP: 0.333, SLG: 0.278 (1, 1)										0	0	0	0	1	0	0
Stan Wall, L (5, 1)										0	0	0	0	0	0	0
Danny Walton, R (6, PH)										1	0	1	0	0	0	0
Al Downing, R (7, 1)										0	0	0	0	0	0	0
Ed Goodson, L (9, PH)			BB							1	0	1	0	0	0	0

Inning Stats	R: 0	H: 0	R: 0	H: 0	R: 0	H: 1	R: 0	H: 0	R: 0	H: 1	R: 0	H: 0	R: 0	H: 1	R: 0	H: 1	1B: 3	SF: 0
	E: 0	LOB: 0	E: 0	LOB: 0	E: 0	LOB: 1	E: 0	LOB: 0	E: 0	LOB: 0	E: 0	LOB: 0	E: 0	LOB: 0	E: 0	LOB: 1	2B: 0	SAC: 0
	K: 1	BB: 0	K: 0	BB: 0	K: 1	BB: 1	K: 1	BB: 0	K: 3	BB: 0	K: 1	BB: 0	K: 1	BB: 0	K: 0	BB: 0	3B: 0	DP: 1
	S: 5	P: 5	S: 3	P: 3	S: 5	P: 9	S: 5	P: 5	S: 9	P: 9	S: 3	P: 3	S: 5	P: 5	S: 5	P: 4	HR: 0	HBP: 0

PITCHER	IP	WLS	BF	H	R	ER	SO	BB	IBB	HBP	BLK	WP	HR	S	P	ERA	WHIP	WP: 0	PA: 29
Tom Seaver, R (1, 1)	9.0	W	29	3	0	0	8	1	0	0	0	0	0	44	48	0.00	0.444	PB: 0	
																		SB: 0	
																		CS: 1	

BOTTOM

New York Mets @ Los Angeles Dodgers
Dodger Stadium, Los Angeles, CA
 Fri Jun 04 1976, 7:05 PM PDT
 Att. 52,516 - Unknown

livebaseballscorecards.com

AB	28
R	0
H	3
RBI	0
BB	1
SO	8
LOB	5



Batter	1	2	3	4	5	6	7	8	9	AB R H RBI BB SO LOB	TOP	
Leon Brown, R (1, 8) OBP: 0.250, SLG: 0.259	0-0 F8	0-0 F2			0-0 F8		0-0 F8			4 0 1 1 0 0 2		
Jack Heidemann, R (1, 4)	0-0 F9		0-0 F8		0-0 L5		0-0 F8			4 0 0 0 0 0 1		
John Milner, L (1, 7) Del Unser, L (8, 7) OBP: 0.422, SLG: 0.574 OBP: 0.265, SLG: 0.328	0-0		4-0		0-3			4-0		2 0 1 0 2 1 0 0 0 0 0 0 0 0		
Dave Kingman, R (1, 9) OBP: 0.281, SLG: 0.575	0-3 K		0-0 E5		0-0		0-0	0-0		4 1 1 1 0 1 3		
Joe Torre, R (1, 3) OBP: 0.371, SLG: 0.492		0-0	0-0		0-0		0-0	0-0		4 1 1 0 0 0 3		
Jerry Grote, R (1, 2) OBP: 0.375, SLG: 0.328		0-0	0-0		0-0		0-0	0-0		4 0 1 0 0 0 1		
Roy Staiger, R (1, 5) OBP: 0.239, SLG: 0.234		0-0	0-0		0-0		0-3	0-3		4 0 1 0 0 2 1		
Mike Phillips, L (1, 6) OBP: 0.321, SLG: 0.271		0-0	0-0		0-0		4-0	0-0		3 1 2 1 1 0 0		
Jon Matlack, L (1, 1) OBP: 0.250, SLG: 0.179		0-0	0-0		0-0		0-3	0-3		3 0 0 0 0 1 4		
Inning Stats	R: 0 H: 1 E: 0 LOB: 1 K: 1 BB: 0 S: 6 P: 6	R: 1 H: 3 E: 0 LOB: 2 K: 0 BB: 0 S: 6 P: 6	R: 0 H: 0 E: 1 LOB: 1 K: 0 BB: 1 S: 3 P: 7	R: 0 H: 1 E: 0 LOB: 1 K: 0 BB: 0 S: 4 P: 4	R: 0 H: 0 E: 0 LOB: 0 K: 1 BB: 0 S: 5 P: 5	R: 1 H: 2 E: 0 LOB: 1 K: 1 BB: 0 S: 6 P: 6	R: 1 H: 1 E: 0 LOB: 0 K: 1 BB: 1 S: 5 P: 9	R: 0 H: 0 E: 0 LOB: 0 K: 0 BB: 1 S: 2 P: 6	R: 0 H: 0 E: 0 LOB: 0 K: 1 BB: 0 S: 5 P: 5	1B: 6 SF: 0 2B: 2 SAC: 0 3B: 0 DP: 3 HR: 1 HBP: 0	WP: 0 PA: 35 PB: 0 SB: 1 CS: 2	
PITCHER	IP WLS BF H R ER SO BB IBB HBP BLK WP HR S P ERA WHIP											
Doug Rau, L (1, 1) ERA: 2.59	6.0 L 25 7 2 2 3 1 0 0 0 0 0 1 30 34 3.00 1.333											
Charlie Hough, R (7, 1) ERA: 2.21	2.0 7 1 1 1 1 2 0 0 0 0 0 0 7 15 4.50 1.500											
Mike Marshall, R (9, 1) ERA: 4.11	1.0 3 0 0 0 1 0 0 0 0 0 0 0 5 5 0.00 0.000											

New York Mets @ Los Angeles Dodgers
Dodger Stadium, Los Angeles, CA
 Sat Jun 05 1976, 7:05 PM PDT
 Att. 36,117 - Unknown

livebaseballscorecards.com

AB	32
R	3
H	8
RBI	3
BB	3
SO	5
LOB	15



Batter	1	2	3	4	5	6	7	8	9	AB	R	H	RBI	BB	SO	LOB
Davey Lopes, R (1, 4) OBP: 0.310, SLG: 0.339 Ted Sizemore, R (8, 4) OBP: 0.278, SLG: 0.264	4-0 1B BB	0-0 S 1B 2-H	0-0 1-3		4-0 S BB		0-0 1B 2B			3	3	2	1	2	0	0
Bill Buckner, L (1, 7) OBP: 0.317, SLG: 0.412	0-0 1B 1-2	0-0 S 1B 1B			4-0 2B G4-3 BB		0-0 5-3		0-0 P6	4	2	2	0	1	0	2
Steve Garvey, R (1, 3) OBP: 0.349, SLG: 0.421	0-0 F7	0-0 1B 1B 1-H 2-H			0-0 G4-3 2B 1-3		0-0 4-3		0-0 BB 1B 2-H	5	1	3	3	0	0	3
Ron Cey, R (1, 5) OBP: 0.430, SLG: 0.536 Rick Auerbach, R (7, 5) OBP: 0.195, SLG: 0.108	0-0 FC6-4 1B 1-2 2-H	0-0 1B			4-0 G4-3 IBB		0-0 6-3		0-0 L6	3	0	2	1	1	0	0
Joe Ferguson, R (1, 9) OBP: 0.331, SLG: 0.387	0-0 F9	0-3 K			0-0 G4-3 1-2f 2-3 3-H		1-0 FC3-6 2B BB HBP		4-0 FC4 BB 1-2	3	1	0	0	1	1	6
Dusty Baker Jr., R (1, 8) OBP: 0.319, SLG: 0.316	0-0 FC6-4 1-2f		0-0 1B 2B 1B		0-0 2B 3-H		4-0 FC3-6 BB 1-2		0-0 FC4 1-2f	4	1	2	1	1	0	4
Steve Yeager, R (1, 2) OBP: 0.303, SLG: 0.432		0-0 F7	0-0 2B 1B 1-3		1-0 HBP		0-0 FC3-6 2B 1-2f 2-3		0-3 K	4	1	1	0	0	1	2
Bill Russell, R (1, 6) OBP: 0.321, SLG: 0.416		0-0 SH3-4 1B	0-0 F9 2B 2-H 3-H		0-0 G3		0-0 2B 1-3 3-H		0-0 F7	5	1	3	3	0	0	2
Don Sutton, R (1, 1) OBP: 0.167, SLG: 0.111		0-0 SH3-4 1-2	0-0 F9 2-3		0-0 6-3		0-0 6-3		0-0 F9	4	0	0	0	0	0	3

Inning Stats	R: 1	H: 2	E: 0	K: 0	S: 5	L: 2	LOB: 2	BB: 1	P: 9	R: 3	H: 5	E: 0	K: 1	S: 10	L: 3	LOB: 2	BB: 0	P: 10	R: 2	H: 3	E: 0	K: 0	S: 5	L: 2	LOB: 0	BB: 0	P: 5	R: 2	H: 2	E: 0	K: 0	S: 4	L: 0	LOB: 1	BB: 1	P: 7	R: 1	H: 1	E: 0	K: 0	S: 4	L: 1	LOB: 2	BB: 1	P: 9	R: 1	H: 2	E: 0	K: 0	S: 5	L: 2	LOB: 2	BB: 1	P: 9	R: 0	H: 0	E: 0	K: 1	S: 5	L: 0	LOB: 0	BB: 0	P: 5
--------------	------	------	------	------	------	------	--------	-------	------	------	------	------	------	-------	------	--------	-------	-------	------	------	------	------	------	------	--------	-------	------	------	------	------	------	------	------	--------	-------	------	------	------	------	------	------	------	--------	-------	------	------	------	------	------	------	------	--------	-------	------	------	------	------	------	------	------	--------	-------	------


PITCHER	IP	WLS	BF	H	R	ER	SO	BB	IBB	HBP	BLK	WP	HR	S	P	ERA	WHIP
Jerry Koosman, L (1, 1) ERA: 3.52	2.0	L	17	10	6	6	1	1	0	0	0	0	0	18	22	27.00	5.500
Rick Baldwin, R (3, 1) ERA: 3.27	4.0		19	3	3	3	0	3	1	2	0	0	0	13	31	6.75	1.500
Ken Sanders, R (7, 1) ERA: 1.86	1.0		6	2	1	1	0	1	0	0	0	0	0	5	9	9.00	3.000
Bob Apodaca, R (8, 1) ERA: 1.85	1.0		3	0	0	0	1	0	0	0	0	0	0	5	5	0.00	0.000

BOTTOM

New York Mets @ Los Angeles Dodgers
Dodger Stadium, Los Angeles, CA
 Sun Jun 06 1976, 3:33 AM PDT
 Att. 35,105 - Unknown

livebaseballscorecards.com

AB	36
R	10
H	15
RBI	9
BB	6
SO	2
LOB	23



WP: 0	PA: 45
PB: 0	
SB: 3	
CS: 0	

Batter	1	2	3	4	5	6	7	8	9	AB	R	H	RBI	BB	SO	LOB
Davey Lopes, R OBP: 0.308, SLG: 0.336 (1, 4)	0-0 1B HR 1B	0-0 FC6-4 CS 1-2f			0-0 4-3 2-3		0-3 K			4	1	1	0	0	1	2
Bill Buckner, L OBP: 0.320, SLG: 0.415 (1, 7)	0-0 1B HR 1B	0-0 F3 1-2			0-0 SF9 3-H			0-0 G4-6-3 1B		3	1	2	1	0	0	1
Steve Garvey, R OBP: 0.347, SLG: 0.418 (1, 3)	0-0 1B HR 1B			0-0 6-3		0-0 F3		0-0 G4-6-3 1-2f		4	1	1	0	0	0	1
Ron Cey, R OBP: 0.431, SLG: 0.556 (1, 5)	0-0 HR 1-H 2-H 3-H			0-0 F7		0-0 2B		0-0 F7		4	1	2	4	0	0	0
Joe Ferguson, R OBP: 0.324, SLG: 0.377 (1, 9)	0-3 K			0-0 4-3		0-0 F9			0-0 E6 FC1-4 1B SF7	4	1	0	0	0	1	1
Dusty Baker Jr., R OBP: 0.318, SLG: 0.315 (1, 8)	0-0 5-3			0-0 P4		0-3 K			0-0 FC1-4 1B	4	0	1	0	0	1	1
Steve Yeager, R OBP: 0.301, SLG: 0.427 (1, 2)	0-0 1B			0-0 F7		0-3 K			0-0 FC1-4 1-2f 2-3	4	0	1	0	0	1	3
Bill Russell, R OBP: 0.315, SLG: 0.408 (1, 6)	0-0 F3			0-0 F2			0-0 5-3		0-0 SF7 3-H	3	0	0	0	0	0	1
Danny Walton, R OBP: 0.286, SLG: 0.200 (9, PH)									0-0 F9	0	0	0	1	0	0	0
Rick Rhoden, R OBP: 0.320, SLG: 0.360 (1, 1)										1	0	1	0	0	0	0
Charlie Hough, R OBP: 0.333, SLG: 0.444 (4, 1)										1	1	1	0	0	0	0
Ed Goodson, L OBP: 0.302, SLG: 0.378 (7, PH)										1	0	0	0	0	0	0
Mike Marshall, R (8, 1)										0	0	0	0	0	0	0
Manny Mota, R OBP: 0.316, SLG: 0.294 (9, PH)										1	0	0	0	0	0	1

Inning Stats	R: 4	H: 5	E: 0	K: 1	S: 10	LOB: 1	BB: 0	P: 10	R: 0	H: 1	E: 0	K: 0	S: 3	LOB: 0	BB: 0	P: 3	R: 0	H: 0	E: 0	K: 0	S: 3	LOB: 0	BB: 0	P: 3	R: 1	H: 1	E: 0	K: 0	S: 4	LOB: 0	BB: 0	P: 4	R: 0	H: 1	E: 0	K: 2	S: 8	LOB: 1	BB: 0	P: 8	R: 0	H: 0	E: 0	K: 1	S: 5	LOB: 0	BB: 0	P: 5	R: 0	H: 1	E: 0	K: 0	S: 3	LOB: 0	BB: 0	P: 3	R: 1	H: 1	E: 1	K: 0	S: 5	LOB: 1	BB: 0	P: 5	1B: 7	SF: 2	2B: 2	SAC: 0	3B: 0	DP: 1	HR: 1	HBP: 0	WP: 0	PA: 36
--------------	------	------	------	------	-------	--------	-------	-------	------	------	------	------	------	--------	-------	------	------	------	------	------	------	--------	-------	------	------	------	------	------	------	--------	-------	------	------	------	------	------	------	--------	-------	------	------	------	------	------	------	--------	-------	------	------	------	------	------	------	--------	-------	------	------	------	------	------	------	--------	-------	------	-------	-------	-------	--------	-------	-------	-------	--------	-------	--------

PITCHER	IP	WLS	BF	H	R	ER	SO	BB	IBB	HBP	BLK	WP	HR	S	P	ERA	WHIP
Ron Reed, R ERA: 3.92 (1, 1)	5.0	W	22	8	5	5	1	0	0	0	0	0	1	24	24	9.00	1.600
Gene Garber, R ERA: 2.86 (6, 1)	4.0	S	14	2	1	0	3	0	0	0	0	0	0	20	20	0.00	0.500

BOTTOM

Philadelphia Phillies @ Los Angeles Dodgers
 Dodger Stadium, Los Angeles, CA
 Mon Jun 07 1976, 7:05 PM PDT
 Att. 30,627 - Unknown

AB	34
R	6
H	10
RBI	6
BB	0
SO	4
LOB	11



WP	PA
0	36

Batter	1	2	3	4	5	6	7	8	9	AB	R	H	RBI	BB	SO	LOB	TOP
Dave Cash, R (1, 4) OBP: 0.358, SLG: 0.368 Terry Harmon, R (6, PH) OBP: 0.400, SLG: 0.353 (6, 4)	0-0 5-3		0-0 6-3	0-0 1B	0-0 1B	0-0 1B			0-0 L5-4 1B	4	0	2	1	0	0	0	
Larry Bowa, S (1, 6) OBP: 0.330, SLG: 0.319	0-0 F9		0-0 5-3	0-0 F9	0-0 F8	0-0 6-3			0-0 1B	6	0	1	1	0	0	5	
Mike Schmidt, R (1, 5) OBP: 0.416, SLG: 0.630	0-0 FC5-4 1B		0-0 F7						0-0 L5-4	6	1	3	1	0	0	2	
Greg Luzinski, R (1, 7) OBP: 0.335, SLG: 0.482	0-0 FC5-4			0-0 1B					0-0 F9	6	2	2	0	0	1	4	
Dick Allen, R (1, 3) Tom Hutton, L (6, 3) OBP: 0.407, SLG: 0.505 OBP: 0.357, SLG: 0.206		0-0 L8		0-0 1B	4-0 1B	0-0 2B			0-0 P3	3	3	2	0	1	0	0	
Ollie Brown, R (1, 9) OBP: 0.440, SLG: 0.565		0-0 F8		0-0 E	0-0 1B	0-0 1B			0-0 4-3	5	3	3	2	0	0	0	
Jerry Martin, R (1, 8) OBP: 0.355, SLG: 0.414		0-0 S 1B		0-0 FC6 1B	0-0 F3	0-0 2B			0-0 6-3	5	2	2	2	0	0	3	
Bob Boone, R (1, 2) OBP: 0.425, SLG: 0.456		0-0 FC6-4 1B		0-0 5-3	0-0 1B	0-0 F3			0-0 5-3	5	1	2	3	0	0	3	
Larry Christenson, R (1, 1) OBP: 0.208, SLG: 0.304 Bobby Tolan, L (9, PH) OBP: 0.330, SLG: 0.460 Tug McGraw, R (9, 1)		0-0 FC6-4		0-3 K	0-0 1B	0-0 F3			1-0 1B HBP	4	1	1	2	0	1	4	
Inning Stats	R: 0 E: 0 K: 0 S: 4 H: 1 LOB: 1 BB: 0 P: 4	R: 1 E: 0 K: 0 S: 5 H: 2 LOB: 1 BB: 0 P: 5	R: 0 E: 0 K: 0 S: 3 H: 0 LOB: 0 BB: 0 P: 3	R: 4 E: 1 K: 1 S: 10 H: 4 LOB: 1 BB: 0 P: 10	R: 6 E: 0 K: 1 S: 12 H: 7 LOB: 2 BB: 1 P: 16	R: 2 E: 0 K: 0 S: 7 H: 4 LOB: 2 BB: 0 P: 7	R: 0 E: 0 K: 0 S: 3 H: 0 LOB: 0 BB: 0 P: 3	R: 0 E: 0 K: 0 S: 3 H: 0 LOB: 0 BB: 0 P: 3	R: 1 E: 0 K: 0 S: 4 H: 2 LOB: 1 BB: 0 P: 5	1B: 17 2B: 4 3B: 0 HR: 0 SF: 0 SAC: 0 DP: 1 HBP: 1	WP: 0 PB: 0 SB: 1 CS: 0	PA: 49					
PITCHER	IP WLS BF H R ER SO BB IBB HBP BLK WP HR S P ERA WHIP	IP WLS BF H R ER SO BB IBB HBP BLK WP HR S P ERA WHIP	IP WLS BF H R ER SO BB IBB HBP BLK WP HR S P ERA WHIP	IP WLS BF H R ER SO BB IBB HBP BLK WP HR S P ERA WHIP	IP WLS BF H R ER SO BB IBB HBP BLK WP HR S P ERA WHIP	IP WLS BF H R ER SO BB IBB HBP BLK WP HR S P ERA WHIP	IP WLS BF H R ER SO BB IBB HBP BLK WP HR S P ERA WHIP	IP WLS BF H R ER SO BB IBB HBP BLK WP HR S P ERA WHIP									
Tommy John, L (1, 1) ERA: 3.44	4.0 L																
Al Downing, L (5, 1) ERA: 7.71	0.1																
Stan Wall, L (5, 1) ERA: 4.57	4.2																

Philadelphia Phillies @ Los Angeles Dodgers
Dodger Stadium, Los Angeles, CA
Tue Jun 08 1976, 7:05 PM PDT
Att: 27,950 - Unknown

livebaseballscorecards.com

AB	47
R	14
H	20
RBI	13
BB	1
SO	2
LOB	21



Batter	1	2	3	4	5	6	7	8	9	AB	R	H	RBI	BB	SO	LOB
--------	---	---	---	---	---	---	---	---	---	----	---	---	-----	----	----	-----

Davey Lopes, R (1, 4) <small>OBP: 0.316, SLG: 0.333</small> Ted Sizemore, R (7, 4) <small>OBP: 0.276, SLG: 0.261</small>	4-0 1B BB		4-0 BB		0-0 F2		0-0 P4			1	1	0	0	2	0	0
Bill Buckner, L (1, 7) <small>OBP: 0.315, SLG: 0.408</small>	0-0 F8 1-2		0-0 F8		0-0 4-3			0-0 F9		4	0	0	0	0	0	2
Steve Garvey, R (1, 3) <small>OBP: 0.350, SLG: 0.417</small>	0-0 CS 1B 2-H		0-0 F9		0-0 6-3			4-0 FC1-6 BB		3	0	1	1	1	0	1
Ron Cey, R (1, 5) <small>OBP: 0.434, SLG: 0.563</small> Rick Auerbach, R (7, 5) <small>OBP: 0.190, SLG: 0.105</small>	0-0 1B 1-2			0-0 1B FC6-4 2B		0-0 F3		0-0 FC1-6 1-2f		3	1	2	0	0	0	0
Joe Ferguson, R (1, 9) <small>OBP: 0.317, SLG: 0.368</small> Joe Simpson, L (9, 9) <small>OBP: 0.091, SLG: 0.091</small>	0-0 F7			0-0 L9		0-0 L9		0-0 F3		4	0	0	0	0	0	3
Dusty Baker Jr., R (1, 8) <small>OBP: 0.326, SLG: 0.323</small>		0-0 FC5-4 1B		0-0 FC6-4 1B 2-3		0-0 3-1			0-0 FC5-4 1B	4	0	3	0	0	0	0
Steve Yeager, R (1, 2) <small>OBP: 0.300, SLG: 0.422</small>		0-0 FC5-4 G6-4-3 1-2f		0-0 FC6-4 1B 1-2f 3-H			0-0 S 1B		0-0 F9	4	0	1	1	0	0	3
Bill Russell, R (1, 6) <small>OBP: 0.313, SLG: 0.404</small>		0-0 G6-4-3 1-2f		0-0 1-2 1B			0-0 F8 1-2		0-0 F8	4	0	1	0	0	0	3
Tommy John, R (1, 1) <small>OBP: 0.143, SLG: 0.100</small> Ed Goodson, L (4, PH) <small>OBP: 0.295, SLG: 0.368</small> Al Downing, R (5, 1) Stan Wall, L (5, 1) Danny Walton, R (9, PH) <small>OBP: 0.250, SLG: 0.167</small>			0-0 F9	0-0 F7			0-3 K		0-0 FC5-4 1-2f	1	0	0	0	0	0	0

Inning Stats	R: 1	H: 2	R: 0	H: 1	R: 0	H: 0	R: 1	H: 3	R: 0	H: 0	R: 0	H: 1	R: 0	H: 0	R: 0	H: 1	R: 0	H: 1	1B: 7	SF: 0	WP: 0	PA: 36
	E: 0	LOB: 1	E: 0	LOB: 0	E: 0	LOB: 2	E: 0	LOB: 0	E: 0	LOB: 0	E: 0	LOB: 1	E: 0	LOB: 1	E: 0	LOB: 1	E: 0	LOB: 1	2B: 1	SAC: 0	PB: 0	
	K: 0	BB: 1	K: 0	BB: 0	K: 0	BB: 0	K: 0	BB: 0	K: 0	BB: 0	K: 1	BB: 1	K: 0	BB: 1	K: 0	BB: 0	K: 0	BB: 1	3B: 0	DP: 1	SB: 2	
	S: 4	P: 8	S: 3	P: 3	S: 3	P: 6	S: 6	P: 3	S: 3	P: 3	S: 6	P: 6	S: 3	P: 7	S: 4	P: 4	S: 3	P: 7	HR: 0	HBP: 0	CS: 1	

PITCHER	IP	WLS	BF	H	R	ER	SO	BB	IBB	HBP	BLK	WP	HR	S	P	ERA	WHIP
Larry Christenson, R (1, 1) <small>ERA: 2.77</small>	8.0	W	32	7	2	2	1	3	0	0	0	0	0	31	43	2.25	1.250
Tug McGraw, L (9, 1) <small>ERA: 3.52</small>	1.0		4	1	0	0	0	0	0	0	0	0	0	4	4	0.00	1.000

BOTTOM

Philadelphia Phillies @ Los Angeles Dodgers
 Dodger Stadium, Los Angeles, CA
 Tue Jun 08 1976, 7:05 PM PDT
 Att. 27,950 - Unknown

AB	33
R	2
H	8
RBI	2
BB	3
SO	1
LOB	18



WP	PA	ERA	WHIP
0	36		

Batter	1	2	3	4	5	6	7	8	9	AB R H RBI BB SO LOB	TOP										
Dave Cash, R (1, 4) OBP: 0.356, SLG: 0.363	0-0 F9			0-0 F9			0-0 F8		4-0 BB 1B BB	3 1 0 0 1 0 0	Philadelphia Phillies @ Los Angeles Dodgers Dodger Stadium, Los Angeles, CA Wed Jun 09 1976, 7:05 PM PDT Att: 27,794 - Unknown livebaseballscorecards.com										
Larry Bowa, S (1, 6) Ollie Brown, R (9, PH) OBP: 0.447, SLG: 0.565	0-0 F7			0-3 K		0-0 G6-4-3 1B		4-0 BB 1B BB	3 0 1 0 0 1 0 0 0 0 0 1 0 0												
Mike Schmidt, R (1, 5) OBP: 0.413, SLG: 0.622	0-0 F3			0-0 F7		0-0 G6-4-3 1-2f		0-0 BB 1B	4 0 1 2 0 0 1												
Greg Luzinski, R (1, 7) Jerry Martin, R (9, PR) OBP: 0.355, SLG: 0.414		0-0 G6-4-3 1B		0-3 K			0-0 6-3	4-0 BB 1B BB	3 0 1 0 1 1 0 0 0 0 0 0 0 0												
Dick Allen, R (1, 3) OBP: 0.393, SLG: 0.485		0-0 G6-4-3 1-2f		0-0 6-3			0-0 F8	0-0 FC6-4 1-2f	4 0 0 0 0 0 4												
Jay Johnstone, L (1, 9) OBP: 0.365, SLG: 0.481		0-0 F7		0-0 F8			0-0 F8		3 0 0 0 0 0 0												
Bobby Tolan, L (1, 8) OBP: 0.321, SLG: 0.447			0-0 3-1		0-0 F8			0-0 L9	3 0 0 0 0 0 0												
Bob Boone, R (1, 2) OBP: 0.417, SLG: 0.446			0-3 K		0-0 F9			0-0 F7	3 0 0 0 0 1 0												
Jim Lonborg, R (1, 1) Tim McCarver, L (9, PH) OBP: 0.450, SLG: 0.485			0-0 5-3		0-0 F9			0-0 BB 1B 2B	2 0 0 0 0 0 0 1 1 1 0 0 0 0												
Inning Stats	R: 0 E: 0 K: 0 S: 3	H: 0 LOB: 0 BB: 0 P: 3	R: 0 E: 0 K: 0 S: 3	H: 1 LOB: 0 BB: 0 P: 3	R: 0 E: 0 K: 1 S: 5	H: 0 LOB: 0 BB: 0 P: 5	R: 0 E: 0 K: 1 S: 5	H: 0 LOB: 0 BB: 0 P: 5	R: 0 E: 0 K: 0 S: 3	H: 0 LOB: 0 BB: 0 P: 3	R: 0 E: 0 K: 0 S: 3	H: 1 LOB: 0 BB: 0 P: 3	R: 0 E: 0 K: 0 S: 3	H: 0 LOB: 0 BB: 0 P: 3	R: 2 E: 0 K: 0 S: 5	H: 2 LOB: 3 BB: 3 P: 17	1B: 3 2B: 1 3B: 0 HR: 0	SF: 0 SAC: 0 DP: 2 HBP: 0	WP: 0 PB: 0 SB: 0 CS: 0	PA: 32	
PITCHER	IP WLS BF H R ER SO BB IBB HBP BLK WP HR S P ERA WHIP																				IP WLS BF H R ER SO BB IBB HBP BLK WP HR S P ERA WHIP
Burt Hooton, R (1, 1) ERA: 4.31	8.2 W 30 4 2 2 3 2 0 0 0 0 0 34 42 2.08 0.692																				
Charlie Hough, R (9, 1) ERA: 2.4	0.1 S 2 0 0 0 0 1 0 0 0 0 0 1 5 0.00 3.000																				

Batter	1	2	3	4	5	6	7	8	9	10	11	12	AB	R	H	RBI	BB	SO	LOB	TOP								
Dave Cash, R OBP: 0.358, SLG: 0.362 (1, 4)	0-0 6-3		0-0 FC5-2			0-0 HR	0-0 FC4-6	0-0 5-3			0-0 L6	0-0 G4-3	6	1	2	1	1	0	3									
Larry Bowa, S OBP: 0.329, SLG: 0.318 (1, 6)	0-0 F9		0-0 FC5-4			0-0 HR	0-0 FC4-6			0-0 1-3	0-0 1B	0-0 G4-3	7	2	2	0	0	0	5									
Mike Schmidt, R OBP: 0.410, SLG: 0.626 (1, 5)	0-0 F8			0-0 F8		0-0 HR	0-0 1B	0-0 1B	0-0 6-3		0-0 F3		5	2	1	3	1	0	1									
Greg Luzinski, R OBP: 0.342, SLG: 0.480 (1, 7)		0-0 F8		0-0 F7		0-0 1B	0-0 1B		0-0 1B		0-3 K		4	0	2	2	0	0	0									
Jerry Martin, R OBP: 0.364, SLG: 0.419 (7, PR) (7, 7)						0-0 1B	0-0 1B		0-0 1B				2	0	1	0	0	1	1									
Dick Allen, R OBP: 0.415, SLG: 0.524 (1, 3)		4-0 L5-3		4-0 S		0-0 1B	0-0 1B		0-0 F8			0-0 HR	4	1	3	2	2	0	1									
Tom Hutton, L OBP: 0.357, SLG: 0.206 (12, 3)						1-2 1B	1-2 1B		1-2 1B				0	0	0	0	0	0	0									
Ollie Brown, R OBP: 0.429, SLG: 0.533 (1, 9)		0-0 L5-3		0-3 K		0-3 K	0-0 G3			0-0 5-3		0-0 1B	6	1	1	0	0	2	6									
Garry Maddox, R OBP: 0.376, SLG: 0.449 (1, 8)			0-0 P4		0-0 P4	0-0 G6-3		0-3 K		0-0 1B		0-0 1B	6	1	2	0	0	1	2									
Tim McCarver, L OBP: 0.477, SLG: 0.471 (1, 2)			4-0 1B		0-0 P6		4-0 FC4-6	4-0 S		0-0 F8		0-0 1B	1	1	0	0	3	0	0									
Bob Boone, R OBP: 0.418, SLG: 0.461 (8, 2)			0-0 FC5-2		0-0 F8	0-0 K	0-0 K			0-0 1B		0-3 K	2	1	1	2	0	0	1									
Steve Carlton, L OBP: 0.074, SLG: 0.074 (1, 1)			0-0 FC5-2		0-0 F8	0-3 K	0-3 K			0-0 1B		0-3 K	4	0	1	0	0	2	2									
Gene Garber, R OBP: 0.500, SLG: 0.250 (8, 1)													0	0	0	0	0	0	0									
Terry Harmon, R OBP: 0.429, SLG: 0.389 (10, PH)													1	0	1	0	0	0	0									
Tug McGraw, R (10, 1)			1-3 1B										1	0	0	0	0	1	1									
Ron Schueler, R (12, 1)													0	0	0	0	0	0	0									
Inning Stats	R: 0 E: 0 K: 0 S: 3	H: 0 LOB: 0 BB: 0 P: 3	R: 0 E: 0 K: 0 S: 2	H: 0 LOB: 0 BB: 1 P: 6	R: 0 E: 0 K: 0 S: 4	H: 1 LOB: 2 BB: 1 P: 8	R: 0 E: 0 K: 1 S: 5	H: 0 LOB: 1 BB: 1 P: 9	R: 0 E: 0 K: 0 S: 3	H: 0 LOB: 0 BB: 0 P: 3	R: 3 E: 0 K: 1 S: 9	H: 5 LOB: 1 BB: 0 P: 9	R: 3 E: 0 K: 1 S: 7	H: 2 LOB: 2 BB: 3 P: 19	R: 0 E: 0 K: 2 S: 7	H: 0 LOB: 1 BB: 1 P: 11	R: 0 E: 0 K: 0 S: 4	H: 1 LOB: 1 BB: 0 P: 4	R: 0 E: 0 K: 0 S: 4	H: 2 LOB: 2 BB: 0 P: 4	R: 0 E: 0 K: 1 S: 6	H: 1 LOB: 1 BB: 0 P: 6	R: 4 E: 0 K: 1 S: 9	H: 5 LOB: 0 BB: 0 P: 9	1B: 14 2B: 1 3B: 1 HR: 2	SF: 0 SAC: 0 DP: 3 HBP: 0	WP: 0 PB: 0 SB: 2 CS: 0	PA: 56
PITCHER	IP	WLS	BF	H	R	ER	SO	BB	IBB	HBP	BLK	WP	HR	S	P	ERA	WHIP											
Doug Rau, L ERA: 2.73 (1, 1)	6.0		25	6	3	3	2	3	0	0	0	0	0	26	38	4.50	1.500											
Mike Marshall, R ERA: 4.53 (7, 1)	0.2		6	1	3	3	1	3	0	0	0	0	0	5	17	40.50	6.000											
Charlie Hough, R ERA: 2.33 (7, 1)	1.1		6	1	0	0	2	1	0	0	0	0	0	9	13	0.00	1.500											
Stan Wall, L ERA: 5.4 (9, 1)	3.1	L	18	9	4	4	2	0	0	0	0	0	1	22	22	10.80	2.700											
Al Downing, L ERA: 7.36 (12, 1)	0.2		1	0	0	0	0	0	0	0	0	0	0	1	1	0.00	0.000											

Philadelphia Phillies @ Los Angeles Dodgers
Dodger Stadium, Los Angeles, CA
Thu Jun 10 1976, 7:05 PM PDT
Att. 27,052 - Unknown

AB	49
R	10
H	17
RBI	10
BB	7
SO	7
LOB	23



Batter	1	2	3	4	5	6	7	8	9	AB R H RBI BB SO LOB	TOP	
Jerry White, S OBP: 0.310, SLG: 0.343 (1, 8) X	0-0 P6	0-0 E1		0-3 K2-3			0-0 1B 1B 2B		0-0 P6	5 1 1 0 0 1 1	Montreal Expos @ Los Angeles Dodgers Dodger Stadium, Los Angeles, CA Fri Jun 11 1976, 7:05 PM PDT Att: 17,278 - Unknown	
Gary Roenicke, R OBP: 0.235, SLG: 0.267 (1, 9) X	0-0 6-3	4-0 BB			0-0 F7		0-0 SF9		0-0 2B	3 0 1 1 1 0 0		
Tim Foli, R OBP: 0.287, SLG: 0.432 (1, 6) X	0-0 1B 1B	0-3 K			0-0 F7		0-0 1B 1B		0-0 P5	5 2 2 0 0 1 3		
Jose Morales, R OBP: 0.351, SLG: 0.459 (1, 3) X	0-0 BB 1B 1B				0-0 F9		0-0 1B 1B		0-0 5-3	5 0 2 1 0 1 1		
Jim Lyttle, L OBP: 0.375, SLG: 0.400 (1, 7) X	0-0 BB 1B				0-0 4-3		0-0 1B			4 0 2 2 0 0 0		
Larry Parrish, R OBP: 0.284, SLG: 0.331 (1, 5) B B B	4-0 FC6-4 BB				0-0 P5		0-0 P3			3 0 0 0 1 0 2		
Barry Foote, R OBP: 0.284, SLG: 0.381 (1, 2) X	0-0 FC6-4				0-0 1B					3 0 1 0 1 1 3		
Jim Cox, R OBP: 0.167, SLG: 0.167 (1, 4) X					0-0 F7		0-0 4-3		0-0 F9	4 0 0 0 0 0 2		
Clay Kirby, R OBP: 0.222, SLG: 0.250 (2, 1)					0-0 F8		0-0 4-3		0-0 G6-3	1 0 0 0 0 0 1 0		
Steve Dunning, R OBP: 0.333, SLG: 0.311 (7, PH)					0-0 K		0-0 SF9 1B		0-0 G6-3	1 0 0 0 0 0 0 1		
Jim Dwyer, L OBP: 0.286, SLG: 0.308 (7, PR)										0 1 0 0 0 0 0 0		
Pepe Frias, R OBP: 0.286, SLG: 0.308 (7, 1)										0 0 0 0 0 0 0 0		
Wayne Granger, R OBP: 0.320, SLG: 0.348 (8, PH)										1 0 0 0 0 0 0 1		
Mike Jorgensen, L OBP: 0.250, SLG: 0.250 (8, 1)										0 0 0 0 0 0 0 0		
Inning Stats	R: 1 H: 3 E: 0 LOB: 3 K: 0 BB: 1 S: 6 P: 10	R: 0 H: 0 E: 1 LOB: 2 K: 2 BB: 1 S: 8 P: 12	R: 0 H: 0 E: 0 LOB: 0 K: 0 BB: 0 S: 3 P: 3	R: 0 H: 1 E: 0 LOB: 1 K: 1 BB: 0 S: 6 P: 6	R: 0 H: 0 E: 0 LOB: 0 K: 1 BB: 0 S: 5 P: 5	R: 0 H: 0 E: 0 LOB: 0 K: 1 BB: 0 S: 5 P: 5	R: 3 H: 5 E: 0 LOB: 2 K: 0 BB: 0 S: 8 P: 8	R: 0 H: 0 E: 0 LOB: 0 K: 0 BB: 1 S: 2 P: 6	R: 0 H: 1 E: 0 LOB: 1 K: 0 BB: 0 S: 4 P: 4	1B: 8 SF: 1 2B: 2 SAC: 0 3B: 0 DP: 1 HR: 0 HBP: 0	WP: 0 PA: 40 PB: 0 SB: 1 CS: 0	
PITCHER Don Sutton, R ERA: 4.65 (1, 1)	IP WLS BF H R ER SO BB IBB HBP BLK WP HR S P ERA WHIP	6.2 W 32 9 4 4 5 2 0 0 0 0 0 0 40 48 5.40 1.650										
Charlie Hough, R ERA: 2.22 (7, 1)	2.1 S 8 1 0 0 0 1 0 0 0 0 0 0 7 11 0.00 0.857											

livebaseballscorecards.com

AB	36
R	4
H	10
RBI	4
BB	3
SO	5
LOB	14



Batter	1	2	3	4	5	6	7	8	9	AB	R	H	RBI	BB	SO	LOB
Davey Lopes, R OBP: 0.320, SLG: 0.331 (1, 4)	0-0 E5 4-3 S 1B	0-3 K		0-3 K		0-0 S 1B				4	1	1	0	0	2	3
Bill Buckner, L OBP: 0.317, SLG: 0.407 (1, 7)	0-0 4-3	4-0 WP 3B BB			0-0 2B 1B	0-0 F8				3	2	1	1	1	0	2
Steve Garvey, R OBP: 0.354, SLG: 0.442 (1, 3)	0-0 1B	0-0 3B			0-0 2B		0-0 4-3			4	1	3	3	0	0	0
Ron Cey, R OBP: 0.421, SLG: 0.542 (1, 5)	0-0 F7	0-0 F8			0-0 2B		0-0 FC6-4 BB			3	0	1	2	1	0	2
Joe Ferguson, R OBP: 0.307, SLG: 0.349 (1, 9)	0-0 F7		0-3 K		0-0 F8		0-3 K			4	0	0	0	0	2	3
Dusty Baker Jr., R OBP: 0.328, SLG: 0.322 (1, 8)		0-0 E5 BB HBP BB	0-0 4-3		0-0 F8		0-0 FC6-4			4	1	0	0	0	0	2
Steve Yeager, R OBP: 0.310, SLG: 0.418 (1, 2)		1-0 BB WP HBP BB	0-3 K		0-3 K			0-0 6-3		3	1	0	0	0	2	1
Bill Russell, R OBP: 0.333, SLG: 0.422 (1, 6)		4-0 WP 3B BB		0-0 F9		0-0 6-3		0-0 3-1		3	1	0	0	1	0	0
Don Sutton, R OBP: 0.152, SLG: 0.100 (1, 1)		0-0 L5		0-0 G3		0-0 4-3		0-0 F8		3	0	0	0	0	0	3
Charlie Hough, R OBP: 0.300, SLG: 0.400 (7, 1)										1	0	0	0	0	0	0

Inning Stats	R: 1	H: 1	E: 1	K: 0	S: 5	LOB: 1	BB: 0	P: 5	R: 4	H: 1	E: 1	K: 1	S: 7	LOB: 1	BB: 2	P: 16	R: 0	H: 0	E: 0	K: 2	S: 7	LOB: 0	BB: 0	P: 7	R: 0	H: 0	E: 0	K: 1	S: 5	LOB: 0	BB: 0	P: 5	R: 2	H: 3	E: 0	K: 1	S: 8	LOB: 1	BB: 0	P: 8	R: 0	H: 1	E: 0	K: 0	S: 4	LOB: 1	BB: 0	P: 4	R: 0	H: 0	E: 0	K: 1	S: 5	LOB: 1	BB: 1	P: 9	R: 0	H: 0	E: 0	K: 0	S: 3	LOB: 0	BB: 0	P: 3
--------------	------	------	------	------	------	--------	-------	------	------	------	------	------	------	--------	-------	-------	------	------	------	------	------	--------	-------	------	------	------	------	------	------	--------	-------	------	------	------	------	------	------	--------	-------	------	------	------	------	------	------	--------	-------	------	------	------	------	------	------	--------	-------	------	------	------	------	------	------	--------	-------	------

PITCHER	IP	WLS	BF	H	R	ER	SO	BB	IBB	HBP	BLK	WP	HR	S	P	ERA	WHIP
Clay Kirby, R ERA: 5.19 (1, 1)	1.2	L	12	2	5	0	1	2	0	1	0	1	0	11	20	0.00	2.400
Steve Dunning, R ERA: 5.85 (2, 1)	4.1		17	4	2	2	4	0	0	0	0	0	0	25	25	4.15	0.923
Wayne Granger, R ERA: 3.54 (7, 1)	1.0		4	0	0	0	1	1	0	0	0	0	0	5	9	0.00	1.000
Fred Scherman, L ERA: 4.8 (8, 1)	1.0		3	0	0	0	0	0	0	0	0	0	0	3	3	0.00	0.000

BOTTOM


Montreal Expos @ Los Angeles Dodgers
 Dodger Stadium, Los Angeles, CA

Fri Jun 11 1976, 7:05 PM PDT
 Att. 17,278 - Unknown

AB	32
R	7
H	6
RBI	6
BB	3
SO	6
LOB	16



WP	HR	S	P	ERA	WHIP
1	0	0	36		

Batter	1	2	3	4	5	6	7	8	9	AB R H RBI BB SO LOB	TOP	
Pepe Mangual, R (1, 8) OBP: 0.407, SLG: 0.383	0-3 K		0-0 F8			0-0 F9	4-0 1B BB			3 0 0 0 1 1 2		
Mike Jorgensen, L (1, 7) OBP: 0.318, SLG: 0.345 Wayne Granger, R (7, 1) Fred Scherman, L (7, 1) OBP: 0.250, SLG: 0.250	0-3 K		0-3 K			0-0 P4	0-0 1-3 1B			4 0 1 0 0 2 2 0 0 0 0 0 0 0 0 0 0 0 0 0 0		
Tim Foli, R (1, 6) OBP: 0.286, SLG: 0.428	0-0 6-3				0-0 P4	0-0 FC5-4 1B	0-0 F6			4 0 1 0 0 0 2		
Jose Morales, R (1, 3) OBP: 0.317, SLG: 0.415		0-0 L4			0-0 F9	0-0 FC5-4 1-2f		0-0 F9		4 0 0 0 0 0 1		
Gary Roenicke, R (1, 9) OBP: 0.238, SLG: 0.263		0-0 F8			0-0 1B		0-3 K	0-0 1-3		4 0 1 0 0 1 0		
Pete Mackanin, R (1, 5) OBP: 0.251, SLG: 0.354 (7, 4)		0-0 F2			0-0 P3		0-0 P4	0-0 F8		4 0 0 0 0 0 1		
Barry Foote, R (1, 2) OBP: 0.292, SLG: 0.390			4-0 BB BB			0-0 P4	0-0 HR 2B		0-0 5-3	3 1 1 0 1 0 0	AB 32 R 3 H 5 RBI 3 BB 4 SO 5 LOB 10	
Jim Cox, R (1, 4) OBP: 0.200, SLG: 0.158 Jim Dwyer, L (7, PH) OBP: 0.342, SLG: 0.311 Larry Parrish, R (7, PR) OBP: 0.282, SLG: 0.330 (7, 5)			4-0 BB			0-0 6-3	4-0 HR BB		0-3 K	1 0 0 0 1 0 0 0 0 0 0 1 0 0 1 1 0 0 0 1 0		
Dan Warthen, S (1, 1) Jim Lyttle, L (7, PH) OBP: 0.389, SLG: 0.588 (7, 7)			0-0 P3			0-0 4-3	0-0 HR		0-0 3-1	2 0 0 0 0 0 2 2 1 1 3 0 0 0		
Inning Stats	R: 0 H: 0 E: 0 LOB: 0 K: 2 BB: 0 S: 7 P: 7	R: 0 H: 0 E: 0 LOB: 0 K: 0 BB: 0 S: 3 P: 3	R: 0 H: 0 E: 0 LOB: 2 K: 1 BB: 2 S: 5 P: 13	R: 0 H: 1 E: 0 LOB: 1 K: 0 BB: 0 S: 4 P: 4	R: 0 H: 0 E: 0 LOB: 0 K: 0 BB: 0 S: 3 P: 3	R: 0 H: 1 E: 0 LOB: 1 K: 0 BB: 0 S: 4 P: 4	R: 3 H: 3 E: 0 LOB: 2 K: 1 BB: 2 S: 8 P: 16	R: 0 H: 0 E: 0 LOB: 0 K: 0 BB: 0 S: 3 P: 3	R: 0 H: 0 E: 0 LOB: 0 K: 1 BB: 0 S: 5 P: 5	1B: 3 SF: 0 2B: 1 SAC: 0 3B: 0 DP: 0 HR: 1 HBP: 0	WP: 0 PA: 36 PB: 0 SB: 0 CS: 0	
PITCHER Rick Rhoden, R (1, 1) ERA: 3.44	IP WLS BF H R ER SO BB IBB HBP BLK WP HR S P ERA WHIP											PITCHER IP WLS BF H R ER SO BB IBB HBP BLK WP HR S P ERA WHIP

Montreal Expos @ Los Angeles Dodgers
Dodger Stadium, Los Angeles, CA
 Sat Jun 12 1976, 7:05 PM PDT
 Att. 22,794 - Unknown

livebaseballscorecards.com

Batter	1	2	3	4	5	6	7	8	9	AB	R	H	RBI	BB	SO	LOB
Davey Lopes, R OBP: 0.318, SLG: 0.324 (1, 4)	0-0 5-3		0-0 F8		0-0 5-3		4-0 BB			3	0	0	0	1	0	0
Bill Buckner, L OBP: 0.324, SLG: 0.422 (1, 7)	4-0 HR		0-0 HR		0-0 CS		0-0 3-1			3	2	2	1	1	0	2
Steve Garvey, R OBP: 0.356, SLG: 0.455 (1, 3)	0-0 HR		0-0 F8		0-0 F7			0-0 SH3-4		4	1	2	2	0	0	1
Ron Cey, R OBP: 0.416, SLG: 0.534 (1, 5)	0-0 F2		0-3 K					0-0 SH3-4		3	0	0	0	0	1	0
Joe Ferguson, R OBP: 0.310, SLG: 0.348 (1, 9)	4-0 FC6-4			0-0 FC5-4		0-3 K		0-3 K		3	0	1	0	1	2	1
Joe Simpson, L OBP: 0.091, SLG: 0.091 (9, 9)										0	0	0	0	0	0	0
Dusty Baker Jr., R OBP: 0.322, SLG: 0.317 (1, 8)	0-0 FC6-4			0-0 FC5-4		0-0 F7		0-0 F7		4	0	0	0	0	0	3
Steve Yeager, R OBP: 0.311, SLG: 0.422 (1, 2)		0-0 5-3		0-3 K			0-0 2B			3	0	1	0	0	1	1
Bill Russell, R OBP: 0.328, SLG: 0.415 (1, 6)		0-0 6-3		0-0 6-3			0-0 F8			3	0	0	0	0	0	2
Rick Rhoden, R OBP: 0.321, SLG: 0.464 (1, 1)		0-0 F7			0-0 HR		0-0 F8			3	1	1	1	0	0	1

Inning Stats	R: 2	H: 1	E: 0	K: 0	S: 4	H: 1	LOB: 1	BB: 2	P: 12	R: 0	H: 0	E: 0	K: 0	S: 3	R: 1	H: 1	E: 0	K: 1	S: 6	R: 0	H: 1	E: 1	K: 1	S: 6	R: 0	H: 2	E: 0	K: 0	S: 4	R: 0	H: 0	E: 0	K: 1	S: 5	R: 0	H: 1	E: 0	K: 0	S: 4	R: 0	H: 1	E: 0	K: 1	S: 6	R: 0	H: 1	E: 0	K: 1	S: 6
PITCHER	IP	WLS	BF	H	R	ER	SO	BB	IBB	HBP	BLK	WP	HR	S	P	ERA	WHIP																																
Dan Warthen, L ERA: 4.62 (1, 1)	6.0	L	24	5	4	4	3	2	0	0	0	0	3	28	36	6.00	1.167																																
Wayne Granger, R ERA: 3.45 (7, 1)	0.2		4	1	0	0	0	1	0	0	0	0	0	3	7	0.00	3.000																																
Fred Scherman, L ERA: 4.6 (7, 1)	1.1		5	1	0	0	1	0	0	0	0	0	0	7	7	0.00	0.750																																

BOTTOM

Montreal Expos @ Los Angeles Dodgers
 Dodger Stadium, Los Angeles, CA

Sat Jun 12 1976, 7:05 PM PDT
 Att. 22,794 - Unknown

livebaseballscorecards.com

AB	29
R	4
H	7
RBI	4
BB	3
SO	4
LOB	11



WP: 0	PA: 33
PB: 0	
SB: 0	
CS: 1	

Batter	1	2	3	4	5	6	7	8	9	AB R H RBI BB SO LOB	TOP							
Pepe Mangual, R (1, 8) OBP: 0.407, SLG: 0.383	0-0 1B SF8 1B	0-3 K			0-0 G6-4-3 1B			0-0 L5	0-0 F3	5 1 2 0 0 1 2								
Bombo Rivera, R (1, 7) OBP: 0.342, SLG: 0.343	0-0 BB 1B FC5 1B	0-0 6-3			0-0 G6-4-3 1-2f			0-0 5-3 1B		4 1 2 0 0 0 1								
Tim Foli, R (1, 6) OBP: 0.285, SLG: 0.424	0-0 FC5 BB 1-2 2-3 1B		0-0 5-3			0-0 6-3		0-0 5-3 1-2		4 0 1 0 0 0 1								
Jose Morales, R (1, 3) OBP: 0.289, SLG: 0.386	0-0 SF8		0-0 5-3			0-0 6-3		0-3 K		3 0 0 1 0 1 1								
Gary Roenicke, R (1, 9) OBP: 0.280, SLG: 0.273	4-0 BB BB 1B FC5 1-2 2-3 BB		0-0 6-3			0-0 F6			0-0 FC5-4 1B 1B	3 1 1 0 1 0 0								
Pete Mackanin, R (1, 4) OBP: 0.251, SLG: 0.352	0-0 FC5 1B 1-2 2-3f 3-H			0-0 6-3			0-0 F8		0-0 FC5-4 1B	4 0 1 1 0 0 2								
Barry Foote, R (1, 2) OBP: 0.300, SLG: 0.388	0-0 1-2 2-3 1B			0-0 F4		4-0 BB BB BB FC6-4 BB		0-0 F5		3 0 1 0 1 0 2								
Larry Parrish, R (1, 5) OBP: 0.276, SLG: 0.322	0-0 F2			0-0 6-3		0-3 0.0/0.0 K		0-0 FC5-4 1B	0-0 1-2f 2-3	4 0 0 0 0 1 6								
Woodie Fryman, R (1, 1) OBP: 0.074, SLG: 0.074		0-3 K			0-3 K				0-0 FC6-4 1-2f	2 0 0 0 0 2 0								
Steve Dunning, R (6, 1)									0-0 1B	0 0 0 0 0 0 0								
Jim Cox, R (7, PH) OBP: 0.190, SLG: 0.150									1-2 3-H	1 0 0 0 0 0 1								
Dale Murray, R (7, 1)										0 0 0 0 0 0 0								
Jerry White, S (9, PH) OBP: 0.314, SLG: 0.347										1 0 1 1 0 0 0								
Inning Stats	R: 2 E: 0 K: 0 S: 7	H: 4 LOB: 3 BB: 1 P: 11	R: 0 E: 0 K: 2 S: 7	H: 0 LOB: 0 BB: 0 P: 7	R: 0 E: 0 K: 0 S: 3	H: 0 LOB: 0 BB: 0 P: 3	R: 0 E: 0 K: 0 S: 3	H: 1 LOB: 0 BB: 0 P: 5	R: 0 E: 0 K: 1 S: 5	H: 0 LOB: 1 BB: 1 P: 9	R: 0 E: 0 K: 1 S: 6	H: 1 LOB: 1 BB: 0 P: 6	R: 1 E: 0 K: 0 S: 6	H: 3 LOB: 2 BB: 0 P: 6	1B: 9 2B: 0 3B: 0 HR: 0	SF: 1 SAC: 0 DP: 1 HBP: 0	WP: 0 PB: 0 SB: 0 CS: 0	PA: 37
PITCHER Tommy John, L (1, 1) ERA: 3.39	IP: 9.0 WLS: W BF: 37 H: 9 R: 3 ER: 3 SO: 5 BB: 2 IBB: 0 HBP: 0 BLK: 0 WP: 0 HR: 0 S: 45 P: 53 ERA: 3.00 WHIP: 1.222											PITCHER	IP: 9.0 WLS: W BF: 37 H: 9 R: 3 ER: 3 SO: 5 BB: 2 IBB: 0 HBP: 0 BLK: 0 WP: 0 HR: 0 S: 45 P: 53 ERA: 3.00 WHIP: 1.222					

Montreal Expos @ Los Angeles Dodgers
Dodger Stadium, Los Angeles, CA
 Sun Jun 13 1976, 3:33 AM PDT
 Att: 36,497 - Unknown

AB	34
R	3
H	9
RBI	3
BB	2
SO	5
LOB	16



Batter	1	2	3	4	5	6	7	8	9	AB R H RBI BB SO LOB	TOP
Bill Buckner, L (1, 9) <small>OBP: 0.325, SLG: 0.416</small> (7, 7)	0-0 4-3		0-0 F4			0-0 FC4-6 1B	4-0 IBB			3 0 1 0 1 0 1	
Manny Mota, R (1, 7) <small>OBP: 0.292, SLG: 0.273</small> Charlie Hough, R (7, 1) <small>OBP: 0.300, SLG: 0.400</small>	0-0 G6-4-3 1B			0-0 F9		0-0 FC4-6 1-2f	0-0 F9			4 0 1 0 0 0 3 0 0 0 0 0 0 0	
Steve Garvey, R (1, 3) <small>OBP: 0.348, SLG: 0.442</small>	0-0 G6-4-3 1-2f			0-0 4-3			0-0 1B 1B 1B 1B	0-0 6-3		4 1 1 0 0 0 1	
Ron Cey, R (1, 5) <small>OBP: 0.416, SLG: 0.539</small>		0-0 4-3		0-3 K			0-0 1B 1B 1B 1B	0-0 6-3		4 1 1 0 0 1 0	
Dusty Baker Jr., R (1, 8) <small>OBP: 0.319, SLG: 0.313</small>		0-0 6-3			0-0 F9		0-0 1B 1B 2B 1B	0-0 F9		4 1 1 0 0 0 0	
Bill Russell, R (1, 6) <small>OBP: 0.318, SLG: 0.398</small>		0-0 5-3			0-0 6-3		0-0 1B 1B 2B 1B		0-0 F9	4 1 1 2 0 0 0	
Steve Yeager, R (1, 2) <small>OBP: 0.302, SLG: 0.398</small>			0-3 K		4-0 CS BB		0-3 K		0-3 K	3 0 0 0 1 3 2	
Ted Sizemore, R (1, 4) <small>OBP: 0.302, SLG: 0.293</small>			4-0 SH1-4 BB		0-0 CS 1-2	0-0 1-3	0-0 1-H 2-H 2B		0-0 F4	3 0 1 2 1 0 0	
Doug Rau, L (1, 1) <small>OBP: 0.296, SLG: 0.217</small> Henry Cruz, L (7, PH) <small>OBP: 0.247, SLG: 0.408</small> Joe Simpson, L (7, 9) <small>OBP: 0.091, SLG: 0.091</small>			0-0 SH1-4 1-2		0-3 K	0-3 K				1 0 0 0 0 1 0 1 0 0 0 0 1 1 0 0 0 0 0 0 0	
Inning Stats	R: 0 H: 1 E: 0 LOB: 0 K: 0 BB: 0 S: 3 P: 3	R: 0 H: 0 E: 0 LOB: 0 K: 0 BB: 0 S: 3 P: 3	R: 0 H: 0 E: 0 LOB: 1 K: 1 BB: 1 S: 5 P: 9	R: 0 H: 0 E: 0 LOB: 0 K: 1 BB: 0 S: 5 P: 5	R: 0 H: 0 E: 0 LOB: 0 K: 0 BB: 1 S: 2 P: 6	R: 0 H: 1 E: 0 LOB: 1 K: 1 BB: 0 S: 6 P: 6	R: 4 H: 5 E: 0 LOB: 2 K: 2 BB: 1 S: 12 P: 16	R: 0 H: 0 E: 0 LOB: 0 K: 1 BB: 0 S: 5 P: 5	R: 0 H: 0 E: 0 LOB: 0 K: 1 BB: 0 S: 5 P: 5	1B: 6 SF: 0 2B: 1 SAC: 1 3B: 0 DP: 1 HR: 0 HBP: 0	WP: 0 PA: 36 PB: 0 SB: 0 CS: 1
PITCHER Jerry Koosman, L (1, 1) <small>ERA: 4.03</small> Skip Lockwood, R (7, 1) <small>ERA: 2.48</small> Bob Apodaca, R (8, 1) <small>ERA: 1.58</small>	IP WLS BF H R ER SO BB IBB HBP BLK WP HR S P ERA WHIP 6.0 L 24 6 4 4 3 2 0 0 0 0 0 0 28 36 6.00 1.333 1.0 5 1 0 0 2 0 1 0 0 0 0 0 8 12 0.00 1.000 2.0 6 0 0 0 1 0 0 0 0 0 0 0 8 8 0.00 0.000	PITCHER IP WLS BF H R ER SO BB IBB HBP BLK WP HR S P ERA WHIP									

Los Angeles Dodgers @ New York Mets
 Shea Stadium, Flushing, NY
 Wed Jun 16 1976, 7:05 PM EDT
 Att. 22,598 - Unknown

livebaseballscorecards.com

AB 31
R 4
H 7
RBI 4
BB 3
SO 6
LOB 8



Batter	1	2	3	4	5	6	7	8	9	10	11	12	13	14	AB	R	H	RBI	BB	SO	LOB	TOP
Bill Buckner, L (1, 7) <small>OBP: 0.323, SLG: 0.413</small>															4	0	1	0	0	0	0	
Ted Sizemore, R (1, 4) Rick Auerbach, R (4, 4) Ed Goodson, L (12, PH) <small>OBP: 0.283, SLG: 0.359</small>															2	0	0	0	0	1	1	
Steve Garvey, R (1, 3) <small>OBP: 0.345, SLG: 0.437</small>															5	0	1	0	0	1	2	
Ron Cey, R (1, 5) <small>OBP: 0.408, SLG: 0.527</small>															5	0	0	0	0	0	2	
Dusty Baker Jr., R (1, 8) <small>OBP: 0.313, SLG: 0.306</small>															5	0	0	0	0	2	0	
Bill Russell, R (1, 6) <small>OBP: 0.315, SLG: 0.393</small>															5	0	1	0	0	1	0	
Steve Yeager, R (1, 2) <small>OBP: 0.294, SLG: 0.386</small>															5	0	0	0	0	3	1	
Joe Simpson, L (1, 9) <small>OBP: 0.063, SLG: 0.063</small>															5	0	0	0	0	2	1	
Don Sutton, R (1, 1) Mike Marshall, R (10, 1) Henry Cruz, L (12, PH) Charlie Hough, R (12, 1) <small>OBP: 0.273, SLG: 0.364</small>															3	0	0	0	0	0	0	
Inning Stats	R: 0 H: 0 E: 0 LOB: 0 K: 1 BB: 0 S: 5 P: 5	R: 0 H: 0 E: 0 LOB: 0 K: 1 BB: 0 S: 5 P: 5	R: 0 H: 0 E: 0 LOB: 0 K: 1 BB: 0 S: 5 P: 5	R: 0 H: 1 E: 0 LOB: 1 K: 1 BB: 0 S: 6 P: 6	R: 0 H: 0 E: 0 LOB: 0 K: 1 BB: 0 S: 5 P: 5	R: 0 H: 0 E: 0 LOB: 0 K: 0 BB: 0 S: 3 P: 3	R: 0 H: 1 E: 0 LOB: 0 K: 1 BB: 0 S: 5 P: 5	R: 0 H: 1 E: 0 LOB: 1 K: 1 BB: 0 S: 6 P: 6	R: 0 H: 0 E: 0 LOB: 0 K: 1 BB: 0 S: 5 P: 5	R: 0 H: 0 E: 0 LOB: 0 K: 0 BB: 0 S: 3 P: 3	R: 0 H: 0 E: 0 LOB: 0 K: 2 BB: 0 S: 7 P: 7	R: 0 H: 0 E: 0 LOB: 1 K: 1 BB: 1 S: 5 P: 9	R: 0 H: 0 E: 0 LOB: 0 K: 1 BB: 0 S: 5 P: 5	R: 0 H: 0 E: 0 LOB: 0 K: 2 BB: 0 S: 7 P: 7	1B: 3 SF: 0 2B: 0 SAC: 1 3B: 0 DP: 0 HR: 0 HBP: 0	WP: 0 PA: 45 PB: 0 SB: 0 CS: 1						
PITCHER Craig Swan, R (1, 1) <small>ERA: 3.81</small> Skip Lockwood, R (11, 1) <small>ERA: 2.21</small>	IP: 10.0 WLS: 32 BF: 3 H: 3 R: 0 ER: 0 SO: 8 BB: 0 IBB: 0 HBP: 0 BLK: 1 WP: 0 HR: 0 S: 48 P: 48 ERA: 0.00 WHIP: 0.300																					

Los Angeles Dodgers @ New York Mets
 Shea Stadium, Flushing, NY
 Thu Jun 17 1976, 7:05 PM EDT
 Att. 20,268 - Unknown

livebaseballscorecards.com

AB	43
R	0
H	3
RBI	0
BB	1
SO	14
LOB	8



Batter	1	2	3	4	5	6	7	8	9	AB R H RBI BB SO LOB	TOP													
Bill Buckner, L OBP: 0.321, SLG: 0.409 (1, 9) (7, 7)	0-0 F7	0-3 K		0-0 F9		0-0 4-3		0-0 1B 1B 1B		5 1 1 1 0 1 2														
Ted Sizemore, R OBP: 0.292, SLG: 0.283 (1, 4)	0-0 F4	0-0 4-3			0-0 BB 2B 1B	0-0 1-3		0-3 K		5 1 1 0 0 1 3														
Steve Garvey, R OBP: 0.346, SLG: 0.440 (1, 3)	0-0 E5 1B 1B		0-0 FC2-5 2B		0-0 L7		0-3 K	0-0 1B 1B		5 1 2 1 0 1 1														
Ron Cey, R OBP: 0.419, SLG: 0.531 (1, 5)	0-0 BB 1-3 1B		4-0 BB BB FC2-5 BB		4-0 2B 1-2 FC5-2 BB		4-0 BB 4-6-3 BB	0-0 1-2 3-H 1B		2 1 2 1 3 0 0														
Manny Mota, R OBP: 0.321, SLG: 0.320 Joe Simpson, L OBP: 0.063, SLG: 0.063 Danny Walton, R OBP: 0.222, SLG: 0.143 Charlie Hough, R OBP: 0.273, SLG: 0.364 (1, 7) (7, 9) (8, PH) (8, 1)	4-0 1B 1-2 BB		0-0 FC2-5 L9-3		0-0 FC5-2 2B		0-0 4-6-3	0-0 F7		3 0 1 1 1 0 3 0 0 0 0 0 0 0 1 0 0 0 0 0 2 0 0 0 0 0 0 0														
Bill Russell, R OBP: 0.322, SLG: 0.395 (1, 6)	0-0 1-3 2-H 3-H 1B		0-0 L9-3		4-0 FC5-2 IBB		0-0 4-3	0-0 5-3 1B		4 0 2 2 1 0 3														
Dusty Baker Jr., R OBP: 0.310, SLG: 0.304 (1, 8)	0-0 6-3			0-0 FC5-4 1B	0-0 FC5-2			0-0 F9	0-0 F8	5 0 1 0 0 0 6														
Ellie Rodriguez, R OBP: 0.533, SLG: 0.417 Steve Yeager, R OBP: 0.282, SLG: 0.384 (1, 2) (8, PR) (8, 2)		0-0 F8		0-0 FC5-4 SH2-4 1-2f	0-0 F3			0-0 1B 1B 1B	0-0 5-3	4 0 1 0 0 0 4 1 1 0 0 0 0 1														
Rick Rhoden, R OBP: 0.333, SLG: 0.500 Mike Marshall, R Ed Goodson, L OBP: 0.298, SLG: 0.375 Henry Cruz, L OBP: 0.253, SLG: 0.403 (1, 1) (7, 1) (8, PH) (8, 9)		0-0 2B		0-0 SH2-4		0-0 4-3		0-0 1B 1B	0-0 4-3	2 0 1 0 0 0 0 0 0 0 0 0 0 0 1 1 1 0 0 0 0 1 0 0 0 0 0 1														
Inning Stats	R: 2 E: 1 K: 0 S: 6	H: 2 LOB: 2 BB: 1 P: 10	R: 0 E: 0 K: 1 S: 6	H: 1 LOB: 1 BB: 0 P: 6	R: 0 E: 0 K: 0 S: 3	H: 1 LOB: 1 BB: 1 P: 7	R: 0 E: 0 K: 0 S: 4	H: 1 LOB: 1 BB: 0 P: 4	R: 1 E: 0 K: 0 S: 5	H: 2 LOB: 3 BB: 2 P: 13	R: 0 E: 0 K: 0 S: 3	H: 0 LOB: 0 BB: 0 P: 3	R: 0 E: 0 K: 1 S: 5	H: 0 LOB: 1 BB: 1 P: 9	R: 3 E: 0 K: 1 S: 10	H: 5 LOB: 2 BB: 0 P: 10	R: 0 E: 0 K: 0 S: 4	H: 1 LOB: 1 BB: 0 P: 4	1B: 10 2B: 4 3B: 0 HR: 0	SF: 0 SAC: 1 DP: 1 HBP: 0	WP: 0 PB: 0 SB: 0 CS: 0	PA: 45		
PITCHER	IP WLS BF H R ER SO BB IBB HBP BLK WP HR S P ERA WHIP	IP WLS BF H R ER SO BB IBB HBP BLK WP HR S P ERA WHIP	IP WLS BF H R ER SO BB IBB HBP BLK WP HR S P ERA WHIP	IP WLS BF H R ER SO BB IBB HBP BLK WP HR S P ERA WHIP	IP WLS BF H R ER SO BB IBB HBP BLK WP HR S P ERA WHIP	IP WLS BF H R ER SO BB IBB HBP BLK WP HR S P ERA WHIP	IP WLS BF H R ER SO BB IBB HBP BLK WP HR S P ERA WHIP	IP WLS BF H R ER SO BB IBB HBP BLK WP HR S P ERA WHIP	IP WLS BF H R ER SO BB IBB HBP BLK WP HR S P ERA WHIP	IP WLS BF H R ER SO BB IBB HBP BLK WP HR S P ERA WHIP	IP WLS BF H R ER SO BB IBB HBP BLK WP HR S P ERA WHIP	IP WLS BF H R ER SO BB IBB HBP BLK WP HR S P ERA WHIP	IP WLS BF H R ER SO BB IBB HBP BLK WP HR S P ERA WHIP	IP WLS BF H R ER SO BB IBB HBP BLK WP HR S P ERA WHIP	IP WLS BF H R ER SO BB IBB HBP BLK WP HR S P ERA WHIP	IP WLS BF H R ER SO BB IBB HBP BLK WP HR S P ERA WHIP	IP WLS BF H R ER SO BB IBB HBP BLK WP HR S P ERA WHIP	IP WLS BF H R ER SO BB IBB HBP BLK WP HR S P ERA WHIP	IP WLS BF H R ER SO BB IBB HBP BLK WP HR S P ERA WHIP	IP WLS BF H R ER SO BB IBB HBP BLK WP HR S P ERA WHIP	IP WLS BF H R ER SO BB IBB HBP BLK WP HR S P ERA WHIP	IP WLS BF H R ER SO BB IBB HBP BLK WP HR S P ERA WHIP	IP WLS BF H R ER SO BB IBB HBP BLK WP HR S P ERA WHIP	IP WLS BF H R ER SO BB IBB HBP BLK WP HR S P ERA WHIP

Los Angeles Dodgers @ Montreal Expos
 Jarry Park, Montreal, QB
 Fri Jun 18 1976, 7:05 PM EDT
 Att. 14,623 - Unknown - 77 F

AB 39
 R 6
 H 13
 RBI 6
 BB 5
 SO 3
 LOB 26



WP: 0 PA: 45
 PB: 0
 SB: 0
 CS: 0


Batter	1	2	3	4	5	6	7	8	9	AB R H RBI BB SO LOB
Pepe Mangual, R (1, 8) OBP: 0.405, SLG: 0.394	0-3 K	0-0 F7			0-0 1B 2B		0-0 3B 2B		0-0 HR 1B	5 2 3 0 0 1 1
Jim Lyttle, L (1, 7) (3, 9) OBP: 0.429, SLG: 0.667	0-0 FC1-4-6 HBP 1B		0-0 F5		0-0 1B		0-0 1B 3B		0-0 2-3	5 1 3 2 0 0 1
Gary Roenicke, R (1, 9) OBP: 0.333, SLG: 0.514	1-0 FC1-4-6 HBP		0-0 F8		0-0 F7		0-0 BB SH2-4 1B		0-0 F8	0 0 0 0 0 0 0
Jim Dwyer, L (3, 7) OBP: 0.313, SLG: 0.282	1-2 FC1-4-6 HBP		0-0 F7				0-0 BB SH2-4 1B		0-0 F8	4 0 1 1 0 0 2
Pat Scanlon, L (1, 5) Dale Murray, R (8, 1) Fred Scherman, L (8, 1) OBP: 0.250, SLG: 0.250	0-0 FC1-4-6 BB		0-0 F7			0-0 F8	0-0 SH2-4		0-0 HR	3 0 0 0 0 0 2
Jose Morales, R (9, PH) OBP: 0.298, SLG: 0.457	1-2 2-3						1-2		2-H HR	0 0 0 0 0 0 0
Mike Jorgensen, L (1, 3) OBP: 0.329, SLG: 0.342	4-0 BB			0-0 1B		0-3 K	4-0 BB		0-3 K	1 1 1 2 0 0 0
Tim Foli, R (1, 6) OBP: 0.270, SLG: 0.401	0-0 4-3			0-0 F8		0-0 1B	0-0 F8			3 0 1 0 2 2 0
Barry Foote, R (1, 2) OBP: 0.294, SLG: 0.395		0-0 5-3		0-0 K		0-0 1B		0-0 F6		4 0 1 0 0 1 1
Pete Mackanin, R (1, 4) OBP: 0.252, SLG: 0.342		0-0 SH1-4 1B		0-3 K		0-3 K		0-0 G5-4-3 1B		4 0 2 0 0 2 3
Woodie Fryman, R (1, 1) OBP: 0.074, SLG: 0.074		0-0 SH1-4			0-3 K		0-0 2B 3B 1B	0-0 G5-4-3		0 0 0 0 0 0 0
Jerry White, S (5, PH) OBP: 0.309, SLG: 0.337		1-2						1-2		1 0 0 0 0 1 0
Steve Dunning, R (6, 1)										0 0 0 0 0 0 0
Bombo Rivera, R (7, PH) OBP: 0.349, SLG: 0.375										1 1 1 0 0 0 0
Larry Parrish, R (8, 5) OBP: 0.267, SLG: 0.310										1 0 0 0 0 0 1

Inning Stats	R: 0 E: 0 K: 1 S: 6	H: 1 LOB: 3 BB: 1 P: 11	R: 0 E: 0 K: 0 S: 4	H: 1 LOB: 1 BB: 0 P: 4	R: 0 E: 0 K: 0 S: 3	H: 0 LOB: 0 BB: 0 P: 3	R: 0 E: 0 K: 2 S: 8	H: 1 LOB: 1 BB: 0 P: 8	R: 0 E: 0 K: 1 S: 6	H: 2 LOB: 1 BB: 0 P: 6	R: 0 E: 0 K: 2 S: 9	H: 2 LOB: 2 BB: 0 P: 9	R: 3 E: 0 K: 0 S: 6	H: 4 LOB: 1 BB: 1 P: 10	R: 0 E: 0 K: 0 S: 3	H: 1 LOB: 0 BB: 0 P: 3	R: 2 E: 0 K: 1 S: 7	H: 2 LOB: 0 BB: 0 P: 7	1B: 10 2B: 2 3B: 1 HR: 1	SF: 0 SAC: 2 DP: 1 HBP: 1	WP: 0 PB: 0 SB: 0 CS: 0	PA: 41
--------------	------------------------------	----------------------------------	------------------------------	---------------------------------	------------------------------	---------------------------------	------------------------------	---------------------------------	------------------------------	---------------------------------	------------------------------	---------------------------------	------------------------------	----------------------------------	------------------------------	---------------------------------	------------------------------	---------------------------------	-----------------------------------	------------------------------------	----------------------------------	--------

PITCHER	IP	WLS	BF	H	R	ER	SO	BB	IBB	HBP	BLK	WP	HR	S	P	ERA	WHIP
Rick Rhoden, R (1, 1) ERA: 3.4	6.0		28	9	2	2	6	1	0	1	0	0	0	38	43	3.00	1.667
Mike Marshall, R (7, 1) ERA: 4.45	1.0	W	5	2	1	1	0	1	0	0	0	0	0	4	8	9.00	3.000
Charlie Hough, R (8, 1) ERA: 2.4	2.0	S	8	3	2	2	1	0	0	0	0	0	1	10	10	9.00	1.500

Los Angeles Dodgers @ Montreal Expos
Jarry Park, Montreal, QB
 Fri Jun 18 1976, 7:05 PM EDT
 Att: 14,623 - Unknown - 77 F

AB	36
R	5
H	14
RBI	5
BB	2
SO	7
LOB	16



Batter	1	2	3	4	5	6	7	8	9	AB R H RBI BB SO LOB	TOP
Bill Russell, R (1, 6) <small>OBP: 0.321, SLG: 0.392</small>	0-0 6-3		0-0 1B		0-3 K		0-0 G5-4-3 <small>1-2f</small>			4 0 1 0 0 1 1	Los Angeles Dodgers @ Montreal Expos Jarry Park, Montreal, QB Sat Jun 19 1976, 3:33 AM EDT Att. 12,870 - Unknown - 79 F
Ted Sizemore, R (1, 4) <small>OBP: 0.282, SLG: 0.273</small>	0-0 F2		0-0 5-3		0-0 5-3			0-0 F8	4 0 0 0 0 0 1		
Steve Garvey, R (1, 3) <small>OBP: 0.352, SLG: 0.449</small>	0-0 1B			0-0 F9		0-0 1B 1B		0-0 3-1 2B	4 0 3 0 0 0 0		
Ron Cey, R (1, 5) <small>OBP: 0.420, SLG: 0.529</small>	0-3 K			4-0 1B 1B BB		0-0 1B		0-0 3-1 2-3	3 1 1 0 1 1 2		
Bill Buckner, L (1, 7) <small>OBP: 0.320, SLG: 0.407</small>		0-0 4-3		0-0 BB 1B G5-2-3 1B		0-0 F4		0-0 L4	4 0 1 0 0 0 3		
Dusty Baker Jr., R (1, 8) <small>OBP: 0.313, SLG: 0.305</small>		0-0 6-3		0-0 BB 1B		0-0 F4		4-0 SH3-4 BB	3 0 1 0 1 0 2		
Henry Cruz, L (1, 9) <small>OBP: 0.256, SLG: 0.392</small>		0-0 G3		4-0 1-2 2-3 3-H BB		0-0 F3		0-0 SH3-4	2 0 0 1 1 0 2		
Steve Yeager, R (1, 2) <small>OBP: 0.281, SLG: 0.381</small>			0-0 B1-6-4 1B	0-0 G5-2-3			0-0 F4	0-0 F8	4 0 1 0 0 0 4		
Tommy John, R (1, 1) <small>OBP: 0.179, SLG: 0.185</small> Ed Goodson, L (9, PH) <small>OBP: 0.292, SLG: 0.366</small> Charlie Hough, R (9, 1) <small>OBP: 0.273, SLG: 0.364</small>			0-0 B1-6-4 <small>1-2f</small>		0-3 K		0-0 G5-4-3 1B	0-3 K	3 0 1 0 0 1 1 1 0 0 0 0 1 1 0 0 0 0 0 0 0		
Inning Stats	R: 0 H: 1 E: 0 LOB: 1 K: 1 BB: 0 S: 6 P: 6	R: 0 H: 0 E: 0 LOB: 0 K: 0 BB: 0 S: 3 P: 3	R: 0 H: 2 E: 0 LOB: 1 K: 0 BB: 0 S: 4 P: 4	R: 1 H: 2 E: 0 LOB: 2 K: 0 BB: 2 S: 4 P: 12	R: 0 H: 0 E: 0 LOB: 0 K: 2 BB: 0 S: 7 P: 7	R: 0 H: 2 E: 0 LOB: 2 K: 0 BB: 0 S: 5 P: 5	R: 0 H: 1 E: 0 LOB: 0 K: 0 BB: 0 S: 3 P: 3	R: 0 H: 1 E: 0 LOB: 1 K: 0 BB: 0 S: 4 P: 4	R: 0 H: 0 E: 0 LOB: 1 K: 1 BB: 1 S: 5 P: 9	1B: 8 SF: 0 2B: 1 SAC: 1 3B: 0 DP: 3 HR: 0 HBP: 0	WP: 0 PA: 36 PB: 0 SB: 0 CS: 0
PITCHER Don Stanhouse, R (1, 1) <small>ERA: 2.48</small>	IP: 9.0 WLS: W BF: 36 H: 9 R: 1 ER: 1 SO: 4 BB: 3 IBB: 0 HBP: 0 BLK: 0 WP: 0 HR: 0 S: 41 P: 53 ERA: 1.00 WHIP: 1.333										

livebaseballscorecards.com

AB	32
R	1
H	9
RBI	1
BB	3
SO	4
LOB	17



Batter	1	2	3	4	5	6	7	8	9	AB	R	H	RBI	BB	SO	LOB
Pepe Mangual, R (1, 8) OBP: 0.407, SLG: 0.393	0-0 E7 1B		0-0 6-3			0-0 6-3		4-0 IBB		3	0	1	0	1	0	0
Bombo Rivera, R (1, 7) OBP: 0.319, SLG: 0.341	0-3 K			0-0 G2		0-3 K		0-0 1-3		4	0	0	0	0	2	3
Gary Roenicke, R (1, 9) OBP: 0.302, SLG: 0.462	0-0 6-3			0-0 F9			0-0 5-3		0-3 K	4	0	0	0	0	1	1
Jose Morales, R (1, 3) Mike Jorgensen, L (9, PR) OBP: 0.314, SLG: 0.460 OBP: 0.329, SLG: 0.342	0-0 4-3			0-0 FC6-4 1B			0-0 F9		0-0 FC6-4 S 1B	4	0	2	0	0	0	1
Barry Foote, R (1, 2) OBP: 0.300, SLG: 0.393		0-0 G1-6-3 1B		0-0 FC6-4 1-2f			0-0 5-3		4-0 FC6-4 BB	3	0	1	0	1	0	1
Tim Foli, R (1, 6) Jim Lyttle, L (8, PR) Pepe Frias, R (9, 6) OBP: 0.271, SLG: 0.400 OBP: 0.429, SLG: 0.667 OBP: 0.303, SLG: 0.276		0-0 G1-6-3 1-2f		0-0 4-3				0-0 SH2-4 1B	0-0 FC6-4 1B	3	0	1	0	0	0	1
Pete Mackanin, R (1, 5) OBP: 0.254, SLG: 0.342		0-0 2-3		0-0 5-3				0-0 SH2-4 1-2	0-0 FC6-4 1B	3	0	1	1	0	0	0
Jim Cox, R (1, 4) OBP: 0.208, SLG: 0.174			0-0 6-3		0-0 5-3			0-0 SH2-3 1B		3	0	1	1	0	0	0
Don Stanhouse, R (1, 1) OBP: 0.583, SLG: 0.600			0-0 5-3			0-3 K		0-0 SH2-3 1-2		2	0	0	0	0	1	0

Inning Stats	R: 0	H: 1	E: 1	LOB: 1	K: 1	S: 6	P: 6	R: 0	H: 1	E: 0	LOB: 0	K: 0	BB: 0	S: 3	P: 3	R: 0	H: 0	E: 0	LOB: 0	K: 0	BB: 0	S: 3	P: 3	R: 0	H: 1	E: 0	LOB: 1	K: 0	BB: 0	S: 4	P: 4	R: 0	H: 0	E: 0	LOB: 0	K: 0	BB: 0	S: 3	P: 3	R: 0	H: 0	E: 0	LOB: 0	K: 2	BB: 0	S: 7	P: 7	R: 0	H: 0	E: 0	LOB: 0	K: 0	BB: 0	S: 3	P: 3	R: 1	H: 2	E: 0	LOB: 2	K: 0	BB: 1	S: 5	P: 9	R: 1	H: 2	E: 0	LOB: 2	K: 1	BB: 1	S: 6	P: 10
Tommy John, L (1, 1) ERA: 3.17	IP	WLS	BF	H	R	ER	SO	BB	IBB	HBP	BLK	WP	HR	S	P	ERA	WHIP																																																						
Charlie Hough, R (9, 1) ERA: 2.53	0.2	L	5	2	1	1	1	1	0	0	0	0	0	6	10	13.50	4.500																																																						

BOTTOM

Los Angeles Dodgers @ Montreal Expos

Jarry Park, Montreal, QB

Sat Jun 19 1976, 3:33 AM EDT
Att: 12,870 - Unknown - 79 F

AB	30
R	2
H	7
RBI	2
BB	2
SO	4
LOB	9



WP: 0	PA: 34
PB: 0	CS: 0
SB: 1	
ERA	WHIP

livebaseballscores.com

Batter	1	2	3	4	5	6	7	8	9	AB R H RBI BB SO LOB	TOP		
Bill Russell, R (1, 6) OBP: 0.329, SLG: 0.409	0-0 2B		0-0 5-3		0-0 5-3		0-0 1-2			4 1 3 1 0 0 0	Los Angeles Dodgers @ Montreal Expos Jarry Park, Montreal, QB Sun Jun 20 1976, 3:33 AM EDT Att. 10,194 - Unknown - 70 F livebaseballscorecards.com		
Ted Sizemore, R (1, 4) OBP: 0.281, SLG: 0.281	0-0 F4		0-0 2B		0-0 5-3		0-0 F6			4 0 1 0 0 0 4			
Steve Garvey, R (1, 3) OBP: 0.347, SLG: 0.442	0-0 5-3		0-0 F9		0-0 4-3		0-0 F8			4 0 0 0 0 0 5			
Ron Cey, R (1, 5) Ed Goodson, L (6, 5) OBP: 0.423, SLG: 0.539 OBP: 0.286, SLG: 0.357	0-0 1B		0-0 L6			0-0 7-2		0-0 6-3		3 1 2 1 0 0 1 1 0 0 0 0 0 0			
Bill Buckner, L (1, 7) OBP: 0.319, SLG: 0.404	0-0 1B			0-0 6-3		0-0 F9		0-0 4-3		4 0 1 1 0 0 1			
Dusty Baker Jr., R (1, 8) OBP: 0.309, SLG: 0.300	0-0 F3			0-0 6-3		0-0 7-2		0-3 K		4 0 0 0 0 1 2			
Henry Cruz, L (1, 9) OBP: 0.256, SLG: 0.386		0-0 CS		0-0 F9			0-0 4-3		0-0 6-3	4 0 1 0 0 0 0			
Steve Yeager, R (1, 2) OBP: 0.286, SLG: 0.384		0-3 K			0-0 SH3-4		0-0 WP		0-0 F7	4 2 2 0 0 1 1			
Burt Hooton, R (1, 1) Danny Walton, R (7, PH) Joe Simpson, L (7, PR) Stan Wall, L (7, 1) Manny Mota, R (9, PH) OBP: 0.286, SLG: 0.240 OBP: 0.300, SLG: 0.250 OBP: 0.063, SLG: 0.063 OBP: 0.310, SLG: 0.308		0-3 K			0-0 SH3-4		0-0 1B		0-0 6-3	1 0 0 0 0 1 0 1 0 1 1 0 0 0 0 0 0 0 0 0 0 0 0 0 0 0 0 0 1 0 0 0 0 0 0			
Inning Stats	R: 2 H: 3 E: 0 LOB: 1 K: 0 BB: 0 S: 6 P: 6	R: 0 H: 1 E: 0 LOB: 0 K: 2 BB: 0 S: 7 P: 7	R: 0 H: 1 E: 0 LOB: 1 K: 0 BB: 0 S: 4 P: 4	R: 0 H: 0 E: 0 LOB: 0 K: 0 BB: 0 S: 3 P: 3	R: 1 H: 2 E: 0 LOB: 1 K: 0 BB: 0 S: 5 P: 5	R: 0 H: 1 E: 0 LOB: 0 K: 0 BB: 0 S: 3 P: 3	R: 1 H: 3 E: 0 LOB: 2 K: 0 BB: 0 S: 6 P: 6	R: 0 H: 0 E: 0 LOB: 0 K: 1 BB: 0 S: 5 P: 5	R: 0 H: 0 E: 0 LOB: 0 K: 0 BB: 0 S: 3 P: 3	1B: 6 SF: 0 2B: 6 SAC: 1 3B: 0 DP: 1 HR: 0 HBP: 0	WP: 1 PA: 36 PB: 0 SB: 0 CS: 1		
PITCHER	IP WLS BF H R ER SO BB IBB HBP BLK WP HR S P ERA WHIP											PITCHER	IP WLS BF H R ER SO BB IBB HBP BLK WP HR S P ERA WHIP
Don Carrithers, R (1, 1) ERA: 3.88	6.1 W 26 9 4 4 2 0 0 0 0 0 0 0 30 30 5.68 1.421												
Steve Dunning, R (7, 1) ERA: 5.01	0.0 2 2 0 0 0 0 0 0 0 0 1 0 2 2 ∞ ∞												
Dale Murray, R (7, 1) ERA: 3.53	2.2 S 8 0 0 0 1 0 0 0 0 0 0 0 10 10 0.00 0.000												



Batter	1	2	3	4	5	6	7	8	9
Pepe Mangual, R (1, 8) <small>OBP: 0.410, SLG: 0.391</small> Jerry White, S (9, 8) <small>OBP: 0.309, SLG: 0.337</small>	0-0 		4-0 		0-0 		0-3 		
Jim Lyttle, L (1, 7) <small>OBP: 0.406, SLG: 0.613</small>	0-3 		0-0 			0-0 	0-0 		
Gary Roenicke, R (1, 9) <small>OBP: 0.298, SLG: 0.429</small>	0-0 			4-0 		0-0 	0-0 		
Pat Scanlon, L (1, 5) <small>OBP: 0.167, SLG: 0.167</small> Larry Parrish, R (7, 5) <small>OBP: 0.266, SLG: 0.309</small>		0-0 		0-0 		0-0 		0-3 	
Mike Jorgensen, L (1, 3) <small>OBP: 0.339, SLG: 0.348</small>		4-0 		0-0 		0-0 		0-0 	
Tim Foli, R (1, 6) <small>OBP: 0.276, SLG: 0.404</small>		0-0 		0-0 		0-0 		0-0 	
Barry Foote, R (1, 2) <small>OBP: 0.299, SLG: 0.389</small>		0-3 			0-0 	0-0 		0-0 	
Pete Mackanin, R (1, 4) <small>OBP: 0.254, SLG: 0.355</small>		0-0 			0-0 	0-0 		0-0 	
Don Carrithers, R (1, 1) <small>OBP: 0.063, SLG: 0.063</small> Steve Dunning, R (7, 1) Dale Murray, R (7, 1)			0-0 		0-0 	0-0 			

AB	R	H	RBI	BB	SO	LOB
3	0	1	0	1	1	1
0	0	0	0	0	0	0
4	1	1	0	0	1	2
3	0	0	0	1	0	1
3	1	1	0	0	0	1
1	0	0	0	0	1	0
3	1	2	1	1	0	1
3	0	2	1	0	0	1
4	1	1	0	0	1	4
4	1	1	3	0	0	4
3	0	1	0	0	0	0
0	0	0	0	0	0	0
0	0	0	0	0	0	0


AB	R	H	RBI	BB	SO	LOB
31	5	10	5	3	4	15

Inning Stats		R: 0	H: 1	R: 0	H: 1	R: 0	H: 0	R: 0	H: 0	R: 0	H: 1	R: 5	H: 5	R: 0	H: 0	R: 0	H: 2
		E: 0	LOB: 0	E: 0	LOB: 2	E: 0	LOB: 1	E: 0	LOB: 1	E: 0	LOB: 1	E: 0	LOB: 0	E: 0	LOB: 0	E: 0	LOB: 2
		K: 1	BB: 0	K: 1	BB: 1	K: 0	BB: 1	K: 0	BB: 1	K: 0	BB: 0	K: 1	BB: 0	K: 1	BB: 0	K: 1	BB: 0
		S: 5	P: 5	S: 6	P: 10	S: 2	P: 6	S: 3	P: 7	S: 4	P: 4	S: 8	P: 8	S: 5	P: 5	S: 7	P: 7

PITCHER	IP	WLS	BF	H	R	ER	SO	BB	IBB	HBP	BLK	WP	HR	S	P	ERA	WHIP
Burt Hooton, R (1, 1) <small>ERA: 4.35</small>	6.0	L	27	8	5	5	2	3	0	0	0	0	1	28	40	7.50	1.833
Stan Wall, L (7, 1) <small>ERA: 5.0</small>	2.0		8	2	0	0	2	0	0	0	0	0	0	12	12	0.00	1.000

PITCHER	IP	WLS	BF	H	R	ER	SO	BB	IBB	HBP	BLK	WP	HR	S	P	ERA	WHIP

Los Angeles Dodgers @ Montreal Expos
Jarry Park, Montreal, QB
 Sun Jun 20 1976, 3:33 AM EDT
 Att: 10,194 - Unknown - 70 F

livebaseballscorecards.com


Batter	1	2	3	4	5	6	7	8	9	AB R H RBI BB SO LOB	TOP
Bill Russell, R (1, 6) <small>OBP: 0.327, SLG: 0.406</small>	0-3 		0-0 			0-0 			0-0 	4 0 1 0 0 1 1	Los Angeles Dodgers @ Cincinnati Reds Riverfront Stadium, Cincinnati, OH Mon Jun 21 1976, 7:05 PM EDT Att. 36,769 - Unknown livebaseballscorecards.com
Ted Sizemore, R (1, 4) <small>OBP: 0.274, SLG: 0.274</small> Rick Auerbach, R (7, 4) <small>OBP: 0.182, SLG: 0.100</small> Manny Mota, R (9, PH) <small>OBP: 0.300, SLG: 0.296</small>	0-0 		0-3 			0-0 		0-0 	3 0 0 0 0 1 2 0 0 0 0 0 0 0 1 0 0 0 0 0 0		
Bill Buckner, L (1, 7) <small>OBP: 0.318, SLG: 0.400</small>	4-0 		0-0 			0-0 		0-0 	3 1 0 0 1 0 1		
Steve Garvey, R (1, 3) <small>OBP: 0.350, SLG: 0.448</small>	0-0 		0-3 			0-0 			3 0 2 1 0 1 0		
Reggie Smith, S (1, 9) <small>OBP: 0.277, SLG: 0.405</small>	0-0 		0-3 			0-0 			3 0 0 0 0 1 2		
Ed Goodson, L (1, 5) <small>OBP: 0.269, SLG: 0.333</small>		0-0 	0-0 			0-0 			3 0 0 0 0 0 1		
Dusty Baker Jr., R (1, 8) <small>OBP: 0.309, SLG: 0.300</small>		0-3 		0-0 		0-0 			3 0 1 0 0 1 0		
Steve Yeager, R (1, 2) <small>OBP: 0.281, SLG: 0.378</small>		0-3 		0-0 		0-0 			3 0 0 0 0 2 1		
Doug Rau, L (1, 1) <small>OBP: 0.310, SLG: 0.208</small> Henry Cruz, L (8, PH) <small>OBP: 0.253, SLG: 0.381</small> Charlie Hough, R (8, 1) <small>OBP: 0.273, SLG: 0.364</small>		4-0 		0-3 		0-0 			1 0 0 0 1 1 0 1 0 0 0 0 0 0 0 0 0 0 0 0 0		
Inning Stats	R: 1 H: 1 E: 0 LOB: 1 K: 1 BB: 1 S: 6 P: 10	R: 0 H: 0 E: 0 LOB: 0 K: 2 BB: 0 S: 7 P: 7	R: 0 H: 0 E: 0 LOB: 1 K: 1 BB: 1 S: 5 P: 9	R: 0 H: 0 E: 0 LOB: 0 K: 2 BB: 0 S: 7 P: 7	R: 0 H: 1 E: 0 LOB: 0 K: 1 BB: 0 S: 5 P: 5	R: 0 H: 1 E: 0 LOB: 0 K: 0 BB: 0 S: 3 P: 3	R: 0 H: 1 E: 0 LOB: 0 K: 0 BB: 0 S: 3 P: 3	R: 0 H: 0 E: 0 LOB: 0 K: 1 BB: 0 S: 5 P: 5	R: 0 H: 0 E: 0 LOB: 0 K: 0 BB: 0 S: 3 P: 3	1B: 3 SF: 0 2B: 2 SAC: 0 3B: 0 DP: 1 HR: 0 HBP: 0	WP: 0 PA: 30 PB: 0 SB: 0 CS: 2
PITCHER Pat Zachry, R (1, 1) <small>ERA: 2.39</small>	IP WLS BF H R ER SO BB IBB HBP BLK WP HR S P ERA WHIP 9.0 W 30 4 1 1 8 2 0 0 0 0 0 0 44 52 1.00 0.667										

AB	28
R	1
H	4
RBI	1
BB	2
SO	8
LOB	8



Batter	1	2	3	4	5	6	7	8	9	AB	R	H	RBI	BB	SO	LOB
Pete Rose, S OBP: 0.428, SLG: 0.468 (1, 5) X	0-0 6-3			X 0-0 BB 1B BB 1B	X 0-0 4-3		X 0-0 F9			4	1	1	0	0	0	1
Ken Griffey, L OBP: 0.411, SLG: 0.498 (1, 9) X	0-0 CS 1B			X 0-0 BB BB 1-2 1B		X 0-0 HR		X 0-0 F7		4	1	3	1	0	0	0
George Foster, R OBP: 0.394, SLG: 0.598 (1, 7) X	0-0 F8 1-2			X 0-0 F2		X 0-0 HR		B B B B 4-0 WP S BB		3	1	1	1	1	0	3
Tony Perez, R OBP: 0.344, SLG: 0.471 (1, 3) X		X 0-0 F9		S S S S 0-3 K		X 0-0 F8		B B B B 4-0 WP 1-2 BB		3	0	0	0	1	1	2
Johnny Bench, R OBP: 0.355, SLG: 0.427 (1, 2) X		X 0-0 F6		B B B B 4-0 BB 1-2 BB 2-3		S S S S 0-3 K		S S S S 0-3 K 1-2 2-3		3	0	0	0	1	2	2
Dave Concepcion, R OBP: 0.361, SLG: 0.403 (1, 6) X		X 0-0 F8		B B B B 4-0 BB 1-2 2-3 3-H		X 0-0 P4		B B B B 4-0 BB		2	0	0	1	2	0	0
Doug Flynn, R OBP: 0.333, SLG: 0.330 (1, 4) X			X 0-0 F4-3	X 0-0 F1-3		X 0-0 K 1B		S S S S 0-3 K 1B		4	0	1	0	0	1	6
Cesar Geronimo, L OBP: 0.368, SLG: 0.428 (1, 8) X			X 0-0 F4		X 0-0 F9		S S S S 0-3 K 1-2			3	0	0	0	0	1	1
Pat Zachry, R OBP: 0.269, SLG: 0.240 (1, 1) X			X 0-0 F9		X 0-0 1-3		X 0-0 1B			3	0	1	0	0	0	0

Inning Stats	R: 0	H: 1	E: 0	LOB: 0	K: 0	S: 3	P: 3	R: 0	H: 0	E: 0	LOB: 0	K: 0	S: 3	P: 3	R: 0	H: 0	E: 0	LOB: 0	K: 0	S: 3	P: 3	R: 1	H: 2	E: 0	LOB: 3	K: 1	S: 7	P: 15	R: 0	H: 0	E: 0	LOB: 0	K: 0	S: 3	P: 3	R: 2	H: 2	E: 0	LOB: 0	K: 1	S: 7	P: 7	R: 0	H: 2	E: 0	LOB: 1	K: 1	S: 6	P: 6	R: 0	H: 0	E: 0	LOB: 3	K: 2	S: 7	P: 19
--------------	------	------	------	--------	------	------	------	------	------	------	--------	------	------	------	------	------	------	--------	------	------	------	------	------	------	--------	------	------	-------	------	------	------	--------	------	------	------	------	------	------	--------	------	------	------	------	------	------	--------	------	------	------	------	------	------	--------	------	------	-------

PITCHER	IP	WLS	BF	H	R	ER	SO	BB	IBB	HBP	BLK	WP	HR	S	P	ERA	WHIP
Doug Rau, L ERA: 2.74 (1, 1)	7.0	L	28	7	3	3	3	2	0	0	0	0	2	32	40	3.86	1.286
Charlie Hough, R ERA: 2.48 (8, 1)	1.0		6	0	0	0	2	3	0	0	0	1	0	7	19	0.00	3.000

Los Angeles Dodgers @ Cincinnati Reds
Riverfront Stadium, Cincinnati, OH
Mon Jun 21 1976, 7:05 PM EDT
Att. 36,769 - Unknown

AB	29
R	3
H	7
RBI	3
BB	5
SO	5
LOB	15



WP	1	PA	34
PB	0		
SB	1		
CS	1		

PITCHER	IP	WLS	BF	H	R	ER	SO	BB	IBB	HBP	BLK	WP	HR	S	P	ERA	WHIP
---------	----	-----	----	---	---	----	----	----	-----	-----	-----	----	----	---	---	-----	------

Batter	1	2	3	4	5	6	7	8	9	AB R H RBI BB SO LOB	TOP											
Bill Buckner, L (1, 9) OBP: 0.314, SLG: 0.394	0-3 K		0-0 F8			0-0 F4-3			0-0 L3	4 0 0 0 0 1 0	Los Angeles Dodgers @ Cincinnati Reds Riverfront Stadium, Cincinnati, OH Tue Jun 22 1976, 7:05 PM EDT Att. 39,048 - Unknown livebaseballscorecards.com											
Ted Sizemore, R (1, 4) OBP: 0.273, SLG: 0.273	0-0 F8			0-0 G6-3 1B		0-0 5-3		0-0 6-3	4 0 1 0 0 0 0													
Bill Russell, R (1, 6) OBP: 0.330, SLG: 0.405	0-3 K			0-0 F8		4-0 2B BB		0-0 1B	3 0 1 0 1 1 1													
Steve Garvey, R (1, 3) OBP: 0.349, SLG: 0.449		0-0 F8		0-0 G6-3 1-2f		0-0 2B		0-0 F9	4 0 1 0 0 0 2													
Reggie Smith, S (1, 5) OBP: 0.272, SLG: 0.398		0-0 F8			0-0 P5		0-0 5-3		3 0 0 0 0 0 2													
Manny Mota, R (1, 7) OBP: 0.303, SLG: 0.300		0-0 1B			0-0 6-3		0-3 K		3 0 1 0 0 1 2													
Dusty Baker Jr., R (1, 8) OBP: 0.305, SLG: 0.296		0-3 K			0-3 K		0-0 F4		3 0 0 0 0 2 1													
Steve Yeager, R (1, 2) OBP: 0.287, SLG: 0.372			0-0 6-3		0-3 K		0-0 F8		3 0 0 0 0 1 0													
Don Sutton, R (1, 1) OBP: 0.132, SLG: 0.086			0-0 F8		0-0 G3		0-0 F9		2 0 0 0 0 0 0													
Danny Walton, R (8, PH) OBP: 0.273, SLG: 0.222									1 0 0 0 0 0 0													
Stan Wall, L (8, 1)									0 0 0 0 0 0 0													
Inning Stats	R: 0 E: 0 K: 2 S: 7	H: 0 LOB: 0 BB: 0 P: 7	R: 0 E: 0 K: 1 S: 6	H: 1 LOB: 1 BB: 0 P: 6	R: 0 E: 0 K: 0 S: 3	H: 0 LOB: 0 BB: 0 P: 3	R: 0 E: 0 K: 0 S: 3	H: 1 LOB: 0 BB: 0 P: 3	R: 0 E: 0 K: 1 S: 5	H: 0 LOB: 0 BB: 0 P: 5	R: 0 E: 0 K: 1 S: 5	H: 0 LOB: 0 BB: 0 P: 5	R: 0 E: 0 K: 1 S: 6	H: 1 LOB: 2 BB: 1 P: 10	R: 0 E: 0 K: 0 S: 3	H: 0 LOB: 0 BB: 0 P: 3	R: 0 E: 0 K: 0 S: 4	H: 1 LOB: 1 BB: 0 P: 4	1B: 3 2B: 1 3B: 0 HR: 0	SF: 0 SAC: 0 DP: 1 HBP: 0	WP: 0 PB: 0 SB: 0 CS: 0	PA: 31
PITCHER Fred Norman, L (1, 1) ERA: 3.23	IP: 9.0 WLS: W BF: 31 H: 4 R: 0 ER: 0 SO: 6 BB: 1 IBB: 0 HBP: 0 BLK: 0 WP: 0 HR: 0 S: 42 P: 46 ERA: 0.00 WHIP: 0.556											PITCHER	IP: 9.0 WLS: W BF: 31 H: 4 R: 0 ER: 0 SO: 6 BB: 1 IBB: 0 HBP: 0 BLK: 0 WP: 0 HR: 0 S: 42 P: 46 ERA: 0.00 WHIP: 0.556									

AB	30
R	0
H	4
RBI	0
BB	1
SO	6
LOB	8



Batter	1	2	3	4	5	6	7	8	9	AB	R	H	RBI	BB	SO	LOB
Pete Rose, S OBP: 0.421, SLG: 0.460 (1, 5) X	0-0 4-3		0-0 1-3	0-0 4-3			0-0 6-3	0-0 6-3		5	0	0	0	0	0	3
Ken Griffey, L OBP: 0.408, SLG: 0.491 (1, 9) X	0-0 F5		4-0 BB		0-0 G3		0-0 F7			3	0	0	0	1	0	0
George Foster, R OBP: 0.392, SLG: 0.597 (1, 7) X	0-0 F7		0-0 P6		0-0 L7		0-0 2B			4	0	1	0	0	0	1
Tony Perez, R OBP: 0.342, SLG: 0.467 (1, 3) S		0-3 K		0-0 1B BB	0-3 K		0-0 F8			4	1	1	0	0	2	1
Johnny Bench, R OBP: 0.366, SLG: 0.441 (1, 2) X		0-0 FC3-6 1B		4-0 1B BB		0-0 1B FC6-4 2B		0-0 1B E 1B		3	3	3	0	1	0	0
Cesar Geronimo, L OBP: 0.366, SLG: 0.424 (1, 8) X		0-0 FC3-6 1B S		0-0 1B SF9 1B		0-0 P6		0-0 FC SH5-4 1B		4	2	1	1	0	0	3
Dave Concepcion, R OBP: 0.363, SLG: 0.405 (1, 6) X		0-0 1B		0-3 K		0-0 FC6-4 1B		0-0 F7		4	0	2	1	0	1	4
Doug Flynn, R OBP: 0.340, SLG: 0.337 (1, 4) X		0-0 1B		0-0 K		0-0 FC6-4 1B		0-0 F7		4	0	2	3	0	0	2
Fred Norman, S OBP: 0.143, SLG: 0.154 (1, 1) S			0-3 K		0-0 SF9		0-0 1-3 2-H 3-H		0-0 SH5-4		2	0	0	1	0	1

Inning Stats	R: 0	H: 0	E: 0	K: 0	S: 3	R: 1	H: 2	E: 0	K: 1	S: 7	R: 0	H: 0	E: 0	K: 1	S: 5	R: 3	H: 3	E: 0	K: 1	S: 8	R: 0	H: 0	E: 0	K: 1	S: 5	R: 1	H: 2	E: 0	K: 0	S: 5	R: 0	H: 1	E: 0	K: 0	S: 4	R: 1	H: 2	E: 1	K: 0	S: 6	1B: 8	SF: 1	2B: 2	SAC: 1	3B: 0	DP: 0	HR: 0	HBP: 0	WP: 0	PA: 37
--------------	------	------	------	------	------	------	------	------	------	------	------	------	------	------	------	------	------	------	------	------	------	------	------	------	------	------	------	------	------	------	------	------	------	------	------	------	------	------	------	------	-------	-------	-------	--------	-------	-------	-------	--------	-------	--------

PITCHER	IP	WLS	BF	H	R	ER	SO	BB	IBB	HBP	BLK	WP	HR	S	P	ERA	WHIP
Don Sutton, R ERA: 4.38 (1, 1)	7.0	L	31	8	5	5	4	2	0	0	0	0	0	37	45	6.43	1.429
Stan Wall, L ERA: 4.82 (8, 1)	1.0		6	2	1	0	0	0	0	0	0	0	0	6	6	0.00	2.000

Los Angeles Dodgers @ Cincinnati Reds
Riverfront Stadium, Cincinnati, OH
Tue Jun 22 1976, 7:05 PM EDT
Att. 39,048 - Unknown

AB 33
R 6
H 10
RBI 6
BB 2
SO 4
LOB 15



Batter	1	2	3	4	5	6	7	8	9	AB R H RBI BB SO LOB	TOP											
Bill Buckner, L (1, 7) OBP: 0.316, SLG: 0.397	0-0 L3			0-0 F8		0-0 2B		4-0 IBB		3 0 1 0 1 0 0	Los Angeles Dodgers @ Houston Astros Astrodome, Houston, TX Wed Jun 23 1976, 8:05 PM EDT Att. 13,871 - Dome											
Ted Sizemore, R (1, 4) OBP: 0.265, SLG: 0.266	0-3 K			0-0 F7		0-0 SF8		0-0 6-3		3 0 0 1 0 1 2												
Steve Garvey, R (1, 3) OBP: 0.348, SLG: 0.444	0-0 F2			4-0 BB		0-3 K		0-0 4-3		3 0 0 0 1 1 3												
Reggie Smith, S (1, 9) OBP: 0.272, SLG: 0.391		0-0 4-3		0-3 K		4-0 E BB		0-3 K		3 0 0 0 1 2 1												
Ed Goodson, L (1, 5) OBP: 0.250, SLG: 0.306		0-0 F7			0-0 F3		0-0 E4		0-0 4-3	4 0 0 0 0 0 1												
Rick Auerbach, R (9, 5) OBP: 0.182, SLG: 0.100							1-2 G5-4-3			0 0 0 0 0 0 0												
Bill Russell, R (1, 6) OBP: 0.324, SLG: 0.397		0-0 F7			0-0 5-3		0-0 G5-4-3		0-0 1-3	4 0 0 0 0 0 2												
Dusty Baker Jr., R (1, 8) OBP: 0.302, SLG: 0.293			0-0 1-3		0-0 F8		0-3 K			3 0 0 0 0 1 1												
Steve Yeager, R (1, 2) OBP: 0.282, SLG: 0.370			4-0 BB			0-0 F5		4-0 6-3 WP BB		1 0 0 0 2 0 0												
Rick Rhoden, R (1, 1) OBP: 0.333, SLG: 0.485			0-0 G5-4-3			0-0 2B SF8 1B		0-3 K2-3		3 1 1 0 0 1 2												
Inning Stats	R: 0 E: 0 K: 1 S: 5	H: 0 LOB: 0 BB: 0 P: 5	R: 0 E: 0 K: 0 S: 3	H: 0 LOB: 0 BB: 0 P: 3	R: 0 E: 0 K: 0 S: 2	H: 0 LOB: 0 BB: 1 P: 6	R: 0 E: 0 K: 1 S: 5	H: 0 LOB: 1 BB: 1 P: 9	R: 0 E: 0 K: 0 S: 3	H: 0 LOB: 0 BB: 0 P: 3	R: 1 E: 0 K: 1 S: 7	H: 2 LOB: 1 BB: 0 P: 7	R: 0 E: 1 K: 1 S: 5	H: 0 LOB: 1 BB: 1 P: 9	R: 0 E: 0 K: 1 S: 5	H: 0 LOB: 2 BB: 2 P: 13	R: 0 E: 0 K: 1 S: 5	H: 0 LOB: 0 BB: 0 P: 5	1B: 1 2B: 1 3B: 0 HR: 0	SF: 1 SAC: 0 DP: 2 HBP: 0	WP: 1 PB: 0 SB: 0 CS: 0	PA: 33
PITCHER	IP WLS BF H R ER SO BB IBB HBP BLK WP HR S P ERA WHIP																					
J.R. Richard, R (1, 1) ERA: 2.96	8.0 L 30 2 1 1 5 4 1 0 0 1 0 35 55 1.12 0.750																					
Ken Forsch, R (9, 1) ERA: 1.8	1.0 3 0 0 0 1 0 0 0 0 0 0 5 5 0.00 0.000																					

livebaseballscorecards.com

AB	27
R	1
H	2
RBI	1
BB	5
SO	6
LOB	12



Batter	1	2	3	4	5	6	7	8	9	AB R H RBI BB SO LOB	TOP											
Bill Buckner, L (1, 7) OBP: 0.328, SLG: 0.407	0-0 8-3 1B			0-0 1B E 2B	4-0 E 1B 6-3 IBB		4-0 1-3 1B IBB		0-0 SH3-4 1B	3 2 3 0 2 0 0	Los Angeles Dodgers @ Houston Astros Astrodome, Houston, TX Thu Jun 24 1976, 8:05 PM EDT Att. 11,076 - Dome livebaseballscorecards.com											
Ted Sizemore, R (1, 4) OBP: 0.272, SLG: 0.273	0-0 8-3 1-2f			0-0 1-3	0-0 E2 6-3 1B		0-0 1-2 2-H 3-H 1-3 1B		0-0 SH3-4	4 0 2 3 0 0 2												
Steve Garvey, R (1, 3) OBP: 0.345, SLG: 0.438	0-3 K			4-0 E FC1-2-5 BB	0-0 6-3		0-0 1-2 2-3 1-3		0-0 3-1	4 0 0 1 1 1 4												
Reggie Smith, S (1, 9) OBP: 0.270, SLG: 0.386				0-0 E3 FC1-2-5 1-3 2-H 1B	0-0 L3		0-0 F3		0-0 5-3	5 0 1 0 0 0 4												
Ed Goodson, L (1, 5) OBP: 0.233, SLG: 0.283				0-0 L9	0-0 FC1-2-5 1-3 3-H		0-0 6-3		0-0 3-1	4 0 0 0 0 0 2												
Bill Russell, R (1, 6) OBP: 0.319, SLG: 0.390				0-0 6-3	0-0 F8		0-0 F2		0-0 E5 WP	4 0 0 0 0 0 2												
Dusty Baker Jr., R (1, 8) OBP: 0.301, SLG: 0.292				0-0 F8	0-0 WP 1B 1B		0-3 K		0-0 F9 1-2	4 1 1 0 0 1 1												
Steve Yeager, R (1, 2) OBP: 0.301, SLG: 0.371				0-3 K	0-0 WP 1B 1B		4-0 SH2-4 1B BB		4-0 IBB	2 2 1 0 2 1 0												
Tommy John, R (1, 1) OBP: 0.161, SLG: 0.167 Charlie Hough, R (8, 1) OBP: 0.273, SLG: 0.364				0-0 6-3	0-3 K 1-2 2-3		0-0 SH2-4 1-2		0-0 F4	3 0 0 0 0 1 4 0 0 0 0 0 0 0												
Inning Stats	R: 0 E: 0 K: 1 S: 5	H: 1 LOB: 0 BB: 0 P: 5	R: 0 E: 0 K: 0 S: 3	H: 0 LOB: 0 BB: 0 P: 3	R: 0 E: 0 K: 1 S: 5	H: 0 LOB: 0 BB: 0 P: 5	R: 1 E: 1 K: 0 S: 5	H: 2 LOB: 2 BB: 1 P: 9	R: 3 E: 1 K: 1 S: 8	H: 3 LOB: 1 BB: 1 P: 12	R: 0 E: 0 K: 1 S: 5	H: 0 LOB: 0 BB: 0 P: 5	R: 1 E: 0 K: 0 S: 4	H: 1 LOB: 2 BB: 2 P: 12	R: 0 E: 1 K: 0 S: 4	H: 0 LOB: 2 BB: 1 P: 8	R: 0 E: 0 K: 0 S: 4	H: 1 LOB: 1 BB: 0 P: 4	1B: 7 2B: 2 3B: 0 HR: 0	SF: 0 SAC: 2 DP: 1 HBP: 0	WP: 2 PB: 0 SB: 1 CS: 0	PA: 40
PITCHER	IP WLS BF H R ER SO BB IBB HBP BLK WP HR S P ERA WHIP																				PITCHER	IP WLS BF H R ER SO BB IBB HBP BLK WP HR S P ERA WHIP
Larry Dierker, R (1, 1) ERA: 4.47	6.1 L 29 7 5 3 4 2 2 0 0 1 0 33 49 4.26 1.421																					
Gene Pentz, R (7, 1) ERA: 3.8	0.2 2 0 0 0 0 0 0 0 0 0 0 0 2 2 0.00 0.000																					
Paul Siebert, L (8, 1) ERA: 2.08	2.0 9 1 0 0 0 0 0 1 0 0 1 0 8 12 0.00 0.500																					

AB	33
R	5
H	8
RBI	4
BB	5
SO	4
LOB	19



Batter	1	2	3	4	5	6	7	8	9	AB R H RBI BB SO LOB	TOP
Gary Thomasson, L (1, 8) OBP: 0.304, SLG: 0.431 Mike Sadek, R (8, 2) OBP: 0.348, SLG: 0.317	0-0 4-3			0-0 F8		0-0 F6		0-0 1-3		4 0 0 0 0 0 1 0 0 0 0 0 0 0	
Derrell Thomas, S (1, 4) OBP: 0.314, SLG: 0.318	0-0 G3			0-3 K			0-0 F8		0-0 SH3 1B	4 1 1 0 0 1 0	
Gary Matthews, R (1, 7) OBP: 0.353, SLG: 0.413	0-0 5-3			0-0 E5			0-0 F7		0-0 SH3 1-2	3 0 0 0 0 0 0	
Bobby Murcer, L (1, 9) OBP: 0.354, SLG: 0.354		0-0 F9		0-0 4-3			0-0 BB 1B		4-0 1B BB	3 0 1 0 1 0 1	
Darrell Evans, L (1, 3) OBP: 0.329, SLG: 0.285		0-0 F7			0-0 4-3		4-0 1-2 BB		0-0 F9	3 0 0 0 1 0 2	
Chris Speier, R (1, 6) OBP: 0.318, SLG: 0.302		0-0 6-3			0-3 K		0-0 6-3		0-0 1-2 2-H 1B	4 0 1 1 0 1 2	
Ken Reitz, R (1, 5) OBP: 0.317, SLG: 0.368			0-0 6-3		0-0 F7			0-0 F9	0-0 F9	4 0 0 0 0 0 2	
Marc Hill, R (1, 2) OBP: 0.250, SLG: 0.352 Glenn Adams, L (8, PH) OBP: 0.281, SLG: 0.344 Larry Herndon, R (8, 8) OBP: 0.368, SLG: 0.399			0-0 F4			0-3 K		0-0 1B		2 0 0 0 0 1 0 1 0 1 0 0 0 0 0 0 0 0 0 0 0	
Ed Halicki, R (1, 1) OBP: 0.300, SLG: 0.222			0-3 K			0-3 K		0-0 F3		3 0 0 0 0 2 1	
Inning Stats	R: 0 H: 0 E: 0 LOB: 0 K: 0 BB: 0 S: 3 P: 3	R: 0 H: 0 E: 0 LOB: 0 K: 0 BB: 0 S: 3 P: 3	R: 0 H: 0 E: 0 LOB: 0 K: 1 BB: 0 S: 5 P: 5	R: 0 H: 0 E: 1 LOB: 1 K: 1 BB: 0 S: 6 P: 6	R: 0 H: 0 E: 0 LOB: 0 K: 1 BB: 0 S: 5 P: 5	R: 0 H: 0 E: 0 LOB: 0 K: 2 BB: 0 S: 7 P: 7	R: 0 H: 1 E: 0 LOB: 2 K: 0 BB: 1 S: 4 P: 8	R: 0 H: 1 E: 0 LOB: 1 K: 0 BB: 0 S: 4 P: 4	R: 1 H: 2 E: 0 LOB: 2 K: 0 BB: 1 S: 5 P: 9	1B: 4 SF: 0 2B: 0 SAC: 1 3B: 0 DP: 0 HR: 0 HBP: 0	WP: 0 PA: 34 PB: 0 SB: 0 CS: 0
PITCHER Burt Hooton, R (1, 1) ERA: 4.06	IP WLS BF H R ER SO BB IBB HBP BLK WP HR S P ERA WHIP										
	9.0 L 34 4 1 1 5 2 0 0 0 0 0 0 42 50 1.00 0.667										

San Francisco Giants @ Los Angeles Dodgers
 Dodger Stadium, Los Angeles, CA
 Fri Jun 25 1976, 7:05 PM PDT
 Att. 32,596 - Unknown

livebaseballscorecards.com

AB	31
R	1
H	4
RBI	1
BB	2
SO	5
LOB	9



Batter	1	2	3	4	5	6	7	8	9	AB R H RBI BB SO LOB	TOP
Larry Herndon, R (1, 8) OBP: 0.377, SLG: 0.407	0-0 CS 1B			0-0 FC5 1B		0-0 SH3 1B		0-0 L1		4 0 3 0 0 0 0	San Francisco Giants @ Los Angeles Dodgers Dodger Stadium, Los Angeles, CA Sat Jun 26 1976, 7:05 PM PDT Att. 36,574 - Unknown
Marty Perez, R (1, 4) OBP: 0.309, SLG: 0.350	0-0 F7 1-2			0-0 G3 FC5 1B		0-0 SH3 1-2		0-0 F8		3 1 1 0 0 0 1	
Gary Matthews, R (1, 7) OBP: 0.351, SLG: 0.422	0-3 K			0-0 FC5 1B		0-3 K				4 2 1 1 0 2 3	
Bobby Murcer, L (1, 9) OBP: 0.356, SLG: 0.365		0-0 F9		0-0 G3		1-0 HBP				3 1 1 1 0 0 2	
Chris Speier, R (1, 6) OBP: 0.317, SLG: 0.302		0-0 F9		0-0 1B		0-3 K				4 0 1 2 0 1 2	
Ken Reitz, R (1, 5) OBP: 0.313, SLG: 0.362		0-0 6-3		0-0 F7		0-0 6-3				4 0 0 0 0 0 1	
Darrell Evans, L (1, 3) OBP: 0.332, SLG: 0.286			0-0 4-3		4-0 BB		0-0 G5-4-3 1B			3 0 1 0 1 1 0	
Marc Hill, R (1, 2) OBP: 0.243, SLG: 0.340			0-0 F6		0-3 K		0-0 G5-4-3			3 0 0 0 0 1 2	
John Montefusco, R (1, 1) OBP: 0.190, SLG: 0.179 Randy Moffitt, R (8, 1) OBP: 0.333, SLG: 0.333			0-0 6-3		0-0 G6-4-3		0-3 K			3 0 0 0 0 1 1 0 0 0 0 0 0 0	
Inning Stats	R: 0 H: 1 E: 0 LOB: 0 K: 1 BB: 0 S: 5 P: 5	R: 0 H: 0 E: 0 LOB: 0 K: 0 BB: 0 S: 3 P: 3	R: 0 H: 0 E: 0 LOB: 0 K: 0 BB: 0 S: 3 P: 3	R: 2 H: 3 E: 0 LOB: 1 K: 0 BB: 0 S: 6 P: 6	R: 0 H: 0 E: 0 LOB: 0 K: 1 BB: 1 S: 4 P: 8	R: 0 H: 1 E: 0 LOB: 2 K: 2 BB: 0 S: 8 P: 9	R: 0 H: 1 E: 0 LOB: 0 K: 0 BB: 0 S: 3 P: 3	R: 0 H: 0 E: 0 LOB: 0 K: 1 BB: 0 S: 5 P: 5	R: 2 H: 2 E: 0 LOB: 0 K: 1 BB: 0 S: 7 P: 7	1B: 6 SF: 0 2B: 0 SAC: 1 3B: 0 DP: 2 HR: 2 HBP: 1	WP: 0 PA: 34 PB: 0 SB: 0 CS: 1
PITCHER	IP WLS BF H R ER SO BB IBB HBP BLK WP HR S P ERA WHIP										
Doug Rau, L (1, 1) ERA: 2.87	8.0 L 31 8 4 4 5 1 0 1 0 0 2 39 44 4.50 1.125										
Elias Sosa, R (9, 1) ERA: 5.2	1.0 3 0 0 0 1 0 0 0 0 0 0 5 5 0.00 0.000										

AB	31
R	4
H	8
RBI	4
BB	1
SO	6
LOB	12



Batter	1	2	3	4	5	6	7	8	9	AB R H RBI BB SO LOB	TOP			
Rowland Office, L OBP: 0.383, SLG: 0.410 (1, 8) X	0-0 6-3 1B		0-0 1B			0-0 L3		0-0 F7		4 0 1 0 0 0 0				
Rod Gilbreath, R OBP: 0.375, SLG: 0.462 (1, 4) X	0-0 CS 1B		0-0 F4			0-0 5-3			0-0 F4	4 0 1 0 0 0 1				
Jimmy Wynn, R OBP: 0.398, SLG: 0.400 (1, 7) B B B	4-0 FC6-4 BB			0-0 F8			0-0 E5 HR		0-3 K	3 1 0 0 1 1 0				
Willie Montanez, L OBP: 0.362, SLG: 0.451 (1, 3) X	0-0 FC6-4			0-0 4-3			0-0 1-H HR		0-0 4-3	4 1 1 2 0 0 1				
Ken Henderson, S OBP: 0.350, SLG: 0.405 (1, 9) S S S		0-3 K		0-0 4-3			0-0 F7			3 0 0 0 0 1 0				
Earl Williams, R OBP: 0.298, SLG: 0.408 (1, 2) X		0-0 G3-6-3 1B			0-0 6-3		4-0 L3 BB			2 0 1 0 1 0 0				
Darrel Chaney, S OBP: 0.338, SLG: 0.348 (1, 6) X		0-0 G3-6-3			0-0 5-3		0-0 L3			3 0 0 0 0 0 2				
Jerry Royster, R OBP: 0.316, SLG: 0.320 (1, 5) X			0-0 F7		0-0 F8			0-0 F8		3 0 0 0 0 0 0				
Dick Ruthven, R OBP: 0.237, SLG: 0.171 (1, 1) X			0-0 5-3			0-0 F7		0-0 1-3		2 0 0 0 0 0 0				
Dave May, L OBP: 0.303, SLG: 0.298 (8, PH)										1 0 0 0 0 0 0				
Mike Marshall, R (8, 1)										0 0 0 0 0 0 0				
Inning Stats	R: 0 H: 1 E: 0 LOB: 1 K: 0 BB: 1 S: 3 P: 7	R: 0 H: 1 E: 0 LOB: 0 K: 1 BB: 0 S: 5 P: 5	R: 0 H: 1 E: 0 LOB: 1 K: 0 BB: 0 S: 4 P: 4	R: 0 H: 0 E: 0 LOB: 0 K: 0 BB: 0 S: 3 P: 3	R: 0 H: 0 E: 0 LOB: 0 K: 0 BB: 0 S: 3 P: 3	R: 0 H: 0 E: 0 LOB: 0 K: 0 BB: 0 S: 3 P: 3	R: 2 H: 1 E: 1 LOB: 0 K: 0 BB: 1 S: 4 P: 8	R: 0 H: 0 E: 0 LOB: 0 K: 0 BB: 0 S: 3 P: 3	R: 0 H: 0 E: 0 LOB: 0 K: 1 BB: 0 S: 5 P: 5	1B: 3 SF: 0 2B: 1 SAC: 0 3B: 0 DP: 2 HR: 1 HBP: 0	WP: 0 PA: 31 PB: 0 SB: 0 CS: 1			
PITCHER	IP WLS BF H R ER SO BB IBB HBP BLK WP HR S P ERA WHIP												PITCHER	IP WLS BF H R ER SO BB IBB HBP BLK WP HR S P ERA WHIP
Rick Rhoden, R ERA: 2.93 (1, 1)	7.0 W 25 4 2 1 1 2 0 0 0 0 0 1 25 33 1.29 0.857													
Charlie Hough, R ERA: 2.48 (8, 1)	2.0 S 6 0 0 0 1 0 0 0 0 0 0 0 8 8 0.00 0.000													

Atlanta Braves @ Los Angeles Dodgers
Dodger Stadium, Los Angeles, CA
Mon Jun 28 1976, 7:05 PM PDT
Att. 21,386 - Unknown

livebaseballscorecards.com

AB 29
R 2
H 4
RBI 2
BB 2
SO 2
LOB 4



Batter	1	2	3	4	5	6	7	8	9
Lee Lacy, R OBP: 0.299, SLG: 0.361 (1, 8) X	0-0 L1 ①		0-0 4-3 ③		0-0 F6 ③		0-0 SF9 ①		
Ted Sizemore, R OBP: 0.286, SLG: 0.278 (1, 4) X	0-0 F8 ②			4-0 1B BB		0-0 SH1-3 1B 1B	0-0 4-3 ②		
Bill Buckner, L OBP: 0.332, SLG: 0.417 (1, 7) X	0-0 F8 ③			0-0 F8 ①		0-0 SH1-3 1B 1-2	0-0 HR		
Steve Garvey, R OBP: 0.350, SLG: 0.430 (1, 3)		0-0 4-3 4-3 1B		0-0 G4-6-3 1B 1-2		0-0 SH1-3 1-2 2-3	0-0 4-3 ③		
Reggie Smith, S OBP: 0.280, SLG: 0.388 (1, 9)		0-0 4-3 ①		0-0 G4-6-3 ② ③		4-0 1B IBB		0-0 WP BB SF8 1B	
Ed Goodson, L OBP: 0.243, SLG: 0.288 (1, 5)		0-0 4-3 ②			0-3 K ①	0-0 F5 ②		4-0 BB BB BB 1-2 BB	
Bill Russell, R OBP: 0.321, SLG: 0.384 (1, 6)		0-0 6-3 ③			0-3 K ②	0-0 1-3 2-H 3-H 1B		0-0 SF8 ①	
Steve Yeager, R OBP: 0.301, SLG: 0.365 (1, 2)			0-0 5-3 ①		0-0 1B 1B	0-0 F3 ③		0-0 F8 ②	
Rick Rhoden, R OBP: 0.361, SLG: 0.500 (1, 1)			0-0 6-3 ②		0-0 1B			0-3 K ③	
Davey Lopes, R OBP: 0.316, SLG: 0.312 (7, PR)					1-2 1B				
Charlie Hough, R OBP: 0.286, SLG: 0.357 (8, 1)							0-0 E S SF9 1B		

AB	R	H	RBI	BB	SO	LOB
3	0	0	1	0	0	2
3	1	1	0	1	0	1
4	2	2	1	0	0	1
3	0	2	0	0	0	1
3	1	1	0	1	0	3
3	0	0	0	1	1	4
3	0	1	3	0	1	1
4	0	1	0	0	0	3
3	0	2	0	0	0	0
0	1	0	0	0	0	0
1	0	0	0	0	1	1

AB	R	H	RBI	BB	SO	LOB
30	5	10	5	3	3	17

Inning	R	H	E	K	S	IP	WLS	BF	H	R	ER	SO	BB	IBB	HBP	BLK	WP	HR	S	P	ERA	WHIP
1	0	0	0	0	3	7.0	L	31	9	4	4	2	1	1	0	0	0	1	33	41	5.14	1.429
8	0	1	0	0	1	1.0		5	1	1	1	1	1	0	0	0	1	0	6	10	9.00	2.000

Atlanta Braves @ Los Angeles Dodgers
Dodger Stadium, Los Angeles, CA

Mon Jun 28 1976, 7:05 PM PDT
Att. 21,386 - Unknown

livebaseballscorecards.com

AB	30
R	5
H	10
RBI	5
BB	3
SO	3
LOB	17



WP: 1	PA: 36
PB: 0	SB: 1
CS: 0	

Batter	1	2	3	4	5	6	7	8	9	AB R H RBI BB SO LOB	TOP		
Rowland Office, L OBP: 0.384, SLG: 0.414 (1, 8) X	0-0 1-3 SF9 2B		0-0 6-3		0-3 K		0-0 FC6-4		0-0 1B	5 1 2 0 0 1 2	Atlanta Braves @ Los Angeles Dodgers Dodger Stadium, Los Angeles, CA Tue Jun 29 1976, 7:05 PM PDT Att. 40,366 - Unknown		
Rod Gilbreath, R OBP: 0.358, SLG: 0.439 (1, 4) X	0-0 1-3 2-3		0-0 F8		0-0 FC5-4		0-0 5-3	0-0 5-3 3-Hr	5 0 0 0 0 0 5				
Jimmy Wynn, R OBP: 0.396, SLG: 0.396 (1, 7) X	0-0 SF9 3-H		4-0 BB		0-0 5-3		0-0 6-3		2 0 0 1 1 0 1				
Willie Montanez, L OBP: 0.363, SLG: 0.452 (1, 3) X	0-0 1B 1B		0-0 F7		0-0 4-3		0-0 1B 1B		4 0 2 0 0 0 1				
Tom Paciorek, R OBP: 0.350, SLG: 0.422 (1, 9) X	0-0 FC6-4 1-2 1B		4-0 G5-3 1B BB		0-0 CS 1B		0-0 1-2 1B		3 0 3 0 1 0 0				
Earl Williams, R OBP: 0.297, SLG: 0.404 (1, 2) X	0-0 FC6-4 1-2f		0-0 1-2 1B		0-0 L5 1-2		0-3 K		4 0 1 0 0 1 5				
Darrel Chaney, S OBP: 0.340, SLG: 0.348 (1, 6) X		0-0 6-3		0-0 F9		0-0 FC6-4 1B		4-0 1B BB G5-2-3 BB	3 0 1 0 1 0 2				
Jerry Royster, R OBP: 0.312, SLG: 0.316 (1, 5) X		0-0 6-3		0-0 G5-3 2-3f		0-3 K		4-0 1B BB 1-2	3 0 0 0 0 1 3 0 0 0 0 1 0 0				
Ken Henderson, S OBP: 0.353, SLG: 0.405 (9, PH) X		0-0 6-3		0-0 FC5-4 1B		0-0 F9		0-3 K	2 0 1 0 0 0 0 1 0 0 0 0 0 1 0 0 0 0 0 0 0 0 0 0 0 0 0 0 1 0 0 0 0 1 2				
Roger Moret, S OBP: 0.091, SLG: 0.095 (1, 1) X		0-0 6-3											
Cito Gaston, R OBP: 0.400, SLG: 0.462 (7, PH) X													
Mike Marshall, R (7, 1) X													
Craig Robinson, R OBP: 0.389, SLG: 0.333 (9, PH) X													
Dave May, L OBP: 0.303, SLG: 0.298 (9, PH) X													
Inning Stats	R: 1 H: 3 E: 0 LOB: 2 K: 0 BB: 0 S: 6 P: 6	R: 0 H: 0 E: 0 LOB: 0 K: 0 BB: 0 S: 3 P: 3	R: 0 H: 0 E: 0 LOB: 1 K: 0 BB: 1 S: 3 P: 7	R: 0 H: 1 E: 0 LOB: 1 K: 0 BB: 1 S: 3 P: 7	R: 0 H: 1 E: 0 LOB: 1 K: 1 BB: 0 S: 6 P: 6	R: 0 H: 1 E: 0 LOB: 0 K: 0 BB: 0 S: 3 P: 3	R: 0 H: 1 E: 0 LOB: 1 K: 1 BB: 0 S: 6 P: 6	R: 0 H: 2 E: 0 LOB: 2 K: 1 BB: 0 S: 7 P: 7	R: 0 H: 1 E: 0 LOB: 2 K: 1 BB: 2 S: 5 P: 13	1B: 9 SF: 1 2B: 1 SAC: 0 3B: 0 DP: 2 HR: 0 HBP: 0	WP: 0 PA: 38 PB: 0 SB: 0 CS: 1		
PITCHER	IP WLS BF H R ER SO BB IBB HBP BLK WP HR S P ERA WHIP											PITCHER	IP WLS BF H R ER SO BB IBB HBP BLK WP HR S P ERA WHIP
Tommy John, L ERA: 2.87 (1, 1)	7.2 W 32 9 1 1 2 2 0 0 0 0 0 0 34 42 1.17 1.435												
Charlie Hough, R ERA: 2.45 (8, 1)	0.2 5 1 0 0 2 2 0 0 0 0 0 0 7 15 0.00 4.500												
Elias Sosa, R ERA: 5.11 (9, 1)	0.2 S 1 0 0 0 0 0 0 0 0 0 0 0 1 1 0.00 0.000												

livebaseballscorecards.com

AB	33
R	1
H	10
RBI	1
BB	4
SO	4
LOB	22



Batter	1	2	3	4	5	6	7	8	9
Bill Buckner, L (1, 7) OBP: 0.331, SLG: 0.415	0-0 F5	0-0 6-3			0-0 F9		0-0 1B		
Ted Sizemore, R (1, 4) OBP: 0.304, SLG: 0.304	0-0 6-3 2B		0-0 E 1B		0-0 FC5 S 1B		0-0 1-H 1B		
Bill Russell, R (1, 6) OBP: 0.320, SLG: 0.379	0-0 6-3 2-3		0-0 F8		0-0 F5 1-2		1-0 SH5-3 HBP		
Steve Garvey, R (1, 3) OBP: 0.350, SLG: 0.430	0-3 K		0-0 E 1B		0-0 FC5 2-3		0-0 SH5-3 1-3		
Reggie Smith, S (1, 9) Henry Cruz, L (9, 9) OBP: 0.280, SLG: 0.382 OBP: 0.250, SLG: 0.376		4-0 1B BB	0-0 E6 G5-4-3		0-3 K		0-3 K		
Lee Lacy, R (1, 5) OBP: 0.298, SLG: 0.359		0-0 1-2 1B	0-0 G5-4-3 1-2		0-0 6-3		0-0 F8		
Dusty Baker Jr., R (1, 8) OBP: 0.306, SLG: 0.299		0-0 SH3 1-3 2-H 1B		0-0 F9		0-0 6-3			
Steve Yeager, R (1, 2) OBP: 0.297, SLG: 0.359		0-3 K		0-0 2-3		0-0 F8			
Tommy John, R (1, 1) Charlie Hough, R (8, 1) Elias Sosa, R (9, 1) OBP: 0.152, SLG: 0.156 OBP: 0.286, SLG: 0.357 OBP: 0.143, SLG: 0.143		0-0 SH3 1-2 3-H		0-0 4-3		0-0 G3			

Inning Stats	R: 0	H: 1	E: 0	LOB: 1	K: 1	P: 6	R: 2	H: 2	E: 0	LOB: 1	K: 1	P: 11	R: 0	H: 2	E: 1	LOB: 2	K: 0	P: 5	R: 0	H: 0	E: 0	LOB: 0	K: 0	P: 3	R: 0	H: 1	E: 0	LOB: 1	K: 1	P: 4	R: 0	H: 0	E: 0	LOB: 0	K: 1	P: 5	R: 0	H: 2	E: 0	LOB: 2	K: 0	P: 4	R: 0	H: 0	E: 0	LOB: 1	K: 1	P: 6
	0	1	0	1	1	6	2	2	0	1	11	0	0	2	1	2	0	5	0	0	0	0	3	0	3	0	1	0	0	1	0	0	0	0	5	0	0	0	0	4	0	2	0	4	0	6		

PITCHER	IP	WLS	BF	H	R	ER	SO	BB	IBB	HBP	BLK	WP	HR	S	P	ERA	WHIP
Roger Moret, L (1, 1) ERA: 4.71	6.0	L	25	6	2	2	3	1	0	0	0	0	0	30	34	3.00	1.167
Mike Marshall, R (7, 1) ERA: 4.46	2.0		8	2	0	0	1	0	0	1	0	0	0	9	10	0.00	1.000

PITCHER	IP	WLS	BF	H	R	ER	SO	BB	IBB	HBP	BLK	WP	HR	S	P	ERA	WHIP

AB R H RBI BB SO LOB

4	0	1	0	0	0	1
4	0	4	0	0	0	0
3	0	0	0	0	0	3
3	0	1	0	0	1	2
3	1	0	0	1	2	3
0	0	0	0	0	0	0
4	0	1	0	0	0	4
3	0	1	1	0	0	0
3	0	0	0	0	1	2
2	0	0	1	0	0	0
0	0	0	0	0	0	0
0	0	0	0	0	0	0


1B: 7	SF: 0	WP: 0	PA: 33
2B: 1	SAC: 2	PB: 0	
3B: 0	DP: 1	SB: 2	
HR: 0	HBP: 1	CS: 0	

Atlanta Braves @ Los Angeles Dodgers
Dodger Stadium, Los Angeles, CA
 Tue Jun 29 1976, 7:05 PM PDT
 Att. 40,366 - Unknown

livebaseballscorecards.com

AB	29
R	1
H	8
RBI	2
BB	1
SO	4
LOB	15



Batter	1	2	3	4	5	6	7	8	9	AB R H RBI BB SO LOB	TOP									
Rowland Office, L (1, 8) OBP: 0.381, SLG: 0.413	0-3 K			0-3 K	0-0 5-3		0-0 2B		0-3 K	5 0 1 0 0 3 0	<p>Atlanta Braves @ Los Angeles Dodgers Dodger Stadium, Los Angeles, CA</p> <p>Wed Jun 30 1976, 7:05 PM PDT Att. 22,852 - Unknown</p> <p>livebaseballscorecards.com</p> <p>AB 36 R 8 H 9 RBI 8 BB 3 SO 7 LOB 8</p> 									
Rod Gilbreath, R (1, 4) OBP: 0.363, SLG: 0.451 Craig Robinson, R (7, 4) OBP: 0.368, SLG: 0.313	0-0 F9			0-0 1B		0-0 1B HR 2B	0-0 F9		0-3 K	4 1 2 0 0 0 1 1 0 0 0 0 1 0										
Jimmy Wynn, R (1, 7) OBP: 0.396, SLG: 0.410	0-0 5-3			0-0 F7		0-0 2-3 HR 1B		0-0 HR	0-0 L6	5 2 2 1 0 0 1										
Willie Montanez, L (1, 3) OBP: 0.362, SLG: 0.459		0-3 K		0-0 F7		0-0 1-H 3-H HR		0-0 4-3		4 1 1 3 0 1 1										
Ken Henderson, S (1, 9) OBP: 0.355, SLG: 0.401		0-0 6-3			4-0 1B HR BB	0-0 F4		4-0 1B 4-3 BB		2 2 0 0 2 0 0										
Darrel Chaney, S (1, 6) OBP: 0.343, SLG: 0.350		0-0 F8			0-0 1-2 HR 1B	0-0 F6		0-0 1-3 4-3 1B		4 1 2 0 0 0 0										
Jerry Royster, R (1, 5) OBP: 0.307, SLG: 0.310			0-0 1-3		0-0 F4	0-0 6-3		0-0 1-2 3-H 4-3		4 0 0 1 0 0 3										
Earl Williams, R (1, 2) OBP: 0.302, SLG: 0.423			0-0 F2		0-0 1-H 2-H HR		0-3 K	4-0 FC6 IBB		3 1 1 3 1 1 0										
Phil Niekro, R (1, 1) OBP: 0.174, SLG: 0.196 Mike Marshall, R (7, 1)			0-3 K		0-0 F7		0-0 4-3	0-0 1-2 FC6		3 0 0 0 0 1 0 1 0 0 0 0 0 2										
Inning Stats	R: 0 E: 0 K: 1 S: 5	H: 0 LOB: 0 BB: 0 P: 5	R: 0 E: 0 K: 1 S: 5	H: 0 LOB: 0 BB: 0 P: 5	R: 0 E: 0 K: 1 S: 5	H: 1 LOB: 1 BB: 0 P: 6	R: 3 E: 0 K: 0 S: 6	H: 2 LOB: 0 BB: 1 P: 9	R: 3 E: 0 K: 0 S: 6	H: 3 LOB: 0 BB: 0 P: 6	R: 0 E: 0 K: 1 S: 6	H: 1 LOB: 1 BB: 0 P: 6	R: 2 E: 0 K: 0 S: 5	H: 2 LOB: 2 BB: 2 P: 13	R: 0 E: 0 K: 2 S: 7	H: 0 LOB: 0 BB: 0 P: 7	1B: 4 2B: 2 3B: 0 HR: 3	SF: 0 SAC: 0 DP: 0 HBP: 0	WP: 0 PB: 0 SB: 0 CS: 0	PA: 39
PITCHER	IP WLS BF H R ER SO BB IBB HBP BLK WP HR S P ERA WHIP																			
Burt Hooton, R (1, 1) ERA: 4.37	5.0 L 22 6 6 6 4 1 0 0 0 0 0 2 29 33 10.80 1.400																			
Elias Sosa, R (6, 1) ERA: 4.85	2.0 7 1 0 0 1 0 0 0 0 0 0 9 9 0.00 0.500																			
Al Downing, L (8, 1) ERA: 8.04	1.0 7 2 2 2 0 1 1 0 0 0 1 5 13 18.00 3.000																			
Stan Wall, L (9, 1) ERA: 4.6	1.0 3 0 0 0 2 0 0 0 0 0 0 7 7 0.00 0.000																			

Batter	1	2	3	4	5	6	7	8	9	AB	R	H	RBI	BB	SO	LOB
Johnny Grubb, L (1, 7) OBP: 0.444, SLG: 0.464 Luis Melendez, R (8, PR) OBP: 0.203, SLG: 0.211 (9, 7)	0-0 F5	0-0 1B		0-0 2B	0-0 F9			0-0 1B		5	2	3	2	0	0	2
Tito Fuentes, S (1, 4) OBP: 0.309, SLG: 0.349	0-0 BB	0-0 1B		0-0 2B				0-0 G6-4-3		5	0	3	2	0	1	1
Willie Davis, L (1, 8) OBP: 0.301, SLG: 0.396	0-0 F5	0-0 F4		0-0 2B				0-0 F7		5	0	0	0	0	0	4
Dave Winfield, R (1, 9) OBP: 0.373, SLG: 0.478	4-0 FC6-4		0-0 6-3	0-0 6-3				0-0 F9		3	0	0	0	1	0	1
Mike Ivie, R (1, 3) OBP: 0.333, SLG: 0.437	0-0 FC6-4		0-3 K		0-0 F7			4-0 BB		3	0	0	0	1	1	2
Doug Rader, R (1, 5) OBP: 0.346, SLG: 0.401		0-0 1B	4-0 BB	0-0 BB	0-0 5-3			0-3 K		3	0	1	0	1	1	1
Fred Kendall, R (1, 2) OBP: 0.281, SLG: 0.262		0-0 1B	4-0 FC6	0-0 BB	0-0 HR			1-0 FC6		2	2	2	1	1	0	0
Enzo Hernandez, R (1, 6) OBP: 0.329, SLG: 0.323		0-0 1B	0-0 FC6	0-0 BB	0-0 2B			0-0 F4		4	1	2	0	0	0	4
Brent Strom, R (1, 1) OBP: 0.167, SLG: 0.081		0-0 1B	0-0 FC6	0-0 BB	4-0 BB			0-0 FC6		3	0	0	0	1	0	5

Inning Stats	R: 0	H: 1	E: 0	K: 0	S: 4	R: 3	H: 5	E: 0	K: 0	S: 7	R: 0	H: 0	E: 0	K: 1	S: 5	R: 1	H: 2	E: 0	K: 0	S: 5	R: 1	H: 2	E: 0	K: 0	S: 5	R: 0	H: 0	E: 0	K: 1	S: 5	R: 0	H: 1	E: 0	K: 0	S: 3	R: 0	H: 1	E: 0	K: 0	S: 3	1B: 7	2B: 3	3B: 0	HR: 1	SF: 0	SAC: 0	DP: 2	HBP: 1	WP: 0	PB: 0	SB: 1	CS: 0	PA: 39
--------------	------	------	------	------	------	------	------	------	------	------	------	------	------	------	------	------	------	------	------	------	------	------	------	------	------	------	------	------	------	------	------	------	------	------	------	------	------	------	------	------	-------	-------	-------	-------	-------	--------	-------	--------	-------	-------	-------	-------	--------

PITCHER	IP	WLS	BF	H	R	ER	SO	BB	IBB	HBP	BLK	WP	HR	S	P	ERA	WHIP
Doug Rau, L (1, 1) ERA: 3.17	4.2	L	27	10	5	5	1	4	0	0	0	0	1	25	41	9.64	3.000
Elias Sosa, R (5, 1) ERA: 4.81	0.1		1	0	0	0	0	0	0	0	0	0	0	1	1	0.00	0.000
Charlie Hough, R (6, 1) ERA: 2.35	3.0		11	1	0	0	2	1	0	1	0	0	0	13	18	0.00	0.667

BOTTOM

Los Angeles Dodgers @ San Diego Padres
San Diego Stadium, San Diego, CA

livebaseballscorecards.com

AB	33
R	5
H	11
RBI	5
BB	5
SO	3
LOB	20



WP: 0	PA: 39
PB: 0	
SB: 1	
CS: 0	

Thu Jul 01 1976, 10:05 PM EDT
Att. 15,931 - Unknown

Batter	1	2	3	4	5	6	7	8	9	AB R H RBI BB SO LOB	TOP
Davey Lopes, R (1, 4) OBP: 0.317, SLG: 0.309	0-3 K		0-0 4-3 S 1B		0-0 G6-3 1B		0-0 FC5-4 1-2f			4 0 2 0 0 1 1	Los Angeles Dodgers @ San Diego Padres San Diego Stadium, San Diego, CA Fri Jul 02 1976, 10:05 PM EDT Att: 46,891 - Unknown livebaseballscorecards.com
Bill Buckner, L (1, 7) OBP: 0.329, SLG: 0.409	0-0 E3		0-0 4-3		0-0 G6-3 1-2f			4-0 FC6-4 BB		3 0 0 0 1 0 2	
Steve Garvey, R (1, 3) OBP: 0.345, SLG: 0.429	0-0 F5		4-0 G6-4-3 BB		0-0 F7			0-0 F9		3 0 0 0 1 0 2	
Ron Cey, R (1, 5) OBP: 0.409, SLG: 0.516	0-0 F5		0-0 G6-4-3 1-2f		0-0 F7			0-0 F9		4 0 0 0 0 0 4	
Reggie Smith, S (1, 9) OBP: 0.278, SLG: 0.387		0-0 1B 3B		0-0 F8		0-0 F3		0-0 FC6-4 1-2f		4 1 1 0 0 0 1	
Bill Russell, R (1, 6) OBP: 0.327, SLG: 0.383		0-0 G5-4-3 1B		0-0 F7		0-0 4-3		0-3 K		4 0 1 1 0 1 0	
Lee Lacy, R (1, 8) OBP: 0.312, SLG: 0.369		0-0 G5-4-3 1-2f		0-0 HR 1B			4-0 FC4-6 BB		0-0 6-3	3 1 1 0 1 0 1	
Steve Yeager, R (1, 2) OBP: 0.300, SLG: 0.386		0-0 3B		0-0 HR			0-0 F8		0-3 K	4 1 2 2 0 1 1	
Don Sutton, R (1, 1) OBP: 0.146, SLG: 0.081		0-0 F8		0-3 K			0-0 FC4-6 FC5-4 1-2f			2 0 0 0 0 1 1	
Ed Goodson, L (7, PH) OBP: 0.250, SLG: 0.294										1 0 0 0 0 0 1	
Stan Wall, L (7, 1)										0 0 0 0 0 0 0	
Inning Stats	R: 0 H: 0 E: 1 LOB: 1 K: 1 BB: 0 S: 6 P: 6	R: 1 H: 3 E: 0 LOB: 1 K: 0 BB: 0 S: 5 P: 5	R: 0 H: 1 E: 0 LOB: 1 K: 0 BB: 1 S: 3 P: 7	R: 2 H: 2 E: 0 LOB: 0 K: 1 BB: 0 S: 7 P: 7	R: 0 H: 1 E: 0 LOB: 0 K: 0 BB: 0 S: 3 P: 3	R: 0 H: 0 E: 0 LOB: 0 K: 0 BB: 0 S: 3 P: 3	R: 0 H: 0 E: 0 LOB: 1 K: 0 BB: 1 S: 3 P: 7	R: 0 H: 0 E: 0 LOB: 1 K: 2 BB: 0 S: 7 P: 7	R: 0 H: 0 E: 0 LOB: 0 K: 2 BB: 0 S: 7 P: 7	1B: 4 SF: 0 2B: 0 SAC: 0 3B: 2 DP: 3 HR: 1 HBP: 0	WP: 0 PA: 35 PB: 0 SB: 1 CS: 0
PITCHER	IP WLS BF H R ER SO BB IBB HBP BLK WP HR S P ERA WHIP										
Alan Foster, R (1, 1) ERA: 2.5	7.0 W 29 7 3 3 2 3 0 0 0 0 0 1 30 42 3.86 1.429										
Butch Metzger, R (8, 1) ERA: 2.03	2.0 S 6 0 0 0 2 0 0 0 0 0 0 0 10 10 0.00 0.000										



Batter	1	2	3	4	5	6	7	8	9	AB	R	H	RBI	BB	SO	LOB
Johnny Grubb, L OBP: 0.432, SLG: 0.447 (1, 7)	F8		K	F5		L8				4	0	0	0	0	1	3
Tito Fuentes, S OBP: 0.308, SLG: 0.345 (1, 4)	4-3		F7		4-3		SH5-4 BB			3	0	0	0	1	0	0
Willie Davis, L OBP: 0.305, SLG: 0.399 (1, 8)	E 1B		F5		CS 1B		SH5-4 1-2			3	1	2	0	0	0	0
Willie McCovey, L OBP: 0.299, SLG: 0.394 (1, 3) Mike Ivie, R OBP: 0.333, SLG: 0.437 (8, 3)	E4 1B		F2		K		4-3 2-3			4	1	1	0	0	1	2
Dave Winfield, R OBP: 0.372, SLG: 0.475 (1, 9)	2-H 1B		F8			F2	6-3			4	0	1	1	0	0	1
Doug Rader, R OBP: 0.348, SLG: 0.413 (1, 5)	K			HR		S 1B BB		K		3	2	1	1	1	2	1
Fred Kendall, R OBP: 0.285, SLG: 0.266 (1, 2)		4-3		1B E 1B		FC1-6 1B		F9		4	1	2	1	0	0	0
Enzo Hernandez, R OBP: 0.333, SLG: 0.327 (1, 6)			K	E PB 1B		FC1-6 1B		L8		4	1	2	0	0	1	0
Alan Foster, R OBP: 0.211, SLG: 0.063 (1, 1) Butch Metzger, R (8, 1)				E5 PB 1B		FC1-6				3	0	1	0	0	0	2

Inning Stats	R: 2	H: 3	E: 1	K: 1	S: 8	LOB: 1	BB: 0	P: 8	R: 0	H: 0	E: 0	K: 1	S: 5	LOB: 0	BB: 0	P: 5	R: 0	H: 0	E: 0	K: 1	S: 5	LOB: 0	BB: 0	P: 5	R: 3	H: 4	E: 1	K: 0	S: 7	LOB: 1	BB: 0	P: 7	R: 0	H: 1	E: 0	K: 1	S: 5	LOB: 0	BB: 0	P: 5	R: 1	H: 2	E: 0	K: 0	S: 5	LOB: 2	BB: 1	P: 9	R: 0	H: 0	E: 0	K: 0	S: 3	LOB: 1	BB: 1	P: 7	R: 0	H: 0	E: 0	K: 1	S: 5	LOB: 0	BB: 0	P: 5
PITCHER	IP	WLS	BF	H	R	ER	SO	BB	IBB	HBP	BLK	WP	HR	S	P	ERA	WHIP																																															
Don Sutton, R ERA: 4.65 (1, 1)	6.0	L	28	10	6	3	4	1	0	0	0	0	0	1	35	39	4.50	1.833																																														
Stan Wall, L ERA: 4.31 (7, 1)	2.0		7	0	0	0	1	1	0	0	0	0	0	8	12	0.00	0.500																																															


BOTTOM

Los Angeles Dodgers @ San Diego Padres
San Diego Stadium, San Diego, CA

Fri Jul 02 1976, 10:05 PM EDT
Att. 46,891 - Unknown

livebaseballscorecards.com

AB	32
R	6
H	10
RBI	3
BB	2
SO	5
LOB	9



WP	PA	ERA	WHIP
0	35		

Batter	1	2	3	4	5	6	7	8	9	AB R H RBI BB SO LOB	TOP									
Johnny Grubb, L (1, 7) OBP: 0.427, SLG: 0.449	0-0 F8		0-0 G3		0-0 F9			0-0 4-3 2B		4 0 1 0 0 0 1	San Diego Padres @ Los Angeles Dodgers Dodger Stadium, Los Angeles, CA Sat Jul 03 1976, 7:05 PM PDT Att: 52,296 - Unknown livebaseballscorecards.com									
Tito Fuentes, S (1, 4) OBP: 0.304, SLG: 0.340	0-0 F6		0-0 6-3		0-0 F8			0-0 F9		4 0 0 0 0 0 2										
Willie Davis, L (1, 8) OBP: 0.308, SLG: 0.411	0-0 HR			0-0 G3-6-3 1B		0-0 F8		0-0 4-3 2-3		4 1 2 1 0 0 1										
Willie McCovey, L (1, 3) OBP: 0.298, SLG: 0.387	4-0 BB			0-0 G3-6-3 1-2f		0-0 F9		0-0 F2		3 0 0 0 1 0 2										
Dave Winfield, R (1, 9) OBP: 0.370, SLG: 0.470	0-0 5-3			4-0 1B BB		0-0 1-3			0-0 F2	3 0 0 0 1 0 1										
Doug Rader, R (1, 5) OBP: 0.350, SLG: 0.414		0-0 G3		0-0 1-3 1B		0-3 K		0-0 FC5-4 1B		4 0 2 0 0 1 0										
Hector Torres, R (1, 6) OBP: 0.290, SLG: 0.343		0-0 F9		0-0 F9		0-0 6-3		0-0 FC5-4 1-2f		3 0 0 0 0 0 2										
Jerry Turner, L (9, PH) OBP: 0.283, SLG: 0.352										1 0 0 0 0 0 1										
Fred Kendall, R (1, 2) OBP: 0.290, SLG: 0.269		0-0 6-3			0-0 SH1-4 1B		4-0 BB		0-0 F5	2 0 1 0 1 0 0										
Gene Locklear, L (9, PH) OBP: 0.275, SLG: 0.281										1 0 0 0 0 0 1										
Dave Freisleben, R (1, 1) OBP: 0.263, SLG: 0.368			0-0 F9		0-0 SH1-4		0-3 K			2 0 0 0 0 1 1										
Dan Spillner, R (8, 1) OBP: 0.200, SLG: 0.059					1-2					0 0 0 0 0 0 0										
Inning Stats	R: 1 E: 0 K: 0 S: 4	H: 1 LOB: 1 BB: 1 P: 8	R: 0 E: 0 K: 0 S: 3	H: 0 LOB: 0 BB: 0 P: 3	R: 0 E: 0 K: 0 S: 3	H: 0 LOB: 0 BB: 0 P: 3	R: 0 E: 0 K: 0 S: 4	H: 2 LOB: 2 BB: 1 P: 8	R: 0 E: 0 K: 0 S: 4	H: 1 LOB: 1 BB: 0 P: 4	R: 0 E: 0 K: 2 S: 7	H: 0 LOB: 1 BB: 1 P: 11	R: 0 E: 0 K: 0 S: 4	H: 1 LOB: 1 BB: 0 P: 4	R: 0 E: 1 K: 0 S: 4	H: 1 LOB: 1 BB: 0 P: 4	1B: 4 2B: 1 3B: 0 HR: 1	SF: 0 SAC: 1 DP: 1 HBP: 0	WP: 0 PB: 0 SB: 0 CS: 0	PA: 35
PITCHER Rick Rhoden, R (1, 1) ERA: 2.76	IP: 9.0 WLS: W BF: 35 H: 6 R: 1 ER: 1 SO: 2 BB: 3 IBB: 0 HBP: 0 BLK: 0 WP: 0 HR: 1 S: 36 P: 48 ERA: 1.00 WHIP: 1.000																			

AB	31
R	1
H	6
RBI	1
BB	3
SO	2
LOB	12



Batter	1	2	3	4	5	6	7	8	9	AB	R	H	RBI	BB	SO	LOB
Davey Lopes, R OBP: 0.322, SLG: 0.316 (1, 4)	4-0 4-3 S BB		0-0 1-3		0-0 G6-4-3 1-2f		0-0 L4-6 2-H 2B			3	0	1	1	1	0	1
Bill Buckner, L OBP: 0.331, SLG: 0.410 (1, 7)	0-0 4-3 1-3		0-0 S 1B		0-0 1B		0-0 L4-6 2-3			4	0	2	0	0	0	2
Steve Garvey, R OBP: 0.341, SLG: 0.424 (1, 3)	0-0 1-3		0-3 K 1-2		0-0 F9			0-0 L6		4	0	0	0	0	1	3
Ron Cey, R OBP: 0.407, SLG: 0.510 (1, 5)	0-0 F7		0-0 F7			4-0 G6-3 1B BB		0-0 E5 1B 1B		3	1	0	0	1	0	2
Reggie Smith, S OBP: 0.286, SLG: 0.399 Dusty Baker Jr., R OBP: 0.303, SLG: 0.295 (8, PR) (9, 9)		0-0 E 2B		0-0 F7		0-0 G6-3 1B 1-2		0-0 1B 1B		4	1	3	0	0	0	0
Bill Russell, R OBP: 0.333, SLG: 0.393 (1, 6)		0-0 E3 S 2-H 1B		0-0 2B		0-0 G6-3 1-2f 2-3		0-0 1-2 2-H 1B		4	0	3	1	0	0	2
Lee Lacy, R OBP: 0.306, SLG: 0.362 (1, 8)		0-3 K 2-3		0-0 F8		0-0 5-3		0-0 F9		4	0	0	0	0	1	5
Steve Yeager, R OBP: 0.300, SLG: 0.383 (1, 2)		0-0 5-3		0-0 L5			0-0 SH4 2B 1B	0-0 F4		4	1	1	0	0	0	4
Rick Rhoden, R OBP: 0.368, SLG: 0.486 (1, 1)		0-0 F5			4-0 G6-4-3 BB		0-0 SH4 1-2			1	0	0	0	1	0	1

Inning Stats	R: 0	H: 0	E: 0	K: 0	S: 3	R: 1	H: 2	E: 1	K: 1	S: 7	R: 0	H: 1	E: 0	K: 1	S: 6	R: 0	H: 1	E: 0	K: 0	S: 4	R: 0	H: 1	E: 0	K: 0	S: 3	R: 1	H: 2	E: 0	K: 0	S: 4	R: 1	H: 2	E: 1	K: 0	S: 6	
	0	0	0	0	3	1	2	1	1	7	0	1	0	0	6	0	1	0	0	4	0	0	0	0	0	3	1	2	0	0	4	1	2	1	0	6


PITCHER	IP	WLS	BF	H	R	ER	SO	BB	IBB	HBP	BLK	WP	HR	S	P	ERA	WHIP
Dave Freisleben, R ERA: 2.07 (1, 1)	7.1	L	33	10	3	1	2	3	0	0	0	0	0	34	46	1.23	1.773
Dan Spillner, R ERA: 4.9 (8, 1)	0.2		2	0	0	0	0	0	0	0	0	0	0	2	2	0.00	0.000

BOTTOM

San Diego Padres @ Los Angeles Dodgers
Dodger Stadium, Los Angeles, CA

Sat Jul 03 1976, 7:05 PM PDT
Att. 52,296 - Unknown

AB	31
R	3
H	10
RBI	2
BB	3
SO	2
LOB	20



WP	PA	CS
0	35	0

Batter	1	2	3	4	5	6	7	8	9	AB R H RBI BB SO LOB
Enzo Hernandez, R (1, 6) OBP: 0.335, SLG: 0.329	0-0 5-3 1B 1B		0-0 SH5-4 E 1B	0-0 F8		0-0 F9			0-0 F2	5 1 2 0 0 0 0
Ted Kubiak, S (1, 4) OBP: 0.407, SLG: 0.387	0-0 5-3 1-2 1B		0-0 SH5-4 1-2		0-0 FC2-6 1B		0-0 L9		0-3 K	4 0 2 0 0 1 0
Luis Melendez, R (1, 8) OBP: 0.215, SLG: 0.224	0-0 F2		0-0 E9 WP 1B		0-0 FC2-6 BB 1B		0-3 K2-3		0-0 S 2B 1B	5 3 2 0 0 1 3
Dave Winfield, R (1, 9) OBP: 0.377, SLG: 0.491	0-0 5-3 1-2 2-3		0-0 HR		4-0 1B 1-2 BB		0-0 2B		0-0 1-H 2B	4 1 3 2 1 0 2
Mike Ivie, R (1, 3) OBP: 0.341, SLG: 0.445	4-0 FC6-4 BB		0-0 2B		0-0 1-3 2-H 1B		0-0 F6		0-0 L9	4 0 2 1 1 0 2
Doug Rader, R (1, 5) OBP: 0.349, SLG: 0.411	0-0 FC6-4 1-2f		0-0 F8		0-3 K				0-0 FC1-6 1B	4 0 1 0 0 1 6
Merv Rettenmund, R (1, 7) OBP: 0.374, SLG: 0.314		0-0 5-3	0-3 K		0-0 F3				0-0 FC1-6 1-2f	4 0 0 0 0 1 4
Fred Kendall, R (1, 2) OBP: 0.285, SLG: 0.263		0-0 F9		0-0 F8		0-0 5-3			0-0 F5	4 0 0 0 0 0 1
Randy Jones, R (1, 1) OBP: 0.136, SLG: 0.073		0-0 6-3		0-0 F8		0-3 K			0-0 F7	4 0 0 0 0 1 1

Inning Stats	R: 0 E: 0 K: 0 S: 5	H: 2 LOB: 3 BB: 1 P: 9	R: 0 E: 0 K: 0 S: 3	H: 0 LOB: 0 BB: 0 P: 3	R: 3 E: 1 K: 1 S: 9	H: 4 LOB: 1 BB: 0 P: 9	R: 0 E: 0 K: 0 S: 3	H: 0 LOB: 0 BB: 0 P: 3	R: 1 E: 0 K: 1 S: 7	H: 2 LOB: 2 BB: 1 P: 11	R: 0 E: 0 K: 1 S: 5	H: 0 LOB: 0 BB: 0 P: 5	R: 0 E: 0 K: 1 S: 6	H: 1 LOB: 1 BB: 0 P: 6	R: 0 E: 0 K: 0 S: 4	H: 1 LOB: 1 BB: 0 P: 4	R: 1 E: 0 K: 1 S: 7	H: 2 LOB: 1 BB: 0 P: 7	1B: 8 2B: 3 3B: 0 HR: 1	SF: 0 SAC: 1 DP: 0 HBP: 0	WP: 1 PB: 0 SB: 1 CS: 0	PA: 41
--------------	------------------------------	---------------------------------	------------------------------	---------------------------------	------------------------------	---------------------------------	------------------------------	---------------------------------	------------------------------	----------------------------------	------------------------------	---------------------------------	------------------------------	---------------------------------	------------------------------	---------------------------------	------------------------------	---------------------------------	----------------------------------	------------------------------------	----------------------------------	--------

PITCHER	IP	WLS	BF	H	R	ER	SO	BB	IBB	HBP	BLK	WP	HR	S	P	ERA	WHIP
Tommy John, L (1, 1) ERA: 3.1	4.1	L	23	8	4	4	1	2	0	0	0	1	1	23	31	8.31	2.308
Elias Sosa, R (5, 1) ERA: 4.61	1.2		5	0	0	0	2	0	0	0	0	0	0	9	9	0.00	0.000
Charlie Hough, R (7, 1) ERA: 2.28	2.0		8	2	0	0	1	0	0	0	0	0	0	10	10	0.00	1.000
Stan Wall, L (9, 1) ERA: 4.45	1.0		5	2	1	1	1	0	0	0	0	0	0	7	7	9.00	2.000

TOP

San Diego Padres @ Los Angeles Dodgers
Dodger Stadium, Los Angeles, CA

Sun Jul 04 1976, 3:33 AM PDT
Att: 24,263 - Unknown

AB	38
R	5
H	12
RBI	3
BB	2
SO	5
LOB	19

Batter	1	2	3	4	5	6	7	8	9	AB R H RBI BB SO LOB	TOP											
Davey Lopes, R OBP: 0.322, SLG: 0.313 (1, 4) X	0-0 5-3 ①		0-0 5-3 ①		0-0 F8 ②		0-0 F9 ③		H 1-0 1B HBP	4 1 0 0 0 0 1	Los Angeles Dodgers @ Philadelphia Phillies Veterans Stadium, Philadelphia, PA Mon Jul 05 1976, 7:05 PM EDT Att: 60,943 - Unknown livebaseballscorecards.com											
Bill Buckner, L OBP: 0.331, SLG: 0.411 (1, 7) X	0-0 F7 ②		0-0 F5 ②		0-0 6-3 ③			X 0-0 G1 ① X	0-0 1B 1B	5 1 1 1 0 0 0												
Steve Garvey, R OBP: 0.344, SLG: 0.433 (1, 3) X	0-0 HR		0-0 6-3 ③			X 0-0 G6-3 1B 1B		X 0-0 BB 1B	0-0 1B 1B	5 1 4 2 0 0 0												
Ron Cey, R OBP: 0.412, SLG: 0.514 (1, 5) X	0-0 2B			X 0-0 F8 ①		X 0-0 G6-3 1B		B 4-0 1-2 BB	0-0 1-2 2-H 1B	4 0 3 1 1 0 0												
Reggie Smith, S OBP: 0.280, SLG: 0.396 (1, 9) S S S	0-3 K ③			X 0-0 1B 3B		X 0-0 G6-3 ① ②		S 0-3 K ② S S S	0-3 K ③	5 1 1 0 0 3 7												
Bill Russell, R OBP: 0.335, SLG: 0.404 (1, 6)		X 0-0 HR		X 0-0 FC5-4 1B		S 0-3 K ③		X 0-0 6-3 ③		4 1 2 2 0 1 3												
Lee Lacy, R OBP: 0.301, SLG: 0.355 (1, 8)		X 0-0 F9 ①		S 0-3 K ②		X 0-0 5-3 ①		X 0-0 F8 ①		4 0 0 0 0 1 1												
Steve Yeager, R OBP: 0.285, SLG: 0.380 (1, 2)		S 0-3 K ②		X 0-0 FC5-4 ③		X 0-0 F3 ②		X 0-0 1B 2B		4 1 1 0 0 1 1												
Burt Hooton, R OBP: 0.243, SLG: 0.182 (1, 1) X		X 0-0 P6 ③		S 0-3 K ①		H 1-0 HBP		S 0-3 K ②		3 0 0 0 0 2 1												
Inning Stats	R: 1 E: 0 K: 1 S: 7	H: 2 LOB: 1 BB: 0 P: 7	R: 1 E: 0 K: 1 S: 6	H: 1 LOB: 0 BB: 0 P: 6	R: 0 E: 0 K: 0 S: 3	H: 0 LOB: 0 BB: 0 P: 3	R: 1 E: 0 K: 1 S: 7	H: 2 LOB: 1 BB: 0 P: 7	R: 0 E: 0 K: 1 S: 5	H: 0 LOB: 0 BB: 0 P: 5	R: 0 E: 0 K: 0 S: 6	H: 2 LOB: 1 BB: 0 P: 6	R: 0 E: 0 K: 0 S: 3	H: 0 LOB: 1 BB: 0 P: 4	R: 0 E: 0 K: 1 S: 6	H: 1 LOB: 2 BB: 1 P: 10	R: 3 E: 0 K: 2 S: 11	H: 4 LOB: 2 BB: 0 P: 12	1B: 7 2B: 2 3B: 1 HR: 2	SF: 0 SAC: 0 DP: 1 HBP: 2	WP: 0 PB: 0 SB: 0 CS: 0	PA: 41
PITCHER	IP WLS BF H R ER SO BB IBB HBP BLK WP HR S P ERA WHIP																					
Jim Lonborg, R ERA: 3.06 (1, 1)	6.0 L 24 7 3 3 5 0 0 0 0 0 0 2 34 34 4.50 1.167																					
Gene Garber, R ERA: 3.59 (7, 1)	2.2 15 4 3 3 2 1 0 2 0 0 0 0 16 22 10.12 1.875																					
Ron Schueler, R ERA: 4.5 (9, 1)	0.1 2 1 0 0 0 1 0 0 0 0 0 0 4 4 0.00 3.000																					



Batter	1	2	3	4	5	6	7	8	9	AB R H RBI BB SO LOB
Dave Cash, R OBP: 0.350, SLG: 0.360 (1, 4)	0-0 L4		0-0 6-3			0-0 G6-4-3			0-0 4-3	4 0 0 0 0 0 2
Larry Bowa, S OBP: 0.297, SLG: 0.300 (1, 6)	0-0 4-3			0-0 F9			0-0 L9		0-0 P6	4 0 0 0 0 0 0
Mike Schmidt, R OBP: 0.398, SLG: 0.575 (1, 5)	0-0 F9			0-3 K			0-0 F9			3 0 0 0 0 1 0
Greg Luzinski, R OBP: 0.357, SLG: 0.504 (1, 7)		0-3 K		0-0 4-3			0-0 F8			3 0 0 0 0 1 0
Tom Hutton, L OBP: 0.357, SLG: 0.292 (1, 3)		0-0 G3			0-0 F8			0-0 6-3		3 0 0 0 0 0 0
Bobby Tolan, L OBP: 0.289, SLG: 0.384 (1, 9)		0-3 K			0-0 G3			0-0 1-3		3 0 0 0 0 1 0
Garry Maddox, R OBP: 0.371, SLG: 0.469 (1, 8)			0-0 WP S 1B		0-0 P3			0-0 2B		3 0 2 0 0 0 0
Bob Boone, R OBP: 0.397, SLG: 0.431 (1, 2)			0-0 6-3			0-0 G1		0-0 F8		3 0 0 0 0 0 2
Jim Lonborg, R OBP: 0.282, SLG: 0.229 (1, 1)			0-0 1-3			4-0 G6-4-3 BB			0-0 4-3	1 0 0 0 0 0 1
Tim McCarver, L OBP: 0.457, SLG: 0.426 (6, PH)										0 0 0 0 1 0 0
Gene Garber, R OBP: 0.500, SLG: 0.250 (7, 1)										0 0 0 0 0 0 0
Ron Schueler, R (9, 1)										0 0 0 0 0 0 0
Johnny Oates, L OBP: 0.400, SLG: 0.357 (9, PH)										1 0 0 0 0 0 0

BOTTOM

Los Angeles Dodgers @ Philadelphia Phillies
Veterans Stadium, Philadelphia, PA
Mon Jul 05 1976, 7:05 PM EDT
Att. 60,943 - Unknown

livebaseballscorecards.com

AB	28
R	0
H	2
RBI	0
BB	1
SO	3
LOB	5



Inning Stats	R: 0	H: 0	E: 0	K: 0	S: 3	R: 0	H: 0	E: 0	K: 2	S: 7	R: 0	H: 1	E: 0	K: 0	S: 4	R: 0	H: 0	E: 0	K: 1	S: 5	R: 0	H: 0	E: 0	K: 0	S: 3	R: 0	H: 0	E: 0	K: 0	S: 2	R: 0	H: 1	E: 0	K: 0	S: 4	R: 0	H: 0	E: 0	K: 0	S: 3	R: 0	H: 0	E: 0	K: 0	S: 3	1B: 1	2B: 1	3B: 0	HR: 0	SF: 0	SAC: 0	DP: 1	HBP: 0	WP: 1	PB: 0	SB: 1	CS: 0	PA: 29
--------------	------	------	------	------	------	------	------	------	------	------	------	------	------	------	------	------	------	------	------	------	------	------	------	------	------	------	------	------	------	------	------	------	------	------	------	------	------	------	------	------	------	------	------	------	------	-------	-------	-------	-------	-------	--------	-------	--------	-------	-------	-------	-------	--------

PITCHER	IP	WLS	BF	H	R	ER	SO	BB	IBB	HBP	BLK	WP	HR	S	P	ERA	WHIP
Burt Hooton, R ERA: 4.03 (1, 1)	9.0	W	29	2	0	0	3	1	0	0	0	1	0	34	38	0.00	0.333

Batter	1	2	3	4	5	6	7	8	9	AB R H RBI BB SO LOB	TOP											
Davey Lopes, R OBP: 0.324, SLG: 0.311 (1, 4) X	0-0 6-3 ① X	0-0 4-3 ③ X	0-0 F9 ③			0-0 CS 1B			4-0 PO BB	4 0 1 0 1 0 3												
Bill Buckner, L OBP: 0.330, SLG: 0.409 (1, 7) X	0-0 6-3 ②		0-0 SF9 1B ③ X		0-0 F9 ①	0-0 CS 1-2 ③ X	0-0 F2 ①		0-0 PO 1-2 ③	4 1 1 0 0 0 0												
Steve Garvey, R OBP: 0.346, SLG: 0.432 (1, 3) B B B	4-0 S BB		0-0 3B 1B ① X		0-0 P4 ②		0-0 6-3 ②			3 1 1 0 1 0 0												
Ron Cey, R OBP: 0.409, SLG: 0.510 (1, 5) B B B	4-0 1-2 BB		0-0 SF9 ① X		0-0 6-3 ③		0-0 F9 ③			2 0 0 1 1 0 0												
Reggie Smith, S OBP: 0.279, SLG: 0.403 (1, 9) X	0-0 F9 ③		0-0 1B 3B ① X		0-0 4-3 ①		0-0 F9 ①			4 1 1 1 0 0 2												
Bill Russell, R OBP: 0.333, SLG: 0.402 (1, 6)		0-0 F8 ① X	0-0 1B S 3B 1B ③ X		0-0 5-3 ②		0-3 K ②			4 1 1 1 0 1 0												
Dusty Baker Jr., R OBP: 0.305, SLG: 0.297 (1, 8) X		0-0 E4 SH3-4 BB ③ X	0-0 1-3 3B 1B ③ X		0-0 6-3 ③		0-0 6-3 ③			4 1 1 0 0 0 0												
Steve Yeager, R OBP: 0.288, SLG: 0.388 (1, 2) B B B		4-0 SH3-4 BB ③ X	0-0 1-2 1-H 3B ③ X		0-3 K ①		0-3 K ①			3 0 1 2 1 2 0												
Doug Rau, L OBP: 0.297, SLG: 0.194 (1, 1) X		0-0 SH3-4 ② S S S	0-3 K ②		0-0 4-3 ②		0-3 K ②			3 0 0 0 0 2 1												
Inning Stats	R: 0 H: 0 E: 0 K: 0 S: 3	H: 0 LOB: 2 BB: 2 P: 11	R: 0 H: 0 E: 1 K: 0 S: 4	H: 0 LOB: 2 BB: 1 P: 8	R: 5 H: 6 E: 0 K: 1 S: 11	H: 6 LOB: 1 BB: 0 P: 11	R: 0 H: 0 E: 0 K: 0 S: 3	H: 0 LOB: 0 BB: 0 P: 3	R: 0 H: 0 E: 0 K: 1 S: 5	H: 1 LOB: 0 BB: 0 P: 5	R: 0 H: 0 E: 0 K: 0 S: 3	H: 0 LOB: 0 BB: 0 P: 3	R: 0 H: 0 E: 0 K: 1 S: 5	H: 0 LOB: 0 BB: 0 P: 5	R: 0 H: 0 E: 2 K: 2 S: 6	H: 0 LOB: 0 BB: 1 P: 10	1B: 5 SF: 1	2B: 0 SAC: 1	3B: 2 DP: 0	HR: 0 HBP: 0	WP: 0 PA: 39	PB: 0 SB: 2 CS: 1
PITCHER	IP WLS BF H R ER SO BB IBB HBP BLK WP HR S P ERA WHIP																					
Larry Christenson, R ERA: 4.0 (1, 1)	5.0 L 25 6 5 5 1 3 0 0 0 0 0 0 24 36 9.00 1.800																					
Wayne Twitchell, R ERA: 2.16 (6, 1)	3.0 9 1 0 0 2 0 0 0 0 0 0 0 13 13 0.00 0.333																					
Ron Schueler, R ERA: 4.26 (9, 1)	1.0 3 0 0 0 2 1 0 0 0 0 0 0 6 10 0.00 1.000																					

Los Angeles Dodgers @ Philadelphia Phillies
Veterans Stadium, Philadelphia, PA
Tue Jul 06 1976, 7:05 PM EDT
Att. 34,126 - Unknown

livebaseballscorecards.com

AB	31
R	5
H	7
RBI	5
BB	4
SO	5
LOB	6



Batter	1	2	3	4	5	6	7	8	9	AB	R	H	RBI	BB	SO	LOB
Dave Cash, R OBP: 0.346, SLG: 0.355 (1, 4)	0-0 E5 G4-6-3		0-0 5-3		0-0 FC6-4 1-2f			0-0 6-3		4	0	0	0	0	0	1
Larry Bowa, S OBP: 0.297, SLG: 0.297 (1, 6)	0-0 G4-6-3 1-2f		0-0 F9		0-0 FC6-4 1-2f			4-0 BB		3	0	0	0	1	0	2
Mike Schmidt, R OBP: 0.399, SLG: 0.584 (1, 5)	0-0 HR		0-0 1B				0-0 F7	0-3 K		4	1	2	1	0	1	1
Greg Luzinski, R OBP: 0.359, SLG: 0.502 (1, 7)	0-0 1B		0-0 F9				0-3 K	4-0 G5-4-3 BB		3	0	1	0	1	1	1
Dick Allen, R OBP: 0.364, SLG: 0.508 (1, 3)	0-0 F8			0-0 F2			0-3 K	0-0 G5-4-3 1-2f		4	0	0	0	0	1	2
Ollie Brown, R OBP: 0.384, SLG: 0.433 (1, 9)		0-0 5-3		0-0 F8			0-0 6-3	0-0 1B 1B		4	0	1	0	0	0	0
Garry Maddox, R OBP: 0.369, SLG: 0.466 (1, 8)		0-3 K		0-0 P3			0-0 F7	0-0 1B		4	0	1	0	0	1	0
Bob Boone, R OBP: 0.394, SLG: 0.428 (1, 2)		0-0 E6 FC6-4			0-0 FC6-4 1B		0-0 5-3	0-0 F3		4	0	1	0	0	0	2
Larry Christenson, R OBP: 0.219, SLG: 0.290 (1, 1)		0-0 FC6-4			0-3 K			0-0 F8		1	0	0	0	0	0	1
Jerry Martin, R OBP: 0.400, SLG: 0.417 (5, PH)										1	0	0	0	0	1	1
Wayne Twitchell, R (6, 1)										0	0	0	0	0	0	0
Terry Harmon, R OBP: 0.433, SLG: 0.444 (8, PH)										1	0	0	0	0	0	0
Ron Schueler, R (9, 1)										0	0	0	0	0	0	0

Inning Stats	R: 1	H: 2	E: 1	LOB: 1	K: 0	BB: 0	S: 5	R: 0	H: 0	E: 1	LOB: 1	K: 1	BB: 0	S: 6	R: 0	H: 1	E: 0	LOB: 1	K: 0	BB: 0	S: 4	R: 0	H: 0	E: 0	LOB: 0	K: 0	BB: 0	S: 3	R: 0	H: 1	E: 0	LOB: 1	K: 1	BB: 0	S: 6	R: 0	H: 0	E: 0	LOB: 0	K: 2	BB: 0	S: 7	R: 0	H: 0	E: 0	LOB: 0	K: 0	BB: 0	S: 3	R: 0	H: 0	E: 0	LOB: 1	K: 1	BB: 1	S: 5	R: 0	H: 2	E: 0	LOB: 2	K: 0	BB: 1	S: 4	1B: 5	SF: 0	2B: 0	SAC: 0	3B: 0	DP: 2	HR: 1	HBP: 0	WP: 0	PA: 35
--------------	------	------	------	--------	------	-------	------	------	------	------	--------	------	-------	------	------	------	------	--------	------	-------	------	------	------	------	--------	------	-------	------	------	------	------	--------	------	-------	------	------	------	------	--------	------	-------	------	------	------	------	--------	------	-------	------	------	------	------	--------	------	-------	------	------	------	------	--------	------	-------	------	-------	-------	-------	--------	-------	-------	-------	--------	-------	--------

PITCHER	IP	WLS	BF	H	R	ER	SO	BB	IBB	HBP	BLK	WP	HR	S	P	ERA	WHIP
Doug Rau, L ERA: 3.0 (1, 1)	9.0	W	35	6	1	1	5	2	0	0	0	0	1	43	51	1.00	0.889

BOTTOM

Los Angeles Dodgers @ Philadelphia Phillies
Veterans Stadium, Philadelphia, PA
Tue Jul 06 1976, 7:05 PM EDT
Att. 34,126 - Unknown

AB	33
R	1
H	6
RBI	1
BB	2
SO	5
LOB	11



PITCHER	IP	WLS	BF	H	R	ER	SO	BB	IBB	HBP	BLK	WP	HR	S	P	ERA	WHIP
---------	----	-----	----	---	---	----	----	----	-----	-----	-----	----	----	---	---	-----	------

Batter	1	2	3	4	5	6	7	8	9	AB R H RBI BB SO LOB	TOP																	
Davey Lopes, R (1, 4) OBP: 0.321, SLG: 0.308	0-0 6-3		0-0 E6		0-0 F9		0-0 F7		0-0 F7	5 1 1 1 0 0 1	Los Angeles Dodgers @ Philadelphia Phillies Veterans Stadium, Philadelphia, PA Wed Jul 07 1976, 7:05 PM EDT Att: 35,013 - Unknown livebaseballscorecards.com																	
Bill Buckner, L (1, 7) OBP: 0.329, SLG: 0.406	0-0 4-3		0-0 6-3		0-0 G4-3 1B		0-0 F5		0-0 L3	5 0 1 0 0 0 4																		
Steve Garvey, R (1, 3) OBP: 0.341, SLG: 0.427	0-0 P4			0-0 4-3	0-0 G4-3		0-0 SF9		0-0 4-3	4 0 0 1 0 0 1																		
Ron Cey, R (1, 5) OBP: 0.411, SLG: 0.521		0-0 P4		0-0 E 1B		0-0 HR	0-0 E5			4 2 2 1 0 0 0																		
Reggie Smith, S (1, 9) OBP: 0.275, SLG: 0.396		0-0 3-1		0-0 E5 1B		0-0 F9	0-0 6-3			4 1 0 0 0 0 2																		
Bill Russell, R (1, 6) OBP: 0.336, SLG: 0.404		0-0 5-3		4-0 1B IBB		0-0 6-3		0-0 2B		3 0 1 0 1 0 0																		
Dusty Baker Jr., R (1, 8) OBP: 0.304, SLG: 0.296			0-0 6-3	0-0 1-3 2-H 3-H 1B		0-0 F8		0-0 P4		4 0 1 2 0 0 1																		
Steve Yeager, R (1, 2) OBP: 0.306, SLG: 0.389			0-0 E SH3-4 1B	4-0 FC6-4 BB		4-0 2B 1B BB	0-0 6-3			2 1 1 0 2 0 1																		
Don Sutton, R (1, 1) OBP: 0.143, SLG: 0.079			0-0 SH3-4	0-0 FC6-4		0-0 1B SF9 2B	0-0 P3			1 0 0 0 0 0 2																		
Lee Lacy, R (7, PH) OBP: 0.304, SLG: 0.363			1-2	1-2f						1 1 1 0 0 0 0																		
Charlie Hough, R (7, 1) OBP: 0.267, SLG: 0.333										1 0 0 0 0 0 1																		
Inning Stats	R: 0 E: 0 K: 0 S: 3	H: 0 LOB: 0 BB: 0 P: 3	R: 0 E: 0 K: 0 S: 3	H: 0 LOB: 0 BB: 0 P: 3	R: 0 E: 1 K: 0 S: 5	H: 1 LOB: 2 BB: 0 P: 5	R: 2 E: 1 K: 0 S: 5	H: 2 LOB: 2 BB: 2 P: 13	R: 0 E: 0 K: 0 S: 3	H: 1 LOB: 0 BB: 0 P: 3	R: 1 E: 0 K: 0 S: 4	H: 1 LOB: 0 BB: 0 P: 4	R: 3 E: 1 K: 0 S: 6	H: 2 LOB: 1 BB: 1 P: 10	R: 0 E: 0 K: 0 S: 4	H: 1 LOB: 1 BB: 0 P: 4	R: 0 E: 0 K: 0 S: 3	H: 0 LOB: 0 BB: 0 P: 3	1B: 5 2B: 2 3B: 0 HR: 1	SF: 1 SAC: 1 DP: 1 HBP: 0	WP: 0 PB: 0 SB: 1 CS: 0	PA: 39						
PITCHER	IP WLS BF H R ER SO BB IBB HBP BLK WP HR S P ERA WHIP																											
Jim Kaat, L (1, 1) ERA: 3.13	6.0		27	6	5	4	0	2	1	0	0	0	0	1	24	36	6.00	1.333										
Ron Reed, R (7, 1) ERA: 2.75	2.0	L	9	2	1	0	0	0	0	0	0	0	0	0	9	9	0.00	1.000										
Tug McGraw, L (9, 1) ERA: 3.02	1.0		3	0	0	0	0	0	0	0	0	0	0	0	3	3	0.00	0.000										



Batter	1	2	3	4	5	6	7	8	9	AB	R	H	RBI	BB	SO	LOB
Dave Cash, R OBP: 0.342, SLG: 0.350 (1, 4)	F9	FC4-6		F8		F9			F9	5	0	0	0	0	0	3
Larry Bowa, S OBP: 0.293, SLG: 0.293 (1, 6)	P1		F9		K	P6			1-3	4	0	0	0	0	1	0
Ollie Brown, R OBP: 0.381, SLG: 0.429 (9, PH)										1	0	0	0	0	0	0
Mike Schmidt, R OBP: 0.402, SLG: 0.582 (1, 5)	BB		K		2B SF8 1B	K			FC6-4 HBP	3	1	1	0	1	2	0
Greg Luzinski, R OBP: 0.359, SLG: 0.504 (1, 7)	1-3		1B		SF8 1-3 2B 2B				FC6-4	5	1	2	0	0	0	2
Dick Allen, R OBP: 0.367, SLG: 0.503 (1, 3)		BB SF8 1B BB	F9		S 2B IBB			F7		2	2	0	0	2	0	1
Jay Johnstone, L OBP: 0.355, SLG: 0.446 (1, 9)		BB 1-2 1B		F7	SF8			F9		3	0	1	1	0	0	0
Garry Maddox, R OBP: 0.378, SLG: 0.480 (1, 8)		FC4-6 BB 1-2 2-3		1B 2B	1-H 3-H 2B			CS 1B		3	1	3	2	1	0	0
Bob Boone, R OBP: 0.396, SLG: 0.427 (1, 2)		K		1-3 1B	IBB			K		3	0	1	1	1	2	4
Jim Kaat, L OBP: 0.222, SLG: 0.333 (1, 1)		SF8		1-3	K			F7		2	0	0	1	0	1	3
Ron Reed, R OBP: 0.214, SLG: 0.286 (7, 1)										0	0	0	0	0	0	0
Tim McCarver, L OBP: 0.451, SLG: 0.418 (8, PH)										1	0	0	0	0	0	0
Tug McGraw, R (9, 1)										0	0	0	0	0	0	0

Inning Stats	R: 0	H: 0	E: 0	K: 0	S: 3	R: 1	H: 1	E: 0	K: 1	S: 6	R: 0	H: 1	E: 0	K: 1	S: 6	R: 1	H: 2	E: 0	K: 0	S: 5	R: 3	H: 3	E: 0	K: 2	S: 10	R: 0	H: 0	E: 0	K: 1	S: 5	R: 0	H: 0	E: 0	K: 0	S: 3	R: 0	H: 1	E: 0	K: 1	S: 5	R: 0	H: 0	E: 0	K: 0	S: 3	R: 0	H: 0	E: 0	K: 0	S: 3	R: 0	H: 0	E: 0	K: 0	S: 3	R: 0	H: 0	E: 0	K: 0	S: 3	1B: 5	SF: 2	2B: 3	SAC: 0	3B: 0	DP: 0	HR: 0	HBP: 1	WP: 0	PA: 40
--------------	------	------	------	------	------	------	------	------	------	------	------	------	------	------	------	------	------	------	------	------	------	------	------	------	-------	------	------	------	------	------	------	------	------	------	------	------	------	------	------	------	------	------	------	------	------	------	------	------	------	------	------	------	------	------	------	------	------	------	------	------	-------	-------	-------	--------	-------	-------	-------	--------	-------	--------

PITCHER	IP	WLS	BF	H	R	ER	SO	BB	IBB	HBP	BLK	WP	HR	S	P	ERA	WHIP
Don Sutton, R ERA: 4.79 (1, 1)	6.0	W	30	7	5	5	5	3	2	0	0	0	0	35	55	7.50	1.667
Charlie Hough, R ERA: 2.19 (7, 1)	3.0	S	10	1	0	0	1	0	0	1	0	0	0	11	12	0.00	0.333

BOTTOM

Los Angeles Dodgers @ Philadelphia Phillies
Veterans Stadium, Philadelphia, PA

Wed Jul 07 1976, 7:05 PM EDT
Att. 35,013 - Unknown

livebaseballscorecards.com

AB	32
R	5
H	8
RBI	5
BB	5
SO	6
LOB	13



Batter	1	2	3	4	5	6	7	8	9	AB R H RBI BB SO LOB	TOP																									
Davey Lopes, R (1, 4) <small>OBP: 0.320, SLG: 0.306</small> Manny Mota, R (9, PH) <small>OBP: 0.324, SLG: 0.303</small> Elias Sosa, R (9, 1) <small>OBP: 0.143, SLG: 0.143</small>	0-0 6-3		0-0 F7			0-0 1B 1B	0-3 K		4-0 G6-4-3 BB 1-2 2-3 3-H	4 0 1 0 0 1 2 0 0 0 1 1 0 0 0 0 0 0 0 0 0																										
Bill Buckner, L (1, 7) <small>OBP: 0.327, SLG: 0.403</small>	0-0 G3			0-0 4-3		0-0 F9		0-0 BB 1B	0-0 G6-4-3 1-2f 2-3 3-H	5 0 1 0 0 0 3																										
Steve Garvey, R (1, 3) <small>OBP: 0.347, SLG: 0.429</small>	0-0 1B			0-0 4-3		0-0 G6-4-3 1B 1-2		4-0 BB FC6-4 BB 1-2	4-0 IBB	3 0 2 0 2 0 0																										
Ron Cey, R (1, 5) <small>OBP: 0.404, SLG: 0.511</small>	0-0 F9			0-0 6-3		0-0 G6-4-3 1-2f		0-0 F7 1-2f	0-3 K	5 0 0 0 0 1 7																										
Reggie Smith, S (1, 9) <small>OBP: 0.278, SLG: 0.410</small>		0-0 G6-4-3 1B			0-0 P6		0-0 HR	0-0 F3		4 1 2 1 0 0 2																										
Bill Russell, R (1, 6) <small>OBP: 0.338, SLG: 0.404</small>		0-0 G6-4-3 1-2f			4-0 BB 1B BB		0-0 HBP 1B 1-2f	0-0 FC6-4 1-2f		3 0 1 0 1 0 3																										
Dusty Baker Jr., R (1, 8) <small>OBP: 0.307, SLG: 0.299</small>		0-0 6-3			0-0 1B 1-2		0-0 F8		0-0 BB 1B BB	4 1 2 0 0 0 1																										
Steve Yeager, R (1, 2) <small>OBP: 0.309, SLG: 0.386</small>			0-0 5-3		0-0 F8		1-0 HBP		4-0 BB 1B BB G6-4-3 BB	2 1 0 0 1 0 2																										
Rick Rhoden, R (1, 1) <small>OBP: 0.359, SLG: 0.474</small> Ed Goodson, L (5, PH) <small>OBP: 0.247, SLG: 0.290</small> Stan Wall, L (5, 1) Henry Cruz, L (7, PH) <small>OBP: 0.290, SLG: 0.376</small> Lee Lacy, R (7, PH) <small>OBP: 0.303, SLG: 0.361</small> Charlie Hough, R (7, 1) <small>OBP: 0.267, SLG: 0.333</small> Ted Sizemore, R (9, PH) <small>OBP: 0.309, SLG: 0.316</small> (9, 4)			0-0 6-3		0-0 F8		0-3 K		0-0 G6-4-3 BB 1-2 2-3 1B	1 0 0 0 0 0 0 1 0 0 0 0 0 2 0 0 0 0 0 0 0 0 0 0 0 0 0 0 1 0 0 0 0 1 2 0 0 0 0 0 0 0 1 0 1 0 0 0 0																										
Inning Stats	R: 0 E: 0 K: 0 S: 4	H: 1 LOB: 1 BB: 0 P: 4	R: 0 E: 0 K: 0 S: 3	H: 1 LOB: 0 BB: 0 P: 3	R: 0 E: 0 K: 0 S: 3	H: 0 LOB: 0 BB: 0 P: 3	R: 0 E: 0 K: 0 S: 4	H: 1 LOB: 2 BB: 1 P: 8	R: 0 E: 0 K: 0 S: 4	H: 2 LOB: 1 BB: 0 P: 4	R: 1 E: 0 K: 2 S: 9	H: 2 LOB: 2 BB: 0 P: 10	R: 0 E: 0 K: 0 S: 4	H: 1 LOB: 2 BB: 1 P: 8	R: 2 E: 0 K: 1 S: 6	H: 2 LOB: 2 BB: 3 P: 18	1B: 9 2B: 0 3B: 0 HR: 1	SF: 0 SAC: 0 DP: 3 HBP: 1	WP: 0 PB: 0 SB: 0 CS: 0	PA: 40																
PITCHER	IP WLS BF H R ER SO BB IBB HBP BLK WP HR S P ERA WHIP																																			
John Denny, R (1, 1) <small>ERA: 3.28</small> Al Hrabosky, L (7, 1) <small>ERA: 3.28</small> Mike Wallace, L (9, 1) <small>ERA: 2.45</small> Bill Greif, R (9, 1) <small>ERA: 5.36</small>	6.1		26	7	1	1	0	1	0	1	0	0	1	24	29	1.42	1.263																			
	1.2		11	3	2	2	2	3	0	0	0	0	0	12	24	10.80	3.600																			
	0.2		1	0	0	0	0	0	0	0	0	0	0	1	1	0.00	0.000																			
	0.1	W	2	0	0	0	1	0	1	0	0	0	0	3	7	0.00	0.000																			

Los Angeles Dodgers @ St. Louis Cardinals
 Busch Stadium, St. Louis, MO
 Fri Jul 09 1976, 7:05 PM CDT
 Att: 21,242 - Unknown

AB	34
R	3
H	10
RBI	2
BB	5
SO	3
LOB	24



Batter	1	2	3	4	5	6	7	8	9	AB	R	H	RBI	BB	SO	LOB
Jerry Mumphy, S OBP: 0.367, SLG: 0.404 (1, 8)	0-0 1-3	0-0 F8		0-0 4-3			0-0 4-3		0-0 FC1-6 1B	5	0	1	0	0	0	3
Don Kessinger, S OBP: 0.327, SLG: 0.324 Lee Richard, R OBP: 0.111, SLG: 0.059 (1, 6) (9, PR)	4-0 2B BB		0-0 6-3		4-0 BB BB		0-0 F8		0-0 FC1-6 PB FC6 1-2f	3	1	0	0	2	0	1
Lou Brock, L OBP: 0.319, SLG: 0.366 (1, 7)	0-0 F7		0-0 L7		0-3 K		0-0 BB 1B		4-0 IBB IBB 1-2 2-3	4	0	1	0	1	1	2
Ted Simmons, S OBP: 0.352, SLG: 0.373 (1, 2)	0-0 1-H 2B		0-0 F8		4-0 G1-6-3 BB		4-0 1-2 BB		4-0 FC6 IBB 1-2	2	0	1	1	3	0	0
Willie Crawford, L OBP: 0.389, SLG: 0.493 (1, 9)	0-0 G3			0-0 2B 3B		0-0 1-2f G1-6-3		0-0 L7	0-0 FC6 1-2f 3-H	5	1	1	1	0	0	7
Keith Hernandez, L OBP: 0.291, SLG: 0.261 (1, 3)		0-3 K		0-0 1B SF7 2B		0-0 F9		0-0 F7		4	1	1	1	0	1	0
Hector Cruz, R OBP: 0.244, SLG: 0.319 (1, 5)		0-0 F8		0-0 3-H E 1B		0-3 K		0-0 5-3		4	0	1	0	0	1	0
Mike Tyson, R OBP: 0.327, SLG: 0.443 (1, 4)		0-0 1B 1B		0-0 SF7		0-0 1B		0-0 2B		3	0	3	1	0	0	0
John Denny, R OBP: 0.212, SLG: 0.250 Al Hrabosky, R (7, 1) Mike Wallace, L OBP: 0.333, SLG: 0.333 Bill Greif, R (9, 1)		0-0 1B		0-0 P1		0-0 B2-3		0-0 F9		3	0	1	0	0	0	2
		1-2 1B		1-2						1	0	0	0	0	0	1
										0	0	0	0	0	0	0
										0	0	0	0	0	0	0

Inning Stats	R: 1	H: 1	E: 0	K: 0	S: 4	H: 1	LOB: 1	BB: 1	P: 8	R: 0	H: 2	E: 0	K: 1	S: 7	H: 2	LOB: 2	BB: 0	P: 7	R: 0	H: 0	E: 0	K: 0	S: 3	H: 0	LOB: 0	BB: 0	P: 3	R: 2	H: 3	E: 1	K: 0	S: 6	H: 0	LOB: 1	BB: 2	P: 12	R: 0	H: 1	E: 0	K: 1	S: 6	H: 1	LOB: 1	BB: 0	P: 6	R: 0	H: 1	E: 0	K: 0	S: 4	H: 1	LOB: 2	BB: 1	P: 8	R: 0	H: 1	E: 0	K: 0	S: 4	H: 1	LOB: 1	BB: 0	P: 4	R: 1	H: 1	E: 0	K: 0	S: 3	H: 1	LOB: 3	BB: 2	P: 11	1B: 6	2B: 3	3B: 1	HR: 0	SF: 1	SAC: 0	DP: 1	HBP: 0	WP: 1	PA: 41
--------------	------	------	------	------	------	------	--------	-------	------	------	------	------	------	------	------	--------	-------	------	------	------	------	------	------	------	--------	-------	------	------	------	------	------	------	------	--------	-------	-------	------	------	------	------	------	------	--------	-------	------	------	------	------	------	------	------	--------	-------	------	------	------	------	------	------	------	--------	-------	------	------	------	------	------	------	------	--------	-------	-------	-------	-------	-------	-------	-------	--------	-------	--------	-------	--------

PITCHER	IP	WLS	BF	H	R	ER	SO	BB	IBB	HBP	BLK	WP	HR	S	P	ERA	WHIP
Rick Rhoden, R ERA: 2.91 (1, 1)	4.0		19	6	3	3	1	1	0	0	0	0	0	20	24	6.75	1.750
Stan Wall, L ERA: 4.19 (5, 1)	2.0		8	1	0	0	2	2	0	0	0	0	0	10	18	0.00	1.500
Charlie Hough, R ERA: 2.13 (7, 1)	2.0		9	2	0	0	0	1	0	0	0	0	0	8	12	0.00	1.500
Elias Sosa, R ERA: 4.75 (9, 1)	0.2	L	5	1	1	1	0	0	2	0	0	1	0	3	11	13.50	1.500

BOTTOM

Los Angeles Dodgers @ St. Louis Cardinals
 Busch Stadium, St. Louis, MO
 Fri Jul 09 1976, 7:05 PM CDT
 Att. 21,242 - Unknown

AB	34
R	4
H	10
RBI	4
BB	6
SO	3
LOB	16



Batter	1	2	3	4	5	6	7	8	9	AB R H RBI BB SO LOB	TOP											
Davey Lopes, R (1, 4) OBP: 0.317, SLG: 0.315	0-3 K		0-0 3B		0-3 K		0-0 G6-4-3 1-2f		0-0 G6-4-3 1-2f	5 0 1 0 0 2 3	Los Angeles Dodgers @ St. Louis Cardinals Busch Stadium, St. Louis, MO Sat Jul 10 1976, 7:05 PM CDT Att. 28,916 - Unknown livebaseballscorecards.com AB 34 R 3 H 8 RBI 3 BB 4 SO 5 LOB 18											
Bill Buckner, L (1, 7) OBP: 0.322, SLG: 0.397	0-0 6-3		0-0 P6		0-0 L4		0-3 K		0-0 5-3	5 0 0 0 0 1 2												
Steve Garvey, R (1, 3) OBP: 0.346, SLG: 0.427	0-0 F7				0-0 5-3				0-0 6-3	4 1 1 0 0 0 1												
Ron Cey, R (1, 5) OBP: 0.408, SLG: 0.511		4-0 FC5-4 BB		0-0 P4		4-0 BB BB		0-0 FC4-6 1B		2 0 1 0 2 0 1												
Reggie Smith, S (1, 9) OBP: 0.278, SLG: 0.421		0-0 F8		0-0 HR		0-0 F9		0-0 FC4-6 1B		4 2 1 2 0 0 3												
Bill Russell, R (1, 6) OBP: 0.337, SLG: 0.401		0-0 F7		0-0 5-3		0-0 F7		0-0 1B 1-2		4 0 1 0 0 0 2												
Dusty Baker Jr., R (1, 8) OBP: 0.313, SLG: 0.300		0-0 FC5-4 1-2f		4-0 BB		4-0 BB 1-2		0-0 1B 1-2 2-H		2 0 1 1 2 0 1												
Steve Yeager, R (1, 2) OBP: 0.305, SLG: 0.381			0-0 5-3		0-0 F7		0-3 K		0-3 K	3 0 0 0 0 1 3												
Danny Walton, R (8, PH) OBP: 0.214, SLG: 0.167										1 0 0 0 0 1 2												
Elie Rodriguez, R (8, 2) OBP: 0.484, SLG: 0.300										0 0 0 0 0 0 0												
Tommy John, R (1, 1) OBP: 0.167, SLG: 0.171			0-0 5-3		0-0 E3 1B		0-0 G6-4-3 1B		0-0 E4 G6-4-3	2 0 1 0 0 0 0												
Elias Sosa, R (6, 1) OBP: 0.143, SLG: 0.143										0 0 0 0 0 0 0												
Lee Lacy, R (7, PH) OBP: 0.306, SLG: 0.364										1 0 1 0 0 0 0												
Charlie Hough, R (7, 1) OBP: 0.267, SLG: 0.333										0 0 0 0 0 0 0												
Henry Cruz, L (9, PH) OBP: 0.247, SLG: 0.372										1 0 0 0 0 0 0												
Inning Stats	R: 0 E: 0 K: 1 S: 5	H: 0 LOB: 0 BB: 0 P: 5	R: 0 E: 0 K: 0 S: 3	H: 0 LOB: 1 BB: 1 P: 7	R: 0 E: 0 K: 0 S: 4	H: 1 LOB: 1 BB: 0 P: 4	R: 2 E: 0 K: 0 S: 5	H: 2 LOB: 1 BB: 1 P: 9	R: 0 E: 1 K: 1 S: 6	H: 1 LOB: 1 BB: 0 P: 6	R: 0 E: 0 K: 1 S: 5	H: 0 LOB: 2 BB: 2 P: 13	R: 0 E: 0 K: 1 S: 5	H: 1 LOB: 0 BB: 0 P: 5	R: 1 E: 0 K: 1 S: 8	H: 3 LOB: 2 BB: 0 P: 8	R: 0 E: 1 K: 0 S: 3	H: 0 LOB: 0 BB: 0 P: 3	1B: 6 2B: 0 3B: 1 HR: 1	SF: 0 SAC: 0 DP: 2 HBP: 0	WP: 0 PB: 0 SB: 0 CS: 0	PA: 38
PITCHER	IP WLS BF H R ER SO BB IBB HBP BLK WP HR S P ERA WHIP																					
Pete Falcone, L (1, 1) ERA: 3.95	7.0 W 29 5 2 2 4 4 0 0 0 0 0 1 33 49 2.57 1.286																					
Bill Greif, R (8, 1) ERA: 5.32	2.0 9 3 1 1 1 0 0 0 0 0 0 0 11 11 4.50 1.500																					



Batter	1	2	3	4	5	6	7	8	9	AB	R	H	RBI	BB	SO	LOB
Jerry Mumphrey, S OBP: 0.354, SLG: 0.388 (1, 8)	0-0 5-3		0-0 5-3		0-0 6-3		0-0 5-3			4	0	0	0	0	0	0
Don Kessinger, S OBP: 0.326, SLG: 0.330 (1, 6)	0-0 G3		0-0 6-3		0-0 6-3		0-0 1B			4	1	1	0	0	0	0
Mike Anderson, R OBP: 0.397, SLG: 0.373 (1, 7)	0-0 1B		0-0 6-3			4-0 SH1-4	0-0 1B			3	2	2	1	1	0	0
Ted Simmons, S OBP: 0.357, SLG: 0.379 (1, 3)	0-0 1B			0-0 1B		4-0 FC4-6	0-0 F9			3	2	2	1	1	0	1
Bill Greif, R (8, 1)						1-2 3B				0	0	0	0	0	0	0
Joe Ferguson, R OBP: 0.318, SLG: 0.361 (1, 2)		0-0 2B		0-0 1B		0-0 SH1-4	4-0 FC4			2	0	2	0	1	0	0
Willie Crawford, L OBP: 0.390, SLG: 0.491 (1, 9)		0-0 P4		0-0 1B		4-0 FC4-6	0-0 FC4			3	0	1	1	1	0	3
Hector Cruz, R OBP: 0.242, SLG: 0.316 (1, 5)		0-0 F7		0-0 1B		0-0 FC4-6	0-3 K			2	0	0	0	0	0	3
Lou Brock, L (6, PH)						1-2f 2-3 3-H				1	1	0	1	0	0	2
Vic Harris, S OBP: 0.299, SLG: 0.337 (7, 5)										1	0	0	0	0	1	0
Mike Tyson, R OBP: 0.330, SLG: 0.452 (1, 4)		4-0 IBB		0-0 G5-4-3		0-0 1B	0-0 6-3			3	0	1	2	1	0	2
Pete Falcone, L OBP: 0.129, SLG: 0.069 (1, 1)		0-3 K				1-H 3-H	0-0 3B									
Keith Hernandez, L OBP: 0.289, SLG: 0.259 (8, 3)							0-0 6-3			3	0	0	0	0	2	3
										1	0	0	0	0	0	0

Inning Stats	R: 1	H: 2	E: 0	K: 0	S: 4	LOB: 1	BB: 0	P: 4	R: 0	H: 1	E: 0	K: 1	S: 6	LOB: 2	BB: 1	P: 10	R: 0	H: 0	E: 0	K: 0	S: 3	LOB: 0	BB: 0	P: 3	R: 1	H: 3	E: 0	K: 0	S: 5	LOB: 1	BB: 0	P: 5	R: 0	H: 0	E: 0	K: 1	S: 5	LOB: 0	BB: 0	P: 5	R: 3	H: 1	E: 0	K: 0	S: 4	LOB: 1	BB: 3	P: 16	R: 1	H: 2	E: 0	K: 0	S: 5	LOB: 2	BB: 1	P: 9	R: 0	H: 0	E: 0	K: 1	S: 5	LOB: 0	BB: 0	P: 5
--------------	------	------	------	------	------	--------	-------	------	------	------	------	------	------	--------	-------	-------	------	------	------	------	------	--------	-------	------	------	------	------	------	------	--------	-------	------	------	------	------	------	------	--------	-------	------	------	------	------	------	------	--------	-------	-------	------	------	------	------	------	--------	-------	------	------	------	------	------	------	--------	-------	------

PITCHER	IP	WLS	BF	H	R	ER	SO	BB	IBB	HBP	BLK	WP	HR	S	P	ERA	WHIP
Tommy John, L ERA: 3.29 (1, 1)	5.0	L	22	6	4	4	2	2	1	0	0	0	0	23	35	7.20	1.600
Elias Sosa, R ERA: 4.85 (6, 1)	1.0		5	1	1	1	0	0	1	0	0	0	0	4	8	9.00	1.000
Charlie Hough, R ERA: 2.19 (7, 1)	2.0		9	2	1	1	1	1	0	0	0	0	0	10	14	4.50	1.500

BOTTOM

Los Angeles Dodgers @ St. Louis Cardinals
 Busch Stadium, St. Louis, MO
 Sat Jul 10 1976, 7:05 PM CDT
 Att. 28,916 - Unknown

AB	30
R	6
H	9
RBI	6
BB	5
SO	3
LOB	14



WP	PA	ERA	WHIP
0	36		

Los Angeles Dodgers @ St. Louis Cardinals
 Busch Stadium, St. Louis, MO

Sun Jul 11 1976, 3:33 AM CDT
 Att. 23,065 - Unknown

AB	35
R	9
H	11
RBI	9
BB	5
SO	4
LOB	17



Batter	1	2	3	4	5	6	7	8	9	AB	R	H	RBI	BB	SO	LOB									
Davey Lopes, R (1, 4) OBP: 0.317, SLG: 0.311 Lee Lacy, R (7, PH) OBP: 0.309, SLG: 0.367 Steve Yeager, R (7, 2) OBP: 0.304, SLG: 0.379	0-0 1-3		1-0 HBP		0-0 P5		0-0 2B SF9 1B	0-0 5-3		2	0	0	0	0	0	1									
Bill Buckner, L (1, 7) OBP: 0.321, SLG: 0.397	0-0 F8		0-0 L6		0-0 F7		0-0 SF9 HR 2B	0-0 4-3		5	1	1	2	0	0	2									
Steve Garvey, R (1, 3) OBP: 0.344, SLG: 0.424	0-0 G3			0-0 F7		4-0 1B BB	0-0 SF9	0-0 5-3		3	1	0	1	1	0	0									
Ron Cey, R (1, 5) OBP: 0.415, SLG: 0.515		0-0 6-3 2B		4-0 FC6-4 1B BB		0-0 F4	4-0 HR BB		4-0 SH SF9 BB	2	2	1	0	3	0	1									
Reggie Smith, S (1, 9) OBP: 0.284, SLG: 0.437		0-0 6-3		0-0 FC6-4 1B		0-0 1B	0-0 HR		0-0 F8	5	1	3	3	0	0	2									
Bill Russell, R (1, 6) OBP: 0.339, SLG: 0.403		0-0 6-3		0-0 FC6-4 FC4-6 1B		0-0 1B	0-0 HR		0-0 SH SF9	4	1	2	1	0	0	3									
Dusty Baker Jr., R (1, 8) OBP: 0.308, SLG: 0.296		0-3 K		0-0 FC4-6		0-0 G6-4-3 1B	0-0 1B		0-0 SF9	4	0	0	1	0	1	6									
Ellie Rodriguez, R (1, 2) OBP: 0.433, SLG: 0.273 Ted Sizemore, R (7, PH) OBP: 0.315, SLG: 0.323			0-0 F2		0-3 K				0-3 K	2	0	0	0	0	1	0									
Burt Hooton, R (1, 1) OBP: 0.237, SLG: 0.176 Henry Cruz, L (5, PH) OBP: 0.255, SLG: 0.372 Doug Rau, L (5, 1) OBP: 0.297, SLG: 0.194 Ed Goodson, L (7, PH) OBP: 0.253, SLG: 0.296 Don Sutton, R (7, 1) OBP: 0.143, SLG: 0.079		0-3 K		0-3 K		4-0 BB				1	0	0	0	0	1	0									
Inning Stats	R: 0 E: 0 K: 0 S: 3	H: 0 LOB: 0 BB: 0 P: 3	R: 0 E: 0 K: 1 S: 6	H: 1 LOB: 1 BB: 0 P: 6	R: 0 E: 0 K: 1 S: 5	H: 0 LOB: 1 BB: 0 P: 6	R: 0 E: 0 K: 0 S: 4	H: 1 LOB: 2 BB: 1 P: 8	R: 0 E: 0 K: 1 S: 5	H: 0 LOB: 1 BB: 1 P: 9	R: 1 E: 0 K: 0 S: 4	H: 2 LOB: 1 BB: 1 P: 8	R: 7 E: 0 K: 0 S: 10	H: 7 LOB: 1 BB: 1 P: 14	R: 0 E: 0 K: 0 S: 3	H: 0 LOB: 0 BB: 0 P: 3	R: 1 E: 1 K: 1 S: 6	H: 0 LOB: 1 BB: 1 P: 10	1B: 8 2B: 2 3B: 0 HR: 1	SF: 2 SAC: 1 DP: 1 HBP: 1	WP: 0 PB: 0 SB: 0 CS: 0	PA: 44			
PITCHER	IP	WLS	BF	H	R	ER	SO	BB	IBB	HBP	BLK	WP	HR	S	P	ERA	WHIP								
Eric Rasmussen, R (1, 1) ERA: 4.3	5.0		20	2	0	0	3	2	0	1	0	0	0	23	32	0.00	0.800								
Lynn McGlothen, R (6, 1) ERA: 3.85	1.0		7	4	3	3	0	1	0	0	0	0	0	6	10	27.00	5.000								
Bill Greif, R (7, 1) ERA: 5.72	0.0		2	2	0	0	0	0	0	0	0	0	0	2	2	∞	∞								
Bob Forsch, R (7, 1) ERA: 3.92	0.1	L	4	2	4	4	0	1	0	0	0	0	1	3	7	108.00	9.000								
Eddie Solomon, R (7, 1) ERA: 3.6	0.2		3	1	1	1	0	0	0	0	1	0	0	3	3	13.50	1.500								
PITCHER	IP	WLS	BF	H	R	ER	SO	BB	IBB	HBP	BLK	WP	HR	S	P	ERA	WHIP								
Mike Wallace, L (8, 1) ERA: 2.34	2.0		8	0	1	0	1	1	0	0	0	0	0	9	13	0.00	0.500								

WP: 0	PA: 44
PB: 0	
SB: 0	
CS: 0	

BOTTOM

Los Angeles Dodgers @ St. Louis Cardinals
 Busch Stadium, St. Louis, MO
 Sun Jul 11 1976, 3:33 AM CDT
 Att. 23,065 - Unknown

livebaseballscorecards.com

AB	37
R	6
H	11
RBI	6
BB	2
SO	6
LOB	16



WP: 0	PA: 39
PB: 0	
SB: 4	
CS: 0	

AB	R	H	RBI	BB	SO	LOB
5	1	2	0	0	0	2
4	1	0	0	1	0	3
3	0	1	1	0	1	2
0	0	0	0	0	0	0
0	0	0	0	0	0	0
0	0	0	0	0	0	0
0	0	0	0	0	0	0
0	0	0	0	0	0	0
1	1	1	1	0	0	0
0	0	0	0	0	0	0
1	0	0	0	0	1	0
4	1	1	0	0	0	2
4	1	3	3	0	0	1
4	1	1	1	0	0	2
3	0	0	0	0	1	1
1	0	0	0	0	1	0
3	0	1	0	1	0	0
2	0	1	0	0	1	2
2	0	0	0	0	1	1

Batter	1	2	3	4	5	6	7	8	9
Jerry Mumphy, S OBP: 0.356, SLG: 0.389 (1, 8)	0-0 S 1B		0-0 F9 S 1B	0-0 F8		0-0 5-3		0-0 4-3	
Don Kessinger, S OBP: 0.324, SLG: 0.325 (1, 6)	0-0 F5 1-2		0-0 F9 1-3		4-0 HR BB	0-0 G3		0-0 F7	
Lou Brock, L OBP: 0.193, SLG: 0.364 Lynn McGlothen, L OBP: 0.138, SLG: 0.135 Bill Greif, R (7, 1) Bob Forsch, R OBP: 0.182, SLG: 0.188 Eddie Solomon, R (7, 1) Bake McBride, L OBP: 0.403, SLG: 0.445 Mike Wallace, L OBP: 0.333, SLG: 0.333 Ron Fairly, L OBP: 0.400, SLG: 0.321 (9, PH)	0-3 K2-3		0-0 S 1B		0-0 P4		0-0 HR		0-3 K
Ted Simmons, S OBP: 0.356, SLG: 0.377 (1, 2)	0-0 F7		0-0 F8 1-2		0-0 HR 1B		0-0 4-3		0-0 4-3
Willie Crawford, L OBP: 0.396, SLG: 0.513 (1, 9)		0-0 4-3 2B	0-0 1-3		0-0 HR 1-H 2-H		0-0 G4-6-3 1B		0-0 G4-6-3
Keith Hernandez, L OBP: 0.288, SLG: 0.284 (1, 3)		0-0 F2		0-0 HR		0-0 4-3		0-0 G4-6-3 1-2f	
Hector Cruz, R OBP: 0.239, SLG: 0.313 Vic Harris, S OBP: 0.297, SLG: 0.335 (8, PH) (9, 5)		0-0 4-3 2-3		0-0 6-3		0-3 K		0-3 K	
Mike Tyson, R OBP: 0.333, SLG: 0.450 (1, 4)		4-0 IBB		0-0 F8		0-0 S 1B		0-0 5-3	
Eric Rasmussen, R OBP: 0.231, SLG: 0.167 Mike Anderson, R OBP: 0.391, SLG: 0.366 (6, 7)		0-3 K		0-0 1B		0-3 K		0-0 F8	

Inning	R	H	E	K	S	P	BB	IBB	HBP	BLK	WP	HR	S	P	ERA	WHIP
1	0	1	0	1	6	2	0	0	0	0	0	1	22	26	4.50	1.500
2	0	1	0	1	3	3	1	0	0	0	0	1	13	17	13.50	2.000
3	1	2	0	0	5	5	0	0	0	0	0	1	14	14	3.00	0.667

PITCHER	IP	WLS	BF	H	R	ER	SO	BB	IBB	HBP	BLK	WP	HR	S	P	ERA	WHIP
Burt Hooton, R ERA: 4.05 (1, 1)	4.0		19	6	2	2	2	0	0	0	0	0	1	22	26	4.50	1.500
Doug Rau, L ERA: 3.18 (5, 1)	2.0		10	3	3	3	2	1	0	0	0	0	1	13	17	13.50	2.000
Don Sutton, R ERA: 4.74 (7, 1)	3.0	W	10	2	1	1	2	0	0	0	0	0	1	14	14	3.00	0.667

PITCHER	IP	WLS	BF	H	R	ER	SO	BB	IBB	HBP	BLK	WP	HR	S	P	ERA	WHIP
Burt Hooton, R ERA: 4.05 (1, 1)	4.0		19	6	2	2	2	0	0	0	0	0	1	22	26	4.50	1.500
Doug Rau, L ERA: 3.18 (5, 1)	2.0		10	3	3	3	2	1	0	0	0	0	1	13	17	13.50	2.000
Don Sutton, R ERA: 4.74 (7, 1)	3.0	W	10	2	1	1	2	0	0	0	0	0	1	14	14	3.00	0.667

Batter	1	2	3	4	5	6	7	8	9	AB R H RBI BB SO LOB	TOP																						
Rick Monday, L OBP: 0.361, SLG: 0.507 (1, 8) X	0-0 4-3 ①		0-0 1-3 ③			0-0 L8 ①		0-0 F2 ②		4 0 0 0 0 0 1	Chicago Cubs @ Los Angeles Dodgers Dodger Stadium, Los Angeles, CA Thu Jul 15 1976, 7:05 PM PDT Att. 27,438 - Cloudy - 67 F																						
Jose Cardenal, R OBP: 0.341, SLG: 0.415 (1, 7) X	0-0 5-3 ②			0-0 G3 ①		0-0 5-3 ②		0-0 G2 ③		4 0 0 0 0 0 0																							
Manny Trillo, R OBP: 0.309, SLG: 0.335 (1, 4) X	0-0 F3 ③			0-0 HR 1B		0-0 2B 1B			0-0 5-3 ①	4 1 2 0 0 0 0																							
Jerry Morales, R OBP: 0.297, SLG: 0.393 (1, 9)		0-0 1-3 ①		0-0 HR 1B		0-0 1-3 2B			0-0 6-3 ②	4 1 2 2 0 0 0																							
George Mittenwald, R OBP: 0.270, SLG: 0.302 (1, 3)		0-0 6-3 ②		0-3 K ②		0-0 F8 ③		4-0 BB BB BB BB		3 0 0 0 1 1 2																							
Dave Rosello, R OBP: 0.362, SLG: 0.285 (1, 6)		0-0 1-3 ③		0-3 K ③			0-0 5-3 ①		0-0 F9 ③	4 0 0 0 0 1 1																							
Steve Swisher, R OBP: 0.301, SLG: 0.342 (1, 2)			0-0 L9 ①		0-3 K ①		0-0 F4 ②			3 0 0 0 0 1 0																							
Mick Kelleher, R OBP: 0.272, SLG: 0.282 Joe Coleman, R OBP: 0.143, SLG: 0.143 (1, 5) (7, 1)			0-0		0-0 4-3 ②		0-0 F2 ③			3 0 1 0 0 0 0 0 0 0 0 0 0 0																							
Rick Reuschel, R OBP: 0.326, SLG: 0.250 Oscar Zamora, R Wayne Tyrone, R (1, 1) (6, 1) (7, 5)			0-0 L7 ②		0-3 K ③			0-3 K ①		2 0 0 0 0 1 1 0 0 0 0 0 0 0 1 0 0 0 0 1 0																							
Inning Stats	R: 0 E: 0 K: 0 S: 3	H: 0 LOB: 0 BB: 0 P: 3	R: 0 E: 0 K: 0 S: 3	H: 0 LOB: 0 BB: 0 P: 3	R: 0 E: 0 K: 0 S: 4	H: 1 LOB: 1 BB: 0 P: 4	R: 2 E: 0 K: 2 S: 9	H: 2 LOB: 0 BB: 0 P: 9	R: 0 E: 0 K: 2 S: 7	H: 0 LOB: 0 BB: 0 P: 7		R: 0 E: 0 K: 0 S: 5	H: 2 LOB: 2 BB: 0 P: 5	R: 0 E: 0 K: 0 S: 3	H: 0 LOB: 0 BB: 0 P: 3	R: 0 E: 0 K: 1 S: 5	H: 0 LOB: 0 BB: 0 P: 5	R: 0 E: 0 K: 0 S: 3	H: 0 LOB: 1 BB: 1 P: 7	1B: 3 2B: 1 3B: 0 HR: 1	SF: 0 SAC: 0 DP: 0 HBP: 0	WP: 0 PB: 0 SB: 0 CS: 0	PA: 33										
PITCHER Doug Rau, L ERA: 3.09 (1, 1)	IP 9.0	WLS W	BF 33	H 5	R 2	ER 2	SO 5	BB 1	IBB 0	HBP 0	BLK 0	WP 0	HR 1	S 42	P 46	ERA 2.00	WHIP 0.667																
											PITCHER	IP	WLS	BF	H	R	ER	SO	BB	IBB	HBP	BLK	WP	HR	S	P	ERA	WHIP					

AB	32
R	2
H	5
RBI	2
BB	1
SO	5
LOB	5



livebaseballscorecards.com

Batter	1	2	3	4	5	6	7	8	9
Davey Lopes, R OBP: 0.316, SLG: 0.306 (1, 4)	1-0 S 1B HBP	0-3 K		0-0 G3			0-0 5-3		
Bill Buckner, L OBP: 0.320, SLG: 0.394 (1, 7) Henry Cruz, L OBP: 0.255, SLG: 0.372 (8, 7)	1-0 1B 1-2 1-3 HBP	0-0 6-3			0-0 6-3		0-3 K		
Reggie Smith, S OBP: 0.287, SLG: 0.438 (1, 9)	0-0 S 1-3 2-H 1B		0-0 1B		0-0 F7		0-0 F8		
Ron Cey, R OBP: 0.413, SLG: 0.509 (1, 5)	0-0 1-3 1-2 3-H		0-0 L8		4-0 BB		0-3 K		
Steve Garvey, R OBP: 0.346, SLG: 0.425 (1, 3)	0-0 6-3 2-H S 1B		0-0 1B		0-0 F9		0-0 F5		
Bill Russell, R OBP: 0.334, SLG: 0.397 (1, 6)	0-0 6-3 1-3		0-0 F9		0-0 B1-3		0-3 K		
Dusty Baker Jr., R OBP: 0.311, SLG: 0.310 (1, 8)	0-0 1B		0-3 K		0-0 HR				
Steve Yeager, R OBP: 0.300, SLG: 0.374 (1, 2)	0-0 5-3			0-0 5-3		0-0 F5			
Doug Rau, L OBP: 0.275, SLG: 0.176 (1, 1)		0-0 6-3		0-0 5-3		0-0 L6			

Inning Stats	R: 4	H: 3	E: 0	K: 0	S: 6	LOB: 1	BB: 0	P: 8	R: 0	H: 0	E: 0	K: 1	S: 5	LOB: 0	BB: 0	P: 5	R: 0	H: 2	E: 0	K: 1	S: 7	LOB: 2	BB: 0	P: 7	R: 0	H: 0	E: 0	K: 0	S: 3	LOB: 0	BB: 0	P: 3	R: 0	H: 0	E: 0	K: 0	S: 3	LOB: 1	BB: 1	P: 7	R: 1	H: 1	E: 0	K: 0	S: 4	LOB: 0	BB: 0	P: 4	R: 0	H: 0	E: 0	K: 1	S: 5	LOB: 0	BB: 0	P: 5	R: 0	H: 0	E: 0	K: 2	S: 7	LOB: 0	BB: 0	P: 7
--------------	------	------	------	------	------	--------	-------	------	------	------	------	------	------	--------	-------	------	------	------	------	------	------	--------	-------	------	------	------	------	------	------	--------	-------	------	------	------	------	------	------	--------	-------	------	------	------	------	------	------	--------	-------	------	------	------	------	------	------	--------	-------	------	------	------	------	------	------	--------	-------	------

PITCHER	IP	WLS	BF	H	R	ER	SO	BB	IBB	HBP	BLK	WP	HR	S	P	ERA	WHIP
Rick Reuschel, R ERA: 4.44 (1, 1)	5.0	L	23	5	4	4	2	1	0	0	0	0	0	24	30	7.20	1.200
Oscar Zamora, R ERA: 4.29 (6, 1)	1.0		4	1	1	1	0	0	0	0	0	0	1	4	4	9.00	1.000
Joe Coleman, R ERA: 4.9 (7, 1)	2.0		6	0	0	0	3	0	0	0	0	0	0	12	12	0.00	0.000

BOTTOM

AB	R	H	RBI	BB	SO	LOB
3	1	0	0	0	1	0
3	1	0	0	0	1	0
0	0	0	0	0	0	0
4	1	2	1	0	0	0
3	0	0	1	1	1	2
4	1	2	1	0	0	1
4	0	0	0	0	1	3
3	1	2	2	0	1	2
3	0	0	0	0	0	1
3	0	0	0	0	0	0

AB	30
R	5
H	6
RBI	5
BB	1
SO	5
LOB	9



WP	HR	S	P	ERA	WHIP
0	0	0	33		
0	0	0	3		
0	0	0	0		

Chicago Cubs @ Los Angeles Dodgers
Dodger Stadium, Los Angeles, CA
 Thu Jul 15 1976, 7:05 PM PDT
 Att: 27,438 - Cloudy - 67 F

livebaseballscores.com

Batter	1	2	3	4	5	6	7	8	9	AB R H RBI BB SO LOB	TOP
Rick Monday, L (1, 8) OBP: 0.360, SLG: 0.513	0-0 G3		0-0 HR			0-0 6-3			0-0 4-3	4 1 1 1 0 0 0	Chicago Cubs @ Los Angeles Dodgers Dodger Stadium, Los Angeles, CA Fri Jul 16 1976 7:05 PM PDT Att. 40,361 - Cloudy - 70 F
Jose Cardenal, R (1, 7) OBP: 0.343, SLG: 0.421 Joe Wallis, S (6, 7) OBP: 0.283, SLG: 0.337	0-0 1B CS 2B		0-0 CS 1B			0-3 K			0-0 G3	3 0 2 0 0 1 0 1 0 0 0 0 0 0	
Ralph LaCock, L (1, 3) OBP: 0.331, SLG: 0.372	0-0 6-3		0-0 G3			0-0 F7			0-0 4-3	4 0 0 0 0 0 2	
Jerry Morales, R (1, 9) OBP: 0.297, SLG: 0.393	0-0 2-3 1B				0-0 5-3				0-0 5-3	3 0 1 0 0 0 0	
Manny Trillo, R (1, 4) OBP: 0.306, SLG: 0.332	0-0 CS 3-H	0-0 5-3			0-0 6-3				0-0 6-3	3 0 0 0 0 0 0	
Wayne Tyrone, R (1, 5)					0-0 5-3				0-3 K	3 0 0 0 0 1 0	
Steve Swisher, R (1, 2) OBP: 0.301, SLG: 0.342					0-3 K				0-0 6-3	3 0 1 0 0 1 0	
Dave Rosello, R (1, 6) OBP: 0.359, SLG: 0.282 Champ Summers, L (8, PH) OBP: 0.313, SLG: 0.329 Mick Kelleher, R (8, 6) OBP: 0.272, SLG: 0.282					0-0 F9				0-0 4-3	2 0 0 0 0 0 1 1 0 0 0 0 0 0 0 0 0 0 0 0 0	
Steve Renko, R (1, 1) OBP: 0.042, SLG: 0.042 Joe Coleman, R (7, 1) OBP: 0.143, SLG: 0.143 Bill Madlock, R (8, PH) OBP: 0.390, SLG: 0.497 Bruce Sutter, R (8, 1) Darold Knowles, L (8, 1) OBP: 0.444, SLG: 0.167					0-0 6-3				0-0 F8	2 0 0 0 0 0 0 0 0 0 0 0 0 0 1 0	
Inning Stats	R: 0 H: 2 E: 0 LOB: 1 K: 0 BB: 0 S: 4 P: 4	R: 0 H: 1 E: 0 LOB: 1 K: 0 BB: 0 S: 4 P: 4	R: 1 H: 2 E: 0 LOB: 0 K: 0 BB: 0 S: 4 P: 4	R: 0 H: 0 E: 0 LOB: 0 K: 0 BB: 0 S: 3 P: 3	R: 0 H: 0 E: 0 LOB: 0 K: 1 BB: 0 S: 5 P: 5	R: 0 H: 0 E: 0 LOB: 0 K: 1 BB: 0 S: 5 P: 5	R: 0 H: 0 E: 0 LOB: 0 K: 1 BB: 0 S: 5 P: 5	R: 0 H: 0 E: 0 LOB: 0 K: 0 BB: 0 S: 3 P: 3	R: 0 H: 0 E: 0 LOB: 0 K: 0 BB: 0 S: 3 P: 3	1B: 3 SF: 0 2B: 1 SAC: 0 3B: 0 DP: 0 HR: 1 HBP: 0	
PITCHER Don Sutton, R (1, 1) ERA: 4.5	IP WLS BF H R ER SO BB IBB HBP BLK WP HR S P ERA WHIP	IP WLS BF H R ER SO BB IBB HBP BLK WP HR S P ERA WHIP 9.0 W 30 5 1 1 3 0 0 0 0 0 0 1 36 36 1.00 0.556									

livebaseballscorecards.com

AB	30
R	1
H	5
RBI	1
BB	0
SO	3
LOB	3



Batter	1	2	3	4	5	6	7	8	9
Davey Lopes, R OBP: 0.322, SLG: 0.324 (1, 4)	0-0 E 1B		0-0 CS 1B		0-0 F2		0-0 4-3	0-0 2-H 3B	
Bill Buckner, L OBP: 0.321, SLG: 0.394 (1, 7)	0-0 E 1-H 1B		0-0 1-2 1B		0-0 4-3		0-0 F5	0-0 G3	
Reggie Smith, S OBP: 0.291, SLG: 0.437 (1, 9)	0-3 K		0-0 F5			0-0 1B E 1B	1-0 BB HBP		
Ron Cey, R OBP: 0.414, SLG: 0.507 (1, 5)	0-0 F8		0-0 L8			0-0 1-2 E FC4-2 1B	4-0 1-2 BB		
Steve Garvey, R OBP: 0.345, SLG: 0.423 (1, 3)	0-0 F3 1-3			0-0 L8		0-0 FC4-2 1-3 2-H 1B	0-3 K		
Bill Russell, R OBP: 0.337, SLG: 0.409 (1, 6)		0-0 FC6 1B		0-0 F3		0-0 F9		0-0 HR	
Dusty Baker Jr., R OBP: 0.310, SLG: 0.307 (1, 8)		0-0 F7		0-0 E6		4-0 FC4-2 IBB	0-0 L7		
Steve Yeager, R OBP: 0.298, SLG: 0.371 (1, 2)		0-0 F7		0-3 K		0-0 FC4-2	4-0 SH3 BB		
Ed Goodson, L OBP: 0.250, SLG: 0.292 (6, PH)						1-2 2-3 3-Hf			
Elie Rodriguez, R OBP: 0.452, SLG: 0.273 (7, 2)						0-3 K			
Don Sutton, R OBP: 0.133, SLG: 0.073 (1, 1)		0-0 FC6 1-2f			0-0 B1-3			0-0 SH3	

AB	R	H	RBI	BB	SO	LOB
5	1	3	1	0	0	0
5	0	2	1	0	0	1
3	1	1	0	0	1	2
3	0	1	0	1	0	2
4	0	1	0	0	1	3
4	1	2	1	0	0	2
3	0	0	0	1	0	1
2	0	0	0	0	1	2
1	0	0	0	0	0	3
0	1	0	0	1	0	0
3	0	0	0	0	1	4


BOTTOM

Chicago Cubs @ Los Angeles Dodgers
Dodger Stadium, Los Angeles, CA

Fri Jul 16 1976, 7:05 PM PDT
Att: 40,361 - Cloudy - 70 F

livebaseballscorecards.com

AB	33
R	4
H	10
RBI	3
BB	3
SO	4
LOB	20



Inning	R	H	E	K	S	P	IP	WLS	BF	H	R	ER	SO	BB	IBB	HBP	BLK	WP	HR	S	P	ERA	WHIP
Steve Renko, R ERA: 4.96 (1, 1)	1	2	1	7	7	6.0	0	0	27	8	2	1	3	0	1	0	0	0	0	32	36	1.50	1.333
Joe Coleman, R ERA: 4.85 (7, 1)	0	0	0	0	0	1.0	0	0	5	0	0	0	1	0	1	0	0	0	0	5	10	0.00	1.000
Bruce Sutter, R ERA: 2.21 (8, 1)	0	0	0	0	0	0.2	0	0	2	2	2	0	0	0	0	0	0	0	1	4	8	27.00	4.500
Darold Knowles, L ERA: 3.35 (8, 1)	0	0	0	0	0	0.1	0	0	0	0	0	0	0	0	0	0	0	0	0	1	1	0.00	0.000

PITCHER	IP	WLS	BF	H	R	ER	SO	BB	IBB	HBP	BLK	WP	HR	S	P	ERA	WHIP
Steve Renko, R	6.0	0	27	8	2	1	3	0	1	0	0	0	0	32	36	1.50	1.333
Joe Coleman, R	1.0	0	5	0	0	0	1	0	1	0	0	0	0	5	10	0.00	1.000
Bruce Sutter, R	0.2	0	2	2	2	0	0	0	0	0	0	0	1	4	8	27.00	4.500
Darold Knowles, L	0.1	0	0	0	0	0	0	0	0	0	0	0	0	1	1	0.00	0.000

Batter	1	2	3	4	5	6	7	8	9	AB R H RBI BB SO LOB	TOP	
Rick Monday, L (1, 8) OBP: 0.359, SLG: 0.520	0-0 HR	0-0 6-3			0-0 4-3			0-0 4-3		4 1 1 1 0 0 0		
Jose Cardenal, R (1, 7) OBP: 0.342, SLG: 0.419 Darold Knowles, L (8, 1) OBP: 0.444, SLG: 0.167	0-0 F8	0-0 F8			0-0 5-3			0-0 1B		4 0 1 0 0 0 0 0 0 0 0 0 0 0		
Bill Madlock, R (1, 5) OBP: 0.388, SLG: 0.493	0-0 BB 1B 2B 1B		0-0 G3			0-0 6-3		0-0 F8		4 1 1 0 0 0 1		
Jerry Morales, R (1, 9) OBP: 0.300, SLG: 0.394	0-0 BB 1B 2B 1B		0-0 5-3			0-0 6-3		0-0		4 1 2 0 0 0 0		
Ralph LaCock, L (1, 3) OBP: 0.329, SLG: 0.362	4-0 1-2 2-3 2B BB		0-0 4-3			0-0 F7		0-0 F7		3 1 0 0 1 0 1		
Manny Trillo, R (1, 4) OBP: 0.305, SLG: 0.331	0-0 F9			0-0 CS 1B		0-3 K		0-3 K		4 0 1 0 0 2 4		
Steve Swisher, R (1, 2) OBP: 0.301, SLG: 0.345	0-0 1-H 2-H 3-H 2B		0-3 K		0-3 K		0-3 K	0-0 F9		4 0 1 3 0 2 2		
Mick Kelleher, R (1, 6) OBP: 0.267, SLG: 0.277 Joe Wallis, S (7, PH) OBP: 0.280, SLG: 0.333 Dave Rosello, R (7, 6) OBP: 0.359, SLG: 0.282	0-0 F7		0-0 L8			0-0 F9				2 0 0 0 0 0 1 1 0 0 0 0 0 0 0 0 0 0 0 0 0		
Steve Stone, R (1, 1) OBP: 0.200, SLG: 0.200 Mike Garman, R (4, 1) Champ Summers, L (8, PH) OBP: 0.310, SLG: 0.324		0-3 K		0-3 K		0-3 K				1 0 0 0 0 1 0 1 0 0 0 0 1 0 1 0 0 0 0 1 0		
Inning Stats	R: 4 H: 4 E: 0 LOB: 1 K: 0 BB: 1 S: 7 P: 11	R: 0 H: 0 E: 0 LOB: 0 K: 1 BB: 0 S: 5 P: 5	R: 0 H: 0 E: 0 LOB: 0 K: 0 BB: 0 S: 3 P: 3	R: 0 H: 1 E: 0 LOB: 0 K: 1 BB: 0 S: 5 P: 5	R: 0 H: 0 E: 0 LOB: 0 K: 1 BB: 0 S: 5 P: 5	R: 0 H: 0 E: 0 LOB: 0 K: 2 BB: 0 S: 7 P: 7	R: 0 H: 1 E: 0 LOB: 1 K: 1 BB: 0 S: 6 P: 6	R: 0 H: 1 E: 0 LOB: 1 K: 1 BB: 0 S: 6 P: 6	R: 0 H: 1 E: 0 LOB: 1 K: 1 BB: 0 S: 6 P: 6	1B: 5 SF: 0 2B: 1 SAC: 0 3B: 0 DP: 0 HR: 1 HBP: 0	WP: 0 PA: 34 PB: 0 SB: 0 CS: 1	
PITCHER Rick Rhoden, R (1, 1) ERA: 2.99	IP WLS BF H R ER SO BB IBB HBP BLK WP HR S P ERA WHIP	9.0 W 34 7 4 4 7 1 0 0 0 0 1 47 51 4.00 0.889										

Chicago Cubs @ Los Angeles Dodgers
Dodger Stadium, Los Angeles, CA
Sat Jul 17 1976, 3:33 AM PDT
Att. 37,642 - Unknown

livebaseballscorecards.com

AB 33
R 4
H 7
RBI 4
BB 1
SO 7
LOB 9



Batter	1	2	3	4	5	6	7	8	9	AB R H RBI BB SO LOB	TOP																								
Dave Cash, R OBP: 0.338, SLG: 0.345 (1, 4)	0-0 4-3		0-0 F9			0-3 K		0-0 9-3		4 0 0 0 0 1 1																									
Larry Bowa, S OBP: 0.286, SLG: 0.292 (1, 6)	0-0 CS 1B		0-0 B2-3			0-0 6-3		0-0 CS 1B		4 0 2 0 0 0 0																									
Mike Schmidt, R OBP: 0.400, SLG: 0.581 (1, 5)	0-3 K 1-2			0-0 5-3		0-0 L5		1-0 1B G3 HBP		3 1 0 0 0 1 1																									
Greg Luzinski, R OBP: 0.353, SLG: 0.487 (1, 7)		0-3 K		0-3 K		0-3 K		0-0 G3 1B		4 0 1 0 0 3 0																									
Jerry Martin, R OBP: 0.405, SLG: 0.447 (9, PR)								1-3 1B		0 0 0 0 0 0 0																									
Dick Allen, R OBP: 0.369, SLG: 0.519 (1, 3)		0-0 HR		4-0 BB		0-3 K		0-0 G3		2 1 1 1 1 1 0																									
Tom Hutton, L OBP: 0.361, SLG: 0.275 (7, 3)								1-2 3-H G3		1 0 0 0 0 0 1																									
Ollie Brown, R OBP: 0.390, SLG: 0.414 (1, 9)		0-0 E6		0-0 5-3		4-0 BB		0-0 5-3		3 0 0 0 1 0 3																									
Garry Maddox, R OBP: 0.368, SLG: 0.464 (1, 8)		0-3 K			0-0 6-3		0-0 5-3			3 0 0 0 0 1 2																									
Bob Boone, R OBP: 0.387, SLG: 0.431 (1, 2)		0-0 4-3			0-0 6-3			0-0 9-3 1B		3 0 1 0 0 0 1																									
Jim Lonborg, R OBP: 0.256, SLG: 0.205 (1, 1)			0-0 6-3		0-0 1-3			0-0 B2		2 0 0 0 0 0 0																									
Tim McCarver, L OBP: 0.439, SLG: 0.391 (8, PH)										1 0 0 0 0 0 1																									
Ron Reed, R OBP: 0.200, SLG: 0.267 (8, 1)										0 0 0 0 0 0 0																									
Inning Stats	R: 0 E: 0 K: 1 S: 5	H: 1 LOB: 1 BB: 0 P: 5	R: 1 E: 1 K: 2 S: 9	H: 1 LOB: 1 BB: 0 P: 9	R: 0 E: 0 K: 0 S: 3	H: 0 LOB: 0 BB: 0 P: 3	R: 0 E: 0 K: 1 S: 5	H: 0 LOB: 1 BB: 1 P: 9	R: 0 E: 0 K: 0 S: 3	H: 0 LOB: 0 BB: 0 P: 3	R: 0 E: 0 K: 2 S: 7	H: 0 LOB: 1 BB: 1 P: 11	R: 0 E: 0 K: 0 S: 3	H: 1 LOB: 0 BB: 0 P: 3	R: 1 E: 0 K: 0 S: 4	H: 2 LOB: 2 BB: 0 P: 5	1B: 4 2B: 2 3B: 0 HR: 1	SF: 0 SAC: 0 DP: 2 HBP: 1	WP: 0 PB: 0 SB: 0 CS: 2	PA: 33															
PITCHER	IP WLS BF H R ER SO BB IBB HBP BLK WP HR S P ERA WHIP																																		
Tommy John, L ERA: 3.17 (1, 1)	7.0	25	2	1	1	7	2	0	0	0	0	1	37	45	1.29	0.571																			
Charlie Hough, R ERA: 2.25 (8, 1)	2.0	L	8	3	1	1	0	0	0	1	0	0	7	8	4.50	1.500																			

Philadelphia Phillies @ Los Angeles Dodgers
Dodger Stadium, Los Angeles, CA

Sun Jul 18 1976, 3:33 AM PDT
Att: 52,214 - Unknown

livebaseballscorecards.com

AB	30
R	2
H	5
RBI	1
BB	2
SO	7
LOB	10



Batter	1	2	3	4	5	6	7	8	9	AB	R	H	RBI	BB	SO	LOB
Davey Lopes, R OBP: 0.320, SLG: 0.327 (1, 4)	0-0 6-3 ①		0-0 L7 ①		0-0 4-3 ③		0-0 E S 1B			4	0	1	0	0	0	0
Bill Buckner, L OBP: 0.320, SLG: 0.392 (1, 7)	0-0 S 1B		0-0 F8 ②			0-0 3-1 1B	0-0 F7 1-3			4	1	2	0	0	0	1
Reggie Smith, S OBP: 0.286, SLG: 0.427 (1, 9)	0-0 F4 1-2 ②		0-0 F8 ③			0-0 3-1 ①		0-3 K ①		4	0	0	0	0	1	2
Ron Cey, R OBP: 0.407, SLG: 0.496 (1, 5)	0-3 K ③			0-0 E7 1B		0-3 K ②		0-0 F3 ②		4	0	1	0	0	2	2
Steve Garvey, R OBP: 0.350, SLG: 0.430 (1, 3)		0-0 F7 ①		0-0 F3 ①		0-0 1B 2-H 1B		0-0 S 1B		4	0	2	1	0	0	1
Bill Russell, R OBP: 0.334, SLG: 0.405 (1, 6)		0-0 F8 ②		0-0 L4 ②		0-0 FC5-4 1B		0-3 K 1-2 ③		4	0	1	0	0	1	2
Dusty Baker Jr., R OBP: 0.313, SLG: 0.308 (1, 8)		4-0 1B BB		0-0 F2 ③		0-0 FC5-4 1-2f			0-0 F2 ①	3	0	0	0	1	0	3
Steve Yeager, R OBP: 0.295, SLG: 0.366 Ed Goodson, L OBP: 0.247, SLG: 0.288 (1, 2) (9, PH)		0-0 FC5-4 1B ①		0-3 K ①			0-3 K ①		0-3 K ②	3	0	1	0	0	2	0
Tommy John, R OBP: 0.158, SLG: 0.162 Henry Cruz, L OBP: 0.253, SLG: 0.368 Charlie Hough, R OBP: 0.267, SLG: 0.333 Lee Lacy, R OBP: 0.307, SLG: 0.365 (1, 1) (7, PH) (8, 1) (9, PH)		0-0 FC5-4 1-2f ③		0-0 5-3 ②			0-3 K ②		0-3 K ③	2	0	0	0	0	0	2

Inning Stats	R: 0	H: 1	E: 0	K: 1	S: 6	R: 0	H: 1	E: 0	K: 0	S: 4	R: 0	H: 0	E: 0	K: 0	S: 3	R: 0	H: 1	E: 1	K: 0	S: 4	R: 0	H: 0	E: 0	K: 1	S: 5	R: 1	H: 3	E: 0	K: 1	S: 8	R: 0	H: 1	E: 0	K: 2	S: 8	R: 0	H: 1	E: 0	K: 2	S: 8	R: 0	H: 0	E: 0	K: 2	S: 7	1B: 8	2B: 0	3B: 0	HR: 0	SF: 0	SAC: 0	DP: 0	HBP: 0	WP: 0	PB: 0	SB: 3	CS: 0	PA: 36
--------------	------	------	------	------	------	------	------	------	------	------	------	------	------	------	------	------	------	------	------	------	------	------	------	------	------	------	------	------	------	------	------	------	------	------	------	------	------	------	------	------	------	------	------	------	------	-------	-------	-------	-------	-------	--------	-------	--------	-------	-------	-------	-------	--------

PITCHER	IP	WLS	BF	H	R	ER	SO	BB	IBB	HBP	BLK	WP	HR	S	P	ERA	WHIP
Jim Lonborg, R ERA: 2.87 (1, 1)	7.0		29	7	1	1	5	1	0	0	0	0	0	38	42	1.29	1.143
Ron Reed, R ERA: 2.58 (8, 1)	2.0	W	7	1	0	0	4	0	0	0	0	0	0	15	15	0.00	0.500

BOTTOM

Philadelphia Phillies @ Los Angeles Dodgers
Dodger Stadium, Los Angeles, CA

Sun Jul 18 1976, 3:33 AM PDT
Att. 52,214 - Unknown

AB	35
R	1
H	8
RBI	1
BB	1
SO	9
LOB	13



livebaseballscorecards.com

Batter	1	2	3	4	5	6	7	8	9	AB R H RBI BB SO LOB	TOP											
Dave Cash, R (1, 4) OBP: 0.337, SLG: 0.343	0-0 4-3		0-0 G4-6-3			0-0 6-3		0-0 1B	0-0 F3	5 0 1 1 0 0 3	Philadelphia Phillies @ Los Angeles Dodgers Dodger Stadium, Los Angeles, CA Mon Jul 19 1976, 7:05 PM PDT Att: 37,109 - Unknown											
Larry Bowa, S (1, 6) OBP: 0.284, SLG: 0.289 Tim McCarver, L (8, PH) OBP: 0.434, SLG: 0.385 Terry Harmon, R (8, 6) OBP: 0.394, SLG: 0.400	0-3 K			0-0 6-3			0-0 4-3	0-0 3-1		3 0 0 0 0 1 0 1 0 0 0 0 0 1 0 0 0 0 0 0 0												
Mike Schmidt, R (1, 5) OBP: 0.398, SLG: 0.576	0-3 K			0-0 P4			0-0 F9		0-0 2B BB 1B	4 1 1 0 0 1 0												
Greg Luzinski, R (1, 7) OBP: 0.355, SLG: 0.490 Jerry Martin, R (9, PR) OBP: 0.405, SLG: 0.447		0-0 5-3		0-3 K			0-0 1B 1B		0-0 BB BB 2B	4 0 2 0 0 1 0 0 1 0 0 0 0 0												
Jay Johnstone, L (1, 9) OBP: 0.365, SLG: 0.449		0-0 F8			0-0 B1-3		0-0 1B		4-0 BB BB SF8 BB	3 1 1 0 1 0 0												
Garry Maddox, R (1, 8) OBP: 0.370, SLG: 0.463		0-0 CS 1B			0-0 F3		0-0 P4		4-0 BB BB	3 0 1 1 1 0 2												
Tom Hutton, L (1, 3) OBP: 0.385, SLG: 0.333	0-0 CS		0-0 SF7 3B		0-0 F7			0-0 FC4 1B	4-0 1-2 2-3 3-H BB	3 1 2 1 1 0 0												
Bob Boone, R (1, 2) OBP: 0.381, SLG: 0.427			0-0 SF7			0-3 K		0-0 FC4 1B	0-0 SF8	2 1 0 2 0 1 1												
Larry Christenson, R (1, 1) OBP: 0.235, SLG: 0.281 Bobby Tolan, L (8, PH) OBP: 0.285, SLG: 0.378 Gene Garber, R (8, 1) OBP: 0.429, SLG: 0.200 Ron Reed, R (9, 1) OBP: 0.200, SLG: 0.267			4-0 G4-6-3 BB			0-0 4-3		0-3 K	0-3 K	1 0 0 0 1 0 0 1 0 0 0 0 1 1 1 0 0 0 0 1 2 0 0 0 0 0 0 0												
Inning Stats	R: 0 E: 0 K: 2 S: 7	H: 0 LOB: 0 BB: 0 P: 7	R: 0 E: 0 K: 0 S: 3	H: 1 LOB: 0 BB: 0 P: 3	R: 1 E: 0 K: 0 S: 3	H: 1 LOB: 0 BB: 1 P: 7	R: 0 E: 0 K: 1 S: 5	H: 0 LOB: 0 BB: 0 P: 5	R: 0 E: 0 K: 0 S: 3	H: 0 LOB: 0 BB: 0 P: 3		R: 0 E: 0 K: 1 S: 5	H: 0 LOB: 0 BB: 0 P: 5	R: 0 E: 0 K: 0 S: 5	H: 2 LOB: 2 BB: 0 P: 5	R: 1 E: 1 K: 1 S: 7	H: 2 LOB: 1 BB: 0 P: 7	R: 3 E: 0 K: 1 S: 7	H: 2 LOB: 2 BB: 3 P: 19	1B: 6 2B: 1 3B: 1 HR: 0	SF: 2 SAC: 0 DP: 1 HBP: 0	WP: 0 PB: 0 SB: 0 CS: 1
PITCHER	IP WLS BF H R ER SO BB IBB HBP BLK WP HR S P ERA WHIP											PITCHER	IP WLS BF H R ER SO BB IBB HBP BLK WP HR S P ERA WHIP									
Burt Hooton, R (1, 1) ERA: 4.01	8.0 L 31 8 4 3 5 1 0 0 0 0 0 40 44 3.38 1.125											Charlie Hough, R (9, 1) ERA: 2.36	0.0 2 0 0 0 0 0 2 0 0 0 0 0 0 8 ∞ ∞									
Elias Sosa, R (9, 1) ERA: 4.74	1.0 4 0 1 1 1 1 1 0 0 0 0 0 5 9 9.00 1.000																					

livebaseballscorecards.com



Batter	1	2	3	4	5	6	7	8	9	AB R H RBI BB SO LOB	TOP									
Bake McBride, L (1, 8) OBP: 0.385, SLG: 0.419	0-0 6-3		H 1-0 1B SF9 HBP		H 1-0 HBP		X 0-0 P2			2 1 0 0 0 0 1	St. Louis Cardinals @ Los Angeles Dodgers Dodger Stadium, Los Angeles, CA Tue Jul 20 1976, 7:05 PM PDT Att: 20,629 - Unknown livebaseballscorecards.com									
Don Kessinger, S (1, 6) OBP: 0.318, SLG: 0.314	0-0 5-3		X 0-0 L1-3 1B		X 0-0 F2		X 0-0 F8			4 0 1 0 0 0 2										
Mike Anderson, R (1, 7) OBP: 0.394, SLG: 0.379	0-0 FC5-4 1B		X 0-0 SF9		S 0-3 K		X 0-0 F7			3 0 1 1 0 1 2										
Ted Simmons, S (1, 3) OBP: 0.361, SLG: 0.385	0-0 FC5-4 1-2f		X 0-0 L1-3 1-2		X 0-0 1-3		X 0-0 6-3			4 0 0 0 0 0 2										
Joe Ferguson, R (1, 2) OBP: 0.318, SLG: 0.362		X 0-0 E6 1B		X 0-0 F9		S 0-3 K		X 0-0 5-3		4 1 0 0 0 1 0										
Willie Crawford, L (1, 9) OBP: 0.394, SLG: 0.502		X 0-0 P6		X 0-0 4-3		X 0-0 4-3		X 0-0 G5-4-3 1B		4 0 1 0 0 0 1										
Vic Harris, S (1, 4) OBP: 0.294, SLG: 0.326		X 0-0 6-3		X 0-0 F8		X 0-0 P5		X 0-0 G5-4-3 1-2f		4 0 0 0 0 0 2										
Hector Cruz, R (1, 5) OBP: 0.239, SLG: 0.307		X 0-0 2-H 1B		X 0-0 FC2-5 2B		X 0-0 1-3				3 0 2 1 0 0 0										
Lynn McGlothen, L (1, 1) OBP: 0.163, SLG: 0.143 Jerry Mumphrey, S (7, PH) OBP: 0.364, SLG: 0.379 Bill Greif, R (7, 1)		X 0-0 G3		X 0-0 FC2-5 2-3		X 4-0 BB				2 0 0 0 0 0 2 0 0 0 0 1 0 0 0 0 0 0 0 0 0										
Inning Stats	R: 0 E: 0 K: 0 S: 4	H: 1 LOB: 1 BB: 0 P: 4	R: 1 E: 1 K: 0 S: 5	H: 1 LOB: 1 BB: 0 P: 5	R: 1 E: 0 K: 0 S: 3	H: 1 LOB: 0 BB: 0 P: 4	R: 0 E: 0 K: 0 S: 3	H: 0 LOB: 0 BB: 0 P: 3	R: 0 E: 1 K: 1 S: 5	H: 0 LOB: 2 BB: 0 P: 5	R: 0 E: 0 K: 0 S: 3	H: 0 LOB: 1 BB: 1 P: 7	R: 0 E: 0 K: 0 S: 3	H: 0 LOB: 0 BB: 0 P: 3	R: 0 E: 0 K: 0 S: 3	H: 1 LOB: 0 BB: 0 P: 3	1B: 4 2B: 2 3B: 0 HR: 0	SF: 1 SAC: 0 DP: 2 HBP: 2	WP: 0 PB: 0 SB: 0 CS: 0	PA: 34
PITCHER Doug Rau, L (1, 1) ERA: 2.96	IP 9.0 WLS W BF 34 H 5 R 2 ER 1 SO 2 BB 1 IBB 0 HBP 2 BLK 0 WP 0 HR 0 S 35 P 41 ERA 1.00 WHIP 0.667											PITCHER IP WLS BF H R ER SO BB IBB HBP BLK WP HR S P ERA WHIP								



Batter	1	2	3	4	5	6	7	8	9	AB R H RBI BB SO LOB
--------	---	---	---	---	---	---	---	---	---	----------------------

Davey Lopes, R <small>OBP: 0.325, SLG: 0.340</small> (1, 4)	0-0 F5 	0-0 HR		0-0 FC5-4 			0-0 F8 			4 1 1 1 0 0 2
Bill Buckner, L <small>OBP: 0.317, SLG: 0.388</small> (1, 7)	0-0 BB 1B	0-0 F8 					0-0 3-1 1B			4 1 2 0 0 1 0
Reggie Smith, S <small>OBP: 0.287, SLG: 0.421</small> (1, 9)	4-0 SF8 BB	0-3 K 					0-0 3-1 			3 1 0 0 1 1 2
Ron Cey, R <small>OBP: 0.403, SLG: 0.500</small> (1, 5)	0-0 BB 1B		0-0 5-3 				0-0 5-3 			4 0 1 1 0 1 2
Steve Garvey, R <small>OBP: 0.353, SLG: 0.432</small> (1, 3)	4-0 IBB		0-0 4-3 				0-0 6-3 	0-0 CS 1B		3 0 1 0 1 0 0
Bill Russell, R <small>OBP: 0.332, SLG: 0.405</small> (1, 6)	0-0 SF8 		0-0 F9 				0-0 F7 	0-3 K 		3 0 0 1 0 1 1
Dusty Baker Jr., R <small>OBP: 0.317, SLG: 0.311</small> (1, 8)	4-0 BB			0-0 F8 			0-0 1B	0-3 K 		3 0 1 0 1 1 1
Steve Yeager, R <small>OBP: 0.288, SLG: 0.356</small> (1, 2)	0-3 K 			0-0 P4 			0-0 3-1 			3 0 0 0 0 1 4
Doug Rau, L <small>OBP: 0.302, SLG: 0.216</small> (1, 1)		0-3 K 		0-0 FC5-4 1B			0-0 3-1 1B			3 0 2 0 0 1 0

Inning Stats	R: 2	H: 2	E: 0	LOB: 3	K: 1	P: 19	R: 1	H: 1	E: 0	LOB: 0	K: 2	P: 8	R: 0	H: 0	E: 0	LOB: 0	K: 0	P: 3	R: 0	H: 1	E: 0	LOB: 1	K: 0	P: 4	R: 0	H: 0	E: 0	LOB: 0	K: 2	P: 7	R: 0	H: 1	E: 0	LOB: 2	K: 0	P: 5	R: 0	H: 1	E: 0	LOB: 1	K: 2	P: 7	R: 0	H: 1	E: 0	LOB: 1	K: 2	P: 7
--------------	------	------	------	--------	------	-------	------	------	------	--------	------	------	------	------	------	--------	------	------	------	------	------	--------	------	------	------	------	------	--------	------	------	------	------	------	--------	------	------	------	------	------	--------	------	------	------	------	------	--------	------	------

PITCHER	IP	WLS	BF	H	R	ER	SO	BB	IBB	HBP	BLK	WP	HR	S	P	ERA	WHIP
Lynn McGlothen, R <small>ERA: 3.83</small>	(1, 1)	6.0	L	26	5	3	5	2	1	0	0	0	1	33	45	4.50	1.167
Bill Greif, R <small>ERA: 5.22</small>	(7, 1)	2.0		8	3	0	2	0	0	0	0	0	0	12	12	0.00	1.500

BOTTOM

St. Louis Cardinals @ Los Angeles Dodgers
 Dodger Stadium, Los Angeles, CA
 Tue Jul 20 1976, 7:05 PM PDT
 Att. 20,629 - Unknown

AB	30
R	3
H	8
RBI	3
BB	3
SO	7
LOB	12



WP	PA	ERA	WHIP
3	34		

Batter	1	2	3	4	5	6	7	8	9	10	AB	R	H	RBI	BB	SO	LOB	TOP						
Bake McBride, L (1, 8) OBP: 0.381, SLG: 0.423	0-0 3B		0-0 G3		0-0 4-3	0-0 E4		0-0 SH3-4		0-0 F7	5	1	1	1	0	0	1							
Don Kessinger, S (1, 6) OBP: 0.322, SLG: 0.321	0-0 SF7		4-0 1B BB		4-0 BB BB	0-0 4-3		0-0 F9			3	1	1	2	2	0	3							
Lou Brock, L (1, 7) Al Hrabosky, R (8, 1) OBP: 0.317, SLG: 0.357	0-0 SF7		0-0 1B		4-0 1-2 BB	0-3 K2-3		0-0 L5			3	0	1	1	1	1	3							
Ted Simmons, S (1, 5) OBP: 0.364, SLG: 0.384	0-0 G3		0-0 F7		4-0 1-2 2-3 BB		4-0 3B BB		0-0 4-3 SH1-4 1B		3	1	1	0	2	0	2							
Willie Crawford, L (1, 9) OBP: 0.388, SLG: 0.494	0-0 G3		0-3 K		0-0 F3		0-0 F3		0-0 SH1-4 1-2		4	0	0	0	0	1	6							
Keith Hernandez, L (1, 3) OBP: 0.303, SLG: 0.306		0-0 P5		0-0 G3		0-0 SH1-3 E 2B		0-0 F7		0-0 4-3 2-3	5	1	1	0	0	0	2							
Joe Ferguson, R (1, 2) OBP: 0.322, SLG: 0.369		4-0 BB		0-0 F8		4-0 SH1-3 E BB		0-0 1-H 3B		0-0 F8	3	1	1	1	2	0	1							
Vic Harris, S (1, 4) OBP: 0.288, SLG: 0.319		0-3 K		0-0 G3		0-0 SH1-3 1-2 2-3		0-0 P4		0-0 F8	4	0	0	0	0	1	2							
John Denny, R John Coffey, L Jerry Mumphrey, S Eddie Solomon, R Ron Fatty, L Lyle Nix, R Mike Vestal, L Bill Greff, R Mike Anderson, R		0-3 K		0-0 F7		4-0 E 4-3 BB		0-0 SH3-4 1B		0-0 F8	1	0	0	0	0	0	1	1						
Inning Stats	R: 2 E: 0 K: 0 S: 5	H: 2 LOB: 0 BB: 0 P: 5	R: 0 E: 0 K: 2 S: 7	H: 0 LOB: 1 BB: 1 P: 11	R: 0 E: 0 K: 1 S: 6	H: 1 LOB: 2 BB: 1 P: 10	R: 0 E: 0 K: 0 S: 3	H: 0 LOB: 0 BB: 0 P: 3	R: 0 E: 0 K: 0 S: 3	H: 0 LOB: 3 BB: 3 P: 15	R: 3 E: 1 K: 1 S: 7	H: 1 LOB: 2 BB: 2 P: 15	R: 1 E: 0 K: 0 S: 4	H: 1 LOB: 1 BB: 1 P: 8	R: 0 E: 0 K: 0 S: 4	H: 1 LOB: 1 BB: 0 P: 4	R: 0 E: 0 K: 0 S: 4	H: 1 LOB: 1 BB: 0 P: 4	R: 0 E: 0 K: 0 S: 3	H: 0 LOB: 0 BB: 0 P: 3	1B: 3 2B: 1 3B: 3 HR: 0	SF: 1 SAC: 3 DP: 0 HBP: 0	WP: 0 PB: 0 SB: 0 CS: 0	PA: 46
PITCHER	IP WLS BF H R ER SO	IP WLS BF H R ER SO	IP WLS BF H R ER SO	IP WLS BF H R ER SO	IP WLS BF H R ER SO	IP WLS BF H R ER SO	IP WLS BF H R ER SO	IP WLS BF H R ER SO	IP WLS BF H R ER SO	IP WLS BF H R ER SO	IP WLS BF H R ER SO	IP WLS BF H R ER SO	IP WLS BF H R ER SO	IP WLS BF H R ER SO	IP WLS BF H R ER SO	IP WLS BF H R ER SO	IP WLS BF H R ER SO	IP WLS BF H R ER SO	IP WLS BF H R ER SO	IP WLS BF H R ER SO	ERA WHIP	ERA WHIP		
Don Sutton, R (1, 1) ERA: 4.5	6.0																							
Stan Wall, L (7, 1) ERA: 4.21	2.0	9	2	1	1	0	1	0	0	0														
Charlie Hough, R (9, 1) ERA: 2.3	2.0	W 7	1	0	0	0	0	0	0	0														

St. Louis Cardinals @ Los Angeles Dodgers
 Dodger Stadium, Los Angeles, CA
 Wed Jul 21 1976, 3:33 AM PDT
 Att. 26,693 - Unknown

AB	34
R	6
H	7
RBI	5
BB	8
SO	4
LOB	21



BOTTOM

St. Louis Cardinals @ Los Angeles Dodgers
Dodger Stadium, Los Angeles, CA
Wed Jul 21 1976, 3:33 AM PDT
Att: 26,693 - Unknown

livebaseballscorecards.com

AB 39
R 7
H 13
RBI 6
BB 6
SO 2
LOB 15



WP: 0 PA: 45
PB: 1
SB: 0
CS: 0

AB R H RBI BB SO LOB

5 1 2 1 0 1 2

4 1 1 0 1 0 4

5 3 4 2 0 0 0

5 0 0 0 0 0 3

4 0 2 1 1 0 1

5 1 1 0 0 0 2

5 0 0 0 0 1 3

3 1 1 0 1 0 0

0 0 0 0 2 0 0

1 0 1 1 0 0 0

0 0 0 0 0 0 0

1 0 0 0 0 0 0

0 0 0 0 0 0 0

1 0 1 1 0 0 0

1B: 9 SF: 0
2B: 2 SAC: 0
3B: 0 DP: 3
HR: 3 HBP: 0

Batter	1	2	3	4	5	6	7	8	9	10
Davey Lopes, R OBP: 0.326, SLG: 0.356 (1, 4)	0-0 HR	0-0 G3		0-0 1B		0-0 6-3		0-3 K		
Bill Buckner, L OBP: 0.318, SLG: 0.386 (1, 7)	4-0 1B PB BB		0-0 4-3	0-0 F7		0-0 F7			0-0 B2-6 1B	
Reggie Smith, S OBP: 0.296, SLG: 0.451 (1, 9)	0-0 PB 1-3 1B		0-0 HR		0-0 HR		0-0 P3		0-0 1-2 1B	
Ron Cey, R OBP: 0.397, SLG: 0.492 (1, 5)	0-0 P3		0-0 6-3		0-0 F8		0-0 F8		0-0 B2-6	
Steve Garvey, R OBP: 0.356, SLG: 0.433 (1, 3)	0-0 G4-3 1B		0-0 F9		4-0 G4-6-3 BB		0-0 1B		0-0 F8	
Bill Russell, R OBP: 0.330, SLG: 0.402 (1, 6)	0-0 G4-3		0-0 F9	0-0 F9	0-0 G4-6-3		0-0 1-2 1B			0-0 E5 1B
Dusty Baker Jr., R OBP: 0.313, SLG: 0.306 (1, 8)		0-0 F8		0-0 4-3		0-3 K		0-0 1-3		0-0 B5
Steve Yeager, R OBP: 0.291, SLG: 0.356 (1, 2)		0-0 6-3		4-0 1B BB		0-0 BLK 2B 1B		0-0 F9		4-0 1B IBB
Manny Mota, R OBP: 0.342, SLG: 0.303 (10, PH)				4-0 BB		0-0 1B		0-0 F8		0-0 1B
Don Sutton, R OBP: 0.170, SLG: 0.073 (6, PH)		4-0 BB		4-0 BB		0-0 1-H 2B		0-0 F8		0-0 1-2 2-H 1B
Lee Lacy, R OBP: 0.310, SLG: 0.373 (7, 1)				1-2 BB						
Stan Wall, L (8, PH)										
Danny Walton, R OBP: 0.200, SLG: 0.154 (9, 1)										
Charlie Hough, R OBP: 0.267, SLG: 0.333 (10, PH)										
Ted Sizemore, R OBP: 0.320, SLG: 0.327 (10, PH)										

Inning Stats	R: 3	H: 3	E: 0	K: 0	S: 5	WLS	BF	H	R	ER	SO	BB	IBB	HBP	BLK	WP	HR	S	P	ERA	WHIP
	3	3	0	0	9		19	5	4	4	0	4	0	0	0	0	2	15	31	9.82	2.455

PITCHER	IP	WLS	BF	H	R	ER	SO	BB	IBB	HBP	BLK	WP	HR	S	P	ERA	WHIP	
John Denny, R ERA: 3.31 (1, 1)	3.2		19	5	4	4	0	4	0	0	0	0	0	0	1	1	0.00	0.000
John Curtis, L ERA: 4.47 (4, 1)	0.1		1	0	0	0	0	0	0	0	0	0	0	0	1	1	0.00	0.000
Eddie Solomon, R ERA: 3.86 (5, 1)	1.0		4	1	1	1	0	1	0	0	0	0	0	1	3	7	9.00	2.000
Mike Wallace, L ERA: 2.36 (6, 1)	1.2		9	4	1	1	1	0	0	0	1	0	0	11	11	5.40	2.400	
Bill Greif, R ERA: 5.19 (7, 1)	0.1		1	0	0	0	0	0	0	0	0	0	0	0	1	1	0.00	0.000

PITCHER	IP	WLS	BF	H	R	ER	SO	BB	IBB	HBP	BLK	WP	HR	S	P	ERA	WHIP
Al Hrabosky, L ERA: 3.03 (8, 1)	2.1		11	3	1	0	1	0	1	0	0	0	0	12	16	0.00	1.286

Batter	1	2	3	4	5	6	7	8	9	10	11	AB R H RBI BB SO LOB	TOP	
Jerry Turner, L (1, 7) OBP: 0.309, SLG: 0.373 Butch Metzger, R (8, 1) Dave Freisleben, R (11, 1) OBP: 0.261, SLG: 0.348	4-0 G4-6-3 1B BB		x 0-0 L8		x 0-0 FC3-6		x 0-3 K	x 0-0 4-3			4-0 E SH2-4 SF8 BB	4 1 0 0 1 1 4 0 1 0 0 1 0 0 0 0 0 0 0 0 0	<p>San Diego Padres @ Los Angeles Dodgers</p> <p>Dodger Stadium, Los Angeles, CA</p> <p>Thu Jul 22 1976, 7:05 PM PDT</p> <p>Att. 25,450 - Unknown</p>	
Tito Fuentes, S (1, 4) OBP: 0.296, SLG: 0.327	x 0-0 G4-6-3 1-2 1B		x 0-3 K		x 0-0 L8			x 0-0 L8 1B 1B	x 0-0 4-3		x 0-0 SH2-4	5 1 2 0 0 1 1		
Willie Davis, L (1, 8) OBP: 0.296, SLG: 0.396	x 0-0 G4-6-3 1-2f 2-3			x 0-0 6-3		x 0-0 4-3		x 0-0 1-2 WP 1B 1B	x 0-0 E 1B 1B		x 0-0 SF8	5 1 2 1 0 0 2		
Dave Winfield, R (1, 9) OBP: 0.367, SLG: 0.467	x 0-0 3-H 1B			x 4-0 2B BB		x 0-0 1-6-3 S 1B		x 0-0 F7	x 0-3 K		x 0-0 F6	5 0 2 1 1 1 3		
Johnny Grubb, L (1, 3) OBP: 0.411, SLG: 0.422 (8, 7)	x 0-0 F8			x 0-0 F4		x 0-0 1-6-3 1-3		x 0-0 L8	x 0-0 E9		x 1-3 1B	5 0 1 0 0 0 5		
Doug Rader, R (1, 5) OBP: 0.328, SLG: 0.381		BB BB BB	4-0 G6-4-3 BB		x 0-0 1-3 2B		x 4-0 BB BB	x 0-0 BB BB 1B	x 0-3 K			3 1 2 2 2 1 2		
Hector Torres, R (1, 6) OBP: 0.276, SLG: 0.323		x 0-0 L7		x 0-3 K		x 0-0 F8		x 0-0 BB BB 1B		x 0-3 K		5 0 1 0 0 2 5		
Fred Kendall, R (1, 2) OBP: 0.286, SLG: 0.270 Willie McCovey, L (8, PH) OBP: 0.285, SLG: 0.349 Alan Foster, R (8, PR) OBP: 0.190, SLG: 0.056 Bob Davis, R (8, 2) OBP: 0.217, SLG: 0.232		x 0-0 G6-4-3 1-2f		x 0-0 FC2-6 1B		x 0-0 5-3		x 4-0 1-2 2-3 BB BB		x 0-0 1-3		3 0 1 0 0 0 1 0 0 0 0 1 0 0 0 0 0 0 0 0 0 1 0 0 0 0 0 0		
Dan Spillner, R (1, 1) OBP: 0.154, SLG: 0.043 Ted Kubiak, S (7, PH) OBP: 0.378, SLG: 0.362 Jerry Johnson, R (7, 1) Mike Ivie, R (8, PH) OBP: 0.320, SLG: 0.407 (8, 3)			x 0-0 G3		x 0-0 FC2-6 FC3-6 1-2f		x 0-0 4-3	x 4-0 1-2 2-3 3-H BB		x 0-0 F8		2 0 0 0 0 0 1 1 0 0 0 0 0 0 0 0 0 0 0 0 0 1 0 0 1 1 0 0		
Inning Stats	R: 1 H: 2 E: 0 LOB: 1 K: 0 BB: 1 S: 4 P: 8	R: 0 H: 0 E: 0 LOB: 0 K: 0 BB: 1 S: 2 P: 6	R: 0 H: 0 E: 0 LOB: 0 K: 1 BB: 0 S: 5 P: 5	R: 0 H: 1 E: 0 LOB: 2 K: 1 BB: 1 S: 6 P: 10	R: 0 H: 1 E: 0 LOB: 1 K: 0 BB: 0 S: 4 P: 4	R: 0 H: 1 E: 0 LOB: 2 K: 0 BB: 1 S: 4 P: 8	R: 0 H: 0 E: 0 LOB: 0 K: 1 BB: 0 S: 5 P: 5	R: 3 H: 4 E: 0 LOB: 3 K: 0 BB: 2 S: 7 P: 15	R: 0 H: 2 E: 1 LOB: 2 K: 2 BB: 0 S: 9 P: 9	R: 0 H: 0 E: 0 LOB: 0 K: 1 BB: 0 S: 5 P: 5	R: 1 H: 0 E: 1 LOB: 0 K: 0 BB: 1 S: 3 P: 7	1B: 10 SF: 1 2B: 1 SAC: 1 3B: 0 DP: 2 HR: 0 HBP: 0		WP: 1 PA: 49 PB: 0 SB: 1 CS: 0
PITCHER	IP WLS BF H R ER SO BB IBB HBP BLK WP HR S P ERA WHIP													
Rick Rhoden, R (1, 1) ERA: 3.1	7.2 34 9 4 4 3 4 0 0 0 1 0 36 52 4.70 1.696													
Charlie Hough, R (8, 1) ERA: 2.27	1.1 8 2 0 0 2 2 0 0 0 0 0 10 18 0.00 3.000													
Elias Sosa, R (10, 1) ERA: 4.53	2.0 L 7 0 1 0 1 1 0 0 0 0 0 8 12 0.00 0.500													

livebaseballscorecards.com

AB	40
R	5
H	11
RBI	5
BB	7
SO	6
LOB	24



Batter	1	2	3	4	5	6	7	8	9	AB R H RBI BB SO LOB	TOP		
Luis Melendez, R (1, 8) OBP: 0.233, SLG: 0.253	0-0 F7		0-0 4-3			0-0 F9			0-0 4-3	4 0 0 0 0 0 1	San Diego Padres @ Los Angeles Dodgers Dodger Stadium, Los Angeles, CA Fri Jul 23 1976, 7:05 PM PDT Att: 26,846 - Unknown livebaseballscorecards.com		
Ted Kubiak, S (1, 4) OBP: 0.368, SLG: 0.351	0-0 4-3			0-0 6-3		0-0 FC4-6			0-0 5-3	4 0 0 0 0 0 1			
Johnny Grubb, L (1, 7) OBP: 0.412, SLG: 0.420	0-0 1B			0-0 F4			4-0 FC1-4 1B BB		0-0 F5	3 0 1 0 1 0 0			
Dave Winfield, R (1, 9) OBP: 0.367, SLG: 0.466	0-0 F7			0-0 5-3			0-0 FC1-4 1B			3 0 1 0 0 0 1			
Mike Ivie, R (1, 3) OBP: 0.320, SLG: 0.406		0-0 1B		0-0 6-3		0-0 FC1-4	0-0 FC1-4 1B BB			3 0 1 0 0 0 2			
Doug Rader, R (1, 5) OBP: 0.325, SLG: 0.377		0-3 K		0-0 6-3		0-0 G4-6-3	0-0 G4-6-3			3 0 0 0 0 1 3			
Hector Torres, R (1, 6) OBP: 0.273, SLG: 0.319 Dave Tomlin, L (8, 1)		0-0 6-3		0-0 5-3				0-0 6-3		2 0 0 0 0 0 0 0 0 0 0 0 0 0			
Fred Kendall, R (1, 2) OBP: 0.287, SLG: 0.271			0-0 5-3			0-0 FC5-4 1B		0-0 F4		3 0 1 0 0 0 0			
Brent Strom, R (1, 1) OBP: 0.173, SLG: 0.130 Ken Reynolds, L (3, 1) Rich Folkers, L (5, 1) Enzo Hernandez, R (5, 6) Merv Rettenmund, R (8, PH) OBP: 0.350, SLG: 0.302		0-3 K		0-0 FC5-4		0-0 FC5-4		0-0 5-3		1 0 0 0 0 1 0 0 0 0 0 0 0 0 0 0 0 0 0 0 0 2 0 0 0 0 0 1 1 0 0 0 0 0 0			
Inning Stats	R: 0 H: 1 E: 0 LOB: 1 K: 0 BB: 0 S: 4 P: 4	R: 0 H: 1 E: 0 LOB: 0 K: 1 BB: 0 S: 5 P: 5	R: 0 H: 0 E: 0 LOB: 0 K: 1 BB: 0 S: 5 P: 5	R: 0 H: 0 E: 0 LOB: 0 K: 0 BB: 0 S: 3 P: 3	R: 0 H: 0 E: 0 LOB: 0 K: 0 BB: 0 S: 3 P: 3	R: 0 H: 1 E: 0 LOB: 1 K: 0 BB: 0 S: 4 P: 4	R: 0 H: 1 E: 0 LOB: 1 K: 0 BB: 1 S: 3 P: 7	R: 0 H: 0 E: 0 LOB: 0 K: 0 BB: 0 S: 3 P: 3	R: 0 H: 0 E: 0 LOB: 0 K: 0 BB: 0 S: 3 P: 3	1B: 4 SF: 0 2B: 0 SAC: 0 3B: 0 DP: 1 HR: 0 HBP: 0		WP: 0 PA: 30 PB: 0 SB: 0 CS: 1	
PITCHER Tommy John, L (1, 1) ERA: 2.93	IP WLS BF H R ER SO BB IBB HBP BLK WP HR S P ERA WHIP											PITCHER IP WLS BF H R ER SO BB IBB HBP BLK WP HR S P ERA WHIP	

AB	29
R	0
H	4
RBI	0
BB	1
SO	2
LOB	9



Batter	1	2	3	4	5	6	7	8	9
Davey Lopes, R OBP: 0.329, SLG: 0.349 (1, 8)	0-0 F4		0-0 BB S 1B		4-0 E 1B BB		0-0 6-3		
Ted Sizemore, R OBP: 0.309, SLG: 0.311 (1, 4)	0-0 6-3		0-0 L7		0-0 E1 1B WP		0-0 F4		
Lee Lacy, R OBP: 0.321, SLG: 0.383 (1, 9)	0-3 K		4-0 BB BB		0-0 WP 1B		0-0 F8		
Ron Cey, R OBP: 0.401, SLG: 0.488 (1, 5)		0-0 F8	4-0 1-2 2-3 BB		0-3 K		0-3 K		
Steve Garvey, R OBP: 0.351, SLG: 0.428 (1, 3)		0-0 5-3	0-3 K		0-0 F9		0-0 4-3		
Bill Russell, R OBP: 0.327, SLG: 0.397 (1, 6)		0-0 6-3		0-0 5-3	0-0 4-3		0-0 1B		
Bill Buckner, L OBP: 0.314, SLG: 0.388 (1, 7)			0-0 HR	0-0 G3		0-0 F6	0-0 L7		
Steve Yeager, R OBP: 0.292, SLG: 0.378 (1, 2)			0-0 HR	0-0 L8		0-0 F3			
Tommy John, R OBP: 0.171, SLG: 0.154 (1, 1)			0-0 F8		4-0 E BB		0-0 4-3		

Inning Stats	R: 0	H: 0	E: 0	K: 1	S: 5	LOB: 0	BB: 0	P: 5	R: 0	H: 0	E: 0	K: 0	S: 3	LOB: 0	BB: 0	P: 3	R: 2	H: 3	E: 0	K: 1	S: 8	LOB: 3	BB: 2	P: 16	R: 0	H: 0	E: 0	K: 0	S: 3	LOB: 0	BB: 0	P: 3	R: 3	H: 1	E: 1	K: 1	S: 7	LOB: 1	BB: 2	P: 15	R: 0	H: 0	E: 0	K: 0	S: 3	LOB: 0	BB: 0	P: 3	R: 0	H: 0	E: 0	K: 0	S: 3	LOB: 0	BB: 0	P: 3	R: 0	H: 1	E: 0	K: 1	S: 6	LOB: 1	BB: 0	P: 6
1B: 3	SF: 0	2B: 0	SAC: 0	3B: 0	DP: 0	HR: 2	HBP: 0	WP: 1	PA: 34																																																							

PITCHER	IP	WLS	BF	H	R	ER	SO	BB	IBB	HBP	BLK	WP	HR	S	P	ERA	WHIP
Brent Strom, L ERA: 3.11 (1, 1)	2.1	L	10	3	2	2	1	0	0	0	0	0	2	12	12	7.71	1.286
Ken Reynolds, L ERA: 4.6 (3, 1)	1.2		10	0	3	2	1	4	0	0	0	0	0	8	24	10.80	2.400
Rich Folkers, L ERA: 4.7 (5, 1)	3.0		10	1	0	0	1	0	0	0	0	1	0	12	12	0.00	0.333
Dave Tomlin, L ERA: 4.5 (8, 1)	1.0		4	1	0	0	1	0	0	0	0	0	0	6	6	0.00	1.000

BOTTOM

San Diego Padres @ Los Angeles Dodgers
 Dodger Stadium, Los Angeles, CA
 Fri Jul 23 1976, 7:05 PM PDT
 Att. 26,846 - Unknown

livebaseballscorecards.com

AB	30
R	5
H	5
RBI	3
BB	4
SO	4
LOB	9



Batter	1	2	3	4	5	6	7	8	9	AB	R	H	RBI	BB	SO	LOB
Enzo Hernandez, R (1, 6) Willie McCovey, L (7, PH) Jerry Johnson, R (8, 1) Bob Davis, R (9, 2) OBP: 0.316, SLG: 0.301 OBP: 0.284, SLG: 0.348 OBP: 0.213, SLG: 0.228	0-0 F9		0-0 4-3 1B		0-0 FC6-4		0-0 F5		0-0 F9	3	0	1	0	0	0	1
Tito Fuentes, S (1, 4) OBP: 0.297, SLG: 0.328	0-0 F8		0-0 4-3			0-0 F7		0-0 F9 BB SF7 1B	0-0 1B 2B 1B	5	2	2	1	0	0	1
Willie Davis, L (1, 8) OBP: 0.298, SLG: 0.394	0-3 K		0-0 4-3			0-0 1-3		4-0 2B BB	0-0 2B 1B	4	1	1	0	1	1	1
Dave Winfield, R (1, 9) OBP: 0.365, SLG: 0.465		0-0 F5		0-0 F8		0-0 6-3		0-0 F9	0-0 2B	5	0	1	1	0	0	2
Johnny Grubb, L (1, 7) OBP: 0.409, SLG: 0.416		0-0 F7		0-0 L8			4-0 BB 1B BB	0-0 SF7		2	0	0	1	1	0	0
Mike Ivie, R (1, 3) OBP: 0.328, SLG: 0.418		0-0 1B		0-0 L5			0-0 1-2 BB 1B	0-0 WP 1B 2B		4	1	3	1	0	0	0
Doug Rader, R (1, 5) Ted Kubiak, S (8, 5) OBP: 0.326, SLG: 0.375 OBP: 0.373, SLG: 0.356		0-3 K		4-0 FC6-4 BB			0-3 K	0-0 2B 1B		2	0	0	0	1	2	3
Fred Kendall, R (1, 2) Butch Metzger, R (9, 1)			0-0 1B 4-3 2B		0-0 F7		0-3 K	0-0 1-H 2B		4	1	2	1	0	1	3
Randy Jones, R (1, 1) Jerry Turner, L (7, PH) Hector Torres, R (8, 6) OBP: 0.113, SLG: 0.060 OBP: 0.314, SLG: 0.373 OBP: 0.272, SLG: 0.317			0-0 B1-4		0-0 F2		4-0 1-2 2-3 BB	0-0 5-3		2	0	0	0	0	0	2

Inning Stats	R: 0	H: 0	E: 0	K: 1	S: 5	R: 0	H: 1	E: 0	K: 1	S: 6	R: 1	H: 2	E: 0	K: 0	S: 5	R: 0	H: 0	E: 0	K: 0	S: 3	R: 0	H: 0	E: 0	K: 0	S: 3	R: 0	H: 0	E: 0	K: 2	S: 8	R: 4	H: 4	E: 0	K: 0	S: 7	R: 1	H: 3	E: 0	K: 0	S: 4	1B: 7	2B: 4	3B: 0	HR: 0	SF: 1	SAC: 0	DP: 0	HBP: 0	WP: 1	PB: 0	SB: 0	CS: 0	PA: 40
--------------	------	------	------	------	------	------	------	------	------	------	------	------	------	------	------	------	------	------	------	------	------	------	------	------	------	------	------	------	------	------	------	------	------	------	------	------	------	------	------	------	-------	-------	-------	-------	-------	--------	-------	--------	-------	-------	-------	-------	--------

PITCHER	IP	WLS	BF	H	R	ER	SO	BB	IBB	HBP	BLK	WP	HR	S	P	ERA	WHIP
Burt Hooton, R (1, 1) ERA: 3.93	7.0		29	5	2	2	4	3	0	0	0	0	0	34	46	2.57	1.143
Stan Wall, L (8, 1) ERA: 4.62	0.2		4	1	1	1	0	1	0	0	0	0	0	3	7	13.50	3.000
Charlie Hough, R (8, 1) ERA: 2.37	0.1		3	2	2	2	0	0	0	0	0	1	0	3	3	54.00	6.000
Elias Sosa, R (9, 1) ERA: 4.7	0.1	L	4	3	1	1	0	0	0	0	0	0	0	4	4	27.00	9.000

BOTTOM

Los Angeles Dodgers @ San Diego Padres
San Diego Stadium, San Diego, CA
Sat Jul 24 1976, 10:05 PM EDT
Att. 38,611 - Unknown

livebaseballscorecards.com

AB	35
R	6
H	11
RBI	6
BB	4
SO	4
LOB	17



Batter	1	2	3	4	5	6	7	8	9	AB R H RBI BB SO LOB	TOP
Davey Lopes, R OBP: 0.331, SLG: 0.351 (1, 8) X	0-0 1B 2B	0-0 FC6-4 1-2f			0-0 F6 1-2			0-3 K		4 0 1 0 0 1 3	
Ted Sizemore, R OBP: 0.308, SLG: 0.310 (1, 4) X	0-0 2-3 1B		0-0 F2			0-0 L8		0-0 G3		4 0 1 0 0 0 0	
Reggie Smith, S OBP: 0.291, SLG: 0.438 (1, 9) X	0-0 F7		0-0 F8			0-0 4-3		0-0 F4		4 0 0 0 0 0 2	
Ron Cey, R OBP: 0.392, SLG: 0.476 (1, 5) S S S	0-3 K		0-0 L8			0-0 F8		0-0 G3		4 0 0 0 0 1 2	
Steve Garvey, R OBP: 0.347, SLG: 0.422 (1, 3) S S S	0-3 K			0-0 6-3			0-0 F9		0-0 4-3	4 0 0 0 0 1 2	
Bill Russell, R OBP: 0.331, SLG: 0.398 (1, 6)		0-0 L1		0-0 G5-4-3 1B		4-0 S 2B BB		0-0 1B		3 1 2 0 1 0 0	
Lee Lacy, R OBP: 0.327, SLG: 0.389 (1, 7)		0-0 CS 1B		0-0 G5-4-3 1-2f		0-0 1-H 2B		0-0 F9		4 0 2 1 0 0 2	
Steve Yeager, R OBP: 0.288, SLG: 0.385 (1, 2) B B B B		4-0 BB BB			0-0 L8		0-3 K			2 0 0 0 1 1 1	
Doug Rau, L OBP: 0.326, SLG: 0.211 (1, 1) B B B B		4-0 FC6-4 BB			4-0 F6 BB		0-0 1-3			1 0 0 0 2 0 1	
Inning Stats	R: 0 E: 0 K: 2 S: 9 H: 2 LOB: 2 BB: 0 P: 9	R: 0 E: 0 K: 0 S: 3 H: 1 LOB: 2 BB: 2 P: 11	R: 0 E: 0 K: 0 S: 3 H: 0 LOB: 0 BB: 0 P: 3	R: 0 E: 0 K: 0 S: 3 H: 1 LOB: 0 BB: 0 P: 3	R: 0 E: 0 K: 0 S: 2 H: 0 LOB: 0 BB: 1 P: 6	R: 0 E: 0 K: 0 S: 3 H: 0 LOB: 0 BB: 0 P: 3	R: 1 E: 0 K: 1 S: 6 H: 1 LOB: 1 BB: 1 P: 10	R: 0 E: 0 K: 1 S: 5 H: 0 LOB: 0 BB: 0 P: 5	R: 0 E: 0 K: 0 S: 4 H: 1 LOB: 1 BB: 0 P: 4	1B: 4 2B: 2 3B: 0 HR: 0 SF: 0 SAC: 0 DP: 1 HBP: 0	WP: 0 PB: 0 SB: 1 CS: 1 PA: 34
PITCHER Dave Freisleben, R ERA: 3.08 (1, 1)	IP: 8.0 WLS: L BF: 30 H: 5 R: 1 ER: 1 SO: 4 BB: 4 IBB: 0 HBP: 0 BLK: 0 WP: 0 HR: 0 S: 34 P: 50 ERA: 1.12 WHIP: 1.125										
Butch Metzger, R ERA: 2.0 (9, 1)	IP: 1.0 WLS: 4 BF: 1 H: 0 R: 0 ER: 0 SO: 0 BB: 0 IBB: 0 HBP: 0 BLK: 0 WP: 0 HR: 0 S: 4 P: 4 ERA: 0.00 WHIP: 1.000										

Los Angeles Dodgers @ San Diego Padres
 San Diego Stadium, San Diego, CA
 Sun Jul 25 1976, 6:33 AM EDT
 Att: 18,508 - Unknown

AB	30
R	1
H	6
RBI	1
BB	4
SO	4
LOB	13



Batter	1	2	3	4	5	6	7	8	9	AB R H RBI BB SO LOB	TOP																				
Davey Lopes, R OBP: 0.327, SLG: 0.346 (1, 8) X	0-0 BB 1B 1B	0-0 G4-6-3 1-2f			0-0 6-3			0-0 F5		4 1 1 0 0 0 1																					
Ted Sizemore, R OBP: 0.314, SLG: 0.317 (1, 4) X	0-0 BB 1B 1B		0-3 K		0-0 1B			0-0 F7		4 1 2 0 0 1 0																					
Reggie Smith, S OBP: 0.292, SLG: 0.436 (1, 9) X	0-0 F5		0-3 K		0-0 4-3			0-3 K		4 0 0 0 0 2 3																					
Ron Cey, R OBP: 0.396, SLG: 0.472 (1, 5) B B B	4-0 1B 1-2 2-3 BB		4-0 1B BB		4-0 G6-4-3 BB			0-0 6-3		1 0 0 0 3 0 0																					
Steve Garvey, R OBP: 0.353, SLG: 0.428 (1, 3) X	0-0 F6		0-0 1B 1-3		0-0 G6-4-3 1-2f			0-0 WP 1B		4 0 2 0 0 0 4																					
Bill Russell, R OBP: 0.334, SLG: 0.397 (1, 6) X	0-0 1B 1-3 2-H 3-H		0-0 F4		0-0 5-3			0-0 5-3 1-2		4 0 1 2 0 0 1																					
Bill Buckner, L OBP: 0.310, SLG: 0.383 (1, 7) X	0-0 P3		0-0 F8		0-0 F8			0-0 F7		4 0 0 0 0 0 3																					
Eliee Rodriguez, R OBP: 0.417, SLG: 0.259 (1, 2) X		0-0 G4-6-3 1B	0-3 K		0-0 5-3			0-0 F7		3 0 1 0 0 1 0																					
Tommy John, R OBP: 0.163, SLG: 0.146 Charlie Hough, R OBP: 0.267, SLG: 0.333 Ed Goodson, L OBP: 0.235, SLG: 0.273 Elias Sosa, R OBP: 0.143, SLG: 0.143 (1, 1) (6, 1) (7, PH) (7, 1)		0-3 K	0-3 K		0-3 K			0-0 F8		2 0 0 0 0 2 1 0 0 0 0 0 0 0 1 0 0 0 0 0 0 0 0 0 0 0 0 0																					
Inning Stats	R: 2 E: 0 K: 0 S: 6	H: 3 LOB: 2 BB: 1 P: 10	R: 0 E: 0 K: 1 S: 5	H: 1 LOB: 0 BB: 0 P: 5	R: 0 E: 0 K: 2 S: 7	H: 1 LOB: 2 BB: 1 P: 11	R: 0 E: 0 K: 1 S: 5	H: 0 LOB: 0 BB: 0 P: 5	R: 0 E: 0 K: 1 S: 6	H: 1 LOB: 1 BB: 0 P: 6	R: 0 E: 0 K: 0 S: 2	H: 0 LOB: 0 BB: 1 P: 6	R: 0 E: 0 K: 0 S: 3	H: 0 LOB: 0 BB: 0 P: 3	R: 0 E: 0 K: 1 S: 5	H: 0 LOB: 0 BB: 0 P: 5	R: 0 E: 0 K: 0 S: 4	H: 1 LOB: 1 BB: 0 P: 4	1B: 7 2B: 0 3B: 0 HR: 0	SF: 0 SAC: 0 DP: 2 HBP: 0	WP: 1 PB: 0 SB: 0 CS: 0	PA: 34									
PITCHER Phil Niekro, R ERA: 3.47 (1, 1)	IP 9.0	WLS W	BF 34	H 7	R 2	ER 2	SO 6	BB 3	IBB 0	HBP 0	BLK 0	WP 1	HR 0	S 43	P 55	ERA 2.00	WHIP 1.111														
											PITCHER	IP	WLS	BF	H	R	ER	SO	BB	IBB	HBP	BLK	WP	HR	S	P	ERA	WHIP			

Los Angeles Dodgers @ Atlanta Braves
Atlanta-Fulton County Stadium, Atlanta, GA

Wed Jul 28 1976, 7:05 PM EDT
Att. 7,021 - Unknown

livebaseballscorecards.com

AB 31
R 2
H 7
RBI 2
BB 3
SO 6
LOB 13



Batter	1	2	3	4	5	6	7	8	9
Jerry Royster, R OBP: 0.330, SLG: 0.334 (1, 5)	0-0 F7		0-0 G6-4-3 1B		0-0 SF9 3B	0-0 F4		0-3 K	
Rod Gilbreath, R OBP: 0.333, SLG: 0.390 (1, 4)	0-0 5-3		0-0 G6-4-3 1-2f		0-0 5-3		0-0 FC3-2 3B		
Jimmy Wynn, R OBP: 0.384, SLG: 0.395 (1, 8)	0-0 5-3			0-0 2B 6-3 1B	0-0 SF9		0-0 6-3		
Willie Montanez, L OBP: 0.353, SLG: 0.424 (1, 3)		0-0 4-3		0-0 1-3 2B 2B	0-0 G3		0-0 FC3-2		
Tom Paciorek, R OBP: 0.358, SLG: 0.414 (1, 7)		0-0 FC5-4 1B		0-0 6-3		0-0 G5-4-3 1B HR 1B	0-0 F9		
Ken Henderson, S OBP: 0.375, SLG: 0.428 (1, 9)		0-0 FC5-4 1-2f		0-0 5-3 2B		0-0 G5-4-3 1B		0-3 K	
Darrel Chaney, S OBP: 0.345, SLG: 0.344 (1, 6)		0-3 K		4-0 5-3 BB		0-0 G5-4-3 1-2f 2-3		0-3 K	
Vic Correll, R OBP: 0.373, SLG: 0.371 (1, 2)			0-0 FC1-6 1B	0-0 5-3 1-2 2-3		4-0 HR BB		0-0 1B 3B	
Phil Niekro, R OBP: 0.217, SLG: 0.300 (1, 1)			0-0 FC1-6 1B 1-2f	0-0 4-3		0-0 HR 1-H 3-H		0-0 1B 3-H	

Inning Stats	R: 0	H: 0	E: 0	K: 0	S: 3	LOB: 0	BB: 0	P: 3
	R: 0	H: 1	E: 0	K: 1	S: 6	LOB: 1	BB: 0	P: 6
	R: 0	H: 2	E: 0	K: 0	S: 4	LOB: 1	BB: 0	P: 4
	R: 2	H: 3	E: 0	K: 0	S: 6	LOB: 2	BB: 1	P: 10
	R: 1	H: 1	E: 0	K: 0	S: 4	LOB: 0	BB: 0	P: 4
	R: 3	H: 3	E: 0	K: 0	S: 5	LOB: 0	BB: 1	P: 9
	R: 0	H: 1	E: 0	K: 0	S: 4	LOB: 1	BB: 0	P: 4
	R: 1	H: 2	E: 0	K: 3	S: 11	LOB: 1	BB: 0	P: 11

PITCHER	IP	WLS	BF	H	R	ER	SO	BB	IBB	HBP	BLK	WP	HR	S	P	ERA	WHIP
Tommy John, L ERA: 3.1 (1, 1)	5.0	L	24	9	5	5	1	1	0	0	0	0	0	25	29	9.00	2.000
Charlie Hough, R ERA: 2.55 (6, 1)	1.0		4	1	1	1	0	1	0	0	0	0	1	3	7	9.00	2.000
Elias Sosa, R ERA: 4.69 (7, 1)	2.0		9	3	1	1	3	0	0	0	0	0	0	15	15	4.50	1.500

BOTTOM

Los Angeles Dodgers @ Atlanta Braves
Atlanta-Fulton County Stadium, Atlanta, GA

Wed Jul 28 1976, 7:05 PM EDT
Att. 7,021 - Unknown

AB	R	H	RBI	BB	SO	LOB
5	1	2	0	0	1	1
4	0	1	0	0	0	3
3	1	1	1	0	0	1
4	1	1	0	0	0	1
4	1	2	1	0	0	2
4	0	2	1	0	1	1
3	0	0	0	1	2	3
3	2	2	0	1	0	2
4	1	2	4	0	0	3

AB	34
R	7
H	13
RBI	7
BB	2
SO	4
LOB	17

WP: 0 PA: 37
PB: 0 SB: 0
CS: 0



PITCHER	IP	WLS	BF	H	R	ER	SO	BB	IBB	HBP	BLK	WP	HR	S	P	ERA	WHIP
Tommy John, L ERA: 3.1 (1, 1)	5.0	L	24	9	5	5	1	1	0	0	0	0	0	25	29	9.00	2.000
Charlie Hough, R ERA: 2.55 (6, 1)	1.0		4	1	1	1	0	1	0	0	0	0	1	3	7	9.00	2.000
Elias Sosa, R ERA: 4.69 (7, 1)	2.0		9	3	1	1	3	0	0	0	0	0	0	15	15	4.50	1.500

Batter	1	2	3	4	5	6	7	8	9	AB R H RBI BB SO LOB	TOP																
Davey Lopes, R OBP: 0.328, SLG: 0.356 (1, 8)	0-0 S 2B 1B	0-0 F3		0-0 E 3B		0-0 F8			0-0 6-3	5 2 2 0 0 0 2																	
Ted Sizemore, R OBP: 0.306, SLG: 0.308 (1, 4)	0-0 F9 1-2		0-0 F7	0-0 E4		0-0 F5		0-3 K	5 0 0 0 0 1 1																		
Reggie Smith, S OBP: 0.294, SLG: 0.437 (1, 9)	0-0 WP 2H 2B		4-0 1B 1B BB	0-0 F8		0-3 K		0-0 F5	4 1 1 1 1 1 1																		
Ron Cey, R OBP: 0.397, SLG: 0.469 (1, 5)	0-3 K 2-3		0-0 F9		4-0 FC6-4 BB	4-0 FC6-4 BB			2 0 0 0 2 1 2																		
Steve Garvey, R OBP: 0.353, SLG: 0.426 (1, 3)	0-3 K		0-0 1B 1B		0-0 FC6-4 1-2f	0-0 FC6-4 1-2f			4 0 1 0 0 1 3																		
Bill Buckner, L OBP: 0.310, SLG: 0.381 (1, 7)		0-0 F6	0-0 1-2 3-H 1B		0-0 F4			0-0 F8	4 0 1 1 0 0 1																		
Bill Russell, R OBP: 0.333, SLG: 0.395 (1, 6)		0-0 1B 1B	0-0 F9		0-0 FC6-4 1-2f			0-0 F8	4 0 1 0 0 0 3																		
Steve Yeager, R OBP: 0.301, SLG: 0.384 (1, 2)		0-0 1-2 1B		0-0 F8		0-0 F7		0-0 1B	4 0 2 0 0 0 0																		
Burt Hooton, R OBP: 0.205, SLG: 0.154 (1, 1)		0-3 K		0-0 5-3		0-0 F6		0-0 4-3	2 0 0 0 0 1 2																		
Stan Wall, L (4, 1)									0 0 0 0 0 0 0 0																		
Danny Walton, R OBP: 0.159, SLG: 0.143 (6, PH)									1 0 0 0 0 0 0 0																		
Charlie Hough, R OBP: 0.287, SLG: 0.333 (6, 1)									0 0 0 0 0 0 0 0																		
Ed Goodson, L OBP: 0.233, SLG: 0.269 (8, PH)									1 0 0 0 0 0 1																		
Elias Sosa, R OBP: 0.143, SLG: 0.143 (8, 1)									0 0 0 0 0 0 0 0																		
Inning Stats	R: 1 E: 0 K: 2 S: 9	H: 2 LOB: 1 BB: 0 P: 9	R: 0 E: 0 K: 1 S: 7	H: 2 LOB: 2 BB: 0 P: 7	R: 1 E: 0 K: 0 S: 5	H: 2 LOB: 2 BB: 1 P: 9	R: 1 E: 1 K: 0 S: 5	H: 1 LOB: 1 BB: 0 P: 5	R: 0 E: 0 K: 0 S: 3	H: 0 LOB: 1 BB: 1 P: 7	R: 0 E: 0 K: 0 S: 3	H: 0 LOB: 0 BB: 0 P: 3	R: 0 E: 0 K: 1 S: 5	H: 0 LOB: 1 BB: 1 P: 9	R: 0 E: 0 K: 0 S: 4	H: 1 LOB: 1 BB: 0 P: 4	R: 0 E: 0 K: 1 S: 5	H: 0 LOB: 0 BB: 0 P: 5	1B: 6 2B: 1 3B: 1 HR: 0	SF: 0 SAC: 0 DP: 0 HBP: 0	WP: 1 PB: 0 SB: 1 CS: 0	PA: 39					
PITCHER	IP WLS BF H R ER SO BB IBB HBP BLK WP HR S P ERA WHIP																										
Ed Halicki, R ERA: 4.08 (1, 1)	2.2		13	4	2	2	3	1	0	0	0	1	0	18	22	6.75	1.875										
Charlie Williams, R ERA: 1.61 (3, 1)	1.1	W	8	3	1	0	0	0	0	0	0	0	0	8	8	0.00	2.250										
Randy Moffitt, R ERA: 2.86 (5, 1)	5.0	S	18	1	0	0	2	2	0	0	0	0	0	20	28	0.00	0.600										

Los Angeles Dodgers @ San Francisco Giants
 Candlestick Park, San Francisco, CA
 Fri Jul 30 1976, 10:05 PM EDT
 Att: 15,667 - Unknown

livebaseballscorecards.com

AB 36
 R 3
 H 8
 RBI 2
 BB 3
 SO 5
 LOB 16



Batter	1	2	3	4	5	6	7	8	9
Gary Thomasson, L (1, 8) OBP: 0.288, SLG: 0.373 Larry Herndon, R (9, 8) OBP: 0.346, SLG: 0.364	0-0 F5		0-0 SH5-4 HR 1B	0-0 FC6-4		4-0 BB			
Marty Perez, R (1, 4) OBP: 0.328, SLG: 0.325	0-0 5-3		0-0 SH5-4		0-0 1B	0-3 K			
Gary Matthews, R (1, 7) OBP: 0.355, SLG: 0.421	0-0 6-3		0-0 HR		0-0 FC6-4 1B		0-0 F4		
Bobby Murcer, L (1, 9) OBP: 0.358, SLG: 0.407		0-0 G6-4-3 1B	0-3 K		0-0 F9		0-0 F9		
Darrell Evans, L (1, 3) OBP: 0.347, SLG: 0.331		0-0 F5	0-0 F9		0-3 K		4-0 BB		
Ken Reitz, R (1, 5) OBP: 0.314, SLG: 0.354		0-0 G6-4-3 1B		0-0 FC1-2-5 2B	0-0 FC6-4		0-3 K		
Chris Speier, R (1, 6) OBP: 0.311, SLG: 0.289			0-0 HBP 1B	0-0 F6		1-0 PB 4-3 HBP		0-0 6-3	
Dave Rader, L (1, 2) OBP: 0.309, SLG: 0.322		0-0 HBP 1B	0-0 HBP 1B	0-0 FC1-2-5 1B		0-0 4-3		0-0 F7	
Ed Halicki, R (1, 1) OBP: 0.289, SLG: 0.200 Charlie Williams, R (3, 1) Glenn Adams, L (4, PH) OBP: 0.286, SLG: 0.367 Chris Arnold, R (4, PH) OBP: 0.259, SLG: 0.260 Randy Moffitt, R (5, 1) OBP: 0.250, SLG: 0.250			1-0 SH5-4 HR 1B HBP	0-0 FC1-2-5 2B		0-3 K2-3		0-0 4-3	

AB	R	H	RBI	BB	SO	LOB
3	1	1	2	1	0	2
0	0	0	0	0	0	0
3	0	1	0	0	1	2
4	1	2	3	0	0	0
4	0	1	0	0	1	2
3	0	0	0	1	1	3
4	0	1	0	0	1	4
3	1	1	0	0	0	1
4	1	2	0	0	0	1
0	0	0	0	0	0	0
0	1	0	0	0	0	0
0	0	0	0	0	0	0
1	0	0	0	0	0	2
2	0	0	0	0	1	1

BOTTOM	
Los Angeles Dodgers @ San Francisco Giants	San Francisco Giants
Candlestick Park, San Francisco, CA	
Fri Jul 30 1976, 10:05 PM EDT	
Att. 15,667 - Unknown	
AB 31	
R 5	
H 9	
RBI 5	
BB 2	
SO 5	
LOB 18	
WP: 0 PA: 36	
PB: 1	
SB: 0	
CS: 0	

Inning Stats		R	H	E	K	S	P	R	H	E	K	S	P	R	H	E	K	S	P	R	H	E	K	S	P	R	H	E	K	S	P
PITCHER		3.1	7	0	0	3	17	5	5	0	0	1	19	13.50	2.100																
Burt Hooton, R (1, 1) ERA: 4.16		3.1	7	0	0	3	17	5	5	0	0	1	19	13.50	2.100																
Stan Wall, L (4, 1) ERA: 4.42		1.2	2	0	0	1	7	0	0	0	0	0	9	0.00	1.200																
Charlie Hough, R (6, 1) ERA: 2.49		2.0	0	0	0	3	9	0	0	0	0	21	0.00	1.000																	
Elias Sosa, R (8, 1) ERA: 4.59		1.0	0	0	0	0	3	0	0	0	0	3	0.00	0.000																	



Batter	1	2	3	4	5	6	7	8	9	AB R H RBI BB SO LOB	TOP									
Davey Lopes, R (1, 4) OBP: 0.322, SLG: 0.349	0-0 F6			0-0 F9	0-0 F4			0-0 4-3	0-0 F2	5 0 0 0 0 0 4	<p>Los Angeles Dodgers @ San Francisco Giants</p> <p>Candlestick Park, San Francisco, CA</p> <p>Sat Jul 31 1976, 10:05 PM EDT</p> <p>Att. 16,863 - Unknown</p> <p>livebaseballscorecards.com</p>									
Bill Buckner, L (1, 7) OBP: 0.309, SLG: 0.380	0-0 F7			0-0 6-3		0-0 G6-4-3 1B		0-0 F8		4 0 1 0 0 0 0										
Reggie Smith, S (1, 9) OBP: 0.296, SLG: 0.438	0-3 K			0-0 1B		0-0 G6-4-3 1-2f		0-0 1B		4 0 2 0 0 1 1										
Steve Garvey, R (1, 3) OBP: 0.352, SLG: 0.424		0-0 4-3		0-0 F8		0-0 1B		0-3 K		4 0 1 0 0 1 2										
Ron Cey, R (1, 5) OBP: 0.393, SLG: 0.463		0-0 F8			0-0 F9	0-3 K		0-0 F9		4 0 0 0 0 1 1										
Bill Russell, R (1, 6) OBP: 0.335, SLG: 0.399		0-3 K			0-0 5-3 1B		0-0 F7	0-0 1B 2B		4 2 2 0 0 1 0										
Lee Lacy, R (1, 8) OBP: 0.319, SLG: 0.379			0-0 F8		0-0 5-3 1-2		0-0 5-3	0-0 1B 1B		4 0 1 0 0 0 1										
Steve Yeager, R (1, 2) OBP: 0.304, SLG: 0.396			0-3 K		0-0 1B 2-H 1B		0-0 HR	0-3 K		4 1 2 2 0 2 2										
Doug Rau, L (1, 1) OBP: 0.319, SLG: 0.205			0-0 6-3		0-0 1-3 1B		0-3 K	0-0 1B		1 0 0 0 0 0 0										
Ed Goodson, L (5, PH) OBP: 0.241, SLG: 0.278										1 0 1 0 0 0 0										
Al Downing, R (5, 1)										0 0 0 0 0 0 0										
Henry Cruz, L (7, PH) OBP: 0.258, SLG: 0.364										1 0 0 0 0 1 0										
Charlie Hough, R (7, 1) OBP: 0.287, SLG: 0.333										0 0 0 0 0 0 0										
Manny Mota, R (9, PH) OBP: 0.375, SLG: 0.371										1 0 1 1 0 0 0										
Inning Stats	R: 0 E: 0 K: 1 S: 5	H: 0 LOB: 0 BB: 0 P: 5	R: 0 E: 0 K: 1 S: 5	H: 0 LOB: 0 BB: 0 P: 5	R: 0 E: 0 K: 1 S: 5	H: 1 LOB: 1 BB: 0 P: 4	R: 1 E: 0 K: 0 S: 6	H: 3 LOB: 2 BB: 0 P: 6	R: 0 E: 0 K: 1 S: 6	H: 2 LOB: 1 BB: 0 P: 6	R: 1 E: 0 K: 1 S: 6	H: 1 LOB: 0 BB: 0 P: 6	R: 0 E: 0 K: 1 S: 6	H: 1 LOB: 1 BB: 0 P: 6	R: 1 E: 0 K: 1 S: 8	H: 3 LOB: 2 BB: 0 P: 8	1B: 9 2B: 1 3B: 0 HR: 1	SF: 0 SAC: 0 DP: 1 HBP: 0	WP: 0 PB: 0 SB: 0 CS: 0	PA: 37
PITCHER John Montefusco, R (1, 1) ERA: 2.99	IP 9.0 WLS W BF 37 H 11 R 3 ER 3 SO 7 BB 0 IBB 0 HBP 0 BLK 0 WP 0 HR 1 S 51 P 51 ERA 3.00 WHIP 1.222																			



Batter	1	2	3	4	5	6	7	8	9	AB	R	H	RBI	BB	SO	LOB
--------	---	---	---	---	---	---	---	---	---	----	---	---	-----	----	----	-----

Larry Herndon, R OBP: 0.348, SLG: 0.371 (1, 8)	0-3 K	0-0 S 1B HBP 1B		0-0 F9 1B 2B		0-0 F9				4	2	2	0	0	1	0
Marty Perez, R OBP: 0.331, SLG: 0.332 (1, 4)	0-0 WP 1B 2B	0-0 HBP S 1-2 1B		0-0 F9 2-3		0-3 K				4	1	2	0	0	1	1
Gary Matthews, R OBP: 0.358, SLG: 0.423 (1, 7)	0-0 HR 1B 2-H	4-0 HBP BB 1-2 2-3		0-0 BB 1B 3-H		0-0 F9				3	1	2	2	1	0	0
Bobby Murcer, L OBP: 0.362, SLG: 0.415 (1, 9)	0-0 HR 1B 1-H	1-0 HBP 1-2 2-3 3-H		4-0 BB 1-2		0-0 F9				2	1	1	3	1	0	0
Ken Reitz, R OBP: 0.314, SLG: 0.353 (1, 5)	0-0 1B SF9-2-4 1B	0-0 5-3		0-0 4-3		0-0 L6				4	1	1	0	0	0	5
Chris Speier, R OBP: 0.311, SLG: 0.289 (1, 6)	0-0 1B SF9-2-4 1-3		0-0 6-3		0-0 4-3			0-3 K		4	0	1	0	0	1	0
Darrell Evans, L OBP: 0.343, SLG: 0.328 (1, 3)	0-0 SF9-2-4 1-2 3-H		0-0 F8		0-0 F5			0-0 F8		3	0	0	1	0	0	0
Marc Hill, R OBP: 0.243, SLG: 0.290 Mike Sadek, R OBP: 0.339, SLG: 0.300 (1, 2) (8, 2)		0-0 F2	0-0 5-3		0-0 6-3			0-0 F5		3	0	0	0	0	0	0
John Montefusco, R OBP: 0.164, SLG: 0.137 (1, 1)		0-0 F3		0-0 F4		0-3 K				1	0	0	0	0	1	0

Inning Stats	R: 4	H: 5	E: 0	LOB: 0	K: 1	P: 9	R: 1	H: 2	E: 0	LOB: 3	K: 0	P: 10	R: 0	H: 0	E: 0	LOB: 0	K: 0	P: 3	R: 1	H: 2	E: 0	LOB: 2	K: 0	P: 9	R: 0	H: 0	E: 0	LOB: 0	K: 0	P: 3	R: 0	H: 0	E: 0	LOB: 0	K: 2	P: 7	R: 0	H: 0	E: 0	LOB: 0	K: 0	P: 3	R: 0	H: 0	E: 0	LOB: 0	K: 1	P: 5
--------------	------	------	------	--------	------	------	------	------	------	--------	------	-------	------	------	------	--------	------	------	------	------	------	--------	------	------	------	------	------	--------	------	------	------	------	------	--------	------	------	------	------	------	--------	------	------	------	------	------	--------	------	------

PITCHER	IP	WLS	BF	H	R	ER	SO	BB	IBB	HBP	BLK	WP	HR	S	P	ERA	WHIP
Doug Rau, L ERA: 3.06 (1, 1)	4.0	L	23	9	6	6	1	2	0	1	0	1	1	22	31	13.50	2.750
Al Downing, L ERA: 7.13 (5, 1)	2.0		6	0	0	0	2	0	0	0	0	0	0	10	10	0.00	0.000
Charlie Hough, R ERA: 2.44 (7, 1)	2.0		6	0	0	0	1	0	0	0	0	0	0	8	8	0.00	0.000

BOTTOM

Los Angeles Dodgers @ San Francisco Giants
Candlestick Park, San Francisco, CA

AB	31
R	6
H	9
RBI	6
BB	2
SO	4
LOB	6



WP	HR	S	P	ERA	WHIP
1	0	1	35		

Sat Jul 31 1976, 10:05 PM EDT
Att. 16,863 - Unknown

livebaseballscorecards.com

Batter	1	2	3	4	5	6	7	8	9	AB R H RBI BB SO LOB	TOP											
Davey Lopes, R (1, 4) OBP: 0.320, SLG: 0.343	0-0 F8		0-0 5-3		0-0 5-3		0-0 F5		4-0 FC4-6 BB	4 0 0 0 1 0 2												
Bill Buckner, L (1, 7) OBP: 0.315, SLG: 0.386	0-0 3-1 1B			4-0 1B G6-4-3 BB		0-0 E8 1B 2B		0-0 BB E FC6-4 1B	0-0 FC4-6 1-2f	4 3 3 0 1 0 1												
Reggie Smith, S (1, 9) OBP: 0.296, SLG: 0.435	0-0 3-1			0-0 G6-4-3 1B		0-0 4-3		0-0 FC4 FC6-4 BB		4 0 1 0 0 0 3 0 0 0 0 0 0 0												
Dusty Baker Jr., R (9, 9) OBP: 0.313, SLG: 0.306	1-2			1-3 1B				1-2														
Steve Garvey, R (1, 3) OBP: 0.348, SLG: 0.420		0-0 F8		0-0 G6-4-3 1-2f 3-H		0-0 5-3		0-0 F9		4 0 0 0 0 0 4												
Ron Cey, R (1, 5) OBP: 0.394, SLG: 0.462		0-3 K		0-0 F8		0-0 1B 3-H 1B		4-0 1-2 2-3 BB FC6-4		3 0 1 1 1 1 0												
Bill Russell, R (1, 6) OBP: 0.334, SLG: 0.398		0-0 6-3				0-0 F9		0-0 1-2 2-3 BB FC6-4		4 0 1 1 0 0 2												
Lee Lacy, R (1, 8) OBP: 0.322, SLG: 0.381			0-0 S 1B		0-0 5-3 1B 1B		0-0 5-3		0-0 1-2f 2-3 3-H F2	4 1 2 0 0 0 4												
Steve Yeager, R (1, 2) OBP: 0.300, SLG: 0.391			0-3 K 1-2		0-0 5-3		0-0 6-3		0-0 F3	4 0 0 0 0 1 2												
Don Sutton, R (1, 1) OBP: 0.182, SLG: 0.102			0-3 K		0-0 K 2-H 1B		0-0 F8		0-0 F9	4 0 1 1 0 1 1 0 0 0 0 0 0 0												
Charlie Hough, R (9, 1) OBP: 0.267, SLG: 0.333																						
Inning Stats	R: 0 E: 0 K: 0 S: 3	H: 1 LOB: 0 BB: 0 P: 3	R: 0 E: 0 K: 1 S: 5	H: 0 LOB: 0 BB: 0 P: 5	R: 0 E: 0 K: 2 S: 8	H: 1 LOB: 1 BB: 0 P: 8	R: 1 E: 0 K: 0 S: 3	H: 1 LOB: 0 BB: 1 P: 7	R: 1 E: 0 K: 0 S: 5	H: 2 LOB: 1 BB: 0 P: 5	R: 1 E: 1 K: 0 S: 6	H: 3 LOB: 2 BB: 0 P: 6	R: 0 E: 0 K: 0 S: 3	H: 0 LOB: 0 BB: 0 P: 3	R: 1 E: 1 K: 0 S: 5	H: 1 LOB: 2 BB: 1 P: 9	R: 0 E: 0 K: 0 S: 3	H: 0 LOB: 1 BB: 1 P: 7	1B: 8 2B: 1 3B: 0 HR: 0	SF: 0 SAC: 0 DP: 1 HBP: 0	WP: 0 PB: 0 SB: 1 CS: 0	PA: 38
PITCHER	IP WLS BF H R ER SO BB IBB HBP BLK WP HR S P ERA WHIP																					
Jim Barr, R (1, 1) ERA: 3.3	6.0 L 25 8 3 3 3 1 0 0 0 0 0 0 30 34 4.50 1.500																					
Randy Moffitt, R (7, 1) ERA: 2.77	2.0 9 1 1 0 0 1 0 0 0 0 0 0 8 12 0.00 1.000																					
Dave Heaverlo, R (9, 1) ERA: 4.68	1.0 4 0 0 0 0 1 0 0 0 0 0 0 3 7 0.00 1.000																					

Los Angeles Dodgers @ San Francisco Giants
Candlestick Park, San Francisco, CA
Sun Aug 01 1976, 6:33 AM EDT
Unknown

livebaseballscorecards.com

AB	35
R	4
H	9
RBI	3
BB	3
SO	3
LOB	19



Batter	1	2	3	4	5	6	7	8	9	AB	R	H	RBI	BB	SO	LOB
Gary Thomasson, L (1, 8) OBP: 0.306, SLG: 0.397	0-0 CS 1B		0-0 BB 6-2 2B	0-0 FC5-4 1-2 2-H 1B			0-0 F2		0-0 G3 1B	5	0	4	1	0	0	0
Marty Perez, R (1, 4) OBP: 0.332, SLG: 0.331	0-0 F9		4-0 BB BB BB	0-0 F4			0-0 F9		0-0 G3 1-2 1B	4	0	1	0	1	0	3
Gary Matthews, R (1, 7) OBP: 0.359, SLG: 0.421	0-3 K		4-0 BB 1-2 2-3 BB	0-0 FC5-4 1-2f			0-0 1B 1B		0-3 K	4	0	1	0	1	2	5
Bobby Murcer, L (1, 9) OBP: 0.360, SLG: 0.412	0-3 K 1-2		0-0 6-2				0-0 F7		0-0 G3 1-2 2-3	5	0	1	0	0	1	6
Darrell Evans, L (1, 3) OBP: 0.341, SLG: 0.323			4-0 BB BB BB	0-0 K 1-2 2-3 BB			0-0 K		0-0 F7	4	0	0	0	1	2	4
Ken Reitz, R (1, 5) OBP: 0.311, SLG: 0.349			0-0 E5 1B	0-0 F7			0-0 6-3		0-0 5-3	4	0	0	0	0	0	3
Chris Speier, R (1, 6) OBP: 0.310, SLG: 0.288			0-0 F6				0-0 L5		0-0 F8 1B	4	0	1	0	0	0	1
Dave Rader, L (1, 2) OBP: 0.313, SLG: 0.331			0-0 1-2 1B				0-0 F9		0-0 F9	4	1	2	0	0	0	1
Jim Barr, R (1, 1) OBP: 0.224, SLG: 0.159			0-0 F8				0-0 F5		0-0 G3	2	0	0	0	0	1	3
Steve Ontiveros, S (6, PH) OBP: 0.246, SLG: 0.190										1	0	0	0	0	0	0
Randy Moffitt, R (7, 1) OBP: 0.250, SLG: 0.250										0	0	0	0	0	0	0
Glenn Adams, L (8, PH) OBP: 0.280, SLG: 0.360										1	0	0	0	0	0	1
Dave Heaverlo, R (9, 1) OBP: 0.333, SLG: 0.333										0	0	0	0	0	0	0

Inning Stats	R: 0	H: 1	E: 0	K: 2	S: 8	LOB: 1	BB: 0	P: 8
	R: 0	H: 1	E: 1	K: 1	S: 7	LOB: 2	BB: 0	P: 7
	R: 0	H: 1	E: 0	K: 0	S: 3	LOB: 3	BB: 3	P: 15
	R: 1	H: 2	E: 0	K: 1	S: 8	LOB: 2	BB: 0	P: 8
	R: 0	H: 0	E: 0	K: 1	S: 5	LOB: 0	BB: 0	P: 5
	R: 0	H: 0	E: 0	K: 0	S: 3	LOB: 0	BB: 0	P: 3
	R: 0	H: 2	E: 0	K: 0	S: 5	LOB: 2	BB: 0	P: 5
	R: 0	H: 1	E: 0	K: 0	S: 4	LOB: 1	BB: 0	P: 4
	R: 0	H: 2	E: 0	K: 1	S: 7	LOB: 2	BB: 0	P: 7

PITCHER	IP	WLS	BF	H	R	ER	SO	BB	IBB	HBP	BLK	WP	HR	S	P	ERA	WHIP
Don Sutton, R (1, 1) ERA: 4.19	8.0	W	38	10	1	1	5	3	0	0	0	1	0	45	57	1.12	1.625
Charlie Hough, R (9, 1) ERA: 2.41	1.0	S	3	0	0	0	1	0	0	0	0	0	0	5	5	0.00	0.000

Los Angeles Dodgers @ San Francisco Giants
Candlestick Park, San Francisco, CA
 Sun Aug 01 1976, 6:33 AM EDT
 Unknown

AB	38
R	1
H	10
RBI	1
BB	3
SO	6
LOB	27



WP	PA	ERA	WHIP
1	41		
0			
0			
1			

BOTTOM

Los Angeles Dodgers @ San Francisco Giants
Candlestick Park, San Francisco, CA

Sun Aug 01 1976, 6:38 AM EDT
Att: 36,208 - Unknown

livebaseballscorecards.com

AB	38
R	3
H	9
RBI	3
BB	5
SO	6
LOB	16



WP: 0	PA: 44
PB: 0	
SB: 1	
CS: 0	

AB R H RBI BB SO LOB

4 2 1 0 1 0 1

5 0 1 2 0 1 1

3 0 1 1 1 0 0

5 0 1 0 0 0 3

4 0 0 0 1 0 0

5 0 1 0 0 1 2

4 1 2 0 1 0 1

4 0 2 0 1 0 2

2 0 0 0 0 2 3
1 0 0 0 0 1 2
0 0 0 0 0 0 0
0 0 0 0 0 0 0
1 0 0 0 0 1 1
0 0 0 0 0 0 0

1B: 6 SF: 1
2B: 3 SAC: 0
3B: 0 DP: 0
HR: 0 HBP: 0

WP: 0 PA: 44
PB: 0
SB: 1
CS: 0

Batter	1	2	3	4	5	6	7	8	9	10
Gary Thomasson, L OBP: 0.309, SLG: 0.400 (1, 8)	0-0 SF8 2B	0-0 F5			0-0 F2		0-0 3-1		4-0 2B BB	
Marty Perez, R OBP: 0.330, SLG: 0.332 (1, 4)	0-0 F8 2-3		0-0 F4		0-3 K		0-0 5-3		0-0 2B 1-H 2-H	
Gary Matthews, R OBP: 0.359, SLG: 0.421 (1, 7)	0-0 SF8		0-0 F7		0-0 1B		0-0 F9		4-0 BB	
Bobby Murcer, L OBP: 0.358, SLG: 0.410 (1, 9)	0-0 BB 1B		0-0 G3		0-0 F7			0-0 F8	0-0 5-3	
Darrell Evans, L OBP: 0.339, SLG: 0.319 (1, 3)	4-0 1-2 BB			0-0 4-3		0-0 F9		0-0 F9		0-0 4-3
Ken Reitz, R OBP: 0.310, SLG: 0.348 (1, 5)	0-3 K			0-0 4-3 1B		0-0 F9		0-0 F2		0-0 F9
Chris Speier, R OBP: 0.314, SLG: 0.290 (1, 6)		0-0 F6		0-0 4-3 1-2		0-0 1B 1B			0-0 G3 2B 1B	4-0 BB
Dave Rader, L OBP: 0.320, SLG: 0.341 (1, 2)		0-0 2B		4-0 IBB		0-0 1-2 1B			0-0 G3 1-2	0-0 F6
Rob Dressler, R OBP: 0.160, SLG: 0.160 (1, 1) Glenn Adams, L OBP: 0.275, SLG: 0.353 (6, PH) Gary Lavell, S OBP: 0.187, SLG: 0.167 (7, 1) Charlie Williams, R OBP: 0.242, SLG: 0.186 (9, PH) Dave Heaverlo, R OBP: 0.333, SLG: 0.333 (10, 1)		0-3 K		0-3 K		0-3 K			0-3 K	

Inning Stats	R: 1	H: 2	E: 0	K: 1	S: 7	H: 2	LOB: 2	BB: 1	P: 11	R: 0	H: 1	E: 0	K: 1	S: 6	R: 0	H: 0	E: 0	K: 0	S: 3	R: 0	H: 1	E: 0	K: 1	S: 6	R: 0	H: 2	E: 0	K: 1	S: 7	R: 0	H: 0	E: 0	K: 0	S: 3	R: 0	H: 0	E: 0	K: 0	S: 3	R: 2	H: 2	E: 0	K: 1	S: 7	R: 0	H: 0	E: 0	K: 0	S: 3
--------------	------	------	------	------	------	------	--------	-------	-------	------	------	------	------	------	------	------	------	------	------	------	------	------	------	------	------	------	------	------	------	------	------	------	------	------	------	------	------	------	------	------	------	------	------	------	------	------	------	------	------

PITCHER	IP	WLS	BF	H	R	ER	SO	BB	IBB	HBP	BLK	WP	HR	S	P	ERA	WHIP
Rick Rhoden, R ERA: 3.1 (1, 1)	8.2		38	9	3	3	6	2	1	0	0	0	0	47	59	3.12	1.269
Charlie Hough, R ERA: 2.37 (9, 1)	1.1	W	6	0	0	0	0	2	0	0	0	0	0	4	12	0.00	1.500

Batter	1	2	3	4	5	6	7	8	9	10	11	AB R H RBI BB SO LOB	TOP														
Greg Gross, L OBP: 0.366, SLG: 0.345 (1, 9)	4-3	4-3			G3 1B 2B	G6-4-3 1B		BB 4-0 BB		SS 0-3 K		5 1 2 0 1 1 1	Houston Astros @ Los Angeles Dodgers Dodger Stadium, Los Angeles, CA Mon Aug 02 1976, 7:05 PM PDT Att. 30,621 - Unknown														
Enos Cabell, R OBP: 0.320, SLG: 0.342 (1, 5)	6-3		5-3		G3	G6-4-3		SS 0-3 K			0-0 4-3	6 0 0 0 0 1 4															
Cesar Cedeno, R OBP: 0.357, SLG: 0.479 (1, 8)	2B		F8		5-3 1B 1B		BB 4-0 E S 1B BB				0-0 F8	5 2 2 1 1 0 1															
Bob Watson, R OBP: 0.374, SLG: 0.452 (1, 3)	BB		5-3		5-3		BB 0-0 FC4-6 1B				0-0 SH5-4 1B	5 0 2 1 1 0 1															
Leon Roberts, R OBP: 0.368, SLG: 0.494 Joe Sambito, L Gene Pentz, R OBP: 0.400, SLG: 0.250 (1, 7) (9, 1) (9, 1)	6-3		L5		1B 1B		BB 0-0 F7				0-0 SH5-4	4 0 1 1 0 0 3 0 0 0 0 0 0 0 0 0 0 0 0 0 0															
Rob Andrews, R OBP: 0.331, SLG: 0.332 (1, 4)		BLK 2B 1B	6-3		1B 1B		BB 0-0 FC4-6 1B				0-0 5-3	5 1 2 0 0 0 2															
Ed Herrmann, L OBP: 0.291, SLG: 0.323 (1, 2)		F8	1B 1B		4-3		BB 4-0 FC6 BB				0-0 4-3	4 0 1 0 1 0 4															
Roger Metzger, S OBP: 0.312, SLG: 0.296 (1, 6)		K	1B		1B		BB 0-0 FC6				0-0 F8	5 0 2 0 0 1 3															
Joaquin Andujar, S OBP: 0.167, SLG: 0.194 Jose Cruz, L OBP: 0.385, SLG: 0.402 (1, 1) (9, 7)		2B	K		1B		BB 0-0 FC1-5 1B				0-3 K	4 0 1 1 0 1 3 1 0 0 0 0 1 0															
Inning Stats	R: 0 E: 0 K: 0 S: 4	H: 1 LOB: 2 BB: 1 P: 8	R: 1 E: 0 K: 1 S: 7	H: 2 LOB: 1 BB: 0 P: 7	R: 0 E: 0 K: 0 S: 3	H: 0 LOB: 0 BB: 0 P: 3	R: 0 E: 0 K: 1 S: 7	H: 2 LOB: 2 BB: 0 P: 7	R: 2 E: 0 K: 0 S: 7	H: 4 LOB: 2 BB: 0 P: 7	R: 0 E: 0 K: 0 S: 4	H: 2 LOB: 1 BB: 0 P: 4		R: 1 E: 0 K: 0 S: 4	H: 1 LOB: 2 BB: 2 P: 12	R: 0 E: 0 K: 1 S: 5	H: 0 LOB: 1 BB: 1 P: 9	R: 0 E: 0 K: 0 S: 4	H: 1 LOB: 1 BB: 0 P: 4	R: 0 E: 0 K: 2 S: 7	H: 0 LOB: 0 BB: 0 P: 7	R: 0 E: 0 K: 0 S: 3	H: 0 LOB: 0 BB: 0 P: 3	1B: 9 2B: 4 3B: 0 HR: 0	SF: 0 SAC: 1 DP: 1 HBP: 0	WP: 0 PB: 0 SB: 2 CS: 0	PA: 49
PITCHER	IP	WLS	BF	H	R	ER	SO	BB	IBB	HBP	BLK	WP		HR	S	P	ERA	WHIP									
Tommy John, L ERA: 3.2 (1, 1)	4.2		24	9	3	3	2	1	0	0	1	0	0	27	31	5.79	2.143										
Stan Wall, L ERA: 4.38 (5, 1)	0.1		1	0	0	0	0	0	0	0	0	0	0	1	1	0.00	0.000										
Charlie Hough, R ERA: 2.42 (6, 1)	2.0		10	3	1	1	0	2	0	0	0	0	0	8	16	4.50	2.500										
Al Downing, L ERA: 6.41 (8, 1)	2.0		8	1	0	0	1	1	0	0	0	0	0	9	13	0.00	1.000										
Elias Sosa, R ERA: 4.41 (10, 1)	2.0	W	6	0	0	0	2	0	0	0	0	0	0	10	10	0.00	0.000										

AB	44
R	4
H	13
RBI	4
BB	4
SO	5
LOB	22



1B	9	SF	0
2B	4	SAC	1
3B	0	DP	1
HR	0	HBP	0

WP	0	PA	49
PB	0		
SB	2		
CS	0		

livebaseballscorecards.com

Batter	1	2	3	4	5	6	7	8	9	AB R H RBI BB SO LOB	TOP										
Greg Gross, L (1, 9) OBP: 0.365, SLG: 0.344	0-0 CS 1B 1B		0-0 F8			0-0 F5		0-0 6-3		4 0 1 0 0 0 3											
Enos Cabell, R (1, 5) OBP: 0.319, SLG: 0.339	0-3 K			0-0 F4		0-0 F9			4-0 BB BB	3 0 0 0 1 1 2											
Cesar Cedeno, R (1, 8) OBP: 0.356, SLG: 0.476	0-0 1-2 1B			0-0 6-3			0-0 F2		0-3 K	4 0 1 0 0 1 1											
Bob Watson, R (1, 3) OBP: 0.371, SLG: 0.447	0-3 K			0-0 F9			0-0 F9		0-0 F9	4 0 0 0 0 1 3											
Jose Cruz, L (1, 7) OBP: 0.393, SLG: 0.397		0-0 6-3			0-3 K		0-0 4-3		4-0 1-2 BB	3 0 0 0 1 1 0											
Ed Herrmann, L (1, 2) OBP: 0.291, SLG: 0.320		0-0 5-3			0-0 F8			4-0 BB BB	0-3 K	2 0 0 0 1 0 0											
Jerry Davanon, R (8, PR) OBP: 0.431, SLG: 0.571										0 0 0 0 0 0 0											
Skip Jutze, R (8, 2) OBP: 0.194, SLG: 0.250										0 0 0 0 0 0 0											
Cliff Johnson, R (9, PH) OBP: 0.355, SLG: 0.379										1 0 0 0 0 1 2											
Rob Andrews, R (1, 4) OBP: 0.331, SLG: 0.330		0-0 4-3			0-0 F3			4-0 1-2 BB		2 0 0 0 1 0 0											
Roger Metzger, S (1, 6) OBP: 0.310, SLG: 0.293			0-0 L7			0-0 F7		0-3 K		3 0 0 0 0 1 2											
Dan Larson, R (1, 1) OBP: 0.315, SLG: 0.329			0-0 F3			4-0 BB		0-0 F8		1 0 0 0 1 0 0											
Ken Boswell, L (8, PH) OBP: 0.315, SLG: 0.329										1 0 0 0 0 0 2											
Gene Pentz, R (8, 1) OBP: 0.400, SLG: 0.250										0 0 0 0 0 0 0											
Inning Stats	R: 0 E: 0 K: 2 S: 8	H: 2 LOB: 2 BB: 0 P: 8	R: 0 E: 0 K: 0 S: 3	H: 0 LOB: 0 BB: 0 P: 3	R: 0 E: 0 K: 0 S: 3	H: 0 LOB: 0 BB: 0 P: 3	R: 0 E: 0 K: 1 S: 5	H: 0 LOB: 0 BB: 0 P: 5	R: 0 E: 0 K: 0 S: 3	H: 0 LOB: 1 BB: 1 P: 7	R: 0 E: 0 K: 0 S: 3	H: 0 LOB: 0 BB: 0 P: 3	R: 0 E: 0 K: 1 S: 5	H: 0 LOB: 2 BB: 2 P: 13	R: 0 E: 0 K: 2 S: 7	H: 0 LOB: 2 BB: 2 P: 15	1B: 2 2B: 1 3B: 0 HR: 0	SF: 0 SAC: 0 DP: 1 HBP: 0	WP: 0 PB: 0 SB: 0 CS: 1	PA: 33	
PITCHER Burt Hooton, R (1, 1) ERA: 3.91	IP: 9.0 WLS: W BF: 33 H: 2 R: 0 ER: 0 SO: 6 BB: 5 IBB: 0 HBP: 0 BLK: 0 WP: 0 HR: 0 S: 40 P: 60 ERA: 0.00 WHIP: 0.778																				

Houston Astros @ Los Angeles Dodgers
Dodger Stadium, Los Angeles, CA
Tue Aug 03 1976, 7:05 PM PDT
Att: 18,684 - Unknown

AB	28
R	0
H	2
RBI	0
BB	5
SO	6
LOB	15



Batter	1	2	3	4	5	6	7	8	9	AB	R	H	RBI	BB	SO	LOB
Davey Lopes, R OBP: 0.315, SLG: 0.331 (1, 4)	0-0 L4			0-0 E5 1B	0-0 L4		4-0 S 1B BB			3	2	0	0	1	0	2
Bill Buckner, L OBP: 0.318, SLG: 0.387 (1, 7)	0-0 4-3			0-0 CS 1B 1-H		0-0 F7	0-0 1B			4	0	2	2	0	0	0
Lee Lacy, R OBP: 0.327, SLG: 0.381 (1, 8)	0-0 F5			0-0 PB 1B 1-2		0-0 F5	0-0 F9			4	0	1	0	0	0	1
Steve Garvey, R OBP: 0.349, SLG: 0.417 (1, 3)		0-0 F9		0-0 6-3 1B 1-2		0-0 1B 1B		0-0 SH2-3 FC5-2 1B		4	0	2	0	0	0	1
Ron Cey, R OBP: 0.391, SLG: 0.463 (1, 5)		0-0 F8		0-0 6-3		0-0 FC5 BB 1B 1-3		0-0 SH2-3		3	0	1	0	0	0	1
Bill Russell, R OBP: 0.336, SLG: 0.393 (1, 6)		0-0 4-3			4-0 1B BB	4-0 1B BB		0-0 FC5-2 1B 2-3		2	0	1	0	2	0	0
Dusty Baker Jr., R OBP: 0.309, SLG: 0.312 (1, 9)			0-3 K		0-0 1B 1-2	0-0 FC5 2-3f		0-0 FC5-2 1B 1-2 3-H		4	0	1	0	0	1	5
Ellie Rodriguez, R OBP: 0.333, SLG: 0.184 (1, 2)			0-3 K		0-0 F9		0-3 K	0-0 F9		4	0	0	0	0	2	4
Burt Hooton, R OBP: 0.191, SLG: 0.143 (1, 1)			0-3 K		0-0 F2		0-3 K			3	0	0	0	0	2	2

Inning Stats	R: 0	H: 0	E: 0	LOB: 0	K: 0	BB: 0	S: 3	P: 3	R: 0	H: 0	E: 0	LOB: 0	K: 3	BB: 0	S: 9	P: 9	R: 0	H: 1	E: 0	LOB: 2	K: 0	BB: 1	S: 4	P: 8	R: 0	H: 2	E: 0	LOB: 3	K: 0	BB: 1	S: 5	P: 9	R: 1	H: 1	E: 0	LOB: 1	K: 2	BB: 1	S: 8	P: 12	R: 0	H: 2	E: 0	LOB: 2	K: 0	BB: 0	S: 5	P: 5
	0	0	0	0	0	0	3	3	0	0	0	0	3	0	9	9	0	1	0	2	0	1	4	8	0	2	0	3	0	1	9	9	1	1	0	1	2	1	12	12	0	2	0	2	0	0	5	5

PITCHER	IP	WLS	BF	H	R	ER	SO	BB	IBB	HBP	BLK	WP	HR	S	P	ERA	WHIP
Dan Larson, R ERA: 1.95 (1, 1)	7.0	L	30	6	2	1	5	3	0	0	0	0	0	37	49	1.29	1.286
Gene Pentz, R ERA: 3.3 (8, 1)	1.0		5	2	0	0	0	0	0	0	0	0	0	5	5	0.00	2.000

BOTTOM

Houston Astros @ Los Angeles Dodgers
Dodger Stadium, Los Angeles, CA

Tue Aug 03 1976, 7:05 PM PDT
Att. 18,684 - Unknown

AB	31
R	2
H	8
RBI	2
BB	3
SO	5
LOB	16

WP: 0 PA: 35
PB: 1
SB: 2
CS: 1



WP	HR	S	P	ERA	WHIP
0	0	0	0	1.29	1.286
0	0	0	0	0.00	2.000

Batter	1	2	3	4	5	6	7	8	9	AB R H RBI BB SO LOB	TOP							
Greg Gross, L (1, 9) OBP: 0.364, SLG: 0.349	0-3 K			0-0 4-3		0-0 1B 3B		0-0 F7		4 1 1 0 0 1 0								
Enos Cabell, R (1, 5) OBP: 0.318, SLG: 0.338	0-0 6-3			0-0 4-3		0-0 1B		0-0 6-3		4 0 1 1 0 0 0								
Cesar Cedeno, R (1, 8) OBP: 0.355, SLG: 0.473	0-0 G3			0-0 F8		4-0 1B BB			0-0 4-3	3 0 0 0 1 0 0								
Bob Watson, R (1, 3) OBP: 0.374, SLG: 0.450		0-0 F9			0-0 1B BB	0-0 1B			0-0 1B 1B	4 0 3 0 0 0 0								
Leon Roberts, R (1, 7) OBP: 0.366, SLG: 0.488		0-0 5-3			0-0 F6	0-0 F7			0-0 1B	4 0 1 0 0 0 3								
Jose Cruz, L (9, 7) OBP: 0.393, SLG: 0.397									1-2 1B	0 0 0 0 0 0 0								
Rob Andrews, R (1, 4) OBP: 0.328, SLG: 0.326		0-0 P4			0-0 F7		0-0 F8		0-0 F8	4 0 0 0 0 0 3								
Ed Herrmann, L (1, 2) OBP: 0.291, SLG: 0.316			0-0 G3		4-0 FC6-4 BB		0-0 4-3		0-3 K	3 0 0 0 1 1 2								
Roger Metzger, S (1, 6) OBP: 0.307, SLG: 0.291			0-0 P4		0-0 FC6-4		0-0 6-3			3 0 0 0 0 0 2								
J.R. Richard, R (1, 1) OBP: 0.113, SLG: 0.116			0-3 K			0-0 F8		0-0 L6		3 0 0 0 0 1 0								
Inning Stats	R: 0 E: 0 K: 1 S: 5	H: 0 LOB: 0 BB: 0 P: 5	R: 0 E: 0 K: 0 S: 3	H: 0 LOB: 0 BB: 0 P: 3	R: 0 E: 0 K: 1 S: 5	H: 0 LOB: 0 BB: 0 P: 5	R: 0 E: 0 K: 0 S: 4	H: 1 LOB: 2 BB: 1 P: 8	R: 1 E: 0 K: 0 S: 5	H: 3 LOB: 2 BB: 1 P: 9	R: 0 E: 0 K: 0 S: 3	H: 0 LOB: 0 BB: 0 P: 3	R: 0 E: 0 K: 1 S: 7	H: 2 LOB: 2 BB: 0 P: 7	1B: 5 2B: 0 3B: 1 HR: 0	SF: 0 SAC: 0 DP: 0 HBP: 0	WP: 0 PB: 0 SB: 0 CS: 0	PA: 34
PITCHER	IP WLS BF H R ER SO BB IBB HBP BLK WP HR S P ERA WHIP																	
Doug Rau, L (1, 1) ERA: 2.96	8.0 L 29 4 1 1 2 2 0 0 0 0 0 0 31 39 1.12 0.750																	
Charlie Hough, R (9, 1) ERA: 2.39	1.0 5 2 0 0 1 0 0 0 0 0 0 0 7 7 0.00 2.000																	

Houston Astros @ Los Angeles Dodgers
Dodger Stadium, Los Angeles, CA

Wed Aug 04 1976, 7:05 PM PDT
Att: 18,433 - Unknown

livebaseballscorecards.com

AB	32
R	1
H	6
RBI	1
BB	2
SO	3
LOB	10



Batter	1	2	3	4	5	6	7	8	9	AB	R	H	RBI	BB	SO	LOB
Davey Lopes, R OBP: 0.314, SLG: 0.330 (1, 4)	0-3 K		0-0 G5-3 S 1B		0-3 K			0-3 K		4	0	1	0	0	3	0
Bill Buckner, L OBP: 0.318, SLG: 0.385 (1, 7)	4-0 G5-3 1B BB		0-3 K			0-0 L5		0-0 6-3		3	0	0	0	1	1	1
Reggie Smith, S OBP: 0.303, SLG: 0.443 (1, 9)	0-0 1-2 1B		4-0 BB			0-0 2B			0-0 4-3	3	0	2	0	1	0	0
Steve Garvey, R OBP: 0.348, SLG: 0.418 (1, 3)	0-0 G5-3 2-3f		0-0 G5-3 2-3f			0-0 6-3			0-0 1B 2B	4	0	1	0	0	0	5
Ron Cey, R OBP: 0.390, SLG: 0.459 (1, 5)		4-0 1B BB		0-3 K		0-3 K			0-3 K	3	0	0	0	1	3	2
Bill Russell, R OBP: 0.335, SLG: 0.392 (1, 6)		0-0 F7		0-0 F9			0-0 4-3		0-0 2-3 1B	4	0	1	0	0	0	1
Dusty Baker Jr., R OBP: 0.307, SLG: 0.309 (1, 8)		0-3 K		0-0 F3			0-3 K		0-0 4-3	3	0	0	0	0	2	1
Manny Mota, R OBP: 0.381, SLG: 0.378 (9, PH)										1	0	0	0	0	0	2
Steve Yeager, R OBP: 0.300, SLG: 0.390 (1, 2)		0-0 1-3 1B		0-0 F7		0-0 F9				3	0	1	0	0	0	0
Doug Rau, L OBP: 0.306, SLG: 0.195 (1, 1)		0-3 K		0-0 6-3				0-0 F8		2	0	0	0	0	1	2
Ed Goodson, L OBP: 0.236, SLG: 0.272 (8, PH)										1	0	0	0	0	0	0
Charlie Hough, R OBP: 0.267, SLG: 0.333 (9, 1)										0	0	0	0	0	0	0

Inning Stats	R: 0 E: 0 K: 1 S: 5	H: 1 LOB: 1 BB: 1 P: 9	R: 0 E: 0 K: 2 S: 8	H: 1 LOB: 2 BB: 1 P: 12	R: 0 E: 0 K: 1 S: 5	H: 1 LOB: 1 BB: 1 P: 9	R: 0 E: 0 K: 1 S: 5	H: 0 LOB: 0 BB: 0 P: 5	R: 0 E: 0 K: 1 S: 5	H: 0 LOB: 0 BB: 0 P: 5	R: 0 E: 0 K: 1 S: 6	H: 1 LOB: 1 BB: 0 P: 6	R: 0 E: 0 K: 1 S: 5	H: 0 LOB: 0 BB: 0 P: 5	R: 0 E: 0 K: 1 S: 5	H: 0 LOB: 0 BB: 0 P: 5	R: 0 E: 0 K: 1 S: 7	H: 2 LOB: 2 BB: 0 P: 7	1B: 4 2B: 2 3B: 0 HR: 0	SF: 0 SAC: 0 DP: 2 HBP: 0	WP: 0 PB: 0 SB: 1 CS: 0	PA: 34
PITCHER J.R. Richard, R ERA: 2.37 (1, 1)	IP 9.0	WLS W	BF 34	H 6	R 0	ER 0	SO 10	BB 3	IBB 0	HBP 0	BLK 0	WP 0	HR 0	S 51	P 63	ERA 0.00	WHIP 1.000					


BOTTOM

Houston Astros @ Los Angeles Dodgers
Dodger Stadium, Los Angeles, CA

Wed Aug 04 1976, 7:05 PM PDT
Att. 18,433 - Unknown

livebaseballscorecards.com

AB	31
R	0
H	6
RBI	0
BB	3
SO	10
LOB	14



Batter	1	2	3	4	5	6	7	8	9	AB R H RBI BB SO LOB	TOP	
Pete Rose, S (1, 5) OBP: 0.424, SLG: 0.470 Doug Flynn, R (9, 5) OBP: 0.316, SLG: 0.335	0-0 G3 1B		0-0 1B 2B	0-3 K			0-0 1B		0-3 K	5 1 3 0 0 2 3 0 0 0 0 0 0 0		
Ken Griffey, L (1, 9) OBP: 0.406, SLG: 0.459	0-3 K		0-0 F8		0-0 2-3		0-0 P6			4 0 0 0 0 1 3		
Joe Morgan, L (1, 4) OBP: 0.444, SLG: 0.584	0-0 G3 1-2		0-0 F7		0-0 F7		0-0 F9			4 0 0 0 0 0 3		
George Foster, R (1, 7) OBP: 0.381, SLG: 0.563	0-0 6-3		0-0 PO 2-H 1B		0-0 5-3			1-0 G4-6-3 HBP		3 0 1 1 0 0 1		
Johnny Bench, R (1, 2) OBP: 0.364, SLG: 0.418		0-0 4-3 1B	0-0 PO 1-2	0-3 K		0-0 F7		0-0 G4-6-3 1-2f		4 0 1 0 0 1 1		
Tony Perez, R (1, 3) OBP: 0.332, SLG: 0.446		0-0 F8		4-0 1B BB HR		0-0 HR		0-0 CS 1B		3 2 2 1 1 0 1		
Cesar Geronimo, L (1, 8) OBP: 0.394, SLG: 0.442		0-0 4-3 1-2		0-0 1B 1-2 1B		0-0 F7		0-0 CS 1-2	0-3 K	4 0 1 0 0 1 1		
Dave Concepcion, R (1, 6) OBP: 0.340, SLG: 0.402		4-0 IBB		0-0 1-2 2-H 1B		0-0 5-3			0-0 F8	3 0 1 1 1 0 0		
Fred Norman, S (1, 1) OBP: 0.162, SLG: 0.167		0-0 F9		0-0 F2			0-0 4-3		0-0 1B	4 0 1 0 0 0 4		
Inning Stats	R: 0 E: 0 K: 1 S: 6 H: 1 LOB: 1 BB: 0 P: 6	R: 0 E: 0 K: 0 S: 4 H: 1 LOB: 2 BB: 1 P: 8	R: 1 E: 0 K: 0 S: 4 H: 2 LOB: 0 BB: 0 P: 4	R: 1 E: 0 K: 2 S: 9 H: 2 LOB: 2 BB: 1 P: 13	R: 0 E: 0 K: 0 S: 3 H: 0 LOB: 0 BB: 0 P: 3	R: 1 E: 0 K: 0 S: 4 H: 1 LOB: 0 BB: 0 P: 4	R: 0 E: 0 K: 0 S: 4 H: 1 LOB: 1 BB: 0 P: 4	R: 0 E: 0 K: 0 S: 2 H: 1 LOB: 0 BB: 0 P: 3	R: 0 E: 0 K: 2 S: 8 H: 1 LOB: 1 BB: 0 P: 8	1B: 8 2B: 1 3B: 0 HR: 1 SF: 0 SAC: 0 DP: 1 HBP: 1	WP: 0 PB: 0 SB: 0 CS: 1 PA: 39	
PITCHER Don Sutton, R (1, 1) ERA: 4.18 Charlie Hough, R (8, 1) ERA: 2.34	IP WLS BF H R ER SO BB IBB HBP BLK WP HR S P ERA WHIP											
	7.0 L 30 8 3 3 3 1 1 0 0 0 1 34 42 3.86 1.286											
	2.0 7 2 0 0 2 0 0 1 0 0 0 10 11 0.00 1.000											

Cincinnati Reds @ Los Angeles Dodgers
 Dodger Stadium, Los Angeles, CA
 Thu Aug 05 1976, 7:05 PM PDT
 Att: 46,095 - Unknown

AB	34
R	3
H	10
RBI	3
BB	2
SO	5
LOB	17



Batter	1	2	3	4	5	6	7	8	9	AB R H RBI BB SO LOB	TOP
Pete Rose, S (1, 5) OBP: 0.423, SLG: 0.469 Doug Flynn, R (9, 5) OBP: 0.316, SLG: 0.335	0-0 4-3		0-0 E BB 1B		0-0 F8			0-0 4-3	0-0 PB 1B	5 1 2 1 0 0 0 0 0 0 0 0 0 0	
Ken Griffey, L (1, 9) OBP: 0.404, SLG: 0.454	0-0 F8		4-0 E BB		0-0 4-3			0-0 6-3	0-0 F7	4 1 0 0 1 0 2	
Joe Morgan, L (1, 4) OBP: 0.444, SLG: 0.595	0-0 2B		0-0 E9 1B						0-0 HR	4 2 2 1 0 0 0	
George Foster, R (1, 7) OBP: 0.382, SLG: 0.563	0-0 6-3		0-0 1B						0-0 1B S 1B	4 1 2 1 0 0 1	
Johnny Bench, R (1, 2) OBP: 0.363, SLG: 0.416			0-0 F8						0-0 1B S 1B	4 1 1 0 0 1 1	
Tony Perez, R (1, 3) OBP: 0.328, SLG: 0.441			0-0 F7						0-0 F2	4 0 0 0 0 1 2	
Cesar Geronimo, L (1, 8) OBP: 0.392, SLG: 0.438			0-0 4-3						4-0 FC3-5 BB	3 0 0 0 1 0 0	
Dave Concepcion, R (1, 6) OBP: 0.339, SLG: 0.400			0-0 6-3						0-0 1B FC3-5	4 1 1 2 0 0 1	
Santo Alcala, R (1, 1) OBP: 0.167, SLG: 0.171 Pedro Borbon, R (6, 1) OBP: 0.308, SLG: 0.308 Dan Driessen, L (8, PH) OBP: 0.392, SLG: 0.414 Rawly Eastwick, R (8, 1)			0-3 K						0-0 G3	2 0 0 0 0 1 0 0 0 0 0 0 0 0 1 0 0 0 0 0 0 1 0 0 0 0 0 2	
Inning Stats	R: 0 E: 0 K: 0 S: 4 H: 1 LOB: 1 BB: 0 P: 4	R: 0 E: 0 K: 0 S: 3 H: 0 LOB: 0 BB: 0 P: 3	R: 3 E: 1 K: 1 S: 8 H: 2 LOB: 1 BB: 1 P: 12	R: 0 E: 1 K: 1 S: 5 H: 0 LOB: 0 BB: 0 P: 5	R: 0 E: 0 K: 0 S: 3 H: 0 LOB: 0 BB: 0 P: 3	R: 0 E: 0 K: 1 S: 5 H: 0 LOB: 0 BB: 0 P: 5	R: 0 E: 0 K: 0 S: 3 H: 0 LOB: 0 BB: 0 P: 3	R: 0 E: 0 K: 0 S: 3 H: 0 LOB: 0 BB: 0 P: 3	R: 4 E: 0 K: 0 S: 8 H: 5 LOB: 2 BB: 1 P: 12	1B: 6 2B: 1 3B: 0 HR: 1 SF: 0 SAC: 0 DP: 1 HBP: 0	WP: 0 PB: 1 SB: 2 CS: 0 PA: 38
PITCHER Rick Rhoden, R (1, 1) ERA: 3.05 Charlie Hough, R (9, 1) ERA: 2.51	IP 8.0 WLS L BF 31 H 5 R 5 ER 2 SO 3 BB 1 IBB 0 HBP 0 BLK 0 WP 0 HR 1 S 36 P 40 ERA 2.25 WHIP 0.750	IP 1.0 WLS L BF 7 H 3 R 2 ER 2 SO 0 BB 1 IBB 0 HBP 0 BLK 0 WP 0 HR 0 S 6 P 10 ERA 18.00 WHIP 4.000	PITCHER IP WLS BF H R ER SO BB IBB HBP BLK WP HR S P ERA WHIP								

Cincinnati Reds @ Los Angeles Dodgers
Dodger Stadium, Los Angeles, CA
 Fri Aug 06 1976, 7:05 PM PDT
 Att: 48,627 - Unknown

livebaseballscorecards.com

AB	36
R	7
H	8
RBI	5
BB	2
SO	3
LOB	9



Batter	1	2	3	4	5	6	7	8	9	AB R H RBI BB SO LOB
Davey Lopes, R OBP: 0.318, SLG: 0.336 (1, 4)	4-0 E S FC BB		4-0 BB 1B SF8 BB		0-0 L4-6 2B		0-0 5-3		0-0 P6	3 2 1 0 2 0 2
Bill Buckner, L OBP: 0.322, SLG: 0.389 (1, 7)	0-0 L4 1-3		0-0 SF8 BB 1B		0-0 L4-6 2-3		0-0 F7		0-0 1B 1-2 2-H	5 0 2 1 0 0 2
Reggie Smith, S OBP: 0.301, SLG: 0.435 (1, 9)	0-0 FC G4-6-3 3-H		4-0 G6-4-3 BB 1-2 2-3		0-0 1B		0-3 K		0-0 P6	4 0 1 1 1 1 2
Steve Garvey, R OBP: 0.346, SLG: 0.416 (1, 3)	0-0 G4-6-3 1-2f		0-0 SF8 2-3 3-H		0-0 P4		0-0 F8			3 0 0 1 0 0 2
Ron Cey, R OBP: 0.390, SLG: 0.464 (1, 5)		0-0 P2	0-0 G6-4-3 1-2f		0-0 HR		4-0 BB			3 1 1 1 1 0 2
Bill Russell, R OBP: 0.331, SLG: 0.388 (1, 6)		0-0 P3		0-0 F9		0-0 5-3		0-0 F7		4 0 0 0 0 0 1
Lee Lacy, R OBP: 0.325, SLG: 0.372 (1, 8)		4-0 1B BB		0-0 F9		0-0 F9			0-0 E4 1B	3 1 0 0 1 0 0
Steve Yeager, R OBP: 0.300, SLG: 0.388 (1, 2)		0-0		0-0		0-3 K			0-0 1B	3 0 2 0 0 1 0
Leron Lee, L OBP: 1.000, SLG: 1.000 (9, PH)		1-3 1B		0-0 1B					1-2 1B	1 0 1 0 0 0 0
Rick Rhoden, R OBP: 0.327, SLG: 0.412 (1, 1)		0-0 6-3		0-0 F3			0-3 K		0-0 F7	3 0 0 0 0 1 3
Charlie Hough, R OBP: 0.267, SLG: 0.333 (9, 1)										0 0 0 0 0 0 0
Ed Goodson, L OBP: 0.233, SLG: 0.268 (9, PH)										1 0 0 0 0 0 2

Inning Stats	R: 1	H: 0	E: 0	K: 0	S: 3	R: 0	H: 1	E: 0	K: 0	S: 4	R: 0	H: 1	E: 0	K: 0	S: 3	R: 0	H: 2	E: 0	K: 0	S: 4	R: 1	H: 1	E: 0	K: 1	S: 6	R: 0	H: 0	E: 0	K: 1	S: 5	R: 0	H: 0	E: 0	K: 1	S: 5	R: 1	H: 2	E: 1	K: 0	S: 6	R: 0	H: 0	E: 0	K: 0	S: 6	R: 1	H: 2	E: 1	K: 0	S: 6	1B: 6	SF: 1	2B: 2	3B: 0	HR: 1	SAC: 0	DP: 3	HBP: 0	WP: 0	PA: 39
--------------	------	------	------	------	------	------	------	------	------	------	------	------	------	------	------	------	------	------	------	------	------	------	------	------	------	------	------	------	------	------	------	------	------	------	------	------	------	------	------	------	------	------	------	------	------	------	------	------	------	------	-------	-------	-------	-------	-------	--------	-------	--------	-------	--------

PITCHER	IP	WLS	BF	H	R	ER	SO	BB	IBB	HBP	BLK	WP	HR	S	P	ERA	WHIP
Santo Alcala, R ERA: 4.36 (1, 1)	5.0		23	6	3	2	0	4	0	0	0	0	1	19	35	3.60	2.000
Pedro Borbon, R ERA: 2.96 (6, 1)	2.0		6	0	0	0	2	0	0	0	0	0	0	10	10	0.00	0.000
Rawly Eastwick, R ERA: 2.33 (8, 1)	2.0	W	10	2	1	0	1	1	0	0	0	0	0	11	15	0.00	1.500

BOTTOM

Cincinnati Reds @ Los Angeles Dodgers
 Dodger Stadium, Los Angeles, CA
 Fri Aug 06 1976, 7:05 PM PDT
 Att. 48,627 - Unknown

livebaseballscores.com

AB	33
R	4
H	8
RBI	4
BB	5
SO	3
LOB	16



BOTTOM

Cincinnati Reds @ Los Angeles Dodgers
Dodger Stadium, Los Angeles, CA
Sat Aug 07 1976, 7:05 PM PDT
Att. 49,655 - Unknown

livebaseballscorecards.com

AB 32
R 1
H 8
RBI 1
BB 3
SO 0
LOB 16



WP: 0 PA: 36
PB: 0
SB: 1
CS: 0

AB R H RBI BB SO LOB

4 0 0 0 0 0 1

4 0 1 0 0 0 0

2 0 1 0 0 0 0

2 0 0 0 0 0 1

4 0 2 0 0 0 1

2 1 1 1 2 0 1

3 0 1 0 0 0 3

3 0 0 0 1 0 3

3 0 2 0 0 0 2

0 0 0 0 0 0 0

1 0 0 0 0 0 1

2 0 0 0 0 0 2

0 0 0 0 0 0 0

1 0 0 0 0 0 1

0 0 0 0 0 0 0

1 0 0 0 0 0 0

1B: 7 SF: 0
2B: 1 SAC: 0
3B: 0 DP: 2
HR: 1 HBP: 1

Batter	1	2	3	4	5	6	7	8	9
Davey Lopes, R OBP: 0.314, SLG: 0.331 (1, 4) (4, 8)	0-0 4-3		0-0 6-3		0-0 B1-3		0-0 FC5-4		
Bill Buckner, L OBP: 0.322, SLG: 0.388 (1, 7)	0-0 G3		0-0 6-3		0-0 6-3			0-0 FC6-4 1B	
Reggie Smith, S OBP: 0.302, SLG: 0.435 Ted Sizemore, R OBP: 0.305, SLG: 0.304 (1, 9) (4, 4)	0-0 1B 1B		0-0 F9			0-0 F5-3		0-0 FC6-4 BB 1-2f	
Steve Garvey, R OBP: 0.347, SLG: 0.417 (1, 3)	0-0 1B 1-3			0-0 S 1B		0-0 G1		0-0 F9	
Ron Cey, R OBP: 0.393, SLG: 0.473 (1, 5)		0-0 HR		0-0 P4 1-2		4-0 FC5-4 BB		4-0 FC6-4 BB 1-2	
Bill Russell, R OBP: 0.332, SLG: 0.388 (1, 6)				1-0 HBP		0-0 FC5-4 1-2f		0-0 FC6-4 1-2f	
Dusty Baker Jr., R OBP: 0.305, SLG: 0.306 (1, 8) (4, 9)		0-0 FC3-6 B1-4 1B 1-2f		0-0 F9			0-0 F7		4-0 F5-4-3 BB
Ellie Rodriguez, R OBP: 0.353, SLG: 0.220 Henry Cruz, L OBP: 0.258, SLG: 0.364 Lee Lacy, R OBP: 0.324, SLG: 0.371 (1, 2) (9, PH) (9, PH)	0-0 1B		0-0 F9				0-0 FC5-4 1B		0-0 F5-4-3 1-2
Tommy John, R OBP: 0.152, SLG: 0.136 Elias Sosa, R OBP: 0.143, SLG: 0.143 Leron Lee, L OBP: 0.500, SLG: 0.500 Al Downing, R Manny Mota, R OBP: 0.372, SLG: 0.368 (1, 1) (7, 1) (7, PH) (8, 1) (9, PH)	0-0 B1-4 2-3f				0-0 F5-3		0-0 F7		0-0 6-3

Inning Stats	R: 0	H: 2	E: 0	LOB: 2	K: 0	BB: 0	S: 4	P: 4
	R: 1	H: 3	E: 0	LOB: 1	K: 0	BB: 0	S: 5	P: 5
	R: 0	H: 0	E: 0	LOB: 0	K: 0	BB: 0	S: 3	P: 3
	R: 0	H: 1	E: 0	LOB: 2	K: 0	BB: 0	S: 4	P: 5
	R: 0	H: 0	E: 0	LOB: 0	K: 0	BB: 0	S: 3	P: 3
	R: 0	H: 0	E: 0	LOB: 1	K: 0	BB: 1	S: 3	P: 7
	R: 0	H: 1	E: 0	LOB: 1	K: 0	BB: 0	S: 4	P: 4
	R: 0	H: 0	E: 0	LOB: 0	K: 0	BB: 1	S: 2	P: 6

PITCHER	IP	WLS	BF	H	R	ER	SO	BB	IBB	HBP	BLK	WP	HR	S	P	ERA	WHIP
Pat Zachry, R ERA: 2.67 (1, 1)	8.0	W	34	8	1	1	0	3	0	0	0	0	0	30	43	1.12	1.375
Will McEnaney, L ERA: 3.88 (9, 1)	1.0	S	2	0	0	0	0	0	0	0	0	0	0	2	2	0.00	0.000

WP: 0 PA: 36
PB: 0
SB: 1
CS: 0

Batter	1	2	3	4	5	6	7	8	9	AB R H RBI BB SO LOB	TOP	
Pete Rose, S (1, 5) ^x OBP: 0.420, SLG: 0.465 Dave Concepcion, R (9, 6) OBP: 0.339, SLG: 0.400	0-0 ¹ 		0-0 ³ 		0-0 ³ 		0-0 ³ 			4 0 0 0 0 0 2 0 0 0 0 0 0 0		
Ken Griffey, L (1, 9) ^{s s s}	0-3 ² 			0-0 ¹ 		0-0 ¹ 		0-0 		4 0 1 0 0 1 0		
Joe Morgan, L (1, 4) ^x	0-0 ³ 			0-0 ² 		0-0 		4-0 		3 1 1 0 1 0 0		
George Foster, R (1, 7)		4-0 		0-3 ³ 		0-0 		0-3 ¹ 		3 0 1 1 1 2 2		
Dan Driessen, L (1, 3)		0-0 ¹ 		0-0 ¹ 		0-0 ² 		0-0 ² ³ 		4 0 0 0 0 0 4		
Cesar Geronimo, L (1, 8)		0-0 ² 		4-0 		0-3 ³ 		0-0 ¹ 		3 1 0 0 1 1 2		
Bill Plummer, R (1, 2)		0-0 ³ 		0-0 		0-0 		0-0 ¹ 		4 1 1 1 0 0 1		
Doug Flynn, R (1, 6) (9, 5)			0-0 ¹ 		0-0 ² 		0-0 ² 		0-0 ³ 		4 0 0 0 0 0 1	
Jack Billingham, R (1, 1) Rawly Eastwick, R (9, 1)			0-0 ² 		0-0 		0-0 			3 0 2 1 0 0 0 0 0 0 0 0 0 0		
Inning Stats	R: 0 H: 0 E: 0 LOB: 0 K: 1 BB: 0 S: 5 P: 5	R: 0 H: 0 E: 0 LOB: 1 K: 0 BB: 1 S: 3 P: 7	R: 0 H: 0 E: 0 LOB: 0 K: 0 BB: 0 S: 3 P: 3	R: 0 H: 0 E: 0 LOB: 0 K: 1 BB: 0 S: 5 P: 5	R: 2 H: 2 E: 0 LOB: 1 K: 0 BB: 1 S: 5 P: 9	R: 1 H: 2 E: 0 LOB: 1 K: 1 BB: 0 S: 7 P: 7	R: 0 H: 1 E: 0 LOB: 1 K: 0 BB: 0 S: 4 P: 4	R: 0 H: 1 E: 0 LOB: 1 K: 1 BB: 1 S: 5 P: 9	R: 0 H: 0 E: 0 LOB: 0 K: 0 BB: 0 S: 3 P: 3	1B: 4 SF: 0 2B: 2 SAC: 0 3B: 0 DP: 1 HR: 0 HBP: 0	WP: 0 PA: 35 PB: 0 SB: 5 CS: 0	
PITCHER Burt Hooton, R (1, 1) ERA: 3.88 Charlie Hough, R (9, 1) ERA: 2.48	IP WLS BF H R ER SO BB IBB HBP BLK WP HR S P ERA WHIP 8.0 L 32 6 3 3 4 3 0 0 0 0 0 0 37 49 3.38 1.125 1.0 3 0 0 0 0 0 0 0 0 0 0 0 0 3 3 0.00 0.000											PITCHER IP WLS BF H R ER SO BB IBB HBP BLK WP HR S P ERA WHIP

Cincinnati Reds @ Los Angeles Dodgers
 Dodger Stadium, Los Angeles, CA
 Sun Aug 08 1976, 3:33 AM PDT
 Att: 43,184 - Unknown

AB	32
R	3
H	6
RBI	3
BB	3
SO	4
LOB	12



Batter	1	2	3	4	5	6	7	8	9	AB	R	H	RBI	BB	SO	LOB
Davey Lopes, R OBP: 0.310, SLG: 0.326 (1, 8)	0-0 F6-3		0-0 F9		0-0 F6-3			0-0 4-3		4	0	0	0	0	0	1
Ted Sizemore, R OBP: 0.304, SLG: 0.303 (1, 4)	0-0 P3			0-0 BB 1B		0-0 F2		0-0 F6-3		4	0	1	0	0	0	0
Bill Buckner, L OBP: 0.319, SLG: 0.384 (1, 7)	0-0 4-1			0-0 F8		0-0 F7			0-0 F7	4	0	0	0	0	0	1
Steve Garvey, R OBP: 0.349, SLG: 0.416 (1, 3)		BB BB BB 4-0 G5-4-3 BB		0-0 F9		0-3 K			0-0 1B 1B	3	0	1	0	1	1	1
Ron Cey, R OBP: 0.394, SLG: 0.480 (1, 5)		0-0 F9		4-0 1-2 BB			0-0 HR		0-0 F7	3	1	1	1	1	0	2
Bill Russell, R OBP: 0.332, SLG: 0.386 (1, 6)		0-0 G5-4-3 1-2f		0-0 4-3		0-3 K		0-0 1B		4	0	1	0	0	1	3
Dusty Baker Jr., R OBP: 0.306, SLG: 0.315 (1, 9)			0-0 5-3		0-0 HR		0-3 K		0-0 F9	3	1	1	1	0	1	0
Manny Mota, R OBP: 0.364, SLG: 0.359 (9, PH)										1	0	0	0	0	0	2
Ellie Rodriguez, R OBP: 0.352, SLG: 0.209 (1, 2)			4-0 SH5-4 BB		0-0 5-3		0-0 F9			2	0	0	0	1	0	0
Burt Hooton, R OBP: 0.188, SLG: 0.140 (1, 1)			0-0 SH5-4		0-3 K					1	0	0	0	0	1	0
Leron Lee, L OBP: 0.333, SLG: 0.333 (8, PH)										1	0	0	0	0	0	0
Charlie Hough, R OBP: 0.267, SLG: 0.333 (9, 1)			1-2					0-0 4-3		0	0	0	0	0	0	0

Inning Stats	R: 0	H: 0	E: 0	K: 0	S: 3	R: 0	H: 0	E: 0	K: 0	S: 2	R: 0	H: 0	E: 0	K: 0	S: 3	R: 0	H: 1	E: 0	K: 0	S: 4	R: 1	H: 1	E: 0	K: 1	S: 6	R: 0	H: 0	E: 0	K: 1	S: 5	R: 1	H: 1	E: 0	K: 2	S: 8	R: 0	H: 0	E: 0	K: 0	S: 3	R: 0	H: 2	E: 0	K: 0	S: 5	1B: 3	SF: 0	2B: 0	SAC: 1	3B: 0	DP: 1	HR: 2	HBP: 0	WP: 0	PA: 34
PITCHER	IP	WLS	BF	H	R	ER	SO	BB	IBB	HBP	BLK	WP	HR	S	P	ERA	WHIP																																						
Jack Billingham, R ERA: 4.64 (1, 1)	8.2	W	33	5	2	2	4	3	0	0	0	0	0	38	50	2.08	0.923																																						
Rawley Eastwick, R ERA: 2.32 (9, 1)	0.1	S	1	0	0	0	0	0	0	0	0	0	0	1	1	0.00	0.000																																						

BOTTOM

Cincinnati Reds @ Los Angeles Dodgers
 Dodger Stadium, Los Angeles, CA
 Sun Aug 08 1976, 3:33 AM PDT
 Att. 43,184 - Unknown

livebaseballscorecards.com

AB	30
R	2
H	5
RBI	2
BB	3
SO	4
LOB	10



Batter	1	2	3	4	5	6	7	8	9
Frank Taveras, R OBP: 0.315, SLG: 0.287 (1, 6) X	0-0 F9 1B		0-3 K		0-0 F7			0-0 6-3	
Rennie Stennett, R OBP: 0.287, SLG: 0.347 (1, 4) X	0-0 F9 1-2			0-0 G3		0-0 E6		0-0 1-3	
Al Oliver, L OBP: 0.365, SLG: 0.495 (1, 8) B B B B	4-0 BB			0-0 G4-3 1B		0-0 F8 1-2			
Willie Stargell, L OBP: 0.328, SLG: 0.447 (1, 3) X	0-0 F4			0-0 G4-3 1-2f		0-0 P3			
Richie Zisk, R OBP: 0.336, SLG: 0.464 (1, 7)		0-3 K			0-0 1B 2B 1B		0-0 P4		
Dave Parker, L OBP: 0.338, SLG: 0.465 (1, 9) X		0-0 4-3			0-0 1-2 2B 1B		0-0 G3		
Bill Robinson, R OBP: 0.343, SLG: 0.572 (1, 5) S S S S		0-3 K			0-0 F9 1-H 2-H 2B		0-3 K		
Duffy Dyer, R OBP: 0.321, SLG: 0.380 (1, 2) S S S S			0-3 K		0-0 F9 2-3		0-0 F7		
John Candelaria, L OBP: 0.259, SLG: 0.231 (1, 1) S S S S			0-3 K		0-0 P2		0-0 F7		


Inning Stats	R: 0 E: 0 K: 0 S: 3	H: 1 LOB: 1 BB: 1 P: 7	R: 0 E: 0 K: 2 S: 7	H: 0 LOB: 0 BB: 0 P: 7	R: 0 E: 0 K: 3 S: 9	H: 0 LOB: 0 BB: 0 P: 9	R: 0 E: 0 K: 0 S: 3	H: 1 LOB: 0 BB: 0 P: 3	R: 2 E: 0 K: 0 S: 6	H: 3 LOB: 1 BB: 0 P: 6	R: 0 E: 1 K: 0 S: 4	H: 0 LOB: 1 BB: 0 P: 4	R: 0 E: 0 K: 1 S: 5	H: 0 LOB: 0 BB: 0 P: 5	R: 0 E: 0 K: 0 S: 3	H: 0 LOB: 0 BB: 0 P: 3
1B: 4 2B: 1 3B: 0 HR: 0	SF: 0 SAC: 0 DP: 1 HBP: 0	WP: 0 PB: 0 SB: 1 CS: 0														

PITCHER	IP	WLS	BF	H	R	ER	SO	BB	IBB	HBP	BLK	WP	HR	S	P	ERA	WHIP
Doug Rau, L ERA: 2.95 (1, 1)	7.0	L	26	5	2	2	6	1	0	0	0	0	0	37	41	2.57	0.857
Charlie Hough, R ERA: 2.45 (8, 1)	1.0		3	0	0	0	0	0	0	0	0	0	0	3	3	0.00	0.000

BOTTOM

Los Angeles Dodgers @ Pittsburgh Pirates
 Three Rivers Stadium, Pittsburgh, PA
 Mon Aug 09 1976, 7:05 PM EDT
 Att. 9,860 - Unknown

AB	28
R	2
H	5
RBI	2
BB	1
SO	6
LOB	9



WP	HR	S	P	ERA	WHIP
WP: 0	HR: 0	S: 0	P: 0	ERA: 0.00	WHIP: 0.000

Batter	1	2	3	4	5	6	7	8	9	AB R H RBI BB SO LOB	TOP			
Davey Lopes, R OBP: 0.310, SLG: 0.327 (1, 8) X	0-0 G5-4-3 1B		0-0 2B		4-0 3-1 1B 3B BB	0-0 3-1			0-3 K	4 1 2 0 1 1 0				
Ted Sizemore, R OBP: 0.301, SLG: 0.299 (1, 4) X	0-0 G5-4-3 1-2f		0-0 F6		0-0 3-1 3B 1B	0-0 CS 1B			0-0 F9	5 1 2 0 0 0 2				
Bill Russell, R OBP: 0.329, SLG: 0.383 (1, 6) S S S	0-3 K			0-0 1B E 1B 1B	0-0 3-1	0-0 CS 1-2 2-3		0-0 F9 SH1-3 1B	0-0 F3	5 1 2 0 0 1 2				
Steve Garvey, R OBP: 0.349, SLG: 0.414 (1, 3) X		0-0 FC6-4 1B		0-0 E5 1B 1B SF8	4-0 3B IBB			0-0 SH1-3 1-2		2 2 1 0 1 0 1				
Ron Cey, R OBP: 0.392, SLG: 0.482 (1, 5) X		0-0 F4		0-0 1B 1B	0-0 1B 3B			0-0 F9 2-3		4 0 2 3 0 0 2				
Lee Lacy, R OBP: 0.324, SLG: 0.368 (1, 7) X		0-0 F8		0-0 1B 1B	0-0 BB			0-0 L4		3 0 1 1 1 0 2				
Dusty Baker Jr., R OBP: 0.303, SLG: 0.312 (1, 9) X		0-0 FC6-4 1-2f		0-0 SF8 3-H	0-0 F9			0-0 FC6-4 1B		3 0 1 1 0 0 3				
Steve Yeager, R OBP: 0.297, SLG: 0.380 (1, 2) S S S		0-3 K	0-3 K	0-3 K	0-0 5-3			0-0 FC6-4 G6-4-3 1-2f		4 0 0 0 0 2 5				
Don Sutton, R OBP: 0.164, SLG: 0.091 Charlie Hough, R OBP: 0.267, SLG: 0.333 (1, 1) S S S (9, 1) X		0-3 K	0-0 F8		0-0 4-3			0-0 G6-4-3 1-2f		4 0 0 0 0 1 3 0 0 0 0 0 0 0				
Inning Stats	R: 0 H: 1 E: 0 LOB: 0 K: 1 BB: 0 S: 5 P: 5	R: 0 H: 1 E: 0 LOB: 1 K: 0 BB: 0 S: 4 P: 4	R: 0 H: 1 E: 0 LOB: 1 K: 2 BB: 0 S: 8 P: 8	R: 2 H: 3 E: 1 LOB: 2 K: 1 BB: 0 S: 9 P: 9	R: 3 H: 2 E: 0 LOB: 2 K: 0 BB: 3 S: 5 P: 17	R: 0 H: 1 E: 0 LOB: 0 K: 0 BB: 0 S: 3 P: 3	R: 0 H: 1 E: 0 LOB: 1 K: 0 BB: 0 S: 4 P: 4	R: 0 H: 1 E: 0 LOB: 0 K: 1 BB: 0 S: 5 P: 5	R: 0 H: 0 E: 0 LOB: 0 K: 1 BB: 0 S: 5 P: 5	1B: 9 SF: 1 2B: 1 SAC: 1 3B: 1 DP: 2 HR: 0 HBP: 0	WP: 0 PA: 40 PB: 0 SB: 0 CS: 1			
PITCHER	IP WLS BF H R ER SO BB IBB HBP BLK WP HR S P ERA WHIP												PITCHER	IP WLS BF H R ER SO BB IBB HBP BLK WP HR S P ERA WHIP
Jerry Reuss, L ERA: 4.5 (1, 1)	4.1 L 23 8 5 4 4 1 1 0 0 0 0 0 29 37 8.31 2.077													
Bob Moose, R ERA: 2.63 (5, 1)	2.2 10 2 0 0 0 1 0 0 0 0 0 0 9 13 0.00 1.125													
Kent Tekulve, R ERA: 2.96 (8, 1)	2.0 6 1 0 0 0 1 0 0 0 0 0 0 8 8 0.00 0.500													

Los Angeles Dodgers @ Pittsburgh Pirates
 Three Rivers Stadium, Pittsburgh, PA
 Tue Aug 10 1976, 7:05 PM EDT
 Att: 13,670 - Unknown

livebaseballscorecards.com

AB	34
R	5
H	11
RBI	5
BB	3
SO	5
LOB	20



Batter	1	2	3	4	5	6	7	8	9	AB R H RBI BB SO LOB	TOP											
Davey Lopes, R OBP: 0.313, SLG: 0.328 (1, 8)	4-0 3-4-1 1B BB		0-0 F9		0-0 6-3			0-0 FC1-6 1B		3 1 1 0 1 0 2												
Ted Sizemore, R OBP: 0.300, SLG: 0.303 (1, 4)	0-0 3-4-1 1-3		0-0 2B			0-0 6-3		0-0 FC1-6 FC6-4 1-2f		4 0 1 0 0 0 2												
Bill Buckner, L OBP: 0.318, SLG: 0.382 (1, 7)	0-0 CS 1B		0-0 L7			0-0 G3		0-0 F7		4 0 1 1 0 0 3												
Steve Garvey, R OBP: 0.346, SLG: 0.410 (1, 3)	0-3 K 1-2			0-0 L8		0-0 F9		0-0 FC6-4 1-2f		4 0 0 0 0 1 2												
Ron Cey, R OBP: 0.391, SLG: 0.488 (1, 5)	0-0 CS 2-3	0-0 6-3		0-0 5-3			0-0 HR		0-0 5-3	4 1 1 1 0 0 0												
Bill Russell, R OBP: 0.328, SLG: 0.381 (1, 6)		0-3 K		0-0 6-3			0-0 1-3		0-0 G6-4-3 1B	4 0 1 0 0 1 0												
Dusty Baker Jr., R OBP: 0.302, SLG: 0.309 (1, 9)		0-0 F8			0-0 6-3		4-0 FC6-4 BB		0-0 G6-4-3 1-2f	3 0 0 0 1 0 1												
Steve Yeager, R OBP: 0.297, SLG: 0.379 (1, 2)			0-0 FC1-6 1B		0-0 E6 SH1		0-0 FC6-4 1-2f			3 0 1 0 0 0 1												
Rick Rhoden, R OBP: 0.315, SLG: 0.396 (1, 1)			0-0 FC1-6 2B 1-2f		0-0 SH1 1-2		0-0 L7			2 0 0 0 0 0 2												
Inning Stats	R: 1 E: 0 K: 1 S: 5	H: 1 LOB: 0 BB: 1 P: 9	R: 0 E: 0 K: 1 S: 5	H: 0 LOB: 0 BB: 0 P: 5	R: 0 E: 0 K: 0 S: 5	H: 2 LOB: 2 BB: 0 P: 5	R: 0 E: 0 K: 0 S: 3	H: 0 LOB: 0 BB: 0 P: 3	R: 0 E: 1 K: 0 S: 4	H: 0 LOB: 1 BB: 0 P: 4	R: 0 E: 0 K: 0 S: 3	H: 0 LOB: 0 BB: 0 P: 3	R: 1 E: 0 K: 0 S: 4	H: 1 LOB: 1 BB: 1 P: 8	R: 0 E: 0 K: 0 S: 4	H: 1 LOB: 1 BB: 0 P: 4	R: 0 E: 0 K: 0 S: 3	H: 1 LOB: 0 BB: 0 P: 3	1B: 4 2B: 1 3B: 0 HR: 1	SF: 0 SAC: 1 DP: 1 HBP: 0	WP: 0 PB: 0 SB: 2 CS: 1	PA: 35
PITCHER	IP WLS BF H R ER SO BB IBB HBP BLK WP HR S P ERA WHIP																					
Larry Demery, R ERA: 3.28 (1, 1)	8.0 L 31 5 2 2 2 2 2 0 0 0 0 0 1 33 41 2.25 0.875																					
Kent Tekulve, R ERA: 2.91 (9, 1)	1.0 3 1 0 0 0 0 0 0 0 0 0 0 0 3 3 0.00 1.000																					

Los Angeles Dodgers @ Pittsburgh Pirates
 Three Rivers Stadium, Pittsburgh, PA
 Wed Aug 11 1976, 7:05 PM EDT
 Att: 16,222 - Unknown

AB	31
R	2
H	6
RBI	2
BB	2
SO	2
LOB	13



Batter	1	2	3	4	5	6	7	8	9	AB	R	H	RBI	BB	SO	LOB
Frank Taveras, R (1, 6) OBP: 0.313, SLG: 0.287	0-3 K ①		0-3 K ②			0-0 1-4-3 ②		0-0 F9 ③		4	0	0	0	0	2	0
Rennie Stennett, R (1, 4) OBP: 0.288, SLG: 0.350	0-0 2B		0-0 F4 ③			0-0 1B			0-0 FC4-6 1B	4	0	3	0	0	0	0
Al Oliver, L (1, 8) OBP: 0.363, SLG: 0.490	0-0 F6 ②				0-0 4-3 ①	0-0 F9 ③			0-0 FC4-6 BB ①	4	0	0	0	0	0	3
Willie Stargell, L (1, 3) OBP: 0.332, SLG: 0.443 Omar Moreno, L (9, PR) OBP: 0.500, SLG: 1.000	4-0 BB				0-0 F7 ②		4-0 BB		4-0 G6-3 BB ①	1	0	0	0	3	0	0
Dave Parker, L (1, 9) OBP: 0.331, SLG: 0.454	0-3 K ③				0-0 F5 ③		0-0 F7 ①		0-0 G6-3 ② ③	4	0	0	0	0	1	5
Richie Zisk, R (1, 7) OBP: 0.336, SLG: 0.464		0-3 K ①			0-0 F4 ①		0-0 L9 ②			3	0	0	0	0	1	1
Bill Robinson, R (1, 5) OBP: 0.345, SLG: 0.579		0-0 G6-4-3 1B			0-0 6-3 ②		0-0 F3 ③			3	0	1	0	0	0	1
Duffy Dyer, R (1, 2) OBP: 0.319, SLG: 0.383		0-0 G6-4-3 ② ③			0-0 1B ③			0-0 6-3 ①		3	0	1	0	0	0	1
Larry Demery, R (1, 1) OBP: 0.158, SLG: 0.059 Ed Kirkpatrick, L (8, PH) OBP: 0.290, SLG: 0.276 Kent Tekulve, R (9, 1)			0-0 6-3 ①			0-0 4-3 ①		0-0 6-3 ②		2	0	0	0	0	0	0

Inning Stats	R: 0	H: 1	E: 0	K: 2	S: 8	LOB: 2	BB: 1	P: 12	R: 0	H: 1	E: 0	K: 1	S: 5	LOB: 0	BB: 0	P: 5	R: 0	H: 0	E: 0	K: 1	S: 5	LOB: 0	BB: 0	P: 5	R: 0	H: 0	E: 0	K: 0	S: 3	LOB: 0	BB: 0	P: 3	R: 0	H: 1	E: 0	K: 0	S: 4	LOB: 1	BB: 0	P: 4	R: 0	H: 0	E: 0	K: 0	S: 3	LOB: 1	BB: 1	P: 7	R: 0	H: 0	E: 0	K: 0	S: 3	LOB: 0	BB: 0	P: 3	R: 0	H: 1	E: 0	K: 0	S: 3	LOB: 2	BB: 1	P: 7	1B: 4	SF: 0	2B: 1	SAC: 0	3B: 0	DP: 2	HR: 0	HBP: 0	WP: 0	PA: 32
PITCHER Rick Rhoden, R (1, 1) ERA: 2.87	IP	WLS	BF	H	R	ER	SO	BB	IBB	HBP	BLK	WP	HR	S	P	ERA	WHIP																																																									
	9.0	W	32	5	0	0	4	3	0	0	0	0	0	37	49	0.00	0.889																																																									
																		PITCHER	IP	WLS	BF	H	R	ER	SO	BB	IBB	HBP	BLK	WP	HR	S	P	ERA	WHIP																																							


BOTTOM

Los Angeles Dodgers @ Pittsburgh Pirates
 Three Rivers Stadium, Pittsburgh, PA

Wed Aug 11 1976, 7:05 PM EDT
 Att. 16,222 - Unknown

livebaseballscorecards.com

AB	29
R	0
H	5
RBI	0
BB	3
SO	4
LOB	11



Batter	1	2	3	4	5	6	7	8	9	AB R H RBI BB SO LOB	TOP																									
Davey Lopes, R OBP: 0.304, SLG: 0.318 (1, 4) (9, 8)	0-0 E3 1B E	0-0 6-3		0-0 P4			0-0 1-3 1B 1B	0-3 K		5 2 1 0 0 1 4																										
Jim Lyttle, L OBP: 0.337, SLG: 0.396 (1, 8) (9, 9)	0-0 E8 E3 1B 1-H		0-0 P7		0-0 4-3		0-0 1-2 3-H 1B 1B SF7 1B	0-0 1B 2B		5 2 3 1 0 0 0																										
Bill Buckner, L OBP: 0.323, SLG: 0.386 (1, 7)	0-0 E3 E 6-3 2-3		0-0 P7		0-0 B1		0-0 1-2 2-H 1B 1B	0-0 2B 1B		5 1 2 1 0 0 1																										
Steve Garvey, R OBP: 0.347, SLG: 0.411 (1, 3)	0-0 6-3 1-2		0-0 F9		0-0 P3		0-0 1-2 2-3 1B	0-0 2B 1B		5 1 2 1 0 0 1																										
Ron Cey, R OBP: 0.390, SLG: 0.489 (1, 5)	0-0 E4 2-3			0-0 6-3		0-0 P9	0-0 3-H SF7	0-0 B3		4 0 0 1 0 0 3																										
Leron Lee, L OBP: 0.250, SLG: 0.250 (1, 9) S S	0-3 K			0-0 1B 1B		0-0 F9	0-0 4-3	0-0 F8		4 1 1 0 0 1 4 1 0 0 0 0 0 2																										
Ted Sizemore, R OBP: 0.298, SLG: 0.301 (9, 4)																																				
Bill Russell, R OBP: 0.329, SLG: 0.385 (1, 6)		0-0 2B		0-0 1B 1-2 1B		0-0 F8		0-0 1-H 2-H 2B		5 0 3 2 0 1 0																										
Ellie Rodriguez, R OBP: 0.356, SLG: 0.229 (1, 2)		0-0 P5		0-0 SH1-4 1B		0-0 1-3 2-H 1B	0-0 1B 1B	0-0 F9		5 1 2 1 0 1 2 0 0 0 0 0 0 0																										
Steve Yeager, R OBP: 0.282, SLG: 0.372 (9, 2)																																				
Burt Hooton, R OBP: 0.184, SLG: 0.136 (1, 1)		0-3 K		0-0 SH1-4		0-0 1-2	0-3 K	0-0 2B		1 0 0 0 0 1 1 1 0 0 0 0 1 1 0 0 0 0 0 0 0 1 0 1 0 0 0 0 0 0 0 0 0 0 0																										
Ed Goodson, L OBP: 0.231, SLG: 0.265 (7, PH)																																				
Stan Wall, L (7, 1)																																				
Dusty Baker Jr., R OBP: 0.299, SLG: 0.309 (8, PH)																																				
Al Downing, R (8, 1)																																				
Inning Stats	R: 1 E: 4 K: 1 S: 8	H: 1 LOB: 2 BB: 0 P: 8	R: 0 E: 0 K: 1 S: 6	H: 1 LOB: 1 BB: 0 P: 6	R: 0 E: 0 K: 0 S: 3	H: 0 LOB: 0 BB: 0 P: 3	R: 1 E: 0 K: 0 S: 6	H: 3 LOB: 2 BB: 0 P: 6	R: 0 E: 0 K: 0 S: 3	H: 0 LOB: 0 BB: 0 P: 3	R: 3 E: 0 K: 1 S: 10	H: 5 LOB: 2 BB: 0 P: 10	R: 0 E: 0 K: 3 S: 10	H: 1 LOB: 1 BB: 0 P: 10	R: 3 E: 0 K: 0 S: 7	H: 4 LOB: 1 BB: 0 P: 7	1B: 11 2B: 4 3B: 0 HR: 0	SF: 1 SAC: 1 DP: 0 HBP: 0	WP: 0 PB: 0 SB: 0 CS: 0	PA: 44																
PITCHER	IP WLS BF H R ER SO BB IBB HBP BLK WP HR S P ERA WHIP																																			
Steve Renko, R ERA: 4.25 (1, 1)	6.1		31	10	5	4	3	0	0	0	0	0	0	37	37	5.68	1.579																			
Paul Reuschel, R ERA: 4.74 (7, 1)	1.2		7	2	1	1	3	0	0	0	0	0	0	13	13	5.40	1.200																			
Darold Knowles, L ERA: 3.07 (9, 1)	0.2	L	5	3	2	2	0	0	0	0	0	0	0	5	5	27.00	4.500																			
Mike Garman, R ERA: 5.32 (9, 1)	0.1		1	0	0	0	0	0	0	0	0	0	0	1	1	0.00	0.000																			

Los Angeles Dodgers @ Chicago Cubs
 Wrigley Field, Chicago, IL
 Fri Aug 13 1976, 3:38 AM CDT
 Att. 20,004 - Unknown - 77 F

AB	42
R	8
H	15
RBI	7
BB	0
SO	6
LOB	19



BOTTOM

Los Angeles Dodgers @ Chicago Cubs

Wrigley Field, Chicago, IL

Fri Aug 13 1976, 3:38 AM CDT

Att: 20,004 - Unknown - 77 F

livebaseballscorecards.com

AB	35
R	7
H	7
RBI	6
BB	3
SO	7
LOB	15



WP:	0	PA:	38
PB:	0	SB:	1
CS:	0		

AB R H RBI BB SO LOB

5	0	0	0	0	1	2
5	0	1	0	0	1	0
4	1	2	1	0	0	1
2	3	0	0	2	0	0
4	2	1	0	0	1	3
4	1	1	2	0	1	4
3	0	2	2	1	0	0
4	0	0	1	0	1	3
0	0	0	0	0	0	0
3	0	0	0	0	2	2
0	0	0	0	0	0	0
1	0	0	0	0	0	0
0	0	0	0	0	0	0

Batter	1	2	3	4	5	6	7	8	9
Rick Monday, L OBP: 0.348, SLG: 0.492 (1, 8)	0-3 K ①		0-0 P6 ②		0-0 4-3 ②	0-0 L8 ③			0-0 4-3 ②
Jose Cardenal, R OBP: 0.346, SLG: 0.417 (1, 7)	0-0 F8 ②		0-0 F8 ③		0-3 K ③		0-0 8-4 1B		0-0 6-3 ③
Bill Madlock, R OBP: 0.408, SLG: 0.505 (1, 5)	0-0 5-3 ③			0-0 FC3-2 1B		0-0 HR	0-0 8-4 ①②		
Ralph LaCock, L OBP: 0.338, SLG: 0.391 (1, 3)		4-0 HR BB		4-0 FC3-2 3B BB		0-0 E4 2B E	0-0 P4 ③		
Joe Wallis, S OBP: 0.293, SLG: 0.359 (1, 9)		0-0 F2 ①		0-0 FC3-2 3B ①		0-0 E 2B		0-3 K ①	
George Mitterwald, R OBP: 0.259, SLG: 0.320 (1, 2)		0-0 HR ①-H		0-0 L7 ②		0-0 1-3 ①		0-3 K ②	
Dave Rosello, R OBP: 0.360, SLG: 0.289 (1, 6)		0-0 F8 ②		0-0 3B ①-H 2-H		4-0 E IBB		0-0 1B ①	
Mick Kelleher, R OBP: 0.279, SLG: 0.292 Mike Garman, R (9, 1)		0-0 F9 ③		0-3 K ③		0-0 E6 ①-3 2-H 3-H		0-0 F9 ③	
Steve Renko, R OBP: 0.079, SLG: 0.079 Paul Reuschel, R OBP: 0.200, SLG: 0.154 Manny Trillo, R OBP: 0.310, SLG: 0.331 Darold Knowles, L OBP: 0.444, SLG: 0.167 (9, 1)			0-3 K ①		0-0 5-3 ①	0-3 K ②			0-0 5-3 ①

Inning Stats	R: 0	H: 0	E: 0	K: 1	S: 5	R: 2	H: 1	E: 0	K: 0	S: 4	R: 0	H: 0	E: 0	K: 1	S: 5	R: 2	H: 2	E: 0	K: 1	S: 7	R: 0	H: 0	E: 0	K: 1	S: 5	R: 3	H: 2	E: 2	K: 1	S: 9	R: 0	H: 1	E: 0	K: 0	S: 3	R: 0	H: 1	E: 0	K: 2	S: 8	R: 0	H: 0	E: 0	K: 0	S: 3	1B: 3	2B: 2	3B: 1	HR: 2	SF: 0	SAC: 0	DP: 1	HBP: 0	WP: 0	PA: 38
--------------	------	------	------	------	------	------	------	------	------	------	------	------	------	------	------	------	------	------	------	------	------	------	------	------	------	------	------	------	------	------	------	------	------	------	------	------	------	------	------	------	------	------	------	------	------	-------	-------	-------	-------	-------	--------	-------	--------	-------	--------

PITCHER	IP	WLS	BF	H	R	ER	SO	BB	IBB	HBP	BLK	WP	HR	S	P	ERA	WHIP
Burt Hooton, R ERA: 4.02 (1, 1)	6.0		28	5	7	5	5	2	1	0	0	0	2	35	47	7.50	1.167
Stan Wall, L ERA: 4.28 (7, 1)	1.0		3	1	0	0	0	0	0	0	0	0	0	3	3	0.00	1.000
Al Downing, L ERA: 5.32 (8, 1)	2.0	W	7	1	0	0	2	0	0	0	0	0	0	11	11	0.00	0.500

Batter	1	2	3	4	5	6	7	8	9	AB R H RBI BB SO LOB	TOP							
Davey Lopes, R (1, 4) OBP: 0.302, SLG: 0.315 Ed Goodson, L (9, PH) OBP: 0.228, SLG: 0.262	0-0 6-3			0-0 5-3			0-0 5-3		0-3 K	3 0 0 0 0 0 0 1 0 0 0 0 1 0								
Jim Lyttle, L (1, 8) OBP: 0.333, SLG: 0.389	0-0 CS 1B			0-0 L8			0-0 F7		0-0 6-3	4 0 1 0 0 0 0								
Bill Buckner, L (1, 7) OBP: 0.323, SLG: 0.386	0-0 F5			0-0 L9			0-0 FC6-4 1B			3 0 1 0 0 0 1								
Steve Garvey, R (1, 3) OBP: 0.347, SLG: 0.411	0-0 CS 1-2	0-0 5-3			0-0 FC5-4 1B		0-0 FC6-4 1-2f			3 0 1 0 0 0 1								
Ron Cey, R (1, 5) OBP: 0.387, SLG: 0.485			0-0 G3		0-0 FC5-4 G1-6-3 1-2f			0-0 F8		3 0 0 0 0 0 1								
Leron Lee, L (1, 9) OBP: 0.182, SLG: 0.182			0-0 G3		0-0 G1-6-3 1-2f			0-0 L9		3 0 0 0 0 0 1								
Bill Russell, R (1, 6) OBP: 0.329, SLG: 0.384				0-0 F9		0-0 4-3		0-0 1B		3 0 1 0 0 0 0								
Steve Yeager, R (1, 2) OBP: 0.290, SLG: 0.369 Dusty Baker Jr., R (8, PH) OBP: 0.298, SLG: 0.308 Elie Rodriguez, R (8, 2) OBP: 0.356, SLG: 0.229			0-0 F3		0-0 P8		0-0 P3			2 0 0 0 0 0 0 1 0 0 0 0 0 1 0 0 0 0 0 0 0								
Doug Rau, L (1, 1) OBP: 0.283, SLG: 0.178 Elias Sosa, R (8, 1) OBP: 0.143, SLG: 0.143 Ted Sizemore, R (9, PH) OBP: 0.297, SLG: 0.300			0-0 1-3		0-0 5-3			0-0 F8		2 0 0 0 0 0 0 0 0 0 0 0 0 0 1 0 0 0 0 0 0								
Inning Stats	R: 0 E: 0 K: 0 S: 3	H: 1 LOB: 0 BB: 0 P: 3	R: 0 E: 0 K: 0 S: 3	H: 0 LOB: 0 BB: 0 P: 3	R: 0 E: 0 K: 0 S: 3	H: 0 LOB: 0 BB: 0 P: 3	R: 0 E: 0 K: 0 S: 3	H: 1 LOB: 0 BB: 0 P: 3	R: 0 E: 0 K: 0 S: 4	H: 1 LOB: 1 BB: 0 P: 4	R: 0 E: 0 K: 1 S: 5	H: 1 LOB: 1 BB: 0 P: 5	R: 0 E: 0 K: 1 S: 5	H: 0 LOB: 0 BB: 0 P: 5	1B: 4 2B: 0 3B: 0 HR: 0	SF: 0 SAC: 0 DP: 1 HBP: 0	WP: 0 PB: 0 SB: 0 CS: 1	PA: 30
PITCHER Ray Burris, R (1, 1) ERA: 3.43	IP: 9.0 WLS: W BF: 29 H: 4 R: 0 ER: 0 SO: 1 BB: 0 IBB: 0 HBP: 0 BLK: 0 WP: 0 HR: 0 S: 31 P: 31 ERA: 0.00 WHIP: 0.444							PITCHER IP: 0 WLS: 0 BF: 0 H: 0 R: 0 ER: 0 SO: 0 BB: 0 IBB: 0 HBP: 0 BLK: 0 WP: 0 HR: 0 S: 0 P: 0 ERA: 0.00 WHIP: 0.000										

Los Angeles Dodgers @ Chicago Cubs
 Wrigley Field, Chicago, IL
 Sat Aug 14 1976, 3:33 AM CDT
 Att. 20,126 - Overcast - 71 F

livebaseballscorecards.com

AB	29
R	0
H	4
RBI	0
BB	0
SO	1
LOB	5



BOTTOM

Los Angeles Dodgers @ Chicago Cubs

Wrigley Field, Chicago, IL

Sat Aug 14 1976, 3:33 AM CDT

Att. 20,126 - Overcast - 71 F

livebaseballscorecards.com

AB	29
R	2
H	8
RBI	2
BB	1
SO	1
LOB	7



WP:	0	PA:	31
PB:	0	SB:	0
CS:	0		

AB R H RBI BB SO LOB

4	1	1	0	0	0	0
4	0	1	0	0	1	1
3	1	2	0	1	0	0
3	0	2	2	0	0	0
3	0	0	0	0	0	3
3	0	1	0	0	0	0
3	0	1	0	0	0	0
3	0	0	0	0	0	2
3	0	0	0	0	0	1

1B:	7	SF:	1
2B:	2	SAC:	0
3B:	0	DP:	2
HR:	0	HBP:	0

WP	HR	S	P	ERA	WHIP
----	----	---	---	-----	------

Batter	1	2	3	4	5	6	7	8	9
Rick Monday, L OBP: 0.347, SLG: 0.489 (1, 8)	0-0 1-3 ①		0-0 3-1 ①			0-0 1B SF8 E 1B		0-0 1-3 ②	
Jose Cardenal, R OBP: 0.345, SLG: 0.416 (1, 7)	0-3 K ②		0-0 4-3 ②			0-0 FC6 SF8 1B 1-2		0-0 E5 1B 1B	
Bill Madlock, R OBP: 0.411, SLG: 0.509 (1, 5)	0-0 1B 2B		0-0 4-3 ③			0-0 1-2 2-3 G6-3 1B		4-0 1B IBB	
George Mittenwald, R OBP: 0.264, SLG: 0.326 (1, 3)	0-0 FC6-4 1B 2-H			0-0 L7 ①		0-0 SF8 ①		0-0 1-2 2-H 1B ③	
Manny Trillo, R OBP: 0.308, SLG: 0.329 (1, 4)	0-0 FC6-4 1-2f			0-0 F8 ②		0-0 G6-3 1-2f ③			
Steve Swisher, R OBP: 0.277, SLG: 0.337 (1, 2)		0-0 1B 1B		0-0 F9 ③			0-0 F7 ①		
Ralph LaCock, L OBP: 0.338, SLG: 0.390 (1, 9)		0-0 1-3 3-3-4 1B			0-0 P4 ①		0-0 B3 ②		
Mick Kelleher, R OBP: 0.276, SLG: 0.288 (1, 6)		0-0 8-3-4 1-2f ① ②			0-0 B5-3 ②		0-0 F9 ③		
Ray Burris, R OBP: 0.140, SLG: 0.125 (1, 1)		0-0 P4 ③			0-0 L4 ③			0-0 L3 ①	

Inning Stats	R: 1	H: 2	E: 0	K: 1	S: 7	R: 0	H: 2	E: 0	K: 0	S: 4	R: 0	H: 0	E: 0	K: 0	S: 3	R: 0	H: 0	E: 0	K: 0	S: 3	R: 0	H: 0	E: 0	K: 0	S: 3	R: 1	H: 2	E: 1	K: 0	S: 5	R: 0	H: 0	E: 0	K: 0	S: 3	R: 0	H: 0	E: 0	K: 0	S: 3	R: 0	H: 2	E: 1	K: 0	S: 4
--------------	------	------	------	------	------	------	------	------	------	------	------	------	------	------	------	------	------	------	------	------	------	------	------	------	------	------	------	------	------	------	------	------	------	------	------	------	------	------	------	------	------	------	------	------	------

PITCHER	IP	WLS	BF	H	R	ER	SO	BB	IBB	HBP	BLK	WP	HR	S	P	ERA	WHIP
Doug Rau, L ERA: 2.87 (1, 1)	7.2	L	29	7	2	1	1	0	0	0	0	0	0	31	31	1.17	0.913
Elias Sosa, R ERA: 4.12 (8, 1)	0.1		2	1	0	0	0	0	1	0	0	0	0	1	5	0.00	3.000

Batter	1	2	3	4	5	6	7	8	9	AB R H RBI BB SO LOB	TOP
Jim Lyttle, L (1, 8) ^x OBP: 0.336, SLG: 0.410 Davey Lopes, R (9, 8) OBP: 0.302, SLG: 0.315	0-0 4-3 		0-3 K 		0-0 6-3 2B 		0-0 4-3 2B 		0-0 F8 	5 0 2 0 0 1 2 0 0 0 0 0 0 0	
Ted Sizemore, R (1, 4) ^{B B B} OBP: 0.296, SLG: 0.295	4-0 G4-6-3 BB 			0-0 6-3 	0-0 6-3 2-3 		0-0 4-3 			3 0 0 0 1 0 2	
Bill Buckner, L (1, 7) ^x OBP: 0.324, SLG: 0.385	0-0 G4-6-3 1-2f 			4-0 BB 1B BB 	0-0 6-3 			0-0 CS 1B 		3 1 1 0 1 0 2	
Steve Garvey, R (1, 3) OBP: 0.347, SLG: 0.408		0-0 4-3 		4-0 1B 1-2 BLK BB 		0-0 6-3 		0-0 1-2 L8 		3 1 0 0 1 0 1	
Ron Cey, R (1, 5) OBP: 0.388, SLG: 0.485		0-0 F9 		0-0 BLK 1B 1B 		0-0 1B 		0-3 K 		4 1 2 1 0 1 0	
Leron Lee, L (1, 9) OBP: 0.200, SLG: 0.333 Dusty Baker Jr., R (9, 9) OBP: 0.298, SLG: 0.308		0-0 3B 		0-0 F3 1-2 3-H 		0-3 K 			0-0 F8 	4 0 1 0 0 1 2 0 0 0 0 0 0 0	
Bill Russell, R (1, 6) OBP: 0.330, SLG: 0.386		0-0 5-3 		0-0 S 1B 		0-0 5-3 			0-0 1B 1B 	4 0 2 1 0 0 2	
Steve Yeager, R (1, 2) OBP: 0.287, SLG: 0.365			0-3 K 	0-0 6-3 1-2 			0-0 6-3 		0-3 K 	4 0 0 0 0 2 2	
Don Sutton, R (1, 1) OBP: 0.169, SLG: 0.102			0-3 K 		0-0 F3 		0-0 4-3 		0-0 1B 	4 0 1 0 0 1 0	
Inning Stats	R: 0 H: 0 E: 0 LOB: 0 K: 0 BB: 1 S: 2 P: 6	R: 0 H: 1 E: 0 LOB: 1 K: 0 BB: 0 S: 4 P: 4	R: 0 H: 0 E: 0 LOB: 0 K: 3 BB: 0 S: 9 P: 9	R: 3 H: 2 E: 0 LOB: 1 K: 0 BB: 2 S: 5 P: 13	R: 0 H: 1 E: 0 LOB: 1 K: 0 BB: 0 S: 4 P: 4	R: 0 H: 1 E: 0 LOB: 1 K: 1 BB: 0 S: 6 P: 6	R: 0 H: 1 E: 0 LOB: 1 K: 0 BB: 0 S: 4 P: 4	R: 0 H: 1 E: 0 LOB: 0 K: 1 BB: 0 S: 5 P: 5	R: 0 H: 2 E: 0 LOB: 2 K: 1 BB: 0 S: 7 P: 7	1B: 6 SF: 0 2B: 2 SAC: 0 3B: 1 DP: 1 HR: 0 HBP: 0	WP: 0 PA: 37 PB: 0 SB: 1 CS: 1
PITCHER Bill Bonham, R (1, 1) ERA: 4.71 Bruce Sutter, R (8, 1) ERA: 2.25	IP WLS BF H R ER SO BB IBB HBP BLK WP HR S P ERA WHIP 7.0 L 29 6 3 3 4 3 0 0 0 0 0 0 34 46 3.86 1.286 2.0 8 3 0 0 2 0 0 0 0 0 0 0 12 12 0.00 1.500										

Los Angeles Dodgers @ Chicago Cubs
 Wrigley Field, Chicago, IL
 Sun Aug 15 1976, 3:33 AM CDT
 Att. 25,998 - Sunny - 68 F

livebaseballscorecards.com

AB	34
R	3
H	9
RBI	2
BB	3
SO	6
LOB	13




Batter	1	2	3	4	5	6	7	8	9	AB R H RBI BB SO LOB
Rick Monday, L (1, 8) OBP: 0.348, SLG: 0.497	0-0 HR		0-3 K		0-0 2B 1B			0-3 K		4 2 2 1 0 2 0
Jose Cardenal, R (1, 7) OBP: 0.344, SLG: 0.416	0-0 4-3		0-3 K		0-0 1-H 2B			0-0 5-3		4 0 1 1 0 1 0
Bill Madlock, R (1, 5) OBP: 0.410, SLG: 0.506	0-0 1B 1B		0-0 G3		0-0 F9			0-0 6-3		4 0 1 0 0 0 1
Ralph LaCock, L (1, 9) OBP: 0.340, SLG: 0.389	0-0 1-3 1B			0-0 P4		4-0 FC5-4 BB		0-3 K		3 0 1 0 1 1 0
Manny Trillo, R (1, 4) OBP: 0.307, SLG: 0.328	0-0 F8			0-0 1B		0-0 FC5-4 G5-4-3 1-2f		0-0 F7		4 0 1 0 0 0 3
George Mitterwald, R (1, 3) OBP: 0.259, SLG: 0.319	0-0 L5			0-0 F8		0-0 G5-4-3 1-2f		0-3 K		4 0 0 0 0 1 4
Steve Swisher, R (1, 2) OBP: 0.275, SLG: 0.334		0-0 F3		0-3 K			0-0 P4			3 0 0 0 0 1 1
Mick Kelleher, R (1, 6) OBP: 0.273, SLG: 0.285		0-0 F7			0-0 6-3		0-0 F9			2 0 0 0 0 0 0
Joe Wallis, S (7, PH) OBP: 0.292, SLG: 0.357										1 0 0 0 0 0 0
Rob Sperring, R (8, 6) OBP: 0.400, SLG: 0.364										0 0 0 0 0 0 0
Bill Bonham, R (1, 1) OBP: 0.188, SLG: 0.217		0-3 K			0-3 K		0-0 F8			2 0 0 0 0 2 0
Larry Bittner, L (7, PH) OBP: 0.253, SLG: 0.264										1 0 0 0 0 0 0
Bruce Sutter, R (8, 1)										0 0 0 0 0 0 0

Inning Stats	R: 1	H: 3	E: 0	K: 0	S: 6	R: 0	H: 0	E: 0	K: 1	S: 5	R: 0	H: 0	E: 0	K: 2	S: 7	R: 0	H: 1	E: 0	K: 1	S: 6	R: 1	H: 2	E: 0	K: 1	S: 7	R: 0	H: 0	E: 0	K: 0	S: 2	R: 0	H: 0	E: 0	K: 0	S: 3	R: 0	H: 0	E: 0	K: 1	S: 5	R: 0	H: 0	E: 0	K: 2	S: 7	1B: 4	SF: 0	2B: 1	SAC: 0	3B: 0	DP: 1	HR: 1	HBP: 0	WP: 0	PA: 33
PITCHER Don Sutton, R (1, 1) ERA: 3.94	IP	WLS	BF	H	R	ER	SO	BB	IBB	HBP	BLK	WP	HR	S	P	ERA	WHIP																																						

Los Angeles Dodgers @ Chicago Cubs
Wrigley Field, Chicago, IL
Sun Aug 15 1976, 3:33 AM CDT
Att. 25,998 - Sunny - 68 F

AB	32
R	2
H	6
RBI	2
BB	1
SO	8
LOB	9



Batter	1	2	3	4	5	6	7	8	9	AB R H RBI BB SO LOB	TOP							
Bruce Boisclair, L (1, 8) OBP: 0.337, SLG: 0.321	4-0 HR BB	0-0 2B			0-3 K			0-0 1B 1B		3 1 2 0 1 1 0								
Felix Millan, R (1, 4) OBP: 0.327, SLG: 0.328	0-0 HR 1B	0-0 5-3			0-0 5-3			0-0 G4-6-3 1B		4 1 2 0 0 0 1								
John Milner, L (1, 7) OBP: 0.346, SLG: 0.448	0-0 HR 1-H 2-H		0-0 G3			0-0 P4		0-0 G4-6-3		4 1 1 3 0 0 2								
Joe Torre, R (1, 3) Pepe Mangual, R (6, 7) OBP: 0.354, SLG: 0.406 OBP: 0.365, SLG: 0.328	0-0 FC5-4 1B		0-0 F8			0-0 F9			0-0 P3	3 0 1 0 0 0 0 1 0 0 0 0 0 0								
Mike Vail, R (1, 9) OBP: 0.272, SLG: 0.309	0-0 F7		0-0 F8			0-0 6-3			0-0 G6-4-3 1B	4 0 1 0 0 0 1								
Roy Staiger, R (1, 5) OBP: 0.308, SLG: 0.328	0-0 F8			0-0 5-3			0-0 6-3		0-0 G6-4-3	4 0 0 0 0 0 2								
Ron Hodges, L (1, 2) OBP: 0.375, SLG: 0.396	0-0 FC5-4 1-2f			0-0 4-3			0-0 F7			3 0 0 0 0 0 1								
Bud Harrelson, S (1, 6) OBP: 0.331, SLG: 0.274				0-0 6-3			0-0 F7			3 0 0 0 0 0 0								
Jon Matlack, L (1, 1) OBP: 0.254, SLG: 0.200 Mike Phillips, L (8, PH) OBP: 0.328, SLG: 0.371 Skip Lockwood, R (8, 1) OBP: 0.429, SLG: 0.462					0-3 K		0-0 F8		0-0 4-3	2 0 0 0 0 1 0 1 0 0 0 0 0 0 0 0 0 0 0 0 0								
Inning Stats	R: 3 E: 0 K: 0 S: 6	H: 3 LOB: 1 BB: 1 P: 10	R: 0 E: 0 K: 1 S: 6	H: 1 LOB: 1 BB: 0 P: 6	R: 0 E: 0 K: 0 S: 3	H: 0 LOB: 0 BB: 0 P: 3	R: 0 E: 0 K: 0 S: 3	H: 0 LOB: 0 BB: 0 P: 3	R: 0 E: 0 K: 0 S: 3	H: 0 LOB: 0 BB: 0 P: 3	R: 0 E: 0 K: 0 S: 4	H: 2 LOB: 1 BB: 0 P: 4	R: 0 E: 0 K: 0 S: 3	H: 1 LOB: 0 BB: 0 P: 3	1B: 5 2B: 1 3B: 0 HR: 1	SF: 0 SAC: 0 DP: 2 HBP: 0	WP: 0 PB: 0 SB: 0 CS: 0	PA: 33
PITCHER Rick Rhoden, R (1, 1) ERA: 2.87	IP: 9.0 WLS: W BF: 33 H: 7 R: 3 ER: 3 SO: 2 BB: 1 IBB: 0 HBP: 0 BLK: 0 WP: 0 HR: 1 S: 36 P: 40 ERA: 3.00 WHIP: 0.889											PITCHER IP: WLS: BF: H: R: ER: SO: BB: IBB: HBP: BLK: WP: HR: S: P: ERA: WHIP						

New York Mets @ Los Angeles Dodgers
Dodger Stadium, Los Angeles, CA
 Tue Aug 17 1976, 7:05 PM PDT
 Att: 24,416 - Unknown

livebaseballscorecards.com

AB 32
R 3
H 7
RBI 3
BB 1
SO 2
LOB 7



Batter	1	2	3	4	5	6	7	8	9	AB	R	H	RBI	BB	SO	LOB
Bill Buckner, L OBP: 0.322, SLG: 0.382 (1, 7)	0-0 4-3		0-0 6-3	0-0 6-3		0-0 4-3				4	0	0	0	0	0	2
Ted Sizemore, R OBP: 0.291, SLG: 0.290 (1, 4)	0-0 5-3		0-0 F8		0-0 F2		0-0 P6			4	0	0	0	0	0	0
Steve Garvey, R OBP: 0.348, SLG: 0.409 (1, 3)	0-0 1B			0-0 BB 1B	0-0 P4		0-0 F2			4	1	2	0	0	0	0
Ron Cey, R OBP: 0.389, SLG: 0.484 (1, 5)	0-0 F9			4-0 BB 1B	0-0 1B		0-0 P4			3	1	1	0	1	0	1
Bill Russell, R OBP: 0.332, SLG: 0.387 (1, 6)		0-0 P4		0-0 PB SF8 1B	0-0 1B		0-3 K			4	1	2	1	0	1	0
Lee Lacy, R OBP: 0.323, SLG: 0.366 (1, 8)		0-0 P4		0-0 SF8 PB 2B 1B	0-0 1B		0-3 K			4	1	1	1	0	1	2
Dusty Baker Jr., R OBP: 0.301, SLG: 0.308 (1, 9)		0-0 1B		0-0 5-3		0-0 6-3		4-0 BB		3	0	1	0	1	0	2
Ellie Rodriguez, R OBP: 0.349, SLG: 0.220 (1, 2)		0-0 P4		0-0 SF8		4-0 BB		0-0 F8		2	0	0	1	1	0	2
Rick Rhoden, R OBP: 0.316, SLG: 0.411 (1, 1)			0-0 5-3	0-0 3-H 2B		0-3 K				3	0	1	1	0	1	1

Inning Stats	R: 0	H: 1	E: 0	LOB: 1	K: 0	BB: 0	S: 4	P: 4	R: 0	H: 1	E: 0	LOB: 1	K: 0	BB: 0	S: 4	P: 4	R: 0	H: 0	E: 0	LOB: 0	K: 0	BB: 0	S: 3	P: 3	R: 4	H: 4	E: 0	LOB: 1	K: 0	BB: 1	S: 7	P: 11	R: 0	H: 2	E: 0	LOB: 2	K: 0	BB: 0	S: 5	P: 5	R: 0	H: 0	E: 0	LOB: 1	K: 1	BB: 1	S: 5	P: 9	R: 0	H: 0	E: 0	LOB: 0	K: 0	BB: 0	S: 3	P: 3	R: 0	H: 0	E: 0	LOB: 1	K: 2	BB: 1	S: 7	P: 11
--------------	------	------	------	--------	------	-------	------	------	------	------	------	--------	------	-------	------	------	------	------	------	--------	------	-------	------	------	------	------	------	--------	------	-------	------	-------	------	------	------	--------	------	-------	------	------	------	------	------	--------	------	-------	------	------	------	------	------	--------	------	-------	------	------	------	------	------	--------	------	-------	------	-------


PITCHER	IP	WLS	BF	H	R	ER	SO	BB	IBB	HBP	BLK	WP	HR	S	P	ERA	WHIP
Jon Matlack, L ERA: 2.84 (1, 1)	7.0	L	31	8	4	4	1	2	0	0	0	0	0	31	39	5.14	1.429
Skip Lockwood, R ERA: 2.64 (8, 1)	1.0		4	0	0	0	2	1	0	0	0	0	0	7	11	0.00	1.000

BOTTOM


New York Mets @ Los Angeles Dodgers
Dodger Stadium, Los Angeles, CA
 Tue Aug 17 1976, 7:05 PM PDT
 Att. 24,416 - Unknown

AB	31
R	4
H	8
RBI	4
BB	3
SO	3
LOB	10

WP: 0 PA: 35
 PB: 1 SB: 0
 CS: 0



PITCHER	IP	WLS	BF	H	R	ER	SO	BB	IBB	HBP	BLK	WP	HR	S	P	ERA	WHIP
---------	----	-----	----	---	---	----	----	----	-----	-----	-----	----	----	---	---	-----	------

Batter	1	2	3	4	5	6	7	8	9	AB R H RBI BB SO LOB	TOP														
Leon Brown, R OBP: 0.250, SLG: 0.276 (1, 8) X	0-0 1-3 ①		0-0 4-3 ②		0-0 FC2-6 ①		0-0 1-4-3 ③			4 0 0 0 0 0 3	<p>New York Mets @ Los Angeles Dodgers Dodger Stadium, Los Angeles, CA Wed Aug 18 1976, 7:05 PM PDT Att: 25,578 - Unknown</p> <p>livebaseballscorecards.com</p> <table border="0"> <tr><td>AB</td><td>32</td></tr> <tr><td>R</td><td>2</td></tr> <tr><td>H</td><td>8</td></tr> <tr><td>RBI</td><td>2</td></tr> <tr><td>BB</td><td>3</td></tr> <tr><td>SO</td><td>2</td></tr> <tr><td>LOB</td><td>17</td></tr> </table> 	AB	32	R	2	H	8	RBI	2	BB	3	SO	2	LOB	17
AB	32																								
R	2																								
H	8																								
RBI	2																								
BB	3																								
SO	2																								
LOB	17																								
Felix Millan, R OBP: 0.326, SLG: 0.328 (1, 4) X	0-0 4-3 ②		0-0 4-3 ③		0-0 G6-4-3 ②③			0-0 2B FC5-2 1B	4 0 1 0 0 0 2																
John Milner, L OBP: 0.350, SLG: 0.452 (1, 7) B B B	4-0 BB			0-0 G3 ①		4-0 G5-4-3 BB		0-0 FC5-2 2B	2 0 1 0 2 0 0																
Mike Vail, R OBP: 0.262, SLG: 0.297 (1, 9) X	0-0 2-3 ③			0-0 5-3 ②		0-0 G5-4-3 ①②③		0-0 FC5-2 ①	4 0 0 0 0 0 4																
Joe Torre, R OBP: 0.353, SLG: 0.403 (1, 3) X		0-0 6-3 ①		0-0 BB 1B ②		0-3 K ③		0-0 F2 ②	4 1 1 0 0 1 2																
Roy Staiger, R OBP: 0.312, SLG: 0.333 (1, 5) X		0-0 P3 ②		4-0 BB 1B ③			0-0 2B ③	0-0 L6 ③	3 1 1 0 1 0 2																
Jerry Grote, R OBP: 0.343, SLG: 0.329 (1, 2) X		0-0 4-3 ③		0-0 FC6-4 1B ③			0-0 FC2-5-6-5 2B ①		0-0 F8 ①	4 0 2 2 0 0 0															
Leo Foster, R OBP: 0.304, SLG: 0.333 (1, 6) X			0-0 SH2-4 1B ③		0-0 FC6-4 ③				0-0 F9 ②	4 0 1 0 0 0 3															
Tom Seaver, R OBP: 0.206, SLG: 0.100 (1, 1) X			0-0 SH2-4 ①		0-0 FC2-6 1B ②		0-3 K ②		0-0 F7 ③	3 0 1 0 0 1 1															
Inning Stats	R: 0 H: 0 E: 0 LOB: 1 K: 0 BB: 1 S: 3 P: 7	R: 0 H: 0 E: 0 LOB: 0 K: 0 BB: 0 S: 3 P: 3	R: 0 H: 1 E: 0 LOB: 1 K: 0 BB: 0 S: 4 P: 4	R: 1 H: 2 E: 0 LOB: 2 K: 0 BB: 1 S: 5 P: 9	R: 0 H: 1 E: 0 LOB: 0 K: 0 BB: 0 S: 3 P: 3	R: 0 H: 0 E: 0 LOB: 0 K: 1 BB: 1 S: 4 P: 8	R: 1 H: 2 E: 0 LOB: 1 K: 1 BB: 0 S: 7 P: 7	R: 0 H: 2 E: 0 LOB: 2 K: 0 BB: 0 S: 5 P: 5	R: 0 H: 0 E: 0 LOB: 0 K: 0 BB: 0 S: 3 P: 3	1B: 5 SF: 0 2B: 3 SAC: 1 3B: 0 DP: 2 HR: 0 HBP: 0	WP: 0 PA: 36 PB: 0 SB: 0 CS: 0														
PITCHER	IP WLS BF H R ER SO BB IBB HBP BLK WP HR S P ERA WHIP																								
Tommy John, L ERA: 3.2 (1, 1)	7.0 28 6 2 2 2 3 0 0 0 0 0 0 29 41 2.57 1.286																								
Charlie Hough, R ERA: 2.34 (8, 1)	2.0 W 8 2 0 0 0 0 0 0 0 0 0 0 8 8 0.00 1.000																								

Batter	1	2	3	4	5	6	7	8	9	AB	R	H	RBI	BB	SO	LOB
Jim Lyttle, L (1, 8) OBP: 0.333, SLG: 0.404	0-0 3-1 WP 1B		0-0 SS K 1-2			0-0 P6 1-2 2B	0-0 4-3			4	0	1	0	0	0	3
Ted Sizemore, R (1, 4) OBP: 0.286, SLG: 0.285	0-0 5-3					0-0 P4 1-2 BB		0-0 P3 1-2 2B		4	0	0	0	0	1	2
Bill Buckner, L (1, 7) OBP: 0.323, SLG: 0.382	0-0 1B					0-0 F5 1-2 BB		0-0 F7 1-2 2B		3	1	1	0	1	0	0
Steve Garvey, R (1, 3) OBP: 0.347, SLG: 0.410	0-0 4-3					0-0 F2 1-2 2B		0-0 6-3		4	0	1	2	0	0	1
Ron Cey, R (1, 5) OBP: 0.386, SLG: 0.482		0-0 5-3				0-0 SS K		0-0 F8 1-2 2B		4	0	1	0	0	1	1
Leron Lee, L (1, 9) OBP: 0.158, SLG: 0.263		0-0 F8				0-3 K		0-0 F8		4	0	0	0	0	2	0
Bill Russell, R (1, 6) OBP: 0.331, SLG: 0.385		0-0 6-3				0-0 6-3		0-0 4-3		4	1	1	0	0	0	0
Ellie Rodriguez, R (1, 2) OBP: 0.356, SLG: 0.212			0-0 L5			0-3 K		0-0 BB 1B		2	0	0	0	2	1	0
Tommy John, R (1, 1) OBP: 0.143, SLG: 0.128			0-0 4-3					0-0 E4 BB 2B		2	1	0	0	0	0	0
Ed Goodson, L (7, PH) OBP: 0.237, SLG: 0.271								0-0 1-2 1B		1	0	1	0	0	0	0
Charlie Hough, R (8, 1) OBP: 0.235, SLG: 0.294								0-0 1-3 2-H 2B		0	0	0	0	0	0	0
Manny Mota, R (9, PH) OBP: 0.378, SLG: 0.400										1	0	1	1	0	0	0

Inning Stats	R: 0	H: 1	E: 0	K: 0	S: 4	R: 0	H: 0	E: 0	K: 0	S: 3	R: 0	H: 1	E: 0	K: 1	S: 6	R: 0	H: 0	E: 0	K: 1	S: 5	R: 0	H: 0	E: 0	K: 2	S: 7	R: 2	H: 1	E: 1	K: 0	S: 5	R: 0	H: 1	E: 0	K: 0	S: 4	R: 0	H: 0	E: 0	K: 0	S: 3	R: 1	H: 3	E: 0	K: 1	S: 6	1B: 5	2B: 2	3B: 0	HR: 0	SF: 0	SAC: 0	DP: 0	HBP: 0	WP: 1	PA: 36
PITCHER Tom Seaver, R (1, 1) ERA: 2.62	IP	WLS	BF	H	R	ER	SO	BB	IBB	HBP	BLK	WP	HR	S	P	ERA	WHIP																			IP	WLS	BF	H	R	ER	SO	BB	IBB	HBP	BLK	WP	HR	S	P	ERA	WHIP			

BOTTOM

New York Mets @ Los Angeles Dodgers
Dodger Stadium, Los Angeles, CA

Wed Aug 18 1976, 7:05 PM PDT
Att. 25,578 - Unknown

livebaseballscorecards.com

AB	33
R	3
H	7
RBI	3
BB	3
SO	5
LOB	7

Batter	1	2	3	4	5	6	7	8	9	AB R H RBI BB SO LOB	TOP							
Frank Taveras, R (1, 6) OBP: 0.328, SLG: 0.300	0-0 1B		0-0 F4			0-0 E1 1B		0-0 2-H 1B		4 0 3 1 0 0 1	Pittsburgh Pirates @ Los Angeles Dodgers Dodger Stadium, Los Angeles, CA Fri Aug 20 1976, 7:05 PM PDT Att: 25,107 - Unknown livebaseballscorecards.com							
Omar Moreno, L (1, 8) OBP: 0.415, SLG: 0.541	0-3 1-2 K			0-0 1B		0-0 F5		0-0 1-2 1B		4 0 2 0 0 1 2								
Richie Zisk, R (1, 7) OBP: 0.338, SLG: 0.463	0-3 K			0-3 1-2 K		0-0 F8		0-0 F3		4 0 0 0 0 2 4								
Bob Robertson, R (1, 3) OBP: 0.299, SLG: 0.314		0-0 F8		0-0 5-3		0-0 F7		0-0 6-3		4 0 0 0 0 0 1								
Dave Parker, L (1, 9) OBP: 0.339, SLG: 0.454		0-0 G5-4-3 1B		0-3 K		0-0 G3		0-0 1-3		4 0 1 0 0 1 1								
Bill Robinson, R (1, 5) OBP: 0.339, SLG: 0.563		0-0 G5-4-3 1-2f			0-0 FC4-6 1B	0-0 F7		0-0 P4		4 0 1 0 0 0 1								
Rennie Stennett, R (1, 4) OBP: 0.297, SLG: 0.357			0-0 F7		0-0 FC4-6 1-2f G4-6-3		0-0 5-3			3 0 0 0 0 0 1								
Manny Sanguillen, R (1, 2) OBP: 0.340, SLG: 0.379			0-0 SH1-4 1B		0-0 G4-6-3 1-2f		0-0 1B 2B			3 1 2 0 0 0 1								
Bruce Kison, R (1, 1) OBP: 0.261, SLG: 0.262			0-0 SH1-4			0-0 1-3		0-3 K		0 0 0 0 0 0 0								
Tommy Helms, R (8, PH) OBP: 0.329, SLG: 0.387										1 0 0 0 0 0 0								
Doc Medich, R (6, 1) OBP: 0.170, SLG: 0.093										0 0 0 0 0 0 0								
Richie Hebner, L (8, PH) OBP: 0.397, SLG: 0.332										1 0 0 0 0 1 1								
Dave Giusti, R (8, 1)										0 0 0 0 0 0 0								
Ramon Hernandez, S (8, 1)										0 0 0 0 0 0 0								
Inning Stats	R: 0 E: 0 K: 2 S: 7	H: 1 LOB: 0 BB: 0 P: 7	R: 0 E: 0 K: 0 S: 3	H: 1 LOB: 0 BB: 0 P: 3	R: 0 E: 0 K: 0 S: 4	H: 1 LOB: 1 BB: 0 P: 4	R: 0 E: 0 K: 2 S: 8	H: 1 LOB: 1 BB: 0 P: 8	R: 0 E: 0 K: 0 S: 3	H: 0 LOB: 0 BB: 0 P: 3	R: 1 E: 0 K: 0 S: 8	H: 3 LOB: 2 BB: 0 P: 8	R: 0 E: 0 K: 0 S: 3	H: 0 LOB: 0 BB: 0 P: 3	1B: 8 2B: 1 3B: 0 HR: 0	SF: 0 SAC: 1 DP: 2 HBP: 0	WP: 0 PB: 0 SB: 1 CS: 0	PA: 33
PITCHER	IP WLS BF H R ER SO BB IBB HBP BLK WP HR S P ERA WHIP																	
Doug Rau, L (1, 1) ERA: 2.79	7.2 W 29 9 1 1 5 0 0 0 0 0 0 0 39 39 1.17 1.174																	
Charlie Hough, R (8, 1) ERA: 2.29	1.1 S 4 0 0 0 0 0 0 0 0 0 0 0 4 4 0.00 0.000																	



Batter	1	2	3	4	5	6	7	8	9
Jim Lyttle, L (1, 8) OBP: 0.339, SLG: 0.402 Dusty Baker Jr., R (8, PH) OBP: 0.302, SLG: 0.310 (9, 9)	0-0 1B			0-0 L3	0-0 6-3		4-0 IBB	0-0 G6-3 1B	
Ted Sizemore, R (1, 4) OBP: 0.281, SLG: 0.280	0-0 SH1-4 1-2			0-0 L5	0-3 K		0-0 L9	0-0 G6-3 1-2f	
Bill Buckner, L (1, 7) OBP: 0.326, SLG: 0.384	0-0 L8-4 2-3			0-0 2B 1B		0-0 G6-4-3 1B		0-0 G3	
Steve Garvey, R (1, 3) OBP: 0.347, SLG: 0.419		0-0 5-3		0-0 1B 2B 1-H		0-0 G6-4-3 1-2f		0-0 2B 1B 2B	
Ron Cey, R (1, 5) Lee Lacy, R (7, 5) OBP: 0.322, SLG: 0.368		0-0 6-3		0-0 1B 1B 2-H		0-3 K		0-0 1B 2B 2-3	
Leron Lee, L (1, 9) Davey Lopes, R (8, PR) OBP: 0.305, SLG: 0.316 (9, 8)		0-0 F8		0-0 FC5-4 1B 2-H		0-0 5-3		4-0 E 1B 2B IBB	
Bill Russell, R (1, 6) OBP: 0.330, SLG: 0.386			0-0 F8	0-0 FC5-4 1-2f		0-0 SH1-4 2B		0-0 E8 2B 1B 1-3 2-H 3-H	
Ellie Rodriguez, R (1, 2) OBP: 0.365, SLG: 0.196			0-3 K		0-0 E6 SH1-4		1-0 SH1-4 HBP	4-0 2B 1B IBB	
Doug Rau, L (1, 1) Charlie Hough, R (8, 1) OBP: 0.278, SLG: 0.174 OBP: 0.276, SLG: 0.389			0-0 F7		0-0 SH1-4 1-2		0-0 SH1-4 1-2 2-3	0-0 1B 2B 1-3 2-H 3-H	

AB	R	H	RBI	BB	SO	LOB
3	0	1	0	1	0	1
1	0	1	1	0	0	0
4	0	0	0	0	1	6
4	1	2	0	0	0	1
4	2	2	1	0	0	1
3	1	1	1	0	1	0
1	1	1	0	0	0	0
3	0	1	1	1	0	0
0	1	0	0	0	0	0
4	1	2	2	0	0	1
2	1	0	0	1	1	0
1	0	0	0	0	0	0
1	0	1	2	0	0	0

BOTTOM	
AB 31 R 8 H 12 RBI 8 BB 3 SO 3 LOB 10	
WP: 0 PB: 0 SB: 0 CS: 0	PA: 38

Pittsburgh Pirates @ Los Angeles Dodgers
 Dodger Stadium, Los Angeles, CA
 Fri Aug 20 1976, 7:05 PM PDT
 Att. 25,107 - Unknown

Inning Stats														
R	H	E	K	S	IP	WLS	BF	H	R	ER	SO	BB	IBB	HBP
0	1	0	3	3	5.0	L	20	5	3	3	2	0	0	0
0	0	0	0	3	2.0		9	2	0	0	1	0	1	1
0	0	0	0	3	0.1		7	4	5	5	0	0	2	0
0	0	0	0	3	0.2		2	1	0	0	0	0	0	0

PITCHER														
R	H	E	K	S	IP	WLS	BF	H	R	ER	SO	BB	IBB	HBP
0	1	0	6	6	5.0		24	24	3	3	2	0	0	0
0	0	0	1	5	2.0		9	14	0	0	1	0	1	1
0	0	0	0	6	0.1		7	13	0	0	0	0	2	0
0	0	0	0	6	0.2		2	2	0	0	0	0	0	0

WP	PA	ERA	WHIP
0	38	5.40	1.000
0		3.81	1.000
0		135.00	12.000
0		0.00	1.500

Batter	1	2	3	4	5	6	7	8	9	AB R H RBI BB SO LOB	TOP							
Frank Taveras, R (1, 6) OBP: 0.325, SLG: 0.297	0-0 6-3			0-0 6-3			0-3 K		0-0 F8	4 0 0 0 0 1 0	Pittsburgh Pirates @ Los Angeles Dodgers Dodger Stadium, Los Angeles, CA Sat Aug 21 1976, 7:05 PM PDT Att: 42,235 - Unknown livebaseballscorecards.com							
Richie Hebner, L (1, 5) OBP: 0.303, SLG: 0.328	0-0 F5			0-0 F8			0-0 F9		0-0 F8	4 0 0 0 0 0 0								
Richie Zisk, R (1, 7) OBP: 0.335, SLG: 0.459	0-0 3-1			0-0 F8			0-0 F7		0-0 5-3	4 0 0 0 0 0 0								
Willie Stargell, L (1, 3) OBP: 0.331, SLG: 0.439		0-0 G3			0-0 F7			0-3 K		3 0 0 0 0 1 0								
Dave Parker, L (1, 9) OBP: 0.339, SLG: 0.461		0-0 F8			0-3 K			0-0 HR		3 1 1 1 0 1 0								
Bill Robinson, R (1, 8) OBP: 0.336, SLG: 0.558		0-0 5-3			0-0 5-3			0-3 K		3 0 0 0 0 1 0								
Rennie Stennett, R (1, 4) OBP: 0.295, SLG: 0.355			0-0 4-3			0-0 F9		0-0 E4 2B		3 0 0 0 0 0 0								
Manny Sanguillen, R (1, 2) OBP: 0.340, SLG: 0.382			0-0 P4			0-0 F3		0-0 2B 1-3		3 0 1 0 0 0 0								
Bob Moose, R (1, 1) OBP: 0.300, SLG: 0.800			0-0 6-3			0-0 F7		0-0 4-3		1 0 0 0 0 0 0								
Tommy Helms, R (6, PH) OBP: 0.326, SLG: 0.382										1 0 0 0 0 0 0								
Kent Tekulve, R (6, 1)										0 0 0 0 0 0 0								
Ed Kirkpatrick, L (8, PH) OBP: 0.311, SLG: 0.314										1 0 0 0 0 0 2								
Doc Medich, R (8, 1) OBP: 0.170, SLG: 0.093										0 0 0 0 0 0 0								
Inning Stats	R: 0 E: 0 K: 0 S: 3	H: 0 LOB: 0 BB: 0 P: 3	R: 0 E: 0 K: 0 S: 3	H: 0 LOB: 0 BB: 0 P: 3	R: 0 E: 0 K: 0 S: 3	H: 0 LOB: 0 BB: 0 P: 3	R: 0 E: 0 K: 1 S: 5	H: 0 LOB: 0 BB: 0 P: 5	R: 0 E: 0 K: 1 S: 5	H: 0 LOB: 0 BB: 0 P: 5	R: 1 E: 1 K: 2 S: 10	H: 2 LOB: 2 BB: 0 P: 10	R: 0 E: 0 K: 0 S: 3	H: 0 LOB: 0 BB: 0 P: 3	1B: 0 2B: 1 3B: 0 HR: 1	SF: 0 SAC: 0 DP: 0 HBP: 0	WP: 0 PB: 0 SB: 0 CS: 0	PA: 30
PITCHER Don Sutton, R (1, 1) ERA: 3.8	IP: 9.0 WLS: W BF: 30 H: 2 R: 1 ER: 1 SO: 4 BB: 0 IBB: 0 HBP: 0 BLK: 0 WP: 0 HR: 1 S: 38 P: 38 ERA: 1.00 WHIP: 0.222											PITCHER	IP: 0 WLS: 0 BF: 0 H: 0 R: 0 ER: 0 SO: 0 BB: 0 IBB: 0 HBP: 0 BLK: 0 WP: 0 HR: 0 S: 0 P: 0 ERA: 0.00 WHIP: 0.000					



Batter	1	2	3	4	5	6	7	8	9
Davey Lopes, R OBP: 0.304, SLG: 0.321 (1, 4)	0-0 5-3		0-0 1B 3B	0-0 1-2f		0-0 F7			
Bill Buckner, L OBP: 0.329, SLG: 0.387 (1, 7)	0-0 1B		0-0 1B		0-0 HR 1B	0-0 F9			
Leron Lee, L OBP: 0.214, SLG: 0.259 (1, 9) Dusty Baker Jr., R OBP: 0.302, SLG: 0.310 (8, 9)	0-3 K		0-0 F7		0-0 1-4-3		0-0 1-3		
Steve Garvey, R OBP: 0.347, SLG: 0.424 (1, 3)	0-0 F9		0-0 F8		0-0 HR		0-0 5-3		
Ron Cey, R OBP: 0.383, SLG: 0.481 (1, 5)		0-3 K		0-0 6-3	0-0 F9		0-0 L4		
Bill Russell, R OBP: 0.330, SLG: 0.385 (1, 6)		0-0 F8		0-3 K	0-0 E4 1B		0-0 5-3		
Jim Lyttle, L OBP: 0.353, SLG: 0.409 (1, 8)		0-0 4-3		0-0 1B 1B	4-0 IBB		0-0 G6-4-3 1B		
Elie Rodriguez, R OBP: 0.372, SLG: 0.203 (1, 2)			4-0 SH1-4 3B BB	0-0 1-2 1B	0-0 F7		0-0 G6-4-3		
Don Sutton, R OBP: 0.179, SLG: 0.115 (1, 1)			0-0 SH1-4	0-0 1-2 2-H 1B		0-0 4-3			

Inning Stats	R: 0	H: 1	E: 0	K: 1	S: 6	LOB: 1	BB: 0	P: 6
	R: 0	H: 0	E: 0	K: 1	S: 5 <td>LOB: 0</td> <td>BB: 0</td> <td>P: 5 </td>	LOB: 0	BB: 0	P: 5
	R: 2	H: 2	E: 0	K: 0	S: 5 <td>LOB: 1</td> <td>BB: 1</td> <td>P: 9 </td>	LOB: 1	BB: 1	P: 9
	R: 1	H: 3	E: 0	K: 1	S: 8 <td>LOB: 2</td> <td>BB: 0</td> <td>P: 8 </td>	LOB: 2	BB: 0	P: 8
	R: 2	H: 3	E: 1	K: 0	S: 6 <td>LOB: 2</td> <td>BB: 1</td> <td>P: 10 </td>	LOB: 2	BB: 1	P: 10
	R: 0	H: 0	E: 0	K: 0	S: 3 <td>LOB: 0</td> <td>BB: 0</td> <td>P: 3 </td>	LOB: 0	BB: 0	P: 3
	R: 0	H: 1	E: 0	K: 0	S: 3 <td>LOB: 0</td> <td>BB: 0</td> <td>P: 3 </td>	LOB: 0	BB: 0	P: 3

PITCHER	IP	WLS	BF	H	R	ER	SO	BB	IBB	HBP	BLK	WP	HR	S	P	ERA	WHIP
Bob Moose, R ERA: 3.31 (1, 1)	5.0	L	26	9	5	5	3	1	1	0	0	0	1	30	38	9.00	2.000
Kent Tekulve, R ERA: 2.65 (6, 1)	2.0		6	0	0	0	0	0	0	0	0	0	0	6	6	0.00	0.000
Doc Medich, R ERA: 3.79 (8, 1)	1.0		3	1	0	0	0	0	0	0	0	0	0	3	3	0.00	1.000

AB R H RBI BB SO LOB

4	1	1	1	0	0	2
4	1	3	1	0	0	0
4	0	0	0	0	1	3
0	0	0	0	0	0	0
4	1	1	2	0	0	2
4	0	0	0	0	1	0
4	0	1	0	0	1	0
3	1	2	0	1	0	0
3	1	1	0	1	0	3
2	0	1	1	0	0	0

1B: 8	SF: 0	WP: 0	PA: 35
2B: 0	SAC: 1	PB: 0	
3B: 1	DP: 1	SB: 1	
HR: 1	HBP: 0	CS: 0	

Pittsburgh Pirates @ Los Angeles Dodgers
Dodger Stadium, Los Angeles, CA
 Sat Aug 21 1976, 7:05 PM PDT
 Att. 42,235 - Unknown

livebaseballscorecards.com

AB	32
R	5
H	10
RBI	5
BB	2
SO	3
LOB	10



Batter	1	2	3	4	5	6	7	8	9	AB R H RBI BB SO LOB	TOP											
Rennie Stennett, R (1, 4) OBP: 0.294, SLG: 0.356	0-0 4-3		0-0 3-1		0-0 1B	0-0 SF8		0-0 F9	4 1 1 1 0 0 0													
Omar Moreno, L (1, 8) OBP: 0.413, SLG: 0.524	0-3 K		0-0 CS 1B		0-0 1B	0-0 1-3		0-0 4-3	5 0 2 1 0 1 1													
Richie Zisk, R (1, 7) OBP: 0.338, SLG: 0.460	0-0 HR 1B		0-0 F8		0-0 1B		0-0 FC1-6 1B	0-3 K	5 1 3 0 0 1 1													
Willie Stargell, L (1, 3) OBP: 0.332, SLG: 0.447	0-0 1-H HR			4-0 BB 1B BB	0-0 F7		0-0 F7		3 1 1 2 1 0 3													
Dave Parker, L (1, 9) OBP: 0.338, SLG: 0.457	0-0 P6			4-0 1B 1-2 WP BB	0-0 F8		0-0 FC1-6		3 1 0 0 1 0 3													
Richie Hebner, L (1, 5) OBP: 0.305, SLG: 0.330		0-0 SH5-3 1B		0-0 WP 2B 1-3 2-H 1B	0-3 K2-3		0-0 4-3		4 1 2 0 0 1 3													
Manny Sanguillen, R (1, 2) OBP: 0.342, SLG: 0.384		0-0 SH5-3		0-0 6-3		0-0 1-3 BB SF8 1B		0-0 G4-6-3 1B	3 1 2 0 0 0 1													
Mario Mendoza, R (1, 6) OBP: 0.247, SLG: 0.264		0-0 F8		0-0 3-H 2B		4-0 1-3 BB		0-0 G4-6-3	3 0 1 1 1 0 2													
Larry Demery, R (1, 1) OBP: 0.125, SLG: 0.045		0-3 K		0-3 K2-3		0-0 1-3		0-0 6-3	3 0 0 0 0 2 4													
Kent Tekulve, R (6, 1)						1-2 2-3			1 0 0 0 0 0 0													
Inning Stats	R: 2 E: 0 K: 1 S: 7	H: 2 LOB: 0 BB: 0 P: 7	R: 0 E: 0 K: 1 S: 6	H: 1 LOB: 1 BB: 0 P: 6	R: 0 E: 0 K: 0 S: 3	H: 1 LOB: 0 BB: 0 P: 3	R: 2 E: 0 K: 1 S: 6	H: 2 LOB: 1 BB: 2 P: 14	R: 1 E: 0 K: 1 S: 8	H: 3 LOB: 2 BB: 0 P: 8	R: 1 E: 0 K: 0 S: 4	H: 1 LOB: 1 BB: 1 P: 8	R: 0 E: 0 K: 0 S: 4	H: 1 LOB: 1 BB: 0 P: 4	R: 0 E: 0 K: 0 S: 3	H: 1 LOB: 0 BB: 0 P: 3	R: 0 E: 0 K: 1 S: 5	H: 0 LOB: 0 BB: 0 P: 5	1B: 9 2B: 2 3B: 0 HR: 1	SF: 1 SAC: 1 DP: 1 HBP: 0	WP: 2 PB: 0 SB: 0 CS: 1	PA: 39
PITCHER	IP WLS BF H R ER SO BB IBB HBP BLK WP HR S P ERA WHIP																					
Rick Rhoden, R (1, 1) ERA: 3.08	4.0 L 19 7 5 5 3 2 0 0 0 0 1 1 23 31 11.25 2.250																					
Stan Wall, L (5, 1) ERA: 4.39	1.0 5 2 0 0 1 0 0 0 0 0 0 0 7 7 0.00 2.000																					
Al Downing, L (6, 1) ERA: 5.26	2.0 9 2 1 1 0 1 0 0 0 0 0 0 8 12 4.50 1.500																					
Elias Sosa, R (8, 1) ERA: 4.11	2.0 6 1 0 0 1 0 0 0 0 0 0 0 8 8 0.00 0.500																					

Pittsburgh Pirates @ Los Angeles Dodgers
Dodger Stadium, Los Angeles, CA
Sun Aug 22 1976, 3:33 AM PDT
Att: 24,295 - Unknown

AB	34
R	6
H	12
RBI	5
BB	3
SO	5
LOB	18



livebaseballscorecards.com

Batter	1	2	3	4	5	6	7	8	9	AB	R	H	RBI	BB	SO	LOB
Davey Lopes, R OBP: 0.304, SLG: 0.321 (1, 4)	0-0 CS 1B		0-0 FC6-4 1B		0-0 F8		0-3 K			4	1	1	0	0	1	4
Bill Buckner, L OBP: 0.331, SLG: 0.388 (1, 7)	0-0 1-2 1B		0-0 PO 1B		0-0 P6			0-0 F9		4	0	2	1	0	0	2
Leron Lee, L OBP: 0.219, SLG: 0.233 (1, 9)	0-0 P6		0-0 PO 1-2	0-0 F5		4-0 G6-4-3 BB		0-0 3-1		3	0	0	0	1	0	1
Steve Garvey, R OBP: 0.346, SLG: 0.422 (1, 3)	0-0 F9			0-0 P4		4-0 1-2 BB		0-0 5-3		3	0	0	0	1	0	1
Ron Cey, R OBP: 0.384, SLG: 0.480 (1, 5)		0-0 F9		4-0 BB		0-0 G6-4-3 1-2 2-3			0-0 FC6-4 BB 1B	3	0	1	0	1	0	2
Bill Russell, R OBP: 0.327, SLG: 0.381 (1, 6)		0-0 P4		0-0 F8		0-0 6-3			0-0 L7	4	0	0	0	0	0	3
Jim Lyttle, L OBP: 0.358, SLG: 0.402 (1, 8)		0-0 6-3			4-0 1B BB		0-0 4-3		4-0 1-2 FC6-4 BB	2	0	0	0	2	0	0
Elie Rodriguez, R OBP: 0.383, SLG: 0.213 (1, 2)			0-0 FC6-4 1B		0-0 F9		4-0 BB		0-0 FC6-4	2	0	1	0	1	0	1
Lee Lacy, R OBP: 0.321, SLG: 0.367 (9, PH)									1-2 2-3	1	0	0	0	0	0	2
Rick Rhoden, R OBP: 0.310, SLG: 0.404 (1, 1)			0-3 K		0-0 1B		0-0 F3		0-0 1-3	1	0	0	0	0	1	1
Stan Wall, L OBP: 0.242, SLG: 0.276 (5, PH)										0	0	0	0	0	0	0
Ed Goodson, L OBP: 0.242, SLG: 0.276 (5, PH)										0	0	0	0	0	0	0
Al Downing, R OBP: 0.143, SLG: 0.143 (8, 1)										0	0	0	0	0	0	0
Dusty Baker Jr., R OBP: 0.143, SLG: 0.143 (8, 1)										0	0	0	0	0	0	0
Elias Sosa, R OBP: 0.370, SLG: 0.390 (9, PH)										1	0	0	0	0	0	2

Inning Stats	R: 0	H: 2	E: 0	K: 0	S: 4	R: 0	H: 0	E: 0	K: 0	S: 3	R: 1	H: 2	E: 0	K: 1	S: 6	R: 0	H: 0	E: 0	K: 0	S: 3	R: 0	H: 1	E: 0	K: 0	S: 4	R: 0	H: 0	E: 0	K: 1	S: 5	R: 0	H: 0	E: 0	K: 0	S: 3	R: 0	H: 1	E: 0	K: 0	S: 4	R: 0	H: 0	E: 0	K: 0	S: 3	R: 0	H: 1	E: 0	K: 0	S: 4	1B: 6	2B: 0	3B: 0	HR: 0	SF: 0	SAC: 0	DP: 1	HBP: 0	WP: 0	PB: 0	SB: 1	CS: 1	PA: 37
--------------	------	------	------	------	------	------	------	------	------	------	------	------	------	------	------	------	------	------	------	------	------	------	------	------	------	------	------	------	------	------	------	------	------	------	------	------	------	------	------	------	------	------	------	------	------	------	------	------	------	------	-------	-------	-------	-------	-------	--------	-------	--------	-------	-------	-------	-------	--------

PITCHER	IP	WLS	BF	H	R	ER	SO	BB	IBB	HBP	BLK	WP	HR	S	P	ERA	WHIP
Larry Demery, R ERA: 3.4 (1, 1)	5.0	W	22	5	1	1	1	4	0	0	0	0	0	20	36	1.80	1.800
Kent Tekulve, R ERA: 2.52 (6, 1)	4.0	S	14	1	0	0	1	2	0	0	0	0	0	14	22	0.00	0.750

BOTTOM


Pittsburgh Pirates @ Los Angeles Dodgers
Dodger Stadium, Los Angeles, CA

Sun Aug 22 1976, 3:33 AM PDT
 Att. 24,295 - Unknown

AB	30
R	1
H	6
RBI	1
BB	6
SO	2
LOB	20



WP	PA
0	37

Batter	1	2	3	4	5	6	7	8	9	AB R H RBI BB SO LOB	TOP												
Bombo Rivera, R OBP: 0.328, SLG: 0.432 (1, 7) (6, 9)	1-1 F9		0-0 5-3		1-1 F8		1-0 4-3		0-0 2-3 1B	5 0 1 0 0 0 0													
Wayne Garrett, L OBP: 0.358, SLG: 0.305 (1, 4)	2-2 F5			0-1 FC5-4 1B	1-0 3-1		1-2 1-3		2-1 4-3	5 0 1 0 0 0 2													
Ellis Valentine, R OBP: 0.335, SLG: 0.387 (1, 8)	0-2 1B			2-2 FC5-4 2B 1-2f 5-3		1-0 SH2-4 FC5 1B	0-3 K			4 2 2 0 0 1 1													
Larry Parrish, R OBP: 0.288, SLG: 0.372 (1, 5) 1 SAFE	0-1 F8			2-0 1-3 1B 2B		0-1 FC5 SH2-4 1B		1-0 5-3		4 1 2 0 0 0 1													
Gary Carter, R OBP: 0.272, SLG: 0.310 (1, 9) (6, 2)			3-2 6-3	3-1 5-3		1-0 SH2-4		0-0 L8		3 0 0 1 0 0 1													
Earl Williams, R OBP: 0.284, SLG: 0.363 (1, 3)			3-2 5-3	4-1 3-H 1B BB		4-0 1-2 2-3 E IBB		0-0 L5		2 0 0 0 2 0 0													
Barry Foote, R OBP: 0.253, SLG: 0.338 Jerry White, S OBP: 0.326, SLG: 0.322 (1, 2) (6, 7)			2-2 F7	2-1 1-2 2-H 1B		1-0 FC5		0-1 G3		3 0 1 2 0 0 2 1 0 0 0 0 0 0	AB 35 R 3 H 8 RBI 3 BB 2 SO 3 LOB 15												
Pepe Frias, R OBP: 0.218, SLG: 0.233 Jose Morales, R OBP: 0.362, SLG: 0.524 Tim Foli, R OBP: 0.275, SLG: 0.373 (1, 6) (6, PH) (6, 6)			0-0 1-3	0-0 F7		2-2 F3		1-0 5-3		2 0 0 0 0 0 2 1 0 0 0 0 0 3 1 0 0 0 0 0 0													
Don Stanhouse, R OBP: 0.318, SLG: 0.275 Chuck Taylor, R Andre Thornton, R OBP: 0.321, SLG: 0.371 (1, 1) (6, 1) (9, PH)			1-3 K		2-3 K	0-2 4-3		0-0 1B 2B		3 0 0 0 0 2 3 0 0 0 0 0 0 0 1 0 1 0 0 0 0													
Inning Stats	R: 0 E: 0 K: 0 S: 11	H: 1 LOB: 1 BB: 0 P: 14	R: 0 E: 0 K: 0 S: 9	H: 0 LOB: 0 BB: 0 P: 17	R: 0 E: 0 K: 1 S: 5	H: 0 LOB: 0 BB: 0 P: 6	R: 2 E: 0 K: 0 S: 13	H: 3 LOB: 2 BB: 1 P: 26	R: 0 E: 0 K: 1 S: 6	H: 0 LOB: 0 BB: 0 P: 10	R: 1 E: 1 K: 0 S: 11	H: 2 LOB: 3 BB: 1 P: 20	R: 0 E: 0 K: 1 S: 7	H: 0 LOB: 0 BB: 0 P: 9	R: 0 E: 0 K: 0 S: 3	H: 0 LOB: 0 BB: 0 P: 4	R: 0 E: 0 K: 0 S: 7	H: 2 LOB: 2 BB: 0 P: 10	1B: 6 2B: 2 3B: 0 HR: 0	SF: 0 SAC: 1 DP: 0 HBP: 0	WP: 0 PB: 0 SB: 0 CS: 0	PA: 38	
PITCHER Tommy John, L ERA: 3.19 (1, 1)	IP 9.0	WLS W	BF 38	H 8	R 3	ER 3	SO 3	BB 1	IBB 1	HBP 0	BLK 0	WP 0	HR 0	S 72	P 116	ERA 3.00	WHIP 1.000						PITCHER IP WLS BF H R ER SO BB IBB HBP BLK WP HR S P ERA WHIP

Montreal Expos @ Los Angeles Dodgers
Dodger Stadium, Los Angeles, CA

Mon Aug 23 1976, 7:05 PM PDT
Att: 16,508 - Unknown

livebaseballscorecards.com

Batter	1	2	3	4	5	6	7	8	9	AB R H RBI BB SO LOB	TOP	
Jerry White, S (1, 7) OBP: 0.329, SLG: 0.325 Clay Kirby, R (7, 1) OBP: 0.105, SLG: 0.111	0-2 1B		0-3 1B		1-3 1B		0-0 1B			4 0 2 0 0 2 0 0 0 0 0 0 0 0		
Wayne Garrett, L (1, 4) OBP: 0.357, SLG: 0.305	2-2 1B		2-1 1B		2-1 1B		1-0 1-2f			4 0 1 0 0 0 2		
Ellis Valentine, R (1, 8) OBP: 0.329, SLG: 0.379	3-2 1B		1-2 1B		1-2 1B			2-0 1B		4 0 0 0 0 0 2		
Larry Parrish, R (1, 5) OBP: 0.285, SLG: 0.368	3-3 1B		2-3 1B			1-3 1B		0-3 1B		4 0 0 0 0 3 3		
Gary Carter, R (1, 2) OBP: 0.275, SLG: 0.310	4-1 1B			1-1 1B		0-1 1B		3-1 1B		3 0 1 0 1 0 0		
Del Unser, L (1, 9) OBP: 0.269, SLG: 0.346	1-3 1B			0-1 1B		0-0 1B		2-1 1B		4 0 2 0 0 1 4		
Mike Jorgensen, L (1, 3) OBP: 0.347, SLG: 0.348 (7, 7)		1-0 1B		0-0 1B		3-2 1B			0-0 1B	4 0 1 0 0 0 1		
Pepe Frias, R (1, 6) OBP: 0.210, SLG: 0.224 Warren Cromartie, L (9, PH) OBP: 0.231, SLG: 0.235		1-2 1B		0-2 1B			1-0 1B		0-1 1B	3 0 0 0 0 0 2 1 0 0 0 0 0 0		
Don Carrithers, R (1, 1) OBP: 0.091, SLG: 0.152 Joe Kerrigan, R (3, 1) Andre Thornton, R (4, PH) OBP: 0.320, SLG: 0.399 Steve Dunning, R (4, 1) OBP: 0.398, SLG: 0.182 Jose Morales, R (7, PH) OBP: 0.356, SLG: 0.516 (7, 3)		0-3 1B		1-1 1B			0-1 1B		0-0 1B	1 0 0 0 0 0 1 0 0 0 0 0 0 0 0 0 1 0 0 0 0 0 0 2 0 0 0 0 0 0 0 0 2 0 0 0 0 0 0 0		
Inning Stats	R: 0 H: 1 E: 1 LOB: 3 K: 1 BB: 1 S: 19 P: 31	R: 0 H: 0 E: 0 LOB: 0 K: 1 BB: 0 S: 7 P: 9	R: 0 H: 1 E: 0 LOB: 1 K: 2 BB: 0 S: 12 P: 17	R: 0 H: 2 E: 0 LOB: 2 K: 0 BB: 0 S: 10 P: 12	R: 0 H: 0 E: 0 LOB: 0 K: 1 BB: 0 S: 9 P: 13	R: 0 H: 1 E: 0 LOB: 1 K: 1 BB: 0 S: 10 P: 14	R: 0 H: 1 E: 0 LOB: 1 K: 0 BB: 0 S: 5 P: 7	R: 0 H: 1 E: 0 LOB: 1 K: 1 BB: 0 S: 8 P: 15	R: 0 H: 0 E: 0 LOB: 0 K: 0 BB: 0 S: 4 P: 4	1B: 6 SF: 0 2B: 1 SAC: 0 3B: 0 DP: 0 HR: 0 HBP: 0	WP: 0 PA: 36 PB: 0 SB: 2 CS: 0	
PITCHER Burt Hooton, R (1, 1) ERA: 3.74	IP WLS BF H R ER SO BB IBB HBP BLK WP HR S P ERA WHIP	9.0 W 36 7 0 0 7 1 0 0 0 0 0 0 84 122 0.00 0.889										

Montreal Expos @ Los Angeles Dodgers
Dodger Stadium, Los Angeles, CA
 Tue Aug 24 1976, 7:05 PM PDT
 Att: 18,846 - Unknown

AB	35
R	0
H	7
RBI	0
BB	1
SO	7
LOB	16



Batter	1	2	3	4	5	6	7	8	9	AB R H RBI BB SO LOB	TOP									
Ellis Valentine, R (1, 8) OBP: 0.332, SLG: 0.394	3-2 HR	4-1 FC6-4 BB		2-3 K			0-0 5-3			3 1 1 1 1 1 1										
Bombo Rivera, R (1, 7) OBP: 0.325, SLG: 0.426	1-2 1-3	2-1 FC6-4			0-0 5-3			1-2 FC5 2-3 1B		4 0 1 0 0 0 3										
Gary Carter, R (1, 9) OBP: 0.275, SLG: 0.313	3-2 2B		2-1 F9		0-1 5-3			2-3 K		4 0 1 0 0 1 1										
Larry Parrish, R (1, 5) OBP: 0.283, SLG: 0.365	0-0 6-3		0-2 F3		1-1 6-3			1-0 2-3 1-2		4 0 0 0 0 0 2										
Tim Foli, R (1, 6) OBP: 0.274, SLG: 0.372	0-1 6-3		0-2 E S 1B			0-0 6-3		0-1 FC5 2-3		4 0 1 0 0 0 2										
Barry Foote, R (1, 2) OBP: 0.253, SLG: 0.337		1-0 1B	0-2 F7 1-3			0-1 6-3		0-0 5-3		4 0 1 0 0 0 1										
Earl Williams, R (1, 3) OBP: 0.283, SLG: 0.359		3-3 K		4-1 SH1-4 BB		1-2 F4		2-1 1-3		3 0 0 0 1 1 0										
Pete Mackanin, R (1, 4) OBP: 0.256, SLG: 0.340		0-0 1B 1B		0-0 F3			2-3 K	0-1 6-3		4 0 1 0 0 1 1										
Steve Rogers, R (1, 1) OBP: 0.140, SLG: 0.125		1-0 BB 1B		1-0 SH1-4 1-2			1-1 L4			2 0 1 0 0 0 0										
Inning Stats	R: 1 E: 0 K: 0 S: 13	H: 2 LOB: 1 BB: 0 P: 20	R: 0 E: 0 K: 1 S: 9	H: 3 LOB: 3 BB: 1 P: 20	R: 0 E: 0 K: 0 S: 11	H: 1 LOB: 1 BB: 0 P: 13	R: 0 E: 0 K: 1 S: 6	H: 0 LOB: 1 BB: 1 P: 13	R: 0 E: 0 K: 0 S: 5	H: 0 LOB: 0 BB: 0 P: 6	R: 0 E: 0 K: 1 S: 6	H: 0 LOB: 0 BB: 0 P: 7	R: 0 E: 0 K: 1 S: 10	H: 1 LOB: 1 BB: 0 P: 14	R: 0 E: 0 K: 0 S: 5	H: 0 LOB: 0 BB: 0 P: 7	1B: 5 2B: 1 3B: 0 HR: 1	SF: 0 SAC: 1 DP: 0 HBP: 0	WP: 0 PB: 0 SB: 1 CS: 0	PA: 35
PITCHER Doug Rau, L (1, 1) ERA: 2.71	IP: 9.0 WLS: W BF: 35 H: 7 R: 1 ER: 1 SO: 4 BB: 2 IBB: 0 HBP: 0 BLK: 0 WP: 0 HR: 1 S: 71 P: 109 ERA: 1.00 WHIP: 1.000																			

Montreal Expos @ Los Angeles Dodgers
Dodger Stadium, Los Angeles, CA
 Wed Aug 25 1976, 7:05 PM PDT
 Att: 18,738 - Unknown

livebaseballscorecards.com

AB	32
R	1
H	7
RBI	1
BB	2
SO	4
LOB	11



Batter	1	2	3	4	5	6	7	8	9
Davey Lopes, R OBP: 0.307, SLG: 0.318 (1, 4)	1-3 K			4-2 S 1B BB		4-1 4-3 BB		0-0 4-3	
Bill Buckner, L OBP: 0.335, SLG: 0.394 (1, 7)	1-1 1B			1-2 1-H 1B		1-1 4-3 1-2		4-1 BB	
Reggie Smith, S OBP: 0.301, SLG: 0.434 (1, 9)	2-3 K			0-3 K		1-3 K		2-0 F5	
Leron Lee, L OBP: 0.184, SLG: 0.194 (3, 9)									
Dusty Baker Jr., R OBP: 0.301, SLG: 0.309 (8, 9)									
Steve Garvey, R OBP: 0.344, SLG: 0.420 (1, 3)		0-0 1B		1-1 G4-6-3 1-2f		1-1 6-3			
Ron Cey, R OBP: 0.385, SLG: 0.483 (1, 5)		1-1 G5-4-3 1-2f			0-1 1B 1B		2-1 6-3		
Bill Russell, R OBP: 0.328, SLG: 0.382 (1, 6)		0-0 4-3			0-2 1B 1B		1-2 6-3		
Jim Lyttle, L OBP: 0.358, SLG: 0.388 (1, 8)			3-3 K		1-1 G1-4-3 2-H 3-H 1B		4-2 BB		
Steve Yeager, R OBP: 0.287, SLG: 0.362 (1, 2)			0-1 6-3		3-1 F7		3-3 K		
Doug Rau, L OBP: 0.263, SLG: 0.163 (1, 1)			1-3 K		0-1 G1-4-3 1-2f		0-0 L6		

AB	R	H	RBI	BB	SO	LOB
2	1	0	0	2	1	0
3	0	2	1	1	0	1
1	0	0	0	0	1	0
2	0	0	0	0	2	2
1	0	0	0	0	0	1
3	0	1	0	0	0	2
3	1	1	0	0	0	1
3	1	1	0	0	0	0
2	0	1	2	1	1	0
3	0	0	0	0	1	2
3	0	0	0	0	1	1
1B: 6	SF: 0					
2B: 0	SAC: 0					
3B: 0	DP: 3					
HR: 0	HBP: 0					

BOTTOM

Montreal Expos @ Los Angeles Dodgers
Dodger Stadium, Los Angeles, CA
 Wed Aug 25 1976, 7:05 PM PDT
 Att. 18,738 - Unknown

livebaseballscorecards.com

AB	26
R	3
H	6
RBI	3
BB	4
SO	7
LOB	10



Inning Stats	R: 0	H: 1	E: 0	LOB: 0	K: 2	BB: 0	S: 9	P: 13	R: 0	H: 1	E: 0	LOB: 0	K: 0	BB: 0	S: 4	P: 5	R: 0	H: 0	E: 0	LOB: 0	K: 2	BB: 0	S: 10	P: 14	R: 1	H: 1	E: 0	LOB: 0	K: 1	BB: 1	S: 10	P: 16	R: 2	H: 3	E: 0	LOB: 0	K: 0	BB: 0	S: 11	P: 15	R: 0	H: 0	E: 0	LOB: 1	K: 1	BB: 1	S: 8	P: 15	R: 0	H: 0	E: 0	LOB: 1	K: 1	BB: 1	S: 11	P: 21	R: 0	H: 0	E: 0	LOB: 1	K: 0	BB: 1	S: 4	P: 10
PITCHER Steve Rogers, R ERA: 3.48 (1, 1)	IP	WLS	BF	H	R	ER	SO	BB	IBB	HBP	BLK	WP	HR	S	P	ERA	WHIP	IP	WLS	BF	H	R	ER	SO	BB	IBB	HBP	BLK	WP	HR	S	P	ERA	WHIP	IP	WLS	BF	H	R	ER	SO	BB	IBB	HBP	BLK	WP	HR	S	P	ERA	WHIP													

WP: 0	PA: 30
PB: 0	
SB: 1	
CS: 0	

Batter	1	2	3	4	5	6	7	8	9	AB R H RBI BB SO LOB	TOP											
Davey Lopes, R (1, 4) OBP: 0.306, SLG: 0.314	0-0 6-3	0-3 K		0-0 L7		0-0 F9		4-0 1B 2-3 BB		4 0 0 0 1 1 6												
Bill Buckner, L (1, 7) OBP: 0.333, SLG: 0.392	0-0 F7		0-0 4-3		0-0 E1		0-0 G3	0-0 1-3 3-H 1B		5 0 1 1 0 0 0												
Bill Russell, R (1, 6) OBP: 0.327, SLG: 0.380	0-0 HR 1B		0-0 6-3		0-0 F8		0-0 5-3	0-0 P4		5 1 1 0 0 0 3												
Steve Garvey, R (1, 3) OBP: 0.345, SLG: 0.428	0-0 1-H HR		0-0 2B		0-0 F7		0-0 F9		0-0 1-3	5 1 2 2 0 0 1												
Ron Cey, R (1, 5) OBP: 0.384, SLG: 0.478	0-0 L7		0-0 4-3		0-3 K			0-3 K FC4-6 HBP	1-0 FC4-6 HBP	4 0 0 0 0 2 2												
Lee Lacy, R (1, 8) OBP: 0.326, SLG: 0.371		0-0 2B 1B		0-0 1B 1B		0-0 6-3		0-0 1B 2B 1B	0-0 FC4-6 CS	5 1 3 0 0 0 1												
Dusty Baker Jr., R (1, 9) OBP: 0.303, SLG: 0.311		0-3 K		0-3 K		0-0 FC6-4 1B		0-0 1-2 2B 1B	0-0 CS	4 1 2 0 0 2 2												
Steve Yeager, R (1, 2) OBP: 0.282, SLG: 0.373		0-0 1-3 2B		0-0 1-2 1B		0-0 FC6-4 1B		0-0 WP 1-H 2-H 1B 2B		4 1 3 2 0 0 1												
Don Sutton, R (1, 1) OBP: 0.183, SLG: 0.123		0-0 4-3		0-3 K		0-0 1-2 1B				4 0 1 0 0 2 5												
Inning Stats	R: 2 E: 0 K: 0 S: 5	H: 2 LOB: 0 BB: 0 P: 5	R: 0 E: 0 K: 2 S: 9	H: 2 LOB: 2 BB: 0 P: 9	R: 0 E: 0 K: 0 S: 4	H: 1 LOB: 1 BB: 0 P: 4	R: 0 E: 0 K: 2 S: 9	H: 2 LOB: 2 BB: 0 P: 9	R: 0 E: 1 K: 1 S: 6	H: 0 LOB: 1 BB: 0 P: 6	R: 0 E: 0 K: 0 S: 5	H: 2 LOB: 2 BB: 0 P: 5	R: 0 E: 0 K: 0 S: 3	H: 0 LOB: 0 BB: 0 P: 3	R: 3 E: 0 K: 2 S: 11	H: 4 LOB: 2 BB: 1 P: 15	R: 0 E: 0 K: 0 S: 2	H: 0 LOB: 0 BB: 0 P: 3	1B: 9 2B: 3 3B: 0 HR: 1	SF: 0 SAC: 0 DP: 0 HBP: 1	WP: 1 PB: 0 SB: 0 CS: 1	PA: 43
PITCHER	IP WLS BF H R ER SO BB IBB HBP BLK WP HR S P ERA WHIP																					
Jerry Koosman, L (1, 1) ERA: 3.05	7.1 L 35 12 5 5 6 0 0 0 0 0 0 1 47 47 6.14 1.636																					
Skip Lockwood, R (8, 1) ERA: 2.95	0.2 4 1 0 0 1 1 0 0 0 0 1 0 5 9 0.00 3.000																					
Bob Apodaca, R (9, 1) ERA: 2.93	1.0 3 0 0 0 0 0 0 0 1 0 0 0 2 3 0.00 0.000																					

Los Angeles Dodgers @ New York Mets
 Shea Stadium, Flushing, NY
 Fri Aug 27 1976, 7:05 PM EDT
 Att. 24,508 - Unknown

AB	40
R	5
H	13
RBI	5
BB	1
SO	7
LOB	21



BOTTOM

Los Angeles Dodgers @ New York Mets
Shea Stadium, Flushing, NY
Fri Aug 27 1976, 7:05 PM EDT
Att. 24,508 - Unknown

livebaseballscorecards.com

AB	32
R	2
H	5
RBI	2
BB	3
SO	7
LOB	14



WP:	0	PA:	35
PB:	0	SB:	0
CS:	0		

AB R H RBI BB SO LOB

4 0 2 0 0 1 0

4 0 2 0 0 0 1

3 0 0 0 1 0 4

3 1 0 0 1 0 4

0 0 0 0 0 0 0

4 0 0 0 0 1 1

4 1 1 2 0 0 1

3 0 0 0 0 1 1

0 0 0 0 1 0 0

0 0 0 0 0 0 0

1 0 0 0 0 0 0

1B

1B

1B

HR

BB

HR

BB

BB

BB

BB

BB

BB

1B

1B

1B

HR

BB

HR

BB

BB

BB

BB

BB

BB

1B

1B

1B

HR

BB

HR

BB

BB

BB

BB

BB

BB

1B

1B

1B

HR

BB

HR

BB

BB

BB

BB

BB

BB

1B

1B

1B

HR

BB

HR

BB

BB

BB

BB

BB

BB

1B

1B

1B

HR

BB

HR

BB

BB

BB

BB

BB

BB

1B

1B

1B

HR

BB

HR

BB

BB

BB

BB

BB

BB

1B

1B

1B

HR

BB

HR

BB

BB

BB

BB

BB

BB

1B

1B

1B

HR

BB

HR

BB

BB

BB

BB

BB

BB

1B

1B

1B

HR

BB

HR

BB

BB

BB

BB

BB

BB

1B

1B

1B

HR

BB

HR

BB

BB

BB

BB

BB

BB

1B

1B

1B

HR

BB

HR

BB

BB

BB

BB

BB

BB

1B

1B

1B

HR

BB

HR

BB

BB

BB

BB

BB

BB

1B

1B

1B

HR

BB

HR

BB

BB

BB

BB

BB

BB

1B

1B

1B

HR

BB

HR

BB

BB

BB

BB

BB

BB

1B

1B

1B

HR

BB

HR

BB

BB

BB

BB

BB

BB

1B

1B

1B

HR

BB

HR

BB

BB

BB

BB

BB

BB

1B

1B

1B

HR

BB

HR

BB

BB

BB

BB

BB

BB

1B

1B

1B

HR

BB

HR

BB

BB

BB

BB

BB

BB

1B

1B

1B

HR

BB

HR

BB

BB

BB

BB

BB

BB

1B

1B

1B

HR

BB

HR

BB

BB

BB

BB

BB

BB

1B

1B

1B

HR

BB

HR

BB

BB

BB

BB

BB

BB

1B

1B

1B

HR

BB

HR

BB

BB

BB

BB

BB

BB

1B

1B

1B

HR

BB

HR

BB

BB

BB

BB

BB

BB

1B

1B

1B

HR

BB

HR

BB

BB

BB

BB

BB

BB

1B

1B

1B

HR

BB

HR

BB

BB

BB

BB

BB

BB

1B

1B

1B

HR


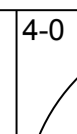




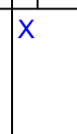




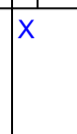




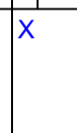

























BB

HR

BB

BB

BB

Batter	1	2	3	4	5	6	7	8	9	AB R H RBI BB SO LOB	TOP	
Davey Lopes, R OBP: 0.305, SLG: 0.311 (1, 4) 	4-0  4-1  S BB		0-0  5-3		0-0  FC6-4 1-2f			0-0  1-3		3 0 0 0 1 0 1		
Bill Buckner, L OBP: 0.333, SLG: 0.390 (1, 7) 	0-0  L8 1-2		0-0  F5			4-0  SH2-3 BB		0-3  K		3 0 0 0 1 1 1		
Bill Russell, R OBP: 0.325, SLG: 0.378 (1, 6) 	0-0  4-1 2-3		0-0  2-3			0-0  SH2-3 1-2		0-0  5-3		3 0 0 0 0 0 1		
Steve Garvey, R OBP: 0.342, SLG: 0.424 (1, 3) 	0-0  P1			0-0  5-3		0-0  L7		0-3  K		4 0 0 0 0 1 2		
Ron Cey, R OBP: 0.382, SLG: 0.478 (1, 5) 		0-0  2B 2B		0-0  6-3		0-0  F9		0-0  P4		4 1 1 0 0 0 1		
Lee Lacy, R OBP: 0.322, SLG: 0.367 (1, 8) 		0-0  F8		0-0  5-3			0-3  K			3 0 0 0 0 1 1		
Dusty Baker Jr., R OBP: 0.303, SLG: 0.314 (1, 9) 		0-0  2B 2B			0-0  5-3		0-0  5-3			3 0 1 1 0 0 0		
Steve Yeager, R OBP: 0.280, SLG: 0.369 (1, 2) 		0-0  5-3			0-3  K		0-0  P4			3 0 0 0 0 1 1		
Rick Rhoden, R OBP: 0.311, SLG: 0.400 (1, 1) 		0-0  F9			0-0  FC6-4 1B			0-0  F7		3 0 1 0 0 0 1		
Inning Stats	R: 0 H: 0 E: 0 LOB: 1 K: 0 BB: 1 S: 3 P: 7	R: 1 H: 2 E: 0 LOB: 1 K: 0 BB: 0 S: 5 P: 5	R: 0 H: 0 E: 0 LOB: 0 K: 0 BB: 0 S: 3 P: 3	R: 0 H: 0 E: 0 LOB: 0 K: 0 BB: 0 S: 3 P: 3	R: 0 H: 1 E: 0 LOB: 1 K: 1 BB: 0 S: 6 P: 6	R: 0 H: 0 E: 0 LOB: 1 K: 0 BB: 1 S: 3 P: 7	R: 0 H: 0 E: 0 LOB: 0 K: 1 BB: 0 S: 5 P: 5	R: 0 H: 0 E: 0 LOB: 0 K: 1 BB: 0 S: 5 P: 5	R: 0 H: 0 E: 0 LOB: 0 K: 1 BB: 0 S: 5 P: 5	1B: 1 SF: 0 2B: 2 SAC: 1 3B: 0 DP: 0 HR: 0 HBP: 0	WP: 0 PA: 32 PB: 0 SB: 1 CS: 0	
PITCHER Jon Matlack, L ERA: 2.64 (1, 1)	IP WLS BF H R ER SO BB IBB HBP BLK WP HR S P ERA WHIP											PITCHER IP WLS BF H R ER SO BB IBB HBP BLK WP HR S P ERA WHIP
	9.0 W 32 3 1 1 4 2 0 0 0 0 0 0 38 46 1.00 0.556											

Los Angeles Dodgers @ New York Mets
Shea Stadium, Flushing, NY
Sat Aug 28 1976, 3:33 AM EDT
Att: 21,770 - Unknown

AB	29
R	1
H	3
RBI	1
BB	2
SO	4
LOB	9



BOTTOM

Los Angeles Dodgers @ New York Mets
 Shea Stadium, Flushing, NY
 Sat Aug 28 1976, 3:33 AM EDT
 Att. 21,770 - Unknown

livebaseballscorecards.com

AB	33
R	2
H	7
RBI	2
BB	4
SO	3
LOB	17



AB R H RBI BB SO LOB

4	1	1	1	1	0	1
4	0	2	1	1	0	0
3	0	0	0	1	0	2
4	0	1	0	0	1	3
4	0	1	0	0	0	4
4	0	0	0	0	0	6
4	0	0	0	0	0	0
0	1	0	0	0	0	0
3	0	1	0	0	1	0
2	0	0	0	1	1	1
1	0	1	0	0	0	0
0	0	0	0	0	0	0

Batter	1	2	3	4	5	6	7	8	9
Bruce Boisclair, L (1, 8) OBP: 0.330, SLG: 0.333	0-0 F8	0-0 FC6-4			0-0 HR		0-0 6-3		4-0 1B IBB
Felix Millan, R (1, 4) OBP: 0.338, SLG: 0.345	0-0 1B BB E6		0-0 1B E 1B		4-0 BB		0-0 F9		0-0 1-2 2-3 3-H 1B
John Milner, L (1, 7) OBP: 0.347, SLG: 0.431	4-0 1-2 1B BB		0-0 1-2 1B E4		0-0 F9		0-0 4-3		
Dave Kingman, R (1, 9) OBP: 0.282, SLG: 0.531	0-3 K		0-0 1-2 2-3 1B G4-6-3		0-0 F7		0-0 F7		
Ed Kranepool, L (1, 3) OBP: 0.337, SLG: 0.399	0-0 1-2 2-3 1B		0-0 P3		0-0 6-3		0-0 L8		
Ron Hodges, L (1, 2) OBP: 0.363, SLG: 0.376	0-0 F9		0-0 G4-6-3 1-2f		0-0 F9		0-0 F8		
Roy Staiger, R (1, 5) OBP: 0.297, SLG: 0.318		0-0 F9		0-0 6-3		0-0 F8		0-0 E6 1B SH1-4 1B	
Leo Foster, R (9, PR) OBP: 0.286, SLG: 0.280									
Mike Phillips, L (1, 6) OBP: 0.333, SLG: 0.382		0-3 K		0-0 3-1		0-0 1B		0-0 SH1-4	
Jon Mattack, L (1, 1) OBP: 0.260, SLG: 0.200		4-0 BB BB BB BB		0-0 F9		0-3 K		0-0 1B IBB 2-3 1B	
Joe Torre, R (9, PH) OBP: 0.347, SLG: 0.398									
Leon Brown, R (9, PR) OBP: 0.242, SLG: 0.266									

Inning Stats	R: 0 E: 1 K: 1 S: 7	H: 1 LOB: 3 BB: 1 P: 11	R: 0 E: 0 K: 1 S: 5	H: 0 LOB: 1 BB: 1 P: 9	R: 0 E: 1 K: 0 S: 5	H: 2 LOB: 2 BB: 0 P: 5	R: 0 E: 0 K: 0 S: 3	H: 0 LOB: 0 BB: 0 P: 3	R: 1 E: 0 K: 0 S: 4	H: 1 LOB: 1 BB: 1 P: 8	R: 0 E: 0 K: 1 S: 6	H: 1 LOB: 1 BB: 0 P: 6	R: 0 E: 0 K: 0 S: 3	H: 0 LOB: 0 BB: 0 P: 3	R: 0 E: 0 K: 0 S: 3	H: 0 LOB: 0 BB: 0 P: 3	R: 1 E: 1 K: 0 S: 4	H: 2 LOB: 3 BB: 1 P: 8	1B: 6 2B: 0 3B: 0 HR: 1	SF: 0 SAC: 1 DP: 1 HBP: 0	WP: 0 PB: 0 SB: 0 CS: 0	PA: 38
--------------	------------------------------	----------------------------------	------------------------------	---------------------------------	------------------------------	---------------------------------	------------------------------	---------------------------------	------------------------------	---------------------------------	------------------------------	---------------------------------	------------------------------	---------------------------------	------------------------------	---------------------------------	------------------------------	---------------------------------	----------------------------------	------------------------------------	----------------------------------	--------

PITCHER	IP	WLS	BF	H	R	ER	SO	BB	IBB	HBP	BLK	WP	HR	S	P	ERA	WHIP
Rick Rhoden, R (1, 1) ERA: 2.98	8.1	L	38	7	2	1	3	3	1	0	0	0	1	40	56	1.08	1.200

Batter	1	2	3	4	5	6	7	8	9	AB R H RBI BB SO LOB	TOP													
Davey Lopes, R (1, 4) OBP: 0.307, SLG: 0.313	0-0 HR 1B	0-0 1B			0-0 F9		0-3 K			4 1 2 0 0 1 0														
Bill Buckner, L (1, 7) OBP: 0.330, SLG: 0.387	0-3 K	0-0 F9 1B			0-0 3-1		0-0 6-3			4 0 0 0 0 1 2														
Reggie Smith, S (1, 9) OBP: 0.304, SLG: 0.442	0-0 HR 1-H		0-0 F9		4-0 2B BB			0-0 L4		3 1 1 2 1 0 0														
Steve Garvey, R (1, 3) OBP: 0.344, SLG: 0.429	0-0 F2		0-0 6-3 2B		0-0 1-3 2B			0-3 K		4 0 2 0 0 1 0														
Ron Cey, R (1, 5) OBP: 0.383, SLG: 0.477	0-0 1B 1B		0-0 6-3 2-3		0-3 K			4-0 BB		3 0 1 0 1 1 3														
Jim Lyttle, L (1, 8) OBP: 0.355, SLG: 0.384	0-0 1-3 1B		0-0 4-3		0-0 E4 G5-4-3			0-3 K		4 0 1 0 0 1 2														
Bill Russell, R (1, 6) OBP: 0.322, SLG: 0.374	0-0 F8			0-3 K		0-0 G5-4-3 1-2f			0-0 F9	4 0 0 0 0 1 3														
Steve Yeager, R (1, 2) OBP: 0.287, SLG: 0.365		0-3 K		0-0 F8		0-0 F8			0-3 K	4 0 0 0 0 2 0														
Tommy John, R (1, 1) OBP: 0.127, SLG: 0.113		0-0 4-3		0-0 5-3			0-0 F7		0-0 6-3	4 0 0 0 0 0 0														
Inning Stats	R: 2 E: 0 K: 1 S: 9	H: 4 LOB: 2 BB: 0 P: 9	R: 0 E: 0 K: 1 S: 6	H: 1 LOB: 1 BB: 0 P: 6	R: 0 E: 0 K: 0 S: 4	H: 1 LOB: 1 BB: 0 P: 4	R: 0 E: 0 K: 1 S: 5	H: 0 LOB: 0 BB: 0 P: 5	R: 0 E: 0 K: 1 S: 6	H: 1 LOB: 2 BB: 1 P: 10	R: 0 E: 1 K: 0 S: 3	H: 0 LOB: 0 BB: 0 P: 3	R: 0 E: 0 K: 1 S: 5	H: 0 LOB: 0 BB: 0 P: 5	R: 0 E: 0 K: 2 S: 7	H: 0 LOB: 1 BB: 1 P: 11	R: 0 E: 0 K: 1 S: 5	H: 0 LOB: 0 BB: 0 P: 5	R: 0 E: 0 K: 1 S: 5	H: 0 LOB: 0 BB: 0 P: 5	1B: 4 2B: 2 3B: 0 HR: 1	SF: 0 SAC: 0 DP: 1 HBP: 0	WP: 0 PB: 0 SB: 1 CS: 0	PA: 36
PITCHER	IP WLS BF H R ER SO BB IBB HBP BLK WP HR S P ERA WHIP																							
Tom Seaver, R (1, 1) ERA: 2.5	8.0 L 33 7 2 2 7 2 0 0 0 0 0 1 45 53 2.25 1.125																							
Skip Lockwood, R (9, 1) ERA: 2.91	1.0 3 0 0 0 1 0 0 0 0 0 0 0 5 5 0.00 0.000																							

Los Angeles Dodgers @ New York Mets
 Shea Stadium, Flushing, NY
 Sun Aug 29 1976, 3:33 AM EDT
 Att: 23,260 - Unknown

livebaseballscorecards.com

AB	34
R	2
H	7
RBI	2
BB	2
SO	8
LOB	10



Batter	1	2	3	4	5	6	7	8	9	AB	R	H	RBI	BB	SO	LOB
Leon Brown, R (1, 8) OBP: 0.243, SLG: 0.265	0-0 L1		0-0 G4-6-3			0-0 1B		0-0 5-3		4	1	1	0	0	0	1
Felix Millan, R (1, 4) OBP: 0.337, SLG: 0.344	0-0 E5			0-0 E5		0-0 1B		0-0 5-3		4	0	1	0	0	0	0
John Milner, L (1, 7) OBP: 0.349, SLG: 0.432	0-0 FC4-6			0-0 G4-6-3		0-0 1B		0-3 K		4	0	2	1	0	1	1
Dave Kingman, R (1, 9) OBP: 0.279, SLG: 0.526	0-3 K			0-0 P7		0-3 K		0-0 F8		4	0	0	0	0	2	5
Joe Torre, R (1, 3) OBP: 0.346, SLG: 0.396 Pepe Mangual, R (9, PR) OBP: 0.359, SLG: 0.321		0-3 K		0-0 G4-6-3		0-0 1-3		0-0 BB		4	0	1	0	0	1	4
Roy Staiger, R (1, 5) OBP: 0.297, SLG: 0.313		0-0 F9			0-0 5-3		0-0 L5	4-0 BB		3	0	0	0	1	0	0
Leo Foster, R (1, 6) OBP: 0.250, SLG: 0.241		0-0 L6			0-0 5-3		0-0 5-3	0-0 BB		4	0	0	0	0	0	2
Ron Hodges, L (1, 2) OBP: 0.357, SLG: 0.368			0-0 1-3		0-0 4-3		0-0 F7			3	0	0	0	0	0	0
Tom Seaver, R (1, 1) OBP: 0.203, SLG: 0.106 Mike Vail, R (8, PH) OBP: 0.242, SLG: 0.273 Skip Lockwood, R (9, 1) OBP: 0.467, SLG: 0.500			0-0 G4-6-3			0-0 F9		0-0 5-3		2	0	1	0	0	0	0

Inning Stats	R: 0	H: 0	R: 0	H: 0	R: 0	H: 1	R: 0	H: 0	R: 1	H: 3	R: 0	H: 0	R: 0	H: 1	1B: 6	SF: 0
	E: 1	LOB: 1	E: 0	LOB: 0	E: 0	LOB: 1	E: 0	LOB: 0	E: 0	LOB: 2	E: 0	LOB: 0	E: 0	LOB: 2	2B: 0	SAC: 0
	K: 1	BB: 0	K: 1	BB: 0	K: 0	BB: 0	K: 0	BB: 0	K: 1	BB: 0	K: 0	BB: 0	K: 1	BB: 1	3B: 0	DP: 2
	S: 6	P: 6	S: 5	P: 5	S: 3	P: 4	S: 3	P: 3	S: 8	P: 8	S: 3	P: 3	S: 6	P: 10	HR: 0	HBP: 0


PITCHER	IP	WLS	BF	H	R	ER	SO	BB	IBB	HBP	BLK	WP	HR	S	P	ERA	WHIP
Tommy John, L (1, 1) ERA: 3.07	9.0	W	34	6	1	1	4	1	0	0	0	0	0	41	45	1.00	0.778

BOTTOM

Los Angeles Dodgers @ New York Mets
Shea Stadium, Flushing, NY

Sun Aug 29 1976, 3:33 AM EDT
Att. 23,260 - Unknown

AB	33
R	1
H	6
RBI	1
BB	1
SO	4
LOB	13



WP: 0 PA: 34
PB: 0
SB: 0
CS: 0

livebaseballscores.com

Batter	1	2	3	4	5	6	7	8	9	AB R H RBI BB SO LOB	TOP										
Davey Lopes, R OBP: 0.311, SLG: 0.313 (1, 4)	1-2 S 1B 2B 1B	0-1 F7		4-1 BB		4-0 BB		2-1 G6-4-3 1-2f		3 1 1 0 2 0 2											
Bill Buckner, L OBP: 0.331, SLG: 0.387 (1, 7)	2-1 SAFE SAFE 1B 2B 1B		3-2 4-3	0-1 L7		1-1 4-3			2-0 E SH2-4 SF3 1B	5 2 2 0 0 0 4											
Bill Russell, R OBP: 0.324, SLG: 0.378 (1, 6)	3-1 FC4-6 1-H 2-H 2B		3-2 P4		1-2 1B 1B		2-1 5-3		1-0 SH2-4 1-2	4 0 2 2 0 0 0											
Steve Garvey, R OBP: 0.344, SLG: 0.431 (1, 3)	3-2 F9		0-0 3B		1-1 F3		0-0 6-3		4-2 3B BB	4 1 1 0 1 0 2											
Ron Cey, R OBP: 0.384, SLG: 0.476 (1, 5)	4-0 FC4-6 IBB		3-3 K		2-1 1B		3-2 F7		2-1 SF3	3 0 1 1 1 1 1											
Lee Lacy, R OBP: 0.327, SLG: 0.378 (1, 8)	1-2 FC4-6 1-2f 2-3			1-0 FC5-4 1B		0-0 L9		0-0 1B SH1-3 1B	1-2 3-H 3B	5 1 3 1 0 0 4											
Dusty Baker Jr., R OBP: 0.300, SLG: 0.310 (1, 9)	3-3 K			3-1 FC5-4 SH5-4 BB 1-2f		0-0 F7		1 SAFE 2-1 SH1-3	0-0 4-3	4 0 0 0 0 1 6											
Steve Yeager, R OBP: 0.282, SLG: 0.366 (1, 2)				1 SAFE SAFE 4-2 SH5-4 1-2 BB		0-0 5-3		BB 2-0 1B 2-3 1B		2 0 1 0 2 0 0											
Doug Rau, L OBP: 0.254, SLG: 0.157 (1, 1)								1-2 K 1-2 3-H 1B		2 0 0 0 0 1 1											
Reggie Smith, S OBP: 0.306, SLG: 0.444 (8, PH)										1 0 1 1 0 0 0											
Charlie Hough, R OBP: 0.278, SLG: 0.389 (8, 1)										0 0 0 0 0 0 0											
Inning Stats	R: 2 E: 0 K: 1 S: 16	H: 3 LOB: 2 BB: 1 P: 33	R: 0 E: 0 K: 0 S: 5	H: 0 LOB: 0 BB: 1 P: 9	R: 0 E: 0 K: 1 S: 12	H: 1 LOB: 1 BB: 0 P: 21	R: 0 E: 0 K: 0 S: 9	H: 2 LOB: 2 BB: 0 P: 13	R: 0 E: 0 K: 1 S: 6	H: 0 LOB: 1 BB: 1 P: 12	R: 0 E: 0 K: 0 S: 6	H: 0 LOB: 0 BB: 0 P: 11	R: 1 E: 0 K: 0 S: 9	H: 3 LOB: 1 BB: 0 P: 16	R: 2 E: 1 K: 0 S: 11	H: 2 LOB: 1 BB: 1 P: 21	1B: 9 2B: 1 3B: 2 HR: 0	SF: 1 SAC: 3 DP: 2 HBP: 0	WP: 0 PB: 0 SB: 2 CS: 0	PA: 43	
PITCHER	IP WLS BF H R ER SO BB IBB HBP BLK WP HR S P ERA WHIP																			PITCHER	IP WLS BF H R ER SO BB IBB HBP BLK WP HR S P ERA WHIP
Woody Fryman, L ERA: 3.43 (1, 1)	7.0 L 32 7 2 2 3 4 1 0 0 0 0 63 120 2.57 1.571																				
Dale Murray, R ERA: 3.01 (8, 1)	0.1 4 3 1 1 0 0 0 0 0 0 0 0 7 12 27.00 9.000																				
Chuck Taylor, R ERA: 4.21 (8, 1)	1.2 7 2 2 2 0 1 0 0 0 0 0 0 13 25 10.80 1.800																				

Los Angeles Dodgers @ Montreal Expos
 Jarry Park, Montreal, QB
 Tue Aug 31 1976, 7:05 PM EDT
 Att: 9,369 - Unknown - 59 F

livebaseballscorecards.com

AB	33
R	5
H	12
RBI	5
BB	6
SO	3
LOB	20



Batter	1	2	3	4	5	6	7	8	9	AB	R	H	RBI	BB	SO	LOB
Bombo Rivera, R (1, 7) OBP: 0.328, SLG: 0.418 Jose Morales, R (9, PH) OBP: 0.353, SLG: 0.508	2-1 L3 1B		4-2 L3 BB		0-0 F8		0-0 P6		1-0 4-3	3	0	1	0	1	0	0
Wayne Garrett, L (1, 4) OBP: 0.362, SLG: 0.305	2-2 L3 1-2		2-1 L3 1-2		4-1 BB		1-0 4-3			3	0	0	0	1	0	2
Ellis Valentine, R (1, 8) OBP: 0.333, SLG: 0.391 Jerry White, S (7, 8) OBP: 0.329, SLG: 0.327 Chuck Taylor, R (8, 1)	4-1 BB		0-1 3B		0-2 F8		1-3 K			2	0	1	0	1	0	1
Larry Parrish, R (1, 5) OBP: 0.285, SLG: 0.364	2-3 K		3-2 F5		1-2 F7			2-3 K		4	0	0	0	0	2	3
Gary Carter, R (1, 9) OBP: 0.277, SLG: 0.312		4-2 1B BB		0-1 1B 1B		4-0 BB		2-1 F8		2	0	1	0	2	0	0
Tim Foli, R (1, 6) OBP: 0.274, SLG: 0.369		0-0 F8		1-0 5-3 1-2		0-0 F5		1-0 P4		4	0	0	0	0	0	3
Earl Williams, R (1, 3) OBP: 0.289, SLG: 0.373		2-1 F7		4-0 1B BB		2-3 K			2-2 L7	3	0	0	0	1	1	2
Barry Foote, R (1, 2) OBP: 0.254, SLG: 0.336		1-1 1-3 1B		2-1 1-2 2-H 1B		0-3 K			0-0 5-3	4	0	2	0	0	1	1
Woodie Fryman, R (1, 1) OBP: 0.132, SLG: 0.115 Andre Thornton, R (7, PH) OBP: 0.326, SLG: 0.387 Dale Murray, R (8, 1) Del Unser, L (8, 8) OBP: 0.270, SLG: 0.348		1-3 K		0-0 1-3			2-1 HR		0-2 2B	2	0	0	0	0	1	4

Inning Stats	R: 0	H: 1	E: 0	LOB: 1	K: 1	S: 9	R: 0	H: 1	E: 0	LOB: 2	K: 1	S: 12	R: 0	H: 1	E: 0	LOB: 1	K: 0	S: 10	R: 0	H: 2	E: 0	LOB: 2	K: 0	S: 6	R: 0	H: 0	E: 0	LOB: 1	K: 0	S: 9	R: 0	H: 0	E: 0	LOB: 1	K: 2	S: 7	R: 1	H: 1	E: 0	LOB: 0	K: 1	S: 7	R: 0	H: 0	E: 0	LOB: 0	K: 1	S: 10	R: 0	H: 1	E: 0	LOB: 1	K: 0	S: 10	1B: 4	2B: 3	3B: 1	SF: 0	SAC: 0	DP: 2	HBP: 0	WP: 0	PA: 37
Doug Rau, L (1, 1) ERA: 2.66	IP	WLS	BF	H	R	ER	SO	BB	IBB	HBP	BLK	WP	HR	S	P	ERA	WHIP																																														
Charlie Hough, R (8, 1) ERA: 2.25	2.0	S	7	1	0	0	1	0	0	0	0	0	0	17	25	0.00	0.500																																														

BOTTOM

Los Angeles Dodgers @ Montreal Expos
Jarry Park, Montreal, QB
 Tue Aug 31 1976, 7:05 PM EDT
 Att. 9,369 - Unknown - 59 F

livebaseballscorecards.com

AB	31
R	1
H	7
RBI	1
BB	6
SO	6
LOB	17



Batter	1	2	3	4	5	6	7	8	9	AB	R	H	RBI	BB	SO	LOB	TOP
Davey Lopes, R (1, 4) <small>OBP: 0.309, SLG: 0.311</small> Jim Lyttle, L (6, PH) <small>OBP: 0.353, SLG: 0.381</small> Ted Sizemore, R (6, 4) <small>OBP: 0.284, SLG: 0.283</small>	1-0 	2-1 SH1-4 		2-1 F3 		1-2 1-3 		0-2 		2	1	1	0	0	0	1	
Bill Buckner, L (1, 7) <small>OBP: 0.335, SLG: 0.392</small>	0-0 	1-0 SF9 			2-2 3-1 WP 2B 		1-2 4-3 	2-0 		4	2	3	2	0	0	0	
Reggie Smith, S (1, 9) <small>OBP: 0.307, SLG: 0.441</small>	1-3 	2-3 			3-2 3-1 		2-0 	0-1 FC6-4 		5	0	1	0	0	2	6	
Steve Garvey, R (1, 3) <small>OBP: 0.342, SLG: 0.428</small>	1-1 		3-3 		1-2 L7 		2-2 FC6-4 		0-1 4-3 	5	0	1	1	0	1	1	
Ron Cey, R (1, 5) <small>OBP: 0.387, SLG: 0.478</small>	2-1 		4-2 		3-1 L7 		2-1 		0-1 4-3 	4	0	2	1	1	0	0	
Bill Russell, R (1, 6) <small>OBP: 0.322, SLG: 0.376</small>	4-0 		1-0 F9 			0-0 4-3 		0-1 FC6-4 		4	0	1	0	1	0	3	
Lee Lacy, R (1, 8) <small>OBP: 0.323, SLG: 0.370</small>	0-0 G6-4-3 		0-0 CS 	4-2 		1-1 4-3 		3-2 3-1 		3	0	0	0	1	0	4	
Steve Yeager, R (1, 2) <small>OBP: 0.281, SLG: 0.362</small>		0-1 SH1-4 		1-3 K 	1-3 SAFE 	3-2 SH1-3 		2-0 L4 		3	1	1	0	0	1	1	
Rick Rhoden, R (1, 1) <small>OBP: 0.317, SLG: 0.403</small> Elias Sosa, R (4, 1) <small>OBP: 0.143, SLG: 0.143</small> Ed Goodson, L (8, PH) <small>OBP: 0.250, SLG: 0.276</small> Rick Auerbach, R (8, PR) <small>OBP: 0.178, SLG: 0.098</small> Charlie Hough, R (8, 1) <small>OBP: 0.276, SLG: 0.389</small>		1-2 		2-1 F9 		1-1 SH1-3 		4-0 		2	0	1	0	0	0	1	
Inning Stats	R: 2 E: 0 K: 1 S: 12 H: 4 LOB: 2 BB: 1 P: 21	R: 1 E: 0 K: 1 S: 11 H: 2 LOB: 1 BB: 0 P: 17	R: 0 E: 0 K: 1 S: 6 H: 0 LOB: 0 BB: 1 P: 14	R: 0 E: 0 K: 1 S: 11 H: 0 LOB: 1 BB: 1 P: 20	R: 1 E: 0 K: 0 S: 11 H: 1 LOB: 0 BB: 0 P: 20	R: 0 E: 0 K: 0 S: 11 H: 1 LOB: 2 BB: 0 P: 17	R: 0 E: 0 K: 0 S: 13 H: 2 LOB: 2 BB: 0 P: 20	R: 1 E: 0 K: 0 S: 11 H: 2 LOB: 2 BB: 1 P: 22	R: 0 E: 0 K: 0 S: 5 H: 0 LOB: 0 BB: 0 P: 5	1B: 9 2B: 3 3B: 0 HR: 0 SF: 1 SAC: 2 DP: 1 HBP: 1	WP: 1 PB: 0 SB: 1 CS: 1	PA: 43					
PITCHER Steve Dunning, R (1, 1) <small>ERA: 4.42</small> Joe Kerrigan, R (6, 1) <small>ERA: 3.95</small> Dale Murray, R (8, 1) <small>ERA: 3.04</small>	IP WLS BF H R ER SO BB IBB HBP BLK WP HR S P ERA WHIP	IP WLS BF H R ER SO BB IBB HBP BLK WP HR S P ERA WHIP															

Los Angeles Dodgers @ Montreal Expos
 Jarry Park, Montreal, QB
 Thu Sep 02 1976, 7:05 PM EDT
 Att. 7,181 - Unknown

livebaseballscorecards.com

AB	34
R	5
H	12
RBI	4
BB	4
SO	4
LOB	19



Batter	1	2	3	4	5	6	7	8	9	AB R H RBI BB SO LOB	TOP											
Bill Buckner, L (1, 7) OBP: 0.333, SLG: 0.391	0-0 5-3		0-0 L7		0-0 6-3			0-0 1B	0-0 F7	5 1 1 0 0 0 0												
Ted Sizemore, R (1, 4) OBP: 0.280, SLG: 0.278	0-3 K		0-0 6-3		0-0 F8			0-3 K		4 0 0 0 0 2 1												
Reggie Smith, S (1, 9) OBP: 0.306, SLG: 0.439	0-0 FC6-4 1B			0-3 K		0-0 G3		0-0 F7		4 0 1 0 0 1 1												
Steve Garvey, R (1, 3) OBP: 0.343, SLG: 0.429	0-0 FC6-4 1-2f			0-0 HR 2B		0-0 F4		4-0 1B BB		3 1 1 0 1 0 1												
Ron Cey, R (1, 5) OBP: 0.389, SLG: 0.490		0-0 G1 2B		0-0 HR		0-0 4-3		0-0 1B 1-3 2-H		4 1 3 3 0 0 0												
Jim Lyttle, L (1, 8) OBP: 0.357, SLG: 0.380		0-0 G1 2-3		0-0 G3			0-0 PB 1B	4-0 FC6-4 1B IBB		3 0 1 0 1 0 1												
Bill Russell, R (1, 6) OBP: 0.320, SLG: 0.373		0-0 5-3		0-0 5-3			0-3 K 1-2	0-0 FC6-4		4 0 0 0 0 1 5												
Steve Yeager, R (1, 2) OBP: 0.281, SLG: 0.367		0-0 F7			0-0 1B 3B		0-0 F8		0-0 5-3	4 1 1 0 0 0 2												
Burt Hooton, R (1, 1) OBP: 0.175, SLG: 0.135			0-0 F7			0-0 K 3-H			0-3 K	3 0 1 1 0 1 1												
Charlie Hough, R (7, 1) OBP: 0.263, SLG: 0.368									0-3 K	1 0 0 0 0 1 0												
Inning Stats	R: 0 E: 0 K: 1 S: 6	H: 1 LOB: 1 BB: 0 P: 6	R: 0 E: 0 K: 0 S: 4	H: 1 LOB: 1 BB: 0 P: 4	R: 0 E: 0 K: 0 S: 3	H: 0 LOB: 0 BB: 0 P: 3	R: 2 E: 0 K: 1 S: 7	H: 2 LOB: 0 BB: 0 P: 7	R: 1 E: 0 K: 0 S: 4	H: 2 LOB: 0 BB: 0 P: 4	R: 0 E: 0 K: 0 S: 3	H: 0 LOB: 0 BB: 0 P: 3	R: 0 E: 0 K: 2 S: 8	H: 1 LOB: 1 BB: 0 P: 8	R: 1 E: 0 K: 1 S: 7	H: 2 LOB: 3 BB: 2 P: 15	R: 0 E: 0 K: 1 S: 5	H: 0 LOB: 0 BB: 0 P: 5	1B: 5 2B: 2 3B: 1 HR: 1	SF: 0 SAC: 0 DP: 0 HBP: 0	WP: 0 PB: 1 SB: 1 CS: 0	PA: 37
PITCHER	IP WLS BF H R ER SO BB IBB HBP BLK WP HR S P ERA WHIP																					
Larry Dierker, R (1, 1) ERA: 3.74	7.0 L 27 7 3 3 4 0 0 0 0 0 1 35 35 3.86 1.000																					
Gene Pentz, R (8, 1) ERA: 3.1	0.2 5 2 1 1 1 1 0 0 0 0 0 6 10 13.50 4.500																					
Ken Forsch, R (8, 1) ERA: 2.3	1.1 5 0 0 0 0 1 0 1 0 0 0 6 10 0.00 0.000																					

Los Angeles Dodgers @ Houston Astros
 Astrodome, Houston, TX
 Fri Sep 03 1976, 8:05 PM EDT
 Att. 9,028 - Unknown

livebaseballscorecards.com

AB	35
R	4
H	9
RBI	4
BB	2
SO	6
LOB	12



BOTTOM

Los Angeles Dodgers @ Houston Astros
Astrodome, Houston, TX
Fri Sep 03 1976, 8:05 PM EDT
Att. 9,028 - Unknown

livebaseballscorecards.com

AB	34
R	3
H	9
RBI	3
BB	2
SO	2
LOB	12



WP:	0	PA:	37
PB:	0		
SB:	2		
CS:	0		

AB R H RBI BB SO LOB

5	1	1	0	0	0	3
4	1	1	0	0	1	1
4	0	1	0	0	0	1
3	1	2	2	0	0	0
3	0	1	1	1	0	1
4	0	0	0	0	0	3
4	0	1	0	0	0	0
3	0	1	0	0	0	0
0	0	0	0	1	0	0
0	0	0	0	0	0	0
0	0	0	0	0	0	0
0	0	0	0	0	0	0
1	0	0	0	0	1	0
1	0	0	0	0	0	2
0	0	0	0	0	0	0
0	0	0	0	0	0	0
1	0	0	0	0	0	1

Batter	1	2	3	4	5	6	7	8	9
Greg Gross, L (1, 9) OBP: 0.378, SLG: 0.341	0-0 F7		0-0 F7			0-0 F8		0-0 5-3 2B	0-0 F7
Enos Cabell, R (1, 5) OBP: 0.311, SLG: 0.331	0-0 1-3			0-0 F3		0-0 1B SF7 1B		0-3 K	
Cesar Cedeno, R (1, 8) OBP: 0.356, SLG: 0.462	0-0 F9			0-0 F3		0-0 1-3 S 1B		0-0 5-3	
Bob Watson, R (1, 3) OBP: 0.370, SLG: 0.447		0-0 6-3		0-0 BB 1B		0-0 SF7		0-0 1B 2B	
Jose Cruz, L (1, 7) OBP: 0.386, SLG: 0.410		0-0 3-1		4-0 BB		0-0 F3		0-0 2-H S 1B	
Ed Herrmann, L (1, 2) OBP: 0.280, SLG: 0.299		0-0 G3		0-0 L8			0-0 G3	0-0 6-3	
Rob Andrews, R (1, 4) OBP: 0.319, SLG: 0.307			0-0 L6		0-0 F9		0-0 1B 1B		0-0 F9
Roger Metzger, S (1, 6) OBP: 0.296, SLG: 0.280			0-0 G3		0-0 4-3		0-0 G4-6-3 1B	4-0 BB	0-0 5-3 BB
Cliff Johnson, R (9, PH) OBP: 0.356, SLG: 0.395							1-3		
Wilbur Howard, S (9, PR) OBP: 0.247, SLG: 0.301									
Larry Dierker, R (1, 1) OBP: 0.141, SLG: 0.194			0-0		0-3 K		0-0 G4-6-3		0-0 5-3
Ken Boswell, L (7, PH) OBP: 0.291, SLG: 0.330							1-2f		1-2
Gene Pentz, R (8, 1) OBP: 0.400, SLG: 0.250									
Ken Forsch, R (8, 1) OBP: 0.182, SLG: 0.100									
Leon Roberts, R (9, PH) OBP: 0.349, SLG: 0.428									

Inning Stats	R: 0 H: 0 E: 0 K: 3 S: 3	R: 0 H: 0 E: 0 K: 3 S: 3	R: 0 H: 1 E: 0 K: 4 S: 4	R: 0 H: 1 E: 0 K: 4 S: 4	R: 0 H: 0 E: 0 K: 5 S: 5	R: 1 H: 2 E: 0 K: 5 S: 5	R: 0 H: 2 E: 0 K: 4 S: 4	R: 2 H: 3 E: 0 K: 8 S: 8	R: 0 H: 0 E: 0 K: 3 S: 3
--------------	--------------------------	--------------------------	--------------------------	--------------------------	--------------------------	--------------------------	--------------------------	--------------------------	--------------------------

PITCHER	IP	WLS	BF	H	R	ER	SO	BB	IBB	HBP	BLK	WP	HR	S	P	ERA	WHIP
Burt Hooton, R (1, 1) ERA: 3.66	6.1	W	26	6	1	1	1	1	0	0	0	0	0	27	31	1.42	1.105
Charlie Hough, R (7, 1) ERA: 2.31	2.2	S	11	3	2	2	1	1	0	0	0	0	0	12	16	6.75	1.500

Batter	1	2	3	4	5	6	7	8	9	AB R H RBI BB SO LOB	TOP											
Davey Lopes, R (1, 4) OBP: 0.308, SLG: 0.310	0-0 4-3 S SF9 1B	0-3 K			0-0 F4		0-0 F9			4 1 1 0 0 1 3												
Bill Buckner, L (1, 7) OBP: 0.331, SLG: 0.388	0-0 4-3 1-3		0-3 K		0-0 F8			0-0 L5		4 0 0 0 0 1 1												
Reggie Smith, S (1, 9) OBP: 0.305, SLG: 0.438	0-0 SF9		0-0 4-1			0-0 1B		0-0 F7		3 0 1 1 0 0 0												
Steve Garvey, R (1, 3) OBP: 0.344, SLG: 0.427	4-0 3-H S BB		0-0 6-3		0-0 F9			4-0 FC6-4 BB		2 0 0 0 2 0 1												
Ron Cey, R (1, 5) OBP: 0.388, SLG: 0.486	0-0 5-3 1-2			4-0 BB BB BB BB E G3 BB		0-0 F9		0-0 FC6-4 1-2f		3 1 0 0 1 0 3												
Jim Lyttle, L (1, 8) OBP: 0.347, SLG: 0.368		0-0 G3		0-0 G3 1-H		0-0 F8		0-0 4-3		4 0 0 1 0 0 1												
Bill Russell, R (1, 6) OBP: 0.319, SLG: 0.371				0-0 4-3			0-0 E6		0-0 F9	3 0 0 0 1 0 0												
Steve Yeager, R (1, 2) OBP: 0.291, SLG: 0.364				4-0 SH3-4 BB BB			0-0 5-3		4-0 BB BB BB BB	2 0 0 0 1 0 1												
Manny Mota, R (9, PH) OBP: 0.383, SLG: 0.390				0-0 5-3 1-2 BB						0 0 0 0 1 0 0												
Tommy John, R (1, 1) OBP: 0.125, SLG: 0.111				0-0 SH3-4		0-3 K		0-0 F7		1 0 0 0 0 1 0												
Leron Lee, L (7, PH) OBP: 0.179, SLG: 0.189										1 0 0 0 0 0 1												
Dennis Lewallyn, R (7, 1)										0 0 0 0 0 0 0												
John Hale, L (9, PH) OBP: 0.304, SLG: 0.217				1-2 2-3						1 0 0 0 0 0 1												
Inning Stats	R: 1 E: 0 K: 0 S: 4	H: 1 LOB: 1 BB: 1 P: 8	R: 0 E: 0 K: 1 S: 5	H: 0 LOB: 2 BB: 2 P: 13	R: 0 E: 0 K: 1 S: 5	H: 0 LOB: 0 BB: 0 P: 5	R: 1 E: 1 K: 0 S: 3	H: 0 LOB: 0 BB: 1 P: 7	R: 0 E: 0 K: 1 S: 5	H: 0 LOB: 0 BB: 0 P: 5	R: 0 E: 0 K: 0 S: 4	H: 1 LOB: 1 BB: 0 P: 4	R: 0 E: 1 K: 0 S: 4	H: 0 LOB: 1 BB: 0 P: 4	R: 0 E: 0 K: 0 S: 3	H: 0 LOB: 1 BB: 1 P: 7	R: 0 E: 0 K: 0 S: 3	H: 0 LOB: 1 BB: 1 P: 7	1B: 2 2B: 0 3B: 0 HR: 0	SF: 1 SAC: 1 DP: 0 HBP: 0	WP: 0 PB: 0 SB: 2 CS: 0	PA: 36
PITCHER Joaquin Andujar, R (1, 1) ERA: 3.67	IP: 9.0 WLS: W BF: 36 H: 2 R: 2 ER: 1 SO: 3 BB: 6 IBB: 0 HBP: 0 BLK: 0 WP: 0 HR: 0 S: 36 P: 60 ERA: 1.00 WHIP: 0.889											PITCHER	IP: 9.0 WLS: W BF: 36 H: 2 R: 2 ER: 1 SO: 3 BB: 6 IBB: 0 HBP: 0 BLK: 0 WP: 0 HR: 0 S: 36 P: 60 ERA: 1.00 WHIP: 0.889									

Los Angeles Dodgers @ Houston Astros
 Astrodome, Houston, TX
 Sat Sep 04 1976, 4:33 AM EDT
 Att. 6,875 - Dome

livebaseballscorecards.com

AB	28
R	2
H	2
RBI	2
BB	6
SO	3
LOB	12



Batter	1	2	3	4	5	6	7	8	9	AB	R	H	RBI	BB	SO	LOB
Wilbur Howard, S (1, 7) OBP: 0.247, SLG: 0.300	0-0 5-3		0-0 1B 1B	0-0 5-3			0-0 5-3			4	1	1	0	0	0	0
Enos Cabell, R (1, 5) OBP: 0.311, SLG: 0.330	0-0 6-3		0-0 1B 1B HR	0-0 6-3			0-0 F6			4	1	1	0	0	0	0
Cesar Cedeno, R (1, 8) OBP: 0.357, SLG: 0.461	4-0 S BB		0-0 1B HR			0-0 F7		0-0 F8		3	1	1	1	1	0	0
Bob Watson, R (1, 3) OBP: 0.369, SLG: 0.451	0-0 5-3		0-0 1B HR			0-0 4-3		0-3 K		4	1	1	3	0	1	1
Cliff Johnson, R (1, 2) OBP: 0.361, SLG: 0.395		0-0 1B	4-0 1B BB			0-0 F8		4-0 BB		2	1	1	0	2	0	0
Jose Cruz, L (1, 9) OBP: 0.384, SLG: 0.407		0-0 F7	4-0 1B BB			0-3 K		0-0 1-3		3	0	0	0	1	1	2
Rob Andrews, R (1, 4) OBP: 0.317, SLG: 0.304		0-0 F8	0-0 6-3 1B BB			0-0 6-3				3	0	0	0	0	0	3
Roger Metzger, S (1, 6) OBP: 0.296, SLG: 0.280		0-0 1-3	0-0 1B			0-0 5-3				3	0	1	1	0	0	1
Joaquin Andujar, S (1, 1) OBP: 0.167, SLG: 0.170			0-3 K			0-3 K		0-0 F9		3	0	0	0	0	2	0

Inning Stats	R: 0	H: 0	E: 0	K: 0	S: 3	LOB: 1	BB: 1	P: 7	R: 0	H: 1	E: 0	K: 0	S: 4	LOB: 1	BB: 0	P: 4	R: 5	H: 5	E: 0	K: 1	S: 9	LOB: 2	BB: 2	P: 17	R: 0	H: 0	E: 0	K: 1	S: 5	LOB: 0	BB: 0	P: 3	R: 0	H: 0	E: 0	K: 1	S: 5	LOB: 0	BB: 0	P: 5	R: 0	H: 0	E: 0	K: 0	S: 3	LOB: 0	BB: 0	P: 3	R: 0	H: 0	E: 0	K: 0	S: 3	LOB: 0	BB: 0	P: 3	R: 0	H: 0	E: 0	K: 1	S: 5	LOB: 1	BB: 1	P: 9
--------------	------	------	------	------	------	--------	-------	------	------	------	------	------	------	--------	-------	------	------	------	------	------	------	--------	-------	-------	------	------	------	------	------	--------	-------	------	------	------	------	------	------	--------	-------	------	------	------	------	------	------	--------	-------	------	------	------	------	------	------	--------	-------	------	------	------	------	------	------	--------	-------	------

PITCHER	IP	WLS	BF	H	R	ER	SO	BB	IBB	HBP	BLK	WP	HR	S	P	ERA	WHIP
Tommy John, L (1, 1) ERA: 3.22	6.0	L	26	6	5	5	3	3	0	0	0	0	1	29	41	7.50	1.500
Dennis Lewallyn, R (7, 1) ERA:	2.0		7	0	0	0	1	1	0	0	0	0	0	8	12	0.00	0.500


BOTTOM

Los Angeles Dodgers @ Houston Astros
Astrodome, Houston, TX

Sat Sep 04 1976, 4:33 AM EDT
Att. 6,875 - Dome

livebaseballscorecards.com

AB	29
R	5
H	6
RBI	5
BB	4
SO	4
LOB	7



WP: 0	PA: 33
PB: 0	SB: 1
CS: 0	

Batter	1	2	3	4	5	6	7	8	9	AB R H RBI BB SO LOB	TOP	
Davey Lopes, R (1, 4) OBP: 0.311, SLG: 0.311 Ted Sizemore, R (5, 4) OBP: 0.278, SLG: 0.277	0-0 6-3 BLK 3B 1B		0-3 K		1-0 1B S HBP			0-0 4-3		2 1 1 0 0 1 0 1 0 0 0 0 0 0		
Bill Buckner, L (1, 7) OBP: 0.330, SLG: 0.387	0-0 6-3 1-3		0-0 6-3		0-0 1-3 1B			0-0 3-1		4 0 1 0 0 0 1		
Reggie Smith, S (1, 9) OBP: 0.307, SLG: 0.453	0-0 SF7 3B			0-0 HR	0-0 F5			0-0 F6		4 2 2 2 0 0 2		
Steve Garvey, R (1, 3) OBP: 0.344, SLG: 0.427	0-0 SF7 3-H			0-0 F8		0-0 G6-4-3 1B		0-0 F8		3 0 1 1 0 0 0		
Ron Cey, R (1, 5) OBP: 0.391, SLG: 0.486	4-0 CS BB			0-0 FC4-6 1B		0-0 G6-4-3 1-2f		4-0 WP 4-3 1B BB		2 1 1 0 2 0 1		
Jim Lyttle, L (1, 8) OBP: 0.338, SLG: 0.358	0-0 CS 1-2	0-3 K		0-0 FC4-6 FC1-6-4 1-2f		0-0 4-3		0-0 4-3 1-2		4 0 0 0 0 1 2		
Bill Russell, R (1, 6) OBP: 0.319, SLG: 0.370				0-0 FC1-6-4 1-2f		0-3 K		0-0 1B 2-H		4 0 1 1 0 1 1		
Steve Yeager, R (1, 2) OBP: 0.288, SLG: 0.360					0-0 6-3		0-0 5-3	0-0 F8		4 0 0 0 0 0 1		
Doug Rau, L (1, 1) OBP: 0.242, SLG: 0.148			0-0 4-3		0-0 4-3		0-0 6-3			3 0 0 0 0 0 0		
Inning Stats	R: 2 H: 2 E: 0 LOB: 0 K: 0 BB: 1 S: 4 P: 8	R: 0 H: 0 E: 0 LOB: 0 K: 1 BB: 0 S: 5 P: 5	R: 0 H: 0 E: 0 LOB: 0 K: 1 BB: 0 S: 5 P: 5	R: 1 H: 2 E: 0 LOB: 1 K: 0 BB: 0 S: 5 P: 5	R: 0 H: 1 E: 0 LOB: 2 K: 0 BB: 0 S: 4 P: 5	R: 0 H: 1 E: 0 LOB: 0 K: 0 BB: 0 S: 3 P: 3	R: 0 H: 0 E: 0 LOB: 0 K: 1 BB: 0 S: 5 P: 5	R: 0 H: 0 E: 0 LOB: 0 K: 0 BB: 0 S: 3 P: 3	R: 1 H: 1 E: 0 LOB: 1 K: 0 BB: 1 S: 4 P: 8	1B: 5 SF: 1 2B: 0 SAC: 0 3B: 1 DP: 1 HR: 1 HBP: 1	WP: 1 PA: 36 PB: 0 SB: 1 CS: 1	
PITCHER	IP WLS BF H R ER SO BB IBB HBP BLK WP HR S P ERA WHIP											
Dan Larson, R (1, 1) ERA: 3.07	8.0 L 30 6 3 3 3 1 0 1 1 1 0 1 34 39 3.38 0.875											
Joe Niekro, R (9, 1) ERA: 3.49	1.0 5 1 1 1 0 1 0 0 0 0 1 0 4 8 9.00 2.000											

Los Angeles Dodgers @ Houston Astros
Astrodome, Houston, TX
Sun Sep 05 1976, 4:33 AM EDT
Att. 12,483 - Dome

livebaseballscorecards.com

AB 31
R 4
H 7
RBI 4
BB 2
SO 3
LOB 8



BOTTOM

Los Angeles Dodgers @ Houston Astros
Astrodome, Houston, TX
Sun Sep 05 1976, 4:33 AM EDT
Att. 12,483 - Dome

livebaseballscorecards.com

AB	30
R	0
H	3
RBI	0
BB	3
SO	3
LOB	13



WP:	0	PA:	33
PB:	0	SB:	1
CS:	0		

AB	R	H	RBI	BB	SO	LOB
4	0	0	0	0	1	1
3	0	0	0	1	0	1
3	0	0	0	1	0	2
3	0	0	0	1	0	1
4	0	1	0	0	0	1
4	0	1	0	0	0	1
3	0	0	0	0	1	2
2	0	0	0	0	0	1
1	0	0	0	0	1	2
0	0	0	0	0	0	0
2	0	0	0	0	0	1
1	0	1	0	0	0	0
0	0	0	0	0	0	0

Batter	1	2	3	4	5	6	7	8	9
Wilbur Howard, S (1, 7) OBP: 0.242, SLG: 0.293	0-0 F8		0-3 K			0-0 F9		0-0 5-3	
Enos Cabell, R (1, 5) OBP: 0.310, SLG: 0.328	0-0 5-3			0-0 5-3		4-0 G6-4-3 BB		0-0 F8	
Cesar Cedeno, R (1, 8) OBP: 0.356, SLG: 0.459	4-0 S BB			0-0 F8		0-0 G6-4-3 1-2f		0-0 F7	
Bob Watson, R (1, 3) OBP: 0.368, SLG: 0.448	0-0 5-3 1-2			4-0 FC5-4 BB		0-0 L7		0-0 6-3	
Cliff Johnson, R (1, 2) OBP: 0.359, SLG: 0.393		0-0 F7		0-0 FC5-4 1-2f		0-0 E 1B		0-0 F7	
Jose Cruz, L (1, 9) OBP: 0.383, SLG: 0.408		0-0 F4			0-0 2B	0-0 F4		0-0 F9	
Rob Andrews, R (1, 4) OBP: 0.315, SLG: 0.302		0-3 K			0-0 4-3	0-0 E6 1-2			
Roger Metzger, S (1, 6) OBP: 0.295, SLG: 0.279			0-0 F8			0-3 K			
Leon Roberts, R (7, PH) OBP: 0.347, SLG: 0.426									
Jerry Davanon, R (8, 6) OBP: 0.400, SLG: 0.436									
Dan Larson, R (1, 1) OBP: 0.346, SLG: 0.440			0-0 F9					0-0 F8 5-3 1B	
Ken Boswell, L (8, PH) OBP: 0.297, SLG: 0.336									
Joe Niekro, R (9, 1) OBP: 0.214, SLG: 0.370									

Inning	R	H	E	K	S	H	LOB	BB	P
1	0	0	0	0	7	0	1	1	7
2	0	0	0	1	5	0	0	0	5
3	0	0	0	1	5	0	0	0	5
4	0	0	0	1	7	0	1	1	7
5	0	1	0	0	4	1	1	0	4
6	0	0	0	1	6	0	0	1	6
7	0	1	1	0	7	2	2	0	7
8	0	1	0	0	4	1	1	0	4
9	0	0	0	0	3	0	0	0	3

PITCHER	IP	WLS	BF	H	R	ER	SO	BB	IBB	HBP	BLK	WP	HR	S	P	ERA	WHIP
Doug Rau, L (1, 1) ERA: 2.54	9.0	W	33	3	0	0	3	3	0	0	0	0	0	36	48	0.00	0.667

Batter	1	2	3	4	5	6	7	8	9	AB R H RBI BB SO LOB	TOP									
Davey Lopes, R (1, 4) OBP: 0.313, SLG: 0.311	0-0 F8			4-0 BB		0-0 E S E 1B		0-0 P3		3 1 1 0 1 0 0	Los Angeles Dodgers @ San Diego Padres San Diego Stadium, San Diego, CA Mon Sep 06 1976, 10:05 PM EDT Att: 31,010 - Unknown livebaseballscorecards.com									
Bill Buckner, L (1, 7) OBP: 0.328, SLG: 0.384	0-0 4-3			0-0 G1-6-3 1-2f		0-0 E4 E 2B		0-0 6-3		4 1 0 0 0 0 2										
Reggie Smith, S (1, 9) OBP: 0.304, SLG: 0.448	0-0 F7			0-0 F8		0-0 E4 2B 1-3 3-H		0-0 F8		4 0 0 0 0 0 1										
Steve Garvey, R (1, 3) OBP: 0.346, SLG: 0.441		0-0 F8			0-0 HR	0-0 2B 1-3 3-H		0-0 SF9 3B		4 2 3 2 0 0 0										
Ron Cey, R (1, 5) OBP: 0.392, SLG: 0.486		0-0 6-3			0-0 G4-6-3 1B	0-0 IBB		0-0 SF9		2 0 1 1 1 0 0										
Lee Lacy, R (1, 8) OBP: 0.319, SLG: 0.365		0-0 5-3			0-0 G4-6-3 1-2f	0-0 G3		0-0 5-3 3-H		4 0 0 0 0 0 4										
Bill Russell, R (1, 6) OBP: 0.316, SLG: 0.367			0-0 1-3		0-0 5-3		0-0 5-3		0-0 6-3	4 0 0 0 0 0 0										
Steve Yeager, R (1, 2) OBP: 0.287, SLG: 0.358			0-0 5-3			0-0 5-3	0-0 5-3			2 0 0 0 0 0 0										
Dusty Baker Jr., R (7, PH) OBP: 0.300, SLG: 0.310										1 0 0 0 0 0 0										
Sergio Robles, R (7, 2)										0 0 0 0 0 0 0										
Don Sutton, R (1, 1) OBP: 0.169, SLG: 0.113			0-0 5-3			0-0 F8	0-0 4-3			3 0 0 0 0 0 0										
Inning Stats	R: 0 E: 0 K: 0 S: 3	H: 0 LOB: 0 BB: 0 P: 3	R: 0 E: 0 K: 0 S: 3	H: 0 LOB: 0 BB: 0 P: 3	R: 0 E: 0 K: 0 S: 2	H: 0 LOB: 0 BB: 1 P: 6	R: 1 E: 0 K: 0 S: 4	H: 2 LOB: 0 BB: 0 P: 4	R: 2 E: 2 K: 0 S: 7	H: 2 LOB: 3 BB: 1 P: 11	R: 0 E: 0 K: 0 S: 3	H: 0 LOB: 0 BB: 0 P: 3	R: 0 E: 0 K: 0 S: 3	H: 0 LOB: 0 BB: 0 P: 3	R: 1 E: 0 K: 0 S: 4	H: 1 LOB: 0 BB: 0 P: 4	1B: 2 2B: 1 3B: 1 HR: 1	SF: 1 SAC: 0 DP: 2 HBP: 0	WP: 0 PB: 0 SB: 1 CS: 0	PA: 34
PITCHER Randy Jones, L (1, 1) ERA: 2.72	IP: 9.0 WLS: L BF: 34 H: 5 R: 4 ER: 2 SO: 0 BB: 1 IBB: 1 HBP: 0 BLK: 0 WP: 0 HR: 1 S: 32 P: 40 ERA: 2.00 WHIP: 0.667																			



Batter	1	2	3	4	5	6	7	8	9	AB R H RBI BB SO LOB
Johnny Grubb, L (1, 9) OBP: 0.390, SLG: 0.399	0-0 L9		0-0 F8			0-3 K			0-0 P6	4 0 0 0 0 1 1
Enzo Hernandez, R (1, 6) OBP: 0.322, SLG: 0.323 Ted Kubiak, S (9, PH) OBP: 0.312, SLG: 0.279	0-0 F7			0-0 F9			0-0 G4-6-3 1B		0-0 F8	3 0 1 0 0 0 0 1 0 0 0 0 0 0
Jerry Turner, L (1, 7) OBP: 0.315, SLG: 0.372	0-3 K			0-3 K			0-0 G4-6-3 1-2f		4-0 BB	3 0 0 0 1 2 1
Willie Davis, L (1, 8) OBP: 0.294, SLG: 0.376		0-0 F8		0-0 6-3			4-0 BB		0-0 F8	3 0 0 0 1 0 1
Mike Ivie, R (1, 3) OBP: 0.353, SLG: 0.415		0-0 F7			0-0 CS 1B		0-0 P4			3 0 1 0 0 0 1
Tito Fuentes, S (1, 4) OBP: 0.297, SLG: 0.322		0-0 F7			0-0 F2			0-0 5-3		3 0 0 0 0 0 1
Doug Rader, R (1, 5) OBP: 0.319, SLG: 0.352			0-3 K		0-3 K			0-0 5-3		3 0 0 0 0 2 1
Fred Kendall, R (1, 2) OBP: 0.300, SLG: 0.304			0-0 CS 2B		0-0 CS 1-2	0-0 6-3		0-0 6-3		3 0 1 0 0 0 0
Randy Jones, R (1, 1) OBP: 0.084, SLG: 0.044 Merv Rettenmund, R (9, PH) OBP: 0.353, SLG: 0.333			0-0 6-3			0-0 G3			0-0 HR	2 0 0 0 0 0 1 1 1 1 1 0 0 0

Inning Stats	R: 0	H: 0	E: 0	K: 1	S: 5	R: 0	H: 0	E: 0	K: 0	S: 3	R: 0	H: 1	E: 0	K: 1	S: 6	R: 0	H: 0	E: 0	K: 1	S: 5	R: 0	H: 1	E: 0	K: 1	S: 5	R: 0	H: 0	E: 0	K: 0	S: 3	R: 0	H: 0	E: 0	K: 0	S: 4	R: 1	H: 1	E: 0	K: 0	S: 4	1B: 2	SF: 0	2B: 1	SAC: 0	3B: 0	DP: 1	HR: 1	HBP: 0	WP: 0	PA: 32
PITCHER Don Sutton, R (1, 1) ERA: 3.51	IP	WLS	BF	H	R	ER	SO	BB	IBB	HBP	BLK	WP	HR	S	P	ERA	WHIP													IP	WLS	BF	H	R	ER	SO	BB	IBB	HBP	BLK	WP	HR	S	P	ERA	WHIP				


BOTTOM

Los Angeles Dodgers @ San Diego Padres
 San Diego Stadium, San Diego, CA

Mon Sep 06 1976, 10:05 PM EDT
 Att. 31,010 - Unknown

livebaseballscorecards.com

AB	29
R	1
H	4
RBI	1
BB	2
SO	5
LOB	7



Batter	1	2	3	4	5	6	7	8	9	AB R H RBI BB SO LOB	TOP	
Davey Lopes, R (1, 4) <small>OBP: 0.316, SLG: 0.313</small> Leron Lee, L (8, PH) <small>OBP: 0.175, SLG: 0.184</small> Sergio Robles, R (8, 2)	0-0 		0-0 			4-0 		0-3 		2 1 1 0 1 0 1 1 0 0 0 0 1 0 0 0 0 0 0 0 0		
Bill Buckner, L (1, 7) <small>OBP: 0.328, SLG: 0.383</small>	0-0 			0-0 		0-0 		0-0 		4 0 1 0 0 0 3		
Reggie Smith, S (1, 9) <small>OBP: 0.301, SLG: 0.443</small>	0-3 			0-0 		0-3 		0-3 		4 0 0 0 0 3 4		
Steve Garvey, R (1, 3) <small>OBP: 0.349, SLG: 0.448</small>	0-0 			0-0 		0-0 		0-0 		4 1 3 2 0 0 0		
Ron Cey, R (1, 5) <small>OBP: 0.391, SLG: 0.483</small>	0-0 	0-0 			0-3 		0-0 	4-0 		3 0 0 0 1 1 0		
Jim Lyttle, L (1, 8) <small>OBP: 0.329, SLG: 0.348</small>			0-3 		0-3 		0-3 	0-3 		4 0 0 0 0 4 3		
Bill Russell, R (1, 6) <small>OBP: 0.313, SLG: 0.363</small>			0-0 		0-3 		0-0 	0-0 		4 0 0 0 0 1 3		
Kevin Pasley, R (1, 2) John Hale, L (8, PH) <small>OBP: 0.298, SLG: 0.213</small> Ted Sizemore, R (8, 4) <small>OBP: 0.278, SLG: 0.277</small>			4-0 			0-0 		0-0 		1 0 0 0 1 0 0 1 0 0 0 0 0 0 0 0 0 0 0 0 0		
Burt Hooton, R (1, 1) <small>OBP: 0.172, SLG: 0.132</small> Ed Goodson, L (8, PH) <small>OBP: 0.258, SLG: 0.295</small> Rick Auerbach, R (8, PR) <small>OBP: 0.176, SLG: 0.098</small> Elias Sosa, R (8, 1) <small>OBP: 0.143, SLG: 0.143</small> Manny Mota, R (8, PH) <small>OBP: 0.375, SLG: 0.381</small> Charlie Hough, R (8, 1) <small>OBP: 0.263, SLG: 0.368</small>			0-0 			0-0 		0-0 		1 0 0 0 0 0 1 1 0 1 0 0 0 0 0 0 0 0 0 0 0 0 0 0 0 0 0 0 1 0 0 0 0 0 0 0 0 0 0 0 0 0		
Inning Stats	R: 1 H: 2 E: 0 LOB: 0 K: 1 BB: 0 S: 6 P: 6	R: 0 H: 0 E: 0 LOB: 0 K: 1 BB: 0 S: 5 P: 5	R: 0 H: 0 E: 0 LOB: 0 K: 0 BB: 1 S: 2 P: 6	R: 0 H: 0 E: 0 LOB: 0 K: 0 BB: 0 S: 3 P: 3	R: 0 H: 0 E: 0 LOB: 0 K: 3 BB: 0 S: 9 P: 9	R: 0 H: 1 E: 0 LOB: 2 K: 1 BB: 1 S: 6 P: 10	R: 1 H: 1 E: 0 LOB: 0 K: 1 BB: 0 S: 6 P: 6	R: 0 H: 0 E: 0 LOB: 0 K: 1 BB: 0 S: 5 P: 5	R: 0 H: 2 E: 0 LOB: 3 K: 2 BB: 1 S: 9 P: 13	1B: 4 SF: 0 2B: 1 SAC: 0 3B: 0 DP: 1 HR: 1 HBP: 0	WP: 0 PA: 35 PB: 0 SB: 1 CS: 1	
PITCHER Dave Freisleben, R (1, 1) <small>ERA: 3.69</small> Butch Metzger, R (9, 1) <small>ERA: 2.24</small>	IP WLS BF H R ER SO BB IBB HBP BLK WP HR S P ERA WHIP 8.0 W 29 5 2 2 8 2 0 0 0 0 0 1 43 51 2.25 0.875											PITCHER IP WLS BF H R ER SO BB IBB HBP BLK WP HR S P ERA WHIP 1.0 S 5 1 0 0 2 1 0 0 0 0 0 0 8 12 0.00 2.000

Los Angeles Dodgers @ San Diego Padres
 San Diego Stadium, San Diego, CA
 Tue Sep 07 1976, 10:05 PM EDT
 Att: 11,238 - Unknown

AB	31
R	2
H	6
RBI	2
BB	3
SO	10
LOB	15



Batter	1	2	3	4	5	6	7	8	9	10	11	AB R H RBI BB SO LOB	TOP	
Jack Clark, R (1, 8) <small>OBP: 0.308, SLG: 0.150</small> Gary Lavelle, S (11, 1) <small>OBP: 0.111, SLG: 0.111</small>												5 0 0 0 0 1 0 0 0 0 0 0 0 0	San Francisco Giants @ Los Angeles Dodgers Dodger Stadium, Los Angeles, CA <small>Wed Sep 08 1976 7:05 PM PDT</small> <small>Att. 19,272 - Unknown</small>	
Marty Perez, R (1, 4) <small>OBP: 0.325, SLG: 0.333</small>												3 0 1 0 1 0 0		
Gary Matthews, R (1, 7) <small>OBP: 0.367, SLG: 0.443</small>												4 0 0 0 0 0 2		
Bobby Murcer, L (1, 9) <small>OBP: 0.353, SLG: 0.409</small>												3 0 0 0 1 0 1		
Ken Reitz, R (1, 5) <small>OBP: 0.303, SLG: 0.344</small>												4 0 0 0 0 1 1		
Chris Speier, R (1, 6) <small>OBP: 0.305, SLG: 0.278</small>												4 0 1 0 0 0 0		
Gary Thomasson, L (1, 3) <small>OBP: 0.308, SLG: 0.403</small> Larry Herndon, R (11, 8) <small>OBP: 0.340, SLG: 0.362</small>												4 1 2 0 0 0 1 0 0 0 0 0 0 0		
Gary Alexander, R (1, 2) <small>OBP: 0.231, SLG: 0.261</small> Mike Sadek, R (11, PH) <small>OBP: 0.307, SLG: 0.236</small> <small>(11, 2)</small>												3 0 0 0 0 2 2 0 0 0 0 0 0 0		
Ed Halicki, R (1, 1) <small>OBP: 0.246, SLG: 0.173</small> Darrell Evans, L (11, PH) <small>OBP: 0.321, SLG: 0.318</small> <small>(11, 3)</small>												3 0 0 0 0 1 0 0 0 0 1 0 0 0		
Inning Stats	R: 0 H: 0 E: 0 LOB: 0 K: 0 BB: 0 S: 3 P: 3	R: 0 H: 0 E: 0 LOB: 0 K: 0 BB: 1 S: 2 P: 6	R: 0 H: 0 E: 0 LOB: 0 K: 1 BB: 0 S: 5 P: 5	R: 0 H: 1 E: 0 LOB: 1 K: 1 BB: 0 S: 6 P: 6	R: 0 H: 1 E: 0 LOB: 1 K: 1 BB: 0 S: 6 P: 6	R: 0 H: 0 E: 0 LOB: 0 K: 0 BB: 0 S: 3 P: 3	R: 0 H: 0 E: 0 LOB: 0 K: 0 BB: 0 S: 3 P: 3	R: 0 H: 1 E: 0 LOB: 0 K: 0 BB: 0 S: 3 P: 3	R: 0 H: 0 E: 0 LOB: 1 K: 1 BB: 1 S: 5 P: 9	R: 0 H: 0 E: 0 LOB: 0 K: 1 BB: 0 S: 5 P: 5	R: 1 H: 1 E: 0 LOB: 0 K: 0 BB: 0 S: 4 P: 4	1B: 3 SF: 1 2B: 1 SAC: 1 3B: 0 DP: 1 HR: 0 HBP: 0		WP: 0 PA: 37 PB: 0 SB: 0 CS: 1
PITCHER Al Downing, L (1, 1) <small>ERA: 4.01</small> Charlie Hough, R (9, 1) <small>ERA: 2.31</small>	IP: 8.0 WLS: L BF: 26 H: 3 R: 0 ER: 0 SO: 3 BB: 1 IBB: 0 HBP: 0 BLK: 0 WP: 0 HR: 0 S: 31 P: 35 ERA: 0.00 WHIP: 0.500													

livebaseballscorecards.com

AB	33
R	1
H	4
RBI	1
BB	2
SO	5
LOB	7



Batter	1	2	3	4	5	6	7	8	9	AB	R	H	RBI	BB	SO	LOB	TOP								
Jack Clark, R (1, 8) <small>OBP: 0.333, SLG: 0.250</small> Larry Herndon, R (7, 8) <small>OBP: 0.340, SLG: 0.362</small>	0-0 6-3		0-0 5-3			0-0 FC6-4 SH 1B	0-0 2B			4	1	2	0	0	0	0									
Marty Perez, R (1, 4) <small>OBP: 0.322, SLG: 0.331</small>	0-0 4-3		0-0 5-3			0-0 SH FC6-4 1-2	0-0 1-3			3	0	0	0	0	0	1									
Gary Matthews, R (1, 7) <small>OBP: 0.366, SLG: 0.441</small>	0-0 E 1B		0-0 4-3			0-0 FC6-4 1B 1-2f 2-3		0-0 6-3		4	1	1	0	0	0	2									
Bobby Murcer, L (1, 9) <small>OBP: 0.354, SLG: 0.412</small>	0-0 E2 1-H 2B		0-0 5-3			0-0 G1-6-3 1B 1-2 3-H		0-0 3-1		4	0	2	2	0	0	0									
Ken Reitz, R (1, 5) <small>OBP: 0.300, SLG: 0.342</small>	0-0 5-3		0-0 4-3			0-0 G1-6-3 1B 1-2f		0-3 K		4	0	0	0	0	1	3									
Chris Speier, R (1, 6) <small>OBP: 0.306, SLG: 0.280</small>		0-0 FC4-6 1B		0-0 F9			0-0 HR 1B		0-0 6-3	4	1	2	0	0	0	0									
Gary Thomasson, L (1, 3) <small>OBP: 0.307, SLG: 0.413</small> Darrell Evans, L (9, 3) <small>OBP: 0.321, SLG: 0.318</small>		0-0 FC4-6 1-2f		0-0 G3		0-0 G3	0-0 1-H HR		0-0 5-3	4	1	1	2	0	0	1									
Gary Alexander, R (1, 2) <small>OBP: 0.233, SLG: 0.231</small>		0-3 K		0-3 K		0-3 K	0-3 K		4-0 FC6-4 BB	3	0	0	0	1	3	1									
John Montefusco, R (1, 1) <small>OBP: 0.171, SLG: 0.129</small> Chris Arnold, R (7, PH) <small>OBP: 0.269, SLG: 0.258</small> Gary Lavelle, S (7, 1) <small>OBP: 0.100, SLG: 0.100</small>		0-0 6-3		0-3 K		0-3 K	0-0 F9		0-0 FC6-4 1-2f	2	0	0	0	0	1	1									
Inning Stats	R: 1 E: 1 K: 0 S: 5	H: 2 LOB: 1 BB: 0 P: 5	R: 0 E: 0 K: 1 S: 6	H: 1 LOB: 1 BB: 0 P: 6	R: 0 E: 0 K: 0 S: 3	H: 0 LOB: 0 BB: 0 P: 3	R: 0 E: 0 K: 0 S: 3	H: 0 LOB: 0 BB: 0 P: 3	R: 0 E: 0 K: 2 S: 7	H: 0 LOB: 0 BB: 0 P: 7	R: 1 E: 1 K: 0 S: 5	H: 2 LOB: 1 BB: 0 P: 5	R: 2 E: 0 K: 1 S: 8	H: 3 LOB: 1 BB: 0 P: 8	R: 0 E: 0 K: 1 S: 5	H: 0 LOB: 0 BB: 0 P: 5	R: 0 E: 0 K: 0 S: 3	H: 0 LOB: 1 BB: 1 P: 7	1B: 5 2B: 2 3B: 0 HR: 1	SF: 0 SAC: 1 DP: 1 HBP: 0	WP: 0 PB: 0 SB: 0 CS: 0	PA: 36			
PITCHER	IP	WLS	BF	H	R	ER	SO	BB	IBB	HBP	BLK	WP	HR	S	P	ERA	WHIP								
Tommy John, L (1, 1) <small>ERA: 3.3</small> Elias Sosa, R (8, 1) <small>ERA: 4.02</small>	7.0	L	29	8	4	4	4	0	0	0	0	0	1	37	37	5.14	1.143								
	2.0		7	0	0	0	1	1	0	0	0	0	0	8	12	0.00	0.500								

San Francisco Giants @ Los Angeles Dodgers
Dodger Stadium, Los Angeles, CA
 Thu Sep 09 1976, 7:05 PM PDT
 Att: 17,110 - Unknown

livebaseballscorecards.com

AB	34
R	4
H	8
RBI	4
BB	1
SO	5
LOB	10



Batter	1	2	3	4	5	6	7	8	9	AB R H RBI BB SO LOB
Davey Lopes, R OBP: 0.314, SLG: 0.308 (1, 4) X	0-0 F8 ①		4-0 BB S		0-3 K ②		0-3 K ②			3 0 0 0 1 2 1
Bill Buckner, L OBP: 0.325, SLG: 0.379 (1, 7) X	0-0 1B S 1B		0-0 6-3 ③		0-0 F8 ③		0-0 L5 ③			4 0 1 0 0 0 2
Reggie Smith, S OBP: 0.305, SLG: 0.456 (1, 9) X	0-0 G6-4-3 1B			0-0 1B 1B		0-0 HR		0-3 K ①		4 1 3 1 0 1 0
Steve Garvey, R OBP: 0.346, SLG: 0.444 (1, 3) X	0-0 G6-4-3 ② ③ ④			0-0 1B 1B		0-0 E4 SH1-4 1B WP		0-0 L5 ②		4 1 1 0 0 0 2
Ron Cey, R OBP: 0.387, SLG: 0.477 (1, 5)		0-3 K ①		0-3 K ①		0-0 WP SH1-4 1B 1-2		0-0 2-3 ③		4 0 1 0 0 2 2
John Hale, L OBP: 0.290, SLG: 0.212 (1, 8)		0-0 CS 1B		0-3 K ②		0-0 SH1-4 ①			0-0 6-3 ①	2 0 1 0 0 1 2
Ted Sizemore, R OBP: 0.277, SLG: 0.276 (9, PH)						1-2 2-3				1 0 0 0 0 0 0
Bill Russell, R OBP: 0.311, SLG: 0.360 (1, 6)		0-3 K ② ③		0-0 F8 ③		0-0 2-3 ②			0-0 F8 ②	4 0 0 0 0 1 4
Kevin Pasley, R OBP: 0.333, SLG: 0.200 (1, 2)			0-0 4-3 ①		0-0 SH3 1B ①		0-0 L6 ③		0-0 F9 ③	2 0 1 0 0 0 0
Ed Goodson, L OBP: 0.253, SLG: 0.289 (6, PH)										1 0 0 0 0 0 1
Sergio Robles, R OBP: 0.360, SLG: 0.364 (9, PH)										0 0 0 0 0 0 0
Manny Mota, R OBP: 0.360, SLG: 0.364 (9, PH)										1 0 0 0 0 0 0
Tommy John, R OBP: 0.123, SLG: 0.109 (1, 1)			0-0 L3 ②		0-0 SH3 ①					1 0 0 0 0 0 0
Lee Lacy, R OBP: 0.320, SLG: 0.366 (7, PH)					1-2					1 0 0 0 0 0 0
Elias Sosa, R OBP: 0.143, SLG: 0.143 (8, 1)							0-0 P5 ①			0 0 0 0 0 0 0

Inning Stats	R: 0	H: 2	E: 0	LOB: 1	K: 0	BB: 0	S: 4	P: 4	R: 0	H: 1	E: 0	LOB: 0	K: 2	BB: 0	S: 7	P: 7	R: 0	H: 0	E: 0	LOB: 1	K: 0	BB: 1	S: 3	P: 7	R: 0	H: 2	E: 0	LOB: 2	K: 2	BB: 0	S: 9	P: 9	R: 0	H: 1	E: 0	LOB: 1	K: 1	BB: 0	S: 6	P: 6	R: 2	H: 2	E: 1	LOB: 1	K: 0	BB: 0	S: 6	P: 6	R: 0	H: 0	E: 0	LOB: 0	K: 1	BB: 0	S: 5	P: 5	R: 0	H: 0	E: 0	LOB: 0	K: 1	BB: 0	S: 3	P: 3	R: 0	H: 0	E: 0	LOB: 0	K: 0	BB: 0	S: 3	P: 3	1B: 7	SF: 0	2B: 0	SAC: 2	3B: 0	DP: 1	HR: 1	HBP: 0	WP: 1	PA: 35
--------------	------	------	------	--------	------	-------	------	------	------	------	------	--------	------	-------	------	------	------	------	------	--------	------	-------	------	------	------	------	------	--------	------	-------	------	------	------	------	------	--------	------	-------	------	------	------	------	------	--------	------	-------	------	------	------	------	------	--------	------	-------	------	------	------	------	------	--------	------	-------	------	------	------	------	------	--------	------	-------	------	------	-------	-------	-------	--------	-------	-------	-------	--------	-------	--------

PITCHER	IP	WLS	BF	H	R	ER	SO	BB	IBB	HBP	BLK	WP	HR	S	P	ERA	WHIP
John Montefusco, R ERA: 2.89 (1, 1)	6.0	W	26	8	2	1	5	1	0	0	0	1	1	35	39	1.50	1.500
Gary Lavelle, L ERA: 2.49 (7, 1)	3.0	S	9	0	0	0	2	0	0	0	0	0	0	13	13	0.00	0.000

BOTTOM

San Francisco Giants @ Los Angeles Dodgers
Dodger Stadium, Los Angeles, CA
 Thu Sep 09 1976, 7:05 PM PDT
 Att. 17,110 - Unknown

livebaseballscores.com

AB	32
R	2
H	8
RBI	1
BB	1
SO	7
LOB	14



Batter	1	2	3	4	5	6	7	8	9	10	AB	R	H	RBI	BB	SO	LOB
Davey Lopes, R (1, 4) OBP: 0.311, SLG: 0.306 Ted Sizemore, R (7, PH) OBP: 0.279, SLG: 0.278 (8, 4)	0-0 P6		0-0 P4			0-0 6-3	0-0 F7			0-0 FC6-4 1B	3	0	0	0	0	0	1
Bill Buckner, L (1, 7) OBP: 0.324, SLG: 0.377	0-0 F7			0-0 G3		0-0 1B		0-0 P6		0-0 FC6-4 BB	5	0	1	0	0	0	1
Reggie Smith, S (1, 9) OBP: 0.304, SLG: 0.450	0-0 G3			0-3 K		0-0 F9		0-0 4-3		4-0 BB	4	0	0	0	1	1	1
Steve Garvey, R (1, 3) OBP: 0.347, SLG: 0.445		0-0 G5-4-3 1B		0-0 P4			0-0 1B E 2B	0-0 F7		0-0 6-3	5	1	2	0	0	0	2
Ron Cey, R (1, 5) OBP: 0.386, SLG: 0.475		0-0 G5-4-3 1-2f			0-0 5-3		0-0 PB E SF7 1B		0-0 F9		4	1	1	0	0	0	1
Bill Russell, R (1, 6) OBP: 0.310, SLG: 0.359		0-0 F9			0-0 CS BB 1B		0-0 E5 PB		0-3 K		4	0	1	0	0	1	1
John Hale, L (1, 8) OBP: 0.303, SLG: 0.222			0-0 P4		4-0 BB BB BB BB	0-0 1-2 BB	0-0 SF7		0-0 1B		2	0	1	1	1	0	0
Kevin Pasley, R (1, 2) OBP: 0.250, SLG: 0.143 Ed Goodson, L (7, PH) OBP: 0.250, SLG: 0.286 Sergio Robles, R (8, 2)			0-0 P6		0-3 K		0-0 F5		0-3 K		2	0	0	0	0	1	2
Doug Rau, L (1, 1) OBP: 0.254, SLG: 0.164 Jim Lytle, L (6, PH) OBP: 0.322, SLG: 0.345 Dennis Lewallyn, R (7, 1) Manny Mota, R (7, PH) OBP: 0.373, SLG: 0.364 Charlie Hough, R (8, 1) OBP: 0.265, SLG: 0.368 Leron Lee, L (10, PH) OBP: 0.171, SLG: 0.179			0-0 1B		0-0 4-3		4-0 1B IBB		0-0 F5		1	0	1	0	0	0	0

Inning Stats	R: 0	H: 0	E: 0	K: 0	S: 3	P: 3	R: 0	H: 1	E: 0	K: 0	S: 3	P: 3	R: 0	H: 1	E: 0	K: 0	S: 4	P: 4	R: 0	H: 0	E: 0	K: 1	S: 5	P: 5	R: 0	H: 1	E: 0	K: 1	S: 5	P: 9	R: 0	H: 1	E: 0	K: 0	S: 4	P: 4	R: 2	H: 2	E: 1	K: 0	S: 6	P: 10	R: 0	H: 0	E: 0	K: 0	S: 3	P: 3	R: 0	H: 1	E: 0	K: 2	S: 8	P: 8	R: 0	H: 1	E: 0	K: 0	S: 4	P: 8	1B: 7	SF: 1	2B: 2	SAC: 0	3B: 0	DP: 2	HR: 0	HBP: 0	WP: 0	PA: 40
--------------	------	------	------	------	------	------	------	------	------	------	------	------	------	------	------	------	------	------	------	------	------	------	------	------	------	------	------	------	------	------	------	------	------	------	------	------	------	------	------	------	------	-------	------	------	------	------	------	------	------	------	------	------	------	------	------	------	------	------	------	------	-------	-------	-------	--------	-------	-------	-------	--------	-------	--------

PITCHER	IP	WLS	BF	H	R	ER	SO	BB	IBB	HBP	BLK	WP	HR	S	P	ERA	WHIP
Phil Niekro, R (1, 1) ERA: 3.48	8.0		31	6	2	0	2	1	1	0	0	0	0	33	41	0.00	0.875
Adrian Devine, R (9, 1) ERA: 3.48	1.0	W	4	1	0	0	2	0	0	0	0	0	0	8	8	0.00	1.000
Max Leon, R (10, 1) ERA: 2.93	1.0	S	5	1	0	0	0	1	0	0	0	0	0	4	8	0.00	2.000


BOTTOM

Atlanta Braves @ Los Angeles Dodgers
Dodger Stadium, Los Angeles, CA

Sun Sep 12 1976, 3:33 AM PDT
Unknown

livebaseballscorecards.com

AB	36
R	2
H	8
RBI	1
BB	3
SO	4
LOB	13



Batter	1	2	3	4	5	6	7	8	9	AB R H RBI BB SO LOB	TOP									
Jerry Royster, R (1, 5) OBP: 0.301, SLG: 0.291	0-3 K2-3			0-0 F9			0-0 F7		0-0 6-3	4 0 0 0 0 1 0	Atlanta Braves @ Los Angeles Dodgers Dodger Stadium, Los Angeles, CA Sun Sep 12 1976, 3:38 AM PDT Att: 25,051 - Unknown livebaseballscorecards.com									
Darrel Chaney, S (1, 6) OBP: 0.329, SLG: 0.342	0-0 F9			0-3 K			0-0 F7		0-3 K2-3	4 0 0 0 0 2 0										
Ken Henderson, S (1, 8) OBP: 0.358, SLG: 0.403	0-3 K			0-3 K			0-0 F7			2 0 0 0 0 2 0										
Jimmy Wynn, R (5, 8) OBP: 0.379, SLG: 0.375										1 0 0 0 0 0 0										
Willie Montanez, L (1, 3) OBP: 0.347, SLG: 0.407		0-0 1B			0-0 1-3			0-0 1B		3 0 2 0 0 0 0										
Dave May, L (1, 7) OBP: 0.302, SLG: 0.267		0-0 4-3			0-0 F2			0-0 L8		3 0 0 0 0 0 1										
Tom Paciorek, R (1, 9) OBP: 0.336, SLG: 0.374		0-0 F7			0-0 6-3			0-0 FC6-4 1B		3 0 1 0 0 0 0										
Rod Gilbreath, R (1, 4) OBP: 0.338, SLG: 0.342			0-0 G6-4-3 1B			0-0 F2		0-0 F8		3 0 1 0 0 0 2										
Pete Varney, R (1, 2) OBP: 0.245, SLG: 0.431			0-0 G6-4-3			0-0 F7		0-0 FC6-4		3 0 0 0 0 0 3										
Roger Moret, S (1, 1) OBP: 0.087, SLG: 0.091			0-0 6-3			0-0 6-3		0-0 F9		1 0 0 0 0 0 0										
Buzz Capra, R (4, 1)										0 0 0 0 0 0 0										
Junior Moore, R (6, PH) OBP: 0.316, SLG: 0.235										1 0 0 0 0 0 0										
Pablo Torrealba, L (6, 1)										0 0 0 0 0 0 0										
Max Leon, R (8, 1)										0 0 0 0 0 0 0										
Cito Gaston, R (9, PH) OBP: 0.362, SLG: 0.448										1 0 0 0 0 0 0										
Inning Stats	R: 0 E: 0 K: 2 S: 7	H: 0 LOB: 0 BB: 0 P: 7	R: 0 E: 0 K: 0 S: 3	H: 1 LOB: 0 BB: 0 P: 3	R: 0 E: 0 K: 0 S: 3	H: 0 LOB: 0 BB: 0 P: 7	R: 0 E: 0 K: 2 S: 7	H: 0 LOB: 0 BB: 0 P: 7	R: 0 E: 0 K: 0 S: 3	H: 0 LOB: 0 BB: 0 P: 3	R: 0 E: 0 K: 0 S: 3	H: 0 LOB: 0 BB: 0 P: 3	R: 0 E: 0 K: 0 S: 5	H: 2 LOB: 2 BB: 0 P: 5	R: 0 E: 0 K: 1 S: 5	H: 0 LOB: 0 BB: 0 P: 5	1B: 4 2B: 0 3B: 0 HR: 0	SF: 0 SAC: 0 DP: 1 HBP: 0	WP: 0 PB: 0 SB: 0 CS: 0	PA: 29
PITCHER Don Sutton, R (1, 1) ERA: 3.37	IP: 9.0 WLS: W BF: 29 H: 4 R: 0 ER: 0 SO: 5 BB: 0 IBB: 0 HBP: 0 BLK: 0 WP: 0 HR: 0 S: 39 P: 39 ERA: 0.00 WHIP: 0.444																			



Batter	1	2	3	4	5	6	7	8	9	AB	R	H	RBI	BB	SO	LOB
Bill Buckner, L (1, 7) OBP: 0.323, SLG: 0.377	0-0 F7 WP 4-3 1B		0-0 F8		0-0 5-3		0-0 FC4-6			4	1	1	0	0	0	1
Ted Sizemore, R (1, 4) OBP: 0.279, SLG: 0.274	0-0 4-3 1-2		0-0 F8			4-0 G6-4 BB		0-0 1-3		3	0	0	0	1	0	1
Lee Lacy, R (1, 8) OBP: 0.322, SLG: 0.366 Glenn Burke, R (8, PR) OBP: 0.500, SLG: 0.444	4-0 BB		0-0 F9			0-0 G6-4 1-2f		0-0 1B		3	0	1	0	1	0	1
Steve Garvey, R (1, 3) OBP: 0.346, SLG: 0.445	0-0 F7 2-3			0-3 K		0-0 2B 1-		0-0 4-3 1-3		4	0	1	0	0	1	3
Ron Cey, R (1, 5) OBP: 0.389, SLG: 0.474	4-0 1-2 3-H BB			0-0 F4		4-0 IBB		4-0 FC4-6 IBB		1	0	0	0	3	0	0
Dusty Baker Jr., R (1, 9) OBP: 0.299, SLG: 0.309 Manny Mota, R (8, PH) OBP: 0.365, SLG: 0.356 John Hale, L (9, 9) OBP: 0.303, SLG: 0.222	0-0 F8			0-0 L7		0-0 G3		0-0 FC4-6 1-2f		3	0	0	0	0	0	4
Bill Russell, R (1, 6) OBP: 0.310, SLG: 0.358		0-0 1-3			0-0 S 2B 1B		0-0 6-3			3	1	1	0	0	0	0
Kevin Pasley, R (1, 2) OBP: 0.364, SLG: 0.400		0-0 1-3			0-0 F2-6 1-H 2B		0-0 FC4-6 1B			3	0	2	1	0	0	0
Don Sutton, R (1, 1) OBP: 0.163, SLG: 0.108		0-0 P4			0-0 F2-6 2-3		0-3 K			3	0	0	0	0	1	2

Inning Stats	R: 1	H: 1	E: 0	LOB: 2	K: 0	BB: 2	S: 4	P: 12	R: 0	H: 0	E: 0	LOB: 0	K: 0	BB: 0	S: 3	P: 3	R: 0	H: 0	E: 0	LOB: 0	K: 1	BB: 0	S: 5	P: 5	R: 1	H: 2	E: 0	LOB: 0	K: 0	BB: 0	S: 4	P: 4	R: 0	H: 1	E: 0	LOB: 2	K: 0	BB: 2	S: 3	P: 11	R: 0	H: 1	E: 0	LOB: 1	K: 1	BB: 0	S: 6	P: 6	R: 0	H: 1	E: 0	LOB: 2	K: 0	BB: 1	S: 4	P: 8
--------------	------	------	------	--------	------	-------	------	-------	------	------	------	--------	------	-------	------	------	------	------	------	--------	------	-------	------	------	------	------	------	--------	------	-------	------	------	------	------	------	--------	------	-------	------	-------	------	------	------	--------	------	-------	------	------	------	------	------	--------	------	-------	------	------

PITCHER	IP	WLS	BF	H	R	ER	SO	BB	IBB	HBP	BLK	WP	HR	S	P	ERA	WHIP
Roger Moret, L (1, 1) ERA: 4.64	3.0	L	12	1	1	1	0	2	0	0	0	1	0	10	18	3.00	1.000
Buzz Capra, R (4, 1) ERA: 8.31	2.0		7	2	1	1	1	0	0	0	0	0	0	9	9	4.50	1.000
Pablo Torrealba, L (6, 1) ERA: 3.71	2.2		13	3	0	0	1	1	2	0	0	0	0	12	24	0.00	1.500
Max Leon, R (8, 1) ERA: 2.9	0.1		1	0	0	0	0	0	0	0	0	0	0	1	1	0.00	0.000


BOTTOM

Atlanta Braves @ Los Angeles Dodgers
Dodger Stadium, Los Angeles, CA

Sun Sep 12 1976, 3:38 AM PDT
Att. 25,051 - Unknown

AB	28
R	2
H	6
RBI	1
BB	5
SO	2
LOB	14

livebaseballscores.com



1B	2B	3B	HR	SF	SAC	DP	HBP	WP	HR	S	P	ERA	WHIP
4	3	0	0	0	0	1	0	1	0	0	0	3.00	1.000

Batter	1	2	3	4	5	6	7	8	9	AB R H RBI BB SO LOB	TOP	
Jerry Royster, R OBP: 0.302, SLG: 0.291 (1, 5) X	0-0 F7		4-0 BB			0-0 CS 1B		0-3 K	0-0 6-3	4 0 1 0 1 1 1		
Darrel Chaney, S OBP: 0.327, SLG: 0.339 (1, 6) SSS	0-3 K		0-0 F9			0-0 F2 1-2		0-0 E6 1B BB		4 1 0 0 0 1 3		
Jimmy Wynn, R OBP: 0.380, SLG: 0.373 (1, 8) BBB	4-0 S BB			0-0 F5			0-0 F3	4-0 1B SF8 BB		2 1 0 0 2 0 0		
Willie Montanez, L OBP: 0.346, SLG: 0.406 (1, 3) SSS	0-3 K 1-2			0-0 G3			0-0 P6	0-0 E 1B		4 0 1 2 0 1 1		
Ken Henderson, S OBP: 0.357, SLG: 0.403 (1, 9) X		0-0 6-3		0-0 F7			0-0 E 1B 2B 1B	0-0 SF8		3 1 1 1 0 0 0		
Tom Paciorek, R OBP: 0.335, SLG: 0.372 (1, 7) X		0-0 5-3			0-0 F9		0-0 E4 2B 1B	0-0 E5		4 1 1 0 0 0 1		
Rod Gilbreath, R OBP: 0.337, SLG: 0.344 (1, 4) X		0-0 F3			0-0 4-3		0-0 E 2B	0-0 6-3		4 0 1 2 0 0 2		
Vic Correll, R OBP: 0.306, SLG: 0.356 (1, 2) SSS			0-3 K		0-0 P4		0-0 F8		0-0 6-3	4 0 0 0 0 1 1		
Frank LaCorte, R OBP: 0.111, SLG: 0.111 (1, 1) X			0-0 F3			0-0 F8		0-0 E 1B 1B	0-3 K	4 1 1 0 0 1 0		
Inning Stats	R: 0 E: 0 K: 2 S: 7 H: 0 LOB: 1 BB: 1 P: 11	R: 0 E: 0 K: 0 S: 3 H: 0 LOB: 0 BB: 0 P: 3	R: 0 E: 0 K: 1 S: 5 H: 0 LOB: 1 BB: 1 P: 9	R: 0 E: 0 K: 0 S: 3 H: 0 LOB: 0 BB: 0 P: 3	R: 0 E: 0 K: 0 S: 3 H: 0 LOB: 0 BB: 0 P: 3	R: 0 E: 0 K: 0 S: 3 H: 1 LOB: 0 BB: 0 P: 3	R: 2 E: 1 K: 0 S: 6 H: 3 LOB: 1 BB: 0 P: 6	R: 3 E: 2 K: 1 S: 9 H: 2 LOB: 2 BB: 1 P: 13	R: 0 E: 0 K: 1 S: 5 H: 0 LOB: 0 BB: 0 P: 5	1B: 5 2B: 1 3B: 0 HR: 0 SF: 1 SAC: 0 DP: 0 HBP: 0	WP: 0 PB: 0 SB: 1 CS: 1 PA: 37	
PITCHER	IP WLS BF H R ER SO BB IBB HBP BLK WP HR S P ERA WHIP											
Burt Hooton, R ERA: 3.48 (1, 1)	7.0 L 26 4 2 1 3 2 0 0 0 0 0 0 30 38 1.29 0.857											
Elias Sosa, R ERA: 4.13 (8, 1)	0.1 4 1 3 1 1 1 0 0 0 0 0 0 5 9 27.00 6.000											
Stan Wall, L ERA: 4.22 (8, 1)	1.2 7 1 0 0 1 0 0 0 0 0 0 0 9 9 0.00 0.600											

Atlanta Braves @ Los Angeles Dodgers
Dodger Stadium, Los Angeles, CA
Mon Sep 13 1976, 3:33 AM PDT
Unknown

livebaseballscorecards.com

AB	33
R	5
H	6
RBI	5
BB	3
SO	5
LOB	9



Batter	1	2	3	4	5	6	7	8	9	AB	R	H	RBI	BB	SO	LOB
Bill Buckner, L (1, 7) OBP: 0.324, SLG: 0.377	0-0 1B S S 1B	0-0 4-3			0-0 SH4-3 1B		0-0 1-3			4	1	2	0	0	0	1
Ted Sizemore, R (1, 4) OBP: 0.275, SLG: 0.271	0-0 F3 1-2		0-0 4-3		0-0 SH4-3 1-2		0-0 6-3			3	0	0	0	0	0	1
Jim Lyttle, L (1, 8) OBP: 0.325, SLG: 0.342	0-0 E 2-3 1B		0-0 F8		0-3 K		0-3 K			4	0	1	0	0	2	1
Steve Garvey, R (1, 3) OBP: 0.347, SLG: 0.445	0-0 E6 1-2 3-H		0-0 F2		4-0 BB		0-0 1B			3	0	1	0	1	0	1
Ron Cey, R (1, 5) OBP: 0.388, SLG: 0.471	0-0 F8			4-0 BLK BB	0-0 F8		0-0 F8			3	0	0	0	1	0	5
John Hale, L (1, 9) OBP: 0.286, SLG: 0.207	0-0 G3			0-0 F5 1-2		0-0 4-3		0-3 K		4	0	0	0	0	1	4
Ivan De Jesus, R (1, 6) OBP: 0.222, SLG: 0.200		0-0 6-3 E 1B		0-0 F8		0-0 1-3			0-0 F8	3	0	1	0	0	0	1
Lee Lacy, R (9, PH) OBP: 0.321, SLG: 0.365										1	0	0	0	0	0	0
Kevin Pasley, R (1, 2) OBP: 0.357, SLG: 0.333		0-0 6-3		4-0 IBB		0-3 K			0-0 4-3	2	0	0	0	1	1	1
Ed Goodson, L (9, PH) OBP: 0.248, SLG: 0.283		1-3								1	0	0	0	0	0	0
Burt Hooton, R (1, 1) OBP: 0.167, SLG: 0.127		0-3 K		0-0 P6					0-0 6-3	2	0	0	0	0	1	3
Leron Lee, L (7, PH) OBP: 0.167, SLG: 0.175										1	0	0	0	0	0	0
Elias Sosa, R (8, 1) OBP: 0.143, SLG: 0.143										0	0	0	0	0	0	0
Stan Wall, L (8, 1)										0	0	0	0	0	0	0
Manny Mota, R (9, PH) OBP: 0.358, SLG: 0.348										1	0	0	0	0	0	0

Inning Stats	R: 1	H: 2	E: 1	K: 0	S: 6	H: 2	LOB: 2	BB: 0	P: 6	R: 0	H: 1	E: 1	K: 1	S: 6	H: 0	LOB: 1	BB: 0	P: 6	R: 0	H: 0	E: 0	K: 0	S: 3	H: 0	LOB: 0	BB: 0	P: 3	R: 0	H: 1	E: 0	K: 1	S: 6	H: 0	LOB: 2	BB: 1	P: 10	R: 0	H: 0	E: 0	K: 1	S: 5	H: 0	LOB: 0	BB: 0	P: 5	R: 0	H: 0	E: 0	K: 0	S: 3	H: 0	LOB: 0	BB: 0	P: 3	R: 0	H: 1	E: 0	K: 2	S: 8	H: 1	LOB: 1	BB: 0	P: 8	R: 0	H: 0	E: 0	K: 0	S: 3	H: 0	LOB: 0	BB: 0	P: 3	R: 0	H: 0	E: 0	K: 0	S: 3	H: 0	LOB: 0	BB: 0	P: 3
1B: 5	SF: 0	2B: 0	SAC: 1	3B: 0	DP: 0	HR: 0	HBP: 0	WP: 0	PA: 36																																																																								

PITCHER	IP	WLS	BF	H	R	ER	SO	BB	IBB	HBP	BLK	WP	HR	S	P	ERA	WHIP
Frank LaCorte, R (1, 1) ERA: 5.09	9.0	W	36	5	1	1	5	2	1	0	1	0	0	43	55	1.00	0.778


BOTTOM

Atlanta Braves @ Los Angeles Dodgers
Dodger Stadium, Los Angeles, CA
 Mon Sep 13 1976, 3:33 AM PDT
 Unknown

livebaseballscorecards.com

AB	32
R	1
H	5
RBI	0
BB	3
SO	5
LOB	18



Batter	1	2	3	4	5	6	7	8	9	AB R H RBI BB SO LOB	TOP														
Junior Moore, R (1, 5) OBP: 0.348, SLG: 0.211	0-0 4-3		4-0 1B BB		0-0 G3		4-0 1-2 BB		0-0 1-2 SH3	2 0 0 0 2 0 0	<p>Atlanta Braves @ Los Angeles Dodgers Dodger Stadium, Los Angeles, CA</p> <p>Mon Sep 13 1976, 3:38 AM PDT Att. 6,559 - Unknown</p> <p>livebaseballscorecards.com</p> <table border="1"> <tr><td>AB</td><td>34</td></tr> <tr><td>R</td><td>3</td></tr> <tr><td>H</td><td>7</td></tr> <tr><td>RBI</td><td>3</td></tr> <tr><td>BB</td><td>4</td></tr> <tr><td>SO</td><td>6</td></tr> <tr><td>LOB</td><td>10</td></tr> </table> 	AB	34	R	3	H	7	RBI	3	BB	4	SO	6	LOB	10
AB	34																								
R	3																								
H	7																								
RBI	3																								
BB	4																								
SO	6																								
LOB	10																								
Rod Gilbreath, R (1, 4) OBP: 0.335, SLG: 0.342	0-0 P3		0-0 1-2 1B		0-0 5-3		0-0 2-3f FC5		0-0 F9	5 0 1 0 0 0 3															
Ken Henderson, S (1, 8) (8, 9) OBP: 0.354, SLG: 0.398	0-0 6-3		0-0 6-3			0-0 F9		0-0 4-3	0-0 F8	5 0 0 0 0 0 3															
Willie Montanez, L (1, 3) OBP: 0.344, SLG: 0.403		0-0 L9		0-0 L3		0-3 K		0-3 K		4 0 0 0 0 2 0															
Dave May, L (1, 7) OBP: 0.306, SLG: 0.296		0-3 K		0-0 F9		0-0 HR		0-0 PB 1B 2B		4 2 2 1 0 1 0															
Tom Paciorek, R (1, 9) Adrian Devine, R (8, 1)		0-0 1B		0-0 1B 2B		0-0 F8		4-0 E 1B BB		3 1 2 0 1 0 0 0 0 0 0 0 0 0															
Dale Murphy, R (1, 2) OBP: 0.500, SLG: 0.500		0-0 F9		0-0 FC6-4 1B		0-3 K		0-0 E5 1-3 3-H 1B		4 0 2 2 0 1 1															
Rob Belloir, R (1, 6) Darrel Chaney, S (7, PH) (7, 6) OBP: 0.298, SLG: 0.269 OBP: 0.325, SLG: 0.337			0-0 4-3	0-0 FC6-4 1-2f		0-0 F8		0-0 K		2 0 0 0 0 0 1 2 0 0 0 0 1 2															
Jamie Easterly, L (1, 1) Max Leon, R (6, 1) Mike Beard, L (6, 1) Cito Gaston, R (7, PH) Pablo Torrealba, L (7, 1) Jimmy Wynn, R (8, 8) OBP: 0.368, SLG: 0.448 OBP: 0.379, SLG: 0.372			0-0 1-4-3		0-3 K		4-0 FC5 BB BB		0-0 E6 SH3	2 0 0 0 0 0 1 0 1 0 0 0 0 0 0 0 0 0 0 1 0 0 0 0 0 0 0															
Inning Stats	R: 0 E: 0 K: 0 S: 3 H: 0 LOB: 0 BB: 0 P: 3	R: 0 E: 0 K: 1 S: 6 H: 1 LOB: 1 BB: 0 P: 6	R: 0 E: 0 K: 0 S: 4 H: 1 LOB: 2 BB: 1 P: 8	R: 1 E: 0 K: 0 S: 5 H: 2 LOB: 1 BB: 0 P: 5	R: 0 E: 0 K: 1 S: 5 H: 0 LOB: 0 BB: 0 P: 5	R: 1 E: 0 K: 1 S: 6 H: 1 LOB: 0 BB: 0 P: 6	R: 0 E: 0 K: 1 S: 5 H: 0 LOB: 2 BB: 2 P: 13	R: 1 E: 1 K: 2 S: 9 H: 2 LOB: 2 BB: 1 P: 13	R: 0 E: 1 K: 0 S: 4 H: 0 LOB: 1 BB: 0 P: 4	1B: 4 2B: 2 3B: 0 HR: 1 SF: 0 SAC: 1 DP: 0 HBP: 0	WP: 0 PB: 1 SB: 0 CS: 0 PA: 39														
PITCHER	IP WLS BF H R ER SO BB IBB HBP BLK WP HR S P ERA WHIP												PITCHER	IP WLS BF H R ER SO BB IBB HBP BLK WP HR S P ERA WHIP											
Rick Rhoden, R (1, 1) ERA: 2.98	6.0 W 24 5 2 2 3 1 0 0 0 0 1 29 33 3.00 1.000																								
Charlie Hough, R (7, 1) ERA: 2.2	3.0 S 15 2 1 0 3 3 0 0 0 0 0 0 18 30 0.00 1.667																								

Batter	1	2	3	4	5	6	7	8	9	AB R H RBI BB SO LOB	TOP
Davey Lopes, R OBP: 0.321, SLG: 0.313 (1, 4) X	0-0 1B S 1B	0-0 F9			0-0 F8		4-0 1B S BB 1B BB	0-0 1B 2B		4 3 2 1 1 0 2	Los Angeles Dodgers @ Cincinnati Reds Riverfront Stadium, Cincinnati, OH Tue Sep 14 1976, 7:05 PM EDT Att: 30,009 - Unknown livebaseballscorecards.com
Bill Buckner, L OBP: 0.327, SLG: 0.379 (1, 7) X	0-0 1-3 1B		0-0 4-3		0-0 6-3		0-0 1B 1B	0-0 2-H 1B		5 1 3 2 0 0 0	
Reggie Smith, S OBP: 0.306, SLG: 0.448 (1, 9) X	0-0 L3 1-2		0-0 P5		0-0 P5		0-0 1B HR 1B	0-0 F8		5 1 1 0 0 0 3	
Steve Garvey, R OBP: 0.352, SLG: 0.453 (1, 3) X	0-0 3-H 1B		0-0 1B		0-0 HR		0-0 1-3 HR 1B	0-3 K		5 2 4 3 0 1 0	
Ed Goodson, L OBP: 0.245, SLG: 0.309 (1, 5) X	0-0 6-3 1-2		0-0 4-3		0-0 G3		0-0 1-H 3-H HR	0-0 F8		5 1 1 3 0 0 2	
Bill Russell, R OBP: 0.311, SLG: 0.357 (1, 6)		0-0 F7		0-0 1B		0-0 P3		0-0 F7		5 0 1 0 0 0 0	
John Hale, L OBP: 0.270, SLG: 0.194 (1, 8)		0-0 3-1		0-0 F8		0-0 G3		0-0 5-3		4 0 0 0 0 0 1	
Kevin Pasley, R OBP: 0.400, SLG: 0.353 (1, 2)		0-0 1B 1B		0-0 L4		0-0 6-3		0-0 2B SH3-4 1B		4 1 2 0 0 0 1	
Tommy John, R OBP: 0.133, SLG: 0.121 (1, 1)		0-0 1-2 1B		0-0 F9		0-0 6-3		0-0 SH3-4		3 0 1 0 0 0 1	
Inning Stats	R: 1 E: 0 K: 0 S: 5 H: 3 LOB: 1 BB: 0 P: 5	R: 0 E: 0 K: 0 S: 5 H: 2 LOB: 2 BB: 0 P: 5	R: 0 E: 0 K: 0 S: 4 H: 1 LOB: 1 BB: 0 P: 4	R: 0 E: 0 K: 0 S: 4 H: 1 LOB: 1 BB: 0 P: 4	R: 0 E: 0 K: 0 S: 3 H: 0 LOB: 0 BB: 0 P: 3	R: 1 E: 0 K: 0 S: 4 H: 1 LOB: 0 BB: 0 P: 4	R: 5 E: 0 K: 0 S: 7 H: 4 LOB: 0 BB: 1 P: 11	R: 2 E: 0 K: 0 S: 6 H: 3 LOB: 1 BB: 0 P: 6	R: 0 E: 0 K: 1 S: 5 H: 0 LOB: 0 BB: 0 P: 5	1B: 12 2B: 2 3B: 0 HR: 2 SF: 0 SAC: 1 DP: 1 HBP: 0	WP: 0 PB: 0 SB: 3 CS: 0 PA: 42
PITCHER Gary Nolan, R ERA: 3.58 (1, 1)	IP: 7.0 WLS: L BF: 33 H: 12 R: 7 ER: 7 SO: 0 BB: 1 IBB: 0 HBP: 0 BLK: 0 WP: 0 HR: 2 S: 32 P: 36 ERA: 9.00 WHIP: 1.857										
PITCHER Pedro Borbon, R ERA: 3.35 (8, 1)	IP: 2.0 WLS: L BF: 9 H: 3 R: 2 ER: 2 SO: 1 BB: 0 IBB: 0 HBP: 0 BLK: 0 WP: 0 HR: 0 S: 11 P: 11 ERA: 9.00 WHIP: 1.500										



Batter	1	2	3	4	5	6	7	8	9	AB	R	H	RBI	BB	SO	LOB
Pete Rose, S OBP: 0.408, SLG: 0.446 (1, 5) X	0-0 4-3	0-0 1-3			0-0 F8		0-0 4-3 1B		0-0 G4-6-3	5	0	1	0	0	0	3
Ken Griffey, L OBP: 0.398, SLG: 0.452 (1, 9) X	0-0 FC4-6 1B		0-0 BB BB BB BB	4-0 S BB	0-0 4-3 2B		0-0 4-3		0-0 1B	4	0	3	0	1	0	1
Joe Morgan, L OBP: 0.453, SLG: 0.608 (1, 4) X	0-0 FC4-6 WP S 1-2f		0-0 P6		0-0 4-3		0-0 4-3		0-0 F9	5	0	0	0	0	0	5
Johnny Bench, R OBP: 0.353, SLG: 0.407 (1, 2) B B B	4-0 1-3 E BB		0-3 K		0-0 F9			0-0 6-3		3	0	0	0	1	1	2
George Foster, R OBP: 0.373, SLG: 0.541 (1, 7) (3, 8) X	0-0 1-3		0-0 G3			0-0 G4-6-3 1B		0-0 BB 1B		4	0	2	0	0	0	3
Tony Perez, R OBP: 0.324, SLG: 0.442 (1, 3) X		0-0 5-3		0-0 F9		0-0 G4-6-3		4-0 BB BB BB BB	4-0 FC5-4 BB	3	0	0	0	1	0	1
Dave Concepcion, R OBP: 0.337, SLG: 0.407 (1, 6) X		0-0 1B 1B		4-0 1-3 BB		0-0 1B		0-3 K		3	0	2	0	1	1	2
Cesar Geronimo, L OBP: 0.388, SLG: 0.426 (1, 8) Ed Armbuster, R OBP: 0.303, SLG: 0.411 (3, 7) S S S		0-3 K		0-0 1-3 1-2		0-0 4-3		0-0 FC5-4		1	0	0	0	0	1	1
Gary Nolan, R OBP: 0.135, SLG: 0.111 (1, 1) X Joel Youngblood, R OBP: 0.250, SLG: 0.264 (7, PH) Pedro Borbon, R OBP: 0.222, SLG: 0.222 (8, 1) Bob Bailey, R OBP: 0.367, SLG: 0.542 (9, PH) X		0-0 1-2 1B		0-0 4-3			0-0 5-3		0-0 G4-6-3 1B	2	0	1	0	0	0	1
										1	0	0	0	0	0	0
										0	0	0	0	0	0	0
										0	0	0	0	0	0	0
										1	0	1	0	0	0	0

BOTTOM

Los Angeles Dodgers @ Cincinnati Reds

Riverfront Stadium, Cincinnati, OH

Tue Sep 14 1976, 7:05 PM EDT

Att. 30,009 - Unknown

livebaseballscores.com

AB	35
R	0
H	10
RBI	0
BB	4
SO	3
LOB	23



Inning Stats	R: 0	H: 1	E: 1	LOB: 2	K: 0	P: 8	R: 0	H: 2	E: 0	LOB: 2	K: 1	P: 7	R: 0	H: 0	E: 0	LOB: 1	K: 1	P: 9	R: 0	H: 0	E: 0	LOB: 1	K: 0	P: 7	R: 0	H: 1	E: 0	LOB: 1	K: 0	P: 4	R: 0	H: 2	E: 0	LOB: 1	K: 0	P: 4	R: 0	H: 1	E: 0	LOB: 2	K: 1	P: 10	R: 0	H: 2	E: 0	LOB: 1	K: 0	P: 4			
Tommy John, L ERA: 3.14 (1, 1)	IP	WLS	BF	H	R	ER	SO	BB	IBB	HBP	BLK	WP	HR	S	P	ERA	WHIP	IP	WLS	BF	H	R	ER	SO	BB	IBB	HBP	BLK	WP	HR	S	P	ERA	WHIP	IP	WLS	BF	H	R	ER	SO	BB	IBB	HBP	BLK	WP	HR	S	P	ERA	WHIP
	9.0	W	39	10	0	0	3	4	0	0	0	1	0	41	57	0.00	1.556																																		

WP: 1	PA: 39
PB: 0	
SB: 2	
CS: 0	

Batter	1	2	3	4	5	6	7	8	9	AB R H RBI BB SO LOB	TOP											
Davey Lopes, R (1, 4) OBP: 0.320, SLG: 0.311	0-0 6-3		0-0 F9		0-0 F3		0-0 1B		0-0 L9	5 0 1 0 0 0 1												
Bill Buckner, L (1, 7) OBP: 0.325, SLG: 0.377	0-0 F7		0-0 F7		0-0 G3		0-0 G3			4 0 0 0 0 0 2												
Reggie Smith, S (1, 9) OBP: 0.308, SLG: 0.457	0-3 K			0-0 4-3		0-0 2B 1B 1B		0-0 HR		4 2 2 1 0 1 0												
Steve Garvey, R (1, 3) OBP: 0.353, SLG: 0.453		0-0 FC6-4 1B 1B		0-0 FC6-4 WP 1B 1B		0-3 K		0-3 K		4 1 2 0 0 2 1												
Ed Goodson, L (1, 5) OBP: 0.264, SLG: 0.337		0-0 FC6-4 1-2 1B		0-0 FC6-4 1-2 1B		0-0 1B 1-3 2B		0-0 F7		4 0 3 0 0 0 0												
Bill Russell, R (1, 6) OBP: 0.312, SLG: 0.357		0-0 FC6-4 1-2f 2-3		0-0 FC6-4 WP 1-2f 2-3		0-0 2-3 3-H 1B		4-0 BB		3 0 1 1 1 0 4												
Joe Simpson, L (1, 8) OBP: 0.053, SLG: 0.053		0-3 K		0-0 4-3		0-0 3-1		0-0 L6		3 0 0 0 0 1 4												
John Hale, L (8, PH) OBP: 0.267, SLG: 0.190				1-2 3-H						1 0 0 0 0 0 1												
Kevin Pasley, R (1, 2) OBP: 0.391, SLG: 0.350		0-0 F9			0-0 1B		0-0 F6		0-0 F7	3 0 1 0 0 0 2												
Jim Lyttle, L (9, PH) OBP: 0.323, SLG: 0.340										1 0 0 0 0 0 0												
Al Downing, R (1, 1) OBP: 0.163, SLG: 0.171			0-0 F8		0-3 K		0-0 F8		0-0 1-3	2 0 0 0 0 1 1												
Leron Lee, L (7, PH) OBP: 0.263, SLG: 0.368										1 0 0 0 0 0 0												
Charlie Hough, R (7, 1) OBP: 0.319, SLG: 0.360										0 0 0 0 0 0 0												
Lee Lacy, R (9, PH) OBP: 0.319, SLG: 0.360										1 0 0 0 0 0 0												
Inning Stats	R: 0 E: 0 K: 1 S: 5	H: 0 LOB: 0 BB: 0 P: 5	R: 0 E: 0 K: 1 S: 7	H: 2 LOB: 2 BB: 0 P: 7	R: 0 E: 0 K: 0 S: 3	H: 0 LOB: 0 BB: 0 P: 3	R: 1 E: 0 K: 0 S: 5	H: 2 LOB: 1 BB: 0 P: 5	R: 0 E: 0 K: 1 S: 6	H: 1 LOB: 1 BB: 0 P: 6	R: 1 E: 0 K: 1 S: 7	H: 3 LOB: 1 BB: 0 P: 7	R: 0 E: 0 K: 0 S: 4	H: 1 LOB: 1 BB: 0 P: 4	R: 1 E: 0 K: 1 S: 6	H: 1 LOB: 1 BB: 1 P: 10	R: 0 E: 0 K: 0 S: 3	H: 0 LOB: 0 BB: 0 P: 3	1B: 8 2B: 1 3B: 0 HR: 1	SF: 0 SAC: 0 DP: 0 HBP: 0	WP: 1 PB: 0 SB: 0 CS: 0	PA: 37
PITCHER	IP WLS BF H R ER SO BB IBB HBP BLK WP HR S P ERA WHIP																					
Pat Zachry, R (1, 1) ERA: 2.83	7.2 W 33 10 3 3 5 1 0 0 0 1 1 42 46 3.52 1.435																					
Rawly Eastwick, R (8, 1) ERA: 2.17	1.1 S 4 0 0 0 0 0 0 0 0 0 0 0 4 4 0.00 0.000																					

Los Angeles Dodgers @ Cincinnati Reds
 Riverfront Stadium, Cincinnati, OH
 Wed Sep 15 1976, 7:05 PM EDT
 Att: 30,083 - Unknown

livebaseballscorecards.com

AB	36
R	3
H	10
RBI	2
BB	1
SO	5
LOB	16



Batter	1	2	3	4	5	6	7	8	9	AB	R	H	RBI	BB	SO	LOB
Pete Rose, S OBP: 0.411, SLG: 0.452 Doug Flynn, R OBP: 0.310, SLG: 0.339	0-0 FC4-6 1B		0-0 WP 2B 1B	0-0 3B		0-0 1B		0-0 6-3		5	1	4	0	0	0	0
Ken Griffey, L OBP: 0.398, SLG: 0.458	0-0 FC4-6 G3 1-2f		0-0 1B SF9 2B	0-0 B1-3		0-0 4-3		0-0 3B		5	1	2	1	0	0	3
Joe Morgan, L OBP: 0.451, SLG: 0.605	0-0 G3 1-2		0-0 S 2B 1B		0-0 4-3		0-0 G3			4	1	1	0	0	0	1
Johnny Bench, R OBP: 0.354, SLG: 0.407	0-3 K		0-0 1-3 1-2		0-0 FC5-6-4 1B		4-0 1B S 2B BB			3	1	1	0	1	1	3
George Foster, R OBP: 0.372, SLG: 0.539		0-0 E5 G1-6-3	0-0 SF9 3-H		0-0 FC5-6-4 1B 1-2f		0-0 2B FC5-2 1B			3	0	1	1	0	0	1
Tony Perez, R OBP: 0.330, SLG: 0.449		4-0 G1-6-3 BB	0-0 2B 2-H		0-0 1B 1-2		0-0 FC5-2 2B 1-3 3-H			3	0	3	2	1	0	0
Dave Concepcion, R OBP: 0.334, SLG: 0.404		0-0 G1-6-3 1-2f 2-3	0-0 F9		0-0 F9		0-0 FC5-2 2-3 3-H			4	0	0	0	0	0	7
Ed Arbrister, R OBP: 0.316, SLG: 0.405 Cesar Geronimo, L OBP: 0.387, SLG: 0.425		4-0 BB		0-0 F8		4-0 CS BB		0-3 K		1	0	0	0	2	0	0
Pat Zachry, R OBP: 0.179, SLG: 0.132 Rawly Eastwick, R		0-3 K		0-3 K		0-3 K 1-2		0-0 4-3		1	0	0	0	0	0	0

Inning Stats	R: 0	H: 1	E: 0	LOB: 1	K: 1	S: 6	P: 6	R: 0	H: 0	E: 1	LOB: 2	K: 1	S: 5	P: 13	R: 3	H: 4	E: 0	LOB: 1	K: 0	S: 7	P: 7	R: 0	H: 1	E: 0	LOB: 1	K: 1	S: 6	P: 6	R: 0	H: 2	E: 0	LOB: 2	K: 0	S: 5	P: 5	R: 0	H: 1	E: 0	LOB: 1	K: 1	S: 5	P: 9	R: 1	H: 2	E: 0	LOB: 2	K: 1	S: 7	P: 11	R: 0	H: 1	E: 0	LOB: 1	K: 0	S: 3	P: 3
1B: 7	SF: 1	2B: 3	SAC: 0	3B: 2	DP: 1	HR: 0	HBP: 0	1B: 7	SF: 1	2B: 3	SAC: 0	3B: 2	DP: 1	HR: 0	HBP: 0	1B: 7	SF: 1	2B: 3	SAC: 0	3B: 2	DP: 1	HR: 0	HBP: 0	1B: 7	SF: 1	2B: 3	SAC: 0	3B: 2	DP: 1	HR: 0	HBP: 0	1B: 7	SF: 1	2B: 3	SAC: 0	3B: 2	DP: 1	HR: 0	HBP: 0	1B: 7	SF: 1	2B: 3	SAC: 0	3B: 2	DP: 1	HR: 0	HBP: 0									

BOTTOM

Los Angeles Dodgers @ Cincinnati Reds
Riverfront Stadium, Cincinnati, OH

Wed Sep 15 1976, 7:05 PM EDT
Att. 30,083 - Unknown

livebaseballscorecards.com

AB	33
R	4
H	12
RBI	4
BB	4
SO	5
LOB	20



PITCHER	IP	WLS	BF	H	R	ER	SO	BB	IBB	HBP	BLK	WP	HR	S	P	ERA	WHIP
Al Downing, L ERA: 4.08	(1, 1)	6.0	29	9	3	3	4	3	0	0	0	1	0	34	46	4.50	2.000
Charlie Hough, R ERA: 2.23	(7, 1)	2.0	9	3	1	1	1	1	0	0	0	0	0	10	14	4.50	2.000

Batter	1	2	3	4	5	6	7	8	9	AB R H RBI BB SO LOB	TOP
Davey Lopes, R OBP: 0.322, SLG: 0.311 (1, 4) X	0-0 1B	4-0 BB G5-4-3 1-2 BB		0-0 4-3			0-0 4-3			3 0 1 0 1 0 0	
Ted Sizemore, R OBP: 0.275, SLG: 0.271 Stan Wall, L (7, 1)	0-0 F7	0-0 G5-4-3 1-2f				0-0 FC5-4 1B	0-0 L1			4 0 1 0 0 0 4 0 0 0 0 0 0 0	
Bill Russell, R OBP: 0.312, SLG: 0.356 (1, 6) X	0-0 F7					0-0 FC5-4 1-2f 5-3 1B		0-0 F8		4 0 1 0 0 0 2	
Steve Garvey, R OBP: 0.352, SLG: 0.452 (1, 3) X	0-0 1-3					0-0 5-3 1-2		0-0 1-3		4 0 1 0 0 0 2	
Lee Lacy, R OBP: 0.316, SLG: 0.355 (1, 9) X						0-0 6-3		0-0 6-3		4 0 0 0 0 0 3	
Bill Buckner, L OBP: 0.324, SLG: 0.378 (1, 7)								0-0 4-3		4 1 1 0 0 0 2	
Glenn Burke, R OBP: 0.333, SLG: 0.294 (1, 8) X								0-3 K		4 1 1 0 0 2 2	
Kevin Pasley, R OBP: 0.370, SLG: 0.333 (1, 2) X								0-3 K		4 0 1 1 0 2 0	
Doug Rau, L OBP: 0.250, SLG: 0.161 Ivan De Jesus, R OBP: 0.214, SLG: 0.192 (7, PH) (7, 5)								0-0 F9		1 0 0 0 0 1 0 1 0 0 0 0 0 0	
Inning Stats	R: 0 H: 1 E: 0 LOB: 1 K: 0 BB: 0 S: 4 P: 4	R: 2 H: 3 E: 1 LOB: 2 K: 0 BB: 1 S: 6 P: 10	R: 0 H: 2 E: 0 LOB: 2 K: 1 BB: 0 S: 7 P: 7	R: 0 H: 0 E: 0 LOB: 0 K: 1 BB: 0 S: 5 P: 5	R: 0 H: 1 E: 0 LOB: 1 K: 0 BB: 0 S: 4 P: 4	R: 0 H: 0 E: 0 LOB: 0 K: 1 BB: 0 S: 5 P: 5	R: 0 H: 0 E: 0 LOB: 0 K: 0 BB: 0 S: 3 P: 3	R: 0 H: 0 E: 0 LOB: 0 K: 2 BB: 0 S: 7 P: 7	1B: 6 SF: 0 2B: 1 SAC: 1 3B: 0 DP: 1 HR: 0 HBP: 0	WP: 0 PA: 35 PB: 0 SB: 0 CS: 0	
PITCHER Don Gullett, L ERA: 3.14 (1, 1)	IP WLS BF H R ER SO BB IBB HBP BLK WP HR S P ERA WHIP										
	9.0 W 35 7 2 1 5 1 0 0 0 0 0 0 44 48 1.00 0.889										

Los Angeles Dodgers @ Cincinnati Reds
Riverfront Stadium, Cincinnati, OH
Thu Sep 16 1976, 7:05 PM EDT
Att: 30,371 - Unknown

AB	33
R	2
H	7
RBI	1
BB	1
SO	5
LOB	15



WP: 0	PA: 35
PB: 0	
SB: 0	
CS: 0	

Batter	1	2	3	4	5	6	7	8	9	10	11	12	AB	R	H	RBI	BB	SO	LOB	TOP		
Davey Lopes, R OBP: 0.326, SLG: 0.318 (1, 4)	FC6-4 S BB		K					F9					4 0 2 0 2 1 0									
Jim Lyttle, L OBP: 0.317, SLG: 0.329 (1, 8)	FC6-4 BB		K					6-3					5 0 0 0 1 1 6									
Bill Buckner, L OBP: 0.323, SLG: 0.378 (1, 7)	FC6-4 S 1-2f 2-3		L7					P6					5 0 1 0 0 0 3									
Steve Garvey, R OBP: 0.353, SLG: 0.451 (1, 3)	G6-4-3 BB		FC6-4 1-2f					6-3					3 0 1 0 1 0 1									
Ed Goodson, L OBP: 0.254, SLG: 0.324 Ron Cey, R OBP: 0.387, SLG: 0.469 Ted Sizemore, R OBP: 0.275, SLG: 0.271 (1, 5) (9, 5) (11, 5)	G6-4-3 1-2f							4-3					4 0 0 0 0 1 4 1 0 0 0 0 0 1 0 0 0 0 0 0 0									
Bill Russell, R OBP: 0.312, SLG: 0.356 (1, 6)			E6					6-3					5 0 2 0 0 0 1									
John Hale, L OBP: 0.263, SLG: 0.179 (1, 9)			F7					CS 1B					4 0 0 0 0 1 3									
Kevin Pasley, R OBP: 0.333, SLG: 0.296 Leron Lee, L OBP: 0.159, SLG: 0.167 Ellie Rodriguez, R OBP: 0.383, SLG: 0.213 (1, 2) (12, PH) (12, 2)			F9					K 1-2					3 0 0 0 0 0 1 1 0 0 0 0 0 1 0 0 0 0 0 0 0									
Don Sutton, R OBP: 0.155, SLG: 0.103 Manny Mota, R OBP: 0.382, SLG: 0.362 Charlie Hough, R OBP: 0.263, SLG: 0.368 (1, 1) (12, PH) (12, 1)			F7					L5					0 0 0 0 0 0 0 0 0 0 0 1 0 0 0 0 0 0 0 0 0									
			4-3					L6					4 0 0 0 0 0 2 0 0 0 0 1 0 0 0 0 0 0 0 0 0									
								F3					1B IBB									
Inning Stats	R: 0 E: 0 K: 0 S: 2	H: 0 LOB: 2 BB: 3 P: 14	R: 0 E: 1 K: 0 S: 4	H: 0 LOB: 1 BB: 0 P: 4	R: 0 E: 0 K: 2 S: 8	H: 0 LOB: 0 BB: 0 P: 8	R: 0 E: 0 K: 0 S: 3	H: 0 LOB: 0 BB: 0 P: 3	R: 0 E: 0 K: 1 S: 5	H: 1 LOB: 0 BB: 0 P: 5	R: 0 E: 0 K: 0 S: 3	H: 0 LOB: 0 BB: 0 P: 3	R: 0 E: 0 K: 1 S: 6	H: 1 LOB: 1 BB: 0 P: 6	R: 0 E: 0 K: 0 S: 3	H: 1 LOB: 0 BB: 0 P: 3	R: 0 E: 0 K: 0 S: 5	H: 2 LOB: 3 BB: 1 P: 9	1B: 4 2B: 1 3B: 1 HR: 0	SF: 0 SAC: 2 DP: 2 HBP: 1	WP: 0 PB: 0 SB: 2 CS: 1	PA: 47
PITCHER	IP WLS BF H R ER SO BB IBB HBP BLK WP HR S P ERA WHIP																					
Frank LaCorte, R ERA: 4.5 (1, 1)	10.0	38	3	0	0	4	4	0	0	0	0	0	0.00	0.700								
Adrian Devine, R ERA: 3.33 (11, 1)	2.0	9	3	0	0	0	0	1	0	0	0	0	0.00	1.500								

Los Angeles Dodgers @ Atlanta Braves
Atlanta-Fulton County Stadium, Atlanta, GA

AB	39
R	0
H	6
RBI	0
BB	5
SO	4
LOB	23



Fri Sep 17 1976, 7:05 PM EDT
Unknown

livebaseballscorecards.com

Batter	1	2	3	4	5	6	7	8	9	10	11	12
Jerry Royster, R OBP: 0.301, SLG: 0.293 (1, 5) X	0-0 6-3 ①		0-0 FC5-4 ② 1-2f 2-3		0-0 F3 ②			0-0 E5 F9 FC6-2-5 1B ②		0-0 G3 ③		
Rod Gilbreath, R OBP: 0.332, SLG: 0.332 (1, 4) S S	0-3 K ②		4-0 BB 1-2 ③		0-0 P6 ③			0-0 F9 2-3 ①		0-3 K ①		
Willie Montanez, L OBP: 0.350, SLG: 0.412 (1, 3) X	0-0 G3 ③		0-0 5-3 ③			0-0 G4-6-3 1B ②		0-0 FC6-2-5 3-H ②		0-0 G4-6-3 1B ②		
Dave May, L OBP: 0.304, SLG: 0.302 (1, 7) X		0-0 G3 ①		0-0 1B ①		0-0 G4-6-3 1-2f ②		0-0 F8 ③		0-0 G4-6-3 1-2f ③		
Tom Paciorek, R OBP: 0.331, SLG: 0.367 (1, 9) X		0-0 F3 ②		0-0 F2 ①		0-0 F7 ③			0-0 6-3 ①			0-0 WP SH2-4 PB 1B ①
Brian Asselstine, L OBP: 0.176, SLG: 0.133 (1, 8) S S		0-3 K ③		0-0 F8 ②			0-0 F2 ①		0-0 1-3 ②			0-0 SH2-4 1-2 ①
Dale Murphy, R OBP: 0.316, SLG: 0.350 (1, 2) X			0-0 FC5-4 2B ②	0-0 F2 ③			0-0 4-3 ②		0-0 F2 ③			4-0 BB 2-3 BB ②
Darrel Chaney, S OBP: 0.328, SLG: 0.336 (1, 6) B B B B			4-0 FC5-4 BB ②		4-0 BLK SH3-4 BB ②		0-0 1B ②			0-0 F7 ①		0-0 PB 3-H ②
Frank LaCorte, R OBP: 0.103, SLG: 0.103 Jimmy Wynn, R OBP: 0.380, SLG: 0.377 Adrian Devine, R (11, 1)			0-3 K ①		0-0 SH3-4 1-2 ①		0-3 K ③			0-3 K ②		

AB	R	H	RBI	BB	SO	LOB
5	0	1	0	0	0	3
4	0	0	0	1	2	2
5	0	2	0	0	0	4
5	0	1	0	0	0	3
5	1	1	0	0	0	1
4	0	0	0	0	1	1
4	0	1	0	1	0	1
3	0	1	0	2	0	1
2	0	0	0	0	2	3
1	0	0	0	0	1	0
0	0	0	0	0	0	0

Los Angeles Dodgers @ Atlanta Braves
Atlanta-Fulton County Stadium, Atlanta, GA


Fri Sep 17 1976, 7:05 PM EDT
Unknown

livebaseballscorecards.com

AB	38
R	1
H	7
RBI	0
BB	4
SO	6
LOB	19

Braves


Inning Stats	R: 0	H: 0	E: 0	LOB: 0	K: 1	BB: 0	S: 5	R: 0	H: 0	E: 0	LOB: 0	K: 1	BB: 0	S: 5	R: 0	H: 1	E: 0	LOB: 3	K: 1	BB: 2	S: 6	R: 0	H: 1	E: 0	LOB: 1	K: 0	BB: 0	S: 4	R: 0	H: 0	E: 0	LOB: 1	K: 0	BB: 1	S: 3	R: 0	H: 1	E: 0	LOB: 0	K: 1	BB: 0	S: 6	R: 0	H: 1	E: 1	LOB: 1	K: 0	BB: 0	S: 4	R: 0	H: 0	E: 0	LOB: 0	K: 0	BB: 0	S: 3	R: 0	H: 0	E: 0	LOB: 0	K: 1	BB: 0	S: 5	R: 0	H: 1	E: 0	LOB: 0	K: 1	BB: 0	S: 5	R: 1	H: 1	E: 0	LOB: 1	K: 0	BB: 1	S: 2	1B: 6	SF: 0	2B: 1	SAC: 2	3B: 0	DP: 2	HR: 0	HBP: 0	WP: 1	PA: 44
PITCHER	IP	WLS	BF	H	R	ER	SO	BB	IBB	HBP	BLK	WP	HR	S	P	ERA	WHIP																																																																						
Don Sutton, R ERA: 3.22 (1, 1)	11.0		40	6	0	0	6	3	0	0	1	0	0	49	61	0.00	0.818																																																																						
Charlie Hough, R ERA: 2.23 (12, 1)	0.1	L	4	1	1	0	0	1	0	0	0	1	0	2	6	0.00	6.000																																																																						

Batter	1	2	3	4	5	6	7	8	9	AB R H RBI BB SO LOB	TOP		
Bill Buckner, L (1, 7) OBP: 0.326, SLG: 0.379	0-0 FC5-2 1B 2B		0-0 L6			0-0 3-1		0-0 1-3		4 0 1 0 0 0 0			
Davey Lopes, R (1, 4) OBP: 0.328, SLG: 0.319 (7, 8)	0-0 FC5-2 2-3 1B		0-0 6-3			0-0 P4		4-0 FC6 BB		3 0 1 0 1 0 0			
Bill Russell, R (1, 6) OBP: 0.309, SLG: 0.351	0-0 FC5-2 1-2 3-H G4-6-3			0-3 K		0-0 1-3		0-0 FC6 1-2f		4 0 0 0 0 1 3			
Steve Garvey, R (1, 3) OBP: 0.356, SLG: 0.453	0-0 G4-6-3 1-2f			0-0 4-3		0-0 4-3		4-0 1B 1B BB		3 1 0 0 1 0 2			
Lee Lacy, R (1, 9) OBP: 0.313, SLG: 0.348		0-0 E6		0-0 F9		4-0 BB		0-0 F9		0 1 0 0 0 0 0			
Ivan De Jesus, R (1, 5) OBP: 0.278, SLG: 0.333		0-0 G5-4-3 1-2f		0-0 5-3		0-0 FC5 3B		0-0 1B 1B		4 0 2 1 0 0 1			
Glenn Burke, R (1, 8) OBP: 0.423, SLG: 0.391 Stan Wall, L (7, 1) Manny Mota, R (9, PH) OBP: 0.393, SLG: 0.375		4-0 E S BB		0-3 K		0-0 FC5 3-H		0-0 L3 1B		2 0 0 0 1 1 1 0 0 0 0 0 0 0 1 0 1 1 0 0 0	AB 28 R 2 H 6 RBI 2 BB 3 SO 4 LOB 12		
Kevin Pasley, R (1, 2) OBP: 0.333, SLG: 0.300 Ed Goodson, L (9, PH) OBP: 0.252, SLG: 0.321		0-0 5-3 1-3		0-0 1B		0-0 4-3		0-0 L3 1-2		3 0 1 0 0 0 2 1 0 0 0 0 0 2			
Dennis Lewallyn, R (1, 1) Ted Sizemore, R (7, 4) OBP: 0.279, SLG: 0.280			0-3 K		0-3 K		0-0 L6			2 0 0 0 0 2 1 1 0 0 0 0 0 0			
Inning Stats	R: 0 H: 2 E: 0 LOB: 1 K: 0 BB: 0 S: 4 P: 4	R: 0 H: 0 E: 1 LOB: 1 K: 0 BB: 1 S: 3 P: 7	R: 0 H: 0 E: 0 LOB: 0 K: 1 BB: 0 S: 5 P: 5	R: 0 H: 0 E: 0 LOB: 0 K: 1 BB: 0 S: 5 P: 5	R: 0 H: 1 E: 0 LOB: 1 K: 2 BB: 0 S: 8 P: 8	R: 0 H: 0 E: 0 LOB: 0 K: 0 BB: 0 S: 3 P: 3	R: 1 H: 1 E: 0 LOB: 1 K: 0 BB: 1 S: 4 P: 8	R: 0 H: 0 E: 0 LOB: 1 K: 0 BB: 1 S: 3 P: 7	R: 1 H: 2 E: 0 LOB: 1 K: 0 BB: 1 S: 4 P: 8	1B: 4 SF: 0 2B: 2 SAC: 0 3B: 1 DP: 3 HR: 0 HBP: 0	WP: 0 PA: 35 PB: 0 SB: 1 CS: 0		
PITCHER Jamie Easterly, L (1, 1) ERA: 2.7 Max Leon, R (9, 1) ERA: 2.75	IP WLS BF H R ER SO BB IBB HBP BLK WP HR S P ERA WHIP	8.1 W 33 5 2 2 4 4 0 0 0 0 0 0 37 53 2.16 1.080	0.2 S 2 1 0 0 0 0 0 0 0 0 0 0 2 2 0.00 1.500									PITCHER IP WLS BF H R ER SO BB IBB HBP BLK WP HR S P ERA WHIP	

Los Angeles Dodgers @ Atlanta Braves
Atlanta-Fulton County Stadium, Atlanta, GA


Sat Sep 18 1976, 7:05 PM EDT
Att. 5,165 - Unknown

livebaseballscorecards.com

Batter	1	2	3	4	5	6	7	8	9	AB R H RBI BB SO LOB	TOP					
Davey Lopes, R (1, 4) OBP: 0.330, SLG: 0.324	0-0 L5		0-0 4-3	0-0 3B			0-0 6-3		0-3 K	5 0 1 0 0 1 0	<p>Los Angeles Dodgers @ San Francisco Giants</p> <p>Candlestick Park, San Francisco, CA</p> <p>Tue Sep 21 1976, 10:05 PM EDT</p> <p>Att. 3,370 - Unknown</p> <p>livebaseballscorecards.com</p> <p>AB 35</p> <p>R 3</p> <p>H 8</p> <p>RBI 2</p> <p>BB 5</p> <p>SO 3</p> <p>LOB 16</p> 					
Bill Buckner, L (1, 7) Joe Simpson, L (9, 7) OBP: 0.332, SLG: 0.395 OBP: 0.087, SLG: 0.087	0-0 4-3		0-0 3-1 S 2B	0-0 6-3			0-0 1B		0-0 3B	5 1 3 0 0 0 1 0 0 0 0 0 0 0						
Reggie Smith, S (1, 9) OBP: 0.309, SLG: 0.455	0-0 1B		0-0 3-1				0-0 F7		4-0 IBB	4 0 1 0 1 0 2						
Steve Garvey, R (1, 3) OBP: 0.356, SLG: 0.452	0-0 F9		4-0 E S BB				0-0 1-3		0-3 G3	4 0 0 0 1 1 3						
Ron Cey, R (1, 5) Glenn Burke, R (8, 8) OBP: 0.389, SLG: 0.476 OBP: 0.423, SLG: 0.391		0-0 WP 1B	4-0 E BB				0-0 1-3		0-0 HR	3 2 2 1 1 0 0 0 0 0 0 0 0 0						
Bill Russell, R (1, 6) OBP: 0.306, SLG: 0.349		0-0 L5	0-0 E6				0-0 F6		0-0 5-3	4 0 0 0 0 0 3						
John Hale, L (1, 8) Ivan De Jesus, R (8, 5) OBP: 0.292, SLG: 0.203 OBP: 0.268, SLG: 0.297		0-0 FC4-6 1B	0-0 F7				4-0 F8 BB		4-0 BB	2 0 1 1 2 0 3 0 0 0 0 0 0 0						
Kevin Pasley, R (1, 2) OBP: 0.297, SLG: 0.265		0-0 F8		0-0 6-3			0-0 F8		0-0 P5	4 0 0 0 0 0 3						
Doug Rau, L (1, 1) Charlie Hough, R (8, 1) OBP: 0.239, SLG: 0.153 OBP: 0.250, SLG: 0.350		0-0 FC4-6		0-0 4-3			0-0 1-3		0-3 K	3 0 0 0 0 0 1 1 0 0 0 0 1 0						
Inning Stats	R: 0 H: 1 E: 0 LOB: 1 K: 0 BB: 0 S: 4 P: 4	R: 1 H: 2 E: 0 LOB: 1 K: 0 BB: 0 S: 5 P: 5	R: 1 H: 1 E: 1 LOB: 3 K: 0 BB: 2 S: 5 P: 13	R: 0 H: 1 E: 0 LOB: 1 K: 0 BB: 0 S: 4 P: 4	R: 0 H: 0 E: 0 LOB: 0 K: 0 BB: 0 S: 3 P: 3	R: 0 H: 0 E: 0 LOB: 0 K: 0 BB: 1 S: 2 P: 6	R: 0 H: 1 E: 0 LOB: 1 K: 0 BB: 0 S: 4 P: 4	R: 1 H: 1 E: 0 LOB: 1 K: 3 BB: 1 S: 4 P: 8	R: 0 H: 1 E: 0 LOB: 2 K: 3 BB: 1 S: 10 P: 14	1B: 4 SF: 0 2B: 1 SAC: 0 3B: 2 DP: 0 HR: 1 HBP: 0		WP: 1 PA: 40 PB: 0 SB: 2 CS: 0				
PITCHER	IP WLS BF H R ER SO BB IBB HBP BLK WP HR S P ERA WHIP															
Jim Barr, R (1, 1) ERA: 3.05	7.0	30	6	2	2	0	3	0	0	0	1	0	27	39	2.57	1.286
Randy Moffitt, R (8, 1) ERA: 2.36	2.0	L 10	2	1	1	3	1	1	0	0	0	1	14	22	4.50	1.500

Batter	1	2	3	4	5	6	7	8	9	AB R H RBI BB SO LOB	TOP
Bill Buckner, L (1, 7) OBP: 0.333, SLG: 0.397	0-0 4-3		0-0 4-3 3-H 2B		0-0 3-1		0-0 2-H 1B			4 0 2 2 0 0 0	<p>Los Angeles Dodgers @ San Francisco Giants Candlestick Park, San Francisco, CA</p> <p>Wed Sep 22 1976, 10:05 PM EDT Att. 3,529 - Unknown</p> <p>livebaseballscorecards.com</p>
Davey Lopes, R (1, 4) OBP: 0.327, SLG: 0.321	0-0 1-3		0-0 4-3 2-3		0-0 F9		0-0 F3			4 0 0 0 0 0 1	
Reggie Smith, S (1, 9) OBP: 0.308, SLG: 0.451	0-0 F8		0-0 F8		4-0 FC6-4 WP BB		0-3 K			3 0 0 0 1 1 1	
Steve Garvey, R (1, 3) OBP: 0.354, SLG: 0.449		0-0 6-3		0-0 5-3		0-0 E5 FC6-4 1-2		0-0 F8		4 0 0 0 0 0 1	
Ron Cey, R (1, 5) OBP: 0.392, SLG: 0.478 Ivan De Jesus, R (9, PR) OBP: 0.268, SLG: 0.297 (9, 5)		0-0 1B		0-0 1B		0-0 FC6-4 1-2f 2-3		4-0 SH2-4 1B BB		3 0 2 0 1 0 2 0 1 0 0 0 0 0	
Bill Russell, R (1, 6) OBP: 0.305, SLG: 0.347		0-3 K		0-0 F7		0-0 F7		0-0 SH2-4 1-2		3 0 0 0 0 1 4	
Glenn Burke, R (1, 8) OBP: 0.433, SLG: 0.444		0-3 K		0-0 5-3			0-0 1B 2B		0-0 2-H 1B	4 1 2 1 0 1 2	
Kevin Pasley, R (1, 2) OBP: 0.308, SLG: 0.306 Manny Mota, R (7, PH) OBP: 0.379, SLG: 0.360 Elie Rodriguez, R (7, 2) OBP: 0.391, SLG: 0.203			0-0 SH5-4 2B 2B		0-0 F9		0-0 P6		0-0 F9	2 1 1 0 0 0 0 1 0 0 0 0 0 1 1 0 0 0 0 0 1	
Don Sutton, R (1, 1) OBP: 0.151, SLG: 0.100			0-0 SH5-4 2-3		0-0 L4		0-0 F9			2 0 0 0 0 0 1	
Inning Stats	R: 0 H: 0 E: 0 LOB: 0 K: 0 BB: 0 S: 3 P: 3	R: 0 H: 1 E: 0 LOB: 1 K: 2 BB: 0 S: 8 P: 8	R: 1 H: 2 E: 0 LOB: 1 K: 0 BB: 0 S: 5 P: 5	R: 0 H: 1 E: 0 LOB: 1 K: 0 BB: 0 S: 4 P: 4	R: 0 H: 0 E: 0 LOB: 0 K: 0 BB: 0 S: 3 P: 3	R: 0 H: 0 E: 1 LOB: 2 K: 0 BB: 1 S: 4 P: 8	R: 1 H: 2 E: 0 LOB: 1 K: 0 BB: 0 S: 4 P: 4	R: 0 H: 0 E: 0 LOB: 0 K: 1 BB: 0 S: 5 P: 5	R: 1 H: 1 E: 0 LOB: 1 K: 0 BB: 1 S: 3 P: 7	1B: 4 SF: 0 2B: 3 SAC: 2 3B: 0 DP: 0 HR: 0 HBP: 0	
PITCHER Bob Knepper, L (1, 1) ERA: 3.79 Gary Lavelle, L (8, 1) ERA: 2.76	IP WLS BF H R ER SO BB IBB HBP BLK WP HR S P ERA WHIP	7.0 L 28 6 2 2 2 1 0 0 0 1 0 31 35 2.57 1.000	2.0 7 1 1 1 1 1 0 0 0 0 0 8 12 4.50 1.000	PITCHER IP WLS BF H R ER SO BB IBB HBP BLK WP HR S P ERA WHIP							



Batter	1	2	3	4	5	6	7	8	9	AB R H RBI BB SO LOB	TOP														
Davey Lopes, R (1, 4) OBP: 0.330, SLG: 0.321	0-0 S 1B	4-0 WP BB		0-0 FC6-5 S		4-0 1B S BB			0-0 F7	3 1 1 0 2 0 1	<p>Los Angeles Dodgers @ San Francisco Giants Candlestick Park, San Francisco, CA</p> <p>Thu Sep 23 1976, 10:05 PM EDT Att. 3,149 - Unknown</p> <p>livebaseballscorecards.com</p> <table border="1"> <tr><td>AB</td><td>33</td></tr> <tr><td>R</td><td>4</td></tr> <tr><td>H</td><td>7</td></tr> <tr><td>RBI</td><td>3</td></tr> <tr><td>BB</td><td>4</td></tr> <tr><td>SO</td><td>6</td></tr> <tr><td>LOB</td><td>15</td></tr> </table> 	AB	33	R	4	H	7	RBI	3	BB	4	SO	6	LOB	15
AB	33																								
R	4																								
H	7																								
RBI	3																								
BB	4																								
SO	6																								
LOB	15																								
Bill Buckner, L (1, 7) OBP: 0.333, SLG: 0.397	0-0 F1	0-0 SF8		4-0 BB		0-0 S 1B		0-0 F4	3 0 1 1 1 0 1																
Reggie Smith, S (1, 9) OBP: 0.307, SLG: 0.448	0-0 1B FC5-4	0-3 K		0-3 K		0-0 F8		0-0 3-1	5 1 1 1 0 2 5																
Steve Garvey, R (1, 3) OBP: 0.355, SLG: 0.451	0-0 FC5-4 1B		0-0 6-3		0-0 4-3 2B		0-0 4-3		4 0 2 0 0 0 0																
Ron Cey, R (1, 5) OBP: 0.389, SLG: 0.474	0-0 FC5-4		0-3 K		0-0 1-3		0-0 F8		4 0 0 1 0 1 2																
John Hale, L (1, 8) OBP: 0.290, SLG: 0.195	0-0 6-3		4-0 S BB		0-0 4-3		0-0 F8		3 0 0 0 1 0 2																
Ivan De Jesus, R (1, 6) OBP: 0.244, SLG: 0.268		0-0 E5 FC3-5 1B	0-3 K		0-3 K			0-3 K	4 0 0 0 0 3 2																
Kevin Pasley, R (1, 2) OBP: 0.326, SLG: 0.325		0-0 BB FC3-5 WP 1B		0-0 FC6-5 SH1-4 1B		0-0 6-3		0-0 6-3	4 1 2 0 0 0 0																
Burt Hooton, R (1, 1) OBP: 0.154, SLG: 0.119		0-0 FC3-5 WP BB SF8		0-0 SH1-4		0-0 F5		0-0 F7	3 1 0 0 0 0 2																
Inning Stats	R: 2 E: 0 K: 0 S: 6	H: 3 LOB: 1 BB: 0 P: 6	R: 2 E: 1 K: 1 S: 7	H: 1 LOB: 1 BB: 1 P: 11	R: 0 E: 0 K: 2 S: 7	H: 0 LOB: 1 BB: 1 P: 11	R: 0 E: 0 K: 1 S: 6	H: 1 LOB: 2 BB: 1 P: 6	R: 0 E: 0 K: 0 S: 4	H: 1 LOB: 2 BB: 1 P: 8	R: 0 E: 0 K: 0 S: 3	H: 0 LOB: 0 BB: 0 P: 5	R: 0 E: 0 K: 0 S: 3	H: 0 LOB: 0 BB: 0 P: 3	1B: 6 2B: 1 3B: 0 HR: 0	SF: 1 SAC: 1 DP: 0 HBP: 0	WP: 1 PB: 0 SB: 5 CS: 0	PA: 39							
PITCHER John Montefusco, R (1, 1) ERA: 2.95 Tommy Toms, R (7, 1) ERA: 4.26	IP 6.0 3.0	WLS L	BF 30 9	H 7 0	R 4 0	ER 2 0	SO 5 1	BB 4 0	IBB 0 0	HBP 0 0	BLK 0 0	WP 1 0	HR 0 0	S 36 11	P 52 11	ERA 3.00 0.00	WHIP 1.833 0.000								

Batter	1	2	3	4	5	6	7	8	9	AB R H RBI BB SO LOB	TOP																	
Pete Rose, S (1, 5) OBP: 0.412, SLG: 0.459	0-0 FC5-4 1B		0-0 6-3			4-0 1B FC6-4 BB		0-0 F7	0-0 1B	4 1 2 1 1 0 0	Cincinnati Reds @ Los Angeles Dodgers Dodger Stadium, Los Angeles, CA Fri Sep 24 1976, 7:05 PM PDT Att: 28,386 - Unknown																	
Ken Griffey, L (1, 9) OBP: 0.399, SLG: 0.453	0-3 K		0-0 4-3			0-0 FC6-4 1B		0-0 WP 1B	0-0 1B	5 0 3 2 0 1 1																		
Dave Concepcion, R (1, 6) OBP: 0.336, SLG: 0.406	0-0 FC5-4 2B			0-0 6-3		0-0 FC6-4 G6-4-3		0-3 K2-3	0-0 F8	5 1 0 1 0 1 5																		
George Foster, R (1, 8) OBP: 0.372, SLG: 0.544	0-0 1-H 2B			0-0 1-3		0-0 G6-4-3		0-3 K		4 0 1 1 0 1 2																		
Tony Perez, R (1, 3) OBP: 0.324, SLG: 0.441	0-3 K			0-0 6-3			0-3 K		0-0 4-3	4 0 0 0 0 2 1																		
Bob Bailey, R (1, 7) Will McEnaney, L (9, 1) Rawly Eastwick, R (9, 1)		0-0 6-3		0-3 K		0-0 6-3		4-0 BB 1B BB		3 1 0 0 1 1 0 0 0 0 0 0 0 0 0 0 0 0 0 0 0																		
Doug Flynn, R (1, 4) Dan Driessen, L (9, PH) Joel Youngblood, R (9, 4)		0-0 F7		0-3 K		0-0 BB 1B		4-0 BB BB 1B BB		3 0 1 0 0 1 0 0 1 0 0 1 0 0 0 0 0 0 0 0 0																		
Don Werner, R (1, 2) Mike Lum, L (7, PH) Bill Plummer, R (7, 2) Johnny Bench, R (9, PH)		0-3 K		0-0 F8		4-0 FC6-4 BB		0-0 F3		2 0 0 0 0 1 0 0 0 0 0 1 0 0 0 0 0 0 0 0 0 1 0 0 0 0 0 2																		
Fred Norman, S (1, 1) Ed Armbrister, R (6, PH) Pedro Borbon, R (6, 1) Joe Morgan, L (7, PH) Manny Sarmiento, R (7, 1) Cesar Geronimo, L (9, PH)			0-0 6-3		4-0 BB 1B BB	0-0 FC6-4		0-0 BB 1B		1 0 0 0 0 0 0 0 1 0 0 1 0 0 0 0 0 0 0 0 0 1 0 0 0 0 0 2 0 0 0 0 0 0 0 1 1 1 1 0 0 0																		
Inning Stats	R: 1 E: 0 K: 2 S: 9	H: 2 LOB: 1 BB: 0 P: 9	R: 0 E: 0 K: 1 S: 5	H: 0 LOB: 0 BB: 0 P: 5	R: 0 E: 0 K: 0 S: 3	H: 0 LOB: 0 BB: 0 P: 3	R: 0 E: 0 K: 0 S: 7	H: 0 LOB: 0 BB: 0 P: 7	R: 2 E: 0 K: 0 S: 3	H: 1 LOB: 0 BB: 2 P: 11		R: 0 E: 0 K: 1 S: 6	H: 1 LOB: 2 BB: 1 P: 10	R: 0 E: 0 K: 2 S: 8	H: 1 LOB: 1 BB: 0 P: 8	R: 3 E: 0 K: 0 S: 6	H: 3 LOB: 2 BB: 2 P: 14	1B: 7 2B: 1 3B: 0 HR: 0	SF: 0 SAC: 0 DP: 1 HBP: 0	WP: 1 PB: 0 SB: 0 CS: 0	PA: 39							
PITCHER	IP WLS BF H R ER SO BB IBB HBP BLK WP HR S P ERA WHIP																											
Tommy John, L (1, 1) ERA: 3.09	6.0	22	3	3	3	5	2	0	0	0	0	0	0	30	38	4.50	0.833											
Charlie Hough, R (7, 1) ERA: 2.34	3.0	W	17	5	3	3	3	0	0	0	1	0	20	32	9.00	2.667												

livebaseballscorecards.com

AB	34
R	6
H	8
RBI	6
BB	5
SO	8
LOB	13



BOTTOM

Cincinnati Reds @ Los Angeles Dodgers
Dodger Stadium, Los Angeles, CA

livebaseballscorecards.com

AB 33
R 7
H 11
RBI 7
BB 6
SO 2
LOB 14



WP: 1 PA: 41
PB: 0
SB: 2
CS: 0

ERA WHIP

AB R H RBI BB SO LOB

5	2	2	1	0	1	2
5	0	1	0	0	0	1
5	1	2	0	0	1	1
3	2	2	0	2	0	0
3	1	1	2	2	0	1
4	0	2	2	0	0	2
2	1	0	1	0	0	1
3	0	0	0	0	0	4
0	0	0	0	1	0	0
0	0	0	0	0	0	0
2	0	0	0	0	0	2
0	0	0	0	1	0	0
1	0	1	1	0	0	0

1B: 6 SF: 0
2B: 4 SAC: 1
3B: 0 DP: 1
HR: 1 HBP: 1

1B	6	SF	0
2B	4	SAC	1
3B	0	DP	1
HR	1	HBP	1

Batter	1	2	3	4	5	6	7	8	9
Davey Lopes, R OBP: 0.330, SLG: 0.329 (1, 4)	0-3 K ①		0-0 6-3 ②		0-0 HR ①	0-0 FC6-4 1-2f ③			0-0 2B 1B ①
Bill Buckner, L OBP: 0.332, SLG: 0.397 (1, 7)	0-0 1-3 ②		0-0 2B ③		0-0 F7 ①		0-0 F7 ①		0-0 L7 ①
Reggie Smith, S OBP: 0.308, SLG: 0.450 (1, 9)	0-0 F4-3 ③		0-3 K ③		0-0 1B WP 1B ③		0-0 P6 ②		0-0 1B 2B ②
Steve Garvey, R OBP: 0.359, SLG: 0.454 (1, 3)		0-0 F8 6-3 2B ②		4-0 BB 2B BB ②	0-0 1-3 1B ②		0-0 F9 ③		4-0 1B IBB ③
Ron Cey, R OBP: 0.391, SLG: 0.473 (1, 5)		4-0 6-3 BB ②		4-0 1-2 2B BB ③	0-0 F4 ③			0-0 5-3 ①	0-0 1-2 2-H 3-H 1B ①
Bill Russell, R OBP: 0.306, SLG: 0.350 (1, 6)		0-0 F8 2-3 ①		0-0 S 1-H 2-H 2B ①		0-0 SH1-4 1B ①		0-0 5-3 ②	
Glenn Burke, R OBP: 0.424, SLG: 0.414 (1, 8)		0-0 6-3 1-2 3-H ②		1-0 F5-4-3 2-3 HBP ②	0-0 F4 ①		0-0 SH1-4 1-2 ①		0-0 E5 1B S ②
Kevin Pasley, R OBP: 0.304, SLG: 0.302 John Hale, L OBP: 0.298, SLG: 0.195 (8, PH) Elie Rodriguez, R OBP: 0.391, SLG: 0.203 (9, 2)		0-0 F4 ③		0-0 F4 ①	0-0 F4 ①		0-0 P3 ②		4-0 1B 1-2 IBB ②
Tommy John, R OBP: 0.136, SLG: 0.125 Ed Goodson, L OBP: 0.273, SLG: 0.342 (6, PH) Charlie Hough, R OBP: 0.286, SLG: 0.381 (7, 1)			0-0 L6 ①	0-0 F5-4-3 1-2 ③	0-0 FC6-4 IBB ③		4-0 FC6-4 IBB ③		0-0 1-3 2-H 1B ③

Inning Stats	R: 0	H: 0	E: 0	K: 1	S: 5	L: 0	LOB: 0	P: 5	R: 1	H: 1	E: 0	K: 0	S: 4	R: 0	H: 1	E: 0	K: 1	S: 6	R: 2	H: 1	E: 0	K: 0	S: 3	R: 1	H: 3	E: 0	K: 0	S: 5	R: 0	H: 1	E: 0	K: 0	S: 4	R: 0	H: 0	E: 0	K: 0	S: 3	R: 1	H: 1	E: 1	K: 0	S: 4	R: 0	H: 0	E: 0	K: 0	S: 3	R: 1	H: 1	E: 1	K: 0	S: 4	R: 2	H: 3	E: 0	K: 0	S: 4
--------------	------	------	------	------	------	------	--------	------	------	------	------	------	------	------	------	------	------	------	------	------	------	------	------	------	------	------	------	------	------	------	------	------	------	------	------	------	------	------	------	------	------	------	------	------	------	------	------	------	------	------	------	------	------	------	------	------	------	------

PITCHER	IP	WLS	BF	H	R	ER	SO	BB	IBB	HBP	BLK	WP	HR	S	P	ERA	WHIP
Fred Norman, L ERA: 2.93 (1, 1)	5.0		23	6	4	4	2	3	0	1	0	1	1	23	36	7.20	1.800
Pedro Borbon, R ERA: 3.31 (6, 1)	1.0		5	1	0	0	0	0	1	0	0	0	0	4	8	0.00	1.000
Manny Sarmiento, R ERA: 2.27 (7, 1)	2.0		8	1	1	0	0	0	1	0	0	0	0	7	11	0.00	0.500
Will McEnaney, L ERA: 4.79 (9, 1)	0.1	L	3	2	2	2	0	0	0	0	0	0	0	3	3	54.00	6.000
Rawly Eastwick, R ERA: 2.11 (9, 1)	0.0		2	1	0	0	0	0	1	0	0	0	0	1	5	∞	∞

PITCHER	IP	WLS	BF	H	R	ER	SO	BB	IBB	HBP	BLK	WP	HR	S	P	ERA	WHIP
---------	----	-----	----	---	---	----	----	----	-----	-----	-----	----	----	---	---	-----	------

Batter	1	2	3	4	5	6	7	8	9	AB R H RBI BB SO LOB	TOP
Pete Rose, S (1, 5) OBP: 0.410, SLG: 0.456 Pedro Borbon, R (8, 1) OBP: 0.222, SLG: 0.222	0-0 6-3		0-0 6-3			0-0 F8 1-2		0-3 K		4 0 0 0 0 1 2 0 0 0 0 0 0 0	Cincinnati Reds @ Los Angeles Dodgers Dodger Stadium, Los Angeles, CA Sat Sep 25 1976, 7:05 PM PDT Att: 27,982 - Unknown livebaseballscorecards.com
Ken Griffey, L (1, 9) OBP: 0.400, SLG: 0.453	0-0 1B			0-0 6-3		0-0 4-3		0-0 1B 2-H		4 1 2 1 0 0 1	
Joe Morgan, L (1, 4) OBP: 0.446, SLG: 0.589	0-0 F9			0-0 5-3			0-3 K	0-0 1B CS 2-H		4 0 1 1 0 1 1	
Johnny Bench, R (1, 2) OBP: 0.350, SLG: 0.399	0-0 F6			0-0 6-3			0-0 F8	0-0 CS 1-2	0-0 5-3	4 0 0 0 0 0 1	
George Foster, R (1, 8) OBP: 0.371, SLG: 0.541 (7, 7)		0-0 P4			0-0 6-3		4-0 HR BB		0-0 4-3	3 1 0 0 0 1 0 0	
Tony Perez, R (1, 3) OBP: 0.327, SLG: 0.448		0-0 1B G6-4-3			0-0 L4		0-0 HR 1-H		4-0 BB 1B BB	3 1 2 2 1 0 0	
Bob Bailey, R (1, 7) OBP: 0.354, SLG: 0.509 Cesar Geronimo, L (7, 8) OBP: 0.386, SLG: 0.421		0-0 G6-4-3 1-2f			0-3 K		0-3 K		0-0 BB 1B 1-2	3 0 0 0 0 2 1 1 0 1 0 0 0 0	
Dave Concepcion, R (1, 6) OBP: 0.335, SLG: 0.404			0-0 6-3			0-3 K		0-0 F8	4-0 BB 1-2 2-3	3 0 0 0 0 1 1 0	
Gary Nolan, R (1, 1) OBP: 0.141, SLG: 0.107 Mike Lum, L (8, PH) OBP: 0.331, SLG: 0.348 Ed Armbrister, R (8, PR) OBP: 0.325, SLG: 0.405 Doug Flynn, R (8, 5) OBP: 0.310, SLG: 0.342			0-3 K			4-0 WP BB		0-0 1B 2B	0-0 F8	1 0 0 0 0 1 1 0 1 0 1 0 0 0 0 0 1 0 0 0 0 0 1 0 0 0 0 0 3	
Inning Stats	R: 0 E: 0 K: 0 S: 4 H: 1 LOB: 1 BB: 0 P: 4	R: 0 E: 0 K: 0 S: 3 H: 1 LOB: 0 BB: 0 P: 3	R: 0 E: 0 K: 1 S: 5 H: 0 LOB: 0 BB: 0 P: 5	R: 0 E: 0 K: 0 S: 3 H: 0 LOB: 0 BB: 0 P: 3	R: 0 E: 0 K: 1 S: 5 H: 0 LOB: 0 BB: 0 P: 5	R: 0 E: 0 K: 1 S: 5 H: 0 LOB: 1 BB: 1 P: 9	R: 2 E: 0 K: 2 S: 8 H: 1 LOB: 0 BB: 1 P: 12	R: 2 E: 0 K: 1 S: 7 H: 3 LOB: 1 BB: 0 P: 7	R: 0 E: 0 K: 0 S: 4 H: 1 LOB: 3 BB: 2 P: 12	1B: 5 2B: 1 3B: 0 HR: 1 SF: 0 SAC: 0 DP: 1 HBP: 0	
PITCHER Al Downing, L (1, 1) ERA: 3.86 Elias Sosa, R (8, 1) ERA: 4.43	IP: 7.0 WLS: L BF: 25 H: 4 R: 2 ER: 2 SO: 5 BB: 2 IBB: 0 HBP: 0 BLK: 0 WP: 1 HR: 1 S: 33 P: 41 ERA: 2.57 WHIP: 0.714						PITCHER IP: 2.0 WLS: L BF: 11 H: 4 R: 2 ER: 2 SO: 1 BB: 2 IBB: 0 HBP: 0 BLK: 0 WP: 0 HR: 0 S: 11 P: 19 ERA: 9.00 WHIP: 3.000				



Batter	1	2	3	4	5	6	7	8	9	AB	R	H	RBI	BB	SO	LOB
Davey Lopes, R OBP: 0.332, SLG: 0.341 (1, 4)	0-0 HR		0-0 2B		0-0 6-3			0-0 G1		4	1	2	1	0	0	0
Bill Buckner, L OBP: 0.332, SLG: 0.396 (1, 7)	0-0 1B		0-0 F7			0-0 F8		0-0 F8		4	0	1	0	0	0	1
Reggie Smith, S OBP: 0.313, SLG: 0.461 (1, 9)	0-0 HR		0-0 F3			0-0 FC5-4 1B		0-0 1B 1B		4	2	3	1	0	0	1
Steve Garvey, R OBP: 0.359, SLG: 0.454 (1, 3)	0-0 5-3			0-0 CS 1B		0-0 FC5-4 1B		0-0 1B 1B		4	0	2	0	0	0	1
Ron Cey, R OBP: 0.392, SLG: 0.473 (1, 5)	0-0 F8			0-0 L1 1-2		0-0 1B		0-0 1B 1-2 3-H		4	0	2	1	0	0	1
Bill Russell, R OBP: 0.306, SLG: 0.349 (1, 6)		0-0 F7		0-0 1B		0-0 F9		0-0 K		4	0	1	0	0	1	4
Joe Simpson, L OBP: 0.077, SLG: 0.077 (1, 8)		0-0 G3		0-3 K			0-0 P6		0-0 F7	3	0	0	0	0	1	1
John Hale, L OBP: 0.295, SLG: 0.192 (9, PH)										1	0	0	0	0	0	0
Kevin Pasley, R OBP: 0.292, SLG: 0.289 (1, 2)		0-0 F9			0-0 F9		0-0 1-3		0-0 E6 CS	2	0	0	0	0	0	0
Ed Goodson, L OBP: 0.270, SLG: 0.339 (7, PH)										1	0	0	0	0	0	0
Steve Yeager, R OBP: 0.287, SLG: 0.358 (8, 2)										0	0	0	0	0	0	0
Ted Sizemore, R OBP: 0.281, SLG: 0.279 (9, PH)										1	0	0	0	0	0	0
Glenn Burke, R OBP: 0.424, SLG: 0.414 (9, PR)										0	0	0	0	0	0	0
Al Downing, R (1, 1)			0-3 K		0-3 K		0-3 K		0-0 L4	2	0	0	0	0	2	0
Leron Lee, L OBP: 0.156, SLG: 0.163 (7, PH)										1	0	0	0	0	1	0
Elias Sosa, R OBP: 0.143, SLG: 0.143 (8, 1)										0	0	0	0	0	0	0
Manny Mota, R OBP: 0.373, SLG: 0.353 (9, PH)										1	0	0	0	0	0	1


Inning Stats	R: 2	H: 3	E: 0	K: 0	S: 5	LOB: 0	BB: 0	P: 5	R: 0	H: 0	E: 0	K: 0	S: 3	LOB: 0	BB: 0	P: 3	R: 0	H: 1	E: 0	K: 1	S: 6	LOB: 1	BB: 0	P: 6	R: 0	H: 2	E: 0	K: 1	S: 6	LOB: 1	BB: 0	P: 6	R: 0	H: 0	E: 0	K: 1	S: 5	LOB: 0	BB: 0	P: 5	R: 0	H: 2	E: 0	K: 0	S: 5	LOB: 2	BB: 0	P: 5	R: 0	H: 0	E: 0	K: 1	S: 5	LOB: 0	BB: 0	P: 5	R: 1	H: 3	E: 0	K: 1	S: 8	LOB: 2	BB: 0	P: 8	R: 0	H: 0	E: 1	K: 0	S: 3	LOB: 1	BB: 0	P: 3	1B: 8	SF: 0	2B: 1	SAC: 0	3B: 0	DP: 0	HR: 2	HBP: 0	WP: 0	PA: 36
--------------	------	------	------	------	------	--------	-------	------	------	------	------	------	------	--------	-------	------	------	------	------	------	------	--------	-------	------	------	------	------	------	------	--------	-------	------	------	------	------	------	------	--------	-------	------	------	------	------	------	------	--------	-------	------	------	------	------	------	------	--------	-------	------	------	------	------	------	------	--------	-------	------	------	------	------	------	------	--------	-------	------	-------	-------	-------	--------	-------	-------	-------	--------	-------	--------

PITCHER	IP	WLS	BF	H	R	ER	SO	BB	IBB	HBP	BLK	WP	HR	S	P	ERA	WHIP
Gary Nolan, R ERA: 3.52 (1, 1)	7.0	W	27	8	2	2	4	0	0	0	0	0	0	35	35	2.57	1.143
Pedro Borbon, R ERA: 3.33 (8, 1)	2.0	S	9	3	1	1	1	0	0	0	0	0	0	11	11	4.50	1.500

BOTTOM

Cincinnati Reds @ Los Angeles Dodgers
Dodger Stadium, Los Angeles, CA
 Sat Sep 25 1976, 7:05 PM PDT
 Att. 27,982 - Unknown

AB	36
R	3
H	11
RBI	3
BB	0
SO	5
LOB	10



Batter	1	2	3	4	5	6	7	8	9	AB R H RBI BB SO LOB	TOP											
Pete Rose, S (1, 5) OBP: 0.407, SLG: 0.453	0-0 F9		0-0 F9		0-0 4-3		0-0 G3		0-0 F7	5 0 0 0 0 0 1												
Ken Griffey, L (1, 9) OBP: 0.402, SLG: 0.455	0-0 G4-6-3 1B		0-0 1-3 1B		0-0 G3		0-0 BB 1B			4 0 3 0 0 0 0												
Joe Morgan, L (1, 4) OBP: 0.444, SLG: 0.585	0-0 G4-6-3 1-2f		0-0 G3		0-0 G3		4-0 BB BB BB BB 1-2 BB			3 0 0 0 1 0 3												
George Foster, R (1, 8) OBP: 0.369, SLG: 0.537		0-0 F8		0-3 K		0-0 L4		0-0 FC6-4 1-2f		4 0 0 0 0 1 2												
Tony Perez, R (1, 3) OBP: 0.325, SLG: 0.444		0-0 6-3		0-0 6-3		0-0 F8		0-0 6-3		4 0 0 0 0 0 0												
Bob Bailey, R (1, 7) OBP: 0.366, SLG: 0.513		0-0 FC6-4 1B		4-0 1B BB		0-0 1B 2B 1B		0-0 P4		3 1 2 0 1 0 0												
Dave Concepcion, R (1, 6) OBP: 0.336, SLG: 0.405		0-0 FC6-4 1-2f		0-0 BB 1-3 1B		0-0 1-2 2B 1B		0-0 F3		4 0 2 0 0 0 1												
Don Werner, R (1, 2) OBP: 0.600, SLG: 0.750			0-0 FC1-6 1B		4-0 1-2 BB		0-0 1-4 2-H 2B		0-0 4-3	2 0 2 1 1 0 0												
Cesar Geronimo, L (9, PH) OBP: 0.385, SLG: 0.420				BB BB BB BB 1-2 BB					0-0 K2-3	1 0 0 0 0 0 0												
Pat Zachry, R (1, 1) OBP: 0.161, SLG: 0.119			0-0 FC1-6 1B		0-0 4-3		0-3 K		0-3 K	0 0 0 0 0 0 4												
Mike Lum, L (7, PH) OBP: 0.329, SLG: 0.346										1 0 0 0 0 1 0												
Manny Sarmiento, R (7, 1)										0 0 0 0 0 0 0												
Dan Driessen, L (9, PH) OBP: 0.366, SLG: 0.412										1 0 0 0 0 1 0												
Inning Stats	R: 0 E: 0 K: 0 S: 3	H: 1 LOB: 0 BB: 0 P: 3	R: 0 E: 0 K: 0 S: 4	H: 1 LOB: 1 BB: 0 P: 4	R: 0 E: 0 K: 0 S: 5	H: 2 LOB: 2 BB: 0 P: 5	R: 0 E: 0 K: 1 S: 6	H: 1 LOB: 3 BB: 2 P: 14	R: 0 E: 0 K: 0 S: 3	H: 0 LOB: 0 BB: 0 P: 3	R: 1 E: 0 K: 0 S: 5	H: 3 LOB: 2 BB: 0 P: 5	R: 0 E: 0 K: 1 S: 6	H: 1 LOB: 2 BB: 1 P: 10	R: 0 E: 0 K: 0 S: 3	H: 0 LOB: 0 BB: 0 P: 3	R: 0 E: 0 K: 1 S: 5	H: 0 LOB: 0 BB: 0 P: 5	1B: 8 2B: 1 3B: 0 HR: 0	SF: 0 SAC: 0 DP: 1 HBP: 0	WP: 0 PB: 0 SB: 0 CS: 0	PA: 37
PITCHER	IP WLS BF H R ER SO BB IBB HBP BLK WP HR S P ERA WHIP																					
Doug Rau, L (1, 1) ERA: 2.54	6.0 W 26 8 1 1 1 1 2 0 0 0 0 0 0 26 34 1.50 1.667																					
Charlie Hough, R (7, 1) ERA: 2.29	3.0 S 11 1 0 0 2 1 0 0 0 0 0 0 0 14 18 0.00 0.667																					

Cincinnati Reds @ Los Angeles Dodgers
 Dodger Stadium, Los Angeles, CA
 Sun Sep 26 1976, 3:33 AM PDT
 Att: 30,094 - Unknown

livebaseballscorecards.com

AB	34
R	1
H	9
RBI	1
BB	3
SO	3
LOB	11



Batter	1	2	3	4	5	6	7	8	9	AB	R	H	RBI	BB	SO	LOB
--------	---	---	---	---	---	---	---	---	---	----	---	---	-----	----	----	-----

Davey Lopes, R OBP: 0.331, SLG: 0.342 (1, 4)	0-0 6-3		0-0 F8		0-0 G3 2B	0-0 1-3				4	0	1	0	0	0	3
Bill Buckner, L OBP: 0.331, SLG: 0.396 (1, 7)	0-3 K		0-0 2B		0-0 G3 2B		0-0 4-3			4	0	1	1	0	1	1
Reggie Smith, S OBP: 0.312, SLG: 0.457 (1, 9)	0-0 P6		0-0 3-1		4-0 BB BB		0-0 4-3			3	0	0	0	1	0	1
Steve Garvey, R OBP: 0.362, SLG: 0.455 (1, 3)		0-0 L5		0-0 FC5-4 2-3 1B	4-0 BB		0-0 FC5-4 1B			3	1	2	0	1	0	0
Ron Cey, R OBP: 0.392, SLG: 0.471 (1, 5)		4-0 BB		4-0 FC5-4 1-2 BB	0-3 K		0-0 FC5-4 1-2f			2	0	0	0	2	1	4
Bill Russell, R OBP: 0.304, SLG: 0.346 (1, 6)	0-0 F8		0-0 FC5-4 2-3		0-0 6-3		0-0 F7			4	0	0	0	0	0	3
John Hale, L OBP: 0.283, SLG: 0.183 (1, 8)	0-0 F8		0-0 2-3		0-3 K		0-0 F7			4	0	0	1	0	1	2
Kevin Pasley, R OBP: 0.294, SLG: 0.292 (1, 2)			0-0 SH1-4 2B 1B		0-0 4-3		0-0 E6 WP 1B			3	1	1	0	0	0	1
Glenn Burke, R OBP: 0.424, SLG: 0.414 (6, PR)										0	0	0	0	0	0	0
Steve Yeager, R OBP: 0.286, SLG: 0.357 (7, 2)										1	0	0	0	0	0	0
Doug Rau, L OBP: 0.235, SLG: 0.150 (1, 1)			0-0 SH1-4		0-0 F6		0-0 WP 1B			1	0	0	0	0	0	0
Ed Goodson, L OBP: 0.276, SLG: 0.345 (6, PH)										1	0	1	0	0	0	0
Rick Auerbach, R OBP: 0.178, SLG: 0.098 (6, PR)										0	0	0	0	0	0	0
Charlie Hough, R OBP: 0.286, SLG: 0.381 (7, 1)										0	0	0	0	0	0	0

Inning Stats	R: 0	H: 0	E: 0	K: 1	S: 5	LOB: 0	BB: 0	P: 5	R: 0	H: 0	E: 0	K: 0	S: 3	LOB: 1	BB: 1	P: 7	R: 1	H: 2	E: 0	K: 0	S: 5	LOB: 1	BB: 0	P: 5	R: 1	H: 1	E: 0	K: 0	S: 4	LOB: 1	BB: 1	P: 8	R: 0	H: 1	E: 1	K: 1	S: 7	LOB: 3	BB: 2	P: 14	R: 0	H: 1	E: 0	K: 0	S: 4	LOB: 1	BB: 0	P: 4	R: 0	H: 0	E: 0	K: 0	S: 3	LOB: 0	BB: 0	P: 3
--------------	------	------	------	------	------	--------	-------	------	------	------	------	------	------	--------	-------	------	------	------	------	------	------	--------	-------	------	------	------	------	------	------	--------	-------	------	------	------	------	------	------	--------	-------	-------	------	------	------	------	------	--------	-------	------	------	------	------	------	------	--------	-------	------

PITCHER	IP	WLS	BF	H	R	ER	SO	BB	IBB	HBP	BLK	WP	HR	S	P	ERA	WHIP
Pat Zachry, R ERA: 2.71 (1, 1)	6.0	L	28	5	2	2	3	4	0	0	0	1	0	30	46	3.00	1.500
Manny Sarmiento, R ERA: 2.16 (7, 1)	2.0		7	1	0	0	0	0	0	0	0	0	0	7	7	0.00	0.500

BOTTOM

Cincinnati Reds @ Los Angeles Dodgers
Dodger Stadium, Los Angeles, CA
 Sun Sep 26 1976, 3:33 AM PDT
 Att. 30,094 - Unknown

AB	30
R	2
H	6
RBI	2
BB	4
SO	3
LOB	15



WP	HR	S	P	ERA	WHIP
1	0	0	35		

Batter	1	2	3	4	5	6	7	8	9	AB R H RBI BB SO LOB	TOP
Wilbur Howard, S (1, 7) <small>OBP: 0.245, SLG: 0.294</small>	0-0 G3			0-0 E4 1B		0-0 F9		4-0 BB		3 0 1 0 1 0 1	Houston Astros @ Los Angeles Dodgers Dodger Stadium, Los Angeles, CA Mon Sep 27 1976, 7:05 PM PDT Att: 10,639 - Unknown
Al Javier, R (1, 9) <small>OBP: 0.286, SLG: 0.211</small>	0-0 5-3			0-0 F3		0-0 F2		0-0 F5		4 0 0 0 0 0 3	
Jose Cruz, L (1, 8) <small>OBP: 0.377, SLG: 0.404</small>	0-0 F7			0-3 K		0-0 G3		0-0 1B		4 0 1 0 0 1 2	
Cliff Johnson, R (1, 3) <small>OBP: 0.351, SLG: 0.399</small>		0-0 5-3		0-0 5-3		0-0 E6		0-0 F8		4 0 0 0 0 0 2	
Art Howe, R (1, 4) <small>OBP: 0.321, SLG: 0.182</small> Bob Watson, R (9, PH) <small>OBP: 0.376, SLG: 0.460</small>		0-0 G3-6 1B		4-0 WP BB		0-0 P6		0-0 F9		2 0 1 0 1 0 1 1 0 0 0 0 0 1	
Ken Boswell, L (1, 5) <small>OBP: 0.299, SLG: 0.339</small>		0-0 G3-6 1-2f		0-0 4-3 1-2		0-0 P4		0-0 G3		4 0 0 0 0 0 4	
Ed Herrmann, L (1, 2) <small>OBP: 0.276, SLG: 0.283</small>			0-0 F6	0-3 K		0-3 K				3 0 0 0 0 2 2	
Roger Metzger, S (1, 6) <small>OBP: 0.288, SLG: 0.273</small> Greg Gross, L (8, PH) <small>OBP: 0.379, SLG: 0.333</small> Alex Taveras, R (8, 6) <small>OBP: 0.250, SLG: 0.211</small>			0-0 F8	0-0 4-3		0-0 4-3		0-0 4-3		2 0 0 0 0 0 1 1 0 0 0 0 0 0 0 0 0 0 0 0 0	
Dan Larson, R (1, 1) <small>OBP: 0.313, SLG: 0.387</small> Cesar Cedeño, R (8, PH) <small>OBP: 0.356, SLG: 0.455</small> Gene Pentz, R (8, 1) <small>OBP: 0.333, SLG: 0.200</small>			0-0 4-3	0-0 1B		0-0 6-3				2 0 1 0 0 0 0 1 0 0 0 0 0 0 0 0 0 0 0 0 0	
Inning Stats	R: 0 H: 0 E: 0 LOB: 0 K: 0 BB: 0 S: 3 P: 3	R: 0 H: 1 E: 0 LOB: 0 K: 0 BB: 0 S: 3 P: 3	R: 0 H: 0 E: 0 LOB: 0 K: 0 BB: 0 S: 3 P: 3	R: 0 H: 1 E: 1 LOB: 1 K: 1 BB: 0 S: 6 P: 6	R: 0 H: 0 E: 0 LOB: 1 K: 1 BB: 1 S: 5 P: 9	R: 0 H: 1 E: 0 LOB: 1 K: 0 BB: 0 S: 4 P: 4	R: 0 H: 0 E: 1 LOB: 1 K: 1 BB: 0 S: 6 P: 6	R: 0 H: 0 E: 0 LOB: 1 K: 0 BB: 1 S: 3 P: 7	R: 0 H: 1 E: 0 LOB: 1 K: 0 BB: 0 S: 4 P: 4	1B: 4 SF: 0 2B: 0 SAC: 0 3B: 0 DP: 1 HR: 0 HBP: 0	
PITCHER Don Sutton, R (1, 1) <small>ERA: 3.03</small>	IP WLS BF H R ER SO BB IBB HBP BLK WP HR S P ERA WHIP 9.0 W 33 4 0 0 3 2 0 0 0 1 0 37 45 0.00 0.667										

AB	31
R	0
H	4
RBI	0
BB	2
SO	3
LOB	17



WP: 1	PA: 33
PB: 0	
SB: 0	
CS: 0	

Batter	1	2	3	4	5	6	7	8	9	AB R H RBI BB SO LOB	TOP	
Rob Andrews, R OBP: 0.308, SLG: 0.296 (1, 4) X	0-0 4-3 ①		X 0-0 F7 ①		X 0-0 F7 ③		X 0-0 P4 ③			4 0 0 0 0 0 0		
Enos Cabell, R OBP: 0.310, SLG: 0.332 (1, 5) X (9, 3)	0-0 6-3 ②		X 0-0 CS 1B			X 0-0 F9 ①		X 0-0 P4 ①		4 0 1 0 0 0 0		
Cesar Cedeno, R OBP: 0.355, SLG: 0.454 (1, 8) X	0-0 E4 1B		X 0-0 G3 ② ③ 1-2			X 0-0 BB S 1B		X 0-0 6-3 ②		4 1 1 0 0 0 1		
Bob Watson, R OBP: 0.377, SLG: 0.460 Art Howe, R OBP: 0.321, SLG: 0.182 (1, 3) X (9, 5)	0-0 1B 2-H			X 0-0 F9 ①		B B B B 4-0 1-2 BB BB		X 0-0 6-3 ③		3 0 1 1 1 0 0 0 0 0 0 0 0 0		
Jose Cruz, L OBP: 0.374, SLG: 0.400 (1, 7) S S S	0-3 K ③			X 0-0 L4 ②		X 0-0 F7 ②		X 0-0 F7 ①		4 0 0 0 0 1 3		
Cliff Johnson, R OBP: 0.356, SLG: 0.399 (1, 2)		B B B B 4-0 FC3-6 BB		X 0-0 1B		B B B B 4-0 1-2 2-3 BB		X 0-0 6-3 ②		2 0 1 0 2 0 0		
Greg Gross, L OBP: 0.378, SLG: 0.332 (1, 9) X		X 0-0 FC3-6 FC5-4 1-2f		S S S S 0-3 K ③		X 0-0 L8 ③		X 0-0 FC6-4 1B		4 0 1 0 0 1 5		
Roger Metzger, S OBP: 0.286, SLG: 0.270 (1, 6) X		X 0-0 F6 ②			X 0-0 4-3 ①		X 0-0 F5 ①		X 0-0 FC6-4 ③ 1-2f	4 0 0 0 0 0 2		
J.R. Richard, R OBP: 0.121, SLG: 0.156 (1, 1) X		X 0-0 FC5-4 ③ 1-2f		0 0 0 0 0-3 K ②		X 0-0 F9 ②				3 0 0 0 0 1 1		
Inning Stats	R: 1 E: 1 K: 1 S: 7 H: 1 LOB: 1 BB: 0 P: 7	R: 0 E: 0 K: 0 S: 3 H: 0 LOB: 1 BB: 1 P: 7	R: 0 E: 0 K: 0 S: 3 H: 1 LOB: 0 BB: 0 P: 3	R: 0 E: 0 K: 1 S: 6 H: 1 LOB: 1 BB: 0 P: 6	R: 0 E: 0 K: 1 S: 5 H: 0 LOB: 0 BB: 0 P: 5	R: 0 E: 0 K: 0 S: 4 H: 1 LOB: 3 BB: 2 P: 12	R: 0 E: 0 K: 0 S: 3 H: 0 LOB: 0 BB: 0 P: 3	R: 0 E: 0 K: 0 S: 3 H: 0 LOB: 0 BB: 0 P: 3	R: 0 E: 0 K: 0 S: 4 H: 1 LOB: 1 BB: 0 P: 4	1B: 5 2B: 0 3B: 0 HR: 0 SF: 0 SAC: 0 DP: 0 HBP: 0	WP: 0 PB: 0 SB: 1 CS: 1 PA: 35	
PITCHER Burt Hooton, R ERA: 3.26 (1, 1) Charlie Hough, R ERA: 2.28 (9, 1)	IP 8.0 WLS L BF 31 H 4 R 1 ER 0 SO 3 BB 3 IBB 0 HBP 0 BLK 0 WP 0 HR 0 S 34 P 46 ERA 0.00 WHIP 0.875	IP 1.0 WLS L BF 4 H 1 R 0 ER 0 SO 0 BB 0 IBB 0 HBP 0 BLK 0 WP 0 HR 0 S 4 P 4 ERA 0.00 WHIP 1.000	PITCHER IP WLS BF H R ER SO BB IBB HBP BLK WP HR S P ERA WHIP									

Houston Astros @ Los Angeles Dodgers
Dodger Stadium, Los Angeles, CA
Tue Sep 28 1976, 7:05 PM PDT
Att: 10,483 - Unknown

livebaseballscorecards.com

AB 32
R 1
H 5
RBI 1
BB 3
SO 3
LOB 12



Batter	1	2	3	4	5	6	7	8	9	AB	R	H	RBI	BB	SO	LOB
Davey Lopes, R OBP: 0.330, SLG: 0.339 (1, 4)	0-0 6-3		0-0 E1			0-0 1-3			0-0 F9	4	0	0	0	0	0	0
Bill Buckner, L OBP: 0.329, SLG: 0.393 (1, 7)	0-0 G3		0-0 3-1			0-0 F7			0-0 F5	4	0	0	0	0	0	1
Reggie Smith, S OBP: 0.311, SLG: 0.454 (1, 9)	0-3 K				0-0 F7				0-0 F9	4	0	0	0	0	1	0
Steve Garvey, R OBP: 0.363, SLG: 0.456 (1, 3)		0-0 1B			0-0 G1-6-3 1B				0-0 6-3	3	0	2	0	0	0	0
Ron Cey, R OBP: 0.388, SLG: 0.465 (1, 5)		0-0 F9			0-0 G1-6-3				0-0 F9	3	0	0	0	0	0	2
Bill Russell, R OBP: 0.302, SLG: 0.344 (1, 6)		0-3 K				0-0 4-3			0-0 6-3	3	0	0	0	0	1	1
Glenn Burke, R OBP: 0.385, SLG: 0.371 (1, 8)		0-0 F9				0-0 F3			0-0 6-3	3	0	0	0	0	0	1
Kevin Pasley, R OBP: 0.273, SLG: 0.269 (1, 2)			0-3 K			0-0 F9			0-0 1B	2	0	0	0	0	1	0
Ed Goodson, L OBP: 0.280, SLG: 0.348 (8, PH)									0-0 L6	1	0	1	0	0	0	0
Rick Auerbach, R OBP: 0.178, SLG: 0.098 (8, PR)										0	0	0	0	0	0	0
Steve Yeager, R OBP: 0.286, SLG: 0.357 (9, 2)										0	0	0	0	0	0	0
Burt Hooton, R OBP: 0.149, SLG: 0.115 (1, 1)			0-3 K							2	0	0	0	0	2	0
Leron Lee, L OBP: 0.152, SLG: 0.159 (8, PH)										1	0	0	0	0	0	1
Charlie Hough, R OBP: 0.286, SLG: 0.381 (9, 1)										0	0	0	0	0	0	0

Inning Stats	R: 0	H: 0	R: 0	H: 1	R: 0	H: 1	R: 0	H: 0	R: 0	H: 0	R: 0	H: 0	R: 0	H: 1	R: 0	H: 0	R: 0	H: 0	R: 0	H: 0	R: 0	H: 0	1B: 3	SF: 0	WP: 0	PA: 30
	E: 0	LOB: 0	E: 0	LOB: 1	E: 1	LOB: 1	E: 0	LOB: 0	E: 0	LOB: 0	E: 0	LOB: 0	E: 0	LOB: 1	E: 0	LOB: 0	E: 0	LOB: 0	E: 0	LOB: 0	E: 0	LOB: 0	2B: 0	SAC: 0	PB: 0	
	K: 1	BB: 0	K: 1	BB: 0	K: 2	BB: 0	K: 0	BB: 0	K: 0	BB: 0	K: 0	BB: 0	K: 0	BB: 0	K: 0	BB: 0	K: 0	BB: 0	K: 0	BB: 0	K: 0	BB: 0	3B: 0	DP: 1	SB: 2	
	S: 5	P: 5	S: 6	P: 6	S: 8	P: 8	S: 3	P: 3	S: 3	P: 3	S: 3	P: 3	S: 4	P: 4	S: 3	P: 3	S: 3	P: 3	S: 3	P: 3	S: 3	P: 3	HR: 0	HBP: 0	CS: 0	

PITCHER	IP	WLS	BF	H	R	ER	SO	BB	IBB	HBP	BLK	WP	HR	S	P	ERA	WHIP	PITCHER	IP	WLS	BF	H	R	ER	SO	BB	IBB	HBP	BLK	WP	HR	S	P	ERA	WHIP	
J.R. Richard, R ERA: 2.81 (1, 1)	9.0	W	30	3	0	0	5	0	0	0	0	0	0	40	40	0.00	0.333																			

BOTTOM

Houston Astros @ Los Angeles Dodgers
Dodger Stadium, Los Angeles, CA

Tue Sep 28 1976, 7:05 PM PDT
Att. 10,483 - Unknown

AB	30
R	0
H	3
RBI	0
BB	0
SO	5
LOB	6

WP	PA	ERA	WHIP
0	30		

Batter	1	2	3	4	5	6	7	8	9	AB R H RBI BB SO LOB	TOP					
Alex Taveras, R (1, 6) OBP: 0.227, SLG: 0.190	0-0 F9		0-0 F9			0-0 2-3		0-3 K		4 0 0 0 0 1 1						
Enos Cabell, R (1, 5) OBP: 0.309, SLG: 0.330	0-0 F9			0-0 4-3		4-0 1B BB			0-0 6-3	3 0 0 0 1 0 0						
Cesar Cedeno, R (1, 8) OBP: 0.356, SLG: 0.453	0-0 4-3			0-0 E6 CS		0-0 1B			4-0 E S BB	3 0 1 0 1 0 0						
Cliff Johnson, R (1, 3) OBP: 0.355, SLG: 0.395		0-0 F3		4-0 1-2 BB		0-0 G6-4-3			0-3 K	3 0 0 0 1 1 4						
Art Howe, R (1, 4) OBP: 0.323, SLG: 0.200 Bob Watson, R (9, PH) OBP: 0.377, SLG: 0.459		0-0 1B		0-3 K2-3			0-0 F9		0-3 K	3 0 1 0 0 1 1 1 0 0 0 0 1 1						
Greg Gross, L (1, 9) OBP: 0.378, SLG: 0.332		0-0 F8			0-0 G5-4-3 1B		0-3 K			3 0 1 0 0 1 1						
Al Javier, R (1, 7) OBP: 0.250, SLG: 0.182		0-3 K			0-0 G5-4-3 1-2f		0-0 F7			3 0 0 0 0 1 2						
Ed Herrmann, L (1, 2) OBP: 0.274, SLG: 0.280			0-3 K		0-0 F7			0-0 F9		3 0 0 0 0 1 0						
Joe Sambito, L (1, 1) OBP: 0.417, SLG: 0.222 Leon Roberts, R (8, PH) OBP: 0.350, SLG: 0.446 Ken Forsch, R (8, 1) OBP: 0.167, SLG: 0.091			0-0 P5			4-0 1B 2-3 BB		0-0 F3		1 0 0 0 1 0 0 1 0 0 0 0 0 0 0 0 0 0 0 0 0						
Inning Stats	R: 0 H: 0 E: 0 LOB: 0 K: 0 BB: 0 S: 3 P: 3	R: 0 H: 1 E: 0 LOB: 1 K: 1 BB: 0 S: 6 P: 6	R: 0 H: 0 E: 0 LOB: 0 K: 1 BB: 0 S: 5 P: 5	R: 0 H: 0 E: 1 LOB: 1 K: 1 BB: 1 S: 5 P: 9	R: 0 H: 1 E: 0 LOB: 0 K: 0 BB: 0 S: 3 P: 3	R: 0 H: 1 E: 0 LOB: 2 K: 0 BB: 2 S: 3 P: 11	R: 0 H: 0 E: 0 LOB: 0 K: 1 BB: 0 S: 5 P: 5	R: 0 H: 0 E: 0 LOB: 1 K: 2 BB: 1 S: 7 P: 11	1B: 3 SF: 0 2B: 0 SAC: 0 3B: 0 DP: 2 HR: 0 HBP: 0	WP: 0 PA: 32 PB: 0 SB: 1 CS: 1						
PITCHER	IP WLS BF H R ER SO BB IBB HBP BLK WP HR S P ERA WHIP															
Rick Sutcliffe, R (1, 1) ERA: 3.67	5.0	17	2	0	0	3	1	0	0	0	0	0	22	26	0.00	0.600
Stan Wall, L (6, 1) ERA: 3.67	3.0	11	1	0	0	2	2	0	0	0	0	0	13	21	0.00	1.000
Charlie Hough, R (9, 1) ERA: 2.26	1.0	4	0	0	0	2	1	0	0	0	0	0	7	11	0.00	1.000

Houston Astros @ Los Angeles Dodgers
Dodger Stadium, Los Angeles, CA
Wed Sep 29 1976, 7:05 PM PDT
Att: 11,600 - Unknown

livebaseballscorecards.com

AB 28
R 0
H 3
RBI 0
BB 4
SO 7
LOB 10



Batter	1	2	3	4	5	6	7	8	9	AB R H RBI BB SO LOB	TOP	
Johnny Grubb, L (1, 8) <small>OBP: 0.396, SLG: 0.392</small>	0-0 4-3		4-0 BB			0-0 FC4-6 1B		0-0 F7		3 0 1 0 1 0 0	San Diego Padres @ Los Angeles Dodgers Dodger Stadium, Los Angeles, CA Fri Oct 01 1976, 7:05 PM PDT Att: 15,637 - Unknown	
Bill Almon, R (1, 6) Hector Torres, R (1, 6) <small>OBP: 0.271, SLG: 0.351</small> <small>OBP: 0.254, SLG: 0.284</small>	4-0 CS BB		0-0 1-3			0-0 FC4-6 1-2f		0-0 F9		0 0 0 0 1 0 0 3 0 0 0 0 0 3		
Jerry Turner, L (1, 7) <small>OBP: 0.333, SLG: 0.409</small>	0-0 P6 1-2			0-0 4-3		0-0 F8		0-0 G3		4 0 0 0 0 0 2		
Bobby Valentine, R (1, 9) Dave Tomlin, L (6, 1) Tucker Ashford, R (9, PH) <small>OBP: 0.417, SLG: 0.442</small> <small>OBP: 0.500, SLG: 1.000</small>		0-0 F7		0-0 F9		0-0 6-3		0-0 6-3		3 0 0 0 0 0 1 0 0 0 0 0 0 0 1 0 0 0 0 0 0		
Mike Ivie, R (1, 3) <small>OBP: 0.339, SLG: 0.404</small>		0-0 F7		0-0 4-3			0-0 F9		0-0 E 1B 6-3 1B			4 1 1 0 0 0 0
Doug Rader, R (1, 5) <small>OBP: 0.337, SLG: 0.381</small>		0-0 L7			0-0 L5-4 1B 1B		0-0 2B 1B		0-0 E1 1B PB 1B 1-3			4 0 3 0 0 0 0
Fred Kendall, R (1, 2) <small>OBP: 0.301, SLG: 0.296</small>			4-0 SH1-4 BB		0-0 1-2 1B		0-0 F9		0-0 6-3			3 0 1 1 1 0 2
Mike Champion, R (1, 4) <small>OBP: 0.300, SLG: 0.448</small>			0-0 F7		0-0 L5-4 2-3		0-0 1-3 2B		0-0 2-3			4 0 1 0 0 0 4
Bob Owchinko, L (1, 1) Jerry Johnson, R (3, 1) Merv Rettenmund, R (6, 9) <small>OBP: 0.357, SLG: 0.321</small>			0-0 SH1-4 1-2		0-3 K		0-0 5-3					0 0 0 0 0 0 0 1 0 0 0 0 1 1 1 0 0 0 0 0 2
Inning Stats	R: 0 H: 0 E: 0 LOB: 0 K: 0 BB: 1 S: 2 P: 6	R: 0 H: 0 E: 0 LOB: 0 K: 0 BB: 0 S: 3 P: 3	R: 0 H: 0 E: 0 LOB: 2 K: 0 BB: 2 S: 3 P: 11	R: 0 H: 0 E: 0 LOB: 0 K: 0 BB: 0 S: 3 P: 3	R: 0 H: 2 E: 0 LOB: 1 K: 1 BB: 0 S: 6 P: 6	R: 0 H: 1 E: 0 LOB: 1 K: 0 BB: 0 S: 4 P: 4	R: 0 H: 2 E: 0 LOB: 2 K: 0 BB: 0 S: 5 P: 5	R: 0 H: 0 E: 0 LOB: 0 K: 0 BB: 0 S: 3 P: 3	R: 1 H: 2 E: 1 LOB: 1 K: 0 BB: 0 S: 5 P: 5	1B: 6 SF: 0 2B: 2 SAC: 1 3B: 0 DP: 1 HR: 0 HBP: 0		WP: 0 PA: 35 PB: 1 SB: 0 CS: 1
PITCHER Dennis Lewallyn, R (1, 1) <small>ERA: 2.16</small> Charlie Hough, R (8, 1) <small>ERA: 2.23</small>	IP WLS BF H R ER SO BB IBB HBP BLK WP HR S P ERA WHIP 7.0 W 27 5 0 0 1 3 0 0 0 0 0 0 26 38 0.00 1.143 2.0 8 2 1 0 0 0 0 0 0 0 0 0 8 8 0.00 1.000	PITCHER IP WLS BF H R ER SO BB IBB HBP BLK WP HR S P ERA WHIP										

AB	31
R	1
H	7
RBI	1
BB	3
SO	1
LOB	15



Batter	1	2	3	4	5	6	7	8	9
Davey Lopes, R (1, 4) John Hale, L (6, 9) OBP: 0.330, SLG: 0.339 OBP: 0.277, SLG: 0.179	0-0 G3 S 4-3 1B		0-0 1B BLK G3 1B	0-0 P9		0-0 3-4-1	0-0 G3		
Bill Russell, R (1, 6) Rick Auerbach, R (4, 6) OBP: 0.303, SLG: 0.345 OBP: 0.224, SLG: 0.136	0-0 G3 1-3		0-0 G3 1B 1B		0-0 1B 1B	4-0 2B BB BB		0-0 1B	
Bill Buckner, L (1, 7) Joe Simpson, L (9, 7) OBP: 0.328, SLG: 0.391 OBP: 0.077, SLG: 0.077	0-0 4-3 3-H		0-0 G3 1-2 3-H		0-0 1B 1B E	0-0 F2		0-3 K	
Ron Cey, R (1, 5) Ivan De Jesus, R (9, 5) OBP: 0.388, SLG: 0.465 OBP: 0.244, SLG: 0.268	0-3 K		0-3 K		0-0 E7 WP 1B 1-H 2-H	0-0 BB 2B		0-0 F9	
Steve Garvey, R (1, 3) Ed Goodson, L (9, 3) OBP: 0.365, SLG: 0.454 OBP: 0.278, SLG: 0.345		0-0 WP 4-3 1B	4-0 2B IBB		0-0 F3 3-H	4-0 BB IBB		0-3 K	
Lee Lacy, R (1, 9) OBP: 0.315, SLG: 0.350		0-0 4-3 1-2	0-0 2B		0-0 WP 1B	4-0 BB			
Glenn Burke, R (1, 8) OBP: 0.326, SLG: 0.310		0-0 5-3 2-3	0-0 L3		0-3 K 1-2	0-0 1-3			
Steve Yeager, R (1, 2) Kevin Pasley, R (8, 2) OBP: 0.286, SLG: 0.354 OBP: 0.273, SLG: 0.269		0-0 1B		0-0 P9	4-0 IBB		0-0 L1		
Dennis Lewallyn, R (1, 1) Ted Sizemore, R (7, PH) Charlie Hough, R (8, 1) OBP: 0.280, SLG: 0.278 OBP: 0.286, SLG: 0.381		0-3 K		0-3 K	0-3 K		0-0 6-3		

AB	R	H	RBI	BB	SO	LOB
3	2	2	0	0	0	0
2	0	0	0	0	0	0
2	1	1	0	0	0	1
2	2	2	0	1	0	0
5	1	1	2	0	1	3
0	0	0	0	0	0	0
5	1	2	1	0	2	2
0	0	0	0	0	0	0
3	1	1	0	2	1	1
0	0	0	0	0	0	0
3	0	2	2	1	0	1
4	0	0	0	0	1	7
3	0	1	1	1	0	0
0	0	0	0	0	0	0
3	0	0	0	0	3	3
1	0	0	0	0	0	0
0	0	0	0	0	0	0

BOTTOM

San Diego Padres @ Los Angeles Dodgers
Dodger Stadium, Los Angeles, CA
 Fri Oct 01 1976, 7:05 PM PDT
 Att. 15,637 - Unknown

livebaseballscorecards.com

AB	36
R	8
H	12
RBI	6
BB	5
SO	8
LOB	18



1B: 10	SF: 0	WP: 3	PA: 41
2B: 2	SAC: 0	PB: 0	
3B: 0	DP: 0	SB: 1	
HR: 0	HBP: 0	CS: 0	

Inning Stats		R: 1	H: 1	LOB: 0	K: 1	S: 6	R: 1	H: 2	LOB: 1	K: 1	S: 7	R: 2	H: 3	LOB: 2	K: 1	S: 8	R: 0	H: 0	LOB: 0	K: 1	S: 5	R: 3	H: 4	LOB: 2	K: 2	S: 11	R: 1	H: 1	LOB: 3	K: 0	S: 4	R: 0	H: 0	LOB: 0	K: 0	S: 3	R: 0	H: 1	LOB: 1	K: 2	S: 8
PITCHER	IP	WLS	BF	H	R	ER	SO	BB	IBB	HBP	BLK	WP	HR	S	P	ERA	WHIP																								
Bob Owchinko, L (1, 1) ERA: 16.62	2.2	L	15	6	4	4	3	0	0	0	1	1	0	20	24	13.50	2.250																								
Jerry Johnson, R (3, 1) ERA: 5.31	3.0		18	5	4	4	3	2	2	0	0	2	0	20	36	12.00	2.333																								
Dave Tomlin, L (6, 1) ERA: 2.84	2.1		8	1	0	0	2	0	0	0	0	0	0	12	12	0.00	0.429																								

Batter	1	2	3	4	5	6	7	8	9	AB R H RBI BB SO LOB	TOP											
Johnny Grubb, L (1, 8) <small>OBP: 0.396, SLG: 0.391</small> (8, 9) (9, 7)	0-0 F9		4-0 BB		0-0 L4			0-0 SH2-4 1B	0-0 G3	4 1 1 0 1 0 1												
Mike Champion, R (1, 4) <small>OBP: 0.294, SLG: 0.424</small> (1, 4)	0-0 F3		0-3 K			0-0 SH3 1B		0-0 SH2-4	0-0 5-3	4 0 1 0 0 1 2												
Jerry Turner, L (1, 7) <small>OBP: 0.333, SLG: 0.408</small> Merv Rettenmund, R (9, 9) <small>OBP: 0.357, SLG: 0.321</small>	0-0 G3			0-0 F9		0-0 SH3		0-0 SH3 1B		3 1 1 1 0 0 0 0 0 0 0 0 0 0												
Bobby Valentine, R (1, 9) <small>OBP: 0.423, SLG: 0.435</small> Luis Melendez, R (8, PR) <small>OBP: 0.238, SLG: 0.259</small> (8, 8)		0-0 F9		4-0 1B BB		0-0 5-3		0-0 SH3 1B		3 0 1 0 1 0 1 0 1 0 0 0 0 0												
Mike Ivie, R (1, 3) <small>OBP: 0.343, SLG: 0.413</small> (1, 3)		4-0 CS 6-3 BB		0-0 1-2 1B		0-3 K		0-0 SH3 1B		3 1 2 3 1 1 1												
Doug Rader, R (1, 5) <small>OBP: 0.335, SLG: 0.378</small> (1, 5)		0-0 6-3 1-2		0-3 K			0-0 F9	0-3 K		4 0 0 0 0 2 4												
Fred Kendall, R (1, 2) <small>OBP: 0.303, SLG: 0.297</small> (1, 2)		4-0 BB		0-0 F7			0-0 F9	0-0 6-3		3 0 1 0 1 0 3												
Hector Torres, R (1, 6) <small>OBP: 0.254, SLG: 0.283</small> (1, 6)		0-0 CS 2-3	0-0 5-3		0-0 F6		0-0 F3		0-0 SH1-4 1B	4 0 1 0 0 0 1												
Tom Griffin, R (1, 1) <small>OBP: 0.094, SLG: 0.065</small> Butch Metzger, R (9, 1)			0-3 K		0-0 P6		0-0 FC6-4		0-0 SH1-4	3 0 0 0 0 1 1 0 0 0 0 0 0 0												
Inning Stats	R: 0 E: 0 K: 0 S: 3	H: 0 LOB: 0 BB: 0 P: 3	R: 0 E: 0 K: 0 S: 2	H: 0 LOB: 1 BB: 2 P: 10	R: 0 E: 0 K: 2 S: 7	H: 0 LOB: 1 BB: 1 P: 11	R: 0 E: 0 K: 1 S: 6	H: 1 LOB: 2 BB: 1 P: 10	R: 0 E: 0 K: 0 S: 3	H: 0 LOB: 0 BB: 0 P: 3	R: 0 E: 0 K: 1 S: 6	H: 1 LOB: 1 BB: 0 P: 6	R: 0 E: 0 K: 0 S: 4	H: 1 LOB: 1 BB: 0 P: 4	R: 4 E: 0 K: 1 S: 9	H: 4 LOB: 1 BB: 0 P: 9	R: 0 E: 0 K: 0 S: 4	H: 1 LOB: 1 BB: 0 P: 4	1B: 7 2B: 0 3B: 0 HR: 1	SF: 0 SAC: 3 DP: 0 HBP: 0	WP: 0 PB: 0 SB: 0 CS: 1	PA: 39
PITCHER Don Sutton, R (1, 1) <small>ERA: 3.06</small>	IP: 9.0 WLS: L BF: 38 H: 8 R: 4 ER: 4 SO: 5 BB: 4 IBB: 0 HBP: 0 BLK: 0 WP: 0 HR: 1 S: 44 P: 60 ERA: 4.00 WHIP: 1.333																				PITCHER IP: WLS: BF: H: R: ER: SO: BB: IBB: HBP: BLK: WP: HR: S: P: ERA: WHIP	

San Diego Padres @ Los Angeles Dodgers
Dodger Stadium, Los Angeles, CA
 Sat Oct 02 1976, 3:33 AM PDT
 Att: 15,034 - Unknown

AB	31
R	4
H	8
RBI	4
BB	4
SO	5
LOB	14



Batter	1	2	3	4	5	6	7	8	9	AB R H RBI BB SO LOB
Davey Lopes, R (1, 4) OBP: 0.333, SLG: 0.342	0-0 4-3 2B		4-0 6-3 BB		4-0 BB			0-0 F7		2 0 1 0 2 0 0
Bill Russell, R (1, 6) OBP: 0.301, SLG: 0.343	0-0 F9		0-0 6-3		0-0 6-3			0-0 5-3		4 0 0 0 0 0 5
Bill Buckner, L (1, 7) OBP: 0.326, SLG: 0.389	0-0 4-3		0-0 4-3		0-0 1-3			0-3 K		3 0 0 0 0 0 3
Joe Simpson, L (7, 7) OBP: 0.077, SLG: 0.077										0 0 0 0 0 0 0
Manny Mota, R (8, PH) OBP: 0.367, SLG: 0.346										1 0 0 0 0 1 0
Jim Lyttle, L (9, 7) OBP: 0.317, SLG: 0.329	2-3									0 0 0 0 0 0 0
Ron Cey, R (1, 5) OBP: 0.387, SLG: 0.465	0-0 1-3			0-0 6-3		0-0 F8			0-0 WP 2B	4 1 1 0 0 0 1
Steve Garvey, R (1, 3) OBP: 0.364, SLG: 0.452		0-0 5-3		0-0 P3		0-0 F3			4-0 FC5 1B BB	3 0 0 0 1 0 0
Lee Lacy, R (1, 9) OBP: 0.312, SLG: 0.346		0-0 L9		0-0 6-3		0-3 K			0-0 P4	4 0 0 0 0 1 1
John Hale, L (1, 8) OBP: 0.286, SLG: 0.184		0-0 F8			4-0 SH3-4 BB		0-0 F8		0-0 1-2 1B	3 0 1 0 1 0 0
Steve Yeager, R (1, 2) OBP: 0.286, SLG: 0.354			0-0 E6		0-0 F9		0-0 1B		0-3 K	3 0 1 0 0 0 1
Kevin Pasley, R (9, 2) OBP: 0.273, SLG: 0.269			6-3 SH1-4							0 0 0 0 0 0 0
Reggie Smith, S (9, PH) OBP: 0.310, SLG: 0.453										1 0 0 0 0 1 2
Don Sutton, R (1, 1) OBP: 0.144, SLG: 0.095			0-0 SH1-4		0-0 SH3-4		0-0 F7		0-0 FC5	1 0 0 0 0 0 1
Ed Goodson, L (9, PH) OBP: 0.276, SLG: 0.342			1-2		1-2				2-3f	1 0 0 0 0 0 2

Inning Stats	R: 0	H: 1	E: 0	K: 0	S: 4	R: 0	H: 0	E: 0	K: 0	S: 3	R: 0	H: 0	E: 1	K: 0	S: 4	R: 0	H: 0	E: 0	K: 0	S: 3	R: 0	H: 0	E: 0	K: 0	S: 3	R: 0	H: 0	E: 0	K: 1	S: 6	R: 0	H: 0	E: 0	K: 1	S: 5	R: 1	H: 2	E: 0	K: 1	S: 7	1B: 2	2B: 2	3B: 0	HR: 0	SF: 0	SAC: 2	DP: 0	HBP: 0	WP: 2	PB: 0	SB: 0	CS: 0	PA: 36															
PITCHER	IP	WLS	BF	H	R	ER	SO	BB	IBB	HBP	BLK	WP	HR	S	P	ERA	WHIP																			IP	WLS	BF	H	R	ER	SO	BB	IBB	HBP	BLK	WP	HR	S	P	ERA	WHIP																
Tom Griffin, R (1, 1) ERA: 4.1	8.1	W	34	4	1	1	2	4	0	0	0	1	0	34	50	1.08	0.960																																																			
Butch Metzger, R (9, 1) ERA: 2.92	0.2	S	2	0	0	0	1	0	0	0	0	0	0	4	4	0.00	0.000																																																			

BOTTOM

San Diego Padres @ Los Angeles Dodgers
 Dodger Stadium, Los Angeles, CA

Sat Oct 02 1976, 3:33 AM PDT
 Att. 15,034 - Unknown

livebaseballscorecards.com

AB 30
R 1
H 4
RBI 0
BB 4
SO 3
LOB 16



Batter	1	2	3	4	5	6	7	8	9	AB R H RBI BB SO LOB	TOP																	
Johnny Grubb, L OBP: 0.391, SLG: 0.385 (1, 8) (9, 7)	0-0 F8		0-3 K		0-0 P5		0-3 K		0-0 3-1	5 0 0 0 0 2 0	San Diego Padres @ Los Angeles Dodgers Dodger Stadium, Los Angeles, CA Sun Oct 03 1976, 3:33 AM PDT Att. 33,205 - Unknown livebaseballscorecards.com																	
Mike Champion, R OBP: 0.256, SLG: 0.368 (1, 4)	0-0 F9		0-0 5-3		0-0 6-3		0-0 5-3		0-0 6-3	5 0 0 0 0 0 0																		
Jerry Turner, L OBP: 0.339, SLG: 0.413 Fred Kendall, R OBP: 0.302, SLG: 0.296 (1, 7) (8, 2)	0-0 S 1B		0-0 P4		0-0 1B 1B			0-0 S SH2-4 CS 1B	0-0 G3	4 1 3 0 0 0 0 1 0 0 0 0 0 0																		
Bobby Valentine, R OBP: 0.436, SLG: 0.449 (1, 9) (8, 7)	0-0 1B			0-0 F9	0-0 1B 1B			0-0 SH2-4		3 0 2 1 0 0 0 0 0 0 0 0 0 0																		
Luis Melendez, R OBP: 0.238, SLG: 0.259 (9, 8)	1-H 1B			0-0 F9	1-3 1B			1-2 SH2-4																				
Mike Ivie, R OBP: 0.345, SLG: 0.415 (1, 3)	0-0 L4			0-0 1B 1B 2B	0-0 F8			4-0 BB BB IBB		3 2 1 0 1 0 3																		
Tucker Ashford, R OBP: 0.667, SLG: 0.800 (1, 5)		0-0 S 1B		0-0 S 1B 1B	0-0 F5			4-0 BB BB BB		3 0 2 0 1 0 0																		
Hector Torres, R OBP: 0.254, SLG: 0.279 (1, 6)		0-3 K		0-3 K	0-0 P4			4-0 BB BB		3 0 0 0 1 2 3																		
Bob Davis, R OBP: 0.244, SLG: 0.229 Merv Rettenmund, R OBP: 0.361, SLG: 0.321 (1, 2) (8, PH) (8, 9)		0-3 K		4-0 1B IBB	0-0 L9			4-0 BB BB		2 0 0 0 1 1 1 0 0 0 1 1 0 0																		
Rick Sawyer, R OBP: 0.269, SLG: 0.208 (1, 1)		0-0 F8		0-0 1B	0-0 P4			0-0 4-3		4 0 1 1 0 0 4																		
Inning Stats	R: 1 E: 0 K: 0 S: 5	H: 2 LOB: 1 BB: 0 P: 5	R: 0 E: 0 K: 2 S: 8	H: 1 LOB: 1 BB: 0 P: 8	R: 0 E: 0 K: 1 S: 5	H: 0 LOB: 0 BB: 0 P: 5	R: 1 E: 0 K: 1 S: 7	H: 3 LOB: 2 BB: 1 P: 11	R: 0 E: 0 K: 0 S: 5	H: 2 LOB: 2 BB: 0 P: 5	R: 0 E: 0 K: 1 S: 5	H: 0 LOB: 0 BB: 0 P: 3	R: 0 E: 0 K: 1 S: 5	H: 0 LOB: 0 BB: 0 P: 5	R: 1 E: 0 K: 0 S: 3	H: 1 LOB: 3 BB: 4 P: 19	R: 0 E: 0 K: 0 S: 3	H: 0 LOB: 0 BB: 0 P: 3	1B: 8 2B: 1 3B: 0 HR: 0	SF: 0 SAC: 1 DP: 0 HBP: 0	WP: 0 PB: 0 SB: 4 CS: 1	PA: 39						
PITCHER	IP WLS BF H R ER SO BB IBB HBP BLK WP HR S P ERA WHIP																											
Burt Hooton, R ERA: 3.26 (1, 1)	6.0		26	8	2	2	4	0	1	0	0	0	0	0	33	37	3.00	1.333										
Stan Wall, L ERA: 3.6 (7, 1)	1.0		3	0	0	0	1	0	0	0	0	0	0	5	5	0.00	0.000											
Doug Rau, L ERA: 2.57 (8, 1)	0.2	L	6	1	1	1	0	3	1	0	0	0	0	2	18	13.50	6.000											
Charlie Hough, R ERA: 2.21 (8, 1)	1.1		4	0	0	0	0	0	0	0	0	0	0	4	4	0.00	0.000											

AB	33
R	3
H	9
RBI	3
BB	5
SO	5
LOB	11



