

# Los Angeles Dodgers - 1976

Batter	1	2	3	4	5	6	7	8	9	AB	R	H	RBI	BB	SO	LOB	TOP				
Bill Buckner, L OBP: 0.250, SLG: 0.250 (1,7)	F9		P6			FC6-4 1B		F9		4	0	1	0	0	0	0	Los Angeles Dodgers @ San Francisco Giants Candlestick Park, San Francisco, CA Fri Apr 09 1976, 6:33 AM EST Att: 37,261 - Unknown				
Ted Sizemore, R OBP: 0.250, SLG: 0.250 (1,4)	F7		F9			F8		F9		4	0	1	0	0	0	1					
Dusty Baker Jr., R OBP: 0.250, SLG: 1.000 (1,8)	HR			G3		P5		FC5-4 FC6-4 1-2		4	1	1	1	0	0	2					
Steve Garvey, R (1,3)	K			P4		FC6-4 1-2		FC6-4 1-2		4	0	0	0	0	1	2					
Ron Cey, R OBP: 0.750, SLG: 1.000 (1,5)		F9 2B		F3		2B 6-3 BB		FC6-4 1B		3	1	2	0	1	0	0					
Joe Ferguson, R OBP: 0.250, SLG: 0.500 (1,9)	F9 2-3				K			F9		4	0	1	0	0	1	2					
Steve Yeager, R (1,2)	1-3					6-3 HBP		FC6-4 BB 1-2		3	0	0	1	0	0	3					
Bill Russell, R (1,6)							F5	FC6-4 BB 1-2		2	0	0	0	0	2	2					
Ed Goodson, L (7,PH)										1	0	0	0	0	0	1					
Ivan De Jesus, R (7,6)										0	0	0	0	0	0	0					
Ellie Rodriguez, R (9,PH)										0	0	0	0	1	0	0					
Rick Auerbach, R (9,PR)										0	0	0	0	0	0	0					
Don Sutton, R (1,1)										2	0	0	0	0	1	1					
John Hale, L (7,PH)										1	0	0	0	0	1	1					
Mike Marshall, R (7,1)										0	0	0	0	0	0	0					
Glenn Burke, R (9,PH)										1	0	0	0	0	0	2					
<b>Inning Stats</b>	R: 1 E: 0 K: 1 S: 6	H: 1 LOB: 0 BB: 0 P: 6	R: 0 E: 0 K: 1 S: 6	H: 1 LOB: 1 BB: 0 P: 6	R: 0 E: 0 K: 1 S: 5	H: 0 LOB: 0 BB: 0 P: 5	R: 0 E: 0 K: 0 S: 3	H: 0 LOB: 0 BB: 0 P: 3	R: 0 E: 0 K: 2 S: 7	H: 0 LOB: 1 BB: 0 P: 8	R: 0 E: 0 K: 0 S: 4	H: 1 LOB: 1 BB: 0 P: 4	R: 1 E: 0 K: 1 S: 6	H: 1 LOB: 1 BB: 1 P: 10	R: 0 E: 0 K: 0 S: 4	H: 1 LOB: 2 BB: 1 P: 8	1B: 3 2B: 2 3B: 0 HR: 1	SF: 0 SAC: 0 DP: 0 HBP: 1	WP: 0 PB: 0 SB: 0 CS: 0	PA: 36	
<b>PITCHER</b>	IP	WLS	BF	H	R	ER	SO	BB	IBB	HBP	BLK	WP	HR	S	P	ERA	WHIP				
John Montefusco, R ERA: 2.45 (1,1)	7.1	W	29	5	2	2	6	1	0	1	0	0	1	39	44	2.46	0.818				
Gary Lavelle, L ERA: (8,1)	1.2	S	7	1	0	0	0	1	0	0	0	0	0	6	10	0.00	1.200				

Batter	1	2	3	4	5	6	7	8	9	AB	R	H	RBI	BB	SO	LOB	BOTTOM				
Derrel Thomas, S (1,4)	F5		BB							3	0	0	0	1	0	0	Los Angeles Dodgers @ San Francisco Giants Candlestick Park, San Francisco, CA Fri Apr 09 1976, 6:33 AM EST Att: 37,261 - Unknown				
Von Joshua, L (1,8)	4-3		F8			6-3		P5		4	0	0	0	0	1						
Bobby Murcer, L OBP: 0.750, SLG: 1.667 (1,9)	HR			HR		1B FC5-4 BB		F9		3	3	2	1	1	0	0					
Gary Matthews, R OBP: 0.500, SLG: 1.250 (1,7)	F8			HR		FC5-4 1B		K		4	1	2	2	0	1	0					
Willie Montanez, L (1,3)		K		4-3		FC5-4 IBB				2	0	0	0	1	1	0					
Chris Speier, R (1,6)		G6-4-3 BB		K		FC5-4 1-2 2-3 3-H				2	0	0	1	1	1	2					
Ken Reitz, R (1,5)	G6-4-3 1-2			P4		F9				3	0	0	0	0	0	3					
Dave Rader, L OBP: 0.333, SLG: 0.333 (1,2)				F9		F3 1B		4-3		3	0	1	0	0	0	0					
John Montefusco, R (1,1)				K2-3						3	0	0	0	0	2	1					
Gary Lavelle, S (8,1)				F3				K		0	0	0	0	0	0	0					
<b>Inning Stats</b>	R: 1 E: 0 K: 0 S: 4	H: 1 LOB: 0 BB: 0 P: 4	R: 0 E: 0 K: 1 S: 4	H: 0 LOB: 0 BB: 1 P: 8	R: 0 E: 0 K: 1 S: 5	H: 0 LOB: 1 BB: 1 P: 9	R: 2 E: 0 K: 1 S: 7	H: 2 LOB: 0 BB: 0 P: 7	R: 0 E: 0 K: 0 S: 3	H: 1 LOB: 0 BB: 0 P: 3	R: 1 E: 0 K: 0 S: 4	H: 1 LOB: 2 BB: 2 P: 12	R: 0 E: 0 K: 1 S: 5	H: 0 LOB: 0 BB: 0 P: 5	R: 0 E: 0 K: 1 S: 5	H: 0 LOB: 0 BB: 0 P: 5	1B: 3 2B: 0 3B: 0 HR: 2	SF: 0 SAC: 0 DP: 1 HBP: 0	WP: 0 PB: 0 SB: 0 CS: 0	PA: 31	
<b>PITCHER</b>	IP	WLS	BF	H	R	ER	SO	BB	IBB	HBP	BLK	WP	HR	S	P	ERA	WHIP				
Don Sutton, R ERA: 6.0 (7,1)	2.0	L	6	0	0	0	2	0	0	0	0	0	0	10	10	0.00	0.000				

Batter	1	2	3	4	5	6	7	8	9	AB	R	H	RBI	BB	SO	LOB	TOP																	
Bill Buckner, L (1, 7) OBP: 0.375, SLG: 1.000	6-3		HR		3B		F7			4	1	2	1	0	0	0	<b>Los Angeles Dodgers @ San Francisco Giants</b> Candlestick Park, San Francisco, CA Sun Apr 11 1976, 6:33 AM EST Att: 25,659 - Unknown																	
Ted Sizemore, R (1, 4) OBP: 0.250, SLG: 0.375	1B 2B		6-3		L5			6-3		4	0	1	0	0	0	1																		
Dusty Baker Jr., R (1, 8) OBP: 0.375, SLG: 0.714	2H 1B		F5		BB			K		3	1	1	0	1	1	0																		
Steve Garvey, R (1, 3) OBP: 0.250, SLG: 0.250	2H 1B			4-6-3 HR	5-3			K		4	1	2	1	0	1	2																		
Ron Cey, R (1, 5) OBP: 0.625, SLG: 0.714	5-3			F7		G5-4-3 1B			BB 1B	4	0	2	0	0	0	2																		
Joe Ferguson, R (1, 9) OBP: 0.250, SLG: 0.286 Glenn Burke, R (9, PR)		0-3 K		4-6-3 1-2			K		4-0 BB	3	0	0	0	1	2	2																		
Steve Yeager, R (1, 2) OBP: 0.250, SLG: 0.571				F3		G5-4-3 1-2		F7		4	1	1	2	0	0	3																		
Bill Russell, R (1, 6)				F7	4-3			1-3		4	0	0	0	0	0	2																		
Doug Rau, L (1, 1) John Hale, L (7, PH) Mike Marshall, R (7, 1) Manny Mota, R (9, PH)			4-3		1-3		G3		P4	2	0	0	0	0	0	0																		
										1	0	0	0	0	0	0																		
										0	0	0	0	0	0	0																		
										1	0	0	0	0	0	2																		
<b>Inning Stats</b>	R: 1 E: 0 K: 0 S: 5	H: 3 LOB: 1 BB: 0 P: 5	R: 0 E: 0 K: 1 S: 5	H: 0 LOB: 0 BB: 0 P: 5	R: 1 E: 0 K: 0 S: 4	H: 1 LOB: 0 BB: 0 P: 4	R: 2 E: 0 K: 0 S: 5	H: 2 LOB: 0 BB: 0 P: 5	R: 0 E: 0 K: 1 S: 4	H: 1 LOB: 2 BB: 0 P: 8	R: 0 E: 0 K: 0 S: 3	H: 0 LOB: 0 BB: 0 P: 3	R: 0 E: 0 K: 2 S: 7	H: 0 LOB: 0 BB: 0 P: 7	R: 0 E: 0 K: 0 S: 4	H: 1 LOB: 2 BB: 1 P: 8	1B: 5 2B: 1 3B: 1 HR: 2	SF: 0 SAC: 0 DP: 1 HBP: 0	WP: 0 PB: 0 SB: 0 CS: 0	PA: 36														
<b>PITCHER</b>	IP WLS BF H R ER SO BB IBB HBP BLK WP HR S P ERA WHIP																																	
Jim Barr, R (1, 1) ERA: 7.2	5.0	22	7	4	4	1	1	0	0	0	0	0	0	2	23	27	7.20	1.600																
Dave Heaverlo, R (6, 1) ERA:	2.0	6	1	0	0	1	0	0	0	0	0	0	0	0	8	8	0.00	0.500																
Randy Moffitt, R (8, 1) ERA:	1.0	W	3	0	0	0	2	0	0	0	0	0	0	0	7	7	0.00	0.000																
Gary Lavelle, L (9, 1) ERA:	1.0	S	5	1	0	0	0	1	0	0	0	0	0	0	4	8	0.00	2.000																

Batter	1	2	3	4	5	6	7	8	9	AB	R	H	RBI	BB	SO	LOB	BOTTOM																
Derrel Thomas, S (1, 4) OBP: 0.250, SLG: 0.143	P5		F7		1B 1-2		G3-6			4	0	1	0	0	0	1	<b>Los Angeles Dodgers @ San Francisco Giants</b> Candlestick Park, San Francisco, CA Sun Apr 11 1976, 6:33 AM EST Att: 25,659 - Unknown																
Von Joshua, L (1, 8) OBP: 0.125, SLG: 0.125	1B FC5-4		F7		P5		1-3			4	1	1	0	0	0	2																	
Bobby Murcer, L (1, 9) OBP: 0.875, SLG: 1.400	1B FC5-4				1B FC6-4			4-0 BB		2	1	2	1	1	0	0																	
Gary Matthews, R (1, 7) OBP: 0.375, SLG: 0.750	1B FC5-4		K		1B FC6-4			BB		4	1	1	1	0	1	4																	
Willie Montanez, L (1, 3) OBP: 0.286, SLG: 0.167	4-1				1B FC1-5			1B FC1-5		4	0	1	1	0	0	1																	
Chris Speier, R (1, 6) OBP: 0.286, SLG: 0.167		F8		5-3		L5		E7 FC1-5		4	1	1	0	0	0	0																	
Ken Reitz, R (1, 5) OBP: 0.143, SLG: 0.143		6-3		F8				1B FC1-5		4	1	1	0	0	0	2																	
Marc Hill, R (1, 2) Glenn Adams, L (8, PH) Gary Lavelle, S (9, 1)						P4 FC5-4		P6		2	0	0	0	1	0	1																	
Jim Barr, R (1, 1) Mike Sadek, R (5, PH) Dave Heaverlo, R (6, 1) Steve Ontiveros, S (7, PH) Randy Moffitt, R (8, 1) Dave Rader, L (8, PH) Manny Mota, R (9, 2)					1B 1B		G3-6 BB		1B 2B	1	0	0	0	0	0	1																	
										1	1	0	0	0	0	0																	
										0	0	0	0	0	0	0																	
										0	0	0	0	1	0	0																	
										0	0	0	0	0	0	0																	
										1	0	1	2	0	0	0																	
<b>Inning Stats</b>	R: 1 E: 0 K: 0 S: 5	H: 2 LOB: 1 BB: 0 P: 5	R: 0 E: 0 K: 0 S: 3	H: 0 LOB: 1 BB: 1 P: 7	R: 0 E: 0 K: 1 S: 5	H: 0 LOB: 1 BB: 0 P: 6	R: 0 E: 0 K: 0 S: 3	H: 0 LOB: 0 BB: 0 P: 3	R: 1 E: 0 K: 0 S: 6	H: 3 LOB: 2 BB: 0 P: 6	R: 0 E: 0 K: 0 S: 4	H: 1 LOB: 1 BB: 0 P: 4	R: 0 E: 0 K: 0 S: 2	H: 0 LOB: 0 BB: 1 P: 6	R: 4 E: 1 K: 0 S: 6	H: 4 LOB: 1 BB: 1 P: 10	1B: 9 2B: 1 3B: 0 HR: 0	SF: 0 SAC: 0 DP: 1 HBP: 1	WP: 0 PB: 0 SB: 0 CS: 0	PA: 36													
<b>PITCHER</b>	IP WLS BF H R ER SO BB IBB HBP BLK WP HR S P ERA WHIP																																
Doug Rau, L (1, 1) ERA: 3.0	6.0	26	6	4	2	1	1	0	0	0	0	0	0	26	31	3.00	1.167																
Mike Marshall, R (7, 1) ERA: 9.0	2.0	L	10	4	4	4	0	2	0	0	0	0	0	8	16	18.00	3.000																



Batter	1	2	3	4	5	6	7	8	9	AB	R	H	RBI	BB	SO	LOB	TOP					
Johnny Grubb, L (1,7) OBP: 0.500, SLG: 0.400	F6	L4			6-3		1B HR 1B IBB	1B 1-2 BB		3	1	0	0	2	0	2	<b>San Diego Padres @ Los Angeles Dodgers</b> Dodger Stadium, Los Angeles, CA Tue Apr 13 1976, 6:05 PM PST Att: 52,703 - Unknown <a href="http://livebaseballscorecards.com">livebaseballscorecards.com</a>					
Tito Fuentes, S (1,4) OBP: 0.287, SLG: 0.214	4-3		F9		6-3		1B HR 1B	1B 1-3 2-H		5	1	2	3	0	0	0						
Willie Davis, L (1,8) OBP: 0.389, SLG: 0.471			1-3			G3	1B HR 1B	K		5	1	2	0	0	1	2						
Dave Winfield, R (1,9) OBP: 0.278, SLG: 0.533	3B		L8			5-3	1B HR	K		4	1	1	4	1	1	0						
Mike Ivie, R (1,3) OBP: 0.167, SLG: 0.063	F7					F1	5-3	K		4	0	0	0	1	1	4						
Doug Radler, R (1,5) OBP: 0.533, SLG: 0.667										3	0	2	0	0	0	1						
Enzo Hernandez, R (7, PR) OBP: 0.250, SLG: 0.250		SH1-4 1B			F8			F6		2	1	0	0	0	2							
Hector Torres, R (1,6) OBP: 0.313, SLG: 0.333		F7			F7		K	6-3		4	0	0	0	0	1	3						
Bob Davis, R (1,2) OBP: 0.182, SLG: 0.200					F2					2	0	1	0	0	0	1						
Gene Locklear, L (7, PH) OBP: 0.500, SLG: 0.500							1B 2-H 1B	K		1	1	1	1	0	0	0						
Fred Kendall, R (7,2)		SH1-4 1B								1	0	0	0	0	1	0						
Brent Strom, R (1,1)										1	0	0	0	0	0	0						
Willie McCovey, L (7, PH) OBP: 0.500, SLG: 0.500		SH1-4				5-3				1	0	1	0	0	0	0						
Dan Spillner, R (7, PR)										0	1	0	0	0	0	0						
Mike Dupree, R (7,1) OBP: 1.000, SLG: 1.000										1	1	1	0	0	0	0						
Butch Metzger, R (9,1)										0	0	0	0	0	0	0						
<b>Inning Stats</b>	R: 0 E: 0 K: 0 S: 4	H: 1 LOB: 2 BB: 1 P: 8	R: 0 E: 0 K: 0 S: 5	H: 2 LOB: 2 BB: 0 P: 5	R: 0 E: 0 K: 0 S: 3	H: 0 LOB: 0 BB: 0 P: 3	R: 0 E: 0 K: 0 S: 3	H: 0 LOB: 1 BB: 1 P: 7	R: 0 E: 0 K: 0 S: 3	H: 0 LOB: 0 BB: 0 P: 3	R: 0 E: 0 K: 0 S: 3	H: 0 LOB: 0 BB: 0 P: 3	R: 7 E: 0 K: 1 S: 11	H: 6 LOB: 2 BB: 1 P: 15	R: 1 E: 0 K: 2 S: 9	H: 2 LOB: 2 BB: 1 P: 13	R: 0 E: 0 K: 2 S: 7	H: 0 LOB: 0 BB: 0 P: 7	1B: 9 2B: 0 3B: 1 HR: 1	SF: 0 SAC: 1 DP: 0 HBP: 0	WP: 0 PB: 0 SB: 1 CS: 0	PA: 42
<b>PITCHER</b>	IP WLS BF H R ER SO BB IBB HBP BLK WP HR S P ERA WHIP																					
Burt Hooton, R (1,1) ERA: 7.11	6.1 L 29 7 5 5 1 2 1 0 0 0 0 28 40 7.11 1.421																					
Stan Wall, L (7,1) ERA: 27.0	0.2 4 2 2 2 0 0 0 0 0 0 0 1 4 4 27.00 3.000																					
Charlie Hough, R (8,1) ERA: 4.5	2.0 9 2 1 1 4 1 0 0 0 0 0 0 16 20 4.50 1.500																					

Batter	1	2	3	4	5	6	7	8	9	AB	R	H	RBI	BB	SO	LOB	BOTTOM			
Bill Buckner, L (1,7) OBP: 0.385, SLG: 0.769	G3		F9		G3		5-3 1B		E BB SF9 1B	5	1	2	1	0	0	0	<b>San Diego Padres @ Los Angeles Dodgers</b> Dodger Stadium, Los Angeles, CA Tue Apr 13 1976, 6:05 PM PST Att: 52,703 - Unknown <a href="http://livebaseballscorecards.com">livebaseballscorecards.com</a>			
Ted Sizemore, R (1,4) OBP: 0.308, SLG: 0.333	F3		FC4-6 1B		B2-3		5-3		E E BB	4	0	1	1	1	0	1				
Dusty Baker Jr., R (1,8) OBP: 0.385, SLG: 0.667			FC4-6 E5		E S 1B		1-3		E1	5	0	2	1	0	0	4				
Steve Garvey, R (1,3) OBP: 0.154, SLG: 0.167	K		E5		1-3				F7	4	0	0	1	0	1	3				
Ron Cey, R (1,5) OBP: 0.462, SLG: 0.455					L9		K		L5	4	0	0	0	1	1	3				
Joe Ferguson, R (1,9) OBP: 0.250, SLG: 0.273					2B 4-3 1B		5-3		K	4	1	1	0	0	2	1				
Steve Yeager, R (1,2) OBP: 0.333, SLG: 0.636		FC5-4 1B					5-3		BB 1B	4	1	2	0	0	0	1				
Bill Russell, R (1,6) OBP: 0.200, SLG: 0.200					4-3				L7	4	1	2	1	0	0	2				
Burt Hooton, R (1,1) Stan Wall, L (7,1) Henry Cruz, L (7, PH) Charlie Hough, R (8,1) Ed Goodson, L (9, PH) Ivan De Jesus, R (9, PH)					5-3		1B 5-3 1B		F8	2	0	0	0	0	0	3				
<b>Inning Stats</b>	R: 0 E: 0 K: 1 S: 6	H: 1 LOB: 1 BB: 0 P: 6	R: 0 E: 0 K: 1 S: 6	H: 1 LOB: 2 BB: 1 P: 10	R: 0 E: 1 K: 0 S: 4	H: 1 LOB: 1 BB: 0 P: 4	R: 1 E: 0 K: 0 S: 5	H: 2 LOB: 1 BB: 0 P: 5	R: 0 E: 0 K: 1 S: 5	H: 0 LOB: 0 BB: 0 P: 5	R: 1 E: 0 K: 0 S: 5	H: 2 LOB: 1 BB: 0 P: 5	R: 0 E: 0 K: 1 S: 5	H: 0 LOB: 0 BB: 0 P: 5	R: 3 E: 2 K: 0 S: 6	H: 2 LOB: 3 BB: 2 P: 14		1B: 8 2B: 2 3B: 0 HR: 0	SF: 1 SAC: 0 DP: 0 HBP: 0	WP: 0 PB: 0 SB: 1 CS: 0
<b>PITCHER</b>	IP WLS BF H R ER SO BB IBB HBP BLK WP HR S P ERA WHIP																			
Brent Strom, L (1,1) ERA: 1.5	6.0 W 25 6 1 1 3 1 0 0 0 0 0 30 34 1.50 1.167																			
Mike Dupree, R (7,1) ERA: 11.57	2.1 13 4 4 3 1 2 0 0 0 0 0 0 13 21 11.57 2.571																			
Butch Metzger, R (9,1) ERA:	0.2 3 0 0 0 0 0 0 0 0 0 0 0 3 3 0.00 0.000																			

Batter	1	2	3	4	5	6	7	8	9	AB	R	H	RBI	BB	SO	LOB	TOP					
Johnny Grubb, L (1, 7) OBP: 0.522, SLG: 0.353	0-0 4-3	4-0 BB		0-3 K			4-0 G3 1B BB	4-0 1-2 BB		2	0	0	0	3	1	2	<b>San Diego Padres @ Los Angeles Dodgers</b> Dodger Stadium, Los Angeles, CA Wed Apr 14 1976, 6:05 PM PST Att: 52,219 - Unknown					
Tito Fuentes, S (1, 4) OBP: 0.300, SLG: 0.263	0-0 G3	0-0 L7			0-0 SH5-3 1B		0-0 G3 1B	0-0 6-3		5	0	2	0	0	0	5						
Willie Davis, L (1, 8) OBP: 0.364, SLG: 0.429	0-0 1B		0-0 F8		0-0 SH5-3 1-2		0-0 G3 1-2 2-3		0-0 4-3	4	0	1	0	0	0	2						
Willie McCovey, L (1, 3) OBP: 0.167, SLG: 0.167	0-0 1-3		0-3 K		0-3 K		0-0 1-3		0-0 E6 1B	4	0	0	0	0	2	4						
Mike Ivie, R (7, 3) OBP: 0.156, SLG: 0.059										1	0	0	0	0	0	0						
Dave Winfield, R (1, 9) OBP: 0.304, SLG: 0.650		0-0 HR	0-0 L9		0-0 6-3			0-0 SH2-4 1B	0-0 E6 1B	5	2	2	1	0	0	2						
Hector Torres, R (1, 6) OBP: 0.400, SLG: 0.632		0-0 HR		0-0 SH1-4 2B		0-0 F4		0-0 SH2-4 1-2	0-0 G6-4-3 1B	4	1	3	1	0	0	0						
Fred Kendall, R (1, 2) OBP: 0.429, SLG: 0.333		0-0 L9		4-0 SH1-4 BB		0-0 1B		0-0 FC1-5 1B 2-H	0-0 G6-4-3 1-2	4	0	2	1	1	0	3						
Ted Kubiak, S (1, 5) OBP: 0.500, SLG: 0.500		0-0 SH3-4 1B		0-0 L8		0-0 G1-4-6-3 1-2		0-0 E 1-2 1B		4	0	2	0	0	0	3						
Randy Jones, R (1, 1)		0-0 SH3-4 1-2		0-0 SH1-4			0-3 K	0-0 FC1-5 BB 1-3 2-3f		2	0	0	0	0	1	2						
<b>Inning Stats</b>	R: 0 E: 0 K: 0 S: 4	H: 1 LOB: 1 BB: 4 P: 4	R: 2 E: 0 K: 0 S: 6	H: 3 LOB: 2 BB: 1 P: 10	R: 0 E: 0 K: 1 S: 5	H: 0 LOB: 0 BB: 0 P: 5	R: 0 E: 0 K: 1 S: 6	H: 1 LOB: 2 BB: 1 P: 10	R: 0 E: 0 K: 0 S: 3	H: 1 LOB: 0 BB: 0 P: 3	R: 0 E: 0 K: 1 S: 6	H: 1 LOB: 2 BB: 1 P: 10	R: 1 E: 1 K: 0 S: 6	H: 3 LOB: 3 BB: 1 P: 10	R: 0 E: 2 K: 0 S: 5	H: 1 LOB: 2 BB: 0 P: 5	1B: 9 2B: 1 3B: 0 HR: 2	SF: 0 SAC: 4 DP: 2 HBP: 0	WP: 0 PB: 0 SB: 0 CS: 0	PA: 43		
<b>PITCHER</b>	IP WLS BF H R ER SO BB IBB HBP BLK WP HR S P ERA WHIP	IP WLS BF H R ER SO BB IBB HBP BLK WP HR S P ERA WHIP	IP WLS BF H R ER SO BB IBB HBP BLK WP HR S P ERA WHIP	IP WLS BF H R ER SO BB IBB HBP BLK WP HR S P ERA WHIP	IP WLS BF H R ER SO BB IBB HBP BLK WP HR S P ERA WHIP	IP WLS BF H R ER SO BB IBB HBP BLK WP HR S P ERA WHIP	IP WLS BF H R ER SO BB IBB HBP BLK WP HR S P ERA WHIP	IP WLS BF H R ER SO BB IBB HBP BLK WP HR S P ERA WHIP	IP WLS BF H R ER SO BB IBB HBP BLK WP HR S P ERA WHIP	IP WLS BF H R ER SO BB IBB HBP BLK WP HR S P ERA WHIP	IP WLS BF H R ER SO BB IBB HBP BLK WP HR S P ERA WHIP	IP WLS BF H R ER SO BB IBB HBP BLK WP HR S P ERA WHIP	IP WLS BF H R ER SO BB IBB HBP BLK WP HR S P ERA WHIP	IP WLS BF H R ER SO BB IBB HBP BLK WP HR S P ERA WHIP	IP WLS BF H R ER SO BB IBB HBP BLK WP HR S P ERA WHIP	IP WLS BF H R ER SO BB IBB HBP BLK WP HR S P ERA WHIP	IP WLS BF H R ER SO BB IBB HBP BLK WP HR S P ERA WHIP	IP WLS BF H R ER SO BB IBB HBP BLK WP HR S P ERA WHIP	IP WLS BF H R ER SO BB IBB HBP BLK WP HR S P ERA WHIP	IP WLS BF H R ER SO BB IBB HBP BLK WP HR S P ERA WHIP	IP WLS BF H R ER SO BB IBB HBP BLK WP HR S P ERA WHIP	IP WLS BF H R ER SO BB IBB HBP BLK WP HR S P ERA WHIP
Don Sutton, R (1, 1) ERA: 4.15	7.0	31	8	2	2	4	3	0	0	0	0	0	0	0	0	0	2.57	1.571				
Mike Marshall, R (8, 1) ERA: 7.5	2.0	12	4	1	1	0	1	0	0	0	0	0	0	0	0	0	4.50	2.500				

AB	35
R	3
H	12
RBI	3
BB	4
SO	4
LOB	23




Batter	1	2	3	4	5	6	7	8	9	AB	R	H	RBI	BB	SO	LOB	BOTTOM				
Bill Buckner, L (1, 7) OBP: 0.294, SLG: 0.588	0-0 F7	0-0 G3			0-0 L8		0-0 4-3			4	0	0	0	0	0	1	<b>San Diego Padres @ Los Angeles Dodgers</b> Dodger Stadium, Los Angeles, CA Wed Apr 14 1976, 6:05 PM PST Att: 52,219 - Unknown				
Ted Sizemore, R (1, 4) OBP: 0.353, SLG: 0.375	0-0 5-3		0-0 6-3			0-0 1B 1B		0-0 G5-4-3 1B		4	1	2	0	0	0	0					
Dusty Baker Jr., R (1, 8) OBP: 0.353, SLG: 0.533	4-0 1B BB		0-3 K			0-0 L8		0-0 G5-4-3 1-2		3	0	0	0	1	1	2					
Steve Garvey, R (1, 3) OBP: 0.235, SLG: 0.250	0-0 FC5 1-2 1B		0-0 F8			0-0 1B 1-2 1B		0-0 6-3		4	0	2	0	0	0	0					
Ron Cey, R (1, 5) OBP: 0.529, SLG: 0.500	0-0 1-2 2-3 1B			0-3 K		0-0 1-3 2-H 1B			4-0 BB	3	0	2	1	1	1	0					
Joe Ferguson, R (1, 9) OBP: 0.188, SLG: 0.200	0-0 FC5 2-3f		0-0 F8		0-0 F3		0-0 F3		0-3 K	4	0	0	0	0	1	6					
Steve Yeager, R (1, 2) OBP: 0.250, SLG: 0.467		0-3 K		0-3 K		0-0 F9			0-3 K	4	0	0	0	0	3	3					
Bill Russell, R (1, 6) OBP: 0.214, SLG: 0.214		0-0 1B			0-0 3-1		0-0 1-3		0-0 4-3	4	0	1	0	0	0	1					
Don Sutton, R (1, 1)		0-3 K			0-0 4-3			0-0 L8		2	0	0	0	0	1	1					
Rick Auerbach, R (7, PH)										1	0	0	0	0	0	0					
Mike Marshall, R (8, 1)										0	0	0	0	0	0	0					
<b>Inning Stats</b>	R: 0 E: 0 K: 0 S: 5	H: 2 LOB: 3 BB: 1 P: 9	R: 0 E: 0 K: 2 S: 8	H: 1 LOB: 1 BB: 0 P: 8	R: 0 E: 0 K: 1 S: 5	H: 0 LOB: 0 BB: 0 P: 5	R: 0 E: 0 K: 2 S: 7	H: 0 LOB: 0 BB: 0 P: 7	R: 0 E: 0 K: 0 S: 3	H: 0 LOB: 0 BB: 0 P: 3	R: 1 E: 0 K: 0 S: 6	H: 3 LOB: 2 BB: 0 P: 6	R: 0 E: 0 K: 0 S: 3	H: 0 LOB: 0 BB: 0 P: 3	R: 0 E: 0 K: 2 S: 7	H: 1 LOB: 1 BB: 1 P: 11	1B: 7 2B: 0 3B: 0 HR: 0	SF: 0 SAC: 0 DP: 1 HBP: 0	WP: 0 PB: 0 SB: 0 CS: 0	PA: 35	
<b>PITCHER</b>	IP WLS BF H R ER SO BB IBB HBP BLK WP HR S P ERA WHIP	IP WLS BF H R ER SO BB IBB HBP BLK WP HR S P ERA WHIP	IP WLS BF H R ER SO BB IBB HBP BLK WP HR S P ERA WHIP	IP WLS BF H R ER SO BB IBB HBP BLK WP HR S P ERA WHIP	IP WLS BF H R ER SO BB IBB HBP BLK WP HR S P ERA WHIP	IP WLS BF H R ER SO BB IBB HBP BLK WP HR S P ERA WHIP	IP WLS BF H R ER SO BB IBB HBP BLK WP HR S P ERA WHIP	IP WLS BF H R ER SO BB IBB HBP BLK WP HR S P ERA WHIP	IP WLS BF H R ER SO BB IBB HBP BLK WP HR S P ERA WHIP	IP WLS BF H R ER SO BB IBB HBP BLK WP HR S P ERA WHIP	IP WLS BF H R ER SO BB IBB HBP BLK WP HR S P ERA WHIP	IP WLS BF H R ER SO BB IBB HBP BLK WP HR S P ERA WHIP	IP WLS BF H R ER SO BB IBB HBP BLK WP HR S P ERA WHIP	IP WLS BF H R ER SO BB IBB HBP BLK WP HR S P ERA WHIP	IP WLS BF H R ER SO BB IBB HBP BLK WP HR S P ERA WHIP	IP WLS BF H R ER SO BB IBB HBP BLK WP HR S P ERA WHIP	IP WLS BF H R ER SO BB IBB HBP BLK WP HR S P ERA WHIP	IP WLS BF H R ER SO BB IBB HBP BLK WP HR S P ERA WHIP	IP WLS BF H R ER SO BB IBB HBP BLK WP HR S P ERA WHIP	IP WLS BF H R ER SO BB IBB HBP BLK WP HR S P ERA WHIP	IP WLS BF H R ER SO BB IBB HBP BLK WP HR S P ERA WHIP
Randy Jones, L (1, 1) ERA: 1.0	9.0	35	7	1	1	7	2	0	0	0	0	0	0	0	0	0	1.00	1.000			


AB	33
R	1
H	7
RBI	1
BB	2
SO	7
LOB	14



Batter	1	2	3	4	5	6	7	8	9	AB	R	H	RBI	BB	SO	LOB	TOP									
Bill Buckner, L OBP: 0.273, SLG: 0.500 (1, 7)										5	0	1	0	0	2	6	<b>Los Angeles Dodgers @ Atlanta Braves</b> Atlanta-Fulton County Stadium, Atlanta, GA Fri Apr 16 1976, 6:05 PM EST Att: 15,825 - Unknown  livebaseballscores.com									
Ted Sizemore, R OBP: 0.318, SLG: 0.300 (1, 4)										4	0	0	0	1	0	4										
Dusty Baker Jr., R OBP: 0.333, SLG: 0.474 (1, 8)										4	0	1	0	0	1	2										
Steve Garvey, R OBP: 0.238, SLG: 0.250 (1, 3)										4	0	1	0	0	0	2										
Ron Cey, R OBP: 0.476, SLG: 0.556 (1, 5)										4	0	1	0	0	1	2										
Joe Ferguson, R OBP: 0.250, SLG: 0.222 (1, 9)										3	1	1	0	1	1	0										
Steve Yeager, R OBP: 0.300, SLG: 0.444 (1, 2)										3	0	1	0	1	1	2										
Bill Russell, R OBP: 0.250, SLG: 0.200 Ivan De Jesus, R (5, 6)										1	0	0	0	0	0	0										
Tommy John, R Rick Rhoden, R Manny Mota, R Mike Marshall, R Ellie Rodriguez, R Glenn Burke, R (1, 1) (6, 1) (7, PH) (7, 1) (6, PH) (6, PH)										2	0	0	0	0	0	2										
<b>Inning Stats</b>	R: 0 E: 0 K: 1 S: 5	H: 0 LOB: 0 BB: 0 P: 5	R: 0 E: 0 K: 1 S: 5	H: 0 LOB: 0 BB: 0 P: 5	R: 0 E: 0 K: 1 S: 3	H: 0 LOB: 0 BB: 0 P: 3	R: 0 E: 0 K: 1 S: 6	H: 1 LOB: 2 BB: 1 P: 10	R: 0 E: 0 K: 0 S: 3	H: 1 LOB: 1 BB: 0 P: 4	R: 0 E: 0 K: 0 S: 4	H: 1 LOB: 1 BB: 0 P: 4	R: 0 E: 0 K: 1 S: 6	H: 1 LOB: 3 BB: 2 P: 14	R: 0 E: 0 K: 0 S: 3	H: 1 LOB: 0 BB: 0 P: 3		R: 1 E: 1 K: 2 S: 10	H: 2 LOB: 3 BB: 1 P: 14	1B: 6 2B: 0 3B: 1 HR: 0	SF: 0 SAC: 0 DP: 2 HBP: 1	WP: 0 PB: 0 SB: 0 CS: 0	PA: 38			
<b>PITCHER</b>	IP	WLS	BF	H	R	ER	SO	BB	IBB	HBP	BLK	WP	HR	S	P	ERA	WHIP									
Dick Ruthven, R ERA: 1.64 Pablo Torrealba, L ERA: 5.63 Roger Moret, L ERA:	(1, 1) (7, 1) (9, 1)	6.0 2.1 0.2	W L S	24 12 2	4 3 0	0 1 0	0 1 0	3 2 1	0 0 0	0 0 0	1 0 0	0 0 0	0 0 0	0 0 0	27 14 4	36 22 4	0.00 3.86 0.00	1.000 2.143 0.000								

Batter	1	2	3	4	5	6	7	8	9	AB	R	H	RBI	BB	SO	LOB	BOTTOM								
Rowland Office, L OBP: 0.231, SLG: 0.304 (1, 8)										4	1	1	0	0	1	0	<b>Los Angeles Dodgers @ Atlanta Braves</b> Atlanta-Fulton County Stadium, Atlanta, GA Fri Apr 16 1976, 6:05 PM EST Att: 15,825 - Unknown  livebaseballscores.com								
Jerry Royster, R OBP: 0.333, SLG: 0.286 (1, 5)										2	1	1	0	1	0	0									
Darrell Evans, L OBP: 0.440, SLG: 0.389 (1, 3)										3	1	2	3	1	1	1									
Jimmy Wynn, R OBP: 0.417, SLG: 0.300 (1, 7)										2	0	0	0	2	1	1									
Ken Henderson, S OBP: 0.333, SLG: 0.533 (1, 9)										4	0	0	0	0	1	6									
Lee Lacy, R OBP: 0.250, SLG: 0.304 (1, 4)										4	0	0	0	0	0	1									
Biff Pocoroba, S OBP: 0.286, SLG: 0.350 (1, 2)										4	0	1	0	0	0	0									
Darrel Chaney, S OBP: 0.300, SLG: 0.294 (1, 6)										4	0	2	0	0	1	0									
Dick Ruthven, R OBP: 0.400, SLG: 0.400 Pablo Torrealba, L Roger Moret, S (1, 1) (7, 1) (9, 1)										3	0	0	0	0	0	1									
<b>Inning Stats</b>	R: 0 E: 0 K: 0 S: 3	H: 0 LOB: 2 BB: 2 P: 11	R: 0 E: 0 K: 0 S: 4	H: 1 LOB: 1 BB: 0 P: 4	R: 0 E: 0 K: 1 S: 5	H: 1 LOB: 2 BB: 2 P: 13	R: 0 E: 0 K: 0 S: 3	H: 0 LOB: 0 BB: 0 P: 3	R: 3 E: 2 K: 0 S: 7	H: 3 LOB: 1 BB: 0 P: 7	R: 0 E: 0 K: 1 S: 5	H: 0 LOB: 0 BB: 0 P: 5	R: 0 E: 1 K: 2 S: 8	H: 0 LOB: 1 BB: 0 P: 8	R: 0 E: 0 K: 2 S: 9	H: 2 LOB: 2 BB: 0 P: 9		R: 0 E: 0 K: 2 S: 9	H: 2 LOB: 2 BB: 0 P: 9	1B: 6 2B: 0 3B: 0 HR: 1	SF: 0 SAC: 1 DP: 1 HBP: 0	WP: 0 PB: 0 SB: 0 CS: 0	PA: 36		
<b>PITCHER</b>	IP	WLS	BF	H	R	ER	SO	BB	IBB	HBP	BLK	WP	HR	S	P	ERA	WHIP								
Tommy John, L ERA: 5.4 Rick Rhoden, R ERA Mike Marshall, R ERA: 5.63	(1, 1) (6, 1) (7, 1)	5.0 1.0 2.0	L L L	24 3 9	5 0 2	0 0 0	3 0 0	0 0 0	0 0 0	0 0 0	0 0 0	0 0 0	0 0 0	1 5 17	22 5 17	5.40 0.00 0.00	1.800 0.000 1.000								

Batter	1	2	3	4	5	6	7	8	9	AB	R	H	RBI	BB	SO	LOB	TOP					
Bill Buckner, L (1, 7) OBP: 0.308, SLG: 0.500	0-0 3-3 1B		0-0 3-4-1		0-0 2-H 1B		0-0 4-3			4	0	2	1	0	0	1	<b>Los Angeles Dodgers @ Atlanta Braves</b> Atlanta-Fulton County Stadium, Atlanta, GA Sat Apr 17 1976, 6:05 PM EST Att: 20,029 - Unknown  livebaseballscores.com  <b>AB 32</b> <b>R 5</b> <b>H 8</b> <b>RBI 4</b> <b>BB 1</b> <b>SO 4</b> <b>LOB 9</b> 					
Ted Sizemore, R (1, 4) OBP: 0.289, SLG: 0.250	0-0 8-3 1-2			0-0 P5	0-0 P5			0-0 F8		4	0	0	0	0	2							
Dusty Baker Jr., R (1, 8) OBP: 0.320, SLG: 0.435	0-0 F9			0-0 6-3	0-3 K			0-0 1B		4	0	1	0	0	1							
Steve Garvey, R (1, 3) OBP: 0.200, SLG: 0.208		0-0 P3		0-0 5-3		0-0 6-3		0-3 K		4	0	0	0	0	1							
Ron Cey, R (1, 5) OBP: 0.440, SLG: 0.500		0-0 6-3			0-0 FC3-6 1B	0-0 5-3		0-0 5-3		4	0	1	0	0	0							
John Hale, L (1, 9)		0-0 F8			0-0 FC3-6 2B	0-3 K			0-0 F8	4	1	0	0	0	1							
Steve Yeager, R (1, 2) OBP: 0.375, SLG: 0.571			0-0 F9 SF7 2B		0-0 1B 1-H 2B		4-0 WP SH3-4 BB		0-0 F7	3	2	2	1	1	0							
Ivan De Jesus, R (1, 6) OBP: 0.200, SLG: 0.200			0-0 F9 2-3		0-0 1B E 1B		0-0 SH3-4		0-0 5-3	3	1	1	0	0	0							
Doug Rau, L (1, 1) OBP: 0.250, SLG: 0.333			0-0 SF7		0-0 E8 1B 1B		0-3 K			1	1	1	2	0	0							
Ed Goodson, L (7, PH)										1	0	0	0	0	1							
Mike Marshall, R (7, 1)										0	0	0	0	0	0							
<b>Inning Stats</b>	R: 0 E: 0 K: 0 S: 3	H: 1 LOB: 0 BB: 0 P: 3	R: 0 E: 0 K: 0 S: 3	H: 0 LOB: 0 BB: 0 P: 3	R: 0 E: 0 K: 0 S: 4	H: 1 LOB: 0 BB: 0 P: 4	R: 0 E: 0 K: 0 S: 3	H: 0 LOB: 0 BB: 0 P: 3	R: 4 E: 1 K: 1 S: 10	H: 5 LOB: 1 BB: 0 P: 10	R: 0 E: 0 K: 1 S: 5	H: 0 LOB: 0 BB: 0 P: 5	R: 0 E: 0 K: 1 S: 5	H: 0 LOB: 1 BB: 1 P: 9	R: 0 E: 0 K: 1 S: 6	H: 1 LOB: 1 BB: 0 P: 6	R: 0 E: 0 K: 0 S: 3	H: 0 LOB: 0 BB: 0 P: 3	1B: 6 2B: 3 HR: 0	SF: 1 SAC: 1 DP: 1 HBP: 0	WP: 1 PB: 0 SB: 1 CS: 0	PA: 35
<b>PITCHER</b>	IP WLS BF H R ER SO BB IBB HBP BLK WP HR S P ERA WHIP																					
Carl Morton, R (1, 1) ERA: 4.8	4.1 L 19 7 5 4 0 0 0 0 0 0 0 0 0 19 19 8.31 1.615																					
Elias Sosa, R (5, 1) ERA: 2.7	2.2 9 0 0 0 0 3 1 0 0 0 0 1 0 14 18 0.00 0.375																					
Bruce Dal Canton, R (8, 1) ERA: 3.0	2.0 7 1 0 0 0 1 0 0 0 0 0 0 0 9 9 0.00 0.500																					

Batter	1	2	3	4	5	6	7	8	9	AB	R	H	RBI	BB	SO	LOB	BOTTOM					
Rowland Office, L (1, 8) OBP: 0.200, SLG: 0.259	0-0 4-3	0-0 FC6-4			0-0 4-3		0-0 4-3			4	0	0	0	0	0	1	<b>Los Angeles Dodgers @ Atlanta Braves</b> Atlanta-Fulton County Stadium, Atlanta, GA Sat Apr 17 1976, 6:05 PM EST Att: 20,029 - Unknown  livebaseballscores.com  <b>AB 31</b> <b>R 1</b> <b>H 5</b> <b>RBI 1</b> <b>BB 3</b> <b>SO 3</b> <b>LOB 14</b>  					
Jerry Royster, R (1, 5) OBP: 0.321, SLG: 0.320	0-0 BB SF7 2B		0-0 P6		0-0 E6 E		0-0 F9			4	1	1	0	0	0							
Darrell Evans, L (1, 3) OBP: 0.414, SLG: 0.333	4-0 BB BB		0-0 4-3		0-0 F7 1-2			0-0 4-3		3	0	0	0	1	0							
Jimmy Wynn, R (1, 7) OBP: 0.393, SLG: 0.261	4-0 1-2 2-3 BB		0-3 K		0-0 P5			0-0 F8		3	0	0	0	1	1							
Ken Henderson, S (1, 9) OBP: 0.316, SLG: 0.500	0-0 SF7			0-0 1B 5-3 1B		0-0 F8		0-0 F7		3	0	1	1	0	0							
Lee Lacy, R (1, 4) OBP: 0.214, SLG: 0.259	0-0 F8			0-0 5-3 1-2		0-0 6-3			0-0 1-3	4	0	0	0	0	3							
Biff Pocoroba, S (1, 2) OBP: 0.400, SLG: 0.435		4-0 FC6-4 BB		0-0 2-3 1B		0-0 FC5-4 1B			0-0 G4-6-3 1B	3	0	3	0	1	0							
Darrel Chaney, S (1, 6) OBP: 0.273, SLG: 0.263			0-0 F7		0-3 K		0-0 FC5-4 1-2		0-0 G4-6-3	2	0	0	0	0	1							
Earl Williams, R (6, PH) OBP: 0.333, SLG: 0.333										1	0	0	0	0	1							
Marty Perez, R (7, 6)										1	0	0	0	0	1							
Carl Morton, R (1, 1) ERA: 2.25			0-3 K		0-0 F9					2	0	0	0	0	1							
Elias Sosa, R (5, 1)										0	0	0	0	0	0							
Terry Crowley, L (7, PH)										1	0	0	0	0	0							
Bruce Dal Canton, R (8, 1) ERA: 4.09										0	0	0	0	0	0							
<b>Inning Stats</b>	R: 1 E: 0 K: 0 S: 4	H: 1 LOB: 2 BB: 2 P: 12	R: 0 E: 0 K: 1 S: 5	H: 0 LOB: 1 BB: 1 P: 9	R: 0 E: 0 K: 1 S: 5	H: 0 LOB: 0 BB: 0 P: 5	R: 0 E: 0 K: 1 S: 7	H: 2 LOB: 2 BB: 0 P: 7	R: 0 E: 0 K: 0 S: 4	H: 0 LOB: 1 BB: 0 P: 4	R: 0 E: 0 K: 0 S: 4	H: 1 LOB: 1 BB: 0 P: 4	R: 0 E: 0 K: 0 S: 3	H: 0 LOB: 0 BB: 0 P: 3	R: 0 E: 0 K: 0 S: 3	H: 0 LOB: 0 BB: 0 P: 3	R: 0 E: 0 K: 0 S: 3	H: 1 LOB: 0 BB: 0 P: 3	1B: 4 2B: 1 3B: 0 HR: 0	SF: 1 SAC: 0 DP: 1 HBP: 0	WP: 0 PB: 0 SB: 0 CS: 0	PA: 35
<b>PITCHER</b>	IP WLS BF H R ER SO BB IBB HBP BLK WP HR S P ERA WHIP																					
Doug Rau, L (1, 1) ERA: 2.25	6.0 W 26 4 1 1 3 3 0 0 0 0 0 0 0 29 41 1.50 1.167																					
Mike Marshall, R (7, 1) ERA: 4.09	3.0 S 9 1 0 0 0 0 0 0 0 0 0 0 0 9 9 0.00 0.333																					

Batter	1	2	3	4	5	6	7	8	9	AB	R	H	RBI	BB	SO	LOB	TOP					
<b>Bill Buckner, L</b> OBP: 0.290, SLG: 0.452 (1, 7)										5	1	1	1	0	0	1	<b>Los Angeles Dodgers @ Atlanta Braves</b> Atlanta-Fulton County Stadium, Atlanta, GA Sun Apr 18 1976, 3:33 AM EST Att: 21,734 - Unknown <a href="#">livebaseballscorecards.com</a>					
<b>Ted Sizemore, R</b> OBP: 0.226, SLG: 0.207 (1, 4)										5	0	0	0	0	1	3						
<b>Dusty Baker Jr., R</b> OBP: 0.367, SLG: 0.519 (1, 8)										4	1	2	1	1	0	0						
<b>Steve Garvey, R</b> OBP: 0.267, SLG: 0.250 (1, 3)										4	0	2	1	1	0	0						
<b>Ron Cey, R</b> OBP: 0.414, SLG: 0.440 (1, 5)										3	1	0	0	1	2	5						
<b>John Hale, L</b> (1, 9)										2	0	0	0	0	1	1						
<b>Joe Ferguson, R</b> OBP: 0.273, SLG: 0.250 (6, PH)										2	0	1	1	0	0	1						
<b>Steve Yeager, R</b> <b>Stan Wall, L</b> (7, 1)										3	1	0	0	1	1	3						
<b>Ivan De Jesus, R</b> OBP: 0.375, SLG: 0.429 (8, PH)										2	1	1	1	1	1	0						
<b>Ed Goodson, L</b> <b>Bill Russell, R</b> OBP: 0.250, SLG: 0.200 (8, 6)										1	0	0	0	0	1	0						
<b>Burt Hooton, R</b> OBP: 0.250, SLG: 0.250 <b>Charlie Hough, R</b> (6, 1)										2	0	1	0	0	0	1						
<b>Manny Mota, R</b> OBP: 0.500, SLG: 0.333 (7, 7)										0	0	0	0	0	0	0						
<b>Inning Stats</b>	R: 0 E: 0 K: 0 S: 3	H: 1 LOB: 1 BB: 1 P: 7	R: 1 E: 0 K: 1 S: 6	H: 1 LOB: 1 BB: 1 P: 10	R: 0 E: 0 K: 1 S: 6	H: 0 LOB: 0 BB: 0 P: 10	R: 0 E: 0 K: 1 S: 5	H: 0 LOB: 0 BB: 0 P: 5	R: 0 E: 1 K: 0 S: 4	H: 0 LOB: 1 BB: 0 P: 4	R: 5 E: 2 K: 3 S: 14	H: 5 LOB: 2 BB: 2 P: 22	R: 0 E: 0 K: 0 S: 5	H: 0 LOB: 0 BB: 0 P: 5	R: 0 E: 0 K: 0 S: 3	H: 0 LOB: 0 BB: 0 P: 3		1B: 6 2B: 4 3B: 0 HR: 0	SF: 0 SAC: 0 DP: 1 HBP: 0	WP: 0 PB: 0 SB: 0 CS: 0	PA: 40	
<b>PITCHER</b>	IP WLS BF H R ER SO BB IBB HBP BLK WP HR S P ERA WHIP	IP WLS BF H R ER SO BB IBB HBP BLK WP HR S P ERA WHIP	IP WLS BF H R ER SO BB IBB HBP BLK WP HR S P ERA WHIP	IP WLS BF H R ER SO BB IBB HBP BLK WP HR S P ERA WHIP	IP WLS BF H R ER SO BB IBB HBP BLK WP HR S P ERA WHIP	IP WLS BF H R ER SO BB IBB HBP BLK WP HR S P ERA WHIP	IP WLS BF H R ER SO BB IBB HBP BLK WP HR S P ERA WHIP	IP WLS BF H R ER SO BB IBB HBP BLK WP HR S P ERA WHIP	IP WLS BF H R ER SO BB IBB HBP BLK WP HR S P ERA WHIP	IP WLS BF H R ER SO BB IBB HBP BLK WP HR S P ERA WHIP	IP WLS BF H R ER SO BB IBB HBP BLK WP HR S P ERA WHIP	IP WLS BF H R ER SO BB IBB HBP BLK WP HR S P ERA WHIP	IP WLS BF H R ER SO BB IBB HBP BLK WP HR S P ERA WHIP	IP WLS BF H R ER SO BB IBB HBP BLK WP HR S P ERA WHIP	IP WLS BF H R ER SO BB IBB HBP BLK WP HR S P ERA WHIP	IP WLS BF H R ER SO BB IBB HBP BLK WP HR S P ERA WHIP		IP WLS BF H R ER SO BB IBB HBP BLK WP HR S P ERA WHIP	IP WLS BF H R ER SO BB IBB HBP BLK WP HR S P ERA WHIP	IP WLS BF H R ER SO BB IBB HBP BLK WP HR S P ERA WHIP	IP WLS BF H R ER SO BB IBB HBP BLK WP HR S P ERA WHIP	IP WLS BF H R ER SO BB IBB HBP BLK WP HR S P ERA WHIP
<b>Andy Messersmith, R</b> ERA: 2.25 (1, 1)	4.0	17	3	1	1	3	3	0	0	0	0	0	0	20	32	2.25	1.500					
<b>Roger Moret, L</b> ERA: 6.35 (5, 1)	2.0	11	3	4	4	0	2	0	0	0	0	0	0	9	17	18.00	2.500					
<b>Adrian Devine, R</b> ERA: 7.71 (7, 1)	0.2	5	3	1	1	2	0	0	0	0	0	0	0	9	9	13.50	4.500					
<b>Elias Sosa, R</b> ERA: 1.59 (7, 1)	2.1	W 7	0	0	0	2	0	0	0	0	0	0	0	11	11	0.00	0.000					


Batter	1	2	3	4	5	6	7	8	9	AB	R	H	RBI	BB	SO	LOB	BOTTOM						
<b>Rowland Office, L</b> OBP: 0.257, SLG: 0.290 (1, 8)										4	2	2	0	1	0	0	<b>Los Angeles Dodgers @ Atlanta Braves</b> Atlanta-Fulton County Stadium, Atlanta, GA Sun Apr 18 1976, 3:33 AM EST Att: 21,734 - Unknown <a href="#">livebaseballscorecards.com</a>						
<b>Jerry Royster, R</b> OBP: 0.344, SLG: 0.345 (1, 5)										4	1	2	1	0	0	1							
<b>Jimmy Wynn, R</b> OBP: 0.424, SLG: 0.464 (1, 7)										5	2	3	3	0	1	1							
<b>Darrell Evans, L</b> OBP: 0.394, SLG: 0.292 (1, 3)										3	1	0	0	1	1	3							
<b>Ken Henderson, S</b> OBP: 0.391, SLG: 0.591 (1, 9)										4	0	3	2	0	0	0							
<b>Lee Lacy, R</b> OBP: 0.250, SLG: 0.290 (1, 4)										4	0	2	1	0	0	2							
<b>Biff Pocoroba, S</b> OBP: 0.345, SLG: 0.370 (1, 2)										4	0	0	0	0	0	4							
<b>Darrel Chaney, S</b> OBP: 0.308, SLG: 0.304 (1, 6)										4	1	2	0	0	0	2							
<b>Andy Messersmith, R</b> <b>Roger Moret, S</b> <b>Adrian Devine, R</b> <b>Elias Sosa, R</b> (1, 1)										2	0	0	0	0	0	2							
<b>Inning Stats</b>	R: 3 E: 0 K: 0 S: 6	H: 3 LOB: 2 BB: 2 P: 14	R: 0 E: 0 K: 0 S: 5	H: 2 LOB: 2 BB: 0 P: 5	R: 0 E: 0 K: 1 S: 6	H: 1 LOB: 1 BB: 0 P: 6	R: 0 E: 0 K: 0 S: 3	H: 1 LOB: 0 BB: 0 P: 3	R: 4 E: 1 K: 2 S: 12	H: 5 LOB: 1 BB: 0 P: 12	R: 0 E: 0 K: 0 S: 3	H: 0 LOB: 0 BB: 0 P: 3	R: 0 E: 0 K: 0 S: 3	H: 0 LOB: 0 BB: 0 P: 3	R: 0 E: 0 K: 0 S: 3	H: 0 LOB: 0 BB: 0 P: 3		1B: 11 2B: 3 3B: 0 HR: 1	SF: 0 SAC: 1 DP: 1 HBP: 0	WP: 0 PB: 0 SB: 1 CS: 0	PA: 39		
<b>PITCHER</b>	IP WLS BF H R ER SO BB IBB HBP BLK WP HR S P ERA WHIP	IP WLS BF H R ER SO BB IBB HBP BLK WP HR S P ERA WHIP	IP WLS BF H R ER SO BB IBB HBP BLK WP HR S P ERA WHIP	IP WLS BF H R ER SO BB IBB HBP BLK WP HR S P ERA WHIP	IP WLS BF H R ER SO BB IBB HBP BLK WP HR S P ERA WHIP	IP WLS BF H R ER SO BB IBB HBP BLK WP HR S P ERA WHIP	IP WLS BF H R ER SO BB IBB HBP BLK WP HR S P ERA WHIP	IP WLS BF H R ER SO BB IBB HBP BLK WP HR S P ERA WHIP	IP WLS BF H R ER SO BB IBB HBP BLK WP HR S P ERA WHIP	IP WLS BF H R ER SO BB IBB HBP BLK WP HR S P ERA WHIP	IP WLS BF H R ER SO BB IBB HBP BLK WP HR S P ERA WHIP	IP WLS BF H R ER SO BB IBB HBP BLK WP HR S P ERA WHIP	IP WLS BF H R ER SO BB IBB HBP BLK WP HR S P ERA WHIP	IP WLS BF H R ER SO BB IBB HBP BLK WP HR S P ERA WHIP	IP WLS BF H R ER SO BB IBB HBP BLK WP HR S P ERA WHIP	IP WLS BF H R ER SO BB IBB HBP BLK WP HR S P ERA WHIP		IP WLS BF H R ER SO BB IBB HBP BLK WP HR S P ERA WHIP	IP WLS BF H R ER SO BB IBB HBP BLK WP HR S P ERA WHIP	IP WLS BF H R ER SO BB IBB HBP BLK WP HR S P ERA WHIP	IP WLS BF H R ER SO BB IBB HBP BLK WP HR S P ERA WHIP	IP WLS BF H R ER SO BB IBB HBP BLK WP HR S P ERA WHIP	IP WLS BF H R ER SO BB IBB HBP BLK WP HR S P ERA WHIP
<b>Burt Hooton, R</b> ERA: 7.71 (6, 1)	5.1	L	28	11	5	5	2	0	0	0	0	0	0	30	38	8.44		2.438					
<b>Charlie Hough, R</b> ERA: 10.13 (7, 1)	0.2	5	3	2	2	1	0	0	0	0	0	0	0	7	7	27.00		4.500					
<b>Stan Wall, L</b> ERA: 6.75 (7, 1)	2.0	6	0	0	0	0	0	0	0	0	0	0	0	6	6	0.00		0.000					






Batter	1	2	3	4	5	6	7	8	9	AB	R	H	RBI	BB	SO	LOB	TOP								
<b>Bill Buckner, L</b> (1, 7) OBP: 0.268, SLG: 0.390	F9		G3			F8			1B	5	2	2	0	0	0	3	<b>Los Angeles Dodgers @ Houston Astros</b> Astrodome, Houston, TX Tue Apr 20 1976, 7:05 PM EST Att: 10,885 - Dome								
<b>Ted Sizemore, R</b> (1, 4) OBP: 0.195, SLG: 0.179	6-3		L9			5-3			K	5	0	0	0	0	2	2									
<b>Dusty Baker Jr., R</b> (1, 8) OBP: 0.375, SLG: 0.500	F9		PB			F9			5-3	5	1	2	2	0	0	0									
<b>Steve Garvey, R</b> (1, 3)			PB			K			5-3	5	1	3	1	0	2	1									
<b>Ron Cey, R</b> (1, 5) OBP: 0.462, SLG: 0.400	F4					2-3			5-3	2	1	0	0	3	0	2									
<b>Joe Ferguson, R</b> (1, 2) OBP: 0.310, SLG: 0.269						1B			6-3	4	1	2	0	0	0	2									
<b>Ellie Rodriguez, R</b> (8, 2) OBP: 0.667, SLG: 0.500						1B			FC4	1	0	0	0	0	0	2									
<b>John Hale, L</b> (1, 9) OBP: 0.313, SLG: 0.400						2-3			F8	4	0	2	2	0	0	2									
<b>Ivan De Jesus, R</b> (1, 6) OBP: 0.250, SLG: 0.267						K			F9	4	0	0	0	0	2	4									
<b>Rick Rhoden, R</b> (1, 1)									4-3	2	0	0	0	0	1	2									
<b>Ed Goodson, L</b> (6, PH) OBP: 0.500, SLG: 0.250										1	0	1	1	0	0	0									
<b>Mike Marshall, R</b> (6, 1)										1	0	0	0	0	0	0									
<b>Inning Stats</b>	R: 0 E: 0 K: 0 S: 3	H: 0 LOB: 0 BB: 0 P: 3	R: 2 E: 0 K: 2 S: 10	H: 3 LOB: 1 BB: 0 P: 10	R: 1 E: 0 K: 1 S: 7	H: 2 LOB: 2 BB: 1 P: 11	R: 0 E: 0 K: 0 S: 4	H: 1 LOB: 1 BB: 0 P: 4	R: 0 E: 0 K: 1 S: 5	H: 0 LOB: 0 BB: 0 P: 5	R: 1 E: 0 K: 1 S: 7	H: 2 LOB: 2 BB: 1 P: 11	R: 0 E: 0 K: 0 S: 6	H: 1 LOB: 1 BB: 0 P: 6	R: 0 E: 0 K: 0 S: 3	H: 0 LOB: 0 BB: 0 P: 3	R: 2 E: 0 K: 1 S: 8	H: 3 LOB: 2 BB: 1 P: 12	1B: 9 2B: 2 3B: 1 HR: 0	SF: 0 SAC: 0 DP: 0 HBP: 0	WP: 0 PB: 2 SB: 3 CS: 0	PA: 42			
<b>PITCHER</b>	IP	WLS	BF	H	R	ER	SO	BB	IBB	HBP	BLK	WP	HR	S	P	ERA	WHIP								
<b>Joe Niekro, R</b> (1, 1) ERA: 5.51	5.0	L	22	6	3	3	4	1	0	0	0	0	0	29	33	5.40	1.400								
<b>Tom Griffin, R</b> (6, 1) ERA: 1.5	1.0		6	2	1	1	1	1	0	0	0	0	0	7	11	9.00	3.000								
<b>Larry Hardy, R</b> (7, 1) ERA: 9.0	3.0		14	4	2	2	2	0	1	0	0	0	0	17	21	6.00	1.333								

AB 39  
R 6  
H 12  
RBI 6  
BB 3  
SO 7  
LOB 20



Batter	1	2	3	4	5	6	7	8	9	AB	R	H	RBI	BB	SO	LOB	BOTTOM								
<b>Larry Milbourne, S</b> (1, 4) OBP: 0.327, SLG: 0.289	1-3		2B			G3			4-3	4	0	1	0	1	0	2	<b>Los Angeles Dodgers @ Houston Astros</b> Astrodome, Houston, TX Tue Apr 20 1976, 7:05 PM EST Att: 10,885 - Dome								
<b>Enos Cabell, R</b> (1, 5) OBP: 0.404, SLG: 0.471	4-3					1-3			1-3	5	0	1	0	0	0	3									
<b>Cesar Cedeno, R</b> (1, 8) OBP: 0.340, SLG: 0.636	5-3					F9			L7	4	1	1	0	0	0	2									
<b>Bob Watson, R</b> (1, 3) OBP: 0.520, SLG: 0.500						6-3			F9	3	1	1	0	1	0	0									
<b>Cliff Johnson, R</b> (1, 2) OBP: 0.389, SLG: 0.367						F4			F8	3	0	1	0	1	0	1									
<b>Jose Cruz, L</b> (1, 7) OBP: 0.222, SLG: 0.250						F8			6-3	4	0	0	1	0	0	4									
<b>Greg Gross, L</b> (1, 9) OBP: 0.333, SLG: 0.357						K			L6	4	1	2	1	0	1	1									
<b>Roger Metzger, S</b> (1, 6) OBP: 0.341, SLG: 0.405						G3			G3	4	0	2	0	0	1	2									
<b>Joe Niekro, R</b> (1, 1) ERA: 5.51										1	0	0	0	0	1	0									
<b>Wilbur Howard, S</b> (5, PH) OBP: 0.188, SLG: 0.136										0	0	1	0	0	0	0									
<b>Tom Griffin, R</b> (8, 1)										0	0	0	0	0	0	0									
<b>Ken Boswell, L</b> (6, PH) OBP: 0.286, SLG: 0.429										0	0	0	0	0	0	2									
<b>Larry Hardy, R</b> (7, 1) ERA: 9.0										0	0	0	0	0	0	0									
<b>Leon Roberts, R</b> (9, PH) OBP: 0.214, SLG: 0.395										1	0	0	0	0	0	2									
<b>Inning Stats</b>	R: 0 E: 0 K: 0 S: 3	H: 0 LOB: 0 BB: 0 P: 3	R: 0 E: 0 K: 1 S: 6	H: 1 LOB: 1 BB: 0 P: 6	R: 0 E: 0 K: 1 S: 7	H: 2 LOB: 2 BB: 0 P: 7	R: 0 E: 0 K: 0 S: 3	H: 0 LOB: 0 BB: 0 P: 3	R: 0 E: 0 K: 0 S: 5	H: 2 LOB: 2 BB: 0 P: 5	R: 2 E: 0 K: 1 S: 7	H: 2 LOB: 2 BB: 2 P: 15	R: 0 E: 0 K: 0 S: 3	H: 0 LOB: 0 BB: 0 P: 3	R: 0 E: 0 K: 0 S: 3	H: 1 LOB: 1 BB: 0 P: 3	R: 1 E: 0 K: 0 S: 4	H: 2 LOB: 1 BB: 1 P: 8	1B: 9 2B: 1 3B: 0 HR: 0	SF: 0 SAC: 0 DP: 2 HBP: 0	WP: 0 PB: 1 SB: 1 CS: 0	PA: 38			
<b>PITCHER</b>	IP	WLS	BF	H	R	ER	SO	BB	IBB	HBP	BLK	WP	HR	S	P	ERA	WHIP								
<b>Rick Rhoden, R</b> (1, 1) ERA: 4.2	4.0	S	18	5	3	2	1	3	0	0	0	0	0	17	29	4.50	2.000								

AB 35  
R 3  
H 10  
RBI 2  
BB 3  
SO 3  
LOB 19





Batter	1	2	3	4	5	6	7	8	9	AB	R	H	RBI	BB	SO	LOB	TOP							
<b>Bill Buckner, L</b> OBP: 0.308, SLG: 0.431 (1, 7)											4	1	2	1	1	0	3							
<b>Ted Sizemore, R</b> OBP: 0.212, SLG: 0.184 (1, 4)											5	1	1	0	0	0	4							
<b>Dusty Baker Jr., R</b> OBP: 0.333, SLG: 0.426 <b>Henry Cruz, L</b> (7, 8)											4	0	1	2	0	0	1							
<b>Steve Garvey, R</b> OBP: 0.327, SLG: 0.319 (1, 3)											4	0	0	0	1	0	1							
<b>Ron Cey, R</b> OBP: 0.449, SLG: 0.368 <b>Ed Goodson, L</b> OBP: 0.444, SLG: 0.167 (5, 5)											1	1	1	0	1	0	0							
<b>Joe Ferguson, R</b> OBP: 0.275, SLG: 0.306 (1, 2)											4	2	1	2	0	0	4							
<b>John Hale, L</b> OBP: 0.333, SLG: 0.375 (1, 9)											3	1	2	1	1	0	0							
<b>Ivan De Jesus, R</b> OBP: 0.227, SLG: 0.200 (1, 6)											3	0	0	0	1	1	2							
<b>Doug Rau, L</b> OBP: 0.429, SLG: 0.250 <b>Mike Marshall, R</b> (7, 1)											1	1	0	0	2	0	2							
<b>Inning Stats</b>	R: 0 E: 0 K: 0 S: 3	H: 1 LOB: 0 BB: 0 P: 3	R: 1 E: 0 K: 0 S: 4	H: 1 LOB: 1 BB: 1 P: 8	R: 0 E: 0 K: 0 S: 2	H: 0 LOB: 0 BB: 1 P: 6	R: 2 E: 0 K: 0 S: 5	H: 2 LOB: 0 BB: 0 P: 5	R: 3 E: 1 K: 0 S: 5	H: 2 LOB: 2 BB: 2 P: 14	R: 0 E: 0 K: 0 S: 3	H: 0 LOB: 1 BB: 1 P: 9	R: 0 E: 0 K: 1 S: 5	H: 0 LOB: 1 BB: 1 P: 7	R: 1 E: 0 K: 0 S: 7	H: 2 LOB: 1 BB: 0 P: 7	R: 0 E: 0 K: 0 S: 3	H: 0 LOB: 0 BB: 0 P: 3	1B: 5 2B: 2 3B: 0 HR: 1	SF: 0 SAC: 0 DP: 1 HBP: 1	WP: 0 PB: 0 SB: 4 CS: 1	PA: 41		
<b>PITCHER</b>	IP	WLS	BF	H	R	ER	SO	BB	IBB	HBP	BLK	WP	HR	S	P	ERA	WHIP							
<b>Joaquin Andujar, R</b> ERA: 9.28 (1, 1)	4.1	L	20	5	6	5	0	4	0	0	0	0	1	16	32	10.38	2.077							
<b>Jose Sosa, R</b> ERA: 9.53 (5, 1)	0.2		4	1	0	0	0	0	0	1	0	0	0	3	4	0.00	1.500							
<b>Gilberto Rondon, R</b> ERA: 10.8 (6, 1)	2.0		9	0	0	0	1	3	0	0	0	0	0	8	20	0.00	1.500							
<b>Larry Hardy, R</b> ERA: 8.25 (8, 1)	2.0		8	2	1	1	1	0	0	0	0	0	0	10	10	4.50	1.000							

**Los Angeles Dodgers @ Houston Astros**  
Astrodome, Houston, TX  
Thu Apr 22 1976, 7:05 PM EST  
Att: 8,529 - Dome

livebaseballscorecards.com

AB 33  
R 7  
H 8  
RBI 6  
BB 7  
SO 2  
LOB 19

Batter	1	2	3	4	5	6	7	8	9	AB	R	H	RBI	BB	SO	LOB	BOTTOM							
<b>Wilbur Howard, S</b> OBP: 0.200, SLG: 0.162 <b>Greg Gross, L</b> OBP: 0.314, SLG: 0.319 (7, PH) (8, 9)											3	0	0	0	0	1	0							
<b>Enos Cabell, R</b> OBP: 0.365, SLG: 0.419 (1, 5)											4	0	1	0	0	1	3							
<b>Cesar Cedeno, R</b> OBP: 0.362, SLG: 0.623 (1, 8)											4	0	2	0	0	0	4							
<b>Bob Watson, R</b> OBP: 0.475, SLG: 0.429 (1, 3)											2	0	0	0	2	0	1							
<b>Cliff Johnson, R</b> OBP: 0.378, SLG: 0.421 (1, 2)											4	1	1	1	0	2	3							
<b>Leon Roberts, R</b> OBP: 0.333, SLG: 0.474 (1, 7)											4	1	2	0	0	0	0							
<b>Larry Milbourne, S</b> OBP: 0.367, SLG: 0.345 (1, 4)											4	0	2	1	0	0	1							
<b>Roger Metzger, S</b> OBP: 0.347, SLG: 0.357 (1, 6)											3	0	0	0	1	1	1							
<b>Joaquin Andujar, S</b> <b>Jose Sosa, R</b> <b>Art Howe, R</b> <b>Gilberto Rondon, R</b> <b>Jerry Davanon, R</b> <b>Larry Hardy, R</b> <b>Ken Boswell, L</b> (1, 1) (5, 1) (5, PH) (6, 1) (7, PH) (8, 1) (9, PH)											1	0	0	0	0	1	1							
<b>Inning Stats</b>	R: 0 E: 0 K: 1 S: 6	H: 1 LOB: 2 BB: 1 P: 10	R: 0 E: 0 K: 2 S: 8	H: 1 LOB: 0 BB: 0 P: 8	R: 0 E: 0 K: 0 S: 4	H: 1 LOB: 1 BB: 0 P: 4	R: 0 E: 0 K: 0 S: 3	H: 1 LOB: 0 BB: 0 P: 3	R: 0 E: 0 K: 2 S: 7	H: 0 LOB: 0 BB: 0 P: 7	R: 0 E: 0 K: 1 S: 5	H: 1 LOB: 1 BB: 1 P: 9	R: 1 E: 0 K: 1 S: 7	H: 2 LOB: 3 BB: 2 P: 15	R: 0 E: 0 K: 0 S: 4	H: 1 LOB: 0 BB: 0 P: 4	R: 0 E: 0 K: 0 S: 3	H: 0 LOB: 0 BB: 0 P: 3	1B: 4 2B: 3 3B: 0 HR: 1	SF: 0 SAC: 0 DP: 2 HBP: 0	WP: 0 PB: 1 SB: 0 CS: 0	PA: 37		
<b>PITCHER</b>	IP	WLS	BF	H	R	ER	SO	BB	IBB	HBP	BLK	WP	HR	S	P	ERA	WHIP							
<b>Doug Rau, L</b> ERA: 2.0 (7, 1)	6.0	S	27	7	1	1	6	4	0	0	1	0	1	35	51	1.50	1.833							
<b>Mike Marshall, R</b> ERA: 4.0 (7, 1)	3.0		10	1	1	1	1	0	0	0	0	0	1	12	12	3.00	0.333							

**Los Angeles Dodgers @ Houston Astros**  
Astrodome, Houston, TX  
Thu Apr 22 1976, 7:05 PM EST  
Att: 8,529 - Dome

livebaseballscorecards.com

AB 33  
R 2  
H 8  
RBI 2  
BB 4  
SO 7  
LOB 17

Table with 13 columns (Batter, Inning 1-11, AB, R, H, RBI, BB, SO, LOB) and 14 rows of batters including Rick Monday, Jose Cardenal, Bill Madlock, Jerry Morales, Andre Thornton, Manny Trillo, Steve Swisher, Dave Rosello, Ray Burns, Oscar Zamora, Champ Summers, Mike Garman, Mike Adams, Darold Knowles, and Paul Reuschel.

Summary table for top batters including Inning Stats and PITCHER performance metrics.

Summary table for bottom batters including Inning Stats and PITCHER performance metrics.

TOP section header and statistics: AB 44, R 4, H 13, RBI 3, BB 6, SO 8, LOB 22. Includes the Cubs logo.

BOTTOM section header and statistics: AB 38, R 3, H 6, RBI 2, BB 8, SO 4, LOB 28. Includes the Dodgers logo.

Table with 13 columns (Batter, Inning 1-11, AB, R, H, RBI, BB, SO, LOB) and 14 rows of batters including Bill Buckner, Ted Sizemore, Dusty Baker Jr., Steve Garvey, Ron Cey, Joe Ferguson, John Hale, Bill Russell, Ed Goodson, Ivan De Jesus, Burt Hooton, Henry Criss, Charlie Hough, Steve Yeager, Mike Marshall, and Manny Mota.

Summary table for top batters including Inning Stats and PITCHER performance metrics.


Summary table for bottom batters including Inning Stats and PITCHER performance metrics.

Statistics for the bottom team: AB 38, R 3, H 6, RBI 2, BB 8, SO 4, LOB 28. Includes the Dodgers logo.

Chicago Cubs @ Los Angeles Dodgers
Dodger Stadium, Los Angeles, CA

Fri Apr 23 1976, 6:05 PM PST
Att. 41,231 - Unknown - 64 F

AB 44
R 4
H 13
RBI 3
BB 6
SO 8
LOB 22




WP: 0 PA: 52
PB: 0
SB: 2
CS: 0

AB 38
R 3
H 6
RBI 2
BB 8
SO 4
LOB 28

Chicago Cubs @ Los Angeles Dodgers
Dodger Stadium, Los Angeles, CA

Fri Apr 23 1976, 6:05 PM PST
Att. 41,231 - Unknown - 64 F

AB 38
R 3
H 6
RBI 2
BB 8
SO 4
LOB 28



WP: 0 PA: 46
PB: 0
SB: 2
CS: 0

Batter	1	2	3	4	5	6	7	8	9	AB	R	H	RBI	BB	SO	LOB	TOP					
<b>Rick Monday</b> , L (1, 8) OBP: 0.415, SLG: 0.638	0-3 K		0-0 4-3			0-3 K		0-0 E4 1B		4	0	0	0	0	2	1	<b>Chicago Cubs @ Los Angeles Dodgers</b> Dodger Stadium, Los Angeles, CA Sat Apr 24 1976, 7:05 PM PST Att: 26,000 - Unknown - 64 F					
<b>Jose Cardenal</b> , R (1, 7) OBP: 0.339, SLG: 0.466	0-0 FC6-4 1B		0-0 6-3			0-0 BB 1B		0-0 L6-4 1B		4	0	3	1	0	0	0						
<b>Paul Reuschel</b> , R (8, 1) <b>Buddy Schultz</b> , R (8, 1)	0-0 FC6-4 1B		0-0 F9			4-0 G6-3 BB		0-0 L6-4 1B		0	0	0	0	0	0	0						
<b>Bill Madlock</b> , R (1, 5) OBP: 0.387, SLG: 0.444	0-0 FC6-4 1-2		0-0 F7			0-0 G6-3 BB		0-0 L6-4 1B		3	0	0	0	1	0	3						
<b>Jerry Morales</b> , R (1, 9) OBP: 0.403, SLG: 0.566	4-0 FC6-4 BB		0-0 F7			0-0 G6-3 1-2		4-0 WP BB		2	0	0	0	2	0	2						
<b>Andre Thornton</b> , R (1, 3) OBP: 0.450, SLG: 0.477	0-0 FC6-4 1-2		0-0 F7			0-0 P5		0-0 5-3		4	0	0	0	0	0	3						
<b>Manny Trillo</b> , R (1, 4) OBP: 0.283, SLG: 0.328	0-3 K		0-0 6-3			0-0 L9		0-0 6-3		4	0	0	0	0	1	1						
<b>Steve Swisher</b> , R (1, 2) OBP: 0.299, SLG: 0.511	0-0 4-3		0-0 L4 1B			0-3 K		0-3 K		3	0	1	0	0	1	0						
<b>Joe Wallis</b> , S (8, PH) OBP: 0.375, SLG: 0.167	0-0 4-3		0-0 L4 1B			0-0 K		0-0 K		1	0	0	0	0	1	1						
<b>Dave Rosello</b> , R (1, 6) OBP: 0.400, SLG: 0.372	0-0 L4 1B		0-0 L4 1B			0-0 L4		0-0 P6		3	0	1	0	0	0	1						
<b>Bill Bonham</b> , R (1, 1) <b>Champ Summers</b> , L (8, PH) (8, 7)	0-3 K		0-3 K			0-3 K		0-0 E 1B 2B		2	0	0	0	0	2	1						
<b>Inning Stats</b>	R: 0 E: 0 K: 1 S: 6	H: 1 LOB: 2 BB: 1 P: 10	R: 0 E: 0 K: 2 S: 8	H: 1 LOB: 1 BB: 0 P: 8	R: 0 E: 0 K: 0 S: 3	H: 0 LOB: 0 BB: 0 P: 3	R: 0 E: 0 K: 0 S: 3	H: 0 LOB: 0 BB: 0 P: 3	R: 0 E: 0 K: 1 S: 5	H: 1 LOB: 1 BB: 1 P: 9	R: 0 E: 0 K: 1 S: 5	H: 0 LOB: 0 BB: 0 P: 5	R: 0 E: 0 K: 0 S: 5	H: 0 LOB: 1 BB: 1 P: 9	R: 0 E: 0 K: 1 S: 5	H: 2 LOB: 1 BB: 0 P: 5	R: 0 E: 0 K: 1 S: 5	H: 0 LOB: 1 BB: 1 P: 9	1B: 5 2B: 3 3B: 0 HR: 0	SF: 0 SAC: 0 DP: 3 HBP: 0	WP: 3 PB: 0 SB: 1 CS: 1	PA: 34
<b>PITCHER</b> <b>Don Sutton</b> , R (1, 1) ERA: 5.26	IP: 9.0 WLS: W BF: 34 H: 6 R: 1 ER: 1 SO: 7 BB: 3 IBB: 0 HBP: 0 BLK: 0 WP: 2 HR: 0 S: 45 P: 57 ERA: 1.00 WHIP: 1.000															<b>PITCHER</b>	IP: 9.0 WLS: W BF: 34 H: 6 R: 1 ER: 1 SO: 7 BB: 3 IBB: 0 HBP: 0 BLK: 0 WP: 2 HR: 0 S: 45 P: 57 ERA: 1.00 WHIP: 1.000					

AB	31
R	1
H	6
RBI	1
BB	3
SO	7
LOB	13



Batter	1	2	3	4	5	6	7	8	9	AB	R	H	RBI	BB	SO	LOB	BOTTOM					
<b>Bill Buckner</b> , L (1, 7) OBP: 0.302, SLG: 0.419	0-0 E 2B		0-0 F8			0-0 F9		0-0 P1		5	1	2	0	0	0	5	<b>Chicago Cubs @ Los Angeles Dodgers</b> Dodger Stadium, Los Angeles, CA Sat Apr 24 1976, 7:05 PM PST Att: 26,000 - Unknown - 64 F					
<b>Ted Sizemore</b> , R (1, 4) OBP: 0.233, SLG: 0.196	0-0 L9		0-0 6-3			0-0 SH5-4 1B		0-0 CS 1B		3	0	1	0	0	0	1						
<b>John Hale</b> , L (1, 9) OBP: 0.333, SLG: 0.300	0-0 F9		0-0 F8			0-3 K		4-0 6-3 BB		3	0	0	0	1	1	3						
<b>Steve Garvey</b> , R (1, 3) OBP: 0.311, SLG: 0.291	0-0 E1 WP 2H		0-0 5-3			0-0 5-3		0-0 6-3		4	0	0	0	0	0	3						
<b>Ron Cey</b> , R (1, 5) OBP: 0.448, SLG: 0.386	4-0 FC6-4 BB		0-0 2B 3B			0-0 6-3		0-0 F8		3	1	1	0	1	0	1						
<b>Joe Ferguson</b> , R (1, 2) OBP: 0.286, SLG: 0.318	0-0 FC6-4 1-2		0-0 4-3 2B			0-3 K		0-0 P4		4	0	1	1	0	1	2						
<b>Henry Cruz</b> , L (1, 8) OBP: 0.444, SLG: 0.286	4-0 CS BB		0-0 4-3			0-0 BB 1B		0-0 6-3		3	0	1	0	1	0	1						
<b>Bill Russell</b> , R (1, 6) OBP: 0.269, SLG: 0.240	0-0 L8		0-0 L8			0-0 BB 1B		0-0 BB 1B		4	0	2	0	0	0	2						
<b>Don Sutton</b> , R (1, 1)	0-3 K		4-0 SH5-4 1B BB			4-0 BB		4-0 BB		1	0	0	0	3	1	0						
<b>Inning Stats</b>	R: 1 E: 1 K: 0 S: 5	H: 1 LOB: 2 BB: 1 P: 9	R: 0 E: 0 K: 1 S: 4	H: 0 LOB: 1 BB: 1 P: 8	R: 0 E: 0 K: 0 S: 3	H: 0 LOB: 0 BB: 0 P: 3	R: 1 E: 0 K: 0 S: 5	H: 2 LOB: 1 BB: 0 P: 5	R: 0 E: 0 K: 1 S: 6	H: 1 LOB: 2 BB: 1 P: 10	R: 0 E: 0 K: 1 S: 7	H: 2 LOB: 3 BB: 1 P: 11	R: 0 E: 0 K: 0 S: 3	H: 1 LOB: 1 BB: 1 P: 7	R: 0 E: 0 K: 0 S: 4	H: 1 LOB: 2 BB: 1 P: 8		R: 0 E: 0 K: 0 S: 4	H: 1 LOB: 2 BB: 1 P: 8	1B: 5 2B: 2 3B: 1 HR: 0	SF: 0 SAC: 1 DP: 0 HBP: 0	WP: 1 PB: 0 SB: 0 CS: 2
<b>PITCHER</b> <b>Bill Bonham</b> , R (1, 1) ERA: 3.12	IP: 7.0 WLS: L BF: 32 H: 7 R: 2 ER: 1 SO: 3 BB: 5 IBB: 0 HBP: 0 BLK: 0 WP: 1 HR: 0 S: 33 P: 53 ERA: 1.29 WHIP: 1.714															<b>PITCHER</b>	IP: 0.2 WLS: L BF: 4 H: 1 R: 0 ER: 0 SO: 0 BB: 1 IBB: 0 HBP: 0 BLK: 0 WP: 0 HR: 0 S: 3 P: 7 ERA: 0.00 WHIP: 3.000					
<b>Paul Reuschel</b> , R (8, 1) ERA: 6.75	0.1	1	0	0	0	0	0	0	0	0	0	1	1	0.00	0.000							
<b>Buddy Schultz</b> , L (8, 1)	0.1	1	0	0	0	0	0	0	0	0	0	1	1	0.00	0.000							

AB	30
R	2
H	8
RBI	1
BB	6
SO	3
LOB	18



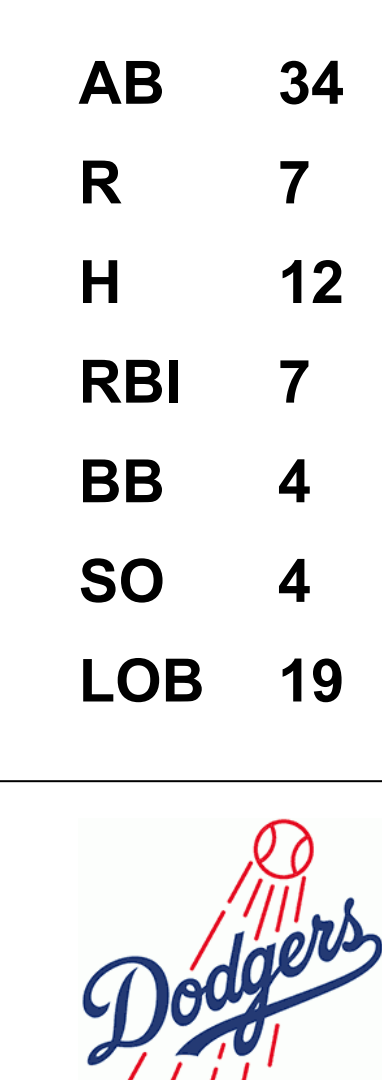


Batter	1	2	3	4	5	6	7	8	9	AB	R	H	RBI	BB	SO	LOB	TOP																					
Frank Taveras, R OBP: 0.277, SLG: 0.283 (1, 6)	6-3	FC6			FC9-6			2B		4	1	1	0	0	0	4	<b>Pittsburgh Pirates @ Los Angeles Dodgers</b> Dodger Stadium, Los Angeles, CA Mon Apr 26 1976, 7:05 PM PDT Att: 23,374 - Unknown																					
Rennie Stennett, R OBP: 0.333, SLG: 0.426 (1, 4)	1B		5-3		5-3			2B		4	0	2	1	0	0	1																						
Al Oliver, L OBP: 0.391, SLG: 0.442 (1, 8)	F8		4-3		G4-6-3			6-3		4	0	1	0	0	0	2																						
Willie Stargell, L OBP: 0.500, SLG: 0.727 (1, 3)	F5		F5		G4-6-3			1-3		4	0	1	0	0	0	2																						
Richie Zisk, R OBP: 0.273, SLG: 0.314 (1, 7)		G4-3		L5	G4-6-3			K		4	0	1	0	0	1	3																						
Dave Parker, L OBP: 0.296, SLG: 0.392 (1, 9)	G4-3		3-1		G3			K		4	0	0	0	0	1	2																						
Richie Hebner, L OBP: 0.375, SLG: 0.303 (1, 5)	1B	BB		F7			4-3	F7		3	0	0	0	1	0	0																						
Duffy Dyer, R OBP: 0.286, SLG: 0.333 (1, 2)	1B	BB		F8			5-3	6-3		3	0	0	0	1	0	0																						
Doc Medich, R OBP: 0.125, SLG: 0.125 (5, PH) Bill Robinson, R OBP: 0.206, SLG: 0.306 (5, 1) Kent Tekulve, R OBP: 0.111, SLG: 0.222 (7, PH) Tommy Helms, R OBP: 0.111, SLG: 0.222 Ramon Hernandez, S OBP: 0.111, SLG: 0.222 Larry Demery, R (8, 1)				FC6	FC9-6			1-3		1	0	1	0	0	0	0																						
<b>Inning Stats</b>	R: 0 E: 0 K: 0 S: 4	H: 1 LOB: 1 BB: 0 P: 4	R: 0 E: 0 K: 0 S: 4	H: 2 LOB: 3 BB: 2 P: 12	R: 0 E: 0 K: 0 S: 3	H: 0 LOB: 0 BB: 0 P: 3	R: 0 E: 0 K: 0 S: 3	H: 0 LOB: 0 BB: 0 P: 3	R: 0 E: 0 K: 0 S: 4	H: 1 LOB: 1 BB: 0 P: 4	R: 0 E: 0 K: 0 S: 4	H: 2 LOB: 1 BB: 0 P: 4	R: 0 E: 0 K: 0 S: 3	H: 0 LOB: 0 BB: 0 P: 3	R: 1 E: 0 K: 1 S: 7	H: 2 LOB: 1 BB: 0 P: 7	R: 0 E: 0 K: 1 S: 5	H: 0 LOB: 0 BB: 0 P: 5	1B: 7 2B: 1 3B: 0 HR: 0	SF: 0 SAC: 0 DP: 2 HBP: 0	WP: 0 PB: 0 SB: 0 CS: 0	PA: 35																
<b>PITCHER</b>	IP	WLS	BF	H	R	ER	SO	BB	IBB	HBP	BLK	WP	HR	S	P	ERA	WHIP	<b>PITCHER</b>				IP	WLS	BF	H	R	ER	SO	BB	IBB	HBP	BLK	WP	HR	S	P	ERA	WHIP
Tommy John, L ERA: 1.89 (1, 1)	7.0	W	29	8	1	1	0	2	0	0	0	0	0	27	35	1.29	1.429																					
Mike Marshall, R ERA: 3.39 (8, 1)	2.0		6	0	0	0	2	0	0	0	0	0	0	10	10	0.00	0.000																					

AB 33  
R 1  
H 8  
RBI 1  
BB 2  
SO 2  
LOB 14



Batter	1	2	3	4	5	6	7	8	9	AB	R	H	RBI	BB	SO	LOB	BOTTOM																						
Bill Buckner, L OBP: 0.306, SLG: 0.408 (1, 7)	S	CS		SH1-3		4-3		SH1-4		4	1	3	1	0	0	0	<b>Pittsburgh Pirates @ Los Angeles Dodgers</b> Dodger Stadium, Los Angeles, CA Mon Apr 26 1976, 7:05 PM PDT Att: 23,374 - Unknown																						
Ted Sizemore, R OBP: 0.246, SLG: 0.219 (1, 4)	K	E6		SH1-3		1B		FC5-4		3	0	1	0	1	1	2																							
John Hale, L OBP: 0.295, SLG: 0.243 (1, 9)	F8	F7		F5		F7		FC5-4		4	0	0	0	0	0	4																							
Manny Mota, R OBP: 0.333, SLG: 0.250 (6, PH) Glenn Burke, R (8, PR)								FC5-4		1	0	1	1	0	0	0																							
Steve Garvey, R OBP: 0.324, SLG: 0.328 (1, 3)	HR		4-3	4-3		K		FC5-4		5	2	2	2	0	1	4																							
Ron Cey, R OBP: 0.441, SLG: 0.434 (1, 5)	HR		4-3		K		F9	G1		5	1	1	2	0	1	3																							
Joe Ferguson, R OBP: 0.291, SLG: 0.306 (1, 2)	1B		1B	BB	5-3	6-3				3	0	1	0	1	0	0																							
Henry Cruz, L OBP: 0.412, SLG: 0.500 (1, 8) (9, 9)	F5		1B		E3	F9				4	0	1	1	0	0	1																							
Bill Russell, R OBP: 0.353, SLG: 0.313 (1, 6)		SH3-4	BLK	1B	1B	E6		SH1-4	BB	3	2	2	0	1	0	1																							
Tommy John, R OBP: 0.167, SLG: 0.167 (1, 1) Mike Marshall, R (8, 1)		SH3-4		4-3		K		1B	SH1-4	2	0	0	0	0	1	4																							
<b>Inning Stats</b>	R: 3 E: 0 K: 1 S: 9	H: 4 LOB: 1 BB: 0 P: 9	R: 1 E: 1 K: 0 S: 5	H: 2 LOB: 1 BB: 0 P: 5	R: 1 E: 0 K: 0 S: 4	H: 2 LOB: 2 BB: 2 P: 12	R: 0 E: 0 K: 0 S: 4	H: 1 LOB: 1 BB: 0 P: 4	R: 0 E: 2 K: 2 S: 9	H: 0 LOB: 2 BB: 0 P: 9	R: 0 E: 0 K: 1 S: 6	H: 1 LOB: 1 BB: 0 P: 6	R: 0 E: 0 K: 0 S: 3	H: 0 LOB: 0 BB: 0 P: 3	R: 2 E: 0 K: 0 S: 5	H: 2 LOB: 2 BB: 2 P: 13	1B: 9 2B: 2 3B: 0 HR: 1	SF: 0 SAC: 3 DP: 0 HBP: 0	WP: 0 PB: 0 SB: 1 CS: 1	PA: 41																			
<b>PITCHER</b>	IP	WLS	BF	H	R	ER	SO	BB	IBB	HBP	BLK	WP	HR	S	P	ERA	WHIP	<b>PITCHER</b>				IP	WLS	BF	H	R	ER	SO	BB	IBB	HBP	BLK	WP	HR	S	P	ERA	WHIP	
Doc Medich, R ERA: 3.81 (1, 1)	4.0	L	22	9	5	5	1	1	0	0	0	0	0	15	15	0.00	0.500																						
Kent Tekulve, R ERA: 4.29 (5, 1)	2.0		9	1	0	0	3	0	0	0	0	0	0	15	15	0.00	0.500																						
Ramon Hernandez, L ERA: 4.5 (7, 1)	1.1		8	2	2	2	0	1	1	0	0	0	0	6	14	13.50	2.250																						
Larry Demery, R ERA: 1.35 (8, 1)	0.2		2	0	0	0	0	0	0	0	0	0	0	2	2	0.00	0.000																						





Batter	1	2	3	4	5	6	7	8	9	AB	R	H	RBI	BB	SO	LOB	TOP								
Rennie Stennett, R OBP: 0.311, SLG: 0.397 Mario Mendoza, R OBP: 1.000, SLG: 1.000	5-3		K	5-3			6-3		1B	4	0	0	0	0	1	0	<b>Pittsburgh Pirates @ Los Angeles Dodgers</b> Dodger Stadium, Los Angeles, CA Tue Apr 27 1976, 7:05 PM PDT Att: 21,612 - Unknown <a href="http://livebaseballscorecards.com">livebaseballscorecards.com</a>								
Manny Sanguillen, R OBP: 0.351, SLG: 0.370	1B		2B	1B			F9		1-3	5	1	3	0	0	0	2									
Bill Robinson, R OBP: 0.333, SLG: 0.353			2B	1B			F7		F8	4	1	2	0	0	0	1									
Bob Robertson, R OBP: 0.250, SLG: 0.273	K		1B	2B			F7		F4	4	0	1	2	0	1	3									
Richie Zisk, R OBP: 0.254, SLG: 0.291	F7		K				K		5-3	4	0	0	0	0	2	4									
Dave Parker, L OBP: 0.293, SLG: 0.382							F8		4-3	4	0	1	0	0	0	0									
Richie Hebner, L OBP: 0.386, SLG: 0.306				1B			P3		FC6-4 HBP	3	0	1	0	0	0	2									
Frank Taveras, R OBP: 0.255, SLG: 0.260							P2		FC6-4 2B	4	1	0	0	0	0	2									
Bruce Kison, R Tommy Helms, R (7, PH) Kent Tekulve, R (7, PH) Duffy Dyer, R (9, PH) OBP: 0.375, SLG: 0.571	1-3						K		1B 2B	2	0	0	0	0	0	1									
<b>Inning Stats</b>	R: 0 E: 0 K: 1 S: 7	H: 2 LOB: 2 BB: 0 P: 7	R: 0 E: 0 K: 0 S: 4	H: 1 LOB: 1 BB: 0 P: 4	R: 2 E: 0 K: 2 S: 11	H: 4 LOB: 2 BB: 0 P: 11	R: 0 E: 0 K: 0 S: 3	H: 0 LOB: 0 BB: 0 P: 3	R: 0 E: 0 K: 1 S: 6	H: 1 LOB: 1 BB: 0 P: 6	R: 0 E: 0 K: 0 S: 3	H: 0 LOB: 0 BB: 0 P: 3	R: 0 E: 0 K: 0 S: 5	H: 0 LOB: 0 BB: 0 P: 5	R: 0 E: 0 K: 0 S: 3	H: 0 LOB: 0 BB: 0 P: 3	R: 1 E: 0 K: 0 S: 5	H: 2 LOB: 2 BB: 0 P: 6	1B: 7 2B: 3 3B: 0 HR: 0	SF: 0 SAC: 0 DP: 0 HBP: 1	WP: 0 PB: 0 SB: 0 CS: 0	PA: 38			
<b>PITCHER</b>	IP	WLS	BF	H	R	ER	SO	BB	IBB	HBP	BLK	WP	HR	S	P	ERA	WHIP								
Doug Rau, L ERA: 2.36 Charlie Hough, R ERA: 2.25	(1, 1)	8.2	W	37	10	3	3	5	0	0	1	0	0	46	47	3.12	1.154								

Batter	1	2	3	4	5	6	7	8	9	AB	R	H	RBI	BB	SO	LOB	BOTTOM								
Bill Buckner, L OBP: 0.303, SLG: 0.427	F7		F9	1B			3-1			4	1	1	1	0	0	2	<b>Pittsburgh Pirates @ Los Angeles Dodgers</b> Dodger Stadium, Los Angeles, CA Tue Apr 27 1976, 7:05 PM PDT Att: 21,612 - Unknown <a href="http://livebaseballscorecards.com">livebaseballscorecards.com</a>								
Ted Sizemore, R OBP: 0.274, SLG: 0.250			1B	BB			5-3			4	1	3	2	0	0	0									
John Hale, L OBP: 0.292, SLG: 0.225			1B	BB			4-3			3	0	0	0	1	1	2									
Steve Garvey, R OBP: 0.320, SLG: 0.324	1-3		1B				4-3		P3	4	0	1	1	0	0	1									
Ron Cey, R OBP: 0.431, SLG: 0.421			K	FC5-4			K		1B	4	0	1	1	0	2	2									
Henry Cruz, L OBP: 0.381, SLG: 0.444	4-3		L3				F4		1B	4	0	1	0	0	0	2									
Steve Yeager, R OBP: 0.316, SLG: 0.412	K						F9		K	4	0	0	0	0	2	2									
Bill Russell, R OBP: 0.342, SLG: 0.306			1B	SH			F7		K	4	1	1	0	0	1	2									
Doug Rau, L Charlie Hough, R OBP: 0.444, SLG: 0.333 ERA: 2.24			1B	SH			1-3			2	2	1	0	0	0	0									
<b>Inning Stats</b>	R: 0 E: 0 K: 0 S: 4	H: 1 LOB: 1 BB: 0 P: 4	R: 0 E: 0 K: 2 S: 7	H: 0 LOB: 0 BB: 0 P: 7	R: 3 E: 1 K: 0 S: 7	H: 3 LOB: 2 BB: 1 P: 11	R: 2 E: 0 K: 1 S: 8	H: 3 LOB: 1 BB: 0 P: 8	R: 0 E: 0 K: 1 S: 5	H: 0 LOB: 0 BB: 0 P: 5	R: 0 E: 0 K: 0 S: 3	H: 0 LOB: 0 BB: 0 P: 3	R: 0 E: 0 K: 0 S: 3	H: 0 LOB: 0 BB: 0 P: 3	R: 0 E: 0 K: 2 S: 9	H: 2 LOB: 2 BB: 0 P: 9	1B: 8 2B: 0 3B: 1 HR: 0	SF: 0 SAC: 1 DP: 0 HBP: 0	WP: 0 PB: 0 SB: 0 CS: 0	PA: 35					
<b>PITCHER</b>	IP	WLS	BF	H	R	ER	SO	BB	IBB	HBP	BLK	WP	HR	S	P	ERA	WHIP								
Bruce Kison, R Kent Tekulve, R ERA: 7.24 ERA: 3.24	(1, 1)	6.0	L	27	7	5	3	4	1	0	0	0	0	34	38	4.50	1.333								

Batter	1	2	3	4	5	6	7	8	9	AB	R	H	RBI	BB	SO	LOB	TOP					
<b>Rennie Stennett, R</b> OBP: 0.308, SLG: 0.377 (1, 4)	0-3 K		0-0 4		4-0 FC6-4 BB			0-0 G3		3	0	0	0	1	1	1	<b>Pittsburgh Pirates @ Los Angeles Dodgers</b> <b>Dodger Stadium, Los Angeles, CA</b> Wed Apr 28 1976, 7:05 PM PDT Att: 22,769 - Unknown <a href="http://livebaseballscorecards.com">livebaseballscorecards.com</a>					
<b>Manny Sanguillen, R</b> OBP: 0.328, SLG: 0.345 (1, 2)	0-3 K			0-3 K	0-0 FC6-4			0-0 4-3		4	0	0	0	0	2	2						
<b>Richie Hebner, L</b> OBP: 0.396, SLG: 0.400 (1, 5)	0-0 1B			0-0 HR				0-0 F6		4	1	2	1	0	0	0						
<b>Dave Parker, L</b> OBP: 0.290, SLG: 0.373 (1, 9)	0-3 K			0-0 1B				0-0 G3		4	0	1	0	0	2	1						
<b>Bob Robertson, R</b> OBP: 0.188, SLG: 0.200 (1, 3)		0-0 F7		0-0 F8				0-0 F3		4	0	0	0	0	0	1						
<b>Ed Kirkpatrick, L</b> OBP: 0.400, SLG: 0.400 (1, 7)		0-3 K2-3		0-0 F8				0-0 1B		4	0	1	0	0	1	1						
<b>Bill Robinson, R</b> OBP: 0.364, SLG: 0.429 (1, 8)		0-3 K			0-0 CS 1B			0-3 K		4	0	2	0	0	2	1						
<b>Frank Taveras, R</b> OBP: 0.241, SLG: 0.245 (1, 6)			0-0 1-3		0-3 K			0-0 5-3		3	0	0	0	0	1	2						
<b>Jerry Reuss, L</b> OBP: 0.429, SLG: 0.417 (1, 1)			4-0 BB		0-0 6-3			0-0 4-3		2	0	0	0	1	0	2						
<b>Inning Stats</b>	R: 0 E: 0 K: 3 S: 10	H: 1 LOB: 1 BB: 0 P: 10	R: 0 E: 0 K: 2 S: 7	H: 0 LOB: 0 BB: 0 P: 7	R: 0 E: 0 K: 0 S: 2	H: 0 LOB: 0 BB: 1 P: 6	R: 1 E: 0 K: 1 S: 7	H: 2 LOB: 1 BB: 0 P: 7	R: 0 E: 0 K: 1 S: 6	H: 1 LOB: 2 BB: 1 P: 10	R: 0 E: 0 K: 0 S: 5	H: 0 LOB: 0 BB: 0 P: 5	R: 0 E: 0 K: 0 S: 4	H: 1 LOB: 1 BB: 0 P: 4	R: 0 E: 0 K: 0 S: 3	H: 0 LOB: 0 BB: 0 P: 3	R: 0 E: 0 K: 1 S: 6	H: 1 LOB: 1 BB: 0 P: 6	1B: 4 2B: 2 3B: 0 HR: 1	SF: 0 SAC: 0 DP: 1 HBP: 0	WP: 0 PB: 0 SB: 0 CS: 1	PA: 34
<b>PITCHER</b> <b>Burt Hooton, R</b> ERA: 4.56 (1, 1)	IP: 9.0 WLS: W BF: 34 H: 6 R: 1 ER: 1 SO: 9 BB: 2 IBB: 0 HBP: 0 BLK: 0 WP: 0 HR: 1 S: 50 P: 58 ERA: 1.00 WHIP: 0.889																					

Batter	1	2	3	4	5	6	7	8	9	AB	R	H	RBI	BB	SO	LOB	BOTTOM					
<b>Bill Buckner, L</b> OBP: 0.288, SLG: 0.405 (1, 7)	0-0 4-3		0-0 4-3		0-0 1-3			0-0 FC2-6		4	0	0	0	0	0	1	<b>Pittsburgh Pirates @ Los Angeles Dodgers</b> <b>Dodger Stadium, Los Angeles, CA</b> Wed Apr 28 1976, 7:05 PM PDT Att: 22,769 - Unknown <a href="http://livebaseballscorecards.com">livebaseballscorecards.com</a>					
<b>Glenn Burke, R</b> (8, FR) (9, 7)								1-2		0	0	0	0	0	0	0						
<b>Ted Sizemore, R</b> OBP: 0.280, SLG: 0.236 (1, 4)	0-0 F8		0-0 E6		0-0 G4-6-3			0-0 F6		4	0	0	0	0	0	1						
<b>Dusty Baker Jr., R</b> OBP: 0.300, SLG: 0.364 (1, 8)	0-0 4-3		0-3 K		0-0 F6			0-0 4-3		4	0	0	0	0	1	3						
<b>Steve Garvey, R</b> OBP: 0.316, SLG: 0.319 (1, 3)		0-0 1-3		0-0 1B		0-0 G4-6-3		0-0 F4		4	0	1	0	0	0	1						
<b>Ron Cey, R</b> OBP: 0.434, SLG: 0.475 (1, 5)		0-0 1B E 1B		0-0 F7				0-0 5-3		4	2	2	1	0	0	1						
<b>Joe Ferguson, R</b> OBP: 0.276, SLG: 0.288 (1, 9)		0-0 F8		0-0 F9				0-0 4-3		3	0	0	0	0	0	2						
<b>Steve Yeager, R</b> OBP: 0.341, SLG: 0.432 (1, 2)		0-0 E9 1B		0-0 L6				0-0 1B		3	0	2	0	0	0	1						
<b>Rick Auerbach, R</b> (1, 6)		0-0 5-3			0-0 4-3			0-3 K		3	0	0	0	0	1	2						
<b>Burt Hooton, R</b> OBP: 0.250, SLG: 0.143 (1, 1)			0-0 F2		0-0 G3			4-0 FC2-6 BB		2	0	0	0	1	0	0						
<b>Inning Stats</b>	R: 0 E: 0 K: 0 S: 3	H: 0 LOB: 0 BB: 0 P: 3	R: 1 E: 1 K: 0 S: 5	H: 2 LOB: 1 BB: 0 P: 5	R: 0 E: 1 K: 1 S: 6	H: 0 LOB: 1 BB: 0 P: 6	R: 0 E: 0 K: 0 S: 4	H: 1 LOB: 1 BB: 0 P: 4	R: 0 E: 0 K: 0 S: 3	H: 0 LOB: 0 BB: 0 P: 3	R: 0 E: 0 K: 0 S: 3	H: 0 LOB: 0 BB: 0 P: 3	R: 0 E: 0 K: 1 S: 6	H: 1 LOB: 1 BB: 0 P: 6	R: 0 E: 0 K: 0 S: 3	H: 0 LOB: 1 BB: 1 P: 7	R: 0 E: 0 K: 0 S: 2	H: 1 LOB: 0 BB: 0 P: 2	1B: 4 2B: 0 3B: 0 HR: 1	SF: 0 SAC: 0 DP: 1 HBP: 0	WP: 0 PB: 0 SB: 1 CS: 0	PA: 32
<b>PITCHER</b> <b>Jerry Reuss, L</b> ERA: 4.18 (1, 1)	IP: 8.1 WLS: L BF: 32 H: 5 R: 2 ER: 1 SO: 2 BB: 1 IBB: 0 HBP: 0 BLK: 0 WP: 0 HR: 1 S: 35 P: 39 ERA: 1.08 WHIP: 0.720																					

Batter	1	2	3	4	5	6	7	8	9	AB	R	H	RBI	BB	SO	LOB	TOP		
<b>Bake McBride, L</b> (1, 8) OBP: 0.400, SLG: 0.406										4	0	2	0	0	0	1			
<b>Vic Harris, S</b> (1, 4) OBP: 0.303, SLG: 0.311										4	0	0	0	0	1	3			
<b>Lou Brock, L</b> (1, 7) OBP: 0.270, SLG: 0.328										4	0	0	0	0	1	0			
<b>Ted Simmons, S</b> (1, 2) OBP: 0.268, SLG: 0.254										3	0	1	0	0	0	0			
<b>Reggie Smith, S</b> (1, 5) OBP: 0.250, SLG: 0.319										3	0	0	0	0	0	1			
<b>Willie Crawford, L</b> (1, 9) OBP: 0.500, SLG: 0.607										2	0	1	0	1	0	0			
<b>Keith Hernandez, L</b> (1, 3) OBP: 0.286, SLG: 0.286										3	0	0	0	0	0	3			
<b>Don Kessinger, S</b> (1, 6) OBP: 0.286, SLG: 0.297										3	0	1	0	0	1	1			
<b>Pete Falcone, L</b> (1, 1) Hector Cruz, R (6, PH) Mike Proly, R (6, PH) Ron Fairly, L (8, PH) Danny Frisella, L (8, 1)										1	0	0	0	0	1	0			
<b>Inning Stats</b>	R: 0 E: 0 K: 2 S: 7	H: 1 LOB: 0 BB: 0 P: 7	R: 0 E: 0 K: 0 S: 3	H: 0 LOB: 0 BB: 0 P: 3	R: 0 E: 0 K: 2 S: 7	H: 0 LOB: 0 BB: 0 P: 7	R: 0 E: 0 K: 0 S: 3	H: 0 LOB: 0 BB: 0 P: 3	R: 0 E: 0 K: 0 S: 4	H: 1 LOB: 1 BB: 0 P: 4	R: 0 E: 0 K: 0 S: 3	H: 0 LOB: 0 BB: 0 P: 3	R: 0 E: 0 K: 0 S: 4	H: 1 LOB: 1 BB: 0 P: 4	R: 0 E: 0 K: 0 S: 3	H: 1 LOB: 0 BB: 0 P: 3	1B: 5 2B: 0 3B: 0 HR: 0	SF: 0 SAC: 0 DP: 2 HBP: 0	WP: 0 PA: 30 PB: 0 SB: 0 CS: 1
<b>PITCHER</b> <b>Don Sutton, R</b> (1, 1) ERA: 3.89	IP: 9.0 WLS: W BF: 30 H: 5 R: 0 ER: 0 SO: 4 BB: 1 IBB: 0 HBP: 0 BLK: 0 WP: 0 HR: 0 S: 37 P: 41 ERA: 0.00 WHIP: 0.667																		

**St. Louis Cardinals @ Los Angeles Dodgers**  
**Dodger Stadium, Los Angeles, CA**  
 Thu Apr 29 1976, 7:05 PM PDT  
 Att: 19,627 - Unknown

**AB 29**  
**R 0**  
**H 5**  
**RBI 0**  
**BB 1**  
**SO 4**  
**LOB 11**

Batter	1	2	3	4	5	6	7	8	9	AB	R	H	RBI	BB	SO	LOB	BOTTOM		
<b>Glenn Burke, R</b> (1, 7) OBP: 0.600, SLG: 0.500										3	1	2	1	1	1	0			
<b>Ted Sizemore, R</b> (1, 4) OBP: 0.247, SLG: 0.224										4	0	0	0	0	0	3			
<b>Dusty Baker Jr., R</b> (1, 8) OBP: 0.313, SLG: 0.362										3	1	1	1	1	0	1			
<b>Steve Garvey, R</b> (1, 3) OBP: 0.313, SLG: 0.316										4	0	1	0	0	1	2			
<b>Ron Cey, R</b> (1, 5) OBP: 0.438, SLG: 0.477										4	1	2	0	0	0	1			
<b>Joe Ferguson, R</b> (1, 9) OBP: 0.295, SLG: 0.283										1	0	0	0	2	0	1			
<b>Steve Yeager, R</b> (1, 2) OBP: 0.341, SLG: 0.425										3	0	1	1	0	0	2			
<b>Rick Auerbach, R</b> (1, 6) OBP: 0.341, SLG: 0.425										2	1	0	0	1	0	2			
<b>Don Sutton, R</b> (1, 1) ERA: 3.89										2	0	0	0	0	1	0			
<b>Inning Stats</b>	R: 0 E: 0 K: 0 S: 2	H: 0 LOB: 0 BB: 1 P: 6	R: 1 E: 0 K: 0 S: 4	H: 2 LOB: 1 BB: 1 P: 8	R: 0 E: 0 K: 1 S: 5	H: 1 LOB: 0 BB: 0 P: 5	R: 1 E: 1 K: 1 S: 6	H: 1 LOB: 1 BB: 1 P: 10	R: 2 E: 0 K: 0 S: 5	H: 2 LOB: 1 BB: 1 P: 9	R: 0 E: 0 K: 0 S: 2	H: 0 LOB: 0 BB: 1 P: 6	R: 0 E: 0 K: 1 S: 5	H: 0 LOB: 0 BB: 0 P: 5	R: 0 E: 0 K: 0 S: 4	H: 1 LOB: 1 BB: 0 P: 4	1B: 7 2B: 0 3B: 0 HR: 0	SF: 0 SAC: 1 DP: 3 HBP: 0	WP: 0 PA: 32 PB: 0 SB: 1 CS: 1
<b>PITCHER</b> <b>Pete Falcone, L</b> (1, 1) ERA: 5.6 <b>Mike Proly, R</b> (6, 1) ERA: 2.55 <b>Danny Frisella, R</b> (8, 1) ERA: 2.55	IP: 5.0 WLS: L BF: 22 H: 6 R: 0 ER: 0 SO: 1 BB: 1 IBB: 0 HBP: 0 BLK: 0 WP: 0 HR: 0 S: 7 P: 11 ERA: 0.00 WHIP: 0.500																		

**St. Louis Cardinals @ Los Angeles Dodgers**  
**Dodger Stadium, Los Angeles, CA**  
 Thu Apr 29 1976, 7:05 PM PDT  
 Att: 19,627 - Unknown

**AB 26**  
**R 4**  
**H 7**  
**RBI 3**  
**BB 5**  
**SO 3**  
**LOB 12**

Batter	1	2	3	4	5	6	7	8	9	AB	R	H	RBI	BB	SO	LOB	TOP					
<b>Bake McBride, L</b> OBP: 0.380, SLG: 0.384 (1, 8)										4	0	0	0	0	0	2						
<b>Vic Harris, S</b> OBP: 0.314, SLG: 0.313 (1, 4)										3	0	1	0	1	0	0						
<b>Lou Brock, L</b> OBP: 0.254, SLG: 0.308 (1, 7)										4	0	0	0	0	0	3						
<b>Ted Simmons, S</b> OBP: 0.267, SLG: 0.254 (1, 2)										4	0	1	0	0	0	0						
<b>Willie Crawford, L</b> OBP: 0.472, SLG: 0.563 (1, 9)										4	0	1	0	0	0	0						
<b>Ron Fairly, L</b> OBP: 0.571, SLG: 0.588 (1, 3)										4	1	1	0	0	0	2						
<b>Hector Cruz, R</b> OBP: 0.196, SLG: 0.264 (1, 5)										3	0	1	1	0	1	0						
<b>Don Kessinger, S</b> OBP: 0.288, SLG: 0.313 (1, 6)										3	0	1	0	0	0	1						
<b>John Curtis, L</b> (1, 1)										2	0	0	0	0	1	1						
<b>Mike Proly, R</b> (5, 1)										0	0	0	0	0	0	0						
<b>Danny Frisella, L</b> (7, 1)										0	0	0	0	0	0	0						
<b>Keith Hernandez, L</b> (8, PH) OBP: 0.281, SLG: 0.280										1	0	0	0	0	1	0						
<b>Mike Wallace, L</b> (8, 1)										0	0	0	0	0	0	0						
<b>Inning Stats</b>	R: 0 E: 0 K: 0 S: 3	H: 0 LOB: 0 BB: 0 P: 3	R: 1 E: 0 K: 0 S: 5	H: 2 LOB: 1 BB: 0 P: 5	R: 0 E: 0 K: 1 S: 6	H: 1 LOB: 1 BB: 0 P: 6	R: 0 E: 0 K: 0 S: 3	H: 0 LOB: 0 BB: 0 P: 3	R: 0 E: 0 K: 0 S: 4	H: 1 LOB: 1 BB: 0 P: 4	R: 0 E: 0 K: 0 S: 3	H: 0 LOB: 0 BB: 0 P: 3	R: 0 E: 0 K: 1 S: 5	H: 0 LOB: 0 BB: 0 P: 5	R: 0 E: 0 K: 1 S: 5	H: 0 LOB: 0 BB: 1 P: 5	R: 0 E: 0 K: 0 S: 4	H: 2 LOB: 2 BB: 1 P: 8	1B: 4 2B: 2 3B: 0 HR: 0	SF: 0 SAC: 0 DP: 2 HBP: 0	WP: 1 PB: 0 SB: 0 CS: 0	PA: 33
<b>PITCHER</b> <b>Rick Rhoden, R</b> ERA: 1.71 (1, 1)	IP: 9.0 WLS: W BF: 33 H: 6 R: 1 ER: 1 SO: 3 BB: 1 IBB: 0 HBP: 0 BLK: 0 WP: 1 HR: 0 S: 38 P: 42 ERA: 1.00 WHIP: 0.778											<b>PITCHER</b>	IP: 9.0 WLS: W BF: 33 H: 6 R: 1 ER: 1 SO: 3 BB: 1 IBB: 0 HBP: 0 BLK: 0 WP: 1 HR: 0 S: 38 P: 42 ERA: 1.00 WHIP: 0.778									

**St. Louis Cardinals @ Los Angeles Dodgers**  
Dodger Stadium, Los Angeles, CA  
Fri Apr 30 1976, 7:05 PM PDT  
Att: 38,316 - Unknown

AB 32  
R 1  
H 6  
RBI 1  
BB 1  
SO 3  
LOB 9

Batter	1	2	3	4	5	6	7	8	9	AB	R	H	RBI	BB	SO	LOB	BOTTOM			
<b>Glenn Burke, R</b> OBP: 0.500, SLG: 0.444 (1, 7)										5	2	2	0	0	1	2				
<b>Ted Sizemore, R</b> OBP: 0.274, SLG: 0.266 (1, 4)										3	0	3	1	0	0	0				
<b>Dusty Baker Jr., R</b> OBP: 0.309, SLG: 0.371 (1, 8)										4	0	1	1	0	1	3				
<b>Steve Garvey, R</b> OBP: 0.322, SLG: 0.338 (1, 3)										4	1	2	0	0	0	2				
<b>Ron Cey, R</b> OBP: 0.440, SLG: 0.471 (1, 5)										3	0	1	1	1	1	3				
<b>Joe Ferguson, R</b> OBP: 0.282, SLG: 0.281 (1, 9)										4	0	1	0	0	0	3				
<b>John Hale, L</b> OBP: 0.292, SLG: 0.225 (8, 9)										0	0	0	0	0	0	0				
<b>Steve Yeager, R</b> OBP: 0.333, SLG: 0.477 (1, 2)										4	2	1	1	0	0	1				
<b>Rick Auerbach, R</b> (1, 6)										4	0	0	0	0	0	2				
<b>Rick Rhoden, R</b> OBP: 0.143, SLG: 0.143 (1, 1)										4	0	1	0	0	0	0				
<b>Inning Stats</b>	R: 0 E: 0 K: 1 S: 7	H: 2 LOB: 2 BB: 0 P: 7	R: 1 E: 0 K: 0 S: 4	H: 1 LOB: 0 BB: 0 P: 4	R: 1 E: 0 K: 2 S: 9	H: 2 LOB: 1 BB: 0 P: 9	R: 0 E: 0 K: 0 S: 5	H: 2 LOB: 2 BB: 0 P: 5	R: 1 E: 0 K: 0 S: 5	H: 3 LOB: 1 BB: 0 P: 5	R: 0 E: 0 K: 0 S: 3	H: 0 LOB: 0 BB: 0 P: 3	R: 1 E: 0 K: 0 S: 5	H: 2 LOB: 2 BB: 1 P: 9	R: 1 E: 1 K: 0 S: 4	H: 0 LOB: 0 BB: 0 P: 4	1B: 8 2B: 3 3B: 0 HR: 1	SF: 0 SAC: 1 DP: 0 HBP: 0	WP: 0 PB: 0 SB: 1 CS: 1	PA: 37
<b>PITCHER</b> <b>John Curtis, L</b> ERA: 5.16 (1, 1)	IP: 4.2 WLS: L BF: 23 H: 10 R: 3 ER: 3 SO: 3 BB: 0 IBB: 0 HBP: 0 BLK: 0 WP: 0 HR: 1 S: 29 P: 29 ERA: 5.79 WHIP: 2.143											<b>PITCHER</b>	IP: 4.2 WLS: L BF: 23 H: 10 R: 3 ER: 3 SO: 3 BB: 0 IBB: 0 HBP: 0 BLK: 0 WP: 0 HR: 1 S: 29 P: 29 ERA: 5.79 WHIP: 2.143							
<b>Mike Proly, R</b> ERA: 2.63 (5, 1)	1.2	7	2	1	1	0	0	0	0	0	0	7	7	5.40	1.200					
<b>Danny Frisella, R</b> ERA: (7, 1)	0.2	3	0	0	0	0	0	1	0	0	0	2	6	0.00	0.000					
<b>Mike Wallace, L</b> ERA: 1.76 (8, 1)	1.0	4	0	1	0	0	0	0	0	0	0	4	4	0.00	0.000					

**St. Louis Cardinals @ Los Angeles Dodgers**  
Dodger Stadium, Los Angeles, CA  
Fri Apr 30 1976, 7:05 PM PDT  
Att: 38,316 - Unknown

AB 35  
R 5  
H 12  
RBI 4  
BB 1  
SO 3  
LOB 16

Batter	1	2	3	4	5	6	7	8	9	10	AB	R	H	RBI	BB	SO	LOB				
Luis Melendez, R OBP: 0.176, SLG: 0.176 Vic Harris, S OBP: 0.324, SLG: 0.338	F9		6-3		E 1B 1B		FC4-6			SH2-4 SF9 2B	4	0	1	0	0	0	1				
Don Kessinger, S OBP: 0.286, SLG: 0.310	F7		6-3		E 1B		F8			SH2-4	4	0	1	0	0	0	1				
Willie Crawford, L OBP: 0.415, SLG: 0.500	6-3		K		K			F2		SF9	4	0	0	1	0	2	2				
Ted Simmons, S OBP: 0.300, SLG: 0.319										G3	5	1	4	0	0	0	0				
Mike Anderson, R OBP: 0.407, SLG: 0.476 Ron Fairly, L OBP: 0.545, SLG: 0.556					F2		K				3	1	1	0	0	1	2				
Hector Cruz, R OBP: 0.203, SLG: 0.268 Bake McBride, L OBP: 0.375, SLG: 0.378					F8		4-3				3	0	1	1	0	0	2				
Ken Rudolph, R OBP: 0.364, SLG: 0.400 Lou Brock, L OBP: 0.250, SLG: 0.303					FC6-4		5-3			F7	3	0	0	1	0	0	3				
Lee Richard, R OBP: 0.105, SLG: 0.056					K					L1	4	0	0	0	0	1	2				
Bob Forsch, R Eric Rasmussen, R Keith Hernandez, L Al Hrabosky, R					5-3					K	2	0	0	0	0	0	2				
<b>Inning Stats</b>	R: 0 E: 0 K: 0 S: 3	H: 0 LOB: 0 BB: 0 P: 3	R: 2 E: 1 K: 0 S: 6	H: 3 LOB: 1 BB: 0 P: 6	R: 0 E: 0 K: 1 S: 5	H: 0 LOB: 0 BB: 0 P: 5	R: 0 E: 0 K: 0 S: 4	H: 1 LOB: 1 BB: 0 P: 4	R: 0 E: 1 K: 2 S: 9	H: 2 LOB: 2 BB: 0 P: 9	R: 0 E: 0 K: 1 S: 6	H: 0 LOB: 1 BB: 0 P: 6	R: 0 E: 0 K: 1 S: 6	H: 1 LOB: 1 BB: 0 P: 6	R: 0 E: 0 K: 1 S: 5	H: 0 LOB: 0 BB: 0 P: 5	R: 1 E: 0 K: 0 S: 4	H: 1 LOB: 0 BB: 0 P: 4	1B: 6 2B: 3 3B: 0 HR: 0	SF: 1 SAC: 1 DP: 1 HBP: 0	WP: 0 PA: 40
<b>PITCHER</b>	IP	WLS	BF	H	R	ER	SO	BB	IBB	HBP	BLK	WP	HR	S	P	ERA	WHIP				
Tommy John, L ERA: 2.08 Mike Marshall, R ERA: 3.33	7.0		29	7	2	2	5	0	0	0	0	0	0	39	39	2.57	1.000				
	3.0	W	11	2	1	1	2	0	0	0	0	0	0	15	15	3.00	0.667				

**TOP**

**St. Louis Cardinals @ Los Angeles Dodgers**  
Dodger Stadium, Los Angeles, CA  
Sat May 01 1976, 7:05 PM PDT  
Att: 42,324 - Unknown

AB	R	H	RBI	BB	SO	LOB
38	3	9	3	0	7	18

Batter	1	2	3	4	5	6	7	8	9	10	AB	R	H	RBI	BB	SO	LOB						
Henry Cruz, L OBP: 0.308, SLG: 0.348	E3	6-3			G3		F2			K	5	0	0	0	0	1	4						
Ted Sizemore, R OBP: 0.281, SLG: 0.265	F9				G6-4-3 1B		4-3			P3	4	1	1	0	1	0	2						
Dusty Baker Jr., R OBP: 0.301, SLG: 0.348	4-3				G6-4-3 1B					E6 2B	4	1	0	0	1	1	2						
Steve Garvey, R OBP: 0.337, SLG: 0.357	4-3				K					1B 2B	4	1	2	2	1	1	1						
Ron Cey, R OBP: 0.438, SLG: 0.456					5-3		P4			1B IBB	4	0	1	0	1	0	3						
Ed Goodson, L OBP: 0.267, SLG: 0.083 Glenn Burke, R OBP: 0.500, SLG: 0.444 Manny Mota, R OBP: 0.400, SLG: 0.333					G4-6-3 1B		K			FC6	4	0	0	0	0	1	4						
Steve Yeager, R OBP: 0.327, SLG: 0.447					G4-6-3 1B		K			1B	0	0	0	0	0	0	0						
Rick Auerbach, R					F9		F8			K	3	1	0	0	1	1	2						
Tommy John, R OBP: 0.250, SLG: 0.250 John Hale, L OBP: 0.306, SLG: 0.225 Mike Marshall, R ERA: 2.12					F9		F8			K	3	1	0	0	1	1	2						
<b>Inning Stats</b>	R: 0 E: 1 K: 0 S: 4	H: 0 LOB: 1 BB: 0 P: 4	R: 1 E: 0 K: 0 S: 4	H: 1 LOB: 2 BB: 2 P: 12	R: 0 E: 0 K: 1 S: 5	H: 1 LOB: 0 BB: 0 P: 5	R: 0 E: 0 K: 0 S: 3	H: 1 LOB: 0 BB: 0 P: 3	R: 0 E: 0 K: 0 S: 3	H: 0 LOB: 0 BB: 0 P: 3	R: 1 E: 0 K: 1 S: 6	H: 1 LOB: 2 BB: 1 P: 14	R: 0 E: 0 K: 0 S: 3	H: 0 LOB: 1 BB: 1 P: 7	R: 0 E: 0 K: 1 S: 5	H: 0 LOB: 1 BB: 1 P: 9	R: 0 E: 0 K: 2 S: 7	H: 0 LOB: 1 BB: 1 P: 11	R: 2 E: 1 K: 0 S: 4	H: 2 LOB: 2 BB: 1 P: 8	1B: 5 2B: 1 3B: 0 HR: 0	SF: 0 SAC: 0 DP: 2 HBP: 0	WP: 0 PA: 42
<b>PITCHER</b>	IP	WLS	BF	H	R	ER	SO	BB	IBB	HBP	BLK	WP	HR	S	P	ERA	WHIP						
Bob Forsch, R ERA: 6.23 Eric Rasmussen, R ERA: 2.3 Al Hrabosky, L ERA: 2.12	5.0		22	4	2	2	1	2	0	0	0	0	0	20	36	3.60	1.600						
	3.0		11	0	0	0	2	2	0	0	0	0	0	13	21	0.00	0.667						
	1.1	L	9	2	2	1	2	1	1	0	0	0	0	11	19	6.75	2.250						

**BOTTOM**

**St. Louis Cardinals @ Los Angeles Dodgers**  
Dodger Stadium, Los Angeles, CA  
Sat May 01 1976, 7:05 PM PDT  
Att: 42,324 - Unknown

AB	R	H	RBI	BB	SO	LOB
34	4	6	4	8	5	18

Batter	1	2	3	4	5	6	7	8	9	AB	R	H	RBI	BB	SO	LOB	TOP			
Lou Brock, L OBP: 0.310, SLG: 0.310 (1, 7)										5	1	2	0	0	0	5				
Vic Harris, S OBP: 0.307, SLG: 0.319 (1, 4)										4	0	0	0	0	2	5				
Bake McBride, L OBP: 0.369, SLG: 0.372 (1, 8)										4	0	1	0	0	0	1				
Ted Simmons, S OBP: 0.310, SLG: 0.329 (1, 2)										4	0	2	1	0	1	1				
Mike Anderson, R OBP: 0.387, SLG: 0.444 (1, 3)										4	0	1	0	0	1	1				
Willie Crawford, L OBP: 0.422, SLG: 0.487 (1, 9)										3	0	1	0	1	1	2				
Hector Cruz, R OBP: 0.190, SLG: 0.250 (1, 5)										4	0	0	0	0	1	2				
Lee Richard, R OBP: 0.136, SLG: 0.095 (9, PH)										3	0	1	0	0	0	1				
Luis Melendez, R OBP: 0.167, SLG: 0.167 (9, PH)										1	0	0	0	0	1	1				
Lynn McGlothen, L OBP: 0.231, SLG: 0.167 (7, 1)										2	0	1	0	0	0	0				
Al Hrabosky, R OBP: 0.167, SLG: 0.167 (8, 1)										0	0	0	0	0	0	0				
Danny Frisella, L OBP: 0.260, SLG: 0.319 (9, PH)										0	0	0	0	0	0	0				
Reggie Smith, S OBP: 0.260, SLG: 0.319 (9, PH)										0	0	0	0	1	0	0				
<b>Inning Stats</b>	R: 1 E: 0 K: 2 S: 10	H: 3 LOB: 2 BB: 0 P: 10	R: 0 E: 0 K: 0 S: 4	H: 1 LOB: 1 BB: 0 P: 4	R: 0 E: 0 K: 0 S: 4	H: 1 LOB: 1 BB: 0 P: 4	R: 0 E: 1 K: 0 S: 5	H: 1 LOB: 3 BB: 1 P: 9	R: 0 E: 0 K: 0 S: 5	H: 0 LOB: 0 BB: 0 P: 3	R: 0 E: 0 K: 1 S: 5	H: 1 LOB: 0 BB: 0 P: 5	R: 0 E: 0 K: 1 S: 5	H: 0 LOB: 0 BB: 0 P: 5	R: 0 E: 0 K: 2 S: 8	H: 1 LOB: 2 BB: 1 P: 12	1B: 9 2B: 0 3B: 0 HR: 0	SF: 0 SAC: 1 DP: 0 HBP: 0	WP: 0 PB: 0 SB: 1 CS: 2	PA: 37
<b>PITCHER</b> Doug Rau, L ERA: 2.02 (1, 1)	IP: 9.0 WLS: W BF: 37 H: 9 R: 1 ER: 1 SO: 7 BB: 2 IBB: 0 HBP: 0 BLK: 0 WP: 0 HR: 0 S: 49 P: 57 ERA: 1.00 WHIP: 1.222																			

St. Louis Cardinals @ Los Angeles Dodgers  
 Dodger Stadium, Los Angeles, CA  
 Sun May 02 1976, 3:33 AM PDT  
 Att: 33,235 - Unknown

AB 34  
 R 1  
 H 9  
 RBI 1  
 BB 2  
 SO 7  
 LOB 19



Batter	1	2	3	4	5	6	7	8	9	AB	R	H	RBI	BB	SO	LOB	BOTTOM			
Henry Cruz, L OBP: 0.276, SLG: 0.308 (1, 7)										3	0	0	0	0	0	0				
Manny Mota, R OBP: 0.364, SLG: 0.300 (7, PH)										1	0	0	0	0	0	3				
Glenn Burke, R OBP: 0.500, SLG: 0.444 (8, 7)										0	0	0	0	0	0	0				
Ted Sizemore, R OBP: 0.260, SLG: 0.276 (1, 4)										4	0	2	0	0	0	0				
Dusty Baker Jr., R OBP: 0.312, SLG: 0.357 (1, 8)										4	1	2	0	0	0	1				
Steve Garvey, R OBP: 0.344, SLG: 0.398 (1, 3)										4	2	2	1	0	0	2				
Ron Cey, R OBP: 0.430, SLG: 0.461 (1, 5)										4	0	1	1	0	3	1				
John Hale, L OBP: 0.308, SLG: 0.233 (1, 9)										3	0	1	0	0	1	1				
Steve Yeager, R OBP: 0.327, SLG: 0.440 (1, 2)										3	0	1	0	0	1	2				
Rick Auerbach, R (1, 6)										1	0	0	0	1	0	0				
Bill Buckner, L OBP: 0.296, SLG: 0.413 (7, PH)										1	0	1	1	0	0	0				
Bill Russell, R OBP: 0.342, SLG: 0.306 (8, 6)										0	0	0	0	0	0	0				
Doug Rau, L OBP: 0.417, SLG: 0.250 (1, 1)										2	0	0	0	1	1	1				
<b>Inning Stats</b>	R: 0 E: 0 K: 0 S: 4	H: 1 LOB: 1 BB: 0 P: 4	R: 0 E: 0 K: 1 S: 5	H: 0 LOB: 0 BB: 0 P: 5	R: 0 E: 0 K: 1 S: 5	H: 0 LOB: 0 BB: 0 P: 5	R: 1 E: 0 K: 1 S: 7	H: 3 LOB: 1 BB: 0 P: 7	R: 0 E: 0 K: 0 S: 2	H: 1 LOB: 1 BB: 1 P: 6	R: 0 E: 0 K: 0 S: 3	H: 0 LOB: 0 BB: 0 P: 3	R: 1 E: 0 K: 2 S: 10	H: 3 LOB: 3 BB: 1 P: 14	R: 1 E: 0 K: 1 S: 6	H: 2 LOB: 0 BB: 0 P: 6	1B: 8 2B: 1 3B: 0 HR: 1	SF: 0 SAC: 0 DP: 0 HBP: 0	WP: 0 PB: 0 SB: 1 CS: 2	PA: 32
<b>PITCHER</b> Lynn McGlothen, R ERA: 3.03 (7, 1)	IP: 0.1 WLS: L BF: 1 H: 0 R: 0 ER: 0 SO: 0 BB: 0 IBB: 0 HBP: 0 BLK: 0 WP: 0 HR: 0 S: 1 P: 1 ERA: 0.00 WHIP: 0.000																			
Al Hrabosky, L ERA: 2.02 (8, 1)	IP: 1.0 WLS: L BF: 4 H: 2 R: 1 ER: 1 SO: 1 BB: 0 IBB: 0 HBP: 0 BLK: 0 WP: 0 HR: 1 S: 6 P: 6 ERA: 9.00 WHIP: 2.000																			

St. Louis Cardinals @ Los Angeles Dodgers  
 Dodger Stadium, Los Angeles, CA  
 Sun May 02 1976, 3:33 AM PDT  
 Att: 33,235 - Unknown

AB 30  
 R 3  
 H 10  
 RBI 3  
 BB 2  
 SO 6  
 LOB 11



Batter	1	2	3	4	5	6	7	8	9	AB	R	H	RBI	BB	SO	LOB	TOP					
<b>Davey Lopes, R</b> OBP: 0.400, SLG: 0.400 (1,4)	6-3		6-3	E S 2H 1B		FC6-4		E 1-2 2-3 1B		5	0	2	1	0	0	1	<b>Los Angeles Dodgers @ Chicago Cubs</b> Wrigley Field, Chicago, IL Tue May 04 1976, 3:33 AM CDT Att: 4,586 - Sunny - 59 F					
<b>Bill Buckner, L</b> OBP: 0.305, SLG: 0.422 (1,7)			F9	4-0		4-3		E6		3	1	1	0	1	0	1						
<b>Manny Mota, R</b> OBP: 0.333, SLG: 0.273 (8, PH)	1B			1-3						1	0	0	0	0	0	2						
<b>John Hale, L</b> OBP: 0.308, SLG: 0.233 (8,9)	2B			BB						0	0	0	0	0	0	0						
<b>Dusty Baker Jr., R</b> OBP: 0.305, SLG: 0.347 (1,8)	CS 2H 1B		5-3	6-3				K		5	0	1	1	0	1	5						
<b>Steve Garvey, R</b> OBP: 0.347, SLG: 0.409 (1,3)	6-3			E5 HR		WP 3B 1B		6-3		5	2	2	0	0	0	1						
<b>Ron Cey, R</b> OBP: 0.439, SLG: 0.500 (1,5)		HR 1B		HR		F2		6-3		4	2	2	2	1	0	1						
<b>Henry Cruz, L</b> OBP: 0.294, SLG: 0.484 (1,9)		HR		4-3				1-3		5	1	2	3	0	0	2						
<b>Steve Yeager, R</b> OBP: 0.305, SLG: 0.407 (1,2)			K	F8		5-3		K		4	0	0	0	0	2	1						
<b>Bill Russell, R</b> OBP: 0.357, SLG: 0.325 (1,6)		L8		2B 1B		F2		1B BB E 1B		4	2	2	0	0	0	1						
<b>Burt Hooton, R</b> OBP: 0.364, SLG: 0.333 (1,1)				1B 2B				E 1B 1-2 BB		2	1	1	1	1	1	0						
<b>Mike Marshall, R</b> (6,1)						FC6-4 BB				0	0	0	0	1	0	0						
<b>Inning Stats</b>	R: 1 E: 0 K: 0 S: 4	H: 2 LOB: 0 BB: 0 P: 4	R: 2 E: 0 K: 2 S: 9	H: 2 LOB: 0 BB: 0 P: 9	R: 0 E: 0 K: 0 S: 3	H: 0 LOB: 0 BB: 0 P: 3	R: 4 E: 1 K: 0 S: 8	H: 4 LOB: 2 BB: 1 P: 12	R: 1 E: 0 K: 0 S: 5	H: 2 LOB: 1 BB: 0 P: 5	R: 0 E: 0 K: 0 S: 2	H: 0 LOB: 0 BB: 0 P: 6	R: 0 E: 0 K: 0 S: 3	H: 0 LOB: 0 BB: 0 P: 3	R: 1 E: 1 K: 2 S: 10	H: 2 LOB: 3 BB: 1 P: 14	R: 0 E: 0 K: 0 S: 2	H: 1 LOB: 1 BB: 1 P: 6	1B: 7 2B: 4 3B: 1 HR: 2	SF: 0 SAC: 0 DP: 1 HBP: 0	WP: 1 PB: 0 SB: 1 CS: 2	PA: 43
<b>PITCHER</b>	IP	WLS	BF	H	R	ER	SO	BB	IBB	HBP	BLK	WP	HR	S	P	ERA	WHIP					
<b>Rick Reuschel, R</b> ERA: 5.3 (1,1)	3.2	L	18	7	7	4	2	0	0	0	0	0	2	22	22	9.82	1.909					
<b>Ken Crosby, R</b> ERA: 11.25 (4,1)	0.1		3	1	0	0	0	1	0	0	0	0	0	2	6	0.00	6.000					
<b>Paul Reuschel, R</b> ERA: 4.7 (5,1)	2.0		8	2	1	1	0	1	0	0	0	1	0	7	11	4.50	1.500					
<b>Ken Frailing, L</b> ERA: (7,1)	1.2		9	2	1	0	1	1	0	0	0	0	0	10	14	0.00	1.800					
<b>Oscar Zamora, R</b> ERA: 2.84 (8,1)	0.1		1	0	0	0	1	0	0	0	0	0	0	3	3	0.00	0.000					

AB	38
R	9
H	13
RBI	8
BB	4
SO	4
LOB	15



Batter	1	2	3	4	5	6	7	8	9	AB	R	H	RBI	BB	SO	LOB	BOTTOM					
<b>Rick Monday, L</b> OBP: 0.431, SLG: 0.598 (1,8)	5-3		K	K				FC6-4		5	0	1	1	0	2	4	<b>Los Angeles Dodgers @ Chicago Cubs</b> Wrigley Field, Chicago, IL Tue May 04 1976, 3:33 AM CDT Att: 4,586 - Sunny - 59 F					
<b>Jose Cardenal, R</b> OBP: 0.374, SLG: 0.515 (1,7)			F8			F7		F5		5	1	2	1	0	0	3						
<b>Bill Madlock, R</b> OBP: 0.404, SLG: 0.436 (1,5)	SH1-3 1B		F8		4-3			1B		4	1	2	0	0	0	0						
<b>Champ Summers, L</b> OBP: 0.333, SLG: 0.471 (1,9)	F8		F6		F5			F7		5	0	0	0	0	0	3						
<b>Ralph LaCock, L</b> OBP: 0.333, SLG: 0.318 (1,3)		2B 1B		1-3	4-3			E		4	1	2	0	1	0	0						
<b>Manny Trillo, R</b> OBP: 0.355, SLG: 0.384 (1,4)		F8 1H 2B		BB 2B 1B		K		E5 FC6-4		5	1	2	2	0	1	3						
<b>Steve Swisher, R</b> OBP: 0.231, SLG: 0.368 (1,2)		F8		F8		F8		F3		4	0	0	0	0	0	4						
<b>Oscar Zamora, R</b> OBP: 0.167, SLG: 0.091 (8,1)		2-3								0	0	0	0	0	0	0						
<b>Dave Rosello, R</b> OBP: 0.407, SLG: 0.324 (1,6)		6-3		2B BB		BB 1B 1B		FC6-4		4	2	2	0	1	0	3						
<b>Rick Reuschel, R</b> OBP: 0.266, SLG: 0.500 (4,1)										0	0	0	0	1	0	0						
<b>Ken Crosby, R</b> OBP: 0.266, SLG: 0.500 (4,1)										0	0	0	0	0	0	0						
<b>Andre Thornton, R</b> OBP: 0.388, SLG: 0.375 (4, PH)										1	0	1	2	0	0	0						
<b>Paul Reuschel, R</b> OBP: 0.388, SLG: 0.375 (5,1)										0	0	0	0	0	0	0						
<b>Mike Adams, R</b> OBP: 0.325, SLG: 0.600 (5, PH)										0	0	0	0	0	1	0						
<b>Ken Frailing, L</b> OBP: 0.325, SLG: 0.600 (7,1)										0	0	0	0	0	0	0						
<b>Randy Hundley, R</b> OBP: 0.266, SLG: 0.357 (8,2)										1	0	0	0	0	1	1						
<b>Inning Stats</b>	R: 0 E: 0 K: 0 S: 4	H: 1 LOB: 1 BB: 0 P: 4	R: 1 E: 0 K: 1 S: 7	H: 2 LOB: 1 BB: 1 P: 11	R: 0 E: 0 K: 0 S: 3	H: 0 LOB: 0 BB: 0 P: 3	R: 2 E: 0 K: 1 S: 7	H: 2 LOB: 1 BB: 1 P: 11	R: 1 E: 0 K: 0 S: 4	H: 1 LOB: 0 BB: 0 P: 4	R: 1 E: 0 K: 1 S: 7	H: 2 LOB: 2 BB: 1 P: 11	R: 0 E: 0 K: 0 S: 4	H: 1 LOB: 2 BB: 1 P: 8	R: 0 E: 0 K: 1 S: 6	H: 1 LOB: 1 BB: 0 P: 6	R: 1 E: 1 K: 0 S: 6	H: 2 LOB: 2 BB: 0 P: 6	1B: 8 2B: 3 3B: 0 HR: 1	SF: 0 SAC: 1 DP: 0 HBP: 0	WP: 0 PB: 0 SB: 0 CS: 0	PA: 44
<b>PITCHER</b>	IP	WLS	BF	H	R	ER	SO	BB	IBB	HBP	BLK	WP	HR	S	P	ERA	WHIP					
<b>Burt Hooton, R</b> ERA: 5.17 (1,1)	5.2	W	28	8	5	5	3	3	0	0	0	0	0	31	43	7.94	1.941					
<b>Mike Marshall, R</b> ERA: 3.25 (6,1)	3.1	S	16	4	1	1	1	1	0	0	0	0	0	17	21	2.70	1.500					



Batter	1	2	3	4	5	6	7	8	9	AB	R	H	RBI	BB	SO	LOB	TOP								
<b>Davey Lopes, R</b> OBP: 0.455, SLG: 0.556 (1, 4)										4	0	1	2	2	0	1	<b>Los Angeles Dodgers @ Chicago Cubs</b> Wrigley Field, Chicago, IL Wed May 05 1976, 3:33 AM CDT Att: 6,126 - Sunny - 76 F								
<b>Bill Buckner, L</b> OBP: 0.297, SLG: 0.443 <b>John Hale, L</b> OBP: 0.308, SLG: 0.233 (1, 7) (9, 9)										5	1	1	2	0	1	4									
<b>Dusty Baker Jr., R</b> OBP: 0.310, SLG: 0.350 (1, 8)										5	1	2	0	0	0	3									
<b>Steve Garvey, R</b> OBP: 0.349, SLG: 0.408 (1, 3)										5	1	2	1	0	0	1									
<b>Ron Cey, R</b> OBP: 0.427, SLG: 0.518 (1, 5)										5	1	1	1	0	0	3									
<b>Henry Cruz, L</b> OBP: 0.308, SLG: 0.639 (1, 9) (9, 7)										5	3	2	3	0	0	0									
<b>Steve Yeager, R</b> OBP: 0.344, SLG: 0.483 (1, 2)										4	2	3	1	1	0	0									
<b>Bill Russell, R</b> OBP: 0.362, SLG: 0.400 (1, 6)										5	3	2	1	0	1	3									
<b>Don Sutton, R</b> OBP: 0.286, SLG: 0.182 <b>Stan Wall, L</b> (6, 1)										3	1	1	0	0	1	2									
<b>Ed Goodson, L</b> OBP: 0.313, SLG: 0.385 <b>Charlie Hough, R</b> (7, 1)										0	0	0	0	0	0	0									
<b>Mike Marshall, R</b> (9, 1)										1	1	1	3	0	0	0									
<b>Inning Stats</b>	R: 1 E: 0 K: 0 S: 5	H: 2 LOB: 1 BB: 0 P: 5	R: 2 E: 1 K: 2 S: 10	H: 2 LOB: 1 BB: 0 P: 10	R: 1 E: 0 K: 0 S: 4	H: 1 LOB: 0 BB: 0 P: 4	R: 1 E: 1 K: 0 S: 5	H: 1 LOB: 2 BB: 1 P: 9	R: 2 E: 0 K: 0 S: 4	H: 2 LOB: 0 BB: 1 P: 8	R: 2 E: 0 K: 0 S: 6	H: 3 LOB: 1 BB: 0 P: 6	R: 3 E: 0 K: 0 S: 6	H: 3 LOB: 1 BB: 1 P: 10	R: 2 E: 0 K: 1 S: 7	H: 2 LOB: 0 BB: 0 P: 7	R: 0 E: 0 K: 0 S: 3	H: 0 LOB: 0 BB: 0 P: 3	1B: 7 2B: 1 3B: 1 HR: 7	SF: 1 SAC: 0 DP: 1 HBP: 0	WP: 0 PB: 0 SB: 0 CS: 0	PA: 47			
<b>PITCHER</b>	IP	WLS	BF	H	R	ER	SO	BB	IBB	HBP	BLK	WP	HR	S	P	ERA	WHIP								
<b>Ray Burris, R</b> ERA: 4.93 <b>Ken Crosby, R</b> ERA: 13.0 <b>Paul Reuschel, R</b> ERA: 5.04	(1, 1) (7, 1) (8, 1)	6.0 1.0 2.0	L 7 8	32 3 8	11 3 2	9 3 2	6 3 2	2 0 1	0 0 0	0 0 0	0 0 0	0 0 0	4 1 2	34 6 10	42 10 10	9.00 27.00 9.00	2.167 4.000 1.000								

AB	43
R	14
H	16
RBI	14
BB	3
SO	3
LOB	17



Batter	1	2	3	4	5	6	7	8	9	AB	R	H	RBI	BB	SO	LOB	BOTTOM								
<b>Rick Monday, L</b> OBP: 0.434, SLG: 0.648 (1, 8)										6	4	3	6	0	0	3	<b>Los Angeles Dodgers @ Chicago Cubs</b> Wrigley Field, Chicago, IL Wed May 05 1976, 3:33 AM CDT Att: 6,126 - Sunny - 76 F								
<b>Jose Cardenal, R</b> OBP: 0.381, SLG: 0.514 (1, 7)										6	1	3	0	0	0	1									
<b>Bill Madlock, R</b> OBP: 0.417, SLG: 0.480 (1, 5)										6	2	4	1	0	0	3									
<b>Champ Summers, L</b> OBP: 0.370, SLG: 0.478 (1, 9)										6	0	3	4	0	1	3									
<b>Ralph LaCock, L</b> OBP: 0.333, SLG: 0.292 <b>Andre Thornton, R</b> OBP: 0.380, SLG: 0.364 (1, 3) (6, PH) (7, 3)										2	0	0	0	1	1	1									
<b>Manny Trillo, R</b> OBP: 0.357, SLG: 0.394 (1, 4)										5	1	2	0	0	0	3									
<b>Steve Swisher, R</b> OBP: 0.265, SLG: 0.407 (1, 2)										5	2	4	1	0	0	1									
<b>Dave Rosello, R</b> OBP: 0.417, SLG: 0.333 (1, 6)										4	1	2	0	1	0	2									
<b>Ray Burris, R</b> OBP: 0.154, SLG: 0.154 <b>Mike Adams, R</b> OBP: 0.067, SLG: 0.000 <b>Ken Crosby, R</b> OBP: 0.356, SLG: 0.500 <b>Randy Hundley, R</b> OBP: 0.255, SLG: 0.333 <b>Paul Reuschel, R</b> OBP: 0.300, SLG: 0.626 (1, 1) (5, PH) (7, 1) (7, PH) (9, 1) (9, PH)										2	0	0	0	0	2	4									
<b>Inning Stats</b>	R: 1 E: 0 K: 0 S: 5	H: 2 LOB: 2 BB: 1 P: 9	R: 0 E: 0 K: 1 S: 6	H: 2 LOB: 1 BB: 0 P: 6	R: 1 E: 1 K: 0 S: 5	H: 2 LOB: 1 BB: 0 P: 5	R: 4 E: 1 K: 2 S: 11	H: 5 LOB: 0 BB: 0 P: 11	R: 0 E: 0 K: 1 S: 6	H: 1 LOB: 1 BB: 0 P: 6	R: 1 E: 0 K: 0 S: 5	H: 2 LOB: 2 BB: 1 P: 9	R: 0 E: 0 K: 1 S: 5	H: 1 LOB: 1 BB: 1 P: 9	R: 1 E: 1 K: 0 S: 5	H: 2 LOB: 1 BB: 0 P: 5		R: 4 E: 1 K: 0 S: 8	H: 4 LOB: 1 BB: 0 P: 8	1B: 14 2B: 5 3B: 0 HR: 2	SF: 0 SAC: 0 DP: 2 HBP: 0	WP: 0 PB: 0 SB: 0 CS: 1	PA: 49		
<b>PITCHER</b>	IP	WLS	BF	H	R	ER	SO	BB	IBB	HBP	BLK	WP	HR	S	P	ERA	WHIP								
<b>Don Sutton, R</b> ERA: 4.69 <b>Stan Wall, L</b> ERA: 3.12 <b>Charlie Hough, R</b> ERA: 3.77 <b>Mike Marshall, R</b> ERA: 3.19	(1, 1) (6, 1) (7, 1) (9, 1)	5.2 0.1 2.1 0.2	W 1 14 S	31 1 6 3	14 0 5 1	7 0 3 0	6 0 3 0	4 0 1 0	0 0 0 0	0 0 0 0	0 0 0 0	0 0 0 0	1 1 15 3	37 1 19 3	45 1 19 3	9.53 0.00 11.57 0.00	2.824 0.000 3.000 1.500								

AB	46
R	12
H	21
RBI	12
BB	3
SO	5
LOB	26









Batter	1	2	3	4	5	6	7	8	9	AB	R	H	RBI	BB	SO	LOB	TOP			
Davey Lopes, R OBP: 0.346, SLG: 0.417 (1, 4)										4	0	0	0	0	1	2	<b>Los Angeles Dodgers @ Philadelphia Phillies</b> <b>Veterans Stadium, Philadelphia, PA</b> Sun May 09 1976, 3:33 AM EDT Att: 24,143 - Unknown <a href="http://livebaseballscorecards.com">livebaseballscorecards.com</a>			
Bill Buckner, L OBP: 0.286, SLG: 0.422 Charlie Hough, R (8, 1)										4	0	1	0	0	0	2				
Dusty Baker Jr., R OBP: 0.327, SLG: 0.370 (1, 8)										4	1	1	0	0	1	1				
Steve Garvey, R OBP: 0.353, SLG: 0.400 (1, 3)										4	0	2	1	0	1	0				
Ron Cey, R OBP: 0.431, SLG: 0.536 (1, 5)										4	1	1	0	0	1	1				
Henry Cruz, L OBP: 0.283, SLG: 0.558 Al Downing, R (5, 1)										2	0	0	0	0	0	0				
Ed Goodson, L OBP: 0.300, SLG: 0.529 (8, 7)										2	1	1	2	0	1	1				
Joe Ferguson, R OBP: 0.260, SLG: 0.246 (1, 2)										4	0	0	0	0	3	1				
Rick Auerbach, R (1, 6)										2	0	0	0	0	0	0				
Steve Yeager, R OBP: 0.282, SLG: 0.522 Ivan De Jesus, R OBP: 0.208, SLG: 0.182 (8, 6)										0	0	0	0	1	0	0				
Doug Rau, L OBP: 0.385, SLG: 0.222 John Hale, L OBP: 0.315, SLG: 0.227 (5, 9)										1	0	0	0	0	0	0				
<b>Inning Stats</b>	R: 0 E: 0 K: 2 S: 7	H: 0 LOB: 0 BB: 0 P: 7	R: 0 E: 0 K: 2 S: 7	H: 0 LOB: 0 BB: 0 P: 7	R: 0 E: 0 K: 1 S: 5	H: 0 LOB: 0 BB: 0 P: 5	R: 0 E: 0 K: 0 S: 3	H: 0 LOB: 0 BB: 0 P: 3	R: 0 E: 0 K: 0 S: 3	H: 0 LOB: 0 BB: 0 P: 3	R: 0 E: 0 K: 2 S: 4	H: 2 LOB: 2 BB: 0 P: 4	R: 2 E: 0 K: 0 S: 5	H: 2 LOB: 2 BB: 2 P: 13	R: 1 E: 0 K: 2 S: 9	H: 2 LOB: 1 BB: 0 P: 9	1B: 3 2B: 2 3B: 0 HR: 1	SF: 0 SAC: 0 DP: 0 HBP: 0	WP: 0 PB: 0 SB: 0 CS: 0	PA: 34
<b>PITCHER</b>	IP WLS BF H R ER SO BB IBB HBP BLK WP HR S P ERA WHIP																			
Jim Lonborg, R ERA: 2.13 Ron Reed, R ERA: 5.28	(1, 1)	8.0 W 31 6 3 3 7 2 0 0 0 0 1 43 51 3.38 1.000	(9, 1)	1.0 3 0 0 0 2 0 0 0 0 0 0 7 7 0.00 0.000																

Batter	1	2	3	4	5	6	7	8	9	AB	R	H	RBI	BB	SO	LOB	BOTTOM					
Dave Cash, R OBP: 0.339, SLG: 0.436 Terry Harmon, R OBP: 0.353, SLG: 0.214 (6, 4)										4	2	2	1	0	0	1	<b>Los Angeles Dodgers @ Philadelphia Phillies</b> <b>Veterans Stadium, Philadelphia, PA</b> Sun May 09 1976, 3:33 AM EDT Att: 24,143 - Unknown <a href="http://livebaseballscorecards.com">livebaseballscorecards.com</a>					
Larry Bowa, S OBP: 0.369, SLG: 0.400 (1, 6)										5	0	2	3	0	0	0						
Mike Schmidt, R OBP: 0.373, SLG: 0.724 (1, 5)										5	0	0	0	0	0	3						
Greg Luzinski, R OBP: 0.384, SLG: 0.549 Jerry Martin, R OBP: 0.364, SLG: 0.333 (7, 7)										3	2	1	1	1	0	0						
Ollie Brown, R OBP: 0.500, SLG: 0.645 (1, 9)										4	2	2	0	1	1	0						
Gary Maddox, R OBP: 0.395, SLG: 0.520 (1, 8)										4	2	3	2	0	0	2						
Bobby Tolan, L OBP: 0.346, SLG: 0.592 (1, 3)										3	0	2	2	0	0	1						
Bob Boone, R OBP: 0.359, SLG: 0.424 (1, 2)										4	1	1	0	0	0	3						
Jim Lonborg, R OBP: 0.375, SLG: 0.357 Ron Reed, R ERA: 3.15										3	1	1	1	1	0	0						
<b>Inning Stats</b>	R: 4 E: 0 K: 0 S: 8	H: 5 LOB: 1 BB: 0 P: 8	R: 0 E: 0 K: 0 S: 3	H: 0 LOB: 0 BB: 0 P: 3	R: 1 E: 0 K: 0 S: 4	H: 1 LOB: 1 BB: 1 P: 8	R: 0 E: 0 K: 0 S: 4	H: 1 LOB: 2 BB: 1 P: 8	R: 5 E: 1 K: 0 S: 8	H: 5 LOB: 1 BB: 1 P: 12	R: 0 E: 0 K: 0 S: 5	H: 2 LOB: 0 BB: 0 P: 5	R: 0 E: 0 K: 1 S: 5	H: 0 LOB: 0 BB: 0 P: 5	R: 0 E: 0 K: 1 S: 5	H: 0 LOB: 0 BB: 0 P: 5		1B: 10 2B: 1 3B: 2 HR: 1	SF: 1 SAC: 0 DP: 0 HBP: 0	WP: 0 PB: 0 SB: 0 CS: 0	PA: 41	
<b>PITCHER</b>	IP WLS BF H R ER SO BB IBB HBP BLK WP HR S P ERA WHIP																					
Doug Rau, L ERA: 3.57 Al Downing, L ERA: 2.7 Charlie Hough, R ERA: 3.15	(1, 1)	4.2 L 26 9 8 8 0 3 0 0 0 0 0 0 12 12 15.43 2.571	(5, 1)	2.1 12 5 2 1 0 0 0 0 0 0 0 12 12 3.86 2.143	(8, 1)	1.0 3 0 0 0 1 0 0 0 0 0 0 5 5 0.00 0.000																

Batter	1	2	3	4	5	6	7	8	9	AB	R	H	RBI	BB	SO	LOB	TOP					
Davey Lopes, R OBP: 0.333, SLG: 0.370	4-0 6-3 4-3 BB		0-0 5-3			0-0 F8		0-0 P6		3	0	0	0	1	0	2	<b>Los Angeles Dodgers @ St. Louis Cardinals</b> Busch Stadium, St. Louis, MO Mon May 10 1976, 7:05 PM CDT Att: 11,330 - Unknown <a href="http://livebaseballscorecards.com">livebaseballscorecards.com</a>					
Bill Buckner, L OBP: 0.275, SLG: 0.406	0-0 4-3			0-0 4-3		0-0 F9		0-0 4-3		4	0	0	0	0	0	3						
Dusty Baker Jr., R OBP: 0.333, SLG: 0.368	0-0 6-3			0-0 F9			4-0 FC5-4 BB		0-0 SH1-3 1B	3	1	1	0	1	0	1						
Steve Garvey, R OBP: 0.344, SLG: 0.389	0-0 F7			0-0 P3			0-3 K		0-0 SH1-3	3	0	0	0	0	1	2						
Ron Cey, R OBP: 0.425, SLG: 0.554		0-0 P3			0-3 K		0-0 FC5-4 1-2 HR		0-0 HR	4	2	1	2	0	1	1						
Joe Ferguson, R OBP: 0.280, SLG: 0.290		0-0 L4			0-3 K		0-0 HR		0-0 P4	4	1	1	2	0	1	0						
Steve Yeager, R OBP: 0.377, SLG: 0.500 Mike Marshall, R (7, 1)		0-3 K			0-0 6-3		0-0 6-3		0-0 F9	3	0	0	0	0	1	0						
Bill Russell, R OBP: 0.390, SLG: 0.474			0-3 K			0-0 F9		0-0 S 1B		3	0	1	0	0	1	0						
Burt Hooton, R OBP: 0.385, SLG: 0.364 Henry Cruz, L OBP: 0.277, SLG: 0.545			0-3 K			0-0 1B		0-0 B1		2	0	1	0	0	1	0						
<b>Inning Stats</b>	R: 0 E: 0 K: 0 S: 3	H: 0 LOB: 1 BB: 1 P: 7	R: 0 E: 0 K: 1 S: 5	H: 0 LOB: 0 BB: 0 P: 5	R: 0 E: 0 K: 2 S: 7	H: 0 LOB: 0 BB: 0 P: 7	R: 0 E: 0 K: 0 S: 3	H: 0 LOB: 0 BB: 0 P: 3	R: 0 E: 0 K: 2 S: 7	H: 0 LOB: 0 BB: 0 P: 7	R: 0 E: 0 K: 0 S: 4	H: 1 LOB: 1 BB: 0 P: 4	R: 2 E: 0 K: 1 S: 6	H: 1 LOB: 1 BB: 1 P: 10	R: 0 E: 0 K: 0 S: 4	H: 1 LOB: 1 BB: 0 P: 4		R: 2 E: 0 K: 0 S: 5	H: 2 LOB: 2 BB: 0 P: 5	1B: 3 2B: 0 3B: 0 HR: 2	SF: 0 SAC: 1 DP: 0 HBP: 0	WP: 0 PB: 0 SB: 1 CS: 0
<b>PITCHER</b>	IP	WLS	BF	H	R	ER	SO	BB	IBB	HBP	BLK	WP	HR	S	P	ERA	WHIP					
Pete Falcone, L ERA: 3.66	7.0		25	2	2	2	6	2	0	0	0	0	1	35	43	2.57	0.571					
Eric Rasmussen, R ERA: 3.2	2.0	L	9	3	2	2	0	0	0	0	0	0	1	9	9	9.00	1.500					

Batter	1	2	3	4	5	6	7	8	9	AB	R	H	RBI	BB	SO	LOB	BOTTOM					
Lou Brock, L OBP: 0.291, SLG: 0.340	0-3 K		0-3 K		0-0 4-3		0-0 2-3 3-H 1B 2B		0-0 L7	5	1	1	2	0	2	2	<b>Los Angeles Dodgers @ St. Louis Cardinals</b> Busch Stadium, St. Louis, MO Mon May 10 1976, 7:05 PM CDT Att: 11,330 - Unknown <a href="http://livebaseballscorecards.com">livebaseballscorecards.com</a>					
Vic Harris, S OBP: 0.358, SLG: 0.386	0-3 K		0-0 F9		0-0 FC4-6 BB		0-0 2-H 1B		0-3 K	4	0	1	1	1	2	1						
Willie Crawford, L OBP: 0.355, SLG: 0.414	0-0 1B			0-0 F7	0-0 FC4-6 1-2		0-0 4-3			4	0	1	0	0	0	3						
Ted Simmons, S OBP: 0.333, SLG: 0.356	0-3 K2-3			0-0 L3		0-0 1-3		0-0 4-3		4	0	0	0	0	1	1						
Keith Hernandez, L OBP: 0.303, SLG: 0.262		0-0 5-3		0-0 1B		0-0 1-3		4-0 2B BB		3	0	1	0	1	0	0						
Jerry Mumphrey, S (1, 8)		0-0 1-3		0-3 K		0-0 G3		0-0 F7		4	0	0	0	0	1	2						
Hector Cruz, R OBP: 0.198, SLG: 0.276		0-0 1-3			0-0 1B 4-3 1B		0-0 6-3	0-0 1-3 2B		4	1	2	0	0	0	0						
Don Kessinger, S OBP: 0.330, SLG: 0.357			0-0 SH1-4 1B		0-0 4-3 SH1-3 1-3 1B		0-0 2B 2B	0-0 4-3		4	1	3	0	0	0	2						
Pete Falcone, L (1, 1) Ron Fairly, L OBP: 0.447, SLG: 0.490 Eric Rasmussen, R (8, 1) Mike Anderson, R OBP: 0.405, SLG: 0.459			0-0 SH1-4		0-0 SH1-3		0-0 6-3	0-0 4-3		0	0	0	0	0	0	0						
<b>Inning Stats</b>	R: 0 E: 0 K: 3 S: 10	H: 1 LOB: 1 BB: 0 P: 10	R: 0 E: 0 K: 0 S: 3	H: 0 LOB: 0 BB: 0 P: 3	R: 0 E: 0 K: 1 S: 6	H: 1 LOB: 1 BB: 0 P: 6	R: 0 E: 0 K: 1 S: 6	H: 1 LOB: 1 BB: 0 P: 6	R: 1 E: 0 K: 0 S: 5	H: 2 LOB: 2 BB: 1 P: 9	R: 0 E: 0 K: 0 S: 3	H: 0 LOB: 0 BB: 0 P: 3	R: 2 E: 0 K: 0 S: 6	H: 3 LOB: 1 BB: 0 P: 6	R: 0 E: 0 K: 0 S: 4	H: 1 LOB: 2 BB: 1 P: 8		R: 0 E: 0 K: 1 S: 5	H: 0 LOB: 0 BB: 0 P: 5	1B: 6 2B: 3 3B: 0 HR: 0	SF: 0 SAC: 2 DP: 0 HBP: 0	WP: 0 PB: 0 SB: 0 CS: 0
<b>PITCHER</b>	IP	WLS	BF	H	R	ER	SO	BB	IBB	HBP	BLK	WP	HR	S	P	ERA	WHIP					
Burt Hooton, R ERA: 4.97	6.2		29	8	3	3	5	1	0	0	0	0	0	38	42	4.05	1.350					
Mike Marshall, R ERA: 2.97	2.1	W	9	1	0	0	1	1	0	0	0	0	0	10	14	0.00	0.857					

Batter	1	2	3	4	5	6	7	8	9	AB	R	H	RBI	BB	SO	LOB	TOP								
Davey Lopes, R (1.4)	1-3			5-3		F8		SH3-4 SF8 2B		4	1	1	0	0	0	0	<b>Los Angeles Dodgers @ St. Louis Cardinals</b> Busch Stadium, St. Louis, MO Tue May 11 1976, 7:05 PM CDT Att: 11,940 - Unknown <a href="http://livebaseballscorecards.com">livebaseballscorecards.com</a>								
Bill Buckner, L (1.7)	G5-4-3 1B			E4 F9 1B		6-3		SH3-4		3	0	2	0	0	0	0									
Dusty Baker Jr., R (1.8)	G5-4-3 1-2			F9 2-3		K		SF8		3	0	0	1	0	1	2									
Steve Garvey, R (1.3)		K		1-3		F8		1B 1B		4	0	1	0	0	1	1									
Ron Cey, R (1.5)	6-3				HR			FC6-4 1B		4	2	3	2	0	0	0									
Joe Ferguson, R (1.9)	F9			4-3				FC6-4 1B		4	1	1	1	0	0	2									
John Hale, L (8.9)								FC6-4 1-2		0	0	0	0	0	0	0									
Steve Yeager, R (1.2)			FC6-4 1B	6-3		F9		K		4	0	1	0	0	1	0									
Bill Russell, R (1.6)	FC6-4 G6-4-3 1-2							4-3		4	0	2	0	0	0	1									
Don Sutton, R (1.1)	G6-4-3 1-2			L6		1-3		K		4	0	0	0	0	1	3									
<b>Inning Stats</b>	R: 0 E: 0 K: 0 S: 3	H: 1 LOB: 0 BB: 0 P: 3	R: 0 E: 0 K: 1 S: 5	H: 0 LOB: 0 BB: 0 P: 5	R: 0 E: 0 K: 0 S: 3	H: 1 LOB: 0 BB: 0 P: 3	R: 0 E: 1 K: 0 S: 4	H: 1 LOB: 1 BB: 0 P: 4	R: 1 E: 0 K: 0 S: 5	H: 2 LOB: 1 BB: 0 P: 5	R: 0 E: 0 K: 1 S: 5	H: 0 LOB: 0 BB: 0 P: 5	R: 2 E: 0 K: 0 S: 6	H: 3 LOB: 1 BB: 0 P: 6	R: 1 E: 0 K: 2 S: 6	H: 3 LOB: 2 BB: 0 P: 6	R: 0 E: 0 K: 2 S: 7	H: 0 LOB: 0 BB: 0 P: 7	1B: 7 2B: 1 3B: 0 HR: 3	SF: 1 SAC: 1 DP: 2 HBP: 0	WP: 0 PB: 0 SB: 0 CS: 0	PA: 36			
<b>PITCHER</b>	IP	WLS	BF	H	R	ER	SO	BB	IBB	HBP	BLK	WP	HR	S	P	ERA	WHIP								
John Curtis, L (1.1)	7.1	L	29	9	4	4	2	0	0	0	0	0	3	33	33	4.91	1.227								
Danny Frisella, R (8.1)	0.2		4	2	0	0	0	0	0	0	0	0	0	4	4	0.00	3.000								
Mike Proly, R (9.1)	1.0		3	0	0	0	2	0	0	0	0	0	0	7	7	0.00	0.000								

Batter	1	2	3	4	5	6	7	8	9	AB	R	H	RBI	BB	SO	LOB	BOTTOM								
Lou Brock, L (1.7)	P4			6-3		F8		6-3		4	0	0	0	0	0	0	<b>Los Angeles Dodgers @ St. Louis Cardinals</b> Busch Stadium, St. Louis, MO Tue May 11 1976, 7:05 PM CDT Att: 11,940 - Unknown <a href="http://livebaseballscorecards.com">livebaseballscorecards.com</a>								
Vic Harris, S (1.4)	3-1			2B 1B		K		B5-3		4	0	1	0	0	1	0									
Willie Crawford, L (1.9)	5-3			K				1B		4	0	2	0	0	1	1									
Ted Simmons, S (1.2)		4-3				G3		F9		4	0	1	0	0	0	2									
Keith Hernandez, L (1.3)		4-3		G3				G3		4	0	0	0	0	0	3									
Jerry Mumphrey, S (1.8)		4-3			4-3			4-3		3	0	0	0	0	0	0									
Hector Cruz, R (1.5)			L7		F7			4-3		3	0	0	0	0	0	0									
Don Kessinger, S (1.6)			F7					F7		3	0	1	0	0	0	0									
John Curtis, L (1.1)			F7					L6		2	0	0	0	0	1	1									
Danny Frisella, L (8.1)										0	0	0	0	0	0	0									
Mike Tyson, R (8. PH)										1	0	0	0	0	0	0									
Mike Proly, R (9.1)										0	0	0	0	0	0	0									
<b>Inning Stats</b>	R: 0 E: 0 K: 0 S: 3	H: 0 LOB: 0 BB: 0 P: 3	R: 0 E: 0 K: 0 S: 3	H: 0 LOB: 0 BB: 0 P: 3	R: 0 E: 0 K: 1 S: 7	H: 2 LOB: 2 BB: 0 P: 7	R: 0 E: 0 K: 1 S: 6	H: 1 LOB: 1 BB: 0 P: 6	R: 0 E: 0 K: 1 S: 6	H: 1 LOB: 1 BB: 0 P: 6	R: 0 E: 0 K: 0 S: 3	H: 0 LOB: 0 BB: 0 P: 3	R: 0 E: 0 K: 0 S: 3	H: 0 LOB: 0 BB: 0 P: 3	R: 0 E: 0 K: 0 S: 4	H: 1 LOB: 1 BB: 0 P: 4	1B: 4 2B: 1 3B: 0 HR: 0	SF: 0 SAC: 0 DP: 0 HBP: 0	WP: 0 PB: 0 SB: 0 CS: 0	PA: 32					
<b>PITCHER</b>	IP	WLS	BF	H	R	ER	SO	BB	IBB	HBP	BLK	WP	HR	S	P	ERA	WHIP								
Don Sutton, R (1.1)	9.0	W	32	5	0	0	3	0	0	0	0	0	0	38	38	0.00	0.556								

Batter	1	2	3	4	5	6	7	8	9	AB	R	H	RBI	BB	SO	LOB	TOP																
Bill Russell, R OBP: 0.397, SLG: 0.470 (1.6)	5-3		F7					F8		5	0	2	0	0	0	2	<b>Los Angeles Dodgers @ St. Louis Cardinals</b> Busch Stadium, St. Louis, MO Wed May 12 1976, 3:33 AM CDT Att: 13,022 - Unknown <a href="http://livebaseballscorecards.com">livebaseballscorecards.com</a>																
Bill Buckner, L OBP: 0.299, SLG: 0.430 (1.7)	1B		FC5-4				FC4-6		5	2	3	0	0	0	2																		
Dusty Baker Jr., R OBP: 0.333, SLG: 0.363 (1.8)	1B		FC5-4				CS		4	1	2	1	1	1	1																		
Steve Garvey, R OBP: 0.336, SLG: 0.372 (1.3)	F8		FC5-4						4	1	0	0	1	1	4																		
Ron Cey, R OBP: 0.434, SLG: 0.618 (1.5)	F9		BB						5	1	2	2	0	1	2																		
Joe Ferguson, R OBP: 0.282, SLG: 0.373 (1.9)			BB						2	1	1	1	2	1	0																		
Steve Yeager, R OBP: 0.355, SLG: 0.462 (1.2)	P3		F9						4	0	0	0	0	0	5																		
Rick Auerbach, R (1.4)	6-3								4	0	0	0	0	1	3																		
Rick Rhoden, R OBP: 0.091, SLG: 0.091 (1.1)									2	0	0	0	0	1	0																		
Stan Wall, L (5.1)	K								0	0	0	0	0	0	0																		
Henry Cruz, L OBP: 0.271, SLG: 0.533 (7. PH)									1	0	0	0	0	1	0																		
Mike Marshall, R (7.1)									0	0	0	1	0	0	0																		
<b>Inning Stats</b>	R: 1 E: 0 K: 0 S: 5	H: 2 LOB: 1 BB: 0 P: 5	R: 1 E: 0 K: 1 S: 6	H: 1 LOB: 0 BB: 0 P: 6	R: 1 E: 0 K: 0 S: 5	H: 2 LOB: 3 BB: 2 P: 13	R: 0 E: 0 K: 0 S: 4	H: 1 LOB: 1 BB: 0 P: 4	R: 0 E: 0 K: 2 S: 7	H: 0 LOB: 0 BB: 0 P: 7	R: 0 E: 0 K: 1 S: 5	H: 1 LOB: 0 BB: 0 P: 5	R: 3 E: 1 K: 0 S: 6	H: 2 LOB: 2 BB: 2 P: 14	R: 0 E: 0 K: 1 S: 6	H: 1 LOB: 1 BB: 0 P: 6	1B: 7 2B: 2 3B: 0 HR: 1	SF: 1 SAC: 0 DP: 0 HBP: 0	WP: 0 PB: 0 SB: 1 CS: 1	PA: 42													
<b>PITCHER</b>	IP WLS BF H R ER SO BB IBB HBP BLK WP HR S P ERA WHIP																																
Bob Forsch, R ERA: 6.03 (1.1)	2.2	15	5	3	3	1	2	0	0	0	0	0	1	15	23	10.12	2.625																
Eric Rasmussen, R ERA: 3.0 (3.1)	4.1	L	17	4	3	1	5	1	0	0	0	0	0	26	30	2.08	1.154																
Al Hrabosky, L ERA: 1.57 (8.1)	2.0		9	1	0	0	1	0	1	0	0	0	0	10	14	0.00	0.500																

Batter	1	2	3	4	5	6	7	8	9	AB	R	H	RBI	BB	SO	LOB	BOTTOM																
Jerry Mumphrey, S (1.8)	4-3		F7					K		4	0	0	0	0	1	1	<b>Los Angeles Dodgers @ St. Louis Cardinals</b> Busch Stadium, St. Louis, MO Wed May 12 1976, 3:33 AM CDT Att: 13,022 - Unknown <a href="http://livebaseballscorecards.com">livebaseballscorecards.com</a>																
Vic Harris, S OBP: 0.368, SLG: 0.417 (1.4)			F9					4-3		3	0	2	1	1	0	0																	
Lou Brock, L OBP: 0.270, SLG: 0.315 (1.7)	F7		4-3							4	0	0	0	0	0	3																	
Ted Simmons, S OBP: 0.328, SLG: 0.358 (1.2)										1	0	0	0	0	0	1																	
Ken Rudolph, R OBP: 0.296, SLG: 0.308 (4.2)	G3									3	0	0	0	0	2	1																	
Willie Crawford, L OBP: 0.369, SLG: 0.436 (1.9)										4	1	2	0	0	0	0																	
Keith Hernandez, L OBP: 0.286, SLG: 0.247 (1.3)										4	0	1	0	0	2	1																	
Hector Cruz, R OBP: 0.204, SLG: 0.277 (1.5)										4	1	2	1	0	1	1																	
Don Kessinger, S OBP: 0.327, SLG: 0.371 (1.6)										4	1	1	1	0	0	3																	
Bob Forsch, R (1.1)										1	0	0	0	0	0	2																	
Eric Rasmussen, R (3.1)										2	0	0	0	0	2	1																	
Al Hrabosky, R (8.1)										0	0	0	0	0	0	0																	
<b>Inning Stats</b>	R: 0 E: 0 K: 0 S: 3	H: 0 LOB: 1 BB: 1 P: 7	R: 1 E: 0 K: 0 S: 5	H: 3 LOB: 1 BB: 0 P: 5	R: 0 E: 0 K: 1 S: 5	H: 0 LOB: 0 BB: 0 P: 3	R: 0 E: 0 K: 1 S: 5	H: 0 LOB: 0 BB: 0 P: 5	R: 2 E: 0 K: 1 S: 8	H: 3 LOB: 1 BB: 0 P: 8	R: 0 E: 0 K: 2 S: 7	H: 0 LOB: 0 BB: 0 P: 7	R: 0 E: 0 K: 1 S: 5	H: 0 LOB: 0 BB: 0 P: 5	R: 0 E: 0 K: 2 S: 8	H: 1 LOB: 1 BB: 0 P: 8	R: 0 E: 0 K: 1 S: 6	H: 1 LOB: 1 BB: 0 P: 6	1B: 4 2B: 2 3B: 2 HR: 0	SF: 0 SAC: 0 DP: 1 HBP: 0	WP: 0 PB: 0 SB: 0 CS: 0	PA: 35											
<b>PITCHER</b>	IP WLS BF H R ER SO BB IBB HBP BLK WP HR S P ERA WHIP																																
Rick Rhoden, R ERA: 3.45 (1.1)	4.2		20	6	3	3	2	1	0	0	0	0	0	23	27	5.79	1.500																
Stan Wall, L ERA: 2.7 (5.1)	1.1		4	0	0	0	2	0	0	0	0	0	0	8	8	0.00	0.000																
Mike Marshall, R ERA: 2.75 (7.1)	3.0	W	11	2	0	0	4	0	0	0	0	0	0	19	19	0.00	0.667																


Batter	1	2	3	4	5	6	7	8	9	AB	R	H	RBI	BB	SO	LOB	TOP					
<b>Davey Lopes, R</b> OBP: 0.289, SLG: 0.343 (1, 4)										4	0	0	0	0	1	1	<b>Los Angeles Dodgers @ Pittsburgh Pirates</b> Three Rivers Stadium, Pittsburgh, PA Fri May 14 1976, 7:05 PM EDT Att: 13,764 - Unknown <a href="http://livebaseballscorecards.com">livebaseballscorecards.com</a>					
<b>Bill Buckner, L</b> OBP: 0.289, SLG: 0.415 (1, 7)										4	0	0	0	0	1	0						
<b>Dusty Baker Jr., R</b> OBP: 0.331, SLG: 0.358 (1, 8)										4	0	1	0	0	0	0						
<b>Steve Garvey, R</b> OBP: 0.326, SLG: 0.360 (1, 3)										4	0	0	0	0	0	1						
<b>Ron Cey, R</b> OBP: 0.424, SLG: 0.602 (1, 5)										3	0	0	0	0	1	1						
<b>Joe Ferguson, R</b> OBP: 0.284, SLG: 0.372 <b>John Hale, L</b> OBP: 0.315, SLG: 0.227 (8, PR) (8, 9)										3	0	1	0	0	1	0						
<b>Steve Yeager, R</b> OBP: 0.352, SLG: 0.494 (1, 2)										3	1	1	2	0	1	0						
<b>Bill Russell, R</b> OBP: 0.394, SLG: 0.507 (1, 6)										3	1	1	1	0	0	1						
<b>Tommy John, R</b> OBP: 0.154, SLG: 0.154 <b>Charlie Hough, R</b> (6, 1) <b>Ted Sizemore, R</b> OBP: 0.287, SLG: 0.273 <b>Mike Marshall, R</b> (8, 1)										2	0	0	0	0	0	0						
<b>Inning Stats</b>	R: 0 E: 0 K: 1 S: 5	H: 0 LOB: 0 BB: 0 P: 5	R: 0 E: 0 K: 1 S: 5	H: 0 LOB: 0 BB: 0 P: 5	R: 0 E: 0 K: 1 S: 5	H: 0 LOB: 0 BB: 0 P: 5	R: 0 E: 0 K: 0 S: 3	H: 0 LOB: 0 BB: 0 P: 3	R: 0 E: 0 K: 1 S: 5	H: 0 LOB: 0 BB: 0 P: 5	R: 1 E: 0 K: 0 S: 4	H: 1 LOB: 0 BB: 0 P: 4	R: 0 E: 0 K: 1 S: 6	H: 1 LOB: 1 BB: 0 P: 6	R: 2 E: 0 K: 0 S: 5	H: 2 LOB: 1 BB: 0 P: 5		R: 0 E: 0 K: 0 S: 3	H: 0 LOB: 0 BB: 0 P: 3	1B: 2 2B: 0 3B: 0 HR: 2	SF: 0 SAC: 0 DP: 0 HBP: 0	WP: 0 PB: 0 SB: 0 CS: 0
<b>PITCHER</b> <b>John Candelaria, L</b> ERA: 2.15 (1, 1)	IP: 9.0 WLS: L BF: 31 H: 4 R: 3 ER: 3 SO: 5 BB: 0 IBB: 0 HBP: 0 BLK: 0 WP: 0 HR: 2 S: 41 P: 41 ERA: 3.00 WHIP: 0.444																					

Batter	1	2	3	4	5	6	7	8	9	AB	R	H	RBI	BB	SO	LOB	BOTTOM			
<b>Rennie Stennett, R</b> OBP: 0.305, SLG: 0.384 (1, 4)										4	1	1	0	1	0	4	<b>Los Angeles Dodgers @ Pittsburgh Pirates</b> Three Rivers Stadium, Pittsburgh, PA Fri May 14 1976, 7:05 PM EDT Att: 13,764 - Unknown <a href="http://livebaseballscorecards.com">livebaseballscorecards.com</a>			
<b>Manny Sanguillen, R</b> OBP: 0.291, SLG: 0.316 (1, 2)										5	1	2	1	0	0	3				
<b>Al Oliver, L</b> OBP: 0.375, SLG: 0.514 (1, 8)										4	0	1	1	0	0	1				
<b>Bob Robertson, R</b> OBP: 0.238, SLG: 0.167 (1, 3)										2	0	0	0	2	1	0				
<b>Richie Zisk, R</b> OBP: 0.349, SLG: 0.444 (1, 7)										4	0	0	0	0	1	4				
<b>Bill Robinson, R</b> OBP: 0.421, SLG: 0.543 (1, 9)										4	0	2	0	0	0	2				
<b>Richie Hebner, L</b> OBP: 0.337, SLG: 0.310 (1, 5)										3	0	0	0	1	1	2				
<b>Mario Mendoza, R</b> OBP: 0.289, SLG: 0.278 (1, 6)										4	0	0	0	0	1	3				
<b>John Candelaria, L</b> OBP: 0.286, SLG: 0.091 <b>Ed Kirkpatrick, L</b> OBP: 0.529, SLG: 0.385 <b>Frank Taveras, R</b> OBP: 0.226, SLG: 0.217 (9, PH) (9, PR) (8, 1)										2	0	0	0	1	0	1				
<b>Inning Stats</b>	R: 2 E: 0 K: 0 S: 5	H: 2 LOB: 0 BB: 0 P: 5	R: 0 E: 0 K: 0 S: 3	H: 0 LOB: 0 BB: 0 P: 3	R: 0 E: 0 K: 2 S: 7	H: 0 LOB: 0 BB: 0 P: 7	R: 0 E: 0 K: 0 S: 3	H: 1 LOB: 2 BB: 2 P: 11	R: 0 E: 0 K: 0 S: 4	H: 1 LOB: 2 BB: 1 P: 8	R: 0 E: 0 K: 0 S: 4	H: 1 LOB: 2 BB: 1 P: 8	R: 0 E: 0 K: 0 S: 4	H: 1 LOB: 2 BB: 1 P: 8	R: 0 E: 0 K: 0 S: 4	H: 1 LOB: 2 BB: 1 P: 8		1B: 3 2B: 2 3B: 2 HR: 0	SF: 0 SAC: 0 DP: 1 HBP: 0	WP: 0 PB: 0 SB: 0 CS: 0
<b>PITCHER</b> <b>Tommy John, L</b> ERA: 2.84 <b>Charlie Hough, R</b> ERA: 2.95 <b>Mike Marshall, R</b> ERA: 2.61 (1, 1) (6, 1) (8, 1)	IP: 5.2 WLS: W BF: 21 H: 4 R: 2 ER: 2 SO: 4 BB: 1 IBB: 0 HBP: 0 BLK: 0 WP: 0 HR: 0 S: 28 P: 32 ERA: 3.18 WHIP: 0.882																			

Batter	1	2	3	4	5	6	7	8	9	AB	R	H	RBI	BB	SO	LOB	TOP
Davey Lopes, R OBP: 0.262, SLG: 0.308 (1,4)	0-0 4-3			0-0 F7			0-0 L8	0-0 6-3		4	0	0	0	0	0	1	
Bill Buckner, L OBP: 0.296, SLG: 0.418 (1,7)	0-0 4-3			0-0 L8			1B 1B		0-0 FC6-4 1B	4	0	2	0	0	0	0	
Dusty Baker Jr., R OBP: 0.320, SLG: 0.345 (1,8)	0-0 6-3			0-0 1-3			0-0 L7		0-0 FC6-4 2B 1B	4	1	0	0	0	0	2	
Steve Garvey, R OBP: 0.331, SLG: 0.372 (1,3)		0-0 F7			0-0 F7		0-0 1B		0-0 1B 2B	4	0	2	0	0	0	0	
Ron Cey, R OBP: 0.419, SLG: 0.590 (1,5)		0-0 6-3			0-0 F9		0-0 F4		0-0 1B	4	0	1	1	0	0	2	
Joe Ferguson, R OBP: 0.283, SLG: 0.358 (1,9)		0-3 K2-3			0-0 5-3			4-0 FC5-4 BB SF7	0-0 F4	3	1	0	0	1	1	2	
Steve Yeager, R OBP: 0.346, SLG: 0.476 (1,2)			0-0 F4		0-0 5-3			4-0 FC5-4 BB	0-0 L4	3	0	0	0	1	0	2	AB 31
Bill Russell, R OBP: 0.392, SLG: 0.500 (1,6)			0-0 G6-4-3 1B		0-0 F8			0-0 FC5-4		3	0	1	0	0	0	2	R 2
Doug Rau, L OBP: 0.357, SLG: 0.200 (1,1)			0-0 G6-4-3		0-0 F9			0-0 SF7		1	0	0	0	0	0	1	H 6
Henry Cruz, L OBP: 0.265, SLG: 0.522 (6, PH)										1	0	0	0	0	0	0	RBI 2
Al Downing, R (6, PH)										0	0	0	0	0	0	0	BB 2
Ed Goodson, L OBP: 0.286, SLG: 0.529 (8, PH)										0	0	0	1	0	0	0	SO 1
Charlie Hough, R (8,1)										0	0	0	0	0	0	0	LOB 12
<b>Inning Stats</b>	R: 0 E: 0 K: 0 S: 3	H: 0 LOB: 0 BB: 0 P: 3	R: 0 E: 0 K: 1 S: 5	H: 0 LOB: 0 BB: 0 P: 5	R: 0 E: 0 K: 0 S: 3	H: 1 LOB: 0 BB: 0 P: 3	R: 0 E: 0 K: 0 S: 3	H: 0 LOB: 0 BB: 0 P: 3	R: 0 E: 0 K: 0 S: 5	H: 2 LOB: 2 BB: 0 P: 5	R: 1 E: 0 K: 0 S: 6	H: 3 LOB: 2 BB: 0 P: 6	1B: 5 2B: 1 3B: 0 HR: 0	SF: 1 SAC: 0 DP: 1 HBP: 0	WP: 0 PB: 0 SB: 0 CS: 0	PA: 34	
<b>PITCHER</b>	IP WLS BF H R ER SO BB IBB HBP BLK WP HR S P ERA WHIP																
Doc Medich, R ERA: 3.51 (1,1)	8.0 W 29 4 2 2 1 2 2 0 0 0 0 0 0 29 37 2.25 0.750																
Dave Giusti, R ERA: 9.72 (9,1)	0.1 3 2 0 0 0 0 0 0 0 0 0 0 0 3 3 0.00 6.000																
Bob Moose, R ERA: (9,1)	0.2 S 2 0 0 0 0 0 0 0 0 0 0 0 0 2 2 0.00 0.000																

Los Angeles Dodgers @ Pittsburgh Pirates  
Three Rivers Stadium, Pittsburgh, PA  
Sat May 15 1976, 3:33 AM EDT  
Att: 12,165 - Unknown


AB 31  
R 2  
H 6  
RBI 2  
BB 2  
SO 1  
LOB 12



Batter	1	2	3	4	5	6	7	8	9	AB	R	H	RBI	BB	SO	LOB	BOTTOM	
Rennie Stennett, R OBP: 0.298, SLG: 0.374 (1,4)	0-0 F4	0-0 FC6			0-0 5-3		0-0 SH1-4			3	0	0	0	0	0	2		
Manny Sanguillen, R OBP: 0.299, SLG: 0.333 (1,2)	0-0 G3 1B 2B		0-0 F6		0-0 HR 1B		0-0 6-3			4	2	2	0	0	0	1		
Al Oliver, L OBP: 0.369, SLG: 0.538 (1,8)	0-0 G3		0-0 1-3		0-0 HR		0-0 4-3			4	1	1	2	0	0	2		
Bob Robertson, R OBP: 0.280, SLG: 0.190 (1,3)	0-0 1B		4-0 BB		0-0 F8			0-0 4-3		3	0	1	1	1	0	0		
Richie Zisk, R OBP: 0.345, SLG: 0.437 (1,7)	0-0 F2		0-0 F4		0-0 F7			0-0 G4-6-3 1B		4	0	1	0	0	0	2		
Bill Robinson, R OBP: 0.439, SLG: 0.632 (1,9)		0-0 BB 1B		0-0 HR		0-0 6-3		0-0 G4-6-3		3	1	2	1	0	0	0		
Ed Kirkpatrick, L OBP: 0.500, SLG: 0.357 (8, PH)										1	0	0	0	0	0	1		
Richie Hebner, L OBP: 0.327, SLG: 0.299 (1,5)		0-0 F9		0-0 G3		0-0 F9				3	0	0	0	0	0	1	AB 29	
Mario Mendoza, R OBP: 0.268, SLG: 0.256 (1,6)		0-0 F8		0-0 F3		0-3 K				3	0	0	0	0	1	1	R 4	
Doc Medich, R OBP: 0.200, SLG: 0.077 (9,1)		4-0 BB 1B		0-3 K						1	0	0	0	2	1	0	H 7	
Dave Giusti, R (9,1)										0	0	0	0	0	0	0	RBI 4	
Bob Moose, R OBP: 0.667, SLG: 1.333 (9,1)		0-0 FC6 BB		0-0 K						0	0	0	0	0	0	0	BB 3	
<b>Inning Stats</b>	R: 1 E: 0 K: 0 S: 5	H: 2 LOB: 1 BB: 0 P: 5	R: 0 E: 0 K: 0 S: 4	H: 1 LOB: 2 BB: 1 P: 8	R: 0 E: 0 K: 0 S: 3	H: 0 LOB: 1 BB: 1 P: 7	R: 1 E: 0 K: 1 S: 6	H: 1 LOB: 0 BB: 0 P: 6	R: 2 E: 0 K: 0 S: 5	H: 2 LOB: 0 BB: 0 P: 5	R: 0 E: 0 K: 1 S: 5	H: 0 LOB: 0 BB: 0 P: 5	R: 0 E: 0 K: 0 S: 3	H: 1 LOB: 0 BB: 0 P: 3	1B: 4 2B: 1 3B: 0 HR: 2	SF: 0 SAC: 1 DP: 1 HBP: 0	WP: 0 PB: 0 SB: 0 CS: 0	PA: 33
<b>PITCHER</b>	IP WLS BF H R ER SO BB IBB HBP BLK WP HR S P ERA WHIP																	
Doug Rau, L ERA: 3.97 (6,1)	5.0 L 23 6 4 4 1 2 0 0 0 0 0 0 8 12 0.00 0.500																	
Al Downing, L ERA: 2.08 (8,1)	2.0 7 0 0 0 1 1 0 0 0 0 0 0 8 12 0.00 0.500																	
Charlie Hough, R ERA: 2.82 (8,1)	1.0 3 1 0 0 0 0 0 0 0 0 0 0 3 3 0.00 1.000																	

Los Angeles Dodgers @ Pittsburgh Pirates  
Three Rivers Stadium, Pittsburgh, PA  
Sat May 15 1976, 3:33 AM EDT  
Att: 12,165 - Unknown

AB 29  
R 4  
H 7  
RBI 4  
BB 3  
SO 2  
LOB 10






Batter	1	2	3	4	5	6	7	8	9	AB	R	H	RBI	BB	SO	LOB	TOP								
Davey Lopes, R OBP: 0.277, SLG: 0.341 (1, 4)										5	2	2	0	0	1	1	<b>Los Angeles Dodgers @ Pittsburgh Pirates</b> Three Rivers Stadium, Pittsburgh, PA Sun May 16 1976, 3:33 AM EDT Att: 15,334 - Overcast <a href="http://livebaseballscorecards.com">livebaseballscorecards.com</a>								
Bill Buckner, L OBP: 0.300, SLG: 0.417 (1, 7)										5	0	2	2	0	0	2									
Dusty Baker Jr., R OBP: 0.323, SLG: 0.342 (1, 8)										4	0	1	0	1	0	2									
Steve Garvey, R OBP: 0.336, SLG: 0.383 (1, 3)										4	1	2	1	0	0	3									
Ron Cey, R OBP: 0.421, SLG: 0.580 (1, 5)										2	1	0	0	2	1	1									
Joe Ferguson, R OBP: 0.285, SLG: 0.373 John Hale, L OBP: 0.309, SLG: 0.222 (1, 9)										2	1	1	1	1	0	0									
Steve Yeager, R OBP: 0.344, SLG: 0.471 Elie Rodriguez, R OBP: 0.667, SLG: 0.500 (1, 2)										1	0	0	0	0	1	1									
Rick Auerbach, R OBP: 0.148, SLG: 0.042 (1, 6)										2	0	1	2	1	1	0									
Burt Hooton, R OBP: 0.313, SLG: 0.286 (1, 1)										3	0	0	0	0	2	0									
<b>Inning Stats</b>	R: 1 E: 0 K: 1 S: 7	H: 2 LOB: 1 BB: 0 P: 7	R: 0 E: 0 K: 1 S: 4	H: 0 LOB: 0 BB: 1 P: 8	R: 1 E: 0 K: 1 S: 6	H: 2 LOB: 1 BB: 1 P: 10	R: 0 E: 0 K: 1 S: 5	H: 0 LOB: 0 BB: 0 P: 5	R: 0 E: 0 K: 1 S: 5	H: 0 LOB: 0 BB: 0 P: 5	R: 3 E: 0 K: 0 S: 5	H: 3 LOB: 1 BB: 1 P: 9	R: 1 E: 0 K: 1 S: 8	H: 3 LOB: 2 BB: 0 P: 8	R: 0 E: 0 K: 0 S: 2	H: 0 LOB: 1 BB: 2 P: 10		R: 0 E: 1 K: 0 S: 4	H: 0 LOB: 1 BB: 0 P: 4	1B: 7 2B: 3 3B: 0 HR: 0	SF: 0 SAC: 1 DP: 2 HBP: 0	WP: 0 PB: 0 SB: 1 CS: 0	PA: 39		
<b>PITCHER</b>	IP	WLS	BF	H	R	ER	SO	BB	IBB	HBP	BLK	WP	HR	S	P	ERA	WHIP								
Jerry Reuss, L ERA: 4.19 (1, 1)	6.0	L	25	7	5	5	5	2	1	0	0	0	0	32	44	7.50	1.500								
Larry Demery, R ERA: 1.23 (7, 1)	2.0		10	3	1	1	1	2	0	0	0	0	0	10	18	4.50	2.500								
Dave Giusti, R ERA: 8.68 (9, 1)	1.0		4	0	0	0	0	0	0	0	0	0	0	4	4	0.00	0.000								

Batter	1	2	3	4	5	6	7	8	9	AB	R	H	RBI	BB	SO	LOB	BOTTOM								
Rennie Stennett, R OBP: 0.296, SLG: 0.370 (1, 4)										4	0	1	0	0	1	0	<b>Los Angeles Dodgers @ Pittsburgh Pirates</b> Three Rivers Stadium, Pittsburgh, PA Sun May 16 1976, 3:33 AM EDT Att: 15,334 - Overcast <a href="http://livebaseballscorecards.com">livebaseballscorecards.com</a>								
Richie Hebner, L OBP: 0.324, SLG: 0.297 (1, 5)										4	0	1	0	0	1	1									
Al Oliver, L OBP: 0.364, SLG: 0.537 (1, 8)										4	0	1	0	0	0	1									
Bob Robertson, R OBP: 0.286, SLG: 0.174 (1, 3)										2	0	0	0	1	1	2									
Richie Zisk, R OBP: 0.353, SLG: 0.438 (1, 7)										2	0	1	0	1	1	1									
Bill Robinson, R OBP: 0.409, SLG: 0.585 (1, 9)										3	0	0	0	0	1	3									
Manny Sanguillen, R OBP: 0.291, SLG: 0.324 (1, 2)										3	0	0	0	0	0	1									
Mario Mendoza, R OBP: 0.256, SLG: 0.244 Tommy Helms, R OBP: 0.167, SLG: 0.250 Dave Giusti, R (8, PH) (9, 1)										2	0	0	0	0	0	0									
Jerry Reuss, L OBP: 0.400, SLG: 0.389 Ed Ott, L (6, PH) Larry Demery, R OBP: 0.333, SLG: 0.333 Frank Taveras, R OBP: 0.222, SLG: 0.213 (8, PH) (9, 6)										1	0	0	0	0	0	0									
<b>Inning Stats</b>	R: 0 E: 0 K: 2 S: 8	H: 2 LOB: 1 BB: 0 P: 8	R: 0 E: 0 K: 1 S: 4	H: 0 LOB: 0 BB: 1 P: 8	R: 0 E: 0 K: 1 S: 5	H: 0 LOB: 0 BB: 0 P: 5	R: 0 E: 0 K: 1 S: 6	H: 1 LOB: 0 BB: 0 P: 6	R: 0 E: 0 K: 0 S: 3	H: 0 LOB: 0 BB: 0 P: 3	R: 0 E: 0 K: 0 S: 3	H: 0 LOB: 0 BB: 0 P: 3	R: 0 E: 0 K: 0 S: 3	H: 1 LOB: 1 BB: 1 P: 7	R: 0 E: 0 K: 1 S: 5	H: 0 LOB: 0 BB: 0 P: 5		R: 0 E: 0 K: 0 S: 3	H: 0 LOB: 0 BB: 0 P: 3	1B: 3 2B: 2 3B: 0 HR: 0	SF: 0 SAC: 0 DP: 3 HBP: 0	WP: 0 PB: 0 SB: 0 CS: 0	PA: 30		
<b>PITCHER</b>	IP	WLS	BF	H	R	ER	SO	BB	IBB	HBP	BLK	WP	HR	S	P	ERA	WHIP								
Burt Hooton, R ERA: 4.02 (1, 1)	9.0	W	30	4	0	0	6	2	0	0	0	0	0	40	48	0.00	0.667								

Batter	1	2	3	4	5	6	7	8	9	AB	R	H	RBI	BB	SO	LOB	TOP				
<b>Pete Rose, S</b> OBP: 0.478, SLG: 0.538 (1, 5)	4-3	1B		4-3			3B		4-3	3	1	0	0	2	0	1					
<b>Ken Griffey, L</b> OBP: 0.402, SLG: 0.500 (1, 9)	1-3	1B			F9		3B			4	0	2	3	0	0	0					
<b>Joe Morgan, L</b> OBP: 0.462, SLG: 0.570 (1, 4)	K	4-3			4-3		G3			4	0	0	0	0	1	3					
<b>Johnny Bench, R</b> OBP: 0.349, SLG: 0.533 (1, 2)		1B	1-3		5-3			F8		4	1	1	0	0	0	0					
<b>Tony Perez, R</b> OBP: 0.315, SLG: 0.391 (1, 3)		1B	HBP			F9		P4		3	1	1	0	0	0	0					
<b>George Foster, R</b> OBP: 0.357, SLG: 0.431 (1, 7)		6-3	K			F7		K		4	0	0	1	0	2	2					
<b>Cesar Geronimo, L</b> OBP: 0.407, SLG: 0.478 (1, 8)		1B	4-3			6-3			K	3	1	0	0	1	1	1					
<b>Dave Concepcion, R</b> OBP: 0.321, SLG: 0.379 (1, 6)		1B			F9		K		SH3	4	1	2	1	0	1	0					
<b>Pat Zachry, R</b> OBP: 0.273, SLG: 0.273 (1, 1)		K			5-3				SH3	3	0	0	0	0	2	2					
<b>Rawly Eastwick, R</b> (8, 1)							K			0	0	0	0	0	0	0					
<b>Inning Stats</b>	R: 0 E: 0 K: 1 S: 5	H: 0 LOB: 0 BB: 0 P: 5	R: 4 E: 0 K: 1 S: 9	H: 4 LOB: 2 BB: 2 P: 17	R: 0 E: 0 K: 1 S: 5	H: 0 LOB: 1 BB: 0 P: 6	R: 0 E: 0 K: 0 S: 3	H: 0 LOB: 0 BB: 0 P: 3	R: 0 E: 0 K: 0 S: 3	H: 0 LOB: 0 BB: 0 P: 3	R: 1 E: 0 K: 2 S: 8	H: 1 LOB: 1 BB: 1 P: 12	R: 0 E: 0 K: 1 S: 5	H: 0 LOB: 0 BB: 0 P: 5	R: 0 E: 0 K: 1 S: 6	H: 1 LOB: 1 BB: 0 P: 6	1B: 5 2B: 0 3B: 1 HR: 0	SF: 0 SAC: 1 DP: 0 HBP: 1	WP: 0 PB: 0 SB: 2 CS: 0	PA: 37	
<b>PITCHER</b>	IP	WLS	BF	H	R	ER	SO	BB	IBB	HBP	BLK	WP	HR	S	P	ERA	WHIP				
<b>Don Sutton, R</b> ERA: 4.15 (1, 1)	7.0	L	30	5	5	5	5	3	0	1	0	0	0	36	49	6.43	1.143				
<b>Mike Marshall, R</b> ERA: 2.49 (8, 1)	2.0	S	7	1	0	0	2	0	0	0	0	0	0	11	11	0.00	0.500				

**Cincinnati Reds @ Los Angeles Dodgers**  
**Dodger Stadium, Los Angeles, CA**  
 Mon May 17 1976, 7:05 PM PDT  
 Att: 53,652 - Unknown


AB	32
R	5
H	6
RBI	5
BB	3
SO	7
LOB	9



Batter	1	2	3	4	5	6	7	8	9	AB	R	H	RBI	BB	SO	LOB	BOTTOM				
<b>Davey Lopes, R</b> OBP: 0.286, SLG: 0.348 (1, 4)					F7					2	0	1	0	0	1	2					
<b>Rick Auerbach, R</b> OBP: 0.138, SLG: 0.038 (5, FH)	4-3	K					F2			2	0	0	0	0	0	1					
<b>Ed Goodson, L</b> OBP: 0.318, SLG: 0.556 (9, FH)	1B								1-2	1	0	1	0	0	0	0					
<b>Ivan De Jesus, R</b> OBP: 0.209, SLG: 0.182 (9, PR)									1B	0	0	0	0	0	0	0					
<b>Bill Buckner, L</b> OBP: 0.289, SLG: 0.402 (1, 7)	4-3				F7		F7		L7	5	1	0	0	0	0	4					
<b>Dusty Baker Jr., R</b> OBP: 0.326, SLG: 0.345 (1, 8)	K				F7				1-3	5	1	2	0	0	1	3					
<b>Steve Garvey, R</b> OBP: 0.333, SLG: 0.380 (1, 3)	F8									4	0	1	0	0	1	3					
<b>Ron Cey, R</b> OBP: 0.424, SLG: 0.577 (1, 5)					P4					4	1	2	1	0	1	2					
<b>Joe Ferguson, R</b> OBP: 0.303, SLG: 0.379 (1, 9)		1B			6-3				4-3	4	0	2	1	0	0	1					
<b>Steve Yeager, R</b> OBP: 0.340, SLG: 0.455 (1, 2)					K					3	0	0	0	1	3	3					
<b>Bill Russell, R</b> OBP: 0.372, SLG: 0.480 (1, 6)		SF9			F8				5-3	3	0	0	1	0	0	0					
<b>Don Sutton, R</b> OBP: 0.200, SLG: 0.118 (1, 1)					K					2	0	0	0	0	2	2					
<b>Henry Cruz, L</b> OBP: 0.280, SLG: 0.532 (7, FH)										1	0	1	0	0	0	0					
<b>Mike Marshall, R</b> (8, 1)										0	0	0	0	0	0	0					
<b>Manny Mota, R</b> OBP: 0.385, SLG: 0.333 (9, FH)									1B	1	0	1	0	0	0	0					
<b>Inning Stats</b>	R: 0 E: 0 K: 1 S: 6	H: 1 LOB: 1 BB: 0 P: 6	R: 1 E: 0 K: 2 S: 9	H: 2 LOB: 2 BB: 1 P: 13	R: 0 E: 0 K: 1 S: 5	H: 0 LOB: 0 BB: 0 P: 5	R: 0 E: 0 K: 1 S: 5	H: 0 LOB: 0 BB: 0 P: 5	R: 0 E: 0 K: 1 S: 8	H: 3 LOB: 2 BB: 0 P: 8	R: 0 E: 0 K: 0 S: 4	H: 1 LOB: 1 BB: 0 P: 4	R: 1 E: 0 K: 2 S: 9	H: 2 LOB: 1 BB: 0 P: 9	R: 0 E: 0 K: 0 S: 5	H: 2 LOB: 2 BB: 0 P: 5	1B: 11 2B: 0 3B: 0 HR: 0	SF: 1 SAC: 0 DP: 1 HBP: 0	WP: 0 PB: 1 SB: 1 CS: 0	PA: 39	
<b>PITCHER</b>	IP	WLS	BF	H	R	ER	SO	BB	IBB	HBP	BLK	WP	HR	S	P	ERA	WHIP				
<b>Pat Zachry, R</b> ERA: 1.26 (1, 1)	7.0	S	30	3	3	1	7	1	0	0	0	0	0	43	47	1.29	1.286				
<b>Rawly Eastwick, R</b> ERA: 1.85 (8, 1)	2.0	S	9	3	0	0	2	0	0	0	0	0	0	13	13	0.00	1.500				

**Cincinnati Reds @ Los Angeles Dodgers**  
**Dodger Stadium, Los Angeles, CA**  
 Mon May 17 1976, 7:05 PM PDT  
 Att: 53,652 - Unknown

AB	37
R	3
H	11
RBI	3
BB	1
SO	9
LOB	21



Batter	1	2	3	4	5	6	7	8	9	AB	R	H	RBI	BB	SO	LOB	TOP
<b>Pete Rose, S</b> OBP: 0.472, SLG: 0.529 (1,5)	0-0 BB 1B		0-0 FC4 4-3 1-2		0-0 4-3			0-0 6-3		4	0	1	0	0	0	1	<b>Cincinnati Reds @ Los Angeles Dodgers</b> Dodger Stadium, Los Angeles, CA Tue May 18 1976, 7:05 PM PDT Att: 52,469 - Unknown
<b>Ken Griffey, L</b> OBP: 0.388, SLG: 0.483 (1,9)	0-0 F7		0-0 4-3		0-3 K			0-0 4-3		4	0	0	0	0	1	2	
<b>Joe Morgan, L</b> OBP: 0.463, SLG: 0.559 (1,4)	4-0 1-2 BB		4-0 BB		0-0 4-3			0-0 6-3		2	0	0	0	2	0	0	
<b>Johnny Bench, R</b> OBP: 0.345, SLG: 0.516 (1,2)	0-0 F9		0-0 6-3		0-0 F8			4-0 G6-4-3 BB		3	0	0	0	1	0	4	
<b>Tony Perez, R</b> OBP: 0.313, SLG: 0.386 (1,3)	0-0 F8				0-0 P6			0-0 G6-4-3 BB		4	0	1	0	0	0	3	
<b>George Foster, R</b> OBP: 0.354, SLG: 0.425 (1,7)					0-0 FC6-4 1B			0-0 F3		4	0	1	0	0	0	1	
<b>Cesar Geronimo, L</b> OBP: 0.393, SLG: 0.458 (1,8)					0-0 P8					3	0	0	0	0	1	1	
<b>Dave Concepcion, R</b> OBP: 0.315, SLG: 0.370 (1,6)					0-0 5-3					3	0	0	0	0	0	1	
<b>Jack Billingham, R</b> OBP: 0.316, SLG: 0.294 (1,1)					0-0 G3					1	0	0	0	1	0	0	
<b>Joel Youngblood, R</b> OBP: 0.323, SLG: 0.379 (7, PH)										1	0	0	0	0	1	0	
<b>Pedro Borbon, R</b> OBP: 0.500, SLG: 0.500 (7, 1)										0	0	0	0	0	0	0	
<b>Inning Stats</b>	R: 0 E: 0 K: 0 S: 4	H: 1 LOB: 2 BB: 1 P: 8	R: 0 E: 0 K: 1 S: 5	H: 0 LOB: 0 BB: 0 P: 5	R: 0 E: 1 K: 0 S: 3	H: 0 LOB: 2 BB: 2 P: 11	R: 0 E: 0 K: 0 S: 4	H: 1 LOB: 1 BB: 0 P: 4	R: 0 E: 0 K: 1 S: 5	H: 0 LOB: 0 BB: 0 P: 5	R: 0 E: 0 K: 0 S: 3	H: 0 LOB: 0 BB: 0 P: 3	R: 0 E: 0 K: 0 S: 2	H: 0 LOB: 0 BB: 1 P: 6	1B: 3 2B: 0 3B: 0 HR: 0	SF: 0 SAC: 0 DP: 1 HBP: 0	WP: 0 PA: 33 PB: 0 SB: 0 CS: 0
<b>PITCHER</b> <b>Rick Rhoden, R</b> ERA: 2.63 (1,1)	IP: 9.0 WLS: W BF: 33 H: 3 R: 0 ER: 0 SO: 3 BB: 4 IBB: 0 HBP: 0 BLK: 0 WP: 0 HR: 0 S: 35 P: 51 ERA: 0.00 WHIP: 0.778																

Batter	1	2	3	4	5	6	7	8	9	AB	R	H	RBI	BB	SO	LOB	BOTTOM		
<b>Bill Russell, R</b> OBP: 0.349, SLG: 0.450 (1,6)	0-0 3-1		0-0 L6		0-0 6-3		0-0 FC3-6 1B 1B	0-0 FC6-4		5	1	0	0	0	0	4	<b>Cincinnati Reds @ Los Angeles Dodgers</b> Dodger Stadium, Los Angeles, CA Tue May 18 1976, 7:05 PM PDT Att: 52,469 - Unknown		
<b>Bill Buckner, L</b> OBP: 0.295, SLG: 0.404 (1,7)	0-0 G6-4-3 1B		0-0 F7		0-0 F9		0-0 1B 1B			4	0	2	0	0	0	1			
<b>Dusty Baker Jr., R</b> OBP: 0.316, SLG: 0.333 (1,8)	0-0 G6-4-3 1-2		0-3 K		0-0 5-3		0-0 F3			4	0	0	0	0	1	3			
<b>Steve Garvey, R</b> OBP: 0.338, SLG: 0.390 (1,3)			0-0 F9		0-3 K		0-0 HR 2B	0-0 1-2 3-H 1B		4	1	2	1	0	1	0			
<b>Ron Cey, R</b> OBP: 0.426, SLG: 0.568 (1,5)			4-0 BB 1B BB		0-0 F9		4-0 HR BB	0-0 F9		2	1	0	0	2	0	2			
<b>Joe Ferguson, R</b> OBP: 0.311, SLG: 0.418 (1,9)			0-0 BB		0-0 6-3		0-0 HR			4	1	2	3	0	0	0			
<b>John Hale, L</b> OBP: 0.309, SLG: 0.222 (9,9)			1-2 BB 1B				1-H 2-H HR			0	0	0	0	0	0	0			
<b>Steve Yeager, R</b> OBP: 0.347, SLG: 0.451 (1,2)			0-3 K		4-0 2B BB		0-0 5-3	0-0 1B 1B		3	1	1	0	1	1	2			
<b>Rick Auerbach, R</b> OBP: 0.152, SLG: 0.034 (1,4)			4-0 FC6-4 1-2 2-3 BB		0-0 1-3		0-0 5-3	0-0 F9		3	0	0	0	1	0	2			
<b>Rick Rhoden, R</b> OBP: 0.267, SLG: 0.333 (1,1)			0-0 FC6-4 1-2		0-0 2B		0-0 FC3-6 1B	0-0 FC6-4 1B		4	0	3	1	0	0	3			
<b>Inning Stats</b>	R: 0 E: 0 K: 0 S: 3	H: 1 LOB: 3 BB: 2 P: 14	R: 0 E: 0 K: 1 S: 6	H: 1 LOB: 0 BB: 0 P: 5	R: 0 E: 0 K: 1 S: 5	H: 0 LOB: 0 BB: 0 P: 5	R: 0 E: 0 K: 1 S: 5	H: 0 LOB: 0 BB: 0 P: 5	R: 1 E: 0 K: 0 S: 4	H: 1 LOB: 1 BB: 1 P: 8	R: 3 E: 0 K: 0 S: 5	H: 2 LOB: 2 BB: 1 P: 9	R: 1 E: 0 K: 0 S: 6	H: 3 LOB: 0 BB: 0 P: 6	R: 0 E: 0 K: 0 S: 5	H: 2 LOB: 2 BB: 0 P: 5	1B: 7 2B: 2 3B: 0 HR: 1	SF: 0 SAC: 0 DP: 1 HBP: 0	WP: 0 PA: 37 PB: 0 SB: 0 CS: 0
<b>PITCHER</b> <b>Jack Billingham, R</b> ERA: 4.53 (1,1)	IP: 6.0 WLS: L BF: 26 H: 5 R: 4 ER: 4 SO: 3 BB: 4 IBB: 0 HBP: 0 BLK: 0 WP: 0 HR: 1 S: 28 P: 44 ERA: 6.00 WHIP: 1.500																		
<b>Pedro Borbon, R</b> ERA: 5.79 (7, 1)	IP: 2.0 WLS: 11 BF: 5 H: 1 R: 1 ER: 1 SO: 0 BB: 0 IBB: 0 HBP: 0 BLK: 0 WP: 0 HR: 0 S: 11 P: 11 ERA: 4.50 WHIP: 2.500																		

Batter	1	2	3	4	5	6	7	8	9	AB	R	H	RBI	BB	SO	LOB	TOP									
Rowland Office, L OBP: 0.311, SLG: 0.269 (1, 8)										4	0	0	0	0	1	2	<b>Atlanta Braves @ Los Angeles Dodgers</b> Dodger Stadium, Los Angeles, CA Wed May 19 1976, 7:05 PM PDT Att: 29,929 - Unknown									
Marty Perez, R OBP: 0.343, SLG: 0.397 (1, 6)										4	0	1	0	0	2	1										
Jimmy Wynn, R OBP: 0.362, SLG: 0.336 (1, 7)										4	1	0	0	0	2											
Ken Henderson, S OBP: 0.385, SLG: 0.461 (1, 9)										4	0	1	1	0	0											
Lee Lacy, R OBP: 0.258, SLG: 0.339 (1, 4)										0	0	0	0	0	0											
Earl Williams, R OBP: 0.256, SLG: 0.315 (1, 3)										3	0	1	0	0	1											
Biff Pocoroba, S OBP: 0.322, SLG: 0.321 (1, 2)										3	0	0	0	0	1											
Jerry Royster, R OBP: 0.266, SLG: 0.224 (1, 5)										3	0	1	0	0	0											
Dick Ruthven, R OBP: 0.263, SLG: 0.222 (6, PH)										1	0	0	0	0	1	0	<b>Braves</b>									
Tom Paciorek, R OBP: 0.227, SLG: 0.220 (6, 1)										1	0	1	0	0	0	0										
Adrian Devine, R (6, 1)										0	0	0	0	0	0	0										
Dave May, L OBP: 0.171, SLG: 0.324 (8, PH)										1	0	0	0	0	1	0										
Bruce Dal Canton, R (8, 1)										0	0	0	0	0	0	0										
<b>Inning Stats</b>	R: 1 E: 0 K: 0 S: 5	H: 2 LOB: 1 BB: 0 P: 5	R: 0 E: 0 K: 1 S: 5	H: 0 LOB: 0 BB: 0 P: 5	R: 0 E: 0 K: 2 S: 7	H: 0 LOB: 0 BB: 0 P: 7	R: 0 E: 0 K: 0 S: 3	H: 0 LOB: 0 BB: 0 P: 3	R: 0 E: 0 K: 0 S: 3	H: 1 LOB: 1 BB: 0 P: 3	R: 0 E: 0 K: 0 S: 4	H: 1 LOB: 1 BB: 0 P: 4	R: 0 E: 0 K: 0 S: 3	H: 1 LOB: 1 BB: 0 P: 3	R: 0 E: 0 K: 1 S: 6	H: 1 LOB: 1 BB: 0 P: 6		R: 0 E: 0 K: 1 S: 5	H: 0 LOB: 0 BB: 0 P: 5	1B: 6 2B: 0 3B: 0 HR: 0	SF: 0 SAC: 0 DP: 2 HBP: 0	WP: 0 PB: 0 SB: 1 CS: 0	PA: 31			
<b>PITCHER</b>	IP	WLS	BF	H	R	ER	SO	BB	IBB	HBP	BLK	WP	HR	S	P	ERA		WHIP								
Tommy John, L ERA: 2.6 (1, 1)	7.0	W	24	5	1	1	3	0	0	0	0	0	0	30	30	1.29		0.714								
Mike Marshall, R ERA: 2.38 (8, 1)	2.0	S	7	1	0	0	2	0	0	0	0	0	0	11	11	0.00	0.500									

Batter	1	2	3	4	5	6	7	8	9	AB	R	H	RBI	BB	SO	LOB	BOTTOM									
Bill Russell, R OBP: 0.333, SLG: 0.429 (1, 6)										4	0	0	0	0	1	1	<b>Atlanta Braves @ Los Angeles Dodgers</b> Dodger Stadium, Los Angeles, CA Wed May 19 1976, 7:05 PM PDT Att: 29,929 - Unknown									
Bill Buckner, L OBP: 0.301, SLG: 0.414 (1, 7)										4	1	2	0	0	0	0										
Dusty Baker Jr., R OBP: 0.321, SLG: 0.346 (1, 8)										4	0	2	1	0	0	0										
Steve Garvey, R OBP: 0.335, SLG: 0.386 (1, 3)										4	1	1	0	0	2	4										
Ron Cey, R OBP: 0.428, SLG: 0.559 (1, 5)										2	0	0	1	1	1	1										
Joe Ferguson, R OBP: 0.318, SLG: 0.409 (1, 9)										2	0	0	0	2	0	4										
John Hale, L OBP: 0.309, SLG: 0.222 (8, FR)										0	0	0	0	0	0	0										
Steve Yeager, R OBP: 0.343, SLG: 0.474 (1, 2)										4	1	1	2	0	3											
Rick Auerbach, R OBP: 0.139, SLG: 0.031 (1, 4)										3	0	0	0	0	1											
Tommy John, R OBP: 0.200, SLG: 0.143 (1, 1)										1	1	0	0	1	0	0	<b>Dodgers</b>									
Henry Cruz, L OBP: 0.275, SLG: 0.521 (7, PH)										1	0	0	0	1	0	0										
Mike Marshall, R (8, 1)										0	0	0	0	0	0	0										
<b>Inning Stats</b>	R: 0 E: 0 K: 0 S: 3	H: 0 LOB: 0 BB: 0 P: 3	R: 2 E: 0 K: 1 S: 7	H: 2 LOB: 0 BB: 0 P: 7	R: 1 E: 0 K: 0 S: 5	H: 2 LOB: 3 BB: 1 P: 10	R: 0 E: 0 K: 0 S: 3	H: 0 LOB: 0 BB: 0 P: 3	R: 1 E: 0 K: 1 S: 6	H: 2 LOB: 1 BB: 0 P: 6	R: 0 E: 0 K: 0 S: 3	H: 0 LOB: 1 BB: 1 P: 7	R: 0 E: 0 K: 2 S: 7	H: 0 LOB: 0 BB: 0 P: 7	R: 0 E: 0 K: 1 S: 5	H: 0 LOB: 2 BB: 2 P: 13		R: 0 E: 0 K: 1 S: 5	H: 0 LOB: 0 BB: 0 P: 5	1B: 3 2B: 3 3B: 0 HR: 1	SF: 0 SAC: 0 DP: 1 HBP: 1	WP: 0 PB: 0 SB: 1 CS: 1	PA: 34			
<b>PITCHER</b>	IP	WLS	BF	H	R	ER	SO	BB	IBB	HBP	BLK	WP	HR	S	P	ERA		WHIP								
Dick Ruthven, R ERA: 2.98 (1, 1)	5.0	L	22	6	4	4	2	1	0	1	0	0	0	24	29	7.20		1.400								
Adrian Devine, R ERA: 3.38 (6, 1)	2.0		7	0	0	0	2	1	0	0	0	0	0	10	14	0.00		0.500								
Bruce Dal Canton, R ERA: 0.98 (8, 1)	1.0		5	0	0	0	1	2	0	0	0	0	0	5	13	0.00		2.000								

Batter	1	2	3	4	5	6	7	8	9	AB	R	H	RBI	BB	SO	LOB	TOP					
Rowland Office, L OBP: 0.307, SLG: 0.259	1-3	F8			F9		FC6-4 SH1-4 2B BB	F6		4	1	0	0	1	0	4						
Marty Perez, R OBP: 0.338, SLG: 0.388	F9		FC4-6 1B		FC4-6		SH1-4	F2		4	0	1	0	0	0	1						
Darrell Evans, L OBP: 0.339, SLG: 0.206	1B	1B	FC4-6 FC6-4 1-2f		F7		FC6-4 BB	K		4	0	1	0	1	1	2						
Jimmy Wynn, R OBP: 0.364, SLG: 0.339	1-2 1B	1B	FC6-4		FC6-4		F6 FC6-4 2B	HBP S 1B		5	0	2	1	0	0	3						
Ken Henderson, S OBP: 0.385, SLG: 0.462	K		F3		5-3		5-3	HBP IBB		4	0	1	1	1	1	3						
Lee Lacy, R OBP: 0.272, SLG: 0.345					5-3					0	0	0	0	0	0	0						
Darrel Chaney, S OBP: 0.319, SLG: 0.272		1B						1-2 2-3 HBP		0	0	0	0	0	0	0						
Biff Pocoroba, S OBP: 0.315, SLG: 0.306	F7		F7		F7		1-2 BB	1-6-3	F8	4	0	0	0	1	0	4	AB 32					
Jerry Royster, R OBP: 0.265, SLG: 0.225	1B	1B	1-3		1-3		F7	F7		4	0	1	0	0	0	2	R 2					
Carl Morton, R OBP: 0.222, SLG: 0.176										2	0	2	0	0	0	0	H 9					
Adrian Devine, R										0	0	0	0	0	0	0	RBI 2					
Tom Paciorek, R OBP: 0.244, SLG: 0.220										0	1	0	0	1	0	0	BB 5					
Elias Sosa, R OBP: 0.333, SLG: 0.333	1-2 1B	1B					SH1-4 FC6-4 BB			1	0	1	0	0	0	0	SO 2					
Max Leon, R										0	0	0	0	0	0	0	LOB 19					
<b>Inning Stats</b>	R: 0 E: 0 K: 1 S: 7	H: 2 LOB: 2 BB: 0 P: 7	R: 0 E: 0 K: 0 S: 5	H: 3 LOB: 2 BB: 0 P: 5	R: 0 E: 0 K: 0 S: 4	H: 1 LOB: 1 BB: 0 P: 4	R: 0 E: 0 K: 0 S: 3	H: 0 LOB: 0 BB: 0 P: 3	R: 0 E: 0 K: 0 S: 4	H: 1 LOB: 2 BB: 1 P: 4	R: 0 E: 0 K: 0 S: 4	H: 1 LOB: 2 BB: 1 P: 8	R: 2 E: 0 K: 0 S: 4	H: 1 LOB: 2 BB: 3 P: 16	R: 0 E: 0 K: 0 S: 4	H: 1 LOB: 1 BB: 0 P: 4	R: 0 E: 0 K: 1 S: 6	H: 1 LOB: 3 BB: 1 P: 11	1B: 10 2B: 1 3B: 0 HR: 0	SF: 0 SAC: 1 DP: 0 HBP: 1	WP: 0 PB: 0 SB: 1 CS: 1	PA: 43
<b>PITCHER</b>	IP WLS BF H R ER SO BB IBB HBP BLK WP HR S P ERA WHIP																					
Doug Rau, L ERA: 3.51	(1, 1) 6.0 26 8 0 0 1 1 0 0 0 0 0 27 31 0.00 1.500																					
Mike Marshall, R ERA: 2.74	(7, 1) 0.2 6 1 2 2 0 3 0 0 0 0 0 3 15 27.00 6.000																					
Charlie Hough, R ERA: 2.55	(7, 1) 2.1 W 11 2 0 0 1 0 1 1 0 0 0 0 11 16 0.00 0.857																					

Atlanta Braves @ Los Angeles Dodgers  
Dodger Stadium, Los Angeles, CA  
Thu May 20 1976, 7:05 PM PDT  
Att: 26,585 - Unknown

AB 32  
R 2  
H 9  
RBI 2  
BB 5  
SO 2  
LOB 19



Batter	1	2	3	4	5	6	7	8	9	AB	R	H	RBI	BB	SO	LOB	BOTTOM					
Bill Russell, R OBP: 0.326, SLG: 0.416	2B 1B	FC5-4		F7		K			K	5	1	1	0	0	2	5						
Bill Buckner, L OBP: 0.311, SLG: 0.428	1B		3-1		1B		F8		1B	5	1	3	0	0	0	0						
Dusty Baker Jr., R OBP: 0.324, SLG: 0.348	G5-4-3		5-3		F8		6-3		1B	5	0	2	1	0	0	1						
Steve Garvey, R OBP: 0.344, SLG: 0.393	K		F8		1-3 1B		1B		1B	5	0	3	1	0	1	2						
Ron Cey, R OBP: 0.423, SLG: 0.550	G5-4-3		FC4-6 1B		K		K			4	0	1	0	0	2	5						
Joe Ferguson, R OBP: 0.306, SLG: 0.392		6-3	FC4-6 1B		4-3				K	4	1	0	0	0	1	3						
Steve Yeager, R OBP: 0.349, SLG: 0.475		BLK FC4-2 1B	FC3-6 1B		5-3		F8			4	0	2	0	0	0	0	AB 40					
Rick Auerbach, R OBP: 0.200, SLG: 0.111		FC4-2 BLK 1B	FC3-6 1B		4-3 1B		K			4	0	3	1	0	1	0	R 3					
Doug Rau, L OBP: 0.313, SLG: 0.167		FC4-2	FC3-6		4-3				F7	2	0	0	0	0	0	4	H 15					
Henry Cruz, L OBP: 0.269, SLG: 0.510										1	0	0	0	0	0	1	RBI 3					
Mike Marshall, R										0	0	0	0	0	0	0	BB 0					
Charlie Hough, R										1	0	0	0	0	0	0	SO 7					
<b>Inning Stats</b>	R: 1 E: 0 K: 1 S: 7	H: 3 LOB: 1 BB: 0 P: 7	R: 0 E: 0 K: 0 S: 5	H: 2 LOB: 2 BB: 0 P: 5	R: 0 E: 0 K: 0 S: 3	H: 0 LOB: 0 BB: 0 P: 3	R: 1 E: 0 K: 0 S: 6	H: 3 LOB: 2 BB: 0 P: 6	R: 0 E: 0 K: 1 S: 7	H: 2 LOB: 2 BB: 0 P: 7	R: 0 E: 0 K: 1 S: 6	H: 1 LOB: 1 BB: 0 P: 6	R: 0 E: 0 K: 1 S: 6	H: 1 LOB: 1 BB: 0 P: 6	R: 0 E: 0 K: 2 S: 7	H: 0 LOB: 0 BB: 0 P: 7	R: 1 E: 0 K: 1 S: 7	H: 3 LOB: 2 BB: 0 P: 7	1B: 14 2B: 1 3B: 0 HR: 0	SF: 0 SAC: 0 DP: 1 HBP: 0	WP: 0 PB: 0 SB: 0 CS: 0	PA: 40
<b>PITCHER</b>	IP WLS BF H R ER SO BB IBB HBP BLK WP HR S P ERA WHIP																					
Carl Morton, R ERA: 5.37	(1, 1) 4.1 22 10 2 2 1 0 0 0 0 0 0 24 24 4.15 2.308																					
Adrian Devine, R ERA: 2.92	(5, 1) 1.2 6 1 0 0 2 0 0 0 0 0 0 10 10 0.00 0.600																					
Elias Sosa, R ERA: 5.91	(7, 1) 2.2 L 11 3 1 1 4 0 0 0 0 0 0 19 19 3.38 1.125																					
Max Leon, R ERA:	(9, 1) 0.0 1 1 0 0 0 0 0 0 0 0 0 1 1 ∞ ∞																					

Atlanta Braves @ Los Angeles Dodgers  
Dodger Stadium, Los Angeles, CA  
Thu May 20 1976, 7:05 PM PDT  
Att: 26,585 - Unknown

AB 40  
R 3  
H 15  
RBI 3  
BB 0  
SO 7  
LOB 21



Batter	1	2	3	4	5	6	7	8	9	AB	R	H	RBI	BB	SO	LOB	TOP					
Greg Gross, L (1,9) OBP: 0.382, SLG: 0.363	0-0 1B		0-0 F8			4-0 1B BB		0-0 4-3		3	1	1	0	1	0	0	<b>Houston Astros @ Los Angeles Dodgers</b> Dodger Stadium, Los Angeles, CA Fri May 21 1976, 7:05 PM PDT Att: 53,568 - Unknown					
Rob Andrews, R (1,4) OBP: 0.276, SLG: 0.212	0-0 F4			0-0 F9		0-0 1B 1-2		0-0 6-3		4	0	1	0	0	0	1						
Jose Cruz, L (1,8) OBP: 0.326, SLG: 0.320	0-3 K			0-3 K		0-0 1B 1-3 2-H		0-0 FC6-4 1B		4	0	2	1	0	2	1						
Bob Watson, R (1,3) OBP: 0.364, SLG: 0.386	0-0 F8			0-0 4-3		0-3 K		0-0 FC6-4 1-2		4	0	0	0	0	1	4						
Leon Roberts, R (1,7) OBP: 0.378, SLG: 0.523		0-3 K			0-0 1-3		0-0 F3		0-0 F8		4	0	0	0	0	1		0				
Ken Boswell, L (1,5) OBP: 0.281, SLG: 0.250		0-0 4-3			0-0 F9		0-0 F9		0-3 K		4	0	0	0	0	1		0				
Skip Jutze, R (1,2) OBP: 0.152, SLG: 0.194 Cesar Cedeno, R (0, PH) OBP: 0.331, SLG: 0.533		0-0 F5			0-0 4-3		0-0 1B 1B		0-0 6-3		3	0	1	0	0	0		0				
Roger Metzger, S (1,6) OBP: 0.321, SLG: 0.331				0-0 1-3		0-0 4-3		0-0 1-2 1B		3	0	1	0	0	0	0		0				
J.R. Richard, R (1,1) OBP: 0.036, SLG: 0.037				0-0 2-3		0-0 6-3		0-0 5-3		3	0	0	0	0	0	2		0				
<b>Inning Stats</b>	R: 0 E: 0 K: 1 S: 6	H: 1 LOB: 1 BB: 0 P: 6	R: 0 E: 0 K: 1 S: 5	H: 0 LOB: 0 BB: 0 P: 5	R: 0 E: 0 K: 0 S: 3	H: 0 LOB: 0 BB: 0 P: 3	R: 0 E: 0 K: 1 S: 5	H: 0 LOB: 0 BB: 0 P: 5	R: 0 E: 0 K: 0 S: 3	H: 0 LOB: 0 BB: 0 P: 3	R: 1 E: 0 K: 1 S: 7	H: 2 LOB: 2 BB: 1 P: 11	R: 0 E: 0 K: 0 S: 5	H: 2 LOB: 2 BB: 0 P: 5	R: 0 E: 0 K: 0 S: 4	H: 1 LOB: 1 BB: 0 P: 4		R: 0 E: 0 K: 1 S: 5	H: 0 LOB: 0 BB: 0 P: 5	1B: 6 2B: 0 3B: 0 HR: 0	SF: 0 SAC: 0 DP: 0 HBP: 0	WP: 0 PB: 0 SB: 0 CS: 0
<b>PITCHER</b> Burt Hooton, R (1,1) ERA: 3.54	IP: 9.0 WLS: W BF: 34 H: 6 R: 1 ER: 1 SO: 5 BB: 1 IBB: 0 HBP: 0 BLK: 0 WP: 0 HR: 0 S: 43 P: 47 ERA: 1.00 WHIP: 0.778																					

Batter	1	2	3	4	5	6	7	8	9	AB	R	H	RBI	BB	SO	LOB	BOTTOM					
Davey Lopes, R (1,4) OBP: 0.264, SLG: 0.320	0-0 F3		0-0 F3		0-0 6-3		0-3 K			4	0	0	0	0	1	1	<b>Houston Astros @ Los Angeles Dodgers</b> Dodger Stadium, Los Angeles, CA Fri May 21 1976, 7:05 PM PDT Att: 53,568 - Unknown					
Bill Buckner, L (1,7) OBP: 0.316, SLG: 0.430	0-0 S 1B		0-0 E 1B		0-0 4-3		0-0 F9			4	0	2	0	0	0	1						
Dusty Baker Jr., R (1,8) OBP: 0.315, SLG: 0.338	0-3 K 1-2		0-0 F8 1-2		0-0 6-3		0-0 1-3		0-0 1-3	4	0	0	0	0	1	2						
Steve Garvey, R (1,3) OBP: 0.341, SLG: 0.390	0-3 K		0-0 F8		0-0 6-3		0-0 WP S 1B		0-0 F4	4	0	1	0	0	1	2						
Ed Goodson, L (1,5) OBP: 0.308, SLG: 0.500 Rick Auerbach, R (0,5) OBP: 0.200, SLG: 0.111		0-0 G3 1B 1B		0-0 4-3		0-0 F8 1-3		0-0 F6		4	1	1	0	0	0	1						
Joe Ferguson, R (1,9) OBP: 0.307, SLG: 0.390		0-3 K		0-0 1B		0-3 K				3	0	1	0	0	2	2						
Steve Yeager, R (1,2) OBP: 0.346, SLG: 0.500		0-0 G3 1-2		0-0 F4		0-0 HR				3	1	1	1	0	0	2						
Bill Russell, R (1,6) OBP: 0.337, SLG: 0.424		0-0 2H 1B		0-0 F8		0-0 SH1-4 1B				3	0	2	1	0	0	1						
Burt Hooton, R (1,1) OBP: 0.278, SLG: 0.250		0-3 K		0-3 K		0-0 SH1-4				2	0	0	0	0	2	1						
<b>Inning Stats</b>	R: 0 E: 0 K: 2 S: 8	H: 1 LOB: 1 BB: 0 P: 8	R: 1 E: 0 K: 2 S: 9	H: 2 LOB: 1 BB: 0 P: 9	R: 0 E: 0 K: 0 S: 4	H: 1 LOB: 1 BB: 0 P: 4	R: 0 E: 0 K: 0 S: 4	H: 1 LOB: 1 BB: 0 P: 4	R: 0 E: 0 K: 1 S: 5	H: 0 LOB: 0 BB: 0 P: 5	R: 0 E: 0 K: 1 S: 6	H: 1 LOB: 1 BB: 0 P: 6	R: 1 E: 0 K: 1 S: 7	H: 2 LOB: 1 BB: 0 P: 7	R: 0 E: 0 K: 0 S: 3	H: 0 LOB: 0 BB: 0 P: 3		R: 0 E: 0 K: 1 S: 3	H: 0 LOB: 0 BB: 0 P: 3	1B: 7 2B: 0 3B: 0 HR: 1	SF: 0 SAC: 1 DP: 0 HBP: 0	WP: 1 PB: 0 SB: 2 CS: 0
<b>PITCHER</b> J.R. Richard, R (1,1) ERA: 2.85	IP: 8.0 WLS: L BF: 32 H: 8 R: 2 ER: 2 SO: 7 BB: 0 IBB: 0 HBP: 0 BLK: 0 WP: 1 HR: 1 S: 46 P: 46 ERA: 2.25 WHIP: 1.000																					

Batter	1	2	3	4	5	6	7	8	9	10	11	12	13	AB	R	H	RBI	BB	SO	LOB	TOP			
Greg Gross, L OBP: 0.372, SLG: 0.347 (1.9)	F8	F5		4-3			1-3		G4-6-3 BB			4-3		5	0	0	0	1	0	2				
Rob Andrews, R OBP: 0.310, SLG: 0.256 (1.4)	1B HR	F9					4-3 1B		G4-6-3 1-2			F9		6	2	3	0	0	0	2				
Cesar Cedeno, R OBP: 0.336, SLG: 0.528 (1.8)	1B HR			FC4-6 1B			F2		4-3 1-2			5-3		5	1	2	0	1	0	2				
Bob Watson, R OBP: 0.374, SLG: 0.433 (1.3)	1B HR			F8			F8					CS 1B		5	2	3	5	1	0	2				
Jose Cruz, L OBP: 0.315, SLG: 0.309 (1.7)	4-3 1B			FC4-6 S			4-3					CS 1B		6	0	1	0	0	1	4				
Ken Boswell, L OBP: 0.240, SLG: 0.229 (1.5)	4-3			6-3			4-3							4	0	0	0	0	0	2				
Jerry Davanon, R OBP: 0.500, SLG: 0.333 (8.5)	1-2			1-2			4-3							2	0	0	0	0	1	2				
Skip Jutze, R OBP: 0.154, SLG: 0.189 (1.2)	6-3						F4					F9		6	0	1	0	0	1	3				
Roger Metzger, S OBP: 0.324, SLG: 0.341 (1.6)							F6					4-3		5	0	2	0	0	1	1				
Gilberto Rondon, R OBP: 0.167, SLG: 0.167 (1.1)							SH3-4 1B							1	0	0	0	0	1	0				
Ken Forsch, R OBP: 0.333, SLG: 0.333 (7.1)							SH3-4							1	0	0	0	0	0	0				
Larry Milbourne, S (12. PH) OBP: 0.326, SLG: 0.283 (12.1)							SH1-4							1	0	0	0	0	0	0				
Paul Siebert, L (12.1)							2-3							0	0	0	0	0	0	0				
<b>Inning Stats</b>	R: 3 E: 0 K: 0 S: 7	H: 4 LOB: 1 BB: 0 P: 7	R: 0 E: 0 K: 0 S: 4	H: 1 LOB: 1 BB: 0 P: 4	R: 0 E: 0 K: 0 S: 4	H: 1 LOB: 1 BB: 0 P: 4	R: 2 E: 0 K: 0 S: 5	H: 2 LOB: 0 BB: 0 P: 5	R: 0 E: 0 K: 1 S: 5	H: 0 LOB: 0 BB: 0 P: 5	R: 0 E: 0 K: 1 S: 6	H: 1 LOB: 1 BB: 0 P: 4	R: 0 E: 0 K: 0 S: 2	H: 0 LOB: 0 BB: 1 P: 6	R: 0 E: 0 K: 0 S: 5	H: 1 LOB: 1 BB: 0 P: 5	R: 0 E: 0 K: 0 S: 3	H: 0 LOB: 0 BB: 0 P: 3	R: 0 E: 0 K: 0 S: 7	H: 0 LOB: 2 BB: 2 P: 15	1B: 9 2B: 2 3B: 0 HR: 2	SF: 0 SAC: 2 DP: 2 HBP: 0	WIP: 0 PB: 0 SB: 2 CS: 1	PA: 52
<b>PITCHER</b>	IP WLS BF H R ER SO BB IBB HBP BLK WP HR S P ERA WHIP	6.0 27 9 5 5 1 0 0 0 0 0 2 29 29 7.50 1.500	5.0 17 3 0 0 2 1 0 0 0 0 0 20 24 0.00 0.800	2.0 W 8 0 0 0 2 1 1 0 0 0 0 10 18 0.00 0.500	<b>PITCHER</b>																			

Houston Astros @ Los Angeles Dodgers  
Dodger Stadium, Los Angeles, CA  
Sat May 22 1976, 7:05 PM PDT  
Att. 43,055 - Unknown

AB 47  
R 5  
H 12  
RBI 5  
BB 3  
SO 5  
LOB 20



Batter	1	2	3	4	5	6	7	8	9	10	11	12	13	AB	R	H	RBI	BB	SO	LOB	BOTTOM			
Davey Lopes, R OBP: 0.271, SLG: 0.321 (1.4)	K						6-3					5-3		6	2	2	0	0	1	1				
Bill Buckner, L OBP: 0.316, SLG: 0.426 (1.7)	4-3						L8					4-3		6	1	2	1	0	0	2				
Dusty Baker Jr., R OBP: 0.323, SLG: 0.340 (1.8)	3B 1B						6-3					4-3		5	1	2	0	1	1	2				
Steve Garvey, R OBP: 0.353, SLG: 0.419 (1.3)	3B 1B						6-3					FC6-4 BB		6	1	4	3	0	0	1				
Ed Goodson, L OBP: 0.313, SLG: 0.423 (1.5)	F9						F8					F4		4	0	0	0	2	0	3				
Joe Ferguson, R OBP: 0.300, SLG: 0.377 (1.9)							F7					FC6-4 1B		6	1	1	0	0	2	4				
Steve Yeager, R OBP: 0.350, SLG: 0.495 (1.2)	F7						F4					6-3		5	0	2	1	0	0	0				
Bill Russell, R OBP: 0.337, SLG: 0.412 (1.6)	1-3						F9					G1 1B		5	0	1	0	1	1	3				
Don Sutton, R (1.1) Henry Cordero, R (8. PH) Mike Marshall, R (7.1) Danny Walton, R (11. PH) Charlie Hough, R (12.1) Manny Mota, R (11. PH)	F8						F3					G1		2	0	0	0	0	0	2				
<b>Inning Stats</b>	R: 1 E: 0 K: 1 S: 7	H: 2 LOB: 1 BB: 0 P: 7	R: 0 E: 0 K: 0 S: 3	H: 0 LOB: 0 BB: 0 P: 3	R: 1 E: 1 K: 0 S: 4	H: 1 LOB: 0 BB: 0 P: 4	R: 1 E: 0 K: 0 S: 5	H: 2 LOB: 2 BB: 1 P: 9	R: 1 E: 0 K: 0 S: 5	H: 3 LOB: 2 BB: 1 P: 9	R: 0 E: 0 K: 2 S: 7	H: 0 LOB: 0 BB: 0 P: 7	R: 0 E: 0 K: 1 S: 5	H: 1 LOB: 0 BB: 0 P: 5	R: 0 E: 0 K: 0 S: 4	H: 1 LOB: 1 BB: 0 P: 4	R: 0 E: 0 K: 0 S: 3	H: 0 LOB: 1 BB: 1 P: 7	R: 1 E: 1 K: 0 S: 3	H: 1 LOB: 2 BB: 1 P: 7	1B: 12 2B: 1 3B: 1 HR: 0	SF: 1 SAC: 1 DP: 1 HBP: 0	WIP: 1 PB: 0 SB: 2 CS: 1	PA: 54
<b>PITCHER</b>	IP WLS BF H R ER SO BB IBB HBP BLK WP HR S P ERA WHIP	6.1 29 9 5 4 2 1 0 0 0 0 1 0 32 36 5.68 1.579	4.2 17 4 0 0 4 0 1 0 0 0 0 0 24 28 0.00 0.857	1.1 L 8 1 1 0 0 1 1 0 0 0 0 6 6 0.00 1.500	<b>PITCHER</b>																			

Houston Astros @ Los Angeles Dodgers  
Dodger Stadium, Los Angeles, CA  
Sat May 22 1976, 7:05 PM PDT  
Att. 43,055 - Unknown

AB 48  
R 6  
H 14  
RBI 6  
BB 4  
SO 6  
LOB 20



Batter	1	2	3	4	5	6	7	8	9	10	AB	R	H	RBI	BB	SO	LOB	TOP	
Greg Gross, L OBP: 0.359, SLG: 0.333 (1, 9)	F8			F7		F7		4-3	K		5	0	0	0	0	1	3	Houston Astros @ Los Angeles Dodgers Dodger Stadium, Los Angeles, CA Sun May 23 1976, 3:33 AM PDT Att: 33,975 - Unknown	
Rob Andrews, R OBP: 0.298, SLG: 0.273 (1, 4)	F9			5-3		F8		WP 1B 2B	FC6-4		5	1	1	0	0	0	3		
Cesar Cedeño, R OBP: 0.348, SLG: 0.527 (1, 8)	F9			F3				E S 1B	S BB		4	3	2	0	1	0	0		
Bob Watson, R OBP: 0.375, SLG: 0.429 (1, 3)	K					F9		G6-4-3 1B	K		4	1	1	1	0	2	2		
Jose Cruz, L OBP: 0.333, SLG: 0.329 (1, 7)	F7							G6-4-3 1B			4	0	3	2	0	0	0		
Cliff Johnson, R OBP: 0.328, SLG: 0.373 Skip Jutze, R OBP: 0.146, SLG: 0.179 (1, 2) (7, 2)	K					F6		G6-4-3 1B			3	0	0	0	0	1	3		
Enos Cabell, R OBP: 0.323, SLG: 0.368 Ken Boswell, L OBP: 0.269, SLG: 0.245 (7, PH) (7, 5)	F9					K					2	0	0	0	0	1	1		
Jerry Davanon, R OBP: 0.444, SLG: 0.333 (9, PR) (9, 5)											1	0	1	0	1	0	0		
Roger Metzger, S OBP: 0.327, SLG: 0.343 (1, 6)											5	0	2	1	0	0	3		
Joaquin Andujar, S Wilbur Howard, S Gene Pentz, R Leon Roberts, R Joe Niekro, R Larry Mulbourne Paul Siebert, L Ken Forsch, R (1, 11) (6, PH) (6, 1) (7, PH) (7, 1) (8, PH) (8, 1) (9, 1) (10, 1)											1	0	0	0	0	0	0		
<b>Inning Stats</b>	R: 0 E: 0 K: 0 S: 3	H: 0 LOB: 0 BB: 0 P: 3	R: 0 E: 0 K: 2 S: 7	H: 0 LOB: 0 BB: 0 P: 7	R: 0 E: 0 K: 0 S: 3	H: 0 LOB: 0 BB: 0 P: 3	R: 0 E: 0 K: 1 S: 6	H: 1 LOB: 1 BB: 0 P: 6	R: 2 E: 0 K: 1 S: 6	H: 4 LOB: 2 BB: 1 P: 10	R: 2 E: 0 K: 1 S: 7	H: 2 LOB: 1 BB: 1 P: 11	R: 0 E: 1 K: 1 S: 6	H: 1 LOB: 2 BB: 1 P: 10	R: 1 E: 0 K: 0 S: 5	H: 1 LOB: 2 BB: 0 P: 6	1B: 9 2B: 1 3B: 0 HR: 0	SF: 1 SAC: 1 DP: 1 HBP: 1	WP: 1 PA: 44
<b>PITCHER</b>	IP WLS BF H R ER SO	IP WLS BF H R ER SO	IP WLS BF H R ER SO	IP WLS BF H R ER SO	IP WLS BF H R ER SO	IP WLS BF H R ER SO	IP WLS BF H R ER SO	IP WLS BF H R ER SO	IP WLS BF H R ER SO	IP WLS BF H R ER SO	IP WLS BF H R ER SO	IP WLS BF H R ER SO	IP WLS BF H R ER SO	IP WLS BF H R ER SO	IP WLS BF H R ER SO	IP WLS BF H R ER SO	ERA WHIP	ERA WHIP	
Rick Rhoden, R ERA: 2.64 Charlie Hough, R ERA: 2.86 Stan Wall, L ERA: 3.09	6.2 1.2 1.2	26 10 8	6 3 1	2 2 1	4 1 1	33 10 9	37 18 10	2.70 10.80 5.40	1.050 3.000 0.600										

AB	38
R	5
H	10
RBI	5
BB	3
SO	6
LOB	22



Batter	1	2	3	4	5	6	7	8	9	10	AB	R	H	RBI	BB	SO	LOB	BOTTOM			
Davey Lopes, R OBP: 0.281, SLG: 0.317 (1, 4)	F9			F8					F9		4	1	1	0	1	0	2	Houston Astros @ Los Angeles Dodgers Dodger Stadium, Los Angeles, CA Sun May 23 1976, 3:33 AM PDT Att: 33,975 - Unknown			
Bill Buckner, L OBP: 0.325, SLG: 0.438 (1, 7)	E 2B			FC4-6 1B				K	F8		5	1	3	0	0	1	1				
Dusty Baker Jr., R OBP: 0.319, SLG: 0.336 (1, 8)	E8 1B			P3				G6-4-3 1B	5-3		5	1	1	1	0	0	5				
Steve Garvey, R OBP: 0.366, SLG: 0.430 (1, 3)	CS 1B			FC4-6				1B			5	1	4	3	0	0	2				
Ron Cey, R OBP: 0.429, SLG: 0.548 Rick Auerbach, R OBP: 0.200, SLG: 0.111 (1, 5) (10, PR)	F8			F8				1B			4	0	2	0	1	0	3				
Joe Ferguson, R OBP: 0.298, SLG: 0.367 (8, 2)	CS			F5				6-3	K		3	0	0	0	1	1	4				
Steve Yeager, R OBP: 0.342, SLG: 0.482 Henry Cruz, L OBP: 0.273, SLG: 0.490 (1, 2) (8, 9)	F7			F7				F9			3	0	0	0	0	1	1				
Bill Russell, R OBP: 0.324, SLG: 0.396 Ed Goodson, L OBP: 0.303, SLG: 0.407 (1, 6) (10, PH)	F7			F9				K	F9		4	0	0	0	0	1	1				
Rick Rhoden, R OBP: 0.278, SLG: 0.333 Charlie Hough, R Stan Wall, L Manny Mota, R OBP: 0.400, SLG: 0.385 (1, 1) (7, 1) (9, 1) (10, PH)				1B FC4-6 1B				F6	K		1	0	0	0	0	0	0				
<b>Inning Stats</b>	R: 2 E: 1 K: 0 S: 5	H: 3 LOB: 0 BB: 0 P: 5	R: 0 E: 0 K: 0 S: 3	H: 0 LOB: 0 BB: 0 P: 3	R: 1 E: 0 K: 0 S: 6	H: 3 LOB: 2 BB: 0 P: 6	R: 0 E: 1 K: 0 S: 4	H: 0 LOB: 2 BB: 1 P: 8	R: 0 E: 0 K: 0 S: 4	H: 2 LOB: 2 BB: 1 P: 8	R: 0 E: 0 K: 1 S: 5	H: 0 LOB: 0 BB: 0 P: 5	R: 1 E: 0 K: 2 S: 9	H: 2 LOB: 2 BB: 1 P: 13	R: 0 E: 0 K: 1 S: 5	H: 0 LOB: 0 BB: 0 P: 5	R: 0 E: 0 K: 0 S: 3		H: 0 LOB: 0 BB: 0 P: 3	1B: 12 2B: 1 3B: 0 HR: 0	SF: 0 SAC: 1 DP: 1 HBP: 0
<b>PITCHER</b>	IP WLS BF H R ER SO	IP WLS BF H R ER SO	IP WLS BF H R ER SO	IP WLS BF H R ER SO	IP WLS BF H R ER SO	IP WLS BF H R ER SO	IP WLS BF H R ER SO	IP WLS BF H R ER SO	IP WLS BF H R ER SO	IP WLS BF H R ER SO	IP WLS BF H R ER SO	IP WLS BF H R ER SO	IP WLS BF H R ER SO	IP WLS BF H R ER SO	IP WLS BF H R ER SO	IP WLS BF H R ER SO	ERA WHIP	ERA WHIP			
Joaquin Andujar, R Gene Pentz, R Joe Niekro, R Paul Siebert, L Ken Forsch, R (1, 1) (6, 1) (7, 1) (9, 1) (10, 1)	5.0 1.0 2.0 1.0 0.1	24 3 9 5 4	8 0 2 2 1	3 0 1 2 0	3 0 1 2 0	2 0 0 0 0	22 5 14 5 3	30 5 18 5 7	3.60 0.00 4.50 18.00 0.00	2.000 0.000 1.500 2.000 3.000											

AB	40
R	6
H	13
RBI	6
BB	4
SO	4
LOB	22





Batter	1	2	3	4	5	6	7	8	9	AB	R	H	RBI	BB	SO	LOB	TOP				
Davey Lopes, R OBP: 0.294, SLG: 0.333 (1, 4)										3	0	1	0	1	0	0	<b>Los Angeles Dodgers @ San Diego Padres</b> San Diego Stadium, San Diego, CA Mon May 24 1976, 10:05 PM EDT Att: 12,599 - Unknown <a href="http://livebaseballscorecards.com">livebaseballscorecards.com</a>				
Bill Buckner, L OBP: 0.323, SLG: 0.429 (1, 7)										3	0	0	0	1	0	1					
Dusty Baker Jr., R OBP: 0.311, SLG: 0.327 (1, 8)										4	0	0	0	0	0	3					
Steve Garvey, R OBP: 0.369, SLG: 0.432 (1, 3)										4	0	2	0	0	0	0					
Ed Goodson, L OBP: 0.324, SLG: 0.419 (1, 5)										4	0	2	0	0	1	1					
Joe Ferguson, R OBP: 0.297, SLG: 0.363 (1, 2)										4	0	1	0	0	0	3					
Joe Simpson, L (1, 9)										4	0	0	0	0	0	4					
Bill Russell, R OBP: 0.315, SLG: 0.385 (1, 6)										3	0	0	0	0	0	2					
Tommy John, R OBP: 0.176, SLG: 0.125 Henry Cruz, L OBP: 0.268, SLG: 0.481 Al Downing, R (7, 1)										2	0	0	0	0	1	0					
<b>Inning Stats</b>	R: 0 E: 0 K: 0 S: 3	H: 0 LOB: 0 BB: 0 P: 3	R: 0 E: 0 K: 0 S: 4	H: 1 LOB: 1 BB: 0 P: 4	R: 0 E: 0 K: 1 S: 6	H: 1 LOB: 2 BB: 1 P: 10	R: 0 E: 0 K: 0 S: 5	H: 2 LOB: 2 BB: 0 P: 5	R: 0 E: 0 K: 0 S: 3	H: 0 LOB: 1 BB: 1 P: 7	R: 0 E: 0 K: 0 S: 4	H: 2 LOB: 1 BB: 0 P: 4	R: 0 E: 0 K: 0 S: 3	H: 0 LOB: 0 BB: 0 P: 3	R: 0 E: 0 K: 1 S: 5	H: 0 LOB: 0 BB: 0 P: 5	1B: 5 2B: 1 3B: 0 HR: 0	SF: 0 SAC: 0 DP: 1 HBP: 0	WP: 0 PB: 0 SB: 0 CS: 0	PA: 34	
<b>PITCHER</b> Dave Freisleben, R ERA:	IP: 9.0	WLS: W	BF: 34	H: 6	R: 0	ER: 0	SO: 2	BB: 2	IBB: 0	HBP: 0	BLK: 0	WP: 0	HR: 0	S: 36	P: 44	ERA: 0.00	WHIP: 0.889				

Batter	1	2	3	4	5	6	7	8	9	AB	R	H	RBI	BB	SO	LOB	BOTTOM				
Enzo Hernandez, R OBP: 0.373, SLG: 0.370 (1, 6)										4	1	1	0	0	0	2	<b>Los Angeles Dodgers @ San Diego Padres</b> San Diego Stadium, San Diego, CA Mon May 24 1976, 10:05 PM EDT Att: 12,599 - Unknown <a href="http://livebaseballscorecards.com">livebaseballscorecards.com</a>				
Mery Rettenmund, R OBP: 0.500, SLG: 0.531 (1, 7)										3	1	1	0	1	1	1					
Willie Davis, L OBP: 0.310, SLG: 0.430 (1, 8)										3	0	0	1	0	0	1					
Dave Winfield, R OBP: 0.358, SLG: 0.482 (1, 9)										3	0	0	0	1	0	1					
Doug Rader, R OBP: 0.407, SLG: 0.527 (1, 5)										3	0	1	1	1	1	1					
Tito Fuentes, S OBP: 0.292, SLG: 0.312 (1, 4)										4	0	0	0	0	1	3					
Mike Ivie, R OBP: 0.270, SLG: 0.329 (1, 3)										3	0	0	0	0	0	0					
Fred Kendall, R OBP: 0.283, SLG: 0.239 (1, 2)										3	0	2	0	0	0	0					
Dave Freisleben, R (1, 1)										1	0	0	0	0	1	0					
<b>Inning Stats</b>	R: 1 E: 0 K: 0 S: 4	H: 1 LOB: 2 BB: 2 P: 12	R: 0 E: 0 K: 0 S: 4	H: 1 LOB: 1 BB: 0 P: 4	R: 0 E: 1 K: 1 S: 6	H: 0 LOB: 0 BB: 0 P: 6	R: 0 E: 0 K: 1 S: 5	H: 0 LOB: 0 BB: 0 P: 5	R: 1 E: 0 K: 1 S: 7	H: 2 LOB: 1 BB: 0 P: 7	R: 0 E: 0 K: 0 S: 3	H: 0 LOB: 0 BB: 0 P: 3	R: 0 E: 0 K: 1 S: 6	H: 1 LOB: 1 BB: 0 P: 6	R: 0 E: 0 K: 0 S: 3	H: 0 LOB: 1 BB: 1 P: 7	1B: 5 2B: 0 3B: 0 HR: 0	SF: 1 SAC: 2 DP: 0 HBP: 0	WP: 0 PB: 1 SB: 1 CS: 0	PA: 33	
<b>PITCHER</b> Tommy John, L ERA: 2.65 Al Downing, L ERA: 1.69	IP: 6.0	WLS: L	BF: 25	H: 4	R: 2	ER: 2	SO: 3	BB: 2	IBB: 0	HBP: 0	BLK: 0	WP: 0	HR: 0	S: 29	P: 37	ERA: 3.00	WHIP: 1.000				

Batter	1	2	3	4	5	6	7	8	9	AB	R	H	RBI	BB	SO	LOB	TOP					
Davey Lopes, R OBP: 0.306, SLG: 0.343 (1, 4)	F9		6-3					5-3 1B		4	0	2	1	0	0	0	Los Angeles Dodgers @ San Diego Padres San Diego Stadium, San Diego, CA Tue May 25 1976, 10:05 PM EDT Att: 34,390 - Unknown					
Bill Buckner, L OBP: 0.322, SLG: 0.425 (1, 7)	E9			L7	G3			5-3 1B		4	0	1	0	0	0	2						
Dusty Baker Jr., R OBP: 0.304, SLG: 0.318 (1, 8)	K			K				F8		4	0	0	0	0	2	3						
Steve Garvey, R OBP: 0.366, SLG: 0.428 (1, 3)	L8			5-3				5-3		4	0	1	0	0	0	3						
Ron Cey, R OBP: 0.418, SLG: 0.532 Mike Marshall, R (8, 1)		5-3			4-3	FC5-4 1B		5-3		4	0	0	0	0	0	3						
Joe Ferguson, R OBP: 0.311, SLG: 0.376 (1, 9)	L9				1B	1B				4	1	3	0	0	0	0						
Bill Russell, R OBP: 0.313, SLG: 0.380 (1, 6)	L1				1B	1B				4	1	1	0	0	0	1						
Ellie Rodriguez, R OBP: 0.600, SLG: 0.500 Joe Simpson, L (9, PR)	F9				1B	1B		F8		4	0	2	1	0	0	0						
Burt Hooton, R OBP: 0.285, SLG: 0.235 Danny Wallon, R Stan Wall, L (5, PH)					5-3					1	0	0	0	0	0	0						
Ted Sizemore, R OBP: 0.284, SLG: 0.270 Charlie Hough, R Ed Goodson, L OBP: 0.318, SLG: 0.406 (8, 5)					F7			F7		1	0	0	0	0	0	0						
Inning Stats	R: 0 E: 1 K: 1 S: 6	H: 0 LOB: 1 BB: 0 P: 6	R: 0 E: 0 K: 0 S: 3	H: 0 LOB: 0 BB: 0 P: 3	R: 0 E: 0 K: 0 S: 3	H: 0 LOB: 0 BB: 0 P: 3	R: 0 E: 0 K: 1 S: 5	H: 0 LOB: 0 BB: 0 P: 5	R: 2 E: 0 K: 0 S: 7	H: 4 LOB: 2 BB: 0 P: 7	R: 0 E: 0 K: 0 S: 4	H: 0 LOB: 2 BB: 0 P: 4	R: 0 E: 0 K: 0 S: 3	H: 0 LOB: 0 BB: 0 P: 3	R: 0 E: 0 K: 0 S: 5	H: 2 LOB: 2 BB: 0 P: 5	R: 0 E: 0 K: 0 S: 4	H: 2 LOB: 2 BB: 0 P: 4	1B: 10 2B: 9 3B: 0 HR: 0	SF: 0 SAC: 0 DP: 1 HBP: 0	WP: 0 PB: 0 SB: 0 CS: 0	PA: 36
PITCHER Randy Jones, L ERA: 2.24 (1, 1)	IP: 9.0 WLS: W BF: 36 H: 10 R: 2 ER: 2 SO: 2 BB: 0 IBB: 0 HBP: 0 BLK: 0 WP: 0 HR: 0 S: 40 P: 40 ERA: 2.00 WHIP: 1.111															PITCHER Randy Jones, L ERA: 2.24 (1, 1)						
Jerry Turner, L OBP: 0.299, SLG: 0.403 Merv Rettenmund, R (5, PH) (6, 7)	G3		K					F6		2	0	0	0	0	1	0						
Tito Fuentes, S OBP: 0.291, SLG: 0.318 (1, 4)	3B	2B		4-3				6-3		4	1	1	0	0	1	0						
Willie Davis, L OBP: 0.315, SLG: 0.445 (1, 8)	2H	3B			1B	HR		F8		4	1	2	1	0	0	0						
Willie McCovey, L OBP: 0.259, SLG: 0.270 Mike Ivie, R OBP: 0.276, SLG: 0.337 (6, PR) (7, 3)	F2				1B	HR		SH1-4 2B		2	1	1	0	1	0	1						
Dave Winfield, R OBP: 0.358, SLG: 0.475 (1, 9)	6-3				K			SH1-4		2	0	0	0	1	1	3						
Doug Rader, R OBP: 0.409, SLG: 0.561 (1, 5)						HR		2B		4	1	2	4	0	0	2						
Fred Kendall, R OBP: 0.282, SLG: 0.248 (1, 2)	F4				2B			5-3		4	0	1	0	0	1	4						
Enzo Hernandez, R OBP: 0.382, SLG: 0.354 (1, 6)	F8				L4					2	0	0	0	2	0	1						
Randy Jones, R OBP: 0.129, SLG: 0.036 (1, 1)					5-3	K		K		4	0	0	0	0	2	6						
Inning Stats	R: 1 E: 0 K: 0 S: 5	H: 2 LOB: 1 BB: 0 P: 5	R: 0 E: 0 K: 0 S: 3	H: 0 LOB: 0 BB: 0 P: 3	R: 0 E: 0 K: 1 S: 5	H: 0 LOB: 0 BB: 0 P: 5	R: 3 E: 0 K: 2 S: 11	H: 4 LOB: 1 BB: 0 P: 11	R: 0 E: 0 K: 0 S: 3	H: 0 LOB: 0 BB: 0 P: 3	R: 1 E: 0 K: 1 S: 6	H: 1 LOB: 2 BB: 2 P: 14	R: 0 E: 0 K: 1 S: 5	H: 0 LOB: 0 BB: 0 P: 5	R: 0 E: 0 K: 1 S: 6	H: 1 LOB: 3 BB: 2 P: 14	1B: 3 2B: 3 3B: 1 HR: 1	SF: 0 SAC: 1 DP: 0 HBP: 0	WP: 1 PB: 0 SB: 0 CS: 0	PA: 36		
PITCHER Burt Hooton, R ERA: 3.9 Stan Wall, L ERA: 3.29 Charlie Hough, R ERA: 2.7 Mike Marshall, R ERA: 2.45 (5, 1) (7, 1) (8, 1)	IP: 4.0 WLS: L BF: 18 H: 6 R: 4 ER: 4 SO: 3 BB: 0 IBB: 0 HBP: 0 BLK: 0 WP: 0 HR: 1 S: 24 P: 24 ERA: 9.00 WHIP: 1.500															PITCHER Randy Jones, L ERA: 2.24 (1, 1)						
Batter	1	2	3	4	5	6	7	8	9	AB	R	H	RBI	BB	SO	LOB	BOTTOM					



Batter	1	2	3	4	5	6	7	8	9	AB	R	H	RBI	BB	SO	LOB	TOP				
Davey Lopes, R OBP: 0.312, SLG: 0.343 (1.4)	5-3		F9	SF8						3	0	1	1	1	0	1	<b>Los Angeles Dodgers @ San Diego Padres</b> San Diego Stadium, San Diego, CA Wed May 26 1976, 10:05 PM EDT Att: 18,751 - Unknown <a href="http://livebaseballscorecards.com">livebaseballscorecards.com</a>				
Bill Buckner, L OBP: 0.318, SLG: 0.424 (1.7)	F9		F7	FC6			K2-3			5	0	1	1	0	1	3					
Dusty Baker Jr., R OBP: 0.301, SLG: 0.314 (1.8)	5-3		E		6-3		6-3	F3		5	1	1	0	0	0	2					
Steve Garvey, R OBP: 0.372, SLG: 0.423 (1.3)		2B	E4		6-3		FC6-4			2	2	0	0	3	0	0					
Ron Cey, R OBP: 0.412, SLG: 0.521 (9, PR) Rick Auerbach, R OBP: 0.200, SLG: 0.111 (9.5)	F9				L8		FC6-4			5	0	1	1	0	0	4					
Joe Ferguson, R OBP: 0.316, SLG: 0.413 Joe Simpson, L (8.9)			F3			5-3				4	1	2	1	0	0	1					
Steve Yeager, R OBP: 0.336, SLG: 0.500 (1.2)	SF8				5-3		F5			4	1	1	2	0	0	2					
Bill Russell, R OBP: 0.328, SLG: 0.405 (1.6)	F9				1B					3	2	2	0	1	0	1					
Doug Rau, L OBP: 0.350, SLG: 0.250 (1.1)					1B		K			4	1	2	0	0	1	2					
<b>Inning Stats</b>	R: 0 E: 0 K: 0 S: 3	H: 0 LOB: 0 BB: 0 P: 3	R: 1 E: 0 K: 0 S: 4	H: 1 LOB: 1 BB: 1 P: 8	R: 3 E: 1 K: 0 S: 7	H: 3 LOB: 1 BB: 0 P: 7	R: 1 E: 0 K: 0 S: 5	H: 2 LOB: 1 BB: 0 P: 5	R: 0 E: 0 K: 1 S: 5	H: 0 LOB: 0 BB: 1 P: 9	R: 0 E: 0 K: 1 S: 6	H: 1 LOB: 2 BB: 1 P: 10	R: 3 E: 0 K: 0 S: 6	H: 4 LOB: 1 BB: 1 P: 10	R: 0 E: 1 K: 0 S: 3	H: 0 LOB: 1 BB: 1 P: 7		1B: 6 2B: 2 3B: 1 HR: 2	SF: 2 SAC: 0 DP: 1 HBP: 0	WP: 0 PB: 0 SB: 2 CS: 0	PA: 43
<b>PITCHER</b>	IP	WLS	BF	H	R	ER	SO	BB	IBB	HBP	BLK	WP	HR	S	P	ERA	WHIP				
Ken Reynolds, L ERA: 4.15 (1.1)	3.1	L	18	6	5	2	0	1	0	0	0	0	0	10	14	5.40	2.100				
Dan Spillner, R ERA: 2.7 (4.1)	2.2		9	0	0	0	1	1	0	0	0	0	0	10	18	0.00	0.375				
Rich Folkers, L ERA: 5.5 (7.1)	1.1		10	4	3	3	1	1	1	0	0	0	2	10	18	20.25	3.750				
Dave Tomlin, L ERA: 6.0 (8.1)	0.2		2	1	0	0	0	0	0	0	0	0	0	2	2	0.00	1.500				
Butch Metzger, R ERA: 0.92 (9.1)	1.0		4	0	0	0	0	1	0	0	0	0	0	3	7	0.00	1.000				

Batter	1	2	3	4	5	6	7	8	9	AB	R	H	RBI	BB	SO	LOB	BOTTOM					
Enzo Hernandez, R OBP: 0.390, SLG: 0.385 (1.6)	F7					5-3				4	0	2	0	0	0	0	<b>Los Angeles Dodgers @ San Diego Padres</b> San Diego Stadium, San Diego, CA Wed May 26 1976, 10:05 PM EDT Att: 18,751 - Unknown <a href="http://livebaseballscorecards.com">livebaseballscorecards.com</a>					
Merv Rettenmund, R OBP: 0.438, SLG: 0.447 (1.7)	F5				F7					4	0	0	0	0	0	2						
Willie Davis, L OBP: 0.313, SLG: 0.437 (1.8)	F7				F3					3	0	0	0	1	0	2						
Dave Winfield, R OBP: 0.352, SLG: 0.465 (1.9)		F7			5-3					3	0	0	0	0	0	2						
Doug Rader, R OBP: 0.408, SLG: 0.552 (1.5)		F3			5-3					2	0	0	0	1	0	0						
Tito Fuentes, S OBP: 0.285, SLG: 0.311 (1.4)		5-3			5-3					3	0	0	0	0	0	2						
Mike Ivie, R OBP: 0.290, SLG: 0.341 (1.3)					F7					2	0	1	0	1	0	0						
Fred Kendall, R OBP: 0.276, SLG: 0.241 (1.2)					F8					3	0	0	0	0	0	2						
Ken Reynolds, L OBP: 0.299, SLG: 0.299 (4.1) Dan Spillner, R OBP: 0.299, SLG: 0.299 (5. PR) Ted Kubiak, L OBP: 0.299, SLG: 0.299 (6. PR) Rich Folkers, L OBP: 0.299, SLG: 0.299 (7.1) Dave Tomlin, L OBP: 0.299, SLG: 0.299 (8.1) Luis Melendez, R OBP: 0.299, SLG: 0.299 (9.1) Butch Metzger, R OBP: 0.299, SLG: 0.299 (9.1)					G3					1	0	0	0	0	0	0						
<b>Inning Stats</b>	R: 0 E: 0 K: 0 S: 3	H: 0 LOB: 0 BB: 0 P: 3	R: 0 E: 0 K: 0 S: 3	H: 0 LOB: 0 BB: 0 P: 3	R: 0 E: 0 K: 0 S: 3	H: 0 LOB: 0 BB: 0 P: 3	R: 0 E: 0 K: 0 S: 4	H: 1 LOB: 1 BB: 0 P: 4	R: 0 E: 0 K: 0 S: 3	H: 0 LOB: 0 BB: 1 P: 7	R: 0 E: 0 K: 1 S: 5	H: 0 LOB: 0 BB: 0 P: 5	R: 0 E: 0 K: 0 S: 2	H: 0 LOB: 1 BB: 2 P: 10	R: 0 E: 0 K: 0 S: 3	H: 1 LOB: 0 BB: 0 P: 3		R: 0 E: 0 K: 0 S: 3	H: 1 LOB: 0 BB: 0 P: 3	1B: 2 2B: 1 3B: 0 HR: 0	SF: 0 SAC: 0 DP: 3 HBP: 0	WP: 0 PB: 0 SB: 0 CS: 0
<b>PITCHER</b>	IP	WLS	BF	H	R	ER	SO	BB	IBB	HBP	BLK	WP	HR	S	P	ERA	WHIP					
Doug Rau, L ERA: 2.98 (1.1)	9.0	W	30	3	0	0	1	3	0	0	0	0	0	29	41	0.00	0.667					

Batter	1	2	3	4	5	6	7	8	9	AB	R	H	RBI	BB	SO	LOB	TOP					
Davey Lopes, R OBP: 0.296, SLG: 0.324 (1, 4)	0-0 5-3		0-0 5-3		0-3 K			0-0 6-3		4	0	0	0	0	1	1	<b>Los Angeles Dodgers @ Cincinnati Reds</b> Riverfront Stadium, Cincinnati, OH Fri May 28 1976, 7:05 PM EDT Att: 35,197 - Unknown <a href="http://livebaseballscorecards.com">livebaseballscorecards.com</a>					
Bill Buckner, L OBP: 0.322, SLG: 0.432 (1, 7)	0-0 1B		0-0 4-3		0-0 F7			0-0 2B		4	0	2	0	0	0	1						
Dusty Baker Jr., R OBP: 0.294, SLG: 0.307 (1, 8)	0-0 F8			0-0 L9			0-0 F9		0-3 K	4	0	0	0	0	1	3						
Steve Garvey, R OBP: 0.370, SLG: 0.419 (1, 3)	0-0 G3			0-0 1B			0-3 K		0-3 K	4	0	1	0	0	2	2						
Ron Cey, R OBP: 0.408, SLG: 0.514 (1, 5)		0-0 F9		0-0 1B		0-0 5-3			0-0 F8	4	0	1	0	0	0	0						
Joe Ferguson, R OBP: 0.321, SLG: 0.407 (1, 9)		4-0 BB		4-0 1B		0-3 K			0-3 K	2	0	0	0	2	2	0						
Steve Yeager, R OBP: 0.326, SLG: 0.483 (1, 2)		0-3 K		0-0 P8			0-3 K		0-0 P6	4	0	0	0	0	2	4						
Bill Russell, R OBP: 0.319, SLG: 0.395 (1, 6)		0-0 F7		0-0 5-3			0-0 P4			3	0	0	0	0	0	4						
Don Sutton, R OBP: 0.208, SLG: 0.143 (1, 1)			0-0 6-3				0-3 K			2	0	1	0	0	0	0						
Henry Cruz, L OBP: 0.283, SLG: 0.472 (7, PH)										1	0	0	0	0	1	0						
Mike Marshall, R (7, 1)										0	0	0	0	0	0	0						
<b>Inning Stats</b>	R: 0 E: 0 K: 0 S: 4	H: 1 LOB: 1 BB: 0 P: 4	R: 0 E: 0 K: 1 S: 5	H: 0 LOB: 1 BB: 1 P: 9	R: 0 E: 0 K: 0 S: 3	H: 0 LOB: 0 BB: 0 P: 3	R: 0 E: 0 K: 0 S: 5	H: 2 LOB: 3 BB: 1 P: 9	R: 0 E: 0 K: 1 S: 6	H: 1 LOB: 1 BB: 0 P: 6	R: 0 E: 0 K: 2 S: 7	H: 0 LOB: 0 BB: 0 P: 7	R: 0 E: 0 K: 2 S: 7	H: 0 LOB: 0 BB: 0 P: 7	R: 0 E: 0 K: 2 S: 8	H: 1 LOB: 1 BB: 0 P: 8	R: 0 E: 0 K: 1 S: 5	H: 0 LOB: 0 BB: 0 P: 5	1B: 4 2B: 1 3B: 0 HR: 0	SF: 0 SAC: 0 DP: 0 HBP: 0	WP: 0 PB: 0 SB: 0 CS: 0	PA: 34
<b>PITCHER</b> Pat Zachry, R ERA: 1.17 (1, 1)	IP: 9.0 WLS: W BF: 34 H: 5 R: 0 ER: 0 SO: 9 BB: 2 IBB: 0 HBP: 0 BLK: 0 WP: 0 HR: 0 S: 50 P: 58 ERA: 0.00 WHIP: 0.778															<b>PITCHER</b>						

Batter	1	2	3	4	5	6	7	8	9	AB	R	H	RBI	BB	SO	LOB	BOTTOM	
Pete Rose, S OBP: 0.452, SLG: 0.476 (1, 5)	0-0 E4 PB HR 1B		0-0 F7		0-0 4-3		0-0 L9		0-0 F7	5	1	1	0	0	0	2	<b>Los Angeles Dodgers @ Cincinnati Reds</b> Riverfront Stadium, Cincinnati, OH Fri May 28 1976, 7:05 PM EDT Att: 35,197 - Unknown <a href="http://livebaseballscorecards.com">livebaseballscorecards.com</a>	
Ken Griffey, L OBP: 0.404, SLG: 0.473 (1, 9)	4-0 HR BB 2-3		0-0	0-0 F8			0-0 F8		0-0 4-3	4	1	1	1	1	0	0		
Joe Morgan, L OBP: 0.445, SLG: 0.557 (1, 4)	0-0	0-0 G3		0-3 K			0-0 HR 3B		0-0 FC5-4 1B	4	2	2	3	0	1	1		
Doug Flynn, R OBP: 0.279, SLG: 0.262 (6, 4)	1-H 3-H HR									1	0	1	0	0	0	0		
Tony Perez, R OBP: 0.327, SLG: 0.397 (1, 3)	0-3 K		0-0 F9		0-0 F9		4-0 HR BB		0-0 FC5-4 1-2	4	1	0	0	1	1	1		
George Foster, R OBP: 0.390, SLG: 0.565 (1, 7)	0-0 F8		0-0 4-3 1B		0-3 K2-3		1-H 3-H HR			4	1	2	3	0	1	0		
Johnny Bench, R OBP: 0.336, SLG: 0.488 (1, 2)	0-0 HR		0-0 4-3 1B		0-0 4-3		0-0 2B		0-0 2B	4	2	3	1	0	0	0		
Dave Concepcion, R OBP: 0.320, SLG: 0.354 (1, 6)	0-0 6-3		0-0 4-3		0-0 6-3		0-0 F9			4	0	0	0	0	0	3		
Cesar Geronimo, L OBP: 0.390, SLG: 0.427 (1, 8)		4-0 S 1B BB		4-0 FC6-4 IBB		0-0 SH3 1B		0-0 WP 2B		2	1	2	1	2	0	0		
Pat Zachry, R OBP: 0.278, SLG: 0.235 (1, 1)	0-3 K		0-0 FC6-4		0-0 SH3		0-0 G3			3	0	0	0	0	1	5		
<b>Inning Stats</b>	R: 4 E: 1 K: 1 S: 8	H: 3 LOB: 0 BB: 1 P: 12	R: 1 E: 0 K: 1 S: 6	H: 1 LOB: 1 BB: 1 P: 10	R: 0 E: 0 K: 0 S: 5	H: 2 LOB: 3 BB: 1 P: 9	R: 0 E: 0 K: 1 S: 5	H: 0 LOB: 0 BB: 0 P: 5	R: 0 E: 0 K: 0 S: 4	H: 1 LOB: 1 BB: 0 P: 4	R: 4 E: 0 K: 0 S: 7	H: 4 LOB: 1 BB: 1 P: 11	R: 0 E: 0 K: 0 S: 4	H: 1 LOB: 1 BB: 0 P: 4	1B: 6 2B: 2 3B: 1 HR: 3	SF: 0 SAC: 1 DP: 0 HBP: 0	WP: 1 PB: 1 SB: 1 CS: 0	PA: 40
<b>PITCHER</b> Don Sutton, R ERA: 4.74 Mike Marshall, R ERA: 3.04 (1, 1) (7, 1)	IP: 6.0 WLS: L BF: 28 H: 7 R: 5 ER: 5 SO: 4 BB: 1 IBB: 0 HBP: 0 BLK: 0 WP: 1 HR: 2 S: 33 P: 45 ERA: 7.50 WHIP: 1.500															<b>PITCHER</b>		

Batter	1	2	3	4	5	6	7	8	9	AB R H RBI BB SO LOB	TOP																								
<b>Davey Lopes, R</b> OBP: 0.291, SLG: 0.321 (1,4)										4 0 1 1 0 0 1	<p align="center"><b>Los Angeles Dodgers @ Cincinnati Reds</b> Riverfront Stadium, Cincinnati, OH Sat May 29 1976, 3:33 AM EDT Att: 40,112 - Unknown</p> <p align="right">livebaseballscorecards.com</p> <p align="right"><b>AB</b> 32 <b>R</b> 5 <b>H</b> 8 <b>RBI</b> 5 <b>BB</b> 2 <b>SO</b> 6 <b>LOB</b> 14</p> <p align="right"></p>																								
<b>Bill Buckner, L</b> OBP: 0.324, SLG: 0.442 (1,7)										5 0 2 1 0 1 2																									
<b>Steve Garvey, R</b> OBP: 0.367, SLG: 0.432 (1,3)										4 1 1 1 0 0 3																									
<b>Ron Cey, R</b> OBP: 0.399, SLG: 0.500 (1,5)										4 0 0 0 0 1 2																									
<b>Joe Ferguson, R</b> OBP: 0.326, SLG: 0.405 (1,9)										3 1 1 0 1 1 1																									
<b>Dusty Baker Jr., R</b> OBP: 0.298, SLG: 0.307 (1,8)										3 1 1 0 1 0 2																									
<b>Steve Yeager, R</b> OBP: 0.323, SLG: 0.471 (1,2)										3 1 0 0 0 2 3																									
<b>Bill Russell, R</b> OBP: 0.325, SLG: 0.398 (1,6)										4 1 2 2 0 0 0																									
<b>Rick Rhoden, R</b> OBP: 0.250, SLG: 0.300 (1,1)										2 0 0 0 0 1 0																									
<b>Mike Marshall, R</b> (9,1)										0 0 0 0 0 0 0																									
<b>Inning Stats</b>	R: 0 E: 0 K: 1 S: 6	H: 1 LOB: 1 BB: 0 P: 6	R: 3 E: 0 K: 0 S: 5	H: 2 LOB: 1 BB: 1 P: 10	R: 1 E: 1 K: 0 S: 4	H: 1 LOB: 1 BB: 1 P: 8	R: 1 E: 0 K: 0 S: 5	H: 2 LOB: 1 BB: 0 P: 5	R: 0 E: 0 K: 2 S: 8	H: 1 LOB: 0 BB: 0 P: 8	R: 0 E: 0 K: 1 S: 5	H: 1 LOB: 0 BB: 0 P: 4	R: 0 E: 0 K: 1 S: 5	H: 0 LOB: 0 BB: 0 P: 5	R: 0 E: 0 K: 1 S: 5	H: 0 LOB: 0 BB: 0 P: 5	R: 0 E: 0 K: 1 S: 5	H: 0 LOB: 0 BB: 0 P: 5	1B: 6 2B: 0 3B: 1 HR: 1	SF: 1 SAC: 2 DP: 1 HBP: 1	WP: 0 PB: 0 SB: 3 CS: 0	PA: 38													
<b>PITCHER</b>	IP WLS BF H R ER SO BB IBB HBP BLK WP HR S P ERA WHIP																																		
<b>Jack Billingham, R</b> ERA: 4.25 (1,1)	5.0	25	7	5	5	3	2	0	1	0	0	1	28	37	9.00	1.800																			
<b>Pedro Borbon, R</b> ERA: 4.21 (6,1)	2.0	7	1	0	0	1	0	0	0	0	0	0	9	9	0.00	0.500																			
<b>Rawly Eastwick, R</b> ERA: 3.3 (8,1)	2.0	W	6	0	0	0	2	0	0	0	0	0	10	10	0.00	0.000																			

Batter	1	2	3	4	5	6	7	8	9	AB R H RBI BB SO LOB	BOTTOM																								
<b>Pete Rose, S</b> OBP: 0.441, SLG: 0.462 (1,5)										5 0 0 1 0 0 4	<p align="center"><b>Los Angeles Dodgers @ Cincinnati Reds</b> Riverfront Stadium, Cincinnati, OH Sat May 29 1976, 3:33 AM EDT Att: 40,112 - Unknown</p> <p align="right">livebaseballscorecards.com</p> <p align="right"><b>AB</b> 35 <b>R</b> 6 <b>H</b> 13 <b>RBI</b> 6 <b>BB</b> 3 <b>SO</b> 1 <b>LOB</b> 11</p> <p align="right"></p>																								
<b>Ken Griffey, L</b> OBP: 0.410, SLG: 0.487 (1,9)										4 2 2 1 1 0 1																									
<b>Joe Morgan, L</b> OBP: 0.450, SLG: 0.575 (1,4)										5 1 3 2 0 0 0																									
<b>Tony Perez, R</b> OBP: 0.331, SLG: 0.417 (1,3)										3 1 1 1 1 0 1																									
<b>George Foster, R</b> OBP: 0.397, SLG: 0.570 (1,7)										4 0 1 1 0 0 1																									
<b>Johnny Bench, R</b> OBP: 0.333, SLG: 0.481 (1,2)										4 0 1 0 0 1 1																									
<b>Dave Concepcion, R</b> OBP: 0.324, SLG: 0.358 (1,6)										4 1 2 0 0 0 1																									
<b>Cesar Geronimo, L</b> OBP: 0.393, SLG: 0.430 (1,8)										4 1 2 0 0 0 1																									
<b>Jack Billingham, R</b> OBP: 0.383, SLG: 0.318 (1,1)										1 0 1 0 0 0 0																									
<b>Mike Lum, L</b> (5, PH)										0 0 0 0 0 1 0 0																									
<b>Pedro Borbon, R</b> OBP: 0.347, SLG: 0.399 (6,1)										0 0 0 0 0 0 0 0																									
<b>Dan Driessens, R</b> OBP: 0.300, SLG: 0.500 (7, PH)										1 0 0 0 0 0 0 1																									
<b>Rawly Eastwick, R</b> OBP: 0.333, SLG: 0.500 (8,1)										0 0 0 0 0 0 0 0																									
<b>Ed Armbrister, R</b> OBP: 0.304, SLG: 0.364 (9, PH)										0 0 0 0 0 0 0 0																									
<b>Inning Stats</b>	R: 2 E: 0 K: 0 S: 5	H: 2 LOB: 1 BB: 1 P: 9	R: 0 E: 0 K: 0 S: 4	H: 1 LOB: 0 BB: 0 P: 4	R: 0 E: 0 K: 0 S: 3	H: 1 LOB: 0 BB: 0 P: 7	R: 0 E: 0 K: 0 S: 3	H: 2 LOB: 2 BB: 1 P: 7	R: 0 E: 0 K: 0 S: 4	H: 1 LOB: 1 BB: 0 P: 4	R: 0 E: 0 K: 0 S: 4	H: 1 LOB: 0 BB: 0 P: 4	R: 1 E: 0 K: 1 S: 6	H: 1 LOB: 0 BB: 0 P: 6	R: 0 E: 0 K: 0 S: 6	H: 4 LOB: 1 BB: 0 P: 6	R: 3 E: 0 K: 0 S: 6	H: 1 LOB: 1 BB: 0 P: 6	1B: 8 2B: 2 3B: 2 HR: 1	SF: 0 SAC: 1 DP: 1 HBP: 0	WP: 0 PB: 0 SB: 1 CS: 0	PA: 39													
<b>PITCHER</b>	IP WLS BF H R ER SO BB IBB HBP BLK WP HR S P ERA WHIP																																		
<b>Rick Rhoden, R</b> ERA: 2.92 (1,1)	8.0	L	34	10	4	4	1	3	0	0	0	0	33	45	4.50	1.625																			
<b>Mike Marshall, R</b> ERA: 3.33 (9,1)	0.2	L	5	3	2	2	0	0	0	0	0	0	5	5	27.00	4.500																			

Batter	1	2	3	4	5	6	7	8	9	AB	R	H	RBI	BB	SO	LOB	TOP			
Davey Lopes, R OBP: 0.297, SLG: 0.325 (1, 4)	F9 1-2 1B		S 2B 1B		F4 1-2 1B	P9 1-2 1B		G4-6-3 1-2 1B		5	1	2	0	0	0	1	<b>Los Angeles Dodgers @ Cincinnati Reds</b> Riverfront Stadium, Cincinnati, OH Sun May 30 1976, 3:33 AM EDT Unknown <a href="#">livebaseballscorecards.com</a>			
Bill Buckner, L OBP: 0.321, SLG: 0.441 (1, 7)	E9 2B 2B		P6 1-2 1B		F9 1-2 1B	F7 1-2 1B		G4-6-3 1-2 1B		5	1	1	0	0	0	4				
Steve Garvey, R OBP: 0.368, SLG: 0.444 (1, 3)	6-3 1-2 1B		L7 1-2 1B		2B BB BB		HR		F9 1-2 1B	4	2	1	1	1	0	2				
Ron Cey, R OBP: 0.415, SLG: 0.535 (1, 5)	 2B		1B 2B		BB 2B		F4-3 1B		1B 1B	5	2	5	2	0	0	0				
Joe Ferguson, R OBP: 0.336, SLG: 0.408 (1, 2)	5-3 1-2 1B		1B 2B		BB BB		F4-3 1-2 1B		FC6-4 1-2 1B	4	0	2	2	1	0	2				
Dusty Baker Jr., R OBP: 0.301, SLG: 0.306 (1, 8)			F8 1-2 1B		BB BB		K 1-2 2-3 3-H		FC6-4 1-2 1B	4	0	1	1	1	1	3				
Henry Cruz, L OBP: 0.274, SLG: 0.456 (1, 9)			P5 1-2 1B		BB BB		K 1-2 2-3 3-H		1-3 1B	4	0	1	0	1	1	5				
Bill Russell, R OBP: 0.313, SLG: 0.382 (1, 6)			P6 1-2 1B		F4-6-3 1-2 1B		6-3		P4 1-2 1B	5	0	0	0	0	0	4				
Tommy John, R OBP: 0.158, SLG: 0.111 (1, 1)			F3 1-2 1B		5-3		1B			2	0	0	0	0	0	1				
Charlie Hough, R OBP: 0.286, SLG: 0.286 (4, 1)									1B 1B	2	0	2	0	0	0	0				
Inning Stats	R: 1 E: 1 K: 0 S: 5	H: 2 LOB: 1 BB: 0 P: 5	R: 0 E: 0 K: 0 S: 4	H: 1 LOB: 1 BB: 0 P: 4	R: 2 E: 0 K: 0 S: 6	H: 3 LOB: 1 BB: 0 P: 6	R: 0 E: 0 K: 2 S: 2	H: 0 LOB: 0 BB: 1 P: 6	R: 1 E: 0 K: 1 S: 6	H: 1 LOB: 3 BB: 3 P: 18	R: 0 E: 0 K: 1 S: 4	H: 2 LOB: 1 BB: 0 P: 7	R: 0 E: 0 K: 0 S: 4	H: 2 LOB: 1 BB: 0 P: 4	R: 1 E: 0 K: 0 S: 6	H: 3 LOB: 2 BB: 0 P: 6	1B: 10 2B: 4 3B: 0 HR: 1	SF: 0 SAC: 0 DP: 2 HBP: 0	WP: 0 PA: 44 PB: 0 SB: 1 CS: 0	
PITCHER	IP	WLS	BF	H	R	ER	SO	BB	IBB	HBP	BLK	WP	HR	S	P	ERA	WHIP			
Gary Nolan, R ERA: 3.08 (1, 1)	4.2		23	7	4	4	0	3	0	0	0	0	0	20	32	7.71	2.143			
Pedro Borbon, R ERA: 4.29 (5, 1)	1.2		9	3	1	1	1	1	0	0	0	0	1	10	14	5.40	2.400			
Rawly Eastwick, R ERA: 3.31 (7, 1)	2.2	L	12	5	1	1	1	0	0	0	0	0	0	14	14	3.38	1.875			

Batter	1	2	3	4	5	6	7	8	9	AB	R	H	RBI	BB	SO	LOB	BOTTOM			
Dave Concepcion, R OBP: 0.337, SLG: 0.380 (1, 6)	E 1B BB					BB 1B		K BB	PO 2-3	4	2	3	0	1	1	0	<b>Los Angeles Dodgers @ Cincinnati Reds</b> Riverfront Stadium, Cincinnati, OH Sun May 30 1976, 3:33 AM EDT Unknown <a href="#">livebaseballscorecards.com</a>			
Ken Griffey, L OBP: 0.415, SLG: 0.487 (1, 9)	E2 FC6-4 1-3 1B		P7 1-3 1B		S S 1B	S BB		K2-3 1-2 BB		4	1	2	1	1	1	2				
Johnny Bench, R OBP: 0.348, SLG: 0.481 (1, 2)	FC6-4 1-2 3-H 1B		P3 1-2 BB		S BB	BB BB		S BB		2	0	1	1	3	0	2				
Tony Perez, R OBP: 0.333, SLG: 0.419 (1, 3)	FC6-4 1-2 2-3 1B		S FC4-2 2B		K 1-2 2-3	F3 1-2 BB		F3 1-2 BB		4	1	1	0	1	1	6				
George Foster, R OBP: 0.381, SLG: 0.555 (8, 7)	1-3 1-2 BB		6-3 2-3 BB		6-3 1-2 BB			F9 1-2 BB		4	0	0	0	1	0	7				
Bob Bailey, R OBP: 0.320, SLG: 0.511 (1, 5)			FC4-2 1-2 1B		K 1-2 BB	L6 1-2 BB		K 1-2 BB		4	0	1	2	0	1	4				
Dan Driessen, L OBP: 0.323, SLG: 0.333 (9, PH)	1-2 2-H 3-H 1B		S 1B		K 1-2 BB	L6 1-2 BB		K 1-2 BB		0	0	0	0	0	0	0				
Ed Arbrister, R OBP: 0.467, SLG: 0.467 (1, 7)			S 1B		K 1-2 BB	L6 1-2 BB		K 1-2 BB		1	0	0	0	0	1	0				
Cesar Geronimo, L OBP: 0.390, SLG: 0.426 (8, 8)		SH2-3 S FC 1B	1-2 1B		K 1-2 BB	L6 1-2 BB		CS 1B	F8 1-2 BB	1	0	0	0	0	0	0				
Doug Flynn, R OBP: 0.267, SLG: 0.250 (1, 4)		SH2-3 1-3 BB	F4-3 1-3 BB		F6 1-2 BB	4-3 1-2 BB		PO S BB		2	0	0	0	0	0	2				
Pete Rose, S OBP: 0.442, SLG: 0.460 (7, PH)		2B 3-H BB	K 1-2 BB		L5 1-2 BB	F9 1-2 BB		1-2 BB		1	0	0	0	1	0	0				
Inning Stats	R: 3 E: 1 K: 0 S: 5	H: 3 LOB: 1 BB: 1 P: 9	R: 1 E: 0 K: 0 S: 6	H: 2 LOB: 2 BB: 0 P: 6	R: 0 E: 0 K: 2 S: 5	H: 2 LOB: 1 BB: 1 P: 13	R: 0 E: 0 K: 2 S: 8	H: 0 LOB: 3 BB: 3 P: 15	R: 0 E: 0 K: 0 S: 3	H: 1 LOB: 0 BB: 0 P: 3	R: 0 E: 0 K: 2 S: 7	H: 0 LOB: 2 BB: 2 P: 15	R: 0 E: 0 K: 1 S: 4	H: 0 LOB: 1 BB: 2 P: 12	R: 0 E: 0 K: 1 S: 4	H: 0 LOB: 1 BB: 2 P: 10	1B: 8 2B: 3 3B: 0 HR: 0	SF: 0 SAC: 1 DP: 0 HBP: 0	WP: 0 PA: 46 PB: 0 SB: 9 CS: 1	
PITCHER	IP	WLS	BF	H	R	ER	SO	BB	IBB	HBP	BLK	WP	HR	S	P	ERA	WHIP			
Tommy John, L ERA: 3.31 (1, 1)	3.1		21	9	5	5	0	2	0	0	0	0	0	21	29	13.50	3.300			
Charlie Hough, R ERA: 2.27 (4, 1)	5.2	W	24	2	0	0	6	7	0	0	0	0	0	29	57	0.00	1.588			



Batter	1	2	3	4	5	6	7	8	9	AB	R	H	RBI	BB	SO	LOB	TOP					
Davey Lopes, R OBP: 0.309, SLG: 0.329										2	0	1	0	1	0	0	<b>Los Angeles Dodgers @ Cincinnati Reds</b> Riverfront Stadium, Cincinnati, OH Sun May 30 1976, 3:38 AM EDT Att: 51,211 - Unknown					
Ed Goodson, L OBP: 0.316, SLG: 0.406										0	0	0	0	0	0	0						
Joe Ferguson, R OBP: 0.333, SLG: 0.405										1	0	0	0	0	0	1						
Stan Wall, L										0	0	0	0	0	0	0						
Elie Rodriguez, R OBP: 0.636, SLG: 0.550										0	0	0	0	1	0	0						
Bill Buckner, L OBP: 0.318, SLG: 0.432										4	1	0	0	1	0	7						
Steve Garvey, R OBP: 0.361, SLG: 0.435										4	0	0	0	0	0	5						
Ron Cey, R OBP: 0.412, SLG: 0.528										4	0	1	0	0	0	4						
Henry Cruz, L OBP: 0.277, SLG: 0.467										3	0	1	1	0	0	0						
Dusty Baker Jr., R OBP: 0.305, SLG: 0.310										1	0	1	0	0	0	0						
Steve Yeager, R OBP: 0.314, SLG: 0.456										4	0	0	0	0	1	4						
Joe Simpson, L OBP: 0.125, SLG: 0.125										3	0	1	0	0	1	0						
Manny Mota, R OBP: 0.375, SLG: 0.357										1	0	0	0	0	0	2						
Bill Russell, R OBP: 0.311, SLG: 0.402										4	1	1	1	0	1	1						
Burt Hooton, R OBP: 0.300, SLG: 0.278										1	0	1	0	0	0	0						
Danny Walton, R										0	0	0	0	1	0	0						
Ted Sizemore, R OBP: 0.281, SLG: 0.267										1	0	0	0	0	0	0						
<b>Inning Stats</b>	R: 1 E: 1 K: 0 S: 5	H: 1 LOB: 2 BB: 1 P: 9	R: 0 E: 0 K: 1 S: 6	H: 1 LOB: 2 BB: 1 P: 10	R: 0 E: 0 K: 0 S: 3	H: 0 LOB: 0 BB: 0 P: 3	R: 0 E: 0 K: 0 S: 3	H: 0 LOB: 0 BB: 0 P: 3	R: 0 E: 0 K: 0 S: 5	H: 2 LOB: 2 BB: 0 P: 5	R: 0 E: 0 K: 1 S: 5	H: 0 LOB: 0 BB: 0 P: 5	R: 1 E: 0 K: 0 S: 4	H: 1 LOB: 2 BB: 1 P: 8	R: 0 E: 0 K: 1 S: 6	H: 2 LOB: 1 BB: 0 P: 6	R: 0 E: 0 K: 0 S: 3	H: 0 LOB: 1 BB: 1 P: 7	1B: 5 2B: 1 3B: 0 HR: 1	SF: 0 SAC: 1 DP: 1 HBP: 0	WP: 1 PB: 0 SB: 1 CS: 0	PA: 38
<b>PITCHER</b>	IP WLS BF H R ER SO BB IBB HBP BLK WP HR S P ERA WHIP																					
Santo Alcala, R ERA: 3.86	6.0 W 27 5 2 1 2 3 0 0 0 0 1 28 40 1.50 1.333																					
Will McEnaney, L ERA: 5.19	3.0 S 11 2 0 0 1 1 0 0 0 1 0 12 16 0.00 1.000																					

Batter	1	2	3	4	5	6	7	8	9	AB	R	H	RBI	BB	SO	LOB	BOTTOM			
Pete Rose, S OBP: 0.438, SLG: 0.455										4	1	1	0	0	0	0	<b>Los Angeles Dodgers @ Cincinnati Reds</b> Riverfront Stadium, Cincinnati, OH Sun May 30 1976, 3:38 AM EDT Att: 51,211 - Unknown			
Ken Griffey, L OBP: 0.417, SLG: 0.487										4	1	2	0	0	0	1				
Joe Morgan, L OBP: 0.446, SLG: 0.562										2	0	0	1	1	0	0				
Dan Driessen, L OBP: 0.338, SLG: 0.373										3	1	2	1	0	0	2				
Tony Perez, R OBP: 0.337, SLG: 0.443										1	1	1	1	0	0	0				
Mike Lum, L OBP: 0.346, SLG: 0.341										2	0	0	0	1	0	2				
George Foster, R OBP: 0.379, SLG: 0.551										1	0	0	0	0	0	0				
Cesar Geronimo, L OBP: 0.394, SLG: 0.467										4	2	2	2	0	0	2				
Bill Plummer, R OBP: 0.364, SLG: 0.537										4	1	2	2	0	0	0				
Doug Flynn, R OBP: 0.265, SLG: 0.250										4	0	1	0	0	0	2				
Santo Alcala, R OBP: 0.083, SLG: 0.083										2	0	0	0	0	1	1				
Will McEnaney, L ERA: 4.6										2	0	0	0	0	2	1				
<b>Inning Stats</b>	R: 2 E: 1 K: 0 S: 6	H: 3 LOB: 1 BB: 0 P: 6	R: 0 E: 0 K: 0 S: 3	H: 0 LOB: 0 BB: 0 P: 3	R: 0 E: 1 K: 0 S: 3	H: 0 LOB: 0 BB: 0 P: 3	R: 2 E: 0 K: 1 S: 8	H: 3 LOB: 1 BB: 0 P: 8	R: 0 E: 0 K: 0 S: 3	H: 1 LOB: 1 BB: 1 P: 7	R: 0 E: 1 K: 0 S: 3	H: 0 LOB: 1 BB: 1 P: 7	R: 0 E: 0 K: 1 S: 5	H: 0 LOB: 0 BB: 0 P: 5	R: 3 E: 0 K: 1 S: 9	H: 4 LOB: 1 BB: 0 P: 9	1B: 6 2B: 3 3B: 0 HR: 3	SF: 1 SAC: 0 DP: 1 HBP: 0	WP: 1 PB: 0 SB: 1 CS: 2	PA: 37
<b>PITCHER</b>	IP WLS BF H R ER SO BB IBB HBP BLK WP HR S P ERA WHIP																			
Burt Hooton, R ERA: 3.95	6.0 L 26 7 4 3 1 2 0 0 0 0 0 3 26 34 4.50 1.500																			
Stan Wall, L ERA: 4.6	2.0 10 4 3 3 2 0 0 0 0 0 3 14 14 13.50 2.000																			

Batter	1	2	3	4	5	6	7	8	9	10	11	12	AB	R	H	RBI	BB	SO	LOB					
Larry Herndon, R OBP: 0.453, SLG: 0.500 (1.8)	SH5-3 1B		F2		F8		L5		G4-3				7	1	2	0	0	0	5					
Derrel Thomas, S OBP: 0.314, SLG: 0.311 (1.4)	SH5-3		F3						F7				6	1	2	0	0	0	2					
Chris Speier, R OBP: 0.345, SLG: 0.331 (1.6)	F6									F8			6	1	3	0	0	0	2					
Bobby Murcer, L OBP: 0.367, SLG: 0.348 (1.9)	L9												6	1	1	2	0	0	3					
Gary Matthews, R OBP: 0.325, SLG: 0.379 (1.7)		F9											4	0	0	0	2	1	3					
Willie Montañez, L OBP: 0.368, SLG: 0.448 (1.3)													5	2	2	0	1	0	2					
Ken Reitz, R OBP: 0.296, SLG: 0.330 (1.5)													5	1	2	2	0	0	2					
Mike Sadek, R OBP: 0.432, SLG: 0.406 (1.2)													2	0	1	0	1	0	1					
Glenn Adams, L OBP: 0.291, SLG: 0.394 (11, PH)													1	0	1	0	0	0	0					
Craig Robinson, R OBP: 1.000, SLG: 1.000 (11, PR)													0	0	0	0	0	0	0					
Marc Hill, R OBP: 0.218, SLG: 0.302 (11.2)													1	0	0	1	0	0	1					
Jim Barr, R OBP: 0.102, SLG: 0.118 (9, PH)													2	0	0	0	0	2	2					
Chris Arnold, R OBP: 0.298, SLG: 0.258 (9, PH)													0	0	1	1	0	0	0					
Gary Lavelle, R OBP: 0.292, SLG: 0.290 (10, L)													0	0	0	0	0	0	0					
Dave Heaverlo, R OBP: 0.358, SLG: 0.350 (10, L)													0	0	0	0	0	0	0					
Von Joshua, L OBP: 0.358, SLG: 0.332 (11, PH)													1	0	0	0	0	0	2					
Randy Moffitt, R OBP: 0.387, SLG: 0.467 (11.1)													1	0	1	1	0	0	0					
Inning Stats	R: 0 E: 0 K: 0 S: 4	H: 1 LOB: 1 BB: 0 P: 4	R: 0 E: 0 K: 1 S: 6	H: 1 LOB: 2 BB: 1 P: 10	R: 0 E: 0 K: 0 S: 4	H: 1 LOB: 1 BB: 0 P: 4	R: 0 E: 0 K: 0 S: 3	H: 1 LOB: 0 BB: 1 P: 7	R: 0 E: 0 K: 1 S: 6	H: 1 LOB: 1 BB: 0 P: 6	R: 0 E: 0 K: 0 S: 4	H: 1 LOB: 1 BB: 0 P: 4	R: 0 E: 0 K: 0 S: 3	H: 0 LOB: 0 BB: 0 P: 3	R: 0 E: 1 K: 0 S: 4	H: 2 LOB: 1 BB: 0 P: 5	R: 0 E: 0 K: 0 S: 3	H: 1 LOB: 2 BB: 0 P: 5	R: 6 E: 1 K: 1 S: 12	H: 6 LOB: 2 BB: 1 P: 16	1B: 12 2B: 4 3B: 0 HR: 0	SF: 0 SAC: 3 DP: 3 HBP: 1	WP: 1 PB: 1 SB: 0 CS: 0	PA: 56
PITCHER	IP	WLS	BF	H	R	ER	SO	BB	IBB	HBP	BLK	WP	HR	S	P	ERA	WHIP							
Doug Rau, L ERA: 2.56 (1.1)	10.0		40	7	6	6	1	0	1	1	0	0	0	16	21	27.00	3.500							
Mike Marshall, R ERA: 4.18 (11.1)	2.0	L	16																					

Batter	1	2	3	4	5	6	7	8	9	10	11	12	AB	R	H	RBI	BB	SO	LOB					
Davey Lopes, R OBP: 0.303, SLG: 0.333 (1.4)	5-3		G4-6-3										5	0	1	0	0	0	1					
Bill Buckner, L OBP: 0.315, SLG: 0.426 (1.7)	4-3												5	0	1	0	0	0	1					
Steve Garvey, R OBP: 0.352, SLG: 0.423 (1.3)	L6												5	0	0	0	0	0	1					
Ron Cey, R OBP: 0.414, SLG: 0.524 (9, PR)													3	0	1	0	1	1	0					
Rick Auerbach, R OBP: 0.200, SLG: 0.111 (10, S)													0	1	0	0	0	0	0					
Henry Cruz, L OBP: 0.288, SLG: 0.475 (12, PH)													1	0	1	0	0	0	0					
Joe Ferguson, R OBP: 0.342, SLG: 0.426 (1.9)													5	0	3	1	0	0	2					
Dusty Baker Jr., R OBP: 0.397, SLG: 0.313 (1.8)													5	0	2	0	0	1	3					
Steve Yeager, R OBP: 0.303, SLG: 0.438 (1.2)													5	0	0	0	0	1	4					
Bill Russell, R OBP: 0.301, SLG: 0.389 (1.6)													4	0	0	0	0	0	0					
Doug Rau, L OBP: 0.348, SLG: 0.263 (1.1)													3	0	1	0	0	0	0					
Ed Goodson, L OBP: 0.308, SLG: 0.394 (10, PH)													1	0	0	0	0	0	1					
Mike Marshall, R ERA: 3.06 (11.1)													0	0	0	0	0	0	0					
Inning Stats	R: 0 E: 0 K: 0 S: 3	H: 0 LOB: 0 BB: 0 P: 3	R: 0 E: 0 K: 1 S: 6	H: 1 LOB: 1 BB: 0 P: 6	R: 0 E: 0 K: 0 S: 5	H: 0 LOB: 0 BB: 0 P: 3	R: 0 E: 0 K: 1 S: 6	H: 0 LOB: 0 BB: 0 P: 6	R: 0 E: 0 K: 0 S: 3	H: 1 LOB: 1 BB: 0 P: 7	R: 0 E: 0 K: 0 S: 4	H: 1 LOB: 2 BB: 1 P: 7	R: 0 E: 0 K: 0 S: 3	H: 0 LOB: 0 BB: 0 P: 3	R: 1 E: 1 K: 0 S: 5	H: 3 LOB: 2 BB: 0 P: 5	R: 0 E: 0 K: 0 S: 3	H: 0 LOB: 0 BB: 0 P: 3	R: 0 E: 0 K: 1 S: 6	H: 1 LOB: 1 BB: 0 P: 6	1B: 7 2B: 3 3B: 0 HR: 0	SF: 0 SAC: 0 DP: 4 HBP: 0	WP: 0 PB: 0 SB: 0 CS: 0	PA: 43
PITCHER	IP	WLS	BF	H	R	ER	SO	BB	IBB	HBP	BLK	WP	HR	S	P	ERA	WHIP							
Jim Barr, R ERA: 3.99 (1.1)	8.0		28	5	0	0	2	1	0	0	0	0	0	0	31	35	0.00	0.750						
Gary Lavelle, L ERA: 1.52 (9, L)	1.0	5	3	1	1	1	0	0	0	0	0	0	0	5	5	9.00	3.000							
Dave Heaverlo, R ERA: 3.58 (10, L)	1.0	3	0	0	0	0	0	0	0	0	0	0	0	3	3	0.00	0.000							
Randy Moffitt, R ERA: 3.06 (11.1)	2.0	W	7	2	0	0	1	0	0	0	0	0	0	9	9	0.00	1.000							

TOP

San Francisco Giants @ Los Angeles Dodgers  
Dodger Stadium, Los Angeles, CA  
Mon May 31 1976, 7:05 PM PDT  
Att. 32,071 - Unknown

AB 48  
R 7  
H 16  
RBI 7  
BB 4  
SO 3  
LOB 25

livebaseballscores.com

GIANTS

BOTTOM

San Francisco Giants @ Los Angeles Dodgers  
Dodger Stadium, Los Angeles, CA  
Mon May 31 1976, 7:05 PM PDT  
Att. 32,071 - Unknown

AB 42  
R 1  
H 10  
RBI 1  
BB 1  
SO 3  
LOB 13

Dodgers



Batter	1	2	3	4	5	6	7	8	9	AB	R	H	RBI	BB	SO	LOB	TOP			
Larry Herndon, R OBP: 0.438, SLG: 0.479 (1, 8)	0-0 6-3		0-0 F3		0-0 6-3		0-0 F8		0-0 1B S 1B	5	1	1	0	0	0	3				
Derrel Thomas, S OBP: 0.311, SLG: 0.309 (1, 4)	0-0 F9		0-0 F2		0-0 4-3		0-0 F9		0-0 1-3 S 1B	5	1	1	0	0	0	3				
Bobby Murcer, L OBP: 0.368, SLG: 0.342 (1, 9)	0-0 L9		0-0 6-3			0-3 K		4-0 E BB	4-0 1B BB	3	1	0	0	2	1	3				
Gary Matthews, R OBP: 0.332, SLG: 0.385 (1, 7)		0-3 K		0-0 4-3 S 1B		0-0 S 1B		0-3 K2-3	0-0 1-3 S 1B	5	2	3	2	0	2	1				
Willie Montanez, L OBP: 0.369, SLG: 0.447 (1, 3)		0-0 F6 1B		0-0 4-3		0-0 1-3 1B		0-0 E5	0-0 3-H 3-H 1B	5	1	2	1	0	0	3				
Chris Speier, R OBP: 0.343, SLG: 0.330 (1, 6)		0-0 F6 1-2		0-0 6-3 1B		0-0 F2		0-0 F8		4	0	1	1	0	0	3				
Ken Reitz, R OBP: 0.300, SLG: 0.333 (1, 5)			0-0 SH S 1B		0-0 6-3		0-0 2-H 1B		0-0 6-3	4	0	2	1	0	0	2				
Dave Rader, L OBP: 0.286, SLG: 0.281 (1, 2)			4-0 SH BB		0-0 F5		0-0 F9		0-0 F7	3	0	0	0	1	0	2				
Ed Halicki, R OBP: 0.263, SLG: 0.176 (1, 1)			0-0 SH		0-3 K		0-3 K		0-3 K	3	0	0	0	0	3	0				
<b>Inning Stats</b>	R: 0 E: 0 K: 0 S: 3	H: 0 LOB: 0 BB: 0 P: 3	R: 0 E: 0 K: 1 S: 5	H: 1 LOB: 0 BB: 0 P: 5	R: 0 E: 0 K: 0 S: 5	H: 1 LOB: 3 BB: 1 P: 9	R: 1 E: 0 K: 0 S: 5	H: 2 LOB: 1 BB: 0 P: 5	R: 0 E: 0 K: 1 S: 5	H: 0 LOB: 0 BB: 0 P: 5	R: 2 E: 0 K: 1 S: 8	H: 3 LOB: 1 BB: 0 P: 8	R: 0 E: 0 K: 1 S: 5	H: 0 LOB: 1 BB: 1 P: 10	R: 1 E: 2 K: 1 S: 8	H: 0 LOB: 1 BB: 1 P: 12	1B: 10 2B: 0 3B: 0 HR: 0	SF: 0 SAC: 1 DP: 0 HBP: 0	WP: 0 PB: 0 SB: 5 CS: 0	PA: 41
<b>PITCHER</b> Don Sutton, R ERA: 4.77 (1, 1)	IP: 9.0 WLS: L BF: 41	H: 10 R: 6 ER: 5 SO: 6	BB: 3 IBB: 0 HBP: 0 BLK: 0	WP: 0 HR: 0 S: 50 P: 62	ERA: 5.00 WHIP: 1.444	<b>PITCHER</b> IP: WLS: BF: H: R: ER: SO: BB: IBB: HBP: BLK: WP: HR: S: P: ERA: WHIP														

San Francisco Giants @ Los Angeles Dodgers  
 Dodger Stadium, Los Angeles, CA  
 Tue Jun 01 1976, 7:05 PM PDT  
 Att: 20,398 - Unknown

AB	37
R	6
H	10
RBI	5
BB	3
SO	6
LOB	20



Batter	1	2	3	4	5	6	7	8	9	AB	R	H	RBI	BB	SO	LOB	BOTTOM		
Davey Lopes, R OBP: 0.301, SLG: 0.330 (1, 4)	0-3 K			0-0 S 1B		0-3 K			0-0 E5 L1-3	4	0	1	0	0	2	0			
Bill Buckner, L OBP: 0.309, SLG: 0.417 (1, 7)	0-0 F6			0-0 F8		0-0 F3			0-0 L1-3	4	0	0	0	0	0	2			
Steve Garvey, R OBP: 0.352, SLG: 0.422 (1, 3)	0-3 K			0-0 F7		0-0 1B				3	0	1	0	0	1	1			
Ron Cey, R OBP: 0.407, SLG: 0.515 (1, 5)		0-0 F9		0-0 6-3		0-3 K				3	0	0	0	0	1	2			
Joe Ferguson, R OBP: 0.335, SLG: 0.417 (1, 9)		0-0 F3			0-0 6-3		0-0 5-3			3	0	0	0	0	0	1			
Dusty Baker Jr., R OBP: 0.308, SLG: 0.309 (1, 8)		0-0 F7			0-0 4-3			4-0 L1-3 BB		2	0	0	0	1	0	0			
Steve Yeager, R OBP: 0.299, SLG: 0.432 Henry Cruz, L OBP: 0.284, SLG: 0.468 Eliee Rodriguez, R OBP: 0.636, SLG: 0.500 (1, 2)			0-0 F8		0-3 K			0-3 K		2	0	0	0	0	1	0			
Bill Russell, R OBP: 0.297, SLG: 0.383 Danny Walton, R OBP: 0.200, SLG: 0.111 (1, 6)			0-0 F6			0-0 4-3		0-0 L1-3		2	0	0	0	0	0	0			
Rick Auerbach, R OBP: 0.200, SLG: 0.111 (9, 6)			0-0 F7			0-0 6-3		0-0 F7		1	0	0	0	0	0	0			
Don Sutton, R OBP: 0.192, SLG: 0.130 Ed Goodson, L OBP: 0.300, SLG: 0.382 (1, 1)	IP: 9.0 WLS: W BF: 29	H: 2 R: 0 ER: 0 SO: 6	BB: 1 IBB: 0 HBP: 0 BLK: 0	WP: 0 HR: 0 S: 40 P: 44	ERA: 0.00 WHIP: 0.333	<b>PITCHER</b> IP: WLS: BF: H: R: ER: SO: BB: IBB: HBP: BLK: WP: HR: S: P: ERA: WHIP													

San Francisco Giants @ Los Angeles Dodgers  
 Dodger Stadium, Los Angeles, CA  
 Tue Jun 01 1976, 7:05 PM PDT  
 Att: 20,398 - Unknown

AB	28
R	0
H	2
RBI	0
BB	1
SO	6
LOB	8



Batter	1	2	3	4	5	6	7	8	9	AB	R	H	RBI	BB	SO	LOB	TOP			
Larry Herndon, R OBP: 0.424, SLG: 0.462 (1, 8)										5	0	1	1	0	0	1	<b>San Francisco Giants @ Los Angeles Dodgers</b> <b>Dodger Stadium, Los Angeles, CA</b> Wed Jun 02 1976, 7:05 PM PDT Att: 22,109 - Unknown			
Derrel Thomas, S OBP: 0.310, SLG: 0.307 John D'Acquisto, R OBP: 0.500, SLG: 0.500 Steve Ontiveros, S OBP: 0.251, SLG: 0.175 (1, 4)										4	0	1	0	0	0	1				
Bobby Murcer, L OBP: 0.368, SLG: 0.358 Chris Arnold, R OBP: 0.250, SLG: 0.242 (1, 9)										3	1	1	1	0	1	1				
Gary Matthews, R OBP: 0.330, SLG: 0.379 (1, 7)										3	0	0	0	1	0	1				
Willie Montanez, L OBP: 0.367, SLG: 0.443 (1, 3)										4	0	1	0	0	1	1				
Chris Speier, R OBP: 0.347, SLG: 0.332 Craig Robinson, R OBP: 0.750, SLG: 0.750 (1, 6)										2	0	1	0	1	0	0				
Ken Reitz, R OBP: 0.304, SLG: 0.337 (1, 5)										4	1	2	0	0	1	1				
Dave Rader, L OBP: 0.284, SLG: 0.312 (1, 2)										4	1	1	1	0	0	5				
John Montefusco, R OBP: 0.233, SLG: 0.222 Dave Heaverlo, R OBP: 0.167, SLG: 0.167 Mike Caldwell, R OBP: 0.275, SLG: 0.275 Glenn Adams, L OBP: 0.192, SLG: 0.192 Charlie Williams, R OBP: 0.333, SLG: 0.333 (1, 1)										1	0	0	0	0	1	0				
<b>Inning Stats</b>	R: 0 E: 0 K: 1 S: 5	H: 0 LOB: 0 BB: 0 P: 5	R: 0 E: 0 K: 1 S: 5	H: 0 LOB: 0 BB: 0 P: 5	R: 1 E: 0 K: 2 S: 9	H: 2 LOB: 1 BB: 0 P: 9	R: 1 E: 0 K: 1 S: 7	H: 2 LOB: 2 BB: 2 P: 15	R: 0 E: 0 K: 0 S: 4	H: 1 LOB: 1 BB: 0 P: 4	R: 0 E: 0 K: 0 S: 3	H: 0 LOB: 0 BB: 0 P: 3	R: 0 E: 0 K: 0 S: 4	H: 1 LOB: 1 BB: 0 P: 4	R: 1 E: 0 K: 0 S: 6	H: 3 LOB: 2 BB: 0 P: 6		1B: 7 2B: 1 3B: 0 HR: 2	SF: 0 SAC: 0 DP: 0 HBP: 0	WP: 0 PB: 0 SB: 0 CS: 0
<b>PITCHER</b> Rick Rhoden, R ERA: 2.93 (1, 1)	IP: 9.0 WLS: W BF: 39 H: 10 R: 3 ER: 3 SO: 5 BB: 2 IBB: 0 HBP: 0 BLK: 0 WP: 0 HR: 2 S: 47 P: 55 ERA: 3.00 WHIP: 1.333															<b>PITCHER</b>				

AB	37
R	3
H	10
RBI	3
BB	2
SO	5
LOB	17



Batter	1	2	3	4	5	6	7	8	9	AB	R	H	RBI	BB	SO	LOB	BOTTOM	
Davey Lopes, R OBP: 0.306, SLG: 0.343 Ted Sizemore, R OBP: 0.278, SLG: 0.264 (1, 4)										5	1	2	1	0	0	2	<b>San Francisco Giants @ Los Angeles Dodgers</b> <b>Dodger Stadium, Los Angeles, CA</b> Wed Jun 02 1976, 7:05 PM PDT Att: 22,109 - Unknown	
Bill Buckner, L OBP: 0.311, SLG: 0.417 (1, 7)										5	0	2	0	0	0	3		
Steve Garvey, R OBP: 0.353, SLG: 0.426 Ed Goodson, L OBP: 0.300, SLG: 0.382 (1, 3)										5	1	2	1	0	1	5		
Ron Cey, R OBP: 0.412, SLG: 0.517 Rick Auerbach, R OBP: 0.200, SLG: 0.111 (7, PR)										0	0	0	0	0	0	0		
Joe Ferguson, R OBP: 0.337, SLG: 0.413 (1, 2)										4	1	1	0	1	0	2		
Dusty Baker Jr., R OBP: 0.320, SLG: 0.319 Joe Simpson, L OBP: 0.125, SLG: 0.125 (1, 8)										4	1	3	0	1	0	2		
Henry Cruz, L OBP: 0.278, SLG: 0.463 (1, 9)										5	2	1	2	0	0	5		
Bill Russell, R OBP: 0.301, SLG: 0.391 (1, 6)										5	3	2	1	0	0	1		
Rick Rhoden, R OBP: 0.292, SLG: 0.333 (1, 1)										4	1	2	4	0	0	0		
<b>Inning Stats</b>	R: 1 E: 0 K: 1 S: 8	H: 3 LOB: 2 BB: 0 P: 8	R: 1 E: 0 K: 0 S: 6	H: 3 LOB: 2 BB: 0 P: 6	R: 5 E: 1 K: 0 S: 10	H: 5 LOB: 2 BB: 0 P: 10	R: 3 E: 0 K: 0 S: 6	H: 3 LOB: 2 BB: 2 P: 14	R: 0 E: 0 K: 0 S: 3	H: 0 LOB: 0 BB: 0 P: 3	R: 1 E: 0 K: 0 S: 6	H: 3 LOB: 2 BB: 0 P: 6	R: 0 E: 0 K: 1 S: 5	H: 0 LOB: 0 BB: 0 P: 5	1B: 14 2B: 4 3B: 0 HR: 0	SF: 0 SAC: 1 DP: 0 HBP: 0		WP: 0 PB: 0 SB: 1 CS: 0
<b>PITCHER</b> John Montefusco, R ERA: 2.71 Dave Heaverlo, R ERA: 3.58 Mike Caldwell, L ERA: 4.92 Charlie Williams, R ERA: 2.05 John D'Acquisto, R ERA: 6.57 (1, 1)	IP: 2.1 WLS: L BF: 16 H: 5 R: 5 ER: 5 SO: 1 BB: 0 IBB: 0 HBP: 0 BLK: 0 WP: 0 HR: 0 S: 18 P: 18 ERA: 19.29 WHIP: 3.857															<b>PITCHER</b>		



Batter	1	2	3	4	5	6	7	8	9	10	AB	R	H	RBI	BB	SO	LOB	
Larry Herndon, R OBP: 0.411, SLG: 0.446 (1.8)											5	0	1	0	0	1	2	
Derrel Thomas, S OBP: 0.312, SLG: 0.306 (1.4)											4	1	1	0	1	0	0	
Chris Speier, R OBP: 0.349, SLG: 0.339 (1.6)											5	1	2	0	0	0	2	
Bobby Murcer, L OBP: 0.304, SLG: 0.356 (1.9)											4	0	1	1	0	2	3	
Gary Matthews, R OBP: 0.332, SLG: 0.376 (1.7)											4	0	1	1	1	0	2	
Willie Montanez, L OBP: 0.300, SLG: 0.434 (1.3)											4	0	0	0	0	0	5	
Ken Reitz, R OBP: 0.313, SLG: 0.347 (1.5)											3	0	2	0	1	0	0	
Mike Sadek, R OBP: 0.390, SLG: 0.361 (1.2)											4	0	0	0	0	0	5	
Rob Dressler, R OBP: 0.250, SLG: 0.250 (8.1)											3	0	0	0	0	2	2	
Randy Moffitt, R OBP: 0.667, SLG: 0.667 (9. PH)											0	0	0	0	0	0	0	
Steve Ontiveros, S OBP: 0.255, SLG: 0.171 (9.1)											1	0	0	0	0	1	0	
Gary Lavelle, S OBP: 0.200, SLG: 0.200 (9.1)											0	0	0	0	0	0	0	
<b>Inning Stats</b>	R: 0 E: 0 K: 1 S: 7	H: 2 LOB: 3 BB: 1 P: 11	R: 0 E: 0 K: 1 S: 6	H: 1 LOB: 1 BB: 0 P: 6	R: 2 E: 0 K: 1 S: 5	H: 2 LOB: 2 BB: 2 P: 13	R: 0 E: 0 K: 0 S: 4	H: 1 LOB: 1 BB: 0 P: 4	R: 0 E: 0 K: 0 S: 4	H: 1 LOB: 1 BB: 0 P: 4	R: 0 E: 0 K: 1 S: 5	H: 0 LOB: 0 BB: 0 P: 7	R: 0 E: 0 K: 2 S: 5	H: 0 LOB: 0 BB: 0 P: 5	R: 0 E: 0 K: 1 S: 5	H: 0 LOB: 0 BB: 0 P: 5	1B: 6 2B: 2 3B: 0 HR: 0	SF: 1 SAC: 0 DP: 1 HBP: 0
<b>PITCHER</b>	IP: 7.0 WLS: 7 BF: 32 ERA: 3.23	H: 8 R: 2 ER: 2 SO: 3	H: 2 R: 0 ER: 0 SO: 3	H: 0 R: 0 ER: 0 SO: 0	H: 0 R: 0 ER: 0 SO: 0	H: 1 R: 0 ER: 0 SO: 15	H: 1 R: 0 ER: 0 SO: 15	H: 0 R: 0 ER: 0 SO: 0	H: 0 R: 0 ER: 0 SO: 0	H: 0 R: 0 ER: 0 SO: 0	H: 0 R: 0 ER: 0 SO: 0	H: 0 R: 0 ER: 0 SO: 0	H: 0 R: 0 ER: 0 SO: 0	H: 0 R: 0 ER: 0 SO: 0	H: 0 R: 0 ER: 0 SO: 0	H: 0 R: 0 ER: 0 SO: 0	ERA: 2.09 WHIP: 0.000	PA: 41

**TOP**

San Francisco Giants @ Los Angeles Dodgers  
Dodger Stadium, Los Angeles, CA  
Thu Jun 03 1976, 7:05 PM PDT  
Att: 26,968 - Unknown

AB	37
R	2
H	8
RBI	2
BB	3
SO	6
LOB	21

**GIANTS**


Batter	1	2	3	4	5	6	7	8	9	10	AB	R	H	RBI	BB	SO	LOB	
Davey Lopes, R OBP: 0.310, SLG: 0.346 (1.4)											5	0	2	0	0	1	0	
Bill Buckner, L OBP: 0.318, SLG: 0.421 (1.7)											5	0	3	1	0	0	0	
Steve Garvey, R OBP: 0.354, SLG: 0.426 (1.3)											5	1	2	0	0	1	4	
Ron Cey, R OBP: 0.422, SLG: 0.520 (1.5)											3	1	2	0	2	0	2	
Joe Ferguson, R OBP: 0.341, SLG: 0.411 (1.2)											3	0	1	0	1	1	2	
Dusty Baker Jr., R OBP: 0.317, SLG: 0.312 (1.8)											4	0	0	0	1	0	4	
Henny Cruz, L OBP: 0.263, SLG: 0.437 (1.9)											4	0	0	0	0	0	4	
Manny Mota, R OBP: 0.353, SLG: 0.333 (10. PH)											1	0	0	0	0	0	2	
Joe Simpson, L OBP: 0.125, SLG: 0.125 (10. PR)											0	0	0	0	0	0	0	
Bill Russell, R OBP: 0.304, SLG: 0.392 (1.6)											5	1	2	1	0	0	3	
Tommy John, R OBP: 0.150, SLG: 0.105 (7. PH)											1	0	0	0	0	0	0	
Ed Goodson, L OBP: 0.293, SLG: 0.371 (8.1)											1	0	0	0	0	0	0	
Charlie Hough, R OBP: 0.250, SLG: 0.250 (8.1)											1	0	0	0	0	0	0	
<b>Inning Stats</b>	R: 0 E: 0 K: 1 S: 6	H: 1 LOB: 2 BB: 1 P: 10	R: 0 E: 0 K: 0 S: 3	H: 0 LOB: 0 BB: 0 P: 3	R: 0 E: 0 K: 1 S: 6	H: 1 LOB: 1 BB: 0 P: 6	R: 0 E: 0 K: 0 S: 3	H: 1 LOB: 0 BB: 0 P: 3	R: 1 E: 1 K: 0 S: 6	H: 2 LOB: 3 BB: 1 P: 10	R: 0 E: 0 K: 1 S: 6	H: 1 LOB: 1 BB: 0 P: 6	R: 1 E: 1 K: 0 S: 4	H: 2 LOB: 3 BB: 1 P: 8	1B: 12 2B: 0 3B: 0 HR: 0	SF: 0 SAC: 2 DP: 1 HBP: 0	PA: 45	
<b>PITCHER</b>	IP: 7.1 WLS: 7 BF: 32 ERA: 3.22	H: 9 R: 2 ER: 1 SO: 2	H: 2 R: 0 ER: 0 SO: 3	H: 0 R: 0 ER: 0 SO: 0	H: 0 R: 0 ER: 0 SO: 0	H: 1 R: 0 ER: 0 SO: 33	H: 0 R: 0 ER: 0 SO: 3	H: 0 R: 0 ER: 0 SO: 3	H: 1 R: 0 ER: 0 SO: 14	H: 2 R: 0 ER: 0 SO: 45	H: 1 R: 0 ER: 0 SO: 10	H: 0 R: 0 ER: 0 SO: 0	H: 0 R: 0 ER: 0 SO: 0	H: 0 R: 0 ER: 0 SO: 0	H: 0 R: 0 ER: 0 SO: 0	H: 0 R: 0 ER: 0 SO: 0	ERA: 1.69 WHIP: 2.250	PA: 45


**BOTTOM**

San Francisco Giants @ Los Angeles Dodgers  
Dodger Stadium, Los Angeles, CA  
Thu Jun 03 1976, 7:05 PM PDT  
Att: 26,968 - Unknown

AB	38
R	3
H	12
RBI	2
BB	4
SO	3
LOB	21

**Dodgers**

Batter	1	2	3	4	5	6	7	8	9	AB R H RBI BB SO LOB	TOP	
Mike Phillips, L (1.6) OBP: 0.297, SLG: 0.254	4-0 BB		0-0 G3		0-0 BB HR 1B		0-0 HR 1B	4-0 BB		3 2 2 1 2 0 1	<p>New York Mets @ Los Angeles Dodgers Dodger Stadium, Los Angeles, CA Fri Jun 04 1976, 7:05 PM PDT Att: 52,516 - Unknown</p> <p>livebaseballscores.com</p> <p>AB 38 R 11 H 14 RBI 11 BB 4 SO 6 LOB 16</p> 	
Wayne Garrett, L (1.4) OBP: 0.365, SLG: 0.327	0-0 F7		0-0 4-3		4-0 HR BB		0-0 L9	0-3 K		4 1 0 0 1 1 4		
John Milner, L (1.7) OBP: 0.412, SLG: 0.566 Bruce Boisclair, L (8.7) OBP: 0.389, SLG: 0.412	0-3 K			0-0 HR 1B	0-0 F8		0-0 HR 1B	0-0 FC4-6 1B 2B		4 2 2 0 0 1 3 1 1 1 0 0 0 0		
Dave Kingman, R (1.9) OBP: 0.282, SLG: 0.567	0-0 P3			0-0 HR 1B	0-0 HR		0-0 HR	0-3 K		5 3 3 8 0 1 2		
Ed Kranepool, L (1.3) OBP: 0.339, SLG: 0.384		0-0 4-3		0-0 F7	0-0 HR		0-0 K	0-0 FC4-6 1B		5 1 2 1 0 1 0		
Del Unser, L (1.8) OBP: 0.265, SLG: 0.328 Leon Brown, R (8.8) OBP: 0.250, SLG: 0.261		0-0 G3		0-0 4-3	0-0 F8		4-0 FC5-4 BB	0-0 FC4-6 2B		3 0 0 0 1 0 0 1 0 0 0 0 0 2		
Jerry Grote, R (1.2) OBP: 0.378, SLG: 0.331		0-0 5-3		0-0 6-3		0-0 E7 FC9-2 2B	0-0 FC5-4	0-0		5 0 2 1 0 0 1		
Roy Staiger, R (1.5) OBP: 0.236, SLG: 0.233			0-0 G3 SH3-4 1B		0-0 SH1-4 1B	0-0 FC9-2		0-3 K	0-3 K	5 1 2 0 0 2 3		
Tom Seaver, R (1.1) OBP: 0.182, SLG: 0.069			0-0 SH3-4		0-0 SH1-4	0-0 6-3		0-0 6-3		2 0 0 0 0 0 0		
Inning Stats	R: 0 H: 0 E: 0 LOB: 1 K: 1 BB: 1 S: 5 P: 9	R: 0 H: 0 E: 0 LOB: 0 K: 0 BB: 0 S: 3 P: 3	R: 0 H: 1 E: 0 LOB: 1 K: 0 BB: 0 S: 4 P: 4	R: 2 H: 2 E: 0 LOB: 0 K: 0 BB: 0 S: 5 P: 5	R: 5 H: 4 E: 0 LOB: 0 K: 0 BB: 1 S: 7 P: 11	R: 0 H: 1 E: 1 LOB: 0 K: 0 BB: 0 S: 3 P: 3	R: 3 H: 3 E: 0 LOB: 1 K: 1 BB: 1 S: 8 P: 12	R: 0 H: 0 E: 0 LOB: 1 K: 2 BB: 0 S: 7 P: 11	R: 1 H: 3 E: 0 LOB: 2 K: 2 BB: 0 S: 10 P: 10	1B: 8 SF: 0 2B: 3 SAC: 2 3B: 0 DP: 1 HR: 4 HBP: 0		WP: 0 PA: 44 PB: 0 SB: 0 CS: 0
PITCHER	IP WLS BF H R ER SO BB IBB HBP BLK WP HR S P ERA WHIP	PITCHER										IP WLS BF H R ER SO BB IBB HBP BLK WP HR S P ERA WHIP
Burt Hooton, R (1.1) ERA: 4.58	4.2 L 23 7 7 7 1 2 0 0 0 0 3 23 31 13.50 1.929											
Stan Wall, L (5.1) ERA: 4.24	1.1 4 1 0 0 0 0 0 0 0 0 0 4 4 0.00 0.750											
Al Downing, L (7.1) ERA: 3.95	3.0 17 6 4 4 5 2 0 0 0 0 1 25 33 12.00 2.667											

Batter	1	2	3	4	5	6	7	8	9	AB R H RBI BB SO LOB	BOTTOM	
Davey Lopes, R (1.4) OBP: 0.299, SLG: 0.333	0-0 F3		0-0 F8			0-0 G6-4-3			0-0 FC6-4	4 0 0 0 0 0 3	<p>New York Mets @ Los Angeles Dodgers Dodger Stadium, Los Angeles, CA Fri Jun 04 1976, 7:05 PM PDT Att: 52,516 - Unknown</p> <p>livebaseballscores.com</p> <p>AB 28 R 0 H 3 RBI 0 BB 1 SO 8 LOB 5</p> 	
Bill Buckner, L (1.7) OBP: 0.312, SLG: 0.413	0-0 G3			0-0 4-3			0-3 K		0-0 F7	4 0 0 0 0 1 1		
Steve Garvey, R (1.3) OBP: 0.350, SLG: 0.420	0-3 K			0-0 5-3			0-0 F9			3 0 0 0 0 1 0		
Ron Cey, R (1.5) OBP: 0.415, SLG: 0.511		0-0 5-3		0-3 K			0-0 P4			3 0 0 0 0 1 0		
Joe Ferguson, R (1.2) OBP: 0.335, SLG: 0.403 Elie Rodriguez, R (9.2) OBP: 0.636, SLG: 0.500		0-0 6-3			0-3 K			0-3 K		3 0 0 0 0 2 0 0 0 0 0 0 0 0		
Henry Cruz, L (1.9) OBP: 0.253, SLG: 0.419		0-0 4-3			0-3 K			0-0 P3		3 0 0 0 0 1 0		
Bill Russell, R (1.6) OBP: 0.305, SLG: 0.390 Rick Auerbach, R (9.6) OBP: 0.200, SLG: 0.111			0-0 CS 1B			0-3 K		0-0 P2		3 0 1 0 0 1 0 0 0 0 0 0 0 0		
Joe Simpson, L (1.8) OBP: 0.091, SLG: 0.091			0-3 K			0-0 1-3			0-0 F5	3 0 0 0 0 1 1		
Burt Hooton, R (1.1) OBP: 0.333, SLG: 0.278 Stan Wall, L (5.1)				4-0						0 0 0 0 1 0 0 0 0 0 0 0 0 0		
Danny Walton, R (6. PH) OBP: 0.400, SLG: 0.250 Al Downing, R (7.1) Ed Goodson, L (9. PH) OBP: 0.310, SLG: 0.389				BB		0-0 G6-4-3 1B		0-0 FC6-4 1B		1 0 1 0 0 0 0 0 0 0 0 0 0 0 1 0 1 0 0 0 0		
Inning Stats	R: 0 H: 0 E: 0 LOB: 0 K: 1 BB: 0 S: 5 P: 5	R: 0 H: 0 E: 0 LOB: 0 K: 0 BB: 0 S: 3 P: 3	R: 0 H: 1 E: 0 LOB: 1 K: 1 BB: 1 S: 5 P: 9	R: 0 H: 0 E: 0 LOB: 0 K: 1 BB: 0 S: 5 P: 5	R: 0 H: 0 E: 0 LOB: 0 K: 3 BB: 0 S: 9 P: 9	R: 0 H: 1 E: 0 LOB: 0 K: 0 BB: 0 S: 3 P: 3	R: 0 H: 0 E: 0 LOB: 0 K: 1 BB: 0 S: 5 P: 5	R: 0 H: 0 E: 0 LOB: 0 K: 1 BB: 0 S: 5 P: 5	R: 0 H: 1 E: 0 LOB: 1 K: 0 BB: 0 S: 4 P: 4	1B: 3 SF: 0 2B: 0 SAC: 0 3B: 0 DP: 1 HR: 0 HBP: 0	WP: 0 PA: 29 PB: 0 SB: 0 CS: 1	
PITCHER	IP WLS BF H R ER SO BB IBB HBP BLK WP HR S P ERA WHIP	PITCHER										IP WLS BF H R ER SO BB IBB HBP BLK WP HR S P ERA WHIP
Tom Seaver, R (1.1) ERA: 3.1	9.0 W 29 3 0 0 8 1 0 0 0 0 0 44 48 0.00 0.444											

Batter	1	2	3	4	5	6	7	8	9	AB	R	H	RBI	BB	SO	LOB	TOP																			
<b>Leon Brown, R</b> OBP: 0.250, SLG: 0.259 (1, 8)										4	0	1	1	0	0	2	<b>New York Mets @ Los Angeles Dodgers</b> Dodger Stadium, Los Angeles, CA Sat Jun 05 1976, 7:05 PM PDT Att: 36,117 - Unknown																			
<b>Jack Heidemann, R</b> (1, 4)										4	0	0	0	0	0	1																				
<b>John Milner, L</b> OBP: 0.422, SLG: 0.574 <b>Del Unser, L</b> OBP: 0.265, SLG: 0.328 (8, 7)										2	0	1	0	2	1	0																				
<b>Dave Kingman, R</b> OBP: 0.281, SLG: 0.575 (1, 9)										4	1	1	1	0	1	3																				
<b>Joe Torre, R</b> OBP: 0.371, SLG: 0.492 (1, 3)										4	1	1	0	0	0	3																				
<b>Jerry Grote, R</b> OBP: 0.375, SLG: 0.328 (1, 2)										4	0	1	0	0	0	1																				
<b>Roy Staiger, R</b> OBP: 0.239, SLG: 0.234 (1, 5)										4	0	1	0	0	2	1																				
<b>Mike Phillips, L</b> OBP: 0.321, SLG: 0.271 (1, 6)										3	1	2	1	1	0	0																				
<b>Jon Matlack, L</b> OBP: 0.250, SLG: 0.179 (1, 1)										3	0	0	0	0	1	4																				
<b>Inning Stats</b>	R: 0 E: 0 K: 1 S: 6	H: 1 LOB: 1 BB: 0 P: 6	R: 1 E: 0 K: 0 S: 6	H: 3 LOB: 2 BB: 0 P: 6	R: 0 E: 1 K: 0 S: 3	H: 0 LOB: 1 BB: 1 P: 7	R: 0 E: 0 K: 0 S: 4	H: 1 LOB: 1 BB: 0 P: 4	R: 0 E: 0 K: 1 S: 5	H: 2 LOB: 1 BB: 0 P: 6	R: 1 E: 0 K: 1 S: 5	H: 1 LOB: 0 BB: 1 P: 9	R: 0 E: 0 K: 0 S: 2	H: 0 LOB: 0 BB: 1 P: 6	R: 0 E: 0 K: 1 S: 5	H: 0 LOB: 0 BB: 0 P: 5	1B: 6 2B: 2 3B: 0 HR: 1	SF: 0 SAC: 0 DP: 3 HBP: 0	WP: 0 PB: 0 SB: 1 CS: 2	PA: 35																
<b>PITCHER</b>	IP	WLS	BF	H	R	ER	SO	BB	IBB	HBP	BLK	WP	HR	S	P	ERA	WHIP	<b>PITCHER</b>		IP	WLS	BF	H	R	ER	SO	BB	IBB	HBP	BLK	WP	HR	S	P	ERA	WHIP
<b>Doug Rau, L</b> ERA: 2.59 (1, 1)	6.0	L	25	7	2	2	3	1	0	0	0	0	1	30	34	3.00	1.333																			
<b>Charlie Hough, R</b> ERA: 2.21 (7, 1)	2.0		7	1	1	1	1	2	0	0	0	0	0	7	15	4.50	1.500																			
<b>Mike Marshall, R</b> ERA: 4.11 (9, 1)	1.0		3	0	0	0	1	0	0	0	0	0	0	5	5	0.00	0.000																			

livebaseballscores.com

AB 32  
R 3  
H 8  
RBI 3  
BB 3  
SO 5  
LOB 15



Batter	1	2	3	4	5	6	7	8	9	AB	R	H	RBI	BB	SO	LOB	BOTTOM																			
<b>Davey Lopes, R</b> OBP: 0.289, SLG: 0.321 (1, 4)										4	0	0	0	0	0	1	<b>New York Mets @ Los Angeles Dodgers</b> Dodger Stadium, Los Angeles, CA Sat Jun 05 1976, 7:05 PM PDT Att: 36,117 - Unknown																			
<b>Bill Buckner, L</b> OBP: 0.311, SLG: 0.410 (1, 7)										4	0	1	0	0	0	0																				
<b>Steve Garvey, R</b> OBP: 0.343, SLG: 0.412 (1, 3)										4	0	0	0	0	1	1																				
<b>Ron Cey, R</b> OBP: 0.424, SLG: 0.533 (1, 5)										2	1	2	1	1	0	0																				
<b>Joe Ferguson, R</b> OBP: 0.329, SLG: 0.395 (1, 9)										3	0	0	0	0	0	2																				
<b>Dusty Baker Jr., R</b> OBP: 0.313, SLG: 0.307 (1, 8)										3	0	0	0	0	0	1																				
<b>Steve Yeager, R</b> OBP: 0.299, SLG: 0.437 (1, 2)										3	0	1	0	0	1	0																				
<b>Bill Russell, R</b> OBP: 0.312, SLG: 0.396 (1, 6)										3	0	2	0	0	0	0																				
<b>Doug Rau, L</b> OBP: 0.333, SLG: 0.250 <b>Danny Walton, R</b> OBP: 0.333, SLG: 0.200 <b>Charlie Hough, R</b> OBP: 0.250, SLG: 0.250 <b>Manny Mota, R</b> OBP: 0.333, SLG: 0.313 <b>Mike Marshall, R</b> (9, 1)										1	0	0	0	0	1	0																				
<b>Inning Stats</b>	R: 0 E: 0 K: 0 S: 3	H: 0 LOB: 0 BB: 0 P: 3	R: 0 E: 0 K: 0 S: 3	H: 1 LOB: 0 BB: 0 P: 3	R: 0 E: 0 K: 1 S: 5	H: 0 LOB: 0 BB: 0 P: 5	R: 0 E: 0 K: 1 S: 5	H: 0 LOB: 0 BB: 0 P: 5	R: 0 E: 0 K: 0 S: 2	H: 2 LOB: 1 BB: 0 P: 6	R: 1 E: 0 K: 0 S: 4	H: 1 LOB: 0 BB: 0 P: 4	R: 0 E: 0 K: 1 S: 6	H: 1 LOB: 1 BB: 0 P: 6	R: 0 E: 0 K: 0 S: 3	H: 1 LOB: 0 BB: 0 P: 3	1B: 4 2B: 1 3B: 0 HR: 1	SF: 0 SAC: 0 DP: 3 HBP: 0	WP: 0 PB: 0 SB: 0 CS: 0	PA: 30																
<b>PITCHER</b>	IP	WLS	BF	H	R	ER	SO	BB	IBB	HBP	BLK	WP	HR	S	P	ERA	WHIP	<b>PITCHER</b>		IP	WLS	BF	H	R	ER	SO	BB	IBB	HBP	BLK	WP	HR	S	P	ERA	WHIP
<b>Jon Matlack, L</b> ERA: 2.65 (1, 1)	9.0	W	30	6	1	1	4	1	0	0	0	0	1	37	41	1.00	0.778																			

livebaseballscores.com

AB 29  
R 1  
H 6  
RBI 1  
BB 1  
SO 4  
LOB 7



Batter	1	2	3	4	5	6	7	8	9	AB	R	H	RBI	BB	SO	LOB	TOP	
Mike Phillips, L (1.6) OBP: 0.313, SLG: 0.280	0-0 2B		0-3 K		0-0 P4		0-0 F9		0-0 G4-6-3	5	0	1	0	0	1	6	<b>New York Mets @ Los Angeles Dodgers</b> Dodger Stadium, Los Angeles, CA Sun Jun 06 1976, 3:33 AM PDT Att: 35,105 - Unknown	
Wayne Garrett, L (1.4) OBP: 0.364, SLG: 0.325	0-0 F8		0-0 HR		0-0 G6-4-3			0-0 6-3		4	1	1	0	0	0	2		
John Milner, L (1.7) OBP: 0.417, SLG: 0.588	0-3 K		0-0 HR		0-0 F9			0-3 K		4	1	1	2	0	2	1		
Dave Kingman, R (1.9) OBP: 0.281, SLG: 0.567	1-0 HBP		0-3 K		0-0 F6			0-3 K		3	0	0	0	0	2	0		
Ed Kranepool, L (1.3) OBP: 0.332, SLG: 0.375	0-0 F7		0-3 K		0-0 F3			0-0 G3		4	0	0	0	0	1	2		
Del Unser, L (1.8) OBP: 0.264, SLG: 0.326		0-0 5-3		0-0 F9			0-0 F7		0-0 1B 1B BB 1B	4	1	1	0	0	0	0		
Ron Hodges, L (1.2) OBP: 0.312, SLG: 0.431	4-0 FC5-4 BB		0-0 F3		0-0 E4		0-0 2B	0-0 1B 1B 1-2		3	0	1	0	1	0	0		
Roy Staiger, R (1.5) OBP: 0.239, SLG: 0.235	0-0 FC5-4		0-0 F2		0-0 F9		0-0 F9	0-0 BB		4	0	1	0	0	0	2		
Jerry Koosman, R (1.1) OBP: 0.350, SLG: 0.400	0-3 K		0-0 G6-4-3		0-0 G6-4-3		0-0 1-3	4-0 1-2 2-3 3-H		1	0	0	0	0	1	1		
Rick Baldwin, L (3.1) OBP: 1.000, SLG: 1.000										1	0	1	0	0	0	0		
Bruce Bozinger, L (7.7) OBP: 0.420, SLG: 0.442										0	0	1	0	0	0	0		
Ken Sanders, R (7.1) OBP: 0.400, SLG: 0.400										0	0	0	0	0	0	0		
Bob Apodaca, R (8.1) OBP: 0.333, SLG: 0.500										0	0	0	0	0	0	0		
Joe Torre, R (9.7) OBP: 0.376, SLG: 0.492										0	0	0	1	1	0	0		
<b>Inning Stats</b>	R: 0 E: 0 K: 1 S: 6	H: 1 LOB: 2 BB: 0 P: 7	R: 0 E: 0 K: 1 S: 5	H: 0 LOB: 1 BB: 1 P: 9	R: 2 E: 0 K: 3 S: 11	H: 2 LOB: 0 BB: 0 P: 11	R: 0 E: 0 K: 0 S: 3	H: 0 LOB: 0 BB: 0 P: 3	R: 0 E: 0 K: 0 S: 3	H: 1 LOB: 2 BB: 0 P: 5	R: 0 E: 0 K: 2 S: 7	H: 0 LOB: 0 BB: 0 P: 7	R: 0 E: 0 K: 0 S: 5	H: 3 LOB: 2 BB: 1 P: 9	1B: 5 2B: 2 3B: 0 HR: 1	SF: 0 SAC: 0 DP: 2 HBP: 1	WP: 0 PB: 0 SB: 0 CS: 0	PA: 37
<b>PITCHER</b>	IP WLS BF H R ER SO BB IBB HBP BLK WP HR S P ERA WHIP																	
Don Sutton, R (1.1) ERA: 4.59	9.0 W 37 8 3 3 7 2 0 1 0 0 1 48 57 3.00 1.111																	

Batter	1	2	3	4	5	6	7	8	9	AB	R	H	RBI	BB	SO	LOB	BOTTOM			
Davey Lopes, R (1.4) OBP: 0.310, SLG: 0.339	4-0 1B BB	0-0 S 1B 2-H	0-0 1-3		4-0 S BB		0-0 1B 2B			3	3	2	1	2	0	0	<b>New York Mets @ Los Angeles Dodgers</b> Dodger Stadium, Los Angeles, CA Sun Jun 06 1976, 3:33 AM PDT Att: 35,105 - Unknown			
Ted Sizemore, R (8.4) OBP: 0.278, SLG: 0.264										0	0	0	0	0	0	0				
Bill Buckner, L (1.7) OBP: 0.317, SLG: 0.412	0-0 1B 1-2	0-0 S 1B 1-2		4-0 2B G4-3 BB	0-0 5-3		0-0 P6			4	2	2	0	1	0	2				
Steve Garvey, R (1.3) OBP: 0.349, SLG: 0.421	0-0 F7	0-0 1B 1-2 2-H		0-0 G4-3 2B 1-3	0-0 4-3		0-0 BB 2-H			5	1	3	3	0	0	3				
Ron Cey, R (1.5) OBP: 0.430, SLG: 0.536	0-0 FC6-4	0-0 1B 1-2		4-0 G4-3 IBB	0-0 6-3		0-0 L6			3	0	2	1	1	0	0				
Rick Auerbach, R (7.5) OBP: 0.195, SLG: 0.108	1-2 2-H	1-2 1B		0-0 G4-3 IBB	0-0 6-3		0-0 L6			1	0	0	0	0	0	1				
Joe Ferguson, R (1.9) OBP: 0.331, SLG: 0.387	0-0 F9	0-3 K		0-0 G4-3	0-0 4-3		4-0 FC3-6 BB HBP	0-0 FC4 BB		3	1	0	0	1	1	6				
Dusty Baker Jr., R (1.8) OBP: 0.319, SLG: 0.316	0-0 FC6-4		0-0 1B 2B	0-0 1B 2B	0-0 FC4		4-0 FC3-6 BB	0-0 FC4		4	1	2	1	1	0	4				
Steve Yeager, R (1.2) OBP: 0.303, SLG: 0.432		0-0 F7	0-0 2B 1B	1-0 HBP	0-0 FC3-6 2B		0-0 K			4	1	1	0	0	1	2				
Bill Russell, R (1.6) OBP: 0.321, SLG: 0.416		0-0 SH3-4 1B	0-0 F9 2B	0-0 G3	0-0 FC3-6 2B		0-0 F7			5	1	3	3	0	0	2				
Don Sutton, R (1.1) OBP: 0.167, SLG: 0.111		0-0 SH3-4	0-0 F9		0-0 6-3		0-0 6-3		0-0 F9	4	0	0	0	0	0	3				
<b>Inning Stats</b>	R: 1 E: 0 K: 0 S: 5	H: 2 LOB: 2 BB: 1 P: 9	R: 3 E: 0 K: 1 S: 10	H: 5 LOB: 2 BB: 0 P: 10	R: 2 E: 0 K: 0 S: 5	H: 3 LOB: 0 BB: 0 P: 5	R: 2 E: 0 K: 0 S: 4	H: 2 LOB: 2 BB: 2 P: 13	R: 0 E: 0 K: 0 S: 3	H: 0 LOB: 1 BB: 1 P: 7	R: 1 E: 0 K: 0 S: 4	H: 1 LOB: 2 BB: 1 P: 9	R: 1 E: 0 K: 0 S: 5	H: 2 LOB: 2 BB: 1 P: 9	R: 0 E: 0 K: 1 S: 5	H: 0 LOB: 0 BB: 0 P: 5	1B: 10 2B: 5 3B: 0 HR: 0	SF: 0 SAC: 1 DP: 1 HBP: 2	WP: 0 PB: 0 SB: 3 CS: 0	PA: 45
<b>PITCHER</b>	IP WLS BF H R ER SO BB IBB HBP BLK WP HR S P ERA WHIP																			
Jerry Koosman, L (1.1) ERA: 3.52	2.0 L 17 10 6 6 1 0 0 0 0 0 0 13 31 6.75 1.500																			
Rick Baldwin, R (3.1) ERA: 3.27	4.0 19 3 3 3 0 3 1 2 0 0 0 13 31 6.75 1.500																			
Ken Sanders, R (7.1) ERA: 1.86	1.0 6 2 1 1 0 1 0 0 0 0 0 5 9 9.00 3.000																			
Bob Apodaca, R (8.1) ERA: 1.85	1.0 3 0 0 0 1 0 0 0 0 0 0 5 5 0.00 0.000																			

Batter	1	2	3	4	5	6	7	8	9	AB	R	H	RBI	BB	SO	LOB	TOP			
Dave Cash, R OBP: 0.355, SLG: 0.366	0-0 2B 1B	0-0 6-3		0-0 1-2-3		4-0 BB 1B BB		0-0 G6-4-3		4	1	1	0	1	0	4	Philadelphia Phillies @ Los Angeles Dodgers Dodger Stadium, Los Angeles, CA Mon Jun 07 1976, 7:05 PM PDT Att: 30,627 - Unknown			
Larry Bowa, S OBP: 0.335, SLG: 0.324	0-0 P4	0-0 L9		0-0 G3		0-0 BB 1B			4-0 SH1-3 S SF7 BB	4	1	1	1	1	0	4				
Mike Schmidt, R OBP: 0.413, SLG: 0.634	0-0 HR 2B		0-3 K		0-3 K				0-0 SH1-3	3	1	1	2	1	2	0				
Greg Luzinski, R OBP: 0.335, SLG: 0.488 Jerry Martin, R OBP: 0.346, SLG: 0.417	0-0 HR		0-3 K		0-0 F2	0-0 F3			0-0 SF7	4	1	1	3	0	1	3				
Dick Allen, R OBP: 0.394, SLG: 0.500 Tom Hutton, L OBP: 0.366, SLG: 0.212	0-0 HR		0-0 F8		0-3 K		0-0 L9		0-0 F9	5	1	1	1	0	1	0				
Jay Johnstone, L OBP: 0.372, SLG: 0.492	0-0 L3			0-0 1B 2B		0-0 F9	0-0 P4			4	1	1	0	0	0	0				
Bobby Tolan, L OBP: 0.324, SLG: 0.460	0-0 1-3			0-0 FC1-5 1B 2H		0-0 F8	0-0 6-3			4	0	1	1	0	0	0				
Bob Boone, R OBP: 0.426, SLG: 0.450		0-0 6-3 SH3-4 1B		0-0 1-2-3 FC1-5 1B		4-0 2B 1B BB		0-0 FC5-6 1B		3	1	3	0	1	0	0				
Ron Reed, R OBP: 0.375, SLG: 0.500 Gene Garber, R OBP: 0.500, SLG: 0.250		0-0 SH3-4		0-0 FC1-5		0-0 1B BB 2B		0-0 FC5-6 G6-4-3		2	1	1	0	0	0	2				
<b>Inning Stats</b>	R: 4 E: 0 K: 0 S: 7	H: 4 LOB: 0 BB: 0 P: 7	R: 0 E: 0 K: 0 S: 4	H: 1 LOB: 0 BB: 0 P: 4	R: 0 E: 0 K: 2 S: 7	H: 0 LOB: 0 BB: 0 P: 7	R: 1 E: 0 K: 0 S: 6	H: 3 LOB: 2 BB: 0 P: 6	R: 0 E: 0 K: 2 S: 5	H: 0 LOB: 0 BB: 3 P: 17	R: 0 E: 0 K: 0 S: 3	H: 0 LOB: 0 BB: 0 P: 3	R: 0 E: 0 K: 0 S: 3	H: 1 LOB: 0 BB: 0 P: 3	R: 1 E: 0 K: 0 S: 3	H: 0 LOB: 0 BB: 1 P: 7	1B: 6 2B: 3 3B: 0 HR: 2	SF: 1 SAC: 2 DP: 1 HBP: 0	WP: 0 PB: 0 SB: 1 CS: 0	PA: 41
<b>PITCHER</b>	IP WLS BF H R ER SO BB IBB HBP BLK WP HR S P ERA WHIP	IP WLS BF H R ER SO BB IBB HBP BLK WP HR S P ERA WHIP																		
Rick Rhoden, R ERA: 3.5	(1, 1) 3.0	(4, 1) 4.0	(8, 1) 2.0																	
Charlie Hough, R ERA: 2.42	(1, 1) 3.0	(4, 1) 4.0	(8, 1) 2.0																	
Mike Marshall, R ERA: 4.12	(1, 1) 3.0	(4, 1) 4.0	(8, 1) 2.0																	

AB	34
R	8
H	11
RBI	8
BB	4
SO	4
LOB	14



Batter	1	2	3	4	5	6	7	8	9	AB	R	H	RBI	BB	SO	LOB	BOTTOM			
Davey Lopes, R OBP: 0.308, SLG: 0.336	0-0 1B HR 1B	0-0 FC6-4 CS			0-0 4-3		0-3 K			4	1	1	0	0	1	2	Philadelphia Phillies @ Los Angeles Dodgers Dodger Stadium, Los Angeles, CA Mon Jun 07 1976, 7:05 PM PDT Att: 30,627 - Unknown			
Bill Buckner, L OBP: 0.320, SLG: 0.415	0-0 1B HR 1B	0-0 F3			0-0 SF9			0-0 G4-6-3 1B		3	1	2	1	0	0	1				
Steve Garvey, R OBP: 0.347, SLG: 0.418	0-0 1B HR 1B		0-0 6-3		0-0 F3			0-0 G4-6-3		4	1	1	0	0	0	1				
Ron Cey, R OBP: 0.431, SLG: 0.556	0-0 HR		0-0 F7			0-0 2B		0-0 F7		4	1	2	4	0	0	0				
Joe Ferguson, R OBP: 0.324, SLG: 0.377	0-3 K		0-0 4-3		0-0 F9			0-0 E6 FC1-4 1B SF7		4	1	0	0	0	1	1				
Dusty Baker Jr., R OBP: 0.318, SLG: 0.315	0-0 5-3			0-0 P4		0-3 K		0-0 FC1-4 1B		4	0	1	0	0	1	1				
Steve Yeager, R OBP: 0.301, SLG: 0.427	0-0 1B			0-0 F7		0-3 K		0-0 FC1-4		4	0	1	0	0	1	3				
Bill Russell, R OBP: 0.315, SLG: 0.408 Danny Walton, R OBP: 0.286, SLG: 0.200	0-0 F3			0-0 F2			0-0 5-3		0-0 SF7	3	0	0	0	0	0	1				
Rick Rhoden, R OBP: 0.320, SLG: 0.360 Charlie Hough, R OBP: 0.333, SLG: 0.444 Ed Goodson, L OBP: 0.302, SLG: 0.378 Mike Marshall, R OBP: 0.316, SLG: 0.294	0-0 FC6-4 1B		0-0 4-3 SF9		0-0 P4		0-0 F7		0-0 F9	1	0	1	0	0	0	0				
<b>Inning Stats</b>	R: 4 E: 0 K: 1 S: 10	H: 5 LOB: 1 BB: 0 P: 10	R: 0 E: 0 K: 0 S: 3	H: 1 LOB: 0 BB: 0 P: 3	R: 0 E: 0 K: 0 S: 3	H: 0 LOB: 0 BB: 0 P: 3	R: 0 E: 0 K: 0 S: 3	H: 0 LOB: 0 BB: 0 P: 3	R: 1 E: 0 K: 2 S: 8	H: 1 LOB: 1 BB: 0 P: 8	R: 0 E: 0 K: 1 S: 5	H: 0 LOB: 0 BB: 0 P: 5	R: 0 E: 0 K: 0 S: 3	H: 1 LOB: 0 BB: 0 P: 3	R: 1 E: 1 K: 0 S: 5	H: 1 LOB: 1 BB: 0 P: 5	1B: 7 2B: 2 3B: 0 HR: 1	SF: 2 SAC: 0 DP: 1 HBP: 0	WP: 0 PB: 0 SB: 0 CS: 1	PA: 36
<b>PITCHER</b>	IP WLS BF H R ER SO BB IBB HBP BLK WP HR S P ERA WHIP	IP WLS BF H R ER SO BB IBB HBP BLK WP HR S P ERA WHIP																		
Ron Reed, R ERA: 3.92	(1, 1) 5.0	(6, 1) 4.0																		
Gene Garber, R ERA: 2.86	(1, 1) 5.0	(6, 1) 4.0																		

AB	34
R	6
H	10
RBI	6
BB	0
SO	4
LOB	11



Batter	1	2	3	4	5	6	7	8	9	AB	R	H	RBI	BB	SO	LOB	TOP	
Dave Cash, R OBP: 0.358, SLG: 0.368 Terry Harmon, R OBP: 0.400, SLG: 0.353 (6, 4)	5-3 		6-3 							4	0	2	1	0	0	0	Philadelphia Phillies @ Los Angeles Dodgers Dodger Stadium, Los Angeles, CA Tue Jun 08 1976, 7:05 PM PDT Att: 27,950 - Unknown	
Larry Bowa, S OBP: 0.330, SLG: 0.319 (1, 6)	F9 		5-3 	F9 	F8 	6-3 				6	0	1	1	0	0	5		
Mike Schmidt, R OBP: 0.416, SLG: 0.630 (1, 5)			F7 				6-3 			6	1	3	1	0	0	2		
Greg Luzinski, R OBP: 0.335, SLG: 0.482 (1, 7)	FC5-4 							F9 		6	2	2	0	0	1	4		
Dick Allen, R OBP: 0.407, SLG: 0.505 Tom Hutton, L OBP: 0.357, SLG: 0.206 (1, 3)		L8 								3	3	2	0	1	0	0		
Ollie Brown, R OBP: 0.440, SLG: 0.565 (1, 9)	F8 							4-3 		5	3	3	2	0	0	0		
Jerry Martin, R OBP: 0.355, SLG: 0.414 (1, 8)			FC6 	F3 				6-3 		5	2	2	2	0	0	3		
Bob Boone, R OBP: 0.425, SLG: 0.456 (1, 2)			5-3 					5-3 		5	1	2	3	0	0	3		
Larry Christenson, R OBP: 0.208, SLG: 0.304 Bobby Tolan, L OBP: 0.330, SLG: 0.460 Tug McGraw, R (9, 1)	FC6-4 		K 		F3 					4	1	1	2	0	1	4		
Inning Stats	R: 0 H: 1 E: 0 LOB: 1 K: 0 BB: 0 S: 4	R: 1 H: 2 E: 0 LOB: 1 K: 0 BB: 0 S: 5	R: 0 H: 0 E: 0 LOB: 0 K: 0 BB: 0 S: 3	R: 4 H: 4 E: 1 LOB: 1 K: 1 BB: 0 S: 10	R: 6 H: 7 E: 0 LOB: 2 K: 1 BB: 0 S: 12	R: 2 H: 4 E: 0 LOB: 2 K: 0 BB: 0 S: 7	R: 0 H: 0 E: 0 LOB: 0 K: 0 BB: 0 S: 3	R: 0 H: 0 E: 0 LOB: 0 K: 0 BB: 0 S: 3	R: 1 H: 2 E: 0 LOB: 1 K: 0 BB: 0 S: 4	1B: 17 SF: 0 2B: 4 SAC: 0 3B: 0 DP: 1 HR: 0 HBP: 1	WP: 0 PA: 49							
PITCHER	IP WLS BF H R ER SO BB IBB HBP BLK WP HR S P ERA WHIP																	ERA WHIP
Tommy John, L ERA: 3.44	(1, 1) 4.0 L 20 7 5 3 1 0 0 0 0 0 0 0 22 22 6.75 1.750																	
Al Downing, L ERA: 7.71	(5, 1) 0.1 8 6 6 6 0 1 0 0 0 0 0 0 7 11 162.00 21.000																	
Stan Wall, L ERA: 4.57	(5, 1) 4.2 21 7 3 3 1 0 0 1 0 0 0 0 22 23 5.79 1.500																	

AB 47  
R 14  
H 20  
RBI 13  
BB 1  
SO 2  
LOB 21



Batter	1	2	3	4	5	6	7	8	9	AB	R	H	RBI	BB	SO	LOB	BOTTOM	
Davey Lopes, R OBP: 0.316, SLG: 0.333 Ted Sizemore, R OBP: 0.276, SLG: 0.261 (1, 4)					F2 		P4 			1	1	0	0	2	0	0	Philadelphia Phillies @ Los Angeles Dodgers Dodger Stadium, Los Angeles, CA Tue Jun 08 1976, 7:05 PM PDT Att: 27,950 - Unknown	
Bill Buckner, L OBP: 0.315, SLG: 0.408 (1, 7)	F8 		F8 		4-3 			F9 		4	0	0	0	0	0	2		
Steve Garvey, R OBP: 0.350, SLG: 0.417 (1, 3)			F9 		6-3 					3	0	1	1	1	0	1		
Ron Cey, R OBP: 0.434, SLG: 0.563 Rick Auerbach, R OBP: 0.190, SLG: 0.105 (7, 5)					F3 			FC1-6 		3	1	2	0	0	0	0		
Joe Ferguson, R OBP: 0.317, SLG: 0.368 Joe Simpson, L OBP: 0.091, SLG: 0.091 (1, 9)	F7 		L9 		L9 			F3 		4	0	0	0	0	0	3		
Dusty Baker Jr., R OBP: 0.326, SLG: 0.323 (1, 8)						3-1 				4	0	3	0	0	0	0		
Steve Yeager, R OBP: 0.300, SLG: 0.422 (1, 2)		FC5-4 		FC6-4 						4	0	1	1	0	0	3		
Bill Russell, R OBP: 0.313, SLG: 0.404 (1, 6)		G6-4-3 						F8 		4	0	1	0	0	0	3		
Tommy John, R OBP: 0.143, SLG: 0.100 Ed Goodson, L OBP: 0.299, SLG: 0.368 Al Downing, R (5, 1)	F9 		F7 				K 		FC5-4 	1	0	0	0	0	0	0		
Danny Walton, R OBP: 0.250, SLG: 0.167 (9, PH)										1	0	0	0	0	1	1		
Inning Stats	R: 1 H: 2 E: 0 LOB: 1 K: 0 BB: 1 S: 4	R: 0 H: 1 E: 0 LOB: 0 K: 0 BB: 0 S: 3	R: 0 H: 0 E: 0 LOB: 1 K: 0 BB: 1 S: 3	R: 1 H: 3 E: 0 LOB: 2 K: 0 BB: 0 S: 6	R: 0 H: 0 E: 0 LOB: 0 K: 0 BB: 0 S: 3	R: 0 H: 0 E: 0 LOB: 0 K: 0 BB: 0 S: 3	R: 0 H: 1 E: 0 LOB: 1 K: 1 BB: 0 S: 6	R: 0 H: 0 E: 0 LOB: 1 K: 0 BB: 1 S: 3	R: 0 H: 1 E: 0 LOB: 1 K: 0 BB: 0 S: 4	1B: 7 SF: 0 2B: 1 SAC: 0 3B: 0 DP: 1 HR: 0 HBP: 0	WP: 0 PA: 36							
PITCHER	IP WLS BF H R ER SO BB IBB HBP BLK WP HR S P ERA WHIP																	ERA WHIP
Larry Christenson, R ERA: 2.77	(1, 1) 8.0 W 32 7 2 2 1 3 0 0 0 0 0 0 0 31 43 2.25 1.250																	
Tug McGraw, L ERA: 3.52	(9, 1) 1.0 4 1 0 0 0 0 0 0 0 0 0 0 4 4 0.00 1.000																	

AB 33  
R 2  
H 8  
RBI 2  
BB 3  
SO 1  
LOB 18





Batter	1	2	3	4	5	6	7	8	9	AB	R	H	RBI	BB	SO	LOB	TOP
<b>Dave Cash, R</b> OBP: 0.356, SLG: 0.363 (1, 4)	F9			F9			F8		BB 1B BB	3	1	0	0	1	0	0	<b>Philadelphia Phillies @ Los Angeles Dodgers</b> <b>Dodger Stadium, Los Angeles, CA</b> Wed Jun 09 1976, 7:05 PM PDT Att: 27,794 - Unknown
<b>Larry Bowa, S</b> OBP: 0.330, SLG: 0.319 (1, 6)	F7			K					BB 1B BB	3	0	1	0	0	1	0	
<b>Ollie Brown, R</b> OBP: 0.447, SLG: 0.565 (9, PH)	F7			K			G6-4-3 1B		1-2 2-3 BB	0	0	0	0	0	1	0	
<b>Mike Schmidt, R</b> OBP: 0.413, SLG: 0.622 (1, 5)	F3			F7			G6-4-3		BB 1B	4	0	1	2	0	0	1	
<b>Greg Luzinski, R</b> OBP: 0.338, SLG: 0.480 (1, 7)									BB 1B BB	3	0	1	0	1	1	0	
<b>Jerry Martin, R</b> OBP: 0.355, SLG: 0.414 (9, PR)						K			FC6-4 BB	0	0	0	0	0	0	0	
<b>Dick Allen, R</b> OBP: 0.393, SLG: 0.485 (1, 3)	G6-4-3			G6-4-3		6-3		F8	FC6-4 BB	4	0	0	0	0	0	4	
<b>Jay Johnstone, L</b> OBP: 0.365, SLG: 0.481 (1, 9)	F7					F8		F8		3	0	0	0	0	0	0	
<b>Bobby Tolan, L</b> OBP: 0.321, SLG: 0.447 (1, 8)				3-1			F8		L9	3	0	0	0	0	0	0	
<b>Bob Boone, R</b> OBP: 0.417, SLG: 0.446 (1, 2)				K			F9		F7	3	0	0	0	0	1	0	
<b>Jim Lonborg, R</b> OBP: 0.267, SLG: 0.222 (1, 1)				5-3			F9			2	0	0	0	0	0	0	
<b>Tim McCarver, L</b> OBP: 0.450, SLG: 0.485 (9, PH)									BB 1B 2B	1	1	1	0	0	0	0	
<b>Inning Stats</b>	R: 0 E: 0 K: 0 S: 3	H: 0 LOB: 0 BB: 0 P: 3	R: 0 E: 0 K: 0 S: 3	H: 1 LOB: 0 BB: 0 P: 3	R: 0 E: 0 K: 1 S: 5	H: 0 LOB: 0 BB: 0 P: 5	R: 0 E: 0 K: 1 S: 5	H: 0 LOB: 0 BB: 0 P: 5	R: 0 E: 0 K: 0 S: 3	H: 0 LOB: 0 BB: 0 P: 3	R: 0 E: 0 K: 0 S: 3	H: 0 LOB: 0 BB: 0 P: 3	R: 2 E: 0 K: 0 S: 5	H: 2 LOB: 3 BB: 3 P: 17	1B: 3 2B: 1 3B: 0 HR: 0	SF: 0 SAC: 0 DP: 2 HBP: 0	WP: 0 PA: 32 PB: 0 SB: 0 CS: 0
<b>PITCHER</b>	IP WLS BF H R ER SO BB IBB HBP BLK WP HR S P ERA WHIP																
<b>Burt Hooton, R</b> ERA: 4.31 (1, 1)	8.2 W 30 4 2 2 3 2 0 0 0 0 0 0 34 42 2.08 0.692																
<b>Charlie Hough, R</b> ERA: 2.4 (9, 1)	0.1 S 2 0 0 0 0 1 0 0 0 0 0 0 1 5 0.00 3.000																



Batter	1	2	3	4	5	6	7	8	9	AB	R	H	RBI	BB	SO	LOB	BOTTOM		
<b>Davey Lopes, R</b> OBP: 0.328, SLG: 0.341 (1, 4)	1-3			E 6-3 1B						3	1	2	1	1	0	0	<b>Philadelphia Phillies @ Los Angeles Dodgers</b> <b>Dodger Stadium, Los Angeles, CA</b> Wed Jun 09 1976, 7:05 PM PDT Att: 27,794 - Unknown		
<b>Bill Buckner, L</b> OBP: 0.314, SLG: 0.409 (1, 7)				F7		P6				4	0	1	0	0	0	4			
<b>Steve Garvey, R</b> OBP: 0.348, SLG: 0.414 (1, 3)										4	0	1	0	0	1	2			
<b>Ron Cey, R</b> OBP: 0.427, SLG: 0.552 (1, 5)				E6						4	0	0	0	0	1	2			
<b>Joe Ferguson, R</b> OBP: 0.311, SLG: 0.359 (1, 9)				6-3						4	0	0	0	0	3	2			
<b>Dusty Baker Jr., R</b> OBP: 0.329, SLG: 0.327 (1, 8)										4	0	2	0	0	0	0			
<b>Steve Yeager, R</b> OBP: 0.305, SLG: 0.427 (1, 2)										3	1	1	0	0	0	3			
<b>Bill Russell, R</b> OBP: 0.324, SLG: 0.424 (1, 6)										4	1	3	1	0	0	1			
<b>Burt Hooton, R</b> OBP: 0.292, SLG: 0.238 (1, 1)										3	0	0	0	0	2	4			
<b>Charlie Hough, R</b> OBP: 0.333, SLG: 0.444 (9, 1)										0	0	0	0	0	0	0			
<b>Inning Stats</b>	R: 0 E: 0 K: 2 S: 8	H: 1 LOB: 1 BB: 0 P: 8	R: 0 E: 0 K: 1 S: 7	H: 2 LOB: 2 BB: 0 P: 7	R: 1 E: 1 K: 1 S: 7	H: 1 LOB: 1 BB: 0 P: 7	R: 1 E: 0 K: 1 S: 7	H: 2 LOB: 2 BB: 1 P: 11	R: 0 E: 0 K: 1 S: 7	H: 2 LOB: 2 BB: 0 P: 7	R: 1 E: 0 K: 0 S: 4	H: 2 LOB: 0 BB: 0 P: 4	R: 0 E: 0 K: 1 S: 5	H: 0 LOB: 0 BB: 0 P: 5	R: 0 E: 0 K: 0 S: 3	H: 0 LOB: 1 BB: 0 P: 4	1B: 7 2B: 2 3B: 1 HR: 0	SF: 0 SAC: 1 DP: 1 HBP: 1	WP: 0 PA: 36 PB: 0 SB: 0 CS: 0
<b>PITCHER</b>	IP WLS BF H R ER SO BB IBB HBP BLK WP HR S P ERA WHIP																		
<b>Jim Lonborg, R</b> ERA: 2.59 (1, 1)	8.0 L 36 10 3 2 7 1 0 1 0 0 0 0 48 53 2.25 1.375																		



Batter	1	2	3	4	5	6	7	8	9	10	11	12	AB	R	H	RBI	BB	SO	LOB	TOP					
<b>Dave Cash, R</b> OBP: 0.358, SLG: 0.362 (1.4)	6-3		FC5-2			1B HR	FC4-6	5-3			L6	G4-3	6	1	2	1	1	0	3						
<b>Larry Bowa, S</b> OBP: 0.329, SLG: 0.318 (1.6)	F9		FC5-4			1B HR	FC4-6			1-3		G4-3	7	2	2	0	0	5							
<b>Mike Schmidt, R</b> OBP: 0.410, SLG: 0.626 (1.5)	F8									6-3	F3		5	2	1	3	1	0	1						
<b>Greg Luzinski, R</b> OBP: 0.342, SLG: 0.480 (7. PR)		F8											4	0	2	2	0	0	0						
<b>Jerry Martin, R</b> OBP: 0.364, SLG: 0.419 (7.7)				F7							K		2	0	1	0	0	1	1						
<b>Dick Allen, R</b> OBP: 0.415, SLG: 0.524 (1.3)													4	1	3	2	2	0	1						
<b>Tom Hutton, L</b> OBP: 0.357, SLG: 0.206 (12.3)										F8			0	0	0	0	0	0	0						
<b>Ollie Brown, R</b> OBP: 0.429, SLG: 0.533 (1.9)		L5-3											6	1	1	0	0	2	6						
<b>Garry Maddox, R</b> OBP: 0.376, SLG: 0.449 (1.8)													6	1	2	0	0	1	2						
<b>Tim McCarver, L</b> OBP: 0.477, SLG: 0.471 (1.2)													1	1	0	0	3	0	0						
<b>Bob Boone, R</b> OBP: 0.416, SLG: 0.461 (8.2)													2	1	1	2	0	0	1						
<b>Steve Carlton, L</b> OBP: 0.074, SLG: 0.074 (1.1)													4	0	1	0	0	2	2						
<b>Gene Garber, R</b> OBP: 0.500, SLG: 0.250 (8.1)													0	0	0	0	0	0	0						
<b>Terry Harmon, R</b> OBP: 0.429, SLG: 0.389 (10. PH)													1	0	1	0	0	0	0						
<b>Tug McGraw, R</b> OBP: 0.418, SLG: 0.419 (10.1)													1	0	0	0	0	1	1						
<b>Ron Schueler, R</b> OBP: 0.418, SLG: 0.419 (12.1)													0	0	0	0	0	0	0						
<b>Inning Stats</b>	R: 0 E: 0 K: 3	H: 0 LOB: 0 BB: 3	R: 0 E: 0 K: 2	H: 0 LOB: 0 BB: 6	R: 0 E: 0 K: 4	H: 1 LOB: 2 BB: 8	R: 0 E: 0 K: 1	H: 0 LOB: 1 BB: 9	R: 0 E: 0 K: 3	H: 0 LOB: 0 BB: 3	R: 3 E: 0 K: 5	H: 5 LOB: 2 BB: 9	R: 0 E: 0 K: 2	H: 1 LOB: 1 BB: 4	R: 0 E: 0 K: 4	H: 1 LOB: 1 BB: 4	R: 0 E: 0 K: 5	H: 5 LOB: 0 BB: 9	R: 4 E: 0 K: 9	H: 5 LOB: 0 BB: 9	1B: 14 2B: 1 3B: 1 HR: 2	SF: 0 SAC: 0 DP: 3 HBP: 0	WP: 0 PB: 0 SB: 2 CS: 0	PA: 56	
<b>PITCHER</b>	IP WLS BF H R ER SO BB IBB HBP BLK WP HR S P ERA WHIP	IP WLS BF H R ER SO BB IBB HBP BLK WP HR S P ERA WHIP	IP WLS BF H R ER SO BB IBB HBP BLK WP HR S P ERA WHIP	IP WLS BF H R ER SO BB IBB HBP BLK WP HR S P ERA WHIP	IP WLS BF H R ER SO BB IBB HBP BLK WP HR S P ERA WHIP	IP WLS BF H R ER SO BB IBB HBP BLK WP HR S P ERA WHIP	IP WLS BF H R ER SO BB IBB HBP BLK WP HR S P ERA WHIP	IP WLS BF H R ER SO BB IBB HBP BLK WP HR S P ERA WHIP	IP WLS BF H R ER SO BB IBB HBP BLK WP HR S P ERA WHIP	IP WLS BF H R ER SO BB IBB HBP BLK WP HR S P ERA WHIP	IP WLS BF H R ER SO BB IBB HBP BLK WP HR S P ERA WHIP	IP WLS BF H R ER SO BB IBB HBP BLK WP HR S P ERA WHIP	IP WLS BF H R ER SO BB IBB HBP BLK WP HR S P ERA WHIP	IP WLS BF H R ER SO BB IBB HBP BLK WP HR S P ERA WHIP	IP WLS BF H R ER SO BB IBB HBP BLK WP HR S P ERA WHIP	IP WLS BF H R ER SO BB IBB HBP BLK WP HR S P ERA WHIP	IP WLS BF H R ER SO BB IBB HBP BLK WP HR S P ERA WHIP	IP WLS BF H R ER SO BB IBB HBP BLK WP HR S P ERA WHIP	IP WLS BF H R ER SO BB IBB HBP BLK WP HR S P ERA WHIP	IP WLS BF H R ER SO BB IBB HBP BLK WP HR S P ERA WHIP	IP WLS BF H R ER SO BB IBB HBP BLK WP HR S P ERA WHIP	IP WLS BF H R ER SO BB IBB HBP BLK WP HR S P ERA WHIP	IP WLS BF H R ER SO BB IBB HBP BLK WP HR S P ERA WHIP	IP WLS BF H R ER SO BB IBB HBP BLK WP HR S P ERA WHIP	IP WLS BF H R ER SO BB IBB HBP BLK WP HR S P ERA WHIP

Philadelphia Phillies @ Los Angeles Dodgers  
Dodger Stadium, Los Angeles, CA  
Thu Jun 10 1976, 7:05 PM PDT  
Alt. 27,052 - Unknown

- AB 49
- R 10
- H 17
- RBI 10
- BB 7
- SO 7
- LOB 23

Batter	1	2	3	4	5	6	7	8	9	10	11	12	AB	R	H	RBI	BB	SO	LOB	BOTTOM					
<b>Dave Lopes, R</b> OBP: 0.322, SLG: 0.333 (1.4)	F9			F8	G3			F9				FC5-4	6	0	1	1	0	0	2						
<b>Bill Buckner, L</b> OBP: 0.314, SLG: 0.408 (1.7)	G3				K			4-3					6	1	2	0	0	1	1						
<b>Steve Garvey, R</b> OBP: 0.348, SLG: 0.424 (1.3)	5-3												6	1	2	2	0	0	2						
<b>Ron Cey, R</b> OBP: 0.420, SLG: 0.540 (1.5)													6	0	1	0	0	1	1						
<b>Joe Ferguson, R</b> OBP: 0.313, SLG: 0.357 (9. PR)													4	1	1	0	1	1	1						
<b>Joe Simpson, L</b> OBP: 0.091, SLG: 0.091 (10.9)													0	0	0	0	0	0	0						
<b>Ted Sizemore, R</b> OBP: 0.283, SLG: 0.269 (12. PH)													1	0	1	0	0	0	0						
<b>Dusty Baker Jr., R</b> OBP: 0.353, SLG: 0.329 (1.8)													5	1	2	0	1	1	2						
<b>Steve Yeager, R</b> OBP: 0.312, SLG: 0.426 (1.2)													5	1	2	1	1	0	2						
<b>Bill Russell, R</b> OBP: 0.335, SLG: 0.429 (1.6)													5	1	3	1	1	1	0						
<b>Dave Rio, L</b> OBP: 0.084, SLG: 0.084 (11.1)													0	0	0	0	0	0	0						
<b>Steve Carlton, L</b> OBP: 0.074, SLG: 0.074 (1.1)													4	0	1	0	0	2	2						
<b>Gene Garber, R</b> OBP: 0.500, SLG: 0.250 (8.1)													0	0	0	0	0	0	0						
<b>Tug McGraw, L</b> OBP: 0.429, SLG: 0.389 (10. PH)													1	0	1	0	0	0	0						
<b>Ron Schueler, R</b> OBP: 0.418, SLG: 0.419 (10.1)													1	0	0	0	0	1	1						
<b>Inning Stats</b>	R: 0 E: 0 K: 3	H: 0 LOB: 0 BB: 3	R: 0 E: 0 K: 2	H: 0 LOB: 0 BB: 6	R: 2 E: 0 K: 7	H: 4 LOB: 2 BB: 7	R: 0 E: 0 K: 2	H: 0 LOB: 0 BB: 3	R: 1 E: 0 K: 5	H: 3 LOB: 3 BB: 12	R: 0 E: 0 K: 4	H: 1 LOB: 1 BB: 4	R: 3 E: 0 K: 9	H: 4 LOB: 2 BB: 13	R: 0 E: 0 K: 4	H: 0 LOB: 1 BB: 4	R: 0 E: 0 K: 5	H: 5 LOB: 0 BB: 9	R: 4 E: 0 K: 9	H: 5 LOB: 0 BB: 9	1B: 14 2B: 1 3B: 0 HR: 1	SF: 1 SAC: 0 DP: 2 HBP: 0	WP: 0 PB: 0 SB: 1 CS: 1	PA: 54	
<b>PITCHER</b>	IP WLS BF H R ER SO BB IBB HBP BLK WP HR S P ERA WHIP	IP WLS BF H R ER SO BB IBB HBP BLK WP HR S P ERA WHIP	IP WLS BF H R ER SO BB IBB HBP BLK WP HR S P ERA WHIP	IP WLS BF H R ER SO BB IBB HBP BLK WP HR S P ERA WHIP	IP WLS BF H R ER SO BB IBB HBP BLK WP HR S P ERA WHIP	IP WLS BF H R ER SO BB IBB HBP BLK WP HR S P ERA WHIP	IP WLS BF H R ER SO BB IBB HBP BLK WP HR S P ERA WHIP	IP WLS BF H R ER SO BB IBB HBP BLK WP HR S P ERA WHIP	IP WLS BF H R ER SO BB IBB HBP BLK WP HR S P ERA WHIP	IP WLS BF H R ER SO BB IBB HBP BLK WP HR S P ERA WHIP	IP WLS BF H R ER SO BB IBB HBP BLK WP HR S P ERA WHIP	IP WLS BF H R ER SO BB IBB HBP BLK WP HR S P ERA WHIP	IP WLS BF H R ER SO BB IBB HBP BLK WP HR S P ERA WHIP	IP WLS BF H R ER SO BB IBB HBP BLK WP HR S P ERA WHIP	IP WLS BF H R ER SO BB IBB HBP BLK WP HR S P ERA WHIP	IP WLS BF H R ER SO BB IBB HBP BLK WP HR S P ERA WHIP	IP WLS BF H R ER SO BB IBB HBP BLK WP HR S P ERA WHIP	IP WLS BF H R ER SO BB IBB HBP BLK WP HR S P ERA WHIP	IP WLS BF H R ER SO BB IBB HBP BLK WP HR S P ERA WHIP	IP WLS BF H R ER SO BB IBB HBP BLK WP HR S P ERA WHIP	IP WLS BF H R ER SO BB IBB HBP BLK WP HR S P ERA WHIP	IP WLS BF H R ER SO BB IBB HBP BLK WP HR S P ERA WHIP	IP WLS BF H R ER SO BB IBB HBP BLK WP HR S P ERA WHIP	IP WLS BF H R ER SO BB IBB HBP BLK WP HR S P ERA WHIP	IP WLS BF H R ER SO BB IBB HBP BLK WP HR S P ERA WHIP

Philadelphia Phillies @ Los Angeles Dodgers  
Dodger Stadium, Los Angeles, CA  
Thu Jun 10 1976, 7:05 PM PDT  
Alt. 27,052 - Unknown

- AB 49
- R 6
- H 15
- RBI 6
- BB 4
- SO 7
- LOB 18

Batter	1	2	3	4	5	6	7	8	9	AB	R	H	RBI	BB	SO	LOB	TOP								
Jerry White, S OBP: 0.310, SLG: 0.343	P6	E1		K2-3					P6	5	1	1	0	0	1	1	<b>Montreal Expos @ Los Angeles Dodgers</b> Dodger Stadium, Los Angeles, CA Fri Jun 11 1976, 7:05 PM PDT Att: 17,278 - Unknown								
Gary Roenicke, R OBP: 0.235, SLG: 0.267	6-3				F7		SF9			3	0	1	1	1	0	0									
Tim Foli, R OBP: 0.287, SLG: 0.432	1B	K			F7		1B		P5	5	2	2	0	0	1	3									
Jose Morales, R OBP: 0.351, SLG: 0.459	1B			F9	K		1B		5-3	5	0	2	1	0	1	1									
Jim Lyttle, L OBP: 0.375, SLG: 0.400	1B			4-3		4-3				4	0	2	2	0	0	0									
Larry Parrish, R OBP: 0.284, SLG: 0.331	1B			P5		5-3	P3			3	0	0	0	1	0	2									
Barry Foote, R OBP: 0.284, SLG: 0.381	FC6-4					K			G6-3	3	0	1	0	1	1	3									
Jim Cox, R OBP: 0.167, SLG: 0.167		F7		F8			4-3		F9	4	0	0	0	0	0	2									
Clay Kirby, R OBP: 0.225, SLG: 0.250				F8						1	0	0	0	0	1	0									
Steve Dunning, R OBP: 0.285, SLG: 0.311									G6-3	1	0	0	0	0	0	0									
Jim Dwyer, L OBP: 0.285, SLG: 0.311										1	0	0	0	0	0	0									
Pepe Frazier, L OBP: 0.285, SLG: 0.311										0	1	0	0	0	0	0									
Wayne Granger, R OBP: 0.285, SLG: 0.311										0	0	0	0	0	0	0									
Mike Jorgensen, L OBP: 0.285, SLG: 0.311										1	0	0	0	0	0	1									
Fred Scherman, L OBP: 0.285, SLG: 0.311										0	0	0	0	0	0	0									
<b>Inning Stats</b>	R: 1 E: 0 K: 0 S: 6	H: 3 LOB: 3 BB: 1 P: 10	R: 0 E: 1 K: 2 S: 8	H: 0 LOB: 2 BB: 1 P: 12	R: 0 E: 0 K: 0 S: 3	H: 0 LOB: 0 BB: 0 P: 3	R: 0 E: 0 K: 1 S: 6	H: 1 LOB: 1 BB: 0 P: 6	R: 0 E: 0 K: 1 S: 5	H: 0 LOB: 0 BB: 0 P: 5	R: 0 E: 0 K: 1 S: 5	H: 0 LOB: 0 BB: 0 P: 5	R: 3 E: 0 K: 0 S: 8	H: 5 LOB: 2 BB: 0 P: 8	R: 0 E: 0 K: 0 S: 2	H: 0 LOB: 0 BB: 1 P: 6	R: 0 E: 0 K: 0 S: 4	H: 1 LOB: 1 BB: 0 P: 4	1B: 8 2B: 2 3B: 0 HR: 0	SF: 1 SAC: 0 DP: 1 HBP: 0	WP: 0 PB: 0 SB: 1 CS: 0	PA: 40			
<b>PITCHER</b>	IP WLS BF H R ER SO BB IBB HBP BLK WP HR S P ERA WHIP	6.2 W 32 9 4 4 5 2 0 0 0 0 0 40 48 5.40 1.650	2.1 S 8 1 0 0 0 1 0 0 0 0 0 7 11 0.00 0.857																						

AB	36
R	4
H	10
RBI	4
BB	3
SO	5
LOB	14



Batter	1	2	3	4	5	6	7	8	9	AB	R	H	RBI	BB	SO	LOB	BOTTOM							
Davey Lopes, R OBP: 0.320, SLG: 0.331	E5	K		K						4	1	1	0	0	2	3	<b>Montreal Expos @ Los Angeles Dodgers</b> Dodger Stadium, Los Angeles, CA Fri Jun 11 1976, 7:05 PM PDT Att: 17,278 - Unknown							
Bill Buckner, L OBP: 0.317, SLG: 0.407	4-3				2B		F8			3	2	1	1	1	0	2								
Steve Garvey, R OBP: 0.354, SLG: 0.442							4-3			4	1	3	3	0	0	0								
Ron Cey, R OBP: 0.421, SLG: 0.542	F7	F8								3	0	1	2	1	0	2								
Joe Ferguson, R OBP: 0.307, SLG: 0.349	F7			K		F8	K			4	0	0	0	0	2	3								
Dusty Baker Jr., R OBP: 0.328, SLG: 0.322		E5		4-3		F8			FC6-4	4	1	0	0	0	0	2								
Steve Yeager, R OBP: 0.310, SLG: 0.418				K		K			6-3	3	1	0	0	0	2	1								
Bill Russell, R OBP: 0.333, SLG: 0.422						F9			6-3	3	1	0	0	1	0	0								
Don Sutton, R OBP: 0.152, SLG: 0.100										3	0	0	0	0	0	3								
Charlie Hough, R OBP: 0.300, SLG: 0.400		L5				G3			4-3	1	0	0	0	0	0	0								
<b>Inning Stats</b>	R: 1 E: 1 K: 0 S: 5	H: 1 LOB: 1 BB: 0 P: 5	R: 4 E: 1 K: 1 S: 7	H: 1 LOB: 1 BB: 2 P: 16	R: 0 E: 0 K: 2 S: 7	H: 0 LOB: 0 BB: 0 P: 7	R: 0 E: 0 K: 1 S: 5	H: 0 LOB: 0 BB: 0 P: 5	R: 2 E: 0 K: 1 S: 8	H: 3 LOB: 1 BB: 0 P: 8	R: 0 E: 0 K: 0 S: 4	H: 1 LOB: 1 BB: 0 P: 4	R: 0 E: 0 K: 1 S: 5	H: 0 LOB: 1 BB: 1 P: 9	R: 0 E: 0 K: 0 S: 3	H: 0 LOB: 0 BB: 0 P: 3	1B: 3 2B: 2 3B: 1 HR: 0	SF: 0 SAC: 0 DP: 0 HBP: 1	WP: 1 PB: 0 SB: 2 CS: 0	PA: 36				
<b>PITCHER</b>	IP WLS BF H R ER SO BB IBB HBP BLK WP HR S P ERA WHIP	1.2 L 12 4 2 2 4 0 0 0 0 0 0 25 25 4.15 0.923	1.0 4 0 0 0 1 1 0 0 0 0 0 0 5 9 0.00 1.000	1.0 3 0 0 0 0 0 0 0 0 0 0 0 3 3 0.00 0.000																				



Batter	1	2	3	4	5	6	7	8	9	AB	R	H	RBI	BB	SO	LOB	TOP	
<b>Pepe Mangual, R</b> (1, 8) OBP: 0.407, SLG: 0.383	0-3 K		0-0 F8			0-0 F9	4-0 1B BB			3	0	0	0	1	1	2	<b>Montreal Expos @ Los Angeles Dodgers</b> Dodger Stadium, Los Angeles, CA Sat Jun 12 1976, 7:05 PM PDT Att: 22,794 - Unknown	
<b>Mike Jorgensen, L</b> (1, 7) OBP: 0.318, SLG: 0.345 <b>Wayne Granger, R</b> (7, 1) <b>Fred Scherman, L</b> (7, 1) OBP: 0.250, SLG: 0.250	0-3 K		0-3 K			0-0 P4	0-0 1B			4	0	1	0	0	2	2		
<b>Tim Foli, R</b> (1, 6) OBP: 0.286, SLG: 0.428	0-0 6-3				0-0 P4	0-0 FC5-4 1B	0-0 F6			4	0	1	0	0	0	2		
<b>Jose Morales, R</b> (1, 3) OBP: 0.317, SLG: 0.415		0-0 L4			0-0 F9	0-0 FC5-4 1-2	0-0 F9			4	0	0	0	0	0	1		
<b>Gary Roenicke, R</b> (1, 9) OBP: 0.238, SLG: 0.263		0-0 F8			0-0 1B		0-3 K	0-0 1-3		4	0	1	0	0	1	0		
<b>Pete Mackanin, R</b> (1, 5) OBP: 0.251, SLG: 0.354		0-0 F2			0-0 P3		0-0 P4	0-0 F8		4	0	0	0	0	0	1		
<b>Barry Foote, R</b> (1, 2) OBP: 0.292, SLG: 0.390			4-0 BB BB		0-0 P4		0-0 HR 2B	0-0 5-3		3	1	1	0	1	0	0		
<b>Jim Cox, R</b> (1, 4) OBP: 0.200, SLG: 0.158 <b>Jim Dwyer, L</b> (7, PH) OBP: 0.342, SLG: 0.311 <b>Larry Parrish, R</b> (7, PR) OBP: 0.282, SLG: 0.330			4-0 BB 1-2 BB		0-0 6-3		4-0 HR BB	0-3 K		1	0	0	0	1	0	0		
<b>Dan Warthen, S</b> (1, 1) <b>Jim Lyttle, L</b> (7, PH) OBP: 0.369, SLG: 0.588			0-0 P3		0-0 4-3		0-0 HR 1-H 2-H	0-0 3-1		2	0	0	0	0	0	2		
<b>Inning Stats</b>	R: 0 E: 0 K: 2 S: 7	H: 0 LOB: 0 BB: 0 P: 7	R: 0 E: 0 K: 0 S: 3	H: 0 LOB: 0 BB: 0 P: 3	R: 0 E: 0 K: 1 S: 5	H: 0 LOB: 2 BB: 2 P: 13	R: 0 E: 0 K: 0 S: 4	H: 1 LOB: 1 BB: 0 P: 4	R: 0 E: 0 K: 0 S: 3	H: 0 LOB: 0 BB: 0 P: 3	R: 0 E: 0 K: 0 S: 3	H: 0 LOB: 0 BB: 0 P: 3	R: 0 E: 0 K: 1 S: 5	H: 0 LOB: 0 BB: 0 P: 5	1B: 3 2B: 1 3B: 0 HR: 1	SF: 0 SAC: 0 DP: 0 HBP: 0		WP: 0 PB: 0 SB: 0 CS: 0
<b>PITCHER</b> <b>Rick Rhoden, R</b> (1, 1) ERA: 3.44	IP: 9.0 WLS: W BF: 36 H: 5 R: 3 ER: 3 SO: 5 BB: 4 IBB: 0 HBP: 0 BLK: 0 WP: 0 HR: 1 S: 42 P: 58 ERA: 3.00 WHIP: 1.000											<b>PITCHER</b>	IP: 9.0 WLS: W BF: 36 H: 5 R: 3 ER: 3 SO: 5 BB: 4 IBB: 0 HBP: 0 BLK: 0 WP: 0 HR: 1 S: 42 P: 58 ERA: 3.00 WHIP: 1.000					


Batter	1	2	3	4	5	6	7	8	9	AB	R	H	RBI	BB	SO	LOB	BOTTOM			
<b>Davey Lopes, R</b> (1, 4) OBP: 0.318, SLG: 0.324	0-0 5-3		0-0 F8			0-0 5-3	4-0 BB			3	0	0	0	1	0	0	<b>Montreal Expos @ Los Angeles Dodgers</b> Dodger Stadium, Los Angeles, CA Sat Jun 12 1976, 7:05 PM PDT Att: 22,794 - Unknown			
<b>Bill Buckner, L</b> (1, 7) OBP: 0.324, SLG: 0.422	4-0 HR BB		0-0 HR		0-0 CS 1B	0-0 3-1				3	2	2	1	1	0	2				
<b>Steve Garvey, R</b> (1, 3) OBP: 0.356, SLG: 0.455	0-0 1-H HR		0-0 F8		0-0 F7		0-0 SH3-4 1B			4	1	2	2	0	0	1				
<b>Ron Cey, R</b> (1, 5) OBP: 0.416, SLG: 0.534	0-0 F2		0-3 K			0-0 F9	0-0 SH3-4			3	0	0	0	0	1	0				
<b>Joe Ferguson, R</b> (1, 9) OBP: 0.310, SLG: 0.348 <b>Joe Simpson, L</b> (9, 9) OBP: 0.091, SLG: 0.091	4-0 FC6-4 BB				0-0 FC5-4 1B	0-3 K	0-3 K			3	0	1	0	1	2	1				
<b>Dusty Baker Jr., R</b> (1, 8) OBP: 0.322, SLG: 0.317	0-0 FC6-4 1-2				0-0 FC5-4 1-2	0-0 F7	0-0 F7			4	0	0	0	0	0	3				
<b>Steve Yeager, R</b> (1, 2) OBP: 0.311, SLG: 0.422		0-0 5-3			0-3 K		0-0 2B			3	0	1	0	0	1	1				
<b>Bill Russell, R</b> (1, 6) OBP: 0.328, SLG: 0.415		0-0 6-3			0-0 6-3		0-0 F8			3	0	0	0	0	0	2				
<b>Rick Rhoden, R</b> (1, 1) OBP: 0.321, SLG: 0.464		0-0 F7				0-0 HR	0-0 F8			3	1	1	1	0	0	1				
<b>Inning Stats</b>	R: 2 E: 0 K: 0 S: 4	H: 1 LOB: 1 BB: 2 P: 12	R: 0 E: 0 K: 0 S: 3	H: 0 LOB: 0 BB: 0 P: 3	R: 1 E: 1 K: 1 S: 6	H: 1 LOB: 1 BB: 0 P: 6	R: 0 E: 0 K: 1 S: 6	H: 1 LOB: 1 BB: 0 P: 6	R: 1 E: 0 K: 0 S: 4	H: 2 LOB: 0 BB: 0 P: 4	R: 0 E: 0 K: 1 S: 5	H: 0 LOB: 0 BB: 0 P: 5	R: 0 E: 0 K: 0 S: 4	H: 1 LOB: 2 BB: 1 P: 8	R: 0 E: 0 K: 1 S: 6	H: 1 LOB: 1 BB: 0 P: 6		1B: 3 2B: 1 3B: 0 HR: 3	SF: 0 SAC: 1 DP: 0 HBP: 0	WP: 0 PB: 0 SB: 0 CS: 1
<b>PITCHER</b> <b>Dan Warthen, L</b> (1, 1) ERA: 4.62 <b>Wayne Granger, R</b> (7, 1) ERA: 3.45 <b>Fred Scherman, L</b> (7, 1) ERA: 4.6	IP: 6.0 WLS: L BF: 24 H: 5 R: 4 ER: 4 SO: 4 BB: 2 IBB: 0 HBP: 0 BLK: 0 WP: 0 HR: 3 S: 28 P: 36 ERA: 6.00 WHIP: 1.167											<b>PITCHER</b> <b>Dan Warthen, L</b> (1, 1) ERA: 4.62 <b>Wayne Granger, R</b> (7, 1) ERA: 3.45 <b>Fred Scherman, L</b> (7, 1) ERA: 4.6	IP: 6.0 WLS: L BF: 24 H: 5 R: 4 ER: 4 SO: 4 BB: 2 IBB: 0 HBP: 0 BLK: 0 WP: 0 HR: 3 S: 28 P: 36 ERA: 6.00 WHIP: 1.167							





Batter	1	2	3	4	5	6	7	8	9	AB	R	H	RBI	BB	SO	LOB	TOP	
<b>Pepe Mangual, R</b> OBP: 0.407, SLG: 0.383										5	1	2	0	0	1	2	<b>Montreal Expos @ Los Angeles Dodgers</b> Dodger Stadium, Los Angeles, CA Sun Jun 13 1976, 3:33 AM PDT Att: 36,497 - Unknown	
<b>Bombo Rivera, R</b> OBP: 0.342, SLG: 0.343										4	1	2	0	0	0	1		
<b>Tim Foli, R</b> OBP: 0.285, SLG: 0.424										4	0	1	0	0	0	1		
<b>Jose Morales, R</b> OBP: 0.289, SLG: 0.386										3	0	0	1	0	1	1		
<b>Gary Roenicke, R</b> OBP: 0.280, SLG: 0.273										3	1	1	0	1	0	0		
<b>Pete Mackanin, R</b> OBP: 0.251, SLG: 0.352										4	0	1	1	0	0	2		
<b>Barry Foote, R</b> OBP: 0.300, SLG: 0.388										3	0	1	0	1	0	2		
<b>Larry Parrish, R</b> OBP: 0.276, SLG: 0.322										4	0	0	0	0	1	6		
<b>Woodie Fryman, R</b> OBP: 0.074, SLG: 0.074										2	0	0	0	0	0	2		
<b>Steve Dunning, R</b> (6, 1)										0	0	0	0	0	0	0		
<b>Jim Cox, R</b> OBP: 0.190, SLG: 0.150										1	0	0	0	0	0	1		
<b>Dale Murray, R</b> (7, 1)										0	0	0	0	0	0	0		
<b>Jerry White, S</b> OBP: 0.314, SLG: 0.347										1	0	1	1	0	0	0		
<b>Inning Stats</b>	R: 2 E: 0 K: 0 S: 7	H: 4 LOB: 3 BB: 1 P: 11	R: 0 E: 0 K: 2 S: 7	H: 0 LOB: 0 BB: 0 P: 7	R: 0 E: 0 K: 0 S: 3	H: 0 LOB: 0 BB: 0 P: 3	R: 0 E: 0 K: 0 S: 3	H: 0 LOB: 0 BB: 0 P: 3	R: 0 E: 0 K: 1 S: 5	H: 0 LOB: 1 BB: 1 P: 9	R: 0 E: 0 K: 1 S: 6	H: 1 LOB: 1 BB: 0 P: 6	R: 1 E: 0 K: 0 S: 6	H: 3 LOB: 2 BB: 0 P: 6	1B: 9 2B: 0 3B: 0 HR: 0	SF: 1 SAC: 0 DP: 1 HBP: 0	WP: 0 PB: 0 SB: 0 CS: 0	PA: 37
<b>PITCHER</b>	IP WLS BF H R ER SO BB IBB HBP BLK WP HR S P ERA WHIP																	
<b>Tommy John, L</b> ERA: 3.39	(1, 1) 9.0 W 37 9 3 3 5 2 0 0 0 0 0 0 45 53 3.00 1.222																	


  

Batter	1	2	3	4	5	6	7	8	9	AB	R	H	RBI	BB	SO	LOB	BOTTOM			
<b>Davey Lopes, R</b> OBP: 0.316, SLG: 0.317										3	0	0	0	1	0	0	<b>Montreal Expos @ Los Angeles Dodgers</b> Dodger Stadium, Los Angeles, CA Sun Jun 13 1976, 3:33 AM PDT Att: 36,497 - Unknown			
<b>Bill Buckner, L</b> OBP: 0.327, SLG: 0.423										4	1	2	0	0	0	3				
<b>Steve Garvey, R</b> OBP: 0.355, SLG: 0.452										4	0	1	0	0	1	1				
<b>Ron Cey, R</b> OBP: 0.421, SLG: 0.550										3	2	2	2	1	0	2				
<b>Joe Ferguson, R</b> OBP: 0.319, SLG: 0.359										3	2	2	0	1	0	0				
<b>Dusty Baker Jr., R</b> OBP: 0.321, SLG: 0.315										4	1	1	2	0	0	3				
<b>Steve Yeager, R</b> OBP: 0.304, SLG: 0.412										4	0	0	0	0	2	2				
<b>Bill Russell, R</b> OBP: 0.326, SLG: 0.410										2	0	0	1	1	0	0				
<b>Tommy John, R</b> OBP: 0.160, SLG: 0.167										4	0	1	1	0	1	0				
<b>Inning Stats</b>	R: 0 E: 0 K: 0 S: 3	H: 0 LOB: 0 BB: 0 P: 3	R: 3 E: 0 K: 1 S: 7	H: 2 LOB: 1 BB: 1 P: 11	R: 2 E: 0 K: 1 S: 7	H: 2 LOB: 0 BB: 0 P: 7	R: 0 E: 0 K: 1 S: 5	H: 0 LOB: 0 BB: 0 P: 5	R: 0 E: 0 K: 0 S: 5	H: 2 LOB: 2 BB: 0 P: 5	R: 1 E: 0 K: 1 S: 6	H: 1 LOB: 3 BB: 3 P: 18	R: 0 E: 0 K: 0 S: 4	H: 2 LOB: 1 BB: 0 P: 4	R: 0 E: 0 K: 0 S: 3	H: 0 LOB: 0 BB: 0 P: 3		1B: 6 2B: 2 3B: 0 HR: 1	SF: 1 SAC: 0 DP: 1 HBP: 0	WP: 0 PB: 0 SB: 0 CS: 0
<b>PITCHER</b>	IP WLS BF H R ER SO BB IBB HBP BLK WP HR S P ERA WHIP																			
<b>Woodie Fryman, L</b> ERA: 3.52	(1, 1) 5.2 L 28 7 0 0 0 0 0 0 0 0 0 0 1 1 0.00 0.000																			
<b>Steve Dunning, R</b> ERA: 5.75	(6, 1) 0.1 1 0 0 0 0 0 0 0 0 0 0 0 1 1 0.00 0.000																			
<b>Dale Murray, R</b> ERA: 3.15	(7, 1) 2.0 7 2 0 0 0 0 0 0 0 0 0 0 7 7 0.00 1.000																			

Batter	1	2	3	4	5	6	7	8	9	AB	R	H	RBI	BB	SO	LOB	TOP					
Bill Russell, R OBP: 0.319, SLG: 0.401 (1, 6)	5-3		F8			F8		F7		4	0	0	0	0	0	2	<p>Los Angeles Dodgers @ New York Mets Shea Stadium, Flushing, NY Tue Jun 15 1976, 7:05 PM EDT Att: 26,185 - Unknown</p> <p>livebaseballscores.com</p> <p>AB 33 R 1 H 6 RBI 1 BB 1 SO 3 LOB 9</p> 					
Bill Buckner, L OBP: 0.322, SLG: 0.417 (1, 7)	5-3			F8		G3		6-3		4	0	0	0	0	1							
Steve Garvey, R OBP: 0.349, SLG: 0.445 (1, 3)	E5			F9		F4		6-3		4	0	0	0	0	1							
Ron Cey, R OBP: 0.419, SLG: 0.545 (1, 5)	PO	6-3					5-3		5-3	4	0	1	0	0	0							
Joe Ferguson, R OBP: 0.318, SLG: 0.357 (1, 9)		5-3		F9		BB 1B		F9		4	1	1	0	0	1							
Dusty Baker Jr., R OBP: 0.320, SLG: 0.314 (1, 8)		4-3			F9		K		1B	4	0	1	0	0	1							
Steve Yeager, R OBP: 0.303, SLG: 0.405 (1, 2)			F8		6-3		BB 1B		K	3	0	0	0	1	1							
Ted Sizemore, R OBP: 0.294, SLG: 0.281 (1, 4)			E6				BB 1B		K	3	0	2	1	0	0							
Burt Hooton, R OBP: 0.296, SLG: 0.250 Charlie Hough, R OBP: 0.300, SLG: 0.400 (8, 1)			F4			K		F7 WP 1B		3	0	1	0	0	1	2						
0 0 0 0 0 0 0										0	0	0	0	0	0	0						
<b>Inning Stats</b>	R: 0 E: 1 K: 0 S: 3	H: 0 LOB: 0 BB: 0 P: 3	R: 0 E: 0 K: 0 S: 3	H: 0 LOB: 0 BB: 0 P: 3	R: 0 E: 1 K: 0 S: 4	H: 0 LOB: 1 BB: 0 P: 4	R: 0 E: 0 K: 0 S: 4	H: 1 LOB: 1 BB: 0 P: 4	R: 0 E: 0 K: 1 S: 6	H: 1 LOB: 1 BB: 0 P: 6	R: 0 E: 0 K: 0 S: 3	H: 0 LOB: 0 BB: 0 P: 3	R: 1 E: 0 K: 1 S: 6	H: 2 LOB: 2 BB: 1 P: 10	R: 0 E: 0 K: 0 S: 4	H: 1 LOB: 1 BB: 0 P: 4	R: 0 E: 0 K: 1 S: 6	H: 1 LOB: 1 BB: 0 P: 6	1B: 6 2B: 0 3B: 0 HR: 0	SF: 0 SAC: 0 DP: 0 HBP: 0	WP: 1 PB: 0 SB: 0 CS: 0	PA: 35
<b>PITCHER</b> Jon Matlack, L ERA: 2.3 (1, 1)	IP: 9.0 WLS: W BF: 34 H: 6 R: 1 ER: 1 SO: 3 BB: 1 IBB: 0 HBP: 0 BLK: 0 WP: 1 HR: 0 S: 39 P: 43 ERA: 1.00 WHIP: 0.778																					

Batter	1	2	3	4	5	6	7	8	9	AB	R	H	RBI	BB	SO	LOB	BOTTOM			
Bud Harrelson, S OBP: 0.370, SLG: 0.285 (1, 6)	K		F9			E9 FC5 2B		F9 SH3 1B		4	1	2	0	0	1	0	<p>Los Angeles Dodgers @ New York Mets Shea Stadium, Flushing, NY Tue Jun 15 1976, 7:05 PM EDT Att: 26,185 - Unknown</p> <p>livebaseballscores.com</p> <p>AB 30 R 2 H 8 RBI 2 BB 1 SO 4 LOB 12</p> 			
Felix Milan, R OBP: 0.299, SLG: 0.315 (1, 4)	F7			G3		FC5		SH3		3	0	0	0	0	1					
John Milner, L OBP: 0.371, SLG: 0.510 (1, 7)				G3		F8		F9		4	0	1	0	0	2					
Dave Kingman, R OBP: 0.281, SLG: 0.544 (1, 9)	K			F2		BB 1B				4	1	2	1	0	1					
Ed Kranepool, L OBP: 0.327, SLG: 0.378 (1, 3)		5-3				BB 2B		F8		4	0	1	0	0	2					
Del Unser, L OBP: 0.275, SLG: 0.333 (1, 8)		G3		F8		G3				3	0	0	0	0	2					
Wayne Garrett, L OBP: 0.356, SLG: 0.310 (1, 5)		F9		G6-4-3 IBB		BB 1B				2	0	1	1	1	0					
Jerry Grote, R OBP: 0.358, SLG: 0.327 (1, 2)			F9		G6-4-3					3	0	1	0	0	2					
Jon Matlack, L OBP: 0.231, SLG: 0.171 (1, 1)			K			F6		K		3	0	0	0	0	2	2				
0 0 0 0 0 0 0										0	0	0	0	0	0	0				
<b>Inning Stats</b>	R: 0 E: 0 K: 2 S: 8	H: 1 LOB: 1 BB: 0 P: 8	R: 0 E: 0 K: 0 S: 3	H: 0 LOB: 0 BB: 0 P: 3	R: 0 E: 0 K: 1 S: 5	H: 0 LOB: 0 BB: 0 P: 5	R: 0 E: 0 K: 0 S: 3	H: 0 LOB: 0 BB: 0 P: 3	R: 0 E: 0 K: 0 S: 3	H: 1 LOB: 1 BB: 1 P: 7	R: 0 E: 1 K: 0 S: 4	H: 1 LOB: 1 BB: 0 P: 4	R: 1 E: 0 K: 1 S: 8	H: 3 LOB: 2 BB: 0 P: 8	R: 1 E: 0 K: 0 S: 5	H: 2 LOB: 1 BB: 0 P: 5	1B: 4 2B: 3 3B: 1 HR: 0	SF: 0 SAC: 1 DP: 1 HBP: 0	WP: 0 PB: 0 SB: 0 CS: 0	PA: 32
<b>PITCHER</b> Burt Hooton, R ERA: 4.14 Charlie Hough, R ERA: 2.2 (8, 1)	IP: 7.2 WLS: L BF: 31 H: 8 R: 2 ER: 2 SO: 4 BB: 0 IBB: 1 HBP: 0 BLK: 0 WP: 0 HR: 0 S: 38 P: 42 ERA: 2.35 WHIP: 1.043																			

Batter	1	2	3	4	5	6	7	8	9	AB	R	H	RBI	BB	SO	LOB	TOP						
<b>Bill Buckner, L</b> OBP: 0.325, SLG: 0.416 (1, 9)	4-3		F4			FC4-6 1B	IBB			3	0	1	0	1	0	1	<b>Los Angeles Dodgers @ New York Mets</b> Shea Stadium, Flushing, NY Wed Jun 16 1976, 7:05 PM EDT Att: 22,598 - Unknown  livebaseballscores.com  WP: 0 PA: 36 R: 4 H: 7 RBI: 4 BB: 3 SO: 6 LOB: 8 						
<b>Manny Mota, R</b> OBP: 0.292, SLG: 0.273 <b>Charlie Hough, R</b> OBP: 0.300, SLG: 0.400 (7, 1)	G6-4-3 1B			F9		FC4-6 1-2	F9			4	0	1	0	0	0	3							
<b>Steve Garvey, R</b> OBP: 0.348, SLG: 0.442 (1, 3)	G6-4-3 1-2			4-3			1B 1B 1B	6-3		4	1	1	0	0	0	1							
<b>Ron Cey, R</b> OBP: 0.416, SLG: 0.539 (1, 5)		4-3		K			1B 1B 1B	6-3		4	1	1	0	0	1	0							
<b>Dusty Baker Jr., R</b> OBP: 0.319, SLG: 0.313 (1, 8)		6-3				F9	1B 1B 1B	F9		4	1	1	0	0	0	0							
<b>Bill Russell, R</b> OBP: 0.318, SLG: 0.398 (1, 6)		5-3				6-3	1B 1B 1B			4	1	1	2	0	0	0							
<b>Steve Yeager, R</b> OBP: 0.302, SLG: 0.398 (1, 2)				K		CS BB	1B 1B 1B	K		3	0	0	0	1	3	2							
<b>Ted Sizemore, R</b> OBP: 0.302, SLG: 0.293 (1, 4)				SH1-4 BB		CS	1B 1B 1B	1-3		3	0	1	2	1	0	0							
<b>Doug Rau, L</b> OBP: 0.296, SLG: 0.217 <b>Henry Cruz, L</b> OBP: 0.247, SLG: 0.408 <b>Joe Simpson, L</b> OBP: 0.091, SLG: 0.091 (7, PH)				SH1-4 1-2		1-3	1B 1B 1B	K		1	0	0	0	0	1	0							
<b>Inning Stats</b>	R: 0 E: 0 K: 0 S: 3	H: 1 LOB: 0 BB: 0 P: 3	R: 0 E: 0 K: 0 S: 3	H: 0 LOB: 0 BB: 0 P: 3	R: 0 E: 0 K: 1 S: 5	H: 0 LOB: 1 BB: 1 P: 9	R: 0 E: 0 K: 1 S: 5	H: 0 LOB: 0 BB: 0 P: 5	R: 0 E: 0 K: 0 S: 2	H: 0 LOB: 0 BB: 1 P: 6	R: 0 E: 0 K: 1 S: 6	H: 1 LOB: 1 BB: 0 P: 6	R: 4 E: 0 K: 2 S: 12	H: 5 LOB: 2 BB: 1 P: 16	R: 0 E: 0 K: 0 S: 3	H: 0 LOB: 0 BB: 0 P: 3		R: 0 E: 0 K: 1 S: 5	H: 0 LOB: 0 BB: 0 P: 5	1B: 6 2B: 1 3B: 0 HR: 0	SF: 0 SAC: 1 DP: 1 HBP: 0	WP: 0 PB: 0 SB: 0 CS: 1	
<b>PITCHER</b>	IP	WLS	BF	H	R	ER	SO	BB	IBB	HBP	BLK	WP	HR	S	P	ERA	WHIP						
<b>Jerry Koosman, L</b> ERA: 4.03 (1, 1)	6.0	L	24	6	4	4	3	2	0	0	0	0	0	28	36	6.00	1.333						
<b>Skip Lockwood, R</b> ERA: 2.49 (7, 1)	1.0		5	1	0	0	2	0	1	0	0	0	0	8	12	0.00	1.000						
<b>Bob Apodaca, R</b> ERA: 1.58 (8, 1)	2.0		6	0	0	0	1	0	0	0	0	0	0	8	8	0.00	0.000						

Batter	1	2	3	4	5	6	7	8	9	AB	R	H	RBI	BB	SO	LOB	BOTTOM						
<b>Bud Harrelson, S</b> OBP: 0.377, SLG: 0.291 (1, 6)	G6-4-3 BB		8-3		1B 2H		K		F8	4	0	2	1	1	1	1	<b>Los Angeles Dodgers @ New York Mets</b> Shea Stadium, Flushing, NY Wed Jun 16 1976, 7:05 PM EDT Att: 22,598 - Unknown  livebaseballscores.com  WP: 0 PA: 40 R: 1 H: 7 RBI: 1 BB: 8 SO: 7 LOB: 22 						
<b>Felix Milan, R</b> OBP: 0.301, SLG: 0.314 (1, 4)	G6-4-3 1-2		8-3		1B		1-3		FC5-4 BB	4	0	1	0	1	0	2							
<b>Joe Torre, R</b> OBP: 0.347, SLG: 0.435 (1, 3)				5-3	4-0 1-2		BB		L8 FC5-4	4	0	1	0	1	0	2							
<b>Dave Kingman, R</b> OBP: 0.280, SLG: 0.535 (1, 9)				K			K		K	4	0	0	0	1	4	6							
<b>John Milner, L</b> OBP: 0.380, SLG: 0.516 (1, 7)					F7		2B		BB	2	0	1	0	2	0	0							
<b>Jerry Grote, R</b> OBP: 0.355, SLG: 0.325 (1, 2)					K				F7	4	0	1	0	0	1	4							
<b>Roy Staiger, R</b> OBP: 0.500, SLG: 0.400 <b>Wayne Garrett, L</b> OBP: 0.359, SLG: 0.310 (6, PH)					1B				F8	3	0	0	0	0	0	2							
<b>Del Unser, L</b> OBP: 0.274, SLG: 0.332 (1, 8)					F8				BB	0	0	0	0	1	0	0							
<b>Jerry Koosman, R</b> OBP: 0.318, SLG: 0.364 <b>Skip Lockwood, R</b> OBP: 0.500, SLG: 0.400 <b>Bruce Boischair, L</b> OBP: 0.381, SLG: 0.433 <b>Bob Apodaca, R</b> OBP: 0.429, SLG: 0.500 <b>Ed Kranepool, L</b> OBP: 0.330, SLG: 0.378 (6, PH)					F8				1-2 2-3	1	0	0	0	0	0	2							
<b>Inning Stats</b>	R: 0 E: 0 K: 1 S: 5	H: 1 LOB: 1 BB: 1 P: 9	R: 0 E: 0 K: 0 S: 4	H: 1 LOB: 0 BB: 0 P: 4	R: 0 E: 0 K: 0 S: 3	H: 1 LOB: 0 BB: 0 P: 3	R: 0 E: 0 K: 2 S: 8	H: 1 LOB: 1 BB: 0 P: 8	R: 1 E: 0 K: 1 S: 8	H: 3 LOB: 3 BB: 1 P: 12	R: 0 E: 0 K: 0 S: 3	H: 0 LOB: 0 BB: 1 P: 7	R: 0 E: 0 K: 2 S: 7	H: 0 LOB: 0 BB: 0 P: 7	R: 0 E: 0 K: 0 S: 3	H: 0 LOB: 3 BB: 3 P: 15		R: 0 E: 0 K: 1 S: 5	H: 0 LOB: 2 BB: 2 P: 13	1B: 6 2B: 2 3B: 0 HR: 0	SF: 0 SAC: 1 DP: 2 HBP: 0	WP: 0 PB: 0 SB: 0 CS: 0	
<b>PITCHER</b>	IP	WLS	BF	H	R	ER	SO	BB	IBB	HBP	BLK	WP	HR	S	P	ERA	WHIP						
<b>Doug Rau, L</b> ERA: 2.65 (1, 1)	6.0	W	26	7	1	1	4	3	0	0	0	0	0	31	43	1.50	1.667						
<b>Charlie Hough, R</b> ERA: 2.09 (7, 1)	3.0	S	14	0	0	0	3	5	0	0	0	0	0	15	35	0.00	1.667						

Batter	1	2	3	4	5	6	7	8	9	10	11	12	13	14	AB	R	H	RBI	BB	SO	LOB	TOP
<b>Bill Buckner, L</b> OBP: 0.323, SLG: 0.413 (1, 7)															4	0	1	0	0	0	0	
<b>Ted Sizemore, R</b> OBP: 0.296, SLG: 0.287 (1, 4)															2	0	0	0	0	0	1	
<b>Rick Auerbach, R</b> OBP: 0.193, SLG: 0.100 (12, PH)															2	0	0	0	0	0	2	
<b>Ed Goodson, L</b> OBP: 0.283, SLG: 0.359 (12, 4)															1	0	0	0	0	1	1	
<b>Steve Garvey, R</b> OBP: 0.345, SLG: 0.437 (1, 3)															5	0	1	0	0	1	2	
<b>Ron Cey, R</b> OBP: 0.408, SLG: 0.527 (1, 5)															5	0	0	0	0	0	2	
<b>Dusty Baker Jr., R</b> OBP: 0.313, SLG: 0.306 (1, 8)															5	0	0	0	0	2	0	
<b>Bill Russell, R</b> OBP: 0.315, SLG: 0.393 (1, 6)															5	0	1	0	0	1	0	
<b>Steve Yeager, R</b> OBP: 0.294, SLG: 0.386 (1, 2)															5	0	0	0	0	3	1	
<b>Joe Simpson, L</b> OBP: 0.063, SLG: 0.063 (1, 9)															5	0	0	0	0	2	1	
<b>Don Sutton, R</b> OBP: 0.139, SLG: 0.091 (10, 1)															3	0	0	0	0	0	0	
<b>Mike Marshall, R</b> OBP: 0.256, SLG: 0.408 (12, PH)															0	0	0	0	0	0	0	
<b>Henry Cruz, L</b> OBP: 0.273, SLG: 0.364 (12, 1)															1	0	0	0	0	1	0	
<b>Charlie Hough, R</b> OBP: 0.273, SLG: 0.364 (12, 1)															1	0	0	0	0	1	0	
<b>Inning Stats</b>	R: 0 H: 0 E: 0 LOB: 0 K: 1 BB: 0 S: 5 P: 5	R: 0 H: 0 E: 0 LOB: 0 K: 1 BB: 0 S: 5 P: 5	R: 0 H: 0 E: 0 LOB: 0 K: 1 BB: 0 S: 5 P: 5	R: 0 H: 1 E: 0 LOB: 1 K: 1 BB: 0 S: 6 P: 6	R: 0 H: 0 E: 0 LOB: 0 K: 1 BB: 0 S: 5 P: 5	R: 0 H: 0 E: 0 LOB: 0 K: 0 BB: 0 S: 3 P: 3	R: 0 H: 1 E: 0 LOB: 0 K: 1 BB: 0 S: 5 P: 5	R: 0 H: 1 E: 0 LOB: 1 K: 1 BB: 0 S: 6 P: 6	R: 0 H: 0 E: 0 LOB: 0 K: 1 BB: 0 S: 5 P: 5	R: 0 H: 0 E: 0 LOB: 0 K: 0 BB: 0 S: 3 P: 3	R: 0 H: 0 E: 0 LOB: 0 K: 2 BB: 0 S: 7 P: 7	R: 0 H: 0 E: 0 LOB: 1 K: 1 BB: 0 S: 5 P: 9	R: 0 H: 0 E: 0 LOB: 0 K: 1 BB: 0 S: 5 P: 5	R: 0 H: 0 E: 0 LOB: 0 K: 2 BB: 0 S: 7 P: 7	R: 0 H: 0 E: 0 LOB: 0 K: 2 BB: 0 S: 7 P: 7	1B: 3 SF: 0 2B: 0 SAC: 1 3B: 0 DP: 0 HR: 0 HBP: 0	WP: 0 PA: 45 PB: 0 SB: 0 CS: 1					
<b>PITCHER</b>	IP WLS BF H R ER SO BB IBB HBP BLK	IP WLS BF H R ER SO BB IBB HBP BLK	IP WLS BF H R ER SO BB IBB HBP BLK	IP WLS BF H R ER SO BB IBB HBP BLK	IP WLS BF H R ER SO BB IBB HBP BLK	IP WLS BF H R ER SO BB IBB HBP BLK	IP WLS BF H R ER SO BB IBB HBP BLK	IP WLS BF H R ER SO BB IBB HBP BLK	IP WLS BF H R ER SO BB IBB HBP BLK	IP WLS BF H R ER SO BB IBB HBP BLK	IP WLS BF H R ER SO BB IBB HBP BLK	IP WLS BF H R ER SO BB IBB HBP BLK	IP WLS BF H R ER SO BB IBB HBP BLK	IP WLS BF H R ER SO BB IBB HBP BLK	IP WLS BF H R ER SO BB IBB HBP BLK	ERA WHIP	ERA WHIP	ERA WHIP	ERA WHIP	ERA WHIP	ERA WHIP	ERA WHIP
<b>Craig Swan, R</b> ERA: 3.61 (1, 1)	10.0 WLS 32 BF 3 H 0 ER 0 SO 6 BB 0 IBB 0 HBP 0 BLK 1 WP 0 HR 0 S 48 P 48 ERA 0.00 WHIP 0.300																					
<b>Skip Lockwood, R</b> ERA: 2.21 (11, 1)	4.0 W 13 0 0 0 0 6 1 0 0 0 0 0 0 0 24 28 0.00 0.250																					

**Los Angeles Dodgers @ New York Mets**  
Shea Stadium, Flushing, NY  
Thu Jun 17 1976, 7:05 PM EDT  
Att.: 20,268 - Unknown

livebaseballscorecards.com

**AB 43**  
**R 0**  
**H 3**  
**RBI 0**  
**BB 1**  
**SO 14**  
**LOB 8**

Batter	1	2	3	4	5	6	7	8	9	10	11	12	13	14	AB	R	H	RBI	BB	SO	LOB	BOTTOM
<b>Bud Harrelson, S</b> OBP: 0.364, SLG: 0.279 (1, 6)															6	0	0	0	0	1	1	
<b>John Milner, L</b> OBP: 0.373, SLG: 0.503 (1, 7)															6	0	1	0	0	1	0	
<b>Dave Kingman, R</b> OBP: 0.281, SLG: 0.541 (1, 9)															5	1	1	1	1	1	1	
<b>Ed Kranepool, L</b> OBP: 0.335, SLG: 0.383 (1, 3)															3	0	2	0	0	0	1	
<b>Leon Brown, R</b> OBP: 0.293, SLG: 0.258 (7, PR)															0	0	0	0	0	0	0	
<b>Joe Torre, R</b> OBP: 0.349, SLG: 0.436 (8, 3)															2	0	1	0	0	1	1	
<b>Wayne Garrett, L</b> OBP: 0.353, SLG: 0.303 (1, 5)															4	0	0	0	0	0	2	
<b>Del Unser, L</b> OBP: 0.273, SLG: 0.333 (1, 8)															5	0	1	0	0	0	3	
<b>Jerry Grote, R</b> OBP: 0.346, SLG: 0.315 (1, 2)															5	0	0	0	0	1	3	
<b>Felix Millan, R</b> OBP: 0.307, SLG: 0.317 (1, 4)															4	0	2	0	1	0	0	
<b>Craig Swan, R</b> OBP: 0.298, SLG: 0.136 (1, 1)															2	0	1	0	0	0	0	
<b>Mike Vail, R</b> OBP: 0.429, SLG: 0.333 (11, 1)															1	0	0	0	0	1	0	
<b>Inning Stats</b>	R: 0 H: 0 E: 0 LOB: 0 K: 0 BB: 0 S: 3 P: 3	R: 0 H: 1 E: 0 LOB: 0 K: 0 BB: 0 S: 3 P: 3	R: 0 H: 1 E: 0 LOB: 1 K: 0 BB: 0 S: 4 P: 4	R: 0 H: 0 E: 0 LOB: 0 K: 1 BB: 1 S: 4 P: 8	R: 0 H: 2 E: 0 LOB: 2 K: 0 BB: 1 S: 4 P: 8	R: 0 H: 0 E: 0 LOB: 0 K: 0 BB: 0 S: 5 P: 5	R: 0 H: 1 E: 0 LOB: 2 K: 1 BB: 0 S: 6 P: 6	R: 0 H: 0 E: 0 LOB: 0 K: 0 BB: 0 S: 3 P: 3	R: 0 H: 1 E: 0 LOB: 1 K: 1 BB: 0 S: 6 P: 6	R: 0 H: 0 E: 0 LOB: 0 K: 0 BB: 0 S: 4 P: 4	R: 0 H: 1 E: 0 LOB: 1 K: 1 BB: 0 S: 6 P: 6	R: 0 H: 0 E: 0 LOB: 0 K: 1 BB: 0 S: 3 P: 3	R: 0 H: 0 E: 0 LOB: 0 K: 1 BB: 0 S: 5 P: 5	R: 1 H: 1 E: 0 LOB: 0 K: 0 BB: 0 S: 2 P: 2	1B: 7 SF: 0 2B: 1 SAC: 2 3B: 0 DP: 0 HR: 1 HBP: 0	WP: 0 PA: 49 PB: 0 SB: 0 CS: 2						
<b>PITCHER</b>	IP WLS BF H R ER SO BB IBB HBP BLK	IP WLS BF H R ER SO BB IBB HBP BLK	IP WLS BF H R ER SO BB IBB HBP BLK	IP WLS BF H R ER SO BB IBB HBP BLK	IP WLS BF H R ER SO BB IBB HBP BLK	IP WLS BF H R ER SO BB IBB HBP BLK	IP WLS BF H R ER SO BB IBB HBP BLK	IP WLS BF H R ER SO BB IBB HBP BLK	IP WLS BF H R ER SO BB IBB HBP BLK	IP WLS BF H R ER SO BB IBB HBP BLK	IP WLS BF H R ER SO BB IBB HBP BLK	IP WLS BF H R ER SO BB IBB HBP BLK	IP WLS BF H R ER SO BB IBB HBP BLK	IP WLS BF H R ER SO BB IBB HBP BLK	IP WLS BF H R ER SO BB IBB HBP BLK	ERA WHIP	ERA WHIP	ERA WHIP	ERA WHIP	ERA WHIP	ERA WHIP	ERA WHIP
<b>Don Sutton, R</b> ERA: 4.24 (10, 1)	9.0 WLS 32 BF 6 H 0 ER 0 SO 4 BB 1 IBB 0 HBP 0 BLK 0 WP 0 HR 0 S 38 P 46 ERA 0.00 WHIP 0.778																					
<b>Mike Marshall, R</b> ERA: 4.38 (10, 1)	2.0 W 8 2 0 0 0 1 0 0 0 0 0 0 0 10 10 0.00 1.000																					
<b>Charlie Hough, R</b> ERA: 2.15 (12, 1)	2.1 L 8 1 1 1 1 1 0 0 0 0 0 0 0 1 10 10 3.86 0.429																					

**Los Angeles Dodgers @ New York Mets**  
Shea Stadium, Flushing, NY  
Thu Jun 17 1976, 7:05 PM EDT  
Att.: 20,268 - Unknown

livebaseballscorecards.com

**AB 44**  
**R 1**  
**H 9**  
**RBI 1**  
**BB 2**  
**SO 6**  
**LOB 13**





Batter	1	2	3	4	5	6	7	8	9	AB	R	H	RBI	BB	SO	LOB	TOP					
<b>Bill Russell, R</b> OBP: 0.321, SLG: 0.392 (1, 6)	0-0 6-3		0-0 1B		0-3 K		0-0 G5-4-3			4	0	1	0	0	1	1						
<b>Ted Sizemore, R</b> OBP: 0.282, SLG: 0.273 (1, 4)	0-0 F2		0-0 5-3		0-0 5-3			0-0 F8		4	0	0	0	0	0	1						
<b>Steve Garvey, R</b> OBP: 0.352, SLG: 0.449 (1, 3)	0-0 1B			0-0 F9		0-0 1B		0-0 3-1		4	0	3	0	0	0	0						
<b>Ron Cey, R</b> OBP: 0.420, SLG: 0.529 (1, 5)	0-3 K			4-0 1B BB		0-0 1B		0-0 3-1		3	1	1	0	1	1	2						
<b>Bill Buckner, L</b> OBP: 0.320, SLG: 0.407 (1, 7)		0-0 4-3		0-0 BB 1B		0-0 F4		0-0 L4		4	0	1	0	0	0	3						
<b>Dusty Baker Jr., R</b> OBP: 0.313, SLG: 0.305 (1, 8)	0-0 6-3		0-0 BB 1B		0-0 F4			4-0 SH3-4		3	0	1	0	1	0	2						
<b>Henry Cruz, L</b> OBP: 0.256, SLG: 0.392 (1, 9)	0-0 G3		4-0 BB 1B		0-0 F3			0-0 SH3-4		2	0	0	1	1	0	2						
<b>Steve Yeager, R</b> OBP: 0.291, SLG: 0.381 (1, 2)			0-0 BB 1B		0-0 G5-2-3		0-0 F4		0-0 F8	4	0	1	0	0	0	4						
<b>Tommy John, R</b> OBP: 0.179, SLG: 0.185 (1, 1)			0-0 BB 1B		0-3 K			0-3 K		3	0	1	0	0	1	1						
<b>Ed Goodson, L</b> OBP: 0.292, SLG: 0.366 (9, PH)			B1-6-4							1	0	0	0	0	1	1						
<b>Charlie Hough, R</b> OBP: 0.273, SLG: 0.364 (9, 1)										0	0	0	0	0	0	0						
<b>Inning Stats</b>	R: 0 E: 0 K: 1 S: 6	H: 1 LOB: 1 BB: 0 P: 6	R: 0 E: 0 K: 0 S: 3	H: 0 LOB: 0 BB: 0 P: 3	R: 0 E: 0 K: 0 S: 4	H: 2 LOB: 1 BB: 0 P: 4	R: 1 E: 0 K: 0 S: 4	H: 2 LOB: 2 BB: 0 P: 12	R: 0 E: 0 K: 2 S: 7	H: 0 LOB: 0 BB: 0 P: 7	R: 0 E: 0 K: 0 S: 5	H: 2 LOB: 2 BB: 0 P: 5	R: 0 E: 0 K: 0 S: 3	H: 1 LOB: 0 BB: 0 P: 3	R: 0 E: 0 K: 0 S: 4	H: 1 LOB: 1 BB: 1 P: 4	R: 0 E: 0 K: 1 S: 5	H: 0 LOB: 1 BB: 1 P: 9	1B: 8 2B: 1 3B: 0 HR: 0	SF: 0 SAC: 1 DP: 3 HBP: 0	WP: 0 PB: 0 SB: 0 CS: 0	PA: 36
<b>PITCHER</b> <b>Don Stanhouse, R</b> ERA: 2.48 (1, 1)	IP: 9.0 WLS: W BF: 36 H: 9 R: 1 ER: 1 SO: 4 BB: 3 IBB: 0 HBP: 0 BLK: 0 WP: 0 HR: 0 S: 41 P: 53 ERA: 1.00 WHIP: 1.333															<b>PITCHER</b>	IP: 9.0 WLS: W BF: 36 H: 9 R: 1 ER: 1 SO: 4 BB: 3 IBB: 0 HBP: 0 BLK: 0 WP: 0 HR: 0 S: 41 P: 53 ERA: 1.00 WHIP: 1.333					

Los Angeles Dodgers @ Montreal Expos  
Jarry Park, Montreal, QB  
Sat Jun 19 1976, 3:33 AM EDT  
Att: 12,870 - Unknown - 79 F

AB 32  
R 1  
H 9  
RBI 1  
BB 3  
SO 4  
LOB 17



Batter	1	2	3	4	5	6	7	8	9	AB	R	H	RBI	BB	SO	LOB	BOTTOM			
<b>Pepe Manguat, R</b> OBP: 0.407, SLG: 0.393 (1, 8)	0-0 E7		0-0 6-3			0-0 6-3		4-0 IBB		3	0	1	0	1	0	0				
<b>Bombo Rivera, R</b> OBP: 0.318, SLG: 0.341 (1, 7)	0-3 K			0-0 G2		0-3 K		0-0 1-3		4	0	0	0	0	2	3				
<b>Gary Roenicke, R</b> OBP: 0.302, SLG: 0.462 (1, 9)	0-0 6-3			0-0 F9		0-0 5-3		0-3 K		4	0	0	0	0	1	1				
<b>Jose Morales, R</b> OBP: 0.314, SLG: 0.460 (1, 3)	0-0 4-3			0-0 FC6-4		0-0 F9		0-0 FC6-4		4	0	2	0	0	0	1				
<b>Mike Jorgensen, L</b> OBP: 0.329, SLG: 0.342 (9, PR)				0-0 1B				0-0 1B		0	1	0	0	0	0	0				
<b>Barry Foote, R</b> OBP: 0.300, SLG: 0.393 (1, 2)		0-0 G1-6-3		0-0 FC6-4		0-0 5-3		4-0 FC6-4		3	0	1	0	1	0	1				
<b>Tim Foli, R</b> OBP: 0.271, SLG: 0.400 (1, 6)		0-0 G1-6-3						1-2 BB		3	0	1	0	0	0	1				
<b>Jim Lyttle, L</b> OBP: 0.429, SLG: 0.667 (8, PR)					0-0 4-3			0-0 SH2-4		0	1	0	0	0	0	0				
<b>Pepe Frias, R</b> OBP: 0.303, SLG: 0.276 (9, 6)		1-2						1-2 1B		1	0	0	0	0	0	2				
<b>Pete Mackanin, R</b> OBP: 0.254, SLG: 0.342 (1, 5)		0-0 2-3			0-0 5-3			1-2 1B		3	0	1	1	0	0	0				
<b>Jim Cox, R</b> OBP: 0.208, SLG: 0.174 (1, 4)			0-0 6-3		0-0 5-3			0-0 SH2-3		3	0	1	1	0	0	0				
<b>Don Stanhouse, R</b> OBP: 0.583, SLG: 0.600 (1, 1)			0-0 5-3			0-3 K		0-0 SH2-3		2	0	0	0	0	1	0				
<b>Inning Stats</b>	R: 0 E: 1 K: 1 S: 6	H: 1 LOB: 1 BB: 0 P: 6	R: 0 E: 0 K: 0 S: 3	H: 1 LOB: 0 BB: 0 P: 3	R: 0 E: 0 K: 0 S: 3	H: 0 LOB: 0 BB: 0 P: 3	R: 0 E: 0 K: 0 S: 4	H: 1 LOB: 1 BB: 0 P: 4	R: 0 E: 0 K: 2 S: 7	H: 0 LOB: 0 BB: 0 P: 7	R: 0 E: 0 K: 0 S: 3	H: 0 LOB: 0 BB: 0 P: 3	R: 0 E: 0 K: 0 S: 5	H: 2 LOB: 2 BB: 1 P: 9	R: 1 E: 0 K: 1 S: 6	H: 2 LOB: 2 BB: 1 P: 10	1B: 7 2B: 0 3B: 0 HR: 0	SF: 0 SAC: 2 DP: 1 HBP: 0	WP: 0 PB: 0 SB: 1 CS: 0	PA: 34
<b>PITCHER</b> <b>Tommy John, L</b> ERA: 3.17 (1, 1)	IP: 8.0 WLS: L BF: 29 H: 5 R: 1 ER: 1 SO: 3 BB: 0 IBB: 1 HBP: 0 BLK: 0 WP: 0 HR: 0 S: 34 P: 38 ERA: 1.12 WHIP: 0.625															<b>PITCHER</b>	IP: 8.0 WLS: L BF: 29 H: 5 R: 1 ER: 1 SO: 3 BB: 0 IBB: 1 HBP: 0 BLK: 0 WP: 0 HR: 0 S: 34 P: 38 ERA: 1.12 WHIP: 0.625			
<b>Charlie Hough, R</b> ERA: 2.53 (9, 1)	0.2 L 5 2 1 1 1 1 0 0 0 0 0 6 10 13.50 4.500																			

Los Angeles Dodgers @ Montreal Expos  
Jarry Park, Montreal, QB  
Sat Jun 19 1976, 3:33 AM EDT  
Att: 12,870 - Unknown - 79 F

AB 30  
R 2  
H 7  
RBI 2  
BB 2  
SO 4  
LOB 9





Batter	1	2	3	4	5	6	7	8	9	AB	R	H	RBI	BB	SO	LOB	TOP			
Bill Russell, R (1, 6) OBP: 0.327, SLG: 0.406	K		F7			L3		L3		4	0	1	0	0	1	1	<b>Los Angeles Dodgers @ Cincinnati Reds</b> Riverfront Stadium, Cincinnati, OH Mon Jun 21 1976, 7:05 PM EDT Att: 36,769 - Unknown			
Ted Sizemore, R (1, 4) OBP: 0.274, SLG: 0.274	F6		K			6-3		F9		3	0	0	0	0	1	2				
Rick Auerbach, R (7, 4) OBP: 0.182, SLG: 0.100	F6		K			6-3		F9		0	0	0	0	0	0	0				
Manny Mota, R (9, PH) OBP: 0.300, SLG: 0.296	F6		K			6-3		F9		1	0	0	0	0	0	0				
Bill Buckner, L (1, 7) OBP: 0.318, SLG: 0.400	2B		FC6			P6		F7		3	1	0	0	1	0	1				
Steve Garvey, R (1, 3) OBP: 0.350, SLG: 0.448	2B					L3		L3		3	0	2	1	0	1	0				
Reggie Smith, S (1, 9) OBP: 0.277, SLG: 0.405	3-1					P6		P6		3	0	0	0	0	1	2				
Ed Goodson, L (1, 5) OBP: 0.289, SLG: 0.333						L3		L3		3	0	0	0	0	0	1				
Dusty Baker Jr., R (1, 8) OBP: 0.309, SLG: 0.300	K					F7		F7		3	0	1	0	0	1	0				
Steve Yeager, R (1, 2) OBP: 0.291, SLG: 0.378	K					6-3		K		3	0	0	0	0	2	1				
Doug Rau, L (1, 1) OBP: 0.310, SLG: 0.208								F4-3		1	0	0	0	1	1	0				
Henry Cruz, L (8, PH) OBP: 0.253, SLG: 0.381								F4-3		1	0	0	0	0	0	0				
Charlie Hough, R (8, 1) OBP: 0.273, SLG: 0.364								F4-3		0	0	0	0	0	0	0				
<b>Inning Stats</b>	R: 1 E: 0 K: 1 S: 6	H: 1 LOB: 1 BB: 1 P: 10	R: 0 E: 0 K: 2 S: 7	H: 0 LOB: 0 BB: 0 P: 7	R: 0 E: 0 K: 1 S: 5	H: 0 LOB: 1 BB: 1 P: 9	R: 0 E: 0 K: 2 S: 7	H: 0 LOB: 0 BB: 0 P: 7	R: 0 E: 0 K: 1 S: 5	H: 1 LOB: 0 BB: 0 P: 5	R: 0 E: 0 K: 0 S: 3	H: 1 LOB: 0 BB: 0 P: 3	R: 0 E: 0 K: 1 S: 5	H: 0 LOB: 0 BB: 0 P: 5	R: 0 E: 0 K: 0 S: 3	H: 0 LOB: 0 BB: 0 P: 3	1B: 3 2B: 2 3B: 0 HR: 0	SF: 0 SAC: 0 DP: 1 HBP: 0	WP: 0 PB: 0 SB: 0 CS: 2	PA: 30
<b>PITCHER</b> Pat Zachry, R (1, 1) ERA: 2.39	IP: 9.0 WLS: W BF: 30	H: 4 R: 1 ER: 1 SO: 8	BB: 2 IBB: 0 HBP: 0 BLK: 0	WP: 0 HR: 0 S: 44 P: 52	ERA: 1.00 WHIP: 0.667	<b>PITCHER</b>	IP: 9.0 WLS: W BF: 30	H: 4 R: 1 ER: 1 SO: 8	BB: 2 IBB: 0 HBP: 0 BLK: 0	WP: 0 HR: 0 S: 44 P: 52	ERA: 1.00 WHIP: 0.667	<b>PITCHER</b>	IP: 9.0 WLS: W BF: 30	H: 4 R: 1 ER: 1 SO: 8	BB: 2 IBB: 0 HBP: 0 BLK: 0	WP: 0 HR: 0 S: 44 P: 52	ERA: 1.00 WHIP: 0.667			

Batter	1	2	3	4	5	6	7	8	9	AB	R	H	RBI	BB	SO	LOB	BOTTOM			
Pete Rose, S (1, 5) OBP: 0.428, SLG: 0.468	6-3			BB	1B	4-3		F9		4	1	1	0	0	0	1	<b>Los Angeles Dodgers @ Cincinnati Reds</b> Riverfront Stadium, Cincinnati, OH Mon Jun 21 1976, 7:05 PM EDT Att: 36,769 - Unknown			
Ken Griffey, L (1, 9) OBP: 0.411, SLG: 0.498				BB	1B			F7		4	1	3	1	0	0	0				
George Foster, R (1, 7) OBP: 0.394, SLG: 0.598	F8				1B			HR		3	1	1	1	1	0	3				
Tony Perez, R (1, 3) OBP: 0.344, SLG: 0.471					K			HR		3	0	0	0	1	1	2				
Johnny Bench, R (1, 2) OBP: 0.355, SLG: 0.427	F6				BB			K		3	0	0	0	1	2	2				
Dave Concepcion, R (1, 6) OBP: 0.381, SLG: 0.403	F8				BB			K		2	0	0	1	2	0	0				
Doug Flynn, R (1, 4) OBP: 0.333, SLG: 0.330					F4-3			1B		4	0	1	0	0	1	6				
Cesar Geronimo, L (1, 8) OBP: 0.368, SLG: 0.428					F4			K		3	0	0	0	0	1	1				
Pat Zachry, R (1, 1) OBP: 0.269, SLG: 0.240	F9				F9			1B		3	0	1	0	0	0	0				
<b>Inning Stats</b>	R: 0 E: 0 K: 0 S: 3	H: 1 LOB: 0 BB: 0 P: 3	R: 0 E: 0 K: 0 S: 3	H: 0 LOB: 0 BB: 0 P: 3	R: 0 E: 0 K: 0 S: 3	H: 0 LOB: 0 BB: 0 P: 3	R: 1 E: 0 K: 1 S: 7	H: 2 LOB: 2 BB: 2 P: 15	R: 0 E: 0 K: 0 S: 3	H: 0 LOB: 0 BB: 0 P: 3	R: 2 E: 0 K: 1 S: 7	H: 2 LOB: 1 BB: 0 P: 7	R: 0 E: 0 K: 1 S: 6	H: 0 LOB: 3 BB: 3 P: 19	R: 0 E: 0 K: 2 S: 7	H: 0 LOB: 3 BB: 3 P: 19		1B: 5 2B: 0 3B: 0 HR: 2	SF: 0 SAC: 0 DP: 0 HBP: 0	WP: 1 PB: 0 SB: 1 CS: 1
<b>PITCHER</b> Doug Rau, L (1, 1) ERA: 2.74	IP: 7.0 WLS: L BF: 28	H: 7 R: 3 ER: 3 SO: 3	BB: 2 IBB: 0 HBP: 0 BLK: 0	WP: 0 HR: 2 S: 32 P: 40	ERA: 3.86 WHIP: 1.286	<b>PITCHER</b>	IP: 7.0 WLS: L BF: 28	H: 7 R: 3 ER: 3 SO: 3	BB: 2 IBB: 0 HBP: 0 BLK: 0	WP: 0 HR: 2 S: 32 P: 40	ERA: 3.86 WHIP: 1.286	<b>PITCHER</b>	IP: 7.0 WLS: L BF: 28	H: 7 R: 3 ER: 3 SO: 3	BB: 2 IBB: 0 HBP: 0 BLK: 0	WP: 0 HR: 2 S: 32 P: 40	ERA: 3.86 WHIP: 1.286			
Charlie Hough, R (8, 1) ERA: 2.46	IP: 1.0 WLS: L BF: 6	H: 0 R: 0 ER: 0 SO: 2	BB: 3 IBB: 0 HBP: 0 BLK: 0	WP: 1 HR: 0 S: 7 P: 19	ERA: 0.00 WHIP: 3.000															

AB	28
R	1
H	4
RBI	1
BB	2
SO	8
LOB	8



Batter	1	2	3	4	5	6	7	8	9	AB	R	H	RBI	BB	SO	LOB	TOP						
<b>Bill Buckner, L</b> OBP: 0.314, SLG: 0.394 									4	0	0	0	0	1	0								
<b>Ted Sizemore, R</b> OBP: 0.273, SLG: 0.273 									4	0	1	0	0	0	0								
<b>Bill Russell, R</b> OBP: 0.330, SLG: 0.495 									3	0	1	0	1	1	1								
<b>Steve Garvey, R</b> OBP: 0.349, SLG: 0.449 									4	0	1	0	0	0	2								
<b>Reggie Smith, S</b> OBP: 0.272, SLG: 0.398 									3	0	0	0	0	0	2								
<b>Manny Mota, R</b> OBP: 0.303, SLG: 0.300 									3	0	1	0	0	1	2								
<b>Dusty Baker Jr., R</b> OBP: 0.305, SLG: 0.296 									3	0	0	0	0	2	1								
<b>Steve Yeager, R</b> OBP: 0.287, SLG: 0.372 									3	0	0	0	0	1	0								
<b>Don Sutton, R</b> OBP: 0.132, SLG: 0.086 <b>Danny Walton, R</b> (8, PH) OBP: 0.273, SLG: 0.222 <b>Stan Wall, L</b> (8, 1) OBP: 0.273, SLG: 0.222 									2	0	0	0	0	0	0								
<b>Inning Stats</b>	R: 0 E: 0 K: 2 S: 7	H: 0 LOB: 0 BB: 0 P: 7	R: 0 E: 0 K: 1 S: 6	H: 1 LOB: 1 BB: 0 P: 6	R: 0 E: 0 K: 0 S: 3	H: 0 LOB: 0 BB: 0 P: 3	R: 0 E: 0 K: 0 S: 3	H: 1 LOB: 0 BB: 0 P: 3	R: 0 E: 0 K: 1 S: 5	H: 0 LOB: 0 BB: 0 P: 5	R: 0 E: 0 K: 1 S: 6	H: 1 LOB: 2 BB: 1 P: 10	R: 0 E: 0 K: 0 S: 3	H: 0 LOB: 0 BB: 0 P: 3	R: 0 E: 0 K: 0 S: 4	H: 1 LOB: 1 BB: 0 P: 4	1B: 3 2B: 1 3B: 0 HR: 0	SF: 0 SAC: 0 DP: 1 HBP: 0	WP: 0 PA: 31 PB: 0 SB: 0 CS: 0				
<b>PITCHER</b> <b>Fred Norman, L</b> ERA: 3.23	IP: 9.0	WLS: W	BF: 31	H: 4	R: 0	ER: 0	SO: 6	BB: 1	IBB: 0	HBP: 0	BLK: 0	WP: 0	HR: 0	S: 42	P: 46	ERA: 0.00	WHIP: 0.556						

**Los Angeles Dodgers @ Cincinnati Reds**  
Riverfront Stadium, Cincinnati, OH  
Tue Jun 22 1976, 7:05 PM EDT  
Att: 39,048 - Unknown

AB	30
R	0
H	4
RBI	0
BB	1
SO	6
LOB	8

Batter	1	2	3	4	5	6	7	8	9	AB	R	H	RBI	BB	SO	LOB	BOTTOM						
<b>Pete Rose, S</b> OBP: 0.421, SLG: 0.460 									5	0	0	0	0	0	3								
<b>Ken Griffey, L</b> OBP: 0.408, SLG: 0.491 									3	0	0	0	1	0	0								
<b>George Foster, R</b> OBP: 0.392, SLG: 0.597 									4	0	1	0	0	0	1								
<b>Tony Perez, R</b> OBP: 0.342, SLG: 0.467 									4	1	1	0	0	2	1								
<b>Johnny Bench, R</b> OBP: 0.366, SLG: 0.441 									3	3	3	0	1	0	0								
<b>Cesar Geronimo, L</b> OBP: 0.386, SLG: 0.424 									4	2	1	1	0	0	3								
<b>Dave Concepcion, R</b> OBP: 0.383, SLG: 0.495 									4	0	2	1	0	1	4								
<b>Doug Flynn, R</b> OBP: 0.340, SLG: 0.337 									4	0	2	3	0	0	2								
<b>Fred Norman, S</b> OBP: 0.143, SLG: 0.154 									2	0	0	1	0	1	1								
<b>Inning Stats</b>	R: 0 E: 0 K: 0 S: 3	H: 2 LOB: 1 BB: 0 P: 7	R: 0 E: 0 K: 1 S: 5	H: 0 LOB: 1 BB: 1 P: 9	R: 3 E: 0 K: 1 S: 8	H: 3 LOB: 1 BB: 1 P: 12	R: 0 E: 0 K: 1 S: 5	H: 0 LOB: 0 BB: 0 P: 5	R: 1 E: 0 K: 0 S: 5	H: 2 LOB: 1 BB: 0 P: 5	R: 0 E: 0 K: 0 S: 4	H: 1 LOB: 1 BB: 0 P: 4	R: 0 E: 0 K: 0 S: 6	H: 2 LOB: 2 BB: 0 P: 6	R: 1 E: 1 K: 0 S: 6	H: 2 LOB: 2 BB: 0 P: 6	1B: 8 2B: 2 3B: 0 HR: 0	SF: 1 SAC: 1 DP: 0 HBP: 0	WP: 0 PA: 37 PB: 0 SB: 2 CS: 0				
<b>PITCHER</b> <b>Don Sutton, R</b> ERA: 4.38 <b>Stan Wall, L</b> ERA: 4.82	IP: 7.0	WLS: L	BF: 31	H: 8	R: 5	ER: 5	SO: 4	BB: 0	IBB: 0	HBP: 0	BLK: 0	WP: 0	HR: 0	S: 37	P: 45	ERA: 6.43	WHIP: 1.429						

**Los Angeles Dodgers @ Cincinnati Reds**  
Riverfront Stadium, Cincinnati, OH  
Tue Jun 22 1976, 7:05 PM EDT  
Att: 39,048 - Unknown

AB	33
R	6
H	10
RBI	6
BB	2
SO	4
LOB	15

Batter	1	2	3	4	5	6	7	8	9	AB	R	H	RBI	BB	SO	LOB	TOP								
Bill Buckner, L (1, 7) OBP: 0.316, SLG: 0.397	L3			F8		F8		6-3 IBB		3	0	1	0	1	0	0	<b>Los Angeles Dodgers @ Houston Astros</b> Astrodome, Houston, TX Wed Jun 23 1976, 8:05 PM EDT Att: 13,871 - Dome								
Ted Sizemore, R (1, 4) OBP: 0.265, SLG: 0.266	K			F7		SF8		6-3		3	0	0	1	0	1	2									
Steve Garvey, R (1, 3) OBP: 0.348, SLG: 0.444	F2			BB		K		4-3		3	0	0	0	1	1	3									
Reggie Smith, S (1, 9) OBP: 0.272, SLG: 0.391		4-3		K					K	3	0	0	0	1	2	1									
Ed Goodson, L (1, 5) OBP: 0.250, SLG: 0.306	F7				F3				4-3	4	0	0	0	0	0	1									
Rick Auerbach, R (9, 5) OBP: 0.182, SLG: 0.100										0	0	0	0	0	0	0									
Bill Russell, R (1, 6) OBP: 0.324, SLG: 0.397	F7				5-3				1-3	4	0	0	0	0	0	2									
Dusty Baker Jr., R (1, 8) OBP: 0.302, SLG: 0.293			1-3		F8					3	0	0	0	0	1	1									
Steve Yeager, R (1, 2) OBP: 0.292, SLG: 0.370						F5				1	0	0	0	2	0	0									
Rick Rhoden, R (1, 1) OBP: 0.333, SLG: 0.485									K2-3	3	1	1	0	0	1	2									
<b>Inning Stats</b>	R: 0 E: 0 K: 1 S: 5	H: 0 LOB: 0 BB: 0 P: 5	R: 0 E: 0 K: 0 S: 3	H: 0 LOB: 0 BB: 0 P: 3	R: 0 E: 0 K: 0 S: 2	H: 0 LOB: 0 BB: 1 P: 6	R: 0 E: 0 K: 1 S: 5	H: 0 LOB: 1 BB: 1 P: 9	R: 0 E: 0 K: 0 S: 3	H: 0 LOB: 0 BB: 0 P: 3	R: 1 E: 0 K: 1 S: 7	H: 2 LOB: 1 BB: 0 P: 7	R: 0 E: 1 K: 1 S: 5	H: 0 LOB: 1 BB: 1 P: 9	R: 0 E: 0 K: 1 S: 5	H: 0 LOB: 2 BB: 2 P: 13	R: 0 E: 0 K: 1 S: 5	H: 0 LOB: 0 BB: 0 P: 5	1B: 1 2B: 1 3B: 0 HR: 0	SF: 1 SAC: 0 DP: 2 HBP: 0	WP: 1 PB: 0 SB: 0 CS: 0	PA: 33			
<b>PITCHER</b>	IP	WLS	BF	H	R	ER	SO	BB	IBB	HBP	BLK	WP	HR	S	P	ERA	WHIP								
J.R. Richard, R (1, 1) ERA: 2.96	8.0	L	30	2	1	1	5	4	1	0	0	1	0	35	55	1.12	0.750								
Ken Forsch, R (9, 1) ERA: 1.6	1.0		3	0	0	0	1	0	0	0	0	0	0	5	5	0.00	0.000								

Batter	1	2	3	4	5	6	7	8	9	AB	R	H	RBI	BB	SO	LOB	BOTTOM								
Greg Gross, L (1, 9) OBP: 0.397, SLG: 0.329	5-3		4-3			F7		F8		4	0	0	0	0	0	1	<b>Los Angeles Dodgers @ Houston Astros</b> Astrodome, Houston, TX Wed Jun 23 1976, 8:05 PM EDT Att: 13,871 - Dome								
Rob Andrews, R (1, 4) OBP: 0.355, SLG: 0.361	F8			F7				F3		4	0	1	0	0	0	1									
Cesar Cedeno, R (1, 8) OBP: 0.349, SLG: 0.481	F2			L8		F6			F7	4	0	0	0	0	0	1									
Bob Watson, R (1, 3) OBP: 0.354, SLG: 0.380		5-3								3	0	0	0	1	0	0									
Larry Milbourne, S (9, PR) OBP: 0.316, SLG: 0.270					BB				E5 FC5 BB	0	0	0	0	0	0	0									
Ed Herrmann, L (1, 2) OBP: 0.319, SLG: 0.346					1-3				F6	3	0	0	0	1	0	2									
Cliff Johnson, R (1, 7) OBP: 0.365, SLG: 0.389										3	0	1	0	0	0	1									
Wilbur Howard, S (7, PR) OBP: 0.240, SLG: 0.276										0	0	0	0	1	0	0									
Enos Cabell, R (1, 5) OBP: 0.340, SLG: 0.364									FC5	4	0	0	0	0	0	4									
Roger Metzger, S (1, 6) OBP: 0.306, SLG: 0.291										2	0	0	0	0	1	0									
Ken Boswell, L (8, PH) OBP: 0.338, SLG: 0.358										1	0	0	0	0	0	0									
Jerry Davanon, R (9, 6) OBP: 0.429, SLG: 0.625										0	0	0	0	0	0	0									
J.R. Richard, R (1, 1) OBP: 0.089, SLG: 0.114										2	0	0	0	0	1	0									
Jose Cruz, L (8, PH) OBP: 0.379, SLG: 0.367										1	0	1	0	0	0	0									
Ken Forsch, R (9, 1) OBP: 0.250, SLG: 0.250										0	0	0	0	0	0	0									
<b>Inning Stats</b>	R: 0 E: 0 K: 0 S: 3	H: 0 LOB: 0 BB: 0 P: 3	R: 0 E: 0 K: 0 S: 3	H: 0 LOB: 1 BB: 1 P: 7	R: 0 E: 0 K: 0 S: 3	H: 0 LOB: 0 BB: 0 P: 3	R: 0 E: 0 K: 0 S: 3	H: 0 LOB: 1 BB: 1 P: 7	R: 0 E: 0 K: 1 S: 5	H: 0 LOB: 0 BB: 0 P: 5	R: 0 E: 0 K: 1 S: 6	H: 1 LOB: 1 BB: 0 P: 6	R: 0 E: 0 K: 0 S: 4	H: 1 LOB: 1 BB: 0 P: 4	R: 0 E: 0 K: 0 S: 4	H: 1 LOB: 1 BB: 0 P: 4	R: 0 E: 1 K: 0 S: 4	H: 0 LOB: 2 BB: 1 P: 8	1B: 1 2B: 2 3B: 0 HR: 0	SF: 0 SAC: 0 DP: 0 HBP: 0	WP: 0 PB: 0 SB: 0 CS: 0	PA: 34			
<b>PITCHER</b>	IP	WLS	BF	H	R	ER	SO	BB	IBB	HBP	BLK	WP	HR	S	P	ERA	WHIP								
Rick Rhoden, R (1, 1) ERA: 3.06	9.0	W	34	3	0	0	2	3	0	0	0	0	0	35	47	0.00	0.667								



Batter	1	2	3	4	5	6	7	8	9	AB	R	H	RBI	BB	SO	LOB	TOP								
Bill Buckner, L (1.7) OBP: 0.326, SLG: 0.407										3	2	3	0	2	0	0	<b>Los Angeles Dodgers @ Houston Astros</b> Astrodome, Houston, TX Thu Jun 24 1976, 8:05 PM EDT Att: 11,076 - Dome								
Ted Sizemore, R (1.4) OBP: 0.272, SLG: 0.273										4	0	2	3	0	0	2									
Steve Garvey, R (1.3) OBP: 0.345, SLG: 0.438										4	0	0	1	1	1	4									
Reggie Smith, S (1.9) OBP: 0.270, SLG: 0.386										5	0	1	0	0	0	4									
Ed Goodson, L (1.5) OBP: 0.233, SLG: 0.283										4	0	0	0	0	0	2									
Bill Russell, R (1.6) OBP: 0.318, SLG: 0.390										4	0	0	0	0	0	2									
Dusty Baker Jr., R (1.8) OBP: 0.301, SLG: 0.292										4	1	1	0	0	1	1									
Steve Yeager, R (1.2) OBP: 0.301, SLG: 0.371										2	2	1	0	2	1	0									
Tommy John, R (1.1) OBP: 0.161, SLG: 0.167										3	0	0	0	0	1	4									
Charlie Hough, R (8.1) OBP: 0.273, SLG: 0.364										0	0	0	0	0	0	0									
<b>Inning Stats</b>	R: 0 E: 0 K: 1 S: 5	H: 1 LOB: 0 BB: 0 P: 5	R: 0 E: 0 K: 0 S: 3	H: 0 LOB: 0 BB: 0 P: 3	R: 0 E: 0 K: 1 S: 5	H: 0 LOB: 0 BB: 0 P: 5	R: 1 E: 1 K: 0 S: 5	H: 2 LOB: 2 BB: 1 P: 9	R: 3 E: 1 K: 1 S: 8	H: 3 LOB: 1 BB: 1 P: 12	R: 0 E: 0 K: 1 S: 5	H: 0 LOB: 0 BB: 0 P: 5	R: 1 E: 0 K: 0 S: 4	H: 1 LOB: 2 BB: 2 P: 12	R: 0 E: 0 K: 0 S: 4	H: 0 LOB: 1 BB: 1 P: 8	R: 0 E: 0 K: 0 S: 4	H: 1 LOB: 1 BB: 0 P: 4	1B: 7 2B: 2 3B: 0 HR: 0	SF: 0 SAC: 2 DP: 1 HBP: 0	WP: 2 PB: 0 SB: 1 CS: 0	PA: 40			
<b>PITCHER</b>	IP	WLS	BF	H	R	ER	SO	BB	IBB	HBP	BLK	WP	HR	S	P	ERA	WHIP	<b>PITCHER</b>							
Larry Dierker, R (1.1) ERA: 4.47	6.1	L	29	7	5	3	4	2	2	0	0	1	0	33	49	4.26	1.421								
Gene Pentz, R (7.1) ERA: 3.8	0.2		2	0	0	0	0	0	0	0	0	0	0	2	2	0.00	0.000								
Paul Siebert, L (8.1) ERA: 2.08	2.0		9	1	0	0	0	0	1	0	0	1	0	8	12	0.00	0.500								

Batter	1	2	3	4	5	6	7	8	9	AB	R	H	RBI	BB	SO	LOB	BOTTOM								
Enos Cabell, R (1.5) OBP: 0.337, SLG: 0.361										5	0	1	0	0	0	4	<b>Los Angeles Dodgers @ Houston Astros</b> Astrodome, Houston, TX Thu Jun 24 1976, 8:05 PM EDT Att: 11,076 - Dome								
Rob Andrews, R (1.4) OBP: 0.302, SLG: 0.364										4	0	2	1	0	0	1									
Cesar Cedeno, R (1.8) OBP: 0.344, SLG: 0.473										4	0	0	0	0	0	4									
Bob Watson, R (1.3) OBP: 0.356, SLG: 0.384										3	0	1	0	1	0	2									
Leon Roberts, R (1.9) OBP: 0.400, SLG: 0.563										4	0	2	0	0	1	1									
Cliff Johnson, R (1.7) OBP: 0.367, SLG: 0.388										3	0	1	0	1	1	3									
Skip Jutze, R (1.2) OBP: 0.333, SLG: 0.143										3	0	0	0	0	0	3									
Ken Boswell, L (6. PH) OBP: 0.333, SLG: 0.353										1	0	0	0	0	0	3									
Roger Metzger, S (1.6) OBP: 0.306, SLG: 0.292										3	1	1	0	0	0	2									
Greg Gross, L (9. PH) OBP: 0.356, SLG: 0.327										1	0	0	0	0	0	0									
Larry Dierker, R (1.1) OBP: 0.138, SLG: 0.138										1	0	0	0	0	1	0									
Gene Pentz, R (7.1) OBP: 0.333, SLG: 0.333										0	0	0	0	0	0	0									
Jerry Davanon, R (7. PH) OBP: 0.414, SLG: 0.600										1	0	0	0	0	0	3									
Paul Siebert, L (8.1)										0	0	0	0	0	0	0									
Rich Chiles, L (9. PH)										1	0	0	0	0	0	0									
<b>Inning Stats</b>	R: 0 E: 1 K: 0 S: 4	H: 1 LOB: 1	R: 0 E: 0 K: 1 S: 5	H: 0 LOB: 0 BB: 0 P: 5	R: 1 E: 0 K: 0 S: 5	H: 2 LOB: 1 BB: 0 P: 5	R: 0 E: 0 K: 1 S: 5	H: 1 LOB: 1 BB: 1 P: 9	R: 0 E: 0 K: 1 S: 5	H: 0 LOB: 0 BB: 0 P: 5	R: 0 E: 0 K: 0 S: 3	H: 0 LOB: 0 BB: 0 P: 3	R: 0 E: 1 K: 0 S: 5	H: 1 LOB: 3 BB: 1 P: 9	R: 0 E: 0 K: 0 S: 6	H: 3 LOB: 3 BB: 0 P: 6	R: 0 E: 0 K: 0 S: 3	H: 0 LOB: 0 BB: 0 P: 3	1B: 7 2B: 1 3B: 0 HR: 0	SF: 0 SAC: 1 DP: 1 HBP: 0	WP: 0 PB: 0 SB: 1 CS: 0	PA: 37			
<b>PITCHER</b>	IP	WLS	BF	H	R	ER	SO	BB	IBB	HBP	BLK	WP	HR	S	P	ERA	WHIP	<b>PITCHER</b>							
Tommy John, L (1.1) ERA: 3.01	1.2	S	6	1	0	0	0	0	0	0	0	0	0	6	6	0.00	0.600								
Charlie Hough, R (8.1) ERA: 2.41																									



Batter	1	2	3	4	5	6	7	8	9	AB	R	H	RBI	BB	SO	LOB	TOP			
Gary Thomasson, L (1,8) OBP: 0.304, SLG: 0.431 Mike Sadek, R (8,2) OBP: 0.348, SLG: 0.317	0-0 4-3			0-0 F8		0-0 F6		0-0 1-3		4	0	0	0	0	0	1				
Derrel Thomas, S (1,4) OBP: 0.314, SLG: 0.318	0-0 G3			0-3 K			0-0 F8		0-0 SH3 1B	4	1	1	0	0	1	0				
Gary Matthews, R (1,7) OBP: 0.353, SLG: 0.413	0-0 5-3			0-0 E5			0-0 F7		0-0 SH3	3	0	0	0	0	0	0				
Bobby Murcer, L (1,9) OBP: 0.354, SLG: 0.354		0-0 F9		0-0 4-3			0-0 BB 1B		4-0 BB 1B	3	0	1	0	1	0	1				
Darrell Evans, L (1,3) OBP: 0.329, SLG: 0.285		0-0 F7			0-0 4-3		4-0 BB 1B		0-0 F9	3	0	0	0	1	0	2				
Chris Speier, R (1,6) OBP: 0.318, SLG: 0.302		0-0 6-3			0-3 K		0-0 BB		0-0 1-2 2-H 1B	4	0	1	1	0	1	2				
Ken Reitz, R (1,5) OBP: 0.317, SLG: 0.368			0-0 6-3		0-0 F7			0-0 F9	0-0 F9	4	0	0	0	0	0	2				
Marc Hill, R (1,2) OBP: 0.250, SLG: 0.352 Glenn Adams, L (8, PH) OBP: 0.291, SLG: 0.344 Larry Herndon, R (8,8) OBP: 0.368, SLG: 0.399				0-0 F4		0-3 K		0-0 1B		2	0	0	0	0	1	0				
Ed Halicki, R (1,1) OBP: 0.300, SLG: 0.222			0-3 K			0-3 K		0-0 F3		3	0	0	0	0	2	1				
<b>Inning Stats</b>	R: 0 E: 0 K: 0 S: 3	H: 0 LOB: 0 BB: 0 P: 3	R: 0 E: 0 K: 0 S: 3	H: 0 LOB: 0 BB: 0 P: 3	R: 0 E: 0 K: 1 S: 5	H: 0 LOB: 0 BB: 0 P: 5	R: 0 E: 1 K: 1 S: 6	H: 0 LOB: 1 BB: 0 P: 6	R: 0 E: 0 K: 1 S: 5	H: 0 LOB: 0 BB: 0 P: 5	R: 0 E: 0 K: 0 S: 4	H: 1 LOB: 2 BB: 1 P: 8	R: 0 E: 0 K: 0 S: 4	H: 1 LOB: 1 BB: 0 P: 4	R: 1 E: 0 K: 0 S: 5	H: 2 LOB: 2 BB: 1 P: 9	1B: 4 2B: 0 3B: 0 HR: 0	SF: 0 SAC: 1 DP: 0 HBP: 0	WP: 0 PB: 0 SB: 0 CS: 0	PA: 34
<b>PITCHER</b> Burt Hooton, R (1,1) ERA: 4.06	IP: 9.0 WLS: L BF: 34	H: 4 R: 1 ER: 1 SO: 5	BB: 2 IBB: 0 HBP: 0 BLK: 0	WP: 0 HR: 0 S: 42 P: 50	ERA: 1.00 WHIP: 0.667															

San Francisco Giants @ Los Angeles Dodgers  
 Dodger Stadium, Los Angeles, CA  
 Fri Jun 25 1976, 7:05 PM PDT  
 Att: 32,596 - Unknown

AB	31
R	1
H	4
RBI	1
BB	2
SO	5
LOB	9



Batter	1	2	3	4	5	6	7	8	9	AB	R	H	RBI	BB	SO	LOB	BOTTOM					
Bill Buckner, L (1,7) OBP: 0.327, SLG: 0.405	0-0 S 1B		0-0 4-1			0-0 F4		0-0 4-3		4	0	1	0	0	0	1						
Ted Sizemore, R (1,4) OBP: 0.279, SLG: 0.280 Davey Lopes, R (9, FR) OBP: 0.316, SLG: 0.317	0-3 K		0-0 6-3			0-0 BB 1B		0-0 BB 1B	0-0 BB 1B 1-3	4	0	2	0	0	1	1						
Steve Garvey, R (1,3) OBP: 0.341, SLG: 0.432	0-3 K			0-0 F9		0-3 K		0-0 1-3	0-0 1-2 1B	4	0	0	0	0	2	3						
Reggie Smith, S (1,9) OBP: 0.270, SLG: 0.383	0-3 K			0-0 F5			0-0 F5		0-0 1B	4	0	1	0	0	1	1						
Ed Goodson, L (1,5) OBP: 0.219, SLG: 0.263		0-3 K		0-3 K			0-0 F2		0-3 K	4	0	0	0	0	3	3						
Bill Russell, R (1,6) OBP: 0.322, SLG: 0.389		0-0 S 1B			0-0 5-3		0-0 6-3		4-0 IBB	3	0	1	0	1	0	0						
Dusty Baker Jr., R (1,8) OBP: 0.302, SLG: 0.293 Manny Mota, R (9, PH) OBP: 0.294, SLG: 0.290	0-0 F9				0-0 BB 1B			0-0 4-3	0-3 K	3	0	1	0	0	0	1						
Steve Yeager, R (1,2) OBP: 0.301, SLG: 0.371	0-3 K				0-0 5-3-6			0-0 FC1-8 1B		3	0	1	0	0	1	2						
Burt Hooton, R (1,1) OBP: 0.258, SLG: 0.214			0-3 K			0-0 F5		0-0 FC1-6	0-0 FC1-6	3	0	0	0	0	1	1						
<b>Inning Stats</b>	R: 0 E: 0 K: 3 S: 10	H: 1 LOB: 1 BB: 0 P: 10	R: 0 E: 0 K: 2 S: 8	H: 1 LOB: 1 BB: 0 P: 8	R: 0 E: 0 K: 1 S: 5	H: 0 LOB: 0 BB: 0 P: 5	R: 0 E: 0 K: 1 S: 5	H: 0 LOB: 0 BB: 0 P: 5	R: 0 E: 0 K: 0 S: 3	H: 1 LOB: 0 BB: 0 P: 3	R: 0 E: 0 K: 1 S: 6	H: 1 LOB: 1 BB: 0 P: 6	R: 0 E: 0 K: 0 S: 3	H: 0 LOB: 0 BB: 0 P: 3	R: 0 E: 0 K: 0 S: 4	H: 1 LOB: 1 BB: 0 P: 4	R: 0 E: 0 K: 2 S: 9	H: 2 LOB: 3 BB: 1 P: 13	1B: 7 2B: 1 3B: 0 HR: 0	SF: 0 SAC: 0 DP: 1 HBP: 0	WP: 0 PB: 0 SB: 2 CS: 0	PA: 34
<b>PITCHER</b> Ed Halicki, R (1,1) ERA: 4.71	IP: 9.0 WLS: W BF: 34	H: 7 R: 0 ER: 0 SO: 10	BB: 0 IBB: 1 HBP: 0 BLK: 0	WP: 0 HR: 0 S: 53 P: 57	ERA: 0.00 WHIP: 0.778																	

San Francisco Giants @ Los Angeles Dodgers  
 Dodger Stadium, Los Angeles, CA  
 Fri Jun 25 1976, 7:05 PM PDT  
 Att: 32,596 - Unknown

AB	33
R	0
H	7
RBI	0
BB	1
SO	10
LOB	16







Batter	1	2	3	4	5	6	7	8	9	AB	R	H	RBI	BB	SO	LOB	TOP					
Gary Thomasson, L (1.8) OBP: 0.311, SLG: 0.464	0-0 4-3		0-0 HR 2B		0-0 1B 2B		0-0 4-3		0-3 K	5	2	2	0	0	1	1	<b>San Francisco Giants @ Los Angeles Dodgers</b> <b>Dodger Stadium, Los Angeles, CA</b> Sun Jun 27 1976, 3:33 AM PDT Att: 31,019 - Unknown <a href="http://livebaseballscorecards.com">livebaseballscorecards.com</a>					
Derrel Thomas, S (1.4) OBP: 0.321, SLG: 0.321 Marty Perez, R (6.4) OBP: 0.305, SLG: 0.345	4-0 CS BB		4-0 HR BB		0-0 2H HR 1B		0-0 6-3		0-0 F5	1	2	1	1	2	0	0						
Gary Matthews, R (1.7) OBP: 0.355, SLG: 0.432	4-0 1-2 BB		0-3 K		0-0 1H HR		0-0 6-3		4-0 BB	3	1	1	2	2	1	2						
Bobby Murcer, L (1.9) OBP: 0.356, SLG: 0.388	0-3 K		0-0 2H HR		0-0 4-3				0-0 HR F8	5	2	2	4	0	1	3						
Darrell Evans, L (1.3) OBP: 0.330, SLG: 0.285		0-0 S 1B	0-0 F6		0-0 F8				0-0 F5	4	0	1	0	0	0	0						
Chris Speier, R (1.6) OBP: 0.316, SLG: 0.298		0-0 F6		4-0 G5-4-3 BB		0-0 F8			0-0 F2	3	0	0	0	1	0	1						
Ken Reitz, R (1.5) OBP: 0.315, SLG: 0.362	4-0 G4-6-3 BB		0-0 G5-4-3 BB		0-0 FC6-4 1B				0-0 F8	3	0	1	0	1	0	1						
Dave Rader, L (1.2) OBP: 0.301, SLG: 0.325	0-0 G4-6-3		0-0 4-3		0-0 F4				0-0 2B 2B	4	1	1	0	0	0	3						
John D'Acquisto, R (1.1) OBP: 0.333, SLG: 0.333 Dave Heaverlo, R (4.1) OBP: 0.227, SLG: 0.189 Steve Ontiveros, S (5. PH) OBP: 0.255, SLG: 0.154 Mike Caldwell, L (5.1) OBP: 0.255, SLG: 0.154 Charlie Williams, R (5.1) OBP: 0.255, SLG: 0.154 Larry Herndon, R (5. PH) OBP: 0.276, SLG: 0.403 Gary Lavelle, S (5.1) OBP: 0.200, SLG: 0.200 Glenn Adams, L (5. PH) OBP: 0.200, SLG: 0.200		0-3 K		0-3 K		0-0 FC6-4			0-0 2B	1	0	0	0	0	0	0						
<b>Inning Stats</b>	R: 0 E: 0 K: 1 S: 4	H: 0 LOB: 1 BB: 2 P: 12	R: 0 E: 0 K: 0 S: 3	H: 1 LOB: 1 BB: 1 P: 7	R: 3 E: 0 K: 2 S: 9	H: 2 LOB: 0 BB: 1 P: 13	R: 0 E: 0 K: 0 S: 2	H: 0 LOB: 0 BB: 1 P: 6	R: 3 E: 0 K: 1 S: 8	H: 3 LOB: 0 BB: 0 P: 8	R: 0 E: 0 K: 0 S: 4	H: 1 LOB: 1 BB: 0 P: 4	R: 0 E: 0 K: 0 S: 3	H: 0 LOB: 0 BB: 0 P: 3	R: 1 E: 0 K: 0 S: 4	H: 1 LOB: 0 BB: 0 P: 4		R: 1 E: 0 K: 1 S: 7	H: 2 LOB: 2 BB: 1 P: 11	1B: 3 2B: 4 3B: 0 HR: 3	SF: 0 SAC: 0 DP: 2 HBP: 0	WP: 0 PB: 0 SB: 1 CS: 1
<b>PITCHER</b>	IP WLS BF H R ER SO BB IBB HBP BLK WP HR S P ERA WHIP	5.0 W 23 6 6 6 4 5 0 0 0 0 2 26 46 10.80 2.200	3.2 S 16 4 2 2 1 1 0 0 0 0 1 17 21 4.91 1.364	0.1 S 1 0 0 0 0 0 0 0 0 0 0 1 1 0.00 0.000	<b>PITCHER</b>										IP WLS BF H R ER SO BB IBB HBP BLK WP HR S P ERA WHIP	5.0 W 23 6 6 6 4 5 0 0 0 0 2 26 46 10.80 2.200						

Batter	1	2	3	4	5	6	7	8	9	AB	R	H	RBI	BB	SO	LOB	BOTTOM			
Lee Lacy, R (1.8) OBP: 0.305, SLG: 0.367	0-0 E 6-3 1B		0-3 K	0-0 6-3	4-0 G6-4-3 BB		0-0 1B L4-5	0-0 E 1B		5	1	3	2	1	1	2	<b>San Francisco Giants @ Los Angeles Dodgers</b> <b>Dodger Stadium, Los Angeles, CA</b> Sun Jun 27 1976, 3:33 AM PDT Att: 31,019 - Unknown <a href="http://livebaseballscorecards.com">livebaseballscorecards.com</a>			
Ted Sizemore, R (1.4) OBP: 0.280, SLG: 0.277	0-0 6-3		0-0 1B 2B	4-0 1B BB	0-0 G6-4-3		0-0 1B	0-0 F9		5	1	2	0	1	0	6				
Bill Buckner, L (1.7) OBP: 0.330, SLG: 0.406	0-0 2H 1B		0-0 F4	0-0 1-3 3H 1B	0-0 L3		0-0 6-3	0-0 L4-5		5	0	2	2	0	0	4				
Steve Garvey, R (1.3) OBP: 0.347, SLG: 0.428	0-3 K		0-0 2B 1B	0-0 L3	4-0 BB 1B BB		4-0 BB 1B BB	4-0 2B 1B BB		3	3	1	1	2	1	3				
Reggie Smith, S (1.9) OBP: 0.276, SLG: 0.389 Dusty Baker Jr., R (5. PH) OBP: 0.314, SLG: 0.298	0-0 F8		4-0 2B BB		0-0 5-3		4-0 1B BB	0-0 1B 2B		1	1	0	0	1	0	1				
Ed Goodson, L (1.5) OBP: 0.243, SLG: 0.302		0-0 F8	0-0 1H 2H 3H 2B	0-0 1B 1B	0-0 1B 1B		0-3 K	0-0 F8		5	1	2	3	0	1	4				
Bill Russell, R (1.6) OBP: 0.322, SLG: 0.384	0-0 6-3		0-0 6-3	0-0 1B 1B	0-0 1B 1B		0-0 1B 1B	4-0 1B 1B IBB		4	2	2	1	1	0	1				
Ellie Rodriguez, R (1.2) OBP: 0.500, SLG: 0.375	0-3 K		0-0 6-3 SH3-4 1B BB	0-0 SH3-4 1B BB	0-0 BB 1B 1B		0-3 K	0-3 K		4	1	1	1	1	3	5				
Don Sutton, R (1.1) OBP: 0.154, SLG: 0.086 Manny Mota, R (5. PH) OBP: 0.314, SLG: 0.313 Charlie Hough, R (6.1) OBP: 0.308, SLG: 0.385 Stan Wall, L (9.1)		0-0 F8	4-0 1B BB	0-0 SH3-4 1B BB	0-0 SH3-4 1B BB		0-0 4-3	0-0 E 1B		0	1	0	0	1	0	0				
<b>Inning Stats</b>	R: 1 E: 1 K: 1 S: 7	H: 2 LOB: 1 BB: 0 P: 7	R: 0 E: 0 K: 1 S: 5	H: 0 LOB: 0 BB: 0 P: 5	R: 4 E: 0 K: 1 S: 8	H: 3 LOB: 1 BB: 2 P: 16	R: 1 E: 0 K: 0 S: 4	H: 1 LOB: 2 BB: 2 P: 12	R: 2 E: 0 K: 0 S: 6	H: 4 LOB: 2 BB: 1 P: 10	R: 1 E: 0 K: 2 S: 8	H: 1 LOB: 2 BB: 0 P: 16	R: 0 E: 0 K: 0 S: 4	H: 2 LOB: 1 BB: 0 P: 4	R: 3 E: 1 K: 1 S: 8	H: 3 LOB: 2 BB: 2 P: 16		1B: 14 2B: 3 3B: 0 HR: 0	SF: 0 SAC: 1 DP: 2 HBP: 0	WP: 0 PB: 0 SB: 0 CS: 0
<b>PITCHER</b>	IP WLS BF H R ER SO BB IBB HBP BLK WP HR S P ERA WHIP	3.2 L 4 3 2 2 0 0 0 0 0 0 0 4 4 54.00 9.000	0.1 L 4 3 2 2 0 0 0 0 0 0 0 2 4 0.00 3.000	3.0 L 18 6 4 4 3 3 1 0 0 0 0 20 36 12.00 3.000	<b>PITCHER</b>										IP WLS BF H R ER SO BB IBB HBP BLK WP HR S P ERA WHIP	3.2 L 4 3 2 2 0 0 0 0 0 0 0 2 4 54.00 9.000				

Batter	1	2	3	4	5	6	7	8	9	AB	R	H	RBI	BB	SO	LOB	TOP										
Rowland Office, L OBP: 0.383, SLG: 0.410	6-3		1B			L3		F7		4	0	1	0	0	0	0											
Rod Gilbreath, R OBP: 0.375, SLG: 0.462	CS 1B		F4			5-3			F4	4	0	1	0	0	0	1											
Jimmy Wynn, R OBP: 0.398, SLG: 0.400	FC6-4 BB			F8			E5 HR		K	3	1	0	0	1	1	0											
Willie Montanez, L OBP: 0.362, SLG: 0.451	FC6-4			4-3			HR		4-3	4	1	1	2	0	0	1											
Ken Henderson, S OBP: 0.350, SLG: 0.405		K		4-3			F7			3	0	0	0	0	1	0											
Earl Williams, R OBP: 0.298, SLG: 0.408		G3-6-3 1B			6-3		L3 BB			2	0	1	0	1	0	0											
Darrel Chaney, S OBP: 0.338, SLG: 0.348		G3-6-3			5-3		L3			3	0	0	0	0	0	2											
Jerry Royster, R OBP: 0.316, SLG: 0.320			F7			F8		F8		3	0	0	0	0	0	0											
Dick Ruthven, R OBP: 0.237, SLG: 0.171										2	0	0	0	0	0	0											
Dave May, L OBP: 0.303, SLG: 0.298			5-3			F7		1-3		1	0	0	0	0	0	0											
Mike Marshall, R OBP: 0.298, SLG: 0.357										0	0	0	0	0	0	0											
<b>Inning Stats</b>	R: 0 E: 0 K: 0 S: 3	H: 1 LOB: 1 BB: 1 P: 7	R: 0 E: 0 K: 1 S: 5	H: 1 LOB: 0 BB: 0 P: 5	R: 0 E: 0 K: 0 S: 4	H: 1 LOB: 1 BB: 0 P: 4	R: 0 E: 0 K: 0 S: 3	H: 0 LOB: 0 BB: 0 P: 3	R: 0 E: 0 K: 0 S: 3	H: 0 LOB: 0 BB: 0 P: 3	R: 2 E: 1 K: 0 S: 4	H: 1 LOB: 0 BB: 1 P: 8	R: 0 E: 0 K: 0 S: 3	H: 0 LOB: 0 BB: 0 P: 3	R: 0 E: 0 K: 1 S: 5	H: 0 LOB: 0 BB: 0 P: 5	1B: 3 2B: 1 3B: 0 HR: 1	SF: 0 SAC: 0 DP: 2 HBP: 0	WP: 0 PB: 0 SB: 0 CS: 1	PA: 31							
<b>PITCHER</b>	IP	WLS	BF	H	R	ER	SO	BB	IBB	HBP	BLK	WP	HR	S	P	ERA	WHIP										
Rick Rhoden, R ERA: 2.93	7.0	W	25	4	2	1	1	2	0	0	0	0	1	25	33	1.29	0.857										
Charlie Hough, R ERA: 2.45	2.0	S	6	0	0	0	1	0	0	0	0	0	0	8	8	0.00	0.000										

Atlanta Braves @ Los Angeles Dodgers  
Dodger Stadium, Los Angeles, CA  
Mon Jun 28 1976, 7:05 PM PDT  
Att: 21,386 - Unknown

AB 29  
R 2  
H 4  
RBI 2  
BB 2  
SO 2  
LOB 4



Batter	1	2	3	4	5	6	7	8	9	AB	R	H	RBI	BB	SO	LOB	BOTTOM										
Lee Lacy, R OBP: 0.299, SLG: 0.361	L1		4-3			F6		SF9		3	0	0	1	0	0	2											
Ted Sizemore, R OBP: 0.286, SLG: 0.278	F8			1B BB		SH1-3 1B		4-3		3	1	1	0	1	0	1											
Bill Buckner, L OBP: 0.332, SLG: 0.417	F8			F8		SH1-3 1B		HR		4	2	2	1	0	0	1											
Steve Garvey, R OBP: 0.350, SLG: 0.430		4-3 1B		G4-6-3 1B		SH1-3		4-3		3	0	2	0	0	0	1											
Reggie Smith, S OBP: 0.280, SLG: 0.388		4-3		G4-6-3		1B		WP BB SF8 1B		3	1	1	0	1	0	3											
Ed Goodson, L OBP: 0.243, SLG: 0.288		4-3			K	F5		BB		3	0	0	0	1	1	4											
Bill Russell, R OBP: 0.321, SLG: 0.384		6-3			K	1B		SF8		3	0	1	3	0	1	1											
Steve Yeager, R OBP: 0.301, SLG: 0.365					5-3	1B		F8		4	0	1	0	0	0	3											
Rick Rhoden, R OBP: 0.361, SLG: 0.500						1B				3	0	2	0	0	0	0											
Davey Lopes, R OBP: 0.316, SLG: 0.312					6-3					0	1	0	0	0	0	0											
Charlie Hough, R OBP: 0.286, SLG: 0.357						1B		K		1	0	0	0	0	1	1											
<b>Inning Stats</b>	R: 0 E: 0 K: 0 S: 3	H: 0 LOB: 0 BB: 0 P: 3	R: 0 E: 0 K: 0 S: 4	H: 1 LOB: 1 BB: 0 P: 4	R: 0 E: 0 K: 0 S: 3	H: 0 LOB: 0 BB: 0 P: 3	R: 0 E: 0 K: 0 S: 3	H: 1 LOB: 1 BB: 1 P: 7	R: 0 E: 0 K: 2 S: 9	H: 2 LOB: 2 BB: 0 P: 9	R: 2 E: 0 K: 0 S: 6	H: 3 LOB: 2 BB: 1 P: 10	R: 2 E: 0 K: 0 S: 5	H: 2 LOB: 1 BB: 0 P: 5	R: 1 E: 0 K: 1 S: 6	H: 1 LOB: 1 BB: 1 P: 10	1B: 9 2B: 0 3B: 0 HR: 1	SF: 2 SAC: 1 DP: 1 HBP: 0	WP: 1 PB: 0 SB: 1 CS: 0	PA: 36							
<b>PITCHER</b>	IP	WLS	BF	H	R	ER	SO	BB	IBB	HBP	BLK	WP	HR	S	P	ERA	WHIP										
Dick Ruthven, R ERA: 2.9	7.0	L	31	9	4	4	2	1	0	0	0	1	0	6	10	9.00	2.000										
Mike Marshall, R ERA: 4.59	1.0		5	1	1	1	1	1	0	0	0	1	0	6	10	9.00	2.000										

Atlanta Braves @ Los Angeles Dodgers  
Dodger Stadium, Los Angeles, CA  
Mon Jun 28 1976, 7:05 PM PDT  
Att: 21,386 - Unknown

AB 30  
R 5  
H 10  
RBI 5  
BB 3  
SO 3  
LOB 17



Batter	1	2	3	4	5	6	7	8	9	AB	R	H	RBI	BB	SO	LOB	TOP			
Rowland Office, L OBP: 0.384, SLG: 0.414			6-3		K		FC6-4			5	1	2	0	0	1	2	<b>Atlanta Braves @ Los Angeles Dodgers</b> Dodger Stadium, Los Angeles, CA Tue Jun 29 1976, 7:05 PM PDT Att: 40,366 - Unknown			
Rod Gilbreath, R OBP: 0.358, SLG: 0.439	1-3		F8		FC5-4			5-3		5	0	0	0	0	0	5				
Jimmy Wynn, R OBP: 0.396, SLG: 0.396	SF9				5-3			6-3		2	0	0	1	1	0	1				
Willie Montanez, L OBP: 0.363, SLG: 0.452			F7				4-3			4	0	2	0	0	0	1				
Tom Paciorek, R OBP: 0.350, SLG: 0.422										3	0	3	0	1	0	0				
Earl Williams, R OBP: 0.297, SLG: 0.404	FC6-4					L5		K		4	0	1	0	0	1	5				
Darrel Chaney, S OBP: 0.340, SLG: 0.348		6-3			F9					3	0	1	0	1	0	2				
Jerry Royster, R OBP: 0.312, SLG: 0.316		6-3			G5-3		K			3	0	0	0	0	1	3				
Ken Henderson, S OBP: 0.353, SLG: 0.405		6-3								0	0	0	0	1	0	0				
Roger Moret, S OBP: 0.091, SLG: 0.095		6-3					F9		K	2	0	1	0	0	0	0				
Cito Gaston, R OBP: 0.400, SLG: 0.462										1	0	0	0	0	0	1				
Mike Marshall, R OBP: 0.389, SLG: 0.333										0	0	0	0	0	0	0				
Craig Robinson, R OBP: 0.389, SLG: 0.333										0	0	0	0	0	0	0				
Dave May, L OBP: 0.303, SLG: 0.298										1	0	0	0	0	1	2				
<b>Inning Stats</b>	R: 1 E: 0 K: 0 S: 6	H: 3 LOB: 2 BB: 0 P: 6	R: 0 E: 0 K: 0 S: 3	H: 0 LOB: 0 BB: 0 P: 3	R: 0 E: 0 K: 0 S: 3	H: 0 LOB: 1 BB: 1 P: 7	R: 0 E: 0 K: 0 S: 3	H: 1 LOB: 1 BB: 0 P: 7	R: 0 E: 0 K: 1 S: 6	H: 1 LOB: 0 BB: 0 P: 3	R: 0 E: 0 K: 1 S: 6	H: 1 LOB: 1 BB: 0 P: 6	R: 0 E: 0 K: 1 S: 7	H: 2 LOB: 2 BB: 0 P: 7	R: 0 E: 0 K: 1 S: 5	H: 1 LOB: 2 BB: 2 P: 13	1B: 9 2B: 1 3B: 0 HR: 0	SF: 1 SAC: 0 DP: 2 HBP: 0	WP: 0 PB: 0 SB: 0 CS: 1	PA: 38
<b>PITCHER</b>	IP WLS BF H R ER SO BB IBB HBP BLK WP HR S P ERA WHIP																			
Tommy John, L ERA: 2.87	(1, 1) 7.2 W 32 9 1 1 2 2 2 0 0 0 0 0 0 34 42 1.17 1.435																			
Charlie Hough, R ERA: 2.45	(8, 1) 0.2 5 1 0 0 2 2 0 0 0 0 0 0 7 15 0.00 4.500																			
Elias Sosa, R ERA: 5.11	(9, 1) 0.2 S 1 0 0 0 0 0 0 0 0 0 0 0 1 1 0.00 0.000																			

AB 33  
R 1  
H 10  
RBI 1  
BB 4  
SO 4  
LOB 22



Batter	1	2	3	4	5	6	7	8	9	AB	R	H	RBI	BB	SO	LOB	BOTTOM			
Bill Buckner, L OBP: 0.331, SLG: 0.415	F5	6-3			F9					4	0	1	0	0	0	1	<b>Atlanta Braves @ Los Angeles Dodgers</b> Dodger Stadium, Los Angeles, CA Tue Jun 29 1976, 7:05 PM PDT Att: 40,366 - Unknown			
Ted Sizemore, R OBP: 0.304, SLG: 0.304					E 1B		FC5 S 1B			4	0	4	0	0	0	0				
Bill Russell, R OBP: 0.320, SLG: 0.379	6-3				F8		F5		SH5-3 HBP	3	0	0	0	0	0	3				
Steve Garvey, R OBP: 0.350, SLG: 0.430	K				E 1B		FC5		SH5-3	3	0	1	0	0	1	2				
Reggie Smith, S OBP: 0.280, SLG: 0.382					E6		K		K	3	1	0	0	1	2	3				
Henry Cruz, L OBP: 0.250, SLG: 0.376					G5-4-3					0	0	0	0	0	0	0				
Lee Lacy, R OBP: 0.288, SLG: 0.359					G5-4-3		6-3		F8	4	0	1	0	0	0	4				
Dusty Baker Jr., R OBP: 0.306, SLG: 0.299					F9		6-3			3	0	1	1	0	0	0				
Steve Yeager, R OBP: 0.297, SLG: 0.359					2-3		F8			3	0	0	0	0	1	2				
Tommy John, R OBP: 0.152, SLG: 0.156					4-3		G3			2	0	0	1	0	0	0				
Charlie Hough, R OBP: 0.286, SLG: 0.357										0	0	0	0	0	0	0				
Elias Sosa, R OBP: 0.143, SLG: 0.143										0	0	0	0	0	0	0				
<b>Inning Stats</b>	R: 0 E: 0 K: 1 S: 6	H: 1 LOB: 1 BB: 0 P: 6	R: 2 E: 0 K: 1 S: 7	H: 2 LOB: 1 BB: 1 P: 11	R: 0 E: 1 K: 0 S: 5	H: 2 LOB: 0 BB: 0 P: 5	R: 0 E: 0 K: 0 S: 3	H: 0 LOB: 0 BB: 0 P: 3	R: 0 E: 0 K: 0 S: 4	H: 1 LOB: 1 BB: 0 P: 4	R: 0 E: 0 K: 1 S: 5	H: 0 LOB: 0 BB: 0 P: 5	R: 0 E: 0 K: 0 S: 4	H: 2 LOB: 2 BB: 0 P: 4	R: 0 E: 0 K: 1 S: 5	H: 0 LOB: 1 BB: 0 P: 6	1B: 7 2B: 1 3B: 0 HR: 0	SF: 0 SAC: 2 DP: 1 HBP: 1	WP: 0 PB: 0 SB: 2 CS: 0	PA: 33
<b>PITCHER</b>	IP WLS BF H R ER SO BB IBB HBP BLK WP HR S P ERA WHIP																			
Roger Moret, L ERA: 4.71	(1, 1) 6.0 L 25 6 2 2 2 3 1 0 0 0 0 0 0 30 34 3.00 1.167																			
Mike Marshall, R ERA: 4.46	(7, 1) 2.0 8 2 0 0 1 0 0 0 1 0 0 0 9 10 0.00 1.000																			

AB 29  
R 1  
H 8  
RBI 2  
BB 1  
SO 4  
LOB 15



Batter	1	2	3	4	5	6	7	8	9	AB	R	H	RBI	BB	SO	LOB	TOP			
Rowland Office, L OBP: 0.381, SLG: 0.413										5	0	1	0	0	3	0	<b>Atlanta Braves @ Los Angeles Dodgers</b> Dodger Stadium, Los Angeles, CA Wed Jun 30 1976, 7:05 PM PDT Att: 22,852 - Unknown			
Rod Gilbreath, R OBP: 0.393, SLG: 0.451 Craig Robinson, R OBP: 0.368, SLG: 0.313										4	1	2	0	0	0	1				
Jimmy Wynn, R OBP: 0.396, SLG: 0.410										5	2	2	1	0	0	1				
Willie Montanez, L OBP: 0.362, SLG: 0.459										4	1	1	3	0	1	1				
Ken Henderson, S OBP: 0.355, SLG: 0.401										2	2	0	0	2	0	0				
Darrel Chaney, S OBP: 0.343, SLG: 0.350										4	1	2	0	0	0	0				
Jerry Royster, R OBP: 0.307, SLG: 0.310										4	0	0	1	0	0	3				
Earl Williams, R OBP: 0.302, SLG: 0.423										3	1	1	3	1	1	0				
Phil Niekro, R OBP: 0.174, SLG: 0.196 Mike Marshall, R (7, 1)										3	0	0	0	0	1	0				
										1	0	0	0	0	0	2				
<b>Inning Stats</b>	R: 0 E: 0 K: 1 S: 5	H: 0 LOB: 0 BB: 0 P: 5	R: 0 E: 0 K: 1 S: 5	H: 0 LOB: 0 BB: 0 P: 5	R: 0 E: 0 K: 1 S: 5	H: 0 LOB: 0 BB: 0 P: 5	R: 0 E: 0 K: 1 S: 6	H: 1 LOB: 1 BB: 0 P: 6	R: 3 E: 0 K: 0 S: 6	H: 3 LOB: 0 BB: 0 P: 6	R: 0 E: 0 K: 1 S: 6	H: 1 LOB: 1 BB: 0 P: 6	R: 2 E: 0 K: 0 S: 5	H: 2 LOB: 2 BB: 2 P: 13	R: 0 E: 0 K: 2 S: 7	H: 0 LOB: 0 BB: 0 P: 7		1B: 4 2B: 2 3B: 0 HR: 3	SF: 0 SAC: 0 DP: 0 HBP: 0	WP: 0 PB: 0 SB: 0 CS: 0
<b>PITCHER</b>	IP WLS BF H R ER SO BB IBB HBP BLK WP HR S P ERA WHIP																			
Burt Hooton, R ERA: 4.37	(1, 1) 5.0 L 22 6 6 6 4 1 0 0 0 0 0 2 29 33 10.80 1.400																			
Elias Sosa, R ERA: 4.55	(6, 1) 2.0 7 1 0 0 1 0 0 0 0 0 0 0 9 9 0.00 0.500																			
Al Downing, L ERA: 8.04	(8, 1) 1.0 7 2 2 2 0 1 1 0 0 0 0 1 5 13 18.00 3.000																			
Stan Wall, L ERA: 4.6	(9, 1) 1.0 3 0 0 0 2 0 0 0 0 0 0 0 7 7 0.00 0.000																			

Batter	1	2	3	4	5	6	7	8	9	AB	R	H	RBI	BB	SO	LOB	BOTTOM					
Lee Lacy, R OBP: 0.300, SLG: 0.357										4	0	1	1	1	1	0	<b>Atlanta Braves @ Los Angeles Dodgers</b> Dodger Stadium, Los Angeles, CA Wed Jun 30 1976, 7:05 PM PDT Att: 22,852 - Unknown					
Ted Sizemore, R OBP: 0.301, SLG: 0.307										5	0	1	0	0	1	5						
Bill Buckner, L OBP: 0.332, SLG: 0.413										4	0	1	1	1	0	1						
Ron Cey, R OBP: 0.418, SLG: 0.530										5	0	1	0	0	1	3						
Steve Garvey, R OBP: 0.347, SLG: 0.435										5	1	1	1	0	0	4						
Bill Russell, R OBP: 0.325, SLG: 0.383										5	0	3	0	0	0	0						
Dusty Baker Jr., R OBP: 0.301, SLG: 0.293										5	0	0	0	0	2	4						
Ellie Rodriguez, R OBP: 0.542, SLG: 0.353										1	1	0	0	3	0	1						
Burt Hooton, R ERA: 4.37 Elias Sosa, R ERA: 4.55 Ed Gooden, R OBP: 0.228, SLG: 0.299 Al Downing, L ERA: 8.04 Danny Walton, R OBP: 0.296, SLG: 0.230 Stan Wall, L (9, 1)										2	0	0	0	0	1	3						
										0	0	0	0	0	0	0						
<b>Inning Stats</b>	R: 0 E: 0 K: 1 S: 6	H: 1 LOB: 1 BB: 0 P: 6	R: 0 E: 1 K: 1 S: 6	H: 0 LOB: 2 BB: 1 P: 10	R: 0 E: 0 K: 1 S: 4	H: 1 LOB: 2 BB: 1 P: 8	R: 0 E: 0 K: 1 S: 6	H: 1 LOB: 1 BB: 0 P: 6	R: 0 E: 0 K: 1 S: 3	H: 0 LOB: 0 BB: 0 P: 3	R: 0 E: 0 K: 1 S: 6	H: 1 LOB: 1 BB: 0 P: 6	R: 2 E: 0 K: 1 S: 8	H: 3 LOB: 2 BB: 1 P: 12	R: 0 E: 1 K: 0 S: 4	H: 0 LOB: 3 BB: 2 P: 12		R: 1 E: 0 K: 1 S: 7	H: 2 LOB: 1 BB: 0 P: 7	1B: 7 2B: 1 3B: 0 HR: 1	SF: 0 SAC: 0 DP: 0 HBP: 0	WP: 2 PB: 2 SB: 0 CS: 0
<b>PITCHER</b>	IP WLS BF H R ER SO BB IBB HBP BLK WP HR S P ERA WHIP																					
Phil Niekro, R ERA: 3.33	(1, 1) 6.2 W 31 7 2 2 5 2 1 0 0 0 0 1 12 20 2.70 1.350																					
Mike Marshall, R ERA: 4.44	(7, 1) 2.1 S 12 2 1 1 1 2 0 0 0 0 0 1 12 20 3.86 1.714																					

Batter	1	2	3	4	5	6	7	8	9	AB	R	H	RBI	BB	SO	LOB	TOP			
Davey Lopes, R OBP: 0.313, SLG: 0.303 (1, 4)	F3		S WP BB		6-3		F8		F9	4	1	0	0	1	0	0	<b>Los Angeles Dodgers @ San Diego Padres</b> San Diego Stadium, San Diego, CA Thu Jul 01 1976, 10:05 PM EDT Att: 15,931 - Unknown <a href="http://livebaseballscorecards.com">livebaseballscorecards.com</a>			
Bill Buckner, L OBP: 0.330, SLG: 0.413 (1, 7)	2B		F7		G1		F8		F9	5	0	1	0	0	0	0				
Steve Garvey, R OBP: 0.346, SLG: 0.433 (1, 3)	F9		K		1B		6-3			4	0	1	0	0	1	1				
Ron Cey, R OBP: 0.415, SLG: 0.525 (1, 5)	F7		K		1B				6-3	4	0	1	0	0	1	1				
Bill Russell, R OBP: 0.328, SLG: 0.385 (1, 6)		2B SF8 1B		E5 BB 1B SF8	FC4-6				FC6-4 1B	4	2	2	0	0	0	2				
Lee Lacy, R OBP: 0.308, SLG: 0.369 (1, 8)		SF8 1-3 2B		SF8 1-2 1B					FC6-4 1B	4	0	3	0	0	0	1				
Dusty Baker Jr., R OBP: 0.303, SLG: 0.295 (1, 9)	SF8			G6-4-3 BB			F7			2	0	1	1	1	0	1				
Ellie Rodriguez, R OBP: 0.464, SLG: 0.300 (1, 2)	5-3			SF8			F8		F9	3	0	0	1	0	0	4				
Doug Rau, L OBP: 0.324, SLG: 0.214 (1, 1)	6-3			G6-4-3					6-3	2	0	0	0	0	0	3				
Elias Sosa, R OBP: 0.143, SLG: 0.143 (6, PH)				2-3 3-H						0	0	0	0	0	0	0				
Reggie Smith, S OBP: 0.279, SLG: 0.380 (6, PH)				2-3 3-H						1	0	0	0	0	1	1				
Charlie Hough, R OBP: 0.286, SLG: 0.357 (9, PH)				1-2			K			0	0	0	0	0	0	0				
Manny Mota, R OBP: 0.306, SLG: 0.303 (9, PH)				1-2						1	0	0	0	0	0	0				
<b>Inning Stats</b>	R: 0 E: 0 K: 0 S: 4	H: 1 LOB: 1 BB: 0 P: 4	R: 1 E: 0 K: 0 S: 5	H: 2 LOB: 1 BB: 0 P: 5	R: 1 E: 0 K: 2 S: 7	H: 0 LOB: 0 BB: 1 P: 11	R: 1 E: 1 K: 0 S: 4	H: 1 LOB: 1 BB: 0 P: 8	R: 0 E: 0 K: 1 S: 6	H: 2 LOB: 2 BB: 0 P: 5	R: 0 E: 0 K: 0 S: 3	H: 0 LOB: 0 BB: 0 P: 3	R: 0 E: 0 K: 0 S: 5	H: 2 LOB: 0 BB: 0 P: 5	R: 0 E: 0 K: 0 S: 3	H: 0 LOB: 0 BB: 0 P: 3	1B: 7 2B: 2 3B: 0 HR: 0	SF: 2 SAC: 0 DP: 1 HBP: 0	WP: 1 PB: 0 SB: 2 CS: 0	PA: 38
<b>PITCHER</b> Brent Strom, L ERA: 3.38 (1, 1)	IP: 9.0 WLS: W BF: 38 H: 9 R: 3 ER: 2 SO: 3 BB: 2 IBB: 0 HBP: 0 BLK: 0 WP: 1 HR: 0 S: 42 P: 50 ERA: 2.00 WHIP: 1.222															<b>PITCHER</b>				

Batter	1	2	3	4	5	6	7	8	9	AB	R	H	RBI	BB	SO	LOB	BOTTOM			
Johnny Grubb, L OBP: 0.444, SLG: 0.464 (1, 7)	F5			2B	F9					5	2	3	2	0	0	2	<b>Los Angeles Dodgers @ San Diego Padres</b> San Diego Stadium, San Diego, CA Thu Jul 01 1976, 10:05 PM EDT Att: 15,931 - Unknown <a href="http://livebaseballscorecards.com">livebaseballscorecards.com</a>			
Luis Melendez, R OBP: 0.203, SLG: 0.211 (8, PR) (9, 7)		1B								0	0	0	0	0	0	0				
Tito Fuentes, S OBP: 0.309, SLG: 0.349 (1, 4)	BB			F8						5	0	3	2	0	1	1				
Willie Davis, L OBP: 0.301, SLG: 0.396 (1, 8)	1B			2B						5	0	0	0	0	0	4				
Dave Winfield, R OBP: 0.373, SLG: 0.478 (1, 9)	F5			F8						3	0	0	0	1	0	1				
Mike Ivie, R OBP: 0.333, SLG: 0.437 (1, 3)	FC6-4			6-3						3	0	0	0	1	1	2				
Doug Rader, R OBP: 0.346, SLG: 0.401 (1, 5)				6-3						3	0	1	0	1	1	1				
Fred Kendall, R OBP: 0.281, SLG: 0.262 (1, 2)				5-3						2	2	2	1	1	0	0				
Enzo Hernandez, R OBP: 0.329, SLG: 0.323 (1, 6)				HR						4	1	2	0	0	0	4				
Brent Strom, R OBP: 0.167, SLG: 0.081 (1, 1)				FC6						3	0	0	0	1	0	5				
<b>Inning Stats</b>	R: 0 E: 0 K: 0 S: 4	H: 1 LOB: 2 BB: 1 P: 8	R: 3 E: 0 K: 0 S: 7	H: 5 LOB: 1 BB: 0 P: 7	R: 0 E: 0 K: 1 S: 5	H: 0 LOB: 2 BB: 2 P: 13	R: 1 E: 0 K: 0 S: 5	H: 2 LOB: 1 BB: 0 P: 5	R: 1 E: 0 K: 0 S: 5	H: 2 LOB: 2 BB: 1 P: 9	R: 0 E: 0 K: 1 S: 5	H: 0 LOB: 0 BB: 0 P: 5	R: 0 E: 0 K: 1 S: 5	H: 0 LOB: 2 BB: 1 P: 10	R: 0 E: 0 K: 0 S: 3	H: 1 LOB: 1 BB: 0 P: 3	1B: 7 2B: 3 3B: 0 HR: 1	SF: 0 SAC: 0 DP: 2 HBP: 1	WP: 0 PB: 0 SB: 1 CS: 0	PA: 39
<b>PITCHER</b> Doug Rau, L ERA: 3.17 (1, 1)	IP: 4.2 WLS: L BF: 27 H: 10 R: 5 ER: 5 SO: 1 BB: 4 IBB: 0 HBP: 0 BLK: 0 WP: 0 HR: 1 S: 25 P: 41 ERA: 9.64 WHIP: 3.000															<b>PITCHER</b>				
Elias Sosa, R ERA: 4.81 (5, 1)	0.1	1	0	0	0	0	0	0	0	0	0	1	1	0.00	0.000					
Charlie Hough, R ERA: 2.35 (6, 1)	3.0	11	1	0	0	2	1	0	1	0	0	13	18	0.00	0.667					

Batter	1	2	3	4	5	6	7	8	9	AB	R	H	RBI	BB	SO	LOB	TOP			
Davey Lopes, R OBP: 0.317, SLG: 0.309 (1, 4)										4	0	2	0	0	1	1				
Bill Buckner, L OBP: 0.329, SLG: 0.409 (1, 7)										3	0	0	0	1	0	2				
Steve Garvey, R OBP: 0.345, SLG: 0.429 (1, 3)										3	0	0	0	1	0	2				
Ron Cey, R OBP: 0.409, SLG: 0.516 (1, 5)										4	0	0	0	0	0	4				
Reggie Smith, S OBP: 0.278, SLG: 0.387 (1, 9)										4	1	1	0	0	0	1				
Bill Russell, R OBP: 0.327, SLG: 0.383 (1, 6)										4	0	1	1	0	1	0				
Lee Lacy, R OBP: 0.312, SLG: 0.369 (1, 8)										3	1	1	0	1	0	1				
Steve Yeager, R OBP: 0.300, SLG: 0.386 (1, 2)										4	1	2	2	0	1	1				
Don Sutton, R OBP: 0.146, SLG: 0.081 (7, PH)										2	0	0	0	0	1	1				
Ed Goodson, L OBP: 0.250, SLG: 0.294 (7, 1)										1	0	0	0	0	0	1				
Stan Wall, L (7, 1)										0	0	0	0	0	0	0				
<b>Inning Stats</b>	R: 0 E: 1 K: 1 S: 6	H: 0 LOB: 1 BB: 0 P: 6	R: 1 E: 0 K: 0 S: 5	H: 3 LOB: 1 BB: 0 P: 5	R: 0 E: 0 K: 0 S: 3	H: 1 LOB: 1 BB: 1 P: 7	R: 2 E: 0 K: 1 S: 7	H: 2 LOB: 0 BB: 0 P: 7	R: 0 E: 0 K: 0 S: 3	H: 0 LOB: 0 BB: 0 P: 3	R: 0 E: 0 K: 0 S: 3	H: 0 LOB: 1 BB: 1 P: 7	R: 0 E: 0 K: 0 S: 7	H: 0 LOB: 1 BB: 1 P: 7	R: 0 E: 0 K: 2 S: 7	H: 0 LOB: 0 BB: 0 P: 7	1B: 4 2B: 0 3B: 2 HR: 1	SF: 0 SAC: 0 DP: 3 HBP: 0	WP: 0 PB: 0 SB: 1 CS: 0	PA: 35
<b>PITCHER</b>	IP WLS BF H R ER SO BB IBB HBP BLK WP HR S P ERA WHIP																			
Alan Foster, R ERA: 2.5 (1, 1)	7.0 W 29 7 3 3 2 3 0 0 0 0 0 1 30 42 3.86 1.429																			
Butch Metzger, R ERA: 2.03 (8, 1)	2.0 S 6 0 0 0 2 0 0 0 0 0 0 0 10 10 0.00 0.000																			

Los Angeles Dodgers @ San Diego Padres  
San Diego Stadium, San Diego, CA  
Fri Jul 02 1976, 10:05 PM EDT  
Att: 46,891 - Unknown

AB 32  
R 3  
H 7  
RBI 3  
BB 3  
SO 4  
LOB 14



Batter	1	2	3	4	5	6	7	8	9	AB	R	H	RBI	BB	SO	LOB	BOTTOM			
Johnny Grubb, L OBP: 0.432, SLG: 0.447 (1, 7)										4	0	0	0	0	1	3				
Tito Fuentes, S OBP: 0.308, SLG: 0.345 (1, 4)										3	0	0	0	1	0	0				
Willie Davis, L OBP: 0.305, SLG: 0.399 (1, 8)										3	1	2	0	0	0	0				
Willie McCovey, L OBP: 0.299, SLG: 0.394 (8, 3)										4	1	1	0	0	1	2				
Mike Ivie, R OBP: 0.333, SLG: 0.437 (8, 3)										0	0	0	0	0	0	0				
Dave Winfield, R OBP: 0.372, SLG: 0.475 (1, 9)										4	0	1	1	0	0	1				
Doug Rader, R OBP: 0.348, SLG: 0.413 (1, 5)										3	2	1	1	1	2	1				
Fred Kendall, R OBP: 0.285, SLG: 0.266 (1, 2)										4	1	2	1	0	0	0				
Enzo Hernandez, R OBP: 0.333, SLG: 0.327 (1, 6)										4	1	2	0	0	1	0				
Alan Foster, R OBP: 0.211, SLG: 0.063 (8, 1)										3	0	1	0	0	0	2				
<b>Inning Stats</b>	R: 2 E: 1 K: 1 S: 8	H: 3 LOB: 1 BB: 0 P: 8	R: 0 E: 0 K: 1 S: 5	H: 0 LOB: 0 BB: 0 P: 5	R: 0 E: 0 K: 1 S: 5	H: 0 LOB: 0 BB: 0 P: 5	R: 3 E: 1 K: 0 S: 7	H: 4 LOB: 1 BB: 0 P: 7	R: 0 E: 0 K: 1 S: 5	H: 1 LOB: 0 BB: 0 P: 5	R: 1 E: 0 K: 0 S: 5	H: 2 LOB: 2 BB: 1 P: 9	R: 0 E: 0 K: 0 S: 3	H: 0 LOB: 1 BB: 1 P: 7	R: 0 E: 0 K: 1 S: 5	H: 0 LOB: 0 BB: 0 P: 5	1B: 9 2B: 0 3B: 0 HR: 1	SF: 0 SAC: 1 DP: 0 HBP: 0	WP: 0 PB: 1 SB: 1 CS: 1	PA: 35
<b>PITCHER</b>	IP WLS BF H R ER SO BB IBB HBP BLK WP HR S P ERA WHIP																			
Don Sutton, R ERA: 4.65 (7, 1)	6.0 L 28 10 6 3 4 1 0 0 0 0 0 0 35 39 4.50 1.833																			
Stan Wall, L ERA: 4.31 (7, 1)	2.0 7 0 0 0 1 1 0 0 0 0 0 0 8 12 0.00 0.500																			

Los Angeles Dodgers @ San Diego Padres  
San Diego Stadium, San Diego, CA  
Fri Jul 02 1976, 10:05 PM EDT  
Att: 46,891 - Unknown

AB 32  
R 6  
H 10  
RBI 3  
BB 2  
SO 5  
LOB 9



Batter	1	2	3	4	5	6	7	8	9	AB	R	H	RBI	BB	SO	LOB	TOP	
Johnny Grubb, L OBP: 0.427, SLG: 0.449	F8		G3		F9			4-3 2B		4	0	1	0	0	0	1		
Tito Fuentes, S OBP: 0.304, SLG: 0.340	F6		6-3		F8			F9		4	0	0	0	0	0	2		
Willie Davis, L OBP: 0.308, SLG: 0.411	HR			G3-6-3 1B		F8		4-3 2-3		4	1	2	1	0	0	1		
Willie McCovey, L OBP: 0.298, SLG: 0.387	BB		G3-6-3 1-2		F9			F2		3	0	0	0	1	0	2		
Dave Winfield, R OBP: 0.370, SLG: 0.470	5-3			1B BB		1-3			F2	3	0	0	0	1	0	1		
Doug Rader, R OBP: 0.350, SLG: 0.414		G3		1-3 1B			K	FC5-4 1B		4	0	2	0	0	1	0		
Hector Torres, R OBP: 0.290, SLG: 0.343	F9			F9			6-3		FC5-4 1B	3	0	0	0	0	0	2		
Jerry Turner, L OBP: 0.283, SLG: 0.352								1-2		1	0	0	0	0	0	1		
Fred Kendall, R OBP: 0.290, SLG: 0.269	6-3								F5	2	0	1	0	1	0	0		
Gene Locklear, L OBP: 0.275, SLG: 0.281					SH1-4 1B					1	0	0	0	0	0	1		
Dave Freisleben, R OBP: 0.263, SLG: 0.368										2	0	0	0	0	1	1		
Dan Spillner, R OBP: 0.200, SLG: 0.059			F9		SH1-4 1-2					0	0	0	0	0	0	0		
<b>Inning Stats</b>	R: 1 E: 0 K: 0 S: 4	H: 1 LOB: 1 BB: 1 P: 8	R: 0 E: 0 K: 0 S: 3	H: 0 LOB: 0 BB: 0 P: 3	R: 0 E: 0 K: 0 S: 3	H: 2 LOB: 2 BB: 1 P: 8	R: 0 E: 0 K: 0 S: 4	H: 1 LOB: 1 BB: 0 P: 4	R: 0 E: 0 K: 2 S: 7	H: 0 LOB: 1 BB: 1 P: 11	R: 0 E: 0 K: 0 S: 4	H: 1 LOB: 1 BB: 0 P: 4	R: 0 E: 1 K: 0 S: 4	H: 1 LOB: 1 BB: 0 P: 4	1B: 4 2B: 1 3B: 0 HR: 1	SF: 0 SAC: 1 DP: 1 HBP: 0	WP: 0 PB: 0 SB: 0 CS: 0	PA: 35
<b>PITCHER</b> Rick Rhoden, R ERA: 2.76	IP: 9.0 WLS: W BF: 35 H: 6 R: 1 ER: 1 SO: 2 BB: 3 IBB: 0 HBP: 0 BLK: 0 WP: 0 HR: 1 S: 36 P: 48 ERA: 1.00 WHIP: 1.000															<b>PITCHER</b>		

San Diego Padres @ Los Angeles Dodgers  
 Dodger Stadium, Los Angeles, CA  
 Sat Jul 03 1976, 7:05 PM PDT  
 Att: 52,296 - Unknown


AB 31  
 R 1  
 H 6  
 RBI 1  
 BB 3  
 SO 2  
 LOB 12



Batter	1	2	3	4	5	6	7	8	9	AB	R	H	RBI	BB	SO	LOB	BOTTOM			
Davey Lopes, R OBP: 0.322, SLG: 0.316	4-3 S BB		1-3		G6-4-3 1-2		L4-6 2H 2B			3	0	1	1	1	0	1				
Bill Buckner, L OBP: 0.331, SLG: 0.410	4-3 1-3		S 1B		1B		L4-6 2-3			4	0	2	0	0	0	2				
Steve Garvey, R OBP: 0.341, SLG: 0.424	1-3		K 1-2		F9			L6		4	0	0	0	0	1	3				
Ron Cey, R OBP: 0.407, SLG: 0.510	F7		F7			G6-3 1B BB		E5 1B 1B		3	1	0	0	1	0	2				
Reggie Smith, S OBP: 0.286, SLG: 0.399		E 2B			F7		G6-3 1-2 1B			4	1	3	0	0	0	0				
Dusty Baker Jr., R OBP: 0.303, SLG: 0.295										0	0	0	0	0	0	0				
Bill Russell, R OBP: 0.333, SLG: 0.393		E3 S 2H 1B				G6-3 1-2 2-3		1-2 2H 1B		4	0	3	1	0	0	2				
Lee Lacy, R OBP: 0.306, SLG: 0.362			K 2-3		F8		5-3		F9	4	0	0	0	0	1	5				
Steve Yeager, R OBP: 0.300, SLG: 0.383		5-3			L5			SH4 2B 1B		4	1	1	0	0	0	4				
Rick Rhoden, R OBP: 0.368, SLG: 0.486			F5			G6-4-3 BB		SH4 1-2		1	0	0	0	1	0	1				
<b>Inning Stats</b>	R: 0 E: 0 K: 0 S: 3	H: 0 LOB: 1 BB: 1 P: 7	R: 1 E: 1 K: 1 S: 7	H: 2 LOB: 1 BB: 0 P: 7	R: 0 E: 0 K: 1 S: 6	H: 1 LOB: 1 BB: 0 P: 6	R: 0 E: 0 K: 0 S: 4	H: 1 LOB: 1 BB: 0 P: 4	R: 0 E: 0 K: 0 S: 3	H: 1 LOB: 1 BB: 1 P: 7	R: 0 E: 0 K: 0 S: 3	H: 1 LOB: 0 BB: 1 P: 7	R: 1 E: 0 K: 0 S: 4	H: 2 LOB: 0 BB: 0 P: 4	R: 1 E: 1 K: 0 S: 6	H: 2 LOB: 2 BB: 0 P: 6	1B: 7 2B: 4 3B: 0 HR: 0	SF: 0 SAC: 1 DP: 3 HBP: 0	WP: 0 PB: 0 SB: 3 CS: 0	PA: 35
<b>PITCHER</b> Dave Freisleben, R ERA: 2.07	IP: 7.1 WLS: L BF: 33 H: 10 R: 3 ER: 1 SO: 2 BB: 3 IBB: 0 HBP: 0 BLK: 0 WP: 0 HR: 0 S: 34 P: 46 ERA: 1.23 WHIP: 1.773															<b>PITCHER</b>				
Dan Spillner, R ERA: 4.9	IP: 0.2 WLS: L BF: 2 H: 0 R: 0 ER: 0 SO: 0 BB: 0 IBB: 0 HBP: 0 BLK: 0 WP: 0 HR: 0 S: 2 P: 2 ERA: 0.00 WHIP: 0.000															<b>PITCHER</b>				

San Diego Padres @ Los Angeles Dodgers  
 Dodger Stadium, Los Angeles, CA  
 Sat Jul 03 1976, 7:05 PM PDT  
 Att: 52,296 - Unknown

AB 31  
 R 3  
 H 10  
 RBI 2  
 BB 3  
 SO 2  
 LOB 20





Batter	1	2	3	4	5	6	7	8	9	AB	R	H	RBI	BB	SO	LOB	TOP										
Enzo Hernandez, R OBP: 0.335, SLG: 0.329										5	1	2	0	0	0	0											
Ted Kubiak, S OBP: 0.407, SLG: 0.387										4	0	2	0	0	1	0											
Luis Melendez, R OBP: 0.215, SLG: 0.224										5	3	2	0	0	1	3											
Dave Winfield, R OBP: 0.377, SLG: 0.491										4	1	3	2	1	0	2											
Mike Ivie, R OBP: 0.341, SLG: 0.445										4	0	2	1	1	0	2											
Doug Rader, R OBP: 0.349, SLG: 0.411										4	0	1	0	0	1	6											
Merv Rettenmund, R OBP: 0.374, SLG: 0.314										4	0	0	0	0	1	4											
Fred Kendall, R OBP: 0.285, SLG: 0.263										4	0	0	0	0	0	1											
Randy Jones, R OBP: 0.136, SLG: 0.073										4	0	0	0	0	1	1											
<b>Inning Stats</b>	R: 0 E: 0 K: 0 S: 5	H: 2 LOB: 3 BB: 1 P: 9	R: 0 E: 0 K: 0 S: 3	H: 0 LOB: 0 BB: 0 P: 3	R: 3 E: 1 K: 1 S: 9	H: 4 LOB: 1 BB: 0 P: 9	R: 0 E: 0 K: 0 S: 3	H: 0 LOB: 0 BB: 0 P: 3	R: 1 E: 0 K: 1 S: 7	H: 2 LOB: 2 BB: 1 P: 11	R: 0 E: 0 K: 1 S: 5	H: 0 LOB: 0 BB: 0 P: 5	R: 0 E: 0 K: 1 S: 6	H: 1 LOB: 1 BB: 0 P: 6	R: 0 E: 0 K: 0 S: 4	H: 1 LOB: 1 BB: 0 P: 4	R: 1 E: 0 K: 1 S: 7	H: 2 LOB: 1 BB: 0 P: 7	1B: 8 2B: 3 3B: 0 HR: 1	SF: 0 SAC: 1 DP: 0 HBP: 0	WP: 1 PB: 0 CS: 1 SB: 0	PA: 41					
<b>PITCHER</b>	IP	WLS	BF	H	R	ER	SO	BB	IBB	HBP	BLK	WP	HR	S	P	ERA	WHIP										
Tommy John, L ERA: 3.1	4.1	L	23	8	4	4	1	2	0	0	0	1	1	23	31	8.31	2.308										
Elias Sosa, R ERA: 4.51	1.2		5	0	0	0	2	0	0	0	0	0	0	9	9	0.00	0.000										
Charlie Hough, R ERA: 2.28	2.0		8	2	0	0	1	0	0	0	0	0	0	10	10	0.00	1.000										
Stan Wall, L ERA: 4.45	1.0		5	2	1	1	1	0	0	0	0	0	0	7	7	9.00	2.000										

San Diego Padres @ Los Angeles Dodgers  
 Dodger Stadium, Los Angeles, CA  
 Sun Jul 04 1976, 3:33 AM PDT  
 Att: 24,263 - Unknown

AB	38
R	5
H	12
RBI	3
BB	2
SO	5
LOB	19



Batter	1	2	3	4	5	6	7	8	9	AB	R	H	RBI	BB	SO	LOB	BOTTOM										
Davey Lopes, R OBP: 0.326, SLG: 0.321										4	1	2	0	0	0	1											
Bill Buckner, L OBP: 0.333, SLG: 0.414										4	0	2	1	0	0	1											
Steve Garvey, R OBP: 0.337, SLG: 0.418										4	1	0	0	0	0	3											
Ron Cey, R OBP: 0.405, SLG: 0.506										4	0	1	0	0	0	1											
Reggie Smith, S OBP: 0.281, SLG: 0.392										4	0	0	0	0	0	2											
Bill Russell, R OBP: 0.332, SLG: 0.391										4	0	1	1	0	0	0											
Dusty Baker Jr., R OBP: 0.306, SLG: 0.297										4	0	2	0	0	1	2											
Steve Yeager, R OBP: 0.296, SLG: 0.378										3	0	0	0	0	0	2											
Tommy John, R OBP: 0.147, SLG: 0.152										1	0	0	0	0	0	1											
Elias Sosa, R OBP: 0.143, SLG: 0.143										0	0	0	0	0	0	0											
Ted Stearns, R OBP: 0.306, SLG: 0.312										1	0	1	0	0	0	0											
Charlie Hough, R OBP: 0.281, SLG: 0.357										0	0	0	0	0	0	0											
Danny Walton, R OBP: 0.221, SLG: 0.182										1	0	0	0	0	0	0											
Stan Wall, L ERA: 2.51										0	0	0	0	0	0	0											
<b>Inning Stats</b>	R: 0 E: 0 K: 0 S: 3	H: 0 LOB: 0 BB: 0 P: 3	R: 0 E: 0 K: 0 S: 3	H: 0 LOB: 0 BB: 0 P: 3	R: 0 E: 0 K: 0 S: 3	H: 1 LOB: 0 BB: 0 P: 3	R: 1 E: 0 K: 0 S: 4	H: 2 LOB: 0 BB: 0 P: 4	R: 0 E: 0 K: 0 S: 4	H: 1 LOB: 1 BB: 0 P: 4	R: 0 E: 0 K: 0 S: 4	H: 2 LOB: 1 BB: 0 P: 4	R: 0 E: 1 K: 1 S: 6	H: 0 LOB: 1 BB: 0 P: 6	R: 0 E: 0 K: 0 S: 4	H: 1 LOB: 1 BB: 0 P: 4	R: 1 E: 1 K: 0 S: 5	H: 2 LOB: 1 BB: 0 P: 5	1B: 8 2B: 2 3B: 0 HR: 0	SF: 0 SAC: 0 DP: 4 HBP: 0	WP: 0 PB: 0 CS: 0	PA: 34					
<b>PITCHER</b>	IP	WLS	BF	H	R	ER	SO	BB	IBB	HBP	BLK	WP	HR	S	P	ERA	WHIP										
Randy Jones, L ERA: 2.51	9.0	W	34	9	2	1	1	0	0	0	0	0	0	36	36	1.00	1.000										

San Diego Padres @ Los Angeles Dodgers  
 Dodger Stadium, Los Angeles, CA  
 Sun Jul 04 1976, 3:33 AM PDT  
 Att: 24,263 - Unknown

AB	34
R	2
H	9
RBI	2
BB	0
SO	1
LOB	13



Batter	1	2	3	4	5	6	7	8	9	AB	R	H	RBI	BB	SO	LOB	TOP																			
<b>Davey Lopes, R</b> OBP: 0.322, SLG: 0.313 (1,4)	5-3		5-3		F8		F9		1B HBP	4	1	0	0	0	0	1	<b>Los Angeles Dodgers @ Philadelphia Phillies</b> <b>Veterans Stadium, Philadelphia, PA</b> Mon Jul 05 1976, 7:05 PM EDT Att: 60,943 - Unknown																			
<b>Bill Buckner, L</b> OBP: 0.331, SLG: 0.411 (1,7)	F7		F5		6-3			G1	1B 1B	5	1	1	1	0	0																					
<b>Steve Garvey, R</b> OBP: 0.344, SLG: 0.433 (1,3)	HR		6-3						1B 1B	5	1	4	2	0	0																					
<b>Ron Cey, R</b> OBP: 0.412, SLG: 0.514 (1,5)				F8					1B 1B	4	0	3	1	1	0	0																				
<b>Reggie Smith, S</b> OBP: 0.280, SLG: 0.396 (1,9)	K			1B	G6-3			K	K	5	1	1	0	0	3	7																				
<b>Bill Russell, R</b> OBP: 0.335, SLG: 0.404 (1,6)		HR		3B				6-3		4	1	2	2	0	1	3																				
<b>Lee Lacy, R</b> OBP: 0.301, SLG: 0.355 (1,8)				1B	K				F8	4	0	0	0	0	1	1																				
<b>Steve Yeager, R</b> OBP: 0.295, SLG: 0.380 (1,2)		K		FC5-4					1B	4	1	1	0	0	1	1																				
<b>Burt Hooton, R</b> OBP: 0.243, SLG: 0.182 (1,1)		P6			K				K	3	0	0	0	0	2	1																				
<b>Inning Stats</b>	R: 1 E: 0 K: 1 S: 7	H: 2 LOB: 1 BB: 0 P: 7	R: 1 E: 0 K: 1 S: 6	H: 1 LOB: 0 BB: 0 P: 6	R: 0 E: 0 K: 0 S: 3	H: 0 LOB: 0 BB: 0 P: 3	R: 1 E: 0 K: 1 S: 7	H: 2 LOB: 1 BB: 0 P: 7	R: 0 E: 0 K: 1 S: 5	H: 0 LOB: 0 BB: 0 P: 5	R: 0 E: 0 K: 1 S: 6	H: 2 LOB: 1 BB: 0 P: 6	R: 0 E: 0 K: 0 S: 3	H: 0 LOB: 1 BB: 0 P: 4	R: 0 E: 0 K: 1 S: 6	H: 1 LOB: 2 BB: 1 P: 10	R: 3 E: 0 K: 2 S: 11	H: 4 LOB: 2 BB: 0 P: 12	1B: 7 2B: 2 3B: 1 HR: 2	SF: 0 SAC: 0 DP: 1 HBP: 2	WP: 0 PB: 0 CS: 0	PA: 41														
<b>PITCHER</b>	IP	WLS	BF	H	R	ER	SO	BB	IBB	HBP	BLK	WP	HR	S	P	ERA	WHIP	<b>PITCHER</b>		IP	WLS	BF	H	R	ER	SO	BB	IBB	HBP	BLK	WP	HR	S	P	ERA	WHIP
<b>Jim Lonborg, R</b> ERA: 3.06 (1,1)	6.0	L	24	7	3	3	5	0	0	0	0	0	2	34	34	4.50	1.167			6.0	L	24	7	3	3	5	0	0	0	0	0	2	34	34	4.50	1.167
<b>Gene Garber, R</b> ERA: 3.59 (7,1)	2.2		15	4	3	3	2	1	0	2	0	0	0	16	22	10.12	1.875			2.2		15	4	3	3	2	1	0	2	0	0	16	22	10.12	1.875	
<b>Ron Schueler, R</b> ERA: 4.5 (9,1)	0.1		2	1	0	0	1	0	0	0	0	0	0	4	4	0.00	3.000			0.1		2	1	0	0	1	0	0	0	0	4	4	0.00	3.000		

AB	38
R	6
H	12
RBI	6
BB	1
SO	8
LOB	14



Batter	1	2	3	4	5	6	7	8	9	AB	R	H	RBI	BB	SO	LOB	BOTTOM																			
<b>Dave Cash, R</b> OBP: 0.350, SLG: 0.360 (1,4)	L4		6-3			G6-4-3			4-3	4	0	0	0	0	0	2	<b>Los Angeles Dodgers @ Philadelphia Phillies</b> <b>Veterans Stadium, Philadelphia, PA</b> Mon Jul 05 1976, 7:05 PM EDT Att: 60,943 - Unknown																			
<b>Larry Bowa, S</b> OBP: 0.297, SLG: 0.300 (1,6)	4-3			F9			L9		P6	4	0	0	0	0	0																					
<b>Mike Schmidt, R</b> OBP: 0.398, SLG: 0.575 (1,5)	F9			K			F9			3	0	0	0	0	1	0																				
<b>Greg Luzinski, R</b> OBP: 0.357, SLG: 0.504 (1,7)		K		4-3			F8			3	0	0	0	0	1	0																				
<b>Tom Hutton, L</b> OBP: 0.357, SLG: 0.292 (1,3)		G3			F8			6-3		3	0	0	0	0	0	0																				
<b>Bobby Tolan, L</b> OBP: 0.289, SLG: 0.384 (1,9)		K			G3			1-3		3	0	0	0	0	1	0																				
<b>Garry Maddox, R</b> OBP: 0.371, SLG: 0.469 (1,8)					P3				2B	3	0	2	0	0	0	0																				
<b>Bob Boone, R</b> OBP: 0.397, SLG: 0.431 (1,2)					6-3				F8	3	0	0	0	0	0	2																				
<b>Jim Lonborg, R</b> OBP: 0.282, SLG: 0.229 (1,1)					1-3				4-3	1	0	0	0	0	0	1																				
<b>Tim McCarver, L</b> OBP: 0.457, SLG: 0.426 (6,PH)										0	0	0	0	1	0	0																				
<b>Gene Garber, R</b> OBP: 0.500, SLG: 0.250 (7,1)										0	0	0	0	0	0	0																				
<b>Ron Schueler, R</b> OBP: 0.400, SLG: 0.357 (9,PH)										1	0	0	0	0	0	0																				
<b>Inning Stats</b>	R: 0 E: 0 K: 0 S: 3	H: 0 LOB: 0 BB: 0 P: 3	R: 0 E: 0 K: 2 S: 7	H: 0 LOB: 0 BB: 0 P: 7	R: 0 E: 0 K: 0 S: 4	H: 1 LOB: 1 BB: 0 P: 4	R: 0 E: 0 K: 1 S: 5	H: 0 LOB: 0 BB: 0 P: 5	R: 0 E: 0 K: 0 S: 3	H: 0 LOB: 0 BB: 0 P: 3	R: 0 E: 0 K: 0 S: 2	H: 0 LOB: 1 BB: 1 P: 6	R: 0 E: 0 K: 0 S: 3	H: 0 LOB: 0 BB: 0 P: 3	R: 0 E: 0 K: 0 S: 4	H: 1 LOB: 1 BB: 0 P: 4	R: 0 E: 0 K: 0 S: 3	H: 0 LOB: 0 BB: 0 P: 3	1B: 1 2B: 1 3B: 0 HR: 0	SF: 0 SAC: 0 DP: 1 HBP: 0	WP: 1 PB: 0 CS: 0	PA: 29														
<b>PITCHER</b>	IP	WLS	BF	H	R	ER	SO	BB	IBB	HBP	BLK	WP	HR	S	P	ERA	WHIP	<b>PITCHER</b>		IP	WLS	BF	H	R	ER	SO	BB	IBB	HBP	BLK	WP	HR	S	P	ERA	WHIP
<b>Burt Hooton, R</b> ERA: 4.03 (1,1)	9.0	W	29	2	0	0	3	1	0	0	0	1	0	34	38	0.00	0.333			9.0	W	29	2	0	0	3	1	0	0	0	34	38	0.00	0.333		



Batter	1	2	3	4	5	6	7	8	9	AB	R	H	RBI	BB	SO	LOB	TOP				
Davey Lopes, R OBP: 0.324, SLG: 0.311 (1,4)	6-3	4-3	F9			CS 1B			4-0 PO BB	4	0	1	0	1	0	3					
Bill Buckner, L OBP: 0.330, SLG: 0.409 (1,7)	6-3		1B SF9		F9	CS	F2		PO	4	1	1	0	0	0	0					
Steve Garvey, R OBP: 0.346, SLG: 0.432 (1,3)			1-3 3B		P4		6-3			3	1	1	0	1	0	0					
Ron Cey, R OBP: 0.409, SLG: 0.510 (1,5)	4-0 1-2 BB		SF9		6-3		F9			2	0	0	1	1	0	0					
Reggie Smith, S OBP: 0.279, SLG: 0.403 (1,9)	F9		3-H 1B		4-3				F9	4	1	1	1	0	0	2					
Bill Russell, R OBP: 0.333, SLG: 0.402 (1,6)		F8	1B S 3B		5-3				K	4	1	1	1	0	1	0					
Dusty Baker Jr., R OBP: 0.305, SLG: 0.297 (1,8)		E4 SH3-4 BB	1-3 3B		6-3				6-3	4	1	1	0	0	0	0					
Steve Yeager, R OBP: 0.296, SLG: 0.388 (1,2)		SH3-4 BB	1-H 3B			K			K	3	0	1	2	1	2	0					
Doug Rau, L OBP: 0.297, SLG: 0.194 (1,1)		SH3-4	1-2 2-3			4-3			K	3	0	0	0	0	2	1					
<b>Inning Stats</b>	R: 0 E: 0 K: 0 S: 3	H: 0 LOB: 2 BB: 2 P: 11	R: 0 E: 1 K: 0 S: 4	H: 0 LOB: 2 BB: 1 P: 8	R: 5 E: 0 K: 1 S: 11	H: 6 LOB: 1 BB: 0 P: 11	R: 0 E: 0 K: 0 S: 3	H: 0 LOB: 0 BB: 0 P: 3	R: 0 E: 0 K: 1 S: 5	H: 1 LOB: 0 BB: 0 P: 5	R: 0 E: 0 K: 0 S: 3	H: 0 LOB: 0 BB: 0 P: 3	R: 0 E: 0 K: 1 S: 5	H: 0 LOB: 0 BB: 1 P: 10	1B: 5 2B: 0 3B: 2 HR: 0	SF: 1 SAC: 1 DP: 0 HBP: 0	WP: 0 PB: 0 SB: 2 CS: 1	PA: 39			
<b>PITCHER</b>	IP WLS BF H R ER SO BB IBB HBP BLK WP HR S P ERA WHIP	5.0 L 25 6 5 5 1 3 0 0 0 0 0 24 36 9.00 1.800	3.0 9 1 0 0 2 0 0 0 0 0 0 13 13 0.00 0.333	1.0 3 0 0 0 2 1 0 0 0 0 0 6 10 0.00 1.000																	

Los Angeles Dodgers @ Philadelphia Phillies  
Veterans Stadium, Philadelphia, PA  
Tue Jul 06 1976, 7:05 PM EDT  
Att: 34,126 - Unknown

AB 31  
R 5  
H 7  
RBI 5  
BB 4  
SO 5  
LOB 6



Batter	1	2	3	4	5	6	7	8	9	AB	R	H	RBI	BB	SO	LOB	BOTTOM					
Dave Cash, R OBP: 0.346, SLG: 0.355 (1,4)	E5 G4-6-3		5-3		FC6-4			6-3		4	0	0	0	0	0	1						
Larry Bowa, S OBP: 0.297, SLG: 0.297 (1,6)	G4-6-3		F9		FC6-4			BB		3	0	0	0	1	0	2						
Mike Schmidt, R OBP: 0.399, SLG: 0.584 (1,5)	HR		1B		F7			K		4	1	2	1	0	1	1						
Greg Luzinski, R OBP: 0.359, SLG: 0.502 (1,7)	1B		F9		K			K		3	0	1	0	1	1	1						
Dick Allen, R OBP: 0.364, SLG: 0.508 (1,3)	F8				F2			K		4	0	0	0	0	1	2						
Ollie Brown, R OBP: 0.384, SLG: 0.433 (1,9)		5-3			F8			6-3		4	0	1	0	0	0	0						
Garry Maddox, R OBP: 0.369, SLG: 0.466 (1,8)		K			P3			F7		4	0	1	0	0	1	0						
Bob Boone, R OBP: 0.394, SLG: 0.428 (1,2)		E6 FC6-4			FC6-4			5-3		4	0	1	0	0	0	2						
Larry Christenson, R OBP: 0.219, SLG: 0.290 (1,1)			FC6-4		K			F8		1	0	0	0	0	0	1						
Jerry Martin, R OBP: 0.400, SLG: 0.417 (6,PH)										1	0	0	0	0	1	1						
Wayne Twitchell, R (6,1)										0	0	0	0	0	0	0						
Terry Harmon, R OBP: 0.433, SLG: 0.444 (8,PH)										1	0	0	0	0	0	0						
Ron Schueler, R (9,1)										0	0	0	0	0	0	0						
<b>Inning Stats</b>	R: 1 E: 1 K: 0 S: 5	H: 2 LOB: 1 BB: 0 P: 5	R: 0 E: 1 K: 1 S: 6	H: 0 LOB: 0 BB: 0 P: 6	R: 0 E: 0 K: 0 S: 3	H: 0 LOB: 0 BB: 0 P: 3	R: 0 E: 0 K: 0 S: 3	H: 0 LOB: 0 BB: 0 P: 3	R: 0 E: 0 K: 2 S: 7	H: 0 LOB: 0 BB: 0 P: 7	R: 0 E: 0 K: 0 S: 3	H: 0 LOB: 0 BB: 0 P: 3	R: 0 E: 0 K: 1 S: 5	H: 2 LOB: 1 BB: 1 P: 9	R: 0 E: 0 K: 0 S: 4	H: 2 LOB: 2 BB: 1 P: 8	1B: 5 2B: 0 3B: 0 HR: 1	SF: 0 SAC: 0 DP: 2 HBP: 0	WP: 0 PB: 0 SB: 0 CS: 0	PA: 35		
<b>PITCHER</b>	IP WLS BF H R ER SO BB IBB HBP BLK WP HR S P ERA WHIP	9.0 W 35 6 1 1 5 2 0 0 0 0 0 1 43 51 1.00 0.889																				

Los Angeles Dodgers @ Philadelphia Phillies  
Veterans Stadium, Philadelphia, PA  
Tue Jul 06 1976, 7:05 PM EDT  
Att: 34,126 - Unknown

AB 33  
R 1  
H 6  
RBI 1  
BB 2  
SO 5  
LOB 11



Batter	1	2	3	4	5	6	7	8	9	AB	R	H	RBI	BB	SO	LOB	TOP					
Davey Lopes, R OBP: 0.321, SLG: 0.308 (1, 4)	6-3		E6		F9				F7	5	1	1	1	0	0	1	<b>Los Angeles Dodgers @ Philadelphia Phillies</b> <b>Veterans Stadium, Philadelphia, PA</b> Wed Jul 07 1976, 7:05 PM EDT Att: 35,013 - Unknown					
Bill Buckner, L OBP: 0.329, SLG: 0.406 (1, 7)	4-3		6-3				F5		L3	5	0	1	0	0	0	4						
Steve Garvey, R OBP: 0.341, SLG: 0.427 (1, 3)	P4			4-3	G4-3		SF9		4-3	4	0	0	1	0	0	1						
Ron Cey, R OBP: 0.411, SLG: 0.521 (1, 5)		P4					E5			4	2	2	1	0	0	0						
Reggie Smith, S OBP: 0.275, SLG: 0.396 (1, 9)		3-1		E5			F9		6-3	4	1	0	0	0	0	2						
Bill Russell, R OBP: 0.336, SLG: 0.404 (1, 6)		5-3					6-3			3	0	1	0	1	0	0						
Dusty Baker Jr., R OBP: 0.304, SLG: 0.296 (1, 8)			6-3				F8		P4	4	0	1	2	0	0	1						
Steve Yeager, R OBP: 0.306, SLG: 0.389 (1, 2)								6-3		2	1	1	0	2	0	1						
Don Sutton, R OBP: 0.143, SLG: 0.079 (7, PH)			SH3-4		FC6-4					1	0	0	0	0	0	2						
Lee Lacy, R OBP: 0.304, SLG: 0.363 (7, PH)			SH3-4		FC6-4					1	1	1	0	0	0	0						
Charlie Hough, R OBP: 0.267, SLG: 0.333 (7, 1)										1	0	0	0	0	0	1						
<b>Inning Stats</b>	R: 0 E: 0 K: 0 S: 3	H: 0 LOB: 0 BB: 0 P: 3	R: 0 E: 0 K: 0 S: 3	H: 0 LOB: 0 BB: 0 P: 3	R: 0 E: 1 K: 0 S: 5	H: 1 LOB: 2 BB: 0 P: 5	R: 2 E: 1 K: 0 S: 5	H: 2 LOB: 2 BB: 2 P: 13	R: 0 E: 0 K: 0 S: 3	H: 1 LOB: 0 BB: 0 P: 3	R: 1 E: 0 K: 0 S: 4	H: 1 LOB: 0 BB: 0 P: 4	R: 3 E: 1 K: 0 S: 6	H: 2 LOB: 1 BB: 1 P: 10	R: 0 E: 0 K: 0 S: 4	H: 1 LOB: 1 BB: 0 P: 4	R: 0 E: 0 K: 0 S: 3	H: 0 LOB: 0 BB: 0 P: 3	1B: 5 2B: 2 3B: 0 HR: 1	SF: 1 SAC: 1 DP: 1 HBP: 0	WP: 0 PB: 0 SB: 1 CS: 0	PA: 39
<b>PITCHER</b>	IP	WLS	BF	H	R	ER	SO	BB	IBB	HBP	BLK	WP	HR	S	P	ERA	WHIP					
Jim Kaat, L ERA: 3.13 (1, 1)	6.0		27	6	5	4	0	2	1	0	0	0	1	24	36	6.00	1.333					
Ron Reed, R ERA: 2.75 (7, 1)	2.0	L	9	2	1	0	0	0	0	0	0	0	0	9	9	0.00	1.000					
Tug McGraw, L ERA: 3.02 (9, 1)	1.0		3	0	0	0	0	0	0	0	0	0	0	3	3	0.00	0.000					

Batter	1	2	3	4	5	6	7	8	9	AB	R	H	RBI	BB	SO	LOB	BOTTOM					
Dave Cash, R OBP: 0.342, SLG: 0.350 (1, 4)	F9	FC4-6		F8		F9			F9	5	0	0	0	0	0	3	<b>Los Angeles Dodgers @ Philadelphia Phillies</b> <b>Veterans Stadium, Philadelphia, PA</b> Wed Jul 07 1976, 7:05 PM EDT Att: 35,013 - Unknown					
Larry Bowa, S OBP: 0.293, SLG: 0.293 (9, PH)	P1		F9		K	P6			1-3	4	0	0	0	0	1	0						
Ollie Brown, R OBP: 0.381, SLG: 0.429 (1, 5)										1	0	0	0	0	0	0						
Mike Schmidt, R OBP: 0.402, SLG: 0.582 (1, 5)										3	1	1	0	1	2	0						
Greg Luzinski, R OBP: 0.359, SLG: 0.504 (1, 7)	1-3								FC6-4	5	1	2	0	0	0	2						
Dick Allen, R OBP: 0.367, SLG: 0.503 (1, 3)										2	2	0	0	2	0	1						
Jay Johnstone, L OBP: 0.355, SLG: 0.446 (1, 9)										3	0	1	1	0	0	0						
Garry Maddox, R OBP: 0.376, SLG: 0.480 (1, 8)										3	1	3	2	1	0	0						
Bob Boone, R OBP: 0.396, SLG: 0.427 (1, 2)										3	0	1	1	1	2	4						
Jim Kaat, L OBP: 0.222, SLG: 0.333 (7, 1)										2	0	0	1	0	1	3						
Ron Reed, R OBP: 0.214, SLG: 0.286 (6, PH)										0	0	0	0	0	0	0						
Tim McCarver, L OBP: 0.451, SLG: 0.418 (9, 1)										1	0	0	0	0	0	0						
Tug McGraw, R (9, 1)										0	0	0	0	0	0	0						
<b>Inning Stats</b>	R: 0 E: 0 K: 0 S: 3	H: 0 LOB: 1 BB: 1 P: 7	R: 1 E: 0 K: 1 S: 6	H: 1 LOB: 2 BB: 2 P: 14	R: 0 E: 0 K: 1 S: 6	H: 1 LOB: 1 BB: 0 P: 6	R: 1 E: 0 K: 0 S: 5	H: 2 LOB: 1 BB: 0 P: 5	R: 3 E: 0 K: 2 S: 10	H: 3 LOB: 2 BB: 2 P: 18	R: 0 E: 0 K: 1 S: 5	H: 0 LOB: 0 BB: 0 P: 5	R: 0 E: 0 K: 0 S: 3	H: 0 LOB: 0 BB: 0 P: 3	R: 0 E: 0 K: 1 S: 5	H: 1 LOB: 0 BB: 0 P: 5	R: 0 E: 0 K: 0 S: 3	H: 0 LOB: 1 BB: 0 P: 4	1B: 5 2B: 3 3B: 0 HR: 0	SF: 2 SAC: 0 DP: 0 HBP: 1	WP: 0 PB: 0 SB: 1 CS: 1	PA: 40
<b>PITCHER</b>	IP	WLS	BF	H	R	ER	SO	BB	IBB	HBP	BLK	WP	HR	S	P	ERA	WHIP					
Don Sutton, R ERA: 4.79 (7, 1)	6.0		30	7	5	5	5	3	2	0	0	0	0	35	55	7.50	1.667					
Charlie Hough, R ERA: 2.19 (7, 1)	3.0	S	10	1	0	0	1	0	0	1	0	0	0	11	12	0.00	0.333					

Batter	1	2	3	4	5	6	7	8	9	AB	R	H	RBI	BB	SO	LOB	TOP				
Davey Lopes, R OBP: 0.320, SLG: 0.306 Manny Mota, R OBP: 0.324, SLG: 0.303 Elias Sosa, R OBP: 0.143, SLG: 0.143	6-3		F7				K		G6-4-3 BB	4	0	1	0	0	1	2	<b>Los Angeles Dodgers @ St. Louis Cardinals</b> Busch Stadium, St. Louis, MO Fri Jul 09 1976, 7:05 PM CDT Att: 21,242 - Unknown <a href="http://livebaseballscorecards.com">livebaseballscorecards.com</a>				
Bill Buckner, L OBP: 0.327, SLG: 0.403	G3			4-3		F9		BB 1B	G6-4-3	5	0	1	0	0	0	3					
Steve Garvey, R OBP: 0.347, SLG: 0.429				4-3				BB 1B		3	0	2	0	2	0	0					
Ron Cey, R OBP: 0.404, SLG: 0.511	F9			6-3		G6-4-3		BB	F7	5	0	0	0	0	1	7					
Reggie Smith, S OBP: 0.278, SLG: 0.410									F3	4	1	2	1	0	0	2					
Bill Russell, R OBP: 0.338, SLG: 0.404	G6-4-3					1B BB		HBP 1B	FC6-4	3	0	1	0	1	0	3					
Dusty Baker Jr., R OBP: 0.307, SLG: 0.299	6-3								F8	4	1	2	0	0	0	1					
Steve Yeager, R OBP: 0.309, SLG: 0.386				5-3		F8		BB 1B	BB 1B	2	1	0	0	1	0	2					
Rick Rhoden, R Ed Gooden, L Stan Wall, L Henry Cruz, R Lee Lacy, R Charlie Hough, R Ted Sizemore, R	6-3					F8			K	1	0	0	0	0	0	0					
Inning Stats	R: 0 E: 0 K: 0 S: 4	H: 1 LOB: 1 BB: 0 P: 4	R: 0 E: 0 K: 0 S: 3	H: 1 LOB: 0 BB: 0 P: 3	R: 0 E: 0 K: 0 S: 3	H: 0 LOB: 0 BB: 0 P: 3	R: 0 E: 0 K: 0 S: 3	H: 0 LOB: 0 BB: 1 P: 8	R: 0 E: 0 K: 0 S: 4	H: 2 LOB: 1 BB: 0 P: 4	R: 1 E: 0 K: 2 S: 9	H: 2 LOB: 2 BB: 0 P: 10	R: 0 E: 0 K: 0 S: 4	H: 1 LOB: 2 BB: 1 P: 8	R: 2 E: 0 K: 1 S: 6	H: 2 LOB: 2 BB: 3 P: 18		1B: 9 2B: 0 3B: 0 HR: 1	SF: 0 SAC: 0 DP: 3 HBP: 1	WP: 0 PB: 0 SB: 0 CS: 0	PA: 40
PITCHER	IP	WLS	BF	H	R	ER	SO	BB	IBB	HBP	BLK	WP	HR	S	P	ERA	WHIP				
John Denny, R ERA: 3.28	6.1		26	7	1	1	0	1	0	1	0	0	1	24	29	1.42	1.263				
Al Hrabosky, L ERA: 3.29	1.2		11	3	2	2	2	3	0	0	0	0	0	12	24	10.80	3.600				
Mike Wallace, L ERA: 2.45	0.2		1	0	0	0	0	0	0	0	0	0	0	1	1	0.00	0.000				
Bill Greif, R ERA: 5.36	0.1	W	2	0	0	0	1	0	1	0	0	0	0	3	7	0.00	0.000				

Batter	1	2	3	4	5	6	7	8	9	AB	R	H	RBI	BB	SO	LOB	BOTTOM					
Jerry Mumphrey, S OBP: 0.367, SLG: 0.404	1-3		F8		4-3				FC1-6 1B	5	0	1	0	0	0	3	<b>Los Angeles Dodgers @ St. Louis Cardinals</b> Busch Stadium, St. Louis, MO Fri Jul 09 1976, 7:05 PM CDT Att: 21,242 - Unknown <a href="http://livebaseballscorecards.com">livebaseballscorecards.com</a>					
Don Kessinger, S OBP: 0.327, SLG: 0.324 Lee Richard, R OBP: 0.111, SLG: 0.059	2B BB		6-3				F8		FC1-6 PB FC6	3	1	0	0	2	0	1						
Lou Brock, L OBP: 0.319, SLG: 0.366	F7		L7				K		BB 1B	4	0	1	0	1	1	2						
Ted Simmons, S OBP: 0.352, SLG: 0.373			F8						BB 1B	2	0	1	1	3	0	0						
Willie Crawford, L OBP: 0.389, SLG: 0.493	G3			2B 3B		G1-6-3			L7	5	1	1	1	0	0	7						
Keith Hernandez, L OBP: 0.291, SLG: 0.261			K				F9		F7	4	1	1	1	0	1	0						
Hector Cruz, R OBP: 0.244, SLG: 0.319			F8				K		5-3	4	0	1	0	0	1	0						
Mike Tyson, R OBP: 0.327, SLG: 0.443							SF7		1B	3	0	3	1	0	0	0						
John Denny, R OBP: 0.212, SLG: 0.250 Al Hrabosky, R							P1		F9	3	0	1	0	0	0	2						
Mike Wallace, L OBP: 0.333, SLG: 0.333 Bill Greif, R									B2-3	1	0	0	0	0	0	0						
Inning Stats	R: 1 E: 0 K: 0 S: 4	H: 1 LOB: 1 BB: 1 P: 8	R: 0 E: 0 K: 1 S: 7	H: 2 LOB: 2 BB: 0 P: 7	R: 0 E: 0 K: 0 S: 3	H: 0 LOB: 0 BB: 0 P: 3	R: 2 E: 1 K: 0 S: 6	H: 3 LOB: 1 BB: 0 P: 6	R: 0 E: 0 K: 1 S: 4	H: 0 LOB: 1 BB: 2 P: 12	R: 0 E: 0 K: 1 S: 6	H: 1 LOB: 1 BB: 0 P: 6	R: 0 E: 0 K: 0 S: 4	H: 1 LOB: 2 BB: 1 P: 8	R: 0 E: 0 K: 0 S: 4	H: 1 LOB: 1 BB: 0 P: 4	R: 1 E: 0 K: 0 S: 3	H: 1 LOB: 3 BB: 2 P: 11	1B: 6 2B: 3 3B: 1 HR: 0	SF: 1 SAC: 0 DP: 1 HBP: 0	WP: 1 PB: 1 SB: 0 CS: 0	PA: 41
PITCHER	IP	WLS	BF	H	R	ER	SO	BB	IBB	HBP	BLK	WP	HR	S	P	ERA	WHIP					
Rick Rhoden, R ERA: 2.91	4.0		19	6	3	3	1	1	0	0	0	0	0	10	18	0.00	1.500					
Stan Wall, L ERA: 4.19	2.0		8	1	0	0	2	2	0	0	0	0	0	8	12	0.00	1.500					
Charlie Hough, R ERA: 2.13	2.0		9	2	0	0	0	1	0	0	0	0	0	8	12	0.00	1.500					
Elias Sosa, R ERA: 4.75	0.2	L	5	1	1	1	0	0	2	0	0	1	0	3	11	13.50	1.500					



Batter	1	2	3	4	5	6	7	8	9	AB	R	H	RBI	BB	SO	LOB	TOP					
Davey Lopes, R OBP: 0.317, SLG: 0.315	(1,4) 0-3 K		X 0-0 3B		X 0-3 K		X 0-0 G6-4-3		X 0-0 G6-4-3	5	0	1	0	0	2	3	<b>Los Angeles Dodgers @ St. Louis Cardinals</b> Busch Stadium, St. Louis, MO Sat Jul 10 1976, 7:05 PM CDT Att: 28,916 - Unknown <a href="http://livebaseballscores.com">livebaseballscores.com</a>					
Bill Buckner, L OBP: 0.322, SLG: 0.397	(1,7) X 0-0 6-3		X 0-0 P6		X 0-0 L4		X 0-3 K		X 0-0 5-3	5	0	0	0	0	1	2						
Steve Garvey, R OBP: 0.346, SLG: 0.427	(1,3) X 0-0 F7			X 0-0 HR	X 0-0 5-3			X 0-0 6-3		4	1	1	0	0	0	1						
Ron Cey, R OBP: 0.408, SLG: 0.511		X 4-0 FC5-4 BB		X 0-0 P4		X 4-0 BB BB		X 0-0 FC4-6 1B		2	0	1	0	2	0	1						
Reggie Smith, S OBP: 0.278, SLG: 0.421	(1,9) X 0-0 F8		X 0-0 HR		X 0-0 F9		X 0-0 FC4-6 1B		X 0-0 FC4-6 1B	4	2	1	2	0	0	3						
Bill Russell, R OBP: 0.337, SLG: 0.401	(1,6) X 0-0 F7		X 0-0 5-3		X 0-0 F7		X 0-0 1B		X 0-0 1B	4	0	1	0	0	0	2						
Dusty Baker Jr., R OBP: 0.313, SLG: 0.300	(1,8) X 0-0 FC5-4		X 0-0 BB		X 0-0 BB		X 0-0 1B		X 0-0 1B	2	0	1	1	2	0	1						
Steve Yeager, R OBP: 0.305, SLG: 0.381	(1,2) X 0-0 5-3		X 0-0 F7		X 0-3 K		X 0-3 K		X 0-3 K	3	0	0	0	0	1	3						
Danny Walton, R OBP: 0.214, SLG: 0.167	(8, PH)									1	0	0	0	0	1	2						
Elie Rodriguez, R OBP: 0.464, SLG: 0.300	(8,2)									0	0	0	0	0	0	0						
Tommy John, R OBP: 0.167, SLG: 0.171	(1,1) X 0-0 5-3		X 0-0 E3		X 0-0 E4		X 0-0 G6-4-3 1B		X 0-0 E4	2	0	1	0	0	0	0						
Elias Sosa, R OBP: 0.143, SLG: 0.143	(6,1)									0	0	0	0	0	0	0						
Lee Lacy, R OBP: 0.306, SLG: 0.364	(7, PH)									1	0	1	0	0	0	0						
Charlie Hough, R OBP: 0.267, SLG: 0.333	(7,1)									0	0	0	0	0	0	0						
Henry Cruz, L OBP: 0.247, SLG: 0.372	(9, PH)									1	0	0	0	0	0	0						
<b>Inning Stats</b>	R: 0 E: 0 K: 1 S: 5	H: 0 LOB: 0 BB: 0 P: 5	R: 0 E: 0 K: 0 S: 3	H: 0 LOB: 1 BB: 1 P: 7	R: 0 E: 0 K: 0 S: 4	H: 1 LOB: 1 BB: 0 P: 4	R: 2 E: 0 K: 0 S: 5	H: 2 LOB: 1 BB: 1 P: 9	R: 0 E: 1 K: 1 S: 6	H: 1 LOB: 1 BB: 0 P: 6	R: 0 E: 0 K: 1 S: 5	H: 0 LOB: 2 BB: 2 P: 13	R: 0 E: 0 K: 1 S: 5	H: 1 LOB: 0 BB: 0 P: 5	R: 1 E: 0 K: 1 S: 8	H: 3 LOB: 2 BB: 0 P: 8	R: 0 E: 1 K: 0 S: 3	H: 0 LOB: 0 BB: 0 P: 3	1B: 6 2B: 0 3B: 1 HR: 1	SF: 0 SAC: 0 DP: 2 HBP: 0	WP: 0 PB: 0 SB: 0 CS: 0	PA: 38
<b>PITCHER</b>	IP WLS BF H R ER SO BB IBB HBP BLK WP HR S P ERA WHIP																					
Pete Falcone, L ERA: 3.95	(1,1) 7.0 W 29 5 2 2 4 4 0 0 0 0 0 1 33 49 2.57 1.286																					
Bill Greif, R ERA: 5.32	(8,1) 2.0 9 3 1 1 1 0 0 0 0 0 0 0 11 11 4.50 1.500																					

Batter	1	2	3	4	5	6	7	8	9	AB	R	H	RBI	BB	SO	LOB	BOTTOM				
Jerry Mumphrey, S OBP: 0.354, SLG: 0.388	(1,8) X 0-0 5-3		X 0-0 5-3		X 0-0 6-3		X 0-0 5-3			4	0	0	0	0	0	0	<b>Los Angeles Dodgers @ St. Louis Cardinals</b> Busch Stadium, St. Louis, MO Sat Jul 10 1976, 7:05 PM CDT Att: 28,916 - Unknown <a href="http://livebaseballscores.com">livebaseballscores.com</a>				
Don Kessinger, S OBP: 0.326, SLG: 0.330	(1,6) X 0-0 G3		X 0-0 6-3		X 0-0 6-3		X 0-0 1B			4	1	1	0	0	0	0					
Mike Anderson, R OBP: 0.397, SLG: 0.373	(1,7) X 0-0 1B		X 0-0 6-3			X 4-0 SH1-4 BB	X 0-0 BB			3	2	2	1	1	0	0					
Ted Simmons, S OBP: 0.357, SLG: 0.379	(1,3) X 0-0 1B			X 0-0 1B		X 4-0 FC4-6 SH1-4	X 0-0 F9			3	2	2	1	1	0	1					
Bill Greif, R ERA: 5.32	(8,1) X 2H 1B			X 0-0 1B		X 1-2 3B BB	X 0-0 F9			0	0	0	0	0	0	0					
Joe Ferguson, R OBP: 0.318, SLG: 0.361	(1,2) X 0-0 2B		X 0-0 1B		X 0-0 2-3 1B	X 1-2 3B BB	X 4-0 FC4			2	0	2	0	1	0	0					
Willie Crawford, L OBP: 0.390, SLG: 0.491	(1,9) X 0-0 P4		X 0-0 G5-4-3		X 1-2 1B	X 4-0 FC4-6	X 0-0 FC4			3	0	1	1	1	0	3					
Hector Cruz, R OBP: 0.242, SLG: 0.316	(1,5) X 0-0 F7		X 0-0 F8		X 0-0 FC4-6	X 0-0 IBB	X 0-3 K			2	0	0	0	0	0	3					
Lou Brock, L OBP: 0.318, SLG: 0.365	(6, PH)									1	1	0	1	0	0	2					
Vic Harris, S OBP: 0.299, SLG: 0.337	(7,5)									1	0	0	0	0	1	0					
Mike Tyson, R OBP: 0.330, SLG: 0.452	(1,4) X 4-0 IBB		X 0-0 G5-4-3		X 0-0 1-2 3B	X 0-0 1-2 3B	X 0-0 6-3			3	0	1	2	1	0	2					
Pete Falcone, L OBP: 0.129, SLG: 0.069	(1,1) X 0-3 K		X 0-0 K		X 0-3 K		X 0-0 4-3			3	0	0	0	0	2	3					
Keith Hernandez, L OBP: 0.289, SLG: 0.259	(8,3)									1	0	0	0	0	0	0					
<b>Inning Stats</b>	R: 1 E: 0 K: 0 S: 4	H: 2 LOB: 1 BB: 0 P: 4	R: 0 E: 0 K: 1 S: 6	H: 1 LOB: 2 BB: 1 P: 10	R: 0 E: 0 K: 0 S: 3	H: 0 LOB: 0 BB: 0 P: 3	R: 1 E: 0 K: 0 S: 5	H: 3 LOB: 1 BB: 0 P: 5	R: 0 E: 0 K: 1 S: 5	H: 0 LOB: 0 BB: 0 P: 5	R: 3 E: 0 K: 0 S: 4	H: 1 LOB: 3 BB: 3 P: 16	R: 1 E: 0 K: 0 S: 5	H: 2 LOB: 1 BB: 1 P: 9	R: 0 E: 0 K: 1 S: 5	H: 0 LOB: 0 BB: 0 P: 5		1B: 4 2B: 3 3B: 2 HR: 0	SF: 0 SAC: 1 DP: 1 HBP: 0	WP: 0 PB: 0 SB: 0 CS: 0	PA: 36
<b>PITCHER</b>	IP WLS BF H R ER SO BB IBB HBP BLK WP HR S P ERA WHIP																				
Tommy John, L ERA: 3.29	(1,1) 5.0 L 22 6 4 4 2 2 1 0 0 0 0 0 23 35 7.20 1.600																				
Elias Sosa, R ERA: 4.85	(6,1) 1.0 5 1 1 1 0 0 0 1 0 0 0 0 4 8 9.00 1.000																				
Charlie Hough, R ERA: 2.19	(7,1) 2.0 9 2 1 1 1 1 0 0 0 0 0 0 10 14 4.50 1.500																				

Batter	1	2	3	4	5	6	7	8	9	AB	R	H	RBI	BB	SO	LOB	TOP																			
Davey Lopes, R OBP: 0.317, SLG: 0.311 Lee Lacy, R OBP: 0.309, SLG: 0.367 Steve Yeager, R OBP: 0.304, SLG: 0.379	1-3		HBP		P5		SF9 2B 1B	5-3		2	0	0	0	0	0	1	Los Angeles Dodgers @ St. Louis Cardinals Busch Stadium, St. Louis, MO Sun Jul 11 1976, 3:33 AM CDT Att: 23,065 - Unknown																			
Bill Buckner, L OBP: 0.321, SLG: 0.397	F8		L6		F7		SF9 HR 2B	4-3		5	1	1	2	0	0	2																				
Steve Garvey, R OBP: 0.344, SLG: 0.424	G3				F7		SF9 1B BB	5-3		3	1	0	1	1	0	0																				
Ron Cey, R OBP: 0.415, SLG: 0.515		6-3 2B		FC6-4 1B BB		F4	HR BB		SH SF9 BB	2	2	1	0	3	0	1																				
Reggie Smith, S OBP: 0.284, SLG: 0.437	6-3			FC6-4 1B		1B	HR		F8	5	1	3	3	0	0	2																				
Bill Russell, R OBP: 0.338, SLG: 0.403	6-3			FC6-4 FC4-6		1B	HR		SH SF9	4	1	2	1	0	0	3																				
Dusty Baker Jr., R OBP: 0.308, SLG: 0.296	K			FC4-6		G6-4-3 1B	1B	1-3 BLK 1B	SF9	4	0	0	1	0	1	6																				
Ellie Rodriguez, R OBP: 0.433, SLG: 0.273 Ted Sizemore, R OBP: 0.315, SLG: 0.323			F2		K		1B BB		K	2	0	0	0	0	1	0																				
Burt Hooton, R OBP: 0.237, SLG: 0.176 Henry Cruz, L OBP: 0.255, SLG: 0.372 Doug Rau, L OBP: 0.297, SLG: 0.194 Ed Goodson, L OBP: 0.263, SLG: 0.296 Don Sutton, R OBP: 0.143, SLG: 0.079			K				1B BB			1	0	0	0	0	1	0																				
<b>Inning Stats</b>	R: 0 E: 0 K: 0 S: 3	H: 0 LOB: 0 BB: 0 P: 3	R: 0 E: 0 K: 1 S: 6	H: 1 LOB: 1 BB: 0 P: 6	R: 0 E: 0 K: 1 S: 5	H: 0 LOB: 1 BB: 1 P: 6	R: 0 E: 0 K: 0 S: 4	H: 1 LOB: 2 BB: 1 P: 8	R: 0 E: 0 K: 1 S: 5	H: 0 LOB: 1 BB: 1 P: 9	R: 1 E: 0 K: 0 S: 4	H: 2 LOB: 1 BB: 1 P: 8	R: 7 E: 0 K: 0 S: 10	H: 7 LOB: 1 BB: 1 P: 14	R: 0 E: 0 K: 0 S: 3	H: 0 LOB: 0 BB: 0 P: 3		R: 1 E: 1 K: 1 S: 6	H: 0 LOB: 1 BB: 1 P: 10	1B: 8 2B: 2 3B: 0 HR: 1	SF: 2 SAC: 1 DP: 1 HBP: 1	WP: 0 PB: 0 SB: 0 CS: 0	PA: 44													
<b>PITCHER</b>	IP	WLS	BF	H	R	ER	SO	BB	IBB	HBP	BLK	WP	HR	S	P	ERA	WHIP	<b>PITCHER</b>		IP	WLS	BF	H	R	ER	SO	BB	IBB	HBP	BLK	WP	HR	S	P	ERA	WHIP
Eric Rasmussen, R ERA: 4.3	5.0		20	2	0	0	3	2	0	1	0	0	0	23	32	0.00	0.800	Mike Wallace, L ERA: 2.34		2.0		8	0	1	0	1	1	0	0	0	0	0	9	13	0.00	0.500
Lynn McClothen, R ERA: 3.85	1.0		7	4	3	3	0	1	0	0	0	0	0	6	10	27.00	∞																			
Bob Forsch, R ERA: 5.72	0.1	L	4	2	4	4	0	1	0	0	0	0	1	3	7	108.00	9.000																			
Eddie Solomon, R ERA: 3.6	0.2		3	1	1	1	0	0	0	0	1	0	0	3	3	13.50	1.500																			

Batter	1	2	3	4	5	6	7	8	9	AB	R	H	RBI	BB	SO	LOB	BOTTOM																			
Jerry Mumphrey, S OBP: 0.356, SLG: 0.389	S 1B		F9 1B	F8		5-3		4-3		5	1	2	0	0	0	2	Los Angeles Dodgers @ St. Louis Cardinals Busch Stadium, St. Louis, MO Sun Jul 11 1976, 3:33 AM CDT Att: 23,065 - Unknown																			
Don Kessinger, S OBP: 0.324, SLG: 0.325	F5		F9		1B HR BB	G3		F7		4	1	0	0	1	0	3																				
Lou Brock, L OBP: 0.304, SLG: 0.364 Lynn McClothen, L OBP: 0.309, SLG: 0.367 Bill Greif, R OBP: 0.297, SLG: 0.194 Bob Forsch, R OBP: 0.402, SLG: 0.445 Eddie Solomon, R OBP: 0.333, SLG: 0.333 Ron Fairly, L OBP: 0.400, SLG: 0.321	K2-3		S 1B	P4		HR		K		3	0	0	1	1	0	2																				
Ted Simmons, S OBP: 0.356, SLG: 0.377	F7		F8		HR 1B	4-3				4	1	1	0	0	0	2																				
Willie Crawford, L OBP: 0.396, SLG: 0.513		4-3 2B	1-3		HR	G4-6-3 1B				4	1	3	3	0	0	1																				
Keith Hernandez, L OBP: 0.288, SLG: 0.284	F2			HR	4-3	G4-6-3				4	1	1	1	0	0	2																				
Hector Cruz, R OBP: 0.239, SLG: 0.313 Vic Harris, S OBP: 0.297, SLG: 0.335	4-3				6-3	K		K		3	0	0	0	0	1	1																				
Mike Tyson, R OBP: 0.333, SLG: 0.450		4-0 IBB		F8		S 1B		5-3		3	0	1	0	1	0	0																				
Eric Rasmussen, R OBP: 0.231, SLG: 0.167 Mike Anderson, R OBP: 0.391, SLG: 0.366	K					K		F8		2	0	1	0	0	1	1																				
<b>Inning Stats</b>	R: 0 E: 0 K: 1 S: 6	H: 1 LOB: 2 BB: 1 P: 10	R: 1 E: 0 K: 0 S: 5	H: 2 LOB: 1 BB: 0 P: 5	R: 1 E: 0 K: 0 S: 5	H: 2 LOB: 1 BB: 0 P: 5	R: 3 E: 0 K: 1 S: 7	H: 2 LOB: 0 BB: 1 P: 11	R: 0 E: 0 K: 1 S: 6	H: 1 LOB: 1 BB: 0 P: 6	R: 1 E: 0 K: 0 S: 4	H: 2 LOB: 0 BB: 0 P: 4	R: 0 E: 0 K: 1 S: 5	H: 0 LOB: 0 BB: 0 P: 5	R: 0 E: 0 K: 1 S: 5	H: 0 LOB: 0 BB: 0 P: 5		1B: 7 2B: 1 3B: 0 HR: 3	SF: 0 SAC: 0 DP: 1 HBP: 0	WP: 0 PB: 0 SB: 4 CS: 0	PA: 39															
<b>PITCHER</b>	IP	WLS	BF	H	R	ER	SO	BB	IBB	HBP	BLK	WP	HR	S	P	ERA	WHIP	<b>PITCHER</b>		IP	WLS	BF	H	R	ER	SO	BB	IBB	HBP	BLK	WP	HR	S	P	ERA	WHIP
Burt Hooton, R ERA: 4.05	4.0		19	3	3	3	2	1	0	0	0	0	1	13	17	13.50	2.000	Don Sutton, R ERA: 4.74		3.0	W	10	2	1	1	2	0	0	0	0	1	14	14	3.00	0.667	

Batter	1	2	3	4	5	6	7	8	9	AB	R	H	RBI	BB	SO	LOB	TOP			
<b>Rick Monday, L</b> OBP: 0.391, SLG: 0.507 (1.8)	0-0 4-3		0-0 1-3			0-0 L8		0-0 F2		4	0	0	0	0	0	1				
<b>Jose Cardenal, R</b> OBP: 0.341, SLG: 0.415 (1.7)	0-0 5-3			0-0 G3		0-0 5-3		0-0 G2		4	0	0	0	0	0	0				
<b>Manny Trillo, R</b> OBP: 0.309, SLG: 0.335 (1.4)	0-0 F3			0-0 HR		0-0 2B			0-0 5-3	4	1	2	0	0	0	0				
<b>Jerry Morales, R</b> OBP: 0.297, SLG: 0.393 (1.9)		0-0 1-3		0-0 HR		0-0 1B		0-0 6-3		4	1	2	2	0	0	0				
<b>George Mitterwald, R</b> OBP: 0.270, SLG: 0.302 (1.3)		0-0 6-3		0-3 K		0-0 F8		0-0 BB		3	0	0	0	1	1	2				
<b>Dave Rosello, R</b> OBP: 0.362, SLG: 0.285 (1.6)	0-0 1-3			0-3 K			0-0 5-3		0-0 F9	4	0	0	0	0	1	1				
<b>Steve Swisher, R</b> OBP: 0.301, SLG: 0.342 (1.2)			0-0 L9		0-3 K		0-0 F4			3	0	0	0	0	1	0				
<b>Mick Kelleher, R</b> OBP: 0.272, SLG: 0.282 (1.5)			0-0 1B		0-0 4-3		0-0 F2			3	0	1	0	0	0	0				
<b>Joe Coleman, R</b> OBP: 0.143, SLG: 0.143 (7.1)										0	0	0	0	0	0	0				
<b>Rick Reuschel, R</b> OBP: 0.326, SLG: 0.250 (1.1)			0-0 L7		0-3 K					2	0	0	0	0	1	1				
<b>Oscar Zamora, R</b> (6.1)										0	0	0	0	0	0	0				
<b>Wayne Tyrone, R</b> (7.5)										1	0	0	0	0	1	0				
<b>Inning Stats</b>	R: 0 E: 0 K: 0 S: 3	H: 0 LOB: 0 BB: 0 P: 3	R: 0 E: 0 K: 0 S: 3	H: 0 LOB: 0 BB: 0 P: 3	R: 0 E: 0 K: 0 S: 4	H: 1 LOB: 1 BB: 0 P: 4	R: 2 E: 0 K: 2 S: 9	H: 2 LOB: 0 BB: 0 P: 9	R: 0 E: 0 K: 0 S: 5	H: 0 LOB: 2 BB: 0 P: 5	R: 0 E: 0 K: 0 S: 3	H: 0 LOB: 0 BB: 0 P: 3	R: 0 E: 0 K: 1 S: 5	H: 0 LOB: 0 BB: 0 P: 5	R: 0 E: 0 K: 0 S: 3	H: 0 LOB: 1 BB: 1 P: 7	1B: 3 2B: 1 3B: 0 HR: 1	SF: 0 SAC: 0 DP: 0 HBP: 0	WP: 0 PB: 0 SB: 0 CS: 0	PA: 33
<b>PITCHER</b> <b>Doug Rau, L</b> ERA: 3.09 (1.1)	IP: 9.0 WLS: W BF: 33 H: 5 R: 2 ER: 2 SO: 5 BB: 1 IBB: 0 HBP: 0 BLK: 0 WP: 0 HR: 1 S: 42 P: 46 ERA: 2.00 WHIP: 0.667															<b>PITCHER</b>				

**Chicago Cubs @ Los Angeles Dodgers**  
Dodger Stadium, Los Angeles, CA  
Thu Jul 15 1976, 7:05 PM PDT  
Att: 27,438 - Cloudy - 67 F

AB	32
R	2
H	5
RBI	2
BB	1
SO	5
LOB	5



Batter	1	2	3	4	5	6	7	8	9	AB	R	H	RBI	BB	SO	LOB	BOTTOM			
<b>Davey Lopes, R</b> OBP: 0.316, SLG: 0.306 (1.4)	1-0 1B			0-0 G3			0-0 5-3			3	1	0	0	0	1	0				
<b>Bill Buckner, L</b> OBP: 0.320, SLG: 0.394 (1.7)	1-0 1B				0-0 6-3		0-3 K			3	1	0	0	0	1	0				
<b>Henry Cruz, L</b> OBP: 0.255, SLG: 0.372 (8.7)	1-2 1B						0-0 K			0	0	0	0	0	0	0				
<b>Reggie Smith, S</b> OBP: 0.287, SLG: 0.438 (1.9)	0-0 1B		0-0 1B		0-0 F7		0-0 F8			4	1	2	1	0	0	0				
<b>Ron Cey, R</b> OBP: 0.413, SLG: 0.509 (1.5)	0-0 1-3		0-0 L8		4-0 BB		0-3 K			3	0	0	1	1	1	2				
<b>Steve Garvey, R</b> OBP: 0.346, SLG: 0.425 (1.3)	0-0 1B		0-0 1B		0-0 F9		0-0 F5			4	1	2	1	0	0	1				
<b>Bill Russell, R</b> OBP: 0.334, SLG: 0.397 (1.6)	0-0 6-3		0-0 F9		0-0 B1-3		0-3 K			4	0	0	0	0	1	3				
<b>Dusty Baker Jr., R</b> OBP: 0.311, SLG: 0.310 (1.8)	0-0 1B		0-3 K			0-0 HR				3	1	2	2	0	1	2				
<b>Steve Yeager, R</b> OBP: 0.300, SLG: 0.374 (1.2)	0-0 5-3			0-0 5-3		0-0 F5				3	0	0	0	0	0	1				
<b>Doug Rau, L</b> OBP: 0.275, SLG: 0.176 (1.1)		0-0 6-3		0-0 5-3		0-0 L6				3	0	0	0	0	0	0				
<b>Inning Stats</b>	R: 4 E: 0 K: 0 S: 6	H: 3 LOB: 1 BB: 0 P: 8	R: 0 E: 0 K: 1 S: 5	H: 0 LOB: 0 BB: 0 P: 5	R: 0 E: 0 K: 1 S: 7	H: 2 LOB: 2 BB: 0 P: 7	R: 0 E: 0 K: 0 S: 3	H: 0 LOB: 0 BB: 0 P: 3	R: 0 E: 0 K: 0 S: 3	H: 0 LOB: 1 BB: 1 P: 7	R: 1 E: 0 K: 0 S: 4	H: 1 LOB: 0 BB: 0 P: 4	R: 0 E: 0 K: 1 S: 5	H: 0 LOB: 0 BB: 0 P: 5	R: 0 E: 0 K: 2 S: 7	H: 0 LOB: 0 BB: 0 P: 7	1B: 5 2B: 0 3B: 0 HR: 1	SF: 0 SAC: 0 DP: 0 HBP: 2	WP: 0 PB: 0 SB: 3 CS: 0	PA: 33
<b>PITCHER</b> <b>Rick Reuschel, R</b> ERA: 4.44 (1.1)	IP: 5.0 WLS: L BF: 23 H: 5 R: 4 ER: 4 SO: 2 BB: 1 IBB: 0 HBP: 2 BLK: 0 WP: 0 HR: 0 S: 24 P: 30 ERA: 7.20 WHIP: 1.200															<b>PITCHER</b>				
<b>Oscar Zamora, R</b> ERA: 4.29 (6.1)	1.0 4 1 1 1 0 0 0 0 0 0 1 4 4 9.00 1.000																			
<b>Joe Coleman, R</b> ERA: 4.9 (7.1)	2.0 6 0 0 0 3 0 0 0 0 0 0 12 12 0.00 0.000																			

**Chicago Cubs @ Los Angeles Dodgers**  
Dodger Stadium, Los Angeles, CA  
Thu Jul 15 1976, 7:05 PM PDT  
Att: 27,438 - Cloudy - 67 F

AB	30
R	5
H	6
RBI	5
BB	1
SO	5
LOB	9





Batter	1	2	3	4	5	6	7	8	9	AB	R	H	RBI	BB	SO	LOB	TOP			
<b>Rick Monday, L</b> OBP: 0.360, SLG: 0.513 (1, 8)	G3		HR			6-3			4-3	4	1	1	1	0	0	0	<b>Chicago Cubs @ Los Angeles Dodgers</b> Dodger Stadium, Los Angeles, CA Fri Jul 16 1976, 7:05 PM PDT Att: 40,361 - Cloudy - 70 F			
<b>Jose Cardenal, R</b> OBP: 0.343, SLG: 0.421 (1, 7)						K			G3	3	0	2	0	0	1	0				
<b>Joe Wallis, S</b> OBP: 0.283, SLG: 0.337 (6, 7)	1B CS 2B		CS 1B							1	0	0	0	0	0	0				
<b>Ralph LaCock, L</b> OBP: 0.331, SLG: 0.372 (1, 3)	6-3		G3			F7			4-3	4	0	0	0	0	2					
<b>Jerry Morales, R</b> OBP: 0.297, SLG: 0.393 (1, 9)										3	0	1	0	0	0					
<b>Manny Trillo, R</b> OBP: 0.306, SLG: 0.332 (1, 4)	CS	5-3				5-3				3	0	0	0	0	0					
<b>Wayne Tyrone, R</b> (1, 5)										3	0	0	0	0	1					
<b>Steve Swisher, R</b> OBP: 0.301, SLG: 0.342 (1, 2)						K			6-3	3	0	1	0	0	1					
<b>Dave Rosello, R</b> OBP: 0.359, SLG: 0.282 (8, PH)										2	0	0	0	0	1					
<b>Champ Summers, L</b> OBP: 0.313, SLG: 0.329 (8, PH)						F9			4-3	1	0	0	0	0	0					
<b>Mick Kelleher, R</b> OBP: 0.272, SLG: 0.282 (8, 6)										0	0	0	0	0	0					
<b>Steve Renko, R</b> OBP: 0.042, SLG: 0.042 (1, 1)									F8	2	0	0	0	0	0					
<b>Joe Coleman, R</b> OBP: 0.143, SLG: 0.143 (7, 1)										0	0	0	0	0	0					
<b>Bill Madlock, R</b> OBP: 0.390, SLG: 0.497 (8, PH)										1	0	0	0	0	0					
<b>Bruce Sutter, R</b> (8, 1)										0	0	0	0	0	0					
<b>Darold Knowles, L</b> OBP: 0.444, SLG: 0.167 (8, 1)										0	0	0	0	0	0					
<b>Inning Stats</b>	R: 0 E: 0 K: 0 S: 4	H: 2 LOB: 1 BB: 0 P: 4	R: 0 E: 0 K: 0 S: 4	H: 1 LOB: 1 BB: 0 P: 4	R: 1 E: 0 K: 0 S: 4	H: 2 LOB: 0 BB: 0 P: 4	R: 0 E: 0 K: 0 S: 3	H: 0 LOB: 0 BB: 0 P: 3	R: 0 E: 0 K: 1 S: 5	H: 0 LOB: 0 BB: 0 P: 5	R: 0 E: 0 K: 1 S: 5	H: 0 LOB: 0 BB: 0 P: 5	R: 0 E: 0 K: 0 S: 3	H: 0 LOB: 0 BB: 0 P: 3	R: 0 E: 0 K: 0 S: 3	H: 0 LOB: 0 BB: 0 P: 3	1B: 3 2B: 1 3B: 0 HR: 1	SF: 0 SAC: 0 DP: 0 HBP: 0	WP: 0 PB: 0 SB: 0 CS: 2	PA: 31
<b>PITCHER</b> <b>Don Sutton, R</b> ERA: 4.5 (1, 1)	IP: 9.0 WLS: W BF: 30 H: 5 R: 1 ER: 1 SO: 3 BB: 0 IBB: 0 HBP: 0 BLK: 0 WP: 0 HR: 1 S: 36 P: 36 ERA: 1.00 WHIP: 0.556																			

Batter	1	2	3	4	5	6	7	8	9	AB	R	H	RBI	BB	SO	LOB	BOTTOM				
<b>Davey Lopes, R</b> OBP: 0.322, SLG: 0.324 (1, 4)	E 1B 1B		CS 1B			F2			4-3	5	1	3	1	0	0	0	<b>Chicago Cubs @ Los Angeles Dodgers</b> Dodger Stadium, Los Angeles, CA Fri Jul 16 1976, 7:05 PM PDT Att: 40,361 - Cloudy - 70 F				
<b>Bill Buckner, L</b> OBP: 0.321, SLG: 0.394 (1, 7)										5	0	2	1	0	0	1					
<b>Reggie Smith, S</b> OBP: 0.291, SLG: 0.437 (1, 9)										3	1	1	0	0	1	2					
<b>Ron Cey, R</b> OBP: 0.414, SLG: 0.507 (1, 5)										3	0	1	0	1	0	2					
<b>Steve Garvey, R</b> OBP: 0.345, SLG: 0.423 (1, 3)										4	0	1	0	0	1	3					
<b>Bill Russell, R</b> OBP: 0.337, SLG: 0.409 (1, 6)										4	1	2	1	0	0	2					
<b>Dusty Baker Jr., R</b> OBP: 0.310, SLG: 0.307 (1, 8)										3	0	0	0	1	0	1					
<b>Steve Yeager, R</b> OBP: 0.298, SLG: 0.371 (1, 2)										2	0	0	0	0	1	2					
<b>Ed Goodson, L</b> OBP: 0.250, SLG: 0.292 (6, PH)										1	0	0	0	0	3						
<b>Ellie Rodriguez, R</b> OBP: 0.452, SLG: 0.273 (7, 2)										0	1	0	0	1	0	0					
<b>Don Sutton, R</b> OBP: 0.133, SLG: 0.073 (1, 1)										3	0	0	0	0	1	4					
<b>Inning Stats</b>	R: 1 E: 1 K: 1 S: 7	H: 2 LOB: 1 BB: 0 P: 7	R: 0 E: 0 K: 0 S: 4	H: 1 LOB: 1 BB: 0 P: 4	R: 0 E: 0 K: 0 S: 4	H: 2 LOB: 1 BB: 0 P: 4	R: 0 E: 1 K: 1 S: 6	H: 0 LOB: 1 BB: 0 P: 6	R: 0 E: 0 K: 0 S: 3	H: 0 LOB: 0 BB: 0 P: 3	R: 1 E: 1 K: 1 S: 8	H: 3 LOB: 3 BB: 1 P: 12	R: 0 E: 0 K: 1 S: 5	H: 0 LOB: 2 BB: 1 P: 10	R: 2 E: 0 K: 0 S: 5	H: 2 LOB: 1 BB: 1 P: 9		1B: 8 2B: 0 3B: 1 HR: 1	SF: 0 SAC: 1 DP: 0 HBP: 1	WP: 0 PB: 0 SB: 1 CS: 1	PA: 38
<b>PITCHER</b> <b>Steve Renko, R</b> ERA: 4.96 (1, 1)	IP: 6.0 WLS: L BF: 27 H: 8 R: 2 ER: 1 SO: 3 BB: 0 IBB: 1 HBP: 0 BLK: 0 WP: 0 HR: 0 S: 32 P: 36 ERA: 1.50 WHIP: 1.333																				
<b>Joe Coleman, R</b> ERA: 4.85 (7, 1)	IP: 1.0 WLS: 5 BF: 0 H: 0 R: 0 ER: 0 SO: 1 BB: 1 IBB: 0 HBP: 0 BLK: 0 WP: 0 HR: 0 S: 5 P: 10 ERA: 0.00 WHIP: 1.000																				
<b>Bruce Sutter, R</b> ERA: 2.21 (8, 1)	IP: 0.2 WLS: 5 BF: 2 H: 2 R: 2 ER: 2 SO: 0 BB: 1 IBB: 0 HBP: 0 BLK: 0 WP: 1 HR: 4 S: 8 P: 8 ERA: 27.00 WHIP: 4.500																				
<b>Darold Knowles, L</b> ERA: 3.35 (8, 1)	IP: 0.1 WLS: 1 BF: 0 H: 0 R: 0 ER: 0 SO: 0 BB: 0 IBB: 0 HBP: 0 BLK: 0 WP: 0 HR: 1 S: 1 P: 1 ERA: 0.00 WHIP: 0.000																				

Batter	1	2	3	4	5	6	7	8	9	AB	R	H	RBI	BB	SO	LOB	TOP			
<b>Rick Monday, L</b> OBP: 0.399, SLG: 0.520 (1, 8)										4	1	1	1	0	0	0	<b>Chicago Cubs @ Los Angeles Dodgers</b> Dodger Stadium, Los Angeles, CA Sat Jul 17 1976, 3:33 AM PDT Att: 37,642 - Unknown			
<b>Jose Cardenal, R</b> OBP: 0.342, SLG: 0.419 (1, 7)										4	0	1	0	0	0	0				
<b>Darold Knowles, L</b> OBP: 0.444, SLG: 0.167 (8, 1)										0	0	0	0	0	0	0				
<b>Bill Madlock, R</b> OBP: 0.388, SLG: 0.493 (1, 5)										4	1	1	0	0	0	1				
<b>Jerry Morales, R</b> OBP: 0.300, SLG: 0.394 (1, 9)										4	1	2	0	0	0	0				
<b>Ralph LaCock, L</b> OBP: 0.329, SLG: 0.362 (1, 3)										3	1	0	0	1	0	1				
<b>Manny Trillo, R</b> OBP: 0.305, SLG: 0.331 (1, 4)										4	0	1	0	0	2	4				
<b>Steve Swisher, R</b> OBP: 0.301, SLG: 0.345 (1, 2)										4	0	1	3	0	2	2				
<b>Mick Kelleher, R</b> OBP: 0.267, SLG: 0.277 (1, 6)									2	0	0	0	0	0	0	1				
<b>Joe Wallis, S</b> OBP: 0.290, SLG: 0.333 (7, PH)									1	0	0	0	0	0	0	0				
<b>Dave Rosello, R</b> OBP: 0.359, SLG: 0.282 (7, 6)									0	0	0	0	0	0	0	0				
<b>Steve Stone, R</b> OBP: 0.200, SLG: 0.200 (1, 1)									1	0	0	0	0	1	0					
<b>Mike Garman, R</b> (4, 1)									1	0	0	0	0	1	0					
<b>Champ Summers, L</b> OBP: 0.310, SLG: 0.324 (8, PH)									1	0	0	0	0	1	0					
<b>Inning Stats</b>	R: 4 E: 0 K: 0 S: 7	H: 4 LOB: 1 BB: 1 P: 11	R: 0 E: 0 K: 1 S: 5	H: 0 LOB: 0 BB: 0 P: 5	R: 0 E: 0 K: 0 S: 3	H: 0 LOB: 0 BB: 0 P: 3	R: 0 E: 0 K: 1 S: 5	H: 1 LOB: 0 BB: 0 P: 5	R: 0 E: 0 K: 0 S: 5	H: 0 LOB: 0 BB: 0 P: 5	R: 0 E: 0 K: 2 S: 7	H: 0 LOB: 0 BB: 0 P: 7	R: 0 E: 0 K: 1 S: 6	H: 1 LOB: 1 BB: 0 P: 6	R: 0 E: 0 K: 1 S: 6	H: 1 LOB: 1 BB: 0 P: 6	1B: 5 2B: 1 3B: 0 HR: 1	SF: 0 SAC: 0 DP: 0 HBP: 0	WP: 0 PB: 0 SB: 0 CS: 1	PA: 34
<b>PITCHER</b> <b>Rick Rhoden, R</b> ERA: 2.99 (1, 1)	IP: 9.0 WLS: W BF: 34 H: 7 R: 4 ER: 4 SO: 7	BB: 1 IBB: 0 HBP: 0 BLK: 0	WP: 0 HR: 1 S: 47 P: 51	ERA: 4.00 WHIP: 0.889																

Batter	1	2	3	4	5	6	7	8	9	AB	R	H	RBI	BB	SO	LOB	BOTTOM			
<b>Davey Lopes, R</b> OBP: 0.321, SLG: 0.328 (1, 4)										4	1	1	0	0	0	2	<b>Chicago Cubs @ Los Angeles Dodgers</b> Dodger Stadium, Los Angeles, CA Sat Jul 17 1976, 3:33 AM PDT Att: 37,642 - Unknown			
<b>Bill Buckner, L</b> OBP: 0.318, SLG: 0.391 (1, 7)										3	0	0	1	0	1	2				
<b>Reggie Smith, S</b> OBP: 0.290, SLG: 0.434 (1, 9)										4	0	1	1	0	0	0				
<b>Ron Cey, R</b> OBP: 0.409, SLG: 0.500 (1, 5)										4	0	0	0	0	1	1				
<b>Steve Garvey, R</b> OBP: 0.349, SLG: 0.429 (1, 3)										4	2	3	0	0	0	0				
<b>Bill Russell, R</b> OBP: 0.336, SLG: 0.407 (1, 6)										4	1	1	0	0	0	2				
<b>Dusty Baker Jr., R</b> OBP: 0.313, SLG: 0.311 (1, 8)										2	0	1	1	0	0	0				
<b>Steve Yeager, R</b> OBP: 0.295, SLG: 0.367 (1, 2)										3	0	0	0	0	1	4				
<b>Rick Rhoden, R</b> OBP: 0.381, SLG: 0.488 (1, 1)										3	1	2	2	0	1	0				
<b>Inning Stats</b>	R: 0 E: 0 K: 0 S: 3	H: 0 LOB: 0 BB: 0 P: 3	R: 1 E: 0 K: 0 S: 5	H: 2 LOB: 1 BB: 0 P: 5	R: 2 E: 0 K: 0 S: 5	H: 3 LOB: 0 BB: 0 P: 5	R: 2 E: 0 K: 1 S: 8	H: 3 LOB: 2 BB: 0 P: 9	R: 0 E: 0 K: 1 S: 6	H: 1 LOB: 1 BB: 0 P: 6	R: 0 E: 0 K: 1 S: 5	H: 0 LOB: 0 BB: 0 P: 5	R: 0 E: 0 K: 1 S: 5	H: 0 LOB: 0 BB: 0 P: 5	R: 0 E: 0 K: 0 S: 3	H: 0 LOB: 0 BB: 0 P: 3		1B: 6 2B: 3 3B: 0 HR: 0	SF: 1 SAC: 0 DP: 1 HBP: 1	WP: 0 PB: 0 SB: 1 CS: 0
<b>PITCHER</b> <b>Steve Stone, R</b> ERA: 2.57 (1, 1)	IP: 3.1 WLS: L BF: 18 H: 8 R: 5 ER: 5 SO: 1	BB: 0 IBB: 0 HBP: 0 BLK: 0	WP: 0 HR: 0 S: 19 P: 20	ERA: 13.50 WHIP: 2.400																
<b>Mike Garman, R</b> ERA: 5.46 (4, 1)	IP: 3.2 WLS: L BF: 12 H: 1 R: 0 ER: 0 SO: 3	BB: 0 IBB: 0 HBP: 0 BLK: 0	WP: 0 HR: 0 S: 18 P: 18	ERA: 0.00 WHIP: 0.273																
<b>Darold Knowles, L</b> ERA: 3.28 (8, 1)	IP: 1.0 WLS: L BF: 3 H: 0 R: 0 ER: 0 SO: 0	BB: 0 IBB: 0 HBP: 0 BLK: 0	WP: 0 HR: 0 S: 3 P: 3	ERA: 0.00 WHIP: 0.000																

Batter	1	2	3	4	5	6	7	8	9	AB	R	H	RBI	BB	SO	LOB	TOP										
Dave Cash, R OBP: 0.338, SLG: 0.345 (1, 4)	0-0 4-3 1		0-0 F9 2			0-3 K 1		0-0 9-3 2 1-2		4	0	0	0	0	1	1											
Larry Bowa, S OBP: 0.286, SLG: 0.292 (1, 6)	0-0 CS 1B		0-0 B2-3 3			0-0 6-3 2			0-0 CS 1B	4	0	2	0	0	0	0											
Mike Schmidt, R OBP: 0.400, SLG: 0.581 (1, 5)	0-3 K 1-2			0-0 5-3 1		0-0 L5 3			1-0 1B 1-2 G3 HBP	3	1	0	0	0	1	1											
Greg Luzinski, R OBP: 0.353, SLG: 0.487 Jerry Martin, R OBP: 0.405, SLG: 0.447 (9, PR) (9, 7)		0-3 K 1		0-3 K 2			0-3 K 1		0-0 G3 1B 1-3	4	0	1	0	0	3	0											
Dick Allen, R OBP: 0.369, SLG: 0.519 Tom Hutton, L OBP: 0.361, SLG: 0.275 (1, 3) (7, 3)		0-0 HR		4-0 BB			0-3 K 2		0-0 G3 1B 1-2	2	1	1	1	1	1	0											
Ollie Brown, R OBP: 0.390, SLG: 0.414 (1, 9)	0-0 E6			0-0 5-3 3			4-0 BB		0-0 5-3 3 3-H	3	0	0	0	1	0	3											
Garry Maddox, R OBP: 0.368, SLG: 0.464 (1, 8)	0-3 K 2				0-0 6-3 1			0-0 5-3 3		3	0	0	0	0	1	2											
Bob Boone, R OBP: 0.387, SLG: 0.431 (1, 2)	0-0 4-3 3				0-0 6-3 2				0-0 9-3 1B	3	0	1	0	0	0	1											
Jim Lonborg, R OBP: 0.256, SLG: 0.205 Tim McCarver, L OBP: 0.439, SLG: 0.391 Ron Reed, R OBP: 0.200, SLG: 0.267 (1, 1) (8, PH) (8, 1)			0-0 6-3 1			0-0 1-3 3			0-0 B2 1	2	0	0	0	0	0	0											
<b>Inning Stats</b>	R: 0 E: 0 K: 1 S: 5	H: 1 LOB: 1 BB: 0 P: 5	R: 1 E: 1 K: 2 S: 9	H: 1 LOB: 1 BB: 0 P: 9	R: 0 E: 0 K: 1 S: 3	H: 0 LOB: 0 BB: 1 P: 3	R: 0 E: 0 K: 1 S: 5	H: 0 LOB: 1 BB: 0 P: 9	R: 0 E: 0 K: 0 S: 3	H: 0 LOB: 0 BB: 0 P: 3	R: 0 E: 0 K: 1 S: 5	H: 0 LOB: 1 BB: 1 P: 11	R: 0 E: 0 K: 0 S: 3	H: 1 LOB: 0 BB: 0 P: 3	R: 1 E: 0 K: 0 S: 4	H: 2 LOB: 2 BB: 0 P: 5	1B: 4 2B: 2 3B: 0 HR: 1	SF: 0 SAC: 0 DP: 2 HBP: 1	WP: 0 PB: 0 SB: 0 CS: 2	PA: 33							
<b>PITCHER</b>	IP	WLS	BF	H	R	ER	SO	BB	IBB	HBP	BLK	WP	HR	S	P	ERA	WHIP										
Tommy John, L ERA: 3.17 Charlie Hough, R ERA: 2.25 (1, 1) (8, 1)	7.0	L	25	2	1	1	7	2	0	0	0	0	1	37	45	1.29	0.571										

Philadelphia Phillies @ Los Angeles Dodgers  
Dodger Stadium, Los Angeles, CA  
Sun Jul 18 1976, 3:33 AM PDT  
Att: 52,214 - Unknown

AB 30  
R 2  
H 5  
RBI 1  
BB 2  
SO 7  
LOB 10



Batter	1	2	3	4	5	6	7	8	9	AB	R	H	RBI	BB	SO	LOB	BOTTOM										
Davey Lopes, R OBP: 0.320, SLG: 0.327 (1, 4)	0-0 6-3 1		0-0 L7 1		0-0 4-3 3		0-0 E S 1B			4	0	1	0	0	0	0											
Bill Buckner, L OBP: 0.320, SLG: 0.392 (1, 7)	0-0 S 1B		0-0 F8 2			0-0 3-1 1B	0-0 F7 3			4	1	2	0	0	0	1											
Reggie Smith, S OBP: 0.286, SLG: 0.427 (1, 9)	0-0 F4 1-2		0-0 F8 3			0-0 3-1 1		0-3 K 1		4	0	0	0	0	1	2											
Ron Cey, R OBP: 0.407, SLG: 0.496 (1, 5)	0-3 K 3			0-0 E7 1B		0-3 K 2		0-0 F3 2		4	0	1	0	0	2	2											
Steve Garvey, R OBP: 0.350, SLG: 0.430 (1, 3)		0-0 F7 1		0-0 F3 1		0-0 1B 2-H 1B		0-0 S 1B		4	0	2	1	0	0	1											
Bill Russell, R OBP: 0.334, SLG: 0.405 (1, 6)		0-0 F8 2		0-0 L4 2		0-0 FC5-4 1B		0-3 K 1-2		4	0	1	0	0	1	2											
Dusty Baker Jr., R OBP: 0.313, SLG: 0.308 (1, 8)		4-0 1B BB		0-0 F2 3		0-0 FC5-4 1-2			0-0 F2 1	3	0	0	0	1	0	3											
Steve Yeager, R OBP: 0.295, SLG: 0.366 Ed Goodson, L OBP: 0.247, SLG: 0.288 (9, PH) (9, PH)		0-0 FC5-4 1B			0-3 K 1		0-3 K 2		0-3 K 3	3	0	1	0	0	2	0											
Tommy John, R OBP: 0.158, SLG: 0.162 Henry Cruz, L OBP: 0.253, SLG: 0.368 Charlie Hough, R OBP: 0.267, SLG: 0.333 Lee Lacy, R OBP: 0.307, SLG: 0.365 (1, 1) (7, PH) (8, 1) (8, PH)		0-0 FC5-4 1B		0-0 5-3 2			0-3 K 1		0-3 K 3	2	0	0	0	0	0	2											
<b>Inning Stats</b>	R: 0 E: 0 K: 1 S: 6	H: 1 LOB: 2 BB: 0 P: 6	R: 0 E: 0 K: 0 S: 4	H: 1 LOB: 1 BB: 1 P: 8	R: 0 E: 0 K: 0 S: 3	H: 0 LOB: 0 BB: 0 P: 3	R: 0 E: 1 K: 0 S: 4	H: 1 LOB: 1 BB: 0 P: 4	R: 0 E: 0 K: 1 S: 5	H: 0 LOB: 0 BB: 0 P: 5	R: 1 E: 0 K: 1 S: 8	H: 3 LOB: 2 BB: 0 P: 8	R: 0 E: 0 K: 2 S: 8	H: 1 LOB: 1 BB: 0 P: 8	R: 0 E: 0 K: 2 S: 8	H: 1 LOB: 1 BB: 0 P: 8	R: 0 E: 0 K: 2 S: 7	H: 0 LOB: 0 BB: 0 P: 7	1B: 8 2B: 0 3B: 0 HR: 0	SF: 0 SAC: 0 DP: 0 HBP: 0	WP: 0 PB: 0 SB: 3 CS: 0	PA: 36					
<b>PITCHER</b>	IP	WLS	BF	H	R	ER	SO	BB	IBB	HBP	BLK	WP	HR	S	P	ERA	WHIP										
Jim Lonborg, R ERA: 2.87 Ron Reed, R ERA: 2.55 (1, 1) (8, 1)	7.0	W	29	7	1	1	5	1	0	0	0	0	0	15	15	0.00	0.500										

Philadelphia Phillies @ Los Angeles Dodgers  
Dodger Stadium, Los Angeles, CA  
Sun Jul 18 1976, 3:33 AM PDT  
Att: 52,214 - Unknown

AB 35  
R 1  
H 8  
RBI 1  
BB 1  
SO 9  
LOB 13





Batter	1	2	3	4	5	6	7	8	9	AB	R	H	RBI	BB	SO	LOB	TOP					
<b>Bake McBride, L</b> OBP: 0.385, SLG: 0.419 (1, 8)	6-3		1B SF9 HBP				P2			2	1	0	0	0	0	1	<b>St. Louis Cardinals @ Los Angeles Dodgers</b> Dodger Stadium, Los Angeles, CA Tue Jul 20 1976, 7:05 PM PDT Att: 20,629 - Unknown <a href="http://livebaseballscorecards.com">livebaseballscorecards.com</a>					
<b>Don Kessinger, S</b> OBP: 0.318, SLG: 0.314 (1, 6)	5-3		1-3 1B		F2			F8		4	0	1	0	0	0	2						
<b>Mike Anderson, R</b> OBP: 0.394, SLG: 0.379 (1, 7)	FC5-4 1B		SF9				K		F7	3	0	1	1	0	1	2						
<b>Ted Simmons, S</b> OBP: 0.361, SLG: 0.385 (1, 3)	FC5-4 1-2		L1-3						6-3	4	0	0	0	0	0	2						
<b>Joe Ferguson, R</b> OBP: 0.318, SLG: 0.362 (1, 2)		E6 1B			F9				5-3	4	1	0	0	0	1	0						
<b>Willie Crawford, L</b> OBP: 0.394, SLG: 0.502 (1, 9)		P6			4-3				G5-4-3 1B	4	0	1	0	0	0	1						
<b>Vic Harris, S</b> OBP: 0.294, SLG: 0.326 (1, 4)		6-3			F8				G5-4-3 1-2	4	0	0	0	0	0	2						
<b>Hector Cruz, R</b> OBP: 0.239, SLG: 0.307 (1, 5)					FC2-5 2B				1-3	3	0	2	1	0	0	0						
<b>Lynn McGlothen, L</b> OBP: 0.163, SLG: 0.143 (1, 1)					FC2-5					2	0	0	0	0	0	2						
<b>Jerry Mumphrey, S</b> OBP: 0.364, SLG: 0.379 (7, PH)		G3								0	0	0	0	1	0	0						
<b>Bill Greif, R</b> (7, 1)										0	0	0	0	0	0	0						
<b>Inning Stats</b>	R: 0 E: 0 K: 0 S: 4	H: 1 LOB: 1 BB: 0 P: 4	R: 1 E: 1 K: 0 S: 5	H: 1 LOB: 1 BB: 0 P: 5	R: 1 E: 0 K: 0 S: 3	H: 1 LOB: 0 BB: 0 P: 4	R: 0 E: 0 K: 0 S: 3	H: 0 LOB: 0 BB: 0 P: 3	R: 0 E: 1 K: 1 S: 6	H: 1 LOB: 2 BB: 0 P: 7	R: 0 E: 0 K: 1 S: 5	H: 0 LOB: 0 BB: 0 P: 5	R: 0 E: 0 K: 0 S: 3	H: 0 LOB: 1 BB: 1 P: 7	R: 0 E: 0 K: 0 S: 3	H: 0 LOB: 0 BB: 0 P: 3	R: 0 E: 0 K: 0 S: 3	H: 1 LOB: 0 BB: 0 P: 3	1B: 4 2B: 2 3B: 0 HR: 0	SF: 1 SAC: 0 DP: 2 HBP: 2	WP: 0 PB: 0 SB: 0 CS: 0	PA: 34
<b>PITCHER</b> <b>Doug Rau, L</b> ERA: 2.96 (1, 1)	IP: 9.0 WLS: W BF: 34 H: 5 R: 2 ER: 1 SO: 2 BB: 1 IBB: 0 HBP: 2 BLK: 0 WP: 0 HR: 0 S: 35 P: 41 ERA: 1.00 WHIP: 0.667															<b>PITCHER</b>						

Batter	1	2	3	4	5	6	7	8	9	AB	R	H	RBI	BB	SO	LOB	BOTTOM			
<b>Davey Lopes, R</b> OBP: 0.325, SLG: 0.340 (1, 4)	F5			FC5-4 1-2					F8	4	1	1	1	0	0	2	<b>St. Louis Cardinals @ Los Angeles Dodgers</b> Dodger Stadium, Los Angeles, CA Tue Jul 20 1976, 7:05 PM PDT Att: 20,629 - Unknown <a href="http://livebaseballscorecards.com">livebaseballscorecards.com</a>			
<b>Bill Buckner, L</b> OBP: 0.317, SLG: 0.388 (1, 7)		HR					K			4	1	2	0	0	1	0				
<b>Reggie Smith, S</b> OBP: 0.287, SLG: 0.421 (1, 9)							1B			3	1	0	0	1	1	2				
<b>Ron Cey, R</b> OBP: 0.403, SLG: 0.500 (1, 5)							1B			4	0	1	1	0	1	2				
<b>Steve Garvey, R</b> OBP: 0.353, SLG: 0.432 (1, 3)										3	0	1	0	1	0	0				
<b>Bill Russell, R</b> OBP: 0.332, SLG: 0.405 (1, 6)										3	0	0	1	0	1	1				
<b>Dusty Baker Jr., R</b> OBP: 0.317, SLG: 0.311 (1, 8)										3	0	1	0	1	1	1				
<b>Steve Yeager, R</b> OBP: 0.288, SLG: 0.356 (1, 2)										3	0	0	0	0	1	4				
<b>Doug Rau, L</b> OBP: 0.302, SLG: 0.216 (1, 1)										3	0	2	0	0	1	0				
<b>Inning Stats</b>	R: 2 E: 0 K: 1 S: 7	H: 2 LOB: 3 BB: 3 P: 19	R: 1 E: 0 K: 2 S: 8	H: 1 LOB: 0 BB: 0 P: 8	R: 0 E: 0 K: 0 S: 3	H: 0 LOB: 0 BB: 0 P: 3	R: 0 E: 0 K: 0 S: 4	H: 1 LOB: 1 BB: 0 P: 4	R: 0 E: 0 K: 2 S: 7	H: 0 LOB: 0 BB: 0 P: 7	R: 0 E: 0 K: 0 S: 4	H: 1 LOB: 1 BB: 0 P: 4	R: 0 E: 0 K: 0 S: 5	H: 2 LOB: 2 BB: 0 P: 5	R: 0 E: 0 K: 2 S: 7	H: 1 LOB: 1 BB: 0 P: 7		1B: 7 2B: 1 3B: 0 HR: 1	SF: 1 SAC: 0 DP: 1 HBP: 0	WP: 0 PB: 0 SB: 0 CS: 1
<b>PITCHER</b> <b>Lynn McGlothen, R</b> ERA: 3.83 <b>Bill Greif, R</b> ERA: 5.22 (7, 1)	IP: 6.0 WLS: L BF: 26 H: 5 R: 3 ER: 3 SO: 3 BB: 3 IBB: 3 HBP: 0 BLK: 0 WP: 0 HR: 1 S: 33 P: 45 ERA: 4.50 WHIP: 1.167															<b>PITCHER</b>				


Batter	1	2	3	4	5	6	7	8	9	10	AB	R	H	RBI	BB	SO	LOB						
<b>Bake McBride, L</b> OBP: 0.381, SLG: 0.423 (1, 8)											5	1	1	1	0	0	1						
<b>Don Kessinger, S</b> OBP: 0.322, SLG: 0.321 (1, 6)											3	1	1	2	2	0	3						
<b>Lou Brock, L</b> OBP: 0.317, SLG: 0.357 <b>Al Hrabosky, R</b> (8, 1)											3	0	1	1	1	1	3						
<b>Ted Simmons, S</b> OBP: 0.364, SLG: 0.384 (1, 5)											3	1	1	0	2	0	2						
<b>Willie Crawford, L</b> OBP: 0.368, SLG: 0.494 (1, 9)											4	0	0	0	0	1	6						
<b>Keith Hernandez, L</b> OBP: 0.323, SLG: 0.306 (1, 3)											5	1	1	0	0	0	2						
<b>Joe Ferguson, R</b> OBP: 0.322, SLG: 0.369 (1, 2)											3	1	1	1	2	0	1						
<b>Vic Harris, S</b> OBP: 0.288, SLG: 0.319 (1, 4)											4	0	0	0	0	1	2						
<b>John Denny, R</b> ERA: 4.5 <b>John Curtis, L</b> ERA: 4.47 <b>Eddie Solomon, R</b> ERA: 3.86 <b>Ron Falty, L</b> ERA: 2.36 <b>Mike Wallace, L</b> ERA: 5.19 <b>Bill Greif, R</b> ERA: 5.19											1	0	0	0	0	0	1						
<b>Inning Stats</b>	R: 2 E: 0 K: 0 S: 5	H: 2 LOB: 0 BB: 0 P: 5	R: 0 E: 0 K: 2 S: 7	H: 0 LOB: 1 BB: 1 P: 11	R: 0 E: 0 K: 1 S: 6	H: 1 LOB: 2 BB: 1 P: 10	R: 0 E: 0 K: 0 S: 3	H: 0 LOB: 0 BB: 0 P: 3	R: 0 E: 0 K: 0 S: 3	H: 0 LOB: 3 BB: 3 P: 15	R: 3 E: 1 K: 1 S: 7	H: 1 LOB: 2 BB: 2 P: 15	R: 1 E: 0 K: 0 S: 4	H: 1 LOB: 1 BB: 1 P: 8	R: 0 E: 0 K: 0 S: 4	H: 1 LOB: 1 BB: 0 P: 4	R: 0 E: 0 K: 0 S: 3	H: 0 LOB: 0 BB: 0 P: 3	1B: 3 2B: 1 3B: 3 HR: 0	SF: 1 SAC: 3 DP: 0 HBP: 0	WP: 0 PB: 0 SB: 0 CS: 0	PA: 46	
<b>PITCHER</b>	IP	WLS	BF	H	R	ER	SO	BB	IBB	HBP	BLK	WP	HR	S	P	ERA	WHIP						
<b>Don Sutton, R</b> ERA: 4.5 <b>Stan Wall, L</b> ERA: 4.21 <b>Charlie Hough, R</b> ERA: 2.3	(1, 1)	6.0	30	4	5	3	4	7	0	0	0	0	0	0	31	59	4.50	1.833					
<b>PITCHER</b>	IP	WLS	BF	H	R	ER	SO	BB	IBB	HBP	BLK	WP	HR	S	P	ERA	WHIP						
<b>Al Hrabosky, L</b> ERA: 3.03 (8, 1)	2.1	L	11	3	1	0	1	0	1	0	0	0	0	0	16	0.00	1.286						

**TOP**

**St. Louis Cardinals @ Los Angeles Dodgers**  
Dodger Stadium, Los Angeles, CA  
Wed Jul 21 1976, 3:33 AM PDT  
Att: 26,693 - Unknown

livebaseballscorecards.com

AB 34  
R 6  
H 7  
RBI 5  
BB 8  
SO 4  
LOB 21




Batter	1	2	3	4	5	6	7	8	9	10	AB	R	H	RBI	BB	SO	LOB					
<b>Davey Lopes, R</b> OBP: 0.326, SLG: 0.356 (1, 4)											5	1	2	1	0	1	2					
<b>Bill Buckner, L</b> OBP: 0.318, SLG: 0.386 (1, 7)											4	1	1	0	1	0	4					
<b>Reggie Smith, S</b> OBP: 0.296, SLG: 0.451 (1, 9)											5	3	4	2	0	0	0					
<b>Ron Cey, R</b> OBP: 0.397, SLG: 0.492 (1, 5)											5	0	0	0	0	0	3					
<b>Steve Garvey, R</b> OBP: 0.356, SLG: 0.433 (1, 3)											4	0	2	1	1	0	1					
<b>Bill Russell, R</b> OBP: 0.330, SLG: 0.402 (1, 6)											5	1	1	0	0	0	2					
<b>Dusty Baker Jr, R</b> OBP: 0.313, SLG: 0.306 (1, 8)											5	0	0	0	0	1	3					
<b>Steve Yeager, R</b> OBP: 0.281, SLG: 0.356 <b>Manny Mota, R</b> OBP: 0.342, SLG: 0.303 (10, PH)											3	1	1	0	1	0	0					
<b>Don Sutton, R</b> ERA: 3.31 <b>Lee Lacy, R</b> ERA: 4.47 <b>Stan Wall, L</b> ERA: 4.21 <b>Danny Walton, R</b> ERA: 4.47 <b>Charlie Hough, R</b> ERA: 2.33 <b>Ted Sizemore, R</b> ERA: 5.19	(1, 1)	3.2	19	5	4	0	0	4	0	0	0	0	0	0	0	0	0					
<b>PITCHER</b>	IP	WLS	BF	H	R	ER	SO	BB	IBB	HBP	BLK	WP	HR	S	P	ERA	WHIP					
<b>Al Hrabosky, L</b> ERA: 3.03 (8, 1)	2.1	L	11	3	1	0	1	0	1	0	0	0	0	0	16	0.00	1.286					

**BOTTOM**

**St. Louis Cardinals @ Los Angeles Dodgers**  
Dodger Stadium, Los Angeles, CA  
Wed Jul 21 1976, 3:33 AM PDT  
Att: 26,693 - Unknown

livebaseballscorecards.com

AB 39  
R 7  
H 13  
RBI 6  
BB 6  
SO 2  
LOB 15



Batter	1	2	3	4	5	6	7	8	9	10	11	AB	R	H	RBI	BB	SO	LOB	TOP												
<b>Jerry Turner, L</b> OBP: 0.309, SLG: 0.373 <b>Butch Metzger, R</b> OBP: 0.281, SLG: 0.348	 G4-6-3 1B BB		 L8		 FC3-6		 K	 4-3			 SH2-4 SF8 BB	4	1	0	0	1	1	4	0	1	0	0	1	0	0						
<b>Tito Fuentes, S</b> OBP: 0.296, SLG: 0.327	 G4-6-3 1B		 K		 L8			 1B	 4-3		 SH2-4	5	1	2	0	0	1	1													
<b>Willie Davis, L</b> OBP: 0.296, SLG: 0.396	 G4-6-3 1B			 6-3		 4-3		 1B	 E 1B		 SF8	5	1	2	1	0	0	2													
<b>Dave Winfield, R</b> OBP: 0.367, SLG: 0.467	 1B			 2B BB		 1B		 F7	 K		 F6	5	0	2	1	1	1	3													
<b>Johnny Grubb, L</b> OBP: 0.411, SLG: 0.422	 F8			 F4		 1-6-3		 L8	 E9 1B			5	0	1	0	0	0	5													
<b>Doug Rader, R</b> OBP: 0.328, SLG: 0.381		 G6-4-3 BB		 2B		 BB		 BB	 K			3	1	2	2	2	1	2													
<b>Hector Torres, R</b> OBP: 0.276, SLG: 0.323		 L7		 K		 F8		 BB		 K		5	0	1	0	0	2	5													
<b>Fred Kendall, R</b> OBP: 0.286, SLG: 0.270 <b>Willie McCovey, L</b> OBP: 0.285, SLG: 0.349 <b>Alan Foster, R</b> OBP: 0.198, SLG: 0.056 <b>Bob Davis, R</b> OBP: 0.217, SLG: 0.232	 G6-4-3					 1B		 5-3		 1-3		3	0	1	0	0	0	1													
<b>Dan Spillner, R</b> OBP: 0.378, SLG: 0.043 <b>Ted Kubiak, S</b> OBP: 0.378, SLG: 0.362 <b>Jerry Johnson, R</b> OBP: 0.320, SLG: 0.407	 G3					 FC2-6		 4-3		 F8		2	0	0	0	0	1														
<b>Inning Stats</b>	R: 1 E: 0 K: 0 S: 4	H: 2 LOB: 1 BB: 1 P: 8	R: 0 E: 0 K: 0 S: 2	H: 0 LOB: 0 BB: 1 P: 6	R: 0 E: 0 K: 1 S: 5	H: 0 LOB: 0 BB: 0 P: 5	R: 0 E: 0 K: 1 S: 6	H: 1 LOB: 2 BB: 1 P: 10	R: 0 E: 0 K: 0 S: 4	H: 1 LOB: 2 BB: 0 P: 8	R: 0 E: 0 K: 1 S: 5	H: 0 LOB: 0 BB: 0 P: 5	R: 3 E: 0 K: 0 S: 7	H: 4 LOB: 3 BB: 2 P: 15	R: 0 E: 1 K: 2 S: 9	H: 2 LOB: 2 BB: 0 P: 9	R: 0 E: 0 K: 1 S: 5	H: 0 LOB: 0 BB: 0 P: 5	R: 1 E: 1 K: 0 S: 3	H: 0 LOB: 0 BB: 1 P: 7	1B: 10 2B: 1 3B: 0 HR: 0	SF: 1 SAC: 1 DP: 2 HBP: 0	WP: 1 PB: 0 SB: 1 CS: 0	PA: 49							
<b>PITCHER</b>	IP ERA	WLS 3.1	BF 34	H 9	R 4	ER 4	SO 3	BB 4	IBB 0	HBP 0	BLK 0	WP 1	HR 0	S 36	P 52	ERA 4.70	WHIP 1.696														
<b>Rick Rhoden, R</b> ERA: 3.1																															
<b>Charlie Hough, R</b> ERA: 2.27	1.1		8	2	0	0	2	2	0	0	0	0	0	10	18	0.00	3.000														
<b>Elias Sosa, R</b> ERA: 4.53	2.0	L	7	0	1	0	1	1	0	0	0	0	0	8	12	0.00	0.500														

Batter	1	2	3	4	5	6	7	8	9	10	11	AB	R	H	RBI	BB	SO	LOB	BOTTOM														
<b>Davey Lopes, R</b> OBP: 0.326, SLG: 0.349	 G6-4-3 2B BB		 6-3		 F8			 SH1-3 1B BB	 L9		 FC5-2	4	2	0	0	2	0	5															
<b>Ted Sizemore, R</b> OBP: 0.316, SLG: 0.319	 G6-4-3 1B BB		 6-3		 F2			 SH1-3		 6-3	 F5	4	0	0	0	1	0	3															
<b>Bill Buckner, L</b> OBP: 0.314, SLG: 0.381	 G6-4-3		 G3				 G3		 F8		 4-3		5	0	0	0	0	3															
<b>Ron Cey, R</b> OBP: 0.403, SLG: 0.493	 2B BB			 4-3		 FC5-4 BB		 2H	 1B		 1B	3	0	2	1	2	0	0															
<b>Steve Garvey, R</b> OBP: 0.355, SLG: 0.433	 1B 2B			 5-3		 K		 F8		 F7		5	0	1	1	0	1	3															
<b>Bill Russell, R</b> OBP: 0.328, SLG: 0.399		 4-3		 5-3		 FC5-4		 6-3	 SH1-4 1B		 6-3	5	0	1	0	0	1																
<b>Lee Lacy, R</b> OBP: 0.318, SLG: 0.384		 2B			 HR 1B		 5-3		 SH1-4		 FC5-2 1B	4	1	3	0	0	0	0															
<b>Steve Yeager, R</b> OBP: 0.291, SLG: 0.367 <b>Reggie Smith, S</b> OBP: 0.299, SLG: 0.451 <b>Ellie Rodriguez, R</b> OBP: 0.452, SLG: 0.273 <b>Manny Mota, R</b> OBP: 0.359, SLG: 0.353	 F8				 HR		 6-3		 6-3		 FC5-2 2B	3	1	1	2	0	0	1															
<b>Rick Rhoden, R</b> OBP: 0.356, SLG: 0.455 <b>Charlie Hough, R</b> OBP: 0.267, SLG: 0.333 <b>Ed Goodson, L</b> OBP: 0.241, SLG: 0.280 <b>Elias Sosa, R</b> OBP: 0.143, SLG: 0.143 <b>Henry Cruz, L</b> OBP: 0.250, SLG: 0.368	 5-3				 K		 F8		 6-3		 FC5-2 IBB	3	0	0	0	0	1	1															
<b>Inning Stats</b>	R: 1 E: 0 K: 0 S: 2	H: 1 LOB: 2 BB: 3 P: 14	R: 0 E: 0 K: 0 S: 4	H: 1 LOB: 1 BB: 0 P: 4	R: 0 E: 0 K: 0 S: 3	H: 0 LOB: 0 BB: 0 P: 3	R: 2 E: 0 K: 1 S: 7	H: 2 LOB: 0 BB: 0 P: 7	R: 0 E: 0 K: 0 S: 5	H: 0 LOB: 0 BB: 0 P: 3	R: 1 E: 0 K: 0 S: 4	H: 1 LOB: 1 BB: 1 P: 8	R: 0 E: 0 K: 0 S: 4	H: 1 LOB: 2 BB: 1 P: 8	R: 0 E: 0 K: 0 S: 4	H: 1 LOB: 1 BB: 0 P: 4	R: 0 E: 0 K: 0 S: 5	H: 2 LOB: 3 BB: 1 P: 9	1B: 5 2B: 3 3B: 0 HR: 1	SF: 0 SAC: 2 DP: 1 HBP: 0	WP: 0 PB: 0 SB: 1 CS: 0	PA: 47											
<b>PITCHER</b>	IP ERA	WLS 4.62	BF 24	H 4	R 3	ER 3	SO 2	BB 4	IBB 0	HBP 0	BLK 0	WP 0	HR 1	S 24	P 40	ERA 4.50	WHIP 1.333																
<b>Dan Spillner, R</b> ERA: 4.62																																	
<b>Jerry Johnson, R</b> ERA: 3.86	1.0		3	0	0	0	0	0	0	0	0	0	0	3	3	0.00	0.000																
<b>Butch Metzger, R</b> ERA: 0.04	3.1	W	17	5	1	1	0	1	1	0	0	0	0	15	23	2.70	1.800																
<b>Dave Freisleben, R</b> ERA: 3.24	0.2	S	3	0	0	0	0	0	1	0	0	0	0	2	6	0.00	0.000																

San Diego Padres @ Los Angeles Dodgers  
Dodger Stadium, Los Angeles, CA  
Thu Jul 22 1976, 7:05 PM PDT  
Att: 25,450 - Unknown

livebaseballscores.com

AB 40  
R 5  
H 11  
RBI 5  
BB 7  
SO 6  
LOB 24

WP: 1 PA: 49  
PB: 0  
SB: 1  
CS: 0

San Diego Padres @ Los Angeles Dodgers  
Dodger Stadium, Los Angeles, CA  
Thu Jul 22 1976, 7:05 PM PDT  
Att: 25,450 - Unknown

livebaseballscores.com

AB 38  
R 4  
H 9  
RBI 4  
BB 7  
SO 2  
LOB 19

Dodgers

Batter	1	2	3	4	5	6	7	8	9	AB	R	H	RBI	BB	SO	LOB	TOP		
Luis Melendez, R OBP: 0.233, SLG: 0.253 (1, 8)	F7		4-3			F9			4-3	4	0	0	0	0	0	1			
Ted Kubiak, S OBP: 0.368, SLG: 0.351 (1, 4)	4-3			6-3		FC4-6			5-3	4	0	0	0	0	0	1			
Johnny Grubb, L OBP: 0.412, SLG: 0.420 (1, 7)	1B			F4			FC1-4 1B BB		F5	3	0	1	0	1	0	0			
Dave Winfield, R OBP: 0.367, SLG: 0.466 (1, 9)	F7			5-3			FC1-4 1B			3	0	1	0	0	0	1			
Mike Ivie, R OBP: 0.320, SLG: 0.406 (1, 3)		CS 1B				6-3			FC1-4 G4-6-3	3	0	1	0	0	0	2			
Doug Rader, R OBP: 0.325, SLG: 0.377 (1, 5)	K			6-3			G4-6-3			3	0	0	0	0	1	3			
Hector Torres, R OBP: 0.319, SLG: 0.319 Dave Tomlin, L (8, 1)			6-3			5-3			6-3	2	0	0	0	0	0	0			
Fred Kendall, R OBP: 0.287, SLG: 0.271 (1, 2)				5-3			FC5-4 1B		F4	3	0	1	0	0	0	0			
Brent Strom, R OBP: 0.173, SLG: 0.130 Ken Reynolds, L Rich Folkers, L Enzo Hernandez, R OBP: 0.316, SLG: 0.301 Merv Rettenmund, R OBP: 0.350, SLG: 0.302 (8, PH)			K			FC5-4 FC4-6			5-3	1	0	0	0	0	1	0			
<b>Inning Stats</b>	R: 0 E: 0 K: 0 S: 4	H: 1 LOB: 1 BB: 0 P: 4	R: 0 E: 0 K: 1 S: 5	H: 1 LOB: 0 BB: 0 P: 5	R: 0 E: 0 K: 1 S: 5	H: 0 LOB: 0 BB: 0 P: 5	R: 0 E: 0 K: 0 S: 3	H: 0 LOB: 0 BB: 0 P: 3	R: 0 E: 0 K: 0 S: 4	H: 1 LOB: 1 BB: 0 P: 4	R: 0 E: 0 K: 0 S: 3	H: 1 LOB: 1 BB: 1 P: 7	R: 0 E: 0 K: 0 S: 3	H: 0 LOB: 0 BB: 0 P: 3	R: 0 E: 0 K: 0 S: 3	H: 0 LOB: 0 BB: 0 P: 3	1B: 4 2B: 0 3B: 0 HR: 0	SF: 0 SAC: 0 DP: 1 HBP: 0	WP: 0 PA: 30 CS: 1
<b>PITCHER</b> Tommy John, L ERA: 2.93 (1, 1)	IP: 9.0 WLS: W BF: 30 H: 4 R: 0 ER: 0 SO: 2 BB: 1 IBB: 0 HBP: 0 BLK: 0 WP: 0 HR: 0 S: 33 P: 37 ERA: 0.00 WHIP: 0.556															<b>PITCHER</b> Tommy John, L ERA: 2.93 (1, 1)	IP: 9.0 WLS: W BF: 30 H: 4 R: 0 ER: 0 SO: 2 BB: 1 IBB: 0 HBP: 0 BLK: 0 WP: 0 HR: 0 S: 33 P: 37 ERA: 0.00 WHIP: 0.556		

San Diego Padres @ Los Angeles Dodgers  
Dodger Stadium, Los Angeles, CA  
Fri Jul 23, 1976, 7:05 PM PDT  
Att: 26,846 - Unknown

AB	29
R	0
H	4
RBI	0
BB	1
SO	2
LOB	9



Batter	1	2	3	4	5	6	7	8	9	AB	R	H	RBI	BB	SO	LOB	BOTTOM		
Davey Lopes, R OBP: 0.329, SLG: 0.349 (1, 8)	F4		BB S 1B			6-3				3	1	1	0	1	0	0			
Ted Sizemore, R OBP: 0.309, SLG: 0.311 (1, 4)	6-3		L7			F4				4	1	0	0	0	0	2			
Lee Lacy, R OBP: 0.321, SLG: 0.383 (1, 9)	K		BB			F8				3	0	1	1	1	1	0			
Ron Cey, R OBP: 0.401, SLG: 0.488 (1, 5)		F8				K				3	0	0	0	1	2	1			
Steve Garvey, R OBP: 0.351, SLG: 0.428 (1, 3)		5-3				F9				4	0	0	0	0	1	4			
Bill Russell, R OBP: 0.327, SLG: 0.397 (1, 6)		6-3				4-3				4	0	1	0	0	0	1			
Bill Buckner, L OBP: 0.314, SLG: 0.388 (1, 7)			HR			F6				4	1	1	1	0	0	1			
Steve Yeager, R OBP: 0.292, SLG: 0.378 (1, 2)			HR			F3				3	1	1	1	0	0	0			
Tommy John, R OBP: 0.171, SLG: 0.154 (1, 1)			F8			4-3				2	1	0	0	1	0	0			
<b>Inning Stats</b>	R: 0 E: 0 K: 1 S: 5	H: 0 LOB: 0 BB: 0 P: 5	R: 0 E: 0 K: 0 S: 3	H: 0 LOB: 0 BB: 0 P: 3	R: 2 E: 0 K: 1 S: 8	H: 3 LOB: 3 BB: 2 P: 16	R: 0 E: 0 K: 0 S: 3	H: 0 LOB: 0 BB: 0 P: 3	R: 3 E: 1 K: 1 S: 7	H: 1 LOB: 1 BB: 2 P: 15	R: 0 E: 0 K: 0 S: 3	H: 0 LOB: 0 BB: 0 P: 3	R: 0 E: 0 K: 1 S: 6	H: 1 LOB: 1 BB: 0 P: 6	R: 0 E: 0 K: 1 S: 6	H: 1 LOB: 1 BB: 0 P: 6	1B: 3 2B: 0 3B: 0 HR: 2	SF: 0 SAC: 0 DP: 0 HBP: 0	WP: 1 PA: 34 CS: 0
<b>PITCHER</b> Brent Strom, L ERA: 3.11 Ken Reynolds, L ERA: 4.6 Rich Folkers, L ERA: 4.7 Dave Tomlin, L ERA: 4.5 (1, 1)	IP: 2.1 WLS: L BF: 10 H: 3 R: 2 ER: 2 SO: 1 BB: 0 IBB: 0 HBP: 0 BLK: 0 WP: 0 HR: 2 S: 12 P: 12 ERA: 7.71 WHIP: 1.286															<b>PITCHER</b> Brent Strom, L ERA: 3.11 Ken Reynolds, L ERA: 4.6 Rich Folkers, L ERA: 4.7 Dave Tomlin, L ERA: 4.5 (1, 1)	IP: 2.1 WLS: L BF: 10 H: 3 R: 2 ER: 2 SO: 1 BB: 0 IBB: 0 HBP: 0 BLK: 0 WP: 0 HR: 2 S: 12 P: 12 ERA: 7.71 WHIP: 1.286		

San Diego Padres @ Los Angeles Dodgers  
Dodger Stadium, Los Angeles, CA  
Fri Jul 23, 1976, 7:05 PM PDT  
Att: 26,846 - Unknown

AB	30
R	5
H	5
RBI	3
BB	4
SO	4
LOB	9





Batter	1	2	3	4	5	6	7	8	9	AB	R	H	RBI	BB	SO	LOB	TOP																	
Davey Lopes, R OBP: 0.332, SLG: 0.349	(1,4) X F8		X 0-0 CS 2H 1B		X 0-0 4-3		X 4-0 IBB			3	0	1	1	1	0	1	Los Angeles Dodgers @ San Diego Padres San Diego Stadium, San Diego, CA Sat Jul 24 1976, 10:05 PM EDT Att: 38,611 - Unknown																	
Bill Buckner, L OBP: 0.313, SLG: 0.386	(1,7) X F8		X 0-0 CS 1-2	X 0-0 G3	X 0-0 1B	X 0-0 G3	X 0-0 G3			4	0	1	1	0	0	2																		
Reggie Smith, S OBP: 0.295, SLG: 0.444	(1,9) X 6-3		X 0-0	X 0-0 F9	X 0-0 L9			X 0-3 K		4	0	0	0	0	1	1																		
Ron Cey, R OBP: 0.397, SLG: 0.482	(1,5)	X 0-0 F8		X 0-0 6-3		X 0-0 5-3		X 0-3 K		4	0	0	0	0	1	0																		
Steve Garvey, R OBP: 0.350, SLG: 0.426	(1,3)	X 0-0 6-3		X 0-0	X 0-0 1B 2B	X 0-0 5-3		X 0-0 6-3		4	1	1	0	0	0	0																		
Bill Russell, R OBP: 0.326, SLG: 0.395	(1,6)	X 0-0 L1		X 0-0	X 0-0 1B 2B BB	X 0-0 F9		X 0-0 L4		4	1	1	0	0	0	0																		
Lee Lacy, R OBP: 0.324, SLG: 0.383	(1,8)		X 0-0 FC4-6 1B		X 4-0 2B 1-2 SF7 BB	X 0-0 5-3		X 0-0 L8		3	1	1	0	1	0	0																		
Steve Yeager, R OBP: 0.298, SLG: 0.388	(1,2)		X 0-0 FC4-6 1B SH2-3		X 0-0 SF7 1B 2B	X 0-0 SH2-4 1B		X 0-0 1B		4	2	3	2	0	0	1																		
Burt Hooton, R OBP: 0.214, SLG: 0.162	(1,1)		X 0-0 SH2-3		X 0-0 SF7			X 0-3 K		0	0	0	1	0	0	0																		
Stan Wall, L (8,1)										0	0	0	0	0	0	0																		
Charlie Hough, R OBP: 0.267, SLG: 0.333	(8,1)									0	0	0	0	0	0	0																		
Ed Goodson, L OBP: 0.238, SLG: 0.276	(9, PH)									1	0	0	0	0	1	1																		
Elias Sosa, R OBP: 0.143, SLG: 0.143	(9,1)									0	0	0	0	0	0	0																		
<b>Inning Stats</b>	R: 0 E: 0 K: 0 S: 3	H: 0 LOB: 0 BB: 0 P: 3	R: 0 E: 0 K: 0 S: 3	H: 0 LOB: 0 BB: 0 P: 3	R: 1 E: 0 K: 0 S: 4	H: 2 LOB: 0 BB: 0 P: 4	R: 0 E: 0 K: 0 S: 3	H: 0 LOB: 0 BB: 0 P: 3	R: 4 E: 0 K: 0 S: 7	H: 4 LOB: 1 BB: 1 P: 11	R: 0 E: 0 K: 0 S: 3	H: 0 LOB: 0 BB: 0 P: 3	R: 0 E: 0 K: 0 S: 4	H: 1 LOB: 2 BB: 1 P: 8	R: 0 E: 0 K: 1 S: 6	H: 1 LOB: 1 BB: 0 P: 6	1B: 7 2B: 1 3B: 0 HR: 0	SF: 1 SAC: 2 DP: 0 HBP: 0	WP: 0 PB: 0 SB: 0 CS: 1	PA: 37														
<b>PITCHER</b>	IP WLS BF H R ER SO BB IBB HBP BLK WP HR S P ERA WHIP																																	
Randy Jones, L ERA: 2.62	(1,1)	7.0	29	7	5	5	0	1	1	0	0	0	0	0	27	35	6.43	1.143																
Jerry Johnson, R ERA: 2.94	(8,1)	1.2	6	1	0	0	2	0	0	0	0	0	0	0	10	10	0.00	0.600																
Butch Metzger, R ERA: 2.03	(9,1)	0.1	W	1	0	0	0	1	0	0	0	0	0	0	3	3	0.00	0.000																

Batter	1	2	3	4	5	6	7	8	9	AB	R	H	RBI	BB	SO	LOB	BOTTOM																	
Enzo Hernandez, R OBP: 0.316, SLG: 0.301	(1,6) X F9		X 0-0 4-3 2-3 1B		X 0-0 FC6-4 1-2		X 0-0 F5		X 0-0 F9	3	0	1	0	0	0	1	Los Angeles Dodgers @ San Diego Padres San Diego Stadium, San Diego, CA Sat Jul 24 1976, 10:05 PM EDT Att: 38,611 - Unknown																	
Willie McCovey, L OBP: 0.284, SLG: 0.348	(7, PH)									1	0	0	0	0	0	3																		
Jerry Johnson, R OBP: 0.213, SLG: 0.228	(8,1)									0	0	0	0	0	0	0																		
Bob Davis, R OBP: 0.213, SLG: 0.228	(9,2)									1	0	0	0	0	0	0																		
Tito Fuentes, S OBP: 0.297, SLG: 0.328	(1,4) X F8		X 0-0 4-3 1-2		X 0-0 F7		X 0-0 F9 BB SF7	X 0-0 1B	X 0-0 2B 1B	5	2	2	1	0	0	1																		
Willie Davis, L OBP: 0.298, SLG: 0.394	(1,8) X K		X 0-0 4-3		X 0-0 1-3		X 4-0 2B 1-2 BB	X 0-0 2B 1B	X 0-0 2B 1B	4	1	1	0	1	1	1																		
Dave Winfield, R OBP: 0.365, SLG: 0.465	(1,9)	X 0-0 F5		X 0-0 F8		X 0-0 6-3		X 0-0 F9 2-3	X 0-0 2B 1-3 2H	5	0	1	1	0	0	2																		
Johnny Grubb, L OBP: 0.409, SLG: 0.416	(1,7)	X 0-0 F7		X 0-0 L8		X 4-0 BB 1B BB	X 0-0 SF7			2	0	0	1	1	0	0																		
Mike Ivie, R OBP: 0.328, SLG: 0.418	(1,3)	X 0-0 1B		X 0-0 L5		X 0-0 BB 1B	X 0-0 WP 1B 2B			4	1	3	1	0	0	0																		
Doug Rader, R OBP: 0.314, SLG: 0.375	(1,5)		X 0-3 K		X 4-0 FC6-4 BB		X 0-3 K	X 0-0 2B 1B		2	0	0	0	1	2	3																		
Ted Kubiak, S OBP: 0.373, SLG: 0.356	(8,5)									1	1	1	1	0	0	0																		
Fred Kendall, R OBP: 0.290, SLG: 0.282	(1,2)		X 0-0 1B 4-3		X 0-0 F7 1B		X 0-3 K	X 0-0 2B		4	1	2	1	0	1	3																		
Butch Metzger, R OBP: 0.272, SLG: 0.317	(9,1)									0	0	0	0	0	0	0																		
Randy Jones, R OBP: 0.113, SLG: 0.060	(1,1)		X 0-0 B1-4		X 0-0 F2		X 4-0 BB	X 0-0 5-3		2	0	0	0	0	0	2																		
Jerry Turner, L OBP: 0.314, SLG: 0.373	(7, PH)									0	0	0	0	1	0	0																		
Hector Torres, R OBP: 0.272, SLG: 0.317	(8,6)									1	0	0	0	0	0	1																		
<b>Inning Stats</b>	R: 0 E: 0 K: 1 S: 5	H: 0 LOB: 0 BB: 0 P: 5	R: 0 E: 0 K: 1 S: 6	H: 1 LOB: 1 BB: 0 P: 6	R: 1 E: 0 K: 0 S: 5	H: 2 LOB: 1 BB: 0 P: 5	R: 0 E: 0 K: 0 S: 3	H: 0 LOB: 0 BB: 0 P: 3	R: 0 E: 0 K: 0 S: 3	H: 0 LOB: 1 BB: 1 P: 7	R: 0 E: 0 K: 0 S: 3	H: 0 LOB: 0 BB: 0 P: 3	R: 0 E: 0 K: 2 S: 8	H: 1 LOB: 3 BB: 2 P: 16	R: 4 E: 0 K: 0 S: 7	H: 4 LOB: 1 BB: 1 P: 11	R: 1 E: 0 K: 0 S: 4	H: 3 LOB: 2 BB: 0 P: 4	1B: 7 2B: 4 3B: 0 HR: 0	SF: 1 SAC: 0 DP: 0 HBP: 0	WP: 1 PB: 0 SB: 0 CS: 0	PA: 40												
<b>PITCHER</b>	IP WLS BF H R ER SO BB IBB HBP BLK WP HR S P ERA WHIP																																	
Burt Hooton, R ERA: 3.93	(1,1)	7.0	29	5	2	2	4	3	0	0	0	0	0	0	34	46	2.57	1.143																
Stan Wall, L ERA: 4.62	(8,1)	0.2	4	1	1	1	0	1	0	0	0	0	0	0	3	7	13.50	3.000																
Charlie Hough, R ERA: 2.37	(8,1)	0.1	3	2	2	2	0	0	0	0	0	0	1	0	3	3	54.00	6.000																
Elias Sosa, R ERA: 4.7	(9,1)	0.1	L	4	3	1	1	0	0	0	0	0	0	4	4	27.00	9.000																	


Batter	1	2	3	4	5	6	7	8	9	AB	R	H	RBI	BB	SO	LOB	TOP										
Davey Lopes, R OBP: 0.331, SLG: 0.351 (1, 8)										4	0	1	0	0	1	3	<b>Los Angeles Dodgers @ San Diego Padres</b> San Diego Stadium, San Diego, CA Sun Jul 25 1976, 6:33 AM EDT Att: 18,508 - Unknown <a href="http://livebaseballscorecards.com">livebaseballscorecards.com</a>										
Ted Sizemore, R OBP: 0.308, SLG: 0.310 (1, 4)										4	0	1	0	0	0	0											
Reggie Smith, S OBP: 0.291, SLG: 0.438 (1, 9)										4	0	0	0	0	0	2											
Ron Cey, R OBP: 0.392, SLG: 0.476 (1, 5)										4	0	0	0	0	1	2											
Steve Garvey, R OBP: 0.347, SLG: 0.422 (1, 3)										4	0	0	0	0	1	2											
Bill Russell, R OBP: 0.331, SLG: 0.398 (1, 6)										3	1	2	0	1	0	0											
Lee Lacy, R OBP: 0.327, SLG: 0.389 (1, 7)										4	0	2	1	0	0	2											
Steve Yeager, R OBP: 0.298, SLG: 0.385 (1, 2)										2	0	0	0	1	1	1											
Doug Rau, L OBP: 0.326, SLG: 0.211 (1, 1)										1	0	0	0	2	0	1											
<b>Inning Stats</b>	R: 0 E: 0 K: 2 S: 9	H: 2 LOB: 2 BB: 0 P: 9	R: 0 E: 0 K: 0 S: 3	H: 1 LOB: 2 BB: 2 P: 11	R: 0 E: 0 K: 0 S: 3	H: 0 LOB: 0 BB: 0 P: 3	R: 0 E: 0 K: 0 S: 3	H: 1 LOB: 0 BB: 0 P: 3	R: 0 E: 0 K: 0 S: 2	H: 0 LOB: 0 BB: 1 P: 6	R: 0 E: 0 K: 0 S: 3	H: 0 LOB: 0 BB: 0 P: 3	R: 1 E: 0 K: 1 S: 6	H: 1 LOB: 1 BB: 1 P: 10	R: 0 E: 0 K: 1 S: 5	H: 0 LOB: 0 BB: 0 P: 5	R: 0 E: 0 K: 0 S: 4	H: 1 LOB: 1 BB: 0 P: 4	1B: 4 2B: 2 3B: 0 HR: 0	SF: 0 SAC: 0 DP: 1 HBP: 0	WP: 0 PB: 0 SB: 1 CS: 1	PA: 34					
<b>PITCHER</b>	IP	WLS	BF	H	R	ER	SO	BB	IBB	HBP	BLK	WP	HR	S	P	ERA	WHIP										
Dave Freisleben, R ERA: 3.08 (1, 1)	8.0	L	30	5	1	1	4	4	0	0	0	0	0	34	50	1.12	1.125										
Butch Metzger, R ERA: 2.0 (9, 1)	1.0		4	1	0	0	0	0	0	0	0	0	0	4	4	0.00	1.000										


Batter	1	2	3	4	5	6	7	8	9	AB	R	H	RBI	BB	SO	LOB	BOTTOM										
Enzo Hernandez, R OBP: 0.315, SLG: 0.300 (1, 6)										4	0	1	0	0	0	1	<b>Los Angeles Dodgers @ San Diego Padres</b> San Diego Stadium, San Diego, CA Sun Jul 25 1976, 6:33 AM EDT Att: 18,508 - Unknown <a href="http://livebaseballscorecards.com">livebaseballscorecards.com</a>										
Tito Fuentes, S OBP: 0.294, SLG: 0.324 (1, 4)										4	0	0	0	0	1	1											
Johnny Grubb, L OBP: 0.402, SLG: 0.407 (1, 7)										4	0	0	0	0	1	0											
Dave Winfield, R OBP: 0.364, SLG: 0.464 (1, 9)										3	0	1	0	0	0	0											
Mike Ivie, R OBP: 0.333, SLG: 0.428 (1, 3)										3	0	2	0	0	0	1											
Doug Rader, R OBP: 0.323, SLG: 0.371 (1, 5)										3	0	0	0	0	1	3											
Luis Melendez, R OBP: 0.237, SLG: 0.256 (1, 8)										3	0	1	0	0	0	1											
Bob Davis, R OBP: 0.203, SLG: 0.217 (1, 2)										3	0	0	0	0	0	2											
Dave Freisleben, R OBP: 0.240, SLG: 0.320 (1, 1)										2	0	0	0	0	0	1											
Willie Davis, L OBP: 0.300, SLG: 0.396 (8, PH)										1	0	1	0	0	0	0											
Butch Metzger, R (9, 1)										0	0	0	0	0	0	0											
<b>Inning Stats</b>	R: 0 E: 0 K: 1 S: 5	H: 1 LOB: 0 BB: 0 P: 5	R: 0 E: 0 K: 0 S: 3	H: 1 LOB: 0 BB: 0 P: 3	R: 0 E: 1 K: 0 S: 4	H: 1 LOB: 1 BB: 0 P: 4	R: 0 E: 0 K: 0 S: 3	H: 0 LOB: 0 BB: 0 P: 3	R: 0 E: 0 K: 0 S: 6	H: 1 LOB: 1 BB: 0 P: 6	R: 0 E: 0 K: 1 S: 6	H: 1 LOB: 1 BB: 0 P: 6	R: 0 E: 0 K: 0 S: 3	H: 1 LOB: 0 BB: 0 P: 3	R: 0 E: 0 K: 0 S: 3	H: 0 LOB: 0 BB: 0 P: 3	R: 0 E: 0 K: 0 S: 3	H: 0 LOB: 0 BB: 0 P: 3	1B: 5 2B: 1 3B: 0 HR: 0	SF: 0 SAC: 0 DP: 1 HBP: 0	WP: 0 PB: 0 SB: 0 CS: 1	PA: 31					
<b>PITCHER</b>	IP	WLS	BF	H	R	ER	SO	BB	IBB	HBP	BLK	WP	HR	S	P	ERA	WHIP										
Doug Rau, L ERA: 2.77 (1, 1)	9.0	W	30	6	0	0	3	0	0	0	0	0	0	36	36	0.00	0.667										

Batter	1	2	3	4	5	6	7	8	9	AB	R	H	RBI	BB	SO	LOB	TOP			
<b>Davey Lopes, R</b> OBP: 0.327, SLG: 0.346 (1, 8)										4	1	1	0	0	0	1	<b>Los Angeles Dodgers @ Atlanta Braves</b> Atlanta-Fulton County Stadium, Atlanta, GA Wed Jul 28 1976, 7:05 PM EDT Att: 7,021 - Unknown			
<b>Ted Sizemore, R</b> OBP: 0.314, SLG: 0.317 (1, 4)										4	1	2	0	0	1	0				
<b>Reggie Smith, S</b> OBP: 0.292, SLG: 0.436 (1, 9)										4	0	0	0	0	2	3				
<b>Ron Cey, R</b> OBP: 0.396, SLG: 0.472 (1, 5)										1	0	0	0	3	0	0				
<b>Steve Garvey, R</b> OBP: 0.353, SLG: 0.428 (1, 3)										4	0	2	0	0	0	4				
<b>Bill Russell, R</b> OBP: 0.334, SLG: 0.397 (1, 6)										4	0	1	2	0	0	1				
<b>Bill Buckner, L</b> OBP: 0.310, SLG: 0.383 (1, 7)										4	0	0	0	0	0	3				
<b>Ellie Rodriguez, R</b> OBP: 0.417, SLG: 0.259 (1, 2)										3	0	1	0	0	1	0				
<b>Tommy John, R</b> OBP: 0.163, SLG: 0.146 (1, 1)										2	0	0	0	0	2	1				
<b>Charlie Hough, R</b> OBP: 0.267, SLG: 0.333 (6, 1)										0	0	0	0	0	0	0				
<b>Ed Goodson, L</b> OBP: 0.235, SLG: 0.273 (7, PH)										1	0	0	0	0	0	0				
<b>Elias Sosa, R</b> OBP: 0.143, SLG: 0.143 (7, 1)										0	0	0	0	0	0	0				
<b>Inning Stats</b>	R: 2 E: 0 K: 0 S: 6	H: 3 LOB: 2 BB: 1 P: 10	R: 0 E: 0 K: 1 S: 5	H: 1 LOB: 0 BB: 0 P: 5	R: 0 E: 0 K: 2 S: 7	H: 1 LOB: 2 BB: 1 P: 11	R: 0 E: 0 K: 1 S: 5	H: 0 LOB: 0 BB: 0 P: 5	R: 0 E: 0 K: 1 S: 6	H: 1 LOB: 1 BB: 0 P: 6	R: 0 E: 0 K: 0 S: 2	H: 0 LOB: 0 BB: 1 P: 6	R: 0 E: 0 K: 0 S: 3	H: 0 LOB: 0 BB: 0 P: 3	R: 0 E: 0 K: 1 S: 5	H: 1 LOB: 1 BB: 0 P: 4	1B: 7 2B: 0 3B: 0 HR: 0	SF: 0 SAC: 0 DP: 2 HBP: 0	WP: 1 PB: 0 SB: 0 CS: 0	PA: 34
<b>PITCHER</b> <b>Phil Niekro, R</b> ERA: 3.47 (1, 1)	IP: 9.0 WLS: W BF: 34 H: 7 R: 2 ER: 2 SO: 6 BB: 3 IBB: 0 HBP: 0 BLK: 0 WP: 1 HR: 0 S: 43 P: 55 ERA: 2.00 WHIP: 1.111																			

Batter	1	2	3	4	5	6	7	8	9	AB	R	H	RBI	BB	SO	LOB	BOTTOM			
<b>Jerry Royster, R</b> OBP: 0.330, SLG: 0.334 (1, 5)										5	1	2	0	0	1	1	<b>Los Angeles Dodgers @ Atlanta Braves</b> Atlanta-Fulton County Stadium, Atlanta, GA Wed Jul 28 1976, 7:05 PM EDT Att: 7,021 - Unknown			
<b>Rod Gilbreath, R</b> OBP: 0.333, SLG: 0.390 (1, 4)										4	0	1	0	0	0	3				
<b>Jimmy Wynn, R</b> OBP: 0.384, SLG: 0.395 (1, 8)										3	1	1	1	0	0	1				
<b>Willie Montanez, L</b> OBP: 0.353, SLG: 0.424 (1, 3)										4	1	1	0	0	0	1				
<b>Tom Paciorek, R</b> OBP: 0.358, SLG: 0.414 (1, 7)										4	1	2	1	0	0	2				
<b>Ken Henderson, S</b> OBP: 0.375, SLG: 0.428 (1, 9)										4	0	2	1	0	1	1				
<b>Darrel Chaney, S</b> OBP: 0.345, SLG: 0.344 (1, 6)										3	0	0	0	1	2	3				
<b>Vic Correll, R</b> OBP: 0.373, SLG: 0.371 (1, 2)										3	2	2	0	1	0	2				
<b>Phil Niekro, R</b> OBP: 0.217, SLG: 0.300 (1, 1)										4	1	2	4	0	0	3				
<b>Inning Stats</b>	R: 0 E: 0 K: 0 S: 3	H: 0 LOB: 0 BB: 0 P: 3	R: 0 E: 0 K: 1 S: 6	H: 1 LOB: 1 BB: 0 P: 6	R: 0 E: 0 K: 0 S: 4	H: 2 LOB: 1 BB: 0 P: 4	R: 2 E: 0 K: 0 S: 6	H: 3 LOB: 2 BB: 1 P: 10	R: 1 E: 0 K: 0 S: 4	H: 1 LOB: 0 BB: 0 P: 4	R: 3 E: 0 K: 0 S: 5	H: 3 LOB: 0 BB: 1 P: 9	R: 0 E: 0 K: 0 S: 4	H: 1 LOB: 1 BB: 0 P: 4	R: 1 E: 0 K: 3 S: 11	H: 2 LOB: 1 BB: 0 P: 11	1B: 7 2B: 2 3B: 3 HR: 1	SF: 1 SAC: 0 DP: 2 HBP: 0	WP: 0 PB: 0 SB: 0 CS: 0	PA: 37
<b>PITCHER</b> <b>Tommy John, L</b> ERA: 3.1 (1, 1)	IP: 5.0 WLS: L BF: 24 H: 9 R: 5 ER: 5 SO: 1 BB: 1 IBB: 0 HBP: 0 BLK: 0 WP: 0 HR: 0 S: 25 P: 29 ERA: 9.00 WHIP: 2.000																			
<b>Charlie Hough, R</b> ERA: 2.55 (6, 1)	1.0 4 1 1 1 0 1 0 0 0 0 1 3 7 9.00 2.000																			
<b>Elias Sosa, R</b> ERA: 4.69 (7, 1)	2.0 9 3 1 1 3 0 0 0 0 0 0 15 15 4.50 1.500																			



Batter	1	2	3	4	5	6	7	8	9	AB	R	H	RBI	BB	SO	LOB	TOP										
<b>Davey Lopes, R</b> OBP: 0.322, SLG: 0.349 (1, 4)	F6			F9	F4			4-3	F2	5	0	0	0	0	0	4	<b>Los Angeles Dodgers @ San Francisco Giants</b> Candlestick Park, San Francisco, CA Sat Jul 31 1976, 10:05 PM EDT Att: 16,863 - Unknown										
<b>Bill Buckner, L</b> OBP: 0.309, SLG: 0.380 (1, 7)	F7			6-3				F8		4	0	1	0	0	0	0											
<b>Reggie Smith, S</b> OBP: 0.296, SLG: 0.438 (1, 9)	K									4	0	2	0	0	1	1											
<b>Steve Garvey, R</b> OBP: 0.352, SLG: 0.424 (1, 3)		4-3		F8						4	0	1	0	0	1	2											
<b>Ron Cey, R</b> OBP: 0.393, SLG: 0.463 (1, 5)	F8				F9				F9	4	0	0	0	0	1	1											
<b>Bill Russell, R</b> OBP: 0.335, SLG: 0.399 (1, 6)	K									4	2	2	0	0	1	0											
<b>Lee Lacy, R</b> OBP: 0.319, SLG: 0.379 (1, 8)				F8	5-3			5-3		4	0	1	0	0	0	1											
<b>Steve Yeager, R</b> OBP: 0.304, SLG: 0.396 (1, 2)				K						4	1	2	2	0	2	2											
<b>Doug Rau, L</b> OBP: 0.319, SLG: 0.205 (5, PH) <b>Ed Gooden, L</b> OBP: 0.241, SLG: 0.278 (5, 1) <b>Al Downing, L</b> OBP: 0.258, SLG: 0.304 (7, PH) <b>Henry Cruz, R</b> OBP: 0.327, SLG: 0.323 (7, 1) <b>Charlie Hough, R</b> OBP: 0.370, SLG: 0.371 (8, PH)				6-3						1	0	0	0	0	0	0											
<b>Inning Stats</b>	R: 0 E: 0 K: 1 S: 5	H: 0 LOB: 0 BB: 0 P: 5	R: 0 E: 0 K: 1 S: 5	H: 0 LOB: 0 BB: 0 P: 5	R: 0 E: 0 K: 1 S: 5	H: 0 LOB: 0 BB: 0 P: 5	R: 0 E: 0 K: 0 S: 4	H: 1 LOB: 1 BB: 0 P: 4	R: 1 E: 0 K: 0 S: 6	H: 3 LOB: 2 BB: 0 P: 6	R: 0 E: 0 K: 1 S: 6	H: 2 LOB: 1 BB: 0 P: 6	R: 1 E: 0 K: 1 S: 6	H: 1 LOB: 0 BB: 0 P: 6	R: 0 E: 0 K: 1 S: 6	H: 1 LOB: 1 BB: 0 P: 6		R: 1 E: 0 K: 1 S: 8	H: 3 LOB: 2 BB: 0 P: 8	1B: 9 2B: 1 3B: 0 HR: 1	SF: 0 SAC: 0 DP: 1 HBP: 0	WP: 0 PA: 37 PB: 0 SB: 0 CS: 0					
<b>PITCHER</b> <b>John Montefusco, R</b> ERA: 2.99 (1, 1)	IP	WLS	BF	H	R	ER	SO	BB	IBB	HBP	BLK	WP	HR	S	P	ERA	WHIP										

Batter	1	2	3	4	5	6	7	8	9	AB	R	H	RBI	BB	SO	LOB	BOTTOM										
<b>Larry Herndon, R</b> OBP: 0.348, SLG: 0.371 (1, 8)	K			F9						4	2	2	0	0	1	0	<b>Los Angeles Dodgers @ San Francisco Giants</b> Candlestick Park, San Francisco, CA Sat Jul 31 1976, 10:05 PM EDT Att: 16,863 - Unknown										
<b>Marty Perez, R</b> OBP: 0.331, SLG: 0.332 (1, 4)										4	1	2	0	0	1	1											
<b>Gary Matthews, R</b> OBP: 0.358, SLG: 0.423 (1, 7)										3	1	2	2	1	0	0											
<b>Bobby Murcer, L</b> OBP: 0.362, SLG: 0.415 (1, 9)										2	1	1	3	1	0	0											
<b>Ken Reitz, R</b> OBP: 0.314, SLG: 0.353 (1, 5)										4	1	1	0	0	0	5											
<b>Chris Speier, R</b> OBP: 0.311, SLG: 0.289 (1, 6)										4	0	1	0	0	1	0											
<b>Darrell Evans, L</b> OBP: 0.343, SLG: 0.328 (1, 3)										3	0	0	1	0	0	0											
<b>Marc Hill, R</b> OBP: 0.243, SLG: 0.290 (1, 2) <b>Mike Sadek, R</b> OBP: 0.339, SLG: 0.300 (8, 2)										3	0	0	0	0	0	0											
<b>John Montefusco, R</b> OBP: 0.164, SLG: 0.137 (1, 1)										3	0	0	0	0	1	0											
<b>Inning Stats</b>	R: 4 E: 0 K: 1 S: 9	H: 5 LOB: 0 BB: 0 P: 9	R: 1 E: 0 K: 0 S: 5	H: 2 LOB: 3 BB: 1 P: 10	R: 0 E: 0 K: 0 S: 3	H: 0 LOB: 0 BB: 0 P: 3	R: 1 E: 0 K: 0 S: 5	H: 2 LOB: 2 BB: 1 P: 9	R: 0 E: 0 K: 0 S: 3	H: 0 LOB: 0 BB: 0 P: 3	R: 0 E: 0 K: 2 S: 7	H: 0 LOB: 0 BB: 0 P: 7	R: 0 E: 0 K: 0 S: 3	H: 0 LOB: 0 BB: 0 P: 3	R: 0 E: 0 K: 1 S: 5	H: 0 LOB: 0 BB: 0 P: 5		1B: 6 2B: 3 3B: 0 HR: 1	SF: 1 SAC: 0 DP: 1 HBP: 1	WP: 1 PA: 35 PB: 0 SB: 2 CS: 0							
<b>PITCHER</b> <b>Doug Rau, L</b> ERA: 3.06 (1, 1) <b>Al Downing, L</b> ERA: 7.13 (5, 1) <b>Charlie Hough, R</b> ERA: 2.44 (7, 1)	IP	WLS	BF	H	R	ER	SO	BB	IBB	HBP	BLK	WP	HR	S	P	ERA	WHIP										

Batter	1	2	3	4	5	6	7	8	9	AB	R	H	RBI	BB	SO	LOB	TOP					
Davey Lopes, R OBP: 0.320, SLG: 0.343 (1, 4)										4	0	0	0	1	0	2	<b>Los Angeles Dodgers @ San Francisco Giants</b> <b>Candlestick Park, San Francisco, CA</b> Sun Aug 01 1976, 6:33 AM EDT Unknown					
Bill Buckner, L OBP: 0.315, SLG: 0.386 (1, 7)										4	3	3	0	1	0	1						
Reggie Smith, S OBP: 0.296, SLG: 0.435 Dusty Baker Jr., R OBP: 0.313, SLG: 0.306 (1, 9) (9, 9)										4	0	1	0	0	0	3						
Steve Garvey, R OBP: 0.348, SLG: 0.420 (1, 3)										4	0	0	0	0	0	4						
Ron Cey, R OBP: 0.394, SLG: 0.462 (1, 5)										3	0	1	1	1	1	0						
Bill Russell, R OBP: 0.334, SLG: 0.398 (1, 6)										4	0	1	1	0	0	2						
Lee Lacy, R OBP: 0.322, SLG: 0.381 (1, 8)										4	1	2	0	0	0	4						
Steve Yeager, R OBP: 0.300, SLG: 0.391 (1, 2)										4	0	0	0	0	1	2						
Don Sutton, R OBP: 0.182, SLG: 0.102 Charlie Hough, R OBP: 0.267, SLG: 0.333 (1, 1) (9, 1)										4	0	1	1	0	1	1						
<b>Inning Stats</b>	R: 0 E: 0 K: 0 S: 3	H: 1 LOB: 0 BB: 0 P: 3	R: 0 E: 0 K: 1 S: 5	H: 0 LOB: 0 BB: 0 P: 5	R: 0 E: 0 K: 2 S: 8	H: 1 LOB: 1 BB: 0 P: 8	R: 1 E: 0 K: 0 S: 3	H: 1 LOB: 0 BB: 1 P: 7	R: 1 E: 0 K: 0 S: 5	H: 2 LOB: 1 BB: 0 P: 5	R: 1 E: 1 K: 0 S: 6	H: 3 LOB: 2 BB: 0 P: 6	R: 0 E: 0 K: 0 S: 3	H: 0 LOB: 0 BB: 0 P: 3	R: 1 E: 1 K: 0 S: 5	H: 1 LOB: 2 BB: 1 P: 9	R: 0 E: 0 K: 0 S: 3	H: 0 LOB: 1 BB: 1 P: 7	1B: 8 2B: 1 3B: 0 HR: 0	SF: 0 SAC: 0 DP: 1 HBP: 0	WP: 0 PB: 0 SB: 1 CS: 0	PA: 38
<b>PITCHER</b>	IP WLS BF H R ER SO BB IBB HBP BLK WP HR S P ERA WHIP																					
Jim Barr, R ERA: 3.3 (1, 1)	6.0 L 25 8 3 3 3 1 0 0 0 0 0 0 30 34 4.50 1.500																					
Randy Moffitt, R ERA: 2.77 (7, 1)	2.0 9 1 1 0 0 1 0 0 0 0 0 0 8 12 0.00 1.000																					
Dave Heaverlo, R ERA: 4.68 (9, 1)	1.0 4 0 0 0 0 1 0 0 0 0 0 0 3 7 0.00 1.000																					

Batter	1	2	3	4	5	6	7	8	9	AB	R	H	RBI	BB	SO	LOB	BOTTOM					
Gary Thomasson, L OBP: 0.306, SLG: 0.397 (1, 8)										5	0	4	1	0	0	0	<b>Los Angeles Dodgers @ San Francisco Giants</b> <b>Candlestick Park, San Francisco, CA</b> Sun Aug 01 1976, 6:33 AM EDT Unknown					
Marty Perez, R OBP: 0.332, SLG: 0.331 (1, 4)										4	0	1	0	1	0	3						
Gary Matthews, R OBP: 0.359, SLG: 0.421 (1, 7)										4	0	1	0	1	2	5						
Bobby Murcer, L OBP: 0.360, SLG: 0.412 (1, 9)										5	0	1	0	0	1	6						
Darrell Evans, L OBP: 0.341, SLG: 0.323 (1, 3)										4	0	0	0	1	2	4						
Ken Reitz, R OBP: 0.311, SLG: 0.349 (1, 5)										4	0	0	0	0	0	3						
Chris Speier, R OBP: 0.310, SLG: 0.288 (1, 6)										4	0	1	0	0	0	1						
Dave Rader, L OBP: 0.313, SLG: 0.331 (1, 2)										4	1	2	0	0	0	1						
Jim Barr, R OBP: 0.224, SLG: 0.159 Steve Ontiveros, S OBP: 0.246, SLG: 0.190 Randy Moffitt, R OBP: 0.250, SLG: 0.250 Glenn Adams, L OBP: 0.280, SLG: 0.360 Dave Heaverlo, R OBP: 0.333, SLG: 0.333 (1, 1) (6, PH) (7, 1) (8, PH) (9, 1)										2	0	0	0	0	1	3						
<b>Inning Stats</b>	R: 0 E: 0 K: 2 S: 8	H: 1 LOB: 1 BB: 0 P: 8	R: 0 E: 1 K: 1 S: 7	H: 1 LOB: 2 BB: 0 P: 7	R: 0 E: 0 K: 0 S: 3	H: 1 LOB: 3 BB: 3 P: 15	R: 1 E: 0 K: 1 S: 8	H: 2 LOB: 2 BB: 0 P: 8	R: 0 E: 0 K: 1 S: 5	H: 0 LOB: 0 BB: 0 P: 5	R: 0 E: 0 K: 0 S: 3	H: 0 LOB: 0 BB: 0 P: 3	R: 0 E: 0 K: 0 S: 5	H: 2 LOB: 2 BB: 0 P: 5	R: 0 E: 0 K: 0 S: 4	H: 1 LOB: 1 BB: 0 P: 4	R: 0 E: 0 K: 1 S: 7	H: 2 LOB: 2 BB: 0 P: 7	1B: 8 2B: 3 3B: 0 HR: 0	SF: 0 SAC: 0 DP: 1 HBP: 0	WP: 1 PB: 0 SB: 0 CS: 1	PA: 41
<b>PITCHER</b>	IP WLS BF H R ER SO BB IBB HBP BLK WP HR S P ERA WHIP																					
Don Sutton, R ERA: 4.19 (1, 1)	8.0 W 38 10 1 1 5 3 0 0 0 0 0 0 45 57 1.12 1.625																					
Charlie Hough, R ERA: 2.41 (9, 1)	1.0 S 3 0 0 0 1 0 0 0 0 0 0 0 5 5 0.00 0.000																					


Batter	1	2	3	4	5	6	7	8	9	10	AB	R	H	RBI	BB	SO	LOB			
Davey Lopes, R (1.4) OBP: 0.318, SLG: 0.340	F6		F9		4-3		E1		K		5	0	1	0	0	1	0			
Bill Buckner, L (1.7) OBP: 0.320, SLG: 0.391	1B		1B		1B		F4		1B		5	1	4	0	0	0	2			
Lee Lacy, R (1.8) OBP: 0.327, SLG: 0.382	1B		1B		F8		1B		F8		4	0	2	0	1	0	2			
Steve Garvey, R (1.3) OBP: 0.349, SLG: 0.421	K		1B		4-3		SF8		1B		4	1	2	2	0	1	3			
Ron Cey, R (1.5) OBP: 0.369, SLG: 0.455	F9		F9		5-3		5-3		E4		5	0	0	0	0	0	7			
Bill Russell, R (1.6) OBP: 0.332, SLG: 0.394			1-3		6-3		K		SF8		3	0	0	1	1	1	2			
Dusty Baker Jr., R (1.9) OBP: 0.308, SLG: 0.302	FC6-4		K		F9		4-3		F4		5	0	0	0	0	1	2			
Ellie Rodriguez, R (1.2) OBP: 0.390, SLG: 0.226	6-3		F9		6-3		1B		F8		4	1	0	0	1	0	2			
Rick Rhoden, R (1.1) OBP: 0.347, SLG: 0.438	K		F9		6-3		E		6-3		4	1	1	0	0	1	1			
Charlie Hough, R (9.1) OBP: 0.267, SLG: 0.333	K		F9		6-3		SF8		6-3		0	0	0	0	0	0	0			
Inning Stats	R: 0 E: 0 K: 1 S: 7	H: 2 LOB: 2 BB: 0 P: 7	R: 0 E: 1 K: 1 S: 5	H: 0 LOB: 1 BB: 1 P: 9	R: 1 E: 0 K: 0 S: 6	H: 3 LOB: 2 BB: 0 P: 6	R: 0 E: 0 K: 1 S: 5	H: 0 LOB: 0 BB: 0 P: 5	R: 0 E: 0 K: 0 S: 3	H: 0 LOB: 2 BB: 2 P: 13	R: 0 E: 0 K: 1 S: 5	H: 1 LOB: 0 BB: 0 P: 5	R: 0 E: 0 K: 1 S: 6	H: 1 LOB: 1 BB: 0 P: 6	R: 1 E: 1 K: 0 S: 5	H: 1 LOB: 1 BB: 0 P: 5	1B: 10 2B: 0 3B: 0 HR: 0	SF: 2 SAC: 0 DP: 0 HBP: 0	WP: 0 PA: 44	
PITCHER	IP WLS BF H R ER SO BB IBB HBP BLK	IP WLS BF H R ER SO BB IBB HBP BLK																		
Rob Dressler, R (1.1) ERA: 4.14	6.0	25	6	1	1	3	1	0	0	0	0	0	30	34	1.50	1.167				
Gary Lavelle, L (7.1) ERA: 3.72	0.1	5	2	2	2	0	1	1	0	0	0	0	3	11	54.00	9.000				
Charlie Williams, R (7.1) ERA: 1.53	2.2	9	1	0	0	2	0	0	0	0	0	0	13	13	0.00	0.375				
Dave Heaverlo, R (10.1) ERA: 4.76	1.0	L 5	1	1	1	0	0	0	0	0	0	0	5	5	9.00	1.000				

**TOP**

Los Angeles Dodgers @ San Francisco Giants  
Candlestick Park, San Francisco, CA

Sun Aug 01 1976, 6:38 AM EDT  
Att: 36,208 - Unknown

AB	R	H	RBI	BB	SO	LOB
39	4	10	3	3	5	21



WP: 0 PA: 44  
PB: 0  
SB: 1  
CS: 0


Batter	1	2	3	4	5	6	7	8	9	10	AB	R	H	RBI	BB	SO	LOB				
Gary Thomasson, L (1.8) OBP: 0.309, SLG: 0.400	SF8	F5			F2		3-1		2B		4	2	1	0	1	0	1				
Marty Perez, R (1.4) OBP: 0.330, SLG: 0.332	F8		F4		K		5-3		1B		5	0	1	2	0	1	1				
Gary Matthews, R (1.7) OBP: 0.359, SLG: 0.421	SF8		F7		1B		F9		BB		3	0	1	1	1	0	0				
Bobby Murcer, L (1.9) OBP: 0.358, SLG: 0.410	1B		G3		F7		F8		5-3		5	0	1	0	0	0	3				
Darrell Evans, L (1.3) OBP: 0.339, SLG: 0.319	1B		4-3		4-3		F9		4-3		4	0	0	0	1	0	0				
Ken Reitz, R (1.5) OBP: 0.310, SLG: 0.348	K		4-3		1B		F9		F2		5	0	1	0	0	1	2				
Chris Speier, R (1.6) OBP: 0.314, SLG: 0.290		F6		4-3		1B		G3		4-3	4	1	2	0	1	0	1				
Dave Rader, L (1.2) OBP: 0.320, SLG: 0.341		2B		4-3		1B		G3		F6	4	0	2	0	1	0	2				
Rob Dressler, R (1.1) OBP: 0.160, SLG: 0.160		K		4-3		K		G3			2	0	0	0	0	2	3				
Glenn Adams, L (6.9) OBP: 0.288, SLG: 0.288											1	0	0	0	0	1	2				
Gary Lavelle, L (7.1) ERA: 3.72											0	0	0	0	0	0	0				
Charlie Williams, R (7.1) ERA: 1.53											0	0	0	0	0	0	0				
Steve Ontiveros, S (6.9) OBP: 0.362, SLG: 0.189											1	0	0	0	0	1	1				
Dave Heaverlo, R (10.1) ERA: 4.76											0	0	0	0	0	0	0				
Inning Stats	R: 1 E: 0 K: 1 S: 7	H: 2 LOB: 1 BB: 1 P: 11	R: 0 E: 0 K: 1 S: 6	H: 1 LOB: 1 BB: 0 P: 6	R: 0 E: 0 K: 0 S: 3	H: 0 LOB: 0 BB: 0 P: 3	R: 0 E: 0 K: 1 S: 6	H: 1 LOB: 2 BB: 1 P: 10	R: 0 E: 0 K: 1 S: 6	H: 1 LOB: 1 BB: 1 P: 6	R: 0 E: 0 K: 0 S: 3	H: 2 LOB: 0 BB: 0 P: 3	R: 0 E: 0 K: 0 S: 3	H: 0 LOB: 0 BB: 0 P: 3	R: 0 E: 0 K: 1 S: 7	H: 0 LOB: 2 BB: 2 P: 15	R: 0 E: 0 K: 0 S: 3	H: 0 LOB: 1 BB: 1 P: 7	1B: 6 2B: 3 3B: 0 HR: 0	SF: 1 SAC: 0 DP: 0 HBP: 0	WP: 0 PA: 44 PB: 0 SB: 1 CS: 0
PITCHER	IP WLS BF H R ER SO BB IBB HBP BLK	IP WLS BF H R ER SO BB IBB HBP BLK																			
Rick Rhoden, R (1.1) ERA: 3.1	8.2	38	9	3	3	6	2	1	0	0	0	0	47	59	3.12	1.269					
Charlie Hough, R (9.1) ERA: 2.37	1.1	W 6	0	0	0	0	2	0	0	0	0	0	4	12	0.00	1.500					

**BOTTOM**

Los Angeles Dodgers @ San Francisco Giants  
Candlestick Park, San Francisco, CA

Sun Aug 01 1976, 6:38 AM EDT  
Att: 36,208 - Unknown

AB	R	H	RBI	BB	SO	LOB
38	3	9	3	5	6	16



WP: 0 PA: 44  
PB: 0  
SB: 1  
CS: 0


Batter	1	2	3	4	5	6	7	8	9	10	11	AB	R	H	RBI	BB	SO	LOB																						
<b>Greg Gross, L</b> OBP: 0.366, SLG: 0.345 (1, 9)	4-3	4-3			G3 1B	G6-4-3 1B		BB		K		5	1	2	0	1	1	1																						
<b>Enos Cabell, R</b> OBP: 0.320, SLG: 0.342 (1, 5)	6-3		5-3		G3	G6-4-3 1B		K			4-3	6	0	0	0	0	1	4																						
<b>Cesar Cedeno, R</b> OBP: 0.374, SLG: 0.479 (1, 8)			F8		5-3 1B		E S 1B BB	5-3			F8	5	2	2	1	1	0	1																						
<b>Bob Watson, R</b> OBP: 0.374, SLG: 0.452 (1, 3)	2B		5-3		5-3		FC4-6 1B				6-3	5	0	2	1	1	0	1																						
<b>Leon Roberts, R</b> OBP: 0.368, SLG: 0.494 <b>Joe Sambito, L</b> OBP: 0.400, SLG: 0.250 (1, 7)	6-3			L5	1B		F7		SH5-4 1B			4	0	1	1	0	0	3																						
<b>Rob Andrews, R</b> OBP: 0.331, SLG: 0.332 (1, 4)		BLK 2B 1B		6-3	1B		FC4-6 S		5-3			5	1	2	0	0	0	2																						
<b>Ed Herrmann, L</b> OBP: 0.291, SLG: 0.323 (1, 2)		F8		1B	4-3		FC6 BB		4-3			4	0	1	0	1	0	4																						
<b>Roger Metzger, S</b> OBP: 0.312, SLG: 0.296 (1, 6)		K					FC6		F8			5	0	2	0	0	1	3																						
<b>Joaquin Andujar, S</b> OBP: 0.395, SLG: 0.402 <b>Jose Cruz, L</b> OBP: 0.395, SLG: 0.402 (1, 1)					K		FC1-5 1B		5-3		K	4	0	1	1	0	1	3																						
<b>Inning Stats</b>	R: 0 E: 0 K: 0 S: 4	H: 1 LOB: 2 BB: 1 P: 8	R: 1 E: 0 K: 1 S: 7	H: 2 LOB: 1 BB: 0 P: 7	R: 0 E: 0 K: 0 S: 3	H: 0 LOB: 0 BB: 0 P: 3	R: 0 E: 0 K: 1 S: 7	H: 2 LOB: 2 BB: 0 P: 7	R: 2 E: 0 K: 0 S: 7	H: 4 LOB: 2 BB: 0 P: 7	R: 0 E: 0 K: 0 S: 4	H: 2 LOB: 1 BB: 0 P: 4	R: 1 E: 0 K: 0 S: 4	H: 1 LOB: 2 BB: 2 P: 12	R: 0 E: 0 K: 1 S: 5	H: 0 LOB: 1 BB: 1 P: 9	R: 0 E: 0 K: 2 S: 7	H: 0 LOB: 0 BB: 0 P: 7	R: 0 E: 0 K: 0 S: 3	H: 0 LOB: 0 BB: 0 P: 3	1B: 9 2B: 4 3B: 0 HR: 0	SF: 0 SAC: 1 DP: 1 HBP: 0	WP: 0 PB: 0 SB: 2 CS: 0	PA: 49																
<b>PITCHER</b>	IP 4.2	WLS 0.1	BF 1	H 0	R 0	ER 0	SO 0	BB 0	IBB 0	HBP 0	BLK 0	WP 0	HR 0	S 1	P 1	ERA 0.00	WHIP 0.000																							
<b>Tommy John, L</b> ERA: 3.2																																								
<b>Stan Wall, L</b> ERA: 4.38																																								
<b>Charlie Hough, R</b> ERA: 2.42																																								
<b>Al Downing, L</b> ERA: 6.41																																								
<b>Elias Sosa, R</b> ERA: 4.41																																								

**TOP**

**Houston Astros @ Los Angeles Dodgers**  
Dodger Stadium, Los Angeles, CA

Mon Aug 02 1976, 7:05 PM PDT  
Att: 30,621 - Unknown

AB	44
R	4
H	13
RBI	4
BB	4
SO	5
LOB	22




Batter	1	2	3	4	5	6	7	8	9	10	11	AB	R	H	RBI	BB	SO	LOB																					
<b>Davey Lopes, R</b> OBP: 0.316, SLG: 0.335 (1, 8)	6-3		CS S BB		F8			5-3		K		4	0	0	0	1	1	3																					
<b>Ted Sizemore, R</b> OBP: 0.309, SLG: 0.307 (1, 4)	F3		CS BB		G3			5-3				4	0	1	0	1	0	3																					
<b>Bill Buckner, L</b> OBP: 0.317, SLG: 0.386 (1, 7)	3-1		K			G1		L9		F5		5	0	0	0	0	1	3																					
<b>Steve Garvey, R</b> OBP: 0.347, SLG: 0.417 (1, 3)		SH5-4 1B BB	6-3			F9		L4		F8		4	1	0	0	1	0	2																					
<b>Ron Cey, R</b> OBP: 0.392, SLG: 0.464 (1, 5)		1B SH5-4 5-3 1B		HR				BB		6-3		4	2	2	1	1	0	0																					
<b>Bill Russell, R</b> OBP: 0.332, SLG: 0.393 (1, 6)		SH5-4		6-3		5-3				1B 1B 1B		4	1	1	0	0	0	1																					
<b>Lee Lacy, R</b> OBP: 0.328, SLG: 0.383 (1, 9)				6-3		6-3		6-3		1B 1B 1B		5	0	2	1	0	0	1																					
<b>Ellie Rodriguez, R</b> OBP: 0.364, SLG: 0.206 <b>Reggie Smith, S</b> OBP: 0.298, SLG: 0.437 <b>Dusty Baker Jr., R</b> OBP: 0.310, SLG: 0.313 (1, 2)				5-3		K		6-3		1B 1B		3	0	0	1	0	1	1																					
<b>Tommy John, R</b> ERA: 3.73												1	0	0	0	0	0	1																					
<b>Stan Wall, L</b> ERA: 4.38												0	0	0	0	0	0	0																					
<b>Ed Gooden, L</b> OBP: 0.239, SLG: 0.275												0	0	0	0	0	0	0																					
<b>Charlie Hough, R</b> OBP: 0.307, SLG: 0.333												0	0	0	0	0	0	0																					
<b>Danny Wilson, R</b> OBP: 0.347, SLG: 0.413												0	0	0	0	0	0	0																					
<b>Al Downing, R</b> ERA: 6.41												0	0	0	0	0	0	0																					
<b>Manny Mota, R</b> OBP: 0.360, SLG: 0.389												1	0	1	1	0	0	0																					
<b>Elias Sosa, R</b> ERA: 4.41												0	0	0	0	0	0	0																					
<b>Inning Stats</b>	R: 0 E: 0 K: 0 S: 3	H: 0 LOB: 0 BB: 0 P: 3	R: 2 E: 0 K: 0 S: 5	H: 2 LOB: 1 BB: 1 P: 9	R: 0 E: 0 K: 1 S: 4	H: 0 LOB: 0 BB: 12 P: 12	R: 1 E: 0 K: 1 S: 6	H: 1 LOB: 0 BB: 0 P: 6	R: 0 E: 0 K: 0 S: 3	H: 0 LOB: 0 BB: 1 P: 7	R: 0 E: 0 K: 0 S: 3	H: 0 LOB: 0 BB: 0 P: 3	R: 0 E: 0 K: 0 S: 4	H: 1 LOB: 1 BB: 4 P: 4	R: 1 E: 0 K: 1 S: 9	H: 4 LOB: 3 BB: 9 P: 9	R: 0 E: 0 K: 0 S: 3	H: 0 LOB: 0 BB: 0 P: 3	R: 1 E: 1 K: 0 S: 3	H: 1 LOB: 0 BB: 0 P: 3	1B: 7 2B: 0 3B: 0 HR: 2	SF: 0 SAC: 1 DP: 1 HBP: 0	WP: 0 PB: 0 SB: 1 CS: 2	PA: 44															
<b>PITCHER</b>	IP 8.1	WLS 0.0	BF 34	H 1	R 4	ER 4	SO 2	BB 4	IBB 0	HBP 0	BLK 0	WP 0	HR 1	S 34	P 50	ERA 4.32	WHIP 1.200																						
<b>Joaquin Andujar, R</b> ERA: 3.73																																							
<b>Joe Sambito, L</b> ERA: 3.86																																							
<b>Gene Pentz, R</b> ERA: 3.38																																							

**BOTTOM**

**Houston Astros @ Los Angeles Dodgers**  
Dodger Stadium, Los Angeles, CA

Mon Aug 02 1976, 7:05 PM PDT  
Att: 30,621 - Unknown

AB	39
R	5
H	9
RBI	5
BB	4
SO	3
LOB	15





Batter	1	2	3	4	5	6	7	8	9	AB	R	H	RBI	BB	SO	LOB	TOP			
<b>Greg Gross, L</b> (1, 9) OBP: 0.365, SLG: 0.344										4	0	1	0	0	0	3				
<b>Enos Cabell, R</b> (1, 5) OBP: 0.319, SLG: 0.339										3	0	0	0	1	1	2				
<b>Cesar Cedeno, R</b> (1, 8) OBP: 0.356, SLG: 0.476										4	0	1	0	0	1	1				
<b>Bob Watson, R</b> (1, 3) OBP: 0.371, SLG: 0.447										4	0	0	0	0	1	3				
<b>Jose Cruz, L</b> (1, 7) OBP: 0.393, SLG: 0.397										3	0	0	0	1	1	0				
<b>Ed Herrmann, L</b> (1, 2) OBP: 0.291, SLG: 0.320										2	0	0	0	1	0	0				
<b>Jerry Davanon, R</b> (8, PR) OBP: 0.431, SLG: 0.571										0	0	0	0	0	0	0				
<b>Skip Jitze, R</b> (8, 2) OBP: 0.194, SLG: 0.250										0	0	0	0	0	0	0				
<b>Cliff Johnson, R</b> (9, PH) OBP: 0.355, SLG: 0.379										1	0	0	0	0	1	2				
<b>Rob Andrews, R</b> (1, 4) OBP: 0.331, SLG: 0.330										2	0	0	0	1	0	0				
<b>Roger Metzger, S</b> (1, 6) OBP: 0.310, SLG: 0.293										3	0	0	0	0	1	2				
<b>Dan Larson, R</b> (1, 1) OBP: 0.315, SLG: 0.329										1	0	0	0	1	0	0				
<b>Ken Boswell, L</b> (8, PH) OBP: 0.400, SLG: 0.250										1	0	0	0	0	0	2				
<b>Gene Pentz, R</b> (8, 1) OBP: 0.400, SLG: 0.250										0	0	0	0	0	0	0				
<b>Inning Stats</b>	R: 0 E: 0 K: 2 S: 8	H: 2 LOB: 2 BB: 0 P: 8	R: 0 E: 0 K: 0 S: 3	H: 0 LOB: 0 BB: 0 P: 3	R: 0 E: 0 K: 0 S: 3	H: 0 LOB: 0 BB: 0 P: 3	R: 0 E: 0 K: 0 S: 3	H: 0 LOB: 0 BB: 0 P: 3	R: 0 E: 0 K: 1 S: 5	H: 0 LOB: 1 BB: 1 P: 7	R: 0 E: 0 K: 0 S: 3	H: 0 LOB: 0 BB: 0 P: 3	R: 0 E: 0 K: 1 S: 5	H: 0 LOB: 2 BB: 2 P: 13	R: 0 E: 0 K: 2 S: 7	H: 0 LOB: 2 BB: 2 P: 15	1B: 2 2B: 1 3B: 0 HR: 0	SF: 0 SAC: 0 DP: 1 HBP: 0	WP: 0 PB: 0 SB: 0 CS: 1	PA: 33
<b>PITCHER</b> <b>Burt Hooton, R</b> (1, 1) ERA: 3.91	IP: 9.0 WLS: W BF: 33	H: 2 R: 0 ER: 0 SO: 6	BB: 5 IBB: 0 HBP: 0 BLK: 0	WP: 0 HR: 0 S: 40 P: 60	ERA: 0.00 WHIP: 0.778															

Houston Astros @ Los Angeles Dodgers  
 Dodger Stadium, Los Angeles, CA  
 Tue Aug 03 1976, 7:05 PM PDT  
 Att: 18,684 - Unknown

AB 28  
 R 0  
 H 2  
 RBI 0  
 BB 5  
 SO 6  
 LOB 15



Batter	1	2	3	4	5	6	7	8	9	AB	R	H	RBI	BB	SO	LOB	BOTTOM			
<b>Davey Lopes, R</b> (1, 4) OBP: 0.315, SLG: 0.331										3	2	0	0	1	0	2				
<b>Bill Buckner, L</b> (1, 7) OBP: 0.318, SLG: 0.387										4	0	2	2	0	0	0				
<b>Lee Lacy, R</b> (1, 8) OBP: 0.327, SLG: 0.381										4	0	1	0	0	0	1				
<b>Steve Garvey, R</b> (1, 3) OBP: 0.349, SLG: 0.417										4	0	2	0	0	0	1				
<b>Ron Cey, R</b> (1, 5) OBP: 0.391, SLG: 0.463										3	0	1	0	0	0	1				
<b>Bill Russell, R</b> (1, 6) OBP: 0.336, SLG: 0.393										2	0	1	0	2	0	0				
<b>Dusty Baker Jr., R</b> (1, 9) OBP: 0.309, SLG: 0.312										4	0	1	0	0	1	5				
<b>Ellie Rodriguez, R</b> (1, 2) OBP: 0.333, SLG: 0.184										4	0	0	0	0	2	4				
<b>Burt Hooton, R</b> (1, 1) OBP: 0.191, SLG: 0.143										3	0	0	0	0	2	2				
<b>Inning Stats</b>	R: 0 E: 0 K: 0 S: 3	H: 0 LOB: 0 BB: 0 P: 3	R: 0 E: 0 K: 0 S: 3	H: 0 LOB: 0 BB: 0 P: 3	R: 0 E: 0 K: 3 S: 9	H: 0 LOB: 0 BB: 0 P: 9	R: 1 E: 1 K: 0 S: 5	H: 2 LOB: 1 BB: 0 P: 5	R: 0 E: 0 K: 0 S: 4	H: 1 LOB: 2 BB: 1 P: 8	R: 0 E: 0 K: 0 S: 5	H: 2 LOB: 3 BB: 1 P: 9	R: 1 E: 0 K: 2 S: 8	H: 1 LOB: 1 BB: 1 P: 12	R: 0 E: 0 K: 0 S: 5	H: 2 LOB: 2 BB: 0 P: 5	1B: 8 2B: 0 3B: 0 HR: 0	SF: 0 SAC: 1 DP: 0 HBP: 0	WP: 0 PB: 1 SB: 2 CS: 1	PA: 35
<b>PITCHER</b> <b>Dan Larson, R</b> (1, 1) ERA: 1.95	IP: 7.0 WLS: L BF: 30	H: 6 R: 2 ER: 1 SO: 5	BB: 3 IBB: 0 HBP: 0 BLK: 0	WP: 0 HR: 0 S: 37 P: 49	ERA: 1.29 WHIP: 1.286															
<b>Gene Pentz, R</b> (8, 1) ERA: 3.3	IP: 1.0 WLS: 5 BF: 2	H: 2 R: 0 ER: 0 SO: 0	BB: 0 IBB: 0 HBP: 0 BLK: 0	WP: 0 HR: 0 S: 5 P: 5	ERA: 0.00 WHIP: 2.000															

Houston Astros @ Los Angeles Dodgers  
 Dodger Stadium, Los Angeles, CA  
 Tue Aug 03 1976, 7:05 PM PDT  
 Att: 18,684 - Unknown

AB 31  
 R 2  
 H 8  
 RBI 2  
 BB 3  
 SO 5  
 LOB 16



Batter	1	2	3	4	5	6	7	8	9	AB	R	H	RBI	BB	SO	LOB	TOP										
Greg Gross, L (1, 9) OBP: 0.364, SLG: 0.349	0-3 K			0-0 4-3		0-0 1B 3B		0-0 F7		4	1	1	0	0	1	0											
Enos Cabell, R (1, 5) OBP: 0.318, SLG: 0.338	0-0 6-3			0-0 4-3		0-0 1B		0-0 6-3		4	0	1	1	0	0	0											
Cesar Cedeno, R (1, 8) OBP: 0.355, SLG: 0.473	0-0 G3			0-0 F8		0-0 1B BB			0-0 4-3	3	0	0	0	1	0	0											
Bob Watson, R (1, 3) OBP: 0.374, SLG: 0.450		0-0 F9			0-0 BB 1B				0-0 1B	4	0	3	0	0	0	0											
Leon Roberts, R (1, 7) OBP: 0.366, SLG: 0.488		0-0 5-3			0-0 F6				0-0 1B	4	0	1	0	0	0	0	3										
Jose Cruz, L (9, 7) OBP: 0.393, SLG: 0.397					0-0 F7				0-0 1B	0	0	0	0	0	0	0											
Rob Andrews, R (1, 4) OBP: 0.326, SLG: 0.326		0-0 P4			0-0 F7				0-0 F8	4	0	0	0	0	0	0	3										
Ed Herrmann, L (1, 2) OBP: 0.291, SLG: 0.316			0-0 G3		0-0 FC6-4 BB			0-0 4-3	0-3 K	3	0	0	0	1	1	2											
Roger Metzger, S (1, 6) OBP: 0.307, SLG: 0.291			0-0 P4		0-0 FC6-4					3	0	0	0	0	0	2											
J.R. Richard, R (1, 1) OBP: 0.113, SLG: 0.116			0-3 K			0-0 F8			0-0 L6	3	0	0	0	0	1	0											
<b>Inning Stats</b>	R: 0 E: 0 K: 1 S: 5	H: 0 LOB: 0 BB: 0 P: 5	R: 0 E: 0 K: 0 S: 3	H: 0 LOB: 0 BB: 0 P: 3	R: 0 E: 0 K: 1 S: 5	H: 0 LOB: 0 BB: 0 P: 5	R: 0 E: 0 K: 0 S: 3	H: 0 LOB: 0 BB: 0 P: 3	R: 0 E: 0 K: 0 S: 4	H: 1 LOB: 2 BB: 1 P: 8	R: 1 E: 0 K: 0 S: 5	H: 3 LOB: 2 BB: 1 P: 9	R: 0 E: 0 K: 0 S: 3	H: 0 LOB: 0 BB: 0 P: 3	R: 0 E: 0 K: 1 S: 7	H: 2 LOB: 2 BB: 0 P: 7	1B: 5 2B: 0 3B: 1 HR: 0	SF: 0 SAC: 0 DP: 0 HBP: 0	WP: 0 PB: 0 SB: 0 CS: 0	PA: 34							
<b>PITCHER</b>	IP	WLS	BF	H	R	ER	SO	BB	IBB	HBP	BLK	WP	HR	S	P	ERA	WHIP										
Doug Rau, L (1, 1) ERA: 2.96	8.0	L	29	4	1	1	2	2	0	0	0	0	0	31	39	1.12	0.750										
Charlie Hough, R (9, 1) ERA: 2.39	1.0		5	2	0	0	1	0	0	0	0	0	0	7	7	0.00	2.000										

Houston Astros @ Los Angeles Dodgers  
 Dodger Stadium, Los Angeles, CA  
 Wed Aug 04 1976, 7:05 PM PDT  
 Att: 18,433 - Unknown

AB	32
R	1
H	6
RBI	1
BB	2
SO	3
LOB	10



Batter	1	2	3	4	5	6	7	8	9	AB	R	H	RBI	BB	SO	LOB	BOTTOM										
Davey Lopes, R (1, 4) OBP: 0.314, SLG: 0.330	0-3 K		0-0 G5-3 S 1B		0-3 K			0-3 K		4	0	1	0	0	3	0											
Bill Buckner, L (1, 7) OBP: 0.318, SLG: 0.385	4-0 G5-3 1B BB		0-3 K			0-0 L5		0-0 6-3		3	0	0	0	1	1	1											
Reggie Smith, S (1, 9) OBP: 0.303, SLG: 0.443	0-0 1-2 1B		4-0 BB			0-0 2B			0-0 4-3	3	0	2	0	1	0	0											
Steve Garvey, R (1, 3) OBP: 0.348, SLG: 0.418	0-0 G5-3 2-3f		0-0 G5-3 2-3f			0-0 6-3			0-0 1B 2B	4	0	1	0	0	0	5											
Ron Cey, R (1, 5) OBP: 0.390, SLG: 0.459		4-0 1B BB		0-3 K		0-3 K			0-3 K	3	0	0	0	1	3	2											
Bill Russell, R (1, 6) OBP: 0.335, SLG: 0.392		0-0 F7		0-0 F9			0-0 4-3		0-0 1B	4	0	1	0	0	0	1											
Dusty Baker Jr., R (1, 8) OBP: 0.307, SLG: 0.309		0-3 K		0-0 F3			0-3 K		0-0 4-3	3	0	0	0	0	2	1											
Manny Mota, R (9, PH) OBP: 0.381, SLG: 0.378									0-0 4-3	1	0	0	0	0	0	2											
Steve Yeager, R (1, 2) OBP: 0.300, SLG: 0.390		0-0 1-3 1B			0-0 F7				0-0 F9	3	0	1	0	0	0	0											
Doug Rau, L (1, 1) OBP: 0.306, SLG: 0.195		0-3 K			0-0 6-3				0-0 F8	2	0	0	0	0	1	2											
Ed Goodson, L (8, PH) OBP: 0.236, SLG: 0.272										1	0	0	0	0	0	0											
Charlie Hough, R (9, 1) OBP: 0.267, SLG: 0.333										0	0	0	0	0	0	0											
<b>Inning Stats</b>	R: 0 E: 0 K: 1 S: 5	H: 1 LOB: 1 BB: 1 P: 9	R: 0 E: 0 K: 2 S: 8	H: 1 LOB: 2 BB: 1 P: 12	R: 0 E: 0 K: 1 S: 5	H: 1 LOB: 1 BB: 1 P: 9	R: 0 E: 0 K: 1 S: 5	H: 0 LOB: 0 BB: 0 P: 5	R: 0 E: 0 K: 1 S: 6	H: 1 LOB: 1 BB: 0 P: 6	R: 0 E: 0 K: 1 S: 5	H: 0 LOB: 0 BB: 0 P: 5	R: 0 E: 0 K: 1 S: 5	H: 0 LOB: 0 BB: 0 P: 5	R: 0 E: 0 K: 1 S: 7	H: 2 LOB: 2 BB: 0 P: 7	1B: 4 2B: 2 3B: 0 HR: 0	SF: 0 SAC: 0 DP: 2 HBP: 0	WP: 0 PB: 0 SB: 1 CS: 0	PA: 34							
<b>PITCHER</b>	IP	WLS	BF	H	R	ER	SO	BB	IBB	HBP	BLK	WP	HR	S	P	ERA	WHIP										
J.R. Richard, R (1, 1) ERA: 2.37	9.0	W	34	6	0	0	10	3	0	0	0	0	0	51	63	0.00	1.000										

Houston Astros @ Los Angeles Dodgers  
 Dodger Stadium, Los Angeles, CA  
 Wed Aug 04 1976, 7:05 PM PDT  
 Att: 18,433 - Unknown

AB	31
R	0
H	6
RBI	0
BB	3
SO	10
LOB	14



Batter	1	2	3	4	5	6	7	8	9	AB	R	H	RBI	BB	SO	LOB	TOP						
Pete Rose, S OBP: 0.424, SLG: 0.470 Doug Flynn, R OBP: 0.316, SLG: 0.335										5	1	3	0	0	2	3	<b>Cincinnati Reds @ Los Angeles Dodgers</b> Dodger Stadium, Los Angeles, CA Thu Aug 05 1976, 7:05 PM PDT Att: 46,095 - Unknown						
Ken Griffey, L OBP: 0.406, SLG: 0.459										4	0	0	0	0	1	3							
Joe Morgan, L OBP: 0.444, SLG: 0.584										4	0	0	0	0	0	3							
George Foster, R OBP: 0.381, SLG: 0.563										3	0	1	1	0	0	1							
Johnny Bench, R OBP: 0.364, SLG: 0.418										4	0	1	0	0	1	1							
Tony Perez, R OBP: 0.332, SLG: 0.446										3	2	2	1	1	0	1							
Cesar Geronimo, L OBP: 0.394, SLG: 0.442										4	0	1	0	0	1	1							
Dave Concepcion, R OBP: 0.340, SLG: 0.402										3	0	1	1	1	0	0							
Fred Norman, S OBP: 0.162, SLG: 0.167										4	0	1	0	0	0	4							
<b>Inning Stats</b>	R: 0 E: 0 K: 1 S: 6	H: 1 LOB: 1 BB: 0 P: 6	R: 0 E: 0 K: 0 S: 4	H: 1 LOB: 2 BB: 1 P: 8	R: 1 E: 0 K: 0 S: 4	H: 2 LOB: 0 BB: 0 P: 4	R: 1 E: 0 K: 2 S: 9	H: 2 LOB: 2 BB: 1 P: 13	R: 0 E: 0 K: 0 S: 3	H: 0 LOB: 0 BB: 0 P: 3	R: 1 E: 0 K: 0 S: 4	H: 1 LOB: 1 BB: 0 P: 4	R: 0 E: 0 K: 0 S: 4	H: 1 LOB: 1 BB: 0 P: 4	R: 0 E: 0 K: 2 S: 2	H: 1 LOB: 1 BB: 0 P: 3		R: 0 E: 0 K: 1 S: 8	H: 1 LOB: 1 BB: 0 P: 8	1B: 8 2B: 1 3B: 0 HR: 1	SF: 0 SAC: 0 DP: 1 HBP: 1	WP: 0 PB: 0 SB: 0 CS: 1	PA: 39
<b>PITCHER</b>	IP WLS BF L	H R ER SO	BB IBB HBP BLK	WP HR S P	ERA WHIP	<b>PITCHER</b>	IP WLS BF L	H R ER SO	BB IBB HBP BLK	WP HR S P	ERA WHIP												
Don Sutton, R ERA: 4.18	(1, 1)	7.0	30	8	3	3	3	1	1	0	0	0	0	0	10	42	3.86	1.286					
Charlie Hough, R ERA: 2.34	(8, 1)	2.0	7	2	0	0	2	0	0	1	0	0	0	0	10	11	0.00	1.000					

AB 34  
R 3  
H 10  
RBI 3  
BB 2  
SO 5  
LOB 17



Batter	1	2	3	4	5	6	7	8	9	AB	R	H	RBI	BB	SO	LOB	BOTTOM						
Davey Lopes, R OBP: 0.313, SLG: 0.332										4	0	1	0	0	0	0	<b>Cincinnati Reds @ Los Angeles Dodgers</b> Dodger Stadium, Los Angeles, CA Thu Aug 05 1976, 7:05 PM PDT Att: 46,095 - Unknown						
Bill Buckner, L OBP: 0.322, SLG: 0.389										3	1	2	0	1	0	1							
Reggie Smith, S OBP: 0.300, SLG: 0.437										4	0	0	0	0	3	4							
Steve Garvey, R OBP: 0.349, SLG: 0.419										4	1	2	0	0	1	1							
Ron Cey, R OBP: 0.389, SLG: 0.456										4	0	1	1	0	0	1							
Bill Russell, R OBP: 0.334, SLG: 0.393										4	0	1	1	0	0	0							
Lee Lacy, R OBP: 0.326, SLG: 0.376										3	0	0	0	1	0	2							
Steve Yeager, R OBP: 0.297, SLG: 0.385										4	0	0	0	0	1	1							
Don Sutton, R OBP: 0.175, SLG: 0.098	(1, 1)									2	0	0	0	0	1	0							
Dusty Baker Jr., R OBP: 0.306, SLG: 0.308 Charlie Hough, R OBP: 0.267, SLG: 0.333	(7, PH) (8, 1)									1 0	0 0	0 0	0 0	0 0	0 0	0							
<b>Inning Stats</b>	R: 0 E: 0 K: 1 S: 6	H: 2 LOB: 1 BB: 0 P: 6	R: 0 E: 0 K: 0 S: 3	H: 0 LOB: 1 BB: 1 P: 7	R: 0 E: 0 K: 1 S: 6	H: 1 LOB: 0 BB: 0 P: 6	R: 0 E: 0 K: 0 S: 3	H: 0 LOB: 0 BB: 0 P: 3	R: 0 E: 0 K: 1 S: 5	H: 0 LOB: 0 BB: 0 P: 5	R: 2 E: 0 K: 1 S: 9	H: 4 LOB: 2 BB: 0 P: 9	R: 0 E: 0 K: 0 S: 3	H: 0 LOB: 0 BB: 0 P: 3	R: 0 E: 0 K: 1 S: 5	H: 0 LOB: 1 BB: 1 P: 9	R: 0 E: 0 K: 1 S: 5	H: 0 LOB: 0 BB: 0 P: 5	1B: 4 2B: 3 3B: 0 HR: 0	SF: 0 SAC: 0 DP: 0 HBP: 0	WP: 0 PB: 0 SB: 0 CS: 0	PA: 36	
<b>PITCHER</b>	IP WLS BF L	H R ER SO	BB IBB HBP BLK	WP HR S P	ERA WHIP	<b>PITCHER</b>	IP WLS BF L	H R ER SO	BB IBB HBP BLK	WP HR S P	ERA WHIP												
Fred Norman, L ERA: 2.25	(1, 1)	9.0	35	7	2	2	6	2	0	0	0	0	0	0	45	53	2.00	1.000					


AB 33  
R 2  
H 7  
RBI 2  
BB 2  
SO 6  
LOB 10



Batter	1	2	3	4	5	6	7	8	9	AB	R	H	RBI	BB	SO	LOB	TOP				
Pete Rose, S OBP: 0.423, SLG: 0.469 Doug Flynn, R OBP: 0.316, SLG: 0.335	4-3							4-3		5	1	2	1	0	0	0					
Ken Griffey, L OBP: 0.404, SLG: 0.454	F8							6-3		4	1	0	0	1	0	2					
Joe Morgan, L OBP: 0.444, SLG: 0.595										4	2	2	1	0	0	0					
George Foster, R OBP: 0.382, SLG: 0.563	6-3									4	1	2	1	0	0	1					
Johnny Bench, R OBP: 0.363, SLG: 0.416										4	1	1	0	0	1	1					
Tony Perez, R OBP: 0.328, SLG: 0.441										4	0	0	0	0	1	2					
Cesar Geronimo, L OBP: 0.392, SLG: 0.438	4-3									3	0	0	0	1	0	0					
Dave Concepcion, R OBP: 0.339, SLG: 0.400										4	1	1	2	0	0	1					
Santo Alcala, R OBP: 0.167, SLG: 0.171 Pedro Borbon, R OBP: 0.308, SLG: 0.308 Dan Driessen, L OBP: 0.392, SLG: 0.414 Rawly Eastwick, R OBP: 0.392, SLG: 0.414										2	0	0	0	0	1	0					
<b>Inning Stats</b>	R: 0 E: 0 K: 0 S: 4	H: 1 LOB: 1 BB: 0 P: 4	R: 0 E: 0 K: 0 S: 3	H: 0 LOB: 0 BB: 0 P: 3	R: 3 E: 1 K: 1 S: 8	H: 2 LOB: 1 BB: 1 P: 12	R: 0 E: 1 K: 1 S: 5	H: 0 LOB: 0 BB: 0 P: 5	R: 0 E: 0 K: 0 S: 3	H: 0 LOB: 0 BB: 0 P: 3	R: 0 E: 0 K: 0 S: 3	H: 0 LOB: 0 BB: 0 P: 3	R: 0 E: 0 K: 0 S: 3	H: 0 LOB: 0 BB: 0 P: 3	R: 4 E: 0 K: 0 S: 8	H: 5 LOB: 2 BB: 1 P: 12	1B: 6 2B: 1 3B: 0 HR: 1	SF: 0 SAC: 0 DP: 1 HBP: 0	WP: 0 PB: 1 SB: 2 CS: 0	PA: 38	
<b>PITCHER</b>	IP	WLS	BF	H	R	ER	SO	BB	IBB	HBP	BLK	WP	HR	S	P	ERA	WHIP				
Rick Rhoden, R ERA: 3.05 Charlie Hough, R ERA: 2.51	8.0	L	31	5	5	2	3	1	0	0	0	0	1	36	40	2.25	0.750				

Cincinnati Reds @ Los Angeles Dodgers  
Dodger Stadium, Los Angeles, CA  
Fri Aug 06 1976, 7:05 PM PDT  
Att: 48,627 - Unknown


AB 36  
R 7  
H 8  
RBI 5  
BB 2  
SO 3  
LOB 9



Batter	1	2	3	4	5	6	7	8	9	AB	R	H	RBI	BB	SO	LOB	BOTTOM				
Davey Lopes, R OBP: 0.318, SLG: 0.336										3	2	1	0	2	0	2					
Bill Buckner, L OBP: 0.322, SLG: 0.389	L4									5	0	2	1	0	0	2					
Reggie Smith, S OBP: 0.301, SLG: 0.435	FC									4	0	1	1	1	1	2					
Steve Garvey, R OBP: 0.346, SLG: 0.416	G4-6-3									3	0	0	1	0	0	2					
Ron Cey, R OBP: 0.390, SLG: 0.464										3	1	1	1	1	0	2					
Bill Russell, R OBP: 0.331, SLG: 0.388										4	0	0	0	0	0	1					
Lee Lacy, R OBP: 0.325, SLG: 0.372										3	1	0	0	1	0	0					
Steve Yeager, R OBP: 0.300, SLG: 0.388 Leron Lee, L OBP: 1.000, SLG: 1.000										3	0	2	0	0	1	0					
Rick Rhoden, R OBP: 0.327, SLG: 0.412 Charlie Hough, R OBP: 0.297, SLG: 0.333 Ed Goodson, L OBP: 0.233, SLG: 0.268										1	0	1	0	0	0	0					
<b>Inning Stats</b>	R: 1 E: 0 K: 0 S: 3	H: 0 LOB: 0 BB: 1 P: 7	R: 0 E: 0 K: 0 S: 4	H: 1 LOB: 2 BB: 1 P: 8	R: 1 E: 0 K: 0 S: 3	H: 1 LOB: 1 BB: 2 P: 11	R: 0 E: 0 K: 0 S: 4	H: 1 LOB: 1 BB: 0 P: 4	R: 0 E: 0 K: 1 S: 6	H: 1 LOB: 0 BB: 0 P: 6	R: 0 E: 0 K: 1 S: 5	H: 0 LOB: 0 BB: 0 P: 5	R: 0 E: 0 K: 1 S: 5	H: 0 LOB: 1 BB: 1 P: 9	R: 1 E: 1 K: 0 S: 6	H: 2 LOB: 2 BB: 0 P: 6	1B: 6 2B: 2 3B: 0 HR: 1	SF: 1 SAC: 0 DP: 3 HBP: 0	WP: 0 PB: 0 SB: 1 CS: 0	PA: 39	
<b>PITCHER</b>	IP	WLS	BF	H	R	ER	SO	BB	IBB	HBP	BLK	WP	HR	S	P	ERA	WHIP				
Santo Alcala, R ERA: 4.36 Pedro Borbon, R ERA: 2.99 Rawly Eastwick, R ERA: 2.33	5.0		6	0	0	0	2	0	0	0	0	0	0	10	10	0.00	0.000				

Cincinnati Reds @ Los Angeles Dodgers  
Dodger Stadium, Los Angeles, CA  
Fri Aug 06 1976, 7:05 PM PDT  
Att: 48,627 - Unknown

AB 33  
R 4  
H 8  
RBI 4  
BB 5  
SO 3  
LOB 16





Batter	1	2	3	4	5	6	7	8	9	AB	R	H	RBI	BB	SO	LOB	TOP					
Pete Rose, S OBP: 0.420, SLG: 0.465	F7		G3		F5		F9			4	0	0	0	0	0	2	<b>Cincinnati Reds @ Los Angeles Dodgers</b> Dodger Stadium, Los Angeles, CA Sun Aug 08 1976, 3:33 AM PDT Att: 43,184 - Unknown					
Dave Concepcion, R OBP: 0.339, SLG: 0.400										0	0	0	0	0	0							
Ken Griffey, L OBP: 0.402, SLG: 0.452	K				4-3		F8			4	0	1	0	0	1							
Joe Morgan, L OBP: 0.447, SLG: 0.594	F7				5-3					3	1	1	0	1	0							
George Foster, R OBP: 0.384, SLG: 0.565										3	0	1	1	1	2							
Dan Driessen, L OBP: 0.384, SLG: 0.404										4	0	0	0	0	4							
Cesar Geronimo, L OBP: 0.389, SLG: 0.430										3	1	0	0	1	1							
Bill Plummer, R OBP: 0.333, SLG: 0.455										4	1	1	1	0	0							
Doug Flynn, R OBP: 0.308, SLG: 0.326										4	0	0	0	0	0							
Jack Billingham, R OBP: 0.304, SLG: 0.326										3	0	2	1	0	0							
Rawly Eastwick, R										0	0	0	0	0	0							
<b>Inning Stats</b>	R: 0 E: 0 K: 1 S: 5	H: 0 LOB: 0 BB: 0 P: 5	R: 0 E: 0 K: 0 S: 3	H: 0 LOB: 1 BB: 1 P: 7	R: 0 E: 0 K: 0 S: 3	H: 0 LOB: 0 BB: 0 P: 3	R: 0 E: 0 K: 1 S: 5	H: 0 LOB: 0 BB: 0 P: 5	R: 2 E: 0 K: 0 S: 5	H: 2 LOB: 1 BB: 1 P: 9	R: 1 E: 0 K: 1 S: 7	H: 2 LOB: 1 BB: 0 P: 7	R: 0 E: 0 K: 0 S: 4	H: 1 LOB: 1 BB: 0 P: 4	R: 0 E: 0 K: 1 S: 5	H: 1 LOB: 1 BB: 0 P: 9	R: 0 E: 0 K: 0 S: 3	H: 0 LOB: 0 BB: 0 P: 3	1B: 4 2B: 2 3B: 0 HR: 0	SF: 0 SAC: 0 DP: 1 HBP: 0	WP: 0 PB: 0 SB: 5 CS: 0	PA: 35
<b>PITCHER</b>	IP WLS BF H R ER SO BB IBB HBP BLK WP HR S P ERA WHIP																					
Burt Hooton, R ERA: 3.88	8.0 L 32 6 3 3 4 3 0 0 0 0 0 0 37 49 3.38 1.125																					
Charlie Hough, R ERA: 2.45	1.0 3 0 0 0 0 0 0 0 0 0 0 0 0 3 3 0.00 0.000																					

AB	32
R	3
H	6
RBI	3
BB	3
SO	4
LOB	12



Batter	1	2	3	4	5	6	7	8	9	AB	R	H	RBI	BB	SO	LOB	BOTTOM					
Davey Lopes, R OBP: 0.310, SLG: 0.326	F6-3		F9		F6-3			4-3		4	0	0	0	0	0	1	<b>Cincinnati Reds @ Los Angeles Dodgers</b> Dodger Stadium, Los Angeles, CA Sun Aug 08 1976, 3:33 AM PDT Att: 43,184 - Unknown					
Ted Sizemore, R OBP: 0.304, SLG: 0.303	P3						F2	F6-3		4	0	1	0	0	0							
Bill Buckner, L OBP: 0.319, SLG: 0.384	4-1						F8	F7		4	0	0	0	0	0							
Steve Garvey, R OBP: 0.349, SLG: 0.416							F9	K		3	0	1	0	1	1							
Ron Cey, R OBP: 0.394, SLG: 0.480										3	1	1	1	1	0	2						
Bill Russell, R OBP: 0.332, SLG: 0.386										4	0	1	0	0	1	3						
Dusty Baker Jr., R OBP: 0.306, SLG: 0.315										3	1	1	1	0	1	0						
Manny Mota, R OBP: 0.364, SLG: 0.359										1	0	0	0	0	0	2						
Ellie Rodriguez, R OBP: 0.352, SLG: 0.209										2	0	0	0	1	0	0						
Burt Hooton, R OBP: 0.188, SLG: 0.140										1	0	0	0	0	1	0						
Leron Lee, L OBP: 0.333, SLG: 0.333										1	0	0	0	0	0	0						
Charlie Hough, R OBP: 0.267, SLG: 0.333										0	0	0	0	0	0	0						
<b>Inning Stats</b>	R: 0 E: 0 K: 0 S: 3	H: 0 LOB: 0 BB: 0 P: 3	R: 0 E: 0 K: 0 S: 2	H: 0 LOB: 0 BB: 1 P: 6	R: 0 E: 0 K: 0 S: 3	H: 0 LOB: 1 BB: 1 P: 7	R: 0 E: 0 K: 0 S: 4	H: 1 LOB: 2 BB: 1 P: 8	R: 1 E: 0 K: 1 S: 6	H: 1 LOB: 0 BB: 0 P: 6	R: 0 E: 0 K: 1 S: 5	H: 0 LOB: 0 BB: 0 P: 5	R: 1 E: 0 K: 2 S: 8	H: 1 LOB: 0 BB: 0 P: 8	R: 0 E: 0 K: 0 S: 3	H: 0 LOB: 0 BB: 0 P: 3	R: 0 E: 0 K: 0 S: 5	H: 2 LOB: 2 BB: 0 P: 5	1B: 3 2B: 0 3B: 0 HR: 2	SF: 0 SAC: 1 DP: 1 HBP: 0	WP: 0 PB: 0 SB: 0 CS: 0	PA: 34
<b>PITCHER</b>	IP WLS BF H R ER SO BB IBB HBP BLK WP HR S P ERA WHIP																					
Jack Billingham, R ERA: 4.64	8.2 W 33 5 2 2 4 3 0 0 0 0 0 0 2 38 50 2.08 0.923																					
Rawly Eastwick, R ERA: 2.32	0.1 S 1 0 0 0 0 0 0 0 0 0 0 0 1 1 0.00 0.000																					

AB	30
R	2
H	5
RBI	2
BB	3
SO	4
LOB	10



Batter	1	2	3	4	5	6	7	8	9	AB	R	H	RBI	BB	SO	LOB	TOP			
Davey Lopes, R OBP: 0.306, SLG: 0.321 (1, 8)										4	0	0	0	0	0	1				
Ted Sizemore, R OBP: 0.299, SLG: 0.296 (1, 4)										4	0	0	0	0	0	2				
Bill Russell, R OBP: 0.328, SLG: 0.382 (1, 6)										4	0	0	0	0	0	3				
Steve Garvey, R OBP: 0.347, SLG: 0.413 (1, 3)										3	0	0	0	0	2	0				
Ron Cey, R OBP: 0.391, SLG: 0.476 (1, 5)										3	0	0	0	0	2	0				
Dusty Baker Jr., R OBP: 0.303, SLG: 0.312 (1, 9)										3	0	0	0	0	0	0				
Bill Buckner, L OBP: 0.318, SLG: 0.383 (3, PH)										0	0	0	0	0	0	0	AB 29			
Lee Lacy, R OBP: 0.322, SLG: 0.368 (3, 7)										3	0	0	0	0	1	0	R 0			
Steve Yeager, R OBP: 0.300, SLG: 0.385 (1, 2)										2	0	0	0	1	0	0	H 0			
Doug Rau, L OBP: 0.294, SLG: 0.186 (1, 1)										2	0	0	0	0	1	1	RBI 0			
Rick Auerbach, R OBP: 0.178, SLG: 0.098 (8, PH)										1	0	0	0	0	1	0	BB 1			
Charlie Hough, R OBP: 0.267, SLG: 0.333 (8, 1)										0	0	0	0	0	0	0	SO 7			
<b>Inning Stats</b>	R: 0 E: 0 K: 0 S: 3	H: 0 LOB: 0 BB: 0 P: 3	R: 0 E: 0 K: 1 S: 5	H: 0 LOB: 0 BB: 0 P: 5	R: 0 E: 2 K: 1 S: 7	H: 0 LOB: 3 BB: 1 P: 11	R: 0 E: 0 K: 2 S: 7	H: 0 LOB: 0 BB: 0 P: 7	R: 0 E: 0 K: 1 S: 5	H: 0 LOB: 0 BB: 0 P: 5	R: 0 E: 0 K: 1 S: 5	H: 0 LOB: 0 BB: 0 P: 5	R: 0 E: 0 K: 1 S: 5	H: 0 LOB: 0 BB: 0 P: 5	R: 0 E: 0 K: 0 S: 3	H: 0 LOB: 0 BB: 0 P: 3	1B: 0 2B: 0 3B: 0 HR: 0	SF: 0 SAC: 0 DP: 0 HBP: 0	WP: 0 PB: 0 SB: 0 CS: 0	PA: 30
<b>PITCHER</b> John Candelaria, L ERA: 3.05 (1, 1)	IP: 9.0 WLS: W BF: 30 H: 0 R: 0 ER: 0 SO: 7 BB: 1 IBB: 0 HBP: 0 BLK: 0 WP: 0 HR: 0 S: 43 P: 47 ERA: 0.00 WHIP: 0.111															<b>PITCHER</b> John Candelaria, L ERA: 3.05 (1, 1)	IP: 9.0 WLS: W BF: 30 H: 0 R: 0 ER: 0 SO: 7 BB: 1 IBB: 0 HBP: 0 BLK: 0 WP: 0 HR: 0 S: 43 P: 47 ERA: 0.00 WHIP: 0.111			

Los Angeles Dodgers @ Pittsburgh Pirates  
Three Rivers Stadium, Pittsburgh, PA  
Mon Aug 09 1976, 7:05 PM EDT  
Att: 9,860 - Unknown

AB 29  
R 0  
H 0  
RBI 0  
BB 1  
SO 7  
LOB 7



Batter	1	2	3	4	5	6	7	8	9	AB	R	H	RBI	BB	SO	LOB	BOTTOM			
Frank Taveras, R OBP: 0.315, SLG: 0.287 (1, 6)										4	0	1	0	0	1	1				
Rennie Stennett, R OBP: 0.287, SLG: 0.347 (1, 4)										4	0	0	0	0	0	1				
Al Oliver, L OBP: 0.365, SLG: 0.495 (1, 8)										2	0	1	0	1	0	1				
Willie Stargell, L OBP: 0.328, SLG: 0.447 (1, 3)										3	0	0	0	0	0	3				
Richie Zisk, R OBP: 0.336, SLG: 0.464 (1, 7)										3	1	1	0	0	1	1				
Dave Parker, L OBP: 0.338, SLG: 0.465 (1, 9)										3	1	1	0	0	0	0				
Bill Robinson, R OBP: 0.343, SLG: 0.572 (1, 5)										3	0	1	2	0	2	0	AB 28			
Duffy Dyer, R OBP: 0.321, SLG: 0.380 (1, 2)										3	0	0	0	0	1	1	R 2			
John Candelaria, L OBP: 0.259, SLG: 0.231 (1, 1)										3	0	0	0	0	1	1	H 5			
<b>Inning Stats</b>	R: 0 E: 0 K: 0 S: 3	H: 1 LOB: 1 BB: 1 P: 7	R: 0 E: 0 K: 2 S: 7	H: 0 LOB: 0 BB: 0 P: 7	R: 0 E: 0 K: 3 S: 9	H: 0 LOB: 0 BB: 0 P: 9	R: 0 E: 0 K: 0 S: 3	H: 1 LOB: 0 BB: 0 P: 3	R: 2 E: 0 K: 0 S: 6	H: 3 LOB: 1 BB: 0 P: 6	R: 0 E: 1 K: 0 S: 4	H: 0 LOB: 1 BB: 0 P: 4	R: 0 E: 0 K: 1 S: 5	H: 0 LOB: 0 BB: 0 P: 5	R: 0 E: 0 K: 0 S: 3	H: 0 LOB: 0 BB: 0 P: 3	1B: 4 2B: 1 3B: 0 HR: 0	SF: 0 SAC: 0 DP: 1 HBP: 0	WP: 0 PB: 0 SB: 1 CS: 0	PA: 29
<b>PITCHER</b> Doug Rau, L ERA: 2.95 (1, 1)	IP: 7.0 WLS: L BF: 26 H: 5 R: 2 ER: 2 SO: 6 BB: 1 IBB: 0 HBP: 0 BLK: 0 WP: 0 HR: 0 S: 37 P: 41 ERA: 2.57 WHIP: 0.857															<b>PITCHER</b> Charlie Hough, R ERA: 2.45 (8, 1)	IP: 1.0 WLS: L BF: 3 H: 0 R: 0 ER: 0 SO: 0 BB: 0 IBB: 0 HBP: 0 BLK: 0 WP: 0 HR: 0 S: 3 P: 3 ERA: 0.00 WHIP: 0.000			

Los Angeles Dodgers @ Pittsburgh Pirates  
Three Rivers Stadium, Pittsburgh, PA  
Mon Aug 09 1976, 7:05 PM EDT  
Att: 9,860 - Unknown

AB 28  
R 2  
H 5  
RBI 2  
BB 1  
SO 6  
LOB 9



Batter	1	2	3	4	5	6	7	8	9	AB	R	H	RBI	BB	SO	LOB	TOP								
<b>Davey Lopes, R</b> OBP: 0.310, SLG: 0.327 (1, 8)										4	1	2	0	1	1	0	<b>Los Angeles Dodgers @ Pittsburgh Pirates</b> Three Rivers Stadium, Pittsburgh, PA Tue Aug 10 1976, 7:05 PM EDT Att: 13,670 - Unknown <a href="http://livebaseballscores.com">livebaseballscores.com</a>								
<b>Ted Sizemore, R</b> OBP: 0.301, SLG: 0.299 (1, 4)										5	1	2	0	0	0	2									
<b>Bill Russell, R</b> OBP: 0.329, SLG: 0.383 (1, 6)											5	1	2	0	0	1		2							
<b>Steve Garvey, R</b> OBP: 0.349, SLG: 0.414 (1, 3)										2	2	1	0	1	0	1									
<b>Ron Cey, R</b> OBP: 0.392, SLG: 0.482 (1, 5)										4	0	2	3	0	0	2									
<b>Lee Lacy, R</b> OBP: 0.324, SLG: 0.368 (1, 7)										3	0	1	1	1	0	2									
<b>Dusty Baker Jr., R</b> OBP: 0.303, SLG: 0.312 (1, 9)										3	0	1	1	0	0	3									
<b>Steve Yeager, R</b> OBP: 0.297, SLG: 0.380 (1, 2)										4	0	0	0	0	2	5									
<b>Don Sutton, R</b> OBP: 0.164, SLG: 0.091 (1, 1)										4	0	0	0	0	1	3									
<b>Charlie Hough, R</b> OBP: 0.267, SLG: 0.333 (9, 1)										0	0	0	0	0	0	0									
<b>Inning Stats</b>	R: 0 E: 0 K: 1 S: 5	H: 1 LOB: 0 BB: 0 P: 5	R: 0 E: 0 K: 0 S: 4	H: 1 LOB: 1 BB: 0 P: 4	R: 0 E: 0 K: 2 S: 8	H: 1 LOB: 1 BB: 0 P: 8	R: 2 E: 1 K: 1 S: 9	H: 3 LOB: 2 BB: 0 P: 9	R: 3 E: 0 K: 0 S: 5	H: 2 LOB: 2 BB: 3 P: 17	R: 0 E: 0 K: 0 S: 3	H: 1 LOB: 0 BB: 0 P: 3	R: 0 E: 0 K: 0 S: 4	H: 1 LOB: 1 BB: 0 P: 4	R: 0 E: 0 K: 0 S: 3	H: 1 LOB: 0 BB: 0 P: 3	R: 0 E: 0 K: 1 S: 5	H: 0 LOB: 0 BB: 0 P: 5	1B: 9 2B: 1 3B: 1 HR: 0	SF: 1 SAC: 1 DP: 2 HBP: 0	WP: 0 PB: 0 SB: 0 CS: 1	PA: 40			
<b>PITCHER</b>	IP	WLS	BF	H	R	ER	SO	BB	IBB	HBP	BLK	WP	HR	S	P	ERA	WHIP								
<b>Jerry Reuss, L</b> ERA: 4.5 (1, 1)	4.1	L	23	8	5	4	4	1	1	0	0	0	0	29	37	8.31	2.077								
<b>Bob Moose, R</b> ERA: 2.53 (5, 1)	2.2		10	2	0	0	0	1	0	0	0	0	0	9	13	0.00	1.125								
<b>Kent Tekulve, R</b> ERA: 2.96 (8, 1)	2.0		6	1	0	0	1	0	0	0	0	0	0	8	8	0.00	0.500								

Batter	1	2	3	4	5	6	7	8	9	AB	R	H	RBI	BB	SO	LOB	BOTTOM								
<b>Frank Taveras, R</b> OBP: 0.316, SLG: 0.290 (1, 6)										4	0	2	0	0	1	1	<b>Los Angeles Dodgers @ Pittsburgh Pirates</b> Three Rivers Stadium, Pittsburgh, PA Tue Aug 10 1976, 7:05 PM EDT Att: 13,670 - Unknown <a href="http://livebaseballscores.com">livebaseballscores.com</a>								
<b>Bob Robertson, R</b> OBP: 0.302, SLG: 0.326 (9, FH)										1	0	0	0	0	0	1									
<b>Rennie Stennett, R</b> OBP: 0.284, SLG: 0.344 (1, 4)										4	0	0	0	0	1	5									
<b>Al Oliver, L</b> OBP: 0.366, SLG: 0.495 (1, 8)										4	0	2	0	0	0	0									
<b>Willie Stargell, L</b> OBP: 0.327, SLG: 0.444 (1, 3)										4	0	1	0	0	0	3									
<b>Dave Parker, L</b> OBP: 0.334, SLG: 0.459 (1, 9)										4	0	0	0	0	0	4									
<b>Richie Zisk, R</b> OBP: 0.338, SLG: 0.467 (1, 7)										4	0	2	0	0	0	1									
<b>Bill Robinson, R</b> OBP: 0.345, SLG: 0.581 (1, 5)										4	1	2	1	0	1	2									
<b>Duffy Dyer, R</b> OBP: 0.319, SLG: 0.385 (1, 2)										4	0	1	0	0	1	3									
<b>Jerry Reuss, L</b> OBP: 0.364, SLG: 0.333 (1, 1)										2	0	1	0	0	1	1									
<b>Bob Moose, R</b> OBP: 0.333, SLG: 0.889 (5, 1)										0	0	0	0	0	0	0									
<b>Tommy Helms, R</b> OBP: 0.337, SLG: 0.397 (7, FH)										1	0	0	0	0	0	1									
<b>Kent Tekulve, R</b> OBP: 0.337, SLG: 0.397 (8, 1)										0	0	0	0	0	0	0									
<b>Ed Kirkpatrick, L</b> OBP: 0.293, SLG: 0.279 (9, FH)										1	0	0	0	0	0	1									
<b>Inning Stats</b>	R: 0 E: 0 K: 0 S: 5	H: 2 LOB: 2 BB: 0 P: 5	R: 0 E: 0 K: 1 S: 8	H: 3 LOB: 3 BB: 0 P: 8	R: 0 E: 0 K: 2 S: 8	H: 1 LOB: 1 BB: 0 P: 8	R: 0 E: 0 K: 1 S: 5	H: 0 LOB: 0 BB: 0 P: 5	R: 0 E: 0 K: 0 S: 3	H: 0 LOB: 0 BB: 0 P: 3	R: 1 E: 0 K: 0 S: 5	H: 2 LOB: 1 BB: 0 P: 5	R: 0 E: 0 K: 0 S: 4	H: 1 LOB: 1 BB: 0 P: 4	R: 0 E: 0 K: 1 S: 6	H: 1 LOB: 1 BB: 0 P: 6	1B: 8 2B: 2 3B: 0 HR: 1	SF: 0 SAC: 0 DP: 1 HBP: 0	WP: 0 PB: 0 SB: 0 CS: 0	PA: 37					
<b>PITCHER</b>	IP	WLS	BF	H	R	ER	SO	BB	IBB	HBP	BLK	WP	HR	S	P	ERA	WHIP								
<b>Don Sutton, R</b> ERA: 4.04 (1, 1)	8.0	W	33	10	1	1	4	0	0	0	0	0	0	41	41	1.12	1.250								
<b>Charlie Hough, R</b> ERA: 2.43 (9, 1)	1.0		4	1	0	0	1	0	0	0	0	0	0	6	6	0.00	1.000								











Batter	1	2	3	4	5	6	7	8	9	AB	R	H	RBI	BB	SO	LOB	TOP	
Davey Lopes, R (1,4) OBP: 0.302, SLG: 0.315 Ed Goodson, L (9, PH) OBP: 0.228, SLG: 0.262	6-3			5-3			5-3		K	3	0	0	0	0	0	0	<b>Los Angeles Dodgers @ Chicago Cubs</b> Wrigley Field, Chicago, IL Sat Aug 14 1976, 3:33 AM CDT Att: 20,126 - Overcast - 71 F	
Jim Lyttle, L (1,8) OBP: 0.333, SLG: 0.389	CS 1B			L8			F7		6-3	4	0	1	0	0	0	0		
Bill Buckner, L (1,7) OBP: 0.323, SLG: 0.386	F5			L9			FC6-4 1B			3	0	1	0	0	0	1		
Steve Garvey, R (1,3) OBP: 0.347, SLG: 0.411	CS 1-2		5-3			FC5-4 1B	FC6-4 1-2			3	0	1	0	0	0	1		
Ron Cey, R (1,5) OBP: 0.387, SLG: 0.485			G3		FC5-4 G1-6-3 1-2			F8		3	0	0	0	0	0	1		
Leron Lee, L (1,9) OBP: 0.182, SLG: 0.182			G3		G1-6-3 1-2			L9		3	0	0	0	0	0	1		
Bill Russell, R (1,6) OBP: 0.329, SLG: 0.384				F9		4-3				3	0	1	0	0	0	0		
Steve Yeager, R (1,2) OBP: 0.290, SLG: 0.369 Dusty Baker Jr., R (9, PH) OBP: 0.298, SLG: 0.308 Elie Rodriguez, R (8,2) OBP: 0.356, SLG: 0.229				F3		P8		P3		2	0	0	0	0	0	0		
Doug Rau, L (1,1) OBP: 0.283, SLG: 0.178 Elias Sosa, R (8,1) OBP: 0.143, SLG: 0.143 Ted Sizemore, R (9, PH) OBP: 0.297, SLG: 0.300				1-3		5-3		F8		2	0	0	0	0	0	0		
<b>Inning Stats</b>	R: 0 E: 0 K: 0 S: 3	H: 1 LOB: 0 BB: 0 P: 3	R: 0 E: 0 K: 0 S: 3	H: 0 LOB: 0 BB: 0 P: 3	R: 0 E: 0 K: 0 S: 3	H: 0 LOB: 0 BB: 0 P: 3	R: 0 E: 0 K: 0 S: 3	H: 1 LOB: 0 BB: 0 P: 3	R: 0 E: 0 K: 0 S: 4	H: 1 LOB: 1 BB: 0 P: 4	R: 0 E: 0 K: 0 S: 5	H: 0 LOB: 0 BB: 0 P: 5	1B: 4 2B: 0 3B: 0 HR: 0	SF: 0 SAC: 0 DP: 1 HBP: 0	WP: 0 PB: 0 SB: 0 CS: 1	PA: 30	<b>AB</b> 29 <b>R</b> 0 <b>H</b> 4 <b>RBI</b> 0 <b>BB</b> 0 <b>SO</b> 1 <b>LOB</b> 5	
<b>PITCHER</b> Ray Burris, R (1,1) ERA: 3.43	IP: 9.0 WLS: W BF: 29 H: 4 R: 0 ER: 0 SO: 1 BB: 0 IBB: 0 HBP: 0 BLK: 0 WP: 0 HR: 0 S: 31 P: 31 ERA: 0.00 WHIP: 0.444	<b>PITCHER</b>																

Batter	1	2	3	4	5	6	7	8	9	AB	R	H	RBI	BB	SO	LOB	BOTTOM	
Rick Monday, L (1,8) OBP: 0.347, SLG: 0.489	1-3					1B SF8 E 1B			1-3	4	1	1	0	0	0	0	<b>Los Angeles Dodgers @ Chicago Cubs</b> Wrigley Field, Chicago, IL Sat Aug 14 1976, 3:33 AM CDT Att: 20,126 - Overcast - 71 F	
Jose Cardenal, R (1,7) OBP: 0.345, SLG: 0.416	K			4-3		FC6 SF8 1B 1-2		E5 1B 1B		4	0	1	0	0	1	1		
Bill Madlock, R (1,5) OBP: 0.411, SLG: 0.509	1B 2B			4-3		G6-3 1-2 2-3 1B		1B IBB		3	1	2	0	1	0	0		
George Mitterwald, R (1,3) OBP: 0.264, SLG: 0.326	FC6-4 2H 1B					SF8 2-3 3-H		1-2 2H 1B		3	0	2	2	0	0	0		
Manny Trillo, R (1,4) OBP: 0.308, SLG: 0.329	FC6-4 1-2					G6-3 1-2				3	0	0	0	0	0	3		
Steve Swisher, R (1,2) OBP: 0.277, SLG: 0.337								F7		3	0	1	0	0	0	0		
Ralph LaCock, L (1,9) OBP: 0.338, SLG: 0.390						P4		B3		3	0	1	0	0	0	0		
Mick Kelleher, R (1,6) OBP: 0.276, SLG: 0.288				8-3-4 1-2		B5-3		F9		3	0	0	0	0	0	2		
Ray Burris, R (1,1) OBP: 0.140, SLG: 0.125				P4		L4		L3		3	0	0	0	0	0	1		
<b>Inning Stats</b>	R: 1 E: 0 K: 1 S: 7	H: 2 LOB: 1 BB: 0 P: 7	R: 0 E: 0 K: 0 S: 4	H: 2 LOB: 1 BB: 0 P: 4	R: 0 E: 0 K: 0 S: 3	H: 0 LOB: 0 BB: 0 P: 3	R: 0 E: 0 K: 0 S: 3	H: 0 LOB: 0 BB: 0 P: 3	R: 1 E: 1 K: 0 S: 5	H: 2 LOB: 1 BB: 0 P: 5	R: 0 E: 0 K: 0 S: 3	H: 0 LOB: 0 BB: 0 P: 3	R: 0 E: 1 K: 0 S: 4	H: 2 LOB: 2 BB: 1 P: 8	1B: 7 2B: 2 3B: 0 HR: 0	SF: 1 SAC: 0 DP: 2 HBP: 0	WP: 0 PB: 0 SB: 0 CS: 0	PA: 31
<b>PITCHER</b> Doug Rau, L (1,1) ERA: 2.87 Elias Sosa, R (8,1) ERA: 4.12	IP: 7.2 WLS: L BF: 29 H: 7 R: 2 ER: 1 SO: 1 BB: 0 IBB: 0 HBP: 0 BLK: 0 WP: 0 HR: 0 S: 31 P: 31 ERA: 1.17 WHIP: 0.913	<b>PITCHER</b>																

Batter	1	2	3	4	5	6	7	8	9	AB	R	H	RBI	BB	SO	LOB	TOP			
Jim Lyttle, L OBP: 0.336, SLG: 0.410 Davey Lopes, R OBP: 0.302, SLG: 0.315	0-0 4-3		0-3 K		0-0 6-3 2B		0-0 2B		0-0 F8	5	0	2	0	0	1	2	<p><b>Los Angeles Dodgers @ Chicago Cubs</b> Wrigley Field, Chicago, IL Sun Aug 15 1976, 3:33 AM CDT Att: 25,998 - Sunny - 68 F</p> <p><a href="#">livebaseballscores.com</a></p> <p>AB 34 R 3 H 9 RBI 2 BB 3 SO 6 LOB 13</p> 			
Ted Sizemore, R OBP: 0.296, SLG: 0.295	4-0 G4-6-3 BB			0-0 6-3	0-0 6-3		0-0 4-3			3	0	0	0	1	0	2				
Bill Buckner, L OBP: 0.324, SLG: 0.385	0-0 G4-6-3 1-2			4-0 BB 1B BB	0-0 6-3			0-0 CS 1B		3	1	1	0	1	0	2				
Steve Garvey, R OBP: 0.347, SLG: 0.408		0-0 4-3		4-0 1B 1-2 BLK BB		0-0 6-3		0-0 L8 1-2		3	1	0	0	1	0	1				
Ron Cey, R OBP: 0.388, SLG: 0.485		0-0 F9		0-0 BLK 1B		0-0 1B		0-3 K		4	1	2	1	0	1	0				
Leron Lee, L OBP: 0.200, SLG: 0.333 Dusty Baker Jr., R OBP: 0.298, SLG: 0.308	0-0 3B		0-0 F3 1-2 3-H		0-0 K			0-0 F8		4	0	1	0	0	1	2				
Bill Russell, R OBP: 0.330, SLG: 0.386	0-0 5-3		0-0 S 1B		0-0 5-3			0-0 1B 1B		4	0	2	1	0	0	2				
Steve Yeager, R OBP: 0.287, SLG: 0.365			0-3 K	0-0 6-3 1-2		0-0 6-3		0-3 K		4	0	0	0	0	2	2				
Don Sutton, R OBP: 0.169, SLG: 0.102			0-3 K		0-0 F3		0-0 4-3		0-0 1B	4	0	1	0	0	1	0				
<b>Inning Stats</b>	R: 0 E: 0 K: 0 S: 2	H: 0 LOB: 0 BB: 1 P: 6	R: 0 E: 0 K: 0 S: 4	H: 1 LOB: 1 BB: 0 P: 4	R: 0 E: 0 K: 3 S: 9	H: 0 LOB: 0 BB: 0 P: 9	R: 3 E: 0 K: 0 S: 5	H: 2 LOB: 1 BB: 2 P: 13	R: 0 E: 0 K: 1 S: 4	H: 1 LOB: 1 BB: 0 P: 6	R: 0 E: 0 K: 0 S: 4	H: 1 LOB: 1 BB: 0 P: 4	R: 0 E: 0 K: 1 S: 5	H: 1 LOB: 0 BB: 0 P: 5	R: 0 E: 0 K: 1 S: 7	H: 2 LOB: 2 BB: 0 P: 7		1B: 6 2B: 2 3B: 1 HR: 0	SF: 0 SAC: 0 DP: 1 HBP: 0	WP: 0 PB: 0 SB: 1 CS: 1
<b>PITCHER</b>	IP WLS BF H R ER SO BB IBB HBP BLK WP HR S P ERA WHIP																			
Bill Bonham, R ERA: 4.71	(1, 1)	7.0	L	29	6	3	3	4	3	0	0	0	1	0	0	34	46	3.86	1.286	
Bruce Sutter, R ERA: 2.25	(8, 1)	2.0		8	3	0	0	2	0	0	0	0	0	0	0	12	12	0.00	1.500	

Batter	1	2	3	4	5	6	7	8	9	AB	R	H	RBI	BB	SO	LOB	BOTTOM					
Rick Monday, L OBP: 0.346, SLG: 0.497	0-0 HR		0-3 K		0-0 2B 1B			0-3 K		4	2	2	1	0	2	0	<p><b>Los Angeles Dodgers @ Chicago Cubs</b> Wrigley Field, Chicago, IL Sun Aug 15 1976, 3:33 AM CDT Att: 25,998 - Sunny - 68 F</p> <p><a href="#">livebaseballscores.com</a></p> <p>AB 32 R 2 H 6 RBI 2 BB 1 SO 8 LOB 9</p> 					
Jose Cardenal, R OBP: 0.344, SLG: 0.416	0-0 4-3		0-3 K		0-0 1-H 2B			0-0 5-3		4	0	1	1	0	1	0						
Bill Madlock, R OBP: 0.410, SLG: 0.506	0-0 1B		0-0 G3		0-0 F9			0-0 6-3		4	0	1	0	0	0	1						
Ralph LaCock, L OBP: 0.340, SLG: 0.389	0-0 1-3 1B			0-0 P4		4-0 FC5-4 BB		0-3 K		3	0	1	0	1	1	0						
Manny Trillo, R OBP: 0.307, SLG: 0.328	0-0 F8			0-0 1B		0-0 FC5-4 G5-4-3 1-2		0-0 F7		4	0	1	0	0	0	3						
George Mitterwald, R OBP: 0.259, SLG: 0.319	0-0 L5			0-0 F8		0-0 G5-4-3 1-2		0-3 K		4	0	0	0	0	1	4						
Steve Swisher, R OBP: 0.275, SLG: 0.334		0-0 F3		0-3 K			0-0 P4			3	0	0	0	0	1	1						
Mick Kelleher, R OBP: 0.273, SLG: 0.285 Joe Wallis, S OBP: 0.292, SLG: 0.357 Rob Sperring, R OBP: 0.400, SLG: 0.364		0-0 F7			0-0 6-3		0-0 F9			2	0	0	0	0	0	0						
Bill Bonham, R OBP: 0.188, SLG: 0.217 Larry Bittner, L OBP: 0.253, SLG: 0.264 Bruce Sutter, R		0-3 K			0-3 K		0-0 F8			2	0	0	0	0	2	0						
<b>Inning Stats</b>	R: 1 E: 0 K: 0 S: 6	H: 3 LOB: 2 BB: 0 P: 6	R: 0 E: 0 K: 1 S: 5	H: 0 LOB: 0 BB: 0 P: 5	R: 0 E: 0 K: 2 S: 7	H: 0 LOB: 0 BB: 0 P: 7	R: 0 E: 0 K: 1 S: 6	H: 1 LOB: 1 BB: 0 P: 6	R: 1 E: 0 K: 1 S: 7	H: 2 LOB: 1 BB: 0 P: 7	R: 0 E: 0 K: 0 S: 2	H: 0 LOB: 0 BB: 1 P: 6	R: 0 E: 0 K: 0 S: 3	H: 0 LOB: 0 BB: 0 P: 3	R: 0 E: 0 K: 1 S: 5	H: 0 LOB: 0 BB: 0 P: 5		R: 0 E: 0 K: 2 S: 7	H: 0 LOB: 0 BB: 0 P: 7	1B: 4 2B: 1 3B: 0 HR: 1	SF: 0 SAC: 0 DP: 1 HBP: 0	WP: 0 PB: 0 SB: 0 CS: 0
<b>PITCHER</b>	IP WLS BF H R ER SO BB IBB HBP BLK WP HR S P ERA WHIP																					
Don Sutton, R ERA: 3.94	(1, 1)	9.0	W	33	6	2	2	8	1	0	0	0	0	0	1	48	52	2.00	0.778			

Batter	1	2	3	4	5	6	7	8	9	AB	R	H	RBI	BB	SO	LOB	TOP
<b>Bruce Boisclair, L</b> OBP: 0.337, SLG: 0.321 (1, 8)	4-0 1B HR BB	0-0 2B			0-3 K			0-0 1B		3	1	2	0	1	1	0	
<b>Felix Milan, R</b> OBP: 0.327, SLG: 0.328 (1, 4)	0-0 1-2 HR 1B	0-0 5-3			0-0 5-3			0-0 1B		4	1	2	0	0	0	1	
<b>John Milner, L</b> OBP: 0.346, SLG: 0.448 (6, 3)	0-0 1-H 2-H HR		0-0 G3		0-0 P4			0-0 G4-6-3 1B		4	1	1	3	0	0	2	
<b>Joe Torre, R</b> OBP: 0.354, SLG: 0.406 <b>Pepe Mangual, R</b> OBP: 0.305, SLG: 0.328 (6, 7)	0-0 FC5-4 1B		0-0 F8		0-0 F9			0-0 P3		3	0	1	0	0	0	0	
<b>Mike Vail, R</b> OBP: 0.272, SLG: 0.309 (1, 9)	0-0 F7		0-0 F8		0-0 6-3			0-0 G6-4-3 1B		4	0	1	0	0	0	1	
<b>Roy Staiger, R</b> OBP: 0.308, SLG: 0.328 (1, 5)	0-0 F8		0-0 5-3		0-0 6-3			0-0 G6-4-3 1B		4	0	0	0	0	0	2	
<b>Ron Hodges, L</b> OBP: 0.375, SLG: 0.396 (1, 2)	0-0 FC5-4 1-2		0-0 4-3		0-0 F7			0-0 F7		3	0	0	0	0	0	1	
<b>Bud Harrelson, S</b> OBP: 0.331, SLG: 0.274 (1, 6)		0-0 6-3		0-0 6-3		0-0 F7				3	0	0	0	0	0	0	
<b>Jon Matlack, L</b> OBP: 0.254, SLG: 0.200 <b>Mike Phillips, L</b> OBP: 0.328, SLG: 0.371 <b>Skip Lockwood, R</b> OBP: 0.429, SLG: 0.462 (8, PH)	0-0 K		0-0 F8		0-0 4-3			0-0 4-3		2	0	0	0	0	1	0	
<b>Inning Stats</b>	R: 3 E: 0 K: 0 S: 6	H: 3 LOB: 1 BB: 1 P: 10	R: 0 E: 0 K: 1 S: 6	H: 1 LOB: 1 BB: 0 P: 6	R: 0 E: 0 K: 0 S: 3	H: 0 LOB: 0 BB: 0 P: 3	R: 0 E: 0 K: 0 S: 5	H: 0 LOB: 0 BB: 0 P: 5	R: 0 E: 0 K: 0 S: 3	H: 0 LOB: 0 BB: 0 P: 3	R: 0 E: 0 K: 0 S: 4	H: 2 LOB: 1 BB: 0 P: 4	R: 0 E: 0 K: 0 S: 3	H: 1 LOB: 0 BB: 0 P: 3	1B: 5 2B: 1 3B: 0 HR: 1	SF: 0 SAC: 0 DP: 2 HBP: 0	WP: 0 PA: 33 PB: 0 SB: 0 CS: 0
<b>PITCHER</b> <b>Rick Rhoden, R</b> ERA: 2.87 (1, 1)	IP: 9.0 WLS: W BF: 33 H: 7 R: 3 ER: 3 SO: 2 BB: 1 IBB: 0 HBP: 0 BLK: 0 WP: 0 HR: 1 S: 36 P: 40 ERA: 3.00 WHIP: 0.889											<b>PITCHER</b> <b>Rick Rhoden, R</b> ERA: 2.87 (1, 1)	IP: 9.0 WLS: W BF: 33 H: 7 R: 3 ER: 3 SO: 2 BB: 1 IBB: 0 HBP: 0 BLK: 0 WP: 0 HR: 1 S: 36 P: 40 ERA: 3.00 WHIP: 0.889				
Batter	1	2	3	4	5	6	7	8	9	AB	R	H	RBI	BB	SO	LOB	BOTTOM
<b>Bill Buckner, L</b> OBP: 0.322, SLG: 0.382 (1, 7)	0-0 4-3		0-0 6-3	0-0 6-3		0-0 4-3				4	0	0	0	0	0	2	
<b>Ted Sizemore, R</b> OBP: 0.291, SLG: 0.290 (1, 4)	0-0 5-3		0-0 F8		0-0 F2			0-0 P6		4	0	0	0	0	0	0	
<b>Steve Garvey, R</b> OBP: 0.348, SLG: 0.409 (1, 3)	0-0 1B			0-0 BB 1B	0-0 P4			0-0 F2		4	1	2	0	0	0	0	
<b>Ron Cey, R</b> OBP: 0.389, SLG: 0.484 (1, 5)	0-0 F9			4-0 1-2 1B BB	0-0 1B 1B			0-0 P4		3	1	1	0	1	0	1	
<b>Bill Russell, R</b> OBP: 0.332, SLG: 0.387 (1, 6)		0-0 P4		0-0 1-2 2-H SF8 1B	0-0 1-2 1B			0-3 K		4	1	2	1	0	1	0	
<b>Lee Lacy, R</b> OBP: 0.323, SLG: 0.366 (1, 8)		0-0 P4		0-0 1-2 2-H SF8 PB 2B 1B	0-0 5-3			0-3 K		4	1	1	1	0	1	2	
<b>Dusty Baker Jr., R</b> OBP: 0.301, SLG: 0.308 (1, 9)		0-0 1B		0-0 1-2 2-3 5-3		0-0 6-3		4-0 BB		3	0	1	0	1	0	2	
<b>Ellie Rodriguez, R</b> OBP: 0.349, SLG: 0.220 (1, 2)		0-0 P4		0-0 2-3 3-H SF8		4-0 BB		0-0 F8		2	0	0	1	1	0	2	
<b>Rick Rhoden, R</b> OBP: 0.316, SLG: 0.411 (1, 1)			0-0 5-3	0-0 3-H 2B		0-3 K				3	0	1	1	0	1	1	
<b>Inning Stats</b>	R: 0 E: 0 K: 0 S: 4	H: 1 LOB: 1 BB: 0 P: 4	R: 0 E: 0 K: 0 S: 4	H: 1 LOB: 1 BB: 0 P: 4	R: 4 E: 0 K: 0 S: 7	H: 4 LOB: 1 BB: 1 P: 11	R: 0 E: 0 K: 1 S: 5	H: 0 LOB: 1 BB: 1 P: 9	R: 0 E: 0 K: 0 S: 3	H: 0 LOB: 0 BB: 0 P: 3	R: 0 E: 0 K: 2 S: 7	H: 0 LOB: 1 BB: 1 P: 11	R: 0 E: 0 K: 0 S: 3	H: 0 LOB: 0 BB: 0 P: 3	1B: 7 2B: 1 3B: 0 HR: 0	SF: 1 SAC: 0 DP: 0 HBP: 0	WP: 0 PA: 35 PB: 1 SB: 0 CS: 0
<b>PITCHER</b> <b>Jon Matlack, L</b> ERA: 2.84 <b>Skip Lockwood, R</b> ERA: 2.64 (8, 1)	IP: 7.0 WLS: L BF: 31 H: 8 R: 4 ER: 4 SO: 4 BB: 2 IBB: 0 HBP: 0 BLK: 0 WP: 0 HR: 0 S: 31 P: 39 ERA: 5.14 WHIP: 1.429											<b>PITCHER</b> <b>Rick Rhoden, R</b> ERA: 2.87 (1, 1)	IP: 9.0 WLS: W BF: 33 H: 7 R: 3 ER: 3 SO: 2 BB: 1 IBB: 0 HBP: 0 BLK: 0 WP: 0 HR: 1 S: 36 P: 40 ERA: 3.00 WHIP: 0.889				

**New York Mets @ Los Angeles Dodgers**  
**Dodger Stadium, Los Angeles, CA**  
Tue Aug 17 1976, 7:05 PM PDT  
Att: 24,416 - Unknown

AB 32  
R 3  
H 7  
RBI 3  
BB 1  
SO 2  
LOB 7





**BOTTOM**

**New York Mets @ Los Angeles Dodgers**  
**Dodger Stadium, Los Angeles, CA**  
Tue Aug 17 1976, 7:05 PM PDT  
Att: 24,416 - Unknown

AB 31  
R 4  
H 8  
RBI 4  
BB 3  
SO 3  
LOB 10



Batter	1	2	3	4	5	6	7	8	9	AB	R	H	RBI	BB	SO	LOB	TOP					
<b>Leon Brown, R</b> OBP: 0.250, SLG: 0.276 (1, 8)	0-0 1-3		0-0 4-3		0-0 FC2-6		0-0 1-4-3			4	0	0	0	0	0	3	<p><b>New York Mets @ Los Angeles Dodgers</b> Dodger Stadium, Los Angeles, CA</p> <p>Wed Aug 18 1976, 7:05 PM PDT Att: 25,578 - Unknown</p> <p>livebaseballscores.com</p> <p>AB 32 R 2 H 8 RBI 2 BB 3 SO 2 LOB 17</p> 					
<b>Felix Milan, R</b> OBP: 0.326, SLG: 0.328 (1, 4)	0-0 4-3		0-0 4-3		0-0 G6-4-3			0-0 2B FC5-2 1B		4	0	1	0	0	2							
<b>John Milner, L</b> OBP: 0.350, SLG: 0.452 (1, 7)	4-0 BB			0-0 G3		4-0 G5-4-3 BB		0-0 FC5-2 1-3 2B		2	0	1	0	2	0							
<b>Mike Vail, R</b> OBP: 0.262, SLG: 0.297 (1, 9)	0-0 2-3			0-0 5-3		0-0 G5-4-3		0-0 FC5-2		4	0	0	0	0	4							
<b>Joe Torre, R</b> OBP: 0.353, SLG: 0.403 (1, 3)		0-0 6-3		0-0 BB 1B		0-3 K		0-0 F2		4	1	1	0	0	1	2						
<b>Roy Staiger, R</b> OBP: 0.312, SLG: 0.333 (1, 5)		0-0 P3		4-0 1B BB		0-0 2B		0-0 L6		3	1	1	0	1	0	2						
<b>Jerry Grote, R</b> OBP: 0.343, SLG: 0.329 (1, 2)		0-0 4-3		0-0 FC6-4 1B		0-0 FC5-4 2B		0-0 F8		4	0	2	2	0	0	0						
<b>Leo Foster, R</b> OBP: 0.304, SLG: 0.333 (1, 6)			0-0 4-3 SH2-4 1B		0-0 FC6-4		0-0 FC2-5-6-5		0-0 F9	4	0	1	0	0	0	3						
<b>Tom Seaver, R</b> OBP: 0.206, SLG: 0.100 (1, 1)			0-0 SH2-4		0-0 FC2-6 1B		0-3 K		0-0 F7	3	0	1	0	0	1	1						
<b>Inning Stats</b>	R: 0 E: 0 K: 0 S: 3	H: 0 LOB: 1 BB: 1 P: 7	R: 0 E: 0 K: 0 S: 3	H: 0 LOB: 0 BB: 0 P: 3	R: 0 E: 0 K: 0 S: 4	H: 1 LOB: 1 BB: 0 P: 4	R: 1 E: 0 K: 0 S: 5	H: 2 LOB: 2 BB: 1 P: 9	R: 0 E: 0 K: 1 S: 4	H: 0 LOB: 0 BB: 1 P: 8	R: 1 E: 0 K: 1 S: 7	H: 2 LOB: 1 BB: 0 P: 7	R: 0 E: 0 K: 0 S: 5	H: 2 LOB: 2 BB: 0 P: 5	R: 0 E: 0 K: 0 S: 3	H: 0 LOB: 0 BB: 0 P: 3		1B: 5 2B: 3 3B: 0 HR: 0	SF: 0 SAC: 1 DP: 2 HBP: 0	WP: 0 PB: 0 SB: 0 CS: 0	PA: 36	
<b>PITCHER</b>	IP	WLS	BF	H	R	ER	SO	BB	IBB	HBP	BLK	WP	HR	S	P	ERA	WHIP					
<b>Tommy John, L</b> ERA: 3.2 (1, 1)	7.0		28	6	2	2	2	3	0	0	0	0	0	29	41	2.57	1.286					
<b>Charlie Hough, R</b> ERA: 2.34 (8, 1)	2.0	W	8	2	0	0	0	0	0	0	0	0	0	8	8	0.00	1.000					

Batter	1	2	3	4	5	6	7	8	9	AB	R	H	RBI	BB	SO	LOB	BOTTOM					
<b>Jim Lyttle, L</b> OBP: 0.333, SLG: 0.404 (1, 8)	0-0 3-1		0-0 WP 1B			0-0 P6	0-0 4-3			4	0	1	0	0	0	3	<p><b>New York Mets @ Los Angeles Dodgers</b> Dodger Stadium, Los Angeles, CA</p> <p>Wed Aug 18 1976, 7:05 PM PDT Att: 25,578 - Unknown</p> <p>livebaseballscores.com</p> <p>AB 33 R 3 H 7 RBI 3 BB 3 SO 5 LOB 7</p> 					
<b>Ted Sizemore, R</b> OBP: 0.286, SLG: 0.285 (1, 4)	0-0 5-3		0-3 K			0-0 P4		0-0 P3		4	0	0	0	0	1	2						
<b>Bill Buckner, L</b> OBP: 0.323, SLG: 0.382 (1, 7)	0-0 1B			0-0 F5		4-0 1-2 2B BB		0-0 F7		3	1	1	0	1	0	0						
<b>Steve Garvey, R</b> OBP: 0.347, SLG: 0.410 (1, 3)	0-0 4-3			0-0 F2		0-0 1-1 2H 2B		0-0 6-3		4	0	1	2	0	0	1						
<b>Ron Cey, R</b> OBP: 0.388, SLG: 0.482 (1, 5)		0-0 5-3		0-3 K		0-0 F8			0-0 1B	4	0	1	0	0	1	1						
<b>Leron Lee, L</b> OBP: 0.158, SLG: 0.263 (1, 9)		0-0 F8			0-3 K		0-0 F8		0-3 K	4	0	0	0	0	2	0						
<b>Bill Russell, R</b> OBP: 0.331, SLG: 0.385 (1, 6)		0-0 6-3			0-0 6-3		0-0 4-3		0-0 2B 1B	4	1	1	0	0	0	0						
<b>Ellie Rodriguez, R</b> OBP: 0.358, SLG: 0.212 (1, 2)			0-0 L5		0-3 K		4-0 1B BB		4-0 2B 1B IBB	2	0	0	0	2	1	0						
<b>Tommy John, R</b> OBP: 0.143, SLG: 0.128 (1, 1)					0-0 4-3		0-0 E4 2B BB		0-0 1-2 1B	2	1	0	0	0	0	0						
<b>Ed Goodson, L</b> OBP: 0.237, SLG: 0.271 (7, PH)									1-3 2H 2B	1	0	1	0	0	0	0						
<b>Charlie Hough, R</b> OBP: 0.235, SLG: 0.294 (8, 1)										0	0	0	0	0	0	0						
<b>Manny Mota, R</b> OBP: 0.378, SLG: 0.400 (9, PH)										1	0	1	1	0	0	0						
<b>Inning Stats</b>	R: 0 E: 0 K: 0 S: 4	H: 1 LOB: 1 BB: 0 P: 4	R: 0 E: 0 K: 0 S: 3	H: 0 LOB: 0 BB: 0 P: 3	R: 0 E: 0 K: 1 S: 6	H: 1 LOB: 1 BB: 0 P: 6	R: 0 E: 0 K: 1 S: 5	H: 0 LOB: 0 BB: 0 P: 5	R: 0 E: 0 K: 2 S: 7	H: 0 LOB: 0 BB: 0 P: 7	R: 2 E: 1 K: 0 S: 5	H: 1 LOB: 1 BB: 1 P: 9	R: 0 E: 0 K: 0 S: 4	H: 1 LOB: 2 BB: 1 P: 8	R: 0 E: 0 K: 0 S: 3	H: 0 LOB: 0 BB: 0 P: 3	R: 1 E: 0 K: 1 S: 6	H: 3 LOB: 2 BB: 1 P: 10	1B: 5 2B: 2 3B: 0 HR: 0	SF: 0 SAC: 0 DP: 0 HBP: 0	WP: 1 PB: 0 SB: 1 CS: 0	PA: 36
<b>PITCHER</b>	IP	WLS	BF	H	R	ER	SO	BB	IBB	HBP	BLK	WP	HR	S	P	ERA	WHIP					
<b>Tom Seaver, R</b> ERA: 2.62 (1, 1)	8.2	L	36	7	3	1	5	2	1	0	0	1	0	43	55	1.04	1.038					

Batter	1	2	3	4	5	6	7	8	9	AB	R	H	RBI	BB	SO	LOB	TOP																					
<b>Bruce Boischair, L</b> OBP: 0.329, SLG: 0.313 (1, 8)	4-3		K			P5		F8	F8	5	0	0	0	0	1	3																						
<b>Mike Phillips, L</b> OBP: 0.353, SLG: 0.383 (1, 4)	1B		F8			P6		2B	IBB	4	1	2	1	1	0	1																						
<b>John Milner, L</b> OBP: 0.349, SLG: 0.448 <b>Skip Lockwood, R</b> OBP: 0.467, SLG: 0.500 <b>Bob Apodaca, R</b> OBP: 0.200, SLG: 0.214 (1, 7)	L9			4-3		F8		2B	BB	3	1	0	0	1	0	1																						
<b>Joe Torre, R</b> OBP: 0.353, SLG: 0.407 (1, 3)	4-3			CS	1B			1B	2B	5	1	2	2	0	0	3																						
<b>Jerry Grote, R</b> OBP: 0.345, SLG: 0.331 (1, 2)		5-3		L7						4	0	2	1	0	0	1																						
<b>Roy Staiger, R</b> OBP: 0.311, SLG: 0.332 (1, 5)	K							1B	1B	4	0	1	0	0	1	3																						
<b>Pepe Mangual, R</b> OBP: 0.361, SLG: 0.323 (1, 9)		5-3				K		F9		4	0	0	0	0	2	4																						
<b>Bud Harrelson, S</b> OBP: 0.333, SLG: 0.281 (1, 6)				SH2-4	1B			F5	1B	4	1	2	0	0	0	1																						
<b>Mickey Lolich, S</b> OBP: 0.224, SLG: 0.136 <b>Mike Vail, R</b> OBP: 0.269, SLG: 0.304 <b>Leon Brown, R</b> OBP: 0.246, SLG: 0.271 (1, 1)				SH2-4		K			F7	1	0	0	0	0	1	1																						
				1-2				3B	1B	1	0	1	0	0	0	0																						
<b>Inning Stats</b>	R: 0 E: 0 K: 0 S: 4	H: 1 LOB: 1 BB: 0 P: 4	R: 0 E: 0 K: 1 S: 5	H: 0 LOB: 0 BB: 0 P: 5	R: 0 E: 0 K: 1 S: 6	H: 1 LOB: 1 BB: 0 P: 6	R: 0 E: 0 K: 0 S: 3	H: 1 LOB: 1 BB: 0 P: 3	R: 0 E: 0 K: 2 S: 8	H: 0 LOB: 0 BB: 0 P: 8	R: 0 E: 0 K: 1 S: 6	H: 1 LOB: 1 BB: 0 P: 6	R: 4 E: 1 K: 0 S: 8	H: 4 LOB: 2 BB: 1 P: 12	R: 1 E: 1 K: 0 S: 5	H: 2 LOB: 2 BB: 1 P: 9	1B: 8 2B: 2 3B: 1 HR: 0	SF: 0 SAC: 1 DP: 0 HBP: 0	WP: 0 PB: 0 SB: 1 CS: 1	PA: 40																		
<b>PITCHER</b>	IP	WLS	BF	H	R	ER	SO	BB	IBB	HBP	BLK	WP	HR	S	P	ERA	WHIP	<b>PITCHER</b>				IP	WLS	BF	H	R	ER	SO	BB	IBB	HBP	BLK	WP	HR	S	P	ERA	WHIP
<b>Burt Hooton, R</b> ERA: 3.94 (1, 1)	7.2		29	7	3	3	5	0	0	0	0	0	0	39	39	3.52	0.913																					
<b>Stan Wall, L</b> ERA: 4.5 (8, 1)	0.0		1	0	0	0	0	1	0	0	0	0	0	4	4	∞	∞																					
<b>Elias Sosa, R</b> ERA: 4.25 (8, 1)	0.1		4	2	1	1	0	0	0	0	0	0	0	4	4	27.00	6.000																					
<b>Charlie Hough, R</b> ERA: 2.32 (9, 1)	1.0	W	6	2	1	0	0	0	1	0	0	0	0	5	9	0.00	2.000																					

Batter	1	2	3	4	5	6	7	8	9	AB	R	H	RBI	BB	SO	LOB	BOTTOM																					
<b>Davey Lopes, R</b> OBP: 0.305, SLG: 0.316 <b>Ed Goodson, L</b> OBP: 0.234, SLG: 0.267 <b>Charlie Hough, R</b> OBP: 0.235, SLG: 0.294 (1, 8)				2-3	1B			F9	G3	2	1	1	0	1	0	0																						
<b>Ted Sizemore, R</b> OBP: 0.286, SLG: 0.284 (1, 4)	CS	BB			1B					4	1	1	0	0	0	2																						
<b>Bill Buckner, L</b> OBP: 0.325, SLG: 0.383 (1, 7)	L6			2-3				G3	1B	4	1	1	0	0	0	2																						
<b>Steve Garvey, R</b> OBP: 0.346, SLG: 0.415 (1, 3)	1-2								HR	4	1	2	1	0	1	0																						
<b>Ron Cey, R</b> OBP: 0.386, SLG: 0.487 (1, 5)	P4			2H	1B			K	1B	4	1	2	1	0	1	0																						
<b>Lee Lacy, R</b> OBP: 0.320, SLG: 0.362 (1, 9)									1B	4	1	1	3	0	0	0																						
<b>Ellie Rodriguez, R</b> OBP: 0.357, SLG: 0.294 (1, 2)								F9	HR	4	1	1	1	0	0	0																						
<b>Bill Russell, R</b> OBP: 0.329, SLG: 0.383 (1, 6)										3	0	0	0	0	0	0																						
<b>Lee Lacy, R</b> OBP: 0.320, SLG: 0.362 (9, 8)										3	1	0	0	0	0	0																						
<b>Ellie Rodriguez, R</b> OBP: 0.357, SLG: 0.294 (1, 2)										2	0	0	0	1	0	0																						
<b>Burt Hooton, R</b> OBP: 0.176, SLG: 0.130 <b>Stan Wall, L</b> OBP: 0.234, SLG: 0.267 <b>Elias Sosa, R</b> OBP: 0.143, SLG: 0.143 <b>Leron Lee, L</b> OBP: 0.200, SLG: 0.300 (1, 1)										2	0	0	0	0	1	0																						
<b>Burt Hooton, R</b> OBP: 0.176, SLG: 0.130 <b>Stan Wall, L</b> OBP: 0.234, SLG: 0.267 <b>Elias Sosa, R</b> OBP: 0.143, SLG: 0.143 <b>Leron Lee, L</b> OBP: 0.200, SLG: 0.300 (8, 1)										0	0	0	0	0	0	0																						
<b>Burt Hooton, R</b> OBP: 0.176, SLG: 0.130 <b>Stan Wall, L</b> OBP: 0.234, SLG: 0.267 <b>Elias Sosa, R</b> OBP: 0.143, SLG: 0.143 <b>Leron Lee, L</b> OBP: 0.200, SLG: 0.300 (9, 9)										1	0	1	1	0	0	0																						
<b>Inning Stats</b>	R: 0 E: 0 K: 0 S: 2	H: 0 LOB: 0 BB: 1 P: 6	R: 0 E: 0 K: 0 S: 3	H: 0 LOB: 0 BB: 0 P: 3	R: 0 E: 0 K: 0 S: 3	H: 0 LOB: 0 BB: 0 P: 3	R: 1 E: 0 K: 0 S: 4	H: 2 LOB: 0 BB: 0 P: 4	R: 0 E: 0 K: 1 S: 5	H: 0 LOB: 0 BB: 0 P: 5	R: 0 E: 0 K: 1 S: 5	H: 0 LOB: 0 BB: 0 P: 5	R: 1 E: 1 K: 0 S: 5	H: 1 LOB: 2 BB: 1 P: 9	R: 4 E: 0 K: 0 S: 4	H: 4 LOB: 0 BB: 0 P: 4	1B: 5 2B: 0 3B: 0 HR: 2	SF: 0 SAC: 0 DP: 0 HBP: 0	WP: 0 PB: 0 SB: 0 CS: 1	PA: 32																		
<b>PITCHER</b>	IP	WLS	BF	H	R	ER	SO	BB	IBB	HBP	BLK	WP	HR	S	P	ERA	WHIP	<b>PITCHER</b>				IP	WLS	BF	H	R	ER	SO	BB	IBB	HBP	BLK	WP	HR	S	P	ERA	WHIP
<b>Mickey Lolich, L</b> ERA: 2.99 (1, 1)	7.0		22	2	1	1	2	1	0	0	0	0	0	25	29	1.29	0.429																					
<b>Skip Lockwood, R</b> ERA: 2.97 (8, 1)	1.0		9	4	4	3	0	1	0	0	1	0	1	8	12	27.00	5.000																					
<b>Bob Apodaca, R</b> ERA: 2.97 (9, 1)	0.0	L	1	1	1	1	0	0	0	0	0	0	1	1	1	∞	∞																					

**New York Mets @ Los Angeles Dodgers**  
Dodger Stadium, Los Angeles, CA  
Thu Aug 19 1976, 7:05 PM PDT  
Att: 21,407 - Unknown

AB	37
R	5
H	11
RBI	4
BB	2
SO	5
LOB	19



**New York Mets @ Los Angeles Dodgers**  
Dodger Stadium, Los Angeles, CA  
Thu Aug 19 1976, 7:05 PM PDT  
Att: 21,407 - Unknown

AB	30
R	6
H	7
RBI	6
BB	2
SO	2
LOB	4







Batter	1	2	3	4	5	6	7	8	9	AB	R	H	RBI	BB	SO	LOB	TOP	
Frank Taveras, R (1,6) OBP: 0.328, SLG: 0.300										4	0	3	1	0	0	1	<b>Pittsburgh Pirates @ Los Angeles Dodgers</b> Dodger Stadium, Los Angeles, CA Fri Aug 20 1976, 7:05 PM PDT Att: 25,107 - Unknown	
Omar Moreno, L (1,8) OBP: 0.415, SLG: 0.541										4	0	2	0	0	1	2		
Richie Zisk, R (1,7) OBP: 0.338, SLG: 0.463										4	0	0	0	0	2	4		
Bob Robertson, R (1,3) OBP: 0.299, SLG: 0.314										4	0	0	0	0	0	1		
Dave Parker, L (1,9) OBP: 0.339, SLG: 0.454										4	0	1	0	0	1	1		
Bill Robinson, R (1,5) OBP: 0.339, SLG: 0.563										4	0	1	0	0	0	1		
Rennie Stennett, R (1,4) OBP: 0.297, SLG: 0.357										3	0	0	0	0	0	1		
Manny Sanguillen, R (1,2) OBP: 0.340, SLG: 0.379										3	1	2	0	0	0	1		
Bruce Kison, R (1,1) Tommy Holmes, R (6, PH) Doc Medich, R (6, PH) Richie Hernandez, L (6, PH) Dave Giusti, R (8, PH) Ramon Hernandez, S (8, PH)										0	0	0	0	0	0	0	<b>P</b>	
<b>Inning Stats</b>	R: 0 E: 0 K: 2 S: 7	H: 1 LOB: 0 BB: 0 P: 7	R: 0 E: 0 K: 0 S: 3	H: 1 LOB: 0 BB: 0 P: 3	R: 0 E: 0 K: 0 S: 4	H: 1 LOB: 1 BB: 0 P: 4	R: 0 E: 0 K: 2 S: 8	H: 1 LOB: 1 BB: 0 P: 8	R: 0 E: 0 K: 0 S: 3	H: 0 LOB: 0 BB: 0 P: 3	R: 1 E: 0 K: 1 S: 8	H: 3 LOB: 2 BB: 0 P: 8	R: 0 E: 0 K: 0 S: 3	H: 0 LOB: 0 BB: 0 P: 3	1B: 8 2B: 1 3B: 0 HR: 0	SF: 0 SAC: 1 DP: 2 HBP: 0		WP: 0 PB: 0 SB: 1 CS: 0
<b>PITCHER</b>	IP WLS BF H R ER SO BB IBB HBP BLK WP HR S P ERA WHIP																	
Doug Rau, L (1,1) ERA: 2.79	7.2 W 29 9 1 1 5 0 0 0 0 0 0 0 0 39 39 1.17 1.174																	
Charlie Hough, R (8,1) ERA: 2.29	1.1 S 4 0 0 0 0 0 0 0 0 0 0 0 0 4 4 0.00 0.000																	

Batter	1	2	3	4	5	6	7	8	9	AB	R	H	RBI	BB	SO	LOB	BOTTOM	
Jim Lyttle, L (1,8) OBP: 0.339, SLG: 0.402										3	0	1	0	1	0	1	<b>Pittsburgh Pirates @ Los Angeles Dodgers</b> Dodger Stadium, Los Angeles, CA Fri Aug 20 1976, 7:05 PM PDT Att: 25,107 - Unknown	
Dusty Baker Jr., R (8, PH) OBP: 0.302, SLG: 0.310										1	0	1	1	0	0	0		
Ted Sizemore, R (1,4) OBP: 0.281, SLG: 0.280										4	0	0	0	0	1	6		
Bill Buckner, L (1,7) OBP: 0.326, SLG: 0.384										4	1	2	0	0	0	1		
Steve Garvey, R (1,3) OBP: 0.347, SLG: 0.419										4	2	2	1	0	0	1		
Ron Cey, R (1,5) OBP: 0.386, SLG: 0.486										3	1	1	1	0	1	0		
Lee Lacy, R (7,5) OBP: 0.322, SLG: 0.368										1	1	1	0	0	0	0		
Leron Lee, L (1,9) OBP: 0.250, SLG: 0.304										3	0	1	1	1	0	0		
Davey Lopes, R (8, FR) OBP: 0.305, SLG: 0.316										0	1	0	0	0	0	0		
Bill Russell, R (1,6) OBP: 0.330, SLG: 0.386										4	1	2	2	0	0	1		
Ellie Rodriguez, R (1,2) OBP: 0.365, SLG: 0.196										2	1	0	0	1	1	0		
Doug Rau, L (1,1) OBP: 0.278, SLG: 0.174										1	0	0	0	0	0	0		
Charlie Hough, R (8,1) OBP: 0.278, SLG: 0.389										1	0	1	2	0	0	0		
<b>Inning Stats</b>	R: 0 E: 0 K: 0 S: 3	H: 1 LOB: 0 BB: 0 P: 3	R: 0 E: 0 K: 1 S: 5	H: 0 LOB: 0 BB: 0 P: 5	R: 3 E: 0 K: 0 S: 7	H: 4 LOB: 1 BB: 0 P: 7	R: 0 E: 0 K: 1 S: 5	H: 1 LOB: 0 BB: 0 P: 5	R: 0 E: 0 K: 0 S: 4	H: 1 LOB: 3 BB: 1 P: 9	R: 5 E: 1 K: 0 S: 7	H: 5 LOB: 2 BB: 2 P: 15	R: 0 E: 0 K: 0 S: 3	H: 0 LOB: 0 BB: 0 P: 3	1B: 7 2B: 6 3B: 0 HR: 0	SF: 0 SAC: 3 DP: 3 HBP: 1	WP: 0 PB: 0 SB: 0 CS: 0	PA: 38
<b>PITCHER</b>	IP WLS BF H R ER SO BB IBB HBP BLK WP HR S P ERA WHIP																	
Bruce Kison, R (1,1) ERA: 3.38	5.0 L 20 5 3 3 2 0 0 0 0 0 0 0 9 24 24 0.00 1.000																	
Doc Medich, R (6,1) ERA: 3.81	2.0 9 2 0 0 1 0 1 1 0 0 0 0 9 14 0.00 1.000																	
Dave Giusti, R (8,1) ERA: 5.48	0.1 7 4 5 5 0 0 2 0 0 0 0 0 5 13 135.00 12.000																	
Ramon Hernandez, L (8,1) ERA: 3.81	0.2 2 1 0 0 0 0 0 0 0 0 0 0 2 2 0.00 1.500																	

Batter	1	2	3	4	5	6	7	8	9	AB	R	H	RBI	BB	SO	LOB	TOP
Frank Taveras, R (1,6) OBP: 0.325, SLG: 0.297	0-0 6-3			0-0 6-3			0-3 K		0-0 F8	4	0	0	0	0	1	0	<b>Pittsburgh Pirates @ Los Angeles Dodgers</b> Dodger Stadium, Los Angeles, CA Sat Aug 21 1976, 7:05 PM PDT Att: 42,235 - Unknown <a href="http://livebaseballscorecards.com">livebaseballscorecards.com</a>
Richie Hebner, L (1,5) OBP: 0.303, SLG: 0.328	0-0 F5			0-0 F8			0-0 F9		0-0 F8	4	0	0	0	0	0	0	
Richie Zisk, R (1,7) OBP: 0.335, SLG: 0.459	0-0 3-1			0-0 F8			0-0 F7		0-0 5-3	4	0	0	0	0	0	0	
Willie Stargell, L (1,3) OBP: 0.331, SLG: 0.439		0-0 G3			0-0 F7			0-3 K		3	0	0	0	0	1	0	
Dave Parker, L (1,9) OBP: 0.339, SLG: 0.461		0-0 F8			0-3 K			0-0 HR		3	1	1	1	0	1	0	
Bill Robinson, R (1,8) OBP: 0.336, SLG: 0.558		0-0 5-3			0-0 5-3			0-3 K		3	0	0	0	0	1	0	
Rennie Stennett, R (1,4) OBP: 0.295, SLG: 0.355			0-0 4-3			0-0 F9		0-0 E4 2B		3	0	0	0	0	0	0	
Manny Sanguillen, R (1,2) OBP: 0.340, SLG: 0.382			0-0 P4			0-0 F3		0-0 1-3 2B		3	0	1	0	0	0	0	
Bob Moose, R (1,1) OBP: 0.300, SLG: 0.800			0-0 6-3			0-0 F7		0-0 4-3		1	0	0	0	0	0	0	
Tommy Helms, R (6, PH) OBP: 0.326, SLG: 0.382										1	0	0	0	0	0	0	
Kent Tekulve, R (6, 1) OBP: 0.311, SLG: 0.314										0	0	0	0	0	0	0	
Ed Kirkpatrick, L (8, PH) OBP: 0.170, SLG: 0.093										1	0	0	0	0	0	2	
Doc Medich, R (8, 1) OBP: 0.170, SLG: 0.093										0	0	0	0	0	0	0	
<b>Inning Stats</b>	R: 0 E: 0 K: 0 S: 3	H: 0 LOB: 0 BB: 0 P: 3	R: 0 E: 0 K: 0 S: 3	H: 0 LOB: 0 BB: 0 P: 3	R: 0 E: 0 K: 0 S: 3	H: 0 LOB: 0 BB: 0 P: 3	R: 0 E: 0 K: 1 S: 5	H: 0 LOB: 0 BB: 0 P: 5	R: 0 E: 0 K: 1 S: 5	H: 0 LOB: 0 BB: 0 P: 5	R: 1 E: 1 K: 2 S: 10	H: 2 LOB: 2 BB: 0 P: 10	R: 0 E: 0 K: 0 S: 3	H: 0 LOB: 0 BB: 0 P: 3	1B: 0 2B: 1 3B: 0 HR: 1	SF: 0 SAC: 0 DP: 0 HBP: 0	WP: 0 PA: 30 PB: 0 SB: 0 CS: 0
<b>PITCHER</b> Don Sutton, R (1,1) ERA: 3.8	IP: 9.0 WLS: W BF: 30 H: 2 R: 1 ER: 1 SO: 4 BB: 0 IBB: 0 HBP: 0 BLK: 0 WP: 0 HR: 1 S: 38 P: 38 ERA: 1.00 WHIP: 0.222																

Batter	1	2	3	4	5	6	7	8	9	AB	R	H	RBI	BB	SO	LOB	BOTTOM	
Davey Lopes, R (1,4) OBP: 0.304, SLG: 0.321	0-0 5-3		0-0 1B 3B	0-0 FC6-4 1-2F		0-0 F7				4	1	1	1	0	0	2	<b>Pittsburgh Pirates @ Los Angeles Dodgers</b> Dodger Stadium, Los Angeles, CA Sat Aug 21 1976, 7:05 PM PDT Att: 42,235 - Unknown <a href="http://livebaseballscorecards.com">livebaseballscorecards.com</a>	
Bill Buckner, L (1,7) OBP: 0.329, SLG: 0.387	0-0 1B		0-0 1B		0-0 HR 1-4-3	0-0 F9				4	1	3	1	0	0	0		
Leron Lee, L (1,9) OBP: 0.214, SLG: 0.259	0-3 K		0-0 F7		0-0 1-4-3		0-0 1-3			4	0	0	0	0	1	3		
Dusty Baker Jr., R (8, 9) OBP: 0.302, SLG: 0.310	1-2 K		0-0 F7		1-2 1-4-3					0	0	0	0	0	0	0		
Steve Garvey, R (1,3) OBP: 0.347, SLG: 0.424	0-0 F9		0-0 F8		0-0 HR		0-0 5-3			4	1	1	2	0	0	2		
Ron Cey, R (1,5) OBP: 0.383, SLG: 0.481		0-3 K		0-0 6-3		0-0 F9		0-0 L4		4	0	0	0	0	1	0		
Bill Russell, R (1,6) OBP: 0.330, SLG: 0.385	0-0 F8		0-3 K		0-0 E4 1B		0-0 5-3			4	0	1	0	0	1	0		
Jim Lyttle, L (1,8) OBP: 0.353, SLG: 0.409	0-0 4-3		0-0 1B 1B		4-0 1B 1B					3	1	2	0	1	0	0		
Ellie Rodriguez, R (1,2) OBP: 0.372, SLG: 0.203			4-0 SH1-4 3B BB		0-0 1B 1B		0-0 F7		0-0 G6-4-3 1-2F	3	1	1	0	1	0	3		
Don Sutton, R (1,1) OBP: 0.179, SLG: 0.115			0-0 SH1-4		0-0 FC6-4 1-2F 1B		0-0 4-3			2	0	1	1	0	0	0		
<b>Inning Stats</b>	R: 0 E: 0 K: 1 S: 6	H: 1 LOB: 1 BB: 0 P: 6	R: 0 E: 0 K: 1 S: 5	H: 0 LOB: 0 BB: 0 P: 5	R: 2 E: 0 K: 0 S: 5	H: 2 LOB: 1 BB: 1 P: 9	R: 1 E: 0 K: 1 S: 8	H: 3 LOB: 2 BB: 0 P: 8	R: 2 E: 1 K: 0 S: 6	H: 3 LOB: 2 BB: 1 P: 10	R: 0 E: 0 K: 0 S: 3	H: 0 LOB: 0 BB: 0 P: 3	R: 0 E: 0 K: 0 S: 3	H: 1 LOB: 0 BB: 0 P: 3	1B: 8 2B: 0 3B: 1 HR: 1	SF: 0 SAC: 1 DP: 1 HBP: 0		WP: 0 PA: 35 PB: 0 SB: 1 CS: 0
<b>PITCHER</b> Bob Moose, R (1,1) ERA: 3.31	IP: 5.0 WLS: L BF: 26 H: 9 R: 5 ER: 5 SO: 3 BB: 1 IBB: 0 HBP: 0 BLK: 0 WP: 0 HR: 1 S: 30 P: 38 ERA: 9.00 WHIP: 2.000																	
<b>PITCHER</b> Kent Tekulve, R (6, 1) ERA: 2.65	IP: 2.0 WLS: L BF: 6 H: 0 R: 0 ER: 0 SO: 0 BB: 0 IBB: 0 HBP: 0 BLK: 0 WP: 0 HR: 0 S: 6 P: 6 ERA: 0.00 WHIP: 0.000																	
<b>PITCHER</b> Doc Medich, R (8, 1) ERA: 3.79	IP: 1.0 WLS: L BF: 3 H: 1 R: 0 ER: 0 SO: 0 BB: 0 IBB: 0 HBP: 0 BLK: 0 WP: 0 HR: 0 S: 3 P: 3 ERA: 0.00 WHIP: 1.000																	

Batter	1	2	3	4	5	6	7	8	9	AB	R	H	RBI	BB	SO	LOB	TOP										
Rennie Stennett, R OBP: 0.294, SLG: 0.356	0-0 4-3		0-0 3-1		0-0 1B	0-0 SF8		0-0 F9	4 1 1 1 0 0 0								<b>Pittsburgh Pirates @ Los Angeles Dodgers</b> Dodger Stadium, Los Angeles, CA Sun Aug 22 1976, 3:33 AM PDT Att: 24,295 - Unknown <a href="http://livebaseballscorecards.com">livebaseballscorecards.com</a>										
Omar Moreno, L OBP: 0.413, SLG: 0.524	0-3 K		0-0 CS 1B		0-0 1B	0-0 1-3		0-0 4-3	5 0 2 1 0 1 1																		
Richie Zisk, R OBP: 0.338, SLG: 0.460	0-0 HR 1B		0-0 F8		0-0 1-2 1B		0-0 FC1-6 1B	0-3 K	5 1 3 0 0 1 1																		
Willie Stargell, L OBP: 0.332, SLG: 0.447	0-0 1-H HR			4-0 BB 1B	0-0 F7		0-0 F7		3 1 1 2 1 0 3																		
Dave Parker, L OBP: 0.338, SLG: 0.457	0-0 P6			4-0 1B WP BB	0-0 F8		0-0 FC1-6	0-3 1-2	3 1 0 0 1 0 3																		
Richie Hebner, L OBP: 0.305, SLG: 0.330		0-0 SH5-3 1B		0-0 WP 2B	0-3 K2-3		0-0 4-3		4 1 2 0 0 1 3																		
Manny Sanguillen, R OBP: 0.342, SLG: 0.384		0-0 SH5-3		0-0 6-3		0-0 1-3 SF8 1B		0-0 G4-6-3 1B	3 1 2 0 0 0 1																		
Mario Mendoza, R OBP: 0.247, SLG: 0.264		0-0 F8		0-0 3-H 2B		0-0 1-3 BB		0-0 G4-6-3	3 0 1 1 1 0 2																		
Larry Demery, R OBP: 0.125, SLG: 0.045		0-3 K		0-3 K2-3		0-0 1-3		0-0 6-3	3 0 0 0 0 2 4																		
Kent Tekulve, R (6, 1)						1-2 2-3			1 0 0 0 0 0 0																		
<b>Inning Stats</b>	R: 2 E: 0 K: 1 S: 7	H: 2 LOB: 0 BB: 0 P: 7	R: 0 E: 0 K: 1 S: 6	H: 1 LOB: 1 BB: 0 P: 6	R: 0 E: 0 K: 0 S: 3	H: 1 LOB: 0 BB: 0 P: 3	R: 2 E: 0 K: 1 S: 6	H: 2 LOB: 1 BB: 2 P: 14	R: 1 E: 0 K: 0 S: 4	H: 3 LOB: 2 BB: 1 P: 8	R: 0 E: 0 K: 0 S: 4	H: 1 LOB: 1 BB: 0 P: 4	R: 0 E: 0 K: 0 S: 3	H: 1 LOB: 0 BB: 0 P: 3	R: 0 E: 0 K: 1 S: 5	H: 0 LOB: 0 BB: 0 P: 5		1B: 9 2B: 2 3B: 0 HR: 1	SF: 1 SAC: 1 DP: 1 HBP: 0	WP: 2 PB: 0 SB: 0 CS: 1	PA: 39						
<b>PITCHER</b>	IP	WLS	BF	H	R	ER	SO	BB	IBB	HBP	BLK	WP	HR	S	P	ERA	WHIP										
Rick Rhoden, R ERA: 3.08	4.0	L	19	7	5	5	3	2	0	0	0	1	1	23	31	11.25	2.250										
Stan Wall, L ERA: 4.39	1.0		5	2	0	0	1	0	0	0	0	0	0	7	7	0.00	2.000										
Al Downing, L ERA: 5.26	2.0		9	2	1	1	0	1	0	0	0	0	0	8	12	4.50	1.500										
Elias Sosa, R ERA: 4.11	2.0		6	1	0	0	1	0	0	0	0	0	0	8	8	0.00	0.500										

Batter	1	2	3	4	5	6	7	8	9	AB	R	H	RBI	BB	SO	LOB	BOTTOM										
Davey Lopes, R OBP: 0.304, SLG: 0.321	0-0 CS 1B		0-0 FC6-4 1B		0-0 F8		0-3 K		4 1 1 0 0 1 4								<b>Pittsburgh Pirates @ Los Angeles Dodgers</b> Dodger Stadium, Los Angeles, CA Sun Aug 22 1976, 3:33 AM PDT Att: 24,295 - Unknown <a href="http://livebaseballscorecards.com">livebaseballscorecards.com</a>										
Bill Buckner, L OBP: 0.331, SLG: 0.388	0-0 1-2 1B		0-0 1-H PO 1B		0-0 P6		0-0 F9		4 0 2 1 0 0 2																		
Leron Lee, L OBP: 0.219, SLG: 0.233	0-0 P6		0-0 PO		0-0 F5	4-0 G6-4-3 BB		0-0 3-1	3 0 0 0 1 0 1																		
Steve Garvey, R OBP: 0.346, SLG: 0.422	0-0 F9			0-0 P4		4-0 G6-4-3 BB		0-0 5-3	3 0 0 0 1 0 1																		
Ron Cey, R OBP: 0.384, SLG: 0.480		0-0 F9		4-0 BB		0-0 G6-4-3		0-0 FC6-4 BB 1B	3 0 1 0 1 0 2																		
Bill Russell, R OBP: 0.327, SLG: 0.381		0-0 P4		0-0 F8		0-0 6-3		0-0 L7	4 0 0 0 0 0 3																		
Jim Lyttle, L OBP: 0.358, SLG: 0.402		0-0 6-3			4-0 1B BB		0-0 4-3		2 0 0 0 2 0 0																		
Ellie Rodriguez, R OBP: 0.383, SLG: 0.213			0-0 FC6-4 1B		0-0 F9		4-0 BB		2 0 1 0 1 0 1																		
Lee Lacy, R OBP: 0.321, SLG: 0.367						0-0 1-2 2-3 1B		0-0 1-2 2-3 1B	1 0 0 0 0 0 2																		
Rick Rhoden, R ERA: 3.10, SLG: 0.404			0-3 K		0-0 F3		0-0 F9		1 0 0 0 0 0 1																		
<b>Inning Stats</b>	R: 0 E: 0 K: 0 S: 4	H: 2 LOB: 1 BB: 0 P: 4	R: 0 E: 0 K: 0 S: 3	H: 0 LOB: 0 BB: 0 P: 3	R: 1 E: 0 K: 1 S: 6	H: 2 LOB: 0 BB: 0 P: 6	R: 0 E: 0 K: 0 S: 3	H: 0 LOB: 1 BB: 1 P: 7	R: 0 E: 0 K: 0 S: 4	H: 1 LOB: 2 BB: 1 P: 8	R: 0 E: 0 K: 0 S: 2	H: 0 LOB: 1 BB: 2 P: 10	R: 0 E: 0 K: 1 S: 5	H: 0 LOB: 1 BB: 1 P: 9	R: 0 E: 0 K: 0 S: 3	H: 0 LOB: 0 BB: 0 P: 3		R: 0 E: 0 K: 0 S: 4	H: 1 LOB: 2 BB: 1 P: 8	1B: 6 2B: 0 3B: 0 HR: 0	SF: 0 SAC: 0 DP: 1 HBP: 0	WP: 0 PB: 0 SB: 1 CS: 1	PA: 37				
<b>PITCHER</b>	IP	WLS	BF	H	R	ER	SO	BB	IBB	HBP	BLK	WP	HR	S	P	ERA	WHIP										
Larry Demery, R ERA: 3.4	5.0	W	22	5	1	1	1	4	0	0	0	0	0	20	36	1.80	1.800										
Kent Tekulve, R ERA: 2.52	4.0	S	14	1	0	0	1	2	0	0	0	0	0	14	22	0.00	0.750										

Batter	1	2	3	4	5	6	7	8	9	AB	R	H	RBI	BB	SO	LOB	TOP					
<b>Bombo Rivera, R</b> OBP: 0.328, SLG: 0.432 (1, 7)	F9		5-3		F8		4-3		0-0	5	0	1	0	0	0	0	<b>Montreal Expos @ Los Angeles Dodgers</b> Dodger Stadium, Los Angeles, CA Mon Aug 23 1976, 7:05 PM PDT Att: 16,508 - Unknown					
<b>Wayne Garrett, L</b> OBP: 0.358, SLG: 0.305 (1, 4)	F5			FC5-4 1B	3-1		1-3		2-3 4-3 1B	5	0	1	0	0	0	2						
<b>Ellis Valentine, R</b> OBP: 0.335, SLG: 0.387 (1, 8)				FC5-4 2B 1-2 5-3		SH2-4 1B FC5	K			4	2	2	0	0	1	1						
<b>Larry Parrish, R</b> OBP: 0.288, SLG: 0.372 (1, 5)	F8			2-0 1B		FC5 SH2-4 1B			5-3	4	1	2	0	0	0	1						
<b>Gary Carter, R</b> OBP: 0.272, SLG: 0.310 (1, 9)		6-3		5-3		SH2-4			L8	3	0	0	1	0	0	1						
<b>Earl Williams, R</b> OBP: 0.284, SLG: 0.363 (1, 3)	5-3			3-H 4-1 1B BB		4-0 E IBB			L5	2	0	0	0	2	0	0						
<b>Barry Foote, R</b> OBP: 0.253, SLG: 0.338 <b>Jerry White, S</b> OBP: 0.362, SLG: 0.524 (6, 7)	F7			1-2 2-H 1B		FC5			G3	3	0	1	2	0	0	2						
<b>Pepe Frias, R</b> OBP: 0.218, SLG: 0.233 <b>Jose Morales, R</b> OBP: 0.362, SLG: 0.524 <b>Tim Foli, R</b> OBP: 0.275, SLG: 0.373 (6, 6)			1-3	F7		1-2 2-3 3-H 2-2 F3			5-3	2	0	0	0	0	0	2						
<b>Don Stanhouse, R</b> OBP: 0.318, SLG: 0.275 <b>Chuck Taylor, R</b> (6, 1)						4-3				3	0	0	0	0	2	3						
<b>Andre Thornton, R</b> OBP: 0.321, SLG: 0.371 (9, PH)			K		K				1B 2B	1	0	1	0	0	0	0						
<b>Inning Stats</b>	R: 0 E: 0 K: 0 S: 11	H: 1 LOB: 1 BB: 0 P: 14	R: 0 E: 0 K: 0 S: 9	H: 0 LOB: 0 BB: 0 P: 17	R: 0 E: 0 K: 1 S: 5	H: 0 LOB: 0 BB: 0 P: 6	R: 2 E: 0 K: 0 S: 13	H: 3 LOB: 2 BB: 1 P: 26	R: 0 E: 0 K: 1 S: 6	H: 0 LOB: 0 BB: 0 P: 10	R: 1 E: 0 K: 0 S: 11	H: 2 LOB: 3 BB: 1 P: 20	R: 0 E: 0 K: 1 S: 7	H: 0 LOB: 0 BB: 0 P: 9	R: 0 E: 0 K: 0 S: 3	H: 0 LOB: 0 BB: 0 P: 4	R: 0 E: 0 K: 0 S: 7	H: 2 LOB: 2 BB: 0 P: 10	1B: 6 2B: 2 3B: 0 HR: 0	SF: 0 SAC: 1 DP: 0 HBP: 0	WP: 0 PB: 0 SB: 0 CS: 0	PA: 38
<b>PITCHER</b> <b>Tommy John, L</b> ERA: 3.19 (1, 1)	IP: 9.0 WLS: W BF: 38 H: 8 R: 3 ER: 3 SO: 3	BB: 1 IBB: 1 HBP: 0 BLK: 0	WP: 0 HR: 0 S: 72 P: 116	ERA: 3.00 WHIP: 1.000	<b>PITCHER</b>	IP: 9.0 WLS: W BF: 38 H: 8 R: 3 ER: 3 SO: 3	BB: 1 IBB: 1 HBP: 0 BLK: 0	WP: 0 HR: 0 S: 72 P: 116	ERA: 3.00 WHIP: 1.000													

Batter	1	2	3	4	5	6	7	8	9	AB	R	H	RBI	BB	SO	LOB	BOTTOM					
<b>Davey Lopes, R</b> OBP: 0.300, SLG: 0.316 (1, 4)	4-3		6-3		4-3	K				4	0	0	0	0	1	3	<b>Montreal Expos @ Los Angeles Dodgers</b> Dodger Stadium, Los Angeles, CA Mon Aug 23 1976, 7:05 PM PDT Att: 16,508 - Unknown					
<b>Bill Buckner, L</b> OBP: 0.332, SLG: 0.395 (1, 7)	6-3		F9			HR 1B	3-1 1B			4	1	2	1	0	0	0						
<b>Leron Lee, L</b> OBP: 0.194, SLG: 0.206 (1, 9)	4-3		6-3			F6	3-1			4	0	0	0	0	0	1						
<b>Steve Garvey, R</b> OBP: 0.347, SLG: 0.423 (1, 3)		4-2 1B BB		6-3		1B 2B	K			3	2	1	0	1	1	1						
<b>Ron Cey, R</b> OBP: 0.385, SLG: 0.478 (1, 5)		F8		F9		1B IBB				2	1	0	0	2	0	1						
<b>Bill Russell, R</b> OBP: 0.328, SLG: 0.382 (1, 6)		1B SF7 1B		5-3		1B 1B	F7			4	2	2	1	0	0	2						
<b>Jim Lyttle, L</b> OBP: 0.362, SLG: 0.400 (1, 8)		1-3 2-H 1B			4-3	SH3 1B IBB			F8	3	0	1	1	1	0	0						
<b>Steve Yeager, R</b> OBP: 0.289, SLG: 0.367 (1, 2)		SF7				SH1-4 1B	SH3 1B		6-3	3	0	2	3	0	0	0						
<b>Tommy John, R</b> OBP: 0.137, SLG: 0.122 (1, 1)		3-H 4-3			SH1-4 1B	SH3	F9			2	0	0	0	0	0	1						
<b>Inning Stats</b>	R: 0 E: 0 K: 0 S: 5	H: 0 LOB: 0 BB: 0 P: 8	R: 2 E: 0 K: 0 S: 9	H: 2 LOB: 1 BB: 1 P: 19	R: 0 E: 0 K: 0 S: 9	H: 0 LOB: 0 BB: 0 P: 13	R: 0 E: 0 K: 0 S: 6	H: 0 LOB: 0 BB: 0 P: 12	R: 0 E: 0 K: 0 S: 8	H: 1 LOB: 1 BB: 0 P: 11	R: 4 E: 0 K: 1 S: 13	H: 4 LOB: 2 BB: 2 P: 28	R: 0 E: 0 K: 1 S: 8	H: 1 LOB: 1 BB: 1 P: 17	R: 0 E: 0 K: 0 S: 5	H: 0 LOB: 0 BB: 0 P: 5		R: 0 E: 0 K: 0 S: 5	H: 0 LOB: 0 BB: 0 P: 5	1B: 6 2B: 1 3B: 0 HR: 1	SF: 1 SAC: 2 DP: 0 HBP: 0	WP: 0 PB: 0 SB: 0 CS: 0
<b>PITCHER</b> <b>Don Stanhouse, R</b> ERA: 3.35 <b>Chuck Taylor, R</b> ERA: 3.13 (6, 1)	IP: 5.1 WLS: L BF: 26 H: 7 R: 6 ER: 6 SO: 2	BB: 1 IBB: 2 HBP: 0 BLK: 0	WP: 0 HR: 1 S: 46 P: 86	ERA: 10.12 WHIP: 1.500	<b>PITCHER</b>	IP: 2.2 WLS: L BF: 10 H: 1 R: 0 ER: 0 SO: 2	BB: 0 IBB: 1 HBP: 0 BLK: 0	WP: 0 HR: 0 S: 17 P: 27	ERA: 0.00 WHIP: 0.375													

Batter	1	2	3	4	5	6	7	8	9	AB	R	H	RBI	BB	SO	LOB	TOP					
Jerry White, S OBP: 0.329, SLG: 0.325 Clay Kirby, R OBP: 0.105, SLG: 0.111	0-2 E S 1B		0-3 K		1-3 K		0-0 FC4-6 1B			4	0	2	0	0	2	0						
Wayne Garrett, L OBP: 0.357, SLG: 0.305	2-2 P7 1-3		2-1 1B		2-1 F7		1-0 FC4-6 1-2			4	0	1	0	0	0	2						
Ellis Valentine, R OBP: 0.329, SLG: 0.379	3-2 FC5		1-2 F9		1-2 5-3			2-0 6-3		4	0	0	0	0	0	2						
Larry Parrish, R OBP: 0.285, SLG: 0.368	3-3 2-2 F3 1-2		2-3 K			1-3 K		0-3 K		4	0	0	0	0	3	3						
Gary Carter, R OBP: 0.275, SLG: 0.310	4-1 BB			1-1 F8		0-1 F8		3-1 1B		3	0	1	0	1	0	0						
Del Unser, L OBP: 0.269, SLG: 0.346	1-3 K			0-1 2B 1B		0-0 1B		2-1 F7		4	0	2	0	0	1	4						
Mike Jorgensen, L OBP: 0.347, SLG: 0.348		1-0 6-3		0-0 2B 1-3		3-2 F9		0-0 P4		4	0	1	0	0	0	1						
Pepe Frias, R OBP: 0.210, SLG: 0.224 Warren Cromartie, L OBP: 0.231, SLG: 0.235		1-2 4-3		0-2 F5			1-0 6-3	0-1 4-3		3	0	0	0	0	0	2						
Don Carrithers, R OBP: 0.291, SLG: 0.152 Joe Kerrigan, R OBP: 0.325, SLG: 0.359 Andre Thornton, R OBP: 0.112, SLG: 0.112 Steve Dunning, R OBP: 0.358, SLG: 0.518 Jose Morales, R OBP: 0.358, SLG: 0.518		0-3 K		1-1 6-3			0-1 4-3	0-0 F9		1	0	0	0	0	1	0						
<b>Inning Stats</b>	R: 0 E: 1 K: 1 S: 19	H: 1 LOB: 3 BB: 1 P: 31	R: 0 E: 0 K: 1 S: 7	H: 0 LOB: 0 BB: 0 P: 9	R: 0 E: 0 K: 2 S: 12	H: 1 LOB: 1 BB: 0 P: 17	R: 0 E: 0 K: 0 S: 10	H: 2 LOB: 2 BB: 0 P: 12	R: 0 E: 0 K: 1 S: 9	H: 0 LOB: 0 BB: 0 P: 13	R: 0 E: 0 K: 1 S: 10	H: 1 LOB: 1 BB: 0 P: 14	R: 0 E: 0 K: 0 S: 5	H: 1 LOB: 1 BB: 0 P: 7	R: 0 E: 0 K: 1 S: 8	H: 1 LOB: 1 BB: 0 P: 15	R: 0 E: 0 K: 0 S: 4	H: 0 LOB: 0 BB: 0 P: 4	1B: 6 2B: 1 3B: 0 HR: 0	SF: 0 SAC: 0 DP: 0 HBP: 0	WP: 0 PB: 0 SB: 2 CS: 0	PA: 36
<b>PITCHER</b> Burt Hooton, R ERA: 3.74	IP: 9.0 WLS: W BF: 36 H: 7 R: 0 ER: 0 SO: 7 BB: 1 IBB: 0 HBP: 0 BLK: 0 WP: 0 HR: 0 S: 84 P: 122 ERA: 0.00 WHIP: 0.889											<b>PITCHER</b>	IP: WLS: BF: H: R: ER: SO: BB: IBB: HBP: BLK: WP: HR: S: P: ERA: WHIP:									

Montreal Expos @ Los Angeles Dodgers  
Dodger Stadium, Los Angeles, CA  
Tue Aug 24 1976, 7:05 PM PDT  
Att: 18,846 - Unknown

AB	35
R	0
H	7
RBI	0
BB	1
SO	7
LOB	16



Batter	1	2	3	4	5	6	7	8	9	AB	R	H	RBI	BB	SO	LOB	BOTTOM			
Davey Lopes, R OBP: 0.305, SLG: 0.320	4-0 4-3 S SF8 BB		3-1 SH BB SF9 1B	2-3 K			2-2 1B			3	2	2	0	1	1	0				
Bill Buckner, L OBP: 0.331, SLG: 0.392	2-0 4-3 1-3		1 SAFE 1 SAFE 1 SAFE SF9 SH WP BB	0-1 3-1			1-1 F8			3	1	0	0	1	0	2				
Bill Russell, R OBP: 0.328, SLG: 0.383	0-0 SF8 3-H		0-0 SH WP BB 1B	1-2 2-3 1B		1-0 1B	1-0 P6			2	1	1	1	0	0	1				
Steve Garvey, R OBP: 0.345, SLG: 0.421	1-1 6-3		3-2 SF9	1-2 5-3		1-2 5-3		1-3 K		3	0	0	1	0	1	0				
Ron Cey, R OBP: 0.396, SLG: 0.484		1-1 HR	4-0 WP 1B BB	3-1 6-3		3-1 6-3		2-1 P6		3	2	1	1	1	0	0				
Jim Lytle, L OBP: 0.351, SLG: 0.387		3-1 4-3	2-3 K	1-2 3-H 3-H 1B		3-2 6-3		2-2 P6		4	0	0	0	0	1	2				
Dusty Baker Jr., R OBP: 0.302, SLG: 0.310		1-0 5-3	2-3 3-H 3-H 1B	1-0 5-3		3-2 4-3		0-0 F4		3	0	1	2	0	0	0				
Steve Yeager, R OBP: 0.289, SLG: 0.365		4-0 BB	3-1 P5	0-0 F5		0-0 F5				2	0	0	0	1	0	1				
Burt Hooton, R OBP: 0.167, SLG: 0.122		0-3 K		0-1 5-3			1-1 F5			3	0	0	0	0	1	1				
<b>Inning Stats</b>	R: 1 E: 0 K: 0 S: 4	H: 0 LOB: 0 BB: 1 P: 11	R: 1 E: 0 K: 1 S: 9	H: 1 LOB: 1 BB: 1 P: 18	R: 4 E: 1 K: 1 S: 16	H: 2 LOB: 1 BB: 2 P: 36	R: 0 E: 0 K: 1 S: 7	H: 0 LOB: 0 BB: 0 P: 9	R: 0 E: 0 K: 0 S: 6	H: 1 LOB: 0 BB: 0 P: 11	R: 0 E: 0 K: 0 S: 7	H: 0 LOB: 0 BB: 0 P: 13	R: 0 E: 0 K: 0 S: 8	H: 1 LOB: 1 BB: 0 P: 13	R: 0 E: 0 K: 1 S: 8	H: 0 LOB: 0 BB: 0 P: 13	1B: 4 2B: 0 3B: 0 HR: 1	SF: 2 SAC: 1 DP: 0 HBP: 0	WP: 1 PB: 0 SB: 1 CS: 0	PA: 33
<b>PITCHER</b> Don Carrithers, R ERA: 4.42 Joe Kerrigan, R ERA: 4.15 Steve Dunning, R ERA: 4.27 Clay Kirby, R ERA: 5.71	IP: 2.2 WLS: L BF: 16 H: 3 R: 6 ER: 3 SO: 2 BB: 4 IBB: 0 HBP: 0 BLK: 0 WP: 1 HR: 1 S: 28 P: 63 ERA: 10.12 WHIP: 2.625											<b>PITCHER</b>	IP: WLS: BF: H: R: ER: SO: BB: IBB: HBP: BLK: WP: HR: S: P: ERA: WHIP:							

Montreal Expos @ Los Angeles Dodgers  
Dodger Stadium, Los Angeles, CA  
Tue Aug 24 1976, 7:05 PM PDT  
Att: 18,846 - Unknown

AB	26
R	6
H	5
RBI	5
BB	4
SO	4
LOB	7



Batter	1	2	3	4	5	6	7	8	9	AB	R	H	RBI	BB	SO	LOB	TOP								
<b>Ellis Valentine, R</b> OBP: 0.332, SLG: 0.394 (1, 8)										3	1	1	1	1	1	1									
<b>Bombo Rivera, R</b> OBP: 0.325, SLG: 0.426 (1, 7)											4	0	1	0	0	0	3								
<b>Gary Carter, R</b> OBP: 0.275, SLG: 0.313 (1, 9)										4	0	1	0	0	1	1									
<b>Larry Parrish, R</b> OBP: 0.283, SLG: 0.365 (1, 5)										4	0	0	0	0	0	2									
<b>Tim Foli, R</b> OBP: 0.274, SLG: 0.372 (1, 6)										4	0	1	0	0	0	2									
<b>Barry Foote, R</b> OBP: 0.253, SLG: 0.337 (1, 2)										4	0	1	0	0	0	1									
<b>Earl Williams, R</b> OBP: 0.283, SLG: 0.359 (1, 3)										3	0	0	0	1	1	0									
<b>Pete Mackanin, R</b> OBP: 0.256, SLG: 0.340 (1, 4)											4	0	1	0	0	1									
<b>Steve Rogers, R</b> OBP: 0.140, SLG: 0.125 (1, 1)										2	0	1	0	0	0	0									
<b>Inning Stats</b>	R: 1 E: 0 K: 0 S: 13	H: 2 LOB: 1 BB: 0 P: 20	R: 0 E: 0 K: 1 S: 9	H: 3 LOB: 3 BB: 1 P: 20	R: 0 E: 0 K: 0 S: 11	H: 1 LOB: 1 BB: 0 P: 13	R: 0 E: 0 K: 1 S: 6	H: 0 LOB: 0 BB: 0 P: 13	R: 0 E: 0 K: 0 S: 5	H: 0 LOB: 0 BB: 0 P: 6	R: 0 E: 0 K: 0 S: 6	H: 0 LOB: 0 BB: 0 P: 7	R: 0 E: 0 K: 1 S: 6	H: 0 LOB: 0 BB: 0 P: 9	R: 0 E: 0 K: 1 S: 10	H: 1 LOB: 1 BB: 0 P: 14	R: 0 E: 0 K: 0 S: 5	H: 0 LOB: 0 BB: 0 P: 7	1B: 5 2B: 1 3B: 0 HR: 1	SF: 0 SAC: 1 DP: 0 HBP: 0	WP: 0 PB: 0 SB: 1 CS: 1	PA: 35			
<b>PITCHER</b> <b>Doug Rau, L</b> ERA: 2.71 (1, 1)	IP: 9.0 WLS: W BF: 35	H: 7 R: 1 ER: 1 SO: 4	BB: 2 IBB: 0 HBP: 0 BLK: 0	WP: 0 HR: 1 S: 71 P: 109	ERA: 1.00 WHIP: 1.000																				

**Montreal Expos @ Los Angeles Dodgers**  
Dodger Stadium, Los Angeles, CA  
Wed Aug 25 1976, 7:05 PM PDT  
Att: 18,738 - Unknown

AB	32
R	1
H	7
RBI	1
BB	2
SO	4
LOB	11




Batter	1	2	3	4	5	6	7	8	9	AB	R	H	RBI	BB	SO	LOB	BOTTOM								
<b>Davey Lopes, R</b> OBP: 0.307, SLG: 0.318 (1, 4)										2	1	0	0	2	1	0									
<b>Bill Buckner, L</b> OBP: 0.335, SLG: 0.394 (1, 7)										3	0	2	1	1	0	1									
<b>Reggie Smith, S</b> OBP: 0.301, SLG: 0.434 (3, 9)										1	0	0	0	0	1	0									
<b>Leron Lee, L</b> OBP: 0.184, SLG: 0.194 (8, 9)										2	0	0	0	0	2	2									
<b>Dusty Baker Jr., R</b> OBP: 0.301, SLG: 0.309 (8, 9)										1	0	0	0	0	0	1									
<b>Steve Garvey, R</b> OBP: 0.344, SLG: 0.420 (1, 3)										3	0	1	0	0	0	2									
<b>Ron Cey, R</b> OBP: 0.385, SLG: 0.483 (1, 5)										3	1	1	0	0	0	1									
<b>Bill Russell, R</b> OBP: 0.328, SLG: 0.382 (1, 6)										3	1	1	0	0	0	0									
<b>Jim Lyttle, L</b> OBP: 0.358, SLG: 0.388 (1, 8)										2	0	1	2	1	1	0									
<b>Steve Yeager, R</b> OBP: 0.287, SLG: 0.362 (1, 2)										3	0	0	0	0	1	2									
<b>Doug Rau, L</b> OBP: 0.263, SLG: 0.163 (1, 1)										3	0	0	0	0	1	1									
<b>Inning Stats</b>	R: 0 E: 0 K: 2 S: 9	H: 1 LOB: 0 BB: 0 P: 13	R: 0 E: 0 K: 0 S: 4	H: 1 LOB: 0 BB: 0 P: 5	R: 0 E: 0 K: 2 S: 10	H: 0 LOB: 0 BB: 0 P: 14	R: 1 E: 0 K: 1 S: 10	H: 1 LOB: 0 BB: 1 P: 16	R: 2 E: 0 K: 0 S: 11	H: 3 LOB: 0 BB: 0 P: 15	R: 0 E: 0 K: 1 S: 8	H: 0 LOB: 1 BB: 1 P: 15	R: 0 E: 0 K: 1 S: 11	H: 0 LOB: 1 BB: 1 P: 21	R: 0 E: 0 K: 0 S: 4	H: 0 LOB: 1 BB: 1 P: 10	1B: 6 2B: 0 3B: 0 HR: 0	SF: 0 SAC: 0 DP: 3 HBP: 0	WP: 0 PB: 0 SB: 1 CS: 0	PA: 30					
<b>PITCHER</b> <b>Steve Rogers, R</b> ERA: 3.48 (1, 1)	IP: 8.0 WLS: L BF: 30	H: 6 R: 3 ER: 3 SO: 7	BB: 4 IBB: 0 HBP: 0 BLK: 0	WP: 0 HR: 0 S: 67 P: 109	ERA: 3.38 WHIP: 1.250																				

**Montreal Expos @ Los Angeles Dodgers**  
Dodger Stadium, Los Angeles, CA  
Wed Aug 25 1976, 7:05 PM PDT  
Att: 18,738 - Unknown

AB	26
R	3
H	6
RBI	3
BB	4
SO	7
LOB	10



Batter	1	2	3	4	5	6	7	8	9	AB	R	H	RBI	BB	SO	LOB	TOP							
<b>Davey Lopes, R</b> OBP: 0.306, SLG: 0.314 (1, 4)	6-3	K		L7		F9		1B 2-3 BB		4	0	0	0	1	1	6	<b>Los Angeles Dodgers @ New York Mets</b> Shea Stadium, Flushing, NY Fri Aug 27 1976, 7:05 PM EDT Att: 24,508 - Unknown  <a href="http://livebaseballscorecards.com">livebaseballscorecards.com</a>							
<b>Bill Buckner, L</b> OBP: 0.333, SLG: 0.392 (1, 7)	F7		4-3		E1		G3	1-3 3-H 1B		5	0	1	1	0	0	0								
<b>Bill Russell, R</b> OBP: 0.327, SLG: 0.380 (1, 6)	HR 1B		6-3		F8		5-3	P4		5	1	1	0	0	0	3								
<b>Steve Garvey, R</b> OBP: 0.345, SLG: 0.428 (1, 3)	1-H HR				F7		F9		1-3	5	1	2	2	0	0	1								
<b>Ron Cey, R</b> OBP: 0.384, SLG: 0.478 (1, 5)	L7		4-3		K			K FC4-6 HBP		4	0	0	0	0	2	2								
<b>Lee Lacy, R</b> OBP: 0.326, SLG: 0.371 (1, 8)		2B 1B			1B		6-3	1B 2B 1B FC4-6 CS		5	1	3	0	0	0	1								
<b>Dusty Baker Jr., R</b> OBP: 0.303, SLG: 0.311 (1, 9)		K			K			1B FC6-4 1B CS		4	1	2	0	0	2	2								
<b>Steve Yeager, R</b> OBP: 0.292, SLG: 0.373 (1, 2)							FC6-4 1B 1-2	WP 1B 1-H 2-H 2B		4	1	3	2	0	0	1								
<b>Don Sutton, R</b> OBP: 0.183, SLG: 0.123 (1, 1)		4-3			K		1-2 1B	0-3 K		4	0	1	0	0	2	5								
<b>Inning Stats</b>	R: 2 E: 0 K: 0 S: 5	H: 2 LOB: 0 BB: 0 P: 5	R: 0 E: 0 K: 2 S: 9	H: 2 LOB: 2 BB: 0 P: 9	R: 0 E: 0 K: 2 S: 4	H: 1 LOB: 1 BB: 0 P: 4	R: 0 E: 0 K: 2 S: 9	H: 2 LOB: 2 BB: 0 P: 9	R: 0 E: 1 K: 1 S: 6	H: 0 LOB: 1 BB: 0 P: 6	R: 0 E: 0 K: 0 S: 5	H: 2 LOB: 2 BB: 0 P: 5	R: 0 E: 0 K: 0 S: 3	H: 0 LOB: 0 BB: 0 P: 3	R: 3 E: 0 K: 2 S: 11	H: 4 LOB: 2 BB: 1 P: 15	R: 0 E: 0 K: 0 S: 2	H: 0 LOB: 0 BB: 0 P: 3	1B: 9 2B: 3 3B: 0 HR: 1	SF: 0 SAC: 0 DP: 0 HBP: 1	WP: 1 PB: 0 SB: 0 CS: 1	PA: 43		
<b>PITCHER</b>	IP	WLS	BF	H	R	ER	SO	BB	IBB	HBP	BLK	WP	HR	S	P	ERA	WHIP							
<b>Jerry Koosman, L</b> ERA: 3.05 (1, 1)	7.1	L	35	12	5	5	6	0	0	0	0	0	1	47	47	6.14	1.636							
<b>Skip Lockwood, R</b> ERA: 2.95 (8, 1)	0.2		4	1	0	0	1	1	0	0	0	1	0	5	9	0.00	3.000							
<b>Bob Apodaca, R</b> ERA: 2.93 (9, 1)	1.0		3	0	0	0	0	0	0	1	0	0	0	2	3	0.00	0.000							

Batter	1	2	3	4	5	6	7	8	9	AB	R	H	RBI	BB	SO	LOB	BOTTOM							
<b>Bruce Boisclair, L</b> OBP: 0.329, SLG: 0.321 (1, 8)	K		F8			FC5-4 1B		1B		4	0	2	0	0	1	0	<b>Los Angeles Dodgers @ New York Mets</b> Shea Stadium, Flushing, NY Fri Aug 27 1976, 7:05 PM EDT Att: 24,508 - Unknown  <a href="http://livebaseballscorecards.com">livebaseballscorecards.com</a>							
<b>Felix Milten, R</b> OBP: 0.335, SLG: 0.344 (1, 4)					5-3	FC5-4 1-2		1B		4	0	2	0	0	0	1								
<b>John Milner, L</b> OBP: 0.348, SLG: 0.435 (1, 7)					FC4-6 1-2			F7		3	0	0	0	1	0	4								
<b>Ed Kranepool, L</b> OBP: 0.338, SLG: 0.401 (1, 3)					G4-6-3 BB			F9		3	1	0	0	1	0	4								
<b>Bob Apodaca, R</b> OBP: 0.200, SLG: 0.214 (9, 1)	1-3				G4-6-3 1-2			F9		0	0	0	0	0	0	0								
<b>Mike Vail, R</b> OBP: 0.244, SLG: 0.275 (1, 9)		6-3				E6 FC1-6		K		4	0	0	0	0	1	1								
<b>Jerry Grote, R</b> OBP: 0.351, SLG: 0.357 (1, 2)		4-3				FC1-6 1-2		HR		4	1	1	2	0	0	1								
<b>Roy Staiger, R</b> OBP: 0.283, SLG: 0.324 (1, 5)						F8				3	0	0	0	0	1	1								
<b>Dave Kingman, R</b> OBP: 0.282, SLG: 0.534 (9, PH)						F8				0	0	0	0	1	0	0								
<b>Bud Harrelson, S</b> OBP: 0.329, SLG: 0.274 (1, 6)						G3		L6		3	0	0	0	0	1	1								
<b>Mike Phillips, L</b> OBP: 0.333, SLG: 0.383 (9, PH)										1	0	0	0	0	1	1								
<b>Jerry Koosman, R</b> OBP: 0.283, SLG: 0.293 (1, 1)										2	0	0	0	0	2	0								
<b>Skip Lockwood, R</b> OBP: 0.467, SLG: 0.500 (8, 1)										0	0	0	0	0	0	0								
<b>Joe Torre, R</b> OBP: 0.345, SLG: 0.396 (9, 3)										1	0	0	0	0	0	0								
<b>Inning Stats</b>	R: 0 E: 0 K: 1 S: 6	H: 1 LOB: 1 BB: 0 P: 6	R: 0 E: 0 K: 1 S: 5	H: 0 LOB: 0 BB: 0 P: 5	R: 0 E: 0 K: 2 S: 7	H: 0 LOB: 0 BB: 0 P: 7	R: 0 E: 0 K: 0 S: 2	H: 0 LOB: 0 BB: 1 P: 6	R: 0 E: 1 K: 0 S: 4	H: 0 LOB: 1 BB: 0 P: 4	R: 0 E: 0 K: 1 S: 6	H: 1 LOB: 1 BB: 0 P: 6	R: 2 E: 0 K: 1 S: 6	H: 1 LOB: 0 BB: 1 P: 10	R: 0 E: 0 K: 0 S: 5	H: 2 LOB: 2 BB: 0 P: 5	R: 0 E: 0 K: 1 S: 5	H: 0 LOB: 1 BB: 1 P: 9	1B: 4 2B: 0 3B: 0 HR: 1	SF: 0 SAC: 0 DP: 1 HBP: 0	WP: 0 PB: 0 SB: 0 CS: 0	PA: 35		
<b>PITCHER</b>	IP	WLS	BF	H	R	ER	SO	BB	IBB	HBP	BLK	WP	HR	S	P	ERA	WHIP							
<b>Don Sutton, R</b> ERA: 3.72 (1, 1)	9.0	W	35	5	2	2	7	3	0	0	0	0	1	46	58	2.00	0.889							

**Los Angeles Dodgers @ New York Mets**  
 Shea Stadium, Flushing, NY  
 Fri Aug 27 1976, 7:05 PM EDT  
 Att: 24,508 - Unknown



Batter	1	2	3	4	5	6	7	8	9	AB	R	H	RBI	BB	SO	LOB	TOP			
<b>Davey Lopes, R</b> OBP: 0.305, SLG: 0.311 (1.4)	4-0 S BB		0-0 5-3		0-0 FC6-4			0-0 1-3		3	0	0	0	1	0	1	<b>Los Angeles Dodgers @ New York Mets</b> Shea Stadium, Flushing, NY Sat Aug 28 1976, 3:33 AM EDT Att: 21,770 - Unknown <a href="http://livebaseballscorecards.com">livebaseballscorecards.com</a>			
<b>Bill Buckner, L</b> OBP: 0.333, SLG: 0.390 (1.7)	0-0 L8		0-0 F5			4-0 SH2-3 BB		0-3 K		3	0	0	0	1	1					
<b>Bill Russell, R</b> OBP: 0.325, SLG: 0.378 (1.6)	0-0 4-1		0-0 2-3			0-0 SH2-3			0-0 5-3	3	0	0	0	0	0	1				
<b>Steve Garvey, R</b> OBP: 0.342, SLG: 0.424 (1.3)	0-0 P1			0-0 5-3			0-0 L7		0-3 K	4	0	0	0	0	1	2				
<b>Ron Cey, R</b> OBP: 0.382, SLG: 0.478 (1.5)		0-0 2B		0-0 6-3			0-0 F9		0-0 P4	4	1	1	0	0	0	1				
<b>Lee Lacy, R</b> OBP: 0.322, SLG: 0.367 (1.8)		0-0 F8		0-0 5-3				0-3 K		3	0	0	0	0	1	1				
<b>Dusty Baker Jr., R</b> OBP: 0.303, SLG: 0.314 (1.9)		0-0 2B		0-0 5-3		0-0 5-3		0-0 5-3		3	0	1	1	0	0	0				
<b>Steve Yeager, R</b> OBP: 0.290, SLG: 0.369 (1.2)		0-0 5-3			0-3 K		0-0 P4			3	0	0	0	0	1	1				
<b>Rick Rhoden, R</b> OBP: 0.311, SLG: 0.400 (1.1)		0-0 F9			0-0 FC6-4 1B			0-0 F7		3	0	1	0	0	0	1				
<b>Inning Stats</b>	R: 0 E: 0 K: 0 S: 3	H: 0 LOB: 1 BB: 1 P: 7	R: 1 E: 0 K: 0 S: 5	H: 2 LOB: 1 BB: 0 P: 5	R: 0 E: 0 K: 0 S: 3	H: 0 LOB: 0 BB: 0 P: 3	R: 0 E: 0 K: 0 S: 3	H: 0 LOB: 0 BB: 0 P: 3	R: 0 E: 0 K: 1 S: 6	H: 1 LOB: 1 BB: 0 P: 6	R: 0 E: 0 K: 0 S: 3	H: 0 LOB: 1 BB: 1 P: 7	R: 0 E: 0 K: 1 S: 5	H: 0 LOB: 0 BB: 0 P: 5	R: 0 E: 0 K: 1 S: 5	H: 0 LOB: 0 BB: 0 P: 5	1B: 1 2B: 2 3B: 0 HR: 0	SF: 0 SAC: 1 DP: 0 HBP: 0	WP: 0 PB: 0 SB: 1 CS: 0	PA: 32
<b>PITCHER</b> <b>Jon Matlack, L</b> ERA: 2.64 (1.1)	IP: 9.0 WLS: W BF: 32 H: 3 R: 1 ER: 1 SO: 4 BB: 2 IBB: 0 HBP: 0 BLK: 0 WP: 0 HR: 0 S: 38 P: 46 ERA: 1.00 WHIP: 0.556															<b>PITCHER</b>				

Batter	1	2	3	4	5	6	7	8	9	AB	R	H	RBI	BB	SO	LOB	BOTTOM					
<b>Bruce Boisclair, L</b> OBP: 0.330, SLG: 0.333 (1.8)	0-0 F8	0-0 FC6-4			0-0 HR		0-0 6-3		4-0 1B IBB	4	1	1	1	1	0	1	<b>Los Angeles Dodgers @ New York Mets</b> Shea Stadium, Flushing, NY Sat Aug 28 1976, 3:33 AM EDT Att: 21,770 - Unknown <a href="http://livebaseballscorecards.com">livebaseballscorecards.com</a>					
<b>Felix Milten, R</b> OBP: 0.338, SLG: 0.345 (1.4)	0-0 E6 1B BB		0-0 1B E 1B		4-0 BB		0-0 F9		0-0 1B	4	0	2	1	1	0	0						
<b>John Milner, L</b> OBP: 0.347, SLG: 0.431 (1.7)	4-0 1B BB		0-0 E4 1B		0-0 F9		0-0 4-3		1-2 2-3 3-H 1B	3	0	0	0	1	0	2						
<b>Dave Kingman, R</b> OBP: 0.282, SLG: 0.531 (1.9)	0-3 K		0-0 G4-6-3 1B		0-0 F7			0-0 F7		4	0	1	0	0	1	3						
<b>Ed Kranepool, L</b> OBP: 0.337, SLG: 0.399 (1.3)	0-0 1B		0-0 P3		0-0 6-3			0-0 L8		4	0	1	0	0	0	4						
<b>Ron Hodges, L</b> OBP: 0.383, SLG: 0.376 (1.2)	0-0 F9		0-0 G4-6-3		0-0 F9			0-0 F8		4	0	0	0	0	0	6						
<b>Roy Staiger, R</b> OBP: 0.297, SLG: 0.318 (1.5)		0-0 F9		0-0 6-3		0-0 F8			0-0 E6 1B SH1-4 1B	4	0	0	0	0	0	0						
<b>Leo Foster, R</b> OBP: 0.286, SLG: 0.280 (0. PR)										0	1	0	0	0	0	0						
<b>Mike Phillips, L</b> OBP: 0.333, SLG: 0.382 (1.6)		0-3 K		0-0 3-1		0-0 1B			0-0 SH1-4	3	0	1	0	0	1	0						
<b>Jon Matlack, L</b> OBP: 0.260, SLG: 0.200 (1.1)		4-0 BB		0-0 F9		0-3 K			0-0 1B IBB 1B	2	0	0	0	1	1	1						
<b>Joe Torre, R</b> OBP: 0.347, SLG: 0.398 (0. PR)										1	0	1	0	0	0	0						
<b>Leon Brown, R</b> OBP: 0.242, SLG: 0.266 (0. PR)										0	0	0	0	0	0	0						
<b>Inning Stats</b>	R: 0 E: 1 K: 1 S: 7	H: 1 LOB: 3 BB: 1 P: 11	R: 0 E: 0 K: 1 S: 5	H: 0 LOB: 1 BB: 1 P: 9	R: 0 E: 1 K: 0 S: 5	H: 2 LOB: 2 BB: 0 P: 5	R: 0 E: 0 K: 0 S: 3	H: 0 LOB: 0 BB: 0 P: 3	R: 1 E: 0 K: 0 S: 4	H: 1 LOB: 1 BB: 1 P: 8	R: 0 E: 0 K: 1 S: 6	H: 1 LOB: 0 BB: 0 P: 6	R: 0 E: 0 K: 0 S: 3	H: 0 LOB: 0 BB: 0 P: 3	R: 0 E: 0 K: 0 S: 3	H: 0 LOB: 0 BB: 0 P: 3	R: 1 E: 1 K: 0 S: 4	H: 2 LOB: 3 BB: 1 P: 8	1B: 6 2B: 0 3B: 0 HR: 1	SF: 0 SAC: 1 DP: 1 HBP: 0	WP: 0 PB: 0 SB: 0 CS: 0	PA: 38
<b>PITCHER</b> <b>Rick Rhoden, R</b> ERA: 2.98 (1.1)	IP: 8.1 WLS: L BF: 38 H: 7 R: 2 ER: 1 SO: 3 BB: 3 IBB: 1 HBP: 0 BLK: 0 WP: 0 HR: 1 S: 40 P: 56 ERA: 1.08 WHIP: 1.200															<b>PITCHER</b>						





Batter	1	2	3	4	5	6	7	8	9	AB	R	H	RBI	BB	SO	LOB	TOP										
<b>Davey Lopes, R</b> OBP: 0.307, SLG: 0.313 (1, 4)										4	1	2	0	0	1	0	<b>Los Angeles Dodgers @ New York Mets</b> Shea Stadium, Flushing, NY Sun Aug 29 1976, 3:33 AM EDT Att: 23,260 - Unknown  <b>AB 34</b> <b>R 2</b> <b>H 7</b> <b>RBI 2</b> <b>BB 2</b> <b>SO 8</b> <b>LOB 10</b>										
<b>Bill Buckner, L</b> OBP: 0.330, SLG: 0.387 (1, 7)										4	0	0	0	0	1	2											
<b>Reggie Smith, S</b> OBP: 0.304, SLG: 0.442 (1, 9)										3	1	1	2	1	0	0											
<b>Steve Garvey, R</b> OBP: 0.344, SLG: 0.429 (1, 3)										4	0	2	0	0	1	0											
<b>Ron Cey, R</b> OBP: 0.383, SLG: 0.477 (1, 5)										3	0	1	0	1	1	3											
<b>Jim Lytle, L</b> OBP: 0.355, SLG: 0.384 (1, 8)										4	0	1	0	0	1	2											
<b>Bill Russell, R</b> OBP: 0.322, SLG: 0.374 (1, 6)										4	0	0	0	0	1	3											
<b>Steve Yeager, R</b> OBP: 0.287, SLG: 0.365 (1, 2)										4	0	0	0	0	2	0											
<b>Tommy John, R</b> OBP: 0.127, SLG: 0.113 (1, 1)										4	0	0	0	0	0	0											
<b>Inning Stats</b>	R: 2 E: 0 K: 1 S: 9	H: 4 LOB: 2 BB: 0 P: 9	R: 0 E: 0 K: 1 S: 6	H: 1 LOB: 1 BB: 0 P: 6	R: 0 E: 0 K: 0 S: 4	H: 1 LOB: 1 BB: 0 P: 4	R: 0 E: 0 K: 1 S: 5	H: 0 LOB: 0 BB: 0 P: 5	R: 0 E: 0 K: 0 S: 3	H: 0 LOB: 0 BB: 0 P: 3	R: 0 E: 0 K: 1 S: 5	H: 0 LOB: 0 BB: 0 P: 5	R: 0 E: 0 K: 2 S: 7	H: 0 LOB: 1 BB: 0 P: 11	R: 0 E: 0 K: 1 S: 5	H: 0 LOB: 0 BB: 0 P: 5		1B: 4 2B: 2 3B: 0 HR: 1	SF: 0 SAC: 0 DP: 1 HBP: 0	WP: 0 PB: 0 SB: 1 CS: 0	PA: 36						
<b>PITCHER</b>	IP	WLS	BF	H	R	ER	SO	BB	IBB	HBP	BLK	WP	HR	S	P	ERA	WHIP										
<b>Tom Seaver, R</b> ERA: 2.5 (1, 1)	8.0	L	33	7	2	2	7	2	0	0	0	0	1	45	53	2.25	1.125										
<b>Skip Lockwood, R</b> ERA: 2.91 (9, 1)	1.0		3	0	0	0	1	0	0	0	0	0	0	5	5	0.00	0.000										

Batter	1	2	3	4	5	6	7	8	9	AB	R	H	RBI	BB	SO	LOB	BOTTOM										
<b>Leon Brown, R</b> OBP: 0.243, SLG: 0.265 (1, 8)										4	1	1	0	0	0	1	<b>Los Angeles Dodgers @ New York Mets</b> Shea Stadium, Flushing, NY Sun Aug 29 1976, 3:33 AM EDT Att: 23,260 - Unknown  <b>AB 33</b> <b>R 1</b> <b>H 6</b> <b>RBI 1</b> <b>BB 1</b> <b>SO 4</b> <b>LOB 13</b>										
<b>Felix Milten, R</b> OBP: 0.337, SLG: 0.344 (1, 4)										4	0	1	0	0	0	0											
<b>John Milner, L</b> OBP: 0.349, SLG: 0.432 (1, 7)										4	0	2	1	0	1	1											
<b>Dave Kingman, R</b> OBP: 0.279, SLG: 0.526 (1, 9)										4	0	0	0	0	2	5											
<b>Joe Torre, R</b> OBP: 0.346, SLG: 0.396 (1, 3)										4	0	1	0	0	1	4											
<b>Pepe Mangual, R</b> OBP: 0.359, SLG: 0.321 (9, PR)										0	0	0	0	0	0	0											
<b>Roy Staiger, R</b> OBP: 0.297, SLG: 0.313 (1, 5)										3	0	0	0	1	0	0											
<b>Leo Foster, R</b> OBP: 0.250, SLG: 0.241 (1, 6)										4	0	0	0	0	2												
<b>Ron Hodges, L</b> OBP: 0.357, SLG: 0.368 (1, 2)										3	0	0	0	0	0	0											
<b>Tom Seaver, R</b> OBP: 0.203, SLG: 0.106 (1, 1)										2	0	1	0	0	0	0											
<b>Mike Vail, R</b> OBP: 0.242, SLG: 0.273 (8, PH)										1	0	0	0	0	0	0											
<b>Skip Lockwood, R</b> OBP: 0.467, SLG: 0.500 (9, 1)										0	0	0	0	0	0	0											
<b>Inning Stats</b>	R: 0 E: 1 K: 1 S: 6	H: 0 LOB: 1 BB: 0 P: 6	R: 0 E: 0 K: 1 S: 5	H: 0 LOB: 0 BB: 0 P: 5	R: 0 E: 0 K: 0 S: 3	H: 1 LOB: 0 BB: 0 P: 3	R: 0 E: 1 K: 0 S: 4	H: 1 LOB: 1 BB: 0 P: 4	R: 0 E: 0 K: 0 S: 3	H: 0 LOB: 0 BB: 0 P: 3	R: 1 E: 0 K: 1 S: 8	H: 3 LOB: 2 BB: 0 P: 8	R: 0 E: 0 K: 0 S: 3	H: 0 LOB: 0 BB: 0 P: 3	R: 0 E: 0 K: 0 S: 3	H: 0 LOB: 0 BB: 0 P: 3	R: 0 E: 0 K: 1 S: 6	H: 1 LOB: 2 BB: 1 P: 10	1B: 6 2B: 0 3B: 0 HR: 0	SF: 0 SAC: 0 DP: 2 HBP: 0	WP: 0 PB: 0 SB: 0 CS: 0	PA: 34					
<b>PITCHER</b>	IP	WLS	BF	H	R	ER	SO	BB	IBB	HBP	BLK	WP	HR	S	P	ERA	WHIP										
<b>Tommy John, L</b> ERA: 3.07 (1, 1)	9.0	W	34	6	1	1	4	1	0	0	0	0	0	41	45	1.00	0.778										




Batter	1	2	3	4	5	6	7	8	9	AB	R	H	RBI	BB	SO	LOB	TOP					
<b>Davey Lopes, R</b> (1,4) OBP: 0.308, SLG: 0.310	1-1 1-4-3			1-3 K		2-3 K		0-0 F9		4	0	0	0	0	2	0	<b>Los Angeles Dodgers @ Montreal Expos</b> Jarry Park, Montreal, QB Thu Sep 02 1976, 7:05 PM EDT Unknown - 61 F  livebaseballscores.com					
<b>Bill Buckner, L</b> (1,7) OBP: 0.332, SLG: 0.388	1-0 L3			1-1 1B		2-1 1B WP		1-3 K		4	1	2	0	0	1	0						
<b>Reggie Smith, S</b> (1,9) OBP: 0.308, SLG: 0.445	2-3 K			0-0 1B		1-0 1B		1-3 1B	2-3 K	4	1	2	0	0	2	0						
<b>Steve Garvey, R</b> (1,3) OBP: 0.343, SLG: 0.430		0-0 6-3		1-2 1B		0-1 FC2-5-2		0-1 L8		4	0	1	1	0	0	2						
<b>Ron Cey, R</b> (1,5) OBP: 0.384, SLG: 0.475		4-2 G1-6-3 BB		1-3 2H 1B		1-3 3H F9		1-3 K		3	0	1	1	1	1	2						
<b>Bill Russell, R</b> (1,6) OBP: 0.322, SLG: 0.375		0-0 G1-6-3		1-2 3H 1B		0-1 G4-6-3				3	0	0	0	0	0	3						
<b>Lee Lacy, R</b> (1,8) OBP: 0.324, SLG: 0.374			0-0 6-3		2-3 K		0-2 P4			3	0	0	0	0	1	0						
<b>Steve Yeager, R</b> (1,2) OBP: 0.289, SLG: 0.362			3-2 5-3		1-2 F8		2-3 K			3	0	0	0	0	1	0						
<b>Don Sutton, R</b> (1,1) OBP: 0.176, SLG: 0.118			1-1 6-3		0-3 K					3	0	0	0	0	1	0						
<b>Charlie Hough, R</b> (9,1) OBP: 0.276, SLG: 0.389								1-1 5-3		0	0	0	0	0	0	0						
<b>Inning Stats</b>	R: 0 E: 0 K: 1 S: 6	H: 0 LOB: 0 BB: 0 P: 10	R: 0 E: 0 K: 0 S: 4	H: 0 LOB: 0 BB: 1 P: 8	R: 0 E: 0 K: 0 S: 8	H: 0 LOB: 0 BB: 0 P: 12	R: 2 E: 0 K: 1 S: 12	H: 4 LOB: 1 BB: 0 P: 16	R: 0 E: 0 K: 2 S: 10	H: 0 LOB: 0 BB: 0 P: 13	R: 0 E: 0 K: 1 S: 10	H: 0 LOB: 2 BB: 0 P: 15	R: 0 E: 0 K: 1 S: 10	H: 0 LOB: 0 BB: 0 P: 13	R: 0 E: 0 K: 2 S: 6	H: 0 LOB: 0 BB: 0 P: 8	R: 0 E: 0 K: 2 S: 8	H: 0 LOB: 0 BB: 0 P: 11	1B: 6 2B: 0 3B: 0 HR: 0	SF: 0 SAC: 0 DP: 2 HBP: 0	WP: 1 PB: 0 SB: 0 CS: 0	PA: 32
<b>PITCHER</b> <b>Steve Rogers, R</b> (1,1) ERA: 3.24	IP: 9.0 WLS: L BF: 32	H: 6 R: 2 ER: 2 SO: 9	BB: 1 IBB: 0 HBP: 0 BLK: 0	WP: 1 HR: 0 S: 74 P: 106	ERA: 2.00 WHIP: 0.778	<b>PITCHER</b>										IP: 9.0 WLS: L BF: 32	H: 6 R: 2 ER: 2 SO: 9	BB: 1 IBB: 0 HBP: 0 BLK: 0	WP: 1 HR: 0 S: 74 P: 106	ERA: 2.00 WHIP: 0.778		

Batter	1	2	3	4	5	6	7	8	9	AB	R	H	RBI	BB	SO	LOB	BOTTOM					
<b>Jerry White, S</b> (1,8) OBP: 0.323, SLG: 0.321	1-3 K		2-2 G3		0-1 FC6		0-2 F7		2-0 4-3	5	0	0	0	0	1	3	<b>Los Angeles Dodgers @ Montreal Expos</b> Jarry Park, Montreal, QB Thu Sep 02 1976, 7:05 PM EDT Unknown - 61 F  livebaseballscores.com					
<b>Wayne Garrett, L</b> (1,4) OBP: 0.361, SLG: 0.302	1-2 L9		3-1 F3			4-0 2B SF8	1-1 F8			3	1	0	0	1	0	0						
<b>Larry Parrish, R</b> (1,5) OBP: 0.285, SLG: 0.365	1-2 4-3			2-2 F4		0-0 HBP 2B		1-2 F3		4	0	1	0	0	0	0						
<b>Andre Thornton, R</b> (1,3) OBP: 0.325, SLG: 0.382		3-1 F7		1-3 K		4-2 HBP BB		3-1 F5		3	0	0	0	1	1	0						
<b>Del Unser, L</b> (1,9) OBP: 0.270, SLG: 0.348		2-3 K		1-1 2-3		2-0 SF8		2-1 1B		3	0	1	1	0	1	0						
<b>Tim Foli, R</b> (1,6) OBP: 0.274, SLG: 0.368		2-0 BB 1B			0-1 F9	1-3 K		0-3 K		4	0	1	0	0	2	3						
<b>Gary Carter, R</b> (1,2) OBP: 0.283, SLG: 0.313		4-1 1B BB			0-1 1B	2-0 1B		1-1 1-3		2	0	1	0	1	0	0						
<b>Warren Cromartie, L</b> (1,7) OBP: 0.236, SLG: 0.241		1-0 P6			2-1 F7	1-3 K		0-0 1-3		2	0	0	0	0	0	3						
<b>Jose Morales, R</b> (6,PH) OBP: 0.350, SLG: 0.504										1	0	0	0	0	1	3						
<b>Mike Jorgensen, L</b> (7,7) OBP: 0.352, SLG: 0.349										1	0	1	0	0	0	0						
<b>Steve Rogers, R</b> (1,1) OBP: 0.145, SLG: 0.131				0-3 K		3-2 FC6				3	0	1	0	0	1	0						
<b>Earl Williams, R</b> (9,PH) OBP: 0.288, SLG: 0.372					1-3 1B			1-2 1-3		1	0	0	0	0	0	1						
<b>Inning Stats</b>	R: 0 E: 0 K: 1 S: 9	H: 0 LOB: 0 BB: 0 P: 12	R: 0 E: 0 K: 1 S: 8	H: 1 LOB: 2 BB: 1 P: 20	R: 0 E: 0 K: 1 S: 8	H: 0 LOB: 0 BB: 0 P: 13	R: 0 E: 0 K: 1 S: 10	H: 0 LOB: 0 BB: 0 P: 14	R: 0 E: 0 K: 0 S: 11	H: 2 LOB: 2 BB: 0 P: 16	R: 1 E: 0 K: 2 S: 11	H: 1 LOB: 3 BB: 2 P: 25	R: 0 E: 0 K: 1 S: 7	H: 0 LOB: 0 BB: 0 P: 8	R: 0 E: 0 K: 1 S: 11	H: 1 LOB: 1 BB: 0 P: 17	R: 0 E: 0 K: 0 S: 6	H: 1 LOB: 1 BB: 0 P: 10	1B: 5 2B: 1 3B: 0 HR: 0	SF: 1 SAC: 0 DP: 0 HBP: 1	WP: 0 PB: 0 SB: 0 CS: 0	PA: 37
<b>PITCHER</b> <b>Don Sutton, R</b> (1,1) ERA: 3.61	IP: 8.2 WLS: W BF: 36	H: 6 R: 1 ER: 1 SO: 7	BB: 3 IBB: 0 HBP: 1 BLK: 0	WP: 0 HR: 0 S: 80 P: 132	ERA: 1.04 WHIP: 1.038	<b>PITCHER</b>										IP: 8.2 WLS: W BF: 36	H: 6 R: 1 ER: 1 SO: 7	BB: 3 IBB: 0 HBP: 1 BLK: 0	WP: 0 HR: 0 S: 80 P: 132	ERA: 1.04 WHIP: 1.038		
<b>Charlie Hough, R</b> (9,1) ERA: 2.24	0.1 S: 1	0 R: 0 ER: 0 SO: 0	0 BB: 0 HBP: 0 BLK: 0	0 WP: 0 HR: 0 S: 1 P: 3	0.00 0.000	<b>PITCHER</b>										0.1 S: 1	0 R: 0 ER: 0 SO: 0	0 BB: 0 HBP: 0 BLK: 0	0 WP: 0 HR: 0 S: 1 P: 3	0.00 0.000		

Batter	1	2	3	4	5	6	7	8	9	AB	R	H	RBI	BB	SO	LOB	TOP								
<b>Davey Lopes, R</b> OBP: 0.309, SLG: 0.311 (1, 4)	1-0 1B	2-1 SH1-4		2-1 F3		1-2 1-3		0-2 1B		2	1	1	0	0	0	1									
<b>Jim Lyttle, L</b> OBP: 0.353, SLG: 0.381 (6, PH)	1B	1-2 2-3						1-2 1B		1	0	0	0	0	0	2									
<b>Ted Sizemore, R</b> OBP: 0.284, SLG: 0.283 (6, 4)	1B	1B						1-2 1B		1	0	1	0	0	0	0									
<b>Bill Buckner, L</b> OBP: 0.335, SLG: 0.392 (1, 7)	0-0 1B	1-0 SF9			2-2 3-1 WP 2B		1-2 4-3	2-0 1B		4	2	3	2	0	0	0									
<b>Reggie Smith, S</b> OBP: 0.307, SLG: 0.441 (1, 9)	1-3 K	3-3 K			3-2 3-1		2-0 FC6-4 1B	0-1 FC6-4 1-2		5	0	1	0	0	2	6									
<b>Steve Garvey, R</b> OBP: 0.342, SLG: 0.428 (1, 3)	1-1 2B			3-3 K	1-2 L7		2-2 FC6-4 1B		0-1 4-3	5	0	1	1	0	1	1									
<b>Ron Cey, R</b> OBP: 0.387, SLG: 0.478 (1, 5)	2-1 1B			4-2 CS	3-1 L7		2-1 FC6-4 1B		0-1 4-3	4	0	2	1	1	0	0									
<b>Bill Russell, R</b> OBP: 0.322, SLG: 0.376 (1, 6)	4-0 G6-4-3 BB			1-0 F9			0-0 4-3 2B	0-1 FC6-4 1-2		4	0	1	0	1	0	3									
<b>Lee Lacy, R</b> OBP: 0.323, SLG: 0.370 (1, 8)	0-0 G6-4-3 1-2			0-0 CS	4-2 BB		1-1 4-3	3-2 3-1		3	0	0	0	1	0	4									
<b>Steve Yeager, R</b> OBP: 0.291, SLG: 0.362 (1, 2)		0-1 SH1-4 SF9 1B		SAFE SAFE 1-3 K			3-2 SH1-3 HBP	2-0 L4		3	1	1	0	0	1	1									
<b>Rick Rhoden, R</b> OBP: 0.317, SLG: 0.403 (1, 1)		1-2 SH1-4		2-1 F9			1-1 SH1-3	4-0 1B		2	0	1	0	0	0	1									
<b>Elias Sosa, R</b> OBP: 0.143, SLG: 0.143 (4, 1)										0	0	0	0	0	0	0									
<b>Ed Goodson, L</b> OBP: 0.250, SLG: 0.276 (6, PH)										0	0	0	0	1	0	0									
<b>Rick Auerbach, R</b> OBP: 0.178, SLG: 0.098 (8, PR)										0	1	0	0	0	0	0									
<b>Charlie Hough, R</b> OBP: 0.276, SLG: 0.389 (8, 1)										0	0	0	0	0	0	0									
<b>Inning Stats</b>	R: 2 E: 0 K: 1 S: 12	H: 4 LOB: 2 BB: 1 P: 21	R: 1 E: 0 K: 1 S: 11	H: 2 LOB: 1 BB: 0 P: 17	R: 0 E: 0 K: 1 S: 6	H: 0 LOB: 0 BB: 1 P: 14	R: 0 E: 0 K: 1 S: 11	H: 0 LOB: 1 BB: 1 P: 20	R: 1 E: 0 K: 0 S: 11	H: 1 LOB: 0 BB: 0 P: 20	R: 0 E: 0 K: 0 S: 11	H: 1 LOB: 2 BB: 0 P: 17	R: 0 E: 0 K: 0 S: 13	H: 2 LOB: 2 BB: 0 P: 20	R: 1 E: 0 K: 0 S: 11	H: 2 LOB: 2 BB: 1 P: 22	R: 0 E: 0 K: 0 S: 5	H: 0 LOB: 0 BB: 0 P: 5	1B: 9 2B: 3 3B: 0 HR: 0	SF: 1 SAC: 2 DP: 1 HBP: 1	WP: 1 PB: 0 SB: 1 CS: 1	PA: 43			
<b>PITCHER</b>	IP	WLS	BF	H	R	ER	SO	BB	IBB	HBP	BLK	WP	HR	S	P	ERA	WHIP								
<b>Steve Dunning, R</b> ERA: 4.42	(1, 1)	5.2	L	27	8	4	4	4	3	0	1	0	1	0	59	105	6.35	1.941							
<b>Joe Kerrigan, R</b> ERA: 3.95	(6, 1)	1.1		6	2	0	0	0	0	0	0	0	0	0	16	24	0.00	1.500							
<b>Dale Murray, R</b> ERA: 3.04	(8, 1)	2.0	S	9	2	1	1	0	1	0	0	0	0	0	16	27	4.50	1.500							

Los Angeles Dodgers @ Montreal Expos  
Jarry Park, Montreal, QB  
Thu Sep 02 1976, 7:05 PM EDT  
Att: 7,181 - Unknown


AB	34
R	5
H	12
RBI	4
BB	4
SO	4
LOB	19



Batter	1	2	3	4	5	6	7	8	9	AB	R	H	RBI	BB	SO	LOB	BOTTOM								
<b>Jerry White, S</b> OBP: 0.319, SLG: 0.316 (8, 1)	1-1 F6	0-0 F7			2-1 F7		1-2 1-3		2-1 F2	4	0	0	0	0	0	2									
<b>Dale Murray, R</b> OBP: 0.348, SLG: 0.500 (9, PH)									3-3 F5	3	0	0	0	2	1	0									
<b>Wayne Garrett, L</b> OBP: 0.361, SLG: 0.300 (1, 4)	4-0 1B			1-0 F9		1-3 K	4-2 FC5-4 BB			4	0	2	0	0	0	1									
<b>Larry Parrish, R</b> OBP: 0.287, SLG: 0.367 (1, 5)	1-0 G6-4-3 1B			1-1	2-2 5-3		0-0 FC5-4 1-2			4	0	2	0	0	0	1									
<b>Earl Williams, R</b> OBP: 0.291, SLG: 0.375 (1, 3)	0-1 G6-4-3 1-2			3-1 F9			0-2 1B 2B	4-2 BB		3	1	1	0	1	0	3									
<b>Del Unser, L</b> OBP: 0.270, SLG: 0.355 (8, 8)		2-1 HR		0-0 4-3			1-3 K	0-2 F6		4	1	1	1	0	1	3									
<b>Tim Foli, R</b> OBP: 0.271, SLG: 0.365 (1, 6)		0-0 F4		0-0 F9		1-2 5-3		3-2 F6		4	0	0	0	0	0	2									
<b>Mike Jorgensen, L</b> OBP: 0.357, SLG: 0.355 (1, 7)		2-0 1B			0-0 1B		0-0 2H 1B	2-0 F4		4	0	3	1	0	0	1									
<b>Barry Foote, R</b> OBP: 0.253, SLG: 0.335 (1, 2)		0-0 1B			0-1 F3		0-0 L8		1-1 6-3	4	0	1	0	0	0	2									
<b>Steve Dunning, R</b> OBP: 0.267, SLG: 0.154 <b>Joe Kerrigan, R</b> ERA: 3.98	(1, 1)	1-3 K			0-0 5-3			2-2 4-3		2	0	0	0	0	1	3									
<b>Warren Cromartie, L</b> OBP: 0.249, SLG: 0.250 (7, PH)	(8, 9)								0-0 E8 WP 1B	2	1	1	0	0	0	0									
<b>Inning Stats</b>	R: 0 E: 0 K: 0 S: 5	H: 1 LOB: 1 BB: 1 P: 11	R: 1 E: 0 K: 1 S: 9	H: 3 LOB: 2 BB: 0 P: 14	R: 0 E: 0 K: 0 S: 6	H: 1 LOB: 1 BB: 0 P: 11	R: 0 E: 0 K: 0 S: 5	H: 1 LOB: 1 BB: 0 P: 5	R: 0 E: 0 K: 0 S: 8	H: 0 LOB: 0 BB: 0 P: 13	R: 1 E: 0 K: 0 S: 11	H: 2 LOB: 1 BB: 0 P: 13	R: 0 E: 0 K: 0 S: 9	H: 0 LOB: 1 BB: 1 P: 16	R: 0 E: 0 K: 0 S: 10	H: 0 LOB: 1 BB: 1 P: 19	R: 1 E: 1 K: 0 S: 8	H: 1 LOB: 0 BB: 0 P: 12	1B: 7 2B: 1 3B: 0 HR: 1	SF: 0 SAC: 0 DP: 1 HBP: 0	WP: 1 PB: 0 SB: 0 CS: 0	PA: 38			
<b>PITCHER</b>	IP	WLS	BF	H	R	ER	SO	BB	IBB	HBP	BLK	WP	HR	S	P	ERA	WHIP								
<b>Rick Rhoden, R</b> ERA: 2.98	(1, 1)	3.0		14	5	1	1	1	1	0	0	0	0	0	33	47	2.25	1.000							
<b>Elias Sosa, R</b> ERA: 3.98	(4, 1)	4.0	W	16	3	1	1	2	1	0	0	0	0	0	33	47	2.25	1.000							
<b>Charlie Hough, R</b> ERA: 2.2	(8, 1)	2.0	S	8	1	1	0	0	1	0	0	0	1	0	18	31	0.00	1.000							

Los Angeles Dodgers @ Montreal Expos  
Jarry Park, Montreal, QB  
Thu Sep 02 1976, 7:05 PM EDT  
Att: 7,181 - Unknown

AB	35
R	3
H	9
RBI	2
BB	3
SO	3
LOB	17



Batter	1	2	3	4	5	6	7	8	9	AB	R	H	RBI	BB	SO	LOB	TOP										
<b>Bill Buckner, L</b> OBP: 0.333, SLG: 0.391 (1, 7)	0-0 5-3		0-0 L7		0-0 6-3			0-0 S 1B	0-0 F7	5	1	1	0	0	0	0	Los Angeles Dodgers @ Houston Astros Astrodome, Houston, TX Fri Sep 03 1976, 8:05 PM EDT Att: 9,028 - Unknown										
<b>Ted Sizemore, R</b> OBP: 0.280, SLG: 0.278 (1, 4)	0-3 K		0-0 6-3		0-0 F8			0-3 K		4	0	0	0	0	2	1											
<b>Reggie Smith, S</b> OBP: 0.306, SLG: 0.439 (1, 9)	0-0 FC6-4 1B			0-3 K		0-0 G3		0-0 F7		4	0	1	0	0	1	1											
<b>Steve Garvey, R</b> OBP: 0.343, SLG: 0.429 (1, 3)	0-0 FC6-4 1-2			0-0 HR 2B		0-0 F4		4-0 1B BB		3	1	1	0	1	0	1											
<b>Ron Cey, R</b> OBP: 0.389, SLG: 0.490 (1, 5)		0-0 G1 2B		0-0 2H HR		0-0 4-3		0-0 1-3 2H 1B		4	1	3	3	0	0	0											
<b>Jim Lytle, L</b> OBP: 0.357, SLG: 0.380 (1, 8)		0-0 G1 2-3		0-0 G3			0-0 PB 1B	4-0 FC6-4 1-2 IBB		3	0	1	0	1	0	1											
<b>Bill Russell, R</b> OBP: 0.320, SLG: 0.373 (1, 6)		0-0 5-3		0-0 5-3			0-3 K 1-2	0-0 FC6-4 1-2		4	0	0	0	0	1	5											
<b>Steve Yeager, R</b> OBP: 0.291, SLG: 0.367 (1, 2)		0-0 F7			0-0 1B 3B		0-0 F8		0-0 5-3	4	1	1	0	0	0	2											
<b>Burt Hooton, R</b> OBP: 0.175, SLG: 0.135 (1, 1)			0-0 F7			0-0 3H 1B		0-3 K		3	0	1	1	0	1	1											
<b>Charlie Hough, R</b> OBP: 0.263, SLG: 0.368 (7, 1)								0-0 K		1	0	0	0	0	1	0											
<b>Inning Stats</b>	R: 0 E: 0 K: 1 S: 6	H: 1 LOB: 1 BB: 0 P: 6	R: 0 E: 0 K: 0 S: 4	H: 1 LOB: 1 BB: 0 P: 4	R: 0 E: 0 K: 0 S: 3	H: 0 LOB: 0 BB: 0 P: 3	R: 2 E: 0 K: 1 S: 7	H: 2 LOB: 0 BB: 0 P: 7	R: 1 E: 0 K: 0 S: 4	H: 2 LOB: 0 BB: 0 P: 4	R: 0 E: 0 K: 0 S: 3	H: 0 LOB: 0 BB: 0 P: 3	R: 0 E: 0 K: 2 S: 8	H: 1 LOB: 1 BB: 0 P: 8	R: 1 E: 0 K: 1 S: 7	H: 2 LOB: 2 BB: 2 P: 15	R: 0 E: 0 K: 1 S: 5	H: 0 LOB: 0 BB: 0 P: 5	1B: 5 2B: 2 3B: 1 HR: 1	SF: 0 SAC: 0 DP: 0 HBP: 0	WP: 0 PB: 1 SB: 1 CS: 0	PA: 37					
<b>PITCHER</b>	IP	WLS	BF	H	R	ER	SO	BB	IBB	HBP	BLK	WP	HR	S	P	ERA	WHIP										
<b>Larry Dierker, R</b> ERA: 3.74 (1, 1)	7.0	L	27	7	3	3	4	0	0	0	0	0	1	35	35	3.86	1.000										
<b>Gene Pentz, R</b> ERA: 3.1 (8, 1)	0.2		5	2	1	1	1	1	0	0	0	0	0	6	10	13.50	4.500										
<b>Ken Forsch, R</b> ERA: 2.3 (8, 1)	1.1		5	0	0	0	1	0	1	0	0	0	0	6	10	0.00	0.000										

Batter	1	2	3	4	5	6	7	8	9	AB	R	H	RBI	BB	SO	LOB	BOTTOM										
<b>Greg Gross, L</b> OBP: 0.378, SLG: 0.341 (1, 9)	0-0 F7		0-0 F7			0-0 F8		0-0 5-3 2B 1B	0-0 F7	5	1	1	0	0	0	3	Los Angeles Dodgers @ Houston Astros Astrodome, Houston, TX Fri Sep 03 1976, 8:05 PM EDT Att: 9,028 - Unknown										
<b>Enos Cabell, R</b> OBP: 0.311, SLG: 0.331 (1, 5)	0-0 1-3			0-0 F3		0-0 1B SF7 1B		0-3 K		4	1	1	0	0	1	1											
<b>Cesar Cedeño, R</b> OBP: 0.356, SLG: 0.462 (1, 8)	0-0 F9			0-0 F3		0-0 S 1-3 1B		0-0 5-3		4	0	1	0	0	0	1											
<b>Bob Watson, R</b> OBP: 0.370, SLG: 0.447 (1, 3)		0-0 6-3		0-0 BB 1B		0-0 SF7 1-2 3H 1B		0-0 1B 2B		3	1	2	2	0	0	0											
<b>Jose Cruz, L</b> OBP: 0.386, SLG: 0.410 (1, 7)		0-0 3-1		0-0 1-2 BB		0-0 F3		0-0 S 2H 1B		3	0	1	1	1	0	1											
<b>Ed Herrmann, L</b> OBP: 0.280, SLG: 0.299 (1, 2)		0-0 G3		0-0 L8			0-0 G3	0-0 6-3 1-2		4	0	0	0	0	0	3											
<b>Rob Andrews, R</b> OBP: 0.319, SLG: 0.307 (1, 4)			0-0 L6		0-0 F9		0-0 1B 1B		0-0 F9	4	0	1	0	0	0	0											
<b>Roger Metzger, S</b> OBP: 0.296, SLG: 0.280 (1, 6)			0-0 G3		0-0 4-3		0-0 G4-6-3 1B		4-0 5-3 BB	3	0	1	0	0	0	0											
<b>Cliff Johnson, R</b> OBP: 0.291, SLG: 0.330 (9, PH)							0-0 K			0	0	0	0	0	0	0											
<b>Wilbur Howard, S</b> OBP: 0.247, SLG: 0.301 (9, FR)							0-0 1-2 G4-6-3			0	0	0	0	0	0	0											
<b>Larry Dierker, R</b> OBP: 0.141, SLG: 0.194 (1, 1)							0-0 K			2	0	1	0	0	1	0											
<b>Ken Boswell, L</b> OBP: 0.291, SLG: 0.330 (7, PH)										1	0	0	0	0	0	2											
<b>Gene Pentz, R</b> OBP: 0.400, SLG: 0.250 (8, 1)										0	0	0	0	0	0	0											
<b>Ken Forsch, R</b> OBP: 0.182, SLG: 0.100 (8, 1)										0	0	0	0	0	0	0											
<b>Leon Roberts, R</b> OBP: 0.249, SLG: 0.428 (9, PH)										1	0	0	0	0	0	1											
<b>Inning Stats</b>	R: 0 E: 0 K: 0 S: 3	H: 0 LOB: 0 BB: 0 P: 3	R: 0 E: 0 K: 0 S: 3	H: 0 LOB: 0 BB: 0 P: 3	R: 0 E: 0 K: 0 S: 4	H: 1 LOB: 1 BB: 0 P: 4	R: 0 E: 0 K: 0 S: 4	H: 1 LOB: 2 BB: 1 P: 8	R: 0 E: 0 K: 0 S: 5	H: 0 LOB: 0 BB: 0 P: 5	R: 1 E: 0 K: 0 S: 5	H: 2 LOB: 1 BB: 0 P: 5	R: 0 E: 0 K: 0 S: 4	H: 2 LOB: 1 BB: 0 P: 4	R: 2 E: 0 K: 1 S: 8	H: 3 LOB: 1 BB: 0 P: 8	R: 0 E: 0 K: 0 S: 3	H: 0 LOB: 2 BB: 1 P: 7	1B: 8 2B: 1 3B: 0 HR: 0	SF: 1 SAC: 0 DP: 1 HBP: 0	WP: 0 PB: 0 SB: 2 CS: 0	PA: 37					
<b>PITCHER</b>	IP	WLS	BF	H	R	ER	SO	BB	IBB	HBP	BLK	WP	HR	S	P	ERA	WHIP										
<b>Burt Hooton, R</b> ERA: 3.66 (1, 1)	6.1	W	26	6	1	1	1	1	0	0	0	0	0	27	31	1.42	1.105										
<b>Charlie Hough, R</b> ERA: 2.31 (7, 1)	2.2	S	11	3	2	2	1	1	0	0	0	0	0	12	16	6.75	1.500										




Batter	1	2	3	4	5	6	7	8	9	AB	R	H	RBI	BB	SO	LOB	TOP			
Davey Lopes, R OBP: 0.308, SLG: 0.310 (1,4)										4	1	1	0	0	1	3	<b>Los Angeles Dodgers @ Houston Astros</b> Astrodome, Houston, TX Sat Sep 04 1976, 4:33 AM EDT Att: 6,875 - Dome			
Bill Buckner, L OBP: 0.331, SLG: 0.388 (1,7)										4	0	0	0	0	1	1				
Reggie Smith, S OBP: 0.305, SLG: 0.438 (1,9)										3	0	1	1	0	0	0				
Steve Garvey, R OBP: 0.344, SLG: 0.427 (1,3)										2	0	0	0	2	0	1				
Ron Cey, R OBP: 0.388, SLG: 0.486 (1,5)										3	1	0	0	1	0	3				
Jim Lytle, L OBP: 0.347, SLG: 0.368 (1,8)										4	0	0	1	0	0	1				
Bill Russell, R OBP: 0.319, SLG: 0.371 (1,6)										3	0	0	0	1	0	0				
Steve Yeager, R OBP: 0.291, SLG: 0.364 (9, PH)										2	0	0	0	1	0	1				
Manny Mota, R OBP: 0.383, SLG: 0.390 (9, PH)										0	0	0	0	1	0	0				
Tommy John, R OBP: 0.125, SLG: 0.111 (7, PH)										1	0	0	0	0	1	0				
Leron Lee, L OBP: 0.179, SLG: 0.189 (7, PH)										1	0	0	0	0	0	1				
Dennis Lewallyn, R OBP: 0.304, SLG: 0.217 (9, PH)										1	0	0	0	0	0	1				
<b>Inning Stats</b>	R: 1 E: 0 K: 0 S: 4	H: 1 LOB: 1 BB: 1 P: 8	R: 0 E: 0 K: 1 S: 5	H: 0 LOB: 2 BB: 2 P: 13	R: 0 E: 0 K: 1 S: 5	H: 0 LOB: 0 BB: 0 P: 5	R: 1 E: 1 K: 0 S: 3	H: 0 LOB: 0 BB: 1 P: 7	R: 0 E: 0 K: 0 S: 4	H: 1 LOB: 1 BB: 0 P: 4	R: 0 E: 1 K: 0 S: 4	H: 0 LOB: 1 BB: 0 P: 4	R: 0 E: 0 K: 0 S: 3	H: 0 LOB: 1 BB: 1 P: 7	R: 0 E: 0 K: 0 S: 3	H: 0 LOB: 1 BB: 1 P: 7	1B: 2 2B: 0 3B: 0 HR: 0	SF: 1 SAC: 1 DP: 0 HBP: 0	WP: 0 PB: 0 SB: 2 CS: 0	PA: 36
<b>PITCHER</b> Joaquin Andujar, R ERA: 3.67 (1,1)	IP: 9.0 WLS: W BF: 36 H: 2 R: 2 ER: 1 SO: 3 BB: 6 IBB: 0 HBP: 0 BLK: 0 WP: 0 HR: 0 S: 36 P: 60 ERA: 1.00 WHIP: 0.889															<b>PITCHER</b>				

Batter	1	2	3	4	5	6	7	8	9	AB	R	H	RBI	BB	SO	LOB	BOTTOM			
Wilbur Howard, S OBP: 0.247, SLG: 0.300 (1,7)										4	1	1	0	0	0	0	<b>Los Angeles Dodgers @ Houston Astros</b> Astrodome, Houston, TX Sat Sep 04 1976, 4:33 AM EDT Att: 6,875 - Dome			
Enos Cabell, R OBP: 0.311, SLG: 0.330 (1,5)										4	1	1	0	0	0	0				
Cesar Cedeno, R OBP: 0.357, SLG: 0.461 (1,8)										3	1	1	1	1	0	0				
Bob Watson, R OBP: 0.369, SLG: 0.451 (1,3)										4	1	1	3	0	1	1				
Cliff Johnson, R OBP: 0.361, SLG: 0.395 (1,2)										2	1	1	0	2	0	0				
Jose Cruz, L OBP: 0.384, SLG: 0.407 (1,9)										3	0	0	0	1	1	2				
Rob Andrews, R OBP: 0.317, SLG: 0.304 (1,4)										3	0	0	0	0	0	3				
Roger Metzger, S OBP: 0.296, SLG: 0.280 (1,6)										3	0	1	1	0	0	1				
Joaquin Andujar, S OBP: 0.167, SLG: 0.170 (1,1)										3	0	0	0	0	2	0				
<b>Inning Stats</b>	R: 0 E: 0 K: 0 S: 3	H: 0 LOB: 1 BB: 1 P: 7	R: 0 E: 0 K: 0 S: 4	H: 1 LOB: 1 BB: 0 P: 4	R: 5 E: 0 K: 1 S: 9	H: 5 LOB: 2 BB: 2 P: 17	R: 0 E: 0 K: 1 S: 5	H: 0 LOB: 0 BB: 0 P: 5	R: 0 E: 0 K: 1 S: 5	H: 0 LOB: 0 BB: 0 P: 5	R: 0 E: 0 K: 0 S: 3	H: 0 LOB: 0 BB: 0 P: 3	R: 0 E: 0 K: 1 S: 5	H: 0 LOB: 1 BB: 1 P: 9	R: 0 E: 0 K: 1 S: 5	H: 0 LOB: 1 BB: 1 P: 9		1B: 5 2B: 0 3B: 0 HR: 1	SF: 0 SAC: 0 DP: 0 HBP: 0	WP: 0 PB: 0 SB: 1 CS: 0
<b>PITCHER</b> Tommy John, L ERA: 3.22 (7,1)	IP: 6.0 WLS: L BF: 26 H: 6 R: 5 ER: 5 SO: 3 BB: 3 IBB: 0 HBP: 0 BLK: 0 WP: 0 HR: 1 S: 29 P: 41 ERA: 7.50 WHIP: 1.500															<b>PITCHER</b>				

Batter	1	2	3	4	5	6	7	8	9	AB	R	H	RBI	BB	SO	LOB	TOP				
Davey Lopes, R (1,4) OBP: 0.311, SLG: 0.311 Ted Sizemore, R (5,4) OBP: 0.278, SLG: 0.277	0-0 6-3 BLK 3B 1B		0-3 K		1-0 1B S HBP			0-0 4-3		2	1	1	0	0	1	0					
Bill Buckner, L (1,7) OBP: 0.330, SLG: 0.387	0-0 6-3 1-3		0-0 6-3		0-0 1-3 1B			0-0 3-1		4	0	1	0	0	0	1					
Reggie Smith, S (1,9) OBP: 0.307, SLG: 0.453	0-0 SF7 3B			0-0 HR	0-0 F5			0-0 F6		4	2	2	2	0	0	2					
Steve Garvey, R (1,3) OBP: 0.344, SLG: 0.427	0-0 SF7			0-0 F8		0-0 G6-4-3 1B		0-0 F8		3	0	1	1	0	0	0					
Ron Cey, R (1,5) OBP: 0.391, SLG: 0.486	4-0 CS BB			0-0 FC4-6 1B		0-0 G6-4-3 1-2		4-0 WP 4-3 1B BB		2	1	1	0	2	0	1					
Jim Lytle, L (1,8) OBP: 0.338, SLG: 0.358	0-0 CS 1-2	0-3 K		0-0 FC4-6 1-2		0-0 4-3		0-0 4-3 1-2		4	0	0	0	0	1	2					
Bill Russell, R (1,6) OBP: 0.319, SLG: 0.370				0-0 5-3 1-2		0-0 FC1-6-4 1-2		0-3 K		4	0	1	1	0	1	1					
Steve Yeager, R (1,2) OBP: 0.288, SLG: 0.360				0-0 5-3		0-0 6-3		0-0 5-3		4	0	0	0	0	0	1					
Doug Rau, L (1,1) OBP: 0.242, SLG: 0.148				0-0 4-3		0-0 4-3		0-0 6-3		3	0	0	0	0	0	0					
<b>Inning Stats</b>	R: 2 E: 0 K: 0 S: 4	H: 2 LOB: 0 BB: 1 P: 8	R: 0 E: 0 K: 1 S: 5	H: 0 LOB: 0 BB: 0 P: 5	R: 0 E: 0 K: 1 S: 5	H: 0 LOB: 0 BB: 0 P: 5	R: 1 E: 0 K: 0 S: 5	H: 2 LOB: 1 BB: 0 P: 5	R: 0 E: 0 K: 0 S: 3	H: 1 LOB: 2 BB: 0 P: 3	R: 0 E: 0 K: 1 S: 5	H: 0 LOB: 0 BB: 0 P: 5	R: 0 E: 0 K: 0 S: 3	H: 0 LOB: 1 BB: 1 P: 8	R: 1 E: 0 K: 0 S: 4	H: 1 LOB: 1 BB: 1 P: 8	1B: 5 2B: 0 3B: 1 HR: 1	SF: 1 SAC: 0 DP: 1 HBP: 1	WP: 1 PB: 0 SB: 1 CS: 1	PA: 36	
<b>PITCHER</b>	IP WLS BF H R ER SO BB IBB HBP BLK WP HR S P ERA WHIP	8.0 L 30 6 3 3 3 1 0 1 1 0 1 34 39 3.38 0.875	1.0 5 1 1 1 0 1 0 0 0 1 0 4 8 9.00 2.000																		

Los Angeles Dodgers @ Houston Astros  
Astrodome, Houston, TX  
Sun Sep 05 1976, 4:33 AM EDT  
Att: 12,483 - Dome


AB 31  
R 4  
H 7  
RBI 4  
BB 2  
SO 3  
LOB 8



Batter	1	2	3	4	5	6	7	8	9	AB	R	H	RBI	BB	SO	LOB	BOTTOM			
Wilbur Howard, S (1,7) OBP: 0.242, SLG: 0.293	0-0 F8		0-3 K			0-0 F9		0-0 5-3 1-2		4	0	0	0	0	1	1				
Enos Cabell, R (1,5) OBP: 0.310, SLG: 0.328	0-0 5-3			0-0 5-3		4-0 G6-4-3 BB		0-0 F8 2-3		3	0	0	0	1	0	1				
Cesar Cedeno, R (1,8) OBP: 0.356, SLG: 0.459	4-0 S BB			0-0 F8		0-0 G6-4-3 1-2		0-0 F7		3	0	0	0	1	0	2				
Bob Watson, R (1,3) OBP: 0.368, SLG: 0.448	0-0 5-3 1-2			4-0 FC5-4 BB				0-0 L7		3	0	0	0	1	0	1				
Cliff Johnson, R (1,2) OBP: 0.359, SLG: 0.393				0-0 F7 1-2		0-0 FC5-4 1-2		0-0 F7 1B		4	0	1	0	0	0	1				
Jose Cruz, L (1,9) OBP: 0.383, SLG: 0.408				0-0 F4		0-0 2B		0-0 F4		4	0	1	0	0	0	1				
Rob Andrews, R (1,4) OBP: 0.315, SLG: 0.302			0-3 K		0-0 4-3			0-0 E6 1-2		3	0	0	0	0	1	2				
Roger Metzger, S (1,6) OBP: 0.295, SLG: 0.279 Leon Roberts, R (7, PH) OBP: 0.297, SLG: 0.426 Jerry Davanon, R (8, 6) OBP: 0.400, SLG: 0.436				0-0 F8		0-0 L8		0-3 K		2	0	0	0	0	0	1				
Dan Larson, R (1,1) OBP: 0.346, SLG: 0.440 Ken Boswell, L (8, PH) OBP: 0.297, SLG: 0.336 Joe Niekro, R (9, 1) OBP: 0.214, SLG: 0.370				0-0 F9		0-0 L3		0-0 F8 5-3 1B		2	0	0	0	0	0	1				
<b>Inning Stats</b>	R: 0 E: 0 K: 0 S: 3	H: 0 LOB: 1 BB: 1 P: 7	R: 0 E: 0 K: 1 S: 5	H: 0 LOB: 0 BB: 0 P: 5	R: 0 E: 0 K: 1 S: 5	H: 0 LOB: 0 BB: 0 P: 5	R: 0 E: 0 K: 0 S: 3	H: 0 LOB: 1 BB: 1 P: 7	R: 0 E: 1 K: 1 S: 7	H: 1 LOB: 2 BB: 0 P: 7	R: 0 E: 0 K: 0 S: 4	H: 1 LOB: 1 BB: 0 P: 4	R: 0 E: 0 K: 0 S: 3	H: 0 LOB: 0 BB: 0 P: 3	R: 0 E: 0 K: 0 S: 3	H: 0 LOB: 0 BB: 0 P: 3	1B: 2 2B: 1 3B: 0 HR: 0	SF: 0 SAC: 0 DP: 1 HBP: 0	WP: 0 PB: 0 SB: 1 CS: 0	PA: 33
<b>PITCHER</b>	IP WLS BF H R ER SO BB IBB HBP BLK WP HR S P ERA WHIP	9.0 W 33 3 0 0 3 3 0 0 0 0 0 36 48 0.00 0.667																		

Los Angeles Dodgers @ Houston Astros  
Astrodome, Houston, TX  
Sun Sep 05 1976, 4:33 AM EDT  
Att: 12,483 - Dome

AB 30  
R 0  
H 3  
RBI 0  
BB 3  
SO 3  
LOB 13



Batter	1	2	3	4	5	6	7	8	9	AB	R	H	RBI	BB	SO	LOB	TOP			
Davey Lopes, R OBP: 0.313, SLG: 0.311	F8			G1-6-3 BB		E S E 1B		P3		3	1	1	0	1	0	0				
Bill Buckner, L OBP: 0.328, SLG: 0.384	4-3			G1-6-3		E4 E 2B		6-3		4	1	0	0	0	0	2				
Reggie Smith, S OBP: 0.304, SLG: 0.448	F7			F8		E4 2B		F8		4	0	0	0	0	0	1				
Steve Garvey, R OBP: 0.346, SLG: 0.441		F8				HR			SF9 3B	4	2	3	2	0	0	0				
Ron Cey, R OBP: 0.392, SLG: 0.486		6-3				G4-6-3 1B			SF9	2	0	1	1	1	0	0				
Lee Lacy, R OBP: 0.319, SLG: 0.365		5-3				G4-6-3 1B			5-3	4	0	0	0	0	0	4				
Bill Russell, R OBP: 0.316, SLG: 0.367			1-3			5-3			6-3	4	0	0	0	0	0	0				
Steve Yeager, R OBP: 0.287, SLG: 0.358			5-3			5-3				2	0	0	0	0	0	0				
Dusty Baker Jr., R OBP: 0.300, SLG: 0.310			5-3			5-3				1	0	0	0	0	0	0				
Sergio Robles, R OBP: 0.319, SLG: 0.365			5-3			5-3				0	0	0	0	0	0	0				
Don Sutton, R OBP: 0.169, SLG: 0.113			5-3			F8			4-3	3	0	0	0	0	0	0				
<b>Inning Stats</b>	R: 0 E: 0 K: 0 S: 3	H: 0 LOB: 0 BB: 0 P: 3	R: 0 E: 0 K: 0 S: 3	H: 0 LOB: 0 BB: 0 P: 3	R: 0 E: 0 K: 0 S: 3	H: 0 LOB: 0 BB: 1 P: 6	R: 1 E: 0 K: 0 S: 4	H: 2 LOB: 0 BB: 0 P: 4	R: 2 E: 2 K: 0 S: 7	H: 2 LOB: 3 BB: 1 P: 11	R: 0 E: 0 K: 0 S: 3	H: 0 LOB: 0 BB: 0 P: 3	R: 0 E: 0 K: 0 S: 3	H: 0 LOB: 0 BB: 0 P: 3	R: 1 E: 0 K: 0 S: 4	H: 1 LOB: 0 BB: 0 P: 4	1B: 2 2B: 1 3B: 1 HR: 1	SF: 1 SAC: 0 DP: 2 HBP: 0	WP: 0 PB: 0 SB: 1 CS: 1	PA: 34
<b>PITCHER</b> Randy Jones, L ERA: 2.72	IP: 9.0 WLS: L BF: 34 H: 5 R: 4 ER: 2 SO: 0 BB: 1 IBB: 1 HBP: 0 BLK: 0 WP: 0 HR: 1 S: 32 P: 40 ERA: 2.00 WHIP: 0.667															<b>PITCHER</b>				

Los Angeles Dodgers @ San Diego Padres  
San Diego Stadium, San Diego, CA  
Mon Sep 06 1976, 10:05 PM EDT  
Att: 31,010 - Unknown

AB 31  
R 4  
H 5  
RBI 3  
BB 2  
SO 0  
LOB 7



Batter	1	2	3	4	5	6	7	8	9	AB	R	H	RBI	BB	SO	LOB	BOTTOM			
Johnny Grubb, L OBP: 0.390, SLG: 0.399	L9		F8			K			P6	4	0	0	0	0	1	1				
Enzo Hernandez, R OBP: 0.322, SLG: 0.323	F7								F8	3	0	1	0	0	0	0				
Ted Kubiak, S OBP: 0.312, SLG: 0.279						G4-6-3 1B			F8	1	0	0	0	0	0	0				
Jerry Turner, L OBP: 0.315, SLG: 0.372	K					G4-6-3 1B			BB	3	0	0	0	1	2	1				
Willie Davis, L OBP: 0.294, SLG: 0.376		F8				6-3			F8	3	0	0	0	1	0	1				
Mike Ivie, R OBP: 0.353, SLG: 0.415		F7								3	0	1	0	0	0	1				
Tito Fuentes, S OBP: 0.297, SLG: 0.322		F7				F2			5-3	3	0	0	0	0	0	1				
Doug Rader, R OBP: 0.319, SLG: 0.352			K			K			5-3	3	0	0	0	0	2	1				
Fred Kendall, R OBP: 0.300, SLG: 0.304						CS 2B			6-3	3	0	1	0	0	0	0				
Randy Jones, R OBP: 0.084, SLG: 0.044						CS 1B			6-3	2	0	0	0	0	0	1				
Merv Rettenmund, R OBP: 0.353, SLG: 0.333			6-3			G3			HR	1	1	1	1	0	0	0				
<b>Inning Stats</b>	R: 0 E: 0 K: 1 S: 5	H: 0 LOB: 0 BB: 0 P: 5	R: 0 E: 0 K: 0 S: 3	H: 0 LOB: 0 BB: 0 P: 3	R: 0 E: 0 K: 1 S: 6	H: 1 LOB: 1 BB: 0 P: 6	R: 0 E: 0 K: 1 S: 5	H: 0 LOB: 0 BB: 0 P: 5	R: 0 E: 0 K: 1 S: 5	H: 0 LOB: 0 BB: 0 P: 5	R: 0 E: 0 K: 0 S: 3	H: 1 LOB: 1 BB: 1 P: 7	R: 0 E: 0 K: 0 S: 3	H: 0 LOB: 0 BB: 0 P: 3	R: 1 E: 0 K: 0 S: 4	H: 1 LOB: 1 BB: 1 P: 8	1B: 2 2B: 1 3B: 0 HR: 1	SF: 0 SAC: 0 DP: 1 HBP: 0	WP: 0 PB: 0 SB: 0 CS: 1	PA: 32
<b>PITCHER</b> Don Sutton, R ERA: 3.51	IP: 9.0 WLS: W BF: 31 H: 4 R: 1 ER: 1 SO: 5 BB: 2 IBB: 0 HBP: 0 BLK: 0 WP: 0 HR: 1 S: 39 P: 47 ERA: 1.00 WHIP: 0.667															<b>PITCHER</b>				

Los Angeles Dodgers @ San Diego Padres  
San Diego Stadium, San Diego, CA  
Mon Sep 06 1976, 10:05 PM EDT  
Att: 31,010 - Unknown

AB 29  
R 1  
H 4  
RBI 1  
BB 2  
SO 5  
LOB 7





Batter	1	2	3	4	5	6	7	8	9	AB	R	H	RBI	BB	SO	LOB	TOP					
Davey Lopes, R (1,4) OBP: 0.316, SLG: 0.313	X 0-0 G3 1B		X 0-0 G6-4-3			X 4-0 BB		X 0-3 K		2	1	1	0	1	0	1	Los Angeles Dodgers @ San Diego Padres San Diego Stadium, San Diego, CA Tue Sep 07 1976, 10:05 PM EDT Att: 11,238 - Unknown					
Leron Lee, L (8,PH) OBP: 0.175, SLG: 0.184										1	0	0	0	0	1	0						
Sergio Robles, R (8,2)										0	0	0	0	0	0	0						
Bill Buckner, L (1,7) OBP: 0.328, SLG: 0.383	X 0-0 G3 1-3			X 0-0 4-3		X 0-0 F8			X 0-0 BB 1B	4	0	1	0	0	0	3						
Reggie Smith, S (1,9) OBP: 0.301, SLG: 0.443	X 0-3 K			X 0-0 4-3		X 0-3 K			X 0-3 K	4	0	0	0	0	3	4						
Steve Garvey, R (1,3) OBP: 0.349, SLG: 0.448	X 0-0 CS 1B			X 0-0 6-3			X 0-0 HR		X 0-0 BB 1B	4	1	3	2	0	0	0						
Ron Cey, R (1,5) OBP: 0.391, SLG: 0.483	X 0-0 CS 1-2	X 0-0 5-3			X 0-3 K		X 0-0 5-3		X 4-0 BB 1B	3	0	0	0	1	1	0						
Jim Lytle, L (1,8) OBP: 0.329, SLG: 0.348			X 0-3 K		X 0-3 K		X 0-3 K		X 0-3 K	4	0	0	0	0	4	3						
Bill Russell, R (1,6) OBP: 0.313, SLG: 0.363	X 0-0 L9				X 0-3 K		X 0-0 F5		X 0-0 5-3	4	0	0	0	0	1	3						
Kevin Pasley, R (1,2)										1	0	0	0	1	0	0						
John Halse, L (8,PH) OBP: 0.298, SLG: 0.213				X 4-0 FC1-6 BB		X 0-0 L9			X 0-0 L8	1	0	0	0	0	0	0						
Ted Sizemore, R (8,4) OBP: 0.278, SLG: 0.277										1	0	0	0	0	0	0						
Burt Hooton, R (1,1) OBP: 0.172, SLG: 0.132				X 0-0 FC1-6		X 0-0 2B		X 0-0 F9		1	0	0	0	0	0	1						
Ed Goodson, L (8,PH) OBP: 0.298, SLG: 0.296										1	0	1	0	0	0	0						
Rick Audinberry, R (8,PH) OBP: 0.179, SLG: 0.098										0	0	0	0	0	0	0						
Elias Sosa, R (8,PH) OBP: 0.339, SLG: 0.443										0	0	0	0	0	0	0						
Manny Mota, R (8,PH) OBP: 0.325, SLG: 0.381										1	0	0	0	0	0	0						
Charlie Hough, R (8,1) OBP: 0.251, SLG: 0.298										0	0	0	0	0	0	0						
<b>Inning Stats</b>	R: 1 E: 0 K: 1 S: 6	H: 2 LOB: 0 BB: 0 P: 6	R: 0 E: 0 K: 1 S: 5	H: 0 LOB: 0 BB: 0 P: 5	R: 0 E: 0 K: 0 S: 2	H: 0 LOB: 0 BB: 1 P: 6	R: 0 E: 0 K: 0 S: 3	H: 0 LOB: 0 BB: 0 P: 3	R: 0 E: 0 K: 3 S: 9	H: 1 LOB: 2 BB: 1 P: 10	R: 1 E: 0 K: 1 S: 6	H: 1 LOB: 0 BB: 0 P: 6	R: 0 E: 0 K: 2 S: 5	H: 0 LOB: 0 BB: 1 P: 5	R: 0 E: 0 K: 2 S: 9	H: 2 LOB: 3 BB: 1 P: 13	1B: 4 2B: 1 3B: 0 HR: 1	SF: 0 SAC: 0 DP: 1 HBP: 0	WP: 0 PB: 0 SB: 1 CS: 1	PA: 35		
<b>PITCHER</b>	IP WLS BF H R ER SO BB IBB HBP BLK WP HR S P ERA WHIP	IP WLS BF H R ER SO BB IBB HBP BLK WP HR S P ERA WHIP	IP WLS BF H R ER SO BB IBB HBP BLK WP HR S P ERA WHIP	IP WLS BF H R ER SO BB IBB HBP BLK WP HR S P ERA WHIP	IP WLS BF H R ER SO BB IBB HBP BLK WP HR S P ERA WHIP	IP WLS BF H R ER SO BB IBB HBP BLK WP HR S P ERA WHIP	IP WLS BF H R ER SO BB IBB HBP BLK WP HR S P ERA WHIP	IP WLS BF H R ER SO BB IBB HBP BLK WP HR S P ERA WHIP	IP WLS BF H R ER SO BB IBB HBP BLK WP HR S P ERA WHIP	IP WLS BF H R ER SO BB IBB HBP BLK WP HR S P ERA WHIP	IP WLS BF H R ER SO BB IBB HBP BLK WP HR S P ERA WHIP	IP WLS BF H R ER SO BB IBB HBP BLK WP HR S P ERA WHIP	IP WLS BF H R ER SO BB IBB HBP BLK WP HR S P ERA WHIP	IP WLS BF H R ER SO BB IBB HBP BLK WP HR S P ERA WHIP	IP WLS BF H R ER SO BB IBB HBP BLK WP HR S P ERA WHIP	IP WLS BF H R ER SO BB IBB HBP BLK WP HR S P ERA WHIP	IP WLS BF H R ER SO BB IBB HBP BLK WP HR S P ERA WHIP	IP WLS BF H R ER SO BB IBB HBP BLK WP HR S P ERA WHIP	IP WLS BF H R ER SO BB IBB HBP BLK WP HR S P ERA WHIP	IP WLS BF H R ER SO BB IBB HBP BLK WP HR S P ERA WHIP	IP WLS BF H R ER SO BB IBB HBP BLK WP HR S P ERA WHIP	IP WLS BF H R ER SO BB IBB HBP BLK WP HR S P ERA WHIP

AB	31
R	2
H	6
RBI	2
BB	3
SO	10
LOB	15



Batter	1	2	3	4	5	6	7	8	9	AB	R	H	RBI	BB	SO	LOB	BOTTOM					
Johnny Grubb, L (1,9) OBP: 0.392, SLG: 0.402	X 0-0 G6-3 1B		X 0-0 F7		X 0-0 1-3 2-H 3-H 1B		X 0-0 SH1-4			3	0	2	2	0	0	1	Los Angeles Dodgers @ San Diego Padres San Diego Stadium, San Diego, CA Tue Sep 07 1976, 10:05 PM EDT Att: 11,238 - Unknown					
Ted Kubiak, S (8,3) OBP: 0.312, SLG: 0.279										0	0	0	0	0	0	0						
Tito Fuentes, S (1,4) OBP: 0.295, SLG: 0.319	X 0-0 G6-3 1-2			X 0-0 6-3		X 0-0 F8		X 0-0 4-3		4	0	0	0	0	2							
Willie Davis, L (1,8) OBP: 0.294, SLG: 0.375	X 0-0 4-3			X 0-0 F8		X 0-0 1B 2B		X 0-0 G3		4	1	1	0	0	1							
Mike Ivie, R (1,3) OBP: 0.353, SLG: 0.414		X 0-0 5-3		X 0-0 F8		X 0-0 1B 2B		X 0-0 6-3		3	1	1	0	0	0	0						
Luis Melendez, R (7,9) OBP: 0.250, SLG: 0.266										1	0	0	0	0	0	0						
Jerry Turner, L (1,7) OBP: 0.318, SLG: 0.379		X 0-0 F5			X 0-0 SH5-4 1B		X 0-0 1-H 2-H 2B		X 0-0 F7		4	1	2	2	0	0						
Merv Rettenmund, R (9,7) OBP: 0.353, SLG: 0.333										0	0	0	0	0	0	0						
Fred Kendall, R (1,2) OBP: 0.298, SLG: 0.302	X 0-0 6-3			X 0-0 SH5-4		X 0-0 5-3		X 0-0 L1		3	0	0	0	0	1							
Doug Rader, R (1,5) OBP: 0.323, SLG: 0.356			X 0-0 2B		X 4-0 S 1B		X 4-0 FC6-4 BB			1	1	1	0	2	0	0						
Enzo Hernandez, R (1,6) OBP: 0.319, SLG: 0.320			X 0-0 G2		X 0-0 F8		X 0-0 FC6-4			3	0	0	0	0	5							
Dave Freisleben, R (1,1) OBP: 0.250, SLG: 0.265			X 0-3 K		X 4-0 1B		X 0-0 4-3 SH1-4 1B			2	0	1	0	1	1							
Butch Metzger, R (9,1)										0	0	0	0	0	0	0						
<b>Inning Stats</b>	R: 0 E: 0 K: 0 S: 3	H: 1 LOB: 0 BB: 0 P: 3	R: 0 E: 0 K: 0 S: 3	H: 0 LOB: 0 BB: 0 P: 3	R: 0 E: 0 K: 1 S: 6	H: 1 LOB: 1 BB: 0 P: 6	R: 0 E: 0 K: 0 S: 3	H: 0 LOB: 0 BB: 0 P: 3	R: 2 E: 1 K: 0 S: 4	H: 2 LOB: 2 BB: 2 P: 12	R: 2 E: 0 K: 0 S: 6	H: 3 LOB: 2 BB: 1 P: 10	R: 0 E: 0 K: 0 S: 4	H: 1 LOB: 1 BB: 0 P: 4	R: 0 E: 0 K: 0 S: 3	H: 0 LOB: 0 BB: 0 P: 3	1B: 6 2B: 2 3B: 0 HR: 0	SF: 0 SAC: 2 DP: 1 HBP: 0	WP: 0 PB: 0 SB: 1 CS: 0	PA: 33		
<b>PITCHER</b>	IP WLS BF H R ER SO BB IBB HBP BLK WP HR S P ERA WHIP	IP WLS BF H R ER SO BB IBB HBP BLK WP HR S P ERA WHIP	IP WLS BF H R ER SO BB IBB HBP BLK WP HR S P ERA WHIP	IP WLS BF H R ER SO BB IBB HBP BLK WP HR S P ERA WHIP	IP WLS BF H R ER SO BB IBB HBP BLK WP HR S P ERA WHIP	IP WLS BF H R ER SO BB IBB HBP BLK WP HR S P ERA WHIP	IP WLS BF H R ER SO BB IBB HBP BLK WP HR S P ERA WHIP	IP WLS BF H R ER SO BB IBB HBP BLK WP HR S P ERA WHIP	IP WLS BF H R ER SO BB IBB HBP BLK WP HR S P ERA WHIP	IP WLS BF H R ER SO BB IBB HBP BLK WP HR S P ERA WHIP	IP WLS BF H R ER SO BB IBB HBP BLK WP HR S P ERA WHIP	IP WLS BF H R ER SO BB IBB HBP BLK WP HR S P ERA WHIP	IP WLS BF H R ER SO BB IBB HBP BLK WP HR S P ERA WHIP	IP WLS BF H R ER SO BB IBB HBP BLK WP HR S P ERA WHIP	IP WLS BF H R ER SO BB IBB HBP BLK WP HR S P ERA WHIP	IP WLS BF H R ER SO BB IBB HBP BLK WP HR S P ERA WHIP	IP WLS BF H R ER SO BB IBB HBP BLK WP HR S P ERA WHIP	IP WLS BF H R ER SO BB IBB HBP BLK WP HR S P ERA WHIP	IP WLS BF H R ER SO BB IBB HBP BLK WP HR S P ERA WHIP	IP WLS BF H R ER SO BB IBB HBP BLK WP HR S P ERA WHIP	IP WLS BF H R ER SO BB IBB HBP BLK WP HR S P ERA WHIP	IP WLS BF H R ER SO BB IBB HBP BLK WP HR S P ERA WHIP

AB	28
R	4
H	8
RBI	4
BB	3
SO	1
LOB	11



Batter	1	2	3	4	5	6	7	8	9	10	11	AB	R	H	RBI	BB	SO	LOB	TOP							
Jack Clark, R OBP: 0.308, SLG: 0.150 Gary Lavelle, S OBP: 0.111, SLG: 0.111	(1, 8) X 0-0 6-3			(0, 3) X 0-3 K		(0, 0) X 0-0 F8			(0, 0) X 0-0 5-3		(0, 0) X 0-0 5-3	5	0	0	0	0	1	0								
Marty Perez, R OBP: 0.325, SLG: 0.333	(1, 4) X 0-0 1-3			(0, 0) X 0-0 1B		(0, 0) X 0-0 5-3			(0, 0) X 0-0 FC6-4 BB			3	0	1	0	1	0	0								
Gary Matthews, R OBP: 0.367, SLG: 0.443	(1, 7) X 0-0 F8			(0, 0) X 0-0 F8		(0, 0) X 0-0 F8			(0, 0) X 0-0 FC6-4 1-2			4	0	0	0	0	0	2								
Bobby Murcer, L OBP: 0.353, SLG: 0.409	(1, 9) X 0-0 CS BB			(0, 0) X 0-0 F5		(0, 0) X 0-0 6-3			(0, 0) X 0-0 F3			3	0	0	0	1	0	1								
Ken Reitz, R OBP: 0.303, SLG: 0.344	(1, 5) X 0-0 F3 1-2			(0, 0) X 0-0 F7		(0, 0) X 0-0 5-3			(0, 0) X 0-0 K			4	0	0	0	0	1	1								
Chris Speier, R OBP: 0.395, SLG: 0.278	(1, 6) X 0-0 F8			(0, 0) X 0-0 G3 1B		(0, 0) X 0-0 6-3			(0, 0) X 0-0 F3			4	0	1	0	0	0	0								
Gary Thomasson, L OBP: 0.308, SLG: 0.403 Larry Herndon, R OBP: 0.340, SLG: 0.362	(1, 3) X (11, 8) X		(0, 0) X 0-0 4-3	(0, 0) X 0-0 G3 1-2		(0, 0) X 0-0 G5-4-3 1B			(0, 0) X 0-0 SH5-4 SF7 2B			4	1	2	0	0	0	1								
Gary Alexander, R OBP: 0.231, SLG: 0.261 Mike Sadek, R OBP: 0.307, SLG: 0.236	(1, 2) X (11, PH) X (11, 2) X		(0, 3) X 0-3 K	(0, 3) X 0-3 K		(0, 0) X 0-0 G5-4-3 1-2			(0, 0) X 0-0 SH5-4 2-3			3	0	0	0	0	2	2								
Ed Hallick, R OBP: 0.246, SLG: 0.173 Darrell Evans, L OBP: 0.321, SLG: 0.318	(1, 1) X (11, PH) X (11, 3) X		(0, 0) X 0-0 F9	(0, 0) X 0-0 F9		(0, 0) X 0-0 K			(0, 0) X 0-0 SF7 3-H			3	0	0	0	0	1	0								
<b>Inning Stats</b>	R: 0 E: 0 K: 0 S: 3	H: 0 LOB: 0 BB: 0 P: 3	R: 0 E: 0 K: 0 S: 2	H: 0 LOB: 0 BB: 1 P: 6	R: 0 E: 0 K: 1 S: 5	H: 0 LOB: 0 BB: 0 P: 5	R: 0 E: 0 K: 1 S: 6	H: 1 LOB: 1 BB: 0 P: 6	R: 0 E: 0 K: 1 S: 6	H: 0 LOB: 0 BB: 0 P: 3	R: 0 E: 0 K: 0 S: 3	H: 0 LOB: 0 BB: 0 P: 3	R: 0 E: 0 K: 0 S: 3	H: 0 LOB: 0 BB: 0 P: 3	R: 0 E: 0 K: 1 S: 5	H: 0 LOB: 1 BB: 1 P: 9	R: 0 E: 0 K: 1 S: 5	H: 0 LOB: 0 BB: 0 P: 5	R: 0 E: 0 K: 0 S: 4	H: 1 LOB: 0 BB: 0 P: 4	1B: 3 2B: 1 3B: 0 HR: 0	SF: 1 SAC: 1 DP: 1 HBP: 0	WP: 0 PB: 0 SB: 0 CS: 1	PA: 37		
<b>PITCHER</b>	IP 8.0	WLS L	BF 26	H 3	R 0	ER 0	SO 3	BB 1	IBB 0	HBP 0	BLK 0	WP 0	HR 0	S 31	P 35	ERA 0.00	WHIP 0.500									
Al Downing, L ERA: 4.01 Charlie Hough, R ERA: 2.31	(1, 1) (9, 1)	3.0	L	11	1	1	1	2	1	0	0	0	0	0	0	14	18	3.00	0.667							

San Francisco Giants @ Los Angeles Dodgers  
Dodger Stadium, Los Angeles, CA  
Wed Sep 08 1976, 7:05 PM PDT  
Att: 19,272 - Unknown

AB 33  
R 1  
H 4  
RBI 1  
BB 2  
SO 5  
LOB 7



Batter	1	2	3	4	5	6	7	8	9	10	11	AB	R	H	RBI	BB	SO	LOB	BOTTOM						
Davey Lopes, R OBP: 0.314, SLG: 0.311	(1, 4) X 0-3 K		(0, 0) X 0-0 S 1B			(0, 0) X 0-0 6-3			(0, 0) X 0-3 K		(0, 0) X 0-0 6-3	5	0	1	0	0	2	2							
Bill Buckner, L OBP: 0.325, SLG: 0.380	(1, 7) X 0-0 L3		(0, 0) X 0-0 G3 1-2			(0, 0) X 0-0 F3			(0, 0) X 0-0 F9			4	0	0	0	0	0	1							
Reggie Smith, S OBP: 0.300, SLG: 0.443	(1, 9) X 0-0 PB 2B			(0, 0) X 0-0 F3		(0, 0) X 0-0 G3			(0, 0) X 0-0 F7			4	0	1	0	0	0	0							
Steve Garvey, R OBP: 0.347, SLG: 0.445	(1, 3) X 0-3 K 2-3			(0, 0) X 0-0 F9		(0, 0) X 0-0 P4			(0, 0) X 0-0 F7			4	0	0	0	0	1	1							
Ron Cey, R OBP: 0.388, SLG: 0.479	(1, 5) X 0-0 P6			(0, 3) X 0-3 K		(0, 0) X 0-0 K			(0, 0) X 0-0 F7			4	0	0	0	0	2	0							
John Hale, L OBP: 0.283, SLG: 0.200 Lee Lacy, R OBP: 0.321, SLG: 0.367	(1, 8) X (11, PH) X	(0, 0) X 0-0 F5		(0, 0) X 0-0 4-3		(0, 0) X 0-0 P6			(0, 0) X 0-0 1B 1B			3	0	0	0	0	0	0							
Bill Russell, R OBP: 0.313, SLG: 0.363	(1, 6) X 0-0 F8			(0, 0) X 0-0 F7		(0, 0) X 0-0 G4-6-3 1B			(0, 0) X 0-3 K			4	0	1	0	0	1	1							
Kevin Pasley, R Ed Goodson, L OBP: 0.255, SLG: 0.292 Charlie Hough, R OBP: 0.263, SLG: 0.368 Manny Mota, R OBP: 0.367, SLG: 0.372	(1, 2) X (8, PH) X (9, 1) X (11, PH) X		(0, 3) X 0-3 K	(0, 0) X 0-0 1-3		(0, 0) X 0-0 G4-6-3 1-2			(0, 0) X 0-0 F9			2	0	0	0	0	1	0							
Al Downing, R Sergio Robles, R Dusty Baker Jr., R OBP: 0.301, SLG: 0.311	(1, 1) X (9, 2) X (11, PH) X		(0, 3) X 0-3 K	(0, 0) X 0-0 F9		(0, 0) X 0-3 K			(0, 0) X 0-0 K			2	0	0	0	0	1	0							
<b>Inning Stats</b>	R: 0 E: 0 K: 2 S: 8	H: 1 LOB: 1 BB: 0 P: 8	R: 0 E: 0 K: 0 S: 3	H: 0 LOB: 0 BB: 0 P: 3	R: 0 E: 0 K: 2 S: 8	H: 1 LOB: 1 BB: 0 P: 8	R: 0 E: 0 K: 1 S: 5	H: 0 LOB: 0 BB: 0 P: 5	R: 0 E: 0 K: 0 S: 3	H: 0 LOB: 0 BB: 0 P: 3	R: 0 E: 0 K: 0 S: 3	H: 0 LOB: 0 BB: 0 P: 7	R: 0 E: 0 K: 0 S: 3	H: 0 LOB: 0 BB: 0 P: 3	R: 0 E: 0 K: 1 S: 7	H: 2 LOB: 2 BB: 0 P: 7	1B: 4 2B: 1 3B: 0 HR: 0	SF: 0 SAC: 0 DP: 1 HBP: 0	WP: 0 PB: 1 SB: 1 CS: 0	PA: 37					
<b>PITCHER</b>	IP 10.0	WLS W	BF 32	H 3	R 0	ER 0	SO 8	BB 0	IBB 0	HBP 0	BLK 0	WP 0	HR 0	S 48	P 48	ERA 0.00	WHIP 0.300								
Ed Hallick, R ERA: 3.66 Gary Lavelle, L ERA: 2.57	(1, 1) (11, 1)	1.0	S	5	2	0	1	0	0	0	0	0	0	7	7	0.00	2.000								

San Francisco Giants @ Los Angeles Dodgers  
Dodger Stadium, Los Angeles, CA  
Wed Sep 08 1976, 7:05 PM PDT  
Att: 19,272 - Unknown

AB 37  
R 0  
H 5  
RBI 0  
BB 0  
SO 9  
LOB 7





Batter	1	2	3	4	5	6	7	8	9	10	AB	R	H	RBI	BB	SO	LOB	TOP						
Jerry Royster, R OBP: 0.303, SLG: 0.294 (1, 5)											5	1	1	0	0	0	2	<b>Atlanta Braves @ Los Angeles Dodgers</b> Dodger Stadium, Los Angeles, CA Sun Sep 12 1976, 3:33 AM PDT Unknown						
Rod Gilbreath, R OBP: 0.338, SLG: 0.342 (1, 4)											3	1	0	0	0	0	1							
Jimmy Wynn, R OBP: 0.380, SLG: 0.376 (1, 8)											2	1	1	1	3	1	1							
Willie Montanez, L OBP: 0.345, SLG: 0.405 (1, 3)											4	0	2	1	1	0	2							
Cito Gaston, R OBP: 0.309, SLG: 0.452 Adrian Devine, R (9, 1)											3	0	0	0	1	0	2							
Dave May, L OBP: 0.306, SLG: 0.272 Max Leon, R (10, 1)											1	0	0	0	0	0	2							
Tom Paciorek, R OBP: 0.336, SLG: 0.375 (9, 7)											4	0	1	0	0	0	6							
Vic Correll, R OBP: 0.311, SLG: 0.363 (1, 2)											5	0	0	0	0	0	6							
Rob Belloir, R OBP: 0.309, SLG: 0.280 Darrel Chaney, S OBP: 0.332, SLG: 0.345 (9, 6)											2	0	0	0	1	1	1							
Phil Niekro, R OBP: 0.217, SLG: 0.284 Ken Henderson, S OBP: 0.360, SLG: 0.405 (9, 9)											2	0	0	0	0	0	0							
<b>Inning Stats</b>	R: 1 E: 0 K: 1 S: 7	H: 2 LOB: 2 BB: 1 P: 11	R: 0 E: 0 K: 1 S: 5	H: 0 LOB: 0 BB: 0 P: 5	R: 0 E: 0 K: 0 S: 3	H: 0 LOB: 1 BB: 0 P: 4	R: 0 E: 0 K: 0 S: 3	H: 3 LOB: 1 BB: 0 P: 5	R: 0 E: 0 K: 0 S: 3	H: 0 LOB: 1 BB: 1 P: 7	R: 0 E: 0 K: 0 S: 3	H: 0 LOB: 1 BB: 1 P: 7	R: 0 E: 0 K: 0 S: 3	H: 0 LOB: 1 BB: 1 P: 7	R: 1 E: 1 K: 0 S: 3	H: 0 LOB: 2 BB: 2 P: 12	1B: 4 2B: 0 3B: 0 HR: 1	SF: 0 SAC: 2 DP: 1 HBP: 2	WP: 1 PB: 1 SB: 2 CS: 1	PA: 44				
Davey Lopes, R OBP: 0.311, SLG: 0.306 Ted Sizemore, R OBP: 0.278, SLG: 0.278 (7, PH)											3	0	0	0	0	0	1	<b>Atlanta Braves @ Los Angeles Dodgers</b> Dodger Stadium, Los Angeles, CA Sun Sep 12 1976, 3:33 AM PDT Unknown						
Bill Buckner, L OBP: 0.324, SLG: 0.377 (1, 7)											5	0	1	0	0	0	1							
Reggie Smith, S OBP: 0.304, SLG: 0.450 (1, 9)											4	0	0	0	1	1	1							
Steve Garvey, R OBP: 0.347, SLG: 0.445 (1, 3)											5	1	2	0	0	0	2							
Ron Cey, R OBP: 0.366, SLG: 0.475 (1, 5)											4	1	1	0	0	0	1							
Bill Russell, R OBP: 0.310, SLG: 0.359 (1, 6)											4	0	1	0	0	1	1							
John Hale, L OBP: 0.303, SLG: 0.222 (1, 8)											2	0	1	1	1	0	0							
Kevin Pasley, R OBP: 0.290, SLG: 0.143 Ed Goodson, L OBP: 0.250, SLG: 0.286 Sergio Robles, R (8, 2)											2	0	0	0	0	1	2							
Doug Rau, L OBP: 0.294, SLG: 0.164 Jim Lytle, L OBP: 0.240, SLG: 0.149 Dennis Lewallyn, R OBP: 0.250, SLG: 0.364 Manny Mota, R OBP: 0.310, SLG: 0.368 Charlie Hough, R OBP: 0.317, SLG: 0.179 (10, PH)											1	0	0	0	0	0	0							
<b>Inning Stats</b>	R: 0 E: 0 K: 0 S: 3	H: 0 LOB: 0 BB: 0 P: 3	R: 0 E: 0 K: 0 S: 3	H: 1 LOB: 1 BB: 0 P: 3	R: 0 E: 0 K: 0 S: 4	H: 1 LOB: 1 BB: 1 P: 4	R: 0 E: 0 K: 1 S: 5	H: 0 LOB: 0 BB: 0 P: 5	R: 0 E: 0 K: 1 S: 5	H: 1 LOB: 2 BB: 0 P: 9	R: 0 E: 0 K: 0 S: 4	H: 1 LOB: 1 BB: 0 P: 4	R: 2 E: 1 K: 0 S: 6	H: 2 LOB: 2 BB: 1 P: 10	R: 0 E: 0 K: 0 S: 3	H: 0 LOB: 0 BB: 0 P: 3	R: 0 E: 0 K: 2 S: 8		H: 1 LOB: 1 BB: 1 P: 8	R: 0 E: 0 K: 0 S: 4	H: 1 LOB: 2 BB: 1 P: 8	1B: 7 2B: 2 3B: 0 HR: 0	SF: 1 SAC: 0 DP: 2 HBP: 0	WP: 0 PB: 1 SB: 0 CS: 1
<b>PITCHER</b>	IP: 8.0 WLS: 31 BF: 31 H: 6 R: 2 ER: 0 SO: 2 BB: 1 IBB: 1 HBP: 0 BLK: 0 WP: 0 HR: 0 S: 33 P: 41 ERA: 0.00 WHIP: 0.875	IP: 1.0 WLS: 4 BF: 4 H: 1 R: 0 ER: 0 SO: 2 BB: 0 IBB: 0 HBP: 0 BLK: 0 WP: 0 HR: 0 S: 8 P: 8 ERA: 0.00 WHIP: 1.000	IP: 1.0 WLS: 5 BF: 5 H: 1 R: 0 ER: 0 SO: 0 BB: 0 IBB: 0 HBP: 0 BLK: 0 WP: 0 HR: 4 S: 8 P: 8 ERA: 0.00 WHIP: 2.000																					

Batter	1	2	3	4	5	6	7	8	9	AB	R	H	RBI	BB	SO	LOB	TOP		
Jerry Royster, R OBP: 0.301, SLG: 0.291 (1, 5)	K2-3			F9			F7		6-3	4	0	0	0	0	1	0	<p>Atlanta Braves @ Los Angeles Dodgers Dodger Stadium, Los Angeles, CA Sun Sep 12 1976, 3:38 AM PDT Att: 25,051 - Unknown</p>		
Darrel Chaney, S OBP: 0.329, SLG: 0.342 (1, 6)	F9			K			F7		K2-3	4	0	0	0	0	2	0			
Ken Henderson, S OBP: 0.358, SLG: 0.403 Jimmy Wynn, R OBP: 0.378, SLG: 0.375 (1, 8) (5, 8)	K			K			F7			2	0	0	0	0	2	0			
Willie Montanez, L OBP: 0.347, SLG: 0.407 (1, 3)										3	0	2	0	0	0	0			
Dave May, L OBP: 0.302, SLG: 0.267 (1, 7)										3	0	0	0	0	0	1			
Tom Paciorek, R OBP: 0.336, SLG: 0.374 (1, 9)										3	0	1	0	0	0	0			
Rod Gilbreath, R OBP: 0.338, SLG: 0.342 (1, 4)										3	0	1	0	0	0	2			
Pete Varney, R OBP: 0.245, SLG: 0.431 (1, 2)										3	0	0	0	0	0	3			
Roger Moret, S OBP: 0.287, SLG: 0.291 Buzz Capra, R OBP: 0.316, SLG: 0.225 Junior Moore, R OBP: 0.316, SLG: 0.225 Pablo Torrealba, L OBP: 0.311 Max Leon, R OBP: 0.303, SLG: 0.445 (1, 1) (4, 1) (6, PH) (6, 1) (8, 1) (9, PH)										1	0	0	0	0	0	0			
Inning Stats	R: 0 E: 0 K: 2 S: 7	H: 0 LOB: 0 BB: 0 P: 7	R: 0 E: 0 K: 0 S: 3	H: 1 LOB: 0 BB: 0 P: 3	R: 0 E: 0 K: 0 S: 3	H: 1 LOB: 0 BB: 0 P: 3	R: 0 E: 0 K: 2 S: 7	H: 0 LOB: 0 BB: 0 P: 7	R: 0 E: 0 K: 0 S: 3	H: 0 LOB: 0 BB: 0 P: 3	R: 0 E: 0 K: 0 S: 3	H: 0 LOB: 0 BB: 0 P: 3	R: 0 E: 0 K: 0 S: 5	H: 2 LOB: 2 BB: 0 P: 5	R: 0 E: 0 K: 1 S: 5	H: 0 LOB: 0 BB: 0 P: 5		1B: 4 2B: 0 3B: 0 HR: 0	SF: 0 SAC: 0 DP: 1 HBP: 0
PITCHER Don Sutton, R ERA: 3.37 (1, 1)	IP: 9.0 WLS: W BF: 29 H: 4 R: 0 ER: 0 SO: 5 BB: 0 IBB: 0 HBP: 0 BLK: 0 WP: 0 HR: 0 S: 39 P: 39 ERA: 0.00 WHIP: 0.444															PITCHER IP: 9.0 WLS: W BF: 29 H: 4 R: 0 ER: 0 SO: 5 BB: 0 IBB: 0 HBP: 0 BLK: 0 WP: 0 HR: 0 S: 39 P: 39 ERA: 0.00 WHIP: 0.444			

Batter	1	2	3	4	5	6	7	8	9	AB	R	H	RBI	BB	SO	LOB	BOTTOM
Bill Buckner, L OBP: 0.323, SLG: 0.377 (1, 7)	F7 4-3 WP 1B									4	1	1	0	0	0	1	<p>Atlanta Braves @ Los Angeles Dodgers Dodger Stadium, Los Angeles, CA Sun Sep 12 1976, 3:38 AM PDT Att: 25,051 - Unknown</p>
Ted Sizemore, R OBP: 0.279, SLG: 0.274 (1, 4)	4-3 1-2									3	0	0	0	1	0	1	
Lee Lacy, R OBP: 0.322, SLG: 0.366 Glenn Burke, R OBP: 0.500, SLG: 0.444 (1, 8) (6, PR) (9, 8)										3	0	1	0	1	0	1	
Steve Garvey, R OBP: 0.346, SLG: 0.445 (1, 3)	F7 2-3									4	0	1	0	0	1	3	
Ron Cey, R OBP: 0.389, SLG: 0.474 (1, 5)	4-0 1-2 3-H BB									1	0	0	0	3	0	0	
Dusty Baker Jr., R OBP: 0.299, SLG: 0.309 Manny Mota, R OBP: 0.365, SLG: 0.356 John Hale, L OBP: 0.303, SLG: 0.222 (1, 9) (8, PH) (9, 9)	F8									3	0	0	0	0	0	4	
Bill Russell, R OBP: 0.310, SLG: 0.358 (1, 6)										3	1	1	0	0	0	0	
Kevin Pasley, R OBP: 0.364, SLG: 0.400 (1, 2)										3	0	2	1	0	0	0	
Don Sutton, R OBP: 0.163, SLG: 0.108 (1, 1)										3	0	0	0	0	1	2	
Inning Stats	R: 1 E: 0 K: 0 S: 4	H: 1 LOB: 2 BB: 2 P: 12	R: 0 E: 0 K: 0 S: 3	H: 0 LOB: 0 BB: 0 P: 3	R: 0 E: 0 K: 1 S: 5	H: 0 LOB: 0 BB: 0 P: 5	R: 1 E: 0 K: 0 S: 4	H: 2 LOB: 0 BB: 0 P: 4	R: 0 E: 0 K: 0 S: 3	H: 1 LOB: 2 BB: 2 P: 11	R: 0 E: 0 K: 1 S: 6	H: 1 LOB: 1 BB: 0 P: 6	R: 0 E: 0 K: 0 S: 4	H: 1 LOB: 2 BB: 1 P: 8	1B: 4 2B: 3 3B: 0 HR: 0	SF: 0 SAC: 0 DP: 1 HBP: 0	
PITCHER Roger Moret, L ERA: 4.64 Buzz Capra, R ERA: 8.31 Pablo Torrealba, L ERA: 3.71 Max Leon, R ERA: 2.9 (1, 1) (4, 1) (6, 1) (8, 1)	IP: 3.0 WLS: L BF: 12 H: 1 R: 1 ER: 1 SO: 1 BB: 2 IBB: 0 HBP: 0 BLK: 0 WP: 1 HR: 0 S: 10 P: 18 ERA: 3.00 WHIP: 1.000															PITCHER IP: 3.0 WLS: L BF: 12 H: 1 R: 1 ER: 1 SO: 1 BB: 2 IBB: 0 HBP: 0 BLK: 0 WP: 1 HR: 0 S: 10 P: 18 ERA: 3.00 WHIP: 1.000	



Batter	1	2	3	4	5	6	7	8	9	AB	R	H	RBI	BB	SO	LOB	TOP			
Jerry Royster, R OBP: 0.302, SLG: 0.291 (1, 5)	F7		BB					K	6-3								4 0 1 0 1 1 1			
Darrel Chaney, S OBP: 0.327, SLG: 0.339 (1, 6)	K		F9					E6									4 1 0 0 0 1 3			
Jimmy Wynn, R OBP: 0.380, SLG: 0.373 (1, 8)				F5				F3									2 1 0 0 2 0 0			
Willie Montanez, L OBP: 0.346, SLG: 0.406 (1, 3)	K			G3				P6									4 0 1 2 0 1 1			
Ken Henderson, S OBP: 0.357, SLG: 0.403 (1, 9)				F7				SF8									3 1 1 1 0 0 0			
Tom Paciorek, R OBP: 0.335, SLG: 0.372 (1, 7)					F9			E4									4 1 1 0 0 0 1			
Rod Gilbreath, R OBP: 0.337, SLG: 0.344 (1, 4)					4-3												4 0 1 2 0 0 2			
Vic Correll, R OBP: 0.306, SLG: 0.356 (1, 2)			K					F8									4 0 0 0 0 1 1			
Frank LaCorte, R OBP: 0.111, SLG: 0.111 (1, 1)				F3													4 1 1 0 0 1 0			
<b>Inning Stats</b>	R: 0 E: 0 K: 2 S: 7	H: 0 LOB: 1 BB: 1 P: 11	R: 0 E: 0 K: 0 S: 3	H: 0 LOB: 0 BB: 0 P: 3	R: 0 E: 0 K: 1 S: 5	H: 0 LOB: 1 BB: 1 P: 9	R: 0 E: 0 K: 0 S: 3	H: 0 LOB: 0 BB: 0 P: 3	R: 0 E: 0 K: 0 S: 3	H: 1 LOB: 0 BB: 0 P: 3	R: 2 E: 1 K: 0 S: 6	H: 3 LOB: 1 BB: 0 P: 6	R: 3 E: 2 K: 1 S: 9	H: 2 LOB: 2 BB: 1 P: 13	R: 0 E: 0 K: 1 S: 5	H: 0 LOB: 0 BB: 0 P: 5	1B: 5 2B: 1 3B: 0 HR: 0	SF: 1 SAC: 0 DP: 0 HBP: 0	WP: 0 PB: 0 SB: 1 CS: 1	PA: 37
<b>PITCHER</b>	IP WLS BF H R ER SO BB IBB HBP BLK WP HR S P ERA WHIP	IP WLS BF H R ER SO BB IBB HBP BLK WP HR S P ERA WHIP																		
Burt Hooton, R ERA: 3.48 (1, 1)	7.0 L 26 4 2 1 3 2 0 0 0 0 0 30 38 1.29 0.857																			
Elias Sosa, R ERA: 4.13 (8, 1)	0.1 4 1 3 1 1 1 0 0 0 0 0 5 9 27.00 6.000																			
Stan Wall, L ERA: 4.22 (8, 1)	1.2 7 1 0 0 1 0 0 0 0 0 0 9 9 0.00 0.600																			

Atlanta Braves @ Los Angeles Dodgers  
 Dodger Stadium, Los Angeles, CA  
 Mon Sep 13 1976, 3:33 AM PDT  
 Unknown

AB 33  
 R 5  
 H 6  
 RBI 5  
 BB 3  
 SO 5  
 LOB 9



Batter	1	2	3	4	5	6	7	8	9	AB	R	H	RBI	BB	SO	LOB	BOTTOM					
Bill Buckner, L OBP: 0.324, SLG: 0.377 (1, 7)																	4 1 2 0 0 0 1					
Ted Sizemore, R OBP: 0.275, SLG: 0.271 (1, 4)																	3 0 0 0 0 0 1					
Jim Lyttle, L OBP: 0.325, SLG: 0.342 (1, 8)																	4 0 1 0 0 2 1					
Steve Garvey, R OBP: 0.347, SLG: 0.445 (1, 3)																	3 0 1 0 1 0 1					
Ron Cey, R OBP: 0.388, SLG: 0.471 (1, 5)																	3 0 0 0 1 0 5					
John Hale, L OBP: 0.286, SLG: 0.207 (1, 9)																	4 0 0 0 0 1 4					
Ivan De Jesus, R OBP: 0.222, SLG: 0.200 (1, 6)																	3 0 1 0 0 0 1					
Lee Lacy, R OBP: 0.321, SLG: 0.365 (9, PH)																	1 0 0 0 0 0 0					
Kevin Pasley, R OBP: 0.357, SLG: 0.333 (9, PH)																	2 0 0 0 1 1 1					
Ed Goodson, L OBP: 0.248, SLG: 0.283 (9, PH)																	1 0 0 0 0 0 0					
Burt Hooton, R OBP: 0.167, SLG: 0.127 (7, PH)																	2 0 0 0 0 1 3					
Leron Lee, L OBP: 0.167, SLG: 0.175 (8, 1)																	1 0 0 0 0 0 0					
Elias Sosa, R OBP: 0.143, SLG: 0.143 (8, 1)																	0 0 0 0 0 0 0					
Stan Wall, L (8, 1)																	0 0 0 0 0 0 0					
Manny Mota, R OBP: 0.358, SLG: 0.348 (9, PH)																	1 0 0 0 0 0 0					
<b>Inning Stats</b>	R: 1 E: 1 K: 0 S: 6	H: 2 LOB: 2 BB: 0 P: 6	R: 0 E: 1 K: 1 S: 6	H: 1 LOB: 1 BB: 0 P: 6	R: 0 E: 0 K: 0 S: 3	H: 0 LOB: 0 BB: 0 P: 3	R: 0 E: 0 K: 0 S: 3	H: 0 LOB: 2 BB: 2 P: 11	R: 0 E: 0 K: 1 S: 6	H: 1 LOB: 2 BB: 1 P: 10	R: 0 E: 0 K: 1 S: 5	H: 0 LOB: 0 BB: 0 P: 5	R: 0 E: 0 K: 0 S: 3	H: 0 LOB: 0 BB: 0 P: 3	R: 0 E: 0 K: 2 S: 8	H: 1 LOB: 1 BB: 0 P: 8	R: 0 E: 0 K: 0 S: 3	H: 0 LOB: 0 BB: 0 P: 3	1B: 5 2B: 0 3B: 0 HR: 0	SF: 0 SAC: 1 DP: 0 HBP: 0	WP: 0 PB: 0 SB: 2 CS: 0	PA: 36
<b>PITCHER</b>	IP WLS BF H R ER SO BB IBB HBP BLK WP HR S P ERA WHIP	IP WLS BF H R ER SO BB IBB HBP BLK WP HR S P ERA WHIP																				
Frank LaCorte, R ERA: 5.09 (1, 1)	9.0 W 36 5 1 1 5 2 1 0 0 0 43 55 1.00 0.778																					

Atlanta Braves @ Los Angeles Dodgers  
 Dodger Stadium, Los Angeles, CA  
 Mon Sep 13 1976, 3:33 AM PDT  
 Unknown

AB 32  
 R 1  
 H 5  
 RBI 0  
 BB 3  
 SO 5  
 LOB 18



Batter	1	2	3	4	5	6	7	8	9	AB	R	H	RBI	BB	SO	LOB	TOP					
<b>Junior Moore, R</b> OBP: 0.348, SLG: 0.211 (1, 5)	4-3																					
<b>Rod Gilbreath, R</b> OBP: 0.345, SLG: 0.342 (1, 4)	P3																					
<b>Ken Henderson, S</b> OBP: 0.354, SLG: 0.398 (1, 8) (8, 9)	6-3																					
<b>Willie Montanez, L</b> OBP: 0.344, SLG: 0.403 (1, 3)		L9																				
<b>Dave May, L</b> OBP: 0.306, SLG: 0.296 (1, 7)		K																				
<b>Tom Paciorek, R</b> OBP: 0.340, SLG: 0.379 <b>Adrian Devine, R</b> (8, 1) (1, 9)																						
<b>Dale Murphy, R</b> OBP: 0.500, SLG: 0.500 (1, 2)																						
<b>Rob Belloir, R</b> OBP: 0.298, SLG: 0.269 (1, 6) <b>Darrel Chaney, S</b> OBP: 0.325, SLG: 0.337 (7, PH) (7, 6)																						
<b>Jamie Easterly, L</b> (1, 1) <b>Max Leon, R</b> (6, 1) <b>Mike Beard, L</b> (6, 1) <b>Cito Gaston, R</b> OBP: 0.368, SLG: 0.448 <b>Pablo Torrealba, L</b> (7, 1) <b>Jimmy Wynn, R</b> OBP: 0.376, SLG: 0.372 (8, 8)																						
<b>Inning Stats</b>	R: 0 E: 0 K: 0 S: 3	H: 0 LOB: 0 BB: 0 P: 3	R: 0 E: 0 K: 1 S: 6	H: 1 LOB: 1 BB: 0 P: 6	R: 0 E: 0 K: 0 S: 4	H: 1 LOB: 2 BB: 1 P: 8	R: 1 E: 0 K: 0 S: 5	H: 2 LOB: 1 BB: 0 P: 5	R: 0 E: 0 K: 1 S: 5	H: 0 LOB: 0 BB: 0 P: 5	R: 1 E: 0 K: 1 S: 6	H: 1 LOB: 0 BB: 0 P: 6	R: 0 E: 0 K: 1 S: 5	H: 0 LOB: 0 BB: 2 P: 13	R: 1 E: 1 K: 0 S: 9	H: 2 LOB: 2 BB: 1 P: 13	R: 0 E: 1 K: 0 S: 4	H: 0 LOB: 1 BB: 0 P: 4	1B: 4 2B: 2 3B: 0 HR: 1	SF: 0 SAC: 1 DP: 0 HBP: 0	WP: 0 PB: 1 SB: 0 CS: 0	PA: 39
<b>PITCHER</b>	IP	WLS	BF	H	R	ER	SO	BB	IBB	HBP	BLK	WP	HR	S	P	ERA	WHIP					
<b>Rick Rhoden, R</b> ERA: 2.98 (1, 1)	6.0	W	24	5	2	2	3	1	0	0	0	0	1	29	33	3.00	1.000					
<b>Charlie Hough, R</b> ERA: 2.2 (7, 1)	3.0	S	15	2	1	0	3	3	0	0	0	0	0	18	30	0.00	1.667					

Atlanta Braves @ Los Angeles Dodgers  
Dodger Stadium, Los Angeles, CA  
Mon Sep 13 1976, 3:38 AM PDT  
Att: 6,559 - Unknown

AB 34  
R 3  
H 7  
RBI 3  
BB 4  
SO 6  
LOB 10



Batter	1	2	3	4	5	6	7	8	9	AB	R	H	RBI	BB	SO	LOB	BOTTOM				
<b>Glenn Burke, R</b> OBP: 0.397, SLG: 0.308 (1, 8)	5-3																				
<b>Davey Lopes, R</b> OBP: 0.318, SLG: 0.308 (1, 4)	L4-6																				
<b>Lee Lacy, R</b> OBP: 0.320, SLG: 0.361 <b>Joe Simpson, L</b> OBP: 0.063, SLG: 0.063 (9, 7) (1, 7)	L4-6																				
<b>Steve Garvey, R</b> OBP: 0.348, SLG: 0.444 (1, 3)																					
<b>Ron Cey, R</b> OBP: 0.387, SLG: 0.470 <b>Ted Sizemore, R</b> OBP: 0.275, SLG: 0.271 (6, PR) (7, 5)																					
<b>Dusty Baker Jr., R</b> OBP: 0.298, SLG: 0.307 <b>Reggie Smith, S</b> OBP: 0.307, SLG: 0.452 (6, PH) (7, 9)																					
<b>Bill Russell, R</b> OBP: 0.312, SLG: 0.358 (1, 6)																					
<b>Kevin Pasley, R</b> OBP: 0.375, SLG: 0.308 <b>Manny Mota, R</b> OBP: 0.370, SLG: 0.362 <b>Sergio Robles, R</b> (7, 2) (1, 2)																					
<b>Rick Rhoden, R</b> OBP: 0.318, SLG: 0.400 <b>Charlie Hough, R</b> OBP: 0.263, SLG: 0.368 (7, 1)																					
<b>Inning Stats</b>	R: 0 E: 0 K: 0 S: 2	H: 0 LOB: 1 BB: 1 P: 6	R: 0 E: 0 K: 1 S: 5	H: 0 LOB: 0 BB: 0 P: 5	R: 0 E: 0 K: 0 S: 4	H: 1 LOB: 3 BB: 2 P: 12	R: 0 E: 0 K: 0 S: 2	H: 0 LOB: 0 BB: 1 P: 6	R: 0 E: 0 K: 0 S: 4	H: 1 LOB: 1 BB: 0 P: 4	R: 4 E: 0 K: 0 S: 5	H: 3 LOB: 1 BB: 3 P: 17	R: 0 E: 0 K: 1 S: 5	H: 1 LOB: 0 BB: 0 P: 5	R: 0 E: 0 K: 0 S: 4	H: 1 LOB: 2 BB: 1 P: 8	1B: 7 2B: 2 3B: 0 HR: 0	SF: 0 SAC: 1 DP: 4 HBP: 0	WP: 1 PB: 0 SB: 3 CS: 0	PA: 35	
<b>PITCHER</b>	IP	WLS	BF	H	R	ER	SO	BB	IBB	HBP	BLK	WP	HR	S	P	ERA	WHIP				
<b>Jamie Easterly, L</b> ERA: 3.6 (1, 1)	5.0	L	21	2	2	2	1	6	0	0	0	0	0	2	2	0.00	3.000				
<b>Max Leon, R</b> ERA: 3.16 (6, 1)	0.1	L	2	1	0	0	0	0	0	0	0	0	0	2	2	0.00	3.000				
<b>Mike Beard, L</b> ERA: 3.94 (6, 1)	0.2	L	4	2	2	2	0	0	1	0	0	0	0	3	7	27.00	3.000				
<b>Pablo Torrealba, L</b> ERA: 3.6 (7, 1)	1.1	L	6	2	0	0	1	0	1	0	0	0	0	7	11	0.00	1.500				
<b>Adrian Devine, R</b> ERA: 3.45 (8, 1)	0.2	L	2	0	0	0	0	0	0	0	0	0	0	2	2	0.00	0.000				

Atlanta Braves @ Los Angeles Dodgers  
Dodger Stadium, Los Angeles, CA  
Mon Sep 13 1976, 3:38 AM PDT  
Att: 6,559 - Unknown

AB 26  
R 3  
H 7  
RBI 4  
BB 8  
SO 2  
LOB 20



Batter	1	2	3	4	5	6	7	8	9	AB	R	H	RBI	BB	SO	LOB	TOP										
Davey Lopes, R OBP: 0.321, SLG: 0.313 (1,4)										4	3	2	1	1	0	2											
Bill Buckner, L OBP: 0.327, SLG: 0.379 (1,7)										5	1	3	2	0	0	0											
Reggie Smith, S OBP: 0.306, SLG: 0.448 (1,9)										5	1	1	0	0	0	3											
Steve Garvey, R OBP: 0.352, SLG: 0.453 (1,3)										5	2	4	3	0	1	0											
Ed Goodson, L OBP: 0.245, SLG: 0.309 (1,5)										5	1	1	3	0	0	2											
Bill Russell, R OBP: 0.311, SLG: 0.357 (1,6)										5	0	1	0	0	0	0											
John Hale, L OBP: 0.270, SLG: 0.194 (1,8)										4	0	0	0	0	0	1	AB 40										
Kevin Pasley, R OBP: 0.400, SLG: 0.353 (1,2)										4	1	2	0	0	0	1	R 9										
Tommy John, R OBP: 0.133, SLG: 0.121 (1,1)										3	0	1	0	0	0	1	H 15										
<b>Inning Stats</b>	R: 1 E: 0 K: 0 S: 5	H: 3 LOB: 1 BB: 0 P: 5	R: 0 E: 0 K: 0 S: 5	H: 2 LOB: 2 BB: 0 P: 5	R: 0 E: 0 K: 0 S: 4	H: 1 LOB: 1 BB: 0 P: 4	R: 0 E: 0 K: 0 S: 4	H: 0 LOB: 0 BB: 0 P: 3	R: 1 E: 0 K: 0 S: 4	H: 1 LOB: 0 BB: 0 P: 4	R: 5 E: 0 K: 0 S: 7	H: 4 LOB: 1 BB: 1 P: 11	R: 2 E: 0 K: 0 S: 6	H: 3 LOB: 1 BB: 0 P: 6	R: 0 E: 0 K: 1 S: 5	H: 0 LOB: 0 BB: 0 P: 5	1B: 12 2B: 2 3B: 0 HR: 2	SF: 0 SAC: 1 DP: 1 HBP: 0	WP: 0 PB: 0 SB: 3 CS: 0	PA: 42							
<b>PITCHER</b>	IP	WLS	BF	H	R	ER	SO	BB	IBB	HBP	BLK	WP	HR	S	P	ERA	WHIP										
Gary Nolan, R ERA: 3.58 (1,1)	7.0	L	33	12	7	7	0	1	0	0	0	0	2	32	36	9.00	1.857										
Pedro Borbon, R ERA: 3.35 (8,1)	2.0		9	3	2	2	1	0	0	0	0	0	0	11	11	9.00	1.500										

Los Angeles Dodgers @ Cincinnati Reds  
Riverfront Stadium, Cincinnati, OH  
Tue Sep 14 1976, 7:05 PM EDT  
Att: 30,009 - Unknown

AB	40
R	9
H	15
RBI	9
BB	1
SO	1
LOB	10



Batter	1	2	3	4	5	6	7	8	9	AB	R	H	RBI	BB	SO	LOB	BOTTOM										
Pete Rose, S OBP: 0.408, SLG: 0.446 (1,5)										5	0	1	0	0	0	3											
Ken Griffey, L OBP: 0.398, SLG: 0.452 (1,9)										4	0	3	0	1	0	1											
Joe Morgan, L OBP: 0.453, SLG: 0.608 (1,4)										5	0	0	0	0	0	5											
Johnny Bench, R OBP: 0.353, SLG: 0.407 (1,2)										3	0	0	0	1	1	2											
George Foster, R OBP: 0.373, SLG: 0.541 (3,8)										4	0	2	0	0	0	3											
Tony Perez, R OBP: 0.324, SLG: 0.442 (1,3)										3	0	0	0	1	0	1											
Dave Concepcion, R OBP: 0.337, SLG: 0.497 (1,6)										3	0	2	0	1	1	2	AB 35										
Cesar Geronimo, L OBP: 0.388, SLG: 0.426 (1,8)										1	0	0	0	0	1	1	R 0										
Ed Ambrister, R OBP: 0.303, SLG: 0.411 (3,7)										3	0	0	0	0	0	4	H 10										
Gary Nolan, R OBP: 0.135, SLG: 0.111 (1,1)										2	0	1	0	0	0	1	RBI 0										
Joel Youngblood, R OBP: 0.250, SLG: 0.264 (7, PH)										1	0	0	0	0	0	0	BB 4										
Pedro Borbon, R OBP: 0.222, SLG: 0.222 (8, PH)										0	0	0	0	0	0	0	SO 3										
Bob Bailey, R OBP: 0.367, SLG: 0.542 (8, PH)										1	0	1	0	0	0	0	LOB 23										
<b>Inning Stats</b>	R: 0 E: 1 K: 0 S: 4	H: 1 LOB: 2 BB: 1 P: 8	R: 0 E: 0 K: 1 S: 7	H: 2 LOB: 2 BB: 0 P: 7	R: 0 E: 0 K: 1 S: 5	H: 0 LOB: 1 BB: 1 P: 9	R: 0 E: 0 K: 0 S: 3	H: 0 LOB: 1 BB: 1 P: 7	R: 0 E: 0 K: 0 S: 4	H: 2 LOB: 1 BB: 0 P: 4	R: 0 E: 0 K: 0 S: 4	H: 1 LOB: 1 BB: 0 P: 4	R: 0 E: 0 K: 1 S: 6	H: 1 LOB: 2 BB: 1 P: 10	R: 0 E: 0 K: 0 S: 4	H: 2 LOB: 1 BB: 0 P: 4	1B: 9 2B: 1 3B: 0 HR: 0	SF: 0 SAC: 0 DP: 2 HBP: 0	WP: 1 PB: 0 SB: 2 CS: 0	PA: 39							
<b>PITCHER</b>	IP	WLS	BF	H	R	ER	SO	BB	IBB	HBP	BLK	WP	HR	S	P	ERA	WHIP										
Tommy John, L ERA: 3.14 (1,1)	9.0	W	39	10	0	0	3	4	0	0	0	1	0	41	57	0.00	1.556										

Los Angeles Dodgers @ Cincinnati Reds  
Riverfront Stadium, Cincinnati, OH  
Tue Sep 14 1976, 7:05 PM EDT  
Att: 30,009 - Unknown

AB	35
R	0
H	10
RBI	0
BB	4
SO	3
LOB	23





Batter	1	2	3	4	5	6	7	8	9	AB	R	H	RBI	BB	SO	LOB	TOP						
Davey Lopes, R (1.4) OBP: 0.320, SLG: 0.311	6-3		F9		F3				L9	5	0	1	0	0	0	1	<b>Los Angeles Dodgers @ Cincinnati Reds</b> Riverfront Stadium, Cincinnati, OH Wed Sep 15 1976, 7:05 PM EDT Att: 30,083 - Unknown						
Bill Buckner, L (1.7) OBP: 0.325, SLG: 0.377	F7		F7		G3		G3			4	0	0	0	0	2								
Reggie Smith, S (1.9) OBP: 0.308, SLG: 0.457	K			4-3		2B 1B				4	2	2	1	0	1								
Steve Garvey, R (1.3) OBP: 0.353, SLG: 0.453		FC6-4 1B		FC6-4 1B		K			K	4	1	2	0	0	2								
Ed Goodson, L (1.5) OBP: 0.264, SLG: 0.337		FC6-4 1B		FC6-4 1B		1B	2B		F7	4	0	3	0	0	0								
Bill Russell, R (1.6) OBP: 0.312, SLG: 0.357		FC6-4 1-2		FC6-4 1B		2-3 3-H	1B			3	0	1	1	1	0								
Joe Simpson, L (1.8) OBP: 0.263, SLG: 0.353																							
John Hale, L (8, PH) OBP: 0.267, SLG: 0.190	K			4-3		3-1			L6	3	0	0	0	0	1								
Kevin Pasley, R (1.2) OBP: 0.391, SLG: 0.350										3	0	1	0	0	0								
Jim Little, L (9, PH) OBP: 0.323, SLG: 0.340	F9								F7	1	0	0	0	0	0								
Al Downing, R (1.1) OBP: 0.163, SLG: 0.171				F8						2	0	0	0	0	1								
Leron Lee, L (7, PH) OBP: 0.263, SLG: 0.368									1-3	1	0	0	0	0	0								
Charlie Hough, R (7.1) OBP: 0.263, SLG: 0.368										0	0	0	0	0	0								
Lee Lacy, R (9, PH) OBP: 0.319, SLG: 0.360										1	0	0	0	0	0								
<b>Inning Stats</b>	R: 0 E: 0 K: 1 S: 5	H: 0 LOB: 0 BB: 0 P: 5	R: 0 E: 0 K: 1 S: 7	H: 2 LOB: 2 BB: 0 P: 7	R: 0 E: 0 K: 0 S: 3	H: 0 LOB: 0 BB: 0 P: 3	R: 1 E: 0 K: 0 S: 5	H: 2 LOB: 1 BB: 0 P: 5	R: 0 E: 0 K: 1 S: 6	H: 1 LOB: 1 BB: 0 P: 6	R: 1 E: 0 K: 1 S: 7	H: 3 LOB: 1 BB: 0 P: 7	R: 0 E: 0 K: 0 S: 4	H: 1 LOB: 1 BB: 0 P: 4	R: 1 E: 0 K: 1 S: 6	H: 1 LOB: 1 BB: 0 P: 10	R: 0 E: 0 K: 0 S: 3	H: 0 LOB: 0 BB: 0 P: 3	1B: 8 2B: 1 3B: 0 HR: 1	SF: 0 SAC: 0 DP: 0 HBP: 0	WP: 1 PB: 0 SB: 0 CS: 0	PA: 37	
<b>PITCHER</b>	IP	WLS	BF	H	R	ER	SO	BB	IBB	HBP	BLK	WP	HR	S	P	ERA	WHIP					ERA	WHIP
Pat Zachry, R (1.1) ERA: 2.83	7.2	W	33	10	3	3	5	1	0	0	0	1	1	42	46	3.52	1.435						
Rawly Eastwick, R (8.1) ERA: 2.17	1.1	S	4	0	0	0	0	0	0	0	0	0	0	4	4	0.00	0.000						

Batter	1	2	3	4	5	6	7	8	9	AB	R	H	RBI	BB	SO	LOB	BOTTOM						
Pete Rose, S (1.5) OBP: 0.411, SLG: 0.452								6-3		5	1	4	0	0	0	0	<b>Los Angeles Dodgers @ Cincinnati Reds</b> Riverfront Stadium, Cincinnati, OH Wed Sep 15 1976, 7:05 PM EDT Att: 30,083 - Unknown						
Doug Flynn, R (9.5) OBP: 0.310, SLG: 0.339										0	0	0	0	0	0								
Ken Griffey, L (1.9) OBP: 0.388, SLG: 0.458	FC4-6 1B		WP 2B		3B					5	1	2	1	0	0								
Joe Morgan, L (1.4) OBP: 0.451, SLG: 0.605										4	1	1	0	0	1								
Johnny Bench, R (1.2) OBP: 0.354, SLG: 0.407										3	1	1	0	1	1								
George Foster, R (1.8) OBP: 0.372, SLG: 0.539										3	0	1	1	0	0								
Tony Perez, R (1.3) OBP: 0.330, SLG: 0.449										3	0	3	2	1	0								
Dave Concepcion, R (1.6) OBP: 0.334, SLG: 0.494										4	0	0	0	0	0								
Ed Arbrister, R (1.7) OBP: 0.316, SLG: 0.405										1	0	0	0	2	0								
Cesar Geronimo, L (7.8) OBP: 0.387, SLG: 0.425										1	0	0	0	0	1								
Pat Zachry, R (1.1) OBP: 0.179, SLG: 0.132										3	0	0	0	0	3								
Rawly Eastwick, R (8.1) ERA: 2.23										1	0	0	0	0	0								
<b>Inning Stats</b>	R: 0 E: 0 K: 1 S: 6	H: 1 LOB: 1 BB: 0 P: 6	R: 0 E: 1 K: 1 S: 5	H: 0 LOB: 2 BB: 2 P: 13	R: 3 E: 0 K: 0 S: 7	H: 4 LOB: 1 BB: 0 P: 7	R: 0 E: 0 K: 1 S: 6	H: 1 LOB: 1 BB: 0 P: 6	R: 0 E: 0 K: 0 S: 5	H: 2 LOB: 2 BB: 0 P: 5	R: 0 E: 0 K: 1 S: 5	H: 1 LOB: 1 BB: 1 P: 9	R: 1 E: 0 K: 1 S: 7	H: 2 LOB: 2 BB: 1 P: 11	R: 0 E: 0 K: 0 S: 3	H: 1 LOB: 1 BB: 0 P: 3	1B: 7 2B: 3 3B: 2 HR: 0	SF: 1 SAC: 0 DP: 1 HBP: 0	WP: 1 PB: 0 SB: 2 CS: 1	PA: 38			
<b>PITCHER</b>	IP	WLS	BF	H	R	ER	SO	BB	IBB	HBP	BLK	WP	HR	S	P	ERA	WHIP					ERA	WHIP
Al Downing, L (1.1) ERA: 4.08	6.0	L	29	9	3	3	4	3	0	0	0	1	0	10	14	4.50	2.000						
Charlie Hough, R (7.1) ERA: 2.23	2.0		9	3	1	1	1	1	0	0	0	0	0	10	14	4.50	2.000						


Batter	1	2	3	4	5	6	7	8	9	AB	R	H	RBI	BB	SO	LOB	TOP			
Davey Lopes, R OBP: 0.322, SLG: 0.311 (1, 4)										3	0	1	0	1	0	0	<b>Los Angeles Dodgers @ Cincinnati Reds</b> Riverfront Stadium, Cincinnati, OH Thu Sep 16 1976, 7:05 PM EDT Att: 30,371 - Unknown <a href="http://livebaseballscorecards.com">livebaseballscorecards.com</a>			
Ted Sizemore, R OBP: 0.275, SLG: 0.271 Stan Wall, L (7, 1)										4	0	1	0	0	0	4				
Bill Russell, R OBP: 0.312, SLG: 0.356 (1, 6)										4	0	1	0	0	0	2				
Steve Garvey, R OBP: 0.352, SLG: 0.452 (1, 3)										4	0	1	0	0	0	2				
Lee Lacy, R OBP: 0.316, SLG: 0.355 (1, 9)										4	0	0	0	0	0	3				
Bill Buckner, L OBP: 0.324, SLG: 0.378 (1, 7)										4	1	1	0	0	0	2				
Glenn Burke, R OBP: 0.333, SLG: 0.294 (1, 8)										4	1	1	0	0	2	2				
Kevin Pasley, R OBP: 0.370, SLG: 0.333 (1, 2)										4	0	1	1	0	2	0				
Doug Rau, L OBP: 0.250, SLG: 0.161 Ivan De Jesus, R OBP: 0.214, SLG: 0.192 (7, PH) (7, 5)										1	0	0	0	0	1	0				
<b>Inning Stats</b>	R: 0 E: 0 K: 0 S: 4	H: 1 LOB: 1 BB: 0 P: 4	R: 2 E: 1 K: 0 S: 6	H: 3 LOB: 2 BB: 1 P: 10	R: 0 E: 0 K: 1 S: 7	H: 2 LOB: 2 BB: 0 P: 7	R: 0 E: 0 K: 1 S: 5	H: 0 LOB: 0 BB: 0 P: 5	R: 0 E: 0 K: 1 S: 5	H: 0 LOB: 0 BB: 0 P: 5	R: 0 E: 0 K: 0 S: 3	H: 0 LOB: 0 BB: 0 P: 3	R: 0 E: 0 K: 0 S: 3	H: 0 LOB: 0 BB: 0 P: 3	R: 0 E: 0 K: 2 S: 7	H: 0 LOB: 0 BB: 0 P: 7		1B: 6 2B: 1 3B: 0 HR: 0	SF: 0 SAC: 1 DP: 1 HBP: 0	WP: 0 PB: 0 SB: 0 CS: 0
<b>PITCHER</b> Don Gullett, L ERA: 3.14 (1, 1)	IP: 9.0 WLS: W BF: 35 H: 7 R: 2 ER: 1 SO: 5 BB: 1 IBB: 0 HBP: 0 BLK: 0 WP: 0 HR: 0 S: 44 P: 48 ERA: 1.00 WHIP: 0.889															<b>PITCHER</b> Don Gullett, L ERA: 3.14 (1, 1)	IP: 9.0 WLS: W BF: 35 H: 7 R: 2 ER: 1 SO: 5 BB: 1 IBB: 0 HBP: 0 BLK: 0 WP: 0 HR: 0 S: 44 P: 48 ERA: 1.00 WHIP: 0.889			

Batter	1	2	3	4	5	6	7	8	9	AB	R	H	RBI	BB	SO	LOB	BOTTOM			
Pete Rose, S OBP: 0.411, SLG: 0.453 Doug Flynn, R OBP: 0.310, SLG: 0.339 (1, 5) (9, 5)										5	0	2	0	0	1	2	<b>Los Angeles Dodgers @ Cincinnati Reds</b> Riverfront Stadium, Cincinnati, OH Thu Sep 16 1976, 7:05 PM EDT Att: 30,371 - Unknown <a href="http://livebaseballscorecards.com">livebaseballscorecards.com</a>			
Ken Griffey, L OBP: 0.399, SLG: 0.457 (1, 9)										3	0	1	0	1	0	4				
Joe Morgan, L OBP: 0.448, SLG: 0.599 (1, 4)										4	0	0	0	0	1	4				
Johnny Bench, R OBP: 0.355, SLG: 0.405 (1, 2)										2	0	0	0	2	0	1				
George Foster, R OBP: 0.373, SLG: 0.540 (1, 7)										3	1	1	0	1	0	2				
Tony Perez, R OBP: 0.329, SLG: 0.448 (1, 3)										4	1	1	0	0	1	1				
Dave Concepcion, R OBP: 0.337, SLG: 0.499 (1, 6)										4	2	3	0	0	0	0				
Cesar Geronimo, L OBP: 0.386, SLG: 0.424 (1, 8)										4	0	1	2	0	0	2				
Don Gullett, R OBP: 0.205, SLG: 0.184 (1, 1)										3	0	2	1	0	0	1				
<b>Inning Stats</b>	R: 0 E: 0 K: 0 S: 3	H: 0 LOB: 1 BB: 1 P: 7	R: 0 E: 0 K: 1 S: 5	H: 0 LOB: 0 BB: 0 P: 5	R: 0 E: 0 K: 1 S: 7	H: 2 LOB: 2 BB: 0 P: 7	R: 3 E: 1 K: 1 S: 9	H: 3 LOB: 1 BB: 0 P: 9	R: 0 E: 0 K: 0 S: 3	H: 1 LOB: 1 BB: 1 P: 7	R: 1 E: 0 K: 0 S: 6	H: 4 LOB: 2 BB: 0 P: 6	R: 0 E: 0 K: 0 S: 2	H: 0 LOB: 2 BB: 2 P: 10	R: 0 E: 0 K: 0 S: 4	H: 1 LOB: 1 BB: 0 P: 4		1B: 8 2B: 3 3B: 0 HR: 0	SF: 0 SAC: 1 DP: 1 HBP: 0	WP: 0 PB: 0 SB: 3 CS: 1
<b>PITCHER</b> Doug Rau, L ERA: 2.57 Stan Wall, L ERA: 4.03 (1, 1) (7, 1)	IP: 6.0 WLS: L BF: 29 H: 10 R: 4 ER: 2 SO: 3 BB: 2 IBB: 0 HBP: 0 BLK: 0 WP: 0 HR: 0 S: 33 P: 41 ERA: 3.00 WHIP: 2.000															<b>PITCHER</b> Doug Rau, L ERA: 2.57 Stan Wall, L ERA: 4.03 (1, 1) (7, 1)	IP: 2.0 WLS: L BF: 8 H: 1 R: 0 ER: 0 SO: 0 BB: 2 IBB: 0 HBP: 0 BLK: 0 WP: 0 HR: 0 S: 6 P: 14 ERA: 0.00 WHIP: 1.500			

Batter	1	2	3	4	5	6	7	8	9	10	11	12	AB	R	H	RBI	BB	SO	LOB			
Davey Lopes, R OBP: 0.326, SLG: 0.318 (1.4)	4-0 FC6-4 S BB		0-3 K		0-0 3B			0-0 F9		4-0 BB		0-0 1-2 2-3 1B	4	0	2	0	2	1	0			
Jim Lyttle, L OBP: 0.317, SLG: 0.329 (1.8)	4-0 FC6-4 BB		0-3 K FC6-4		0-0 F7			0-0 6-3		0-0 F7		0-0 F8	5	0	0	0	1	1	6			
Bill Buckner, L OBP: 0.323, SLG: 0.378 (1.7)	0-0 FC6-4 S 1-2 2-3		0-0 L7			0-0 P6			0-0 SH1-3 2B		0-0 P6		5	0	1	0	0	0	3			
Steve Garvey, R OBP: 0.353, SLG: 0.451 (1.3)	4-0 G6-4-3 BB		0-0 FC6-4 1-2			0-0 6-3			0-0 SH1-3 2-3		0-0 G5-4-3 1B		3	0	1	0	1	0	1			
Ed Goodson, L OBP: 0.254, SLG: 0.324 (1.5)	0-0 G6-4-3			0-0 4-3			0-0 4-3		0-0 K			0-0 G5-4-3 1B	4	0	0	0	0	1	4			
Ron Cey, R OBP: 0.387, SLG: 0.469 (9.5)									0-0 K				1	0	0	0	0	0	1			
Ted Sizemore, R OBP: 0.275, SLG: 0.271 (11.5)									0-0 K				0	0	0	0	0	0	0			
Bill Russell, R OBP: 0.312, SLG: 0.356 (1.6)		0-0 E6		0-0 F7			0-0 CS 1B		0-0 6-3			0-0 1B 2-3 1B	5	0	2	0	0	0	1			
John Hale, L OBP: 0.263, SLG: 0.179 (1.9)		0-0 F9		0-0 F8			0-3 K 1-2		0-0 K		1-0 SH3-4 HBP	0-0 F3	4	0	0	0	0	1	3			
Kevin Pasley, R OBP: 0.333, SLG: 0.296 (1.2)		0-0 F7			0-0 5-3		0-0 L5		0-0 L5		0-0 SH3-4	0-0 2-3	3	0	0	0	0	0	1			
Leron Lee, L OBP: 0.156, SLG: 0.167 (12, PH)													1	0	0	0	0	0	1			
Ellie Rodriguez, R OBP: 0.383, SLG: 0.213 (12.2)											1-2	0-0 2-3	0	0	0	0	0	0	0			
Don Sutton, R OBP: 0.155, SLG: 0.103 (1.1)									0-0 F3			0-0 1B	4	0	0	0	0	0	2			
Manny Mota, R OBP: 0.382, SLG: 0.362 (12, PH)												4-0 1B	0	0	0	0	1	0	0			
Charlie Hough, R OBP: 0.263, SLG: 0.368 (12.1)												0-0 1B IBB	0	0	0	0	0	0	0			
<b>Inning Stats</b>	R: 0 E: 0 K: 0 S: 2	H: 0 LOB: 2 BB: 3 P: 14	R: 0 E: 1 K: 0 S: 4	H: 0 LOB: 1 BB: 0 P: 4	R: 0 E: 1 K: 2 S: 8	H: 0 LOB: 1 BB: 0 P: 8	R: 0 E: 0 K: 0 S: 3	H: 0 LOB: 0 BB: 0 P: 3	R: 0 E: 0 K: 1 S: 5	H: 1 LOB: 0 BB: 0 P: 5	R: 0 E: 0 K: 0 S: 3	H: 0 LOB: 0 BB: 0 P: 3	R: 0 E: 0 K: 1 S: 6	H: 1 LOB: 1 BB: 0 P: 6	R: 0 E: 0 K: 0 S: 3	H: 1 LOB: 0 BB: 0 P: 3	R: 0 E: 0 K: 0 S: 5	H: 2 LOB: 3 BB: 1 P: 9	1B: 4 2B: 1 3B: 1 HR: 0	SF: 0 SAC: 2 DP: 2 HBP: 1	WP: 0 PB: 0 CS: 2	PA: 47
<b>PITCHER</b>	IP WLS BF H R ER SO BB IBB HBP BLK WP HR S P ERA WHIP	IP WLS BF H R ER SO BB IBB HBP BLK WP HR S P ERA WHIP																			IP WLS BF H R ER SO BB IBB HBP BLK WP HR S P ERA WHIP	
Frank LaCorte, R ERA: 4.5 (1.1)	10.0	38	3	0	0	0	0	1	0	0	0	0	0	0	8	12	0.00	1.500				
Adrian Devine, R ERA: 3.33 (11.1)	2.0	W	9	3	0	0	0	0	1	0	0	0	0	0	0	0	0.00	1.500				

Los Angeles Dodgers @ Atlanta Braves  
Atlanta-Fulton County Stadium, Atlanta, GA  
Fri Sep 17 1976, 7:05 PM EDT  
Unknown


AB	39
R	0
H	6
RBI	0
BB	5
SO	4
LOB	23



Batter	1	2	3	4	5	6	7	8	9	10	11	12	AB	R	H	RBI	BB	SO	LOB			
Jerry Royster, R OBP: 0.301, SLG: 0.293 (1.5)	0-0 6-3		0-0 FC5-4 S 1-2 2-3		0-0 F3 2-3			0-0 E5 F9 1B		0-0 G3			5	0	1	0	0	0	3			
Rod Gilbreath, R OBP: 0.332, SLG: 0.332 (1.4)	0-3 K		4-0 BB		0-0 P6			0-0 F9 2-3			0-3 K		4	0	0	0	1	2	2			
Willie Montanez, L OBP: 0.350, SLG: 0.412 (1.3)	0-0 G3		0-0 5-3			0-0 G4-6-3 1B		0-0 FC6-2-5		0-0 G4-6-3 1B		0-0 G4-6-3 1B	5	0	2	0	0	0	4			
Dave May, L OBP: 0.304, SLG: 0.302 (1.7)		0-0 G3			0-0 1B		0-0 G4-6-3 1-2		0-0 F8 3-H		0-0 G4-6-3 1-2		5	0	1	0	0	0	3			
Tom Paciorek, R OBP: 0.331, SLG: 0.367 (1.9)		0-0 F3		0-0 F2		0-0 F7			0-0 6-3			0-0 WP SH2-4 PB 1B	5	1	1	0	0	0	1			
Brian Asselstine, L OBP: 0.176, SLG: 0.133 (1.8)		0-3 K		0-0 F8			0-0 F2		0-0 1-3			0-0 SH2-4	4	0	0	0	0	1	1			
Dale Murphy, R OBP: 0.318, SLG: 0.350 (1.2)			0-0 FC5-4 2B		0-0 F2		0-0 4-3		0-0 F2			4-0 BB	4	0	1	0	1	0	1			
Darrel Chaney, S OBP: 0.328, SLG: 0.336 (1.6)			4-0 FC5-4 BB		4-0 BLK SH3-4 BB		0-0 1B		0-0 K		0-0 F7	0-0 PB	3	0	1	0	2	0	1			
Frank LaCorte, R OBP: 0.193, SLG: 0.103 (1.1)			0-3 K		0-0 SH3-4			0-3 K		0-3 K			2	0	0	0	0	2	3			
Jimmy Wynn, R OBP: 0.380, SLG: 0.377 (10, PH)													1	0	0	0	0	1	0			
Adrian Devine, R ERA: 2.23 (11.1)	0.1	L	4	1	1	0	0	1	0	2	6	0.00	6.000									
<b>Inning Stats</b>	R: 0 E: 0 K: 1 S: 5	H: 0 LOB: 0 BB: 0 P: 5	R: 0 E: 0 K: 1 S: 5	H: 0 LOB: 0 BB: 0 P: 5	R: 0 E: 0 K: 1 S: 6	H: 1 LOB: 3 BB: 2 P: 14	R: 0 E: 0 K: 0 S: 4	H: 1 LOB: 1 BB: 0 P: 4	R: 0 E: 0 K: 0 S: 3	H: 1 LOB: 0 BB: 0 P: 7	R: 0 E: 0 K: 0 S: 3	H: 1 LOB: 0 BB: 0 P: 3	R: 0 E: 0 K: 1 S: 6	H: 0 LOB: 0 BB: 0 P: 5	R: 0 E: 0 K: 0 S: 5	H: 1 LOB: 0 BB: 0 P: 5	R: 1 E: 0 K: 0 S: 2	H: 1 LOB: 1 BB: 1 P: 6	1B: 6 2B: 1 3B: 0 HR: 0	SF: 0 SAC: 2 DP: 2 HBP: 0	WP: 1 PB: 1 CS: 0	PA: 44
<b>PITCHER</b>	IP WLS BF H R ER SO BB IBB HBP BLK WP HR S P ERA WHIP	IP WLS BF H R ER SO BB IBB HBP BLK WP HR S P ERA WHIP																			IP WLS BF H R ER SO BB IBB HBP BLK WP HR S P ERA WHIP	
Don Sutton, R ERA: 3.22 (1.1)	11.0	40	6	0	0	6	3	0	0	1	0	0	0	49	61	0.00	0.818					
Charlie Hough, R ERA: 2.23 (12.1)	0.1	L	4	1	1	0	0	1	0	2	6	0.00	6.000									

Los Angeles Dodgers @ Atlanta Braves  
Atlanta-Fulton County Stadium, Atlanta, GA  
Fri Sep 17 1976, 7:05 PM EDT  
Unknown

AB	38
R	1
H	7
RBI	0
BB	4
SO	6
LOB	19



Batter	1	2	3	4	5	6	7	8	9	AB	R	H	RBI	BB	SO	LOB	TOP					
Bill Buckner, L (1, 7) OBP: 0.326, SLG: 0.379										4	0	1	0	0	0	0	<b>Los Angeles Dodgers @ Atlanta Braves</b> Atlanta-Fulton County Stadium, Atlanta, GA Sat Sep 18 1976, 7:05 PM EDT Att: 5,165 - Unknown					
Davey Lopes, R (1, 4) OBP: 0.328, SLG: 0.319										3	0	1	0	1	0	0						
Bill Russell, R (1, 6) OBP: 0.309, SLG: 0.351										4	0	0	0	0	1	3						
Steve Garvey, R (1, 3) OBP: 0.356, SLG: 0.453										3	1	0	0	1	0	2						
Lee Lacy, R (1, 9) OBP: 0.313, SLG: 0.348										0	1	0	0	0	0	0						
Ivan De Jesus, R (1, 5) OBP: 0.278, SLG: 0.333										4	0	2	1	0	0	1						
Glenn Burke, R (1, 8) OBP: 0.423, SLG: 0.391										2	0	0	0	1	1	1						
Stan Wall, L (7, 1)										0	0	0	0	0	0	0						
Manny Mota, R (9, PH) OBP: 0.393, SLG: 0.375										1	0	1	1	0	0	0						
Kevin Pasley, R (1, 2) OBP: 0.333, SLG: 0.300										3	0	1	0	0	0	2						
Ed Goodson, L (9, PH) OBP: 0.252, SLG: 0.321										1	0	0	0	0	0	2						
Dennis Lewallyn, R (1, 1)										2	0	0	0	0	2	1						
Ted Sizemore, R (7, 4) OBP: 0.279, SLG: 0.280										1	0	0	0	0	0	0						
<b>Inning Stats</b>	R: 0 E: 0 K: 0 S: 4	H: 2 LOB: 1 BB: 0 P: 4	R: 0 E: 1 K: 0 S: 3	H: 0 LOB: 1 BB: 1 P: 7	R: 0 E: 0 K: 1 S: 5	H: 0 LOB: 0 BB: 0 P: 5	R: 0 E: 0 K: 1 S: 5	H: 0 LOB: 0 BB: 0 P: 5	R: 0 E: 0 K: 2 S: 8	H: 1 LOB: 1 BB: 0 P: 8	R: 0 E: 0 K: 0 S: 3	H: 0 LOB: 0 BB: 0 P: 3	R: 1 E: 0 K: 0 S: 4	H: 1 LOB: 1 BB: 1 P: 8	R: 0 E: 0 K: 0 S: 3	H: 0 LOB: 1 BB: 1 P: 7	R: 1 E: 0 K: 0 S: 4	H: 2 LOB: 1 BB: 1 P: 8	1B: 4 2B: 2 3B: 1 HR: 0	SF: 0 SAC: 0 DP: 3 HBP: 0	WP: 0 PB: 0 SB: 1 CS: 0	PA: 35
<b>PITCHER</b>	IP WLS BF H R ER SO BB IBB HBP BLK WP HR S P ERA WHIP																					
Jamie Easterly, L (1, 1) ERA: 2.7	8.1 W 33 5 2 2 4 4 0 0 0 0 0 0 37 53 2.16 1.080																					
Max Leon, R (9, 1) ERA: 2.75	0.2 S 2 1 0 0 0 0 0 0 0 0 0 0 2 2 0.00 1.500																					

Batter	1	2	3	4	5	6	7	8	9	AB	R	H	RBI	BB	SO	LOB	BOTTOM			
Jerry Royster, R (1, 5) OBP: 0.305, SLG: 0.297										4	1	2	1	0	0	0	<b>Los Angeles Dodgers @ Atlanta Braves</b> Atlanta-Fulton County Stadium, Atlanta, GA Sat Sep 18 1976, 7:05 PM EDT Att: 5,165 - Unknown			
Rod Gilbreath, R (1, 4) OBP: 0.335, SLG: 0.333										3	0	1	0	1	0	0				
Willie Montanez, L (1, 3) OBP: 0.351, SLG: 0.414										4	0	1	1	0	0	2				
Dave May, L (1, 7) OBP: 0.302, SLG: 0.320										3	0	0	0	0	1	1				
Cito Gaston, R (7, PH) OBP: 0.364, SLG: 0.443										1	0	0	0	0	1	2				
Jimmy Wynn, R (1, 8) OBP: 0.379, SLG: 0.379										4	1	2	0	0	0	0				
Tom Paciorek, R (1, 9) OBP: 0.332, SLG: 0.378										4	2	2	1	0	1	0				
Dale Murphy, R (1, 2) OBP: 0.333, SLG: 0.360										4	1	2	0	0	0	2				
Darrel Chaney, S (1, 6) OBP: 0.327, SLG: 0.334										3	0	0	0	0	0	3				
Jamie Easterly, L (1, 1) Max Leon, R (9, 1)										4	0	0	0	0	0	4				
<b>Inning Stats</b>	R: 0 E: 0 K: 0 S: 3	H: 0 LOB: 0 BB: 0 P: 3	R: 2 E: 1 K: 1 S: 8	H: 2 LOB: 1 BB: 0 P: 8	R: 0 E: 1 K: 0 S: 4	H: 0 LOB: 1 BB: 0 P: 4	R: 1 E: 0 K: 0 S: 4	H: 1 LOB: 0 BB: 0 P: 4	R: 0 E: 0 K: 1 S: 5	H: 0 LOB: 0 BB: 0 P: 5	R: 2 E: 0 K: 1 S: 9	H: 4 LOB: 2 BB: 0 P: 9	R: 0 E: 0 K: 0 S: 5	H: 2 LOB: 2 BB: 0 P: 5	R: 0 E: 0 K: 0 S: 5	H: 0 LOB: 0 BB: 0 P: 5	1B: 8 2B: 1 3B: 0 HR: 1	SF: 0 SAC: 1 DP: 0 HBP: 0	WP: 1 PB: 0 SB: 1 CS: 1	PA: 36
<b>PITCHER</b>	IP WLS BF H R ER SO BB IBB HBP BLK WP HR S P ERA WHIP																			
Dennis Lewallyn, R (1, 1) ERA: 3.72	6.2 L 29 7 3 0 0 1 0 0 0 0 0 0 9 9 6.2 1.200																			
Stan Wall, L (7, 1) ERA: 3.91	1.1 7 3 0 0 1 0 0 0 0 0 0 0 9 9 0.00 2.250																			



Batter	1	2	3	4	5	6	7	8	9	AB	R	H	RBI	BB	SO	LOB	TOP										
Davey Lopes, R OBP: 0.330, SLG: 0.324 (1, 4)	L5		4-3	3B			6-3		K	5	0	1	0	0	1	0	<b>Los Angeles Dodgers @ San Francisco Giants</b> Candlestick Park, San Francisco, CA Tue Sep 21 1976, 10:05 PM EDT Att: 3,370 - Unknown <a href="http://livebaseballscorecards.com">livebaseballscorecards.com</a>										
Bill Buckner, L OBP: 0.332, SLG: 0.395 Joe Simpson, L OBP: 0.087, SLG: 0.087 (1, 7) (9, 7)	4-3		3-1	2B			1B		3B	5	1	3	0	0	0	1											
Reggie Smith, S OBP: 0.309, SLG: 0.455 (1, 9)	1B		3-1				F7		IBB	4	0	1	0	1	0	2											
Steve Garvey, R OBP: 0.356, SLG: 0.452 (1, 3)	F9		2-3						K	4	0	0	0	1	1	3											
Ron Cey, R OBP: 0.389, SLG: 0.476 Glenn Burke, R OBP: 0.423, SLG: 0.391 (1, 5) (8, 8)		WP	1-2	BB			1-3		HR	3	2	2	1	1	0	0											
Bill Russell, R OBP: 0.306, SLG: 0.349 (1, 6)	L5		E6				F6		5-3	4	0	0	0	0	0	3											
John Hale, L OBP: 0.239, SLG: 0.203 Ivan De Jesus, R OBP: 0.268, SLG: 0.297 (1, 8) (8, 5)		FC4-6	F7				F8		BB	2	0	1	1	2	0	3											
Kevin Pasley, R OBP: 0.297, SLG: 0.265 (1, 2)	F8		1B				F8		BB	4	0	0	0	0	0	3											
Doug Rau, L OBP: 0.239, SLG: 0.153 Charlie Hough, R OBP: 0.250, SLG: 0.350 (1, 1) (8, 1)	FC4-6		1-2				1-3		K	3	0	0	0	0	0	1											
<b>Inning Stats</b>	R: 0 E: 0 K: 0 S: 4	H: 1 LOB: 1 BB: 0 P: 4	R: 1 E: 0 K: 0 S: 5	H: 2 LOB: 1 BB: 0 P: 5	R: 1 E: 1 K: 0 S: 5	H: 1 LOB: 3 BB: 2 P: 13	R: 0 E: 0 K: 0 S: 4	H: 1 LOB: 1 BB: 0 P: 4	R: 0 E: 0 K: 0 S: 3	H: 0 LOB: 0 BB: 0 P: 3	R: 0 E: 0 K: 0 S: 2	H: 0 LOB: 0 BB: 1 P: 6	R: 0 E: 0 K: 0 S: 4	H: 1 LOB: 1 BB: 0 P: 4	R: 1 E: 0 K: 0 S: 4	H: 1 LOB: 2 BB: 1 P: 8		R: 0 E: 0 K: 3 S: 10	H: 1 LOB: 2 BB: 1 P: 14	1B: 4 2B: 1 3B: 2 HR: 1	SF: 0 SAC: 0 DP: 0 HBP: 0	WP: 1 PB: 0 SB: 2 CS: 0	PA: 40				
<b>PITCHER</b>	IP	WLS	BF	H	R	ER	SO	BB	IBB	HBP	BLK	WP	HR	S	P	ERA	WHIP										
Jim Barr, R ERA: 3.05 Randy Moffitt, R ERA: 2.36 (1, 1) (8, 1)	7.0	L	30	6	2	2	0	3	0	0	0	1	0	27	39	2.57	1.286										

Batter	1	2	3	4	5	6	7	8	9	AB	R	H	RBI	BB	SO	LOB	BOTTOM										
Jack Clark, R OBP: 0.289, SLG: 0.358 (1, 8)	F8		FC6-4				SH3-4		S	2	0	0	0	1	0	1	<b>Los Angeles Dodgers @ San Francisco Giants</b> Candlestick Park, San Francisco, CA Tue Sep 21 1976, 10:05 PM EDT Att: 3,370 - Unknown <a href="http://livebaseballscorecards.com">livebaseballscorecards.com</a>										
Marty Perez, R OBP: 0.325, SLG: 0.338 (1, 4)	F8						F8		F8	4	0	0	0	0	0	2											
Gary Matthews, R OBP: 0.358, SLG: 0.425 (1, 7)	K						F8		F2	4	0	0	0	0	1	2											
Bobby Murcer, L OBP: 0.357, SLG: 0.425 (1, 9)		G3					K		K	4	1	1	1	0	2	1											
Ken Reitz, R OBP: 0.295, SLG: 0.336 Johnnie LeMaster, R OBP: 0.226, SLG: 0.253 (1, 5) (7, PH) (8, 6)							1-3		F9	3	0	2	0	0	0	0											
Darrell Evans, L OBP: 0.322, SLG: 0.314 (9, PH)		G6-4-3					FC6-4		1B	1	0	0	0	0	0	0											
Chris Speier, R OBP: 0.308, SLG: 0.295 (1, 6) (8, 5)		G6-4-3					F9		P3	4	0	0	0	0	0	2											
Gary Thomasson, L OBP: 0.324, SLG: 0.432 (1, 3)							F8		3B	3	0	1	0	1	0	0											
Gary Alexander, R OBP: 0.284, SLG: 0.293 (1, 2)							F9		BB	3	1	1	0	1	0	2											
Jim Barr, R OBP: 0.216, SLG: 0.221 Chris Arnold, R OBP: 0.266, SLG: 0.266 Randy Moffitt, R OBP: 0.154, SLG: 0.154 Glenn Adams, L OBP: 0.250, SLG: 0.299 (1, 1) (7, PH) (8, 1) (9, PH)							1B		3B	2	0	2	1	0	0	0											
<b>Inning Stats</b>	R: 0 E: 0 K: 1 S: 5	H: 0 LOB: 0 BB: 0 P: 5	R: 0 E: 0 K: 0 S: 3	H: 1 LOB: 0 BB: 0 P: 3	R: 0 E: 0 K: 0 S: 4	H: 1 LOB: 1 BB: 0 P: 4	R: 0 E: 0 K: 1 S: 5	H: 0 LOB: 0 BB: 0 P: 5	R: 0 E: 0 K: 0 S: 3	H: 0 LOB: 0 BB: 0 P: 3	R: 1 E: 0 K: 0 S: 7	H: 2 LOB: 1 BB: 1 P: 11	R: 0 E: 0 K: 1 S: 5	H: 0 LOB: 1 BB: 1 P: 9	R: 0 E: 0 K: 0 S: 4	H: 1 LOB: 2 BB: 1 P: 8	1B: 4 2B: 0 3B: 2 HR: 1	SF: 0 SAC: 1 DP: 1 HBP: 0	WP: 0 PB: 0 SB: 1 CS: 0	PA: 36							
<b>PITCHER</b>	IP	WLS	BF	H	R	ER	SO	BB	IBB	HBP	BLK	WP	HR	S	P	ERA	WHIP										
Doug Rau, L ERA: 2.57 Charlie Hough, R ERA: 2.19 (1, 1) (8, 1)	7.0	S	8	1	0	0	1	1	0	0	0	0	0	9	13	0.00	1.000										

Batter	1	2	3	4	5	6	7	8	9	AB	R	H	RBI	BB	SO	LOB	TOP								
<b>Bill Buckner, L</b> OBP: 0.333, SLG: 0.397 (1, 7)	0-0 4-3		0-0 4-3 3-H 2B		0-0 3-1		0-0 2-H 1B			4	0	2	2	0	0	0	<b>Los Angeles Dodgers @ San Francisco Giants</b> Candlestick Park, San Francisco, CA Wed Sep 22 1976, 10:05 PM EDT Att: 3,529 - Unknown <a href="http://livebaseballscorecards.com">livebaseballscorecards.com</a>								
<b>Davey Lopes, R</b> OBP: 0.327, SLG: 0.321 (1, 4)	0-0 1-3		0-0 4-3 2-3			0-0 F9		0-0 F3		4	0	0	0	0	0	1									
<b>Reggie Smith, S</b> OBP: 0.308, SLG: 0.451 (1, 9)	0-0 F8		0-0 F8			4-0 FC6-4 WP BB		0-3 K		3	0	0	0	1	1	1									
<b>Steve Garvey, R</b> OBP: 0.354, SLG: 0.449 (1, 3)		0-0 6-3		0-0 5-3		0-0 E5 FC6-4		0-0 F8		4	0	0	0	0	0	1									
<b>Ron Cey, R</b> OBP: 0.392, SLG: 0.478 (9, PR)		0-0		0-0		0-0 FC6-4		4-0 SH2-4 1B BB		3	0	2	0	1	0	2									
<b>Ivan De Jesus, R</b> OBP: 0.268, SLG: 0.297 (9, 5)		0-0 1B		0-0 1B		1-2 2-3				0	1	0	0	0	0	0									
<b>Bill Russell, R</b> OBP: 0.305, SLG: 0.347 (1, 6)	0-3 K		0-0 F7		0-0 F7			0-0 SH2-4 1-2		3	0	0	0	0	1	4									
<b>Glenn Burke, R</b> OBP: 0.433, SLG: 0.444 (1, 8)	0-3 K		0-0 5-3			0-0 1B 2B		0-0 2-H 1B		4	1	2	1	0	1	2									
<b>Kevin Pasley, R</b> OBP: 0.306, SLG: 0.306 (7, PH)			0-0 SH5-4 2B 2B		0-0 F9		0-0 P6		0-0 F9	2	1	1	0	0	0	0									
<b>Manny Mota, R</b> OBP: 0.370, SLG: 0.360 (7, 2)					0-0 F9					1	0	0	0	0	0	1									
<b>Eliee Rodriguez, R</b> OBP: 0.391, SLG: 0.203 (7, 2)					0-0 L4		0-0 F9			1	0	0	0	0	0	1									
<b>Don Sutton, R</b> OBP: 0.151, SLG: 0.100 (1, 1)			0-0 SH5-4 2-3							2	0	0	0	0	0	1									
<b>Inning Stats</b>	R: 0 E: 0 K: 0 S: 3	H: 0 LOB: 0 BB: 0 P: 3	R: 0 E: 0 K: 2 S: 8	H: 1 LOB: 1 BB: 0 P: 8	R: 1 E: 0 K: 0 S: 5	H: 2 LOB: 1 BB: 0 P: 5	R: 0 E: 0 K: 0 S: 4	H: 1 LOB: 1 BB: 0 P: 4	R: 0 E: 0 K: 0 S: 3	H: 0 LOB: 0 BB: 0 P: 3	R: 0 E: 0 K: 0 S: 4	H: 0 LOB: 2 BB: 1 P: 8	R: 1 E: 0 K: 0 S: 4	H: 2 LOB: 1 BB: 0 P: 4	R: 0 E: 0 K: 1 S: 5	H: 0 LOB: 0 BB: 0 P: 5		R: 1 E: 0 K: 0 S: 3	H: 1 LOB: 1 BB: 1 P: 7	1B: 4 2B: 3 3B: 0 HR: 0	SF: 0 SAC: 2 DP: 0 HBP: 0	WP: 1 PB: 0 SB: 0 CS: 0	PA: 35		
<b>PITCHER</b>	IP	WLS	BF	H	R	ER	SO	BB	IBB	HBP	BLK	WP	HR	S	P	ERA	WHIP								
<b>Bob Knepper, L</b> ERA: 3.79 (1, 1)	7.0	L	28	6	2	2	2	1	0	0	0	1	0	31	35	2.57	1.000								
<b>Gary Lavelle, L</b> ERA: 2.76 (8, 1)	2.0		7	1	1	1	1	1	0	0	0	0	0	8	12	4.50	1.000								

Batter	1	2	3	4	5	6	7	8	9	AB	R	H	RBI	BB	SO	LOB	BOTTOM								
<b>Jack Clark, R</b> OBP: 0.296, SLG: 0.375 (1, 8)	0-0 F5		0-0 P6		0-0 E 2B		0-0 FC4-6 1B		0-3 K	5	0	2	0	0	1	1	<b>Los Angeles Dodgers @ San Francisco Giants</b> Candlestick Park, San Francisco, CA Wed Sep 22 1976, 10:05 PM EDT Att: 3,529 - Unknown <a href="http://livebaseballscorecards.com">livebaseballscorecards.com</a>								
<b>Marty Perez, R</b> OBP: 0.324, SLG: 0.337 (1, 4)	0-0 6-3		0-0 BB 1B		0-0 E6 BB		0-0 FC4-6 1-2			4	0	1	0	0	0	2									
<b>Gary Matthews, R</b> OBP: 0.359, SLG: 0.425 (1, 7)	0-3 K		0-0 BB 1B		4-0 1-2 BB		0-3 K			3	0	1	0	1	2	1									
<b>Bobby Murcer, L</b> OBP: 0.358, SLG: 0.425 (1, 9)		0-0 G4-6-3 1B S	4-0 1-2 2-3 BB		0-0 L7		0-0 F8			3	1	1	0	1	0	3									
<b>Gary Thomasson, L</b> OBP: 0.323, SLG: 0.429 (1, 3)		0-0 G4-6-3 1-2 1B	0-3 K		0-0 F8		0-0 F7			4	0	1	0	0	1	6									
<b>Ken Reitz, R</b> OBP: 0.293, SLG: 0.333 (1, 5)		0-0 G4-6-3 1-2 2-3		0-0 F9		0-0 F7		0-0 F5		4	0	0	0	0	0	2									
<b>Chris Speier, R</b> OBP: 0.307, SLG: 0.293 (1, 6)		4-0 BB		0-0 F7		0-3 K		0-0 5-3		3	0	0	0	1	1	0									
<b>Gary Alexander, R</b> OBP: 0.268, SLG: 0.274 (1, 2)		3-H F9		0-0 F8		0-0 F8		0-0 F8		4	0	0	0	0	0	1									
<b>Bob Knepper, L</b> ERA: 3.14 (1, 1)			0-0 P6		0-0 F9		0-0 P6		4-0 BB	2	0	0	0	0	0	0									
<b>Glenn Adams, L</b> OBP: 0.249, SLG: 0.294 (7, PH)										1	0	0	0	0	0	0									
<b>Gary Lavelle, S</b> OBP: 0.083, SLG: 0.083 (8, 1)										0	0	0	0	0	0	0									
<b>Darrell Evans, L</b> OBP: 0.324, SLG: 0.314 (9, PH)										0	0	0	0	1	0	0									
<b>Inning Stats</b>	R: 0 E: 0 K: 1 S: 5	H: 0 LOB: 0 BB: 0 P: 5	R: 1 E: 0 K: 0 S: 4	H: 2 LOB: 1 BB: 1 P: 8	R: 0 E: 0 K: 1 S: 7	H: 2 LOB: 3 BB: 1 P: 11	R: 0 E: 0 K: 0 S: 3	H: 0 LOB: 0 BB: 0 P: 3	R: 0 E: 0 K: 0 S: 5	H: 1 LOB: 3 BB: 1 P: 9	R: 0 E: 0 K: 1 S: 6	H: 0 LOB: 0 BB: 0 P: 5	R: 0 E: 0 K: 0 S: 3	H: 1 LOB: 1 BB: 0 P: 6	R: 0 E: 0 K: 0 S: 5	H: 0 LOB: 0 BB: 0 P: 3		R: 0 E: 0 K: 1 S: 5	H: 0 LOB: 1 BB: 1 P: 9	1B: 5 2B: 1 3B: 0 HR: 0	SF: 0 SAC: 0 DP: 1 HBP: 0	WP: 0 PB: 0 SB: 1 CS: 0	PA: 37		
<b>PITCHER</b>	IP	WLS	BF	H	R	ER	SO	BB	IBB	HBP	BLK	WP	HR	S	P	ERA	WHIP								
<b>Don Sutton, R</b> ERA: 3.14 (1, 1)	9.0	W	37	6	1	1	5	4	0	0	0	0	0	43	59	1.00	1.111								

Batter	1	2	3	4	5	6	7	8	9	AB	R	H	RBI	BB	SO	LOB	TOP			
Davey Lopes, R OBP: 0.330, SLG: 0.321 (1, 4)										3	1	1	0	2	0	1	<b>Los Angeles Dodgers @ San Francisco Giants</b> Candlestick Park, San Francisco, CA Thu Sep 23 1976, 10:05 PM EDT Att: 3,149 - Unknown			
Bill Buckner, L OBP: 0.333, SLG: 0.397 (1, 7)										3	0	1	1	1	0	1				
Reggie Smith, S OBP: 0.307, SLG: 0.448 (1, 9)										5	1	1	1	0	2	5				
Steve Garvey, R OBP: 0.355, SLG: 0.451 (1, 3)										4	0	2	0	0	0	0				
Ron Cey, R OBP: 0.389, SLG: 0.474 (1, 5)										4	0	0	1	0	1	2				
John Hays, L OBP: 0.290, SLG: 0.195 (1, 8)										3	0	0	0	1	0	2				
Ivan De Jesus, R OBP: 0.244, SLG: 0.268 (1, 6)										4	0	0	0	0	3	2				
Kevin Pasley, R OBP: 0.326, SLG: 0.325 (1, 2)										4	1	2	0	0	0	0				
Burt Hooton, R OBP: 0.154, SLG: 0.119 (1, 1)										3	1	0	0	0	0	2				
<b>Inning Stats</b>	R: 2 E: 0 K: 0 S: 6	H: 3 LOB: 1 BB: 0 P: 6	R: 2 E: 1 K: 1 S: 7	H: 1 LOB: 1 BB: 1 P: 11	R: 0 E: 0 K: 2 S: 7	H: 0 LOB: 1 BB: 1 P: 11	R: 0 E: 0 K: 1 S: 6	H: 1 LOB: 2 BB: 1 P: 10	R: 0 E: 0 K: 0 S: 4	H: 1 LOB: 1 BB: 0 P: 8	R: 0 E: 0 K: 0 S: 3	H: 0 LOB: 0 BB: 0 P: 3	R: 0 E: 0 K: 1 S: 5	H: 0 LOB: 0 BB: 0 P: 5	R: 0 E: 0 K: 0 S: 3	H: 0 LOB: 0 BB: 0 P: 3	1B: 6 2B: 1 3B: 0 HR: 0	SF: 1 SAC: 1 DP: 0 HBP: 0	WP: 1 PB: 0 SB: 5 CS: 0	PA: 39
<b>PITCHER</b>	IP WLS BF H R ER SO BB IBB HBP BLK WP HR S P ERA WHIP	IP WLS BF H R ER SO BB IBB HBP BLK WP HR S P ERA WHIP																		
John Montefusco, R ERA: 2.95 (1, 1)	6.0	L	30	7	4	2	5	4	0	0	0	0	1	0	0	36	52	3.00	1.833	
Tommy Toms, R ERA: 4.26 (7, 1)	3.0		9	0	0	0	1	0	0	0	0	0	0	0	0	11	11	0.00	0.000	

AB	33
R	4
H	7
RBI	3
BB	4
SO	6
LOB	15



Batter	1	2	3	4	5	6	7	8	9	AB	R	H	RBI	BB	SO	LOB	BOTTOM			
Jack Clark, R OBP: 0.294, SLG: 0.408 (1, 8)										4	1	1	1	0	2	1	<b>Los Angeles Dodgers @ San Francisco Giants</b> Candlestick Park, San Francisco, CA Thu Sep 23 1976, 10:05 PM EDT Att: 3,149 - Unknown			
Marty Perez, R OBP: 0.324, SLG: 0.335 (1, 4)										3	0	0	0	1	1	0				
Gary Matthews, R OBP: 0.360, SLG: 0.426 (1, 7)										4	0	2	0	0	0	0				
Bobby Murcer, L OBP: 0.356, SLG: 0.422 (1, 9)										4	0	0	0	0	0	4				
Gary Thomasson, L OBP: 0.319, SLG: 0.423 (1, 3)										4	0	0	0	0	0	3				
Ken Reitz, R OBP: 0.292, SLG: 0.332 (1, 5)										3	0	0	0	0	0	0				
Chris Speier, R OBP: 0.305, SLG: 0.291 (1, 6)										3	0	0	0	0	0	0				
Gary Alexander, R OBP: 0.260, SLG: 0.266 (8, PH)										2	0	0	0	0	1	0				
Dave Rader, L OBP: 0.332, SLG: 0.335 (9, 2)										1	0	0	0	0	0	0				
John Montefusco, R OBP: 0.173, SLG: 0.122 (6, PH)										1	0	0	0	0	1	0				
Derrel Thomas, S OBP: 0.319, SLG: 0.313 (7, 1)										0	0	0	0	0	0	0				
Darrell Evans, L OBP: 0.325, SLG: 0.314 (9, PH)										0	0	0	0	1	0	0				
<b>Inning Stats</b>	R: 0 E: 0 K: 0 S: 4	H: 1 LOB: 0 BB: 0 P: 4	R: 0 E: 0 K: 0 S: 3	H: 0 LOB: 0 BB: 0 P: 3	R: 1 E: 0 K: 3 S: 10	H: 1 LOB: 0 BB: 0 P: 10	R: 0 E: 0 K: 0 S: 3	H: 0 LOB: 0 BB: 0 P: 3	R: 0 E: 0 K: 0 S: 3	H: 0 LOB: 0 BB: 0 P: 3	R: 0 E: 0 K: 0 S: 3	H: 0 LOB: 0 BB: 0 P: 3	R: 0 E: 0 K: 1 S: 6	H: 1 LOB: 3 BB: 2 P: 14	R: 0 E: 0 K: 1 S: 6	H: 1 LOB: 0 BB: 0 P: 14	1B: 2 2B: 0 3B: 0 HR: 1	SF: 0 SAC: 0 DP: 0 HBP: 0	WP: 0 PB: 0 SB: 0 CS: 0	PA: 32
<b>PITCHER</b>	IP WLS BF H R ER SO BB IBB HBP BLK WP HR S P ERA WHIP	IP WLS BF H R ER SO BB IBB HBP BLK WP HR S P ERA WHIP																		
Burt Hooton, R ERA: 3.39 (1, 1)	9.0	W	32	3	1	1	5	2	0	0	0	0	0	0	0	40	48	1.00	0.556	

AB	30
R	1
H	3
RBI	1
BB	2
SO	5
LOB	8







Batter	1	2	3	4	5	6	7	8	9	AB	R	H	RBI	BB	SO	LOB	TOP										
<b>Pete Rose, S</b> OBP: 0.410, SLG: 0.456 <b>Pedro Borbon, R</b> OBP: 0.222, SLG: 0.222	0-0 6-3		0-0 6-3			0-0 F8		0-3 K		4	0	0	0	0	1	2											
<b>Ken Griffey, L</b> OBP: 0.400, SLG: 0.453	0-0 1B			0-0 6-3		0-0 4-3		0-0 1B		4	1	2	1	0	0	1											
<b>Joe Morgan, L</b> OBP: 0.446, SLG: 0.589	0-0 F9			0-0 5-3			0-3 K	0-0 1B		4	0	1	1	0	1	1											
<b>Johnny Bench, R</b> OBP: 0.350, SLG: 0.399	0-0 F6			0-0 6-3			0-0 F8	0-0 CS	0-0 5-3	4	0	0	0	0	0	1											
<b>George Foster, R</b> OBP: 0.371, SLG: 0.541		0-0 P4			0-0 6-3		4-0 HR		0-0 4-3	3	1	0	0	1	0	0											
<b>Tony Perez, R</b> OBP: 0.327, SLG: 0.448		0-0 G6-4-3 1B			0-0 L4		0-0 HR		4-0 BB	3	1	2	2	1	0	0											
<b>Bob Bailey, R</b> <b>Cesar Geronimo, L</b> OBP: 0.386, SLG: 0.421		0-0 G6-4-3 1-2			0-3 K		0-3 K		0-0 BB	3	0	0	0	0	2	1											
<b>Dave Concepcion, R</b> OBP: 0.335, SLG: 0.404			0-0 6-3			0-3 K		0-0 F8	4-0 BB	3	0	0	0	1	1	0											
<b>Gary Nolan, R</b> <b>Mike Lum, L</b> <b>Ed Armbrister, R</b> <b>Doug Flynn, R</b> OBP: 0.310, SLG: 0.342			0-3 K			4-0 WP		0-0 1B	0-0 F8	1	0	0	0	1	1	0											
<b>Inning Stats</b>	R: 0 E: 0 K: 0 S: 4	H: 1 LOB: 1 BB: 0 P: 4	R: 0 E: 0 K: 0 S: 3	H: 1 LOB: 0 BB: 0 P: 3	R: 0 E: 0 K: 1 S: 5	H: 0 LOB: 0 BB: 0 P: 5	R: 0 E: 0 K: 0 S: 3	H: 0 LOB: 0 BB: 0 P: 3	R: 0 E: 0 K: 1 S: 5	H: 0 LOB: 0 BB: 1 P: 9	R: 2 E: 0 K: 2 S: 8	H: 1 LOB: 0 BB: 1 P: 12	R: 2 E: 0 K: 1 S: 7	H: 3 LOB: 1 BB: 0 P: 7	R: 0 E: 0 K: 0 S: 4	H: 1 LOB: 3 BB: 2 P: 12	1B: 5 2B: 1 3B: 0 HR: 1	SF: 0 SAC: 0 DP: 1 HBP: 0	WP: 1 PB: 0 SB: 0 CS: 1	PA: 37							
<b>PITCHER</b>	IP	WLS	BF	H	R	ER	SO	BB	IBB	HBP	BLK	WP	HR	S	P	ERA	WHIP										
<b>Al Downing, L</b> ERA: 3.86 <b>Elias Sosa, R</b> ERA: 4.43	(1, 1) 7.0		25	3	2	2	5	2	0	0	0	1	1	33	41	2.57	0.714										
(8, 1) 2.0	L	11	4	2	2	1	2	0	0	0	0	0	0	11	19	9.00	3.000										

Cincinnati Reds @ Los Angeles Dodgers  
 Dodger Stadium, Los Angeles, CA  
 Sat Sep 25 1976, 7:05 PM PDT  
 Att: 27,982 - Unknown

AB	32
R	4
H	7
RBI	4
BB	4
SO	6
LOB	9



Batter	1	2	3	4	5	6	7	8	9	AB	R	H	RBI	BB	SO	LOB	BOTTOM										
<b>Davey Lopes, R</b> OBP: 0.332, SLG: 0.341	0-0 HR		0-0 2B		0-0 6-3			0-0 G1		4	1	2	1	0	0	0											
<b>Bill Buckner, L</b> OBP: 0.332, SLG: 0.396	0-0 1B		0-0 F7			0-0 F8		0-0 F8		4	0	1	0	0	0	1											
<b>Reggie Smith, S</b> OBP: 0.313, SLG: 0.461	0-0 HR		0-0 F3			0-0 FC5-4 1B		0-0 1B	0-0 1B	4	2	3	1	0	0	1											
<b>Steve Garvey, R</b> OBP: 0.359, SLG: 0.454	0-0 5-3			0-0 CS		0-0 FC5-4 1B		0-0 1B	0-0 1B	4	0	2	0	0	0	1											
<b>Ron Cey, R</b> OBP: 0.392, SLG: 0.473	0-0 F8			0-0 L1		0-0 1B		0-0 1B	0-0 1B	4	0	2	1	0	0	1											
<b>Bill Russell, R</b> OBP: 0.306, SLG: 0.349		0-0 F7		0-0 1B		0-0 F9		0-3 K		4	0	1	0	0	1	4											
<b>Joe Simpson, L</b> <b>John Hale, L</b> OBP: 0.295, SLG: 0.192		0-0 G3		0-3 K			0-0 P6		0-0 F7	3	0	0	0	0	1	1											
<b>Kevin Pasley, R</b> <b>Ed Goodson, L</b> <b>Steve Yeager, R</b> <b>Ted Sizemore, R</b> <b>Glenn Burke, R</b> OBP: 0.424, SLG: 0.414		0-0 F9			0-0 F9		0-0 1-3		0-0 E6	2	0	0	0	0	0	0											
<b>Al Downing, R</b> <b>Leron Lee, L</b> <b>Elias Sosa, R</b> <b>Manny Mota, R</b> OBP: 0.373, SLG: 0.353			0-3 K		0-3 K		0-3 K		0-0 L4	2	0	0	0	0	2	0											
<b>Inning Stats</b>	R: 2 E: 0 K: 0 S: 5	H: 3 LOB: 0 BB: 0 P: 5	R: 0 E: 0 K: 0 S: 3	H: 0 LOB: 0 BB: 0 P: 3	R: 0 E: 0 K: 1 S: 6	H: 1 LOB: 1 BB: 0 P: 6	R: 0 E: 0 K: 1 S: 6	H: 2 LOB: 1 BB: 0 P: 6	R: 0 E: 0 K: 0 S: 5	H: 0 LOB: 2 BB: 0 P: 5	R: 0 E: 0 K: 1 S: 5	H: 0 LOB: 0 BB: 0 P: 5	R: 1 E: 0 K: 1 S: 8	H: 3 LOB: 2 BB: 0 P: 8	R: 0 E: 0 K: 0 S: 3	H: 0 LOB: 1 BB: 0 P: 3	1B: 8 2B: 1 3B: 0 HR: 2	SF: 0 SAC: 0 DP: 0 HBP: 0	WP: 0 PB: 0 SB: 0 CS: 2	PA: 36							
<b>PITCHER</b>	IP	WLS	BF	H	R	ER	SO	BB	IBB	HBP	BLK	WP	HR	S	P	ERA	WHIP										
<b>Gary Nolan, R</b> ERA: 3.52 <b>Pedro Borbon, R</b> ERA: 3.53	(1, 1) 7.0		27	8	2	2	4	0	0	0	0	0	0	35	35	2.57	1.143										
(8, 1) 2.0	S	9	3	1	1	1	1	0	0	0	0	0	0	11	11	4.50	1.500										

Cincinnati Reds @ Los Angeles Dodgers  
 Dodger Stadium, Los Angeles, CA  
 Sat Sep 25 1976, 7:05 PM PDT  
 Att: 27,982 - Unknown

AB	36
R	3
H	11
RBI	3
BB	0
SO	5
LOB	10



Batter	1	2	3	4	5	6	7	8	9	AB	R	H	RBI	BB	SO	LOB	TOP										
<b>Pete Rose, S</b> OBP: 0.407, SLG: 0.453 (1, 5)										5	0	0	0	0	0	1	<b>Cincinnati Reds @ Los Angeles Dodgers</b> Dodger Stadium, Los Angeles, CA Sun Sep 26 1976, 3:33 AM PDT Att: 30,094 - Unknown										
<b>Ken Griffey, L</b> OBP: 0.402, SLG: 0.455 (1, 9)										4	0	3	0	0	0	0											
<b>Joe Morgan, L</b> OBP: 0.444, SLG: 0.585 (1, 4)										3	0	0	0	1	0	3											
<b>George Foster, R</b> OBP: 0.369, SLG: 0.537 (1, 8)										4	0	0	0	0	1	2											
<b>Tony Perez, R</b> OBP: 0.325, SLG: 0.444 (1, 3)										4	0	0	0	0	0	0											
<b>Bob Bailey, R</b> OBP: 0.366, SLG: 0.513 (1, 7)										3	1	2	0	1	0	0											
<b>Dave Concepcion, R</b> OBP: 0.336, SLG: 0.405 (1, 6)										4	0	2	0	0	0	1											
<b>Don Werner, R</b> OBP: 0.600, SLG: 0.750 (1, 2)										2	0	2	1	1	0	0											
<b>Cesar Geronimo, L</b> OBP: 0.365, SLG: 0.420 (9, PH)										1	0	0	0	0	0	0											
<b>Pat Zachry, R</b> OBP: 0.161, SLG: 0.119 (1, 1)										1	0	0	0	0	0	1											
<b>Mike Lum, L</b> OBP: 0.329, SLG: 0.346 (7, PH)										0	0	0	0	0	0	1											
<b>Manny Sarmiento, R</b> OBP: 0.366, SLG: 0.412 (9, PH)										1	0	0	0	0	0	1											
<b>Inning Stats</b>	R: 0 E: 0 K: 0 S: 3	H: 1 LOB: 0 BB: 0 P: 3	R: 0 E: 0 K: 0 S: 4	H: 1 LOB: 1 BB: 0 P: 4	R: 0 E: 0 K: 0 S: 5	H: 2 LOB: 2 BB: 0 P: 5	R: 0 E: 0 K: 1 S: 6	H: 1 LOB: 3 BB: 2 P: 14	R: 0 E: 0 K: 0 S: 3	H: 0 LOB: 0 BB: 0 P: 3	R: 1 E: 0 K: 0 S: 5	H: 3 LOB: 2 BB: 0 P: 5	R: 0 E: 0 K: 1 S: 6	H: 1 LOB: 2 BB: 1 P: 10	R: 0 E: 0 K: 0 S: 3	H: 0 LOB: 0 BB: 0 P: 3	R: 0 E: 0 K: 1 S: 5	H: 0 LOB: 0 BB: 0 P: 5	1B: 8 2B: 1 3B: 0 HR: 0	SF: 0 SAC: 0 DP: 1 HBP: 0	WP: 0 PA: 37 PB: 0 SB: 0 CS: 0						
<b>PITCHER</b>	IP	WLS	BF	H	R	ER	SO	BB	IBB	HBP	BLK	WP	HR	S	P	ERA	WHIP										
<b>Doug Rau, L</b> ERA: 2.54 (1, 1)	6.0	W	26	8	1	1	1	2	0	0	0	0	0	26	34	1.50	1.667										
<b>Charlie Hough, R</b> ERA: 2.29 (7, 1)	3.0	S	11	1	0	0	2	1	0	0	0	0	0	14	18	0.00	0.667										

<b>AB</b>	34
<b>R</b>	1
<b>H</b>	9
<b>RBI</b>	1
<b>BB</b>	3
<b>SO</b>	3
<b>LOB</b>	11



Batter	1	2	3	4	5	6	7	8	9	AB	R	H	RBI	BB	SO	LOB	BOTTOM										
<b>Davey Lopes, R</b> OBP: 0.331, SLG: 0.342 (1, 4)										4	0	1	0	0	0	3	<b>Cincinnati Reds @ Los Angeles Dodgers</b> Dodger Stadium, Los Angeles, CA Sun Sep 26 1976, 3:33 AM PDT Att: 30,094 - Unknown										
<b>Bill Buckner, L</b> OBP: 0.331, SLG: 0.396 (1, 7)										4	0	1	1	0	1	1											
<b>Reggie Smith, S</b> OBP: 0.312, SLG: 0.457 (1, 9)										3	0	0	0	1	0	1											
<b>Steve Garvey, R</b> OBP: 0.362, SLG: 0.455 (1, 3)										3	1	2	0	1	0	0											
<b>Ron Cey, R</b> OBP: 0.392, SLG: 0.471 (1, 5)										2	0	0	0	2	1	4											
<b>Bill Russell, R</b> OBP: 0.304, SLG: 0.346 (1, 6)										4	0	0	0	0	0	3											
<b>John Hale, L</b> OBP: 0.283, SLG: 0.183 (1, 8)										4	0	0	1	0	1	2											
<b>Kevin Pasley, R</b> OBP: 0.294, SLG: 0.292 (1, 2)										3	1	1	0	0	0	1											
<b>Glenn Burke, R</b> OBP: 0.424, SLG: 0.414 (6, PR)										0	0	0	0	0	0	0											
<b>Steve Yeager, R</b> OBP: 0.286, SLG: 0.357 (7, 2)										1	0	0	0	0	0	0											
<b>Doug Rau, L</b> OBP: 0.235, SLG: 0.150 (1, 1)										1	0	0	0	0	0	0											
<b>Ed Goodson, L</b> OBP: 0.178, SLG: 0.098 (6, PR)										1	0	1	0	0	0	0											
<b>Rick Auerbach, R</b> OBP: 0.178, SLG: 0.098 (6, PR)										0	0	0	0	0	0	0											
<b>Charlie Hough, R</b> OBP: 0.286, SLG: 0.381 (7, 1)										0	0	0	0	0	0	0											
<b>Inning Stats</b>	R: 0 E: 0 K: 1 S: 5	H: 0 LOB: 0 BB: 0 P: 5	R: 0 E: 0 K: 0 S: 3	H: 0 LOB: 1 BB: 1 P: 7	R: 1 E: 0 K: 0 S: 5	H: 2 LOB: 1 BB: 0 P: 5	R: 1 E: 0 K: 0 S: 4	H: 1 LOB: 1 BB: 1 P: 8	R: 0 E: 0 K: 1 S: 6	H: 1 LOB: 3 BB: 2 P: 14	R: 0 E: 1 K: 1 S: 7	H: 1 LOB: 3 BB: 0 P: 7	R: 0 E: 0 K: 0 S: 4	H: 1 LOB: 1 BB: 0 P: 4	R: 0 E: 0 K: 0 S: 3	H: 0 LOB: 0 BB: 0 P: 3	R: 0 E: 0 K: 1 S: 5	H: 0 LOB: 0 BB: 0 P: 3	1B: 4 2B: 2 3B: 0 HR: 0	SF: 0 SAC: 1 DP: 0 HBP: 0	WP: 1 PA: 35 PB: 0 SB: 1 CS: 0						
<b>PITCHER</b>	IP	WLS	BF	H	R	ER	SO	BB	IBB	HBP	BLK	WP	HR	S	P	ERA	WHIP										
<b>Pat Zachry, R</b> ERA: 2.71 (1, 1)	2.0	L	7	1	0	0	0	3	0	0	0	0	0	7	7	0.00	0.500										
<b>Manny Sarmiento, R</b> ERA: 2.16 (7, 1)	2.0		7	1	0	0	0	0	0	0	0	0	0	7	7	0.00	0.500										

<b>AB</b>	30
<b>R</b>	2
<b>H</b>	6
<b>RBI</b>	2
<b>BB</b>	4
<b>SO</b>	3
<b>LOB</b>	15



Batter	1	2	3	4	5	6	7	8	9	AB	R	H	RBI	BB	SO	LOB	TOP					
<b>Wilbur Howard, S</b> OBP: 0.245, SLG: 0.294 (1, 7)	G3			E4 1B		F9		BB		3	0	1	0	1	0	1	<b>Houston Astros @ Los Angeles Dodgers</b> Dodger Stadium, Los Angeles, CA Mon Sep 27 1976, 7:05 PM PDT Att: 10,639 - Unknown <a href="http://livebaseballscorecards.com">livebaseballscorecards.com</a>					
<b>Al Javier, R</b> OBP: 0.286, SLG: 0.211 (1, 9)	5-3			F3		F2		F5		4	0	0	0	0	0	3						
<b>Jose Cruz, L</b> OBP: 0.377, SLG: 0.404 (1, 8)	F7			K		G3				4	0	1	0	0	1	2						
<b>Cliff Johnson, R</b> OBP: 0.351, SLG: 0.399 (1, 3)		5-3		5-3				E6		4	0	0	0	0	0	2						
<b>Art Howe, R</b> OBP: 0.321, SLG: 0.182 <b>Bob Watson, R</b> OBP: 0.376, SLG: 0.460 (9, PH)						WP BB		F9		2	0	1	0	1	0	1						
<b>Ken Boswell, L</b> OBP: 0.299, SLG: 0.339 (1, 5)		G3-6 1B				4-3		P6		1	0	0	0	0	0	1						
<b>Ed Herrmann, L</b> OBP: 0.276, SLG: 0.283 (1, 2)						4-3		P4		4	0	0	0	0	0	4						
<b>Roger Metzger, S</b> OBP: 0.288, SLG: 0.273 <b>Greg Gross, L</b> OBP: 0.373, SLG: 0.333 (8, PH)						1-2																
<b>Alex Taveras, R</b> OBP: 0.250, SLG: 0.211 (8, 6)						K		K		3	0	0	0	0	2	2						
<b>Dan Larson, R</b> OBP: 0.313, SLG: 0.387 <b>Cesar Cedeno, R</b> OBP: 0.356, SLG: 0.455 (8, PH)						4-3				2	0	0	0	0	0	1						
<b>Gene Pentz, R</b> OBP: 0.333, SLG: 0.200 (8, 1)								4-3		1	0	0	0	0	0	0						
<b>Inning Stats</b>	R: 0 E: 0 K: 0 S: 3	H: 0 LOB: 0 BB: 0 P: 3	R: 0 E: 0 K: 0 S: 3	H: 1 LOB: 0 BB: 0 P: 3	R: 0 E: 0 K: 0 S: 3	H: 0 LOB: 0 BB: 0 P: 3	R: 0 E: 1 K: 1 S: 6	H: 1 LOB: 1 BB: 0 P: 6	R: 0 E: 0 K: 1 S: 5	H: 0 LOB: 1 BB: 1 P: 9	R: 0 E: 0 K: 0 S: 4	H: 1 LOB: 1 BB: 0 P: 4	R: 0 E: 1 K: 1 S: 6	H: 0 LOB: 1 BB: 0 P: 6	R: 0 E: 0 K: 0 S: 3	H: 0 LOB: 1 BB: 1 P: 7	R: 0 E: 0 K: 0 S: 4	H: 1 LOB: 1 BB: 0 P: 4	1B: 4 2B: 0 3B: 0 HR: 0	SF: 0 SAC: 0 DP: 1 HBP: 0	WP: 1 PB: 0 SB: 0 CS: 0	PA: 33
<b>PITCHER</b> <b>Don Sutton, R</b> ERA: 3.03 (1, 1)	IP: 9.0 WLS: W BF: 33 H: 4 R: 0 ER: 0 SO: 3 BB: 2 IBB: 0 HBP: 0 BLK: 0 WP: 1 HR: 0 S: 37 P: 45 ERA: 0.00 WHIP: 0.667															<b>PITCHER</b>						

Batter	1	2	3	4	5	6	7	8	9	AB	R	H	RBI	BB	SO	LOB	BOTTOM			
<b>Davey Lopes, R</b> OBP: 0.333, SLG: 0.342 (1, 4)	L5			S 1B		6-3		S 1B BB		3	1	1	0	1	0	0	<b>Houston Astros @ Los Angeles Dodgers</b> Dodger Stadium, Los Angeles, CA Mon Sep 27 1976, 7:05 PM PDT Att: 10,639 - Unknown <a href="http://livebaseballscorecards.com">livebaseballscorecards.com</a>			
<b>Bill Buckner, L</b> OBP: 0.331, SLG: 0.396 (1, 7)	F7			4-3		2-3		CS 1B		4	0	1	1	0	0	1				
<b>Reggie Smith, S</b> OBP: 0.314, SLG: 0.459 (1, 9)						1-3		K 1-2		3	0	1	0	1	1	1				
<b>Steve Garvey, R</b> OBP: 0.362, SLG: 0.455 (1, 3)						FC4-6 BB				3	1	1	0	0	0	2				
<b>Ron Cey, R</b> OBP: 0.390, SLG: 0.468 (1, 5)						FC4-6 S 1-2		5-3 1B		3	0	0	0	0	1	2				
<b>Bill Russell, R</b> OBP: 0.304, SLG: 0.346 (1, 6)						K		5-3		3	0	1	1	0	1	1				
<b>Glenn Burke, R</b> OBP: 0.417, SLG: 0.406 (1, 8)						1-6-3		1B S 1B		3	0	1	1	0	1	1				
<b>Kevin Pasley, R</b> OBP: 0.283, SLG: 0.280 <b>Ed Goodson, L</b> OBP: 0.274, SLG: 0.342 (7, PH)								1B S 1B		3	0	1	0	0	0	0				
<b>Steve Yeager, R</b> OBP: 0.286, SLG: 0.357 (8, 2)						K		G1-6-3 1B		2	0	0	0	0	1	0				
<b>Don Sutton, R</b> OBP: 0.146, SLG: 0.096 (1, 1)						K		G4-6-3 1-2		1	0	0	0	0	0	0				
<b>Inning Stats</b>	R: 0 E: 0 K: 0 S: 4	H: 1 LOB: 0 BB: 0 P: 4	R: 0 E: 0 K: 1 S: 5	H: 0 LOB: 0 BB: 0 P: 5	R: 0 E: 0 K: 2 S: 8	H: 1 LOB: 1 BB: 0 P: 8	R: 0 E: 0 K: 1 S: 5	H: 0 LOB: 1 BB: 1 P: 9	R: 0 E: 0 K: 0 S: 3	H: 0 LOB: 0 BB: 0 P: 3	R: 0 E: 0 K: 0 S: 3	H: 0 LOB: 0 BB: 0 P: 3	R: 1 E: 0 K: 0 S: 5	H: 3 LOB: 1 BB: 0 P: 5	R: 1 E: 0 K: 1 S: 5	H: 1 LOB: 0 BB: 1 P: 9	1B: 5 2B: 1 3B: 0 HR: 0	SF: 0 SAC: 0 DP: 2 HBP: 0	WP: 0 PB: 0 SB: 0 CS: 1	PA: 30
<b>PITCHER</b> <b>Dan Larson, R</b> ERA: 3.02 <b>Gene Pentz, R</b> ERA: 3.09 (8, 1)	IP: 7.0 WLS: L BF: 26 H: 5 R: 1 ER: 1 SO: 4 BB: 1 IBB: 0 HBP: 0 BLK: 0 WP: 0 HR: 0 S: 33 P: 37 ERA: 1.29 WHIP: 0.857															<b>PITCHER</b>				

AB	31
R	0
H	4
RBI	0
BB	2
SO	3
LOB	17



AB	28
R	2
H	6
RBI	2
BB	2
SO	5
LOB	10



Batter	1	2	3	4	5	6	7	8	9	AB	R	H	RBI	BB	SO	LOB	TOP			
<b>Rob Andrews, R</b> OBP: 0.308, SLG: 0.296 (1,4)	0-0 4-3		0-0 F7		0-0 F7		0-0 P4			4	0	0	0	0	0	0				
<b>Enos Cabell, R</b> OBP: 0.310, SLG: 0.332 (1,5) (9,3)	0-0 6-3		0-0 CS 1B			0-0 F9		0-0 P4		4	0	1	0	0	0	0				
<b>Cesar Cedeno, R</b> OBP: 0.355, SLG: 0.454 (1,8)	0-0 E4 1B		0-0 G3 1-2			0-0 BB S 1B		0-0 6-3		4	1	1	0	0	0	1				
<b>Bob Watson, R</b> OBP: 0.377, SLG: 0.460 (1,3)	0-0			0-0 F9		4-0 BB BB		0-0 6-3		3	0	1	1	1	0	0				
<b>Art Howe, R</b> OBP: 0.321, SLG: 0.182 (9,5)	2H 1B					1-2 BB BB				0	0	0	0	0	0	0				
<b>Jose Cruz, L</b> OBP: 0.374, SLG: 0.400 (1,7)	0-3 K			0-0 L4		0-0 F7			0-0 F7	4	0	0	0	0	1	3				
<b>Cliff Johnson, R</b> OBP: 0.356, SLG: 0.399 (1,2)		4-0 BB BB		0-0 FC3-6 BB		4-0 1-2 2-3 BB		0-0 6-3		2	0	1	0	2	0	0				
<b>Greg Gross, L</b> OBP: 0.378, SLG: 0.332 (1,9)			0-0 FC3-6 FC5-4 1-2	0-3 K		0-0 L8			0-0 FC6-4 1B	4	0	1	0	0	1	5				
<b>Roger Metzger, S</b> OBP: 0.286, SLG: 0.270 (1,6)			0-0 F6		0-0 4-3		0-0 F5		0-0 FC6-4 1-2	4	0	0	0	0	0	2				
<b>J.R. Richard, R</b> OBP: 0.121, SLG: 0.156 (1,1)			0-0 FC5-4 1-2	0-3 K			0-0 F9			3	0	0	0	0	1	1				
<b>Inning Stats</b>	R: 1 E: 1 K: 1 S: 7	H: 1 LOB: 1 BB: 0 P: 7	R: 0 E: 0 K: 0 S: 3	H: 0 LOB: 1 BB: 1 P: 7	R: 0 E: 0 K: 0 S: 3	H: 1 LOB: 1 BB: 0 P: 3	R: 0 E: 0 K: 1 S: 6	H: 1 LOB: 1 BB: 0 P: 6	R: 0 E: 0 K: 1 S: 5	H: 0 LOB: 0 BB: 0 P: 5	R: 0 E: 0 K: 0 S: 3	H: 0 LOB: 0 BB: 0 P: 3	R: 0 E: 0 K: 0 S: 3	H: 1 LOB: 1 BB: 0 P: 4	R: 0 E: 0 K: 0 S: 4	H: 1 LOB: 1 BB: 0 P: 4	1B: 5 2B: 0 3B: 0 HR: 0	SF: 0 SAC: 0 DP: 0 HBP: 0	WP: 0 PB: 0 SB: 1 CS: 1	PA: 35
<b>PITCHER</b>	IP WLS BF H R ER SO BB IBB HBP BLK WP HR S P ERA WHIP	IP WLS BF H R ER SO BB IBB HBP BLK WP HR S P ERA WHIP																		
<b>Burt Hooton, R</b> ERA: 3.26 (1,1)	8.0 L	31 31	4 4	1 1	0 0	3 3	3 3	0 0	0 0	0 0	0 0	0 0	0 0	0 0	34 34	46 46	0.00 0.00	0.875 1.000		
<b>Charlie Hough, R</b> ERA: 2.28 (9,1)	1.0 4		1 1	0 0	0 0	0 0	0 0	0 0	0 0	0 0	0 0	0 0	0 0	4 4	4 4	0.00 0.00	1.000			

Houston Astros @ Los Angeles Dodgers  
Dodger Stadium, Los Angeles, CA  
Tue Sep 28 1976, 7:05 PM PDT  
Att: 10,483 - Unknown

AB 32  
R 1  
H 5  
RBI 1  
BB 3  
SO 3  
LOB 12



Batter	1	2	3	4	5	6	7	8	9	AB	R	H	RBI	BB	SO	LOB	BOTTOM					
<b>Davey Lopes, R</b> OBP: 0.330, SLG: 0.339 (1,4)	0-0 6-3		0-0 E1 S			0-0 1-3			0-0 F9	4	0	0	0	0	0	0						
<b>Bill Buckner, L</b> OBP: 0.329, SLG: 0.393 (1,7)	0-0 G3		0-0 3-1 1-2			0-0 F7			0-0 F5	4	0	0	0	0	0	1						
<b>Reggie Smith, S</b> OBP: 0.311, SLG: 0.454 (1,9)	0-3 K			0-0 F7			0-0 1-3		0-0 F9	4	0	0	0	0	1	0						
<b>Steve Garvey, R</b> OBP: 0.363, SLG: 0.456 (1,3)		0-0 S 1B		0-0 G1-6-3 1B		0-0 6-3				3	0	2	0	0	0	0						
<b>Ron Cey, R</b> OBP: 0.388, SLG: 0.465 (1,5)		0-0 F9 1-2		0-0 G1-6-3 1-2		0-0 F9				3	0	0	0	0	0	2						
<b>Bill Russell, R</b> OBP: 0.302, SLG: 0.344 (1,6)		0-3 K			0-0 4-3			0-0 6-3		3	0	0	0	0	1	1						
<b>Glenn Burke, R</b> OBP: 0.385, SLG: 0.371 (1,8)		0-0 F9			0-0 F3			0-0 6-3		3	0	0	0	0	0	1						
<b>Kevin Pasley, R</b> OBP: 0.273, SLG: 0.269 (1,2)			0-3 K			0-0 F9				2	0	0	0	0	1	0						
<b>Ed Goodson, L</b> OBP: 0.290, SLG: 0.348 (8, PH)										1	0	1	0	0	0	0						
<b>Rick Auerbach, R</b> OBP: 0.178, SLG: 0.098 (8, PR)										0	0	0	0	0	0	0						
<b>Steve Yeager, R</b> OBP: 0.286, SLG: 0.357 (9,2)										0	0	0	0	0	0	0						
<b>Burt Hooton, R</b> OBP: 0.149, SLG: 0.115 (1,1)			0-3 K							2	0	0	0	0	2	0						
<b>Leron Lee, L</b> OBP: 0.152, SLG: 0.159 (8, PH)										1	0	0	0	0	0	1						
<b>Charlie Hough, R</b> OBP: 0.286, SLG: 0.381 (9,1)										0	0	0	0	0	0	0						
<b>Inning Stats</b>	R: 0 E: 0 K: 1 S: 5	H: 0 LOB: 0 BB: 0 P: 5	R: 0 E: 0 K: 1 S: 6	H: 1 LOB: 1 BB: 0 P: 6	R: 0 E: 1 K: 2 S: 8	H: 0 LOB: 1 BB: 0 P: 8	R: 0 E: 0 K: 0 S: 3	H: 1 LOB: 0 BB: 0 P: 3	R: 0 E: 0 K: 0 S: 3	H: 0 LOB: 0 BB: 0 P: 3	R: 0 E: 0 K: 1 S: 5	H: 0 LOB: 0 BB: 0 P: 5	R: 0 E: 0 K: 0 S: 3	H: 0 LOB: 0 BB: 0 P: 3	R: 0 E: 0 K: 0 S: 4	H: 1 LOB: 1 BB: 0 P: 4	R: 0 E: 0 K: 0 S: 3	H: 0 LOB: 0 BB: 0 P: 3	1B: 3 2B: 0 3B: 0 HR: 0	SF: 0 SAC: 0 DP: 1 HBP: 0	WP: 0 PB: 0 SB: 2 CS: 0	PA: 30
<b>PITCHER</b>	IP WLS BF H R ER SO BB IBB HBP BLK WP HR S P ERA WHIP	IP WLS BF H R ER SO BB IBB HBP BLK WP HR S P ERA WHIP																				
<b>J.R. Richard, R</b> ERA: 2.81 (1,1)	9.0 W	30 30	3 3	0 0	0 0	5 5	0 0	0 0	0 0	0 0	0 0	40 40	40 40	0.00 0.00	0.333							

Houston Astros @ Los Angeles Dodgers  
Dodger Stadium, Los Angeles, CA  
Tue Sep 28 1976, 7:05 PM PDT  
Att: 10,483 - Unknown

AB 30  
R 0  
H 3  
RBI 0  
BB 0  
SO 5  
LOB 6



Batter	1	2	3	4	5	6	7	8	9	AB	R	H	RBI	BB	SO	LOB	TOP										
Alex Taveras, R (1, 6) OBP: 0.227, SLG: 0.190	F9		F9			2-3		K		4	0	0	0	0	1	1											
Enos Cabell, R (1, 5) OBP: 0.309, SLG: 0.330	F9			4-3		1B BB			6-3	3	0	0	0	1	0	0											
Cesar Cedeno, R (1, 8) OBP: 0.356, SLG: 0.453	4-3			E6		1B G6-4-3			E S BB	3	0	1	0	1	0	0											
Cliff Johnson, R (1, 3) OBP: 0.355, SLG: 0.395		F3		1-2 BB		G6-4-3			K	3	0	0	0	1	1	4											
Art Howe, R (1, 4) OBP: 0.323, SLG: 0.200																											
Bob Watson, R (9, PH) OBP: 0.377, SLG: 0.459				K2-3					K	3	0	1	0	0	1	1											
Greg Gross, L (1, 9) OBP: 0.376, SLG: 0.332		F8								3	0	1	0	0	1	1											
Al Javier, R (1, 7) OBP: 0.250, SLG: 0.182						G5-4-3 1B			K																		
Ed Herrmann, L (1, 2) OBP: 0.274, SLG: 0.280			K						F9	3	0	0	0	0	1	0											
Joe Sambito, L (1, 1) OBP: 0.417, SLG: 0.222																											
Leon Roberts, R (8, PH) OBP: 0.350, SLG: 0.446																											
Ken Forsch, R (8, 1) OBP: 0.167, SLG: 0.091			P5			1B 2-3 BB			F3	1	0	0	0	1	0	0											
<b>Inning Stats</b>	R: 0 E: 0 K: 0 S: 3	H: 0 LOB: 0 BB: 0 P: 3	R: 0 E: 0 K: 1 S: 6	H: 1 LOB: 1 BB: 0 P: 6	R: 0 E: 0 K: 1 S: 5	H: 0 LOB: 0 BB: 0 P: 5	R: 0 E: 1 K: 1 S: 5	H: 0 LOB: 1 BB: 1 P: 9	R: 0 E: 0 K: 0 S: 3	H: 1 LOB: 0 BB: 0 P: 3	R: 0 E: 0 K: 0 S: 3	H: 1 LOB: 2 BB: 2 P: 11	R: 0 E: 0 K: 1 S: 5	H: 0 LOB: 0 BB: 0 P: 5	R: 0 E: 0 K: 2 S: 7	H: 0 LOB: 1 BB: 1 P: 11	1B: 3 2B: 0 3B: 0 HR: 0	SF: 0 SAC: 0 DP: 2 HBP: 0	WP: 0 PB: 0 SB: 1 CS: 1	PA: 32							
<b>PITCHER</b>	IP	WLS	BF	H	R	ER	SO	BB	IBB	HBP	BLK	WP	HR	S	P	ERA	WHIP										
Rick Sutcliffe, R (1, 1) ERA: 2.26	5.0		17	2	0	0	3	1	0	0	0	0	0	22	26	0.00	0.600										
Stan Wall, L (6, 1) ERA: 3.67	3.0	W	11	1	0	0	2	2	0	0	0	0	0	13	21	0.00	1.000										
Charlie Hough, R (9, 1) ERA: 2.26	1.0	S	4	0	0	0	2	1	0	0	0	0	0	7	11	0.00	1.000										

Houston Astros @ Los Angeles Dodgers  
Dodger Stadium, Los Angeles, CA  
Wed Sep 29 1976, 7:05 PM PDT  
Att: 11,600 - Unknown

AB 28  
R 0  
H 3  
RBI 0  
BB 4  
SO 7  
LOB 10



Batter	1	2	3	4	5	6	7	8	9	AB	R	H	RBI	BB	SO	LOB	BOTTOM										
Davey Lopes, R (1, 4) OBP: 0.328, SLG: 0.336	K			L6		F3				3	0	0	0	0	1	0											
Bill Russell, R (1, 6) OBP: 0.303, SLG: 0.345										2	0	1	0	0	0	0											
Rick Auerbach, R (5, 6) OBP: 0.174, SLG: 0.095	1-3			FC6-4 1B						1	0	0	0	0	0	0											
Bill Buckner, L (1, 7) OBP: 0.329, SLG: 0.393	F8			P6						3	1	1	0	0	0	1											
Ron Cey, R (1, 5) OBP: 0.388, SLG: 0.463				FC6-4 1B						2	0	0	0	1	0	2											
Steve Garvey, R (1, 3) OBP: 0.363, SLG: 0.455		G4-6-3								3	0	1	1	0	0	1											
Lee Lacy, R (1, 9) OBP: 0.311, SLG: 0.345										3	0	0	0	0	0	1											
Glenn Burke, R (1, 8) OBP: 0.357, SLG: 0.342				4-3						3	0	0	0	0	0	0											
Steve Yeager, R (1, 2) OBP: 0.284, SLG: 0.354										3	0	0	0	0	0	0											
Rick Sutcliffe, L (1, 1) Stan Wall, L (6, 1) Ed Goodson, L (8, PH) Charlie Hough, R (9, 1)				K						1	0	0	0	0	1	0											
<b>Inning Stats</b>	R: 0 E: 0 K: 1 S: 5	H: 0 LOB: 0 BB: 0 P: 5	R: 0 E: 0 K: 0 S: 2	H: 0 LOB: 0 BB: 1 P: 6	R: 0 E: 0 K: 1 S: 5	H: 0 LOB: 0 BB: 0 P: 5	R: 0 E: 0 K: 0 S: 4	H: 1 LOB: 1 BB: 0 P: 4	R: 0 E: 0 K: 0 S: 3	H: 0 LOB: 0 BB: 0 P: 3	R: 0 E: 0 K: 0 S: 3	H: 0 LOB: 0 BB: 0 P: 3	R: 1 E: 0 K: 0 S: 5	H: 2 LOB: 1 BB: 0 P: 5	R: 0 E: 0 K: 1 S: 5	H: 0 LOB: 0 BB: 0 P: 5	1B: 3 2B: 0 3B: 0 HR: 0	SF: 0 SAC: 0 DP: 1 HBP: 0	WP: 0 PB: 0 SB: 0 CS: 0	PA: 27							
<b>PITCHER</b>	IP	WLS	BF	H	R	ER	SO	BB	IBB	HBP	BLK	WP	HR	S	P	ERA	WHIP										
Joe Sambito, L (1, 1) ERA: 3.54	7.0	L	24	3	1	1	2	1	0	0	0	0	0	27	31	1.29	0.571										
Ken Forsch, R (8, 1) ERA: 2.15	1.0		3	0	0	0	1	0	0	0	0	0	0	5	5	0.00	0.000										

Houston Astros @ Los Angeles Dodgers  
Dodger Stadium, Los Angeles, CA  
Wed Sep 29 1976, 7:05 PM PDT  
Att: 11,600 - Unknown

AB 26  
R 1  
H 3  
RBI 1  
BB 1  
SO 3  
LOB 5





Batter	1	2	3	4	5	6	7	8	9	AB	R	H	RBI	BB	SO	LOB	TOP					
<b>Johnny Grubb, L</b> OBP: 0.396, SLG: 0.391 (1, 8)	F9				L4				G3	4	1	1	0	1	0	1	<b>San Diego Padres @ Los Angeles Dodgers</b> Dodger Stadium, Los Angeles, CA Sat Oct 02 1976, 3:33 AM PDT Att: 15,034 - Unknown <a href="http://livebaseballscores.com">livebaseballscores.com</a>					
<b>Mike Champion, R</b> OBP: 0.294, SLG: 0.424 (1, 4)	F3							SH2-4	5-3	4	0	1	0	0	1	2						
<b>Jerry Turner, L</b> OBP: 0.333, SLG: 0.498 <b>Mery Rettenmund, R</b> OBP: 0.357, SLG: 0.321 (1, 7)	G3				F9					3	1	1	1	0	0	0						
<b>Bobby Valentine, R</b> OBP: 0.423, SLG: 0.435 <b>Luis Melendez, R</b> OBP: 0.298, SLG: 0.259 (8, PR)										3	0	1	0	1	0	1						
<b>Mike Ivie, R</b> OBP: 0.343, SLG: 0.413 (1, 3)										0	1	0	0	0	0	0						
<b>Doug Radler, R</b> OBP: 0.335, SLG: 0.378 (1, 5)										3	1	2	3	1	1	1						
<b>Fred Kendall, R</b> OBP: 0.303, SLG: 0.297 (1, 2)										4	0	0	0	0	2	4						
<b>Hector Torres, R</b> OBP: 0.254, SLG: 0.283 (1, 6)										3	0	1	0	1	0	3						
<b>Tom Griffin, R</b> OBP: 0.094, SLG: 0.065 <b>Butch Metzger, R</b> (9, 1)										4	0	1	0	0	0	1						
<b>Inning Stats</b>	R: 0 E: 0 K: 0 S: 3	H: 0 LOB: 0 BB: 0 P: 3	R: 0 E: 0 K: 0 S: 2	H: 0 LOB: 1 BB: 2 P: 10	R: 0 E: 0 K: 2 S: 7	H: 0 LOB: 1 BB: 1 P: 11	R: 0 E: 0 K: 1 S: 6	H: 1 LOB: 2 BB: 1 P: 10	R: 0 E: 0 K: 0 S: 3	H: 0 LOB: 0 BB: 0 P: 3	R: 0 E: 0 K: 1 S: 6	H: 1 LOB: 1 BB: 0 P: 6	R: 0 E: 0 K: 0 S: 4	H: 1 LOB: 1 BB: 0 P: 4	R: 4 E: 0 K: 1 S: 9	H: 4 LOB: 1 BB: 0 P: 9		R: 0 E: 0 K: 0 S: 4	H: 1 LOB: 1 BB: 0 P: 4	1B: 7 2B: 0 3B: 0 HR: 1	SF: 0 SAC: 3 DP: 0 HBP: 0	WP: 0 PB: 0 SB: 0 CS: 1
<b>PITCHER</b> <b>Don Sutton, R</b> ERA: 3.06 (1, 1)	IP: 9.0 WLS: L BF: 38 H: 8 R: 4 ER: 4 SO: 5 BB: 4 IBB: 0 HBP: 0 BLK: 0 WP: 0 HR: 1 S: 44 P: 60 ERA: 4.00 WHIP: 1.333															<b>PITCHER</b>	IP: 9.0 WLS: L BF: 38 H: 8 R: 4 ER: 4 SO: 5 BB: 4 IBB: 0 HBP: 0 BLK: 0 WP: 0 HR: 1 S: 44 P: 60 ERA: 4.00 WHIP: 1.333					

Batter	1	2	3	4	5	6	7	8	9	AB	R	H	RBI	BB	SO	LOB	BOTTOM	
<b>Davey Lopes, R</b> OBP: 0.333, SLG: 0.342 (1, 4)								F7		2	0	1	0	2	0	0	<b>San Diego Padres @ Los Angeles Dodgers</b> Dodger Stadium, Los Angeles, CA Sat Oct 02 1976, 3:33 AM PDT Att: 15,034 - Unknown <a href="http://livebaseballscores.com">livebaseballscores.com</a>	
<b>Bill Russell, R</b> OBP: 0.301, SLG: 0.343 (1, 6)										4	0	0	0	0	0	5		
<b>Bill Buckner, L</b> OBP: 0.326, SLG: 0.389 <b>Joe Simpson, L</b> OBP: 0.077, SLG: 0.077 <b>Manny Mota, R</b> OBP: 0.367, SLG: 0.346 <b>Jim Lytle, L</b> OBP: 0.317, SLG: 0.329 (1, 7)										3	0	0	0	0	0	3		
<b>Ron Cey, R</b> OBP: 0.387, SLG: 0.465 (1, 5)										0	0	0	0	0	1	0		
<b>Steve Garvey, R</b> OBP: 0.364, SLG: 0.452 (1, 3)										3	0	0	0	1	0	0		
<b>Lee Lacy, R</b> OBP: 0.312, SLG: 0.346 (1, 9)										4	0	0	0	0	1	1		
<b>John Hale, L</b> OBP: 0.286, SLG: 0.184 (1, 8)										3	0	1	0	1	0	0		
<b>Steve Yeager, R</b> OBP: 0.286, SLG: 0.354 <b>Kevin Pasley, R</b> OBP: 0.273, SLG: 0.269 <b>Reggie Smith, S</b> OBP: 0.310, SLG: 0.453 (9, PH)										3	0	1	0	0	0	1		
<b>Don Sutton, R</b> OBP: 0.144, SLG: 0.095 <b>Ed Goodson, L</b> OBP: 0.276, SLG: 0.342 (9, PH)										1	0	0	0	0	0	1		
<b>Inning Stats</b>	R: 0 E: 0 K: 0 S: 4	H: 1 LOB: 1 BB: 0 P: 4	R: 0 E: 0 K: 0 S: 3	H: 0 LOB: 0 BB: 0 P: 3	R: 0 E: 1 K: 0 S: 4	H: 0 LOB: 2 BB: 1 P: 8	R: 0 E: 0 K: 0 S: 3	H: 0 LOB: 0 BB: 0 P: 3	R: 0 E: 0 K: 1 S: 6	H: 1 LOB: 1 BB: 0 P: 6	R: 0 E: 0 K: 1 S: 5	H: 0 LOB: 0 BB: 0 P: 5	R: 1 E: 0 K: 1 S: 7	H: 2 LOB: 2 BB: 1 P: 11	1B: 2 2B: 2 3B: 0 HR: 0	SF: 0 SAC: 2 DP: 0 HBP: 0		WP: 2 PB: 0 SB: 0 CS: 0
<b>PITCHER</b> <b>Tom Griffin, R</b> ERA: 4.1 <b>Butch Metzger, R</b> ERA: 2.92 (9, 1)	IP: 0.2 WLS: S BF: 2 H: 0 R: 0 ER: 0 SO: 1 BB: 0 IBB: 0 HBP: 0 BLK: 0 WP: 0 HR: 0 S: 4 P: 4 ERA: 1.08 WHIP: 0.960															<b>PITCHER</b>	IP: 0.2 WLS: S BF: 2 H: 0 R: 0 ER: 0 SO: 1 BB: 0 IBB: 0 HBP: 0 BLK: 0 WP: 0 HR: 0 S: 4 P: 4 ERA: 1.08 WHIP: 0.960	



Batter	1	2	3	4	5	6	7	8	9	AB	R	H	RBI	BB	SO	LOB	TOP										
<b>Johnny Grubb, L</b> (1, 8) OBP: 0.391, SLG: 0.385	F8		K		P5		K		3-1	5	0	0	0	0	2	0											
<b>Mike Champion, R</b> (1, 4) OBP: 0.256, SLG: 0.368	F9		5-3		6-3		5-3		6-3	5	0	0	0	0	0	0											
<b>Jerry Turner, L</b> (1, 7) <b>Fred Kendall, R</b> (8, 2) OBP: 0.302, SLG: 0.296	S 1B		P4		1B		S SH2-4 CS 1B		G3	4	1	3	0	0	0	0											
<b>Bobby Valentine, R</b> (1, 9) OBP: 0.436, SLG: 0.449				F9				SH2-4		3	0	2	1	0	0	0											
<b>Luis Melendez, R</b> (9, 8) OBP: 0.238, SLG: 0.259	1-H 1B							1-2		0	0	0	0	0	0	0											
<b>Mike Ivie, R</b> (1, 3) OBP: 0.345, SLG: 0.415	L4			1B 1B 2B		F8		BB BB IBB		3	2	1	0	1	0	3											
<b>Tucker Ashford, R</b> (1, 5) OBP: 0.597, SLG: 0.800				S 1B		F5		BB BB BB		3	0	2	0	1	0	0											
<b>Hector Torres, R</b> (1, 6) OBP: 0.254, SLG: 0.279			K		P4		P4		BB BB	3	0	0	0	1	2	3											
<b>Bob Davis, R</b> (1, 2) OBP: 0.244, SLG: 0.229			K		L9		L9		BB BB	2	0	0	0	1	1	1											
<b>Merv Rettenmund, R</b> (8, PH) OBP: 0.361, SLG: 0.321			K		1B IBB		1-2 2-3 3-H		BB BB	0	0	0	1	1	0	0											
<b>Rick Sawyer, R</b> (1, 1) OBP: 0.269, SLG: 0.208	F8						P4		4-3	4	0	1	1	0	0	4											
<b>Inning Stats</b>	R: 1 E: 0 K: 0 S: 5	H: 2 LOB: 1 BB: 0 P: 5	R: 0 E: 0 K: 2 S: 8	H: 1 LOB: 1 BB: 0 P: 8	R: 0 E: 0 K: 1 S: 5	H: 0 LOB: 0 BB: 0 P: 5	R: 1 E: 0 K: 1 S: 7	H: 3 LOB: 2 BB: 1 P: 11	R: 0 E: 0 K: 0 S: 3	H: 0 LOB: 0 BB: 0 P: 3	R: 0 E: 0 K: 1 S: 5	H: 0 LOB: 0 BB: 0 P: 5	R: 1 E: 0 K: 0 S: 3	H: 1 LOB: 3 BB: 4 P: 19	R: 0 E: 0 K: 0 S: 3	H: 0 LOB: 0 BB: 0 P: 3	1B: 8 2B: 1 3B: 0 HR: 0	SF: 0 SAC: 1 DP: 0 HBP: 0	WP: 0 PB: 0 SB: 4 CS: 1	PA: 39							
<b>PITCHER</b>	IP	WLS	BF	H	R	ER	SO	BB	IBB	HBP	BLK	WP	HR	S	P	ERA	WHIP										
<b>Burt Hooton, R</b> (1, 1) ERA: 3.26	6.0		26	8	2	2	4	0	1	0	0	0	0	33	37	3.00	1.333										
<b>Stan Wall, L</b> (7, 1) ERA: 3.6	1.0		3	0	0	0	1	0	0	0	0	0	0	5	5	0.00	0.000										
<b>Doug Rau, L</b> (8, 1) ERA: 2.57	0.2	L	6	1	1	1	0	3	1	0	0	0	0	2	18	13.50	6.000										
<b>Charlie Hough, R</b> (8, 1) ERA: 2.21	1.1		4	0	0	0	0	0	0	0	0	0	0	4	4	0.00	0.000										
Batter	1	2	3	4	5	6	7	8	9	AB	R	H	RBI	BB	SO	LOB	BOTTOM										
<b>Glenn Burke, R</b> (1, 8) OBP: 0.300, SLG: 0.283	F7		4-3		6-3		6-3		P6	4	0	0	0	0	0	5											
<b>Jim Lyttle, L</b> (9, PH) OBP: 0.315, SLG: 0.327										1	0	0	0	0	0	0											
<b>Joe Simpson, L</b> (1, 7) OBP: 0.161, SLG: 0.167			4-3						G3	4	1	2	0	1	0	0											
<b>John Hale, L</b> (1, 9) OBP: 0.291, SLG: 0.198	2B 2B									4	0	1	1	1	1	2											
<b>Ron Cey, R</b> (1, 5) OBP: 0.386, SLG: 0.462	3-1 2B								6-3	3	0	0	0	1	0	2											
<b>Doug Rau, L</b> (8, 1) OBP: 0.255, SLG: 0.150	FC5 3-1 BB								F3	0	0	0	0	0	0	0											
<b>Charlie Hough, R</b> (8, 1) OBP: 0.286, SLG: 0.381									F9	0	0	0	0	0	0	0											
<b>Steve Garvey, R</b> (1, 3) OBP: 0.363, SLG: 0.450	3-1								K	3	0	0	0	1	2	2											
<b>Lee Lacy, R</b> (1, 4) OBP: 0.314, SLG: 0.346	1-2 2-3 IBB								FC6 IBB	3	0	1	0	1	0	3											
<b>Rick Auerbach, R</b> (1, 6) (9, 5) OBP: 0.226, SLG: 0.128	FC5								F7	3	0	0	0	1	0	4											
<b>Ellie Rodriguez, R</b> (1, 2) OBP: 0.400, SLG: 0.212									F7	2	1	1	0	0	0	1											
<b>Leron Lee, L</b> (8, PH) OBP: 0.170, SLG: 0.178										1	0	1	0	0	0	0											
<b>Bill Russell, R</b> (8, PR) (9, 6) OBP: 0.301, SLG: 0.343									BB HBP 1B	0	0	0	0	0	0	0											
<b>Burt Hooton, R</b> (1, 1) ERA: 2.147, SLG: 0.113									F7	1	0	0	0	0	0	1											
<b>Reggie Smith, S</b> (7, 1) ERA: 3.72, SLG: 0.453										0	0	0	0	0	0	0											
<b>Ivan De Jesus, R</b> (8, 5) OBP: 0.144, SLG: 0.208										0	0	0	0	0	0	0											
<b>Ed Goodson, L</b> (8, PH) OBP: 0.271, SLG: 0.339										1	0	0	0	0	0	1											
<b>Kevin Ptaszek, R</b> (9, 2) OBP: 0.272, SLG: 0.289										0	0	0	0	0	0	0											
<b>Inning Stats</b>	R: 1 E: 0 K: 0 S: 5	H: 2 LOB: 3 BB: 2 P: 13	R: 1 E: 0 K: 0 S: 4	H: 1 LOB: 0 BB: 0 P: 4	R: 0 E: 0 K: 1 S: 5	H: 0 LOB: 1 BB: 1 P: 9	R: 0 E: 0 K: 0 S: 3	H: 0 LOB: 1 BB: 1 P: 7	R: 0 E: 0 K: 0 S: 2	H: 0 LOB: 0 BB: 1 P: 6	R: 0 E: 0 K: 1 S: 6	H: 1 LOB: 3 BB: 1 P: 11	R: 0 E: 0 K: 1 S: 6	H: 1 LOB: 2 BB: 1 P: 10	R: 0 E: 0 K: 0 S: 3	H: 1 LOB: 1 BB: 0 P: 3	R: 0 E: 0 K: 0 S: 3	H: 0 LOB: 0 BB: 0 P: 3	1B: 4 2B: 2 3B: 0 HR: 0	SF: 0 SAC: 1 DP: 1 HBP: 1	WP: 4 PB: 0 SB: 0 CS: 0	PA: 39					
<b>PITCHER</b>	IP	WLS	BF	H	R	ER	SO	BB	IBB	HBP	BLK	WP	HR	S	P	ERA	WHIP										
<b>Rick Sawyer, R</b> (1, 1) ERA: 2.53	9.0	W	39	6	2	2	3	5	2	1	0	3	0	37	66	2.00	1.222										

San Diego Padres @ Los Angeles Dodgers  
Dodger Stadium, Los Angeles, CA  
Sun Oct 03 1976, 3:33 AM PDT  
Att: 33,205 - Unknown

AB 33  
R 3  
H 9  
RBI 3  
BB 5  
SO 5  
LOB 11



San Diego Padres @ Los Angeles Dodgers  
Dodger Stadium, Los Angeles, CA  
Sun Oct 03 1976, 3:33 AM PDT  
Att: 33,205 - Unknown

AB 30  
R 2  
H 6  
RBI 1  
BB 7  
SO 3  
LOB 21

