Los Angeles Dodgers - 1977

Batter	1	2	3	4	5	6	7	8	9	AB	R	H	RBI	BB	SO	LOB
Gary Thomasson, L (1, 8) OBP: 0.250, SLG: 1.000	HR	K			K			3-1		4	1	1	1	0	2	2
Rob Andrews, R (1, 4)	F9		E5 G6-4-3		F9			6-3		4	0	0	0	0	0	0
Bill Madlock, R (1, 5)	6-3		G6-4-3 1-2f		F8			5-3		4	0	0	0	0	0	1
Darrell Evans, L (1, 7) OBP: 0.750, SLG: 1.000	2B		BB			L4-3 BB			F8	2	0	1	0	2	0	0
Willie McCovey, L (1, 3)	K		4-3			L4-3 1-2			K	4	0	0	0	0	2	3
Terry Whitfield, L (1, 9)		F8		3-1		F8			5-3	4	0	0	0	0	0	0
Chris Speier, R (1, 6)		5-3		K			6-3			3	0	0	0	0	1	0
Marc Hill, R (1, 2) OBP: 0.667, SLG: 0.500		1B BB		1B			P4			2	0	1	0	1	0	0
John Montefusco, R (1, 1) OBP: 0.500, SLG: 0.500 Derrel Thomas, S (7, PH) Charlie Williams, R (7, 1) Gary Lavelle, S (7, 1)		1-2 1B		K			4-3			2 1 0 0	0 0 0 0	1 0 0 0	0 0 0 0	0 0 0 0	1 0 0 0	1 0 0 0
Inning Stats	R: 1 E: 0 K: 1 S: 7 H: 2 LOB: 1 BB: 0 P: 7	R: 0 E: 0 K: 1 S: 6 H: 1 LOB: 2 BB: 1 P: 10	R: 0 E: 1 K: 0 S: 3 H: 0 LOB: 1 BB: 1 P: 7	R: 0 E: 0 K: 2 S: 8 H: 1 LOB: 1 BB: 0 P: 8	R: 0 E: 0 K: 1 S: 5 H: 0 LOB: 0 BB: 0 P: 5	R: 0 E: 0 K: 0 S: 2 H: 0 LOB: 0 BB: 1 P: 6	R: 0 E: 0 K: 0 S: 3 H: 0 LOB: 0 BB: 0 P: 3	R: 0 E: 0 K: 0 S: 3 H: 0 LOB: 0 BB: 0 P: 3	R: 0 E: 0 K: 1 S: 5 H: 0 LOB: 0 BB: 0 P: 5	1B: 2 2B: 2 3B: 0 HR: 1	SF: 0 SAC: 0 DP: 2 HBP: 0					

PITCHER	IP	WLS	BF	H	R	ER	SO	BB	IBB	HBP	BLK	WP	HR	S	P	ERA	WHIP
Don Sutton, R (1, 1) ERA: 1.0	9.0	W	33	4	1	1	6	3	0	0	0	0	1	42	54	1.00	0.778

PITCHER	IP	WLS	BF	H	R	ER	SO	BB	IBB	HBP	BLK	WP	HR	S	P	ERA	WHIP

TOP

San Francisco Giants @ Los Angeles Dodgers
Dodger Stadium, Los Angeles, CA
Thu Apr 07 1977, 3:33 AM PST
Att. 51,022 - Unknown

livebaseballscorecards.com

AB	30
R	1
H	4
RBI	1
BB	3
SO	6
LOB	7

PA: 33

WP: 0	
PB: 0	
SB: 0	
CS: 0	

Batter	1	2	3	4	5	6	7	8	9	AB	R	H	RBI	BB	SO	LOB
Davey Lopes, R (1, 4)	L4		FC5-4 (F9, S) 1-2f		K		F9	1-3		5	0	0	0	0	1	4
Bill Russell, R (1, 6) OBP: 0.200, SLG: 0.500	L7		F9 1-3		SF8 3-H		BB 1B 2B	P6		4	1	1	1	0	0	1
Reggie Smith, S (1, 9) OBP: 0.500, SLG: 0.333	2B 1B		F8		F7		BB 1B IBB			3	2	1	0	1	0	3
Ron Cey, R (1, 5) OBP: 0.500, SLG: 0.667	1-H 2B			6-3		L7	1B 1-2 2-3 BB			3	0	1	1	1	0	0
Steve Garvey, R (1, 3) OBP: 0.500, SLG: 0.500	K			K		E 1B 1B	BB 1-3 2-H 3-H 1B			4	1	2	2	0	2	1
Rick Monday, L (1, 8)		6-3		K		L8	K			4	0	0	0	0	2	3
Dusty Baker Jr., R (1, 7) OBP: 0.500, SLG: 0.333 John Hale, L (7, PR) (8, 7)		F7			BB 1B SF8 1B	E6 1B 1-2	BB 1-2 BB			3 0	1 0	1 0	0 0	1 0	0 0	1 0
Steve Yeager, R (1, 2) OBP: 0.500, SLG: 0.500	K				BB 1-2 1B	1-3 2-H 1B	F9			4	0	2	1	0	1	3
Don Sutton, R (1, 1) OBP: 0.500, SLG: 0.333			FC5-4 1B		BB 1-2 2-3 BB	K		K		3	0	1	0	1	2	2
Inning Stats	R: 1 E: 0 K: 1 S: 7 / H: 2 LOB: 1 BB: 0 P: 7	R: 0 E: 0 K: 1 S: 5 / H: 0 LOB: 0 BB: 0 P: 5	R: 0 E: 0 K: 0 S: 4 / H: 1 LOB: 1 BB: 0 P: 4	R: 0 E: 0 K: 2 S: 7 / H: 0 LOB: 0 BB: 0 P: 7	R: 1 E: 0 K: 1 S: 7 / H: 2 LOB: 2 BB: 1 P: 11	R: 1 E: 1 K: 1 S: 8 / H: 2 LOB: 2 BB: 0 P: 8	R: 2 E: 0 K: 1 S: 7 / H: 2 LOB: 3 BB: 3 P: 19	R: 0 E: 0 K: 1 S: 5 / H: 0 LOB: 0 BB: 0 P: 5		1B: 7 2B: 2 3B: 0 HR: 0 / SF: 1 SAC: 0 DP: 0 HBP: 0						

PITCHER		IP	WLS	BF	H	R	ER	SO	BB	IBB	HBP	BLK	WP	HR	S	P	ERA	WHIP
John Montefusco, R ERA: 3.0	(1, 1)	6.0	L	27	7	3	2	6	1	0	0	0	0	0	38	42	3.00	1.333
Charlie Williams, R ERA: 54.0	(7, 1)	0.1		5	2	2	2	0	1	1	0	0	0	0	3	11	54.00	9.000
Gary Lavelle, L ERA:	(7, 1)	1.2		6	0	0	0	2	1	0	0	0	0	0	9	13	0.00	0.600

PITCHER	IP	WLS	BF	H	R	ER	SO	BB	IBB	HBP	BLK	WP	HR	S	P	ERA	WHIP

BOTTOM

San Francisco Giants @ Los Angeles Dodgers

Dodger Stadium, Los Angeles, CA

Thu Apr 07 1977, 3:33 AM PST

Att. 51,022 - Unknown

AB	33
R	5
H	9
RBI	5
BB	4
SO	8
LOB	18

livebaseballscorecards.com

Batter	1	2	3	4	5	6	7	8	9	AB	R	H	RBI	BB	SO	LOB
Larry Herndon, R (1, 8) OBP: 0.250, SLG: 0.500	G3		P4		2-H 2B		SSS K			4	0	1	1	0	1	2
Rob Andrews, R (1, 4) Terry Cornutt, R (7, 1) Randy Moffitt, R (7, 1)	5-3		F8		5-3		G3			4 0 0	0 0 0	0 0 0	0 0 0	0 0 0	0 0 0	3 0 0
Bill Madlock, R (1, 5) OBP: 0.250, SLG: 0.375	FC6-4 1B			2B		5-3		P4		4	0	2	0	0	0	0
Jack Clark, R (1, 9)	FC6-4 1-2f			6-3		5-3		SSS K		4	0	0	0	0	1	2
Randy Elliott, R (1, 7)		5-3		5-3		H 2B HBP		F8		3	1	0	0	0	0	1
Willie McCovey, L (1, 3) OBP: 0.125, SLG: 0.250		F9		P6		1-H 2B			SSS K	4	0	1	1	0	1	1
Johnnie LeMaster, R (1, 6)		F8			4-3	5-3			SSS K	4	0	0	0	0	1	1
Marc Hill, R (1, 2) OBP: 0.714, SLG: 0.833			1B		SH3-4 2B 1B		2B		F3	4	1	3	0	0	0	0
Jim Barr, R (1, 1) John Curtis, L (5, 1) Derrel Thomas, S (7, PH) (7, 4)			SSS K		SH3-4 1-2		F4			1 0 1	0 0 0	0 0 0	0 0 0	0 0 0	1 0 0	1 0 1
Inning Stats	R: 0 E: 0 K: 0 S: 4 H: 1 LOB: 1 BB: 0 P: 4	R: 0 E: 0 K: 0 S: 3 H: 0 LOB: 0 BB: 0 P: 3	R: 0 E: 0 K: 1 S: 6 H: 1 LOB: 1 BB: 0 P: 6	R: 0 E: 0 K: 0 S: 4 H: 1 LOB: 1 BB: 0 P: 4	R: 1 E: 0 K: 0 S: 5 H: 2 LOB: 1 BB: 0 P: 5	R: 1 E: 0 K: 0 S: 4 H: 1 LOB: 1 BB: 0 P: 5	R: 0 E: 0 K: 1 S: 6 H: 1 LOB: 1 BB: 0 P: 6	R: 0 E: 0 K: 1 S: 5 H: 0 LOB: 0 BB: 0 P: 5	R: 0 E: 0 K: 2 S: 7 H: 0 LOB: 0 BB: 0 P: 7	1B: 3 2B: 4 3B: 0 HR: 0 SF: 0 SAC: 1 DP: 0 HBP: 1						

TOP

San Francisco Giants @ Los Angeles Dodgers

Dodger Stadium, Los Angeles, CA

Sat Apr 09 1977, 6:05 PM PST

Att. 40,878 - Unknown

livebaseballscorecards.com

AB	33
R	2
H	7
RBI	2
BB	0
SO	5
LOB	12

WP: 0 PB: 0 SB: 0 CS: 0 PA: 35

PITCHER		IP	WLS	BF	H	R	ER	SO	BB	IBB	HBP	BLK	WP	HR	S	P	ERA	WHIP
Doug Rau, L ERA: 3.0	(1, 1)	6.0	W	26	7	2	2	1	0	0	1	0	0	0	27	28	3.00	1.167
Charlie Hough, R ERA:	(7, 1)	3.0	S	9	0	0	0	4	0	0	0	0	0	0	17	17	0.00	0.000

PITCHER	IP	WLS	BF	H	R	ER	SO	BB	IBB	HBP	BLK	WP	HR	S	P	ERA	WHIP

Batter	1	2	3	4	5	6	7	8	9	AB	R	H	RBI	BB	SO	LOB
Davey Lopes, R (1, 4) OBP: 0.300, SLG: 0.400	L9		1-3 1B 2B		CS 1B	G6-4-3 1B	5-3			5	1	3	0	0	0	3
Bill Russell, R (1, 6) OBP: 0.400, SLG: 0.667	K		2-H 3-H 1B		1-2 1B 2B	G6-4-3 1-2f		E1 SF8 1B		5	1	3	2	0	1	1
Ted Martinez, R (8, PR) (9, 6)										0	1	0	0	0	0	0
Reggie Smith, S (1, 9) OBP: 0.556, SLG: 0.400	CS BB		1-3		2-H 2B 1B		SH5-3 1B SF8 BB	SF8 3-H		2	2	1	2	2	0	1
Lee Lacy, R (9, 7)										0	0	0	0	0	0	0
Ron Cey, R (1, 5) OBP: 0.556, SLG: 0.750	CS 1-2	1B	6-3		FC5-4 1-H 2B		SF8 SH5-3 BB 1-2 1B	5-3		5	1	3	1	0	0	2
Steve Garvey, R (1, 3) OBP: 0.500, SLG: 0.429		P4		2B 1B 1B	FC5-4 IBB		SH5-3 1-2 2-3	5-3		3	0	1	0	1	0	2
Rick Monday, L (1, 8) OBP: 0.250, SLG: 0.286		F8	1-3 1B 2B		1-2f 2-3 FC5-4 BB		BB SF8 IBB			3	1	1	0	1	0	3
Dusty Baker Jr., R (1, 7) OBP: 0.500, SLG: 0.400		6-3		2-H 3-H FC6-4 1B	1-2 BB		1-2 2-3 3-H SF8			2	0	1	2	1	0	1
John Hale, L (8, 7) (9, 9)										0	0	0	0	0	0	0
Steve Yeager, R (1, 2) OBP: 0.500, SLG: 0.429			2B 1B 1B	1-2f FC6-4	K		BB IBB			3	1	1	0	1	1	4
Doug Rau, L (1, 1)			K	1-3		6-3	1-2 2-3 3-H BB			3	0	0	0	0	1	2
Charlie Hough, R (7, 1)										0	0	0	1	1	0	0
Inning Stats	R: 0 E: 0 K: 1 S: 4 H: 0 LOB: 0 BB: 1 P: 8	R: 0 E: 0 K: 0 S: 4 H: 1 LOB: 1 BB: 0 P: 4	R: 2 E: 0 K: 1 S: 8 H: 3 LOB: 1 BB: 0 P: 8	R: 1 E: 0 K: 0 S: 5 H: 3 LOB: 1 BB: 0 P: 5	R: 2 E: 0 K: 1 S: 8 H: 4 LOB: 3 BB: 2 P: 16	R: 0 E: 0 K: 0 S: 3 H: 1 LOB: 0 BB: 0 P: 3	R: 2 E: 0 K: 0 S: 4 H: 1 LOB: 3 BB: 4 P: 20	R: 1 E: 1 K: 0 S: 4 H: 1 LOB: 1 BB: 0 P: 4		1B: 10 2B: 4 3B: 0 HR: 0	SF: 2 SAC: 1 DP: 1 HBP: 0					

BOTTOM

San Francisco Giants @ Los Angeles Dodgers
Dodger Stadium, Los Angeles, CA
Sat Apr 09 1977, 6:05 PM PST
Att. 40,878 - Unknown

livebaseballscorecards.com

AB	31
R	8
H	14
RBI	8
BB	7
SO	3
LOB	19

WP: 0 PB: 0 SB: 0 CS: 2 PA: 42

PITCHER		IP	WLS	BF	H	R	ER	SO	BB	IBB	HBP	BLK	WP	HR	S	P	ERA	WHIP
Jim Barr, R ERA: 10.38	(1, 1)	4.1	L	22	11	5	5	2	1	0	0	0	0	0	25	29	10.38	2.769
John Curtis, L ERA:	(5, 1)	1.2		7	1	0	0	1	1	1	0	0	0	0	7	15	0.00	1.200
Terry Cornutt, R ERA: 54.0	(7, 1)	0.1		4	1	2	2	0	1	1	0	0	0	0	2	10	54.00	6.000
Randy Moffitt, R ERA:	(7, 1)	1.2		8	1	1	0	0	1	1	0	0	0	0	6	14	0.00	1.200

PITCHER	IP	WLS	BF	H	R	ER	SO	BB	IBB	HBP	BLK	WP	HR	S	P	ERA	WHIP

Batter	1	2	3	4	5	6	7	8	9	AB	R	H	RBI	BB	SO	LOB
Gary Thomasson, L (1, 8) (7, 7) OBP: 0.222, SLG: 0.500	G3		G1-6-3 1-2f		B2	K		1B IBB		4	0	0	0	1	1	4
Rob Andrews, R (1, 4) OBP: 0.231, SLG: 0.167	S E 1B		F9		1B 1-2 BB		6-3	1-2 2-H FC6-4 1B		4	1	2	1	1	0	0
Bill Madlock, R (1, 5) OBP: 0.308, SLG: 0.462	P6 1-2			1B 1B	K		HR 2B	1-2f FC6-4		5	2	2	0	0	1	5
Darrell Evans, L (1, 7) (7, 3) OBP: 0.667, SLG: 1.143	E4 PO 2-H 1B			F8	1-3 2-H 1B		2-H HR		6-3	5	1	3	3	0	0	1
Willie McCovey, L (1, 3) OBP: 0.167, SLG: 0.250 Larry Herndon, R (7, 8) OBP: 0.400, SLG: 1.200	PO 2-3	4-3		BB 1-3 1B	K		F8		HR	4 1	1 1	1 1	0 1	0 0	1 0	2 0
Terry Whitfield, L (1, 9) OBP: 0.333, SLG: 0.143		S 1B	1B 1-2 BB		SH2-4 SH BB		F8		4-3	3	0	1	0	2	0	0
Johnnie LeMaster, R (1, 6) OBP: 0.250, SLG: 0.143	K 1-2		G6-4-3 1-2 2-H 3-H 1B		SH 1-2	SH2-4		1B SH1-4 BB	F7	3	1	1	2	1	1	1
Marc Hill, R (1, 2) OBP: 0.500, SLG: 0.556	6-3		G6-4-3 1-2f		K			SH1-4 1-2		3	0	0	0	0	1	5
Ed Halicki, R (1, 1) OBP: 0.667, SLG: 0.667 Randy Moffitt, R (9, 1)			G1-6-3 1B	BB 1B 1B	SH2-4 1-2 2-3			6-3		3 0	1 0	2 0	0 0	0 0	0 0	1 0
Inning Stats	R: 1 E: 1 K: 0 S: 4 H: 2 LOB: 0 BB: 0 P: 4	R: 0 E: 0 K: 1 S: 6 H: 1 LOB: 1 BB: 0 P: 6	R: 0 E: 0 K: 0 S: 3 H: 1 LOB: 0 BB: 0 P: 3	R: 2 E: 0 K: 0 S: 5 H: 3 LOB: 1 BB: 1 P: 9	R: 1 E: 0 K: 2 S: 9 H: 2 LOB: 2 BB: 1 P: 13	R: 0 E: 1 K: 2 S: 8 H: 0 LOB: 2 BB: 1 P: 12	R: 2 E: 0 K: 0 S: 5 H: 2 LOB: 0 BB: 0 P: 5	R: 1 E: 0 K: 0 S: 4 H: 1 LOB: 2 BB: 2 P: 12	R: 1 E: 0 K: 0 S: 4 H: 1 LOB: 0 BB: 0 P: 4	1B: 10 2B: 1 3B: 0 HR: 2 SF: 0 SAC: 3 DP: 2 HBP: 0						

TOP

San Francisco Giants @ Los Angeles Dodgers

Dodger Stadium, Los Angeles, CA

Sun Apr 10 1977, 3:33 AM PST

Att. 25,335 - Unknown

livebaseballscorecards.com

AB	35
R	8
H	13
RBI	7
BB	5
SO	5
LOB	19

WP: 0 PB: 0 SB: 2 CS: 0 PA: 44

PITCHER		IP	WLS	BF	H	R	ER	SO	BB	IBB	HBP	BLK	WP	HR	S	P	ERA	WHIP
Burt Hooton, R ERA: 4.5	(1, 1)	4.0	L	17	7	3	2	1	1	0	0	0	0	0	18	22	4.50	2.000
Al Downing, L ERA: 4.5	(5, 1)	2.0		11	2	1	1	4	2	0	0	0	0	0	17	25	4.50	2.000
Stan Wall, L ERA: 18.0	(7, 1)	1.0		5	2	2	2	0	0	0	0	0	0	1	5	5	18.00	2.000
Mike Garman, R ERA: 9.0	(8, 1)	1.0		6	1	1	1	0	1	1	0	0	0	0	4	12	9.00	2.000
Elias Sosa, R ERA: 9.0	(9, 1)	1.0		4	1	1	1	0	0	0	0	0	0	1	4	4	9.00	1.000

Batter	1	2	3	4	5	6	7	8	9	AB	R	H	RBI	BB	SO	LOB
Davey Lopes, R (1, 4) OBP: 0.200, SLG: 0.267	6-3		F8		5-3		F7	6-3		5	0	0	0	0	0	0
Bill Russell, R (1, 6) OBP: 0.400, SLG: 0.571	4-3		E6 S 2B		5-3		2B 6-3 1B		1B 1B	5	2	2	0	0	0	0
Reggie Smith, S (1, 9) OBP: 0.571, SLG: 0.700	K		1-H 2B		F8		6-3 1-3 2B		1-2 1B	5	1	3	1	0	1	0
Ron Cey, R (1, 5) OBP: 0.429, SLG: 0.538		6-3	K			2B 1B	6-3 2-3 3-H		K	5	0	1	1	0	2	4
Steve Garvey, R (1, 3) OBP: 0.462, SLG: 0.455		1B BB		6-3		K	3-H 2B		K	4	0	1	1	1	2	3
Rick Monday, L (1, 8) OBP: 0.385, SLG: 0.455		1-2 1B		1B BB		1-3 2B	F8		4-3	4	0	2	0	1	0	3
Dusty Baker Jr., R (1, 7) OBP: 0.417, SLG: 0.667		K		P6		L6		HR		4	1	1	1	0	1	5
Steve Yeager, R (1, 2) OBP: 0.500, SLG: 0.400		K		1-2 1B		BB		F8		3	0	1	0	1	1	2
Burt Hooton, R (1, 1)			K	K		F7		F8		1	0	0	0	0	1	0
Boog Powell, L (4, PH)										1	0	0	0	0	1	2
Al Downing, R (5, 1)										0	0	0	0	0	0	0
Ed Goodson, L (6, PH)										1	0	0	0	0	0	3
Stan Wall, L (7, 1)										0	0	0	0	0	0	0
Mike Garman, R (8, 1)										0	0	0	0	0	0	0
Johnny Oates, L (8, PH)										1	0	0	0	0	0	0
Elias Sosa, R (9, 1)										0	0	0	0	0	0	0
Inning Stats	R: 0 E: 0 K: 1 S: 5 H: 0 LOB: 0 BB: 0 P: 5	R: 0 E: 0 K: 2 S: 8 H: 1 LOB: 2 BB: 1 P: 12	R: 1 E: 1 K: 2 S: 9 H: 1 LOB: 1 BB: 0 P: 9	R: 0 E: 0 K: 1 S: 6 H: 1 LOB: 2 BB: 1 P: 10	R: 0 E: 0 K: 0 S: 3 H: 0 LOB: 0 BB: 0 P: 3	R: 0 E: 0 K: 1 S: 7 H: 2 LOB: 3 BB: 1 P: 11	R: 2 E: 0 K: 0 S: 6 H: 3 LOB: 1 BB: 0 P: 6	R: 1 E: 0 K: 0 S: 4 H: 1 LOB: 0 BB: 0 P: 4	R: 0 E: 0 K: 2 S: 9 H: 2 LOB: 2 BB: 0 P: 9	1B: 6 2B: 4 3B: 0 HR: 1 SF: 0 SAC: 0 DP: 0 HBP: 0						

PITCHER		IP	WLS	BF	H	R	ER	SO	BB	IBB	HBP	BLK	WP	HR	S	P	ERA	WHIP
Ed Halicki, R ERA: 3.38	(1, 1)	8.0	W	39	11	4	3	7	3	0	0	0	0	1	50	62	3.38	1.750
Randy Moffitt, R ERA:	(9, 1)	1.0	S	3	0	0	0	2	0	0	0	0	0	0	7	7	0.00	0.000

PITCHER	IP	WLS	BF	H	R	ER	SO	BB	IBB	HBP	BLK	WP	HR	S	P	ERA	WHIP

BOTTOM

San Francisco Giants @ Los Angeles Dodgers

Dodger Stadium, Los Angeles, CA

Sun Apr 10 1977, 3:33 AM PST

Att. 25,335 - Unknown

livebaseballscorecards.com

AB	39
R	4
H	11
RBI	4
BB	3
SO	9
LOB	22

WP: 0 PA: 42
PB: 0
SB: 1
CS: 0

Atlanta Braves @ Los Angeles Dodgers

Dodger Stadium, Los Angeles, CA

Mon Apr 11 1977, 6:05 PM PST

Att. 31,223 - Unknown

TOP

livebaseballscorecards.com

Batter	1	2	3	4	5	6	7	8	9	AB	R	H	RBI	BB	SO	LOB
Rowland Office, L (1, 8) OBP: 0.316, SLG: 0.333	K		K	FC5-2 1B 1-2 2-3 3-H BB		K		4-3 1B		4	1	1	1	1	3	2
Jerry Royster, R (1, 5) OBP: 0.211, SLG: 0.211	K		6-3	FC5-2 1B 1-2 2-3 3-Hf		K		4-3 1-2		5	0	0	0	0	2	6
Willie Montanez, L (1, 3) OBP: 0.278, SLG: 0.235	FC6-4 1B		FC6-4 1B	FC6-4 1B 1-3 2-H 3-H		K		F8		5	0	3	2	0	1	3
Jeff Burroughs, R (1, 9) OBP: 0.278, SLG: 0.375	FC6-4 1-2f		FC6-4 1-2f	FC6-4 1-2f			5-3		E 1B 1B BB	4	1	0	0	1	0	4
Gary Matthews, R (1, 7) OBP: 0.444, SLG: 0.438		2B PB WP 1B		1B 1B 2B	6-3		E BB FC6-2 BB		E9 1B G4-3-4-3 1-3 1B	4	3	3	0	1	0	0
Vic Correll, R (1, 2) OBP: 0.500, SLG: 0.667										3	0	1	0	1	0	1
Mike Marshall, R (7, 1) OBP: 1.000, SLG: 1.000										1	0	1	1	0	0	0
Bob Johnson, L (9, 1)										0	0	0	0	0	0	0
Jamie Easterly, L (9, 1)										0	0	0	0	0	0	0
Rick Camp, R (9, 1)		WP 1-3 2B		F9	F7		FC6-2 E 1-2 BB		G4-3-4-3 1-3 3-H 1B	0	0	0	0	0	0	0
Rod Gilbreath, R (1, 4) OBP: 0.294, SLG: 0.250		P4 2-3 3-H		1B BB BB 2-3 1B	4-3		FC6-2 1-3 2-H		K	5	1	1	0	0	1	5
Pat Rockett, R (1, 6) OBP: 0.353, SLG: 0.333		1-3		BB 1B FC5-2 1-2 BB			SH 1B	K	G4-3-4-3 1-2f 3-H	4	0	1	1	1	1	4
Frank LaCorte, R (1, 1) OBP: 0.500, SLG: 0.500										2	1	1	1	0	0	1
Biff Pocoroba, S (7, 2) OBP: 0.154, SLG: 0.154		2-3		FC5-2 BB 1B 1-2 2-3 3-H 1B		SH 1-2		G3		1	0	0	0	0	0	0

	AB	38
	R	7
	H	12
	RBI	6
	BB	5
	SO	8
	LOB	26

Inning Stats	1	2	3	4	5	6	7	8	9
	R: 0 E: 0 K: 2 S: 8	H: 1 LOB: 1 BB: 0 P: 8	R: 1 E: 0 K: 0 S: 5	H: 2 LOB: 1 BB: 0 P: 5	R: 0 E: 0 K: 1 S: 6	H: 1 LOB: 1 BB: 0 P: 6	R: 4 E: 0 K: 0 S: 7	H: 4 LOB: 2 BB: 2 P: 15	R: 0 E: 0 K: 0 S: 3	H: 0 LOB: 0 BB: 0 P: 3
	R: 0 E: 0 K: 3 S: 11	H: 1 LOB: 2 BB: 0 P: 11	R: 0 E: 1 K: 1 S: 5	H: 0 LOB: 2 BB: 2 P: 13	R: 0 E: 0 K: 0 S: 4	H: 1 LOB: 1 BB: 0 P: 4	R: 2 E: 1 K: 1 S: 6	H: 2 LOB: 0 BB: 1 P: 10	1B: 10 2B: 3 3B: 0 HR: 0	SF: 0 SAC: 1 DP: 1 HBP: 0	WP: 1 PB: 1 SB: 0 CS: 0	PA: 44

PITCHER		IP	WLS	BF	H	R	ER	SO	BB	IBB	HBP	BLK	WP	HR	S	P	ERA	WHIP
Tommy John, L ERA: 13.5	(1, 1)	3.1	L	19	7	5	5	3	2	0	0	0	1	0	23	31	13.50	2.700
Mike Garman, R ERA: 5.4	(4, 1)	0.2		3	1	0	0	0	0	0	0	0	0	0	3	3	0.00	1.500
Elias Sosa, R ERA: 4.5	(5, 1)	1.0		3	0	0	0	0	0	0	0	0	0	0	3	3	0.00	0.000
Al Downing, L ERA: 2.25	(6, 1)	2.0		10	1	0	0	4	2	0	0	0	0	0	16	24	0.00	1.500
Stan Wall, L ERA: 18.0	(8, 1)	1.0		6	2	2	2	0	1	0	0	0	0	0	5	9	18.00	3.000

PITCHER		IP	WLS	BF	H	R	ER	SO	BB	IBB	HBP	BLK	WP	HR	S	P	ERA	WHIP
Charlie Hough, R ERA:	(9, 1)	1.0		3	1	0	0	1	0	0	0	0	0	0	5	5	0.00	1.000

Batter	1	2	3	4	5	6	7	8	9	AB	R	H	RBI	BB	SO	LOB
Davey Lopes, R (1, 4) OBP: 0.286, SLG: 0.278	B B B B 4-0 6-3 S 2B BB	x 0-0 ③ P4		x 0-0 ② SF8 3-H		x 0-0 ① 6-3		x 0-0 6-3 2B 1B	B B B B 4-0 1B BB 1-2 BB	3	2	1	1	2	0	1
Bill Russell, R (1, 6) OBP: 0.381, SLG: 0.500	x 0-0 ① 6-3 1-3		x 0-0 1-3 BB 1B	x 0-0 1B		x 0-0 ② 1-3		x 0-0 ① 6-3 1-2	x 0-0 ② F7	6	0	2	0	0	0	4
Reggie Smith, S (1, 9) OBP: 0.600, SLG: 0.786 (9, 8)	x 0-0 S 3-H 2B		x 0-0 ① F7	x 0-0 ③ F9		B B B B 4-0 2B BB		x 0-0 1B 2-H 2B	B B B B 4-0 1B 1-2 2-3 BB	4	1	2	2	2	0	2
Ron Cey, R (1, 5) OBP: 0.550, SLG: 0.647	B B B B 4-0 2-3 BB		B B B B 4-0 1-3 1-2 BB		x 0-0 ① 6-3	x 0-0 1-3 2B		x 0-0 FC6-4 2-H 1B	x 0-0 FC6-4 1-2 2-3 3-H 1B	4	0	3	2	2	0	0
Steve Garvey, R (1, 3) OBP: 0.316, SLG: 0.294	x 0-0 ② F9		x 0-0 ② 1-3 1-2 2-3		S S S 0-3 ② K	x 0-0 ③ 6-3		x 0-0 ② FC6-4 1-2f	x 0-0 ③ FC6-4 1-2f	6	0	0	0	0	1	10
Rick Monday, L (1, 8) OBP: 0.389, SLG: 0.400	S S S 0-3 ③ K		I I I 4-0 IBB		x 0-0 HBP 1B 1B		S S S 0-3 ① K	x 0-0 ③ F7		4	0	1	0	1	2	3
Dusty Baker Jr., R (1, 7) OBP: 0.412, SLG: 0.643		x 0-0 ① F8	x 0-0 ③ F7		x 0-0 HBP 1-2 1B		S S S 0-3 ② K		x 0-0 1B 2B	5	1	2	0	0	1	3
Steve Yeager, R (1, 2) OBP: 0.588, SLG: 0.615		B B B B 4-0 SH3-4 BB		x 0-0 F8 SF8 2B	H 1-0 1-2 2-3 HBP		x 0-0 2B		x 0-0 ① F8	3	1	2	0	1	0	1
Tommy John, R (1, 1) Mike Garman, R (4, 1) John Hale, L (4, PH) Elias Sosa, R (6, 1) Boog Powell, L (5, PH) Al Downing, R (6, 1) Ed Goodson, L (7, PH) Stan Wall, L (8, 1) Charlie Hough, R (9, 1) Lee Lacy, R (9, 9) OBP: 1.000, SLG: 1.000		x 0-0 ② SH3-4 1-2		x 0-0 ① F8 2-3	x 0-0 ③ F5		x 0-0 ③ 4-3		x 0-0 BB BB 1B 2-H 1B	0 0 0 0 0 0 0 0 0 0 0 0 0 0 1 0 0 0 0 0 1 0 0 0 0 0 0 0 1 0 0 0 0 0 3 0 0 0 0 0 0 0 1 0 0 0 0 0 1 0 0 0 0 0 0 0 0 0 0 0 0 0 0 1 1 1 1 0 0 0							
Inning Stats	R: 1 E: 0 K: 1 S: 6 H: 1 LOB: 2 BB: 2 P: 14	R: 0 E: 0 K: 0 S: 3 H: 0 LOB: 1 BB: 1 P: 7	R: 0 E: 0 K: 0 S: 4 H: 1 LOB: 3 BB: 2 P: 12	R: 1 E: 0 K: 0 S: 5 H: 2 LOB: 1 BB: 0 P: 5	R: 0 E: 0 K: 1 S: 7 H: 2 LOB: 3 BB: 0 P: 8	R: 0 E: 0 K: 0 S: 4 H: 1 LOB: 2 BB: 1 P: 8	R: 0 E: 0 K: 2 S: 8 H: 1 LOB: 1 BB: 0 P: 8	R: 2 E: 0 K: 0 S: 6 H: 3 LOB: 1 BB: 0 P: 6	R: 2 E: 0 K: 0 S: 6 H: 3 LOB: 3 BB: 2 P: 14	1B: 8 2B: 6 3B: 0 HR: 0 SF: 1 SAC: 1 DP: 0 HBP: 1						

PITCHER		IP	WLS	BF	H	R	ER	SO	BB	IBB	HBP	BLK	WP	HR	S	P	ERA	WHIP
Frank LaCorte, R ERA: 3.0	(1, 1)	6.0	W	32	7	2	2	2	5	1	1	0	0	0	29	54	3.00	2.000
Mike Marshall, R ERA: 15.43	(7, 1)	2.1		14	6	4	4	2	1	0	0	0	0	0	17	21	15.43	3.000
Bob Johnson, R ERA: 6.75	(9, 1)	0.1		1	0	0	0	0	0	0	0	0	0	0	1	1	0.00	0.000
Jamie Easterly, L ERA:	(9, 1)	0.0		1	0	0	0	0	1	0	0	0	0	0	0	4	∞	∞
Rick Camp, R ERA:	(9, 1)	0.1	S	2	1	0	0	0	0	0	0	0	0	0	2	2	0.00	3.000

PITCHER	IP	WLS	BF	H	R	ER	SO	BB	IBB	HBP	BLK	WP	HR	S	P	ERA	WHIP

BOTTOM

Atlanta Braves @ Los Angeles Dodgers

Dodger Stadium, Los Angeles, CA

Mon Apr 11 1977, 6:05 PM PST

Att. 31,223 - Unknown

livebaseballscorecards.com

AB	39
R	6
H	14
RBI	6
BB	8
SO	4
LOB	29

WP: 0	PA: 50		
PB: 0			
SB: 2			
CS: 0			

Batter	1	2	3	4	5	6	7	8	9	AB	R	H	RBI	BB	SO	LOB
Rowland Office, L (1, 8) OBP: 0.333, SLG: 0.348	4-3		1B 1B HR 1B 1-2		F8	4-3		1B 2-H 1B		5	1	2	1	0	0	1
Jerry Royster, R (1, 5) OBP: 0.250, SLG: 0.250	F8		1B HR 1B 1-2 2-3		F9		K	G4-6-3 1-2 1B		5	1	2	0	0	1	0
Willie Montanez, L (1, 3) OBP: 0.348, SLG: 0.455	S 1B		HR 1B 1-2 2-3 3-H		K	HR	G4-6-3 1-2f			5	2	3	2	0	1	2
Jeff Burroughs, R (1, 9) OBP: 0.304, SLG: 0.524	K 1-2		HR 1-H 2-H 3-H			2B 1B 1B	K E		F5	5	2	2	4	0	2	1
Gary Matthews, R (1, 7) OBP: 0.391, SLG: 0.429		K	F8			1B 2B 1-3	F9		F9	5	1	1	0	0	1	1
Biff Pocoroba, S (1, 2) OBP: 0.167, SLG: 0.167		K	4-3			WP 1B 6-3 1B 2-H 3-H	E4 1-2		4-3	5	1	1	2	0	1	1
Rod Gilbreath, R (1, 4) OBP: 0.286, SLG: 0.250		P6		4-3		6-3 WP 1-2 1B	F8			4	0	1	0	0	0	2
Pat Rockett, R (1, 6) OBP: 0.381, SLG: 0.421			1B 1B 1B 1B	F8		6-3 1-3 2-H		1B 2B		4	2	2	1	0	0	1
Andy Messersmith, R (1, 1) Buzz Capra, R (5, 1) Tom Paciorek, R (6, PH) Jamie Easterly, L (6, 1) Brian Asselstine, L (8, PH) Mike Beard, L (8, 1)			F3	4-3		K		F7		2 0 1 0 1 0	0 0 0 0 0 0	0 0 0 0 0 0	0 0 0 0 0 0	0 0 1 0 0 0	0 0 1 0 0 0	1 0 1 0 1 0
Inning Stats	R: 0 H: 1 E: 0 LOB: 1 K: 1 BB: 0 S: 6 P: 6	R: 0 H: 0 E: 0 LOB: 0 K: 2 BB: 0 S: 7 P: 7	R: 5 H: 5 E: 0 LOB: 0 K: 0 BB: 0 S: 8 P: 8	R: 0 H: 0 E: 0 LOB: 0 K: 0 BB: 0 S: 3 P: 3	R: 0 H: 0 E: 0 LOB: 0 K: 1 BB: 0 S: 5 P: 5	R: 3 H: 4 E: 0 LOB: 1 K: 1 BB: 0 S: 9 P: 9	R: 1 H: 1 E: 2 LOB: 2 K: 2 BB: 0 S: 10 P: 10	R: 1 H: 3 E: 0 LOB: 1 K: 0 BB: 0 S: 5 P: 5	R: 0 H: 0 E: 0 LOB: 0 K: 0 BB: 0 S: 3 P: 3	1B: 10 SF: 0 2B: 2 SAC: 0 3B: 0 DP: 1 HR: 2 HBP: 0						

TOP

Atlanta Braves @ Los Angeles Dodgers

Dodger Stadium, Los Angeles, CA

Tue Apr 12 1977, 6:05 PM PST

Att. 37,732 - Unknown

livebaseballscorecards.com

AB	42
R	10
H	14
RBI	10
BB	0
SO	7
LOB	12

PITCHER		IP	WLS	BF	H	R	ER	SO	BB	IBB	HBP	BLK	WP	HR	S	P	ERA	WHIP
Rick Rhoden, R ERA: 14.4	(1, 1)	5.0	W	24	9	8	8	4	0	0	0	0	0	1	32	32	14.40	1.800
Charlie Hough, R ERA: 2.25	(6, 1)	4.0	S	18	5	2	2	3	0	0	0	0	1	1	24	24	4.50	1.250

PITCHER		IP	WLS	BF	H	R	ER	SO	BB	IBB	HBP	BLK	WP	HR	S	P	ERA	WHIP

Batter	1	2	3	4	5	6	7	8	9	AB	R	H	RBI	BB	SO	LOB
Davey Lopes, R (1, 4) OBP: 0.346, SLG: 0.318	BB HBP 1B 1B K			F2	S 1B		4-3 BB			4	1	2	0	1	1	1
Bill Russell, R (1, 6) OBP: 0.385, SLG: 0.500	BB 1-2 1B HBP	F7			4-3 1B 2B 4-3 1-3		4-3 1-2			4	2	1	0	0	0	2
Reggie Smith, S (1, 9) OBP: 0.520, SLG: 0.611	1B 1-2 2-3 1B BB	F3			4-3 2-3	E5 3B	6-3			4	2	0	0	1	0	2
Ron Cey, R (1, 5) OBP: 0.520, SLG: 0.682	K	1-3			HR 3-H 1B	1B 2-H 3B		F9		5	2	2	2	0	1	3
Steve Garvey, R (1, 3) OBP: 0.333, SLG: 0.455	1B 1-3 2-H 3-H 3B 1B		6-3		1-H HR	4-3		1-3		5	2	2	4	0	0	1
Rick Monday, L (1, 8) OBP: 0.391, SLG: 0.400	K		P5		HBP HR 1B	5-3 3-H 1B		E4 1B		5	1	2	1	0	1	2
Dusty Baker Jr., R (1, 7) OBP: 0.429, SLG: 0.588 John Hale, L (7, 7) OBP: 0.500, SLG: 0.500	1-3 3B 3-H 1B		5-3		1-2 HR HBP	5-3 1-2		BB 1-3 1B		3 1	2 0	1 1	1 0	0 0	0 0	1 0
Steve Yeager, R (1, 2) OBP: 0.591, SLG: 0.882	1-H 2B 3-H 3B			F8	1-H 2-H HR	5-3		FC6-4 1-2 BB		4	2	2	5	1	0	1
Rick Rhoden, R (1, 1) OBP: 0.333, SLG: 0.667 Charlie Hough, R (6, 1)	3-H 2B			F8	K		6-3	FC6-4 1-2f		3 2	0 0	1 0	1 0	0 0	1 0	0 3
Inning Stats	R: 6 E: 0 K: 3 S: 14 H: 5 LOB: 1 BB: 1 P: 19	R: 0 E: 0 K: 0 S: 3 H: 0 LOB: 0 BB: 0 P: 3	R: 0 E: 0 K: 0 S: 3 H: 0 LOB: 0 BB: 0 P: 3	R: 0 E: 0 K: 0 S: 3 H: 0 LOB: 0 BB: 0 P: 3	R: 6 E: 0 K: 1 S: 11 H: 6 LOB: 1 BB: 0 P: 12	R: 2 E: 1 K: 0 S: 6 H: 2 LOB: 1 BB: 0 P: 6	R: 0 E: 0 K: 0 S: 3 H: 0 LOB: 1 BB: 1 P: 7	R: 0 E: 1 K: 0 S: 5 H: 1 LOB: 3 BB: 1 P: 9		1B: 8 2B: 2 3B: 2 HR: 2 SF: 0 SAC: 0 DP: 0 HBP: 2						

PITCHER		IP	WLS	BF	H	R	ER	SO	BB	IBB	HBP	BLK	WP	HR	S	P	ERA	WHIP
Andy Messersmith, R ERA: 7.43	(1, 1)	4.1	L	23	8	9	9	3	1	0	1	0	0	1	27	32	18.69	2.077
Buzz Capra, R ERA: 40.5	(5, 1)	0.2		6	3	3	3	1	0	0	1	0	0	1	7	8	40.50	4.500
Jamie Easterly, L ERA: 4.5	(6, 1)	2.0		10	2	2	1	0	1	0	0	0	0	0	9	13	4.50	1.500
Mike Beard, L ERA:	(8, 1)	1.0		6	1	0	0	0	1	0	0	0	0	0	5	9	0.00	2.000

PITCHER	IP	WLS	BF	H	R	ER	SO	BB	IBB	HBP	BLK	WP	HR	S	P	ERA	WHIP

BOTTOM

Atlanta Braves @ Los Angeles Dodgers

Dodger Stadium, Los Angeles, CA

Tue Apr 12 1977, 6:05 PM PST

Att. 37,732 - Unknown

livebaseballscorecards.com

AB	40
R	14
H	14
RBI	14
BB	3
SO	4
LOB	16

WP: 0 PA: 45
PB: 0
SB: 2
CS: 0

Batter	1	2	3	4	5	6	7	8	9	AB	R	H	RBI	BB	SO	LOB
Rowland Office, L (1, 8) OBP: 0.310, SLG: 0.357	3-1		G3 1-2		6-3 2B	4-3			K	5	0	1	0	0	1	3
Jerry Royster, R (1, 5) OBP: 0.241, SLG: 0.241	1-3		FC3-6 1B		K		P6		FC6-4 1-2f	5	0	1	0	0	1	2
Willie Montanez, L (1, 3) OBP: 0.333, SLG: 0.423	BB 1B		FC3-6 1-2f 2-H		6-3 2-3		P6			4	0	1	0	0	0	2
Jeff Burroughs, R (1, 9) OBP: 0.333, SLG: 0.478	FC6-4 1-2 BB		K		BB		P5			2	0	0	0	2	1	1
Gary Matthews, R (1, 7) OBP: 0.370, SLG: 0.400	FC6-4 1-2f			FC5-4 1B	G2			F8		4	0	1	0	0	0	4
Vic Correll, R (1, 2) OBP: 0.500, SLG: 1.000		G3		FC5-4 1B 1B 1-2f		HR		FC6-4 1B		4	2	2	1	0	0	1
Rod Gilbreath, R (1, 4) OBP: 0.320, SLG: 0.292		F9		1B 1-3 1B		SH1-4 1B		FC6-4 CS 1-2f		4	0	2	0	0	0	1
Pat Rockett, R (1, 6) OBP: 0.391, SLG: 0.429		F7		G4-6-3 1-2 3-H 1B		SH1-4 1-2		CS 1-2	FC6-4 BB	2	0	1	1	0	0	0
Cito Gaston, R (9, PH)										0	0	0	0	1	0	0
Junior Moore, R (9, PR)										0	0	0	0	0	0	0
Phil Niekro, R (1, 1) OBP: 0.400, SLG: 0.400			G3 E	G4-6-3 1-2f		5-3			K	3	1	1	0	0	0	3
Brian Asselstine, L (9, PH)										1	0	0	0	0	1	1
Inning Stats	R: 0 E: 0 K: 0 S: 4 H: 1 LOB: 2 BB: 1 P: 8	R: 0 E: 0 K: 0 S: 3 H: 0 LOB: 0 BB: 0 P: 3	R: 1 E: 1 K: 1 S: 7 H: 2 LOB: 1 BB: 0 P: 7	R: 1 E: 0 K: 0 S: 5 H: 3 LOB: 1 BB: 0 P: 5	R: 0 E: 0 K: 1 S: 6 H: 1 LOB: 2 BB: 1 P: 10	R: 1 E: 0 K: 0 S: 5 H: 2 LOB: 1 BB: 0 P: 5	R: 0 E: 0 K: 0 S: 3 H: 0 LOB: 0 BB: 0 P: 3	R: 0 E: 0 K: 0 S: 3 H: 1 LOB: 0 BB: 0 P: 3	R: 0 E: 0 K: 2 S: 7 H: 0 LOB: 1 BB: 1 P: 11	1B: 8 2B: 1 3B: 0 HR: 1	SF: 0 SAC: 1 DP: 1 HBP: 0						

PITCHER		IP	WLS	BF	H	R	ER	SO	BB	IBB	HBP	BLK	WP	HR	S	P	ERA	WHIP
Don Sutton, R ERA: 1.69	(1, 1)	7.0		31	9	3	2	2	2	0	0	0	0	1	33	41	2.57	1.571
Charlie Hough, R ERA: 1.8	(8, 1)	2.0	W	7	1	0	0	2	1	0	0	0	0	0	10	14	0.00	1.000

PITCHER	IP	WLS	BF	H	R	ER	SO	BB	IBB	HBP	BLK	WP	HR	S	P	ERA	WHIP

TOP

Atlanta Braves @ Los Angeles Dodgers

Dodger Stadium, Los Angeles, CA

Wed Apr 13 1977, 6:05 PM PST

Att. 36,547 - Unknown

livebaseballscorecards.com

AB	34
R	3
H	10
RBI	2
BB	3
SO	4
LOB	18

PA: 39

WP: 0 PB: 0 SB: 0 CS: 1

Atlanta Braves @ Los Angeles Dodgers

Dodger Stadium, Los Angeles, CA

Wed Apr 13 1977, 6:05 PM PST

Att. 36,547 - Unknown

livebaseballscorecards.com

BOTTOM

Batter	1	2	3	4	5	6	7	8	9	AB	R	H	RBI	BB	SO	LOB
Davey Lopes, R (1, 4) OBP: 0.433, SLG: 0.375	0-0 BLK 1B 1B		0-0 S 1B 1B		4-0 1B 1-2 BB		4-0 BB S BB			2	2	2	0	2	0	0
Bill Russell, R (1, 6) OBP: 0.400, SLG: 0.500	0-0 4-3 1-H 1B		0-3 K 1-2		0-0 1-2 2-3 1B		0-0 F3 1-2			4	0	2	1	0	1	2
Reggie Smith, S (1, 9) OBP: 0.517, SLG: 0.571	0-0 4-3 2-3		0-0 CS 2-H 1B		0-0 4-3		4-0 BB BB			3	0	1	1	1	0	4
Ron Cey, R (1, 5) OBP: 0.517, SLG: 0.760	0-0 E5 G4-6-3		0-0 CS 1-2	0-3 K		0-0 HR	4-0 1-2 2-3 BB			3	1	1	1	1	1	1
Steve Garvey, R (1, 3) OBP: 0.286, SLG: 0.385	0-0 G4-6-3 1-2f			0-0 5-3		0-0 F8	0-3 K			4	0	0	0	0	1	5
Rick Monday, L (1, 8) OBP: 0.370, SLG: 0.500		0-0 4-3		0-0 G3		0-0 4-3		0-0 HR		4	1	1	1	0	0	0
Dusty Baker Jr., R (1, 7) OBP: 0.417, SLG: 0.550		0-0 F3			0-0 P5	0-0 1B		0-0 F8		3	0	1	0	0	0	0
John Hale, L (7, 7) OBP: 0.333, SLG: 0.333										1	0	0	0	0	0	0
Steve Yeager, R (1, 2) OBP: 0.583, SLG: 0.842		0-0 F7			0-0 1B BB 1B	0-3 K		0-0 1-3		2	0	1	0	0	0	0
Johnny Oates, L (6, PH)										2	0	0	0	0	1	1
(7, 2)																
Don Sutton, R (1, 1) OBP: 0.333, SLG: 0.200			0-0 F7		0-0 P2		0-0 6-3	0-0 5-3		2	0	0	0	0	0	1
Boog Powell, L (7, PH)										1	0	0	0	0	0	0
Charlie Hough, R (8, 1)										1	0	0	0	0	0	0
Inning Stats	R: 1 H: 2 E: 1 LOB: 1 K: 0 BB: 0 S: 5 P: 5	R: 0 H: 0 E: 0 LOB: 0 K: 0 BB: 0 S: 3 P: 3	R: 1 H: 2 E: 0 LOB: 0 K: 1 BB: 0 S: 6 P: 6	R: 0 H: 0 E: 0 LOB: 0 K: 1 BB: 0 S: 5 P: 5	R: 0 H: 2 E: 0 LOB: 3 K: 0 BB: 1 S: 5 P: 9	R: 1 H: 2 E: 0 LOB: 1 K: 1 BB: 0 S: 7 P: 7	R: 0 H: 0 E: 0 LOB: 3 K: 1 BB: 3 S: 5 P: 17	R: 1 H: 1 E: 0 LOB: 0 K: 0 BB: 0 S: 4 P: 4		1B: 7 SF: 0 2B: 0 SAC: 0 3B: 0 DP: 1 HR: 2 HBP: 0						

	AB	32
	R	4
	H	9
	RBI	4
	BB	4
	SO	4
	LOB	14

WP: 0 PA: 37
PB: 0
SB: 2
CS: 1

PITCHER		IP	WLS	BF	H	R	ER	SO	BB	IBB	HBP	BLK	WP	HR	S	P	ERA	WHIP
Phil Niekro, R ERA: 3.38	(1, 1)	8.0	L	36	9	4	4	4	4	0	0	1	0	2	40	56	4.50	1.625

Batter	1	2	3	4	5	6	7	8	9	AB	R	H	RBI	BB	SO	LOB
Davey Lopes, R (1, 4) OBP: 0.429, SLG: 0.393	F8		BBB 4-0 BLK HR BB		G3 1B 2B		6-3	FC6-4 1-2f		4	2	1	0	1	0	3
Bill Russell, R (1, 6) OBP: 0.371, SLG: 0.455	HR 1B		6-3 1-2		G3 2-3		5-3		6-3	5	1	1	0	0	0	2
Reggie Smith, S (1, 9) OBP: 0.529, SLG: 0.800	1-H HR		2-H HR		1B IBB		L8		SSS K	4	2	2	4	1	1	0
Ron Cey, R (1, 5) OBP: 0.471, SLG: 0.667	F9		F8		1-2 3-H 1B			F3	SSS K	5	0	1	1	0	1	0
Steve Garvey, R (1, 3) OBP: 0.281, SLG: 0.367	P6		F8		SSS K			2B BB 1B		4	1	1	0	0	1	2
Rick Monday, L (1, 8) OBP: 0.387, SLG: 0.536		F9		PB 1B	F7			BB 1-3 2B		4	1	2	0	0	0	2
Dusty Baker Jr., R (1, 7) OBP: 0.429, SLG: 0.522		F3		G4-6-3 1-H 1B		6-3		IIII BB IBB		3	0	1	1	1	0	0
John Hale, L (8, PR) OBP: 0.333, SLG: 0.333 (8, 7)										0	0	0	0	0	0	0
Johnny Oates, L (1, 2) OBP: 0.286, SLG: 0.167		1B		G4-6-3 1-2f		F8		BBBB 4-0 FC6-4 1-2 2-3 3-H BB		3	0	1	1	1	0	1
Doug Rau, L (1, 1)		4-3		4-3		SSS K		P5		3	0	0	0	0	1	1
Ed Goodson, L (8, PH)										1	0	0	0	0	0	3
Charlie Hough, R (8, 1)										0	0	0	0	0	0	0
Inning Stats	R: 2 E: 0 K: 0 S: 5 H: 2 LOB: 0 BB: 0 P: 5	R: 0 E: 0 K: 0 S: 4 H: 1 LOB: 1 BB: 0 P: 4	R: 2 E: 0 K: 0 S: 4 H: 1 LOB: 0 BB: 1 P: 8	R: 1 E: 0 K: 0 S: 4 H: 2 LOB: 0 BB: 0 P: 4	R: 1 E: 0 K: 1 S: 7 H: 2 LOB: 2 BB: 1 P: 11	R: 0 E: 0 K: 1 S: 5 H: 0 LOB: 0 BB: 0 P: 5	R: 0 E: 0 K: 0 S: 3 H: 0 LOB: 0 BB: 0 P: 3	R: 1 E: 0 K: 0 S: 5 H: 2 LOB: 3 BB: 2 P: 13	R: 0 E: 0 K: 2 S: 7 H: 0 LOB: 0 BB: 0 P: 7	1B: 6 2B: 2 3B: 0 HR: 2	SF: 0 SAC: 0 DP: 1 HBP: 0					

TOP

Los Angeles Dodgers @ San Francisco Giants
Candlestick Park, San Francisco, CA
Fri Apr 15 1977, 6:33 AM EST
Att. 37,813 - Unknown

livebaseballscorecards.com

WP: 0 PB: 1 SB: 0 CS: 0 PA: 40

AB	36
R	7
H	10
RBI	7
BB	4
SO	4
LOB	14

PITCHER		IP	WLS	BF	H	R	ER	SO	BB	IBB	HBP	BLK	WP	HR	S	P	ERA	WHIP
Ed Halicki, R ERA: 5.73	(1, 1)	3.0	L	14	4	4	4	0	1	0	0	1	0	2	13	17	12.00	1.667
Charlie Williams, R ERA: 5.06	(4, 1)	2.0		10	4	2	1	1	0	1	0	0	0	0	11	15	4.50	2.000
John Curtis, L ERA:	(6, 1)	2.0		6	0	0	0	1	0	0	0	0	0	0	8	8	0.00	0.000
Terry Cornutt, R ERA: 11.57	(8, 1)	1.0		7	2	1	1	0	1	1	0	0	0	0	5	13	9.00	3.000
Gary Lavelle, L ERA:	(9, 1)	1.0		3	0	0	0	2	0	0	0	0	0	0	7	7	0.00	0.000

PITCHER	IP	WLS	BF	H	R	ER	SO	BB	IBB	HBP	BLK	WP	HR	S	P	ERA	WHIP

BOTTOM

Los Angeles Dodgers @ San Francisco Giants
Candlestick Park, San Francisco, CA
Fri Apr 15 1977, 6:33 AM EST
Att. 37,813 - Unknown

livebaseballscorecards.com

Batter	1	2	3	4	5	6	7	8	9	AB	R	H	RBI	BB	SO	LOB
Larry Herndon, R (1, 8) OBP: 0.357, SLG: 0.714	F8		2B		1B		L6		4-3	5	0	2	0	0	0	1
Rob Andrews, R (1, 4) OBP: 0.333, SLG: 0.200	1B		F9		L4		1B			4	0	2	0	0	0	3
Bill Madlock, R (1, 5) OBP: 0.300, SLG: 0.567	K			F7		1B	P6			4	0	1	0	0	1	3
Jack Clark, R (1, 9) OBP: 0.250, SLG: 0.417	6-3			2B		P5		P4		4	0	1	0	0	0	2
Willie McCovey, L (1, 3) OBP: 0.321, SLG: 0.600		BB G6-4-3		BB G6-3		K		G3		2	0	0	0	2	1	1
Randy Elliott, R (1, 7) OBP: 0.182, SLG: 0.100		G6-4-3 1-2f		G6-3 1-2f		P4		1B		4	0	1	0	0	0	4
Chris Speier, R (1, 6) OBP: 0.200, SLG: 0.267		F7	F2				2B	K		4	1	1	0	0	1	1
Marc Hill, R (1, 2) OBP: 0.455, SLG: 0.450			F3	L3			F8		5-3	4	0	0	0	0	0	1
Ed Halicki, R (1, 1) OBP: 0.667, SLG: 0.667 Tom Heintzelman, R (3, PH) Charlie Williams, R (4, 1) Derrel Thomas, S (5, PH) OBP: 0.250, SLG: 0.250 John Curtis, L (6, 1) Mike Sadek, R (7, PH) OBP: 0.500, SLG: 0.500 Terry Cornutt, R (8, 1) Gary Lavelle, S (9, 1) Darrell Evans, L (9, PH) OBP: 0.500, SLG: 0.765			4-3	1B	1B	2-H 1B	F8			0 0 0 0 0 0 0 1 0 0 0 0 0 0 0 0 0 0 0 0 0 1 0 1 0 0 0 0 0 0 0 0 0 0 0 1 0 1 1 0 0 0 0 0 0 0 0 0 0 0 0 0 0 0 0 0 1 0 0 0 0 0 0							
Inning Stats	R: 0 E: 0 K: 1 S: 6 H: 1 LOB: 1 BB: 0 P: 6	R: 0 E: 0 K: 0 S: 2 H: 0 LOB: 0 BB: 1 P: 6	R: 0 E: 0 K: 0 S: 4 H: 1 LOB: 1 BB: 0 P: 4	R: 0 E: 0 K: 0 S: 3 H: 1 LOB: 1 BB: 1 P: 7	R: 0 E: 0 K: 0 S: 5 H: 2 LOB: 2 BB: 0 P: 5	R: 0 E: 0 K: 1 S: 6 H: 1 LOB: 1 BB: 0 P: 6	R: 1 E: 0 K: 0 S: 6 H: 3 LOB: 2 BB: 0 P: 6	R: 0 E: 0 K: 1 S: 6 H: 1 LOB: 1 BB: 0 P: 6	R: 0 E: 0 K: 0 S: 3 H: 0 LOB: 0 BB: 0 P: 3	1B: 7 2B: 3 3B: 0 HR: 0	SF: 0 SAC: 0 DP: 2 HBP: 0						

	AB	35
	R	1
	H	10
	RBI	1
	BB	2
	SO	3
	LOB	16

WP: 0 PB: 0 SB: 0 CS: 0 PA: 37

PITCHER		IP	WLS	BF	H	R	ER	SO	BB	IBB	HBP	BLK	WP	HR	S	P	ERA	WHIP
Doug Rau, L ERA: 2.08	(1, 1)	7.0	W	30	9	1	1	2	2	0	0	0	0	0	32	40	1.29	1.571
Charlie Hough, R ERA: 1.5	(8, 1)	2.0		7	1	0	0	1	0	0	0	0	0	0	9	9	0.00	0.500

PITCHER	IP	WLS	BF	H	R	ER	SO	BB	IBB	HBP	BLK	WP	HR	S	P	ERA	WHIP

Batter	1	2	3	4	5	6	7	8	9	AB	R	H	RBI	BB	SO	LOB
Davey Lopes, R (1, 4) OBP: 0.425, SLG: 0.375	6-3		F8	1B		BB CS		FC1-2 S 1B 3-H		4	1	1	0	1	0	1
Bill Russell, R (1, 6) OBP: 0.350, SLG: 0.421	6-3		6-3	P6		CS 1-2	6-3	1B 1-H		5	0	1	1	0	0	1
Reggie Smith, S (1, 9) OBP: 0.513, SLG: 0.867	HR		2B		P6		F9	F7		5	1	2	1	0	0	1
Ron Cey, R (1, 5) OBP: 0.538, SLG: 0.677	1B		BB		FC6-4		BB 1B		WP 2B	1	1	1	0	4	0	0
Steve Garvey, R (1, 3) OBP: 0.297, SLG: 0.371	1-2 1B		P3		FC6-4 BB 1-2f		FC5 BB 1-2 1B		L7 1-2	5	0	2	0	0	0	4
Rick Monday, L (1, 8) OBP: 0.417, SLG: 0.548	K			K	BB 1-2		1-2 2-3 BB		2B 2-H	3	0	1	1	2	2	2
Dusty Baker Jr., R (1, 7) OBP: 0.406, SLG: 0.481		F7		2B 1B	F8		FC5 2-3f		G5-4-3 IBB	4	1	1	0	0	0	5
John Hale, L (7, 7) OBP: 0.500, SLG: 0.333										0	0	0	0	1	0	0
Steve Yeager, R (1, 2) OBP: 0.552, SLG: 0.833		F2		1-H SH5-3 2B		6-3		SH1-3 FC1-2 2B	G5-4-3 1-2f	5	1	2	1	0	0	2
Burt Hooton, R (1, 1)		6-3		SH5-3 3-H		6-3		SH1-3 2-3		2	0	0	1	0	0	0
Inning Stats	R: 1 E: 0 K: 1 S: 8 H: 3 LOB: 2 BB: 0 P: 8	R: 0 E: 0 K: 0 S: 3 H: 0 LOB: 0 BB: 0 P: 3	R: 0 E: 0 K: 0 S: 4 H: 1 LOB: 2 BB: 1 P: 8	R: 2 E: 0 K: 1 S: 8 H: 3 LOB: 1 BB: 0 P: 8	R: 0 E: 0 K: 0 S: 3 H: 0 LOB: 2 BB: 2 P: 11	R: 0 E: 0 K: 0 S: 2 H: 0 LOB: 0 BB: 1 P: 6	R: 0 E: 0 K: 0 S: 4 H: 1 LOB: 3 BB: 2 P: 12	R: 1 E: 0 K: 0 S: 5 H: 2 LOB: 1 BB: 0 P: 5	R: 1 E: 0 K: 0 S: 3 H: 1 LOB: 1 BB: 2 P: 11	1B: 6 2B: 4 3B: 0 HR: 1	SF: 0 SAC: 2 DP: 1 HBP: 0						

TOP

Los Angeles Dodgers @ San Francisco Giants

Candlestick Park, San Francisco, CA

Sat Apr 16 1977, 6:33 AM EST

Att. 15,519 - Unknown

livebaseballscorecards.com

AB	34
R	5
H	11
RBI	5
BB	8
SO	2
LOB	16

WP: 1 PA: 45
PB: 0
SB: 1
CS: 1

PITCHER		IP	WLS	BF	H	R	ER	SO	BB	IBB	HBP	BLK	WP	HR	S	P	ERA	WHIP
Lynn McGlothen, R ERA: 6.3	(1, 1)	6.0	L	28	7	3	3	2	4	0	0	0	0	1	28	44	4.50	1.833
John Curtis, L ERA: 1.8	(7, 1)	1.1		8	2	1	1	0	2	0	0	0	0	0	6	14	6.75	3.000
Randy Moffitt, R ERA:	(8, 1)	0.2		3	1	0	0	0	0	0	0	0	0	0	3	3	0.00	1.500
Terry Cornutt, R ERA: 10.8	(9, 1)	1.0		5	1	1	1	0	1	1	0	0	1	0	3	11	9.00	2.000

PITCHER	IP	WLS	BF	H	R	ER	SO	BB	IBB	HBP	BLK	WP	HR	S	P	ERA	WHIP

Batter	1	2	3	4	5	6	7	8	9	AB	R	H	RBI	BB	SO	LOB
Gary Thomasson, L (1, 8) OBP: 0.261, SLG: 0.409	4-3			F9		K		BB 1B		4	0	1	0	0	1	1
Rob Andrews, R (1, 4) OBP: 0.353, SLG: 0.286	F9			3B		6-3		1-2 BB		3	0	1	0	1	0	1
Bill Madlock, R (1, 5) OBP: 0.265, SLG: 0.500	F9			K		5-3		F9		4	0	0	0	0	1	4
Darrell Evans, L (1, 7) OBP: 0.478, SLG: 0.650		F8		6-3			BB		F7	3	0	0	0	1	0	1
Willie McCovey, L (1, 3) OBP: 0.313, SLG: 0.552		K			G5-3 1B		K		G3	4	0	1	0	0	2	1
Terry Whitfield, L (1, 9) OBP: 0.381, SLG: 0.389		G3			1-2 1B		K		4-3	4	0	1	0	0	1	1
Johnnie LeMaster, R (1, 6) OBP: 0.200, SLG: 0.143			P6		P6		F7			3	0	0	0	0	0	3
Marc Hill, R (1, 2) OBP: 0.400, SLG: 0.391			F3		G5-3 2-3f			5-3		3	0	0	0	0	0	2
Lynn McGlothen, L (1, 1) Derrel Thomas, S (6, PH) OBP: 0.400, SLG: 0.600 John Curtis, L (7, 1) Randy Moffitt, R (8, 1) Randy Elliott, R (8, PH) OBP: 0.167, SLG: 0.091 Terry Cornutt, R (9, 1)			K			2B		F7		1 1 0 0 1 0	0 0 0 0 0 0	0 1 0 0 0 0	0 0 0 0 0 0	0 0 0 0 0 0	1 0 0 0 0 0	0 0 0 0 0 0
Inning Stats	R: 0 H: 0 E: 0 LOB: 0 K: 0 BB: 0 S: 3 P: 3	R: 0 H: 0 E: 0 LOB: 0 K: 1 BB: 0 S: 5 P: 5	R: 0 H: 0 E: 0 LOB: 0 K: 1 BB: 0 S: 5 P: 5	R: 0 H: 1 E: 0 LOB: 1 K: 1 BB: 0 S: 6 P: 6	R: 0 H: 2 E: 0 LOB: 1 K: 0 BB: 0 S: 4 P: 4	R: 0 H: 1 E: 0 LOB: 1 K: 1 BB: 0 S: 6 P: 6	R: 0 H: 0 E: 0 LOB: 1 K: 2 BB: 1 S: 7 P: 11	R: 0 H: 1 E: 0 LOB: 2 K: 0 BB: 1 S: 4 P: 8	R: 0 H: 0 E: 0 LOB: 0 K: 0 BB: 0 S: 3 P: 3	1B: 3 SF: 0 2B: 1 SAC: 0 3B: 1 DP: 1 HR: 0 HBP: 0						

PITCHER	IP	WLS	BF	H	R	ER	SO	BB	IBB	HBP	BLK	WP	HR	S	P	ERA	WHIP
Burt Hooton, R (1, 1) ERA: 1.38	9.0	W	33	5	0	0	6	2	0	0	0	0	0	43	51	0.00	0.778

PITCHER	IP	WLS	BF	H	R	ER	SO	BB	IBB	HBP	BLK	WP	HR	S	P	ERA	WHIP

BOTTOM

Los Angeles Dodgers @ San Francisco Giants

Candlestick Park, San Francisco, CA

Sat Apr 16 1977, 6:33 AM EST

Att. 15,519 - Unknown

livebaseballscorecards.com

AB	31
R	0
H	5
RBI	0
BB	2
SO	6
LOB	14

Batter	1	2	3	4	5	6	7	8	9	AB	R	H	RBI	BB	SO	LOB
Davey Lopes, R (1, 4) OBP: 0.420, SLG: 0.415	F8		CS 1B		SF8 3B	6-3		6-3		5	1	2	0	0	0	2
Bill Russell, R (1, 6) OBP: 0.300, SLG: 0.404	F9		K 1-2		4-3		F7		4-3	5	0	0	0	0	1	2
Reggie Smith, S (1, 9) OBP: 0.490, SLG: 0.842	2B			4-3	SF8 3-H		1B HR BB		2B	3	1	2	1	1	0	0
Ron Cey, R (1, 5) OBP: 0.510, SLG: 0.675	F9			K	P6		1-2 HR 1B		BB	4	1	1	0	1	1	1
Steve Garvey, R (1, 3) OBP: 0.348, SLG: 0.558		1-3		E 2B		F9 S WP 1B	1-H 2-H HR		F8	5	3	3	3	0	0	2
Rick Monday, L (1, 8) OBP: 0.400, SLG: 0.459		F8		E 1B IBB		SH1-4 WP 1-2 BB	F7		F8	3	1	0	0	2	0	2
Dusty Baker Jr., R (1, 7) OBP: 0.368, SLG: 0.424		1B		E5 1B 1-3 2-H		F9 2-3	4-3			3	0	1	0	0	0	3
John Hale, L (6, 7) OBP: 0.400, SLG: 0.250										1	0	0	0	0	0	0
Steve Yeager, R (1, 2) OBP: 0.541, SLG: 0.724		K		1-3 3-H 1B		SH1-4 1-2 3-H BB		P3		3	0	1	1	1	1	1
Rick Rhoden, R (1, 1) OBP: 0.167, SLG: 0.333			6-3	5-3		SH1-4 1-2 2-3		5-3		3	0	0	0	0	0	2
Mike Garman, R (8, 1)										0	0	0	0	0	0	0
Stan Wall, L (9, 1)										0	0	0	0	0	0	0
Inning Stats	R: 0 E: 0 K: 0 S: 4 H: 1 LOB: 1 BB: 0 P: 4	R: 0 E: 0 K: 1 S: 6 H: 1 LOB: 1 BB: 0 P: 6	R: 0 E: 0 K: 1 S: 5 H: 1 LOB: 0 BB: 0 P: 5	R: 2 E: 1 K: 1 S: 8 H: 2 LOB: 2 BB: 1 P: 12	R: 1 E: 0 K: 0 S: 4 H: 1 LOB: 0 BB: 0 P: 4	R: 1 E: 0 K: 0 S: 4 H: 1 LOB: 2 BB: 2 P: 12	R: 3 E: 0 K: 0 S: 5 H: 2 LOB: 0 BB: 1 P: 9	R: 0 E: 0 K: 0 S: 3 H: 0 LOB: 0 BB: 0 P: 3	R: 0 E: 0 K: 0 S: 4 H: 1 LOB: 2 BB: 1 P: 8	1B: 5 2B: 3 3B: 1 HR: 1 SF: 1 SAC: 1 DP: 0 HBP: 0	WP: 1 PB: 0 SB: 1 CS: 1 PA: 42					

PITCHER		IP	WLS	BF	H	R	ER	SO	BB	IBB	HBP	BLK	WP	HR	S	P	ERA	WHIP
Jack Billingham, R ERA: 6.16	(1, 1)	6.1	L	32	9	7	5	3	3	1	0	0	1	1	34	50	7.11	1.895
Mike Caldwell, L ERA: 4.91	(7, 1)	1.2		5	0	0	0	0	0	0	0	0	0	0	5	5	0.00	0.000
Santo Alcala, R ERA: 9.95	(9, 1)	1.0		5	1	0	0	0	1	0	0	0	0	0	4	8	0.00	2.000

PITCHER	IP	WLS	BF	H	R	ER	SO	BB	IBB	HBP	BLK	WP	HR	S	P	ERA	WHIP

TOP

Los Angeles Dodgers @ Cincinnati Reds

Riverfront Stadium, Cincinnati, OH

Mon Apr 18 1977, 6:05 PM EST

Att. 23,368 - Unknown

livebaseballscorecards.com

AB	35
R	7
H	10
RBI	5
BB	5
SO	3
LOB	15

Batter	1	2	3	4	5	6	7	8	9	AB	R	H	RBI	BB	SO	LOB
Pete Rose, S (1, 5) OBP: 0.417, SLG: 0.513	5-3		BB			K		2-H HR		3	1	1	2	1	1	0
Ken Griffey, L (1, 9) OBP: 0.313, SLG: 0.447	4-3		F7			1-3		F8		4	0	0	0	0	0	2
Joe Morgan, L (1, 4) OBP: 0.400, SLG: 0.622	4-3			P3		BB		2B		3	0	1	0	1	0	0
George Foster, R (1, 7) OBP: 0.267, SLG: 0.385		6-3		F5		F7		P4		4	0	0	0	0	0	2
Dan Driessen, L (1, 3) OBP: 0.167, SLG: 0.306		3-1		2B			F8		HR	4	1	2	1	0	0	0
Johnny Bench, R (1, 2) OBP: 0.278, SLG: 0.313		5-3		F7			F2		BB G5-4-3	3	0	0	0	1	0	1
Dave Concepcion, R (1, 6) OBP: 0.326, SLG: 0.317			SH3 1B		5-3		F3		L7	4	0	1	0	0	0	1
Cesar Geronimo, L (1, 8) OBP: 0.231, SLG: 0.378			F7		K			F9	G5-4-3 1-2f	4	0	0	0	0	1	2
Jack Billingham, R (1, 1) OBP: 0.167, SLG: 0.167			SH3 1-2		1-3			HR 2B		1	0	0	0	0	0	0
Mike Caldwell, R (7, 1)										0	0	0	0	0	0	0
Mike Lum, L (8, PH) OBP: 0.333, SLG: 0.500										1	1	1	0	0	0	0
Santo Alcala, R (9, 1)										0	0	0	0	0	0	0
Inning Stats	R: 0 E: 0 K: 0 S: 3 H: 0 LOB: 0 BB: 0 P: 3	R: 0 E: 0 K: 0 S: 3 H: 0 LOB: 0 BB: 0 P: 3	R: 0 E: 0 K: 0 S: 4 H: 1 LOB: 2 BB: 1 P: 8	R: 0 E: 0 K: 0 S: 4 H: 1 LOB: 1 BB: 0 P: 4	R: 0 E: 0 K: 1 S: 5 H: 0 LOB: 0 BB: 0 P: 5	R: 0 E: 0 K: 1 S: 5 H: 0 LOB: 1 BB: 1 P: 9	R: 0 E: 0 K: 0 S: 3 H: 0 LOB: 0 BB: 0 P: 3	R: 2 E: 0 K: 0 S: 6 H: 3 LOB: 1 BB: 0 P: 6	R: 1 E: 0 K: 0 S: 3 H: 1 LOB: 0 BB: 1 P: 7	1B: 1 2B: 3 3B: 0 HR: 2	SF: 0 SAC: 1 DP: 1 HBP: 0						

PITCHER		IP	WLS	BF	H	R	ER	SO	BB	IBB	HBP	BLK	WP	HR	S	P	ERA	WHIP
Rick Rhoden, R ERA: 7.11	(1, 1)	7.2	W	30	5	2	2	2	2	0	0	0	0	1	32	40	2.35	0.913
Mike Garman, R ERA: 7.71	(8, 1)	0.2		4	1	1	1	0	1	0	0	0	0	1	3	7	13.50	3.000
Stan Wall, L ERA: 13.5	(9, 1)	0.2		1	0	0	0	0	0	0	0	0	0	0	1	1	0.00	0.000

PITCHER	IP	WLS	BF	H	R	ER	SO	BB	IBB	HBP	BLK	WP	HR	S	P	ERA	WHIP

BOTTOM

Los Angeles Dodgers @ Cincinnati Reds

Riverfront Stadium, Cincinnati, OH

Mon Apr 18 1977, 6:05 PM EST

Att. 23,368 - Unknown

livebaseballscorecards.com

AB	31
R	3
H	6
RBI	3
BB	3
SO	2
LOB	8

WP: 0 PB: 0 SB: 0 CS: 0 PA: 35

Los Angeles Dodgers @ Cincinnati Reds

Riverfront Stadium, Cincinnati, OH

Wed Apr 20 1977, 3:33 AM EST

Att. 26,314 - Unknown

TOP

livebaseballscorecards.com

Batter	1	2	3	4	5	6	7	8	9	AB	R	H	RBI	BB	SO	LOB
Davey Lopes, R (1, 4) OBP: 0.444, SLG: 0.500	HR		G4-6-3 1B			BB HR	K			3	2	2	1	1	1	2
Ted Martinez, R (8, 4)										0	0	0	0	0	0	0
Bill Russell, R (1, 6) OBP: 0.278, SLG: 0.373	F8		G4-6-3 1-2f			K		F7		4	0	0	0	0	1	2
Reggie Smith, S (1, 9) OBP: 0.453, SLG: 0.762	K			F8		K		F7		4	0	0	0	0	2	1
Ron Cey, R (1, 5) OBP: 0.509, SLG: 0.721	BB			K		1-H HR		6-3		3	1	1	2	1	1	0
Steve Garvey, R (1, 3) OBP: 0.340, SLG: 0.532	P6			K		1-3			FC4-6 1B	4	0	1	0	0	1	1
Rick Monday, L (1, 8) OBP: 0.388, SLG: 0.439		1-3			5-3 1B		K		K	4	0	1	0	0	2	1
Dusty Baker Jr., R (1, 7) OBP: 0.341, SLG: 0.389		F9			K		P6		K	3	0	0	0	0	1	1
John Hale, L (7, 7) OBP: 0.333, SLG: 0.200										1	0	0	0	0	1	1
Steve Yeager, R (1, 2) OBP: 0.512, SLG: 0.656		5-3			5-3 1-2	BB BB			FC4-6 1-2f	3	0	0	0	1	0	2
Don Sutton, R (1, 1) OBP: 0.333, SLG: 0.143			F9		1-3	1-2 BB				2	0	0	0	1	0	1

	AB	31
	R	3
	H	5
	RBI	3
	BB	4
	SO	10
	LOB	12

Inning Stats	1	2	3	4	5	6	7	8	9
	R: 1 E: 0 K: 1 S: 6	R: 0 E: 0 K: 0 S: 3	R: 0 E: 0 K: 0 S: 3	R: 0 E: 0 K: 2 S: 7	R: 0 E: 0 K: 1 S: 6	R: 2 E: 0 K: 2 S: 8	R: 0 E: 0 K: 2 S: 7	R: 0 E: 0 K: 0 S: 3	R: 0 E: 0 K: 2 S: 8
	H: 1 LOB: 1 BB: 1 P: 10	H: 0 LOB: 0 BB: 0 P: 3	H: 1 LOB: 0 BB: 0 P: 3	H: 0 LOB: 0 BB: 0 P: 7	H: 1 LOB: 1 BB: 0 P: 6	H: 1 LOB: 0 BB: 1 P: 12	H: 0 LOB: 2 BB: 2 P: 15	H: 0 LOB: 0 BB: 0 P: 3	H: 1 LOB: 1 BB: 0 P: 8

| | | | | | | | | | |

Batter	1	2	3	4	5	6	7	8	9	AB	R	H	RBI	BB	SO	LOB
Pete Rose, S (1, 5) OBP: 0.396, SLG: 0.500	5-3		G3		L9		E3 2B		F7	5	0	1	0	0	0	2
Ken Griffey, L (1, 9) OBP: 0.327, SLG: 0.471	3-1		3-1		1-3 2-H 2B		E3 1B			4	0	2	1	0	0	0
Joe Morgan, L (1, 4) OBP: 0.408, SLG: 0.590	BBBB S BB			BBBB 1B BB	P3		E3 1-3 2-H			2	0	0	0	2	0	4
George Foster, R (1, 7) OBP: 0.286, SLG: 0.381	6-3 1-2			4-3 1-3 1B		BBBB 2B BB	5-3			3	0	1	0	1	0	3
Dan Driessen, L (1, 3) OBP: 0.175, SLG: 0.325		P6		4-3 2-3		1-3 2B		F5		4	0	1	0	0	0	1
Johnny Bench, R (1, 2) OBP: 0.275, SLG: 0.333		2B		F8		SSS K		F8		4	0	1	0	0	1	3
Dave Concepcion, R (1, 6) OBP: 0.298, SLG: 0.289		F7			5-3	P4		F9		4	0	0	0	0	0	3
Cesar Geronimo, L (1, 8) OBP: 0.233, SLG: 0.366		G3			E 2B 1B	F7			P4	4	1	1	0	0	0	3
Fred Norman, S (1, 1) Champ Summers, L (7, PH) Rawly Eastwick, R (8, 1) Mike Lum, L (9, PH) OBP: 0.286, SLG: 0.429			SSS K		E2 2B 1-2		5-3		F8	2 1 0 1	0 0 0 0	0 0 0 0	0 0 0 0	1 0 0 0	1 0 0 0	1 0 0 0
Inning Stats	R: 0 H: 0 E: 0 LOB: 1 K: 0 BB: 1 S: 3 P: 7	R: 0 H: 1 E: 0 LOB: 1 K: 0 BB: 0 S: 4 P: 4	R: 0 H: 0 E: 0 LOB: 0 K: 1 BB: 0 S: 5 P: 5	R: 0 H: 1 E: 0 LOB: 1 K: 0 BB: 1 S: 3 P: 7	R: 1 H: 2 E: 1 LOB: 2 K: 0 BB: 0 S: 6 P: 6	R: 0 H: 1 E: 0 LOB: 2 K: 1 BB: 1 S: 6 P: 10	R: 0 H: 2 E: 1 LOB: 2 K: 0 BB: 0 S: 5 P: 5	R: 0 H: 0 E: 0 LOB: 0 K: 0 BB: 0 S: 3 P: 3	R: 0 H: 0 E: 0 LOB: 0 K: 0 BB: 0 S: 3 P: 3	1B: 3 SF: 0 2B: 4 SAC: 0 3B: 0 DP: 0 HR: 0 HBP: 0						WP: 0 PA: 37 PB: 0 SB: 1 CS: 0	

PITCHER	IP	WLS	BF	H	R	ER	SO	BB	IBB	HBP	BLK	WP	HR	S	P	ERA	WHIP
Don Sutton, R (1, 1) ERA: 1.08	9.0	W	37	7	1	0	2	3	0	0	0	0	0	38	50	0.00	1.111

PITCHER	IP	WLS	BF	H	R	ER	SO	BB	IBB	HBP	BLK	WP	HR	S	P	ERA	WHIP

BOTTOM

Los Angeles Dodgers @ Cincinnati Reds

Riverfront Stadium, Cincinnati, OH

Wed Apr 20 1977, 3:33 AM EST

Att. 26,314 - Unknown

AB	34
R	1
H	7
RBI	1
BB	3
SO	2
LOB	20

livebaseballscorecards.com

Batter	1	2	3	4	5	6	7	8	9	AB	R	H	RBI	BB	SO	LOB
Davey Lopes, R (1, 4) OBP: 0.441, SLG: 0.479	PB S PB 1B		F8	BB 1-2 2-3		K		G3		4	1	1	0	1	1	1
Bill Russell, R (1, 6) OBP: 0.271, SLG: 0.357	F7 1-3		1B 2B 1B	G1-2-3 3-Hf		5-3		6-3		5	1	1	0	0	0	5
Reggie Smith, S (1, 9) OBP: 0.483, SLG: 0.756	PB BB		2B 1-3 1B		K		1B E 1B	BB		3	1	2	0	2	1	0
Ron Cey, R (1, 5) OBP: 0.500, SLG: 0.708	K		1-3 3-H 2B		4-3		E7 1B 1-H 1B	4-3		5	0	2	1	0	1	3
Steve Garvey, R (1, 3) OBP: 0.327, SLG: 0.500	F9 1-2 3-H		L4		K		BB 2-3 1B		5-3	5	0	1	0	0	1	3
Rick Monday, L (1, 8) OBP: 0.407, SLG: 0.432		BB 1B	4-3			SH1-4 BB 1B BB	1-2 BB		4-3	3	1	1	0	2	0	2
Dusty Baker Jr., R (1, 7) OBP: 0.364, SLG: 0.395		K		BB G1-2-3 1B		1-2 SH1-4 1B BB	K		6-3	2	0	1	0	1	1	1
John Hale, L (6, PR) OBP: 0.333, SLG: 0.200										0	1	0	0	0	0	0
(6, 7)																
Lee Lacy, R (7, PH) OBP: 0.500, SLG: 0.750										2	0	0	0	0	1	3
(7, 7)																
Steve Yeager, R (1, 2) OBP: 0.523, SLG: 0.647		B1-4 1-2 BB		BB 1-2 1B		1-2 2-3 SH1-4	K			2	0	1	0	1	1	3
Doug Rau, L (1, 1)		B1-4 1-2f		K		2-H 3-H 1B	P4			2	0	0	0	0	1	4
Boog Powell, L (6, PH)										1	0	1	2	0	0	0
Elias Sosa, R (6, PR) OBP: 0.250, SLG: 0.250										0	0	0	0	0	0	0
Charlie Hough, R (6, 1)										1	0	0	0	0	0	3
Stan Wall, L (9, 1)										0	0	0	0	0	0	0
Mike Garman, R (9, 1)										0	0	0	0	0	0	0
Inning Stats	R: 1 E: 0 K: 1 S: 6 / H: 1 LOB: 1 BB: 1 P: 10	R: 0 E: 0 K: 1 S: 5 / H: 1 LOB: 1 BB: 1 P: 9	R: 1 E: 0 K: 0 S: 6 / H: 3 LOB: 2 BB: 0 P: 6	R: 0 E: 0 K: 1 S: 6 / H: 2 LOB: 2 BB: 1 P: 10	R: 0 E: 0 K: 2 S: 7 / H: 0 LOB: 0 BB: 0 P: 7	R: 2 E: 0 K: 1 S: 6 / H: 1 LOB: 1 BB: 2 P: 14	R: 1 E: 1 K: 2 S: 10 / H: 3 LOB: 3 BB: 1 P: 14	R: 0 E: 0 K: 0 S: 3 / H: 0 LOB: 1 BB: 1 P: 7	R: 0 E: 0 K: 0 S: 3 / H: 0 LOB: 0 BB: 0 P: 3	1B: 10 2B: 1 3B: 0 HR: 0 / SF: 0 SAC: 1 DP: 2 HBP: 0						

TOP

Los Angeles Dodgers @ Atlanta Braves

Atlanta-Fulton County Stadium, Atlanta, GA

Fri Apr 22 1977, 6:05 PM EST
Att. 14,718 - Unknown

livebaseballscorecards.com

AB	35
R	5
H	11
RBI	3
BB	7
SO	8
LOB	28

PITCHER		IP	WLS	BF	H	R	ER	SO	BB	IBB	HBP	BLK	WP	HR	S	P	ERA	WHIP
Phil Niekro, R ERA: 4.13	(1, 1)	5.1		27	8	4	3	5	5	0	0	0	0	0	32	52	5.06	2.438
Mike Marshall, R ERA: 9.0	(6, 1)	0.2		5	3	1	1	1	0	0	0	0	0	0	7	7	13.50	4.500
Jamie Easterly, L ERA: 6.0	(7, 1)	0.0		1	0	0	0	0	1	0	0	0	0	0	0	4	∞	∞
Buzz Capra, R ERA: 10.13	(7, 1)	1.0		3	0	0	0	2	0	0	0	0	0	0	7	7	0.00	0.000
Rick Camp, R ERA:	(8, 1)	2.0	W	7	0	0	0	0	1	0	0	0	0	0	6	10	0.00	0.500

PITCHER	IP	WLS	BF	H	R	ER	SO	BB	IBB	HBP	BLK	WP	HR	S	P	ERA	WHIP

Batter	1	2	3	4	5	6	7	8	9	AB	R	H	RBI	BB	SO	LOB
Rowland Office, L (1, 8) OBP: 0.300, SLG: 0.368	1B	K			5-3		F7	K		5	1	2	0	0	2	3
Jerry Royster, R (1, 5) OBP: 0.305, SLG: 0.315	1B		G6-4-3		5-3		E		BB	4	2	3	0	1	0	1
Willie Montanez, L (1, 3) OBP: 0.281, SLG: 0.382	1B		F8		F7		F8		FC5-4	5	1	2	1	0	0	4
Jeff Burroughs, R (1, 9) OBP: 0.357, SLG: 0.604	2B		G6-4-3			4-3	E6		FC5-4	5	0	1	2	0	0	4
Gary Matthews, R (1, 7) OBP: 0.455, SLG: 0.510 Rick Camp, R (8, 1) Joe Nolan, L (9, PH) OBP: 1.000, SLG: 1.000	P4			E6		6-3	1-3		FC6-2 1B	4 0 1	0 0 1	0 0 1	0 0 1	0 0 0	0 0 0	3 0 0
Vic Correll, R (1, 2) OBP: 0.400, SLG: 0.611 Biff Pocoroba, S (6, 2) OBP: 0.344, SLG: 0.333	F8			F7		1B		2B	FC6-2	2 2	0 0	0 2	0 0	0 1	0 0	2 0
Rod Gilbreath, R (1, 4) OBP: 0.327, SLG: 0.327	6-3			K		1B		K	FC6-2	5	0	1	0	0	2	6
Pat Rockett, R (1, 6) OBP: 0.375, SLG: 0.349 Brian Asselstine, L (8, PH) Craig Robinson, R (9, 6) OBP: 1.000, SLG: 1.000		F9		4-3		F3				3 0 1	0 0 0	0 0 1	0 0 1	0 1 1	0 0 0	3 0 0
Phil Niekro, R (1, 1) OBP: 0.333, SLG: 0.333 Mike Marshall, R (6, 1) OBP: 1.000, SLG: 1.000 Jamie Easterly, L (7, 1) Buzz Capra, R (7, 1) Junior Moore, R (7, PH) OBP: 1.000, SLG: 1.000 Tom Paciorek, R (8, 7)		K			4-3		E	F8		2 0 0 0 0 1	0 0 0 0 1 0	0 0 0 0 0 2	0 0 0 0 1 0	1 0 0 0 0 0	0 0 0 0 0 0	0 0 0 0 0 2
Inning Stats	R: 3 E: 0 K: 0 S: 7 H: 4 LOB: 1 BB: 0 P: 7	R: 0 E: 0 K: 2 S: 7 H: 0 LOB: 0 BB: 0 P: 7	R: 0 E: 0 K: 0 S: 3 H: 1 LOB: 0 BB: 0 P: 3	R: 0 E: 1 K: 1 S: 6 H: 0 LOB: 1 BB: 0 P: 6	R: 0 E: 0 K: 0 S: 4 H: 1 LOB: 1 BB: 0 P: 4	R: 0 E: 0 K: 0 S: 5 H: 2 LOB: 2 BB: 0 P: 5	R: 1 E: 1 K: 0 S: 5 H: 1 LOB: 2 BB: 1 P: 9	R: 0 E: 0 K: 2 S: 8 H: 1 LOB: 2 BB: 1 P: 12	R: 2 E: 0 K: 0 S: 5 H: 3 LOB: 3 BB: 2 P: 13	1B: 11 2B: 2 3B: 0 HR: 0 SF: 0 SAC: 0 DP: 1 HBP: 0						

PITCHER		IP	WLS	BF	H	R	ER	SO	BB	IBB	HBP	BLK	WP	HR	S	P	ERA	WHIP
Doug Rau, L ERA: 3.0	(1, 1)	5.0		21	6	3	3	3	0	0	0	0	0	0	27	27	5.40	1.200
Charlie Hough, R ERA: 2.04	(6, 1)	3.0		17	4	2	1	2	3	0	0	0	0	0	18	30	3.00	2.333
Stan Wall, L ERA: 16.88	(9, 1)	0.0	L	1	1	0	0	0	0	0	0	0	0	0	1	1	∞	∞
Mike Garman, R ERA: 6.0	(9, 1)	0.2		5	2	1	1	0	1	0	0	0	0	0	4	8	13.50	4.500

PITCHER	IP	WLS	BF	H	R	ER	SO	BB	IBB	HBP	BLK	WP	HR	S	P	ERA	WHIP

BOTTOM

Los Angeles Dodgers @ Atlanta Braves

Atlanta-Fulton County Stadium, Atlanta, GA

Fri Apr 22 1977, 6:05 PM EST

Att. 14,718 - Unknown

livebaseballscorecards.com

AB	40
R	6
H	13
RBI	5
BB	4
SO	5
LOB	28

WP: 0 PA: 44
PB: 0
SB: 0
CS: 0

Los Angeles Dodgers @ Atlanta Braves

Atlanta-Fulton County Stadium, Atlanta, GA

Sat Apr 23 1977, 6:05 PM EST

Att. 25,546 - Unknown

TOP

Batter	1	2	3	4	5	6	7	8	9	AB	R	H	RBI	BB	SO	LOB
Davey Lopes, R (1, 4) OBP: 0.422, SLG: 0.453	F8		4-3	F9			G3		1B E 1B	5	1	1	0	0	0	0
Bill Russell, R (1, 6) OBP: 0.297, SLG: 0.393	6-3		PB HR 2B		6-3		1B		E SF9 1B 1-3	5	2	3	0	0	0	0
Reggie Smith, S (1, 9) OBP: 0.476, SLG: 0.714	K		HR BB 2-3		F7		P4		E9 1B 1-3 3-H	4	1	1	1	1	1	1
Ron Cey, R (1, 5) OBP: 0.508, SLG: 0.765		G6-4-3 1B	HR 1-H 3-H		K			SH5-3 BB	SF9 3-H	3	1	2	4	1	1	0
Steve Garvey, R (1, 3) OBP: 0.305, SLG: 0.464		G6-4-3 1-2f	K			6-3		SH5-3 1-2	F8	4	0	0	0	0	1	2
Rick Monday, L (1, 8) OBP: 0.431, SLG: 0.500		2B BB	HR			4-3		IBB		2	1	1	1	2	0	0
Dusty Baker Jr., R (1, 7) OBP: 0.375, SLG: 0.429										4	0	2	0	0	0	2
John Hale, L (9, 7) OBP: 0.333, SLG: 0.200		1-3 2B	F2			1B		F8		0	0	0	0	0	0	0
Steve Yeager, R (1, 2) OBP: 0.500, SLG: 0.595		FC6 IBB		F9	K			F8		3	0	0	0	1	1	3
Burt Hooton, R (1, 1)							G3		4-3	2	0	0	0	0	1	3
Boog Powell, L (7, PH) OBP: 0.200, SLG: 0.200										1	0	0	0	0	0	0
Charlie Hough, R (7, 1)		FC6 1-2f		K						1	0	0	0	0	0	0

	AB	34
	R	6
	H	10
	RBI	6
	BB	5
	SO	5
	LOB	11

livebaseballscorecards.com

Inning Stats	1	2	3	4	5	6	7	8	9	1B: 6	SF: 1	WP: 0	PA: 41
	R: 0	R: 0	R: 4	R: 0	R: 0	R: 0	R: 0	R: 0	R: 2	2B: 2	SAC: 1	PB: 1	
	E: 0	E: 0	E: 0	E: 0	E: 0	E: 0	E: 0	E: 0	E: 1	3B: 0	DP: 1	SB: 0	
	K: 1	K: 0	K: 1	K: 1	K: 1	K: 1	K: 0	K: 0	K: 0	HR: 2	HBP: 0	CS: 0	
	S: 5	S: 4	S: 8	S: 5	S: 5	S: 6	S: 4	S: 3	S: 6				
	H: 0	H: 2	H: 3	H: 0	H: 0	H: 1	H: 1	H: 0	H: 3				
	LOB: 0	LOB: 3	LOB: 0	LOB: 0	LOB: 0	LOB: 1	LOB: 1	LOB: 2	LOB: 1				
	BB: 0	BB: 2	BB: 1	BB: 0	BB: 0	BB: 0	BB: 0	BB: 2	BB: 0				
	P: 5	P: 12	P: 12	P: 5	P: 5	P: 6	P: 4	P: 11	P: 6				

PITCHER		IP	WLS	BF	H	R	ER	SO	BB	IBB	HBP	BLK	WP	HR	S	P	ERA	WHIP
Dick Ruthven, R ERA: 2.45	(1, 1)	8.1	L	39	10	6	6	5	3	2	0	0	0	2	44	64	6.48	1.560
Rick Camp, R ERA:	(9, 1)	0.2		2	0	0	0	0	0	0	0	0	0	0	2	2	0.00	0.000

PITCHER	IP	WLS	BF	H	R	ER	SO	BB	IBB	HBP	BLK	WP	HR	S	P	ERA	WHIP

Los Angeles Dodgers @ Atlanta Braves

Atlanta-Fulton County Stadium, Atlanta, GA

Sat Apr 23 1977, 6:05 PM EST

Att. 25,546 - Unknown

BOTTOM

Batter	1	2	3	4	5	6	7	8	9	AB	R	H	RBI	BB	SO	LOB
Rowland Office, L (1, 8) OBP: 0.308, SLG: 0.371	SH1-3 1B		F7	FC6-4 2-H 1B		FC6-4 1-2f			G3-6 1-2f	5	0	2	1	0	0	4
Jerry Royster, R (1, 5) (9, 4) OBP: 0.306, SLG: 0.316	SH1-3 1-2		1B S 1-3 1B 1B	FC6-4 1-2f			6-3			3	1	1	0	0	0	1
Willie Montanez, L (1, 3) OBP: 0.279, SLG: 0.362	F8		BB 1B 1-2 1B		K2-3		F5			3	1	0	0	1	1	1
Jeff Burroughs, R (1, 9) OBP: 0.350, SLG: 0.577	4-3		1B 1-2 2-3 3-H 1B		K		K			4	0	1	1	0	2	1
Gary Matthews, R (1, 7) OBP: 0.441, SLG: 0.491		5-3	1-3 2-H 3-H 1B		L4			F9		4	0	1	2	0	0	0
Biff Pocoroba, S (1, 2) OBP: 0.333, SLG: 0.323		K	4-3			WP SH1-4 1B		F9		4	0	1	0	0	1	2
Rod Gilbreath, R (1, 4) OBP: 0.327, SLG: 0.327 Rick Camp, R (9, 1)		F2		SH1 1B 1B		SH1-4 1-2		P3		3 0	1 0	1 0	0 0	0 0	0 0	0 0
Pat Rockett, R (1, 6) OBP: 0.380, SLG: 0.356 Tom Paciorek, R (9, PH)			F8	SH1 1-2		FC6-4 2-3 1B			K	2 1	0 0	1 0	0 0	0 0	0 1	0 0
Dick Ruthven, R (1, 1) OBP: 0.364, SLG: 0.455 Junior Moore, R (9, 5) OBP: 1.000, SLG: 1.000			1B 1B 1B	K		F9			G3-6 BB	3 0	1 0	1 0	0 0	0 1	1 0	3 0
Inning Stats	R: 0 E: 0 K: 0 S: 4 H: 1 LOB: 1 BB: 0 P: 4	R: 0 E: 0 K: 1 S: 5 H: 0 LOB: 0 BB: 0 P: 5	R: 3 E: 0 K: 0 S: 7 H: 4 LOB: 2 BB: 1 P: 11	R: 1 E: 0 K: 1 S: 7 H: 2 LOB: 1 BB: 0 P: 7	R: 0 E: 0 K: 2 S: 7 H: 0 LOB: 0 BB: 0 P: 7	R: 0 E: 0 K: 0 S: 5 H: 2 LOB: 2 BB: 0 P: 5	R: 0 E: 0 K: 1 S: 5 H: 0 LOB: 0 BB: 0 P: 5	R: 0 E: 0 K: 0 S: 3 H: 0 LOB: 0 BB: 0 P: 3	R: 0 E: 0 K: 1 S: 4 H: 0 LOB: 0 BB: 1 P: 8	1B: 9 2B: 0 3B: 0 HR: 0 SF: 0 SAC: 3 DP: 1 HBP: 0						

livebaseballscorecards.com

AB	32
R	4
H	9
RBI	4
BB	2
SO	6
LOB	12

PITCHER		IP	WLS	BF	H	R	ER	SO	BB	IBB	HBP	BLK	WP	HR	S	P	ERA	WHIP
Burt Hooton, R ERA: 2.84	(1, 1)	6.0		28	9	4	4	4	1	0	0	0	1	0	35	39	6.00	1.667
Charlie Hough, R ERA: 1.74	(7, 1)	3.0	W	9	0	0	0	2	1	0	0	0	0	0	12	16	0.00	0.333

PITCHER	IP	WLS	BF	H	R	ER	SO	BB	IBB	HBP	BLK	WP	HR	S	P	ERA	WHIP

Batter	1	2	3	4	5	6	7	8	9	AB	R	H	RBI	BB	SO	LOB
Davey Lopes, R (1, 4) OBP: 0.403, SLG: 0.429	S S S 0-3 ① K	x 0-0 ③ F5		x 0-0 ① 6-3 1-2 2-3		x 0-0 ① 5-3		x 0-0 HR 2-3 3-H 1B	x 0-0 HR	3	0	0	0	0	1	3
Lee Lacy, R (4, 4) OBP: 0.571, SLG: 1.143										3	2	2	2	0	0	0
Bill Russell, R (1, 6) OBP: 0.271, SLG: 0.358	x 0-0 ② P5		x 0-0 ① F5	x 0-0 ② L1		x 0-0 ② 5-3		x 0-0 ① 6-3	S S S 0-3 ② K	6	0	0	0	0	1	4
Reggie Smith, S (1, 9) OBP: 0.500, SLG: 0.712	x 0-0 2B 1B		x 0-0 BB HR 1B	S S S 0-3 ③ K		B B B B 4-0 BB		I I I I 4-0 HR IBB	x 0-0 HR	3	3	2	0	2	1	2
Charlie Hough, R (8, 1) OBP: 0.250, SLG: 0.571										1	1	1	1	0	0	0
Ron Cey, R (1, 5) OBP: 0.529, SLG: 0.833	x 0-0 ③ 1-H 2B		B B B B 4-0 ① 1-2 HR BB		B B B B 4-0 FC4-6 BB	x 0-0 ③ F9		x 0-0 1-H 2-H 3-H HR	x 0-0 E4	3	2	2	5	2	0	1
Ted Martinez, R (9, PH) (9, 5)										1	0	0	0	0	0	0
Steve Garvey, R (1, 3) OBP: 0.313, SLG: 0.508	x 0-0 ① 6-3	x 0-0 1-H 2-H HR			x 0-0 ① FC4-6 BB 1-2f 1B		x 0-0 ① 1-3	x 0-0 HR 1B	x 0-0 ③ F7	5	3	2	3	0	0	1
Ed Goodson, L (9, PH) (9, 3)										1	0	0	0	0	0	1
Rick Monday, L (1, 8) OBP: 0.429, SLG: 0.480	x 0-0 ② 2B 1B	x 0-0 ② 4-3			B B B B 4-0 1B 1-2 BB		x 0-0 ② F7	S S S 0-3 ② K		4	1	1	0	1	1	1
Dusty Baker Jr., R (1, 7) OBP: 0.377, SLG: 0.489	S S S 0-3 ② K	x 0-0 ③ F7			x 0-0 ② 1-3 2-H 1B		x 0-0 ③ F8	x 0-0 1-H HR		5	1	2	3	0	1	1
Steve Yeager, R (1, 2) OBP: 0.509, SLG: 0.610	x 0-0 1-H 1B 2B			x 0-0 6-3 SH 1B	4-0 FC5-4 IBB			x E6 2B 1B S S S 0-3 K		4	2	2	1	1	1	0
Tommy John, R (1, 1) OBP: 0.250, SLG: 0.250	x 0-0 2-H 1B			x 0-0 SH 6-3 1-2	x 0-0 ③ FC5-4 1-2f			x 0-0 1-3 1B HR 2B	S S S 0-3 ① K	2	0	1	1	0	0	2
Mike Garman, R (5, 1)										0	0	0	0	0	0	0
Stan Wall, L (5, 1)										0	0	0	0	0	0	0
Manny Mota, R (8, PH) OBP: 1.000, SLG: 2.000										1	1	1	0	0	0	0
John Hale, L (8, 9) OBP: 0.286, SLG: 0.167										1	0	0	0	0	1	0
Inning Stats	R: 1 H: 2 E: 0 LOB: 1 K: 1 BB: 0 S: 6 P: 6	R: 2 H: 3 E: 0 LOB: 1 K: 1 BB: 0 S: 8 P: 8	R: 3 H: 2 E: 0 LOB: 0 K: 0 BB: 1 S: 5 P: 9	R: 0 H: 1 E: 0 LOB: 2 K: 1 BB: 0 S: 7 P: 7	R: 1 H: 1 E: 0 LOB: 2 K: 0 BB: 3 S: 3 P: 15	R: 0 H: 0 E: 0 LOB: 1 K: 0 BB: 1 S: 3 P: 7	R: 0 H: 0 E: 0 LOB: 0 K: 0 BB: 0 S: 3 P: 3	R: 7 H: 5 E: 1 LOB: 0 K: 2 BB: 1 S: 13 P: 17	R: 2 H: 2 E: 1 LOB: 1 K: 2 BB: 0 S: 10 P: 10	1B: 8 SF: 0 2B: 3 SAC: 1 3B: 0 DP: 0 HR: 5 HBP: 0						

PITCHER		IP	WLS	BF	H	R	ER	SO	BB	IBB	HBP	BLK	WP	HR	S	P	ERA	WHIP
Frank LaCorte, R ERA: 11.68	(1, 1)	2.1	L	14	7	6	6	2	1	0	0	0	0	1	17	21	23.14	3.429
Buzz Capra, R ERA: 4.91	(3, 1)	4.2		20	2	1	1	1	3	1	0	0	0	0	18	34	1.93	1.071
Rick Camp, R ERA: 4.15	(8, 1)	0.1		6	3	5	4	0	0	1	0	0	0	1	5	9	108.00	9.000
Bob Johnson, R ERA: 17.18	(8, 1)	1.1		9	4	4	4	4	0	0	0	0	0	3	17	17	27.00	3.000
Mike Beard, L ERA:	(9, 1)	0.1		1	0	0	0	0	0	0	0	0	0	0	1	1	0.00	0.000

PITCHER	IP	WLS	BF	H	R	ER	SO	BB	IBB	HBP	BLK	WP	HR	S	P	ERA	WHIP

TOP

Los Angeles Dodgers @ Atlanta Braves

Atlanta-Fulton County Stadium, Atlanta, GA

Sun Apr 24 1977, 3:33 AM EDT

Att. 22,464 - Unknown

livebaseballscorecards.com

AB	43
R	16
H	16
RBI	16
BB	6
SO	7
LOB	16

WP: 0	PA: 50				
PB: 0					
SB: 0					
CS: 0					

Los Angeles Dodgers @ Atlanta Braves

Atlanta-Fulton County Stadium, Atlanta, GA

Sun Apr 24 1977, 3:33 AM EDT

Att. 22,464 - Unknown

livebaseballscorecards.com

BOTTOM

Batter	1	2	3	4	5	6	7	8	9	AB	R	H	RBI	BB	SO	LOB
Rowland Office, L (1, 8) OBP: 0.310, SLG: 0.368	6-3	S 1B		1B	K		E6		F8	6	0	2	0	0	1	4
Jerry Royster, R (1, 5) OBP: 0.299, SLG: 0.355	HR	F9 1-2		L4	6-3		F8			5	1	1	1	0	0	6
Willie Montanez, L (1, 3) OBP: 0.288, SLG: 0.403	G3		HR	1-3		F2		BBBB 4-0 BB		4	1	1	1	1	0	1
Jeff Burroughs, R (1, 9) OBP: 0.354, SLG: 0.614	HR		SSS 0-3 K		0-0 1B 1B 1B	SSS 0-3 K		SSS 0-3 K		5	2	2	1	0	3	1
Gary Matthews, R (1, 7) OBP: 0.469, SLG: 0.569	1B 1B		0-0 HR		0-0 1B 1-2 1B 1B	0-0 BB 1B		0-0 F8		5	2	4	1	0	0	1
Vic Correll, R (1, 2) OBP: 0.417, SLG: 0.571 Biff Pocoroba, S (8, PH) OBP: 0.324, SLG: 0.313 (9, 2)	FC6-4 1-3 1B	0-0 F9			SSS 0-3 K	BBBB 4-0 1-2 BB		0-0 4-3		3 1	0 0	1 0	0 0	1 0	1 0	2 1
Rod Gilbreath, R (1, 4) OBP: 0.317, SLG: 0.316	FC6-4 1-2f	E5			BB 1B 1-3 2-H 1B	F8			0-0 6-3	5	0	1	1	0	0	4
Pat Rockett, R (1, 6) OBP: 0.382, SLG: 0.347		0-0 6-3	1-3		BB 1-2 3-H 1B		0-0 G3		H 1-0 HBP	4	0	1	1	0	0	1
Frank LaCorte, R (1, 1) OBP: 0.333, SLG: 0.333 Buzz Capra, R (3, 1) Tom Paciorek, R (7, PH) Rick Camp, R (8, 1) Bob Johnson, L (8, 1) Mike Beard, L (9, 1) Brian Asselstine, L (9, PH)	SSS 0-3 K	0-0 6-3	BBBB 4-0 1-2 2-3 BB		0-0 F7		SSS 0-3 K		1 1 1 0 0 0 1	0 0 0 0 0 0 0	0 0 0 0 0 0 0	0 1 0 0 0 0 0	0 0 0 0 0 0 0	1 0 0 0 0 0 1	0 0 0 0 0 0 1
Inning Stats	R: 2 E: 0 K: 0 S: 7 H: 4 LOB: 2 BB: 0 P: 7	R: 0 E: 0 K: 1 S: 6 H: 1 LOB: 1 BB: 0 P: 6	R: 2 E: 1 K: 1 S: 8 H: 2 LOB: 1 BB: 0 P: 8	R: 0 E: 0 K: 0 S: 4 H: 1 LOB: 1 BB: 0 P: 4	R: 2 E: 0 K: 2 S: 11 H: 4 LOB: 3 BB: 1 P: 15	R: 0 E: 0 K: 1 S: 6 H: 1 LOB: 2 BB: 1 P: 10	R: 0 E: 1 K: 0 S: 4 H: 0 LOB: 1 BB: 0 P: 4	R: 0 E: 0 K: 1 S: 5 H: 0 LOB: 1 BB: 1 P: 9	R: 0 E: 0 K: 1 S: 5 H: 0 LOB: 1 BB: 0 P: 6	1B: 9 2B: 0 3B: 0 HR: 4 SF: 0 SAC: 0 DP: 0 HBP: 1						

	AB	42
	R	6
	H	13
	RBI	6
	BB	3
	SO	7
	LOB	22

WP: 0 PB: 0 SB: 1 CS: 0 — PA: 46

PITCHER		IP	WLS	BF	H	R	ER	SO	BB	IBB	HBP	BLK	WP	HR	S	P	ERA	WHIP
Tommy John, L ERA: 9.0	(1, 1)	4.1		25	11	6	6	3	0	0	0	0	0	4	31	31	12.46	2.538
Mike Garman, R ERA: 6.0	(5, 1)	0.0		2	1	0	0	0	1	0	0	0	0	0	1	5	∞	∞
Stan Wall, L ERA: 8.44	(5, 1)	2.2	W	11	1	0	0	2	1	0	0	0	0	0	14	18	0.00	0.750
Charlie Hough, R ERA: 1.59	(8, 1)	2.0		8	0	0	0	2	1	0	1	0	0	0	10	15	0.00	0.500

PITCHER	IP	WLS	BF	H	R	ER	SO	BB	IBB	HBP	BLK	WP	HR	S	P	ERA	WHIP

Batter	1	2	3	4	5	6	7	8	9	AB	R	H	RBI	BB	SO	LOB
Davey Lopes, R (1, 4) OBP: 0.417, SLG: 0.475	S HR 2B	1-2 2-H 1B			2B	F8			F8 ①	5	1	3	1	0	0	0
Bill Russell, R (1, 6) OBP: 0.253, SLG: 0.333	5-3 ① 2-3	FC6-5 ③ 2-3f			6-3 ①		1-3 ①		L9 ②	5	0	0	0	0	0	4
Reggie Smith, S (1, 9) OBP: 0.486, SLG: 0.679 John Hale, L (7, PR) (7, 9) OBP: 0.250, SLG: 0.143	L8 ②		F9 ①		K ②		CS 1B		6-3 ③	4 1	0 0	1 0	0 0	0 0	1 0	2 0
Ron Cey, R (1, 5) OBP: 0.542, SLG: 0.930	3-H HR		HR		IBB		K ② ③ 1-2			3	2	2	3	1	1	1
Steve Garvey, R (1, 3) OBP: 0.309, SLG: 0.538	5-3 ③		6-3 ②		F8 ③			HR		4	1	1	1	0	0	2
Rick Monday, L (1, 8) OBP: 0.418, SLG: 0.453		4-3 ①	K ③			F7 ①		CS BB		3	0	0	0	1	1	0
Dusty Baker Jr., R (1, 7) OBP: 0.386, SLG: 0.480		1B 1B BB		F3 ①		2B 1B		6-3 ① ② 1-2		3	2	1	0	1	0	1
Steve Yeager, R (1, 2) OBP: 0.509, SLG: 0.614		K ②		K ②		SH1-3 1-H 2B		BB		3	1	1	1	1	2	1
Rick Rhoden, R (1, 1) OBP: 0.222, SLG: 0.333		FC6-5 1B 1-2 1B		5-3 ③		SH1-3 ② 3-H		F5 ③		3	0	1	1	0	0	1
Inning Stats	R: 2 H: 2 E: 0 LOB: 0 K: 0 BB: 0 S: 5 P: 5	R: 1 H: 2 E: 0 LOB: 0 K: 1 BB: 1 S: 7 P: 11	R: 1 H: 1 E: 0 LOB: 0 K: 1 BB: 0 S: 6 P: 6	R: 0 H: 0 E: 0 LOB: 0 K: 1 BB: 0 S: 5 P: 5	R: 0 H: 1 E: 0 LOB: 2 K: 1 BB: 1 S: 6 P: 10	R: 2 H: 2 E: 0 LOB: 0 K: 0 BB: 0 S: 5 P: 5	R: 0 H: 1 E: 0 LOB: 1 K: 1 BB: 0 S: 5 P: 5	R: 1 H: 1 E: 0 LOB: 1 K: 0 BB: 2 S: 3 P: 11	R: 0 H: 0 E: 0 LOB: 0 K: 0 BB: 0 S: 3 P: 3	1B: 4 SF: 0 2B: 3 SAC: 1 3B: 0 DP: 0 HR: 3 HBP: 0						

PITCHER		IP	WLS	BF	H	R	ER	SO	BB	IBB	HBP	BLK	WP	HR	S	P	ERA	WHIP
Randy Jones, L ERA: 5.86	(1, 1)	6.1	L	30	9	6	6	4	1	1	0	0	0	2	36	44	8.53	1.579
Dave Freisleben, R ERA: 4.84	(7, 1)	0.2		1	0	0	0	1	0	0	0	0	0	0	3	3	0.00	0.000
Victor Bernal, R ERA: 4.15	(8, 1)	2.0		8	1	1	1	0	2	0	0	0	0	1	6	14	4.50	1.500

PITCHER	IP	WLS	BF	H	R	ER	SO	BB	IBB	HBP	BLK	WP	HR	S	P	ERA	WHIP

TOP

Los Angeles Dodgers @ San Diego Padres

San Diego Stadium, San Diego, CA

Mon Apr 25 1977, 10:05 PM EDT

Att. 27,910 - Unknown

livebaseballscorecards.com

AB	34
R	7
H	10
RBI	7
BB	4
SO	5
LOB	12

1B: 4	SF: 0	WP: 0	PA: 39
2B: 3	SAC: 1	PB: 0	
3B: 0	DP: 0	SB: 1	
HR: 3	HBP: 0	CS: 2	

Batter	1	2	3	4	5	6	7	8	9	AB	R	H	RBI	BB	SO	LOB
Jerry Turner, L (1, 7) OBP: 0.254, SLG: 0.345	F3		G4-6-3 1-2f		G3			3-1	K	5	0	0	0	0	1	1
Bill Almon, R (1, 6) OBP: 0.292, SLG: 0.319	L4		HR 1B			FC4-6 1B		K		4	1	2	0	0	1	0
Dave Winfield, R (1, 9) OBP: 0.395, SLG: 0.458	1B		1-H HR			FC4-6 1B 1-2f		1B BB		3	1	2	2	1	0	1
George Hendrick, R (1, 8) OBP: 0.418, SLG: 0.435	P6		F4			F7		BB 1-3 1B		4	0	1	0	0	0	2
Gene Tenace, R (1, 2) OBP: 0.380, SLG: 0.492		4-3 BB		K		FC6-4 1-2 1B		1-2 BB		2	0	1	0	2	1	0
Mike Ivie, R (1, 3) OBP: 0.328, SLG: 0.433		4-3 1-2		F3		FC6-4 1-2f		F9		4	0	0	0	0	0	6
Doug Rader, R (1, 5) OBP: 0.433, SLG: 0.574		F8		K			K		F7	4	0	0	0	0	2	1
Mike Champion, R (1, 4) OBP: 0.315, SLG: 0.281 Gary Sutherland, R (9, PH) OBP: 0.750, SLG: 1.500		F8			K		K		HR	3 1	0 1	0 1	0 1	0 0	2 0	1 0
Randy Jones, R (1, 1) OBP: 0.375, SLG: 0.167 Dave Freisleben, R (7, 1) OBP: 0.167, SLG: 0.167 Bobby Valentine, R (7, PH) OBP: 0.231, SLG: 0.091 Victor Bernal, R (8, 1) Merv Rettenmund, R (9, PH) OBP: 0.400, SLG: 0.455			G4-6-3 BB		K		K		F8	1 0 1 0 1	0 0 0 0 0	0 0 0 0 0	0 0 0 0 0	1 0 0 0 0	1 0 1 0 0	0 0 0 0 0
Inning Stats	R: 0 E: 0 K: 0 S: 4 H: 1 LOB: 1 BB: 0 P: 4	R: 0 E: 0 K: 0 S: 3 H: 0 LOB: 1 BB: 1 P: 7	R: 2 E: 0 K: 0 S: 4 H: 2 LOB: 0 BB: 1 P: 8	R: 0 E: 0 K: 2 S: 7 H: 0 LOB: 0 BB: 0 P: 7	R: 0 E: 0 K: 2 S: 7 H: 0 LOB: 0 BB: 0 P: 7	R: 0 E: 0 K: 0 S: 5 H: 2 LOB: 2 BB: 0 P: 5	R: 0 E: 0 K: 3 S: 9 H: 0 LOB: 0 BB: 0 P: 9	R: 0 E: 0 K: 1 S: 6 H: 1 LOB: 3 BB: 2 P: 14	R: 1 E: 0 K: 1 S: 6 H: 1 LOB: 0 BB: 0 P: 6	1B: 5 2B: 0 3B: 0 HR: 2 SF: 0 SAC: 0 DP: 1 HBP: 0						

PITCHER	IP	WLS	BF	H	R	ER	SO	BB	IBB	HBP	BLK	WP	HR	S	P	ERA	WHIP
Rick Rhoden, R (1, 1) ERA: 5.4	9.0	W	37	7	3	3	9	4	0	0	0	0	2	51	67	3.00	1.222

PITCHER	IP	WLS	BF	H	R	ER	SO	BB	IBB	HBP	BLK	WP	HR	S	P	ERA	WHIP

BOTTOM

Los Angeles Dodgers @ San Diego Padres

San Diego Stadium, San Diego, CA

Mon Apr 25 1977, 10:05 PM EDT

Att. 27,910 - Unknown

livebaseballscorecards.com

AB	33
R	3
H	7
RBI	3
BB	4
SO	9
LOB	12

Batter	1	2	3	4	5	6	7	8	9	AB	R	H	RBI	BB	SO	LOB
Davey Lopes, R (1, 4) OBP: 0.403, SLG: 0.455	6-3		F8		E7 S 1B		F7		L7	5	1	1	0	0	0	1
Bill Russell, R (1, 6) OBP: 0.288, SLG: 0.355	1B 1B		1B		2-H S 1B		SSS K		IBB	4	0	3	1	1	1	0
Lee Lacy, R (1, 9) OBP: 0.364, SLG: 0.727	F9		L7		F3 1-2			6-3	P6	4	0	0	0	0	0	3
John Hale, L (8, 9) OBP: 0.222, SLG: 0.125										1	0	0	0	0	0	2
Ron Cey, R (1, 5) OBP: 0.566, SLG: 0.932	1-2 1B			E SF9 1B	IBB			BBBB BB		2	1	2	0	2	0	0
Steve Garvey, R (1, 3) OBP: 0.292, SLG: 0.515	SSS K			SF9 1-H	F8			F9		3	0	0	1	0	1	5
Rick Monday, L (1, 8) OBP: 0.394, SLG: 0.421		F9		SSS K		SSS K		SSS K		4	0	0	0	0	3	1
Dusty Baker Jr., R (1, 7) OBP: 0.377, SLG: 0.463		SSS K		6-3		6-3			2B 1B	4	1	1	0	0	1	0
Steve Yeager, R (1, 2) OBP: 0.508, SLG: 0.688		SSS K			HR	F8			1-H 2B	4	1	2	2	0	1	0
Don Sutton, R (1, 1) OBP: 0.231, SLG: 0.091			4-3		F9		F9		SSS K	4	0	0	0	0	1	1
Charlie Hough, R (9, 1) OBP: 0.250, SLG: 0.571										0	0	0	0	0	0	0
Inning Stats	R: 0 E: 0 K: 1 S: 7 H: 2 LOB: 2 BB: 0 P: 7	R: 0 E: 0 K: 2 S: 7 H: 0 LOB: 0 BB: 0 P: 7	R: 0 E: 0 K: 0 S: 4 H: 1 LOB: 1 BB: 0 P: 4	R: 1 E: 1 K: 1 S: 6 H: 1 LOB: 0 BB: 0 P: 6	R: 2 E: 1 K: 0 S: 6 H: 3 LOB: 2 BB: 1 P: 10	R: 0 E: 0 K: 1 S: 5 H: 0 LOB: 0 BB: 0 P: 5	R: 0 E: 0 K: 1 S: 5 H: 0 LOB: 0 BB: 0 P: 5	R: 0 E: 0 K: 1 S: 5 H: 0 LOB: 1 BB: 1 P: 9	R: 1 E: 0 K: 1 S: 7 H: 2 LOB: 2 BB: 1 P: 11	1B: 7 2B: 1 3B: 0 HR: 1 SF: 1 SAC: 0 DP: 0 HBP: 0							

PITCHER	IP	WLS	BF	H	R	ER	SO	BB	IBB	HBP	BLK	WP	HR	S	P	ERA	WHIP
Bob Shirley, L (1, 1) ERA: 1.08	8.0	L	33	7	3	1	7	1	1	0	0	0	1	45	53	1.12	1.000
Dave Tomlin, L (9, 1) ERA: 0.71	1.0		6	2	1	1	1	0	1	0	0	0	0	7	11	9.00	2.000

PITCHER	IP	WLS	BF	H	R	ER	SO	BB	IBB	HBP	BLK	WP	HR	S	P	ERA	WHIP

TOP

Los Angeles Dodgers @ San Diego Padres

San Diego Stadium, San Diego, CA

Tue Apr 26 1977, 10:05 PM EDT

Att. 24,481 - Unknown

livebaseballscorecards.com

AB	35
R	4
H	9
RBI	4
BB	3
SO	8
LOB	13

1B: 7 SF: 1
2B: 1 SAC: 0
3B: 0 DP: 0
HR: 1 HBP: 0

WP: 0 PA: 39
PB: 0
SB: 2
CS: 0

Batter	1	2	3	4	5	6	7	8	9	AB	R	H	RBI	BB	SO	LOB
Gene Richards, L (1, 3) OBP: 0.216, SLG: 0.178	SSS 0-3 ① K	x 0-0 ③ G3			SSS 0-3 ② K			SSS 0-3 ① K		4	0	0	0	0	3	5
Bill Almon, R (1, 6) OBP: 0.293, SLG: 0.319 Bobby Valentine, R (8, PH) OBP: 0.214, SLG: 0.083 Dave Tomlin, L (9, 1)	x 0-0 ② 4-3		x 0-0 CS 1B		x 0-0 ③ 4-3			x 0-0 ② F8		3 1 0	0 0 0	1 0 0	0 0 0	0 0 0	0 0 0	1 1 0
Jerry Turner, L (1, 7) OBP: 0.238, SLG: 0.322	x 0-0 ③ F5		SSS 0-3 ①② K 1-2			x 0-0 ① 4-3		x 0-0 ③ F9		4	0	0	0	0	1	2
Dave Winfield, R (1, 9) OBP: 0.400, SLG: 0.453		BBBB 4-0 BB S BB BB	x 0-0 ③ F7			x 0-0 ② F9			x 0-0 BB 1B	3	1	1	0	1	0	0
Gene Tenace, R (1, 2) OBP: 0.373, SLG: 0.471		x 0-0 ① 1-3 1-2		x 0-0 F8		x 0-0 ③ 5-3			BBBB 4-0 G6-4-3 1-2 BB	3	0	0	0	1	0	1
George Hendrick, R (1, 8) OBP: 0.398, SLG: 0.411		x 0-0 ② 6-3		SSS 0-3 ② K			SSS 0-3 ① K		x 0-0 ① F5	4	0	0	0	0	2	3
Doug Rader, R (1, 5) OBP: 0.423, SLG: 0.544		BBBB 4-0 BB BB BB		x 0-0 ③ F7			SSS 0-3 ② K		x 0-0 ②③ G6-4-3 1-2f	3	0	0	0	1	1	2
Gary Sutherland, R (1, 4) OBP: 0.714, SLG: 1.167		BBBB 4-0 BB 1-2 2-3 BB			x 0-0 FC2-6 1B		SSS 0-3 ③ K			2	0	1	0	1	1	0
Bob Shirley, R (1, 1) OBP: 0.250, SLG: 0.100 Merv Rettenmund, R (8, PH) OBP: 0.438, SLG: 0.455 Enzo Hernandez, R (9, 6)		BBBB 4-0 1-2 2-3 3-H BB			x 0-0 ① FC2-6 1-2f			BBBB 4-0 BB		1 0 0	0 0 0	0 0 0	1 0 0	1 1 0	0 0 0	1 0 0
Inning Stats	R: 0 E: 0 K: 1 S: 5 H: 0 LOB: 0 BB: 0 P: 5	R: 1 E: 0 K: 0 S: 3 H: 0 LOB: 3 BB: 4 P: 19	R: 0 E: 0 K: 1 S: 5 H: 1 LOB: 0 BB: 0 P: 5	R: 0 E: 0 K: 1 S: 5 H: 0 LOB: 0 BB: 0 P: 5	R: 0 E: 0 K: 1 S: 6 H: 1 LOB: 1 BB: 0 P: 6	R: 0 E: 0 K: 0 S: 3 H: 0 LOB: 0 BB: 0 P: 3	R: 0 E: 0 K: 3 S: 9 H: 0 LOB: 0 BB: 0 P: 9	R: 0 E: 0 K: 1 S: 5 H: 0 LOB: 1 BB: 1 P: 9	R: 0 E: 0 K: 0 S: 3 H: 1 LOB: 1 BB: 1 P: 7	1B: 3 2B: 0 3B: 0 HR: 0	SF: 0 SAC: 0 DP: 1 HBP: 0						

PITCHER		IP	WLS	BF	H	R	ER	SO	BB	IBB	HBP	BLK	WP	HR	S	P	ERA	WHIP
Don Sutton, R ERA: 1.09	(1, 1)	8.0	W	32	3	1	1	8	6	0	0	0	0	0	42	66	1.12	1.125
Charlie Hough, R ERA: 1.52	(9, 1)	1.0	S	2	0	0	0	0	0	0	0	0	0	0	2	2	0.00	0.000

PITCHER	IP	WLS	BF	H	R	ER	SO	BB	IBB	HBP	BLK	WP	HR	S	P	ERA	WHIP

BOTTOM

Los Angeles Dodgers @ San Diego Padres

San Diego Stadium, San Diego, CA

Tue Apr 26 1977, 10:05 PM EDT

Att. 24,481 - Unknown

livebaseballscorecards.com

AB	28
R	1
H	3
RBI	1
BB	6
SO	8
LOB	16

1B: 3	SF: 0	WP: 0	PA: 34
2B: 0	SAC: 0	PB: 0	
3B: 0	DP: 1	SB: 1	
HR: 0	HBP: 0	CS: 1	

Batter	1	2	3	4	5	6	7	8	9	AB	R	H	RBI	BB	SO	LOB
Davey Lopes, R (1, 4) OBP: 0.378, SLG: 0.423	K		F5	4-3		K		F8		5	0	0	0	0	2	4
Bill Russell, R (1, 6) OBP: 0.318, SLG: 0.383	FC3-6 1B		S 1B		6-3		4-3 1B	1-2 3-H 1B		5	1	4	1	0	0	0
John Hale, L (1, 9) OBP: 0.214, SLG: 0.154	FC3-6 1B 1-2f		K 1-2		G6-4-3 1B		4-3 1-2	K		5	0	1	0	0	2	5
Ron Cey, R (1, 5) OBP: 0.568, SLG: 0.953	1-3 1B			HR	G6-4-3 1-2f		2-H 1B		K	5	1	3	2	0	1	1
Steve Garvey, R (1, 3) OBP: 0.286, SLG: 0.493		S 1B		L8		E8 1B	F9		K2-3	5	1	1	0	0	1	1
Rick Monday, L (1, 8) OBP: 0.408, SLG: 0.443		F7 1-2		BBBB HR BB		WP 2-H 1B 1B	4-3		2B	4	2	2	1	1	0	2
Dusty Baker Jr., R (1, 7) OBP: 0.379, SLG: 0.500		F7		1-H HR		5-3 2-3		L8	IBB	4	1	1	2	1	0	2
Steve Yeager, R (1, 2) OBP: 0.485, SLG: 0.642		6-3		L6		K		F8 HBP 1B 1B	F7	5	1	1	0	0	1	4
Doug Rau, L (1, 1) OBP: 0.250, SLG: 0.182 Charlie Hough, R (8, 1) OBP: 0.250, SLG: 0.571			F7	1B		3-H 1B		1-2 1B HBP		3 0	0 0	2 0	1 0	0 0	0 0	0 0
Inning Stats	R: 0 E: 0 K: 1 S: 6 H: 2 LOB: 2 BB: 0 P: 6	R: 0 E: 0 K: 0 S: 4 H: 1 LOB: 1 BB: 0 P: 4	R: 0 E: 0 K: 1 S: 6 H: 1 LOB: 1 BB: 0 P: 6	R: 3 E: 0 K: 0 S: 6 H: 3 LOB: 1 BB: 1 P: 10	R: 0 E: 0 K: 0 S: 3 H: 1 LOB: 0 BB: 0 P: 3	R: 2 E: 1 K: 2 S: 10 H: 2 LOB: 1 BB: 0 P: 10	R: 1 E: 0 K: 0 S: 5 H: 2 LOB: 1 BB: 0 P: 5	R: 1 E: 0 K: 1 S: 7 H: 2 LOB: 2 BB: 0 P: 8	R: 0 E: 0 K: 2 S: 8 H: 1 LOB: 2 BB: 1 P: 12	1B: 12 2B: 1 3B: 0 HR: 2 SF: 0 SAC: 0 DP: 1 HBP: 1						

PITCHER	IP	WLS	BF	H	R	ER	SO	BB	IBB	HBP	BLK	WP	HR	S	P	ERA	WHIP
Tom Griffin, R (1, 1) ERA: 3.63	5.2	L	27	10	5	3	3	1	0	0	0	1	2	32	36	4.76	1.941
Butch Metzger, R (6, 1) ERA: 6.57	2.1		12	4	2	2	2	0	0	1	0	0	0	15	16	7.71	1.714
Victor Bernal, R (9, 1) ERA: 3.72	1.0		5	1	0	0	2	0	1	0	0	0	0	8	12	0.00	1.000

PITCHER	IP	WLS	BF	H	R	ER	SO	BB	IBB	HBP	BLK	WP	HR	S	P	ERA	WHIP

TOP

Los Angeles Dodgers @ San Diego Padres

San Diego Stadium, San Diego, CA

Wed Apr 27 1977, 10:05 PM EDT

Att. 18,132 - Unknown

livebaseballscorecards.com

AB	41
R	7
H	15
RBI	7
BB	2
SO	7
LOB	19

PA: 44

WP: 1 PB: 0 SB: 2 CS: 0

Batter	1	2	3	4	5	6	7	8	9	AB	R	H	RBI	BB	SO	LOB
Merv Rettenmund, R (1, 7) OBP: 0.476, SLG: 0.533	6-3		HR 1B		BBB 4-0 G6-4-3 BB			1B 1-3 SF8 2B	F5	4	2	2	0	1	0	1
Bill Almon, R (1, 6) OBP: 0.304, SLG: 0.329 Enzo Hernandez, R (8, PR) (9, 6)	1B 1B		SSS 0-3 K		0-0 G6-4-3 1-2f			2-3 3-H HR 1B		4 0	0 1	2 0	1 0	0 0	1 0	2 0
Dave Winfield, R (1, 9) OBP: 0.393, SLG: 0.487	F7		1-H HR			6-3		SF8 3-H		3	1	1	3	0	0	1
Gene Tenace, R (1, 3) OBP: 0.368, SLG: 0.458	1-3 FC6-4 1B		F8			F9		F8		4	0	1	0	0	0	1
George Hendrick, R (1, 8) OBP: 0.391, SLG: 0.442	FC6-4 1-2f		6-3			F7		1-H HR		4	1	1	2	0	0	2
Doug Rader, R (1, 5) OBP: 0.413, SLG: 0.557		FC5-2 3B		F9			F9	F8		4	0	1	0	0	0	1
Dave Roberts, R (1, 2) OBP: 0.188, SLG: 0.313 Gene Richards, L (9, PH) OBP: 0.212, SLG: 0.174		F3	SSS 0-3 K				F3		6-3	3 1	0 0	0 0	0 0	1 0	1 0	1 0
Mike Champion, R (1, 4) OBP: 0.303, SLG: 0.269 Gary Sutherland, R (9, PH) OBP: 0.625, SLG: 1.000		FC5-2 3-H		F8			F7		F9	3 1	0 0	0 0	0 0	0 0	1 0	1 0
Tom Griffin, R (1, 1) Butch Metzger, R (6, 1) Bobby Valentine, R (8, PH) OBP: 0.267, SLG: 0.154 Victor Bernal, R (9, 1) Jerry Turner, L (9, PH) OBP: 0.250, SLG: 0.322		F9			L7			2B 1B 1B	BBB 4-0 BB	2 0 1 0 0	0 0 1 0 0	0 0 1 0 0	0 0 1 0 1	0 0 0 0 0	0 0 0 0 0	1 0 0 0 0
Inning Stats	R: 0 E: 0 K: 0 S: 5 H: 2 LOB: 2 BB: 0 P: 5	R: 0 E: 0 K: 0 S: 4 H: 1 LOB: 1 BB: 0 P: 4	R: 2 E: 0 K: 1 S: 7 H: 2 LOB: 0 BB: 0 P: 7	R: 0 E: 0 K: 1 S: 5 H: 0 LOB: 0 BB: 0 P: 5	R: 0 E: 0 K: 0 S: 2 H: 0 LOB: 0 BB: 1 P: 6	R: 0 E: 0 K: 0 S: 3 H: 0 LOB: 0 BB: 0 P: 3	R: 0 E: 0 K: 0 S: 3 H: 0 LOB: 0 BB: 0 P: 3	R: 4 E: 0 K: 0 S: 7 H: 4 LOB: 1 BB: 0 P: 7	R: 0 E: 0 K: 0 S: 3 H: 0 LOB: 1 BB: 1 P: 7	1B: 5 2B: 1 3B: 1 HR: 2	SF: 1 SAC: 0 DP: 1 HBP: 0						

PITCHER	IP	WLS	BF	H	R	ER	SO	BB	IBB	HBP	BLK	WP	HR	S	P	ERA	WHIP
Doug Rau, L (1, 1) ERA: 3.96	7.0	W	29	8	5	5	2	1	0	0	0	0	1	32	36	6.43	1.286
Charlie Hough, R (8, 1) ERA: 1.75	2.0	S	8	1	1	1	0	1	0	0	0	0	1	7	11	4.50	1.000

PITCHER	IP	WLS	BF	H	R	ER	SO	BB	IBB	HBP	BLK	WP	HR	S	P	ERA	WHIP

BOTTOM

Los Angeles Dodgers @ San Diego Padres

San Diego Stadium, San Diego, CA

Wed Apr 27 1977, 10:05 PM EDT

Att. 18,132 - Unknown

livebaseballscorecards.com

AB	34
R	6
H	9
RBI	6
BB	2
SO	2
LOB	11

WP: 0 PB: 0 SB: 0 CS: 0 PA: 37

Batter	1	2	3	4	5	6	7	8	9	AB	R	H	RBI	BB	SO	LOB
Davey Lopes, R (1, 4) OBP: 0.391, SLG: 0.427	F9		6-3 1B 1-2	S 1B		BBBB 1-2 BB			1-3	4	1	2	0	1	0	0
Bill Russell, R (1, 6) OBP: 0.311, SLG: 0.372	FC3-6 1B		6-3 1-2 2-3	F7 1-2		5-3			5-3	5	0	1	0	0	0	5
Reggie Smith, S (1, 9) OBP: 0.474, SLG: 0.650	FC3-6 FC6-4 1-2f		BB 2B 1B 2-H 3-H		6-3		F9			4	1	1	2	0	0	1
John Hale, L (7, 9) OBP: 0.214, SLG: 0.154										0	0	0	0	0	0	0
Ron Cey, R (1, 5) OBP: 0.553, SLG: 0.910	FC6-4 1-2f		BBBB 2B BB 1-2		SSS K		F9			3	1	0	0	1	1	1
Steve Garvey, R (1, 3) OBP: 0.296, SLG: 0.545		6-3	HR 2B 1-H 2-H		HR		6-3			4	2	2	3	0	0	0
Rick Monday, L (1, 8) OBP: 0.400, SLG: 0.477		F8	HR 2-H		SSS K			SSS K		4	1	1	2	0	2	0
Dusty Baker Jr., R (1, 7) OBP: 0.357, SLG: 0.468		5-3	6-3			F6		5-3		4	0	0	0	0	0	0
Johnny Oates, L (1, 2) OBP: 0.273, SLG: 0.200			6-3 1B 1B	4-3		F5		G3		4	1	1	0	0	0	0
Burt Hooton, R (1, 1) OBP: 0.125, SLG: 0.125			F2	F8		BB 1B			4-3	3	0	1	0	0	0	1
Stan Wall, L (8, 1)										0	0	0	0	0	0	0
Ed Goodson, L (9, PH)										1	0	0	0	0	0	0
Mike Garman, R (9, 1)										0	0	0	0	0	0	0
Inning Stats	R: 0 E: 0 K: 0 S: 4 H: 1 LOB: 1 BB: 0 P: 4	R: 0 E: 0 K: 0 S: 3 H: 0 LOB: 0 BB: 0 P: 3	R: 6 E: 0 K: 0 S: 8 H: 5 LOB: 0 BB: 1 P: 12	R: 0 E: 0 K: 0 S: 4 H: 1 LOB: 1 BB: 0 P: 4	R: 1 E: 0 K: 2 S: 8 H: 1 LOB: 0 BB: 0 P: 8	R: 0 E: 0 K: 0 S: 4 H: 1 LOB: 2 BB: 1 P: 8	R: 0 E: 0 K: 0 S: 3 H: 0 LOB: 0 BB: 0 P: 3	R: 0 E: 0 K: 1 S: 5 H: 0 LOB: 0 BB: 0 P: 5	R: 0 E: 0 K: 0 S: 3 H: 0 LOB: 0 BB: 0 P: 3	1B: 6 2B: 1 3B: 0 HR: 2 SF: 0 SAC: 0 DP: 0 HBP: 0						

PITCHER	IP	WLS	BF	H	R	ER	SO	BB	IBB	HBP	BLK	WP	HR	S	P	ERA	WHIP
Dave Freisleben, R (1, 1) ERA: 6.39	3.0	L	16	6	6	6	0	1	0	0	0	0	1	15	19	18.00	2.333
Butch Metzger, R (4, 1) ERA: 5.87	3.0		13	3	1	1	2	1	0	0	0	0	1	16	20	3.00	1.333
Dave Tomlin, L (7, 1) ERA: 0.61	2.0		6	0	0	0	1	0	0	0	0	0	0	8	8	0.00	0.000
Victor Bernal, R (9, 1) ERA: 3.38	1.0		3	0	0	0	0	0	0	0	0	0	0	3	3	0.00	0.000

PITCHER	IP	WLS	BF	H	R	ER	SO	BB	IBB	HBP	BLK	WP	HR	S	P	ERA	WHIP

TOP

Los Angeles Dodgers @ San Diego Padres

San Diego Stadium, San Diego, CA

Thu Apr 28 1977, 10:05 PM EDT

Att. 12,036 - Unknown

livebaseballscorecards.com

AB	36
R	7
H	9
RBI	7
BB	2
SO	3
LOB	8

WP: 0 PB: 0 SB: 1 CS: 0 PA: 38

BOTTOM

Batter	1	2	3	4	5	6	7	8	9	AB	R	H	RBI	BB	SO	LOB
Merv Rettenmund, R (1, 7) OBP: 0.500, SLG: 0.611	BBBB 4-0 SH2-3 HR BB	x 0-0 ① 1-H 3B		BBBB 4-0 BLK BB		x 0-0 ③ L5			x 0-0 ① 6-3	3	1	1	1	2	0	0
Enzo Hernandez, R (1, 6) Gene Richards, L (9, PH) OBP: 0.226, SLG: 0.191	x 0-0 ① SH2-3 1-2	x 0-0 ② 4-3		x 0-0 ③ F7 1-2			x 0-0 ① F2		x 0-0 FC5-4 1B	3 1	0 0	0 1	0 0	0 0	0 0	1 0
Dave Winfield, R (1, 9) OBP: 0.383, SLG: 0.470	x 0-0 ② 5-3	x 0-0 ③ F3			x 0-0 5-3 1B		x 0-0 ② 6-3		x 0-0 ② FC5-4 FC5 1B 1-2f	5	0	1	0	0	0	2
Gene Tenace, R (1, 3) OBP: 0.370, SLG: 0.447	BBBB 4-0 HR BB		SSS 0-3 ① K		x 0-0 ① 5-3 1-2		x 0-0 ③ F8		x 0-0 1-2 1B	4	1	1	0	1	1	1
George Hendrick, R (1, 8) OBP: 0.413, SLG: 0.488	x 0-0 1-H 2-H HR		BBBB 4-0 BB		BBBB 4-0 BB			x 0-0 E8 2B 1B	x 0-0 ③ FC5 2-3f	3	2	2	3	2	0	2
Doug Rader, R (1, 5) OBP: 0.392, SLG: 0.523	x 0-0 E5 1B		x 0-0 ② F9		x 0-0 ② F9			x 0-0 ① L7		4	0	0	0	0	0	4
Dave Roberts, R (1, 2) OBP: 0.200, SLG: 0.300	x 0-0 1-2 1B		x 0-0 ③ F7		SSS 0-3 ③ K			SSS 0-3 ② K		4	0	1	0	0	2	4
Mike Champion, R (1, 4) OBP: 0.291, SLG: 0.257 Gary Sutherland, R (8, PH) OBP: 0.667, SLG: 1.125 (9, 4)	x 0-0 ③ 4-3			SSS 0-3 ① K		x 0-0 ① 5-3		x 0-0 2-H 2B		3 1	0 0	0 1	0 1	0 0	1 0	2 0
Dave Freisleben, R (1, 1) OBP: 0.286, SLG: 0.286 Butch Metzger, R (4, 1) Bobby Valentine, R (6, PH) OBP: 0.250, SLG: 0.143 Dave Tomlin, L (7, 1) Jerry Turner, L (8, PH) OBP: 0.250, SLG: 0.322 Mike Ivie, R (8, PH) OBP: 0.333, SLG: 0.426 Victor Bernal, R (9, 1)		x 0-0 3B 1B		SSS 0-3 ② K		x 0-0 ② F7		x 0-0 ③ F7		1 1 1 0 0 0 1 0	1 0 0 0 0 0 0 0	1 0 0 0 0 0 0 0	0 0 0 0 0 0 0 0	0 1 0 0 0 0 0 0	0 0 0 0 0 0 0 1	0 0 0 0 0 0 0 0
Inning Stats	R: 3 E: 1 K: 0 S: 6 H: 2 LOB: 2 BB: 2 P: 14	R: 1 E: 0 K: 0 S: 4 H: 2 LOB: 0 BB: 0 P: 4	R: 0 E: 0 K: 1 S: 5 H: 0 LOB: 1 BB: 1 P: 9	R: 0 E: 0 K: 2 S: 7 H: 0 LOB: 1 BB: 1 P: 11	R: 0 E: 0 K: 1 S: 6 H: 1 LOB: 2 BB: 1 P: 10	R: 0 E: 0 K: 0 S: 3 H: 0 LOB: 0 BB: 0 P: 3	R: 0 E: 0 K: 0 S: 3 H: 0 LOB: 0 BB: 0 P: 3	R: 1 E: 1 K: 1 S: 7 H: 2 LOB: 1 BB: 0 P: 7	R: 0 E: 0 K: 0 S: 5 H: 2 LOB: 2 BB: 0 P: 5	1B: 6 2B: 1 3B: 1 HR: 1	SF: 0 SAC: 1 DP: 0 HBP: 0						

PITCHER		IP	WLS	BF	H	R	ER	SO	BB	IBB	HBP	BLK	WP	HR	S	P	ERA	WHIP
Burt Hooton, R ERA: 3.71	(1, 1)	7.2	W	35	7	5	5	5	5	0	0	1	0	1	40	60	5.87	1.565
Stan Wall, L ERA: 7.94	(8, 1)	0.1		1	0	0	0	0	0	0	0	0	0	0	1	1	0.00	0.000
Mike Garman, R ERA: 4.5	(9, 1)	1.0	S	5	2	0	0	0	0	0	0	0	0	0	5	5	0.00	2.000

PITCHER	IP	WLS	BF	H	R	ER	SO	BB	IBB	HBP	BLK	WP	HR	S	P	ERA	WHIP

Los Angeles Dodgers @ San Diego Padres

San Diego Stadium, San Diego, CA

Thu Apr 28 1977, 10:05 PM EDT

Att. 12,036 - Unknown

livebaseballscorecards.com

AB	35
R	5
H	9
RBI	5
BB	5
SO	5
LOB	17

Batter	1	2	3	4	5	6	7	8	9	AB	R	H	RBI	BB	SO	LOB
Dave Cash, R (1, 4) OBP: 0.382, SLG: 0.413	6-3		6-3		1-2 1B			4-3 1-2		4	0	1	0	0	0	1
Chris Speier, R (1, 6) OBP: 0.238, SLG: 0.286	6-3		G6-4-3 1B		4-3			2-3 1B		4	0	2	0	0	0	2
Ellis Valentine, R (1, 9) OBP: 0.351, SLG: 0.635	1B 1B		G6-4-3 1-2f			K		K		2	0	1	0	0	0	1
Sam Mejias, R (5, 8)										2	0	0	0	0	2	2
Tony Perez, R (1, 3) OBP: 0.286, SLG: 0.458	1-2 1B			G6-4-3 1B		K		K		4	0	2	0	0	2	2
Larry Parrish, R (1, 5) OBP: 0.262, SLG: 0.241	G3			G6-4-3 1-2f		6-3			F9	3	0	0	0	0	0	3
Pete Mackanin, R (6, 5)										1	0	0	0	0	0	0
Gary Carter, R (1, 2) OBP: 0.383, SLG: 0.608		K		K			K		2B	4	0	1	0	0	3	0
Warren Cromartie, L (1, 7) OBP: 0.311, SLG: 0.450		1-3 1B			G3		K		F8	4	0	1	0	0	1	1
(5, 9)																
Andre Dawson, R (1, 8) OBP: 0.267, SLG: 0.241		1-3 1-2			K		5-3		K	4	0	0	0	0	2	2
(5, 7)																
Don Stanhouse, R (1, 1) OBP: 0.500, SLG: 0.444		6-3			1B 1B			1B 4-3 1B		2	0	1	0	0	0	1
Pepe Frias, R (8, PH) OBP: 0.200, SLG: 0.200										1	0	1	0	0	0	0
Joe Kerrigan, R (8, 1)										0	0	0	0	0	0	0
Inning Stats	R: 0 E: 0 K: 0 S: 5 H: 2 LOB: 2 BB: 0 P: 5	R: 0 E: 0 K: 1 S: 6 H: 1 LOB: 1 BB: 0 P: 6	R: 0 E: 0 K: 0 S: 3 H: 1 LOB: 0 BB: 0 P: 3	R: 0 E: 0 K: 1 S: 5 H: 1 LOB: 0 BB: 0 P: 5	R: 0 E: 0 K: 1 S: 7 H: 2 LOB: 2 BB: 0 P: 7	R: 0 E: 0 K: 2 S: 7 H: 0 LOB: 0 BB: 0 P: 7	R: 0 E: 0 K: 2 S: 7 H: 0 LOB: 0 BB: 0 P: 7	R: 0 E: 0 K: 2 S: 9 H: 2 LOB: 2 BB: 0 P: 9	R: 0 E: 0 K: 1 S: 6 H: 1 LOB: 1 BB: 0 P: 6	1B: 9 2B: 1 3B: 0 HR: 0	SF: 0 SAC: 0 DP: 2 HBP: 0					

PITCHER		IP	WLS	BF	H	R	ER	SO	BB	IBB	HBP	BLK	WP	HR	S	P	ERA	WHIP
Tommy John, L ERA: 5.82	(1, 1)	7.2	W	30	9	0	0	8	0	0	0	0	0	0	46	46	0.00	1.174
Charlie Hough, R ERA: 1.67	(8, 1)	1.1	S	5	1	0	0	2	0	0	0	0	0	0	9	9	0.00	0.750

PITCHER	IP	WLS	BF	H	R	ER	SO	BB	IBB	HBP	BLK	WP	HR	S	P	ERA	WHIP

TOP

Montreal Expos @ Los Angeles Dodgers

Dodger Stadium, Los Angeles, CA

Fri Apr 29 1977, 7:05 PM PDT

Att. 52,645 - Unknown

livebaseballscorecards.com

AB	35
R	0
H	10
RBI	0
BB	0
SO	10
LOB	15

1B: 9	SF: 0	WP: 0	PA: 35
2B: 1	SAC: 0	PB: 0	
3B: 0	DP: 2	SB: 0	
HR: 0	HBP: 0	CS: 0	

Batter	1	2	3	4	5	6	7	8	9	AB	R	H	RBI	BB	SO	LOB
Davey Lopes, R (1, 4) OBP: 0.380, SLG: 0.405	B B B 4-0 SH5-3 S BB		x 0-0 ② F7		x 0-0 ① F9	x 0-0 ③ F2		x 0-0 ① 4-3 1-2		4	0	0	0	1	0	5
Bill Russell, R (1, 6) OBP: 0.330, SLG: 0.400	x 0-0 ① SH5-3 1-3		x 0-0 1-2 1B		x 0-0 1B FC6-4 2B		x 0-0 ① 6-3	x 0-0 2-3 3-H 1B		4	1	3	1	0	0	0
Reggie Smith, S (1, 9) OBP: 0.468, SLG: 0.639 John Hale, L (3, 9) OBP: 0.333, SLG: 0.375	x 0-0 ② F5		0-0 ③ PO 2-3	x 0-0 WP 1B 2B	x 0-0 FC6-4 2-3 1B		x 0-0 2B 1B	x 0-0 ② SF9 3-H		1 3	0 1	0 3	0 1	0 0	0 0	1 0
Ron Cey, R (1, 5) OBP: 0.533, SLG: 0.859	x 0-0 ③ 5-3			B B B 4-0 1B 2-3 BB	x 0-0 ② FC6-4 1-2f 3-H		x 0-0 ② F9	x 0-0 ③ 6-3		4	0	0	1	1	0	4
Steve Garvey, R (1, 3) OBP: 0.294, SLG: 0.543		S S S 0-3 ① K		S S S 0-3 ① K	x 0-0 ③ F8		x 0-0 FC5 1-3 2B			4	0	1	0	0	2	3
Rick Monday, L (1, 8) OBP: 0.405, SLG: 0.471		S S S 0-3 ② K		x 0-0 1-3 3-H 1B		x 0-0 ① 1-3	4-0 IBB			3	0	1	1	1	1	0
Dusty Baker Jr., R (1, 7) OBP: 0.351, SLG: 0.446 Charlie Hough, R (8, 1) OBP: 0.250, SLG: 0.571	x 0-0 ③ 4-3			x 0-0 ② 6-3		B B B 4-0 1B BB	x 0-0 ③ FC5 2-3f			3 0	0 0	0 0	0 0	1 0	0 0	5 0
Johnny Oates, L (1, 2) OBP: 0.400, SLG: 0.308			S S S 0-3 ① K	4-0 IBB		x 0-0 SH1-3 1-3 1B		x 0-0 1B 1B 1B		3	1	2	0	1	1	0
Tommy John, R (1, 1) OBP: 0.167, SLG: 0.167 Lee Lacy, R (8, 7) OBP: 0.417, SLG: 0.750			S S S 0-3 K PO 1B	x 0-0 ③ 5-3		x 0-0 ② SH1-3 1-2		x 0-0 1B 4-3 1-3 SF9 1B		2 1	0 1	0 1	0 0	0 0	1 0	3 0
Inning Stats	R: 0 H: 0 E: 0 LOB: 1 K: 0 BB: 1 S: 3 P: 7	R: 0 H: 0 E: 0 LOB: 0 K: 2 BB: 0 S: 7 P: 7	R: 0 H: 1 E: 0 LOB: 1 K: 2 BB: 0 S: 8 P: 8	R: 1 H: 2 E: 0 LOB: 3 K: 1 BB: 2 S: 7 P: 15	R: 1 H: 2 E: 0 LOB: 1 K: 0 BB: 0 S: 5 P: 5	R: 0 H: 1 E: 0 LOB: 2 K: 0 BB: 1 S: 4 P: 8	R: 0 H: 2 E: 0 LOB: 3 K: 0 BB: 1 S: 5 P: 9	R: 2 H: 3 E: 0 LOB: 1 K: 0 BB: 0 S: 6 P: 6		1B: 8 SF: 1 2B: 3 SAC: 2 3B: 0 DP: 0 HR: 0 HBP: 0						

PITCHER		IP	WLS	BF	H	R	ER	SO	BB	IBB	HBP	BLK	WP	HR	S	P	ERA	WHIP
Don Stanhouse, R ERA: 4.5	(1, 1)	7.0	L	34	8	2	2	5	3	2	0	0	1	0	39	59	2.57	1.571
Joe Kerrigan, R ERA: 2.89	(8, 1)	1.0		6	3	2	2	0	0	0	0	0	0	0	6	6	18.00	3.000

PITCHER	IP	WLS	BF	H	R	ER	SO	BB	IBB	HBP	BLK	WP	HR	S	P	ERA	WHIP

BOTTOM

Montreal Expos @ Los Angeles Dodgers

Dodger Stadium, Los Angeles, CA

Fri Apr 29 1977, 7:05 PM PDT

Att. 52,645 - Unknown

livebaseballscorecards.com

AB	32
R	4
H	11
RBI	4
BB	5
SO	5
LOB	21

WP: 1		PA:	41
PB: 1			
SB: 1			
CS: 0			

Batter	1	2	3	4	5	6	7	8	9	AB	R	H	RBI	BB	SO	LOB
Dave Cash, R (1, 4) OBP: 0.389, SLG: 0.433	0-0 E S 4-3 1B		0-0 6-3 3-H 2B		0-0 ③ 5-3			0-0 ② 4-3		4	1	2	1	0	0	1
Chris Speier, R (1, 6) OBP: 0.200, SLG: 0.240	0-0 ① 4-3 1-H		0-0 ② 6-3 2-3			0-0 ① 6-3		0-0 ③ F8		4	0	0	1	0	0	1
Warren Cromartie, L (1, 9) OBP: 0.308, SLG: 0.453	0-0 ② F5		0-0 ③ 4-3			0-0 ② F7			0-0 HR 2B	4	1	1	0	0	0	1
Tony Perez, R (1, 3) OBP: 0.299, SLG: 0.508	0-0 ③ 1-3			0-0 G4-3 1B		0-0 ③ 4-3			0-0 2-H HR	4	1	2	2	0	0	0
Larry Parrish, R (1, 5) OBP: 0.246, SLG: 0.226		0-0 ① 6-3		S S S 0-3 ① K			0-0 ① F8		0-0 ① F8	4	0	0	0	0	1	1
Del Unser, L (1, 8) OBP: 0.200, SLG: 0.222		0-0 ② F8		0-0 ②③ G4-3 1-2f			0-0 ② 6-3		0-0 ② 2-3	4	0	0	0	0	0	1
Gary Carter, R (1, 2) OBP: 0.406, SLG: 0.618		S S S 0-3 ③ K			0-0 SH1-3 1B		0-0 1B		0-0 FC6-4 1B	4	0	3	0	0	1	0
Andre Dawson, R (1, 7) OBP: 0.270, SLG: 0.263			0-0 SH5-3 2B 2B		0-0 ① SH1-3 1-2		0-0 ③ P5		0-0 ③ FC6-4 1-2f	3	1	1	0	0	0	2
Gerry Hannahs, L (1, 1) Mike Jorgensen, L (8, PH) Will McEnaney, L (8, 1)			0-0 ① SH5-3 2-3	S S S 0-3 ② K				0-0 ① G3		1 1 0	0 0 0	0 0 0	0 0 0	0 0 0	1 0 0	1 0 0
Inning Stats	R: 1 E: 0 K: 0 S: 4 H: 1 LOB: 0 BB: 0 P: 4	R: 0 E: 0 K: 1 S: 5 H: 0 LOB: 0 BB: 0 P: 5	R: 1 E: 0 K: 0 S: 5 H: 2 LOB: 0 BB: 0 P: 5	R: 0 E: 0 K: 1 S: 5 H: 1 LOB: 0 BB: 0 P: 5	R: 0 E: 0 K: 1 S: 6 H: 1 LOB: 1 BB: 0 P: 6	R: 0 E: 0 K: 0 S: 3 H: 0 LOB: 0 BB: 0 P: 3	R: 0 E: 0 K: 0 S: 4 H: 1 LOB: 1 BB: 0 P: 4	R: 0 E: 0 K: 0 S: 3 H: 0 LOB: 0 BB: 0 P: 3	R: 2 E: 0 K: 0 S: 6 H: 3 LOB: 1 BB: 0 P: 6	1B: 5 2B: 3 3B: 0 HR: 1	SF: 0 SAC: 2 DP: 1 HBP: 0						

PITCHER		IP	WLS	BF	H	R	ER	SO	BB	IBB	HBP	BLK	WP	HR	S	P	ERA	WHIP
Rick Rhoden, R ERA: 4.85	(1, 1)	8.0	W	31	8	4	3	3	0	0	0	0	0	1	37	37	3.38	1.000
Charlie Hough, R ERA: 1.61	(9, 1)	1.0	S	4	1	0	0	0	0	0	0	0	0	0	4	4	0.00	1.000

PITCHER		IP	WLS	BF	H	R	ER	SO	BB	IBB	HBP	BLK	WP	HR	S	P	ERA	WHIP

TOP

Montreal Expos @ Los Angeles Dodgers

Dodger Stadium, Los Angeles, CA

Sat Apr 30 1977, 7:05 PM PDT

Att. 45,024 - Unknown

livebaseballscorecards.com

AB	33
R	4
H	9
RBI	4
BB	0
SO	3
LOB	8

1B: 5 2B: 3 3B: 0 HR: 1 SF: 0 SAC: 2 DP: 1 HBP: 0

WP: 0 PB: 0 SB: 1 CS: 0 PA: 35

Batter	1	2	3	4	5	6	7	8	9	AB	R	H	RBI	BB	SO	LOB
Davey Lopes, R (1, 4) OBP: 0.385, SLG: 0.410	E 1B 1B		CS 1B		F9	FC6-4 1-2f				4	1	2	0	0	0	1
Bill Russell, R (1, 6) OBP: 0.337, SLG: 0.415	CS 1-H 1B		F8 1-2		E 1B 2B		5-3			4	1	2	1	0	0	1
Lee Lacy, R (1, 9) OBP: 0.375, SLG: 0.688 (8, 7)	F2 1-2			WP FC5-4-2 2B	E5 BB 1B 2-3		4-3			4	1	1	0	0	0	2
Ron Cey, R (1, 5) OBP: 0.543, SLG: 0.890	K			FC5-4-2 2-3 BB	1B 1-2 BB		HR			2	1	1	1	2	1	0
Steve Garvey, R (1, 3) OBP: 0.281, SLG: 0.518		F8		FC5-4-2 WP E E 1-2 3-H	P6		5-3			4	1	0	0	0	0	5
Rick Monday, L (1, 8) OBP: 0.398, SLG: 0.458		F7		E6 E WP 1B 1-2	1B 1-3 2-H 3-H			K		4	1	1	2	0	1	1
Dusty Baker Jr., R (1, 7) OBP: 0.351, SLG: 0.441 John Hale, L (8, 9) OBP: 0.316, SLG: 0.353		1B		E6 1B 1-3 2-H		P4		K		3 1	0 0	1 0	0 0	0 0	0 1	1 0
Steve Yeager, R (1, 2) OBP: 0.486, SLG: 0.632		5-3		1B 1-2 3-H		1-3		1B		4	0	2	1	0	0	1
Rick Rhoden, R (1, 1) OBP: 0.231, SLG: 0.308 Charlie Hough, R (9, 1) OBP: 0.250, SLG: 0.571			6-3	3-1		FC6-4 1B		2-3		4 0	0 0	1 0	0 0	0 0	0 0	3 0
Inning Stats	R: 1 E: 1 K: 1 S: 6 H: 2 LOB: 0 BB: 0 P: 6	R: 0 E: 0 K: 0 S: 4 H: 1 LOB: 1 BB: 0 P: 4	R: 0 E: 0 K: 0 S: 3 H: 1 LOB: 0 BB: 0 P: 3	R: 2 E: 2 K: 0 S: 6 H: 2 LOB: 2 BB: 1 P: 10	R: 2 E: 1 K: 0 S: 5 H: 2 LOB: 1 BB: 1 P: 9	R: 0 E: 0 K: 0 S: 4 H: 1 LOB: 1 BB: 0 P: 4	R: 1 E: 0 K: 0 S: 4 H: 1 LOB: 0 BB: 0 P: 4	R: 0 E: 0 K: 2 S: 8 H: 1 LOB: 1 BB: 0 P: 8		1B: 8 2B: 3 3B: 0 HR: 1 SF: 0 SAC: 0 DP: 1 HBP: 0						

PITCHER		IP	WLS	BF	H	R	ER	SO	BB	IBB	HBP	BLK	WP	HR	S	P	ERA	WHIP
Gerry Hannahs, L ERA: 3.86	(1, 1)	7.0	L	32	10	6	1	1	2	0	0	0	2	1	32	40	1.29	1.714
Will McEnaney, L ERA: 4.05	(8, 1)	1.0		4	1	0	0	2	0	0	0	0	0	0	8	8	0.00	1.000

PITCHER	IP	WLS	BF	H	R	ER	SO	BB	IBB	HBP	BLK	WP	HR	S	P	ERA	WHIP
Dan Schatzeder, L	1.0		4	1	0	0	1	0	0	0	0	0	0	11	15	0.00	1.000
Elias Sosa, R	1.0		4	1	0	0	0	0	0	0	0	0	0	11	14	0.00	1.000
Terry Forster, L	1.0		4	0	0	0	1	0	0	0	0	0	0	11	14	0.00	0.000
Rick Sutcliffe, R	1.0		4	1	0	0	0	0	0	0	0	0	0	11	15	0.00	1.000
Bob Welch, R	1.0		4	0	0	0	1	0	0	0	0	0	0	11	14	0.00	0.000
Steve Howe, L	1.0		4	0	0	0	1	0	0	0	0	0	0	11	14	0.00	0.000
Charlie Hough, R	2.0		8	2	0	0	1	0	0	0	0	0	0	22	29	0.00	1.000

BOTTOM

Montreal Expos @ Los Angeles Dodgers

Dodger Stadium, Los Angeles, CA

Sat Apr 30 1977, 7:05 PM PDT

Att. 45,024 - Unknown

livebaseballscorecards.com

AB	34
R	6
H	11
RBI	5
BB	2
SO	3
LOB	15

WP: 2 PB: 0 SB: 0 CS: 2 PA: 36

Batter	1	2	3	4	5	6	7	8	9	AB	R	H	RBI	BB	SO	LOB
Dave Cash, R (1, 4) OBP: 0.364, SLG: 0.403	1-3			K	1-5-3		6-3		4-3	5	0	0	0	0	1	2
Chris Speier, R (1, 6) OBP: 0.241, SLG: 0.345	6-3			G4-6-3 1B		HR 3B		6-3		4	1	2	0	0	0	0
Warren Cromartie, L (1, 9) OBP: 0.304, SLG: 0.441	4-3			G4-6-3 1-2f		K		F8 BB 1B		4	0	1	0	0	1	2
Tony Perez, R (1, 3) OBP: 0.338, SLG: 0.523		G5-4-3 1B			4-3 S SH5-3 1B	S HR IBB		FC6-4 1-2 BB		2	2	2	0	2	0	0
Larry Parrish, R (1, 5) OBP: 0.232, SLG: 0.212	G5-4-3 1-2f				4-3 1-3	K 1-2		F8 2-3		4	0	0	0	0	1	6
Del Unser, L (1, 8) OBP: 0.250, SLG: 0.545 Jose Morales, R (8, PH) OBP: 0.167, SLG: 0.167 Sam Mejias, R (8, 8)	G3				SH5-3 3-H	2-H 3-H HR		FC6-4 1-2f		2 1 0	1 0 0	1 0 0	4 0 0	0 0 0	0 0 0	0 2 0
Gary Carter, R (1, 2) OBP: 0.412, SLG: 0.712		F2			HR	F5			HR	4	2	2	2	0	0	0
Andre Dawson, R (1, 7) OBP: 0.269, SLG: 0.279		6-3			1B 2B		K		6-3	4	0	1	0	0	1	0
Steve Rogers, R (1, 1) OBP: 0.077, SLG: 0.077		6-3			2-3 1B		K		K	4	0	1	0	0	2	0
Inning Stats	R: 0 E: 0 K: 0 S: 3 H: 0 LOB: 0 BB: 0 P: 3	R: 0 E: 0 K: 0 S: 3 H: 1 LOB: 0 BB: 0 P: 3	R: 0 E: 0 K: 0 S: 3 H: 0 LOB: 0 BB: 0 P: 3	R: 0 E: 0 K: 1 S: 5 H: 1 LOB: 0 BB: 0 P: 5	R: 2 E: 0 K: 0 S: 7 H: 4 LOB: 2 BB: 0 P: 7	R: 3 E: 0 K: 2 S: 9 H: 2 LOB: 0 BB: 1 P: 13	R: 0 E: 0 K: 2 S: 7 H: 0 LOB: 0 BB: 0 P: 7	R: 0 E: 0 K: 0 S: 4 H: 1 LOB: 2 BB: 1 P: 8	R: 1 E: 0 K: 1 S: 6 H: 1 LOB: 0 BB: 0 P: 6	1B: 5 2B: 1 3B: 1 HR: 3	SF: 0 SAC: 1 DP: 2 HBP: 0						

PITCHER	IP	WLS	BF	H	R	ER	SO	BB	IBB	HBP	BLK	WP	HR	S	P	ERA	WHIP
Don Sutton, R (1, 1) ERA: 1.42	5.0		19	6	2	2	1	0	0	0	0	0	1	21	21	3.60	1.200
Elias Sosa, R (6, 1) ERA: 7.71	2.2	L	13	3	3	3	4	1	1	0	0	0	1	19	27	10.12	1.500
Al Downing, L (8, 1) ERA: 2.08	0.1		1	0	0	0	0	0	0	0	0	0	0	1	1	0.00	0.000
Mike Garman, R (9, 1) ERA: 5.4	1.0		4	1	1	1	1	0	0	0	0	0	1	6	6	9.00	1.000

PITCHER	IP	WLS	BF	H	R	ER	SO	BB	IBB	HBP	BLK	WP	HR	S	P	ERA	WHIP

TOP

Montreal Expos @ Los Angeles Dodgers

Dodger Stadium, Los Angeles, CA

Sun May 01 1977, 3:33 AM PDT

Att. 35,353 - Unknown

livebaseballscorecards.com

AB	34
R	6
H	10
RBI	6
BB	2
SO	6
LOB	12

Batter	1	2	3	4	5	6	7	8	9	AB	R	H	RBI	BB	SO	LOB
Davey Lopes, R (1, 4) OBP: 0.380, SLG: 0.414	0-0 2B		0-0 6-3		0-0 F8			0-0 F9		4	0	1	0	0	0	2
Bill Russell, R (1, 6) OBP: 0.333, SLG: 0.408	0-0 5-3			0-0 CS 1B		0-0 L5		0-0 F8		4	0	1	0	0	0	2
John Hale, L (1, 9) OBP: 0.318, SLG: 0.316	0-3 K			0-3 K 1-2		4-0 FC6-4 BB		4-0 1-2 BB		2	0	0	0	1	2	2
Reggie Smith, S (8, PH) OBP: 0.474, SLG: 0.639										0	0	0	0	1	0	0
Ted Martinez, R (8, PR)										0	0	0	0	0	0	0
Mike Garman, R (9, 1)										0	0	0	0	0	0	0
Ron Cey, R (1, 5) OBP: 0.520, SLG: 0.844	0-0 F5			0-0 6-3		0-0 FC6-4 1-2f		0-3 K		4	0	0	0	0	1	4
Steve Garvey, R (1, 3) OBP: 0.280, SLG: 0.506		0-0 P4			0-0 G3 2B 1B	0-0 F8			0-0 5-3	4	1	1	0	0	0	1
Rick Monday, L (1, 8) OBP: 0.391, SLG: 0.440		0-3 K			0-0 G3 1-2		0-0 P4		4-0 1B BB	3	0	0	0	1	1	1
Dusty Baker Jr., R (1, 7) OBP: 0.346, SLG: 0.444		0-0 F8			0-0 2B 2-H 2B		0-0 F8		0-0 P3	4	1	1	1	0	0	1
Steve Yeager, R (1, 2) OBP: 0.486, SLG: 0.639			0-0 F7		0-0 2-H 2B		0-0 F2		0-0 1-2 1B	4	0	2	1	0	0	0
Don Sutton, R (1, 1) OBP: 0.214, SLG: 0.083			0-0 F3		0-3 K			0-0 BB 1B	0-3 K	1	0	0	0	0	0	0
Ed Goodson, L (5, PH)										1	0	0	0	0	1	1
Elias Sosa, R (6, 1)										0	0	0	0	0	0	0
Al Downing, R (8, 1)										0	0	0	0	0	0	0
Lee Lacy, R (8, PH) OBP: 0.389, SLG: 0.667										2	0	1	0	0	1	2
(9, 9)																
Inning Stats	R: 0 E: 0 K: 1 S: 6 H: 1 LOB: 1 BB: 0 P: 6	R: 0 E: 0 K: 1 S: 5 H: 0 LOB: 0 BB: 0 P: 5	R: 0 E: 0 K: 0 S: 3 H: 0 LOB: 0 BB: 0 P: 3	R: 0 E: 0 K: 1 S: 5 H: 1 LOB: 0 BB: 0 P: 5	R: 2 E: 0 K: 1 S: 8 H: 3 LOB: 1 BB: 0 P: 8	R: 0 E: 0 K: 0 S: 3 H: 0 LOB: 1 BB: 1 P: 7	R: 0 E: 0 K: 0 S: 3 H: 0 LOB: 0 BB: 0 P: 3	R: 0 E: 0 K: 1 S: 6 H: 1 LOB: 2 BB: 1 P: 10	R: 0 E: 0 K: 1 S: 6 H: 1 LOB: 2 BB: 1 P: 10							

PITCHER	IP	WLS	BF	H	R	ER	SO	BB	IBB	HBP	BLK	WP	HR	S	P	ERA	WHIP
Steve Rogers, R (1, 1) ERA: 1.41	9.0	W	36	7	2	2	6	3	0	0	0	0	0	45	57	2.00	1.111

PITCHER	IP	WLS	BF	H	R	ER	SO	BB	IBB	HBP	BLK	WP	HR	S	P	ERA	WHIP

BOTTOM

Montreal Expos @ Los Angeles Dodgers

Dodger Stadium, Los Angeles, CA

Sun May 01 1977, 3:33 AM PDT

Att. 35,353 - Unknown

livebaseballscorecards.com

AB	33
R	2
H	7
RBI	2
BB	3
SO	6
LOB	16

1B: 4	SF: 0	WP: 0	PA: 36
2B: 3	SAC: 0	PB: 0	
3B: 0	DP: 0	SB: 0	
HR: 0	HBP: 0	CS: 1	

New York Mets @ Los Angeles Dodgers

Dodger Stadium, Los Angeles, CA

Mon May 02 1977, 7:05 PM PDT

Att. 28,017 - Unknown

TOP

livebaseballscorecards.com

Batter	1	2	3	4	5	6	7	8	9	AB	R	H	RBI	BB	SO	LOB
Lee Mazzilli, S (1, 8) OBP: 0.354, SLG: 0.271	4-3 2B		6-3		2-H 1B		1-2 2-3 HBP		S S S K	4	0	2	0	0	1	0
Felix Millan, R (1, 4) OBP: 0.269, SLG: 0.270	4-3 2-3		5-3		F9		F7			4	0	0	0	0	0	5
Joe Torre, R (1, 3) OBP: 0.259, SLG: 0.440	S S S K			6-3		6-3		S S S K		4	0	0	0	0	2	1
Dave Kingman, R (1, 7) OBP: 0.333, SLG: 0.562	S S S K			BB 1B		S S S K		S S S K		4	0	1	0	0	3	1
Lenny Randle, S (8, 7) OBP: 0.600, SLG: 1.000										0	0	0	0	0	0	0
Mike Vail, R (1, 9) OBP: 0.414, SLG: 0.391		HR		B B B B 1-2 BB		5-3		BB 1B		3	1	2	1	1	0	0
John Stearns, R (1, 2) OBP: 0.313, SLG: 0.379		F9		F7			HBP SH1-3 1B	B B B B 1-2 BB		3	0	1	0	1	0	2
Roy Staiger, R (1, 5) OBP: 0.262, SLG: 0.379		6-3		F6			SH1-3 1-2	F7		3	0	0	0	0	0	4
Bud Harrelson, S (1, 6) OBP: 0.269, SLG: 0.156		6-3			SH1-4 1B 1B		B B B B 4-0 HBP BB		F8	2	0	1	0	1	0	0
Bruce Boisclair, L (9, PH) OBP: 0.390, SLG: 0.486										1	0	0	0	0	0	0
Jerry Koosman, R (1, 1) OBP: 0.077, SLG: 0.083			L7		SH1-4 1-2		S S S K		S S S K	2	0	0	0	0	1	2
John Milner, L (9, PH) OBP: 0.226, SLG: 0.379										1	0	0	0	0	1	0

Inning Stats	1	2	3	4	5	6	7	8	9
R:	0	1	0	0	0	0	0	0	0
E:	0	0	0	0	0	0	0	0	0
K:	2	0	0	0	0	1	1	2	2
S:	8	4	3	4	4	5	6	8	7
H:	1	1	0	1	2	0	1	1	0
LOB:	1	0	0	2	1	0	3	2	0
BB:	0	0	0	1	0	0	1	1	0
P:	8	4	3	8	4	5	11	12	7

1B:	5	SF:	0	WP:	0	PA:	37
2B:	1	SAC:	2	PB:	0		
3B:	0	DP:	0	SB:	0		
HR:	1	HBP:	1	CS:	0		

	AB	31
	R	1
	H	7
	RBI	1
	BB	3
	SO	8
	LOB	15

PITCHER		IP	WLS	BF	H	R	ER	SO	BB	IBB	HBP	BLK	WP	HR	S	P	ERA	WHIP
Doug Rau, L ERA: 3.27	(1, 1)	8.0	W	34	7	1	1	6	3	0	1	0	0	1	42	55	1.12	1.250
Charlie Hough, R ERA: 1.55	(9, 1)	1.0	S	3	0	0	0	2	0	0	0	0	0	0	7	7	0.00	0.000

PITCHER	IP	WLS	BF	H	R	ER	SO	BB	IBB	HBP	BLK	WP	HR	S	P	ERA	WHIP

Batter	1	2	3	4	5	6	7	8	9	AB	R	H	RBI	BB	SO	LOB
Davey Lopes, R (1, 4) OBP: 0.375, SLG: 0.422	E8 G6-4-3		SF8 3-H			K		E 2B		3	1	1	1	0	1	0
Bill Russell, R (1, 6) OBP: 0.330, SLG: 0.402	G6-4-3 1-2f		6-3 1-2			6-3		E9 1B 2-H 1B		4	1	1	1	0	0	2
Reggie Smith, S (1, 9) OBP: 0.463, SLG: 0.609 John Hale, L (9, 9) OBP: 0.318, SLG: 0.316	K		K			BB		K		3 0	0 0	0 0	0 0	1 0	3 0	2 0
Ron Cey, R (1, 5) OBP: 0.510, SLG: 0.813		K		K		P4		1B 1B BB		3	0	0	0	1	2	1
Steve Garvey, R (1, 3) OBP: 0.278, SLG: 0.495		F8		6-3			F8	1B 1-2 3-H 1B		4	0	1	1	0	0	0
Rick Monday, L (1, 8) OBP: 0.396, SLG: 0.443		1B		K			K	1B 1-2 2-3 1B		4	0	2	0	0	2	0
Dusty Baker Jr., R (1, 7) OBP: 0.341, SLG: 0.434 Charlie Hough, R (9, 1) OBP: 0.250, SLG: 0.571		P4			5-3		FC5-4 1B	1-3		4 0	0 0	1 0	0 0	0 0	0 0	4 0
Steve Yeager, R (1, 2) OBP: 0.481, SLG: 0.619			1B SF8 BB		F8		FC5-4 1-2f			2	1	0	0	1	0	1
Doug Rau, L (1, 1) OBP: 0.286, SLG: 0.231 Lee Lacy, R (8, PH) (9, 7) OBP: 0.368, SLG: 0.632			6-3 1-3 1B		5-3			P4		2 1	0 0	1 0	0 0	0 0	0 0	0 0
Inning Stats	R: 0 H: 0 E: 1 LOB: 0 K: 1 BB: 0 S: 5 P: 5	R: 0 H: 1 E: 0 LOB: 1 K: 1 BB: 0 S: 6 P: 6	R: 1 H: 1 E: 0 LOB: 1 K: 1 BB: 1 S: 6 P: 10	R: 0 H: 0 E: 0 LOB: 0 K: 2 BB: 0 S: 7 P: 7	R: 0 H: 0 E: 0 LOB: 0 K: 0 BB: 0 S: 3 P: 3	R: 0 H: 0 E: 0 LOB: 1 K: 1 BB: 1 S: 5 P: 9	R: 0 H: 1 E: 0 LOB: 1 K: 1 BB: 0 S: 6 P: 6	R: 2 H: 4 E: 1 LOB: 3 K: 1 BB: 1 S: 9 P: 13		1B: 6 SF: 1 2B: 1 SAC: 0 3B: 0 DP: 1 HR: 0 HBP: 0						

PITCHER	IP	WLS	BF	H	R	ER	SO	BB	IBB	HBP	BLK	WP	HR	S	P	ERA	WHIP
Jerry Koosman, L (1, 1) ERA: 2.87	8.0	L	34	7	3	3	8	3	0	0	0	0	0	47	59	3.38	1.250

PITCHER	IP	WLS	BF	H	R	ER	SO	BB	IBB	HBP	BLK	WP	HR	S	P	ERA	WHIP

BOTTOM

New York Mets @ Los Angeles Dodgers

Dodger Stadium, Los Angeles, CA

Mon May 02 1977, 7:05 PM PDT

Att. 28,017 - Unknown

livebaseballscorecards.com

AB	30
R	3
H	7
RBI	3
BB	3
SO	8
LOB	10

WP: 0	PA: 34		
PB: 0			
SB: 0			
CS: 0			

Batter	1	2	3	4	5	6	7	8	9	AB	R	H	RBI	BB	SO	LOB
Lee Mazzilli, S (1, 8) OBP: 0.360, SLG: 0.274	x 0-0 E6 E S		B B B B 4-0 BB		S S S 0-3 ③ K			x 0-0 BB 1B		3	0	1	0	1	1	1
Lenny Randle, S (1, 4) OBP: 0.444, SLG: 0.625	S S S 0-3 ① K 1-3		S S S 0-3 ③ K			S S S 0-3 ① K		B B B B 4-0 FC6-4 1-2 BB		3	0	0	0	1	3	2
Bruce Boisclair, L (1, 9) OBP: 0.364, SLG: 0.450 Dave Kingman, R (8, PH) OBP: 0.329, SLG: 0.554 (8, 9)	S S S 0-3 ② K			x 0-0 ① P6		S S S 0-3 ② K		x 0-0 ③ FC6-4 1-2f		3 1	0 0	0 0	0 0	0 0	2 0	1 2
John Milner, L (1, 7) OBP: 0.229, SLG: 0.364	S S S 0-3 ③ K			x 0-0 1-3 1B		x 0-0 ③ F2			x 0-0 ① G1	4	0	1	0	0	1	1
Ed Kranepool, L (1, 3) OBP: 0.321, SLG: 0.509		x 0-0 ① F7		x 0-0 ② 1-3 1-2			S S S 0-3 ① K		x 0-0 E 1B	4	1	1	0	0	1	1
Jerry Grote, R (1, 2) OBP: 0.214, SLG: 0.214		x 0-0 ② P3		x 0-0 ③ F9			x 0-0 ② 4-3		x 0-0 ② F8	4	0	0	0	0	0	2
Roy Staiger, R (1, 5) OBP: 0.246, SLG: 0.355		x 0-0 ③ 5-3			x 0-0 ① 4-3		x 0-0 ③ F7		x 0-0 E7 1-H	4	0	0	0	0	0	0
Leo Foster, R (1, 6) OBP: 0.375, SLG: 0.286			S S S 0-3 ① K		x 0-0 SH3-4 1B			x 0-0 ① F7	S S S 0-3 ③ K	4	0	1	0	0	2	1
Nino Espinosa, R (1, 1) Mike Phillips, L (8, PH) OBP: 0.214, SLG: 0.222 Bob Myrick, R (8, 1)			S S S 0-3 ② K		x 0-0 ② SH3-4 1-2			x 0-0 ② G3		1 1 0	0 0 0	0 0 0	0 0 0	0 0 0	1 0 0	0 0 0
Inning Stats	R: 0 H: 0 E: 1 LOB: 1 K: 3 BB: 0 S: 10 P: 10	R: 0 H: 0 E: 0 LOB: 0 K: 0 BB: 0 S: 3 P: 3	R: 0 H: 0 E: 0 LOB: 1 K: 3 BB: 1 S: 9 P: 13	R: 0 H: 1 E: 0 LOB: 1 K: 0 BB: 0 S: 4 P: 4	R: 0 H: 1 E: 0 LOB: 1 K: 1 BB: 0 S: 6 P: 6	R: 0 H: 0 E: 0 LOB: 0 K: 2 BB: 0 S: 7 P: 7	R: 0 H: 0 E: 0 LOB: 0 K: 1 BB: 0 S: 5 P: 5	R: 0 H: 1 E: 0 LOB: 2 K: 0 BB: 1 S: 4 P: 8	R: 1 H: 1 E: 1 LOB: 1 K: 1 BB: 0 S: 7 P: 7	1B: 4 SF: 0 2B: 0 SAC: 1 3B: 0 DP: 0 HR: 0 HBP: 0						

PITCHER	IP	WLS	BF	H	R	ER	SO	BB	IBB	HBP	BLK	WP	HR	S	P	ERA	WHIP
Burt Hooton, R (1, 1) ERA: 2.78	9.0	W	35	4	1	0	11	2	0	0	0	0	0	55	63	0.00	0.667

PITCHER	IP	WLS	BF	H	R	ER	SO	BB	IBB	HBP	BLK	WP	HR	S	P	ERA	WHIP

TOP

New York Mets @ Los Angeles Dodgers

Dodger Stadium, Los Angeles, CA

Tue May 03 1977, 7:05 PM PDT

Att. 22,762 - Unknown

livebaseballscorecards.com

AB	32
R	1
H	4
RBI	0
BB	2
SO	11
LOB	11

WP: 0	PA: 35																
PB: 0																	
SB: 1																	
CS: 0																	

Batter	1	2	3	4	5	6	7	8	9	AB	R	H	RBI	BB	SO	LOB
Davey Lopes, R (1, 4) OBP: 0.361, SLG: 0.404	E6 CS	F8		F3			F5			4	0	0	0	0	0	2
Bill Russell, R (1, 6) OBP: 0.327, SLG: 0.396	P3 1-2		FC1-4 G3 2B 1B		F7		F9			4	1	1	0	0	0	1
Reggie Smith, S (1, 9) OBP: 0.453, SLG: 0.588	FC6-4 1B		G3 1-2		K		K			4	0	1	0	0	2	1
John Hale, L (8, 9) OBP: 0.318, SLG: 0.316										0	0	0	0	0	0	0
Ron Cey, R (1, 5) OBP: 0.500, SLG: 0.783	FC6-4 1-2f		FC1-4 IBB		6-3			5-3		3	0	0	0	1	0	1
Steve Garvey, R (1, 3) OBP: 0.287, SLG: 0.505		BB 1B 1B	FC1-4 1-2f 2-3 2B			5-3		2B 2B		4	3	2	0	0	0	2
Rick Monday, L (1, 8) OBP: 0.410, SLG: 0.482		K	1-H 3-H 2B			1B 1B		4-3 2-H 2B		4	0	3	3	0	1	1
Dusty Baker Jr., R (1, 7) OBP: 0.326, SLG: 0.413		F9	5-3			P4		4-3 2-3		4	0	0	0	0	0	4
Steve Yeager, R (1, 2) OBP: 0.481, SLG: 0.606		1B 1-2 BB		K		1B 1-2		F8		3	0	1	0	1	1	1
Burt Hooton, R (1, 1) OBP: 0.182, SLG: 0.182		1B 1-2 2-H		P6		F7				3	0	1	1	0	0	2
Inning Stats	R: 0 E: 1 K: 0 S: 4 H: 1 LOB: 1 BB: 0 P: 4	R: 1 E: 0 K: 1 S: 7 H: 2 LOB: 2 BB: 1 P: 11	R: 2 E: 0 K: 0 S: 5 H: 2 LOB: 1 BB: 1 P: 9	R: 0 E: 0 K: 1 S: 5 H: 0 LOB: 0 BB: 0 P: 5	R: 0 E: 0 K: 1 S: 5 H: 0 LOB: 0 BB: 0 P: 5	R: 0 E: 0 K: 0 S: 5 H: 2 LOB: 2 BB: 0 P: 5	R: 0 E: 0 K: 1 S: 5 H: 0 LOB: 0 BB: 0 P: 5	R: 1 E: 0 K: 0 S: 5 H: 2 LOB: 1 BB: 0 P: 5		1B: 6 2B: 3 3B: 0 HR: 0	SF: 0 SAC: 0 DP: 0 HBP: 0					

PITCHER		IP	WLS	BF	H	R	ER	SO	BB	IBB	HBP	BLK	WP	HR	S	P	ERA	WHIP
Nino Espinosa, R ERA: 2.96	(1, 1)	7.0	L	30	7	3	3	4	1	1	0	0	0	0	36	44	3.86	1.143
Bob Myrick, L ERA: 2.7	(8, 1)	1.0		5	2	1	1	0	0	0	0	0	0	0	5	5	9.00	2.000

PITCHER	IP	WLS	BF	H	R	ER	SO	BB	IBB	HBP	BLK	WP	HR	S	P	ERA	WHIP

BOTTOM

New York Mets @ Los Angeles Dodgers

Dodger Stadium, Los Angeles, CA

Tue May 03 1977, 7:05 PM PDT

Att. 22,762 - Unknown

livebaseballscorecards.com

AB	33
R	4
H	9
RBI	4
BB	2
SO	4
LOB	15

1B: 6 2B: 3 3B: 0 HR: 0 SF: 0 SAC: 0 DP: 0 HBP: 0

WP: 0 PB: 0 SB: 0 CS: 1 PA: 35

Batter	1	2	3	4	5	6	7	8	9	AB	R	H	RBI	BB	SO	LOB
Lee Mazzilli, S (1, 8) OBP: 0.356, SLG: 0.286	5-3		6-3			4-3			G3, 6-3, 2B	4	1	1	0	0	0	0
Felix Millan, R (1, 4) OBP: 0.268, SLG: 0.269	6-3		6-3			G4-6-3, 1B			G3, 2-3	4	0	1	0	0	0	1
Joe Torre, R (1, 3) OBP: 0.226, SLG: 0.379	1-3		6-3			G4-6-3, 1-2f			6-3, 3-H	4	0	0	1	0	0	1
John Milner, L (1, 7) OBP: 0.231, SLG: 0.333		G3	BB, 1B				P6		4-3	3	0	0	0	1	0	0
Mike Vail, R (1, 9) OBP: 0.438, SLG: 0.423		4-3	FC5-4, 1B, 1-2				G5-4-3, 1B			3	0	2	0	0	0	0
John Stearns, R (1, 2) OBP: 0.299, SLG: 0.361		E6, FC6	FC5-4, 1-2f				G5-4-3, 1-2f			3	0	0	0	0	0	3
Roy Staiger, R (1, 5) OBP: 0.235, SLG: 0.338		FC6, 1-2f			6-3			5-3		3	0	0	0	0	0	1
Bud Harrelson, S (1, 6) OBP: 0.255, SLG: 0.146			1-3		6-3			F7		3	0	0	0	0	0	0
Jon Matlack, L (1, 1) OBP: 0.167, SLG: 0.091			SSS, K		SSS, K			F7		2	0	0	0	0	2	0
Leo Foster, R (8, PH) OBP: 0.333, SLG: 0.250										1	0	0	0	0	0	0
Bob Apodaca, R (8, 1)										0	0	0	0	0	0	0
Inning Stats	R: 0 E: 0 K: 0 S: 3 H: 0 LOB: 0 BB: 0 P: 3	R: 0 E: 1 K: 0 S: 4 H: 0 LOB: 1 BB: 0 P: 4	R: 0 E: 0 K: 1 S: 5 H: 0 LOB: 0 BB: 0 P: 5	R: 0 E: 0 K: 0 S: 4 H: 1 LOB: 2 BB: 1 P: 8	R: 0 E: 0 K: 1 S: 5 H: 0 LOB: 0 BB: 0 P: 5	R: 0 E: 0 K: 0 S: 3 H: 1 LOB: 0 BB: 0 P: 3	R: 0 E: 0 K: 0 S: 3 H: 1 LOB: 0 BB: 0 P: 3	R: 0 E: 0 K: 0 S: 3 H: 0 LOB: 0 BB: 0 P: 3	R: 1 E: 0 K: 0 S: 4 H: 1 LOB: 0 BB: 0 P: 4	1B: 3 2B: 1 3B: 0 HR: 0 SF: 0 SAC: 0 DP: 2 HBP: 0						

PITCHER	IP	WLS	BF	H	R	ER	SO	BB	IBB	HBP	BLK	WP	HR	S	P	ERA	WHIP
Tommy John, L (1, 1) ERA: 4.4	9.0	W	31	4	1	1	2	1	0	0	0	0	0	34	38	1.00	0.556

PITCHER	IP	WLS	BF	H	R	ER	SO	BB	IBB	HBP	BLK	WP	HR	S	P	ERA	WHIP

TOP

New York Mets @ Los Angeles Dodgers

Dodger Stadium, Los Angeles, CA

Wed May 04 1977, 7:05 PM PDT

Att. 23,398 - Unknown

livebaseballscorecards.com

AB	30
R	1
H	4
RBI	1
BB	1
SO	2
LOB	6

WP: 0 PB: 0 SB: 0 CS: 0 PA: 31

Batter	1	2	3	4	5	6	7	8	9	AB	R	H	RBI	BB	SO	LOB
Davey Lopes, R (1, 4) OBP: 0.366, SLG: 0.408	S, 1B 1B		K		F8		1B			4	1	2	0	0	1	0
Bill Russell, R (1, 6) OBP: 0.325, SLG: 0.391	1B 1-H 1B		6-3		P6		F8			4	1	1	1	0	0	1
Reggie Smith, S (1, 9) OBP: 0.456, SLG: 0.583	G4-6-3 1-H 1B		1B		K			L3		4	0	2	1	0	1	0
John Hale, L (9, 9) OBP: 0.318, SLG: 0.316										0	0	0	0	0	0	0
Ron Cey, R (1, 5) OBP: 0.491, SLG: 0.756	P6		K			5-3 BB		5-3		3	0	0	0	1	1	2
Steve Garvey, R (1, 3) OBP: 0.276, SLG: 0.485	G4-6-3 1-2f			6-3		5-3 1-2		1-3		4	0	0	0	0	0	2
Rick Monday, L (1, 8) OBP: 0.398, SLG: 0.465		K		K		5-3				3	0	0	0	0	2	1
Dusty Baker Jr., R (1, 7) OBP: 0.326, SLG: 0.446		HR		E3 1B		5-3				3	1	1	1	0	0	1
Steve Yeager, R (1, 2) OBP: 0.476, SLG: 0.594		F7		1-2 1B			K			3	0	1	0	0	1	0
Tommy John, R (1, 1) OBP: 0.111, SLG: 0.111		5-3		K			F9			3	0	0	0	0	1	2
Inning Stats	R: 2 E: 0 K: 0 S: 5 H: 3 LOB: 0 BB: 0 P: 5	R: 1 E: 0 K: 1 S: 6 H: 1 LOB: 0 BB: 0 P: 6	R: 0 E: 0 K: 2 S: 8 H: 1 LOB: 1 BB: 0 P: 8	R: 0 E: 1 K: 2 S: 9 H: 1 LOB: 2 BB: 0 P: 9	R: 0 E: 0 K: 1 S: 5 H: 0 LOB: 0 BB: 0 P: 5	R: 0 E: 0 K: 0 S: 3 H: 0 LOB: 1 BB: 1 P: 7	R: 0 E: 0 K: 1 S: 6 H: 1 LOB: 1 BB: 0 P: 6	R: 0 E: 0 K: 0 S: 3 H: 0 LOB: 0 BB: 0 P: 3		1B: 6 2B: 0 3B: 0 HR: 1 SF: 0 SAC: 0 DP: 1 HBP: 0				WP: 0 PB: 0 SB: 1 CS: 0	PA: 32	

PITCHER		IP	WLS	BF	H	R	ER	SO	BB	IBB	HBP	BLK	WP	HR	S	P	ERA	WHIP
Jon Matlack, L ERA: 3.93	(1, 1)	7.0	L	29	7	3	3	7	1	0	0	0	0	1	42	46	3.86	1.143
Bob Apodaca, R ERA: 4.5	(8, 1)	1.0		3	0	0	0	0	0	0	0	0	0	0	3	3	0.00	0.000

PITCHER	IP	WLS	BF	H	R	ER	SO	BB	IBB	HBP	BLK	WP	HR	S	P	ERA	WHIP

BOTTOM

New York Mets @ Los Angeles Dodgers

Dodger Stadium, Los Angeles, CA

Wed May 04 1977, 7:05 PM PDT

Att. 23,398 - Unknown

livebaseballscorecards.com

AB	31
R	3
H	7
RBI	3
BB	1
SO	7
LOB	9

New York Mets @ Los Angeles Dodgers

Dodger Stadium, Los Angeles, CA

Thu May 05 1977, 7:05 PM PDT

Att. 28,600 - Unknown

livebaseballscorecards.com

TOP

Batter	1	2	3	4	5	6	7	8	9	AB	R	H	RBI	BB	SO	LOB
Lee Mazzilli, S (1, 8) OBP: 0.351, SLG: 0.284	S S S 0-3 ① K		x 0-0 ② 4-3			x 0-0 ① F6		x 0-0 HR 1B		4	1	1	0	0	1	0
Felix Millan, R (1, 4) OBP: 0.253, SLG: 0.254	x 0-0 ② F8		x 0-0 ③ 2-3			x 0-0 ② 6-3		x 0-0 ② P5		4	0	0	0	0	0	1
John Milner, L (1, 7) OBP: 0.233, SLG: 0.400	x 0-0 ③ L6			x 0-0 ① F8		x 0-0 ③ F9		x 0-0 1-H HR		4	1	1	2	0	0	0
Dave Kingman, R (1, 3) OBP: 0.325, SLG: 0.538		x 0-0 G6-3 1B		x 0-0 ② 6-3			S S S 0-3 ① K	x 0-0 ③ P6		4	0	1	0	0	1	0
Ed Kranepool, L (1, 9) OBP: 0.317, SLG: 0.491		x 0-0 ① ② G6-3 1-2f		x 0-0 ③ F7			x 0-0 BB 1B		x 0-0 ① F2	4	0	1	0	0	0	1
John Stearns, R (1, 2) OBP: 0.338, SLG: 0.391		x 0-0 1B 1B			x 0-0 1B		B B B B 4-0 1-2 BB		x 0-0 1B	3	0	3	0	1	0	0
Mike Phillips, L (1, 5) OBP: 0.219, SLG: 0.226		x 0-0 1-3 1B			x 0-0 ① F7		x 0-0 ② F7		x 0-0 ② F7	4	0	1	0	0	0	4
Bud Harrelson, S (1, 6) OBP: 0.241, SLG: 0.137		x 0-0 ③ F8			x 0-0 ② F7		x 0-0 ③ L1		x 0-0 ③ F8	3	0	0	0	0	0	5
Bruce Boisclair, L (9, PH) OBP: 0.356, SLG: 0.439										1	0	0	0	0	0	1
Tom Seaver, R (1, 1) OBP: 0.167, SLG: 0.118			S S S 0-3 ① K		x 0-0 ③ F9			x 0-0 ① P5		2	0	0	0	0	1	1
Lenny Randle, S (8, PH) OBP: 0.400, SLG: 0.556										1	0	0	0	0	0	0
Jackson Todd, R (8, 1)										0	0	0	0	0	0	0
Inning Stats	R: 0 E: 0 K: 1 S: 5 H: 0 LOB: 0 BB: 0 P: 5	R: 0 E: 0 K: 0 S: 5 H: 3 LOB: 2 BB: 0 P: 5	R: 0 E: 0 K: 1 S: 5 H: 0 LOB: 0 BB: 0 P: 5	R: 0 E: 0 K: 0 S: 3 H: 0 LOB: 0 BB: 0 P: 3	R: 0 E: 0 K: 0 S: 4 H: 1 LOB: 1 BB: 0 P: 4	R: 0 E: 0 K: 0 S: 3 H: 0 LOB: 0 BB: 0 P: 3	R: 0 E: 0 K: 1 S: 6 H: 1 LOB: 2 BB: 1 P: 10	R: 2 E: 0 K: 0 S: 5 H: 2 LOB: 0 BB: 0 P: 5	R: 0 E: 0 K: 0 S: 4 H: 1 LOB: 1 BB: 0 P: 4	1B: 7 2B: 0 3B: 0 HR: 1	SF: 0 SAC: 0 DP: 1 HBP: 0					

AB	34
R	2
H	8
RBI	2
BB	1
SO	3
LOB	13

WP: 0 PB: 0 SB: 0 CS: 0 PA: 35

PITCHER	IP	WLS	BF	H	R	ER	SO	BB	IBB	HBP	BLK	WP	HR	S	P	ERA	WHIP
Rick Rhoden, R (1, 1) ERA: 4.19	9.0	W	35	8	2	2	3	1	0	0	0	0	1	40	44	2.00	1.000

PITCHER	IP	WLS	BF	H	R	ER	SO	BB	IBB	HBP	BLK	WP	HR	S	P	ERA	WHIP

Batter	1	2	3	4	5	6	7	8	9	AB	R	H	RBI	BB	SO	LOB
Davey Lopes, R (1, 4) OBP: 0.362, SLG: 0.402	F6		F9		6-3 HR 1B 1-2		F2			4	1	1	0	0	0	0
Bill Russell, R (1, 6) OBP: 0.322, SLG: 0.386	1-3			4-3	6-3 1-2 2-3		FC4-6 1B			4	0	1	0	0	0	2
Reggie Smith, S (1, 9) OBP: 0.462, SLG: 0.581 John Hale, L (6, 9) OBP: 0.304, SLG: 0.300	F7			WP 1B	HR IBB		FC4-6 1-2f			2 1	1 0	1 0	0 0	1 0	0 0	0 1
Ron Cey, R (1, 5) OBP: 0.482, SLG: 0.767		F9		P4 1-3	HR 1-H 2-H 3-H		K			4	1	1	4	0	1	2
Steve Garvey, R (1, 3) OBP: 0.275, SLG: 0.486		2B		K	F8			4-3		4	0	1	0	0	1	1
Rick Monday, L (1, 8) OBP: 0.393, SLG: 0.467		F5			HR 2B K			1-3		4	1	1	0	0	1	1
Dusty Baker Jr., R (1, 7) OBP: 0.333, SLG: 0.483		K			HR 2-H		L6	1B		4	1	2	2	0	1	1
Johnny Oates, L (1, 2) OBP: 0.368, SLG: 0.294			K		1B S		P6	L9		4	1	1	0	0	1	1
Rick Rhoden, R (1, 1) OBP: 0.250, SLG: 0.313			4-3		6-3 1B HR 1B 1-H		F2			3	1	1	1	0	0	0
Inning Stats	R: 0 E: 0 K: 0 S: 3 H: 0 LOB: 0 BB: 0 P: 3	R: 0 E: 0 K: 1 S: 6 H: 1 LOB: 1 BB: 0 P: 6	R: 0 E: 0 K: 1 S: 5 H: 0 LOB: 0 BB: 0 P: 5	R: 0 E: 0 K: 1 S: 6 H: 1 LOB: 1 BB: 0 P: 6	R: 7 E: 0 K: 1 S: 11 H: 6 LOB: 0 BB: 1 P: 15	R: 0 E: 0 K: 0 S: 3 H: 0 LOB: 0 BB: 0 P: 3	R: 0 E: 0 K: 1 S: 6 H: 1 LOB: 1 BB: 0 P: 6	R: 0 E: 0 K: 0 S: 4 H: 1 LOB: 1 BB: 0 P: 4		1B: 6 2B: 2 3B: 0 HR: 2 SF: 0 SAC: 0 DP: 0 HBP: 0						

PITCHER		IP	WLS	BF	H	R	ER	SO	BB	IBB	HBP	BLK	WP	HR	S	P	ERA	WHIP
Tom Seaver, R ERA: 2.61	(1, 1)	7.0	L	31	9	7	7	5	0	1	0	0	1	2	40	44	9.00	1.286
Jackson Todd, R ERA:	(8, 1)	1.0		4	1	0	0	0	0	0	0	0	0	0	4	4	0.00	1.000

PITCHER	IP	WLS	BF	H	R	ER	SO	BB	IBB	HBP	BLK	WP	HR	S	P	ERA	WHIP

BOTTOM

New York Mets @ Los Angeles Dodgers

Dodger Stadium, Los Angeles, CA

Thu May 05 1977, 7:05 PM PDT

Att. 28,600 - Unknown

livebaseballscorecards.com

AB	34
R	7
H	10
RBI	7
BB	1
SO	5
LOB	9

WP: 2 PA: 35
PB: 0
SB: 1
CS: 0

Batter	1	2	3	4	5	6	7	8	9	AB	R	H	RBI	BB	SO	LOB
Garry Maddox, R (1, 8) OBP: 0.275, SLG: 0.402	BBBB 4-0 G1-6-3 BB		x 0-0 ③ P6		x 0-0 ③ F9		x 0-0 ② 6-3 3-H			3	0	0	1	1	0	2
Larry Bowa, S (1, 6) OBP: 0.320, SLG: 0.354	x 0-0 ①② G1-6-3 1-2f			x 0-0 ① P6		x 0-0 ① 4-3	x 0-0 ③ F8			4	0	0	0	0	0	2
Jay Johnstone, L (1, 9) OBP: 0.373, SLG: 0.413	BBBB 4-0 BB			x 0-0 1B 1B 1B		x 0-0 1B 2B		x 0-0 ① 4-3		3	2	2	0	1	0	0
Greg Luzinski, R (1, 7) OBP: 0.352, SLG: 0.588	x 0-0 ③ F8			x 0-0 1B 1-3 1B		x 0-0 ② P3		x 0-0 G3-6-3 1B		4	0	2	0	0	0	2
Richie Hebner, L (1, 3) OBP: 0.438, SLG: 0.536		BBBB 4-0 CS BB		x 0-0 G5-4-3 1-2 3-H 1B		x 0-0 2-H 1B		x 0-0 ②③ G3-6-3 1-2f		3	0	2	2	1	0	1
Mike Schmidt, R (1, 5) OBP: 0.330, SLG: 0.438		x 0-0 ①② P6 1-2		x 0-0 ②③ G5-4-3 1-2f		SSS 0-3 ③ K			SSS 0-3 ① K	4	0	0	0	0	2	4
Bob Boone, R (1, 2) OBP: 0.338, SLG: 0.339		x 0-0 ③ F7			x 0-0 ① F7		x 0-0 F2 E 6-3 1B		SSS 0-3 ② K	4	1	1	0	0	1	0
Ted Sizemore, R (1, 4) OBP: 0.371, SLG: 0.387			x 0-0 ① L7		x 0-0 1B		x 0-0 E4 F2 1-2		x 0-0 ③ F9	4	0	1	0	0	0	1
Larry Christenson, R (1, 1) OBP: 0.273, SLG: 0.273 Warren Brusstar, R (2, 1) Bobby Tolan, L (5, PH) OBP: 0.250, SLG: 0.182 Tom Underwood, R (5, 1) Tim McCarver, L (7, PH) OBP: 0.500, SLG: 0.800 Ron Reed, R (7, 1)			SSS 0-3 ② K		SSS 0-3 ② K		x 0-0 ① F2 1-2 2-3			0 1 1 0 1	0 0 0 0 0	0 0 0 0 0	0 0 0 0 0	0 1 1 0 0	0 0 1 0 2	0 0 1 0 0
Inning Stats	R: 0 E: 0 K: 0 S: 2 H: 0 LOB: 1 BB: 2 P: 10	R: 0 E: 0 K: 0 S: 2 H: 0 LOB: 0 BB: 1 P: 6	R: 0 E: 0 K: 1 S: 5 H: 0 LOB: 0 BB: 0 P: 5	R: 1 E: 0 K: 0 S: 5 H: 3 LOB: 1 BB: 0 P: 5	R: 0 E: 0 K: 1 S: 6 H: 1 LOB: 1 BB: 0 P: 6	R: 1 E: 0 K: 1 S: 7 H: 2 LOB: 1 BB: 0 P: 7	R: 1 E: 1 K: 0 S: 5 H: 1 LOB: 1 BB: 0 P: 5	R: 0 E: 0 K: 0 S: 3 H: 1 LOB: 0 BB: 0 P: 3	R: 0 E: 0 K: 2 S: 7 H: 0 LOB: 0 BB: 0 P: 7	1B: 7 2B: 1 3B: 0 HR: 0 SF: 0 SAC: 0 DP: 3 HBP: 0						

PITCHER	IP	WLS	BF	H	R	ER	SO	BB	IBB	HBP	BLK	WP	HR	S	P	ERA	WHIP
Don Sutton, R (1, 1) ERA: 1.53	9.0	W	35	8	3	2	5	3	0	0	0	0	0	42	54	2.00	1.222

PITCHER	IP	WLS	BF	H	R	ER	SO	BB	IBB	HBP	BLK	WP	HR	S	P	ERA	WHIP

TOP

Philadelphia Phillies @ Los Angeles Dodgers
Dodger Stadium, Los Angeles, CA
Fri May 06 1977, 7:05 PM PDT
Att. 51,368 - Unknown

livebaseballscorecards.com

AB	32
R	3
H	8
RBI	3
BB	3
SO	5
LOB	15

BOTTOM

Philadelphia Phillies @ Los Angeles Dodgers
Dodger Stadium, Los Angeles, CA
Fri May 06 1977, 7:05 PM PDT
Att. 51,368 - Unknown

Batter	1	2	3	4	5	6	7	8	9	AB	R	H	RBI	BB	SO	LOB
Davey Lopes, R (1, 4) OBP: 0.364, SLG: 0.396	G4-6-3 1B	BB 1B E BB		K		K		K		4	1	1	0	1	3	1
Bill Russell, R (1, 6) OBP: 0.325, SLG: 0.387	G4-6-3 1-2f	BB E 1-2 1B		6-3		F9		2-H 1B		5	1	2	0	0	0	1
Reggie Smith, S (1, 9) OBP: 0.485, SLG: 0.658 Lee Lacy, R (8, 7) OBP: 0.368, SLG: 0.632	HR	E 1B 1-2 2-3 BB		BB		3B				2 0	2 0	2 0	1 0	2 0	0 0	0 0
Ron Cey, R (1, 5) OBP: 0.483, SLG: 0.787	HR	E8 1B 1-3 2-H 3-H 1B		K		F9				4	2	2	3	0	1	2
Steve Garvey, R (1, 3) OBP: 0.292, SLG: 0.495	1B	2-H 3-H 1B			HR 1B		K			4	1	3	2	0	1	0
Rick Monday, L (1, 8) OBP: 0.387, SLG: 0.489	K	1-3			1-H HR		K			4	1	1	2	0	2	2
Dusty Baker Jr., R (1, 7) OBP: 0.330, SLG: 0.484 John Hale, L (8, 9) OBP: 0.304, SLG: 0.300		SH4-3 SH4-3 2B	F8		F7		5-3			4 0	1 0	1 0	0 0	0 0	0 0	0 0
Johnny Oates, L (1, 2) OBP: 0.364, SLG: 0.300		SH4-3 2-3	4-3		K			SH3 1B 1B		3	0	1	0	0	1	0
Don Sutton, R (1, 1) OBP: 0.188, SLG: 0.071		SH4-3 3-H	F9		L5			SH3 1-2		2	0	0	1	0	0	0
Inning Stats	R: 2 E: 0 K: 1 S: 8 H: 4 LOB: 1 BB: 0 P: 8	R: 5 E: 1 K: 0 S: 7 H: 4 LOB: 1 BB: 2 P: 15	R: 0 E: 0 K: 0 S: 3 H: 0 LOB: 0 BB: 0 P: 3	R: 0 E: 0 K: 2 S: 7 H: 0 LOB: 1 BB: 1 P: 11	R: 2 E: 0 K: 1 S: 7 H: 2 LOB: 0 BB: 0 P: 7	R: 0 E: 0 K: 1 S: 6 H: 1 LOB: 1 BB: 0 P: 6	R: 0 E: 0 K: 2 S: 7 H: 0 LOB: 0 BB: 0 P: 7	R: 0 E: 0 K: 1 S: 6 H: 2 LOB: 2 BB: 0 P: 6		1B: 8 2B: 1 3B: 1 HR: 3 SF: 0 SAC: 3 DP: 1 HBP: 0						

livebaseballscorecards.com

AB	32
R	9
H	13
RBI	9
BB	3
SO	8
LOB	6

PITCHER		IP	WLS	BF	H	R	ER	SO	BB	IBB	HBP	BLK	WP	HR	S	P	ERA	WHIP
Larry Christenson, R ERA: 6.0	(1, 1)	1.2	L	13	7	7	6	1	2	0	0	0	0	2	13	21	32.40	5.400
Warren Brusstar, R ERA:	(2, 1)	2.1		9	1	0	0	2	1	0	0	0	0	0	12	16	0.00	0.857
Tom Underwood, L ERA: 9.58	(5, 1)	2.0		9	3	2	2	2	0	0	0	0	0	1	13	13	9.00	1.500
Ron Reed, R ERA: 3.86	(7, 1)	2.0		7	2	0	0	3	0	0	0	0	0	0	13	13	0.00	1.000

PITCHER	IP	WLS	BF	H	R	ER	SO	BB	IBB	HBP	BLK	WP	HR	S	P	ERA	WHIP

Batter	1	2	3	4	5	6	7	8	9	10	11	12	13	AB	R	H	RBI	BB	SO	LOB
Garry Maddox, R (1, 8) OBP: 0.275, SLG: 0.394	5-3		6-3		F8		FC4-6 1B 1-2 2-3	1B 1-2 2-H 3-H		F3			1-3 1-2	7	0	2	2	0	0	4
Larry Bowa, S (1, 6) OBP: 0.317, SLG: 0.347	K		1B			P4	FC4-6 FC BB 1-2f 2-3 3-H	4-3			6-3		HR 1B 2-H	7	1	2	2	0	1	4
Mike Schmidt, R (1, 5) OBP: 0.337, SLG: 0.465	6-3		K			E 1B B B B B	FC BB 4-0 1-2		K		K		HR 1-H	6	1	2	2	1	3	1
Greg Luzinski, R (1, 7) OBP: 0.337, SLG: 0.562 Gene Garber, R (7, 1) Tom Hutton, L (9, PH) OBP: 0.231, SLG: 0.231 Ron Reed, R (9, 1) Bobby Tolan, L (11, PH) OBP: 0.231, SLG: 0.167 Tom Underwood, R (11, 1)		L7		F8		E5 FC6-4 1-2	FC 1-2 2-3 3-H		G3	4-3		F7		4 0 1 0 1 1	0 0 0 0 0 0	0 0 0 0 0 0	0 0 0 0 0 0	0 0 0 0 0 0	0 0 0 0 0 0	4 0 0 0 0 0
Richie Hebner, L (1, 3) OBP: 0.385, SLG: 0.441		F2		G3		P4		P6	G3			L3 B B B B	FC6-4 BB	6	0	0	0	1	0	2
Jerry Martin, R (1, 9) OBP: 0.278, SLG: 0.281 (7, 7)		1B 2B		K		FC6-4 1-2f		3-1 1B HBP 1B		K		K	FC6-4 1-2f	6	2	1	0	0	3	3
Bob Boone, R (1, 2) OBP: 0.378, SLG: 0.400		2-H 1B			F9		1B FC4-6 1B	3-1 1B 1-2		2B		1B		6	2	5	1	0	0	0
Ted Sizemore, R (1, 4) OBP: 0.384, SLG: 0.400 Tim McCarver, L (8, PH) OBP: 0.478, SLG: 0.762 Terry Harmon, R (8, 4) OBP: 0.235, SLG: 0.357		K			1B		FC4-6 FC 1B 1-2	3-1 1-2 2-3		K		F5		3 1 2	0 0 0	2 0 0	0 0 0	0 0 0	1 0 1	1 2 2
Wayne Twitchell, R (1, 1) Ollie Brown, R (5, PH) OBP: 0.222, SLG: 0.222 Jim Kaat, L (5, 1) Davey Johnson, R (7, PH) OBP: 0.300, SLG: 0.474 Jay Johnstone, L (7, 9) OBP: 0.400, SLG: 0.413			K		K		L7	1B BB		IBB			1-3 1B BB B B B B	1 1 0 1 0	0 0 0 0 1	0 0 0 0 0	0 0 0 0 3	0 0 0 0 0	1 1 0 0 0	0 1 0 2 0
Inning Stats	R: 0 E: 0 K: 1 S: 5 H: 0 LOB: 0 BB: 0 P: 5	R: 1 E: 0 K: 1 S: 7 H: 2 LOB: 1 BB: 0 P: 7	R: 0 E: 0 K: 2 S: 8 H: 1 LOB: 1 BB: 0 P: 8	R: 0 E: 0 K: 1 S: 5 H: 0 LOB: 0 BB: 0 P: 5	R: 0 E: 0 K: 1 S: 6 H: 1 LOB: 1 BB: 0 P: 6	R: 0 E: 1 K: 0 S: 5 H: 1 LOB: 2 BB: 0 P: 5	R: 1 E: 0 K: 0 S: 8 H: 3 LOB: 3 BB: 1 P: 12	R: 2 E: 0 K: 0 S: 5 H: 2 LOB: 2 BB: 1 P: 10	R: 0 E: 0 K: 1 S: 5 H: 0 LOB: 0 BB: 0 P: 5	R: 0 E: 0 K: 2 S: 8 H: 1 LOB: 2 BB: 1 P: 12	R: 0 E: 0 K: 1 S: 5 H: 0 LOB: 0 BB: 0 P: 5	R: 0 E: 0 K: 1 S: 6 H: 1 LOB: 1 BB: 0 P: 6	R: 3 E: 0 K: 0 S: 5 H: 2 LOB: 1 BB: 2 P: 13	1B: 11 2B: 2 3B: 0 HR: 1 SF: 0 SAC: 0 DP: 0 HBP: 1						

PITCHER		IP	WLS	BF	H	R	ER	SO	BB	IBB	HBP	BLK	WP	HR	S	P	ERA	WHIP
Doug Rau, L ERA: 3.23	(1, 1)	6.0		26	7	2	2	6	0	0	0	0	0	0	38	38	3.00	1.167
Charlie Hough, R ERA: 1.97	(7, 1)	3.0		15	3	2	2	2	2	0	1	0	0	0	16	25	6.00	1.667
Mike Garman, R ERA: 3.86	(10, 1)	2.0		8	1	0	0	3	0	1	0	0	0	0	13	17	0.00	0.500
Al Downing, L ERA: 5.68	(12, 1)	2.0	L	11	3	3	3	1	2	0	0	0	0	1	11	19	13.50	2.500

PITCHER	IP	WLS	BF	H	R	ER	SO	BB	IBB	HBP	BLK	WP	HR	S	P	ERA	WHIP

TOP

Philadelphia Phillies @ Los Angeles Dodgers
Dodger Stadium, Los Angeles, CA
Sat May 07 1977, 7:05 PM PDT
Att. 38,910 - Unknown

livebaseballscorecards.com

AB	54
R	7
H	14
RBI	7
BB	5
SO	11
LOB	26

WP: 0 PB: 0 SB: 0 CS: 0 PA: 60

BOTTOM

Philadelphia Phillies @ Los Angeles Dodgers
Dodger Stadium, Los Angeles, CA
Sat May 07 1977, 7:05 PM PDT
Att. 38,910 - Unknown

livebaseballscorecards.com

Batter	1	2	3	4	5	6	7	8	9	10	11	12	13	AB	R	H	RBI	BB	SO	LOB
Davey Lopes, R (1, 4) OBP: 0.371, SLG: 0.398	BBBB 4-0 BB E BB BB	x 0-0 4-3 5-3 1B		x 0-0 ② 6-3			SSS 0-3 ① K		SSS 0-3 ② K		x 0-0 ② 1-2 2-H 1B		x 0-0 FC5-4 1B	2	1	1	0	1	0	0
Lee Lacy, R (7, 4) OBP: 0.391, SLG: 0.609														4	0	2	0	0	2	2
Bill Russell, R (1, 6) OBP: 0.308, SLG: 0.365	x 0-0 E6 BB BB BB 1-2	x 0-0 ① 5-3 1-2		x 0-0 ③ F8			x 0-0 ② 6-3		x 0-0 ③ 4-3		x 0-0 ③ F8		x 0-0 ② FC5-4 1-2f	7	1	0	0	0	0	7
Reggie Smith, S (1, 9) OBP: 0.471, SLG: 0.622	BBBB 4-0 BB BB 1B 1-2 2-3 BB	x 0-0 ② 4-3 2-3			x 0-0 ① L5		x 0-0 ③ G3			x 0-0 G6-4-3 1B		x 0-0 ① F9	x 0-0 ③ F8	6	1	1	0	1	0	2
Ron Cey, R (1, 5) OBP: 0.484, SLG: 0.765	BBBB 4-0 BB 1B 1-2 2-3 3-H BB	x 0-0 ③ 5-3			x 0-0 ② 1B			SSS 0-3 ① K		x 0-0 ① ② G6-4-3 1-2f		BBBB 4-0 BB 1B BB		4	1	1	1	2	1	2
Steve Garvey, R (1, 3) OBP: 0.294, SLG: 0.487	x 0-0 ① P4		x 0-0 FC4-6 1B		x 0-0 ③ F9			x 0-0 ② 4-3		x 0-0 1B		x 0-0 ② F4		6	0	2	0	0	0	4
Rick Monday, L (1, 8) OBP: 0.385, SLG: 0.475	SSS 0-3 ② K		x 0-0 ① FC4-6 WP 1-2f			BBBB 4-0 1B 7-2 BB		x 0-0 ③ L6		x 0-0 ③ 4-3		x 0-0 BB 1-2 1B		5	0	1	0	1	1	5
Dusty Baker Jr., R (1, 7) OBP: 0.340, SLG: 0.474	BBBB 4-0 FC5 1B 1-2 2-3 3-H BB		SSS 0-3 ② K 1-2			x 0-0 1-3 1B			x 0-0 ① F3		SSS 0-3 ① K	BBBB 4-0 1-2 2-3 BB		4	0	1	1	2	2	1
Steve Yeager, R (1, 2) OBP: 0.478, SLG: 0.600	x 0-0 1-2 2-H 3-H 1B		SSS 0-3 ③ K			x 0-0 ① ② 7-2 3-Hf			x 0-0 2B		x 0-0 WP 1B 1B	x 0-0 ③ L1		6	0	3	2	0	1	6
Doug Rau, L (1, 1) OBP: 0.235, SLG: 0.188 Charlie Hough, R (7, 1) OBP: 0.250, SLG: 0.571 Ed Goodson, L (9, PH) Mike Garman, R (10, 1) Manny Mota, R (11, PH) OBP: 1.000, SLG: 2.000 Al Downing, R (12, 1) Ted Martinez, R (12, PH)	x 0-0 ③ FC5 2-3f			x 0-0 ① L8			x 0-0 ③ 1-3			BBBB 4-0 1B 1-2 BB			x 0-0 ① 6-3	3 0 0 0 0 0 1	0 0 0 0 0 0 0	0 0 0 0 0 0 0	0 0 0 1 0 0 0	0 0 0 0 0 0 0	0 0 0 0 0 0 0	3 0 0 0 0 0 0
Inning Stats	R: 4 E: 1 K: 1 S: 7 H: 1 LOB: 2 BB: 4 P: 23	R: 0 E: 0 K: 0 S: 4 H: 1 LOB: 1 BB: 0 P: 4	R: 0 E: 0 K: 2 S: 8 H: 1 LOB: 1 BB: 0 P: 8	R: 0 E: 0 K: 0 S: 3 H: 0 LOB: 0 BB: 0 P: 3	R: 0 E: 0 K: 0 S: 3 H: 1 LOB: 0 BB: 0 P: 3	R: 0 E: 0 K: 0 S: 3 H: 1 LOB: 1 BB: 1 P: 7	R: 0 E: 0 K: 1 S: 5 H: 0 LOB: 0 BB: 0 P: 5	R: 0 E: 0 K: 1 S: 5 H: 0 LOB: 0 BB: 0 P: 5	R: 0 E: 0 K: 1 S: 6 H: 1 LOB: 2 BB: 1 P: 10	R: 0 E: 0 K: 0 S: 4 H: 2 LOB: 1 BB: 0 P: 4	R: 0 E: 0 K: 1 S: 6 H: 2 LOB: 2 BB: 1 P: 10	R: 0 E: 0 K: 0 S: 4 H: 1 LOB: 3 BB: 2 P: 12	R: 0 E: 0 K: 0 S: 4 H: 1 LOB: 1 BB: 0 P: 4	1B: 11 2B: 2 3B: 0 HR: 0	SF: 0 SAC: 0 DP: 2 HBP: 0	WP: 2 PB: 0 SB: 0 CS: 0	PA: 57			

	AB	48
	R	4
	H	12
	RBI	4
	BB	9
	SO	7
	LOB	32

PITCHER		IP	WLS	BF	H	R	ER	SO	BB	IBB	HBP	BLK	WP	HR	S	P	ERA	WHIP
Wayne Twitchell, R ERA: 3.15	(1, 1)	4.0		20	3	4	0	3	4	0	0	0	1	0	22	38	0.00	1.750
Jim Kaat, L ERA: 7.62	(5, 1)	2.0		7	2	0	0	0	1	0	0	0	0	0	6	10	0.00	1.500
Gene Garber, R ERA: 3.63	(7, 1)	2.0		6	0	0	0	2	0	0	0	0	0	0	10	10	0.00	0.000
Ron Reed, R ERA: 3.38	(9, 1)	2.0		9	3	0	0	1	0	1	0	0	0	0	10	14	0.00	1.500
Tom Underwood, L ERA: 7.43	(11, 1)	3.0	W	15	4	0	0	1	3	0	0	0	1	0	14	26	0.00	2.333

PITCHER		IP	WLS	BF	H	R	ER	SO	BB	IBB	HBP	BLK	WP	HR	S	P	ERA	WHIP

Batter	1	2	3	4	5	6	7	8	9	AB	R	H	RBI	BB	SO	LOB
Lee Lacy, R (1, 4) OBP: 0.370, SLG: 0.556	x 0-0 ① F7		x 0-0 ③ 4-3		x 0-0 G4-3 1-2 1B		x 0-0 ② F9			4	0	1	0	0	0	1
Bill Russell, R (1, 6) OBP: 0.306, SLG: 0.362	S S S 0-3 ② K			x 0-0 ① 1-3	x 0-0 ① F7		x 0-0 1B			4	0	1	0	0	1	2
Reggie Smith, S (1, 9) OBP: 0.463, SLG: 0.640	x 0-0 ③ F7			x 0-0 HR	x 0-0 ② ③ G4-3 1-2f		x 0-0 ③ 1-3			4	1	1	1	0	0	3
Ron Cey, R (1, 5) OBP: 0.477, SLG: 0.745		S S S 0-3 ① K		x 0-0 1B 2B 1B		S S S 0-3 ① K		x 0-0 ① 5-3		4	1	1	0	0	2	0
Steve Garvey, R (1, 3) OBP: 0.301, SLG: 0.487		x 0-0 ② F9		x 0-0 1-3 2B 1B		x 0-0 S 1B		x 0-0 ② 5-3		4	1	2	0	0	0	0
Rick Monday, L (1, 8) OBP: 0.375, SLG: 0.461 John Hale, L (7, 8) OBP: 0.292, SLG: 0.286		x 0-0 ③ 6-3		S S S 0-3 ② K		x 0-0 ② F8 1-2		x 0-0 ③ 1-3		3 1	0 0	0 0	0 0	0 0	1 0	3 0
Dusty Baker Jr., R (1, 7) OBP: 0.355, SLG: 0.490			x 0-0 1B	x 0-0 1-H 3-H 2B		B B B B 4-0 BB			S S S 0-3 ① K	3	0	2	2	1	1	0
Steve Yeager, R (1, 2) OBP: 0.457, SLG: 0.570			S S S 0-3 ① K	x 0-0 ③ F8		x 0-0 ③ 2-3			S S S 0-3 ② K	4	0	0	0	0	2	4
Burt Hooton, R (1, 1) OBP: 0.231, SLG: 0.231 Ed Goodson, L (7, PH) Charlie Hough, R (7, 1) OBP: 0.250, SLG: 0.571 Boog Powell, L (9, PH) OBP: 0.167, SLG: 0.167			S S S 0-3 ② K		x 0-0 1B 1B		x 0-0 ① G1		x 0-0 ③ 1-3	2 1 0 1	0 0 0 0	1 0 0 0	0 0 0 0	0 0 0 0	1 0 0 0	1 0 0 0
Inning Stats	R: 0 E: 0 K: 1 S: 5 H: 0 LOB: 0 BB: 0 P: 5	R: 0 E: 0 K: 1 S: 5 H: 0 LOB: 0 BB: 0 P: 5	R: 0 E: 0 K: 2 S: 8 H: 1 LOB: 1 BB: 0 P: 8	R: 3 E: 0 K: 1 S: 9 H: 4 LOB: 1 BB: 0 P: 9	R: 0 E: 0 K: 0 S: 4 H: 2 LOB: 1 BB: 0 P: 4	R: 0 E: 0 K: 1 S: 6 H: 1 LOB: 2 BB: 1 P: 10	R: 0 E: 0 K: 0 S: 4 H: 1 LOB: 1 BB: 0 P: 4	R: 0 E: 0 K: 0 S: 3 H: 0 LOB: 0 BB: 0 P: 3	R: 0 E: 0 K: 2 S: 7 H: 0 LOB: 0 BB: 0 P: 7	1B: 7 2B: 1 3B: 0 HR: 1	SF: 0 SAC: 0 DP: 1 HBP: 0						

PITCHER	IP	WLS	BF	H	R	ER	SO	BB	IBB	HBP	BLK	WP	HR	S	P	ERA	WHIP
Steve Rogers, R (1, 1) ERA: 1.58	9.0	W	36	9	3	3	8	1	0	0	0	0	1	51	55	3.00	1.111

PITCHER	IP	WLS	BF	H	R	ER	SO	BB	IBB	HBP	BLK	WP	HR	S	P	ERA	WHIP

TOP

Los Angeles Dodgers @ Montreal Expos

Olympic Stadium, Montreal, QB

Tue May 10 1977, 7:05 PM EDT

Att. 11,033 - Unknown

livebaseballscorecards.com

AB	35
R	3
H	9
RBI	3
BB	1
SO	8
LOB	14

WP: 0	PA: 36		
PB: 0			
SB: 1			
CS: 0			

Batter	1	2	3	4	5	6	7	8	9	AB	R	H	RBI	BB	SO	LOB
Dave Cash, R (1, 4) OBP: 0.343, SLG: 0.351	F3	G6-3 1-2f			1B 1B		BB 2B BB			3	1	1	0	1	0	2
Chris Speier, R (1, 6) OBP: 0.316, SLG: 0.346	F8		F9		1-2 1B		K			4	0	1	0	0	1	1
Ellis Valentine, R (1, 9) OBP: 0.365, SLG: 0.582	1B 2B		K		4-3		2B 1-2 BB			3	1	1	0	1	1	2
Tony Perez, R (1, 3) OBP: 0.327, SLG: 0.494	2-H 1B		F9			2B SF8 BB	K			3	1	1	1	1	1	2
Warren Cromartie, L (1, 7) OBP: 0.333, SLG: 0.500	K			L5		SF8 1-3 2B	1-3 2-H 2B			4	0	2	1	0	1	1
Gary Carter, R (1, 2) OBP: 0.360, SLG: 0.618		1B 1B 1B		F3		SF8 2-3 3-H	F2			3	1	1	1	0	0	2
Del Unser, L (1, 8) OBP: 0.342, SLG: 0.543		FC2-5 1B 1-3 1B		K		FC6-4 IBB		G3		3	0	1	0	1	1	0
Larry Parrish, R (1, 5) OBP: 0.280, SLG: 0.253		FC2-5 1-2 3-H 1B			1-3	F6		1B		4	0	2	1	0	0	2
Steve Rogers, R (1, 1) OBP: 0.143, SLG: 0.143		FC2-5 G6-3 1-2 2-3f			F2	FC6-4 1-2f		K		4	0	0	0	0	1	4
Inning Stats	R: 1 E: 0 K: 1 S: 7 H: 2 LOB: 1 BB: 0 P: 7	R: 1 E: 0 K: 0 S: 5 H: 3 LOB: 1 BB: 0 P: 5	R: 0 E: 0 K: 1 S: 5 H: 0 LOB: 0 BB: 0 P: 5	R: 0 E: 0 K: 1 S: 5 H: 0 LOB: 0 BB: 0 P: 5	R: 0 E: 0 K: 0 S: 5 H: 2 LOB: 2 BB: 0 P: 5	R: 1 E: 0 K: 0 S: 4 H: 1 LOB: 2 BB: 2 P: 12	R: 1 E: 0 K: 2 S: 8 H: 1 LOB: 2 BB: 2 P: 16	R: 0 E: 0 K: 1 S: 5 H: 1 LOB: 0 BB: 0 P: 5		1B: 7 2B: 3 3B: 0 HR: 0 SF: 1 SAC: 0 DP: 1 HBP: 0						

PITCHER		IP	WLS	BF	H	R	ER	SO	BB	IBB	HBP	BLK	WP	HR	S	P	ERA	WHIP
Burt Hooton, R ERA: 3.02	(1, 1)	6.0		27	8	3	3	3	1	1	0	0	0	0	31	39	4.50	1.500
Charlie Hough, R ERA: 2.12	(7, 1)	2.0	L	9	2	1	1	3	2	0	0	0	0	0	13	21	4.50	2.000

PITCHER	IP	WLS	BF	H	R	ER	SO	BB	IBB	HBP	BLK	WP	HR	S	P	ERA	WHIP

BOTTOM

Los Angeles Dodgers @ Montreal Expos

Olympic Stadium, Montreal, QB

Tue May 10 1977, 7:05 PM EDT

Att. 11,033 - Unknown

livebaseballscorecards.com

AB	31
R	4
H	10
RBI	4
BB	4
SO	6
LOB	16

Batter	1	2	3	4	5	6	7	8	9	AB	R	H	RBI	BB	SO	LOB
Lee Lacy, R (1, 4) (7, 9) OBP: 0.344, SLG: 0.500	F9		K		1B		K	F8		5	0	1	0	0	2	3
Bill Russell, R (1, 6) OBP: 0.309, SLG: 0.363	F7			6-3 S 1B	F9		BB BB BB 1B	F7		5	1	2	2	0	0	3
Reggie Smith, S (1, 9) (7, 8) OBP: 0.451, SLG: 0.611	4-3			6-3		G3	BB BB 1B BB		F8	4	1	0	0	1	0	1
Ron Cey, R (1, 5) OBP: 0.466, SLG: 0.717		G4-3 BB		K		F8	K		1-3	4	0	0	0	1	2	4
Steve Garvey, R (1, 3) OBP: 0.305, SLG: 0.480		G4-3		1-3		1B	1B BB BB		F9	4	0	1	1	1	0	2
John Hale, L (1, 8) OBP: 0.333, SLG: 0.375		2B			1B 1B 1B	F9				3	0	2	0	0	0	1
Manny Mota, R (7, PH) OBP: 1.000, SLG: 2.000										0	0	0	1	1	0	0
Ted Martinez, R (7, PR) (7, 4)										0	0	0	0	0	0	0
Dusty Baker Jr., R (1, 7) OBP: 0.360, SLG: 0.490		F8			F8		E 1B 1B 1B 1-2 2-3 3-H 1B			4	1	2	1	0	0	2
Steve Yeager, R (1, 2) OBP: 0.449, SLG: 0.554			F9		K		E 1-2 1B F2			4	1	1	0	0	1	4
Tommy John, R (1, 1) OBP: 0.167, SLG: 0.167			6-3		1B 1-2 1B		FC5 BB 1B BB 1-2 2-3	F8		3	0	1	0	0	0	2
Davey Lopes, R (7, PR) OBP: 0.371, SLG: 0.398										0	1	0	0	0	0	0
Charlie Hough, R (7, 1) OBP: 0.222, SLG: 0.500										1	0	0	0	0	0	0
Inning Stats	R: 0 E: 0 K: 0 S: 3 H: 0 LOB: 0 BB: 0 P: 3	R: 0 E: 0 K: 0 S: 3 H: 1 LOB: 1 BB: 1 P: 7	R: 0 E: 0 K: 1 S: 5 H: 0 LOB: 0 BB: 0 P: 5	R: 0 E: 0 K: 1 S: 6 H: 1 LOB: 1 BB: 0 P: 6	R: 0 E: 0 K: 1 S: 8 H: 3 LOB: 3 BB: 0 P: 8	R: 0 E: 0 K: 0 S: 4 H: 1 LOB: 1 BB: 0 P: 4	R: 5 E: 1 K: 2 S: 12 H: 4 LOB: 3 BB: 3 P: 24	R: 0 E: 0 K: 0 S: 3 H: 0 LOB: 0 BB: 0 P: 3	R: 0 E: 0 K: 0 S: 3 H: 0 LOB: 0 BB: 0 P: 3	1B: 9 2B: 1 3B: 0 HR: 0	SF: 0 SAC: 0 DP: 1 HBP: 0						

PITCHER		IP	WLS	BF	H	R	ER	SO	BB	IBB	HBP	BLK	WP	HR	S	P	ERA	WHIP
Don Stanhouse, R ERA: 3.7	(1, 1)	6.1	L	30	9	5	1	4	2	0	0	0	0	0	36	44	1.42	1.737
Bill Atkinson, R ERA: 0.9	(7, 1)	0.1		2	0	0	0	1	1	0	0	0	0	0	3	7	0.00	3.000
Will McEnaney, L ERA: 4.5	(7, 1)	2.1		9	1	0	0	0	1	0	0	0	0	0	8	12	0.00	0.857

PITCHER	IP	WLS	BF	H	R	ER	SO	BB	IBB	HBP	BLK	WP	HR	S	P	ERA	WHIP

TOP

Los Angeles Dodgers @ Montreal Expos

Olympic Stadium, Montreal, QB

Wed May 11 1977, 7:05 PM EDT

Att. 20,156 - Unknown

livebaseballscorecards.com

AB	37
R	5
H	10
RBI	5
BB	4
SO	5
LOB	22

1B: 9	SF: 0	WP: 0	PA: 41
2B: 1	SAC: 0	PB: 0	
3B: 0	DP: 1	SB: 1	
HR: 0	HBP: 0	CS: 0	

Batter	1	2	3	4	5	6	7	8	9	AB	R	H	RBI	BB	SO	LOB
Dave Cash, R (1, 4) OBP: 0.336, SLG: 0.343	4-3 E 1B		5-3		5-3		6-3		F3 ②	5	1	1	0	0	0	0
Chris Speier, R (1, 6) OBP: 0.306, SLG: 0.351	4-3 ① 1-2		L6 ②		4-3 2B		F6 ②		F7 ③	5	0	1	0	0	0	1
Ellis Valentine, R (1, 9) OBP: 0.371, SLG: 0.578	E6 2-H		1B 1B		4-3 ② 2-3		1B			4	0	2	0	0	0	1
Tony Perez, R (1, 3) OBP: 0.343, SLG: 0.495	BBBB L3 BB		1-2 1B		IBB		F8 ③			2	0	1	0	2	0	1
Warren Cromartie, L (1, 7) OBP: 0.319, SLG: 0.478	L3 ②③ 1-2		F6 ③		6-3 ③			F8 ①		4	0	0	0	0	0	6
Gary Carter, R (1, 2) OBP: 0.378, SLG: 0.625		G4-6-3 1B		FC1-6 1B		CS 1B		F3 ②		4	0	3	0	0	0	0
Larry Parrish, R (1, 5) OBP: 0.278, SLG: 0.253		G4-6-3 ①② 1-2f		F9 ①		F8 ①② 1-2		1B		4	0	1	0	0	0	3
Andre Dawson, R (1, 8) OBP: 0.280, SLG: 0.290		1B		FC1-6 ② FC5-4 1-2f		FC6-4 1B		SSS K ③		4	0	2	0	0	1	2
Don Stanhouse, R (1, 1) OBP: 0.368, SLG: 0.333 Bill Atkinson, L (7, 1) OBP: 1.000, SLG: 1.000 Will McEnaney, L (7, 1) Mike Jorgensen, L (9, PH)		4-3 ③		FC5-4 1-2f		FC6-4 ③ 1-2f			SSS K ①	3 0 0 1	0 0 0 0	0 0 0 0	0 0 0 0	0 0 0 1	0 0 0 0	3 0 0 0
Inning Stats	R: 1 H: 1 E: 1 LOB: 1 K: 0 BB: 1 S: 4 P: 8	R: 0 H: 2 E: 0 LOB: 1 K: 0 BB: 0 S: 4 P: 4	R: 0 H: 2 E: 0 LOB: 2 K: 0 BB: 0 S: 5 P: 5	R: 0 H: 1 E: 0 LOB: 1 K: 0 BB: 0 S: 4 P: 4	R: 0 H: 1 E: 0 LOB: 2 K: 0 BB: 1 S: 4 P: 8	R: 0 H: 2 E: 0 LOB: 1 K: 0 BB: 0 S: 4 P: 4	R: 0 H: 1 E: 0 LOB: 1 K: 0 BB: 0 S: 4 P: 4	R: 0 H: 1 E: 0 LOB: 1 K: 1 BB: 0 S: 6 P: 6	R: 0 H: 0 E: 0 LOB: 0 K: 1 BB: 0 S: 5 P: 5	1B: 10 SF: 0 2B: 2 SAC: 0 3B: 0 DP: 2 HR: 0 HBP: 0						

PITCHER	IP	WLS	BF	H	R	ER	SO	BB	IBB	HBP	BLK	WP	HR	S	P	ERA	WHIP
Tommy John, L (1, 1) ERA: 3.68	6.0	W	27	9	1	0	0	1	1	0	0	0	0	25	33	0.00	1.667
Charlie Hough, R (7, 1) ERA: 1.95	3.0	S	11	2	0	0	2	0	0	0	0	0	0	15	15	0.00	0.667

PITCHER	IP	WLS	BF	H	R	ER	SO	BB	IBB	HBP	BLK	WP	HR	S	P	ERA	WHIP

BOTTOM

Los Angeles Dodgers @ Montreal Expos

Olympic Stadium, Montreal, QB

Wed May 11 1977, 7:05 PM EDT

Att. 20,156 - Unknown

livebaseballscorecards.com

AB	36
R	1
H	11
RBI	0
BB	2
SO	2
LOB	17

Los Angeles Dodgers @ Montreal Expos

Olympic Stadium, Montreal, QB

Thu May 12 1977, 7:05 PM EDT

Att. 10,251 - Unknown

TOP

livebaseballscorecards.com

Batter	1	2	3	4	5	6	7	8	9	AB	R	H	RBI	BB	SO	LOB
Davey Lopes, R (1, 4) OBP: 0.383, SLG: 0.432	HR	BB	1B	FC5			L6	4-3		3	1	2	1	1	0	3
Ted Martinez, R (5, 4)										2	0	0	0	0	0	2
Bill Russell, R (1, 6) OBP: 0.310, SLG: 0.362	5-3	1-2 2-3 1B	F8		4-3		FC3-6 1-2 1B		5-3	6	0	2	0	0	0	2
Reggie Smith, S (1, 9) OBP: 0.458, SLG: 0.634	HR	K		BB 1B BB	BB		1-2f 2-3 FC3-6		F8	3	2	1	1	2	1	5
Lee Lacy, R (8, 9) OBP: 0.333, SLG: 0.485										1	0	0	0	0	0	0
Ron Cey, R (1, 5) OBP: 0.460, SLG: 0.705	BB 1B	K		F8	F8		K		2B	6	0	2	0	0	2	7
Steve Garvey, R (1, 3) OBP: 0.313, SLG: 0.480	1-2 BB	F4		1B 1-2 1B BB	1-3			E 2B	6-3	4	2	1	0	2	0	2
Rick Monday, L (1, 8) OBP: 0.384, SLG: 0.467	K	WP 2B 1B		1B 1-3 2-H 1B		F7		E SF7 2-3 1B		5	2	3	1	0	1	2
Dusty Baker Jr., R (1, 7) OBP: 0.362, SLG: 0.485	1-3		2B 1-2 BB	FC5 BB 1-3 3-H 1B		L3		E2 1-3 3-H		1	1	0	0	1	0	2
John Hale, L (3, 7) OBP: 0.333, SLG: 0.370										3	0	1	1	0	0	1
Steve Yeager, R (1, 2) OBP: 0.427, SLG: 0.529		E1 1B SH2-3	K	K		F8		SF7 3-H		4	0	0	1	0	2	4
Don Sutton, R (1, 1) OBP: 0.300, SLG: 0.235		SH2-3 1-2	1B 1-H 2-H 2B	BB 1-2			FC3-6 1B	F8		3	0	2	2	1	0	1
Mike Garman, R (9, 1)										0	0	0	0	0	0	0

	AB	41
	R	8
	H	14
	RBI	7
	BB	7
	SO	6
	LOB	31

Inning Stats	1	2	3	4	5	6	7	8	9
	R: 2 E: 0 K: 1 S: 8 H: 3 LOB: 2 BB: 1 P: 12	R: 0 E: 1 K: 2 S: 9 H: 1 LOB: 3 BB: 1 P: 13	R: 2 E: 0 K: 1 S: 8 H: 3 LOB: 2 BB: 1 P: 12	R: 2 E: 0 K: 1 S: 7 H: 2 LOB: 3 BB: 3 P: 19	R: 0 E: 0 K: 0 S: 3 H: 0 LOB: 1 BB: 1 P: 7	R: 0 E: 0 K: 0 S: 3 H: 0 LOB: 0 BB: 0 P: 3	R: 0 E: 0 K: 1 S: 7 H: 2 LOB: 2 BB: 0 P: 7	R: 2 E: 1 K: 0 S: 6 H: 2 LOB: 1 BB: 0 P: 6	R: 0 E: 0 K: 0 S: 4 H: 1 LOB: 1 BB: 0 P: 4

	1B	9	SF	1	WP	1	PA	50
	2B	3	SAC	1	PB	0		
	3B	0	DP	0	SB	0		
	HR	2	HBP	0	CS	0		

PITCHER		IP	WLS	BF	H	R	ER	SO	BB	IBB	HBP	BLK	WP	HR	S	P	ERA	WHIP
Gerry Hannahs, L ERA: 4.33	(1, 1)	2.2	L	18	6	4	4	4	3	0	0	0	1	2	23	35	13.50	3.375
Jackie Brown, R ERA: 4.57	(3, 1)	0.1		2	1	0	0	0	0	0	0	0	0	0	2	2	0.00	3.000
Jeff Terpko, R ERA: 7.5	(4, 1)	0.1		5	2	2	2	0	2	0	0	0	0	0	3	11	54.00	12.000
Joe Kerrigan, R ERA: 1.84	(4, 1)	2.2		10	0	0	0	1	2	0	0	0	0	0	10	18	0.00	0.750
Bill Atkinson, R ERA: 0.82	(7, 1)	1.0		7	4	2	0	1	0	0	0	0	0	0	9	9	0.00	4.000

PITCHER		IP	WLS	BF	H	R	ER	SO	BB	IBB	HBP	BLK	WP	HR	S	P	ERA	WHIP
Will McEnaney, L ERA: 4.05	(8, 1)	2.0		8	1	0	0	0	0	0	0	0	0	0	8	8	0.00	0.500

BOTTOM

Los Angeles Dodgers @ Montreal Expos

Olympic Stadium, Montreal, QB

Thu May 12 1977, 7:05 PM EDT

Att. 10,251 - Unknown

Batter	1	2	3	4	5	6	7	8	9	AB	R	H	RBI	BB	SO	LOB
Dave Cash, R (1, 4) OBP: 0.327, SLG: 0.333	1-3		F7			6-3		K		3	0	0	0	0	0	1
Bill Atkinson, L (7, 1) OBP: 1.000, SLG: 1.000										0	0	0	0	0	0	0
Will McEnaney, L (8, 1)										1	0	0	0	0	1	2
Chris Speier, R (1, 6) OBP: 0.303, SLG: 0.361	F9			1-3		6-3			1B 2B	4	1	1	0	0	0	0
Ellis Valentine, R (1, 9) OBP: 0.366, SLG: 0.563	6-3			5-3			6-3		F9 1B 1B 2-H	4	0	1	1	0	0	0
Pete Mackanin, R (9, PR)										0	1	0	0	0	0	0
Tony Perez, R (1, 3) OBP: 0.333, SLG: 0.479		F9		F9			F3		FC5 1B 1-2 1B	3	0	0	0	0	0	0
Mike Jorgensen, L (8, 3) OBP: 0.300, SLG: 0.125										1	0	1	0	0	0	0
Warren Cromartie, L (1, 7) OBP: 0.306, SLG: 0.458		F4			4-3		F7		F9 2-3	4	0	0	0	0	0	2
Gary Carter, R (1, 2) OBP: 0.372, SLG: 0.607		5-3			F2			K	1-2 1B 3-H	4	0	1	1	0	1	0
Del Unser, L (1, 8) OBP: 0.357, SLG: 0.564			G3		2B			2B 1B	F7	4	0	2	0	0	0	2
Larry Parrish, R (1, 5) OBP: 0.287, SLG: 0.274			1-3 1B		1-3			1-3 2B	FC5 2-3f	4	0	2	0	0	0	3
Gerry Hannahs, L (1, 1)			1-3 1-2			6-3		5-3		0	0	0	0	0	0	0
Jackie Brown, R (3, 1)										0	0	0	0	0	0	0
Sam Mejias, R (3, PH)										1	0	0	0	0	0	1
Jeff Terpko, R (4, 1)										0	0	0	0	0	0	0
Joe Kerrigan, R (4, 1)										0	0	0	0	0	0	0
Pepe Frias, R (6, PH) OBP: 0.143, SLG: 0.143										2	0	0	0	0	0	2
(7, 4)																

	AB	35
	R	2
	H	8
	RBI	2
	BB	0
	SO	2
	LOB	13

livebaseballscorecards.com

Inning Stats	1	2	3	4	5	6	7	8	9	1B: 5	SF: 0	WP: 0	PA: 35
R	0	0	0	0	0	0	0	0	2	2B: 3	SAC: 0	PB: 0	
E	0	0	0	0	0	0	0	0	0	3B: 0	DP: 0	SB: 0	
H	0	0	1	0	1	0	0	2	4	HR: 0	HBP: 0	CS: 0	
LOB	0	0	1	0	1	0	0	2	2				
BB	0	0	0	0	0	0	0	0	0				
K	0	0	0	0	0	0	0	3	0				
P	3	3	4	3	4	3	3	9	7				

PITCHER		IP	WLS	BF	H	R	ER	SO	BB	IBB	HBP	BLK	WP	HR	S	P	ERA	WHIP
Don Sutton, R	(1, 1)	8.1	W	33	8	2	2	2	0	0	0	0	0	0	37	37	2.16	0.960
ERA: 1.63																		
Mike Garman, R	(9, 1)	0.2		2	0	0	0	0	0	0	0	0	0	0	2	2	0.00	0.000
ERA: 3.52																		

PITCHER	IP	WLS	BF	H	R	ER	SO	BB	IBB	HBP	BLK	WP	HR	S	P	ERA	WHIP

Batter	1	2	3	4	5	6	7	8	9	AB	R	H	RBI	BB	SO	LOB
Davey Lopes, R (1, 4) OBP: 0.386, SLG: 0.435	6-3			S 1B		1B 1B		6-3		4	0	2	0	0	0	0
Bill Russell, R (1, 6) OBP: 0.309, SLG: 0.359	1-3			F8 1-3		FC4 1-2 1B			F5	4	0	1	0	0	0	1
Reggie Smith, S (1, 9) OBP: 0.459, SLG: 0.629	CS 1B			F8		F3			1B 1B	4	0	2	0	0	0	3
Ron Cey, R (1, 5) OBP: 0.455, SLG: 0.687	CS 1-2	5-3		BB		FC4 1-2f			K	3	0	0	0	1	1	3
Steve Garvey, R (1, 3) OBP: 0.319, SLG: 0.481		F3		4-3			G1-4-3 1B		1-3 1B	4	0	2	0	0	0	2
Rick Monday, L (1, 8) OBP: 0.372, SLG: 0.450		F9			1-3		K		4-3	4	0	0	0	0	1	3
Dusty Baker Jr., R (1, 7) OBP: 0.353, SLG: 0.472			L9		F8		G1-4-3 1-2f			3	0	0	0	0	0	1
Steve Yeager, R (1, 2) OBP: 0.415, SLG: 0.511			K		K			5-3		3	0	0	0	0	2	0
Rick Rhoden, R (1, 1) OBP: 0.235, SLG: 0.294			5-3			5-3		5-3		1	0	0	0	0	0	0
Lee Lacy, R (6, PH) OBP: 0.324, SLG: 0.471										1	0	0	0	0	0	0
Al Downing, R (6, 1)										0	0	0	0	0	0	0
Manny Mota, R (8, PH) OBP: 0.750, SLG: 1.000										1	0	0	0	0	0	0
Stan Wall, L (8, 1)										0	0	0	0	0	0	0

TOP

Los Angeles Dodgers @ New York Mets

Shea Stadium, Flushing, NY

Fri May 13 1977, 7:05 PM EDT

Att. 19,448 - Unknown

livebaseballscorecards.com

AB	32
R	0
H	7
RBI	0
BB	1
SO	4
LOB	13

Inning Stats	1	2	3	4	5	6	7	8	9
R	0	0	0	0	0	0	0	0	0
E	0	0	0	0	0	0	0	0	0
K	0	0	1	0	1	0	1	0	1
S	3	3	5	4	5	5	5	3	7
H	1	0	0	1	0	2	1	0	2
LOB	0	0	0	2	0	2	0	0	2
BB	0	0	0	1	0	0	0	0	0
P	3	3	5	8	5	5	5	3	7

1B	7
2B	0
3B	0
HR	0
SF	0
SAC	0
DP	1
HBP	0
WP	0
PB	0
SB	2
CS	1
PA	34

PITCHER	IP	WLS	BF	H	R	ER	SO	BB	IBB	HBP	BLK	WP	HR	S	P	ERA	WHIP
Jon Matlack, L (1, 1) ERA: 4.03	9.0	W	33	7	0	0	4	1	0	0	0	0	0	40	44	0.00	0.889

PITCHER	IP	WLS	BF	H	R	ER	SO	BB	IBB	HBP	BLK	WP	HR	S	P	ERA	WHIP

Los Angeles Dodgers @ New York Mets

Shea Stadium, Flushing, NY

Fri May 13 1977, 7:05 PM EDT

Att. 19,448 - Unknown

livebaseballscorecards.com

BOTTOM

Batter	1	2	3	4	5	6	7	8	9	AB	R	H	RBI	BB	SO	LOB
Lee Mazzilli, S (1, 8) OBP: 0.341, SLG: 0.284	K	G3			G3			6-3		4	0	0	0	0	1	0
Lenny Randle, S (1, 4) OBP: 0.345, SLG: 0.500	HR		F3			K		FC6-4 1B		4	1	2	1	0	1	0
Ed Kranepool, L (1, 3) OBP: 0.329, SLG: 0.467	HR 1B		F4			BB 1B		K		4	1	2	0	0	1	1
Dave Kingman, R (1, 9) OBP: 0.333, SLG: 0.524	1-H HR		CS BB			1-2 BB		FC6-4 1-2f		2	1	1	2	2	0	1
John Stearns, R (1, 2) OBP: 0.330, SLG: 0.402	S BB		CS 1-2	CS BB		K				1	0	0	0	2	1	2
Bruce Boisclair, L (1, 7) OBP: 0.316, SLG: 0.377	K 1-2			F9		5-3				3	0	0	0	0	1	4
Jerry Grote, R (1, 5) OBP: 0.259, SLG: 0.231	K			K 1-2			4-3			3	0	0	0	0	2	2
Mike Phillips, L (1, 6) OBP: 0.222, SLG: 0.269		F6			K		G6-4-3 1B			3	0	1	0	0	1	0
Jon Matlack, L (1, 1) OBP: 0.176, SLG: 0.067		K			K		G6-4-3 1-2f			3	0	0	0	0	2	1
Inning Stats	R: 3 E: 0 K: 3 S: 12 H: 3 LOB: 1 BB: 1 P: 16	R: 0 E: 0 K: 1 S: 5 H: 0 LOB: 0 BB: 0 P: 5	R: 0 E: 0 K: 0 S: 2 H: 0 LOB: 0 BB: 1 P: 6	R: 0 E: 0 K: 1 S: 4 H: 0 LOB: 1 BB: 1 P: 8	R: 0 E: 0 K: 2 S: 7 H: 0 LOB: 0 BB: 0 P: 7	R: 0 E: 0 K: 2 S: 8 H: 1 LOB: 2 BB: 1 P: 12	R: 0 E: 0 K: 0 S: 3 H: 1 LOB: 0 BB: 0 P: 3	R: 0 E: 0 K: 1 S: 6 H: 1 LOB: 1 BB: 0 P: 6		1B: 4 2B: 1 3B: 0 HR: 2	SF: 0 SAC: 0 DP: 2 HBP: 0						

	AB	27
	R	3
	H	6
	RBI	3
	BB	4
	SO	10
	LOB	11

WP: 0 PB: 0 SB: 1 CS: 2 PA: 32

PITCHER		IP	WLS	BF	H	R	ER	SO	BB	IBB	HBP	BLK	WP	HR	S	P	ERA	WHIP
Rick Rhoden, R ERA: 4.33	(1, 1)	5.0	L	19	3	3	3	7	3	0	0	0	0	2	30	42	5.40	1.200
Al Downing, L ERA: 4.32	(6, 1)	2.0		8	2	0	0	2	1	0	0	0	0	0	11	15	0.00	1.500
Stan Wall, L ERA: 6.75	(8, 1)	1.0		4	1	0	0	1	0	0	0	0	0	0	6	6	0.00	1.000

PITCHER	IP	WLS	BF	H	R	ER	SO	BB	IBB	HBP	BLK	WP	HR	S	P	ERA	WHIP

Batter	1	2	3	4	5	6	7	8	9	AB	R	H	RBI	BB	SO	LOB
Davey Lopes, R (1, 4) OBP: 0.390, SLG: 0.445	F8	1-H 2B			1B 1B 1B		1-3			4	1	2	1	0	0	0
Bill Russell, R (1, 6) OBP: 0.307, SLG: 0.356	6-3	6-3			1B 1B 1-3 1B		F8			4	1	1	0	0	0	1
Reggie Smith, S (1, 9) OBP: 0.460, SLG: 0.653	HR		F8		1B 1-3 3-H 1B		F4			4	1	2	2	0	0	0
John Hale, L (7, 9) OBP: 0.333, SLG: 0.370										0	0	0	0	0	0	0
Ron Cey, R (1, 5) OBP: 0.456, SLG: 0.678	BB		K		1-2 3-H 1B			F9		3	0	1	1	1	1	0
Steve Garvey, R (1, 3) OBP: 0.310, SLG: 0.467	K		K		F6			F9		4	0	0	0	0	2	3
Rick Monday, L (1, 8) OBP: 0.368, SLG: 0.470		HR		4-3	4-3			K		4	1	1	1	0	1	2
Dusty Baker Jr., R (1, 7) OBP: 0.350, SLG: 0.459		K		6-3		K			HBP CS	3	0	0	0	0	2	0
Steve Yeager, R (1, 2) OBP: 0.400, SLG: 0.489		F2		5-3		K			K 1-2	4	0	0	0	0	2	1
Doug Rau, L (1, 1) OBP: 0.250, SLG: 0.211					K	K			F4	3	1	1	0	0	2	0
Mike Garman, R (6, 1)										0	0	0	0	0	0	0
Charlie Hough, R (7, 1) OBP: 0.200, SLG: 0.444		2B 1B								1	0	0	0	0	0	0
Inning Stats	R: 1 E: 0 K: 1 S: 6 H: 1 LOB: 1 BB: 1 P: 10	R: 2 E: 0 K: 1 S: 8 H: 3 LOB: 1 BB: 0 P: 8	R: 0 E: 0 K: 2 S: 7 H: 0 LOB: 0 BB: 0 P: 7	R: 0 E: 0 K: 0 S: 3 H: 0 LOB: 0 BB: 0 P: 3	R: 2 E: 0 K: 1 S: 9 H: 4 LOB: 2 BB: 0 P: 9	R: 0 E: 0 K: 3 S: 9 H: 0 LOB: 0 BB: 0 P: 9	R: 0 E: 0 K: 0 S: 3 H: 0 LOB: 0 BB: 0 P: 3	R: 0 E: 0 K: 1 S: 5 H: 0 LOB: 0 BB: 0 P: 5	R: 0 E: 0 K: 1 S: 4 H: 0 LOB: 0 BB: 0 P: 5	1B: 5 2B: 1 3B: 0 HR: 2	SF: 0 SAC: 0 DP: 0 HBP: 1						

TOP

Los Angeles Dodgers @ New York Mets

Shea Stadium, Flushing, NY

Sat May 14 1977, 3:33 AM EDT

Att. 18,169 - Unknown

livebaseballscorecards.com

AB	34
R	5
H	8
RBI	5
BB	1
SO	10
LOB	7

WP: 0 PB: 0 SB: 0 CS: 1 PA: 36

PITCHER		IP	WLS	BF	H	R	ER	SO	BB	IBB	HBP	BLK	WP	HR	S	P	ERA	WHIP
Nino Espinosa, R ERA: 4.0	(1, 1)	4.1	L	22	8	5	5	5	1	0	0	0	0	2	31	35	10.38	2.077
Jackson Todd, R ERA:	(5, 1)	1.2		5	0	0	0	3	0	0	0	0	0	0	11	11	0.00	0.000
Bob Apodaca, R ERA: 2.7	(7, 1)	2.0		6	0	0	0	1	0	0	0	0	0	0	8	8	0.00	0.000
Skip Lockwood, R ERA: 4.76	(9, 1)	1.0		3	0	0	0	1	0	0	1	0	0	0	4	5	0.00	0.000

PITCHER	IP	WLS	BF	H	R	ER	SO	BB	IBB	HBP	BLK	WP	HR	S	P	ERA	WHIP

Batter	1	2	3	4	5	6	7	8	9	AB	R	H	RBI	BB	SO	LOB
Lee Mazzilli, S (1, 8) OBP: 0.328, SLG: 0.272	4-3		6-3		F3	4-3		F9		5	0	0	0	0	0	1
Lenny Randle, S (1, 4) OBP: 0.412, SLG: 0.576	1B 2B		F9		2B FC5-2 1B		S 1B 1B	1B		5	2	4	0	0	0	0
Mike Vail, R (1, 9) OBP: 0.422, SLG: 0.487	FC5-4 2-H 1B		K		1-3 1B 2B		F8 1-2	F8		4	1	2	1	0	1	1
John Milner, L (8, PH) OBP: 0.313, SLG: 0.517										1	0	0	0	0	0	1
Skip Lockwood, R (9, 1) OBP: 1.000, SLG: 1.000										0	0	0	0	0	0	0
Dave Kingman, R (1, 3) OBP: 0.319, SLG: 0.500	K			5-3	FC5-2 1B 3-H		K		F5	5	0	0	0	0	2	4
(9, 9)																
John Stearns, R (1, 2) OBP: 0.343, SLG: 0.400	FC5-4 1-2f			BB 2B BB	1-2 2-H 1B		BB 1B BB		F7	3	1	1	1	2	0	1
Bruce Boisclair, L (1, 7) OBP: 0.339, SLG: 0.375		L4		2B 1-2 BB	K		BB 1-2 2-H 1B		BB	3	0	1	1	2	1	2
Jerry Grote, R (1, 5) OBP: 0.344, SLG: 0.345		BB		1-3 2-H 2B		4-1 2B	1-2 2-3 BB		F8	3	0	2	1	2	0	1
Leo Foster, R (1, 6) OBP: 0.200, SLG: 0.143		F4		F5		K	F8			2	0	0	0	0	0	3
Mike Phillips, L (6, PH) OBP: 0.214, SLG: 0.259										2	0	0	0	0	1	4
(7, 6)																
Nino Espinosa, R (1, 1)		F6		K		4-1 2-3		K		2	0	0	0	0	1	3
Jackson Todd, R (5, 1)										0	0	0	0	0	0	0
Ed Kranepool, L (6, PH) OBP: 0.325, SLG: 0.461										1	0	0	0	0	0	1
Bob Apodaca, R (7, 1)										0	0	0	0	0	0	0
Joe Torre, R (8, PH) OBP: 0.190, SLG: 0.300										1	0	0	0	0	1	0
(9, 3)																
Inning Stats	R: 1 E: 0 K: 1 S: 7 H: 2 LOB: 1 BB: 0 P: 7	R: 0 E: 0 K: 0 S: 3 H: 0 LOB: 1 BB: 1 P: 7	R: 0 E: 0 K: 1 S: 5 H: 0 LOB: 0 BB: 0 P: 5	R: 1 E: 0 K: 1 S: 6 H: 1 LOB: 2 BB: 2 P: 14	R: 1 E: 0 K: 1 S: 8 H: 3 LOB: 2 BB: 0 P: 8	R: 0 E: 0 K: 1 S: 6 H: 1 LOB: 1 BB: 0 P: 6	R: 1 E: 0 K: 1 S: 7 H: 2 LOB: 3 BB: 2 P: 15	R: 0 E: 0 K: 1 S: 6 H: 1 LOB: 1 BB: 0 P: 6	R: 0 E: 0 K: 0 S: 3 H: 0 LOB: 1 BB: 1 P: 7	1B: 6 2B: 4 3B: 0 HR: 0	SF: 0 SAC: 0 DP: 0 HBP: 0			WP: 0 PB: 0 SB: 1 CS: 0	PA: 43		

PITCHER		IP	WLS	BF	H	R	ER	SO	BB	IBB	HBP	BLK	WP	HR	S	P	ERA	WHIP
Doug Rau, L ERA: 3.48	(1, 1)	5.0	W	25	7	3	3	4	3	0	0	0	0	0	30	42	5.40	2.000
Mike Garman, R ERA: 3.86	(6, 1)	1.2		8	2	1	1	2	1	0	0	0	0	0	11	15	5.40	1.800
Charlie Hough, R ERA: 1.83	(7, 1)	2.1	S	10	1	0	0	1	2	0	0	0	0	0	10	18	0.00	1.286

PITCHER	IP	WLS	BF	H	R	ER	SO	BB	IBB	HBP	BLK	WP	HR	S	P	ERA	WHIP

BOTTOM

Los Angeles Dodgers @ New York Mets

Shea Stadium, Flushing, NY

Sat May 14 1977, 3:33 AM EDT

Att. 18,169 - Unknown

livebaseballscorecards.com

AB	37
R	4
H	10
RBI	4
BB	6
SO	7
LOB	22

Batter	1	2	3	4	5	6	7	8	9	10	11	12	AB	R	H	RBI	BB	SO	LOB
Davey Lopes, R (1, 4) OBP: 0.373, SLG: 0.427	6-3		SF9 2-3 3-H		K		F9		F8 1-2		K		5	0	0	1	0	2	1
Bill Russell, R (1, 6) OBP: 0.302, SLG: 0.348	F9		F9		1B		1-3		F2		F6		6	0	1	0	0	0	2
Reggie Smith, S (1, 9) OBP: 0.462, SLG: 0.642	3-1			PB BB 1B	1-3 1B		1-3			HR BB		G3	5	1	2	0	1	0	0
Ron Cey, R (1, 5) OBP: 0.444, SLG: 0.677		5-3		F8	K			K		1-H HR		6-3	6	1	1	2	0	2	3
Steve Garvey, R (1, 3) OBP: 0.318, SLG: 0.464		F9		PB 1-2 BB		F7		E 1B				1B 1B 1B	5	1	2	0	1	0	0
Rick Monday, L (1, 8) OBP: 0.374, SLG: 0.475		4-3		1-2 2-3 IBB		FC4-6 2B		F8				1B 1-3 1B	5	0	2	0	1	1	1
Dusty Baker Jr., R (1, 7) OBP: 0.367, SLG: 0.464								E7 1-3 1B				1-2 3-H 1B	3	1	2	0	2	1	3
John Hale, L (10, PR) OBP: 0.355, SLG: 0.393 (10, 7)			2B SF9 1B	K		FC4-6 BB				BB			1	0	1	1	0	0	0
Johnny Oates, L (1, 2) OBP: 0.321, SLG: 0.308			SF9 1-3 2B	F9		FC4-6 1-2f 2-3		F5		F6		F8	6	0	1	0	0	0	10
Burt Hooton, R (1, 1) OBP: 0.188, SLG: 0.188			1-3		K	F3			CS 1B		F8		3	0	0	0	0	1	4
Boog Powell, L (9, PH) OBP: 0.286, SLG: 0.286													1	0	1	0	0	0	0
Ted Martinez, R (9, PR)													0	0	0	0	0	0	0
Charlie Hough, R (9, 1) OBP: 0.200, SLG: 0.444													0	0	0	0	0	0	0
Ed Goodson, L (11, PH)													1	0	0	0	0	0	0
Stan Wall, L (11, 1)													0	0	0	0	0	0	0
Mike Garman, R (11, 1)													0	0	0	0	0	0	0
Inning Stats	R: 0 E: 0 K: 0 S: 3 H: 0 LOB: 0 BB: 0 P: 3	R: 0 E: 0 K: 0 S: 3 H: 0 LOB: 0 BB: 0 P: 3	R: 1 E: 0 K: 0 S: 5 H: 2 LOB: 1 BB: 0 P: 5	R: 0 E: 0 K: 1 S: 6 H: 1 LOB: 3 BB: 2 P: 14	R: 0 E: 0 K: 3 S: 11 H: 2 LOB: 2 BB: 0 P: 11	R: 0 E: 0 K: 0 S: 4 H: 1 LOB: 2 BB: 1 P: 8	R: 0 E: 0 K: 0 S: 3 H: 0 LOB: 0 BB: 0 P: 3	R: 0 E: 1 K: 1 S: 7 H: 2 LOB: 2 BB: 0 P: 7	R: 0 E: 0 K: 0 S: 3 H: 1 LOB: 1 BB: 0 P: 3	R: 2 E: 0 K: 1 S: 6 H: 1 LOB: 1 BB: 2 P: 14	R: 0 E: 0 K: 1 S: 5 H: 0 LOB: 0 BB: 0 P: 5	R: 1 E: 0 K: 0 S: 6 H: 3 LOB: 2 BB: 0 P: 6	1B: 10 2B: 2 3B: 0 HR: 1	SF: 1 SAC: 0 DP: 0 HBP: 0	WP: 0 PB: 1 SB: 0 CS: 1	PA: 53			

PITCHER		IP	WLS	BF	H	R	ER	SO	BB	IBB	HBP	BLK	WP	HR	S	P	ERA	WHIP
Tom Seaver, R ERA: 2.83	(1, 1)	9.0		38	9	1	1	5	2	1	0	0	0	0	45	57	1.00	1.222
Skip Lockwood, R ERA: 5.84	(10, 1)	1.0		6	1	2	2	1	2	0	0	0	0	1	6	14	18.00	3.000
Bob Apodaca, R ERA: 3.0	(11, 1)	1.2	L	8	3	1	1	1	0	0	0	0	0	0	10	10	5.40	1.800
Craig Swan, R ERA: 5.74	(12, 1)	0.1		1	0	0	0	0	0	0	0	0	0	0	1	1	0.00	0.000

PITCHER	IP	WLS	BF	H	R	ER	SO	BB	IBB	HBP	BLK	WP	HR	S	P	ERA	WHIP

TOP

Los Angeles Dodgers @ New York Mets

Shea Stadium, Flushing, NY

Sun May 15 1977, 3:33 AM EDT

Att. 26,241 - Unknown

livebaseballscorecards.com

AB	47
R	4
H	13
RBI	4
BB	5
SO	7
LOB	24

Batter	1	2	3	4	5	6	7	8	9	10	11	12	AB	R	H	RBI	BB	SO	LOB
Lenny Randle, S (1, 4) OBP: 0.410, SLG: 0.541	1-3	K			FC6-4 S 1B		FC FC1-5 1-2		1B IBB 1-2		SH2-4 1-2		4	0	1	0	1	1	3
John Stearns, R (1, 2) OBP: 0.370, SLG: 0.426	2B 2B		1B		FC6-4 BB 1-2		FC1-5 G1-6-3 1-2 2-3f		1B 1-2 2-3		IBB		4	1	3	0	2	0	2
Ed Kranepool, L (1, 3) OBP: 0.318, SLG: 0.457 Mike Vail, R (11, PH) OBP: 0.413, SLG: 0.475 (12, 9)	2-H 2B	F8	K		K		G1-6-3 1-2f		5-3		K		5 1	0 0	1 0	1 0	0 0	1 1	8 2
Dave Kingman, R (1, 9) OBP: 0.304, SLG: 0.474 (12, 3)	F2	K			FC6-4 1-2f 2-3			K2-3		F7	FC5 2-3f		6	0	0	0	0	2	6
Bruce Boisclair, L (1, 7) OBP: 0.338, SLG: 0.361	4-3	F8			K			4-3		3B 1B		BB	5	1	1	0	1	1	4
Lee Mazzilli, S (1, 8) OBP: 0.331, SLG: 0.288		1B BB		F4		F9		G3		1-H E 3B		SH 1-3	4	1	1	1	1	0	0
Jerry Grote, R (1, 5) OBP: 0.342, SLG: 0.343	1-3 1B			1B		5-3			F9	5-3		G3	6	0	2	0	0	0	3
Mike Phillips, L (1, 6) OBP: 0.197, SLG: 0.237 Bob Apodaca, R (11, 1) Craig Swan, R (12, 1) Ron Hodges, L (12, PH) OBP: 0.250, SLG: 0.182	K	F7			K				F3	E5 CS 3-H		K	5 0 0 1	0 0 0 0	0 0 0 0	0 0 0 0	0 0 0 1	2 0 0 2	3 0 0 2
Tom Seaver, R (1, 1) OBP: 0.190, SLG: 0.150 John Milner, L (9, PH) OBP: 0.324, SLG: 0.517 Leo Foster, R (9, PR) OBP: 0.200, SLG: 0.143 Skip Lockwood, R (10, 1) OBP: 1.000, SLG: 1.000 Joe Torre, R (10, PH) OBP: 0.190, SLG: 0.300 Bud Harrelson, S (11, 6) OBP: 0.233, SLG: 0.125 Felix Millan, R (12, PH) OBP: 0.242, SLG: 0.242	K	6-3			FC1-5 FC 1B				1B BB S	CS 1-2	FC5 SH2-4 BB	F7	3 0 0 0 0 1	0 0 0 0 0 0	1 0 0 0 0 0	0 1 0 0 0 0	0 0 0 0 0 0	1 0 0 0 0 2	3 0 0 0 0 0
Inning Stats	R: 1 H: 2 E: 0 LOB: 1 K: 0 BB: 0 S: 5 P: 5	R: 0 H: 1 E: 0 LOB: 2 K: 3 BB: 1 S: 10 P: 14	R: 0 H: 1 E: 0 LOB: 1 K: 1 BB: 0 S: 6 P: 6	R: 0 H: 1 E: 0 LOB: 1 K: 0 BB: 1 S: 4 P: 4	R: 0 H: 1 E: 0 LOB: 2 K: 2 BB: 1 S: 8 P: 12	R: 0 H: 0 E: 0 LOB: 0 K: 1 BB: 0 S: 5 P: 5	R: 0 H: 1 E: 0 LOB: 1 K: 0 BB: 0 S: 4 P: 4	R: 0 H: 0 E: 0 LOB: 0 K: 1 BB: 0 S: 5 P: 5	R: 0 H: 1 E: 0 LOB: 3 K: 0 BB: 2 S: 4 P: 12	R: 2 H: 2 E: 1 LOB: 0 K: 0 BB: 0 S: 5 P: 5	R: 0 H: 0 E: 0 LOB: 2 K: 1 BB: 2 S: 5 P: 13	R: 0 H: 0 E: 1 LOB: 2 K: 1 BB: 1 S: 6 P: 10	1B: 7 2B: 2 3B: 1 HR: 0	SF: 0 SAC: 2 DP: 1 HBP: 0		WP: 0 PB: 0 SB: 2 CS: 1	PA: 55		

PITCHER	IP	WLS	BF	H	R	ER	SO	BB	IBB	HBP	BLK	WP	HR	S	P	ERA	WHIP
Burt Hooton, R (1, 1) ERA: 2.72	8.0		33	7	1	1	8	2	0	0	0	0	0	47	55	1.12	1.125
Charlie Hough, R (9, 1) ERA: 1.96	2.0		11	3	2	1	0	1	1	0	0	0	0	9	17	4.50	2.000
Stan Wall, L (11, 1) ERA: 6.43	0.1		3	0	0	0	0	1	1	0	0	0	0	1	9	0.00	3.000
Mike Garman, R (11, 1) ERA: 3.27	1.2	W	7	0	0	0	2	1	0	0	0	0	0	10	14	0.00	0.600

PITCHER	IP	WLS	BF	H	R	ER	SO	BB	IBB	HBP	BLK	WP	HR	S	P	ERA	WHIP

BOTTOM

Los Angeles Dodgers @ New York Mets

Shea Stadium, Flushing, NY

Sun May 15 1977, 3:33 AM EDT

Att. 26,241 - Unknown

livebaseballscorecards.com

AB	45
R	3
H	10
RBI	2
BB	7
SO	10
LOB	38

Batter	1	2	3	4	5	6	7	8	9	AB	R	H	RBI	BB	SO	LOB
Davey Lopes, R (1, 4) OBP: 0.374, SLG: 0.425	BBBB 4-0 FC5-4 BB	x 0-0 1B		x 0-0 ② SF8 3-H		x 0-0 ③ F8			x 0-0 ② 5-3	3	0	1	1	1	0	0
Bill Russell, R (1, 6) OBP: 0.293, SLG: 0.338	x 0-0 ① FC5-4 S HR 1-2f	x 0-0 ③ P4		x 0-0 ③ 5-3			x 0-0 ① 5-3		x 0-0 ③ 5-3	5	1	0	0	0	0	2
Reggie Smith, S (1, 9) OBP: 0.463, SLG: 0.661	x 0-0 1-H HR		x 0-0 ① F7		BBBB 4-0 2B BB		x 0-0 ② F8			3	1	1	2	1	0	0
Ron Cey, R (1, 5) OBP: 0.446, SLG: 0.677	BBBB 4-0 2B BB		x 0-0 ② 5-3		x 0-0 1-3 2B		x 0-0 ③ 5-3			3	0	1	0	1	0	0
Steve Garvey, R (1, 3) OBP: 0.322, SLG: 0.472	x 0-0 ② 1-H 2B 2B		x 0-0 1B		SSS 0-3 ① K			x 0-0 ① 1-3		4	1	2	0	0	1	2
Rick Monday, L (1, 8) OBP: 0.378, SLG: 0.508	x 0-0 2-H 2B		SSS 0-3 ③ K		SSS 0-3 ② K			x 0-0 HR		4	1	2	2	0	2	3
Dusty Baker Jr., R (1, 7) OBP: 0.371, SLG: 0.466	x 0-0 ③ F9			x 0-0 E 1B	SSS 0-3 ③ K			x 0-0 G4-6-3 1B		4	1	2	0	0	1	3
Steve Yeager, R (1, 2) OBP: 0.389, SLG: 0.474		x 0-0 ① 6-3		x 0-0 ① F9		x 0-0 ① 3-1		x 0-0 ②③ G4-6-3 1-2f		3	0	0	0	0	0	1
Ed Goodson, L (8, PH)										1	0	0	0	0	0	1
Johnny Oates, L (8, 2) OBP: 0.321, SLG: 0.308										0	0	0	0	0	0	0
Tommy John, R (1, 1) OBP: 0.154, SLG: 0.154		SSS 0-3 ② K		x 0-0 SH 1-H SF8		x 0-0 ② 6-3			x 0-0 ① 4-3	1	0	0	0	0	1	0
Elias Sosa, R (3, 1)										0	1	0	0	0	0	0
Lee Lacy, R (6, PH) OBP: 0.314, SLG: 0.457										1	0	0	0	0	0	0
Al Downing, R (6, 1)										0	0	0	0	0	0	0
Boog Powell, L (9, PH) OBP: 0.250, SLG: 0.250										1	0	0	0	0	0	0
Inning Stats	R: 3 E: 0 K: 0 S: 5 H: 3 LOB: 1 BB: 2 P: 13	R: 0 E: 0 K: 1 S: 6 H: 1 LOB: 1 BB: 0 P: 6	R: 0 E: 0 K: 1 S: 6 H: 1 LOB: 1 BB: 0 P: 6	R: 2 E: 1 K: 0 S: 5 H: 1 LOB: 0 BB: 0 P: 5	R: 0 E: 0 K: 3 S: 10 H: 1 LOB: 2 BB: 1 P: 14	R: 0 E: 0 K: 0 S: 3 H: 0 LOB: 0 BB: 0 P: 3	R: 0 E: 0 K: 0 S: 3 H: 0 LOB: 0 BB: 0 P: 3	R: 1 E: 0 K: 0 S: 4 H: 2 LOB: 0 BB: 0 P: 4	R: 0 E: 0 K: 0 S: 3 H: 0 LOB: 0 BB: 0 P: 3	1B: 4 2B: 3 3B: 0 HR: 2	SF: 1 SAC: 1 DP: 1 HBP: 0						

TOP

Los Angeles Dodgers @ Philadelphia Phillies
Veterans Stadium, Philadelphia, PA
Mon May 16 1977, 7:05 PM EDT
Att. 28,036 - Unknown

livebaseballscorecards.com

AB	33
R	6
H	9
RBI	5
BB	3
SO	5
LOB	12

PITCHER		IP	WLS	BF	H	R	ER	SO	BB	IBB	HBP	BLK	WP	HR	S	P	ERA	WHIP
Randy Lerch, L ERA: 3.02	(1, 1)	7.0	W	31	7	5	3	5	3	0	0	0	0	1	38	50	3.86	1.429
Ron Reed, R ERA: 2.86	(8, 1)	2.0	S	7	2	1	1	0	0	0	0	0	0	1	7	7	4.50	1.000

PITCHER	IP	WLS	BF	H	R	ER	SO	BB	IBB	HBP	BLK	WP	HR	S	P	ERA	WHIP

Batter	1	2	3	4	5	6	7	8	9	AB	R	H	RBI	BB	SO	LOB
Garry Maddox, R (1, 8) OBP: 0.312, SLG: 0.444	F9	2B	FC6 2-H 3-H 1B		K			FC3-6 1B		5	0	3	2	0	1	0
Larry Bowa, S (1, 6) OBP: 0.301, SLG: 0.333	2B 1B	6-3	FC6 1-2f			BB		FC3-6 S BB WP 1-2f		4	2	1	0	1	0	3
Mike Schmidt, R (1, 5) OBP: 0.369, SLG: 0.505	1B 1-H 2B		F9	1B FC8-6 1B	K			WP S 1B 1-2 BB		4	2	2	1	1	1	1
Greg Luzinski, R (1, 7) OBP: 0.341, SLG: 0.569	1B HBP		BB 1B 1B 1B	FC8-6 1-3 1B		P3		K 1-3 2-H		4	1	2	0	0	1	2
Davey Johnson, R (1, 3) OBP: 0.364, SLG: 0.688 Tom Hutton, L (8, PH) OBP: 0.250, SLG: 0.200 (9, 3)	FC5-4 1-2 2-3 1B		1B BB 1-2 E 1B	FC8-6 1-2f 3-H		K		1B 1B BB		4 0	1 1	2 0	1 0	0 1	1 0	2 0
Jerry Martin, R (1, 9) OBP: 0.360, SLG: 0.419	K		E 1B 4-3 1-2 2-3 BB	F8			K	FC5 1B 1-2 3-H 1B		4	1	1	1	1	2	4
Bob Boone, R (1, 2) OBP: 0.351, SLG: 0.357	FC5-4 1-2f		4-3 E 1B 1-2 2-3 3-H 1B	5-3			4-3 1-2 2-H 1B			5	1	2	2	0	0	4
Ted Sizemore, R (1, 4) OBP: 0.388, SLG: 0.412		1-3	E5 4-3 1B 1-2 2-3 3-H		4-3		1B 2-3f	FC5		5	1	1	1	0	0	4
Randy Lerch, L (1, 1) OBP: 0.278, SLG: 0.250 Ollie Brown, R (7, PH) OBP: 0.182, SLG: 0.182 Ron Reed, R (8, 1)		K	4-3 1-2 2-3 3-H		F7		1-3			3 1 0	0 0 0	0 0 0	1 0 0	0 0 0	1 0 0	2 1 0
Inning Stats	R: 1 H: 3 E: 0 LOB: 3 K: 1 BB: 0 S: 8 P: 9	R: 0 H: 1 E: 0 LOB: 1 K: 1 BB: 0 S: 6 P: 6	R: 5 H: 4 E: 1 LOB: 1 K: 0 BB: 1 S: 8 P: 12	R: 1 H: 2 E: 0 LOB: 1 K: 0 BB: 0 S: 5 P: 5	R: 0 H: 0 E: 0 LOB: 0 K: 1 BB: 0 S: 5 P: 5	R: 0 H: 0 E: 0 LOB: 1 K: 2 BB: 1 S: 7 P: 11	R: 0 H: 1 E: 0 LOB: 1 K: 1 BB: 0 S: 6 P: 6	R: 3 H: 3 E: 0 LOB: 2 K: 1 BB: 2 S: 8 P: 16		1B: 12 SF: 0 2B: 2 SAC: 0 3B: 0 DP: 0 HR: 0 HBP: 1						

PITCHER		IP	WLS	BF	H	R	ER	SO	BB	IBB	HBP	BLK	WP	HR	S	P	ERA	WHIP
Tommy John, L ERA: 4.12	(1, 1)	2.2	L	19	8	6	3	2	1	0	1	0	0	0	21	26	10.12	3.375
Elias Sosa, R ERA: 6.43	(3, 1)	2.1		9	2	1	1	1	0	0	0	0	0	0	11	11	3.86	0.857
Al Downing, L ERA: 5.56	(6, 1)	3.0		16	4	3	3	4	3	0	0	0	1	0	21	33	9.00	2.333

PITCHER	IP	WLS	BF	H	R	ER	SO	BB	IBB	HBP	BLK	WP	HR	S	P	ERA	WHIP

BOTTOM

Los Angeles Dodgers @ Philadelphia Phillies

Veterans Stadium, Philadelphia, PA

Mon May 16 1977, 7:05 PM EDT

Att. 28,036 - Unknown

livebaseballscorecards.com

AB	39
R	10
H	14
RBI	9
BB	4
SO	7
LOB	23

Batter	1	2	3	4	5	6	7	8	9	AB	R	H	RBI	BB	SO	LOB
Davey Lopes, R (1, 4) OBP: 0.375, SLG: 0.424	L4	5-3 1-2 3-H			CS 1B	K		1B 1B		5	0	2	0	0	1	2
Ted Martinez, R (1, 6) OBP: 0.333, SLG: 0.667	F9		2B		1-2 3B		1-3	1-2 1B		5	0	3	0	0	0	0
Reggie Smith, S (1, 9) OBP: 0.461, SLG: 0.643	HR BB		K		FC6-4 BB		F2	G3		3	1	0	0	2	1	3
Ron Cey, R (1, 5) OBP: 0.444, SLG: 0.687	1-H HR	5-3			K		HR BB		5-3	4	2	1	2	1	1	3
Steve Garvey, R (1, 3) OBP: 0.318, SLG: 0.483	K	1-3			FC6-4 1-2f		1-H HR		1-3	5	1	1	2	0	1	3
Rick Monday, L (1, 8) OBP: 0.372, SLG: 0.492		K		F7		6-3	BB		5-3	4	0	0	0	1	1	0
Dusty Baker Jr., R (1, 7) OBP: 0.375, SLG: 0.467 John Hale, L (7, 7) OBP: 0.355, SLG: 0.393	2B FC5-2 1B			6-3	2B 1B		F8			4 0	1 0	2 0	0 0	0 0	0 0	1 0
Steve Yeager, R (1, 2) OBP: 0.402, SLG: 0.515	FC5-2 1-3 WP 2B			2B	1-H 2B			6-3		4	1	3	1	0	0	0
Don Sutton, R (1, 1) OBP: 0.261, SLG: 0.200 Boog Powell, L (8, PH) OBP: 0.222, SLG: 0.222 Charlie Hough, R (8, 1) OBP: 0.200, SLG: 0.444		FC5-2 WP 2-3 3-H		4-3		K		3-1		3 1 0	0 0 0	0 0 0	0 0 0	0 0 0	1 0 0	4 0 0
Inning Stats	R: 2 E: 0 K: 1 S: 6 H: 1 LOB: 0 BB: 1 P: 10	R: 1 E: 0 K: 1 S: 7 H: 2 LOB: 1 BB: 0 P: 7	R: 0 E: 0 K: 1 S: 6 H: 1 LOB: 1 BB: 0 P: 6	R: 0 E: 0 K: 0 S: 4 H: 1 LOB: 1 BB: 0 P: 4	R: 0 E: 0 K: 1 S: 6 H: 2 LOB: 2 BB: 1 P: 10	R: 1 E: 0 K: 2 S: 9 H: 2 LOB: 1 BB: 0 P: 9	R: 2 E: 0 K: 0 S: 4 H: 1 LOB: 1 BB: 2 P: 12	R: 0 E: 0 K: 0 S: 5 H: 2 LOB: 2 BB: 0 P: 5	R: 0 E: 0 K: 0 S: 3 H: 0 LOB: 0 BB: 0 P: 3	1B: 5 2B: 4 3B: 1 HR: 2 SF: 0 SAC: 0 DP: 0 HBP: 0						

PITCHER	IP	WLS	BF	H	R	ER	SO	BB	IBB	HBP	BLK	WP	HR	S	P	ERA	WHIP
Larry Christenson, R (1, 1) ERA: 5.12	6.2	L	33	10	6	6	6	4	0	0	0	1	2	41	57	8.10	2.100
Warren Brusstar, R (7, 1) ERA: 1.42	0.1		1	0	0	0	0	0	0	0	0	0	0	1	1	0.00	0.000
Gene Garber, R (8, 1) ERA: 3.0	2.0		8	2	0	0	0	0	0	0	0	0	0	8	8	0.00	1.000

PITCHER	IP	WLS	BF	H	R	ER	SO	BB	IBB	HBP	BLK	WP	HR	S	P	ERA	WHIP

TOP

Los Angeles Dodgers @ Philadelphia Phillies
Veterans Stadium, Philadelphia, PA
Tue May 17 1977, 7:05 PM EDT
Att. 30,292 - Unknown

livebaseballscorecards.com

AB	38
R	6
H	12
RBI	5
BB	4
SO	6
LOB	16

PA: 42
WP: 1
PB: 0
SB: 0
CS: 1

Batter	1	2	3	4	5	6	7	8	9	AB	R	H	RBI	BB	SO	LOB
Garry Maddox, R (1, 8) OBP: 0.310, SLG: 0.439	P6	E E 1-2 1B			F8		F9			4	1	1	0	0	0	1
Larry Bowa, S (1, 6) OBP: 0.299, SLG: 0.330	F8	E5 1-H 2-H 1B			F6		F9			4	0	1	0	0	0	1
Jay Johnstone, L (1, 9) OBP: 0.382, SLG: 0.418	HR	F7			4-3			FC3-6 1B		4	1	2	1	0	0	1
Greg Luzinski, R (1, 7) OBP: 0.346, SLG: 0.583	BB 1B		K			SF9 3B		L4		4	1	2	0	0	1	1
Richie Hebner, L (1, 3) OBP: 0.368, SLG: 0.460	1-2 BB		K			F3		FC3-6 1-2f		3	0	0	0	1	1	2
Mike Schmidt, R (1, 5) OBP: 0.358, SLG: 0.491	K		K			SF9 3-H		F8		3	0	0	1	0	2	3
Bob Boone, R (1, 2) OBP: 0.347, SLG: 0.345		1B 1B E BB		F7		5-3			F5	3	1	0	0	1	0	0
Ted Sizemore, R (1, 4) OBP: 0.373, SLG: 0.393		F6		F2			L5		K	4	0	0	0	0	1	1
Larry Christenson, R (1, 1) OBP: 0.188, SLG: 0.188 Warren Brusstar, R (7, 1) Tim McCarver, L (7, PH) OBP: 0.394, SLG: 0.600 Gene Garber, R (8, 1) Tom Hutton, L (9, PH) OBP: 0.235, SLG: 0.188		K		6-3			BB		K	2 0 0 0 1	0 0 0 0 0	0 0 0 0 0	0 0 1 0 1	0 0 0 0 0	1 0 0 0 1	1 0 0 0 0
Inning Stats	R: 1 E: 0 K: 1 S: 7 H: 2 LOB: 2 BB: 1 P: 11	R: 2 E: 1 K: 1 S: 7 H: 2 LOB: 1 BB: 1 P: 11	R: 0 E: 0 K: 3 S: 9 H: 0 LOB: 0 BB: 0 P: 9	R: 0 E: 0 K: 0 S: 3 H: 0 LOB: 0 BB: 0 P: 3	R: 0 E: 0 K: 0 S: 3 H: 0 LOB: 0 BB: 0 P: 3	R: 1 E: 0 K: 0 S: 4 H: 1 LOB: 0 BB: 0 P: 4	R: 0 E: 0 K: 0 S: 3 H: 0 LOB: 1 BB: 1 P: 7	R: 0 E: 0 K: 0 S: 4 H: 1 LOB: 1 BB: 0 P: 4	R: 0 E: 0 K: 2 S: 7 H: 0 LOB: 0 BB: 0 P: 7	1B: 4 2B: 0 3B: 1 HR: 1 SF: 1 SAC: 0 DP: 0 HBP: 0						

PITCHER	IP	WLS	BF	H	R	ER	SO	BB	IBB	HBP	BLK	WP	HR	S	P	ERA	WHIP
Don Sutton, R (1, 1) ERA: 1.73	7.0	W	29	5	4	2	5	3	0	0	0	0	1	36	48	2.57	1.143
Charlie Hough, R (8, 1) ERA: 1.87	2.0	S	7	1	0	0	2	0	0	0	0	0	0	11	11	0.00	0.500

PITCHER	IP	WLS	BF	H	R	ER	SO	BB	IBB	HBP	BLK	WP	HR	S	P	ERA	WHIP

BOTTOM

Los Angeles Dodgers @ Philadelphia Phillies
Veterans Stadium, Philadelphia, PA
Tue May 17 1977, 7:05 PM EDT
Att. 30,292 - Unknown

livebaseballscorecards.com

AB	32
R	4
H	6
RBI	2
BB	3
SO	7
LOB	11

WP: 0 PB: 0 SB: 0 CS: 0 PA: 36

Batter	1	2	3	4	5	6	7	8	9	AB	R	H	RBI	BB	SO	LOB
Davey Lopes, R (1, 4) OBP: 0.376, SLG: 0.419	B B B B 4-0 2B BB		0-0 ① 1-3	0-0 2-H 3-H 1B			0-0 ① F8	0-0 ③ F9		4	1	1	2	1	0	2
Bill Russell, R (1, 6) OBP: 0.296, SLG: 0.335	0-0 ① F8		S S S 4-0 1B BB	0-3 ③ K			0-0 HR 1B		0-0 ① F3	4	1	1	0	1	1	2
Reggie Smith, S (1, 9) OBP: 0.452, SLG: 0.650	0-0 ② P5		0-0 ② F9		0-0 ① G3		0-0 1-H HR		0-0 ② F8	5	1	1	2	0	0	2
Steve Garvey, R (1, 3) OBP: 0.327, SLG: 0.494	0-0 1-H 2B		0-0 1-2 1B		S S S 0-3 ② K		0-0 CS 1B		0-0 ③ 5-3	5	0	3	1	0	1	0
Rick Monday, L (1, 8) OBP: 0.368, SLG: 0.485	S S S 0-3 ③ K		0-0 ③ 1-3		0-0 1B		0-0 ② ③ 4-3 1-2			4	0	1	0	0	1	4
Lee Lacy, R (1, 5) OBP: 0.333, SLG: 0.487 John Hale, L (8, 7) OBP: 0.355, SLG: 0.393		0-0 2B 1-6-3 2B		0-0 2B G1-2-3 1B	0-0 ③ F9			0-0 ① F9		4 0	1 0	2 0	0 0	0 0	0 0	1 0
Dusty Baker Jr., R (1, 7) OBP: 0.386, SLG: 0.492 Ted Martinez, R (8, PR) OBP: 0.333, SLG: 0.667 (8, 5)		0-0 1-6-3 CS 2-3 2B		0-0 G1-2-3 1-3 1B 2B		0-0 ① F9		0-0 1B 1B		4 0	1 0	3 0	0 0	0 0	0 0	0 0
Johnny Oates, L (1, 2) OBP: 0.313, SLG: 0.276		0-0 ① 1-6-3 2-3 3-H		B B B B 4-0 G1-2-3 1B BB		0-0 ② 4-3		0-0 ② P5		3	1	0	1	1	0	2
Rick Rhoden, R (1, 1) OBP: 0.200, SLG: 0.250 Ed Goodson, L (8, PH) OBP: 0.182, SLG: 0.100 Charlie Hough, R (8, 1) OBP: 0.200, SLG: 0.444		S S S 0-3 ② ③ K 3-H		0-0 ① ② G1-2-3 1-2 2-3 3-Hf		0-0 ③ F8		0-0 1-2 1B		3 1 0	0 0 0	0 1 0	0 0 0	0 0 0	1 0 0	4 0 0
Inning Stats	R: 1 H: 1 E: 0 LOB: 1 K: 1 BB: 1 S: 6 P: 10	R: 1 H: 2 E: 0 LOB: 1 K: 1 BB: 0 S: 6 P: 6	R: 0 H: 1 E: 0 LOB: 2 K: 0 BB: 1 S: 4 P: 8	R: 2 H: 3 E: 0 LOB: 1 K: 1 BB: 1 S: 7 P: 11	R: 0 H: 1 E: 0 LOB: 1 K: 1 BB: 0 S: 6 P: 6	R: 0 H: 0 E: 0 LOB: 0 K: 0 BB: 0 S: 3 P: 3	R: 2 H: 3 E: 0 LOB: 0 K: 0 BB: 0 S: 5 P: 5	R: 0 H: 2 E: 0 LOB: 2 K: 0 BB: 0 S: 5 P: 5	R: 0 H: 0 E: 0 LOB: 0 K: 0 BB: 0 S: 3 P: 3	1B: 8 SF: 0 2B: 5 SAC: 0 3B: 0 DP: 2 HR: 1 HBP: 0						

PITCHER	IP	WLS	BF	H	R	ER	SO	BB	IBB	HBP	BLK	WP	HR	S	P	ERA	WHIP
Wayne Twitchell, R (1, 1) ERA: 4.2	3.0	L	17	6	4	4	2	3	0	0	0	0	0	18	30	12.00	3.000
Warren Brusstar, R (4, 1) ERA: 2.61	4.0		15	5	2	2	2	0	0	0	0	0	1	19	19	4.50	1.250
Ron Reed, R (8, 1) ERA: 2.63	2.0		8	2	0	0	0	0	0	0	0	0	0	8	8	0.00	1.000

PITCHER	IP	WLS	BF	H	R	ER	SO	BB	IBB	HBP	BLK	WP	HR	S	P	ERA	WHIP

TOP

Los Angeles Dodgers @ Philadelphia Phillies

Veterans Stadium, Philadelphia, PA

Wed May 18 1977, 7:05 PM EDT

Att. 30,132 - Unknown

livebaseballscorecards.com

AB	37
R	6
H	13
RBI	6
BB	3
SO	4
LOB	17

WP: 0 PA: 40
PB: 0
SB: 0
CS: 2

BOTTOM

Batter	1	2	3	4	5	6	7	8	9	AB	R	H	RBI	BB	SO	LOB
Garry Maddox, R (1, 8) OBP: 0.320, SLG: 0.465	4-3 2B	F8		F4			1B		2-H 3B	5	0	3	1	0	0	1
Larry Bowa, S (1, 6) OBP: 0.298, SLG: 0.327	4-3 2-3	1-2 1B			F5		F8		K	4	0	1	0	0	0	2
Davey Johnson, R (9, PH) OBP: 0.353, SLG: 0.667										1	0	0	0	0	1	1
Jay Johnstone, L (1, 9) OBP: 0.366, SLG: 0.398	F5	L9			G3		L9			4	0	0	0	0	0	4
Greg Luzinski, R (1, 7) OBP: 0.351, SLG: 0.581	L9		G3		1B			G4-6-3 1B		4	0	2	0	0	0	1
Richie Hebner, L (1, 3) OBP: 0.361, SLG: 0.444		1B 2B 1B	G3		F8			G4-6-3 1-2f		4	1	1	0	0	0	2
Mike Schmidt, R (1, 5) OBP: 0.370, SLG: 0.496		2B 4-3 1-2 1B	1B			B B B B 4-0 CS BB		S S S 0-3 K		3	1	2	0	1	1	0
Bob Boone, R (1, 2) OBP: 0.353, SLG: 0.363		4-3 1B 2B 1-3 2-H	6-3			S S S 0-3 K 1-2			1B 3B 1B	4	2	2	1	0	1	2
Ted Sizemore, R (1, 4) OBP: 0.368, SLG: 0.387		4-3 2-3 3-H		5-3		P6			L3 1-2 1B	4	0	1	1	0	0	1
Wayne Twitchell, R (1, 1) OBP: 0.182, SLG: 0.100		1B 3-H 1B		F4			F8		L3 1-2	1	0	1	1	0	0	0
Warren Brusstar, R (4, 1)										1	0	0	0	0	0	0
Bobby Tolan, L (7, PH) OBP: 0.188, SLG: 0.133										1	0	0	0	0	0	0
Ron Reed, R (8, 1)										0	0	0	0	0	0	0
Tim McCarver, L (9, PH) OBP: 0.382, SLG: 0.581										1	0	0	0	0	0	2
Inning Stats	R: 0 E: 0 K: 0 S: 4 H: 1 LOB: 1 BB: 0 P: 4	R: 3 E: 0 K: 0 S: 8 H: 5 LOB: 2 BB: 0 P: 8	R: 0 E: 0 K: 0 S: 4 H: 1 LOB: 1 BB: 0 P: 4	R: 0 E: 0 K: 0 S: 3 H: 0 LOB: 0 BB: 0 P: 3	R: 0 E: 0 K: 0 S: 4 H: 1 LOB: 1 BB: 0 P: 4	R: 0 E: 0 K: 1 S: 4 H: 0 LOB: 0 BB: 1 P: 8	R: 0 E: 0 K: 0 S: 4 H: 1 LOB: 1 BB: 0 P: 4	R: 0 E: 0 K: 1 S: 5 H: 1 LOB: 0 BB: 0 P: 5	R: 1 E: 0 K: 1 S: 7 H: 3 LOB: 1 BB: 0 P: 7	1B: 10 2B: 3 3B: 1 HR: 0	SF: 0 SAC: 0 DP: 2 HBP: 0						

PITCHER	IP	WLS	BF	H	R	ER	SO	BB	IBB	HBP	BLK	WP	HR	S	P	ERA	WHIP
Rick Rhoden, R (1, 1) ERA: 4.26	7.0	W	30	9	3	3	1	1	0	0	0	0	0	31	35	3.86	1.429
Charlie Hough, R (8, 1) ERA: 1.99	2.0	S	8	4	1	1	2	0	0	0	0	0	0	12	12	4.50	2.000

PITCHER	IP	WLS	BF	H	R	ER	SO	BB	IBB	HBP	BLK	WP	HR	S	P	ERA	WHIP

Los Angeles Dodgers @ Philadelphia Phillies
Veterans Stadium, Philadelphia, PA
Wed May 18 1977, 7:05 PM EDT
Att. 30,132 - Unknown

livebaseballscorecards.com

AB	37
R	4
H	13
RBI	4
BB	1
SO	3
LOB	16

WP: 0 PB: 0 SB: 0 CS: 1 PA: 38

Los Angeles Dodgers @ Pittsburgh Pirates

Three Rivers Stadium, Pittsburgh, PA

Thu May 19 1977, 7:05 PM EDT

Att. 17,988 - Unknown

TOP

livebaseballscorecards.com

Batter	1	2	3	4	5	6	7	8	9	10	AB	R	H	RBI	BB	SO	LOB
Davey Lopes, R (1, 4) OBP: 0.370, SLG: 0.418	WP 2B 2B	1-3		L7			K			K	5	1	1	0	0	2	1
Bill Russell, R (1, 6) OBP: 0.287, SLG: 0.325	K	K			K		F7			E6 1B	5	0	0	0	0	3	2
Reggie Smith, S (1, 9) OBP: 0.450, SLG: 0.664	K		HR		F8			K		1-3 1B	5	1	2	1	0	2	1
Steve Garvey, R (1, 3) OBP: 0.329, SLG: 0.484	WP 2B HBP		L8 S SF8 BB		K			K		K	3	2	0	0	1	3	2
Rick Monday, L (1, 8) OBP: 0.365, SLG: 0.485	1-H 2-H 2B		L8 1-3			F9		K			4	0	1	2	0	1	1
Lee Lacy, R (1, 5) OBP: 0.333, SLG: 0.488	L9		SF8 3-H			G3 1B			K		2	0	1	1	0	0	1
Ted Martinez, R (8, 5) OBP: 0.300, SLG: 0.600											1	0	0	0	0	1	0
Dusty Baker Jr., R (1, 7) OBP: 0.382, SLG: 0.484		2B SF7 1B	5-3			G3 1-2			K		4	1	1	0	0	1	1
Steve Yeager, R (1, 2) OBP: 0.397, SLG: 0.514		SF7 1-3 2B		6-3		4-3			F5		4	0	1	0	0	0	1
Doug Rau, L (1, 1) OBP: 0.217, SLG: 0.190		SF7 2-3 3-H		6-3			4-3			K	2	0	0	1	0	0	0
Mike Garman, R (7, 1)											0	0	0	0	0	0	0
Stan Wall, L (7, 1)											0	0	0	0	0	0	0
Boog Powell, L (10, PH) OBP: 0.200, SLG: 0.200											1	0	0	0	0	1	0
Charlie Hough, R (10, 1) OBP: 0.200, SLG: 0.444											0	0	0	0	0	0	0

Inning Stats	1	2	3	4	5	6	7	8	9	10
	R: 2 H: 2 E: 0 LOB: 1 K: 2 BB: 0 S: 9 P: 10	R: 1 H: 2 E: 0 LOB: 1 K: 1 BB: 0 S: 7 P: 7	R: 2 H: 1 E: 0 LOB: 0 K: 0 BB: 1 S: 4 P: 8	R: 0 H: 0 E: 0 LOB: 0 K: 0 BB: 0 S: 3 P: 3	R: 0 H: 0 E: 0 LOB: 0 K: 2 BB: 0 S: 7 P: 7	R: 0 H: 1 E: 0 LOB: 1 K: 0 BB: 0 S: 4 P: 4	R: 0 H: 0 E: 0 LOB: 0 K: 1 BB: 0 S: 5 P: 5	R: 0 H: 0 E: 0 LOB: 0 K: 3 BB: 0 S: 9 P: 9	R: 0 H: 0 E: 0 LOB: 0 K: 2 BB: 0 S: 7 P: 7	R: 0 H: 1 E: 1 LOB: 2 K: 3 BB: 0 S: 11 P: 11

1B: 3 SF: 2
2B: 3 SAC: 0
3B: 0 DP: 0
HR: 1 HBP: 1

WP: 1 PA: 40
PB: 0
SB: 1
CS: 0

	AB	36
	R	5
	H	7
	RBI	5
	BB	1
	SO	14
	LOB	10

PITCHER	IP	WLS	BF	H	R	ER	SO	BB	IBB	HBP	BLK	WP	HR	S	P	ERA	WHIP
Bruce Kison, R (1, 1) ERA: 4.14	5.0		22	5	5	5	5	1	0	1	0	1	1	30	35	9.00	1.200
Kent Tekulve, R (6, 1) ERA: 1.46	2.0		7	1	0	0	1	0	0	0	0	0	0	9	9	0.00	0.500
Rich Gossage, R (8, 1) ERA: 0.84	3.0	W	11	1	0	0	8	0	0	0	0	0	0	27	27	0.00	0.333

PITCHER	IP	WLS	BF	H	R	ER	SO	BB	IBB	HBP	BLK	WP	HR	S	P	ERA	WHIP

Batter	1	2	3	4	5	6	7	8	9	10	AB	R	H	RBI	BB	SO	LOB
Frank Taveras, R (1, 6) OBP: 0.301, SLG: 0.323 Fernando Gonzalez, R (7, PH) OBP: 0.375, SLG: 0.643 Rich Gossage, R (8, 1) OBP: 0.250, SLG: 0.500 Ed Kirkpatrick, L (10, PH) OBP: 0.313, SLG: 0.261	L6	L4		K			SF7 2-3 3-H			BB, S, 1B, BB	3 0 0 0	0 0 0 1	0 0 0 0	0 1 0 0	0 0 0 1	1 0 0 0	2 0 0 0
Bill Robinson, R (1, 8) OBP: 0.313, SLG: 0.435 (2, 7)	E5, E		4-3	CS 1-2	F8		4-3			B2	5	0	0	0	0	0	2
Dave Parker, L (1, 9) OBP: 0.418, SLG: 0.606	E2 1-2		K		4-3		K			K 1-2	5	0	0	0	0	3	3
Al Oliver, L (1, 7) OBP: 0.365, SLG: 0.470 Omar Moreno, L (2, 8) OBP: 0.328, SLG: 0.345	F7		L8		K			F8		1B, BB, BB	1 3	0 0	0 0	0 0	0 1	0 1	2 0
Willie Stargell, L (1, 3) OBP: 0.419, SLG: 0.688	6-3			HR, 1B, BB		F8		K		1B, BB 1-2 2-3	3	1	0	0	2	1	2
Rennie Stennett, R (1, 4) OBP: 0.336, SLG: 0.371		SH1-3, 1B, 2B		HR 1-2		K		6-3		1B 1-2 2-3 3-H	5	2	3	1	0	1	0
Phil Garner, R (1, 5) OBP: 0.306, SLG: 0.405		SH1-3 2-3		HR 1-H 2-H		F8			5-3		3	1	1	3	0	0	0
Duffy Dyer, R (1, 2) OBP: 0.386, SLG: 0.437		SH5-4, 1B 3-H		1-3			SH, SF7, 1B		F6		4	1	2	1	0	0	0
Bruce Kison, R (1, 1) OBP: 0.261, SLG: 0.409 Kent Tekulve, R (6, 1) OBP: 0.500, SLG: 0.500 Tommy Helms, R (7, PH) Mario Mendoza, R (8, 6) OBP: 0.200, SLG: 0.200		SH5-4 1-2		CS, 1B			SH SF7 1-3		4-3		1 0 0 1	0 0 0 0	1 0 0 0	0 0 0 0	0 0 0 0	0 0 0 0	0 0 0 0
Inning Stats	R: 0 E: 2 K: 0 S: 5 H: 0 LOB: 2 BB: 0 P: 5	R: 1 E: 0 K: 0 S: 5 H: 2 LOB: 1 BB: 0 P: 5	R: 0 E: 0 K: 1 S: 5 H: 0 LOB: 0 BB: 0 P: 5	R: 3 E: 0 K: 1 S: 7 H: 3 LOB: 0 BB: 1 P: 11	R: 0 E: 0 K: 1 S: 5 H: 0 LOB: 0 BB: 0 P: 5	R: 0 E: 0 K: 1 S: 5 H: 0 LOB: 0 BB: 0 P: 5	R: 1 E: 1 K: 1 S: 7 H: 1 LOB: 1 BB: 0 P: 7	R: 0 E: 0 K: 1 S: 5 H: 0 LOB: 0 BB: 0 P: 5	R: 0 E: 0 K: 0 S: 3 H: 0 LOB: 0 BB: 0 P: 3	R: 1 E: 0 K: 1 S: 5 H: 1 LOB: 3 BB: 3 P: 17	1B: 5 2B: 1 3B: 0 HR: 1 SF: 1 SAC: 3 DP: 0 HBP: 0						

PITCHER		IP	WLS	BF	H	R	ER	SO	BB	IBB	HBP	BLK	WP	HR	S	P	ERA	WHIP
Doug Rau, L ERA: 3.75	(1, 1)	6.1		28	6	5	4	4	1	0	0	0	0	1	35	39	5.68	1.105
Mike Garman, R ERA: 3.18	(7, 1)	0.1		1	0	0	0	0	0	0	0	0	0	0	1	1	0.00	0.000
Stan Wall, L ERA: 4.82	(7, 1)	2.1		7	0	0	0	2	0	0	0	0	0	0	11	11	0.00	0.000
Charlie Hough, R ERA: 2.15	(10, 1)	0.2	L	6	1	1	1	1	3	0	0	0	0	0	5	17	13.50	6.000

PITCHER	IP	WLS	BF	H	R	ER	SO	BB	IBB	HBP	BLK	WP	HR	S	P	ERA	WHIP

BOTTOM

Los Angeles Dodgers @ Pittsburgh Pirates

Three Rivers Stadium, Pittsburgh, PA

Thu May 19 1977, 7:05 PM EDT

Att. 17,988 - Unknown

livebaseballscorecards.com

AB	34
R	6
H	7
RBI	6
BB	4
SO	7
LOB	11

WP: 0 PB: 0 SB: 1 CS: 1 PA: 43

Batter	1	2	3	4	5	6	7	8	9	AB	R	H	RBI	BB	SO	LOB
Davey Lopes, R (1, 4) OBP: 0.371, SLG: 0.414	1-3		L3		1B HR 2-H 1B	F8		BB 1-2 BB		4	1	1	1	1	0	0
Bill Russell, R (1, 6) OBP: 0.291, SLG: 0.324	S BB		6-3		HR 2-3 1B	6-3		6-3		4	1	1	0	1	0	2
Reggie Smith, S (1, 9) OBP: 0.445, SLG: 0.675 John Hale, L (7, 9) OBP: 0.375, SLG: 0.414	L7 1-2			F5	1-H 3-H HR		5-3		SH3 1B	4 1	1 0	1 1	3 0	0 0	0 0	1 0
Ron Cey, R (1, 5) OBP: 0.446, SLG: 0.679 Ted Martinez, R (7, PR) OBP: 0.300, SLG: 0.600 (7, 5)	5-3			K	BB 1B BB		WP 1B		SH3 1-2	3 0	1 0	1 0	0 0	1 0	1 0	1 0
Steve Garvey, R (1, 3) OBP: 0.337, SLG: 0.484		G4-6-3 1B		PB BB 1B	FC5 1B 1-2 BB		K		K	4	0	2	0	1	2	2
Rick Monday, L (1, 8) OBP: 0.366, SLG: 0.479		G4-6-3 1-2f		PB 1-2 BB	1-2 2-H 1B		F8 1-2		4-3	4	0	1	1	1	0	3
Dusty Baker Jr., R (1, 7) OBP: 0.372, SLG: 0.470		K	1-3 1-2 2-3		L7			4-3		4	0	0	0	0	1	4
Steve Yeager, R (1, 2) OBP: 0.392, SLG: 0.532			HR	L8 FC5				K		4	1	1	1	0	1	2
Burt Hooton, R (1, 1) OBP: 0.250, SLG: 0.300 Stan Wall, L (8, 1)			K	1B 2B		6-3		BB 1B		4 0	1 0	2 0	0 0	0 0	1 0	0 0
Inning Stats	R: 0 E: 0 K: 0 S: 3 H: 0 LOB: 1 BB: 1 P: 7	R: 0 E: 0 K: 1 S: 5 H: 1 LOB: 0 BB: 0 P: 5	R: 1 E: 0 K: 1 S: 6 H: 1 LOB: 0 BB: 0 P: 6	R: 0 E: 0 K: 1 S: 6 H: 1 LOB: 2 BB: 1 P: 10	R: 5 E: 0 K: 0 S: 8 H: 5 LOB: 2 BB: 2 P: 16	R: 0 E: 0 K: 0 S: 3 H: 0 LOB: 0 BB: 0 P: 3	R: 0 E: 0 K: 1 S: 6 H: 1 LOB: 2 BB: 0 P: 6	R: 0 E: 0 K: 1 S: 6 H: 1 LOB: 1 BB: 1 P: 10	R: 0 E: 0 K: 1 S: 6 H: 1 LOB: 1 BB: 0 P: 6	1B: 8 2B: 1 3B: 0 HR: 2 SF: 0 SAC: 1 DP: 1 HBP: 0				WP: 1 PB: 1 SB: 1 CS: 0		PA: 42

PITCHER		IP	WLS	BF	H	R	ER	SO	BB	IBB	HBP	BLK	WP	HR	S	P	ERA	WHIP
Larry Demery, R ERA: 4.37	(1, 1)	4.1	L	22	7	6	6	3	3	0	0	0	0	2	25	37	12.46	2.308
Terry Forster, L ERA: 4.41	(5, 1)	3.2		16	3	0	0	2	2	0	0	0	1	0	18	26	0.00	1.364
Grant Jackson, L ERA: 3.14	(9, 1)	1.0		4	1	0	0	1	0	0	0	0	0	0	6	6	0.00	1.000

PITCHER	IP	WLS	BF	H	R	ER	SO	BB	IBB	HBP	BLK	WP	HR	S	P	ERA	WHIP

TOP

Los Angeles Dodgers @ Pittsburgh Pirates

Three Rivers Stadium, Pittsburgh, PA

Fri May 20 1977, 7:05 PM EDT

Att. 34,943 - Unknown

livebaseballscorecards.com

AB	36
R	6
H	11
RBI	6
BB	5
SO	6
LOB	15

Batter	1	2	3	4	5	6	7	8	9	AB	R	H	RBI	BB	SO	LOB
Omar Moreno, L (1, 8) OBP: 0.326, SLG: 0.351	G3			G3		F9		1B 1-3 2B		4	0	1	0	0	0	0
Frank Taveras, R (1, 6) OBP: 0.300, SLG: 0.321	1-3			4-3		6-3		2-3 3-H 1B		4	0	1	1	0	0	0
Dave Parker, L (1, 9) OBP: 0.414, SLG: 0.596	F9			K2-1-3			1B	G2		4	0	1	0	0	1	2
Al Oliver, L (1, 7) OBP: 0.354, SLG: 0.454		F7			4-3		F9		K	4	0	0	0	0	1	1
Willie Stargell, L (1, 3) OBP: 0.410, SLG: 0.662		K			WP 1B		F8		K	4	0	1	0	0	2	1
Rennie Stennett, R (1, 4) OBP: 0.333, SLG: 0.367		6-3			K 1-2		F3		1B	4	0	1	0	0	1	2
Phil Garner, R (1, 5) OBP: 0.304, SLG: 0.395			F8		BB			6-3	K	3	0	0	0	1	1	1
Ed Ott, L (1, 2) OBP: 0.426, SLG: 0.357					K					1	0	0	0	1	1	2
Duffy Dyer, R (7, 2) OBP: 0.393, SLG: 0.437			CS BB					2B 1B BB		0	1	0	0	1	0	0
Larry Demery, R (1, 1) OBP: 0.273, SLG: 0.455			K 1-2			F9		K		1	0	0	0	0	1	1
Terry Forster, L (5, 1) OBP: 0.333, SLG: 0.333										1	0	0	0	0	0	0
Ken Macha, R (8, PH) OBP: 0.250, SLG: 0.250										1	0	0	0	0	1	1
Grant Jackson, S (9, 1) OBP: 0.500, SLG: 1.000										0	0	0	0	0	0	0
Inning Stats	R: 0 E: 0 K: 0 S: 3 H: 0 LOB: 0 BB: 0 P: 3	R: 0 E: 0 K: 1 S: 5 H: 0 LOB: 0 BB: 0 P: 5	R: 0 E: 0 K: 1 S: 4 H: 0 LOB: 1 BB: 1 P: 8	R: 0 E: 0 K: 1 S: 5 H: 0 LOB: 0 BB: 0 P: 5	R: 0 E: 0 K: 2 S: 8 H: 1 LOB: 2 BB: 1 P: 12	R: 0 E: 0 K: 0 S: 3 H: 0 LOB: 0 BB: 0 P: 3	R: 0 E: 0 K: 0 S: 4 H: 1 LOB: 1 BB: 0 P: 4	R: 1 E: 0 K: 1 S: 7 H: 2 LOB: 2 BB: 1 P: 11	R: 0 E: 0 K: 3 S: 10 H: 1 LOB: 1 BB: 0 P: 10	1B: 4 2B: 2 3B: 0 HR: 0	SF: 0 SAC: 0 DP: 1 HBP: 0						

BOTTOM

Los Angeles Dodgers @ Pittsburgh Pirates

Three Rivers Stadium, Pittsburgh, PA

Fri May 20 1977, 7:05 PM EDT

Att. 34,943 - Unknown

livebaseballscorecards.com

AB	31
R	1
H	5
RBI	1
BB	3
SO	9
LOB	11

WP: 1 PB: 0 SB: 0 CS: 1 PA: 34

PITCHER		IP	WLS	BF	H	R	ER	SO	BB	IBB	HBP	BLK	WP	HR	S	P	ERA	WHIP
Burt Hooton, R ERA: 2.51	(1, 1)	7.2	W	29	4	1	1	6	3	0	0	0	1	0	38	50	1.17	0.913
Stan Wall, L ERA: 4.22	(8, 1)	1.1		5	1	0	0	3	0	0	0	0	0	0	11	11	0.00	0.750

PITCHER	IP	WLS	BF	H	R	ER	SO	BB	IBB	HBP	BLK	WP	HR	S	P	ERA	WHIP

Batter	1	2	3	4	5	6	7	8	9	AB	R	H	RBI	BB	SO	LOB
Davey Lopes, R (1, 4) OBP: 0.380, SLG: 0.439	G6-3, 1B		BBBB, 1-2, BB		F4		1-H, HR			3	1	2	2	1	0	0
Bill Russell, R (1, 6) OBP: 0.284, SLG: 0.316	G6-3, 1-2f		L7		L6		F8			4	0	0	0	0	0	3
Reggie Smith, S (1, 8) (7, 9) OBP: 0.440, SLG: 0.662	F9		SSS, K		1B		6-3			4	0	1	0	0	1	2
Ron Cey, R (1, 5) OBP: 0.441, SLG: 0.664		BBBB, G3, 1B, BB	SSS, K		SSS, K			1-4-3		3	0	0	0	1	2	3
Steve Garvey, R (1, 3) OBP: 0.335, SLG: 0.479		G3, 1-2, 1B		F4		6-3		6-3		4	0	1	0	0	0	0
Lee Lacy, R (1, 9) OBP: 0.333, SLG: 0.477		F8		HR, 1B		F3		SSS, K		3	1	1	0	0	0	2
John Hale, L (7, 8) OBP: 0.364, SLG: 0.400										1	0	0	0	0	1	0
Dusty Baker Jr., R (1, 7) OBP: 0.375, SLG: 0.493		G3, 1-2, 2-3		1-H, HR		6-3			G4-6-3, 1B	4	1	2	2	0	0	2
Steve Yeager, R (1, 2) OBP: 0.380, SLG: 0.513		F2		6-3			F8		G4-6-3, 1-2f	4	0	0	0	0	0	3
Tommy John, R (1, 1) OBP: 0.176, SLG: 0.176			E3, BB	L4			HR, 1B		L4	4	1	1	0	0	0	0
Inning Stats	R: 0 E: 0 K: 0 S: 3 H: 1 LOB: 0 BB: 0 P: 3	R: 0 E: 0 K: 0 S: 4 H: 1 LOB: 2 BB: 1 P: 8	R: 0 E: 1 K: 2 S: 8 H: 0 LOB: 2 BB: 1 P: 12	R: 2 E: 0 K: 0 S: 5 H: 2 LOB: 0 BB: 0 P: 5	R: 0 E: 0 K: 1 S: 6 H: 1 LOB: 1 BB: 0 P: 6	R: 0 E: 0 K: 0 S: 3 H: 0 LOB: 0 BB: 0 P: 3	R: 2 E: 0 K: 0 S: 5 H: 2 LOB: 0 BB: 0 P: 5	R: 0 E: 0 K: 1 S: 5 H: 0 LOB: 0 BB: 0 P: 5	R: 0 E: 0 K: 0 S: 3 H: 1 LOB: 0 BB: 0 P: 3	1B: 6 2B: 0 3B: 0 HR: 2 SF: 0 SAC: 0 DP: 2 HBP: 0							

PITCHER	IP	WLS	BF	H	R	ER	SO	BB	IBB	HBP	BLK	WP	HR	S	P	ERA	WHIP
Jim Rooker, L (1, 1) ERA: 3.05	7.0	L	30	7	4	4	3	2	0	0	0	0	2	34	42	5.14	1.286
Kent Tekulve, R (8, 1) ERA: 1.35	2.0		6	1	0	0	1	0	0	0	0	0	0	8	8	0.00	0.500

PITCHER	IP	WLS	BF	H	R	ER	SO	BB	IBB	HBP	BLK	WP	HR	S	P	ERA	WHIP

TOP

Los Angeles Dodgers @ Pittsburgh Pirates

Three Rivers Stadium, Pittsburgh, PA

Sat May 21 1977, 7:05 PM EDT

Att. 32,674 - Unknown

livebaseballscorecards.com

AB	34
R	4
H	8
RBI	4
BB	2
SO	4
LOB	15

WP: 0 PB: 0 SB: 0 CS: 0 PA: 36

BOTTOM

Los Angeles Dodgers @ Pittsburgh Pirates

Three Rivers Stadium, Pittsburgh, PA

Sat May 21 1977, 7:05 PM EDT

Att. 32,674 - Unknown

livebaseballscorecards.com

Batter	1	2	3	4	5	6	7	8	9	AB	R	H	RBI	BB	SO	LOB
Omar Moreno, L (1, 8) OBP: 0.323, SLG: 0.342	4-3		4-3 2-3			BBBB 4-0 2B G3 BB	SSS 0-3 K			3	1	0	0	1	1	2
Frank Taveras, R (1, 6) OBP: 0.299, SLG: 0.326	L4		6-3			0-0 G3 4-3 1-3 2B		4-3		4	1	1	0	0	0	1
Dave Parker, L (1, 9) OBP: 0.410, SLG: 0.587	1B			4-3		0-0 G3 2-3 3-H		SSS 0-3 K		4	0	1	1	0	1	1
Al Oliver, L (1, 7) OBP: 0.343, SLG: 0.439	SSS 0-3 K			3-1		0-0 4-3 3-H		SSS 0-3 K		4	0	0	1	0	2	1
Bill Robinson, R (1, 3) OBP: 0.296, SLG: 0.409		L6		L7		F8			5-3	4	0	0	0	0	0	0
Rennie Stennett, R (1, 4) OBP: 0.331, SLG: 0.364		4-3			5-3		FC5-4 1B		1-3	4	0	1	0	0	0	0
Phil Garner, R (1, 5) OBP: 0.296, SLG: 0.383		L9			5-3		FC5-4 1-2f 1B		5-3	4	1	0	0	0	0	1
Duffy Dyer, R (1, 2) OBP: 0.402, SLG: 0.459			4-3 2B		E6		FC6-4 2-H 1B			3	0	2	1	0	0	0
Jim Rooker, R (1, 1) OBP: 0.294, SLG: 0.250 Fernando Gonzalez, R (7, PH) OBP: 0.353, SLG: 0.600 Kent Tekulve, R (8, 1) OBP: 0.500, SLG: 0.500			SSS 0-3 K		6-3		FC6-4 1-2f			2 1 0	0 0 0	0 0 0	0 0 0	0 0 0	1 0 0	2 1 0
Inning Stats	R: 0 H: 1 E: 0 LOB: 1 K: 1 BB: 0 S: 6 P: 6	R: 0 H: 0 E: 0 LOB: 0 K: 0 BB: 0 S: 3 P: 3	R: 0 H: 1 E: 0 LOB: 1 K: 1 BB: 0 S: 6 P: 6	R: 0 H: 0 E: 0 LOB: 0 K: 0 BB: 0 S: 3 P: 3	R: 0 H: 0 E: 1 LOB: 1 K: 0 BB: 0 S: 4 P: 4	R: 2 H: 1 E: 0 LOB: 0 K: 0 BB: 1 S: 4 P: 8	R: 1 H: 2 E: 1 LOB: 1 K: 1 BB: 0 S: 7 P: 7	R: 0 H: 0 E: 0 LOB: 0 K: 2 BB: 0 S: 7 P: 7	R: 0 H: 0 E: 0 LOB: 0 K: 0 BB: 0 S: 3 P: 3	1B: 3 SF: 0 2B: 2 SAC: 0 3B: 0 DP: 0 HR: 0 HBP: 0						

PITCHER	IP	WLS	BF	H	R	ER	SO	BB	IBB	HBP	BLK	WP	HR	S	P	ERA	WHIP
Tommy John, L (1, 1) ERA: 3.91	9.0	W	34	5	3	3	5	1	0	0	0	0	0	43	47	3.00	0.667

PITCHER	IP	WLS	BF	H	R	ER	SO	BB	IBB	HBP	BLK	WP	HR	S	P	ERA	WHIP

AB	33
R	3
H	5
RBI	3
BB	1
SO	5
LOB	9

WP: 0 PA: 34
PB: 0
SB: 0
CS: 0

Batter	1	2	3	4	5	6	7	8	9	AB	R	H	RBI	BB	SO	LOB
Davey Lopes, R (1, 4) OBP: 0.383, SLG: 0.441	CS 1B 1B		F5 1B		1B 1B		6-3		1-2 2-3 3-H 1B	4	0	2	0	0	0	0
Elias Sosa, R (7, 1)										0	0	0	0	0	0	0
Boog Powell, L (9, PH) OBP: 0.273, SLG: 0.273										1	0	1	1	0	0	0
Ted Martinez, R (1, 6) OBP: 0.357, SLG: 0.571	CS 1-2 1B 1B		L3		1-2 1B		F8		K	4	1	2	0	0	0	0
Reggie Smith, S (9, PH) OBP: 0.438, SLG: 0.656										1	0	0	0	0	1	3
Lee Lacy, R (1, 9) OBP: 0.320, SLG: 0.510	K 1-2 2-3		F8		4-3			HR	K	5	1	1	1	0	2	7
(7, 4)																
Ron Cey, R (1, 5) OBP: 0.437, SLG: 0.650	1B BB			L7		5-3		3-1	F7	3	0	0	0	1	0	0
Ed Goodson, L (8, 5) OBP: 0.167, SLG: 0.091										1	0	0	0	0	0	3
Steve Garvey, R (1, 3) OBP: 0.333, SLG: 0.473	1-3 2-H 1B			L8		F8		F9		4	0	1	1	0	0	0
Rick Monday, L (1, 8) OBP: 0.364, SLG: 0.472		K		K		BB 1B		6-3		4	0	1	0	0	2	0
Dusty Baker Jr., R (1, 7) OBP: 0.385, SLG: 0.518		F4			HR	1-2 BB			BB 1B 1B 1B	3	2	2	1	1	0	0
Steve Yeager, R (1, 2) OBP: 0.379, SLG: 0.509		1B			F8	F7			1B BB 1-2 1B	3	0	1	0	0	0	2
Johnny Oates, L (7, 2) OBP: 0.333, SLG: 0.300										1	0	1	0	0	0	0
Don Sutton, R (1, 1) OBP: 0.250, SLG: 0.190		L5			F9		6-3		BB 1-2 2-3 BB	1	0	0	0	0	0	1
Al Downing, R (4, 1)										1	0	0	0	0	0	0
Manny Mota, R (7, PH) OBP: 0.600, SLG: 0.667										1	0	0	0	0	0	0
John Hale, L (7, 9) OBP: 0.382, SLG: 0.400										0	0	0	0	1	0	0
Inning Stats	R: 1 E: 0 K: 1 S: 6 H: 3 LOB: 2 BB: 1 P: 10	R: 0 E: 0 K: 1 S: 6 H: 1 LOB: 1 BB: 0 P: 6	R: 0 E: 0 K: 0 S: 3 H: 0 LOB: 0 BB: 0 P: 3	R: 0 E: 0 K: 1 S: 5 H: 0 LOB: 0 BB: 0 P: 5	R: 1 E: 0 K: 0 S: 6 H: 3 LOB: 2 BB: 0 P: 6	R: 0 E: 0 K: 0 S: 4 H: 1 LOB: 2 BB: 1 P: 8	R: 0 E: 0 K: 0 S: 3 H: 0 LOB: 0 BB: 0 P: 3	R: 1 E: 0 K: 0 S: 4 H: 1 LOB: 0 BB: 0 P: 4	R: 1 E: 0 K: 2 S: 10 H: 3 LOB: 3 BB: 1 P: 14	1B: 10 2B: 1 3B: 0 HR: 2 SF: 0 SAC: 0 DP: 1 HBP: 0						

PITCHER		IP	WLS	BF	H	R	ER	SO	BB	IBB	HBP	BLK	WP	HR	S	P	ERA	WHIP
John Candelaria, L ERA: 1.63	(1, 1)	7.0	W	30	9	3	3	3	2	0	0	0	0	2	34	42	3.86	1.571
Kent Tekulve, R ERA: 1.63	(8, 1)	1.0		6	2	1	1	0	1	0	0	0	0	0	5	9	9.00	3.000
Rich Gossage, R ERA: 0.82	(9, 1)	1.0		4	1	0	0	2	0	0	0	0	0	0	8	8	0.00	1.000

PITCHER	IP	WLS	BF	H	R	ER	SO	BB	IBB	HBP	BLK	WP	HR	S	P	ERA	WHIP

TOP

Los Angeles Dodgers @ Pittsburgh Pirates

Three Rivers Stadium, Pittsburgh, PA

Sun May 22 1977, 3:33 AM EDT

Att. 30,583 - Unknown

livebaseballscorecards.com

AB	37
R	4
H	12
RBI	4
BB	3
SO	5
LOB	16

WP: 0 PB: 0 SB: 0 CS: 2 PA: 40

Batter	1	2	3	4	5	6	7	8	9	AB	R	H	RBI	BB	SO	LOB
Omar Moreno, L (1, 8) OBP: 0.319, SLG: 0.361	K	HR		FC4-6 HR	4-3		4-3			5	2	1	3	0	1	4
Frank Taveras, R (1, 6) OBP: 0.309, SLG: 0.326	1B	HBP		HR BB		F9		4-3		3	1	1	0	1	0	0
Dave Parker, L (1, 9) OBP: 0.410, SLG: 0.619	K	F8		HR		4-3		HR		5	2	2	5	0	1	2
Al Oliver, L (1, 7) OBP: 0.353, SLG: 0.477	G3		F7	4-3 2B		1B		HR		5	1	3	1	0	0	1
Willie Stargell, L (1, 3) OBP: 0.398, SLG: 0.625		G3	G5-4-3 BB	4-3		K		4-3		4	0	0	0	1	1	2
Rennie Stennett, R (1, 4) OBP: 0.340, SLG: 0.363		6-3 1B BB	G5-4-3	FC5-4 BB			S S 1B	4-3		3	1	1	0	2	0	1
Phil Garner, R (1, 5) OBP: 0.295, SLG: 0.394		6-3	1B 3B FC5-4				F7			4	1	1	0	0	0	4
Duffy Dyer, R (1, 2) OBP: 0.418, SLG: 0.453		1B HR BB		FC4-6 1B HR BB	K		S BB			1	2	0	0	3	1	0
John Candelaria, L (1, 1) OBP: 0.278, SLG: 0.188		HR 1B		FC4-6 1B	K		K			4	1	2	2	0	2	2
Kent Tekulve, R (8, 1) OBP: 0.500, SLG: 0.500										0	0	0	0	0	0	0
Rich Gossage, R (9, 1) OBP: 0.250, SLG: 0.500										0	0	0	0	0	0	0
Inning Stats	R: 0 E: 0 K: 2 S: 8 H: 1 LOB: 1 BB: 0 P: 8	R: 4 E: 0 K: 0 S: 5 H: 2 LOB: 1 BB: 2 P: 14	R: 0 E: 0 K: 0 S: 2 H: 0 LOB: 0 BB: 1 P: 6	R: 5 E: 0 K: 0 S: 7 H: 4 LOB: 2 BB: 3 P: 19	R: 0 E: 0 K: 2 S: 7 H: 0 LOB: 0 BB: 0 P: 7	R: 0 E: 0 K: 1 S: 6 H: 1 LOB: 1 BB: 0 P: 6	R: 0 E: 0 K: 1 S: 6 H: 1 LOB: 2 BB: 1 P: 10	R: 2 E: 0 K: 0 S: 5 H: 2 LOB: 0 BB: 0 P: 5		1B: 5 2B: 1 3B: 1 HR: 4 SF: 0 SAC: 0 DP: 1 HBP: 1						

PITCHER		IP	WLS	BF	H	R	ER	SO	BB	IBB	HBP	BLK	WP	HR	S	P	ERA	WHIP
Don Sutton, R ERA: 2.62	(1, 1)	3.0	L	18	5	7	7	2	4	0	1	0	0	1	17	34	21.00	3.000
Al Downing, L ERA: 5.65	(4, 1)	3.0		14	3	2	2	3	2	0	0	0	0	1	18	26	6.00	1.667
Elias Sosa, R ERA: 7.0	(7, 1)	2.0		10	3	2	2	1	1	0	0	0	0	2	11	15	9.00	2.000

PITCHER	IP	WLS	BF	H	R	ER	SO	BB	IBB	HBP	BLK	WP	HR	S	P	ERA	WHIP

BOTTOM

Los Angeles Dodgers @ Pittsburgh Pirates

Three Rivers Stadium, Pittsburgh, PA

Sun May 22 1977, 3:33 AM EDT

Att. 30,583 - Unknown

livebaseballscorecards.com

AB	34
R	11
H	11
RBI	11
BB	7
SO	6
LOB	16

Batter	1	2	3	4	5	6	7	8	9	AB	R	H	RBI	BB	SO	LOB
Julio Gonzalez, R (1, 6) OBP: 0.304, SLG: 0.357	4-3		F7			1B 6-3 1B	F8			4	1	1	0	0	0	1
Enos Cabell, R (1, 5) OBP: 0.290, SLG: 0.386	F3		S 1B			WP 1-3 1B		K		4	0	2	0	0	1	0
Cesar Cedeno, R (1, 8) OBP: 0.324, SLG: 0.279	F7		P3 1-2			6-3 1-2 3-H		K		4	0	0	1	0	1	2
Cliff Johnson, R (1, 7) OBP: 0.436, SLG: 0.695		K		K		5-3		6-3		4	0	0	0	0	2	1
Joe Ferguson, R (1, 2) OBP: 0.405, SLG: 0.516		G3		F2		G3			1B	4	0	1	0	0	0	1
Jose Cruz, L (1, 9) OBP: 0.290, SLG: 0.355		S S 1B		4-3			K		F3	4	0	1	0	0	1	1
Bob Watson, R (1, 3) OBP: 0.338, SLG: 0.384					4-3		1B 2B		5-3 1-3 1B	3	1	2	0	1	0	0
Wilbur Howard, S (9, PR) OBP: 0.226, SLG: 0.323		S 1-2 BB								0	0	0	0	0	0	0
Art Howe, R (1, 4) OBP: 0.313, SLG: 0.343		6-3 1-2 2-3			K		K		5-3 1-2	2	0	0	0	0	1	2
Ken Boswell, L (7, PH) OBP: 0.400, SLG: 0.345 (7, 4)										2	0	0	0	0	1	3
Mark Lemongello, R (1, 1)										2	0	0	0	0	2	0
Willie Crawford, L (7, PH) OBP: 0.346, SLG: 0.357										1	0	1	1	0	0	0
Art Gardner, L (7, PR) OBP: 0.188, SLG: 0.161										0	0	0	0	0	0	0
Gene Pentz, R (7, 1)										0	0	0	0	0	0	0
Joe Sambito, L (7, 1) OBP: 0.500, SLG: 0.500										0	0	0	0	0	0	0
Leon Roberts, R (9, PH) OBP: 0.176, SLG: 0.125			K		K	2-H 1B			K	1	0	0	0	0	1	3
Inning Stats	R: 0 E: 0 K: 0 S: 3 H: 0 LOB: 0 BB: 0 P: 3	R: 0 E: 0 K: 1 S: 6 H: 1 LOB: 2 BB: 1 P: 10	R: 0 E: 0 K: 1 S: 6 H: 1 LOB: 1 BB: 0 P: 6	R: 0 E: 0 K: 1 S: 5 H: 0 LOB: 0 BB: 0 P: 5	R: 0 E: 0 K: 2 S: 7 H: 0 LOB: 0 BB: 0 P: 7	R: 1 E: 0 K: 0 S: 5 H: 2 LOB: 1 BB: 0 P: 5	R: 1 E: 0 K: 2 S: 9 H: 2 LOB: 1 BB: 0 P: 9	R: 0 E: 0 K: 2 S: 7 H: 0 LOB: 0 BB: 0 P: 7	R: 0 E: 0 K: 1 S: 7 H: 2 LOB: 3 BB: 0 P: 7	1B: 7 2B: 1 3B: 0 HR: 0 SF: 0 SAC: 0 DP: 0 HBP: 0						

PITCHER	IP	WLS	BF	H	R	ER	SO	BB	IBB	HBP	BLK	WP	HR	S	P	ERA	WHIP
Rick Rhoden, R (1, 1) ERA: 4.08	6.2	W	27	6	2	2	7	1	0	0	0	1	0	40	44	2.70	1.050
Charlie Hough, R (7, 1) ERA: 2.05	2.1	S	9	2	0	0	3	0	0	0	0	0	0	15	15	0.00	0.857

PITCHER	IP	WLS	BF	H	R	ER	SO	BB	IBB	HBP	BLK	WP	HR	S	P	ERA	WHIP

TOP

Houston Astros @ Los Angeles Dodgers

Dodger Stadium, Los Angeles, CA

Tue May 24 1977, 7:05 PM PDT

Att. 29,864 - Unknown

livebaseballscorecards.com

AB	35
R	2
H	8
RBI	2
BB	1
SO	10
LOB	14

WP: 1 PB: 0 SB: 4 CS: 0 PA: 36

Batter	1	2	3	4	5	6	7	8	9	AB	R	H	RBI	BB	SO	LOB
Davey Lopes, R (1, 4) OBP: 0.384, SLG: 0.442	CS 1B	K			6-3 2B		1-3 1B			2	0	1	0	0	1	1
Ted Martinez, R (4, 4) OBP: 0.438, SLG: 0.688					2B					2	1	2	0	0	0	0
Bill Russell, R (1, 6) OBP: 0.278, SLG: 0.309	L7 1-2		L9		F9		P6			4	0	0	0	0	0	4
Reggie Smith, S (1, 9) OBP: 0.433, SLG: 0.647	FC5-4 BB		4-3		6-3 2-3		SF9 3-H			2	0	0	1	1	0	1
Ron Cey, R (1, 5) OBP: 0.433, SLG: 0.646	FC5-4 1-2f		F8		3-H 2B		K			4	0	1	1	0	1	2
Steve Garvey, R (1, 3) OBP: 0.337, SLG: 0.474		2B 1B		SH1-3 1B	1-3			F5		4	1	2	0	0	0	1
Rick Monday, L (1, 8) OBP: 0.373, SLG: 0.486		1-H 1B 2B		SH1-3 1-2 1B		CS 1B		K		4	1	3	1	0	1	0
Dusty Baker Jr., R (1, 7) OBP: 0.390, SLG: 0.518		5-3 2-H 1B		SH1-3 1-2 2-3		5-3 1-2		BB		2	0	1	1	1	0	1
John Hale, L (8, PR) (9, 7) OBP: 0.382, SLG: 0.400										0	0	0	0	0	0	0
Johnny Oates, L (1, 2) OBP: 0.333, SLG: 0.303		F2		G6-4-3 1B		F8		1-3		3	0	1	0	0	0	1
Charlie Hough, R (7, 1) OBP: 0.182, SLG: 0.400										1	0	0	0	0	0	1
Rick Rhoden, R (1, 1) OBP: 0.182, SLG: 0.227		5-3 1-2		G6-4-3 1-2f			1B SF9 BB			2	0	0	0	0	0	4
Steve Yeager, R (7, 2) OBP: 0.383, SLG: 0.509										0	1	0	0	1	0	0
Inning Stats	R: 0 E: 0 K: 0 S: 3 H: 1 LOB: 1 BB: 1 P: 7	R: 2 E: 0 K: 1 S: 8 H: 3 LOB: 1 BB: 0 P: 8	R: 0 E: 0 K: 0 S: 3 H: 0 LOB: 0 BB: 0 P: 3	R: 0 E: 0 K: 0 S: 5 H: 3 LOB: 2 BB: 0 P: 5	R: 1 E: 0 K: 0 S: 5 H: 2 LOB: 1 BB: 0 P: 5	R: 0 E: 0 K: 0 S: 3 H: 1 LOB: 0 BB: 0 P: 3	R: 1 E: 0 K: 1 S: 6 H: 1 LOB: 1 BB: 1 P: 10	R: 0 E: 0 K: 1 S: 5 H: 0 LOB: 1 BB: 1 P: 9		1B: 8 2B: 3 3B: 0 HR: 0	SF: 1 SAC: 1 DP: 1 HBP: 0						

PITCHER		IP	WLS	BF	H	R	ER	SO	BB	IBB	HBP	BLK	WP	HR	S	P	ERA	WHIP
Mark Lemongello, R ERA: 3.79	(1, 1)	6.0	L	26	10	3	3	1	1	0	0	0	0	0	27	31	4.50	1.833
Gene Pentz, R ERA: 2.45	(7, 1)	0.1		3	1	1	1	0	1	0	0	0	0	0	2	6	27.00	6.000
Joe Sambito, L ERA: 2.33	(7, 1)	1.2		6	0	0	0	2	1	0	0	0	0	0	9	13	0.00	0.600

PITCHER	IP	WLS	BF	H	R	ER	SO	BB	IBB	HBP	BLK	WP	HR	S	P	ERA	WHIP

BOTTOM

Houston Astros @ Los Angeles Dodgers

Dodger Stadium, Los Angeles, CA

Tue May 24 1977, 7:05 PM PDT

Att. 29,864 - Unknown

livebaseballscorecards.com

AB	30
R	4
H	11
RBI	4
BB	3
SO	3
LOB	16

Houston Astros @ Los Angeles Dodgers

Dodger Stadium, Los Angeles, CA

Wed May 25 1977, 7:05 PM PDT

Att. 27,743 - Unknown

TOP

livebaseballscorecards.com

Batter	1	2	3	4	5	6	7	8	9	AB	R	H	RBI	BB	SO	LOB
Cesar Cedeno, R (1, 8) OBP: 0.326, SLG: 0.278	K		F9		K	1B		S 1B HBP		4	1	1	0	0	2	0
Julio Gonzalez, R (1, 6) OBP: 0.320, SLG: 0.372	F8 HBP 1B		G4-6-3 1B		BB 1B	G3		CS 1B		5	0	4	1	0	0	1
Bob Watson, R (1, 3) OBP: 0.340, SLG: 0.376	FC5-4 HBP		G4-6-3		BB		K	CS	L6	3	0	0	0	1	1	1
Cliff Johnson, R (1, 7) OBP: 0.421, SLG: 0.667 Art Gardner, L (8, 7) OBP: 0.182, SLG: 0.156	F8			F2	4-3		5-3		P6	4 1	0 0	0 0	0 0	0 0	0 0	4 0
Joe Ferguson, R (1, 2) OBP: 0.418, SLG: 0.516	FC5-4			2B 4-3 BB		HR BB	1B		BB	2	2	1	0	3	0	2
Enos Cabell, R (1, 5) OBP: 0.293, SLG: 0.414		E6 1B		4-3 2B		HR	K		L4	5	2	2	2	0	1	2
Jose Cruz, L (1, 9) OBP: 0.289, SLG: 0.352		CS 1B		4-3		4-3		F7		4	0	1	2	0	0	1
Art Howe, R (1, 4) OBP: 0.321, SLG: 0.432		F3		5-3		HR		HR		4	2	2	2	0	0	2
Joaquin Andujar, S (1, 1) OBP: 0.300, SLG: 0.316 Ken Forsch, R (8, 1)		K			P3	K		F8		4 0	0 0	0 0	0 0	0 0	2 0	0 0
Inning Stats	R: 0 E: 0 K: 1 S: 6 H: 1 LOB: 2 BB: 0 P: 7	R: 1 E: 1 K: 1 S: 6 H: 1 LOB: 0 BB: 0 P: 6	R: 0 E: 0 K: 0 S: 3 H: 1 LOB: 0 BB: 0 P: 3	R: 1 E: 0 K: 0 S: 4 H: 1 LOB: 1 BB: 1 P: 8	R: 0 E: 0 K: 1 S: 6 H: 1 LOB: 2 BB: 1 P: 10	R: 3 E: 0 K: 1 S: 8 H: 3 LOB: 1 BB: 1 P: 12	R: 0 E: 0 K: 2 S: 8 H: 1 LOB: 1 BB: 0 P: 8	R: 2 E: 0 K: 0 S: 4 H: 2 LOB: 0 BB: 0 P: 5	R: 0 E: 0 K: 0 S: 3 H: 0 LOB: 1 BB: 1 P: 7	1B: 7 2B: 1 3B: 0 HR: 3	SF: 0 SAC: 0 DP: 1 HBP: 2						

	AB	36
	R	7
	H	11
	RBI	7
	BB	4
	SO	6
	LOB	13

WP: 0 PB: 0 SB: 1 CS: 2 PA: 43

PITCHER		IP	WLS	BF	H	R	ER	SO	BB	IBB	HBP	BLK	WP	HR	S	P	ERA	WHIP
Doug Rau, L ERA: 3.99	(1, 1)	6.0		29	8	5	4	4	3	0	1	0	0	2	33	46	6.00	1.833
Charlie Hough, R ERA: 2.32	(7, 1)	2.0	L	9	3	2	2	2	0	0	1	0	0	1	12	13	9.00	1.500
Elias Sosa, R ERA: 6.3	(9, 1)	1.0		4	0	0	0	0	1	0	0	0	0	0	3	7	0.00	1.000

PITCHER	IP	WLS	BF	H	R	ER	SO	BB	IBB	HBP	BLK	WP	HR	S	P	ERA	WHIP

Batter	1	2	3	4	5	6	7	8	9	AB	R	H	RBI	BB	SO	LOB
Ted Martinez, R (1, 4) OBP: 0.350, SLG: 0.550	L4		5-3		L9	1-3		F9		4	0	0	0	0	0	1
John Hale, L (8, PH) OBP: 0.371, SLG: 0.387										1	0	0	0	0	0	2
Elias Sosa, R (9, 1)										0	0	0	0	0	0	0
Bill Russell, R (1, 6) OBP: 0.281, SLG: 0.312	5-3		BB 1B BB 1B		S HR 1B		6-3		6-3	5	2	2	0	0	0	0
Reggie Smith, S (1, 9) OBP: 0.438, SLG: 0.664	2B 1B		BBBB 1-2 BB 1B BB		1-H HR		P4		3-4-1	4	2	2	2	1	0	0
Ron Cey, R (1, 5) OBP: 0.437, SLG: 0.646	1-3 2B		BBBB 1-2 1B 2-3 1B BB		6-3		F8		BBBB E BB	3	0	1	0	2	0	0
Steve Garvey, R (1, 3) OBP: 0.333, SLG: 0.466	F9		1-H 2-H 3-H 1B		4-3			5-3	1-2 E6	5	0	1	2	0	0	3
Rick Monday, L (1, 8) OBP: 0.374, SLG: 0.480		4-3		SSS K		BBBB S SH1-3 4-3 BB		1B 1B	SSS K	4	2	1	0	1	2	2
Dusty Baker Jr., R (1, 7) OBP: 0.389, SLG: 0.514		5-3		L7		SH1-3 1-2		1B 1-3 1B		3	0	1	0	0	0	0
Steve Yeager, R (1, 2) OBP: 0.380, SLG: 0.500		6-3		1B		E5 4-3 2-3		K		4	0	1	0	0	1	3
Doug Rau, L (1, 1) OBP: 0.200, SLG: 0.174			5-3	K		4-3 1-2 3-H		1-3 3-H 1B		2	0	0	0	0	1	1
Ed Goodson, L (6, PH) OBP: 0.154, SLG: 0.083										1	0	0	1	0	0	1
Charlie Hough, R (7, 1) OBP: 0.182, SLG: 0.400										0	0	0	0	0	0	0
Boog Powell, L (8, PH) OBP: 0.333, SLG: 0.333										1	0	1	1	0	0	0
Lee Lacy, R (8, PR) OBP: 0.320, SLG: 0.510										0	0	0	0	0	0	0
(9, 4)																
Inning Stats	R: 0 E: 0 K: 0 S: 5 H: 2 LOB: 2 BB: 0 P: 5	R: 0 E: 0 K: 0 S: 3 H: 0 LOB: 0 BB: 0 P: 3	R: 2 E: 0 K: 0 S: 4 H: 2 LOB: 2 BB: 2 P: 12	R: 0 E: 0 K: 2 S: 8 H: 1 LOB: 1 BB: 0 P: 8	R: 2 E: 0 K: 0 S: 5 H: 2 LOB: 0 BB: 0 P: 5	R: 1 E: 1 K: 0 S: 4 H: 0 LOB: 1 BB: 1 P: 8	R: 0 E: 0 K: 0 S: 3 H: 0 LOB: 0 BB: 0 P: 3	R: 1 E: 0 K: 1 S: 8 H: 3 LOB: 2 BB: 0 P: 8	R: 0 E: 1 K: 1 S: 6 H: 0 LOB: 2 BB: 1 P: 10	1B: 8 2B: 1 3B: 0 HR: 1 SF: 0 SAC: 1 DP: 0 HBP: 0							

PITCHER		IP	WLS	BF	H	R	ER	SO	BB	IBB	HBP	BLK	WP	HR	S	P	ERA	WHIP
Joaquin Andujar, R ERA: 4.32	(1, 1)	7.1	W	34	9	6	5	2	3	0	0	0	0	1	35	47	6.14	1.636
Ken Forsch, R ERA: 2.7	(8, 1)	1.2	S	8	1	0	0	2	1	0	0	0	0	0	11	15	0.00	1.200

PITCHER	IP	WLS	BF	H	R	ER	SO	BB	IBB	HBP	BLK	WP	HR	S	P	ERA	WHIP

BOTTOM

Houston Astros @ Los Angeles Dodgers

Dodger Stadium, Los Angeles, CA

Wed May 25 1977, 7:05 PM PDT

Att. 27,743 - Unknown

livebaseballscorecards.com

AB	37
R	6
H	10
RBI	6
BB	4
SO	4
LOB	13

1B: 8 2B: 1 3B: 0 HR: 1 SF: 0 SAC: 1 DP: 0 HBP: 0

WP: 0 PB: 0 SB: 2 CS: 0 PA: 42

Batter	1	2	3	4	5	6	7	8	9	10	AB	R	H	RBI	BB	SO	LOB
Cesar Cedeno, R (1, 8) OBP: 0.315, SLG: 0.267	F7		K			1-3	6-3			F8	5	0	0	0	0	1	3
Julio Gonzalez, R (1, 6) OBP: 0.316, SLG: 0.366	6-3			P4		L1		FC5-6 1B		6-3	5	0	1	0	0	0	1
Jose Cruz, L (1, 9) OBP: 0.294, SLG: 0.351	BB			F5			1B 2B	FC5-6 S			3	1	1	0	1	0	1
Cliff Johnson, R (1, 7) OBP: 0.415, SLG: 0.660	F8			5-3			2B 1B	K			4	1	1	0	0	1	2
Joe Ferguson, R (1, 2) OBP: 0.414, SLG: 0.504		K			1-3		BB 1B	P5			3	1	0	0	1	1	1
Bob Watson, R (1, 3) OBP: 0.337, SLG: 0.372		4-3			P4		1B		5-3		4	0	1	2	0	0	0
Enos Cabell, R (1, 5) OBP: 0.292, SLG: 0.409		F4			F2		1B		K		4	0	1	1	0	1	0
Art Howe, R (1, 4) OBP: 0.318, SLG: 0.423			F3			1-3 1B	K		5-3		4	0	1	0	0	1	2
J.R. Richard, R (1, 1) OBP: 0.115, SLG: 0.269			F8			K	K			K	3	0	0	0	0	2	3
Ken Forsch, R (9, 1)											1	0	0	0	0	1	0
Inning Stats	R: 0 E: 0 K: 0 S: 3 H: 0 LOB: 1 BB: 1 P: 7	R: 0 E: 0 K: 1 S: 5 H: 0 LOB: 0 BB: 0 P: 5	R: 0 E: 0 K: 1 S: 5 H: 0 LOB: 0 BB: 0 P: 5	R: 0 E: 0 K: 0 S: 3 H: 0 LOB: 0 BB: 0 P: 3	R: 0 E: 0 K: 0 S: 3 H: 0 LOB: 0 BB: 0 P: 3	R: 0 E: 0 K: 1 S: 6 H: 1 LOB: 1 BB: 0 P: 6	R: 3 E: 0 K: 2 S: 11 H: 4 LOB: 2 BB: 1 P: 15	R: 0 E: 0 K: 1 S: 6 H: 1 LOB: 1 BB: 0 P: 6	R: 0 E: 0 K: 1 S: 5 H: 0 LOB: 0 BB: 0 P: 5	R: 0 E: 0 K: 1 S: 5 H: 0 LOB: 0 BB: 0 P: 5	1B: 5 2B: 1 3B: 0 HR: 0 SF: 0 SAC: 0 DP: 0 HBP: 0						

PITCHER	IP	WLS	BF	H	R	ER	SO	BB	IBB	HBP	BLK	WP	HR	S	P	ERA	WHIP
Burt Hooton, R (1, 1) ERA: 2.58	9.0		35	6	3	3	7	2	0	0	0	0	0	47	55	3.00	0.889
Mike Garman, R (10, 1) ERA: 2.92	1.0	W	3	0	0	0	1	0	0	0	0	0	0	5	5	0.00	0.000

PITCHER	IP	WLS	BF	H	R	ER	SO	BB	IBB	HBP	BLK	WP	HR	S	P	ERA	WHIP

TOP

Houston Astros @ Los Angeles Dodgers

Dodger Stadium, Los Angeles, CA

Thu May 26 1977, 7:05 PM PDT

Att. 26,212 - Unknown

livebaseballscorecards.com

AB	36
R	3
H	6
RBI	3
BB	2
SO	8
LOB	13

WP: 0	PA: 38
PB: 0	
SB: 1	
CS: 0	

Batter	1	2	3	4	5	6	7	8	9	10	AB	R	H	RBI	BB	SO	LOB
Davey Lopes, R (1, 4) OBP: 0.396, SLG: 0.452	BBBB 4-0 BB BB 1B BB	BBBB 4-0 BB			x 0-0 1B 2B	x 0-0 ③ P6		x 0-0 BB 1-2 1B			3	1	2	0	2	0	0
Bill Russell, R (1, 6) OBP: 0.284, SLG: 0.311	SSS 0-3 ① K	x 0-0 ③ 4-3			x 0-0 G6-4-3 2-3 1B			x 0-0 ① F9	BBBB 4-0 1-2 2-3 BB		4	0	1	0	1	1	2
Reggie Smith, S (1, 9) OBP: 0.437, SLG: 0.652	BBBB 4-0 BB 1-2 1B BB		SSS 0-3 ① K		SSS 0-3 ① K			x 0-0 1B 1B	x 0-0 ③ 3-1		4	1	1	0	1	2	5
Ron Cey, R (1, 5) OBP: 0.441, SLG: 0.640 Lee Lacy, R (10, PR) OBP: 0.320, SLG: 0.510	BBBB 4-0 1B SF7 1-2 2-3 BB		x 0-0 ② L8		x 0-0 ② ③ G6-4-3 1-2f			x 0-0 1B 1-2 1B		BBBB 4-0 1B SF9 BB	3 0	1 1	1 0	0 0	2 0	0 0	2 0
Steve Garvey, R (1, 3) OBP: 0.335, SLG: 0.470	x 0-0 1B 1-3 2-H 3-H		x 0-0 2B			x 0-0 ① P6		SSS 0-3 ② K		SSS 0-3 ① K	5	0	2	2	0	2	3
Rick Monday, L (1, 8) OBP: 0.369, SLG: 0.474	x 0-0 ② SF7 3-H		SSS 0-3 ③ K			x 0-0 ② F7		x 0-0 ③ 4-3		x 0-0 1-3 1B	4	0	1	1	0	1	3
Dusty Baker Jr., R (1, 7) OBP: 0.383, SLG: 0.503	SSS 0-3 ③ K		BBBB 4-0 G6-3 BB			x 0-0 ③ F8			x 0-0 ① F9	x 0-0 ② SF9 3-H	3	0	0	1	1	1	1
Steve Yeager, R (1, 2) OBP: 0.369, SLG: 0.484		x 0-0 ① P4		x 0-0 ① ② G6-3 1-2f			x 0-0 ① 5-3		x 0-0 ② F9		4	0	0	0	0	0	1
Burt Hooton, R (1, 1) OBP: 0.217, SLG: 0.261 Boog Powell, L (9, PH) OBP: 0.385, SLG: 0.333 Ted Martinez, R (9, PR) OBP: 0.350, SLG: 0.550 Mike Garman, R (10, 1)		SSS 0-3 ② K		x 0-0 ③ G1			x 0-0 ② F8		BBBB 4-0 BB 1B BB		3 0 0 0	0 0 0 0	0 0 0 0	0 0 0 0	0 1 0 0	1 0 0 0	0 0 0 0
Inning Stats	R: 3 H: 1 E: 0 LOB: 1 K: 2 BB: 3 S: 8 P: 20	R: 0 H: 0 E: 0 LOB: 1 K: 1 BB: 1 S: 5 P: 9	R: 0 H: 1 E: 0 LOB: 1 K: 2 BB: 0 S: 8 P: 8	R: 0 H: 0 E: 0 LOB: 0 K: 0 BB: 1 S: 2 P: 6	R: 0 H: 2 E: 0 LOB: 1 K: 1 BB: 0 S: 6 P: 6	R: 0 H: 0 E: 0 LOB: 0 K: 0 BB: 0 S: 3 P: 3	R: 0 H: 0 E: 0 LOB: 0 K: 0 BB: 0 S: 3 P: 3	R: 0 H: 2 E: 0 LOB: 2 K: 1 BB: 0 S: 7 P: 7	R: 0 H: 1 E: 0 LOB: 3 K: 0 BB: 2 S: 4 P: 12	R: 1 H: 1 E: 0 LOB: 1 K: 1 BB: 1 S: 5 P: 9	1B: 6 SF: 2 2B: 2 SAC: 0 3B: 0 DP: 2 HR: 0 HBP: 0						

PITCHER	IP	WLS	BF	H	R	ER	SO	BB	IBB	HBP	BLK	WP	HR	S	P	ERA	WHIP
J.R. Richard, R (1, 1) ERA: 2.88	8.2		38	7	3	3	7	7	0	0	0	0	0	45	73	3.12	1.615
Ken Forsch, R (9, 1) ERA: 2.9	1.0	L	5	1	1	1	1	1	0	0	0	0	0	6	10	9.00	2.000

PITCHER	IP	WLS	BF	H	R	ER	SO	BB	IBB	HBP	BLK	WP	HR	S	P	ERA	WHIP

BOTTOM

Houston Astros @ Los Angeles Dodgers

Dodger Stadium, Los Angeles, CA

Thu May 26 1977, 7:05 PM PDT

Att. 26,212 - Unknown

livebaseballscorecards.com

AB	33
R	4
H	8
RBI	4
BB	8
SO	8
LOB	17

WP: 0 PA: 43
PB: 0
SB: 0
CS: 0

Cincinnati Reds @ Los Angeles Dodgers

Dodger Stadium, Los Angeles, CA

Fri May 27 1977, 7:05 PM PDT

Att. 53,055 - Unknown

livebaseballscorecards.com

Batter	1	2	3	4	5	6	7	8	9	AB	R	H	RBI	BB	SO	LOB
Pete Rose, S (1, 5) OBP: 0.396, SLG: 0.459	G3 1B		5-3 ①		G3 E 1B	F9 ③			G3 ③	5	1	2	0	0	0	0
Ken Griffey, L (1, 9) OBP: 0.365, SLG: 0.437	G3 ① 1-2		K ②		G3 ① 1-2		F7 ①			4	0	0	0	0	1	2
Joe Morgan, L (1, 4) OBP: 0.439, SLG: 0.500	F7 ②		FC5-4 BB		E BB		CS 1B			2	1	1	0	2	0	1
Johnny Bench, R (1, 2) OBP: 0.294, SLG: 0.488	6-3 ③		FC5-4 ③ 1-2f		E4 1-H 2-H		5-3 ② ③ 1-2			4	0	0	0	0	0	3
George Foster, R (1, 7) OBP: 0.373, SLG: 0.503		5-3 ①		HR	6-3 ②			G6-4-3 BB		3	1	1	1	1	0	1
Bob Bailey, R (1, 3) OBP: 0.371, SLG: 0.333		E 1B BB		G1-6-3 1B BB	BB			G6-4-3 ① ② 1-2f		1	0	0	0	3	0	1
Dave Concepcion, R (1, 6) OBP: 0.315, SLG: 0.313		E 1-2 1B		G1-6-3 1-2 1B	6-3 ③			F8 ③		4	0	2	0	0	0	2
Cesar Geronimo, L (1, 8) OBP: 0.268, SLG: 0.366		L5 ② 1-2 2-3		G1-6-3 ① ② 1-2f 2-3		K ①			4-3 ①	4	0	0	0	0	1	4
Pat Zachry, R (1, 1) OBP: 0.235, SLG: 0.188		K ③		K ③		F6-3 ②			P3 ②	1	0	0	0	0	1	2
Ed Armbrister, R (4, PH) OBP: 0.364, SLG: 0.526										1	0	0	0	0	1	1
Dale Murray, R (4, 1)										0	0	0	0	0	0	0
Doug Flynn, R (6, PH) OBP: 0.111, SLG: 0.176										1	0	0	0	0	0	0
Rawly Eastwick, R (6, 1) OBP: 0.333, SLG: 0.333										0	0	0	0	0	0	0
Mike Caldwell, R (8, 1) OBP: 1.000, SLG: 2.000										0	0	0	0	0	0	0
Mike Lum, L (9, PH) OBP: 0.208, SLG: 0.227										1	0	0	0	0	0	0
Inning Stats	R: 0 E: 0 K: 0 S: 4 H: 1 LOB: 1 BB: 0 P: 4	R: 0 E: 1 K: 1 S: 6 H: 1 LOB: 2 BB: 1 P: 10	R: 0 E: 0 K: 1 S: 5 H: 0 LOB: 1 BB: 1 P: 9	R: 1 E: 0 K: 1 S: 6 H: 2 LOB: 1 BB: 1 P: 10	R: 2 E: 1 K: 0 S: 5 H: 1 LOB: 2 BB: 2 P: 13	R: 0 E: 0 K: 1 S: 5 H: 0 LOB: 0 BB: 0 P: 5	R: 0 E: 0 K: 0 S: 3 H: 1 LOB: 0 BB: 0 P: 3	R: 0 E: 0 K: 0 S: 2 H: 0 LOB: 0 BB: 1 P: 6	R: 0 E: 0 K: 0 S: 3 H: 0 LOB: 0 BB: 0 P: 3	1B: 5 2B: 0 3B: 0 HR: 1 SF: 0 SAC: 0 DP: 2 HBP: 0	WP: 0 PB: 0 SB: 0 CS: 1	PA: 37				

PITCHER		IP	WLS	BF	H	R	ER	SO	BB	IBB	HBP	BLK	WP	HR	S	P	ERA	WHIP
Tommy John, L ERA: 3.58	(1, 1)	7.0	W	31	6	3	1	4	5	0	0	0	0	1	34	54	1.29	1.571
Charlie Hough, R ERA: 2.24	(8, 1)	2.0	S	6	0	0	0	0	1	0	0	0	0	0	5	9	0.00	0.500

PITCHER	IP	WLS	BF	H	R	ER	SO	BB	IBB	HBP	BLK	WP	HR	S	P	ERA	WHIP

AB	31
R	3
H	6
RBI	1
BB	6
SO	4
LOB	17

Batter	1	2	3	4	5	6	7	8	9	AB	R	H	RBI	BB	SO	LOB
Davey Lopes, R (1, 4) OBP: 0.401, SLG: 0.453	G4-3 1B	BB 2B BB		E3 FC1-5 E		E4 1B		1B 1B		4	2	2	0	1	0	0
Bill Russell, R (1, 6) OBP: 0.287, SLG: 0.309	G4-3 1-2f	1-2 2B BB		FC1-5 CS 1-3		1-2 1B		F7		4	1	1	0	1	0	3
Reggie Smith, S (1, 9) OBP: 0.441, SLG: 0.664	1B 2B	1-H 2-H 2B		F7 1-2		F5		1B 1-3 1B		5	2	3	2	0	0	3
Ron Cey, R (1, 5) OBP: 0.440, SLG: 0.632	BB 1B 2-H 1B	K			6-3	F9		1B 1-2 1B 3-H 1B		5	1	2	2	0	1	3
Steve Garvey, R (1, 3) OBP: 0.343, SLG: 0.492	BB 1-2 1B	HR			3-1	FC6-4-5 1B		1B 1-2 2-H 1B		4	1	3	1	0	0	0
Ed Goodson, L (7, PR) OBP: 0.154, SLG: 0.083										0	0	0	0	0	0	0
(8, 3)																
Lee Lacy, R (8, PH) OBP: 0.333, SLG: 0.520										1	0	1	1	0	0	0
John Hale, L (9, 8) OBP: 0.371, SLG: 0.387										0	0	0	0	0	0	0
Rick Monday, L (1, 8) OBP: 0.380, SLG: 0.478	FC6-4 1-2 2-3 BB	G3			BB		FC6-4-5 1-2 1B	2B 1-3 2-H 1B		3	1	2	1	2	0	0
(9, 3)																
Dusty Baker Jr., R (1, 7) OBP: 0.390, SLG: 0.530	FC6-4 1-2f	HR			1-2 BB		FC6-4-5 BB 1-2 2-3	PB 1B 1-H 2B		4	2	2	2	1	0	5
Steve Yeager, R (1, 2) OBP: 0.370, SLG: 0.477		F7 5-3			P3		1-2 BB	2-H 1B		4	0	1	1	1	0	2
Tommy John, R (1, 1) OBP: 0.150, SLG: 0.150		5-3 5-3				5-3	F5	F5		3	0	0	0	0	0	0
Boog Powell, L (7, PH) OBP: 0.357, SLG: 0.308										1	0	0	0	0	0	2
Charlie Hough, R (8, 1) OBP: 0.167, SLG: 0.364										1	0	0	0	0	0	1
Inning Stats	R: 1 E: 0 K: 0 S: 6 H: 4 LOB: 3 BB: 1 P: 10	R: 2 E: 0 K: 1 S: 6 H: 1 LOB: 1 BB: 2 P: 14	R: 2 E: 0 K: 0 S: 5 H: 2 LOB: 0 BB: 0 P: 5	R: 0 E: 2 K: 0 S: 3 H: 0 LOB: 0 BB: 0 P: 3	R: 0 E: 0 K: 0 S: 3 H: 0 LOB: 2 BB: 2 P: 11	R: 0 E: 1 K: 0 S: 5 H: 1 LOB: 2 BB: 0 P: 5	R: 0 E: 0 K: 0 S: 4 H: 2 LOB: 2 BB: 1 P: 8	R: 5 E: 0 K: 0 S: 9 H: 7 LOB: 1 BB: 0 P: 9		1B: 12 2B: 3 3B: 0 HR: 2 SF: 0 SAC: 0 DP: 2 HBP: 0						

PITCHER	IP	WLS	BF	H	R	ER	SO	BB	IBB	HBP	BLK	WP	HR	S	P	ERA	WHIP
Pat Zachry, R (1, 1) ERA: 5.76	3.0	L	18	7	5	5	1	3	0	0	0	0	2	17	29	15.00	3.333
Dale Murray, R (4, 1) ERA: 4.94	2.0		8	0	0	0	0	2	0	0	0	0	0	6	14	0.00	1.000
Rawly Eastwick, R (6, 1) ERA: 2.45	2.1		14	6	3	3	0	1	0	0	0	0	0	13	17	11.57	3.000
Mike Caldwell, L (8, 1) ERA: 4.08	0.2		5	4	2	2	0	0	0	0	0	0	0	5	5	27.00	6.000

PITCHER	IP	WLS	BF	H	R	ER	SO	BB	IBB	HBP	BLK	WP	HR	S	P	ERA	WHIP

BOTTOM

Cincinnati Reds @ Los Angeles Dodgers

Dodger Stadium, Los Angeles, CA

Fri May 27 1977, 7:05 PM PDT

Att. 53,055 - Unknown

livebaseballscorecards.com

AB	39
R	10
H	17
RBI	10
BB	6
SO	1
LOB	19

WP: 0 PA: 45
PB: 1
SB: 0
CS: 1

Cincinnati Reds @ Los Angeles Dodgers

Dodger Stadium, Los Angeles, CA

Sat May 28 1977, 3:33 AM PDT

Att. 52,636 - Unknown

TOP

livebaseballscorecards.com

Batter	1	2	3	4	5	6	7	8	9	AB	R	H	RBI	BB	SO	LOB
Pete Rose, S (1, 5)	G3	HR 2-H 3-H 1B		F2			4-3		1-3 2B	5	1	2	2	0	0	0
Doug Flynn, R (9, 5)										0	0	0	0	0	0	0
Ken Griffey, L (1, 9)	5-3	1-H HR		K			L6		K	5	1	1	2	0	2	2
Joe Morgan, L (1, 4)	E S 1B	S BB			K		F6		F2	4	0	1	0	1	1	2
Johnny Bench, R (1, 2)	K 1-3	K 1-2			L7			K		4	0	0	0	0	3	2
Bill Plummer, R (9, 2)										0	0	0	0	0	0	0
Dan Driessen, L (1, 3)		G3	F8		1B			1B		4	0	2	0	0	0	0
George Foster, R (1, 7)		HR	HR		K			K		4	2	2	2	0	2	2
Cesar Geronimo, L (1, 8)	SH5-4 1B 1B 1B	3-1				CS 1B		K		4	1	2	0	0	1	1
Dave Concepcion, R (1, 6)	SH5-4 1-2 1B 1B	5-3				4-3 1-2			F8	4	1	1	0	0	0	1
Jack Billingham, R (1, 1)	SH5-4 1-2 2-3			K		4-3			2B 1B	2	0	0	0	0	1	0
Pedro Borbon, R (8, 1)										1	0	1	0	0	0	0

TOP	
AB	37
R	6
H	12
RBI	6
BB	1
SO	10
LOB	10

Inning Stats	1	2	3	4	5	6	7	8	9
	R: 0 E: 0 K: 1 S: 6	H: 1 LOB: 1 BB: 0 P: 6	R: 5 E: 0 K: 1 S: 10	H: 5 LOB: 1 BB: 1 P: 14	R: 1 E: 0 K: 0 S: 4	H: 1 LOB: 0 BB: 0 P: 4	R: 0 E: 0 K: 2 S: 7	H: 0 LOB: 0 BB: 0 P: 7	R: 0 E: 0 K: 2 S: 8	H: 1 LOB: 1 BB: 0 P: 8	R: 0 E: 0 K: 0 S: 3	H: 1 LOB: 0 BB: 0 P: 3	R: 0 E: 0 K: 0 S: 3	H: 0 LOB: 0 BB: 0 P: 3	R: 0 E: 0 K: 3 S: 10	H: 1 LOB: 1 BB: 0 P: 10	R: 0 E: 0 K: 1 S: 7	H: 2 LOB: 2 BB: 0 P: 7

1B: 8	SF: 0	WP: 0	PA: 39
2B: 1	SAC: 1	PB: 0	
3B: 0	DP: 0	SB: 2	
HR: 3	HBP: 0	CS: 1	

PITCHER		IP	WLS	BF	H	R	ER	SO	BB	IBB	HBP	BLK	WP	HR	S	P	ERA	WHIP
Don Sutton, R ERA: 3.29	(1, 1)	3.0	L	17	7	6	6	2	1	0	0	0	0	3	20	24	18.00	2.667
Al Downing, L ERA: 5.06	(4, 1)	1.2		6	1	0	0	3	0	0	0	0	0	0	12	12	0.00	0.600
Elias Sosa, R ERA: 6.1	(5, 1)	0.1		1	0	0	0	1	0	0	0	0	0	0	3	3	0.00	0.000
Mike Garman, R ERA: 2.51	(6, 1)	2.0		6	1	0	0	0	0	0	0	0	0	0	6	6	0.00	0.500
Stan Wall, L ERA: 3.55	(8, 1)	2.0		9	3	0	0	4	0	0	0	0	0	0	17	17	0.00	1.500

PITCHER	IP	WLS	BF	H	R	ER	SO	BB	IBB	HBP	BLK	WP	HR	S	P	ERA	WHIP

Batter	1	2	3	4	5	6	7	8	9	AB	R	H	RBI	BB	SO	LOB
Davey Lopes, R (1, 4) OBP: 0.393, SLG: 0.442	F8		L6		F5		F9			4	0	0	0	0	0	1
Bill Russell, R (1, 6) OBP: 0.282, SLG: 0.303	L7			3-1		F8		P4		4	0	0	0	0	0	0
Reggie Smith, S (1, 9) OBP: 0.437, SLG: 0.651	F8			2B, G3, BB		E5, WP		P2		3	1	0	0	1	0	0
Ron Cey, R (1, 5) OBP: 0.447, SLG: 0.639		F8		G3, 1-3, 2B		G6-4-3, 1-2, BB		FC6-4, 1B		3	0	2	0	1	0	0
Ed Goodson, L (1, 3) OBP: 0.118, SLG: 0.063		G3		G3, 2-3, 3-H		G6-4-3, 1-2f		FC6-4, 1-2f		4	0	0	1	0	0	4
Rick Monday, L (1, 8) OBP: 0.383, SLG: 0.475		BB		6-3			F7		2-3, 1B	3	0	1	0	1	0	1
Dusty Baker Jr., R (1, 7) OBP: 0.386, SLG: 0.542		F8			5-3		HR		2-3, 1-2	4	1	1	1	0	0	2
Steve Yeager, R (1, 2) OBP: 0.367, SLG: 0.492			4-3		HR		K		F5-3	4	1	1	1	0	1	1
Don Sutton, R (1, 1) OBP: 0.250, SLG: 0.190 John Hale, L (3, PH) OBP: 0.000, SLG: 0.375 Al Downing, R (4, 1) Elias Sosa, R (5, 1) Manny Mota, R (5, PH) OBP: 0.000, SLG: 0.000 Mike Garman, R (6, 1) Boog Powell, L (7, PH) OBP: 0.462, SLG: 0.308 Ted Martinez, R (7, PR) OBP: 0.000, SLG: 0.000 Stan Wall, L (8, 1) Steve Garvey, R (9, PH) OBP: 0.342, SLG: 0.489		4-3	F9			BB		F9		0	0	0	0	0	0	0 1 0 0 1 0 0 0 0 0 1
Inning Stats	R: 0 E: 0 K: 0 S: 3 H: 0 LOB: 0 BB: 0 P: 3	R: 0 E: 0 K: 0 S: 3 H: 0 LOB: 1 BB: 1 P: 7	R: 0 E: 0 K: 0 S: 3 H: 0 LOB: 0 BB: 0 P: 3	R: 1 E: 0 K: 0 S: 4 H: 1 LOB: 1 BB: 1 P: 8	R: 1 E: 0 K: 0 S: 4 H: 1 LOB: 0 BB: 0 P: 4	R: 0 E: 1 K: 0 S: 3 H: 0 LOB: 1 BB: 1 P: 7	R: 1 E: 0 K: 1 S: 6 H: 1 LOB: 1 BB: 1 P: 10	R: 0 E: 0 K: 0 S: 4 H: 1 LOB: 1 BB: 0 P: 4	R: 0 E: 0 K: 0 S: 4 H: 1 LOB: 1 BB: 0 P: 4	1B: 2 2B: 1 3B: 0 HR: 2	SF: 0 SAC: 0 DP: 1 HBP: 0	WP: 1 PB: 0 SB: 0 CS: 0	PA: 36				

PITCHER	IP	WLS	BF	H	R	ER	SO	BB	IBB	HBP	BLK	WP	HR	S	P	ERA	WHIP
Jack Billingham, R (1, 1) ERA: 3.91	7.0	W	28	3	3	3	1	4	0	0	0	1	2	26	42	3.86	1.000
Pedro Borbon, R (8, 1) ERA: 2.65	2.0	S	8	2	0	0	0	0	0	0	0	0	0	8	8	0.00	1.000

PITCHER	IP	WLS	BF	H	R	ER	SO	BB	IBB	HBP	BLK	WP	HR	S	P	ERA	WHIP

BOTTOM

Cincinnati Reds @ Los Angeles Dodgers

Dodger Stadium, Los Angeles, CA

Sat May 28 1977, 3:33 AM PDT

Att. 52,636 - Unknown

livebaseballscorecards.com

AB	32
R	3
H	5
RBI	3
BB	4
SO	1
LOB	10

Cincinnati Reds @ Los Angeles Dodgers

Dodger Stadium, Los Angeles, CA

Sun May 29 1977, 3:33 AM PDT

Att. 52,889 - Unknown

TOP

livebaseballscorecards.com

Batter	1	2	3	4	5	6	7	8	9	AB	R	H	RBI	BB	SO	LOB
Pete Rose, S (1, 5) OBP: 0.401, SLG: 0.470	0-0 1B HR 1B	BBB 4-0 HR BB		SSS 0-3 ③ K			x 0-0 2B		x 0-0 ① 6-3	4	2	2	0	1	1	1
Doug Flynn, R (9, 5) OBP: 0.111, SLG: 0.176										0	0	0	0	0	0	0
Ken Griffey, L (1, 9) OBP: 0.366, SLG: 0.469	x 0-0 1-3 BB HR 1B	x 0-0 1-H HR			x 0-0 1B		x 0-0 ② 6-3		SSS 0-3 ② K	5	2	3	2	0	1	1
Joe Morgan, L (1, 4) OBP: 0.442, SLG: 0.511	BBB 4-0 1-2 HR BB	x 0-0 ③ F3			x 0-0 ① F8		BBB 4-0 BB		x 0-0 HR	3	2	1	1	2	0	1
Johnny Bench, R (1, 2) OBP: 0.283, SLG: 0.485	x 0-0 1-H 2-H 3-H HR		x 0-0 ① 5-3		x 0-0 ② F8		x 0-0 ③ P4		x 0-0 ③ 5-3	5	1	1	4	0	0	3
Dan Driessen, L (1, 3) OBP: 0.347, SLG: 0.445	x 0-0 ① F8		x 0-0 ② F5		x 0-0 ③ 4-3			x 0-0 ① G3		4	0	0	0	0	0	1
George Foster, R (1, 7) OBP: 0.373, SLG: 0.555	x 0-0 ② P6		SSS 0-3 ③ K			SSS 0-3 ① K		x 0-0 HR		4	1	1	1	0	2	0
Cesar Geronimo, L (1, 8) OBP: 0.281, SLG: 0.374	x 0-0 ③ P5			x 0-0 SH1-4 1B		x 0-0 ② F9		x 0-0 1B		4	0	2	0	0	0	0
Dave Concepcion, R (1, 6) OBP: 0.306, SLG: 0.304		x 0-0 ① F7		x 0-0 ① F7		x 0-0 ③ 6-3		x 0-0 ② F9		4	0	0	0	0	0	2
Fred Norman, S (1, 1) OBP: 0.130, SLG: 0.130		SSS 0-3 ② K		x 0-0 ② SH1-4 1-2			x 0-0 ① 4-3	x 0-0 ③ 2-3		3	0	0	0	0	1	1
Inning Stats	R: 4 E: 0 K: 0 S: 6 H: 3 LOB: 0 BB: 1 P: 10	R: 2 E: 0 K: 1 S: 6 H: 1 LOB: 0 BB: 1 P: 10	R: 0 E: 0 K: 1 S: 5 H: 0 LOB: 0 BB: 0 P: 5	R: 0 E: 0 K: 1 S: 6 H: 1 LOB: 1 BB: 0 P: 6	R: 0 E: 0 K: 0 S: 4 H: 1 LOB: 1 BB: 0 P: 4	R: 0 E: 0 K: 1 S: 5 H: 0 LOB: 0 BB: 0 P: 5	R: 0 E: 0 K: 0 S: 4 H: 1 LOB: 2 BB: 1 P: 8	R: 1 E: 0 K: 0 S: 5 H: 2 LOB: 1 BB: 0 P: 5	R: 1 E: 0 K: 1 S: 6 H: 1 LOB: 0 BB: 0 P: 6	1B: 5 2B: 1 3B: 0 HR: 4 SF: 0 SAC: 1 DP: 0 HBP: 0							

	AB	36
	R	8
	H	10
	RBI	8
	BB	3
	SO	5
	LOB	10

WP: 0 PB: 0 SB: 0 CS: 0 PA: 40

PITCHER		IP	WLS	BF	H	R	ER	SO	BB	IBB	HBP	BLK	WP	HR	S	P	ERA	WHIP
Rick Rhoden, R ERA: 4.5	(1, 1)	6.2	L	30	7	6	6	4	3	0	0	0	0	2	35	47	8.10	1.500
Elias Sosa, R ERA: 5.91	(7, 1)	0.1		1	0	0	0	0	0	0	0	0	0	0	1	1	0.00	0.000
Stan Wall, L ERA: 4.3	(8, 1)	2.0		9	3	2	2	1	0	0	0	0	0	2	11	11	9.00	1.500

PITCHER		IP	WLS	BF	H	R	ER	SO	BB	IBB	HBP	BLK	WP	HR	S	P	ERA	WHIP

Batter	1	2	3	4	5	6	7	8	9	AB	R	H	RBI	BB	SO	LOB
Davey Lopes, R (1, 4) OBP: 0.388, SLG: 0.435	5-3		F9		1-3 1B			K	L7	5	0	1	0	0	1	1
Bill Russell, R (1, 6) OBP: 0.281, SLG: 0.302	F9			1B		F8		6-3		4	0	1	0	0	0	0
Reggie Smith, S (1, 9) OBP: 0.433, SLG: 0.638	K			P4		K		BB 2B		3	1	0	0	1	2	1
Ron Cey, R (1, 5) OBP: 0.453, SLG: 0.638		5-3		1-2 1B		FC6-4 BB		2B 1-2 BB		2	0	1	0	2	0	0
Steve Garvey, R (1, 3) OBP: 0.345, SLG: 0.495		FC1-6 1B		F7		FC6-4 1-2f		1-3 2-H 2B		4	0	2	1	0	0	3
Ted Martinez, R (8, PR) OBP: 0.350, SLG: 0.550										0	0	0	0	0	0	0
Ed Goodson, L (9, 3) OBP: 0.118, SLG: 0.063										0	0	0	0	0	0	0
Rick Monday, L (1, 8) OBP: 0.375, SLG: 0.464		FC1-6 1-2f		4-3			4-3	K		4	0	0	0	0	1	5
Dusty Baker Jr., R (1, 7) OBP: 0.389, SLG: 0.541		K	F7				1B		1B	4	0	2	0	0	1	1
Steve Yeager, R (1, 2) OBP: 0.357, SLG: 0.478			6-3		P6		P4		F8	4	0	0	0	0	0	2
Rick Rhoden, R (1, 1) OBP: 0.208, SLG: 0.250			6-3		1B 1B		L4		F3	2	0	1	0	0	0	0
Elias Sosa, R (7, 1)										0	0	0	0	0	0	0
Manny Mota, R (7, PH) OBP: 0.429, SLG: 0.400										1	0	0	0	0	0	1
Stan Wall, L (8, 1)										0	0	0	0	0	0	0
Lee Lacy, R (9, PH) OBP: 0.327, SLG: 0.510										1	0	0	0	0	0	1
Inning Stats	R: 0 E: 0 K: 1 S: 5 H: 0 LOB: 0 BB: 0 P: 5	R: 0 E: 0 K: 1 S: 6 H: 1 LOB: 1 BB: 0 P: 6	R: 0 E: 0 K: 0 S: 3 H: 0 LOB: 0 BB: 0 P: 3	R: 0 E: 0 K: 0 S: 5 H: 2 LOB: 2 BB: 0 P: 5	R: 0 E: 0 K: 0 S: 4 H: 2 LOB: 2 BB: 0 P: 4	R: 0 E: 0 K: 1 S: 5 H: 0 LOB: 1 BB: 1 P: 9	R: 0 E: 0 K: 0 S: 4 H: 1 LOB: 1 BB: 0 P: 4	R: 1 E: 0 K: 2 S: 8 H: 1 LOB: 2 BB: 2 P: 16	R: 0 E: 0 K: 0 S: 4 H: 1 LOB: 1 BB: 0 P: 4	1B: 7 2B: 1 3B: 0 HR: 0	SF: 0 SAC: 0 DP: 0 HBP: 0						

PITCHER		IP	WLS	BF	H	R	ER	SO	BB	IBB	HBP	BLK	WP	HR	S	P	ERA	WHIP
Fred Norman, L ERA: 3.45	(1, 1)	9.0	W	37	8	1	1	5	3	0	0	0	0	0	44	56	1.00	1.222

PITCHER	IP	WLS	BF	H	R	ER	SO	BB	IBB	HBP	BLK	WP	HR	S	P	ERA	WHIP

BOTTOM

Cincinnati Reds @ Los Angeles Dodgers

Dodger Stadium, Los Angeles, CA

Sun May 29 1977, 3:33 AM PDT

Att. 52,889 - Unknown

livebaseballscorecards.com

AB	34
R	1
H	8
RBI	1
BB	3
SO	5
LOB	15

Batter	1	2	3	4	5	6	7	8	9	AB	R	H	RBI	BB	SO	LOB
Davey Lopes, R (1, 4) OBP: 0.380, SLG: 0.425	S S S 0-3 ① K		S S S 0-3 ② K			x 0-0 ① F8		x 0-0 ① F7		4	0	0	0	0	2	1
Ted Martinez, R (1, 6) OBP: 0.292, SLG: 0.458	S S S 0-3 ② K		S S S 0-3 ③ K			x 0-0 ② 1-3		x 0-0 ② F8		4	0	0	0	0	2	1
Reggie Smith, S (1, 9) OBP: 0.435, SLG: 0.645	x 0-0 ③ 4-3			x 0-0 SF9 3B		x 0-0 ③ F7		B B B B 4-0 BB		3	1	1	0	1	0	0
Ron Cey, R (1, 5) OBP: 0.449, SLG: 0.628		x 0-0 G3 1B		S S S 0-3 ① K			x 0-0 ① F2	x 0-0 ③ F4		4	0	1	0	0	1	2
Steve Garvey, R (1, 3) OBP: 0.348, SLG: 0.495		S S S 0-3 ① K		x 0-0 ② SF9 3-H			x 0-0 HR 1B		B B B B 4-0 1B 4-3 BB	2	1	1	1	1	1	1
Rick Monday, L (1, 8) OBP: 0.367, SLG: 0.453		x 0-0 ② G3 1-2		x 0-0 ③ 6-3			x 0-0 ② F7		x 0-0 ① 4-3 1-2	4	0	0	0	0	0	3
Dusty Baker Jr., R (1, 7) OBP: 0.391, SLG: 0.558		x 0-0 ③ F5			x 0-0 ① 6-3		x 0-0 1-H HR		x 0-0 2-3 1B	4	1	2	2	0	0	1
Steve Yeager, R (1, 2) OBP: 0.363, SLG: 0.474 Ed Goodson, L (9, PH) OBP: 0.111, SLG: 0.059			B B B B 4-0 SH5-4 BB		x 0-0 ② F9		H 1-0 HBP		x 0-0 ② F9	1 1	0 0	0 0	0 0	1 0	0 0	0 2
Doug Rau, L (1, 1) OBP: 0.192, SLG: 0.167 Boog Powell, L (7, PH) OBP: 0.375, SLG: 0.286 Elias Sosa, R (7, 1) John Hale, L (9, PH) OBP: 0.351, SLG: 0.364			x 0-0 ① SH5-4 1-2		x 0-0 ③ 4-3		x 0-0 ③ 4-3		S S S 0-3 ③ K	1 1 0 1	0 0 0 0	0 0 0 0	0 0 0 0	0 0 0 1	0 1 0 2	0 1 0 2
Inning Stats	R: 0 E: 0 K: 2 S: 7 H: 0 LOB: 0 BB: 0 P: 7	R: 0 E: 0 K: 1 S: 6 H: 1 LOB: 1 BB: 0 P: 6	R: 0 E: 0 K: 2 S: 7 H: 0 LOB: 1 BB: 1 P: 11	R: 1 E: 0 K: 1 S: 6 H: 1 LOB: 0 BB: 0 P: 6	R: 0 E: 0 K: 0 S: 3 H: 0 LOB: 0 BB: 0 P: 3	R: 0 E: 0 K: 0 S: 3 H: 0 LOB: 0 BB: 0 P: 3	R: 2 E: 0 K: 0 S: 5 H: 2 LOB: 1 BB: 0 P: 6	R: 0 E: 0 K: 0 S: 3 H: 0 LOB: 1 BB: 1 P: 7	R: 0 E: 0 K: 1 S: 6 H: 1 LOB: 2 BB: 1 P: 10	1B: 3 2B: 0 3B: 1 HR: 1 SF: 1 SAC: 1 DP: 0 HBP: 1						

PITCHER	IP	WLS	BF	H	R	ER	SO	BB	IBB	HBP	BLK	WP	HR	S	P	ERA	WHIP
Joaquin Andujar, R (1, 1) ERA: 4.19	8.1	W	34	5	3	3	6	3	0	1	0	0	1	42	55	3.24	0.960
Ken Forsch, R (9, 1) ERA: 2.67	0.2	S	2	0	0	0	1	0	0	0	0	0	0	4	4	0.00	0.000

PITCHER	IP	WLS	BF	H	R	ER	SO	BB	IBB	HBP	BLK	WP	HR	S	P	ERA	WHIP

TOP

Los Angeles Dodgers @ Houston Astros

Astrodome, Houston, TX

Mon May 30 1977, 8:05 PM EDT

Att. 14,258 - Dome

livebaseballscorecards.com

AB	30
R	3
H	5
RBI	3
BB	3
SO	7
LOB	14

WP: 0 PB: 0 SB: 0 CS: 0 PA: 36

BOTTOM

Los Angeles Dodgers @ Houston Astros

Astrodome, Houston, TX

Mon May 30 1977, 8:05 PM EDT

Att. 14,258 - Dome

livebaseballscorecards.com

Batter	1	2	3	4	5	6	7	8	9	AB	R	H	RBI	BB	SO	LOB
Cesar Cedeno, R (1, 8) OBP: 0.317, SLG: 0.275	1-3	E HBP 1-2 3-H 1B		1-3 1B			6-3			4	0	2	1	0	0	0
Julio Gonzalez, R (1, 6) OBP: 0.303, SLG: 0.343	F9	L6-4 E 1-2 2-3 HBP		K			4-3			3	0	0	0	0	1	1
Jose Cruz, L (1, 9) OBP: 0.320, SLG: 0.398	2B	E6 1-2 2-3 3-H			4-3 3-5 2B			E4 WP 2B		4	1	2	1	0	0	2
Joe Ferguson, R (1, 2) OBP: 0.393, SLG: 0.493	1-3	L6-4 2-3			4-3 2-3			F7 1-2		4	0	0	0	0	0	6
Bob Watson, R (1, 3) OBP: 0.350, SLG: 0.430 Wilbur Howard, S (3, 7) OBP: 0.235, SLG: 0.303		BB 1B 1B	B B B B F8 S BB		3-5 3-Hf			F7		1 2	1 0	1 0	0 0	0 1	0 0	0 2
Cliff Johnson, R (1, 7) OBP: 0.410, SLG: 0.626 (3, 3)		B B B B 1B 1-2 1B BB	F8 1-3			K		2-H 2B		3	1	1	1	1	1	1
Enos Cabell, R (1, 5) OBP: 0.294, SLG: 0.395		1B 1-3 2-H 1B	K			F8		5-3		4	1	1	1	0	1	1
Art Howe, R (1, 4) OBP: 0.347, SLG: 0.438		HBP 1B E 2-3 3-H 1B		FC2-6 1B		K				3	1	2	1	0	1	0
Joaquin Andujar, S (1, 1) OBP: 0.261, SLG: 0.273 Ken Forsch, R (9, 1)	K			FC2-6 1B 1-2f			K			3 0	0 0	0 0	0 0	0 0	2 0	3 0
Inning Stats	R: 0 H: 1 E: 0 LOB: 1 K: 0 BB: 0 S: 4 P: 4	R: 4 H: 4 E: 1 LOB: 2 K: 1 BB: 1 S: 9 P: 14	R: 0 H: 0 E: 0 LOB: 0 K: 1 BB: 1 S: 4 P: 8	R: 0 H: 2 E: 0 LOB: 1 K: 1 BB: 0 S: 6 P: 6	R: 0 H: 1 E: 0 LOB: 0 K: 0 BB: 0 S: 3 P: 3	R: 0 H: 0 E: 0 LOB: 0 K: 2 BB: 0 S: 7 P: 7	R: 0 H: 0 E: 0 LOB: 0 K: 1 BB: 0 S: 5 P: 5	R: 1 H: 1 E: 1 LOB: 1 K: 0 BB: 0 S: 5 P: 5		1B: 6 SF: 0 2B: 5 SAC: 0 3B: 0 DP: 2 HR: 0 HBP: 1						

	AB	31
	R	5
	H	9
	RBI	5
	BB	2
	SO	6
	LOB	16

PITCHER		IP	WLS	BF	H	R	ER	SO	BB	IBB	HBP	BLK	WP	HR	S	P	ERA	WHIP
Doug Rau, L ERA: 4.19	(1, 1)	6.0	L	26	8	4	4	5	2	0	1	0	0	0	33	42	6.00	1.667
Elias Sosa, R ERA: 4.97	(7, 1)	2.0		8	1	1	0	1	0	0	0	0	1	0	10	10	0.00	0.500

PITCHER	IP	WLS	BF	H	R	ER	SO	BB	IBB	HBP	BLK	WP	HR	S	P	ERA	WHIP

Batter	1	2	3	4	5	6	7	8	9	AB	R	H	RBI	BB	SO	LOB
Davey Lopes, R (1, 4) OBP: 0.377, SLG: 0.421	5-3		1B	F8	1-3					4	0	1	0	0	0	1
Ted Martinez, R (1, 6) OBP: 0.321, SLG: 0.464	1B 2B 1B		1-2 1B	4-3				L6		4	1	2	0	0	0	0
Reggie Smith, S (1, 9) OBP: 0.431, SLG: 0.635	1-3 S 2B 1B		L9	3-1				F3		4	1	1	0	0	0	2
Ron Cey, R (1, 5) OBP: 0.440, SLG: 0.613	S S S 1-2 K		L7		6-3			F7		4	0	0	0	0	1	4
Steve Garvey, R (1, 3) OBP: 0.346, SLG: 0.495	2-H 3-H 2B		S S S K		5-3				F9	4	0	1	2	0	1	2
Rick Monday, L (1, 8) OBP: 0.365, SLG: 0.445	1-3			F7	4-3				B B B B BB	3	0	0	0	1	0	1
Dusty Baker Jr., R (1, 7) OBP: 0.394, SLG: 0.557		F8	1B			SH1-4 1B			F9	4	0	2	0	0	0	1
Steve Yeager, R (1, 2) OBP: 0.360, SLG: 0.464		B B B B CS BB		F7		F8			F8	3	0	0	0	1	0	3
Burt Hooton, R (1, 1) OBP: 0.200, SLG: 0.240		1-2 F6		G3		SH1-4 1-2				2	0	0	0	0	0	2
Stan Wall, L (7, 1)										0	0	0	0	0	0	0
Mike Garman, R (7, 1)										0	0	0	0	0	0	0
Inning Stats	R: 2 E: 0 K: 1 S: 8 H: 3 LOB: 1 BB: 0 P: 8	R: 0 E: 0 K: 0 S: 2 H: 0 LOB: 0 BB: 1 P: 6	R: 0 E: 0 K: 1 S: 7 H: 2 LOB: 2 BB: 0 P: 7	R: 0 E: 0 K: 0 S: 4 H: 1 LOB: 1 BB: 0 P: 4	R: 0 E: 0 K: 0 S: 3 H: 0 LOB: 0 BB: 0 P: 3	R: 0 E: 0 K: 0 S: 3 H: 0 LOB: 0 BB: 0 P: 3	R: 0 E: 0 K: 0 S: 4 H: 1 LOB: 1 BB: 0 P: 4	R: 0 E: 0 K: 0 S: 3 H: 0 LOB: 0 BB: 0 P: 3	R: 0 E: 0 K: 0 S: 3 H: 0 LOB: 1 BB: 1 P: 7	1B: 6 2B: 1 3B: 0 HR: 0	SF: 0 SAC: 1 DP: 0 HBP: 0					

TOP

Los Angeles Dodgers @ Houston Astros

Astrodome, Houston, TX

Tue May 31 1977, 8:05 PM EDT

Att. 10,345 - Dome

livebaseballscorecards.com

AB	32
R	2
H	7
RBI	2
BB	2
SO	2
LOB	16

WP: 0 PB: 0 SB: 1 CS: 1 PA: 35

PITCHER		IP	WLS	BF	H	R	ER	SO	BB	IBB	HBP	BLK	WP	HR	S	P	ERA	WHIP
J.R. Richard, R ERA: 2.8	(1, 1)	9.0	W	35	7	2	2	2	2	0	0	0	0	0	37	45	2.00	1.000

PITCHER	IP	WLS	BF	H	R	ER	SO	BB	IBB	HBP	BLK	WP	HR	S	P	ERA	WHIP

BOTTOM

Los Angeles Dodgers @ Houston Astros

Astrodome, Houston, TX

Tue May 31 1977, 8:05 PM EDT

Att. 10,345 - Dome

livebaseballscorecards.com

Batter	1	2	3	4	5	6	7	8	9	AB	R	H	RBI	BB	SO	LOB
Cesar Cedeno, R (1, 8) OBP: 0.316, SLG: 0.270	5-3		F7		F9		1B 1B IBB			3	1	0	0	1	0	2
Julio Gonzalez, R (1, 6) OBP: 0.302, SLG: 0.341	K			6-3	6-3		1B 1B 1B 1-3 2-H			4	1	1	1	0	1	2
Willie Crawford, L (1, 7) OBP: 0.341, SLG: 0.351 Wilbur Howard, S (8, 9) OBP: 0.235, SLG: 0.303	1-3			F9		BB 1B 1B	1B 1B 2-3 3-H			4 0	1 0	2 0	1 0	0 0	0 0	0 0
Joe Ferguson, R (1, 2) OBP: 0.401, SLG: 0.514		BB WP S		HR		PO 1B BB 1-2	K			2	1	1	1	2	1	2
Cliff Johnson, R (1, 3) OBP: 0.413, SLG: 0.619		K 1-3		BB		F8	1B 1-3 3-H			3	0	1	1	1	1	3
Art Gardner, L (1, 9) OBP: 0.167, SLG: 0.143 Ken Boswell, L (6, PH) OBP: 0.395, SLG: 0.344 Leon Roberts, R (7, 9) OBP: 0.167, SLG: 0.118 (8, 7)	1-3		K	K	K	5-3				2 1 1	0 0 0	0 0 0	0 0 0	0 1 0	1 1 0	2 2 2
Enos Cabell, R (1, 5) OBP: 0.299, SLG: 0.394	5-3				HBP BB	1-2 2-H 1B		6-3		3	0	1	1	1	0	1
Art Howe, R (1, 4) OBP: 0.343, SLG: 0.424			F9		F8	PO 2-3	SH1-4 1B HBP	F7		3	1	0	0	0	0	1
J.R. Richard, R (1, 1) OBP: 0.138, SLG: 0.250			K		1-2 HBP		SH1-4 1-2	F4		2	0	0	0	0	1	0
Inning Stats	R: 0 H: 0 E: 0 LOB: 0 K: 1 BB: 0 S: 5 P: 5	R: 0 H: 0 E: 0 LOB: 1 K: 1 BB: 1 S: 5 P: 9	R: 0 H: 0 E: 0 LOB: 0 K: 1 BB: 0 S: 5 P: 5	R: 1 H: 1 E: 0 LOB: 1 K: 1 BB: 1 S: 6 P: 10	R: 0 H: 0 E: 0 LOB: 2 K: 0 BB: 1 S: 3 P: 8	R: 1 H: 2 E: 0 LOB: 1 K: 1 BB: 1 S: 6 P: 10	R: 3 H: 3 E: 0 LOB: 2 K: 1 BB: 1 S: 8 P: 13	R: 0 H: 0 E: 0 LOB: 0 K: 0 BB: 0 S: 3 P: 3		1B: 5 SF: 0 2B: 0 SAC: 1 3B: 0 DP: 0 HR: 1 HBP: 2				WP: 1 PA: 37 PB: 0 SB: 1 CS: 0		

	AB	28
	R	5
	H	6
	RBI	5
	BB	5
	SO	6
	LOB	17

PITCHER		IP	WLS	BF	H	R	ER	SO	BB	IBB	HBP	BLK	WP	HR	S	P	ERA	WHIP
Burt Hooton, R ERA: 2.97	(1, 1)	6.1	L	29	4	5	5	5	4	1	2	0	1	1	32	54	7.11	1.263
Stan Wall, L ERA: 4.3	(7, 1)	0.0		1	1	0	0	0	0	0	0	0	0	0	1	1	∞	∞
Mike Garman, R ERA: 2.25	(7, 1)	1.2		6	1	0	0	1	0	0	0	0	0	0	8	8	0.00	0.600

PITCHER	IP	WLS	BF	H	R	ER	SO	BB	IBB	HBP	BLK	WP	HR	S	P	ERA	WHIP

Batter	1	2	3	4	5	6	7	8	9	AB	R	H	RBI	BB	SO	LOB
Davey Lopes, R (1, 4) OBP: 0.383, SLG: 0.420	BBBB 4-0 G6-3 BB		x 0-0 PB 1B 1B	x 0-0 ② L8			BBBB 4-0 SH1 BB		SSS 0-3 ① K	3	1	1	0	2	1	2
Ted Martinez, R (1, 6) OBP: 0.344, SLG: 0.469	x 0-0 ①② G6-3 1-2f		x 0-0 S 1B 1-H 1B	x 0-0 ③ FC6-4 1-2f			x 0-0 ① SH1 1-2		x 0-0 2B 1B 1B	4	2	2	1	0	0	3
Reggie Smith, S (1, 8) OBP: 0.435, SLG: 0.636	BBBB 4-0 E BB		x 0-0 ② F4 1-2		BBBB 4-0 2B BB		x 0-0 ② F5		x 0-0 1B 1-3 2B	3	2	1	0	2	0	2
Ron Cey, R (1, 5) OBP: 0.444, SLG: 0.616	x 0-0 E6 FC6-4 1-3		BBBB 4-0 1B BB		x 0-0 ① 1-H 2B		SSS 0-3 ③ K		x 0-0 1B 2-H 3-H 1B	4	1	2	3	1	1	2
Steve Garvey, R (1, 3) OBP: 0.343, SLG: 0.488	x 0-0 ③ FC6-4 1-2f		x 0-0 1-3 2-H 1B		x 0-0 ② F9			x 0-0 E6 G3	x 0-0 ② F8	5	0	1	1	0	0	3
John Hale, L (1, 9) OBP: 0.357, SLG: 0.351		BBBB 4-0 G4-6-3 BB	x 0-0 ③ F8		SSS 0-3 ③ K			x 0-0 ① G3 1-2	x 0-0 1B 2-H 1B	4	0	1	1	1	1	3
Dusty Baker Jr., R (1, 7) OBP: 0.385, SLG: 0.544		x 0-0 ①② G4-6-3 1-2f	SSS 0-3 ① K	x 0-0 ① F7				x 0-0 ② 5-3	x 0-0 ③ 1-3 1B	4	0	0	0	0	1	2
Lee Lacy, R (8, 7) OBP: 0.340, SLG: 0.519										1	0	1	0	0	0	0
Johnny Oates, L (1, 2) OBP: 0.350, SLG: 0.306		x 0-0 ③ F4	x 0-0 1B 1B	x 0-0 ② 4-3				4-0 IBB		3	0	1	0	1	0	0
Tommy John, R (1, 1) OBP: 0.174, SLG: 0.174			x 0-0 ① F1	x 0-0 ③ FC6-4 1-2 1B				SSS 0-3 ③ K		3	0	1	0	0	0	0
Charlie Hough, R (7, 1) OBP: 0.154, SLG: 0.333										1	0	0	0	0	1	2
Inning Stats	R: 0 E: 1 K: 0 S: 3 / H: 0 LOB: 2 BB: 2 P: 11	R: 0 E: 0 K: 0 S: 2 / H: 0 LOB: 0 BB: 1 P: 6	R: 2 E: 0 K: 0 S: 6 / H: 3 LOB: 2 BB: 1 P: 10	R: 0 E: 0 K: 1 S: 7 / H: 2 LOB: 2 BB: 0 P: 7	R: 1 E: 0 K: 1 S: 5 / H: 1 LOB: 0 BB: 1 P: 9	R: 0 E: 0 K: 0 S: 3 / H: 0 LOB: 0 BB: 0 P: 3	R: 0 E: 0 K: 1 S: 5 / H: 0 LOB: 1 BB: 1 P: 9	R: 0 E: 1 K: 1 S: 6 / H: 0 LOB: 2 BB: 1 P: 10	R: 3 E: 0 K: 1 S: 9 / H: 5 LOB: 2 BB: 0 P: 9	1B: 9 2B: 2 3B: 0 HR: 0 / SF: 0 SAC: 1 DP: 2 HBP: 0							

TOP

Los Angeles Dodgers @ Houston Astros

Astrodome, Houston, TX

Wed Jun 01 1977, 8:05 PM EDT

Att. 13,805 - Dome

livebaseballscorecards.com

AB	35
R	6
H	11
RBI	6
BB	7
SO	5
LOB	19

WP: 0 PB: 1 SB: 1 CS: 0 / PA: 43

PITCHER		IP	WLS	BF	H	R	ER	SO	BB	IBB	HBP	BLK	WP	HR	S	P	ERA	WHIP
Bo McLaughlin, R ERA: 3.38	(1, 1)	4.1	L	22	6	3	3	1	5	0	0	0	0	0	19	39	6.23	2.538
Joe Niekro, R ERA: 3.7	(5, 1)	3.2		14	0	0	0	3	1	1	0	0	0	0	18	26	0.00	0.273
Ken Forsch, R ERA: 3.38	(9, 1)	1.0		7	5	3	3	1	0	0	0	0	0	0	9	9	27.00	5.000

PITCHER	IP	WLS	BF	H	R	ER	SO	BB	IBB	HBP	BLK	WP	HR	S	P	ERA	WHIP

Batter	1	2	3	4	5	6	7	8	9	AB	R	H	RBI	BB	SO	LOB
Cesar Cedeno, R (1, 8) OBP: 0.326, SLG: 0.285	4-3			S SF8 2B		SH2-4 1B 1-2		BB F2 S		3	1	2	0	1	0	0
Julio Gonzalez, R (1, 6) OBP: 0.297, SLG: 0.337	4-3			SF8 2-H		SH2-4 1-2 2-3		F2 1-3		2	0	0	1	0	0	1
Willie Crawford, L (1, 7) OBP: 0.326, SLG: 0.333	4-3			K		K			K	4	0	0	0	0	3	2
Joe Ferguson, R (1, 2) OBP: 0.398, SLG: 0.507		CS 1B		F8		5-3			F8	4	0	1	0	0	0	2
Cliff Johnson, R (1, 3) OBP: 0.401, SLG: 0.598		L5 1-2			K		K		K	4	0	0	0	0	3	1
Enos Cabell, R (1, 5) OBP: 0.305, SLG: 0.417		6-3			G5-3 2B		3B			3	1	2	0	0	0	0
Leon Roberts, R (1, 9) OBP: 0.143, SLG: 0.100			6-3		G5-3 2-H		K			3	0	0	1	0	1	1
Art Howe, R (1, 4) OBP: 0.333, SLG: 0.411			6-3		F9		5-3			3	0	0	0	0	0	1
Bo McLaughlin, R (1, 1) Joe Niekro, R (5, 1) OBP: 0.333, SLG: 0.333 Ken Boswell, L (8, PH) OBP: 0.385, SLG: 0.333 Ken Forsch, R (9, 1)			K			SH2-4 1B		4-3		1 1 1 0	0 0 0 0	0 1 0 0	0 0 0 0	0 0 0 0	1 0 0 0	0 0 0 0
Inning Stats	R: 0 E: 0 K: 0 S: 3 H: 0 LOB: 0 BB: 0 P: 3	R: 0 E: 0 K: 0 S: 3 H: 1 LOB: 0 BB: 0 P: 3	R: 0 E: 0 K: 1 S: 5 H: 0 LOB: 0 BB: 0 P: 5	R: 1 E: 0 K: 1 S: 6 H: 1 LOB: 0 BB: 0 P: 6	R: 1 E: 0 K: 1 S: 6 H: 1 LOB: 0 BB: 0 P: 6	R: 0 E: 0 K: 1 S: 7 H: 2 LOB: 2 BB: 0 P: 7	R: 0 E: 0 K: 2 S: 8 H: 1 LOB: 1 BB: 0 P: 8	R: 0 E: 0 K: 0 S: 2 H: 0 LOB: 0 BB: 1 P: 6	R: 0 E: 0 K: 2 S: 7 H: 0 LOB: 0 BB: 0 P: 7	1B: 3 2B: 2 3B: 1 HR: 0	SF: 1 SAC: 1 DP: 0 HBP: 0			WP: 0 PB: 0 SB: 2 CS: 1		PA: 32	

PITCHER	IP	WLS	BF	H	R	ER	SO	BB	IBB	HBP	BLK	WP	HR	S	P	ERA	WHIP
Tommy John, L (1, 1) ERA: 3.52	6.0	W	22	5	2	2	4	0	0	0	0	0	0	30	30	3.00	0.833
Charlie Hough, R (7, 1) ERA: 2.11	3.0	S	10	1	0	0	4	1	0	0	0	0	0	17	21	0.00	0.667

PITCHER	IP	WLS	BF	H	R	ER	SO	BB	IBB	HBP	BLK	WP	HR	S	P	ERA	WHIP

BOTTOM

Los Angeles Dodgers @ Houston Astros

Astrodome, Houston, TX

Wed Jun 01 1977, 8:05 PM EDT

Att. 13,805 - Dome

livebaseballscorecards.com

AB	29
R	2
H	6
RBI	2
BB	1
SO	8
LOB	8

Batter	1	2	3	4	5	6	7	8	9	10	11	AB	R	H	RBI	BB	SO	LOB
Gene Richards, L (1, 7) OBP: 0.322, SLG: 0.311	SH1-3 1B		4-3			E S FC1-2 1B		1-3 1-2		FC6 1-2f		5	0	2	0	0	0	2
Bill Almon, R (1, 6) OBP: 0.269, SLG: 0.291	SH1-3 1-2		5-3			FC1-2 1-H		F9		F8		2	0	0	0	0	0	1
Bobby Valentine, R (8, PH) OBP: 0.304, SLG: 0.317 (8, 6)												2	0	0	0	0	0	2
Mike Ivie, R (1, 3) OBP: 0.337, SLG: 0.464	F8			G3		F7		F9			6-3	5	0	0	0	0	0	3
Dave Winfield, R (1, 9) OBP: 0.366, SLG: 0.557	5-3			F9			2B		F3		HR	5	1	2	1	0	0	1
George Hendrick, R (1, 8) OBP: 0.382, SLG: 0.479		5-3		P2			K		1B		K	5	0	1	0	0	2	1
Doug Rader, R (1, 5) OBP: 0.397, SLG: 0.452		F9			P6		5-3		F9		F3	5	0	0	0	0	0	2
Gene Tenace, R (1, 2) OBP: 0.378, SLG: 0.357		FC6-4 BB			5-3		FC6 IBB		F5			2	0	0	0	2	0	1
Rollie Fingers, R (9, 1)												0	0	0	0	0	0	0
Mike Champion, R (1, 4) OBP: 0.284, SLG: 0.306		FC6-4 1-2f			F9		FC6 1-2f			K		2	0	0	0	0	0	1
Jerry Turner, L (7, PH) OBP: 0.328, SLG: 0.411												1	0	0	0	0	0	2
Gary Sutherland, R (7, 4) OBP: 0.459, SLG: 0.588												1	0	0	0	0	1	0
Randy Jones, R (1, 1) OBP: 0.261, SLG: 0.238			K			5-3		1-3 1B		FC6 HBP		2	0	0	0	0	1	0
Rick Sawyer, R (7, 1) OBP: 0.350, SLG: 0.188												0	0	0	0	0	0	0
Merv Rettenmund, R (8, PH) OBP: 0.474, SLG: 0.559												1	0	1	0	0	0	0
Dan Spillner, R (8, 1)												0	0	0	0	0	0	0
Dave Roberts, R (9, 2) OBP: 0.275, SLG: 0.297												0	0	0	0	0	0	0
Inning Stats	R: 0 E: 0 K: 0 S: 4 H: 1 LOB: 1 BB: 0 P: 4	R: 0 E: 0 K: 0 S: 3 H: 0 LOB: 1 BB: 1 P: 7	R: 0 E: 0 K: 1 S: 5 H: 0 LOB: 0 BB: 0 P: 5	R: 0 E: 0 K: 0 S: 3 H: 0 LOB: 0 BB: 0 P: 3	R: 0 E: 0 K: 0 S: 3 H: 0 LOB: 0 BB: 0 P: 3	R: 0 E: 0 K: 0 S: 4 H: 1 LOB: 1 BB: 0 P: 4	R: 0 E: 0 K: 1 S: 6 H: 1 LOB: 2 BB: 1 P: 10	R: 0 E: 0 K: 0 S: 4 H: 1 LOB: 1 BB: 0 P: 4	R: 0 E: 0 K: 0 S: 4 H: 1 LOB: 1 BB: 0 P: 4	R: 0 E: 1 K: 1 S: 5 H: 0 LOB: 1 BB: 0 P: 6	R: 1 E: 0 K: 1 S: 6 H: 1 LOB: 0 BB: 0 P: 6	1B: 4 2B: 1 3B: 0 HR: 1 SF: 0 SAC: 1 DP: 0 HBP: 1	WP: 0 PB: 0 SB: 1 CS: 0	PA: 42				

PITCHER	IP	WLS	BF	H	R	ER	SO	BB	IBB	HBP	BLK	WP	HR	S	P	ERA	WHIP
Don Sutton, R (1, 1) ERA: 2.91	9.0		34	5	0	0	2	1	1	0	0	0	0	36	44	0.00	0.667
Charlie Hough, R (10, 1) ERA: 2.2	2.0	L	8	1	1	1	2	0	0	1	0	0	1	11	12	4.50	0.500

PITCHER	IP	WLS	BF	H	R	ER	SO	BB	IBB	HBP	BLK	WP	HR	S	P	ERA	WHIP

TOP

San Diego Padres @ Los Angeles Dodgers

Dodger Stadium, Los Angeles, CA

Fri Jun 03 1977, 7:05 PM PDT
Att. 43,691 - Unknown

livebaseballscorecards.com

AB	38
R	1
H	6
RBI	1
BB	2
SO	4
LOB	16

Batter	1	2	3	4	5	6	7	8	9	10	11	AB	R	H	RBI	BB	SO	LOB
Davey Lopes, R (1, 4) OBP: 0.379, SLG: 0.411	4-3		5-3			5-3		6-3		BBB 4-0 SH3-4 BB		4	0	0	0	1	0	0
Bill Russell, R (1, 6) OBP: 0.276, SLG: 0.296	1-3			F9		F9		SSS 0-3 K		0-0 SH3-4 1-2		4	0	0	0	0	1	0
Reggie Smith, S (1, 9) OBP: 0.434, SLG: 0.627	E4 1B			F9		L7		F7		IIII 4-0 IBB		4	0	1	0	1	0	0
Ron Cey, R (1, 5) OBP: 0.445, SLG: 0.609 Ted Martinez, R (9, PR) OBP: 0.344, SLG: 0.469 (10, 5) Lee Lacy, R (10, PH) OBP: 0.333, SLG: 0.509 (11, 5)	F7			6-3			BBBB 4-0 IBB SH1-3 BB		BBBB 4-0 BB SH1-3 BB	0-0 P3		2 0 1	0 0 0	0 0 0	0 0 0	2 0 0	0 0 0	1 0 2
Steve Garvey, R (1, 3) OBP: 0.338, SLG: 0.481		6-3			4-3		SH1-3 1-2		SH1-3 1-2	SSS 0-3 K		3	0	0	0	0	1	2
Dusty Baker Jr., R (1, 7) OBP: 0.381, SLG: 0.534		F9			FC6-4 1B		F9		L9		4-3	5	0	1	0	0	0	3
Glenn Burke, R (1, 8) Manny Mota, R (9, PH) OBP: 0.500, SLG: 0.400 Johnny Oates, L (10, 2) OBP: 0.341, SLG: 0.297		1-3			FC6-4 S 1-2f		IBB	BBBB 4-0 BB			P6	2 0 1	0 0 0	0 0 0	0 0 0	1 1 0	0 0 0	1 0 0
Steve Yeager, R (1, 2) OBP: 0.366, SLG: 0.461 Boog Powell, L (9, PH) OBP: 0.412, SLG: 0.286 John Hale, L (9, PR) OBP: 0.357, SLG: 0.351 Charlie Hough, R (10, 1) OBP: 0.154, SLG: 0.333 Ed Goodson, L (11, PH) OBP: 0.105, SLG: 0.056			6-3		IBB 1-2		IBB 1-2 2-3	BBBB 4-0 IBB 1-2 2-3			F9	1 0 0 0 1	0 0 0 0 0	0 0 0 0 0	0 0 0 0 0	2 1 0 0 0	0 0 0 0 0	0 0 0 0 0
Don Sutton, R (1, 1) OBP: 0.222, SLG: 0.167 Rick Monday, L (9, PH) OBP: 0.363, SLG: 0.443 (10, 8)			5-3		6-3		4-3		SSS 0-3 K			3 1	0 0	0 0	0 0	0 1	0 3	5 3
Inning Stats	R: 0 H: 1 E: 1 LOB: 1 K: 0 BB: 0 S: 4 P: 4	R: 0 H: 0 E: 0 LOB: 0 K: 0 BB: 0 S: 3 P: 3	R: 0 H: 0 E: 0 LOB: 0 K: 0 BB: 0 S: 3 P: 3	R: 0 H: 0 E: 0 LOB: 0 K: 0 BB: 0 S: 3 P: 3	R: 0 H: 1 E: 0 LOB: 2 K: 0 BB: 1 S: 4 P: 8	R: 0 H: 0 E: 0 LOB: 0 K: 0 BB: 0 S: 3 P: 3	R: 0 H: 0 E: 0 LOB: 3 K: 0 BB: 3 S: 3 P: 15	R: 0 H: 0 E: 0 LOB: 0 K: 1 BB: 0 S: 5 P: 5	R: 0 H: 0 E: 0 LOB: 3 K: 1 BB: 3 S: 5 P: 17	R: 0 H: 0 E: 0 LOB: 2 K: 1 BB: 2 S: 5 P: 13	R: 0 H: 0 E: 0 LOB: 0 K: 0 BB: 0 S: 3 P: 3	1B: 2 SF: 0 2B: 0 SAC: 3 3B: 0 DP: 0 HR: 0 HBP: 0						

PITCHER		IP	WLS	BF	H	R	ER	SO	BB	IBB	HBP	BLK	WP	HR	S	P	ERA	WHIP
Randy Jones, L ERA: 4.05	(1, 1)	6.0		22	2	0	0	0	1	1	0	0	0	0	20	28	0.00	0.500
Rick Sawyer, R ERA: 5.34	(7, 1)	1.0		5	0	0	0	0	0	2	0	0	0	0	3	11	0.00	0.000
Dan Spillner, R ERA: 3.95	(8, 1)	1.2		7	0	0	0	1	2	0	0	0	0	0	7	15	0.00	1.200
Rollie Fingers, R ERA: 2.15	(9, 1)	2.1	W	10	0	0	0	2	2	1	0	0	0	0	11	23	0.00	0.857

PITCHER	IP	WLS	BF	H	R	ER	SO	BB	IBB	HBP	BLK	WP	HR	S	P	ERA	WHIP

BOTTOM

San Diego Padres @ Los Angeles Dodgers

Dodger Stadium, Los Angeles, CA

Fri Jun 03 1977, 7:05 PM PDT

Att. 43,691 - Unknown

livebaseballscorecards.com

AB	32
R	0
H	2
RBI	0
BB	9
SO	3
LOB	17

WP: 0 PA: 44
PB: 0
SB: 1
CS: 0

Batter	1	2	3	4	5	6	7	8	9	AB	R	H	RBI	BB	SO	LOB
Gene Richards, L (1, 7) OBP: 0.329, SLG: 0.315	BBBB 4-0 4-3 S 4-3 BB	SSS 0-3 ③ K			x 0-0 G6-4-3 1B		x 0-0 E8 1-3 1B		x 0-0 ② F7	4	1	2	0	1	1	3
Bill Almon, R (1, 6) OBP: 0.265, SLG: 0.286	x 0-0 ① 4-3 1-3		x 0-0 ① 2-3		x 0-0 ②③ G6-4-3 1-2f		x 0-0 ③ L4		x 0-0 FC6-4 1-2 3-H 1B	3	0	0	0	0	0	2
Bobby Valentine, R (7, PH) OBP: 0.313, SLG: 0.326										2	0	1	1	0	0	2
(7, 6)																
Mike Ivie, R (1, 3) OBP: 0.333, SLG: 0.455	x 0-0 ② 4-3 3-H		x 0-0 ② 3-1			x 0-0 1B		x 0-0 ① 4-3	x 0-0 ③ FC6-4 1-2f	5	0	1	1	0	0	2
Dave Winfield, R (1, 9) OBP: 0.364, SLG: 0.549	BBBB 4-0 S BB		SSS 0-3 ③ K			x 0-0 ① F9		x 0-0 ② 6-3		3	0	0	0	1	1	1
George Hendrick, R (1, 8) OBP: 0.379, SLG: 0.474	x 0-0 ③ 6-3 1-2			x 0-0 CS 1B		x 0-0 ② F9		x 0-0 ③ P6		4	0	1	0	0	0	2
Doug Rader, R (1, 5) OBP: 0.394, SLG: 0.444		x 0-0 ① F9		BBBB 4-0 ① WP 1-2 BB		x 0-0 ③ F8			x 0-0 ① L5	3	0	0	0	1	0	1
Gene Tenace, R (1, 2) OBP: 0.385, SLG: 0.386		x 0-0 HR		SSS 0-3 ② K 1-2			BBBB 4-0 G6-3 BB		x 0-0 1B 2B	3	2	2	1	1	1	1
Mike Champion, R (1, 4) OBP: 0.286, SLG: 0.308	x 0-0 SH2-4 1B			SSS 0-3 ③ K			x 0-0 ①② G6-3 1-2f		x 0-0 E5 1B 1B	2	0	1	0	0	1	1
Jerry Turner, L (7, PH) OBP: 0.325, SLG: 0.407										1	0	0	0	0	0	1
Paul Siebert, L (7, 1)										0	0	0	0	0	0	0
Rick Sawyer, R (8, 1) OBP: 0.350, SLG: 0.188										0	0	0	0	0	0	0
Dave Roberts, R (9, PH) OBP: 0.268, SLG: 0.289										1	1	0	0	0	0	1
Bob Owchinko, L (1, 1)	x 0-0 ② SH2-4 1-2				SSS 0-3 ① K		BBBB 4-0 E 1B BB		x 0-0 1B 1B 1-3 2-H	0	0	0	0	0	0	0
Dave Wehrmeister, R (2, 1)										0	0	0	0	0	0	0
Merv Rettenmund, R (5, PH) OBP: 0.468, SLG: 0.550										1	0	0	0	0	1	0
Dan Spillner, R (5, 1)										0	0	0	0	0	0	0
Gary Sutherland, R (7, PH) OBP: 0.487, SLG: 0.600										1	0	1	1	1	0	0
(7, 4)																
Inning Stats	R: 1 E: 0 K: 0 S: 3 H: 0 LOB: 1 BB: 2 P: 11	R: 1 E: 0 K: 1 S: 7 H: 2 LOB: 1 BB: 0 P: 7	R: 0 E: 0 K: 1 S: 5 H: 0 LOB: 0 BB: 0 P: 5	R: 0 E: 0 K: 2 S: 7 H: 1 LOB: 1 BB: 1 P: 11	R: 0 E: 0 K: 1 S: 5 H: 1 LOB: 0 BB: 0 P: 5	R: 0 E: 0 K: 0 S: 4 H: 1 LOB: 1 BB: 0 P: 4	R: 0 E: 1 K: 0 S: 3 H: 1 LOB: 2 BB: 2 P: 11	R: 0 E: 0 K: 0 S: 3 H: 0 LOB: 0 BB: 0 P: 3	R: 2 E: 1 K: 0 S: 7 H: 3 LOB: 2 BB: 0 P: 7	1B: 7 2B: 1 3B: 0 HR: 1 SF: 0 SAC: 1 DP: 2 HBP: 0							

TOP

San Diego Padres @ Los Angeles Dodgers

Dodger Stadium, Los Angeles, CA

Sat Jun 04 1977, 7:05 PM PDT

Att. 37,014 - Unknown

livebaseballscorecards.com

AB	33
R	4
H	9
RBI	4
BB	5
SO	5
LOB	17

WP: 1 PB: 0 SB: 2 CS: 1 PA: 39

PITCHER		IP	WLS	BF	H	R	ER	SO	BB	IBB	HBP	BLK	WP	HR	S	P	ERA	WHIP
Rick Rhoden, R ERA: 4.33	(1, 1)	6.2	W	28	6	2	2	5	5	0	0	0	1	1	33	53	2.70	1.650
Mike Garman, R ERA: 2.45	(7, 1)	2.1	S	11	3	2	1	0	0	0	0	0	0	0	11	11	3.86	1.286

PITCHER	IP	WLS	BF	H	R	ER	SO	BB	IBB	HBP	BLK	WP	HR	S	P	ERA	WHIP

Batter	1	2	3	4	5	6	7	8	9	AB	R	H	RBI	BB	SO	LOB
Davey Lopes, R (1, 4) OBP: 0.384, SLG: 0.410	K	FC6-4 1-3 1B		S BB		G3		E HBP BB		3	1	1	0	2	1	0
Bill Russell, R (1, 6) OBP: 0.274, SLG: 0.290	5-3	FC6-4 1-2f		1-2 BB		4-3		E5 HBP BB 1-3 1B		4	1	0	0	1	0	3
Reggie Smith, S (1, 9) OBP: 0.438, SLG: 0.641 John Hale, L (9, 9) OBP: 0.357, SLG: 0.351	HR 1B		3-1	L9			HR	HBP 1-2 1B BB		4 0	3 0	2 0	1 0	1 0	0 0	2 0
Ron Cey, R (1, 5) OBP: 0.448, SLG: 0.621 Ted Martinez, R (8, PR) OBP: 0.344, SLG: 0.469 (9, 5)	1-H HR		6-3		G5-4-3 BB		F8	1B 1-2 2-3 3-H 1B HBP		3 0	1 1	1 0	3 0	1 0	0 0	0 0
Steve Garvey, R (1, 3) OBP: 0.344, SLG: 0.493	1B		1B 3B		G5-4-3 1-2f		F8	WP 1-2 2-H 3-H 1B		5	1	3	2	0	0	1
Rick Monday, L (1, 8) OBP: 0.363, SLG: 0.443 Glenn Burke, R (1, PH) OBP: 0.625, SLG: 0.500 (2, 8)	F8		BLK S 3-H 1B		BB		1B	WP 1-2 2-H 1B		0 4	0 0	0 3	0 2	0 1	0 0	0 1
Dusty Baker Jr., R (1, 7) OBP: 0.376, SLG: 0.525		1B 1B	K 1-3	K			F9	4-3 1-2 2-3		5	0	1	0	0	2	5
Steve Yeager, R (1, 2) OBP: 0.363, SLG: 0.476		F9		K		HR		F2		4	1	1	1	0	1	1
Rick Rhoden, R (1, 1) OBP: 0.185, SLG: 0.222 Mike Garman, R (7, 1)		L9		4-3		F8		F2		3 1	0 0	0 0	0 0	0 0	0 0	1 0
Inning Stats	R: 2 E: 0 K: 1 S: 8 H: 3 LOB: 1 BB: 0 P: 8	R: 0 E: 0 K: 0 S: 5 H: 2 LOB: 2 BB: 0 P: 5	R: 1 E: 0 K: 1 S: 7 H: 2 LOB: 1 BB: 0 P: 7	R: 0 E: 0 K: 1 S: 5 H: 0 LOB: 2 BB: 2 P: 13	R: 0 E: 0 K: 1 S: 4 H: 0 LOB: 1 BB: 2 P: 12	R: 1 E: 0 K: 0 S: 4 H: 1 LOB: 0 BB: 0 P: 4	R: 1 E: 0 K: 0 S: 5 H: 2 LOB: 1 BB: 0 P: 5	R: 4 E: 1 K: 0 S: 6 H: 2 LOB: 3 BB: 2 P: 15		1B: 8 2B: 0 3B: 1 HR: 3 SF: 0 SAC: 0 DP: 1 HBP: 1						

PITCHER		IP	WLS	BF	H	R	ER	SO	BB	IBB	HBP	BLK	WP	HR	S	P	ERA	WHIP
Bob Owchinko, L ERA: 6.06	(1, 1)	1.2		10	5	2	2	1	0	0	0	0	0	1	12	12	10.80	3.000
Dave Wehrmeister, R ERA: 5.25	(2, 1)	2.1	L	11	2	1	1	2	2	0	0	1	0	0	13	21	3.86	1.714
Dan Spillner, R ERA: 3.99	(5, 1)	2.0		8	1	1	1	1	2	0	0	0	0	1	8	16	4.50	1.500
Paul Siebert, L ERA: 5.4	(7, 1)	1.2		10	2	4	2	0	2	0	0	0	0	1	8	16	10.80	2.400
Rick Sawyer, R ERA: 5.46	(8, 1)	0.1		4	2	1	0	0	0	0	1	0	1	0	3	4	0.00	6.000

PITCHER	IP	WLS	BF	H	R	ER	SO	BB	IBB	HBP	BLK	WP	HR	S	P	ERA	WHIP

BOTTOM

San Diego Padres @ Los Angeles Dodgers

Dodger Stadium, Los Angeles, CA

Sat Jun 04 1977, 7:05 PM PDT

Att. 37,014 - Unknown

livebaseballscorecards.com

AB	36
R	9
H	12
RBI	9
BB	6
SO	4
LOB	14

WP: 1 PA: 43
PB: 0
SB: 2
CS: 0

Batter	1	2	3	4	5	6	7	8	9	AB	R	H	RBI	BB	SO	LOB
Merv Rettenmund, R (1, 7) OBP: 0.452, SLG: 0.523	0-0 1B G4-6-3 1B	0-3 K			0-3 K		0-3 K		0-0 F9	5	1	1	0	0	3	0
Bill Almon, R (1, 6) OBP: 0.269, SLG: 0.286	0-0 G4-6-3 1-3 1B		0-0 F9		0-3 K		0-0 1-3		4-0 BB BB BB	4	0	1	0	1	1	0
Mike Ivie, R (1, 3) OBP: 0.347, SLG: 0.478 Gene Richards, L (9, PR) OBP: 0.329, SLG: 0.315	0-0 G4-6-3 1-2f 3-H		0-0 1B		0-0 HR			4-0 BB BB BB	4-0 BB 1-2 BB	3 0	1 0	2 0	1 0	2 0	0 0	1 0
Dave Winfield, R (1, 9) OBP: 0.369, SLG: 0.544	4-0 HBP BB BB		0-0 P6		4-0 BB			0-3 K	4-0 1-2 2-3 BB	2	0	0	0	3	1	2
George Hendrick, R (1, 8) OBP: 0.374, SLG: 0.463	4-0 HBP 1-2 BB		0-3 K		0-0 F9			0-0 F7	0-0 F8	4	0	0	0	1	1	6
Gene Tenace, R (1, 2) OBP: 0.391, SLG: 0.393	1-0 1-2 2-3 HBP			0-0 4-3 FC6-2 2B		0-0 F9		4-0 BB 1-2 BB		2	0	1	0	1	0	0
Bobby Valentine, R (1, 5) OBP: 0.294, SLG: 0.304 Jerry Turner, L (8, PH) OBP: 0.331, SLG: 0.407 Dan Spillner, R (8, 1)	0-3 K			0-0 4-3 2-3		0-0 F9		4-0 1-2 2-3 BB		3 0 0	0 0 0	0 0 0	0 0 0	0 1 0	1 0 0	4 0 0
Mike Champion, R (1, 4) OBP: 0.282, SLG: 0.303 Gary Sutherland, R (8, PH) OBP: 0.475, SLG: 0.583 (8, 4)		0-0 F8		0-0 FC6-2 3-H		0-0 G3		0-0 4-3		3 1	0 0	0 0	0 0	0 0	0 0	1 3
Tom Griffin, R (1, 1) OBP: 0.091, SLG: 0.273 Rick Sawyer, R (7, 1) OBP: 0.350, SLG: 0.188 Doug Rader, R (8, 5) OBP: 0.392, SLG: 0.441		0-3 K		0-0 5-3			0-0 G1		0-0 F9	3 0 1	0 0 0	0 0 0	0 0 0	1 0 0	1 0 0	1 0 0
Inning Stats	R: 1 H: 2 E: 0 LOB: 3 K: 1 BB: 2 S: 6 P: 15	R: 0 H: 0 E: 0 LOB: 0 K: 2 BB: 0 S: 7 P: 7	R: 0 H: 1 E: 0 LOB: 1 K: 1 BB: 0 S: 6 P: 6	R: 0 H: 1 E: 0 LOB: 1 K: 0 BB: 0 S: 4 P: 4	R: 1 H: 1 E: 0 LOB: 1 K: 2 BB: 1 S: 8 P: 12	R: 0 H: 0 E: 0 LOB: 0 K: 0 BB: 0 S: 3 P: 3	R: 0 H: 0 E: 0 LOB: 0 K: 1 BB: 0 S: 5 P: 5	R: 0 H: 0 E: 0 LOB: 3 K: 1 BB: 3 S: 5 P: 17	R: 0 H: 0 E: 0 LOB: 3 K: 0 BB: 3 S: 3 P: 15	1B: 3 SF: 0 2B: 1 SAC: 0 3B: 0 DP: 1 HR: 1 HBP: 1						WP: 0 PA: 41 PB: 0 SB: 0 CS: 0

PITCHER		IP	WLS	BF	H	R	ER	SO	BB	IBB	HBP	BLK	WP	HR	S	P	ERA	WHIP
Doug Rau, L ERA: 4.02	(1, 1)	7.0	W	29	5	2	2	7	3	0	1	0	0	1	39	52	2.57	1.143
Charlie Hough, R ERA: 2.12	(8, 1)	2.0	S	12	0	0	0	1	6	0	0	0	0	0	8	32	0.00	3.000

PITCHER	IP	WLS	BF	H	R	ER	SO	BB	IBB	HBP	BLK	WP	HR	S	P	ERA	WHIP

TOP

San Diego Padres @ Los Angeles Dodgers

Dodger Stadium, Los Angeles, CA

Sun Jun 05 1977, 3:33 AM PDT

Att. 42,697 - Unknown

livebaseballscorecards.com

AB	31
R	2
H	5
RBI	1
BB	9
SO	8
LOB	18

Batter	1	2	3	4	5	6	7	8	9	AB	R	H	RBI	BB	SO	LOB
Davey Lopes, R (1, 4) OBP: 0.381, SLG: 0.422	1-3		F8		1-H HR		FC6-4 WP S 1-2f			4	1	1	2	0	0	2
Bill Russell, R (1, 6) OBP: 0.269, SLG: 0.286	5-3		F9		5-3		SF9 1-2 3-H			3	0	0	1	0	0	0
Reggie Smith, S (1, 9) OBP: 0.444, SLG: 0.637	F8			BBBB FC3-6 BLK BB	BBBB FC5-4 BB		BBBB WP BB			1	0	0	0	3	0	0
Ron Cey, R (1, 5) OBP: 0.449, SLG: 0.622		4-3 WP 2B		BBBB FC3-6 1-2 BB	FC5-4 1-2f		SSS K 1-2 2-3			3	1	1	0	1	1	3
Steve Garvey, R (1, 3) OBP: 0.338, SLG: 0.484		4-3 2-3		P6		L8		SSS K		4	0	0	0	0	1	3
John Hale, L (1, 7) OBP: 0.370, SLG: 0.375		BBBB F8 WP BB		FC3-6 1-2f 2-3		4-3		4-3 2B		3	0	1	0	1	0	2
Glenn Burke, R (1, 8) OBP: 0.417, SLG: 0.300		F8 1-3 3-H		SSS K		6-3		4-3 2-3		4	0	0	0	0	1	4
Steve Yeager, R (1, 2) OBP: 0.372, SLG: 0.473		F7			BBBB FC1-6 BB		BBBB 1B SF9 BB	IIII IBB		1	1	0	0	3	0	1
Doug Rau, L (1, 1) OBP: 0.179, SLG: 0.154			F8		FC1-6 1-2f HR			FC6-4 1-3 1B	P5	2	1	0	0	0	0	1
Manny Mota, R (7, PH) OBP: 0.556, SLG: 0.500										1	0	1	0	0	0	0
Charlie Hough, R (8, 1) OBP: 0.143, SLG: 0.308										1	0	0	0	0	0	2
Inning Stats	R: 0 E: 0 K: 0 S: 3 H: 0 LOB: 0 BB: 0 P: 3	R: 1 E: 0 K: 0 S: 4 H: 1 LOB: 1 BB: 1 P: 8	R: 0 E: 0 K: 0 S: 3 H: 0 LOB: 0 BB: 0 P: 3	R: 0 E: 0 K: 1 S: 5 H: 0 LOB: 2 BB: 2 P: 13	R: 2 E: 0 K: 0 S: 4 H: 1 LOB: 1 BB: 2 P: 12	R: 0 E: 0 K: 0 S: 3 H: 0 LOB: 0 BB: 0 P: 3	R: 1 E: 0 K: 1 S: 6 H: 1 LOB: 2 BB: 2 P: 14	R: 0 E: 0 K: 1 S: 6 H: 1 LOB: 2 BB: 1 P: 10		1B: 1 2B: 2 3B: 0 HR: 1	SF: 1 SAC: 0 DP: 0 HBP: 0			WP: 2 PB: 0 SB: 1 CS: 0	PA: 36		

PITCHER		IP	WLS	BF	H	R	ER	SO	BB	IBB	HBP	BLK	WP	HR	S	P	ERA	WHIP
Tom Griffin, R ERA: 5.08	(1, 1)	6.0	L	27	3	4	4	1	6	0	0	1	1	1	23	47	6.00	1.500
Rick Sawyer, R ERA: 5.37	(7, 1)	1.0		4	0	0	0	1	1	0	0	0	1	0	5	9	0.00	1.000
Dan Spillner, R ERA: 3.86	(8, 1)	1.0		5	1	0	0	1	0	1	0	0	0	0	6	10	0.00	1.000

PITCHER	IP	WLS	BF	H	R	ER	SO	BB	IBB	HBP	BLK	WP	HR	S	P	ERA	WHIP

BOTTOM

San Diego Padres @ Los Angeles Dodgers

Dodger Stadium, Los Angeles, CA

Sun Jun 05 1977, 3:33 AM PDT

Att. 42,697 - Unknown

livebaseballscorecards.com

AB	27
R	4
H	4
RBI	3
BB	8
SO	3
LOB	18

Los Angeles Dodgers @ Chicago Cubs

Wrigley Field, Chicago, IL

Mon Jun 06 1977, 3:33 AM CDT

Att. 13,168 - Sunny - 54 F

livebaseballscorecards.com

TOP

Batter	1	2	3	4	5	6	7	8	9	AB	R	H	RBI	BB	SO	LOB
Davey Lopes, R (1, 4) OBP: 0.374, SLG: 0.413	L9		4-3			K		5-3		4	0	0	0	0	1	0
Bill Russell, R (1, 6) OBP: 0.269, SLG: 0.282	6-3		1-3			5-3		BB		3	0	0	0	1	0	0
Reggie Smith, S (1, 9) OBP: 0.440, SLG: 0.629	1B 1B			K			K	K		4	0	1	0	0	3	1
Ron Cey, R (1, 5) OBP: 0.450, SLG: 0.620	1-2 1B			L6			E6 1B WP		CS E 1B	4	1	2	0	0	0	0
Steve Garvey, R (1, 3) OBP: 0.336, SLG: 0.479	F8			F8			WP 1-3 1B		E4 1-2	4	0	1	0	0	0	3
Dusty Baker Jr., R (1, 7) OBP: 0.374, SLG: 0.516		6-3			K		BB 1-2 3-H		K 2-3	3	0	0	0	1	2	2
Glenn Burke, R (1, 8) OBP: 0.357, SLG: 0.250		F9			6-3		K		K	2	0	0	0	0	0	0
Boog Powell, L (7, PH) OBP: 0.389, SLG: 0.267										1	0	0	0	0	1	2
John Hale, L (7, 8) OBP: 0.362, SLG: 0.366										1	0	0	0	0	1	1
Steve Yeager, R (1, 2) OBP: 0.388, SLG: 0.466		K			K		4-3			2	0	0	0	0	2	0
Ed Goodson, L (7, PH) OBP: 0.100, SLG: 0.053										1	0	0	0	0	0	2
Stan Wall, L (7, 1)										0	0	0	0	0	0	0
Elias Sosa, R (7, 1)										0	0	0	0	0	0	0
Burt Hooton, R (1, 1) OBP: 0.185, SLG: 0.222			L6			K		P4		2	0	0	0	0	1	0
Johnny Oates, L (7, 2) OBP: 0.333, SLG: 0.289										1	0	0	0	0	0	0
Inning Stats	R: 0 E: 0 K: 0 S: 8 H: 2 LOB: 2 BB: 0 P: 9	R: 0 E: 0 K: 1 S: 5 H: 0 LOB: 0 BB: 0 P: 5	R: 0 E: 0 K: 0 S: 6 H: 0 LOB: 0 BB: 0 P: 7	R: 0 E: 0 K: 1 S: 5 H: 0 LOB: 0 BB: 0 P: 5	R: 0 E: 0 K: 2 S: 7 H: 0 LOB: 0 BB: 0 P: 7	R: 0 E: 0 K: 2 S: 7 H: 0 LOB: 0 BB: 0 P: 7	R: 1 E: 1 K: 2 S: 9 H: 1 LOB: 2 BB: 1 P: 13	R: 0 E: 0 K: 1 S: 9 H: 0 LOB: 1 BB: 1 P: 13	R: 0 E: 1 K: 2 S: 8 H: 1 LOB: 1 BB: 0 P: 8	1B: 4 2B: 1 3B: 0 HR: 0 SF: 0 SAC: 0 DP: 1 HBP: 0	WP: 1 PB: 0 SB: 0 CS: 1 PA: 34					

PITCHER		IP	WLS	BF	H	R	ER	SO	BB	IBB	HBP	BLK	WP	HR	S	P	ERA	WHIP
Rick Reuschel, R ERA: 3.13	(1, 1)	6.1	W	24	3	1	0	7	1	0	0	0	1	0	43	49	0.00	0.632
Bruce Sutter, R ERA: 0.9	(7, 1)	2.2	S	10	1	0	0	4	1	0	0	0	0	0	21	25	0.00	0.750

PITCHER	IP	WLS	BF	H	R	ER	SO	BB	IBB	HBP	BLK	WP	HR	S	P	ERA	WHIP

AB	32
R	1
H	4
RBI	0
BB	2
SO	11
LOB	11

BOTTOM

Los Angeles Dodgers @ Chicago Cubs

Wrigley Field, Chicago, IL

Mon Jun 06 1977, 3:33 AM CDT

Att. 13,168 - Sunny - 54 F

livebaseballscorecards.com

Batter	1	2	3	4	5	6	7	8	9	AB	R	H	RBI	BB	SO	LOB
Ivan De Jesus, R (1, 6) OBP: 0.327, SLG: 0.361	B B S S F F F F F 2-2 1B 1B		0-0 2B 1B 1B	0-0 ② 5-3 1-2		0-0 ③ F9		0-0 3B		5	1	3	0	0	0	2
Larry Biittner, L (1, 7) (8, 3) OBP: 0.339, SLG: 0.388	0-0 G3 1-3 1B		0-0 1B SF8 1-3 2B	0-0 ③ P6			B B B B 4-0 SH 1B BB	0-0 ③ P6		4	2	2	0	1	0	2
Bill Buckner, L (1, 3) Greg Gross, L (7, PR) (8, 7) OBP: 0.396, SLG: 0.458 OBP: 0.325, SLG: 0.308	0-0 ① G3 1-2		0-0 SF8 PB 2-3 3-H 1B		0-0 G4-6-3 1B		0-0 SH 1B 1-3 FC5-2-5-1			3 0	0 0	2 0	1 0	0 0	0 0	2 0
Bobby Murcer, L (1, 9) OBP: 0.360, SLG: 0.456	S S S 0-3 ② K		0-0 FC6-4 1-2 1B		0-0 ① ② G4-6-3 1-2f		0-0 IBB FC5-2-5-1 L5 2-3 3-H 1B			4	0	2	1	0	1	3
Jerry Morales, R (1, 8) OBP: 0.356, SLG: 0.461	0-0 ③ F8		0-0 ① SF8 2-3 3-H		0-0 2B		0-0 ① FC5-2-5-1 IBB 1-2 3-H			3	0	1	1	0	0	5
Manny Trillo, R (1, 4) OBP: 0.422, SLG: 0.554		0-0 G3 2B	S S S 0-3 ② K		0-0 ③ L6		I I I 4-0 1-2 2-3 IBB			3	0	1	0	1	1	3
Dave Rosello, R (1, 5) OBP: 0.219, SLG: 0.214		0-0 ① G3 2-3	0-0 ③ FC6-4 1-2f			B B S S F X 2-2 ① F9	0-0 ② ③ L5 3-H			4	0	0	0	0	0	6
George Mitterwald, R (1, 2) OBP: 0.340, SLG: 0.406		0-0 ② P6		0-0 S 1B		0-0 ② P3		0-0 ① 5-3		4	0	1	0	0	0	1
Rick Reuschel, R (1, 1) OBP: 0.222, SLG: 0.308 Bruce Sutter, R (7, 1)		0-0 ③ 6-3		0-0 ① B1		0-0 1B		B B S S F C 2-3 ② K		3 1	0 0	1 0	0 0	0 0	0 1	2 0
Inning Stats	R: 0 H: 2 E: 0 LOB: 2 K: 1 BB: 0 S: 14 P: 16	R: 0 H: 1 E: 0 LOB: 1 K: 0 BB: 0 S: 4 P: 4	R: 2 H: 4 E: 0 LOB: 2 K: 1 BB: 0 S: 9 P: 9	R: 0 H: 1 E: 0 LOB: 1 K: 0 BB: 0 S: 4 P: 4	R: 0 H: 2 E: 0 LOB: 1 K: 0 BB: 0 S: 4 P: 4	R: 0 H: 1 E: 0 LOB: 1 K: 0 BB: 0 S: 7 P: 9	R: 1 H: 1 E: 1 LOB: 2 K: 0 BB: 2 S: 4 P: 12	R: 0 H: 1 E: 0 LOB: 1 K: 1 BB: 0 S: 7 P: 9		1B: 9 SF: 1 2B: 4 SAC: 1 3B: 1 DP: 2 HR: 0 HBP: 0						WP: 0 PA: 38 PB: 1 SB: 1 CS: 0	

	AB	34
	R	3
	H	13
	RBI	3
	BB	2
	SO	3
	LOB	26

PITCHER		IP	WLS	BF	H	R	ER	SO	BB	IBB	HBP	BLK	WP	HR	S	P	ERA	WHIP
Burt Hooton, R ERA: 2.97	(1, 1)	6.0	L	28	11	2	2	2	0	0	0	0	0	0	42	46	3.00	1.833
Stan Wall, L ERA: 4.3	(7, 1)	0.0		3	1	1	0	0	1	0	0	0	0	0	2	6	∞	∞
Elias Sosa, R ERA: 4.3	(7, 1)	2.0		7	1	0	0	1	0	1	0	0	0	0	9	15	0.00	0.500

PITCHER		IP	WLS	BF	H	R	ER	SO	BB	IBB	HBP	BLK	WP	HR	S	P	ERA	WHIP

Batter	1	2	3	4	5	6	7	8	9	AB	R	H	RBI	BB	SO	LOB
Glenn Burke, R (1, 8) OBP: 0.368, SLG: 0.353	6-3		1-3			2B	1B		E6	5	0	2	2	0	0	3
Bill Russell, R (1, 6) OBP: 0.271, SLG: 0.289	4-3			2B		K	K		K	2	0	1	0	0	0	0
Ted Martinez, R (5, 6) OBP: 0.324, SLG: 0.441										2	0	0	0	0	2	3
Rick Monday, L (9, PH) OBP: 0.361, SLG: 0.440									K	1	0	0	0	0	1	3
Reggie Smith, S (1, 9) OBP: 0.436, SLG: 0.621	4-3			6-3		4-3		BB	K	2	0	0	0	0	0	1
John Hale, L (5, 9) OBP: 0.360, SLG: 0.349										2	0	0	0	1	1	4
Ron Cey, R (1, 5) OBP: 0.443, SLG: 0.606		5-3		K			F8	G4-3		4	0	0	0	0	1	2
Steve Garvey, R (1, 3) OBP: 0.336, SLG: 0.491		K		L3			HR	K		3	1	1	1	0	1	1
Boog Powell, L (7, 3) OBP: 0.368, SLG: 0.250										1	0	0	0	0	1	0
Dusty Baker Jr., R (1, 7) OBP: 0.371, SLG: 0.511		K			G4-6-3		5-3		K	4	0	1	0	0	2	0
Lee Lacy, R (1, 4) OBP: 0.345, SLG: 0.509	1-3				G4-6-3		E 1B		1B BB E	4	2	2	0	0	0	1
Johnny Oates, L (1, 2) OBP: 0.370, SLG: 0.317	SH3				4-3		E3		E	3	1	2	0	1	0	0
Tommy John, R (1, 1) OBP: 0.174, SLG: 0.174	SH3					L7			E	0	0	0	0	0	0	0
Stan Wall, L (3, 1)										1	0	0	0	0	0	0
Ed Goodson, L (7, PH) OBP: 0.143, SLG: 0.100										1	0	1	1	0	0	0
Elias Sosa, R (7, 1)										0	0	0	0	0	0	0
Charlie Hough, R (8, 1) OBP: 0.143, SLG: 0.308										0	0	0	0	0	0	0
Manny Mota, R (9, PH) OBP: 0.600, SLG: 0.571										1	0	1	0	0	0	0

TOP

Los Angeles Dodgers @ Chicago Cubs

Wrigley Field, Chicago, IL

Tue Jun 07 1977, 3:33 AM CDT

Att. 19,491 - Overcast - 58 F

livebaseballscorecards.com

AB	36
R	4
H	11
RBI	4
BB	2
SO	9
LOB	18

Inning Stats	1	2	3	4	5	6	7	8	9
	R: 0 E: 0 K: 0 S: 3	H: 0 LOB: 0 BB: 0 P: 3	R: 0 E: 0 K: 2 S: 10	H: 0 LOB: 0 BB: 0 P: 12	R: 0 E: 0 K: 0 S: 4	H: 1 LOB: 1 BB: 0 P: 4	R: 0 E: 0 K: 1 S: 11	H: 1 LOB: 1 BB: 0 P: 16	R: 0 E: 0 K: 0 S: 3	H: 1 LOB: 0 BB: 0 P: 3
	R: 0 E: 0 K: 1 S: 6	H: 1 LOB: 1 BB: 0 P: 6	R: 3 E: 1 K: 1 S: 13	H: 5 LOB: 2 BB: 0 P: 13	R: 0 E: 0 K: 1 S: 4	H: 0 LOB: 0 BB: 1 P: 8	R: 1 E: 1 K: 3 S: 13	H: 2 LOB: 3 BB: 1 P: 20	1B: 8 2B: 2 3B: 0 HR: 1	SF: 0 SAC: 1 DP: 2 HBP: 0	WP: 0 PB: 0 SB: 0 CS: 0	PA: 39

PITCHER		IP	WLS	BF	H	R	ER	SO	BB	IBB	HBP	BLK	WP	HR	S	P	ERA	WHIP
Ray Burris, R ERA: 4.23	(1, 1)	8.0	W	32	9	3	3	6	1	0	0	0	0	1	54	65	3.38	1.250
Paul Reuschel, R ERA: 1.2	(9, 1)	0.1		5	2	1	1	1	1	0	0	0	0	0	6	10	27.00	9.000
Bruce Sutter, R ERA: 0.89	(9, 1)	0.2		2	0	0	0	2	0	0	0	0	0	0	7	10	0.00	0.000

PITCHER	IP	WLS	BF	H	R	ER	SO	BB	IBB	HBP	BLK	WP	HR	S	P	ERA	WHIP

Batter	1	2	3	4	5	6	7	8	9	AB	R	H	RBI	BB	SO	LOB
Ivan De Jesus, R (1, 6) OBP: 0.329, SLG: 0.362	WP E 1B 1B	L5	S 1B 1B 2-H	FC6-4 ③ 1-2f			1-3 ② S S F X			5	2	2	1	0	0	2
Gene Clines, R (1, 7) OBP: 0.444, SLG: 0.515	L6 WP 1B 1-2	2B B S S F X	1-2 1-H 1B		L6-3 ①		L4-3 ③			5	1	2	1	0	0	1
Bill Buckner, L (1, 3) OBP: 0.362, SLG: 0.415	K ① S S S 1-2 2-3	P6 ③ B B B S S F S	K ③ 3-3		L8 ②			4-3 ① 0-0		5	0	0	0	0	2	4
Bobby Murcer, L (1, 9) OBP: 0.368, SLG: 0.456 Joe Wallis, S (5, PR) OBP: 0.279, SLG: 0.385 (6, 8)	F9 ② 0-0		BB B B B B 4-0 1B	1B HBP 1B 0-0	BB B B B B 4-0			4-3 ② 0-0		2 1	2 0	1 0	0 0	2 0	0 0	2 0
Jerry Morales, R (1, 8) OBP: 0.357, SLG: 0.456 (6, 9)	1B 1B BB B B B B 4-0	1B 2B 1B 1-2 0-0	F7 ① B B S S F X 2-2		K ③ S S S 0-3			K ③ S S S 0-3		4	2	1	0	1	2	2
Manny Trillo, R (1, 4) OBP: 0.435, SLG: 0.561 Mick Kelleher, R (6, PR) OBP: 0.250, SLG: 0.300 (7, 4)	1B 1B 1-3 2-H 3-H 0-0	2B 1B 1-3 2-H 0-0	HBP 1-2 1-0			G6-4-3 1B 0-0				3 0	2 0	3 0	3 0	0 0	0 0	0 0
Dave Rosello, R (1, 5) OBP: 0.250, SLG: 0.281	1B 1-3 3-H 0-0	1B 2B 1-H 3-H 0-0	F9 ② 0-0			F8 ① 0-0				4	1	2	3	0	0	3
George Mitterwald, R (1, 2) OBP: 0.337, SLG: 0.401	P4 ③ 0-0	P5 ① 0-0	1B 1B 1-2 2-3 0-0			G6-4-3 ②③ 1-2f 0-0				4	0	1	0	0	0	4
Ray Burris, R (1, 1) OBP: 0.161, SLG: 0.233 Paul Reuschel, R (9, 1) Bruce Sutter, R (9, 1)	5-3 ① S S S 0-0	K ② 0-3	FC6-4 1B 1-2 2-H 3-H 0-0				F9 ① 0-0			4 0 0	0 0 0	1 0 0	2 0 0	0 0 0	1 0 0	1 0 0
Inning Stats	R: 3 H: 3 E: 1 LOB: 2 K: 1 BB: 1 S: 9 P: 13	R: 0 H: 1 E: 0 LOB: 1 K: 0 BB: 0 S: 4 P: 4	R: 5 H: 5 E: 0 LOB: 1 K: 2 BB: 1 S: 17 P: 25	R: 2 H: 3 E: 0 LOB: 2 K: 0 BB: 0 S: 9 P: 12	R: 0 H: 0 E: 0 LOB: 1 K: 1 BB: 1 S: 5 P: 9	R: 0 H: 1 E: 0 LOB: 1 K: 0 BB: 0 S: 3 P: 3	R: 0 H: 0 E: 0 LOB: 0 K: 0 BB: 0 S: 6 P: 6	R: 0 H: 0 E: 0 LOB: 0 K: 1 BB: 0 S: 5 P: 5		1B: 11 SF: 0 2B: 2 SAC: 0 3B: 0 DP: 1 HR: 0 HBP: 1						

PITCHER		IP	WLS	BF	H	R	ER	SO	BB	IBB	HBP	BLK	WP	HR	S	P	ERA	WHIP
Tommy John, L ERA: 3.84	(1, 1)	2.0	L	15	6	6	3	1	2	0	0	0	1	0	15	23	13.50	4.000
Stan Wall, L ERA: 5.3	(3, 1)	4.0		20	7	4	4	3	1	0	1	0	0	0	32	43	9.00	2.000
Elias Sosa, R ERA: 4.02	(7, 1)	1.0		3	0	0	0	0	0	0	0	0	0	0	6	6	0.00	0.000
Charlie Hough, R ERA: 2.09	(8, 1)	1.0		3	0	0	0	1	0	0	0	0	0	0	5	5	0.00	0.000

PITCHER	IP	WLS	BF	H	R	ER	SO	BB	IBB	HBP	BLK	WP	HR	S	P	ERA	WHIP

BOTTOM

Los Angeles Dodgers @ Chicago Cubs

Wrigley Field, Chicago, IL

Tue Jun 07 1977, 3:33 AM CDT

Att. 19,491 - Overcast - 58 F

livebaseballscorecards.com

AB	37
R	10
H	13
RBI	10
BB	3
SO	5
LOB	19

1B: 11 SF: 0
2B: 2 SAC: 0
3B: 0 DP: 1
HR: 0 HBP: 1

WP: 1 PA: 41
PB: 0
SB: 1
CS: 0

Batter	1	2	3	4	5	6	7	8	9	AB	R	H	RBI	BB	SO	LOB
Davey Lopes, R (1, 4) OBP: 0.368, SLG: 0.405	F3	1-3			E6 L8		K			4	0	0	0	0	1	1
Bill Russell, R (1, 6) OBP: 0.270, SLG: 0.293	6-3 1B 2B	K			L8 1-2			6-3		4	1	1	0	0	1	1
Reggie Smith, S (1, 9) OBP: 0.433, SLG: 0.630	6-3 2-3		6-3			F7		HR		4	1	1	1	0	0	1
Ron Cey, R (1, 5) OBP: 0.444, SLG: 0.607	1B 1B BB		K			2B		L9		3	1	1	0	1	1	0
Steve Garvey, R (1, 3) OBP: 0.339, SLG: 0.489	WP 1B E 1-2 3-H 1B		5-3			G5-4-3 IBB		4-3		3	1	1	1	1	0	0
Dusty Baker Jr., R (1, 7) John Hale, L (9, 7) OBP: 0.369, SLG: 0.505 OBP: 0.360, SLG: 0.349	E WP 1-2 2-H 1B			6-3		G5-4-3 1-2f			P4	4 0	0 0	1 0	1 0	0 0	0 0	2 0
Glenn Burke, R (1, 8) OBP: 0.304, SLG: 0.286	E5 FC5-4 1-3 2-H			F8			6-3		6-3	4	0	0	0	0	0	1
Steve Yeager, R (1, 2) OBP: 0.371, SLG: 0.464	FC5-4 1-2f			F8			SH1-4 BB		CS 1B	3	0	1	0	1	0	2
Don Sutton, R (1, 1) OBP: 0.207, SLG: 0.154 Charlie Hough, R (8, 1) OBP: 0.143, SLG: 0.308		5-3			K		SH1-4 1-2		CS 1-2	2 0	0 0	0 0	0 0	0 0	1 0	0 0
Inning Stats	R: 3 H: 3 E: 1 LOB: 2 K: 0 BB: 1 S: 15 P: 20	R: 0 H: 0 E: 0 LOB: 0 K: 1 BB: 0 S: 5 P: 5	R: 0 H: 0 E: 0 LOB: 0 K: 1 BB: 0 S: 5 P: 5	R: 0 H: 0 E: 0 LOB: 0 K: 0 BB: 0 S: 3 P: 3	R: 0 H: 0 E: 1 LOB: 0 K: 1 BB: 0 S: 6 P: 7	R: 0 H: 1 E: 0 LOB: 1 K: 0 BB: 1 S: 6 P: 12	R: 0 H: 0 E: 0 LOB: 1 K: 1 BB: 1 S: 7 P: 14	R: 1 H: 1 E: 0 LOB: 0 K: 0 BB: 0 S: 4 P: 4	R: 0 H: 1 E: 0 LOB: 0 K: 0 BB: 0 S: 3 P: 3	1B: 3 SF: 0 2B: 2 SAC: 1 3B: 0 DP: 1 HR: 1 HBP: 0						WP: 1 PA: 36 PB: 0 SB: 0 CS: 1

Los Angeles Dodgers @ Chicago Cubs

Wrigley Field, Chicago, IL

Wed Jun 08 1977, 3:33 AM CDT

Att. 18,276 - Overcast - 61 F

TOP

livebaseballscorecards.com

AB	31
R	4
H	6
RBI	3
BB	3
SO	4
LOB	8

PITCHER		IP	WLS	BF	H	R	ER	SO	BB	IBB	HBP	BLK	WP	HR	S	P	ERA	WHIP
Mike Krukow, R ERA: 5.37	(1, 1)	4.0	L	17	3	3	2	2	1	0	0	0	1	0	28	33	4.50	1.000
Donnie Moore, R ERA: 3.97	(5, 1)	3.0		11	1	0	0	2	1	1	0	0	0	0	19	33	0.00	0.667
Paul Reuschel, R ERA: 1.41	(8, 1)	2.0		7	2	1	1	0	0	0	0	0	0	1	7	7	4.50	1.000

PITCHER	IP	WLS	BF	H	R	ER	SO	BB	IBB	HBP	BLK	WP	HR	S	P	ERA	WHIP

Batter	1	2	3	4	5	6	7	8	9	AB	R	H	RBI	BB	SO	LOB
Ivan De Jesus, R (1, 6) OBP: 0.323, SLG: 0.355	S S S 0-3 K ①		x 0-0 F3 ③ 2-3		x 0-0 P8 ③			x 0-0 1-3 ①		4	0	0	0	0	1	1
Larry Biittner, L (1, 7) OBP: 0.337, SLG: 0.385	x 0-0 4-3 ②			S S S 0-3 K ①		x 0-0 4-3 ①		x 0-0 2B G3 1B		4	1	1	0	0	1	0
Bill Buckner, L (1, 3) OBP: 0.355, SLG: 0.421	x 0-0 G3 ③			x 0-0 4-3 ②		B S S F X 1-2 F4 ②		B B B S S F X 3-2 1-3 1B 2B		4	1	1	0	0	0	0
Bobby Murcer, L (1, 9) OBP: 0.370, SLG: 0.454		x 0-0 P6 ①		x 0-0 1B BB 1B		B B B B 4-0 FC6-4 BB		x 0-0 G3 ② 3-H		3	0	1	1	1	0	1
Jerry Morales, R (1, 8) OBP: 0.360, SLG: 0.453		x 0-0 G3 ②		B B B B 4-0 1B 1-2 BB		x 0-0 FC6-4 ③ 1-2f		x 0-0 2-H 1B		3	0	1	1	1	0	1
Manny Trillo, R (1, 4) OBP: 0.436, SLG: 0.557		x 0-0 F7 ③		x 0-0 1-2 2-3 1B			B B B B 4-0 FC5-4 BB	S S S 0-3 K ③		3	0	1	0	1	1	1
Dave Rosello, R (1, 5) OBP: 0.263, SLG: 0.273 Steve Ontiveros, S (7, PH) OBP: 0.443, SLG: 0.428 (8, 5)			B B B S S F B 4-2 WP SH3 BB	x 0-0 L3 ③			x 0-0 F8 ①	B B S S F F F F F 2-2 x 6-3 ①		1 2	0 0	0 0	0 0	1 0	0 0	3 1
George Mitterwald, R (1, 2) OBP: 0.329, SLG: 0.391			S S S 0-3 K ①		x 0-0 F7 ①		x 0-0 F5 ②	x 0-0 F7 ②		4	0	0	0	0	1	2
Mike Krukow, R (1, 1) OBP: 0.176, SLG: 0.235 Donnie Moore, L (5, 1) Greg Gross, L (7, PH) OBP: 0.321, SLG: 0.303 Paul Reuschel, R (8, 1) Gene Clines, R (9, PH) OBP: 0.439, SLG: 0.507			x 0-0 SH3 ② 1-2		x 0-0 F8 ②		x 0-0 FC5-4 ③ 1-2f	B S S S F S 1-3 K ③		0 1 1 0 1	0 0 0 0 0	0 0 0 0 0	0 0 0 0 0	0 0 0 0 0	0 0 1 0 1	0 0 1 0 0
Inning Stats	R: 0 E: 0 K: 1 S: 5 H: 0 LOB: 0 BB: 0 P: 5	R: 0 E: 0 K: 0 S: 3 H: 0 LOB: 0 BB: 0 P: 3	R: 0 E: 0 K: 1 S: 8 H: 0 LOB: 1 BB: 1 P: 12	R: 0 E: 0 K: 1 S: 7 H: 2 LOB: 3 BB: 1 P: 11	R: 0 E: 0 K: 0 S: 3 H: 0 LOB: 0 BB: 0 P: 3	R: 0 E: 0 K: 0 S: 6 H: 0 LOB: 1 BB: 1 P: 11	R: 0 E: 0 K: 0 S: 3 H: 0 LOB: 1 BB: 1 P: 7	R: 2 E: 0 K: 1 S: 11 H: 3 LOB: 1 BB: 0 P: 14	R: 0 E: 0 K: 1 S: 13 H: 0 LOB: 0 BB: 0 P: 16							

PITCHER		IP	WLS	BF	H	R	ER	SO	BB	IBB	HBP	BLK	WP	HR	S	P	ERA	WHIP
Don Sutton, R ERA: 2.76	(1, 1)	7.1	W	29	3	1	1	3	4	0	0	0	1	0	37	54	1.23	0.955
Charlie Hough, R ERA: 2.18	(8, 1)	1.2		7	2	1	1	2	0	0	0	0	0	0	22	28	5.40	1.200

PITCHER	IP	WLS	BF	H	R	ER	SO	BB	IBB	HBP	BLK	WP	HR	S	P	ERA	WHIP

BOTTOM

Los Angeles Dodgers @ Chicago Cubs

Wrigley Field, Chicago, IL

Wed Jun 08 1977, 3:33 AM CDT

Att. 18,276 - Overcast - 61 F

livebaseballscorecards.com

AB	31
R	2
H	5
RBI	2
BB	4
SO	5
LOB	11

1B: 4	SF: 0	WP: 1	PA: 36
2B: 1	SAC: 1	PB: 0	
3B: 0	DP: 0	SB: 0	
HR: 0	HBP: 0	CS: 0	

Los Angeles Dodgers @ St. Louis Cardinals

Busch Stadium, St. Louis, MO

Thu Jun 09 1977, 7:05 PM CDT

Att. 20,410 - Unknown

livebaseballscorecards.com

TOP

Batter	1	2	3	4	5	6	7	8	9	AB	R	H	RBI	BB	SO	LOB
Davey Lopes, R (1, 4) OBP: 0.370, SLG: 0.404	B B B B 4-0 E S BB		x 0-0 ① P4			x 0-0 4-3 S WP 1B	S S S 0-3 ② K		x 0-0 ③ 5-3	3	1	1	0	1	1	3
Ted Martinez, R (9, PH) OBP: 0.314, SLG: 0.429										1	0	0	0	0	0	1
Bill Russell, R (1, 6) OBP: 0.266, SLG: 0.288	S S S 0-3 ① K 1-3		x 0-0 ② 5-3			x 0-0 ① 5-3 1-2	x 0-0 ③ F7			4	0	0	0	0	1	5
Reggie Smith, S (1, 9) OBP: 0.430, SLG: 0.627	x 0-0 ② 1-3		x 0-0 ③ F8			x 0-0 ② 4-3 2-3		x 0-0 2B		4	0	1	0	0	0	3
(8, 8)																
Ron Cey, R (1, 5) OBP: 0.436, SLG: 0.595	S S S 0-3 ③ K			x 0-0 ① 6-3		S S S 0-3 ③ K 3-H		S S S 0-3 ① K		4	0	0	0	0	3	2
Steve Garvey, R (1, 3) OBP: 0.333, SLG: 0.480		x 0-0 ① 5-3		x 0-0 ② 1-3			x 0-0 ① 4-3	x 0-0 ② F7		4	0	0	0	0	0	1
Rick Monday, L (1, 8) OBP: 0.366, SLG: 0.444		x 0-0 ② 1B		S S S 0-3 ③ K			x 0-0 HR 1B	x 0-0 ③ F8		3	1	2	0	0	1	0
Lee Lacy, R (8, PH) OBP: 0.339, SLG: 0.500										1	0	0	0	0	0	1
(8, 9)																
Dusty Baker Jr., R (1, 7) OBP: 0.376, SLG: 0.523		B B B B 4-0 BB			x 0-0 G6-4-3 1B		x 0-0 1-H HR		x 0-0 ① F7	3	1	2	2	1	0	0
Steve Yeager, R (1, 2) OBP: 0.374, SLG: 0.465		x 0-0 ③ 5-3			x 0-0 ① ② G6-4-3 1-2f		x 0-0 BB 1B		x 0-0 1B	4	0	2	0	0	0	2
Rick Rhoden, R (1, 1) OBP: 0.207, SLG: 0.276										2	0	1	0	0	0	0
Elias Sosa, R (5, 1)										0	0	0	0	0	0	0
Ed Goodson, L (7, PH) OBP: 0.143, SLG: 0.100										0	0	0	0	0	0	0
Manny Mota, R (7, PH) OBP: 0.636, SLG: 0.571										0	0	0	0	1	0	0
Mike Garman, R (7, 1)										0	0	0	0	0	0	0
Glenn Burke, R (9, PH) OBP: 0.292, SLG: 0.273			x 0-0 2B		x 0-0 ③ L6	B B B 4-0 1-2 BB			S S S 0-3 ② K	1	0	0	0	0	1	1
Inning Stats	R: 0 E: 0 K: 2 S: 7 H: 0 LOB: 1 BB: 1 P: 11	R: 0 E: 0 K: 0 S: 3 H: 1 LOB: 1 BB: 1 P: 7	R: 0 E: 0 K: 0 S: 4 H: 1 LOB: 1 BB: 0 P: 4	R: 0 E: 0 K: 1 S: 5 H: 0 LOB: 0 BB: 0 P: 5	R: 0 E: 0 K: 0 S: 3 H: 1 LOB: 0 BB: 0 P: 3	R: 1 E: 0 K: 1 S: 6 H: 1 LOB: 0 BB: 0 P: 6	R: 2 E: 0 K: 1 S: 8 H: 3 LOB: 2 BB: 1 P: 12	R: 0 E: 0 K: 1 S: 6 H: 1 LOB: 1 BB: 0 P: 6	R: 0 E: 0 K: 1 S: 6 H: 1 LOB: 1 BB: 0 P: 6	1B: 6 2B: 2 3B: 0 HR: 1 SF: 0 SAC: 0 DP: 1 HBP: 0	WP: 1 PB: 0 SB: 2 CS: 0 PA: 37					

PITCHER		IP	W/L/S	BF	H	R	ER	SO	BB	IBB	HBP	BLK	WP	HR	S	P	ERA	WHIP
Bob Forsch, R ERA: 3.94	(1, 1)	6.1	W	26	7	3	3	4	2	0	0	0	1	1	32	40	4.26	1.421
Al Hrabosky, L ERA: 3.9	(7, 1)	2.2	S	11	2	0	0	3	1	0	0	0	0	0	16	20	0.00	1.125

PITCHER	IP	W/L	BF	H	R	ER	SO	BB	IBB	HBP	BLK	WP	HR	S	P	ERA	WHIP

AB	34
R	3
H	9
RBI	2
BB	3
SO	7
LOB	19

Batter	1	2	3	4	5	6	7	8	9	AB	R	H	RBI	BB	SO	LOB
Jerry Mumphrey, S (1, 7) OBP: 0.415, SLG: 0.544	K		SF8 2-H 3B		K		FC1-5 1B 1B			4	1	2	1	0	2	1
Garry Templeton, S (1, 6) OBP: 0.324, SLG: 0.418	F8		SF8 3-H		2B 1-3 2B		FC1-5 1-2 1B			3	1	2	1	0	0	0
Tony Scott, S (1, 8) OBP: 0.421, SLG: 0.500	3B		4-3		2B 2-H 3-H 2B		FC1-5 G6-4-3 1-2 2-3f			4	0	2	2	0	0	2
Hector Cruz, R (1, 9) OBP: 0.382, SLG: 0.403	1-3		F2		F8		G6-4-3 1-2f			4	0	0	0	0	0	4
Ted Simmons, S (1, 2) OBP: 0.411, SLG: 0.506		F9 1B FC6-4 BB		K	F7			E 1B		3	1	1	0	1	1	1
Keith Hernandez, L (1, 3) OBP: 0.426, SLG: 0.525		FC6-4 1-2 1B		1B 2B		4-3		K 1-2		4	0	2	0	0	1	1
Ken Reitz, R (1, 5) OBP: 0.327, SLG: 0.512		F9 2-3		G5-4-3 2-3 1B		HR		K		4	1	2	1	0	1	3
Mike Tyson, R (1, 4) OBP: 0.272, SLG: 0.212		FC6-4 PO 1-2f 3-H		G5-4-3 1-2f		P4		IBB		3	0	0	1	1	0	3
Bob Forsch, R (1, 1) OBP: 0.290, SLG: 0.310		PO 1-2	3B 2B		2B 2B 1B			K		3	2	2	0	0	0	0
Al Hrabosky, R (7, 1)										1	0	0	0	0	1	2
Inning Stats	R: 0 E: 0 K: 1 S: 6 H: 1 LOB: 1 BB: 0 P: 6	R: 1 E: 0 K: 0 S: 3 H: 1 LOB: 0 BB: 1 P: 7	R: 2 E: 0 K: 0 S: 5 H: 2 LOB: 0 BB: 0 P: 5	R: 0 E: 0 K: 1 S: 6 H: 2 LOB: 1 BB: 0 P: 6	R: 2 E: 0 K: 1 S: 8 H: 3 LOB: 1 BB: 0 P: 8	R: 1 E: 0 K: 0 S: 4 H: 1 LOB: 0 BB: 0 P: 4	R: 0 E: 0 K: 0 S: 4 H: 2 LOB: 1 BB: 0 P: 4	R: 0 E: 1 K: 3 S: 10 H: 1 LOB: 2 BB: 1 P: 14		1B: 6 2B: 4 3B: 2 HR: 1	SF: 1 SAC: 0 DP: 2 HBP: 0					

PITCHER		IP	WLS	BF	H	R	ER	SO	BB	IBB	HBP	BLK	WP	HR	S	P	ERA	WHIP
Rick Rhoden, R ERA: 4.68	(1, 1)	4.1	L	21	9	5	5	3	1	0	0	0	0	0	26	30	10.38	2.308
Elias Sosa, R ERA: 4.15	(5, 1)	1.2		6	1	1	1	0	0	0	0	0	0	1	6	6	5.40	0.600
Mike Garman, R ERA: 2.21	(7, 1)	2.0		9	3	0	0	3	0	1	0	0	0	0	14	18	0.00	1.500

PITCHER	IP	WLS	BF	H	R	ER	SO	BB	IBB	HBP	BLK	WP	HR	S	P	ERA	WHIP

BOTTOM

Los Angeles Dodgers @ St. Louis Cardinals

Busch Stadium, St. Louis, MO

Thu Jun 09 1977, 7:05 PM CDT

Att. 20,410 - Unknown

livebaseballscorecards.com

AB	33
R	6
H	13
RBI	6
BB	2
SO	6
LOB	17

Batter	1	2	3	4	5	6	7	8	9	10	11	12	AB	R	H	RBI	BB	SO	LOB
Davey Lopes, R (1, 4) OBP: 0.368, SLG: 0.401	3-1 ①		K ②			K ①	1B		G1 ③		BB FC6		4	0	1	0	0	2	1
Charlie Hough, R (7, 1) OBP: 0.133, SLG: 0.286													1	0	0	0	0	0	0
Boog Powell, L (11, PH) OBP: 0.400, SLG: 0.250													0	0	0	0	1	0	0
Ted Martinez, R (11, PR) OBP: 0.314, SLG: 0.429													0	0	0	0	0	0	0
Stan Wall, L (11, 1)													0	0	0	0	0	0	0
Bill Russell, R (1, 6) OBP: 0.267, SLG: 0.297	2B		K ③			1B 5-3 2B 1-H	F8 ③			E6 1B SF7	FC6 ③ 1-2f		6	2	2	1	0	1	2
Reggie Smith, S (1, 9) OBP: 0.423, SLG: 0.613 (10, 8)	F9 ②			F8 ①		5-3 1B 2-3		K ①		F9 ①		G3 ①	6	0	1	0	0	1	2
Ron Cey, R (1, 5) OBP: 0.430, SLG: 0.582	F8 ③			6-3 ②		5-3 ② 1-2 3-H		F8 ②		E 1B 1-3		5-3 ②	6	0	1	1	0	0	2
Steve Garvey, R (1, 3) OBP: 0.333, SLG: 0.474		BB		K ③		F7 ③		HR BB		SF7 ② 1-2 3-H		5-3 ③	3	1	0	1	2	1	1
Rick Monday, L (1, 8) OBP: 0.364, SLG: 0.456		K ①			K ①		1-3 ①	HR 1-H		IBB			4	1	1	2	0	2	1
Manny Mota, R (10, PH) OBP: 0.667, SLG: 0.571													0	0	0	0	1	0	0
John Hale, L (10, PR) OBP: 0.360, SLG: 0.349 (10, 9)													0	0	0	0	0	0	0
Dusty Baker Jr., R (1, 7) OBP: 0.372, SLG: 0.515		K ②			6-3 ②		HR 1B	F8 ③		F9 ③			5	1	1	0	0	1	3
Steve Yeager, R (1, 2) OBP: 0.371, SLG: 0.478		F9 ③			5-3 ③		1-H HR		F8 ①		K ①		4	1	1	2	0	0	1
Johnny Oates, L (11, PH) OBP: 0.362, SLG: 0.310 (11, 2)													1	0	0	0	0	1	0
Doug Rau, L (1, 1) OBP: 0.172, SLG: 0.148			K ①			2B 1B	G3 ②		6-3 ②		F8 ②		1	0	0	0	0	1	0
Glenn Burke, R (6, PH) OBP: 0.320, SLG: 0.304													1	1	1	0	0	0	0
Elias Sosa, R (6, 1)													0	0	0	0	0	0	0
Lee Lacy, R (7, PH) OBP: 0.323, SLG: 0.475 (7, 4)													3	0	0	0	0	0	0
Inning Stats	R: 0 E: 0 K: 0 S: 4 / H: 1 LOB: 1 BB: 0 P: 4	R: 0 E: 0 K: 2 S: 7 / H: 0 LOB: 1 BB: 1 P: 11	R: 0 E: 0 K: 3 S: 9 / H: 0 LOB: 0 BB: 0 P: 9	R: 0 E: 0 K: 1 S: 5 / H: 0 LOB: 0 BB: 0 P: 5	R: 0 E: 0 K: 1 S: 5 / H: 0 LOB: 0 BB: 0 P: 5	R: 2 E: 0 K: 1 S: 8 / H: 3 LOB: 1 BB: 0 P: 8	R: 2 E: 0 K: 0 S: 6 / H: 3 LOB: 1 BB: 0 P: 6	R: 2 E: 0 K: 1 S: 6 / H: 1 LOB: 0 BB: 1 P: 10	R: 0 E: 0 K: 0 S: 3 / H: 0 LOB: 0 BB: 0 P: 3	R: 1 E: 2 K: 0 S: 5 / H: 1 LOB: 2 BB: 1 P: 9	R: 0 E: 0 K: 1 S: 5 / H: 0 LOB: 1 BB: 1 P: 9	R: 0 E: 0 K: 0 S: 3 / H: 0 LOB: 0 BB: 0 P: 3	1B: 5 2B: 2 3B: 0 HR: 2	SF: 1 SAC: 0 DP: 0 HBP: 0	WP: 0 PB: 0 SB: 0 CS: 0	PA: 50			

PITCHER		IP	WLS	BF	H	R	ER	SO	BB	IBB	HBP	BLK	WP	HR	S	P	ERA	WHIP
Pete Falcone, L ERA: 4.58	(1, 1)	6.2		28	7	4	4	8	1	0	0	0	0	1	43	47	5.40	1.200
Butch Metzger, R ERA: 4.73	(7, 1)	1.1		6	1	2	2	1	1	0	0	0	0	1	7	11	13.50	1.500
Al Hrabosky, L ERA: 3.67	(9, 1)	2.0		9	1	1	0	0	0	1	0	0	0	0	8	12	0.00	0.500
Clay Carroll, R ERA: 2.27	(11, 1)	2.0	W	7	0	0	0	1	1	0	0	0	0	0	8	12	0.00	0.500

PITCHER	IP	WLS	BF	H	R	ER	SO	BB	IBB	HBP	BLK	WP	HR	S	P	ERA	WHIP

TOP

Los Angeles Dodgers @ St. Louis Cardinals

Busch Stadium, St. Louis, MO

Fri Jun 10 1977, 7:05 PM CDT

Att. 28,684 - Unknown

livebaseballscorecards.com

AB	45
R	7
H	9
RBI	7
BB	4
SO	10
LOB	13

Batter	1	2	3	4	5	6	7	8	9	10	11	12	AB	R	H	RBI	BB	SO	LOB
Lou Brock, L (1, 7) OBP: 0.353, SLG: 0.442	E S 2B 1B	G5-4-3 1-2 3-H 1B		FC4-2-5 2B 3-H		6-3			BBBB 1B BB		F9		5	2	2	1	1	0	1
Garry Templeton, S (1, 6) OBP: 0.329, SLG: 0.425	E6 2B SF7 1-3 1B	G5-4-3 1-2f		2B 2-H			6-3		1B 1-3 1B		P4		6	1	3	1	0	0	2
Tony Scott, S (1, 8) OBP: 0.418, SLG: 0.500	1-3 2B 3-H	SSS K	F8				4-3		SSS K2-3			BB S FC6-2-5 1B	6	0	2	1	0	2	3
Ted Simmons, S (1, 2) OBP: 0.409, SLG: 0.516	SF7 3-H	SSS K		F9			SSS K			HR		FC6-2-5 BB 1-2 IBB	4	1	1	2	1	2	0
Keith Hernandez, L (1, 3) OBP: 0.419, SLG: 0.511	SSS K	F7		4-3				F8		SSS K		BBBB 1B FC6-2-5 1-2 2-3 BB	5	1	0	0	1	2	1
Ken Reitz, R (1, 5) OBP: 0.333, SLG: 0.519	5-3	1B 3B 2B						SSS K2-3		SH1-3 1B		FC6-2-5 1B 1-2 2-3 3-H	5	1	3	0	0	1	1
Joel Youngblood, R (10, PR) OBP: 0.308, SLG: 0.304 (11, 5)													1	0	0	0	0	0	3
Jerry Mumphrey, S (1, 9) OBP: 0.410, SLG: 0.534		6-3		3B 2-3 1B	L6			SSS K		SH1-3 1-2		1-2 2-H 1B	4	1	1	0	0	1	1
Al Hrabosky, R (9, 1)													0	0	0	0	0	0	0
Dave Rader, L (10, PH) OBP: 0.429, SLG: 0.600													0	0	0	0	0	0	0
Clay Carroll, R (11, 1)													0	0	0	0	0	0	0
Roger Freed, R (12, PH) OBP: 0.545, SLG: 0.706													1	0	1	1	0	0	0
Mike Tyson, R (1, 4) OBP: 0.279, SLG: 0.236		1B 1B 1B		1-H FC4-2-5 3B 3-H		1-3			SSS K	SSS K2-3			3	1	2	2	0	0	0
Don Kessinger, S (9, PH) OBP: 0.325, SLG: 0.264 (10, 4)													2	0	0	0	0	2	2
Pete Falcone, L (1, 1) OBP: 0.192, SLG: 0.240		1B 1-3 1B		4-3		1-3			F9		F8		3	0	1	0	0	0	1
Butch Metzger, R (7, 1)													0	0	0	0	0	0	0
Mike Anderson, R (9, 9) OBP: 0.231, SLG: 0.432													2	0	0	0	0	0	0
Inning Stats	R: 2 H: 3 E: 1 LOB: 1 K: 1 BB: 0 S: 8 P: 8	R: 1 H: 3 E: 0 LOB: 1 K: 0 BB: 0 S: 5 P: 5	R: 0 H: 0 E: 0 LOB: 0 K: 2 BB: 0 S: 7 P: 7	R: 3 H: 4 E: 0 LOB: 1 K: 0 BB: 0 S: 7 P: 7	R: 0 H: 1 E: 0 LOB: 1 K: 0 BB: 0 S: 4 P: 4	R: 0 H: 0 E: 0 LOB: 0 K: 0 BB: 0 S: 3 P: 3	R: 0 H: 0 E: 0 LOB: 0 K: 1 BB: 0 S: 5 P: 5	R: 0 H: 0 E: 0 LOB: 0 K: 2 BB: 0 S: 7 P: 7	R: 0 H: 1 E: 0 LOB: 2 K: 2 BB: 1 S: 8 P: 12	R: 1 H: 2 E: 0 LOB: 2 K: 2 BB: 0 S: 9 P: 9	R: 0 H: 0 E: 0 LOB: 0 K: 0 BB: 0 S: 3 P: 3	R: 1 H: 2 E: 0 LOB: 2 K: 0 BB: 2 S: 3 P: 11	1B: 11 SF: 1 2B: 3 SAC: 1 3B: 1 DP: 2 HR: 1 HBP: 0						

PITCHER	IP	WLS	BF	H	R	ER	SO	BB	IBB	HBP	BLK	WP	HR	S	P	ERA	WHIP
Doug Rau, L (1, 1) ERA: 4.48	5.0		25	11	6	6	3	0	0	0	0	0	0	31	31	10.80	2.200
Elias Sosa, R (6, 1) ERA: 3.93	1.0		3	0	0	0	0	0	0	0	0	0	0	3	3	0.00	0.000
Charlie Hough, R (7, 1) ERA: 2.18	4.0		16	3	1	1	7	1	0	0	0	0	1	29	33	2.25	1.000
Stan Wall, L (11, 1) ERA: 5.31	1.2	L	8	2	1	1	0	1	1	0	0	0	0	6	14	5.40	1.800

PITCHER	IP	WLS	BF	H	R	ER	SO	BB	IBB	HBP	BLK	WP	HR	S	P	ERA	WHIP

BOTTOM

Los Angeles Dodgers @ St. Louis Cardinals

Busch Stadium, St. Louis, MO

Fri Jun 10 1977, 7:05 PM CDT

Att. 28,684 - Unknown

livebaseballscorecards.com

AB	47
R	8
H	16
RBI	8
BB	3
SO	10
LOB	15

Los Angeles Dodgers @ St. Louis Cardinals

Busch Stadium, St. Louis, MO

Sat Jun 11 1977, 7:05 PM CDT

Att. 44,063 - Unknown

TOP

livebaseballscorecards.com

Batter	1	2	3	4	5	6	7	8	9	AB	R	H	RBI	BB	SO	LOB
Ted Martinez, R (1, 4) OBP: 0.350, SLG: 0.436	B B B B 4-0 G3 2B BB	x 0-0 3B 2-H 3-H 1B	x 0-0 ③ 1-H 1B			x 0-0 ① 4-3		x 0-0 ② 4-3		4	2	2	2	1	0	1
Bill Russell, R (1, 6) OBP: 0.266, SLG: 0.304	x 0-0 ① G3 1-2	x 0-0 1B 2-H 3B		x 0-0 ① F9		x 0-0 ② 5-3		x 0-0 ③ 5-3		5	1	1	1	0	0	2
Reggie Smith, S (1, 9) OBP: 0.431, SLG: 0.617	x 0-0 F8 2-H 2B	H 1-0 S 1B HBP		B B B B 4-0 F8 WP HR BB		x 0-0 ③ 4-3			B B B B 4-0 G1-5-3 BB BB	2	2	1	1	2	0	0
Ron Cey, R (1, 5) OBP: 0.425, SLG: 0.571	x 0-0 ② F8 2-3	S S S 0-3 ② K 1-2		x 0-0 ② F8 1-3			x 0-0 ① 6-3		B B B B 4-0 G1-5-3 1-2 BB	4	0	0	0	1	1	4
Steve Garvey, R (1, 3) OBP: 0.339, SLG: 0.487	x 0-0 ③ 6-3	x 0-0 2-H 3-H 1B		x 0-0 3-H HR			B B B B 4-0 5-3 BB		x 0-0 ①② G1-5-3 1-2 2-3f	4	1	2	4	1	0	3
Rick Monday, L (1, 8) OBP: 0.367, SLG: 0.459 Glenn Burke, R (2, PH) OBP: 0.276, SLG: 0.259 (2, 8)		x 0-0 2B E 1B x 0-0 ③ 5-3		S S S 0-3 ③ K			x 0-0 ② 5-3 1-2		x 0-0 ③ 1-3	1 4	1 0	1 0	0 0	0 0	0 1	0 3
Lee Lacy, R (1, 7) OBP: 0.333, SLG: 0.492		x 0-0 E 1-3 1B 2B	x 0-0 FC1-6 1B		x 0-0 ① 3-1		x 0-0 ③ F9			4	1	2	0	0	0	1
Steve Yeager, R (1, 2) OBP: 0.388, SLG: 0.469	x 0-0 E2 SH1-4 2-3 3-H 1B	S S S 0-3 ① K			S S S 0-3 ② K			H 1-0 SH1-4 HBP		3	1	0	0	0	2	2
Burt Hooton, R (1, 1) OBP: 0.185, SLG: 0.222 Mike Garman, R (2, 1) Stan Wall, L (6, 1) Charlie Hough, R (8, 1) OBP: 0.133, SLG: 0.286		x 0-0 ① SH1-4 1-2	x 0-0 ② FC1-6 1B 1-2f 1B		x 0-0 ③ 4-3			x 0-0 ① SH1-4 1-2		0 2 0 0	0 0 0 0	0 0 0 0	0 0 0 0	0 0 0 0	0 0 0 0	0 1 0 0
Inning Stats	R: 1 E: 0 K: 0 S: 4 H: 1 LOB: 1 BB: 1 P: 8	R: 6 E: 1 K: 1 S: 11 H: 5 LOB: 1 BB: 0 P: 12	R: 0 E: 0 K: 1 S: 6 H: 2 LOB: 2 BB: 0 P: 6	R: 2 E: 0 K: 1 S: 6 H: 1 LOB: 0 BB: 1 P: 10	R: 0 E: 0 K: 1 S: 5 H: 0 LOB: 0 BB: 0 P: 5	R: 0 E: 0 K: 0 S: 3 H: 0 LOB: 0 BB: 0 P: 3	R: 0 E: 0 K: 0 S: 3 H: 0 LOB: 1 BB: 1 P: 7	R: 0 E: 0 K: 0 S: 3 H: 0 LOB: 1 BB: 0 P: 4	R: 0 E: 0 K: 0 S: 2 H: 0 LOB: 1 BB: 2 P: 10	1B: 5 2B: 2 3B: 1 HR: 1	SF: 0 SAC: 2 DP: 1 HBP: 2					

	AB	33
	R	9
	H	9
	RBI	8
	BB	5
	SO	4
	LOB	17

PITCHER		IP	WLS	BF	H	R	ER	SO	BB	IBB	HBP	BLK	WP	HR	S	P	ERA	WHIP
John Denny, R ERA: 3.65	(1, 1)	1.1	L	12	5	7	4	0	1	0	1	0	0	0	10	15	27.00	4.500
Buddy Schultz, L ERA: 1.53	(2, 1)	0.2		3	1	0	0	1	0	0	0	0	0	0	5	5	0.00	1.500
John Urrea, R ERA: 3.49	(3, 1)	4.0		15	3	2	2	3	1	0	0	0	1	1	20	24	4.50	1.000
Butch Metzger, R ERA: 4.5	(7, 1)	2.0		8	0	0	0	0	1	0	1	0	0	0	6	11	0.00	0.500
Clay Carroll, R ERA: 2.21	(9, 1)	1.0		4	0	0	0	0	2	0	0	0	0	0	2	10	0.00	2.000

PITCHER		IP	WLS	BF	H	R	ER	SO	BB	IBB	HBP	BLK	WP	HR	S	P	ERA	WHIP

WP: 1 PA: 42
PB: 0
SB: 1
CS: 0

Batter	1	2	3	4	5	6	7	8	9	AB	R	H	RBI	BB	SO	LOB
Jerry Mumphrey, S (1, 8) OBP: 0.417, SLG: 0.537	6-3	1-2 2-3 3-H 1B		1-2 HR 1B		5-3		1-2 3-H FC6-4 1B		5	1	3	2	0	0	0
Garry Templeton, S (1, 6) OBP: 0.326, SLG: 0.433	F8	4-3		1-H 2-H HR		6-3		FC6-4 1-2f		5	1	1	3	0	0	5
Lou Brock, L (1, 7) OBP: 0.349, SLG: 0.435	4-3		P6-4 1B 1B	L6			SSS K		SSS K	5	0	1	0	0	2	0
Hector Cruz, R (1, 9) OBP: 0.389, SLG: 0.406		F3 1-2 1B	1-2 1B		BBBB 1B BB		1-3		WP BB 1B 1B	4	1	2	0	1	0	0
Ted Simmons, S (1, 2) OBP: 0.409, SLG: 0.516		E 2B	P6-4 2-3f		F8		F8		1-2 WP 1B BB	4	2	1	0	1	0	3
Keith Hernandez, L (1, 3) OBP: 0.423, SLG: 0.511 Bake McBride, L (9, PR) OBP: 0.306, SLG: 0.440		BBBB 4-0 1B E 1B BB	SSS 0-3 K		F8			F8 1B 1B 1B	1-H 2-H FC6 1B	4 0	2 0	2 0	2 0	1 0	1 0	2 0
Ken Reitz, R (1, 5) OBP: 0.330, SLG: 0.512 Mike Tyson, R (9, PR) OBP: 0.279, SLG: 0.236		E6 1B 1B 1-2 2-H		1-3	1-3 1B			SSS K	FC6 1-2f FC6-4	5 0	0 0	1 0	0 0	0 0	1 0	3 0
Don Kessinger, S (1, 4) OBP: 0.330, SLG: 0.273		1B 1-2 2-3 1B		6-3	F8			1B 1-2 1B	FC6-4 1-2f	5	0	2	0	0	0	3
John Denny, R (1, 1) OBP: 0.143, SLG: 0.111 Buddy Schultz, R (2, 1) OBP: 0.333, SLG: 0.200 Joel Youngblood, R (2, PH) OBP: 0.286, SLG: 0.292 John Urrea, R (3, 1) OBP: 0.500, SLG: 0.250 Mike Anderson, R (6, PH) OBP: 0.225, SLG: 0.421 Butch Metzger, R (7, 1) OBP: 0.522, SLG: 0.667 Roger Freed, R (8, PH) Clay Carroll, R (9, 1)		P3		1B HR 1B		L8		F8 2-3		0 0 1 1 1 0 0 1 0	0 0 0 1 1 0 0 0 0	0 0 0 0 0 0 0 0 0	0 0 0 0 0 0 0 0 0	0 0 0 0 0 0 0 0 0	0 0 0 0 0 0 0 0 0	0 0 3 0 0 0 0 2 0
Inning Stats	R: 0 E: 0 K: 0 S: 3 H: 0 LOB: 0 BB: 0 P: 3	R: 2 E: 1 K: 0 S: 7 H: 3 LOB: 3 BB: 1 P: 11	R: 0 E: 0 K: 1 S: 6 H: 2 LOB: 1 BB: 0 P: 6	R: 3 E: 0 K: 0 S: 6 H: 3 LOB: 0 BB: 0 P: 6	R: 0 E: 0 K: 0 S: 4 H: 1 LOB: 2 BB: 1 P: 8	R: 0 E: 0 K: 0 S: 3 H: 0 LOB: 0 BB: 0 P: 3	R: 0 E: 0 K: 1 S: 5 H: 0 LOB: 0 BB: 0 P: 5	R: 1 E: 0 K: 1 S: 8 H: 3 LOB: 2 BB: 0 P: 8	R: 2 E: 0 K: 1 S: 7 H: 2 LOB: 1 BB: 1 P: 11	1B: 12 2B: 2 3B: 0 HR: 1 SF: 0 SAC: 0 DP: 1 HBP: 0						

PITCHER		IP	WLS	BF	H	R	ER	SO	BB	IBB	HBP	BLK	WP	HR	S	P	ERA	WHIP
Burt Hooton, R ERA: 3.02	(1, 1)	1.2		10	3	2	1	0	1	0	0	0	0	0	9	13	5.40	2.400
Mike Garman, R ERA: 3.04	(2, 1)	3.1	W	16	6	3	3	1	1	0	0	0	0	1	17	21	8.10	2.100
Stan Wall, L ERA: 5.09	(6, 1)	2.2		11	3	1	1	2	0	0	0	0	0	0	15	15	3.38	1.125
Charlie Hough, R ERA: 2.41	(8, 1)	1.1	S	7	2	2	2	1	1	0	0	0	1	0	8	12	13.50	2.250

PITCHER		IP	WLS	BF	H	R	ER	SO	BB	IBB	HBP	BLK	WP	HR	S	P	ERA	WHIP

BOTTOM

Los Angeles Dodgers @ St. Louis Cardinals

Busch Stadium, St. Louis, MO

Sat Jun 11 1977, 7:05 PM CDT

Att. 44,063 - Unknown

livebaseballscorecards.com

AB	41
R	8
H	14
RBI	7
BB	3
SO	4
LOB	21

WP: 1 PA: 44
PB: 0
SB: 0
CS: 0

Batter	1	2	3	4	5	6	7	8	9	AB	R	H	RBI	BB	SO	LOB
Ted Martinez, R (1, 4) OBP: 0.349, SLG: 0.429	0-0 1B SF8 1B		0-0 ① SH3-4 1-2		0-0 ③ P3			0-3 ① K		3	1	1	0	0	1	1
Bill Russell, R (1, 6) OBP: 0.278, SLG: 0.313	0-0 S 1-3 1B		4-0 3-1 BB			0-0 CS 1B		0-0 1B		3	0	3	0	1	0	0
Reggie Smith, S (1, 9) (7, 8) OBP: 0.424, SLG: 0.607	0-0 ① SF8 1-2 3-H		0-0 ② 3-1 1-2 2-3			0-0 ① P6		0-0 ② L9		3	0	0	1	0	0	5
Ron Cey, R (1, 5) OBP: 0.419, SLG: 0.560	0-0 ② F8		0-0 ③ 1-3			0-0 ② ③ P6 1-2		0-0 ③ 1-3		4	0	0	0	0	0	6
Steve Garvey, R (1, 3) OBP: 0.341, SLG: 0.500	0-0 ③ 1-3			0-0 G4-3 1B			0-0 HR		0-0 ① L7	4	1	2	1	0	0	1
Lee Lacy, R (1, 7) (7, 9) OBP: 0.329, SLG: 0.478		0-0 ① 6-3		0-0 ① ② G4-3 1-2f			0-0 G6-4-3 1B		0-0 ② 5-3	4	0	1	0	0	0	1
Glenn Burke, R (1, 8) OBP: 0.258, SLG: 0.241 Dusty Baker Jr., R (7, PH) OBP: 0.373, SLG: 0.520 (7, 7)		S 0-3 ② K		0-0 ③ P2			S 0-3 ① K		0-0 2B	2	0	0	0	0	1	0
										2	0	1	0	0	1	1
Steve Yeager, R (1, 2) OBP: 0.363, SLG: 0.461 Boog Powell, L (9, PH) OBP: 0.381, SLG: 0.235		S 0-3 ③ K			0-0 ① L7		0-0 ② ③ G6-4-3 1-2f		0-0 ③ 4-3	3	0	0	0	0	1	1
										1	0	0	0	0	0	1
Tommy John, R (1, 1) OBP: 0.200, SLG: 0.200 Elias Sosa, R (6, 1) Ed Goodson, L (8, PH) OBP: 0.182, SLG: 0.190 Stan Wall, L (8, 1)			0-0 3-1 SH3-4 1B		S 0-3 ② K			0-0 2B		2	0	1	0	0	1	0
										0	0	0	0	0	0	0
										1	0	1	0	0	0	0
										0	0	0	0	0	0	0
Inning Stats	R: 1 E: 0 K: 0 S: 5 H: 2 LOB: 1 BB: 0 P: 5	R: 0 E: 0 K: 2 S: 7 H: 0 LOB: 0 BB: 0 P: 7	R: 0 E: 0 K: 0 S: 4 H: 1 LOB: 2 BB: 1 P: 8	R: 0 E: 0 K: 0 S: 3 H: 1 LOB: 0 BB: 0 P: 3	R: 0 E: 0 K: 1 S: 5 H: 0 LOB: 0 BB: 0 P: 5	R: 0 E: 0 K: 0 S: 3 H: 1 LOB: 0 BB: 0 P: 3	R: 1 E: 0 K: 1 S: 6 H: 2 LOB: 0 BB: 0 P: 6	R: 0 E: 0 K: 1 S: 7 H: 2 LOB: 2 BB: 0 P: 7	R: 0 E: 0 K: 0 S: 4 H: 1 LOB: 1 BB: 0 P: 4	1B: 7 2B: 2 3B: 0 HR: 1	SF: 1 SAC: 1 DP: 2 HBP: 0						

TOP

Los Angeles Dodgers @ St. Louis Cardinals

Busch Stadium, St. Louis, MO

Sun Jun 12 1977, 3:33 AM CDT

Att. 43,846 - Unknown

livebaseballscorecards.com

AB	32
R	2
H	10
RBI	2
BB	1
SO	5
LOB	17

WP: 0 PB: 0 SB: 1 CS: 1 PA: 35

PITCHER	IP	WLS	BF	H	R	ER	SO	BB	IBB	HBP	BLK	WP	HR	S	P	ERA	WHIP
Eric Rasmussen, R (1, 1) ERA: 3.36	9.0	W	35	10	2	2	5	1	0	0	0	0	1	44	48	2.00	1.222

PITCHER	IP	WLS	BF	H	R	ER	SO	BB	IBB	HBP	BLK	WP	HR	S	P	ERA	WHIP

Batter	1	2	3	4	5	6	7	8	9	AB	R	H	RBI	BB	SO	LOB
Jerry Mumphrey, S (1, 8) (9, 7) OBP: 0.420, SLG: 0.532	WP 4-3 1B		5-3	K		BB CS				3	0	1	0	1	1	2
Don Kessinger, S (1, 6) OBP: 0.326, SLG: 0.272	4-3 1-2		F8 1B		6-3	K 1-2				4	0	1	0	0	1	3
Hector Cruz, R (1, 7) OBP: 0.392, SLG: 0.427 Bake McBride, L (9, 8) OBP: 0.306, SLG: 0.440	F5 2-3		F8 1-2		BB G5-4-3		HR			3 0	1 0	1 0	1 0	1 0	0 0	2 0
Ted Simmons, S (1, 2) OBP: 0.406, SLG: 0.508	BB FC6-4		5-3		G5-4-3 1-2f		F8			3	0	0	0	1	0	2
Keith Hernandez, L (1, 3) OBP: 0.420, SLG: 0.510	FC6-4 1-2f			4-3		2B 1B 2B	F7			4	1	1	0	0	0	2
Ken Reitz, R (1, 5) OBP: 0.333, SLG: 0.516		L7		1B 2B 1B		1B 2B 2-3	5-3			4	2	2	0	0	0	0
Mike Anderson, R (1, 9) OBP: 0.250, SLG: 0.429		L8		2B 1-2		2B 2-3 3-H		5-3		4	1	2	1	0	0	0
Mike Tyson, R (1, 4) OBP: 0.291, SLG: 0.264		1B		1-3 2-H 2B		SH5-4 2-H 3-H 2B		1-3		4	0	3	3	0	0	0
Eric Rasmussen, R (1, 1) OBP: 0.207, SLG: 0.250		6-3	K			SH5-4 2-3		6-3		3	0	0	0	0	1	3
Inning Stats	R: 0 H: 1 E: 0 LOB: 2 K: 0 BB: 1 S: 4 P: 8	R: 0 H: 1 E: 0 LOB: 1 K: 0 BB: 0 S: 4 P: 4	R: 0 H: 1 E: 0 LOB: 1 K: 0 BB: 0 S: 4 P: 4	R: 1 H: 3 E: 0 LOB: 2 K: 2 BB: 0 S: 10 P: 10	R: 0 H: 0 E: 0 LOB: 0 K: 0 BB: 1 S: 2 P: 6	R: 3 H: 4 E: 0 LOB: 1 K: 1 BB: 1 S: 8 P: 12	R: 1 H: 1 E: 0 LOB: 0 K: 0 BB: 0 S: 4 P: 4	R: 0 H: 0 E: 0 LOB: 0 K: 0 BB: 0 S: 3 P: 3		1B: 6 SF: 0 2B: 4 SAC: 1 3B: 0 DP: 1 HR: 1 HBP: 0						

PITCHER		IP	WLS	BF	H	R	ER	SO	BB	IBB	HBP	BLK	WP	HR	S	P	ERA	WHIP
Tommy John, L ERA: 4.08	(1, 1)	5.0	L	26	10	4	4	2	2	0	0	0	1	0	28	36	7.20	2.400
Elias Sosa, R ERA: 3.98	(6, 1)	2.0		7	1	1	1	1	1	0	0	0	0	1	8	12	4.50	1.000
Stan Wall, L ERA: 4.88	(8, 1)	1.0		3	0	0	0	0	0	0	0	0	0	0	3	3	0.00	0.000

PITCHER	IP	WLS	BF	H	R	ER	SO	BB	IBB	HBP	BLK	WP	HR	S	P	ERA	WHIP

BOTTOM

Los Angeles Dodgers @ St. Louis Cardinals

Busch Stadium, St. Louis, MO

Sun Jun 12 1977, 3:33 AM CDT

Att. 43,846 - Unknown

livebaseballscorecards.com

AB	32
R	5
H	11
RBI	5
BB	3
SO	3
LOB	14

Batter	1	2	3	4	5	6	7	8	9	AB	R	H	RBI	BB	SO	LOB
Frank Taveras, R (1, 6) OBP: 0.327, SLG: 0.305	G2		L8		1-3			F9		4	0	0	0	0	0	2
Ed Ott, L (1, 2) OBP: 0.384, SLG: 0.373	K			HR		PO 1B			P5	4	1	2	1	0	1	0
Dave Parker, L (1, 9) OBP: 0.395, SLG: 0.564	K			4-3		F3			K	4	0	0	0	0	2	1
Al Oliver, L (1, 7) OBP: 0.332, SLG: 0.472		G3		6-3		F7			E7 BB	4	0	0	0	0	0	1
Willie Stargell, L (1, 3) OBP: 0.371, SLG: 0.593		K		K		PO 1-2	K		FC5-4 BB 1-2	3	0	0	0	1	3	0
Bill Robinson, R (1, 5) OBP: 0.321, SLG: 0.516 Mario Mendoza, R (7, 5) OBP: 0.167, SLG: 0.250		5-3			HR		K		FC5-4 1-2f	3 1	1 0	1 0	1 0	0 0	1 0	0 2
Omar Moreno, L (1, 8) OBP: 0.285, SLG: 0.315			1B		G3		P4			3	0	1	0	0	0	0
Phil Garner, R (1, 4) OBP: 0.283, SLG: 0.365			F2		BB			L9		2	0	0	0	1	0	1
Jim Rooker, R (1, 1) OBP: 0.259, SLG: 0.200 Rich Gossage, R (8, 1) OBP: 0.286, SLG: 0.429			F8		K 1-2			6-3		3 0	0 0	0 0	0 0	0 0	1 0	2 0
Inning Stats	R: 0 E: 0 K: 2 S: 7 H: 0 LOB: 0 BB: 0 P: 7	R: 0 E: 0 K: 1 S: 5 H: 0 LOB: 0 BB: 0 P: 5	R: 0 E: 0 K: 0 S: 4 H: 1 LOB: 1 BB: 0 P: 4	R: 1 E: 0 K: 1 S: 6 H: 1 LOB: 0 BB: 0 P: 6	R: 1 E: 0 K: 1 S: 6 H: 1 LOB: 1 BB: 1 P: 10	R: 0 E: 0 K: 0 S: 3 H: 1 LOB: 0 BB: 0 P: 3	R: 0 E: 0 K: 2 S: 7 H: 0 LOB: 0 BB: 0 P: 7	R: 0 E: 0 K: 0 S: 3 H: 0 LOB: 0 BB: 0 P: 3	R: 0 E: 1 K: 1 S: 6 H: 0 LOB: 2 BB: 1 P: 10	1B: 2 2B: 0 3B: 0 HR: 2 SF: 0 SAC: 0 DP: 0 HBP: 0						

PITCHER		IP	WLS	BF	H	R	ER	SO	BB	IBB	HBP	BLK	WP	HR	S	P	ERA	WHIP
Don Sutton, R ERA: 2.75	(1, 1)	7.0		25	4	2	2	7	1	0	0	0	0	2	38	42	2.57	0.714
Stan Wall, L ERA: 4.5	(8, 1)	2.0	W	8	0	0	0	1	1	0	0	0	0	0	9	13	0.00	0.500

PITCHER	IP	WLS	BF	H	R	ER	SO	BB	IBB	HBP	BLK	WP	HR	S	P	ERA	WHIP

TOP

Pittsburgh Pirates @ Los Angeles Dodgers

Dodger Stadium, Los Angeles, CA

Tue Jun 14 1977, 7:05 PM PDT

Att. 36,122 - Unknown

livebaseballscorecards.com

AB	31
R	2
H	4
RBI	2
BB	2
SO	8
LOB	9

WP: 0 PB: 0 SB: 1 CS: 0 PA: 34

BOTTOM

Batter	1	2	3	4	5	6	7	8	9	AB	R	H	RBI	BB	SO	LOB
Lee Lacy, R (1, 4) (9, 5) OBP: 0.347, SLG: 0.479	x 0-0 1B		x 0-0 ③ P4			BBBB 4-0 BB	x 0-0 ③ P4		x 0-0 1-3 2-H 1B	4	0	2	1	1	0	2
Bill Russell, R (1, 6) OBP: 0.277, SLG: 0.311	x 0-0 ① P4			x 0-0 8-3 1B		x 0-0 ② F8		x 0-0 ① 4-3	0-0 3-H PB	5	0	1	0	0	0	3
Reggie Smith, S (1, 9) OBP: 0.421, SLG: 0.598	x 0-0 ② L8			x 0-0 ① ② 8-3 1-2f		BBBB 4-0 1-2 BB		x 0-0 ② F9		3	0	0	0	1	0	2
Ron Cey, R (1, 5) OBP: 0.416, SLG: 0.552	x 0-0 ③ 5-3			x 0-0 ③ 5-3		x 0-0 ③ P6		BBBB 4-0 1B BB		3	0	0	0	1	0	3
Glenn Burke, R (8, PR) OBP: 0.258, SLG: 0.241 (9, 7)										0	0	0	0	0	0	0
Steve Garvey, R (1, 3) OBP: 0.344, SLG: 0.512		x 0-0 ① F7			x 0-0 ① P3		x 0-0 HR	x 0-0 1-3 1B		4	1	2	1	0	0	0
Dusty Baker Jr., R (1, 7) OBP: 0.371, SLG: 0.512	x 0-0 E5 G6-3				BBBB 4-0 FC6-4 BB		x 0-0 ① P4	x 0-0 ③ F2		3	0	0	0	1	0	2
Ted Martinez, R (9, 4) OBP: 0.349, SLG: 0.429										0	0	0	0	0	0	0
Rick Monday, L (1, 8) OBP: 0.360, SLG: 0.449	x 0-0 ② ③ G6-3 1-2f				x 0-0 ② F7		SSS 0-3 ② K		SSS 0-3 ① K	4	0	0	0	0	2	2
Steve Yeager, R (1, 2) OBP: 0.362, SLG: 0.455			SSS 0-3 ① K		x 0-0 ③ FC6-4 1-2f		BBBB 4-0 1B BB		x 0-0 E 1B 1B	2	0	0	0	1	1	1
Boog Powell, L (9, PH) OBP: 0.409, SLG: 0.278										1	0	1	0	0	0	0
John Hale, L (9, PR) OBP: 0.360, SLG: 0.349										0	1	0	0	0	0	0
Don Sutton, R (1, 1) OBP: 0.194, SLG: 0.143			SSS 0-3 ② K			x 0-0 ① 5-3	x 0-0 1-3 1B		x 0-0 1-2 E6 1B PB	2	0	0	0	0	1	0
Manny Mota, R (7, PH) OBP: 0.692, SLG: 0.625										1	0	1	0	0	0	0
Stan Wall, L (8, 1)										0	0	0	0	0	0	0
Ed Goodson, L (9, PH) OBP: 0.174, SLG: 0.182										1	0	0	0	0	0	1
Johnny Oates, L (9, PR) OBP: 0.362, SLG: 0.310										0	1	0	0	0	0	0
Inning Stats	R: 0 E: 0 K: 0 S: 4 H: 1 LOB: 1 BB: 0 P: 4	R: 0 E: 1 K: 0 S: 3 H: 0 LOB: 0 BB: 0 P: 3	R: 0 E: 0 K: 2 S: 7 H: 0 LOB: 0 BB: 0 P: 7	R: 0 E: 0 K: 0 S: 3 H: 1 LOB: 0 BB: 0 P: 3	R: 0 E: 0 K: 0 S: 3 H: 0 LOB: 1 BB: 1 P: 7	R: 0 E: 0 K: 0 S: 3 H: 0 LOB: 2 BB: 2 P: 11	R: 1 E: 0 K: 1 S: 7 H: 2 LOB: 2 BB: 1 P: 11	R: 0 E: 0 K: 0 S: 4 H: 1 LOB: 2 BB: 1 P: 8	R: 2 E: 1 K: 1 S: 6 H: 2 LOB: 1 BB: 0 P: 6	1B: 6 2B: 1 3B: 0 HR: 1	SF: 0 SAC: 0 DP: 2 HBP: 0						

PITCHER		IP	WLS	BF	H	R	ER	SO	BB	IBB	HBP	BLK	WP	HR	S	P	ERA	WHIP
Jim Rooker, L ERA: 2.84	(1, 1)	7.2		31	4	1	1	3	5	0	0	0	0	1	32	52	1.17	1.174
Rich Gossage, R ERA: 1.22	(8, 1)	0.2	L	7	3	2	0	1	0	0	0	0	0	0	8	8	0.00	4.500

PITCHER	IP	WLS	BF	H	R	ER	SO	BB	IBB	HBP	BLK	WP	HR	S	P	ERA	WHIP

Pittsburgh Pirates @ Los Angeles Dodgers

Dodger Stadium, Los Angeles, CA

Tue Jun 14 1977, 7:05 PM PDT

Att. 36,122 - Unknown

livebaseballscorecards.com

AB	33
R	3
H	7
RBI	2
BB	5
SO	4
LOB	16

WP: 0 PB: 1 SB: 0 CS: 0 PA: 38

Batter	1	2	3	4	5	6	7	8	9	AB	R	H	RBI	BB	SO	LOB
Omar Moreno, L (1, 8) OBP: 0.283, SLG: 0.311	K		F9		G3 1B		FC4-6 G4-6-3		FC4	5	0	1	0	0	1	3
Frank Taveras, R (1, 6) OBP: 0.325, SLG: 0.302	L3		BB 1B		G3		G4-6-3		F8	5	0	1	0	0	0	5
Dave Parker, L (1, 9) OBP: 0.405, SLG: 0.571	BB		BB		BB			1B 2B		1	1	1	0	3	0	0
Al Oliver, L (1, 7) OBP: 0.330, SLG: 0.467	6-3		4-3		L9			1B		4	0	1	1	0	0	6
Willie Stargell, L (1, 3) OBP: 0.368, SLG: 0.578		FC5-4 BB		P5		F8		F7		3	0	0	0	1	0	1
Bill Robinson, R (1, 5) OBP: 0.319, SLG: 0.508		FC5-4 4-3		F9		G5-4-3 1B		L9		4	0	1	0	0	0	2
Phil Garner, R (1, 4) OBP: 0.278, SLG: 0.358		4-3		6-3		G5-4-3		F8		4	0	0	0	0	0	3
Duffy Dyer, R (1, 2) OBP: 0.436, SLG: 0.383		K			F3		FC4-6 1B		FC6-4 1B	3	0	1	0	0	1	1
Ed Ott, L (9, PH) OBP: 0.392, SLG: 0.383										1	0	1	0	0	0	0
Odell Jones, R (1, 1) OBP: 0.333, SLG: 0.333			1-3		G3 1B				FC6-4	2	0	1	0	0	0	0
Terry Forster, L (6, 1) OBP: 0.333, SLG: 0.333										0	0	0	0	0	0	0
Jerry Hairston, S (7, PH) OBP: 0.438, SLG: 0.407										1	0	1	0	0	0	0
Larry Demery, R (7, 1) OBP: 0.231, SLG: 0.385										0	0	0	0	0	0	0
Bobby Tolan, L (9, PH) OBP: 0.292, SLG: 0.190							FC4-6		FC4	1	0	0	0	0	0	1
Inning Stats	R: 0 E: 0 K: 1 S: 5 H: 0 LOB: 1 BB: 1 P: 9	R: 0 E: 0 K: 1 S: 5 H: 0 LOB: 1 BB: 1 P: 9	R: 0 E: 0 K: 0 S: 4 H: 1 LOB: 2 BB: 1 P: 8	R: 0 E: 0 K: 0 S: 3 H: 0 LOB: 0 BB: 0 P: 3	R: 0 E: 0 K: 0 S: 5 H: 2 LOB: 3 BB: 1 P: 9	R: 0 E: 0 K: 0 S: 3 H: 1 LOB: 0 BB: 0 P: 3	R: 0 E: 0 K: 0 S: 4 H: 2 LOB: 1 BB: 0 P: 4	R: 1 E: 0 K: 0 S: 5 H: 2 LOB: 1 BB: 0 P: 5	R: 0 E: 0 K: 0 S: 4 H: 1 LOB: 1 BB: 0 P: 4	1B: 8 2B: 1 3B: 0 HR: 0	SF: 0 SAC: 0 DP: 2 HBP: 0					

TOP

Pittsburgh Pirates @ Los Angeles Dodgers

Dodger Stadium, Los Angeles, CA

Wed Jun 15 1977, 7:05 PM PDT

Att. 32,436 - Unknown

livebaseballscorecards.com

AB	34
R	1
H	9
RBI	1
BB	4
SO	2
LOB	22

PITCHER		IP	WLS	BF	H	R	ER	SO	BB	IBB	HBP	BLK	WP	HR	S	P	ERA	WHIP
Rick Rhoden, R ERA: 4.34	(1, 1)	8.0	W	34	8	1	1	2	4	0	0	0	0	0	34	50	1.12	1.500
Mike Garman, R ERA: 2.92	(9, 1)	1.0		4	1	0	0	0	0	0	0	0	0	0	4	4	0.00	1.000

PITCHER		IP	WLS	BF	H	R	ER	SO	BB	IBB	HBP	BLK	WP	HR	S	P	ERA	WHIP

BOTTOM

Pittsburgh Pirates @ Los Angeles Dodgers

Dodger Stadium, Los Angeles, CA

Wed Jun 15 1977, 7:05 PM PDT

Att. 32,436 - Unknown

livebaseballscorecards.com

Batter	1	2	3	4	5	6	7	8	9	AB	R	H	RBI	BB	SO	LOB
Lee Lacy, R (1, 4) OBP: 0.338, SLG: 0.462	F7		S 2B 1B		5-3 2-3	FC6-4 1B 1-2f 2-H 3-H		6-3		5	2	1	1	0	0	2
Bill Russell, R (1, 6) OBP: 0.281, SLG: 0.319 Ted Martinez, R (7, 6) OBP: 0.341, SLG: 0.419	K		1-H 2B			P4 E 1B 2-3 1B		P6		4 1	0 0	2 0	1 0	0 0	1 0	0 0
Reggie Smith, S (1, 9) OBP: 0.422, SLG: 0.596 Boog Powell, L (8, 3) OBP: 0.409, SLG: 0.278	K		F8			1B PB 1B E7 1-3 3-H 1B				4 0	1 0	2 0	1 0	0 0	1 0	1 0
Ron Cey, R (1, 5) OBP: 0.414, SLG: 0.546		5-3		K		BB PB 1B 1-3 6-3				4	1	1	0	0	1	2
Steve Garvey, R (1, 3) OBP: 0.346, SLG: 0.522 John Hale, L (8, 9) OBP: 0.360, SLG: 0.349		HR	F8			BB 1B IBB 1-2 3-H	4-3			3 0	2 0	1 0	1 0	1 0	0 0	0 0
Rick Monday, L (1, 8) OBP: 0.359, SLG: 0.444 Glenn Burke, R (7, 8) OBP: 0.250, SLG: 0.233		K	4-3			1B 1B 1B BB 1-2 2-3	6-3			2 1	1 0	0 0	0 0	1 0	1 0	0 0
Dusty Baker Jr., R (1, 7) OBP: 0.373, SLG: 0.526		K			4-3	1B 1B FC6-4 1B 1-2 2-H 3-H	HR			4	2	2	3	0	1	0
Steve Yeager, R (1, 2) OBP: 0.365, SLG: 0.453			P6		WP SH1-4 BB	1B E 1-2 2-3 1B	L1			3	1	1	0	1	0	0
Rick Rhoden, R (1, 1) OBP: 0.226, SLG: 0.290 Manny Mota, R (8, PH) OBP: 0.643, SLG: 0.556 Mike Garman, R (9, 1)			K		SH1-4 1-2	FC6-4 1B 1-2 2-3 3-H		F9		2 1 0	0 0 0	1 0 0	1 0 0	0 0 0	1 0 0	0 0 0
Inning Stats	R: 0 E: 0 K: 2 S: 7 H: 0 LOB: 0 BB: 0 P: 7	R: 1 E: 0 K: 2 S: 8 H: 1 LOB: 0 BB: 0 P: 8	R: 1 E: 0 K: 1 S: 7 H: 2 LOB: 1 BB: 0 P: 7	R: 0 E: 0 K: 1 S: 5 H: 0 LOB: 0 BB: 0 P: 5	R: 0 E: 0 K: 0 S: 3 H: 0 LOB: 1 BB: 1 P: 7	R: 7 E: 2 K: 0 S: 10 H: 7 LOB: 2 BB: 2 P: 18	R: 1 E: 0 K: 0 S: 4 H: 1 LOB: 0 BB: 0 P: 4	R: 0 E: 0 K: 0 S: 3 H: 0 LOB: 0 BB: 0 P: 3		1B: 8 2B: 1 3B: 0 HR: 2 SF: 0 SAC: 1 DP: 0 HBP: 0						

	AB	34
	R	10
	H	11
	RBI	8
	BB	3
	SO	6
	LOB	5

WP: 1 PB: 1 SB: 1 CS: 0 PA: 38

PITCHER		IP	WLS	BF	H	R	ER	SO	BB	IBB	HBP	BLK	WP	HR	S	P	ERA	WHIP
Odell Jones, R ERA: 5.79	(1, 1)	5.1	L	22	5	4	4	6	1	0	0	0	1	1	33	37	6.75	1.125
Terry Forster, L ERA: 5.79	(6, 1)	0.2		9	5	5	5	0	1	1	0	0	0	0	7	15	67.50	9.000
Larry Demery, R ERA: 5.53	(7, 1)	2.0		7	1	1	1	0	0	0	0	0	0	1	7	7	4.50	0.500

PITCHER	IP	WLS	BF	H	R	ER	SO	BB	IBB	HBP	BLK	WP	HR	S	P	ERA	WHIP

Batter	1	2	3	4	5	6	7	8	9	10	11	AB	R	H	RBI	BB	SO	LOB
Frank Taveras, R (1, 6) OBP: 0.319, SLG: 0.297	K2-3		F9		L8		K		E6 FC6-4 2-3 3-H			4	0	0	0	0	2	3
Bobby Tolan, L (9, PH) OBP: 0.280, SLG: 0.182												1	0	0	0	0	0	2
Rich Gossage, R (9, 1) OBP: 0.286, SLG: 0.429												0	0	0	0	0	0	0
Rennie Stennett, R (1, 4) OBP: 0.374, SLG: 0.404	CS 1B		5-3			6-3		6-3	FC6-4 1-2f			5	0	1	0	0	0	2
Dave Parker, L (1, 9) OBP: 0.401, SLG: 0.563	K 1-2			P6		1B		P6		3-1		5	0	1	0	0	1	1
Al Oliver, L (1, 7) OBP: 0.323, SLG: 0.455 (9, 8)		E4 6-3 1B		4-3		F8		F7		F7		5	0	0	0	0	0	1
Bill Robinson, R (1, 5) OBP: 0.329, SLG: 0.519 (9, 7)		6-3 1B 1-2		1B		K			1B 2B	P1		5	1	3	0	0	1	1
Jim Fregosi, R (1, 3) OBP: 0.306, SLG: 0.375		6-3 1-2 2-3		K			K		FC1-5 1B 2-H		K	4	0	1	1	0	2	3
Larry Demery, R (9, PR) OBP: 0.231, SLG: 0.385												0	0	0	0	0	0	0
Mario Mendoza, R (9, 6) OBP: 0.154, SLG: 0.231												1	0	0	0	0	1	0
Duffy Dyer, R (1, 2) OBP: 0.442, SLG: 0.387		K	1-3			1B			3-1 FC1-5 1-2 E 1B		BB	4	1	2	0	1	1	2
Omar Moreno, L (1, 8) OBP: 0.289, SLG: 0.318		K	S 1B			1-2 1B			FC1-5 E 3-1 1-2 2-3f		K	3	0	2	0	0	1	2
Phil Garner, R (9, PH) OBP: 0.276, SLG: 0.354 (9, 5)												2	0	0	0	0	1	3
John Candelaria, L (1, 1) OBP: 0.207, SLG: 0.148			1-3	K 1-2		F8			3-1 1-2 2-3		F8	2	0	0	0	0	1	1
Fernando Gonzalez, R (7, PH) OBP: 0.286, SLG: 0.419												1	0	0	0	0	0	2
Kent Tekulve, R (7, 1) OBP: 0.400, SLG: 0.400												0	0	0	0	0	0	0
Willie Stargell, L (9, PH) OBP: 0.362, SLG: 0.568 (9, 3)												2	0	0	0	0	0	3
Inning Stats	R: 0 H: 1 E: 0 LOB: 1 K: 2 BB: 0 S: 7 P: 7	R: 0 H: 1 E: 1 LOB: 2 K: 2 BB: 0 S: 9 P: 9	R: 0 H: 0 E: 0 LOB: 0 K: 0 BB: 0 S: 3 P: 3	R: 0 H: 1 E: 0 LOB: 1 K: 1 BB: 0 S: 6 P: 6	R: 0 H: 1 E: 0 LOB: 1 K: 1 BB: 0 S: 6 P: 6	R: 0 H: 1 E: 0 LOB: 1 K: 1 BB: 0 S: 6 P: 6	R: 0 H: 2 E: 0 LOB: 2 K: 2 BB: 0 S: 9 P: 9	R: 0 H: 0 E: 0 LOB: 0 K: 0 BB: 0 S: 3 P: 3	R: 2 H: 3 E: 1 LOB: 2 K: 0 BB: 0 S: 7 P: 7	R: 0 H: 0 E: 0 LOB: 0 K: 0 BB: 0 S: 3 P: 3	R: 0 H: 0 E: 0 LOB: 1 K: 2 BB: 1 S: 7 P: 11	1B: 9 SF: 0 2B: 2 SAC: 0 3B: 0 DP: 1 HR: 0 HBP: 0						WP: 0 PA: 45 PB: 0 SB: 1 CS: 1

PITCHER		IP	WLS	BF	H	R	ER	SO	BB	IBB	HBP	BLK	WP	HR	S	P	ERA	WHIP
Doug Rau, L ERA: 4.15	(1, 1)	8.0		33	9	2	1	9	0	0	0	0	0	0	51	51	1.12	1.125
Stan Wall, L ERA: 4.5	(9, 1)	0.0		1	1	0	0	0	0	0	0	0	0	0	1	1	∞	∞
Charlie Hough, R ERA: 2.3	(9, 1)	3.0	W	11	0	0	0	2	1	0	0	0	0	0	14	18	0.00	0.333

PITCHER	IP	WLS	BF	H	R	ER	SO	BB	IBB	HBP	BLK	WP	HR	S	P	ERA	WHIP

TOP

Pittsburgh Pirates @ Los Angeles Dodgers

Dodger Stadium, Los Angeles, CA

Thu Jun 16 1977, 7:05 PM PDT

Att. 34,350 - Unknown

livebaseballscorecards.com

AB	44
R	2
H	10
RBI	1
BB	1
SO	11
LOB	26

Pittsburgh Pirates @ Los Angeles Dodgers

Dodger Stadium, Los Angeles, CA

Thu Jun 16 1977, 7:05 PM PDT

Att. 34,350 - Unknown

livebaseballscorecards.com

BOTTOM

Batter	1	2	3	4	5	6	7	8	9	10	11	AB	R	H	RBI	BB	SO	LOB
Lee Lacy, R (1, 4) OBP: 0.321, SLG: 0.439	5-3			L5		F8		K		K		4	0	0	0	0	1	1
Ted Martinez, R (9, 4) OBP: 0.333, SLG: 0.409												1	0	0	0	0	1	0
Bill Russell, R (1, 6) OBP: 0.283, SLG: 0.324	P4			F7		HR 1B		FC5-4 1-2f			SH5-4 SF8 2B	5	2	2	0	0	0	1
Reggie Smith, S (1, 9) OBP: 0.426, SLG: 0.607	K			1B BB		1-H HR		G3			SH5-4 BB	3	1	1	2	2	1	1
Ron Cey, R (1, 5) OBP: 0.415, SLG: 0.545		K		1-2 1B		K			SH5-3 1B		SH5-4 1-2 2-3	4	0	2	0	0	2	0
Steve Garvey, R (1, 3) OBP: 0.344, SLG: 0.516		F9		L9		F8			SH5-3 1-2		IBB	3	0	0	0	1	0	2
Dusty Baker Jr., R (1, 7) OBP: 0.366, SLG: 0.516		P4			F9		G3		F9		SF8 3-H	4	0	0	1	0	0	1
Rick Monday, L (1, 8) OBP: 0.359, SLG: 0.443			K		FC5-4 1B		P5		5-3			3	0	1	0	0	1	0
Glenn Burke, R (9, 8) OBP: 0.250, SLG: 0.233												0	0	0	0	0	0	0
Manny Mota, R (9, PH) OBP: 0.600, SLG: 0.500												1	0	0	0	0	0	1
John Hale, L (10, 8) OBP: 0.360, SLG: 0.349												0	0	0	0	0	0	0
Steve Yeager, R (1, 2) OBP: 0.358, SLG: 0.443		5-3			F8		6-3			K		4	0	0	0	0	1	1
Doug Rau, L (1, 1) OBP: 0.188, SLG: 0.167		K			FC5-4 1-2f			FC5-4 1B		F2		3	0	1	0	0	1	1
Stan Wall, L (9, 1)												0	0	0	0	0	0	0
Charlie Hough, R (9, 1) OBP: 0.125, SLG: 0.267												1	0	0	0	0	0	0
Inning Stats	R: 0 E: 0 K: 1 S: 5 H: 0 LOB: 0 BB: 0 P: 5	R: 0 E: 0 K: 1 S: 5 H: 0 LOB: 0 BB: 0 P: 5	R: 0 E: 0 K: 2 S: 7 H: 0 LOB: 0 BB: 0 P: 7	R: 0 E: 0 K: 0 S: 4 H: 1 LOB: 2 BB: 1 P: 8	R: 0 E: 0 K: 0 S: 4 H: 1 LOB: 1 BB: 0 P: 4	R: 2 E: 0 K: 1 S: 7 H: 2 LOB: 0 BB: 0 P: 7	R: 0 E: 0 K: 0 S: 3 H: 0 LOB: 0 BB: 0 P: 3	R: 0 E: 0 K: 1 S: 6 H: 1 LOB: 1 BB: 0 P: 6	R: 0 E: 0 K: 0 S: 4 H: 1 LOB: 1 BB: 0 P: 4	R: 0 E: 0 K: 2 S: 7 H: 0 LOB: 0 BB: 0 P: 7	R: 1 E: 0 K: 0 S: 3 H: 1 LOB: 2 BB: 2 P: 11	1B: 5 2B: 1 3B: 0 HR: 1 SF: 1 SAC: 2 DP: 0 HBP: 0						

	AB	36
	R	3
	H	7
	RBI	3
	BB	3
	SO	8
	LOB	9

WP: 0 PB: 0 SB: 0 CS: 0 PA: 42

PITCHER		IP	WLS	BF	H	R	ER	SO	BB	IBB	HBP	BLK	WP	HR	S	P	ERA	WHIP
John Candelaria, L ERA: 2.07	(1, 1)	6.0		23	4	2	2	5	1	0	0	0	0	1	32	36	3.00	0.833
Kent Tekulve, R ERA: 2.54	(7, 1)	2.0		7	1	0	0	1	0	0	0	0	0	0	9	9	0.00	0.500
Rich Gossage, R ERA: 1.33	(9, 1)	2.2	L	12	2	1	1	2	1	1	0	0	0	0	14	22	3.38	1.125

PITCHER	IP	WLS	BF	H	R	ER	SO	BB	IBB	HBP	BLK	WP	HR	S	P	ERA	WHIP

Batter	1	2	3	4	5	6	7	8	9	AB	R	H	RBI	BB	SO	LOB
Ivan De Jesus, R (1, 6) OBP: 0.332, SLG: 0.367	6-3		5-3		CS 1B			P3	PB 1B	5	0	2	1	0	0	0
Larry Biittner, L (1, 7) OBP: 0.335, SLG: 0.376	4-3		P5		F5 1-2			G4-3 1B	1-3 2-3	5	0	1	0	0	0	2
Bill Buckner, L (1, 3) OBP: 0.319, SLG: 0.369	HR 2B		4-1			1B		G4-3 1-2f		4	1	2	0	0	0	1
Bobby Murcer, L (1, 9) OBP: 0.369, SLG: 0.461 Joe Wallis, S (9, 8) OBP: 0.295, SLG: 0.400	2-H HR			1B SF9 1B		G3			1B 3B BB	3 0	3 0	2 0	2 0	1 0	0 0	0 0
Jerry Morales, R (1, 8) OBP: 0.384, SLG: 0.463 (9, 9)	K			1-3 FC5-4 1B		F5			1-3 3B 1B	4	1	2	0	0	1	0
Manny Trillo, R (1, 4) OBP: 0.430, SLG: 0.556		L9		SF9 3-H			1-3		1-H 2B 3-H 3B	3	1	1	3	0	0	0
Steve Ontiveros, S (1, 5) OBP: 0.407, SLG: 0.381		BB		F9			1B		4-3	3	0	1	0	1	0	2
George Mitterwald, R (1, 2) OBP: 0.320, SLG: 0.380		F3		FC5-4 1-2f			F7		1B 2B 3-H	4	1	1	1	0	0	3
Mike Krukow, R (1, 1) OBP: 0.158, SLG: 0.211 Willie Hernandez, L (6, 1) Bruce Sutter, R (7, 1)		K2-3			5-3		5-3		K	2 1 1	0 0 0	0 0 0	0 0 0	1 0 1	1 0 1	1 1 1
Inning Stats	R: 2 E: 0 K: 1 S: 8 H: 2 LOB: 0 BB: 0 P: 8	R: 0 E: 0 K: 1 S: 5 H: 0 LOB: 1 BB: 1 P: 9	R: 0 E: 0 K: 0 S: 9 H: 0 LOB: 0 BB: 0 P: 12	R: 1 E: 0 K: 0 S: 5 H: 2 LOB: 1 BB: 0 P: 5	R: 0 E: 0 K: 0 S: 3 H: 1 LOB: 0 BB: 0 P: 3	R: 0 E: 0 K: 0 S: 3 H: 1 LOB: 0 BB: 0 P: 3	R: 0 E: 0 K: 0 S: 7 H: 1 LOB: 1 BB: 0 P: 8	R: 0 E: 0 K: 0 S: 6 H: 1 LOB: 0 BB: 0 P: 9	R: 4 E: 0 K: 1 S: 9 H: 4 LOB: 1 BB: 1 P: 13	1B: 8 2B: 2 3B: 1 HR: 1	SF: 1 SAC: 0 DP: 1 HBP: 0						

TOP

Chicago Cubs @ Los Angeles Dodgers

Dodger Stadium, Los Angeles, CA

Fri Jun 17 1977, 7:05 PM PDT

Att. 52,487 - Unknown - 73 F

livebaseballscorecards.com

AB	35
R	7
H	12
RBI	7
BB	2
SO	3
LOB	11

PITCHER		IP	WLS	BF	H	R	ER	SO	BB	IBB	HBP	BLK	WP	HR	S	P	ERA	WHIP
Burt Hooton, R ERA: 3.13	(1, 1)	6.0		23	6	3	3	2	1	0	0	0	0	1	33	40	4.50	1.167
Elias Sosa, R ERA: 3.8	(7, 1)	1.0		4	1	0	0	0	0	0	0	0	0	0	7	8	0.00	1.000
Stan Wall, L ERA: 4.67	(8, 1)	1.0	L	4	1	1	1	0	1	0	0	0	0	0	6	13	9.00	2.000
Charlie Hough, R ERA: 2.65	(9, 1)	1.0		7	4	3	3	1	0	0	0	0	0	0	9	9	27.00	4.000

PITCHER	IP	WLS	BF	H	R	ER	SO	BB	IBB	HBP	BLK	WP	HR	S	P	ERA	WHIP

Batter	1	2	3	4	5	6	7	8	9	AB	R	H	RBI	BB	SO	LOB
Lee Lacy, R (1, 4) OBP: 0.318, SLG: 0.430	5-3			L9		HR 1B	CS 1-2	K		4	1	1	0	0	1	0
Bill Russell, R (1, 6) OBP: 0.286, SLG: 0.327	G4-3 1B			G1-6-3 1B		K		K		4	0	2	0	0	2	1
Steve Garvey, R (1, 3) OBP: 0.343, SLG: 0.524	G4-3 1-2f			G1-6-3 1-2f		1-H HR		F7		4	1	1	2	0	0	2
Ron Cey, R (1, 5) OBP: 0.412, SLG: 0.538		K			6-3	BB			K	3	0	0	0	1	2	0
Rick Monday, L (1, 8) OBP: 0.357, SLG: 0.436		5-3			1B BB	4-3			K	3	0	0	0	1	1	1
Dusty Baker Jr., R (1, 7) OBP: 0.360, SLG: 0.507		6-3			K		F2		K	4	0	0	0	0	2	1
John Hale, L (1, 9) OBP: 0.365, SLG: 0.356 Glenn Burke, R (7, PH) OBP: 0.242, SLG: 0.226 (8, 9)			L7		FC3-6 1-2 1B		E5 SH5-3 1B			2 1	0 1	1 0	0 0	0 0	0 0	0 0
Johnny Oates, L (1, 2) OBP: 0.347, SLG: 0.295			F5		FC3-6 1-2f		SH5-3 1-2			2	0	0	0	0	0	2
Burt Hooton, R (1, 1) OBP: 0.179, SLG: 0.214 Ed Goodson, L (6, PH) OBP: 0.167, SLG: 0.174 Elias Sosa, R (7, 1) Reggie Smith, S (7, PH) OBP: 0.428, SLG: 0.609 Ted Martinez, R (7, PR) OBP: 0.333, SLG: 0.409 Stan Wall, L (8, 1) Charlie Hough, R (9, 1) OBP: 0.125, SLG: 0.267			F8			K	CS 2-H 1B			1 1 0 1 0 0 0	0 0 0 0 0 0 0	0 0 0 1 0 0 0	0 0 0 0 0 0 0	0 0 0 0 0 0 0	0 1 0 0 0 0 0	0 0 0 0 0 0 0
Inning Stats	R: 0 E: 0 K: 0 S: 3 H: 1 LOB: 0 BB: 0 P: 3	R: 0 E: 0 K: 1 S: 5 H: 0 LOB: 0 BB: 0 P: 5	R: 0 E: 0 K: 0 S: 3 H: 0 LOB: 0 BB: 0 P: 3	R: 0 E: 0 K: 0 S: 3 H: 1 LOB: 0 BB: 0 P: 3	R: 0 E: 0 K: 1 S: 10 H: 1 LOB: 2 BB: 1 P: 17	R: 2 E: 0 K: 2 S: 12 H: 2 LOB: 1 BB: 1 P: 19	R: 1 E: 1 K: 0 S: 4 H: 1 LOB: 1 BB: 0 P: 4	R: 0 E: 0 K: 2 S: 8 H: 0 LOB: 0 BB: 0 P: 9	R: 0 E: 0 K: 3 S: 10 H: 0 LOB: 0 BB: 0 P: 12	1B: 5 2B: 0 3B: 0 HR: 1	SF: 0 SAC: 1 DP: 2 HBP: 0						

PITCHER		IP	WLS	BF	H	R	ER	SO	BB	IBB	HBP	BLK	WP	HR	S	P	ERA	WHIP
Mike Krukow, R ERA: 5.21	(1, 1)	5.2		22	5	2	2	4	2	0	0	0	0	1	35	49	3.18	1.235
Willie Hernandez, L ERA: 1.73	(6, 1)	1.0		4	0	1	0	0	0	0	0	0	0	0	4	4	0.00	0.000
Bruce Sutter, R ERA: 0.75	(7, 1)	2.1	W	7	1	0	0	5	0	0	0	0	0	0	19	22	0.00	0.429

PITCHER	IP	WLS	BF	H	R	ER	SO	BB	IBB	HBP	BLK	WP	HR	S	P	ERA	WHIP

BOTTOM

Chicago Cubs @ Los Angeles Dodgers

Dodger Stadium, Los Angeles, CA

Fri Jun 17 1977, 7:05 PM PDT

Att. 52,487 - Unknown - 73 F

livebaseballscorecards.com

AB	30
R	3
H	6
RBI	3
BB	2
SO	9
LOB	7

1B: 5	SF: 0	WP: 0	PA: 34
2B: 0	SAC: 1	PB: 0	
3B: 0	DP: 2	SB: 0	
HR: 1	HBP: 0	CS: 1	

Batter	1	2	3	4	5	6	7	8	9	AB	R	H	RBI	BB	SO	LOB
Ivan De Jesus, R (1, 6) OBP: 0.331, SLG: 0.365	6-3		5-3 1-2			5-3		E1 L6-3 1-3 1B		4	0	1	0	0	0	2
Gene Clines, R (1, 7) OBP: 0.429, SLG: 0.511	L5 3-1		FC1 G4-6-3 2-3 3-H			G4-6-3 1B		L6-3 1-2		4	0	1	1	0	0	3
Bill Buckner, L (1, 3) OBP: 0.305, SLG: 0.352	3-1 2-3		G4-6-3 1-2f			G4-6-3 1-2f			G3	4	0	0	0	0	0	4
Bobby Murcer, L (1, 9) OBP: 0.371, SLG: 0.462	G3			L7			FC6 1B		CS 1B	4	0	2	0	0	0	1
Jerry Morales, R (1, 8) OBP: 0.377, SLG: 0.454		6-3		5-3			S S F S K		B B B S S F F S K 1-2	4	0	0	0	0	2	2
Manny Trillo, R (1, 4) OBP: 0.429, SLG: 0.550		B B B B G6-4-3 BB		1-3			FC6 FC4-6 1-2f			2	0	0	0	1	0	1
Steve Ontiveros, S (1, 5) OBP: 0.401, SLG: 0.374		G6-4-3 1-2f			5-3		FC4-6 1-2f			3	0	0	0	0	0	2
George Mitterwald, R (1, 2) OBP: 0.320, SLG: 0.385			1B E 2B		5-3			6-3		3	1	1	0	0	0	0
Bill Bonham, R (1, 1) OBP: 0.200, SLG: 0.233 Jose Cardenal, R (8, PH) OBP: 0.326, SLG: 0.278 Paul Reuschel, R (8, 1)			E 5-3 2-3 1B		B S S F 4-3			E 1B 1B		2 1 0	0 0 0	1 1 0	0 0 0	0 0 0	0 0 0	0 0 0
Inning Stats	R: 0 E: 1 K: 0 S: 4 H: 0 LOB: 1 BB: 0 P: 4	R: 0 E: 0 K: 0 S: 2 H: 0 LOB: 0 BB: 1 P: 6	R: 1 E: 1 K: 0 S: 5 H: 2 LOB: 1 BB: 0 P: 5	R: 0 E: 0 K: 0 S: 3 H: 0 LOB: 0 BB: 0 P: 3	R: 0 E: 0 K: 0 S: 6 H: 0 LOB: 0 BB: 0 P: 7	R: 0 E: 0 K: 0 S: 3 H: 1 LOB: 0 BB: 0 P: 3	R: 0 E: 0 K: 1 S: 7 H: 1 LOB: 1 BB: 0 P: 7	R: 0 E: 1 K: 0 S: 4 H: 2 LOB: 1 BB: 0 P: 4	R: 0 E: 0 K: 1 S: 7 H: 1 LOB: 1 BB: 0 P: 10	1B: 6 2B: 3 3B: 0 HR: 0 SF: 0 SAC: 0 DP: 5 HBP: 0						

PITCHER	IP	WLS	BF	H	R	ER	SO	BB	IBB	HBP	BLK	WP	HR	S	P	ERA	WHIP
Tommy John, L (1, 1) ERA: 3.72	9.0	W	32	7	1	1	2	1	0	0	0	0	0	41	49	1.00	0.889

PITCHER	IP	WLS	BF	H	R	ER	SO	BB	IBB	HBP	BLK	WP	HR	S	P	ERA	WHIP

TOP

Chicago Cubs @ Los Angeles Dodgers

Dodger Stadium, Los Angeles, CA

Sat Jun 18 1977, 7:05 PM PDT

Att. 45,655 - Unknown - 72 F

livebaseballscorecards.com

AB	31
R	1
H	7
RBI	1
BB	1
SO	2
LOB	15

WP: 0 PA: 32
PB: 0
SB: 0
CS: 1

Batter	1	2	3	4	5	6	7	8	9	AB	R	H	RBI	BB	SO	LOB
Lee Lacy, R (1, 4) OBP: 0.315, SLG: 0.422	3-1			F8	1B		6-3			4	0	1	0	0	0	0
Bill Russell, R (1, 6) OBP: 0.293, SLG: 0.341	F8			HR	FC4		G6-3			4	1	3	0	0	0	0
Reggie Smith, S (1, 9) OBP: 0.421, SLG: 0.597 John Hale, L (8, 9) OBP: 0.365, SLG: 0.356	G3			6-3	K		G6-3			4 0	0 0	0 0	0 0	0 0	1 0	4 0
Ron Cey, R (1, 5) OBP: 0.410, SLG: 0.546		L7		HR	FC4			K		4	1	1	2	0	1	2
Steve Garvey, R (1, 3) OBP: 0.342, SLG: 0.518		5-3		1B BB		F8		K		3	0	0	0	1	1	0
Rick Monday, L (1, 8) OBP: 0.360, SLG: 0.434		K		BB 1B		BB		K		3	0	1	0	1	2	0
Dusty Baker Jr., R (1, 7) OBP: 0.363, SLG: 0.505			K	FC6-4 BB		FC6-4 BB				1	0	0	0	2	1	0
Johnny Oates, L (1, 2) OBP: 0.327, SLG: 0.277			P5	FC6-4		L7				3	0	0	0	0	0	5
Tommy John, R (1, 1) OBP: 0.179, SLG: 0.179			G3		1-3	FC6-4				3	0	0	0	0	0	2
Inning Stats	R: 0 E: 0 K: 0 S: 3 H: 0 LOB: 0 BB: 0 P: 3	R: 0 E: 0 K: 1 S: 5 H: 0 LOB: 0 BB: 0 P: 5	R: 0 E: 0 K: 1 S: 5 H: 0 LOB: 0 BB: 0 P: 5	R: 2 E: 0 K: 0 S: 12 H: 3 LOB: 3 BB: 2 P: 21	R: 0 E: 0 K: 1 S: 9 H: 2 LOB: 2 BB: 0 P: 11	R: 0 E: 0 K: 0 S: 6 H: 0 LOB: 2 BB: 2 P: 14	R: 0 E: 0 K: 0 S: 6 H: 1 LOB: 0 BB: 0 P: 8	R: 0 E: 0 K: 3 S: 10 H: 0 LOB: 0 BB: 0 P: 11		1B: 4 2B: 0 3B: 1 HR: 1 SF: 0 SAC: 0 DP: 1 HBP: 0						

PITCHER		IP	WLS	BF	H	R	ER	SO	BB	IBB	HBP	BLK	WP	HR	S	P	ERA	WHIP
Bill Bonham, R ERA: 3.69	(1, 1)	7.0	L	30	6	2	2	3	4	0	0	0	0	1	46	67	2.57	1.429
Paul Reuschel, R ERA: 1.36	(8, 1)	1.0		3	0	0	0	3	0	0	0	0	0	0	10	11	0.00	0.000

PITCHER	IP	WLS	BF	H	R	ER	SO	BB	IBB	HBP	BLK	WP	HR	S	P	ERA	WHIP

BOTTOM

Chicago Cubs @ Los Angeles Dodgers

Dodger Stadium, Los Angeles, CA

Sat Jun 18 1977, 7:05 PM PDT

Att. 45,655 - Unknown - 72 F

livebaseballscorecards.com

AB	29
R	2
H	6
RBI	2
BB	4
SO	6
LOB	13

Batter	1	2	3	4	5	6	7	8	9	AB	R	H	RBI	BB	SO	LOB
Ivan De Jesus, R (1, 6) OBP: 0.326, SLG: 0.359	0-0 ① 5-3		0-3 ② K			0-0 ① B3		0-3 ① K		4	0	0	0	0	2	0
Larry Biittner, L (1, 7) OBP: 0.333, SLG: 0.374	2-2 ② F5		0-0 ③ F5			0-0 1B 1B		1-2 ② 3-1		4	0	1	0	0	0	0
Bill Buckner, L (1, 3) OBP: 0.303, SLG: 0.348	0-0 ③ 4-3			0-0 S 1B		0-0 ② L9		0-0 ③ P4		4	0	1	0	0	0	1
Bobby Murcer, L (1, 9) OBP: 0.373, SLG: 0.460		4-0 SH5-3 1B 4-3 BB		0-0 ① L9		0-0 FC6-4 1-2 1B			2-2 ① F9	3	1	1	0	1	0	1
Jerry Morales, R (1, 8) OBP: 0.375, SLG: 0.450		0-0 4-3 SH5-3 1-2 1B		0-0 ② F7 1-2		0-0 ③ FC6-4 1-2f			0-3 ② K	4	0	1	0	0	1	3
Manny Trillo, R (1, 4) OBP: 0.424, SLG: 0.542		0-0 ① SH5-3 1-2 2-3		0-0 ③ 6-3			0-0 ① G3		0-0 ③ P4	3	0	0	0	0	0	1
Steve Ontiveros, S (1, 5) OBP: 0.395, SLG: 0.368		0-0 ② 4-3 2-3 3-H			0-0 ① F5		0-0 ② P6			3	0	0	1	0	0	1
George Mitterwald, R (1, 2) OBP: 0.319, SLG: 0.383		0-0 ③ P9			0-0 ② F2		4-0 BB			1	0	0	0	0	0	1
Steve Swisher, R (3, 2) OBP: 0.275, SLG: 0.432										1	0	0	0	1	0	0
Rick Reuschel, R (1, 1) OBP: 0.206, SLG: 0.273			0-0 ① 6-3		1-3 ③ K		0-0 ③ L8			1	0	0	0	0	0	0
Willie Hernandez, L (3, 1)										1	0	0	0	0	1	0
Greg Gross, L (7, PH) OBP: 0.317, SLG: 0.290										1	0	0	0	0	0	1
Paul Reuschel, R (7, 1)										0	0	0	0	0	0	0
Inning Stats	R: 0 E: 0 K: 0 S: 9 H: 0 LOB: 0 BB: 0 P: 11	R: 1 E: 0 K: 0 S: 4 H: 1 LOB: 1 BB: 1 P: 8	R: 0 E: 0 K: 1 S: 5 H: 0 LOB: 0 BB: 0 P: 5	R: 0 E: 0 K: 0 S: 4 H: 1 LOB: 1 BB: 0 P: 4	R: 0 E: 0 K: 1 S: 6 H: 0 LOB: 0 BB: 0 P: 7	R: 0 E: 0 K: 0 S: 5 H: 2 LOB: 2 BB: 0 P: 5	R: 0 E: 0 K: 0 S: 3 H: 0 LOB: 1 BB: 1 P: 7	R: 0 E: 0 K: 1 S: 8 H: 0 LOB: 0 BB: 0 P: 9	R: 0 E: 0 K: 1 S: 8 H: 0 LOB: 0 BB: 0 P: 10	1B: 4 2B: 0 3B: 0 HR: 0	SF: 0 SAC: 1 DP: 0 HBP: 0					

TOP

Chicago Cubs @ Los Angeles Dodgers

Dodger Stadium, Los Angeles, CA

Sun Jun 19 1977, 3:33 AM PDT

Att. 44,174 - Sunny - 78 F

livebaseballscorecards.com

AB	30
R	1
H	4
RBI	1
BB	2
SO	4
LOB	9

WP: 0 PB: 0 SB: 1 CS: 0 PA: 33

PITCHER	IP	WLS	BF	H	R	ER	SO	BB	IBB	HBP	BLK	WP	HR	S	P	ERA	WHIP
Don Sutton, R (1, 1) ERA: 2.59	9.0	W	33	4	1	1	4	2	0	0	0	0	0	52	66	1.00	0.667

PITCHER	IP	WLS	BF	H	R	ER	SO	BB	IBB	HBP	BLK	WP	HR	S	P	ERA	WHIP

Batter	1	2	3	4	5	6	7	8	9	AB	R	H	RBI	BB	SO	LOB
Lee Lacy, R (1, 4) OBP: 0.323, SLG: 0.468 Ted Martinez, R (8, 4) OBP: 0.333, SLG: 0.409	HR		6-3 ①		3-H 2B		5-3 ②			4 0	1 0	2 0	2 0	0 0	0 0	1 0
Bill Russell, R (1, 6) OBP: 0.292, SLG: 0.337	6-3 ①		K ②		F8 ②		BB			3	0	0	0	1	1	1
Reggie Smith, S (1, 9) OBP: 0.426, SLG: 0.597 John Hale, L (3, PR) OBP: 0.370, SLG: 0.348 (4, 9)	BB 1B		HBP		K ③		1-2 2-3 BB			0 1	0 0	0 0	0 0	1 1	0 1	0 1
Ron Cey, R (1, 5) OBP: 0.408, SLG: 0.554	F8 ②		5-3 ③			HR	F3 ③			4	1	1	1	0	0	5
Steve Garvey, R (1, 3) OBP: 0.340, SLG: 0.513	1-2 1B			K ①		K ①		F9 ①		4	0	1	0	0	2	0
Rick Monday, L (1, 8) OBP: 0.353, SLG: 0.426	K ③			L4 ②		1-3 ②		K ②		4	0	0	0	0	2	2
Dusty Baker Jr., R (1, 7) OBP: 0.357, SLG: 0.495 Glenn Burke, R (9, 7) OBP: 0.242, SLG: 0.226		F9 ①		1-3 ③		K ③		5-3 ③		4 0	0 0	0 0	0 0	0 0	1 0	0 0
Johnny Oates, L (1, 2) OBP: 0.345, SLG: 0.300		6-3 ②			SH3-4 BLK 2B 1B		BB SH1-4 1B			3	1	2	0	0	0	0
Don Sutton, R (1, 1) OBP: 0.188, SLG: 0.138		5-3 ③			SH3-4 ① 1-3		SH1-4 ① 1-2			1	0	0	0	0	0	0
Inning Stats	R: 1 H: 2 E: 0 LOB: 2 K: 1 BB: 1 S: 7 P: 11	R: 0 H: 0 E: 0 LOB: 0 K: 0 BB: 0 S: 3 P: 3	R: 0 H: 0 E: 0 LOB: 1 K: 1 BB: 0 S: 6 P: 9	R: 0 H: 0 E: 0 LOB: 0 K: 1 BB: 0 S: 5 P: 5	R: 1 H: 2 E: 0 LOB: 1 K: 1 BB: 0 S: 8 P: 10	R: 1 H: 1 E: 0 LOB: 0 K: 2 BB: 0 S: 9 P: 12	R: 0 H: 1 E: 0 LOB: 3 K: 0 BB: 2 S: 11 P: 19	R: 0 H: 0 E: 0 LOB: 0 K: 1 BB: 0 S: 5 P: 5		1B: 3 SF: 0 2B: 1 SAC: 2 3B: 0 DP: 0 HR: 2 HBP: 1						

PITCHER		IP	WLS	BF	H	R	ER	SO	BB	IBB	HBP	BLK	WP	HR	S	P	ERA	WHIP
Rick Reuschel, R ERA: 2.56	(1, 1)	2.2		12	2	1	1	2	1	0	1	0	0	1	15	22	3.38	1.125
Willie Hernandez, L ERA: 2.0	(3, 1)	3.1	L	13	3	2	2	4	0	0	0	1	0	1	23	28	5.40	0.900
Paul Reuschel, R ERA: 1.3	(7, 1)	2.0		9	1	0	0	1	2	0	0	0	0	0	16	24	0.00	1.500

PITCHER	IP	WLS	BF	H	R	ER	SO	BB	IBB	HBP	BLK	WP	HR	S	P	ERA	WHIP

BOTTOM

Chicago Cubs @ Los Angeles Dodgers

Dodger Stadium, Los Angeles, CA

Sun Jun 19 1977, 3:33 AM PDT

Att. 44,174 - Sunny - 78 F

livebaseballscorecards.com

AB	28
R	3
H	6
RBI	3
BB	3
SO	7
LOB	10

Batter	1	2	3	4	5	6	7	8	9	AB	R	H	RBI	BB	SO	LOB
Garry Templeton, S (1, 6) OBP: 0.332, SLG: 0.429	4-3		F7			K		G3		4	0	0	0	0	1	2
Lou Brock, L (1, 7) OBP: 0.332, SLG: 0.409	1B			K		4-3		K		4	0	1	0	0	2	2
Rawly Eastwick, R (8, 1) OBP: 0.167, SLG: 0.167										0	0	0	0	0	0	0
Tony Scott, S (1, 8) OBP: 0.404, SLG: 0.473	F7			6-3		1-3			4-3	4	1	1	0	0	0	1
Hector Cruz, R (1, 9) OBP: 0.390, SLG: 0.425	6-3			BB			E5		4-3	4	1	2	0	0	0	1
Keith Hernandez, L (1, 3) OBP: 0.402, SLG: 0.479		G3		BB			6-3		4-3	3	1	1	0	1	0	0
Ken Reitz, R (1, 5) OBP: 0.325, SLG: 0.498		6-3		1-3			4-3		4-3	4	0	0	1	0	0	4
Dave Rader, L (1, 2) OBP: 0.400, SLG: 0.516		6-3			BB			FC6	G3	3	0	1	0	1	0	2
Mike Tyson, R (1, 4) OBP: 0.302, SLG: 0.278			G3		FC5-4			FC6		3	0	0	0	0	0	2
Ted Simmons, S (9, PH) OBP: 0.411, SLG: 0.521									1B	1	0	1	2	0	0	0
Pete Falcone, L (1, 1) OBP: 0.185, SLG: 0.231			K		G4-6-3			1-3		1	0	0	0	0	1	0
John Urrea, R (4, 1) OBP: 0.375, SLG: 0.167										0	0	0	0	0	0	0
Don Kessinger, S (5, PH) OBP: 0.316, SLG: 0.262										1	0	0	0	0	0	1
Larry Dierker, R (5, 1)										0	0	0	0	0	0	0
Clay Carroll, R (5, 1)										0	0	0	0	0	0	0
Jerry Mumphrey, S (8, PH) OBP: 0.433, SLG: 0.532										2	0	1	0	0	0	1
(8, 7)																
Inning Stats	R: 0 E: 0 K: 0 S: 4 H: 1 LOB: 1 BB: 0 P: 4	R: 0 E: 0 K: 0 S: 3 H: 0 LOB: 0 BB: 0 P: 3	R: 0 E: 0 K: 1 S: 5 H: 0 LOB: 0 BB: 0 P: 5	R: 0 E: 0 K: 1 S: 6 H: 1 LOB: 2 BB: 1 P: 10	R: 0 E: 0 K: 0 S: 2 H: 0 LOB: 0 BB: 1 P: 6	R: 0 E: 0 K: 1 S: 5 H: 0 LOB: 0 BB: 0 P: 5	R: 0 E: 1 K: 0 S: 3 H: 0 LOB: 0 BB: 0 P: 3	R: 0 E: 0 K: 1 S: 7 H: 2 LOB: 2 BB: 0 P: 7	R: 3 E: 0 K: 0 S: 7 H: 4 LOB: 1 BB: 0 P: 7	1B: 7 2B: 1 3B: 0 HR: 0 SF: 0 SAC: 0 DP: 1 HBP: 0						

PITCHER		IP	WLS	BF	H	R	ER	SO	BB	IBB	HBP	BLK	WP	HR	S	P	ERA	WHIP
Rick Rhoden, R ERA: 4.21	(1, 1)	9.0	W	36	8	3	3	4	2	0	0	0	0	0	42	50	3.00	1.111

PITCHER	IP	WLS	BF	H	R	ER	SO	BB	IBB	HBP	BLK	WP	HR	S	P	ERA	WHIP

TOP

St. Louis Cardinals @ Los Angeles Dodgers

Dodger Stadium, Los Angeles, CA

Mon Jun 20 1977, 7:05 PM PDT

Att. 39,614 - Unknown

livebaseballscorecards.com

AB	34
R	3
H	8
RBI	3
BB	2
SO	4
LOB	16

BOTTOM

St. Louis Cardinals @ Los Angeles Dodgers

Dodger Stadium, Los Angeles, CA

Mon Jun 20 1977, 7:05 PM PDT

Att. 39,614 - Unknown

livebaseballscorecards.com

Batter	1	2	3	4	5	6	7	8	9	AB	R	H	RBI	BB	SO	LOB
Ted Martinez, R (1, 4) OBP: 0.320, SLG: 0.408	F2	1-3 2-H 2B		2-3 4-3		K		F8		5	0	1	1	0	1	1
Bill Russell, R (1, 6) OBP: 0.291, SLG: 0.335	K	K		6-3		1B		5-3		5	0	1	0	0	2	3
Reggie Smith, S (1, 9) OBP: 0.425, SLG: 0.592	K		6-3		BB WP 2B	L8				2	1	0	0	1	1	0
John Hale, L (6, 9) OBP: 0.364, SLG: 0.340										1	0	0	0	0	0	1
Ron Cey, R (1, 5) OBP: 0.402, SLG: 0.545		K	F9		1-2 2-3	P3				4	0	0	0	0	1	2
Steve Garvey, R (1, 3) OBP: 0.343, SLG: 0.528	HR	K			2-H HR		F3			4	2	2	2	0	1	0
Ed Goodson, L (8, 3) OBP: 0.167, SLG: 0.174										0	0	0	0	0	0	0
Dusty Baker Jr., R (1, 7) OBP: 0.368, SLG: 0.513	BB 1B 1B			HR 1B	2-H HR		BB FC5-4			2	3	2	2	2	0	0
Rick Monday, L (1, 8) OBP: 0.360, SLG: 0.461	FC2-5 1B 1-3 1B			1-H HR			FC5-4 1-2f			4	2	3	3	0	0	1
Glenn Burke, R (7, PR) OBP: 0.242, SLG: 0.226 (8, 8)										0	0	0	0	0	0	0
Steve Yeager, R (1, 2) OBP: 0.361, SLG: 0.444	FC2-5 2B 1-2 3-H 1B			4-3 SH3-4 1B	F9		F8			4	1	2	1	0	0	1
Rick Rhoden, R (1, 1) OBP: 0.206, SLG: 0.265	FC2-5 2B 1-2 2-3f			SH3-4 1-2	4-3			3-1		3	0	0	0	0	0	2
Inning Stats	R: 0 E: 0 K: 2 S: 7 H: 0 LOB: 0 BB: 0 P: 7	R: 3 E: 0 K: 2 S: 11 H: 4 LOB: 2 BB: 1 P: 15	R: 0 E: 0 K: 1 S: 5 H: 0 LOB: 0 BB: 0 P: 5	R: 2 E: 0 K: 0 S: 6 H: 3 LOB: 1 BB: 0 P: 6	R: 4 E: 0 K: 0 S: 6 H: 3 LOB: 0 BB: 1 P: 10	R: 0 E: 0 K: 1 S: 6 H: 1 LOB: 1 BB: 0 P: 6	R: 0 E: 0 K: 0 S: 3 H: 0 LOB: 1 BB: 1 P: 7	R: 0 E: 0 K: 0 S: 3 H: 0 LOB: 0 BB: 0 P: 3		1B: 5 2B: 2 3B: 0 HR: 4	SF: 0 SAC: 1 DP: 0 HBP: 0						

	AB	34
	R	9
	H	11
	RBI	9
	BB	3
	SO	6
	LOB	11

WP: 1 PB: 0 SB: 0 CS: 0 PA: 38

PITCHER		IP	WLS	BF	H	R	ER	SO	BB	IBB	HBP	BLK	WP	HR	S	P	ERA	WHIP
Pete Falcone, L ERA: 5.31	(1, 1)	3.0	L	17	7	5	5	5	1	0	0	0	0	2	26	30	15.00	2.667
John Urrea, R ERA: 3.02	(4, 1)	1.0		3	0	0	0	0	0	0	0	0	0	0	3	3	0.00	0.000
Larry Dierker, R ERA: 5.75	(5, 1)	0.1		4	2	3	3	0	1	0	0	0	1	1	3	7	81.00	9.000
Clay Carroll, R ERA: 1.98	(5, 1)	2.2		11	2	1	1	1	1	0	0	0	0	1	12	16	3.38	1.125
Rawly Eastwick, R ERA: 2.72	(8, 1)	1.0		3	0	0	0	0	0	0	0	0	0	0	3	3	0.00	0.000

PITCHER		IP	WLS	BF	H	R	ER	SO	BB	IBB	HBP	BLK	WP	HR	S	P	ERA	WHIP

Batter	1	2	3	4	5	6	7	8	9	10	AB	R	H	RBI	BB	SO	LOB
Garry Templeton, S (1, 6) OBP: 0.328, SLG: 0.422	K	P4		P2-4		FC6-4 1B		FC1-6 S		K	6	0	1	0	0	2	5
Tony Scott, S (1, 8) OBP: 0.398, SLG: 0.471	1B 2B	K		5-3		F2		F7			5	1	1	0	0	1	5
Keith Hernandez, L (1, 3) OBP: 0.402, SLG: 0.489	1B E BB		HR		F8	FC6-4		F9			4	2	1	1	1	0	3
Hector Cruz, R (1, 9) OBP: 0.390, SLG: 0.430	F7		FC6-4 1B		1B 2B		6-3		F7		5	0	2	0	0	0	2
Al Hrabosky, R (9, 1)											0	0	0	0	0	0	0
Ted Simmons, S (1, 2) OBP: 0.414, SLG: 0.523	E7 1B		FC6-4 1-3		1B 1B		FC5-4 1B		5-3		5	0	3	1	0	0	1
Ken Reitz, R (1, 5) OBP: 0.327, SLG: 0.494	BB		1-3		FC6-4 1B		FC5-4 1B		6-3		4	0	1	0	1	0	2
Jerry Mumphrey, S (1, 7) OBP: 0.432, SLG: 0.527											5	1	2	0	0	0	5
(10, 9)	4-3	6-3		FC6-4		1B				SH1-4 1B							
Mike Tyson, R (1, 4) OBP: 0.306, SLG: 0.283		F8		SH 1B		1B 1B				SH1-4	4	0	2	0	0	0	2
John Denny, R (1, 1) OBP: 0.156, SLG: 0.129											1	0	1	0	0	0	0
Butch Metzger, R (3, 1)											0	0	0	0	0	0	0
Rawly Eastwick, R (5, 1) OBP: 0.250, SLG: 0.143											1	0	0	0	1	1	1
Mike Anderson, R (9, 9) OBP: 0.245, SLG: 0.367											0	0	0	0	0	0	0
Lou Brock, L (10, PH) OBP: 0.335, SLG: 0.412											1	0	1	1	0	0	0
(10, 7)	1B			SH P2-4		K		BB FC1-6		CS 1B							
Inning Stats	R: 2 E: 1 K: 1 S: 7 H: 2 LOB: 2 BB: 2 P: 15	R: 0 E: 0 K: 1 S: 6 H: 1 LOB: 1 BB: 0 P: 6	R: 1 E: 0 K: 0 S: 5 H: 2 LOB: 1 BB: 0 P: 5	R: 0 E: 1 K: 0 S: 4 H: 1 LOB: 1 BB: 0 P: 4	R: 0 E: 0 K: 0 S: 5 H: 3 LOB: 2 BB: 0 P: 5	R: 0 E: 0 K: 1 S: 7 H: 2 LOB: 2 BB: 0 P: 7	R: 0 E: 0 K: 0 S: 5 H: 2 LOB: 2 BB: 0 P: 5	R: 0 E: 0 K: 0 S: 3 H: 0 LOB: 1 BB: 1 P: 7	R: 0 E: 0 K: 0 S: 3 H: 0 LOB: 0 BB: 0 P: 3	R: 1 E: 0 K: 1 S: 6 H: 2 LOB: 1 BB: 0 P: 6	1B: 12 2B: 4 3B: 0 HR: 1 SF: 0 SAC: 2 DP: 2 HBP: 0						

PITCHER		IP	WLS	BF	H	R	ER	SO	BB	IBB	HBP	BLK	WP	HR	S	P	ERA	WHIP
Doug Rau, L ERA: 4.12	(1, 1)	5.0		25	9	3	2	2	2	0	0	0	0	1	27	35	3.60	2.200
Elias Sosa, R ERA: 3.47	(6, 1)	2.0		10	4	0	0	1	0	0	0	0	0	0	12	12	0.00	2.000
Stan Wall, L ERA: 4.34	(8, 1)	2.0		7	0	0	0	0	1	0	0	0	0	0	6	10	0.00	0.500
Charlie Hough, R ERA: 2.74	(10, 1)	1.0	L	4	2	1	1	1	0	0	0	0	0	0	6	6	9.00	2.000

PITCHER	IP	WLS	BF	H	R	ER	SO	BB	IBB	HBP	BLK	WP	HR	S	P	ERA	WHIP

TOP

St. Louis Cardinals @ Los Angeles Dodgers

Dodger Stadium, Los Angeles, CA

Tue Jun 21 1977, 7:05 PM PDT

Att. 37,668 - Unknown

livebaseballscorecards.com

AB	41
R	4
H	15
RBI	3
BB	3
SO	4
LOB	26

WP: 0 PB: 0 SB: 1 CS: 1 PA: 46

Batter	1	2	3	4	5	6	7	8	9	10	AB	R	H	RBI	BB	SO	LOB
Davey Lopes, R (1, 4) OBP: 0.365, SLG: 0.393	BBBB 4-0 BB		x 0-0 ② F8		x 0-0 ② F8		SSS 0-3 ③ K		x 0-0 ③ F8 2-3		4	0	0	0	1	1	2
Bill Russell, R (1, 6) OBP: 0.300, SLG: 0.355	BBBB 4-0 ① CS 1B 1-2 BB		x 0-0 2B		x 0-0 HR			x 0-0 CS 1B		x 0-0 ① F8	4	1	3	1	1	0	0
Reggie Smith, S (1, 9) OBP: 0.428, SLG: 0.588	x 0-0 CS 1-2 1B		BBBB 4-0 BB		x 0-0 ③ L9			SSS 0-3 ① K 1-2 ②		BBBB 4-0 FC3-6 BB	3	0	1	0	2	1	1
Ron Cey, R (1, 5) OBP: 0.403, SLG: 0.540 Glenn Burke, R (8, PR) OBP: 0.242, SLG: 0.226 Ted Martinez, R (9, 5) OBP: 0.314, SLG: 0.400	BBBB 4-0 ② 1-2 2-3 BB		x 0-0 ③ F5			SSS 0-3 ① K		BBB 4-0 CS BB		x 0-0 ② FC3-6 FC5-4 1-2f	2 0 1	0 0 0	0 0 0	0 0 0	2 0 0	1 0 0	2 0 1
Steve Garvey, R (1, 3) OBP: 0.337, SLG: 0.519	x 0-0 ③ P6			x 0-0 ① 5-3		x 0-0 ② F3		0-0 ③ CS 1-2	x 0-0 ① F9	x 0-0 ③ FC5-4 1-2f	5	0	0	0	0	0	3
Rick Monday, L (1, 8) OBP: 0.358, SLG: 0.455		x 0-0 ① G1		x 0-0 ② F8		BBBB 4-0 BB			SSS 0-3 ② K		3	0	0	0	1	1	0
Dusty Baker Jr., R (1, 7) OBP: 0.366, SLG: 0.522		x 0-0 ② 4-3		x 0-0 ③ 6-3		x 0-0 ③ F9			x 0-0 HR		4	1	1	1	0	0	1
Steve Yeager, R (1, 2) OBP: 0.363, SLG: 0.467		x 0-0 ③ 5-3			x 0-0 HR		x 0-0 ① 5-3		x 0-0 WP 2B		4	1	2	1	0	0	0
Doug Rau, L (1, 1) OBP: 0.182, SLG: 0.161 Ed Goodson, L (5, PH) OBP: 0.160, SLG: 0.167 Elias Sosa, R (6, 1) Booq Powell, L (7, PH) OBP: 0.391, SLG: 0.263 Stan Wall, L (8, 1) Manny Mota, R (9, PH) OBP: 0.828, SLG: 0.500 Charlie Hough, R (10, 1) OBP: 0.125, SLG: 0.267			x 0-0 ① 6-3		x 0-0 ① G3		x 0-0 ② F8		BBBB 4-0 IBB		1 1 0 1 0 0 0	0 0 0 0 0 0 0	0 0 0 0 0 0 0	0 0 0 0 0 1 0	0 0 0 0 0 0 0	0 0 0 0 0 0 0	0 0 0 0 0 0 0
Inning Stats	R: 0 H: 1 E: 0 LOB: 2 K: 0 BB: 3 S: 2 P: 14	R: 0 H: 0 E: 0 LOB: 0 K: 0 BB: 0 S: 3 P: 3	R: 0 H: 1 E: 0 LOB: 2 K: 0 BB: 1 S: 4 P: 8	R: 0 H: 0 E: 0 LOB: 0 K: 0 BB: 0 S: 3 P: 3	R: 2 H: 2 E: 0 LOB: 0 K: 0 BB: 0 S: 5 P: 5	R: 0 H: 0 E: 0 LOB: 1 K: 1 BB: 1 S: 5 P: 9	R: 0 H: 0 E: 0 LOB: 0 K: 1 BB: 0 S: 5 P: 5	R: 0 H: 1 E: 0 LOB: 1 K: 1 BB: 1 S: 4 P: 8	R: 1 H: 2 E: 0 LOB: 2 K: 1 BB: 1 S: 7 P: 11	R: 0 H: 0 E: 0 LOB: 1 K: 0 BB: 1 S: 3 P: 7	1B: 2 SF: 0 2B: 2 SAC: 0 3B: 0 DP: 0 HR: 3 HBP: 0						

PITCHER		IP	WLS	BF	H	R	ER	SO	BB	IBB	HBP	BLK	WP	HR	S	P	ERA	WHIP
John Denny, R ERA: 3.61	(1, 1)	2.2		11	2	0	0	0	3	0	0	0	0	0	8	20	0.00	1.875
Butch Metzger, R ERA: 4.78	(3, 1)	2.0		9	2	2	2	0	1	0	0	0	0	2	8	12	9.00	1.500
Rawly Eastwick, R ERA: 2.68	(5, 1)	4.0		16	3	1	1	4	2	1	0	0	0	1	21	33	2.25	1.250
Al Hrabosky, L ERA: 3.4	(9, 1)	1.1	W	5	0	0	0	0	1	0	0	0	1	0	4	8	0.00	0.750

PITCHER	IP	WLS	BF	H	R	ER	SO	BB	IBB	HBP	BLK	WP	HR	S	P	ERA	WHIP

BOTTOM

St. Louis Cardinals @ Los Angeles Dodgers

Dodger Stadium, Los Angeles, CA

Tue Jun 21 1977, 7:05 PM PDT

Att. 37,668 - Unknown

livebaseballscorecards.com

AB	33
R	3
H	7
RBI	3
BB	8
SO	4
LOB	10

WP: 1 PA: 42
PB: 0
SB: 0
CS: 4

Batter	1	2	3	4	5	6	7	8	9	AB	R	H	RBI	BB	SO	LOB
Garry Templeton, S (1, 6) OBP: 0.325, SLG: 0.418	4-3		1-3		G3			G6-4-3 1-2f		3	0	0	0	0	0	0
John Urrea, R (5, 1) OBP: 0.375, SLG: 0.167										0	0	0	0	0	0	0
Butch Metzger, R (5, 1)										1	0	0	0	0	0	1
Jerry Mumphrey, S (1, 9) OBP: 0.428, SLG: 0.520	4-3			E6 B1-3 1B		5-3			G4-6-3 1B	4	1	1	0	0	0	0
Tony Scott, S (1, 8) OBP: 0.389, SLG: 0.459	5-3			B1-3 1-2		4-3			F7	4	0	0	0	0	0	2
Keith Hernandez, L (1, 3) OBP: 0.400, SLG: 0.482		F7		BBBB 1B BB		F8			G4-6-3 1-2f	3	0	0	0	1	0	1
Ted Simmons, S (1, 2) OBP: 0.417, SLG: 0.525		1B CS 1B		1-3 2-H 1B			F9			3	0	2	1	0	0	0
Lou Brock, L (1, 7) OBP: 0.335, SLG: 0.411		S 1-3 1B		SSS K			F7			3	0	1	0	0	1	2
Ken Reitz, R (1, 5) OBP: 0.323, SLG: 0.488		SSS K2-3 1-2 3-H		L4			F9			3	0	0	0	0	1	4
Mike Tyson, R (1, 4) OBP: 0.301, SLG: 0.278			4-3		4-3			F9		3	0	0	0	0	0	0
Tom Underwood, R (1, 1)			SSS K		SSS K			G6-4-3 1B		1	0	0	0	0	1	0
Clay Carroll, R (4, 1)										0	0	0	0	0	0	0
Don Kessinger, S (5, PH) OBP: 0.320, SLG: 0.267 (5, 6)										2	0	1	0	0	1	0
Inning Stats	R: 0 E: 0 K: 0 S: 3 H: 0 LOB: 0 BB: 0 P: 3	R: 0 E: 0 K: 1 S: 6 H: 2 LOB: 1 BB: 0 P: 6	R: 0 E: 0 K: 1 S: 5 H: 0 LOB: 0 BB: 0 P: 5	R: 1 E: 1 K: 1 S: 7 H: 1 LOB: 2 BB: 1 P: 11	R: 0 E: 0 K: 1 S: 5 H: 0 LOB: 0 BB: 0 P: 5	R: 0 E: 0 K: 0 S: 3 H: 0 LOB: 0 BB: 0 P: 3	R: 0 E: 0 K: 0 S: 3 H: 0 LOB: 0 BB: 0 P: 3	R: 0 E: 0 K: 0 S: 3 H: 1 LOB: 0 BB: 0 P: 3	R: 0 E: 0 K: 0 S: 3 H: 1 LOB: 0 BB: 0 P: 3	1B: 5 2B: 0 3B: 0 HR: 0 SF: 0 SAC: 0 DP: 2 HBP: 0						

PITCHER		IP	WLS	BF	H	R	ER	SO	BB	IBB	HBP	BLK	WP	HR	S	P	ERA	WHIP
Burt Hooton, R ERA: 2.86	(1, 1)	8.0	W	28	4	1	0	4	1	0	0	0	0	0	35	39	0.00	0.625
Mike Garman, R ERA: 2.81	(9, 1)	1.0		3	1	0	0	0	0	0	0	0	0	0	3	3	0.00	1.000

PITCHER	IP	WLS	BF	H	R	ER	SO	BB	IBB	HBP	BLK	WP	HR	S	P	ERA	WHIP

TOP

St. Louis Cardinals @ Los Angeles Dodgers

Dodger Stadium, Los Angeles, CA

Wed Jun 22 1977, 7:05 PM PDT

Att. 39,247 - Unknown

livebaseballscorecards.com

AB	30
R	1
H	5
RBI	1
BB	1
SO	4
LOB	10

Batter	1	2	3	4	5	6	7	8	9	AB	R	H	RBI	BB	SO	LOB
Davey Lopes, R (1, 4) OBP: 0.369, SLG: 0.395	0-0 1B 4-3 SF9 1B	0-0 S 2-H 1B		4-0 E 1B BB BB	0-0 ② F9 2-3	0-0 ① FC4-6 1-2f		0-0 ② P4		4	2	2	1	1	0	2
Ted Martinez, R (7, 4) OBP: 0.308, SLG: 0.392										1	0	0	0	0	0	1
Bill Russell, R (1, 6) OBP: 0.307, SLG: 0.360	0-0 ① 4-3 1-2	4-0 1-2 BB		0-0 BB E 1-2 2-3 HR 1B	0-0 1B 3B 3-H 1B	0-0 ② F9		0-0 WP 1-2 1B		5	2	3	1	1	0	2
Reggie Smith, S (1, 9) OBP: 0.430, SLG: 0.584	0-0 1B 2-3 1B	0-3 ③ K		0-0 E3 BB 1-2 2-3 3-H HR	0-0 3B 1-3 1B	0-3 ③ K		4-0 1-2 2-3 BB		5	2	2	1	1	2	5
Ron Cey, R (1, 5) OBP: 0.409, SLG: 0.550	0-0 ② SF9 3-H	0-0 1B 1B	4-0 1-2 2-3 3-H HR BB	0-0 1-H 3-H 1B 3B	4-0 BB	0-0 F7				3	2	2	4	2	0	3
Steve Garvey, R (1, 3) OBP: 0.345, SLG: 0.535	0-0 1-3 1B	0-0 G6-3 1-3 1B	0-0 1-H 2-H 3-H HR	0-0 BB BB 3-H 1B	0-0 ① L7					5	1	4	5	0	0	1
Ed Goodson, L (8, 3) OBP: 0.160, SLG: 0.167										0	0	0	0	0	0	0
Dusty Baker Jr., R (1, 7) OBP: 0.363, SLG: 0.513	0-0 ③ L6	0-3 ① K	0-3 ② K	4-0 BB 1-2 BB	0-0 ② P4					4	0	0	0	1	2	5
John Hale, L (9, 7) OBP: 0.364, SLG: 0.340										0	0	0	0	0	0	0
Rick Monday, L (1, 8) OBP: 0.361, SLG: 0.450	4-0 SH5-4 1B BB	0-0 ② ③ G6-3 1-2f	0-0 ③ 4-3	4-0 FC6-4 1-2 2-3 BB	0-0 ③ P6					2	1	0	0	2	0	2
Glenn Burke, R (5, PR) OBP: 0.235, SLG: 0.219										1	0	0	0	0	0	1
(6, 8)																
Steve Yeager, R (1, 2) OBP: 0.364, SLG: 0.462	0-3 ① K		4-0 1B SH2-4 E BB	F9 SH1-4 1B 1B FC6-4 1-2f				0-0 ① F8		4	2	1	0	1	1	4
Burt Hooton, R (1, 1) OBP: 0.207, SLG: 0.241	0-0 ② SH5-4 1-2	0-0 ① SH2-4 1-2	0-0 ① SH1-4 1-2	0-0 FC4-6 1B				4-0 WP 1B BB		1	0	1	0	0	0	0
Boog Powell, L (8, PH) OBP: 0.417, SLG: 0.263										0	0	0	0	1	0	0
Mike Garman, R (9, 1)										0	0	0	0	0	0	0
Inning Stats	R: 1 E: 0 K: 0 S: 6 H: 3 LOB: 2 BB: 0 P: 6	R: 1 E: 0 K: 2 S: 8 H: 1 LOB: 2 BB: 2 P: 16	R: 0 E: 0 K: 1 S: 6 H: 2 LOB: 1 BB: 0 P: 6	R: 6 E: 1 K: 1 S: 8 H: 2 LOB: 0 BB: 3 P: 20	R: 4 E: 0 K: 0 S: 8 H: 5 LOB: 3 BB: 2 P: 16	R: 0 E: 0 K: 1 S: 6 H: 1 LOB: 1 BB: 0 P: 6	R: 0 E: 0 K: 0 S: 3 H: 0 LOB: 1 BB: 1 P: 7	R: 0 E: 0 K: 0 S: 4 H: 1 LOB: 3 BB: 2 P: 12		1B: 13 2B: 0 3B: 1 HR: 1	SF: 1 SAC: 3 DP: 1 HBP: 0					

PITCHER		IP	WLS	BF	H	R	ER	SO	BB	IBB	HBP	BLK	WP	HR	S	P	ERA	WHIP
Tom Underwood, L ERA: 5.89	(1, 1)	3.1	L	20	7	5	5	3	4	0	0	0	0	0	22	38	13.50	3.300
Clay Carroll, R ERA: 2.31	(4, 1)	0.2		5	1	3	2	1	1	0	0	0	0	1	6	10	27.00	3.000
John Urrea, R ERA: 3.77	(5, 1)	0.2		9	5	4	4	0	2	0	0	0	0	0	7	15	54.00	10.500
Butch Metzger, R ERA: 4.47	(5, 1)	3.1		15	2	0	0	1	3	0	0	0	1	0	14	26	0.00	1.500

PITCHER	IP	WLS	BF	H	R	ER	SO	BB	IBB	HBP	BLK	WP	HR	S	P	ERA	WHIP

BOTTOM

St. Louis Cardinals @ Los Angeles Dodgers

Dodger Stadium, Los Angeles, CA

Wed Jun 22 1977, 7:05 PM PDT

Att. 39,247 - Unknown

livebaseballscorecards.com

AB	35
R	12
H	15
RBI	12
BB	10
SO	5
LOB	26

1B: 13 SF: 1
2B: 0 SAC: 3
3B: 1 DP: 1
HR: 1 HBP: 0

WP: 1 PA: 49
PB: 0
SB: 1
CS: 0

Batter	1	2	3	4	5	6	7	8	9	AB	R	H	RBI	BB	SO	LOB
Davey Lopes, R (1, 4) OBP: 0.366, SLG: 0.388	BBBB 4-0 1B S 1B BB		x 0-0 ① F8		x 0-0 ③ F9		x 0-0 ②③ 1-3 1-2		x 0-0 ③ FC6-4 1-2f	4	1	0	0	1	0	4
Bill Russell, R (1, 6) OBP: 0.310, SLG: 0.362	x 0-0 G3 1-3 1B 1B		x 0-0 ② L5			x 0-0 F9 BB 1B 1B		x 0-0 ① 6-3		4	2	2	0	0	0	0
Reggie Smith, S (1, 9) OBP: 0.427, SLG: 0.576	x 0-0 ① G3 1-2		SSS 0-3 ③ K			BBBB 4-0 1B 1-2 BB		x 0-0 ② F9		3	0	0	0	1	1	2
Ron Cey, R (1, 5) OBP: 0.407, SLG: 0.545	SSS 0-3 ② K			x 0-0 ① P6		x 0-0 ① F9 2-3		x 0-0 FC6-4 1B		4	0	1	0	0	1	4
Steve Garvey, R (1, 3) OBP: 0.343, SLG: 0.530	x 0-0 2-H 3-H 1B			x 0-0 ② L5		x 0-0 ② F2		x 0-0 ③ FC6-4 1-2f		4	0	1	2	0	0	3
Rick Monday, L (1, 8) OBP: 0.363, SLG: 0.451	SSS 0-3 ③ K			SSS 0-3 ③ K		x 0-0 1-3 3-H 1B			x 0-0 1B 1B	4	0	2	1	0	2	1
Dusty Baker Jr., R (1, 7) OBP: 0.361, SLG: 0.513		x 0-0 ① 5-3			x 0-0 F9 2B	x 0-0 ③ 1-3			x 0-0 ① F9	4	0	1	0	0	0	3
Steve Yeager, R (1, 2) OBP: 0.362, SLG: 0.458		x 0-0 ② P4			x 0-0 ① F9 2-3		x 0-0 CS 1B		x 0-0 ② F9	4	0	1	0	0	0	2
Tommy John, R (1, 1) OBP: 0.188, SLG: 0.188		x 0-0 ③ 5-3			x 0-0 ② 5-3		x 0-0 ① B1		x 0-0 FC6-4 1-2 1B	4	0	1	0	0	0	2
Inning Stats	R: 2 E: 0 K: 2 S: 9 H: 2 LOB: 1 BB: 1 P: 13	R: 0 E: 0 K: 0 S: 3 H: 0 LOB: 0 BB: 0 P: 3	R: 0 E: 0 K: 1 S: 5 H: 0 LOB: 0 BB: 0 P: 5	R: 0 E: 0 K: 1 S: 5 H: 0 LOB: 0 BB: 0 P: 5	R: 0 E: 0 K: 0 S: 4 H: 1 LOB: 1 BB: 0 P: 4	R: 1 E: 0 K: 0 S: 5 H: 2 LOB: 2 BB: 1 P: 9	R: 0 E: 0 K: 0 S: 3 H: 1 LOB: 0 BB: 0 P: 3	R: 0 E: 0 K: 0 S: 4 H: 1 LOB: 1 BB: 0 P: 4	R: 0 E: 0 K: 0 S: 5 H: 2 LOB: 2 BB: 0 P: 5	1B: 8 2B: 1 3B: 0 HR: 0 SF: 0 SAC: 0 DP: 0 HBP: 0						

PITCHER		IP	WLS	BF	H	R	ER	SO	BB	IBB	HBP	BLK	WP	HR	S	P	ERA	WHIP
Tom Seaver, R ERA: 2.79	(1, 1)	8.0	L	32	7	3	3	4	2	0	0	0	0	0	38	46	3.38	1.125
Pedro Borbon, R ERA: 2.72	(9, 1)	1.0		5	2	0	0	0	0	0	0	0	0	0	5	5	0.00	2.000

PITCHER		IP	WLS	BF	H	R	ER	SO	BB	IBB	HBP	BLK	WP	HR	S	P	ERA	WHIP

TOP

Los Angeles Dodgers @ Cincinnati Reds

Riverfront Stadium, Cincinnati, OH

Fri Jun 24 1977, 7:05 PM EDT

Att. 51,864 - Unknown

livebaseballscorecards.com

AB	35
R	3
H	9
RBI	3
BB	2
SO	4
LOB	21

WP: 0	PA: 37		
PB: 0			
SB: 1			
CS: 1			

Batter	1	2	3	4	5	6	7	8	9	AB	R	H	RBI	BB	SO	LOB
Pete Rose, S (1, 5) OBP: 0.392, SLG: 0.464	6-3		6-3			4-3		K		4	0	0	0	0	1	1
Ken Griffey, L (1, 9) OBP: 0.381, SLG: 0.464	K			K			HR	S		4	1	2	0	0	2	0
Joe Morgan, L (1, 4) OBP: 0.433, SLG: 0.507	G3			G6-4-3			HR	1-3		4	1	2	2	0	0	1
George Foster, R (1, 7) OBP: 0.387, SLG: 0.630		FC5-4		G6-4-3			FC5-4		G6-4-3	4	0	3	0	0	0	1
Johnny Bench, R (1, 2) OBP: 0.317, SLG: 0.525		FC5-4 G6-4-3			G6-4-3		FC5-4 FC1-6		G6-4-3	4	0	1	0	0	0	3
Dave Concepcion, R (1, 6) OBP: 0.331, SLG: 0.368		G6-4-3			G6-4-3		FC1-6		6-3	4	0	0	0	0	0	3
Dan Driessen, L (1, 3) OBP: 0.363, SLG: 0.447			4-3		G3					3	0	1	0	0	0	0
Cesar Geronimo, L (1, 8) OBP: 0.359, SLG: 0.439			SH5-4			K	K			3	0	1	0	0	2	2
Tom Seaver, R (1, 1) OBP: 0.231, SLG: 0.194			SH5-4			K		4-3		1	0	0	0	0	1	0
Ed Armbrister, R (8, PH) OBP: 0.423, SLG: 0.636										1	0	0	0	0	0	0
Pedro Borbon, R (9, 1) OBP: 0.444, SLG: 0.556										0	0	0	0	0	0	0
Inning Stats	R: 0 E: 0 K: 1 S: 5 H: 0 LOB: 0 BB: 0 P: 5	R: 0 E: 0 K: 0 S: 3 H: 1 LOB: 0 BB: 0 P: 3	R: 0 E: 0 K: 0 S: 4 H: 1 LOB: 1 BB: 0 P: 4	R: 0 E: 0 K: 1 S: 5 H: 1 LOB: 0 BB: 0 P: 5	R: 0 E: 0 K: 0 S: 3 H: 1 LOB: 0 BB: 0 P: 3	R: 0 E: 0 K: 2 S: 7 H: 0 LOB: 0 BB: 0 P: 7	R: 2 E: 0 K: 1 S: 9 H: 4 LOB: 2 BB: 0 P: 9	R: 0 E: 0 K: 1 S: 6 H: 1 LOB: 1 BB: 0 P: 6	R: 0 E: 0 K: 0 S: 3 H: 1 LOB: 0 BB: 0 P: 3	1B: 9 2B: 0 3B: 0 HR: 1	SF: 0 SAC: 1 DP: 4 HBP: 0						

PITCHER	IP	WLS	BF	H	R	ER	SO	BB	IBB	HBP	BLK	WP	HR	S	P	ERA	WHIP
Tommy John, L (1, 1) ERA: 3.54	9.0	W	33	10	2	2	6	0	0	0	0	0	1	45	45	2.00	1.111

PITCHER	IP	WLS	BF	H	R	ER	SO	BB	IBB	HBP	BLK	WP	HR	S	P	ERA	WHIP

BOTTOM

Los Angeles Dodgers @ Cincinnati Reds

Riverfront Stadium, Cincinnati, OH

Fri Jun 24 1977, 7:05 PM EDT

Att. 51,864 - Unknown

livebaseballscorecards.com

AB	32
R	2
H	10
RBI	2
BB	0
SO	6
LOB	11

Los Angeles Dodgers @ Cincinnati Reds

Riverfront Stadium, Cincinnati, OH

Sat Jun 25 1977, 3:33 AM EDT

Att. 50,062 - Unknown

livebaseballscorecards.com

Batter	1	2	3	4	5	6	7	8	9	AB	R	H	RBI	BB	SO	LOB
Davey Lopes, R (1, 4) OBP: 0.367, SLG: 0.395	6-3	G6-4-3 IBB		1-H CS 3B		F8		K		4	0	1	1	1	1	2
Bill Russell, R (1, 6) OBP: 0.315, SLG: 0.374	HR	G6-4-3 1-2f		5-3 3-H			BB E 1B	1B 1-2 1B		4	2	2	1	1	0	4
Reggie Smith, S (1, 9) OBP: 0.427, SLG: 0.572	L8-6 BB 1B		P6		F9		F8	1-3 2-H 1B		5	0	2	1	0	0	1
Ron Cey, R (1, 5) OBP: 0.410, SLG: 0.544	1-2 BB		BB 1B		P5		E7 1-H 1B			4	1	2	0	1	0	3
Steve Garvey, R (1, 3) OBP: 0.348, SLG: 0.528	L8-6 2-3		FC6-4 1-2 BB		BB		3-H 1B		F8	3	0	1	1	2	0	2
Dusty Baker Jr., R (1, 7) OBP: 0.362, SLG: 0.523		HR	F8		1-3		K		FC4-6 1B	5	1	2	1	0	1	4
Rick Monday, L (1, 8) OBP: 0.364, SLG: 0.447		1B BB	FC6-4 1-2f			4-3	K		FC4-6 1-2 1B	4	0	1	0	1	1	3
Steve Yeager, R (1, 2) OBP: 0.366, SLG: 0.461		SH2-4 1-3 1B		3B 1B		F9		1B 1B 1B	FC4-6 1-2f 2-3	3	1	2	0	0	0	0
Ed Goodson, L (8, PH) OBP: 0.192, SLG: 0.200										1	0	1	0	0	0	0
Johnny Oates, L (8, PR) OBP: 0.339, SLG: 0.294										1	1	0	0	0	0	2
(8, 2)																
Don Sutton, R (1, 1) OBP: 0.206, SLG: 0.161		SH2-4 1-2		K		1B		P6	F4	2	0	1	0	0	1	1
Al Downing, R (6, 1)										0	0	0	0	0	0	0
Boog Powell, L (8, PH) OBP: 0.400, SLG: 0.250										1	0	0	0	0	0	1
Stan Wall, L (8, 1)										0	0	0	0	0	0	0
Manny Mota, R (9, PH) OBP: 0.588, SLG: 0.455										1	0	0	0	0	0	2

| Inning Stats | | | | | | | | | | | | | | | |

Los Angeles Dodgers @ Cincinnati Reds

Riverfront Stadium, Cincinnati, OH

Sat Jun 25 1977, 3:33 AM EDT

Att. 50,062 - Unknown

livebaseballscorecards.com

Batter	1	2	3	4	5	6	7	8	9	AB	R	H	RBI	BB	SO	LOB
Pete Rose, S (1, 5) OBP: 0.389, SLG: 0.463	4-3		2B	L8		F7		6-3		5	0	1	1	0	0	2
Ken Griffey, L (1, 9) OBP: 0.383, SLG: 0.468	S 1B		F9		6-3	2B				4	0	2	1	0	0	1
Joe Morgan, L (1, 4) OBP: 0.431, SLG: 0.500	K		F5		1B FC6-4 BB	F2				3	1	0	0	1	1	3
Dan Driessen, L (1, 3) OBP: 0.369, SLG: 0.464	4-3		BB		FC6-4 1B		HR			3	1	2	1	1	0	1
George Foster, R (1, 7) OBP: 0.382, SLG: 0.620		5-3	P5		FC6-4 HR		5-3			4	1	0	1	0	0	3
Johnny Bench, R (1, 2) OBP: 0.325, SLG: 0.563		2B		HR	HR		L5			4	2	3	3	0	0	0
Dave Concepcion, R (1, 6) OBP: 0.326, SLG: 0.362		6-3		F9	4-3		F9			4	0	0	0	0	0	1
Cesar Geronimo, L (1, 8) OBP: 0.361, SLG: 0.445		4-3		1B		2B		K		4	1	2	0	0	1	1
Woodie Fryman, R (1, 1) OBP: 0.333, SLG: 0.333			E1 2B 1B	B3		K		F9		2	1	1	0	0	0	1
Champ Summers, L (6, PH) OBP: 0.250, SLG: 0.500										1	0	0	0	0	1	1
Joe Henderson, L (7, 1)										0	0	0	0	0	0	0
Pedro Borbon, R (8, 1) OBP: 0.400, SLG: 0.500										1	0	0	0	0	0	0
Inning Stats	R: 0 E: 0 K: 1 S: 6 H: 1 LOB: 1 BB: 0 P: 6	R: 0 E: 0 K: 0 S: 4 H: 1 LOB: 1 BB: 0 P: 4	R: 1 E: 1 K: 0 S: 5 H: 2 LOB: 2 BB: 1 P: 9	R: 1 E: 0 K: 0 S: 5 H: 2 LOB: 1 BB: 0 P: 5	R: 3 E: 0 K: 0 S: 5 H: 2 LOB: 0 BB: 1 P: 9	R: 1 E: 0 K: 1 S: 7 H: 2 LOB: 1 BB: 0 P: 7	R: 1 E: 0 K: 0 S: 4 H: 1 LOB: 0 BB: 0 P: 4	R: 0 E: 0 K: 1 S: 5 H: 0 LOB: 0 BB: 0 P: 5		1B: 4 2B: 4 3B: 0 HR: 3	SF: 0 SAC: 0 DP: 0 HBP: 0						

	AB	35
	R	7
	H	11
	RBI	7
	BB	2
	SO	3
	LOB	14

WP: 0 PB: 0 SB: 1 CS: 0 PA: 37

PITCHER	IP	WLS	BF	H	R	ER	SO	BB	IBB	HBP	BLK	WP	HR	S	P	ERA	WHIP
Don Sutton, R (1, 1) ERA: 2.88	5.2	L	29	10	6	5	2	2	0	0	0	0	2	31	39	7.94	2.118
Al Downing, L (6, 1) ERA: 5.19	1.1		5	1	1	1	0	0	0	0	0	0	1	5	5	6.75	0.750
Stan Wall, L (8, 1) ERA: 4.2	1.0		3	0	0	0	1	0	0	0	0	0	0	5	5	0.00	0.000

PITCHER	IP	WLS	BF	H	R	ER	SO	BB	IBB	HBP	BLK	WP	HR	S	P	ERA	WHIP

Batter	1	2	3	4	5	6	7	8	9	AB	R	H	RBI	BB	SO	LOB
Davey Lopes, R (1, 4) OBP: 0.371, SLG: 0.401	F7		1-3		1B		BB		1B 2B	4	1	2	0	1	0	0
Bill Russell, R (1, 6) OBP: 0.309, SLG: 0.368	6-3		5-3		F8		F8		L7	5	0	0	0	0	0	4
Reggie Smith, S (1, 9) OBP: 0.430, SLG: 0.575	F9			2B 2B		F8		1B 1B FC3-6 BB	2-H 1B	4	2	2	1	1	0	0
Ron Cey, R (1, 5) OBP: 0.410, SLG: 0.545		K		2-H 2B		FC6-4 1B		P4	6-3	5	0	2	1	0	1	1
Steve Garvey, R (1, 3) OBP: 0.350, SLG: 0.528		1B		F5		F7		FC3-6 1B 1-2 1B		4	0	2	0	0	0	2
Dusty Baker Jr., R (1, 7) OBP: 0.360, SLG: 0.518		F8		6-3		FC6-4 1-2f		FC3-6 1-2 2-3 1B		4	0	1	0	0	0	3
Rick Monday, L (1, 8) OBP: 0.358, SLG: 0.439		G3		4-3			1-3	FC3-6 BB 1-2f 2-3 3-H		4	0	0	1	0	0	4
Steve Yeager, R (1, 2) OBP: 0.370, SLG: 0.480		HR		P6			WP 1B	BB 1-2 BB		3	1	2	1	0	0	0
Boog Powell, L (8, PH) OBP: 0.423, SLG: 0.250										0	0	0	0	1	0	0
Johnny Oates, L (8, PR) OBP: 0.339, SLG: 0.294										0	0	0	0	0	0	0
(8, 2)																
Rick Rhoden, R (1, 1) OBP: 0.194, SLG: 0.250			K	F8			K 1-2	G3		2	0	0	0	0	1	0
Glenn Burke, R (7, PH) OBP: 0.229, SLG: 0.212										1	0	0	0	0	1	1
Al Downing, R (7, 1)										0	0	0	0	0	0	0
Ed Goodson, L (8, PH) OBP: 0.185, SLG: 0.192										1	0	0	0	0	0	3
Mike Garman, R (8, 1)										0	0	0	0	0	0	0
Inning Stats	R: 0 E: 0 K: 0 S: 3 H: 0 LOB: 0 BB: 0 P: 3	R: 0 E: 0 K: 1 S: 6 H: 1 LOB: 1 BB: 0 P: 6	R: 1 E: 0 K: 1 S: 6 H: 1 LOB: 0 BB: 0 P: 6	R: 1 E: 0 K: 0 S: 5 H: 2 LOB: 1 BB: 0 P: 5	R: 0 E: 0 K: 0 S: 4 H: 1 LOB: 1 BB: 0 P: 4	R: 0 E: 0 K: 0 S: 4 H: 1 LOB: 1 BB: 0 P: 4	R: 0 E: 0 K: 1 S: 6 H: 1 LOB: 2 BB: 1 P: 10	R: 1 E: 0 K: 0 S: 5 H: 2 LOB: 3 BB: 2 P: 13	R: 1 E: 0 K: 0 S: 4 H: 2 LOB: 0 BB: 0 P: 4	1B: 7 2B: 3 3B: 0 HR: 1 SF: 0 SAC: 0 DP: 0 HBP: 0						

PITCHER		IP	WLS	BF	H	R	ER	SO	BB	IBB	HBP	BLK	WP	HR	S	P	ERA	WHIP
Fred Norman, L ERA: 3.26	(1, 1)	7.0	W	30	7	3	3	3	2	0	0	0	1	1	34	42	3.86	1.286
Pedro Borbon, R ERA: 2.72	(8, 1)	2.0	S	10	4	1	1	0	1	0	0	0	0	0	9	13	4.50	2.500

PITCHER	IP	WLS	BF	H	R	ER	SO	BB	IBB	HBP	BLK	WP	HR	S	P	ERA	WHIP

TOP

Los Angeles Dodgers @ Cincinnati Reds

Riverfront Stadium, Cincinnati, OH

Sun Jun 26 1977, 3:33 AM EDT

Unknown

livebaseballscorecards.com

AB	37
R	4
H	11
RBI	4
BB	3
SO	3
LOB	18

PA: 40

WP: 1
PB: 0
SB: 0
CS: 0

Batter	1	2	3	4	5	6	7	8	9	AB	R	H	RBI	BB	SO	LOB
Pete Rose, S (1, 5) OBP: 0.390, SLG: 0.460	BBBB 4-0 2B G3 BB	x 0-0 ③ F7			x 0-0 ① F7		BBBB 4-0 S BB			2	1	0	0	2	0	0
Ken Griffey, L (1, 9) OBP: 0.381, SLG: 0.468	x 0-0 G3 1B 1-3 2B	SSS 0-3 ① K			x 0-0 ② F7		SSS 0-3 ② K 1-2			4	1	1	0	0	2	1
Joe Morgan, L (1, 4) OBP: 0.424, SLG: 0.491	x 0-0 ① G3 2-3 3-H	x 0-0 ② F8			x 0-0 ③ 1-3		x 0-0 ③ F9			4	0	0	1	0	0	2
Dan Driessen, L (1, 3) OBP: 0.379, SLG: 0.484	x 0-0 E S 1B 3-H 1B	x 0-0 HR				BBBB 4-0 BB		x 0-0 S 1B		3	2	3	2	1	0	0
George Foster, R (1, 7) OBP: 0.380, SLG: 0.614	x 0-0 BB 1-H 1B	x 0-0 ③ P5				x 0-0 ① F7		x 0-0 ① F3 1-2		4	0	1	1	0	0	2
Johnny Bench, R (1, 2) OBP: 0.323, SLG: 0.555	BBBB 4-0 ② 1-2 BB			SSS 0-3 ① K		SSS 0-3 ② K		x 0-0 ② F7		3	0	0	0	1	2	2
Cesar Geronimo, L (1, 8) OBP: 0.359, SLG: 0.439	x 0-0 ③ F5			BBBB 4-0 BB		x 0-0 ③ P4		x 0-0 ③ 6-3		3	0	0	0	1	0	3
Dave Concepcion, R (1, 6) OBP: 0.326, SLG: 0.373		x 0-0 ① 6-3		SSS 0-3 ② K			x 0-0 HR			3	1	1	1	0	1	1
Fred Norman, S (1, 1) OBP: 0.111, SLG: 0.111 Pedro Borbon, R (8, 1) OBP: 0.400, SLG: 0.500		x 0-0 ② 3-1		SSS 0-3 ③ K			x 0-0 ① 6-3			3 0	0 0	0 0	0 0	0 0	1 0	1 0
Inning Stats	R: 3 H: 3 E: 0 LOB: 1 K: 0 BB: 2 S: 5 P: 13	R: 0 H: 0 E: 0 LOB: 0 K: 0 BB: 0 S: 3 P: 3	R: 1 H: 1 E: 0 LOB: 0 K: 1 BB: 0 S: 6 P: 6	R: 0 H: 0 E: 0 LOB: 1 K: 3 BB: 1 S: 9 P: 13	R: 0 H: 0 E: 0 LOB: 0 K: 0 BB: 0 S: 3 P: 3	R: 0 H: 0 E: 0 LOB: 1 K: 1 BB: 1 S: 5 P: 9	R: 1 H: 1 E: 0 LOB: 1 K: 1 BB: 1 S: 6 P: 10	R: 0 H: 1 E: 0 LOB: 1 K: 0 BB: 0 S: 4 P: 4		1B: 3 SF: 0 2B: 1 SAC: 0 3B: 0 DP: 0 HR: 2 HBP: 0						

PITCHER		IP	WLS	BF	H	R	ER	SO	BB	IBB	HBP	BLK	WP	HR	S	P	ERA	WHIP
Rick Rhoden, R ERA: 4.22	(1, 1)	6.0	L	25	4	4	3	5	4	0	0	0	0	1	31	47	4.50	1.333
Al Downing, L ERA: 5.4	(7, 1)	1.0		5	1	1	1	1	1	0	0	0	0	1	6	10	9.00	2.000
Mike Garman, R ERA: 2.7	(8, 1)	1.0		4	1	0	0	0	0	0	0	0	0	0	4	4	0.00	1.000

PITCHER	IP	WLS	BF	H	R	ER	SO	BB	IBB	HBP	BLK	WP	HR	S	P	ERA	WHIP

BOTTOM

Los Angeles Dodgers @ Cincinnati Reds

Riverfront Stadium, Cincinnati, OH

Sun Jun 26 1977, 3:33 AM EDT

Unknown

livebaseballscorecards.com

AB	29
R	5
H	6
RBI	5
BB	5
SO	6
LOB	12

Batter	1	2	3	4	5	6	7	8	9	AB	R	H	RBI	BB	SO	LOB
Davey Lopes, R (1, 4) OBP: 0.374, SLG: 0.403	0-0 2B 1B 0-0 1-2 3-H 1B		0-0 G6-4-3 1B		0-0 ①② G5-4-3 1-2f		0-0 ② F7		0-0 ① F8	6	1	3	1	0	0	2
Bill Russell, R (1, 6) OBP: 0.307, SLG: 0.367	0-0 1-H 2B 2B 0-0 ③ 6-3		0-0 ②③ G6-4-3 1-2f		0-0 E6		0-0 ③ F8		0-0 ② 5-3	6	1	1	1	0	0	4
Reggie Smith, S (1, 9) OBP: 0.431, SLG: 0.576 Glenn Burke, R (9, 9) OBP: 0.229, SLG: 0.212	0-0 HR 2-H 2B	B B B B 4-0 BB BB BB		0-0 FC5-4 1B	0-0 ③ P4			S S S 0-3 ① K	0-0 ③ F8	5 0	1 0	2 0	1 0	1 0	1 0	1 0
Ron Cey, R (1, 5) OBP: 0.410, SLG: 0.539	0-0 ① 6-3	B B B B 4-0 BB 1-2 BB		0-0 ① FC5-4 1B 1-2f 1B		B B B B 4-0 BB		0-0 ② F8		3	1	0	0	2	0	2
Steve Garvey, R (1, 3) OBP: 0.350, SLG: 0.546	0-0 2-H HR	0-0 ① F9		S S S 0-3 ② K		0-0 ① P4		0-0 HR		5	2	2	3	0	1	4
Rick Monday, L (1, 8) OBP: 0.363, SLG: 0.438	B B B B 4-0 BB 2B BB	0-0 ② F7		0-0 1B 1-3 1B		0-0 ② F7		B B B B 4-0 1B 1B BB		3	2	1	0	2	0	3
John Hale, L (1, 7) OBP: 0.400, SLG: 0.360	B B B B 4-0 2B 1-2 FC4-2 BB	B B B B 4-0 1-2 2-3 BB		0-0 1-3 3-H 1B		S S S 0-3 ③ K		0-0 1B 1-3 1B		3	0	2	1	2	1	1
Johnny Oates, L (1, 2) OBP: 0.361, SLG: 0.339	0-0 FC4-2 1-3 2-H 1B 2B	0-0 ③ 3-1		0-0 ③ F8			0-0 FC5-6 1B	0-0 1-3 3-H 1B		5	1	3	2	0	0	5
Doug Rau, L (1, 1) OBP: 0.184, SLG: 0.167	0-0 ② FC4-2 1B 2-3 3-H		0-0 ① 6-3		0-0 G5-4-3 1B		0-0 ① FC5-6 1-2f	0-0 ③ 3-1		5	0	1	0	0	0	5
Inning Stats	R: 6 E: 0 K: 0 S: 9 H: 6 LOB: 2 BB: 2 P: 17	R: 0 E: 0 K: 0 S: 3 H: 0 LOB: 3 BB: 3 P: 15	R: 0 E: 0 K: 0 S: 3 H: 1 LOB: 0 BB: 0 P: 3	R: 1 E: 0 K: 1 S: 8 H: 3 LOB: 2 BB: 0 P: 8	R: 0 E: 1 K: 0 S: 4 H: 1 LOB: 1 BB: 0 P: 4	R: 0 E: 0 K: 1 S: 5 H: 0 LOB: 1 BB: 1 P: 9	R: 0 E: 0 K: 0 S: 4 H: 1 LOB: 1 BB: 0 P: 4	R: 2 E: 0 K: 1 S: 8 H: 3 LOB: 2 BB: 1 P: 12	R: 0 E: 0 K: 0 S: 3 H: 0 LOB: 0 BB: 0 P: 3	1B: 10 2B: 3 3B: 0 HR: 2	SF: 0 SAC: 0 DP: 2 HBP: 0	WP: 0 PB: 0 SB: 0 CS: 0	PA: 48				

TOP

Los Angeles Dodgers @ Cincinnati Reds

Riverfront Stadium, Cincinnati, OH

Sun Jun 26 1977, 3:38 AM EDT

Att. 51,715 - Unknown

livebaseballscorecards.com

AB	41
R	9
H	15
RBI	9
BB	7
SO	3
LOB	27

PITCHER		IP	WLS	BF	H	R	ER	SO	BB	IBB	HBP	BLK	WP	HR	S	P	ERA	WHIP
Paul Moskau, R ERA: 18.0	(1, 1)	0.1	L	7	4	6	6	0	2	0	0	0	0	1	5	13	162.00	18.000
Dale Murray, R ERA: 4.17	(1, 1)	2.2		13	3	0	0	0	3	0	0	0	0	0	10	22	0.00	2.250
Joe Henderson, R ERA: 7.36	(4, 1)	2.0		10	4	1	1	1	0	0	0	0	0	0	12	12	4.50	2.000
Joe Hoerner, L ERA: 6.75	(6, 1)	2.0		8	1	0	0	1	1	0	0	0	0	0	9	13	0.00	1.000
Pedro Borbon, R ERA: 2.93	(8, 1)	2.0		10	3	2	2	1	1	0	0	0	0	1	11	15	9.00	2.000

PITCHER	IP	WLS	BF	H	R	ER	SO	BB	IBB	HBP	BLK	WP	HR	S	P	ERA	WHIP

BOTTOM

Los Angeles Dodgers @ Cincinnati Reds

Riverfront Stadium, Cincinnati, OH

Sun Jun 26 1977, 3:38 AM EDT

Att. 51,715 - Unknown

livebaseballscorecards.com

Batter	1	2	3	4	5	6	7	8	9	AB	R	H	RBI	BB	SO	LOB
Pete Rose, S (1, 5) OBP: 0.387, SLG: 0.455	4-3		F9 1-2		SF9 G3 1-2 1B		F9 1-2		2-3	5	0	1	0	0	0	4
Ken Griffey, L (1, 9) OBP: 0.379, SLG: 0.465 Joe Henderson, L (4, 1) Ray Knight, R (5, PH) OBP: 0.391, SLG: 0.524 Joe Hoerner, R (6, 1) Bob Bailey, R (7, PH) OBP: 0.372, SLG: 0.447 Pedro Borbon, R (8, 1) OBP: 0.400, SLG: 0.500	K		P6		G3 1-2 2-3		5-3			2 0 1 0 1 0 0	0 0 0 0 0 0 0	0 0 0 0 0 0 0	0 0 0 0 0 0 0	0 0 0 0 0 0 0	1 0 0 0 0 0 0	1 0 2 0 0 1 0
Joe Morgan, L (1, 4) OBP: 0.418, SLG: 0.485	B5			P6	SF9 2-3 3-H			4-3		3	0	0	1	0	0	0
George Foster, R (1, 7) OBP: 0.378, SLG: 0.609		5-3		2B 1B	F9			4-3		4	1	1	0	0	0	1
Dave Concepcion, R (1, 6) OBP: 0.328, SLG: 0.383		2B		G3 1-H 1B 2B		P4		K		4	1	2	1	0	1	0
Dan Driessen, L (1, 3) OBP: 0.374, SLG: 0.476		K		G3 2-3		4-3			P6	4	0	0	0	0	1	2
Cesar Geronimo, L (1, 8) OBP: 0.357, SLG: 0.436		P4		1B 3-H		F7			P4	4	0	1	1	0	0	1
Bill Plummer, R (1, 2) OBP: 0.299, SLG: 0.232			5-3	1-3			F7		2B BB	3	0	0	0	1	0	1
Paul Moskau, R (1, 1) OBP: 0.333, SLG: 1.333 Dale Murray, R (1, 1) Ed Armbrister, R (3, PH) OBP: 0.500, SLG: 0.720 (4, 9)			S BB		G3 1B SF9 1B		WP 1B		1-3 2B	0 0 3	0 0 1	0 0 3	0 0 0	0 0 1	0 0 0	0 0 0
Inning Stats	R: 0 E: 0 K: 1 S: 5 H: 0 LOB: 0 BB: 0 P: 5	R: 0 E: 0 K: 1 S: 6 H: 1 LOB: 1 BB: 0 P: 6	R: 0 E: 0 K: 0 S: 3 H: 0 LOB: 1 BB: 1 P: 7	R: 2 E: 0 K: 0 S: 6 H: 3 LOB: 1 BB: 0 P: 6	R: 1 E: 0 K: 0 S: 5 H: 2 LOB: 1 BB: 0 P: 5	R: 0 E: 0 K: 0 S: 3 H: 0 LOB: 0 BB: 0 P: 3	R: 0 E: 0 K: 0 S: 4 H: 1 LOB: 1 BB: 0 P: 4	R: 0 E: 0 K: 1 S: 5 H: 0 LOB: 0 BB: 0 P: 5	R: 0 E: 0 K: 0 S: 4 H: 1 LOB: 2 BB: 1 P: 8	1B: 5 2B: 3 3B: 0 HR: 0	SF: 1 SAC: 0 DP: 0 HBP: 0						

PITCHER	IP	WLS	BF	H	R	ER	SO	BB	IBB	HBP	BLK	WP	HR	S	P	ERA	WHIP
Doug Rau, L (1, 1) ERA: 4.02	9.0	W	37	8	3	3	3	2	0	0	0	1	0	41	49	3.00	1.111

PITCHER	IP	WLS	BF	H	R	ER	SO	BB	IBB	HBP	BLK	WP	HR	S	P	ERA	WHIP

AB	34
R	3
H	8
RBI	3
BB	2
SO	3
LOB	13

WP: 1 PA: 37
PB: 0
SB: 1
CS: 0

Batter	1	2	3	4	5	6	7	8	9	AB	R	H	RBI	BB	SO	LOB
Davey Lopes, R (1, 4) OBP: 0.369, SLG: 0.397	6-3	SH5-4 1-2 2-3		FC6-4 FC5 1B 1-2f			4-3		F7	4	0	0	0	0	0	1
Bill Russell, R (1, 6) OBP: 0.311, SLG: 0.372	2B	BB 2-3 3-H		1B 1-2			K		5-3	4	0	2	0	1	1	0
Reggie Smith, S (1, 9) OBP: 0.430, SLG: 0.568	F9	K		FC5 2-3f			2B BB		BB	3	0	0	0	2	1	5
Ron Cey, R (1, 5) OBP: 0.413, SLG: 0.541	BB		5-3		5-3		2B 1-3		BB 1-2	3	0	1	0	2	0	0
Steve Garvey, R (1, 3) OBP: 0.348, SLG: 0.539	F7		BB		5-3		F8		K	4	0	0	0	1	1	6
Dusty Baker Jr., R (1, 7) OBP: 0.358, SLG: 0.518		HR 2B	F8		5-3			F8		4	1	1	0	0	0	1
Rick Monday, L (1, 8) OBP: 0.365, SLG: 0.450		HR 2-H	F7			5-3		BB		3	1	1	2	1	0	1
Steve Yeager, R (1, 2) OBP: 0.372, SLG: 0.480		SH5-4 1B WP 1B		FC3-6 1B		L7		K		4	0	2	0	0	1	1
Burt Hooton, R (1, 1) OBP: 0.219, SLG: 0.250						K			5-3	3	0	1	0	0	1	1
Charlie Hough, R (7, 1) OBP: 0.118, SLG: 0.250		WP SH5-4 1-2 1B		FC3-6 FC6-4 1-2f						1	0	0	0	0	0	1
Inning Stats	R: 0 E: 0 K: 0 S: 4 H: 1 LOB: 2 BB: 1 P: 8	R: 2 E: 0 K: 1 S: 8 H: 4 LOB: 2 BB: 1 P: 12	R: 0 E: 0 K: 0 S: 3 H: 0 LOB: 1 BB: 1 P: 7	R: 0 E: 0 K: 0 S: 5 H: 2 LOB: 2 BB: 0 P: 5	R: 0 E: 0 K: 0 S: 3 H: 0 LOB: 0 BB: 0 P: 3	R: 0 E: 0 K: 1 S: 5 H: 0 LOB: 0 BB: 0 P: 5	R: 0 E: 0 K: 1 S: 6 H: 1 LOB: 2 BB: 1 P: 10	R: 0 E: 0 K: 1 S: 5 H: 0 LOB: 1 BB: 1 P: 9	R: 0 E: 0 K: 1 S: 5 H: 0 LOB: 2 BB: 2 P: 13	1B: 4 2B: 3 3B: 0 HR: 1 SF: 0 SAC: 1 DP: 0 HBP: 0						

PITCHER	IP	WLS	BF	H	R	ER	SO	BB	IBB	HBP	BLK	WP	HR	S	P	ERA	WHIP
Don Collins, L (1, 1) ERA: 4.91	6.0	L	27	7	2	2	2	3	0	0	0	1	1	28	40	3.00	1.667
Rick Camp, R (7, 1) ERA: 3.6	2.0		9	1	0	0	2	2	0	0	0	0	0	11	19	0.00	1.500
Max Leon, R (9, 1) ERA: 4.33	1.0		5	0	0	0	1	2	0	0	0	0	0	5	13	0.00	2.000

PITCHER	IP	WLS	BF	H	R	ER	SO	BB	IBB	HBP	BLK	WP	HR	S	P	ERA	WHIP

TOP

Los Angeles Dodgers @ Atlanta Braves

Atlanta-Fulton County Stadium, Atlanta, GA

Mon Jun 27 1977, 7:05 PM EDT

Att. 10,902 - Unknown

livebaseballscorecards.com

AB	33
R	2
H	8
RBI	2
BB	7
SO	5
LOB	17

PA: 41

WP: 1
PB: 0
SB: 0
CS: 0

BOTTOM

Batter	1	2	3	4	5	6	7	8	9	AB	R	H	RBI	BB	SO	LOB
Barry Bonnell, R (1, 8) OBP: 0.377, SLG: 0.361	x 0-0 L6 ①		x 0-0 F9 ②		S S S 0-3 K ②		x 0-0 F8 ①	x 0-0 F9 ③		4	0	0	0	0	1	0
Cito Gaston, R (8, PH) OBP: 0.286, SLG: 0.356										1	0	0	0	0	0	0
Max Leon, R (9, 1) OBP: 0.375, SLG: 0.400										0	0	0	0	0	0	0
Gary Matthews, R (1, 7) OBP: 0.349, SLG: 0.426	x 0-0 F7 ②		x 0-0 1B		B B B 4-0 1B BB		x 0-0 1B 1B 1B		x 0-0 1-3 ①	4	1	2	0	1	0	0
Willie Montanez, L (1, 3) OBP: 0.351, SLG: 0.521	x 0-0 4-3 ③		x 0-0 F2 ③		x 0-0 1-3 1B		x 0-0 1B 1-3 1B		B B B 4-0 G6-4-3 BB	4	0	2	0	1	0	1
Jeff Burroughs, R (1, 9) OBP: 0.366, SLG: 0.535		x 0-0 6-3 ①		x 0-0 1B 2B	x 0-0 F9 ③		x 0-0 F9 ②		x 0-0 G6-4-3 ②③ 1-2f	5	0	1	0	0	0	5
Biff Pocoroba, S (1, 2) OBP: 0.390, SLG: 0.497		x 0-0 1B 1B		x 0-0 F9 ①		B B B B 4-0 FC5-4 BB	x 0-0 BB 1-3 3-H 1B			3	0	2	1	1	0	1
Junior Moore, R (1, 5) OBP: 0.340, SLG: 0.368		x 0-0 1-2 1B		x 0-0 F7 ②		x 0-0 FC5-4 ① BB 1-2f	B B B 4-0 1-2 BB			3	0	1	0	1	0	2
Rod Gilbreath, R (1, 4) OBP: 0.333, SLG: 0.304	S S S 0-3 K ②		x 0-0 2-3 1B			B B B 4-0 1-2 BB	x 0-0 F8 ③			2	0	1	0	1	1	2
Rowland Office, L (7, PH) OBP: 0.293, SLG: 0.336										1	0	0	0	0	0	3
Jerry Royster, R (8, 4) OBP: 0.292, SLG: 0.270										0	0	0	0	0	0	0
Darrel Chaney, S (1, 6) OBP: 0.319, SLG: 0.383	S S S 0-3 K ③		S S S 0-3 K ③			x 0-0 F7 ②		x 0-0 F4 ①		4	0	0	0	0	2	6
Don Collins, R (1, 1)			S S S 0-3 K ①		S S S 0-3 K ①	x 0-0 F8 ③		S S S 0-3 K ②		2	0	0	0	0	2	0
Joe Nolan, L (6, PH) OBP: 0.409, SLG: 0.400										1	0	0	0	0	0	2
Rick Camp, R (7, 1)										0	0	0	0	0	0	0
Tom Paciorek, R (8, PH) OBP: 0.273, SLG: 0.371										1	0	0	0	0	1	0
(9, 8)																
Inning Stats	R: 0 E: 0 K: 0 S: 3 H: 0 LOB: 0 BB: 0 P: 3	R: 0 E: 0 K: 2 S: 9 H: 2 LOB: 2 BB: 0 P: 9	R: 0 E: 0 K: 1 S: 6 H: 1 LOB: 1 BB: 0 P: 6	R: 0 E: 0 K: 1 S: 7 H: 2 LOB: 2 BB: 0 P: 7	R: 0 E: 0 K: 2 S: 8 H: 1 LOB: 2 BB: 1 P: 12	R: 0 E: 0 K: 0 S: 3 H: 0 LOB: 2 BB: 2 P: 11	R: 1 E: 0 K: 0 S: 6 H: 3 LOB: 3 BB: 1 P: 10	R: 0 E: 0 K: 1 S: 5 H: 0 LOB: 0 BB: 0 P: 5	R: 0 E: 0 K: 0 S: 2 H: 0 LOB: 0 BB: 1 P: 6	1B: 8 2B: 1 3B: 0 HR: 0	SF: 0 SAC: 0 DP: 1 HBP: 0						

PITCHER		IP	WLS	BF	H	R	ER	SO	BB	IBB	HBP	BLK	WP	HR	S	P	ERA	WHIP
Burt Hooton, R ERA: 2.77	(1, 1)	6.1	W	30	8	1	1	6	3	0	0	0	0	0	39	51	1.42	1.737
Charlie Hough, R ERA: 2.64	(7, 1)	2.2	S	10	1	0	0	1	2	0	0	0	0	0	10	18	0.00	1.125

PITCHER	IP	WLS	BF	H	R	ER	SO	BB	IBB	HBP	BLK	WP	HR	S	P	ERA	WHIP

Los Angeles Dodgers @ Atlanta Braves

Atlanta-Fulton County Stadium, Atlanta, GA

Mon Jun 27 1977, 7:05 PM EDT

Att. 10,902 - Unknown

livebaseballscorecards.com

AB	35
R	1
H	9
RBI	1
BB	5
SO	7
LOB	22

1B: 8	SF: 0	WP: 0	PA: 40
2B: 1	SAC: 0	PB: 0	
3B: 0	DP: 1	SB: 0	
HR: 0	HBP: 0	CS: 0	

Batter	1	2	3	4	5	6	7	8	9	AB	R	H	RBI	BB	SO	LOB
Davey Lopes, R (1, 4) OBP: 0.373, SLG: 0.401	4-3 S SF8 1B		1-3		WP S 1B		F8		SH1-3 SH 1B	5	1	3	0	0	0	0
Bill Russell, R (1, 6) OBP: 0.311, SLG: 0.370	4-3 1-3		F9		F5 1-3		1B		SH SH1-3 1-2	4	0	1	0	0	0	2
Reggie Smith, S (1, 9) OBP: 0.431, SLG: 0.566	BBBB S BB		FC6-4 1B		F8		F9		SH1-3 1-2 2-3	3	0	1	0	1	0	2
Ron Cey, R (1, 5) OBP: 0.409, SLG: 0.534	SF8 1-2 3-H		FC6-4 1-2f		BBBB FC6-4 BB			SSS K	G3	3	0	0	1	1	1	3
Steve Garvey, R (1, 3) OBP: 0.343, SLG: 0.530	4-3			L1	FC6-4 1-2f			E5 2B	F2	5	1	0	0	0	0	5
Rick Monday, L (1, 8) OBP: 0.359, SLG: 0.442		F8		3-1		F8		L5		4	0	0	0	0	0	1
Dusty Baker Jr., R (1, 7) OBP: 0.360, SLG: 0.520		1-6-3		BBBB 1B BB		F8		2-H 2B		3	0	1	1	1	0	0
Steve Yeager, R (1, 2) OBP: 0.374, SLG: 0.480		1B		FC5-4 1-2 1B		SSS K2-3		L7		4	0	2	0	0	1	1
Tommy John, R (1, 1) OBP: 0.176, SLG: 0.176		P3		FC5-4 1-2f			SSS K		HR	2	0	0	0	0	0	3
Boog Powell, L (7, PH) OBP: 0.407, SLG: 0.238										1	0	0	0	0	1	0
Mike Garman, R (7, 1)										0	0	0	0	0	0	0
Ed Goodson, L (9, PH) OBP: 0.214, SLG: 0.333										1	1	1	1	0	0	0
Charlie Hough, R (9, 1) OBP: 0.118, SLG: 0.250										0	0	0	0	0	0	0
Inning Stats	R: 1 E: 0 K: 0 S: 4 H: 1 LOB: 1 BB: 1 P: 8	R: 0 E: 0 K: 0 S: 4 H: 1 LOB: 1 BB: 0 P: 4	R: 0 E: 0 K: 0 S: 4 H: 1 LOB: 1 BB: 0 P: 4	R: 0 E: 0 K: 0 S: 4 H: 1 LOB: 2 BB: 1 P: 8	R: 0 E: 0 K: 0 S: 4 H: 1 LOB: 2 BB: 1 P: 8	R: 0 E: 0 K: 1 S: 5 H: 0 LOB: 0 BB: 0 P: 5	R: 0 E: 0 K: 1 S: 6 H: 1 LOB: 1 BB: 0 P: 6	R: 1 E: 1 K: 1 S: 7 H: 1 LOB: 1 BB: 0 P: 7	R: 1 E: 1 K: 0 S: 6 H: 2 LOB: 2 BB: 0 P: 6	1B: 7 2B: 1 3B: 0 HR: 1	SF: 1 SAC: 2 DP: 0 HBP: 0					

TOP

Los Angeles Dodgers @ Atlanta Braves

Atlanta-Fulton County Stadium, Atlanta, GA

Tue Jun 28 1977, 7:05 PM EDT

Att. 8,293 - Unknown

livebaseballscorecards.com

AB	35
R	3
H	9
RBI	3
BB	3
SO	3
LOB	17

WP: 1 PB: 0 SB: 3 CS: 0 PA: 41

PITCHER		IP	WLS	BF	H	R	ER	SO	BB	IBB	HBP	BLK	WP	HR	S	P	ERA	WHIP
Steve Hargan, R ERA: 6.23	(1, 1)	7.0		30	6	1	1	2	3	0	0	0	1	0	31	43	1.29	1.286
Rick Camp, R ERA: 3.54	(8, 1)	1.0		5	1	1	0	1	0	0	0	0	0	0	7	7	0.00	1.000
Max Leon, R ERA: 4.5	(9, 1)	0.0	L	2	2	1	1	0	0	0	0	0	0	1	2	2	∞	∞
Dave Campbell, R ERA: 4.08	(9, 1)	1.0		4	0	0	0	0	0	0	0	0	0	0	4	4	0.00	0.000

PITCHER	IP	WLS	BF	H	R	ER	SO	BB	IBB	HBP	BLK	WP	HR	S	P	ERA	WHIP

BOTTOM

Los Angeles Dodgers @ Atlanta Braves

Atlanta-Fulton County Stadium, Atlanta, GA

Tue Jun 28 1977, 7:05 PM EDT

Att. 8,293 - Unknown

livebaseballscorecards.com

Batter	1	2	3	4	5	6	7	8	9	AB	R	H	RBI	BB	SO	LOB
Rowland Office, L (1, 8) OBP: 0.286, SLG: 0.327	F8		4-3			F7		4-3		4	0	0	0	0	0	0
Junior Moore, R (1, 5) OBP: 0.337, SLG: 0.364	6-3		5-3			6-3			F9	2	0	0	0	0	0	0
Jerry Royster, R (4, 5) OBP: 0.291, SLG: 0.269										1	0	0	0	0	0	0
Joe Nolan, L (9, PH) OBP: 0.391, SLG: 0.381										1	0	0	0	0	0	0
Willie Montanez, L (1, 3) OBP: 0.344, SLG: 0.510	5-3			K2-3		4-3			K	4	0	0	0	0	2	0
Jeff Burroughs, R (1, 9) OBP: 0.371, SLG: 0.535		3B BB		6-3			1B		FC6-4 BB	2	1	1	0	2	0	0
Gary Matthews, R (1, 7) OBP: 0.352, SLG: 0.434		1-H 4-3 3B		BB			P6		FC6-4 1-2f	3	1	1	1	1	0	2
Vic Correll, R (1, 2) OBP: 0.322, SLG: 0.456		K		5-3			F8			2	0	0	0	0	1	2
Biff Pocoroba, S (7, PH) OBP: 0.388, SLG: 0.494										1	0	0	0	0	0	1
(8, 2)																
Rod Gilbreath, R (1, 4) OBP: 0.333, SLG: 0.305		3-H 4-3		G6-3 1B			5-3			3	0	1	1	0	0	1
Darrel Chaney, S (1, 6) OBP: 0.311, SLG: 0.373		4-3		1-2f G6-3				F5		3	0	0	0	0	0	1
Steve Hargan, R (1, 1)			K	K				5-3		2	0	0	0	0	2	0
Rick Camp, R (8, 1)										0	0	0	0	0	0	0
Cito Gaston, R (8, PH) OBP: 0.280, SLG: 0.348										1	0	0	0	0	0	0
Max Leon, R (9, 1) OBP: 0.375, SLG: 0.400										0	0	0	0	0	0	0
Dave Campbell, R (9, 1)										0	0	0	0	0	0	0

Inning Stats	1	2	3	4	5	6	7	8	9
	R: 0 H: 0 E: 0 LOB: 0 K: 0 BB: 0 S: 3 P: 3	R: 2 H: 1 E: 0 LOB: 0 K: 1 BB: 1 S: 6 P: 10	R: 0 H: 0 E: 0 LOB: 0 K: 1 BB: 0 S: 5 P: 5	R: 0 H: 0 E: 0 LOB: 1 K: 1 BB: 1 S: 5 P: 9	R: 0 H: 1 E: 0 LOB: 0 K: 1 BB: 0 S: 5 P: 5	R: 0 H: 0 E: 0 LOB: 0 K: 0 BB: 0 S: 3 P: 3	R: 0 H: 1 E: 0 LOB: 1 K: 0 BB: 0 S: 4 P: 4	R: 0 H: 0 E: 0 LOB: 0 K: 0 BB: 0 S: 3 P: 3	R: 0 H: 0 E: 0 LOB: 1 K: 1 BB: 1 S: 5 P: 9

	AB	29
	R	2
	H	3
	RBI	2
	BB	3
	SO	5
	LOB	7

1B: 2 SF: 0
2B: 0 SAC: 0
3B: 1 DP: 1
HR: 0 HBP: 0

WP: 0 PA: 32
PB: 0
SB: 0
CS: 0

PITCHER		IP	WLS	BF	H	R	ER	SO	BB	IBB	HBP	BLK	WP	HR	S	P	ERA	WHIP
Tommy John, L ERA: 3.51	(1, 1)	6.0		21	2	2	2	4	2	0	0	0	0	0	27	35	3.00	0.667
Mike Garman, R ERA: 2.51	(7, 1)	2.0	W	7	1	0	0	0	0	0	0	0	0	0	7	7	0.00	0.500
Charlie Hough, R ERA: 2.61	(9, 1)	1.0	S	4	0	0	0	1	1	0	0	0	0	0	5	9	0.00	1.000

PITCHER	IP	WLS	BF	H	R	ER	SO	BB	IBB	HBP	BLK	WP	HR	S	P	ERA	WHIP

Batter	1	2	3	4	5	6	7	8	9	AB	R	H	RBI	BB	SO	LOB
Davey Lopes, R (1, 4) OBP: 0.368, SLG: 0.395	S S S 0-3 ① K		x 0-0 ③ F7	S S S 0-3 ③ K		x 0-0 ③ F8		x 0-0 1-3 2-H HR 1B	S S S 0-3 ③ K	6	1	1	1	0	3	4
Bill Russell, R (1, 6) OBP: 0.309, SLG: 0.377 Ted Martinez, R (8, 6) OBP: 0.308, SLG: 0.392	x 0-0 ② 6-3			x 0-0 ① 5-3	x 0-0 ① 6-3		x 0-0 ① F8	x 0-0 1-H 3-H HR		5	1	1	3	0	0	0
										0	0	0	0	0	0	0
Steve Garvey, R (1, 3) OBP: 0.353, SLG: 0.556 Stan Wall, L (8, 1) Elias Sosa, R (9, 1)	x 0-0 FC6-4 1B			B B B B 4-0 2B BB BB	x 0-0 HR		x 0-0 1B	x 0-0 HR		4	3	4	2	1	0	0
										0	0	0	0	0	0	0
										0	0	0	0	0	0	0
Ron Cey, R (1, 5) OBP: 0.406, SLG: 0.532	x 0-0 ③ FC6-4 1-2f			x 0-0 BB 1-3 1B 2B	x 0-0 ② 1-3		x 0-0 ② F8	x 0-0 ③ F9		5	1	1	0	0	0	2
Rick Monday, L (1, 8) OBP: 0.356, SLG: 0.435		x 0-0 ① 4-3		B B B B 4-0 1B BB 2B BB	S S S 0-3 ③ K		x 0-0 ③ F5		x 0-0 ① F5	4	1	0	0	1	1	1
Dusty Baker Jr., R (1, 7) OBP: 0.359, SLG: 0.516 Glenn Burke, R (8, 7) OBP: 0.250, SLG: 0.235		x 0-0 ② 1-3		S S S 0-3 ② K		x 0-0 ① 6-3		x 0-0 BB 1B 1B	x 0-0 BB 1B 1B	4	1	1	0	0	1	3
										1	1	1	0	0	0	0
John Hale, L (1, 9) OBP: 0.431, SLG: 0.365		x 0-0 ③ F5		B B B B 4-0 1B 1-2 2-3 3-H 2B BB		x 0-0 1B S 1B 1B		B B B B 4-0 1B 1-2 HR BB	B B B B 4-0 1B 1-2 BB	2	3	1	1	3	0	0
Steve Yeager, R (1, 2) OBP: 0.375, SLG: 0.478			x 0-0 ① F8	x 0-0 1-2 2-3 3-H 2B 1B		x 0-0 1-3 E 1B 1B		x 0-0 ① F7	x 0-0 ② P5	5	1	2	1	0	0	4
Don Sutton, R (1, 1) OBP: 0.243, SLG: 0.235 Boog Powell, L (8, PH) OBP: 0.414, SLG: 0.261 (8, 3)			x 0-0 ② F8	x 0-0 1-3 2-H 3-H 2B		x 0-0 ② E3 1-H 3-H 1B		S S S 0-3 ② K	x 0-0 1-2 2-H 1B	3	0	2	3	0	0	0
										2	0	1	1	0	1	2
Inning Stats	R: 0 E: 0 K: 1 S: 6 H: 1 LOB: 1 BB: 0 P: 6	R: 0 E: 0 K: 0 S: 3 H: 0 LOB: 0 BB: 0 P: 3	R: 0 E: 0 K: 0 S: 3 H: 0 LOB: 0 BB: 0 P: 3	R: 4 E: 0 K: 2 S: 10 H: 3 LOB: 2 BB: 3 P: 22	R: 1 E: 0 K: 1 S: 6 H: 1 LOB: 0 BB: 0 P: 6	R: 2 E: 1 K: 0 S: 5 H: 3 LOB: 0 BB: 0 P: 5	R: 0 E: 0 K: 0 S: 4 H: 1 LOB: 1 BB: 0 P: 4	R: 5 E: 0 K: 1 S: 9 H: 4 LOB: 0 BB: 1 P: 13	R: 1 E: 0 K: 1 S: 7 H: 2 LOB: 2 BB: 1 P: 11	1B: 10 2B: 2 3B: 0 HR: 3 SF: 0 SAC: 0 DP: 0 HBP: 0							

TOP

Los Angeles Dodgers @ Atlanta Braves

Atlanta-Fulton County Stadium, Atlanta, GA

Wed Jun 29 1977, 7:05 PM EDT

Att. 10,277 - Unknown

livebaseballscorecards.com

AB	41
R	13
H	15
RBI	12
BB	5
SO	6
LOB	16

PITCHER		IP	WLS	BF	H	R	ER	SO	BB	IBB	HBP	BLK	WP	HR	S	P	ERA	WHIP
Andy Messersmith, R ERA: 4.31	(1, 1)	6.0	L	28	8	7	6	4	3	0	0	0	0	1	33	45	9.00	1.833
Frank LaCorte, R ERA: 11.65	(7, 1)	1.2		10	4	4	4	1	1	0	0	0	0	1	11	15	21.60	3.000
Dave Campbell, R ERA: 4.34	(8, 1)	0.1		2	1	1	1	0	0	0	0	0	0	1	2	2	27.00	3.000
Buzz Capra, R ERA: 6.52	(9, 1)	1.0		6	2	1	1	1	1	0	0	0	0	0	7	11	9.00	3.000

PITCHER	IP	WLS	BF	H	R	ER	SO	BB	IBB	HBP	BLK	WP	HR	S	P	ERA	WHIP

WP: 0 PB: 0 SB: 1 CS: 0 PA: 46

BOTTOM

Batter	1	2	3	4	5	6	7	8	9	AB	R	H	RBI	BB	SO	LOB
Rowland Office, L (1, 8) OBP: 0.289, SLG: 0.325	F8	4-3			P4			1B	1B SF7 1-2 BB	4	1	1	0	1	0	1
Gary Matthews, R (1, 7) OBP: 0.357, SLG: 0.450	HR		6-3			F8		1-2 1B	1-3 2-H 3-H S 1B	5	1	3	3	0	0	0
Willie Montanez, L (1, 3) OBP: 0.341, SLG: 0.505	E9 1B 1B		6-3			G2		K	SF7 1-2 3-H	4	1	1	1	0	1	2
Jeff Burroughs, R (1, 9) OBP: 0.365, SLG: 0.525	K		F8			5-3		F9	K	5	0	0	0	0	2	4
Biff Pocoroba, S (1, 2) OBP: 0.391, SLG: 0.491	2-H 1B			K			K		1B 2B BB	3	1	1	1	1	2	0
Darrel Chaney, S (1, 6) OBP: 0.310, SLG: 0.368	K			K			F9		2B 1B 1-2 1B	4	1	1	0	0	2	1
Rod Gilbreath, R (1, 4) OBP: 0.341, SLG: 0.326		4-3 2B		K			1B		1B 1B 1-3 2-H 2B	4	1	3	1	0	1	0
Jerry Royster, R (1, 5) OBP: 0.291, SLG: 0.269		4-3 2-3			F8		F8		BB 1B 2-3 3-H 1B	4	1	1	1	0	0	2
Andy Messersmith, R (1, 1) OBP: 0.189, SLG: 0.265 Frank LaCorte, R (7, 1) OBP: 0.111, SLG: 0.111 Dave Campbell, R (8, 1) Cito Gaston, R (8, PH) OBP: 0.275, SLG: 0.340 Buzz Capra, R (9, 1) Tom Paciorek, R (9, PH) OBP: 0.271, SLG: 0.368		K			K			F8	K	2 0 0 1 0 1	0 0 0 0 0 0	0 0 0 0 0 1	0 0 0 0 0 0	0 0 0 0 0 1	2 0 0 0 0 2	1 0 0 0 0 2
Inning Stats	R: 2 E: 1 K: 2 S: 10 H: 3 LOB: 1 BB: 0 P: 10	R: 0 E: 0 K: 1 S: 6 H: 1 LOB: 1 BB: 0 P: 6	R: 0 E: 0 K: 0 S: 3 H: 0 LOB: 0 BB: 0 P: 3	R: 0 E: 0 K: 3 S: 9 H: 0 LOB: 0 BB: 0 P: 9	R: 0 E: 0 K: 1 S: 5 H: 0 LOB: 0 BB: 0 P: 5	R: 0 E: 0 K: 0 S: 3 H: 0 LOB: 0 BB: 0 P: 3	R: 0 E: 0 K: 1 S: 6 H: 1 LOB: 1 BB: 0 P: 6	R: 0 E: 0 K: 1 S: 7 H: 2 LOB: 2 BB: 0 P: 7	R: 5 E: 0 K: 2 S: 11 H: 4 LOB: 1 BB: 2 P: 19	1B: 8 2B: 2 3B: 0 HR: 1 SF: 1 SAC: 0 DP: 0 HBP: 0						

PITCHER		IP	WLS	BF	H	R	ER	SO	BB	IBB	HBP	BLK	WP	HR	S	P	ERA	WHIP
Don Sutton, R ERA: 2.78	(1, 1)	7.0	W	26	5	2	1	8	0	0	0	0	0	1	42	42	1.29	0.714
Stan Wall, L ERA: 5.46	(8, 1)	1.1		11	5	5	5	2	2	0	0	0	0	0	13	21	33.75	5.250
Elias Sosa, R ERA: 3.38	(9, 1)	0.2		3	1	0	0	1	0	0	0	0	0	0	5	5	0.00	1.500

PITCHER	IP	WLS	BF	H	R	ER	SO	BB	IBB	HBP	BLK	WP	HR	S	P	ERA	WHIP

Los Angeles Dodgers @ Atlanta Braves

Atlanta-Fulton County Stadium, Atlanta, GA

Wed Jun 29 1977, 7:05 PM EDT

Att. 10,277 - Unknown

livebaseballscorecards.com

AB	37
R	7
H	11
RBI	7
BB	2
SO	11
LOB	13

WP: 0	PB: 0	SB: 1	CS: 0
PA: 40			

Batter	1	2	3	4	5	6	7	8	9	AB	R	H	RBI	BB	SO	LOB
Davey Lopes, R (1, 4) OBP: 0.376, SLG: 0.410	F3		HR, BB		1B		BB		HR	3	2	2	2	2	0	0
Ted Martinez, R (1, 6) OBP: 0.327, SLG: 0.463	G5-4-3, 1B		1-H, HR		F7		K		6-3	3	1	2	2	0	0	1
Ed Goodson, L (7, PH) OBP: 0.207, SLG: 0.321										1	0	0	0	0	1	3
Charlie Hough, R (7, 1) OBP: 0.111, SLG: 0.235										1	0	0	0	0	0	0
Steve Garvey, R (1, 3) OBP: 0.351, SLG: 0.552	G5-4-3, 1-2f		BB, 1B		6-3		L6			4	0	1	0	0	0	5
Ron Cey, R (1, 5) OBP: 0.404, SLG: 0.526		L5	BB, 1-2			F8		F7		3	0	0	0	1	0	0
Rick Monday, L (1, 8) OBP: 0.358, SLG: 0.433		F7	K			K2-4, 1B		CS, BB		3	0	1	0	1	1	2
Dusty Baker Jr., R (1, 7) OBP: 0.357, SLG: 0.512		1B	6-3			K2-4, 1-2f		F8, 1-2		4	0	1	0	0	1	2
John Hale, L (1, 9) OBP: 0.406, SLG: 0.339		F2	3-1				4-3		F7	4	0	0	0	0	0	1
Johnny Oates, L (1, 2) OBP: 0.354, SLG: 0.350			L5	F8			1B, 2B		1-3	4	0	1	0	0	0	0
Rick Rhoden, R (1, 1) OBP: 0.184, SLG: 0.237			F8		K		S, 2-3, 1B		HR, BB	2	0	0	0	0	1	0
Boog Powell, L (7, PH) OBP: 0.433, SLG: 0.292										1	0	1	0	0	0	0
Glenn Burke, R (7, PR) OBP: 0.250, SLG: 0.235										0	0	0	0	0	0	0
Bill Russell, R (7, 6) OBP: 0.311, SLG: 0.377										0	1	0	0	1	0	0
Inning Stats	R: 0 E: 0 K: 0 S: 3 H: 1 LOB: 0 BB: 0 P: 3	R: 0 E: 0 K: 0 S: 4 H: 1 LOB: 1 BB: 0 P: 4	R: 2 E: 0 K: 1 S: 7 H: 2 LOB: 2 BB: 2 P: 15	R: 0 E: 0 K: 0 S: 3 H: 0 LOB: 0 BB: 0 P: 3	R: 0 E: 0 K: 1 S: 6 H: 1 LOB: 1 BB: 0 P: 6	R: 0 E: 0 K: 1 S: 5 H: 1 LOB: 1 BB: 0 P: 5	R: 0 E: 0 K: 1 S: 7 H: 2 LOB: 3 BB: 1 P: 11	R: 0 E: 0 K: 0 S: 2 H: 0 LOB: 0 BB: 1 P: 6	R: 2 E: 0 K: 0 S: 4 H: 1 LOB: 0 BB: 1 P: 8	1B: 6 2B: 2 3B: 0 HR: 2 SF: 0 SAC: 0 DP: 2 HBP: 0						

PITCHER	IP	WLS	BF	H	R	ER	SO	BB	IBB	HBP	BLK	WP	HR	S	P	ERA	WHIP
Phil Niekro, R (1, 1) ERA: 4.5	9.0	W	38	9	4	4	4	5	0	0	0	0	2	41	61	4.00	1.556

PITCHER	IP	WLS	BF	H	R	ER	SO	BB	IBB	HBP	BLK	WP	HR	S	P	ERA	WHIP

TOP

Los Angeles Dodgers @ Atlanta Braves

Atlanta-Fulton County Stadium, Atlanta, GA

Thu Jun 30 1977, 7:05 PM EDT

Att. 8,861 - Unknown

livebaseballscorecards.com

AB	33
R	4
H	9
RBI	4
BB	5
SO	4
LOB	14

BOTTOM

Batter	1	2	3	4	5	6	7	8	9	AB	R	H	RBI	BB	SO	LOB
Rowland Office, L (1, 8) OBP: 0.280, SLG: 0.314	F8	4-1			G3		3-1	P5		5	0	0	0	0	0	4
Gary Matthews, R (1, 7) OBP: 0.361, SLG: 0.466	F8		4-3 1B		F6		S 1B		HR	5	1	3	1	0	0	0
Willie Montanez, L (1, 3) OBP: 0.338, SLG: 0.498	K		4-3 1-2		1B		P5 1-2		K	5	0	1	0	0	2	2
Jeff Burroughs, R (1, 9) OBP: 0.368, SLG: 0.521		CS 1B BB	BB		F8		K		2B 1B BB	2	1	0	0	3	1	2
Biff Pocoroba, S (1, 2) OBP: 0.396, SLG: 0.497		CS 2B 1B 1-2	F7			L9		SH3-4 1B BB	1B 2B 1-3	4	2	2	0	1	0	2
Darrel Chaney, S (1, 6) OBP: 0.315, SLG: 0.373		F9 1-2 2-3	K			5-3 1B		SH3-4 1-2	1B 2-3 3-H	4	0	2	1	0	1	4
Rod Gilbreath, R (1, 4) OBP: 0.344, SLG: 0.335	1B 2B 2-H			CS 1B		5-3 1-2		K2-3		4	1	2	1	0	1	2
Jerry Royster, R (1, 5) OBP: 0.297, SLG: 0.271	1B 1B 2-H			F7 1-2		IBB		1B IBB		2	0	1	1	2	0	1
Phil Niekro, R (1, 1) OBP: 0.222, SLG: 0.212	1B 1-2			K		F2		1B 1-3 2-H		4	0	2	1	0	1	2
Inning Stats	R: 0 E: 0 K: 1 S: 5 H: 0 LOB: 0 BB: 0 P: 5	R: 2 E: 0 K: 0 S: 6 H: 4 LOB: 2 BB: 1 P: 10	R: 0 E: 0 K: 1 S: 6 H: 1 LOB: 2 BB: 1 P: 10	R: 0 E: 0 K: 1 S: 5 H: 1 LOB: 0 BB: 0 P: 5	R: 0 E: 0 K: 0 S: 4 H: 1 LOB: 1 BB: 0 P: 4	R: 0 E: 0 K: 0 S: 4 H: 1 LOB: 2 BB: 1 P: 8	R: 0 E: 0 K: 1 S: 6 H: 1 LOB: 1 BB: 0 P: 6	R: 1 E: 0 K: 1 S: 6 H: 1 LOB: 2 BB: 2 P: 14	R: 2 E: 0 K: 1 S: 6 H: 3 LOB: 2 BB: 1 P: 10	1B: 10 2B: 2 3B: 0 HR: 1 SF: 0 SAC: 1 DP: 0 HBP: 0	WP: 0 PB: 0 SB: 1 CS: 3 PA: 42					

PITCHER		IP	WLS	BF	H	R	ER	SO	BB	IBB	HBP	BLK	WP	HR	S	P	ERA	WHIP
Rick Rhoden, R ERA: 4.15	(1, 1)	6.0		27	8	2	2	3	2	1	0	0	0	0	30	42	3.00	1.667
Charlie Hough, R ERA: 2.87	(7, 1)	2.1	L	15	5	3	3	3	2	1	0	0	0	1	18	30	11.57	3.000

PITCHER	IP	WLS	BF	H	R	ER	SO	BB	IBB	HBP	BLK	WP	HR	S	P	ERA	WHIP

Los Angeles Dodgers @ Atlanta Braves

Atlanta-Fulton County Stadium, Atlanta, GA

Thu Jun 30 1977, 7:05 PM EDT

Att. 8,861 - Unknown

livebaseballscorecards.com

AB	35
R	5
H	13
RBI	5
BB	6
SO	6
LOB	19

TOP

Los Angeles Dodgers @ San Francisco Giants

Candlestick Park, San Francisco, CA

Fri Jul 01 1977, 10:05 PM EDT

Att. 13,801 - Unknown

livebaseballscorecards.com

Batter	1	2	3	4	5	6	7	8	9	AB	R	H	RBI	BB	SO	LOB
Davey Lopes, R (1, 4) OBP: 0.375, SLG: 0.416	F8		F7	3B	S 1B			K	FC6-4 1-2f	6	0	2	2	0	1	2
Bill Russell, R (1, 6) OBP: 0.306, SLG: 0.371	5-3		P6	5-3	P4 1-2			F7		5	0	0	0	0	0	2
Reggie Smith, S (1, 9) OBP: 0.437, SLG: 0.578	FC6-4 1B		BB 1B		HR 1B	K			1B 3B	5	2	4	0	0	1	0
Ron Cey, R (1, 5) OBP: 0.407, SLG: 0.536	FC6-4 1-2f		1-2 BB		1-H HR	1-3			HR 3-H 1B	4	2	2	3	1	0	1
Steve Garvey, R (1, 3) OBP: 0.352, SLG: 0.562		2B	F8		6-3	F3			1-H HR	5	1	2	2	0	0	2
Rick Monday, L (1, 8) OBP: 0.363, SLG: 0.434		BB		3-1	1B 3B 1B		F5		1B	4	1	2	0	1	0	0
Dusty Baker Jr., R (1, 7) OBP: 0.358, SLG: 0.509		K		E9 2B 1B	3B 1-2 1B		F8		L6	5	2	2	0	0	1	3
Steve Yeager, R (1, 2) OBP: 0.379, SLG: 0.495		F8		F8 3B 2-H 2B	1B 1-H 2-H 3B		F9		FC6-4 1-2 1B	3	2	2	3	0	0	2
Johnny Oates, L (6, 2) OBP: 0.358, SLG: 0.355										2	0	1	0	0	0	0
Doug Rau, L (1, 1) OBP: 0.167, SLG: 0.150		1-3		F8 2-3	K			4-3	P6	4	0	0	0	0	1	4
Boog Powell, L (9, PH) OBP: 0.419, SLG: 0.280										1	0	0	0	0	0	2
Mike Garman, R (9, 1)										0	0	0	0	0	0	0
Inning Stats	R: 0 E: 0 K: 0 S: 4 H: 1 LOB: 1 BB: 0 P: 4	R: 0 E: 0 K: 1 S: 6 H: 1 LOB: 2 BB: 1 P: 10	R: 0 E: 0 K: 0 S: 4 H: 1 LOB: 2 BB: 1 P: 8	R: 2 E: 1 K: 0 S: 6 H: 3 LOB: 1 BB: 0 P: 6	R: 5 E: 0 K: 1 S: 11 H: 6 LOB: 1 BB: 0 P: 11	R: 0 E: 0 K: 1 S: 5 H: 0 LOB: 0 BB: 0 P: 5	R: 0 E: 0 K: 0 S: 3 H: 0 LOB: 0 BB: 0 P: 3	R: 0 E: 0 K: 1 S: 5 H: 0 LOB: 0 BB: 0 P: 5	R: 3 E: 0 K: 0 S: 8 H: 5 LOB: 2 BB: 0 P: 8	1B: 10 2B: 2 3B: 3 HR: 2 SF: 0 SAC: 0 DP: 0 HBP: 0	WP: 0 PB: 0 SB: 1 CS: 0 PA: 46					

	AB	44
	R	10
	H	17
	RBI	10
	BB	2
	SO	4
	LOB	18

PITCHER		IP	WLS	BF	H	R	ER	SO	BB	IBB	HBP	BLK	WP	HR	S	P	ERA	WHIP
Charlie Williams, R ERA: 4.37	(1, 1)	4.1	L	25	10	6	6	1	2	0	0	0	0	1	25	33	12.46	2.769
Dave Heaverlo, R ERA: 2.44	(5, 1)	1.2		7	2	1	1	2	0	0	0	0	0	0	11	11	5.40	1.200
Randy Moffitt, R ERA: 3.2	(7, 1)	2.0		8	2	2	2	1	0	0	0	0	0	0	10	10	9.00	1.000
Terry Cornutt, R ERA: 3.6	(9, 1)	1.0		6	3	1	1	0	0	0	0	0	0	1	6	6	9.00	3.000

PITCHER	IP	WLS	BF	H	R	ER	SO	BB	IBB	HBP	BLK	WP	HR	S	P	ERA	WHIP

BOTTOM

Batter	1	2	3	4	5	6	7	8	9	AB	R	H	RBI	BB	SO	LOB
Rob Andrews, R (1, 4) OBP: 0.357, SLG: 0.301	F3		HR 1B 2-3		5-3		F9		6-3	5	1	1	0	0	0	0
Vic Harris, S (1, 6) OBP: 0.468, SLG: 0.625	2B		K		K		BLK 1B			4	0	2	0	0	2	2
Bill Madlock, R (1, 5) OBP: 0.350, SLG: 0.447	F7		HR 1-H 3-H			HR	F8 1-2			4	2	2	4	0	0	2
Jack Clark, R (1, 9) OBP: 0.297, SLG: 0.420	K		L7			4-3 SF7 BB 1B		F8		4	1	1	0	0	1	1
Willie McCovey, L (1, 3) OBP: 0.394, SLG: 0.504		K		S BB		4-3 1-2 BB		F9		2	0	0	0	2	1	0
Randy Elliott, R (1, 7) OBP: 0.260, SLG: 0.347		5-3		P3 1-2		4-3 1-2 2-3		1B		4	0	1	0	0	0	3
Gary Thomasson, L (1, 8) OBP: 0.356, SLG: 0.471		G3		L6		SF7 3-H		G3		3	0	0	1	0	0	2
Marc Hill, R (1, 2) OBP: 0.297, SLG: 0.335 Dave Heaverlo, R (5, 1) Gary Alexander, R (6, PH) OBP: 0.263, SLG: 0.235 Randy Moffitt, R (7, 1) Terry Cornutt, R (9, 1) Terry Whitfield, L (9, PH) OBP: 0.337, SLG: 0.448			1B SH1-4 HR 1B	5-3		K			F7	2 0 1 0 0 1	1 0 0 0 0 0	1 0 0 0 0 0	0 0 0 0 0 0	0 0 1 0 0 0	0 0 1 0 0 0	1 0 1 0 0 0
Charlie Williams, R (1, 1) OBP: 0.286, SLG: 0.286 Mike Sadek, R (5, 2) OBP: 0.283, SLG: 0.326			SH1-4 1-2		5-3		4-3		1-4-3	0 3	0 0	0 0	0 0	0 0	0 0	0 0
Inning Stats	R: 0 E: 0 K: 1 S: 6 H: 1 LOB: 1 BB: 0 P: 6	R: 0 E: 0 K: 1 S: 5 H: 0 LOB: 0 BB: 0 P: 5	R: 3 E: 0 K: 1 S: 8 H: 3 LOB: 0 BB: 0 P: 8	R: 0 E: 0 K: 0 S: 3 H: 0 LOB: 1 BB: 1 P: 7	R: 0 E: 0 K: 1 S: 5 H: 0 LOB: 0 BB: 0 P: 5	R: 2 E: 0 K: 1 S: 7 H: 2 LOB: 1 BB: 1 P: 11	R: 0 E: 0 K: 0 S: 4 H: 1 LOB: 1 BB: 0 P: 4	R: 0 E: 0 K: 0 S: 4 H: 1 LOB: 1 BB: 0 P: 4	R: 0 E: 0 K: 0 S: 3 H: 0 LOB: 0 BB: 0 P: 3	1B: 5 2B: 1 3B: 0 HR: 2 SF: 1 SAC: 1 DP: 0 HBP: 0				WP: 0 PB: 0 SB: 1 CS: 0	PA: 37	

PITCHER		IP	WLS	BF	H	R	ER	SO	BB	IBB	HBP	BLK	WP	HR	S	P	ERA	WHIP
Doug Rau, L ERA: 4.14	(1, 1)	8.0	W	34	8	5	5	5	2	0	0	1	0	2	42	50	5.62	1.250
Mike Garman, R ERA: 2.43	(9, 1)	1.0		3	0	0	0	0	0	0	0	0	0	0	3	3	0.00	0.000

PITCHER	IP	WLS	BF	H	R	ER	SO	BB	IBB	HBP	BLK	WP	HR	S	P	ERA	WHIP

Los Angeles Dodgers @ San Francisco Giants
Candlestick Park, San Francisco, CA
Fri Jul 01 1977, 10:05 PM EDT
Att. 13,801 - Unknown

livebaseballscorecards.com

AB	33
R	5
H	8
RBI	5
BB	2
SO	5
LOB	12

Batter	1	2	3	4	5	6	7	8	9	AB	R	H	RBI	BB	SO	LOB
Davey Lopes, R (1, 4) OBP: 0.377, SLG: 0.414	E HR 1B	3B BB		F8 ②		4-3		E S 1B BB	FC6-4 ③ 1-2f	4	3	1	0	2	0	3
Bill Russell, R (1, 6) OBP: 0.311, SLG: 0.381	E7 1-3 HR	SF8 1-H 2-H 3B		2-H 1B		2B 1B		F8 ① 1-3		5	3	3	3	0	0	2
Reggie Smith, S (1, 9) OBP: 0.434, SLG: 0.577	K ①	SF8 ② 3-H		5-3 ③		1-H 2B		1-3 ②		4	0	1	2	0	1	4
Ron Cey, R (1, 5) OBP: 0.404, SLG: 0.530	K ②	6-3 ③			5-3 ①	F8 ③		FC6-4 3-H 1B		5	0	1	1	0	1	3
Steve Garvey, R (1, 3) OBP: 0.356, SLG: 0.579	2-H 3-H HR		P4 ①		1B 1B		SF9 3B	FC6-4 ③ 1-2f		5	2	3	3	0	0	1
Dusty Baker Jr., R (1, 7) OBP: 0.357, SLG: 0.507 John Hale, L (7, 7) OBP: 0.400, SLG: 0.333	1B		F8 ②		K ②		SF9 ① 3-H		F8 ①	3 1	0 0	1 0	1 0	0 0	1 0	1 0
Glenn Burke, R (1, 8) OBP: 0.268, SLG: 0.256	6-3 ③		K2-3 ③		1-2 1B		K ②		E 1B	5	0	2	0	0	2	1
Johnny Oates, L (1, 2) OBP: 0.375, SLG: 0.354		SH1-4 3B 1B		SH1-4 1B BB	4-1 ③		BB		E3 FC6-4 1-2	3	2	1	0	2	0	3
Burt Hooton, R (1, 1) OBP: 0.200, SLG: 0.229		SH1-4 ① 1-2		SH1-4 ① 1-2		F7 ①	F5 ③		K ②	3	0	0	0	0	1	3
Inning Stats	R: 3 E: 1 K: 2 S: 11 H: 3 LOB: 1 BB: 0 P: 11	R: 3 E: 0 K: 0 S: 5 H: 2 LOB: 0 BB: 1 P: 9	R: 0 E: 0 K: 1 S: 5 H: 0 LOB: 0 BB: 0 P: 5	R: 1 E: 0 K: 0 S: 4 H: 1 LOB: 1 BB: 1 P: 8	R: 0 E: 0 K: 1 S: 7 H: 2 LOB: 2 BB: 0 P: 7	R: 1 E: 0 K: 0 S: 5 H: 2 LOB: 1 BB: 0 P: 5	R: 1 E: 0 K: 1 S: 6 H: 1 LOB: 1 BB: 1 P: 10	R: 1 E: 0 K: 0 S: 4 H: 1 LOB: 1 BB: 1 P: 8	R: 0 E: 1 K: 1 S: 7 H: 1 LOB: 2 BB: 0 P: 7	1B: 9 2B: 1 3B: 2 HR: 1	SF: 2 SAC: 2 DP: 0 HBP: 0						

TOP

Los Angeles Dodgers @ San Francisco Giants
Candlestick Park, San Francisco, CA
Sat Jul 02 1977, 10:05 PM EDT
Att. 15,140 - Unknown

livebaseballscorecards.com

AB	38
R	10
H	13
RBI	10
BB	4
SO	6
LOB	21

WP: 0 PB: 0 SB: 1 CS: 0 PA: 46

PITCHER		IP	WLS	BF	H	R	ER	SO	BB	IBB	HBP	BLK	WP	HR	S	P	ERA	WHIP
Bob Knepper, L ERA: 4.24	(1, 1)	6.0	L	31	10	8	5	4	2	0	0	0	0	1	37	45	7.50	2.000
Terry Cornutt, R ERA: 3.86	(7, 1)	2.0		10	2	2	2	1	2	0	0	0	0	0	10	18	9.00	2.000
Tommy Toms, R ERA: 2.08	(9, 1)	1.0		5	1	0	0	1	0	0	0	0	0	0	7	7	0.00	1.000

PITCHER	IP	WLS	BF	H	R	ER	SO	BB	IBB	HBP	BLK	WP	HR	S	P	ERA	WHIP

BOTTOM

Los Angeles Dodgers @ San Francisco Giants
Candlestick Park, San Francisco, CA
Sat Jul 02 1977, 10:05 PM EDT
Att. 15,140 - Unknown

livebaseballscorecards.com

Batter	1	2	3	4	5	6	7	8	9	AB	R	H	RBI	BB	SO	LOB
Bill Madlock, R (1, 5) OBP: 0.347, SLG: 0.442 Johnnie LeMaster, R (7, 5) OBP: 0.108, SLG: 0.111	P6		F8 1-2			K		6-3		3 1	0 0	0 0	0 0	0 0	1 0	1 0
Terry Whitfield, L (1, 9) OBP: 0.346, SLG: 0.455 (7, 7)	K		2-H 1B			1B		2B 1B		4	1	3	1	0	1	0
Darrell Evans, L (1, 7) OBP: 0.365, SLG: 0.432 (7, 3)	P6			HR		1-2 1B		1-H 2B		4	1	3	2	0	0	0
Gary Thomasson, L (1, 8) OBP: 0.355, SLG: 0.467		P6		G1-6-3 1B		K		F7		4	0	1	0	0	1	3
Willie McCovey, L (1, 3) OBP: 0.394, SLG: 0.500 Terry Cornutt, R (7, 1) Tommy Toms, R (9, 1) Randy Elliott, R (9, PH) OBP: 0.269, SLG: 0.356		BB		G1-6-3 1-2f		F5			FC4-6 1B	2 0 0 1	0 0 0 0	0 0 0 1	0 0 0 0	1 0 0 0	0 0 0 0	3 0 0 0
Vic Harris, S (1, 6) OBP: 0.431, SLG: 0.568	P4			P6			4-3		FC4-6 4-3 1-2f	4	0	0	0	0	0	2
Rob Andrews, R (1, 4) OBP: 0.355, SLG: 0.298 Derrel Thomas, S (7, PH) OBP: 0.320, SLG: 0.300 (8, 4)	F9				F8		K		4-3 1-2	2 2	0 0	0 0	0 0	0 0	0 1	1 1
Gary Alexander, R (1, 2) OBP: 0.261, SLG: 0.238			FC1-6 1B		F8		K		G3	4	0	1	0	0	1	1
Bob Knepper, L (1, 1) OBP: 0.235, SLG: 0.188 Jack Clark, R (7, 9) OBP: 0.295, SLG: 0.418			FC1-6 PB 1B 1-2f		K			P4		2 1	1 0	0 0	0 0	0 0	1 0	1 0
Inning Stats	R: 0 E: 0 K: 1 S: 5 H: 0 LOB: 0 BB: 0 P: 5	R: 0 E: 0 K: 0 S: 3 H: 0 LOB: 1 BB: 1 P: 7	R: 1 E: 0 K: 0 S: 4 H: 2 LOB: 1 BB: 0 P: 4	R: 1 E: 0 K: 0 S: 4 H: 2 LOB: 0 BB: 0 P: 4	R: 0 E: 0 K: 1 S: 5 H: 0 LOB: 0 BB: 0 P: 5	R: 0 E: 0 K: 2 S: 9 H: 2 LOB: 2 BB: 0 P: 9	R: 0 E: 0 K: 2 S: 7 H: 0 LOB: 0 BB: 0 P: 7	R: 1 E: 0 K: 0 S: 5 H: 2 LOB: 1 BB: 0 P: 5	R: 0 E: 0 K: 0 S: 4 H: 1 LOB: 1 BB: 0 P: 4	1B: 7 2B: 1 3B: 0 HR: 1 SF: 0 SAC: 0 DP: 1 HBP: 0						

	AB	34
	R	3
	H	9
	RBI	3
	BB	1
	SO	6
	LOB	13

PITCHER		IP	WLS	BF	H	R	ER	SO	BB	IBB	HBP	BLK	WP	HR	S	P	ERA	WHIP
Burt Hooton, R ERA: 2.71	(1, 1)	9.0	W	35	9	3	2	6	1	0	0	0	0	1	46	50	2.00	1.111

PITCHER	IP	WLS	BF	H	R	ER	SO	BB	IBB	HBP	BLK	WP	HR	S	P	ERA	WHIP

TOP

Los Angeles Dodgers @ San Francisco Giants
Candlestick Park, San Francisco, CA
Sun Jul 03 1977, 6:33 AM EDT
Att. 33,251 - Unknown

livebaseballscorecards.com

Batter	1	2	3	4	5	6	7	8	9	AB	R	H	RBI	BB	SO	LOB
Davey Lopes, R (1, 4) OBP: 0.370, SLG: 0.404	6-3	G6-4-3 1-2f		K		FC6-4 1B 1-2f E	K		L8	6	1	0	0	0	2	6
Bill Russell, R (1, 6) OBP: 0.315, SLG: 0.385	1B 6-3 3B 1B	L4			2B 2B 1B	E8 1-H 2B 1B	FC6-4 1-2f			5	3	3	0	0	0	2
Reggie Smith, S (1, 9) OBP: 0.438, SLG: 0.580 Glenn Burke, R (6, 9) OBP: 0.262, SLG: 0.250	6-3 1-2		BBBB 1B BB		1-3 2B 2B	2B IBB		P1		2 2 1 0	2 1 0 0	0 2 0 0	0 1 0 0	0 0 0 0	0 1 0 0	1 0 0 0
Ron Cey, R (1, 5) OBP: 0.413, SLG: 0.546	3B 2-3 1B		1-2 1B		6-3 2-H 3-H 2B	1B 1-H 2-H 2B		G6-4-3 1B		5	2	5	4	0	0	0
Steve Garvey, R (1, 3) OBP: 0.356, SLG: 0.582	1B 1-H 3-H 3B		SSS K		6-3 2-3	1B 3-H		G6-4-3 1-2f		5	1	2	3	0	1	4
Rick Monday, L (1, 8) OBP: 0.363, SLG: 0.431	2B 3-H 1B		SSS K		F9	SSS K			BBBB FC1-6 BB	4	1	1	1	1	2	4
John Hale, L (1, 7) OBP: 0.400, SLG: 0.355	1-H 2B		SSS K		F7	E 1B 1B			FC1-6 1-2f 1B	5	0	2	1	0	1	4
Johnny Oates, L (1, 2) OBP: 0.364, SLG: 0.343	4-3			1-3		L4	F8		1-2 1B	5	0	1	0	0	0	2
Tommy John, R (1, 1) OBP: 0.216, SLG: 0.216 Ed Goodson, L (7, PH) OBP: 0.233, SLG: 0.345 Charlie Hough, R (7, 1) OBP: 0.111, SLG: 0.235 Stan Wall, L (8, 1) Dusty Baker Jr., R (9, PH) OBP: 0.355, SLG: 0.506 Mike Garman, R (9, 1)		G6-4-3 1B		6-3		FC6-4 1B	E8 1-3 FC6-4 1B		SSS K	3 0 1 0 0 0 0 0 1 0 0 0	2 0 1 0 0 0 0 0 0 0 0 0	0 0 0 0 0 0 0 0 0 1 0 0	0 0 0 0 0 0 0 0 0 0 0 0	0 0 0 0 0 0 0 0 0 0 0 0	0 0 0 0 0 0 0 0 0 0 0 0	0 0 0 0 0 0 0 0 2 0 0 0
Inning Stats	R: 4 H: 5 E: 0 LOB: 1 K: 0 BB: 0 S: 8 P: 8	R: 0 H: 1 E: 0 LOB: 0 K: 0 BB: 0 S: 3 P: 3	R: 0 H: 1 E: 0 LOB: 2 K: 3 BB: 1 S: 10 P: 14	R: 0 H: 0 E: 0 LOB: 0 K: 1 BB: 0 S: 5 P: 5	R: 2 H: 3 E: 0 LOB: 1 K: 0 BB: 0 S: 6 P: 6	R: 4 H: 4 E: 1 LOB: 1 K: 1 BB: 1 S: 9 P: 13	R: 0 H: 2 E: 1 LOB: 2 K: 1 BB: 0 S: 7 P: 7	R: 0 H: 1 E: 0 LOB: 0 K: 0 BB: 0 S: 3 P: 3	R: 0 H: 1 E: 0 LOB: 2 K: 1 BB: 1 S: 6 P: 10	1B: 13 SF: 0 2B: 4 SAC: 0 3B: 1 DP: 2 HR: 0 HBP: 0						

AB	43	
R	10	
H	18	
RBI	9	
BB	3	
SO	7	
LOB	25	

WP: 0 PA: 46
PB: 0
SB: 0
CS: 0

PITCHER		IP	WLS	BF	H	R	ER	SO	BB	IBB	HBP	BLK	WP	HR	S	P	ERA	WHIP
Jim Barr, R ERA: 4.72	(1, 1)	5.2	L	31	13	10	10	4	1	1	0	0	0	0	37	45	15.88	2.471
Dave Heaverlo, R ERA: 2.32	(6, 1)	2.1		10	4	0	0	2	0	0	0	0	0	0	14	14	0.00	1.714
John Curtis, L ERA: 6.58	(9, 1)	0.1		3	1	0	0	0	1	0	0	0	0	0	2	6	0.00	6.000
Gary Lavelle, L ERA: 1.37	(9, 1)	0.2		2	0	0	0	1	0	0	0	0	0	0	4	4	0.00	0.000

PITCHER		IP	WLS	BF	H	R	ER	SO	BB	IBB	HBP	BLK	WP	HR	S	P	ERA	WHIP

BOTTOM

Batter	1	2	3	4	5	6	7	8	9	AB	R	H	RBI	BB	SO	LOB
Gary Thomasson, L (1, 8) (6, 3) OBP: 0.355, SLG: 0.479	L8	K			6-3		HR	1B		5	1	2	2	0	1	0
Vic Harris, S (1, 4) OBP: 0.411, SLG: 0.531	BB, 1B, 1B	F7			6-3		G3	F9		5	0	1	0	0	0	1
Bill Madlock, R (1, 5) OBP: 0.348, SLG: 0.443	BB, 1B 1-2		6-3		1B, 1B		K		3-1	4	0	2	0	0	1	0
Darrell Evans, L (8, 5) OBP: 0.364, SLG: 0.430										1	0	0	0	0	0	0
Jack Clark, R (1, 9) OBP: 0.302, SLG: 0.416	FC6-4, BB 1-2 2-3		4-3		1-2 1B			BB, BB, 2B, BB	4-3	3	1	1	0	2	0	0
Willie McCovey, L (1, 3) OBP: 0.389, SLG: 0.494	K		1-3		4-3			BB, BB, 2B, BB 1-2	BB	3	0	0	0	0	1	5
Dave Heaverlo, R (6, 1)										0	0	0	0	0	0	0
Gary Alexander, R (8, PH) OBP: 0.292, SLG: 0.238										0	1	0	0	1	0	0
John Curtis, L (9, 1) OBP: 0.250, SLG: 0.417										0	0	0	0	0	0	0
Gary Lavelle, S (9, 1)										0	0	0	0	0	0	0
Derrel Thomas, S (9, PH) OBP: 0.322, SLG: 0.300										0	0	0	0	1	0	0
Randy Elliott, R (1, 7) OBP: 0.253, SLG: 0.333	FC6-4 1-2f			6-3	5-3			K, F8		5	0	0	0	0	1	6
Marc Hill, R (1, 2) OBP: 0.302, SLG: 0.353		HR		E6, FC5-4	P5			2B, 4-3 1-2 2-3		3	2	1	1	1	0	0
Johnnie LeMaster, R (1, 6) OBP: 0.146, SLG: 0.225		1-3, 3B		F7	P6			4-3, 1B, 2B 1-3 2-H 3-H		4	2	2	2	0	0	1
Jim Barr, R (1, 1) OBP: 0.222, SLG: 0.186	1-3 3-H			FC5-4 1-2f			G3	4-3 2-3 3-H		2	0	0	1	0	0	1
Terry Whitfield, L (6, 8) OBP: 0.342, SLG: 0.450										2	0	0	1	0	0	1
Inning Stats	R: 0 E: 0 K: 1 S: 7 / H: 2 LOB: 3 BB: 1 P: 11	R: 2 E: 0 K: 1 S: 7 / H: 2 LOB: 0 BB: 0 P: 7	R: 0 E: 0 K: 0 S: 3 / H: 0 LOB: 0 BB: 0 P: 3	R: 0 E: 1 K: 0 S: 4 / H: 0 LOB: 1 BB: 0 P: 4	R: 0 E: 0 K: 0 S: 5 / H: 2 LOB: 2 BB: 0 P: 5	R: 0 E: 0 K: 0 S: 3 / H: 0 LOB: 0 BB: 0 P: 3	R: 1 E: 0 K: 1 S: 6 / H: 1 LOB: 0 BB: 0 P: 6	R: 4 E: 0 K: 1 S: 7 / H: 2 LOB: 1 BB: 3 P: 19	R: 0 E: 0 K: 0 S: 3 / H: 0 LOB: 1 BB: 1 P: 7	1B: 5 2B: 1 3B: 1 HR: 2 / SF: 0 SAC: 0 DP: 0 HBP: 0							

PITCHER	IP	WLS	BF	H	R	ER	SO	BB	IBB	HBP	BLK	WP	HR	S	P	ERA	WHIP
Tommy John, L (1, 1) ERA: 3.48	6.0	W	26	6	2	2	2	1	0	0	0	0	1	29	33	3.00	1.167
Charlie Hough, R (7, 1) ERA: 3.39	1.1		9	2	5	5	2	3	0	0	0	0	1	10	22	33.75	3.750
Stan Wall, L (8, 1) ERA: 5.34	0.2		3	1	0	0	0	0	0	0	0	0	0	3	3	0.00	1.500
Mike Garman, R (9, 1) ERA: 2.35	1.0	S	4	0	0	0	0	1	0	0	0	0	0	3	7	0.00	1.000

PITCHER	IP	WLS	BF	H	R	ER	SO	BB	IBB	HBP	BLK	WP	HR	S	P	ERA	WHIP

Los Angeles Dodgers @ San Francisco Giants

Candlestick Park, San Francisco, CA

Sun Jul 03 1977, 6:33 AM EDT

Att. 33,251 - Unknown

livebaseballscorecards.com

AB	37
R	7
H	9
RBI	7
BB	5
SO	4
LOB	15

WP: 0 PA: 42
PB: 0
SB: 0
CS: 0

Batter	1	2	3	4	5	6	7	8	9	AB	R	H	RBI	BB	SO	LOB
Davey Lopes, R (1, 4) OBP: 0.369, SLG: 0.406	S S S 0-3 ① K		x 0-0 ① SH3 1-2	x 0-0 ② P6		x 0-0 1-3 2B		x 0-0 ① 5-3		4	0	1	0	0	1	2
John Hale, L (1, 7) OBP: 0.375, SLG: 0.328	S S S 0-3 ② K		x 0-0 ② 4-3 2-3	x 0-0 ③ L3		S S S 0-3 ③ K		x 0-0 ② 6-3		5	0	0	0	0	2	5
Reggie Smith, S (1, 9) OBP: 0.440, SLG: 0.585	B B B B 4-0 PO 1B BB		I I I I 4-0 1B IBB		S S S 0-3 ① K		x 0-0 1B 3B	x 0-0 ③ F7		3	1	1	0	2	1	0
Ron Cey, R (1, 5) OBP: 0.418, SLG: 0.549	x 0-0 1-2 1B		x 0-0 1-2 3-H 1B		H 1-0 S HBP	x 0-0 1B 1B 3-H 1B			S S S 0-3 ① K	4	0	3	2	0	1	0
Steve Garvey, R (1, 3) OBP: 0.354, SLG: 0.576	0-0 ③ PO 2-3	x 0-0 ① F3	x 0-0 ③ F9		S S S 0-3 ② K	x 0-0 1B 1-2 1B			S S S 0-3 ② K	5	0	1	0	0	2	3
Rick Monday, L (1, 8) OBP: 0.364, SLG: 0.443		x 0-0 ② F2		x 0-0 HR	S S S 0-3 ③ K 1-2		x 0-0 FC6-4 1-2 2-3 1B		x 0-0 ③ 6-3	5	1	2	1	0	1	1
Ted Martinez, R (1, 6) OBP: 0.310, SLG: 0.439		x 0-0 ③ 6-3		x 0-0 E5 1B		x 0-0 ① 4-3	x 0-0 ① P6			3	0	0	0	0	0	0
Ed Goodson, L (7, PH) OBP: 0.226, SLG: 0.333										1	0	0	0	0	0	3
Bill Russell, R (7, 6) OBP: 0.315, SLG: 0.385										0	0	0	0	0	0	0
Johnny Oates, L (1, 2) OBP: 0.383, SLG: 0.405			x 0-0 HR	x 0-0 1-3 SH1-4 1B		x 0-0 FC3-6 1B	x 0-0 ② F8			4	1	3	1	0	0	3
Don Sutton, R (1, 1) OBP: 0.250, SLG: 0.243			x 0-0 4-3 SH3 1B 1B	x 0-0 ① SH1-4 1-2		x 0-0 ② FC3-6 2B 1-2f	x 0-0 ③ FC6-4 1-2f			3	1	1	0	0	0	4
Inning Stats	R: 0 E: 0 K: 2 S: 7 H: 1 LOB: 1 BB: 1 P: 11	R: 0 E: 0 K: 0 S: 3 H: 0 LOB: 0 BB: 0 P: 3	R: 2 E: 0 K: 0 S: 6 H: 3 LOB: 2 BB: 1 P: 10	R: 1 E: 1 K: 0 S: 6 H: 2 LOB: 2 BB: 0 P: 6	R: 0 E: 0 K: 3 S: 9 H: 0 LOB: 1 BB: 0 P: 10	R: 0 E: 0 K: 1 S: 7 H: 2 LOB: 2 BB: 0 P: 7	R: 1 E: 0 K: 0 S: 7 H: 4 LOB: 3 BB: 0 P: 7	R: 0 E: 0 K: 0 S: 3 H: 0 LOB: 0 BB: 0 P: 3	R: 0 E: 0 K: 2 S: 7 H: 0 LOB: 0 BB: 0 P: 7	1B: 8 2B: 1 3B: 1 HR: 2 SF: 0 SAC: 2 DP: 0 HBP: 1						

TOP

Los Angeles Dodgers @ San Francisco Giants
Candlestick Park, San Francisco, CA
Mon Jul 04 1977, 6:33 AM EDT
Att. 14,777 - Unknown

livebaseballscorecards.com

AB	37
R	4
H	12
RBI	4
BB	2
SO	8
LOB	21

WP: 0 PB: 0 SB: 1 CS: 0
PA: 43

PITCHER		IP	WLS	BF	H	R	ER	SO	BB	IBB	HBP	BLK	WP	HR	S	P	ERA	WHIP
Ed Halicki, R ERA: 3.31	(1, 1)	6.0	L	33	12	4	4	6	1	1	1	0	0	2	42	51	6.00	2.167
Terry Cornutt, R ERA: 3.83	(7, 1)	0.1		1	0	0	0	0	0	0	0	0	0	0	1	1	0.00	0.000
John Curtis, L ERA: 6.49	(7, 1)	0.2		2	0	0	0	0	0	0	0	0	0	0	2	2	0.00	0.000
Randy Moffitt, R ERA: 3.06	(8, 1)	2.0		6	0	0	0	2	0	0	0	0	0	0	10	10	0.00	0.000

PITCHER	IP	WLS	BF	H	R	ER	SO	BB	IBB	HBP	BLK	WP	HR	S	P	ERA	WHIP

Batter	1	2	3	4	5	6	7	8	9	AB	R	H	RBI	BB	SO	LOB
Bill Madlock, R (1, 5) OBP: 0.344, SLG: 0.437	P4		K		F8			F8		4	0	0	0	0	1	0
Terry Whitfield, L (1, 8) OBP: 0.345, SLG: 0.448	G3 BB 1B		F8			BB		F7		3	0	1	0	1	0	0
Darrell Evans, L (1, 3) OBP: 0.369, SLG: 0.431	G3 BB			BB BB		K		1B		2	0	1	0	2	1	1
Gary Thomasson, L (1, 7) OBP: 0.350, SLG: 0.471	G3			L5		F8		F3		4	0	0	0	0	0	5
Jack Clark, R (1, 9) OBP: 0.301, SLG: 0.410	5-3			BB		K			6-3	3	0	0	0	1	1	3
Vic Harris, S (1, 4) OBP: 0.383, SLG: 0.491		P3		K			4-3		G3	4	0	0	0	0	1	2
Johnnie LeMaster, R (1, 6) OBP: 0.133, SLG: 0.205		F2		K			6-3		5-3	4	0	0	0	0	1	2
Mike Sadek, R (1, 2) OBP: 0.284, SLG: 0.326		4-3			F3		1B			3	0	1	0	0	0	0
Ed Halicki, R (1, 1) OBP: 0.190, SLG: 0.244			5-3		K		F9			2	0	0	0	0	1	0
Terry Cornutt, R (7, 1)										0	0	0	0	0	0	0
John Curtis, L (7, 1) OBP: 0.250, SLG: 0.417										0	0	0	0	0	0	0
Derrel Thomas, S (7, PH) OBP: 0.321, SLG: 0.298										1	0	0	0	0	0	1
Randy Moffitt, R (8, 1)										0	0	0	0	0	0	0
Inning Stats	R: 0 E: 0 K: 0 S: 4 H: 1 LOB: 2 BB: 1 P: 8	R: 0 E: 0 K: 0 S: 3 H: 0 LOB: 0 BB: 0 P: 3	R: 0 E: 0 K: 1 S: 5 H: 0 LOB: 0 BB: 0 P: 5	R: 0 E: 0 K: 2 S: 7 H: 0 LOB: 2 BB: 2 P: 15	R: 0 E: 0 K: 1 S: 5 H: 0 LOB: 0 BB: 0 P: 5	R: 0 E: 0 K: 2 S: 7 H: 0 LOB: 1 BB: 1 P: 11	R: 0 E: 0 K: 0 S: 4 H: 1 LOB: 1 BB: 0 P: 4	R: 0 E: 0 K: 0 S: 4 H: 1 LOB: 1 BB: 0 P: 4	R: 0 E: 0 K: 0 S: 3 H: 0 LOB: 0 BB: 0 P: 3	1B: 3 2B: 0 3B: 0 HR: 0	SF: 0 SAC: 0 DP: 0 HBP: 0						

PITCHER	IP	WLS	BF	H	R	ER	SO	BB	IBB	HBP	BLK	WP	HR	S	P	ERA	WHIP
Don Sutton, R (1, 1) ERA: 2.57	9.0	W	34	3	0	0	6	4	0	0	0	0	0	42	58	0.00	0.778

PITCHER	IP	WLS	BF	H	R	ER	SO	BB	IBB	HBP	BLK	WP	HR	S	P	ERA	WHIP

BOTTOM

Los Angeles Dodgers @ San Francisco Giants

Candlestick Park, San Francisco, CA

Mon Jul 04 1977, 6:33 AM EDT

Att. 14,777 - Unknown

livebaseballscorecards.com

AB	30
R	0
H	3
RBI	0
BB	4
SO	6
LOB	14

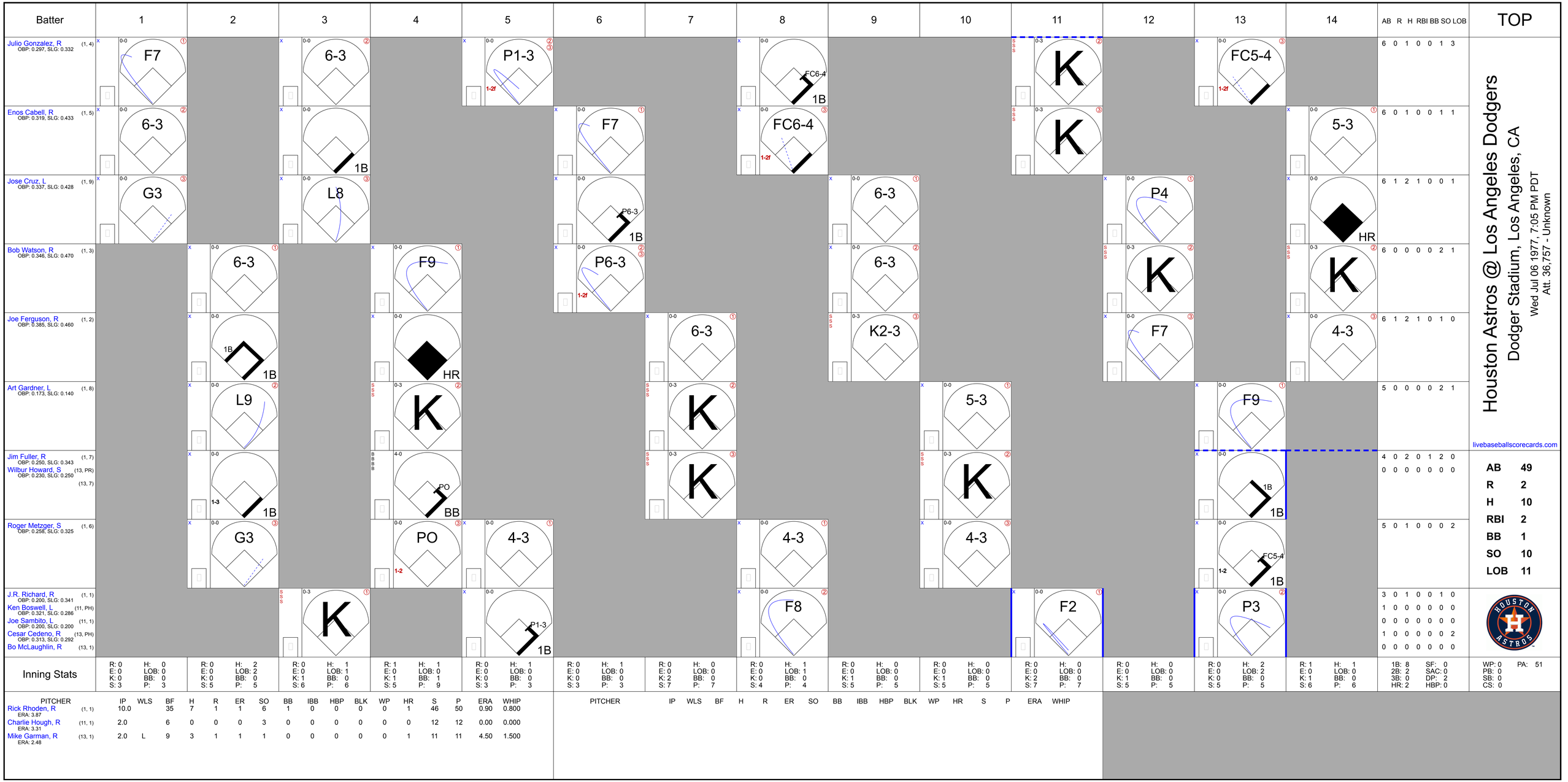
Batter
1
2
3
4
5
6
7
8
9
10
11
12
13
14
AB R H RBI BB SO LOB
TOP
Julio Gonzalez, R (1, 4) OBP: 0.297, SLG: 0.332
F7
6-3
P1-3
1-2f
FC6-4
1B
K
FC5-4
6 0 1 0 0 1 3
Enos Cabell, R (1, 5) OBP: 0.319, SLG: 0.433
6-3
1B
F7
FC6-4
1-2f
K
5-3
6 0 1 0 0 1 1
Jose Cruz, L (1, 9) OBP: 0.337, SLG: 0.428
G3
L8
P6-3
6-3
P4
HR
6 1 2 1 0 0 1
Bob Watson, R (1, 3) OBP: 0.346, SLG: 0.470
6-3
F9
P6-3
1-2f
6-3
K
K
6 0 0 0 0 2 1
Joe Ferguson, R (1, 2) OBP: 0.385, SLG: 0.460
1B
1B
HR
6-3
K2-3
F7
4-3
6 1 2 1 0 1 0
Art Gardner, L (1, 8) OBP: 0.173, SLG: 0.140
L9
K
5-3
F9
5 0 0 0 0 2 1
livebaseballscorecards.com
Jim Fuller, R (1, 7) OBP: 0.250, SLG: 0.343
Wilbur Howard, S (13, PR) OBP: 0.230, SLG: 0.250
(13, 7)
1-3
1B
BB
PO
K
K
K
1B
4 0 2 0 1 2 0
0 0 0 0 0 0 0
Roger Metzger, S (1, 6) OBP: 0.258, SLG: 0.325
G3
PO
1-2
4-3
4-3
4-3
FC5-4
1-2
5 0 1 0 0 0 2
J.R. Richard, R (1, 1) OBP: 0.200, SLG: 0.341
Ken Boswell, L (11, PH) OBP: 0.321, SLG: 0.286
Joe Sambito, L (11, 1) OBP: 0.200, SLG: 0.200
Cesar Cedeno, R (13, PH) OBP: 0.313, SLG: 0.292
Bo McLaughlin, R (13, 1)
K
P1-3
1B
F8
F2
P3
3 0 1 0 0 1 0
1 0 0 0 0 0 0
0 0 0 0 0 0 0
1 0 0 0 0 0 2
0 0 0 0 0 0 0
Houston Astros @ Los Angeles Dodgers
Dodger Stadium, Los Angeles, CA
Wed Jul 06 1977, 7:05 PM PDT
Att. 36,757 - Unknown
AB 49
R 2
H 10
RBI 2
BB 1
SO 10
LOB 11
Inning Stats
R: 0 E: 0 K: 0 S: 3
H: 0 LOB: 0 BB: 0 P: 3
R: 0 E: 0 K: 0 S: 5
H: 2 LOB: 2 BB: 0 P: 5
R: 0 E: 0 K: 1 S: 6
H: 1 LOB: 1 BB: 0 P: 6
R: 1 E: 0 K: 1 S: 5
H: 1 LOB: 0 BB: 1 P: 9
R: 0 E: 0 K: 0 S: 3
H: 1 LOB: 0 BB: 0 P: 3
R: 0 E: 0 K: 0 S: 3
H: 1 LOB: 0 BB: 0 P: 3
R: 0 E: 0 K: 2 S: 7
H: 0 LOB: 0 BB: 0 P: 7
R: 0 E: 0 K: 0 S: 4
H: 1 LOB: 1 BB: 0 P: 4
R: 0 E: 0 K: 1 S: 5
H: 0 LOB: 0 BB: 0 P: 5
R: 0 E: 0 K: 1 S: 5
H: 0 LOB: 0 BB: 0 P: 5
R: 0 E: 0 K: 2 S: 7
H: 0 LOB: 0 BB: 0 P: 7
R: 0 E: 0 K: 1 S: 5
H: 0 LOB: 0 BB: 0 P: 5
R: 0 E: 0 K: 0 S: 5
H: 2 LOB: 2 BB: 0 P: 5
R: 1 E: 0 K: 1 S: 6
H: 1 LOB: 0 BB: 0 P: 6
1B: 8 2B: 2 3B: 0 HR: 2
SF: 0 SAC: 0 DP: 2 HBP: 0
WP: 0 PB: 0 SB: 0 CS: 0
PA: 51
PITCHER IP WLS BF H R ER SO BB IBB HBP BLK WP HR S P ERA WHIP
Rick Rhoden, R (1, 1) ERA: 3.87 10.0 35 7 1 1 6 1 0 0 0 0 1 46 50 0.90 0.800
Charlie Hough, R (11, 1) ERA: 3.31 2.0 6 0 0 0 3 0 0 0 0 0 0 12 12 0.00 0.000
Mike Garman, R (13, 1) ERA: 2.48 2.0 L 9 3 1 1 1 0 0 0 0 0 1 11 11 4.50 1.500
PITCHER IP WLS BF H R ER SO BB IBB HBP BLK WP HR S P ERA WHIP

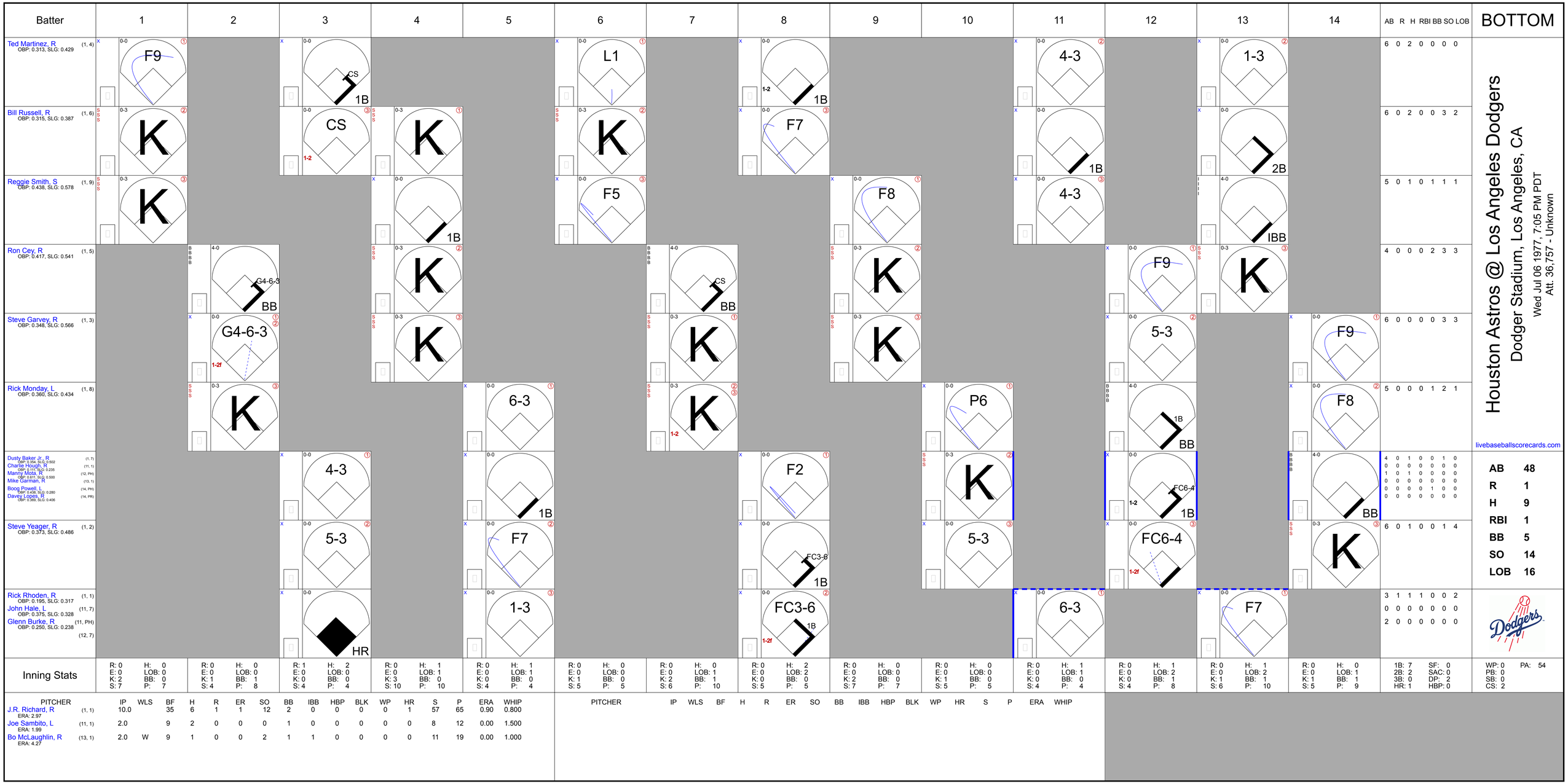
Batter
1
2
3
4
5
6
7
8
9
10
11
12
13
14
AB R H RBI BB SO LOB
BOTTOM
Ted Martinez, R (1, 4)
OBP: 0.313, SLG: 0.429
F9
CS 1B
L1
4-3
1-3
6 0 2 0 0 0 0
Bill Russell, R (1, 6)
OBP: 0.315, SLG: 0.387
K
CS 1-2
1B
F7
2B
6 0 2 0 0 3 2
Reggie Smith, S (1, 9)
OBP: 0.438, SLG: 0.578
F5
F8
IBB
5 0 1 0 1 1 1
Ron Cey, R (1, 5)
OBP: 0.417, SLG: 0.541
G4-6-3 BB
CS BB
F9
4 0 0 0 2 3 3
Steve Garvey, R (1, 3)
OBP: 0.348, SLG: 0.566
G4-6-3 1-2f
5-3
6 0 0 0 0 3 3
Rick Monday, L (1, 8)
OBP: 0.360, SLG: 0.434
6-3
P6
1B BB
F8
5 0 0 0 1 2 1
Dusty Baker Jr., R (1, 7)
OBP: 0.304, SLG: 0.502
Charlie Hough, R (11,)
OBP: 0.175, SLG: 0.235
Manny Mota, L (12, PH)
OBP: 0.400, SLG: 0.500
Mike Garman, R (13,)
Boog Powell, L (14, PH)
OBP: 0.438, SLG: 0.280
Davey Lopes, R (14, PR)
OBP: 0.369, SLG: 0.406
4-3
F2
FC6-4 1-2 1B
BB
4 0 1 0 0 1 0
0 0 0 0 0 0 0
1 0 1 0 0 0 0
0 0 0 0 0 0 0
0 0 0 0 1 0 0
0 0 0 0 0 0 0
Steve Yeager, R (1, 2)
OBP: 0.373, SLG: 0.486
5-3
F7
FC3-6
P6
FC6-4 1-2f
K
6 0 1 0 0 1 4
Rick Rhoden, R (1, 1)
OBP: 0.195, SLG: 0.317
John Hale, L (11, 7)
OBP: 0.375, SLG: 0.328
Glenn Burke, R (11, PH)
OBP: 0.250, SLG: 0.238
(12, 7)
HR
1-3
FC3-6 1-2f
6-3
F7
3 1 1 1 0 0 2
0 0 0 0 0 0 0
2 0 0 0 0 0 0
Houston Astros @ Los Angeles Dodgers
Dodger Stadium, Los Angeles, CA
Wed Jul 06 1977, 7:05 PM PDT
Att. 36,757 - Unknown
livebaseballscorecards.com
AB 48
R 1
H 9
RBI 1
BB 5
SO 14
LOB 16
Inning Stats
R: 0 H: 0 E: 0 LOB: 0 K: 2 BB: 0 S: 7 P: 7
R: 0 H: 0 E: 0 LOB: 0 K: 1 BB: 1 S: 4 P: 8
R: 1 H: 2 E: 0 LOB: 0 K: 0 BB: 0 S: 4 P: 4
R: 0 H: 1 E: 0 LOB: 1 K: 3 BB: 0 S: 10 P: 10
R: 0 H: 1 E: 0 LOB: 1 K: 0 BB: 0 S: 4 P: 4
R: 0 H: 0 E: 0 LOB: 0 K: 1 BB: 0 S: 5 P: 5
R: 0 H: 0 E: 0 LOB: 1 K: 2 BB: 1 S: 6 P: 10
R: 0 H: 2 E: 0 LOB: 2 K: 0 BB: 0 S: 5 P: 5
R: 0 H: 0 E: 0 LOB: 0 K: 2 BB: 0 S: 7 P: 7
R: 0 H: 0 E: 0 LOB: 0 K: 1 BB: 0 S: 5 P: 5
R: 0 H: 1 E: 0 LOB: 1 K: 0 BB: 0 S: 4 P: 4
R: 0 H: 1 E: 0 LOB: 2 K: 0 BB: 1 S: 4 P: 8
R: 0 H: 1 E: 0 LOB: 2 K: 1 BB: 1 S: 6 P: 10
R: 0 H: 0 E: 0 LOB: 1 K: 1 BB: 1 S: 5 P: 9
1B: 7 SF: 0
2B: 2 SAC: 0
3B: 0 DP: 2
HR: 1 HBP: 0
WP: 0 PA: 54
PB: 0
SB: 0
CS: 2
PITCHER IP WLS BF H R ER SO BB IBB HBP BLK WP HR S P ERA WHIP
J.R. Richard, R (1, 1) ERA: 2.97 10.0 35 6 1 1 12 2 0 0 0 0 1 57 65 0.90 0.800
Joe Sambito, L (11, 1) ERA: 1.99 2.0 9 2 0 0 0 1 0 0 0 0 0 8 12 0.00 1.500
Bo McLaughlin, R (13, 1) ERA: 4.27 2.0 W 9 1 0 0 2 1 1 0 0 0 0 11 19 0.00 1.000
PITCHER IP WLS BF H R ER SO BB IBB HBP BLK WP HR S P ERA WHIP

Batter	1	2	3	4	5	6	7	8	9	AB	R	H	RBI	BB	SO	LOB
Julio Gonzalez, R (1, 4) (8, 6) OBP: 0.296, SLG: 0.330	CS 1B		1-3	G6-4-3 1-2f			6-3		P3	5	0	1	0	0	0	1
Enos Cabell, R (1, 5) OBP: 0.318, SLG: 0.429	4-3 1-2		1B HR 1B		5-3		F7		5-3	5	1	1	0	0	0	1
Cesar Cedeno, R (1, 8) OBP: 0.316, SLG: 0.295					K2-3		K			1	0	1	0	0	0	0
Wilbur Howard, S (2, 8) OBP: 0.234, SLG: 0.253	1B S 1B		1-3 HR 1B							3	1	1	0	0	2	0
Bob Watson, R (1, 3) OBP: 0.354, SLG: 0.489	1-3 1B		1-H 3-H HR		1B			G5-4-3 1B		4	1	4	3	0	0	0
Joe Ferguson, R (1, 2) OBP: 0.384, SLG: 0.454	F7		BBBB BB		F9			G5-4-3 1-2f		3	0	0	0	1	0	4
Jose Cruz, L (1, 9) OBP: 0.342, SLG: 0.442		HR	SSS K			BB 1B		1B 1B		4	1	3	1	0	1	1
Jim Fuller, R (1, 7) OBP: 0.250, SLG: 0.338		SSS K	4-3			P4		1-2 1B		4	0	1	0	0	1	2
Roger Metzger, S (1, 6) OBP: 0.261, SLG: 0.318		F9		F9		BBBB G6-4-3 1-2 BB		1-3		2	0	0	0	1	0	0
Ken Boswell, L (8, PH) (8, 4) OBP: 0.316, SLG: 0.280										1	0	0	0	0	0	2
Ken Forsch, R (1, 1) OBP: 0.143, SLG: 0.077										0	0	0	0	0	0	0
Mark Lemongello, R (1, 1) OBP: 0.032, SLG: 0.032		4-3		G6-4-3 1B		G6-4-3 1-2f			6-3	2	0	1	0	0	0	0
Rob Sperring, R (6, PH) OBP: 0.216, SLG: 0.174										1	0	0	0	0	0	2
Gene Pentz, R (6, 1)										0	0	0	0	0	0	0
Art Gardner, L (9, PH) OBP: 0.170, SLG: 0.137										1	0	0	0	0	0	0
Inning Stats	R: 0 E: 0 K: 0 S: 5 H: 3 LOB: 2 BB: 0 P: 5	R: 1 E: 0 K: 1 S: 6 H: 1 LOB: 0 BB: 0 P: 6	R: 3 E: 0 K: 1 S: 8 H: 3 LOB: 1 BB: 1 P: 12	R: 0 E: 0 K: 0 S: 3 H: 1 LOB: 0 BB: 0 P: 3	R: 0 E: 0 K: 1 S: 6 H: 1 LOB: 1 BB: 0 P: 6	R: 0 E: 0 K: 0 S: 3 H: 1 LOB: 1 BB: 1 P: 7	R: 0 E: 0 K: 1 S: 5 H: 0 LOB: 0 BB: 0 P: 5	R: 0 E: 0 K: 0 S: 5 H: 3 LOB: 2 BB: 0 P: 5	R: 0 E: 0 K: 0 S: 3 H: 0 LOB: 0 BB: 0 P: 3	1B: 11 2B: 0 3B: 0 HR: 2 SF: 0 SAC: 0 DP: 3 HBP: 0						

PITCHER		IP	WLS	BF	H	R	ER	SO	BB	IBB	HBP	BLK	WP	HR	S	P	ERA	WHIP
Doug Rau, L ERA: 4.18	(1, 1)	7.2	W	34	13	4	4	4	2	0	0	0	0	2	40	48	4.70	1.957
Charlie Hough, R ERA: 3.25	(8, 1)	1.1	S	4	0	0	0	0	0	0	0	0	0	0	4	4	0.00	0.000

PITCHER	IP	WLS	BF	H	R	ER	SO	BB	IBB	HBP	BLK	WP	HR	S	P	ERA	WHIP

Houston Astros @ Los Angeles Dodgers

Dodger Stadium, Los Angeles, CA

Thu Jul 07 1977, 7:05 PM PDT

Att. 29,239 - Unknown

TOP

livebaseballscorecards.com

AB	36
R	4
H	13
RBI	4
BB	2
SO	4
LOB	13

WP: 0 PB: 0 SB: 1 CS: 1 PA: 38

BOTTOM

Houston Astros @ Los Angeles Dodgers

Dodger Stadium, Los Angeles, CA

Thu Jul 07 1977, 7:05 PM PDT

Att. 29,239 - Unknown

livebaseballscorecards.com

Batter	1	2	3	4	5	6	7	8	9	AB	R	H	RBI	BB	SO	LOB
Ted Martinez, R (1, 4) OBP: 0.309, SLG: 0.418	6-3	S 1B		F9		4-3				4	0	1	0	0	0	2
Bill Russell, R (1, 6) OBP: 0.314, SLG: 0.385	BB BB 2B 1B	6-3 1-2		G3 1-2			4-3			4	1	1	0	0	0	2
Reggie Smith, S (1, 9) OBP: 0.440, SLG: 0.578	BBBB 1-2 BB 2B BB	P5		P5			SSS K			0	1	0	0	1	0	0
John Hale, L (2, 9) OBP: 0.361, SLG: 0.314										3	0	0	0	0	1	2
Ron Cey, R (1, 5) OBP: 0.415, SLG: 0.536	BBBB 1-2 2-3 2B BB		F9		5-3		6-3			3	1	0	0	1	0	0
Steve Garvey, R (1, 3) OBP: 0.347, SLG: 0.565	3-1 HR 1-H 2-H 3-H 2B		SSS K		P4			P5		4	1	1	3	0	1	0
Rick Monday, L (1, 8) OBP: 0.359, SLG: 0.431	3-1 2-3		6-3		F8			5-3 BB 1B		4	0	1	0	0	0	1
Dusty Baker Jr., R (1, 7) OBP: 0.362, SLG: 0.522	HR 3-H			HR 1B		WP CS 2B		BBBB 5-3 1-2 BB		3	2	3	2	1	0	0
Steve Yeager, R (1, 2) OBP: 0.372, SLG: 0.495	5-3			1-H HR		SSS K 2-3		5-3 1-2 2-3		4	1	1	2	0	1	3
Doug Rau, L (1, 1) OBP: 0.200, SLG: 0.167		4-3		G3 1B		BBBB 3-H BB		SSS K		2	0	1	0	1	0	0
Charlie Hough, R (8, 1) OBP: 0.105, SLG: 0.222										1	0	0	0	0	1	2
Inning Stats	R: 5 H: 3 E: 0 LOB: 0 K: 0 BB: 2 S: 6 P: 14	R: 0 H: 1 E: 0 LOB: 1 K: 0 BB: 0 S: 4 P: 4	R: 0 H: 0 E: 0 LOB: 0 K: 1 BB: 0 S: 5 P: 5	R: 2 H: 3 E: 0 LOB: 1 K: 0 BB: 0 S: 6 P: 6	R: 0 H: 0 E: 0 LOB: 0 K: 0 BB: 0 S: 3 P: 3	R: 0 H: 1 E: 0 LOB: 1 K: 1 BB: 1 S: 5 P: 9	R: 0 H: 0 E: 0 LOB: 0 K: 1 BB: 0 S: 5 P: 5	R: 0 H: 1 E: 0 LOB: 2 K: 1 BB: 1 S: 6 P: 10		1B: 5 SF: 0 2B: 2 SAC: 0 3B: 0 DP: 0 HR: 2 HBP: 0						

	AB	32
	R	7
	H	9
	RBI	7
	BB	4
	SO	4
	LOB	12

WP: 1 PA: 36
PB: 0
SB: 1
CS: 1

PITCHER		IP	WLS	BF	H	R	ER	SO	BB	IBB	HBP	BLK	WP	HR	S	P	ERA	WHIP
Ken Forsch, R ERA: 2.89	(1, 1)	0.1	L	2	1	1	1	0	0	0	0	0	0	0	2	2	27.00	3.000
Mark Lemongello, R ERA: 4.56	(1, 1)	4.2		22	6	6	6	1	2	0	0	0	0	2	22	30	11.57	1.714
Gene Pentz, R ERA: 4.22	(6, 1)	3.0		12	2	0	0	3	2	0	0	0	1	0	16	24	0.00	1.333

PITCHER	IP	WLS	BF	H	R	ER	SO	BB	IBB	HBP	BLK	WP	HR	S	P	ERA	WHIP

San Diego Padres @ Los Angeles Dodgers

Dodger Stadium, Los Angeles, CA

Fri Jul 08 1977, 7:05 PM PDT

Att. 52,851 - Unknown

livebaseballscorecards.com

TOP

Batter	1	2	3	4	5	6	7	8	9	AB	R	H	RBI	BB	SO	LOB
George Hendrick, R (1, 8) OBP: 0.356, SLG: 0.431	BBBB 4-0 G4-6-3 BB		x 0-0 F2 ③		x 0-0 F7 ③			x 0-0 F8 ①		3	0	0	0	1	0	1
Tucker Ashford, R (1, 5) OBP: 0.225, SLG: 0.316	x 0-0 G4-6-3 ①② 1-2f			x 0-0 G3 ①		x 0-0 4-3 ①		x 0-0 F6 ②		4	0	0	0	0	0	1
Mike Ivie, R (1, 3) OBP: 0.346, SLG: 0.431	x 0-0 F3 ③			x 0-0 HR 1B		x 0-0 6-3 ②		x 0-0 1B		4	1	2	0	0	0	0
Dave Winfield, R (1, 9) OBP: 0.350, SLG: 0.520		x 0-0 E6		x 0-0 F8 ②		x 0-0 5-3 ③		x 0-0 F5 ③		4	0	0	0	0	0	2
Dave Kingman, R (1, 7) OBP: 0.268, SLG: 0.391		x 0-0 5-3 ①		x 0-0 1-H HR			x 0-0 5-3 ①		x 0-0 F5 ①	4	1	1	2	0	0	1
Gene Tenace, R (1, 2) OBP: 0.414, SLG: 0.415		SSS 0-3 K ②		SSS 0-3 K ③			BBBB 4-0 1B SF8 BB		BBBB 4-0 BB	2	1	0	0	2	2	1
Bill Almon, R (1, 6) OBP: 0.287, SLG: 0.307 Merv Rettenmund, R (9, PH) OBP: 0.450, SLG: 0.535		SSS 0-3 K ③			x 0-0 6-3 ①		x 0-0 SF8 1-3 1B		SSS 0-3 K ②	3 1	0 0	1 0	0 0	0 0	1 1	1 1
Mike Champion, R (1, 4) OBP: 0.274, SLG: 0.306 Gene Richards, L (7, PH) OBP: 0.346, SLG: 0.345 Gary Sutherland, R (7, 4) OBP: 0.366, SLG: 0.391			SSS 0-3 K ①		x 0-0 4-3 ②		x 0-0 SF8 ② 1-2 3-H		x 0-0 4-3 ③	2 0 1	0 0 0	0 0 0	0 1 0	0 0 0	1 0 1	0 0 1
Tom Griffin, R (1, 1) OBP: 0.114, SLG: 0.324 Jerry Turner, L (7, PH) OBP: 0.348, SLG: 0.438 Dan Spillner, R (7, 1)			x 0-0 6-3 ②		x 0-0 1B		SSS 0-3 K ③			2 1 0	0 0 0	1 0 0	0 0 0	0 0 0	0 1 0	0 1 0
Inning Stats	R: 0 E: 0 K: 0 S: 2 H: 0 LOB: 0 BB: 1 P: 6	R: 0 E: 1 K: 2 S: 8 H: 0 LOB: 1 BB: 0 P: 8	R: 0 E: 0 K: 1 S: 5 H: 0 LOB: 0 BB: 0 P: 5	R: 2 E: 0 K: 1 S: 7 H: 2 LOB: 0 BB: 0 P: 7	R: 0 E: 0 K: 0 S: 4 H: 1 LOB: 1 BB: 0 P: 4	R: 0 E: 0 K: 0 S: 3 H: 0 LOB: 0 BB: 0 P: 3	R: 1 E: 0 K: 1 S: 6 H: 1 LOB: 1 BB: 1 P: 10	R: 0 E: 0 K: 0 S: 4 H: 1 LOB: 1 BB: 0 P: 4	R: 0 E: 0 K: 1 S: 5 H: 0 LOB: 1 BB: 1 P: 9	1B: 4 2B: 0 3B: 0 HR: 1 SF: 1 SAC: 0 DP: 1 HBP: 0						

	AB	31
	R	3
	H	5
	RBI	3
	BB	3
	SO	6
	LOB	10

WP: 0 PA: 35
PB: 0
SB: 0
CS: 0

PITCHER	IP	WLS	BF	H	R	ER	SO	BB	IBB	HBP	BLK	WP	HR	S	P	ERA	WHIP
Burt Hooton, R (1, 1) ERA: 2.73	9.0	W	35	5	3	3	6	3	0	0	0	0	1	44	56	3.00	0.889

PITCHER	IP	WLS	BF	H	R	ER	SO	BB	IBB	HBP	BLK	WP	HR	S	P	ERA	WHIP

Batter	1	2	3	4	5	6	7	8	9	AB	R	H	RBI	BB	SO	LOB
Ted Martinez, R (1, 4) OBP: 0.306, SLG: 0.408	F3		CS 1B		6-3		K			4	0	1	0	0	1	2
Bill Russell, R (1, 6) OBP: 0.317, SLG: 0.386	F8		1-2 1B		F8		5-3 1B 1-2 3-H			4	0	2	1	0	0	0
Steve Garvey, R (1, 3) OBP: 0.343, SLG: 0.558	K		F7		K		5-3 1-2 2-3			4	0	0	0	0	2	3
Ron Cey, R (1, 5) OBP: 0.413, SLG: 0.530		6-3	F6			K	IBB			3	0	0	0	1	1	1
Rick Monday, L (1, 8) OBP: 0.364, SLG: 0.434		BLK HR 1B		CS BB		E1 1B	K			3	2	2	0	1	1	3
Dusty Baker Jr., R (1, 7) OBP: 0.364, SLG: 0.532		1-H HR		K 1-2		2-H 1B		6-3		4	1	2	3	0	1	1
John Hale, L (1, 9) OBP: 0.356, SLG: 0.301		K		HBP BB		K		F8		3	0	0	0	1	2	0
Steve Yeager, R (1, 2) OBP: 0.377, SLG: 0.516		HR		1-2 HBP			SH 1B 2B	F8		3	2	2	1	0	0	0
Burt Hooton, R (1, 1) OBP: 0.189, SLG: 0.216		F8		F6			SH 5-3 1B 2-3			2	0	0	0	0	0	2
Inning Stats	R: 0 H: 0 E: 0 LOB: 0 K: 1 BB: 0 S: 5 P: 5	R: 3 H: 3 E: 0 LOB: 0 K: 1 BB: 0 S: 8 P: 8	R: 0 H: 2 E: 0 LOB: 1 K: 0 BB: 0 S: 4 P: 4	R: 0 H: 0 E: 0 LOB: 2 K: 1 BB: 2 S: 4 P: 13	R: 0 H: 0 E: 0 LOB: 0 K: 1 BB: 0 S: 5 P: 5	R: 1 H: 2 E: 1 LOB: 0 K: 2 BB: 0 S: 8 P: 8	R: 1 H: 2 E: 0 LOB: 3 K: 2 BB: 1 S: 10 P: 14	R: 0 H: 0 E: 0 LOB: 0 K: 0 BB: 0 S: 3 P: 3		1B: 6 SF: 0 2B: 1 SAC: 1 3B: 0 DP: 0 HR: 2 HBP: 1				WP: 0 PA: 35 PB: 0 SB: 0 CS: 2		

PITCHER		IP	WLS	BF	H	R	ER	SO	BB	IBB	HBP	BLK	WP	HR	S	P	ERA	WHIP
Tom Griffin, R ERA: 5.02	(1, 1)	6.0	L	25	7	4	3	6	2	0	1	1	0	2	34	43	4.50	1.500
Dan Spillner, R ERA: 2.98	(7, 1)	2.0		10	2	1	1	2	0	1	0	0	0	0	13	17	4.50	1.000

PITCHER	IP	WLS	BF	H	R	ER	SO	BB	IBB	HBP	BLK	WP	HR	S	P	ERA	WHIP

BOTTOM

San Diego Padres @ Los Angeles Dodgers

Dodger Stadium, Los Angeles, CA

Fri Jul 08 1977, 7:05 PM PDT

Att. 52,851 - Unknown

livebaseballscorecards.com

AB	30
R	5
H	9
RBI	5
BB	3
SO	8
LOB	12

Batter	1	2	3	4	5	6	7	8	9	10	AB	R	H	RBI	BB	SO	LOB
Gene Richards, L (1, 8) OBP: 0.342, SLG: 0.341	F7		K		K			G3		BB	4	0	0	0	0	2	0
George Hendrick, R (8, 8) OBP: 0.358, SLG: 0.431										2B S	0	1	0	0	1	0	0
Bill Almon, R (1, 6) OBP: 0.292, SLG: 0.313	PB S 1B		K			4-3 S BB		4-3		1-H 2B	4	0	2	1	1	1	0
Jerry Turner, L (1, 7) OBP: 0.352, SLG: 0.436	1-3 BB		K			1-3 1-2		1B		BB	3	0	1	0	1	1	1
Merv Rettenmund, R (8, 7) OBP: 0.455, SLG: 0.535											0	0	0	0	1	0	0
Dave Winfield, R (1, 9) OBP: 0.348, SLG: 0.524	K			HR		4-3 2-3		P4		F7	5	1	1	1	0	1	6
Dave Kingman, R (1, 3) OBP: 0.264, SLG: 0.385	6-3			P6		K			F8		4	0	0	0	0	1	3
Gene Tenace, R (1, 2) OBP: 0.409, SLG: 0.409		K		K			K		5-3		4	0	0	0	0	3	0
Tucker Ashford, R (1, 5) OBP: 0.227, SLG: 0.333		WP 2B		F8			P3		L1		4	0	1	0	0	0	0
Mike Champion, R (1, 4) OBP: 0.275, SLG: 0.307		K 2-3			K		1B			6-3	3	0	1	0	0	2	1
Mike Ivie, R (10, PH) OBP: 0.345, SLG: 0.429											1	0	0	0	0	0	0
Rollie Fingers, R (10, 1)											0	0	0	0	0	0	0
Dave Freisleben, R (1, 1) OBP: 0.182, SLG: 0.182	6-3				K		1-3			K	3	0	0	0	0	1	2
Gary Sutherland, R (10, PH) OBP: 0.361, SLG: 0.385											1	0	0	0	0	1	0
(10, 4)																	
Inning Stats	R: 0 H: 1 E: 0 LOB: 2 K: 1 BB: 1 S: 6 P: 10	R: 0 H: 1 E: 0 LOB: 1 K: 2 BB: 0 S: 8 P: 8	R: 0 H: 0 E: 0 LOB: 0 K: 3 BB: 0 S: 9 P: 9	R: 1 H: 1 E: 0 LOB: 0 K: 1 BB: 0 S: 6 P: 6	R: 0 H: 0 E: 0 LOB: 0 K: 3 BB: 0 S: 9 P: 9	R: 0 H: 0 E: 0 LOB: 1 K: 1 BB: 1 S: 5 P: 9	R: 0 H: 1 E: 0 LOB: 1 K: 1 BB: 0 S: 6 P: 6	R: 0 H: 1 E: 0 LOB: 1 K: 0 BB: 0 S: 4 P: 4	R: 0 H: 0 E: 0 LOB: 0 K: 0 BB: 0 S: 3 P: 3	R: 1 H: 1 E: 0 LOB: 2 K: 1 BB: 2 S: 6 P: 14	1B: 3 SF: 0 2B: 2 SAC: 0 3B: 0 DP: 0 HR: 1 HBP: 0						

PITCHER	IP	WLS	BF	H	R	ER	SO	BB	IBB	HBP	BLK	WP	HR	S	P	ERA	WHIP
Don Sutton, R (1, 1) ERA: 2.47	9.0		34	5	1	1	12	2	0	0	0	1	1	56	64	1.00	0.778
Charlie Hough, R (10, 1) ERA: 3.33	0.2	L	5	1	1	1	1	2	0	0	0	0	0	5	13	13.50	4.500
Elias Sosa, R (10, 1) ERA: 3.33	0.1		1	0	0	0	0	0	0	0	0	0	0	1	1	0.00	0.000

PITCHER	IP	WLS	BF	H	R	ER	SO	BB	IBB	HBP	BLK	WP	HR	S	P	ERA	WHIP

TOP

San Diego Padres @ Los Angeles Dodgers

Dodger Stadium, Los Angeles, CA

Sat Jul 09 1977, 7:05 PM PDT

Att. 39,102 - Unknown

livebaseballscorecards.com

AB	36
R	2
H	6
RBI	2
BB	4
SO	13
LOB	13

WP: 1 PA: 40
PB: 1
SB: 3
CS: 0

Batter	1	2	3	4	5	6	7	8	9	10	AB	R	H	RBI	BB	SO	LOB
Ted Martinez, R (1, 4) OBP: 0.289, SLG: 0.387	S S S 0-3 ① K			S S S 0-3 ① K		x 0-0 ③ 6-3			x 0-0 ② 6-3		4	0	0	0	0	2	0
Bill Russell, R (1, 6) OBP: 0.313, SLG: 0.382	x 0-0 ② 6-3			x 0-0 ② P8			x 0-0 ① F9		x 0-0 ③ 5-3		4	0	0	0	0	0	0
Steve Garvey, R (1, 3) OBP: 0.342, SLG: 0.554	x 0-0 ③ 4-3			B B B B 4-0 BB			x 0-0 ② 6-3			S S S 0-3 ① K	3	0	0	0	1	1	0
Ron Cey, R (1, 5) OBP: 0.409, SLG: 0.523		x 0-0 ① F7		x 0-0 ③ F8			x 0-0 ③ F9			x 0-0 ② F8	4	0	0	0	0	0	1
Rick Monday, L (1, 8) OBP: 0.359, SLG: 0.428		S S S 0-3 ② K			x 0-0 ① 4-3			S S S 0-3 ① K		S S S 0-3 ③ K	4	0	0	0	0	3	0
Dusty Baker Jr., R (1, 7) OBP: 0.361, SLG: 0.527		S S S 0-3 ③ K			S S S 0-3 ② K			x 0-0 ② 4-3			3	0	0	0	0	2	0
John Hale, L (1, 9) OBP: 0.356, SLG: 0.342			x 0-0 ① P4		x 0-0 ③ P6			x 0-0 HR			3	1	1	1	0	0	0
Johnny Oates, L (1, 2) OBP: 0.381, SLG: 0.403			x 0-0 G3-6-4 1B			x 0-0 ① G3		x 0-0 ③ 4-3			3	0	1	0	0	0	0
Don Sutton, R (1, 1) OBP: 0.238, SLG: 0.231 Reggie Smith, S (9, PH) OBP: 0.438, SLG: 0.576 Charlie Hough, R (10, 1) OBP: 0.105, SLG: 0.222 Elias Sosa, R (10, 1)			x 0-0 ② ③ G3-6-4 1-2f			x 0-0 ② F3			x 0-0 ① F9		2 1 0 0	0 0 0 0	0 0 0 0	0 0 0 0	0 0 0 0	0 0 0 0	1 0 0 0
Inning Stats	R: 0 H: 0 E: 0 LOB: 0 K: 1 BB: 0 S: 5 P: 5	R: 0 H: 0 E: 0 LOB: 0 K: 2 BB: 0 S: 7 P: 7	R: 0 H: 1 E: 0 LOB: 0 K: 0 BB: 0 S: 3 P: 3	R: 0 H: 0 E: 0 LOB: 1 K: 1 BB: 1 S: 5 P: 9	R: 0 H: 0 E: 0 LOB: 0 K: 1 BB: 0 S: 5 P: 5	R: 0 H: 0 E: 0 LOB: 0 K: 0 BB: 0 S: 3 P: 3	R: 0 H: 0 E: 0 LOB: 0 K: 0 BB: 0 S: 3 P: 3	R: 1 H: 1 E: 0 LOB: 0 K: 1 BB: 0 S: 6 P: 6	R: 0 H: 0 E: 0 LOB: 0 K: 0 BB: 0 S: 3 P: 3	R: 0 H: 0 E: 0 LOB: 0 K: 2 BB: 0 S: 7 P: 7	1B: 1 2B: 0 3B: 0 HR: 1	SF: 0 SAC: 0 DP: 1 HBP: 0					WP: 0 PB: 0 SB: 0 CS: 0	PA: 32

PITCHER		IP	WLS	BF	H	R	ER	SO	BB	IBB	HBP	BLK	WP	HR	S	P	ERA	WHIP
Dave Freisleben, R ERA: 6.2	(1, 1)	9.0	W	29	2	1	1	6	1	0	0	0	0	1	40	44	1.00	0.333
Rollie Fingers, R ERA: 3.07	(10, 1)	1.0	S	3	0	0	0	2	0	0	0	0	0	0	7	7	0.00	0.000

PITCHER	IP	WLS	BF	H	R	ER	SO	BB	IBB	HBP	BLK	WP	HR	S	P	ERA	WHIP

BOTTOM

San Diego Padres @ Los Angeles Dodgers

Dodger Stadium, Los Angeles, CA

Sat Jul 09 1977, 7:05 PM PDT

Att. 39,102 - Unknown

livebaseballscorecards.com

AB	31
R	1
H	2
RBI	1
BB	1
SO	8
LOB	2

Batter	1	2	3	4	5	6	7	8	9	AB	R	H	RBI	BB	SO	LOB
George Hendrick, R (1, 8) OBP: 0.358, SLG: 0.434	4-3	2B 1B 2-H 3-H			F9		5-3		SH 1B 2B	5	2	2	2	0	0	2
Bill Almon, R (1, 6) OBP: 0.294, SLG: 0.316	S BB	1-H 2B			K		F9		SH E 1B 4-3 2-3	3	1	1	1	1	1	2
Mike Ivie, R (1, 3) OBP: 0.346, SLG: 0.429	F9 1-2	F7			P4			6-3 1B 1B	E2 4-3 1-3 3-H 1B	5	1	2	1	0	0	2
Dave Winfield, R (1, 9) OBP: 0.346, SLG: 0.520	K		CS 1B			1-3		6-3 1-2	4-3 2-3 3-H	5	0	1	1	0	1	3
Dave Kingman, R (1, 7) OBP: 0.263, SLG: 0.382		5-3	F9 1-2			K		E 1B 2-H	5-3	5	0	1	1	0	1	2
Gene Tenace, R (1, 2) OBP: 0.409, SLG: 0.404		BB 1B 1B	K			K		E IBB	K	3	1	0	0	2	3	1
Tucker Ashford, R (1, 5) OBP: 0.250, SLG: 0.333		SH1-4 1B 1B 1-2		P6			BB 2B	E5 1-2 2-3		3	1	1	0	1	0	2
Mike Champion, R (1, 4) OBP: 0.276, SLG: 0.308 Gene Richards, L (7, PH) OBP: 0.341, SLG: 0.339 Gary Sutherland, R (7, 4) OBP: 0.356, SLG: 0.379		SH1-4 1B 1B 1-2 2-H		K			K	K	K	2 1 1	1 0 0	1 0 0	1 0 0	0 0 0	1 1 1	0 1 3
Dave Wehrmeister, R (1, 1) OBP: 0.500, SLG: 0.500 Rick Sawyer, R (2, 1) OBP: 0.333, SLG: 0.158 Dave Tomlin, L (5, 1) OBP: 0.333, SLG: 0.333 Jerry Turner, L (7, PH) OBP: 0.356, SLG: 0.447 Dan Spillner, R (7, 1) Merv Rettenmund, R (8, PH) OBP: 0.450, SLG: 0.529 Rollie Fingers, R (8, 1)		SH1-4 1-2 2-3		K			2B 1-3	6-3		0 1 0 1 0 1 0	0 0 0 0 0 0 0	0 0 0 1 0 0 0	0 0 0 0 0 0 0	0 1 0 0 0 0 0	0 0 0 0 0 0 0	0 0 0 0 0 3 0
Inning Stats	R: 0 E: 0 K: 1 S: 5 H: 0 LOB: 1 BB: 1 P: 9	R: 4 E: 0 K: 0 S: 7 H: 4 LOB: 1 BB: 1 P: 11	R: 0 E: 0 K: 1 S: 5 H: 1 LOB: 0 BB: 0 P: 5	R: 0 E: 0 K: 2 S: 7 H: 0 LOB: 0 BB: 0 P: 7	R: 0 E: 0 K: 1 S: 5 H: 0 LOB: 0 BB: 0 P: 5	R: 0 E: 0 K: 2 S: 7 H: 0 LOB: 0 BB: 0 P: 7	R: 0 E: 0 K: 1 S: 6 H: 1 LOB: 2 BB: 1 P: 10	R: 1 E: 1 K: 1 S: 8 H: 2 LOB: 3 BB: 1 P: 12	R: 2 E: 1 K: 1 S: 8 H: 2 LOB: 1 BB: 0 P: 8	1B: 7 2B: 3 3B: 0 HR: 0	SF: 0 SAC: 2 DP: 0 HBP: 0			WP: 0 PB: 0 SB: 1 CS: 1		PA: 42	

PITCHER		IP	WLS	BF	H	R	ER	SO	BB	IBB	HBP	BLK	WP	HR	S	P	ERA	WHIP
Al Downing, L ERA: 6.75	(1, 1)	1.2		11	4	4	4	1	2	0	0	0	0	0	11	19	21.60	3.600
Elias Sosa, R ERA: 2.83	(2, 1)	4.1		13	1	0	0	6	0	0	0	0	0	0	25	25	0.00	0.231
Charlie Hough, R ERA: 3.43	(7, 1)	3.0	L	18	5	3	2	3	1	1	0	0	0	0	22	30	6.00	2.000

PITCHER	IP	WLS	BF	H	R	ER	SO	BB	IBB	HBP	BLK	WP	HR	S	P	ERA	WHIP

TOP

San Diego Padres @ Los Angeles Dodgers

Dodger Stadium, Los Angeles, CA

Sun Jul 10 1977, 3:33 AM PDT

Unknown

livebaseballscorecards.com

AB	36
R	7
H	10
RBI	7
BB	4
SO	10
LOB	21

San Diego Padres @ Los Angeles Dodgers

Dodger Stadium, Los Angeles, CA

Sun Jul 10 1977, 3:33 AM PDT

Unknown

livebaseballscorecards.com

BOTTOM

Batter	1	2	3	4	5	6	7	8	9	AB	R	H	RBI	BB	SO	LOB
Ted Martinez, R (1, 4) OBP: 0.288, SLG: 0.380	4-3	1-3, 2-H, 1B		K		L3			K	4	0	1	1	0	1	0
Reggie Smith, S (9, PH) OBP: 0.437, SLG: 0.574										1	0	0	0	0	1	1
Bill Russell, R (1, 6) OBP: 0.314, SLG: 0.382	F7	4-3		5-3			G6-4-3, 1B		1-2, 1B	5	0	2	0	0	0	2
Steve Garvey, R (1, 3) OBP: 0.340, SLG: 0.549	6-3		F8		1B, 1B		F2		K	5	0	1	0	0	1	3
Ron Cey, R (1, 5) OBP: 0.407, SLG: 0.520		F9	6-3		BB, 1-3, 1B		G6-4-3, 1-2f			4	0	1	0	0	0	1
Rick Monday, L (1, 8) OBP: 0.361, SLG: 0.426		HR, 1B	BB		K			G3		3	1	1	0	1	1	2
Dusty Baker Jr., R (1, 7) OBP: 0.363, SLG: 0.535		1-H, HR	K		G6-3, 1-2, BB			K		3	1	1	2	1	2	1
John Hale, L (1, 9) OBP: 0.359, SLG: 0.346	1-3			HR, 1B	G6-3, 1-2f			P5		2	1	1	0	0	0	0
Glenn Burke, R (5, PH) OBP: 0.239, SLG: 0.227										2	0	0	0	0	0	3
(6, 9)																
Johnny Oates, L (1, 2) OBP: 0.386, SLG: 0.444	1B, 1B, 1B			1-H, HR		F9			F7	4	2	2	2	0	0	0
Al Downing, R (1, 1)		1B, 1-2, 1B		5-3		K			1B	0	0	0	0	0	0	0
Elias Sosa, R (2, 1) OBP: 0.500, SLG: 0.500										2	0	1	0	0	0	0
Boog Powell, L (6, PH) OBP: 0.424, SLG: 0.269										1	0	0	0	0	1	0
Charlie Hough, R (7, 1) OBP: 0.105, SLG: 0.222										0	0	0	0	0	0	0
Ed Goodson, L (9, PH) OBP: 0.250, SLG: 0.355										1	0	1	0	0	0	0
Inning Stats	R: 0 E: 0 K: 0 S: 3 H: 0 LOB: 0 BB: 0 P: 3	R: 3 E: 0 K: 0 S: 8 H: 5 LOB: 2 BB: 0 P: 8	R: 0 E: 0 K: 1 S: 5 H: 0 LOB: 1 BB: 1 P: 9	R: 2 E: 0 K: 1 S: 7 H: 2 LOB: 0 BB: 0 P: 7	R: 0 E: 0 K: 1 S: 6 H: 2 LOB: 2 BB: 1 P: 10	R: 0 E: 0 K: 0 S: 5 H: 0 LOB: 0 BB: 0 P: 5	R: 0 E: 0 K: 0 S: 3 H: 1 LOB: 0 BB: 0 P: 3	R: 0 E: 0 K: 1 S: 5 H: 0 LOB: 0 BB: 0 P: 5	R: 0 E: 0 K: 2 S: 9 H: 2 LOB: 2 BB: 0 P: 9	1B: 10 2B: 0 3B: 0 HR: 2 SF: 0 SAC: 0 DP: 2 HBP: 0						

	AB	37
	R	5
	H	12
	RBI	5
	BB	2
	SO	7
	LOB	13

PITCHER		IP	WLS	BF	H	R	ER	SO	BB	IBB	HBP	BLK	WP	HR	S	P	ERA	WHIP
Dave Wehrmeister, R ERA: 5.02	(1, 1)	1.2		10	5	3	3	0	0	0	0	0	0	1	10	10	16.20	3.000
Rick Sawyer, R ERA: 5.72	(2, 1)	2.1		12	4	2	2	2	1	0	0	0	0	1	15	19	7.71	2.143
Dave Tomlin, L ERA: 3.99	(5, 1)	2.0		6	0	0	0	2	1	0	0	0	0	0	9	13	0.00	0.500
Dan Spillner, R ERA: 2.93	(7, 1)	1.0		3	1	0	0	0	0	0	0	0	0	0	3	3	0.00	1.000
Rollie Fingers, R ERA: 3.0	(8, 1)	2.0	W	8	2	0	0	3	0	0	0	0	0	0	14	14	0.00	1.000

PITCHER	IP	WLS	BF	H	R	ER	SO	BB	IBB	HBP	BLK	WP	HR	S	P	ERA	WHIP

Batter	1	2	3	4	5	6	7	8	9	AB	R	H	RBI	BB	SO	LOB
Gene Richards, L (1, 8) OBP: 0.340, SLG: 0.338	x 0-0 G6-4-3 1B		x 0-0 ③ G3			SSS 0-3 ③ K		x 0-0 ② G3 1-2 2-3	SSS 0-3 ③ K	4	0	1	0	0	1	3
Bob Davis, R (8, 2) OBP: 0.237, SLG: 0.236										1	0	0	0	0	1	2
Bill Almon, R (1, 6) OBP: 0.294, SLG: 0.315	x 0-0 ① ② G6-4-3 1-2f			x 0-0 ① 6-3			x 0-0 HR 1B	x 0-0 ③ 6-3		4	1	1	0	0	0	3
Mike Ivie, R (1, 3) (7, 5) (9, 3) OBP: 0.344, SLG: 0.426	x 0-0 ③ P3			SSS 0-3 ② K			SSS 0-3 ① K		x 0-0 HR 1B	4	1	1	0	0	2	1
Dave Winfield, R (1, 9) OBP: 0.348, SLG: 0.536		SSS 0-3 ① K		x 0-0 ③ 6-3			x 0-0 1-H HR		x 0-0 1-H HR	4	2	2	4	0	1	0
Jerry Turner, L (1, 7) OBP: 0.347, SLG: 0.434		SSS 0-3 ② K			x 0-0 ① P3		x 0-0 ② F7		x 0-0 ① 5-3	4	0	0	0	0	1	0
Tucker Ashford, R (1, 5) OBP: 0.255, SLG: 0.333	x 0-0 ③ 5-3				SSS 0-3 ② K		x 0-0 PO 1B		x 0-0 1B 2B	3	0	1	0	0	1	0
Dan Spillner, R (7, 1)										0	0	0	0	0	0	0
Rick Sawyer, R (8, 1) OBP: 0.333, SLG: 0.158										0	0	0	0	0	0	0
Merv Rettenmund, R (9, PH) OBP: 0.455, SLG: 0.545										1	1	1	0	0	0	0
Gary Sutherland, R (9, 5) OBP: 0.356, SLG: 0.379										0	0	0	0	0	0	0
Dave Roberts, R (1, 2) OBP: 0.288, SLG: 0.333			x 0-0 ① F9		SSS 0-3 ③ K		0-0 ③ PO 1-2	x 0-0 FC3-6 1B	x 0-0 2-H 1B	2	0	0	0	0	1	0
George Hendrick, R (8, PH) (8, 8) OBP: 0.362, SLG: 0.438										2	0	2	1	0	0	0
Mike Champion, R (1, 4) OBP: 0.273, SLG: 0.304			SSS 0-3 ② K			SSS 0-3 ① K		x 0-0 ① FC3-6 G3 BB 1-2f	SSS 0-3 ② K	4	0	0	0	0	3	2
John D'Acquisto, R (1, 1)			BBB 4-0 BB			x 0-0 ② 6-3		BBB 4-0 G3 1-2 BB	III 4-0 IBB	1	0	0	0	1	0	0
Dave Tomlin, L (7, 1) OBP: 0.333, SLG: 0.333										0	0	0	0	0	0	0
Dave Kingman, R (7, 3) OBP: 0.268, SLG: 0.382										0	0	0	0	2	0	0
Rollie Fingers, R (9, 1)										0	0	0	0	0	0	0
Inning Stats	R: 0 E: 0 K: 0 S: 3 H: 1 LOB: 0 BB: 0 P: 3	R: 0 E: 0 K: 2 S: 7 H: 0 LOB: 0 BB: 0 P: 7	R: 0 E: 0 K: 1 S: 5 H: 0 LOB: 1 BB: 1 P: 9	R: 0 E: 0 K: 1 S: 5 H: 0 LOB: 0 BB: 0 P: 5	R: 0 E: 0 K: 2 S: 7 H: 0 LOB: 0 BB: 0 P: 7	R: 0 E: 0 K: 2 S: 7 H: 0 LOB: 0 BB: 0 P: 7	R: 2 E: 0 K: 1 S: 7 H: 3 LOB: 0 BB: 0 P: 7	R: 0 E: 0 K: 0 S: 4 H: 1 LOB: 2 BB: 1 P: 8	R: 3 E: 0 K: 2 S: 11 H: 4 LOB: 2 BB: 1 P: 15	1B: 6 2B: 1 3B: 0 HR: 2	SF: 0 SAC: 0 DP: 1 HBP: 0						

TOP

San Diego Padres @ Los Angeles Dodgers

Dodger Stadium, Los Angeles, CA

Sun Jul 10 1977, 3:38 AM PDT

Att. 51,575 - Unknown

livebaseballscorecards.com

AB	34
R	5
H	9
RBI	5
BB	3
SO	11
LOB	11

PITCHER		IP	WLS	BF	H	R	ER	SO	BB	IBB	HBP	BLK	WP	HR	S	P	ERA	WHIP
Rick Rhoden, R ERA: 3.97	(1, 1)	8.1	L	33	8	5	5	9	2	0	0	0	0	2	49	57	5.40	1.200
Charlie Hough, R ERA: 3.4	(9, 1)	0.2		4	1	0	0	2	0	1	0	0	0	0	7	11	0.00	1.500

PITCHER	IP	WLS	BF	H	R	ER	SO	BB	IBB	HBP	BLK	WP	HR	S	P	ERA	WHIP

San Diego Padres @ Los Angeles Dodgers

Dodger Stadium, Los Angeles, CA

Sun Jul 10 1977, 3:38 AM PDT

Att. 51,575 - Unknown

livebaseballscorecards.com

BOTTOM

Batter	1	2	3	4	5	6	7	8	9	AB	R	H	RBI	BB	SO	LOB
Ted Martinez, R (1, 4) OBP: 0.289, SLG: 0.390	L3		1B 2B 1-3			K		SH3-4 1-2 2-3		3	1	1	0	0	1	0
Bill Russell, R (1, 6) OBP: 0.316, SLG: 0.382	6-3		1B 2-H 3-H			G6-3 BB		P4		3	0	1	2	1	0	2
Steve Garvey, R (1, 3) OBP: 0.339, SLG: 0.544	F9		K			G6-3 1-2f		BB BB BB		3	0	0	0	1	1	2
Ron Cey, R (1, 5) OBP: 0.408, SLG: 0.518		F7		5-3			FC1-6 1B	BB 1-2 2-3 3-H		3	0	1	1	1	0	0
Rick Monday, L (1, 8) OBP: 0.359, SLG: 0.422		K		K			FC1-6 1-2f	BB 1-2 2-3 3-H		3	0	0	1	1	2	1
Glenn Burke, R (8, PR) (9, 8) OBP: 0.239, SLG: 0.227										0	0	0	0	0	0	0
Dusty Baker Jr., R (1, 7) OBP: 0.358, SLG: 0.528		6-3		F9			L5	F7		4	0	0	0	0	0	4
John Hale, L (1, 9) OBP: 0.344, SLG: 0.329			K	K			F2		F9	4	0	0	0	0	2	1
Steve Yeager, R (1, 2) OBP: 0.381, SLG: 0.515			K	G1-6-3 BB				SH3-4 1B BB 1B	K	2	1	1	0	1	1	0
Boog Powell, L (9, PH) OBP: 0.412, SLG: 0.259										1	0	0	0	0	1	0
Rick Rhoden, R (1, 1) OBP: 0.227, SLG: 0.341			2B 1B 1B	G1-6-3 1-2f				BB SH3-4 1-2 BB 1B	K	3	2	2	0	0	0	1
Charlie Hough, R (9, 1) OBP: 0.105, SLG: 0.222										0	0	0	0	0	0	0
Reggie Smith, S (9, PH) OBP: 0.436, SLG: 0.571										1	0	0	0	0	1	0
Inning Stats	R: 0 E: 0 K: 0 S: 3 H: 0 LOB: 0 BB: 0 P: 3	R: 0 E: 0 K: 1 S: 5 H: 0 LOB: 0 BB: 0 P: 5	R: 2 E: 0 K: 3 S: 12 H: 3 LOB: 1 BB: 0 P: 12	R: 0 E: 0 K: 1 S: 5 H: 0 LOB: 0 BB: 0 P: 5	R: 0 E: 0 K: 1 S: 4 H: 0 LOB: 0 BB: 1 P: 8	R: 0 E: 0 K: 1 S: 4 H: 0 LOB: 0 BB: 1 P: 8	R: 0 E: 0 K: 0 S: 4 H: 1 LOB: 1 BB: 0 P: 4	R: 2 E: 0 K: 0 S: 5 H: 2 LOB: 3 BB: 3 P: 17	R: 0 E: 0 K: 2 S: 7 H: 0 LOB: 0 BB: 0 P: 7	1B: 5 2B: 1 3B: 0 HR: 0 SF: 0 SAC: 1 DP: 2 HBP: 0						

AB	30
R	4
H	6
RBI	4
BB	5
SO	9
LOB	11

WP: 0 PA: 36
PB: 0
SB: 0
CS: 0

PITCHER		IP	WLS	BF	H	R	ER	SO	BB	IBB	HBP	BLK	WP	HR	S	P	ERA	WHIP
John D'Acquisto, R ERA: 4.99	(1, 1)	6.0		22	4	2	2	7	2	0	0	0	0	0	34	42	3.00	1.000
Dave Tomlin, L ERA: 3.97	(7, 1)	0.1		1	0	0	0	0	0	0	0	0	0	0	1	1	0.00	0.000
Dan Spillner, R ERA: 3.16	(7, 1)	1.1		9	2	2	2	0	3	0	0	0	0	0	6	18	13.50	3.750
Rick Sawyer, R ERA: 5.7	(8, 1)	0.1	W	1	0	0	0	0	0	0	0	0	0	0	1	1	0.00	0.000
Rollie Fingers, R ERA: 2.97	(9, 1)	1.0	S	3	0	0	0	2	0	0	0	0	0	0	7	7	0.00	0.000

PITCHER	IP	WLS	BF	H	R	ER	SO	BB	IBB	HBP	BLK	WP	HR	S	P	ERA	WHIP

Batter	1	2	3	4	5	6	7	8	9	AB	R	H	RBI	BB	SO	LOB
Ted Martinez, R (1, 4) OBP: 0.307, SLG: 0.402	G5-4-3 1B 1B		2B 1B	1B E 1-2 2-3 3-H 1B	6-3			F8		5	3	3	1	0	0	1
Bill Russell, R (1, 6) OBP: 0.320, SLG: 0.388	G5-4-3 1-2 1B		1-H 2B	E SF8 1-2 2-3 3-H 1B		S S S K		F3		5	1	3	2	0	1	0
Steve Garvey, R (1, 3) OBP: 0.338, SLG: 0.539	G5-4-3 1-2f 2-3		1-3	E4 1-3 2-H 3-H		WP 1B			5-3	5	0	1	1	0	0	4
Ron Cey, R (1, 5) OBP: 0.405, SLG: 0.514	3-H 1B		F8	SF8 3-H		S S S K 1-2			6-3	4	0	1	2	0	1	2
Dusty Baker Jr., R (1, 9) (5, 7) OBP: 0.356, SLG: 0.522	S S S K		F9	F9		F9			BB 1B	5	0	1	0	0	1	4
Manny Mota, R (1, 7) John Hale, L (5, PH) (5, 9) OBP: 0.600, SLG: 0.500 OBP: 0.354, SLG: 0.369		1B 1B		1-3	HR		F9		B B B B 1-2 BB	2 2	0 1	1 1	0 1	0 1	0 0	0 0
Glenn Burke, R (1, 8) OBP: 0.255, SLG: 0.229		G4-3 1-2 1B	B B B B E 1B 1B BB	1-3			F7		F8	4	1	1	0	1	0	2
Steve Yeager, R (1, 2) OBP: 0.383, SLG: 0.513	S S S K		1B E 1B 1-2 1B	B B B B SH3 BB			S S S K			3	1	1	0	1	2	2
Doug Rau, L (1, 1) OBP: 0.188, SLG: 0.156		G4-3 1-2f	E1 1B 1B E 1-2 2-3	SH3 1-2				3-1		3	1	0	0	0	0	4

Inning Stats										
	R: 1 E: 0 K: 1 S: 7	H: 3 LOB: 1 BB: 0 P: 7	R: 0 E: 0 K: 1 S: 6	H: 2 LOB: 1 BB: 0 P: 6	R: 1 E: 0 K: 0 S: 5	H: 2 LOB: 1 BB: 0 P: 5	R: 5 E: 2 K: 0 S: 8	H: 3 LOB: 1 BB: 1 P: 12	R: 1 E: 0 K: 0 S: 4	H: 1 LOB: 1 BB: 1 P: 8
	R: 0 E: 0 K: 2 S: 8	H: 1 LOB: 1 BB: 0 P: 8	R: 0 E: 0 K: 1 S: 5	H: 0 LOB: 0 BB: 0 P: 5	R: 0 E: 0 K: 0 S: 3	H: 0 LOB: 0 BB: 0 P: 3	R: 0 E: 0 K: 0 S: 4	H: 1 LOB: 2 BB: 1 P: 8	1B: 11 2B: 1 3B: 0 HR: 1	SF: 1 SAC: 1 DP: 2 HBP: 0

PITCHER		IP	WLS	BF	H	R	ER	SO	BB	IBB	HBP	BLK	WP	HR	S	P	ERA	WHIP
Joe Sambito, L ERA: 2.37	(1, 1)	3.1	L	20	10	7	3	2	1	0	0	0	0	0	23	27	8.10	3.300
Joe Niekro, R ERA: 2.78	(4, 1)	3.2		15	2	1	1	3	1	0	0	0	1	1	20	24	2.46	0.818
Bo McLaughlin, R ERA: 4.17	(8, 1)	2.0		8	1	0	0	0	1	0	0	0	0	0	7	11	0.00	1.000

PITCHER	IP	WLS	BF	H	R	ER	SO	BB	IBB	HBP	BLK	WP	HR	S	P	ERA	WHIP

TOP

Los Angeles Dodgers @ Houston Astros

Astrodome, Houston, TX

Tue Jul 12 1977, 8:05 PM EDT

Att. 17,874 - Dome

livebaseballscorecards.com

AB	38
R	8
H	13
RBI	7
BB	3
SO	5
LOB	19

WP: 1	PB: 0	SB: 0	CS: 0	PA: 43

Batter	1	2	3	4	5	6	7	8	9	AB	R	H	RBI	BB	SO	LOB
Julio Gonzalez, R (1, 4) OBP: 0.294, SLG: 0.333	K		F8			F3		K		4	0	0	0	0	2	0
Enos Cabell, R (1, 5) OBP: 0.318, SLG: 0.420	F8			5-3		BB, 1B		BB, G6-3		3	0	1	0	1	0	0
Cesar Cedeno, R (1, 8) OBP: 0.322, SLG: 0.303	L7			BB, 1B		F7		G6-3, 1-2f		3	0	0	0	1	0	2
Bob Watson, R (1, 3) OBP: 0.354, SLG: 0.479		F9		G5-4-3, 1-2, 1B		FC6-4, 1-2, BB			5-3	3	0	1	0	1	0	0
Joe Ferguson, R (1, 2) OBP: 0.372, SLG: 0.451		F9		G5-4-3, 1-2f		FC6-4, 1-2f			F9	4	0	0	0	0	0	4
Jose Cruz, L (1, 9) OBP: 0.357, SLG: 0.464		E5, BB			2B		1B		K	3	0	2	0	1	1	0
Jim Fuller, R (1, 7) OBP: 0.223, SLG: 0.287		E5, 1-3			K		K			3	0	0	0	0	2	3
Terry Puhl, L (8, 7)										0	0	0	0	0	0	0
Roger Metzger, S (1, 6) OBP: 0.241, SLG: 0.280			4-3		5-3		F7			3	0	0	0	0	0	2
Joe Sambito, L (1, 1) OBP: 0.167, SLG: 0.167			K		6-3		F7			1	0	0	0	0	1	0
Joe Niekro, R (4, 1) OBP: 0.182, SLG: 0.182										1	0	0	0	0	0	1
Rob Sperring, R (7, PH) OBP: 0.213, SLG: 0.171										1	0	0	0	0	0	1
Bo McLaughlin, R (8, 1)										0	0	0	0	0	0	0
Inning Stats	R: 0 E: 0 K: 1 S: 5 H: 0 LOB: 0 BB: 0 P: 5	R: 0 E: 1 K: 0 S: 3 H: 0 LOB: 1 BB: 1 P: 7	R: 0 E: 0 K: 1 S: 5 H: 0 LOB: 0 BB: 0 P: 5	R: 0 E: 0 K: 0 S: 3 H: 1 LOB: 1 BB: 1 P: 7	R: 0 E: 0 K: 1 S: 6 H: 1 LOB: 1 BB: 0 P: 6	R: 0 E: 0 K: 0 S: 4 H: 1 LOB: 2 BB: 1 P: 8	R: 0 E: 0 K: 1 S: 6 H: 1 LOB: 1 BB: 0 P: 6	R: 0 E: 0 K: 1 S: 4 H: 0 LOB: 0 BB: 1 P: 8	R: 0 E: 0 K: 1 S: 5 H: 0 LOB: 0 BB: 0 P: 5	1B: 3 2B: 1 3B: 0 HR: 0 SF: 0 SAC: 0 DP: 2 HBP: 0						

PITCHER	IP	WLS	BF	H	R	ER	SO	BB	IBB	HBP	BLK	WP	HR	S	P	ERA	WHIP
Doug Rau, L (1, 1) ERA: 3.87	9.0	W	33	4	0	0	6	4	0	0	0	0	0	41	57	0.00	0.889

PITCHER	IP	WLS	BF	H	R	ER	SO	BB	IBB	HBP	BLK	WP	HR	S	P	ERA	WHIP

BOTTOM

Los Angeles Dodgers @ Houston Astros

Astrodome, Houston, TX

Tue Jul 12 1977, 8:05 PM EDT

Att. 17,874 - Dome

livebaseballscorecards.com

AB	29
R	0
H	4
RBI	0
BB	4
SO	6
LOB	13

WP: 0 PB: 0 SB: 0 CS: 0 PA: 33

Batter	1	2	3	4	5	6	7	8	9	10	11	12	13	AB	R	H	RBI	BB	SO	LOB
Ted Martinez, R (1, 4) OBP: 0.298, SLG: 0.387	1-3		1B (1-2)		4-3			K (S S S)			FC6-4 (1-2f)		6-3	6	0	1	0	0	1	2
Bill Russell, R (1, 6) OBP: 0.316, SLG: 0.382	K (S S S)		3-1			F7		G4-6-3 (1-2f)			L7			5	0	0	0	0	1	4
Steve Garvey, R (1, 3) OBP: 0.336, SLG: 0.534	F3			CS 1B		5-3			F9		F9			5	0	1	0	0	0	1
Ron Cey, R (1, 5) OBP: 0.403, SLG: 0.508		F4		F9 (1-2)		5-3			F4			BB (B B B B)	SH3-4	4	0	0	0	1	0	1
Rick Monday, L (1, 8) OBP: 0.355, SLG: 0.416		F8		F8			F8		F2			SH3-4 (1-2)		4	0	0	0	0	0	0
Dusty Baker Jr., R (1, 7) OBP: 0.353, SLG: 0.517		5-3			1B (3B)		F8			5-3		F8		5	1	1	0	0	0	1
John Hale, L (1, 9) OBP: 0.356, SLG: 0.393			F8		SF7 (1-H) 3B		FC6-4 1B			F5		F9		5	1	2	1	0	0	1
Steve Yeager, R (1, 2) OBP: 0.379, SLG: 0.509			1B 1B		SF7 (3-H)		FC6-4 (1-2f)			F2			6-3	4	0	1	1	0	0	1
Burt Hooton, R (1, 1) OBP: 0.200, SLG: 0.205			F1		F7			G4-6-3 BB (B B B B)			FC6-4 1B		5-3	2	0	0	0	1	0	1
Boog Powell (11, PH) OBP: 0.429, SLG: 0.286														1	0	1	0	0	0	0
Davey Lopes, R (11, PR) OBP: 0.400, SLG: 0.406														0	0	0	0	0	0	0
Charlie Hough, R (11, 1) OBP: 0.100, SLG: 0.222														0	0	0	0	0	0	0
Al Downing, R (11, 1)														0	0	0	0	0	0	0
Elias Sosa, R (11, 1) OBP: 0.333, SLG: 0.333														1	0	0	0	0	0	0
Inning Stats	R: 0 E: 0 K: 1 S: 5 H: 0 LOB: 0 BB: 0 P: 5	R: 0 E: 0 K: 0 S: 3 H: 0 LOB: 0 BB: 0 P: 3	R: 0 E: 0 K: 0 S: 5 H: 2 LOB: 2 BB: 0 P: 5	R: 0 E: 0 K: 0 S: 3 H: 1 LOB: 0 BB: 0 P: 3	R: 2 E: 0 K: 0 S: 5 H: 2 LOB: 0 BB: 0 P: 5	R: 0 E: 0 K: 0 S: 3 H: 0 LOB: 0 BB: 0 P: 3	R: 0 E: 0 K: 0 S: 4 H: 1 LOB: 1 BB: 0 P: 4	R: 0 E: 0 K: 1 S: 4 H: 0 LOB: 0 BB: 1 P: 8	R: 0 E: 0 K: 0 S: 3 H: 0 LOB: 0 BB: 0 P: 3	R: 0 E: 0 K: 0 S: 3 H: 0 LOB: 0 BB: 0 P: 3	R: 0 E: 0 K: 0 S: 4 H: 1 LOB: 1 BB: 0 P: 4	R: 0 E: 0 K: 0 S: 3 H: 0 LOB: 1 BB: 1 P: 7	R: 0 E: 0 K: 0 S: 3 H: 0 LOB: 0 BB: 0 P: 3	1B: 6 2B: 0 3B: 1 HR: 0 SF: 1 SAC: 1 DP: 1 HBP: 0	WP: 0 PB: 0 SB: 0 CS: 1 PA: 46					

PITCHER		IP	WLS	BF	H	R	ER	SO	BB	IBB	HBP	BLK	WP	HR	S	P	ERA	WHIP
Mark Lemongello, R ERA: 4.3	(1, 1)	10.0		35	6	2	2	2	1	0	0	0	0	0	38	42	1.80	0.700
Joe Niekro, R ERA: 2.69	(11, 1)	2.0		8	1	0	0	0	1	0	0	0	0	0	7	11	0.00	1.000
Bo McLaughlin, R ERA: 4.1	(13, 1)	1.0	W	3	0	0	0	0	0	0	0	0	0	0	3	3	0.00	0.000

PITCHER	IP	WLS	BF	H	R	ER	SO	BB	IBB	HBP	BLK	WP	HR	S	P	ERA	WHIP

TOP

Los Angeles Dodgers @ Houston Astros

Astrodome, Houston, TX

Wed Jul 13 1977, 8:05 PM EDT

Att. 17,755 - Dome

livebaseballscorecards.com

AB	42
R	2
H	7
RBI	2
BB	2
SO	2
LOB	12

Batter	1	2	3	4	5	6	7	8	9	10	11	12	13	AB	R	H	RBI	BB	SO	LOB
Terry Puhl, L (1, 7) OBP: 0.167, SLG: 0.167	L7		F7			5-3		F9		6-3 2-3			SH3 2B 1B	6	1	1	0	0	0	2
Enos Cabell, R (1, 5) OBP: 0.318, SLG: 0.418 Rob Sperring, R (9, 5) OBP: 0.211, SLG: 0.169	F2			6-3		S 1B		6-3		K			SH3 1-2	4 1	0 0	1 0	0 0	0 0	0 1	0 1
Cesar Cedeno, R (1, 8) OBP: 0.322, SLG: 0.299	F9			6-3		G6-4-3 1-2 BB		F7			SH1-4 BB		F6	4	0	0	0	2	0	1
Bob Watson, R (1, 3) OBP: 0.352, SLG: 0.478		K2-3		F9		G6-4-3 1-2f			F9		SH1-4 1-2		2B 2-H	5	0	1	1	0	1	2
Jose Cruz, L (1, 9) OBP: 0.360, SLG: 0.474		F7			S 2B 1B		HR		5-3		G6-4-3 BB			4	2	2	1	1	0	0
Joe Ferguson, R (1, 2) OBP: 0.373, SLG: 0.450		K			K 1-2		G3-6 1B		1B		G6-4-3 1-2f			5	0	2	0	0	2	3
Ken Boswell, L (1, 4) OBP: 0.309, SLG: 0.283			6-3		2B 2-H		G3-6 1-2f		F7			L9		5	0	1	1	0	0	2
Roger Metzger, S (1, 6) OBP: 0.257, SLG: 0.295			SH3 1B		F8		1B			6-3 SH1-4 1B		6-3		5	0	3	0	0	0	1
Mark Lemongello, R (1, 1) OBP: 0.030, SLG: 0.030 Wilbur Howard, S (10, PH) OBP: 0.253, SLG: 0.253 Joe Niekro, R (11, 1) OBP: 0.182, SLG: 0.182 Jim Fuller, R (12, PH) OBP: 0.221, SLG: 0.284 Bo McLaughlin, R (13, 1)		SH3 1-2		K		1-3		SH1-4 1-2			K			2 0 0 1 0	0 0 0 0 0	0 0 0 0 0	0 0 0 0 0	1 0 0 1 0	2 0 0 0 0	2 0 0 1 0
Inning Stats	R: 0 E: 0 K: 0 S: 3 H: 0 LOB: 0 BB: 0 P: 3	R: 0 E: 0 K: 2 S: 7 H: 0 LOB: 0 BB: 0 P: 7	R: 0 E: 0 K: 0 S: 4 H: 1 LOB: 1 BB: 0 P: 4	R: 0 E: 0 K: 0 S: 3 H: 0 LOB: 0 BB: 0 P: 3	R: 1 E: 0 K: 2 S: 9 H: 2 LOB: 1 BB: 0 P: 9	R: 0 E: 0 K: 0 S: 3 H: 1 LOB: 1 BB: 1 P: 7	R: 1 E: 0 K: 0 S: 5 H: 3 LOB: 1 BB: 0 P: 5	R: 0 E: 0 K: 0 S: 3 H: 0 LOB: 0 BB: 0 P: 3	R: 0 E: 0 K: 0 S: 4 H: 1 LOB: 1 BB: 0 P: 4	R: 0 E: 0 K: 1 S: 6 H: 1 LOB: 1 BB: 0 P: 6	R: 0 E: 0 K: 0 S: 2 H: 0 LOB: 1 BB: 2 P: 10	R: 0 E: 0 K: 1 S: 5 H: 0 LOB: 0 BB: 0 P: 5	R: 1 E: 0 K: 0 S: 4 H: 2 LOB: 1 BB: 0 P: 4	1B: 8 2B: 2 3B: 0 HR: 1	SF: 0 SAC: 4 DP: 3 HBP: 0	WP: 0 PB: 0 SB: 2 CS: 0	PA: 49						

PITCHER		IP	WLS	BF	H	R	ER	SO	BB	IBB	HBP	BLK	WP	HR	S	P	ERA	WHIP
Burt Hooton, R ERA: 2.66	(1, 1)	10.0		38	9	2	2	5	1	0	0	0	0	1	47	51	1.80	1.000
Charlie Hough, R ERA: 3.39	(11, 1)	0.1		2	0	0	0	0	1	0	0	0	0	0	1	5	0.00	3.000
Al Downing, L ERA: 6.75	(11, 1)	0.0		1	0	0	0	0	1	0	0	0	0	0	0	4	∞	∞
Elias Sosa, R ERA: 2.9	(11, 1)	2.1	L	8	2	1	1	1	0	0	0	0	0	0	10	10	3.86	0.857

PITCHER		IP	WLS	BF	H	R	ER	SO	BB	IBB	HBP	BLK	WP	HR	S	P	ERA	WHIP

BOTTOM

Los Angeles Dodgers @ Houston Astros

Astrodome, Houston, TX

Wed Jul 13 1977, 8:05 PM EDT

Att. 17,755 - Dome

livebaseballscorecards.com

AB	42
R	3
H	11
RBI	3
BB	3
SO	6
LOB	14

Los Angeles Dodgers @ Houston Astros

Astrodome, Houston, TX

Thu Jul 14 1977, 8:05 PM EDT

Att. 21,754 - Dome

livebaseballscorecards.com

Batter	1	2	3	4	5	6	7	8	9	AB	R	H	RBI	BB	SO	LOB
Ted Martinez, R (1, 4) OBP: 0.306, SLG: 0.385	0-0 S 1B 1B		0-0 FC5-4 E 1B 1-2f		4-0 FC1-5 1-2 BB			0-0 6-3		3	0	1	0	1	0	1
Bill Russell, R (1, 6) OBP: 0.318, SLG: 0.384	0-0 1-H HR 1B		0-0 E 1-2 1B		0-0 FC1-5 1-2 2-3f			0-0 F8		4	1	2	0	0	0	2
Reggie Smith, S (1, 9) OBP: 0.440, SLG: 0.595	0-0 1-H HR		4-0 G6-4-3 1-2 2-3 BB		0-0 F8			0-0 HR		3	2	2	3	1	0	2
Ron Cey, R (1, 5) OBP: 0.398, SLG: 0.502	0-0 6-3		0-0 G6-4-3 1-2f			0-0 F9		0-3 K		4	0	0	0	0	1	3
Steve Garvey, R (1, 3) OBP: 0.332, SLG: 0.529	0-0 6-3			0-0 6-3		0-0 F9			0-0 6-3	4	0	0	0	0	0	0
Dusty Baker Jr., R (1, 7) OBP: 0.349, SLG: 0.510		0-0 F1		0-0 6-3		0-0 F9			0-0 6-3	4	0	0	0	0	0	0
John Hale, L (1, 8) OBP: 0.352, SLG: 0.380		4-0 G4-6-3 BB		0-0 4-3			0-0 F7		0-3 K	3	0	0	0	1	1	0
Johnny Oates, L (1, 2) OBP: 0.374, SLG: 0.429		0-0 G4-6-3 1-2f			0-0 G3		0-0 F7			3	0	0	0	0	0	1
Don Sutton, R (1, 1) OBP: 0.267, SLG: 0.244			0-0 FC5-4 1B		4-0 FC1-5 BB BB		0-3 K			2	0	1	0	1	1	0

Inning Stats	1	2	3	4	5	6	7	8	9		
	R: 2 H: 3 E: 0 LOB: 0 K: 0 BB: 0 S: 5 P: 5	R: 0 H: 0 E: 0 LOB: 0 K: 0 BB: 1 S: 2 P: 6	R: 0 H: 2 E: 1 LOB: 2 K: 0 BB: 1 S: 4 P: 8	R: 0 H: 0 E: 0 LOB: 0 K: 0 BB: 0 S: 3 P: 3	R: 0 H: 0 E: 0 LOB: 2 K: 0 BB: 2 S: 3 P: 11	R: 0 H: 0 E: 0 LOB: 0 K: 0 BB: 0 S: 3 P: 3	R: 0 H: 0 E: 0 LOB: 0 K: 1 BB: 0 S: 5 P: 5	R: 1 H: 1 E: 0 LOB: 0 K: 1 BB: 0 S: 6 P: 6	R: 0 H: 0 E: 0 LOB: 0 K: 1 BB: 0 S: 5 P: 5	1B: 4 SF: 0 2B: 0 SAC: 0 3B: 0 DP: 2 HR: 2 HBP: 0	WP: 0 PA: 34 PB: 0 SB: 1 CS: 0

PITCHER		IP	WLS	BF	H	R	ER	SO	BB	IBB	HBP	BLK	WP	HR	S	P	ERA	WHIP
Joaquin Andujar, R ERA: 3.47	(1, 1)	8.2	W	33	6	3	3	2	4	0	0	0	0	2	33	49	3.12	1.154
Bo McLaughlin, R ERA: 4.07	(9, 1)	0.1	S	1	0	0	0	1	0	0	0	0	0	0	3	3	0.00	0.000

PITCHER	IP	WLS	BF	H	R	ER	SO	BB	IBB	HBP	BLK	WP	HR	S	P	ERA	WHIP

Batter	1	2	3	4	5	6	7	8	9	AB	R	H	RBI	BB	SO	LOB
Terry Puhl, L (1, 7) (6, 8) OBP: 0.300, SLG: 0.400	F8		6-3		2B		CS 1B			4	0	2	0	0	0	0
Enos Cabell, R (1, 5) OBP: 0.317, SLG: 0.419	2B		F7		F6		CS 1-2	K		4	0	1	0	0	1	1
Cesar Cedeno, R (1, 8) OBP: 0.322, SLG: 0.299 Wilbur Howard, S (6, 7) OBP: 0.261, SLG: 0.262	F7			2B FC 1B	F4			S 2B 1B		3 1	1 1	1 1	0 0	0 0	0 0	2 0
Bob Watson, R (1, 3) OBP: 0.350, SLG: 0.478	6-3			FC 2B 2B 1-3		K		K 1-2		4	1	1	0	0	2	2
Jose Cruz, L (1, 9) OBP: 0.364, SLG: 0.478		S BB		FC 2B 2-3 3-H		1-3 1B		1B 2B 2-H		3	1	2	2	1	0	1
Joe Ferguson, R (1, 2) OBP: 0.374, SLG: 0.455		F8 1-2		2B 1-2 3-H		1-3 1-2		1B 2-H		4	0	2	2	0	0	2
Ken Boswell, L (1, 4) OBP: 0.292, SLG: 0.266	K			K		3-1		4-3		4	0	0	0	0	2	4
Roger Metzger, S (1, 6) OBP: 0.250, SLG: 0.287	4-3			3-1			4-3			3	0	0	0	0	0	2
Joaquin Andujar, S (1, 1) OBP: 0.239, SLG: 0.250 Bo McLaughlin, R (9, 1)			K		K		K			3 0	0 0	0 0	0 0	0 0	3 0	0 0
Inning Stats	R: 0 E: 0 K: 0 S: 4 H: 1 LOB: 1 BB: 0 P: 4	R: 0 E: 0 K: 1 S: 5 H: 0 LOB: 1 BB: 1 P: 9	R: 0 E: 0 K: 1 S: 5 H: 0 LOB: 0 BB: 0 P: 5	R: 2 E: 0 K: 1 S: 8 H: 3 LOB: 1 BB: 0 P: 8	R: 0 E: 0 K: 1 S: 6 H: 1 LOB: 1 BB: 0 P: 6	R: 0 E: 0 K: 1 S: 6 H: 1 LOB: 1 BB: 0 P: 6	R: 0 E: 0 K: 1 S: 5 H: 1 LOB: 0 BB: 0 P: 5	R: 2 E: 0 K: 2 S: 10 H: 3 LOB: 1 BB: 0 P: 10		1B: 5 2B: 5 3B: 0 HR: 0	SF: 0 SAC: 0 DP: 0 HBP: 0			WP: 0 PB: 0 SB: 2 CS: 1	PA: 35		

PITCHER	IP	WLS	BF	H	R	ER	SO	BB	IBB	HBP	BLK	WP	HR	S	P	ERA	WHIP
Don Sutton, R (1, 1) ERA: 2.58	8.0	L	34	10	4	4	8	1	0	0	0	0	0	49	53	4.50	1.375

PITCHER	IP	WLS	BF	H	R	ER	SO	BB	IBB	HBP	BLK	WP	HR	S	P	ERA	WHIP

BOTTOM

Los Angeles Dodgers @ Houston Astros

Astrodome, Houston, TX

Thu Jul 14 1977, 8:05 PM EDT

Att. 21,754 - Dome

livebaseballscorecards.com

AB	33
R	4
H	10
RBI	4
BB	1
SO	8
LOB	14

Batter	1	2	3	4	5	6	7	8	9	AB	R	H	RBI	BB	SO	LOB
Davey Lopes, R (1, 4) OBP: 0.367, SLG: 0.404	L9		5-3		E4 2-H 1B			K		4	0	1	0	0	1	0
Bill Russell, R (1, 6) OBP: 0.314, SLG: 0.379	F7		F8		1-4-3			5-3		4	0	0	0	0	0	1
Reggie Smith, S (1, 9) OBP: 0.437, SLG: 0.588	F8			G3		F9		FC6-4 BB		3	0	0	0	1	0	0
Ron Cey, R (1, 5) OBP: 0.397, SLG: 0.497		1B PB G6-3 BB		K		F8		FC6-4 1-2f		3	1	0	0	1	1	1
Steve Garvey, R (1, 3) OBP: 0.334, SLG: 0.528		G6-3 1-3 1B		6-3		S 1B			P6	4	0	2	0	0	0	0
Dusty Baker Jr., R (1, 7) OBP: 0.348, SLG: 0.505		G6-3 1-2f 3-H			FC9-6 BB	6-3 1-2			K	3	0	0	0	1	1	2
John Hale, L (1, 8) OBP: 0.357, SLG: 0.385		E6 1B			FC9-6 FC5-4 1-2f		F8		1B	4	0	2	0	0	0	1
Steve Yeager, R (1, 2) OBP: 0.375, SLG: 0.502		6-3			FC5-4 1-2f 2B		F7		F8	3	1	0	0	0	0	2
Boog Powell, L (9, PH) OBP: 0.417, SLG: 0.276										1	0	0	0	0	0	1
Rick Rhoden, R (1, 1) OBP: 0.234, SLG: 0.362			5-3		1-H E 2B		F5			3	1	1	1	0	0	0
Elias Sosa, R (8, 1) OBP: 0.333, SLG: 0.333										0	0	0	0	0	0	0
Inning Stats	R: 0 E: 0 K: 0 S: 3 H: 0 LOB: 0 BB: 0 P: 3	R: 1 E: 1 K: 0 S: 4 H: 2 LOB: 1 BB: 1 P: 8	R: 0 E: 0 K: 0 S: 3 H: 0 LOB: 0 BB: 0 P: 3	R: 0 E: 0 K: 1 S: 5 H: 0 LOB: 0 BB: 0 P: 5	R: 2 E: 1 K: 0 S: 5 H: 2 LOB: 1 BB: 1 P: 9	R: 0 E: 0 K: 0 S: 4 H: 1 LOB: 1 BB: 0 P: 4	R: 0 E: 0 K: 0 S: 3 H: 0 LOB: 0 BB: 0 P: 3	R: 0 E: 0 K: 1 S: 5 H: 0 LOB: 1 BB: 1 P: 9	R: 0 E: 0 K: 1 S: 6 H: 1 LOB: 1 BB: 0 P: 6	1B: 5 2B: 1 3B: 0 HR: 0 SF: 0 SAC: 0 DP: 1 HBP: 0						

TOP

Los Angeles Dodgers @ San Diego Padres

San Diego Stadium, San Diego, CA

Fri Jul 15 1977, 10:05 PM EDT

Att. 31,726 - Unknown

livebaseballscorecards.com

AB	32
R	3
H	6
RBI	1
BB	3
SO	3
LOB	8

WP: 0 PB: 1 SB: 1 CS: 0 PA: 35

PITCHER		IP	WLS	BF	H	R	ER	SO	BB	IBB	HBP	BLK	WP	HR	S	P	ERA	WHIP
Dave Freisleben, R ERA: 5.82	(1, 1)	6.0		24	5	3	2	1	2	0	0	0	0	0	24	32	3.00	1.167
Dan Spillner, R ERA: 2.86	(7, 1)	2.2	W	10	1	0	0	2	1	0	0	0	0	0	13	17	0.00	0.750
Rollie Fingers, R ERA: 2.99	(9, 1)	0.1	S	1	0	0	0	0	0	0	0	0	0	0	1	1	0.00	0.000

PITCHER		IP	WLS	BF	H	R	ER	SO	BB	IBB	HBP	BLK	WP	HR	S	P	ERA	WHIP

Batter	1	2	3	4	5	6	7	8	9	AB	R	H	RBI	BB	SO	LOB
Gene Richards, L (1, 8) OBP: 0.333, SLG: 0.330	G3		K		4-3	F9		F8		5	0	0	0	0	1	3
Bill Almon, R (1, 6) OBP: 0.296, SLG: 0.312	BB		1B 4-3		1B		F8			3	1	2	0	1	0	0
Mike Ivie, R (1, 3) OBP: 0.345, SLG: 0.435	P4		4-3 1-3		K		6-3			4	0	1	0	0	1	2
Dave Winfield, R (1, 9) OBP: 0.351, SLG: 0.529	1-3		4-3 1-2 3-H		P3		5-3			4	0	0	1	0	0	3
Jerry Turner, L (1, 7) OBP: 0.350, SLG: 0.449		P5	FC5-4 BB			G3 1B		SH5-4 E 1B		3	2	2	0	1	0	0
Dave Roberts, R (1, 2) OBP: 0.286, SLG: 0.352		K	FC5-4 1-2f			G3 1-2		SH5-4 1-2		3	0	0	0	0	1	3
Mike Champion, R (1, 4) OBP: 0.281, SLG: 0.311		1B 2B		5-3		1B 2-H		E9 1B 2-H		4	2	3	2	0	0	0
Tucker Ashford, R (1, 5) OBP: 0.227, SLG: 0.302		2B 1-H		1-3		P6		F7		4	0	1	1	0	0	2
Dave Freisleben, R (1, 1) OBP: 0.154, SLG: 0.154 Dave Kingman, R (6, PH) OBP: 0.269, SLG: 0.377 Dan Spillner, R (7, 1) OBP: 0.286, SLG: 0.091 Rollie Fingers, R (9, 1)		2-3		K		BB		1B 2-H		2 0 1 0	0 0 0 0	0 0 1 0	0 0 1 0	0 1 0 0	1 0 0 0	1 0 0 0
Inning Stats	R: 0 E: 0 K: 0 S: 3 H: 0 LOB: 1 BB: 1 P: 7	R: 1 E: 0 K: 1 S: 7 H: 2 LOB: 1 BB: 0 P: 7	R: 1 E: 0 K: 1 S: 7 H: 2 LOB: 2 BB: 1 P: 11	R: 0 E: 0 K: 1 S: 5 H: 0 LOB: 0 BB: 0 P: 5	R: 0 E: 0 K: 1 S: 6 H: 1 LOB: 1 BB: 0 P: 6	R: 1 E: 0 K: 0 S: 5 H: 2 LOB: 2 BB: 1 P: 9	R: 0 E: 0 K: 0 S: 3 H: 0 LOB: 0 BB: 0 P: 3	R: 2 E: 1 K: 0 S: 6 H: 3 LOB: 1 BB: 0 P: 6		1B: 9 2B: 1 3B: 0 HR: 0 SF: 0 SAC: 1 DP: 0 HBP: 0						

PITCHER		IP	WLS	BF	H	R	ER	SO	BB	IBB	HBP	BLK	WP	HR	S	P	ERA	WHIP
Rick Rhoden, R ERA: 4.02	(1, 1)	7.2	L	36	10	5	4	4	3	0	0	0	0	0	41	53	4.70	1.696
Elias Sosa, R ERA: 2.87	(8, 1)	0.1		1	0	0	0	0	0	0	0	0	0	0	1	1	0.00	0.000

PITCHER	IP	WLS	BF	H	R	ER	SO	BB	IBB	HBP	BLK	WP	HR	S	P	ERA	WHIP

BOTTOM

Los Angeles Dodgers @ San Diego Padres

San Diego Stadium, San Diego, CA

Fri Jul 15 1977, 10:05 PM EDT

Att. 31,726 - Unknown

livebaseballscorecards.com

AB	33
R	5
H	10
RBI	5
BB	3
SO	4
LOB	14

WP: 0 PA: 37
PB: 0
SB: 0
CS: 0

Batter	1	2	3	4	5	6	7	8	9	AB	R	H	RBI	BB	SO	LOB
Ted Martinez, R (1, 4) OBP: 0.294, SLG: 0.370	G3			4-3			6-3		P3	4	0	0	0	0	0	0
Bill Russell, R (1, 6) OBP: 0.311, SLG: 0.375	L6			F7			F7		6-3	4	0	0	0	0	0	0
Reggie Smith, S (1, 9) OBP: 0.432, SLG: 0.580	F9			F8			6-3		G3	4	0	0	0	0	0	0
Ron Cey, R (1, 5) OBP: 0.394, SLG: 0.492		1-3			F7			5-3		3	0	0	0	0	0	0
Steve Garvey, R (1, 3) OBP: 0.334, SLG: 0.527		6-3			L8			FC5-4 1B		3	0	1	0	0	0	0
Dusty Baker Jr., R (1, 7) OBP: 0.345, SLG: 0.500		4-3			6-3			FC5-4 1B 1B 1-2f		3	1	0	0	0	0	1
Glenn Burke, R (1, 8) OBP: 0.259, SLG: 0.235			K			6-3		1B 1-3 1B		3	0	1	0	0	1	0
Steve Yeager, R (1, 2) OBP: 0.375, SLG: 0.500			F7			6-3		1B 1-2 3-H 1B		3	0	1	1	0	0	0
Tommy John, R (1, 1) OBP: 0.200, SLG: 0.200			F8			5-3		K		3	0	0	0	0	1	2
Inning Stats	R: 0 E: 0 K: 0 S: 3 H: 0 LOB: 0 BB: 0 P: 3	R: 0 E: 0 K: 0 S: 3 H: 0 LOB: 0 BB: 0 P: 3	R: 0 E: 0 K: 1 S: 5 H: 0 LOB: 0 BB: 0 P: 5	R: 0 E: 0 K: 0 S: 3 H: 0 LOB: 0 BB: 0 P: 3	R: 0 E: 0 K: 0 S: 3 H: 0 LOB: 0 BB: 0 P: 3	R: 0 E: 0 K: 0 S: 3 H: 0 LOB: 0 BB: 0 P: 3	R: 0 E: 0 K: 0 S: 3 H: 0 LOB: 0 BB: 0 P: 3	R: 1 E: 0 K: 1 S: 8 H: 3 LOB: 2 BB: 0 P: 8	R: 0 E: 0 K: 0 S: 3 H: 0 LOB: 0 BB: 0 P: 3	1B: 3 2B: 0 3B: 0 HR: 0	SF: 0 SAC: 0 DP: 0 HBP: 0						

Los Angeles Dodgers @ San Diego Padres

San Diego Stadium, San Diego, CA

Sat Jul 16 1977, 10:05 PM EDT

Att. 37,684 - Unknown

TOP

livebaseballscorecards.com

AB	30
R	1
H	3
RBI	1
BB	0
SO	2
LOB	3

WP: 0 PB: 0 SB: 0 CS: 0 PA: 30

PITCHER		IP	WLS	BF	H	R	ER	SO	BB	IBB	HBP	BLK	WP	HR	S	P	ERA	WHIP
Bob Owchinko, L ERA: 4.83	(1, 1)	8.0	L	27	3	1	1	2	0	0	0	0	0	0	31	31	1.12	0.375
Rollie Fingers, R ERA: 2.96	(9, 1)	1.0		3	0	0	0	0	0	0	0	0	0	0	3	3	0.00	0.000

PITCHER		IP	WLS	BF	H	R	ER	SO	BB	IBB	HBP	BLK	WP	HR	S	P	ERA	WHIP

Batter	1	2	3	4	5	6	7	8	9	AB	R	H	RBI	BB	SO	LOB
Mike Champion, R (1, 4) OBP: 0.281, SLG: 0.308	BBBB 4-0 G3 SH1-3 BB		x 0-0 ③ F8		x 0-0 ③ 4-3			x 0-0 ② FC6-4 1B 1-2f		3	0	0	0	1	0	2
Bill Almon, R (1, 6) OBP: 0.296, SLG: 0.313	x 0-0 ① SH1-3 1-2			x 0-0 ① 6-3		x 0-0 ① 4-3		x 0-0 1-2 1B		3	0	1	0	0	0	0
Mike Ivie, R (1, 3) OBP: 0.340, SLG: 0.430	x 0-0 ② G3 2-3			x 0-0 ② 5-3		x 0-0 ② F9		x 0-0 ③ 1-3		4	0	0	0	0	0	3
Dave Winfield, R (1, 9) OBP: 0.350, SLG: 0.529	x 0-0 ③ 4-3			x 0-0 2B		x 0-0 ③ 6-3			x 0-0 ① 1-3	4	0	1	0	0	0	1
Dave Kingman, R (1, 7) OBP: 0.268, SLG: 0.373		x 0-0 ① 6-3	BBBB 4-0 BB				x 0-0 ① F8		x 0-0 ② 6-3	3	0	0	0	1	0	0
George Hendrick, R (1, 8) OBP: 0.355, SLG: 0.428		x 0-0 ② 5-3	x 0-0 ③ 6-3				x 0-0 ② 4-3		x 0-0 ③ G3	4	0	0	0	0	0	2
Dave Roberts, R (1, 2) OBP: 0.275, SLG: 0.338		x 0-0 ③ 1-3			x 0-0 ① 6-3		x 0-0 ③ 1-3			3	0	0	0	0	0	0
Tucker Ashford, R (1, 5) OBP: 0.261, SLG: 0.323			x 0-0 CS 1B		x 0-0 SH5-4 1B			BBBB 4-0 FC6-4 BB		2	0	2	0	1	0	0
Bob Owchinko, L (1, 1) OBP: 0.286, SLG: 0.167 Gene Richards, L (8, PH) OBP: 0.332, SLG: 0.329 Rollie Fingers, R (9, 1)			SSS 0-3 ①② K 1-2		x 0-0 ② SH5-4 1-2			SSS 0-3 ① K		1 1 0	0 0 0	0 0 0	0 0 0	0 0 0	1 1 0	1 1 0
Inning Stats	R: 0 H: 0 E: 0 LOB: 1 K: 0 BB: 1 S: 3 P: 7	R: 0 H: 0 E: 0 LOB: 0 K: 0 BB: 0 S: 3 P: 3	R: 0 H: 1 E: 0 LOB: 0 K: 1 BB: 0 S: 5 P: 5	R: 0 H: 1 E: 0 LOB: 2 K: 0 BB: 1 S: 4 P: 8	R: 0 H: 1 E: 0 LOB: 1 K: 0 BB: 0 S: 4 P: 4	R: 0 H: 0 E: 0 LOB: 0 K: 0 BB: 0 S: 3 P: 3	R: 0 H: 0 E: 0 LOB: 0 K: 0 BB: 0 S: 3 P: 3	R: 0 H: 1 E: 0 LOB: 2 K: 1 BB: 1 S: 6 P: 10	R: 0 H: 0 E: 0 LOB: 0 K: 0 BB: 0 S: 3 P: 3	1B: 3 SF: 0 2B: 1 SAC: 2 3B: 0 DP: 0 HR: 0 HBP: 0						WP: 0 PA: 33 PB: 0 SB: 0 CS: 1	

PITCHER	IP	WLS	BF	H	R	ER	SO	BB	IBB	HBP	BLK	WP	HR	S	P	ERA	WHIP
Tommy John, L (1, 1) ERA: 3.19	9.0	W	33	4	0	0	2	3	0	0	0	0	0	34	46	0.00	0.778

PITCHER	IP	WLS	BF	H	R	ER	SO	BB	IBB	HBP	BLK	WP	HR	S	P	ERA	WHIP

BOTTOM

Los Angeles Dodgers @ San Diego Padres

San Diego Stadium, San Diego, CA

Sat Jul 16 1977, 10:05 PM EDT

Att. 37,684 - Unknown

livebaseballscorecards.com

AB	28
R	0
H	4
RBI	0
BB	3
SO	2
LOB	10

Batter	1	2	3	4	5	6	7	8	9	AB	R	H	RBI	BB	SO	LOB
Ted Martinez, R (1, 4) OBP: 0.318, SLG: 0.400	x 0-0 G1-4-6-3 1B		SSS 0-3 ① K		x 0-0 1B SF9 1B	x 0-0 2B		x 0-0 1-2 2-3 1B		5	1	4	0	0	1	0
Bill Russell, R (1, 6) OBP: 0.310, SLG: 0.373	x 0-0 ①② G1-4-6-3 1-2f		x 0-0 ② F9		x 0-0 ③ 1-3 HR 1B	x 0-0 ③ 5-3		x 0-0 ①② L4-6 2-3		5	1	1	0	0	0	5
Reggie Smith, S (1, 9) OBP: 0.436, SLG: 0.585 John Hale, L (7, PR) OBP: 0.354, SLG: 0.381 (7, 9)	x 0-0 2B		BBBB 4-0 BB		x 0-0 ① SF9 3-H		BBBB 4-0 1B 1B G5-2-3 BB	x 0-0 ③ F9		1 1	0 0	1 0	1 0	2 0	0 0	0 2
Ron Cey, R (1, 5) OBP: 0.397, SLG: 0.502	BBBB 4-0 BB		x 0-0 ③ G1		x 0-0 1-H HR		x 0-0 G5-2-3 1B 1-2 1B		SSS 0-3 ① K	4	1	2	2	1	1	1
Steve Garvey, R (1, 3) OBP: 0.333, SLG: 0.522	x 0-0 ③ F3			x 0-0 ① F3	x 0-0 ② F3		x 0-0 1-2 2-3 G5-2-3 1B		x 0-0 ② 6-3	5	0	1	0	0	0	2
Dusty Baker Jr., R (1, 7) OBP: 0.349, SLG: 0.508		x 0-0 HR		SSS 0-3 ② K	BBBB 4-0 BB		x 0-0 ①② G5-2-3 1-2 2-3 3-Hf		BBBB 4-0 BB	3	1	1	1	2	1	3
Glenn Burke, R (1, 8) OBP: 0.254, SLG: 0.232		SSS 0-3 ① K		x 0-0 BB 1B	x 0-0 ③ F9		x 0-0 ③ G3		x 0-0 ③ 1-3	5	0	1	0	0	1	5
Steve Yeager, R (1, 2) OBP: 0.376, SLG: 0.496		x 0-0 ② L7		BBBB 4-0 1-2 BB		x 0-0 ① F8		BBBB 4-0 1B SH BB		2	0	0	0	2	0	0
Doug Rau, L (1, 1) OBP: 0.180, SLG: 0.149 Ed Goodson, L (6, PH) OBP: 0.242, SLG: 0.344 Burt Hooton, R (6, 1) OBP: 0.200, SLG: 0.205		SSS 0-3 ③ K		x 0-0 ③ 4-3		SSS 0-3 ② K		x 0-0 SH L4-6 1B 1-2		2 1 0	0 0 0	0 0 0	0 0 0	0 0 0	1 1 0	2 0 0
Inning Stats	R: 0 E: 0 K: 0 S: 4 H: 2 LOB: 2 BB: 1 P: 8	R: 1 E: 0 K: 2 S: 8 H: 1 LOB: 0 BB: 0 P: 8	R: 0 E: 0 K: 1 S: 5 H: 0 LOB: 1 BB: 1 P: 9	R: 0 E: 0 K: 1 S: 6 H: 1 LOB: 2 BB: 1 P: 10	R: 3 E: 0 K: 0 S: 6 H: 3 LOB: 1 BB: 1 P: 10	R: 0 E: 0 K: 1 S: 6 H: 1 LOB: 1 BB: 0 P: 6	R: 0 E: 0 K: 0 S: 4 H: 2 LOB: 3 BB: 1 P: 8	R: 0 E: 1 K: 0 S: 4 H: 1 LOB: 2 BB: 1 P: 8	R: 0 E: 0 K: 1 S: 5 H: 0 LOB: 1 BB: 1 P: 9							

TOP

Los Angeles Dodgers @ San Diego Padres

San Diego Stadium, San Diego, CA

Sun Jul 17 1977, 6:33 AM EDT

Att. 28,477 - Unknown

livebaseballscorecards.com

AB	34
R	4
H	11
RBI	4
BB	7
SO	6
LOB	20

1B: 7	SF: 1	WP: 0	PA: 43
2B: 3	SAC: 1	PB: 0	
3B: 0	DP: 3	SB: 0	
HR: 2	HBP: 0	CS: 0	

PITCHER		IP	WLS	BF	H	R	ER	SO	BB	IBB	HBP	BLK	WP	HR	S	P	ERA	WHIP
Bob Shirley, L ERA: 3.69	(1, 1)	4.2	L	24	7	4	4	4	4	0	0	0	0	2	28	44	7.71	2.357
Rick Sawyer, R ERA: 5.74	(5, 1)	0.1		1	0	0	0	0	0	0	0	0	0	0	1	1	0.00	0.000
Dan Spillner, R ERA: 2.78	(6, 1)	2.0		9	3	0	0	1	1	0	0	0	0	0	10	14	0.00	2.000
Tom Griffin, R ERA: 4.93	(8, 1)	2.0		9	1	0	0	1	2	0	0	0	0	0	9	17	0.00	1.500

PITCHER		IP	WLS	BF	H	R	ER	SO	BB	IBB	HBP	BLK	WP	HR	S	P	ERA	WHIP

Batter	1	2	3	4	5	6	7	8	9	AB	R	H	RBI	BB	SO	LOB
Mike Champion, R (1, 4) OBP: 0.281, SLG: 0.309	3-1	2-H 1B			F8		4-3 1-2		SH2-4 1B	3	0	1	0	0	0	0
Gene Richards, L (7, PH) OBP: 0.331, SLG: 0.328										1	0	0	0	0	0	1
Tom Griffin, R (8, 1) OBP: 0.135, SLG: 0.361										0	0	0	0	0	0	0
Pat Scanlon, L (9, PH) OBP: 0.231, SLG: 0.174										1	0	1	0	0	0	0
Bill Almon, R (1, 6) OBP: 0.298, SLG: 0.317	2B		5-3		FC6-4 1B		5-3		SH2-4 1-2	4	0	2	0	0	0	1
Mike Ivie, R (1, 3) OBP: 0.341, SLG: 0.425	5-3		6-3		FC6-4 1-2f 1B		BB		BB	3	0	0	0	2	0	2
Dave Winfield, R (1, 9) OBP: 0.351, SLG: 0.527	6-3		E6 1B		1-2 1B		4-3		F3	5	0	2	0	0	0	5
Dave Kingman, R (1, 7) OBP: 0.264, SLG: 0.367		K	F7		K				K	5	0	0	0	0	4	5
George Hendrick, R (1, 8) OBP: 0.357, SLG: 0.432		HR 1B		2B		5-3		K		4	1	2	0	0	1	0
Gene Tenace, R (1, 2) OBP: 0.410, SLG: 0.412		1-H HR		K		L7		2B BB		3	2	1	2	1	1	1
Tucker Ashford, R (1, 5) OBP: 0.274, SLG: 0.348		SH1-4 1B 1B		P4		F7		1-H 2B		4	0	2	1	0	0	1
Bob Shirley, R (1, 1) OBP: 0.140, SLG: 0.098		SH1-4 1-2		6-3			4-3 1B	4-3		1	0	0	0	0	0	1
Rick Sawyer, R (5, 1) OBP: 0.333, SLG: 0.158										0	0	0	0	0	0	0
Dan Spillner, R (6, 1) OBP: 0.286, SLG: 0.091										0	0	0	0	0	0	0
Merv Rettenmund, R (7, PH) OBP: 0.461, SLG: 0.549										1	0	1	0	0	0	0
Gary Sutherland, R (8, 4) OBP: 0.347, SLG: 0.368										1	0	0	0	0	0	1
Inning Stats	R: 0 E: 0 K: 0 S: 4 H: 1 LOB: 1 BB: 0 P: 4	R: 2 E: 0 K: 1 S: 8 H: 4 LOB: 2 BB: 0 P: 8	R: 0 E: 1 K: 0 S: 4 H: 1 LOB: 1 BB: 0 P: 4	R: 0 E: 0 K: 1 S: 6 H: 1 LOB: 1 BB: 0 P: 6	R: 0 E: 0 K: 1 S: 7 H: 2 LOB: 2 BB: 0 P: 7	R: 0 E: 0 K: 0 S: 3 H: 0 LOB: 0 BB: 0 P: 3	R: 0 E: 0 K: 0 S: 4 H: 1 LOB: 2 BB: 1 P: 8	R: 1 E: 0 K: 2 S: 8 H: 1 LOB: 1 BB: 1 P: 12	R: 0 E: 0 K: 1 S: 6 H: 1 LOB: 2 BB: 1 P: 10	1B: 8 2B: 3 3B: 0 HR: 1 SF: 0 SAC: 2 DP: 0 HBP: 0	WP: 0 PB: 0 SB: 0 CS: 0 PA: 41					

PITCHER	IP	WLS	BF	H	R	ER	SO	BB	IBB	HBP	BLK	WP	HR	S	P	ERA	WHIP
Doug Rau, L (1, 1) ERA: 3.86	5.0	W	23	9	2	2	3	0	0	0	0	0	1	29	29	3.60	1.800
Burt Hooton, R (6, 1) ERA: 2.65	4.0	S	18	3	1	1	3	3	0	0	0	0	0	21	33	2.25	1.500

PITCHER	IP	WLS	BF	H	R	ER	SO	BB	IBB	HBP	BLK	WP	HR	S	P	ERA	WHIP

BOTTOM

Los Angeles Dodgers @ San Diego Padres

San Diego Stadium, San Diego, CA

Sun Jul 17 1977, 6:33 AM EDT

Att. 28,477 - Unknown

livebaseballscorecards.com

AB	36
R	3
H	12
RBI	3
BB	3
SO	6
LOB	18

Montreal Expos @ Los Angeles Dodgers

Dodger Stadium, Los Angeles, CA

Thu Jul 21 1977, 7:05 PM PDT

Att. 35,833 - Unknown

TOP

livebaseballscorecards.com

Batter	1	2	3	4	5	6	7	8	9	AB	R	H	RBI	BB	SO	LOB
Dave Cash, R (1, 4) OBP: 0.344, SLG: 0.359	5-3		K		1B 2B 1B		F3			4	1	1	0	0	1	0
Chris Speier, R (1, 6) OBP: 0.331, SLG: 0.336	K			5-3 5-3 1B 1B	BB 1-3 2B 1B		K			4	2	2	0	0	2	0
Ellis Valentine, R (1, 9) OBP: 0.354, SLG: 0.538	6-3			5-3 1-2	BBBB 4-0 1-2 2B BB			F3		3	1	0	0	1	0	1
Tony Perez, R (1, 3) OBP: 0.327, SLG: 0.419		F8		5-3 2-3	1-H 2-H 3-H 2B			F2		4	0	1	3	0	0	1
Gary Carter, R (1, 2) OBP: 0.343, SLG: 0.495		K		E 3-H 1B	F8			K		4	0	1	1	0	2	1
Warren Cromartie, L (1, 7) OBP: 0.345, SLG: 0.436		2B		E6 1-2		F3			F9	4	0	1	0	0	0	1
Andre Dawson, R (1, 8) OBP: 0.333, SLG: 0.504		5-3		F2		4-3			P4	4	0	0	0	0	0	3
Wayne Garrett, L (1, 5) OBP: 0.359, SLG: 0.351			4-3		4-3	4-3			G3	4	0	0	0	0	0	0
Steve Rogers, R (1, 1) OBP: 0.148, SLG: 0.103			K		4-3		K			3	0	0	0	0	2	0
Inning Stats	R: 0 E: 0 K: 1 S: 5 H: 0 LOB: 0 BB: 0 P: 5	R: 0 E: 0 K: 1 S: 6 H: 1 LOB: 1 BB: 0 P: 6	R: 0 E: 0 K: 2 S: 7 H: 0 LOB: 0 BB: 0 P: 7	R: 1 E: 1 K: 0 S: 6 H: 2 LOB: 2 BB: 0 P: 6	R: 3 E: 0 K: 0 S: 6 H: 3 LOB: 1 BB: 1 P: 10	R: 0 E: 0 K: 0 S: 3 H: 0 LOB: 0 BB: 0 P: 3	R: 0 E: 0 K: 2 S: 7 H: 0 LOB: 0 BB: 0 P: 7	R: 0 E: 0 K: 1 S: 5 H: 0 LOB: 0 BB: 0 P: 5	R: 0 E: 0 K: 0 S: 3 H: 0 LOB: 0 BB: 0 P: 3	1B: 4 2B: 2 3B: 0 HR: 0	SF: 0 SAC: 0 DP: 0 HBP: 0						

	AB	34
	R	4
	H	6
	RBI	4
	BB	1
	SO	7
	LOB	7

WP: 0 PB: 0 SB: 0 CS: 0 PA: 35

PITCHER		IP	WLS	BF	H	R	ER	SO	BB	IBB	HBP	BLK	WP	HR	S	P	ERA	WHIP
Rick Rhoden, R ERA: 4.1	(1, 1)	6.0	L	26	6	4	4	4	1	0	0	0	0	0	33	37	6.00	1.167
Elias Sosa, R ERA: 2.7	(7, 1)	2.0		6	0	0	0	3	0	0	0	0	0	0	12	12	0.00	0.000
Charlie Hough, R ERA: 3.35	(9, 1)	1.0		3	0	0	0	0	0	0	0	0	0	0	3	3	0.00	0.000

PITCHER	IP	WLS	BF	H	R	ER	SO	BB	IBB	HBP	BLK	WP	HR	S	P	ERA	WHIP

BOTTOM

Montreal Expos @ Los Angeles Dodgers

Dodger Stadium, Los Angeles, CA

Thu Jul 21 1977, 7:05 PM PDT

Att. 35,833 - Unknown

livebaseballscorecards.com

Batter	1	2	3	4	5	6	7	8	9	AB	R	H	RBI	BB	SO	LOB
Davey Lopes, R (1, 4) OBP: 0.363, SLG: 0.398	F9		K			1-3			K	4	0	0	0	0	2	1
Bill Russell, R (1, 6) OBP: 0.309, SLG: 0.372	F9			5-3			5-3		G1-6-3 1B (1-2)	4	0	1	0	0	0	0
Reggie Smith, S (1, 9) OBP: 0.437, SLG: 0.582	BB			3-1			FC5-4 1B		G1-6-3 (1-2f)	3	0	1	0	1	0	2
Ron Cey, R (1, 5) OBP: 0.394, SLG: 0.497	K			L7			L7			3	0	0	0	0	1	2
Steve Garvey, R (1, 3) OBP: 0.333, SLG: 0.521		CS 1B			F8		FC5-4 (1-2f)			3	0	1	0	0	0	1
Lee Lacy, R (1, 7) OBP: 0.313, SLG: 0.454		1-3 (1-2)			F3			K		3	0	0	0	0	1	1
John Hale, L (1, 8) OBP: 0.345, SLG: 0.370		G3			K			K		3	0	0	0	0	2	0
Steve Yeager, R (1, 2) OBP: 0.372, SLG: 0.490			K			P6		K		3	0	0	0	0	2	0
Charlie Hough, R (9, 1) OBP: 0.105, SLG: 0.222										0	0	0	0	0	0	0
Rick Rhoden, R (1, 1) OBP: 0.229, SLG: 0.354			6-3			G3			1B	1	0	0	0	0	0	0
Ed Goodson, L (6, PH) OBP: 0.235, SLG: 0.333										1	0	0	0	0	0	0
Elias Sosa, R (7, 1) OBP: 0.333, SLG: 0.333										0	0	0	0	0	0	0
Johnny Oates, L (9, 2) OBP: 0.380, SLG: 0.435										1	0	1	0	0	0	0

Inning Stats	1	2	3	4	5	6	7	8	9
	R: 0 E: 0 K: 1 S: 5	H: 0 LOB: 1 BB: 1 P: 9	R: 0 E: 0 K: 0 S: 3	H: 1 LOB: 0 BB: 0 P: 3	R: 0 E: 0 K: 2 S: 7	H: 0 LOB: 0 BB: 0 P: 7	R: 0 E: 0 K: 0 S: 3	H: 0 LOB: 0 BB: 0 P: 3	R: 0 E: 0 K: 1 S: 5	H: 0 LOB: 0 BB: 0 P: 5	R: 0 E: 0 K: 0 S: 3	H: 0 LOB: 0 BB: 0 P: 3	R: 0 E: 0 K: 0 S: 4	H: 1 LOB: 1 BB: 0 P: 4	R: 0 E: 0 K: 3 S: 9	H: 0 LOB: 0 BB: 0 P: 9	R: 0 E: 0 K: 1 S: 6	H: 2 LOB: 1 BB: 0 P: 6

1B: 4	SF: 0	WP: 0	PA: 30		
2B: 0	SAC: 0	PB: 0			
3B: 0	DP: 1	SB: 0			
HR: 0	HBP: 0	CS: 1			

	AB	29
	R	0
	H	4
	RBI	0
	BB	1
	SO	8
	LOB	7

PITCHER	IP	WLS	BF	H	R	ER	SO	BB	IBB	HBP	BLK	WP	HR	S	P	ERA	WHIP
Steve Rogers, R (1, 1) ERA: 2.76	9.0	W	30	4	0	0	8	1	0	0	0	0	0	45	49	0.00	0.556

PITCHER	IP	WLS	BF	H	R	ER	SO	BB	IBB	HBP	BLK	WP	HR	S	P	ERA	WHIP

Montreal Expos @ Los Angeles Dodgers

Dodger Stadium, Los Angeles, CA

Fri Jul 22 1977, 7:05 PM PDT

Att. 41,851 - Unknown

TOP

livebaseballscorecards.com

Batter	1	2	3	4	5	6	7	8	9	AB	R	H	RBI	BB	SO	LOB
Dave Cash, R (1, 4) OBP: 0.343, SLG: 0.361	F7		2B		F9			K		4	0	1	0	0	1	0
Chris Speier, R (1, 6) OBP: 0.330, SLG: 0.338	2B		F5			F4		K		4	0	1	0	0	1	1
Ellis Valentine, R (1, 9) OBP: 0.350, SLG: 0.532	6-3		P4			5-3			P6	4	0	0	0	0	0	2
Tony Perez, R (1, 3) OBP: 0.326, SLG: 0.415	L6			K		BB			L4	3	0	0	0	1	1	1
Warren Cromartie, L (1, 7) OBP: 0.344, SLG: 0.442		HR		3-1		4-3			F7	4	1	1	1	0	0	1
Gary Carter, R (1, 2) OBP: 0.340, SLG: 0.490		L7		K			F7			3	0	0	0	0	1	0
Del Unser, L (1, 8) OBP: 0.341, SLG: 0.478		K	HR				L9			3	1	1	1	0	1	0
Wayne Garrett, L (1, 5) OBP: 0.351, SLG: 0.342		G3	F7				L5			3	0	0	0	0	0	0
Jackie Brown, R (1, 1) OBP: 0.132, SLG: 0.108			K		K			K		3	0	0	0	0	3	0

	AB	31
	R	2
	H	4
	RBI	2
	BB	1
	SO	8
	LOB	5

Inning Stats	1	2	3	4	5	6	7	8	9
	R: 0 E: 0 K: 0 S: 4	H: 1 LOB: 1 BB: 0 P: 4	R: 1 E: 0 K: 1 S: 6	H: 1 LOB: 0 BB: 0 P: 6	R: 0 E: 0 K: 1 S: 6	H: 1 LOB: 1 BB: 0 P: 6	R: 0 E: 0 K: 2 S: 7	H: 0 LOB: 0 BB: 0 P: 7	R: 1 E: 0 K: 1 S: 6	H: 1 LOB: 0 BB: 0 P: 6
	R: 0 E: 0 K: 0 S: 3	H: 0 LOB: 1 BB: 1 P: 7	R: 0 E: 0 K: 0 S: 3	H: 0 LOB: 0 BB: 0 P: 3	R: 0 E: 0 K: 3 S: 9	H: 0 LOB: 0 BB: 0 P: 9	R: 0 E: 0 K: 0 S: 3	H: 0 LOB: 0 BB: 0 P: 3		

	1B: 0	SF: 0
	2B: 2	SAC: 0
	3B: 0	DP: 0
	HR: 2	HBP: 0

	WP: 0	PA: 32
	PB: 0	
	SB: 0	
	CS: 0	

PITCHER		IP	WLS	BF	H	R	ER	SO	BB	IBB	HBP	BLK	WP	HR	S	P	ERA	WHIP
Burt Hooton, R ERA: 2.64	(1, 1)	7.0	L	26	4	2	2	5	1	0	0	0	0	2	35	39	2.57	0.714
Mike Garman, R ERA: 2.34	(8, 1)	2.0		6	0	0	0	3	0	0	0	0	0	0	12	12	0.00	0.000

PITCHER		IP	WLS	BF	H	R	ER	SO	BB	IBB	HBP	BLK	WP	HR	S	P	ERA	WHIP

Batter	1	2	3	4	5	6	7	8	9	AB	R	H	RBI	BB	SO	LOB
Davey Lopes, R (1, 4) OBP: 0.364, SLG: 0.399	F7 S SF8 1B		S 1B		G3		L6			4	1	2	0	0	0	0
Bill Russell, R (1, 6) OBP: 0.311, SLG: 0.370	BBBB SF8 F7 1-2 BB		BBBB 1-2 BB		5-3			F7		2	0	0	0	2	0	0
Reggie Smith, S (1, 9) OBP: 0.435, SLG: 0.576	F7 1-2 2-3		F8			BBBB SH1-3 BB BB		F9		3	0	0	0	1	0	4
Ron Cey, R (1, 5) OBP: 0.395, SLG: 0.497	SF8 2-3 3-H		F8			BBBB SH1-3 1-2 BB		FC6-4 1B		2	0	1	1	1	0	2
Steve Garvey, R (1, 3) OBP: 0.330, SLG: 0.517	5-3		F9			SH1-3 1-2 2-3		FC6-4 1-2f		3	0	0	0	0	0	4
John Hale, L (1, 8) OBP: 0.336, SLG: 0.359		4-3		SSS K		SSS K			F5	3	0	0	0	0	2	2
Boog Powell, L (9, PH) OBP: 0.405, SLG: 0.267										1	0	0	0	0	0	0
Lee Lacy, R (1, 7) OBP: 0.311, SLG: 0.440		4-3	5-3			SSS K			BBBB BB	3	0	0	0	1	1	2
Steve Yeager, R (1, 2) OBP: 0.371, SLG: 0.486		1B	SSS K				6-3		F7	4	0	1	0	0	1	1
Burt Hooton, R (1, 1) OBP: 0.190, SLG: 0.195		F2			P6		6-3		F8	2	0	0	0	0	0	1
Ed Goodson, L (7, PH) OBP: 0.229, SLG: 0.324										1	0	0	0	0	0	0
Mike Garman, R (8, 1)										0	0	0	0	0	0	0
Manny Mota, R (9, PH) OBP: 0.571, SLG: 0.467										1	0	0	0	0	0	1
Inning Stats	R: 1 H: 1 E: 0 LOB: 1 K: 0 BB: 1 S: 4 P: 8	R: 0 H: 1 E: 0 LOB: 1 K: 0 BB: 0 S: 4 P: 4	R: 0 H: 1 E: 0 LOB: 2 K: 0 BB: 1 S: 4 P: 8	R: 0 H: 0 E: 0 LOB: 0 K: 2 BB: 0 S: 7 P: 7	R: 0 H: 0 E: 0 LOB: 0 K: 0 BB: 0 S: 3 P: 3	R: 0 H: 0 E: 0 LOB: 2 K: 2 BB: 2 S: 7 P: 15	R: 0 H: 0 E: 0 LOB: 0 K: 0 BB: 0 S: 3 P: 3	R: 0 H: 1 E: 0 LOB: 1 K: 0 BB: 0 S: 4 P: 4	R: 0 H: 0 E: 0 LOB: 1 K: 0 BB: 1 S: 3 P: 7	1B: 4 SF: 1 2B: 0 SAC: 1 3B: 0 DP: 0 HR: 0 HBP: 0						WP: 0 PA: 36 PB: 0 SB: 2 CS: 0	

PITCHER	IP	WLS	BF	H	R	ER	SO	BB	IBB	HBP	BLK	WP	HR	S	P	ERA	WHIP
Jackie Brown, R (1, 1) ERA: 3.4	9.0	W	36	4	1	1	4	5	0	0	0	0	0	39	59	1.00	1.000

PITCHER	IP	WLS	BF	H	R	ER	SO	BB	IBB	HBP	BLK	WP	HR	S	P	ERA	WHIP

BOTTOM

Montreal Expos @ Los Angeles Dodgers

Dodger Stadium, Los Angeles, CA

Fri Jul 22 1977, 7:05 PM PDT

Att. 41,851 - Unknown

livebaseballscorecards.com

AB	29
R	1
H	4
RBI	1
BB	5
SO	4
LOB	17

Batter	1	2	3	4	5	6	7	8	9	AB	R	H	RBI	BB	SO	LOB
Dave Cash, R (1, 4) OBP: 0.341, SLG: 0.358	5-3	F9			E 1B S 1B	L6			5-3	5	1	1	0	0	0	2
Chris Speier, R (1, 6) OBP: 0.326, SLG: 0.332	F3		F8		K	K			F7	5	0	0	0	0	2	3
Ellis Valentine, R (1, 9) OBP: 0.354, SLG: 0.536	F9		2B 1B		WP 1B		FC4-6 2B		F9	5	0	3	1	0	0	0
Tony Perez, R (1, 3) OBP: 0.333, SLG: 0.422		E 3B BB	1-2 2B		WP 1-2 1B		FC4-6 BB			2	1	2	0	2	0	0
Warren Cromartie, L (1, 7) OBP: 0.340, SLG: 0.437		F5	K		G3 1-2 2-3		FC4-6 G6-4-3 1-2f 2-3			4	0	0	0	0	1	6
Gary Carter, R (1, 2) OBP: 0.342, SLG: 0.493		E9 3B 1-3 1B		F7		1B 1B 2B	G6-4-3 1-2f			4	2	2	0	0	0	2
Del Unser, L (1, 8) OBP: 0.350, SLG: 0.479		3B BB		P6		1B 2-3 1B		G3-6-4 BB		2	1	1	0	2	0	0
Wayne Garrett, L (1, 5) OBP: 0.355, SLG: 0.364		SH1-3 1-H 2-H 3-H 3B		P4		FC2-6 1-3 3-H 1B		F7		4	1	2	4	0	0	1
Stan Bahnsen, R (1, 1) OBP: 0.095, SLG: 0.100 Joe Kerrigan, R (8, 1)		SH1-3 3-H			K	FC2-6 1-2f		G3-6-4 1-2f		3 0	0 0	0 0	1 0	0 0	1 0	3 0
Inning Stats	R: 0 E: 0 K: 0 S: 3 H: 0 LOB: 0 BB: 0 P: 3	R: 4 E: 1 K: 0 S: 5 H: 2 LOB: 0 BB: 2 P: 13	R: 0 E: 0 K: 1 S: 6 H: 2 LOB: 1 BB: 0 P: 6	R: 0 E: 0 K: 0 S: 3 H: 0 LOB: 0 BB: 0 P: 3	R: 1 E: 0 K: 2 S: 10 H: 3 LOB: 2 BB: 0 P: 10	R: 1 E: 0 K: 1 S: 8 H: 3 LOB: 2 BB: 0 P: 8	R: 0 E: 0 K: 0 S: 3 H: 1 LOB: 1 BB: 1 P: 7	R: 0 E: 0 K: 0 S: 2 H: 0 LOB: 0 BB: 1 P: 6	R: 0 E: 0 K: 0 S: 3 H: 0 LOB: 0 BB: 0 P: 3	1B: 7 2B: 3 3B: 1 HR: 0 SF: 0 SAC: 1 DP: 2 HBP: 0						

PITCHER		IP	WLS	BF	H	R	ER	SO	BB	IBB	HBP	BLK	WP	HR	S	P	ERA	WHIP
Don Sutton, R ERA: 2.87	(1, 1)	5.0	L	26	10	6	6	3	2	0	0	0	1	0	30	38	10.80	2.400
Lance Rautzhan, L ERA:	(6, 1)	2.0		7	1	0	0	1	1	0	0	0	0	0	8	12	0.00	1.000
Elias Sosa, R ERA: 2.55	(8, 1)	2.0		6	0	0	0	0	1	0	0	0	0	0	5	9	0.00	0.500

PITCHER	IP	WLS	BF	H	R	ER	SO	BB	IBB	HBP	BLK	WP	HR	S	P	ERA	WHIP

TOP

Montreal Expos @ Los Angeles Dodgers

Dodger Stadium, Los Angeles, CA

Sat Jul 23 1977, 7:05 PM PDT

Att. 42,835 - Unknown

livebaseballscorecards.com

AB	34
R	6
H	11
RBI	6
BB	4
SO	4
LOB	17

1B: 7 2B: 3 3B: 1 HR: 0 SF: 0 SAC: 1 DP: 2 HBP: 0

WP: 1 PB: 0 SB: 1 CS: 0 PA: 39

Montreal Expos @ Los Angeles Dodgers

Dodger Stadium, Los Angeles, CA

Sat Jul 23 1977, 7:05 PM PDT

Att. 42,835 - Unknown

livebaseballscorecards.com

BOTTOM

Batter	1	2	3	4	5	6	7	8	9	AB	R	H	RBI	BB	SO	LOB
Davey Lopes, R (1, 4) OBP: 0.362, SLG: 0.394	S S S 0-3 K ①			x 0-0 6-3 ①		B B B B 4-0 4-3 BB 1-2 BB		x 0-0 F7 ① S S S 0-3 K ③		4	0	0	0	1	2	3
Bill Russell, R (1, 6) OBP: 0.311, SLG: 0.369	x 0-0 P6 ②			x 0-0 1-3 ②		x 0-0 F9 ①		x 0-0 S 1B 1-2 1B		4	1	1	0	0	0	2
Reggie Smith, S (1, 9) OBP: 0.433, SLG: 0.570	S S S 0-3 K ③			x 0-0 1-3 ③		B B B B 4-0 4-3 1-2 2-3 BB		x 0-0 F7 ② 1-2 2-3		3	0	0	0	1	1	2
Ron Cey, R (1, 5) OBP: 0.393, SLG: 0.494		x 0-0 F9 ①			x 0-0 5-3 ①	x 0-0 4-3 ② 1-2 2-3 3-H		x 0-0 2-H 3-H 1B		4	0	1	3	0	0	2
Steve Garvey, R (1, 3) OBP: 0.329, SLG: 0.514		x 0-0 6-3 ②			x 0-0 FC5-4 1B	x 0-0 L6 ③		S S S 0-3 K ③		4	0	1	0	0	1	3
John Hale, L (1, 8) OBP: 0.325, SLG: 0.346 (6, 7)		x 0-0 F5 ③			x 0-0 FC5-4 ② FC6-4 1-2f		S S S 0-3 K ①		x 0-0 4-3 ①	4	0	0	0	0	1	1
Lee Lacy, R (1, 7) OBP: 0.305, SLG: 0.431 Elias Sosa, R (8, 1) OBP: 0.333, SLG: 0.333 Manny Mota, R (9, PH) OBP: 0.591, SLG: 0.500			x 0-0 5-3 ①		x 0-0 FC6-4 ③ 1-2f		S S S 0-3 K ②		x 0-0 1B 1B	2 0 1	0 0 0	0 0 1	0 0 0	0 0 0	0 0 0	1 0 0
Steve Yeager, R (1, 2) OBP: 0.369, SLG: 0.494			x 0-0 F9 ②			x 0-0 HR	x 0-0 F9 ③		S S S 0-3 K ②	4	1	1	1	0	1	1
Don Sutton, R (1, 1) OBP: 0.261, SLG: 0.238 Lance Rautzhan, R (6, 1) Glenn Burke, R (6, 8) OBP: 0.279, SLG: 0.246 Ed Goodson, L (7, PH) OBP: 0.222, SLG: 0.314 Boog Powell, L (9, PH) OBP: 0.421, SLG: 0.290 Ted Martinez, R (9, PR) OBP: 0.316, SLG: 0.400			x 0-0 5-3 ③			B B B B 4-0 BB BB 4-3 BB		x 0-0 S 1B 1B 1B	x 0-0 1-2 1B	1 0 1 1 1 0	0 0 2 0 0 0	0 0 1 0 1 0	0 0 0 0 0 0	0 0 0 1 0 0	0 0 0 0 0 0	0 0 0 0 0 0
Inning Stats	R: 0 E: 0 K: 2 S: 7 H: 0 LOB: 0 BB: 0 P: 7	R: 0 E: 0 K: 0 S: 3 H: 0 LOB: 0 BB: 0 P: 3	R: 0 E: 0 K: 0 S: 3 H: 0 LOB: 0 BB: 0 P: 3	R: 0 E: 0 K: 0 S: 3 H: 0 LOB: 0 BB: 0 P: 3	R: 0 E: 0 K: 0 S: 4 H: 1 LOB: 1 BB: 0 P: 4	R: 2 E: 0 K: 0 S: 4 H: 1 LOB: 2 BB: 3 P: 16	R: 0 E: 0 K: 2 S: 7 H: 0 LOB: 0 BB: 0 P: 7	R: 2 E: 0 K: 1 S: 8 H: 3 LOB: 1 BB: 0 P: 8	R: 0 E: 0 K: 2 S: 9 H: 2 LOB: 2 BB: 0 P: 9	1B: 6 2B: 0 3B: 0 HR: 1	SF: 0 SAC: 0 DP: 0 HBP: 0						

	AB	34
	R	4
	H	7
	RBI	4
	BB	3
	SO	7
	LOB	15

	WP: 0	PA: 37
	PB: 0	
	SB: 2	
	CS: 0	

PITCHER		IP	WLS	BF	H	R	ER	SO	BB	IBB	HBP	BLK	WP	HR	S	P	ERA	WHIP
Stan Bahnsen, R ERA: 5.14	(1, 1)	7.1	W	29	4	4	4	4	3	0	0	0	0	1	34	46	4.91	0.955
Joe Kerrigan, R ERA: 2.39	(8, 1)	1.2	S	8	3	0	0	3	0	0	0	0	0	0	14	14	0.00	1.800

PITCHER	IP	WLS	BF	H	R	ER	SO	BB	IBB	HBP	BLK	WP	HR	S	P	ERA	WHIP

Batter	1	2	3	4	5	6	7	8	9	AB	R	H	RBI	BB	SO	LOB
Lenny Randle, S (1, 5) OBP: 0.386, SLG: 0.414	S S S 0-3 ① K			S S S 0-3 ① K		x 0-0 ① 5-3		x 0-0 ② F8		4	0	0	0	0	2	2
Felix Millan, R (1, 4) OBP: 0.248, SLG: 0.275	x 0-0 ② 5-3			S S S 0-3 ② K		x 0-0 ② 5-3		x 0-0 ③ 5-3		4	0	0	0	0	1	2
Steve Henderson, R (1, 7) OBP: 0.353, SLG: 0.509	S S S 0-3 ③ K			x 0-0 2B 2B		x 0-0 CS 1B			x 0-0 SH5-4 BB SF9 1B	4	2	3	0	0	1	0
John Milner, L (1, 3) OBP: 0.364, SLG: 0.463		x 0-0 ① G3		x 0-0 1B 2B 2-H		0-0 ③ CS 1-2	x 0-0 ① P4		B B B B 4-0 SF9 SH5-4 BB 1-2	3	1	1	1	1	0	0
John Stearns, R (1, 2) OBP: 0.385, SLG: 0.474		S S S 0-3 ② K		B B B B 4-0 1B 1B BB			x 0-0 ② F7		x 0-0 ① SH5-4 1-2 2-3	2	0	0	0	1	1	0
Joel Youngblood, R (1, 9) OBP: 0.300, SLG: 0.262 Bruce Boisclair, L (9, PH) OBP: 0.326, SLG: 0.380 (9, 9)		S S S 0-3 ③ K		x 0-0 ③ 1B 1-H 2-H			S S S 0-3 ③ K		x 0-0 ② SF9 2-3 3-H	3 0	0 0	1 0	1 0	0 0	2 0	0 0
Lee Mazzilli, S (1, 8) OBP: 0.318, SLG: 0.287			x 0-0 FC4-6 1B	x 0-0 ① F8				B B B B 4-0 FC1-5 1B BB	B B B B 4-0 BB	2	0	1	0	2	0	0
Doug Flynn, R (1, 6) OBP: 0.207, SLG: 0.241			x 0-0 ① FC4-6 G2-6-4 1-2f	x 0-0 ② F5-3				x 0-0 FC1-5 1-2 1B	x 0-0 ③ F6-3	4	0	1	0	0	0	3
Nino Espinosa, R (1, 1) OBP: 0.147, SLG: 0.125 Bob Apodaca, R (9, 1) OBP: 1.000, SLG: 1.000			x 0-0 ② ③ G2-6-4 1-2f	S S S 0-3 ③ K				x 0-0 ① FC1-5 1-2 2-3f		3 0	0 0	0 0	0 0	0 0	1 0	3 0
Inning Stats	R: 0 E: 0 K: 2 S: 7 H: 0 LOB: 0 BB: 0 P: 7	R: 0 E: 0 K: 2 S: 7 H: 0 LOB: 0 BB: 0 P: 7	R: 0 E: 0 K: 0 S: 3 H: 1 LOB: 0 BB: 0 P: 3	R: 2 E: 0 K: 2 S: 9 H: 3 LOB: 1 BB: 1 P: 13	R: 0 E: 0 K: 1 S: 5 H: 0 LOB: 0 BB: 0 P: 5	R: 0 E: 0 K: 0 S: 3 H: 1 LOB: 0 BB: 0 P: 3	R: 0 E: 0 K: 1 S: 5 H: 0 LOB: 0 BB: 0 P: 5	R: 0 E: 0 K: 0 S: 4 H: 1 LOB: 2 BB: 1 P: 8	R: 1 E: 0 K: 0 S: 4 H: 1 LOB: 2 BB: 2 P: 12	1B: 5 2B: 2 3B: 0 HR: 0	SF: 1 SAC: 1 DP: 1 HBP: 0						

PITCHER		IP	WLS	BF	H	R	ER	SO	BB	IBB	HBP	BLK	WP	HR	S	P	ERA	WHIP
Tommy John, L ERA: 3.15	(1, 1)	7.0		24	5	2	2	8	1	0	0	0	0	0	39	43	2.57	0.857
Charlie Hough, R ERA: 3.38	(8, 1)	2.0	W	11	2	1	1	0	3	0	0	0	0	0	8	20	4.50	2.500

PITCHER	IP	WLS	BF	H	R	ER	SO	BB	IBB	HBP	BLK	WP	HR	S	P	ERA	WHIP

TOP

New York Mets @ Los Angeles Dodgers

Dodger Stadium, Los Angeles, CA

Sun Jul 24 1977, 3:33 AM PDT

Att. 41,240 - Unknown

livebaseballscorecards.com

AB	29
R	3
H	7
RBI	3
BB	4
SO	8
LOB	10

Batter	1	2	3	4	5	6	7	8	9	AB	R	H	RBI	BB	SO	LOB
Davey Lopes, R (1, 4) OBP: 0.359, SLG: 0.401	F9	G3			2-3		F6		HR 1-H 3-H	5	1	1	3	0	0	1
Bill Russell, R (1, 6) OBP: 0.310, SLG: 0.367	5-3		1B		4-3			F9		4	0	1	0	0	0	0
Reggie Smith, S (1, 9) OBP: 0.436, SLG: 0.581	BB 1B 1B		F8			BBBB FC5 1B BB		HR		3	2	2	1	1	0	1
Ron Cey, R (1, 5) OBP: 0.392, SLG: 0.490	BBBB 1B 1-2 BB		SSS K			F8		F6-3		3	0	0	0	1	1	2
Steve Garvey, R (1, 3) OBP: 0.331, SLG: 0.514	1-2 2-H 1B		F8			1-2 1B		F7		4	0	2	1	0	0	1
Dusty Baker Jr., R (1, 7) OBP: 0.345, SLG: 0.502	P4			SSS K		SSS K			F6	4	0	0	0	0	2	4
Glenn Burke, R (1, 8) OBP: 0.281, SLG: 0.267 Boog Powell, L (9, PH) OBP: 0.410, SLG: 0.281		3-1 2B		4-3		FC5 2-3f			4-3	3 1	0 0	1 0	0 0	0 0	0 0	2 0
Steve Yeager, R (1, 2) OBP: 0.367, SLG: 0.490 Ted Martinez, R (9, PR) OBP: 0.318, SLG: 0.400	SSS K			5-3			F9		1B HR 1B	4 0	0 1	1 0	0 0	0 0	1 0	1 0
Tommy John, R (1, 1) OBP: 0.190, SLG: 0.190 Ed Goodson, L (7, PH) OBP: 0.216, SLG: 0.306 Charlie Hough, R (8, 1) OBP: 0.105, SLG: 0.222 Manny Mota, R (9, PH) OBP: 0.609, SLG: 0.529		2-3 3-1			F9		F7		1-3 HR 1B	2 1 0 1	0 0 0 1	0 0 0 1	0 0 0 1	0 0 0 0	0 0 0 0	1 0 0 0
Inning Stats	R: 1 E: 0 K: 0 S: 5 H: 2 LOB: 2 BB: 1 P: 9	R: 0 E: 0 K: 1 S: 6 H: 1 LOB: 1 BB: 0 P: 6	R: 0 E: 0 K: 1 S: 6 H: 1 LOB: 1 BB: 0 P: 6	R: 0 E: 0 K: 1 S: 5 H: 0 LOB: 0 BB: 0 P: 5	R: 0 E: 0 K: 0 S: 3 H: 0 LOB: 0 BB: 0 P: 3	R: 0 E: 0 K: 1 S: 6 H: 1 LOB: 2 BB: 1 P: 10	R: 0 E: 0 K: 0 S: 3 H: 0 LOB: 0 BB: 0 P: 3	R: 1 E: 0 K: 0 S: 4 H: 1 LOB: 0 BB: 0 P: 4	R: 3 E: 0 K: 0 S: 5 H: 3 LOB: 1 BB: 0 P: 5	1B: 6 2B: 1 3B: 0 HR: 2 SF: 0 SAC: 0 DP: 0 HBP: 0						

PITCHER	IP	WLS	BF	H	R	ER	SO	BB	IBB	HBP	BLK	WP	HR	S	P	ERA	WHIP
Nino Espinosa, R (1, 1) ERA: 3.66	8.2		35	7	3	2	4	2	0	0	0	0	1	41	49	2.08	1.038
Bob Apodaca, R (9, 1) ERA: 2.74	0.0	L	2	2	2	0	0	0	0	0	0	0	1	2	2	∞	∞

PITCHER	IP	WLS	BF	H	R	ER	SO	BB	IBB	HBP	BLK	WP	HR	S	P	ERA	WHIP

BOTTOM

New York Mets @ Los Angeles Dodgers

Dodger Stadium, Los Angeles, CA

Sun Jul 24 1977, 3:33 AM PDT

Att. 41,240 - Unknown

livebaseballscorecards.com

AB	35
R	5
H	9
RBI	5
BB	2
SO	4
LOB	13

WP: 0 PB: 0 SB: 0 CS: 0 PA: 37

Batter	1	2	3	4	5	6	7	8	9	AB	R	H	RBI	BB	SO	LOB
Lenny Randle, S (1, 5) OBP: 0.384, SLG: 0.411	1B 2B 1B	L5			K	6-3				4	1	1	0	0	1	1
Felix Millan, R (1, 4) OBP: 0.248, SLG: 0.275	2B 1-3 1B		6-3		E4 2B	6-3				4	0	1	0	0	0	0
Steve Henderson, R (1, 7) OBP: 0.358, SLG: 0.527	1-3 3-H 2B		6-3		1-3 2B			F8		4	0	2	1	0	0	0
John Milner, L (1, 3) OBP: 0.358, SLG: 0.455	K		F5		F9			G3		4	0	0	0	0	1	4
John Stearns, R (1, 2) OBP: 0.389, SLG: 0.474	G6-4-3 BB			F6-3 1B	5-3			BB		2	0	1	0	2	0	2
Joel Youngblood, R (1, 9) OBP: 0.297, SLG: 0.262	G6-4-3 1-2f			F6-3 1-2 1B		L4		F9		4	0	1	0	0	0	4
Lee Mazzilli, S (1, 8) OBP: 0.317, SLG: 0.286		SH2-4 1B		F9		1-3			P4	4	0	1	0	0	0	2
Doug Flynn, R (1, 6) OBP: 0.200, SLG: 0.232		F7		F6-3 1-2 2-3		F1-3			F5-3	4	0	0	0	0	0	3
Craig Swan, R (1, 1) OBP: 0.133, SLG: 0.133		SH2-4 1-2		6-3			F2		K	3	0	0	0	0	1	2
Inning Stats	R: 1 E: 0 K: 1 S: 7 H: 3 LOB: 2 BB: 1 P: 11	R: 0 E: 0 K: 0 S: 4 H: 1 LOB: 1 BB: 0 P: 4	R: 0 E: 0 K: 0 S: 3 H: 0 LOB: 0 BB: 0 P: 3	R: 0 E: 0 K: 0 S: 5 H: 2 LOB: 2 BB: 0 P: 5	R: 0 E: 1 K: 1 S: 7 H: 1 LOB: 2 BB: 0 P: 7	R: 0 E: 0 K: 0 S: 3 H: 0 LOB: 0 BB: 0 P: 3	R: 0 E: 0 K: 0 S: 3 H: 0 LOB: 0 BB: 0 P: 3	R: 0 E: 0 K: 0 S: 3 H: 0 LOB: 1 BB: 1 P: 7	R: 0 E: 0 K: 1 S: 5 H: 0 LOB: 0 BB: 0 P: 5	1B: 5 2B: 2 3B: 0 HR: 0	SF: 0 SAC: 1 DP: 1 HBP: 0					

TOP

New York Mets @ Los Angeles Dodgers

Dodger Stadium, Los Angeles, CA

Mon Jul 25 1977, 7:05 PM PDT

Att. 30,920 - Unknown

livebaseballscorecards.com

AB	33
R	1
H	7
RBI	1
BB	2
SO	3
LOB	18

WP: 0 PB: 0 SB: 0 CS: 0 PA: 36

PITCHER		IP	WLS	BF	H	R	ER	SO	BB	IBB	HBP	BLK	WP	HR	S	P	ERA	WHIP
Doug Rau, L ERA: 3.72	(1, 1)	7.0	L	29	7	1	1	2	1	0	0	0	0	0	32	36	1.29	1.143
Mike Garman, R ERA: 2.21	(8, 1)	2.0		7	0	0	0	1	1	0	0	0	0	0	8	12	0.00	0.500

PITCHER	IP	WLS	BF	H	R	ER	SO	BB	IBB	HBP	BLK	WP	HR	S	P	ERA	WHIP

New York Mets @ Los Angeles Dodgers

Dodger Stadium, Los Angeles, CA

Mon Jul 25 1977, 7:05 PM PDT

Att. 30,920 - Unknown

BOTTOM

Batter	1	2	3	4	5	6	7	8	9	AB	R	H	RBI	BB	SO	LOB
Davey Lopes, R (1, 4) OBP: 0.355, SLG: 0.395	P4		FC3-6, 1B, S, 1-2f		K		4-3			4	0	0	0	0	1	3
Bill Russell, R (1, 6) OBP: 0.309, SLG: 0.365	F3		BB, 1B, 1-2		F8			F7		3	0	0	0	1	0	1
Reggie Smith, S (1, 9) OBP: 0.434, SLG: 0.577	F2		1B, 1-2, 2-3		F4			F5		4	0	1	0	0	0	1
Ron Cey, R (1, 5) OBP: 0.391, SLG: 0.486		BB, 1B	F9			F6-3		L7		3	0	0	0	1	0	3
Steve Garvey, R (1, 3) OBP: 0.328, SLG: 0.509		F9		F8		F7			F3	4	0	0	0	0	0	1
Dusty Baker Jr., R (1, 7) OBP: 0.346, SLG: 0.500		G5-4-3, 1B, 1-2		BB, FC5-4		F6-3			K	3	0	1	0	1	1	0
Glenn Burke, R (1, 8) OBP: 0.273, SLG: 0.258 Boog Powell, L (7, PH) OBP: 0.400, SLG: 0.273 John Hale, L (8, 8) OBP: 0.325, SLG: 0.346 Ed Goodson, L (9, PH) OBP: 0.211, SLG: 0.297	G5-4-3, 1-2f			F2			3-1		F7	2 1 0 1	0 0 0 0	0 0 0 0	0 0 0 0	0 0 0 0	0 0 0 0	3 0 0 0
Steve Yeager, R (1, 2) OBP: 0.367, SLG: 0.486			P4	FC5-4, 1-2f			BB, F9, S			2	0	0	0	1	0	1
Doug Rau, L (1, 1) OBP: 0.212, SLG: 0.167 Manny Mota, R (7, PH) OBP: 0.583, SLG: 0.500 Mike Garman, R (8, 1)			FC3-6, 1B	BB			F9, 1-3			1 1 0	0 0 0	1 0 0	0 0 0	1 0 0	0 0 0	0 1 0

Inning Stats	1	2	3	4	5	6	7	8	9	1B	SF	WP	PA
	R: 0 E: 0 K: 0 S: 3	R: 0 E: 0 K: 0 S: 3	R: 0 E: 0 K: 0 S: 5	R: 0 E: 0 K: 0 S: 3	R: 0 E: 0 K: 1 S: 5	R: 0 E: 0 K: 0 S: 3	R: 0 E: 0 K: 0 S: 3	R: 0 E: 0 K: 0 S: 3	R: 0 E: 0 K: 1 S: 5	3	0	0	34
	H: 0 LOB: 0 BB: 0 P: 3	H: 1 LOB: 1 BB: 1 P: 7	H: 2 LOB: 3 BB: 1 P: 9	H: 0 LOB: 1 BB: 1 P: 7	H: 0 LOB: 1 BB: 1 P: 9	H: 0 LOB: 0 BB: 0 P: 3	H: 0 LOB: 1 BB: 1 P: 7	H: 0 LOB: 0 BB: 0 P: 3	H: 0 LOB: 0 BB: 0 P: 5	2B: 0 3B: 0 HR: 0	SAC: 0 DP: 1 HBP: 0	PB: 0 SB: 2 CS: 0	

PITCHER	IP	WLS	BF	H	R	ER	SO	BB	IBB	HBP	BLK	WP	HR	S	P	ERA	WHIP
Craig Swan, R (1, 1) ERA: 3.57	9.0	W	34	3	0	0	2	5	0	0	0	0	0	33	53	0.00	0.889

PITCHER	IP	WLS	BF	H	R	ER	SO	BB	IBB	HBP	BLK	WP	HR	S	P	ERA	WHIP

AB	29
R	0
H	3
RBI	0
BB	5
SO	2
LOB	14

livebaseballscorecards.com

TOP

Philadelphia Phillies @ Los Angeles Dodgers
Dodger Stadium, Los Angeles, CA
Tue Jul 26 1977, 3:33 AM PDT
Unknown

livebaseballscorecards.com

Batter	1	2	3	4	5	6	7	8	9	AB	R	H	RBI	BB	SO	LOB
Bake McBride, L (1, 9) OBP: 0.330, SLG: 0.447	4-3			2-3		S 1-3 1B		4-3		4	0	1	0	0	0	0
Tim McCarver, L (1, 2) OBP: 0.402, SLG: 0.455	F5			CS 1B		BBBB 4-0 1-2 BB		F7		3	0	1	0	1	0	0
Gene Garber, R (8, 1)										0	0	0	0	0	0	0
Mike Schmidt, R (1, 5) OBP: 0.400, SLG: 0.629	5-3			F9 1-2		F9			F9	4	0	0	0	0	0	4
Greg Luzinski, R (1, 7) OBP: 0.383, SLG: 0.603		6-3			6-3		4-3		6-3	4	0	0	0	0	0	0
Richie Hebner, L (1, 3) OBP: 0.409, SLG: 0.520		F5			4-3		G3 1B 2B		2B	4	1	2	0	0	0	0
Garry Maddox, R (1, 8) OBP: 0.316, SLG: 0.426		6-3			6-3		G3 2-3		5-3	4	0	0	0	0	0	2
Ted Sizemore, R (1, 4) OBP: 0.326, SLG: 0.343			K			6-3	3-H 1B			3	0	1	1	0	1	0
Terry Harmon, R (1, 6) OBP: 0.250, SLG: 0.275			K			1B 1B	F8			3	0	1	0	0	1	1
Steve Carlton, L (1, 1) OBP: 0.206, SLG: 0.233			4-3			F8		K		2	0	0	0	0	0	1
Ron Reed, R (7, 1) OBP: 0.091, SLG: 0.182										0	0	0	0	0	0	0
Tom Hutton, L (8, PH) OBP: 0.314, SLG: 0.318										1	0	0	0	0	1	0
Barry Foote, R (8, 2) OBP: 0.294, SLG: 0.419										0	0	0	0	0	0	0
Inning Stats	R: 0 E: 0 K: 0 S: 3 H: 0 LOB: 0 BB: 0 P: 3	R: 0 E: 0 K: 0 S: 3 H: 0 LOB: 0 BB: 0 P: 3	R: 0 E: 0 K: 2 S: 7 H: 0 LOB: 0 BB: 0 P: 7	R: 0 E: 0 K: 0 S: 3 H: 1 LOB: 0 BB: 0 P: 3	R: 0 E: 0 K: 0 S: 3 H: 0 LOB: 0 BB: 0 P: 3	R: 0 E: 0 K: 0 S: 5 H: 2 LOB: 3 BB: 1 P: 9	R: 1 E: 0 K: 0 S: 5 H: 2 LOB: 1 BB: 0 P: 5	R: 0 E: 0 K: 1 S: 5 H: 0 LOB: 0 BB: 0 P: 5	R: 0 E: 0 K: 0 S: 4 H: 1 LOB: 1 BB: 0 P: 4	1B: 4 2B: 2 3B: 0 HR: 0	SF: 0 SAC: 0 DP: 0 HBP: 0						

AB	32
R	1
H	6
RBI	1
BB	1
SO	3
LOB	8

WP: 0 PB: 0 SB: 1 CS: 1 PA: 33

PITCHER	IP	WLS	BF	H	R	ER	SO	BB	IBB	HBP	BLK	WP	HR	S	P	ERA	WHIP
Rick Rhoden, R (1, 1) ERA: 3.97	7.0	W	26	5	1	1	2	1	0	0	0	0	0	29	33	1.29	0.857
Mike Garman, R (8, 1) ERA: 2.09	2.0	S	7	1	0	0	1	0	0	0	0	0	0	9	9	0.00	0.500

PITCHER	IP	WLS	BF	H	R	ER	SO	BB	IBB	HBP	BLK	WP	HR	S	P	ERA	WHIP

BOTTOM

Philadelphia Phillies @ Los Angeles Dodgers
Dodger Stadium, Los Angeles, CA
Tue Jul 26 1977, 3:33 AM PDT
Unknown

livebaseballscorecards.com

Batter	1	2	3	4	5	6	7	8	9	AB	R	H	RBI	BB	SO	LOB
Davey Lopes, R (1, 4) OBP: 0.360, SLG: 0.394	x 0-0 ① L8		BBBB 4-0 BB			BBBB 4-0 SH1-3 BB	BBBB 4-0 S 2-H 3-H BB			1	0	0	0	3	0	0
Bill Russell, R (1, 6) OBP: 0.310, SLG: 0.363	x 0-0 ② 4-3		x 0-0 ③ L4			x 0-0 ① SH1-3 1-2	BBBB 4-0 1-3 BB			2	0	0	0	1	0	2
Steve Garvey, R (1, 3) OBP: 0.329, SLG: 0.515	x 0-0 ③ F9			x 0-0 HR		I 4-0 G5-4-3 IBB	SSS 0-3 ③ K			3	1	1	1	1	1	2
Ron Cey, R (1, 5) OBP: 0.387, SLG: 0.480		SSS 0-3 ① K		x 0-0 ① 5-3		x 0-0 ②③ G5-4-3 1-2f		x 0-0 ① 6-3		4	0	0	0	0	1	2
Dusty Baker Jr., R (1, 7) OBP: 0.351, SLG: 0.503		BBBB 4-0 CS BB		x 0-0 ② 6-3			BBBB 4-0 FC BLK 2B BB	x 0-0 1B 2B		2	2	1	0	2	0	0
Lee Lacy, R (1, 9) OBP: 0.296, SLG: 0.419 John Hale, L (8, 9) OBP: 0.331, SLG: 0.352	x 0-0 ② F8			x 0-0 ③ 2-3			x 0-0 FC 2B 1-3 G4-2-3	x 0-0 S 2-H 1B		3 1	0 0	0 1	0 1	0 0	0 0	2 0
Glenn Burke, R (1, 8) OBP: 0.286, SLG: 0.288	0-0 ③ CS 1-2	x 0-0 E6 S 1B			x 0-0 ① 6-3		x 0-0 G4-2-3 1-3 WP 3-H 2B	SSS 0-3 ② K 1-2		4	1	2	1	0	1	1
Steve Yeager, R (1, 2) OBP: 0.365, SLG: 0.481			x 0-0 ① 5-3 2-3		x 0-0 ② P4	I 4-0 WP G4-2-3 PB IBB		x 0-0 ③ 5-3		3	1	0	0	1	0	2
Rick Rhoden, R (1, 1) OBP: 0.220, SLG: 0.340 Manny Mota, R (7, PH) OBP: 0.560, SLG: 0.474 Mike Garman, R (8, 1)			SSS 0-3 ② K2-3		SSS 0-3 ③ K		x 0-0 ①② G4-2-3 1-2 2-3 3-Hf			2 1 0	0 0 0	0 0 0	0 0 0	0 0 0	2 0 0	1 3 0

	AB	26
	R	5
	H	5
	RBI	3
	BB	8
	SO	5
	LOB	15

Inning Stats	1	2	3	4	5	6	7	8	9
	R: 0 E: 0 K: 0 S: 3	H: 0 LOB: 0 BB: 0 P: 3	R: 0 E: 0 K: 1 S: 4	H: 0 LOB: 0 BB: 1 P: 8	R: 0 E: 1 K: 1 S: 6	H: 1 LOB: 2 BB: 1 P: 10	R: 1 E: 0 K: 0 S: 4	H: 1 LOB: 0 BB: 0 P: 4	R: 0 E: 0 K: 0 S: 5	H: 0 LOB: 0 BB: 0 P: 5
	R: 0 E: 0 K: 0 S: 2	H: 0 LOB: 1 BB: 2 P: 10	R: 3 E: 0 K: 1 S: 6	H: 1 LOB: 2 BB: 4 P: 22	R: 1 E: 0 K: 1 S: 7	H: 2 LOB: 1 BB: 0 P: 7				

	1B: 2	SF: 0	WP: 1	PA: 36
	2B: 2	SAC: 1	PB: 1	
	3B: 0	DP: 2	SB: 4	
	HR: 1	HBP: 0	CS: 1	

PITCHER		IP	WLS	BF	H	R	ER	SO	BB	IBB	HBP	BLK	WP	HR	S	P	ERA	WHIP
Steve Carlton, L ERA: 2.96	(1, 1)	6.0	L	26	3	4	3	3	4	2	0	1	0	1	26	50	4.50	1.167
Ron Reed, R ERA: 2.82	(7, 1)	1.0		4	0	0	0	1	2	0	0	0	1	0	4	12	0.00	2.000
Gene Garber, R ERA: 3.39	(8, 1)	1.0		5	2	1	1	1	0	0	0	0	0	0	7	7	9.00	2.000

PITCHER	IP	WLS	BF	H	R	ER	SO	BB	IBB	HBP	BLK	WP	HR	S	P	ERA	WHIP

Batter	1	2	3	4	5	6	7	8	9	AB	R	H	RBI	BB	SO	LOB
Bake McBride, L (1, 9) OBP: 0.333, SLG: 0.467	S S S 0-3 ① K		x 0-0 ② F5		x 0-0 2-H HR			x 0-0 FC6-5 2B		4	1	2	2	0	1	1
Garry Maddox, R (1, 8) OBP: 0.313, SLG: 0.421	x 0-0 ② P4		x 0-0 ③ F9		S S S 0-3 ② K			x 0-0 ① FC6-5 S 2-3		4	0	0	0	0	1	2
Mike Schmidt, R (1, 5) OBP: 0.396, SLG: 0.621	x 0-0 ③ P4			x 0-0 ① F7	S S S 0-3 ③ K			S S S 0-3 ② K 1-2		4	0	0	0	0	2	1
Greg Luzinski, R (1, 7) OBP: 0.384, SLG: 0.614 Jerry Martin, R (8, 7) OBP: 0.333, SLG: 0.448		x 0-0 2B		x 0-0 HR		x 0-0 ① L5		S S S 0-3 ③ K		4 0	1 0	2 0	1 0	0 0	1 0	1 0
Richie Hebner, L (1, 3) OBP: 0.404, SLG: 0.512 Tom Hutton, L (9, 3) OBP: 0.314, SLG: 0.318		x 0-0 ① L9		x 0-0 ② 4-3		x 0-0 ② F8			x 0-0 ① 4-3	4 0	0 0	0 0	0 0	0 0	0 0	1 0
Bob Boone, R (1, 2) OBP: 0.347, SLG: 0.437		x 0-0 ② F9		x 0-0 1B		x 0-0 ③ F8			x 0-0 5-3 HR 1B	4	1	2	0	0	0	1
Ted Sizemore, R (1, 4) OBP: 0.322, SLG: 0.339		x 0-0 ③ L6		x 0-0 ③ 4-3			S S S 0-3 ① K		x 0-0 ② 5-3 1-2	4	0	0	0	0	1	3
Terry Harmon, R (1, 6) OBP: 0.313, SLG: 0.419			x 0-0 SH1-4 1B		x 0-0 HR 2B		B B B B 4-0 CS BB		x 0-0 2-H HR	3	2	3	2	1	0	0
Jim Lonborg, R (1, 1) OBP: 0.136, SLG: 0.095			x 0-0 ① SH1-4 1-2		S S S 0-3 ① K		S S S 0-3 ② ③ K 1-2		x 0-0 ③ P6	3	0	0	0	0	2	2
Inning Stats	R: 0 E: 0 K: 1 S: 5 H: 0 LOB: 0 BB: 0 P: 5	R: 0 E: 0 K: 0 S: 4 H: 1 LOB: 1 BB: 0 P: 4	R: 0 E: 0 K: 0 S: 4 H: 1 LOB: 1 BB: 0 P: 4	R: 1 E: 0 K: 0 S: 5 H: 2 LOB: 1 BB: 0 P: 5	R: 2 E: 0 K: 3 S: 11 H: 2 LOB: 0 BB: 0 P: 11	R: 0 E: 0 K: 0 S: 3 H: 0 LOB: 0 BB: 0 P: 3	R: 0 E: 0 K: 2 S: 6 H: 0 LOB: 0 BB: 1 P: 10	R: 0 E: 0 K: 2 S: 8 H: 1 LOB: 1 BB: 0 P: 8	R: 2 E: 0 K: 0 S: 5 H: 2 LOB: 0 BB: 0 P: 5	1B: 3 2B: 3 3B: 0 HR: 3 SF: 0 SAC: 1 DP: 0 HBP: 0						

PITCHER	IP	WLS	BF	H	R	ER	SO	BB	IBB	HBP	BLK	WP	HR	S	P	ERA	WHIP
Burt Hooton, R (1, 1) ERA: 2.72	6.0	L	24	6	3	3	4	0	0	0	0	0	2	32	32	4.50	1.000
Elias Sosa, R (7, 1) ERA: 2.41	2.0		7	1	0	0	4	1	0	0	0	0	0	14	18	0.00	1.000
Charlie Hough, R (9, 1) ERA: 3.53	1.0		5	2	2	2	0	0	0	0	0	0	1	5	5	18.00	2.000

PITCHER	IP	WLS	BF	H	R	ER	SO	BB	IBB	HBP	BLK	WP	HR	S	P	ERA	WHIP

TOP

Philadelphia Phillies @ Los Angeles Dodgers
Dodger Stadium, Los Angeles, CA
Tue Jul 26 1977, 7:05 PM PDT
Att. 47,966 - Unknown

livebaseballscorecards.com

AB	34
R	5
H	9
RBI	5
BB	1
SO	8
LOB	12

WP: 0	PB: 0	SB: 1
CS: 1	PA: 36	

BOTTOM

Philadelphia Phillies @ Los Angeles Dodgers
Dodger Stadium, Los Angeles, CA
Tue Jul 26 1977, 7:05 PM PDT
Att. 47,966 - Unknown

livebaseballscorecards.com

Batter	1	2	3	4	5	6	7	8	9	AB	R	H	RBI	BB	SO	LOB
Davey Lopes, R (1, 4) OBP: 0.355, SLG: 0.389	S S S 0-3 ① K		S S S 0-3 ③ K			x 0-0 ② F9		x 0-0 ③ F8		4	0	0	0	0	2	1
Ted Martinez, R (1, 6) OBP: 0.315, SLG: 0.394	S S S 0-3 ② K			x 0-0 1-3 WP 1B		x 0-0 F8			x 0-0 ① 6-3	4	1	1	0	0	1	0
Reggie Smith, S (1, 9) OBP: 0.432, SLG: 0.571	B B B B 4-0 BB			x 0-0 ① 1-3 1-2			x 0-0 ① 2-3		S S S 0-3 ② K	3	0	0	0	1	1	1
Ron Cey, R (1, 5) OBP: 0.383, SLG: 0.475	x 0-0 ③ F9			x 0-0 ② L8 2-H			x 0-0 ② 5-3		x 0-0 ③ L8	4	0	0	0	0	0	1
Steve Garvey, R (1, 3) OBP: 0.329, SLG: 0.514		S S S 0-3 ① K		x 0-0 ③ 6-3			x 0-0 FC6-4 1B			3	0	1	0	0	1	0
Dusty Baker Jr., R (1, 7) OBP: 0.348, SLG: 0.498		S S S 0-3 ② K			x 0-0 ① F7		x 0-0 ③ FC6-4 1-2f			3	0	0	0	0	1	1
Glenn Burke, R (1, 8) OBP: 0.274, SLG: 0.275		x 0-0 ③ 4-3			x 0-0 ② P4			x 0-0 ① 1-3		3	0	0	0	0	0	0
Johnny Oates, L (1, 2) OBP: 0.368, SLG: 0.420			x 0-0 ① F5		x 0-0 ③ G3			x 0-0 ② G3		3	0	0	0	0	0	0
Burt Hooton, R (1, 1) OBP: 0.186, SLG: 0.190 Ed Goodson, L (6, PH) OBP: 0.205, SLG: 0.289 Elias Sosa, R (7, 1) OBP: 0.333, SLG: 0.333 Boog Powell, L (8, PH) OBP: 0.415, SLG: 0.273 Lee Lacy, R (8, PR) OBP: 0.296, SLG: 0.419 Charlie Hough, R (9, 1) OBP: 0.105, SLG: 0.222			x 0-0 ② 5-3			x 0-0 ① 4-3		B B B B 4-0 BB		1 1 0 0 0 0	0 0 0 0 0 0	0 0 0 0 0 0	0 0 0 1 0 0	0 0 0 0 0 0	0 0 0 0 0 0	0 0 0 0 0 0

Inning Stats	1	2	3	4	5	6	7	8	9
	R: 0 E: 0 K: 2 S: 7 H: 0 LOB: 1 BB: 1 P: 11	R: 0 E: 0 K: 2 S: 7 H: 0 LOB: 0 BB: 0 P: 7	R: 0 E: 0 K: 1 S: 5 H: 0 LOB: 0 BB: 0 P: 5	R: 1 E: 0 K: 0 S: 4 H: 1 LOB: 0 BB: 0 P: 4	R: 0 E: 0 K: 0 S: 3 H: 0 LOB: 0 BB: 0 P: 3	R: 0 E: 0 K: 0 S: 3 H: 0 LOB: 0 BB: 0 P: 3	R: 0 E: 0 K: 0 S: 4 H: 1 LOB: 1 BB: 0 P: 4	R: 0 E: 0 K: 0 S: 3 H: 0 LOB: 1 BB: 1 P: 7	R: 0 E: 0 K: 1 S: 5 H: 0 LOB: 0 BB: 0 P: 5

1B: 2 SF: 0
2B: 0 SAC: 0
3B: 0 DP: 0
HR: 0 HBP: 0

WP: 2 PA: 31
PB: 0
SB: 0
CS: 0

	AB	29
	R	1
	H	2
	RBI	0
	BB	2
	SO	6
	LOB	4

PITCHER	IP	WLS	BF	H	R	ER	SO	BB	IBB	HBP	BLK	WP	HR	S	P	ERA	WHIP
Jim Lonborg, R (1, 1) ERA: 3.99	9.0	W	31	2	1	1	6	2	0	0	0	1	0	41	49	1.00	0.444

PITCHER	IP	WLS	BF	H	R	ER	SO	BB	IBB	HBP	BLK	WP	HR	S	P	ERA	WHIP

Batter	1	2	3	4	5	6	7	8	9	AB	R	H	RBI	BB	SO	LOB
Bake McBride, L (1, 9) OBP: 0.332, SLG: 0.460	F7		BB		K			F7		3	1	0	0	1	1	1
Larry Bowa, S (1, 6) OBP: 0.328, SLG: 0.369	6-3		E3 1-3 2-H		4-3			BB 1B 1-3 G1-2-3		4	1	2	1	0	0	0
Mike Schmidt, R (1, 5) OBP: 0.394, SLG: 0.616	F8		K 1-3 3-H			5-3		BB 1-2 3-H		4	0	1	1	0	1	1
Greg Luzinski, R (1, 7) OBP: 0.388, SLG: 0.623 Tom Hutton, L (8, 3) OBP: 0.314, SLG: 0.318		FC4-6 1B	HR 3-H			4-3		BB 1-2 2-3		3 0	1 0	2 0	2 0	1 0	0 0	0 0
Richie Hebner, L (1, 3) OBP: 0.400, SLG: 0.506 Ollie Brown, R (8, PH) OBP: 0.270, SLG: 0.393 Tug McGraw, R (8, 1) OBP: 0.333, SLG: 0.333		FC4-6 FC5-4 1-2f	K			F7		G1-2-3 3-Hf		3 1 0	0 0 0	0 0 0	0 0 0	0 0 0	1 0 0	1 3 0
Garry Maddox, R (1, 8) OBP: 0.310, SLG: 0.417		FC5-4 1-2f		L6			P4		6-3	4	0	0	0	0	0	1
Bob Boone, R (1, 2) OBP: 0.342, SLG: 0.431		F8	K				6-3		6-3	4	0	0	0	0	1	1
Terry Harmon, R (1, 4) OBP: 0.308, SLG: 0.391			BB SH2-4 1B				5-3		K	3	1	0	0	1	1	0
Larry Christenson, R (1, 1) OBP: 0.186, SLG: 0.220 Warren Brusstar, R (4, 1) Davey Johnson, R (5, PH) OBP: 0.391, SLG: 0.586 Gene Garber, R (5, 1) Jay Johnstone, L (8, PH) OBP: 0.357, SLG: 0.479 (8, 7)			SH2-4 1-2		K			BB 1B 1B		0 0 1 0 0	0 0 0 0 1	0 0 0 0 0	0 0 0 0 0	0 0 1 0 1	0 0 0 0 0	0 0 0 0 0
Inning Stats	R: 0 E: 0 K: 0 S: 3 H: 0 LOB: 0 BB: 0 P: 3	R: 0 E: 0 K: 0 S: 4 H: 1 LOB: 1 BB: 0 P: 4	R: 4 E: 1 K: 2 S: 9 H: 2 LOB: 0 BB: 2 P: 17	R: 0 E: 0 K: 1 S: 5 H: 0 LOB: 0 BB: 0 P: 5	R: 0 E: 0 K: 2 S: 7 H: 0 LOB: 0 BB: 0 P: 7	R: 0 E: 0 K: 0 S: 3 H: 0 LOB: 0 BB: 0 P: 3	R: 0 E: 0 K: 0 S: 3 H: 0 LOB: 0 BB: 0 P: 3	R: 1 E: 0 K: 0 S: 4 H: 2 LOB: 2 BB: 2 P: 12	R: 0 E: 0 K: 1 S: 5 H: 0 LOB: 0 BB: 0 P: 5	1B: 4 2B: 0 3B: 0 HR: 1 SF: 0 SAC: 1 DP: 1 HBP: 0						

PITCHER		IP	WLS	BF	H	R	ER	SO	BB	IBB	HBP	BLK	WP	HR	S	P	ERA	WHIP
Don Sutton, R ERA: 3.03	(1, 1)	7.1		31	5	5	5	5	4	0	0	0	0	1	37	53	6.14	1.227
Lance Rautzhan, L ERA:	(8, 1)	0.2	W	1	0	0	0	0	0	0	0	0	0	0	1	1	0.00	0.000
Mike Garman, R ERA: 2.04	(9, 1)	1.0	S	3	0	0	0	1	0	0	0	0	0	0	5	5	0.00	0.000

PITCHER	IP	WLS	BF	H	R	ER	SO	BB	IBB	HBP	BLK	WP	HR	S	P	ERA	WHIP

TOP

Philadelphia Phillies @ Los Angeles Dodgers
Dodger Stadium, Los Angeles, CA
Wed Jul 27 1977, 7:05 PM PDT
Att. 38,571 - Unknown

livebaseballscorecards.com

AB	30
R	5
H	5
RBI	4
BB	4
SO	6
LOB	8

WP: 0 PA: 35
PB: 0
SB: 1
CS: 0

Batter	1	2	3	4	5	6	7	8	9	AB	R	H	RBI	BB	SO	LOB
Davey Lopes, R (1, 4) OBP: 0.357, SLG: 0.390	G5-4-3 1B		F8	1B 2-3 3-H 1B			K			4	0	2	1	0	1	2
Bill Russell, R (1, 6) OBP: 0.309, SLG: 0.362	G5-4-3 1-2f		K	1-3 3-H 1B			5-3			4	0	1	1	0	1	3
Reggie Smith, S (1, 9) OBP: 0.427, SLG: 0.563	F8		4-3	4-3			4-3			4	0	0	0	0	0	4
Ron Cey, R (1, 5) OBP: 0.382, SLG: 0.480		F9		HR	5-3			F7		4	1	1	1	0	0	0
Steve Garvey, R (1, 3) OBP: 0.333, SLG: 0.523		FC6-4 1B		HR	K			BB HR 1B		4	2	3	1	0	1	0
Dusty Baker Jr., R (1, 7) OBP: 0.347, SLG: 0.495		K		SH1-4 HBP 1B	F8			F8		4	1	1	0	0	1	2
Glenn Burke, R (1, 8) OBP: 0.276, SLG: 0.268 Manny Mota, R (8, PH) OBP: 0.577, SLG: 0.474 John Hale, L (9, 8) OBP: 0.331, SLG: 0.352		FC6-4 1-2f		1B SH1-4 1-2 1B HBP		5-3		HR 1-2 BB		2 0 0	1 1 0	0 0 0	0 1 0	0 0 0	0 0 0	1 0 0
Johnny Oates, L (1, 2) OBP: 0.367, SLG: 0.418 Lee Lacy, R (8, PH) OBP: 0.303, SLG: 0.453 Mike Garman, R (9, 1)			1B 1B	K		G3		1-H 2-H HR		3 1 0	0 1 0	1 1 0	0 3 0	0 0 0	1 0 0	2 0 0
Don Sutton, R (1, 1) OBP: 0.271, SLG: 0.250 Lance Rautzhan, R (8, 1) Steve Yeager, R (8, PH) OBP: 0.364, SLG: 0.479 (9, 2)			1-2 1B	SH1-4 1-2 2-3		6-3		K		2 0 1	0 0 0	1 0 0	0 0 0	0 0 0	0 0 1	0 0 0
Inning Stats	R: 0 E: 0 K: 0 S: 3 H: 1 LOB: 0 BB: 0 P: 3	R: 0 E: 0 K: 1 S: 6 H: 1 LOB: 1 BB: 0 P: 6	R: 0 E: 0 K: 1 S: 7 H: 2 LOB: 2 BB: 0 P: 7	R: 4 E: 0 K: 1 S: 10 H: 5 LOB: 2 BB: 0 P: 11	R: 0 E: 0 K: 1 S: 5 H: 0 LOB: 0 BB: 0 P: 5	R: 0 E: 0 K: 0 S: 3 H: 0 LOB: 0 BB: 0 P: 3	R: 0 E: 0 K: 1 S: 5 H: 0 LOB: 0 BB: 0 P: 5	R: 3 E: 0 K: 1 S: 7 H: 2 LOB: 0 BB: 1 P: 11		1B: 8 2B: 0 3B: 0 HR: 3 SF: 0 SAC: 1 DP: 1 HBP: 1						

PITCHER		IP	WLS	BF	H	R	ER	SO	BB	IBB	HBP	BLK	WP	HR	S	P	ERA	WHIP
Larry Christenson, R ERA: 5.49	(1, 1)	3.2		20	9	4	4	3	0	0	1	0	0	2	25	26	9.82	2.455
Warren Brusstar, R ERA: 2.66	(4, 1)	0.1		1	0	0	0	0	0	0	0	0	0	0	1	1	0.00	0.000
Gene Garber, R ERA: 3.23	(5, 1)	3.0		9	0	0	0	2	0	0	0	0	0	0	13	13	0.00	0.000
Tug McGraw, L ERA: 2.5	(8, 1)	1.0	L	6	2	3	3	1	1	0	0	0	0	1	7	11	27.00	3.000

PITCHER	IP	WLS	BF	H	R	ER	SO	BB	IBB	HBP	BLK	WP	HR	S	P	ERA	WHIP

BOTTOM

Philadelphia Phillies @ Los Angeles Dodgers

Dodger Stadium, Los Angeles, CA

Wed Jul 27 1977, 7:05 PM PDT

Att. 38,571 - Unknown

livebaseballscorecards.com

AB	33
R	7
H	11
RBI	7
BB	1
SO	6
LOB	14

WP: 0	PA: 36
PB: 0	
SB: 0	
CS: 0	

Philadelphia Phillies @ Los Angeles Dodgers

Dodger Stadium, Los Angeles, CA

Thu Jul 28 1977, 3:33 AM PDT

Att. 33,260 - Unknown

livebaseballscorecards.com

Batter	1	2	3	4	5	6	7	8	9	AB	R	H	RBI	BB	SO	LOB
Garry Maddox, R (1, 8) OBP: 0.311, SLG: 0.416	BBBB 4-0 G6-4-3 1B BB		x 0-0 6-3 ③		x 0-0 G6-3 1-2 3-H 1B			x 0-0 F8 ①		3	0	1	1	1	0	0
Larry Bowa, S (1, 6) OBP: 0.327, SLG: 0.367	x 0-0 G6-4-3 1-2 1B			x 0-0 5-3 ①	x 0-0 G6-3 ② ③ 1-2f			x 0-0 4-3 ②		4	0	1	0	0	0	2
Mike Schmidt, R (1, 5) OBP: 0.390, SLG: 0.609	x 0-0 G6-4-3 ① ② 1-2f 2-3			x 0-0 P3 ②		x 0-0 F9 ①		SSS 0-3 K ③		4	0	0	0	0	1	2
Greg Luzinski, R (1, 7) OBP: 0.389, SLG: 0.622 Bake McBride, L (9, PR) (9, 9) OBP: 0.332, SLG: 0.460	x 0-0 5-3 ③			x 0-0 BB 1B		x 0-0 6-3 ②			x 0-0 6-3 SH2-3 1B	4 0	0 0	2 0	0 0	0 0	0 0	1 0
Davey Johnson, R (1, 3) OBP: 0.390, SLG: 0.574		x 0-0 6-3 ①		BBBB 4-0 1-2 BB		x 0-0 4-3 ③			x 0-0 SH2-3 ① 1-2	2	0	0	0	1	0	0
Jerry Martin, R (1, 9) OBP: 0.326, SLG: 0.437 (9, 7)		x 0-0 5-3 ②		x 0-0 6-3 ③			x 0-0 6-3 ①		x 0-0 6-3 ② 2-3	4	0	0	0	0	0	4
Bob Boone, R (1, 2) OBP: 0.341, SLG: 0.432		x 0-0 4-3 ③			x 0-0 1B 1B 2B		x 0-0 F7 ②		x 0-0 5-3 ③	4	1	1	0	0	0	2
Ted Sizemore, R (1, 4) OBP: 0.322, SLG: 0.339			x 0-0 6-3 ①		x 0-0 FC2-6 2-3 1B		x 0-0 E6			3	0	1	0	0	0	0
Jim Kaat, L (1, 1) OBP: 0.152, SLG: 0.125 Gene Garber, R (9, 1) Tom Hutton, L (9, 3) OBP: 0.314, SLG: 0.318			x 0-0 4-3 ②		x 0-0 FC2-6 ① 1B 1-2f		x 0-0 4-3 ③			3 0 0	0 0 0	0 0 0	0 0 0	0 0 0	0 0 0	3 0 0
Inning Stats	R: 0 H: 1 E: 0 LOB: 1 K: 0 BB: 1 S: 3 P: 7	R: 0 H: 0 E: 0 LOB: 0 K: 0 BB: 0 S: 3 P: 3	R: 0 H: 0 E: 0 LOB: 0 K: 0 BB: 0 S: 3 P: 3	R: 0 H: 1 E: 0 LOB: 2 K: 0 BB: 1 S: 4 P: 8	R: 1 H: 3 E: 0 LOB: 1 K: 0 BB: 0 S: 5 P: 5	R: 0 H: 0 E: 0 LOB: 0 K: 0 BB: 0 S: 3 P: 3	R: 0 H: 0 E: 1 LOB: 1 K: 0 BB: 0 S: 4 P: 4	R: 0 H: 0 E: 0 LOB: 0 K: 1 BB: 0 S: 5 P: 5	R: 0 H: 1 E: 0 LOB: 2 K: 0 BB: 0 S: 4 P: 4	1B: 5 SF: 0 2B: 1 SAC: 1 3B: 0 DP: 2 HR: 0 HBP: 0						WP: 0 PA: 34 PB: 0 SB: 0 CS: 0	

TOP	
AB	31
R	1
H	6
RBI	1
BB	2
SO	1
LOB	14

PITCHER		IP	WLS	BF	H	R	ER	SO	BB	IBB	HBP	BLK	WP	HR	S	P	ERA	WHIP
Tommy John, L ERA: 2.99	(1, 1)	9.0	W	34	6	1	1	1	2	0	0	0	0	0	34	42	1.00	0.889

PITCHER	IP	WLS	BF	H	R	ER	SO	BB	IBB	HBP	BLK	WP	HR	S	P	ERA	WHIP

Batter	1	2	3	4	5	6	7	8	9	AB	R	H	RBI	BB	SO	LOB
Davey Lopes, R (1, 4) OBP: 0.353, SLG: 0.385	5-3		P3			6-3		F8		4	0	0	0	0	0	1
Bill Russell, R (1, 6) OBP: 0.308, SLG: 0.365	6-3			4-3		K			BB, 3B	4	1	1	0	0	1	0
Steve Garvey, R (1, 3) OBP: 0.333, SLG: 0.520	6-3			L7		F9			BB, IBB, IBB	3	0	0	0	1	0	0
Ron Cey, R (1, 5) OBP: 0.383, SLG: 0.488		K		HR			6-3		BB, IBB	3	1	1	1	1	1	0
Dusty Baker Jr., R (1, 7) OBP: 0.347, SLG: 0.492		4-3		BB			K		BB	2	0	0	0	1	1	0
Joe Simpson, L (8, 9)										0	0	0	0	0	0	0
Reggie Smith, S (9, PH) OBP: 0.429, SLG: 0.563									BB	0	0	0	1	1	0	0
Lee Lacy, R (1, 9) OBP: 0.304, SLG: 0.444 (8, 7)		4-3		K			BB			2	0	0	0	1	1	1
Glenn Burke, R (1, 8) OBP: 0.278, SLG: 0.284			P4		L4-6, 2B		P4			3	0	1	0	0	0	1
Steve Yeager, R (1, 2) OBP: 0.364, SLG: 0.477			SH3-4, 1B		K			6-3		3	0	1	0	0	1	1
Tommy John, R (1, 1) OBP: 0.182, SLG: 0.182			SH3-4		L4-6			F9		2	0	0	0	0	0	1
Inning Stats	R: 0 E: 0 K: 0 S: 3 H: 0 LOB: 0 BB: 0 P: 3	R: 0 E: 0 K: 1 S: 5 H: 0 LOB: 0 BB: 0 P: 5	R: 0 E: 0 K: 0 S: 4 H: 1 LOB: 1 BB: 0 P: 4	R: 1 E: 0 K: 1 S: 6 H: 1 LOB: 1 BB: 1 P: 10	R: 0 E: 0 K: 1 S: 5 H: 1 LOB: 0 BB: 0 P: 5	R: 0 E: 0 K: 1 S: 5 H: 0 LOB: 0 BB: 0 P: 5	R: 0 E: 0 K: 1 S: 5 H: 0 LOB: 1 BB: 1 P: 9	R: 0 E: 0 K: 0 S: 3 H: 0 LOB: 0 BB: 0 P: 3	R: 1 E: 0 K: 0 S: 1 H: 1 LOB: 3 BB: 3 P: 13	1B: 1 2B: 2 3B: 1 HR: 1 SF: 0 SAC: 1 DP: 1 HBP: 0	WP: 0 PB: 0 SB: 0 CS: 0 PA: 32					

PITCHER	IP	WLS	BF	H	R	ER	SO	BB	IBB	HBP	BLK	WP	HR	S	P	ERA	WHIP
Jim Kaat, L (1, 1) ERA: 5.29	8.0	L	29	4	2	2	5	2	0	0	0	0	1	37	45	2.25	0.750
Gene Garber, R (9, 1) ERA: 3.23	0.0		3	0	0	0	0	1	2	0	0	0	0	0	12	∞	∞

PITCHER	IP	WLS	BF	H	R	ER	SO	BB	IBB	HBP	BLK	WP	HR	S	P	ERA	WHIP

BOTTOM

Philadelphia Phillies @ Los Angeles Dodgers

Dodger Stadium, Los Angeles, CA

Thu Jul 28 1977, 3:33 AM PDT

Att. 33,260 - Unknown

livebaseballscorecards.com

AB	26
R	2
H	4
RBI	2
BB	5
SO	5
LOB	5

Los Angeles Dodgers @ Montreal Expos

Olympic Stadium, Montreal, QB

Fri Jul 29 1977, 7:05 PM EDT

Att. 41,721 - Unknown

TOP

livebaseballscorecards.com

Batter	1	2	3	4	5	6	7	8	9	AB	R	H	RBI	BB	SO	LOB
Davey Lopes, R (1, 4) OBP: 0.356, SLG: 0.386	G3			6-3 S SF8-3-6 BB		3B 1B				2	2	1	0	1	0	0
Bill Russell, R (1, 6) OBP: 0.309, SLG: 0.370	F7			6-3 1-3		1-H 2B 3B				3	1	1	1	0	0	1
Reggie Smith, S (1, 9) OBP: 0.431, SLG: 0.566	4-3			SF8-3-6 BB		1B 3-H 2B				2	0	1	1	1	0	0
Ron Cey, R (1, 5) OBP: 0.383, SLG: 0.488		F9		SF8-3-6 1-2 3-H		2-H 1B				2	0	1	1	0	0	0
Steve Garvey, R (1, 3) OBP: 0.333, SLG: 0.518		F8			6-3		1B S FC6-4 1B			3	1	1	0	0	0	0
Dusty Baker Jr., R (1, 7) OBP: 0.344, SLG: 0.488		5-3			K		K 1-2			3	0	0	0	0	2	1
Joe Simpson, L (1, 8)			6-3		6-3		FC6-4 2-3 1B			2	0	0	0	0	0	0
Manny Mota, R (7, PH) OBP: 0.593, SLG: 0.500										1	0	1	0	0	0	0
Glenn Burke, R (7, PR) OBP: 0.278, SLG: 0.284										0	0	0	0	0	0	0
Steve Yeager, R (1, 2) OBP: 0.360, SLG: 0.472		F7				K	FC6-4 1-2f 3-H			3	0	0	1	0	1	1
Doug Rau, L (1, 1) OBP: 0.204, SLG: 0.160		4-3				4-3				2	0	0	0	0	0	0

AB	23
R	4
H	6
RBI	4
BB	2
SO	3
LOB	3

Inning Stats	1	2	3	4	5	6	7	8	9
	R: 0 H: 0 E: 0 LOB: 0 K: 0 BB: 0 S: 3 P: 3	R: 0 H: 0 E: 0 LOB: 0 K: 0 BB: 0 S: 3 P: 3	R: 0 H: 0 E: 0 LOB: 0 K: 0 BB: 0 S: 3 P: 3	R: 1 H: 0 E: 0 LOB: 0 K: 0 BB: 2 S: 2 P: 10	R: 0 H: 0 E: 0 LOB: 0 K: 1 BB: 0 S: 5 P: 5	R: 2 H: 4 E: 0 LOB: 2 K: 1 BB: 0 S: 8 P: 8	R: 1 H: 2 E: 0 LOB: 2 K: 1 BB: 0 S: 6 P: 6		

1B: 4	SF: 1
2B: 2	SAC: 0
3B: 1	DP: 1
HR: 0	HBP: 0

WP: 0	PA: 26
PB: 0	
SB: 2	
CS: 0	

PITCHER	IP	WLS	BF	H	R	ER	SO	BB	IBB	HBP	BLK	WP	HR	S	P	ERA	WHIP
Steve Rogers, R (1, 1) ERA: 2.72	6.2	L	26	6	4	3	3	2	0	0	0	0	0	30	38	4.05	1.200

PITCHER	IP	WLS	BF	H	R	ER	SO	BB	IBB	HBP	BLK	WP	HR	S	P	ERA	WHIP

Batter	1	2	3	4	5	6	7	8	9	AB	R	H	RBI	BB	SO	LOB
Dave Cash, R (1, 4) OBP: 0.333, SLG: 0.342	6-3		1-6-3			G6-4-3 1B				3	0	1	0	0	0	1
Chris Speier, R (1, 6) OBP: 0.328, SLG: 0.341	K			F9		G6-4-3 1-2f				3	0	0	0	0	1	1
Ellis Valentine, R (1, 9) OBP: 0.348, SLG: 0.519	F9			F7		5-3				3	0	0	0	0	0	0
Tony Perez, R (1, 3) OBP: 0.346, SLG: 0.431		F9		2B 1B						2	1	1	0	0	0	0
Gary Carter, R (1, 2) OBP: 0.342, SLG: 0.479		F9		1-H 2B						2	0	1	1	0	0	0
Warren Cromartie, L (1, 7) OBP: 0.324, SLG: 0.413		G3		4-3						2	0	0	0	0	0	1
Andre Dawson, R (1, 8) OBP: 0.330, SLG: 0.503			E5 SH1-4		G6-3 1B					2	0	1	0	0	0	0
Larry Parrish, R (1, 5) OBP: 0.316, SLG: 0.389			K		G6-3 1-2f					2	0	0	0	0	1	2
Steve Rogers, R (1, 1) OBP: 0.156, SLG: 0.115			SH1-4 1-2		K					1	0	0	0	0	1	0
Inning Stats	R: 0 E: 0 K: 1 S: 5 H: 0 LOB: 0 BB: 0 P: 5	R: 0 E: 0 K: 0 S: 3 H: 0 LOB: 0 BB: 0 P: 3	R: 0 E: 1 K: 1 S: 6 H: 0 LOB: 1 BB: 0 P: 6	R: 1 E: 0 K: 0 S: 5 H: 2 LOB: 1 BB: 0 P: 5	R: 0 E: 0 K: 1 S: 5 H: 1 LOB: 0 BB: 0 P: 5	R: 0 E: 0 K: 0 S: 3 H: 1 LOB: 0 BB: 0 P: 3				1B: 3 2B: 1 3B: 0 HR: 0 SF: 0 SAC: 1 DP: 2 HBP: 0						

PITCHER	IP	WLS	BF	H	R	ER	SO	BB	IBB	HBP	BLK	WP	HR	S	P	ERA	WHIP
Doug Rau, L (1, 1) ERA: 3.63	6.0	W	21	4	1	1	3	0	0	0	0	0	0	27	27	1.50	0.667

PITCHER	IP	WLS	BF	H	R	ER	SO	BB	IBB	HBP	BLK	WP	HR	S	P	ERA	WHIP

BOTTOM

Los Angeles Dodgers @ Montreal Expos

Olympic Stadium, Montreal, QB

Fri Jul 29 1977, 7:05 PM EDT

Att. 41,721 - Unknown

livebaseballscorecards.com

AB	20
R	1
H	4
RBI	1
BB	0
SO	3
LOB	5

Batter	1	2	3	4	5	6	7	8	9	AB	R	H	RBI	BB	SO	LOB
Davey Lopes, R (1, 4) OBP: 0.362, SLG: 0.387	BB BB		BB G6-4-3			1B 1B		K		2	1	1	0	3	1	0
Bill Russell, R (1, 6) OBP: 0.310, SLG: 0.369	F8 1-2 BB		G6-4-3 1-2f			G6-4-3 1-3 1B			5-3	4	0	1	0	1	0	2
Reggie Smith, S (1, 9) OBP: 0.431, SLG: 0.564	BB BB			F8		G6-4-3 1-2f			5-3	1	1	0	0	1	0	2
Glenn Burke, R (2, 8) OBP: 0.268, SLG: 0.273	F8									3	0	0	0	0	0	2
Ron Cey, R (1, 5) OBP: 0.383, SLG: 0.485	BB 1-2 2-3	FC6-5 1B		F7		K			K	4	1	1	0	1	2	1
Steve Garvey, R (1, 3) OBP: 0.334, SLG: 0.518	1-2 2-H 3-H	1-2		K			K			4	1	2	2	0	2	0
Dusty Baker Jr., R (1, 7) OBP: 0.343, SLG: 0.488	HR 1-H 2-H	FC6-5 1-2 2-3f			K		5-3			4	1	1	2	0	1	2
Joe Simpson, L (1, 8) OBP: 0.333, SLG: 0.200 (2, 9)	HR 2-3	F8			BB		G3			3	1	1	0	1	0	2
Steve Yeager, R (1, 2) OBP: 0.356, SLG: 0.465	K 1-2	F8			K			K		4	0	0	0	0	3	5
Rick Rhoden, R (1, 1) OBP: 0.226, SLG: 0.396	HR 2-H 3-H		6-3		F8			F8		3	1	1	3	0	0	1
Lance Rautzhan, R (7, 1)										0	0	0	0	0	0	0
Mike Garman, R (7, 1)										1	0	0	0	0	0	0
Inning Stats	R: 7 E: 0 K: 1 S: 9 H: 4 LOB: 2 BB: 5 P: 29	R: 0 E: 0 K: 0 S: 5 H: 2 LOB: 2 BB: 0 P: 5	R: 0 E: 0 K: 0 S: 2 H: 0 LOB: 0 BB: 1 P: 6	R: 0 E: 0 K: 1 S: 5 H: 0 LOB: 0 BB: 0 P: 5	R: 0 E: 0 K: 2 S: 7 H: 0 LOB: 1 BB: 1 P: 11	R: 0 E: 0 K: 1 S: 6 H: 2 LOB: 1 BB: 0 P: 6	R: 0 E: 0 K: 1 S: 5 H: 0 LOB: 0 BB: 0 P: 5	R: 0 E: 0 K: 2 S: 7 H: 0 LOB: 0 BB: 0 P: 7	R: 0 E: 0 K: 1 S: 5 H: 0 LOB: 0 BB: 0 P: 5	1B: 6 2B: 1 3B: 0 HR: 1 SF: 0 SAC: 0 DP: 2 HBP: 0						

PITCHER		IP	WLS	BF	H	R	ER	SO	BB	IBB	HBP	BLK	WP	HR	S	P	ERA	WHIP
Jackie Brown, R ERA: 3.8	(1, 1)	0.1	L	7	3	6	6	0	3	0	0	0	0	0	4	16	162.00	18.000
Fred Holdsworth, R ERA: 5.94	(1, 1)	1.2		10	3	1	1	1	2	0	0	0	0	1	10	18	5.40	3.000
Santo Alcala, R ERA: 5.4	(3, 1)	3.0		10	0	0	0	3	2	0	0	0	0	0	14	22	0.00	0.667
Don Stanhouse, R ERA: 4.23	(6, 1)	2.0		7	2	0	0	2	0	0	0	0	0	0	11	11	0.00	1.000
Bill Atkinson, R ERA: 3.33	(8, 1)	2.0		6	0	0	0	3	0	0	0	0	0	0	12	12	0.00	0.000

PITCHER	IP	WLS	BF	H	R	ER	SO	BB	IBB	HBP	BLK	WP	HR	S	P	ERA	WHIP

TOP

Los Angeles Dodgers @ Montreal Expos

Olympic Stadium, Montreal, QB

Sat Jul 30 1977, 7:05 PM EDT

Att. 34,435 - Unknown

livebaseballscorecards.com

AB	33
R	7
H	8
RBI	7
BB	7
SO	9
LOB	17

WP: 0 PA: 40
PB: 0
SB: 4
CS: 0

Los Angeles Dodgers @ Montreal Expos

Olympic Stadium, Montreal, QB

Sat Jul 30 1977, 7:05 PM EDT

Att. 34,435 - Unknown

livebaseballscorecards.com

BOTTOM

Batter	1	2	3	4	5	6	7	8	9	AB	R	H	RBI	BB	SO	LOB
Dave Cash, R (1, 4) OBP: 0.336, SLG: 0.350	6-3 3B		G6-4-3 1B		G5-4-3 1B 3-H		6-3 3-H		5-3	5	1	3	2	0	0	1
Chris Speier, R (1, 6) OBP: 0.326, SLG: 0.339	6-3 3-H		G6-4-3 1-2f		G5-4-3 1-2f		FC6-4 1B 2-3		5-3	5	0	1	1	0	0	2
Ellis Valentine, R (1, 9) OBP: 0.344, SLG: 0.513	L8		5-3			4-3	FC6-4 1-2f			4	0	0	0	0	0	2
Tony Perez, R (1, 3) OBP: 0.350, SLG: 0.436	1B			WP FC5-2 2B		K		BB BB		3	0	2	0	1	1	0
Warren Cromartie, L (1, 7) OBP: 0.321, SLG: 0.409	K			K 2-3		F5		F8		4	0	0	0	0	2	3
Gary Carter, R (1, 2) OBP: 0.341, SLG: 0.486		L7		FC5-2 3-H			HR	K		4	1	1	1	0	1	2
Andre Dawson, R (1, 8) OBP: 0.332, SLG: 0.502		L5		F4			5-3 1B 6-3 1B	BB 1-2		3	1	1	0	1	0	1
Wayne Garrett, L (1, 5) OBP: 0.389, SLG: 0.391		BB			4-3 1B 2B		1B 5-3 1-2 1B	G3		3	1	2	0	1	0	2
Jackie Brown, R (1, 1) OBP: 0.133, SLG: 0.133 Fred Holdsworth, R (1, 1) Sam Mejias, R (2, PH) OBP: 0.211, SLG: 0.556 Santo Alcala, R (3, 1) OBP: 0.667, SLG: 0.182 Pete Mackanin, R (5, PH) OBP: 0.375, SLG: 1.250 Don Stanhouse, R (6, 1) OBP: 0.000, SLG: 0.000 Del Unser, L (7, PH) OBP: 0.364, SLG: 0.455 Jose Morales, R (7, PH) OBP: 0.250, SLG: 0.250 Bill Atkinson, L (8, 1) OBP: 0.000, SLG: 0.000 Larry Parrish, R (9, PH) OBP: 0.313, SLG: 0.387		5-3			4-3		5-3 1-2 2-3		5-3	0 0 1 0 1 0 0 0 1 0	0 0 0 0 0 0 0 1 0 0	0 0 0 0 0 0 0 0 0 0	0 0 0 0 0 0 0 0 0 0	0 0 0 0 0 0 0 0 0 0	0 0 0 0 0 0 0 0 0 0	0 0 0 0 1 0 1 0 1 0
Inning Stats	R: 1 E: 0 K: 1 S: 7 H: 2 LOB: 1 BB: 0 P: 7	R: 0 E: 0 K: 0 S: 3 H: 0 LOB: 1 BB: 1 P: 7	R: 0 E: 0 K: 0 S: 3 H: 1 LOB: 0 BB: 0 P: 3	R: 0 E: 0 K: 1 S: 6 H: 1 LOB: 1 BB: 0 P: 6	R: 1 E: 0 K: 0 S: 4 H: 2 LOB: 0 BB: 0 P: 4	R: 0 E: 0 K: 1 S: 5 H: 0 LOB: 0 BB: 0 P: 5	R: 2 E: 0 K: 0 S: 7 H: 4 LOB: 2 BB: 0 P: 7	R: 0 E: 0 K: 1 S: 5 H: 0 LOB: 2 BB: 2 P: 13	R: 0 E: 0 K: 0 S: 3 H: 0 LOB: 0 BB: 0 P: 3	1B: 6 2B: 2 3B: 1 HR: 1	SF: 0 SAC: 0 DP: 2 HBP: 0	WP: 1 PB: 0 SB: 0 CS: 0	PA: 38				

	AB	35
	R	4
	H	10
	RBI	4
	BB	3
	SO	4
	LOB	17

PITCHER		IP	WLS	BF	H	R	ER	SO	BB	IBB	HBP	BLK	WP	HR	S	P	ERA	WHIP
Rick Rhoden, R ERA: 4.05	(1, 1)	6.0	W	26	9	4	4	3	1	0	0	0	1	1	31	35	6.00	1.667
Lance Rautzhan, L ERA:	(7, 1)	0.2		3	1	0	0	0	0	0	0	0	0	0	3	3	0.00	1.500
Mike Garman, R ERA: 1.93	(7, 1)	2.1	S	9	0	0	0	1	2	0	0	0	0	0	9	17	0.00	0.857

PITCHER	IP	WLS	BF	H	R	ER	SO	BB	IBB	HBP	BLK	WP	HR	S	P	ERA	WHIP

Batter	1	2	3	4	5	6	7	8	9	10	AB	R	H	RBI	BB	SO	LOB
Davey Lopes, R (1, 4) OBP: 0.360, SLG: 0.384	5-3		4-3		F8			F9		G3 1B; 1B 1-2 2-H 3-H	5	1	1	2	0	0	0
Bill Russell, R (1, 6) OBP: 0.313, SLG: 0.372	HR 1B		1B			L6		6-3		G3 1B 1-2 2-3	5	2	3	0	0	0	0
Reggie Smith, S (1, 9) OBP: 0.431, SLG: 0.571	1-H HR		F9			L6-4 1B 1B		F9		G3 1-2 2-3 3-H	5	1	2	3	0	0	3
Steve Garvey, R (1, 3) OBP: 0.337, SLG: 0.518	K			5-3 1B		1-2 1B			F4	1B 1B; IBB	4	1	2	0	1	1	0
Dusty Baker Jr., R (1, 7) OBP: 0.344, SLG: 0.487 Charlie Hough, R (10, 1) OBP: 0.105, SLG: 0.222	F8			F8		L6-4 2-3			G6-4-3 1B	1B 1-3 2-H 3-H	5 0	0 0	2 0	2 0	0 0	0 0	3 0
Lee Lacy, R (1, 5) (10, 7) OBP: 0.299, SLG: 0.434		6-3		5-3 1-2			F7		G6-4-3 1-2f	1B 1-3 3-H	5	0	1	1	0	0	2
Joe Simpson, L (1, 8) OBP: 0.222, SLG: 0.125 Boog Powell, L (10, PH) OBP: 0.429, SLG: 0.273 Glenn Burke, R (10, PR) OBP: 0.265, SLG: 0.269 (10, 8)		1-3		K			4-3			SH E; 1B; BB G3	3 0 1	0 0 1	0 0 0	0 0 0	1 1 0	1 0 1	1 0 1
Johnny Oates, L (1, 2) OBP: 0.363, SLG: 0.404		F7			G3		BB			E1 SH 1-2 1B	3	1	0	0	1	0	1
Burt Hooton, R (1, 1) OBP: 0.174, SLG: 0.178 Manny Mota, R (10, PH) OBP: 0.593, SLG: 0.500 Ted Martinez, R (10, 5) OBP: 0.315, SLG: 0.394			K		F4		K			SH 1B 1B; G3 1-2 2-3	3 0 0	0 1 0	0 0 0	0 0 0	0 0 0	2 0 0	1 0 0
Inning Stats	R: 2 H: 2 E: 0 LOB: 0 K: 1 BB: 0 S: 7 P: 7	R: 0 H: 0 E: 0 LOB: 0 K: 0 BB: 0 S: 3 P: 3	R: 0 H: 1 E: 0 LOB: 1 K: 1 BB: 0 S: 6 P: 6	R: 0 H: 1 E: 0 LOB: 1 K: 1 BB: 0 S: 6 P: 6	R: 0 H: 0 E: 0 LOB: 0 K: 0 BB: 0 S: 3 P: 3	R: 0 H: 2 E: 0 LOB: 1 K: 0 BB: 0 S: 4 P: 4	R: 0 H: 0 E: 0 LOB: 1 K: 1 BB: 1 S: 5 P: 9	R: 0 H: 0 E: 0 LOB: 0 K: 0 BB: 0 S: 3 P: 3	R: 0 H: 1 E: 0 LOB: 0 K: 0 BB: 0 S: 3 P: 3	R: 6 H: 4 E: 1 LOB: 1 K: 0 BB: 2 S: 8 P: 16	1B: 10 SF: 0 2B: 1 SAC: 1 3B: 0 DP: 2 HR: 1 HBP: 0						

PITCHER	IP	WLS	BF	H	R	ER	SO	BB	IBB	HBP	BLK	WP	HR	S	P	ERA	WHIP
Stan Bahnsen, R (1, 1) ERA: 5.15	9.0	L	35	7	4	4	4	2	0	0	0	0	1	41	49	4.00	1.000
Joe Kerrigan, R (10, 1) ERA: 3.03	1.0		8	4	4	3	0	0	1	0	0	0	0	7	11	27.00	4.000

PITCHER	IP	WLS	BF	H	R	ER	SO	BB	IBB	HBP	BLK	WP	HR	S	P	ERA	WHIP

TOP

Los Angeles Dodgers @ Montreal Expos

Olympic Stadium, Montreal, QB

Sun Jul 31 1977, 3:33 AM EDT

Att. 41,825 - Unknown

livebaseballscorecards.com

AB	39
R	8
H	11
RBI	8
BB	3
SO	4
LOB	12

1B: 10	SF: 0	WP: 0	PA: 43
2B: 1	SAC: 1	PB: 0	
3B: 0	DP: 2	SB: 0	
HR: 1	HBP: 0	CS: 0	

Batter	1	2	3	4	5	6	7	8	9	10	AB	R	H	RBI	BB	SO	LOB
Dave Cash, R (1, 4) OBP: 0.335, SLG: 0.349	F8			1-3		1-3		CS 1B			4	0	1	0	0	0	0
Chris Speier, R (1, 6) OBP: 0.323, SLG: 0.335	F9			K		6-3		CS 1-2	1-3		4	0	0	0	0	1	0
Ellis Valentine, R (1, 9) OBP: 0.343, SLG: 0.511	F2			PB 1B 1B		5-3			F7		4	1	1	0	0	0	0
Tony Perez, R (1, 3) OBP: 0.349, SLG: 0.434		F3		1-H 1B			6-3		6-3		4	0	1	1	0	0	0
Warren Cromartie, L (1, 7) OBP: 0.318, SLG: 0.405		F8		4-3			E5 1B E			F9	4	1	0	0	0	0	1
Gary Carter, R (1, 2) OBP: 0.340, SLG: 0.483		K		5-3			K			FC5-4 1B	4	0	1	0	0	2	1
Andre Dawson, R (1, 8) OBP: 0.331, SLG: 0.498			F3	L8			E4 2-6 1-H 1B			FC5-4 1-2f	4	0	1	0	0	0	1
Wayne Garrett, L (1, 5) OBP: 0.386, SLG: 0.383			F8	BB			2-6 1-2	F5		4-3	3	0	0	0	1	0	1
Stan Bahnsen, R (1, 1) OBP: 0.143, SLG: 0.115 Joe Kerrigan, R (10, 1)			6-3	K				K			3 0	0 0	0 0	0 0	0 0	2 0	1 0
Inning Stats	R: 0 E: 0 K: 0 S: 3 H: 0 LOB: 0 BB: 0 P: 3	R: 0 E: 0 K: 1 S: 5 H: 0 LOB: 0 BB: 0 P: 5	R: 0 E: 0 K: 0 S: 3 H: 0 LOB: 0 BB: 0 P: 3	R: 1 E: 0 K: 1 S: 7 H: 2 LOB: 1 BB: 0 P: 7	R: 0 E: 0 K: 1 S: 5 H: 0 LOB: 1 BB: 1 P: 9	R: 0 E: 0 K: 0 S: 3 H: 0 LOB: 0 BB: 0 P: 3	R: 1 E: 2 K: 1 S: 6 H: 1 LOB: 1 BB: 0 P: 6	R: 0 E: 0 K: 1 S: 5 H: 1 LOB: 0 BB: 0 P: 5	R: 0 E: 0 K: 0 S: 3 H: 0 LOB: 0 BB: 0 P: 3	R: 0 E: 0 K: 0 S: 4 H: 1 LOB: 1 BB: 0 P: 4	1B: 5 2B: 0 3B: 0 HR: 0	SF: 0 SAC: 0 DP: 0 HBP: 0					WP: 0 PB: 1 SB: 0 CS: 1	PA: 36

PITCHER		IP	WLS	BF	H	R	ER	SO	BB	IBB	HBP	BLK	WP	HR	S	P	ERA	WHIP
Burt Hooton, R ERA: 2.56	(1, 1)	9.0	W	32	4	2	0	5	1	0	0	0	0	0	40	44	0.00	0.556
Charlie Hough, R ERA: 3.5	(10, 1)	1.0		4	1	0	0	0	0	0	0	0	0	0	4	4	0.00	1.000

PITCHER	IP	WLS	BF	H	R	ER	SO	BB	IBB	HBP	BLK	WP	HR	S	P	ERA	WHIP

BOTTOM

Los Angeles Dodgers @ Montreal Expos

Sun Jul 31 1977, 3:33 AM EDT
Olympic Stadium, Montreal, QB
Att. 41,825 - Unknown

livebaseballscorecards.com

AB	34
R	2
H	5
RBI	1
BB	1
SO	5
LOB	5

Batter	1	2	3	4	5	6	7	8	9	10	11	12	AB	R	H	RBI	BB	SO	LOB
Davey Lopes, R (1, 4) OBP: 0.359, SLG: 0.395	SSS 0-3 K ①		x 0-0 F8 ①	x 0-0 F9 ③		x 0-0 2B ③		x 0-0 F2 ③			x 0-0 HR		6	1	2	1	0	1	0
Bill Russell, R (1, 6) OBP: 0.318, SLG: 0.378	x 0-0 F8 1B 2B		x 0-0 1B 3B 1B		x 0-0 F8 ①		x 0-0 E FC3-2 1B		x 0-0 L7 ①		x 0-0 1B		6	2	4	0	0	0	0
Reggie Smith, S (1, 9) OBP: 0.429, SLG: 0.567	x 0-0 F8 ② 2-3		x 0-0 1-3 3B 1B		x 0-0 HR 1B		x 0-0 F8 ①		SSS 0-3 K ②		x 0-0 F2 ③		6	2	2	0	0	1	3
Ron Cey, R (1, 5) OBP: 0.385, SLG: 0.499	x 0-0 BB 3-H 1B		x 0-0 1-H 3-H 3B		x 0-0 1-H HR		x 0-0 E7 FC3-2 1-3		SSS 0-3 K ③			x 0-0 F8 ①	6	1	3	5	0	1	1
Steve Garvey, R (1, 3) OBP: 0.339, SLG: 0.522	BBBB 4-0 1-2 BB		SSS 0-3 K ②		x 0-0 HR	III 4-0 FC3-2 IBB				x 0-0 F8 ①		SSS 0-3 K ②	4	1	1	1	2	2	1
Dusty Baker Jr., R (1, 7) OBP: 0.344, SLG: 0.481	x 0-0 F7 ③		BBBB 4-0 BB		x 0-0 F6-3 ②		x 0-0 FC3-2 ② 1-2 2-3 3-Hf			SSS 0-3 K ②		H 1-0 HBP	4	0	0	0	1	1	5
Joe Simpson, L (1, 8) OBP: 0.167, SLG: 0.091		SSS 0-3 K ①	x 0-0 F5 ③		x 0-0 4-3 ③		x 0-0 F5 ③			x 0-0 F6 ③		SSS 0-3 K ③	3	0	0	0	0	1	2
Boog Powell, L (7, PH) OBP: 0.419, SLG: 0.265													1	0	0	0	0	0	3
Charlie Hough, R (7, 1) OBP: 0.105, SLG: 0.222													0	0	0	0	0	0	0
Ed Goodson, L (10, PH) OBP: 0.200, SLG: 0.282													1	0	0	0	0	0	0
Mike Garman, R (10, 1)													1	0	0	0	0	1	1
Johnny Oates, L (1, 2) OBP: 0.349, SLG: 0.388		x 0-0 F9 ②		x 0-0 G3 ①		x 0-0 F9 ①		x 0-0 F8 ①			SSS 0-3 K ①		4	0	0	0	0	0	0
Steve Yeager, R (10, 2) OBP: 0.355, SLG: 0.464													1	0	0	0	0	1	0
Don Sutton, R (1, 1) OBP: 0.255, SLG: 0.234		SSS 0-3 K ③		SSS 0-3 K ②		x 0-0 F8 ②		x 0-0 F7 ②			SSS 0-3 K ②		3	0	0	0	0	2	0
Lance Rautzhan, R (6, 1)													0	0	0	0	0	0	0
Glenn Burke, R (7, 8) OBP: 0.259, SLG: 0.263													2	0	0	0	0	1	0
Inning Stats	R: 1 E: 0 K: 1 S: 7 H: 2 LOB: 2 BB: 1 P: 11	R: 0 E: 0 K: 2 S: 7 H: 0 LOB: 0 BB: 0 P: 7	R: 2 E: 0 K: 1 S: 8 H: 3 LOB: 2 BB: 1 P: 12	R: 0 E: 0 K: 1 S: 5 H: 0 LOB: 0 BB: 0 P: 5	R: 3 E: 0 K: 0 S: 6 H: 3 LOB: 0 BB: 0 P: 6	R: 0 E: 0 K: 0 S: 3 H: 1 LOB: 1 BB: 0 P: 3	R: 0 E: 1 K: 0 S: 5 H: 1 LOB: 3 BB: 1 P: 9	R: 0 E: 0 K: 0 S: 3 H: 0 LOB: 0 BB: 0 P: 3	R: 0 E: 0 K: 2 S: 7 H: 0 LOB: 0 BB: 0 P: 7	R: 0 E: 0 K: 1 S: 5 H: 0 LOB: 0 BB: 0 P: 5	R: 1 E: 0 K: 2 S: 9 H: 2 LOB: 1 BB: 0 P: 9	R: 0 E: 0 K: 2 S: 7 H: 0 LOB: 1 BB: 0 P: 8	1B: 6 2B: 2 3B: 1 HR: 3	SF: 0 SAC: 0 DP: 0 HBP: 1	WP: 0 PB: 0 SB: 0 CS: 0	PA: 52			

PITCHER		IP	WLS	BF	H	R	ER	SO	BB	IBB	HBP	BLK	WP	HR	S	P	ERA	WHIP
Pat Zachry, R ERA: 4.52	(1, 1)	6.0		28	9	6	6	5	2	0	0	0	0	2	36	44	9.00	1.833
Paul Siebert, L ERA: 5.4	(7, 1)	0.1		3	1	0	0	0	0	0	0	0	0	0	3	3	0.00	3.000
Skip Lockwood, R ERA: 3.23	(7, 1)	5.2	W	21	2	1	1	7	0	1	1	0	0	1	33	38	1.59	0.353

PITCHER	IP	WLS	BF	H	R	ER	SO	BB	IBB	HBP	BLK	WP	HR	S	P	ERA	WHIP

TOP

Los Angeles Dodgers @ New York Mets

Shea Stadium, Flushing, NY

Mon Aug 01 1977, 7:05 PM EDT

Att. 9,062 - Unknown

livebaseballscorecards.com

AB	48
R	7
H	12
RBI	7
BB	3
SO	12
LOB	16

Batter	1	2	3	4	5	6	7	8	9	10	11	12	AB	R	H	RBI	BB	SO	LOB
Lenny Randle, S (1, 5) OBP: 0.391, SLG: 0.423	4-3	BB		1B		2B	F8		G3			1B	5	3	2	0	2	0	4
Felix Millan, R (1, 4) OBP: 0.281, SLG: 0.315	1-6-3	F3 1-2 2-3		G5-4-3 3-H		HR 1-H		SH1-4		F8		1B	5	1	2	2	2	0	2
Steve Henderson, R (1, 7) OBP: 0.370, SLG: 0.565	1B	F9		G5-4-3 1-2f		HR 2-H		P6		1-3		K	7	2	2	2	0	1	6
John Milner, L (1, 3) OBP: 0.369, SLG: 0.444	BB BB 3-H		1-3		F2	FC5-4		SH1-4 1-2		F6			3	0	1	1	1	0	0
Skip Lockwood, R (7, 1) OBP: 0.154, SLG: 0.154						BB						1B 1-2 2-H	1	0	0	0	0	0	0
Joel Youngblood, R (12, PH) OBP: 0.316, SLG: 0.286													1	0	1	1	0	0	0
John Stearns, R (1, 2) OBP: 0.400, SLG: 0.474	BB 1-2		2B		BB	FC5-4 1-2f		K			HBP		3	2	1	0	2	1	2
Mike Vail, R (1, 9) OBP: 0.335, SLG: 0.448	BB 1-2 2-3		K		F5		K2-3		FC1-5		F9		4	0	0	0	2	2	3
Lee Mazzilli, S (1, 8) OBP: 0.328, SLG: 0.304	F4		2B 1-H		1-3		S		F8 FC1-5 1-2		1B F5-2 1-2		5	0	3	1	1	0	4
Doug Flynn, R (1, 6) OBP: 0.225, SLG: 0.252			F5-3			F6	F6-3 1-2		FC1-5 1-2 2-3f				5	0	1	0	0	0	4
Ed Kranepool, L (11, PH) OBP: 0.341, SLG: 0.491													1	0	1	1	0	0	0
Bud Harrelson, S (11, PR) OBP: 0.256, SLG: 0.228		BLK WP 1B										1B 1-3 2-H	0	0	0	0	0	0	0
(12, 6)																			
Pat Zachry, R (1, 1) OBP: 0.171, SLG: 0.150													2	0	0	0	0	1	1
Ron Hodges, L (6, PH) OBP: 0.286, SLG: 0.333													1	0	0	0	0	0	0
Paul Siebert, L (7, 1)													0	0	0	0	0	0	0
Bobby Valentine, R (7, 3) OBP: 0.232, SLG: 0.234		F2 1-2		K		6-3					F5-2 3-H		0	0	0	0	0	0	0
Bruce Boisclair, L (7, PH) OBP: 0.332, SLG: 0.380													2	0	0	0	1	0	4
(8, 3)																			
Inning Stats	R: 1 H: 2 E: 0 LOB: 3 K: 0 BB: 2 S: 5 P: 13	R: 0 H: 1 E: 0 LOB: 2 K: 0 BB: 1 S: 4 P: 8	R: 1 H: 2 E: 0 LOB: 1 K: 1 BB: 0 S: 7 P: 7	R: 1 H: 2 E: 0 LOB: 1 K: 1 BB: 0 S: 6 P: 6	R: 0 H: 0 E: 0 LOB: 1 K: 0 BB: 1 S: 3 P: 7	R: 3 H: 2 E: 0 LOB: 1 K: 0 BB: 2 S: 5 P: 13	R: 0 H: 0 E: 0 LOB: 2 K: 1 BB: 2 S: 5 P: 13	R: 0 H: 0 E: 0 LOB: 1 K: 1 BB: 1 S: 5 P: 9	R: 0 H: 1 E: 0 LOB: 2 K: 0 BB: 1 S: 4 P: 8	R: 0 H: 0 E: 0 LOB: 0 K: 0 BB: 0 S: 3 P: 3	R: 1 H: 2 E: 0 LOB: 1 K: 0 BB: 0 S: 4 P: 5	R: 1 H: 2 E: 0 LOB: 2 K: 1 BB: 1 S: 5 P: 9	1B: 8 2B: 4 3B: 2 HR: 1	SF: 0 SAC: 1 DP: 2 HBP: 1	WP: 1 PB: 0 SB: 1 CS: 0	PA: 58			

PITCHER	IP	WLS	BF	H	R	ER	SO	BB	IBB	HBP	BLK	WP	HR	S	P	ERA	WHIP
Don Sutton, R (1, 1) ERA: 3.26	5.2		30	9	6	6	2	5	0	0	1	1	1	29	49	9.53	2.471
Lance Rautzhan, L (6, 1) ERA:	0.1		2	0	0	0	0	1	0	0	0	0	0	1	5	0.00	3.000
Charlie Hough, R (7, 1) ERA: 3.39	3.0		14	1	0	0	2	4	0	0	0	0	0	14	30	0.00	1.667
Mike Garman, R (10, 1) ERA: 2.23	2.1	L	12	4	2	2	1	0	1	1	0	0	0	12	17	7.71	1.714

PITCHER	IP	WLS	BF	H	R	ER	SO	BB	IBB	HBP	BLK	WP	HR	S	P	ERA	WHIP

BOTTOM

Los Angeles Dodgers @ New York Mets

Shea Stadium, Flushing, NY

Mon Aug 01 1977, 7:05 PM EDT

Att. 9,062 - Unknown

livebaseballscorecards.com

AB	45
R	8
H	14
RBI	8
BB	11
SO	5
LOB	30

Batter	1	2	3	4	5	6	7	8	9	AB	R	H	RBI	BB	SO	LOB
Davey Lopes, R (1, 4) OBP: 0.357, SLG: 0.392	F7		4-3		SH5-4 1B (1-2)	F8		5-3		5	0	1	0	0	0	2
Bill Russell, R (1, 6) OBP: 0.317, SLG: 0.377	3-1		1B		SH5-4 (1-2, 2-3)		F9	F6-3		4	0	1	0	0	0	0
Reggie Smith, S (1, 9) OBP: 0.434, SLG: 0.568	BB		1B (1-2)		5-3		2B BB 1B		HR BB	3	2	2	0	2	0	2
Joe Simpson, L (9, 9) OBP: 0.167, SLG: 0.091										0	0	0	0	0	0	0
Ron Cey, R (1, 5) OBP: 0.385, SLG: 0.508	K		K		F4		BB 1B (1-3) 2B		1-H HR	5	2	2	2	0	2	5
Steve Garvey, R (1, 3) OBP: 0.340, SLG: 0.527		F7		HR		F9	BB 1B IBB		F8	4	2	1	1	1	0	0
Dusty Baker Jr., R (1, 7) OBP: 0.344, SLG: 0.479		K		F8	1B 1B	1B	1B BB (1-2, 2-3, 3-H)		5-3	4	1	1	1	1	1	0
Glenn Burke, R (1, 8) OBP: 0.267, SLG: 0.282		2B		K	1B	1B (1-2)	F3		5-3	5	0	2	0	0	1	3
Steve Yeager, R (1, 2) OBP: 0.353, SLG: 0.460		K		F8	K	1B (1-3, 2-H, 3-H)				4	0	1	2	0	2	3
Tommy John, R (1, 1) OBP: 0.208, SLG: 0.208			K	SH5-4 1B	1B (1-3, 2-H)			F9		4	0	2	1	0	1	0
Inning Stats	R: 0 E: 0 K: 1 S: 5 H: 0 LOB: 1 BB: 1 P: 9	R: 0 E: 0 K: 2 S: 8 H: 1 LOB: 1 BB: 0 P: 8	R: 0 E: 0 K: 2 S: 9 H: 2 LOB: 2 BB: 0 P: 9	R: 1 E: 0 K: 1 S: 6 H: 1 LOB: 0 BB: 0 P: 6	R: 0 E: 0 K: 0 S: 5 H: 2 LOB: 2 BB: 0 P: 5	R: 1 E: 0 K: 1 S: 8 H: 3 LOB: 2 BB: 0 P: 8	R: 3 E: 0 K: 0 S: 5 H: 3 LOB: 2 BB: 2 P: 13	R: 0 E: 0 K: 0 S: 3 H: 0 LOB: 0 BB: 0 P: 3	R: 2 E: 0 K: 0 S: 4 H: 1 LOB: 0 BB: 1 P: 8	1B: 9 2B: 2 3B: 0 HR: 2	SF: 0 SAC: 1 DP: 0 HBP: 0						

TOP

Los Angeles Dodgers @ New York Mets

Shea Stadium, Flushing, NY

Tue Aug 02 1977, 7:05 PM EDT

Att. 24,145 - Unknown

livebaseballscorecards.com

AB	38
R	7
H	13
RBI	7
BB	4
SO	7
LOB	15

WP: 0 PB: 0 SB: 0 CS: 0 PA: 43

PITCHER		IP	WLS	BF	H	R	ER	SO	BB	IBB	HBP	BLK	WP	HR	S	P	ERA	WHIP
Jerry Koosman, L ERA: 3.24	(1, 1)	7.0	L	35	12	5	5	7	2	1	0	0	0	1	46	58	6.43	2.000
Bob Myrick, L ERA: 2.93	(8, 1)	2.0		8	1	2	2	0	1	0	0	0	0	1	7	11	9.00	1.000

PITCHER	IP	WLS	BF	H	R	ER	SO	BB	IBB	HBP	BLK	WP	HR	S	P	ERA	WHIP

Batter	1	2	3	4	5	6	7	8	9	AB	R	H	RBI	BB	SO	LOB
Lenny Randle, S (1, 5) OBP: 0.393, SLG: 0.424	F9		K		1B 2-H 3-H		1B 1-2 2-3			4	0	2	2	0	1	1
Felix Millan, R (1, 4) OBP: 0.278, SLG: 0.311	F8		6-3		1-3		F9			4	0	0	0	0	0	5
Steve Henderson, R (1, 7) OBP: 0.367, SLG: 0.556	K			G1		G6-4-3 1B		6-3		4	0	1	0	0	1	0
John Stearns, R (1, 2) OBP: 0.398, SLG: 0.469		F4		BB CS		G6-4-3 1-2f		6-3		3	0	0	0	1	0	1
John Milner, L (1, 3) OBP: 0.365, SLG: 0.438		G3		K 1-2		K		6-3		4	0	0	0	0	2	1
Mike Vail, R (1, 9) OBP: 0.338, SLG: 0.449		1B			1B 2B		6-3		F9	4	1	2	0	0	0	0
Joel Youngblood, R (1, 8) OBP: 0.325, SLG: 0.288		K			K		BB 1B 1B		1B	3	0	1	0	1	2	2
Doug Flynn, R (1, 6) OBP: 0.233, SLG: 0.266			F9		2B 1B 1-3		1B 1-2		K	4	1	2	0	0	1	1
Jerry Koosman, R (1, 1) OBP: 0.125, SLG: 0.182 Bruce Boisclair, L (7, PH) OBP: 0.330, SLG: 0.378 Bob Myrick, R (8, 1) Jerry Grote, R (9, PH) OBP: 0.327, SLG: 0.310			K		K		K		F6	2 1 0 1	0 0 0 0	0 0 0 0	0 0 0 0	0 1 0 0	2 2 0 0	3 2 0 1
Inning Stats	R: 0 E: 0 K: 1 S: 5 H: 0 LOB: 0 BB: 0 P: 5	R: 0 E: 0 K: 1 S: 6 H: 1 LOB: 1 BB: 0 P: 6	R: 0 E: 1 K: 2 S: 8 H: 0 LOB: 1 BB: 0 P: 8	R: 0 E: 0 K: 1 S: 4 H: 0 LOB: 1 BB: 1 P: 8	R: 2 E: 0 K: 2 S: 10 H: 3 LOB: 1 BB: 0 P: 10	R: 0 E: 0 K: 1 S: 5 H: 1 LOB: 0 BB: 0 P: 5	R: 0 E: 0 K: 1 S: 7 H: 2 LOB: 3 BB: 1 P: 11	R: 0 E: 0 K: 0 S: 3 H: 0 LOB: 0 BB: 0 P: 3	R: 0 E: 0 K: 1 S: 6 H: 1 LOB: 1 BB: 0 P: 6	1B: 7 2B: 2 3B: 0 HR: 0 SF: 0 SAC: 0 DP: 2 HBP: 0				WP: 0 PB: 0 SB: 0 CS: 1	PA: 36	

PITCHER	IP	WLS	BF	H	R	ER	SO	BB	IBB	HBP	BLK	WP	HR	S	P	ERA	WHIP
Tommy John, L (1, 1) ERA: 2.92	9.0	W	36	8	2	2	10	2	0	0	0	0	0	54	62	2.00	1.111

PITCHER	IP	WLS	BF	H	R	ER	SO	BB	IBB	HBP	BLK	WP	HR	S	P	ERA	WHIP

BOTTOM

Los Angeles Dodgers @ New York Mets

Shea Stadium, Flushing, NY

Tue Aug 02 1977, 7:05 PM EDT

Att. 24,145 - Unknown

livebaseballscorecards.com

AB	34
R	2
H	8
RBI	2
BB	2
SO	10
LOB	17

TOP

Los Angeles Dodgers @ New York Mets

Shea Stadium, Flushing, NY

Wed Aug 03 1977, 3:33 AM EDT

Att. 13,283 - Unknown

livebaseballscorecards.com

Batter	1	2	3	4	5	6	7	8	9	10	11	12	13	14	AB	R	H	RBI	BB	SO	LOB
Davey Lopes, R (1, 4) OBP: 0.359, SLG: 0.401	F3		2-H HR		F6-3		F8			1B		SH1-4 1-2		IBB	5	1	2	2	1	0	1
Bill Russell, R (1, 6) Ted Martinez, R (3, 6) OBP: 0.318, SLG: 0.378 OBP: 0.302, SLG: 0.377	F8 1B BLK 1B		5-3		5-3			F9		F7		5-3		G3	2 5	1 0	1 0	0 0	0 0	0 0	0 4
Reggie Smith, S (1, 9) OBP: 0.435, SLG: 0.567	BLK 1-2 1B		F9	K		K		FC5-4 1B		1-2 1B		K			6	0	3	0	0	2	1
Ron Cey, R (1, 5) OBP: 0.380, SLG: 0.500	F8 2-3		F6			K		FC5-4 FC6-4 1-2f		K			K		6	0	0	0	0	3	5
Steve Garvey, R (1, 3) OBP: 0.340, SLG: 0.526	1-3 1-2 3-H			P5		1B		FC6-4 1-2f			G3		F6-4 2B		6	0	2	0	0	0	2
Dusty Baker Jr., R (1, 7) Joe Simpson, L (9, 7) OBP: 0.167, SLG: 0.091 Lee Lacy, R (11, PH) OBP: 0.294, SLG: 0.426 (11, 7)		L9		K		P4			F8		L4		F6-4 2-3		4 0 2	0 0 0	0 0 0	0 0 0	0 0 0	1 0 1	1 0 1
Glenn Burke, R (1, 8) OBP: 0.281, SLG: 0.297		G3		1B			P4		K		1B			E 1B	6	0	3	0	0	1	0
Steve Yeager, R (1, 2) Johnny Oates, L (7, 2) OBP: 0.350, SLG: 0.456 OBP: 0.339, SLG: 0.376		F8		K			K		F9		F8			F9 1-3	3 3	0 0	0 0	0 0	0 0	2 0	1 2
Doug Rau, L (1, 1) OBP: 0.214, SLG: 0.192 Ed Goodson, L (7, PH) OBP: 0.220, SLG: 0.300 Charlie Hough, R (7, 1) OBP: 0.000, SLG: 0.222 Elias Sosa, R (9, 1) OBP: 0.000, SLG: 0.333 Lance Rautzhan, R (9, 1) Manny Mota, R (12, PH) OBP: 0.607, SLG: 0.524 Mike Garman, R (12, 1)			HR 2B		F8		1B			K		SH1-4 1B		K	2 1 0 0 1 1	1 1 0 0 0 0	0 0 0 0 0 1	0 0 0 0 1 1	0 0 0 0 0 0	0 0 0 0 1 1	0 0 0 0 0 1
Inning Stats	R: 1 H: 2 E: 0 LOB: 1 K: 0 BB: 0 S: 5 P: 5	R: 0 H: 0 E: 0 LOB: 0 K: 0 BB: 0 S: 3 P: 3	R: 2 H: 2 E: 0 LOB: 0 K: 0 BB: 0 S: 5 P: 5	R: 0 H: 1 E: 0 LOB: 1 K: 2 BB: 0 S: 8 P: 8	R: 0 H: 0 E: 0 LOB: 0 K: 0 BB: 0 S: 3 P: 3	R: 0 H: 1 E: 0 LOB: 1 K: 2 BB: 0 S: 8 P: 8	R: 0 H: 1 E: 0 LOB: 1 K: 1 BB: 0 S: 6 P: 6	R: 0 H: 1 E: 0 LOB: 1 K: 0 BB: 0 S: 4 P: 4	R: 0 H: 0 E: 0 LOB: 0 K: 1 BB: 0 S: 5 P: 5	R: 0 H: 2 E: 0 LOB: 2 K: 2 BB: 0 S: 9 P: 9	R: 0 H: 1 E: 0 LOB: 1 K: 0 BB: 0 S: 4 P: 4	R: 0 H: 1 E: 0 LOB: 1 K: 1 BB: 0 S: 6 P: 6	R: 0 H: 1 E: 0 LOB: 0 K: 1 BB: 0 S: 5 P: 5	R: 0 H: 1 E: 1 LOB: 2 K: 1 BB: 1 S: 6 P: 10	1B: 11 SF: 0 2B: 3 SAC: 1 3B: 0 DP: 1 HR: 1 HBP: 0						

PITCHER		IP	WLS	BF	H	R	ER	SO	BB	IBB	HBP	BLK	WP	HR	S	P	ERA	WHIP
Nino Espinosa, R ERA: 3.91	(1, 1)	6.0		24	6	3	3	4	0	0	0	1	0	1	32	32	4.50	1.000
Rick Baldwin, R ERA: 4.81	(7, 1)	2.0		8	2	0	0	1	0	0	0	0	0	0	10	10	0.00	1.000
Bob Apodaca, R ERA: 2.75	(9, 1)	1.0		3	0	0	0	1	0	0	0	0	0	0	5	5	0.00	0.000
Bob Myrick, L ERA: 2.72	(10, 1)	3.0		13	4	0	0	3	0	0	0	0	0	0	19	19	0.00	1.333
Paul Siebert, L ERA: 4.5	(13, 1)	2.0	W	8	2	0	0	2	0	1	0	0	0	0	11	15	0.00	1.000

PITCHER	IP	WLS	BF	H	R	ER	SO	BB	IBB	HBP	BLK	WP	HR	S	P	ERA	WHIP

AB	54
R	3
H	14
RBI	2
BB	1
SO	11
LOB	19

WP: 0 PA: 56
PB: 0
SB: 0
CS: 0

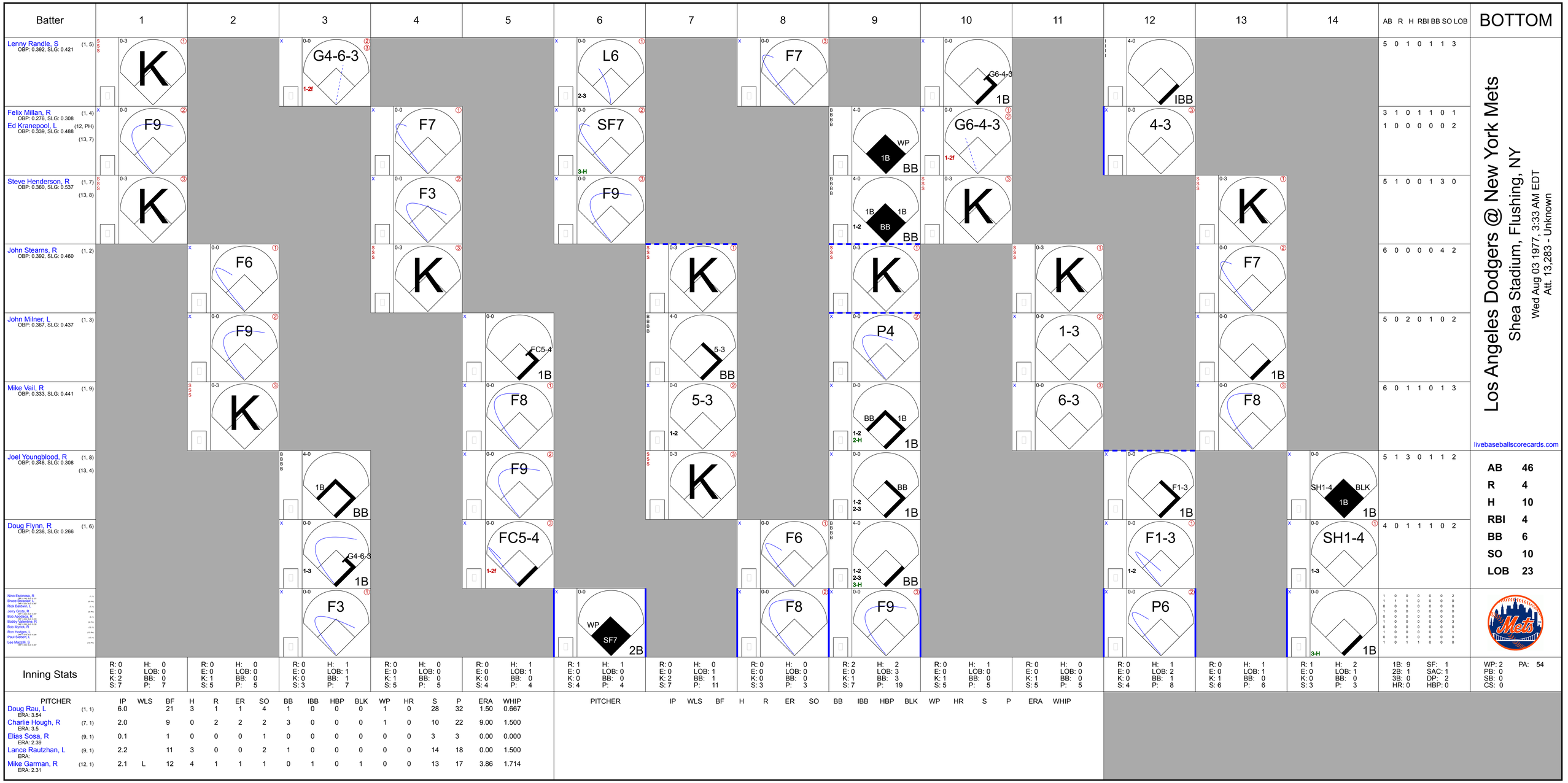

Los Angeles Dodgers @ New York Mets

Shea Stadium, Flushing, NY

Wed Aug 03 1977, 3:33 AM EDT
Att. 13,283 - Unknown

livebaseballscorecards.com

Batter	1	2	3	4	5	6	7	8	9	10	11	12	13	14	AB R H RBI BB SO LOB
Lenny Randle, S (1, 5) OBP: 0.392, SLG: 0.421	K		G4-6-3			L6		F7		G6-4-3 1B		IBB			5 0 1 0 1 1 3
Felix Millan, R (1, 4) OBP: 0.276, SLG: 0.308	F9			F7		SF7			WP 1B BB	G6-4-3		4-3			3 1 0 1 1 0 1
Ed Kranepool, L (12, PH) OBP: 0.339, SLG: 0.488 (13, 7)															1 0 0 0 0 0 2
Steve Henderson, R (1, 7) OBP: 0.360, SLG: 0.537 (13, 8)	K			F3		F9			1B 1B BB BB	K			K		5 1 0 0 1 3 0
John Stearns, R (1, 2) OBP: 0.392, SLG: 0.460		F6		K			K		K		K		F7		6 0 0 0 0 4 2
John Milner, L (1, 3) OBP: 0.367, SLG: 0.437		F9			FC5-4 1B		5-3 BB		P4		1-3		1B		5 0 2 0 1 0 2
Mike Vail, R (1, 9) OBP: 0.333, SLG: 0.441		K			F8		5-3		BB 1B 1B		6-3		F8		6 0 1 1 0 1 3
Joel Youngblood, R (1, 8) OBP: 0.348, SLG: 0.308 (13, 4)			1B BB		F9		K		BB 1B			F1-3 1B		SH1-4 BLK 1B 1B	5 1 3 0 1 1 2
Doug Flynn, R (1, 6) OBP: 0.238, SLG: 0.266			G4-6-3 1B		FC5-4			F6	BB			F1-3		SH1-4	4 0 1 1 1 0 2
Nino Espinosa, R (1, 3) OBP: 0.333, SLG: 0.381			F3			WP SF7 2B		F8	F9			P6		1B	1 0 0 0 0 0 2
Bruce Bochinski, L (1, 2) OBP: 0.333, SLG: 0.381															1 1 1 0 0 0 0 0
Rick Baldwin, L (1, 1) OBP: 0.333, SLG: 0.381															0 0 0 0 0 0 0 0
Jerry Grote, R (1, 5) OBP: 0.333, SLG: 0.381															1 0 0 0 0 0 0 0
Bob Apodaca, R (1, 1) OBP: 0.333, SLG: 0.381															0 0 0 0 0 0 0 0
Bobby Valentine, R (1, 2) OBP: 0.333, SLG: 0.381															1 0 0 0 0 0 0 0
Bob Myrick, R (1, 1) OBP: 0.333, SLG: 0.381															0 0 0 0 0 0 0 0
Ron Hodges, L (1, 1) OBP: 0.333, SLG: 0.381															1 0 0 0 0 0 0 0
Paul Siebert, L (1, 1) OBP: 0.333, SLG: 0.381															0 0 0 0 0 0 0 0
Lee Mazzilli, S (1, 1) OBP: 0.333, SLG: 0.381															1 0 1 1 0 0 0
Inning Stats	R: 0 E: 0 K: 2 S: 7 H: 0 LOB: 0 BB: 0 P: 7	R: 0 E: 0 K: 1 S: 5 H: 0 LOB: 0 BB: 0 P: 5	R: 0 E: 0 K: 0 S: 3 H: 1 LOB: 1 BB: 1 P: 7	R: 0 E: 0 K: 1 S: 5 H: 0 LOB: 0 BB: 0 P: 5	R: 0 E: 0 K: 0 S: 4 H: 1 LOB: 1 BB: 0 P: 4	R: 1 E: 0 K: 0 S: 4 H: 1 LOB: 0 BB: 0 P: 4	R: 0 E: 0 K: 2 S: 7 H: 0 LOB: 1 BB: 1 P: 11	R: 0 E: 0 K: 0 S: 3 H: 0 LOB: 0 BB: 0 P: 3	R: 2 E: 0 K: 1 S: 7 H: 2 LOB: 3 BB: 3 P: 19	R: 0 E: 0 K: 1 S: 5 H: 1 LOB: 0 BB: 0 P: 5	R: 0 E: 0 K: 1 S: 5 H: 0 LOB: 0 BB: 0 P: 5	R: 0 E: 0 K: 0 S: 4 H: 1 LOB: 2 BB: 1 P: 8	R: 0 E: 0 K: 1 S: 6 H: 1 LOB: 1 BB: 0 P: 6	R: 1 E: 0 K: 0 S: 3 H: 2 LOB: 1 BB: 0 P: 3	1B: 9 2B: 1 3B: 0 HR: 0 SF: 1 SAC: 1 DP: 2 HBP: 0

BOTTOM	
AB	46
R	4
H	10
RBI	4
BB	6
SO	10
LOB	23

WP: 2 PB: 0 SB: 0 CS: 0 PA: 54

PITCHER		IP	WLS	BF	H	R	ER	SO	BB	IBB	HBP	BLK	WP	HR	S	P	ERA	WHIP
Doug Rau, L ERA: 3.54	(1, 1)	6.0		21	3	1	1	4	1	0	0	0	1	0	28	32	1.50	0.667
Charlie Hough, R ERA: 3.5	(7, 1)	2.0		9	0	2	2	2	3	0	0	0	1	0	10	22	9.00	1.500
Elias Sosa, R ERA: 2.39	(9, 1)	0.1		1	0	0	0	1	0	0	0	0	0	0	3	3	0.00	0.000
Lance Rautzhan, L ERA:	(9, 1)	2.2		11	3	0	0	2	1	0	0	0	0	0	14	18	0.00	1.500
Mike Garman, R ERA: 2.31	(12, 1)	2.1	L	12	4	1	1	1	0	1	0	1	0	0	13	17	3.86	1.714

PITCHER	IP	WLS	BF	H	R	ER	SO	BB	IBB	HBP	BLK	WP	HR	S	P	ERA	WHIP

Batter	1	2	3	4	5	6	7	8	9	AB	R	H	RBI	BB	SO	LOB
Davey Lopes, R (1, 4) OBP: 0.357, SLG: 0.398	F4		K		BLK 1B		F1		F4	5	0	1	0	0	1	0
Bill Russell, R (1, 6) OBP: 0.317, SLG: 0.378	2B 2B		F5		L9		L5		F7	5	1	1	0	0	0	1
Reggie Smith, S (1, 9) OBP: 0.437, SLG: 0.570	2-H 2B		1B		F7 1-2			1B 2B 1B	K	5	1	3	1	0	1	1
Ron Cey, R (1, 5) OBP: 0.378, SLG: 0.496	5-3		F6		6-3			2B FC4 1-2 1B	K	5	0	1	0	0	1	4
Steve Garvey, R (1, 3) OBP: 0.343, SLG: 0.533	4-3			F9 2B		1B		FC4 SF9 1-3 2-H 2B		4	1	3	1	0	0	1
Dusty Baker Jr., R (1, 7) OBP: 0.337, SLG: 0.468		F7		F9 2-3		F2		FC4 2-3 3-H		4	0	0	0	0	0	4
Rick Monday, L (1, 8) OBP: 0.352, SLG: 0.411 Glenn Burke, R (6, 8) OBP: 0.281, SLG: 0.297 Boog Powell, L (8, PH) OBP: 0.432, SLG: 0.265 Joe Simpson, L (8, PR) OBP: 0.167, SLG: 0.091 (8, 8)		G3		K		F8		IBB		3 0 0 0	0 0 0 0	0 0 0 0	0 0 1 0	0 0 0 0	1 0 0 0	2 0 0 0
Johnny Oates, L (1, 2) OBP: 0.345, SLG: 0.379		1B		FC5-4 IBB		G3		SF9 3-H		2	0	1	1	1	0	1
Rick Rhoden, R (1, 1) OBP: 0.211, SLG: 0.368 Lance Rautzhan, R (8, 1) Elias Sosa, R (8, 1) OBP: 0.333, SLG: 0.333		F8		FC5-4 1-2f			5-3	F8		4 0 0	0 0 0	0 0 0	0 0 0	0 0 0	0 0 0	5 0 0
Inning Stats	R: 1 E: 0 K: 0 S: 5 H: 2 LOB: 1 BB: 0 P: 5	R: 0 E: 0 K: 0 S: 4 H: 1 LOB: 1 BB: 0 P: 4	R: 0 E: 0 K: 1 S: 6 H: 1 LOB: 0 BB: 0 P: 6	R: 0 E: 0 K: 1 S: 6 H: 1 LOB: 2 BB: 1 P: 10	R: 0 E: 0 K: 0 S: 4 H: 1 LOB: 1 BB: 0 P: 4	R: 0 E: 0 K: 0 S: 4 H: 1 LOB: 1 BB: 0 P: 4	R: 0 E: 0 K: 0 S: 3 H: 0 LOB: 0 BB: 0 P: 3	R: 2 E: 0 K: 0 S: 6 H: 3 LOB: 2 BB: 1 P: 10	R: 0 E: 0 K: 2 S: 8 H: 0 LOB: 1 BB: 0 P: 8	1B: 6 2B: 4 3B: 0 HR: 0	SF: 1 SAC: 0 DP: 0 HBP: 0						

PITCHER		IP	WLS	BF	H	R	ER	SO	BB	IBB	HBP	BLK	WP	HR	S	P	ERA	WHIP
Jim Lonborg, R ERA: 3.99	(1, 1)	7.0		32	10	3	3	2	0	1	0	1	0	0	35	39	3.86	1.429
Gene Garber, R ERA: 3.03	(8, 1)	1.0	W	4	0	0	0	0	0	1	0	0	0	0	3	7	0.00	0.000
Ron Reed, R ERA: 2.66	(9, 1)	1.0		4	0	0	0	2	0	0	0	0	1	0	8	8	0.00	0.000

PITCHER	IP	WLS	BF	H	R	ER	SO	BB	IBB	HBP	BLK	WP	HR	S	P	ERA	WHIP

TOP

Los Angeles Dodgers @ Philadelphia Phillies
Veterans Stadium, Philadelphia, PA
Fri Aug 05 1977, 7:05 PM EDT
Att. 47,574 - Unknown

livebaseballscorecards.com

AB	37
R	3
H	10
RBI	3
BB	2
SO	4
LOB	19

WP: 1 PB: 0 SB: 0 CS: 0 PA: 40

BOTTOM

Los Angeles Dodgers @ Philadelphia Phillies
Veterans Stadium, Philadelphia, PA
Fri Aug 05 1977, 7:05 PM EDT
Att. 47,574 - Unknown

livebaseballscorecards.com

Batter	1	2	3	4	5	6	7	8	9	AB	R	H	RBI	BB	SO	LOB
Bake McBride, L (1, 9) OBP: 0.336, SLG: 0.459	H 1-0 1B HBP		x 0-0 FC6-5 2B		x 0-0 ① F7		x 0-0 ② F5	x 0-0 FC1-6 1B 1-2 3-H		0	0	0	0	0	0	0
Jay Johnstone, L (3, 9) OBP: 0.358, SLG: 0.483										4	0	2	1	0	0	0
Larry Bowa, S (1, 6) OBP: 0.323, SLG: 0.358	x 0-0 ① F8		x 0-0 ② FC6-5 HBP 2-3		x 0-0 FC5-4 1B 1B		x 0-0 ③ 1-3	x 0-0 ② FC1-6 2B 1-2f 2-3		5	1	1	0	0	0	4
Mike Schmidt, R (1, 5) OBP: 0.391, SLG: 0.602	x 0-0 G5-4-3 1B 1-2		H 1-0 HBP 1-2		x 0-0 FC5-4 1B 1-2			x 0-0 HR 1B		4	1	4	2	0	0	0
Greg Luzinski, R (1, 7) OBP: 0.380, SLG: 0.625	x 0-0 ② ③ G5-4-3 1-2f		x 0-0 ③ F9		x 0-0 ② FC5-4 1-2f 2-3			x 0-0 1-H 3-H 2B		5	1	1	2	0	1	7
Ron Reed, R (9, 1) OBP: 0.091, SLG: 0.182								x 0-0 1-H HR		0	0	0	0	0	0	0
								x 0-3 K								
Richie Hebner, L (1, 3) OBP: 0.401, SLG: 0.516		S S S 0-3 K 1B		x 0-0 2B SF8 1B	x 0-0 ③ F9			x 0-0 1B 1B 1B		4	2	2	0	0	1	2
Garry Maddox, R (1, 8) OBP: 0.308, SLG: 0.421		x 0-0 G6-4-3 1B 1-2		x 0-0 ① F9		x 0-0 ① 6-3		x 0-0 1B 1B 1B 1-2		4	1	2	0	0	0	1
Bob Boone, R (1, 2) OBP: 0.338, SLG: 0.429		x 0-0 ① F3		x 0-0 SF8 2B 1-3		x 0-0 G4-6-3 1B		x 0-0 ① F5		4	0	2	0	0	0	4
Ted Sizemore, R (1, 4) OBP: 0.325, SLG: 0.338		x 0-0 ② ③ G6-4-3 1-2f		x 0-0 ② SF8 2-3 3-H		x 0-0 ② ③ G4-6-3 1-2f		x 0-0 1B 1B 1B 1-3 2-H		3	1	1	2	0	0	3
Jim Lonborg, R (1, 1) OBP: 0.111, SLG: 0.077			S S S 0-3 ① K	x 0-0 ③ 4-3			x 0-0 ① F8	x 0-0 FC1-6 1B 2B 1B 1-3 3-H		3	0	0	0	0	1	1
Gene Garber, R (8, 1)										0	0	0	0	0	0	0
Ollie Brown, R (8, PH) OBP: 0.262, SLG: 0.381										0	0	0	0	0	0	0
Tim McCarver, L (8, PH) OBP: 0.406, SLG: 0.454										1	1	1	1	0	0	0
Jerry Martin, R (9, 7) OBP: 0.341, SLG: 0.452										0	0	0	0	0	0	0
Inning Stats	R: 0 E: 0 K: 0 S: 3 H: 1 LOB: 1 BB: 0 P: 4	R: 0 E: 0 K: 1 S: 6 H: 1 LOB: 1 BB: 0 P: 6	R: 0 E: 0 K: 1 S: 6 H: 1 LOB: 2 BB: 0 P: 7	R: 1 E: 0 K: 0 S: 5 H: 2 LOB: 1 BB: 0 P: 5	R: 0 E: 0 K: 0 S: 5 H: 2 LOB: 2 BB: 0 P: 5	R: 0 E: 0 K: 0 S: 3 H: 1 LOB: 0 BB: 0 P: 3	R: 0 E: 0 K: 0 S: 3 H: 0 LOB: 0 BB: 0 P: 3	R: 7 E: 0 K: 1 S: 13 H: 8 LOB: 1 BB: 0 P: 13		1B: 12 2B: 3 3B: 0 HR: 1		SF: 1 SAC: 0 DP: 3 HBP: 2		WP: 1 PB: 0 SB: 0 CS: 0	PA: 40	

	AB	37
	R	8
	H	16
	RBI	8
	BB	0
	SO	3
	LOB	22

PITCHER		IP	WLS	BF	H	R	ER	SO	BB	IBB	HBP	BLK	WP	HR	S	P	ERA	WHIP
Rick Rhoden, R ERA: 4.04	(1, 1)	7.0		31	10	3	3	2	0	0	2	0	1	1	33	35	3.86	1.429
Lance Rautzhan, L ERA: 4.05	(8, 1)	0.1	L	4	3	1	1	0	0	0	0	0	0	0	4	4	27.00	9.000
Elias Sosa, R ERA: 2.82	(8, 1)	0.2		5	3	4	4	1	0	0	0	0	0	0	7	7	54.00	4.500

PITCHER	IP	WLS	BF	H	R	ER	SO	BB	IBB	HBP	BLK	WP	HR	S	P	ERA	WHIP

Batter	1	2	3	4	5	6	7	8	9	AB	R	H	RBI	BB	SO	LOB
Davey Lopes, R (1, 4) OBP: 0.357, SLG: 0.398	G5-4-3 1B		F8			5-3		SH1 1-2		3	0	1	0	0	0	1
Bill Russell, R (1, 6) OBP: 0.315, SLG: 0.375	G5-4-3 1-2f		E1 1-2			F8		FC6-5 2-3		4	0	0	0	0	0	3
Reggie Smith, S (1, 9) OBP: 0.438, SLG: 0.572	2B		4-3			1B 1B		L9		4	0	2	0	0	0	3
Ron Cey, R (1, 5) OBP: 0.379, SLG: 0.495	F9			G6-4-3 BB		1-2 1B			F8	3	0	1	0	1	0	1
Steve Garvey, R (1, 3) OBP: 0.340, SLG: 0.528		F9		G6-4-3 1-2f		F8			K	4	0	0	0	0	1	3
Dusty Baker Jr., R (1, 7) OBP: 0.334, SLG: 0.463		1-3		F9			F8		F4	4	0	0	0	0	0	0
Glenn Burke, R (1, 8) OBP: 0.273, SLG: 0.287		6-3			6-3		F8			3	0	0	0	0	0	0
Kevin Pasley, R (1, 2) OBP: 0.333, SLG: 0.333			FC1-6 1B		L1		F8			3	0	1	0	0	0	0
Burt Hooton, R (1, 1) OBP: 0.184, SLG: 0.188			FC1-6 E 1-2f		L4			FC6-5 SH1 1B		3	0	1	0	0	0	1
Inning Stats	R: 0 H: 2 E: 0 LOB: 1 K: 0 BB: 0 S: 4 P: 4	R: 0 H: 0 E: 0 LOB: 0 K: 0 BB: 0 S: 3 P: 3	R: 0 H: 1 E: 1 LOB: 2 K: 0 BB: 0 S: 5 P: 5	R: 0 H: 0 E: 0 LOB: 0 K: 0 BB: 1 S: 2 P: 6	R: 0 H: 0 E: 0 LOB: 0 K: 0 BB: 0 S: 3 P: 3	R: 0 H: 2 E: 0 LOB: 2 K: 0 BB: 0 S: 5 P: 5	R: 0 H: 0 E: 0 LOB: 0 K: 0 BB: 0 S: 3 P: 3	R: 0 H: 1 E: 0 LOB: 1 K: 0 BB: 0 S: 4 P: 4	R: 0 H: 0 E: 0 LOB: 0 K: 1 BB: 0 S: 5 P: 5	1B: 5 SF: 0 2B: 1 SAC: 1 3B: 0 DP: 2 HR: 0 HBP: 0						

PITCHER		IP	WLS	BF	H	R	ER	SO	BB	IBB	HBP	BLK	WP	HR	S	P	ERA	WHIP
Jim Kaat, L ERA: 4.95	(1, 1)	7.0		26	5	0	0	0	1	0	0	0	0	0	25	29	0.00	0.857
Gene Garber, R ERA: 2.94	(8, 1)	2.0	W	7	1	0	0	1	0	0	0	0	0	0	9	9	0.00	0.500

PITCHER		IP	WLS	BF	H	R	ER	SO	BB	IBB	HBP	BLK	WP	HR	S	P	ERA	WHIP

TOP

Los Angeles Dodgers @ Philadelphia Phillies
Veterans Stadium, Philadelphia, PA
Sat Aug 06 1977, 7:05 PM EDT
Att. 50,111 - Unknown

livebaseballscorecards.com

AB	31
R	0
H	6
RBI	0
BB	1
SO	1
LOB	12

BOTTOM

Batter	1	2	3	4	5	6	7	8	9	AB	R	H	RBI	BB	SO	LOB
Jay Johnstone, L (1, 9) OBP: 0.356, SLG: 0.484	F9		2B			F8		F8		4	0	1	0	0	0	1
Larry Bowa, S (1, 6) OBP: 0.320, SLG: 0.354	3-1		4-3			F2		F6		4	0	0	0	0	0	2
Mike Schmidt, R (1, 5) OBP: 0.390, SLG: 0.597	F2			F8		BB		F8		3	0	0	0	1	0	0
Greg Luzinski, R (1, 7) OBP: 0.379, SLG: 0.621 Jerry Martin, R (9, PR) OBP: 0.341, SLG: 0.452		K		K		3-1			S 1B 1B	4 0	0 1	1 0	0 0	0 0	2 0	2 0
Richie Hebner, L (1, 3) OBP: 0.396, SLG: 0.509		F5		L9			K2-3		K 1-2	4	0	0	0	0	2	1
Garry Maddox, R (1, 8) OBP: 0.312, SLG: 0.422		S 1B	F9				S 1B		1B IBB	3	0	2	0	1	0	0
Bob Boone, R (1, 2) OBP: 0.334, SLG: 0.423		6-3 1-2	5-3				K 1-2		F9	4	0	0	0	0	1	4
Ted Sizemore, R (1, 4) OBP: 0.327, SLG: 0.338			F9		1-3		IBB		1-2 2-H 1B	3	0	1	1	1	0	0
Jim Kaat, L (1, 1) OBP: 0.167, SLG: 0.171 Bake McBride, L (7, PH) OBP: 0.335, SLG: 0.457 Gene Garber, R (8, 1)			K			2B	4-3			2 1 0	0 0 0	1 0 0	0 0 0	0 0 0	1 0 0	0 2 0
Inning Stats	R: 0 E: 0 K: 0 S: 3 H: 0 LOB: 0 BB: 0 P: 3	R: 0 E: 0 K: 1 S: 6 H: 1 LOB: 1 BB: 0 P: 6	R: 0 E: 0 K: 1 S: 6 H: 1 LOB: 1 BB: 0 P: 6	R: 0 E: 0 K: 1 S: 5 H: 0 LOB: 0 BB: 0 P: 5	R: 0 E: 0 K: 0 S: 3 H: 0 LOB: 0 BB: 0 P: 3	R: 0 E: 0 K: 0 S: 4 H: 1 LOB: 2 BB: 1 P: 8	R: 0 E: 0 K: 2 S: 8 H: 1 LOB: 2 BB: 1 P: 12	R: 0 E: 0 K: 0 S: 3 H: 0 LOB: 0 BB: 0 P: 3	R: 1 E: 0 K: 1 S: 6 H: 2 LOB: 2 BB: 1 P: 10	1B: 4 2B: 2 3B: 0 HR: 0 SF: 0 SAC: 0 DP: 0 HBP: 0						

PITCHER	IP	WLS	BF	H	R	ER	SO	BB	IBB	HBP	BLK	WP	HR	S	P	ERA	WHIP
Burt Hooton, R (1, 1) ERA: 2.48	8.2	L	35	6	1	1	6	1	2	0	0	0	0	44	56	1.04	0.808

PITCHER	IP	WLS	BF	H	R	ER	SO	BB	IBB	HBP	BLK	WP	HR	S	P	ERA	WHIP

Los Angeles Dodgers @ Philadelphia Phillies
Veterans Stadium, Philadelphia, PA
Sat Aug 06 1977, 7:05 PM EDT
Att. 50,111 - Unknown

livebaseballscorecards.com

AB	32
R	1
H	6
RBI	1
BB	3
SO	6
LOB	12

Batter	1	2	3	4	5	6	7	8	9	AB	R	H	RBI	BB	SO	LOB
Davey Lopes, R (1, 4) OBP: 0.361, SLG: 0.405	5-3		1B CS			1B		2B		4	0	3	0	0	0	0
Bill Russell, R (1, 6) OBP: 0.314, SLG: 0.374	K		5-3 1-2			1B 1-2		6-3		4	0	1	0	0	1	2
Reggie Smith, S (1, 9) OBP: 0.433, SLG: 0.565	K2-3			K		1-3			F8	4	0	0	0	0	2	1
Ron Cey, R (1, 5) OBP: 0.378, SLG: 0.491		5-3 1B BB		F8			5-3		5-3	3	1	0	0	1	0	0
Steve Garvey, R (1, 3) OBP: 0.338, SLG: 0.523		K		K			6-3		K	4	0	0	0	0	3	1
Dusty Baker Jr., R (1, 7) OBP: 0.334, SLG: 0.462		5-3 1-2			F8		1B			3	0	1	0	0	0	1
Glenn Burke, R (1, 8) OBP: 0.284, SLG: 0.299		1B 2-H			G3-6 1B		K			3	0	2	1	0	1	1
Steve Yeager, R (1, 2) OBP: 0.347, SLG: 0.451		G3			G3-6 1-2f			F8		3	0	0	0	0	0	2
Don Sutton, R (1, 1) OBP: 0.250, SLG: 0.229			F9			5-3		K		1	0	0	0	0	0	0
Lee Lacy, R (6, PH) OBP: 0.292, SLG: 0.422										1	0	0	0	0	0	0
Elias Sosa, R (6, 1) OBP: 0.333, SLG: 0.333										0	0	0	0	0	0	0
Ted Martinez, R (8, PH) OBP: 0.299, SLG: 0.374										1	0	0	0	0	1	0
Charlie Hough, R (8, 1) OBP: 0.105, SLG: 0.222										0	0	0	0	0	0	0
Inning Stats	R: 0 E: 0 K: 2 S: 7 H: 0 LOB: 0 BB: 0 P: 7	R: 1 E: 0 K: 1 S: 6 H: 1 LOB: 1 BB: 1 P: 10	R: 0 E: 0 K: 0 S: 3 H: 1 LOB: 0 BB: 0 P: 3	R: 0 E: 0 K: 2 S: 7 H: 0 LOB: 0 BB: 0 P: 7	R: 0 E: 0 K: 0 S: 3 H: 1 LOB: 0 BB: 0 P: 3	R: 0 E: 0 K: 0 S: 4 H: 2 LOB: 1 BB: 0 P: 4	R: 0 E: 0 K: 1 S: 6 H: 1 LOB: 1 BB: 0 P: 6	R: 0 E: 0 K: 1 S: 6 H: 1 LOB: 1 BB: 0 P: 6	R: 0 E: 0 K: 1 S: 5 H: 0 LOB: 0 BB: 0 P: 5	1B: 6 2B: 1 3B: 0 HR: 0	SF: 0 SAC: 0 DP: 1 HBP: 0						

PITCHER	IP	WLS	BF	H	R	ER	SO	BB	IBB	HBP	BLK	WP	HR	S	P	ERA	WHIP
Steve Carlton, L (1, 1) ERA: 2.83	9.0	W	32	7	1	1	8	1	0	0	0	0	0	47	51	1.00	0.889

PITCHER	IP	WLS	BF	H	R	ER	SO	BB	IBB	HBP	BLK	WP	HR	S	P	ERA	WHIP

TOP

Los Angeles Dodgers @ Philadelphia Phillies
Veterans Stadium, Philadelphia, PA
Sun Aug 07 1977, 3:33 AM EDT
Att. 40,628 - Unknown

livebaseballscorecards.com

AB	31
R	1
H	7
RBI	1
BB	1
SO	8
LOB	8

WP: 0 PB: 0 SB: 0 CS: 1 PA: 32

Batter	1	2	3	4	5	6	7	8	9	AB	R	H	RBI	BB	SO	LOB
Jay Johnstone, L (1, 9) OBP: 0.354, SLG: 0.479	x 0-0 4-3 1B	0-0 ③ CS 1-2	x 0-0 ① F4	0-0 ③ F4		x 0-0 ③ F5				4	0	1	0	0	0	3
Larry Bowa, S (1, 6) OBP: 0.324, SLG: 0.361	x 0-0 ① 4-3 1-2		x 0-0 BB 1B		x 0-0 5-3 2B 2B		x 0-0 1B			4	1	3	0	0	0	1
Mike Schmidt, R (1, 5) OBP: 0.388, SLG: 0.592	x 0-0 ② F2		B B B 4-0 1-2 BB		x 0-0 ① 5-3 2-3		x 0-0 ① F5			3	0	0	0	1	0	3
Greg Luzinski, R (1, 7) OBP: 0.375, SLG: 0.615	S S S 0-3 ③ K2-3		S S S 0-3 ② K		x 0-0 ② F9		x 0-0 ② F8			4	0	0	0	0	2	5
Richie Hebner, L (1, 3) OBP: 0.395, SLG: 0.509		x 0-0 ① F7	x 0-0 ③ F5		x 0-0 3-H 2B		x 0-0 ③ F7			4	0	1	1	0	0	3
Garry Maddox, R (1, 8) OBP: 0.314, SLG: 0.430		x 0-0 HR		x 0-0 1B 1B	x 0-0 ③ F9			x 0-0 ① F8		4	1	2	1	0	0	1
Tim McCarver, L (1, 2) OBP: 0.409, SLG: 0.450		B B B 4-0 1B SF8 BB		x 0-0 ① F4		x 0-0 ① 4-3		x 0-0 G5-4-3 1B		3	1	1	0	1	0	1
Ted Sizemore, R (1, 4) OBP: 0.326, SLG: 0.337		x 0-0 CS 1-3 1B		x 0-0 ② F8		x 0-0 ② L6		x 0-0 ② ③ G5-4-3 1-2f		4	0	1	0	0	0	2
Steve Carlton, L (1, 1) OBP: 0.264, SLG: 0.294		x 0-0 ② SF8 3-H		x 0-0 1-2 1B		x 0-0 1B				2	0	2	1	0	0	0
Inning Stats	R: 0 E: 0 K: 1 S: 6 H: 1 LOB: 1 BB: 0 P: 6	R: 2 E: 0 K: 0 S: 4 H: 2 LOB: 0 BB: 1 P: 8	R: 0 E: 0 K: 1 S: 6 H: 1 LOB: 2 BB: 1 P: 10	R: 0 E: 0 K: 0 S: 5 H: 2 LOB: 2 BB: 0 P: 5	R: 1 E: 0 K: 0 S: 5 H: 2 LOB: 1 BB: 0 P: 5	R: 0 E: 0 K: 0 S: 4 H: 1 LOB: 1 BB: 0 P: 4	R: 0 E: 0 K: 0 S: 4 H: 1 LOB: 1 BB: 0 P: 4	R: 0 E: 0 K: 0 S: 3 H: 1 LOB: 0 BB: 0 P: 3		1B: 8 2B: 2 3B: 0 HR: 1	SF: 1 SAC: 0 DP: 1 HBP: 0					

PITCHER		IP	WLS	BF	H	R	ER	SO	BB	IBB	HBP	BLK	WP	HR	S	P	ERA	WHIP
Don Sutton, R ERA: 3.33	(1, 1)	5.0	L	24	8	3	3	2	2	0	0	0	0	1	26	34	5.40	2.000
Elias Sosa, R ERA: 2.68	(6, 1)	2.0		8	2	0	0	0	0	0	0	0	0	0	8	8	0.00	1.000
Charlie Hough, R ERA: 3.47	(8, 1)	1.0		3	1	0	0	0	0	0	0	0	0	0	3	3	0.00	1.000

PITCHER	IP	WLS	BF	H	R	ER	SO	BB	IBB	HBP	BLK	WP	HR	S	P	ERA	WHIP

BOTTOM

Los Angeles Dodgers @ Philadelphia Phillies
Veterans Stadium, Philadelphia, PA
Sun Aug 07 1977, 3:33 AM EDT
Att. 40,628 - Unknown

livebaseballscorecards.com

AB	32
R	3
H	11
RBI	3
BB	2
SO	2
LOB	19

WP: 0 PB: 0 SB: 0 CS: 1 PA: 36

Cincinnati Reds @ Los Angeles Dodgers

Dodger Stadium, Los Angeles, CA

Mon Aug 08 1977, 7:05 PM PDT

Att. 48,242 - Unknown

livebaseballscorecards.com

TOP

Batter	1	2	3	4	5	6	7	8	9	AB	R	H	RBI	BB	SO	LOB
Pete Rose, S (1, 5) OBP: 0.386, SLG: 0.442	S S S 0-3 ① K		x 0-0 ② 2-3		x 0-0 ③ 4-3			S S S 0-3 ③ K		2	0	0	0	0	1	0
Ray Knight, R (3, 5) OBP: 0.345, SLG: 0.471										2	0	0	0	0	1	0
Ken Griffey, L (1, 9) OBP: 0.383, SLG: 0.477	x 0-0 ② F9		x 0-0 2B			x 0-0 ① 6-3			x 0-0 ① G3	4	0	1	0	0	0	0
Joe Morgan, L (1, 4) OBP: 0.423, SLG: 0.487	x 0-0 ③ F8		S S S 0-3 ③ K			x 0-0 ② 1-3			x 0-0 ② 4-3	4	0	0	0	0	1	1
George Foster, R (1, 7) OBP: 0.384, SLG: 0.651		x 0-0 SH1-3 E 1B		x 0-0 ① 6-3		x 0-0 ③ F9			x 0-0 ③ 6-3	4	0	1	0	0	0	0
Johnny Bench, R (1, 2) OBP: 0.347, SLG: 0.575		x 0-0 E3 SH1-3 1-2		x 0-0 ② F9			x 0-0 ① 5-3			3	0	0	0	0	0	1
Dave Concepcion, R (1, 6) OBP: 0.328, SLG: 0.381		x 0-0 ① SH1-3 1-2 2-3		B B B B 4-0 BB			x 0-0 ② 6-3			1	0	0	0	1	0	0
Dan Driessen, L (1, 3) OBP: 0.381, SLG: 0.479		S S S 0-3 ② K		x 0-0 ③ F3			x 0-0 ③ 4-3			3	0	0	0	0	1	3
Cesar Geronimo, L (1, 8) OBP: 0.325, SLG: 0.392		x 0-0 ③ 4-3			x 0-0 ① 4-3			x 0-0 ① G3		3	0	0	0	0	0	2
Paul Moskau, R (1, 1) OBP: 0.316, SLG: 0.471			S S S 0-3 ① K		x 0-0 ② 6-3			x 0-0 ② 5-3		2	0	0	0	0	1	0
Ed Armbrister, R (8, PH) OBP: 0.359, SLG: 0.473										1	0	0	0	0	0	0
Pedro Borbon, R (8, 1) OBP: 0.222, SLG: 0.278										0	0	0	0	0	0	0

	AB	29
	R	0
	H	2
	RBI	0
	BB	1
	SO	5
	LOB	7

Inning Stats																																		
	R: 0	E: 0	K: 1	S: 5	H: 0	LOB: 0	BB: 0	P: 5	R: 0	E: 1	K: 1	S: 7	H: 1	LOB: 2	BB: 0	P: 7	R: 0	E: 0	K: 2	S: 8	H: 1	LOB: 1	BB: 0	P: 8	R: 0	E: 0	K: 0	S: 3	H: 0	LOB: 1	BB: 1	P: 7	R: 0	E: 0	K: 0	S: 3	H: 0	LOB: 0	BB: 0	P: 3
	R: 0	E: 0	K: 0	S: 3	H: 0	LOB: 0	BB: 0	P: 3	R: 0	E: 0	K: 0	S: 3	H: 0	LOB: 0	BB: 0	P: 3	R: 0	E: 0	K: 1	S: 5	H: 0	LOB: 0	BB: 0	P: 5	R: 0	E: 0	K: 0	S: 3	H: 0	LOB: 0	BB: 0	P: 3	1B: 1	2B: 1	3B: 0	HR: 0	SF: 0	SAC: 1	DP: 0	HBP: 0
	WP: 0	PB: 0	SB: 0	CS: 0	PA: 31																															

PITCHER		IP	WLS	BF	H	R	ER	SO	BB	IBB	HBP	BLK	WP	HR	S	P	ERA	WHIP
Tommy John, L ERA: 2.74	(1, 1)	9.0	W	31	2	0	0	5	1	0	0	0	0	0	40	44	0.00	0.333

PITCHER	IP	WLS	BF	H	R	ER	SO	BB	IBB	HBP	BLK	WP	HR	S	P	ERA	WHIP

Batter	1	2	3	4	5	6	7	8	9	AB	R	H	RBI	BB	SO	LOB
Davey Lopes, R (1, 4) OBP: 0.358, SLG: 0.400	F7		F9		6-3		5-3			4	0	0	0	0	0	0
Bill Russell, R (1, 6) OBP: 0.313, SLG: 0.375	6-3		HR 2B		6-3			P4		4	1	1	0	0	0	0
Reggie Smith, S (1, 9) OBP: 0.432, SLG: 0.571	P4		2-H HR			G3		F8		4	1	1	2	0	0	0
Ron Cey, R (1, 5) OBP: 0.381, SLG: 0.494		FC4-6 1B	F7			5-3 1B 1B		1B		4	1	3	0	0	0	0
Steve Garvey, R (1, 3) OBP: 0.335, SLG: 0.519		SSS K		F8		5-3 1-2		L3		4	0	0	0	0	1	3
Rick Monday, L (1, 8) OBP: 0.355, SLG: 0.412 Glenn Burke, R (6, PR) OBP: 0.284, SLG: 0.299 (7, 8)		FC4-6 FC6-4 1-2f		BBB BB		2-H 1B				2 0	0 0	1 0	1 0	1 0	0 0	1 0
Dusty Baker Jr., R (1, 7) OBP: 0.332, SLG: 0.458		FC6-4 1-2f		L9		P3				3	0	0	0	0	0	3
Steve Yeager, R (1, 2) OBP: 0.344, SLG: 0.446			6-3	SSS K			6-3			3	0	0	0	0	1	1
Tommy John, R (1, 1) OBP: 0.216, SLG: 0.275			HR		6-3		F7			3	1	1	1	0	0	0
Inning Stats	R: 0 E: 0 K: 0 S: 3 H: 0 LOB: 0 BB: 0 P: 3	R: 0 E: 0 K: 1 S: 6 H: 1 LOB: 1 BB: 0 P: 6	R: 3 E: 0 K: 0 S: 6 H: 3 LOB: 0 BB: 0 P: 6	R: 0 E: 0 K: 1 S: 5 H: 0 LOB: 1 BB: 1 P: 9	R: 0 E: 0 K: 0 S: 3 H: 0 LOB: 0 BB: 0 P: 3	R: 1 E: 0 K: 0 S: 5 H: 2 LOB: 1 BB: 0 P: 5	R: 0 E: 0 K: 0 S: 3 H: 0 LOB: 0 BB: 0 P: 3	R: 0 E: 0 K: 0 S: 4 H: 1 LOB: 1 BB: 0 P: 4		1B: 4 2B: 1 3B: 0 HR: 2 SF: 0 SAC: 0 DP: 0 HBP: 0						

PITCHER		IP	WLS	BF	H	R	ER	SO	BB	IBB	HBP	BLK	WP	HR	S	P	ERA	WHIP
Paul Moskau, R ERA: 4.75	(1, 1)	7.0	L	28	6	4	4	2	1	0	0	0	0	2	31	35	5.14	1.000
Pedro Borbon, R ERA: 2.85	(8, 1)	1.0		4	1	0	0	0	0	0	0	0	0	0	4	4	0.00	1.000

PITCHER	IP	WLS	BF	H	R	ER	SO	BB	IBB	HBP	BLK	WP	HR	S	P	ERA	WHIP

BOTTOM

Cincinnati Reds @ Los Angeles Dodgers

Dodger Stadium, Los Angeles, CA

Mon Aug 08 1977, 7:05 PM PDT

Att. 48,242 - Unknown

livebaseballscorecards.com

AB	31
R	4
H	7
RBI	4
BB	1
SO	2
LOB	8

WP: 0 PB: 0 SB: 0 CS: 0 PA: 32

Batter	1	2	3	4	5	6	7	8	9	AB	R	H	RBI	BB	SO	LOB
Pete Rose, S (1, 5) OBP: 0.384, SLG: 0.446	6-3		G6-4-3 1-2f		6-3			1-H HR	1-3	5	1	1	2	0	0	3
Ken Griffey, L (1, 9) OBP: 0.384, SLG: 0.476	P6			FC6-4 1B 1B		4-3		BBBB 1B BB		3	2	1	0	1	0	0
Joe Morgan, L (1, 4) OBP: 0.423, SLG: 0.487	F8			FC6-4 1-2 1B		6-3		1B 1-2 1B		4	0	2	0	0	0	0
George Foster, R (1, 7) OBP: 0.380, SLG: 0.645		F9		FC6-4 1B 1-2f 2-3		5-3		F8		4	0	0	0	0	0	4
Johnny Bench, R (1, 2) OBP: 0.349, SLG: 0.576		CI		G5-4-3 1-2 3-H 1B			SSS K	FC6-4 1-2 2-H 1B		3	0	2	2	0	1	0
Dave Concepcion, R (1, 6) OBP: 0.325, SLG: 0.377		L4		G5-4-3 1-2f			6-3	FC6-4 1-2f		4	0	0	0	0	0	5
Dan Driessen, L (1, 3) OBP: 0.382, SLG: 0.479		F9			S 1B		CS 1B		4-3	4	0	2	0	0	0	1
Cesar Geronimo, L (1, 8) OBP: 0.329, SLG: 0.394			G6-4-3 HBP		5-3 1-2		CS 1-2	HR 1B	PB 1B	3	1	2	0	0	0	1
Doug Capilla, L (1, 1) OBP: 0.095, SLG: 0.050 Pedro Borbon, R (8, 1) OBP: 0.211, SLG: 0.263			F2		SSS K			SSS K	1-3 1-2	3 1	0 0	0 0	0 0	0 0	2 0	3 1
Inning Stats	R: 0 E: 0 K: 0 S: 3 H: 0 LOB: 0 BB: 0 P: 3	R: 0 E: 1 K: 0 S: 4 H: 0 LOB: 1 BB: 0 P: 4	R: 0 E: 0 K: 0 S: 2 H: 0 LOB: 0 BB: 0 P: 3	R: 1 E: 0 K: 0 S: 5 H: 3 LOB: 1 BB: 0 P: 5	R: 0 E: 0 K: 1 S: 6 H: 1 LOB: 1 BB: 0 P: 6	R: 0 E: 0 K: 0 S: 3 H: 0 LOB: 0 BB: 0 P: 3	R: 0 E: 0 K: 1 S: 5 H: 1 LOB: 0 BB: 0 P: 5	R: 3 E: 0 K: 1 S: 9 H: 4 LOB: 2 BB: 1 P: 13	R: 0 E: 0 K: 0 S: 4 H: 1 LOB: 1 BB: 0 P: 4	1B: 9 2B: 0 3B: 0 HR: 1	SF: 0 SAC: 0 DP: 2 HBP: 1					

PITCHER		IP	WLS	BF	H	R	ER	SO	BB	IBB	HBP	BLK	WP	HR	S	P	ERA	WHIP
Doug Rau, L ERA: 3.6	(1, 1)	7.1	L	30	8	4	4	3	1	0	1	0	0	1	34	39	4.91	1.227
Mike Garman, R ERA: 2.28	(8, 1)	0.2		3	1	0	0	0	0	0	0	0	0	0	3	3	0.00	1.500
Lance Rautzhan, L ERA: 3.52	(9, 1)	1.0		4	1	0	0	0	0	0	0	0	0	0	4	4	0.00	1.000

PITCHER	IP	WLS	BF	H	R	ER	SO	BB	IBB	HBP	BLK	WP	HR	S	P	ERA	WHIP

TOP

Cincinnati Reds @ Los Angeles Dodgers

Dodger Stadium, Los Angeles, CA

Tue Aug 09 1977, 7:05 PM PDT

Att. 53,385 - Unknown

livebaseballscorecards.com

AB	34
R	4
H	10
RBI	4
BB	1
SO	3
LOB	18

WP: 0	PA: 38
PB: 1	
SB: 1	
CS: 1	

BOTTOM

Cincinnati Reds @ Los Angeles Dodgers

Dodger Stadium, Los Angeles, CA

Tue Aug 09 1977, 7:05 PM PDT

Att. 53,385 - Unknown

livebaseballscorecards.com

Batter	1	2	3	4	5	6	7	8	9	AB	R	H	RBI	BB	SO	LOB
Davey Lopes, R (1, 4) OBP: 0.356, SLG: 0.397	5-3			BB		F8		G6-4-3 1-2f		3	0	0	0	1	0	3
Bill Russell, R (1, 6) OBP: 0.311, SLG: 0.372	4-3			K			F9		P6	4	0	0	0	0	1	1
Reggie Smith, S (1, 9) OBP: 0.428, SLG: 0.564	K			L7			K		F7	4	0	0	0	0	2	1
Ron Cey, R (1, 5) OBP: 0.380, SLG: 0.491		5-3		L6			1B		F9	4	0	1	0	0	0	1
Steve Garvey, R (1, 3) OBP: 0.333, SLG: 0.515		K			6-3		K			3	0	0	0	0	2	1
Dusty Baker Jr., R (1, 7) OBP: 0.329, SLG: 0.454		6-3			6-3			E3 BB BB		3	0	0	0	0	0	0
Glenn Burke, R (1, 8) OBP: 0.279, SLG: 0.293 Lee Lacy, R (8, PH) OBP: 0.298, SLG: 0.422 Lance Rautzhan, R (9, 1)			L6		F8			BB 1-2 BB		2 0 0	0 0 0	0 0 0	0 0 0	0 1 0	0 0 0	0 0 0
Steve Yeager, R (1, 2) OBP: 0.341, SLG: 0.443 Boog Powell, L (8, PH) OBP: 0.444, SLG: 0.265 Ted Martinez, R (8, PR) OBP: 0.299, SLG: 0.374 Kevin Pasley, R (9, 2) OBP: 0.333, SLG: 0.333			L7			K		G6-4-3 1-2 2-3 BB		2 0 0 0	0 0 0 0	0 0 0 0	0 0 0 0	0 1 0 0	1 0 0 0	0 0 0 0
Doug Rau, L (1, 1) OBP: 0.207, SLG: 0.185 Mike Garman, R (8, 1) Rick Monday, L (8, PH) OBP: 0.353, SLG: 0.411 (9, 8)			4-3			G3		K		2 0 1	0 0 0	0 0 0	0 0 0	0 0 1	0 0 3	0 0 0

	AB	28
	R	0
	H	1
	RBI	0
	BB	3
	SO	7
	LOB	10

Inning Stats	1	2	3	4	5	6	7	8	9
	R: 0 E: 0 K: 1 S: 5	R: 0 E: 0 K: 1 S: 5	R: 0 E: 0 K: 0 S: 3	R: 0 E: 0 K: 1 S: 5	R: 0 E: 0 K: 0 S: 3	R: 0 E: 0 K: 1 S: 5	R: 0 E: 0 K: 2 S: 8	R: 0 E: 1 K: 1 S: 5	R: 0 E: 0 K: 0 S: 3
	H: 0 LOB: 0 BB: 0 P: 5	H: 0 LOB: 0 BB: 0 P: 5	H: 0 LOB: 0 BB: 0 P: 3	H: 0 LOB: 1 BB: 1 P: 9	H: 0 LOB: 0 BB: 0 P: 3	H: 0 LOB: 0 BB: 0 P: 5	H: 1 LOB: 1 BB: 0 P: 8	H: 0 LOB: 3 BB: 2 P: 13	H: 0 LOB: 0 BB: 0 P: 3

	1B: 1	SF: 0	WP: 0	PA: 31
	2B: 0	SAC: 0	PB: 0	
	3B: 0	DP: 1	SB: 0	
	HR: 0	HBP: 0	CS: 0	

PITCHER		IP	WLS	BF	H	R	ER	SO	BB	IBB	HBP	BLK	WP	HR	S	P	ERA	WHIP
Doug Capilla, L ERA: 5.15	(1, 1)	7.0	W	25	1	0	0	6	2	0	0	0	0	0	35	43	0.00	0.429
Pedro Borbon, R ERA: 2.79	(8, 1)	2.0	S	6	0	0	0	1	1	0	0	0	0	0	7	11	0.00	0.500

PITCHER	IP	WLS	BF	H	R	ER	SO	BB	IBB	HBP	BLK	WP	HR	S	P	ERA	WHIP

Batter	1	2	3	4	5	6	7	8	9	AB	R	H	RBI	BB	SO	LOB
Pete Rose, S (1, 5) OBP: 0.381, SLG: 0.442	S S S 0-3 ① K		x 0-0 ③ 6-3			x 0-0 ① 4-3		x 0-0 ③ 6-3		4	0	0	0	0	1	1
Ken Griffey, L (1, 9) OBP: 0.381, SLG: 0.472	x 0-0 ② F8			x 0-0 ① F8		x 0-0 ② 4-3			x 0-0 ① F7	4	0	0	0	0	0	0
Joe Morgan, L (1, 4) OBP: 0.422, SLG: 0.483	B B B B 4-0 E S BB			x 0-0 ② 4-3		x 0-0 ③ F9			x 0-0 ② F8	3	0	0	0	1	0	0
George Foster, R (1, 7) OBP: 0.377, SLG: 0.639	x 0-0 ③ 5-3 1-3			x 0-0 ③ L5			x 0-0 ① F9		x 0-0 ③ L6	4	0	0	0	0	0	1
Dan Driessen, L (1, 3) OBP: 0.379, SLG: 0.475		S S S 0-3 ① K			x 0-0 ① F8		x 0-0 ② 4-3			3	0	0	0	0	1	0
Johnny Bench, R (1, 2) OBP: 0.346, SLG: 0.571		x 0-0 ② 5-3			x 0-0 E5 1B		x 0-0 ③ P6			3	0	0	0	0	0	0
Cesar Geronimo, L (1, 8) OBP: 0.326, SLG: 0.391		S S S 0-3 ③ K			x 0-0 ② P4			x 0-0 ① 4-3		3	0	0	0	0	1	1
Dave Concepcion, R (1, 6) OBP: 0.327, SLG: 0.379			x 0-0 ① 6-3		x 0-0 FC6-4 1-3 1B			x 0-0 1B		3	0	2	0	0	0	0
Fred Norman, S (1, 1) OBP: 0.113, SLG: 0.096			x 0-0 ② G3		x 0-0 ③ FC6-4 1-2f			x 0-0 ② L6		2	0	0	0	0	0	2
Jack Billingham, R (7, 1) OBP: 0.192, SLG: 0.196										0	0	0	0	0	0	0
Mike Lum, L (8, PH) OBP: 0.237, SLG: 0.302										1	0	0	0	0	0	1
Pedro Borbon, R (8, 1) OBP: 0.211, SLG: 0.263										0	0	0	0	0	0	0
Inning Stats	R: 0 H: 0 E: 0 LOB: 1 K: 1 BB: 1 S: 5 P: 9	R: 0 H: 0 E: 0 LOB: 0 K: 2 BB: 0 S: 7 P: 7	R: 0 H: 0 E: 0 LOB: 0 K: 0 BB: 0 S: 3 P: 3	R: 0 H: 0 E: 0 LOB: 0 K: 0 BB: 0 S: 3 P: 3	R: 0 H: 1 E: 1 LOB: 2 K: 0 BB: 0 S: 5 P: 5	R: 0 H: 0 E: 0 LOB: 0 K: 0 BB: 0 S: 3 P: 3	R: 0 H: 0 E: 0 LOB: 0 K: 0 BB: 0 S: 3 P: 3	R: 0 H: 1 E: 0 LOB: 1 K: 0 BB: 0 S: 4 P: 4	R: 0 H: 0 E: 0 LOB: 0 K: 0 BB: 0 S: 3 P: 3	1B: 2 2B: 0 3B: 0 HR: 0	SF: 0 SAC: 0 DP: 0 HBP: 0						

PITCHER	IP	WLS	BF	H	R	ER	SO	BB	IBB	HBP	BLK	WP	HR	S	P	ERA	WHIP
Rick Rhoden, R (1, 1) ERA: 3.82	9.0	W	31	2	0	0	3	1	0	0	0	0	0	36	40	0.00	0.333

PITCHER	IP	WLS	BF	H	R	ER	SO	BB	IBB	HBP	BLK	WP	HR	S	P	ERA	WHIP

TOP

Cincinnati Reds @ Los Angeles Dodgers

Dodger Stadium, Los Angeles, CA

Wed Aug 10 1977, 7:05 PM PDT

Att. 52,969 - Unknown

livebaseballscorecards.com

AB	30
R	0
H	2
RBI	0
BB	1
SO	3
LOB	6

WP: 0 PA: 31
PB: 0
SB: 1
CS: 0

Batter	1	2	3	4	5	6	7	8	9	AB	R	H	RBI	BB	SO	LOB
Davey Lopes, R (1, 4) OBP: 0.360, SLG: 0.397	1B		BB SH5-3 CS 1B		BB SH5-4		F7			2	1	1	0	2	0	0
Bill Russell, R (1, 6) OBP: 0.309, SLG: 0.370	F8		SH5-3 1-3		SH5-4 1-2 2-3		L8			2	0	0	0	0	0	1
Reggie Smith, S (1, 9) OBP: 0.431, SLG: 0.565	1-2 1B		FC5-4 3-H 1B		G4-6-3 IBB			P6		3	0	2	1	1	0	0
Ron Cey, R (1, 5) OBP: 0.377, SLG: 0.486	P5		FC5-4 1-2f		G4-6-3 1-2f			F7		4	0	0	0	0	0	6
Steve Garvey, R (1, 3) OBP: 0.330, SLG: 0.511	F8		F3			K		6-3		4	0	0	0	0	1	3
Dusty Baker Jr., R (1, 7) OBP: 0.332, SLG: 0.456		FC6-4 1B		F7		FC5-4 1B				3	0	2	0	0	0	0
Glenn Burke, R (1, 8) OBP: 0.271, SLG: 0.284		F8		5-3		K				3	0	0	0	0	1	2
Steve Yeager, R (1, 2) OBP: 0.338, SLG: 0.438		P6		K		FC5-4 1-2f				3	0	0	0	0	1	2
Rick Rhoden, R (1, 1) OBP: 0.217, SLG: 0.367		FC6-4 1-2f			E7 SH5-4 1B			K		3	0	1	0	0	1	1
Inning Stats	R: 0 H: 2 E: 0 LOB: 2 K: 0 BB: 0 S: 5 P: 5		R: 0 H: 1 E: 0 LOB: 1 K: 0 BB: 0 S: 4 P: 4	R: 1 H: 1 E: 0 LOB: 1 K: 0 BB: 1 S: 4 P: 8	R: 0 H: 0 E: 0 LOB: 0 K: 1 BB: 0 S: 5 P: 5	R: 0 H: 1 E: 1 LOB: 2 K: 0 BB: 2 S: 3 P: 11	R: 0 H: 1 E: 0 LOB: 1 K: 2 BB: 0 S: 8 P: 8	R: 0 H: 0 E: 0 LOB: 0 K: 1 BB: 0 S: 5 P: 5	R: 0 H: 0 E: 0 LOB: 0 K: 0 BB: 0 S: 3 P: 3		1B: 6 SF: 0 2B: 0 SAC: 2 3B: 0 DP: 1 HR: 0 HBP: 0					WP: 0 PA: 32 PB: 0 SB: 0 CS: 1	

PITCHER		IP	WLS	BF	H	R	ER	SO	BB	IBB	HBP	BLK	WP	HR	S	P	ERA	WHIP
Fred Norman, L ERA: 3.45	(1, 1)	6.0	L	26	6	1	0	3	2	1	0	0	0	0	29	41	0.00	1.333
Jack Billingham, R ERA: 5.53	(7, 1)	1.0		3	0	0	0	1	0	0	0	0	0	0	5	5	0.00	0.000
Pedro Borbon, R ERA: 2.76	(8, 1)	1.0		3	0	0	0	0	0	0	0	0	0	0	3	3	0.00	0.000

PITCHER	IP	WLS	BF	H	R	ER	SO	BB	IBB	HBP	BLK	WP	HR	S	P	ERA	WHIP

BOTTOM

Cincinnati Reds @ Los Angeles Dodgers

Dodger Stadium, Los Angeles, CA

Wed Aug 10 1977, 7:05 PM PDT

Att. 52,969 - Unknown

livebaseballscorecards.com

AB	27
R	1
H	6
RBI	1
BB	3
SO	4
LOB	15

Batter	1	2	3	4	5	6	7	8	9	AB	R	H	RBI	BB	SO	LOB
Pete Rose, S (1, 5) OBP: 0.379, SLG: 0.442	L3	K			1B 2B		F7		P6	5	1	1	0	0	1	3
Ken Griffey, L (1, 9) OBP: 0.378, SLG: 0.467	4-3		4-3		F5		6-3			4	0	0	0	0	0	1
Joe Morgan, L (1, 4) OBP: 0.423, SLG: 0.482	BB		P3		2-H 1B			P3		3	1	1	1	1	0	0
George Foster, R (1, 7) OBP: 0.376, SLG: 0.635	1-2 HR 1B		F8		P5			K		4	1	1	0	0	1	1
Dan Driessen, L (1, 3) OBP: 0.381, SLG: 0.484	1-H 2-H HR			2B 1B	K			F3		4	2	2	3	0	1	1
Johnny Bench, R (1, 2) OBP: 0.348, SLG: 0.572	P4			SH1-3 1-H 2B		BB			F7	3	0	1	1	1	0	0
Cesar Geronimo, L (1, 8) OBP: 0.324, SLG: 0.388		F9		SH1-3 2-3	K 1-3				E4 SH5-4 S	3	0	0	0	0	1	1
Dave Concepcion, R (1, 6) OBP: 0.329, SLG: 0.379		SH1 1B		1-3	L5 3-H				SH5-4 1-2 BB	3	0	1	0	1	0	2
Tom Seaver, R (1, 1) OBP: 0.228, SLG: 0.245		SH1 1-2		5-3			P5		SH5-4 1-2 2-3	2	0	0	0	0	0	1
Inning Stats	R: 3 E: 0 K: 0 S: 5 H: 2 LOB: 0 BB: 1 P: 9	R: 0 E: 0 K: 1 S: 6 H: 1 LOB: 1 BB: 0 P: 6	R: 0 E: 0 K: 0 S: 3 H: 0 LOB: 0 BB: 0 P: 3	R: 1 E: 0 K: 0 S: 5 H: 2 LOB: 1 BB: 0 P: 5	R: 1 E: 0 K: 1 S: 7 H: 2 LOB: 1 BB: 0 P: 7	R: 0 E: 1 K: 1 S: 4 H: 0 LOB: 0 BB: 1 P: 8	R: 0 E: 0 K: 0 S: 3 H: 0 LOB: 0 BB: 0 P: 3	R: 0 E: 0 K: 1 S: 5 H: 0 LOB: 0 BB: 0 P: 5	R: 0 E: 1 K: 0 S: 4 H: 0 LOB: 2 BB: 1 P: 8	1B: 4 2B: 3 3B: 0 HR: 1 SF: 0 SAC: 3 DP: 1 HBP: 0						

TOP

Cincinnati Reds @ Los Angeles Dodgers

Dodger Stadium, Los Angeles, CA

Thu Aug 11 1977, 7:05 PM PDT

Att. 53,022 - Unknown

livebaseballscorecards.com

AB	31
R	5
H	7
RBI	5
BB	3
SO	4
LOB	10

WP: 0 PB: 0 SB: 1 CS: 0 PA: 37

PITCHER		IP	WLS	BF	H	R	ER	SO	BB	IBB	HBP	BLK	WP	HR	S	P	ERA	WHIP
Burt Hooton, R ERA: 2.66	(1, 1)	6.0	L	26	7	5	5	3	2	0	0	0	0	1	30	38	7.50	1.500
Elias Sosa, R ERA: 2.61	(7, 1)	1.0		3	0	0	0	0	0	0	0	0	0	0	3	3	0.00	0.000
Charlie Hough, R ERA: 3.4	(8, 1)	2.0		8	0	0	0	1	1	0	0	0	0	0	9	13	0.00	0.500

PITCHER	IP	WLS	BF	H	R	ER	SO	BB	IBB	HBP	BLK	WP	HR	S	P	ERA	WHIP

Batter	1	2	3	4	5	6	7	8	9	AB	R	H	RBI	BB	SO	LOB
Davey Lopes, R (1, 4) OBP: 0.364, SLG: 0.411	HR		K			BB		1B 2B 1-H		3	2	2	2	1	1	0
Bill Russell, R (1, 6) OBP: 0.309, SLG: 0.369	6-3			1-3		F8		1B 2-H		4	0	1	1	0	0	1
Reggie Smith, S (1, 9) OBP: 0.429, SLG: 0.570 (8, 8)	G1			F8			HR	F8		4	1	1	1	0	0	1
Ron Cey, R (1, 5) OBP: 0.374, SLG: 0.482	K			K			K		6-3	4	0	0	0	0	3	0
Steve Garvey, R (1, 3) OBP: 0.327, SLG: 0.506		6-3			F3		6-3		F8	4	0	0	0	0	0	0
Rick Monday, L (1, 8) OBP: 0.353, SLG: 0.410		G1-4-3 1B			K		1-4-3		G3	3	0	1	0	0	1	0
Charlie Hough, R (8, 1) OBP: 0.105, SLG: 0.222										0	0	0	0	0	0	0
Boog Powell, L (9, PH) OBP: 0.435, SLG: 0.257										1	0	0	0	0	0	0
Dusty Baker Jr., R (1, 7) OBP: 0.329, SLG: 0.452		G1-4-3 1-2f			F7			K		3	0	0	0	0	1	1
Steve Yeager, R (1, 2) OBP: 0.336, SLG: 0.435			K			F2		2B 1B		2	0	0	0	0	1	0
Elias Sosa, R (7, 1) OBP: 0.333, SLG: 0.333										0	0	0	0	0	0	0
Lee Lacy, R (8, 9) OBP: 0.303, SLG: 0.427										1	1	1	0	0	0	0
Burt Hooton, R (1, 1) OBP: 0.180, SLG: 0.184			F3			6-3		F9		1	0	0	0	0	0	0
Johnny Oates, L (6, PH) OBP: 0.339, SLG: 0.371 (7, 2)										2	0	0	0	0	0	1
Inning Stats	R: 1 H: 1 E: 0 LOB: 0 K: 1 BB: 0 S: 6 P: 6	R: 0 H: 1 E: 0 LOB: 0 K: 0 BB: 0 S: 3 P: 3	R: 0 H: 0 E: 0 LOB: 0 K: 2 BB: 0 S: 7 P: 7	R: 0 H: 0 E: 0 LOB: 0 K: 1 BB: 0 S: 5 P: 5	R: 0 H: 0 E: 0 LOB: 0 K: 1 BB: 0 S: 5 P: 5	R: 0 H: 0 E: 0 LOB: 1 K: 0 BB: 1 S: 3 P: 7	R: 1 H: 1 E: 0 LOB: 0 K: 1 BB: 0 S: 6 P: 6	R: 2 H: 3 E: 0 LOB: 1 K: 1 BB: 0 S: 8 P: 8	R: 0 H: 0 E: 0 LOB: 0 K: 0 BB: 0 S: 3 P: 3	1B: 3 2B: 1 3B: 0 HR: 2	SF: 0 SAC: 0 DP: 1 HBP: 0			WP: 0 PB: 0 SB: 0 CS: 0	PA: 33		

PITCHER	IP	WLS	BF	H	R	ER	SO	BB	IBB	HBP	BLK	WP	HR	S	P	ERA	WHIP
Tom Seaver, R (1, 1) ERA: 3.18	9.0	W	33	6	4	4	7	1	0	0	0	0	2	46	50	4.00	0.778

PITCHER	IP	WLS	BF	H	R	ER	SO	BB	IBB	HBP	BLK	WP	HR	S	P	ERA	WHIP

BOTTOM

Cincinnati Reds @ Los Angeles Dodgers

Dodger Stadium, Los Angeles, CA

Thu Aug 11 1977, 7:05 PM PDT

Att. 53,022 - Unknown

livebaseballscorecards.com

AB	32
R	4
H	6
RBI	4
BB	1
SO	7
LOB	4

Batter	1	2	3	4	5	6	7	8	9	AB	R	H	RBI	BB	SO	LOB
Rowland Office, L (1, 8) OBP: 0.300, SLG: 0.317	F5		G3			4-3		F8	P6	5	0	0	0	0	0	4
Barry Bonnell, R (1, 5) OBP: 0.365, SLG: 0.336	L7			F8		P3		K		4	0	0	0	0	1	2
Willie Montanez, L (1, 3) OBP: 0.335, SLG: 0.474	4-3			6-3		G3			3-1	4	0	0	0	0	0	0
Jeff Burroughs, R (1, 9) OBP: 0.373, SLG: 0.526		F9		F2			1B		2B HR 1B	4	1	2	0	0	0	0
Gary Matthews, R (1, 7) OBP: 0.361, SLG: 0.444		G1-4-3 1B			1B FC6-4 2B		F8		1-3 HR 2B	4	2	3	0	0	0	1
Joe Nolan, L (1, 2) OBP: 0.377, SLG: 0.479		G1-4-3 1-2f			FC6-4 2-3 1B		K		HR IBB	3	1	1	0	1	1	2
Rod Gilbreath, R (1, 4) OBP: 0.314, SLG: 0.342			K		FC6-4 CS 1-2f 3-H		6-3		1-H 2-H 3-H HR	4	1	1	5	0	1	2
Pat Rockett, R (1, 6) OBP: 0.315, SLG: 0.274 Cito Gaston, R (8, PH) OBP: 0.325, SLG: 0.451 Jerry Royster, R (8, PR) OBP: 0.279, SLG: 0.267 (8, 6)			FC1-6 BB		1-2 1B			4-3 1B	SH3 1B	1 1 1	0 0 0	1 1 1	0 0 0	1 0 0	0 0 0	0 0 0
Dick Ruthven, R (1, 1) OBP: 0.267, SLG: 0.250 Brian Asselstine, L (8, PH) OBP: 0.264, SLG: 0.328 Duane Theiss, R (8, 1)			FC1-6 1-2f		5-3			4-3 1-2	SH3 1-2	2 1 0	0 0 0	0 0 0	0 0 0	0 0 0	0 0 0	2 1 0
Inning Stats	R: 0 E: 0 K: 0 S: 3 H: 0 LOB: 0 BB: 0 P: 3	R: 0 E: 0 K: 0 S: 3 H: 1 LOB: 0 BB: 0 P: 3	R: 0 E: 0 K: 1 S: 5 H: 0 LOB: 1 BB: 1 P: 9	R: 0 E: 0 K: 0 S: 3 H: 0 LOB: 0 BB: 0 P: 3	R: 1 E: 0 K: 0 S: 5 H: 3 LOB: 1 BB: 0 P: 5	R: 0 E: 0 K: 0 S: 3 H: 0 LOB: 0 BB: 0 P: 3	R: 0 E: 0 K: 1 S: 6 H: 1 LOB: 1 BB: 0 P: 6	R: 0 E: 0 K: 1 S: 6 H: 1 LOB: 2 BB: 0 P: 6	R: 4 E: 0 K: 0 S: 7 H: 4 LOB: 1 BB: 1 P: 11	1B: 7 2B: 2 3B: 0 HR: 1 SF: 0 SAC: 1 DP: 1 HBP: 0						

PITCHER		IP	WLS	BF	H	R	ER	SO	BB	IBB	HBP	BLK	WP	HR	S	P	ERA	WHIP
Don Sutton, R ERA: 3.41	(1, 1)	9.0	L	37	10	5	5	3	1	1	0	0	0	1	41	49	5.00	1.222

PITCHER		IP	WLS	BF	H	R	ER	SO	BB	IBB	HBP	BLK	WP	HR	S	P	ERA	WHIP

TOP

Atlanta Braves @ Los Angeles Dodgers

Dodger Stadium, Los Angeles, CA

Fri Aug 12 1977, 7:05 PM PDT

Att. 39,309 - Unknown

livebaseballscorecards.com

AB	34
R	5
H	10
RBI	5
BB	2
SO	3
LOB	14

Atlanta Braves @ Los Angeles Dodgers

Dodger Stadium, Los Angeles, CA

Fri Aug 12 1977, 7:05 PM PDT

Att. 39,309 - Unknown

BOTTOM

Batter	1	2	3	4	5	6	7	8	9	AB	R	H	RBI	BB	SO	LOB
Davey Lopes, R (1, 4) OBP: 0.363, SLG: 0.407	L3		BB		P3		F7			3	0	0	0	1	0	1
Bill Russell, R (1, 6) OBP: 0.308, SLG: 0.368	P2		F7			BB 1B		F7		4	0	1	0	0	0	2
Reggie Smith, S (1, 9) OBP: 0.430, SLG: 0.567	P6			K		1-2 BB		S BB		2	0	0	0	2	1	0
Ron Cey, R (1, 5) OBP: 0.371, SLG: 0.477		K		3-1		F9		K 1-2		4	0	0	0	0	2	3
Steve Garvey, R (1, 3) OBP: 0.325, SLG: 0.502		K		F8		F8		P6		4	0	0	0	0	1	3
Rick Monday, L (1, 8) OBP: 0.354, SLG: 0.410 Joe Simpson, L (6, 8) OBP: 0.167, SLG: 0.091 Manny Mota, R (6, PH) OBP: 0.586, SLG: 0.500 Glenn Burke, R (7, 8) OBP: 0.271, SLG: 0.284 Lee Lacy, R (9, PH) OBP: 0.301, SLG: 0.424		K			HR 1B	4-3			5-3	2 0 1 0 1	1 0 0 0 0	1 0 0 0 0	0 0 0 0 0	0 0 0 0 0	1 0 2 0 0	0 0 0 0 0
Dusty Baker Jr., R (1, 7) OBP: 0.336, SLG: 0.466			S 1B		1-H HR		SH1-4 1B		1B	4	1	4	2	0	0	0
Steve Yeager, R (1, 2) OBP: 0.336, SLG: 0.432 Johnny Oates, L (9, PH) OBP: 0.336, SLG: 0.368			K 1-2		B1-6-4 BB		P4		F9	2 1	0 0	0 0	0 0	1 0	1 0	2 1
Don Sutton, R (1, 1) OBP: 0.241, SLG: 0.220 Boog Powell, L (9, PH) OBP: 0.426, SLG: 0.250			K		B1-6-4 1-2f		SH1-4 1-2		6-3	2 1	0 0	0 0	0 0	0 0	1 0	2 1
Inning Stats	R: 0 H: 0 E: 0 LOB: 0 K: 0 BB: 0 S: 3 P: 3	R: 0 H: 0 E: 0 LOB: 0 K: 3 BB: 0 S: 9 P: 9	R: 0 H: 1 E: 0 LOB: 2 K: 2 BB: 1 S: 8 P: 12	R: 0 H: 0 E: 0 LOB: 0 K: 1 BB: 0 S: 5 P: 5	R: 2 H: 2 E: 0 LOB: 0 K: 0 BB: 1 S: 4 P: 8	R: 0 H: 1 E: 0 LOB: 2 K: 0 BB: 1 S: 4 P: 8	R: 0 H: 1 E: 0 LOB: 1 K: 0 BB: 0 S: 4 P: 4	R: 0 H: 0 E: 0 LOB: 1 K: 1 BB: 1 S: 5 P: 9	R: 0 H: 1 E: 0 LOB: 1 K: 0 BB: 0 S: 4 P: 4	1B: 5 SF: 0 2B: 0 SAC: 1 3B: 0 DP: 1 HR: 1 HBP: 0							WP: 0 PA: 36 PB: 0 SB: 2 CS: 0

livebaseballscorecards.com

	AB	31
	R	2
	H	6
	RBI	2
	BB	4
	SO	7
	LOB	17

PITCHER		IP	WLS	BF	H	R	ER	SO	BB	IBB	HBP	BLK	WP	HR	S	P	ERA	WHIP
Dick Ruthven, R ERA: 3.98	(1, 1)	7.0		28	5	2	2	6	3	0	0	0	0	1	37	49	2.57	1.143
Duane Theiss, R ERA: 2.7	(8, 1)	2.0	W	8	1	0	0	1	1	0	0	0	0	0	9	13	0.00	1.000

PITCHER	IP	WLS	BF	H	R	ER	SO	BB	IBB	HBP	BLK	WP	HR	S	P	ERA	WHIP

Batter	1	2	3	4	5	6	7	8	9	AB	R	H	RBI	BB	SO	LOB
Barry Bonnell, R (1, 5) OBP: 0.359, SLG: 0.330	4-3			5-3		F8		6-3		4	0	0	0	0	0	1
Rowland Office, L (1, 8) OBP: 0.296, SLG: 0.313	5-3			6-3		4-3			4-3	4	0	0	0	0	0	0
Willie Montanez, L (1, 3) OBP: 0.334, SLG: 0.472	4-3			BB 1B		4-3			G3	4	0	1	0	0	0	0
Jeff Burroughs, R (1, 9) OBP: 0.372, SLG: 0.522		K		1-2 BB			K		6-3	3	0	0	0	1	2	0
Gary Matthews, R (1, 7) OBP: 0.358, SLG: 0.440		6-3		K			G3			3	0	0	0	0	1	2
Vic Correll, R (1, 2) OBP: 0.327, SLG: 0.427		K			K		5-3			3	0	0	0	0	2	0
Rod Gilbreath, R (1, 4) OBP: 0.314, SLG: 0.342			5-3		5-3			1B		3	0	1	0	0	0	0
Pat Rockett, R (1, 6) OBP: 0.323, SLG: 0.284			P3		FC6-4 1B			G1-6-3 1-3 1B		3	0	2	0	0	0	0
Eddie Solomon, R (1, 1) OBP: 0.231, SLG: 0.167 Don Collins, R (3, 1) Tom Paciorek, R (5, PH) OBP: 0.262, SLG: 0.353 Steve Hargan, R (5, 1) Junior Moore, R (8, PH) OBP: 0.318, SLG: 0.320 Mike Davey, R (8, 1)			K		FC6-4 1-2f			G1-6-3 1-2f		1 0 1 0 1 0	0 0 0 0 0 0	0 0 0 0 0 0	0 0 0 0 0 0	1 0 0 0 0 0	0 0 1 0 0 2	0 0 1 0 2 0
Inning Stats	R: 0 E: 0 K: 0 S: 3 H: 0 LOB: 0 BB: 0 P: 3	R: 0 E: 0 K: 2 S: 7 H: 0 LOB: 0 BB: 0 P: 7	R: 0 E: 0 K: 1 S: 5 H: 0 LOB: 0 BB: 0 P: 5	R: 0 E: 0 K: 1 S: 6 H: 1 LOB: 2 BB: 1 P: 10	R: 0 E: 0 K: 1 S: 6 H: 1 LOB: 1 BB: 0 P: 6	R: 0 E: 0 K: 0 S: 3 H: 0 LOB: 0 BB: 0 P: 3	R: 0 E: 0 K: 1 S: 5 H: 0 LOB: 0 BB: 0 P: 5	R: 0 E: 0 K: 0 S: 4 H: 2 LOB: 1 BB: 0 P: 4	R: 0 E: 0 K: 0 S: 3 H: 0 LOB: 0 BB: 0 P: 3	1B: 4 2B: 0 3B: 0 HR: 0 SF: 0 SAC: 0 DP: 1 HBP: 0						

PITCHER	IP	W/L/S	BF	H	R	ER	SO	BB	IBB	HBP	BLK	WP	HR	S	P	ERA	WHIP
Tommy John, L (1, 1) ERA: 2.57	9.0	W	31	4	0	0	6	1	0	0	0	0	0	42	46	0.00	0.556

PITCHER	IP	W/L/S	BF	H	R	ER	SO	BB	IBB	HBP	BLK	WP	HR	S	P	ERA	WHIP

TOP

Atlanta Braves @ Los Angeles Dodgers

Dodger Stadium, Los Angeles, CA

Sat Aug 13 1977, 7:05 PM PDT

Att. 31,251 - Unknown

livebaseballscorecards.com

AB	30
R	0
H	4
RBI	0
BB	1
SO	6
LOB	6

PA: 31

WP: 0
PB: 0
SB: 0
CS: 0

BOTTOM

Atlanta Braves @ Los Angeles Dodgers

Dodger Stadium, Los Angeles, CA

Sat Aug 13 1977, 7:05 PM PDT

Att. 31,251 - Unknown

livebaseballscorecards.com

Batter	1	2	3	4	5	6	7	8	9	AB	R	H	RBI	BB	SO	LOB
Davey Lopes, R (1, 4) OBP: 0.368, SLG: 0.411	0-0 1B BLK HR 1B	4-0 1-2 2-3 E BB	0-0 ③ F8		0-0 FC5-4 1B			0-0 1-2 FC3-6 1B		4	2	3	0	1	0	2
Bill Russell, R (1, 6) OBP: 0.307, SLG: 0.366	0-0 1-3 HR 1B	0-0 ② FC1-2 1-H 2-H 3-Hf		0-0 ① F7	0-0 ③ FC5-4 1-2f			0-0 ① FC3-6 1B 1-2f 2-3		5	1	1	0	0	0	4
Reggie Smith, S (1, 9) OBP: 0.429, SLG: 0.563 Lee Lacy, R (6, PH) OBP: 0.296, SLG: 0.417 (7, 9)	0-3 ① K	4-0 BB		0-0 ② 1-4-3		0-3 ① K		0-3 ② K		2 2	0 0	0 0	0 0	1 0	1 2	2 2
Ron Cey, R (1, 5) OBP: 0.370, SLG: 0.482 Ted Martinez, R (8, 5) OBP: 0.305, SLG: 0.379	0-0 1-H 3-H HR	0-0 ③ F8		0-0 ③ 5-3		0-0 ② 5-3		0-0 1-2 3-H 1B		4 1	1 0	1 1	3 1	0 0	0 0	2 0
Steve Garvey, R (1, 3) OBP: 0.323, SLG: 0.499	0-0 ② F2		0-0 3B 1B		0-0 ① 6-3	0-3 ③ K		0-0 ③ F8		5	1	1	0	0	1	2
Rick Monday, L (1, 8) OBP: 0.355, SLG: 0.418 Glenn Burke, R (3, PR) OBP: 0.275, SLG: 0.288 (4, 8)	0-3 ③ K		0-0 1-H SF7 3B		0-0 1B HR 1B		0-3 ① K			2 2	0 2	1 1	1 0	0 0	1 1	0 0
Dusty Baker Jr., R (1, 7) OBP: 0.337, SLG: 0.468 Joe Simpson, L (8, 7) OBP: 0.167, SLG: 0.091		0-0 BB 1B FC1-2 1B	0-0 ① SF7 3-H		0-0 1-3 HR 1B		0-0 ② F7			3 0	1 0	2 0	1 0	0 0	0 0	0 0
Steve Yeager, R (1, 2) OBP: 0.338, SLG: 0.443		0-0 BB 1-2 E 1B	0-0 ② F9		0-0 1-H 3-H HR		0-0 ③ F7			4	2	2	3	0	0	1
Tommy John, R (1, 1) OBP: 0.236, SLG: 0.309		0-3 ① K	0-0 2B		0-0 ② 5-3			0-0 FC3-6 1B 1B 1B		4	1	2	0	0	1	2
Inning Stats	R: 3 E: 0 K: 2 S: 10 H: 3 LOB: 0 BB: 0 P: 10	R: 2 E: 1 K: 1 S: 7 H: 2 LOB: 2 BB: 2 P: 15	R: 2 E: 0 K: 0 S: 6 H: 3 LOB: 2 BB: 0 P: 6	R: 0 E: 0 K: 0 S: 3 H: 0 LOB: 0 BB: 0 P: 3	R: 3 E: 0 K: 0 S: 7 H: 4 LOB: 1 BB: 0 P: 7	R: 0 E: 0 K: 2 S: 7 H: 0 LOB: 0 BB: 0 P: 7	R: 0 E: 0 K: 1 S: 5 H: 0 LOB: 0 BB: 0 P: 5	R: 1 E: 0 K: 1 S: 8 H: 3 LOB: 2 BB: 0 P: 8		1B: 11 2B: 1 3B: 1 HR: 2		SF: 1 SAC: 0 DP: 0 HBP: 0		WP: 0 PB: 0 SB: 0 CS: 0		PA: 41	

	AB	38
	R	11
	H	15
	RBI	9
	BB	2
	SO	7
	LOB	17

PITCHER		IP	WLS	BF	H	R	ER	SO	BB	IBB	HBP	BLK	WP	HR	S	P	ERA	WHIP
Eddie Solomon, R ERA: 3.9	(1, 1)	2.0	L	15	7	7	6	3	2	0	0	1	0	1	19	27	27.00	4.500
Don Collins, L ERA: 4.99	(3, 1)	2.0		7	1	0	0	0	0	0	0	0	0	0	7	7	0.00	0.500
Steve Hargan, R ERA: 6.72	(5, 1)	3.0		13	4	3	3	3	0	0	0	0	0	1	19	19	9.00	1.333
Mike Davey, L ERA: 9.0	(8, 1)	1.0		6	3	1	1	1	0	0	0	0	0	0	8	8	9.00	3.000

PITCHER	IP	WLS	BF	H	R	ER	SO	BB	IBB	HBP	BLK	WP	HR	S	P	ERA	WHIP

Batter	1	2	3	4	5	6	7	8	9	AB	R	H	RBI	BB	SO	LOB
Barry Bonnell, R (1, 8) OBP: 0.354, SLG: 0.325	6-3		F9			4-3			1-3	4	0	0	0	0	0	1
Jerry Royster, R (1, 5) (8, 6) OBP: 0.279, SLG: 0.267	6-3		1-4-3			5-3			1B	4	0	1	0	0	0	0
Willie Montanez, L (1, 3) OBP: 0.333, SLG: 0.472	F2			2B			K		F9	4	0	1	0	0	1	1
Jeff Burroughs, R (1, 9) OBP: 0.370, SLG: 0.519		F9		5-3			6-3			3	0	0	0	0	0	1
Gary Matthews, R (1, 7) OBP: 0.355, SLG: 0.437		P3		6-3			4-3			3	0	0	0	0	0	1
Vic Correll, R (1, 2) OBP: 0.321, SLG: 0.418		F8			F7			6-3		3	0	0	0	0	0	0
Rod Gilbreath, R (1, 4) OBP: 0.314, SLG: 0.342			K		G6-4-3 1B			F9		3	0	1	0	0	1	0
Pat Rockett, R (1, 6) OBP: 0.318, SLG: 0.280			F8		G6-4-3 1-2f			K		2	0	0	0	0	0	1
Junior Moore, R (8, PH) (8, 5) OBP: 0.317, SLG: 0.318										1	0	0	0	0	1	0
Phil Niekro, R (1, 1) OBP: 0.167, SLG: 0.171			2B			F3			K	2	0	1	0	0	0	0
Cito Gaston, R (9, PH) OBP: 0.321, SLG: 0.444										1	0	0	0	0	1	0

TOP

Atlanta Braves @ Los Angeles Dodgers

Dodger Stadium, Los Angeles, CA

Sun Aug 14 1977, 3:33 AM PDT

Att. 27,169 - Unknown

livebaseballscorecards.com

AB	30
R	0
H	4
RBI	0
BB	0
SO	4
LOB	5

Inning Stats	1	2	3	4	5	6	7	8	9
	R: 0 E: 0 K: 0 S: 3	H: 0 LOB: 0 BB: 0 P: 3	R: 0 E: 0 K: 0 S: 3	H: 0 LOB: 0 BB: 0 P: 3	R: 0 E: 0 K: 1 S: 6	H: 1 LOB: 1 BB: 0 P: 6	R: 0 E: 0 K: 0 S: 4	H: 1 LOB: 1 BB: 0 P: 4	R: 0 E: 0 K: 0 S: 3	H: 1 LOB: 0 BB: 0 P: 3	R: 0 E: 0 K: 0 S: 3	H: 0 LOB: 0 BB: 0 P: 3	R: 0 E: 0 K: 1 S: 5	H: 0 LOB: 0 BB: 0 P: 5	R: 0 E: 0 K: 1 S: 5	H: 0 LOB: 0 BB: 0 P: 5	R: 0 E: 0 K: 1 S: 6	H: 1 LOB: 1 BB: 0 P: 6

1B: 2 SF: 0
2B: 2 SAC: 0
3B: 0 DP: 1
HR: 0 HBP: 0

WP: 0 PA: 30
PB: 0
SB: 0
CS: 0

PITCHER	IP	WLS	BF	H	R	ER	SO	BB	IBB	HBP	BLK	WP	HR	S	P	ERA	WHIP
Doug Rau, L (1, 1) ERA: 3.4	9.0	W	30	4	0	0	4	0	0	0	0	0	0	38	38	0.00	0.444

PITCHER	IP	WLS	BF	H	R	ER	SO	BB	IBB	HBP	BLK	WP	HR	S	P	ERA	WHIP

Batter	1	2	3	4	5	6	7	8	9	AB	R	H	RBI	BB	SO	LOB
Davey Lopes, R (1, 4) OBP: 0.367, SLG: 0.408	S S S 0-3 ① K		x 0-0 ① P6		B B B 4-0 2B BB		x 0-0 ① F7			3	0	0	0	1	1	0
Bill Russell, R (1, 6) OBP: 0.309, SLG: 0.370	x 0-0 ② 5-3		x 0-0 ② 5-3		x 0-0 1-3 FC5-2-5 2B		x 0-0 S 1B			4	0	2	0	0	0	0
Dusty Baker Jr., R (1, 7) OBP: 0.336, SLG: 0.464	H 1-0 1B HBP HBP		S S S 0-3 ③ K		x 0-0 ① FC5-2-5 2-H		S S S 0-3 ② K 1-2			3	0	0	0	0	2	3
Reggie Smith, S (1, 9) OBP: 0.430, SLG: 0.561	H 1-0 1B 1-2 HBP			x 0-0 6-3 1B 1B	S S S 0-3 ② K		x 0-0 ③ F8			3	1	1	0	0	1	3
Steve Garvey, R (1, 3) OBP: 0.323, SLG: 0.497	x 0-0 1-2 2-3 1B			x 0-0 ① 6-3 1-2	x 0-0 ③ F8			x 0-0 ① F8		4	0	1	0	0	0	3
Rick Monday, L (1, 8) OBP: 0.357, SLG: 0.415 Glenn Burke, R (8, PR) (9, 8) OBP: 0.275, SLG: 0.288	S S S 0-3 ③ K			B B B 4-0 5-3 1B BB		x 0-0 ① 5-3		B B B 4-0 CS BB		2	0	0	0	2	1	3
										0	0	0	0	0	0	0
Ted Martinez, R (1, 5) OBP: 0.311, SLG: 0.383		x 0-0 ① 6-3		x 0-0 5-3 1-2 2-H 1B		x 0-0 1B		S S S 0-3 ② ③ K 1-2		4	0	2	1	0	1	1
Steve Yeager, R (1, 2) OBP: 0.335, SLG: 0.439		x 0-0 ② 5-3		x 0-0 ② 5-3 1-2 2-3		S S S 0-3 ② K				3	0	0	0	0	1	3
Doug Rau, L (1, 1) OBP: 0.197, SLG: 0.175		x 0-0 ③ 6-3		x 0-0 ③ 4-3		x 0-0 ③ F2				3	0	0	0	0	0	3
Inning Stats	R: 0 H: 1 E: 0 LOB: 3 K: 2 BB: 0 S: 8 P: 10	R: 0 H: 0 E: 0 LOB: 0 K: 0 BB: 0 S: 3 P: 3	R: 0 H: 0 E: 0 LOB: 0 K: 1 BB: 0 S: 5 P: 5	R: 1 H: 2 E: 0 LOB: 2 K: 0 BB: 1 S: 5 P: 9	R: 0 H: 1 E: 0 LOB: 2 K: 1 BB: 1 S: 6 P: 10	R: 0 H: 1 E: 0 LOB: 1 K: 1 BB: 0 S: 6 P: 6	R: 0 H: 1 E: 0 LOB: 1 K: 1 BB: 0 S: 6 P: 6	R: 0 H: 0 E: 0 LOB: 1 K: 1 BB: 1 S: 4 P: 8		1B: 5 SF: 0 2B: 1 SAC: 0 3B: 0 DP: 0 HR: 0 HBP: 2						

PITCHER	IP	WLS	BF	H	R	ER	SO	BB	IBB	HBP	BLK	WP	HR	S	P	ERA	WHIP
Phil Niekro, R (1, 1) ERA: 4.13	8.0	L	34	6	1	1	7	3	0	2	0	0	0	43	57	1.12	1.125

PITCHER	IP	WLS	BF	H	R	ER	SO	BB	IBB	HBP	BLK	WP	HR	S	P	ERA	WHIP

BOTTOM

Atlanta Braves @ Los Angeles Dodgers

Dodger Stadium, Los Angeles, CA

Sun Aug 14 1977, 3:33 AM PDT

Att. 27,169 - Unknown

livebaseballscorecards.com

AB	29
R	1
H	6
RBI	1
BB	3
SO	7
LOB	19

Batter	1	2	3	4	5	6	7	8	9	AB	R	H	RBI	BB	SO	LOB
Derrel Thomas, S (1, 8) OBP: 0.307, SLG: 0.337	6-3	E8 1-3 1B		HR		BBBB 4-0 G1-6-3 BB		FC4-6 1-2f		4	2	1	1	1	0	2
Rob Andrews, R (1, 4) OBP: 0.358, SLG: 0.312	6-3	2B 2-H 3-H 1B		E 1B		G1-6-3 1-2f			5-3	5	1	2	2	0	0	1
Bill Madlock, R (1, 5) OBP: 0.360, SLG: 0.420	1B	1-3 2B		E 1-2 1B		F3			L5	5	0	3	0	0	0	0
Willie McCovey, L (1, 3) OBP: 0.373, SLG: 0.500	K	F8		E3 1-3 2-H			SSS K		F9	5	0	0	0	0	2	4
Gary Thomasson, L (1, 7) OBP: 0.354, SLG: 0.456		HR 2B	6-3	G3			SSS K			4	1	1	0	0	1	2
Terry Whitfield, L (1, 9) OBP: 0.331, SLG: 0.454		2-H HR	F7		L6		4-3			4	1	1	2	0	0	0
Tim Foli, R (1, 6) OBP: 0.253, SLG: 0.356		1-3	6-3		FC4 1B			F7		4	0	1	0	0	0	0
Gary Alexander, R (1, 2) OBP: 0.407, SLG: 0.560		FC4-6 1B		P4	SSS K			4-3		4	0	1	0	0	1	1
Ed Halicki, R (1, 1) OBP: 0.210, SLG: 0.220 Gary Lavelle, S (9, 1)		FC4-6 E 1-2f 1B		SSS K		FC4 1-2f		BBBB 4-0 FC4-6 BB		3 0	1 0	0 0	0 0	1 0	1 0	2 0
Inning Stats	R: 0 E: 0 K: 1 S: 6 H: 1 LOB: 1 BB: 0 P: 6	R: 4 E: 1 K: 0 S: 9 H: 5 LOB: 2 BB: 0 P: 9	R: 0 E: 0 K: 0 S: 3 H: 0 LOB: 0 BB: 0 P: 3	R: 2 E: 1 K: 1 S: 9 H: 3 LOB: 2 BB: 0 P: 9	R: 0 E: 0 K: 1 S: 6 H: 1 LOB: 1 BB: 0 P: 6	R: 0 E: 0 K: 0 S: 2 H: 0 LOB: 0 BB: 1 P: 6	R: 0 E: 0 K: 2 S: 7 H: 0 LOB: 0 BB: 0 P: 7	R: 0 E: 0 K: 0 S: 3 H: 0 LOB: 1 BB: 1 P: 7	R: 0 E: 0 K: 0 S: 3 H: 0 LOB: 0 BB: 0 P: 3	1B: 6 2B: 2 3B: 0 HR: 2	SF: 0 SAC: 0 DP: 1 HBP: 0					

TOP

San Francisco Giants @ Los Angeles Dodgers
Dodger Stadium, Los Angeles, CA
Mon Aug 15 1977, 7:05 PM PDT
Att. 37,522 - Unknown

livebaseballscorecards.com

AB	38
R	6
H	10
RBI	5
BB	2
SO	5
LOB	12

WP: 0 PB: 0 SB: 0 CS: 0 PA: 40

PITCHER		IP	WLS	BF	H	R	ER	SO	BB	IBB	HBP	BLK	WP	HR	S	P	ERA	WHIP
Rick Rhoden, R ERA: 3.9	(1, 1)	3.2	L	21	9	6	3	2	0	0	0	0	0	2	25	25	7.36	2.455
Elias Sosa, R ERA: 2.53	(4, 1)	1.1		6	1	0	0	1	0	0	0	0	0	0	8	8	0.00	0.750
Charlie Hough, R ERA: 3.33	(6, 1)	2.0		6	0	0	0	2	1	0	0	0	0	0	9	13	0.00	0.500
Mike Garman, R ERA: 2.19	(8, 1)	2.0		7	0	0	0	0	1	0	0	0	0	0	6	10	0.00	0.500

PITCHER	IP	WLS	BF	H	R	ER	SO	BB	IBB	HBP	BLK	WP	HR	S	P	ERA	WHIP

Batter	1	2	3	4	5	6	7	8	9	AB	R	H	RBI	BB	SO	LOB
Davey Lopes, R (1, 4) OBP: 0.366, SLG: 0.406	5-3		S HR 1B		1-3			L4		4	1	1	0	0	0	0
Bill Russell, R (1, 6) OBP: 0.308, SLG: 0.375	L7		1-H HR		F7			5-3		4	1	1	2	0	0	0
Reggie Smith, S (1, 9) OBP: 0.426, SLG: 0.555	K		F7			P3		F8		4	0	0	0	0	1	0
Ron Cey, R (1, 5) OBP: 0.367, SLG: 0.478		F9		F7		F8			K	4	0	0	0	0	1	0
Boog Powell, L (1, 3) OBP: 0.431, SLG: 0.256		FC5-4 1B		BB		4-3			K	3	0	1	0	1	1	0
Rick Monday, L (1, 8) OBP: 0.354, SLG: 0.411		K		K			P4		1B BB	3	0	0	0	0	2	2
Steve Garvey, R (9, PH) OBP: 0.324, SLG: 0.497										0	0	0	0	1	0	0
Dusty Baker Jr., R (1, 7) OBP: 0.338, SLG: 0.463		FC5-4 1-2f		4-3				FC4-6 BB	1-2 1B	3	0	1	0	1	0	2
Johnny Oates, L (1, 2) OBP: 0.328, SLG: 0.358			3-1		K			FC4-6 1-2f	L1	3	0	0	0	0	1	1
Steve Yeager, R (9, PH) OBP: 0.334, SLG: 0.438										1	0	0	0	0	0	2
Rick Rhoden, R (1, 1) OBP: 0.213, SLG: 0.361			F7		HR			1-3		1	0	0	0	0	0	0
Elias Sosa, R (4, 1) OBP: 0.333, SLG: 0.333										0	0	0	0	0	0	0
Lee Lacy, R (5, PH) OBP: 0.302, SLG: 0.446										1	1	1	1	0	0	0
Charlie Hough, R (6, 1) OBP: 0.105, SLG: 0.222										0	0	0	0	0	0	0
Manny Mota, R (7, PH) OBP: 0.567, SLG: 0.478										1	0	0	0	0	0	1
Mike Garman, R (8, 1)										0	0	0	0	0	0	0
Inning Stats	R: 0 E: 0 K: 1 S: 5 H: 0 LOB: 0 BB: 0 P: 5	R: 0 E: 0 K: 1 S: 6 H: 1 LOB: 1 BB: 0 P: 6	R: 2 E: 0 K: 0 S: 5 H: 2 LOB: 0 BB: 0 P: 5	R: 0 E: 0 K: 1 S: 5 H: 0 LOB: 1 BB: 1 P: 9	R: 1 E: 0 K: 1 S: 6 H: 1 LOB: 0 BB: 0 P: 6	R: 0 E: 0 K: 0 S: 3 H: 0 LOB: 0 BB: 0 P: 3	R: 0 E: 0 K: 0 S: 3 H: 0 LOB: 1 BB: 1 P: 7	R: 0 E: 0 K: 0 S: 3 H: 0 LOB: 0 BB: 0 P: 3	R: 0 E: 0 K: 2 S: 8 H: 1 LOB: 2 BB: 1 P: 12	1B: 3 2B: 0 3B: 0 HR: 2	SF: 0 SAC: 0 DP: 0 HBP: 0						

PITCHER		IP	WLS	BF	H	R	ER	SO	BB	IBB	HBP	BLK	WP	HR	S	P	ERA	WHIP
Ed Halicki, R ERA: 3.58	(1, 1)	8.2	W	34	5	3	3	6	3	0	0	0	0	2	43	55	3.12	0.923
Gary Lavelle, L ERA: 1.83	(9, 1)	0.1	S	1	0	0	0	0	0	0	0	0	0	0	1	1	0.00	0.000

PITCHER	IP	WLS	BF	H	R	ER	SO	BB	IBB	HBP	BLK	WP	HR	S	P	ERA	WHIP

BOTTOM

San Francisco Giants @ Los Angeles Dodgers
Dodger Stadium, Los Angeles, CA
Mon Aug 15 1977, 7:05 PM PDT
Att. 37,522 - Unknown

livebaseballscorecards.com

AB	32
R	3
H	5
RBI	3
BB	3
SO	6
LOB	8

1B: 3	SF: 0	WP: 0	PA: 35
2B: 0	SAC: 0	PB: 0	
3B: 0	DP: 0	SB: 1	
HR: 2	HBP: 0	CS: 0	

Batter	1	2	3	4	5	6	7	8	9	AB	R	H	RBI	BB	SO	LOB
Derrel Thomas, S (1, 8) OBP: 0.309, SLG: 0.345	K		F7		BB (1-2, 2-3)			HR		3	1	1	1	1	1	0
Rob Andrews, R (1, 4) OBP: 0.357, SLG: 0.315	1B 2B		F3		6-3			4-3		4	1	1	0	0	0	3
Bill Madlock, R (1, 5) OBP: 0.359, SLG: 0.419	CS 1B (2-H)			1-3		K		F9		4	0	1	1	0	1	0
Johnnie LeMaster, R (9, 6) OBP: 0.232, SLG: 0.258										0	0	0	0	0	0	0
Gary Thomasson, L (1, 7) OBP: 0.350, SLG: 0.450	F7 (1-2)			4-3		G3			K2-3	4	0	0	0	0	1	1
Darrell Evans, L (1, 3) OBP: 0.335, SLG: 0.394		FC6-4 1B		G3		F9			K	4	0	1	0	0	1	0
Terry Whitfield, L (1, 9) OBP: 0.326, SLG: 0.447		F8			K		4-3		E1 FC6-4	4	0	0	0	0	1	1
Tim Foli, R (1, 6) OBP: 0.250, SLG: 0.352 (9, 5)		K			6-3		F8		FC6-4 (1-2f)	4	0	0	0	0	1	2
Gary Alexander, R (1, 2) OBP: 0.404, SLG: 0.551		FC6-4 (1-2f)			BB E 1B		K			3	0	1	0	0	1	1
John Montefusco, R (1, 1) OBP: 0.150, SLG: 0.184			K		E6 BB (1-2)				F3	3	0	0	0	0	1	1
Randy Moffitt, R (9, 1)										0	0	0	0	0	0	0
Inning Stats	R: 1 E: 0 K: 1 S: 6 H: 2 LOB: 0 BB: 0 P: 6	R: 0 E: 0 K: 1 S: 6 H: 1 LOB: 1 BB: 0 P: 6	R: 0 E: 0 K: 1 S: 5 H: 0 LOB: 0 BB: 0 P: 5	R: 0 E: 0 K: 0 S: 3 H: 0 LOB: 0 BB: 0 P: 3	R: 0 E: 1 K: 1 S: 7 H: 1 LOB: 3 BB: 1 P: 11	R: 0 E: 0 K: 1 S: 5 H: 0 LOB: 0 BB: 0 P: 5	R: 0 E: 0 K: 1 S: 5 H: 0 LOB: 0 BB: 0 P: 5	R: 1 E: 0 K: 0 S: 4 H: 1 LOB: 0 BB: 0 P: 4	R: 0 E: 1 K: 2 S: 8 H: 0 LOB: 1 BB: 0 P: 8	1B: 3 2B: 1 3B: 0 HR: 1	SF: 0 SAC: 0 DP: 0 HBP: 0						

PITCHER	IP	WLS	BF	H	R	ER	SO	BB	IBB	HBP	BLK	WP	HR	S	P	ERA	WHIP
Burt Hooton, R (1, 1) ERA: 2.64	8.0		30	5	2	2	6	1	0	0	0	0	1	41	45	2.25	0.750
Lance Rautzhan, L (9, 1) ERA: 3.12	1.0	W	4	0	0	0	2	0	0	0	0	0	0	8	8	0.00	0.000

PITCHER	IP	WLS	BF	H	R	ER	SO	BB	IBB	HBP	BLK	WP	HR	S	P	ERA	WHIP

TOP

San Francisco Giants @ Los Angeles Dodgers

Dodger Stadium, Los Angeles, CA

Tue Aug 16 1977, 7:05 PM PDT

Att. 27,679 - Unknown

livebaseballscorecards.com

AB	33
R	2
H	5
RBI	2
BB	1
SO	8
LOB	9

1B: 3	SF: 0	WP: 0	PA: 34
2B: 1	SAC: 0	PB: 0	
3B: 0	DP: 0	SB: 0	
HR: 1	HBP: 0	CS: 1	

Batter	1	2	3	4	5	6	7	8	9	AB	R	H	RBI	BB	SO	LOB
Davey Lopes, R (1, 4) OBP: 0.367, SLG: 0.405	K		1B			BB		F8		3	1	1	0	1	1	0
Bill Russell, R (1, 6) OBP: 0.307, SLG: 0.373	K		F8			SH1-3		4-3		3	0	0	0	0	1	1
Reggie Smith, S (1, 9) OBP: 0.426, SLG: 0.555	F9			6-3		1B			SH1-4	4	1	2	1	0	0	0
Ron Cey, R (1, 5) OBP: 0.367, SLG: 0.477		K		1B		F9			SH1-4	3	0	1	0	0	1	1
Steve Garvey, R (1, 3) OBP: 0.322, SLG: 0.493		5-3		F9		K			K	4	0	0	0	0	2	3
Rick Monday, L (1, 8) OBP: 0.356, SLG: 0.413										3	0	2	0	0	0	1
Glenn Burke, R (7, PR) OBP: 0.275, SLG: 0.288		1B		4-3			CS		E5	0	0	0	0	0	0	0
(8, 8)							1B		1B							
Manny Mota, R (9, PH) OBP: 0.548, SLG: 0.458										1	0	0	0	0	0	0
Ted Martinez, R (9, PR) OBP: 0.311, SLG: 0.383										0	1	0	0	0	0	0
Dusty Baker Jr., R (1, 7) OBP: 0.337, SLG: 0.461		6-3		F9		5-3				4	0	1	1	0	0	2
Steve Yeager, R (1, 2) OBP: 0.331, SLG: 0.433			F6	F6		F9				3	0	0	0	0	0	1
Burt Hooton, R (1, 1) OBP: 0.173, SLG: 0.176			P6	F2				4-3		2	0	0	0	0	0	0
Boog Powell, L (8, PH) OBP: 0.423, SLG: 0.250										1	0	0	0	0	0	0
Lance Rautzhan, R (9, 1)										0	0	0	0	0	0	0
Inning Stats	R: 0 E: 0 K: 2 S: 7 H: 0 LOB: 0 BB: 0 P: 7	R: 0 E: 0 K: 1 S: 6 H: 1 LOB: 1 BB: 0 P: 6	R: 0 E: 0 K: 0 S: 4 H: 1 LOB: 1 BB: 0 P: 4	R: 0 E: 0 K: 0 S: 4 H: 1 LOB: 1 BB: 0 P: 4	R: 0 E: 0 K: 0 S: 3 H: 0 LOB: 0 BB: 0 P: 3	R: 1 E: 1 K: 1 S: 6 H: 1 LOB: 1 BB: 1 P: 10	R: 0 E: 0 K: 0 S: 3 H: 1 LOB: 1 BB: 0 P: 3	R: 0 E: 0 K: 0 S: 3 H: 0 LOB: 0 BB: 0 P: 3	R: 2 E: 1 K: 1 S: 7 H: 2 LOB: 2 BB: 0 P: 7	1B: 7 2B: 0 3B: 0 HR: 0 SF: 0 SAC: 2 DP: 0 HBP: 0						

PITCHER		IP	WLS	BF	H	R	ER	SO	BB	IBB	HBP	BLK	WP	HR	S	P	ERA	WHIP
John Montefusco, R ERA: 3.52	(1, 1)	8.0		30	6	2	1	4	1	0	0	0	0	0	37	41	1.12	0.875
Randy Moffitt, R ERA: 3.77	(9, 1)	0.2	L	4	1	1	0	1	0	0	0	0	0	0	6	6	0.00	1.500

PITCHER	IP	WLS	BF	H	R	ER	SO	BB	IBB	HBP	BLK	WP	HR	S	P	ERA	WHIP

BOTTOM

San Francisco Giants @ Los Angeles Dodgers

Dodger Stadium, Los Angeles, CA

Tue Aug 16 1977, 7:05 PM PDT

Att. 27,679 - Unknown

livebaseballscorecards.com

AB	31
R	3
H	7
RBI	2
BB	1
SO	5
LOB	9

WP: 0 PB: 0 SB: 1 CS: 1 PA: 34

Batter	1	2	3	4	5	6	7	8	9	AB	R	H	RBI	BB	SO	LOB
Derrel Thomas, S (1, 8) OBP: 0.306, SLG: 0.342	G3		K			4-3			P6	4	0	0	0	0	1	0
Rob Andrews, R (1, 4) OBP: 0.353, SLG: 0.311	L3		1-3			F8			5-3	4	0	0	0	0	0	0
Darrell Evans, L (1, 5) OBP: 0.337, SLG: 0.392	BB			P6			K		BB	2	0	0	0	2	1	0
Gary Thomasson, L (1, 3) OBP: 0.352, SLG: 0.448	BB			F5			4-3		BB	2	0	0	0	2	0	0
Jack Clark, R (1, 9) OBP: 0.343, SLG: 0.423	L7			5-3			5-3		K	4	0	0	0	0	1	4
Terry Whitfield, L (1, 7) OBP: 0.322, SLG: 0.441		P6			4-3			F5		3	0	0	0	0	0	0
Tim Foli, R (1, 6) OBP: 0.248, SLG: 0.348 Johnnie LeMaster, R (8, 6) OBP: 0.232, SLG: 0.258		K			P6			K		3 0	0 0	0 0	0 0	0 0	2 0	0 0
Marc Hill, R (1, 2) OBP: 0.318, SLG: 0.368		4-3			L9			1B		3	0	1	0	0	0	0
Jim Barr, R (1, 1) OBP: 0.190, SLG: 0.167 Dave Heaverlo, R (4, 1) Gary Alexander, R (6, PH) OBP: 0.400, SLG: 0.544 Charlie Williams, R (6, 1) OBP: 0.286, SLG: 0.286 Willie McCovey, L (8, PH) OBP: 0.372, SLG: 0.499 Lynn McGlothen, L (8, 1) OBP: 0.150, SLG: 0.158			K			K		F2		1 0 1 0 1 0	0 0 0 0 0 0	0 0 0 0 0 0	0 0 0 0 0 0	1 0 1 0 0 0	0 0 0 0 0 0	0 0 0 0 1 0
Inning Stats	R: 0 E: 0 K: 0 S: 3 H: 0 LOB: 2 BB: 2 P: 11	R: 0 E: 0 K: 1 S: 5 H: 0 LOB: 0 BB: 0 P: 5	R: 0 E: 0 K: 2 S: 7 H: 0 LOB: 0 BB: 0 P: 7	R: 0 E: 0 K: 0 S: 3 H: 0 LOB: 0 BB: 0 P: 3	R: 0 E: 0 K: 0 S: 3 H: 0 LOB: 0 BB: 0 P: 3	R: 0 E: 0 K: 1 S: 5 H: 0 LOB: 0 BB: 0 P: 5	R: 0 E: 0 K: 1 S: 5 H: 0 LOB: 0 BB: 0 P: 5	R: 0 E: 0 K: 1 S: 6 H: 1 LOB: 1 BB: 0 P: 6	R: 0 E: 0 K: 1 S: 5 H: 0 LOB: 2 BB: 2 P: 13	1B: 1 2B: 0 3B: 0 HR: 0	SF: 0 SAC: 0 DP: 0 HBP: 0			WP: 0 PB: 0 SB: 1 CS: 0	PA: 32		

PITCHER	IP	WLS	BF	H	R	ER	SO	BB	IBB	HBP	BLK	WP	HR	S	P	ERA	WHIP
Don Sutton, R (1, 1) ERA: 3.24	9.0	W	32	1	0	0	7	4	0	0	0	0	0	42	58	0.00	0.556

PITCHER	IP	WLS	BF	H	R	ER	SO	BB	IBB	HBP	BLK	WP	HR	S	P	ERA	WHIP

TOP

San Francisco Giants @ Los Angeles Dodgers
Dodger Stadium, Los Angeles, CA
Thu Aug 18 1977, 3:33 AM PDT
Att. 15,955 - Unknown

livebaseballscorecards.com

AB	28
R	0
H	1
RBI	0
BB	4
SO	7
LOB	5

BOTTOM

San Francisco Giants @ Los Angeles Dodgers
Dodger Stadium, Los Angeles, CA
Thu Aug 18 1977, 3:33 AM PDT
Att. 15,955 - Unknown

livebaseballscorecards.com

Batter	1	2	3	4	5	6	7	8	9	AB	R	H	RBI	BB	SO	LOB
Davey Lopes, R (1, 4) OBP: 0.370, SLG: 0.414	4-3	1-H 3-H HR		1-2 1B		BBB 4-0 G6-4-3 BB		4-3		4	1	2	3	1	0	0
Bill Russell, R (1, 6) OBP: 0.306, SLG: 0.373	G3 2B	4-3		L4-6 2-3		G6-4-3 1-2f		F7		5	0	1	0	0	0	3
Reggie Smith, S (1, 9) OBP: 0.429, SLG: 0.564	G3 2-3	HR			BBB 4-0 1B SF7 BB	1B 1B				3	2	2	1	1	0	1
Ron Cey, R (1, 5) OBP: 0.368, SLG: 0.477	BBB 4-0 BB	F3			0-0 1B 1-2 2B 1B	0-0 FC5-4 1-2 1B				2	0	1	0	1	0	0
Ted Martinez, R (5, PR) OBP: 0.317, SLG: 0.388 (6, 5)										1	1	1	0	0	0	0
Steve Garvey, R (1, 3) OBP: 0.321, SLG: 0.491	P4	1-3			0-0 1-2 2-3 2B 1B	FC5-4 1-2f				4	0	1	0	0	0	4
Rick Monday, L (1, 8) OBP: 0.353, SLG: 0.411		SSS K	4-3		SF7 3-H		L7			2	0	0	1	0	1	0
Glenn Burke, R (6, 8) OBP: 0.273, SLG: 0.286										1	0	0	0	0	0	0
Dusty Baker Jr., R (1, 7) OBP: 0.339, SLG: 0.469		6-3		1B 3B	1-H 2-H 2B		5-3			4	1	2	1	0	0	0
Steve Yeager, R (1, 2) OBP: 0.333, SLG: 0.432		E HR 1B		6-3	IBB		SSS K			3	1	1	0	1	1	1
Don Sutton, R (1, 1) OBP: 0.259, SLG: 0.226		BBBB 4-0 1-3 HR BB		L4-6 1B 3-H 1B	F8			F9		3	1	1	1	1	0	2
Inning Stats	R: 0 E: 0 K: 0 S: 4 H: 1 LOB: 2 BB: 1 P: 8	R: 3 E: 1 K: 1 S: 7 H: 2 LOB: 0 BB: 1 P: 11	R: 1 E: 0 K: 0 S: 4 H: 1 LOB: 0 BB: 0 P: 4	R: 1 E: 0 K: 0 S: 5 H: 3 LOB: 1 BB: 0 P: 5	R: 2 E: 0 K: 0 S: 5 H: 3 LOB: 2 BB: 2 P: 13	R: 0 E: 0 K: 0 S: 4 H: 2 LOB: 2 BB: 1 P: 8	R: 0 E: 0 K: 1 S: 5 H: 0 LOB: 0 BB: 0 P: 5	R: 0 E: 0 K: 0 S: 3 H: 0 LOB: 0 BB: 0 P: 3		1B: 7 2B: 3 3B: 1 HR: 2	SF: 1 SAC: 0 DP: 2 HBP: 0						

AB	32
R	7
H	12
RBI	7
BB	5
SO	2
LOB	11

WP: 0 PB: 0 SB: 0 CS: 0 PA: 38

PITCHER		IP	WLS	BF	H	R	ER	SO	BB	IBB	HBP	BLK	WP	HR	S	P	ERA	WHIP
Jim Barr, R ERA: 4.5	(1, 1)	3.1	L	19	7	5	5	1	2	0	0	0	0	2	19	27	13.50	2.700
Dave Heaverlo, R ERA: 2.7	(4, 1)	1.2		8	3	2	2	0	1	1	0	0	0	0	6	14	10.80	2.400
Charlie Williams, R ERA: 4.42	(6, 1)	2.0		8	2	0	0	1	1	0	0	0	0	0	9	13	0.00	1.500
Lynn McGlothen, R ERA: 5.61	(8, 1)	1.0		3	0	0	0	0	0	0	0	0	0	0	3	3	0.00	0.000

PITCHER	IP	WLS	BF	H	R	ER	SO	BB	IBB	HBP	BLK	WP	HR	S	P	ERA	WHIP

Batter	1	2	3	4	5	6	7	8	9	AB	R	H	RBI	BB	SO	LOB
Davey Lopes, R (1, 4) OBP: 0.367, SLG: 0.410	S S S 0-3 ① K		x 0-0 ① 1-3			x 0-0 ① P4		B B S S F C 2-3 ② K		4	0	0	0	0	2	0
Bill Russell, R (1, 6) OBP: 0.303, SLG: 0.370	x 0-0 ② 6-3		S S S 0-3 ② K			x 0-0 ② F9		x 0-0 ③ L9		4	0	0	0	0	1	0
Steve Garvey, R (1, 3) OBP: 0.321, SLG: 0.488	x 0-0 ③ 6-3		x 0-0 ③ 1-3			x 0-0 ③ 5-3			B B B B 4-0 BB L1-3	3	0	0	0	1	0	0
Reggie Smith, S (1, 9) OBP: 0.428, SLG: 0.559		B B B B 4-0 BB E 2B		x 0-0 ① 1-3			x 0-0 ① 6-3		B B S S F X 2-2 ① L8	3	1	0	0	1	0	1
Rick Monday, L (1, 8) OBP: 0.352, SLG: 0.418		S S S 0-3 ① K		x 0-0 ② 4-1			x 0-0 HR		x 0-0 ②③ L1-3 1-2	4	1	1	1	0	1	2
Dusty Baker Jr., R (1, 7) OBP: 0.341, SLG: 0.475		x 0-0 6-3 1-H 2B		S S S 0-3 ③ K			x 0-0 2B			3	0	2	1	0	1	0
Ted Martinez, R (1, 5) OBP: 0.312, SLG: 0.382		x 0-0 ② 6-3 2-3			x 0-0 ① G3		S S S 0-3 ② K			2	0	0	0	0	0	1
Lee Lacy, R (7, PH) OBP: 0.299, SLG: 0.443 (7, 5)										1	0	0	0	0	1	1
Steve Yeager, R (1, 2) OBP: 0.333, SLG: 0.429		I I I I 4-0 IBB			x 0-0 ② P6		x 0-0 ③ 5-3			2	0	0	0	1	0	1
Tommy John, R (1, 1) OBP: 0.228, SLG: 0.298		S S S 0-3 ③ K			x 0-0 ③ F3			x 0-0 ① F7		2	0	0	0	0	1	2
Elias Sosa, R (5, 1) OBP: 0.333, SLG: 0.333										0	0	0	0	0	0	0
Ed Goodson, L (8, PH) OBP: 0.214, SLG: 0.293										1	0	0	0	0	0	0
Charlie Hough, R (8, 1) OBP: 0.105, SLG: 0.222										0	0	0	0	0	0	0
Inning Stats	R: 0 E: 0 K: 1 S: 5 H: 0 LOB: 0 BB: 0 P: 5	R: 1 E: 1 K: 2 S: 8 H: 1 LOB: 2 BB: 2 P: 16	R: 0 E: 0 K: 1 S: 5 H: 0 LOB: 0 BB: 0 P: 5	R: 0 E: 0 K: 1 S: 5 H: 0 LOB: 0 BB: 0 P: 5	R: 0 E: 0 K: 0 S: 3 H: 0 LOB: 0 BB: 0 P: 3	R: 0 E: 0 K: 0 S: 3 H: 0 LOB: 0 BB: 0 P: 3	R: 1 E: 0 K: 1 S: 7 H: 2 LOB: 1 BB: 0 P: 7	R: 0 E: 0 K: 1 S: 6 H: 0 LOB: 0 BB: 0 P: 8	R: 0 E: 0 K: 0 S: 5 H: 0 LOB: 0 BB: 1 P: 11	1B: 0 2B: 3 3B: 0 HR: 1	SF: 0 SAC: 0 DP: 1 HBP: 0			WP: 0 PB: 0 SB: 0 CS: 0	PA: 32		

PITCHER	IP	WLS	BF	H	R	ER	SO	BB	IBB	HBP	BLK	WP	HR	S	P	ERA	WHIP
Mike Krukow, R (1, 1) ERA: 4.7	7.0	W	26	3	2	2	6	1	1	0	0	0	1	36	44	2.57	0.571
Dave Giusti, R (8, 1) ERA: 2.96	2.0		6	0	0	0	1	1	0	0	0	0	0	11	19	0.00	0.500

PITCHER	IP	WLS	BF	H	R	ER	SO	BB	IBB	HBP	BLK	WP	HR	S	P	ERA	WHIP

TOP

Los Angeles Dodgers @ Chicago Cubs

Wrigley Field, Chicago, IL

Fri Aug 19 1977, 3:33 AM CDT

Att. 23,031 - Overcast - 67 F

livebaseballscorecards.com

AB	29
R	2
H	3
RBI	2
BB	3
SO	7
LOB	8

Batter	1	2	3	4	5	6	7	8	9	AB	R	H	RBI	BB	SO	LOB
Ivan De Jesus, R (1, 6) OBP: 0.317, SLG: 0.336	0-0 1B HR 1B	0-0 F7		3-2 BBBSSFX G4-3 1B	0-0 1-2 3-H 1B		0-0 5-3			5	1	3	1	0	0	1
Jose Cardenal, R (1, 7) OBP: 0.357, SLG: 0.378	0-0 1-3 HR 1B	4-0 BBBB 1B BB		0-0 G4-3 1-2f	0-0 6-3			0-0 P4		4	1	1	0	1	0	3
Bill Buckner, L (1, 3) OBP: 0.338, SLG: 0.481	3-2 BBBSSSFFX 1-H 3-H HR	0-0 1-3 2-H 1B		0-0 1B 1B		0-0 HR		0-0 6-3		5	2	4	5	0	0	0
Jerry Morales, R (1, 8) OBP: 0.374, SLG: 0.484	0-0 6-3	0-3 K		0-0 1-3 1B		0-3 SSS K		BSSFX 1-2 6-3		5	0	1	0	0	2	2
Bobby Murcer, L (1, 9) OBP: 0.375, SLG: 0.490	0-0 1B 1B		0-0 G3	3-3 BBBSSFS K		0-0 4-3 1B				4	0	2	0	0	1	2
Steve Ontiveros, S (1, 5) OBP: 0.385, SLG: 0.430	0-0 1-2 G6-4-3 1B		0-0 SH5-3 1B		3-2 BBBSSFX P4 1B 2B	0-0 4-3 1-2				4	1	3	0	0	0	1
Manny Trillo, R (1, 4) OBP: 0.334, SLG: 0.394	0-0 1-2f G6-4-3		0-0 1-2 SH5-3		0-0 5-3	0-0 F7				3	0	0	0	0	0	4
George Mitterwald, R (1, 2) OBP: 0.306, SLG: 0.388		0-0 SH1-4 1B 1B	4-0 IBB		4-0 1B IBB		0-0 5-3			2	1	1	0	2	0	0
Mike Krukow, R (1, 1) OBP: 0.167, SLG: 0.190		0-0 1-2 SH1-4	0-0 1-3		0-0 2-3 P4		0-0 4-3			2	0	0	0	0	0	4
Greg Gross, L (7, PH) OBP: 0.368, SLG: 0.391										1	0	0	0	0	0	0
Dave Giusti, R (8, 1)										0	0	0	0	0	0	0
Inning Stats	R: 3 E: 0 K: 0 S: 13 H: 5 LOB: 1 BB: 0 P: 16	R: 1 E: 0 K: 1 S: 7 H: 2 LOB: 2 BB: 1 P: 11	R: 0 E: 0 K: 0 S: 4 H: 1 LOB: 2 BB: 1 P: 8	R: 0 E: 0 K: 1 S: 11 H: 3 LOB: 2 BB: 0 P: 17	R: 1 E: 0 K: 0 S: 8 H: 2 LOB: 2 BB: 1 P: 15	R: 1 E: 0 K: 1 S: 7 H: 2 LOB: 1 BB: 0 P: 7	R: 0 E: 0 K: 0 S: 3 H: 0 LOB: 0 BB: 0 P: 3	R: 0 E: 0 K: 0 S: 6 H: 0 LOB: 0 BB: 0 P: 7		1B: 12 2B: 1 3B: 0 HR: 2	SF: 0 SAC: 2 DP: 2 HBP: 0					

PITCHER		IP	WLS	BF	H	R	ER	SO	BB	IBB	HBP	BLK	WP	HR	S	P	ERA	WHIP
Tommy John, L ERA: 2.79	(1, 1)	4.2	L	28	13	5	5	2	1	2	0	0	0	1	42	66	9.64	3.000
Elias Sosa, R ERA: 2.6	(5, 1)	2.1		9	2	1	1	1	0	0	0	0	0	1	11	11	3.86	0.857
Charlie Hough, R ERA: 3.3	(8, 1)	1.0		3	0	0	0	0	0	0	0	0	0	0	6	7	0.00	0.000

PITCHER	IP	WLS	BF	H	R	ER	SO	BB	IBB	HBP	BLK	WP	HR	S	P	ERA	WHIP

BOTTOM

Los Angeles Dodgers @ Chicago Cubs

Wrigley Field, Chicago, IL

Fri Aug 19 1977, 3:33 AM CDT

Att. 23,031 - Overcast - 67 F

livebaseballscorecards.com

AB	35
R	6
H	15
RBI	6
BB	3
SO	3
LOB	17

1B: 12 SF: 0
2B: 1 SAC: 2
3B: 0 DP: 2
HR: 2 HBP: 0

WP: 0 PA: 40
PB: 0
SB: 0
CS: 0

Batter	1	2	3	4	5	6	7	8	9	AB	R	H	RBI	BB	SO	LOB
Davey Lopes, R (1, 4) OBP: 0.365, SLG: 0.407	x 0-0 ① P8		x 0-0 ① 4-3		x 0-0 ② FC6 S 1-2f		H 1-0 BLK 1B HBP	x 0-0 ③ 5-3		3	0	0	0	0	0	1
Ted Martinez, R (7, PR) OBP: 0.312, SLG: 0.382										0	1	0	0	0	0	0
(7, 4)																
Lee Lacy, R (8, PH) OBP: 0.297, SLG: 0.439										1	0	0	0	0	0	2
(8, 4)																
Bill Russell, R (1, 6) OBP: 0.304, SLG: 0.369	B B S S F C 2-3 ② K		x 0-0 ② P6		B B B 4-0 2-3 BB		x 0-0 CS 1-H 1B		x 0-0 ① 4-3	4	0	1	1	1	1	0
Reggie Smith, S (1, 9) OBP: 0.427, SLG: 0.557	x 0-0 1B		x 0-0 ③ P3		x 0-0 ③ F7		S S F S 0-3 ①② K 1-2		x 0-0 1B	5	0	2	0	0	1	3
Ron Cey, R (1, 5) OBP: 0.365, SLG: 0.471	x 0-0 ③ P4			S S S 0-3 ① K		S S S 0-3 ① K	S S S 0-3 ③ K		x 0-0 ② L8	5	0	0	0	0	3	3
Steve Garvey, R (1, 3) OBP: 0.321, SLG: 0.489		x 0-0 ① F9		S S S 0-3 ② K		x 0-0 1B 2B		x 0-0 E FC4-6 1B	x 0-0 ③ L9	5	2	2	0	0	1	1
Rick Monday, L (1, 8) OBP: 0.351, SLG: 0.419		x 0-0 ② 4-3		x 0-0 2B		S S S 0-3 ② K		x 0-0 E4 FC4-6 1-3		4	0	1	0	0	1	2
Dusty Baker Jr., R (1, 7) OBP: 0.344, SLG: 0.474		B B B 4-0 2B BB		x 0-0 ③ 6-3		4-0 1B IBB		4-0 FC4-6 IBB		1	1	0	0	3	0	1
Steve Yeager, R (1, 2) OBP: 0.335, SLG: 0.434		x 0-0 1-H 2B			x 0-0 ① 5-3	x 0-0 1-3 2-H 1B		B S S T F S 1-3 ① K		4	0	2	2	0	1	3
Doug Rau, L (1, 1) OBP: 0.203, SLG: 0.183	x 0-0 ③ 4-3				B B S S F x 2-2 FC6 1B	x 0-0 ③ L6		x 0-0 ② FC4-6 1-2f 2-3 3-H		3	0	1	0	0	0	3
Mike Garman, R (7, 1)										0	0	0	0	0	0	0
Vic Davalillo, L (8, PH)										0	0	0	0	0	0	0
Manny Mota, R (8, PH) OBP: 0.531, SLG: 0.440										1	0	0	1	0	0	2
Charlie Hough, R (8, 1) OBP: 0.105, SLG: 0.222										0	0	0	0	0	0	0
Inning Stats	R: 0 E: 0 K: 1 S: 7 H: 1 LOB: 1 BB: 0 P: 9	R: 1 E: 0 K: 0 S: 4 H: 1 LOB: 1 BB: 1 P: 8	R: 0 E: 0 K: 0 S: 3 H: 0 LOB: 0 BB: 0 P: 3	R: 0 E: 0 K: 2 S: 8 H: 1 LOB: 1 BB: 0 P: 8	R: 0 E: 1 K: 0 S: 7 H: 1 LOB: 2 BB: 1 P: 13	R: 1 E: 0 K: 2 S: 9 H: 2 LOB: 2 BB: 1 P: 13	R: 1 E: 0 K: 2 S: 8 H: 1 LOB: 1 BB: 0 P: 9	R: 1 E: 1 K: 1 S: 9 H: 1 LOB: 2 BB: 1 P: 14	R: 0 E: 0 K: 0 S: 4 H: 1 LOB: 1 BB: 0 P: 4	1B: 6 2B: 3 3B: 0 HR: 0	SF: 0 SAC: 0 DP: 0 HBP: 1						

TOP

Los Angeles Dodgers @ Chicago Cubs

Wrigley Field, Chicago, IL

Sat Aug 20 1977, 3:33 AM CDT

Att. 27,095 - Overcast - 68 F

livebaseballscorecards.com

AB	36
R	4
H	9
RBI	4
BB	4
SO	8
LOB	21

PITCHER		IP	WLS	BF	H	R	ER	SO	BB	IBB	HBP	BLK	WP	HR	S	P	ERA	WHIP
Bill Bonham, R ERA: 4.15	(1, 1)	7.0		31	7	3	3	7	2	1	1	1	0	0	46	63	3.86	1.286
Paul Reuschel, R ERA: 3.86	(8, 1)	0.1		4	1	1	0	1	0	1	0	0	0	0	7	12	0.00	3.000
Willie Hernandez, L ERA: 2.67	(8, 1)	0.2	W	2	0	0	0	0	0	0	0	0	0	0	2	2	0.00	0.000
Dave Giusti, R ERA: 2.92	(9, 1)	1.0	S	4	1	0	0	0	0	0	0	0	0	0	4	4	0.00	1.000

PITCHER	IP	WLS	BF	H	R	ER	SO	BB	IBB	HBP	BLK	WP	HR	S	P	ERA	WHIP

WP: 0 PB: 0 SB: 1 CS: 1 PA: 41

Batter	1	2	3	4	5	6	7	8	9	AB	R	H	RBI	BB	SO	LOB
Ivan De Jesus, R (1, 6) OBP: 0.320, SLG: 0.338	E S 1B		1B		G3 ②		1-3 HR 1B	L7 ③		5	1	3	0	0	0	2
Jose Cardenal, R (1, 7) OBP: 0.349, SLG: 0.369	P3 ①		F7 ③		B B B S S F S 3-3 K ③		S S S 0-3 K ②			4	0	0	0	0	2	4
Bill Buckner, L (1, 3) OBP: 0.344, SLG: 0.496	B3 ② 1-3			1B 1B		5-3 E 1B	1-H 3-H HR			4	1	3	3	0	0	1
Jerry Morales, R (1, 8) OBP: 0.371, SLG: 0.480	P8 ③			P8 ①		S S S 0-3 K ①	P3 ③			4	0	0	0	0	1	3
Bobby Murcer, L (1, 9) OBP: 0.374, SLG: 0.487		L9 ①		B B S S F F F X 2-2 F9 ②		E3 5-3 1-2		B B B B 4-0 6-3 SH3 1B BB		3	1	0	0	1	0	2
Steve Ontiveros, S (1, 5) OBP: 0.385, SLG: 0.430		F9 ②		FC5-4 1-2 1B		B B B S S F X 3-2 5-3 ② 1-2 2-3		SH3 ① 1-2		3	0	1	0	0	0	2
Manny Trillo, R (1, 4) OBP: 0.331, SLG: 0.390		F8 ③		FC5-4 ③ 1-2f		F7 ③		6-3 ② 2-3		4	0	0	0	0	0	5
George Mitterwald, R (1, 2) OBP: 0.309, SLG: 0.400			5-3 ①		HR		6-3 ①	1B 3-H 1B		4	1	2	2	0	0	0
Bill Bonham, R (1, 1) OBP: 0.246, SLG: 0.268 Dave Rosello, R (7, PH) OBP: 0.286, SLG: 0.268 Paul Reuschel, R (8, 1) Willie Hernandez, L (8, 1) OBP: 0.077, SLG: 0.077 Greg Gross, L (8, PH) OBP: 0.372, SLG: 0.395 Dave Giusti, R (9, 1)			F8 ②		S S S 0-3 K ①		1B HR 1B	1-2 1B		2 1 0 0 1 0	0 1 0 0 0 0	0 1 0 0 1 0	0 1 0 0 0 0	0 0 0 0 0 0	1 0 0 0 0 0	0 0 0 0 0 0
Inning Stats	R: 0 H: 1 E: 0 LOB: 1 K: 0 BB: 0 S: 4 P: 4	R: 0 H: 0 E: 0 LOB: 0 K: 0 BB: 0 S: 3 P: 3	R: 0 H: 1 E: 0 LOB: 1 K: 0 BB: 0 S: 4 P: 4	R: 0 H: 2 E: 0 LOB: 2 K: 0 BB: 0 S: 10 P: 12	R: 1 H: 1 E: 0 LOB: 0 K: 2 BB: 0 S: 9 P: 12	R: 0 H: 1 E: 1 LOB: 2 K: 1 BB: 0 S: 10 P: 13	R: 3 H: 3 E: 0 LOB: 0 K: 1 BB: 0 S: 8 P: 8	R: 1 H: 2 E: 0 LOB: 2 K: 0 BB: 1 S: 5 P: 9		1B: 9 SF: 0 2B: 0 SAC: 1 3B: 0 DP: 0 HR: 2 HBP: 0						

PITCHER		IP	WLS	BF	H	R	ER	SO	BB	IBB	HBP	BLK	WP	HR	S	P	ERA	WHIP
Doug Rau, L ERA: 3.44	(1, 1)	6.1		28	8	3	3	3	0	0	0	0	0	1	43	51	4.26	1.263
Mike Garman, R ERA: 2.34	(7, 1)	0.2		3	1	1	1	1	0	0	0	0	0	1	5	5	13.50	1.500
Charlie Hough, R ERA: 3.35	(8, 1)	1.0	L	6	2	1	1	0	1	0	0	0	0	0	5	9	9.00	3.000

PITCHER	IP	WLS	BF	H	R	ER	SO	BB	IBB	HBP	BLK	WP	HR	S	P	ERA	WHIP

BOTTOM

Los Angeles Dodgers @ Chicago Cubs

Wrigley Field, Chicago, IL

Sat Aug 20 1977, 3:33 AM CDT

Att. 27,095 - Overcast - 68 F

livebaseballscorecards.com

AB	35
R	5
H	11
RBI	5
BB	1
SO	4
LOB	19

Batter	1	2	3	4	5	6	7	8	9	AB	R	H	RBI	BB	SO	LOB
Ted Martinez, R (1, 4) OBP: 0.315, SLG: 0.383	5-3	5-3			6-3 1B	FC6-4 1-2f			G4-6-3 1-2 1B	5	0	2	0	0	0	2
Bill Russell, R (1, 6) OBP: 0.303, SLG: 0.369	1B 2B		B S S F X 1-2 6-3		6-3 1-2		P5		G4-6-3 1-2f	5	1	1	0	0	0	3
Reggie Smith, S (1, 9) OBP: 0.430, SLG: 0.557	BLK 2B 2-H 1B		B B B B 4-0 FC6-4 BB		4-3		B B B S S F F B 4-2 G4-6-3 BB			2	1	1	1	2	0	1
Ron Cey, R (1, 5) OBP: 0.366, SLG: 0.474	FC6-5 1-H 2B		P4			SH1-3 1B SF9 1B	G4-6-3 1-2f			4	1	2	1	0	0	2
Steve Garvey, R (1, 3) OBP: 0.321, SLG: 0.487	FC6-5 2-3		FC6-4 1-2f			SF9 SH1-3 1-2 1B 1B		F9		4	1	1	0	0	0	2
Rick Monday, L (1, 8) OBP: 0.348, SLG: 0.415	L4			F7		SH1-3 1-2 2-3		4-3		3	0	0	0	0	0	1
Dusty Baker Jr., R (1, 7) OBP: 0.346, SLG: 0.474 Glenn Burke, R (6, PR) OBP: 0.270, SLG: 0.283 (6, 7)		CS 1B		B B B S S F X 3-2 F8		1B IBB		5-3		2 1	0 0	1 0	0 0	1 0	0 0	0 0
Johnny Oates, L (1, 2) OBP: 0.317, SLG: 0.348	S S S 0-3 K 1-2			4-3		SF9 2-3 3-H			6-3	3	0	0	1	0	1	1
Rick Rhoden, R (1, 1) OBP: 0.246, SLG: 0.431 Lance Rautzhan, R (9, 1)	HR				S S S 0-3 K	FC6-4 1-3 3-H 1B			1B 1B	4 0	1 0	3 0	2 0	0 0	1 0	0 0
Inning Stats	R: 2 E: 0 K: 0 S: 6 H: 3 LOB: 1 BB: 0 P: 6	R: 1 E: 0 K: 1 S: 6 H: 2 LOB: 0 BB: 0 P: 6	R: 0 E: 0 K: 0 S: 6 H: 0 LOB: 1 BB: 1 P: 11	R: 0 E: 0 K: 0 S: 6 H: 0 LOB: 0 BB: 0 P: 9	R: 0 E: 0 K: 1 S: 6 H: 1 LOB: 1 BB: 0 P: 6	R: 2 E: 0 K: 0 S: 6 H: 3 LOB: 2 BB: 1 P: 10	R: 0 E: 0 K: 0 S: 6 H: 0 LOB: 0 BB: 1 P: 10	R: 0 E: 0 K: 0 S: 3 H: 0 LOB: 0 BB: 0 P: 3	R: 0 E: 0 K: 0 S: 4 H: 2 LOB: 1 BB: 0 P: 4	1B: 8 2B: 2 3B: 0 HR: 1 SF: 1 SAC: 1 DP: 2 HBP: 0						

TOP

Los Angeles Dodgers @ Chicago Cubs

Wrigley Field, Chicago, IL

Sun Aug 21 1977, 3:33 AM CDT

Att. 26,174 - Overcast - 67 F

livebaseballscorecards.com

AB	33
R	5
H	11
RBI	5
BB	3
SO	2
LOB	12

PITCHER		IP	WLS	BF	H	R	ER	SO	BB	IBB	HBP	BLK	WP	HR	S	P	ERA	WHIP
Dennis Lamp, R ERA: 7.94	(1, 1)	5.2	L	27	9	5	5	2	1	1	0	1	0	1	35	47	7.94	1.765
Pete Broberg, R ERA: 5.14	(6, 1)	1.1		4	0	0	0	0	1	0	0	0	0	0	7	11	0.00	0.750
Paul Reuschel, R ERA: 3.77	(8, 1)	2.0		7	2	0	0	0	0	0	0	0	0	0	7	7	0.00	1.000

PITCHER	IP	WLS	BF	H	R	ER	SO	BB	IBB	HBP	BLK	WP	HR	S	P	ERA	WHIP

Batter	1	2	3	4	5	6	7	8	9	AB	R	H	RBI	BB	SO	LOB
Ivan De Jesus, R (1, 6) OBP: 0.317, SLG: 0.335	5-3		L9		K		G5-4-3 1-2f			4	0	0	0	0	1	3
Jose Cardenal, R (1, 7) OBP: 0.347, SLG: 0.366	S 1B		L9		G6-4-3 1-2f			4-3		4	0	1	0	0	0	2
Bill Buckner, L (1, 3) OBP: 0.346, SLG: 0.495	G4-3 1-2 BB		L9			P4		1B		3	0	1	0	1	0	1
Jerry Morales, R (1, 8) OBP: 0.368, SLG: 0.475	G4-3 1-2f			6-3		F8		F9		4	0	0	0	0	0	3
Bobby Murcer, L (1, 9) OBP: 0.375, SLG: 0.487		G5-4-3 BB 1B		4-3		BB 1B		F8		4	0	2	0	0	0	1
Steve Ontiveros, S (1, 5) OBP: 0.388, SLG: 0.429		G5-4-3 1-2 BB		1B E BB		FC6-4 1-2 BB			4-3	1	1	0	0	3	0	0
Manny Trillo, R (1, 4) OBP: 0.333, SLG: 0.391		G5-4-3 1-2f 2-3		E S 1-3 1B		FC6-4 1-2f			1B 1B	4	0	2	0	0	0	4
George Mitterwald, R (1, 2) OBP: 0.306, SLG: 0.396 Gene Clines, R (9, PH) OBP: 0.389, SLG: 0.428		F8		K 1-3 3-H			K		G4-3 1-3 1B	3 1	0 0	0 1	0 0	0 0	2 0	2 0
Dennis Lamp, R (1, 1) OBP: 1.000, SLG: 1.000 Pete Broberg, R (6, 1) Greg Gross, L (7, PH) OBP: 0.375, SLG: 0.399 Paul Reuschel, R (8, 1) Larry Biittner, L (9, PH) OBP: 0.336, SLG: 0.403			1B		G6-4-3 1B		G5-4-3 1B		G4-3 1-2f	2 0 1 0 1	0 0 0 0 0	2 0 1 0 0	0 0 0 0 0	0 0 0 0 0	0 0 0 0 0	0 0 0 0 2
Inning Stats	R: 0 E: 0 K: 0 S: 3 H: 1 LOB: 1 BB: 1 P: 7	R: 0 E: 0 K: 0 S: 3 H: 1 LOB: 1 BB: 1 P: 7	R: 0 E: 0 K: 0 S: 4 H: 1 LOB: 1 BB: 0 P: 4	R: 1 E: 0 K: 1 S: 11 H: 1 LOB: 1 BB: 1 P: 18	R: 0 E: 0 K: 1 S: 5 H: 1 LOB: 0 BB: 0 P: 5	R: 0 E: 0 K: 0 S: 4 H: 1 LOB: 2 BB: 1 P: 8	R: 0 E: 0 K: 1 S: 8 H: 1 LOB: 0 BB: 0 P: 11	R: 0 E: 0 K: 0 S: 4 H: 1 LOB: 1 BB: 0 P: 4	R: 0 E: 0 K: 0 S: 4 H: 2 LOB: 1 BB: 0 P: 4	1B: 10 2B: 0 3B: 0 HR: 0 SF: 0 SAC: 0 DP: 5 HBP: 0						

PITCHER	IP	WLS	BF	H	R	ER	SO	BB	IBB	HBP	BLK	WP	HR	S	P	ERA	WHIP
Rick Rhoden, R (1, 1) ERA: 3.71	8.1	W	35	10	1	0	3	4	0	0	0	0	0	45	67	0.00	1.680
Lance Rautzhan, L (9, 1) ERA: 2.89	0.2	S	1	0	0	0	0	0	0	0	0	0	0	1	1	0.00	0.000

PITCHER	IP	WLS	BF	H	R	ER	SO	BB	IBB	HBP	BLK	WP	HR	S	P	ERA	WHIP

BOTTOM

Los Angeles Dodgers @ Chicago Cubs

Wrigley Field, Chicago, IL

Sun Aug 21 1977, 3:33 AM CDT

Att. 26,174 - Overcast - 67 F

livebaseballscorecards.com

AB	32
R	1
H	10
RBI	0
BB	4
SO	3
LOB	18

WP: 0 PB: 0 SB: 2 CS: 0 PA: 36

Los Angeles Dodgers @ St. Louis Cardinals

Busch Stadium, St. Louis, MO

Mon Aug 22 1977, 7:05 PM CDT

Att. 28,222 - Unknown

TOP

livebaseballscorecards.com

Batter	1	2	3	4	5	6	7	8	9	AB	R	H	RBI	BB	SO	LOB
Ted Martinez, R (1, 4) OBP: 0.311, SLG: 0.376	1-4-3	K		6-3		5-3 1B		F8		5	0	1	0	0	1	2
Bill Russell, R (1, 6) OBP: 0.304, SLG: 0.369	FC1-4 S 1B		1B 1B 1B	4-3		5-3 1-2		L6		5	1	2	0	0	0	1
Reggie Smith, S (1, 9) OBP: 0.430, SLG: 0.554	BB 4-0 FC1-4 1-2		HBP 1B HR 1B 1-3	G3		4-3		K		4	1	1	0	1	1	1
Ron Cey, R (1, 5) OBP: 0.368, SLG: 0.476	FC1-4 FC4-6 1-2f 2-3		HBP HR 1B 1-2 3-H	BB 4-0 FC4-6			F8		6-3 1B 2B	4	2	2	1	1	0	2
Steve Garvey, R (1, 3) OBP: 0.320, SLG: 0.484	FC4-6 1-2f		F8	FC4-6 BB 1-2f			1B 1B		K	5	0	1	0	0	1	6
Rick Monday, L (1, 8) OBP: 0.349, SLG: 0.413		1B 1B	K	BB 4-0 FC6-4 1-2			K		6-3 2-3	4	0	1	0	1	2	4
Dusty Baker Jr., R (1, 7) OBP: 0.349, SLG: 0.474 Vic Davalillo, L (7, PH) OBP: 1.000, SLG: 1.000 (7, 7)	SH1-4 1-3 1B	HR HBP 1-2 2-3		F8			BB 1B 1-3		1B 3-H	2 2	1 0	1 2	0 1	0 0	0 0	2 0
Steve Yeager, R (1, 2) OBP: 0.336, SLG: 0.441	P5	HR 1-H 2-H 3-H		FC6-4 1-2f			BB 4-0 1-2		P4	4	1	1	4	1	0	5
Burt Hooton, R (1, 1) OBP: 0.164, SLG: 0.167 Lance Rautzhan, R (9, 1) Charlie Hough, R (9, 1) OBP: 0.105, SLG: 0.222		SH1-4 1-2	5-3			F8	F7			3 0 0	0 0 0	0 0 0	0 0 0	0 0 0	0 0 0	3 0 0

Inning Stats	1	2	3	4	5	6	7	8	9
	R: 0 E: 0 K: 0 S: 4	H: 1 LOB: 2 BB: 1 P: 8	R: 0 E: 0 K: 1 S: 7	H: 2 LOB: 2 BB: 0 P: 7	R: 5 E: 0 K: 1 S: 9	H: 4 LOB: 0 BB: 0 P: 10	R: 0 E: 0 K: 0 S: 3	H: 0 LOB: 0 BB: 0 P: 3	R: 0 E: 1 K: 0 S: 3	H: 0 LOB: 2 BB: 2 P: 11	R: 0 E: 0 K: 0 S: 4	H: 1 LOB: 1 BB: 0 P: 4	R: 0 E: 0 K: 1 S: 7	H: 2 LOB: 3 BB: 1 P: 11	R: 0 E: 0 K: 1 S: 5	H: 0 LOB: 0 BB: 0 P: 5	R: 1 E: 0 K: 1 S: 7	H: 2 LOB: 1 BB: 0 P: 7

| | | |

Los Angeles Dodgers @ St. Louis Cardinals

Busch Stadium, St. Louis, MO

Mon Aug 22 1977, 7:05 PM CDT

Att. 28,222 - Unknown

livebaseballscorecards.com

BOTTOM

Batter	1	2	3	4	5	6	7	8	9	AB	R	H	RBI	BB	SO	LOB
Lou Brock, L (1, 7) OBP: 0.304, SLG: 0.340	K		6-3			G4-3		L8		4	0	1	0	0	1	1
Jerry Mumphrey, S (1, 8) OBP: 0.387, SLG: 0.431	P5		K			G4-3			3B	4	1	1	0	0	1	2
Garry Templeton, S (1, 6) OBP: 0.335, SLG: 0.438	K			7-6-3			K		1B	4	1	2	1	0	2	0
Ted Simmons, S (1, 2) OBP: 0.416, SLG: 0.521		1-3		7-6-3			FC5-4		2B E	4	1	2	1	0	0	1
Keith Hernandez, L (1, 3) OBP: 0.388, SLG: 0.459		1B			G5-4-3		F7		E6 PB	3	2	2	0	1	0	1
Mike Anderson, R (1, 9) OBP: 0.315, SLG: 0.402		CS			K		FC5-4		K	4	0	1	1	0	2	2
Ken Reitz, R (1, 5) OBP: 0.309, SLG: 0.435 Rick Bosetti, R (9, PR) OBP: 0.400, SLG: 0.400		5-3			G5-4-3			F8	HR	4 0	0 1	1 0	0 0	0 0	0 0	2 0
Mike Tyson, R (1, 4) OBP: 0.288, SLG: 0.344			4-3			6-3		FC6-4	HR	3	1	1	0	1	0	0
John Denny, R (1, 1) OBP: 0.125, SLG: 0.111 Ken Oberkfell, L (3, PH) Clay Carroll, R (4, 1) OBP: 0.091, SLG: 0.091 Dane Iorg, L (6, PH) OBP: 0.238, SLG: 0.225 Butch Metzger, R (7, 1) Dave Rader, L (8, PH) OBP: 0.329, SLG: 0.390 Al Hrabosky, R (9, 1) Roger Freed, R (9, PH) OBP: 0.443, SLG: 0.593			F8			1B		FC6-4	HR	0 1 0 0 0 1 0 1	0 0 0 0 0 0 0 0	0 0 0 0 0 1 0 1	0 0 0 0 0 0 0 0	0 0 0 0 0 0 0 0	0 0 0 0 0 0 0 0	0 0 0 0 0 0 0 0
Inning Stats	R: 0 E: 0 K: 2 S: 7 H: 0 LOB: 0 BB: 0 P: 7	R: 1 E: 0 K: 0 S: 4 H: 2 LOB: 0 BB: 0 P: 4	R: 0 E: 0 K: 0 S: 3 H: 0 LOB: 0 BB: 0 P: 3	R: 0 E: 0 K: 1 S: 5 H: 1 LOB: 0 BB: 0 P: 5	R: 0 E: 0 K: 1 S: 4 H: 0 LOB: 0 BB: 1 P: 8	R: 0 E: 0 K: 0 S: 3 H: 1 LOB: 1 BB: 1 P: 7	R: 0 E: 0 K: 1 S: 6 H: 1 LOB: 1 BB: 0 P: 6	R: 0 E: 0 K: 0 S: 3 H: 0 LOB: 1 BB: 1 P: 7	R: 7 E: 1 K: 1 S: 10 H: 7 LOB: 1 BB: 0 P: 10	1B: 8 2B: 2 3B: 2 HR: 1 SF: 0 SAC: 0 DP: 3 HBP: 0						

PITCHER		IP	WLS	BF	H	R	ER	SO	BB	IBB	HBP	BLK	WP	HR	S	P	ERA	WHIP
Burt Hooton, R ERA: 2.67	(1, 1)	8.0		30	7	3	3	5	3	0	0	0	0	0	37	49	3.38	1.250
Lance Rautzhan, L ERA: 4.82	(9, 1)	0.0		2	2	1	1	0	0	0	0	0	0	0	2	2	∞	∞
Charlie Hough, R ERA: 3.6	(9, 1)	0.1	L	4	3	4	4	1	0	0	0	0	0	1	6	6	108.00	9.000

PITCHER	IP	WLS	BF	H	R	ER	SO	BB	IBB	HBP	BLK	WP	HR	S	P	ERA	WHIP

AB	33
R	8
H	12
RBI	6
BB	3
SO	6
LOB	10

WP: 0 PA: 36
PB: 1
SB: 0
CS: 1

Los Angeles Dodgers @ St. Louis Cardinals

Busch Stadium, St. Louis, MO

Tue Aug 23 1977, 7:05 PM CDT

Att. 26,491 - Unknown

livebaseballscorecards.com

TOP

Batter	1	2	3	4	5	6	7	8	9	AB	R	H	RBI	BB	SO	LOB
Ted Martinez, R (1, 4) OBP: 0.304, SLG: 0.368	S S S 0-3 ① K		x 0-0 ② 6-3			x 0-0 ① 5-3		x 0-0 ① 4-3 1-2		3	0	0	0	0	1	0
Manny Mota, R (8, PH) OBP: 0.515, SLG: 0.423										1	0	0	0	0	0	1
Elias Sosa, R (8, 1) OBP: 0.333, SLG: 0.333										0	0	0	0	0	0	0
Bill Russell, R (1, 6) OBP: 0.304, SLG: 0.369	S S S 0-3 ② K		x 0-0 ③ L9			x 0-0 F8 1B		x 0-0 ② F8 2-3		4	0	1	0	0	1	2
Reggie Smith, S (1, 9) OBP: 0.428, SLG: 0.549	x 0-0 ③ 4-3			x 0-0 ① G3		x 0-0 ② F8 1-2		B B B B 4-0 BB		3	0	0	0	1	0	1
Ron Cey, R (1, 5) OBP: 0.365, SLG: 0.472		x 0-0 ① 1-3		x 0-0 ② 6-3		x 0-0 F3		x 0-0 ③ F8		4	0	0	0	0	0	3
Steve Garvey, R (1, 3) OBP: 0.317, SLG: 0.480		x 0-0 ② P6		S S S 0-3 ③ K			x 0-0 ① 5-3		x 0-0 ① F8	4	0	0	0	0	1	0
Rick Monday, L (1, 8) OBP: 0.350, SLG: 0.413		B B B B 4-0 2B BB			x 0-0 E6		x 0-0 4-3 1B		x 0-0 ② 4-3	3	1	1	0	1	0	0
Vic Davalillo, L (1, 7) OBP: 0.500, SLG: 0.667		x 0-0 1-H 2B			x 0-0 ① P6		x 0-0 ② 4-3 1-2		x 0-0 ③ 5-3	4	0	1	1	0	0	2
Steve Yeager, R (1, 2) OBP: 0.333, SLG: 0.437		S S S 0-3 ③ K			S S S 0-3 ② K		S S S 0-3 ③ K			3	0	0	0	0	3	3
Don Sutton, R (1, 1) OBP: 0.250, SLG: 0.218			S S S 0-3 ① K		S S S 0-3 ③ K			x 0-0 E3 WP 4-3		2	0	0	0	0	2	1
Ed Goodson, L (8, PH) OBP: 0.209, SLG: 0.286										1	0	0	0	0	0	0
Davey Lopes, R (8, PR) OBP: 0.365, SLG: 0.407										0	0	0	0	0	0	0
(8, 4)																

Inning Stats																																	
	R: 0	H: 0	E: 0	LOB: 0	K: 2	BB: 0	S: 7	P: 7	R: 1	H: 1	E: 0	LOB: 1	K: 1	BB: 1	S: 6	P: 10	R: 0	H: 0	E: 0	LOB: 0	K: 1	BB: 0	S: 5	P: 5	R: 0	H: 0	E: 0	LOB: 0	K: 1	BB: 0	S: 5	P: 5
	R: 0	H: 0	E: 1	LOB: 1	K: 2	BB: 0	S: 8	P: 8	R: 0	H: 1	E: 0	LOB: 1	K: 0	BB: 0	S: 4	P: 4	R: 0	H: 1	E: 0	LOB: 1	K: 1	BB: 0	S: 6	P: 6	R: 0	H: 0	E: 1	LOB: 2	K: 0	BB: 1	S: 4	P: 8
	R: 0	H: 0	E: 0	LOB: 0	K: 0	BB: 0	S: 3	P: 3	1B: 2	SF: 0	2B: 1	SAC: 0	3B: 0	DP: 0	HR: 0	HBP: 0	WP: 1	PA: 34	PB: 0	SB: 0	CS: 0												

PITCHER	IP	WLS	BF	H	R	ER	SO	BB	IBB	HBP	BLK	WP	HR	S	P	ERA	WHIP
Bob Forsch, R (1, 1) ERA: 3.19	9.0	W	34	3	1	1	8	2	0	0	0	1	0	48	56	1.00	0.556

PITCHER	IP	WLS	BF	H	R	ER	SO	BB	IBB	HBP	BLK	WP	HR	S	P	ERA	WHIP

AB	32
R	1
H	3
RBI	1
BB	2
SO	8
LOB	13

Batter	1	2	3	4	5	6	7	8	9	AB	R	H	RBI	BB	SO	LOB
Lou Brock, L (1, 7) OBP: 0.306, SLG: 0.342	0-0 E 1B 1B	0-0 S 2-H 1B			0-0 ② F8			0-3 ② K		4	1	2	1	0	1	0
Rick Bosetti, R (9, 7) OBP: 0.400, SLG: 0.400										0	0	0	0	0	0	0
Jerry Mumphrey, S (1, 8) OBP: 0.383, SLG: 0.426	0-0 ① F7	0-0 ③ F8 1-2			0-0 ③ L5			0-0 ③ 3-1		4	0	0	0	0	0	2
Garry Templeton, S (1, 6) OBP: 0.333, SLG: 0.435	0-0 E4 1B 1-2		0-0 ① L4			0-0 ① 4-3				3	0	0	0	0	0	1
Ted Simmons, S (1, 2) OBP: 0.418, SLG: 0.522	0-0 1-3 2-H 1B		0-0 ② 4-3			0-0 G4-6-3 1B				3	0	2	1	0	0	0
Keith Hernandez, L (1, 3) OBP: 0.385, SLG: 0.455	S S S 0-3 ② K		0-0 ③ 6-3			0-0 ② ③ G4-6-3 1-2f				3	0	0	0	0	1	3
Mike Anderson, R (1, 9) OBP: 0.315, SLG: 0.400	S S S 0-3 ③ K			0-0 ① 5-3			0-0 G6-4-3 1B			3	0	1	0	0	1	2
Ken Reitz, R (1, 5) OBP: 0.309, SLG: 0.433		H 1-0 SH2-4 1B HBP		0-0 ② 5-3			0-0 ① F9			2	1	0	0	0	0	1
Mike Tyson, R (1, 4) OBP: 0.286, SLG: 0.341		0-0 ① L7		S S S 0-3 ③ K			0-0 ② ③ G6-4-3 1-2f			3	0	0	0	0	1	2
Bob Forsch, R (1, 1) OBP: 0.177, SLG: 0.200		0-0 ② SH2-4 1-2			0-0 ① 5-3			S S S 0-3 ① K		2	0	0	0	0	1	0
Inning Stats	R: 1 H: 2 E: 1 LOB: 2 K: 2 BB: 0 S: 10 P: 10	R: 1 H: 1 E: 0 LOB: 1 K: 0 BB: 0 S: 4 P: 5	R: 0 H: 0 E: 0 LOB: 0 K: 0 BB: 0 S: 3 P: 3	R: 0 H: 0 E: 0 LOB: 0 K: 1 BB: 0 S: 5 P: 5	R: 0 H: 0 E: 0 LOB: 0 K: 0 BB: 0 S: 3 P: 3	R: 0 H: 1 E: 0 LOB: 0 K: 0 BB: 0 S: 3 P: 3	R: 0 H: 1 E: 0 LOB: 0 K: 0 BB: 0 S: 3 P: 3	R: 0 H: 0 E: 0 LOB: 0 K: 2 BB: 0 S: 7 P: 7		1B: 5 SF: 0 2B: 0 SAC: 1 3B: 0 DP: 2 HR: 0 HBP: 1						WP: 0 PA: 29 PB: 0 SB: 1 CS: 0

PITCHER		IP	WLS	BF	H	R	ER	SO	BB	IBB	HBP	BLK	WP	HR	S	P	ERA	WHIP
Don Sutton, R ERA: 3.17	(1, 1)	7.0	L	26	5	2	1	3	0	0	1	0	0	0	31	32	1.29	0.714
Elias Sosa, R ERA: 2.54	(8, 1)	1.0		3	0	0	0	2	0	0	0	0	0	0	7	7	0.00	0.000

PITCHER	IP	WLS	BF	H	R	ER	SO	BB	IBB	HBP	BLK	WP	HR	S	P	ERA	WHIP

BOTTOM

Los Angeles Dodgers @ St. Louis Cardinals

Busch Stadium, St. Louis, MO

Tue Aug 23 1977, 7:05 PM CDT

Att. 26,491 - Unknown

livebaseballscorecards.com

AB	27
R	2
H	5
RBI	2
BB	0
SO	5
LOB	11

Batter	1	2	3	4	5	6	7	8	9	10	AB	R	H	RBI	BB	SO	LOB
Lee Lacy, R (1, 4) OBP: 0.301, SLG: 0.433	6-3		F8		K			1B		1B S 1B BB	4	1	1	0	1	1	0
Bill Russell, R (1, 6) OBP: 0.308, SLG: 0.373	WP BB 1B		F9			WP 1B		1-3 1B 1B		1B 1-3 1B	5	0	4	0	0	0	0
Reggie Smith, S (1, 9) OBP: 0.432, SLG: 0.559	WP 1-2 BB		HR			F7		1-H 1B		1-3 3-H 1B	4	1	3	2	1	0	1
Ron Cey, R (1, 5) OBP: 0.363, SLG: 0.468	K 1-2 2-3		F8			K 1-2			1-3		4	0	0	0	0	2	3
Steve Garvey, R (1, 3) OBP: 0.315, SLG: 0.476	F8			4-3		6-3			4-3		4	0	0	0	0	0	3
Rick Monday, L (1, 8) OBP: 0.349, SLG: 0.409		G3		K			F8		2B BB		3	0	0	0	1	1	0
Dusty Baker Jr., R (1, 7) OBP: 0.350, SLG: 0.476		FC1-4 BB		K			6-3		1-H 2B		3	0	1	0	1	1	0
Steve Yeager, R (1, 2) OBP: 0.331, SLG: 0.433		FC1-4 1-2f			F4		K			F8	3	0	0	0	0	1	1
Johnny Oates, L (8, 2) OBP: 0.315, SLG: 0.345											1	0	0	0	0	0	0
Tommy John, R (1, 1) OBP: 0.217, SLG: 0.283		K			6-3			K		4-3	3	0	0	0	0	2	1
Boog Powell, L (10, PH) OBP: 0.415, SLG: 0.244											1	0	0	0	0	0	0
Mike Garman, R (10, 1)											0	0	0	0	0	0	0

Inning Stats										
	R: 0 E: 0 K: 1 S: 6	H: 1 LOB: 2 BB: 1 P: 10	R: 0 E: 0 K: 1 S: 5	H: 0 LOB: 1 BB: 1 P: 9	R: 1 E: 0 K: 0 S: 4	H: 1 LOB: 0 BB: 0 P: 4	R: 0 E: 0 K: 2 S: 7	H: 0 LOB: 0 BB: 0 P: 7	R: 0 E: 0 K: 1 S: 5	H: 0 LOB: 0 BB: 0 P: 5
	R: 0 E: 0 K: 1 S: 6	H: 1 LOB: 1 BB: 0 P: 6	R: 0 E: 0 K: 1 S: 5	H: 0 LOB: 0 BB: 0 P: 5	R: 0 E: 0 K: 1 S: 6	H: 3 LOB: 2 BB: 0 P: 6	R: 0 E: 0 K: 0 S: 3	H: 1 LOB: 2 BB: 1 P: 7	R: 1 E: 0 K: 0 S: 4	H: 2 LOB: 2 BB: 1 P: 8

PITCHER		IP	WLS	BF	H	R	ER	SO	BB	IBB	HBP	BLK	WP	HR	S	P	ERA	WHIP
Odell Jones, R ERA: 4.76	(1, 1)	7.0		26	3	1	1	7	2	0	0	0	2	1	38	46	1.29	0.714
Kent Tekulve, R ERA: 3.19	(8, 1)	2.0		8	4	0	0	1	1	0	0	0	0	0	9	13	0.00	2.500
Rich Gossage, R ERA: 2.0	(10, 1)	1.0	L	5	2	1	1	0	1	0	0	0	0	0	4	8	9.00	3.000

PITCHER	IP	WLS	BF	H	R	ER	SO	BB	IBB	HBP	BLK	WP	HR	S	P	ERA	WHIP

TOP

Los Angeles Dodgers @ Pittsburgh Pirates

Three Rivers Stadium, Pittsburgh, PA

Wed Aug 24 1977, 7:05 PM EDT
Att. 20,018 - Unknown

livebaseballscorecards.com

AB	35
R	2
H	9
RBI	2
BB	4
SO	8
LOB	9

1B: 7	SF: 0	WP: 2	PA: 39
2B: 1	SAC: 0	PB: 0	
3B: 0	DP: 0	SB: 1	
HR: 1	HBP: 0	CS: 0	

Batter	1	2	3	4	5	6	7	8	9	10	AB	R	H	RBI	BB	SO	LOB
Frank Taveras, R (1, 6) OBP: 0.296, SLG: 0.299	x 0-0 ① F8		x 0-0 S E 1B		x 0-0 1B		x 0-0 ③ 4-3		x 0-0 1-2 FC6 1B		5	1	3	0	0	0	1
Phil Garner, R (1, 4) OBP: 0.316, SLG: 0.443	x 0-0 ② 5-3		S S S 0-3 ② K 1-H		x 0-0 ② F3			x 0-0 FC3-6 1B	x 0-0 ③ FC6 1-2f		5	0	1	0	0	1	4
Dave Parker, L (1, 9) OBP: 0.398, SLG: 0.542	x 0-0 2B		S S S 0-3 ③ K		S S S 0-3 ③ K			x 0-0 ① FC3-6 1B 1-2f 1B		S S S 0-3 ① K	5	0	1	0	0	3	3
Bill Robinson, R (1, 3) OBP: 0.345, SLG: 0.545	B B B B 4-0 BB			S S S 0-3 ① K		x 0-0 E6 G4-3 HBP		x 0-0 1B 1-2 1B		x 0-0 ② F9	4	0	1	0	1	1	0
Al Oliver, L (1, 7) OBP: 0.335, SLG: 0.474	S S S 0-3 ③ K			x 0-0 ② 4-3		H 1-0 1-2 G4-3 HBP		x 0-0 ② 1-3 2-H 1B		x 0-0 ③ 4-3	4	0	1	0	0	1	2
Fernando Gonzalez, R (1, 5) OBP: 0.311, SLG: 0.400		x 0-0 ① 5-3		x 0-0 1B		x 0-0 ① ② ③ G4-3 1-2f 2-3		x 0-0 ③ 6-3			4	0	1	0	0	0	4
Duffy Dyer, R (1, 2) OBP: 0.381, SLG: 0.321		S S S 0-3 ② K		x 0-0 ③ 5-3			x 0-0 ① 1-3		x 0-0 ① F9		4	0	0	0	0	1	1
Omar Moreno, L (1, 8) OBP: 0.292, SLG: 0.358		S S S 0-3 ③ K			x 0-0 S 1B		x 0-0 3B		S S S 0-3 ② K		4	0	2	0	0	2	0
Odell Jones, R (1, 1) OBP: 0.179, SLG: 0.148			x 0-0 ① 4-3		S S S 0-3 ① K 1-2		x 0-0 ② 6-3		x 0-0 1B 1B		2	0	0	0	0	1	1
Jim Fregosi, R (7, PH) OBP: 0.398, SLG: 0.488											1	0	0	0	0	0	1
Kent Tekulve, R (8, 1) OBP: 0.273, SLG: 0.273											1	0	1	0	0	0	0
Dale Berra, R (9, PR)											0	0	0	0	0	0	0
Rich Gossage, R (10, 1) OBP: 0.211, SLG: 0.263											0	0	0	0	0	0	0
Inning Stats	R: 0 E: 0 K: 1 S: 6 H: 1 LOB: 2 BB: 1 P: 10	R: 0 E: 0 K: 2 S: 7 H: 0 LOB: 0 BB: 0 P: 7	R: 1 E: 0 K: 2 S: 8 H: 1 LOB: 0 BB: 0 P: 8	R: 0 E: 0 K: 1 S: 6 H: 1 LOB: 1 BB: 0 P: 6	R: 0 E: 0 K: 2 S: 9 H: 2 LOB: 2 BB: 0 P: 9	R: 0 E: 1 K: 0 S: 2 H: 0 LOB: 0 BB: 0 P: 3	R: 0 E: 0 K: 0 S: 4 H: 1 LOB: 1 BB: 0 P: 4	R: 0 E: 0 K: 0 S: 5 H: 3 LOB: 2 BB: 0 P: 5	R: 0 E: 0 K: 1 S: 7 H: 2 LOB: 2 BB: 0 P: 7	R: 0 E: 0 K: 1 S: 5 H: 0 LOB: 0 BB: 0 P: 5	1B: 9 2B: 1 3B: 1 HR: 0	SF: 0 SAC: 0 DP: 1 HBP: 1					

PITCHER		IP	WLS	BF	H	R	ER	SO	BB	IBB	HBP	BLK	WP	HR	S	P	ERA	WHIP
Tommy John, L ERA: 2.63	(1, 1)	9.0	W	38	11	1	0	9	1	0	1	0	0	0	54	59	0.00	1.333
Mike Garman, R ERA: 2.29	(10, 1)	1.0	S	3	0	0	0	1	0	0	0	0	0	0	5	5	0.00	0.000

PITCHER	IP	WLS	BF	H	R	ER	SO	BB	IBB	HBP	BLK	WP	HR	S	P	ERA	WHIP

BOTTOM

Los Angeles Dodgers @ Pittsburgh Pirates

Three Rivers Stadium, Pittsburgh, PA

Wed Aug 24 1977, 7:05 PM EDT

Att. 20,018 - Unknown

livebaseballscorecards.com

AB	39
R	1
H	11
RBI	0
BB	1
SO	10
LOB	17

WP: 0 PB: 0 SB: 3 CS: 0 PA: 41

Los Angeles Dodgers @ Pittsburgh Pirates

Three Rivers Stadium, Pittsburgh, PA

Thu Aug 25 1977, 3:33 AM EDT

Att. 17,164 - Unknown

livebaseballscorecards.com

TOP

Batter	1	2	3	4	5	6	7	8	9	AB	R	H	RBI	BB	SO	LOB
Ted Martinez, R (1, 4) OBP: 0.309, SLG: 0.380	SH5-3 2B	K			F8			F7		1	0	1	0	0	0	0
Rick Monday, L (1, 8) OBP: 0.347, SLG: 0.405										3	0	0	0	0	1	4
Bill Russell, R (1, 6) OBP: 0.308, SLG: 0.373	SH5-3 2-3		8-4 1B 1B		G5-4-3 1-2f			5-3		3	0	1	0	0	0	1
Reggie Smith, S (1, 8) (1, 9) OBP: 0.433, SLG: 0.565	K		F4			HR		BBBB CS BB		3	1	1	1	1	1	2
Dusty Baker Jr., R (1, 7) OBP: 0.349, SLG: 0.473	F8		1-2 1B			5-3		CS 1-2	6-3	4	0	1	0	0	0	1
Steve Garvey, R (1, 3) OBP: 0.316, SLG: 0.477		FC6-4 BB 1B	2-3f			F9			G4-6-3 1B	4	0	2	0	0	0	2
Ron Cey, R (1, 5) OBP: 0.362, SLG: 0.465		BBBB 1-2 FC6-4 BB		F4		F8			G4-6-3 1-2f	3	0	0	0	1	0	1
Lee Lacy, R (1, 9) (1, 4) OBP: 0.294, SLG: 0.423		FC6-4 1-2f 2-3 BB		6-3			1-3			3	0	0	0	0	0	2
Johnny Oates, L (1, 2) OBP: 0.307, SLG: 0.336		F2		4-3			6-3			3	0	0	0	0	0	2
Doug Rau, L (1, 1) OBP: 0.227, SLG: 0.183		BBBB 1-2 BB			BBBB G5-4-3 BB					0	0	0	0	2	0	0
Ed Goodson, L (7, PH) OBP: 0.205, SLG: 0.279										1	0	0	0	0	0	0
Elias Sosa, R (7, 1) OBP: 0.333, SLG: 0.333							6-3			0	0	0	0	0	0	0

	AB	28
	R	1
	H	6
	RBI	1
	BB	4
	SO	2
	LOB	15

Inning Stats																																
	R: 0	H: 1	R: 0	H: 1	R: 0	H: 2	R: 0	H: 0	R: 0	H: 0	R: 1	H: 1	R: 0	H: 0	R: 0	H: 0	R: 0	H: 1	1B: 4	SF: 0	WP: 0	PA: 34										
	E: 0	LOB: 1	E: 0	LOB: 3	E: 0	LOB: 1	E: 0	LOB: 0	E: 0	LOB: 0	E: 0	LOB: 0	E: 0	LOB: 0	E: 0	LOB: 0	E: 0	LOB: 0	2B: 2	SAC: 1	PB: 0											
	K: 1	BB: 0	K: 1	BB: 2	K: 0	BB: 0	K: 0	BB: 0	K: 0	BB: 0	K: 0	BB: 0	K: 0	BB: 0	K: 0	BB: 1	K: 0	BB: 0	3B: 0	DP: 3	SB: 0											
	S: 6	P: 6	S: 6	P: 14	S: 4	P: 4	S: 3	P: 3	S: 2	P: 6	S: 4	P: 4	S: 3	P: 3	S: 2	P: 6	S: 3	P: 3	HR: 1	HBP: 0	CS: 1											

PITCHER		IP	WLS	BF	H	R	ER	SO	BB	IBB	HBP	BLK	WP	HR	S	P	ERA	WHIP
John Candelaria, L ERA: 2.55	(1, 1)	5.0	W	20	4	0	0	2	3	0	0	0	0	0	21	33	0.00	1.400
Larry Demery, R ERA: 4.61	(6, 1)	4.0	S	13	2	1	1	0	1	0	0	0	0	1	12	16	2.25	0.750

PITCHER		IP	WLS	BF	H	R	ER	SO	BB	IBB	HBP	BLK	WP	HR	S	P	ERA	WHIP

Batter	1	2	3	4	5	6	7	8	9	AB	R	H	RBI	BB	SO	LOB
Frank Taveras, R (1, 6) OBP: 0.297, SLG: 0.299	BBBB 4-0 1B E BB	0-0 ③ CS 2-3	x 0-0 ① F8		x 0-0 S 1B			x 0-0 ① F7		3	1	1	0	1	0	0
Phil Garner, R (1, 4) OBP: 0.317, SLG: 0.443	x 0-0 E9 S 1B 1-H		x 0-0 ② F7		x 0-0 ③ L7 1-2			x 0-0 S 1B		4	0	2	0	0	0	1
Dave Parker, L (1, 9) OBP: 0.395, SLG: 0.537	x 0-0 ① F9		x 0-0 ③ F4			x 0-0 ① F5		x 0-0 ② L7 1-2		4	0	0	0	0	0	2
Bill Robinson, R (1, 3) OBP: 0.344, SLG: 0.542	SSS 0-3 ② K 2-3			x 0-0 CS 1-3 1B		x 0-0 ② F4		x 0-0 ③ 5-3		4	0	1	0	0	1	2
Al Oliver, L (1, 7) OBP: 0.333, SLG: 0.470	x 0-0 ③ L9			x 0-0 ① 1-3 1-2		x 0-0 E4 CS				3	0	0	0	0	0	2
Fernando Gonzalez, R (1, 5) OBP: 0.325, SLG: 0.404		x 0-0 G3 S 2B 1B		4-0 CS IBB		4-0 IBB				1	1	1	0	2	0	0
Ed Ott, L (1, 2) OBP: 0.347, SLG: 0.402		x 0-0 ① G3 1-3		x 0-0 ②③ G3 1-2 2-3		0-0 ③ CS 3-H	SSS 0-3 ① K2-3			3	0	0	0	0	1	3
Omar Moreno, L (1, 8) OBP: 0.295, SLG: 0.361		x 0-0 CS 2B 3-H			SSS 0-3 ① K		BBBB 4-0 CS BB			2	0	1	1	1	1	0
John Candelaria, L (1, 1) OBP: 0.230, SLG: 0.288 Dale Berra, R (5, PH) Larry Demery, R (6, 1) OBP: 0.167, SLG: 0.278		x 0-0 ② 6-3			x 0-0 ② F8		SSS 0-3 ②③ K 1-2			1 1 1	0 0 0	0 0 0	0 0 0	0 0 0	0 0 1	1 0 1
Inning Stats	R: 1 H: 1 E: 1 LOB: 1 K: 1 BB: 1 S: 6 P: 10	R: 1 H: 2 E: 0 LOB: 0 K: 0 BB: 0 S: 4 P: 4	R: 0 H: 0 E: 0 LOB: 0 K: 0 BB: 0 S: 3 P: 3	R: 0 H: 1 E: 0 LOB: 1 K: 0 BB: 1 S: 3 P: 7	R: 0 H: 1 E: 0 LOB: 1 K: 1 BB: 0 S: 6 P: 6	R: 0 H: 0 E: 1 LOB: 1 K: 0 BB: 1 S: 3 P: 7	R: 0 H: 0 E: 0 LOB: 0 K: 2 BB: 1 S: 6 P: 10	R: 0 H: 1 E: 0 LOB: 1 K: 0 BB: 0 S: 4 P: 4		1B: 5 SF: 0 2B: 1 SAC: 0 3B: 0 DP: 0 HR: 0 HBP: 0						WP: 0 PA: 33 PB: 0 SB: 4 CS: 5

PITCHER		IP	WLS	BF	H	R	ER	SO	BB	IBB	HBP	BLK	WP	HR	S	P	ERA	WHIP
Doug Rau, L ERA: 3.42	(1, 1)	6.0	L	24	5	2	2	2	1	2	0	0	0	0	25	37	3.00	1.000
Elias Sosa, R ERA: 2.44	(7, 1)	2.0		7	1	0	0	2	1	0	0	0	0	0	10	14	0.00	1.000

PITCHER	IP	WLS	BF	H	R	ER	SO	BB	IBB	HBP	BLK	WP	HR	S	P	ERA	WHIP

BOTTOM

Los Angeles Dodgers @ Pittsburgh Pirates

Three Rivers Stadium, Pittsburgh, PA

Thu Aug 25 1977, 3:33 AM EDT

Att. 17,164 - Unknown

livebaseballscorecards.com

AB	27
R	2
H	6
RBI	1
BB	4
SO	4
LOB	12

Batter	1	2	3	4	5	6	7	8	9	AB	R	H	RBI	BB	SO	LOB
Lou Brock, L (1, 7) OBP: 0.304, SLG: 0.337 Al Hrabosky, R (8, 1)	SSS 0-3 ① K		x 0-0 ③ 6-3		x 0-0 ② 4-3 2-3	BBB 4-0 FC6-4 1-2 BB		x 0-0 ③ F8		4 0 0 0 1 1 3 0 0 0 0 0 0 0						
Jerry Mumphrey, S (1, 8) OBP: 0.380, SLG: 0.427	x 0-0 ② G3			x 0-0 6-3 2B 1B	x 0-0 1B 3-H 1B	x 0-0 ③ FC6-4 1-2f			x 0-0 ① 6-3	5 1 2 1 0 0 2						
Garry Templeton, S (1, 6) OBP: 0.333, SLG: 0.436	x 0-0 ③ 3-1			x 0-0 ① 6-3 1-2	x 0-0 1-2 1B		x 0-0 ① 5-3		x 0-0 ② F5	5 0 1 0 0 0 1						
Ted Simmons, S (1, 2) OBP: 0.423, SLG: 0.518		x 0-0 G4-6-3 1B		BBB 4-0 2B BB	x 0-0 ③ L7		BBB 4-0 G3-6 BB		BBB 4-0 1B BB	2 0 1 0 3 0 2						
Keith Hernandez, L (1, 3) OBP: 0.387, SLG: 0.458		x 0-0 ①② G4-6-3 1-2f		x 0-0 1-3 2-H 2B		x 0-0 1B 1B	x 0-0 ②③ G3-6 1-2f		x 0-0 1-3 1B	5 1 3 1 0 0 2						
Roger Freed, R (1, 9) OBP: 0.446, SLG: 0.587 Rick Bosetti, R (8, PR) OBP: 0.400, SLG: 0.400 (8, 7) Hector Cruz, R (9, PH) OBP: 0.348, SLG: 0.361		x 0-0 E6		x 0-0 ② F5		x 0-0 1B 1-2 SF9 1B		x 0-0 1B SH3-4 1B	x 0-0 ③ P5	4 1 2 0 0 0 2 0 0 0 0 0 0 0 1 0 0 0 0 0 2						
Ken Reitz, R (1, 5) OBP: 0.307, SLG: 0.428		x 0-0 ③ F9		x 0-0 ③ F9		x 0-0 1-3 2-H BB 1B		x 0-0 ① SH3-4 1-2		3 0 1 1 0 0 3						
Mike Tyson, R (1, 4) OBP: 0.291, SLG: 0.343			x 0-0 ① G3		x 0-0 4-3 SH1-4 1B 1B	x 0-0 ① F3		x 0-0 2-3 1B		4 1 2 0 0 0 2						
Eric Rasmussen, R (1, 1) OBP: 0.185, SLG: 0.226 Dane Iorg, L (6, PH) OBP: 0.227, SLG: 0.220 Rawly Eastwick, R (6, 1) OBP: 0.364, SLG: 0.300 Dave Rader, L (8, PH) OBP: 0.322, SLG: 0.380 Mike Anderson, R (8, 9) OBP: 0.307, SLG: 0.381			SSS 0-3 ② K		x 0-0 ① SH1-4 1-2	x 0-0 ② SF9 3-H		x 0-0 ② P4		1 0 0 0 0 1 0 0 0 0 1 0 0 0 0 0 0 0 0 0 0 1 0 0 0 0 0 2 0 0 0 0 0 0 0						
Inning Stats	R: 0 E: 0 K: 1 S: 5 H: 0 LOB: 0 BB: 0 P: 5	R: 0 E: 1 K: 0 S: 4 H: 1 LOB: 1 BB: 0 P: 4	R: 0 E: 0 K: 1 S: 5 H: 0 LOB: 0 BB: 0 P: 5	R: 1 E: 0 K: 0 S: 5 H: 2 LOB: 2 BB: 1 P: 9	R: 1 E: 0 K: 0 S: 6 H: 3 LOB: 2 BB: 0 P: 6	R: 2 E: 0 K: 0 S: 6 H: 3 LOB: 2 BB: 1 P: 10	R: 0 E: 0 K: 0 S: 2 H: 0 LOB: 0 BB: 1 P: 6	R: 0 E: 0 K: 0 S: 5 H: 2 LOB: 2 BB: 0 P: 5	R: 0 E: 0 K: 0 S: 4 H: 1 LOB: 2 BB: 1 P: 8	1B: 11 2B: 1 3B: 0 HR: 0 SF: 1 SAC: 2 DP: 2 HBP: 0							

TOP

St. Louis Cardinals @ Los Angeles Dodgers

Dodger Stadium, Los Angeles, CA

Fri Aug 26 1977, 7:05 PM PDT

Att. 37,826 - Unknown

livebaseballscorecards.com

AB	35
R	4
H	12
RBI	4
BB	4
SO	2
LOB	21

WP: 0 PB: 0 SB: 0 CS: 0 PA: 42

PITCHER		IP	WLS	BF	H	R	ER	SO	BB	IBB	HBP	BLK	WP	HR	S	P	ERA	WHIP
Rick Rhoden, R ERA: 3.79	(1, 1)	5.2	W	28	9	4	4	2	2	0	0	0	0	0	30	38	6.35	1.941
Lance Rautzhan, L ERA: 4.22	(6, 1)	1.1		4	0	0	0	0	1	0	0	0	0	0	3	7	0.00	0.750
Mike Garman, R ERA: 2.21	(8, 1)	2.0	S	10	3	0	0	0	1	0	0	0	0	0	9	13	0.00	2.000

PITCHER	IP	WLS	BF	H	R	ER	SO	BB	IBB	HBP	BLK	WP	HR	S	P	ERA	WHIP

Batter	1	2	3	4	5	6	7	8	9	AB	R	H	RBI	BB	SO	LOB
Lee Lacy, R (1, 4) OBP: 0.293, SLG: 0.418	F3		6-3		E6 S SF8 1B		K			4	1	1	0	0	1	2
Bill Russell, R (1, 6) OBP: 0.306, SLG: 0.370	6-3		6-3		K 2-3		F5			4	0	0	0	0	1	3
Reggie Smith, S (1, 9) OBP: 0.431, SLG: 0.562	K			HR BB	SF8 3-H		P5			2	1	0	1	1	1	2
Ron Cey, R (1, 5) OBP: 0.363, SLG: 0.471		CS 1B 1B		HR 1-H	F8			K		4	1	2	2	0	1	0
Steve Garvey, R (1, 3) OBP: 0.318, SLG: 0.477		1-2 1B		FC6-4 1B		P4		1-3		4	1	2	0	0	0	0
Rick Monday, L (1, 8) OBP: 0.346, SLG: 0.403		F2		FC6-4 1-3 1B		P6		G3		4	0	1	0	0	0	2
Dusty Baker Jr., R (1, 7) OBP: 0.347, SLG: 0.470		K 2-3		FC6-4 1-2f 3-H		F9				3	0	0	1	0	1	3
Johnny Oates, L (1, 2) OBP: 0.315, SLG: 0.370			HR	P5			1B 1B			3	1	2	1	0	0	1
Rick Rhoden, R (1, 1) OBP: 0.239, SLG: 0.418			K	F7			1-2 1B			2	0	0	0	0	1	1
Lance Rautzhan, R (6, 1)										0	0	0	0	0	0	0
Davey Lopes, R (7, PH) OBP: 0.367, SLG: 0.408										1	0	1	0	0	0	0
Mike Garman, R (8, 1)										0	0	0	0	0	0	0
Inning Stats	R: 0 E: 0 K: 1 S: 5 H: 0 LOB: 0 BB: 0 P: 5	R: 0 E: 0 K: 1 S: 6 H: 2 LOB: 2 BB: 0 P: 6	R: 1 E: 0 K: 1 S: 6 H: 1 LOB: 0 BB: 0 P: 6	R: 3 E: 0 K: 0 S: 6 H: 3 LOB: 1 BB: 1 P: 10	R: 1 E: 1 K: 1 S: 6 H: 1 LOB: 0 BB: 0 P: 6	R: 0 E: 0 K: 0 S: 3 H: 0 LOB: 0 BB: 0 P: 3	R: 0 E: 0 K: 1 S: 7 H: 2 LOB: 2 BB: 0 P: 7	R: 0 E: 0 K: 1 S: 5 H: 0 LOB: 0 BB: 0 P: 5		1B: 7 2B: 1 3B: 0 HR: 2	SF: 1 SAC: 0 DP: 1 HBP: 0					

PITCHER	IP	WLS	BF	H	R	ER	SO	BB	IBB	HBP	BLK	WP	HR	S	P	ERA	WHIP
Eric Rasmussen, R (1, 1) ERA: 3.44	5.0	L	22	7	5	4	4	1	0	0	0	0	2	29	33	7.20	1.600
Rawly Eastwick, R (6, 1) ERA: 3.54	2.0		8	2	0	0	1	0	0	0	0	0	0	10	10	0.00	1.000
Al Hrabosky, L (8, 1) ERA: 4.17	1.0		3	0	0	0	1	0	0	0	0	0	0	5	5	0.00	0.000

PITCHER	IP	WLS	BF	H	R	ER	SO	BB	IBB	HBP	BLK	WP	HR	S	P	ERA	WHIP

BOTTOM

St. Louis Cardinals @ Los Angeles Dodgers

Dodger Stadium, Los Angeles, CA

Fri Aug 26 1977, 7:05 PM PDT

Att. 37,826 - Unknown

livebaseballscorecards.com

AB	31
R	5
H	9
RBI	5
BB	1
SO	6
LOB	14

1B: 7	SF: 1	WP: 0	PA: 33
2B: 1	SAC: 0	PB: 0	
3B: 0	DP: 1	SB: 1	
HR: 2	HBP: 0	CS: 1	

St. Louis Cardinals @ Los Angeles Dodgers

Dodger Stadium, Los Angeles, CA

Sat Aug 27 1977, 7:05 PM PDT

Att. 51,550 - Unknown

TOP

livebaseballscorecards.com

Batter	1	2	3	4	5	6	7	8	9	AB	R	H	RBI	BB	SO	LOB
Garry Templeton, S (1, 6) OBP: 0.330, SLG: 0.432	6-3		K			K		G3		4	0	0	0	0	2	1
Lou Brock, L (1, 7) OBP: 0.301, SLG: 0.333	K		B3			L3		4-3		4	0	0	0	0	1	0
Butch Metzger, R (8, 1)										0	0	0	0	0	0	0
Rawly Eastwick, R (9, 1) OBP: 0.364, SLG: 0.300										0	0	0	0	0	0	0
Jerry Mumphrey, S (1, 8) OBP: 0.376, SLG: 0.422	K			K		K		F9		4	0	0	0	0	3	0
Ted Simmons, S (1, 2) OBP: 0.424, SLG: 0.518		K		F9			2B 1B		SH1-4 1B	4	1	2	0	0	1	0
Keith Hernandez, L (1, 3) OBP: 0.389, SLG: 0.460		F9			1B 1B BB		1-H 2B		SH1-4 1-2	2	1	1	1	1	0	0
Hector Cruz, R (1, 9) OBP: 0.348, SLG: 0.361		5-3			1B 1-2 G6-3 1B		F7		K	3	1	1	0	0	0	1
Dane Iorg, L (9, PH) OBP: 0.222, SLG: 0.214										1	0	0	0	0	1	1
Mike Anderson, R (9, 9) OBP: 0.307, SLG: 0.381										0	0	0	0	0	0	0
Ken Reitz, R (1, 5) OBP: 0.306, SLG: 0.426			5-3		G6-3 1-3 2-H 1B		F8		K	4	0	1	1	0	1	2
Mike Tyson, R (1, 4) OBP: 0.291, SLG: 0.341			K		G6-3 1-2f 3-H		IBB			2	0	0	0	1	1	1
John Denny, R (1, 1) OBP: 0.150, SLG: 0.128			1B		K		K			3	0	1	0	0	2	2
Al Hrabosky, R (7, 1)										0	0	0	0	0	0	0
Rick Bosetti, R (8, 7) OBP: 0.400, SLG: 0.400										0	0	0	0	0	0	0

	AB	31
	R	3
	H	6
	RBI	2
	BB	2
	SO	12
	LOB	8

Inning Stats										
	R: 0 H: 0 E: 0 LOB: 0 K: 2 BB: 0 S: 7 P: 7	R: 0 H: 0 E: 0 LOB: 0 K: 1 BB: 0 S: 5 P: 5	R: 0 H: 1 E: 0 LOB: 1 K: 2 BB: 0 S: 8 P: 8	R: 0 H: 0 E: 0 LOB: 0 K: 1 BB: 0 S: 5 P: 5	R: 2 H: 2 E: 0 LOB: 0 K: 1 BB: 1 S: 6 P: 10	R: 0 H: 0 E: 0 LOB: 0 K: 2 BB: 0 S: 7 P: 7	R: 1 H: 2 E: 0 LOB: 2 K: 1 BB: 1 S: 7 P: 11	R: 0 H: 0 E: 0 LOB: 0 K: 0 BB: 0 S: 3 P: 3	R: 0 H: 1 E: 0 LOB: 1 K: 2 BB: 0 S: 8 P: 8	1B: 5 SF: 0 2B: 1 SAC: 1 3B: 0 DP: 1 HR: 0 HBP: 0	WP: 0 PA: 34 PB: 0 SB: 0 CS: 0

PITCHER		IP	WLS	BF	H	R	ER	SO	BB	IBB	HBP	BLK	WP	HR	S	P	ERA	WHIP
Burt Hooton, R ERA: 2.71	(1, 1)	7.0		27	5	3	3	10	1	1	0	0	0	0	45	53	3.86	0.857
Lance Rautzhan, L ERA: 3.75	(8, 1)	1.1		5	1	0	0	0	0	0	0	0	0	0	5	5	0.00	0.750
Elias Sosa, R ERA: 2.4	(9, 1)	0.2	W	2	0	0	0	2	0	0	0	0	0	0	6	6	0.00	0.000

PITCHER	IP	WLS	BF	H	R	ER	SO	BB	IBB	HBP	BLK	WP	HR	S	P	ERA	WHIP

St. Louis Cardinals @ Los Angeles Dodgers

Dodger Stadium, Los Angeles, CA

Sat Aug 27 1977, 7:05 PM PDT

Att. 51,550 - Unknown

livebaseballscorecards.com

BOTTOM

Batter	1	2	3	4	5	6	7	8	9	AB	R	H	RBI	BB	SO	LOB
Davey Lopes, R (1, 4) OBP: 0.366, SLG: 0.408	1-3 1B 1B	6-3			6-3		SF8 3-H		SH3-4 1-2	3	1	1	1	0	0	1
Bill Russell, R (1, 6) OBP: 0.307, SLG: 0.370	1-3 1-2		5-3		1B		F7		1B SF9 2-H 1B	5	1	2	1	0	0	3
Reggie Smith, S (1, 9) OBP: 0.433, SLG: 0.561	FC5-4 1B 2-H		BBBB BB		F8		FC6-4 1-2f		IBB 1-3 1B	4	0	2	1	1	0	3
Ron Cey, R (1, 5) OBP: 0.363, SLG: 0.470	FC5-4 BB 1-2f		SSS K			F8		SH1-4 1B	IBB 1-2	4	0	1	0	1	1	2
Steve Garvey, R (1, 3) OBP: 0.317, SLG: 0.475	BBBB 4-0 1-2 BB		F8			F9		SH1-4 1-2	SF9 3-H	2	0	0	1	1	0	1
Rick Monday, L (1, 8) OBP: 0.342, SLG: 0.398	4-3			4-3		F8		SSS K		4	0	0	0	0	1	3
Dusty Baker Jr., R (1, 7) OBP: 0.350, SLG: 0.473		F9 2B		5-3			BBBB E SF8 BB	BBBB 4-0 BB		2	1	1	0	2	0	0
Johnny Oates, L (1, 2) OBP: 0.313, SLG: 0.366		F9		4-3			E9 1-3 1B	F8		4	0	1	0	0	0	3
Burt Hooton, R (1, 1) OBP: 0.158, SLG: 0.161 Vic Davalillo, L (7, PH) OBP: 0.571, SLG: 0.714 Lance Rautzhan, R (8, 1) Elias Sosa, R (9, 1) OBP: 0.333, SLG: 0.333 Manny Mota, R (9, PH) OBP: 0.529, SLG: 0.423 Rafael Landestoy, S (9, PR)	F9 2-3				SSS K		FC6-4 1-2		BBBB 4-0 SH3-4 1B BB	2 1 0 0 0 0 0	0 0 0 0 0 1 0	0 1 0 0 0 0 0	0 0 0 0 0 0 0	0 0 0 0 0 1 0	1 0 0 0 0 0 0	1 0 0 0 0 0 0
Inning Stats	R: 1 H: 2 E: 0 LOB: 2 K: 0 BB: 1 S: 5 P: 9	R: 0 H: 1 E: 0 LOB: 1 K: 0 BB: 0 S: 4 P: 4	R: 0 H: 0 E: 0 LOB: 1 K: 1 BB: 1 S: 5 P: 9	R: 0 H: 0 E: 0 LOB: 0 K: 0 BB: 0 S: 3 P: 3	R: 0 H: 1 E: 0 LOB: 1 K: 1 BB: 0 S: 6 P: 6	R: 0 H: 0 E: 0 LOB: 0 K: 0 BB: 0 S: 3 P: 3	R: 1 H: 2 E: 1 LOB: 2 K: 0 BB: 1 S: 5 P: 9	R: 0 H: 1 E: 0 LOB: 2 K: 1 BB: 1 S: 6 P: 10	R: 2 H: 2 E: 0 LOB: 2 K: 0 BB: 2 S: 4 P: 12	1B: 8 SF: 2 2B: 1 SAC: 2 3B: 0 DP: 0 HR: 0 HBP: 0						

PITCHER		IP	WLS	BF	H	R	ER	SO	BB	IBB	HBP	BLK	WP	HR	S	P	ERA	WHIP
John Denny, R ERA: 4.29	(1, 1)	6.0		27	6	2	2	2	3	0	0	0	0	0	28	40	3.00	1.500
Al Hrabosky, L ERA: 4.12	(7, 1)	1.0		3	0	0	0	0	0	0	0	0	0	0	3	3	0.00	0.000
Butch Metzger, R ERA: 3.41	(8, 1)	1.1	L	9	3	2	2	1	2	0	0	0	0	0	9	17	13.50	3.750
Rawly Eastwick, R ERA: 3.52	(9, 1)	0.1		2	0	0	0	0	0	1	0	0	0	0	1	5	0.00	0.000

PITCHER	IP	WLS	BF	H	R	ER	SO	BB	IBB	HBP	BLK	WP	HR	S	P	ERA	WHIP

AB	31
R	4
H	9
RBI	4
BB	6
SO	3
LOB	17

WP: 0 PA: 41
PB: 0
SB: 0
CS: 0

Batter	1	2	3	4	5	6	7	8	9	AB	R	H	RBI	BB	SO	LOB
Garry Templeton, S (1, 6) OBP: 0.329, SLG: 0.431	F2		4-3			P4		1B		4	0	1	0	0	0	0
Lou Brock, L (1, 7) OBP: 0.299, SLG: 0.331	F8		4-3			F5		K		3	0	0	0	0	0	0
Rick Bosetti, R (8, PH) OBP: 0.375, SLG: 0.375 (8, 9)										1	0	0	0	0	1	1
Jerry Mumphrey, S (1, 8) OBP: 0.380, SLG: 0.426	S 1B		4-3			S 1B		1-3 1B		4	0	3	0	0	0	0
Keith Hernandez, L (1, 3) OBP: 0.386, SLG: 0.456	G3 1-2			F8		F7 1-2		F7		4	0	0	0	0	0	4
Roger Freed, R (8, 3) OBP: 0.446, SLG: 0.587										0	0	0	0	0	0	0
Hector Cruz, R (1, 9) OBP: 0.343, SLG: 0.356		6-3		6-3			4-3		4-3	4	0	0	0	0	0	0
Dave Rader, L (8, 5) OBP: 0.319, SLG: 0.386 (1, 2)		WP 2B		P6			F9		6-3	4	0	1	0	0	0	0
Ken Reitz, R (1, 5) OBP: 0.306, SLG: 0.428		K			6-3		2B		K	3	0	1	0	0	1	1
Dane Iorg, L (8, 7) OBP: 0.217, SLG: 0.209										1	0	0	0	0	1	0
Mike Tyson, R (1, 4) OBP: 0.292, SLG: 0.340		WP HBP			F9		K			1	0	0	0	0	0	0
Mike Phillips, L (7, PH) OBP: 0.237, SLG: 0.246 (7, 4)										1	0	0	0	0	1	1
Tom Underwood, R (7, 1) OBP: 0.222, SLG: 0.174										0	0	0	0	0	0	0
Bob Forsch, R (1, 1) OBP: 0.172, SLG: 0.194		F7 1-2 2-3			K			F9		2	0	0	0	0	1	2
Clay Carroll, R (7, 1) OBP: 0.091, SLG: 0.091										0	0	0	0	0	0	0
Ken Oberkfell, L (7, 4)										1	0	0	0	0	0	0
Inning Stats	R: 0 E: 0 K: 0 S: 4 H: 1 LOB: 1 BB: 0 P: 4	R: 0 E: 0 K: 1 S: 6 H: 1 LOB: 2 BB: 0 P: 7	R: 0 E: 0 K: 0 S: 3 H: 0 LOB: 0 BB: 0 P: 3	R: 0 E: 0 K: 0 S: 3 H: 0 LOB: 0 BB: 0 P: 3	R: 0 E: 0 K: 1 S: 5 H: 0 LOB: 0 BB: 0 P: 5	R: 0 E: 0 K: 0 S: 4 H: 1 LOB: 1 BB: 0 P: 4	R: 0 E: 0 K: 1 S: 6 H: 1 LOB: 1 BB: 0 P: 6	R: 0 E: 0 K: 1 S: 7 H: 2 LOB: 2 BB: 0 P: 7	R: 0 E: 0 K: 1 S: 5 H: 0 LOB: 0 BB: 0 P: 5	1B: 4 2B: 2 3B: 0 HR: 0 SF: 0 SAC: 0 DP: 0 HBP: 1						

PITCHER	IP	WLS	BF	H	R	ER	SO	BB	IBB	HBP	BLK	WP	HR	S	P	ERA	WHIP
Don Sutton, R (1, 1) ERA: 3.03	9.0	W	34	6	0	0	5	0	0	1	0	1	0	43	44	0.00	0.667

PITCHER	IP	WLS	BF	H	R	ER	SO	BB	IBB	HBP	BLK	WP	HR	S	P	ERA	WHIP

TOP

St. Louis Cardinals @ Los Angeles Dodgers

Dodger Stadium, Los Angeles, CA

Sun Aug 28 1977, 3:33 AM PDT

Att. 34,648 - Unknown

livebaseballscorecards.com

AB	33
R	0
H	6
RBI	0
BB	0
SO	5
LOB	9

WP: 1 PA: 34
PB: 0
SB: 2
CS: 0

Batter	1	2	3	4	5	6	7	8	9	AB	R	H	RBI	BB	SO	LOB
Davey Lopes, R (1, 4) OBP: 0.366, SLG: 0.413	E6 4-3 S	F8 ③		1-2 2-3 3-H 1B		F8 ③	2-H 3-H E6 3B			5	1	2	3	0	0	3
Rafael Landestoy, S (9, 4)										0	0	0	0	0	0	0
Bill Russell, R (1, 6) OBP: 0.308, SLG: 0.369	4-3 ① 1-3		6-3 ①	F7 ③			SH HR 1B BB 1B 1B			4	1	1	0	1	0	4
Reggie Smith, S (1, 9) OBP: 0.435, SLG: 0.562	1-3 ②		6-4 WP 1B		F8 ①		SH HR 1B 1-2 1B			5	1	3	0	0	0	1
Ron Cey, R (1, 5) OBP: 0.361, SLG: 0.466	F9 ③		6-4 ②③ 1-3f		1-4-3 ②		SH HR K			4	1	0	0	0	1	4
Steve Garvey, R (1, 3) OBP: 0.323, SLG: 0.497		E 2B		PB 1B 2B	HR		1-H 2-H 3-H HR	1B 2B		5	5	5	5	0	0	0
Rick Monday, L (1, 8) OBP: 0.341, SLG: 0.396		E3 4-3 2-H 1B		P6 ① 2-3	K ③		K ①	G5-4-3 BB 2-H 1B		4	0	1	0	0	2	1
Glenn Burke, R (8, 8) OBP: 0.277, SLG: 0.290										1	0	1	1	0	0	0
Dusty Baker Jr., R (1, 7) OBP: 0.351, SLG: 0.473		K ①		K ②		1B 1B	G4 E 1B	G5-4-3 BB 1-2		4	1	2	0	0	2	2
Lee Lacy, R (8, 7) OBP: 0.298, SLG: 0.418										0	0	0	0	1	0	0
Johnny Oates, L (1, 2) OBP: 0.324, SLG: 0.370		4-3 ② 2-3		1B BB BB		1-3 1B	G4 1-2 E 1B	G5-4-3 ①② 1-2f 2-3		4	1	2	0	1	0	3
Don Sutton, R (1, 1) OBP: 0.262, SLG: 0.207		BB		1B 1-2 BB		4-3 ②	G4 1-2 2-3	G3 ③		3	0	0	0	2	0	4
Inning Stats	R: 0 E: 1 K: 0 S: 4 H: 0 LOB: 1 BB: 0 P: 4	R: 1 E: 1 K: 1 S: 7 H: 2 LOB: 2 BB: 1 P: 11	R: 0 E: 0 K: 0 S: 3 H: 1 LOB: 0 BB: 0 P: 3	R: 1 E: 0 K: 1 S: 7 H: 2 LOB: 3 BB: 2 P: 15	R: 1 E: 0 K: 1 S: 6 H: 1 LOB: 0 BB: 0 P: 6	R: 0 E: 0 K: 0 S: 4 H: 2 LOB: 1 BB: 0 P: 4	R: 7 E: 1 K: 2 S: 15 H: 7 LOB: 2 BB: 1 P: 19	R: 1 E: 0 K: 0 S: 4 H: 2 LOB: 1 BB: 1 P: 8		1B: 11 2B: 4 3B: 1 HR: 2	SF: 0 SAC: 1 DP: 2 HBP: 0						

PITCHER		IP	WLS	BF	H	R	ER	SO	BB	IBB	HBP	BLK	WP	HR	S	P	ERA	WHIP
Bob Forsch, R ERA: 3.28	(1, 1)	6.0	L	29	8	4	4	3	4	0	0	0	1	1	31	47	6.00	2.000
Clay Carroll, R ERA: 2.5	(7, 1)	0.1		5	3	3	3	1	0	0	0	0	0	1	7	7	81.00	9.000
Tom Underwood, L ERA: 5.31	(7, 1)	1.2		11	6	4	4	1	1	0	0	0	0	0	12	16	21.60	4.200

PITCHER	IP	WLS	BF	H	R	ER	SO	BB	IBB	HBP	BLK	WP	HR	S	P	ERA	WHIP

BOTTOM

St. Louis Cardinals @ Los Angeles Dodgers

Dodger Stadium, Los Angeles, CA

Sun Aug 28 1977, 3:33 AM PDT

Att. 34,648 - Unknown

livebaseballscorecards.com

AB	39
R	11
H	17
RBI	9
BB	5
SO	5
LOB	22

1B: 11	SF: 0	WP: 1	PA: 45
2B: 4	SAC: 1	PB: 1	
3B: 1	DP: 2	SB: 1	
HR: 2	HBP: 0	CS: 0	

Batter	1	2	3	4	5	6	7	8	9	AB	R	H	RBI	BB	SO	LOB
Ivan De Jesus, R (1, 6) OBP: 0.322, SLG: 0.339	L8		BBBB 4-0 FC6-4 1-2 BB		L6-3 1-2			FC6-4 WP 1-2f 1B		3	1	0	0	1	0	3
Jose Cardenal, R (1, 8) OBP: 0.335, SLG: 0.346	BBBSSFX 3-2 1-3		0-0 FC6-4 1-2f 2-3			0-0 1-3		0-0 1B 1-H 1B		4	0	1	1	0	0	2
Bill Buckner, L (1, 3) OBP: 0.335, SLG: 0.464	BBBB 4-0 BB		BBSSS 2-3 K			0-0 F7		0-0 1-2 1B		3	0	1	0	1	1	2
Bobby Murcer, L (1, 9) OBP: 0.371, SLG: 0.482	BSSFX 1-2 G3			0-0 4-3		0-0 L9		SSS 0-3 K		4	0	0	0	0	1	3
Gene Clines, R (1, 7) OBP: 0.368, SLG: 0.401 Dave Giusti, R (8, 1)		0-0 L7		0-0 L5-3			0-0 L6-3	0-0 L4-3		4 0	0 0	0 0	0 0	0 0	0 0	2 0
Steve Ontiveros, S (1, 5) OBP: 0.386, SLG: 0.438		0-0 G6-4-3 1B		0-0 5-3			0-0 3-1 1B		BBBB 4-0 G5-4-3 BB	3	0	2	0	1	0	0
Manny Trillo, R (1, 4) OBP: 0.338, SLG: 0.394		0-0 G6-4-3 1-2f			0-0 L9		BBBSSFX 3-2 3-1 1-2		0-0 G5-4-3 1-2f	4	0	0	0	0	0	3
George Mitterwald, R (1, 2) OBP: 0.301, SLG: 0.392 Greg Gross, L (9, PH) OBP: 0.390, SLG: 0.441			0-0 4-3		0-0 1B 2B		0-0 4-3	SSS 0-3 K		3 1	0 0	1 0	0 0	0 1	0 0	1 0
Mike Krukow, R (1, 1) OBP: 0.196, SLG: 0.217 Larry Biittner, L (8, PH) OBP: 0.339, SLG: 0.406 (8, 7)			0-0 FC6-4 BB 1B		0-0 L6-3 2-3 1B			BBSSFX 2-2 FC6-4 1B		2 1	0 0	2 1	0 0	0 0	0 0	0 0
Inning Stats	R: 0 E: 0 K: 0 S: 10 H: 0 LOB: 1 BB: 1 P: 18	R: 0 E: 0 K: 0 S: 3 H: 1 LOB: 0 BB: 0 P: 3	R: 0 E: 0 K: 1 S: 7 H: 1 LOB: 2 BB: 1 P: 13	R: 0 E: 0 K: 0 S: 3 H: 0 LOB: 0 BB: 0 P: 3	R: 0 E: 0 K: 0 S: 4 H: 2 LOB: 1 BB: 0 P: 4	R: 0 E: 0 K: 0 S: 3 H: 0 LOB: 0 BB: 0 P: 3	R: 0 E: 0 K: 0 S: 7 H: 1 LOB: 1 BB: 0 P: 10	R: 1 E: 0 K: 1 S: 11 H: 3 LOB: 2 BB: 0 P: 13	R: 0 E: 0 K: 1 S: 4 H: 0 LOB: 0 BB: 1 P: 8	1B: 7 2B: 2 3B: 0 HR: 0 SF: 0 SAC: 0 DP: 3 HBP: 0	WP: 1 PB: 0 SB: 0 CS: 0 PA: 35					

TOP

Chicago Cubs @ Los Angeles Dodgers

Dodger Stadium, Los Angeles, CA

Mon Aug 29 1977, 7:05 PM PDT

Att. 34,345 - Overcast - 67 F

livebaseballscorecards.com

AB	32
R	1
H	8
RBI	1
BB	3
SO	3
LOB	16

PITCHER		IP	WLS	BF	H	R	ER	SO	BB	IBB	HBP	BLK	WP	HR	S	P	ERA	WHIP
Tommy John, L ERA: 2.57	(1, 1)	7.1	W	30	8	1	1	1	2	0	0	0	1	0	44	63	1.23	1.364
Lance Rautzhan, L ERA: 3.55	(8, 1)	0.2		2	0	0	0	1	0	0	0	0	0	0	4	4	0.00	0.000
Mike Garman, R ERA: 2.17	(9, 1)	1.0	S	3	0	0	0	1	1	0	0	0	0	0	4	8	0.00	1.000

PITCHER	IP	WLS	BF	H	R	ER	SO	BB	IBB	HBP	BLK	WP	HR	S	P	ERA	WHIP

BOTTOM

Chicago Cubs @ Los Angeles Dodgers

Dodger Stadium, Los Angeles, CA

Mon Aug 29 1977, 7:05 PM PDT

Att. 34,345 - Overcast - 67 F

livebaseballscorecards.com

Batter	1	2	3	4	5	6	7	8	9	AB	R	H	RBI	BB	SO	LOB
Davey Lopes, R (1, 4) OBP: 0.369, SLG: 0.412	BBBB 4-0 S 1B BB		X 0-0 5-3 S 1B		BBBB 4-0 BB		X 0-0 ② 5-3	SSS 0-3 ③ K		3	1	1	0	2	1	2
Bill Russell, R (1, 6) OBP: 0.309, SLG: 0.370	X 0-0 S 1B 1-H 1B		BBSSSFX 2-2 ① 5-3 1-3		X 0-0 ② P3		X 0-0 HR 1B			4	2	2	1	0	0	2
Reggie Smith, S (1, 9) OBP: 0.433, SLG: 0.566	SSS 0-3 ① K 1-2		SSS 0-3 ② K		X 0-0 ③ L7		X 0-0 1-H HR			4	1	1	2	0	2	3
Ron Cey, R (1, 5) OBP: 0.362, SLG: 0.466	X 0-0 5-3 2-H 1B		X 0-0 ③ 6-3			X 0-0 ① F8	X 0-0 1B			4	0	2	1	0	0	1
Steve Garvey, R (1, 3) OBP: 0.323, SLG: 0.495	X 0-0 ② 5-3 1-2			X 0-0 ① 1-3		X 0-0 5-3 1B	X 0-0 ③ 5-3			4	0	1	0	0	0	2
Vic Davalillo, L (1, 8) OBP: 0.400, SLG: 0.500	X 0-0 ③ 4-3			SSS 0-3 ② K		X 0-0 ② 5-3 1-2		X 0-0 2B 1B		3	0	0	0	0	1	2
Glenn Burke, R (8, 8) OBP: 0.283, SLG: 0.296										1	0	1	0	0	0	0
Dusty Baker Jr., R (1, 7) OBP: 0.353, SLG: 0.471		X 0-0 ① P3		BBBB 4-0 BB		BBBB 4-0 BB		X 0-0 ① F9		2	0	0	0	2	0	1
Johnny Oates, L (1, 2) OBP: 0.322, SLG: 0.374		X 0-0 ② P9		SSS 0-3 ③ K		BBSSFX 2-2 ③ 4-3		X 0-0 1-3 2B		4	0	1	0	0	1	3
Tommy John, R (1, 1) OBP: 0.206, SLG: 0.270		X 0-0 ③ 6-3			X 0-0 ① F9		SSS 0-3 ① K	X 0-0 ② L4		3	0	0	0	0	1	0
Lance Rautzhan, R (8, 1)										0	0	0	0	0	0	0
Manny Mota, R (8, PH) OBP: 0.514, SLG: 0.407										1	0	0	0	0	0	2
Mike Garman, R (9, 1)										0	0	0	0	0	0	0
Inning Stats	R: 2 E: 0 K: 1 S: 7 H: 2 LOB: 1 BB: 1 P: 11	R: 0 E: 0 K: 0 S: 3 H: 0 LOB: 0 BB: 0 P: 3	R: 0 E: 0 K: 1 S: 9 H: 1 LOB: 1 BB: 0 P: 11	R: 0 E: 0 K: 2 S: 7 H: 0 LOB: 1 BB: 1 P: 11	R: 0 E: 0 K: 0 S: 3 H: 0 LOB: 1 BB: 1 P: 7	R: 0 E: 0 K: 0 S: 7 H: 1 LOB: 2 BB: 1 P: 13	R: 2 E: 0 K: 1 S: 8 H: 3 LOB: 1 BB: 0 P: 8	R: 0 E: 0 K: 1 S: 7 H: 2 LOB: 2 BB: 0 P: 7		1B: 7 2B: 1 3B: 0 HR: 1	SF: 0 SAC: 0 DP: 0 HBP: 0			WP: 0 PB: 0 SB: 3 CS: 0	PA: 37		

PITCHER		IP	WLS	BF	H	R	ER	SO	BB	IBB	HBP	BLK	WP	HR	S	P	ERA	WHIP
Mike Krukow, R ERA: 4.7	(1, 1)	7.0	L	32	7	4	4	5	4	0	0	0	0	1	44	64	5.14	1.571
Dave Giusti, R ERA: 2.78	(8, 1)	1.0		5	2	0	0	1	0	0	0	0	0	0	7	7	0.00	2.000

PITCHER	IP	WLS	BF	H	R	ER	SO	BB	IBB	HBP	BLK	WP	HR	S	P	ERA	WHIP

AB	33
R	4
H	9
RBI	4
BB	4
SO	6
LOB	18

Batter	1	2	3	4	5	6	7	8	9	AB	R	H	RBI	BB	SO	LOB
Ivan De Jesus, R (1, 6) OBP: 0.325, SLG: 0.339	CS 1B		BBBB 4-0 BB		0-0 F9			BBB 4-0 1B SF8 BB		2	1	1	0	2	0	0
Jose Cardenal, R (1, 8) OBP: 0.343, SLG: 0.360	0-0 G4-6-3 1-2 1B		SSS 0-3 K			0-0 1B SF9 2B		0-0 G3 SF8 1-3 1B		4	1	3	0	0	1	1
Bill Buckner, L (1, 3) OBP: 0.337, SLG: 0.469	0-0 G4-6-3 1-2f			0-0 4-3 2B 2B		0-0 SF9 WP SF7 2-3 1B		0-0 SF8 1-2 3-H		3	2	2	1	0	0	1
Bobby Murcer, L (1, 9) OBP: 0.370, SLG: 0.479		0-0 F9		0-0 4-3 2-3		BBBSSTB 4-2 CS 1-2 BB		0-0 G3 2-3		3	0	0	0	1	0	2
Gene Clines, R (1, 7) OBP: 0.371, SLG: 0.411		0-0 4-3 1B		0-0 3-H 2B		0-0 SF9 2-3 3-H		0-0 L3		3	0	2	2	0	0	1
Steve Ontiveros, S (1, 5) OBP: 0.383, SLG: 0.434		0-0 4-3 1-2		0-0 L9		0-0 SF7 3-H			0-0 G3	3	0	0	1	0	0	2
Manny Trillo, R (1, 4) OBP: 0.335, SLG: 0.391		0-0 6-3		0-0 5-3		0-0 CS 1-2	0-0 L8		0-0 L8	4	0	0	0	0	0	2
George Mitterwald, R (1, 2) OBP: 0.298, SLG: 0.388			BSSSTS 1-3 K		0-0 1-3		0-0 F5		0-0 5-3	4	0	0	0	0	1	0
Rick Reuschel, R (1, 1) OBP: 0.216, SLG: 0.264 Bruce Sutter, R (9, 1) OBP: 0.200, SLG: 0.111			0-0 6-3		0-0 5-3		0-0 L8			3 0	0 0	0 0	0 0	0 0	0 0	0 0
Inning Stats	R: 0 H: 2 E: 0 LOB: 0 K: 0 BB: 0 S: 3 P: 3	R: 0 H: 1 E: 0 LOB: 1 K: 0 BB: 0 S: 4 P: 4	R: 0 H: 0 E: 0 LOB: 1 K: 2 BB: 1 S: 8 P: 13	R: 1 H: 2 E: 0 LOB: 1 K: 0 BB: 0 S: 5 P: 5	R: 0 H: 0 E: 0 LOB: 0 K: 0 BB: 0 S: 3 P: 3	R: 2 H: 2 E: 0 LOB: 0 K: 0 BB: 1 S: 7 P: 11	R: 0 H: 0 E: 0 LOB: 0 K: 0 BB: 0 S: 3 P: 3	R: 1 H: 1 E: 0 LOB: 1 K: 0 BB: 1 S: 4 P: 8	R: 0 H: 0 E: 0 LOB: 0 K: 0 BB: 0 S: 3 P: 3	1B: 5 SF: 3 2B: 3 SAC: 0 3B: 0 DP: 1 HR: 0 HBP: 0						

TOP

Chicago Cubs @ Los Angeles Dodgers

Dodger Stadium, Los Angeles, CA

Tue Aug 30 1977, 7:05 PM PDT

Att. 40,663 - Overcast - 69 F

livebaseballscorecards.com

AB	29
R	4
H	8
RBI	4
BB	3
SO	2
LOB	9

WP: 1 PA: 36
PB: 0
SB: 0
CS: 2

PITCHER		IP	WLS	BF	H	R	ER	SO	BB	IBB	HBP	BLK	WP	HR	S	P	ERA	WHIP
Doug Rau, L ERA: 3.49	(1, 1)	7.0	L	29	8	4	4	2	3	0	0	0	1	0	34	47	5.14	1.571
Charlie Hough, R ERA: 3.57	(8, 1)	1.0		3	0	0	0	0	0	0	0	0	0	0	3	3	0.00	0.000
Elias Sosa, R ERA: 2.36	(9, 1)	1.0		3	0	0	0	0	0	0	0	0	0	0	3	3	0.00	0.000

PITCHER	IP	WLS	BF	H	R	ER	SO	BB	IBB	HBP	BLK	WP	HR	S	P	ERA	WHIP

Batter	1	2	3	4	5	6	7	8	9	AB	R	H	RBI	BB	SO	LOB
Davey Lopes, R (1, 4) OBP: 0.370, SLG: 0.413	K		2B 1B		FC6-4 1-2f			G6-4-3 1B		4	1	2	0	0	1	1
Bill Russell, R (1, 6) OBP: 0.309, SLG: 0.371	5-3		1-H 2B			P3		G6-4-3 1-2f		4	0	1	1	0	0	1
Reggie Smith, S (1, 9) OBP: 0.434, SLG: 0.568	2B		F8			6-3			FC5-4 1B	4	0	2	0	0	0	1
Ron Cey, R (1, 5) OBP: 0.359, SLG: 0.462	1-3			6-3		E6			F8	4	0	0	0	0	0	2
Steve Garvey, R (1, 3) OBP: 0.320, SLG: 0.492		6-3		K		L9			FC5-4 1B 1-2f	4	0	0	0	0	1	2
Dusty Baker Jr., R (1, 7) OBP: 0.354, SLG: 0.470		CS BB		K			6-3		1-2 1B	3	0	1	0	1	1	0
Glenn Burke, R (1, 8) OBP: 0.278, SLG: 0.291 Vic Davalillo, L (7, PH) OBP: 0.333, SLG: 0.417 (8, 8)		6-3 1-2			6-3		4-3		K	2 2	0 0	0 0	0 0	0 0	0 1	1 2
Johnny Oates, L (1, 2) OBP: 0.315, SLG: 0.366			G3		3-1		4-3			3	0	0	0	0	0	0
Doug Rau, L (1, 1) OBP: 0.235, SLG: 0.180 Charlie Hough, R (8, 1) OBP: 0.105, SLG: 0.222 Ed Goodson, L (8, PH) OBP: 0.200, SLG: 0.273 Elias Sosa, R (9, 1) OBP: 0.333, SLG: 0.333			K		FC6-4 BB			6-3		1 0 1 0	0 0 0 0	0 0 0 0	0 0 0 0	1 0 0 0	1 0 0 0	0 0 0 0
Inning Stats	R: 0 E: 0 K: 1 S: 6 H: 1 LOB: 1 BB: 0 P: 6	R: 0 E: 0 K: 0 S: 2 H: 0 LOB: 0 BB: 1 P: 6	R: 1 E: 0 K: 1 S: 13 H: 2 LOB: 1 BB: 0 P: 15	R: 0 E: 0 K: 2 S: 7 H: 0 LOB: 0 BB: 0 P: 7	R: 0 E: 0 K: 0 S: 10 H: 0 LOB: 1 BB: 1 P: 15	R: 0 E: 1 K: 0 S: 4 H: 0 LOB: 1 BB: 0 P: 4	R: 0 E: 0 K: 0 S: 3 H: 0 LOB: 0 BB: 0 P: 3	R: 0 E: 0 K: 0 S: 6 H: 1 LOB: 0 BB: 0 P: 8	R: 0 E: 0 K: 1 S: 8 H: 2 LOB: 2 BB: 0 P: 9	1B: 4 2B: 2 3B: 0 HR: 0 SF: 0 SAC: 0 DP: 1 HBP: 0						

PITCHER		IP	WLS	BF	H	R	ER	SO	BB	IBB	HBP	BLK	WP	HR	S	P	ERA	WHIP
Rick Reuschel, R ERA: 2.64	(1, 1)	8.0	W	30	5	1	1	4	2	0	0	0	0	0	52	65	1.12	0.875
Bruce Sutter, R ERA: 1.02	(9, 1)	1.0	S	4	1	0	0	1	0	0	0	0	0	0	7	8	0.00	1.000

PITCHER	IP	WLS	BF	H	R	ER	SO	BB	IBB	HBP	BLK	WP	HR	S	P	ERA	WHIP

BOTTOM

Chicago Cubs @ Los Angeles Dodgers

Dodger Stadium, Los Angeles, CA

Tue Aug 30 1977, 7:05 PM PDT

Att. 40,663 - Overcast - 69 F

livebaseballscorecards.com

AB	32
R	1
H	6
RBI	1
BB	2
SO	5
LOB	10

Batter	1	2	3	4	5	6	7	8	9	AB	R	H	RBI	BB	SO	LOB
Ivan De Jesus, R (1, 6) OBP: 0.326, SLG: 0.339	0-0 ① 1-3		4-0 BBBB 2-3 BB		0-0 1-3 1B			1-2 SSFX ① F7		3	0	1	0	1	0	0
Greg Gross, L (1, 8) OBP: 0.383, SLG: 0.431	0-0 ② 4-3		0-0 ③ F7		0-0 ③ 4-3			0-0 E6 1B		4	0	0	0	0	0	4
Bill Buckner, L (1, 3) OBP: 0.333, SLG: 0.463	0-0 ③ F9			0-0 ① L7		0-0 ① 4-3		0-3 SSS ② K		4	0	0	0	0	1	1
Bobby Murcer, L (1, 9) OBP: 0.371, SLG: 0.479		0-0 ① P6		0-0 ② 4-3		0-0 FC6 1B		0-0 1-3 1B		4	0	2	0	0	0	0
Steve Ontiveros, S (1, 5) OBP: 0.382, SLG: 0.435		0-3 SSS ② K2-3		2-2 BBSSFX 2B		0-0 ② L9		0-0 ③ 4-3		4	0	1	0	0	1	3
Larry Biittner, L (1, 7) OBP: 0.336, SLG: 0.401		2-2 BBSSFX ③ L8		0-0 ③ L9		0-0 ③ FC6 1-2f			0-0 ① 4-3	4	0	0	0	0	0	2
Manny Trillo, R (1, 4) OBP: 0.336, SLG: 0.390			0-0 E SH3 1B		0-0 ① 6-3		0-0 ① 4-3		4-0 BBBB L6-3 BB	3	0	1	0	1	0	0
George Mitterwald, R (1, 2) OBP: 0.296, SLG: 0.385 Jose Cardenal, R (7, PH) OBP: 0.341, SLG: 0.358 Paul Reuschel, R (7, 1) Gene Clines, R (9, PH) OBP: 0.369, SLG: 0.409			0-3 SSS ① K		0-3 SSS ② K		0-0 ② 6-3		0-0 ②③ L6-3 1-2	2 1 0 1	0 0 0 0	0 0 0 0	0 0 0 0	0 0 0 0	2 0 0 0	1 0 0 1
Ray Burris, R (1, 1) OBP: 0.262, SLG: 0.317 Steve Swisher, R (7, PH) OBP: 0.232, SLG: 0.307 (7, 2)			0-0 ② SH3 1-2		0-0 1B 1B		0-3 SSS ③ K			1 1	0 0	1 0	0 0	0 0	0 1	0 0
Inning Stats	R: 0 E: 0 K: 0 S: 3 H: 0 LOB: 0 BB: 0 P: 3	R: 0 E: 0 K: 1 S: 8 H: 0 LOB: 0 BB: 0 P: 10	R: 0 E: 1 K: 1 S: 6 H: 1 LOB: 2 BB: 1 P: 10	R: 0 E: 0 K: 0 S: 7 H: 1 LOB: 1 BB: 0 P: 9	R: 0 E: 0 K: 1 S: 7 H: 2 LOB: 2 BB: 0 P: 7	R: 0 E: 0 K: 0 S: 4 H: 1 LOB: 1 BB: 0 P: 4	R: 0 E: 0 K: 1 S: 5 H: 0 LOB: 0 BB: 0 P: 5	R: 0 E: 1 K: 1 S: 10 H: 1 LOB: 2 BB: 0 P: 11	R: 0 E: 0 K: 0 S: 2 H: 0 LOB: 0 BB: 1 P: 6	1B: 5 2B: 1 3B: 0 HR: 0	SF: 0 SAC: 1 DP: 1 HBP: 0						

PITCHER		IP	WLS	BF	H	R	ER	SO	BB	IBB	HBP	BLK	WP	HR	S	P	ERA	WHIP
Rick Rhoden, R ERA: 3.65	(1, 1)	7.1	W	29	5	0	0	4	1	0	0	0	0	0	45	54	0.00	0.818
Lance Rautzhan, L ERA: 3.38	(8, 1)	0.2		3	1	0	0	1	0	0	0	0	0	0	5	5	0.00	1.500
Mike Garman, R ERA: 2.13	(9, 1)	1.0		3	0	0	0	0	1	0	0	0	0	0	2	6	0.00	1.000

PITCHER	IP	WLS	BF	H	R	ER	SO	BB	IBB	HBP	BLK	WP	HR	S	P	ERA	WHIP

TOP

Chicago Cubs @ Los Angeles Dodgers

Dodger Stadium, Los Angeles, CA

Wed Aug 31 1977, 7:05 PM PDT

Att. 35,934 - Unknown - 71 F

livebaseballscorecards.com

AB	32
R	0
H	6
RBI	0
BB	2
SO	5
LOB	12

1B: 5 SF: 0
2B: 1 SAC: 1
3B: 0 DP: 1
HR: 0 HBP: 0

WP: 0 PA: 35
PB: 0
SB: 0
CS: 0

BOTTOM

Batter	1	2	3	4	5	6	7	8	9	AB	R	H	RBI	BB	SO	LOB
Davey Lopes, R (1, 4) OBP: 0.369, SLG: 0.410	6-3		6-3		3-1 IBB	F7		SH1-3 1-2 2-3 3-H		3	0	0	1	1	0	2
Bill Russell, R (1, 6) OBP: 0.306, SLG: 0.368	6-3			6-3	3-1 1-2 2-3 3-H		6-3	E4 2-3 3-H		5	0	0	1	0	0	3
Reggie Smith, S (1, 9) OBP: 0.435, SLG: 0.570	G3			BB 2B	IBB		6-3 S BB	1-3		2	0	1	0	1	0	0
Glenn Burke, R (7, 8) OBP: 0.282, SLG: 0.288										1	0	0	0	1	0	2
Ron Cey, R (1, 5) OBP: 0.358, SLG: 0.459		5-3		S 1B BB 2-3	5-3		6-3 1-3			3	1	0	0	1	0	4
Steve Garvey, R (1, 3) OBP: 0.320, SLG: 0.490		L7		1B 1-H		F9	6-3			4	0	1	1	0	0	1
Vic Davalillo, L (1, 8) OBP: 0.438, SLG: 0.563 (7, 9)		WP 1B		F9		3-1 1B 2B		1B SH1-3 1B		4	2	3	0	0	0	1
Dusty Baker Jr., R (1, 7) OBP: 0.355, SLG: 0.469		K 1-2			SH5-4 1B 3-1 1B	1B 3-1 IBB		F9		3	1	1	0	1	1	2
Steve Yeager, R (1, 2) OBP: 0.332, SLG: 0.433			K		3-1 SH5-4 1B 1-2	3-1 1-2 2-3		SH1-3 1B E 1B 1-2		4	1	2	0	0	1	2
Rick Rhoden, R (1, 1) OBP: 0.246, SLG: 0.420			5-3		SH5-4 1-2 2-3	1B 2-3 3-H		E SH1-3 1-2 2-3 1B		2	0	1	1	0	0	0
Lance Rautzhan, R (8, 1)										0	0	0	0	0	0	0
Manny Mota, R (8, PH) OBP: 0.528, SLG: 0.429										1	0	1	0	0	0	0
Mike Garman, R (9, 1)										0	0	0	0	0	0	0
Inning Stats	R: 0 E: 0 K: 0 S: 3 H: 0 LOB: 0 BB: 0 P: 3	R: 0 E: 0 K: 1 S: 6 H: 1 LOB: 1 BB: 0 P: 6	R: 0 E: 0 K: 1 S: 7 H: 0 LOB: 0 BB: 0 P: 8	R: 1 E: 0 K: 0 S: 7 H: 2 LOB: 1 BB: 1 P: 13	R: 1 E: 0 K: 0 S: 5 H: 2 LOB: 3 BB: 2 P: 13	R: 1 E: 0 K: 0 S: 8 H: 2 LOB: 2 BB: 1 P: 13	R: 0 E: 0 K: 0 S: 3 H: 0 LOB: 1 BB: 1 P: 7	R: 2 E: 1 K: 0 S: 10 H: 3 LOB: 2 BB: 0 P: 11		1B: 8 2B: 2 3B: 0 HR: 0 SF: 0 SAC: 2 DP: 0 HBP: 0						

PITCHER		IP	WLS	BF	H	R	ER	SO	BB	IBB	HBP	BLK	WP	HR	S	P	ERA	WHIP
Ray Burris, R ERA: 4.9	(1, 1)	6.0	L	28	7	3	3	2	1	3	0	0	1	0	36	56	4.50	1.333
Paul Reuschel, R ERA: 4.05	(7, 1)	2.0		11	3	2	1	0	1	0	0	0	0	0	13	18	4.50	2.000

PITCHER	IP	WLS	BF	H	R	ER	SO	BB	IBB	HBP	BLK	WP	HR	S	P	ERA	WHIP

Chicago Cubs @ Los Angeles Dodgers

Dodger Stadium, Los Angeles, CA

Wed Aug 31 1977, 7:05 PM PDT

Att. 35,934 - Unknown - 71 F

livebaseballscorecards.com

AB	32
R	5
H	10
RBI	4
BB	5
SO	2
LOB	17

WP: 1	PA: 39
PB: 0	
SB: 2	
CS: 0	

Batter	1	2	3	4	5	6	7	8	9	AB	R	H	RBI	BB	SO	LOB
Frank Taveras, R (1, 6) OBP: 0.301, SLG: 0.313	F9		K		S 1B		1-3		1-3 2-H 2B	5	0	2	1	0	1	0
Phil Garner, R (1, 4) OBP: 0.318, SLG: 0.433	K2-3			WP 1B 1B	F9 1-2			1-3	BB	4	1	1	0	1	1	1
Dave Parker, L (1, 9) OBP: 0.403, SLG: 0.543	K			1B 1-2 BB		BB 1B		1B	K	4	0	2	0	1	2	3
Bill Robinson, R (1, 3) OBP: 0.342, SLG: 0.542		K		K		F7		F9		3	0	0	0	0	2	3
Ken Macha, R (7, 3) OBP: 0.286, SLG: 0.308										1	0	0	0	0	0	1
Al Oliver, L (1, 7) OBP: 0.338, SLG: 0.471		K		1-2 2-H 1B		FC5-4 1-2 BB		F7		3	0	1	1	1	1	1
Ed Ott, L (1, 2) OBP: 0.336, SLG: 0.388		E5		F9		K			FC1-6 BB	3	0	0	0	1	1	4
Fernando Gonzalez, R (1, 5) OBP: 0.317, SLG: 0.404		K		F3		FC5-4 1-2f			FC1-6 1-2f 1B 2B	4	1	0	0	0	1	6
Omar Moreno, L (1, 8) OBP: 0.293, SLG: 0.362			F7		F3		P5		F8	4	0	0	0	0	0	1
Jerry Reuss, L (1, 1) OBP: 0.250, SLG: 0.212			K		K		5-3		2B 1-2 1B	1	0	0	0	0	1	0
Larry Demery, R (4, 1) OBP: 0.158, SLG: 0.263										1	0	0	0	0	1	0
Dale Berra, R (7, PH)										1	0	0	0	0	0	0
Terry Forster, L (7, 1) OBP: 0.211, SLG: 0.316										0	0	0	0	0	0	0
Bobby Tolan, L (9, PH) OBP: 0.239, SLG: 0.313										1	0	1	0	0	0	0
Inning Stats	R: 0 E: 0 K: 2 S: 7 H: 0 LOB: 0 BB: 0 P: 7	R: 0 E: 1 K: 3 S: 10 H: 0 LOB: 1 BB: 0 P: 10	R: 0 E: 0 K: 2 S: 7 H: 0 LOB: 0 BB: 0 P: 7	R: 1 E: 0 K: 1 S: 7 H: 2 LOB: 2 BB: 1 P: 11	R: 0 E: 0 K: 1 S: 6 H: 1 LOB: 1 BB: 0 P: 6	R: 0 E: 0 K: 1 S: 6 H: 1 LOB: 2 BB: 1 P: 10	R: 0 E: 0 K: 0 S: 3 H: 0 LOB: 0 BB: 0 P: 3	R: 0 E: 0 K: 0 S: 4 H: 1 LOB: 1 BB: 0 P: 4	R: 1 E: 0 K: 1 S: 7 H: 2 LOB: 3 BB: 2 P: 15	1B: 6 2B: 1 3B: 0 HR: 0	SF: 0 SAC: 0 DP: 0 HBP: 0						

TOP

Pittsburgh Pirates @ Los Angeles Dodgers

Dodger Stadium, Los Angeles, CA

Fri Sep 02 1977, 7:05 PM PDT

Att. 39,276 - Unknown

livebaseballscorecards.com

AB	35
R	2
H	7
RBI	2
BB	4
SO	11
LOB	20

WP: 1 PB: 0 SB: 1 CS: 0 PA: 39

PITCHER		IP	WLS	BF	H	R	ER	SO	BB	IBB	HBP	BLK	WP	HR	S	P	ERA	WHIP
Burt Hooton, R ERA: 2.66	(1, 1)	7.0	W	28	4	1	1	10	2	0	0	0	1	0	46	54	1.29	0.857
Elias Sosa, R ERA: 2.44	(8, 1)	2.0		11	3	1	1	1	2	0	0	0	0	0	11	19	4.50	2.500

PITCHER	IP	WLS	BF	H	R	ER	SO	BB	IBB	HBP	BLK	WP	HR	S	P	ERA	WHIP

BOTTOM

Pittsburgh Pirates @ Los Angeles Dodgers

Dodger Stadium, Los Angeles, CA

Fri Sep 02 1977, 7:05 PM PDT

Att. 39,276 - Unknown

livebaseballscorecards.com

Batter	1	2	3	4	5	6	7	8	9	AB	R	H	RBI	BB	SO	LOB
Davey Lopes, R (1, 4) OBP: 0.369, SLG: 0.412 Elias Sosa, R (8, 1) OBP: 0.333, SLG: 0.333	0-0 4-3 1B 1B 1B	0-0 ③ FC6-4 1-2f		0-0 1B 2-H 2B	SSS 0-3 ② K	0-0 ③ 6-3				5 0	2 0	2 0	1 0	0 0	1 0	4 0
Bill Russell, R (1, 6) OBP: 0.309, SLG: 0.369	0-0 4-3 1-2 1B 1B		BBB 0-0 ① 4-3	4-0 1B BB BB	0-0 2-H 1B		0-0 ① 5-3			4	2	2	1	1	0	0
Reggie Smith, S (1, 9) OBP: 0.435, SLG: 0.569 Jeffrey Leonard, R (7, 7) OBP: 1.000, SLG: 1.000	0-0 ① 4-3 1-2 2-3		0-0 1B 1B 1B	0-0 BB 1-3 2-H 1B	0-0 ③ F8		0-0 1B			4 1	1 0	2 1	1 0	0 0	0 0	3 0
Ron Cey, R (1, 5) OBP: 0.360, SLG: 0.466	BBB 4-0 1B BB		0-0 FC6-4 1B 1-2 1B	0-0 ② 6-3		0-0 HR	SSS 0-3 ② K			4	1	2	1	1	1	3
Steve Garvey, R (1, 3) OBP: 0.322, SLG: 0.490 Ed Goodson, L (9, 3) OBP: 0.200, SLG: 0.273	0-0 ② 1-3 2-H 3-H 1B		0-0 FC6-4 1-2 2-H 1B	4-0 BB IBB	0-0 ① 5-3		0-0 ③ F3			4 0	0 0	2 0	3 0	1 0	0 0	1 0
Dusty Baker Jr., R (1, 7) OBP: 0.356, SLG: 0.468 Joe Simpson, L (6, PR) OBP: 0.154, SLG: 0.083 (7, 9)	0-0 ③ 1-3		0-0 ② FC6-4 1-2f 2-3	BBB 4-0 FC5-4 1-2 2-3 3-H BB	0-0 4-3 PB 1B 1B		SSS 0-3 ① K			3 1	0 1	1 0	1 0	1 0	0 1	3 0
Glenn Burke, R (1, 8) OBP: 0.279, SLG: 0.284		0-0 ① F9	0-0 ③ 5-3	0-0 ③ FC5-4 1-2f		0-0 ② 4-3 1-3		0-0 G6-4-3 1B		5	0	1	0	0	0	6
Steve Yeager, R (1, 2) OBP: 0.335, SLG: 0.438 Jerry Grote, R (6, PH) OBP: 0.336, SLG: 0.316 (7, 2)	0-0 ② 5-3			0-0 2B 2B	0-0 SH3 1B 1B	0-0 2B 3-H 1B		0-0 ② ③ G6-4-3 1-2f		3 2	2 1	2 1	0 1	0 0	0 1	0 1
Burt Hooton, R (1, 1) OBP: 0.183, SLG: 0.203 Rafael Landestoy, S (8, 4)	0-0 FC6-4 1B			0-0 ① B1-4	0-0 ① SH3 1-2	0-0 1-H 2B				3 0	0 0	2 0	1 0	0 0	0 0	1 0
Inning Stats	R: 2 E: 0 K: 0 S: 5 H: 3 LOB: 1 BB: 1 P: 9	R: 0 E: 0 K: 0 S: 4 H: 1 LOB: 1 BB: 0 P: 4	R: 1 E: 0 K: 0 S: 6 H: 3 LOB: 2 BB: 0 P: 6	R: 3 E: 0 K: 0 S: 6 H: 3 LOB: 3 BB: 3 P: 18	R: 1 E: 0 K: 1 S: 7 H: 2 LOB: 1 BB: 0 P: 7	R: 3 E: 0 K: 0 S: 7 H: 4 LOB: 2 BB: 0 P: 7	R: 0 E: 0 K: 1 S: 6 H: 1 LOB: 1 BB: 0 P: 6	R: 0 E: 0 K: 1 S: 5 H: 1 LOB: 0 BB: 0 P: 5		1B: 14 2B: 3 3B: 0 HR: 1	SF: 0 SAC: 1 DP: 1 HBP: 0					

	AB	39
	R	10
	H	18
	RBI	10
	BB	4
	SO	3
	LOB	22

PITCHER		IP	WLS	BF	H	R	ER	SO	BB	IBB	HBP	BLK	WP	HR	S	P	ERA	WHIP
Jerry Reuss, L ERA: 3.96	(1, 1)	3.1	L	19	9	5	5	0	1	0	0	0	0	0	18	22	13.50	3.000
Larry Demery, R ERA: 5.01	(4, 1)	2.2		18	7	5	5	1	2	1	0	0	0	1	17	29	16.88	3.375
Terry Forster, L ERA: 5.06	(7, 1)	2.0		7	2	0	0	2	0	0	0	0	0	0	11	11	0.00	1.000

PITCHER	IP	WLS	BF	H	R	ER	SO	BB	IBB	HBP	BLK	WP	HR	S	P	ERA	WHIP

Batter	1	2	3	4	5	6	7	8	9	AB	R	H	RBI	BB	SO	LOB
Frank Taveras, R (1, 6) OBP: 0.301, SLG: 0.312	5-3		F2		1-2 1B			1-3		4	0	1	0	0	0	0
Phil Garner, R (1, 4) OBP: 0.319, SLG: 0.436	K			FC4-6 1B	5-3			E 2B		4	1	2	0	0	1	2
Dave Parker, L (1, 9) OBP: 0.402, SLG: 0.541	K			FC4-6 2B SF9 1-2f		K		E9 1B 1B 2-H 1B		4	2	1	0	0	2	1
Bill Robinson, R (1, 3) OBP: 0.342, SLG: 0.543		F7		1-3 2B		K		1B 1-2 1B		3	0	1	0	0	1	0
Bobby Tolan, L (6, 3) OBP: 0.247, SLG: 0.321										1	0	1	0	0	0	0
Al Oliver, L (1, 7) OBP: 0.337, SLG: 0.470		K		SF9 3-H		P6		G5-4-3 1-3 2-H 1B		3	0	1	2	0	1	0
Ed Ott, L (1, 2) OBP: 0.331, SLG: 0.382		1-3		K			P3	G5-4-3 1-2f		4	0	0	0	0	1	3
Fernando Gonzalez, R (1, 5) OBP: 0.315, SLG: 0.406			F9		F3		2B		P5	4	0	1	0	0	0	0
Omar Moreno, L (1, 8) OBP: 0.295, SLG: 0.371			HR		1B 1B		K		F7	4	1	2	1	0	1	1
Jim Rooker, R (1, 1) OBP: 0.258, SLG: 0.224			K		P4		3-1		6-3	2	0	0	0	0	1	1
Jerry Hairston, S (7, PH) OBP: 0.316, SLG: 0.343										1	0	0	0	0	0	1
Kent Tekulve, R (7, 1) OBP: 0.273, SLG: 0.273										0	0	0	0	0	0	0
Miguel Dilone, S (9, PH) OBP: 0.139, SLG: 0.114										1	0	0	0	0	0	0
Inning Stats	R: 0 E: 0 K: 2 S: 7 H: 0 LOB: 0 BB: 0 P: 7	R: 0 E: 0 K: 1 S: 5 H: 0 LOB: 0 BB: 0 P: 5	R: 1 E: 0 K: 1 S: 6 H: 1 LOB: 0 BB: 0 P: 6	R: 1 E: 0 K: 1 S: 7 H: 2 LOB: 1 BB: 0 P: 7	R: 0 E: 0 K: 0 S: 5 H: 2 LOB: 2 BB: 0 P: 5	R: 0 E: 0 K: 2 S: 7 H: 0 LOB: 0 BB: 0 P: 7	R: 0 E: 0 K: 1 S: 6 H: 1 LOB: 1 BB: 0 P: 6	R: 2 E: 1 K: 0 S: 6 H: 4 LOB: 1 BB: 0 P: 6	R: 0 E: 0 K: 0 S: 3 H: 0 LOB: 0 BB: 0 P: 3	1B: 6 2B: 3 3B: 0 HR: 1	SF: 1 SAC: 0 DP: 1 HBP: 0						

PITCHER	IP	WLS	BF	H	R	ER	SO	BB	IBB	HBP	BLK	WP	HR	S	P	ERA	WHIP
Don Sutton, R (1, 1) ERA: 3.01	7.0	W	27	6	2	2	8	0	0	0	0	0	1	43	43	2.57	0.857
Lance Rautzhan, L (8, 1) ERA: 4.4	1.0		6	4	2	2	0	0	0	0	0	0	0	6	6	18.00	4.000
Mike Garman, R (9, 1) ERA: 2.09	1.0	S	3	0	0	0	0	0	0	0	0	0	0	3	3	0.00	0.000

PITCHER	IP	WLS	BF	H	R	ER	SO	BB	IBB	HBP	BLK	WP	HR	S	P	ERA	WHIP

TOP

Pittsburgh Pirates @ Los Angeles Dodgers

Dodger Stadium, Los Angeles, CA

Sat Sep 03 1977, 7:05 PM PDT

Att. 44,505 - Unknown

livebaseballscorecards.com

AB	35
R	4
H	10
RBI	3
BB	0
SO	8
LOB	9

1B: 6 2B: 3 3B: 0 HR: 1 SF: 1 SAC: 0 DP: 1 HBP: 0

WP: 0 PB: 0 SB: 0 CS: 0 PA: 36

Batter	1	2	3	4	5	6	7	8	9	AB	R	H	RBI	BB	SO	LOB
Davey Lopes, R (1, 4) OBP: 0.368, SLG: 0.411	E 1B	5-3			5-3		4-3			4	1	1	0	0	0	0
Bill Russell, R (1, 6) OBP: 0.306, SLG: 0.366	E5 HR 1-H		6-3		4-3		5-3			4	1	0	0	0	0	0
Reggie Smith, S (1, 9) OBP: 0.436, SLG: 0.576	F9		HR		FC6-4 1B			1-3		4	1	2	1	0	0	1
Ron Cey, R (1, 5) OBP: 0.358, SLG: 0.462	F9		5-3		FC6-4 1-2f			K		4	0	0	0	0	1	2
Steve Garvey, R (1, 3) OBP: 0.325, SLG: 0.497	HR 1-H		FC6-4 1B			CS 1B		F9		4	1	3	2	0	0	0
Dusty Baker Jr., R (1, 7) OBP: 0.356, SLG: 0.474	K		FC6-4 1-2f			1-2 HR				3	1	1	1	0	1	1
Glenn Burke, R (1, 8) OBP: 0.272, SLG: 0.277		E6 SF7 S		F2		F9				3	1	0	0	0	0	0
Steve Yeager, R (1, 2) OBP: 0.332, SLG: 0.436		SF7 2-H		F8		K				2	0	0	1	0	1	0
Don Sutton, R (1, 1) OBP: 0.254, SLG: 0.200		K		K			4-3			2	0	0	0	0	2	0
Vic Davalillo, L (7, PH) OBP: 0.412, SLG: 0.529										1	0	0	0	0	0	0
Lance Rautzhan, R (8, 1)										0	0	0	0	0	0	0
Mike Garman, R (9, 1)										0	0	0	0	0	0	0
Inning Stats	R: 3 E: 1 K: 1 S: 8 H: 2 LOB: 0 BB: 0 P: 8	R: 1 E: 1 K: 1 S: 6 H: 0 LOB: 0 BB: 0 P: 6	R: 1 E: 0 K: 0 S: 5 H: 2 LOB: 1 BB: 0 P: 5	R: 0 E: 0 K: 1 S: 5 H: 0 LOB: 0 BB: 0 P: 5	R: 0 E: 0 K: 0 S: 4 H: 1 LOB: 1 BB: 0 P: 4	R: 1 E: 0 K: 1 S: 6 H: 2 LOB: 0 BB: 0 P: 6	R: 0 E: 0 K: 0 S: 3 H: 0 LOB: 0 BB: 0 P: 3	R: 0 E: 0 K: 1 S: 5 H: 0 LOB: 0 BB: 0 P: 5		1B: 4 2B: 0 3B: 0 HR: 3 SF: 1 SAC: 0 DP: 0 HBP: 0						

PITCHER		IP	WLS	BF	H	R	ER	SO	BB	IBB	HBP	BLK	WP	HR	S	P	ERA	WHIP
Jim Rooker, L ERA: 3.32	(1, 1)	6.0	L	26	7	6	3	4	0	0	0	0	0	3	34	34	4.50	1.167
Kent Tekulve, R ERA: 3.09	(7, 1)	2.0		6	0	0	0	1	0	0	0	0	0	0	8	8	0.00	0.000

PITCHER	IP	WLS	BF	H	R	ER	SO	BB	IBB	HBP	BLK	WP	HR	S	P	ERA	WHIP

BOTTOM

Pittsburgh Pirates @ Los Angeles Dodgers

Dodger Stadium, Los Angeles, CA

Sat Sep 03 1977, 7:05 PM PDT

Att. 44,505 - Unknown

livebaseballscorecards.com

AB	31
R	6
H	7
RBI	5
BB	0
SO	5
LOB	4

Batter	1	2	3	4	5	6	7	8	9	AB	R	H	RBI	BB	SO	LOB
Frank Taveras, R (1, 6) OBP: 0.301, SLG: 0.312	6-3		4-3			1-2 1B		FC1-6 S 1-2f 2B		4	1	1	0	0	0	1
Phil Garner, R (1, 4) OBP: 0.319, SLG: 0.437	1-3			1-3		F8		1-H 2B		4	0	1	1	0	0	2
Dave Parker, L (1, 9) OBP: 0.403, SLG: 0.541	FC5-4 HBP			G5-4-3 1B		F8		K		2	0	1	0	0	0	2
Ken Macha, R (7, 3) OBP: 0.276, SLG: 0.296										1	0	0	0	0	1	1
Bill Robinson, R (1, 3) OBP: 0.339, SLG: 0.539	FC5-4 1-2f			G5-4-3 1-2f			5-3		5-3	3	0	0	0	0	0	2
Tim Jones, S (7, 1)										0	0	0	0	0	0	0
Jim Fregosi, R (9, PH) OBP: 0.390, SLG: 0.476										1	0	0	0	0	0	0
Al Oliver, L (1, 7) OBP: 0.335, SLG: 0.467		L9			3-1		4-3		6-3	3	0	0	0	0	0	0
Jerry Hairston, S (8, 7) OBP: 0.312, SLG: 0.338										1	0	0	0	0	0	0
Fernando Gonzalez, R (1, 5) OBP: 0.317, SLG: 0.407					5-3		4-3		1-3	2	0	1	0	0	0	0
Ed Whitson, R (5, 1)		G6-4-3 1B								0	0	0	0	0	0	0
Miguel Dilone, S (7, PH) OBP: 0.132, SLG: 0.108										2	0	0	0	0	0	0
(7, 9)																
Duffy Dyer, R (1, 2) OBP: 0.377, SLG: 0.320		G6-4-3 1-2f			6-3			1B FC5-4 2B		3	1	1	0	0	0	1
Omar Moreno, L (1, 8) OBP: 0.296, SLG: 0.371			G1			1-3		FC5-4 2-3 1B		3	0	1	0	0	0	0
Odell Jones, R (1, 1) OBP: 0.172, SLG: 0.143			K			1B 1B		FC5-4 FC1-6 1-2f 3-H		1	0	0	0	0	1	0
Dale Berra, R (5, 5) OBP: 0.154, SLG: 0.083										2	0	1	1	0	0	1
Inning Stats	R: 0 E: 0 K: 0 S: 3 H: 0 LOB: 1 BB: 0 P: 4	R: 0 E: 0 K: 0 S: 3 H: 1 LOB: 0 BB: 0 P: 3	R: 0 E: 0 K: 1 S: 5 H: 0 LOB: 0 BB: 0 P: 5	R: 0 E: 0 K: 0 S: 3 H: 1 LOB: 0 BB: 0 P: 3	R: 0 E: 0 K: 0 S: 3 H: 0 LOB: 0 BB: 0 P: 3	R: 0 E: 0 K: 0 S: 5 H: 2 LOB: 2 BB: 0 P: 5	R: 0 E: 0 K: 0 S: 3 H: 0 LOB: 0 BB: 0 P: 3	R: 2 E: 0 K: 1 S: 8 H: 3 LOB: 1 BB: 0 P: 8	R: 0 E: 0 K: 0 S: 3 H: 0 LOB: 0 BB: 0 P: 3	1B: 5 2B: 2 3B: 0 HR: 0	SF: 0 SAC: 0 DP: 2 HBP: 1						

TOP

Pittsburgh Pirates @ Los Angeles Dodgers

Dodger Stadium, Los Angeles, CA

Sun Sep 04 1977, 3:33 AM PDT

Att. 36,686 - Unknown

livebaseballscorecards.com

AB	32
R	2
H	7
RBI	2
BB	0
SO	2
LOB	10

PITCHER	IP	WLS	BF	H	R	ER	SO	BB	IBB	HBP	BLK	WP	HR	S	P	ERA	WHIP
Tommy John, L (1, 1) ERA: 2.55	9.0	W	33	7	2	2	2	0	0	1	0	0	0	36	37	2.00	0.778

PITCHER	IP	WLS	BF	H	R	ER	SO	BB	IBB	HBP	BLK	WP	HR	S	P	ERA	WHIP

BOTTOM

Pittsburgh Pirates @ Los Angeles Dodgers

Dodger Stadium, Los Angeles, CA

Sun Sep 04 1977, 3:33 AM PDT

Att. 36,686 - Unknown

livebaseballscorecards.com

Batter	1	2	3	4	5	6	7	8	9	AB	R	H	RBI	BB	SO	LOB
Davey Lopes, R (1, 4) OBP: 0.369, SLG: 0.409	BBBB 4-0 CS BB		x 0-0 ② L8		x 0-0 ① F9	BBBB 4-0 1-2 2-3 BB				2	0	0	0	2	0	0
Bill Russell, R (1, 6) OBP: 0.304, SLG: 0.364	x 0-0 ①② 6-3 1-2		x 0-0 ③ F2		x 0-0 ② 4-3	x 0-0 ② SF8 3-H				3	0	0	1	0	0	1
Reggie Smith, S (1, 9) OBP: 0.437, SLG: 0.584 Jerry Grote, R (6, 2) OBP: 0.333, SLG: 0.314	x 0-0 HR			x 0-0 ① L6	x 0-0 SSS BB 1B 1B	0-3 ③ K				3 1	2 0	2 0	1 0	0 0	0 1	0 2
Ron Cey, R (1, 5) OBP: 0.358, SLG: 0.460 Lee Lacy, R (7, PH) OBP: 0.296, SLG: 0.415 (8, 5)	SSS 0-3 ③ K			x 0-0 ② L5	BBBB 4-0 1-2 1B E BB		x 0-0 ① G3			2 1	1 0	0 0	0 0	1 0	1 0	0 0
Steve Garvey, R (1, 3) OBP: 0.326, SLG: 0.497 Joe Simpson, L (8, 9) OBP: 0.154, SLG: 0.083		SSS 0-3 ① K		x 0-0 1B HR 1B	x 0-0 E8 1-H 2-H 1B		x 0-0 ② 6-3			4 0	1 0	2 0	1 0	0 0	1 0	0 0
Vic Davalillo, L (1, 8) OBP: 0.450, SLG: 0.550 (6, 9) Ed Goodson, L (7, PH) OBP: 0.196, SLG: 0.267 (8, 3)		x 0-0 1B		x 0-0 1-2 HR 1B	x 0-0 ③ F9		x 0-0 ③ 6-3			3 1	1 0	2 0	0 0	0 0	0 0	1 0
Dusty Baker Jr., R (1, 7) OBP: 0.357, SLG: 0.480 Jeffrey Leonard, R (9, 7) OBP: 1.000, SLG: 1.000		SSS 0-3 ② K		x 0-0 1-H 2-H HR		BBBB 4-0 BB SF8 BB		x 0-0 ① F7		3 0	2 0	1 0	3 0	1 0	1 0	1 0
Steve Yeager, R (1, 2) OBP: 0.333, SLG: 0.445 Glenn Burke, R (6, 8) OBP: 0.268, SLG: 0.273		x 0-0 ③ F3		x 0-0 HR		x 0-0 ① F4		SSS 0-3 ② K		2 2	1 0	1 0	1 0	0 1	0 1	1 1
Tommy John, R (1, 1) OBP: 0.209, SLG: 0.258			x 0-0 ① P4	x 0-0 ③ F9		BBBB 4-0 1-2 BB BB		x 0-0 ③ F6		3	0	0	0	1	0	0
Inning Stats	R: 1 E: 0 K: 1 S: 5 H: 1 LOB: 0 BB: 1 P: 9	R: 0 E: 0 K: 2 S: 8 H: 1 LOB: 1 BB: 0 P: 8	R: 0 E: 0 K: 0 S: 3 H: 0 LOB: 0 BB: 0 P: 3	R: 4 E: 0 K: 0 S: 7 H: 4 LOB: 0 BB: 0 P: 7	R: 2 E: 1 K: 0 S: 5 H: 2 LOB: 1 BB: 1 P: 9	R: 1 E: 0 K: 1 S: 5 H: 0 LOB: 2 BB: 3 P: 17	R: 0 E: 0 K: 0 S: 3 H: 0 LOB: 0 BB: 0 P: 3	R: 0 E: 0 K: 1 S: 5 H: 0 LOB: 0 BB: 0 P: 5		1B: 5 2B: 0 3B: 0 HR: 3	SF: 1 SAC: 0 DP: 0 HBP: 0						

	AB	30
	R	8
	H	8
	RBI	7
	BB	5
	SO	5
	LOB	7

WP: 0 PB: 0 SB: 0 CS: 1 PA: 36

PITCHER		IP	WLS	BF	H	R	ER	SO	BB	IBB	HBP	BLK	WP	HR	S	P	ERA	WHIP
Odell Jones, R ERA: 5.07	(1, 1)	4.2	L	23	8	7	6	3	2	0	0	0	0	3	27	35	11.57	2.143
Ed Whitson, R ERA: 6.75	(5, 1)	1.1		7	0	1	1	1	3	0	0	0	0	0	6	18	6.75	2.250
Tim Jones, R ERA:	(7, 1)	2.0		6	0	0	0	1	0	0	0	0	0	0	8	8	0.00	0.000

PITCHER	IP	WLS	BF	H	R	ER	SO	BB	IBB	HBP	BLK	WP	HR	S	P	ERA	WHIP

Los Angeles Dodgers @ San Diego Padres

San Diego Stadium, San Diego, CA

Mon Sep 05 1977, 10:05 PM EDT

Att. 25,343 - Unknown

livebaseballscorecards.com

Batter	1	2	3	4	5	6	7	8	9	AB	R	H	RBI	BB	SO	LOB
Davey Lopes, R (1, 4) OBP: 0.366, SLG: 0.405	F7		F2			F8			1-3	4	0	0	0	0	0	0
Bill Russell, R (1, 6) OBP: 0.302, SLG: 0.361	K			F8		5-3			K	4	0	0	0	0	2	0
Reggie Smith, S (1, 9) OBP: 0.434, SLG: 0.578	5-3			K2-3			1-3		F3	4	0	0	0	0	1	0
Ron Cey, R (1, 5) OBP: 0.358, SLG: 0.458		BB		K			6-3			2	0	0	0	1	1	0
Steve Garvey, R (1, 3) OBP: 0.325, SLG: 0.495		K			5-3		F8			3	0	0	0	0	1	1
Dusty Baker Jr., R (1, 7) OBP: 0.357, SLG: 0.479		F8			1B			F3		3	0	1	0	0	0	1
Glenn Burke, R (1, 8) OBP: 0.262, SLG: 0.266		4-3			F8			F7		3	0	0	0	0	0	2
Steve Yeager, R (1, 2) OBP: 0.333, SLG: 0.444 Rafael Landestoy, S (8, PR) Jerry Grote, R (8, 2) OBP: 0.333, SLG: 0.314			K		1-3			1B		3 0 0	0 0 0	1 0 0	0 0 0	0 0 0	1 0 0	1 0 0
Doug Rau, L (1, 1) OBP: 0.229, SLG: 0.175 Manny Mota, R (8, PH) OBP: 0.514, SLG: 0.414 Charlie Hough, R (8, 1) OBP: 0.105, SLG: 0.222			L7			F7		6-3		2 1 0	0 0 0	0 0 0	0 0 0	0 0 0	0 0 0	0 1 0

TOP

AB	29
R	0
H	2
RBI	0
BB	1
SO	6
LOB	6

Inning Stats	1	2	3	4	5	6	7	8	9
R	0	0	0	0	0	0	0	0	0
E	0	0	0	0	0	0	0	0	0
K	1	1	1	2	0	0	0	0	1
S	5	5	5	7	4	3	3	4	5
H	0	0	0	0	1	0	0	1	0
LOB	0	1	0	0	1	0	0	1	0
BB	0	1	0	0	0	0	0	0	0
P	5	9	5	7	4	3	3	4	5

1B	2
2B	0
3B	0
HR	0
SF	0
SAC	0
DP	0
HBP	0

WP	0
PB	0
SB	0
CS	0
PA	30

PITCHER	IP	WLS	BF	H	R	ER	SO	BB	IBB	HBP	BLK	WP	HR	S	P	ERA	WHIP
Bob Owchinko, L (1, 1) ERA: 3.97	9.0	W	30	2	0	0	6	1	0	0	0	0	0	41	45	0.00	0.333

PITCHER	IP	WLS	BF	H	R	ER	SO	BB	IBB	HBP	BLK	WP	HR	S	P	ERA	WHIP

Batter	1	2	3	4	5	6	7	8	9	AB	R	H	RBI	BB	SO	LOB
Gene Richards, L (1, 7) OBP: 0.354, SLG: 0.360	F3		1B S E 1B		4-3			3-1		4	1	1	0	0	0	0
Bill Almon, R (1, 6) OBP: 0.299, SLG: 0.331	F9		F9 BB 1-3 1B		K			CS 1B		4	0	2	0	0	1	0
Mike Ivie, R (1, 5) OBP: 0.334, SLG: 0.408 Tucker Ashford, R (9, 5) OBP: 0.271, SLG: 0.307	1B		K 1-1 3-H		1-3			6-3 1-2		4 0	0 0	1 0	0 0	0 0	1 0	2 0
George Hendrick, R (1, 8) OBP: 0.377, SLG: 0.483	L4		FC5-4 1-2 BB			F8				2	0	0	0	1	0	1
Dave Winfield, R (1, 9) OBP: 0.347, SLG: 0.488		F4	F9 2-3			5-3				3	0	0	0	0	0	2
Gene Tenace, R (1, 3) OBP: 0.413, SLG: 0.411		K	FC5-4 1-2f			6-3				3	0	0	0	0	1	2
Dave Roberts, R (1, 2) OBP: 0.250, SLG: 0.293		E6 1B	F3				K			3	0	0	0	0	1	0
Mike Champion, R (1, 4) OBP: 0.267, SLG: 0.275		1-2 1B	1-3				1-3			3	0	1	0	0	0	0
Bob Owchinko, L (1, 1) OBP: 0.182, SLG: 0.100		F8	4-3				F7			3	0	0	0	0	0	2
Inning Stats	R: 0 E: 0 K: 0 S: 4 H: 1 LOB: 1 BB: 0 P: 4	R: 0 E: 1 K: 1 S: 7 H: 1 LOB: 2 BB: 0 P: 7	R: 1 E: 1 K: 1 S: 7 H: 2 LOB: 2 BB: 1 P: 11	R: 0 E: 0 K: 0 S: 3 H: 0 LOB: 0 BB: 0 P: 3	R: 0 E: 0 K: 1 S: 5 H: 0 LOB: 0 BB: 0 P: 5	R: 0 E: 0 K: 0 S: 3 H: 0 LOB: 0 BB: 0 P: 3	R: 0 E: 0 K: 1 S: 5 H: 0 LOB: 0 BB: 0 P: 5	R: 0 E: 0 K: 0 S: 3 H: 1 LOB: 0 BB: 0 P: 3		1B: 5 2B: 0 3B: 0 HR: 0 SF: 0 SAC: 0 DP: 0 HBP: 0						

PITCHER		IP	WLS	BF	H	R	ER	SO	BB	IBB	HBP	BLK	WP	HR	S	P	ERA	WHIP
Doug Rau, L ERA: 3.36	(1, 1)	7.0	L	27	4	1	0	4	1	0	0	0	0	0	34	38	0.00	0.714
Charlie Hough, R ERA: 3.53	(8, 1)	1.0		3	1	0	0	0	0	0	0	0	0	0	3	3	0.00	1.000

PITCHER	IP	WLS	BF	H	R	ER	SO	BB	IBB	HBP	BLK	WP	HR	S	P	ERA	WHIP

BOTTOM

Angeles Dodgers @ San Diego Padres

San Diego Stadium, San Diego, CA

Mon Sep 05 1977, 10:05 PM EDT

Att. 25,343 - Unknown

livebaseballscorecards.com

AB	29
R	1
H	5
RBI	0
BB	1
SO	4
LOB	9

Batter	1	2	3	4	5	6	7	8	9	10	AB	R	H	RBI	BB	SO	LOB
Davey Lopes, R (1, 4) OBP: 0.365, SLG: 0.401	5-3		BB			4-3		6-3		L6	4	0	0	0	1	0	0
Bill Russell, R (1, 6) OBP: 0.305, SLG: 0.363	6-3		F9			1B		HR		BB S E	5	2	3	0	0	0	2
Reggie Smith, S (1, 9) OBP: 0.436, SLG: 0.584	6-3			6-3		G5-4-3		HR		E BB	4	1	2	2	1	0	0
Ron Cey, R (1, 5) OBP: 0.358, SLG: 0.456		CS 1B		6-3		G5-4-3		F9		E	4	0	1	0	1	0	2
Steve Garvey, R (1, 3) OBP: 0.322, SLG: 0.490		F9		K			5-3	6-3		E5	5	0	0	0	0	1	3
Dusty Baker Jr., R (1, 7) OBP: 0.356, SLG: 0.475		F7			K		FC1-6		K	F9	5	0	1	0	0	2	3
Glenn Burke, R (1, 8) OBP: 0.261, SLG: 0.266			K		1B		FC1-6 S		K		4	0	1	0	0	2	1
Steve Yeager, R (1, 2) OBP: 0.335, SLG: 0.443			SH1-4 1B		F8		FC4-6 IBB		K		3	0	1	0	1	1	1
Rick Rhoden, R (1, 1) OBP: 0.239, SLG: 0.408			SH1-4		F8		FC4-6			F7	2	0	0	0	0	0	3
Mike Garman, R (8, 1)											0	0	0	0	0	0	0
Elias Sosa, R (9, 1) OBP: 0.333, SLG: 0.333											0	0	0	0	0	0	0
Vic Davalillo, L (10, PH) OBP: 0.429, SLG: 0.524											1	0	0	0	0	0	0
Charlie Hough, R (10, 1) OBP: 0.105, SLG: 0.222											0	0	0	0	0	0	0
Inning Stats	R: 0 E: 0 K: 0 S: 3 H: 0 LOB: 0 BB: 0 P: 3	R: 0 E: 0 K: 0 S: 3 H: 1 LOB: 0 BB: 0 P: 3	R: 0 E: 0 K: 1 S: 6 H: 1 LOB: 2 BB: 1 P: 10	R: 0 E: 0 K: 1 S: 5 H: 0 LOB: 0 BB: 0 P: 5	R: 0 E: 0 K: 1 S: 6 H: 1 LOB: 1 BB: 0 P: 6	R: 0 E: 0 K: 0 S: 4 H: 2 LOB: 1 BB: 0 P: 4	R: 0 E: 0 K: 0 S: 4 H: 1 LOB: 2 BB: 1 P: 8	R: 2 E: 0 K: 0 S: 5 H: 2 LOB: 0 BB: 0 P: 5	R: 0 E: 0 K: 3 S: 9 H: 0 LOB: 0 BB: 0 P: 9	R: 1 E: 1 K: 0 S: 5 H: 1 LOB: 3 BB: 2 P: 13	1B: 8 2B: 0 3B: 0 HR: 1 SF: 0 SAC: 1 DP: 1 HBP: 0						

PITCHER	IP	WLS	BF	H	R	ER	SO	BB	IBB	HBP	BLK	WP	HR	S	P	ERA	WHIP
Randy Jones, L (1, 1) ERA: 4.93	7.0		27	6	0	0	3	1	1	0	0	0	0	31	39	0.00	1.000
Rollie Fingers, R (8, 1) ERA: 2.81	2.0		8	2	2	2	3	0	0	0	0	0	1	14	14	9.00	1.000
Dan Spillner, R (10, 1) ERA: 3.4	1.0	L	7	1	1	0	0	2	0	0	0	0	0	5	13	0.00	3.000

PITCHER	IP	WLS	BF	H	R	ER	SO	BB	IBB	HBP	BLK	WP	HR	S	P	ERA	WHIP

TOP

Los Angeles Dodgers @ San Diego Padres

San Diego Stadium, San Diego, CA

Tue Sep 06 1977, 6:33 AM EDT

Att. 12,827 - Unknown

livebaseballscorecards.com

AB	37
R	3
H	9
RBI	2
BB	4
SO	6
LOB	15

WP: 0 PB: 0 SB: 2 CS: 1 PA: 42

Batter	1	2	3	4	5	6	7	8	9	10	AB	R	H	RBI	BB	SO	LOB
Gene Richards, L (1, 3) OBP: 0.350, SLG: 0.356	F6		FC4-6 1B 1-2f		K		G3			F2	5	0	0	0	0	1	2
Bill Almon, R (1, 6) OBP: 0.298, SLG: 0.330	6-3		1-2 1B			F7		F8		F9	5	0	1	0	0	0	0
Mike Ivie, R (1, 5) OBP: 0.339, SLG: 0.410	1B		F5			FC6-4 BB		G6-4-3 1B		FC6-4 BB	3	0	2	0	2	0	2
George Hendrick, R (1, 8) OBP: 0.375, SLG: 0.480	6-3			BB 1B 1B		FC6-4 1-2f		G6-4-3 1-2f		FC6-4 1-2f	5	0	1	0	0	0	4
Dave Winfield, R (1, 9) OBP: 0.346, SLG: 0.492		5-3		F8		L4			HR		4	1	1	1	0	0	2
Jerry Turner, L (1, 7) OBP: 0.324, SLG: 0.406		L6		1B 1-2 BB			1B SH5-6-4 1B		SH1-4 2B		3	1	2	0	1	0	0
Dave Roberts, R (1, 2) OBP: 0.253, SLG: 0.296		F8		1-3 2-H 1B			SH5-6-4 1-2		SH1-4 2-3		2	0	1	0	0	0	0
Mike Champion, R (1, 4) OBP: 0.269, SLG: 0.280			FC1-5 2B		6-3		2-H 1B		4-3		4	0	2	1	0	0	1
Randy Jones, R (1, 1) OBP: 0.184, SLG: 0.167			FC1-5 FC4-6 2-3		K		F6		6-3		2	0	0	0	0	1	1
Merv Rettenmund, R (7, PH) OBP: 0.434, SLG: 0.478											1	0	0	0	0	0	1
Rollie Fingers, R (8, 1) OBP: 0.056, SLG: 0.056											0	0	0	0	0	0	0
Gene Tenace, R (9, PH) OBP: 0.412, SLG: 0.410											1	0	0	0	0	0	1
Dan Spillner, R (10, 1) OBP: 0.300, SLG: 0.125											0	0	0	0	0	0	0
Inning Stats	R: 0 H: 1 E: 0 LOB: 1 K: 0 BB: 0 S: 4 P: 4	R: 0 H: 0 E: 0 LOB: 0 K: 0 BB: 0 S: 3 P: 3	R: 0 H: 2 E: 0 LOB: 2 K: 0 BB: 0 S: 5 P: 5	R: 0 H: 2 E: 0 LOB: 2 K: 0 BB: 1 S: 3 P: 7	R: 0 H: 0 E: 0 LOB: 0 K: 2 BB: 0 S: 7 P: 7	R: 0 H: 0 E: 0 LOB: 1 K: 0 BB: 1 S: 3 P: 7	R: 1 H: 2 E: 0 LOB: 1 K: 0 BB: 0 S: 5 P: 5	R: 0 H: 1 E: 0 LOB: 0 K: 0 BB: 0 S: 3 P: 3	R: 1 H: 2 E: 0 LOB: 1 K: 0 BB: 0 S: 5 P: 5	R: 0 H: 0 E: 0 LOB: 1 K: 0 BB: 1 S: 3 P: 7	1B: 7 SF: 0 2B: 2 SAC: 2 3B: 0 DP: 1 HR: 1 HBP: 0						

PITCHER		IP	WLS	BF	H	R	ER	SO	BB	IBB	HBP	BLK	WP	HR	S	P	ERA	WHIP
Rick Rhoden, R ERA: 3.56	(1, 1)	7.0		28	7	1	1	2	2	0	0	0	0	0	30	38	1.29	1.286
Mike Garman, R ERA: 2.21	(8, 1)	1.0		5	3	1	1	0	0	0	0	0	0	1	5	5	9.00	3.000
Elias Sosa, R ERA: 2.39	(9, 1)	1.0	W	3	0	0	0	0	0	0	0	0	0	0	3	3	0.00	0.000
Charlie Hough, R ERA: 3.5	(10, 1)	1.0	S	4	0	0	0	0	1	0	0	0	0	0	3	7	0.00	1.000

PITCHER	IP	WLS	BF	H	R	ER	SO	BB	IBB	HBP	BLK	WP	HR	S	P	ERA	WHIP

BOTTOM

Los Angeles Dodgers @ San Diego Padres

San Diego Stadium, San Diego, CA

Tue Sep 06 1977, 6:33 AM EDT

Att. 12,827 - Unknown

livebaseballscorecards.com

AB	35
R	2
H	10
RBI	2
BB	3
SO	2
LOB	14

WP: 0 PA: 40
PB: 0
SB: 0
CS: 0

Batter	1	2	3	4	5	6	7	8	9	AB	R	H	RBI	BB	SO	LOB
Davey Lopes, R (1, 4) OBP: 0.367, SLG: 0.402	BBBB 4-0 FC7-4 BB		0-0 1B		0-0 ① 6-3		0-0 1B 1B		0-0 ② 6-3	4	0	2	0	1	0	0
Bill Russell, R (1, 6) OBP: 0.306, SLG: 0.364	x 0-0 ① FC7-4 BB E 1-2f		0-0 ② F9		0-0 ② 6-3		0-0 G6-3 1B 1-2		0-0 1B	5	1	2	0	0	0	2
Reggie Smith, S (1, 9) OBP: 0.435, SLG: 0.581	BBBB 4-0 FC6-4 BB 1-2		0-0 ③ 6-3		0-0 HR 1B		0-0 ②③ G6-3 1-2f		0-0 ③ F3	4	1	1	0	1	0	4
Ron Cey, R (1, 5) OBP: 0.361, SLG: 0.471	x 0-0 ② FC6-4 1-2f 2-H			x 0-0 HR	x 0-0 HR 1-H			x 0-0 FC4-6 1B		4	2	3	3	0	0	1
Steve Garvey, R (1, 3) OBP: 0.320, SLG: 0.487	SSS 0-3 ③ K			x 0-0 ① F8	x 0-0 ③ 5-3			x 0-0 ① FC4-6 WP 1-2f		4	0	0	0	0	1	2
Rick Monday, L (1, 8) OBP: 0.338, SLG: 0.392		x 0-0 ① 4-3		x 0-0 ② 4-3		SSS 0-3 ① K		x 0-0 ② F4 1-2		4	0	0	0	0	1	1
Joe Simpson, L (8, 8) OBP: 0.154, SLG: 0.083										0	0	0	0	0	0	0
Dusty Baker Jr., R (1, 7) OBP: 0.357, SLG: 0.481		x 0-0 ② F9		x 0-0 HR		x 0-0 ② F8		BBBB 4-0 BB		3	1	1	1	1	0	0
Johnny Oates, L (1, 2) OBP: 0.313, SLG: 0.362		x 0-0 ③ F9		x 0-0 1B		x 0-0 ③ F6		x 0-0 ③ 4-3		4	0	1	0	0	0	2
Burt Hooton, R (1, 1) OBP: 0.183, SLG: 0.203			x 0-0 ① F5	SSS 0-3 ③ K			x 0-0 ① 4-3		SSS 0-3 ① K	0	0	0	0	0	0	0
Ed Goodson, L (3, PH) OBP: 0.191, SLG: 0.261										1	0	0	0	0	0	0
Dennis Lewallyn, R (3, 1)										2	0	0	0	0	1	1
Elias Sosa, R (7, 1) OBP: 0.250, SLG: 0.250										1	0	0	0	0	1	0
Inning Stats	R: 1 E: 1 K: 1 S: 5 H: 0 LOB: 1 BB: 2 P: 13	R: 0 E: 0 K: 0 S: 3 H: 0 LOB: 0 BB: 0 P: 3	R: 0 E: 0 K: 0 S: 4 H: 1 LOB: 1 BB: 0 P: 4	R: 2 E: 0 K: 1 S: 8 H: 3 LOB: 1 BB: 0 P: 8	R: 2 E: 0 K: 0 S: 5 H: 2 LOB: 0 BB: 0 P: 5	R: 0 E: 0 K: 1 S: 5 H: 0 LOB: 0 BB: 0 P: 5	R: 0 E: 0 K: 0 S: 4 H: 2 LOB: 1 BB: 0 P: 4	R: 0 E: 0 K: 0 S: 4 H: 1 LOB: 2 BB: 1 P: 8	R: 0 E: 0 K: 1 S: 6 H: 1 LOB: 1 BB: 0 P: 6	1B: 7 2B: 0 3B: 0 HR: 3 SF: 0 SAC: 0 DP: 1 HBP: 0							WP: 1 PB: 0 SB: 0 CS: 0 PA: 39

PITCHER		IP	WLS	BF	H	R	ER	SO	BB	IBB	HBP	BLK	WP	HR	S	P	ERA	WHIP
Buzz Capra, R ERA: 5.37	(1, 1)	4.2	L	22	6	5	4	2	2	0	0	0	0	3	24	32	7.71	1.714
Rick Camp, R ERA: 3.91	(5, 1)	2.1		8	2	0	0	1	0	0	0	0	0	0	10	10	0.00	0.857
Max Leon, R ERA: 4.19	(8, 1)	2.0		9	2	0	0	1	1	0	0	0	1	0	10	14	0.00	1.500

PITCHER	IP	WLS	BF	H	R	ER	SO	BB	IBB	HBP	BLK	WP	HR	S	P	ERA	WHIP

TOP

Los Angeles Dodgers @ Atlanta Braves

Atlanta-Fulton County Stadium, Atlanta, GA

Wed Sep 07 1977, 7:05 PM EDT

Att. 4,013 - Unknown

livebaseballscorecards.com

AB	36
R	5
H	10
RBI	4
BB	3
SO	4
LOB	13

BOTTOM

Batter	1	2	3	4	5	6	7	8	9	AB	R	H	RBI	BB	SO	LOB
Jerry Royster, R (1, 4) OBP: 0.272, SLG: 0.259	4-3	K		FC6-4 (1-2f)			K		F9	5	0	0	0	0	2	6
Rowland Office, L (1, 8) OBP: 0.295, SLG: 0.317	1B	HBP (1-2, 2-3, 3-H)			F3		K			3	0	1	1	0	1	2
Jeff Burroughs, R (1, 9) OBP: 0.360, SLG: 0.512	G1-6-3 (1-2)	F7			L7		FC6-4 (1-2f)			4	0	1	0	0	0	5
Willie Montanez, L (1, 3) OBP: 0.316, SLG: 0.448	G1-6-3 (1-2f)		4-3		3-1			K		4	0	0	0	0	1	2
Gary Matthews, R (1, 7) OBP: 0.352, SLG: 0.430		E BB	F7			5-3		1B		3	1	1	0	1	0	0
Joe Nolan, L (1, 2) OBP: 0.384, SLG: 0.411		E4 (1B, 1-H, HBP)	3-1			K		F8		4	1	0	0	0	1	1
Junior Moore, R (1, 5) OBP: 0.322, SLG: 0.341		HBP BB (2-3) 1B		L3		F9		6-3		4	0	1	0	0	0	1
Pat Rockett, R (1, 6) OBP: 0.362, SLG: 0.332 Craig Robinson, R (5, 6) OBP: 0.250, SLG: 0.259 Darrel Chaney, S (9, PH) OBP: 0.256, SLG: 0.278		HBP (1-2) BB		FC6-4 1B			1B		4-3	1 1 1	0 0 0	1 1 0	0 0 0	1 0 0	0 0 0	0 0 0
Buzz Capra, R (1, 1) OBP: 0.189, SLG: 0.118 Rick Camp, R (5, 1) Brian Asselstine, L (7, PH) OBP: 0.245, SLG: 0.287 Max Leon, R (8, 1) OBP: 0.333, SLG: 0.353 Biff Pocoroba, S (9, PH) OBP: 0.385, SLG: 0.437		L9		K			FC6-4 (1-3) 1B		4-3	2 0 1 0 1	0 0 0 0 0	0 0 1 0 0	0 0 0 0 0	0 0 0 0 0	1 0 0 0 0	4 0 0 0 0
Inning Stats	R: 0 E: 0 K: 0 S: 4 H: 2 LOB: 1 BB: 0 P: 4	R: 2 E: 1 K: 1 S: 7 H: 1 LOB: 3 BB: 2 P: 16	R: 0 E: 0 K: 0 S: 3 H: 0 LOB: 0 BB: 0 P: 3	R: 0 E: 0 K: 1 S: 6 H: 1 LOB: 1 BB: 0 P: 6	R: 0 E: 0 K: 0 S: 3 H: 0 LOB: 0 BB: 0 P: 3	R: 0 E: 0 K: 1 S: 5 H: 0 LOB: 0 BB: 0 P: 5	R: 0 E: 0 K: 2 S: 9 H: 2 LOB: 2 BB: 0 P: 9	R: 0 E: 0 K: 1 S: 6 H: 1 LOB: 1 BB: 0 P: 6	R: 0 E: 0 K: 0 S: 3 H: 0 LOB: 0 BB: 0 P: 3	1B: 7 2B: 0 3B: 0 HR: 0	SF: 0 SAC: 0 DP: 1 HBP: 1						

PITCHER		IP	WLS	BF	H	R	ER	SO	BB	IBB	HBP	BLK	WP	HR	S	P	ERA	WHIP
Burt Hooton, R ERA: 2.64	(1, 1)	2.0		12	3	2	0	1	2	0	1	0	0	0	11	20	0.00	2.500
Dennis Lewallyn, R ERA:	(3, 1)	4.0	W	15	3	0	0	2	0	0	0	0	0	0	19	19	0.00	0.750
Elias Sosa, R ERA: 2.26	(7, 1)	3.0	S	10	1	0	0	3	0	0	0	0	0	0	16	16	0.00	0.333

PITCHER	IP	WLS	BF	H	R	ER	SO	BB	IBB	HBP	BLK	WP	HR	S	P	ERA	WHIP

Los Angeles Dodgers @ Atlanta Braves

Atlanta-Fulton County Stadium, Atlanta, GA

Wed Sep 07 1977, 7:05 PM EDT

Att. 4,013 - Unknown

livebaseballscorecards.com

AB	34
R	2
H	7
RBI	1
BB	2
SO	6
LOB	21

PA: 37

WP: 0 PB: 0 SB: 0 CS: 0

Batter	1	2	3	4	5	6	7	8	9	10	11	AB	R	H	RBI	BB	SO	LOB
Davey Lopes, R (1, 4) OBP: 0.367, SLG: 0.400	1-3		S 1B 1B		K		FC6-5 1-2 BB		F9		SF7 3-H	4	1	1	1	1	1	0
Bill Russell, R (1, 6) OBP: 0.304, SLG: 0.362	6-3		PB 1-H 1B		4-3		FC6-5 1-2 2-3f		F6		F8	6	0	1	1	0	0	3
Vic Davalillo, L (1, 9) OBP: 0.385, SLG: 0.462 Joe Simpson, L (9, 9) OBP: 0.154, SLG: 0.083	4-3		4-3 1-2			5-3 3-1 1B	G3		5-3			5 0	0 0	1 0	0 0	0 0	0 0	3 0
Ron Cey, R (1, 5) OBP: 0.361, SLG: 0.476		HR		5-3		3-1 1-2		PB BB PB 1B		1-3		5	2	2	1	0	0	1
Steve Garvey, R (1, 3) OBP: 0.319, SLG: 0.484		6-3		BB 1B		5-3 2-3		K		F9		5	0	1	0	0	1	2
Rick Monday, L (1, 8) OBP: 0.339, SLG: 0.390 Glenn Burke, R (8, 8) OBP: 0.267, SLG: 0.271		K		BB 1-2 BB		4-3		PB PB 1-2 BB		CS 1B		2 1	0 0	0 1	0 0	0 0	2 0	1 0
Dusty Baker Jr., R (1, 7) OBP: 0.357, SLG: 0.487		K		F3			HR	5-3 1-2 2-3		CS 1-2	1B SF7 1B	5	2	2	1	0	1	4
Jerry Grote, R (1, 2) OBP: 0.328, SLG: 0.303			K2-3	5-3			F7	PB IBB			K	4	0	0	0	1	2	3
Don Sutton, R (1, 1) OBP: 0.257, SLG: 0.206 Reggie Smith, S (8, PH) OBP: 0.434, SLG: 0.580 Mike Garman, R (8, 1) Lance Rautzhan, R (9, 1) Manny Mota, R (11, PH) OBP: 0.526, SLG: 0.433 Rafael Landestoy, S (11, PR) Charlie Hough, R (11, 1) OBP: 0.105, SLG: 0.222			6-3		K		FC6-5 BB 1B	K 1-2 2-3 3-H			1-3 1B	3 1 0 0 1 0 0 0	0 0 0 0 0 0 0 0	1 0 0 0 1 0 0 0	0 0 0 0 0 0 0 0	1 1 0 0 0 0 0 0	0 2 0 0 0 0 0 0	1 0 0 0 0 0 0 0
Inning Stats	R: 0 E: 0 K: 0 S: 3 H: 0 LOB: 0 BB: 0 P: 3	R: 1 E: 0 K: 2 S: 8 H: 1 LOB: 0 BB: 0 P: 8	R: 1 E: 0 K: 1 S: 7 H: 2 LOB: 1 BB: 0 P: 7	R: 0 E: 0 K: 0 S: 4 H: 1 LOB: 2 BB: 1 P: 8	R: 0 E: 0 K: 2 S: 7 H: 0 LOB: 0 BB: 0 P: 7	R: 0 E: 0 K: 0 S: 4 H: 1 LOB: 1 BB: 0 P: 4	R: 1 E: 0 K: 0 S: 5 H: 2 LOB: 2 BB: 1 P: 9	R: 1 E: 0 K: 2 S: 8 H: 1 LOB: 2 BB: 2 P: 16	R: 0 E: 0 K: 0 S: 3 H: 0 LOB: 0 BB: 0 P: 3	R: 0 E: 0 K: 0 S: 3 H: 1 LOB: 0 BB: 0 P: 3	R: 1 E: 0 K: 1 S: 7 H: 2 LOB: 1 BB: 0 P: 7	1B: 9 2B: 0 3B: 0 HR: 2	SF: 1 SAC: 0 DP: 0 HBP: 0		WP: 0 PB: 3 SB: 1 CS: 1	PA: 48		

PITCHER		IP	WLS	BF	H	R	ER	SO	BB	IBB	HBP	BLK	WP	HR	S	P	ERA	WHIP
Phil Niekro, R ERA: 3.97	(1, 1)	8.0		36	8	4	3	7	3	1	0	0	0	2	46	62	3.38	1.375
Dave Campbell, R ERA: 3.16	(9, 1)	3.0	L	11	3	1	1	1	0	0	0	0	0	0	13	13	3.00	1.000

PITCHER	IP	WLS	BF	H	R	ER	SO	BB	IBB	HBP	BLK	WP	HR	S	P	ERA	WHIP

TOP

Los Angeles Dodgers @ Atlanta Braves

Atlanta-Fulton County Stadium, Atlanta, GA

Thu Sep 08 1977, 7:05 PM EDT

Att. 3,556 - Unknown

livebaseballscorecards.com

AB	42
R	5
H	11
RBI	4
BB	4
SO	8
LOB	19

Los Angeles Dodgers @ Atlanta Braves

Atlanta-Fulton County Stadium, Atlanta, GA

Thu Sep 08 1977, 7:05 PM EDT

Att. 3,556 - Unknown

livebaseballscorecards.com

Batter	1	2	3	4	5	6	7	8	9	10	11	AB	R	H	RBI	BB	SO	LOB
Junior Moore, R (1, 5) OBP: 0.317, SLG: 0.336	K		G3			F7		3-1		4-3		5	0	0	0	0	1	1
Rowland Office, L (1, 8) OBP: 0.298, SLG: 0.327	3-1			6-3			HR 1B	CS	HR		1-0 E 1B HBP	4	2	2	1	0	0	0
Jeff Burroughs, R (1, 9) OBP: 0.359, SLG: 0.515	5-3			K			1-H HR		6-3		K2-3 1-2	5	1	1	2	0	2	1
Willie Montanez, L (1, 3) OBP: 0.319, SLG: 0.450		5-3 1B		4-3			3-1		1B		BB 2-H 1B	5	0	3	0	0	0	0
Gary Matthews, R (1, 7) OBP: 0.353, SLG: 0.428		F8			6-3		K		1-2 1B		4-0 BB 1-2	4	0	1	0	1	1	1
Joe Nolan, L (1, 2) OBP: 0.382, SLG: 0.447		5-3 1-2			5-3		HR		K		K2-3	3	1	1	1	0	0	1
Cito Gaston, R (9, PH) OBP: 0.310, SLG: 0.438												1	0	0	0	0	1	2
Vic Correll, R (10, 2) OBP: 0.314, SLG: 0.403												1	0	0	0	0	1	2
Rod Gilbreath, R (1, 4) OBP: 0.322, SLG: 0.349		F3			5-3		K		4-3			4	0	0	0	0	1	3
Craig Robinson, R (1, 6) OBP: 0.233, SLG: 0.241			K			K		FC1-6 1B			K	2	0	0	0	0	2	0
Brian Asselstine, L (8, PH) OBP: 0.253, SLG: 0.295												1	0	1	0	0	0	0
Dave Campbell, R (9, 1)												1	0	0	0	0	1	0
Phil Niekro, R (1, 1) OBP: 0.162, SLG: 0.165			F3			4-3		FC1-6 3-1 S CS 1-2f			K	2	0	0	0	0	0	0
Jerry Royster, R (8, PH) OBP: 0.271, SLG: 0.257												2	0	0	0	0	1	1
(9, 6)																		

Inning Stats	1	2	3	4	5	6	7	8	9	10	11
	R: 0 H: 0 E: 0 LOB: 0 K: 1 BB: 0 S: 5 P: 5	R: 0 H: 1 E: 0 LOB: 1 K: 0 BB: 0 S: 4 P: 4	R: 0 H: 0 E: 0 LOB: 0 K: 1 BB: 0 S: 5 P: 5	R: 0 H: 0 E: 0 LOB: 0 K: 1 BB: 0 S: 5 P: 5	R: 0 H: 0 E: 0 LOB: 0 K: 0 BB: 0 S: 3 P: 3	R: 0 H: 0 E: 0 LOB: 0 K: 1 BB: 0 S: 5 P: 5	R: 3 H: 3 E: 0 LOB: 0 K: 2 BB: 0 S: 10 P: 10	R: 0 H: 1 E: 0 LOB: 0 K: 0 BB: 0 S: 3 P: 3	R: 1 H: 3 E: 0 LOB: 2 K: 1 BB: 0 S: 8 P: 8	R: 0 H: 0 E: 0 LOB: 0 K: 2 BB: 0 S: 7 P: 7	R: 0 H: 1 E: 1 LOB: 2 K: 2 BB: 1 S: 7 P: 12

1B: 6	SF: 0
2B: 0	SAC: 0
3B: 0	DP: 0
HR: 3	HBP: 1

WP: 0 PA: 43
PB: 0
SB: 1
CS: 1

	AB	40
	R	4
	H	9
	RBI	4
	BB	1
	SO	11
	LOB	12

PITCHER		IP	WLS	BF	H	R	ER	SO	BB	IBB	HBP	BLK	WP	HR	S	P	ERA	WHIP
Don Sutton, R ERA: 3.04	(1, 1)	7.0		25	4	3	3	6	0	0	0	0	0	2	37	37	3.86	0.571
Mike Garman, R ERA: 2.31	(8, 1)	1.1		7	4	1	1	0	0	0	0	0	0	1	7	7	6.75	3.000
Lance Rautzhan, L ERA: 3.94	(9, 1)	1.2	W	5	0	0	0	3	0	0	0	0	0	0	11	11	0.00	0.000
Charlie Hough, R ERA: 3.47	(11, 1)	1.0	S	5	1	0	0	2	1	0	1	0	0	0	7	12	0.00	2.000

PITCHER	IP	WLS	BF	H	R	ER	SO	BB	IBB	HBP	BLK	WP	HR	S	P	ERA	WHIP

Los Angeles Dodgers @ Cincinnati Reds

Riverfront Stadium, Cincinnati, OH

Fri Sep 09 1977, 7:05 PM EDT

Att. 39,518 - Unknown

TOP

livebaseballscorecards.com

Batter	1	2	3	4	5	6	7	8	9	AB	R	H	RBI	BB	SO	LOB
Davey Lopes, R (1, 4) OBP: 0.365, SLG: 0.397	K		F8		6-3		F9		BB	4	1	0	0	1	1	3
Bill Russell, R (1, 6) OBP: 0.305, SLG: 0.364	F7		K			K	1-H 2B		1-H 1B	5	0	2	1	0	2	1
Reggie Smith, S (1, 9) OBP: 0.434, SLG: 0.577	BB			K		BB HR 1B		F8	4-3	4	1	1	0	1	1	1
Ron Cey, R (1, 5) OBP: 0.362, SLG: 0.475	K			1B		F9		1B BB		3	0	1	0	1	1	2
Steve Garvey, R (1, 3) OBP: 0.318, SLG: 0.481		5-3		F9		1-2 HR BB		F9		3	1	0	0	1	0	2
Dusty Baker Jr., R (1, 7) OBP: 0.358, SLG: 0.493		K		K		1-H 2-H HR		1-3 1B		4	1	2	3	0	2	1
Glenn Burke, R (1, 8) OBP: 0.266, SLG: 0.271		5-3			S 1B	5-3		F9		4	0	1	0	0	0	2
Steve Yeager, R (1, 2) OBP: 0.334, SLG: 0.441			F8		1-2 K		FC3-6 1B		F7	4	0	1	0	0	1	1
Tommy John, R (1, 1) OBP: 0.211, SLG: 0.257			1B		F8		1-2f FC3-6 2B		F8	4	0	1	0	0	0	2
Inning Stats	R: 0 E: 0 K: 2 S: 7 H: 0 LOB: 1 BB: 1 P: 11	R: 0 E: 0 K: 1 S: 5 H: 0 LOB: 0 BB: 0 P: 5	R: 0 E: 0 K: 1 S: 6 H: 1 LOB: 1 BB: 0 P: 6	R: 0 E: 0 K: 2 S: 8 H: 1 LOB: 1 BB: 0 P: 8	R: 0 E: 0 K: 1 S: 6 H: 1 LOB: 1 BB: 0 P: 6	R: 3 E: 0 K: 1 S: 7 H: 2 LOB: 0 BB: 1 P: 11	R: 0 E: 0 K: 0 S: 4 H: 2 LOB: 2 BB: 0 P: 4	R: 0 E: 0 K: 0 S: 4 H: 1 LOB: 2 BB: 1 P: 8	R: 1 E: 0 K: 0 S: 4 H: 1 LOB: 1 BB: 1 P: 8	1B: 7 2B: 1 3B: 0 HR: 1 SF: 0 SAC: 0 DP: 0 HBP: 0	WP: 0 PB: 0 SB: 2 CS: 0 PA: 39					

	AB	35
	R	4
	H	9
	RBI	4
	BB	4
	SO	8
	LOB	15

PITCHER		IP	WLS	BF	H	R	ER	SO	BB	IBB	HBP	BLK	WP	HR	S	P	ERA	WHIP
Fred Norman, L ERA: 3.19	(1, 1)	7.0	L	29	7	3	3	8	2	0	0	0	0	1	43	51	3.86	1.286
Manny Sarmiento, R ERA: 3.16	(8, 1)	2.0		10	2	1	1	0	2	0	0	0	0	0	8	16	4.50	2.000

PITCHER	IP	WLS	BF	H	R	ER	SO	BB	IBB	HBP	BLK	WP	HR	S	P	ERA	WHIP

Batter	1	2	3	4	5	6	7	8	9	AB	R	H	RBI	BB	SO	LOB
Pete Rose, S (1, 5) OBP: 0.369, SLG: 0.435	4-3			1-3	K		1B			4	0	1	0	0	1	1
Ken Griffey, L (1, 9) OBP: 0.387, SLG: 0.461	G4-6-3 1B			BB 1B		4-3	G1-2-3			3	1	1	0	1	0	3
Joe Morgan, L (1, 4) OBP: 0.428, SLG: 0.501	G4-6-3			1B		P2		4-3		4	0	1	0	0	0	1
George Foster, R (1, 7) OBP: 0.372, SLG: 0.623		1-3		FC5-4		BB 2B		4-3		3	0	1	1	1	0	0
Johnny Bench, R (1, 2) OBP: 0.350, SLG: 0.561		1-3		L6		2B		1B		4	0	2	0	0	0	2
Dave Concepcion, R (1, 6) OBP: 0.319, SLG: 0.361		K		FC5-4		F9		4-3		4	0	0	0	0	1	5
Dan Driessen, L (1, 3) OBP: 0.367, SLG: 0.459			K		4-3		FC5-6 1B		1-3	4	0	1	0	0	1	0
Cesar Geronimo, L (1, 8) OBP: 0.321, SLG: 0.383			G3		SH1-4 1B		FC5-6 1B G1-2-3		4-3	4	0	1	0	0	0	1
Fred Norman, S (1, 1) OBP: 0.167, SLG: 0.132			K		SH1-4		1B		5-3	1	0	0	0	0	1	0
Bob Bailey, R (7, PH) OBP: 0.386, SLG: 0.429										1	0	1	0	0	0	0
Ed Armbrister, R (7, PR) OBP: 0.350, SLG: 0.449										0	0	0	0	0	0	0
Manny Sarmiento, R (8, 1)										0	0	0	0	0	0	0
Ray Knight, R (9, PH) OBP: 0.338, SLG: 0.446										1	0	0	0	0	0	0
Inning Stats	R: 0 E: 0 K: 0 S: 3 H: 1 LOB: 0 BB: 0 P: 3	R: 0 E: 0 K: 1 S: 5 H: 0 LOB: 0 BB: 0 P: 5	R: 0 E: 0 K: 2 S: 7 H: 0 LOB: 0 BB: 0 P: 7	R: 1 E: 0 K: 0 S: 5 H: 2 LOB: 2 BB: 1 P: 9	R: 0 E: 0 K: 1 S: 6 H: 1 LOB: 1 BB: 0 P: 6	R: 0 E: 0 K: 0 S: 4 H: 1 LOB: 2 BB: 1 P: 8	R: 0 E: 0 K: 0 S: 5 H: 3 LOB: 2 BB: 0 P: 5	R: 0 E: 0 K: 0 S: 4 H: 1 LOB: 1 BB: 0 P: 4	R: 0 E: 0 K: 0 S: 3 H: 0 LOB: 0 BB: 0 P: 3	1B: 8 2B: 1 3B: 0 HR: 0	SF: 0 SAC: 1 DP: 2 HBP: 0						

PITCHER	IP	WLS	BF	H	R	ER	SO	BB	IBB	HBP	BLK	WP	HR	S	P	ERA	WHIP
Tommy John, L (1, 1) ERA: 2.47	9.0	W	36	9	1	1	4	2	0	0	0	0	0	42	50	1.00	1.222

PITCHER	IP	WLS	BF	H	R	ER	SO	BB	IBB	HBP	BLK	WP	HR	S	P	ERA	WHIP

BOTTOM

Los Angeles Dodgers @ Cincinnati Reds

Riverfront Stadium, Cincinnati, OH

Fri Sep 09 1977, 7:05 PM EDT

Att. 39,518 - Unknown

livebaseballscorecards.com

AB	33
R	1
H	9
RBI	1
BB	2
SO	4
LOB	13

1B: 8	SF: 0	WP: 0	PA: 36
2B: 1	SAC: 1	PB: 0	
3B: 0	DP: 2	SB: 0	
HR: 0	HBP: 0	CS: 0	

Los Angeles Dodgers @ Cincinnati Reds

Riverfront Stadium, Cincinnati, OH

Sat Sep 10 1977, 7:05 PM EDT

Att. 49,209 - Unknown

TOP

livebaseballscorecards.com

Batter	1	2	3	4	5	6	7	8	9	AB	R	H	RBI	BB	SO	LOB
Davey Lopes, R (1, 4) OBP: 0.366, SLG: 0.402 Rafael Landestoy, S (7, 4) OBP: 1.000, SLG: 1.000	WP 3B		S 1B		5-3		5-3		HBP 3B 1B	4 1	1 1	2 1	0 1	0 0	0 0	0 0
Bill Russell, R (1, 6) OBP: 0.305, SLG: 0.363 Ron Washington, R (7, 6)	K 3-H		F3 1-2		BB 1B		6-3		3B HBP 1-2	4 0	0 1	1 0	0 0	0 0	1 0	1 0
Reggie Smith, S (1, 9) OBP: 0.435, SLG: 0.579 Jeffrey Leonard, R (7, 9) OBP: 1.000, SLG: 1.667	F8 2B		K		BB 1-2			2B 1B	9-2 3B 1-H 2-H	2 2	0 1	1 2	0 2	1 0	1 0	1 0
Ron Cey, R (1, 5) OBP: 0.360, SLG: 0.472 Lee Lacy, R (7, 5) OBP: 0.299, SLG: 0.423	F8 2-3		P4		5-3			1B 1-3 2B	9-2 3-Hf	3 2	0 0	0 1	0 0	0 0	0 0	4 1
Steve Garvey, R (1, 3) OBP: 0.320, SLG: 0.482 Ed Goodson, L (8, 3) OBP: 0.191, SLG: 0.261	P4			1B	P6			2-3 3-H 1B		4 0	0 0	2 0	1 0	0 0	0 0	1 0
Rick Monday, L (1, 8) OBP: 0.336, SLG: 0.385 Glenn Burke, R (8, 8) OBP: 0.266, SLG: 0.271		K		K	F8			F6		4 0	0 0	0 0	0 0	0 0	2 0	3 0
Dusty Baker Jr., R (1, 7) OBP: 0.357, SLG: 0.491 Joe Simpson, L (8, 7) OBP: 0.154, SLG: 0.083		K		P4	FC6-4 1B			P3		4 0	0 0	1 0	0 0	0 0	1 0	3 0
Steve Yeager, R (1, 2) OBP: 0.334, SLG: 0.440 Hank Webb, R (6, 1) Vic Davalillo, L (8, PH) OBP: 0.370, SLG: 0.444 Charlie Hough, R (8, 1) OBP: 0.105, SLG: 0.222	FC6-4 1B			F8	FC6-4 1-2f			F8		3 0 1 0	0 0 0 0	1 0 0 0	0 0 0 0	0 0 0 0	0 0 2 0	2 0 2 0
Doug Rau, L (1, 1) OBP: 0.222, SLG: 0.169 Bobby Castillo, R (5, 1) Johnny Oates, L (6, 2) OBP: 0.309, SLG: 0.357	FC6-4 1-2f				5-3		G3		G3	2 0 2	0 0 0	0 0 0	0 0 0	0 0 0	0 0 0	1 0 0

	AB	38
	R	4
	H	12
	RBI	3
	BB	1
	SO	5
	LOB	19

Inning Stats	1	2	3	4	5	6	7	8	9
	R: 1 E: 0 K: 1 S: 7	R: 0 E: 0 K: 2 S: 8	R: 0 E: 0 K: 1 S: 6	R: 0 E: 0 K: 1 S: 6	R: 0 E: 0 K: 0 S: 4	R: 0 E: 0 K: 0 S: 4	R: 0 E: 0 K: 0 S: 3	R: 1 E: 0 K: 0 S: 6	R: 2 E: 0 K: 0 S: 4
	H: 2 LOB: 1 BB: 0 P: 7	H: 1 LOB: 1 BB: 0 P: 8	H: 1 LOB: 1 BB: 0 P: 6	H: 1 LOB: 1 BB: 0 P: 6	H: 1 LOB: 2 BB: 1 P: 8	H: 1 LOB: 1 BB: 0 P: 4	H: 0 LOB: 0 BB: 0 P: 3	H: 3 LOB: 2 BB: 0 P: 6	H: 2 LOB: 0 BB: 0 P: 5

	1B: 8	SF: 0	WP: 1	PA: 40
	2B: 3	SAC: 0	PB: 0	
	3B: 2	DP: 1	SB: 1	
	HR: 0	HBP: 1	CS: 0	

PITCHER		IP	WLS	BF	H	R	ER	SO	BB	IBB	HBP	BLK	WP	HR	S	P	ERA	WHIP
Tom Seaver, R ERA: 2.88	(1, 1)	8.0	W	35	10	2	2	5	1	0	0	0	1	0	44	48	2.25	1.375
Pedro Borbon, R ERA: 3.19	(9, 1)	1.0		5	2	2	2	0	0	0	1	0	0	0	4	5	18.00	2.000

PITCHER		IP	WLS	BF	H	R	ER	SO	BB	IBB	HBP	BLK	WP	HR	S	P	ERA	WHIP

Batter	1	2	3	4	5	6	7	8	9	AB	R	H	RBI	BB	SO	LOB
Pete Rose, S (1, 5) OBP: 0.370, SLG: 0.434	5-3	6-3			5-3	BB		F8		3	1	1	0	1	0	0
Don Werner, R (7, 2)					2B 1B	1B				1	0	0	0	0	0	0
Ken Griffey, L (1, 9) OBP: 0.389, SLG: 0.462	PB 1B		FC6-4		5-3	SF8		PB 1B		3	1	2	1	1	0	1
	1B		1B		1-2	3-H		BB								
Dave Concepcion, R (1, 6) OBP: 0.323, SLG: 0.364	1-3		F7			FC6-4		PB		4	2	3	2	1	0	1
	1-H 1B				2B	1-2 2-H		1-2								
	1B				BB	1B		1B								
George Foster, R (1, 7) OBP: 0.372, SLG: 0.622	1-3		FC6-4			FC6-4				4	0	1	2	1	0	4
	1-2		1-2f		1-H 2-H	1-2f		1-2 2-3								
					2B			BB								
Johnny Bench, R (1, 2) OBP: 0.350, SLG: 0.559							4-3	K		3	0	1	1	0	0	2
Dan Driessen, L (7, 3) OBP: 0.366, SLG: 0.457	2-H 1B		4-3		6-3					2	0	0	0	0	1	3
Bob Bailey, R (1, 3) OBP: 0.372, SLG: 0.411	K			6-3	6-3		K			3	0	0	0	0	1	2
Ray Knight, R (7, 5) OBP: 0.333, SLG: 0.439										1	0	0	0	0	1	0
Cesar Geronimo, L (1, 8) OBP: 0.320, SLG: 0.380		F7		K	K	K	FC6-4 HBP			3	0	0	0	0	2	0
Rick Auerbach, R (1, 4) OBP: 0.200, SLG: 0.200		K		1B		BB SF8 2B	FC6-4 1-2f			4	1	2	0	0	1	1
Tom Seaver, R (1, 1) OBP: 0.237, SLG: 0.347				K		BB 1B 1B		K		3	2	2	1	0	1	1
Champ Summers, L (8, PH) OBP: 0.206, SLG: 0.349		HR								1	0	0	0	0	1	0
Pedro Borbon, R (9, 1) OBP: 0.200, SLG: 0.250										0	0	0	0	0	0	0
Inning Stats	R: 2 E: 0 K: 1 S: 8 H: 3 LOB: 1 BB: 0 P: 8	R: 1 E: 0 K: 1 S: 6 H: 1 LOB: 0 BB: 0 P: 6	R: 0 E: 0 K: 0 S: 4 H: 1 LOB: 1 BB: 0 P: 4	R: 0 E: 0 K: 2 S: 8 H: 1 LOB: 1 BB: 0 P: 8	R: 2 E: 0 K: 0 S: 5 H: 2 LOB: 1 BB: 1 P: 9	R: 2 E: 0 K: 1 S: 8 H: 3 LOB: 2 BB: 1 P: 12	R: 0 E: 0 K: 1 S: 5 H: 0 LOB: 1 BB: 0 P: 6	R: 0 E: 0 K: 2 S: 8 H: 1 LOB: 3 BB: 2 P: 16		1B: 9 2B: 2 3B: 0 HR: 1	SF: 1 SAC: 0 DP: 0 HBP: 1			WP: 0 PB: 2 SB: 0 CS: 0	PA: 41		

PITCHER		IP	WLS	BF	H	R	ER	SO	BB	IBB	HBP	BLK	WP	HR	S	P	ERA	WHIP
Doug Rau, L ERA: 3.52	(1, 1)	4.1	L	22	8	5	5	4	1	0	0	0	0	1	29	33	10.38	2.077
Bobby Castillo, R ERA: 13.5	(5, 1)	1.1		8	3	2	2	1	1	0	0	0	0	0	9	13	13.50	3.000
Hank Webb, R ERA:	(6, 1)	1.1		5	0	0	0	1	0	0	1	0	0	0	6	7	0.00	0.000
Charlie Hough, R ERA: 3.44	(8, 1)	1.0		6	1	0	0	2	2	0	0	0	0	0	8	16	0.00	3.000

PITCHER	IP	WLS	BF	H	R	ER	SO	BB	IBB	HBP	BLK	WP	HR	S	P	ERA	WHIP

BOTTOM

Los Angeles Dodgers @ Cincinnati Reds

Riverfront Stadium, Cincinnati, OH

Sat Sep 10 1977, 7:05 PM EDT

Att. 49,209 - Unknown

livebaseballscorecards.com

AB	35
R	7
H	12
RBI	7
BB	4
SO	8
LOB	15

Batter	1	2	3	4	5	6	7	8	9	AB	R	H	RBI	BB	SO	LOB
Davey Lopes, R (1, 4) OBP: 0.366, SLG: 0.401	K		HBP, 1B, BB		6-3		FC4, 1B		G3	4	1	1	0	1	1	0
Bill Russell, R (1, 6) OBP: 0.304, SLG: 0.361	3-1		1B, HBP		F7		FC4			3	0	0	0	0	0	2
Reggie Smith, S (1, 9) OBP: 0.432, SLG: 0.574	F8		P6		K		1-4-3			4	0	0	0	0	1	5
Ron Cey, R (1, 5) OBP: 0.359, SLG: 0.473		F4	SF7			P4		2B		3	0	1	1	0	0	0
Steve Garvey, R (1, 3) OBP: 0.322, SLG: 0.483		1B, BB	FC6-4, 1B			1B		L8		3	0	2	1	1	0	1
Rick Monday, L (1, 8) OBP: 0.337, SLG: 0.385		BB, 1B	FC6-4			BB		F7		3	0	1	0	1	0	3
Dusty Baker Jr., R (1, 7) OBP: 0.357, SLG: 0.488		G6-4-3, BB		1-3		1-3		5-3		3	0	0	0	1	0	2
Steve Yeager, R (1, 2) OBP: 0.332, SLG: 0.438		G6-4-3		6-3			K		F2	2	0	0	0	0	0	3
Ed Goodson, L (7, PH) OBP: 0.188, SLG: 0.255										1	0	0	0	0	1	0
Jerry Grote, R (7, 2) OBP: 0.326, SLG: 0.301										1	0	0	0	0	0	0
Rick Rhoden, R (1, 1) OBP: 0.247, SLG: 0.411			HBP, BB, SF7, 1B	K			FC4, 1B		6-3	2	1	1	0	0	1	0
Vic Davalillo, L (7, PH) OBP: 0.393, SLG: 0.464										1	0	1	0	0	0	0
Charlie Hough, R (7, 1) OBP: 0.105, SLG: 0.222										0	0	0	0	0	0	0
Lee Lacy, R (9, PH) OBP: 0.297, SLG: 0.420										1	0	0	0	0	0	0
Inning Stats	R: 0 E: 0 K: 1 S: 5 H: 0 LOB: 0 BB: 0 P: 5	R: 0 E: 0 K: 0 S: 3 H: 1 LOB: 2 BB: 2 P: 11	R: 2 E: 0 K: 0 S: 5 H: 2 LOB: 2 BB: 1 P: 10	R: 0 E: 0 K: 1 S: 5 H: 0 LOB: 0 BB: 0 P: 5	R: 0 E: 0 K: 1 S: 5 H: 0 LOB: 0 BB: 0 P: 5	R: 0 E: 0 K: 0 S: 3 H: 1 LOB: 1 BB: 1 P: 7	R: 0 E: 0 K: 1 S: 7 H: 2 LOB: 2 BB: 0 P: 7	R: 0 E: 0 K: 0 S: 4 H: 1 LOB: 1 BB: 0 P: 4	R: 0 E: 0 K: 0 S: 3 H: 0 LOB: 0 BB: 0 P: 3	1B: 6 2B: 1 3B: 0 HR: 0 SF: 1 SAC: 0 DP: 1 HBP: 1	WP: 0 PB: 0 SB: 0 CS: 0 PA: 37					

PITCHER	IP	WLS	BF	H	R	ER	SO	BB	IBB	HBP	BLK	WP	HR	S	P	ERA	WHIP
Jack Billingham, R (1, 1) ERA: 5.23	2.0		11	2	2	2	1	3	0	1	0	0	0	9	22	9.00	2.500
Tom Hume, R (3, 1) ERA: 8.07	7.0	W	26	5	0	0	3	1	0	0	0	0	0	31	35	0.00	0.857

PITCHER	IP	WLS	BF	H	R	ER	SO	BB	IBB	HBP	BLK	WP	HR	S	P	ERA	WHIP

TOP

Los Angeles Dodgers @ Cincinnati Reds

Riverfront Stadium, Cincinnati, OH

Sun Sep 11 1977, 3:33 AM EDT

Att. 44,694 - Unknown

livebaseballscorecards.com

AB	31
R	2
H	7
RBI	2
BB	4
SO	4
LOB	16

BOTTOM

Los Angeles Dodgers @ Cincinnati Reds

Riverfront Stadium, Cincinnati, OH

Sun Sep 11 1977, 3:33 AM EDT

Att. 44,694 - Unknown

livebaseballscorecards.com

Batter	1	2	3	4	5	6	7	8	9	AB	R	H	RBI	BB	SO	LOB
Pete Rose, S (1, 5) OBP: 0.369, SLG: 0.433	F7	6-3		CS 1B (2-H)			4-3			4	0	1	1	0	0	0
Ken Griffey, L (1, 9) OBP: 0.388, SLG: 0.460	G3	1B		CS (1-2)	K		L5			4	0	1	0	0	1	0
Joe Morgan, L (1, 4) OBP: 0.428, SLG: 0.500	1B WP BB	K			S 1B		F5			3	1	1	0	1	1	1
George Foster, R (1, 8) OBP: 0.373, SLG: 0.621	WP BB 2B (1-3) 1B		6-3		F3 (1-2)			FC6 BB		3	1	1	0	1	0	1
Dan Driessen, L (1, 3) OBP: 0.365, SLG: 0.454	WP 2B (1-2) BB		K		F7			FC6 S 1B (1-2f)		3	2	0	0	1	1	2
Johnny Bench, R (1, 2) OBP: 0.349, SLG: 0.559	1B 2B (1-H, 2-H, 3-H)		K			F8		K (1-2)		4	1	1	2	0	2	1
Dave Concepcion, R (1, 6) OBP: 0.324, SLG: 0.365	1B (2-H)			6-3		F9		S 1B (2-H)		4	0	2	2	0	0	0
Champ Summers, L (1, 7) OBP: 0.236, SLG: 0.379	F7			1B SH1-4		2B		IBB (1-2)		3	1	2	0	1	0	1
Jack Billingham, R (1, 1) OBP: 0.179, SLG: 0.182		K		SH1-4 (1-2)		K		4-3		1	0	0	0	0	1	0
Tom Hume, R (3, 1) OBP: 0.200, SLG: 0.800										2	0	0	0	0	1	3

	AB	31
	R	6
	H	9
	RBI	5
	BB	4
	SO	7
	LOB	9

Inning Stats	1	2	3	4	5	6	7	8	9
	R: 4 E: 0 K: 0 S: 6	H: 3 LOB: 1 BB: 2 P: 14	R: 0 E: 0 K: 2 S: 8	H: 1 LOB: 1 BB: 0 P: 8	R: 0 E: 0 K: 2 S: 7	H: 0 LOB: 0 BB: 0 P: 7	R: 1 E: 0 K: 0 S: 4	H: 2 LOB: 0 BB: 0 P: 4	R: 0 E: 0 K: 1 S: 6	H: 1 LOB: 1 BB: 0 P: 6	R: 0 E: 0 K: 1 S: 6	H: 1 LOB: 1 BB: 0 P: 6	R: 0 E: 0 K: 0 S: 3	H: 0 LOB: 0 BB: 0 P: 3	R: 1 E: 0 K: 1 S: 6	H: 1 LOB: 2 BB: 2 P: 14

	1B: 7	SF: 0	WP: 1	PA: 37
	2B: 2	SAC: 1	PB: 0	
	3B: 0	DP: 0	SB: 3	
	HR: 0	HBP: 0	CS: 1	

PITCHER		IP	WLS	BF	H	R	ER	SO	BB	IBB	HBP	BLK	WP	HR	S	P	ERA	WHIP
Rick Rhoden, R ERA: 3.68	(1, 1)	6.0	L	27	8	5	5	6	2	0	0	0	1	0	37	45	7.50	1.667
Charlie Hough, R ERA: 3.46	(7, 1)	2.0		9	1	1	1	1	1	1	0	0	0	0	9	17	4.50	1.000

PITCHER	IP	WLS	BF	H	R	ER	SO	BB	IBB	HBP	BLK	WP	HR	S	P	ERA	WHIP

Batter	1	2	3	4	5	6	7	8	9	10	AB	R	H	RBI	BB	SO	LOB
Gene Richards, L (1, 3) OBP: 0.358, SLG: 0.377	HR		2B FC5-2 1B 2-3		2B 1B		BBB FC4-6 BB	4-3		H 1-0 FC4-6 BB HBP	4	1	3	1	1	0	2
Bill Almon, R (1, 6) OBP: 0.303, SLG: 0.340	K		FC5-2 2B 1-3 3-H		1-3 2B		FC4-6 1-2f		BB 1B 1B	BBB 4-0 FC4-6 BB 1-2 2-3	5	1	3	1	1	1	1
Jerry Turner, L (1, 7) OBP: 0.320, SLG: 0.415	K		FC5-2 BB 2-3 3-H		K		K		F8	FC4-6 1-2f 2-3 3-H	6	0	0	1	0	3	8
George Hendrick, R (1, 8) OBP: 0.378, SLG: 0.487	F7		BBB 4-0 BB 1-2		K			BBB 4-0 FC6-4 BB	BBB 4-0 5-3 1B BB 1-2	P4	3	0	0	0	3	1	4
Dave Winfield, R (1, 9) OBP: 0.344, SLG: 0.480		G3	F9			6-3		FC6-4 2B 2B 1-2f	5-3 1B 1-2 2-H		5	1	1	1	0	0	4
Dave Roberts, R (1, 2) OBP: 0.269, SLG: 0.327		CS 1B		F5		L6		F8	5-3 1-2 2-3		5	0	1	0	0	0	3
Mike Champion, R (1, 4) OBP: 0.272, SLG: 0.293		K 1-2		L6		1B		2B 2B 1-3	4-3		5	1	2	0	0	1	3
Tucker Ashford, R (1, 5) OBP: 0.288, SLG: 0.340			1B SH3-4 2B 1B	K		P4		2B 2-H 3-H		BB FC4-6 2B	5	2	3	2	0	1	1
Dave Freisleben, R (1, 1) OBP: 0.184, SLG: 0.167			SH3-4 1-2		K			4-3		K	1	0	0	0	0	1	0
Merv Rettenmund, R (7, PH) OBP: 0.430, SLG: 0.462								HBP			1	0	0	0	0	0	0
Dave Tomlin, L (7, 1) OBP: 0.333, SLG: 0.333											0	0	0	0	0	0	0
Gene Tenace, R (8, PH) OBP: 0.413, SLG: 0.407											0	0	0	0	0	0	0
Rollie Fingers, R (8, 1) OBP: 0.053, SLG: 0.053											1	0	0	0	0	1	1
Inning Stats	R: 1 E: 0 K: 2 S: 8 H: 1 LOB: 0 BB: 0 P: 8	R: 0 E: 0 K: 1 S: 5 H: 1 LOB: 1 BB: 0 P: 5	R: 1 E: 0 K: 0 S: 6 H: 3 LOB: 3 BB: 1 P: 10	R: 0 E: 0 K: 1 S: 5 H: 0 LOB: 0 BB: 0 P: 5	R: 0 E: 0 K: 3 S: 11 H: 2 LOB: 2 BB: 0 P: 11	R: 0 E: 0 K: 0 S: 4 H: 1 LOB: 1 BB: 0 P: 4	R: 0 E: 0 K: 1 S: 5 H: 0 LOB: 1 BB: 1 P: 9	R: 2 E: 0 K: 0 S: 5 H: 2 LOB: 2 BB: 1 P: 10	R: 1 E: 0 K: 0 S: 5 H: 2 LOB: 2 BB: 1 P: 9	R: 1 E: 0 K: 1 S: 6 H: 1 LOB: 2 BB: 1 P: 11	1B: 7 2B: 6 3B: 0 HR: 1 SF: 0 SAC: 1 DP: 1 HBP: 2						

PITCHER		IP	WLS	BF	H	R	ER	SO	BB	IBB	HBP	BLK	WP	HR	S	P	ERA	WHIP
Don Sutton, R ERA: 3.1	(1, 1)	7.2		35	10	4	4	8	3	0	0	0	0	1	48	60	4.70	1.696
Elias Sosa, R ERA: 2.26	(8, 1)	0.0		1	0	0	0	0	0	0	1	0	0	0	0	1	∞	∞
Lance Rautzhan, L ERA: 4.32	(8, 1)	0.2		3	1	1	1	0	0	0	0	0	0	0	3	3	13.50	1.500
Mike Garman, R ERA: 2.43	(9, 1)	1.0		7	2	1	1	1	1	0	1	0	0	0	7	12	9.00	3.000
Bobby Castillo, R ERA: 9.0	(10, 1)	0.2	W	3	0	0	0	0	1	0	0	0	0	0	2	6	0.00	1.500

PITCHER	IP	WLS	BF	H	R	ER	SO	BB	IBB	HBP	BLK	WP	HR	S	P	ERA	WHIP

TOP

San Diego Padres @ Los Angeles Dodgers

Dodger Stadium, Los Angeles, CA

Mon Sep 12 1977, 7:05 PM PDT
Att. 19,547 - Unknown

livebaseballscorecards.com

AB	41
R	6
H	13
RBI	6
BB	5
SO	9
LOB	27

WP: 0 PA: 49
PB: 0
SB: 0
CS: 1

Batter	1	2	3	4	5	6	7	8	9	10	AB	R	H	RBI	BB	SO	LOB
Davey Lopes, R (1, 4) OBP: 0.369, SLG: 0.402	F8		BB			2B 1B	K			FC1-6 1B	4	1	2	0	1	1	0
Ron Washington, R (1, 6) OBP: 0.500, SLG: 0.333 Lee Lacy, R (7, PH) OBP: 0.295, SLG: 0.417 Bill Russell, R (8, 6) OBP: 0.304, SLG: 0.360	E 1B		K			F8	L9			FC1-6 HR 1-2f	3 1 1	0 0 1	1 0 0	0 0 0	0 0 0	1 0 0	2 0 1
Reggie Smith, S (1, 9) OBP: 0.434, SLG: 0.577	F9 1-2			G6-3 1B BB		S HR 1-H		4-3		K	4	1	2	1	1	1	2
Ron Cey, R (1, 5) OBP: 0.361, SLG: 0.480	K			G6-3 1-2		HR BB		P4		HR 1-H	4	2	2	2	1	1	2
Steve Garvey, R (1, 3) OBP: 0.320, SLG: 0.479		K		G6-3 1-2f 2-3		K 1-2 2-3		4-3 2-3			4	0	0	0	0	2	5
Rick Monday, L (1, 8) OBP: 0.337, SLG: 0.382 Glenn Burke, R (7, 8) OBP: 0.266, SLG: 0.271 Vic Davalillo, L (8, PH) OBP: 0.379, SLG: 0.448 Joe Simpson, L (9, 8) OBP: 0.154, SLG: 0.083		5-3		4-3		HR BB		F8			2 0 1 0	1 0 0 0	0 0 0 0	0 0 0 0	1 0 0 0	0 0 0 0	1 0 1 0
Dusty Baker Jr., R (1, 7) OBP: 0.356, SLG: 0.493		F9			F3	1-H 2-H 3-H HR			K		4	1	1	4	0	1	0
Steve Yeager, R (1, 2) OBP: 0.330, SLG: 0.434 Ed Goodson, L (9, PH) OBP: 0.184, SLG: 0.250 Jerry Grote, R (10, 2) OBP: 0.326, SLG: 0.301			P3		5-3	K			K		3 1 0	0 0 0	0 0 0	0 0 0	1 1 0	0 0 0	0 0 0
Don Sutton, R (1, 1) OBP: 0.247, SLG: 0.197 Elias Sosa, R (8, 1) OBP: 0.250, SLG: 0.250 Lance Rautzhan, R (8, 1) Mike Garman, R (9, 1) Bobby Castillo, R (10, 1)			K		K		G3			F7	3 0 0 1 0	0 0 0 0 0	0 0 0 0 0	0 0 0 0 0	0 0 0 0 0	2 0 0 0 0	0 0 0 0 0
Inning Stats	R: 0 E: 1 K: 1 S: 6 / H: 1 LOB: 1 BB: 0 P: 6	R: 0 E: 0 K: 1 S: 5 / H: 0 LOB: 0 BB: 0 P: 5	R: 0 E: 0 K: 2 S: 7 / H: 0 LOB: 1 BB: 1 P: 11	R: 0 E: 0 K: 0 S: 3 / H: 1 LOB: 1 BB: 1 P: 7	R: 0 E: 0 K: 1 S: 5 / H: 0 LOB: 0 BB: 0 P: 5	R: 5 E: 0 K: 2 S: 10 / H: 3 LOB: 0 BB: 2 P: 18	R: 0 E: 0 K: 1 S: 5 / H: 0 LOB: 0 BB: 0 P: 5	R: 0 E: 0 K: 0 S: 4 / H: 1 LOB: 1 BB: 0 P: 4	R: 0 E: 0 K: 2 S: 7 / H: 0 LOB: 0 BB: 0 P: 7	R: 2 E: 0 K: 1 S: 6 / H: 2 LOB: 0 BB: 0 P: 6	1B: 4 2B: 2 3B: 0 HR: 2	SF: 0 SAC: 0 DP: 1 HBP: 0					

PITCHER		IP	WLS	BF	H	R	ER	SO	BB	IBB	HBP	BLK	WP	HR	S	P	ERA	WHIP
Dave Freisleben, R ERA: 4.63	(1, 1)	6.0		26	5	5	5	7	4	0	0	0	0	1	36	52	7.50	1.500
Dave Tomlin, L ERA: 3.27	(7, 1)	1.0		3	0	0	0	1	0	0	0	0	0	0	5	5	0.00	0.000
Rollie Fingers, R ERA: 2.88	(8, 1)	2.2	L	11	3	2	2	3	0	0	0	0	0	1	17	17	6.75	1.125

PITCHER	IP	WLS	BF	H	R	ER	SO	BB	IBB	HBP	BLK	WP	HR	S	P	ERA	WHIP

BOTTOM

San Diego Padres @ Los Angeles Dodgers

Dodger Stadium, Los Angeles, CA

Mon Sep 12 1977, 7:05 PM PDT

Att. 19,547 - Unknown

livebaseballscorecards.com

AB	36
R	7
H	8
RBI	7
BB	4
SO	11
LOB	14

WP: 0 PB: 0 SB: 2 CS: 0

PA: 40

Batter	1	2	3	4	5	6	7	8	9	AB	R	H	RBI	BB	SO	LOB
Gene Richards, L (1, 3) (6, 8) OBP: 0.359, SLG: 0.380	P5		1B 2B		4-3		1B 1B 1-2 2-H 1B	F7		4	1	2	1	0	0	0
Dave Tomlin, L (7, 1) OBP: 0.286, SLG: 0.286										1	0	0	0	0	0	1
Bill Almon, R (1, 6) OBP: 0.303, SLG: 0.339	F8		2-H 1B		F8		K		F2	5	0	1	1	0	1	2
Jerry Turner, L (1, 7) OBP: 0.322, SLG: 0.415	G3		K			G6-4-3 1B	1B 1-2 2-3 1B		F7	5	0	2	0	0	1	1
George Hendrick, R (1, 8) OBP: 0.378, SLG: 0.485 Gary Sutherland, R (6, 3) OBP: 0.310, SLG: 0.323		F8		B B B FC5-4 BB		G6-4-3 1-2f	1B 1-2 2-3 3-H 1B		6-3	2	0	0	0	1	0	1
										2	0	1	1	0	0	0
Dave Winfield, R (1, 9) OBP: 0.344, SLG: 0.478		5-3		FC5-4 1B 1-2f		1B	F7			4	0	1	0	0	0	4
Dave Roberts, R (1, 2) (4, 5) OBP: 0.268, SLG: 0.321		B B B BB		F9		F7		F3		3	0	0	0	1	0	2
Mike Champion, R (1, 4) OBP: 0.273, SLG: 0.294		L4		FC6-4 1-2 1B			4-3	K		2	0	1	0	0	0	1
Bob Davis, R (4, PR) (4, 2) OBP: 0.238, SLG: 0.237										2	0	0	0	0	1	0
Tucker Ashford, R (1, 5) (4, 4) OBP: 0.287, SLG: 0.338			6-3	FC6-4 1-2f			1B 1B 1B	E6 WP 1B		4	2	1	0	0	0	2
Bob Shirley, R (1, 1) OBP: 0.125, SLG: 0.129 Rick Sawyer, R (2, 1) OBP: 0.320, SLG: 0.150 Brian Greer, R (3, PH) Tom Griffin, R (3, 1) OBP: 0.136, SLG: 0.349 Dave Wehrmeister, R (5, 1) OBP: 0.167, SLG: 0.250 Merv Rettenmund, R (7, PH) OBP: 0.437, SLG: 0.471 (7, 8)			K		F7		1B 1B 1-2 1B	1-H 1B		0	0	0	0	0	0	0
										0	0	0	0	0	0	0
										1	0	0	0	0	1	0
										1	0	0	0	0	0	0
										0	0	0	0	0	0	0
										2	1	2	1	0	0	0
Inning Stats	R: 0 E: 0 K: 0 S: 3 H: 0 LOB: 0 BB: 0 P: 3	R: 0 E: 0 K: 0 S: 3 H: 0 LOB: 1 BB: 1 P: 7	R: 1 E: 0 K: 2 S: 9 H: 2 LOB: 1 BB: 0 P: 9	R: 0 E: 0 K: 0 S: 4 H: 1 LOB: 2 BB: 1 P: 8	R: 0 E: 0 K: 0 S: 3 H: 0 LOB: 0 BB: 0 P: 3	R: 0 E: 0 K: 0 S: 4 H: 2 LOB: 1 BB: 0 P: 4	R: 2 E: 0 K: 1 S: 10 H: 5 LOB: 3 BB: 0 P: 10	R: 1 E: 1 K: 1 S: 7 H: 1 LOB: 1 BB: 0 P: 7	R: 0 E: 0 K: 0 S: 3 H: 0 LOB: 0 BB: 0 P: 3	1B: 10 2B: 1 3B: 0 HR: 0 SF: 0 SAC: 0 DP: 1 HBP: 0						

PITCHER	IP	WLS	BF	H	R	ER	SO	BB	IBB	HBP	BLK	WP	HR	S	P	ERA	WHIP
Dennis Lewallyn, R (1, 1) ERA: 2.45	7.0	W	32	10	3	3	3	2	0	0	0	0	0	36	44	3.86	1.714
Charlie Hough, R (8, 1) ERA: 3.39	2.0		8	1	1	0	1	0	0	0	0	1	0	10	10	0.00	0.500

PITCHER	IP	WLS	BF	H	R	ER	SO	BB	IBB	HBP	BLK	WP	HR	S	P	ERA	WHIP

TOP

San Diego Padres @ Los Angeles Dodgers

Dodger Stadium, Los Angeles, CA

Tue Sep 13 1977, 7:05 PM PDT

Att. 19,442 - Unknown

livebaseballscorecards.com

AB	38
R	4
H	11
RBI	4
BB	2
SO	4
LOB	14

1B: 10	SF: 0	WP: 1	PA: 40
2B: 1	SAC: 0	PB: 0	
3B: 0	DP: 1	SB: 0	
HR: 0	HBP: 0	CS: 0	

Batter	1	2	3	4	5	6	7	8	9	AB	R	H	RBI	BB	SO	LOB
Davey Lopes, R (1, 4) OBP: 0.370, SLG: 0.404	6-3	1B BB 1-2 1B	G4-6-3 1-2 1B		BBBB 1B BB	F8		G1-6-3 1-2f		3	1	2	0	0	0	0
Rafael Landestoy, S (5, 4) OBP: 0.500, SLG: 0.333										2	1	0	0	1	0	2
Ron Washington, R (1, 6) OBP: 0.444, SLG: 0.375	F8	BB 1B 1-3 1B 2-H	G4-6-3 1-2f		1B 1-2 1B	F8				5	2	2	1	0	0	2
Reggie Smith, S (1, 9) OBP: 0.435, SLG: 0.579	F9	BBBB BB 1B BB		1B 2B	SSS K	G3				2	2	1	0	1	0	0
Jeffrey Leonard, R (5, 9) OBP: 0.600, SLG: 1.000										2	0	0	0	0	1	2
Ron Cey, R (1, 5) OBP: 0.364, SLG: 0.480		1B 2B BB		BBBB 1-3 1B 1B BB	BB 1B 2B 1-2 2-H 1B		5-3			0	2	0	1	3	0	0
Lee Lacy, R (4, PR) OBP: 0.297, SLG: 0.418		HR 1B BB 1-2 2-3 3-H								2	2	1	1	0	0	0
(5, 5)																
Steve Garvey, R (1, 3) OBP: 0.324, SLG: 0.482		1B 2B 1-2		1-3 1B 1B 1-2 2-H	BB 2B 1B 1-2 2-H		K			3	3	3	3	0	0	0
Ed Goodson, L (5, 3) OBP: 0.196, SLG: 0.260		HR 1B 1-2 2-3 3-H								2	1	1	1	0	1	0
Dusty Baker Jr., R (1, 7) OBP: 0.358, SLG: 0.502		2B 1-H 2-H		1-3 1-2 2-3	BBBB 2B BB 1-2 2-3		K			3	1	2	5	0	0	2
Joe Simpson, L (5, 7) OBP: 0.200, SLG: 0.077		HR 1-H 2-H								1	0	0	0	1	1	0
Glenn Burke, R (1, 8) OBP: 0.285, SLG: 0.297		FC 1B		1B 2-H 3-H	1B 2B 1-H 2-H 3-H			1B 1B		5	2	4	4	0	0	0
		5-3														
Steve Yeager, R (1, 2) OBP: 0.332, SLG: 0.434		BBBB FC BB 1-3	1B 1B	F8	1B 3-H			P4		0	0	0	0	1	0	0
Johnny Oates, L (3, 2) OBP: 0.314, SLG: 0.361										4	0	2	1	0	0	3
Dennis Lewallyn, R (1, 1)		FC 1B 1B 1-2 3-H	SSS K	SSS K	P3			G1-6-3 1-2 1B		4	1	0	1	0	2	5
Charlie Hough, R (8, 1) OBP: 0.150, SLG: 0.263										1	0	1	0	0	0	0
Inning Stats	R: 0 H: 0 E: 0 LOB: 0 K: 0 BB: 0 S: 3 P: 3	R: 10 H: 7 E: 0 LOB: 0 K: 0 BB: 4 S: 9 P: 25	R: 0 H: 2 E: 0 LOB: 1 K: 1 BB: 0 S: 6 P: 6	R: 3 H: 3 E: 0 LOB: 2 K: 1 BB: 1 S: 8 P: 12	R: 5 H: 5 E: 0 LOB: 1 K: 1 BB: 2 S: 9 P: 17	R: 0 H: 0 E: 0 LOB: 0 K: 0 BB: 0 S: 3 P: 3	R: 0 H: 0 E: 0 LOB: 0 K: 2 BB: 0 S: 7 P: 7	R: 0 H: 2 E: 0 LOB: 1 K: 0 BB: 0 S: 4 P: 4		1B: 15 SF: 0 2B: 3 SAC: 1 3B: 0 DP: 2 HR: 1 HBP: 0						

BOTTOM

San Diego Padres @ Los Angeles Dodgers

Dodger Stadium, Los Angeles, CA

Tue Sep 13 1977, 7:05 PM PDT

Att. 19,442 - Unknown

livebaseballscorecards.com

AB	39
R	18
H	19
RBI	18
BB	7
SO	5
LOB	16

WP: 0	PA: 46																		
PB: 0																			
SB: 2																			
CS: 0																			

PITCHER		IP	WLS	BF	H	R	ER	SO	BB	IBB	HBP	BLK	WP	HR	S	P	ERA	WHIP
Bob Shirley, L ERA: 4.11	(1, 1)	1.2	L	12	5	7	7	0	3	0	0	0	0	0	9	21	37.80	4.800
Rick Sawyer, R ERA: 5.91	(2, 1)	0.1		4	2	3	3	0	1	0	0	0	0	1	3	7	81.00	9.000
Tom Griffin, R ERA: 4.62	(3, 1)	2.0		11	5	3	3	2	1	0	0	0	0	0	14	18	13.50	3.000
Dave Wehrmeister, R ERA: 5.93	(5, 1)	2.0		12	5	5	5	1	2	0	0	0	0	0	12	20	22.50	3.500
Dave Tomlin, L ERA: 3.2	(7, 1)	2.0		7	2	0	0	2	0	0	0	0	0	0	11	11	0.00	1.000

PITCHER		IP	WLS	BF	H	R	ER	SO	BB	IBB	HBP	BLK	WP	HR	S	P	ERA	WHIP

Cincinnati Reds @ Los Angeles Dodgers

Dodger Stadium, Los Angeles, CA

Wed Sep 14 1977, 7:05 PM PDT

Att. 50,203 - Unknown

TOP

livebaseballscorecards.com

Batter	1	2	3	4	5	6	7	8	9	AB	R	H	RBI	BB	SO	LOB
Pete Rose, S (1, 5) OBP: 0.373, SLG: 0.435	4-3	E6 1-H			FC4-6 1B		G3		HR 1-2 1B	5	1	2	0	0	0	0
Dale Murray, R (9, 1) OBP: 0.182, SLG: 0.182										0	0	0	0	0	0	0
Ken Griffey, L (1, 9) OBP: 0.388, SLG: 0.468	4-3 SSS	K			FC4-6 6-3 1-2f			1B 1B 1B	1-H HR	5	2	2	2	0	1	2
Dave Concepcion, R (1, 6) OBP: 0.327, SLG: 0.369	HR 2B		6-3		6-3 1-2			L9	1B	5	1	2	0	0	0	2
George Foster, R (1, 7) OBP: 0.377, SLG: 0.628	2-H HR		P4		6-3			4-3 1B 1-3 HR 1B	L7	5	2	2	2	0	0	2
Johnny Bench, R (1, 2) OBP: 0.350, SLG: 0.557	1B		F8			F9		1-2 HR 4-3 3-H 1B	SSS K	5	1	2	1	0	1	1
Dan Driessen, L (1, 3) OBP: 0.364, SLG: 0.451	L5			BBBB BB		1-3		4-3 1-2 2-3		3	0	0	0	1	0	3
Cesar Geronimo, L (1, 8) OBP: 0.322, SLG: 0.388		G1-6-3 1B		L8		G3		HR 2-H 3-H		4	1	2	3	0	0	1
Rick Auerbach, R (1, 4) OBP: 0.196, SLG: 0.195		G1-6-3 1-2f		K			5-3	1-3		3	0	0	0	0	1	2
Ray Knight, R (8, PH) OBP: 0.304, SLG: 0.397										1	0	0	0	0	0	0
(8, 4)																
(9, 5)																
Fred Norman, S (1, 1) OBP: 0.176, SLG: 0.130		BBBB WP E BB		SSS K			6-3		BBBB CS BB	1	1	0	0	1	1	1
Manny Sarmiento, R (4, 1)										0	0	0	0	0	0	0
Ed Armbrister, R (7, PH) OBP: 0.337, SLG: 0.431										1	0	0	0	0	0	0
Pedro Borbon, R (7, 1) OBP: 0.200, SLG: 0.250										0	0	0	0	0	0	0
Joe Morgan, L (9, PH) OBP: 0.427, SLG: 0.496										0	0	0	0	1	0	0
(9, 4)																

AB	38
R	9
H	12
RBI	8
BB	3
SO	4
LOB	14

Inning Stats	1	2	3	4	5	6	7	8	9
	R: 2 E: 0 K: 0 S: 6	H: 3 LOB: 1 BB: 0 P: 6	R: 1 E: 1 K: 1 S: 6	H: 1 LOB: 1 BB: 1 P: 10	R: 0 E: 0 K: 0 S: 3	H: 0 LOB: 0 BB: 0 P: 3	R: 0 E: 0 K: 2 S: 7	H: 0 LOB: 1 BB: 1 P: 11	R: 0 E: 0 K: 0 S: 4	H: 1 LOB: 1 BB: 0 P: 4	R: 0 E: 0 K: 0 S: 3	H: 0 LOB: 0 BB: 0 P: 3	R: 0 E: 0 K: 0 S: 3	H: 0 LOB: 0 BB: 0 P: 3	R: 4 E: 0 K: 0 S: 7	H: 4 LOB: 0 BB: 0 P: 7	R: 2 E: 0 K: 1 S: 7	H: 3 LOB: 1 BB: 1 P: 11

PITCHER		IP	WLS	BF	H	R	ER	SO	BB	IBB	HBP	BLK	WP	HR	S	P	ERA	WHIP	PITCHER	IP	WLS	BF	H	R	ER	SO	BB	IBB	HBP	BLK	WP	HR	S	P	ERA	WHIP
Tommy John, L ERA: 2.73	(1, 1)	8.1	L	38	11	9	8	3	3	0	0	0	1	3	41	53	8.64	1.680																		
Elias Sosa, R ERA: 2.24	(9, 1)	0.2		3	1	0	0	1	0	0	0	0	0	0	5	5	0.00	1.500																		

1B: 8	SF: 0	WP: 1	PA: 41
2B: 1	SAC: 0	PB: 0	
3B: 0	DP: 1	SB: 0	
HR: 3	HBP: 0	CS: 1	

Batter	1	2	3	4	5	6	7	8	9	AB	R	H	RBI	BB	SO	LOB
Davey Lopes, R (1, 4) OBP: 0.374, SLG: 0.412	HR	BB		1B	P4		4-3		1B	5	2	3	1	1	0	1
Bill Russell, R (1, 6) OBP: 0.307, SLG: 0.363	FC6-4 1B	F8		BB 1B	F7		FC6 1B		FC6-4 1B	6	1	4	0	0	0	4
Reggie Smith, S (1, 9) OBP: 0.434, SLG: 0.578	FC6-4		2B	BB		K	FC6		F9	1	0	0	0	0	0	1
Lee Lacy, R (2, 9) OBP: 0.303, SLG: 0.424										3	2	1	0	1	1	1
Joe Simpson, L (8, 9) OBP: 0.200, SLG: 0.077										0	0	0	0	0	0	0
Manny Mota, R (9, PH) OBP: 0.513, SLG: 0.419										1	0	0	0	0	0	2
Ron Cey, R (1, 5) OBP: 0.362, SLG: 0.476	F8		K	1B		5-3		5-3	FC6-4	6	0	1	2	0	1	4
Steve Garvey, R (1, 3) OBP: 0.327, SLG: 0.490	F7		1B	1B		HR		E 1B		5	1	4	3	0	0	1
Dusty Baker Jr., R (1, 7) OBP: 0.356, SLG: 0.499		P4	1B	F8		P3		E6		5	0	1	0	0	0	3
Glenn Burke, R (1, 8) OBP: 0.282, SLG: 0.301		F8	FC1-2-5	K			HR 2B	P6		5	1	1	0	0	1	6
Steve Yeager, R (1, 2) OBP: 0.333, SLG: 0.440		BB	K		6-3		HR	6-3		4	1	1	2	1	1	4
Tommy John, R (1, 1) OBP: 0.227, SLG: 0.250		BB		6-3	BB		F7		F5	2	0	0	0	2	0	0
Elias Sosa, R (9, 1) OBP: 0.250, SLG: 0.250										0	0	0	0	0	0	0
Vic Davalillo, L (9, PH) OBP: 0.367, SLG: 0.433										1	0	0	0	0	0	0
Inning Stats	R: 1 E: 0 K: 0 S: 5 H: 2 LOB: 1 BB: 0 P: 5	R: 0 E: 0 K: 0 S: 3 H: 0 LOB: 3 BB: 3 P: 15	R: 1 E: 0 K: 2 S: 10 H: 3 LOB: 2 BB: 0 P: 10	R: 3 E: 0 K: 1 S: 9 H: 4 LOB: 2 BB: 1 P: 13	R: 0 E: 0 K: 0 S: 3 H: 0 LOB: 1 BB: 1 P: 7	R: 1 E: 0 K: 1 S: 6 H: 1 LOB: 0 BB: 0 P: 6	R: 2 E: 0 K: 0 S: 6 H: 3 LOB: 1 BB: 0 P: 6	R: 0 E: 1 K: 0 S: 5 H: 1 LOB: 2 BB: 0 P: 5	R: 0 E: 0 K: 0 S: 5 H: 2 LOB: 2 BB: 0 P: 5	1B: 11 2B: 2 3B: 0 HR: 3 SF: 0 SAC: 0 DP: 0 HBP: 0						

PITCHER		IP	WLS	BF	H	R	ER	SO	BB	IBB	HBP	BLK	WP	HR	S	P	ERA	WHIP
Fred Norman, L ERA: 3.36	(1, 1)	3.1		23	9	5	5	2	4	0	0	0	0	1	23	39	13.50	3.900
Manny Sarmiento, R ERA: 2.87	(4, 1)	2.2		10	1	1	1	2	1	0	0	0	0	1	13	17	3.38	0.750
Pedro Borbon, R ERA: 3.29	(7, 1)	2.0	W	11	4	2	2	0	0	0	0	0	0	1	11	11	9.00	2.000
Dale Murray, R ERA: 4.99	(9, 1)	1.0	S	5	2	0	0	0	0	0	0	0	0	0	5	5	0.00	2.000

PITCHER	IP	WLS	BF	H	R	ER	SO	BB	IBB	HBP	BLK	WP	HR	S	P	ERA	WHIP

BOTTOM

Cincinnati Reds @ Los Angeles Dodgers

Dodger Stadium, Los Angeles, CA

Wed Sep 14 1977, 7:05 PM PDT

Att. 50,203 - Unknown

livebaseballscorecards.com

AB	44
R	8
H	16
RBI	8
BB	5
SO	4
LOB	27

PA: 49

WP: 0
PB: 0
SB: 0
CS: 0

Batter	1	2	3	4	5	6	7	8	9	AB	R	H	RBI	BB	SO	LOB
Pete Rose, S (1, 5) OBP: 0.372, SLG: 0.434	G3		G6-4-3 1-2f			5-3		1B 1B 1B		4	0	1	0	0	0	1
Ken Griffey, L (1, 9) OBP: 0.385, SLG: 0.465	G3			6-3		K		K		4	0	0	0	0	2	1
Joe Morgan, L (1, 4) OBP: 0.428, SLG: 0.494	BB			CS BB		G3		K		2	0	0	0	2	1	1
George Foster, R (1, 8) (9, 7) OBP: 0.378, SLG: 0.627	F9			6-3 1-2			1B 1B 1B	1B 1-2		4	1	2	0	0	0	2
Johnny Bench, R (1, 2) OBP: 0.353, SLG: 0.558		K			2B 4-3 BB		1B 1-2 G1-2-3	1B 1-2 2-H		3	1	2	0	1	1	0
Dave Concepcion, R (1, 6) OBP: 0.328, SLG: 0.372		K			4-3 1B 1-3		6-3 1-3 2-H		F3	4	1	2	1	0	1	0
Bob Bailey, R (1, 7) OBP: 0.356, SLG: 0.390		4-3			4-3 2-3 3-H		6-3 1-2		5-3	2	0	0	1	0	0	1
Mike Lum, L (7, PH) OBP: 0.206, SLG: 0.262										0	0	0	0	0	0	0
Ray Knight, R (7, PH) (7, 7) OBP: 0.296, SLG: 0.387										2	0	0	0	0	0	2
Cesar Geronimo, L (9, 8) OBP: 0.322, SLG: 0.388										0	0	0	0	0	0	0
Dan Driessen, L (1, 3) OBP: 0.366, SLG: 0.454			F7		CS 1B 3-H		IBB		2B	3	0	2	1	1	0	0
Tom Seaver, R (1, 1) OBP: 0.238, SLG: 0.333			BB G6-4-3		K 1-2		G1-2-3 3-Hf		6-3	3	0	0	0	1	1	5

TOP

Cincinnati Reds @ Los Angeles Dodgers

Dodger Stadium, Los Angeles, CA

Thu Sep 15 1977, 7:05 PM PDT

Att. 52,224 - Unknown

livebaseballscorecards.com

AB	31
R	3
H	9
RBI	3
BB	5
SO	6
LOB	13

Inning Stats	1	2	3	4	5	6	7	8	9
	R: 0 E: 0 K: 0 S: 3	H: 0 LOB: 1 BB: 1 P: 7	R: 0 E: 0 K: 2 S: 7	H: 0 LOB: 0 BB: 0 P: 7	R: 0 E: 0 K: 0 S: 2	H: 0 LOB: 1 BB: 1 P: 6	R: 0 E: 0 K: 0 S: 2	H: 0 LOB: 0 BB: 1 P: 6	R: 2 E: 0 K: 1 S: 6	H: 2 LOB: 0 BB: 1 P: 10	R: 0 E: 0 K: 1 S: 5	H: 0 LOB: 0 BB: 0 P: 5	R: 1 E: 0 K: 0 S: 5	H: 3 LOB: 2 BB: 1 P: 9	R: 0 E: 0 K: 2 S: 9	H: 3 LOB: 2 BB: 0 P: 9	R: 0 E: 0 K: 0 S: 4	H: 1 LOB: 1 BB: 0 P: 4

1B: 7 2B: 2 3B: 0 HR: 0	SF: 0 SAC: 0 DP: 2 HBP: 0	WP: 0 PB: 0 SB: 0 CS: 2	PA: 36
---	---	---	---

PITCHER		IP	WLS	BF	H	R	ER	SO	BB	IBB	HBP	BLK	WP	HR	S	P	ERA	WHIP
Doug Rau, L ERA: 3.55	(1, 1)	6.0	L	23	4	3	3	4	4	0	0	0	0	0	27	43	4.50	1.333
Mike Garman, R ERA: 2.43	(7, 1)	0.0		1	1	0	0	0	0	0	0	0	0	0	1	1	∞	∞
Lance Rautzhan, L ERA: 4.24	(7, 1)	0.1		2	0	0	0	0	0	1	0	0	0	0	1	5	0.00	0.000
Elias Sosa, R ERA: 2.14	(7, 1)	2.2		10	4	0	0	2	0	0	0	0	0	0	14	14	0.00	1.500

PITCHER		IP	WLS	BF	H	R	ER	SO	BB	IBB	HBP	BLK	WP	HR	S	P	ERA	WHIP

Batter	1	2	3	4	5	6	7	8	9	AB	R	H	RBI	BB	SO	LOB
Davey Lopes, R (1, 4) OBP: 0.374, SLG: 0.411	0-0 S S 1B		BBB 4-0 G6-3 BB		0-0 P7 ①		0-0 P3 ②		0-0 1-3 ③	4	0	1	0	1	0	2
Bill Russell, R (1, 6) OBP: 0.305, SLG: 0.361	0-0 F8 ① 1-2		0-0 G6-3 ①② 1-2f		0-0 6-3 ②		0-0 4-3 ③			4	0	0	0	0	0	2
Reggie Smith, S (1, 9) OBP: 0.433, SLG: 0.574	SSS 0-3 K ② 2-3		0-0 F8 ③		BBB 4-0 1B BB			0-0 F8 ①		3	0	0	0	1	1	1
Ron Cey, R (1, 5) OBP: 0.362, SLG: 0.474	0-0 6-3 ③			SSS 0-3 K ①	0-0 1-2 1B			0-0 F9 ②		4	0	1	0	0	1	1
Steve Garvey, R (1, 3) OBP: 0.325, SLG: 0.486		0-0 6-3 ①		SSS 0-3 K ②	0-0 4-3 ③			0-0 E6		4	0	0	0	0	1	2
Dusty Baker Jr., R (1, 7) OBP: 0.357, SLG: 0.498		0-0 1B ②		BBB 4-0 HR BB		SSS 0-3 K ①		0-0 F8 ③		3	1	1	0	1	1	1
Rick Monday, L (1, 8) OBP: 0.341, SLG: 0.392 Glenn Burke, R (9, PR) OBP: 0.282, SLG: 0.301	BBB 4-0 1B BB		0-0 1-H HR		0-0 4-3 ②				BBB 4-0 SH2-4 BB	2	1	1	2	2	0	0
										0	0	0	0	0	0	0
Steve Yeager, R (1, 2) OBP: 0.335, SLG: 0.445 Elias Sosa, R (7, 1) OBP: 0.250, SLG: 0.250 Manny Mota, R (9, PH) OBP: 0.513, SLG: 0.419	0-0 1-3 1B		0-0 2B		0-0 5-3 ③				0-0 SH2-4 ① 1-2	3	0	2	0	0	0	0
										0	0	0	0	0	0	0
										0	0	0	0	0	0	0
Doug Rau, L (1, 1) OBP: 0.216, SLG: 0.164 Mike Garman, R (7, 1) Lance Rautzhan, R (7, 1) Jerry Grote, R (7, 2) OBP: 0.324, SLG: 0.298 Vic Davalillo, L (9, PH) OBP: 0.355, SLG: 0.419	0-0 F8 ③		0-0 3-1 ③			SSS 0-3 K ①		SSS 0-3 K ②		2	0	0	0	0	0	3
										0	0	0	0	0	0	0
										0	0	0	0	0	0	0
										1	0	0	0	0	1	0
										1	0	0	0	0	1	2
Inning Stats	R: 0 E: 0 K: 1 S: 6 H: 1 LOB: 1 BB: 0 P: 6	R: 0 E: 0 K: 0 S: 4 H: 2 LOB: 2 BB: 1 P: 8	R: 0 E: 0 K: 0 S: 2 H: 0 LOB: 0 BB: 1 P: 6	R: 2 E: 0 K: 2 S: 9 H: 2 LOB: 1 BB: 1 P: 13	R: 0 E: 0 K: 0 S: 4 H: 1 LOB: 2 BB: 1 P: 8	R: 0 E: 0 K: 1 S: 5 H: 0 LOB: 0 BB: 0 P: 5	R: 0 E: 0 K: 1 S: 5 H: 0 LOB: 0 BB: 0 P: 5	R: 0 E: 1 K: 0 S: 4 H: 0 LOB: 1 BB: 0 P: 4	R: 0 E: 0 K: 1 S: 5 H: 0 LOB: 2 BB: 1 P: 9	1B: 4 2B: 1 3B: 0 HR: 1	SF: 0 SAC: 1 DP: 1 HBP: 0					

PITCHER	IP	WLS	BF	H	R	ER	SO	BB	IBB	HBP	BLK	WP	HR	S	P	ERA	WHIP
Tom Seaver, R (1, 1) ERA: 2.84	9.0	W	37	6	2	2	6	5	0	0	0	0	1	44	64	2.00	1.222

PITCHER	IP	WLS	BF	H	R	ER	SO	BB	IBB	HBP	BLK	WP	HR	S	P	ERA	WHIP

Cincinnati Reds @ Los Angeles Dodgers

Dodger Stadium, Los Angeles, CA

Thu Sep 15 1977, 7:05 PM PDT

Att. 52,224 - Unknown

livebaseballscorecards.com

BOTTOM

AB	31
R	2
H	6
RBI	2
BB	5
SO	6
LOB	14

WP: 0 PB: 0 SB: 2 CS: 0 PA: 37

Atlanta Braves @ Los Angeles Dodgers

Dodger Stadium, Los Angeles, CA

Fri Sep 16 1977, 7:05 PM PDT

Att. 22,217 - Unknown

TOP

livebaseballscorecards.com

Batter	1	2	3	4	5	6	7	8	9	AB	R	H	RBI	BB	SO	LOB
Jerry Royster, R (1, 4) OBP: 0.279, SLG: 0.268	6-3		FC6-4 1B			E5 BB 1B	3-H 3B		BBBB 2-3 BB	4	1	2	1	1	0	0
Rowland Office, L (1, 8) OBP: 0.296, SLG: 0.326 Junior Moore, R (9, PH) (9, 5) OBP: 0.323, SLG: 0.345	6-3		FC6-4 CS 1-2f			F2	L3		SSS K	4 1	0 0	0 0	0 0	0 0	0 1	3 2
Jeff Burroughs, R (1, 9) OBP: 0.368, SLG: 0.522	1B 1B		SSS K 1-2			F7		BBBB FC1-6 BB		3	0	1	0	1	1	2
Willie Montanez, L (1, 3) OBP: 0.323, SLG: 0.448	FC4-6 1-2 1B			F7		BBBB 1B 1-2 BB		FC1-6 PB 1-2f		3	0	1	0	1	0	1
Gary Matthews, R (1, 7) OBP: 0.360, SLG: 0.437	FC4-6 1-2f			SSS K		1-2 2-H 1B		SSS K 1-2		4	0	1	1	0	2	3
Dale Murphy, R (1, 2) OBP: 0.368, SLG: 0.947		P4		4-3		P4		P6		4	0	0	0	0	0	3
Barry Bonnell, R (1, 5) (9, 8) OBP: 0.359, SLG: 0.330		FC4-6 1B			5-3		BBBB 4-3 S 3B BB		P4	3	1	1	0	1	0	0
Pat Rockett, R (1, 6) OBP: 0.352, SLG: 0.310		FC4-6 1-2f			6-3		SSS K 1-2		H WP SH2-4 HBP	3	0	0	0	0	1	2
Eddie Solomon, R (1, 1) OBP: 0.194, SLG: 0.107 Dave Campbell, R (9, 1)		B1			SSS K		4-3 2-3		SH2-4 1-2	3 0	0 0	0 0	0 0	1 0	2 0	2 0

Inning Stats	1	2	3	4	5	6	7	8	9
	R: 0 E: 0 K: 0 S: 5	R: 0 E: 0 K: 0 S: 4	R: 0 E: 0 K: 1 S: 5	R: 0 E: 0 K: 1 S: 5	R: 0 E: 0 K: 1 S: 5	R: 1 E: 1 K: 0 S: 5	R: 1 E: 0 K: 1 S: 6	R: 0 E: 0 K: 1 S: 5	R: 0 E: 0 K: 1 S: 5
	H: 2 LOB: 2 BB: 0 P: 5	H: 1 LOB: 1 BB: 0 P: 4	H: 1 LOB: 1 BB: 0 P: 5	H: 0 LOB: 0 BB: 0 P: 5	H: 0 LOB: 0 BB: 0 P: 5	H: 1 LOB: 2 BB: 1 P: 9	H: 1 LOB: 1 BB: 1 P: 10	H: 0 LOB: 1 BB: 1 P: 9	H: 0 LOB: 2 BB: 1 P: 10

AB	32	
R	2	
H	6	
RBI	2	
BB	4	
SO	6	
LOB	18	

1B: 5	SF: 0	WP: 1	PA: 38
2B: 1	SAC: 1	PB: 1	
3B: 1	DP: 1	SB: 1	
HR: 0	HBP: 1	CS: 1	

PITCHER		IP	WLS	BF	H	R	ER	SO	BB	IBB	HBP	BLK	WP	HR	S	P	ERA	WHIP
Rick Rhoden, R ERA: 3.6	(1, 1)	7.0		29	6	2	1	4	2	0	0	0	0	0	35	43	1.29	1.143
Charlie Hough, R ERA: 3.35	(8, 1)	1.2		8	0	0	0	1	2	0	1	0	1	0	7	16	0.00	1.200
Lance Rautzhan, L ERA: 4.15	(9, 1)	0.1	W	1	0	0	0	1	0	0	0	0	0	0	3	3	0.00	0.000

PITCHER	IP	WLS	BF	H	R	ER	SO	BB	IBB	HBP	BLK	WP	HR	S	P	ERA	WHIP

Batter	1	2	3	4	5	6	7	8	9	AB	R	H	RBI	BB	SO	LOB
Davey Lopes, R (1, 4) OBP: 0.376, SLG: 0.412	6-3		BB			G6-3 1B	F3		1B 1-2 2-3 3-H	4	0	2	1	1	0	2
Bill Russell, R (1, 6) OBP: 0.303, SLG: 0.359	K		G2			G6-3 1-2f		1-3		4	0	0	0	0	1	2
Reggie Smith, S (1, 9) OBP: 0.433, SLG: 0.573	BB			F9 5-3 1B		6-3		F7		3	0	1	0	1	0	0
Ron Cey, R (1, 5) OBP: 0.361, SLG: 0.472	F8			5-3 1-2			E5 1B WP	1B		4	1	1	0	0	0	2
Steve Garvey, R (1, 3) OBP: 0.325, SLG: 0.485		K		F9 2-3			1B WP 1B 1-3	P4		4	1	1	0	0	1	2
Dusty Baker Jr., R (1, 7) OBP: 0.356, SLG: 0.496		4-3		K			5-3 1-2 3-H		SH BB 1B	4	1	1	0	0	1	2
Rick Monday, L (1, 8) OBP: 0.341, SLG: 0.388 Glenn Burke, R (9, PR) OBP: 0.282, SLG: 0.301		1-3			6-3		K		1B SH 1-2 BB	3 0	0 0	0 0	0 0	1 0	1 0	1 0
Steve Yeager, R (1, 2) OBP: 0.333, SLG: 0.442 Vic Davalillo, L (7, PH) OBP: 0.375, SLG: 0.438 Jerry Grote, R (8, 2) OBP: 0.324, SLG: 0.298			1-3		K		1B 2-3		SH 1B 1-2 2-3	2 1 0	0 0 0	0 1 0	0 0 0	0 0 0	1 0 0	0 0 0
Rick Rhoden, R (1, 1) OBP: 0.240, SLG: 0.400 Manny Mota, R (7, PH) OBP: 0.525, SLG: 0.438 Charlie Hough, R (8, 1) OBP: 0.150, SLG: 0.263 Lance Rautzhan, R (9, 1) Lee Lacy, R (9, PH) OBP: 0.301, SLG: 0.421			F8		6-3		1B 1-2 3-H		F8	2 1 0 0 1	0 0 0 0 0	0 1 0 0 0	0 1 0 0 0	0 0 0 0 0	0 0 0 0 0	0 0 0 0 3
Inning Stats	R: 0 E: 0 K: 1 S: 5 H: 0 LOB: 1 BB: 1 P: 9	R: 0 E: 0 K: 1 S: 5 H: 0 LOB: 0 BB: 0 P: 5	R: 0 E: 0 K: 0 S: 3 H: 0 LOB: 1 BB: 1 P: 7	R: 0 E: 0 K: 1 S: 6 H: 1 LOB: 1 BB: 0 P: 6	R: 0 E: 0 K: 1 S: 5 H: 0 LOB: 0 BB: 0 P: 5	R: 0 E: 0 K: 0 S: 3 H: 1 LOB: 0 BB: 0 P: 3	R: 2 E: 1 K: 1 S: 9 H: 3 LOB: 2 BB: 0 P: 9	R: 0 E: 0 K: 0 S: 4 H: 1 LOB: 1 BB: 0 P: 4	R: 1 E: 0 K: 0 S: 4 H: 2 LOB: 3 BB: 1 P: 8	1B: 8 2B: 0 3B: 0 HR: 0	SF: 0 SAC: 1 DP: 1 HBP: 0				WP: 1 PB: 0 SB: 0 CS: 0	PA: 37	

PITCHER		IP	WLS	BF	H	R	ER	SO	BB	IBB	HBP	BLK	WP	HR	S	P	ERA	WHIP
Eddie Solomon, R ERA: 4.28	(1, 1)	8.0	L	34	7	3	1	5	3	0	0	0	1	0	41	53	1.12	1.250
Dave Campbell, R ERA: 2.99	(9, 1)	0.1		3	1	0	0	0	0	0	0	0	0	0	3	3	0.00	3.000

PITCHER	IP	WLS	BF	H	R	ER	SO	BB	IBB	HBP	BLK	WP	HR	S	P	ERA	WHIP

BOTTOM

Atlanta Braves @ Los Angeles Dodgers

Dodger Stadium, Los Angeles, CA

Fri Sep 16 1977, 7:05 PM PDT

Att. 22,217 - Unknown

livebaseballscorecards.com

AB	33
R	3
H	8
RBI	2
BB	3
SO	5
LOB	14

Batter	1	2	3	4	5	6	7	8	9	AB	R	H	RBI	BB	SO	LOB
Jerry Royster, R (1, 4) OBP: 0.279, SLG: 0.268	1-3		F9		1-2 2-3 1B			P4		4	0	1	0	0	0	0
Rowland Office, L (1, 8) OBP: 0.293, SLG: 0.323	P5		F9		SF7 3-H			P6		3	0	0	1	0	0	0
Jeff Burroughs, R (1, 9) OBP: 0.369, SLG: 0.528	F8			HR	P8			1B		4	1	2	1	0	0	2
Willie Montanez, L (1, 3) OBP: 0.320, SLG: 0.444		3-1		P6		F5		S S S K		4	0	0	0	0	1	1
Gary Matthews, R (1, 7) OBP: 0.360, SLG: 0.434		B B B B S 1B BB		F8		5-3			F4	3	1	0	0	1	0	0
Dale Murphy, R (1, 2) OBP: 0.304, SLG: 0.783		S S S K 1-2		P4		S S S K			S S S K	4	0	0	0	0	3	1
Barry Bonnell, R (1, 5) OBP: 0.360, SLG: 0.332		2-H 1B			1B 1B SF7 1B		5-3		F7	4	1	2	1	0	0	0
Pat Rockett, R (1, 6) OBP: 0.348, SLG: 0.306		S S S K			P3		P5			3	0	0	0	0	1	2
Phil Niekro, R (1, 1) OBP: 0.171, SLG: 0.175			P6		1B 1-2		S S S K			2	0	1	0	0	0	0
Larry Whisenton, L (7, PH)										1	0	0	0	0	1	0
Max Leon, R (7, 1) OBP: 0.300, SLG: 0.316										0	0	0	0	0	0	0
Inning Stats	R: 0 E: 0 K: 0 S: 3 H: 0 LOB: 0 BB: 0 P: 3	R: 1 E: 0 K: 2 S: 8 H: 1 LOB: 1 BB: 1 P: 12	R: 0 E: 0 K: 0 S: 3 H: 0 LOB: 0 BB: 0 P: 3	R: 1 E: 0 K: 0 S: 4 H: 1 LOB: 0 BB: 0 P: 4	R: 1 E: 0 K: 0 S: 6 H: 3 LOB: 2 BB: 0 P: 6	R: 0 E: 0 K: 1 S: 5 H: 0 LOB: 0 BB: 0 P: 5	R: 0 E: 0 K: 1 S: 5 H: 0 LOB: 0 BB: 0 P: 5	R: 0 E: 0 K: 1 S: 6 H: 1 LOB: 1 BB: 0 P: 6	R: 0 E: 0 K: 1 S: 5 H: 0 LOB: 0 BB: 0 P: 5	1B: 5 2B: 0 3B: 0 HR: 1 SF: 1 SAC: 0 DP: 0 HBP: 0	WP: 0 PB: 0 SB: 1 CS: 0 PA: 34					

PITCHER	IP	WLS	BF	H	R	ER	SO	BB	IBB	HBP	BLK	WP	HR	S	P	ERA	WHIP
Don Sutton, R (1, 1) ERA: 3.11	8.0	W	31	6	3	3	5	1	0	0	0	0	1	40	44	3.38	0.875
Elias Sosa, R (9, 1) ERA: 2.1	1.0		3	0	0	0	1	0	0	0	0	0	0	5	5	0.00	0.000

PITCHER	IP	WLS	BF	H	R	ER	SO	BB	IBB	HBP	BLK	WP	HR	S	P	ERA	WHIP

TOP

Atlanta Braves @ Los Angeles Dodgers

Dodger Stadium, Los Angeles, CA

Sat Sep 17 1977, 7:05 PM PDT

Att. 52,527 - Unknown

livebaseballscorecards.com

AB	32
R	3
H	6
RBI	3
BB	1
SO	6
LOB	6

Batter	1	2	3	4	5	6	7	8	9	AB	R	H	RBI	BB	SO	LOB
Davey Lopes, R (1, 4) OBP: 0.376, SLG: 0.412	4-3		4-3	2B 1-H 2-H 3-H		K		HBP 1-2 2-3		4	0	1	3	0	1	1
Bill Russell, R (1, 6) OBP: 0.303, SLG: 0.357	HR S 1B		5-3	F2		FC6-4 1-2f		FC5 2-3f		5	1	1	0	0	0	5
Reggie Smith, S (1, 9) OBP: 0.434, SLG: 0.578 Joe Simpson, L (8, 9) OBP: 0.200, SLG: 0.077	HR 1-H			K	BB PB 1B		4-3			3 0	1 0	1 0	2 0	1 0	1 0	0 0
Ron Cey, R (1, 5) OBP: 0.359, SLG: 0.469	1-3			5-3	P4		5-3			4	0	0	0	0	0	1
Steve Garvey, R (1, 3) OBP: 0.326, SLG: 0.485	4-3			1B BB	PB 1-2 1B		5-3			4	1	2	0	0	0	0
Dusty Baker Jr., R (1, 7) OBP: 0.357, SLG: 0.495		K		BB PB 1B 1-2	F7 1-2 2-3			HBP E 1B		3	1	1	0	1	1	2
Rick Monday, L (1, 8) OBP: 0.340, SLG: 0.387 Glenn Burke, R (9, 8) OBP: 0.282, SLG: 0.301		4-3		1B BB PB 1-2 2-H	F7			K		4 0	1 0	1 0	1 0	0 0	1 0	3 0
Johnny Oates, L (1, 2) OBP: 0.319, SLG: 0.361		3-1		IBB BB 2B 1-2 2-3		FC6-4 1B		E1 FC5 HBP 1-2		3	1	1	0	1	0	1
Don Sutton, R (1, 1) OBP: 0.250, SLG: 0.191 Vic Davalillo, L (8, PH) OBP: 0.364, SLG: 0.424 Elias Sosa, R (9, 1) OBP: 0.250, SLG: 0.250			K	BB 2B 1-2 2-3 3-H		K		F8		2 1 0	1 0 0	0 0 0	1 0 0	1 0 0	2 0 0	1 2 0
Inning Stats	R: 2 E: 0 K: 0 S: 5 H: 2 LOB: 0 BB: 0 P: 5	R: 0 E: 0 K: 1 S: 5 H: 0 LOB: 0 BB: 0 P: 5	R: 0 E: 0 K: 1 S: 5 H: 0 LOB: 0 BB: 0 P: 5	R: 5 E: 0 K: 1 S: 8 H: 3 LOB: 1 BB: 3 P: 20	R: 0 E: 0 K: 0 S: 4 H: 1 LOB: 2 BB: 1 P: 8	R: 0 E: 0 K: 2 S: 8 H: 1 LOB: 1 BB: 0 P: 8	R: 0 E: 0 K: 0 S: 3 H: 0 LOB: 0 BB: 0 P: 3	R: 0 E: 1 K: 1 S: 7 H: 1 LOB: 3 BB: 0 P: 8		1B: 6 2B: 1 3B: 0 HR: 1 SF: 0 SAC: 0 DP: 0 HBP: 1						

PITCHER	IP	WLS	BF	H	R	ER	SO	BB	IBB	HBP	BLK	WP	HR	S	P	ERA	WHIP
Phil Niekro, R (1, 1) ERA: 3.98	6.0	L	29	7	7	7	5	3	1	0	0	0	1	35	51	10.50	1.667
Max Leon, R (7, 1) ERA: 4.05	2.0		9	1	0	0	1	0	0	1	0	0	0	10	11	0.00	0.500

PITCHER	IP	WLS	BF	H	R	ER	SO	BB	IBB	HBP	BLK	WP	HR	S	P	ERA	WHIP

BOTTOM

Atlanta Braves @ Los Angeles Dodgers

Dodger Stadium, Los Angeles, CA

Sat Sep 17 1977, 7:05 PM PDT

Att. 52,527 - Unknown

livebaseballscorecards.com

AB	33
R	7
H	8
RBI	7
BB	4
SO	6
LOB	16

Batter	1	2	3	4	5	6	7	8	9	AB	R	H	RBI	BB	SO	LOB
Jerry Royster, R (1, 4) OBP: 0.282, SLG: 0.275	SH4-3 1B		F2		P6		SF9 1B; 1-2 2-3 2B 1B	E 2B		5	2	3	0	0	0	0
Rowland Office, L (1, 8) OBP: 0.292, SLG: 0.322	SH4-3; 1-2			6-3		5-3	1-2 2-3 3-H 2B 1B 1B	E7 1B; 2-H		2	0	0	0	0	0	0
Cito Gaston, R (7, PH) OBP: 0.311, SLG: 0.439										1	0	1	1	0	0	0
Craig Robinson, R (7, PR) OBP: 0.233, SLG: 0.241										0	1	0	0	0	0	0
Dave Campbell, R (7, 1) OBP: 0.100, SLG: 0.100										1	1	1	1	0	0	0
Jeff Burroughs, R (1, 9) OBP: 0.369, SLG: 0.535	6-3			4-3 2B		HR	SF9; 2-3 3-H	F2		4	1	2	2	0	0	2
Willie Montanez, L (1, 3) OBP: 0.323, SLG: 0.448	4-3			4-3; 2-3		FC5-4 1B 1B	1B 1-3 3-H 2B	2-H 1B		5	0	3	2	0	0	2
Gary Matthews, R (1, 7) OBP: 0.360, SLG: 0.433		F8		4-3		FC5-4; 1-2 1B	4-0 1B IBB	K		4	0	1	0	1	1	2
Dale Murphy, R (1, 2) OBP: 0.286, SLG: 0.679		G3			5-3	FC5-4; 1-2f 2-3	1-2 2-3 3-H 1B		6-3	5	0	1	1	0	0	2
Barry Bonnell, R (1, 5) (7, 8) OBP: 0.358, SLG: 0.330		F9			5-3 HR 1B	L5	F8		E4 WP S	5	1	1	0	0	0	5
Pat Rockett, R (1, 6) OBP: 0.349, SLG: 0.305			F2		5-3; 1-2		1B BB 1B 1B; K2-3		G6-4-3; 1-3 BB	4	1	1	0	1	1	4
Mickey Mahler, S (1, 1) OBP: 0.667, SLG: 1.000 Brian Asselstine, L (5, PH) OBP: 0.255, SLG: 0.330 Preston Hanna, R (5, 1) OBP: 0.214, SLG: 0.083 Buzz Capra, R (5, 1) OBP: 0.184, SLG: 0.114 Junior Moore, R (7, PH) OBP: 0.323, SLG: 0.343 (7, 5)			4-3		HR; 2-H		1B 1B SF9 BB; 1-2	5-3	G6-4-3; 1-2f	1 1 0 0 2	0 1 0 0 1	0 1 0 0 0	0 2 0 0 1	0 0 0 0 0	0 0 0 0 0	0 0 0 0 2
Inning Stats	R: 0 E: 0 K: 0 S: 4 H: 1 LOB: 1 BB: 0 P: 4	R: 0 E: 0 K: 0 S: 3 H: 0 LOB: 0 BB: 0 P: 3	R: 0 E: 0 K: 0 S: 3 H: 0 LOB: 0 BB: 0 P: 3	R: 0 E: 0 K: 0 S: 4 H: 1 LOB: 1 BB: 0 P: 4	R: 2 E: 0 K: 0 S: 5 H: 2 LOB: 0 BB: 0 P: 5	R: 1 E: 0 K: 0 S: 6 H: 3 LOB: 2 BB: 0 P: 6	R: 4 E: 0 K: 1 S: 10 H: 5 LOB: 3 BB: 2 P: 18	R: 2 E: 1 K: 1 S: 8 H: 3 LOB: 1 BB: 0 P: 8	R: 0 E: 1 K: 0 S: 3 H: 0 LOB: 1 BB: 1 P: 7	1B: 10 2B: 3 3B: 0 HR: 2	SF: 1 SAC: 1 DP: 1 HBP: 0						

TOP

Atlanta Braves @ Los Angeles Dodgers

Dodger Stadium, Los Angeles, CA

Sun Sep 18 1977, 3:33 AM PDT

Att. 32,209 - Unknown

livebaseballscorecards.com

AB	40
R	9
H	15
RBI	9
BB	3
SO	2
LOB	19

PITCHER		IP	WLS	BF	H	R	ER	SO	BB	IBB	HBP	BLK	WP	HR	S	P	ERA	WHIP
Burt Hooton, R ERA: 2.69	(1, 1)	6.0		25	7	3	3	0	0	0	0	0	0	2	25	25	4.50	1.167
Mike Garman, R ERA: 2.88	(7, 1)	0.0	L	3	2	3	3	0	1	0	0	0	0	0	2	6	∞	∞
Lance Rautzhan, L ERA: 4.58	(7, 1)	0.1		3	2	0	0	0	0	0	0	0	0	0	3	3	0.00	6.000
Elias Sosa, R ERA: 2.08	(7, 1)	0.2		4	1	1	1	1	0	1	0	0	0	0	5	9	13.50	1.500
Charlie Hough, R ERA: 3.38	(8, 1)	1.1		9	3	2	1	1	1	0	0	0	1	0	10	14	6.75	3.000

PITCHER		IP	WLS	BF	H	R	ER	SO	BB	IBB	HBP	BLK	WP	HR	S	P	ERA	WHIP
Bobby Castillo, R ERA: 6.75	(9, 1)	0.2		1	0	0	0	0	0	0	0	0	0	0	1	1	0.00	0.000

Batter	1	2	3	4	5	6	7	8	9	AB	R	H	RBI	BB	SO	LOB
Davey Lopes, R (1, 4) OBP: 0.376, SLG: 0.410	0-0 1B 2B 1B	0-3 K		0-0 5-3	0-0 FC1-4-6 1-2f		0-3 K		4-0 2B 1-2 BB	5	1	1	0	1	2	5
Bill Russell, R (1, 6) OBP: 0.303, SLG: 0.359	0-0 F7	0-0 L8		0-0 2-H 1B		0-0 5-3		0-0 5-3	0-0 1-3 2-H 2B	6	0	2	2	0	0	2
Reggie Smith, S (1, 9) OBP: 0.433, SLG: 0.580	0-3 K		0-0 5-3	0-3 K		0-0 P4		0-0 HR	4-0 IBB	5	1	1	1	1	2	2
Ron Cey, R (1, 5) OBP: 0.360, SLG: 0.474	0-0 2B 1-3 1B		0-0 HR		0-0 F2	4-0 BB		0-0 F8	0-0 F8	5	1	2	1	1	0	3
Steve Garvey, R (1, 3) OBP: 0.328, SLG: 0.493	0-0 1-3 3-H 2B		0-0 5-3		0-0 HR	0-0 F9		0-0 1B		5	1	3	2	0	0	1
Dusty Baker Jr., R (1, 7) OBP: 0.361, SLG: 0.503	4-0 BB		0-0 FC6-4 1B		0-0 WP 2B 1B		0-0 HR	0-0 F9		4	2	3	1	1	0	1
Glenn Burke, R (1, 8) OBP: 0.281, SLG: 0.306 Lee Lacy, R (9, PH) OBP: 0.305, SLG: 0.425	0-0 L8		0-0 FC6-4 1-2f		0-0 S 1-H 2B		0-0 F8		0-0 BB 2B 1B	4 1	0 1	1 1	1 0	0 0	0 0	4 0
Steve Yeager, R (1, 2) OBP: 0.336, SLG: 0.443 Vic Davalillo, L (7, PH) OBP: 0.353, SLG: 0.412 Jerry Grote, R (8, 2) OBP: 0.324, SLG: 0.298 Rick Monday, L (9, PH) OBP: 0.339, SLG: 0.386		0-0 1B		4-0 SH2-4 1B BB	0-0 L6 2-3		0-0 E6 4-3		0-0 F7	2 1 0 1	1 0 0 0	1 0 0 0	0 0 0 0	1 0 0 0	0 0 0 0	1 0 0 1
Burt Hooton, R (1, 1) OBP: 0.194, SLG: 0.200 Mike Garman, R (7, 1) Lance Rautzhan, R (7, 1) Elias Sosa, R (7, 1) OBP: 0.250, SLG: 0.250 Manny Mota, R (7, PH) OBP: 0.512, SLG: 0.424 Charlie Hough, R (8, 1) OBP: 0.150, SLG: 0.263 Bobby Castillo, R (9, 1) Ed Goodson, L (9, PH) OBP: 0.192, SLG: 0.255	0-0 F2			0-0 SH2-4 1-2	4-0 FC1-4-6 BB		0-0 4-3 2-3		0-0 F8	1 0 0 0 1 0 0 1	0 0 0 0 0 0 0 0	0 0 0 0 0 0 0 1	0 0 0 0 0 0 0 0	1 0 0 0 0 0 0 0	0 0 0 0 0 0 0 0	1 0 0 0 1 0 0 1
Inning Stats	R: 1 E: 0 K: 1 S: 8 H: 3 LOB: 3 BB: 1 P: 12	R: 0 E: 0 K: 1 S: 6 H: 1 LOB: 1 BB: 0 P: 6	R: 1 E: 0 K: 0 S: 5 H: 2 LOB: 1 BB: 0 P: 5	R: 1 E: 0 K: 1 S: 6 H: 1 LOB: 1 BB: 1 P: 10	R: 2 E: 0 K: 0 S: 6 H: 3 LOB: 2 BB: 1 P: 10	R: 0 E: 0 K: 0 S: 3 H: 0 LOB: 1 BB: 1 P: 7	R: 1 E: 1 K: 1 S: 7 H: 1 LOB: 1 BB: 0 P: 7	R: 1 E: 0 K: 0 S: 5 H: 2 LOB: 1 BB: 0 P: 5	R: 1 E: 0 K: 0 S: 5 H: 2 LOB: 3 BB: 2 P: 13	1B: 8 2B: 3 3B: 0 HR: 4	SF: 0 SAC: 1 DP: 0 HBP: 0						

BOTTOM

Atlanta Braves @ Los Angeles Dodgers

Dodger Stadium, Los Angeles, CA

Sun Sep 18 1977, 3:33 AM PDT

Att. 32,209 - Unknown

livebaseballscorecards.com

AB	42
R	8
H	15
RBI	8
BB	6
SO	4
LOB	23

WP: 1 PA: 49
PB: 0
SB: 1
CS: 0

PITCHER		IP	WLS	BF	H	R	ER	SO	BB	IBB	HBP	BLK	WP	HR	S	P	ERA	WHIP
Mickey Mahler, L ERA: 7.04	(1, 1)	4.0		21	7	3	3	3	2	0	0	0	0	1	25	33	6.75	2.250
Preston Hanna, R ERA: 5.29	(5, 1)	0.2		6	3	2	2	0	1	0	0	0	1	1	5	9	27.00	6.000
Buzz Capra, R ERA: 5.43	(5, 1)	1.1	W	5	0	0	0	0	1	0	0	0	0	0	4	8	0.00	0.750
Dave Campbell, R ERA: 3.22	(7, 1)	3.0	S	17	5	3	3	1	1	1	0	0	0	2	17	25	9.00	2.000

PITCHER	IP	WLS	BF	H	R	ER	SO	BB	IBB	HBP	BLK	WP	HR	S	P	ERA	WHIP

Batter	1	2	3	4	5	6	7	8	9	AB	R	H	RBI	BB	SO	LOB
Davey Lopes, R (1, 4) OBP: 0.377, SLG: 0.412	6-3		F2		E9 2B			BBB 4-0 G5-4-3 BB		3	0	1	0	1	0	0
Bill Russell, R (1, 6) OBP: 0.303, SLG: 0.358	F6		1B		5-3			G5-4-3 1-2f		4	0	1	0	0	0	2
Reggie Smith, S (1, 9) OBP: 0.430, SLG: 0.575	K		F8			F8		3-4-1		4	0	0	0	0	1	1
Ron Cey, R (1, 5) OBP: 0.358, SLG: 0.470		F8	F7			F3			L8	4	0	0	0	0	0	1
Steve Garvey, R (1, 3) OBP: 0.329, SLG: 0.493		S 2B 1B		CS 1B		5-3			4-3	4	1	2	0	0	0	0
Dusty Baker Jr., R (1, 7) OBP: 0.361, SLG: 0.503		1-H HR 2B		F5 1-2			F9		5-3	4	1	1	1	0	0	1
Rick Monday, L (1, 8) OBP: 0.339, SLG: 0.393 Glenn Burke, R (7, 8) OBP: 0.281, SLG: 0.306		2-H HR		K			F7			3 0	1 0	1 0	2 0	0 0	1 0	0 0
Steve Yeager, R (1, 2) OBP: 0.336, SLG: 0.444		F8			5-3		2B			3	0	1	0	0	0	0
Tommy John, R (1, 1) OBP: 0.218, SLG: 0.240 Lance Rautzhan, R (9, 1)		5-3			6-3		F2			3 0	0 0	0 0	0 0	0 0	0 0	1 0
Inning Stats	R: 0 E: 0 K: 1 S: 5 H: 0 LOB: 0 BB: 0 P: 5	R: 3 E: 0 K: 0 S: 6 H: 3 LOB: 0 BB: 0 P: 6	R: 0 E: 0 K: 0 S: 4 H: 1 LOB: 1 BB: 0 P: 4	R: 0 E: 0 K: 1 S: 5 H: 1 LOB: 0 BB: 0 P: 5	R: 0 E: 1 K: 0 S: 4 H: 1 LOB: 1 BB: 0 P: 4	R: 0 E: 0 K: 0 S: 3 H: 0 LOB: 0 BB: 0 P: 3	R: 0 E: 0 K: 0 S: 4 H: 1 LOB: 1 BB: 0 P: 4	R: 0 E: 0 K: 0 S: 2 H: 0 LOB: 0 BB: 1 P: 6	R: 0 E: 0 K: 0 S: 3 H: 0 LOB: 0 BB: 0 P: 3	1B: 3 2B: 3 3B: 0 HR: 1 SF: 0 SAC: 0 DP: 1 HBP: 0						

PITCHER		IP	WLS	BF	H	R	ER	SO	BB	IBB	HBP	BLK	WP	HR	S	P	ERA	WHIP
Ed Halicki, R ERA: 3.38	(1, 1)	8.0	L	30	7	3	3	2	1	0	0	0	0	1	33	37	3.38	1.000
Dave Heaverlo, R ERA: 2.74	(9, 1)	1.0		3	0	0	0	0	0	0	0	0	0	0	3	3	0.00	0.000

PITCHER	IP	WLS	BF	H	R	ER	SO	BB	IBB	HBP	BLK	WP	HR	S	P	ERA	WHIP

TOP

Los Angeles Dodgers @ San Francisco Giants

Candlestick Park, San Francisco, CA

Tue Sep 20 1977, 10:05 PM EDT

Att. 7,359 - Unknown

livebaseballscorecards.com

AB	32
R	3
H	7
RBI	3
BB	1
SO	2
LOB	6

WP: 0 PB: 0 SB: 1 CS: 1 PA: 33

BOTTOM

Los Angeles Dodgers @ San Francisco Giants
Candlestick Park, San Francisco, CA
Tue Sep 20 1977, 10:05 PM EDT
Att. 7,359 - Unknown

livebaseballscorecards.com

Batter	1	2	3	4	5	6	7	8	9	AB	R	H	RBI	BB	SO	LOB
Derrel Thomas, S (1, 8) OBP: 0.322, SLG: 0.385	PB FC5-2 1B	K2-3			5-3			K 1-2		4	0	1	0	0	2	2
Darrell Evans, L (1, 5) OBP: 0.344, SLG: 0.403	FC5-2 1-3 BB		F9		F9			G3 2-3		3	0	0	0	1	0	1
Bill Madlock, R (1, 4) OBP: 0.360, SLG: 0.426	FC5-2 1-3 3-H		1B			F8		5-3		4	0	1	0	0	0	3
Willie McCovey, L (1, 3) OBP: 0.361, SLG: 0.492	F5		K			F7			1-3	4	0	0	0	0	1	3
Jack Clark, R (1, 9) OBP: 0.333, SLG: 0.411	BB		1-3			6-3			1B 3B	3	1	1	0	1	0	1
Randy Elliott, R (1, 7) OBP: 0.273, SLG: 0.396	F9			6-3			6-3		5-3	4	0	0	0	0	0	4
Marc Hill, R (1, 2) OBP: 0.313, SLG: 0.360		SH5-4 1B		2B			5-3		1B BB	3	0	2	0	1	0	0
Mike Sadek, R (9, PR) OBP: 0.300, SLG: 0.314										0	0	0	0	0	0	0
Johnnie LeMaster, R (1, 6) OBP: 0.224, SLG: 0.211		K		K			1-3		1-2 3-H 1B	3	0	0	0	0	2	1
Gary Alexander, R (9, PH) OBP: 0.416, SLG: 0.510										1	0	1	1	0	0	0
Ed Halicki, R (1, 1) OBP: 0.195, SLG: 0.244										1	0	0	0	0	0	0
Vic Harris, S (8, PH) OBP: 0.323, SLG: 0.347										0	0	0	0	1	0	0
Dave Heaverlo, R (9, 1)										0	0	0	0	0	0	0
Gary Thomasson, L (9, PH) OBP: 0.357, SLG: 0.446		SH5-4 1-2			5-3			G3 WP BB	K2-3	1	0	0	0	1	2	

	AB	31
	R	1
	H	6
	RBI	1
	BB	4
	SO	6
	LOB	17

Inning Stats	1	2	3	4	5	6	7	8	9
	R: 0 E: 0 K: 0 S: 4	H: 1 LOB: 3 BB: 2 P: 12	R: 0 E: 0 K: 2 S: 8	H: 1 LOB: 1 BB: 0 P: 8	R: 0 E: 0 K: 1 S: 6	H: 1 LOB: 1 BB: 0 P: 6	R: 0 E: 0 K: 1 S: 5	H: 1 LOB: 0 BB: 0 P: 5	R: 0 E: 0 K: 0 S: 3	H: 0 LOB: 0 BB: 0 P: 3	R: 0 E: 0 K: 0 S: 3	H: 0 LOB: 0 BB: 0 P: 3	R: 0 E: 0 K: 0 S: 3	H: 0 LOB: 0 BB: 0 P: 3	R: 0 E: 0 K: 1 S: 5	H: 0 LOB: 1 BB: 1 P: 9	R: 1 E: 0 K: 1 S: 7	H: 2 LOB: 2 BB: 1 P: 11

	1B	4	SF	0	WP	1	PA	36
	2B	1	SAC	1	PB	2		
	3B	1	DP	0	SB	0		
	HR	0	HBP	0	CS	0		

PITCHER		IP	WLS	BF	H	R	ER	SO	BB	IBB	HBP	BLK	WP	HR	S	P	ERA	WHIP
Tommy John, L ERA: 2.66	(1, 1)	8.2	W	35	6	1	1	5	4	0	0	0	1	0	41	57	1.04	1.154
Lance Rautzhan, L ERA: 4.5	(9, 1)	0.1	S	1	0	0	0	1	0	0	0	0	0	0	3	3	0.00	0.000

PITCHER	IP	WLS	BF	H	R	ER	SO	BB	IBB	HBP	BLK	WP	HR	S	P	ERA	WHIP

Batter	1	2	3	4	5	6	7	8	9	AB	R	H	RBI	BB	SO	LOB
Rafael Landestoy, S (1, 4) OBP: 0.500, SLG: 0.333	4-3		E 2B 1B		1-3			BB		3	1	1	0	1	0	0
Ron Washington, R (1, 6) OBP: 0.385, SLG: 0.333	WP BLK FC4-6 1B		E5 2B 1-3		1-3			F9		4	1	1	0	0	0	2
Dusty Baker Jr., R (1, 7) OBP: 0.362, SLG: 0.504	FC4-6 WP WP 1-2 BB		2B 2B 1-2 3-H		G3			F7		3	2	1	1	1	0	1
Steve Garvey, R (1, 3) OBP: 0.331, SLG: 0.494 Ed Goodson, L (6, 3) OBP: 0.189, SLG: 0.250	FC4-6 1-2 2-3 BB		2B 2-H			5-3		L6		2 1	0 0	1 0	1 0	1 0	0 0	0 1
Vic Davalillo, L (1, 9) OBP: 0.324, SLG: 0.378 Joe Simpson, L (6, 9) OBP: 0.200, SLG: 0.077 Jeffrey Leonard, R (9, PH) OBP: 0.500, SLG: 0.833	FC4-6 WP 1-2f 2-3 3-H		F4			4-3			L1	3 0 1	0 0 0	0 0 0	1 0 0	0 0 0	0 0 0	3 0 0
Lee Lacy, R (1, 5) OBP: 0.297, SLG: 0.413	6-3 1-2 3-H		F7			F3			F9	4	0	0	0	0	0	2
Glenn Burke, R (1, 8) OBP: 0.280, SLG: 0.305		F8		F6			F7		1B	4	0	1	0	0	0	0
Johnny Oates, L (1, 2) OBP: 0.319, SLG: 0.360 Steve Yeager, R (9, PH) OBP: 0.335, SLG: 0.443		4-3		F2			G4-6-3 1B		G3	3 1	0 0	1 0	0 0	0 0	0 0	0 1
Doug Rau, L (1, 1) OBP: 0.211, SLG: 0.159 Rick Monday, L (7, PH) OBP: 0.338, SLG: 0.392 Charlie Hough, R (7, 1) OBP: 0.150, SLG: 0.263 Lance Rautzhan, R (7, 1) Bobby Castillo, R (8, 1)		4-3		F7			G4-6-3 1-2f			2 1 0 0 0	0 0 0 0 0	0 0 0 0 0	0 0 0 0 0	0 0 0 0 0	0 0 0 0 0	0 1 0 0 0
Inning Stats	R: 2 E: 0 K: 0 S: 4 H: 1 LOB: 1 BB: 2 P: 12	R: 0 E: 0 K: 0 S: 3 H: 0 LOB: 0 BB: 0 P: 3	R: 2 E: 1 K: 0 S: 6 H: 3 LOB: 1 BB: 0 P: 6	R: 0 E: 0 K: 0 S: 3 H: 0 LOB: 0 BB: 0 P: 3	R: 0 E: 0 K: 0 S: 3 H: 0 LOB: 0 BB: 0 P: 3	R: 0 E: 0 K: 0 S: 3 H: 0 LOB: 0 BB: 0 P: 3	R: 0 E: 0 K: 0 S: 3 H: 1 LOB: 0 BB: 0 P: 3	R: 0 E: 0 K: 0 S: 3 H: 0 LOB: 1 BB: 1 P: 7	R: 0 E: 0 K: 0 S: 4 H: 1 LOB: 1 BB: 0 P: 4	1B: 4 2B: 2 3B: 0 HR: 0	SF: 0 SAC: 0 DP: 1 HBP: 0						

PITCHER		IP	WLS	BF	H	R	ER	SO	BB	IBB	HBP	BLK	WP	HR	S	P	ERA	WHIP
Greg Minton, R ERA: 4.5	(1, 1)	7.0	W	28	5	4	4	0	3	0	0	1	2	0	25	37	5.14	1.143
Gary Lavelle, L ERA: 2.09	(8, 1)	2.0	S	7	1	0	0	0	0	0	0	0	0	0	7	7	0.00	0.500

PITCHER	IP	WLS	BF	H	R	ER	SO	BB	IBB	HBP	BLK	WP	HR	S	P	ERA	WHIP

TOP

Los Angeles Dodgers @ San Francisco Giants

Candlestick Park, San Francisco, CA

Wed Sep 21 1977, 10:05 PM EDT

Att. 5,299 - Unknown

livebaseballscorecards.com

AB	32
R	4
H	6
RBI	3
BB	3
SO	0
LOB	11

1B: 4 SF: 0
2B: 2 SAC: 0
3B: 0 DP: 1
HR: 0 HBP: 0

WP: 2 PA: 35
PB: 0
SB: 0
CS: 0

Batter	1	2	3	4	5	6	7	8	9	AB	R	H	RBI	BB	SO	LOB
Derrel Thomas, S (1, 8) OBP: 0.321, SLG: 0.383	F9	K		1-3			1B FC5-2 1B	L3		5	0	1	0	0	1	2
Rob Andrews, R (1, 4) OBP: 0.347, SLG: 0.304	1B 3B	1B BB 1B		F8			FC5-2 BB 1-3 FC5-2 1B	5-3		5	1	3	0	0	0	0
Darrell Evans, L (1, 5) OBP: 0.349, SLG: 0.406	BB 3-H 1B	1B 1-2 BB		1B			FC5-2 FC5-2 1-2 BB BB			2	1	2	1	2	0	0
Jack Clark, R (1, 9) OBP: 0.333, SLG: 0.408	1-2 BB	K		F3			FC5-2 BB FC5-2 1B 1-2 2-3 3-Hf			3	1	0	0	1	1	6
Randy Elliott, R (1, 7) OBP: 0.272, SLG: 0.392	F2	G6-4-3 1-2 2-3 1B			K		FC5-2 BB 1B 1-2 2-3 3-Hf			4	1	1	0	0	1	6
Gary Alexander, R (1, 2) OBP: 0.419, SLG: 0.500	F9	G6-4-3 1-2f				S E BB	1B BB 1-2 2-3 3-H			2	1	0	1	2	0	5
Skip James, L (1, 3) OBP: 0.385, SLG: 0.364		SH1-3 1B	K			F9 1-H	1-3 2-H 3-H 1B			4	0	2	2	0	1	0
Johnnie LeMaster, R (1, 6) OBP: 0.217, SLG: 0.203		K	F5			K	4-3			4	0	0	0	0	2	3
Greg Minton, S (1, 1) OBP: 0.500, SLG: 0.333 Gary Lavelle, S (8, 1)		SH1-3 1-2	1B			K		1-3		2 1	0 0	1 0	0 0	0 0	1 0	0 0
Inning Stats	R: 1 E: 0 K: 0 S: 5 H: 2 LOB: 2 BB: 1 P: 9	R: 0 E: 0 K: 2 S: 8 H: 1 LOB: 1 BB: 0 P: 8	R: 0 E: 0 K: 1 S: 6 H: 2 LOB: 2 BB: 1 P: 10	R: 0 E: 0 K: 1 S: 6 H: 1 LOB: 1 BB: 0 P: 6	R: 0 E: 0 K: 1 S: 6 H: 1 LOB: 1 BB: 0 P: 6	R: 1 E: 1 K: 2 S: 7 H: 0 LOB: 0 BB: 1 P: 11	R: 3 E: 0 K: 0 S: 6 H: 3 LOB: 2 BB: 2 P: 14	R: 0 E: 0 K: 0 S: 3 H: 0 LOB: 0 BB: 0 P: 3		1B: 9 2B: 0 3B: 1 HR: 0	SF: 0 SAC: 1 DP: 1 HBP: 0					

PITCHER		IP	WLS	BF	H	R	ER	SO	BB	IBB	HBP	BLK	WP	HR	S	P	ERA	WHIP
Doug Rau, L ERA: 3.49	(1, 1)	6.0		27	7	2	1	7	3	0	0	0	0	0	38	50	1.50	1.667
Charlie Hough, R ERA: 3.59	(7, 1)	0.2	L	6	2	3	3	0	2	0	0	0	0	0	4	12	40.50	6.000
Lance Rautzhan, L ERA: 4.42	(7, 1)	0.1		2	1	0	0	0	0	0	0	0	0	0	2	2	0.00	3.000
Bobby Castillo, R ERA: 4.91	(8, 1)	1.0		3	0	0	0	0	0	0	0	0	0	0	3	3	0.00	0.000

PITCHER	IP	WLS	BF	H	R	ER	SO	BB	IBB	HBP	BLK	WP	HR	S	P	ERA	WHIP

BOTTOM

Los Angeles Dodgers @ San Francisco Giants

Candlestick Park, San Francisco, CA

Wed Sep 21 1977, 10:05 PM EDT

Att. 5,299 - Unknown

livebaseballscorecards.com

AB	32
R	5
H	10
RBI	4
BB	5
SO	7
LOB	22

Batter	1	2	3	4	5	6	7	8	9	10	11	12	AB	R	H	RBI	BB	SO	LOB
Rafael Landestoy, S (1, 6) OBP: 0.500, SLG: 0.400	5-3		6-3		S 1B		FC5 E 1B		SH1-4 1-2		BBBB S BB		4	1	2	0	0	0	0
Ron Washington, R (10, 6) OBP: 0.385, SLG: 0.333													0	0	0	0	0	0	0
Manny Mota, R (11, PH) OBP: 0.524, SLG: 0.424													0	0	0	0	1	0	0
Bill Russell, R (11, 6) OBP: 0.303, SLG: 0.358													0	0	0	0	0	0	0
Lee Lacy, R (1, 4) OBP: 0.305, SLG: 0.436	HR		1B 1B		1-H S 1B		E5 1-2		6-3		SSS 0-3 K 1-2		6	1	3	2	0	1	4
Dusty Baker Jr., R (1, 7) OBP: 0.360, SLG: 0.500	SSS 0-3 K		1-3 1B		6-3 1-2		F9		1-3			F9	6	0	1	0	0	1	4
Jeffrey Leonard, R (12, 7) OBP: 0.500, SLG: 0.833													0	0	0	0	0	0	0
Ron Cey, R (1, 5) OBP: 0.354, SLG: 0.465	P1		SSS 0-3 K			6-3	FC5 2-3f			L7		4-3	6	0	0	0	0	1	4
Steve Garvey, R (1, 3) OBP: 0.334, SLG: 0.498		S 1B		SSS 0-3 K		1B 1B 1B		L4		CS 1B		2B	6	1	4	0	0	1	0
Rick Monday, L (1, 8) OBP: 0.337, SLG: 0.391		F8 1-2		SSS 0-3 K		F9		1B		F9 1-2		4-3	4	0	1	0	0	1	2
Joe Simpson, L (8, PR) OBP: 0.176, SLG: 0.067													2	0	0	0	0	0	2
(8, 9)																			
Glenn Burke, R (1, 9) OBP: 0.290, SLG: 0.314	SSS 0-3 K			CS 1B		1-3 1B 1B		SSS 0-3 K			WP S 1B		5	0	3	0	0	2	2
(8, 8)																			
Jerry Grote, R (1, 2) OBP: 0.321, SLG: 0.297	L5			CS 1-2	5-3	1-H 3-H		F9			P2 1-3		4	0	1	1	0	0	2
Mike Garman, R (8, 1)													0	0	0	0	0	0	0
Charlie Hough, R (9, 1) OBP: 0.143, SLG: 0.250													1	0	0	0	0	0	1
Don Sutton, R (1, 1) OBP: 0.241, SLG: 0.183			6-3		6-3		5-3		BBBB SH1-4 BB		SSS 0-3 K		3	0	0	0	0	0	0
Lance Rautzhan, R (8, 1)													0	0	0	0	0	0	0
Steve Yeager, R (8, 2) OBP: 0.336, SLG: 0.442													1	0	0	0	1	1	1
Inning Stats	R: 1 H: 1 E: 0 LOB: 0 K: 1 BB: 0 S: 6 P: 6	R: 0 H: 1 E: 0 LOB: 1 K: 1 BB: 0 S: 6 P: 6	R: 0 H: 2 E: 0 LOB: 2 K: 1 BB: 0 S: 7 P: 7	R: 0 H: 1 E: 0 LOB: 0 K: 2 BB: 0 S: 7 P: 7	R: 1 H: 2 E: 0 LOB: 1 K: 0 BB: 0 S: 5 P: 5	R: 1 H: 3 E: 0 LOB: 2 K: 0 BB: 0 S: 5 P: 5	R: 0 H: 1 E: 1 LOB: 2 K: 0 BB: 0 S: 5 P: 5	R: 0 H: 1 E: 0 LOB: 1 K: 1 BB: 0 S: 6 P: 6	R: 0 H: 0 E: 0 LOB: 1 K: 0 BB: 1 S: 3 P: 7	R: 0 H: 1 E: 0 LOB: 0 K: 0 BB: 0 S: 3 P: 3	R: 0 H: 1 E: 0 LOB: 2 K: 2 BB: 1 S: 8 P: 12	R: 0 H: 1 E: 0 LOB: 1 K: 0 BB: 0 S: 4 P: 4	1B: 13 SF: 0 2B: 1 SAC: 1 3B: 0 DP: 0 HR: 1 HBP: 0						

PITCHER		IP	WLS	BF	H	R	ER	SO	BB	IBB	HBP	BLK	WP	HR	S	P	ERA	WHIP
Mark Lemongello, R ERA: 3.59	(1, 1)	8.0		35	12	3	3	6	0	0	0	0	0	1	47	47	3.38	1.500
Bo McLaughlin, R ERA: 4.15	(9, 1)	1.0		4	0	0	0	0	1	0	0	0	0	0	3	7	0.00	1.000
Gene Pentz, R ERA: 3.86	(10, 1)	2.0		8	2	0	0	2	1	0	0	0	1	0	11	15	0.00	1.500
Ken Forsch, R ERA: 2.85	(12, 1)	1.0	W	4	1	0	0	0	0	0	0	0	0	0	4	4	0.00	1.000

PITCHER		IP	WLS	BF	H	R	ER	SO	BB	IBB	HBP	BLK	WP	HR	S	P	ERA	WHIP

TOP

Los Angeles Dodgers @ Houston Astros

Astrodome, Houston, TX

Fri Sep 23 1977, 8:05 PM EDT

Att. 15,648 - Unknown

livebaseballscorecards.com

AB	48
R	3
H	15
RBI	3
BB	2
SO	8
LOB	22

WP: 1 PA: 52
PB: 0
SB: 5
CS: 2

Batter	1	2	3	4	5	6	7	8	9	10	11	12	AB	R	H	RBI	BB	SO	LOB
Terry Puhl, L (1, 7) OBP: 0.383, SLG: 0.390	K		F9			L9		SH3-4 1-2	G3		F9		5	0	0	0	0	1	4
Enos Cabell, R (1, 5) OBP: 0.317, SLG: 0.450	1B SF8 BB		K			F3		FC6-4 1B 2-3 1B		G3		PB SF7 2B	5	2	2	0	1	1	0
Cesar Cedeno, R (1, 8) OBP: 0.341, SLG: 0.450	S S 1-3 1B		F5			CS 2B		FC6-4 1-2 1B 3-H		K		1-3 2-3	6	0	3	1	0	1	1
Jose Cruz, L (1, 9) OBP: 0.365, SLG: 0.472	S 1-2 BB			F8		CS 2-3	SF7 3B	FC6-4 FC5-4 1-2f 2-3		1B		SF7 3-H	4	1	2	1	1	0	2
Bob Watson, R (1, 3) OBP: 0.360, SLG: 0.490	SF8 3-H			6-3			SF7 3-H	FC5-4 1-2f		F8			3	0	0	2	0	0	3
Ed Herrmann, L (1, 2) OBP: 0.344, SLG: 0.355 Art Gardner, L (9, PR) OBP: 0.203, SLG: 0.154 Luis Pujols, R (10, 2)	K 1-2 2-3			F5			6-3		FC2-5 HBP 1B		K		4 0 1	0 0 0	1 0 0	0 0 0	0 0 0	1 0 1	2 0 0
Art Howe, R (1, 4) OBP: 0.330, SLG: 0.404 Julio Gonzalez, R (7, PR) OBP: 0.292, SLG: 0.325 (8, 4)		4-3			F6		1B		WP FC2-5 HBP 1-2		1-3		3 1	0 0	1 0	0 0	0 0	0 0	0 0
Roger Metzger, S (1, 6) OBP: 0.279, SLG: 0.272 Joe Cannon, L (7, PH) OBP: 0.500, SLG: 1.000 Mike Fischlin, R (8, 6) OBP: 0.200, SLG: 0.200		4-3			G3		4-3		FC2-5 1-2 2-3f		1B		2 1 2	0 0 0	0 0 1	0 0 0	0 0 0	0 1 2	0 1 2
Mark Lemongello, R (1, 1) OBP: 0.104, SLG: 0.121 Wilbur Howard, S (8, PH) OBP: 0.268, SLG: 0.309 Bo McLaughlin, R (9, 1) Ken Boswell, L (9, PH) OBP: 0.282, SLG: 0.247 Gene Pentz, R (10, 1) Joe Ferguson, R (11, PH) OBP: 0.381, SLG: 0.437 Ken Forsch, R (12, 1) OBP: 0.143, SLG: 0.077		F8			6-3			1B SH3-4 1B		K 2-3		1B	2 1 0 1 0 0	0 1 0 0 0 0	0 1 0 0 0 0	0 0 0 0 0 0	0 0 0 0 0 0	0 0 0 1 0 0	0 0 0 2 0 0
Inning Stats	R: 1 H: 1 E: 0 LOB: 2 K: 2 BB: 2 S: 8 P: 16	R: 0 H: 0 E: 0 LOB: 0 K: 0 BB: 0 S: 3 P: 3	R: 0 H: 0 E: 0 LOB: 0 K: 1 BB: 0 S: 5 P: 5	R: 0 H: 0 E: 0 LOB: 0 K: 0 BB: 0 S: 3 P: 3	R: 0 H: 0 E: 0 LOB: 0 K: 0 BB: 0 S: 3 P: 3	R: 0 H: 1 E: 0 LOB: 0 K: 0 BB: 0 S: 3 P: 3	R: 1 H: 2 E: 0 LOB: 1 K: 0 BB: 0 S: 5 P: 5	R: 1 H: 3 E: 0 LOB: 2 K: 0 BB: 0 S: 6 P: 6	R: 0 H: 1 E: 0 LOB: 2 K: 1 BB: 0 S: 6 P: 7	R: 0 H: 1 E: 0 LOB: 1 K: 1 BB: 0 S: 6 P: 6	R: 0 H: 2 E: 0 LOB: 2 K: 1 BB: 0 S: 7 P: 7	R: 1 H: 1 E: 0 LOB: 0 K: 0 BB: 0 S: 3 P: 3	1B: 9 2B: 2 3B: 1 HR: 0	SF: 3 SAC: 1 DP: 0 HBP: 1	WP: 1 PB: 1 SB: 3 CS: 1	PA: 50		

PITCHER		IP	WLS	BF	H	R	ER	SO	BB	IBB	HBP	BLK	WP	HR	S	P	ERA	WHIP
Don Sutton, R ERA: 3.12	(1, 1)	7.1		30	7	3	3	3	2	0	0	0	0	0	34	42	3.68	1.227
Lance Rautzhan, L ERA: 4.34	(8, 1)	0.1		1	0	0	0	0	0	0	0	0	0	0	1	1	0.00	0.000
Mike Garman, R ERA: 2.87	(8, 1)	0.1		1	0	0	0	0	0	0	0	0	0	0	1	1	0.00	0.000
Charlie Hough, R ERA: 3.49	(9, 1)	3.2	L	17	5	1	0	3	0	0	1	0	1	0	22	23	0.00	1.364

PITCHER	IP	WLS	BF	H	R	ER	SO	BB	IBB	HBP	BLK	WP	HR	S	P	ERA	WHIP

BOTTOM

Los Angeles Dodgers @ Houston Astros

Astrodome, Houston, TX

Fri Sep 23 1977, 8:05 PM EDT

Att. 15,648 - Unknown

livebaseballscorecards.com

AB	42
R	4
H	12
RBI	4
BB	2
SO	6
LOB	17

Batter	1	2	3	4	5	6	7	8	9	AB	R	H	RBI	BB	SO	LOB
Davey Lopes, R (1, 4) OBP: 0.374, SLG: 0.408	S S S 0-3 ① K			S S S 0-3 ① K		x 0-0 ① 6-3	S S S 0-3 ③ K		0-0 ③ CS 3-H	4	0	0	0	0	3	0
Bill Russell, R (1, 6) OBP: 0.301, SLG: 0.356	x 0-0 ② F6			x 0-0 ② F3		x 0-0 ② 5-3		x 0-0 ① F9		4	0	0	0	0	0	0
Dusty Baker Jr., R (1, 7) OBP: 0.360, SLG: 0.502	x 0-0 ③ F9			x 0-0 1B		x 0-0 WP BB 2B		S S S 0-3 ② K		4	1	2	0	0	1	0
Ron Cey, R (1, 5) OBP: 0.354, SLG: 0.463		x 0-0 ① 5-3		x 0-0 ③ F8		B B B 4-0 BB BB 2-3 BB		x 0-0 ③ 6-3		3	0	0	0	1	0	1
Steve Garvey, R (1, 3) OBP: 0.335, SLG: 0.497		x 0-0 ② 6-3			x 0-0 ① F9	B B B B 4-0 BB 1-2 BB			x 0-0 1B FC1-5-2 1B	3	0	1	0	1	0	0
Lee Lacy, R (1, 9) OBP: 0.310, SLG: 0.434 Joe Simpson, L (9, PR) OBP: 0.176, SLG: 0.067 (9, 9)		x 0-0 ③ 5-3			x 0-0 ② 5-3	B B B B 4-0 BB 1-2 2-3 3-H			x 0-0 FC1-5-2 1-3 CS 1B	3 0	0 0	1 0	1 0	1 0	0 0	0 0
Glenn Burke, R (1, 8) OBP: 0.289, SLG: 0.313			x 0-0 ① F3		x 0-0 BLK 1B	x 0-0 ③ 6-3			x 0-0 ① FC1-5-2 1-3 3-H	4	0	1	0	0	0	5
Steve Yeager, R (1, 2) OBP: 0.336, SLG: 0.440 Manny Mota, R (9, PH) OBP: 0.535, SLG: 0.424 Jerry Grote, R (9, 2) OBP: 0.321, SLG: 0.297			S S S 0-3 ② K		B B B B 4-0 BB 1-2		x 0-0 ① F9		I I I 4-0 IBB	2 0 0	0 0 0	0 0 0	0 0 0	1 1 0	1 0 0	0 0 0
Burt Hooton, R (1, 1) OBP: 0.182, SLG: 0.188			x 0-0 ③ 5-3		x 0-0 ③ 5-3		S S S 0-3 ② K		S S S 0-3 ② K	4	0	0	0	0	2	5
Inning Stats	R: 0 E: 0 K: 1 S: 5 H: 0 LOB: 0 BB: 0 P: 5	R: 0 E: 0 K: 0 S: 3 H: 0 LOB: 0 BB: 0 P: 3	R: 0 E: 0 K: 1 S: 5 H: 0 LOB: 0 BB: 0 P: 5	R: 0 E: 0 K: 1 S: 6 H: 1 LOB: 1 BB: 0 P: 6	R: 0 E: 0 K: 0 S: 4 H: 1 LOB: 2 BB: 1 P: 8	R: 1 E: 0 K: 0 S: 4 H: 1 LOB: 3 BB: 3 P: 16	R: 0 E: 0 K: 2 S: 7 H: 0 LOB: 0 BB: 0 P: 7	R: 0 E: 0 K: 1 S: 5 H: 0 LOB: 0 BB: 0 P: 5	R: 0 E: 0 K: 1 S: 6 H: 2 LOB: 2 BB: 1 P: 10	1B: 4 2B: 1 3B: 0 HR: 0 SF: 0 SAC: 0 DP: 0 HBP: 0						

PITCHER	IP	WLS	BF	H	R	ER	SO	BB	IBB	HBP	BLK	WP	HR	S	P	ERA	WHIP
Floyd Bannister, L (1, 1) ERA: 4.15	5.2	L	24	3	1	1	3	4	0	0	1	1	0	26	42	1.59	1.235
Bo McLaughlin, R (6, 1) ERA: 3.98	3.1		12	2	0	0	4	0	1	0	0	0	0	19	23	0.00	0.600

PITCHER	IP	WLS	BF	H	R	ER	SO	BB	IBB	HBP	BLK	WP	HR	S	P	ERA	WHIP

TOP

Los Angeles Dodgers @ Houston Astros

Astrodome, Houston, TX

Sat Sep 24 1977, 8:05 PM EDT

Att. 23,181 - Unknown

livebaseballscorecards.com

AB	31
R	1
H	5
RBI	1
BB	5
SO	7
LOB	11

1B: 4	SF: 0	WP: 1	PA: 37
2B: 1	SAC: 0	PB: 0	
3B: 0	DP: 0	SB: 0	
HR: 0	HBP: 0	CS: 1	

Batter	1	2	3	4	5	6	7	8	9	AB	R	H	RBI	BB	SO	LOB
Terry Puhl, L (1, 7) OBP: 0.381, SLG: 0.385	F7		6-3			4-3			BB	3	0	0	0	1	0	0
Enos Cabell, R (1, 5) OBP: 0.315, SLG: 0.447	F4			5-3			4-3		K	4	0	0	0	0	1	1
Cesar Cedeno, R (1, 8) OBP: 0.339, SLG: 0.447	G3			4-3			6-3			3	0	0	0	0	0	0
Jose Cruz, L (1, 9) OBP: 0.365, SLG: 0.470		BB 2B		6-3			6-3			2	0	0	0	1	0	0
Bob Watson, R (1, 3) OBP: 0.360, SLG: 0.491		4-3 1-H 2B			K			F4		3	0	1	0	0	1	0
Ed Herrmann, L (1, 2) OBP: 0.344, SLG: 0.355		4-3 2-3			G6-4-3 1B			4-3		3	0	1	0	0	0	1
Art Howe, R (1, 4) OBP: 0.328, SLG: 0.401		K			G6-4-3 1-2f			6-3		3	0	0	0	0	1	2
Roger Metzger, S (1, 6) OBP: 0.277, SLG: 0.270			6-3			F7			K	2	0	0	0	0	0	0
Joe Cannon, L (9, PH) OBP: 0.333, SLG: 0.667										1	0	0	0	0	1	0
Floyd Bannister, L (1, 1) OBP: 0.217, SLG: 0.200			4-3			K			6-3	1	0	0	0	0	0	0
Bo McLaughlin, R (6, 1)										1	0	0	0	0	1	0
Danny Walton, R (9, PH) OBP: 0.300, SLG: 0.300										1	0	0	0	0	0	0
Inning Stats	R: 0 E: 0 K: 0 S: 3 H: 0 LOB: 0 BB: 0 P: 3	R: 0 E: 0 K: 1 S: 5 H: 1 LOB: 1 BB: 1 P: 9	R: 0 E: 0 K: 0 S: 3 H: 0 LOB: 0 BB: 0 P: 3	R: 0 E: 0 K: 0 S: 3 H: 0 LOB: 0 BB: 0 P: 3	R: 0 E: 0 K: 1 S: 5 H: 1 LOB: 0 BB: 0 P: 5	R: 0 E: 0 K: 1 S: 5 H: 0 LOB: 0 BB: 0 P: 5	R: 0 E: 0 K: 0 S: 3 H: 0 LOB: 0 BB: 0 P: 3	R: 0 E: 0 K: 0 S: 3 H: 0 LOB: 0 BB: 0 P: 3	R: 0 E: 0 K: 2 S: 7 H: 0 LOB: 1 BB: 1 P: 11	1B: 1 2B: 1 3B: 0 HR: 0 SF: 0 SAC: 0 DP: 1 HBP: 0						

PITCHER	IP	WLS	BF	H	R	ER	SO	BB	IBB	HBP	BLK	WP	HR	S	P	ERA	WHIP
Burt Hooton, R (1, 1) ERA: 2.58	9.0	W	29	2	0	0	5	2	0	0	0	0	0	37	45	0.00	0.444

PITCHER	IP	WLS	BF	H	R	ER	SO	BB	IBB	HBP	BLK	WP	HR	S	P	ERA	WHIP

BOTTOM

Los Angeles Dodgers @ Houston Astros

Astrodome, Houston, TX

Sat Sep 24 1977, 8:05 PM EDT

Att. 23,181 - Unknown

livebaseballscorecards.com

AB	27
R	0
H	2
RBI	0
BB	2
SO	5
LOB	4

PA: 29

WP: 0 PB: 0 SB: 0 CS: 0

Batter	1	2	3	4	5	6	7	8	9	AB	R	H	RBI	BB	SO	LOB
Davey Lopes, R (1, 4) OBP: 0.374, SLG: 0.407	F9 1B 1B	F6			F8		S 2B BB		F7	4	1	1	0	1	0	1
Bill Russell, R (1, 6) OBP: 0.303, SLG: 0.359	S 1-2 1B		G5-6-3 1B		5-3		1-H 2B		5-3	5	0	3	1	0	0	0
Reggie Smith, S (1, 9) OBP: 0.429, SLG: 0.571	F9 2-3		G5-6-3 1-2f			4-3	FC6-4 BB			3	0	0	0	1	0	3
Ron Cey, R (1, 5) OBP: 0.353, SLG: 0.460	K 1-2		F7			G3 HR BB	FC6-4 1-2f			3	1	0	0	1	1	4
Steve Garvey, R (1, 3) OBP: 0.334, SLG: 0.494	4-3			G6-4-3 BB		G3 1-2		6-3		3	0	0	0	1	0	3
Dusty Baker Jr., R (1, 7) OBP: 0.363, SLG: 0.511 Joe Simpson, L (8, PR) OBP: 0.176, SLG: 0.067 (8, 7)		PB S SF7 BB		G6-4-3 1-2f		2-H HR		2B		3 0	2 0	2 0	2 0	1 0	0 0	1 0
Rick Monday, L (1, 8) OBP: 0.337, SLG: 0.389 Glenn Burke, R (6, 8) OBP: 0.287, SLG: 0.311	PB 1-2 BB		K		K			F7		2 1	0 0	0 0	0 0	1 0	2 0	0 1
Steve Yeager, R (1, 2) OBP: 0.335, SLG: 0.446	F9 1-2 2-3				HR	F4		6-3		4	1	1	1	0	0	3
Tommy John, R (1, 1) OBP: 0.207, SLG: 0.231 Lance Rautzhan, R (9, 1) Mike Garman, R (9, 1)	SF7 3-H				F7	6-3			K	3 0 0	0 0 0	0 0 0	1 0 0	0 0 0	1 0 0	0 0 0
Inning Stats	R: 0 H: 2 E: 0 LOB: 2 K: 1 BB: 0 S: 7 P: 7	R: 1 H: 0 E: 0 LOB: 1 K: 0 BB: 2 S: 3 P: 11	R: 0 H: 1 E: 0 LOB: 0 K: 0 BB: 0 S: 3 P: 3	R: 0 H: 0 E: 0 LOB: 0 K: 1 BB: 1 S: 4 P: 8	R: 1 H: 1 E: 0 LOB: 0 K: 0 BB: 0 S: 4 P: 4	R: 2 H: 1 E: 0 LOB: 0 K: 1 BB: 1 S: 6 P: 10	R: 1 H: 1 E: 0 LOB: 2 K: 0 BB: 2 S: 4 P: 12	R: 0 H: 1 E: 0 LOB: 1 K: 0 BB: 0 S: 4 P: 4	R: 0 H: 0 E: 0 LOB: 0 K: 1 BB: 0 S: 5 P: 5	1B: 3 SF: 1 2B: 2 SAC: 0 3B: 0 DP: 2 HR: 2 HBP: 0						WP: 0 PA: 38 PB: 1 SB: 3 CS: 0

PITCHER		IP	WLS	BF	H	R	ER	SO	BB	IBB	HBP	BLK	WP	HR	S	P	ERA	WHIP
Joe Niekro, R ERA: 2.9	(1, 1)	7.0	L	31	6	5	4	3	6	0	0	0	0	2	31	55	5.14	1.714
Roy Thomas, R ERA:	(8, 1)	2.0		7	1	0	0	1	0	0	0	0	0	0	9	9	0.00	0.500

PITCHER	IP	WLS	BF	H	R	ER	SO	BB	IBB	HBP	BLK	WP	HR	S	P	ERA	WHIP

TOP

Los Angeles Dodgers @ Houston Astros

Astrodome, Houston, TX

Sun Sep 25 1977, 4:33 AM EDT

Att. 16,579 - Unknown

livebaseballscorecards.com

AB	31
R	5
H	7
RBI	5
BB	6
SO	4
LOB	16

Batter	1	2	3	4	5	6	7	8	9	AB	R	H	RBI	BB	SO	LOB
Terry Puhl, L (1, 7) OBP: 0.375, SLG: 0.378	4-3		6-3		K			5-3		4	0	0	0	0	1	0
Wilbur Howard, S (9, PH) OBP: 0.272, SLG: 0.313									1B	1	0	1	2	0	0	0
Enos Cabell, R (1, 5) OBP: 0.316, SLG: 0.446	4-3		F8			5-3 1B		1B	F8	5	1	2	0	0	0	2
Cesar Cedeno, R (1, 8) OBP: 0.339, SLG: 0.445	F9			6-3		K		G6-4-3		4	0	1	0	0	1	1
Bob Watson, R (1, 3) OBP: 0.357, SLG: 0.487		K2-3		F8		5-3		G6-4-3		4	0	0	0	0	1	3
Jose Cruz, L (1, 9) OBP: 0.367, SLG: 0.471		K		1B BB					BB BB 1B	3	1	2	1	1	1	0
Art Howe, R (1, 4) OBP: 0.332, SLG: 0.405		1B 2B		1-2 1B		F7			BB 1-2 1B	3	2	2	0	1	0	1
Ed Herrmann, L (1, 2) OBP: 0.344, SLG: 0.354		2-H 1B		G3			2-3		F8	3	0	1	1	0	0	2
Joe Ferguson, R (9, PH) OBP: 0.380, SLG: 0.436										1	0	0	0	0	0	2
Roger Metzger, S (1, 6) OBP: 0.275, SLG: 0.268		6-3			4-3		5-3		F7	2	0	0	0	0	0	1
Leon Roberts, R (7, PH) OBP: 0.125, SLG: 0.087										1	0	0	0	0	0	0
Mike Fischlin, R (8, 6) OBP: 0.200, SLG: 0.200										0	0	0	0	0	0	0
Jim Fuller, R (9, PH) OBP: 0.243, SLG: 0.280										1	0	0	0	0	0	2
Joe Niekro, R (1, 1) OBP: 0.163, SLG: 0.128			K		K		K		1B	2	0	0	0	0	2	0
Danny Walton, R (7, PH) OBP: 0.273, SLG: 0.273										1	0	0	0	0	1	0
Roy Thomas, R (8, 1)										0	0	0	0	0	0	0
Rob Sperring, R (9, PH) OBP: 0.257, SLG: 0.236										0	0	0	0	1	0	0
Joe Cannon, L (9, PR) OBP: 0.333, SLG: 0.667										0	0	0	0	0	0	0
Inning Stats	R: 0 E: 0 K: 0 S: 3 H: 0 LOB: 0 BB: 0 P: 3	R: 1 E: 0 K: 2 S: 9 H: 2 LOB: 1 BB: 0 P: 9	R: 0 E: 0 K: 1 S: 5 H: 0 LOB: 0 BB: 0 P: 5	R: 0 E: 0 K: 0 S: 4 H: 1 LOB: 2 BB: 1 P: 8	R: 0 E: 0 K: 2 S: 7 H: 0 LOB: 0 BB: 0 P: 7	R: 1 E: 0 K: 1 S: 7 H: 2 LOB: 1 BB: 0 P: 7	R: 0 E: 0 K: 1 S: 5 H: 0 LOB: 0 BB: 0 P: 5	R: 0 E: 0 K: 0 S: 4 H: 2 LOB: 1 BB: 0 P: 4	R: 2 E: 0 K: 0 S: 5 H: 2 LOB: 2 BB: 2 P: 13	1B: 8 2B: 1 3B: 0 HR: 0 SF: 0 SAC: 0 DP: 1 HBP: 0	WP: 0 PB: 0 SB: 0 CS: 0 PA: 38					

PITCHER		IP	WLS	BF	H	R	ER	SO	BB	IBB	HBP	BLK	WP	HR	S	P	ERA	WHIP
Tommy John, L ERA: 2.73	(1, 1)	8.0	W	33	8	4	4	7	2	0	0	0	0	0	45	53	4.50	1.250
Lance Rautzhan, L ERA: 4.19	(9, 1)	0.2		4	1	0	0	0	1	0	0	0	0	0	3	7	0.00	3.000
Mike Garman, R ERA: 2.85	(9, 1)	0.1	S	1	0	0	0	0	0	0	0	0	0	0	1	1	0.00	0.000

PITCHER	IP	WLS	BF	H	R	ER	SO	BB	IBB	HBP	BLK	WP	HR	S	P	ERA	WHIP

BOTTOM

Los Angeles Dodgers @ Houston Astros

Astrodome, Houston, TX

Sun Sep 25 1977, 4:33 AM EDT

Att. 16,579 - Unknown

livebaseballscorecards.com

AB	35
R	4
H	9
RBI	4
BB	3
SO	7
LOB	14

Batter	1	2	3	4	5	6	7	8	9	AB	R	H	RBI	BB	SO	LOB
Derrel Thomas, S (1, 8) OBP: 0.324, SLG: 0.382	BB, S, 1B		1B, 1B, BB	F8 ③			S, 2B, 1B	3-1 ③		4	2	2	0	1	0	1
Rob Andrews, R (1, 4) OBP: 0.344, SLG: 0.301	F8 ①		BB, 1B, G6-3, 1-3, 1B		5-3 ①		K, 1-2 ①		HR, 1B	5	2	2	0	0	1	2
Gary Thomasson, L (1, 7) (7, 3)	K, 1-2 ②		G6-3, BB, 1-2, 3-H, 1B		1B, SF9, BB		HR, 2-H, 2B		1-H, HR	4	3	3	4	1	1	1
Willie McCovey, L (1, 3) OBP: 0.368, SLG: 0.500 Randy Elliott, R (7, 7) OBP: 0.274, SLG: 0.409	BB, BB		G6-3, 1-2, 2-3, BB		1-3, 1B		2-H, HR		F7 ①	2 1	1 0	2 0	2 0	2 0	0 0	0 0
Terry Whitfield, L (1, 9) OBP: 0.328, SLG: 0.443	1-2, 2-3, BB		G6-3 ①②, 1-2f, 2-3, 3-H	SF9 ② 3-H			K ②		9-3, BB	2	0	0	1	2	1	2
Vic Harris, S (1, 5) OBP: 0.333, SLG: 0.376	G3 ③		4-3 ③		K ③		K ③		9-3 ②③, 1-2f	5	0	0	0	0	2	6
Tim Foli, R (1, 6) OBP: 0.237, SLG: 0.318		6-3 ①		5-3 ①		4-3 ①		F8 ①		4	0	0	0	0	0	0
Marc Hill, R (1, 2) OBP: 0.313, SLG: 0.356		K ②		6-3 ②		F8 ②		1-3 ②		4	0	0	0	0	1	0
Ed Halicki, R (1, 1) OBP: 0.209, SLG: 0.284		P4 ③		BB		5-3 ③		HR		3	1	1	1	1	0	0
Inning Stats	R: 0 E: 0 K: 1 S: 6 H: 1 LOB: 3 BB: 2 P: 14	R: 0 E: 0 K: 1 S: 5 H: 0 LOB: 0 BB: 0 P: 5	R: 2 E: 0 K: 0 S: 4 H: 2 LOB: 1 BB: 2 P: 12	R: 0 E: 0 K: 0 S: 3 H: 0 LOB: 1 BB: 1 P: 7	R: 1 E: 0 K: 1 S: 6 H: 1 LOB: 1 BB: 1 P: 10	R: 0 E: 0 K: 0 S: 3 H: 0 LOB: 0 BB: 0 P: 3	R: 3 E: 0 K: 3 S: 12 H: 3 LOB: 0 BB: 0 P: 12	R: 1 E: 0 K: 0 S: 4 H: 1 LOB: 0 BB: 0 P: 4	R: 2 E: 0 K: 0 S: 4 H: 2 LOB: 0 BB: 1 P: 8	1B: 6 2B: 2 3B: 0 HR: 3 SF: 1 SAC: 0 DP: 2 HBP: 0						

TOP

San Francisco Giants @ Los Angeles Dodgers
Dodger Stadium, Los Angeles, CA
Mon Sep 26 1977, 7:05 PM PDT
Att. 9,926 - Unknown

livebaseballscorecards.com

AB	34
R	9
H	10
RBI	8
BB	7
SO	6
LOB	12

WP: 0 PB: 0 SB: 2 CS: 0 PA: 42

PITCHER		IP	WLS	BF	H	R	ER	SO	BB	IBB	HBP	BLK	WP	HR	S	P	ERA	WHIP
Rick Rhoden, R ERA: 3.74	(1, 1)	6.1	L	31	7	6	6	4	6	0	0	0	0	1	33	57	8.53	2.053
Bobby Castillo, R ERA: 5.06	(7, 1)	1.2		6	1	1	1	2	0	0	0	0	0	1	10	10	5.40	0.600
Hank Webb, R ERA: 7.71	(9, 1)	1.0		5	2	2	2	0	1	0	0	0	0	1	4	8	18.00	3.000

PITCHER		IP	WLS	BF	H	R	ER	SO	BB	IBB	HBP	BLK	WP	HR	S	P	ERA	WHIP

BOTTOM

San Francisco Giants @ Los Angeles Dodgers

Dodger Stadium, Los Angeles, CA

Mon Sep 26 1977, 7:05 PM PDT

Att. 9,926 - Unknown

livebaseballscorecards.com

Batter	1	2	3	4	5	6	7	8	9	AB	R	H	RBI	BB	SO	LOB
Davey Lopes, R (1, 4) OBP: 0.374, SLG: 0.409	P4		1B 2B			4-3		F9		3	1	1	0	0	0	0
Rafael Landestoy, S (7, 4) OBP: 0.462, SLG: 0.364										1	0	0	0	0	0	1
Bill Russell, R (1, 6) OBP: 0.303, SLG: 0.359	6-3		2-H 1B			6-3			G5-3 1B	3	0	1	1	0	0	0
Ron Washington, R (7, 6) OBP: 0.429, SLG: 0.385										1	0	1	0	0	0	0
Reggie Smith, S (1, 9) OBP: 0.426, SLG: 0.568	P5		P4			F7			1-2 G5-3 1B	3	0	0	0	0	0	1
Joe Simpson, L (7, 9) OBP: 0.222, SLG: 0.125										1	0	1	0	0	0	0
Ron Cey, R (1, 5) OBP: 0.352, SLG: 0.458		F5		F8			6-3		G5-3 1-2 2-3f	3	0	0	0	0	0	0
Jeffrey Leonard, R (8, 7) OBP: 0.429, SLG: 0.714										1	0	0	0	0	0	2
Steve Garvey, R (1, 3) OBP: 0.334, SLG: 0.494		G3 S 1B		F9			F9		S S S K	3	0	1	0	0	0	0
Ed Goodson, L (8, 3) OBP: 0.185, SLG: 0.245										1	0	0	0	0	1	1
Rick Monday, L (1, 8) OBP: 0.335, SLG: 0.386	G3 1-3			6-3			6-3			3	0	0	0	0	0	1
Lee Lacy, R (1, 7) OBP: 0.304, SLG: 0.426 (8, 5)	F8				4-3			F9		3	0	0	0	0	0	1
Johnny Oates, L (1, 2) OBP: 0.317, SLG: 0.358			4-3		P4				FC6-4 1B	1	0	0	0	0	0	0
Jerry Grote, R (4, 2) OBP: 0.324, SLG: 0.300										2	0	1	0	0	0	0
Rick Rhoden, R (1, 1) OBP: 0.234, SLG: 0.390			S S S K		F7			FC6-4 1-2f		2	0	0	0	0	1	0
Bobby Castillo, R (7, 1)										0	0	0	0	0	0	0
Manny Mota, R (8, PH) OBP: 0.523, SLG: 0.412										1	0	0	0	0	0	1
Hank Webb, R (9, 1)										0	0	0	0	0	0	0

Inning Stats	1	2	3	4	5	6	7	8	9
	R: 0 E: 0 K: 0 S: 3	H: 0 LOB: 0 BB: 0 P: 3	R: 0 E: 0 K: 0 S: 4	H: 1 LOB: 1 BB: 0 P: 4	R: 1 E: 0 K: 1 S: 7	H: 2 LOB: 1 BB: 0 P: 7	R: 0 E: 0 K: 0 S: 3	H: 0 LOB: 0 BB: 0 P: 3	R: 0 E: 0 K: 0 S: 3	H: 0 LOB: 0 BB: 0 P: 3	R: 0 E: 0 K: 0 S: 3	H: 0 LOB: 0 BB: 0 P: 3	R: 0 E: 0 K: 0 S: 4	H: 1 LOB: 1 BB: 0 P: 4	R: 0 E: 0 K: 1 S: 6	H: 2 LOB: 1 BB: 0 P: 6

| | | | | | | | | | |

Batter	1	2	3	4	5	6	7	8	9	AB	R	H	RBI	BB	SO	LOB
Gary Thomasson, L (1, 7) OBP: 0.357, SLG: 0.448	S S S 0-3 ① K		B B B B 4-0 1B 1-2 BB		S S S 0-3 ① K	x 0-0 ③ F8			x 0-0 ① L7	4	0	0	0	1	2	3
Rob Andrews, R (1, 4) OBP: 0.347, SLG: 0.305	x 0-0 1B 1B		S S S 0-3 ② K		x 0-0 1B		x 0-0 ① F9		x 0-0 1-2 1B	5	0	3	0	0	1	2
Jack Clark, R (1, 9) OBP: 0.330, SLG: 0.406	x 0-0 ② L7		x 0-0 1-2 2-3 1B		x 0-0 ② F7		x 0-0 ② 4-3		x 0-0 ② ③ G5-3 2-3f	5	0	1	0	0	0	4
Willie McCovey, L (1, 3) OBP: 0.369, SLG: 0.500	x 0-0 ③ 1-2 1B		x 0-0 ③ 4-3		x 0-0 ③ F3		x 0-0 1B			4	0	2	0	0	0	4
Vic Harris, S (1, 5) OBP: 0.337, SLG: 0.379		x 0-0 CS 1B		S S S 0-3 ① K		x 0-0 S S S FC6-4 1B FC4-6 1B	S S S 0-3 ③ K			4	1	2	0	0	2	1
Terry Whitfield, L (1, 8) OBP: 0.327, SLG: 0.441		x 0-0 ① ② F7 1-2		x 0-0 ② 3-1		x 0-0 FC6-4 1-2 1B		x 0-0 ① F5		4	0	1	0	0	0	1
Tim Foli, R (1, 6) OBP: 0.238, SLG: 0.320		x 0-0 ③ 6-3		x 0-0 1B 2B		x 0-0 ① FC6-4 FC4-6 1-2f 2-3		x 0-0 ② F8		4	1	1	0	0	0	2
Mike Sadek, R (1, 2) OBP: 0.299, SLG: 0.311			x 0-0 ① F7	x 0-0 FC6-4 2-H 1B		x 0-0 ② FC4-6 1B 1-2f 3-H		x 0-0 ③ F3		4	0	1	2	0	0	1
Jim Barr, R (1, 1) OBP: 0.169, SLG: 0.162 Gary Alexander, R (6, PH) OBP: 0.413, SLG: 0.482 Dave Heaverlo, R (6, 1) Randy Elliott, R (9, PH) OBP: 0.278, SLG: 0.412 Johnnie LeMaster, R (9, PR) OBP: 0.220, SLG: 0.203			x 0-0 E5 1B BB	x 0-0 ③ FC6-4 1-2f		x 0-0 1-2 1B			x 0-0 G5-3 1B 1B	2 1 0 1 0	0 0 0 0 0	0 1 0 1 0	0 0 0 0 0	0 0 0 0 0	0 0 0 0 0	1 0 0 0 0

Inning Stats																								
	R: 0	H: 2		R: 0	H: 1		R: 0	H: 1		R: 1	H: 2		R: 0	H: 1		R: 1	H: 3		R: 0	H: 1		R: 0	H: 2	
	E: 0	LOB: 1		E: 0	LOB: 0		E: 0	LOB: 3		E: 0	LOB: 1		E: 0	LOB: 1		E: 0	LOB: 2		E: 0	LOB: 0		E: 0	LOB: 1	
	K: 1	BB: 0		K: 0	BB: 0		K: 1	BB: 1		K: 1	BB: 0		K: 1	BB: 0		K: 0	BB: 0		K: 0	BB: 0		K: 0	BB: 0	
	S: 6	P: 6		S: 3	P: 3		S: 7	P: 11		S: 7	P: 7		S: 6	P: 6		S: 6	P: 6		S: 6	P: 6		S: 3	P: 3	
	R: 0	H: 1		R: 0	H: 2		R: 0	H: 1		R: 0	H: 1		R: 0	H: 1		R: 0	H: 2		1B: 12	SF: 0		WP: 0	PA: 39	
	E: 0	LOB: 1		E: 0	LOB: 1		E: 0	LOB: 1		E: 0	LOB: 1		E: 0	LOB: 0		E: 0	LOB: 1		2B: 1	SAC: 0		PB: 0		
	K: 0	BB: 0		K: 1	BB: 0		K: 1	BB: 0		K: 0	BB: 0		K: 1	BB: 0		K: 0	BB: 0		3B: 0	DP: 1		SB: 0		
	S: 4	P: 4		S: 6	P: 6		S: 6	P: 6		S: 6	P: 6		S: 6	P: 6		S: 4	P: 4		HR: 0	HBP: 0		CS: 1		

PITCHER		IP	WLS	BF	H	R	ER	SO	BB	IBB	HBP	BLK	WP	HR	S	P	ERA	WHIP
Doug Rau, L ERA: 3.43	(1, 1)	8.1	W	38	13	2	2	5	1	0	0	0	0	0	47	51	2.16	1.680
Mike Garman, R ERA: 2.82	(9, 1)	0.2	S	1	0	0	0	0	0	0	0	0	0	0	1	1	0.00	0.000

PITCHER	IP	WLS	BF	H	R	ER	SO	BB	IBB	HBP	BLK	WP	HR	S	P	ERA	WHIP

TOP

San Francisco Giants @ Los Angeles Dodgers
Dodger Stadium, Los Angeles, CA
Tue Sep 27 1977, 7:05 PM PDT
Att. 16,852 - Unknown

livebaseballscorecards.com

AB	38
R	2
H	13
RBI	2
BB	1
SO	5
LOB	19

Batter	1	2	3	4	5	6	7	8	9	AB	R	H	RBI	BB	SO	LOB
Davey Lopes, R (1, 4) OBP: 0.373, SLG: 0.407	4-3	G5-4-3 2-H 1B			5-3		K			4	0	1	1	0	1	0
Bill Russell, R (1, 6) OBP: 0.303, SLG: 0.358	5-3	G5-4-3 1-2f			6-3			4-3 S 1B 1B		4	1	1	0	0	0	1
Reggie Smith, S (1, 9) OBP: 0.426, SLG: 0.565 Joe Simpson, L (6, 9) OBP: 0.211, SLG: 0.118	BBBB BB		6-3		1-3			4-3 1-3		2 1	0 0	0 0	0 0	1 0	0 0	0 1
Ron Cey, R (1, 5) OBP: 0.350, SLG: 0.455 Jerry Grote, R (7, 5) OBP: 0.329, SLG: 0.305	F8		F8			F4		CS 3-H 1B		3 1	0 0	0 1	0 1	0 0	0 0	1 0
Steve Garvey, R (1, 3) OBP: 0.335, SLG: 0.498		HR	F8			1B		6-3 1-2		4	1	2	1	0	0	1
Dusty Baker Jr., R (1, 7) OBP: 0.365, SLG: 0.511		HR HBP		FC3-6 1B		L7				2	1	1	0	0	0	1
Rick Monday, L (1, 8) OBP: 0.335, SLG: 0.393		1-H HR		FC3-6 1-2f		F7				3	1	1	2	0	0	2
Steve Yeager, R (1, 2) OBP: 0.335, SLG: 0.445 Johnny Oates, L (8, 2) OBP: 0.317, SLG: 0.358		SH1-4 1B 1B		F4			K			3 0	1 0	1 0	0 0	0 0	1 0	1 0
Doug Rau, L (1, 1) OBP: 0.205, SLG: 0.155 Mike Garman, R (9, 1)		SH1-4 1-2		4-3			G3			2 0	0 0	0 0	0 0	0 0	1 0	1 0
Inning Stats	R: 0 E: 0 K: 0 S: 3 H: 0 LOB: 1 BB: 1 P: 7	R: 4 E: 0 K: 0 S: 6 H: 4 LOB: 0 BB: 0 P: 7	R: 0 E: 0 K: 0 S: 3 H: 0 LOB: 0 BB: 0 P: 3	R: 0 E: 0 K: 0 S: 4 H: 1 LOB: 1 BB: 0 P: 4	R: 0 E: 0 K: 0 S: 3 H: 0 LOB: 0 BB: 0 P: 3	R: 0 E: 0 K: 0 S: 4 H: 1 LOB: 1 BB: 0 P: 4	R: 0 E: 0 K: 2 S: 7 H: 0 LOB: 0 BB: 0 P: 7	R: 1 E: 0 K: 0 S: 4 H: 2 LOB: 0 BB: 0 P: 4		1B: 6 2B: 0 3B: 0 HR: 2 SF: 0 SAC: 1 DP: 1 HBP: 1				WP: 0 PB: 0 SB: 1 CS: 1 PA: 32		

PITCHER		IP	WLS	BF	H	R	ER	SO	BB	IBB	HBP	BLK	WP	HR	S	P	ERA	WHIP
Jim Barr, R ERA: 4.79	(1, 1)	5.0	L	21	5	4	4	0	1	0	1	0	0	2	19	24	7.20	1.200
Dave Heaverlo, R ERA: 2.63	(6, 1)	3.0		11	3	1	1	2	0	0	0	0	0	0	15	15	3.00	1.000

PITCHER	IP	WLS	BF	H	R	ER	SO	BB	IBB	HBP	BLK	WP	HR	S	P	ERA	WHIP

BOTTOM

San Francisco Giants @ Los Angeles Dodgers

Dodger Stadium, Los Angeles, CA

Tue Sep 27 1977, 7:05 PM PDT

Att. 16,852 - Unknown

livebaseballscorecards.com

AB	29
R	5
H	8
RBI	5
BB	1
SO	2
LOB	9

Batter	1	2	3	4	5	6	7	8	9	AB	R	H	RBI	BB	SO	LOB
Gary Thomasson, L (1, 7) OBP: 0.354, SLG: 0.444	G3			K	F7			4-3		4	0	0	0	0	1	2
Rob Andrews, R (1, 4) OBP: 0.348, SLG: 0.305	F8			BB		5-3		1B		3	0	1	0	1	0	0
Jack Clark, R (1, 9) OBP: 0.330, SLG: 0.404	K			1B		5-3		F8		4	0	1	0	0	1	1
Willie McCovey, L (1, 3) OBP: 0.370, SLG: 0.506		L8		K		HR		1B		4	1	2	1	0	1	2
Skip James, L (8, PR) OBP: 0.429, SLG: 0.417 (8, 3)										0	0	0	0	0	0	0
Terry Whitfield, L (1, 8) OBP: 0.323, SLG: 0.435		F7		F2		4-3		5-3		4	0	0	0	0	0	4
Vic Harris, S (1, 5) OBP: 0.330, SLG: 0.370		4-3			4-3		F4		4-3	4	0	0	0	0	0	0
Tim Foli, R (1, 6) OBP: 0.238, SLG: 0.320			F8		E FC1-2 1B		F2		L3	0	0	0	0	0	0	0
Johnnie LeMaster, R (2, 6) OBP: 0.222, SLG: 0.206										3	0	1	0	0	0	0
Darrell Evans, L (9, PH) OBP: 0.350, SLG: 0.403										1	0	0	0	0	0	0
Marc Hill, R (1, 2) OBP: 0.312, SLG: 0.354			K2-3		E6 FC1-2		1B		6-3	4	0	1	0	0	1	1
John Montefusco, R (1, 1) OBP: 0.173, SLG: 0.184			K		FC1-2		K			3	0	0	0	0	2	3
Inning Stats	R: 0 E: 0 K: 1 S: 5 H: 0 LOB: 0 BB: 0 P: 5	R: 0 E: 0 K: 0 S: 3 H: 0 LOB: 0 BB: 0 P: 3	R: 0 E: 0 K: 2 S: 7 H: 0 LOB: 0 BB: 0 P: 7	R: 0 E: 0 K: 2 S: 8 H: 1 LOB: 2 BB: 1 P: 12	R: 0 E: 1 K: 0 S: 5 H: 1 LOB: 2 BB: 0 P: 5	R: 1 E: 0 K: 0 S: 4 H: 1 LOB: 0 BB: 0 P: 4	R: 0 E: 0 K: 1 S: 6 H: 1 LOB: 1 BB: 0 P: 6	R: 0 E: 0 K: 0 S: 5 H: 2 LOB: 2 BB: 0 P: 5	R: 0 E: 0 K: 0 S: 3 H: 0 LOB: 0 BB: 0 P: 3	1B: 5 2B: 0 3B: 0 HR: 1	SF: 0 SAC: 0 DP: 0 HBP: 0						

TOP

San Francisco Giants @ Los Angeles Dodgers
Dodger Stadium, Los Angeles, CA
Wed Sep 28 1977, 7:05 PM PDT
Att. 19,537 - Unknown

livebaseballscorecards.com

AB	34
R	1
H	6
RBI	1
BB	1
SO	6
LOB	13

WP: 0 PB: 0 SB: 0 CS: 0 PA: 35

PITCHER		IP	WLS	BF	H	R	ER	SO	BB	IBB	HBP	BLK	WP	HR	S	P	ERA	WHIP
Charlie Hough, R ERA: 3.35	(1, 1)	5.0	W	19	2	0	0	5	1	0	0	0	0	0	28	32	0.00	0.600
Dennis Lewallyn, R ERA: 2.4	(6, 1)	4.0	S	16	4	1	1	1	0	0	0	0	0	1	18	18	2.25	1.000

PITCHER	IP	WLS	BF	H	R	ER	SO	BB	IBB	HBP	BLK	WP	HR	S	P	ERA	WHIP

BOTTOM

San Francisco Giants @ Los Angeles Dodgers
Dodger Stadium, Los Angeles, CA
Wed Sep 28 1977, 7:05 PM PDT
Att. 19,537 - Unknown

Batter	1	2	3	4	5	6	7	8	9	AB	R	H	RBI	BB	SO	LOB
Davey Lopes, R (1, 4) OBP: 0.373, SLG: 0.407	F6	F3		G6-4-3 1B 1-2 3-H			G3			3	0	1	1	0	0	1
Rafael Landestoy, S (5, 4) OBP: 0.429, SLG: 0.333										1	0	0	0	0	0	0
Bill Russell, R (1, 6) OBP: 0.304, SLG: 0.361	1B 2B		FC5-4 1B	G6-4-3 1-2f			4-3			3	1	2	0	0	0	2
Ron Washington, R (5, 6) OBP: 0.400, SLG: 0.357										1	0	0	0	0	0	0
Joe Simpson, L (1, 9) OBP: 0.227, SLG: 0.150	1B 1B 2-H		FC5-4 1B 1-2f		SSS K		3-1			3	0	1	1	0	1	1
Manny Mota, R (7, PH) OBP: 0.511, SLG: 0.400										1	0	0	0	0	0	0
Jeffrey Leonard, R (8, 9) OBP: 0.429, SLG: 0.714										0	0	0	0	0	0	0
Ron Cey, R (1, 5) OBP: 0.348, SLG: 0.453	L7		F4		5-3			SSS K		3	0	0	0	0	0	2
Dennis Lewallyn, R (6, 1)										1	0	0	0	0	1	0
Steve Garvey, R (1, 3) OBP: 0.336, SLG: 0.498	1B 1-3		1B 1-2		F6			6-3		4	0	2	0	0	0	0
Dusty Baker Jr., R (1, 7) OBP: 0.366, SLG: 0.511	F7		F7			4-3 1B		1B		4	0	2	0	0	0	4
Rick Monday, L (1, 8) OBP: 0.334, SLG: 0.390		BBBB BB G4-6-3		F7		F8		SSS K		3	0	0	0	1	1	2
Jerry Grote, R (1, 2) OBP: 0.329, SLG: 0.306		G4-6-3 1-2f		1B 1B		4-3 1-2				3	1	1	0	0	0	2
(6, 5)																
Charlie Hough, R (1, 1) OBP: 0.217, SLG: 0.318	1B			1B 1-3		2-3				2	0	2	0	0	0	0
Johnny Oates, L (6, 2) OBP: 0.321, SLG: 0.362										1	0	1	0	0	0	0
Inning Stats	R: 1 H: 3 E: 0 LOB: 2 K: 0 BB: 0 S: 6 P: 6	R: 0 H: 1 E: 0 LOB: 1 K: 0 BB: 1 S: 3 P: 7	R: 0 H: 2 E: 0 LOB: 2 K: 0 BB: 0 S: 5 P: 5	R: 1 H: 3 E: 0 LOB: 1 K: 0 BB: 0 S: 5 P: 5	R: 0 H: 0 E: 0 LOB: 0 K: 1 BB: 0 S: 5 P: 5	R: 0 H: 2 E: 0 LOB: 2 K: 0 BB: 0 S: 4 P: 4	R: 0 H: 0 E: 0 LOB: 0 K: 0 BB: 0 S: 3 P: 3	R: 0 H: 1 E: 0 LOB: 1 K: 2 BB: 0 S: 8 P: 8		1B: 11 SF: 0 2B: 1 SAC: 0 3B: 0 DP: 2 HR: 0 HBP: 0						

	AB	33
	R	2
	H	12
	RBI	2
	BB	1
	SO	3
	LOB	14

WP: 0 PA: 34
PB: 0
SB: 0
CS: 0

livebaseballscorecards.com

PITCHER	IP	WLS	BF	H	R	ER	SO	BB	IBB	HBP	BLK	WP	HR	S	P	ERA	WHIP
John Montefusco, R (1, 1) ERA: 3.49	8.0	L	34	12	2	2	3	1	0	0	0	0	0	39	43	2.25	1.625

PITCHER	IP	WLS	BF	H	R	ER	SO	BB	IBB	HBP	BLK	WP	HR	S	P	ERA	WHIP

Batter	1	2	3	4	5	6	7	8	9	AB	R	H	RBI	BB	SO	LOB
Joe Cannon, L (1, 7) OBP: 0.167, SLG: 0.333	K		2B		G3		K			4	0	1	0	0	2	0
Enos Cabell, R (1, 6) OBP: 0.312, SLG: 0.438	CS 1B		6-3		1B 1B		5-3			4	0	2	0	0	0	1
Cesar Cedeno, R (1, 8) OBP: 0.344, SLG: 0.452	K 1-2			E5 S 1B	HR 1-3		F8			4	2	1	0	0	1	1
Bob Watson, R (1, 3) OBP: 0.357, SLG: 0.491		1B 1B		BB 1B FC4-6 1-2	HR 1-H			F9		3	2	2	2	1	0	0
Art Howe, R (1, 5) OBP: 0.338, SLG: 0.414		G1-6-3 1-2		FC4-6 1-3 2-H	4-3			F8		4	0	2	1	0	0	0
Denny Walling, L (1, 9) OBP: 0.500, SLG: 0.429		K		FC4-6 1B 1-2f 3-H		G3 1B		K		4	0	1	1	0	2	3
Julio Gonzalez, R (1, 4) OBP: 0.289, SLG: 0.321		G1-6-3 1-2f		1B 1-2		F9			F4	4	0	1	0	0	0	3
Luis Pujols, R (1, 2) OBP: 0.111, SLG: 0.111			G3	K		G3 1-2			6-3	4	0	0	0	0	1	3
Floyd Bannister, L (1, 1) OBP: 0.204, SLG: 0.188 Gene Pentz, R (7, 1)			K	G3		4-3			K	3 1	0 0	0 0	0 0	0 0	1 1	3 0
Inning Stats	R: 0 E: 0 K: 2 S: 7 H: 1 LOB: 0 BB: 0 P: 7	R: 0 E: 0 K: 1 S: 6 H: 2 LOB: 1 BB: 0 P: 6	R: 0 E: 0 K: 1 S: 6 H: 1 LOB: 1 BB: 0 P: 6	R: 2 E: 1 K: 1 S: 8 H: 2 LOB: 2 BB: 1 P: 12	R: 2 E: 0 K: 0 S: 5 H: 3 LOB: 0 BB: 0 P: 5	R: 0 E: 0 K: 0 S: 4 H: 1 LOB: 1 BB: 0 P: 4	R: 0 E: 0 K: 1 S: 5 H: 0 LOB: 0 BB: 0 P: 5	R: 0 E: 0 K: 1 S: 5 H: 0 LOB: 0 BB: 0 P: 5	R: 0 E: 0 K: 1 S: 5 H: 0 LOB: 0 BB: 0 P: 5	1B: 8 2B: 1 3B: 0 HR: 1 SF: 0 SAC: 0 DP: 1 HBP: 0						

PITCHER		IP	WLS	BF	H	R	ER	SO	BB	IBB	HBP	BLK	WP	HR	S	P	ERA	WHIP
Tommy John, L ERA: 2.78	(1, 1)	6.0	L	27	10	4	3	5	1	0	0	0	0	1	36	40	4.50	1.833
Elias Sosa, R ERA: 2.01	(7, 1)	2.0		6	0	0	0	2	0	0	0	0	0	0	10	10	0.00	0.000
Hank Webb, R ERA: 5.4	(9, 1)	1.0		3	0	0	0	1	0	0	0	0	0	0	5	5	0.00	0.000

PITCHER	IP	WLS	BF	H	R	ER	SO	BB	IBB	HBP	BLK	WP	HR	S	P	ERA	WHIP

TOP

Houston Astros @ Los Angeles Dodgers

Dodger Stadium, Los Angeles, CA

Thu Sep 29 1977, 7:05 PM PDT

Att. 14,506 - Unknown

livebaseballscorecards.com

AB	35
R	4
H	10
RBI	4
BB	1
SO	8
LOB	14

BOTTOM

Batter	1	2	3	4	5	6	7	8	9	AB	R	H	RBI	BB	SO	LOB
Davey Lopes, R (1, 4) OBP: 0.374, SLG: 0.409	F6			4-3 1B		BBB 4-0 FC5-4 BB		6-3		2	1	1	0	1	0	0
Rafael Landestoy, S (7, 4) OBP: 0.400, SLG: 0.308				2B						1	0	0	0	0	0	0
Bill Russell, R (1, 6) OBP: 0.303, SLG: 0.360	F8			4-3		L6			CS BB 1B	3	0	0	0	0	0	2
Ron Washington, R (7, 6) OBP: 0.438, SLG: 0.400				2-3						1	0	1	0	0	0	0
Reggie Smith, S (1, 9) OBP: 0.425, SLG: 0.564	5-3			0-0 FC6-4 1B 3-H		FC5-4 1-2f			BBBB 4-0 CS BB 1-2	3	0	1	1	0	0	1
Elias Sosa, R (7, 1) OBP: 0.250, SLG: 0.250										0	0	0	0	0	0	0
Ed Goodson, L (9, 3) OBP: 0.200, SLG: 0.245										0	0	0	0	1	0	0
Joe Simpson, L (9, PR) OBP: 0.227, SLG: 0.150										0	0	0	0	0	0	0
Ron Cey, R (1, 5) OBP: 0.347, SLG: 0.450		SSS K		F8			6-3		F8 1-2 2-3	3	0	0	0	0	1	1
Lee Lacy, R (8, 5) OBP: 0.302, SLG: 0.423										1	0	0	0	0	0	2
Steve Garvey, R (1, 3) OBP: 0.338, SLG: 0.504		G5-4-3 1B 1-2f		FC6-4 1-2f			HR		6-3	3	1	2	1	0	0	1
Jerry Grote, R (9, 2) OBP: 0.327, SLG: 0.304										1	0	0	0	0	0	2
Dusty Baker Jr., R (1, 7) OBP: 0.364, SLG: 0.508		G5-4-3 1-2f			F4		F8			3	0	0	0	0	0	1
Glenn Burke, R (1, 8) OBP: 0.282, SLG: 0.305			F7		F8		6-3			3	0	0	0	0	0	0
Steve Yeager, R (1, 2) OBP: 0.333, SLG: 0.441			L5		F7			SSS K		3	0	0	0	0	1	0
Hank Webb, R (9, 1)										0	0	0	0	0	0	0
Tommy John, R (1, 1) OBP: 0.205, SLG: 0.228			SSS K			SSS K		X 6-3		1	0	0	0	0	1	0
Jeffrey Leonard, R (6, PH) OBP: 0.375, SLG: 0.625										1	0	0	0	0	1	0
(7, 9)																
Vic Davalillo, L (8, PH) OBP: 0.316, SLG: 0.368										1	0	0	0	0	0	0
(9, 9)																
Inning Stats	R: 0 E: 0 K: 0 S: 3 H: 0 LOB: 0 BB: 0 P: 3	R: 0 E: 0 K: 1 S: 5 H: 1 LOB: 0 BB: 0 P: 5	R: 0 E: 0 K: 1 S: 5 H: 0 LOB: 0 BB: 0 P: 5	R: 1 E: 0 K: 0 S: 5 H: 2 LOB: 1 BB: 0 P: 5	R: 0 E: 0 K: 0 S: 3 H: 0 LOB: 0 BB: 0 P: 3	R: 0 E: 0 K: 1 S: 5 H: 0 LOB: 1 BB: 1 P: 9	R: 1 E: 0 K: 0 S: 4 H: 1 LOB: 0 BB: 0 P: 4	R: 0 E: 0 K: 1 S: 5 H: 0 LOB: 0 BB: 0 P: 5	R: 0 E: 0 K: 0 S: 3 H: 1 LOB: 2 BB: 1 P: 7	1B: 3 2B: 1 3B: 0 HR: 1 SF: 0 SAC: 0 DP: 1 HBP: 0							

PITCHER	IP	WLS	BF	H	R	ER	SO	BB	IBB	HBP	BLK	WP	HR	S	P	ERA	WHIP
Floyd Bannister, L (1, 1) ERA: 4.04	6.0	W	21	3	1	1	3	1	0	0	0	0	0	26	30	1.50	0.667
Gene Pentz, R (7, 1) ERA: 3.83	3.0	S	11	2	1	1	1	1	0	0	0	0	1	12	16	3.00	1.000

PITCHER	IP	WLS	BF	H	R	ER	SO	BB	IBB	HBP	BLK	WP	HR	S	P	ERA	WHIP

Houston Astros @ Los Angeles Dodgers

Dodger Stadium, Los Angeles, CA

Thu Sep 29 1977, 7:05 PM PDT

Att. 14,506 - Unknown

livebaseballscorecards.com

AB	30
R	2
H	5
RBI	2
BB	2
SO	4
LOB	10

1B: 3 2B: 1 3B: 0 HR: 1 SF: 0 SAC: 0 DP: 1 HBP: 0

WP: 0 PB: 0 SB: 0 CS: 2 PA: 32

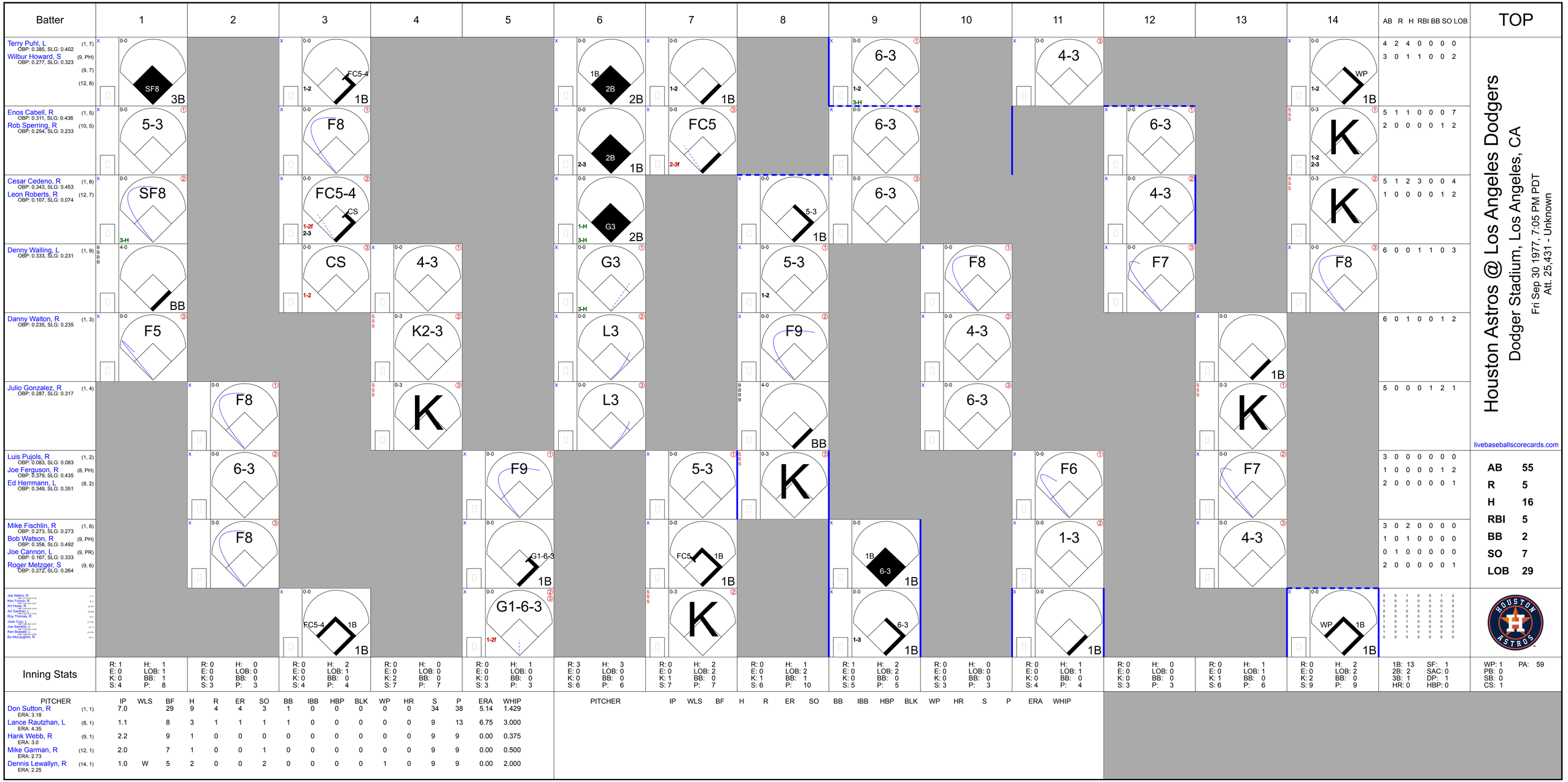
Batter
1
2
3
4
5
6
7
8
9
10
11
12
13
14
AB R H RBI BB SO LOB
TOP
Terry Puhl, L (1, 7) OBP: 0.385, SLG: 0.402
Wilbur Howard, S (9, PH) OBP: 0.277, SLG: 0.323
(9, 7)
(12, 8)
SF8 3B
FC5-4 1B
1B 2B 2B
6-3
4-3
WP 1B
4 2 4 0 0 0 0
3 0 1 1 0 0 2
Enos Cabell, R (1, 5) OBP: 0.311, SLG: 0.436
Rob Sperring, R (10, 5) OBP: 0.254, SLG: 0.233
5-3
F8
FC5
6-3
6-3
K
5 1 1 0 0 0 7
2 0 0 0 0 1 2
Cesar Cedeno, R (1, 8) OBP: 0.343, SLG: 0.453
Leon Roberts, R (12, 7) OBP: 0.107, SLG: 0.074
SF8
FC5-4 CS
G3 2B
5-3
6-3
4-3
K
5 1 2 3 0 0 4
1 0 0 0 0 1 2
Denny Walling, L (1, 9) OBP: 0.333, SLG: 0.231
BB
CS
4-3
G3
5-3
F8
F7
F8
6 0 0 1 1 0 3
Danny Walton, R (1, 3) OBP: 0.235, SLG: 0.235
F5
K2-3
L3
F9
4-3
1B
6 0 1 0 0 1 2
Julio Gonzalez, R (1, 4) OBP: 0.287, SLG: 0.317
F8
K
L3
BB
6-3
K
5 0 0 0 1 2 1
Luis Pujols, R (1, 2) OBP: 0.083, SLG: 0.083
Joe Ferguson, R (8, PH) OBP: 0.379, SLG: 0.435
Ed Herrmann, L (8, 2) OBP: 0.349, SLG: 0.351
6-3
F9
5-3
K
F6
F7
3 0 0 0 0 0 0
1 0 0 0 0 1 2
2 0 0 0 0 0 1
Mike Fischlin, R (1, 6) OBP: 0.273, SLG: 0.273
Bob Watson, R (9, PH) OBP: 0.358, SLG: 0.492
Joe Cannon, L (9, PR) OBP: 0.167, SLG: 0.333
Roger Metzger, S (9, 6) OBP: 0.272, SLG: 0.264
F8
G1-6-3
FC5
6-3
1-3
4-3
3 0 2 0 0 0 0
1 0 1 0 0 0 0
0 1 0 0 0 0 0
2 0 0 0 0 0 1
Joe Nieto, R
Ken Forsch, R
Art Howe, R
Art Gardner, L
Roy Thomas, R
Jose Cruz, L
Joe Sambito, L
Ken Boswell, L
Bo McLaughlin, R
FC5-4
G1-6-3
K
6-3
WP
Houston Astros @ Los Angeles Dodgers
Dodger Stadium, Los Angeles, CA
Fri Sep 30 1977, 7:05 PM PDT
Att. 25,431 - Unknown
livebaseballscorecards.com
AB 55
R 5
H 16
RBI 5
BB 2
SO 7
LOB 29
Inning Stats
R: 1 H: 1 E: 0 LOB: 1 K: 0 BB: 1 S: 4 P: 8
R: 0 H: 0 E: 0 LOB: 0 K: 0 BB: 0 S: 3 P: 3
R: 0 H: 2 E: 0 LOB: 1 K: 0 BB: 0 S: 4 P: 4
R: 0 H: 0 E: 0 LOB: 0 K: 2 BB: 0 S: 7 P: 7
R: 0 H: 1 E: 0 LOB: 0 K: 0 BB: 0 S: 3 P: 3
R: 3 H: 3 E: 0 LOB: 0 K: 0 BB: 0 S: 6 P: 6
R: 0 H: 2 E: 0 LOB: 2 K: 1 BB: 0 S: 7 P: 7
R: 0 H: 1 E: 0 LOB: 2 K: 1 BB: 1 S: 6 P: 10
R: 1 H: 2 E: 0 LOB: 2 K: 0 BB: 0 S: 5 P: 5
R: 0 H: 0 E: 0 LOB: 0 K: 0 BB: 0 S: 3 P: 3
R: 0 H: 1 E: 0 LOB: 1 K: 0 BB: 0 S: 4 P: 4
R: 0 H: 0 E: 0 LOB: 0 K: 3 BB: 0 P: 3
R: 0 H: 1 E: 0 LOB: 1 K: 1 BB: 0 S: 6 P: 6
R: 0 H: 2 E: 0 LOB: 2 K: 2 BB: 0 S: 9 P: 9
1B: 13 2B: 2 3B: 1 HR: 0
SF: 1 SAC: 0 DP: 1 HBP: 0
WP: 1 PB: 0 SB: 0 CS: 1
PA: 59
PITCHER IP WLS BF H R ER SO BB IBB HBP BLK WP HR S P ERA WHIP
Don Sutton, R (1, 1) ERA: 3.18 7.0 29 9 4 4 3 1 0 0 0 0 0 0 34 38 5.14 1.429
Lance Rautzhan, L (8, 1) ERA: 4.35 1.1 8 3 1 1 1 1 0 0 0 0 0 0 9 13 6.75 3.000
Hank Webb, R (9, 1) ERA: 3.0 2.2 9 1 0 0 0 0 0 0 0 0 0 0 9 9 0.00 0.375
Mike Garman, R (12, 1) ERA: 2.73 2.0 7 1 0 0 1 0 0 0 0 0 0 0 9 9 0.00 0.500
Dennis Lewallyn, R (14, 1) ERA: 2.25 1.0 W 5 2 0 0 2 0 0 0 0 1 0 9 9 0.00 2.000
PITCHER IP WLS BF H R ER SO BB IBB HBP BLK WP HR S P ERA WHIP

Houston Astros @ Los Angeles Dodgers

Dodger Stadium, Los Angeles, CA

Fri Sep 30 1977, 7:05 PM PDT

Att. 25,431 - Unknown

livebaseballscorecards.com

BOTTOM

Batter	1	2	3	4	5	6	7	8	9	10	11	12	13	14	AB	R	H	RBI	BB	SO	LOB
Davey Lopes, R (1, 4) OBP: 0.374, SLG: 0.409	5-3	1B			6-3		4-3 CS 1B		F3		4-3			1-3	3	0	1	2	0	0	0
Lee Lacy, R (6, 4) OBP: 0.301, SLG: 0.419		2-H 3-H					1-2 3-H				1-2				4	1	1	1	0	0	1
Bill Russell, R (1, 6) OBP: 0.309, SLG: 0.360	PB BB	6-3			S 1B		4-3		6-3			F9		1B BB	2	0	1	0	1	0	1
Rafael Landestoy, S (5, PR) OBP: 0.400, SLG: 0.308		1-2					1-3 2-3								0	0	0	0	0	0	0
(6, 6)															1	0	0	0	0	0	2
Johnny Oates, L (7, PH) OBP: 0.318, SLG: 0.359															0	0	0	0	0	0	0
Lance Rautzhan, R (8, 1)															2	1	0	0	1	0	0
Jerry Grote, R (9, 2) OBP: 0.327, SLG: 0.299																					
Reggie Smith, S (1, 9) OBP: 0.424, SLG: 0.562	F4		F7		F2		FC6-4			E3					2	0	0	0	0	0	1
Vic Davalillo, L (5, 9) OBP: 0.349, SLG: 0.395	1-2				1-2		3-H			1-3		1B		1B 1-2	5	0	3	1	0	0	1
Steve Garvey, R (1, 3) OBP: 0.337, SLG: 0.502	K		1B		5-3		FC6-4			1-3		K			7	0	2	1	0	2	6
							1-2f			1-2				1B 2-H							
Dusty Baker Jr., R (1, 7) OBP: 0.363, SLG: 0.506		FC3-6 2B 1B	F4			6-3		5-3		G4-6-3		K			4	1	1	0	0	0	1
Jeffrey Leonard, R (9, 7) OBP: 0.400, SLG: 0.556		1B								BB					1	0	0	0	1	1	1
Rick Monday, L (1, 8) OBP: 0.333, SLG: 0.389		FC3-6	F2			F7		F7		G4-6-3			FC6-4		4	0	1	0	0	0	1
Joe Simpson, L (9, 8) OBP: 0.250, SLG: 0.182		1-2								1-2f			1B		2	0	1	0	0	0	2
Ed Goodson, L (1, 5) OBP: 0.197, SLG: 0.237		FC3-6 2B 1B		CS 1B		F8		E1			F3		F2		6	1	1	0	0	0	3
		1-2f 2-3																			
Steve Yeager, R (1, 2) OBP: 0.354, SLG: 0.444		F7		F7			1B 1B	F8			K		FC6-4		4	2	2	1	0	0	2
Hank Webb, R (9, 1)		1B 2B		1-2									1-2f		0	0	0	0	0	0	0
Rick Rhoden, R (11, PH) OBP: 0.231, SLG: 0.385		1-3 3-H													1	0	0	0	0	1	0
Mike Garman, R (12, 1)															0	0	0	0	0	0	0
Glenn Burke, R (13, PH) OBP: 0.091, SLG: 0.203															1	0	0	0	0	0	1
Dennis Lewallyn, R (14, 1)															0	0	0	0	0	0	0
Don Sutton, R (1, 1) OBP: 0.235, SLG: 0.178		6-3		K			CS 1B		K		S		6-3		2	0	0	0	0	1	2
Manny Mota, R (7, PH) OBP: 0.522, SLG: 0.417							1-3				1B				1	0	1	0	0	0	0
Ron Washington, R (8, 6) OBP: 0.421, SLG: 0.389															3	0	1	0	0	1	1
Inning Stats	R: 0 E: 0 K: 1 S: 5 H: 0 LOB: 1 BB: 1 P: 9	R: 3 E: 0 K: 0 S: 7 H: 4 LOB: 1 BB: 0 P: 7	R: 0 E: 0 K: 0 S: 4 H: 1 LOB: 1 BB: 0 P: 4	R: 0 E: 0 K: 1 S: 5 H: 1 LOB: 0 BB: 0 P: 5	R: 0 E: 0 K: 0 S: 4 H: 1 LOB: 2 BB: 0 P: 4	R: 0 E: 0 K: 0 S: 3 H: 0 LOB: 0 BB: 0 P: 3	R: 2 E: 0 K: 0 S: 6 H: 4 LOB: 1 BB: 0 P: 6	R: 0 E: 1 K: 0 S: 4 H: 0 LOB: 1 BB: 0 P: 4	R: 0 E: 0 K: 1 S: 5 H: 0 LOB: 0 BB: 0 P: 5	R: 0 E: 1 K: 0 S: 3 H: 0 LOB: 1 BB: 1 P: 7	R: 0 E: 0 K: 1 S: 6 H: 1 LOB: 1 BB: 0 P: 6	R: 0 E: 0 K: 2 S: 8 H: 1 LOB: 1 BB: 0 P: 8	R: 0 E: 0 K: 0 S: 4 H: 1 LOB: 1 BB: 0 P: 4	R: 1 E: 0 K: 0 S: 3 H: 2 LOB: 2 BB: 1 P: 7	1B: 15 2B: 1 3B: 0 HR: 0	SF: 0 SAC: 0 DP: 1 HBP: 0	WP: 0 PB: 1 SB: 3 CS: 3	PA: 58

	AB	R	H	RBI	BB	SO	LOB
TOTAL	**55**	**6**	**16**	**6**	**3**	**6**	**26**

PITCHER	IP	WLS	BF	H	R	ER	SO	BB	IBB	HBP	BLK	WP	HR	S	P	ERA	WHIP
Joe Niekro, R (1, 1) ERA: 3.04	7.0		31	11	5	5	2	1	0	0	0	0	0	34	38	6.43	1.714
Ken Forsch, R (8, 1) ERA: 2.79	1.0		4	0	0	0	0	0	0	0	0	0	0	4	4	0.00	0.000
Roy Thomas, R (9, 1) ERA: 2.84	2.0		7	0	0	0	1	1	0	0	0	0	0	8	12	0.00	0.500
Joe Sambito, L (11, 1) ERA: 2.33	3.0		12	3	0	0	3	0	0	0	0	0	0	18	18	0.00	1.000
Bo McLaughlin, R (14, 1) ERA: 4.25	0.1	L	4	2	1	1	0	1	0	0	0	0	0	3	7	27.00	9.000

PITCHER	IP	WLS	BF	H	R	ER	SO	BB	IBB	HBP	BLK	WP	HR	S	P	ERA	WHIP

Batter	1	2	3	4	5	6	7	8	9	AB	R	H	RBI	BB	SO	LOB
Mike Fischlin, R (1, 6) OBP: 0.200, SLG: 0.200	5-3		F9		5-3		6-3			4	0	0	0	0	0	1
Julio Gonzalez, R (1, 4) OBP: 0.287, SLG: 0.316	F3			6-3		BB, 1B		F3		4	1	1	0	0	0	0
Jose Cruz, L (1, 9) OBP: 0.368, SLG: 0.476	2B			1B, 4-3, 2B		BBBB, 1B, WP, 1-2, BB		G3		3	2	2	0	1	0	0
Denny Walling, L (1, 8) OBP: 0.368, SLG: 0.294	F7			4-3, 2-3, 1B		WP, 1-3, 2-H, 1B		3-1		4	0	2	1	0	0	1
Joe Cannon, L (1, 7) OBP: 0.125, SLG: 0.250		K		4-3, 1-2, 3-H		F6, 2-3, 3-H			K	4	0	0	1	0	2	2
Danny Walton, R (1, 3) OBP: 0.190, SLG: 0.190		4-3		F5		L9			K	4	0	0	0	0	1	2
Ken Boswell, L (1, 5) OBP: 0.287, SLG: 0.247		F7			BBBB, BB	3-1			F7	3	0	0	0	1	0	1
Luis Pujols, R (1, 2) OBP: 0.067, SLG: 0.067			F8		K		F4			3	0	0	0	0	1	1
Joaquin Andujar, S (1, 1) OBP: 0.232, SLG: 0.226			K		F9		L5			2	0	0	0	0	1	1
Tom Dixon, R (6, 1)										0	0	0	0	0	0	0
Wilbur Howard, S (7, PH) OBP: 0.276, SLG: 0.321										1	0	0	0	0	0	0
Ken Forsch, R (7, 1) OBP: 0.143, SLG: 0.077										0	0	0	0	0	0	0
Inning Stats	R: 0 E: 0 K: 0 S: 4 H: 1 LOB: 1 BB: 0 P: 4	R: 0 E: 0 K: 1 S: 5 H: 0 LOB: 0 BB: 0 P: 5	R: 0 E: 0 K: 1 S: 5 H: 0 LOB: 0 BB: 0 P: 5	R: 1 E: 0 K: 0 S: 5 H: 2 LOB: 1 BB: 0 P: 5	R: 0 E: 0 K: 1 S: 5 H: 0 LOB: 1 BB: 1 P: 9	R: 2 E: 0 K: 0 S: 5 H: 2 LOB: 1 BB: 1 P: 9	R: 0 E: 0 K: 0 S: 3 H: 0 LOB: 0 BB: 0 P: 3	R: 0 E: 0 K: 0 S: 3 H: 0 LOB: 0 BB: 0 P: 3	R: 0 E: 0 K: 2 S: 7 H: 0 LOB: 0 BB: 0 P: 7	1B: 3 2B: 2 3B: 0 HR: 0 SF: 0 SAC: 0 DP: 0 HBP: 0						

PITCHER		IP	WLS	BF	H	R	ER	SO	BB	IBB	HBP	BLK	WP	HR	S	P	ERA	WHIP
Burt Hooton, R ERA: 2.62	(1, 1)	7.0	W	28	5	3	3	3	2	0	0	0	1	0	32	40	3.86	1.000
Elias Sosa, R ERA: 1.98	(8, 1)	1.0		3	0	0	0	0	0	0	0	0	0	0	3	3	0.00	0.000
Charlie Hough, R ERA: 3.32	(9, 1)	1.0	S	3	0	0	0	2	0	0	0	0	0	0	7	7	0.00	0.000

PITCHER	IP	WLS	BF	H	R	ER	SO	BB	IBB	HBP	BLK	WP	HR	S	P	ERA	WHIP

Houston Astros @ Los Angeles Dodgers

Dodger Stadium, Los Angeles, CA

Sat Oct 01 1977, 3:33 AM PDT

Att. 23,661 - Unknown

TOP

livebaseballscorecards.com

AB	32
R	3
H	5
RBI	2
BB	2
SO	5
LOB	9

Batter	1	2	3	4	5	6	7	8	9	AB	R	H	RBI	BB	SO	LOB
Davey Lopes, R (1, 4) OBP: 0.372, SLG: 0.406	F7		4-3	F2			F8			3	0	0	0	0	0	2
Lee Lacy, R (5, 4) OBP: 0.299, SLG: 0.417										1	0	0	0	0	0	0
Rafael Landestoy, S (1, 6) OBP: 0.421, SLG: 0.313	5-3		HR BB	K			4-3 1B			3	1	1	0	1	1	2
Reggie Smith, S (1, 9) OBP: 0.427, SLG: 0.576	BB		1-H HR		HR		4-3 1-2			2	2	2	3	1	0	0
Vic Davalillo, L (6, 9) OBP: 0.341, SLG: 0.386										1	0	0	0	0	0	1
Ed Goodson, L (1, 5) OBP: 0.215, SLG: 0.242	G3		1B		F7		IBB			3	0	1	0	1	0	1
Steve Garvey, R (1, 3) OBP: 0.336, SLG: 0.500		1-3	F9		4-3		F7			2	0	0	0	0	0	1
Glenn Burke, R (4, 8) OBP: 0.277, SLG: 0.299										2	0	0	0	0	0	2
Dusty Baker Jr., R (1, 7) OBP: 0.362, SLG: 0.506		1-3		4-3 1B 2B	F8			F7		4	1	1	0	0	0	0
Rick Monday, L (1, 8) OBP: 0.333, SLG: 0.386	BB			4-3 2-3		F3		G3		3	0	0	0	1	0	1
(4, 3)																
Jerry Grote, R (1, 2) OBP: 0.331, SLG: 0.305	5-3			1B 3-H 1B		K		1B		4	0	2	1	0	1	1
Burt Hooton, R (1, 1) OBP: 0.188, SLG: 0.194			F8	1-2 1B		K		F9		3	0	1	0	0	1	0
Elias Sosa, R (8, 1) OBP: 0.250, SLG: 0.250										0	0	0	0	0	0	0
Manny Mota, R (8, PH) OBP: 0.511, SLG: 0.405										1	0	0	0	0	0	1
Charlie Hough, R (9, 1) OBP: 0.217, SLG: 0.318										0	0	0	0	0	0	0
Inning Stats	R: 0 E: 0 K: 0 S: 3 H: 0 LOB: 1 BB: 1 P: 7	R: 0 E: 0 K: 0 S: 3 H: 0 LOB: 1 BB: 1 P: 7	R: 2 E: 0 K: 0 S: 5 H: 2 LOB: 1 BB: 1 P: 9	R: 1 E: 0 K: 1 S: 8 H: 3 LOB: 2 BB: 0 P: 8	R: 1 E: 0 K: 0 S: 4 H: 1 LOB: 0 BB: 0 P: 4	R: 0 E: 0 K: 2 S: 7 H: 0 LOB: 0 BB: 0 P: 7	R: 0 E: 0 K: 0 S: 4 H: 1 LOB: 2 BB: 1 P: 8	R: 0 E: 0 K: 0 S: 4 H: 1 LOB: 1 BB: 0 P: 4		1B: 5 2B: 1 3B: 0 HR: 2 SF: 0 SAC: 0 DP: 0 HBP: 0						

PITCHER	IP	WLS	BF	H	R	ER	SO	BB	IBB	HBP	BLK	WP	HR	S	P	ERA	WHIP
Joaquin Andujar, R (1, 1) ERA: 3.69	5.0	L	24	6	4	4	1	3	0	0	0	0	2	23	35	7.20	1.800
Tom Dixon, R (6, 1) ERA: 3.26	1.0		3	0	0	0	2	0	0	0	0	0	0	7	7	0.00	0.000
Ken Forsch, R (7, 1) ERA: 2.72	2.0		9	2	0	0	0	0	1	0	0	0	0	8	12	0.00	1.000

PITCHER	IP	WLS	BF	H	R	ER	SO	BB	IBB	HBP	BLK	WP	HR	S	P	ERA	WHIP

BOTTOM

Houston Astros @ Los Angeles Dodgers

Dodger Stadium, Los Angeles, CA

Sat Oct 01 1977, 3:33 AM PDT

Att. 23,661 - Unknown

livebaseballscorecards.com

AB	32
R	4
H	8
RBI	4
BB	4
SO	3
LOB	12

PA: 36

Batter	1	2	3	4	5	6	7	8	9	AB	R	H	RBI	BB	SO	LOB
Jose Cruz, L (1, 9) OBP: 0.368, SLG: 0.475	CS 1B		F2		4-3		BB 1B	4-3		5	1	2	0	0	0	1
Enos Cabell, R (1, 5) (9, 3) OBP: 0.313, SLG: 0.438	1-2 2B 1B		F9		G3		BBBB 1B 1-2 3B BB		4-3 FC3-2 2B	4	1	2	0	1	0	0
Cesar Cedeno, R (1, 8) OBP: 0.346, SLG: 0.457	1-H 1B 2B		F7		E8		IBB 1-3 2-H 3B 1B		4-3 2-3	5	2	3	1	0	0	1
Bob Watson, R (1, 3) OBP: 0.360, SLG: 0.498 Joe Cannon, L (9, PH) OBP: 0.118, SLG: 0.235 Rob Sperring, R (9, 5) OBP: 0.254, SLG: 0.233	3-H 1B			HR	SSS K		1-2 3B IBB		FC3-2 CS 3-H	3 1 0	2 0 0	2 0 0	2 0 0	1 0 0	1 0 0	1 1 0
Denny Walling, L (1, 7) OBP: 0.348, SLG: 0.381	P6			F8	SSS K		1-H 2-H 3-H 3B		CS 1-2	4	0	1	3	0	1	1
Art Howe, R (1, 4) OBP: 0.336, SLG: 0.412		F2		1-3	SSS K		F5			4	0	0	0	0	1	1
Ed Herrmann, L (1, 2) OBP: 0.352, SLG: 0.354		FC6-4 1B		E 1B	SSS K			F7		4	0	2	0	0	1	0
Roger Metzger, S (1, 6) OBP: 0.272, SLG: 0.264		F7		E6 1-2			4-3	SH3 1B		4	0	1	0	0	0	2
J.R. Richard, R (1, 1) OBP: 0.247, SLG: 0.345		FC6-4 1-2f		5-3			1-3	SH3 1-2		3	0	0	0	0	0	3
Inning Stats	R: 1 E: 0 K: 0 S: 5 H: 4 LOB: 1 BB: 0 P: 5	R: 0 E: 0 K: 0 S: 4 H: 1 LOB: 1 BB: 0 P: 4	R: 0 E: 0 K: 0 S: 3 H: 0 LOB: 0 BB: 0 P: 3	R: 1 E: 1 K: 0 S: 6 H: 2 LOB: 2 BB: 0 P: 6	R: 0 E: 1 K: 1 S: 6 H: 1 LOB: 1 BB: 0 P: 6	R: 0 E: 0 K: 3 S: 9 H: 0 LOB: 0 BB: 0 P: 9	R: 4 E: 0 K: 0 S: 6 H: 3 LOB: 1 BB: 2 P: 14	R: 0 E: 0 K: 0 S: 4 H: 1 LOB: 1 BB: 0 P: 4	R: 0 E: 0 K: 0 S: 3 H: 1 LOB: 0 BB: 0 P: 3	1B: 9 2B: 2 3B: 1 HR: 1	SF: 0 SAC: 1 DP: 0 HBP: 0						

TOP

Houston Astros @ Los Angeles Dodgers

Dodger Stadium, Los Angeles, CA

Sun Oct 02 1977, 3:33 AM PDT

Att. 46,501 - Unknown

livebaseballscorecards.com

AB	37
R	6
H	13
RBI	6
BB	2
SO	4
LOB	11

PITCHER		IP	WLS	BF	H	R	ER	SO	BB	IBB	HBP	BLK	WP	HR	S	P	ERA	WHIP
Bobby Castillo, R ERA: 3.97	(1, 1)	6.0		25	8	2	2	4	0	0	0	0	0	1	33	33	3.00	1.333
Dennis Lewallyn, R ERA: 4.24	(7, 1)	1.0	L	8	3	4	4	0	1	1	0	0	0	0	6	14	36.00	4.000
Hank Webb, R ERA: 2.25	(8, 1)	2.0		7	2	0	0	0	0	0	0	0	0	0	7	7	0.00	1.000

PITCHER	IP	WLS	BF	H	R	ER	SO	BB	IBB	HBP	BLK	WP	HR	S	P	ERA	WHIP

WP: 0	PB: 0	SB: 0	CS: 2	PA: 41		

Batter	1	2	3	4	5	6	7	8	9	AB	R	H	RBI	BB	SO	LOB
Vic Davalillo, L (1, 9) OBP: 0.313, SLG: 0.354	K		K			F7		K		4	0	0	0	0	3	0
Bill Russell, R (1, 6) OBP: 0.304, SLG: 0.360	5-3			F8		K		F8		1	0	0	0	0	0	0
Ron Washington, R (4, 6) OBP: 0.400, SLG: 0.368										1	0	0	0	0	0	0
Rafael Landestoy, S (5, 6) OBP: 0.381, SLG: 0.278										2	0	0	0	0	1	0
Dusty Baker Jr., R (1, 7) OBP: 0.364, SLG: 0.512	1B			K		HR		K		3	1	2	1	0	1	0
Joe Simpson, L (7, 7) OBP: 0.240, SLG: 0.174 (8, 3)										1	0	0	0	0	1	0
Steve Garvey, R (1, 3) OBP: 0.335, SLG: 0.498	K			F5		HR			F9	2	0	0	0	0	1	1
Glenn Burke, R (5, 8) OBP: 0.280, SLG: 0.320										2	1	1	1	0	0	0
Ed Goodson, L (1, 5) OBP: 0.203, SLG: 0.227		K			F8	6-3			1-3-1	4	0	0	0	0	1	0
Rick Monday, L (1, 8) OBP: 0.330, SLG: 0.383 (5, 3)		K			K		F7		P3	3	0	0	0	0	2	0
Hank Webb, R (8, 1)										0	0	0	0	0	0	0
Jerry Grote, R (9, PH) OBP: 0.329, SLG: 0.303										1	0	0	0	0	0	0
Lee Lacy, R (1, 4) OBP: 0.306, SLG: 0.414		K			BB		BB			1	0	0	0	2	1	0
Steve Yeager, R (1, 2) OBP: 0.334, SLG: 0.444			K		F7		K			0	0	0	0	0	0	0
Johnny Oates, L (1, 2) OBP: 0.314, SLG: 0.353										3	0	0	0	0	2	2
Bobby Castillo, R (1, 1)			6-3			HR	K			1	0	0	0	0	0	0
Manny Mota, R (6, PH) OBP: 0.521, SLG: 0.500										1	1	1	1	0	0	0
Dennis Lewallyn, R (7, 1)										0	0	0	0	0	0	0
Jeffrey Leonard, R (7, PH) OBP: 0.364, SLG: 0.500 (8, 7)										1	0	0	0	0	1	1
Inning Stats	R: 0 E: 0 K: 2 S: 8 H: 1 LOB: 1 BB: 0 P: 8	R: 0 E: 0 K: 3 S: 9 H: 0 LOB: 0 BB: 0 P: 9	R: 0 E: 0 K: 2 S: 7 H: 0 LOB: 0 BB: 0 P: 7	R: 0 E: 0 K: 1 S: 5 H: 0 LOB: 0 BB: 0 P: 5	R: 0 E: 0 K: 1 S: 5 H: 0 LOB: 1 BB: 1 P: 9	R: 3 E: 0 K: 1 S: 8 H: 3 LOB: 0 BB: 0 P: 8	R: 0 E: 0 K: 2 S: 7 H: 0 LOB: 1 BB: 1 P: 11	R: 0 E: 0 K: 2 S: 7 H: 0 LOB: 0 BB: 0 P: 7	R: 0 E: 0 K: 0 S: 3 H: 0 LOB: 0 BB: 0 P: 3	1B: 1 2B: 0 3B: 0 HR: 3	SF: 0 SAC: 0 DP: 0 HBP: 0			WP: 0 PB: 0 SB: 0 CS: 0	PA: 33		

PITCHER	IP	WLS	BF	H	R	ER	SO	BB	IBB	HBP	BLK	WP	HR	S	P	ERA	WHIP
J.R. Richard, R (1, 1) ERA: 2.97	9.0	W	33	4	3	3	14	2	0	0	0	0	3	59	67	3.00	0.667

PITCHER	IP	WLS	BF	H	R	ER	SO	BB	IBB	HBP	BLK	WP	HR	S	P	ERA	WHIP

BOTTOM

Houston Astros @ Los Angeles Dodgers

Dodger Stadium, Los Angeles, CA

Sun Oct 02 1977, 3:33 AM PDT

Att. 46,501 - Unknown

livebaseballscorecards.com

AB	31
R	3
H	4
RBI	3
BB	2
SO	14
LOB	4

Philadelphia Phillies @ Los Angeles Dodgers

Dodger Stadium, Los Angeles, CA

Tue Oct 04 1977, 7:05 PM PDT

Att. 55,968 - Unknown

TOP

livebaseballscorecards.com

Batter	1	2	3	4	5	6	7	8	9	AB	R	H	RBI	BB	SO	LOB
Bake McBride, L (1, 8) OBP: 0.400, SLG: 0.400	G6-4-3 1B		F9		FC1-6 FC5 E 1-2f	F5			1B 1B	5	1	2	0	0	0	3
Larry Bowa, S (1, 6) OBP: 0.200, SLG: 0.200	G6-4-3 1-2f		FC5-4 1-2f		FC BB FC5 1B 1-2	F3			1B BLK 1B 1-2	5	2	1	0	0	0	4
Mike Schmidt, R (1, 5) OBP: 0.200, SLG: 0.200	E6 HR		K		FC5 BB 1B 1-2 2-3f		K2-3		4-3 BLK 1B 1-3 2-H	5	2	1	1	0	2	3
Greg Luzinski, R (1, 7) OBP: 0.600, SLG: 1.333	HR 1-H			S BB	1B BB 1-2 2-3		K		4-3 1-3 3-H	3	1	1	2	2	1	1
Davey Johnson, R (1, 3) OBP: 0.250, SLG: 0.250 Tom Hutton, L (7, 3)	6-3			5-3 1-2	1B 1-2 2-H 3-H		K		G3	4 1	0 0	1 0	2 0	0 0	1 0	1 1
Jerry Martin, R (1, 9) Jay Johnstone, L (8, PH) (8, 9)		K		5-3	K			F6		3 1	0 0	0 0	0 0	0 0	2 0	3 0
Tim McCarver, L (1, 2) OBP: 0.500, SLG: 0.333 Bob Boone, R (8, 2)		K		FC5-4 BB	SH1-3 1B 1B			L3		3 0	1 0	1 0	0 0	1 0	1 0	0 0
Ted Sizemore, R (1, 4)		6-3		FC5-4 1-2f	SH1-3 1-2			F8		3	0	0	0	0	0	2
Steve Carlton, L (1, 1) OBP: 1.000, SLG: 1.000 Gene Garber, R (7, 1) Richie Hebner, L (9, PH) Tug McGraw, R (9, 1)			FC5-4 1B		HBP				F3	2 0 1 0	0 0 0 0	2 0 0 0	1 0 0 0	0 0 0 0	0 0 0 0	0 0 0 0

	AB	36
	R	7
	H	9
	RBI	6
	BB	3
	SO	7
	LOB	18

Inning Stats	1	2	3	4	5	6	7	8	9	1B: 8	SF: 0	WP: 0	PA: 41
	R: 2 E: 1 K: 0 S: 9 H: 2 LOB: 0 BB: 0 P: 15	R: 0 E: 0 K: 2 S: 9 H: 0 LOB: 0 BB: 0 P: 14	R: 0 E: 0 K: 1 S: 10 H: 1 LOB: 1 BB: 0 P: 15	R: 0 E: 0 K: 0 S: 8 H: 0 LOB: 2 BB: 2 P: 25	R: 2 E: 1 K: 1 S: 10 H: 1 LOB: 2 BB: 1 P: 18	R: 1 E: 0 K: 0 S: 8 H: 2 LOB: 1 BB: 0 P: 11	R: 0 E: 0 K: 3 S: 10 H: 0 LOB: 0 BB: 0 P: 14	R: 0 E: 0 K: 0 S: 5 H: 0 LOB: 0 BB: 0 P: 8	R: 2 E: 0 K: 0 S: 17 H: 3 LOB: 1 BB: 0 P: 20	2B: 0 3B: 0 HR: 1	SAC: 1 DP: 1 HBP: 1	PB: 0 SB: 1 CS: 0	

PITCHER		IP	WLS	BF	H	R	ER	SO	BB	IBB	HBP	BLK	WP	HR	S	P	ERA	WHIP
Tommy John, L ERA:	(1, 1)	4.2		23	4	4	0	3	3	0	1	0	0	1	43	83	0.00	1.500
Mike Garman, R ERA:	(5, 1)	0.1		1	0	0	0	1	0	0	0	0	0	0	3	4	0.00	0.000
Charlie Hough, R ERA: 4.5	(6, 1)	2.0		8	2	1	1	3	0	0	0	0	0	0	18	25	4.50	1.000
Elias Sosa, R ERA: 9.0	(8, 1)	2.0	L	9	3	2	2	0	0	0	0	1	0	0	22	28	9.00	1.500

PITCHER	IP	WLS	BF	H	R	ER	SO	BB	IBB	HBP	BLK	WP	HR	S	P	ERA	WHIP

BOTTOM

Philadelphia Phillies @ Los Angeles Dodgers
Dodger Stadium, Los Angeles, CA
Tue Oct 04 1977, 7:05 PM PDT
Att. 55,968 - Unknown

Batter	1	2	3	4	5	6	7	8	9	AB	R	H	RBI	BB	SO	LOB
Davey Lopes, R (1, 4) OBP: 0.400, SLG: 0.400	F7		F3		6-3 1-H		BB FC5 HR 1-2		5-3	5	1	2	1	0	0	0
Bill Russell, R (1, 6)	F8		6-3		6-3 2-3		FC5 BB HR 1-2 2-3f		6-3	5	1	0	0	0	0	3
Reggie Smith, S (1, 9)	K			F8	6-3		HR 1-2 2-3		4-3	4	1	0	0	1	1	1
Ron Cey, R (1, 5) OBP: 0.500, SLG: 1.250		1B		K		5-3	HR 1-H 2-H 3-H			4	1	2	4	0	1	0
Steve Garvey, R (1, 3) OBP: 0.750, SLG: 0.750		1B 1-2		BB		6-3	S			4	0	3	0	0	0	0
Dusty Baker Jr., R (1, 7) OBP: 0.500, SLG: 0.333		F3		FC5-4 1-2		FC5-4	K 1-2			3	0	1	0	1	1	3
Glenn Burke, R (1, 8)		F8		FC5-4 1-2f		FC5-4 1-2f		K		3	0	0	0	0	0	5
Rick Monday, L (8, PH)										1	0	0	0	0	1	0
(9, 8)																
Steve Yeager, R (1, 2)		F4			5-3		K	1-3		4	0	0	0	0	1	2
Tommy John, R (1, 1)			F9		FC5 BLK 1B		1B		4-3	1	0	0	0	0	0	0
Mike Garman, R (5, 1)										0	0	0	0	0	0	0
Lee Lacy, R (5, PH) OBP: 1.000, SLG: 1.000										1	1	1	0	0	0	0
Charlie Hough, R (6, 1)										0	0	0	0	0	0	0
Jerry Grote, R (7, PH)										0	0	0	0	1	0	0
Elias Sosa, R (8, 1)										1	0	0	0	0	0	0

Inning Stats	1	2	3	4	5	6	7	8	9
	R: 0 E: 0 K: 1 S: 7	H: 0 LOB: 0 BB: 0 P: 12	R: 0 E: 0 K: 0 S: 14	H: 2 LOB: 2 BB: 0 P: 20	R: 0 E: 0 K: 0 S: 6	H: 0 LOB: 0 BB: 0 P: 9	R: 0 E: 0 K: 1 S: 11	H: 1 LOB: 2 BB: 1 P: 21	R: 1 E: 0 K: 0 S: 7	H: 2 LOB: 1 BB: 0 P: 9	R: 0 E: 0 K: 0 S: 9	H: 1 LOB: 1 BB: 0 P: 13	R: 4 E: 0 K: 2 S: 23	H: 3 LOB: 1 BB: 2 P: 38	R: 0 E: 0 K: 1 S: 5	H: 0 LOB: 0 BB: 0 P: 8	R: 0 E: 0 K: 0 S: 5	H: 0 LOB: 0 BB: 0 P: 8

AB	36
R	5
H	9
RBI	5
BB	3
SO	5
LOB	14

PITCHER		IP	WLS	BF	H	R	ER	SO	BB	IBB	HBP	BLK	WP	HR	S	P	ERA	WHIP	PITCHER	IP	WLS	BF	H	R	ER	SO	BB	IBB	HBP	BLK	WP	HR	S	P	ERA	WHIP
Steve Carlton, L	(1, 1)	6.2		32	9	5	5	3	3	0	0	1	0	1	74	118	6.75	1.800																		
ERA: 6.75																																				
Gene Garber, R	(7, 1)	1.1	W	4	0	0	0	2	0	0	0	0	0	0	8	12	0.00	0.000																		
ERA:																																				
Tug McGraw, L	(9, 1)	1.0	S	3	0	0	0	0	0	0	0	0	0	0	5	8	0.00	0.000																		
ERA:																																				

	1B	8	SF	0	WP	0	PA	39
	2B	0	SAC	0	PB	0		
	3B	0	DP	0	SB	1		
	HR	1	HBP	0	CS	0		

livebaseballscorecards.com

Batter	1	2	3	4	5	6	7	8	9	AB	R	H	RBI	BB	SO	LOB
Bake McBride, L (1, 8) OBP: 0.444, SLG: 0.778	1-3		HR		G3-6 1B			F8		4	1	2	1	0	0	0
Larry Bowa, S (1, 6) OBP: 0.222, SLG: 0.222	1B		1-3		G3-6			E4		4	0	1	0	0	0	1
Mike Schmidt, R (1, 5) OBP: 0.111, SLG: 0.111	K		L6			L8		F8		4	0	0	0	0	1	2
Greg Luzinski, R (1, 7) OBP: 0.444, SLG: 0.857	4-3		2B			L9		5-3		4	0	1	0	0	0	2
Richie Hebner, L (1, 3) OBP: 0.400, SLG: 0.400		FC6-4 1B	L9			1B			F4	4	0	2	0	0	0	1
Jay Johnstone, L (1, 9) OBP: 0.200, SLG: 0.200		K	G3			F5			1B	4	0	1	0	0	1	2
Bob Boone, R (1, 2) OBP: 0.250, SLG: 0.250		FC6-4 1B	F7				F2		G6-4-3 1B	4	0	1	0	0	0	1
Ted Sizemore, R (1, 4) OBP: 0.143, SLG: 0.143		1B	L5				F7		G6-4-3	4	0	1	0	0	0	2
Jim Lonborg, R (1, 1)		K			F7		K			1	0	0	0	0	1	2
Tom Hutton, L (5, PH)										1	0	0	0	0	0	0
Ron Reed, R (5, 1)										0	0	0	0	0	0	0
Ollie Brown, R (7, PH)										1	0	0	0	0	1	0
Warren Brusstar, R (7, 1)										0	0	0	0	0	0	0
Inning Stats	R: 0 E: 0 K: 1 S: 11 H: 1 LOB: 1 BB: 0 P: 14	R: 0 E: 0 K: 2 S: 12 H: 2 LOB: 2 BB: 0 P: 17	R: 1 E: 0 K: 0 S: 17 H: 2 LOB: 1 BB: 0 P: 24	R: 0 E: 0 K: 0 S: 8 H: 0 LOB: 0 BB: 0 P: 12	R: 0 E: 0 K: 0 S: 5 H: 1 LOB: 0 BB: 0 P: 6	R: 0 E: 0 K: 0 S: 11 H: 1 LOB: 1 BB: 0 P: 14	R: 0 E: 0 K: 1 S: 6 H: 0 LOB: 0 BB: 0 P: 10	R: 0 E: 1 K: 0 S: 8 H: 0 LOB: 1 BB: 0 P: 10	R: 0 E: 0 K: 0 S: 10 H: 2 LOB: 1 BB: 0 P: 15	1B: 7 2B: 1 3B: 0 HR: 1 SF: 0 SAC: 0 DP: 2 HBP: 0						

PITCHER	IP	WLS	BF	H	R	ER	SO	BB	IBB	HBP	BLK	WP	HR	S	P	ERA	WHIP
Don Sutton, R (1, 1) ERA: 1.0	9.0	W	35	9	1	1	4	0	0	0	0	0	1	88	122	1.00	1.000

PITCHER	IP	WLS	BF	H	R	ER	SO	BB	IBB	HBP	BLK	WP	HR	S	P	ERA	WHIP

TOP

Philadelphia Phillies @ Los Angeles Dodgers
Dodger Stadium, Los Angeles, CA
Wed Oct 05 1977, 7:05 PM PDT
Att. 55,973 - Unknown

livebaseballscorecards.com

AB	35
R	1
H	9
RBI	1
BB	0
SO	4
LOB	13

Batter	1	2	3	4	5	6	7	8	9	AB	R	H	RBI	BB	SO	LOB
Davey Lopes, R (1, 4) OBP: 0.333, SLG: 0.333	X 0-0 ① 6-3		B F X 1-1 CS 3-H 1B		C B C B X 2-2 ① L4		X 0-0 ② 5-3			4	0	1	1	0	0	0
Bill Russell, R (1, 6) OBP: 0.222, SLG: 0.222	X 0-0 ② 6-3		B C 1-1 ③ CS 1-2	F B X 1-1 SH1-3 HR 1B	X 0-0 ② F9		X 0-0 3B 1B			4	2	2	0	0	0	0
Reggie Smith, S (1, 9) OBP: 0.333, SLG: 0.500	C B C F X 1-2 ③ G3			B X 1-0 SH1-3 1-2 HR 1B	B C F B C 2-3 ③ K		F S P X 1-2 1-H 3B			4	1	2	1	0	1	0
Ron Cey, R (1, 5) OBP: 0.429, SLG: 0.857		C B S C 1-3 ① K		F X 0-1 ① SH1-3 1-2 2-3		F B B X 2-1 S 1B 1B	X 0-0 ③ G3			3	1	1	0	0	1	1
Steve Garvey, R (1, 3) OBP: 0.500, SLG: 0.429		X 0-0 ② 6-3		I I I 4-0 HR IBB		F S X 0-2 ① F9		C B F B S 2-3 ① K		3	1	0	0	1	1	1
Dusty Baker Jr., R (1, 7) OBP: 0.375, SLG: 0.714		B X 1-0 ③ F9		B F F X 1-2 1-H 2-H 3-H HR		B F F B S 2-3 ② K 1-2		C F C 0-3 ② K		4	1	1	4	0	2	1
Rick Monday, L (1, 8) OBP: 0.400, SLG: 0.500 Glenn Burke, R (9, 8)			X 0-0 F9 1B 2B	B X 1-0 E4		I I I 4-0 1B IBB		B B S S X 2-2 ③ 4-3		3 0	1 0	1 0	0 0	1 0	0 0	0 0
Steve Yeager, R (1, 2) OBP: 0.143, SLG: 0.143			F B B F B F X 3-2 ① F9 2-3	B X 1-0 ② F2		S S B F F X 1-2 ③ 1-3 2-H 1B				3	0	1	1	0	0	2
Don Sutton, R (1, 1)			X 0-0 ② 1-3	B F C F X 1-2 ③ 6-3			X 0-0 ① 6-3			3	0	0	0	0	0	2
Inning Stats	R: 0 E: 0 K: 0 S: 6 H: 0 LOB: 0 BB: 0 P: 7	R: 0 E: 0 K: 1 S: 5 H: 0 LOB: 0 BB: 0 P: 7	R: 1 E: 0 K: 0 S: 9 H: 2 LOB: 0 BB: 0 P: 14	R: 4 E: 1 K: 0 S: 14 H: 3 LOB: 1 BB: 1 P: 24	R: 0 E: 0 K: 1 S: 7 H: 0 LOB: 0 BB: 0 P: 11	R: 1 E: 0 K: 1 S: 13 H: 2 LOB: 2 BB: 1 P: 22	R: 1 E: 0 K: 0 S: 8 H: 2 LOB: 1 BB: 0 P: 8	R: 0 E: 0 K: 2 S: 9 H: 0 LOB: 0 BB: 0 P: 13		1B: 6 2B: 1 3B: 1 HR: 1	SF: 0 SAC: 1 DP: 0 HBP: 0					

BOTTOM

Philadelphia Phillies @ Los Angeles Dodgers

Dodger Stadium, Los Angeles, CA

Wed Oct 05 1977, 7:05 PM PDT

Att. 55,973 - Unknown

livebaseballscorecards.com

AB	31
R	7
H	9
RBI	7
BB	2
SO	5
LOB	7

PITCHER		IP	WLS	BF	H	R	ER	SO	BB	IBB	HBP	BLK	WP	HR	S	P	ERA	WHIP
Jim Lonborg, R ERA: 11.25	(1, 1)	4.0	L	18	5	5	5	1	0	1	0	0	0	1	34	52	11.25	1.250
Ron Reed, R ERA: 4.5	(5, 1)	2.0		8	2	1	1	2	0	1	0	0	0	0	20	33	4.50	1.000
Warren Brusstar, R ERA: 4.5	(7, 1)	2.0		8	2	1	1	2	0	0	0	0	0	0	17	21	4.50	1.000

PITCHER	IP	WLS	BF	H	R	ER	SO	BB	IBB	HBP	BLK	WP	HR	S	P	ERA	WHIP

Batter	1	2	3	4	5	6	7	8	9	AB	R	H	RBI	BB	SO	LOB
Davey Lopes, R (1, 4) OBP: 0.286, SLG: 0.286	F8		G3		6-3		6-3		E 1B 1B	5	1	1	1	0	0	0
Bill Russell, R (1, 6) OBP: 0.286, SLG: 0.357	L4		F5		2B		5-3		1B	5	0	2	1	0	0	0
Reggie Smith, S (1, 9) OBP: 0.214, SLG: 0.308	K		K		K			4-3	1-3	5	0	0	0	0	3	2
Ron Cey, R (1, 5) OBP: 0.364, SLG: 0.727		5-3		6-3 1B 2B	K			5-3		4	1	1	0	0	1	1
Steve Garvey, R (1, 3) OBP: 0.417, SLG: 0.364		2B 1B		6-3 2-3		6-3		6-3		4	1	1	0	0	0	1
Dusty Baker Jr., R (1, 7) OBP: 0.417, SLG: 0.727		1-H 1B 2B		PB 1B F9-2 1B 3-H		F8			5-3	4	1	2	2	0	0	0
Rick Monday, L (1, 8) OBP: 0.444, SLG: 0.429		F8		PB 1-2		FC5-4 BB			4-3	3	0	1	0	1	0	1
Glenn Burke, R (9, 8)										0	0	0	0	0	0	0
Steve Yeager, R (1, 2) OBP: 0.300, SLG: 0.222		2B		IBB 1-2 2-3		FC5-4 1-2f			2B E 1B	2	0	1	1	1	0	1
Vic Davalillo, L (9, PH) OBP: 1.000, SLG: 1.000		1-H 2B								1	1	1	0	0	0	0
Jerry Grote, R (9, 2)										0	0	0	0	0	0	0
Burt Hooton, R (1, 1) OBP: 1.000, SLG: 2.000							4-3		E4 1B 2B	1	0	1	0	0	0	0
Rick Rhoden, R (2, 1)									1-H	1	0	0	0	0	0	3
Ed Goodson, L (7, PH)										1	0	0	0	0	0	0
Doug Rau, L (7, 1)										0	0	0	0	0	0	0
Elias Sosa, R (8, 1)										0	0	0	0	0	0	0
Lance Rautzhan, R (8, 1)										0	0	0	0	0	0	0
Manny Mota, R (9, PH) OBP: 1.000, SLG: 2.000										1	1	1	0	0	0	0
Mike Garman, R (9, 1)										0	0	0	0	0	0	0
Inning Stats	R: 0 E: 0 K: 1 S: 6 H: 0 LOB: 0 BB: 0 P: 9	R: 2 E: 0 K: 0 S: 14 H: 4 LOB: 2 BB: 0 P: 17	R: 0 E: 0 K: 1 S: 5 H: 0 LOB: 0 BB: 0 P: 7	R: 1 E: 0 K: 0 S: 14 H: 3 LOB: 2 BB: 1 P: 26	R: 0 E: 0 K: 2 S: 11 H: 1 LOB: 1 BB: 0 P: 18	R: 0 E: 0 K: 0 S: 8 H: 0 LOB: 1 BB: 1 P: 14	R: 0 E: 0 K: 0 S: 8 H: 0 LOB: 0 BB: 0 P: 11	R: 0 E: 0 K: 0 S: 5 H: 0 LOB: 0 BB: 0 P: 7	R: 3 E: 2 K: 0 S: 20 H: 4 LOB: 1 BB: 0 P: 23	1B: 7 2B: 6 3B: 0 HR: 0	SF: 0 SAC: 0 DP: 1 HBP: 0						

PITCHER	IP	WLS	BF	H	R	ER	SO	BB	IBB	HBP	BLK	WP	HR	S	P	ERA	WHIP
Larry Christenson, R (1, 1) ERA: 8.1	3.1		16	7	3	3	2	0	0	0	0	0	0	37	52	8.10	2.100
Warren Brusstar, R (4, 1) ERA: 3.38	0.2		2	0	0	0	0	0	1	0	0	0	0	2	7	0.00	0.000
Ron Reed, R (5, 1) ERA: 2.25	2.0		8	1	0	0	2	1	0	0	0	0	0	19	32	0.00	1.000
Gene Garber, R (7, 1) ERA: 4.15	3.0	L	13	4	3	2	0	0	0	0	0	0	0	33	41	6.00	1.333

PITCHER	IP	WLS	BF	H	R	ER	SO	BB	IBB	HBP	BLK	WP	HR	S	P	ERA	WHIP

TOP

Los Angeles Dodgers @ Philadelphia Phillies

Veterans Stadium, Philadelphia, PA

Fri Oct 07 1977, 3:33 AM EDT

Att. 63,719 - Unknown

livebaseballscorecards.com

AB	37
R	6
H	12
RBI	5
BB	2
SO	4
LOB	9

WP: 0 PB: 1 SB: 0 CS: 0 PA: 39

BOTTOM

Los Angeles Dodgers @ Philadelphia Phillies

Veterans Stadium, Philadelphia, PA

Fri Oct 07 1977, 3:33 AM EDT

Att. 63,719 - Unknown

Batter	1	2	3	4	5	6	7	8	9	AB	R	H	RBI	BB	SO	LOB
Bake McBride, L (1, 9) OBP: 0.357, SLG: 0.538	1-3	BB		6-3		FC4-6		5-3		4	0	0	1	1	0	3
Larry Bowa, S (1, 6) OBP: 0.214, SLG: 0.154	6-3	BB			L6		P4		P6	4	0	0	1	1	0	0
Mike Schmidt, R (1, 5) OBP: 0.143, SLG: 0.077	F4	F2			BB		5-3		F9	4	0	0	0	1	0	3
Greg Luzinski, R (1, 7) OBP: 0.500, SLG: 0.700 Jerry Martin, R (9, PR)		FC4-6 1B	FC5-4 BB		F5		K		HBP	3 0	0 0	1 0	0 0	1 0	1 0	1 0
Richie Hebner, L (1, 3) OBP: 0.300, SLG: 0.400	FC4-6 BB 1B BB 1-2f	F8			F9			E 2B	G3	5	2	1	0	0	0	4
Garry Maddox, R (1, 8) OBP: 0.250, SLG: 0.250	K	FC5-4 1-2f				F8		E9 E 2-H 1B		4	1	1	1	0	1	2
Bob Boone, R (1, 2) OBP: 0.375, SLG: 0.375	BB BB BB 1-2 1B	F8				1B		E5 SH1-3 3-H		4	1	2	0	0	0	1
Ted Sizemore, R (1, 4) OBP: 0.273, SLG: 0.200	BB BB BB 1-2 2-3 BB			4-3		FC4-6 1-2 1B		5-3		3	1	1	0	1	0	1
Larry Christenson, R (1, 1) Warren Brusstar, R (4, 1) Tom Hutton, L (4, PH) Ron Reed, R (5, 1) Tim McCarver, L (6, PH) OBP: 0.400, SLG: 0.250 Gene Garber, R (7, 1)	BB BB BB 1-2 2-3 3-H BB			P6		F9		SH1-3 2-3		0 0 1 0 0 1 0	0 0 0 0 0 0 0	0 0 0 0 0 0 0	1 0 0 0 0 0 0	1 0 0 0 0 0 0	0 0 0 0 0 0 0	0 0 0 0 0 2 0
Inning Stats	R: 0 E: 0 K: 0 S: 5 H: 0 LOB: 0 BB: 0 P: 6	R: 3 E: 0 K: 1 S: 14 H: 2 LOB: 3 BB: 4 P: 33	R: 0 E: 0 K: 0 S: 5 H: 0 LOB: 1 BB: 1 P: 9	R: 0 E: 0 K: 0 S: 5 H: 0 LOB: 0 BB: 0 P: 8	R: 0 E: 0 K: 0 S: 9 H: 0 LOB: 1 BB: 1 P: 17	R: 0 E: 0 K: 0 S: 16 H: 2 LOB: 2 BB: 0 P: 24	R: 0 E: 0 K: 1 S: 7 H: 0 LOB: 0 BB: 0 P: 11	R: 2 E: 2 K: 0 S: 13 H: 2 LOB: 1 BB: 0 P: 17	R: 0 E: 0 K: 0 S: 4 H: 0 LOB: 1 BB: 0 P: 7	1B: 5 2B: 1 3B: 0 HR: 0	SF: 0 SAC: 1 DP: 0 HBP: 1			WP: 0 PB: 0 SB: 0 CS: 0	PA: 41		

	AB	33
	R	5
	H	6
	RBI	4
	BB	6
	SO	2
	LOB	17

livebaseballscorecards.com

PITCHER		IP	WLS	BF	H	R	ER	SO	BB	IBB	HBP	BLK	WP	HR	S	P	ERA	WHIP
Burt Hooton, R ERA: 16.2	(1, 1)	1.2		11	2	3	3	1	4	0	0	0	0	0	18	38	16.20	3.600
Rick Rhoden, R ERA:	(2, 1)	4.1		17	2	0	0	0	2	0	0	0	0	0	36	59	0.00	0.923
Doug Rau, L ERA:	(7, 1)	1.0		3	0	0	0	1	0	0	0	0	0	0	7	11	0.00	0.000
Elias Sosa, R ERA: 10.13	(8, 1)	0.2		5	2	2	1	0	0	0	0	0	0	0	11	13	13.50	3.000
Lance Rautzhan, L ERA:	(8, 1)	0.1	W	1	0	0	0	0	0	0	0	0	0	0	2	4	0.00	0.000

PITCHER		IP	WLS	BF	H	R	ER	SO	BB	IBB	HBP	BLK	WP	HR	S	P	ERA	WHIP
Mike Garman, R ERA:	(9, 1)	1.0	S	4	0	0	0	0	0	0	1	0	0	0	4	7	0.00	0.000

Batter	1	2	3	4	5	6	7	8	9	AB	R	H	RBI	BB	SO	LOB
Davey Lopes, R (1, 4) OBP: 0.316, SLG: 0.235	F B F B F X 2-2 ① L4		B B B B 4-0 G6-4-3 BB		B B S B C B 4-2 1B 1-3 3-H BB		B C B S B X 3-2 ② F7		F B F B X 2-2 ③ F7	3	0	0	0	2	0	1
Bill Russell, R (1, 6) OBP: 0.278, SLG: 0.333	B S B B X 3-1 ② F7		B X 1-0 ② ③ G6-4-3 1-2f		C X 0-1 1-2 3-H 1B		C F F F F X 0-2 ③ F3			4	0	1	1	0	0	2
Reggie Smith, S (1, 9) OBP: 0.278, SLG: 0.313	B X 1-0 ③ F9			F F B X 1-2 G6-4-3 1B	F B F X 1-2 ③ F8			B B C F B F B 4-2 S BB		3	0	1	0	1	0	2
Ron Cey, R (1, 5) OBP: 0.400, SLG: 0.615		B B B C F B 4-2 HR BB		C C X 0-2 ① ② G6-4-3 1-2f		B B F B B 4-1 SH2-3 BB		S L B B S 2-3 ① K 1-2		2	1	0	0	2	1	2
Steve Garvey, R (1, 3) OBP: 0.400, SLG: 0.308		X 0-0 ① F8		B F S X 1-2 ③ 5-3		X 0-0 ① SH2-3 1-2		I I I I 4-0 IBB		2	0	0	0	1	0	1
Dusty Baker Jr., R (1, 7) OBP: 0.438, SLG: 0.857		B B X 2-0 1-H HR			B S B B B 4-1 1B WP BB	B X 1-0 ② F5		S F X 0-2 ② F9		3	2	1	2	1	0	3
Glenn Burke, R (1, 8) OBP: 0.286, SLG: 0.231		F B X 1-1 ② 5-3			L F C 0-3 ① K	C S B F S 1-3 ③ K		S S S 0-3 ③ K		4	0	0	0	0	3	4
Steve Yeager, R (1, 2) OBP: 0.286, SLG: 0.231		B S B S S 2-3 ③ K			F F F B B B X 3-2 WP 1-3 1B 1B		S F B F F S 1-3 ① K		S F X 0-2 ① F8	4	1	1	0	0	2	0
Tommy John, R (1, 1) OBP: 0.200, SLG: 0.200			B F F X 1-2 ① 5-3		L L B B L 2-3 ② K		C B S X 1-2 1B		C S B S 1-3 ② K	4	0	1	0	0	2	2
Inning Stats	R: 0 E: 0 K: 0 S: 7 H: 0 LOB: 0 BB: 0 P: 13	R: 2 E: 0 K: 1 S: 9 H: 1 LOB: 0 BB: 1 P: 18	R: 0 E: 0 K: 0 S: 4 H: 0 LOB: 0 BB: 1 P: 10	R: 0 E: 0 K: 0 S: 9 H: 1 LOB: 0 BB: 0 P: 11	R: 2 E: 0 K: 2 S: 18 H: 2 LOB: 2 BB: 2 P: 32	R: 0 E: 0 K: 1 S: 7 H: 0 LOB: 1 BB: 1 P: 13	R: 0 E: 0 K: 1 S: 17 H: 1 LOB: 1 BB: 0 P: 22	R: 0 E: 0 K: 2 S: 12 H: 0 LOB: 2 BB: 2 P: 22	R: 0 E: 0 K: 1 S: 9 H: 0 LOB: 0 BB: 0 P: 12	1B: 4 2B: 0 3B: 0 HR: 1	SF: 0 SAC: 1 DP: 2 HBP: 0			WP: 2 PB: 0 SB: 1 CS: 0	PA: 37		

PITCHER		IP	WLS	BF	H	R	ER	SO	BB	IBB	HBP	BLK	WP	HR	S	P	ERA	WHIP
Steve Carlton, L ERA: 6.94	(1, 1)	5.0	L	22	4	4	4	3	5	0	0	0	1	1	48	89	7.20	1.800
Ron Reed, R ERA: 1.8	(6, 1)	1.0		3	0	0	0	1	0	0	0	0	0	0	6	8	0.00	0.000
Tug McGraw, L ERA:	(7, 1)	2.0		9	1	0	0	3	1	1	0	0	0	0	29	44	0.00	1.000
Gene Garber, R ERA: 3.38	(9, 1)	1.0		3	0	0	0	1	0	0	0	0	0	0	9	12	0.00	0.000

PITCHER	IP	WLS	BF	H	R	ER	SO	BB	IBB	HBP	BLK	WP	HR	S	P	ERA	WHIP

TOP

Los Angeles Dodgers @ Philadelphia Phillies
Veterans Stadium, Philadelphia, PA
Sat Oct 08 1977, 7:05 PM EDT
Att. 64,924 - Unknown

livebaseballscorecards.com

AB	29
R	4
H	5
RBI	3
BB	7
SO	8
LOB	17

Batter	1	2	3	4	5	6	7	8	9	AB	R	H	RBI	BB	SO	LOB
Bake McBride, L (1, 9) OBP: 0.263, SLG: 0.389	B F B X 2-1 4-3 ①		B S X 1-1 5-3-5 ①		B F B B C X 3-2 F5 ①		B S S F B S 2-3 K ②		B C S S 1-3 K ③	5	0	0	0	0	2	1
Larry Bowa, S (1, 6) OBP: 0.167, SLG: 0.118	B B C X 2-1 5-3 ②		X 0-0 4-3 ②		M F X 0-2 6-3 ②		F X 0-1 FC4-6 ③ 1-2f			4	0	0	0	0	0	1
Mike Schmidt, R (1, 5) OBP: 0.167, SLG: 0.063	F C B X 1-2 5-3 ③		F B X 1-1 G3 ③		L S X 0-2 5-3 ③			B B B C B 4-1 FC5 1B BB		3	0	0	0	1	0	0
Greg Luzinski, R (1, 7) OBP: 0.444, SLG: 0.571		B S S B S S 2-3 K ①		B X 1-0 2B 6-3 1B		B B F X 2-1 5-3 ①		X 0-0 F9 ①		4	1	1	0	0	1	1
Richie Hebner, L (1, 3) OBP: 0.357, SLG: 0.500		F X 0-1 1B 1B 1B		X 0-0 1-3 2B		F B F S 1-3 K ②		S F B F B F X 2-2 F9 ②		4	0	2	0	0	1	1
Garry Maddox, R (1, 8) OBP: 0.500, SLG: 0.429		X 0-0 1B 1-2 1B		B B F B X 3-1 6-3 ① 3-H		H 1-0 FC6-4 HBP		S B B B C F X 3-2 1-2 1B		3	0	2	1	0	0	1
Tim McCarver, L (1, 2) OBP: 0.286, SLG: 0.167 Tug McGraw, R (7, 1) Jerry Martin, R (8, PH) Gene Garber, R (9, 1)		S F S 0-3 K ②		S B S B S S 2-3 K ②		B X 1-0 FC6-4 ③ 1-2f		C X 0-1 FC5 ③ 2-3f		2 0 1 0	0 0 0 0	0 0 0 0	0 0 0 0	0 0 0 0	2 0 0 0	3 0 2 0
Ted Sizemore, R (1, 4) OBP: 0.333, SLG: 0.231		B X 1-0 1-2 2-3 1B		B B B B 4-0 BB			B L X 1-1 6-3 ①		C X 0-1 F8 ①	3	0	1	0	1	0	0
Steve Carlton, L (1, 1) OBP: 0.600, SLG: 0.500 Ron Reed, R (6, 1) Bob Boone, R (6, 2) OBP: 0.400, SLG: 0.400 Ollie Brown, R (6, PH)		B F B S B S 3-3 K ③		S B M S 1-3 K ③			B B C B C X 3-2 FC4-6 1B		B C X 1-1 5-3 ②	2 0 2 1	0 0 0 0	0 0 1 0	0 0 0 0	0 0 0 0	2 0 0 0	5 0 0 1
Inning Stats	R: 0 E: 0 K: 0 S: 7 H: 0 LOB: 0 BB: 0 P: 12	R: 0 E: 0 K: 3 S: 13 H: 3 LOB: 3 BB: 0 P: 19	R: 0 E: 0 K: 0 S: 5 H: 0 LOB: 0 BB: 0 P: 7	R: 1 E: 0 K: 2 S: 10 H: 2 LOB: 2 BB: 1 P: 21	R: 0 E: 0 K: 0 S: 9 H: 0 LOB: 0 BB: 0 P: 12	R: 0 E: 0 K: 1 S: 6 H: 0 LOB: 1 BB: 0 P: 11	R: 0 E: 0 K: 1 S: 11 H: 1 LOB: 1 BB: 0 P: 17	R: 0 E: 0 K: 0 S: 13 H: 1 LOB: 2 BB: 1 P: 22	R: 0 E: 0 K: 1 S: 7 H: 0 LOB: 0 BB: 0 P: 9	1B: 6 2B: 1 3B: 0 HR: 0	SF: 0 SAC: 0 DP: 0 HBP: 1			WP: 0 PB: 0 SB: 0 CS: 0	PA: 37		

PITCHER	IP	WLS	BF	H	R	ER	SO	BB	IBB	HBP	BLK	WP	HR	S	P	ERA	WHIP
Tommy John, L (1, 1) ERA: 0.66	9.0	W	37	7	1	1	8	2	0	1	0	0	0	81	130	1.00	1.000

PITCHER	IP	WLS	BF	H	R	ER	SO	BB	IBB	HBP	BLK	WP	HR	S	P	ERA	WHIP

BOTTOM

Los Angeles Dodgers @ Philadelphia Phillies
Veterans Stadium, Philadelphia, PA
Sat Oct 08 1977, 7:05 PM EDT
Att. 64,924 - Unknown

livebaseballscorecards.com

AB	34
R	1
H	7
RBI	1
BB	2
SO	8
LOB	16

Batter	1	2	3	4	5	6	7	8	9	10	11	12	AB	R	H	RBI	BB	SO	LOB
Davey Lopes, R (1, 4) OBP: 0.280, SLG: 0.182	B B F B B 4-1 3B BB		C B C C 1-3 ① K		B C F F X 1-2 5-3 ①		S F B S 1-3 ② K		B X 1-0 ② F8			B B X 2-0 ② F8	5	1	0	0	1	2	3
Bill Russell, R (1, 6) OBP: 0.250, SLG: 0.375	F X 0-1 1-H SF7 3B		B B F B X 3-1 ② F8		B C B X 2-1 F7 ②		X 0-0 ③ FC5-4 1-2f		X 0-0 ③ L8			B B C X 2-1 ③ 4-3	6	1	1	1	0	0	3
Reggie Smith, S (1, 9) OBP: 0.304, SLG: 0.300	B S B B B 4-1 CS BB		B B X 2-0 BB 1B		B S F B B C 3-3 ③ K			B X 1-0 ① F9		B X 1-0 ① F8			4	0	1	0	1	1	0
Ron Cey, R (1, 5) OBP: 0.350, SLG: 0.500	X 0-0 ① SF7 3-H		B F B B B B 4-1 1-2 BB			C X 0-1 ① F7		F F B S 1-3 ② K		S X 0-1 ② 6-3			3	0	0	1	1	1	0
Steve Garvey, R (1, 3) OBP: 0.400, SLG: 0.294	B B B B C S B 4-2 ② FC5-4 1-2 BB		B B F S B X 3-2 ③ F8			X 0-0 1B 1B 1B		C X 0-1 ③ 6-3		C S B S 1-3 ③ K			4	0	1	0	1	1	2
Dusty Baker Jr., R (1, 7) OBP: 0.429, SLG: 0.722	X 0-0 ③ FC5-4 1-2f			C F B B H 3-2 4-3 HBP		F F B B B X 3-2 ② F8			B F F B F B X 3-2 BB 1B 1B		B C X 1-1 ① 5-3		4	1	1	0	0	0	2
Glenn Burke, R (1, 8) OBP: 0.100, SLG: 0.100	B S B S S 2-3 ① K		S X 0-1 ① F8			S S B F X 1-2 ③ 1-H 1B			S B F X 1-2 ① F9		F F F S 0-3 ② K		3	0	1	0	0	1	1
Manny Mota, R (9, PH) OBP: 0.500, SLG: 1.000													1	0	0	0	0	0	1
Rick Monday, L (9, 8) OBP: 0.400, SLG: 0.375													1	0	0	0	0	1	0
Steve Yeager, R (1, 2) OBP: 0.278, SLG: 0.188	B F B S X 2-2 ② 6-3		X 0-0 ② 4-3 1-2		B F B X 2-1 ① F3		B B B B 4-0 1B 1-2 BB		X 0-0 ③ P3				3	0	0	0	1	0	1
Rafael Landestoy, S (9, PR)													0	0	0	0	0	0	0
Jerry Grote, R (9, 2)													1	0	0	0	0	0	0
Don Sutton, R (1, 1)	B S C S S 1-3 ③ K		X 0-0 ③ B1-3		S B C B F B B 4-2 FC5-4 BB		C X 0-1 1-2 2-H 1B			X 0-0 ① 4-3			2	0	0	0	1	1	1
Lance Rautzhan, R (8, 1)													0	0	0	0	0	0	0
Elias Sosa, R (8, 1)													0	0	0	0	0	0	0
Lee Lacy, R (9, PH) OBP: 1.000, SLG: 1.000													1	0	1	1	0	0	0
Mike Garman, R (9, 1)													0	0	0	0	0	0	0
Vic Davalillo, L (12, PH) OBP: 0.500, SLG: 0.500													1	0	0	0	0	0	0
Rick Rhoden, R (12, 1)													0	0	0	0	0	0	0

Inning Stats	1	2	3	4	5	6	7	8	9	10	11	12
	R: 2 H: 1 E: 0 LOB: 1 K: 0 BB: 3 S: 8 P: 20	R: 0 H: 0 E: 0 LOB: 0 K: 2 BB: 0 S: 9 P: 14	R: 0 H: 1 E: 0 LOB: 2 K: 1 BB: 1 S: 10 P: 23	R: 0 H: 0 E: 0 LOB: 1 K: 0 BB: 0 S: 6 P: 9	R: 0 H: 0 E: 0 LOB: 0 K: 1 BB: 0 S: 9 P: 15	R: 0 H: 2 E: 0 LOB: 2 K: 0 BB: 0 S: 10 P: 14	R: 0 H: 0 E: 0 LOB: 1 K: 1 BB: 1 S: 9 P: 16	R: 0 H: 0 E: 0 LOB: 0 K: 1 BB: 0 S: 6 P: 8	R: 1 H: 2 E: 0 LOB: 2 K: 0 BB: 1 S: 11 P: 20	R: 0 H: 0 E: 0 LOB: 0 K: 1 BB: 0 S: 6 P: 8	R: 0 H: 0 E: 0 LOB: 0 K: 1 BB: 0 S: 7 P: 8	R: 0 H: 0 E: 0 LOB: 0 K: 0 BB: 0 S: 4 P: 8

PITCHER		IP	WLS	BF	H	R	ER	SO	BB	IBB	HBP	BLK	WP	HR	S	P	ERA	WHIP
Don Gullett, L ERA: 6.1	(1, 1)	8.1		35	5	3	3	6	6	0	1	0	0	0	74	134	3.24	1.320
Sparky Lyle, L ERA: 0.69	(9, 1)	3.2	W	12	1	0	0	2	0	0	0	0	0	0	21	29	0.00	0.273

PITCHER	IP	WLS	BF	H	R	ER	SO	BB	IBB	HBP	BLK	WP	HR	S	P	ERA	WHIP

TOP

Los Angeles Dodgers @ New York Yankees

Yankee Stadium, Bronx, NY

Tue Oct 11 1977, 7:05 PM EDT

Att. 56,668 - Unknown

livebaseballscorecards.com

AB	39
R	3
H	6
RBI	3
BB	6
SO	8
LOB	14

1B: 5	SF: 1	WP: 0	PA: 47
2B: 0	SAC: 0	PB: 0	
3B: 1	DP: 0	SB: 0	
HR: 0	HBP: 1	CS: 1	

Batter	1	2	3	4	5	6	7	8	9	10	11	12	AB	R	H	RBI	BB	SO	LOB
Mickey Rivers, L (1, 8) OBP: 0.310, SLG: 0.379	B X 1-0 4-3 ①		F X 0-1 F7 ①		B F B X 2-1 L9 ③		B F S F B X 2-2 F5 ③		F S S 0-3 K ②		X 0-0 F7 ③		6	0	0	0	0	1	3
Willie Randolph, R (1, 4) OBP: 0.346, SLG: 0.522	B C B X 2-1 5-3 ②		C S C 0-3 K ②			B B F C X 2-2 HR		C S B B B F B 4-2 2B BB	C B X 1-1 6-3 ③			X 0-0 1B 2B	5	3	2	1	1	1	0
Thurman Munson, R (1, 2) OBP: 0.357, SLG: 0.520	F B X 1-1 1B 1B 1B		B C F S 1-3 K ③			X 0-0 4-3 ①		X 0-0 FC1-5 1-H 2B		B B B B 4-0 FC2-6 BB	I I I I 4-0 1B IBB		4	1	2	1	2	1	0
Reggie Jackson, L (1, 9) OBP: 0.318, SLG: 0.167 Paul Blair, R (9, 9) OBP: 0.429, SLG: 0.429	C B B X 2-1 1B 1-3 1B			S B B X 2-1 P5 ①		B B F H 3-1 HBP		B B B 4-0 BB FC1-5 BB		B X 1-0 FC2-6 FC3-6 1-2f		B C B L X 2-2 1-2 2-H 1B	2 2	0 0	1 1	0 1	1 0	0 0	0 1
Chris Chambliss, L (1, 3) OBP: 0.200, SLG: 0.091	X 0-0 1-2 3-H 1B			B X 1-0 P4 ②		B B X 2-0 L9 ②		C X 0-1 FC1-5 BB 1-2 2-3f		B B X 2-0 FC3-6 1-2f			5	0	1	1	0	0	4
Graig Nettles, L (1, 5) OBP: 0.160, SLG: 0.125	B B B C F X 3-2 6-3 ③			B X 1-0 3-1 ③		P B X 2-0 F8 ③		B B B B 4-0 FC6-4 1-2 2-3 BB		X 0-0 G2-3 ③			4	0	0	0	1	0	4
Lou Piniella, R (1, 7) OBP: 0.346, SLG: 0.462		X 0-0 F8 ①	C F B B B F S 3-3 K ①			B S X 1-1 1B ①	S F S 0-3 K ②			X 0-0 FC2-6 1B			5	0	2	0	0	2	3
Bucky Dent, R (1, 6) OBP: 0.300, SLG: 0.316		B C S B X 2-2 5-3 ②	B X 1-0 SH3-4 1B			C S X 0-2 SH1-4 1B	B B C X 2-1 FC6-4 1-2f				X 0-0 FC2-6 1-2f ①		5	0	2	0	0	0	4
Don Gullett, R (1, 1) Sparky Lyle, L (9, 1)		B S F S 1-3 K2-3 ③	X 0-0 SH3-4 1-2 ②			L X 0-1 SH1-4 1-2 ②			S F L 0-3 K ①		L L M 0-3 K ②		1 2	0 0	0 0	0 0	0 0	1 2	0 1
Inning Stats	R: 1 H: 3 E: 0 LOB: 2 K: 0 BB: 0 S: 11 P: 20	R: 0 H: 0 E: 0 LOB: 0 K: 1 BB: 0 S: 7 P: 10	R: 0 H: 0 E: 0 LOB: 0 K: 2 BB: 0 S: 8 P: 9	R: 0 H: 0 E: 0 LOB: 0 K: 0 BB: 0 S: 4 P: 8	R: 0 H: 0 E: 0 LOB: 0 K: 1 BB: 0 S: 9 P: 15	R: 1 H: 1 E: 0 LOB: 1 K: 0 BB: 0 S: 8 P: 16	R: 0 H: 2 E: 0 LOB: 1 K: 0 BB: 0 S: 11 P: 14	R: 1 H: 1 E: 0 LOB: 3 K: 1 BB: 3 S: 12 P: 26	R: 0 H: 0 E: 0 LOB: 0 K: 2 BB: 0 S: 8 P: 9	R: 0 H: 0 E: 0 LOB: 1 K: 0 BB: 1 S: 3 P: 10	R: 0 H: 1 E: 0 LOB: 1 K: 1 BB: 0 S: 6 P: 6	R: 1 H: 2 E: 0 LOB: 2 K: 0 BB: 1 S: 4 P: 10	1B: 8 2B: 2 3B: 0 HR: 1	SF: 0 SAC: 2 DP: 0 HBP: 1	WP: 0 PB: 0 SB: 0 CS: 0	PA: 49		

PITCHER		IP	WLS	BF	H	R	ER	SO	BB	IBB	HBP	BLK	WP	HR	S	P	ERA	WHIP
Don Sutton, R ERA: 2.25	(1, 1)	7.0		30	8	3	3	4	1	0	1	0	0	1	62	100	3.86	1.286
Lance Rautzhan, L ERA:	(8, 1)	0.1		3	0	0	0	0	2	0	0	0	0	0	2	10	0.00	6.000
Elias Sosa, R ERA: 8.1	(8, 1)	0.2		2	0	0	0	1	0	0	0	0	0	0	6	8	0.00	0.000
Mike Garman, R ERA:	(9, 1)	3.0		11	1	0	0	3	1	0	0	0	0	0	17	25	0.00	0.667
Rick Rhoden, R ERA: 2.08	(12, 1)	0.0	L	3	2	1	1	0	0	1	0	0	0	0	4	10	∞	∞

PITCHER	IP	WLS	BF	H	R	ER	SO	BB	IBB	HBP	BLK	WP	HR	S	P	ERA	WHIP

BOTTOM

Los Angeles Dodgers @ New York Yankees

Yankee Stadium, Bronx, NY

Tue Oct 11 1977, 7:05 PM EDT

Att. 56,668 - Unknown

livebaseballscorecards.com

AB	41
R	4
H	11
RBI	4
BB	5
SO	8
LOB	20

Batter	1	2	3	4	5	6	7	8	9	AB	R	H	RBI	BB	SO	LOB
Davey Lopes, R (1, 4) OBP: 0.241, SLG: 0.154	C X 0-1 ① L8		C C F X 0-2 ① 4-3		M B B C X 2-2 ① F8			X 0-0 ① G1-3		4	0	0	0	0	0	0
Bill Russell, R (1, 6) OBP: 0.250, SLG: 0.357	C B B B X 3-1 ② L7		X 0-0 ② HR 1B		C F X 0-2 ② 5-3			X 0-0 ② F8		4	1	1	0	0	0	0
Reggie Smith, S (1, 9) OBP: 0.370, SLG: 0.522	B B C B X 3-1 HR 2B		B S F B X 2-2 1-H HR		F X 0-1 ③ G3			B B B F B 4-1 FC4 BB		3	2	2	2	1	0	0
Ron Cey, R (1, 5) OBP: 0.333, SLG: 0.600	C C X 0-2 2-H HR		C B B X 2-1 ② F2			B X 1-0 ① 6-3		C B B F X 2-2 ③ FC4 1-2f		4	1	1	2	0	0	1
Steve Garvey, R (1, 3) OBP: 0.417, SLG: 0.476	C B B F X 2-2 ③ 4-3		B B S S S B X 3-2 CS 1B			X 0-0 ② 3-1			B B C X 2-1 HR	4	1	2	1	0	0	0
Dusty Baker Jr., R (1, 7) OBP: 0.360, SLG: 0.591		C B S X 1-2 ① 5-3	S 0-1 ③ CS 1-2	B B F X 2-1 ① F8		B C B F X 2-1 ③ F7			B X 1-0 ① P6	4	0	0	0	0	0	0
Rick Monday, L (1, 8) OBP: 0.385, SLG: 0.364 Glenn Burke, R (7, 8) OBP: 0.091, SLG: 0.091		B B F B X 3-1 ② 3-1		B C F X 1-2 1B CS 1B			B B F B X 3-1 ① F7		B X 1-0 ② 2-3	3 1	0 0	1 0	0 0	0 0	0 0	0 0
Steve Yeager, R (1, 2) OBP: 0.318, SLG: 0.400		B B C F F X 2-2 HR		S X 0-1 1-3 1B			S F B X 1-2 ② 5-3		F F B F X 1-2 ③ 5-3	4	1	2	1	0	0	0
Burt Hooton, R (1, 1) OBP: 0.250, SLG: 0.500		C S X 0-2 ③ 5-3		M B F F F F B F B 3-3 S ②③ K 3-H			F C B X 1-2 ③ F7			3	0	0	0	0	1	2
Inning Stats	R: 2 H: 2 E: 0 LOB: 0 K: 0 BB: 0 S: 12 P: 20	R: 1 H: 1 E: 0 LOB: 0 K: 0 BB: 0 S: 13 P: 19	R: 2 H: 3 E: 0 LOB: 0 K: 0 BB: 0 S: 14 P: 21	R: 0 H: 2 E: 0 LOB: 1 K: 1 BB: 0 S: 14 P: 20	R: 0 H: 0 E: 0 LOB: 0 K: 0 BB: 0 S: 8 P: 10	R: 0 H: 0 E: 0 LOB: 0 K: 0 BB: 0 S: 4 P: 7	R: 0 H: 0 E: 0 LOB: 0 K: 0 BB: 0 S: 8 P: 13	R: 0 H: 0 E: 0 LOB: 1 K: 0 BB: 1 S: 6 P: 12	R: 1 H: 1 E: 0 LOB: 0 K: 0 BB: 0 S: 8 P: 13	1B: 4 SF: 0 2B: 1 SAC: 0 3B: 0 DP: 0 HR: 4 HBP: 0						WP: 0 PA: 36 PB: 0 SB: 0 CS: 2

PITCHER		IP	WLS	BF	H	R	ER	SO	BB	IBB	HBP	BLK	WP	HR	S	P	ERA	WHIP
Catfish Hunter, R ERA: 19.29	(1, 1)	2.1	L	12	5	5	5	0	0	0	0	0	0	3	33	49	19.29	2.143
Dick Tidrow, R ERA: 2.79	(3, 1)	2.2		9	3	0	0	1	0	0	0	0	0	0	28	41	0.00	1.125
Ken Clay, R ERA:	(6, 1)	3.0		10	0	0	0	0	1	0	0	0	0	0	18	32	0.00	0.333
Sparky Lyle, L ERA: 1.29	(9, 1)	1.0		4	1	1	1	0	0	0	0	0	0	1	8	13	9.00	1.000

PITCHER	IP	WLS	BF	H	R	ER	SO	BB	IBB	HBP	BLK	WP	HR	S	P	ERA	WHIP

TOP

Los Angeles Dodgers @ New York Yankees

Yankee Stadium, Bronx, NY

Wed Oct 12 1977, 7:05 PM EDT

Att. 56,691 - Unknown

livebaseballscorecards.com

AB	34
R	6
H	9
RBI	6
BB	1
SO	1
LOB	3

BOTTOM

Los Angeles Dodgers @ New York Yankees

Yankee Stadium, Bronx, NY

Wed Oct 12 1977, 7:05 PM EDT

Att. 56,691 - Unknown

livebaseballscorecards.com

Batter	1	2	3	4	5	6	7	8	9	AB	R	H	RBI	BB	SO	LOB
Mickey Rivers, L (1, 8) OBP: 0.273, SLG: 0.333	B B C B C X 3-2 F5 ①		B S S B F X 2-2 4-3 ③		B C B F X 2-2 F7 ③			B X 1-0 F8 ②		4	0	0	0	0	0	3
Willie Randolph, R (1, 4) OBP: 0.333, SLG: 0.481	S B F S 1-3 K ②			B X 1-0 1B G3-6-3 1B		X 0-0 5-3 ①		C B X 1-1 L7 ③		4	1	1	0	0	1	0
Thurman Munson, R (1, 2) OBP: 0.344, SLG: 0.483	B C C F B B F S 3-3 K ③			C B B X 2-1 1-3 G3-6-3 1B		X 0-0 6-3 ②			X 0-0 F2 ①	4	0	1	0	0	1	0
Reggie Jackson, L (1, 9) OBP: 0.269, SLG: 0.136		B C F B B F C 3-3 K ①		C X 0-1 G3-6-3 ① ② 1-2f 3-H		B F F S 1-3 K ③			C B X 1-1 F8 ②	4	0	0	0	0	2	1
Chris Chambliss, L (1, 3) OBP: 0.172, SLG: 0.077		B S F C 1-3 K ②		X 0-0 6-3 ③			F B B X 2-1 F9 ①		C X 0-1 F8 ③	4	0	0	0	0	1	0
Graig Nettles, L (1, 5) OBP: 0.214, SLG: 0.154	B B S F F X 2-2 L4 ③				X 0-0 FC6-4 1B		S F B B B B 4-2 BB			2	0	1	0	1	0	0
Lou Piniella, R (1, 7) OBP: 0.345, SLG: 0.448			X 0-0 1B		S X 0-1 FC6-4 ① 1B 1-2f		B F X 1-1 F8 ②			3	0	1	0	0	0	2
Bucky Dent, R (1, 6) OBP: 0.318, SLG: 0.333 Cliff Johnson, R (7, PH) OBP: 0.412, SLG: 0.688 Fred Stanley, R (8, 6)			B C C S 1-3 K ①		F S B X 1-2 1B		C C X 0-2 F8 ③			2 1 0	0 0 0	1 0 0	0 0 0	0 0 0	1 0 0	1 1 0
Catfish Hunter, R (1, 1) Dick Tidrow, R (3, 1) George Zeber, S (5, PH) Ken Clay, R (6, 1) Roy White, S (8, PH) OBP: 0.429, SLG: 0.667 Sparky Lyle, L (9, 1)			S B B L C 2-3 K ②		B S F C 2-3 K ②			F B B X 2-1 F9 ①		0 1 1 0 1 0	0 0 0 0 0 0	0 0 0 0 0 0	0 0 0 0 0 0	0 1 1 0 0 0	0 1 2 0 0 0	0 1 2 0 0 0
Inning Stats	R: 0 E: 0 K: 2 S: 11 H: 0 LOB: 0 BB: 0 P: 18	R: 0 E: 0 K: 2 S: 11 H: 0 LOB: 0 BB: 0 P: 17	R: 0 E: 0 K: 2 S: 11 H: 1 LOB: 1 BB: 0 P: 16	R: 1 E: 0 K: 0 S: 6 H: 2 LOB: 0 BB: 0 P: 9	R: 0 E: 0 K: 1 S: 12 H: 2 LOB: 2 BB: 0 P: 17	R: 0 E: 0 K: 1 S: 5 H: 0 LOB: 0 BB: 0 P: 6	R: 0 E: 0 K: 0 S: 9 H: 0 LOB: 1 BB: 1 P: 16	R: 0 E: 0 K: 0 S: 5 H: 0 LOB: 0 BB: 0 P: 9	R: 0 E: 0 K: 0 S: 5 H: 0 LOB: 0 BB: 0 P: 6	1B: 5 2B: 0 3B: 0 HR: 0	SF: 0 SAC: 0 DP: 1 HBP: 0					

	AB	31
	R	1
	H	5
	RBI	0
	BB	1
	SO	8
	LOB	11

PITCHER	IP	WLS	BF	H	R	ER	SO	BB	IBB	HBP	BLK	WP	HR	S	P	ERA	WHIP
Burt Hooton, R (1, 1) ERA: 3.38	9.0	W	32	5	1	1	8	1	0	0	0	0	0	75	114	1.00	0.667

PITCHER	IP	WLS	BF	H	R	ER	SO	BB	IBB	HBP	BLK	WP	HR	S	P	ERA	WHIP

Batter	1	2	3	4	5	6	7	8	9	AB	R	H	RBI	BB	SO	LOB
Mickey Rivers, L (1, 8) OBP: 0.316, SLG: 0.421	B X 1-0 4-3 2B 2B	B X 1-0 2B		B S X 1-1 ② 4-3 2-3 3-H		C X 0-1 ① 4-3			X 0-0 S 1B	5	1	3	1	0	0	1
Willie Randolph, R (1, 4) OBP: 0.314, SLG: 0.419	B C X 1-1 ① 4-3 2-3	B S C B B B 4-2 BB		C B B F B X 3-2 ③ F9		B X 1-0 ② 6-3			B M L X 1-2 ① F8	4	0	0	0	1	0	3
Thurman Munson, R (1, 2) OBP: 0.324, SLG: 0.471	B X 1-0 E 2B 3-H	S S S 0-3 ③ K			C B X 1-1 ① 6-3	S B S S S 1-3 ③ K			B P B C S F F S 3-3 ② K 1-2	5	1	1	1	0	3	3
Reggie Jackson, L (1, 9) OBP: 0.300, SLG: 0.160 Paul Blair, R (7, 9) OBP: 0.375, SLG: 0.375	S B C X 1-2 E7 1B 2-H 1B		B F B S S S 2-3 ① K		B B B B 4-0 1B 1B BB		C F B F S 1-3 ① K		B F S B F X 2-2 ③ L5	3 1	2 0	1 0	1 0	1 0	2 0	0 1
Lou Piniella, R (1, 7) OBP: 0.394, SLG: 0.469	B C F X 1-2 2-H 1B		H 1-0 G3-6-3 HBP		C B X 1-1 1B 1-2 1B		S B S S X 1-2 ② P6			3	0	2	1	0	0	0
Chris Chambliss, L (1, 3) OBP: 0.182, SLG: 0.100	F S S 0-3 ② K		B C B X 2-1 ② ③ G3-6-3 1-2f		C B X 1-1 BB 1-3 2-H 1B		F C X 0-2 ③ 6-3			4	0	1	1	0	1	2
Graig Nettles, L (1, 5) OBP: 0.219, SLG: 0.167	B B C S X 2-2 ③ 4-3			F X 0-1 SH2-4 1B 4-3 1B	B B S F S 2-3 ② K			B S F B B F X 3-2 ① L9		4	1	1	0	0	1	3
Bucky Dent, R (1, 6) OBP: 0.346, SLG: 0.333		B C B F F X 2-2 ① 5-3		C C X 0-2 4-3 SH2-4 1-2 1B	B B B B 4-0 1-2 BB			C X 0-1 ② F7		3	0	1	0	1	0	0
Mike Torrez, R (1, 1)		S S M 0-3 ② K		L X 0-1 ① SH2-4 1-2 2-3	S C S 0-3 ③ K			X 0-0 ③ F8		3	0	0	0	0	2	3
Inning Stats	R: 3 H: 4 E: 1 LOB: 1 K: 1 BB: 0 S: 16 P: 23	R: 0 H: 1 E: 0 LOB: 2 K: 2 BB: 1 S: 13 P: 20	R: 0 H: 0 E: 0 LOB: 0 K: 1 BB: 0 S: 5 P: 10	R: 1 H: 2 E: 0 LOB: 1 K: 0 BB: 0 S: 12 P: 16	R: 1 H: 2 E: 0 LOB: 3 K: 2 BB: 2 S: 12 P: 25	R: 0 H: 0 E: 0 LOB: 0 K: 1 BB: 0 S: 6 P: 8	R: 0 H: 0 E: 0 LOB: 0 K: 1 BB: 0 S: 10 P: 12	R: 0 H: 0 E: 0 LOB: 0 K: 0 BB: 0 S: 7 P: 10	R: 0 H: 1 E: 0 LOB: 1 K: 1 BB: 0 S: 14 P: 19	1B: 7 SF: 0 2B: 3 SAC: 1 3B: 0 DP: 1 HR: 0 HBP: 1						

TOP

New York Yankees @ Los Angeles Dodgers

Dodger Stadium, Los Angeles, CA

Fri Oct 14 1977, 7:05 PM PDT

Att. 55,992 - Unknown

livebaseballscorecards.com

AB	35
R	5
H	10
RBI	5
BB	3
SO	9
LOB	16

WP: 0 PA: 40
PB: 0
SB: 1
CS: 0

PITCHER		IP	WLS	BF	H	R	ER	SO	BB	IBB	HBP	BLK	WP	HR	S	P	ERA	WHIP
Tommy John, L ERA: 2.29	(1, 1)	6.0	L	30	9	5	4	7	3	0	1	0	0	0	64	102	6.00	2.000
Charlie Hough, R ERA: 1.8	(7, 1)	3.0		10	1	0	0	2	0	0	0	0	0	0	31	41	0.00	0.333

PITCHER	IP	WLS	BF	H	R	ER	SO	BB	IBB	HBP	BLK	WP	HR	S	P	ERA	WHIP

Batter	1	2	3	4	5	6	7	8	9	AB	R	H	RBI	BB	SO	LOB
Davey Lopes, R (1, 4) OBP: 0.235, SLG: 0.133	C B C F B B B 4-2 5-3 S BB	F C B F B F X 2-2 ③ 3-1		F B X 1-1 ③ 6-3		C S X 0-2 ③ G1-3			S F B C 1-3 ③	4	0	0	0	1	1	3
Bill Russell, R (1, 6) OBP: 0.219, SLG: 0.313	C B F F C 1-3 ① 1-2		B F X 1-1 ① 5-3		X 0-0 ① 6-3		C X 0-1 ① L5			4	0	0	0	0	1	1
Reggie Smith, S (1, 9) OBP: 0.387, SLG: 0.500	F X 0-1 ② 5-3 2-3		C X 0-1 1B HR 1B		B B B B 4-0 1B BB		B F B C S 2-3 ② K			3	1	1	0	1	1	1
Ron Cey, R (1, 5) OBP: 0.321, SLG: 0.522	B B B C B 4-1 BB		C B X 1-1 ② L8		B B B C X 3-1 ② F7		F X 0-1 ③ F8			3	0	0	0	1	0	2
Steve Garvey, R (1, 3) OBP: 0.429, SLG: 0.480	C X 0-1 ③ 4-3		S X 0-1 1-3 HR 1B		X 0-0 FC5-4 1-2 1B			X 0-0 ① F8		4	1	2	0	0	0	2
Dusty Baker Jr., R (1, 7) OBP: 0.379, SLG: 0.692		C F X 0-2 2B 1B	C B B C B X 3-2 1-H HR 3-H		X 0-0 ③ FC5-4 1-2f			S B S S B S 3-3 ② K		4	1	2	3	0	1	2
Rick Monday, L (1, 8) OBP: 0.294, SLG: 0.267		B B F C B S 3-3 ① K	C F C 0-3 ③ K			B B C X 2-1 ① F7		B X 1-0 ③ G3		4	0	0	0	0	2	1
Steve Yeager, R (1, 2) OBP: 0.346, SLG: 0.458		X 0-0 1-3 2B		B S B X 2-1 ① F8		B S B X 1-1 FC4-6 1B			X 0-0 ① 5-3	4	0	2	0	0	0	0
Tommy John, R (1, 1) OBP: 0.143, SLG: 0.143 Vic Davalillo, L (6, PH) OBP: 0.333, SLG: 0.333 Charlie Hough, R (7, 1) Manny Mota, R (9, PH) OBP: 0.333, SLG: 0.667		F F S 0-3 ② K		F B S B B S 3-3 ② K		C B X 1-1 ② FC4-6 1-2f			C B C C 1-3 ② K	2 1 0 1	0 0 0 0	0 0 0 0	0 0 0 0	2 0 0 1	2 1 0 0	2 1 0 0
Inning Stats	R: 0 H: 0 E: 0 LOB: 2 K: 1 BB: 2 S: 12 P: 21	R: 0 H: 2 E: 0 LOB: 2 K: 2 BB: 0 S: 15 P: 20	R: 3 H: 3 E: 0 LOB: 0 K: 1 BB: 0 S: 14 P: 19	R: 0 H: 0 E: 0 LOB: 0 K: 1 BB: 0 S: 7 P: 13	R: 0 H: 1 E: 0 LOB: 2 K: 0 BB: 1 S: 5 P: 12	R: 0 H: 1 E: 0 LOB: 1 K: 0 BB: 0 S: 9 P: 13	R: 0 H: 0 E: 0 LOB: 0 K: 1 BB: 0 S: 7 P: 9	R: 0 H: 0 E: 0 LOB: 0 K: 1 BB: 0 S: 5 P: 9	R: 0 H: 0 E: 0 LOB: 0 K: 2 BB: 0 S: 7 P: 9	1B: 5 SF: 0 2B: 1 SAC: 0 3B: 0 DP: 0 HR: 1 HBP: 0						WP: 0 PA: 37 PB: 0 SB: 1 CS: 0	

PITCHER	IP	WLS	BF	H	R	ER	SO	BB	IBB	HBP	BLK	WP	HR	S	P	ERA	WHIP
Mike Torrez, R (1, 1) ERA: 3.6	9.0	W	37	7	3	3	9	3	0	0	0	0	1	81	125	3.00	1.111

PITCHER	IP	WLS	BF	H	R	ER	SO	BB	IBB	HBP	BLK	WP	HR	S	P	ERA	WHIP

BOTTOM

New York Yankees @ Los Angeles Dodgers

Dodger Stadium, Los Angeles, CA

Fri Oct 14 1977, 7:05 PM PDT

Att. 55,992 - Unknown

livebaseballscorecards.com

AB	34
R	3
H	7
RBI	3
BB	3
SO	9
LOB	15

Batter	1	2	3	4	5	6	7	8	9	AB	R	H	RBI	BB	SO	LOB
Mickey Rivers, L (1, 8) OBP: 0.310, SLG: 0.405	X 0-0 G6-4-3 1B	S B F F S 1-3 ③ K			B X 1-0 ③ 6-3			B B C M X 2-2 ② P4		4	0	1	0	0	1	1
Willie Randolph, R (1, 4) OBP: 0.282, SLG: 0.371	X 0-0 ① P3		X 0-0 ① 6-3			C B B X 2-1 ① P3		B F B B X 3-1 ③ F9		4	0	0	0	0	0	1
Thurman Munson, R (1, 2) OBP: 0.317, SLG: 0.447	F B X 1-1 ②③ G6-4-3 1-2f		F C S 0-3 ② K			C B B F S 2-3 ② K			B F X 1-1 G4-6-3 1B	4	0	1	0	0	2	1
Reggie Jackson, L (1, 9) OBP: 0.324, SLG: 0.345 Paul Blair, R (9, 9) OBP: 0.375, SLG: 0.375		C X 0-1 1B 2B	B B X 2-0 F7			B S X 1-1 HR			B X 1-0 ① F8	4 0	2 0	2 0	1 0	0 0	0 0	1 0
Lou Piniella, R (1, 7) OBP: 0.378, SLG: 0.444		F B X 1-1 2B 4-3 1B 2-H		F B B X 2-1 6-3		S B C B S 2-3 ③ K			X 0-0 ②③ G4-6-3 1-2f	4	1	1	1	0	1	1
Chris Chambliss, L (1, 3) OBP: 0.194, SLG: 0.152		B X 1-0 4-3 1B 2B 1-3		B F X 1-1 ② 4-3			C B B B S X 3-2 ① G3			3	1	1	0	0	0	0
Graig Nettles, L (1, 5) OBP: 0.200, SLG: 0.152		B X 1-0 ① 4-3 2-3 3-H		B F S B B X 3-2 ③ 3-1			C X 0-1 ② G1-3			3	0	0	1	0	0	1
Bucky Dent, R (1, 6) OBP: 0.345, SLG: 0.333		B P B C X 3-1 SH2-4 1B 3-H			X 0-0 ① 4-3		X 0-0 ③ F7			3	0	1	1	0	0	0
Ron Guidry, L (1, 1)		X 0-0 ② SH2-4 1-2			S S F B F X 1-2 ② 4-3			B S S S 1-3 ① K2-3		2	0	0	0	0	1	0
Inning Stats	R: 0 E: 0 K: 0 S: 4 H: 1 LOB: 0 BB: 0 P: 5	R: 3 E: 0 K: 1 S: 14 H: 4 LOB: 1 BB: 0 P: 20	R: 0 E: 0 K: 1 S: 5 H: 0 LOB: 0 BB: 0 P: 7	R: 0 E: 0 K: 0 S: 7 H: 0 LOB: 0 BB: 0 P: 13	R: 0 E: 0 K: 0 S: 7 H: 0 LOB: 0 BB: 0 P: 9	R: 1 E: 0 K: 2 S: 10 H: 1 LOB: 0 BB: 0 P: 17	R: 0 E: 0 K: 0 S: 6 H: 0 LOB: 0 BB: 0 P: 9	R: 0 E: 0 K: 1 S: 8 H: 0 LOB: 0 BB: 0 P: 14	R: 0 E: 0 K: 0 S: 4 H: 1 LOB: 0 BB: 0 P: 6	1B: 4 2B: 2 3B: 0 HR: 1 SF: 0 SAC: 1 DP: 2 HBP: 0							

PITCHER		IP	WLS	BF	H	R	ER	SO	BB	IBB	HBP	BLK	WP	HR	S	P	ERA	WHIP
Doug Rau, L ERA: 13.5	(1, 1)	1.0	L	6	4	3	3	0	0	0	0	0	0	0	9	12	27.00	4.000
Rick Rhoden, R ERA: 1.59	(2, 1)	7.0		23	2	1	1	5	0	0	0	0	0	1	52	82	1.29	0.286
Mike Garman, R ERA:	(9, 1)	1.0		3	1	0	0	0	0	0	0	0	0	0	4	6	0.00	1.000

PITCHER	IP	WLS	BF	H	R	ER	SO	BB	IBB	HBP	BLK	WP	HR	S	P	ERA	WHIP

TOP

New York Yankees @ Los Angeles Dodgers

Dodger Stadium, Los Angeles, CA

Sat Oct 15 1977, 3:33 AM PDT

Att. 55,995 - Unknown

livebaseballscorecards.com

AB	31
R	4
H	7
RBI	4
BB	0
SO	5
LOB	6

WP: 0 PB: 0 SB: 0 CS: 0 PA: 32

Batter	1	2	3	4	5	6	7	8	9	AB	R	H	RBI	BB	SO	LOB
Davey Lopes, R (1, 4) OBP: 0.289, SLG: 0.250	B B F B B 4-1 S BB		B S S F F B X 2-2 2-H HR			B C B B B 4-1 CS BB		X 0-0 4-3 ②		2	1	1	2	2	0	0
Bill Russell, R (1, 6) OBP: 0.194, SLG: 0.278	C C S 0-3 K ① 1-2		X 0-0 6-3 ②			S B B X 2-1 F8 ①		C B F B S 2-3 K ③		4	0	0	0	0	2	2
Reggie Smith, S (1, 8) OBP: 0.343, SLG: 0.433	S S B X 1-2 5-3 ②		F C B F F F C 1-3 K ③			B C F F B X 2-2 ②③ 5-3 1-2			B C B X 2-1 P4 ①	4	0	0	0	0	1	2
Ron Cey, R (1, 5) OBP: 0.344, SLG: 0.556	C S S 0-3 K ③			X 0-0 F7 ①			S S X 0-2 FC5 BB 1B		X 0-0 4-3 2B	4	0	2	0	0	1	1
Steve Garvey, R (1, 3) OBP: 0.375, SLG: 0.414		X 0-0 P3 ①		C B S F B B S 3-3 K ②			F F S 0-3 K ①		C F X 0-2 4-3 ② 2-3	4	0	0	0	0	2	2
Dusty Baker Jr., R (1, 7) OBP: 0.333, SLG: 0.600		C C X 0-2 F9 ②		X 0-0 5-3 ③			B F B C X 2-2 P4 ②		C C B B X 2-2 F8 ③	4	0	0	0	0	0	2
Lee Lacy, R (1, 9) OBP: 0.600, SLG: 0.500		B F B F F B S 3-3 K ③			X 0-0 F7 ①		S B F B B F B 4-2 1-2 BB			2	0	0	0	1	1	0
Steve Yeager, R (1, 2) OBP: 0.310, SLG: 0.407			S F X 0-2 F2 ①		F F X 0-2 6-3 ②		C S F X 0-2 FC5 ③ 2-3f			3	0	0	0	0	0	2
Doug Rau, L (1, 1) Rick Rhoden, R (2, 1) OBP: 0.333, SLG: 0.667 Manny Mota, R (8, PH) OBP: 0.250, SLG: 0.500 Mike Garman, R (9, 1)			X 0-0 HR 2B		S X 0-1 F8 ③			C B B X 2-1 F9 ①		0 2 1 0	0 1 0 0	0 1 0 0	0 0 0 0	0 0 0 0	0 0 0 0	0 0 0 0
Inning Stats	R: 0 H: 0 E: 0 LOB: 1 K: 2 BB: 1 S: 10 P: 15	R: 0 H: 0 E: 0 LOB: 0 K: 1 BB: 0 S: 8 P: 11	R: 2 H: 2 E: 0 LOB: 0 K: 1 BB: 0 S: 16 P: 19	R: 0 H: 0 E: 0 LOB: 0 K: 1 BB: 0 S: 6 P: 9	R: 0 H: 0 E: 0 LOB: 0 K: 0 BB: 0 S: 6 P: 6	R: 0 H: 0 E: 0 LOB: 0 K: 0 BB: 1 S: 7 P: 15	R: 0 H: 1 E: 0 LOB: 2 K: 1 BB: 1 S: 16 P: 22	R: 0 H: 0 E: 0 LOB: 0 K: 1 BB: 0 S: 6 P: 10	R: 0 H: 1 E: 0 LOB: 1 K: 0 BB: 0 S: 9 P: 13	1B: 1 2B: 2 3B: 0 HR: 1	SF: 0 SAC: 0 DP: 0 HBP: 0						

PITCHER		IP	WLS	BF	H	R	ER	SO	BB	IBB	HBP	BLK	WP	HR	S	P	ERA	WHIP
Ron Guidry, L ERA: 3.1	(1, 1)	9.0	W	33	4	2	2	7	3	0	0	0	0	1	84	120	2.00	0.778

PITCHER	IP	WLS	BF	H	R	ER	SO	BB	IBB	HBP	BLK	WP	HR	S	P	ERA	WHIP

BOTTOM

New York Yankees @ Los Angeles Dodgers

Dodger Stadium, Los Angeles, CA

Sat Oct 15 1977, 3:33 AM PDT

Att. 55,995 - Unknown

livebaseballscorecards.com

AB	30
R	2
H	4
RBI	2
BB	3
SO	7
LOB	11

WP: 0 PA: 33
PB: 0
SB: 1
CS: 1

Batter	1	2	3	4	5	6	7	8	9	AB	R	H	RBI	BB	SO	LOB
Mickey Rivers, L (1, 8) OBP: 0.283, SLG: 0.370	F F B F B B X 3-2 4-3 ①		S X 0-1 4-3 ③			B B F B X 2-1 F8 ②		B B C B C X 3-2 F7 ①		4	0	0	0	0	0	0
Willie Randolph, R (1, 4) OBP: 0.279, SLG: 0.385	B X 1-0 F8 ②			B B X 2-0 F8 ①		C B X 1-1 2B		B X 1-0 5-3 ②		4	0	1	0	0	0	0
Thurman Munson, R (1, 2) OBP: 0.333, SLG: 0.524 Cliff Johnson, R (8, 2) OBP: 0.412, SLG: 0.688	X 0-0 1B			B X 1-0 6-3 ②		B B X 2-0 P4 ③		X 0-0 HR		4	1	2	1	0	0	1
										0	0	0	0	0	0	0
Reggie Jackson, L (1, 9) OBP: 0.342, SLG: 0.455	B X 1-0 F8 ③			B S S F X 1-2 F9 ③			B B S X 2-1 1B 2B 1B	S X 0-1 HR		4	2	2	1	0	0	1
Chris Chambliss, L (1, 3) OBP: 0.225, SLG: 0.189		S B X 1-1 4-3 ①			X 0-0 5-3 1B		X 0-0 2B 1-3 4-3 1B	B B X 2-0 4-3 ③		4	1	2	0	0	0	0
Graig Nettles, L (1, 5) OBP: 0.231, SLG: 0.216		F X 0-1 G3 ②			B B X 2-0 F8 ①		F B B F X 2-2 4-3 1-3 3-H 2B		F F X 0-2 1B	4	0	2	1	0	0	1
Lou Piniella, R (1, 7) OBP: 0.341, SLG: 0.400		X 0-0 P4 ③			S B B F F F B X 3-2 5-3 1-2 ②		X 0-0 F9 ①		S B X 1-1 F7 ①	4	0	0	0	0	0	4
Bucky Dent, R (1, 6) OBP: 0.303, SLG: 0.290			B B F X 2-1 L8 ①		S X 0-1 L7 ③		F C F B X 1-2 4-3 2-3 3-H ②		X 0-0 F2 ②	4	0	0	1	0	0	3
Don Gullett, R (1, 1) Ken Clay, R (5, 1) George Zeber, S (6, PH) Dick Tidrow, R (6, 1) Roy White, S (7, PH) OBP: 0.375, SLG: 0.571 Catfish Hunter, R (7, 1) Paul Blair, R (9, PH) OBP: 0.333, SLG: 0.333			B C F F S 1-3 K ②			B F F F B S 2-3 K ①	X 0-0 P6 ③		X 0-0 L8 ③	1 0 1 0 1 0 1	0 0 0 0 0 0 0	0 0 0 0 0 0 0	0 0 0 0 0 0 0	1 0 1 0 0 0 0	0 0 0 0 0 0 0	0 0 1 0 1 0 1
Inning Stats	R: 0 H: 1 E: 0 LOB: 1 K: 0 BB: 0 S: 7 P: 12	R: 0 H: 0 E: 0 LOB: 0 K: 0 BB: 0 S: 5 P: 6	R: 0 H: 0 E: 0 LOB: 0 K: 1 BB: 0 S: 8 P: 11	R: 0 H: 0 E: 0 LOB: 0 K: 0 BB: 0 S: 6 P: 10	R: 0 H: 1 E: 0 LOB: 1 K: 0 BB: 0 S: 9 P: 14	R: 0 H: 1 E: 0 LOB: 1 K: 1 BB: 0 S: 9 P: 16	R: 2 H: 3 E: 0 LOB: 1 K: 0 BB: 0 S: 12 P: 17	R: 2 H: 2 E: 0 LOB: 0 K: 0 BB: 0 S: 8 P: 14	R: 0 H: 1 E: 0 LOB: 1 K: 0 BB: 0 S: 7 P: 8	1B: 5 SF: 0 2B: 2 SAC: 0 3B: 0 DP: 0 HR: 2 HBP: 0						

PITCHER	IP	WLS	BF	H	R	ER	SO	BB	IBB	HBP	BLK	WP	HR	S	P	ERA	WHIP
Don Sutton, R (1, 1) ERA: 2.88	9.0	W	36	9	4	4	2	0	0	0	0	0	2	71	108	4.00	1.000

PITCHER	IP	WLS	BF	H	R	ER	SO	BB	IBB	HBP	BLK	WP	HR	S	P	ERA	WHIP

TOP

New York Yankees @ Los Angeles Dodgers

Dodger Stadium, Los Angeles, CA

Sun Oct 16 1977, 3:33 AM PDT

Att. 55,955 - Unknown

livebaseballscorecards.com

AB	36
R	4
H	9
RBI	4
BB	0
SO	2
LOB	12

New York Yankees @ Los Angeles Dodgers

Dodger Stadium, Los Angeles, CA

Sun Oct 16 1977, 3:33 AM PDT

Att. 55,955 - Unknown

livebaseballscorecards.com

BOTTOM

Batter	1	2	3	4	5	6	7	8	9	AB	R	H	RBI	BB	SO	LOB
Davey Lopes, R (1, 4) OBP: 0.302, SLG: 0.324	B B B C X 3-1 1B 3B		B X 1-0 ① L8	C X 0-1 1B		C X 0-1 ① G1-3		X 0-0 ① 5-3		5	1	2	0	0	0	0
Bill Russell, R (1, 6) OBP: 0.220, SLG: 0.293	B F B S X 2-2 G5-3 3-H 1B		F X 0-1 ② 6-3	B C X 1-1 ③ G1-3		X 0-0 HR 1B		B B F F F X 2-2 ② F7		5	1	2	1	0	0	1
Reggie Smith, S (1, 8) OBP: 0.350, SLG: 0.500 (6, 9)	B S S F F X 1-2 ① G5-3 1-2		S S B B X 2-2 ③ 6-3		B F B S F B B 4-2 1B 1B BB	F S X 0-2 1-H HR		B B B F X 3-1 ③ P4		4	2	1	2	1	0	1
Ron Cey, R (1, 5) OBP: 0.306, SLG: 0.484	B B F F B S 3-3 ② K			S B B C B F X 3-2 ① F7	B X 1-0 ① F9	B C B X 2-1 ② F7				4	0	0	0	0	1	2
Steve Garvey, R (1, 3) OBP: 0.389, SLG: 0.455	S B F S 1-3 ③ K			B F B S B F X 3-2 E 2B	X 0-0 1B 1-3 1B 1B	X 0-0 ③ 6-3				4	2	2	0	0	1	1
Dusty Baker Jr., R (1, 7) OBP: 0.378, SLG: 0.618		B C F B F B F F F 3-2 ① X F8	C B B X 2-1 E7 HR 2-H 1B	F F B X 1-2 1B SF8 1-2 3-H 1B		B B F C X 2-2 FC5-4 1B				4	2	3	2	0	0	0
Lee Lacy, R (1, 9) OBP: 0.625, SLG: 0.571 Glenn Burke, R (6, 8) OBP: 0.083, SLG: 0.083		B F X 1-1 1B	C S B X 1-2 E5 HR	B F B X 2-1 1-3 2-H 1B		X 0-0 ① FC5-4 1-2f				3 1	1 0	2 0	1 0	0 0	0 0	1 1
Steve Yeager, R (1, 2) OBP: 0.313, SLG: 0.517 Johnny Oates, L (7, PH) (8, 2)		S S X 0-2 ② P4	B S B X 2-1 1-H 2-H HR	F S F X 0-2 ② SF8 3-H		B X 1-0 ② L8				2 1	1 0	1 0	4 0	0 0	0 0	1 1
Don Sutton, R (1, 1)		C C S 0-3 ③ K	S S C 0-3 ② K	C X 0-1 ③ 4-3		F B F F S 1-3 ③ K				4	0	0	0	0	3	3

Inning Stats	1	2	3	4	5	6	7	8	9
	R: 1 H: 2 E: 0 LOB: 1 K: 2 BB: 0 S: 15 P: 25	R: 0 H: 1 E: 0 LOB: 1 K: 1 BB: 0 S: 15 P: 19	R: 0 H: 0 E: 0 LOB: 0 K: 0 BB: 0 S: 6 P: 9	R: 4 H: 4 E: 2 LOB: 1 K: 1 BB: 0 S: 22 P: 34	R: 3 H: 3 E: 0 LOB: 1 K: 0 BB: 1 S: 16 P: 24	R: 2 H: 2 E: 0 LOB: 0 K: 0 BB: 0 S: 9 P: 11	R: 0 H: 1 E: 0 LOB: 1 K: 1 BB: 0 S: 9 P: 13	R: 0 H: 0 E: 0 LOB: 0 K: 0 BB: 0 S: 7 P: 12	

AB	37
R	10
H	13
RBI	10
BB	1
SO	5
LOB	12

1B: 9 SF: 1
2B: 1 SAC: 0
3B: 1 DP: 0
HR: 2 HBP: 0

WP: 0 PA: 39
PB: 0
SB: 0
CS: 0

PITCHER		IP	WLS	BF	H	R	ER	SO	BB	IBB	HBP	BLK	WP	HR	S	P	ERA	WHIP
Don Gullett, L ERA: 7.98	(1, 1)	4.1	L	23	8	7	6	4	1	0	0	0	0	1	63	97	12.46	2.077
Ken Clay, R ERA: 2.45	(5, 1)	0.2		4	2	1	1	0	0	0	0	0	0	0	11	14	13.50	3.000
Dick Tidrow, R ERA: 4.22	(6, 1)	1.0		5	2	2	2	0	0	0	0	0	0	1	9	11	18.00	2.000
Catfish Hunter, R ERA: 10.38	(7, 1)	2.0		7	1	0	0	1	0	0	0	0	0	0	16	25	0.00	0.500

PITCHER		IP	WLS	BF	H	R	ER	SO	BB	IBB	HBP	BLK	WP	HR	S	P	ERA	WHIP

Batter	1	2	3	4	5	6	7	8	9	AB	R	H	RBI	BB	SO	LOB
Davey Lopes, R (1, 4) OBP: 0.298, SLG: 0.317	6-3		G1-3		F7			G3-6-3		4	0	1	0	0	0	0
Bill Russell, R (1, 6) OBP: 0.222, SLG: 0.273	4-3		6-3		G6-4-3 BB			L9		3	0	0	0	1	0	1
Reggie Smith, S (1, 9) OBP: 0.341, SLG: 0.553	E6 PB 3B		HR		G6-4-3 1-2f			G3-6-3 1-2f		4	2	1	1	0	0	2
Ron Cey, R (1, 5) OBP: 0.325, SLG: 0.471	1-2 3B BB		1B			K			K	3	1	1	0	1	2	0
Steve Garvey, R (1, 3) OBP: 0.400, SLG: 0.514	1-H 2-H 3B		F8			F9			F9 1B 1B	4	1	2	2	0	0	1
Dusty Baker Jr., R (1, 7) OBP: 0.366, SLG: 0.579	K			F9		F7			1-2 1B	4	0	1	0	0	1	1
Rick Monday, L (1, 8) OBP: 0.286, SLG: 0.263		G3		1B			4-3		F9 2-3	4	0	1	0	0	0	2
Steve Yeager, R (1, 2) OBP: 0.314, SLG: 0.500 Vic Davalillo, L (9, PH) OBP: 0.500, SLG: 0.500	K			1-3 1B			G1-3		1-2 3-H 1B	3 1	0 0	1 1	0 1	0 0	1 0	0 0
Burt Hooton, R (1, 1) OBP: 0.167, SLG: 0.333 Elias Sosa, R (4, 1) Doug Rau, L (5, 1) Ed Goodson, L (7, PH) Charlie Hough, R (7, 1) Lee Lacy, R (9, PH) OBP: 0.556, SLG: 0.500		F9		K			K		B1	2 0 0 1 0 1	0 0 0 0 0 0	0 0 0 0 0 0	0 0 0 0 0 0	1 0 0 0 0 0	1 0 0 1 0 0	1 0 0 0 0 2
Inning Stats	R: 2 E: 1 K: 1 S: 11 H: 1 LOB: 1 BB: 1 P: 22	R: 0 E: 0 K: 1 S: 5 H: 0 LOB: 0 BB: 0 P: 6	R: 1 E: 0 K: 0 S: 11 H: 2 LOB: 1 BB: 0 P: 19	R: 0 E: 0 K: 1 S: 8 H: 2 LOB: 1 BB: 0 P: 13	R: 0 E: 0 K: 0 S: 2 H: 0 LOB: 0 BB: 1 P: 8	R: 0 E: 0 K: 1 S: 7 H: 0 LOB: 0 BB: 0 P: 10	R: 0 E: 0 K: 1 S: 6 H: 0 LOB: 0 BB: 0 P: 8	R: 0 E: 0 K: 0 S: 8 H: 1 LOB: 0 BB: 0 P: 13	R: 1 E: 0 K: 1 S: 14 H: 3 LOB: 2 BB: 0 P: 20	1B: 7 2B: 0 3B: 1 HR: 1	SF: 0 SAC: 0 DP: 2 HBP: 0					

PITCHER	IP	WLS	BF	H	R	ER	SO	BB	IBB	HBP	BLK	WP	HR	S	P	ERA	WHIP
Mike Torrez, R (1, 1) ERA: 3.1	9.0	W	36	9	4	2	6	2	0	0	0	0	1	72	119	2.00	1.222

PITCHER	IP	WLS	BF	H	R	ER	SO	BB	IBB	HBP	BLK	WP	HR	S	P	ERA	WHIP

TOP

Los Angeles Dodgers @ New York Yankees

Yankee Stadium, Bronx, NY

Tue Oct 18 1977, 7:05 PM EDT

Att. 56,407 - Unknown

livebaseballscorecards.com

AB	34
R	4
H	9
RBI	4
BB	2
SO	6
LOB	10

WP: 0	PA: 36
PB: 1	
SB: 0	
CS: 0	

Batter	1	2	3	4	5	6	7	8	9	AB	R	H	RBI	BB	SO	LOB
Mickey Rivers, L (1, 8) OBP: 0.300, SLG: 0.380	X 0-0 ① F7		F B F B F X 2-2 ② 4-3		X 0-0 FC2-6 1B		B B X 2-0 5-3 1B			4	0	2	0	0	0	0
Willie Randolph, R (1, 4) OBP: 0.255, SLG: 0.349	B B B C X 3-1 ② 6-3		B B C X 2-1 ③ F8		C X 0-1 ① FC2-6 1-2f HR		C F B F B F X 2-2 ② 5-3 1-2			4	1	0	0	0	0	2
Thurman Munson, R (1, 2) OBP: 0.327, SLG: 0.500	B X 1-0 ③ 6-3			B X 1-0 HR 1B	B B X 2-0 ② L8		F S B S 1-3 ③ K2-3			4	1	1	0	0	1	2
Reggie Jackson, L (1, 9) OBP: 0.405, SLG: 0.750		B B B B 4-0 HR BB		X 0-0 1-H HR	X 0-0 1-H HR			X 0-0 HR		3	4	3	5	1	0	0
Chris Chambliss, L (1, 3) OBP: 0.250, SLG: 0.317		B C B X 2-1 1-H HR		C B B B X 3-1 4-3 SF7 2B	B C X 1-1 ③ G3			B B X 2-0 ① 4-3		4	2	2	2	0	0	0
Graig Nettles, L (1, 5) OBP: 0.209, SLG: 0.195		B X 1-0 ① G3		B B X 2-0 ① 4-3 2-3		C S B F S 1-3 ① K		F B S C 1-3 ② K		4	0	0	0	0	2	1
Lou Piniella, R (1, 7) OBP: 0.311, SLG: 0.372		F X 0-1 ② F9		F B X 1-1 ② SF7 3-H		F B X 1-1 ② F8		B B F F X 2-2 ③ F3		3	0	0	1	0	0	0
Bucky Dent, R (1, 6) OBP: 0.306, SLG: 0.273		S X 0-1 ③ 4-3		B B B C F B 4-2 BB		B F F B X 2-2 ③ 6-3				2	0	0	0	1	0	0
Mike Torrez, R (1, 1)			S B S S 1-3 ① K	C X 0-1 ③ 6-3			F B S S 1-3 ① K			3	0	0	0	0	2	1
Inning Stats	R: 0 E: 0 K: 0 S: 4 H: 0 LOB: 0 BB: 0 P: 8	R: 2 E: 0 K: 0 S: 7 H: 1 LOB: 0 BB: 1 P: 14	R: 0 E: 0 K: 1 S: 9 H: 0 LOB: 0 BB: 0 P: 14	R: 3 E: 0 K: 0 S: 11 H: 3 LOB: 1 BB: 1 P: 22	R: 2 E: 0 K: 0 S: 7 H: 2 LOB: 0 BB: 0 P: 10	R: 0 E: 0 K: 1 S: 9 H: 0 LOB: 0 BB: 0 P: 13	R: 0 E: 0 K: 2 S: 12 H: 1 LOB: 1 BB: 0 P: 18	R: 1 E: 0 K: 1 S: 8 H: 1 LOB: 0 BB: 0 P: 13		1B: 3 2B: 1 3B: 0 HR: 4	SF: 1 SAC: 0 DP: 0 HBP: 0					

PITCHER		IP	WLS	BF	H	R	ER	SO	BB	IBB	HBP	BLK	WP	HR	S	P	ERA	WHIP
Burt Hooton, R ERA: 5.27	(1, 1)	3.0	L	13	3	4	4	1	1	0	0	0	0	2	22	39	12.00	1.333
Elias Sosa, R ERA: 10.8	(4, 1)	1.2		9	3	3	3	0	1	0	0	0	0	1	14	26	16.20	2.400
Doug Rau, L ERA: 8.1	(5, 1)	1.1		4	0	0	0	1	0	0	0	0	0	0	11	16	0.00	0.000
Charlie Hough, R ERA: 2.57	(7, 1)	2.0		8	2	1	1	3	0	0	0	0	0	1	20	31	4.50	1.000

PITCHER	IP	WLS	BF	H	R	ER	SO	BB	IBB	HBP	BLK	WP	HR	S	P	ERA	WHIP

BOTTOM

Los Angeles Dodgers @ New York Yankees

Yankee Stadium, Bronx, NY

Tue Oct 18 1977, 7:05 PM EDT

Att. 56,407 - Unknown

livebaseballscorecards.com

AB	31
R	8
H	8
RBI	8
BB	2
SO	5
LOB	6