

Los Angeles Dodgers - 1978

Batter	1	2	3	4	5	6	7	8	9	AB R H RBI BB SO LOB	TOP											
Davey Lopes, R (1, 4) OBP: 0.600, SLG: 1.333 Lee Lacy, R (9, 5)	0-3 K		0-0 HR		4-0 1B BB		4-0 FC4-2 BB	0-0 5-3		3 2 1 4 2 1 2 0 0 0 0 0 0 0												
Bill Russell, R (1, 6) OBP: 0.400, SLG: 0.400	0-0 1B		0-0 1B		0-0 F8		0-3 K	0-0 F9		5 0 2 0 0 1 5												
Reggie Smith, S (1, 9) OBP: 0.333, SLG: 0.333 Glenn Burke, R (6, 8)	0-0 3-1		0-3 K		0-0 1B		0-0 FC4-2		0-0 F9	3 0 1 2 0 1 1 2 0 0 0 0 0 1												
Ron Cey, R (1, 5) OBP: 0.200, SLG: 0.400 Ted Martinez, R (9, PR) (9, 4)		0-3 K	0-0 F8		0-0 E7 1B		0-0 F8		0-0 HR 2B	5 1 1 0 0 1 2 0 1 0 0 0 0 0												
Steve Garvey, R (1, 3) OBP: 0.400, SLG: 0.250		0-0 P6		0-3 K		0-0 1B 1B		0-0 F8	4-0 HR IBB	4 2 1 1 1 1 0												
Dusty Baker Jr., R (1, 7) OBP: 0.500, SLG: 0.333 Terry Forster, L (8, 1)		0-0 5-3		0-0 F8		0-0 1B 1B		4-0 2B E BB	0-0 P5	3 2 1 0 1 0 0 1 0 0 0 0 0 2												
Rick Monday, L (1, 8) OBP: 0.800, SLG: 1.600 (6, 9)			0-0 SH1-4 FC HR 1B	0-0 F7		0-0 1B CS 1B		0-0 E 5-3 2B	0-0 HR 1-2 2-H	5 3 4 4 0 0 0												
Steve Yeager, R (1, 2) OBP: 0.800, SLG: 0.750			0-0 FC SH1-4 HR		0-0 PB SH1-4 1B 1B	0-0 1-3 2-H 1B		4-0 5-3 E IBB	0-0 1B	4 2 3 1 1 0 1												
Don Sutton, R (1, 1) Vic Davalillo, L (8, PH) (8, 7)			0-0 SH1-4		0-0 SH1-4	0-0 5-3		0-0 E6 5-3	0-0 G3	1 0 0 0 0 0 1 2 0 0 0 0 0 4												
Inning Stats	R: 0 E: 0 K: 1 S: 5	H: 1 LOB: 0 BB: 0 P: 5	R: 0 E: 0 K: 1 S: 5	H: 0 LOB: 0 BB: 0 P: 5	R: 3 E: 0 K: 1 S: 9	H: 3 LOB: 1 BB: 0 P: 9	R: 0 E: 0 K: 1 S: 5	H: 0 LOB: 0 BB: 0 P: 5	R: 2 E: 0 K: 0 S: 4	H: 2 LOB: 1 BB: 1 P: 8	R: 3 E: 1 K: 0 S: 6	H: 4 LOB: 0 BB: 0 P: 6	R: 0 E: 0 K: 1 S: 5	H: 0 LOB: 1 BB: 1 P: 9	R: 2 E: 1 K: 0 S: 5	H: 1 LOB: 2 BB: 2 P: 13	R: 3 E: 0 K: 0 S: 6	H: 3 LOB: 2 BB: 1 P: 10	1B: 10 2B: 2 3B: 0 HR: 2	SF: 0 SAC: 2 DP: 0 HBP: 0	WP: 0 PB: 1 SB: 4 CS: 1	PA: 45
PITCHER	IP WLS BF H R ER SO BB IBB HBP BLK WP HR S P ERA WHIP																					
Phil Niekro, R (1, 1) ERA: 10.8	5.0 L 24 8 8 6 4 1 0 0 0 0 0 1 31 35 10.80 1.800																					
Mickey Mahler, L (6, 1) ERA:	0.0 1 1 0 0 0 0 0 0 0 0 0 0 1 1 ∞ ∞																					
Rick Camp, R (6, 1) ERA:	2.0 6 1 0 0 1 1 0 0 0 0 0 0 7 11 0.00 1.000																					
Dave Campbell, R (8, 1) ERA: 13.5	2.0 14 4 5 3 0 1 2 0 0 0 0 1 11 23 13.50 2.500																					

Los Angeles Dodgers @ Atlanta Braves
Atlanta-Fulton County Stadium, Atlanta, GA

Fri Apr 07 1978, 6:05 PM EST
Att: 42,866 - Unknown

livebaseballscorecards.com

AB 38
R 13
H 14
RBI 12
BB 5
SO 5
LOB 19



Batter	1	2	3	4	5	6	7	8	9	AB R H RBI BB SO LOB	TOP											
Davey Lopes, R OBP: 0.400, SLG: 0.571 (1, 4)	0-0 6-3	0-0 FC5		0-0 5-3		0-0 FC1-4		4-0 FC5 BB		4 0 0 0 1 0 4												
Bill Russell, R OBP: 0.400, SLG: 0.400 (1, 6)	0-0 F7		0-0 G5-4-3 1B		0-0 HR 1B	0-0 F8		0-0 FC5		5 1 2 0 0 0 3												
Reggie Smith, S OBP: 0.500, SLG: 1.000 (1, 9) Glenn Burke, R (8, 8)	0-0 WP 1B		0-0 F9		0-0 HR		0-0 WP 1B	0-3 K		5 3 3 2 0 1 3 0 0 0 0 0 0 0												
Ron Cey, R OBP: 0.500, SLG: 0.500 (1, 5) Ted Martinez, R (9, PR) (9, 5)	4-0 1B BB		0-0 G5-4-3		4-0 FC4-6 BB		0-0 2-H 1B		0-0 4-3 1B	3 0 2 1 2 0 1 0 1 0 0 0 0 0												
Steve Garvey, R OBP: 0.300, SLG: 0.222 (1, 3)	0-0 1-2 3-H 1B			0-0 F7	0-0 FC4-6 1B		0-0 L7		0-0 4-3	5 0 1 1 0 0 3												
Dusty Baker Jr., R OBP: 0.556, SLG: 0.500 (1, 7)	0-0 5-3			0-0 BB 1B	0-0 1-3 1B		0-0 F9		0-0 4-1 1B	5 1 3 1 0 0 3												
Rick Monday, L OBP: 0.500, SLG: 0.889 (1, 8) (8, 9)		0-0 4-3		4-0 SH5-4 1B BB	0-3 K		0-0 L4		0-0 4-1	4 0 0 0 1 1 3												
Steve Yeager, R OBP: 0.700, SLG: 0.778 (1, 2)		0-0 FC5 E 1B		0-0 SH5-4 1B		0-0 F8		0-0 FC5 2B	0-3 K2-3	5 0 3 1 0 1 2												
Tommy John, R OBP: 0.333, SLG: 0.333 (1, 1) Terry Forster, L (8, 1)		0-3 K		0-0 SH5-4		0-0 FC1-4 1B		0-0 1-3		3 0 1 0 0 1 2 0 0 0 0 0 0 0												
Inning Stats	R: 1 E: 0 K: 0 S: 5	H: 2 LOB: 2 BB: 1 P: 9	R: 0 E: 1 K: 1 S: 6	H: 1 LOB: 1 BB: 0 P: 6	R: 0 E: 0 K: 0 S: 3	H: 1 LOB: 0 BB: 0 P: 3	R: 1 E: 0 K: 0 S: 5	H: 2 LOB: 2 BB: 1 P: 9	R: 2 E: 0 K: 1 S: 7	H: 3 LOB: 1 BB: 1 P: 11	R: 0 E: 0 K: 0 S: 4	H: 1 LOB: 1 BB: 0 P: 4	R: 1 E: 0 K: 0 S: 5	H: 2 LOB: 1 BB: 0 P: 5	R: 0 E: 0 K: 1 S: 6	H: 1 LOB: 2 BB: 1 P: 10	R: 1 E: 0 K: 1 S: 7	H: 2 LOB: 2 BB: 0 P: 7	1B: 12 2B: 2 3B: 0 HR: 1	SF: 0 SAC: 1 DP: 1 HBP: 0	WP: 3 PB: 0 SB: 0 CS: 0	PA: 44
PITCHER	IP WLS BF H R ER SO BB IBB HBP BLK WP HR S P ERA WHIP																					
Dick Ruthven, R ERA: 9.0 (1, 1)	4.0 L 22 8 4 4 1 3 0 0 0 0 1 1 21 33 9.00 2.750																					
Eddie Solomon, R ERA: 3.0 (5, 1)	3.0 12 4 1 1 1 0 0 0 0 1 0 14 14 3.00 1.333																					
Adrian Devine, R ERA: 4.5 (8, 1)	2.0 10 3 1 1 2 1 0 0 0 0 0 0 13 17 4.50 2.000																					

Los Angeles Dodgers @ Atlanta Braves
Atlanta-Fulton County Stadium, Atlanta, GA

Sat Apr 08 1978, 3:33 AM EST
Att: 11,265 - Unknown

livebaseballscorecards.com

AB 39
R 6
H 15
RBI 6
BB 4
SO 4
LOB 24



Batter	1	2	3	4	5	6	7	8	9	AB R H RBI BB SO LOB	TOP
Davey Lopes, R (1, 4) OBP: 0.333, SLG: 0.417	0-0 P6		0-0 F7		0-0 F8		0-0 G4-6-3 1B	0-0 F9		5 0 1 0 0 0 4	Los Angeles Dodgers @ Atlanta Braves Atlanta-Fulton County Stadium, Atlanta, GA Sun Apr 09 1978, 3:33 AM EST Att: 11,473 - Unknown livebaseballscorecards.com
Bill Russell, R (1, 6) OBP: 0.333, SLG: 0.333	0-0 6-3		0-0 E7 1B		0-0 F5		0-0 G4-6-3 1-2f	0-0 F8	5 0 1 0 0 0 2		
Reggie Smith, S (1, 9) OBP: 0.385, SLG: 0.692	0-0 3-1		0-0 F7		0-0 E8 1B HR		0-0 F7	0-0 3-1	5 1 1 0 0 0 1		
Ron Cey, R (1, 5) OBP: 0.467, SLG: 0.462		0-0 P3	0-3 K		0-0 HR 1B		0-0 FC5-4 1B	0-0 F8	5 1 2 0 0 1 1		
Steve Garvey, R (1, 3) OBP: 0.429, SLG: 0.615		0-0 2B 1B		0-0 FC5-4 1B	0-0 HR		0-0 FC5-4 1B 1-2f		4 3 3 3 0 0 1		
Dusty Baker Jr., R (1, 7) OBP: 0.462, SLG: 0.417		0-0 F2		0-0 FC5-4 1B 1-2f	0-0 5-3		0-0 F9 1B 1-3		4 1 1 0 0 0 2		
Rick Monday, L (1, 8) OBP: 0.571, SLG: 0.917		0-0 1-H 2B		0-0 L4-3 1-2	4-0 BB		0-0 1B 1-2 3-H		3 0 2 2 1 0 1		
Steve Yeager, R (1, 2) OBP: 0.571, SLG: 0.615		0-0 F7		0-0 1B	0-0 F3		0-0 F9 2-3		4 0 1 0 0 0 4		
Rick Rhoden, R (1, 1) Vic Davalillo, L (8, PH) Bobby Castillo, R (8, 1)			0-0 E5 1B E		0-0 P3	0-0 F8		0-0 1B 1-2 3-H	3 1 0 0 0 0 2 1 0 1 1 0 0 0 0 0 0 0 0 0 0		
Inning Stats	R: 0 H: 0 E: 0 LOB: 0 K: 0 BB: 0 S: 3 P: 3	R: 1 H: 2 E: 0 LOB: 1 K: 0 BB: 0 S: 5 P: 5	R: 1 H: 1 E: 2 LOB: 1 K: 1 BB: 0 S: 7 P: 7	R: 0 H: 1 E: 0 LOB: 0 K: 0 BB: 0 S: 3 P: 3	R: 0 H: 1 E: 0 LOB: 1 K: 0 BB: 0 S: 4 P: 4	R: 3 H: 3 E: 1 LOB: 1 K: 0 BB: 1 S: 6 P: 10	R: 0 H: 1 E: 0 LOB: 0 K: 0 BB: 0 S: 3 P: 3	R: 2 H: 4 E: 0 LOB: 2 K: 0 BB: 0 S: 7 P: 7	R: 0 H: 0 E: 0 LOB: 0 K: 0 BB: 0 S: 3 P: 3	1B: 11 SF: 0 2B: 2 SAC: 0 3B: 0 DP: 2 HR: 1 HBP: 0	WP: 0 PA: 40 PB: 0 SB: 0 CS: 0
PITCHER	IP WLS BF H R ER SO BB IBB HBP BLK WP HR S P ERA WHIP										
Tommy Boggs, R (1, 1) ERA: 5.14	7.0 L 30 9 5 4 1 1 0 0 0 0 0 1 31 35 5.14 1.429										
Rick Camp, R (8, 1) ERA: 4.5	2.0 10 4 2 2 0 0 0 0 0 0 0 0 10 10 9.00 2.000										

Los Angeles Dodgers @ Atlanta Braves
Atlanta-Fulton County Stadium, Atlanta, GA
Sun Apr 09 1978, 3:33 AM EST
Att: 11,473 - Unknown

AB	39
R	7
H	13
RBI	6
BB	1
SO	1
LOB	18



BOTTOM

Los Angeles Dodgers @ Houston Astros
Astrodome, Houston, TX
Mon Apr 10 1978, 7:05 PM EST
Att. 22,882 - Unknown

livebaseballscorecards.com

AB 33
R 1
H 7
RBI 2
BB 0
SO 8
LOB 13



WP: 1 PA: 33
PB: 0
SB: 0
CS: 0

AB R H RBI BB SO LOB
3 0 1 0 0 0 0
1 0 0 0 0 1 2
0 0 0 0 0 0 0

4 0 0 1 0 1 2

4 0 0 0 0 1 2

4 0 2 0 0 0 0

4 0 1 0 0 1 1

4 0 1 1 0 1 3

3 0 0 0 0 1 3

2 0 0 0 0 0 0
1 1 1 0 0 0 0

2 0 0 0 0 2 0
0 0 0 0 0 0 0
1 0 1 0 0 0 0
0 0 0 0 0 0 0

1B: 6 SF: 0
2B: 1 SAC: 0
3B: 0 DP: 1
HR: 1 HBP: 0

Batter	1	2	3	4	5	6	7	8	9
Terry Puhl, L (1, 7) Julio Gonzalez, R (8, PH) Ken Forsch, R (9, 1)	0-0 F5 1B		0-0 1B			0-0 1-3 1B		0-3 K 2-3	
Enos Cabell, R (1, 5)	0-3 K		0-0 F9 1B			0-0 F8 1B		0-0 4-1 1-2 3-H	
Cesar Cedeno, R (1, 8)	0-0 F8			0-0 F7 1B		0-0 P3 1B		0-3 K	
Bob Watson, R (1, 3)		0-0 1B		0-0 4-3 1B		0-0 L6-4 1B 1B		0-0 4-3	
Jose Cruz, L (1, 9)		0-3 K		0-0 4-3		0-0 1-2 1B		0-0 F8	
Joe Ferguson, R (1, 2)		0-0 F8			0-0 HR	0-3 K		0-0 6-3	
Art Howe, R (1, 4)		0-3 K			0-0 1-3	0-0 L6-4 2-3			
Roger Metzger, S (1, 6) Wilbur Howard, S (8, PH)			0-0 6-3		0-0 6-3			0-0 WP 4-1 1B 1B	
Floyd Bannister, L (1, 1) Gene Pentz, R (8, 1) Jesus Alou, R (8, PH) Jimmy Sexton, R (8, PR)			0-3 K		0-3 K			0-0 1-2 1B 4-1 1B	

Inning Stats	R: 0	H: 0	E: 0	K: 1	S: 5	H: 0	LOB: 0	BB: 0	P: 5	R: 0	H: 1	E: 0	K: 2	S: 8	H: 1	LOB: 1	BB: 0	P: 8	R: 0	H: 1	E: 0	K: 1	S: 6	H: 0	LOB: 0	BB: 0	P: 3	R: 1	H: 1	E: 0	K: 1	S: 6	R: 0	H: 0	E: 0	K: 0	S: 3	R: 0	H: 2	E: 0	K: 1	S: 6	R: 1	H: 2	E: 0	K: 2	S: 9	H: 0	LOB: 2	BB: 0	P: 9	R: 0	H: 0	E: 0	K: 0	S: 3
--------------	------	------	------	------	------	------	--------	-------	------	------	------	------	------	------	------	--------	-------	------	------	------	------	------	------	------	--------	-------	------	------	------	------	------	------	------	------	------	------	------	------	------	------	------	------	------	------	------	------	------	------	--------	-------	------	------	------	------	------	------

PITCHER	IP	WLS	BF	H	R	ER	SO	BB	IBB	HBP	BLK	WP	HR	S	P	ERA	WHIP
Doug Rau, L (1, 1) ERA: 1.5	6.0	W	23	5	1	1	5	0	0	0	0	0	1	33	33	1.50	0.833
Terry Forster, L (7, 1) ERA: 1.42	3.0	S	10	2	1	1	3	0	0	0	0	1	0	16	16	3.00	0.667

Batter	1	2	3	4	5	6	7	8	9	AB R H RBI BB SO LOB	TOP											
Davey Lopes, R (1, 4) OBP: 0.292, SLG: 0.300	0-0 F7		4-0 BB		0-0 F7			0-0 L8		3 0 0 0 1 0 1	Los Angeles Dodgers @ Houston Astros Astrodome, Houston, TX Tue Apr 11 1978, 7:05 PM EST Att: 11,049 - Unknown livebaseballscorecards.com											
Bill Russell, R (1, 6) OBP: 0.261, SLG: 0.227	0-3 K		0-0 F7		0-3 K			0-3 K		4 0 0 0 0 3 3												
Reggie Smith, S (1, 9) OBP: 0.364, SLG: 0.571	0-0 F7			0-0 3-1		0-0 FC3-6 1B		0-0 F8		4 0 1 0 0 0 0												
Ron Cey, R (1, 5) OBP: 0.458, SLG: 0.550		0-0 5-3		4-0 2B BB		0-0 FC3-6 1-2f		0-0 F7		3 0 0 0 1 0 1												
Steve Garvey, R (1, 3) OBP: 0.435, SLG: 0.667		0-0 F8		0-0 1-3 2B		0-3 K		0-0 F8		4 0 1 0 0 1 1												
Dusty Baker Jr., R (1, 7) OBP: 0.409, SLG: 0.350		0-0 5-3		0-3 K		0-0 L3		0-3 K		4 0 0 0 0 2 3												
Rick Monday, L (1, 8) OBP: 0.455, SLG: 0.611			0-3 K	0-0 3-1			0-0 4-3			3 0 0 0 0 1 2												
Steve Yeager, R (1, 2) OBP: 0.476, SLG: 0.444			4-0 SH3-4 BB		0-0 F9		0-3 K			2 0 0 0 1 1 0												
Burt Hooton, R (1, 1) Lee Lacy, R (7, PH) Charlie Hough, R (7, 1)			0-0 SH3-4		4-0 BB		0-0 1-4-3			0 0 0 0 1 0 0												
Inning Stats	R: 0 E: 0 K: 1 S: 5	H: 0 LOB: 0 BB: 0 P: 5	R: 0 E: 0 K: 0 S: 3	H: 0 LOB: 0 BB: 0 P: 3	R: 0 E: 0 K: 1 S: 5	H: 0 LOB: 2 BB: 2 P: 13	R: 0 E: 0 K: 1 S: 6	H: 1 LOB: 2 BB: 1 P: 10	R: 0 E: 0 K: 1 S: 5	H: 0 LOB: 1 BB: 1 P: 9	R: 0 E: 0 K: 1 S: 6	H: 1 LOB: 1 BB: 0 P: 6	R: 0 E: 0 K: 1 S: 5	H: 0 LOB: 0 BB: 0 P: 5	R: 0 E: 0 K: 1 S: 5	H: 0 LOB: 0 BB: 0 P: 5	R: 0 E: 0 K: 1 S: 5	H: 0 LOB: 0 BB: 0 P: 5	1B: 1 2B: 1 3B: 0 HR: 0	SF: 0 SAC: 1 DP: 0 HBP: 0	WP: 0 PB: 0 SB: 0 CS: 0	PA: 33
PITCHER J.R. Richard, R (1, 1) ERA: 4.61	IP: 9.0 WLS: W BF: 33 H: 2 R: 0 ER: 0 SO: 8 BB: 4 IBB: 0 HBP: 0 BLK: 0 WP: 0 HR: 0 S: 45 P: 61 ERA: 0.00 WHIP: 0.667											PITCHER	IP: 9.0 WLS: W BF: 33 H: 2 R: 0 ER: 0 SO: 8 BB: 4 IBB: 0 HBP: 0 BLK: 0 WP: 0 HR: 0 S: 45 P: 61 ERA: 0.00 WHIP: 0.667									




Batter	1	2	3	4	5	6	7	8	9	AB	R	H	RBI	BB	SO	LOB
Terry Puhl, L OBP: 0.308, SLG: 0.391 (1, 7)	0-0 1B S		0-0 1-3 1-2		0-0 2-3			0-0 CS 1B		4	1	2	0	0	0	2
Enos Cabell, R OBP: 0.231, SLG: 0.269 (1, 5)	0-0 6-3 1-2		0-0 6-3			0-0 6-3		0-0 CS 1-2		3	0	0	0	0	0	1
Cesar Cedeno, R OBP: 0.308, SLG: 0.400 (1, 8)	0-0 2-H 1B S			0-0 F7		0-0 P6				3	0	1	1	0	0	0
Jose Cruz, L OBP: 0.333, SLG: 0.417 (1, 9)	0-0 F8 1-2			0-3 K		0-0 4-3				3	0	0	0	0	1	1
Bob Watson, R OBP: 0.292, SLG: 0.318 (1, 3)	0-0 F3			0-0 2B			0-0 F3			3	0	1	0	0	0	1
Joe Ferguson, R OBP: 0.261, SLG: 0.636 (1, 2)		0-0 6-3		0-0 P6		0-3 K		0-3 K		3	0	0	0	0	1	1
Art Howe, R OBP: 0.227, SLG: 0.250 (1, 4)		0-0 6-3			0-0 F9		0-0 F8			3	0	0	0	0	0	0
Roger Metzger, S OBP: 0.222, SLG: 0.067 (1, 6)		0-0 G3		0-3 K			0-0 F9			3	0	0	0	0	1	0
J.R. Richard, R OBP: 0.200, SLG: 0.200 (1, 1)			0-0 E6 CS		0-0 1B			0-0 6-3		3	0	1	0	0	0	0

Inning Stats		R: 1	H: 2	R: 0	H: 0	R: 0	H: 0	R: 0	H: 1	R: 0	H: 0	R: 0	H: 0	R: 0	H: 1	R: 0	H: 0
		E: 0	LOB: 1	E: 0	LOB: 0	E: 0	LOB: 0	E: 0	LOB: 1	E: 0	LOB: 0	E: 0	LOB: 0	E: 0	LOB: 0	E: 0	LOB: 0
		K: 0	BB: 0	K: 0	BB: 0	K: 1	BB: 0	K: 1	BB: 0	K: 1	BB: 0	K: 1	BB: 0	K: 0	BB: 0	K: 0	BB: 0
		S: 5	P: 5	S: 3	P: 3	S: 3	P: 3	S: 6	P: 6	S: 6	P: 6	S: 5	P: 5	S: 3	P: 3	S: 3	P: 3

PITCHER		IP	WLS	BF	H	R	ER	SO	BB	IBB	HBP	BLK	WP	HR	S	P	ERA	WHIP
Burt Hooton, R ERA: 1.5 (1, 1)		6.0	L	22	4	1	1	2	0	0	0	0	0	0	26	26	1.50	0.667
Charlie Hough, R ERA: (7, 1)		2.0		6	1	0	0	1	0	0	0	0	0	0	8	8	0.00	0.500

Los Angeles Dodgers @ Houston Astros
Astrodome, Houston, TX
Tue Apr 11 1978, 7:05 PM EST
Att. 11,049 - Unknown

AB	28
R	1
H	5
RBI	1
BB	0
SO	3
LOB	6



WP	PA	29	
1B:	4	SF:	0
2B:	1	SAC:	0
3B:	0	DP:	0
HR:	0	HBP:	0
CS:	2		

Batter	1	2	3	4	5	6	7	8	9	AB R H RBI BB SO LOB
Terry Puhl, L (1, 7) OBP: 0.323, SLG: 0.370	0-0 5-3	0-3 K		0-0 G3	0-0 1B 2B 1B		4-0 BB			4 1 1 0 1 1 2
Enos Cabell, R (1, 5) OBP: 0.290, SLG: 0.419	0-0 2B 1B		0-0 HR	0-0 F8	0-0 1-3 2B 1B		0-3 K			5 1 3 1 0 1 1
Cesar Cedeno, R (1, 8) OBP: 0.387, SLG: 0.517	0-0 1-3 2B		0-0 G3 1B	4-0 2B BB	0-0 1-H 1B 2B		0-0 F8			4 3 3 1 1 0 1
Jose Cruz, L (1, 9) OBP: 0.345, SLG: 0.393	0-3 K		0-0 G3 1B	4-0 1-2 2B BB	0-0 3-H 1B		0-0 F8			4 1 1 1 1 1 3
Bob Watson, R (1, 3) OBP: 0.310, SLG: 0.370	0-3 K		0-0 2B 1B	0-0 1-H 2-H HR 2B	0-0 5-3		0-0 4-3			5 2 2 3 0 1 3
Joe Ferguson, R (1, 2) OBP: 0.286, SLG: 0.615		0-3 K	0-0 1-H 2B	4-0 BB	0-0 6-3		0-3 K			4 0 1 1 1 2 0
Art Howe, R (1, 4) OBP: 0.296, SLG: 0.480		0-0 SH2-3 1B	0-0 F8	0-0 1-H 2-H HR	0-0 6-3		0-0 4-3 FC 2B			5 1 3 3 0 0 1
Jimmy Sexton, R (9, PR)										0 1 0 0 0 0 0
Roger Metzger, S (1, 6) OBP: 0.273, SLG: 0.111		0-0 SH2-3 1B	4-0 BB	0-0 L8	0-0 3-1		0-0 4-3			3 0 1 0 1 0 0
Wilbur Howard, S (9, PH) OBP: 0.600, SLG: 0.500		1-2 1B					2-3			1 0 0 0 0 0 1
Joe Niekro, R (1, 1)		0-0 SH2-3	0-0 5-3		0-0 G3		0-0 F7			1 0 0 0 0 0 2
Gene Pentz, R (5, 1)										1 0 0 0 0 0 0
Ken Forsch, R (7, 1)										0 0 0 0 0 0 0
Denny Walling, L (7, PH) OBP: 0.250, SLG: 0.250										1 0 0 0 0 0 0
Joe Sambito, L (8, 1)										0 0 0 0 0 0 0
Jesus Alou, R (9, PH) OBP: 0.667, SLG: 0.667		1-2 2-3						3-H		1 0 0 1 0 0 1

Inning Stats	R: 0	H: 2	E: 0	LOB: 2	K: 2	BB: 0	S: 9	P: 9
	R: 0	H: 2	E: 0	LOB: 2	K: 2	BB: 0	S: 9	P: 9
	R: 3	H: 4	E: 0	LOB: 2	K: 0	BB: 1	S: 7	P: 11
	R: 5	H: 2	E: 0	LOB: 0	K: 0	BB: 3	S: 5	P: 17
	R: 2	H: 4	E: 0	LOB: 1	K: 0	BB: 0	S: 6	P: 6
	R: 0	H: 0	E: 0	LOB: 0	K: 0	BB: 0	S: 3	P: 3
	R: 0	H: 0	E: 0	LOB: 1	K: 1	BB: 1	S: 5	P: 9
	R: 0	H: 0	E: 0	LOB: 0	K: 1	BB: 0	S: 5	P: 5
	R: 1	H: 1	E: 0	LOB: 2	K: 0	BB: 0	S: 3	P: 3
	1B: 8	SF: 0	2B: 5	SAC: 1	3B: 0	DP: 0	HR: 2	HBP: 0

PITCHER	IP	WLS	BF	H	R	ER	SO	BB	IBB	HBP	BLK	WP	HR	S	P	ERA	WHIP
Don Sutton, R (1, 1) ERA: 6.75	2.1		15	8	3	3	4	0	0	0	0	0	1	23	23	11.57	3.429
Charlie Hough, R (3, 1) ERA: 12.27	1.2		11	2	5	5	0	4	0	0	0	0	1	7	23	27.00	3.600
Mike Garman, R (5, 1) ERA: 9.0	2.0		9	4	2	2	0	0	0	0	1	0	0	9	9	9.00	2.000
Bobby Castillo, R (7, 1) ERA: 2.08	2.1	L	10	1	1	1	2	1	0	0	0	0	0	13	17	3.86	0.857

Los Angeles Dodgers @ Houston Astros
Astrodome, Houston, TX
Wed Apr 12 1978, 7:05 PM EST
Att. 11,824 - Unknown

livebaseballscorecards.com

AB	39
R	10
H	15
RBI	11
BB	5
SO	6
LOB	15



WP	PA	ERA	WHIP
0	45		
0			
2			
0			

Batter	1	2	3	4	5	6	7	8	9	AB R H RBI BB SO LOB	TOP	
Jerry Royster, R (1, 4) OBP: 0.538, SLG: 0.550	0-0 F8		0-0 FC6-4			0-0 1B		0-0 1B		4 0 2 0 0 0 1		
Barry Bonnell, R (1, 8) OBP: 0.280, SLG: 0.280	0-0 2-3			0-0 1-3		0-0 1B		0-0 F8		4 0 1 0 0 0 1		
Gary Matthews, R (1, 9) OBP: 0.458, SLG: 0.952 Bob Beall, S (6, 3)	0-0 L4			0-0 HR		0-0 G4-6-3			0-0 1-3	3 1 1 1 0 0 2 1 0 0 0 0 0 0		
Jeff Burroughs, R (1, 7) OBP: 0.400, SLG: 0.333		0-0 L4		0-0 F9			0-0 5-3		0-0 F7	4 0 0 0 0 0 0		
Cito Gaston, R (1, 3) OBP: 0.100, SLG: 0.100 (6, 9)		0-0 6-3		0-0 5-3			0-0 1B		0-0 L6	4 0 1 0 0 0 0		
Dale Murphy, R (1, 2) OBP: 0.250, SLG: 0.286		0-0 6-3			0-0 L6		0-0 FC5-4			3 0 0 0 0 0 1		
Rod Gilbreath, R (1, 5) OBP: 0.250, SLG: 0.250			0-0 5-3		0-0 6-3		0-0 FC6-4			3 0 0 0 0 0 1		
Pat Rockett, R (1, 6) OBP: 0.158, SLG: 0.111			0-0 L1		0-0 5-3			0-0 6-3		3 0 0 0 0 0 0		
Dick Ruthven, R (1, 1) OBP: 0.333, SLG: 0.333 Rick Camp, R (6, 1) Biff Pocoroba, S (8, PH) Eddie Solomon, R (8, 1)			0-0 FC6-4			0-0 6-3		0-0 3-1		2 0 1 0 0 0 0 0 0 0 0 0 0 0 1 0 0 0 0 0 0 0 0 0 0 0 0 0		
Inning Stats	R: 0 H: 0 E: 0 LOB: 0 K: 0 BB: 0 S: 3 P: 3	R: 0 H: 0 E: 0 LOB: 0 K: 0 BB: 0 S: 3 P: 3	R: 0 H: 1 E: 0 LOB: 1 K: 0 BB: 0 S: 4 P: 4	R: 1 H: 1 E: 0 LOB: 0 K: 0 BB: 0 S: 4 P: 4	R: 0 H: 0 E: 0 LOB: 0 K: 0 BB: 0 S: 3 P: 3	R: 0 H: 2 E: 0 LOB: 1 K: 0 BB: 0 S: 4 P: 4	R: 0 H: 1 E: 0 LOB: 1 K: 0 BB: 0 S: 4 P: 4	R: 0 H: 1 E: 0 LOB: 1 K: 0 BB: 0 S: 4 P: 4	R: 0 H: 0 E: 0 LOB: 0 K: 0 BB: 0 S: 3 P: 3	1B: 5 SF: 0 2B: 0 SAC: 0 3B: 0 DP: 1 HR: 1 HBP: 0	WP: 0 PA: 32 PB: 0 SB: 0 CS: 0	
PITCHER Tommy John, L (1, 1) ERA: 1.62	IP WLS BF H R ER SO BB IBB HBP BLK WP HR S P ERA WHIP											
PITCHER IP WLS BF H R ER SO BB IBB HBP BLK WP HR S P ERA WHIP												

Atlanta Braves @ Los Angeles Dodgers
Dodger Stadium, Los Angeles, CA

Fri Apr 14 1978, 3:33 AM PST
Att: 38,397 - Unknown

livebaseballscorecards.com

AB 32
R 1
H 6
RBI 1
BB 0
SO 0
LOB 6



Batter	1	2	3	4	5	6	7	8	9
Davey Lopes, R OBP: 0.353, SLG: 0.333 (1, 4) BB B	4-0 E 1B BB		0-0 F9 ①		0-0 L9 ②		0-0 F2 ②		
Bill Russell, R OBP: 0.212, SLG: 0.188 (1, 6) X	0-0 5-3 ① 1-3		0-0 F8 ②		0-0 F8 ③		0-0 FC6-4 ③ 1-2f		
Reggie Smith, S OBP: 0.355, SLG: 0.552 (1, 9) X	0-0 5-3 ②		0-0 6-3 ③			0-0 2B 2B		0-0 L3 ①	
Ron Cey, R OBP: 0.485, SLG: 0.586 (1, 5) X	0-0 1B 3-H			0-0 6-3 ①		0-0 1B 2B 2-H		0-0 G3 S 1B 1B	
Steve Garvey, R OBP: 0.406, SLG: 0.600 (1, 3) X	0-0 F8 ③			0-0 L7 ②		0-0 1B CS 2-H		0-0 G3 ② 1-3	
Dusty Baker Jr., R OBP: 0.419, SLG: 0.370 (1, 7) X		0-0 6-3 ①		4-0 BB BB BB BB		0-0 F9 ① ② 1-2		0-0 E S 1B 3-H	
Rick Monday, L OBP: 0.452, SLG: 0.808 (1, 8) X		0-0 HR		0-0 4-3 ③		0-0 4-3 ③		0-0 G3 ③ 1-3	
Steve Yeager, R OBP: 0.458, SLG: 0.429 (1, 2) X		0-0 F9 ②				0-0 SH3-4 1B		0-0 F9 ①	
Tommy John, R OBP: 0.400, SLG: 0.400 (1, 1) X		0-0 4-3 ③				0-0 SH3-4 ① 1-2		0-0 FC6-4 1B	

Inning Stats	R: 1	H: 1	E: 1	K: 0	S: 4	LOB: 1	BB: 1	P: 8	R: 1	H: 1	E: 0	K: 0	S: 4	LOB: 0	BB: 0	P: 4	R: 0	H: 0	E: 0	K: 0	S: 3	LOB: 1	BB: 1	P: 7	R: 0	H: 1	E: 0	K: 0	S: 4	LOB: 1	BB: 0	P: 4	R: 2	H: 3	E: 0	K: 0	S: 5	LOB: 0	BB: 0	P: 5	R: 0	H: 1	E: 0	K: 0	S: 4	LOB: 1	BB: 0	P: 4	R: 1	H: 2	E: 0	K: 0	S: 5	LOB: 1	BB: 0	P: 5
--------------	------	------	------	------	------	--------	-------	------	------	------	------	------	------	--------	-------	------	------	------	------	------	------	--------	-------	------	------	------	------	------	------	--------	-------	------	------	------	------	------	------	--------	-------	------	------	------	------	------	------	--------	-------	------	------	------	------	------	------	--------	-------	------

PITCHER	IP	WLS	BF	H	R	ER	SO	BB	IBB	HBP	BLK	WP	HR	S	P	ERA	WHIP
Dick Ruthven, R ERA: 7.0 (1, 1)	5.0	L	22	5	4	3	0	2	0	0	0	0	1	20	28	5.40	1.400
Rick Camp, R ERA: 3.0 (6, 1)	2.0		7	2	0	0	0	0	0	0	0	0	0	7	7	0.00	1.000
Eddie Solomon, R ERA: 3.6 (8, 1)	1.0		5	2	1	1	0	0	0	0	0	0	0	5	5	9.00	2.000

BOTTOM


Atlanta Braves @ Los Angeles Dodgers
Dodger Stadium, Los Angeles, CA

Fri Apr 14 1978, 3:33 AM PST
Att. 38,397 - Unknown

AB	R	H	RBI	BB	SO	LOB
3	1	0	0	1	0	2
4	0	0	0	0	0	3
4	1	1	0	0	0	1
4	2	3	2	0	0	0
4	0	1	1	0	0	2
3	0	1	1	1	0	1
4	1	1	1	0	0	2
3	0	1	0	0	0	0
2	0	1	0	0	0	0

AB	31
R	5
H	9
RBI	5
BB	2
SO	0
LOB	11

livebaseballscorecards.com



WP: 0	PA: 34
PB: 0	
SB: 2	
CS: 1	

Batter	1	2	3	4	5	6	7	8	9	AB R H RBI BB SO LOB	TOP
Jerry Royster, R (1, 4) OBP: 0.567, SLG: 0.545	0-0 G6-3 1B		0-0 P4			4-0 BB		4-0 1B BB		2 0 1 0 2 0 0	<p>Atlanta Braves @ Los Angeles Dodgers Dodger Stadium, Los Angeles, CA</p> <p>Sun Apr 16 1978, 3:33 AM PST Att: 37,161 - Unknown</p> <p>livebaseballscorecards.com</p>
Bob Beall, S (1, 3) OBP: 0.276, SLG: 0.276	0-0 G6-3 1-2f		4-0 BB			0-3 K 1-2		0-0 F7		3 0 0 0 1 1 3	
Brian Asselstine, L (1, 9) OBP: 0.600, SLG: 0.800	0-0 2B		0-0 F9			0-0 1B		0-0 1B G6-4-3		4 0 3 0 0 0 1	
Jeff Burroughs, R (1, 7) OBP: 0.379, SLG: 0.292	4-0 BB				0-0 F8	0-0 6-3		0-0 G6-4-3 1-2f		3 0 0 0 1 0 3	
Rowland Office, L (1, 8) OBP: 0.200, SLG: 0.400	0-0 4-3				0-0 1B G5-4-3		0-0 2B	0-0 4-3		4 0 2 0 0 0 2	
Dale Murphy, R (1, 2) OBP: 0.214, SLG: 0.240		0-3 K			0-0 G5-4-3 1-2f		0-0 6-3	0-3 K		4 0 0 0 0 2 2	
Barry Bonnell, R (1, 5) OBP: 0.276, SLG: 0.276		0-0 6-3			0-0 1B FC5-4		0-0 5-3	0-3 K		4 0 1 0 0 1 1	
Pat Rockett, R (1, 6) OBP: 0.182, SLG: 0.100		0-0 5-3			0-0 FC5-4 G5-4-3 1-2f		4-0 BB FC6			2 0 0 0 1 0 1	
Phil Niekro, R (1, 1) OBP: 0.167, SLG: 0.167 Joe Nolan, L (5, PH) Eddie Solomon, R (5, 1) Biff Pocoroba, S (7, PH) Adrian Devine, R (7, 1) Dave Campbell, R (8, 1)			0-0 L9		0-0 G5-4-3 1-2f		0-0 FC6 1-2f			1 0 0 0 0 0 0 1 0 0 0 0 0 1 0 0 0 0 0 0 0 1 0 0 0 0 0 2 0 0 0 0 0 0 0 0 0 0 0 0 0 0	
Inning Stats	R: 0 H: 2 E: 0 LOB: 2 K: 0 BB: 1 S: 4 P: 8	R: 0 H: 0 E: 0 LOB: 0 K: 1 BB: 0 S: 5 P: 5	R: 0 H: 0 E: 0 LOB: 1 K: 0 BB: 1 S: 3 P: 7	R: 0 H: 1 E: 0 LOB: 0 K: 0 BB: 0 S: 3 P: 3	R: 0 H: 1 E: 0 LOB: 0 K: 0 BB: 0 S: 3 P: 3	R: 0 H: 1 E: 0 LOB: 1 K: 1 BB: 1 S: 5 P: 9	R: 0 H: 1 E: 0 LOB: 2 K: 0 BB: 1 S: 4 P: 8	R: 0 H: 1 E: 0 LOB: 1 K: 2 BB: 1 S: 7 P: 7	R: 0 H: 0 E: 0 LOB: 0 K: 2 BB: 0 S: 7 P: 7	1B: 5 SF: 0 2B: 2 SAC: 0 3B: 0 DP: 4 HR: 0 HBP: 0	WP: 0 PA: 34 PB: 0 SB: 1 CS: 0
PITCHER Rick Rhoden, R (1, 1) ERA: 1.69	IP WLS BF H R ER SO BB IBB HBP BLK WP HR S P ERA WHIP										
	9.0 W 34 7 0 0 4 5 0 0 0 0 0 0 37 57 0.00 1.333										

Batter	1	2	3	4	5	6	7	8	9
Davey Lopes, R OBP: 0.410, SLG: 0.379 (1, 4)	0-0 WP E 2B		4-0 PB BLK 1B BB	0-0 5-3		4-0 1-2 BB		4-0 1B 1B BB	
Bill Russell, R OBP: 0.237, SLG: 0.194 (1, 6)	0-0 E5 1B 1B 2-H		0-0 F9 1-2	4-0 BB		0-0 F8		0-0 1-3 2-H 1B 1B	
Reggie Smith, S OBP: 0.394, SLG: 0.567 (1, 9) Glenn Burke, R OBP: 0.200, SLG: 0.200 (4, 8)	0-0 G5-4-3 1-3 1B 1B		4-0 PB 1B BB	0-3 K			0-0 P6	0-0 BB 1B	
Ron Cey, R OBP: 0.526, SLG: 0.594 (1, 5)	0-0 G5-4-3 1-2 1B 3-H		4-0 1B 1-2 2-3 IBB		0-0 F8		0-0 1B	4-0 1-2 BB	
Steve Garvey, R OBP: 0.378, SLG: 0.543 (1, 3)	0-0 G5-4-3 1-2 2-3		0-0 1-2 2-H 3-H 1B		0-3 K		0-0 F9	0-3 K	
Dusty Baker Jr., R OBP: 0.361, SLG: 0.313 (1, 7)	0-0 P2		0-3 K		0-0 6-3		0-0 F3	0-0 F8	
Rick Monday, L OBP: 0.457, SLG: 0.767 (1, 8) (4, 9)		0-0 P2	0-3 K			0-0 FC5-4 1B		0-0 S 2B 1B	
Steve Yeager, R OBP: 0.429, SLG: 0.375 (1, 2)		0-0 F7		4-0 5-3 5-4-3 BB		0-0 FC5-4 BB E 1-2f		0-0 5-3	
Rick Rhoden, R OBP: 0.286, SLG: 0.333 (1, 1)		0-0 F8		0-0 5-4-3 1-2		4-0 BB BB 1-3 BB		0-0 1B 2B	

Inning Stats	R: 2 E: 1 K: 0 S: 6	H: 3 LOB: 1 BB: 0 P: 6	R: 0 E: 0 K: 0 S: 3	H: 0 LOB: 0 BB: 0 P: 3	R: 2 E: 0 K: 2 S: 8	H: 1 LOB: 2 BB: 3 P: 20	R: 0 E: 0 K: 1 S: 5	H: 0 LOB: 2 BB: 2 P: 13	R: 0 E: 0 K: 1 S: 5	H: 0 LOB: 0 BB: 0 P: 5	R: 0 E: 1 K: 0 S: 3	H: 1 LOB: 2 BB: 2 P: 11	R: 0 E: 0 K: 0 S: 4	H: 1 LOB: 1 BB: 0 P: 4	R: 4 E: 0 K: 1 S: 9	H: 4 LOB: 2 BB: 2 P: 17
--------------	------------------------------	---------------------------------	------------------------------	---------------------------------	------------------------------	----------------------------------	------------------------------	----------------------------------	------------------------------	---------------------------------	------------------------------	----------------------------------	------------------------------	---------------------------------	------------------------------	----------------------------------

AB	R	H	RBI	BB	SO	LOB
2	3	1	0	3	0	1
4	2	1	2	1	0	3
1	1	1	0	1	0	0
3	0	1	2	0	1	2
3	0	2	1	2	0	0
5	0	1	2	0	2	5
5	0	0	0	0	1	6
4	1	2	0	0	1	2
3	0	0	0	1	0	2
3	1	1	1	1	0	1


BOTTOM

Atlanta Braves @ Los Angeles Dodgers
Dodger Stadium, Los Angeles, CA


Sun Apr 16 1978, 3:33 AM PST
Att. 37,161 - Unknown

livebaseballscorecards.com

AB	33
R	8
H	10
RBI	8
BB	9
SO	5
LOB	22



PITCHER	IP	WLS	BF	H	R	ER	SO	BB	IBB	HBP	BLK	WP	HR	S	P	ERA	WHIP
Phil Niekro, R ERA: 5.5 (1, 1)	4.0	L	21	4	4	3	3	4	1	0	1	1	0	22	42	6.75	2.000
Eddie Solomon, R ERA: 2.57 (5, 1)	2.0		8	1	0	0	1	2	0	0	0	0	0	8	16	0.00	1.500
Adrian Devine, R ERA: 8.44 (7, 1)	1.1		10	5	4	4	0	1	0	0	0	0	0	9	13	27.00	4.500
Dave Campbell, R ERA: 10.13 (8, 1)	0.2		3	0	0	0	1	1	0	0	0	0	0	4	8	0.00	1.500

Batter	1	2	3	4	5	6	7	8	9	AB R H RBI BB SO LOB	TOP	
Pete Rose, S OBP: 0.340, SLG: 0.362 Junior Kennedy, R (1, 5) X (6, 5) (8, 4)	0-0 BB E 1B	0-0 3-1	0-0 F7		0-3 K		0-0 6-3			4 1 1 0 0 1 3 1 0 0 0 0 0 0		
Ken Griffey, L OBP: 0.400, SLG: 0.478 (1, 9) B B B	4-0 FC4-6 1-2 BB		0-3 K	0-0 F5	0-0 4-3		0-0 F8			4 0 0 0 1 1 0		
Joe Morgan, L OBP: 0.440, SLG: 0.714 Rick Auerbach, R OBP: 0.500, SLG: 1.000 (1, 4) X (8, 5)	0-0 FC4-6 2B 1-2f 2-H		0-0 E7 S 2B	0-0 WP 1B 2B		0-0 1B 2B		0-0 G3		5 4 3 0 0 0 1 0 0 0 0 0 0 0		
George Foster, R OBP: 0.404, SLG: 0.500 (1, 7) X	0-0 F2		0-0 P3	4-0 BB 1B 2-3 BB		0-0 1B 2B		0-0 1B 1B		4 0 2 1 1 0 2		
Dan Driessen, L OBP: 0.451, SLG: 0.524 (1, 3) X	0-0 1-H 2B		4-0 S 2B BB	0-0 F3		4-0 1B BB		0-0 G5-4-3 1B		3 1 2 1 2 0 2		
Johnny Bench, R OBP: 0.460, SLG: 0.634 (1, 2) X	0-0 F5		0-0 1B 2B 1-H 3-H	0-0 BB 1B 1-2 3-H		0-3 K		0-0 G5-4-3 1-2f		5 1 2 2 0 1 4		
Dave Concepcion, R OBP: 0.417, SLG: 0.390 (1, 6)		X	0-0 CS 1B	0-0 1B 1B 2-H	4-0 FC4-6 1-2 2-3 BB		0-0 1B		0-0 F7	4 1 3 1 1 0 0	AB 38 R 8 H 15 RBI 6 BB 6 SO 3 LOB 17	
Cesar Geronimo, L OBP: 0.422, SLG: 0.472 (1, 8)		X	0-0 SH3-4 1B 1-2	0-0 BB 1B 2-H	0-0 FC4-6 1-2f		0-0 L4		0-0 F9	5 0 2 1 0 0 5		
Bill Bonham, R OBP: 0.167, SLG: 0.182 Dave Tomlin, L (1, 1) (9, 1)		X	0-0 SH3-4 1-2	4-0 BB		0-0 4-3		0-0 F2		3 0 0 0 1 0 0 0 0 0 0 0 0 0		
Inning Stats	R: 2 E: 1 K: 0 S: 5 H: 2 LOB: 1 BB: 1 P: 9	R: 0 E: 0 K: 0 S: 4 H: 2 LOB: 1 BB: 0 P: 4	R: 4 E: 1 K: 1 S: 9 H: 4 LOB: 2 BB: 2 P: 17	R: 1 E: 0 K: 0 S: 5 H: 2 LOB: 3 BB: 2 P: 13	R: 0 E: 0 K: 1 S: 5 H: 0 LOB: 0 BB: 0 P: 5	R: 1 E: 0 K: 1 S: 7 H: 3 LOB: 2 BB: 1 P: 11	R: 0 E: 0 K: 0 S: 3 H: 0 LOB: 0 BB: 0 P: 3	R: 0 E: 0 K: 0 S: 4 H: 2 LOB: 1 BB: 0 P: 4	R: 0 E: 0 K: 0 S: 3 H: 0 LOB: 0 BB: 0 P: 3	1B: 10 2B: 5 3B: 0 HR: 0 SF: 0 SAC: 1 DP: 1 HBP: 0	WP: 1 PB: 0 SB: 2 CS: 1 PA: 45	
PITCHER	IP WLS BF H R ER SO BB IBB HBP BLK WP HR S P ERA WHIP	PITCHER IP WLS BF H R ER SO BB IBB HBP BLK WP HR S P ERA WHIP										
Burt Hooton, R ERA: 7.27 (1, 1)	2.2 L 17 8 6 6 1 2 0 0 0 0 0 0 17 25 20.25 3.750											
Charlie Hough, R ERA: 7.88 (3, 1)	4.1 21 5 2 2 2 4 0 0 0 1 0 21 37 4.15 2.077											
Mike Garman, R ERA: 4.5 (8, 1)	2.0 7 2 0 0 0 0 0 0 0 0 0 0 7 7 0.00 1.000											

Cincinnati Reds @ Los Angeles Dodgers
Dodger Stadium, Los Angeles, CA
Mon Apr 17 1978, 6:05 PM PST
Att: 40,527 - Unknown

livebaseballscorecards.com

Batter	1	2	3	4	5	6	7	8	9	AB	R	H	RBI	BB	SO	LOB
Davey Lopes, R OBP: 0.419, SLG: 0.355 (1, 4)	4-0 6-3 BB		0-0 FC1-6 1-2f			0-3 K		4-0 G6-4-3 BB		2	0	0	0	2	1	1
Bill Russell, R OBP: 0.214, SLG: 0.175 (1, 6)	0-0 6-3 1-2		0-0 F9			0-0 F9		0-0 G6-4-3		4	0	0	0	0	0	4
Reggie Smith, S OBP: 0.351, SLG: 0.500 (1, 9)	0-3 K					0-0 F8		0-3 K		4	0	0	0	0	2	2
Glenn Burke, R OBP: 0.200, SLG: 0.200 (9, 8)										0	0	0	0	0	0	0
Ron Cey, R OBP: 0.500, SLG: 0.556 (1, 5)	0-0 6-3					0-0 P6		0-0 P4		4	0	1	0	0	0	1
Steve Garvey, R OBP: 0.366, SLG: 0.513 (1, 3)		0-0 L6				0-0 F9		0-0 1-3		4	0	1	0	0	0	0
Dusty Baker Jr., R OBP: 0.359, SLG: 0.294 (1, 7)		0-3 K				4-0 BB		0-3 K		2	0	0	0	1	2	0
Mike Garman, R (8, 1)										0	0	0	0	0	0	0
Manny Mota, R (9, PH)										1	0	0	0	0	0	2
Rick Monday, L OBP: 0.436, SLG: 0.794 (1, 8)		0-3 K				0-3 K		0-0 HR		4	1	1	1	0	3	4
Steve Yeager, R OBP: 0.433, SLG: 0.385 (1, 2)			0-0 FC1-6 1B			0-3 K		0-0 BB G6-4-3 1B		2	0	1	0	0	1	1
Johnny Oates, L OBP: 1.000, SLG: 1.000 (7, 2)										1	1	1	0	0	0	0
Lee Lacy, R OBP: 0.333, SLG: 0.333 (9, PH)										1	0	0	0	0	1	3
Burt Hooton, R (1, 1)			0-0 P6			0-3 K		4-0 G6-4-3 BB		0	0	0	0	0	0	0
Charlie Hough, R OBP: 0.333, SLG: 0.333 (3, 1)										2	0	0	0	0	1	2
Vic Davalillo, L OBP: 0.400, SLG: 0.250 (8, 7)										0	0	0	0	1	0	0
Ted Martinez, R (9, PH)										1	0	0	0	0	0	3


Inning Stats	R: 0	H: 0	E: 0	K: 1	S: 5	R: 0	H: 0	E: 0	K: 2	S: 7	R: 0	H: 1	E: 0	K: 0	S: 4	R: 0	H: 0	E: 0	K: 0	S: 3	R: 0	H: 0	E: 0	K: 3	S: 9	R: 0	H: 0	E: 0	K: 1	S: 5	R: 0	H: 2	E: 0	K: 1	S: 6	R: 0	H: 2	E: 1	K: 2	S: 10	1B: 4	2B: 0	3B: 0	HR: 1	SF: 0	SAC: 0	DP: 1	HBP: 0	WP: 0	PB: 0	SB: 0	CS: 0	PA: 36
PITCHER	IP	WLS	BF	H	R	ER	SO	BB	IBB	HBP	BLK	WP	HR	S	P	ERA	WHIP																																				
Bill Bonham, R ERA: 3.24 (1, 1)	8.0	W	33	5	2	2	9	4	0	0	0	0	1	47	63	2.25	1.125																																				
Dave Tomlin, L ERA: 1.59 (9, 1)	1.0		3	0	0	0	2	0	0	0	0	0	0	7	7	0.00	0.000																																				

BOTTOM

Cincinnati Reds @ Los Angeles Dodgers
Dodger Stadium, Los Angeles, CA

Mon Apr 17 1978, 6:05 PM PST
Att. 40,527 - Unknown

AB	32
R	2
H	5
RBI	1
BB	4
SO	11
LOB	23



livebaseballscores.com

Batter	1	2	3	4	5	6	7	8	9	AB	R	H	RBI	BB	SO	LOB	TOP		
Pete Rose, S (1, 5) OBP: 0.362, SLG: 0.385 Mike Grace, R (8, 5)	0-0 1-3		0-0 1-2 HR 1B	0-0 F8		0-0 1-2 1B		0-0 3-H 1B		5	1	3	1	0	0	1			
Ken Griffey, L (1, 9) OBP: 0.400, SLG: 0.529	0-0 4-3		0-0 1-H 2-H HR		0-0 HR 1B	0-3 K		0-0 G3		5	2	2	3	0	1	2			
Joe Morgan, L (1, 4) OBP: 0.436, SLG: 0.739 Junior Kennedy, R (9, 4)	0-0 F8		0-0 4-3		0-0 1-H HR	0-3 K			4-0 4-3 BLK 4-3 BB	4	2	1	2	1	1	2			
George Foster, R (1, 7) OBP: 0.404, SLG: 0.549		0-0 1B G1-4-3 1B	0-0 HR		0-3 K		0-0 P4		0-0 4-3	5	2	2	1	0	1	1			
Dan Driessen, L (1, 3) OBP: 0.429, SLG: 0.489		0-0 1-3 G1-4-3 1B	0-3 K		0-3 K		0-3 K		0-0 4-3	5	0	1	1	0	3	0			
Johnny Bench, R (1, 2) OBP: 0.473, SLG: 0.696		0-0 G1-4-3 1-2f 3-H		0-0 F7		0-0 1B		0-0 FC5-4 1B		5	1	3	1	0	0	1			
Dave Concepcion, R (1, 6) OBP: 0.392, SLG: 0.364 Rick Auerbach, R (5, 6)		0-0 6-3		0-0 E6 1B 6-3		0-0 F9		0-0 FC5-4		3	1	0	0	0	0	1			
Cesar Geronimo, L (1, 8) OBP: 0.400, SLG: 0.463			0-0 P3		0-0 6-3		0-0 1-3		0-3 SH3-4 1B 2B	5	1	1	0	0	1	2			
Fred Norman, S (1, 1) OBP: 0.333, SLG: 0.333 Dale Murray, R (6, 1)			0-0 1B HR 1B		0-0 2-H 1B		0-0 1B		0-0 SH3-4	3	1	3	1	0	0	0			
										0	0	0	0	0	0	0			
Inning Stats	R: 0 E: 0 K: 0 S: 3 H: 0 LOB: 0 BB: 0 P: 3	R: 1 E: 0 K: 0 S: 4 H: 2 LOB: 0 BB: 0 P: 4	R: 4 E: 0 K: 1 S: 9 H: 4 LOB: 0 BB: 0 P: 9	R: 1 E: 1 K: 0 S: 5 H: 1 LOB: 1 BB: 0 P: 5	R: 2 E: 0 K: 2 S: 10 H: 3 LOB: 1 BB: 0 P: 10	R: 0 E: 0 K: 2 S: 9 H: 2 LOB: 2 BB: 0 P: 9	R: 0 E: 0 K: 1 S: 6 H: 1 LOB: 1 BB: 0 P: 6	R: 1 E: 0 K: 0 S: 4 H: 2 LOB: 0 BB: 0 P: 4	R: 2 E: 0 K: 1 S: 6 H: 1 LOB: 1 BB: 2 P: 14	1B: 11 2B: 1 3B: 0 HR: 4 SF: 0 SAC: 1 DP: 1 HBP: 0	WP: 0 PB: 0 SB: 0 CS: 0 PA: 44								
PITCHER	IP WLS BF H R ER SO BB IBB HBP BLK WP HR S P ERA WHIP																	PITCHER	IP WLS BF H R ER SO BB IBB HBP BLK WP HR S P ERA WHIP
Don Sutton, R (1, 1) ERA: 9.45	4.0 L 21 9 8 7 1 0 0 0 0 0 3 23 23 15.75 2.250																		
Bobby Castillo, R (5, 1) ERA: 1.42	2.0 9 3 0 0 4 0 0 0 0 0 0 0 17 17 0.00 1.500																		
Mike Garman, R (7, 1) ERA: 4.5	2.0 8 3 1 1 1 0 0 0 0 0 0 0 10 10 4.50 1.500																		
Terry Forster, L (9, 1) ERA: 3.68	1.0 6 1 2 2 1 2 0 0 0 1 0 1 6 14 18.00 3.000																		

Cincinnati Reds @ Los Angeles Dodgers
 Dodger Stadium, Los Angeles, CA
 Tue Apr 18 1978, 6:05 PM PST
 Att: 50,374 - Unknown

AB	41
R	11
H	16
RBI	10
BB	2
SO	7
LOB	11



Batter	1	2	3	4	5	6	7	8	9	AB	R	H	RBI	BB	SO	LOB
Davey Lopes, R OBP: 0.417, SLG: 0.389 (1, 4)	0-0 E6 G5-4-3		0-0 1B 1B		0-0 2B 2B	0-0 1-3			0-0 E9	5	1	2	0	0	0	2
Bill Russell, R OBP: 0.213, SLG: 0.178 (1, 6)	0-0 G5-4-3 1-2f		0-0 1B 1B		0-0 F7				0-0 5-3	5	0	1	0	0	0	3
Reggie Smith, S OBP: 0.341, SLG: 0.500 (1, 9)	0-0 1-3		0-0 P4		0-0 2B 2-H				0-0 F9	4	0	1	1	0	0	3
Ron Cey, R OBP: 0.478, SLG: 0.525 (1, 5)		0-0 FC4-6 1B	0-0 F7		0-0 F2				0-0 5-3	4	0	1	0	0	0	4
Steve Garvey, R OBP: 0.356, SLG: 0.558 (1, 3)		0-0 F7		0-0 HR					0-0 5-3	4	1	1	1	0	0	1
Dusty Baker Jr., R OBP: 0.349, SLG: 0.289 (1, 7)		0-0 F9		0-0 F7					0-0 G3	4	1	1	0	0	0	1
Terry Forster, L (9, 1)						FC5-4 1B 1B				0	0	0	0	0	0	0
Rick Monday, L OBP: 0.436, SLG: 0.794 (1, 8)		0-0 FC4-6 1-2f		0-0 4-3					0-0 4-3	4	0	1	0	0	0	1
Glenn Burke, R OBP: 0.222, SLG: 0.222 (1, 8)										0	0	0	0	0	0	0
Steve Yeager, R OBP: 0.382, SLG: 0.333 (1, 2)			0-0 F8		0-0 5-3				0-0 FC5-4 1B 1-2f 2-3	4	0	0	0	0	1	2
Don Sutton, R (1, 1)			4-0 1B 1B BB						0-0 K	0	0	0	0	1	0	0
Bobby Castillo, R (5, 1)						6-3			0-0 4-3	1	0	0	0	0	0	0
Vic Davalillo, L OBP: 0.500, SLG: 0.400 (6, PH)										1	0	1	1	0	0	0
Mike Garman, R (7, 1)										0	0	0	0	0	0	0
Lee Lacy, R OBP: 0.250, SLG: 0.250 (9, 7)										1	0	0	0	0	0	0

Inning Stats	R: 0	H: 0	E: 1	LOB: 0	K: 0	BB: 0	S: 3	P: 3	R: 0	H: 1	E: 0	LOB: 1	K: 0	BB: 0	S: 4	P: 4	R: 0	H: 2	E: 0	LOB: 3	K: 0	BB: 1	S: 5	P: 9	R: 1	H: 1	E: 0	LOB: 0	K: 0	BB: 0	S: 4	P: 4	R: 1	H: 2	E: 0	LOB: 1	K: 0	BB: 0	S: 5	P: 5	R: 1	H: 3	E: 0	LOB: 2	K: 0	BB: 0	S: 6	P: 6	R: 0	H: 0	E: 0	LOB: 0	K: 0	BB: 0	S: 3	P: 3	R: 0	H: 0	E: 0	LOB: 0	K: 0	BB: 0	S: 3	P: 3	R: 0	H: 0	E: 1	LOB: 1	K: 1	BB: 0	S: 6	P: 6	1B: 6	SF: 0	2B: 2	SAC: 0	3B: 0	DP: 1	HR: 1	HBP: 0	WP: 0	PA: 38	PB: 0	SB: 0	CS: 0
--------------	------	------	------	--------	------	-------	------	------	------	------	------	--------	------	-------	------	------	------	------	------	--------	------	-------	------	------	------	------	------	--------	------	-------	------	------	------	------	------	--------	------	-------	------	------	------	------	------	--------	------	-------	------	------	------	------	------	--------	------	-------	------	------	------	------	------	--------	------	-------	------	------	------	------	------	--------	------	-------	------	------	-------	-------	-------	--------	-------	-------	-------	--------	-------	--------	-------	-------	-------

PITCHER	IP	WLS	BF	H	R	ER	SO	BB	IBB	HBP	BLK	WP	HR	S	P	ERA	WHIP
Fred Norman, L ERA: 3.6 (1, 1)	5.1	W	25	8	3	3	0	1	0	0	0	0	0	24	28	5.06	1.688
Dale Murray, R ERA: 3.55 (6, 1)	3.2	S	13	1	0	0	1	0	0	0	0	0	0	15	15	0.00	0.273


BOTTOM

Cincinnati Reds @ Los Angeles Dodgers
 Dodger Stadium, Los Angeles, CA

Tue Apr 18 1978, 6:05 PM PST
 Att. 50,374 - Unknown

livebaseballscorecards.com

AB	37
R	3
H	9
RBI	3
BB	1
SO	1
LOB	17



Batter	1	2	3	4	5	6	7	8	9	AB R H RBI BB SO LOB	TOP																									
Pete Rose, S (1, 5) OBP: 0.349, SLG: 0.368	0-0 4-3		0-0 4-3		0-0 4-3			0-0 1B	0-0 5-3	5 0 1 0 0 0 2																										
Ken Griffey, L (1, 9) OBP: 0.407, SLG: 0.527	0-0 1B			0-0 1B	0-3 K			0-3 K		4 1 2 0 0 2 1																										
Joe Morgan, L (1, 4) OBP: 0.424, SLG: 0.700	0-0 1-2			0-0 1B				0-0 4-3		4 0 1 0 0 0 2																										
George Foster, R (1, 7) OBP: 0.377, SLG: 0.509	0-3 K			0-0 G5-4-3				0-0 F8	0-3 K	4 0 0 0 0 2 2																										
Johnny Bench, R (1, 2) OBP: 0.492, SLG: 0.714		0-0 1B		0-0 1B				0-0 5-3	4-0 BB	3 1 2 0 1 0 0																										
Dan Driessen, L (1, 3) OBP: 0.417, SLG: 0.460		0-0 1-2		4-0 1B				0-3 K	0-0 FC4-6	3 1 0 0 1 1 2																										
Rick Auerbach, R (1, 6) OBP: 0.375, SLG: 0.429		0-0 1-2		0-0 BB				0-0 B2-3	0-0 E4	4 1 1 1 0 0 1																										
Cesar Geronimo, L (1, 8) OBP: 0.396, SLG: 0.455			0-0 1-3		0-0 6-3			0-0 1B	0-0 E	3 0 1 0 0 0 2																										
Doug Bair, R (7, 1)									1-2 1B	0 0 0 0 0 0 0																										
Dave Concepcion, R (9, PH) OBP: 0.404, SLG: 0.378									3-H 1B	1 0 1 1 0 0 0																										
Tom Hume, R (1, 1)			0-0 5-3					0-3 K	0-0 E5	2 0 0 0 0 0 0																										
Dave Collins, S (7, 8) OBP: 0.429, SLG: 0.400									1-3 2-H 1B	2 0 1 1 0 1 0																										
Inning Stats	R: 0 E: 0 K: 1 S: 6	H: 1 LOB: 1 BB: 0 P: 6	R: 0 E: 0 K: 0 S: 3	H: 1 LOB: 0 BB: 0 P: 3	R: 0 E: 0 K: 0 S: 3	H: 0 LOB: 0 BB: 0 P: 3	R: 2 E: 0 K: 0 S: 6	H: 4 LOB: 2 BB: 1 P: 10	R: 0 E: 0 K: 1 S: 5	H: 0 LOB: 0 BB: 0 P: 5	R: 0 E: 0 K: 1 S: 5	H: 1 LOB: 1 BB: 0 P: 5	R: 0 E: 0 K: 2 S: 8	H: 1 LOB: 1 BB: 0 P: 8	R: 2 E: 2 K: 1 S: 8	H: 2 LOB: 2 BB: 1 P: 12	1B: 9 2B: 1 3B: 0 HR: 0	SF: 0 SAC: 0 DP: 1 HBP: 0	WP: 0 PB: 0 SB: 0 CS: 1	PA: 37																
PITCHER Tommy John, L (1, 1) ERA: 1.75	IP: 9.0 WLS: W BF: 37 H: 10 R: 4 ER: 2 SO: 6 BB: 2 IBB: 0 HBP: 0 BLK: 0 WP: 0 HR: 0 S: 47 P: 55 ERA: 2.00 WHIP: 1.333																																			
PITCHER	IP	WLS	BF	H	R	ER	SO	BB	IBB	HBP	BLK	WP	HR	S	P	ERA	WHIP																			

Cincinnati Reds @ Los Angeles Dodgers
Dodger Stadium, Los Angeles, CA
Wed Apr 19 1978, 6:05 PM PST
Att: 49,333 - Unknown

AB	35
R	4
H	10
RBI	3
BB	2
SO	6
LOB	12



Batter	1	2	3	4	5	6	7	8	9
Davey Lopes, R OBP: 0.423, SLG: 0.400 (1, 4)	0-0 8-3 1B	0-0 CS 1B			0-0 2-3		0-0 6-3		
Bill Russell, R OBP: 0.235, SLG: 0.224 (1, 6)	0-0 8-3 1-2f	0-0 CS 1-2	0-0 F8		0-0 1B 1B		0-0 2B		
Reggie Smith, S OBP: 0.356, SLG: 0.571 (1, 9)	0-0 HR		0-0 4-3		0-0 G6-4-3 1B		0-0 F5		
Ron Cey, R OBP: 0.460, SLG: 0.500 (1, 5)	0-0 5-3		0-0 1B		0-0 G6-4-3 1-2f		0-0 F8		
Steve Garvey, R OBP: 0.347, SLG: 0.532 (1, 3)		0-0 HR 1B	0-0 F8		0-0 1-3		0-0 5-3		
Dusty Baker Jr., R OBP: 0.362, SLG: 0.310 (1, 7)		0-0 HR 1B		0-0 F9		0-0 4-3		0-0 BB 1B	
Rick Monday, L OBP: 0.488, SLG: 0.973 (1, 8)		0-0 HR 1-H 2-H		0-0 FC5-4 1B		0-0 HR		4-0 BB BB BB	
Steve Yeager, R OBP: 0.342, SLG: 0.294 (1, 2)		0-0 4-3		0-0 F9		0-0 5-3		0-0 L7	
Tommy John, R OBP: 0.250, SLG: 0.250 (1, 1)		0-3 K		0-0 FC5-4 1-2f		0-0 6-3			

Inning Stats	R: 1	H: 2	E: 0	K: 0	S: 4	LOB: 0	BB: 0	P: 4
	R: 3	H: 4	E: 0	K: 1	S: 8	LOB: 0	BB: 0	P: 8
	R: 0	H: 1	E: 0	K: 0	S: 4	LOB: 1	BB: 0	P: 4
	R: 0	H: 1	E: 0	K: 0	S: 4	LOB: 1	BB: 0	P: 4
	R: 0	H: 2	E: 0	K: 0	S: 4	LOB: 1	BB: 0	P: 4
	R: 1	H: 1	E: 0	K: 0	S: 4	LOB: 0	BB: 0	P: 4
	R: 0	H: 1	E: 0	K: 0	S: 4	LOB: 1	BB: 0	P: 4
	R: 0	H: 1	E: 0	K: 0	S: 4	LOB: 2	BB: 1	P: 8

AB	R	H	RBI	BB	SO	LOB
4	0	2	0	0	0	0
4	0	2	0	0	0	1
4	1	2	1	0	0	1
4	0	1	0	0	0	2
4	1	1	0	0	0	1
4	1	2	0	0	0	0
3	2	3	4	1	0	0
4	0	0	0	0	0	3
3	0	0	0	0	1	1

BOTTOM

Cincinnati Reds @ Los Angeles Dodgers
Dodger Stadium, Los Angeles, CA

Wed Apr 19 1978, 6:05 PM PST
Att. 49,333 - Unknown

AB	34
R	5
H	13
RBI	5
BB	1
SO	1
LOB	9



PITCHER	IP	WLS	BF	H	R	ER	SO	BB	IBB	HBP	BLK	WP	HR	S	P	ERA	WHIP
Tom Hume, R ERA: 5.3 (1, 1)	6.0	L	26	11	5	5	1	0	0	0	0	0	3	28	28	7.50	1.833
Doug Bair, R ERA: (7, 1)	2.0		9	2	0	0	0	1	0	0	0	0	0	8	12	0.00	1.500

WP	PA	3B	SF	SAC	DP	HBP	CS
0	36	0	0	0	2	0	1

Batter	1	2	3	4	5	6	7	8	9	AB R H RBI BB SO LOB	TOP
Terry Puhl, L (1, 7) OBP: 0.323, SLG: 0.327	0-0 F3		0-0 CS 1B		0-0 F9			0-0 G3		4 0 1 0 0 0 0	Houston Astros @ Los Angeles Dodgers Dodger Stadium, Los Angeles, CA Thu Apr 20 1978, 6:05 PM PST Att. 24,049 - Unknown livebaseballscorecards.com
Enos Cabell, R (1, 5) OBP: 0.317, SLG: 0.407	0-0 F8		0-0 1-2 1B		0-0 5-3			0-0 FC5-4 1B		4 0 2 0 0 0 0	
Cesar Cedeno, R (1, 8) OBP: 0.379, SLG: 0.453	0-0 G3		0-0 L6					0-0 FC5-4 1-2f		4 0 0 0 0 0 2	
Bob Watson, R (1, 3) OBP: 0.357, SLG: 0.417		0-0 F8		0-0 1B 2B				0-3 K		4 1 2 0 0 1 1	
Jose Cruz, L (1, 9) OBP: 0.364, SLG: 0.360		0-0 F7		0-0 2-H 1B				0-0 P7		4 0 1 1 0 0 1	
Joe Ferguson, R (1, 2) OBP: 0.333, SLG: 0.476		0-0 E4		4-0 BB				0-0 P4		0 0 0 0 0 0 0	
Art Howe, R (1, 4) OBP: 0.358, SLG: 0.612 Ken Forsch, R (7, 1) Wilbur Howard, S (9, PH) OBP: 0.500, SLG: 0.429		0-0 FC6-4 1-2 1B		0-0 F9				0-0 P4		3 0 1 0 0 0 2 0 0 0 0 0 0 0 1 0 1 0 0 0 0	
Roger Metzger, S (1, 6) OBP: 0.289, SLG: 0.300		0-0 FC6-4 1-2f		0-0 G6-4-3 1-2f				0-0 F9		4 0 0 0 0 0 5	
Mark Lemongello, R (1, 1) OBP: 0.333, SLG: 0.400 Julio Gonzalez, R (7, PH) (7, 4)			0-3 K		0-3 K			0-0 F9		2 0 0 0 0 2 0 1 0 0 0 0 0 0	
Inning Stats	R: 0 E: 0 K: 0 S: 3 H: 0 LOB: 0 BB: 0 P: 3	R: 0 E: 1 K: 0 S: 5 H: 1 LOB: 2 BB: 0 P: 5	R: 0 E: 0 K: 1 S: 6 H: 2 LOB: 1 BB: 0 P: 6	R: 1 E: 0 K: 0 S: 4 H: 2 LOB: 1 BB: 1 P: 8	R: 0 E: 0 K: 1 S: 5 H: 0 LOB: 0 BB: 0 P: 5	R: 0 E: 0 K: 0 S: 4 H: 1 LOB: 1 BB: 0 P: 4	R: 0 E: 0 K: 0 S: 3 H: 0 LOB: 0 BB: 0 P: 3	R: 0 E: 0 K: 1 S: 6 H: 1 LOB: 1 BB: 0 P: 6	R: 0 E: 0 K: 0 S: 4 H: 1 LOB: 1 BB: 0 P: 4	1B: 6 2B: 2 3B: 0 HR: 0 SF: 0 SAC: 0 DP: 1 HBP: 0	
PITCHER Doug Rau, L (1, 1) ERA: 1.2	IP: 9.0 WLS: W BF: 35 H: 8 R: 1 ER: 1 SO: 3 BB: 1 IBB: 0 HBP: 0 BLK: 0 WP: 0 HR: 0 S: 40 P: 44 ERA: 1.00 WHIP: 1.000										

Houston Astros @ Los Angeles Dodgers
 Dodger Stadium, Los Angeles, CA
 Thu Apr 20 1978, 6:05 PM PST
 Att. 24,049 - Unknown

AB	31
R	1
H	8
RBI	1
BB	0
SO	3
LOB	11



Batter	1	2	3	4	5	6	7	8	9	AB R H RBI BB SO LOB	TOP																				
Terry Puhl, L OBP: 0.328, SLG: 0.322 (1, 7) X (7, 8)	0-0 6-3 ①			X 0-0 3-1 ① X	0-0 E4 G5-4-3 1-2 3-H		X 0-0 FC5-4 1B 1-2		B B B B 4-0 2B BB	4 0 1 0 1 0 1																					
Enos Cabell, R OBP: 0.308, SLG: 0.406 (1, 5) X	0-0 5-3 ②		X 0-0 5-3 ② X	0-0 G5-4-3 1-2f		X 0-0 FC5-4 ②		X 0-0 2B 1-2	5 0 1 0 0 0 4																						
Cesar Cedeno, R OBP: 0.361, SLG: 0.429 Dave Bergman, L (7, PH) Gene Pentz, R (7, 1) Ken Forsch, R (7, 1)	0-0 5-3 ③		X 0-0 L7 ③		X 0-0 F5 ① X		X 0-0 F7 ③		S O S 0-3 K ②	3 0 0 0 0 0 0 1 0 0 0 0 0 2 0 0 0 0 0 0 0 1 0 0 0 0 1 1																					
Jose Cruz, L OBP: 0.383, SLG: 0.370 (1, 9)		S O S 0-3 K ①		X 0-0 2B 1B	X 0-0 1B			B B B B 4-0 S HR BB	X 0-0 G3 ③	4 2 2 0 1 1 1																					
Bob Watson, R OBP: 0.367, SLG: 0.431 (1, 3)		X 0-0 1-3 ②		X 0-0 FC6-4 1B 1-H	X 0-0 F9 ②			B B B B 4-0 1-2 HR BB		3 2 1 1 1 0 1																					
Joe Ferguson, R OBP: 0.345, SLG: 0.533 (1, 2)		X 0-0 F8 ③		B B B B 4-0 BB	X 0-0 F3 ③			X 0-0 1-H 2-H HR		0 1 0 0 0 0 0																					
Art Howe, R OBP: 0.351, SLG: 0.585 (1, 4)			X 0-0 6-3 ①		X 0-0 FC6-4 1B 1-2f 2-3		X 0-0 SH1-4 1B 1B	X 0-0 F8 ①		4 2 1 0 0 0 2																					
Roger Metzger, S OBP: 0.292, SLG: 0.302 (1, 6)			X 0-0 L6 ②		X 0-0 1B E 1B 1-2 3-H		X 0-0 SH1-4 ① X	X 0-0 2-3 ②		3 1 1 1 0 0 0																					
J.R. Richard, R OBP: 0.125, SLG: 0.125 Denny Walling, L OBP: 0.286, SLG: 0.286 (5, PH) Tom Dixon, R (5, 1) Wilbur Howard, S OBP: 0.500, SLG: 0.444 (7, 7)			X 0-0 P4 ③		X 0-0 E 1B 1-3 2-H		X 0-0 FC5-4 1B 2-H	X 0-0 F7 ③		1 0 0 0 0 0 0 1 0 1 1 0 0 0 0 0 0 0 0 0 0 2 0 1 1 0 0 0																					
Inning Stats	R: 0 E: 0 K: 0 S: 3	H: 0 LOB: 0 BB: 0 P: 3	R: 0 E: 0 K: 1 S: 5	H: 0 LOB: 0 BB: 0 P: 5	R: 0 E: 0 K: 0 S: 3	H: 0 LOB: 0 BB: 0 P: 3	R: 0 E: 0 K: 0 S: 3	H: 0 LOB: 0 BB: 0 P: 3	R: 4 E: 1 K: 0 S: 7	H: 4 LOB: 1 BB: 1 P: 11	R: 0 E: 0 K: 0 S: 4	H: 1 LOB: 1 BB: 0 P: 4	R: 1 E: 0 K: 0 S: 6	H: 3 LOB: 2 BB: 0 P: 6	R: 3 E: 0 K: 0 S: 4	H: 1 LOB: 0 BB: 2 P: 12	R: 0 E: 0 K: 1 S: 5	H: 1 LOB: 1 BB: 1 P: 9	1B: 7 2B: 2 3B: 0 HR: 1	SF: 0 SAC: 1 DP: 1 HBP: 0	WP: 0 PB: 0 SB: 1 CS: 0	PA: 40									
PITCHER	IP WLS BF H R ER SO BB IBB HBP BLK WP HR S P ERA WHIP															IP WLS BF H R ER SO BB IBB HBP BLK WP HR S P ERA WHIP															
Rick Rhoden, R ERA: 2.82 (1, 1)	6.1		27	7	5	4	1	1	0	0	0	0	0	28	32	5.68	1.263														
Mike Garman, R ERA: 4.05 (7, 1)	0.2		3	1	0	0	0	0	0	0	0	0	0	3	3	0.00	1.500														
Bobby Castillo, R ERA: 4.32 (8, 1)	2.0	L	10	2	3	3	1	3	0	0	0	0	1	9	21	13.50	2.500														

Houston Astros @ Los Angeles Dodgers
Dodger Stadium, Los Angeles, CA
Fri Apr 21 1978, 6:05 PM PST
Att. 44,867 - Unknown

livebaseballscorecards.com

AB	32
R	8
H	9
RBI	4
BB	3
SO	2
LOB	12



Batter	1	2	3	4	5	6	7	8	9	AB	R	H	RBI	BB	SO	LOB
Davey Lopes, R OBP: 0.426, SLG: 0.490 (1, 4)	0-0 BB 1B	0-0 1-H HR		0-3 K			0-0 SH1-4 1-2	0-3 K		4	2	2	2	0	2	2
Ted Martinez, R Manny Mota, R Bill Russell, R OBP: 0.228, SLG: 0.218 (1, 6) (7, PH) (7, PR) (8, 6)	4-0 CS 1B 1-2 BB	0-3 K		0-3 K			4-0 SF8 BB 1B BB		0-0 3-6 1B 1B	2	0	0	0	1	2	1
Reggie Smith, S OBP: 0.370, SLG: 0.531 (1, 9)	0-3 K		0-0 F5		0-0 F7		4-0 1B 1-2 2-3 BB		0-0 3-6 1B 1B	4	0	1	0	1	1	2
Ron Cey, R OBP: 0.458, SLG: 0.480 (1, 5)	0-0 CS 1B 1-2 2-H		4-0 1B BB		0-0 G6-4-3 1B		0-0 SF8		0-0 3-6	3	0	2	2	1	0	2
Steve Garvey, R OBP: 0.351, SLG: 0.527 (1, 3)	0-0 5-3 1-2 2-3		0-0 1-3 1B		0-0 G6-4-3 1-2f		0-0 1-2 3-H 1B			4	0	2	1	0	0	3
Dusty Baker Jr., R OBP: 0.345, SLG: 0.320 Bobby Castillo, R (1, 7) (8, 1)		0-0 1-4-3	0-3 K		0-0 G6-3 1B		0-0 F7			4	0	1	0	0	1	4
Rick Monday, L OBP: 0.490, SLG: 0.955 (1, 8)		0-0 HR	0-0 4-3		0-0 G6-3 1-2f		0-0 4-3			4	1	1	1	0	0	3
Jerry Grote, R OBP: 0.444, SLG: 0.167 (1, 2)		0-0 1-3		4-0 SH1-3 BB		0-0 6-3		0-0 1B		3	0	1	0	1	0	0
Rick Rhoden, R OBP: 0.375, SLG: 0.333 Mike Garman, R Vic Davalillo, L OBP: 0.375, SLG: 0.286 (1, 1) (7, 1) (7, PH) (8, 7)		4-0 HR BB		0-0 SH1-3 1-2		0-0 E4 BB SH1-4 SF8		0-0 F8		0	1	0	0	1	0	0

Inning Stats	R: 1	H: 2	E: 0	K: 1	S: 6	LOB: 1	BB: 1	P: 10	R: 3	H: 2	E: 0	K: 1	S: 7	LOB: 0	BB: 1	P: 11	R: 0	H: 1	E: 0	K: 1	S: 6	LOB: 2	BB: 1	P: 10	R: 0	H: 0	E: 0	K: 2	S: 7	LOB: 1	BB: 1	P: 11	R: 0	H: 1	E: 0	K: 0	S: 3	LOB: 0	BB: 0	P: 3	R: 0	H: 1	E: 1	K: 0	S: 5	LOB: 2	BB: 2	P: 13	R: 0	H: 1	E: 0	K: 1	S: 6	LOB: 1	BB: 0	P: 6	R: 0	H: 2	E: 0	K: 0	S: 3	LOB: 0	BB: 0	P: 3	1B: 9	2B: 0	3B: 1	HR: 2	SF: 1	SAC: 2	DP: 2	HBP: 0	WP: 0	PB: 0	SB: 0	CS: 2	PA: 40
--------------	------	------	------	------	------	--------	-------	-------	------	------	------	------	------	--------	-------	-------	------	------	------	------	------	--------	-------	-------	------	------	------	------	------	--------	-------	-------	------	------	------	------	------	--------	-------	------	------	------	------	------	------	--------	-------	-------	------	------	------	------	------	--------	-------	------	------	------	------	------	------	--------	-------	------	-------	-------	-------	-------	-------	--------	-------	--------	-------	-------	-------	-------	--------

PITCHER	IP	WLS	BF	H	R	ER	SO	BB	IBB	HBP	BLK	WP	HR	S	P	ERA	WHIP
J.R. Richard, R ERA: 4.91 (1, 1)	4.0		20	5	4	4	5	4	0	0	0	0	2	26	42	9.00	2.250
Tom Dixon, R ERA: 4.5 (5, 1)	2.0		6	2	0	0	0	0	0	0	0	0	0	6	6	0.00	1.000
Gene Pentz, R ERA: 5.56 (7, 1)	0.1		4	0	2	0	0	2	0	0	0	0	0	2	10	0.00	6.000
Ken Forsch, R ERA: 4.91 (7, 1)	2.2	W	10	4	0	0	1	0	0	0	0	0	0	12	12	0.00	1.500

BOTTOM

Houston Astros @ Los Angeles Dodgers
Dodger Stadium, Los Angeles, CA

Fri Apr 21 1978, 6:05 PM PST
Att. 44,867 - Unknown

livebaseballscorecards.com

AB 31
R 6
H 11
RBI 6
BB 6
SO 6
LOB 18



Batter	1	2	3	4	5	6	7	8	9	AB R H RBI BB SO LOB	TOP									
Terry Puhl, L (1, 8) OBP: 0.310, SLG: 0.302	0-0 F7	0-0 P5			0-0 F5			0-0 4-3		4 0 0 0 0 0 3										
Wilbur Howard, S (1, 7) OBP: 0.357, SLG: 0.308	0-0 6-3		0-0 6-3			0-0 4-3		0-0 4-3		4 0 0 0 0 0 0										
Enos Cabell, R (1, 5) OBP: 0.319, SLG: 0.412	0-0 CS 1B		0-0 G4-6-3 1B			0-0 5-3			0-0 F9	4 0 2 0 0 0 0										
Jose Cruz, L (1, 9) OBP: 0.406, SLG: 0.386	0-0 CS 1-2	0-0 1B 1B	0-0 G4-6-3 1-2f			4-0 BB			0-0 FC6-4 1B	3 1 2 0 1 0 1										
Bob Watson, R (1, 3) OBP: 0.359, SLG: 0.418		0-0 1B 1B 1-3		0-0 P6		0-0 4-3			0-0 FC6-4 1-2f	4 0 1 0 0 0 2										
Joe Ferguson, R (1, 2) OBP: 0.322, SLG: 0.490		0-0 F5		0-3 K			0-0 F2		0-0 1-4-3	0 0 0 0 0 0 0										
Art Howe, R (1, 4) OBP: 0.350, SLG: 0.564		4-0 1B 1-2 BB		0-0 G3			0-0 F8			2 0 0 0 1 0 0										
Roger Metzger, S (1, 6) OBP: 0.294, SLG: 0.304		0-0 1B 1-2 2-3 3-H			0-0 F7		0-0 L3			3 0 1 1 0 0 0										
Floyd Bannister, L (1, 1)		0-3 K			0-0 4-3			0-0 4-3		2 0 0 0 0 1 3										
Gene Pentz, R (5, 1)										0 0 0 0 0 0 0										
Tom Dixon, R (6, 1)										0 0 0 0 0 0 0										
Dave Bergman, L (8, PH)										1 0 0 0 0 0 0										
Joe Sambito, L (8, 1)										0 0 0 0 0 0 0										
Inning Stats	R: 0 E: 0 K: 0 S: 3	H: 1 LOB: 0 BB: 0 P: 3	R: 1 E: 0 K: 1 S: 8	H: 3 LOB: 3 BB: 1 P: 12	R: 0 E: 0 K: 0 S: 3	H: 1 LOB: 0 BB: 0 P: 3	R: 0 E: 0 K: 1 S: 5	H: 0 LOB: 0 BB: 0 P: 5	R: 0 E: 0 K: 0 S: 3	H: 0 LOB: 0 BB: 0 P: 3	R: 0 E: 0 K: 0 S: 3	H: 0 LOB: 1 BB: 1 P: 7	R: 0 E: 0 K: 0 S: 3	H: 0 LOB: 0 BB: 0 P: 3	R: 0 E: 0 K: 0 S: 4	H: 1 LOB: 1 BB: 0 P: 4	1B: 6 2B: 0 3B: 0 HR: 0	SF: 0 SAC: 0 DP: 1 HBP: 0	WP: 0 PB: 0 SB: 0 CS: 1	PA: 34
PITCHER Burt Hooton, R (1, 1) ERA: 4.08	IP: 9.0 WLS: W BF: 33 H: 6 R: 1 ER: 1 SO: 2 BB: 2 IBB: 0 HBP: 0 BLK: 0 WP: 0 HR: 0 S: 35 P: 43 ERA: 1.00 WHIP: 0.889																			
PITCHER	IP: 0.0 WLS: 0 BF: 0 H: 0 R: 0 ER: 0 SO: 0 BB: 0 IBB: 0 HBP: 0 BLK: 0 WP: 0 HR: 0 S: 0 P: 0 ERA: 0.00 WHIP: 0.000																			

Houston Astros @ Los Angeles Dodgers
Dodger Stadium, Los Angeles, CA
Sat Apr 22 1978, 6:05 PM PST
Att: 52,346 - Unknown

livebaseballscorecards.com

AB	27
R	1
H	6
RBI	1
BB	2
SO	1
LOB	9



Batter	1	2	3	4	5	6	7	8	9	AB	R	H	RBI	BB	SO	LOB
Davey Lopes, R OBP: 0.424, SLG: 0.472 (1, 4) X	0-0 5-3	0-0 6-3			0-0 F9	4-0 BB 1B BB		0-0 G6-4-3 1B		4	1	1	0	1	0	2
Bill Russell, R OBP: 0.242, SLG: 0.220 (1, 6) X	0-0 1B 1B		0-0 F8		0-0 5-3	4-0 1B BB 1-2 2-3		0-0 G6-4-3 1-2f		4	0	1	0	1	0	1
Reggie Smith, S OBP: 0.379, SLG: 0.529 (1, 9) X	0-0 1-3 1B		0-0 6-3		4-0 BB HR BB	0-0 SF7 3-H				2	1	1	1	1	0	0
Ron Cey, R OBP: 0.476, SLG: 0.481 (1, 5) X	0-0 L5		4-0 BB		4-0 1-2 HR BB	0-0 1-3 2-H 1B				2	1	1	1	2	0	2
Steve Garvey, R OBP: 0.344, SLG: 0.559 (1, 3) X	0-0 F8		0-0 P6		0-0 1-H 2-H HR	0-0 5-3				4	1	1	3	0	0	5
Dusty Baker Jr., R OBP: 0.356, SLG: 0.321 (1, 7) X		4-0 BB FC5-4 BB		0-0 F8	0-0 1B		0-0 P4			3	0	1	0	1	0	0
Rick Monday, L OBP: 0.473, SLG: 0.894 (1, 8) X		4-0 BB FC5-4 BB		0-0 G3	0-0 4-3		0-0 F8			3	0	0	0	1	0	1
Steve Yeager, R OBP: 0.370, SLG: 0.325 (1, 2) X		0-0 FC5-4 SH1-3 1-2f 2-3		4-0 BB FC6-4 BB		4-0 BB SH1-4 SF7 BB	0-0 F9			2	1	0	0	2	0	2
Burt Hooton, R (1, 1) X		0-0 SH1-3		0-0 FC6-4 1-2f		0-0 SH1-4		0-0 1-3		2	0	0	0	0	0	1

Inning Stats	R: 0	H: 2	E: 0	K: 0	S: 5	LOB: 2	BB: 0	P: 5	R: 0	H: 0	E: 0	K: 0	S: 3	LOB: 2	BB: 2	P: 11	R: 0	H: 0	E: 0	K: 0	S: 3	LOB: 1	BB: 1	P: 7	R: 0	H: 0	E: 0	K: 0	S: 3	LOB: 1	BB: 1	P: 7	R: 3	H: 2	E: 0	K: 0	S: 5	LOB: 1	BB: 2	P: 13	R: 2	H: 1	E: 0	K: 0	S: 4	LOB: 2	BB: 3	P: 16	R: 0	H: 0	E: 0	K: 0	S: 3	LOB: 0	BB: 0	P: 3	R: 0	H: 1	E: 0	K: 0	S: 3	LOB: 0	BB: 0	P: 3
--------------	------	------	------	------	------	--------	-------	------	------	------	------	------	------	--------	-------	-------	------	------	------	------	------	--------	-------	------	------	------	------	------	------	--------	-------	------	------	------	------	------	------	--------	-------	-------	------	------	------	------	------	--------	-------	-------	------	------	------	------	------	--------	-------	------	------	------	------	------	------	--------	-------	------

4	1	1	0	1	0	2
4	0	1	0	1	0	1
2	1	1	1	1	0	0
2	1	1	1	2	0	2
4	1	1	3	0	0	5
3	0	1	0	1	0	0
3	0	0	0	1	0	1
2	1	0	0	2	0	2
2	0	0	0	0	0	1


BOTTOM

Houston Astros @ Los Angeles Dodgers
Dodger Stadium, Los Angeles, CA

Sat Apr 22 1978, 6:05 PM PST
Att. 52,346 - Unknown

livebaseballscorecards.com

AB	26
R	5
H	6
RBI	5
BB	9
SO	0
LOB	14



PITCHER	IP	WLS	BF	H	R	ER	SO	BB	IBB	HBP	BLK	WP	HR	S	P	ERA	WHIP
Floyd Bannister, L ERA: 4.3 (1, 1)	4.2	L	24	4	3	3	0	6	0	0	0	0	1	18	42	5.79	2.143
Gene Pentz, R ERA: 6.75 (5, 1)	0.2		5	0	2	2	0	3	0	0	0	0	0	2	14	27.00	4.500
Tom Dixon, R ERA: 3.18 (6, 1)	1.2		6	1	0	0	0	0	0	0	0	0	0	6	6	0.00	0.600
Joe Sambito, L ERA: 2.25 (8, 1)	1.0		3	1	0	0	0	0	0	0	0	0	0	3	3	0.00	1.000

WP	HR	S	P	ERA	WHIP
0	0	0	38		

Batter	1	2	3	4	5	6	7	8	9	AB R H RBI BB SO LOB	TOP									
Terry Puhl, L (1, 7) OBP: 0.320, SLG: 0.343	0-0 F9		0-0 1B 2B		0-0 1B 2B		0-0 P3			4 2 2 0 0 0 0										
Enos Cabell, R (1, 5) OBP: 0.315, SLG: 0.403	0-0 F3		0-0 4-3 1B		0-0 6-3		0-0 F7			4 0 1 1 0 0 1										
Cesar Cedeno, R (1, 8) OBP: 0.369, SLG: 0.424	4-0 BB		0-0 F7		0-0 1B		0-0 5-3			3 0 1 1 1 0 1										
Jose Cruz, L (1, 9) OBP: 0.397, SLG: 0.377	0-0 P6		0-0 4-3		0-0 1B			0-0 L6		4 0 1 0 0 0 2										
Bob Watson, R (1, 3) OBP: 0.368, SLG: 0.466		0-0 HR	4-0 BB		0-0 F9			0-0 P3		3 1 1 1 1 0 2										
Joe Ferguson, R (1, 2) OBP: 0.302, SLG: 0.453		0-0 G3	0-0 F7		0-0 F5			0-0 F2		0 0 0 0 0 0 0										
Joe Sambito, L (8, 1)										0 0 0 0 0 0 0										
Art Howe, R (1, 4) OBP: 0.359, SLG: 0.552				0-0 F8		0-0 G4-6-3 1B			4-0 G4-6-3 BB	3 0 1 0 1 0 0	AB 29									
Roger Metzger, S (1, 6) OBP: 0.291, SLG: 0.320		0-0 2B		0-0 F7		0-0 G4-6-3			0-0 G4-6-3	4 0 1 0 0 0 2	R 3									
Joe Niekro, R (1, 1) OBP: 0.286, SLG: 0.286		0-0 F9		0-0 F8		0-0 F3			0-0 4-3	1 0 0 0 0 0 1	H 8									
Denny Walling, L (4, PH) OBP: 0.250, SLG: 0.250										1 0 0 0 0 0 0	RBI 3									
Ken Forsch, R (4, 1)										1 0 0 0 0 0 0	BB 3									
Ed Hermann, L (8, 2) OBP: 0.167, SLG: 0.167										1 0 0 0 0 0 0	SO 0									
Inning Stats	R: 0 E: 0 K: 0 S: 3	H: 0 LOB: 1 BB: 1 P: 7	R: 1 E: 0 K: 0 S: 5	H: 2 LOB: 1 BB: 0 P: 5	R: 1 E: 0 K: 0 S: 5	H: 2 LOB: 2 BB: 1 P: 9	R: 0 E: 0 K: 0 S: 3	H: 0 LOB: 0 BB: 0 P: 3	R: 1 E: 0 K: 0 S: 6	H: 3 LOB: 2 BB: 0 P: 6	R: 0 E: 0 K: 0 S: 3	H: 1 LOB: 0 BB: 0 P: 3	R: 0 E: 0 K: 0 S: 3	H: 0 LOB: 0 BB: 0 P: 3	R: 0 E: 0 K: 0 S: 2	H: 0 LOB: 0 BB: 1 P: 6	1B: 4 2B: 3 3B: 0 HR: 1	SF: 0 SAC: 0 DP: 2 HBP: 0	WP: 0 PB: 0 SB: 1 CS: 0	PA: 36
PITCHER Don Sutton, R (1, 1) ERA: 6.85	IP 9.0 WLS W BF 36 H 8 R 3 ER 3 SO 0 BB 3 IBB 0 HBP 0 BLK 0 WP 0 HR 1 S 33 P 45 ERA 3.00 WHIP 1.222																			

Houston Astros @ Los Angeles Dodgers
Dodger Stadium, Los Angeles, CA
Sun Apr 23 1978, 3:33 AM PST
Att: 51,500 - Unknown

livebaseballscorecards.com



Batter	1	2	3	4	5	6	7	8	9
Davey Lopes, R OBP: 0.423, SLG: 0.466 (1, 4)	0-0 1B S SF9 1B	0-0 E6 2B		0-0 P6	0-0 1-2 2-3 1B		0-0 P6		
Bill Russell, R OBP: 0.254, SLG: 0.250 (1, 6)	0-0 SF9 E 1B	0-0 1-H 2B		0-0 F7	0-0 F7		0-0 P4		
Reggie Smith, S OBP: 0.361, SLG: 0.519 (1, 9) Glenn Burke, R OBP: 0.222, SLG: 0.222 (9, 8)	0-0 SF9 1-2 3-H 1B	0-0 3-1		0-0 FC6-4 1B		4-0 FC5 BB BB		0-0 6-3	
Ron Cey, R OBP: 0.471, SLG: 0.464 (1, 5)	0-0 E8 1B 1B		0-0 5-3	0-0 FC6-4 1-2f		4-0 1-2 BB BB		0-0 F8	
Steve Garvey, R OBP: 0.348, SLG: 0.547 (1, 3)	0-0 F8 1B		0-0 E5 PB HR 1B		0-0 1B SF8 1B		0-0 P4		0-0 F8
Dusty Baker Jr., R OBP: 0.365, SLG: 0.333 (1, 7)	0-0 2-H 1B		0-0 6-3		0-0 1B BB 1B		0-3 K		
Rick Monday, L OBP: 0.458, SLG: 0.920 (1, 8) (9, 9)	0-0 F7		0-0 3-H HR		0-0 SF8		0-0 FC5 2-3f		
Steve Yeager, R OBP: 0.380, SLG: 0.326 (1, 2)		0-0 F8	0-0 1B		0-0 F8		4-0 SH1 BB BB		
Don Sutton, R (1, 1)		0-0 F9	0-0 5-3		4-0 1B BB		0-0 SH1		

Inning Stats	R: 3	H: 4	E: 1	LOB: 1	K: 0	BB: 0	S: 7	R: 1	H: 1	E: 1	LOB: 1	K: 0	BB: 0	S: 5	R: 2	H: 3	E: 1	LOB: 1	K: 0	BB: 0	S: 6	R: 0	H: 1	E: 0	LOB: 1	K: 0	BB: 0	S: 4	R: 1	H: 3	E: 0	LOB: 3	K: 0	BB: 1	S: 6	R: 0	H: 0	E: 0	LOB: 2	K: 1	BB: 2	S: 5	R: 0	H: 0	E: 0	LOB: 1	K: 0	BB: 1	S: 3	R: 0	H: 0	E: 0	LOB: 0	K: 0	BB: 0	S: 3
--------------	------	------	------	--------	------	-------	------	------	------	------	--------	------	-------	------	------	------	------	--------	------	-------	------	------	------	------	--------	------	-------	------	------	------	------	--------	------	-------	------	------	------	------	--------	------	-------	------	------	------	------	--------	------	-------	------	------	------	------	--------	------	-------	------

PITCHER	IP	WLS	BF	H	R	ER	SO	BB	IBB	HBP	BLK	WP	HR	S	P	ERA	WHIP
Joe Niekro, R ERA: 6.86 (1, 1)	3.0	L	18	8	6	4	0	0	0	0	0	0	1	18	18	12.00	2.667
Ken Forsch, R ERA: 3.97 (4, 1)	4.0		20	4	1	1	1	4	0	0	0	0	0	18	34	2.25	2.000
Joe Sambito, L ERA: 2.08 (8, 1)	1.0		3	0	0	0	0	0	0	0	0	0	0	3	3	0.00	0.000

BOTTOM

Houston Astros @ Los Angeles Dodgers
Dodger Stadium, Los Angeles, CA

Sun Apr 23 1978, 3:33 AM PST
Att. 51,500 - Unknown

AB	R	H	RBI	BB	SO	LOB
5	2	2	0	0	0	1
5	1	2	1	0	0	4
3	0	1	1	1	0	1
0	0	0	0	0	0	0
4	1	1	1	1	0	1
5	2	2	0	0	0	3
4	0	2	1	0	1	3
3	1	1	3	0	0	3
3	0	1	0	1	0	1
2	0	0	0	1	0	1

AB	34
R	7
H	12
RBI	7
BB	4
SO	1
LOB	18

livebaseballscorecards.com



1B:	10	SF:	2	WP:	0	PA:	41
2B:	1	SAC:	1	PB:	1		
3B:	0	DP:	0	SB:	1		
HR:	1	HBP:	0	CS:	0		

Los Angeles Dodgers @ Cincinnati Reds

Riverfront Stadium, Cincinnati, OH

Tue Apr 25 1978, 6:05 PM EST
Att. 27,361 - Unknown

livebaseballscorecards.com

AB	32
R	4
H	7
RBI	4
BB	1
SO	6
LOB	6



Batter	1	2	3	4	5	6	7	8	9	AB R H RBI BB SO LOB	TOP
Davey Lopes, R (1, 4) OBP: 0.413, SLG: 0.452	0-0 E8 SF8 1B	0-0 F8		0-3 K			0-0 5-3			4 1 1 0 0 1 2	
Bill Russell, R (1, 6) OBP: 0.239, SLG: 0.239	0-0 SF8		0-0 5-3			0-0 6-3		0-0 L3		3 0 0 1 0 0 0	
Reggie Smith, S (1, 9) OBP: 0.358, SLG: 0.483	0-0 F8		0-0 F8			0-3 K		0-0 F5		4 0 0 0 0 1 0	
Ron Cey, R (1, 5) OBP: 0.472, SLG: 0.517	0-3 K		0-0 E 1B 1B			0-3 K		0-0 HR		4 2 2 1 0 2 0	
Steve Garvey, R (1, 3) OBP: 0.357, SLG: 0.544		0-0 BB 1B	0-0 E7 1B			0-3 K		0-0 P3		4 1 2 0 0 1 0	
Dusty Baker Jr., R (1, 7) OBP: 0.373, SLG: 0.333		4-0 SH1-4 1B BB	0-0 1-2 1B			0-0 P4		0-0 6-3		3 0 1 1 1 0 0	
Rick Monday, L (1, 8) OBP: 0.444, SLG: 0.870		0-0 SH1-4 1B	0-0 F9			0-0 6-3		0-0 F7		4 0 1 1 0 0 2	
Steve Yeager, R (1, 2) OBP: 0.382, SLG: 0.298		0-3 K		0-0 6-3			0-0 1-3		0-0 F8	4 0 0 0 0 1 2	
Tommy John, R (1, 1) OBP: 0.200, SLG: 0.200		0-0 SH1-4		0-0 4-3			0-0 4-3			2 0 0 0 0 0 0	
Inning Stats	R: 1 E: 1 K: 1 S: 6 H: 1 LOB: 0 BB: 0 P: 6	R: 1 E: 0 K: 1 S: 7 H: 2 LOB: 2 BB: 1 P: 11	R: 1 E: 1 K: 0 S: 6 H: 3 LOB: 2 BB: 0 P: 6	R: 0 E: 0 K: 1 S: 5 H: 0 LOB: 0 BB: 0 P: 5	R: 0 E: 0 K: 2 S: 7 H: 0 LOB: 0 BB: 0 P: 7	R: 0 E: 0 K: 1 S: 5 H: 0 LOB: 0 BB: 0 P: 5	R: 0 E: 0 K: 0 S: 3 H: 0 LOB: 0 BB: 0 P: 3	R: 1 E: 0 K: 0 S: 4 H: 1 LOB: 0 BB: 0 P: 4	R: 0 E: 0 K: 0 S: 3 H: 0 LOB: 0 BB: 0 P: 3	1B: 6 2B: 0 3B: 0 HR: 1 SF: 1 SAC: 1 DP: 0 HBP: 0	WP: 0 PB: 0 SB: 0 CS: 0 PA: 35
PITCHER	IP WLS BF H R ER SO BB IBB HBP BLK WP HR S P ERA WHIP										
Tom Hume, R (1, 1) ERA: 4.73	8.0 L 32 7 4 3 6 1 0 0 0 0 0 1 43 47 3.38 1.000										
Manny Sarmiento, R (9, 1) ERA: 1.23	1.0 3 0 0 0 0 0 0 0 0 0 0 0 3 3 0.00 0.000										

Batter	1	2	3	4	5	6	7	8	9	AB R H RBI BB SO LOB
Pete Rose, S OBP: 0.346, SLG: 0.378 (1, 5) S S S	0-3 K ①		X 0-0 6-3 ①			X 0-0 6-3 ①		X 0-0 3B 2B		4 1 1 0 0 1 0
Ken Griffey, L OBP: 0.377, SLG: 0.500 (1, 9) S S S	0-3 K ②		X 0-0 4-3 ②			X 0-0 FC6-4 1B		X 0-0 2-H 3B		4 0 2 1 0 1 0
Joe Morgan, L OBP: 0.390, SLG: 0.556 Manny Sarmiento, R (9, 1) B B B B	4-0 S 1B BB		X 0-0 F9 ③			X 0-0 FC6-4 1-2f		S 0-3 K ②		3 1 0 0 1 1 2 0 0 0 0 0 0 0
George Foster, R OBP: 0.385, SLG: 0.464 (1, 7) X	0-0 1B 1-H 1B			X 0-0 6-3 ①		X 0-0 F9 ③		B 4-0 BB FC4-6 BB		3 0 1 1 1 0 1
Johnny Bench, R OBP: 0.413, SLG: 0.563 (1, 2) X	0-0 1-2 1B			B 4-0 BB G4-6-3 BB			X 0-0 E6 G3	X 0-0 FC4-6 1-2f		3 0 1 0 1 0 2
Dave Concepcion, R OBP: 0.367, SLG: 0.340 (1, 6) X	0-0 1-3 ③			X 0-0 G4-6-3 1-2f			X 0-0 F8 ①	X 0-0 6-3 ①		4 0 0 0 0 0 4
Dan Driessen, L OBP: 0.378, SLG: 0.438 (1, 3) X		X 0-0 FC6-4 1B			X 0-0 4-3 ①		X 0-0 G3 1-2	S 0-3 K ②	X 0-3 K ②	4 0 1 0 0 1 1
Cesar Geronimo, L OBP: 0.373, SLG: 0.448 (1, 8) X		X 0-0 FC6-4 1-2f G6-3			X 0-0 5-3 ②		S 0-3 K ③	X 0-0 F8 ③		4 0 0 0 0 1 2
Tom Hume, R Dave Collins, S OBP: 0.273, SLG: 0.222 Junior Kennedy, R (8, PH) (9, 4) X		X 0-0 G6-3 1-2f			X 0-0 6-3 ③			S 0-3 K ①		2 0 0 0 0 0 1 1 0 0 0 0 1 0 0 0 0 0 0 0 0

Inning Stats	R: 1 E: 0 K: 2 S: 9	H: 2 LOB: 2 BB: 1 P: 13	R: 0 E: 0 K: 0 S: 3	H: 1 LOB: 0 BB: 0 P: 3	R: 0 E: 0 K: 0 S: 3	H: 0 LOB: 0 BB: 0 P: 3	R: 0 E: 0 K: 0 S: 2	H: 0 LOB: 0 BB: 1 P: 6	R: 0 E: 0 K: 0 S: 3	H: 0 LOB: 0 BB: 0 P: 3	R: 0 E: 0 K: 0 S: 4	H: 1 LOB: 1 BB: 0 P: 4	R: 0 E: 1 K: 1 S: 6	H: 0 LOB: 1 BB: 0 P: 6	R: 1 E: 0 K: 2 S: 9	H: 2 LOB: 2 BB: 1 P: 13	R: 0 E: 0 K: 1 S: 5	H: 0 LOB: 0 BB: 0 P: 5	1B: 4 2B: 1 3B: 1 HR: 0	SF: 0 SAC: 0 DP: 2 HBP: 0	WP: 0 PB: 0 SB: 1 CS: 0	PA: 35	
PITCHER Tommy John, L ERA: 1.82 (1, 1)	IP 9.0	WLS W	BF 35	H 6	R 2	ER 2	SO 6	BB 3	IBB 0	HBP 0	BLK 0	WP 0	HR 0	S 44	P 56	ERA 2.00	WHIP 1.000						
PITCHER	IP	WLS	BF	H	R	ER	SO	BB	IBB	HBP	BLK	WP	HR	S	P	ERA	WHIP						

Los Angeles Dodgers @ Cincinnati Reds
Riverfront Stadium, Cincinnati, OH
Tue Apr 25 1978, 6:05 PM EST
Att. 27,361 - Unknown

AB	32
R	2
H	6
RBI	2
BB	3
SO	6
LOB	13



Batter	1	2	3	4	5	6	7	8	9	AB R H RBI BB SO LOB	TOP														
Davey Lopes, R (1, 4) OBP: 0.432, SLG: 0.500	0-3 K		4-0 1B 1B BB	0-0 HR		0-0 2B 1B		0-0 6-3	4-0 HR BB	4 3 2 2 2 1 0															
Bill Russell, R (1, 6) OBP: 0.273, SLG: 0.333	0-0 1B		0-0 1B 1B	0-0 HR		0-0 2B		0-0 6-3	0-0 SF8	5 2 4 2 0 0 0															
Reggie Smith, S (1, 9) OBP: 0.342, SLG: 0.500	0-0 F8		0-3 K	0-0 G3		0-0 G3		0-3 K	0-0 HR	6 1 1 3 0 2 4															
Ron Cey, R (1, 5) OBP: 0.462, SLG: 0.500	0-0 F8		0-0 1B 1B		0-0 2-3	0-3 K			2B 1B K	6 1 2 1 0 2 2															
Steve Garvey, R (1, 3) OBP: 0.360, SLG: 0.534		0-0 6-3	0-3 K		0-0 PB SF7 1B		0-0 2B 1B		0-0 F9	5 2 2 0 0 1 3															
Dusty Baker Jr., R (1, 7) OBP: 0.417, SLG: 0.431		0-0 1B 2B	0-0 1-2 2-H 1B		0-0 PB 1B		0-0 1-H 2B		0-0 1B 2B	5 2 5 2 0 0 0															
Rick Monday, L (1, 8) OBP: 0.456, SLG: 0.842		0-0 2-H 1B	0-3 K		4-0 1-2 2-3 IBB		0-3 K		4-0 1B 1B BB IBB	3 1 1 1 2 2 3															
Steve Yeager, R (1, 2) OBP: 0.339, SLG: 0.294		0-3 K		0-3 K	0-0 SF7		0-0 F8		0-0 BB 1B SF8 1B	4 1 1 2 0 2 2															
Doug Rau, L (1, 1) OBP: 0.182, SLG: 0.182		0-0 G3		0-0 F8	0-0 G3		0-3 K		0-0 1-2 2-3 3-H HR 1B	5 1 1 1 0 1 4															
Inning Stats	R: 0 E: 0 K: 1 S: 6	H: 1 LOB: 1 BB: 0 P: 6	R: 1 E: 0 K: 1 S: 7	H: 2 LOB: 1 BB: 0 P: 7	R: 2 E: 0 K: 3 S: 12	H: 3 LOB: 2 BB: 1 P: 16	R: 2 E: 0 K: 1 S: 7	H: 2 LOB: 0 BB: 0 P: 7	R: 1 E: 0 K: 0 S: 5	H: 2 LOB: 2 BB: 1 P: 9	R: 0 E: 0 K: 1 S: 6	H: 2 LOB: 1 BB: 0 P: 6	R: 1 E: 0 K: 2 S: 9	H: 2 LOB: 1 BB: 0 P: 9	R: 0 E: 0 K: 1 S: 5	H: 0 LOB: 0 BB: 0 P: 5	R: 7 E: 0 K: 1 S: 10	H: 5 LOB: 0 BB: 2 P: 18	1B: 12 2B: 4 3B: 0 HR: 3	SF: 2 SAC: 0 DP: 0 HBP: 0	WP: 0 PB: 1 SB: 0 CS: 0	PA: 49			
PITCHER	IP	WLS	BF	H	R	ER	SO	BB	IBB	HBP	BLK	WP	HR	S	P	ERA	WHIP								
Tom Seaver, R (1, 1) ERA: 5.0	4.0	L	21	8	5	5	6	1	0	0	0	0	2	32	36	11.25	2.250								
Dale Murray, R (5, 1) ERA: 3.38	2.0		10	4	1	1	1	0	1	0	0	0	0	11	15	4.50	2.000								
Doug Capilla, L (7, 1) ERA: 9.45	2.0		8	2	1	1	3	0	0	0	0	0	0	14	14	4.50	1.000								
Pedro Borbon, R (9, 1) ERA: 12.46	1.0		10	5	7	7	1	1	1	0	0	0	1	10	18	63.00	6.000								

Los Angeles Dodgers @ Cincinnati Reds
Riverfront Stadium, Cincinnati, OH
Wed Apr 26 1978, 6:05 PM EST
Att: 32,872 - Unknown

AB	43
R	14
H	19
RBI	14
BB	4
SO	11
LOB	18



WP	0	PA	49
PB	1		
SB	0		
CS	0		

Batter	1	2	3	4	5	6	7	8	9	AB	R	H	RBI	BB	SO	LOB							
Pete Rose, S OBP: 0.349, SLG: 0.380 (1, 5) X	0-0 4-3 X	0-0 1-2 2-3 1B X		0-0 B1-3 X		0-0 BB 1B X			0-0 F8 X	5	0	2	1	0	0	0							
Ken Griffey, L OBP: 0.378, SLG: 0.487 (1, 9) X	0-0 4-3 X	0-3 K X		0-0 4-3 X		4-0 BB 1B X			0-0 HR 1B X	4	1	1	0	1	1	3							
Joe Morgan, L OBP: 0.390, SLG: 0.582 (1, 4) B B B B	4-0 2B BB X	0-0 P4 X			0-0 F2 X	0-0 P8 X			0-0 HR 1-H X	4	2	1	2	1	0	6							
George Foster, R OBP: 0.398, SLG: 0.479 (1, 7) X	0-0 1-H 2B X		0-0 1B 1B X		0-0 L3 X		0-0 5-3 X		4-0 BB 1B BB X	4	0	2	1	1	0	0							
Johnny Bench, R OBP: 0.400, SLG: 0.529 (1, 2) B B B B	4-0 FC5-4 BB X		0-3 K X		0-0 F9 X		0-0 L5 X		0-0 F7 X	4	0	0	0	1	1	2							
Dave Concepcion, R OBP: 0.354, SLG: 0.328 (1, 6) X	0-0 FC5-4 1-2f X		0-3 K X			0-0 L7 X	0-0 F9 X		0-0 1B X	5	0	1	0	0	1	3							
Dan Driessen, L OBP: 0.392, SLG: 0.464 (1, 3) X		0-0 1B SH1-3 1B X	0-0 1-3 1B X		0-0 FC6-4 1B 2B X			0-0 G3 X	0-0 F5 X	5	1	3	0	0	0	2							
Cesar Geronimo, L OBP: 0.371, SLG: 0.433 (1, 8) X		0-0 SH1-3 1-2 X	0-0 6-3 X		4-0 FC6-4 BB X			0-0 F7 X		2	0	0	0	1	0	2							
Tom Seaver, R (1, 1) Mike Grace, R (4, PH) Dale Murray, R (5, 1) Dave Collins, S OBP: 0.289, SLG: 0.200 (6, PH) Doug Capilla, L (7, 1) Junior Kennedy, R (8, PH) Pedro Borbon, R (9, 1)		4-0 1B BB X		0-3 K X		0-0 FC6-4 BB 1B 1-2f 2-3 X		0-3 K X		0	0	0	0	1	0	0							
Inning Stats	R: 1 E: 0 K: 0 S: 4	H: 1 LOB: 2 BB: 2 P: 12	R: 0 E: 0 K: 1 S: 7	H: 2 LOB: 3 BB: 1 P: 11	R: 0 E: 0 K: 2 S: 9	H: 2 LOB: 2 BB: 0 P: 9	R: 0 E: 0 K: 1 S: 5	H: 0 LOB: 0 BB: 0 P: 5	R: 0 E: 0 K: 0 S: 3	H: 0 LOB: 0 BB: 0 P: 3	R: 1 E: 0 K: 0 S: 5	H: 2 LOB: 3 BB: 2 P: 13	R: 0 E: 0 K: 0 S: 3	H: 0 LOB: 0 BB: 0 P: 3	R: 0 E: 0 K: 1 S: 5	H: 0 LOB: 0 BB: 0 P: 5	R: 2 E: 0 K: 0 S: 6	H: 3 LOB: 2 BB: 1 P: 10	1B: 7 2B: 2 3B: 0 HR: 1	SF: 0 SAC: 1 DP: 0 HBP: 0	WP: 0 PB: 0 SB: 0 CS: 0	PA: 43	
PITCHER Doug Rau, L ERA: 2.25 (1, 1)	IP 9.0	WLS W	BF 43	H 10	R 4	ER 4	SO 5	BB 6	IBB 0	HBP 0	BLK 0	WP 0	HR 1	S 47	P 71	ERA 4.00	WHIP 1.778						

BOTTOM

Los Angeles Dodgers @ Cincinnati Reds
Riverfront Stadium, Cincinnati, OH
Wed Apr 26 1978, 6:05 PM EST
Att. 32,872 - Unknown

AB	36
R	4
H	10
RBI	4
BB	6
SO	5
LOB	20

0	0	0	0	0	1	0	0
1	0	0	0	0	0	1	0
0	0	0	0	0	0	0	0
1	0	0	0	0	0	0	2
0	0	0	0	0	0	0	0
1	0	0	0	0	0	1	0
0	0	0	0	0	0	0	0



Batter	1	2	3	4	5	6	7	8	9	AB R H RBI BB SO LOB	TOP											
Davey Lopes, R OBP: 0.430, SLG: 0.507 (1, 4)	0-3 K	0-0 6-3			0-0 P5	0-0 1B		0-0 2B		5 0 2 2 0 1 0												
Bill Russell, R OBP: 0.268, SLG: 0.325 (1, 6)	0-0 6-3 S 2B 1B	0-0 L5			0-0 6-3	0-0 F3		0-0 F9		5 1 1 0 0 0 4												
Reggie Smith, S OBP: 0.372, SLG: 0.522 (1, 9)	4-0 6-3 1-2 2B BB	0-3 K			0-0 1B		0-0 2B	4-0 G5-4-3 IBB		3 1 2 0 2 1 0												
Ron Cey, R OBP: 0.446, SLG: 0.471 (1, 5)	0-0 6-3 1-2 2-3		0-0 5-3		0-0 P6		4-0 BB	0-0 G5-4-3 1-2f		4 0 0 0 1 0 6												
Steve Garvey, R OBP: 0.363, SLG: 0.519 (1, 3)	4-0 2B E BB		0-0 CS 1B		0-0 G3		0-3 K	0-3 K		4 1 1 0 1 2 2												
Dusty Baker Jr, R OBP: 0.421, SLG: 0.493 (1, 7)	0-0 E 1-3 2-H 3-H 2B		0-3 K		0-0 HR		0-0 F7	0-0 E 1B		4 1 2 3 0 1 3 1 1 1 0 0 0 0												
Glenn Burke, R OBP: 0.300, SLG: 0.300 (8, 7)																						
Rick Monday, L OBP: 0.466, SLG: 0.820 (1, 8)	4-0 E IBB			0-0 4-3		0-0 FC1-5 1B	0-3 K	0-0 1B	0-0 1B	4 0 2 1 1 1 2												
Steve Yeager, R OBP: 0.328, SLG: 0.286 (1, 2)	0-0 E6 1-2 2-3 3-H 1B			0-0 F7		0-0 FC1-5 1B		0-0 E5 1B 2B	0-3 K	5 2 1 0 0 1 3												
Rick Rhoden, R OBP: 0.308, SLG: 0.273 (1, 1)	0-0 F2			0-3 K		0-0 FC1-5 1B		0-0 2B 1B	0-0 F8	5 0 1 0 0 1 6												
Inning Stats	R: 3 E: 1 K: 1 S: 8	H: 2 LOB: 3 BB: 3 P: 20	R: 0 E: 0 K: 1 S: 5	H: 0 LOB: 0 BB: 0 P: 5	R: 0 E: 0 K: 1 S: 5	H: 1 LOB: 0 BB: 0 P: 5	R: 0 E: 0 K: 1 S: 5	H: 0 LOB: 0 BB: 0 P: 5	R: 0 E: 0 K: 0 S: 4	H: 1 LOB: 1 BB: 0 P: 4	R: 2 E: 0 K: 0 S: 7	H: 4 LOB: 2 BB: 0 P: 7	R: 0 E: 0 K: 2 S: 8	H: 1 LOB: 2 BB: 1 P: 12	R: 1 E: 1 K: 0 S: 5	H: 2 LOB: 2 BB: 1 P: 9	R: 1 E: 1 K: 2 S: 9	H: 2 LOB: 1 BB: 0 P: 9	1B: 9 2B: 3 3B: 0 HR: 1	SF: 0 SAC: 0 DP: 1 HBP: 0	WP: 0 PB: 0 SB: 1 CS: 1	PA: 45
PITCHER	IP WLS BF H R ER SO BB IBB HBP BLK WP HR S P ERA WHIP																					
Bob Forsch, R ERA: 3.66 (1, 1)	5.2 L 28 8 5 4 4 2 1 0 0 0 0 1 33 45 6.35 1.765																					
Pete Vuckovich, R ERA: 3.77 (6, 1)	1.1 6 1 0 0 2 1 0 0 0 0 0 0 9 13 0.00 1.500																					
Mark Littell, R ERA: 2.7 (8, 1)	2.0 11 4 2 0 2 0 1 0 0 0 0 0 14 18 0.00 2.000																					

Los Angeles Dodgers @ St. Louis Cardinals
 Busch Stadium, St. Louis, MO
 Fri Apr 28 1978, 6:05 PM CST
 Att. 23,823 - Unknown

AB	40
R	7
H	13
RBI	6
BB	5
SO	8
LOB	26



Batter	1	2	3	4	5	6	7	8	9	AB	R	H	RBI	BB	SO	LOB
Lou Brock, L OBP: 0.434, SLG: 0.391 (1, 7)	0-0 2B		4-0 BB		0-0 2B		0-0 F7			3	0	2	0	1	0	2
Garry Templeton, S OBP: 0.195, SLG: 0.247 (1, 6)	0-0 L7		0-3 K2-3		0-0 1-3		0-3 K			4	0	0	0	0	2	5
Keith Hernandez, L OBP: 0.434, SLG: 0.514 (1, 3)	0-0 F7		0-3 K		0-0 4-3			0-0 F8		4	0	0	0	0	1	3
Ted Simmons, S OBP: 0.372, SLG: 0.478 (1, 2)	0-0 4-3			0-0 1B SF7 1B		4-0 BB		0-0 F8		3	1	1	0	1	0	1
Jerry Morales, R OBP: 0.349, SLG: 0.419 (1, 8)		0-0 1-3		0-0 5-3		0-0 G6-4-3 BB		0-0 P4		4	0	0	0	0	0	2
Ken Reitz, R OBP: 0.373, SLG: 0.426 (1, 5)		0-0 FC5-4 1B		0-0 2-3 1B		0-0 F8		0-0 5-3		4	0	2	0	0	0	0
Jerry Mumphrey, S OBP: 0.205, SLG: 0.175 (1, 9)		0-0 FC5-4		0-0 SF7			0-0 4-3		0-3 K	3	0	0	1	0	1	1
Mike Tyson, R OBP: 0.302, SLG: 0.367 Mike Phillips, L OBP: 0.333, SLG: 0.500 (7, PH) (8, 4)		0-0 FC5-4		0-0 P6			4-0 1B BB		0-0 4-3	2	0	0	0	0	0	2
Bob Forsch, R OBP: 0.214, SLG: 0.214 Pete Vuckovich, R (6, 1) Dane Iorg, L OBP: 0.273, SLG: 0.200 Mark Littell, L (8, 1)			0-0 1-3		0-3 K					1	0	0	0	0	0	0

Inning Stats	R: 0	H: 1	E: 0	K: 0	S: 4	LOB: 1	BB: 0	P: 4	R: 0	H: 1	E: 0	K: 2	S: 7	LOB: 1	BB: 1	P: 11	R: 1	H: 2	E: 0	K: 0	S: 5	LOB: 0	BB: 0	P: 5	R: 0	H: 1	E: 0	K: 1	S: 6	LOB: 1	BB: 0	P: 6	R: 0	H: 0	E: 0	K: 0	S: 2	LOB: 0	BB: 1	P: 6	R: 0	H: 1	E: 0	K: 1	S: 6	LOB: 2	BB: 1	P: 10	R: 0	H: 0	E: 0	K: 0	S: 3	LOB: 0	BB: 0	P: 3	R: 0	H: 0	E: 0	K: 1	S: 5	LOB: 0	BB: 0	P: 5	1B: 4	SF: 1	2B: 2	3B: 0	HR: 0	SAC: 0	DP: 1	HBP: 0	WP: 0	PA: 35	PB: 0	SB: 1	CS: 0	ERA	WHIP
PITCHER Rick Rhoden, R ERA: 2.3 (1, 1)	9.0	WLS	W	BF	35	H	6	R	1	ER	1	SO	5	BB	3	IBB	0	HBP	0	BLK	0	WP	0	HR	0	S	42	P	54	ERA	1.00	WHIP	1.000																																														

BOTTOM

Los Angeles Dodgers @ St. Louis Cardinals
 Busch Stadium, St. Louis, MO
 Fri Apr 28 1978, 6:05 PM CST
 Att. 23,823 - Unknown

livebaseballscorecards.com

AB	31
R	1
H	6
RBI	1
BB	3
SO	5
LOB	16



Batter	1	2	3	4	5	6	7	8	9	AB R H RBI BB SO LOB	TOP																						
Davey Lopes, R OBP: 0.422, SLG: 0.493 (1, 4) X	0-0 G3			X 0-0 L7		X 0-0 F8		X 0-0 1B		4 0 1 0 0 0 0	Los Angeles Dodgers @ St. Louis Cardinals Busch Stadium, St. Louis, MO Sat Apr 29 1978, 6:05 PM CST Att. 20,596 - Unknown livebaseballscorecards.com																						
Bill Russell, R OBP: 0.267, SLG: 0.321 (1, 6) X	0-0 5-3			X 0-0 1B		X 0-0 F9		X 0-0 F8		4 0 1 0 0 0 1																							
Reggie Smith, S OBP: 0.378, SLG: 0.514 (1, 9) X Glenn Burke, R OBP: 0.300, SLG: 0.300 (9, PR)	0-0 F7			X 0-0 F8		BB BB BB BB X 0-0 F9		X 0-0 G6-4-3 1B	3 0 1 0 1 0 1 0 0 0 0 0 0 0																								
Ron Cey, R OBP: 0.425, SLG: 0.446 (1, 5)		0-3 K		X 0-0 F9		X 0-0 F9		X 0-0 F8	4 0 0 0 0 1 3																								
Steve Garvey, R OBP: 0.357, SLG: 0.506 (1, 3)		0-0 1-3			X 0-0 1-3 1B		X 0-0 P6	X 0-0 G6-4-3 1-2f	4 0 1 0 0 0 2																								
Dusty Baker Jr., R OBP: 0.418, SLG: 0.479 (1, 7)		0-0 F9			X 0-0 1-3 1-2		BB BB BB BB X 0-0 1-2 BB		2 0 0 0 1 0 1																								
Rick Monday, L OBP: 0.447, SLG: 0.781 (1, 8)			X 0-0 F8		SS SS X 0-3 K		X 0-0 F8		3 0 0 0 0 1 3																								
Steve Yeager, R OBP: 0.313, SLG: 0.271 (1, 2)			X 0-0 F7		X 0-0 F3		X 0-0 F9		3 0 0 0 0 0 1																								
Burt Hooton, R (1, 1) Vic Davalillo, L (8, PH) OBP: 0.333, SLG: 0.250 Mike Garman, R (8, 1)			X 0-0 5-3		X 0-0 5-3		X 0-0 6-3		2 0 0 0 0 0 0 1 0 0 0 0 0 0 0 0 0 0 0 0 0																								
Inning Stats	R: 0 E: 0 K: 0 S: 3	H: 0 LOB: 0 BB: 0 P: 3	R: 0 E: 0 K: 1 S: 5	H: 0 LOB: 0 BB: 0 P: 5	R: 0 E: 0 K: 0 S: 3	H: 0 LOB: 0 BB: 0 P: 3	R: 0 E: 0 K: 0 S: 4	H: 1 LOB: 1 BB: 0 P: 4	R: 0 E: 0 K: 1 S: 6	H: 1 LOB: 1 BB: 0 P: 6	R: 0 E: 0 K: 0 S: 3	H: 0 LOB: 0 BB: 0 P: 3	R: 0 E: 0 K: 0 S: 3	H: 0 LOB: 2 BB: 2 P: 11	R: 0 E: 0 K: 0 S: 4	H: 1 LOB: 1 BB: 0 P: 4	R: 0 E: 0 K: 0 S: 3	H: 1 LOB: 1 BB: 0 P: 3	1B: 4 2B: 0 3B: 0 HR: 0	SF: 0 SAC: 0 DP: 1 HBP: 0	WP: 0 PB: 0 SB: 0 CS: 0	PA: 32											
PITCHER Eric Rasmussen, R (1, 1) ERA: 3.25	IP 9.0	WLS W	BF 32	H 4	R 0	ER 0	SO 2	BB 2	IBB 0	HBP 0	BLK 0	WP 0	HR 0	S 34	P 42	ERA 0.00	WHIP 0.667																
											PITCHER	IP	WLS	BF	H	R	ER	SO	BB	IBB	HBP	BLK	WP	HR	S	P	ERA	WHIP					



Batter	1	2	3	4	5	6	7	8	9	AB R H RBI BB SO LOB	TOP		
Davey Lopes, R (1, 4) OBP: 0.436, SLG: 0.494	4-0 G3 S BB		4-0 S S BB		0-0 S 1B		0-0 F9			2 0 1 0 2 0 1	Los Angeles Dodgers @ St. Louis Cardinals Busch Stadium, St. Louis, MO Sun Apr 30 1978, 3:33 AM CDT Att. 21,677 - Unknown livebaseballscorecards.com		
Bill Russell, R (1, 6) OBP: 0.267, SLG: 0.310	0-0 G3 1-3		1-0 S HBP		0-0 G3 1-2		0-0 P4			3 0 0 0 0 0 2			
Reggie Smith, S (1, 9) OBP: 0.372, SLG: 0.500	0-0 P6		0-3 K		0-0 1-3 1B		0-0 F8			4 0 1 0 0 1 3			
Ron Cey, R (1, 5) OBP: 0.407, SLG: 0.423	0-0 F8		0-0 F8 1-2 2-3		0-0 1-3 1-2		0-3 K			4 0 0 0 0 1 4			
Steve Garvey, R (1, 3) OBP: 0.364, SLG: 0.500		4-0 G4-6-3 HBP BB		0-0 F8		0-0 6-3		0-0 G5-4-3 1B		3 0 1 0 1 0 1			
Dusty Baker Jr., R (1, 7) OBP: 0.410, SLG: 0.459		1-0 G4-6-3 1-2 HBP		0-0 1-3		0-3 K		0-0 G5-4-3 1-2		3 0 0 0 0 1 2			
Rick Monday, L (1, 8) OBP: 0.438, SLG: 0.765		0-0 G4-6-3 1-2 2-3		0-3 K		0-0 4-3 2B		0-0 G3		4 0 1 0 0 1 2			
Steve Yeager, R (1, 2) OBP: 0.300, SLG: 0.258		0-0 L8		0-0 F8		0-0 4-3 2-3				3 0 0 0 0 0 2			
Don Sutton, R (1, 1)			0-0 F9		0-0 F8		0-3 K			3 0 0 0 0 1 1			
Inning Stats	R: 0 H: 0 E: 0 LOB: 1 K: 0 BB: 1 S: 3 P: 7	R: 0 H: 0 E: 0 LOB: 1 K: 0 BB: 1 S: 2 P: 7	R: 0 H: 0 E: 0 LOB: 2 K: 1 BB: 1 S: 5 P: 10	R: 0 H: 0 E: 0 LOB: 0 K: 1 BB: 0 S: 5 P: 5	R: 0 H: 1 E: 0 LOB: 1 K: 0 BB: 0 S: 4 P: 4	R: 0 H: 1 E: 0 LOB: 1 K: 1 BB: 0 S: 6 P: 6	R: 0 H: 1 E: 0 LOB: 1 K: 1 BB: 0 S: 6 P: 6	R: 0 H: 0 E: 0 LOB: 0 K: 1 BB: 0 S: 5 P: 5	R: 0 H: 1 E: 0 LOB: 0 K: 0 BB: 0 S: 3 P: 3	1B: 3 SF: 0 2B: 1 SAC: 0 3B: 0 DP: 2 HR: 0 HBP: 2		WP: 0 PA: 34 PB: 0 SB: 5 CS: 0	
PITCHER	IP WLS BF H R ER SO BB IBB HBP BLK WP HR S P ERA WHIP											PITCHER	IP WLS BF H R ER SO BB IBB HBP BLK WP HR S P ERA WHIP
John Ureca, R (1, 1) ERA: 3.67	7.0 W 28 3 0 0 4 3 0 2 0 0 0 0 31 45 0.00 0.857												
Pete Vuckovich, R (8, 1) ERA: 3.31	2.0 S 6 1 0 0 1 0 0 0 0 0 0 0 8 8 0.00 0.500												



Batter	1	2	3	4	5	6	7	8	9	AB	R	H	RBI	BB	SO	LOB	BOTTOM																	
Garry Templeton, S (1, 6) OBP: 0.202, SLG: 0.250	0-0 F8		0-0 1B			0-0 G3		0-0 1B		4	1	2	0	0	0	0	Los Angeles Dodgers @ St. Louis Cardinals Busch Stadium, St. Louis, MO Sun Apr 30 1978, 3:33 AM CDT Att. 21,677 - Unknown livebaseballscorecards.com																	
Jim Dwyer, L (1, 7) OBP: 0.333, SLG: 0.455	0-0 F9		0-0 P6			0-0 1B		0-0 1B		4	1	2	0	0	0	1																		
Keith Hernandez, L (1, 3) OBP: 0.422, SLG: 0.506	0-0 G3					0-0 F7		0-0 E9		4	1	1	1	0	0	1																		
Ted Simmons, S (1, 2) OBP: 0.365, SLG: 0.466		0-0 4-3		0-3 K		0-0 F2		4-0 1B		3	0	0	0	1	1	1																		
Jerry Morales, R (1, 8) OBP: 0.333, SLG: 0.392		0-3 K		0-0 5-3				0-0 SF7		3	0	0	1	0	1	0																		
Ken Reitz, R (1, 5) OBP: 0.378, SLG: 0.466		1-0 HBP				0-0 5-3		0-0 HR		3	1	2	1	0	0	0																		
Jerry Mumphrey, S (1, 9) OBP: 0.196, SLG: 0.152		0-0 4-3				0-0 F8		0-0 1B		4	0	0	0	0	1	3																		
Mike Tyson, R (1, 4) OBP: 0.288, SLG: 0.345			0-0 L7			0-0 1B		0-0 G3		3	0	1	0	0	0	0																		
Pete Vuckovich, R (8, 1)										0	0	0	0	0	0	0																		
John Urrea, R (1, 1)			0-0 6-3			0-3 K2-3		0-0 F9		2	0	0	0	0	1	1																		
Mike Phillips, L (8, 4) OBP: 0.313, SLG: 0.467										1	0	0	0	0	0	0																		
Inning Stats	R: 0 E: 0 K: 0 S: 3	H: 0 LOB: 0 BB: 0 P: 3	R: 0 E: 0 K: 1 S: 5	H: 0 LOB: 1 BB: 0 P: 6	R: 0 E: 0 K: 0 S: 4	H: 1 LOB: 1 BB: 0 P: 4	R: 0 E: 0 K: 1 S: 5	H: 0 LOB: 0 BB: 0 P: 5	R: 0 E: 0 K: 1 S: 6	H: 1 LOB: 1 BB: 0 P: 6	R: 0 E: 0 K: 0 S: 4	H: 1 LOB: 1 BB: 0 P: 4	R: 1 E: 0 K: 1 S: 6	H: 1 LOB: 0 BB: 0 P: 6	R: 3 E: 1 K: 0 S: 7	H: 4 LOB: 2 BB: 1 P: 11	1B: 6 2B: 1 3B: 0 HR: 1	SF: 1 SAC: 0 DP: 0 HBP: 1	WP: 0 PB: 0 SB: 1 CS: 0	PA: 34														
PITCHER Don Sutton, R (1, 1) ERA: 5.93	IP 8.0	WLS L	BF 34	H 8	R 4	ER 3	SO 4	BB 0	IBB 1	HBP 1	BLK 0	WP 0	HR 1	S 40	P 45	ERA 3.38	WHIP 1.000	IP 8.0	WLS L	BF 34	H 8	R 4	ER 3	SO 4	BB 0	IBB 1	HBP 1	BLK 0	WP 0	HR 1	S 40	P 45	ERA 3.38	WHIP 1.000



Batter	1	2	3	4	5	6	7	8	9	10	AB R H RBI BB SO LOB	TOP										
Davey Lopes, R (1, 4) OBP: 0.444, SLG: 0.494	0-0 5-3		0-0 BB 1B 1-2 1B		4-2 S BB		0-0 1B		0-3 K		4 0 2 0 1 1 0	Los Angeles Dodgers @ Chicago Cubs Wrigley Field, Chicago, IL Tue May 02 1978, 3:33 AM CDT Att. 6,990 - Unknown - 44 F										
Bill Russell, R (1, 6) OBP: 0.274, SLG: 0.326	0-0 4-3		0-0 BB 1-2 2-3 1B		0-0 L9		0-0 F9		0-0 2B		5 0 2 0 0 0 2											
Reggie Smith, S (1, 9) OBP: 0.363, SLG: 0.474	0-0 F7		0-3 K		4-0 BB		0-0 1-3		0-0 F8		4 0 0 0 1 1 5											
Ron Cey, R (1, 5) OBP: 0.406, SLG: 0.427		0-0 2B 2B	4-0 BB 1-2 2-3 3-H BB		0-0 F7			0-0 F8		0-0 5-3	4 1 1 1 1 0 2											
Steve Garvey, R (1, 3) OBP: 0.355, SLG: 0.494		0-0 2B 2-H	0-0 F2		0-0 L8			3-2 F8		2-2 6-3	5 0 1 1 0 0 5											
Dusty Baker Jr., R (1, 7) OBP: 0.386, SLG: 0.430		0-3 K	0-2 5-3			0-3 K		0-0 6-3		0-3 K	5 0 0 0 0 3 4											
Rick Monday, L (1, 8) OBP: 0.452, SLG: 0.757		4-0 G5-4-3 IBB		0-0 3-1		0-0 G5-4-3 1B			4-0 HR BB		2 1 1 0 2 0 0											
Steve Yeager, R (1, 2) OBP: 0.288, SLG: 0.246		0-0 G5-4-3		3-2 6-3		0-0 G5-4-3			0-0 P6		3 0 0 0 0 0 3											
Vic Davalillo, L (9, PH) OBP: 0.300, SLG: 0.222		1-2f				1-2f					1 0 0 0 0 0 1											
Jerry Grote, R (9, 2) OBP: 0.444, SLG: 0.167											0 0 0 0 0 0 0											
Tommy John, R (1, 1) OBP: 0.250, SLG: 0.250			0-0 1B BB 1B		0-3 K		1-2 F7		0-0 HR		2 1 1 0 0 1 0											
Johnny Oates, L (7, PH) OBP: 0.500, SLG: 0.500											1 0 0 0 0 0 0											
Terry Forster, L (7, 1)											0 0 0 0 0 0 0											
Lee Lacy, R (9, PH) OBP: 0.400, SLG: 1.000											1 1 1 2 0 0 0											
Mike Garman, R (9, 1)											0 0 0 0 0 0 0											
Inning Stats	R: 0 E: 0 K: 0 S: 3	H: 0 LOB: 0 BB: 0 P: 3	R: 1 E: 0 K: 1 S: 6	H: 2 LOB: 1 BB: 1 P: 10	R: 1 E: 0 K: 1 S: 11	H: 3 LOB: 3 BB: 1 P: 15	R: 0 E: 0 K: 1 S: 9	H: 0 LOB: 0 BB: 0 P: 12	R: 0 E: 0 K: 1 S: 7	H: 1 LOB: 0 BB: 0 P: 5	R: 0 E: 0 K: 0 S: 7	H: 1 LOB: 1 BB: 0 P: 8	R: 0 E: 0 K: 0 S: 7	H: 0 LOB: 0 BB: 0 P: 10	R: 2 E: 0 K: 1 S: 7	H: 2 LOB: 1 BB: 1 P: 11	R: 0 E: 0 K: 1 S: 10	H: 0 LOB: 0 BB: 0 P: 12	1B: 5 2B: 3 3B: 0 HR: 1	SF: 0 SAC: 0 DP: 2 HBP: 0	WP: 0 PB: 0 SB: 1 CS: 0	PA: 42
PITCHER	IP 8.2	WLS W	BF 4	H 0	R 0	ER 0	SO 1	BB 0	IBB 0	HBP 0	BLK 0	WP 0	HR 0	S 11	P 13	ERA 0.00	WHIP 0.000					
Rick Reuschel, R (1, 1) ERA: 2.05																						
Bruce Sutter, R (9, 1) ERA: 1.84																						

livebaseballscorecards.com

AB	37
R	4
H	9
RBI	4
BB	5
SO	6
LOB	22



Batter	1	2	3	4	5	6	7	8	9	10	AB	R	H	RBI	BB	SO	LOB
Ivan De Jesus, R OBP: 0.381, SLG: 0.356 (1, 6)	0-3 K		X 0-0 2B 4-3 1B		BB 0-0 G3 1B BB		X 0-0 G6-4-3 1-2f		X 0-0 SH1-4 1-2		3	2	1	0	1	1	1
Manny Trillo, R OBP: 0.352, SLG: 0.365 (1, 4)	0-3 K		X 0-0 4-3 1-3 2B		X 0-0 G3 1-2		X 0-0 6-3		X 0-0 2-H 2B		5	0	2	1	0	1	1
Bill Buckner, L OBP: 0.350, SLG: 0.462 (1, 3)	0-0 1B		X 0-0 4-3 2-3 3-H		X 0-0 CS 1B 2-H		X 0-3 K				4	0	2	2	0	1	1
Dave Kingman, R OBP: 0.246, SLG: 0.317 (1, 7)	0-3 K		X 0-0 6-3		X 0-0 P4 1-2		X 0-0 L6				3	0	0	0	0	1	3
Greg Gross, L OBP: 0.372, SLG: 0.500 (8, 7)											1	0	0	0	0	0	0
Bobby Murcer, L OBP: 0.360, SLG: 0.423 (1, 9)		X 0-0 4-3 3B		BB 2-3 K		X 0-0 CS 1B		X 0-0 FC8-6 1B			4	1	3	0	0	1	0
Steve Ontiveros, S OBP: 0.227, SLG: 0.186 (1, 5)		X 0-0 6-3		X 0-0 6-3		X 0-3 K 1-2		X 0-0 F3			4	0	0	0	0	1	3
Hector Cruz, R OBP: 0.275, SLG: 0.462 (1, 8)		X 0-0 4-3 3-H		X 0-0 E4 1B 1B		X 0-0 4-3		X 1-2 FC8-6 FC5-4 1-2f			4	1	1	1	0	0	1
Larry Cox, R OBP: 0.231, SLG: 0.167 (1, 2)		X 0-0 6-3 3-H		X 0-0 2-H 1B		X 0-0 F9		X 0-0 FC5-4 1-2f			4	0	1	1	0	0	1
Rick Reuschel, R (1, 1)			X 0-0 6-3		X 0-0 1-3		BB 4-0 G6-4-3 BB		BB 4-0 SH1-4 2B BB		2	0	0	0	1	0	1
Bruce Sutter, R (9, 1)											0	0	0	0	0	0	0
Rudy Meoli, L (10, PH)											0	1	0	0	1	0	0

Los Angeles Dodgers @ Chicago Cubs
Wrigley Field, Chicago, IL
Tue May 02 1978, 3:33 AM CDT
Att: 6,990 - Unknown - 44 F

livebaseballscorecards.com

AB	34
R	5
H	10
RBI	5
BB	3
SO	6
LOB	12



WP: 0	PA: 38
PB: 0	
SB: 0	
CS: 2	

Inning Stats	R: 0	H: 1	E: 0	K: 3	S: 10	P: 10	R: 1	H: 1	E: 0	K: 0	S: 4	P: 4	R: 1	H: 2	E: 0	K: 0	S: 5	P: 5	R: 1	H: 2	E: 1	K: 1	S: 8	P: 10	R: 1	H: 1	E: 0	K: 0	S: 6	P: 10	R: 0	H: 1	E: 0	K: 1	S: 5	P: 5	R: 0	H: 0	E: 0	K: 0	S: 2	P: 6	R: 0	H: 0	E: 0	K: 1	S: 5	P: 5	R: 0	H: 1	E: 0	K: 0	S: 8	P: 9	R: 1	H: 1	E: 0	K: 0	S: 2	P: 6	1B: 7	2B: 2	3B: 1	HR: 0	SF: 0	SAC: 1	DP: 1	HBP: 0	WP: 0	PA: 38
PITCHER	IP	WLS	BF	H	R	ER	SO	BB	IBB	HBP	BLK	WP	HR	S	P	ERA	WHIP																																																					
Tommy John, L (1, 1) ERA: 2.21	6.0		25	8	4	3	5	1	0	0	0	0	0	38	44	4.50	1.500																																																					
Terry Forster, L (7, 1) ERA: 2.89	2.0		6	0	0	0	1	1	0	0	0	0	0	7	11	0.00	0.500																																																					
Mike Garman, R (9, 1) ERA: 4.0	1.1	L	7	2	1	1	0	1	0	0	0	0	0	10	15	6.75	2.250																																																					

Batter	1	2	3	4	5	6	7	8	9	AB R H RBI BB SO LOB	TOP																
Davey Lopes, R (1, 4) OBP: 0.442, SLG: 0.476	0-0 6-3	4-0 BB BB		0-0 FC6-5 2-3		4-0 1B E 1B BB	0-0 SH3-4 1-2	0-0 1-3		3 1 0 0 2 0 2																	
Bill Russell, R (1, 6) OBP: 0.287, SLG: 0.351	0-0 4-3	4-0 1-2 2-3 BB		0-0 2-3		0-0 1-3 1B 1B	0-0 5-3		0-0 2B 3B	5 2 2 0 1 0 2																	
Reggie Smith, S (1, 9) OBP: 0.381, SLG: 0.524	0-0 FC5 BB 1B	0-0 P6			0-3 K	0-0 1-3 1B FC6-4 1B 3-H	3-2 2-H 3B		0-0 SH1-4 SF8 2B 3-H	6 2 4 3 0 1 3																	
Ron Cey, R (1, 5) OBP: 0.426, SLG: 0.435 Ted Martinez, R (7, PR) (7, 5)	4-0 1-2 BB		0-0 5-3		3-2 1B 2B 1B	1-2 1-3 3-H FC6-4 1B	1-0 HBP		0-0 SH1-4 2-3	3 1 2 1 1 0 0 0 0 0 0 0 0 0																	
Steve Garvey, R (1, 3) OBP: 0.343, SLG: 0.473	0-0 FC5 2-3f		4-0 BB		0-0 F8	0-0 FC6-4 FC4-6 1-2f 3-H	0-0 5-3		0-0 SF8 3-H	4 0 0 2 1 0 6																	
Dusty Baker Jr., R (1, 7) OBP: 0.372, SLG: 0.412		0-0 6-3	0-0 F8		0-0 2B 1B	0-0 FC4-6 S 1-2f		0-0 6-3	0-0 G3	6 0 1 0 0 0 2																	
Rick Monday, L (1, 8) OBP: 0.472, SLG: 0.811		0-0 HR	0-0 G3		0-0 2B	4-0 1-2 IBB		0-0 5-3 2B 1B		4 2 3 2 1 0 1																	
Steve Yeager, R (1, 2) OBP: 0.285, SLG: 0.246		0-0 E1 BB 1B		0-0 E1 FC6-5 SH3-4	4-0 IBB	0-0 F7		0-0 5-3 1-2		4 0 1 0 1 0 3																	
Doug Rau, L (1, 1) OBP: 0.154, SLG: 0.154 Charlie Hough, R (6, 1) OBP: 0.600, SLG: 0.800 Terry Forster, L (8, 1)		0-3 K		0-0 SH3-4 1-2	0-2 L4		0-0 SH3-4 3B 1B	0-0 2-H 2B		2 0 0 0 0 1 4 2 1 2 1 0 0 0 0 0 0 0 0 0 0																	
Inning Stats	R: 0 E: 0 K: 0 S: 4	H: 1 LOB: 2 BB: 1 P: 8	R: 1 E: 1 K: 1 S: 7	H: 2 LOB: 3 BB: 2 P: 15	R: 0 E: 0 K: 0 S: 3	H: 0 LOB: 1 BB: 1 P: 7	R: 0 E: 1 K: 0 S: 4	H: 0 LOB: 1 BB: 0 P: 4	R: 1 E: 0 K: 1 S: 15	H: 3 LOB: 3 BB: 1 P: 22	R: 3 E: 1 K: 0 S: 10	H: 3 LOB: 2 BB: 2 P: 19	R: 1 E: 0 K: 0 S: 8	H: 2 LOB: 2 BB: 0 P: 12	R: 1 E: 0 K: 0 S: 5	H: 2 LOB: 1 BB: 0 P: 5	R: 2 E: 0 K: 0 S: 5	H: 2 LOB: 0 BB: 0 P: 5	1B: 9 2B: 3 3B: 2 HR: 1	SF: 1 SAC: 3 DP: 0 HBP: 1	WP: 0 PB: 0 SB: 2 CS: 0	PA: 51					
PITCHER	IP	WLS	BF	H	R	ER	SO	BB	IBB	HBP	BLK	WP	HR	S	P	ERA	WHIP										
Ray Burris, R (1, 1) ERA: 2.55	5.0	L	30	8	5	5	2	5	1	0	0	0	1	35	62	9.00	2.600										
Donnie Moore, R (6, 1) ERA: 6.39	1.0		5	1	0	0	0	0	1	0	0	0	0	8	13	0.00	1.000										
Mike Krukow, R (7, 1) ERA: 7.0	2.0		11	4	2	2	0	0	0	1	0	0	0	13	17	9.00	2.000										
Willie Hernandez, L (9, 1) ERA: 2.53	1.0		5	2	2	2	0	0	0	0	0	0	0	5	5	18.00	2.000										

Los Angeles Dodgers @ Chicago Cubs
Wrigley Field, Chicago, IL
Wed May 03 1978, 3:33 AM CDT
Att: 9,252 - Sunny - 47 F

livebaseballscorecards.com

AB	39
R	9
H	15
RBI	9
BB	7
SO	2
LOB	23




Batter	1	2	3	4	5	6	7	8	9	AB	R	H	RBI	BB	SO	LOB						
Ivan De Jesus, R (1, 6) OBP: 0.363, SLG: 0.337	0-0 5-3	0-0 L7		0-0 F9			0-0 4-3		0-0 6-3	5	0	0	0	0	0	2						
Manny Trillo, R (1, 4) OBP: 0.368, SLG: 0.364	4-0 2B	0-0 F7			4-0 CS		0-0 6-3		2-2 1B	3	0	1	0	2	0	1						
Bill Buckner, L (1, 3) OBP: 0.378, SLG: 0.500	1-2 2B		0-0 1B		0-0 1B		0-0 F9		0-0 F8	5	1	3	0	0	0	1						
Hector Cruz, R (1, 8) OBP: 0.279, SLG: 0.452	0-3 K		0-3 K		0-0 1B		0-0 1B		0-0 BB	3	1	1	1	0	2	2						
Greg Gross, L (8, PH) OBP: 0.364, SLG: 0.488					1-H 2-3 1B				1-3 1B	1	0	0	0	0	0	0						
Gene Clines, R (9, PH) OBP: 0.277, SLG: 0.238										1	0	1	0	0	0	0						
Bobby Murcer, L (1, 9) OBP: 0.372, SLG: 0.427	1-2 F5		0-0 1B		0-0 SF9-3			2-2 F9	4-0 1B	4	0	2	0	1	0	2						
Steve Ontiveros, S (1, 5) OBP: 0.239, SLG: 0.206		0-0 HR		0-0 F7		0-0 SF9-3		0-0 1B	1-3 K	4	2	2	1	0	1	4						
Dave Kingman, R (1, 7) OBP: 0.261, SLG: 0.375		0-0 HR		0-3 K			0-0 F7		0-0 1B	4	1	2	2	0	1	0						
Larry Cox, R (1, 2) OBP: 0.353, SLG: 0.267		0-0 FC1-6		4-0 BB			0-0 3-1		0-0 1B	3	0	2	1	1	0	0						
Ray Burris, R (1, 1) OBP: 0.154, SLG: 0.154		0-0 FC1-6		0-0 F5			0-0 4-3		0-0 F8	2	0	0	0	0	0	2						
Donnie Moore, L (6, 1) OBP: 1.000, SLG: 1.000										0	0	0	0	0	0	0						
Rudy Meoli, L (6, PH) OBP: 0.362, SLG: 0.488										1	0	0	0	0	0	0						
Mike Krukow, R (7, 1) OBP: 0.362, SLG: 0.488										0	0	0	0	0	0	0						
Larry Bittner, L (8, PH) OBP: 0.362, SLG: 0.488										1	0	0	0	0	0	2						
Willie Hernandez, L (9, 1) OBP: 0.362, SLG: 0.488										0	0	0	0	0	0	0						
Inning Stats	R: 0 E: 0 K: 1 S: 14	H: 1 LOB: 2 BB: 1 P: 20	R: 2 E: 0 K: 0 S: 6	H: 3 LOB: 1 BB: 0 P: 6	R: 0 E: 0 K: 1 S: 6	H: 2 LOB: 1 BB: 0 P: 6	R: 0 E: 0 K: 1 S: 5	H: 0 LOB: 1 BB: 1 P: 9	R: 2 E: 0 K: 0 S: 4	H: 3 LOB: 0 BB: 1 P: 8	R: 0 E: 0 K: 0 S: 3	H: 0 LOB: 0 BB: 0 P: 3	R: 0 E: 0 K: 0 S: 3	H: 0 LOB: 0 BB: 0 P: 3	R: 1 E: 0 K: 0 S: 9	H: 3 LOB: 2 BB: 0 P: 11	R: 0 E: 0 K: 1 S: 11	H: 2 LOB: 3 BB: 1 P: 18	1B: 12 2B: 2 3B: 0 HR: 1	SF: 1 SAC: 0 DP: 1 HBP: 0	WP: 0 PB: 0 SB: 0 CS: 2	PA: 42

BOTTOM

Los Angeles Dodgers @ Chicago Cubs
 Wrigley Field, Chicago, IL
 Wed May 03 1978, 3:33 AM CDT
 Att. 9,252 - Sunny - 47 F

AB	37
R	5
H	14
RBI	5
BB	4
SO	4
LOB	16




PITCHER	IP	WLS	BF	H	R	ER	SO	BB	IBB	HBP	BLK	WP	HR	S	P	ERA	WHIP
Doug Rau, L (1, 1) ERA: 3.1	5.0	W	24	9	4	4	3	3	0	0	0	0	1	35	49	7.20	2.400
Charlie Hough, R (6, 1) ERA: 6.75	2.2		11	3	1	1	0	0	0	0	0	0	0	14	16	3.38	1.125
Terry Forster, L (8, 1) ERA: 2.53	1.1	S	7	2	0	0	1	1	0	0	0	0	0	12	19	0.00	2.250

Batter	1	2	3	4	5	6	7	8	9	AB R H RBI BB SO LOB	TOP											
Davey Lopes, R OBP: 0.450, SLG: 0.500 (1, 4) X	0-0 P6 BBB	4-0 G6-4-3 BB			0-0 SH1-3 E BLK 1B		0-0 SF7 3B		0-0 4-3	4 2 2 0 1 0 0												
Bill Russell, R OBP: 0.286, SLG: 0.347 (1, 6) X	0-0 HR 1B	0-0 G6-4-3 1-2f			0-0 SH1-3 1-3		0-0 F8		0-0 6-3	4 1 1 0 0 0 3												
Reggie Smith, S OBP: 0.382, SLG: 0.568 (1, 9) X	0-0 HR 1-H				0-3 K		0-0 SF7		0-0 2B	4 1 2 3 0 2 1												
Steve Garvey, R OBP: 0.346, SLG: 0.464 (1, 3) X	0-0 BB 1B				0-0 E4 G5-3 BB BB		0-0 5-3		0-0 F9	4 0 1 0 1 0 1												
Dusty Baker Jr., R OBP: 0.378, SLG: 0.402 (1, 7) BBB	4-0 FC6-4 BB 1-2				4-2 BB 1-2		0-0 F8		3-3 K	2 0 0 0 2 1 1												
Lee Lacy, R OBP: 0.222, SLG: 0.556 Ted Martinez, R (8, 5)	0-0 F9				0-0 G5-3 2-3f		0-0 6-3		0-0 L8	4 0 0 0 0 0 4 0 0 0 0 0 0 0												
Rick Monday, L OBP: 0.473, SLG: 0.795 (1, 8) X	0-0 FC6-4 1-2f				0-0 G1-6-3 1B		0-3 K		0-0 E 1B	4 0 2 0 0 1 2												
Jerry Grote, R OBP: 0.462, SLG: 0.300 (1, 2) X					0-0 F7 SH3-4 1B		0-0 1B		0-0 E4 1-2	4 0 2 0 0 0 2												
Rick Rhoden, R OBP: 0.250, SLG: 0.214 (1, 1) X					0-0 G1-6-3 1-2f		0-0 G3		0-0 4-3	3 0 0 0 0 0 4												
Inning Stats	R: 2 E: 0 K: 0 S: 6	H: 3 LOB: 2 BB: 1 P: 10	R: 0 E: 0 K: 0 S: 3	H: 1 LOB: 1 BB: 1 P: 7	R: 0 E: 0 K: 1 S: 8	H: 0 LOB: 1 BB: 2 P: 19	R: 0 E: 0 K: 0 S: 3	H: 1 LOB: 0 BB: 0 P: 3	R: 1 E: 1 K: 1 S: 7	H: 1 LOB: 1 BB: 0 P: 7	R: 0 E: 0 K: 1 S: 6	H: 1 LOB: 1 BB: 0 P: 6	R: 1 E: 0 K: 0 S: 4	H: 1 LOB: 0 BB: 0 P: 4	R: 0 E: 1 K: 1 S: 8	H: 1 LOB: 2 BB: 0 P: 11	R: 0 E: 0 K: 0 S: 4	H: 1 LOB: 1 BB: 0 P: 4	1B: 7 2B: 1 3B: 1 HR: 1	SF: 1 SAC: 2 DP: 3 HBP: 0	WP: 0 PB: 0 SB: 0 CS: 0	PA: 40
PITCHER	IP WLS BF H R ER SO BB IBB HBP BLK WP HR S P ERA WHIP																					
Woodie Fryman, L ERA: 5.12 (1, 1)	5.0 L 23 6 3 2 2 4 0 0 0 1 0 1 27 46 3.60 2.000																					
Donnie Moore, R ERA: 5.74 (6, 1)	3.0 13 3 1 1 2 0 0 0 0 0 0 0 18 21 3.00 1.000																					
Mike Krukow, R ERA: 6.3 (9, 1)	1.0 4 1 0 0 0 0 0 0 0 0 0 0 4 4 0.00 1.000																					

Los Angeles Dodgers @ Chicago Cubs
Wrigley Field, Chicago, IL
Thu May 04 1978, 3:33 AM CDT
Att: 4,030 - Unknown - 45 F

livebaseballscorecards.com

AB	33
R	4
H	10
RBI	3
BB	4
SO	4
LOB	18



Batter	1	2	3	4	5	6	7	8	9	AB R H RBI BB SO LOB
Ivan De Jesus, R OBP: 0.358, SLG: 0.333 (1, 6)	0-0 6-3 ①		0-0 L7 ①		0-3 K ③			0-0 SF7 1B ②		4 1 1 0 0 1 1
Greg Gross, L OBP: 0.354, SLG: 0.478 (1, 8)	1-2 4-3 ②		0-0 5-3 ②			0-0 1B ①		2-2 SF7 1-H ②		3 0 1 1 0 0 0
Bill Buckner, L OBP: 0.368, SLG: 0.489 (1, 3)	4-0 BB ③		0-0 4-3 ③			0-0 L6 ①		0-0 1B ①		3 0 1 0 1 0 1
Bobby Murcer, L OBP: 0.357, SLG: 0.407 (1, 9)	0-0 F9 ③			0-0 F8 ①		0-0 F7 ②		0-3 K ③		4 0 0 0 0 1 3
Steve Ontiveros, S OBP: 0.240, SLG: 0.197 (1, 5)		0-0 4-3 ①		0-0 L4 ②		0-3 K ③			4-2 1B BB ①	3 0 0 0 1 1 1
Manny Trillo, R OBP: 0.363, SLG: 0.357 (1, 4)		0-0 P3 ②		0-0 F8 ③			0-0 F8 ①		0-0 1-2 1B ①	4 0 1 0 0 0 0
Dave Kingman, R OBP: 0.260, SLG: 0.382 (1, 7)		0-0 E5 1B ①			0-0 2B ①		0-0 P4 ②		0-3 K ①	4 0 1 0 0 1 2
Larry Cox, R OBP: 0.350, SLG: 0.278 (1, 2)		0-2 1B ③			0-0 P4 ①		0-0 5-3 ③		0-0 F3 ②	3 0 1 0 0 0 1 1 0 0 0 0 0 2
Larry Bittner, L OBP: 0.354, SLG: 0.476 (9, PH)		1-3 1B ③								
Woodie Fryman, R (1, 1)		0-0 5-3 ③			0-0 F8 ②			0-3 K ①	0-0 L9 ③	1 0 0 0 0 0 2 1 0 0 0 0 0 1 0 0 0 0 0 0 0 1 0 0 0 0 0 1 0 0 0 0 0 0 0 0 0 1 0 0 0 0 0 0 2

Inning Stats	R: 0 E: 0 K: 0 S: 7	H: 0 LOB: 1 BB: 1 P: 12	R: 0 E: 1 K: 0 S: 8	H: 1 LOB: 2 BB: 0 P: 8	R: 0 E: 0 K: 0 S: 3	H: 0 LOB: 0 BB: 0 P: 3	R: 0 E: 0 K: 0 S: 3	H: 0 LOB: 0 BB: 0 P: 3	R: 0 E: 0 K: 1 S: 6	H: 1 LOB: 1 BB: 0 P: 6	R: 0 E: 0 K: 0 S: 3	H: 0 LOB: 0 BB: 0 P: 3	R: 1 E: 0 K: 2 S: 14	H: 2 LOB: 1 BB: 0 P: 16	R: 0 E: 0 K: 1 S: 10	H: 1 LOB: 2 BB: 1 P: 14	1B: 5 2B: 1 3B: 0 HR: 0	SF: 1 SAC: 0 DP: 0 HBP: 0	WP: 0 PB: 0 SB: 1 CS: 0	PA: 36
--------------	------------------------------	----------------------------------	------------------------------	---------------------------------	------------------------------	---------------------------------	------------------------------	---------------------------------	------------------------------	---------------------------------	------------------------------	---------------------------------	-------------------------------	----------------------------------	-------------------------------	----------------------------------	----------------------------------	------------------------------------	----------------------------------	--------

PITCHER	IP	WLS	BF	H	R	ER	SO	BB	IBB	HBP	BLK	WP	HR	S	P	ERA	WHIP	PITCHER	IP	WLS	BF	H	R	ER	SO	BB	IBB	HBP	BLK	WP	HR	S	P	ERA	WHIP		
Rick Rhoden, R ERA: 1.79 (1, 1)	9.0	W	36	6	1	0	5	2	0	0	0	0	0	60	71	0.00	0.889																				

BOTTOM

Los Angeles Dodgers @ Chicago Cubs
 Wrigley Field, Chicago, IL
 Thu May 04 1978, 3:33 AM CDT
 Att. 4,030 - Unknown - 45 F

livebaseballscorecards.com

AB	33
R	1
H	6
RBI	1
BB	2
SO	5
LOB	16



Batter	1	2	3	4	5	6	7	8	9	AB R H RBI BB SO LOB	TOP									
Davey Lopes, R OBP: 0.439, SLG: 0.495 (1, 4) X	0-0 F9	0-0 SF8 2B		X 0-0 F8		X 0-0 FC5-2		X 0-0 4-3	5 1 1 0 0 0 4											
Bill Russell, R OBP: 0.300, SLG: 0.359 (1, 6) X	0-0 2B SF8 1B	0-3 K		X 0-0 1B		X 0-0 5-3		X 0-0 1B E 1B	5 2 3 0 0 1 4											
Reggie Smith, S OBP: 0.377, SLG: 0.571 Glenn Burke, R OBP: 0.364, SLG: 0.364 (1, 9) X (7, 8)	0-0 WP 1B 2B	0-0 SF8			X 0-0 5-3		X 0-0 F7	X 0-0 E9 1B	3 1 1 1 0 0 0 1 0 1 0 0 0 0											
Steve Garvey, R OBP: 0.330, SLG: 0.446 (1, 3) X	0-0 SF8	0-0 5-3			X 0-0 6-3		X 0-0 P3	X 0-0 5-3	4 0 0 1 0 0 0											
Rick Monday, L OBP: 0.464, SLG: 0.768 (1, 8) X (7, 9)	0-0 HR 1B		S S 0-3 K		X 0-0 F9		X 0-0 3-1		4 1 1 1 0 1 0											
Dusty Baker Jr., R OBP: 0.382, SLG: 0.440 (1, 7) X	0-0 HR		X 0-0 1-3		X 0-0 1B 1B		X 0-0 P4		4 1 2 2 0 0 0											
Lee Lacy, R OBP: 0.385, SLG: 0.583 Ted Martinez, R (1, 5) X (8, 5)	0-0 WP 1B 1B		X 0-0 L7		X 0-0 SH BB FC5-2 1B		H 1-0 HBP		3 1 2 0 0 0 0 0 0 0 0 0 0 0											
Jerry Grote, R OBP: 0.529, SLG: 0.385 (1, 2) X	0-0 1B			X 0-0 1B SH1 1B		B B B B 4-0 FC5-2 SH BB	X 0-0 P4		3 0 2 1 1 0 1											
Burt Hooton, R (1, 1) X	0-0 F7			X 0-0 SH1		X 0-0 SH FC5-2	X 0-3 K		2 0 0 0 0 1 2											
Inning Stats	R: 5 E: 0 K: 0 S: 9	H: 6 LOB: 1 BB: 0 P: 9	R: 1 E: 0 K: 1 S: 6	H: 1 LOB: 0 BB: 0 P: 6	R: 0 E: 0 K: 1 S: 5	H: 0 LOB: 0 BB: 0 P: 5	R: 0 E: 0 K: 0 S: 3	H: 0 LOB: 0 BB: 0 P: 3	R: 0 E: 0 K: 0 S: 5	H: 2 LOB: 3 BB: 1 P: 9	R: 0 E: 0 K: 0 S: 3	H: 0 LOB: 0 BB: 0 P: 3	R: 0 E: 0 K: 1 S: 5	H: 0 LOB: 1 BB: 0 P: 6	R: 1 E: 1 K: 0 S: 4	H: 2 LOB: 0 BB: 0 P: 4	1B: 10 2B: 2 3B: 0 HR: 1	SF: 2 SAC: 2 DP: 0 HBP: 1	WP: 2 PB: 0 SB: 1 CS: 0	PA: 40
PITCHER	IP WLS BF H R ER SO BB IBB HBP BLK WP HR S P ERA WHIP																			
Bert Blyleven, R ERA: 5.06 (1, 1)	1.0 L 10 7 6 6 0 0 0 0 0 0 2 1 10 10 54.00 7.000																			
Jerry Reuss, L ERA: 4.91 (2, 1)	4.0 13 2 0 0 2 0 0 0 0 0 0 0 17 17 0.00 0.500																			
Bruce Kison, R ERA: 2.57 (6, 1)	2.0 9 2 0 0 0 1 0 0 0 0 0 0 8 12 0.00 1.500																			
Will McEnaney, L ERA: 5.4 (8, 1)	2.0 8 2 1 0 1 0 0 1 0 0 0 0 9 10 0.00 1.000																			

Los Angeles Dodgers @ Pittsburgh Pirates
 Three Rivers Stadium, Pittsburgh, PA
 Fri May 05 1978, 7:05 PM EDT
 Att. 7,580 - Unknown

livebaseballscorecards.com

AB	34
R	7
H	13
RBI	6
BB	1
SO	3
LOB	11



BOTTOM

Los Angeles Dodgers @ Pittsburgh Pirates
Three Rivers Stadium, Pittsburgh, PA

Fri May 05 1978, 7:05 PM EDT
Att. 7,580 - Unknown

livebaseballscorecards.com

AB	33
R	2
H	7
RBI	2
BB	2
SO	4
LOB	14



WP:	0	PA:	35
PB:	0	SB:	2
CS:	0		

AB R H RBI BB SO LOB

4	0	1	0	0	0	0
3	1	1	0	1	1	1
4	0	0	0	0	1	3
4	0	1	1	0	1	2
3	0	1	0	1	1	0
4	0	1	0	0	0	3
4	1	1	1	0	0	2
4	0	1	0	0	0	2
0	0	0	0	0	0	0
1	0	0	0	0	0	1
1	0	0	0	0	0	0
0	0	0	0	0	0	0
1	0	0	0	0	0	0
0	0	0	0	0	0	0

Batter	1	2	3	4	5	6	7	8	9
Frank Taveras, R OBP: 0.221, SLG: 0.274 (1, 6)	0-0 P4		0-0 5-3		0-0 5-3			0-0 2B	
Omar Moreno, L OBP: 0.411, SLG: 0.315 (1, 8)	4-0 4-3 S 1B BB		0-0 4-3 S 1B		0-3 K			0-0 G2	
Dave Parker, L OBP: 0.381, SLG: 0.589 (1, 9)	0-0 4-3		0-0 4-3		0-0 4-3			0-3 K	
John Milner, L OBP: 0.300, SLG: 0.167 (1, 7)	0-0 BB 1B		0-0 G3		0-3 K			0-0 4-3	
Willie Stargell, L OBP: 0.380, SLG: 0.370 (1, 3)	4-0 FC6-4 BB		0-0 FC4-6 1B		0-3 K			0-0 F7	
Rennie Stennett, R OBP: 0.303, SLG: 0.397 (1, 4)	0-0 FC6-4		0-0 P8		0-0 6-3			0-0 1B	
Ed Ott, L OBP: 0.324, SLG: 0.393 (1, 2)		0-0 F6		0-0 FC4-6 1-2f		0-0 HR		0-0 F7	
Phil Garner, R OBP: 0.262, SLG: 0.293 (1, 5)		0-0 G1-6-3 1B		0-0 4-3		0-0 F3		0-0 P5	
Bert Blyleven, R OBP: 0.083, SLG: 0.083 (2, 1)		0-0 G1-6-3		0-0 4-3		0-0 4-1			
Jerry Reuss, L (5, PH)									
Steve Brye, R OBP: 0.440, SLG: 0.400 (6, 1)									
Bruce Kison, R (7, PH)									
Manny Sanguillen, R OBP: 0.262, SLG: 0.478 (8, 1)									
Will McEnaney, L (8, 1)									

Inning Stats	R: 1	H: 1	E: 0	LOB: 2	K: 0	S: 4	P: 12	R: 0	H: 1	E: 0	LOB: 0	K: 0	S: 3	P: 3	R: 0	H: 1	E: 0	LOB: 1	K: 0	S: 4	P: 4	R: 0	H: 0	E: 0	LOB: 0	K: 1	S: 5	P: 5	R: 0	H: 0	E: 0	LOB: 0	K: 2	S: 7	P: 7	R: 1	H: 1	E: 0	LOB: 0	K: 0	S: 4	P: 4	R: 0	H: 1	E: 0	LOB: 1	K: 1	S: 6	P: 6	R: 0	H: 1	E: 0	LOB: 1	K: 0	S: 4	P: 4
--------------	------	------	------	--------	------	------	-------	------	------	------	--------	------	------	------	------	------	------	--------	------	------	------	------	------	------	--------	------	------	------	------	------	------	--------	------	------	------	------	------	------	--------	------	------	------	------	------	------	--------	------	------	------	------	------	------	--------	------	------	------

PITCHER	IP	WLS	BF	H	R	ER	SO	BB	IBB	HBP	BLK	WP	HR	S	P	ERA	WHIP
Burt Hooton, R ERA: 2.94 (1, 1)	9.0	W	35	7	2	2	4	2	0	0	0	0	1	41	49	2.00	1.000

Batter	1	2	3	4	5	6	7	8	9	AB R H RBI BB SO LOB	TOP										
Davey Lopes, R (1, 4) OBP: 0.432, SLG: 0.485	0-0 F9		0-0 FC6-4 1B			0-3 K		0-0 5-3		4 0 1 0 0 1 0											
Bill Russell, R (1, 6) OBP: 0.289, SLG: 0.346	0-0 F8		0-0 FC6-4 1-2f			0-0 5-3		0-0 F9		4 0 0 0 0 0 1											
Reggie Smith, S (1, 9) OBP: 0.367, SLG: 0.553	0-3 K				0-0 F9		0-0 5-3		0-0 HR	3 0 0 0 0 1 0											
Glenn Burke, R (7, 8) OBP: 0.364, SLG: 0.364										0 0 0 0 0 0 0											
Lee Lacy, R (9, PH) OBP: 0.429, SLG: 0.846										1 1 1 1 0 0 0											
Ron Cey, R (1, 5) OBP: 0.419, SLG: 0.427		0-3 K			0-0 F7		0-0 1B 1B		0-0 1-3	4 1 1 0 0 1 0											
Steve Garvey, R (1, 3) OBP: 0.319, SLG: 0.429		0-0 L1			0-0 L5		0-3 K		0-0 4-3	4 0 0 0 0 1 1											
Dusty Baker Jr., R (1, 7) OBP: 0.396, SLG: 0.453		0-0 1B			0-0 F8		0-0 1B 1B		0-0 2B 1B	4 0 3 0 0 0 0											
Rick Monday, L (1, 8) OBP: 0.465, SLG: 0.767		0-3 K			0-0 4-3		0-0 1B 1-2 2-H		0-0 2B	4 0 2 1 0 1 1											
Steve Yeager, R (1, 2) OBP: 0.284, SLG: 0.236			0-0 F8		0-0 5-3		0-0 L8		0-3 K	3 0 0 0 0 0 2											
Vic Davalillo, L (9, PH) OBP: 0.300, SLG: 0.222										0 0 0 0 0 0 0											
Ted Martinez, R (9, PH)										1 0 0 0 0 1 2											
Don Sutton, R (1, 1)			0-0 F8			0-0 5-3		0-0 F8		1 0 0 0 0 0 0											
Manny Mota, R (6, PH)										1 0 0 0 0 0 0											
Bobby Castillo, R (6, 1)										0 0 0 0 0 0 0											
Jerry Grote, R (8, PH) OBP: 0.500, SLG: 0.357										1 0 0 0 0 0 0											
Charlie Hough, R (8, 1) OBP: 0.600, SLG: 0.800										0 0 0 0 0 0 0											
Inning Stats	R: 0 E: 0 K: 1 S: 5	H: 0 LOB: 0 BB: 0 P: 5	R: 0 E: 0 K: 2 S: 8	H: 1 LOB: 1 BB: 0 P: 8	R: 0 E: 0 K: 0 S: 4	H: 1 LOB: 1 BB: 0 P: 4	R: 0 E: 0 K: 0 S: 3	H: 0 LOB: 0 BB: 0 P: 3	R: 0 E: 0 K: 1 S: 5	H: 0 LOB: 0 BB: 0 P: 5	R: 1 E: 0 K: 1 S: 8	H: 3 LOB: 2 BB: 0 P: 8	R: 0 E: 0 K: 0 S: 3	H: 0 LOB: 0 BB: 0 P: 3	R: 1 E: 0 K: 1 S: 8	H: 3 LOB: 2 BB: 0 P: 8	1B: 6 2B: 1 3B: 0 HR: 1	SF: 0 SAC: 0 DP: 0 HBP: 0	WP: 0 PB: 0 SB: 0 CS: 0	PA: 35	
PITCHER	IP WLS BF H R ER SO BB IBB HBP BLK WP HR S P ERA WHIP																				
John Candelaria, L (1, 1) ERA: 4.09	8.0 W 30 6 2 2 5 0 0 0 0 0 0 1 40 40 2.25 0.750																				
Kent Tekulve, R (9, 1) ERA: 0.53	0.2 4 2 0 0 0 0 0 0 0 0 0 0 4 4 0.00 3.000																				
Grant Jackson, L (9, 1) ERA: 4.91	0.1 S 1 0 0 0 1 0 0 0 0 0 0 0 3 3 0.00 0.000																				

Los Angeles Dodgers @ Pittsburgh Pirates
 Three Rivers Stadium, Pittsburgh, PA
 Sat May 06 1978, 3:33 AM EDT
 Att. 8,919 - Unknown

AB	35
R	2
H	8
RBI	2
BB	0
SO	6
LOB	7



Batter	1	2	3	4	5	6	7	8	9
Frank Taveras, R OBP: 0.253, SLG: 0.318 (1, 6)	0-0 1B 2B	0-0 6-3		0-0 1-3 2B		4-0 BB CS BB		0-0 CS 1B	
Omar Moreno, L OBP: 0.415, SLG: 0.307 (1, 8)	4-0 1B BB	0-0 G3		0-0 1-3		4-0 1B BB		0-0 CS	
Dave Parker, L OBP: 0.386, SLG: 0.606 (1, 9)	0-0 L6	0-0 G3			0-0 3B	0-0 1B			
Bill Robinson, R OBP: 0.319, SLG: 0.420 (1, 7)	0-0 1B		0-3 K		0-3 K	0-3 K			
Willie Stargell, L OBP: 0.387, SLG: 0.367 (1, 3)	0-0 6-3 1B		0-0 F8		4-0 IBB		0-0 P5		
Rennie Stennett, R OBP: 0.313, SLG: 0.395 (1, 4)	0-0 1-2 1B		0-0 F9		4-0 BB		0-0 P9		
Ed Ott, L OBP: 0.306, SLG: 0.369 (1, 2)	0-0 6-3		0-0 G3		0-3 K		0-3 K		
Phil Garner, R OBP: 0.250, SLG: 0.278 (1, 5)	0-0 L8		0-0 F9		0-0 4-3		0-0 4-3		
John Candelaria, L OBP: 0.294, SLG: 0.267 (1, 1)		0-0		0-0		0-0		0-3	
Kent Tekulve, R (9, 1)									
Grant Jackson, S (9, 1)				2B 1B				K	

AB	R	H	RBI	BB	SO	LOB
4	1	3	0	1	0	1
2	1	0	0	2	0	3
4	0	2	0	0	0	3
4	1	1	1	0	3	3
3	0	1	2	1	0	0
3	0	1	0	1	0	0
4	0	0	0	0	2	5
4	0	0	0	0	0	5
4	0	2	0	0	1	0
0	0	0	0	0	0	0
0	0	0	0	0	0	0

AB	R	H	RBI	BB	SO	LOB
32	3	10	3	5	6	20

WP	PA
0	38

Inning Stats	R	H	E	K	S	L	LOB	BB	P						
R: 3 E: 0 K: 0 S: 7	H: 4 LOB: 2 BB: 1 P: 11	R: 0 E: 0 K: 0 S: 4	H: 1 LOB: 1 BB: 0 P: 4	R: 0 E: 0 K: 1 S: 5	H: 0 LOB: 0 BB: 0 P: 5	R: 0 E: 0 K: 0 S: 5	H: 2 LOB: 2 BB: 0 P: 5	R: 0 E: 0 K: 2 S: 8	H: 1 LOB: 3 BB: 2 P: 16	R: 0 E: 0 K: 1 S: 5	H: 1 LOB: 2 BB: 2 P: 13	R: 0 E: 0 K: 1 S: 5	H: 0 LOB: 0 BB: 0 P: 5	R: 0 E: 0 K: 1 S: 5	H: 1 LOB: 0 BB: 0 P: 5

PITCHER	IP	WLS	BF	H	R	ER	SO	BB	IBB	HBP	BLK	WP	HR	S	P	ERA	WHIP
Don Sutton, R ERA: 5.86 (1, 1)	5.0	L	26	8	3	3	3	2	1	0	0	0	0	29	41	5.40	2.000
Bobby Castillo, R ERA: 3.48 (6, 1)	2.0		8	1	0	0	2	2	0	0	0	0	0	10	18	0.00	1.500
Charlie Hough, R ERA: 6.17 (8, 1)	1.0		3	1	0	0	1	0	0	0	0	0	0	5	5	0.00	1.000

PITCHER	IP	WLS	BF	H	R	ER	SO	BB	IBB	HBP	BLK	WP	HR	S	P	ERA	WHIP

Los Angeles Dodgers @ Pittsburgh Pirates
 Three Rivers Stadium, Pittsburgh, PA
 Sat May 06 1978, 3:33 AM EDT
 Att. 8,919 - Unknown

livebaseballscorecards.com



Batter	1	2	3	4	5	6	7	8	9	AB R H RBI BB SO LOB	TOP											
Davey Lopes, R (1, 4) OBP: 0.431, SLG: 0.475	0-3 K		0-0 G6-4-3 1B		0-0 F9		4-0 BB BB BB BB		0-0 G4-3	4 0 1 0 1 1 3	Los Angeles Dodgers @ Pittsburgh Pirates Three Rivers Stadium, Pittsburgh, PA Sun May 07 1978, 3:33 AM EDT Att. 18,208 - Unknown livebaseballscorecards.com											
Bill Russell, R (1, 6) OBP: 0.303, SLG: 0.360	0-0 F8		0-0 G6-4-3			0-0 WP 2B	4-0 BB BB BB	4-0 BB BB BB	0-0 HR 1B	4 1 2 2 1 0 1												
Reggie Smith, S (1, 9) OBP: 0.377, SLG: 0.592	4-0 BB			0-0 2B		0-0 6-3	0-0 P4	0-0 BB BB BB	0-0 HR 1B	4 1 2 2 1 0 4												
Ron Cey, R (1, 5) OBP: 0.409, SLG: 0.409	0-3 K			0-0 F9		4-0 WP BB	0-0 F5	0-0 F9	0-0 F9	4 0 0 0 1 1 5												
Steve Garvey, R (1, 3) OBP: 0.308, SLG: 0.413		0-0 5-3		0-0 F2		0-3 K 1-2 2-3		0-3 K		4 0 0 0 0 2 3												
Dusty Baker Jr., R (1, 7) OBP: 0.382, SLG: 0.434		0-0 5-3		0-0 6-3		0-0 F9		0-3 K		4 0 0 0 0 1 3												
Rick Monday, L (1, 8) OBP: 0.467, SLG: 0.753		0-0 1B		0-0 F5			4-0 FC6 BB BB	0-3 K		3 1 1 0 1 1 0												
Steve Yeager, R (1, 2) OBP: 0.286, SLG: 0.230		0-0 F8		0-0 6-3			4-0 FC6 BB BB		0-0 E5 G4-3 BB 1B	2 0 0 0 1 0 1 1 1 0 0 0 0 0												
Vic Davalillo, L (9, PH) OBP: 0.273, SLG: 0.200																						
Tommy John, R (1, 1) OBP: 0.286, SLG: 0.231			0-0 5-3		4-0 BB		0-0 FC6 BB BB		4-0 G4-3 BB	1 0 0 0 1 0 0 1 0 0 0 0 0 2 0 0 0 0 0 0 0 0 0 0 0 1 0 0												
Manny Mota, R (7, PH)																						
Mike Garman, R (7, 1)																						
Lee Lacy, R (9, PH) OBP: 0.467, SLG: 0.846																						
Inning Stats	R: 0 E: 0 K: 2 S: 7	H: 0 LOB: 1 BB: 1 P: 11	R: 0 E: 0 K: 0 S: 4	H: 1 LOB: 1 BB: 0 P: 4	R: 0 E: 0 K: 0 S: 3	H: 1 LOB: 0 BB: 0 P: 3	R: 0 E: 0 K: 0 S: 4	H: 1 LOB: 1 BB: 0 P: 4	R: 0 E: 0 K: 0 S: 3	H: 0 LOB: 1 BB: 1 P: 7	R: 0 E: 0 K: 1 S: 6	H: 1 LOB: 2 BB: 1 P: 10	R: 1 E: 0 K: 0 S: 3	H: 0 LOB: 3 BB: 4 P: 19	R: 0 E: 0 K: 3 S: 9	H: 0 LOB: 0 BB: 0 P: 9	R: 3 E: 1 K: 0 S: 5	H: 2 LOB: 0 BB: 1 P: 9	1B: 3 2B: 2 3B: 0 HR: 1	SF: 0 SAC: 0 DP: 2 HBP: 0	WP: 1 PB: 0 SB: 0 CS: 0	PA: 40
PITCHER	IP WLS BF H R ER SO BB IBB HBP BLK WP HR S P ERA WHIP																					
Jim Rooker, L (1, 1) ERA: 5.01	6.0 W 26 4 1 1 3 5 0 0 0 1 0 27 47 1.50 1.500																					
Jim Bibby, R (7, 1) ERA: 3.38	2.2 13 2 3 0 3 3 0 0 0 0 1 16 28 0.00 1.875																					
Kent Tekulve, R (9, 1) ERA: 0.52	0.1 S 1 0 0 0 0 0 0 0 0 0 0 1 1 0.00 0.000																					



Batter	1	2	3	4	5	6	7	8	9
Frank Taveras, R (1, 6) <small>OBP: 0.263, SLG: 0.326</small> Mario Mendoza, R (8, 6) <small>OBP: 0.231, SLG: 0.417</small>	0-0 1-3	0-0 1-3		0-0 1-3		0-0 4-3		0-0 F7	
Omar Moreno, L (1, 8) <small>OBP: 0.414, SLG: 0.295</small>	4-0 1B	0-3 K		0-3 K		4-0 1B		0-3 K	
Dave Parker, L (1, 9) <small>OBP: 0.381, SLG: 0.592</small>	0-3 K	0-3 K		0-3 K		0-0 1B			
Bill Robinson, R (1, 7) <small>OBP: 0.337, SLG: 0.429</small>	0-0 1B		0-0 FC3	0-0 3-1		4-0 1B			
Willie Stargell, L (1, 3) <small>OBP: 0.373, SLG: 0.340</small>	0-3 K		0-3 K		0-0 L3	0-0 G3			
Rennie Stennett, R (1, 4) <small>OBP: 0.310, SLG: 0.388</small>		0-0 2B	0-0 E6		0-0 1-3		0-0 F8		
Phil Garner, R (1, 5) <small>OBP: 0.250, SLG: 0.289</small>		0-0 1B	0-0 FC3		0-0 6-3		0-0 F3		
Duffy Dyer, R (1, 2) <small>OBP: 0.333, SLG: 0.400</small>		0-0 5-3	0-0 5-3			0-0 1B	0-3 K		
Jim Rooker, R (1, 1) <small>OBP: 0.100, SLG: 0.100</small> Jim Bibby, R (7, 1) <small>OBP: 0.600, SLG: 0.333</small> Kent Tekulve, R (9, 1) <small>OBP: 0.231, SLG: 0.417</small>		0-0 1B	0-3 K			0-0 3-4		0-0 6-3	

Inning Stats	R: 1	H: 1	E: 0	K: 2	S: 8	R: 2	H: 4	E: 0	K: 2	S: 11	R: 1	H: 1	E: 1	K: 2	S: 10	R: 0	H: 1	E: 0	K: 2	S: 8	R: 0	H: 0	E: 0	K: 0	S: 3	R: 2	H: 2	E: 0	K: 0	S: 5	R: 0	H: 0	E: 0	K: 1	S: 5	R: 0	H: 0	E: 0	K: 1	S: 5
	LOB: 1	BB: 1	P: 12	LOB: 2	BB: 0	P: 11	LOB: 2	BB: 0	P: 10	LOB: 1	BB: 0	P: 8	LOB: 0	BB: 0	P: 3	LOB: 0	BB: 0	P: 3	LOB: 2	BB: 2	P: 13	LOB: 0	BB: 0	P: 5	LOB: 0	BB: 0	P: 5	LOB: 0	BB: 0	P: 5	LOB: 0	BB: 0	P: 5	LOB: 0	BB: 0	P: 5	LOB: 0	BB: 0	P: 5	

PITCHER	IP	WLS	BF	H	R	ER	SO	BB	IBB	HBP	BLK	WP	HR	S	P	ERA	WHIP
Tommy John, L (1, 1) <small>ERA: 2.89</small>	6.0	L	32	9	6	5	8	3	0	0	0	0	0	45	57	7.50	2.000
Mike Garman, R (7, 1) <small>ERA: 3.27</small>	2.0		6	0	0	0	2	0	0	0	0	0	0	10	10	0.00	0.000

AB R H RBI BB SO LOB

4	0	2	0	0	0	1
1	0	0	0	0	0	0
3	2	0	0	2	3	3
4	0	1	2	0	3	4
3	1	2	1	1	0	1
4	0	0	0	0	2	4
4	1	1	0	0	0	1
4	1	1	2	0	0	1
4	1	1	0	0	1	3
3	0	1	1	0	1	3
1	0	0	0	0	0	0
0	0	0	0	0	0	0

1B: 8	SF: 0	WP: 0	PA: 38
2B: 1	SAC: 0	PB: 0	
3B: 0	DP: 0	SB: 8	
HR: 0	HBP: 0	CS: 0	

Los Angeles Dodgers @ Pittsburgh Pirates
 Three Rivers Stadium, Pittsburgh, PA
 Sun May 07 1978, 3:33 AM EDT
 Att. 18,208 - Unknown

AB	35
R	6
H	9
RBI	6
BB	3
SO	10
LOB	21



PITCHER	IP	WLS	BF	H	R	ER	SO	BB	IBB	HBP	BLK	WP	HR	S	P	ERA	WHIP
---------	----	-----	----	---	---	----	----	----	-----	-----	-----	----	----	---	---	-----	------

Batter	1	2	3	4	5	6	7	8	9	AB R H RBI BB SO LOB	TOP		
Lou Brock, L (1, 7) X OBP: 0.358, SLG: 0.329	0-0 ① 4-3		0-0 ③ 6-3		0-0 ③ 3-1			0-0 2B 2B		4 0 1 0 0 0 3	St. Louis Cardinals @ Los Angeles Dodgers Dodger Stadium, Los Angeles, CA Tue May 09 1978, 7:05 PM PDT Att: 33,262 - Unknown livebaseballscorecards.com		
Garry Templeton, S (1, 6) S S S OBP: 0.234, SLG: 0.295	0-3 ② K			0-0 ① 4-3		0-0 ① F7		0-0 FC5 2B	4 0 1 0 0 1 0				
Keith Hernandez, L (1, 3) X OBP: 0.417, SLG: 0.519	0-0 ③ F7			0-0 ② F9		0-0 ② F8		0-3 ② K	4 0 0 0 0 1 2				
Ted Simmons, S (1, 2) X OBP: 0.383, SLG: 0.464		0-0 ① F7		0-0 ③ 6-3		0-0 FC6-4 1B		4-0 BB	3 0 1 0 1 0 0				
Jerry Morales, R (1, 8) X OBP: 0.311, SLG: 0.343		0-0 ② F9			0-0 FC5-4 1B	0-0 ③ FC6-4		0-0 ③ FC5	4 0 1 0 0 0 4				
Ken Reitz, R (1, 5) X OBP: 0.352, SLG: 0.465		0-0 HR		0-0 ① FC5-4 1B 1B		0-0 ① 4-3		0-0 1-4-3 1B	4 1 2 1 0 0 1				
Tony Scott, S (1, 9) X OBP: 0.311, SLG: 0.293	0-0 ③ F7		0-3 ② K		0-0 ② 5-3		0-3 ① K	0-3 ① K	4 0 0 0 0 2 2				
Mike Tyson, R (1, 4) X OBP: 0.298, SLG: 0.338			0-0 ① F8		0-0 1B 1B	0-3 ③ K		0-0 ② 1-4-3	4 0 1 0 0 1 1				
Eric Rasmussen, R (1, 1) OBP: 0.154, SLG: 0.154 Roger Freed, R (5, PH) OBP: 0.292, SLG: 0.609 John Ureca, R (5, 1) OBP: 0.125, SLG: 0.125 Gary Sutherland, R (8, PH) OBP: 0.250, SLG: 0.250 Mark Littell, L (8, 1) Steve Swisher, R (9, PH) OBP: 0.286, SLG: 0.167		0-3 ② K		0-0 1-2 2-3 1B			0-0 ① P3	0-0 ③ P4	1 0 0 0 0 1 0 1 0 1 0 0 0 0 0 0 0 0 0 0 0 1 0 0 0 0 0 0 0 0 0 0 0 0 0 1 0 0 0 0 0 1				
Inning Stats	R: 0 H: 0 E: 0 LOB: 0 K: 1 BB: 0 S: 5 P: 5	R: 1 H: 1 E: 0 LOB: 0 K: 0 BB: 0 S: 4 P: 4	R: 0 H: 0 E: 0 LOB: 0 K: 1 BB: 0 S: 5 P: 5	R: 0 H: 0 E: 0 LOB: 0 K: 0 BB: 0 S: 3 P: 3	R: 0 H: 3 E: 0 LOB: 3 K: 1 BB: 0 S: 8 P: 8	R: 0 H: 1 E: 0 LOB: 1 K: 0 BB: 0 S: 4 P: 4	R: 0 H: 0 E: 0 LOB: 0 K: 1 BB: 0 S: 5 P: 5	R: 0 H: 2 E: 0 LOB: 3 K: 1 BB: 1 S: 7 P: 11	R: 0 H: 1 E: 0 LOB: 1 K: 1 BB: 0 S: 6 P: 6	1B: 5 SF: 0 2B: 2 SAC: 0 3B: 0 DP: 0 HR: 1 HBP: 0	WP: 0 PA: 36 PB: 0 SB: 0 CS: 0		
PITCHER	IP WLS BF H R ER SO BB IBB HBP BLK WP HR S P ERA WHIP											PITCHER	IP WLS BF H R ER SO BB IBB HBP BLK WP HR S P ERA WHIP
Doug Rau, L (1, 1) ERA: 2.72	7.1 W 29 7 1 1 4 0 0 0 0 0 0 1 37 37 1.23 0.955												
Terry Forster, L (8, 1) ERA: 2.19	1.2 S 7 1 0 0 2 1 0 0 0 0 0 0 10 14 0.00 1.200												



Batter	1	2	3	4	5	6	7	8	9	AB	R	H	RBI	BB	SO	LOB
Davey Lopes, R OBP: 0.429, SLG: 0.471 (1, 4)	L1		5-3 BLK SF9 1B	G6-4-3			SH1-4			3	1	1	0	0	0	2
Bill Russell, R OBP: 0.293, SLG: 0.348 (1, 6)	F7		5-3		5-3		5-3			4	0	0	0	0	0	2
Reggie Smith, S OBP: 0.381, SLG: 0.614 (1, 9)	HR		BB		K		G3			3	1	1	1	1	1	1
Ron Cey, R OBP: 0.404, SLG: 0.406 (1, 5)	P4		SF9		1B		K			3	0	1	1	0	1	0
Steve Garvey, R OBP: 0.306, SLG: 0.407 (1, 3)		F2	K		K			1B		4	0	1	0	0	2	2
Dusty Baker Jr., R OBP: 0.389, SLG: 0.446 (1, 7)		2B BB		1B SH		K		L4		2	1	1	0	1	1	0
Glenn Burke, R OBP: 0.333, SLG: 0.333 (7, 7)				2B						1	0	0	0	0	0	1
Rick Monday, L OBP: 0.459, SLG: 0.742 (1, 8)		1-3	2B	K		5-3		F8		4	0	1	0	0	1	2
Steve Yeager, R OBP: 0.287, SLG: 0.234 (1, 2)		0-3	K	SH	1B	6-3				3	0	1	0	0	1	2
Doug Rau, L OBP: 0.200, SLG: 0.200 (1, 1)		0-0	F7	SH						2	0	1	1	0	0	2
Terry Forster, L (8, 1)				G6-4-3			SH1-4			0	0	0	0	0	0	0

Inning Stats		R: 1	H: 1	R: 0	H: 1	R: 1	H: 2	R: 0	H: 1	R: 0	H: 0	R: 0	H: 1	R: 0	H: 1	R: 0	H: 1
Eric Rasmussen, R (1, 1) ERA: 4.15		E: 0	LOB: 0	E: 0	LOB: 2	E: 0	LOB: 1	E: 0	LOB: 1	E: 0	LOB: 0	E: 0	LOB: 1	E: 0	LOB: 1	E: 0	LOB: 1
John Urrea, R (5, 1) ERA: 3.13		K: 0	BB: 0	K: 1	BB: 1	K: 1	BB: 0	K: 1	BB: 0	K: 0	BB: 0	K: 0	BB: 0	K: 1	BB: 0	K: 1	BB: 0
Mark Littell, R (8, 1) ERA: 2.33		S: 4	P: 4	S: 6	P: 10	S: 6	P: 10	S: 7	P: 7	S: 8	P: 8	S: 5	P: 5	S: 4	P: 4	S: 6	P: 6

BOTTOM

St. Louis Cardinals @ Los Angeles Dodgers
Dodger Stadium, Los Angeles, CA

Tue May 09 1978, 7:05 PM PDT
Att. 33,262 - Unknown

livebaseballscorecards.com

AB	29
R	3
H	8
RBI	3
BB	2
SO	7
LOB	14



PITCHER		IP	WLS	BF	H	R	ER	SO	BB	IBB	HBP	BLK	WP	HR	S	P	ERA	WHIP
Eric Rasmussen, R (1, 1) ERA: 4.15		4.0	L	19	5	3	3	3	2	0	0	1	0	1	23	31	6.75	1.750
John Urrea, R (5, 1) ERA: 3.13		3.0		11	2	0	0	3	0	0	0	0	0	0	17	17	0.00	0.667
Mark Littell, R (8, 1) ERA: 2.33		1.0		4	1	0	0	1	0	0	0	0	0	0	6	6	0.00	1.000

Batter	1	2	3	4	5	6	7	8	9	AB R H RBI BB SO LOB
--------	---	---	---	---	---	---	---	---	---	----------------------

Lou Brock, L OBP: 0.360, SLG: 0.329 (1, 7)	0-3 K		0-0 FC4-6 1B	0-0 4-3		0-0 SF7		4-0 CS BB		3 0 1 1 1 1 1
Garry Templeton, S OBP: 0.233, SLG: 0.299 (1, 6)	0-0 4-3 2B		0-0 FC4-6 1B G3		0-0 F8	0-0 P6		0-0 F7		5 1 1 1 0 0 3
Keith Hernandez, L OBP: 0.400, SLG: 0.495 (1, 3)	0-0 4-3		0-0 G3		0-3 K		0-0 F9		0-0 F7	5 0 0 0 0 1 2
Ted Simmons, S OBP: 0.400, SLG: 0.465 (1, 2)	4-0 BB		0-0 FC5-4 1B		4-0 HR BB		4-0 WP BB BB		0-0 F7	2 1 1 1 3 0 0
Jerry Morales, R OBP: 0.315, SLG: 0.367 (1, 8)	0-3 K		0-0 FC5-4		0-0 HR		4-0 WP BB		0-0 F7	4 1 1 2 1 1 3
Ken Reitz, R OBP: 0.339, SLG: 0.447 (1, 5)		0-0 P4		0-0 P5	0-0 5-3		0-0 F2			4 0 0 0 0 0 2
Tony Scott, S OBP: 0.347, SLG: 0.318 (1, 9)		0-0 4-3		0-0 2B 1B		0-0 1B SF7 1B	4-0 BB BB BB			3 2 2 0 1 0 0
Mike Tyson, R OBP: 0.307, SLG: 0.357 (1, 4)		0-0 4-3		0-0 2B		0-0 1B			0-0 P6	4 0 2 1 0 0 3
John Denny, R OBP: 0.368, SLG: 0.500 Jim Dwyer, L OBP: 0.313, SLG: 0.414 Mark Littell, L (4, 1)			0-0 1B FC4-6 2B	0-0 L4		0-0 G3		0-0 P3		1 1 1 0 0 0 0 1 0 0 0 0 0 1 2 0 0 0 0 0 2

Inning Stats	R: 0 E: 0 K: 2 S: 8	H: 1 LOB: 2 BB: 1 P: 12	R: 0 E: 0 K: 0 S: 3	H: 0 LOB: 0 BB: 0 P: 3	R: 2 E: 0 K: 0 S: 6	H: 3 LOB: 1 BB: 0 P: 6	R: 1 E: 0 K: 0 S: 5	H: 2 LOB: 1 BB: 0 P: 5	R: 2 E: 0 K: 1 S: 6	H: 1 LOB: 0 BB: 1 P: 10	R: 1 E: 0 K: 0 S: 5	H: 2 LOB: 1 BB: 0 P: 5	R: 0 E: 0 K: 0 S: 3	H: 0 LOB: 3 BB: 3 P: 15	R: 0 E: 0 K: 0 S: 2	H: 0 LOB: 0 BB: 1 P: 6	R: 0 E: 0 K: 0 S: 3	H: 0 LOB: 0 BB: 0 P: 3	1B: 5 2B: 3 3B: 0 HR: 1	SF: 1 SAC: 0 DP: 0 HBP: 0	WP: 1 PB: 0 SB: 0 CS: 1	PA: 41
--------------	------------------------------	----------------------------------	------------------------------	---------------------------------	------------------------------	---------------------------------	------------------------------	---------------------------------	------------------------------	----------------------------------	------------------------------	---------------------------------	------------------------------	----------------------------------	------------------------------	---------------------------------	------------------------------	---------------------------------	----------------------------------	------------------------------------	----------------------------------	--------


PITCHER	IP	WLS	BF	H	R	ER	SO	BB	IBB	HBP	BLK	WP	HR	S	P	ERA	WHIP
Rick Rhoden, R ERA: 2.76 (1, 1)	5.1	L	27	9	6	6	3	2	0	0	0	0	1	31	39	10.12	2.062
Bobby Castillo, R ERA: 3.27 (6, 1)	0.2		2	0	0	0	0	0	0	0	0	0	0	2	2	0.00	0.000
Charlie Hough, R ERA: 4.91 (7, 1)	3.0		12	0	0	0	0	4	0	0	0	1	0	8	24	0.00	1.333

TOP

St. Louis Cardinals @ Los Angeles Dodgers
Dodger Stadium, Los Angeles, CA

Wed May 10 1978, 7:05 PM PDT
Att: 34,851 - Unknown

AB	34
R	6
H	9
RBI	6
BB	6
SO	3
LOB	17



Batter	1	2	3	4	5	6	7	8	9	AB R H RBI BB SO LOB
Davey Lopes, R OBP: 0.435, SLG: 0.481 (1, 4)	0-0 1B 2B	4-0 G6-3 BB	0-0 F9			0-0 G6-3 1-2f			0-0 1B	4 1 2 0 1 0 3
Bill Russell, R OBP: 0.297, SLG: 0.350 (1, 6)	0-0 2B 1B	0-0 G6-3 1-2f			0-0 F7		0-0 CS 1B		0-3 K	5 1 2 1 0 1 2
Reggie Smith, S OBP: 0.385, SLG: 0.615 (1, 9)	0-0 1B 2B	4-0 BB			0-0 F9		0-3 K			3 1 1 1 1 1 1
Ron Cey, R OBP: 0.390, SLG: 0.390 (1, 5)	0-0 F9	0-3 K			0-3 K		0-0 5-3			4 0 0 0 0 2 2
Steve Garvey, R OBP: 0.296, SLG: 0.393 (1, 3)	0-0 5-3		0-0 F7		0-3 K		0-0 L7			4 0 0 0 0 1 1
Rick Monday, L OBP: 0.451, SLG: 0.719 (1, 8)	4-0 1B BB		0-3 K		0-3 K		0-0 P4			3 1 0 0 1 2 0
Lee Lacy, R OBP: 0.474, SLG: 0.824 (1, 7)	0-0 E 1B 1B		0-0 1B 2B		0-0 F8		0-0 5-3			4 1 2 1 0 0 0
Steve Yeager, R OBP: 0.300, SLG: 0.250 Vic Davalillo, L OBP: 0.250, SLG: 0.182 (1, 2) (9, PH)	0-0 E9 1B		0-0 1B 1B		0-3 K		0-3 K		0-3 K	3 0 2 2 0 1 0 1 0 0 0 0 1 0
Rick Rhoden, R OBP: 0.278, SLG: 0.250 Bobby Castillo, R (6, 1)	0-0 6-3		0-0 1B		4-0 G6-3 BB		0-3 K		0-3 K	2 0 1 0 0 0 2 0 0 0 0 0 0 0 0 0 0 0 1 0 0 0 0 0 0 0 0 0 1 0 0 0 0 1 0
Johnny Oates, L OBP: 0.667, SLG: 0.500 Charlie Hough, R OBP: 0.600, SLG: 0.800 Dusty Baker Jr., R OBP: 0.386, SLG: 0.441 (6, PH) (7, 1) (9, PH)			0-0 1B							

Inning Stats	R: 4 E: 1 K: 0 S: 8	H: 5 LOB: 2 BB: 1 P: 12	R: 0 E: 0 K: 1 S: 4	H: 0 LOB: 1 BB: 2 P: 12	R: 1 E: 0 K: 1 S: 8	H: 3 LOB: 2 BB: 0 P: 8	R: 0 E: 0 K: 1 S: 5	H: 0 LOB: 0 BB: 0 P: 5	R: 0 E: 0 K: 2 S: 7	H: 0 LOB: 0 BB: 0 P: 7	R: 0 E: 0 K: 1 S: 4	H: 0 LOB: 0 BB: 1 P: 8	R: 0 E: 0 K: 1 S: 5	H: 1 LOB: 0 BB: 0 P: 5	R: 0 E: 0 K: 0 S: 3	H: 0 LOB: 0 BB: 0 P: 3	R: 0 E: 0 K: 3 S: 10	H: 1 LOB: 1 BB: 0 P: 10	1B: 7 2B: 3 3B: 0 HR: 0	SF: 0 SAC: 0 DP: 2 HBP: 0	WP: 0 PB: 0 SB: 0 CS: 1	PA: 38
--------------	------------------------------	----------------------------------	------------------------------	----------------------------------	------------------------------	---------------------------------	------------------------------	---------------------------------	------------------------------	---------------------------------	------------------------------	---------------------------------	------------------------------	---------------------------------	------------------------------	---------------------------------	-------------------------------	----------------------------------	----------------------------------	------------------------------------	----------------------------------	--------

PITCHER	IP	WLS	BF	H	R	ER	SO	BB	IBB	HBP	BLK	WP	HR	S	P	ERA	WHIP
John Denny, R ERA: 2.75 (1, 1)	3.0		19	8	5	5	2	3	0	0	0	0	0	20	32	15.00	3.667
Mark Littell, R ERA: 1.78 (4, 1)	6.0	W	19	2	0	0	8	1	0	0	0	0	0	34	38	0.00	0.500


BOTTOM

St. Louis Cardinals @ Los Angeles Dodgers
Dodger Stadium, Los Angeles, CA

Wed May 10 1978, 7:05 PM PDT
Att. 34,851 - Unknown

livebaseballscorecards.com

AB	34
R	5
H	10
RBI	5
BB	4
SO	10
LOB	11



Batter	1	2	3	4	5	6	7	8	9	AB R H RBI BB SO LOB	TOP											
Lou Brock, L (1, 7) OBP: 0.356, SLG: 0.316	0-0 G3			0-0 4-3		0-0 F8		4-0 FC4-2 IBB		3 0 0 0 1 0 0	St. Louis Cardinals @ Los Angeles Dodgers Dodger Stadium, Los Angeles, CA Thu May 11 1978, 7:05 PM PDT Att: 30,007 - Unknown livebaseballscorecards.com											
Garry Templeton, S (1, 6) OBP: 0.233, SLG: 0.298	0-0 3-1			0-0 5-3 1B			0-0 4-3	0-0 FC4-2		4 0 1 0 0 0 3												
Keith Hernandez, L (1, 3) OBP: 0.388, SLG: 0.478	0-3 K			0-0 5-3 1-3			0-0 E3 CS	0-0 L9		4 0 0 0 0 1 4												
Ted Simmons, S (1, 2) OBP: 0.403, SLG: 0.490		0-0 4-3		0-0 F8			0-0 1-2 HR	4-0 G5-4-3 BB		3 1 1 1 1 0 1												
Jerry Morales, R (1, 8) OBP: 0.305, SLG: 0.354		0-0 F8		0-0 5-3			0-0 F7	0-3 K		4 0 0 0 0 1 1												
Ken Reitz, R (1, 5) OBP: 0.336, SLG: 0.439		0-0 P5		0-0 5-3				0-0 G5-4-3		4 1 1 0 0 0 1												
Tony Scott, S (1, 9) OBP: 0.346, SLG: 0.319			0-0 L8		0-3 K			0-0 SH2-4 1B FC4-2 1B		3 0 1 0 0 1 0												
Mike Tyson, R (1, 4) OBP: 0.308, SLG: 0.356			0-0 6-3		0-0 4-3			0-0 FC4-2 SH2-4 1B		3 0 1 1 0 0 0												
Bob Forsch, R (1, 1) OBP: 0.208, SLG: 0.292			0-3 K2-3		0-0 1-3			0-0 SH2-4		2 0 0 0 0 1 0												
Inning Stats	R: 0 E: 0 K: 1 S: 5	H: 0 LOB: 0 BB: 0 P: 5	R: 0 E: 0 K: 0 S: 3	H: 0 LOB: 0 BB: 0 P: 3	R: 0 E: 0 K: 1 S: 5	H: 0 LOB: 0 BB: 0 P: 5	R: 0 E: 0 K: 0 S: 4	H: 1 LOB: 1 BB: 0 P: 4	R: 0 E: 0 K: 1 S: 5	H: 0 LOB: 0 BB: 0 P: 5	R: 0 E: 0 K: 0 S: 3	H: 0 LOB: 0 BB: 0 P: 3	R: 1 E: 1 K: 0 S: 4	H: 1 LOB: 0 BB: 0 P: 4	R: 1 E: 0 K: 0 S: 6	H: 3 LOB: 3 BB: 1 P: 10	R: 0 E: 0 K: 1 S: 4	H: 0 LOB: 0 BB: 1 P: 8	1B: 4 2B: 0 3B: 0 HR: 1	SF: 0 SAC: 1 DP: 1 HBP: 0	WP: 0 PB: 0 SB: 0 CS: 1	PA: 33
PITCHER	IP WLS BF H R ER SO BB IBB HBP BLK WP HR S P ERA WHIP																					
Burt Hooton, R (1, 1) ERA: 2.88	7.0 L 26 5 2 2 3 0 0 0 0 0 0 1 32 32 2.57 0.714																					
Bobby Castillo, R (8, 1) ERA: 3.0	1.0 4 0 0 0 0 0 0 1 0 0 0 0 3 7 0.00 0.000																					
Mike Garman, R (9, 1) ERA: 3.0	1.0 3 0 0 0 0 1 1 0 0 0 0 0 4 8 0.00 1.000																					



Batter	1	2	3	4	5	6	7	8	9	AB	R	H	RBI	BB	SO	LOB
Davey Lopes, R OBP: 0.422, SLG: 0.464 (1, 4)	0-0 F8		0-0 F3			0-0 F7		0-0 F7		4	0	0	0	0	0	1
Bill Russell, R OBP: 0.288, SLG: 0.339 (1, 6)	0-3 K		0-0 5-3			0-0 6-3		0-0 5-3		4	0	0	0	0	1	1
Vic Davalillo, L OBP: 0.250, SLG: 0.200 (1, 9)	0-0 6-3				0-0 4-3					4	0	1	0	0	0	0
Ron Cey, R OBP: 0.385, SLG: 0.379 (1, 5)		0-0 5-3			0-0 P6					3	0	0	0	1	0	1
Steve Garvey, R OBP: 0.297, SLG: 0.392 (1, 3)		0-0 F8			0-0 1B					3	0	1	0	0	1	0
Rick Monday, L OBP: 0.457, SLG: 0.724 (1, 8)		0-0 2B			0-0 L8					2	0	1	0	1	0	1
Lee Lacy, R OBP: 0.409, SLG: 0.700 (1, 7)		0-0 6-3			0-3 K					3	0	0	0	0	1	3
Steve Yeager, R OBP: 0.304, SLG: 0.247 (1, 2)			4-0 WP SH3-4 BB		0-0 5-3					1	0	0	0	1	0	0
Manny Mota, R (7, PH)										1	0	0	0	0	1	2
Jerry Grote, R OBP: 0.500, SLG: 0.357 (8, 2)										0	0	0	0	0	0	0
Burt Hooton, R (1, 1)			0-0 SH3-4		0-0 6-3					1	0	0	0	0	0	0
Bobby Castillo, R (8, 1)										0	0	0	0	0	0	0
Johnny Oates, L OBP: 0.500, SLG: 0.333 (8, PH)										1	0	0	0	0	0	0
Mike Garman, R (9, 1)			1-2					0-0 G3		0	0	0	0	0	0	0


Inning Stats	R: 0	H: 0	E: 0	K: 1	S: 5	R: 0	H: 1	E: 0	K: 0	S: 4	R: 0	H: 0	E: 0	K: 0	S: 3	R: 0	H: 1	E: 0	K: 0	S: 4	R: 0	H: 0	E: 0	K: 1	S: 5	R: 0	H: 0	E: 0	K: 0	S: 3	R: 0	H: 0	E: 0	K: 1	S: 5	R: 0	H: 0	E: 0	K: 0	S: 3	R: 0	H: 0	E: 0	K: 0	S: 3	R: 0	H: 1	E: 0	K: 1	S: 5	R: 0	H: 0	E: 0	K: 0	S: 3	R: 0	H: 1	E: 0	K: 1	S: 5
IP	9.0	WLS	W	BF	32	H	3	R	0	ER	0	SO	4	BB	3	IBB	0	HBP	0	BLK	0	WP	1	HR	0	S	37	P	49	ERA	0.00	WHIP	0.667																											

BOTTOM

St. Louis Cardinals @ Los Angeles Dodgers
Dodger Stadium, Los Angeles, CA

Thu May 11 1978, 7:05 PM PDT
 Att. 30,007 - Unknown

AB	27
R	0
H	3
RBI	0
BB	3
SO	4
LOB	9



WP: 1	PA: 32
PB: 0	
SB: 0	
CS: 0	

Batter	1	2	3	4	5	6	7	8	9	AB R H RBI BB SO LOB	TOP											
Ivan De Jesus, R OBP: 0.323, SLG: 0.295 (1, 6)	0-3 K							0-0 F9		5 1 2 0 0 1 1												
Greg Gross, L OBP: 0.333, SLG: 0.429 (1, 7)	0-0 4-3		0-0 1B SF8 1B	0-0 6-3	0-0 CS	0-3 K		0-0 6-3		5 1 1 0 0 1 0												
Bill Buckner, L OBP: 0.400, SLG: 0.449 (1, 3)	0-0 3B 1B		0-0 F8	4-0 BLK 1B BB		4-0 FC5-6 BB		0-0 P7		3 2 1 0 2 0 2												
Bobby Murcer, L OBP: 0.366, SLG: 0.422 (1, 9)	0-0 1-H 3B		0-0 1B E 1B	0-0 P4		0-0 FC5-6		0-0 1B		5 1 3 2 0 0 2												
Manny Trillo, R OBP: 0.330, SLG: 0.323 (1, 4)	0-3 K		0-0 SF8	0-0 BB 1B		0-0 G3		0-3 K		4 0 1 2 0 2 3												
Steve Ontiveros, S OBP: 0.238, SLG: 0.180 (1, 5)		2-2 G3	0-0 E 2B 1B	4-0 BB		0-0 L7		0-3 K		4 1 1 0 1 1 1												
Joe Wallis, S OBP: 0.400, SLG: 0.545 (1, 8)		0-0 HR	0-0 E3 2B 1B	0-3 K		0-0 G6-3 1B				4 2 2 1 0 1 3												
Larry Cox, R OBP: 0.244, SLG: 0.308 (1, 2)		0-0 F7	0-0 1B 2B		0-0 5-3		0-0 G6-3			4 1 1 1 0 0 1												
Willie Hernandez, L Bruce Sutter, R (7, 1)			1-3 2-H 1B				1-2f G6-3			0 0 0 0 0 0 0												
Ray Burris, R OBP: 0.125, SLG: 0.125 (1, 1)		0-0 L7	0-0 1B		0-0 4-3		0-0 6-3			0 0 0 0 0 0 0												
Donnie Moore, L OBP: 0.667, SLG: 0.667 (2, 1)			2-H 3-H 1B							1 0 0 0 0 0 0												
Dave Rader, L OBP: 0.306, SLG: 0.288 (7, 2)										2 0 1 2 0 0 0												
										1 0 0 0 0 0 0												
Inning Stats	R: 1 E: 0 K: 2 S: 9	H: 2 LOB: 1 BB: 0 P: 9	R: 1 E: 0 K: 0 S: 7	H: 1 LOB: 0 BB: 0 P: 9	R: 6 E: 1 K: 0 S: 10	H: 6 LOB: 1 BB: 0 P: 10	R: 1 E: 0 K: 1 S: 7	H: 1 LOB: 2 BB: 2 P: 15	R: 0 E: 0 K: 0 S: 3	H: 1 LOB: 0 BB: 0 P: 3	R: 0 E: 0 K: 1 S: 5	H: 0 LOB: 1 BB: 1 P: 9	R: 0 E: 0 K: 0 S: 3	H: 1 LOB: 0 BB: 0 P: 3	R: 0 E: 0 K: 2 S: 8	H: 0 LOB: 0 BB: 0 P: 3	R: 0 E: 0 K: 2 S: 8	H: 1 LOB: 1 BB: 0 P: 8	1B: 10 2B: 1 3B: 1 HR: 1	SF: 1 SAC: 0 DP: 1 HBP: 0	WP: 0 PB: 0 SB: 0 CS: 1	PA: 43
PITCHER	IP WLS BF H R ER SO BB IBB HBP BLK WP HR S P ERA WHIP																					
Don Sutton, R ERA: 6.39 (1, 1)	2.2 L 16 7 7 5 2 0 0 0 0 0 0 1 23 25 16.88 2.625																					
Bobby Castillo, R ERA: 3.77 (3, 1)	2.1 12 4 2 1 1 2 0 0 0 1 0 0 13 21 3.86 2.571																					
Charlie Hough, R ERA: 4.32 (6, 1)	2.0 7 1 0 0 1 1 0 0 0 0 0 0 8 12 0.00 1.000																					
Terry Forster, L ERA: 1.88 (8, 1)	2.0 7 1 0 0 2 0 0 0 0 0 0 0 11 11 0.00 0.500																					

Chicago Cubs @ Los Angeles Dodgers
 Dodger Stadium, Los Angeles, CA
 Fri May 12 1978, 7:05 PM PDT
 Att. 52,562 - Unknown - 76 F

livebaseballscorecards.com

AB 38
 R 9
 H 13
 RBI 8
 BB 3
 SO 6
 LOB 13



Batter	1	2	3	4	5	6	7	8	9	AB	R	H	RBI	BB	SO	LOB	
Davey Lopes, R OBP: 0.414, SLG: 0.453 (1, 4)	0-0 L8	0-0 FC4-6 1-2 1B		0-3 K		2-3 K	0-3 K			5	0	1	0	0	3	2	
Bill Russell, R OBP: 0.285, SLG: 0.341 (1, 6)	0-0 FC6-4 2B	0-0 FC4-6 1B 1-2f 2-3 2B		0-0 1-3		0-0 P4		0-0 E5		5	2	1	0	0	0	2	
Reggie Smith, S OBP: 0.402, SLG: 0.617 (1, 9)	4-0 FC6-4 BB	0-0 FC4-6 1-3 3-H 2B		0-0 1B		4-2 BB		0-3 K		3	1	2	1	2	1	1	
Ron Cey, R OBP: 0.378, SLG: 0.380 (1, 5)	0-0 FC6-4 2B 1-2f 2-3	2-2 FC4-6 HR 2B		0-0 L8		0-0 L8		1-3 K		5	1	1	2	0	1	5	
Steve Garvey, R OBP: 0.301, SLG: 0.424 (1, 3)	0-0 1-3 3-H 2B	0-0 FC4-6 2-H 3-H HR			0-0 1-3		0-0 6-3	0-0 F9		5	1	2	3	0	0	1	
Rick Monday, L OBP: 0.455, SLG: 0.703 (1, 8)	4-0 IBB	0-0 P8			0-0 4-3		4-0 FC6-4 BB	0-0 6-3		3	0	0	0	2	0	0	
Lee Lacy, R OBP: 0.370, SLG: 0.600 (1, 7)	0-0 F9		0-0 P9		0-0 2B 1B		0-2 FC6-4 1-2f 1B BB	0-0 E7		5	1	1	0	0	0	4	
Steve Yeager, R OBP: 0.309, SLG: 0.259 (1, 2)		0-0 4-3	0-0 5-3		0-0 1-3 2B		4-2 FC6-4 1-2 1B BB	0-3 K		4	0	1	0	1	1	1	
Don Sutton, R Bobby Castillo, R Dusty Baker Jr., R Charlie Hough, R Vic Davalillo, L Manny Mota, R Terry Forster, L Johnny Oates, L	(1, 1) (3, 1) (5, PH) (6, 1) (7, PH) (7, PH) (8, 1) (9, PH)	4-0 FC4-6 1B 1B BB	0-0 1-3		0-0 P3		0-0 1-2 2-H 1B	0-3 K		0	1	0	0	0	1	0	0

Inning Stats	R: 1	H: 2	E: 0	K: 5	S: 5	H: 2	LOB: 3	BB: 2	P: 13	R: 5	H: 4	E: 0	K: 13	S: 13	R: 0	H: 0	E: 0	K: 3	S: 3	R: 0	H: 1	E: 0	K: 1	S: 6	R: 0	H: 2	E: 0	K: 5	S: 5	R: 0	H: 0	E: 0	K: 10	S: 10	R: 1	H: 1	E: 0	K: 13	S: 13	R: 0	H: 0	E: 1	K: 2	S: 9	R: 0	H: 0	E: 1	K: 2	S: 8	R: 0	H: 0	E: 1	K: 2	S: 8	1B: 5	2B: 4	3B: 0	HR: 1	SF: 0	SAC: 0	DP: 0	HBP: 0	WP: 0	PB: 0	SB: 0	CS: 0	PA: 45
--------------	------	------	------	------	------	------	--------	-------	-------	------	------	------	-------	-------	------	------	------	------	------	------	------	------	------	------	------	------	------	------	------	------	------	------	-------	-------	------	------	------	-------	-------	------	------	------	------	------	------	------	------	------	------	------	------	------	------	------	-------	-------	-------	-------	-------	--------	-------	--------	-------	-------	-------	-------	--------


PITCHER	IP	WLS	BF	H	R	ER	SO	BB	IBB	HBP	BLK	WP	HR	S	P	ERA	WHIP
Ray Burris, R ERA: 3.46 (1, 1)	1.2		14	6	6	6	0	2	1	0	0	0	1	17	31	32.40	4.800
Donnie Moore, R ERA: 4.76 (2, 1)	5.0	W	21	3	1	1	2	3	0	0	0	0	0	34	48	1.80	1.200
Willie Hernandez, L ERA: 2.45 (7, 1)	0.0		1	1	0	0	0	0	0	0	0	0	0	1	1	∞	∞
Bruce Sutter, R ERA: 1.96 (7, 1)	2.1	S	9	0	0	0	5	0	0	0	0	0	0	20	21	0.00	0.000

BOTTOM

Chicago Cubs @ Los Angeles Dodgers
Dodger Stadium, Los Angeles, CA

Fri May 12 1978, 7:05 PM PDT
 Att: 52,562 - Unknown - 76 F

AB	39
R	7
H	10
RBI	7
BB	6
SO	7
LOB	19



livebaseballscores.com

Batter	1	2	3	4	5	6	7	8	9	AB R H RBI BB SO LOB	TOP											
Ivan De Jesus, R (1, 6) OBP: 0.328, SLG: 0.296	0-0 G6-3 1B		0-0 5-3			0-3 K		4-2 BB		3 0 1 0 1 1 0												
Manny Trillo, R (1, 4) OBP: 0.327, SLG: 0.320	0-0 G6-3 1B			0-0 6-3		0-0 5-3		0-0 L4		4 0 1 0 0 0 1												
Bill Buckner, L (1, 3) OBP: 0.392, SLG: 0.438	0-0 G6-3 1-2f 2-3			0-0 G3		0-0 B1-3			0-0 HR 1B	4 1 1 0 0 0 2												
Dave Kingman, R (1, 7) OBP: 0.272, SLG: 0.419	0-3 K			0-0 1B		0-0 6-3			0-0 HR 1-H	4 1 2 2 0 1 1												
Bobby Murcer, L (1, 9) OBP: 0.362, SLG: 0.411		0-0 3-1		0-0 L6		0-0 P3			4-0 BB	3 0 0 0 1 0 1												
Steve Ontiveros, S (1, 5) OBP: 0.238, SLG: 0.183		0-0 L8			0-3 K		0-0 1B		0-3 K	4 0 1 0 0 2 1												
Joe Wallis, S (1, 8) OBP: 0.359, SLG: 0.486		0-0 1-3			0-0 6-3		0-0 1-3		0-3 K	4 0 0 0 0 1 2												
Larry Cox, R (1, 2) OBP: 0.244, SLG: 0.286			2-2 5-3		4-0 BB			0-0 5-3	0-3 K	3 0 0 0 1 1 1												
Woodie Fryman, R (1, 1) OBP: 0.083, SLG: 0.167			0-2 3-1		0-0 G3			0-0 L6-3		1 0 0 0 0 0 0												
Hector Cruz, R (5, PH) OBP: 0.246, SLG: 0.364										1 0 0 0 0 0 1												
Paul Reuschel, R (5, 1)										0 0 0 0 0 0 0												
Gene Clines, R (8, PH) OBP: 0.288, SLG: 0.255										1 0 0 0 0 0 0												
Dave Roberts, L (8, 1)										0 0 0 0 0 0 0												
Inning Stats	R: 0 E: 0 K: 1 S: 6	H: 2 LOB: 1 BB: 0 P: 6	R: 0 E: 0 K: 0 S: 3	H: 0 LOB: 0 BB: 0 P: 3	R: 0 E: 0 K: 0 S: 9	H: 0 LOB: 0 BB: 0 P: 11	R: 0 E: 0 K: 0 S: 4	H: 1 LOB: 1 BB: 0 P: 4	R: 0 E: 0 K: 1 S: 5	H: 0 LOB: 1 BB: 1 P: 9	R: 0 E: 0 K: 1 S: 5	H: 0 LOB: 0 BB: 0 P: 5	R: 0 E: 0 K: 0 S: 4	H: 1 LOB: 1 BB: 0 P: 4	R: 0 E: 0 K: 0 S: 6	H: 0 LOB: 1 BB: 1 P: 10	R: 2 E: 0 K: 3 S: 11	H: 2 LOB: 1 BB: 1 P: 15	1B: 5 2B: 0 3B: 0 HR: 1	SF: 0 SAC: 0 DP: 1 HBP: 0	WP: 0 PB: 0 SB: 0 CS: 0	PA: 35
PITCHER	IP WLS BF H R ER SO BB IBB HBP BLK WP HR S P ERA WHIP																					
Tommy John, L (1, 1) ERA: 2.8	8.0 W 32 6 2 2 3 3 0 0 0 0 0 1 44 58 2.25 1.125																					
Terry Forster, L (9, 1) ERA: 1.76	1.0 S 3 0 0 0 3 0 0 0 0 0 0 0 9 9 0.00 0.000																					

Chicago Cubs @ Los Angeles Dodgers
Dodger Stadium, Los Angeles, CA
Sat May 13 1978, 7:05 PM PDT
Att. 47,970 - Unknown - 77 F

livebaseballscorecards.com

AB	32
R	2
H	6
RBI	2
BB	3
SO	6
LOB	10



Batter	1	2	3	4	5	6	7	8	9
Davey Lopes, R (1, 4) OBP: 0.421, SLG: 0.455	0-0 S 1B 1B	4-0 2B SF7 IBB		0-0 6-3		0-0 F8		0-0 E 1B 1B	
Bill Russell, R (1, 6) OBP: 0.296, SLG: 0.358	0-0 S 1B 1-2	0-0 SF7 1-3 2-H 3-H 2B		0-0 6-3		0-0 F8		0-0 E 1B 1-2	
Reggie Smith, S (1, 9) OBP: 0.402, SLG: 0.606	0-3 K 1-2 2-3	2-2 SF7 2-3 3-H		4-0 2B BB		4-0 BB BB		0-0 F9 1-2 2-H	
Ron Cey, R (1, 5) OBP: 0.386, SLG: 0.387	0-3 K 2-3	4-0 FC6-4 BB		0-0 1-H 2B		4-0 FC6-4 BB		0-0 P4	
Steve Garvey, R (1, 3) OBP: 0.307, SLG: 0.417	4-0 IBB	0-0 FC6-4 1-2f		4-0 IBB		0-0 FC6-4 1-2f			
Rick Monday, L (1, 8) OBP: 0.440, SLG: 0.676	0-3 K		0-0 B1-3	0-3 K		0-0 G3			
Lee Lacy, R (1, 7) OBP: 0.387, SLG: 0.607		0-0 S 2B 2B	0-0 P4		0-0 5-3		4-0 CS BB		
Glenn Burke, R (9, 7) OBP: 0.333, SLG: 0.333									
Steve Yeager, R (1, 2) OBP: 0.317, SLG: 0.253		4-2 SH1-4 2B BB 2-3	4-0 FC6-4 BB		0-0 5-3		0-0 F9 1-2		
Tommy John, R (1, 1) OBP: 0.235, SLG: 0.188		0-0 SH1-4	0-0 FC6-4		0-3 K			2-2 4-3	
Terry Forster, L (9, 1) OBP: 0.235, SLG: 0.188									

Inning Stats	R: 0 E: 0 K: 3 S: 11	H: 2 LOB: 3 BB: 1 P: 15	R: 3 E: 0 K: 0 S: 11	H: 2 LOB: 2 BB: 3 P: 25	R: 0 E: 0 K: 0 S: 3	H: 0 LOB: 1 BB: 1 P: 7	R: 1 E: 0 K: 1 S: 6	H: 1 LOB: 2 BB: 2 P: 14	R: 0 E: 0 K: 1 S: 5	H: 0 LOB: 0 BB: 0 P: 5	R: 0 E: 0 K: 0 S: 3	H: 0 LOB: 2 BB: 2 P: 11	R: 0 E: 0 K: 0 S: 2	H: 0 LOB: 0 BB: 1 P: 6	R: 1 E: 1 K: 0 S: 8	H: 2 LOB: 1 BB: 0 P: 10
--------------	-------------------------------	----------------------------------	-------------------------------	----------------------------------	------------------------------	---------------------------------	------------------------------	----------------------------------	------------------------------	---------------------------------	------------------------------	----------------------------------	------------------------------	---------------------------------	------------------------------	----------------------------------

PITCHER	IP	WLS	BF	H	R	ER	SO	BB	IBB	HBP	BLK	WP	HR	S	P	ERA	WHIP
Woodie Fryman, L (1, 1) ERA: 5.18	4.0	L	24	5	4	4	4	4	4	3	0	0	0	31	61	9.00	2.250
Paul Reuschel, R (5, 1) ERA: 9.64	3.0		11	0	0	0	1	3	0	0	0	0	0	10	22	0.00	1.000
Dave Roberts, L (8, 1) ERA: 2.16	1.0		5	2	1	0	0	0	0	0	0	0	0	8	10	0.00	2.000


BOTTOM

Chicago Cubs @ Los Angeles Dodgers
Dodger Stadium, Los Angeles, CA

Sat May 13 1978, 7:05 PM PDT
Att: 47,970 - Unknown - 77 F

AB	R	H	RBI	BB	SO	LOB
4	2	2	0	1	0	0
5	0	3	2	0	0	0
2	1	0	1	2	1	3
3	0	1	1	2	1	3
2	0	0	0	2	0	4
4	0	0	0	0	2	5
3	1	1	0	1	0	0
0	0	0	0	0	0	0
2	1	0	0	2	0	1
3	0	0	0	0	1	1
0	0	0	0	0	0	0

AB	28
R	5
H	7
RBI	4
BB	10
SO	5
LOB	17



WP	PA
0	40
PB	0
SB	3
CS	1

PITCHER	IP	WLS	BF	H	R	ER	SO	BB	IBB	HBP	BLK	WP	HR	S	P	ERA	WHIP
---------	----	-----	----	---	---	----	----	----	-----	-----	-----	----	----	---	---	-----	------

Batter	1	2	3	4	5	6	7	8	9	10	11	12	13	14	15	AB	R	H	RBI	BB	SO	LOB	TOP					
Ivan De Jesus, R OBP: 0.343, SLG: 0.297 Larry Dittner, L OBP: 0.360, SLG: 0.465 Mick Kelleher, R OBP: 0.389, SLG: 0.267	F9		BB		FC6-4 1B		FC5-4 BB		HR BB	F3		FC3-2			FC3-6 BB 1B	3	2	1	0	3	0	2						
Steve Ontiveros, S OBP: 0.230, SLG: 0.170	F7		F9		FC6-4		E6		F8		K	G3			FC3-6 BB	7	0	0	0	1	1	9						
Bill Buckner, L OBP: 0.391, SLG: 0.444				F8		HR 1B	FC5-4 1B		F9		G3		4-3		FC3-6 HR	8	2	3	1	0	0	3						
Dave Kingman, R OBP: 0.300, SLG: 0.527	6-3			1B		HR	FC5-4		HR		BB		K		HR	7	3	4	8	1	1	3						
Manny Trillo, R OBP: 0.314, SLG: 0.298		G4-6-3 BB		F9		6-3	1-3		F8		K		6-3		K	7	0	0	0	1	2	4						
Bobby Murcer, L OBP: 0.356, SLG: 0.424		G4-6-3		L9		P6		HR	P6			SH5-4 FC3-2 BB		F9		6	1	1	1	1	0	2						
Hector Cruz, R OBP: 0.233, SLG: 0.345 Willie Hernandez, L OBP: 0.007, SLG: 0.667 Donnie Moore, L OBP: 0.007, SLG: 0.667 Dave Roberts, L OBP: 0.007, SLG: 0.667 Bruce Sutter, R OBP: 0.300, SLG: 0.125 Rudy Meoli, L OBP: 0.300, SLG: 0.125 Ray Collins, R OBP: 0.125, SLG: 0.125 Paul Reuschel, R OBP: 0.125, SLG: 0.125		K			F7	L8		F2		4-3 BB		SH FC3-2 SH5-4		1-3		3	0	0	0	0	0	1	0					
Larry Cox, R OBP: 0.234, SLG: 0.273 Dave Rader, L OBP: 0.289, SLG: 0.271			5-3		5-3		4-3	P5		4-3		SH5-4		P6		2	0	0	0	0	0	0						
Dennis Lamp, R OBP: 0.214, SLG: 0.214 Gene Clines, R OBP: 0.302, SLG: 0.255 Greg Gross, L OBP: 0.344, SLG: 0.414			6-3		1B		WP 1B BB		F7		IBB		FC3-2 IBB		K	2	0	1	0	0	0	0						
Inning Stats	R: 0 E: 0 K: 0 S: 4	H: 1 LOB: 1 BB: 0 P: 4	R: 0 E: 0 K: 1 S: 4	H: 0 LOB: 0 BB: 1 P: 8	R: 0 E: 0 K: 0 S: 3	H: 0 LOB: 1 BB: 1 P: 7	R: 0 E: 0 K: 0 S: 4	H: 1 LOB: 1 BB: 0 P: 4	R: 0 E: 0 K: 0 S: 5	H: 2 LOB: 2 BB: 0 P: 5	R: 2 E: 1 K: 0 S: 5	H: 1 LOB: 2 BB: 2 P: 13	R: 1 E: 0 K: 0 S: 4	H: 1 LOB: 0 BB: 0 P: 4	R: 2 E: 0 K: 0 S: 4	H: 1 LOB: 0 BB: 1 P: 8	R: 0 E: 0 K: 0 S: 7	H: 0 LOB: 1 BB: 1 P: 11	R: 0 E: 0 K: 1 S: 5	H: 0 LOB: 0 BB: 0 P: 5	R: 0 E: 0 K: 0 S: 3	H: 0 LOB: 0 BB: 0 P: 3	R: 3 E: 0 K: 2 S: 9	H: 2 LOB: 0 BB: 1 P: 13	1B: 6 2B: 1 3B: 0 HR: 4	SF: 0 SAC: 2 DP: 1 HBP: 0	WP: 1 PB: 0 SB: 0 CS: 0	PA: 68
PITCHER	IP	WLS	BF	H	R	ER	SO	BB	IBB	HBP	BLK	WP	HR	S	P	ERA	WHIP											
Doug Rau, L ERA: 2.76	(1, 1)	6.0	25	6	2	2	1	2	0	0	0	0	1	25	33	3.00	1.333											
Charlie Hough, R ERA: 4.76	(7, 1)	0.1	3	0	2	1	0	2	0	0	0	1	0	1	9	27.00	6.000											
Terry Forster, L ERA: 1.69	(7, 1)	0.2	4	1	0	0	0	0	0	0	0	0	0	4	4	0.00	1.500											
Mike Garman, R ERA: 4.5	(8, 1)	2.0	9	2	3	3	0	1	0	0	0	0	2	8	12	13.50	1.500											
Bobby Castillo, R ERA: 3.12	(10, 1)	3.0	15	0	0	0	2	3	2	0	0	0	0	14	34	0.00	1.000											
PITCHER	(13, 1)	3.0	L	12	2	3	3	1	0	0	0	0	0	1	17	21	9.00	1.000										

Chicago Cubs @ Los Angeles Dodgers
 Dodger Stadium, Los Angeles, CA
 Sun May 14, 1978, 3:33 AM PDT
 Att. 31,698 - Sunny - 79 F

livebaseballscorecards.com

AB	55
R	10
H	11
RBI	10
BB	11
SO	6
LOB	27



Batter	1	2	3	4	5	6	7	8	9	10	11	12	13	14	15	AB	R	H	RBI	BB	SO	LOB
Davey Lopes, R OBP: 0.426, SLG: 0.455 Ted Martinez, R OBP: 0.222, SLG: 0.125	F9 BLK 2B BB		SH1-4 1-2		F9		5-3 1B	E 1B		5-3		K			6-3	2	1	1	0	1	0	0
Bill Russell, R OBP: 0.293, SLG: 0.352	F9		4-3		6-3		B3	E 1B		F7					5-3	8	1	2	0	0	0	3
Reggie Smith, S OBP: 0.407, SLG: 0.591	P6		S 1B BB				5-3	E8 1B		K		P4				6	1	2	2	2	1	5
Ron Cey, R OBP: 0.393, SLG: 0.398																						
Steve Garvey, R OBP: 0.299, SLG: 0.403																						
Rick Monday, L OBP: 0.424, SLG: 0.643																						
Lee Lacy, R OBP: 0.371, SLG: 0.563 Mike Garman, R (8, 1)																						
Vic Davalillo, L OBP: 0.211, SLG: 0.167 (9, PH) (10, 7)																						
Johnny Oates, L OBP: 0.500, SLG: 0.429 Steve Yeager, R OBP: 0.327, SLG: 0.270 (9, 2)																						
Rick Rhoden, R OBP: 0.263, SLG: 0.235 (13, 1)																						
Doug Rice, L Manny Mota, R Charlie Hough, R Terry Lincecum, L Glenn Burke, R Dwight Baker, Jr., R Bobby Castillo, R Jerry Coles, R																						

Inning Stats	R: 1	H: 1	R: 0	H: 0	R: 2	H: 2	R: 0	H: 1	R: 0	H: 0	R: 0	H: 0	R: 0	H: 0	R: 0	H: 2	R: 0	H: 1	R: 0	H: 0	R: 0	H: 1
	E: 0	LOB: 1	E: 0	LOB: 0	E: 0	LOB: 1	E: 0	LOB: 1	E: 0	LOB: 2	E: 1	LOB: 2	E: 0	LOB: 0	E: 0	LOB: 3	E: 0	LOB: 0	E: 0	LOB: 0	E: 0	LOB: 1
	K: 0	BB: 1	K: 0	BB: 0	K: 0	BB: 1	K: 1	BB: 0	K: 1	BB: 1	K: 3	BB: 0	K: 1	BB: 0	K: 1	BB: 1	K: 0	BB: 0	K: 1	BB: 0	K: 0	BB: 0
	S: 4	P: 8	S: 3	P: 3	S: 5	P: 9	S: 6	P: 6	S: 5	P: 9	S: 7	P: 7	S: 6	P: 10	S: 12	P: 12	S: 4	P: 8	S: 5	P: 5	S: 5	P: 5

PITCHER	IP	WLS	BF	H	R	ER	SO	BB	IBB	HBP	BLK	WP	HR	S	P	ERA	WHIP
Dennis Lamp, R ERA: 4.38	5.2		26	6	3	3	3	3	0	0	1	0	0	29	41	4.76	1.588
Willie Hernandez, L ERA: 3.45	1.0		5	1	2	2	0	1	0	0	0	0	0	4	8	18.00	2.000
Donnie Moore, R ERA: 4.76	0.0		1	1	0	0	0	0	0	0	0	0	0	1	1	∞	∞
Dave Roberts, L ERA: 3.89	1.0		6	3	2	2	2	0	0	0	0	0	0	10	10	18.00	3.000
Bruce Sutter, R ERA: 1.85	1.1		7	1	0	0	1	1	0	0	0	0	0	8	12	0.00	1.500

PITCHER	IP	WLS	BF	H	R	ER	SO	BB	IBB	HBP	BLK	WP	HR	S	P	ERA	WHIP
Ray Burris, R ERA: 3.27	3.0		12	2	0	0	3	0	0	0	0	0	0	17	21	0.00	0.667
Paul Reuschel, R ERA: 5.87	3.0	W	10	2	0	0	1	0	0	0	0	0	0	12	12	0.00	0.667

2	1	1	0	1	0	0
4	2	1	0	0	1	2
8	1	2	0	0	0	3
6	1	2	2	2	1	5
7	1	3	2	1	3	3
7	0	1	1	0	0	3
7	0	1	1	0	2	1
4	0	1	0	0	0	2
0	0	0	0	0	0	0
3	0	0	0	0	0	1
3	0	2	0	0	0	0
2	0	1	0	1	1	0
1	0	0	0	0	1	0
2	1	1	0	0	0	1
0	0	0	0	0	0	2
0	0	0	0	0	0	0
0	0	0	0	0	0	1
0	0	0	0	0	0	2
0	0	0	0	0	0	0
0	0	0	0	1	0	0

1B: 14	SF: 0
2B: 2	SAC: 1
3B: 0	DP: 1
HR: 0	HBP: 0
WP: 0	PA: 67
PB: 0	
SB: 2	
CS: 0	

AB R H RBI BB SO LOB

BOTTOM

Chicago Cubs @ Los Angeles Dodgers
 Dodger Stadium, Los Angeles, CA
 Sun May 14 1978, 3:33 AM PDT
 Att. 31,698 - Sunny - 79 F

livebaseballscorecards.com

AB	60
R	7
H	16
RBI	6
BB	6
SO	10
LOB	25



Batter	1	2	3	4	5	6	7	8	9	AB R H RBI BB SO LOB	TOP					
Frank Taveras, R (1, 6) OBP: 0.296, SLG: 0.347	0-0 F8		0-0 1-3	0-0 F2			0-3 K	0-0 1B		5 0 1 0 0 1 3	Pittsburgh Pirates @ Los Angeles Dodgers Dodger Stadium, Los Angeles, CA Mon May 15 1978, 7:05 PM PDT Att: 35,297 - Unknown livebaseballscorecards.com					
Omar Moreno, L (1, 8) OBP: 0.385, SLG: 0.324	0-0 4-3		0-0 P4		0-0 CS 1B		0-0 2B 3B	0-3 K		5 1 2 0 0 1 2						
Dave Parker, L (1, 9) OBP: 0.348, SLG: 0.508	0-0 1B		0-0 S 1B		0-0 F8 1-2		4-0 2B IBB	0-0 F8		4 1 2 0 1 0 1						
John Milner, L (1, 7) Steve Brye, R (7, 7) OBP: 0.325, SLG: 0.281 OBP: 0.366, SLG: 0.333	0-0 F9		0-0 F9 1-2		0-0 S 1B		0-0 HR 2B	0-0 P4		4 1 2 2 0 0 2 1 0 0 0 0 0 0						
Willie Stargell, L (1, 3) OBP: 0.344, SLG: 0.360		0-0 4-3 HR 1B		0-0 4-3		0-3 K 1-2	0-0 HR	1-0 1B HBP		4 2 2 2 0 1 1						
Ed Ott, L (1, 2) OBP: 0.291, SLG: 0.342		0-0 4-3 1-2		0-0 E6 1B 1B		0-0 F9	0-0 F7	0-0 1B 1-3		5 0 1 0 0 0 1						
Phil Garner, R (1, 5) OBP: 0.273, SLG: 0.355		0-0 2-H HR		0-0 1B 1-2 1B		0-0 5-3		0-0 F7 1-3	0-0 F5	5 1 2 2 0 0 2						
Mario Mendoza, R (1, 4) OBP: 0.300, SLG: 0.421		0-0 5-3		0-0 1-2 2-3 1B		0-0 1-3		0-3 K		4 0 1 0 0 1 0						
Bert Blyleven, R (1, 1) OBP: 0.100, SLG: 0.053		0-3 K		0-3 K			0-3 K	4-0 PB 1B BB		3 0 0 0 1 3 3						
Inning Stats	R: 0 H: 1 E: 0 LOB: 1 K: 0 BB: 0 S: 4 P: 4	R: 2 H: 2 E: 0 LOB: 0 K: 1 BB: 0 S: 7 P: 7	R: 0 H: 1 E: 0 LOB: 1 K: 0 BB: 0 S: 4 P: 4	R: 0 H: 2 E: 1 LOB: 3 K: 1 BB: 0 S: 8 P: 8	R: 0 H: 2 E: 0 LOB: 1 K: 1 BB: 0 S: 6 P: 6	R: 0 H: 0 E: 0 LOB: 0 K: 0 BB: 0 S: 3 P: 3	R: 4 H: 3 E: 0 LOB: 0 K: 2 BB: 1 S: 10 P: 14	R: 0 H: 1 E: 0 LOB: 2 K: 2 BB: 1 S: 8 P: 12	R: 0 H: 1 E: 0 LOB: 2 K: 0 BB: 0 S: 4 P: 5	1B: 9 SF: 0 2B: 1 SAC: 0 3B: 1 DP: 0 HR: 2 HBP: 1		WP: 0 PA: 43 PB: 1 SB: 2 CS: 1				
PITCHER	IP WLS BF H R ER SO BB IBB HBP BLK WP HR S P ERA WHIP															
Burt Hooton, R (1, 1) ERA: 3.59	7.0	33	11	6	6	5	0	1	0	0	0	2	42	46	7.71	1.571
Charlie Hough, R (8, 1) ERA: 4.26	2.0	W	10	2	0	0	2	1	0	1	0	0	12	17	0.00	1.500

Batter	1	2	3	4	5	6	7	8	9	AB R H RBI BB SO LOB
Vic Davalillo, L (1, 7) OBP: 0.292, SLG: 0.273	0-0 1-3		4-0 1B FC5-2 BB		0-0 PB 2B		0-0 4-3		0-0 1-2 2B 1B	4 1 2 0 1 0 1
Bill Russell, R (1, 6) OBP: 0.297, SLG: 0.354	0-3 K		0-0 F8		0-0 1-4-3		0-0 HR 1B		0-0 1-2 2B 1B	5 2 2 2 0 1 2
Reggie Smith, S (1, 9) OBP: 0.421, SLG: 0.633	0-0 1B S		0-0 FC5-2 S 1B		0-3 K		0-0 1-H HR		0-0 1-H 2-H 2B	5 2 4 4 0 1 1
Ron Cey, R (1, 5) OBP: 0.396, SLG: 0.397	0-0 1-H 1B		4-0 FC5-2 BB		0-3 K		0-3 K			3 0 1 1 1 2 1
Steve Garvey, R (1, 3) OBP: 0.291, SLG: 0.391	0-0 4-3		0-0 FC5-2 1-2 2-3 3-H		0-0 P3		0-0 4-3			4 0 0 0 0 0 4
Rick Monday, L (1, 8) OBP: 0.425, SLG: 0.649		0-0 4-3 2B	0-3 K		0-0 6-3		0-0 5-3			2 0 1 0 0 1 3
Glenn Burke, R (6, 8) OBP: 0.267, SLG: 0.267										2 0 0 0 0 0 0
Lee Lacy, R (1, 4) OBP: 0.333, SLG: 0.500		0-0 F9		0-0 F5		0-3 K		0-3 K		4 0 0 0 0 2 1
Jerry Grote, R (1, 2) OBP: 0.458, SLG: 0.368		0-0 4-3		0-3 K		0-0 4-3 1B 2B		0-0 P4		4 1 1 0 0 1 1
Burt Hooton, R (1, 1) Johnny Oates, L (7, PH) Charlie Hough, R (8, 1) Manny Mota, R (9, PH) Ted Martinez, R (9, PR)		0-0 F8		0-3 K		0-0 F2		0-0 1B 1B		2 0 0 0 0 1 1 1 0 0 0 0 0 1 0 0 0 0 0 0 0 1 0 1 0 0 0 0 0 1 0 0 0 0 0

Inning Stats	R: 1	H: 2	E: 0	K: 1	S: 7	LOB: 1	BB: 0	P: 7	R: 0	H: 1	E: 0	K: 0	S: 4	LOB: 1	BB: 0	P: 4	R: 0	H: 1	E: 0	K: 1	S: 6	LOB: 3	BB: 2	P: 14	R: 0	H: 0	E: 0	K: 2	S: 7	LOB: 0	BB: 0	P: 7	R: 0	H: 1	E: 0	K: 2	S: 8	LOB: 1	BB: 0	P: 8	R: 0	H: 0	E: 0	K: 1	S: 5	LOB: 0	BB: 0	P: 5	R: 3	H: 3	E: 0	K: 1	S: 8	LOB: 0	BB: 0	P: 8	R: 0	H: 0	E: 0	K: 1	S: 5	LOB: 0	BB: 0	P: 5	R: 3	H: 4	E: 0	K: 0	S: 5	LOB: 2	BB: 0	P: 5	1B: 7	2B: 4	3B: 0	HR: 1	SF: 0	SAC: 0	DP: 0	HBP: 0	WP: 0	PB: 1	SB: 2	CS: 0	PA: 39
PITCHER Bert Blyleven, R (1, 1) ERA: 4.77	IP	WLS	BF	H	R	ER	SO	BB	IBB	HBP	BLK	WP	HR	S	P	ERA	WHIP																																																																				

Pittsburgh Pirates @ Los Angeles Dodgers
Dodger Stadium, Los Angeles, CA
 Mon May 15 1978, 7:05 PM PDT
 Att. 35,297 - Unknown

AB	37
R	7
H	12
RBI	7
BB	2
SO	9
LOB	16



Batter	1	2	3	4	5	6	7	8	9	AB R H RBI BB SO LOB	TOP									
Frank Taveras, R (1, 6) OBP: 0.287, SLG: 0.336	0-3 K		0-0 P4		0-3 K			0-3 K		4 0 0 0 0 3 3	Pittsburgh Pirates @ Los Angeles Dodgers Dodger Stadium, Los Angeles, CA Tue May 16 1978, 7:05 PM PDT Att: 32,243 - Unknown livebaseballscorecards.com									
Omar Moreno, L (1, 8) OBP: 0.373, SLG: 0.313	0-0 4-3		0-0 P6			0-3 K		0-0 4-3		4 0 0 0 0 1 1										
Dave Parker, L (1, 9) OBP: 0.353, SLG: 0.504	0-3 K			0-0 CS 1B		0-3 K		4-0 BB BB		3 0 1 0 1 2 0										
John Milner, L (1, 7) OBP: 0.318, SLG: 0.257		4-0 HR BB		0-0 3-1 1-2		0-0 F8		0-0 P4		3 1 0 0 1 0 3										
Willie Stargell, L (1, 3) OBP: 0.340, SLG: 0.392		0-0 HR		0-0 F3			0-0 P4		0-3 K	4 1 1 2 0 1 0										
Rennie Stennett, R (1, 4) OBP: 0.330, SLG: 0.400		0-0 L9			0-0 1B 1B		0-0 6-3		0-0 P4	4 0 1 0 0 0 0										
Phil Garner, R (1, 5) OBP: 0.280, SLG: 0.368		0-3 K			0-0 1-2 1B		0-0 2B		0-3 K	4 0 2 0 0 2 0										
Duffy Dyer, R (1, 2) OBP: 0.317, SLG: 0.389		0-0 G3			0-3 K		0-0 L6			2 0 0 0 0 1 2										
Ed Ott, L (7, PH) OBP: 0.287, SLG: 0.338										1 0 0 0 0 0 1										
Kent Tekulve, R (7, 1)										0 0 0 0 0 0 0										
John Candelaria, L (1, 1) OBP: 0.250, SLG: 0.222			0-3 K			0-0 L7			0-0 E4 4-3	2 0 0 0 0 1 2										
Manny Sanguillen, R (7, 2) OBP: 0.323, SLG: 0.467										1 0 0 0 0 0 0										
Inning Stats	R: 0 E: 0 K: 2 S: 7	H: 0 LOB: 0 BB: 0 P: 7	R: 2 E: 0 K: 1 S: 6	H: 1 LOB: 0 BB: 1 P: 10	R: 0 E: 0 K: 1 S: 5	H: 0 LOB: 0 BB: 0 P: 5	R: 0 E: 0 K: 0 S: 3	H: 1 LOB: 0 BB: 0 P: 3	R: 0 E: 0 K: 2 S: 9	H: 2 LOB: 2 BB: 0 P: 9	R: 0 E: 0 K: 0 S: 7	H: 0 LOB: 0 BB: 0 P: 7	R: 0 E: 1 K: 1 S: 6	H: 0 LOB: 2 BB: 1 P: 10	R: 0 E: 0 K: 2 S: 7	H: 0 LOB: 0 BB: 0 P: 7	1B: 3 2B: 1 3B: 0 HR: 1	SF: 0 SAC: 0 DP: 0 HBP: 0	WP: 0 PB: 0 SB: 0 CS: 1	PA: 34
PITCHER	IP WLS BF H R ER SO BB IBB HBP BLK WP HR S P ERA WHIP																			ERA WHIP
Don Sutton, R (1, 1) ERA: 5.67	8.0 W 31 5 2 2 9 2 0 0 0 0 1 47 55 2.25 0.875																			
Terry Forster, L (9, 1) ERA: 1.59	1.0 S 3 0 0 0 2 0 0 0 0 0 0 7 7 0.00 0.000																			

AB	32
R	2
H	5
RBI	2
BB	2
SO	11
LOB	12



Batter	1	2	3	4	5	6	7	8	9	AB	R	H	RBI	BB	SO	LOB
Davey Lopes, R OBP: 0.428, SLG: 0.465 (1, 4)	0-0 1B BLK 2B	0-0 1-2 G6-4-3 1B		0-0 F7			0-0 F9			4	1	2	0	0	0	1
Bill Russell, R OBP: 0.308, SLG: 0.371 (1, 6)	0-0 BLK BB 2-3 6-3 1B	0-0 G6-4-3 1-2f			0-0 4-3 2B		0-0 G5-3 E 1B			4	1	3	0	0	0	2
Reggie Smith, S OBP: 0.416, SLG: 0.621 (1, 9)	0-3 K		0-0 CS 5-3 1B		0-3 K		0-0 E9 1-2			4	0	1	0	0	2	4
Vic Davalillo, L OBP: 0.292, SLG: 0.273 (9, 9)										0	0	0	0	0	0	0
Ron Cey, R OBP: 0.392, SLG: 0.387 (1, 5)	4-0 BLK 1-2 1B BB		0-0 5-3		0-0 4-3		0-0 G5-3 2-3f			3	1	0	0	1	0	4
Steve Garvey, R OBP: 0.289, SLG: 0.383 (1, 3)	0-0 6-3		4-0 CS BB		0-0 F7			0-0 F7		3	0	0	1	1	0	2
Dusty Baker Jr., R OBP: 0.375, SLG: 0.426 (1, 7)	0-0 1B		0-0 F7		0-0 5-3			0-3 K		4	0	1	1	0	1	2
Terry Forster, L (9, 1)			1-2 2-3							0	0	0	0	0	0	0
Glenn Burke, R OBP: 0.211, SLG: 0.211 (1, 8)	0-3 K			0-0 6-3		0-0 F8		0-3 K		4	0	0	0	0	2	1
Jerry Grote, R OBP: 0.481, SLG: 0.455 (1, 2)			0-0 5-3		0-0 2B		0-0 1B			3	0	2	0	0	0	0
Don Sutton, R OBP: 0.286, SLG: 0.091 (1, 1)			0-0 1B		0-0 F5		0-0 F8			3	0	1	0	0	0	2
Lee Lacy, R OBP: 0.333, SLG: 0.500 (9, 7)			1B							0	0	0	0	0	0	0

Inning Stats	R: 3	H: 3	E: 0	K: 2	S: 10	P: 14	R: 0	H: 2	E: 0	K: 0	S: 4	P: 4	R: 0	H: 1	E: 0	K: 0	S: 3	P: 7	R: 0	H: 1	E: 0	K: 0	S: 4	P: 4	R: 0	H: 1	E: 0	K: 1	S: 6	P: 6	R: 0	H: 1	E: 0	K: 0	S: 4	P: 4	R: 0	H: 1	E: 1	K: 0	S: 7	P: 7	R: 0	H: 0	E: 0	K: 2	S: 7	P: 7		
IP	6.1	30	10	3	3	3	2	0	0	0	0	0	0	0	0	0	0	0	0	0	0	0	0	0	0	0	0	0	0	0	0	0	0	0	0	0	0	0	0	0	0	0	0	0	0	0	0			
WLS	L																																																	
BF	30																																																	
H	10																																																	
R	3																																																	
ER	3																																																	
SO	3																																																	
BB	1																																																	
WP	0																																																	
HR	0																																																	
S	34																																																	
P	42																																																	
ERA	4.26																																																	
WHIP	1.895																																																	


BOTTOM

Pittsburgh Pirates @ Los Angeles Dodgers
Dodger Stadium, Los Angeles, CA

Tue May 16 1978, 7:05 PM PDT
Att. 32,243 - Unknown

AB	32
R	3
H	10
RBI	2
BB	2
SO	5
LOB	18

livebaseballscorecards.com



WP:	0	PA:	34
PB:	0	SB:	0
CS:	2		

Batter	1	2	3	4	5	6	7	8	9	AB R H RBI BB SO LOB	TOP	
Frank Taveras, R (1, 6) OBP: 0.286, SLG: 0.333	0-0 E1 CS		0-0 4-3			0-0 FC4 1B		0-0 1-3		4 0 1 0 0 0 0	Pittsburgh Pirates @ Los Angeles Dodgers Dodger Stadium, Los Angeles, CA Wed May 17 1978, 7:05 PM PDT Att: 33,097 - Unknown livebaseballscorecards.com	
Omar Moreno, L (1, 8) OBP: 0.370, SLG: 0.304	4-0 1B 4-3 BB		0-0 G3			0-0 F9		0-3 K	3 1 0 0 1 1 1			
Dave Parker, L (1, 9) OBP: 0.357, SLG: 0.500	0-0 4-3 1B		0-3 K			0-3 K		4-0 BB	3 0 1 0 1 2 1			
Rennie Stennett, R (1, 4) OBP: 0.321, SLG: 0.389 Will McEnaney, L (7, 1) Jim Fregosi, R (9, PH) OBP: 0.368, SLG: 0.143	0-0 4-3		0-0 6-3			0-0 FC4 1-2f		0-3 K	3 0 0 1 0 0 2 0 0 0 0 0 0 0 1 0 0 0 0 1 1			
Willie Stargell, L (1, 3) OBP: 0.337, SLG: 0.386	0-0 G3		0-0 G6-4-3 1B			0-3 K		0-3 K	4 0 1 0 0 2 2			
Steve Brye, R (1, 7) OBP: 0.341, SLG: 0.308		0-0 5-3		0-0 G6-4-3 1-2f		0-0 6-3		0-0 6-3	3 0 0 0 0 0 1			
Phil Garner, R (1, 5) OBP: 0.281, SLG: 0.362		4-0 K 1B BB		0-0 6-3		0-0 6-3		0-0 6-3	2 0 0 0 1 0 0			
Duffy Dyer, R (1, 2) OBP: 0.318, SLG: 0.385		0-0 1-2 1B		0-0 6-3		0-0 6-3		0-0 5-3	3 0 1 0 0 0 0			
Jim Rooker, R (1, 1) OBP: 0.077, SLG: 0.077 Jim Bibby, R (4, 1) OBP: 0.600, SLG: 0.333 Manny Sanguillen, R (5, PH) OBP: 0.313, SLG: 0.452 Bruce Kison, R (5, 1) Mario Mendoza, R (7, 4) OBP: 0.286, SLG: 0.400		0-3 K 2-3		0-0 6-3		0-0 6-3		0-0 L6	1 0 0 0 0 1 2 0 0 0 0 0 0 0 1 0 0 0 0 0 0 0 0 0 0 0 0 0 1 0 0 0 0 0 0			
Inning Stats	R: 1 E: 1 K: 0 S: 4 H: 1 LOB: 1 BB: 1 P: 8	R: 0 E: 0 K: 1 S: 5 H: 1 LOB: 1 BB: 1 P: 9	R: 0 E: 0 K: 1 S: 5 H: 0 LOB: 0 BB: 0 P: 5	R: 0 E: 0 K: 1 S: 3 H: 1 LOB: 0 BB: 0 P: 3	R: 0 E: 0 K: 1 S: 3 H: 0 LOB: 0 BB: 0 P: 3	R: 0 E: 0 K: 1 S: 6 H: 1 LOB: 1 BB: 0 P: 6	R: 0 E: 0 K: 1 S: 5 H: 0 LOB: 0 BB: 0 P: 5	R: 0 E: 0 K: 3 S: 9 H: 0 LOB: 0 BB: 1 P: 13	R: 0 E: 0 K: 3 S: 9 H: 0 LOB: 1 BB: 1 P: 13	1B: 4 2B: 0 3B: 0 HR: 0 SF: 0 SAC: 0 DP: 1 HBP: 0		WP: 0 PB: 0 SB: 0 CS: 1 PA: 32
PITCHER Tommy John, L (1, 1) ERA: 2.54	IP WLS BF H R ER SO BB IBB HBP BLK WP HR S P ERA WHIP	9.0 W 32 4 1 1 7 3 0 0 0 0 0 0 43 55 1.00 0.778										

Batter	1	2	3	4	5	6	7	8	9
Davey Lopes, R (1, 4) OBP: 0.429, SLG: 0.485 Lee Lacy, R (8, PH) OBP: 0.350, SLG: 0.595 (9, 4)	4-0 G6-4-3 BB BB		X 0-0 2-H HR	X 0-0 1-3		X 0-0 L8		X 0-0 HR	
Bill Russell, R (1, 6) OBP: 0.313, SLG: 0.366 Ted Martinez, R (8, 6) OBP: 0.200, SLG: 0.111	4-0 G6-4-3 1-2 BB		X 0-0 F8	4-0 BB BB			X 0-0 F7	X 0-0 6-3	
Reggie Smith, S (1, 9) OBP: 0.416, SLG: 0.612	0-0 G6-4-3 1-2f 2-3			FC5 1B K			X 0-0 HR 1B	X 0-0 F2	
Ron Cey, R (1, 5) OBP: 0.395, SLG: 0.409		0-3 K		4-0 1B 1-2 BB BB	X 0-0 E6		X 0-0 HR		
Steve Garvey, R (1, 3) OBP: 0.282, SLG: 0.372		0-0 6-3		X 0-0 FC5 BB 1B	X 0-0 G5-4-3		X 0-0 5-3		
Dusty Baker Jr., R (1, 7) OBP: 0.382, SLG: 0.432 Vic Davalillo, L (5, PR) OBP: 0.320, SLG: 0.304 (6, 7)		0-0 L8		X 0-0 1B 1-2 2-3 BB 1B	X 0-0 CS 1B		X 0-0 BB 1B		
Bill North, S (1, 8) OBP: 0.368, SLG: 0.263			X 0-0 6-3	4-0 E 1B 1-2 2-3 3-H BB BB	X 0-0 CS	4-0 SH3 BB	4-0 FC6-4 BB		
Steve Yeager, R (1, 2) OBP: 0.333, SLG: 0.280			X 0-0 SH1-4 HR 1B	X 0-0 E8 2B 1B		X 0-0 F7	X 0-0 FC6-4		
Tommy John, R (1, 1) OBP: 0.263, SLG: 0.278			X 0-0 SH1-4	X 0-0 2B		X 0-0 SH3	X 0-0 5-3		

Inning Stats	R: 0	H: 0	E: 0	K: 0	S: 1	LOB: 0	BB: 2	P: 9	R: 0	H: 0	E: 0	K: 1	S: 5	LOB: 0	BB: 0	P: 5	R: 2	H: 2	E: 0	K: 0	S: 5	LOB: 0	BB: 0	P: 5	R: 5	H: 4	E: 1	K: 1	S: 9	LOB: 2	BB: 3	P: 21	R: 0	H: 1	E: 1	K: 0	S: 3	LOB: 1	BB: 0	P: 3	R: 0	H: 0	E: 0	K: 0	S: 3	LOB: 1	BB: 1	P: 7	R: 2	H: 3	E: 0	K: 0	S: 6	LOB: 2	BB: 1	P: 10	R: 1	H: 1	E: 0	K: 0	S: 4	LOB: 0	BB: 0	P: 4
1B: 7	SF: 0	2B: 1	SAC: 2	3B: 0	DP: 2	HR: 3	HBP: 0	WP: 0	PA: 40																																																							

PITCHER	IP	WLS	BF	H	R	ER	SO	BB	IBB	HBP	BLK	WP	HR	S	P	ERA	WHIP
Jim Rooker, L (1, 1) ERA: 6.12	3.1	L	16	4	6	6	1	4	0	0	0	0	1	14	30	16.20	2.400
Jim Bibby, R (4, 1) ERA: 2.76	0.2		5	2	1	0	1	1	0	0	0	0	0	6	10	0.00	4.500
Bruce Kison, R (5, 1) ERA: 2.86	2.0		7	1	0	0	0	1	0	0	0	0	0	6	10	0.00	1.000
Will McEnaney, L (7, 1) ERA: 7.94	2.0		11	4	3	3	0	1	0	0	0	0	2	10	14	13.50	2.500

BOTTOM

Pittsburgh Pirates @ Los Angeles Dodgers
Dodger Stadium, Los Angeles, CA
 Wed May 17 1978, 7:05 PM PDT
 Att. 33,097 - Unknown

livebaseballscorecards.com

AB	30
R	10
H	11
RBI	10
BB	7
SO	2
LOB	12



Batter	1	2	3	4	5	6	7	8	9	AB R H RBI BB SO LOB
Bill Madlock, R (1, 4) OBP: 0.389, SLG: 0.464	0-0 6-3		0-0 G6-4-3 1B	0-0 HR	0-3 K		0-0 2-H 1B			5 1 3 4 0 1 2
Terry Whitfield, L (1, 7) OBP: 0.328, SLG: 0.441	0-0 2B		0-0 G6-4-3 1-2f	0-3 K		0-0 1B	0-0 6-3			5 0 2 0 0 1 2
Darrell Evans, L (1, 5) OBP: 0.389, SLG: 0.397	4-0 BB		0-0 HR	0-0 1B		4-0 1-2 BB		0-0 HR		3 2 3 2 2 0 0
Willie McCovey, L (1, 3) Skip James, L (8, 3) OBP: 0.282, SLG: 0.390 OBP: 0.176, SLG: 0.188	0-0 F9		0-0 G3	0-0 F8		0-3 1-2 K		0-0 F9		5 0 0 0 0 1 4 0 0 0 0 0 0 0
Jack Clark, R (1, 9) OBP: 0.366, SLG: 0.530	0-0 P6			0-0 1B 1B	0-0 1B 2B	0-0 5-3		0-0 F2		5 2 2 0 0 0 3
Larry Herndon, R (1, 8) OBP: 0.355, SLG: 0.350		0-0 SH1-3 1B		0-0 1B 1B	0-0 1B 5-3 1B		4-0 SH1-4 BB		0-0 5-3	4 2 3 0 1 0 0
Johnnie LeMaster, R (1, 6) OBP: 0.239, SLG: 0.227		0-0 SH1-3		0-0 E 1B	0-0 5-3		0-0 SH1-4		0-0 4-3	3 1 1 1 0 0 2
Mike Sadek, R (1, 2) OBP: 0.297, SLG: 0.278		0-0 5-3		0-0 E3 HR	0-0 1B		0-0 SH2-4 1B		0-3 K2-3	5 2 2 3 0 1 2
John Montefusco, R (1, 1) Gary Lavelle, S (8, 1) OBP: 0.190, SLG: 0.158		0-0 F9		0-3 K	0-3 K		0-0 SH2-4		0-0 5-3	3 0 0 0 0 2 5 1 0 0 0 0 0 0

San Francisco Giants @ Los Angeles Dodgers
 Dodger Stadium, Los Angeles, CA
 Fri May 19 1978, 7:05 PM PDT
 Att: 52,389 - Unknown

AB	39
R	10
H	16
RBI	10
BB	3
SO	6
LOB	20



Inning Stats	R: 0	H: 1	E: 0	K: 0	S: 4	P: 8	R: 0	H: 1	E: 0	K: 0	S: 4	P: 4	R: 1	H: 2	E: 0	K: 0	S: 4	P: 4	R: 5	H: 5	E: 1	K: 2	S: 13	P: 13	R: 1	H: 3	E: 0	K: 2	S: 10	P: 10	R: 0	H: 1	E: 1	K: 1	S: 5	P: 9	R: 2	H: 2	E: 0	K: 0	S: 5	P: 9	R: 1	H: 1	E: 0	K: 0	S: 4	P: 4	R: 0	H: 0	E: 0	K: 1	S: 5	P: 5	1B: 11	2B: 2	3B: 0	HR: 3	SF: 0	SAC: 3	DP: 1	HBP: 0	WP: 0	PB: 0	SB: 0	CS: 1	PA: 45
--------------	------	------	------	------	------	------	------	------	------	------	------	------	------	------	------	------	------	------	------	------	------	------	-------	-------	------	------	------	------	-------	-------	------	------	------	------	------	------	------	------	------	------	------	------	------	------	------	------	------	------	------	------	------	------	------	------	--------	-------	-------	-------	-------	--------	-------	--------	-------	-------	-------	-------	--------

PITCHER	IP	WLS	BF	H	R	ER	SO	BB	IBB	HBP	BLK	WP	HR	S	P	ERA	WHIP
Rick Rhoden, R (1, 1) ERA: 3.93	4.0		23	10	7	6	2	1	0	0	0	0	2	26	30	13.50	2.750
Bobby Castillo, R (5, 1) ERA: 3.6	2.2	L	14	5	2	2	3	2	0	0	0	0	0	18	26	6.75	2.625
Mike Garman, R (7, 1) ERA: 4.41	2.1		8	1	1	1	1	0	0	0	1	0	1	10	10	3.86	0.429

Batter	1	2	3	4	5	6	7	8	9	AB R H RBI BB SO LOB
Davey Lopes, R OBP: 0.416, SLG: 0.467 (1, 4) X	0-0 6-3	0-0 L4			0-3 K		0-0 F2		0-3 K	5 0 0 0 0 2 1
Bill Russell, R OBP: 0.305, SLG: 0.357 (1, 6) S S	0-3 K	0-0 L5			0-0 F7		0-0 6-3			4 0 0 0 0 1 1
Reggie Smith, S OBP: 0.411, SLG: 0.602 (1, 9) X	0-0 WP 1B		0-3 K			0-0 F8	0-0 P5			4 0 1 0 0 1 0
Ron Cey, R OBP: 0.391, SLG: 0.405 (1, 5) X	0-0 4-3 1-2		0-3 K			0-0 1B 1B		0-3 K		4 1 1 0 0 2 1
Steve Garvey, R OBP: 0.294, SLG: 0.389 (1, 3) X		0-0 S HR 1B	0-3 K			0-0 1B HR 1B		0-0 2B		4 2 3 0 0 1 0
Dusty Baker Jr., R OBP: 0.386, SLG: 0.430 (1, 7) B B B		4-0 1-2 HR BB		0-3 K		0-0 1-3 2-H HR 1B		0-3 K		3 2 1 1 1 2 1
Rick Monday, L OBP: 0.428, SLG: 0.695 (1, 8) X		0-0 1-H 2-H HR		0-3 K		0-0 1-H 3-H HR		0-0 1-3		4 2 2 6 0 1 1
Steve Yeager, R OBP: 0.330, SLG: 0.289 (1, 2) X		0-0 SH2-3 2B		0-3 K		0-0 5-3			0-0 5-3	4 0 1 0 0 1 0
Rick Rhoden, R OBP: 0.263, SLG: 0.235 (1, 1) X		0-0 SH2-3			0-0 5-3	0-0 5-3			0-0 P3	0 0 0 0 0 0 0
Bobby Castillo, R (5, 1)										2 0 0 0 0 0 0
Mike Garman, R (7, 1)										0 0 0 0 0 0 0
Lee Lacy, R OBP: 0.341, SLG: 0.579 (9, PH)		2-3								1 0 0 0 0 0 0

BOTTOM

San Francisco Giants @ Los Angeles Dodgers
Dodger Stadium, Los Angeles, CA


Fri May 19 1978, 7:05 PM PDT
Att. 52,389 - Unknown

livebaseballscores.com

AB 35
R 7
H 9
RBI 7
BB 1
SO 11
LOB 5



Inning Stats	R: 0 E: 0 K: 1 S: 6	H: 1 LOB: 1 BB: 0 P: 6	R: 3 E: 0 K: 0 S: 6	H: 3 LOB: 1 BB: 1 P: 10	R: 0 E: 0 K: 3 S: 9	H: 0 LOB: 0 BB: 0 P: 9	R: 0 E: 0 K: 3 S: 9	H: 0 LOB: 0 BB: 0 P: 9	R: 0 E: 0 K: 1 S: 5	H: 0 LOB: 0 BB: 0 P: 5	R: 4 E: 0 K: 0 S: 7	H: 4 LOB: 0 BB: 0 P: 7	R: 0 E: 0 K: 0 S: 3	H: 0 LOB: 0 BB: 0 P: 3	R: 0 E: 0 K: 2 S: 8	H: 1 LOB: 1 BB: 0 P: 8	R: 0 E: 0 K: 1 S: 5	H: 0 LOB: 0 BB: 0 P: 5	1B: 5 2B: 2 3B: 0 HR: 2	SF: 0 SAC: 1 DP: 0 HBP: 0	WP: 1 PB: 0 SB: 1 CS: 0	PA: 37 ERA WHIP
PITCHER John Montefusco, R ERA: 3.41	(1, 1)	IP 7.2 WLS W BF 33 H 9 R 7 ER 7 SO 10 BB 1 IBB 0 HBP 0 BLK 0 WP 1 HR 2 S 52 P 56 ERA 8.22 WHIP 1.304	PITCHER Gary Lavelle, L ERA: 3.6	(8, 1)	IP 1.1 WLS S BF 4 H 0 R 0 ER 0 SO 1 BB 0 IBB 0 HBP 0 BLK 0 WP 0 HR 0 S 6 P 6 ERA 0.00 WHIP 0.000																	

Batter	1	2	3	4	5	6	7	8	9	AB R H RBI BB SO LOB	TOP															
Bill Madlock, R (1, 4) OBP: 0.398, SLG: 0.471	0-0 1B 4-3 1B	0-0 FC6-4			0-0 FC6-4 1B		0-0 SH1-3 1B		0-0 6-3	5 1 3 0 0 0 2	<p>San Francisco Giants @ Los Angeles Dodgers Dodger Stadium, Los Angeles, CA</p> <p>Sat May 20 1978, 7:05 PM PDT Att: 51,370 - Unknown</p> <p>livebaseballscorecards.com</p> <table border="1"> <tr><td>AB</td><td>36</td></tr> <tr><td>R</td><td>2</td></tr> <tr><td>H</td><td>11</td></tr> <tr><td>RBI</td><td>2</td></tr> <tr><td>BB</td><td>1</td></tr> <tr><td>SO</td><td>4</td></tr> <tr><td>LOB</td><td>21</td></tr> </table> 	AB	36	R	2	H	11	RBI	2	BB	1	SO	4	LOB	21	
AB	36																									
R	2																									
H	11																									
RBI	2																									
BB	1																									
SO	4																									
LOB	21																									
Darrell Evans, L (1, 5) OBP: 0.386, SLG: 0.416	0-0 P4		0-0 HR		0-3 K		0-0 SH1-3		0-0 6-3	4 1 1 1 0 1 2																
Jack Clark, R (1, 9) OBP: 0.367, SLG: 0.525	0-0 4-3 1-3 1B		0-0 S 1B		0-0 FC6-4 BB 1-2f		0-0 L7		0-3 K	5 0 2 0 0 1 2																
Willie McCovey, L (1, 3) Terry Whitfield, L (7, 7) OBP: 0.281, SLG: 0.379 OBP: 0.328, SLG: 0.441	0-0 4-3 1-2 3-H		0-0 F8		4-0 BB 1-2		0-0 F5			3 0 0 1 1 0 3 0 0 0 0 0 0 0																
Mike Ivie, R (1, 7) OBP: 0.377, SLG: 0.500	0-0 6-3		0-0 F7		0-0 P3			0-0 1B SH3-4 FC5-2 1B		4 0 1 0 0 0 4																
Larry Herndon, R (1, 8) OBP: 0.348, SLG: 0.341		0-0 6-3	0-0 F8					0-0 SH3-4		3 0 0 0 0 0 1																
Marc Hill, R (1, 2) OBP: 0.296, SLG: 0.295				0-3 K		0-0 F8		0-0 FC5-2 FC5-2 1B		4 0 2 0 0 1 0																
Johnnie LeMaster, R (1, 6) OBP: 0.248, SLG: 0.246				0-0 L7		0-0 2B		0-0 FC5-2		4 0 2 0 0 0 2																
Ed Halicki, R (1, 1) Tom Heintzelman, R (8, PH) Gary Lavelle, S (8, 1) Randy Moffitt, R (9, 1) OBP: 0.500, SLG: 0.500				0-0 4-3		0-0 5-3		0-0 FC5		3 0 0 0 0 1 3 1 0 0 0 0 0 2 0 0 0 0 0 0 0 0 0 0 0 0 0 0																
Inning Stats	R: 1 H: 2 E: 0 LOB: 1 K: 0 BB: 0 S: 5 P: 5	R: 0 H: 2 E: 0 LOB: 2 K: 1 BB: 0 S: 7 P: 7	R: 1 H: 2 E: 0 LOB: 1 K: 0 BB: 0 S: 5 P: 5	R: 0 H: 0 E: 0 LOB: 0 K: 1 BB: 0 S: 5 P: 5	R: 0 H: 1 E: 0 LOB: 2 K: 1 BB: 1 S: 6 P: 10	R: 0 H: 1 E: 0 LOB: 1 K: 0 BB: 0 S: 4 P: 4	R: 0 H: 1 E: 0 LOB: 1 K: 0 BB: 0 S: 4 P: 4	R: 0 H: 2 E: 0 LOB: 2 K: 0 BB: 0 S: 5 P: 5	R: 0 H: 0 E: 0 LOB: 0 K: 1 BB: 0 S: 5 P: 5	1B: 8 SF: 0 2B: 2 SAC: 2 3B: 0 DP: 0 HR: 1 HBP: 0	WP: 0 PA: 39 PB: 0 SB: 1 CS: 0															
PITCHER	IP WLS BF H R ER SO BB IBB HBP BLK WP HR S P ERA WHIP											PITCHER	IP WLS BF H R ER SO BB IBB HBP BLK WP HR S P ERA WHIP													
Doug Rau, L (1, 1) ERA: 2.74	7.0	31	9	2	2	3	1	0	0	0	0	1	36	40	2.57	1.429										
Terry Forster, L (8, 1) ERA: 1.42	2.0	W	8	2	0	0	1	0	0	0	0	0	10	10	0.00	1.000										

Batter	1	2	3	4	5	6	7	8	9	AB R H RBI BB SO LOB
Davey Lopes, R (1, 4) OBP: 0.409, SLG: 0.457 Ted Martinez, R (6, 4) OBP: 0.200, SLG: 0.111 Lee Lacy, R (7, PH) OBP: 0.349, SLG: 0.564 (8, 4)	0-0 F9		0-0 F7		0-0 5-3		0-0 E7		4-0 HBP	3 0 0 0 0 0 1
Bill Russell, R (1, 6) OBP: 0.302, SLG: 0.348	0-0 F9		0-0 FC5-4		0-0 6-3		0-0 L9		1-0 IBB	4 0 0 1 0 0 3
Reggie Smith, S (1, 9) OBP: 0.407, SLG: 0.591	0-0 1B		0-0 L9				0-0 1-3		0-0 F9	4 0 1 0 0 0 1
Ron Cey, R (1, 5) OBP: 0.381, SLG: 0.393	0-0 5-3				0-0 5-3		0-0 F2		0-0 5-3	4 0 0 0 0 0 1
Steve Garvey, R (1, 3) OBP: 0.299, SLG: 0.412			0-0 L8		0-0 E6		0-0 HR		0-0 1B	4 1 2 1 0 0 0
Dusty Baker Jr., R (1, 7) OBP: 0.382, SLG: 0.424			0-0 F8		0-0 1B		0-0 F8		0-0 P4	4 0 1 0 0 0 1
Rick Monday, L (1, 8) OBP: 0.433, SLG: 0.702 Bill North, S (7, PR) OBP: 0.377, SLG: 0.315 (8, 8)			0-0 1B		0-3 K		0-0 E		0-0 SH2-4	3 0 2 0 0 1 2
Johnny Oates, L (1, 2) OBP: 0.333, SLG: 0.273 Steve Yeager, R (8, 2) OBP: 0.336, SLG: 0.289			0-0 F4		0-0 F7		0-0 G2		4-0 HBP	3 0 0 0 0 0 4
Doug Rau, L (1, 1) OBP: 0.211, SLG: 0.211 Vic Davalillo, L (7, PH) OBP: 0.308, SLG: 0.292 Terry Forster, L (8, 1) Manny Mota, R (9, PH) OBP: 0.375, SLG: 0.286			0-0 E1		0-0 P4		0-0 L8		0-0 SH2-4	2 0 0 0 0 0 0

BOTTOM

San Francisco Giants @ Los Angeles Dodgers
Dodger Stadium, Los Angeles, CA
 Sat May 20 1978, 7:05 PM PDT
 Att. 51,370 - Unknown

livebaseballscorecards.com

AB	34
R	3
H	7
RBI	2
BB	2
SO	1
LOB	14



Inning Stats	R: 0	H: 1	E: 0	K: 0	S: 4	LOB: 1	BB: 0	P: 4	R: 0	H: 1	E: 0	K: 0	S: 4	LOB: 1	BB: 0	P: 4	R: 0	H: 1	E: 1	K: 0	S: 7	LOB: 2	BB: 0	P: 7	R: 0	H: 0	E: 0	K: 0	S: 3	LOB: 0	BB: 0	P: 3	R: 1	H: 1	E: 0	K: 0	S: 4	LOB: 0	BB: 0	P: 4	R: 1	H: 1	E: 1	K: 0	S: 5	LOB: 1	BB: 0	P: 5	R: 0	H: 1	E: 0	K: 0	S: 4	LOB: 1	BB: 0	P: 4	R: 1	H: 1	E: 0	K: 0	S: 2	LOB: 3	BB: 2	P: 11	1B: 4	SF: 0	2B: 2	SAC: 1	3B: 0	DP: 0	HR: 1	HBP: 1	WP: 0	PA: 38
--------------	------	------	------	------	------	--------	-------	------	------	------	------	------	------	--------	-------	------	------	------	------	------	------	--------	-------	------	------	------	------	------	------	--------	-------	------	------	------	------	------	------	--------	-------	------	------	------	------	------	------	--------	-------	------	------	------	------	------	------	--------	-------	------	------	------	------	------	------	--------	-------	-------	-------	-------	-------	--------	-------	-------	-------	--------	-------	--------

PITCHER	IP	WLS	BF	H	R	ER	SO	BB	IBB	HBP	BLK	WP	HR	S	P	ERA	WHIP
Ed Halicki, R (1, 1) ERA: 2.77	7.0		29	5	2	1	1	0	0	0	0	0	1	31	31	1.29	0.714
Gary Lavelle, L (8, 1) ERA: 3.8	1.1	L	8	2	1	1	0	0	2	0	0	0	0	6	14	6.75	1.500
Randy Moffitt, R (9, 1) ERA: 3.32	0.0		1	0	0	0	0	0	0	1	0	0	0	0	1	∞	∞

Batter	1	2	3	4	5	6	7	8	9	AB R H RBI BB SO LOB	TOP											
Bill Madlock, R (1, 4) OBP: 0.402, SLG: 0.467	0-0 1B 1B		0-0 5-3		0-3 K			4-0 FC6-4 BB		3 0 1 0 1 1 0	San Francisco Giants @ Los Angeles Dodgers Dodger Stadium, Los Angeles, CA Sun May 21 1978, 3:33 AM PDT Att: 49,354 - Unknown											
Terry Whitfield, L (1, 7) OBP: 0.333, SLG: 0.450	0-0 1-2 1B		0-0 2B			0-0 F8		0-0 FC6-4 G3 1-2f		4 0 2 0 0 0 1												
Darrell Evans, L (1, 5) OBP: 0.382, SLG: 0.411	0-3 K		0-0 F2			0-0 4-3		0-0 G3 1-2 1B		4 0 1 0 0 1 3												
Willie McCovey, L (1, 3) OBP: 0.271, SLG: 0.364	0-3 K			0-0 G3		0-0 P2		0-0 G3 1-2 2-3		4 0 0 0 0 1 4												
Jack Clark, R (1, 9) OBP: 0.370, SLG: 0.545	0-0 4-3			0-0 1B			0-0 HR	0-0 F9		4 1 2 1 0 0 4												
Larry Herndon, R (1, 8) OBP: 0.352, SLG: 0.346		0-0 CS 1B		0-0 P1			0-0 FC6-4 1B	0-0 6-3		4 0 2 0 0 0 1												
Marc Hill, R (1, 2) OBP: 0.286, SLG: 0.283		0-0 P6 1-2		0-0 F8			0-0 F8	0-0 6-3		4 0 0 0 0 0 3												
Vic Harris, S (1, 6) OBP: 0.118, SLG: 0.032		0-0 4-3			0-0 4-3		0-0 F9	0-3 K		4 0 0 0 0 1 1												
Bob Knepper, L (1, 1) OBP: 0.120, SLG: 0.174			0-0 L3		0-3 K		0-0 FC6-4 1-2f			2 0 0 0 0 1 0												
Lynn McGlothen, L (6, 1)										0 0 0 0 0 0 0												
Skip James, L (7, PH) OBP: 0.176, SLG: 0.188										0 0 0 0 0 0 0												
Tom Heintzelman, R (7, PH) OBP: 0.176, SLG: 0.529										1 0 0 0 0 0 1												
Randy Moffitt, R (7, 1) OBP: 0.500, SLG: 0.500										0 0 0 0 0 0 0												
Inning Stats	R: 0 E: 0 K: 2 S: 9	H: 2 LOB: 2 BB: 0 P: 9	R: 0 E: 0 K: 0 S: 3	H: 1 LOB: 0 BB: 0 P: 3	R: 0 E: 0 K: 0 S: 4	H: 1 LOB: 1 BB: 0 P: 4	R: 0 E: 0 K: 0 S: 4	H: 1 LOB: 1 BB: 0 P: 4	R: 0 E: 0 K: 2 S: 7	H: 0 LOB: 0 BB: 0 P: 7	R: 0 E: 0 K: 0 S: 3	H: 0 LOB: 0 BB: 0 P: 3	R: 1 E: 0 K: 0 S: 5	H: 2 LOB: 1 BB: 0 P: 5	R: 0 E: 0 K: 0 S: 4	H: 1 LOB: 2 BB: 1 P: 8	R: 0 E: 0 K: 1 S: 5	H: 0 LOB: 0 BB: 0 P: 5	1B: 6 2B: 1 3B: 0 HR: 1	SF: 0 SAC: 0 DP: 0 HBP: 0	WP: 0 PB: 0 SB: 0 CS: 1	PA: 35
PITCHER	IP WLS BF H R ER SO BB IBB HBP BLK WP HR S P ERA WHIP																					
Burt Hooton, R (1, 1) ERA: 3.31	6.2 W 26 7 1 1 4 0 0 0 0 0 1 34 34 1.35 1.050																					
Lance Rautzhan, L (7, 1) ERA:	0.2 4 1 0 0 0 1 0 0 0 0 0 3 7 0.00 3.000																					
Terry Forster, L (8, 1) ERA: 1.31	1.2 S 5 0 0 0 1 0 0 0 0 0 0 7 7 0.00 0.000																					

livebaseballscorecards.com

AB	34
R	1
H	8
RBI	1
BB	1
SO	5
LOB	18



Batter	1	2	3	4	5	6	7	8	9	AB	R	H	RBI	BB	SO	LOB
Bill North, S OBP: 0.378, SLG: 0.322 (1, 8)	0-0 B5-3	0-0 1B		0-0 CS 1B		0-3 K		0-0 6-3		5	0	2	0	0	1	1
Bill Russell, R OBP: 0.305, SLG: 0.349 (1, 6)	0-0 6-3	0-0 1B		0-0 F8		0-0 1B		0-0 1-3		5	0	2	0	0	0	1
Reggie Smith, S OBP: 0.404, SLG: 0.582 (1, 9)	0-0 BB BB 1B	0-0 F2				0-0 P6		0-0 F5		4	1	1	0	0	0	4
Ron Cey, R OBP: 0.384, SLG: 0.413 (1, 5)	4-0 BB BB 1-2 BB		0-0 5-3			0-0 HR		0-0 F8		3	1	1	1	1	0	0
Steve Garvey, R OBP: 0.304, SLG: 0.410 (1, 3)	4-0 BB 1-2 2-3 BB		0-0 HR S 1B			0-0 F8		0-3 K		3	1	1	0	1	1	0
Dusty Baker Jr., R OBP: 0.393, SLG: 0.438 (1, 7)	4-0 1-2 2-3 3-H BB		0-0 F9			0-0 1B		0-0 1B 2B		3	0	2	1	1	0	1
Vic Davalillo, L OBP: 0.308, SLG: 0.292 (8, 7)										0	0	0	0	0	0	0
Lee Lacy, R OBP: 0.362, SLG: 0.628 (1, 4)	0-3 K		0-0 HR 1-H			0-0 F8		0-0 2-3 1B		4	1	2	2	0	1	4
Steve Yeager, R OBP: 0.325, SLG: 0.277 (1, 2)		0-3 K	0-0 F7			0-0 E6 1B SH5-4		0-0 P2		4	0	0	0	0	1	2
Burt Hooton, R (1, 1)		0-0 F8		0-0 5-3		0-0 SH5-4		0-0 4-3		2	0	0	0	0	0	0
Lance Rautzhan, R (7, 1)										0	0	0	0	0	0	0
Terry Forster, L (8, 1)										1	0	0	0	0	0	0

Inning Stats	R: 1	H: 1	E: 0	K: 1	S: 6	LOB: 3	BB: 3	P: 18	R: 0	H: 2	E: 0	K: 1	S: 7	LOB: 2	BB: 0	P: 7	R: 2	H: 2	E: 0	K: 0	S: 5	LOB: 0	BB: 0	P: 5	R: 0	H: 1	E: 0	K: 0	S: 3	LOB: 0	BB: 0	P: 3	R: 1	H: 2	E: 0	K: 0	S: 5	LOB: 1	BB: 0	P: 5	R: 0	H: 1	E: 1	K: 1	S: 7	LOB: 2	BB: 0	P: 7	R: 0	H: 2	E: 0	K: 1	S: 7	LOB: 2	BB: 0	P: 7	R: 0	H: 0	E: 0	K: 0	S: 3	LOB: 0	BB: 0	P: 3
PITCHER	IP	WLS	BF	H	R	ER	SO	BB	IBB	HBP	BLK	WP	HR	S	P	ERA	WHIP																																															
Bob Knepper, L (1, 1) ERA: 2.42	5.0	L	26	8	4	4	2	3	0	0	0	0	0	27	39	7.20	2.200																																															
Lynn McGlothen, R (6, 1) ERA: 5.06	1.0		4	1	0	0	1	0	0	0	0	0	0	6	6	0.00	1.000																																															
Randy Moffitt, R (7, 1) ERA: 3.0	2.0		8	2	0	0	1	0	0	0	0	0	0	10	10	0.00	1.000																																															

BOTTOM

San Francisco Giants @ Los Angeles Dodgers
Dodger Stadium, Los Angeles, CA
 Sun May 21 1978, 3:33 AM PDT
 Att. 49,354 - Unknown

AB	34
R	4
H	11
RBI	4
BB	3
SO	4
LOB	13

livebaseballscorecards.com



WP: 0	PA: 38
PB: 0	
SB: 1	
CS: 1	

Batter	1	2	3	4	5	6	7	8	9	AB R H RBI BB SO LOB	TOP											
Bill North, S (1, 8) OBP: 0.375, SLG: 0.313	0-0 FC5-4 1B		0-0 E4 BB S 2-H		0-0 F9		0-3 K	4-0 SH BB	0-0 L6	5 1 1 0 1 1 1												
Bill Russell, R (1, 6) OBP: 0.308, SLG: 0.353	0-0 FC5-4 CS 1-2f		4-0 BB BB 1-2		0-0 2B		0-0 5-3	0-0 SH BB 1B 1-H 2-H	0-0 5-3	4 1 1 1 1 0 2												
Reggie Smith, S (1, 9) OBP: 0.407, SLG: 0.572	0-3 K 1-2		4-0 BB 1-2 2-3		0-0 6-3		4-0 BB	0-0 BB 1B 1-2	0-3 K	4 1 1 0 2 2 3												
Ron Cey, R (1, 5) OBP: 0.379, SLG: 0.401		0-0 F8	0-0 L8		0-3 K		0-0 L8	4-0 BB 1B 1-2 2-3		4 0 0 0 1 1 5 0 0 0 0 0 0 0												
Charlie Hough, R (8, 1) OBP: 0.600, SLG: 0.800																						
Steve Garvey, R (1, 3) OBP: 0.295, SLG: 0.398		0-0 F3		0-0 F9		0-0 E5 FC6-4		4-3 F3		5 0 0 0 0 0 3												
Dusty Baker Jr., R (1, 7) OBP: 0.388, SLG: 0.432		0-3 K		0-0 L5		0-0 F8		2B 1B BB 1B		4 0 1 0 0 1 1 1 1 1 2 0 0 0												
Vic Davalillo, L (8, PR) OBP: 0.333, SLG: 0.320								2B 2B BB 1B														
Lee Lacy, R (1, 4) OBP: 0.404, SLG: 0.674			4-0 SH1-4 E BB		0-0 2B		0-0 FC6-4 1-2f			3 2 2 0 2 0 1												
Steve Yeager, R (1, 2) OBP: 0.336, SLG: 0.272			0-0 F3		4-0 IBB		4-0 FC6-4 IBB			2 1 0 0 3 0 4												
Don Sutton, R (1, 1) OBP: 0.250, SLG: 0.077			0-0 SH1-4		0-3 K		0-0 FC6-4 1-2f			2 0 0 0 0 1 4												
Manny Mota, R (8, PH) OBP: 0.444, SLG: 0.500			1-2					0-0 E 2B 1-H 2-H 3-H		1 0 1 3 0 0 0												
Davey Lopes, R (8, PR) OBP: 0.409, SLG: 0.457									0-0 E5 1B	0 1 0 0 0 0 0												
Ted Martinez, R (8, 5) OBP: 0.273, SLG: 0.200										1 0 1 0 0 0 0												
Inning Stats	R: 0 E: 0 K: 1 S: 5	H: 1 LOB: 1 BB: 0 P: 5	R: 0 E: 0 K: 1 S: 5	H: 0 LOB: 0 BB: 0 P: 5	R: 1 E: 1 K: 0 S: 4	H: 0 LOB: 3 BB: 3 P: 16	R: 0 E: 0 K: 1 S: 6	H: 1 LOB: 2 BB: 1 P: 10	R: 0 E: 0 K: 1 S: 6	H: 1 LOB: 1 BB: 0 P: 6	R: 0 E: 2 K: 0 S: 4	H: 0 LOB: 2 BB: 1 P: 8	R: 0 E: 0 K: 1 S: 5	H: 0 LOB: 1 BB: 1 P: 9	R: 7 E: 1 K: 0 S: 9	H: 5 LOB: 3 BB: 4 P: 25	R: 0 E: 1 K: 1 S: 6	H: 1 LOB: 1 BB: 0 P: 6	1B: 5 2B: 5 3B: 0 HR: 0	SF: 0 SAC: 2 DP: 1 HBP: 0	WP: 0 PB: 0 SB: 1 CS: 1	PA: 48
PITCHER	IP WLS BF H R ER SO BB IBB HBP BLK WP HR S P ERA WHIP											PITCHER	IP WLS BF H R ER SO BB IBB HBP BLK WP HR S P ERA WHIP									
Bob Owchinko, L (1, 1) ERA: 3.81	7.1 L 36 6 6 5 5 4 3 0 0 0 0 39 67 6.14 1.364																					
Mark Lee, R (8, 1) ERA: 3.57	0.1 6 2 2 2 0 2 0 0 0 0 0 4 12 54.00 12.000																					
Dan Spillner, R (8, 1) ERA: 4.09	1.1 6 1 0 0 1 1 0 0 0 0 0 7 11 0.00 1.500																					

Los Angeles Dodgers @ San Diego Padres
San Diego Stadium, San Diego, CA
Mon May 22 1978, 6:33 AM EDT
Att: 21,957 - Unknown

AB	36
R	8
H	9
RBI	6
BB	10
SO	6
LOB	24



Batter	1	2	3	4	5	6	7	8	9	AB	R	H	RBI	BB	SO	LOB
Gene Richards, L (1, 7) OBP: 0.370, SLG: 0.399	0-0 F3		0-0 F5		0-0 1-3			0-3 K		4	0	0	0	0	1	1
Ozzie Smith, S (1, 6) OBP: 0.275, SLG: 0.317 Chuck Baker, R (9, 6) OBP: 0.385, SLG: 0.400	0-3 K		0-0 6-3		0-0 1B			0-3 K		4	0	1	0	0	2	0
George Hendrick, R (1, 8) OBP: 0.311, SLG: 0.352	0-3 K		0-0 1B		0-0 G6-3			0-0 5-3		4	0	1	0	0	1	2
Dave Winfield, R (1, 9) OBP: 0.331, SLG: 0.462		0-0 1B	0-0 F9		0-0 F9			0-0 5-4-3 1B		4	1	2	0	0	0	1
Gene Tenace, R (1, 3) OBP: 0.413, SLG: 0.411		0-3 K		0-0 F7				0-0 5-4-3		4	0	0	0	0	1	2
Derrel Thomas, S (1, 4) OBP: 0.311, SLG: 0.290		0-0 E9 1B		0-0 CS 1B				0-3 K		4	0	2	1	0	1	1
Bill Almon, R (1, 5) OBP: 0.361, SLG: 0.375		0-0 FC6-2-5-6-5 1B		0-0 1B				0-0 L6		4	0	1	0	0	0	2
Rick Sweet, S (1, 2) OBP: 0.372, SLG: 0.300		4-0 BB		0-3 K				0-0 L6		2	0	0	0	1	1	2
Bob Owchinko, L (1, 1) OBP: 0.100, SLG: 0.150 Mark Lee, R (8, 1) Dan Spillner, R (8, 1)		0-0 6-3			0-0 1B			0-3 K		3	0	1	0	0	1	2

Inning Stats	R: 0	H: 0	E: 0	K: 2	S: 7	R: 1	H: 2	E: 1	K: 1	S: 7	R: 0	H: 1	E: 0	K: 0	S: 4	R: 0	H: 2	E: 0	K: 1	S: 6	R: 0	H: 2	E: 0	K: 0	S: 4	R: 0	H: 0	E: 0	K: 1	S: 5	R: 0	H: 0	E: 0	K: 2	S: 7	R: 0	H: 1	E: 0	K: 1	S: 6	1B: 8	2B: 1	3B: 0	HR: 0	SF: 0	SAC: 0	DP: 2	HBP: 0	WP: 0	PB: 0	SB: 1	CS: 1	PA: 34
PITCHER	IP	WLS	BF	H	R	ER	SO	BB	IBB	HBP	BLK	WP	HR	S	P	ERA	WHIP																																				
Don Sutton, R (1, 1) ERA: 5.09	7.0	W	27	7	1	1	5	1	0	0	0	0	0	36	40	1.29	1.143																																				
Charlie Hough, R (8, 1) ERA: 3.86	2.0		7	1	0	0	3	0	0	0	0	0	0	13	13	0.00	0.500																																				

BOTTOM

Los Angeles Dodgers @ San Diego Padres
San Diego Stadium, San Diego, CA

Mon May 22 1978, 6:33 AM EDT
Att. 21,957 - Unknown

AB	33
R	1
H	8
RBI	1
BB	1
SO	8
LOB	13

PITCHER	IP	WLS	BF	H	R	ER	SO	BB	IBB	HBP	BLK	WP	HR	S	P	ERA	WHIP
Don Sutton, R (1, 1) ERA: 5.09	7.0	W	27	7	1	1	5	1	0	0	0	0	0	36	40	1.29	1.143
Charlie Hough, R (8, 1) ERA: 3.86	2.0		7	1	0	0	3	0	0	0	0	0	0	13	13	0.00	0.500

Batter	1	2	3	4	5	6	7	8	9	AB R H RBI BB SO LOB																	
Bill North, S (1, 8) OBP: 0.357, SLG: 0.294	0-0 F9		0-0 5-3		0-0 1-3			0-0 1-4-3		4 0 0 0 0 0 1																	
Bill Russell, R (1, 6) OBP: 0.301, SLG: 0.345	0-0 5-3			0-0 6-3		0-0 6-3		0-0 F7		4 0 0 0 0 0 0																	
Reggie Smith, S (1, 9) OBP: 0.409, SLG: 0.570 Ted Martinez, R (9, PR) OBP: 0.273, SLG: 0.200	0-0 F8			0-0 2B 1B		0-0 P4		0-0 PB 1B		4 1 2 0 0 0 0 0 0 0 0 0 0 0																	
Ron Cey, R (1, 5) OBP: 0.376, SLG: 0.404		0-0 F9 1B 2B		0-0 F7		0-0 6-3		0-0 F9 1-2		4 1 1 0 0 0 2																	
Steve Garvey, R (1, 3) OBP: 0.299, SLG: 0.412		0-0 F9 2-3		0-0 1B 2B		0-0 L6-4 2B		0-0 F8		4 0 2 0 0 0 3																	
Dusty Baker Jr., R (1, 7) OBP: 0.392, SLG: 0.434		0-0 FC6-4 1B		0-0 1B		0-0 F9		0-3 K		4 0 2 2 0 1 3																	
Lee Lacy, R (1, 4) OBP: 0.418, SLG: 0.708		0-0 FC6-4 CS			0-0 3B		4-0 IBB			2 0 1 0 1 0 1																	
Steve Yeager, R (1, 2) OBP: 0.328, SLG: 0.264		0-0 CS	0-0 6-3		0-0 6-3		0-0 L6-4			3 0 0 0 0 0 3																	
Tommy John, R (1, 1) OBP: 0.227, SLG: 0.238		0-0 K	0-3 K		0-0 6-3		0-0 P3			3 0 0 0 0 1 1																	
Inning Stats	R: 0 E: 0 K: 0 S: 3 H: 0 LOB: 0 BB: 0 P: 3	R: 1 E: 0 K: 0 S: 4 H: 2 LOB: 0 BB: 0 P: 4	R: 0 E: 0 K: 1 S: 5 H: 0 LOB: 0 BB: 0 P: 5	R: 1 E: 0 K: 0 S: 5 H: 3 LOB: 2 BB: 0 P: 5	R: 0 E: 0 K: 0 S: 4 H: 1 LOB: 1 BB: 0 P: 4	R: 0 E: 0 K: 0 S: 3 H: 0 LOB: 0 BB: 0 P: 3	R: 0 E: 0 K: 0 S: 3 H: 1 LOB: 1 BB: 1 P: 7	R: 0 E: 0 K: 0 S: 3 H: 0 LOB: 0 BB: 0 P: 3	R: 0 E: 0 K: 1 S: 6 H: 1 LOB: 2 BB: 0 P: 6	1B: 4 2B: 4 3B: 1 HR: 0 SF: 0 SAC: 0 DP: 1 HBP: 0	WP: 0 PB: 1 SB: 0 CS: 1 PA: 34																
PITCHER	IP WLS BF H R ER SO BB IBB HBP BLK WP HR S P ERA WHIP											PITCHER	IP WLS BF H R ER SO BB IBB HBP BLK WP HR S P ERA WHIP														
Randy Jones, L (1, 1) ERA: 2.59	7.0	26	7	2	2	1	0	0	0	0	0	0	0	27	31	2.57	1.000										
Rollie Fingers, R (8, 1) ERA: 3.82	2.0	W	7	1	0	0	1	0	0	0	0	0	0	9	9	0.00	0.500										

Los Angeles Dodgers @ San Diego Padres
 San Diego Stadium, San Diego, CA
 Tue May 23 1978, 10:05 PM EDT
 Att. 27,512 - Unknown

AB	32
R	2
H	8
RBI	2
BB	1
SO	2
LOB	14



Batter	1	2	3	4	5	6	7	8	9
Gene Richards, L (1, 7) OBP: 0.361, SLG: 0.388	0-0 4-3		0-0 G3		0-0 1-3		0-3 K		
Bill Almon, R (1, 5) OBP: 0.358, SLG: 0.372	0-0 6-3		0-0 E 1B		0-0 5-3		0-0 6-3		
George Hendrick, R (1, 8) OBP: 0.317, SLG: 0.360	4-0 WP BB		0-0 E3 1-2		0-0 E9 2B		0-0 1-3		
Dave Winfield, R (1, 9) OBP: 0.329, SLG: 0.456	0-0 4-3 1-2		0-3 K		0-0 6-3		0-0 G3 BB 1B		
Gene Tenace, R (1, 3) OBP: 0.408, SLG: 0.398		0-0 E6 SH2-4 E	0-0 L8		0-0 6-3		4-0 BB BB BB 1-2 G3 1B BB		
Rick Sweet, S (1, 2) OBP: 0.360, SLG: 0.288		0-0 SH2-4 1-2		0-0 E4 FC6-4		0-0 4-3	0-0 G3 1-2 2-3		
Tucker Ashford, R (1, 4) OBP: 0.200, SLG: 0.300		0-0 5-3		0-0 FC6-4 4-3 1B 1-2f		0-3 K	0-0 2-H 3-H 1B		
Chuck Baker, R (1, 6) OBP: 0.367, SLG: 0.379		0-0 E6 2-H		0-0 1-2 1B		0-0 1-3	0-0 1-3		
Randy Jones, R (1, 1) OBP: 0.143, SLG: 0.143		0-3 K		0-0 4-3 2-3		0-0 S 1B			
Don Reynolds, R (7, PH) OBP: 0.412, SLG: 0.375									
Rollie Fingers, R (8, 1) OBP: 0.333, SLG: 0.333									

Inning Stats	R: 0	H: 0	E: 0	K: 0	S: 3	R: 1	H: 0	E: 2	K: 1	S: 7	R: 0	H: 1	E: 1	K: 1	S: 7	R: 0	H: 1	E: 1	K: 0	S: 4	R: 0	H: 1	E: 0	K: 1	S: 5	R: 0	H: 0	E: 0	K: 1	S: 6	R: 2	H: 2	E: 0	K: 0	S: 5
	LOB: 1	BB: 1	P: 7	LOB: 0	BB: 0	LOB: 1	BB: 1	LOB: 1	BB: 0	P: 7	LOB: 1	BB: 0	LOB: 1	BB: 0	P: 4	LOB: 0	BB: 0	LOB: 0	BB: 0	P: 4	LOB: 1	BB: 0	LOB: 1	BB: 0	P: 5	LOB: 1	BB: 0	LOB: 1	BB: 1	P: 9	SF: 0	SAC: 1	DP: 0	HBP: 0	

PITCHER	IP	WLS	BF	H	R	ER	SO	BB	IBB	HBP	BLK	WP	HR	S	P	ERA	WHIP
Tommy John, L (1, 1) ERA: 2.51	8.0	L	35	6	3	2	4	2	0	0	0	1	0	41	49	2.25	1.000

AB R H RBI BB SO LOB

4	0	0	0	0	1	1
4	0	1	0	0	0	1
3	0	1	0	1	0	1
4	1	1	0	0	1	4
3	2	0	0	1	0	2
3	0	0	0	0	0	2
4	0	1	2	0	1	2
4	0	1	0	0	0	1
2	0	0	0	0	1	3
1	0	1	0	0	0	0
0	0	0	0	0	0	0

AB	32
R	3
H	6
RBI	2
BB	2
SO	4
LOB	17



Los Angeles Dodgers @ San Diego Padres
San Diego Stadium, San Diego, CA
Tue May 23 1978, 10:05 PM EDT
Att. 27,512 - Unknown

WP	HR	S	P	ERA	WHIP
1	0	9	35		

Batter	1	2	3	4	5	6	7	8	9	AB R H RBI BB SO LOB	TOP											
Bill North, S OBP: 0.360, SLG: 0.306 (1, 8) X	0-0 F7		0-0 1B 2B		0-0 FC6-4	0-3 K			4-0 6-3 1B BB	4 1 1 0 1 1 4												
Ted Martinez, R OBP: 0.313, SLG: 0.267 (1, 6) X	0-0 F8		0-0 2B 1B		0-3 K		0-3 K		0-0 6-3 1B	5 1 2 1 0 2 1												
Reggie Smith, S OBP: 0.403, SLG: 0.565 (1, 9) S S S	0-3 K		0-0 1-H 2B		0-3 K		0-0 F3		0-0 P5	5 0 1 1 0 2 3												
Ron Cey, R OBP: 0.376, SLG: 0.400 (1, 5)		0-3 K	0-0 F9			0-0 1B 1B		4-0 BB BB	0-0 6-3	4 1 1 0 1 1 3												
Steve Garvey, R OBP: 0.302, SLG: 0.412 (1, 3)		0-0 PB 1B	0-3 K			0-0 1B 1B 1B		0-0 F9	0-0 F9	5 0 2 0 0 1 4												
Dusty Baker Jr., R OBP: 0.388, SLG: 0.429 (1, 7)		0-3 K		0-0 F9		0-0 1B 1B		0-0 F9		4 0 1 1 0 1 1												
Lee Lacy, R OBP: 0.441, SLG: 0.745 (1, 4)		4-0 BB		0-3 K		0-0 1B 1B		0-0 3B		3 0 2 0 1 1 0												
Steve Yeager, R OBP: 0.323, SLG: 0.259 Jerry Grote, R OBP: 0.448, SLG: 0.417 (1, 2) (5, 2)	0-0 F3		0-0 5-3		0-0 5-3	0-0 F8		0-3 K		2 0 0 0 0 0 2 2 0 0 0 0 1 4												
Rick Rhoden, R OBP: 0.250, SLG: 0.222 Johnny Oates, L OBP: 0.385, SLG: 0.333 Bobby Castillo, R OBP: 0.385, SLG: 0.333 Lance Rautzhan, R OBP: 0.430, SLG: 0.697 Rick Monday, L OBP: 0.500, SLG: 0.667 Charlie Hough, R OBP: 0.500, SLG: 0.667 (1, 1) (5, PH) (5, 1) (5, 1) (6, PH) (6, 1)			0-0 5-3		0-0 FC6-4 1B	0-3 K		0-3 K		1 0 0 0 0 0 0 1 0 1 0 0 0 0 0 0 0 0 0 0 0 0 0 0 0 0 0 0 1 0 0 0 0 1 3 1 0 0 0 0 1 1												
Inning Stats	R: 0 E: 0 K: 1 S: 5	H: 0 LOB: 0 BB: 0 P: 5	R: 0 E: 1 K: 2 S: 8	H: 1 LOB: 2 BB: 1 P: 12	R: 2 E: 0 K: 1 S: 8	H: 3 LOB: 1 BB: 0 P: 8	R: 0 E: 0 K: 1 S: 5	H: 0 LOB: 0 BB: 0 P: 5	R: 0 E: 0 K: 2 S: 8	H: 1 LOB: 1 BB: 0 P: 8	R: 1 E: 0 K: 2 S: 11	H: 4 LOB: 3 BB: 0 P: 11	R: 0 E: 0 K: 1 S: 5	H: 0 LOB: 1 BB: 1 P: 9	R: 0 E: 0 K: 2 S: 8	H: 1 LOB: 1 BB: 0 P: 8	R: 0 E: 0 K: 0 S: 4	H: 1 LOB: 2 BB: 1 P: 8	1B: 8 2B: 2 3B: 1 HR: 0	SF: 0 SAC: 0 DP: 0 HBP: 0	WP: 0 PB: 1 SB: 0 CS: 0	PA: 41
PITCHER	IP WLS BF H R ER SO BB IBB HBP BLK WP HR S P ERA WHIP																					
Gaylord Perry, R ERA: 2.51 John D'Acquisto, R ERA: 0.9	(1, 1) 5.0 W 25 9 3 3 7 1 0 0 0 0 0 0 38 42 5.40 2.000																					
	(6, 1) 4.0 S 16 2 0 0 5 2 0 0 0 0 0 0 24 32 0.00 1.000																					

Los Angeles Dodgers @ San Diego Padres
San Diego Stadium, San Diego, CA
Wed May 24 1978, 10:05 PM EDT
Att: 27,100 - Unknown

AB	38
R	3
H	11
RBI	3
BB	3
SO	12
LOB	26



Batter	1	2	3	4	5	6	7	8	9	AB	R	H	RBI	BB	SO	LOB
Gene Richards, L OBP: 0.368, SLG: 0.395 (1, 8) (7, 7)	0-0 BB 1B	0-0 FC6-4 1B		0-0 G3	0-0 1-2 2-3 3-H 1B		0-0 F8			5	1	3	1	0	0	0
Bill Almon, R OBP: 0.354, SLG: 0.362 (1, 5) BB BB BB	4-0 1B SF7 BB	0-0 FC6-4 1-2f		0-0 F9	0-0 6-3		0-3 K			4	1	0	0	1	1	4
Oscar Gamble, L OBP: 0.333, SLG: 0.339 Derrel Thomas, S OBP: 0.309, SLG: 0.288 (1, 7) (6, PR) (7, 8)	0-0 1-3 2-H 1B		0-0 HR		0-0 E1 BB 1B 1B	4-0 S 1B BB	0-0 F9			3	2	2	2	1	0	0
Dave Winfield, R OBP: 0.325, SLG: 0.451 (1, 9) 3-H	0-0 SF7		0-0 1-3		0-3 K	0-0 1-2 1B 1B		0-3 K		4	1	1	1	0	2	1
Gene Tenace, R OBP: 0.408, SLG: 0.398 (1, 3) S S S	0-0 F3		0-3 K		0-0 1-2 1B 1B	0-0 G3 1B 1-2 2-3 1B		0-3 K		5	1	2	0	0	2	1
Rick Sweet, S OBP: 0.372, SLG: 0.289 (1, 2) S S S	0-3 K		0-0 1B 1B		4-0 BB 1B BB	0-3 K		4-0 BB		3	1	1	0	2	2	4
Tucker Ashford, R OBP: 0.333, SLG: 0.600 (1, 4)		0-0 HR	0-0 1-2 1B		0-0 F4	0-0 1-2 2-H 3-H 1B		0-0 G3 1B		5	1	3	3	0	0	4
Chuck Baker, R OBP: 0.353, SLG: 0.364 (1, 6)		0-0 F8	0-0 4-3		0-0 1B BB 1B	0-0 G3		0-0 G3		4	0	1	2	0	0	4
Gaylord Perry, R OBP: 0.174, SLG: 0.227 John D'Acquisto, R (1, 1) (6, 1)		0-3 K		0-0 6-3	4-0 1-2 2-3 BB	0-3 K				2	0	0	0	1	1	0
										1	0	0	0	0	1	3

Inning Stats	R: 2	H: 2	E: 0	LOB: 1	K: 1	S: 7	R: 1	H: 2	E: 0	LOB: 1	K: 1	S: 7	R: 1	H: 3	E: 0	LOB: 2	K: 1	S: 8	R: 0	H: 0	E: 0	LOB: 0	K: 0	S: 3	R: 3	H: 3	E: 1	LOB: 3	K: 1	S: 9	R: 2	H: 3	E: 0	LOB: 3	K: 2	S: 10	R: 0	H: 0	E: 0	LOB: 0	K: 1	S: 5	R: 0	H: 0	E: 0	LOB: 1	K: 2	S: 7	1B: 11	SF: 1	2B: 0	SAC: 0	3B: 0	DP: 0	HR: 2	HBP: 0	WP: 0	PA: 43
--------------	------	------	------	--------	------	------	------	------	------	--------	------	------	------	------	------	--------	------	------	------	------	------	--------	------	------	------	------	------	--------	------	------	------	------	------	--------	------	-------	------	------	------	--------	------	------	------	------	------	--------	------	------	--------	-------	-------	--------	-------	-------	-------	--------	-------	--------

PITCHER	IP	WLS	BF	H	R	ER	SO	BB	IBB	HBP	BLK	WP	HR	S	P	ERA	WHIP
Rick Rhoden, R ERA: 4.29 (1, 1)	4.0	L	20	7	4	4	3	1	0	0	0	0	2	25	29	9.00	2.000
Bobby Castillo, R ERA: 3.48 (5, 1)	0.2		7	2	3	0	1	2	0	0	0	0	0	7	15	0.00	6.000
Lance Rautzhan, L ERA: (5, 1)	0.1		2	1	0	0	0	0	0	0	0	0	0	2	2	0.00	3.000
Charlie Hough, R ERA: 4.13 (6, 1)	3.0		14	3	2	2	5	2	0	0	0	0	0	22	30	6.00	1.667

BOTTOM

Los Angeles Dodgers @ San Diego Padres
San Diego Stadium, San Diego, CA

Wed May 24 1978, 10:05 PM EDT
Att. 27,100 - Unknown

AB	37
R	9
H	13
RBI	9
BB	5
SO	9
LOB	21



PITCHER	IP	WLS	BF	H	R	ER	SO	BB	IBB	HBP	BLK	WP	HR	S	P	ERA	WHIP
---------	----	-----	----	---	---	----	----	----	-----	-----	-----	----	----	---	---	-----	------

Batter	1	2	3	4	5	6	7	8	9	AB R H RBI BB SO LOB	TOP									
Bill North, S OBP: 0.355, SLG: 0.316 (1, 8) X	0-0 5-3		0-0 S 2B		0-0 L9			0-0 G5-4-3 1-2f		4 0 1 0 0 0 1	<p>Los Angeles Dodgers @ San Francisco Giants Candlestick Park, San Francisco, CA</p> <p>Fri May 26 1978, 10:05 PM EDT Att. 43,646 - Unknown</p> <p>livebaseballscorecards.com</p>									
Bill Russell, R OBP: 0.300, SLG: 0.343 (1, 6) X	0-0 BB 1B		0-0 F8			0-0 5-3		0-0 L7		4 0 1 0 0 0 1										
Reggie Smith, S OBP: 0.405, SLG: 0.558 (1, 9) B B B	4-0 1-2 BB		4-0 2-3 BB			0-0 F9			0-0 6-3	2 0 0 0 2 0 0										
Ron Cey, R OBP: 0.374, SLG: 0.416 (1, 5) X	0-0 P4		0-0 5-3			0-0 5-3			0-0 HR	4 1 1 1 0 0 4										
Steve Garvey, R OBP: 0.301, SLG: 0.408 (1, 3) X	0-0 F7			0-0 5-3			0-0 1B		0-0 6-3	4 0 1 0 0 0 2										
Dusty Baker Jr., R OBP: 0.384, SLG: 0.423 (1, 7) X		0-0 G5-4-3 1B		0-0 F9		0-0 F8			0-3 K	4 0 1 0 0 1 1										
Lee Lacy, R OBP: 0.419, SLG: 0.704 (1, 4) X		0-0 G5-4-3 1-2f		0-0 L4		0-0 F9				3 0 0 0 0 0 2										
Steve Yeager, R OBP: 0.315, SLG: 0.252 (1, 2) X		0-0 6-3			0-0 F9		0-0 F9			3 0 0 0 0 0 1										
Doug Rau, L OBP: 0.190, SLG: 0.190 (1, 1) S S S			0-3 K		0-0 F8			0-0 G5-4-3 1B		2 0 0 0 0 1 0										
Bobby Castillo, R (5, 1)										0 0 0 0 0 0 0										
Manny Mota, R OBP: 0.500, SLG: 0.556 (8, PH)										1 0 1 0 0 0 0										
Lance Rautzhan, R (8, 1)										0 0 0 0 0 0 0										
Inning Stats	R: 0 E: 0 K: 0 S: 4	H: 1 LOB: 2 BB: 1 P: 8	R: 0 E: 0 K: 0 S: 3	H: 1 LOB: 0 BB: 0 P: 3	R: 0 E: 0 K: 1 S: 6	H: 1 LOB: 2 BB: 1 P: 10	R: 0 E: 0 K: 0 S: 3	H: 0 LOB: 0 BB: 0 P: 3	R: 0 E: 0 K: 0 S: 3	H: 0 LOB: 0 BB: 0 P: 3	R: 0 E: 0 K: 0 S: 4	H: 1 LOB: 1 BB: 0 P: 4	R: 0 E: 0 K: 0 S: 3	H: 1 LOB: 0 BB: 0 P: 3	R: 1 E: 0 K: 1 S: 6	H: 1 LOB: 0 BB: 0 P: 6	1B: 4 2B: 1 3B: 0 HR: 1	SF: 0 SAC: 0 DP: 2 HBP: 0	WP: 0 PB: 0 SB: 1 CS: 0	PA: 33
PITCHER Bob Knepper, L ERA: 2.25 (1, 1)	IP 9.0 WLS W BF 33 H 6 R 1 ER 1 SO 2 BB 2 IBB 0 HBP 0 BLK 0 WP 0 HR 1 S 35 P 43 ERA 1.00 WHIP 0.889																			PITCHER IP WLS BF H R ER SO BB IBB HBP BLK WP HR S P ERA WHIP

AB	31
R	1
H	6
RBI	1
BB	2
SO	2
LOB	12



Batter	1	2	3	4	5	6	7	8	9
Bill Madlock, R OBP: 0.390, SLG: 0.447 (1, 4)	0-0 F8	0-0 F7		0-0 6-3		0-0 P6		0-0 1-3	
Darrell Evans, L OBP: 0.389, SLG: 0.390 (1, 5)	4-0 2B 1B BB	0-0 F8			4-0 1B HR BB	4-0 FC5-4 BB		0-0 G3	
Jack Clark, R OBP: 0.391, SLG: 0.563 (1, 9)	0-0 1B 2B		4-0 CS BB		0-0 1B HR	0-0 FC5-4			
Willie McCovey, L OBP: 0.293, SLG: 0.408 (1, 3)	0-0 BB 1B 4-3 1B		0-0 F3		0-0 HR		0-0 1-3		
Terry Whitfield, L OBP: 0.318, SLG: 0.421 (6, 7)	2-H 3-H		1-2		1-H 2-H				
Mike Ivie, R OBP: 0.377, SLG: 0.476 (1, 7)	0-0 4-3 BB 1B		0-0		4-0 SH1-3 BB		0-3 K		
Larry Herndon, R OBP: 0.354, SLG: 0.331 (1, 8)	4-0 1-2 2-3 BB		0-0 P6		0-0 SH1-3		4-0 BB		
Marc Hill, R OBP: 0.315, SLG: 0.299 (1, 2)	0-0 4-3		4-0 SH1-4 BB		0-0 4-3		0-0 F8		
Johnnie LeMaster, R OBP: 0.244, SLG: 0.242 (1, 6)	0-0 6-3		0-0 SH1-4		0-0 5-3		0-0 PB 1B		
Bob Knepper, L OBP: 0.103, SLG: 0.148 (1, 1)		0-3 K	0-3 K		0-3 K		0-0 P1		

AB	R	H	RBI	BB	SO	LOB
5	0	0	0	0	0	2
2	2	0	0	3	0	1
3	2	2	0	1	0	1
3	2	2	5	0	0	1
1	0	0	0	0	0	0
3	0	2	0	1	1	0
1	0	0	0	2	0	1
3	0	0	1	1	0	4
3	0	1	0	0	0	3
4	0	0	0	0	3	2

BOTTOM

Los Angeles Dodgers @ San Francisco Giants
Candlestick Park, San Francisco, CA

Fri May 26 1978, 10:05 PM EDT
Att. 43,646 - Unknown

AB	28
R	6
H	7
RBI	6
BB	8
SO	4
LOB	15



Inning Stats	R	H	E	K	S	R	H	E	K	S	R	H	E	K	S	R	H	E	K	S	R	H	E	K	S
	3	3	0	0	14	0	0	0	1	5	0	1	0	1	7	3	2	0	1	5	0	0	0	0	0
	0	0	0	0	0	0	0	0	0	0	0	0	0	0	0	0	0	0	0	0	0	0	0	0	0
	0	0	0	0	0	0	0	0	0	0	0	0	0	0	0	0	0	0	0	0	0	0	0	0	0

PITCHER	IP	WLS	BF	H	R	ER	SO	BB	IBB	HBP	BLK	WP	HR	S	P	ERA	WHIP
Doug Rau, L ERA: 3.54 (1, 1)	4.0	L	22	6	6	6	2	5	0	0	0	0	1	21	41	13.50	2.750
Bobby Castillo, R ERA: 3.04 (5, 1)	3.0		12	0	0	0	2	3	0	0	0	0	0	13	25	0.00	1.000
Lance Rautzhan, L ERA: (8, 1)	1.0		4	1	0	0	0	0	0	0	0	0	0	4	4	0.00	1.000

WP	PA	ERA	WHIP
0	38		
1			
0			
1			

Batter	1	2	3	4	5	6	7	8	9	AB R H RBI BB SO LOB	TOP		
Bill North, S (1, 8) OBP: 0.347, SLG: 0.300	0-0 4-3		0-3 K		0-0 FC5-4			4-0 S SH2-4 1B BB	0-0 G6-4-3	4 1 0 0 1 1 4			
Bill Russell, R (1, 6) OBP: 0.295, SLG: 0.337	0-0 6-3			0-0 5-3		0-0 F8		0-0 SH2-4		3 0 0 0 0 0 0			
Reggie Smith, S (1, 9) OBP: 0.407, SLG: 0.556	0-3 K			0-0 FC6-4 BB 1B		0-0 5-3		0-0 1B		4 0 2 1 0 1 0			
Davey Lopes, R (8, PR) OBP: 0.409, SLG: 0.457								2-H 1B		0 0 0 0 0 0 0			
Vic Davalillo, L (8, 9) OBP: 0.333, SLG: 0.320								1B		0 0 0 0 0 0 0			
Ron Cey, R (1, 5) OBP: 0.382, SLG: 0.427		0-0 1B G1-4-3 2B		4-0 FC6-4 1-2 BB 1B		0-0 1B		0-0 L6		3 1 2 0 1 0 1			
Steve Garvey, R (1, 3) OBP: 0.300, SLG: 0.404		0-0 G1-4-3 2-3 1B		0-0 FC6-4 1-2f 2-3		0-0 F3		0-3 K		4 0 1 0 0 1 4			
Dusty Baker Jr., R (1, 7) OBP: 0.381, SLG: 0.426		0-0 G1-4-3 1-2f 3-H		0-3 K			0-0 F9 SF9 2B		0-0 5-3	4 1 1 0 0 1 3			
Lee Lacy, R (1, 4) OBP: 0.409, SLG: 0.690		0-0 1-3			0-0 P4		0-0 F9 2-3		0-0 1B 2B	4 0 1 0 0 0 1			
Ted Martinez, R (9, 4) OBP: 0.313, SLG: 0.267										0 0 0 0 0 0 0	AB 32		
Jerry Grote, R (1, 2) OBP: 0.424, SLG: 0.385			0-0 5-3		0-0 6-3		0-0 SF9		4-0 1B BB	2 0 0 1 1 0 0	R 3		
Burt Hooton, R (1, 1) OBP: 0.133, SLG: 0.071			0-3 K		0-0 FC5-4 1B		3-H 0-0 F9		0-0 G6-4-3 1-2 2-3 1B	3 0 1 0 0 1 0	H 9		
Terry Forster, L (7, 1) OBP: 0.250, SLG: 0.250										1 0 1 0 0 0 0	RBI 2		
Inning Stats	R: 0 H: 0 E: 0 LOB: 0 K: 1 BB: 0 S: 5 P: 5	R: 1 H: 2 E: 0 LOB: 0 K: 0 BB: 0 S: 4 P: 4	R: 0 H: 0 E: 0 LOB: 0 K: 2 BB: 0 S: 7 P: 7	R: 0 H: 1 E: 0 LOB: 2 K: 1 BB: 1 S: 6 P: 10	R: 0 H: 1 E: 0 LOB: 1 K: 0 BB: 0 S: 4 P: 4	R: 0 H: 1 E: 0 LOB: 1 K: 0 BB: 0 S: 4 P: 4	R: 1 H: 1 E: 0 LOB: 0 K: 0 BB: 0 S: 4 P: 4	R: 1 H: 1 E: 0 LOB: 1 K: 1 BB: 1 S: 6 P: 10	R: 0 H: 2 E: 0 LOB: 2 K: 0 BB: 1 S: 4 P: 8	1B: 6 SF: 1 2B: 3 SAC: 1 3B: 0 DP: 2 HR: 0 HBP: 0	WP: 0 PA: 37 PB: 0 SB: 1 CS: 0		
PITCHER	IP WLS BF H R ER SO BB IBB HBP BLK WP HR S P ERA WHIP											PITCHER	IP WLS BF H R ER SO BB IBB HBP BLK WP HR S P ERA WHIP
Vida Blue, L (1, 1) ERA: 2.83	7.0 L 27 6 2 2 4 1 0 0 0 0 0 0 34 38 2.57 1.000												
Gary Lavelle, L (8, 1) ERA: 3.42	2.0 10 3 1 1 1 2 0 0 0 0 0 0 10 18 4.50 2.500												

Los Angeles Dodgers @ San Francisco Giants
 Candlestick Park, San Francisco, CA
 Sat May 27 1978, 6:33 AM EDT
 Att: 45,865 - Unknown

livebaseballscorecards.com



Batter	1	2	3	4	5	6	7	8	9	AB	R	H	RBI	BB	SO	LOB
Bill Madlock, R OBP: 0.379, SLG: 0.433 (1, 4)	0-0 5-3		0-0 F9		0-0 4-3			0-3 K		4	0	0	0	0	1	1
Terry Whitfield, L OBP: 0.310, SLG: 0.410 (1, 7)	0-3 K			0-0 F8		0-0 G3		0-3 K		4	0	0	0	0	2	1
Darrell Evans, L OBP: 0.385, SLG: 0.386 (1, 5)	0-3 K			0-0 BB E 1B		0-0 F9		0-0 FC4-6		4	1	1	0	0	1	1
Willie McCovey, L OBP: 0.292, SLG: 0.398 (1, 3)		0-0 G3		4-0 E 1-2 BB		0-0 F2		0-0 1-6-3		3	0	0	0	1	0	1
Jack Clark, R OBP: 0.388, SLG: 0.556 (1, 9)		0-0 F9		0-0 P3			0-0 S 1B		0-0 B3	4	0	1	0	0	0	2
Larry Herndon, R OBP: 0.345, SLG: 0.322 (1, 8)		0-0 5-3		0-0 E4 1-3 2-H		0-3 K		0-3 K2-3		4	0	0	0	0	2	2
Vic Harris, S OBP: 0.133, SLG: 0.073 (1, 6)			0-3 K		0-0 P6		0-0 F9		0-0 F2	4	0	0	0	0	1	3
Marc Hill, R OBP: 0.315, SLG: 0.294 (1, 2)			0-0 5-3		0-0 F3		4-0 FC6-4 BB			2	0	0	0	1	0	0
Vida Blue, S OBP: 0.379, SLG: 0.391 (1, 1)			4-0 BB		0-3 K		0-0 FC6-4			1	0	0	0	1	1	0
Mike Ivie, R OBP: 0.371, SLG: 0.469 (7, PH)										1	0	0	0	0	0	2
Gary Lavelle, S (8, 1)										0	0	0	0	0	0	0

Inning Stats	R: 0	H: 0	E: 0	K: 2	S: 7	R: 0	H: 0	E: 0	K: 0	S: 3	R: 0	H: 0	E: 0	K: 1	S: 5	R: 1	H: 1	E: 1	K: 0	S: 5	R: 0	H: 0	E: 0	K: 1	S: 5	R: 0	H: 0	E: 0	K: 0	S: 3	R: 0	H: 1	E: 0	K: 1	S: 6	R: 0	H: 0	E: 0	K: 2	S: 8	R: 0	H: 0	E: 0	K: 1	S: 5	1B: 2	2B: 0	3B: 0	HR: 0	SF: 0	SAC: 0	DP: 0	HBP: 0	WP: 0	PB: 1	SB: 1	CS: 0	PA: 34
PITCHER	IP	WLS	BF	H	R	ER	SO	BB	IBB	HBP	BLK	WP	HR	S	P	ERA	WHIP																																									
Burt Hooton, R ERA: 2.95 (1, 1)	6.2	W	26	2	1	0	5	3	0	0	0	0	0	33	45	0.00	0.750																																									
Terry Forster, L ERA: 1.17 (7, 1)	2.1	S	8	0	0	0	3	0	0	0	0	0	0	14	14	0.00	0.000																																									


BOTTOM

Los Angeles Dodgers @ San Francisco Giants
Candlestick Park, San Francisco, CA

Sat May 27 1978, 6:33 AM EDT
Att. 45,865 - Unknown

livebaseballscorecards.com

AB	31
R	1
H	2
RBI	0
BB	3
SO	8
LOB	13



Batter	1	2	3	4	5	6	7	8	9	AB R H RBI BB SO LOB	TOP	
Lee Lacy, R (1, 4) OBP: 0.380, SLG: 0.635	0-0 F8	0-0 FC5-4			0-0 F8	0-0 F8		0-0 CS	0-3 K	5 0 0 0 0 1 4		
Bill Russell, R (1, 6) OBP: 0.293, SLG: 0.330	0-0 6-3				0-0 F8				0-0 L8	4 2 0 0 1 0 0		
Reggie Smith, S (1, 9) OBP: 0.412, SLG: 0.576 Davey Lopes, R (9, PR) OBP: 0.409, SLG: 0.457	0-0 BB 1B				0-0 4-3				0-0 1B	5 1 3 2 0 1 1 0 0 0 0 0 0 0		
Ron Cey, R (1, 5) OBP: 0.387, SLG: 0.435	4-0 FC6-4 1-2 BB				0-0 2B				0-0 F8	4 1 2 1 1 0 1		
Steve Garvey, R (1, 3) OBP: 0.299, SLG: 0.407	0-0 FC6-4				0-0 F8					4 1 1 1 0 0 3		
Dusty Baker Jr., R (1, 7) OBP: 0.377, SLG: 0.417 Lance Rautzhan, R (7, 1)					0-0 F8					3 0 0 0 1 0 2 0 0 0 0 0 0 0		
Rick Monday, L (1, 8) OBP: 0.425, SLG: 0.680					0-0 F2					3 0 0 0 1 0 1		
Johnny Oates, L (1, 2) OBP: 0.471, SLG: 0.500					0-0 FC5-4 1-2 1B					4 0 3 1 0 0 0		
Don Sutton, R (1, 1) OBP: 0.211, SLG: 0.063 Bill North, S (7, 7) OBP: 0.354, SLG: 0.309					0-3 K					3 0 0 0 0 2 5 1 0 1 0 0 0 0		
Inning Stats	R: 0 H: 1 E: 0 LOB: 2 K: 0 BB: 1 S: 4 P: 8	R: 0 H: 1 E: 0 LOB: 2 K: 1 BB: 1 S: 6 P: 10	R: 1 H: 1 E: 0 LOB: 1 K: 1 BB: 1 S: 6 P: 10	R: 0 H: 1 E: 0 LOB: 0 K: 1 BB: 0 S: 5 P: 5	R: 0 H: 0 E: 0 LOB: 0 K: 0 BB: 0 S: 3 P: 3	R: 2 H: 3 E: 0 LOB: 2 K: 0 BB: 1 S: 6 P: 10	R: 2 H: 1 E: 1 LOB: 0 K: 0 BB: 0 S: 5 P: 5	R: 0 H: 1 E: 1 LOB: 0 K: 0 BB: 0 S: 3 P: 3	R: 0 H: 1 E: 0 LOB: 1 K: 1 BB: 0 S: 6 P: 6	1B: 6 SF: 0 2B: 3 SAC: 0 3B: 0 DP: 0 HR: 1 HBP: 0	WP: 1 PA: 41 PB: 0 SB: 0 CS: 2	
PITCHER John Montefusco, R (1, 1) ERA: 3.35 Randy Moffitt, R (7, 1) ERA: 2.42	IP WLS BF H R ER SO BB IBB HBP BLK WP HR S P ERA WHIP											
	6.0 30 8 5 4 3 3 1 0 0 1 1 32 48 6.00 1.833											
	3.0 10 2 0 0 1 0 0 0 0 0 0 12 12 0.00 0.667											

Los Angeles Dodgers @ San Francisco Giants
 Candlestick Park, San Francisco, CA
 Sun May 28 1978, 6:33 AM EDT
 Att: 56,103 - Unknown

AB	36
R	5
H	10
RBI	5
BB	4
SO	4
LOB	17




Batter	1	2	3	4	5	6	7	8	9	AB R H RBI BB SO LOB
Bill Madlock, R (1, 4) OBP: 0.373, SLG: 0.420	0-0 F7		0-0 F9		0-0 F7		0-0 6-3	4-0 IBB		4 0 0 0 1 0 0
Terry Whitfield, L (1, 7) OBP: 0.325, SLG: 0.443	0-0 5-3 2B		0-0 1B			0-0 1B 2B	0-0 1B 2B	0-3 K2-3		5 2 4 0 0 1 2
Darrell Evans, L (1, 5) OBP: 0.388, SLG: 0.389	0-0 5-3 2-3		0-3 K			0-0 1B 1B HR	0-0 4-3 1B			4 1 2 2 0 1 2
Willie McCovey, L (1, 3) OBP: 0.284, SLG: 0.386	0-3 K			0-0 F8		0-3 K	0-0 4-3			4 0 0 0 0 2 3
Jack Clark, R (1, 9) OBP: 0.396, SLG: 0.558		0-0 1B		0-3 K		0-0 1B 1B HR	4-0 IBB			3 1 2 0 1 1 0
Larry Herndon, R (1, 8) OBP: 0.349, SLG: 0.327		0-3 K		0-0 1B		0-0 1B 1B HR	0-0 6-3			4 1 2 0 0 1 3
Vic Harris, S (1, 6) OBP: 0.128, SLG: 0.070		0-3 K		0-3 K		0-0 1B 1B HR		0-0 F9		2 0 0 0 0 2 2
Mike Ivie, R (6, PH) OBP: 0.380, SLG: 0.523		0-3 K				1-2 2-3				1 1 1 4 0 0 0
Johnnie LeMaster, R (7, 6) OBP: 0.242, SLG: 0.240		0-3 K				1-2 2-3				1 0 0 0 0 0 0
Mike Sadek, R (1, 2) OBP: 0.289, SLG: 0.295		0-0 L7			0-0 6-3	0-0 F8		0-0 E9 2B		4 0 1 0 0 0 1
John Montefusco, R (1, 1) OBP: 0.192, SLG: 0.130			0-3 K		0-0 6-3	0-0 6-3		0-0 F9		3 0 0 0 0 1 0
Randy Moffitt, R (7, 1) OBP: 0.333, SLG: 0.333										1 0 0 0 0 0 1

Inning Stats	R: 0	H: 1	E: 0	LOB: 1	K: 1	BB: 0	S: 6	P: 6	R: 0	H: 1	E: 0	LOB: 1	K: 2	BB: 0	S: 8	P: 8	R: 0	H: 1	E: 0	LOB: 1	K: 2	BB: 0	S: 8	P: 8	R: 0	H: 0	E: 0	LOB: 0	K: 0	BB: 0	S: 3	P: 3	R: 5	H: 5	E: 0	LOB: 0	K: 1	BB: 0	S: 10	P: 10	R: 1	H: 2	E: 0	LOB: 2	K: 0	BB: 1	S: 5	P: 9	R: 0	H: 1	E: 1	LOB: 2	K: 1	BB: 1	S: 6	P: 10
PITCHER	IP	WLS	BF	H	R	ER	SO	BB	IBB	HBP	BLK	WP	HR	S	P	ERA	WHIP																																							
Don Sutton, R (1, 1) ERA: 5.46	6.1	L	29	10	6	6	8	0	0	0	0	0	1	45	45	8.53	1.579																																							
Lance Rautzhan, L (7, 1) ERA:	1.2		9	2	0	0	1	0	2	0	0	0	0	9	17	0.00	1.200																																							

Los Angeles Dodgers @ San Francisco Giants
Candlestick Park, San Francisco, CA
Sun May 28 1978, 6:33 AM EDT
Att. 56,103 - Unknown

AB	36
R	6
H	12
RBI	6
BB	2
SO	9
LOB	14

WP: 0 PA: 38
PB: 0 SB: 1
CS: 0



1B	2B	3B	HR	SF	SAC	DP	HBP	WP	HR	S	P	ERA	WHIP
7	4	0	1	0	0	0	0	0	0	0	0	8.53	1.579

Batter	1	2	3	4	5	6	7	8	9
Bill North, S <small>OBP: 0.375, SLG: 0.313</small> (1, 8) X	0-0 ① 6-3			0-0 WP 1B 1B	4-0 1B BB		4-0 2B BB	4-0 1-2 BB	
Bill Russell, R <small>OBP: 0.300, SLG: 0.342</small> (1, 6) X	0-0 ② L5			0-0 WP BB 1B	0-0 ③ 1B		0-0 1B 2B	0-3 ③ K	
Reggie Smith, S <small>OBP: 0.414, SLG: 0.571</small> (1, 9) S S S	0-3 ③ K			4-0 F9 WP 1B BB		0-0 ① X 4-3	0-0 3-H 2-H 1B		
Ron Cey, R <small>OBP: 0.390, SLG: 0.436</small> (1, 5)		0-0 G5-4-3 1B		0-0 ① 6-3	1-2 2-3 3-H 1B	0-0 3B 1B	0-3 ② K		
Steve Garvey, R <small>OBP: 0.298, SLG: 0.414</small> (1, 3)		0-0 ① ② G5-4-3		0-0 ② F9	2-3 1B	0-0 1-H 3B	0-0 ③ FC6-4		
Dusty Baker Jr., R <small>OBP: 0.374, SLG: 0.412</small> (1, 7) S S S		0-3 ③ K		0-0 ③ 1B	3-H 1B	0-0 ② 5-3		0-0 E5 FC6-4	
Lee Lacy, R <small>OBP: 0.373, SLG: 0.657</small> Ted Martinez, R <small>OBP: 0.313, SLG: 0.267</small> (9, 4) S S S			0-3 ① K		0-0 HR	0-0 ③ F9		0-0 ① FC6-4 1B	
Steve Yeager, R <small>OBP: 0.313, SLG: 0.246</small> (1, 2)			0-0 ② F8		0-0 ① F9		4-0 SH1-6-4 2B BB	0-3 ② K	
Tommy John, R <small>OBP: 0.208, SLG: 0.217</small> Terry Forster, L <small>OBP: 0.400, SLG: 0.400</small> (8, 1) S S S			0-0 ③ 6-3		0-0 ② F9		0-0 ① X SH1-6-4	0-0 1-H BB 1B	

AB R H RBI BB SO LOB

BOTTOM
San Diego Padres @ Los Angeles Dodgers
 Dodger Stadium, Los Angeles, CA
 Mon May 29 1978, 3:33 AM PDT
 Att. 51,781 - Unknown

livebaseballscorecards.com

AB	32
R	9
H	11
RBI	8
BB	5
SO	6
LOB	11



Inning Stats		R: 0	H: 0	E: 0	K: 1	S: 5	R: 0	H: 1	E: 0	K: 1	S: 5	R: 0	H: 0	E: 0	K: 1	S: 5	R: 3	H: 3	E: 0	K: 0	S: 5	R: 1	H: 2	E: 0	K: 0	S: 4	R: 1	H: 2	E: 0	K: 0	S: 5	R: 3	H: 2	E: 0	K: 1	S: 7	R: 1	H: 1	E: 1	K: 2	S: 9
PITCHER		IP	WLS	BF	H	R	ER	SO	BB	IBB	HBP	BLK	WP	HR	S	P	ERA	WHIP																							
Gaylord Perry, R <small>ERA: 2.93</small>	(1, 1)	6.0	L	25	8	5	5	3	2	0	0	0	1	1	29	37	7.50	1.667																							
Mark Lee, R <small>ERA: 5.68</small>	(7, 1)	0.1		4	1	3	3	0	2	0	0	0	0	0	2	10	81.00	9.000																							
Dan Spillner, R <small>ERA: 3.97</small>	(7, 1)	0.2		3	1	0	0	1	0	0	0	0	0	0	5	5	0.00	1.500																							
Dave Freisleben, R <small>ERA: 5.92</small>	(8, 1)	1.0		6	1	1	0	2	1	0	0	0	0	0	9	13	0.00	2.000																							

1B:	8	SF:	0
2B:	1	SAC:	1
3B:	1	DP:	1
HR:	1	HBP:	0

WP: 1	PA: 38	PB: 0	ERA	SB: 1	WHIP	CS: 0
-------	--------	-------	-----	-------	------	-------

Batter	1	2	3	4	5	6	7	8	9	AB R H RBI BB SO LOB	TOP
Derrel Thomas, S OBP: 0.303, SLG: 0.284 (1, 8) X	0-0 F9		0-0 4-3			0-0 4-3		0-0 6-3		4 0 0 0 0 0 0	
Ozzie Smith, S OBP: 0.267, SLG: 0.310 (1, 6) X	0-0 FC6-4 BB 1B		0-0 4-3			0-0 6-3		0-3 K2-3		4 0 1 0 0 1 0	
Oscar Gamble, L OBP: 0.333, SLG: 0.341 (1, 7) B B B	4-0 FC6-4 BB 1-2		0-0 G3			0-0 F8		0-0 WP 1B 1B		3 1 1 0 1 0 0	
Dave Winfield, R OBP: 0.315, SLG: 0.426 (1, 9) X	0-0 FC6-4 1-2f 2-3				0-0 F9		0-0 F8		0-0 WP 1B 1B	4 1 1 0 0 0 2	
Gene Tenace, R OBP: 0.413, SLG: 0.447 (1, 3) X	0-0 P6				0-0 P4		4-0 FC4-6 BB		1-0 1B HBP	2 0 0 0 1 0 2	
Rick Sweet, S OBP: 0.358, SLG: 0.284 (1, 2) X		0-0 1-3			0-0 F9		0-0 FC4-6 1-2f		0-0 1B 1-3 2-H 3-H	4 0 1 2 0 0 1	
Bill Almon, R OBP: 0.350, SLG: 0.365 (1, 5) X		0-0 L4			0-0 F9		0-3 K		0-3 K	4 0 0 0 0 2 3	
Tucker Ashford, R OBP: 0.265, SLG: 0.355 (1, 4) B B B		4-0 FC6-4 BB			0-0 6-3			0-0 F8	0-0 L5	3 0 0 0 1 0 2	
Eric Rasmussen, R OBP: 0.105, SLG: 0.105 (1, 1) Dave Freisleben, R OBP: 0.379, SLG: 0.333 (2, 1) Mike Champion, R OBP: 0.379, SLG: 0.333 (5, PH) Mark Lee, R (5, 1) Jerry Turner, L OBP: 0.300, SLG: 0.468 (8, PH) Dan Spillner, R (8, 1)		0-0 FC6-4 1-2f			0-3 K			0-3 K		1 0 0 0 0 0 1 0 0 0 0 0 0 0 1 0 0 0 0 1 0 0 0 0 0 0 0 0 1 0 0 0 0 1 0 0 0 0 0 0 0 0	
Inning Stats	R: 0 H: 1 E: 0 LOB: 2 K: 0 BB: 1 S: 4 P: 8	R: 0 H: 0 E: 0 LOB: 1 K: 0 BB: 1 S: 3 P: 7	R: 0 H: 0 E: 0 LOB: 0 K: 0 BB: 0 S: 3 P: 3	R: 0 H: 0 E: 0 LOB: 0 K: 0 BB: 0 S: 3 P: 3	R: 0 H: 0 E: 0 LOB: 0 K: 1 BB: 0 S: 5 P: 5	R: 0 H: 0 E: 0 LOB: 0 K: 1 BB: 0 S: 3 P: 3	R: 0 H: 0 E: 0 LOB: 1 K: 1 BB: 1 S: 5 P: 9	R: 0 H: 0 E: 0 LOB: 0 K: 2 BB: 0 S: 10 P: 11	1B: 4 SF: 0 2B: 0 SAC: 0 3B: 0 DP: 0 HR: 0 HBP: 1	WP: 1 PA: 35 PB: 0 SB: 0 CS: 0	
PITCHER Rick Rhoden, R (1, 1) ERA: 3.97	IP WLS BF H R ER SO BB IBB HBP BLK WP HR S P ERA WHIP										

San Diego Padres @ Los Angeles Dodgers
 Dodger Stadium, Los Angeles, CA
 Tue May 30 1978, 7:05 PM PDT
 Att: 31,636 - Unknown

AB	31
R	2
H	4
RBI	2
BB	3
SO	5
LOB	11



Batter	1	2	3	4	5	6	7	8	9
Bill North, S (1, 8) <small>OBP: 0.385, SLG: 0.322</small>	0-0 1B FC6-4 1B	0-0 1B 1B	0-0 2-1 2-H	0-0 F8		4-0 BLK 1B BB		0-0 F8	
Bill Russell, R (1, 6) <small>OBP: 0.304, SLG: 0.345</small> Ted Martinez, R (7, 6) <small>OBP: 0.294, SLG: 0.250</small>	0-0 1-3 FC6-4 1B	0-0 1-3 1B 2B 1B		0-0 6-3		0-0 F9 1-2		0-0 5-3	
Vic Davalillo, L (1, 9) <small>OBP: 0.344, SLG: 0.333</small>	0-0 1-2f 3-H FC6-4 HR	0-0 1-3 3-H 2B 1B		0-0 L9		0-0 2-H E 1B		0-0 L7	
Ron Cey, R (1, 5) <small>OBP: 0.387, SLG: 0.438</small> Jerry Grote, R (6, PR) <small>OBP: 0.424, SLG: 0.385</small>	0-3 K	0-0 1-H 2B			0-0 1-3	0-0 1-2 E6			
Steve Garvey, R (1, 3) <small>OBP: 0.297, SLG: 0.426</small>	0-0 1-H HR	0-0 4-3			0-0 5-3	0-0 F8			
Dusty Baker Jr., R (1, 7) <small>OBP: 0.377, SLG: 0.421</small>	0-0 P6		0-0 FC6-4 SF7 1B 1B		0-0 2B 2B	0-0 F8			
Lee Lacy, R (1, 4) <small>OBP: 0.392, SLG: 0.718</small>		0-0 HR	0-0 1-2 FC6-4 1B		0-0 2-H 2B		0-3 K		
Steve Yeager, R (1, 2) <small>OBP: 0.319, SLG: 0.241</small>		4-0 L3 BB	0-0 1-2f 2-3 FC6-4 WP SF7 2-1		4-0 BB		0-0 5-3		
Rick Rhoden, R (1, 1) <small>OBP: 0.208, SLG: 0.190</small>		0-0 L3	0-0 1-2 SF7		0-0 F5		0-3 K		

Inning Stats	R: 3	H: 3	E: 0	K: 1	S: 8	LOB: 0	BB: 0	P: 8
	R: 4	H: 5	E: 0	K: 0	S: 7	LOB: 1	BB: 1	P: 11
	R: 1	H: 2	E: 0	K: 0	S: 4	LOB: 1	BB: 0	P: 4
	R: 0	H: 0	E: 0	K: 0	S: 3	LOB: 0	BB: 0	P: 3
	R: 1	H: 2	E: 0	K: 0	S: 5	LOB: 2	BB: 1	P: 9
	R: 1	H: 1	E: 1	K: 0	S: 5	LOB: 2	BB: 1	P: 9
	R: 0	H: 0	E: 0	K: 2	S: 7	LOB: 0	BB: 0	P: 7
	R: 0	H: 0	E: 0	K: 0	S: 3	LOB: 0	BB: 0	P: 3

AB	R	H	RBI	BB	SO	LOB
4	3	2	0	1	0	0
4	1	2	0	0	0	1
1	0	0	0	0	0	0
5	2	2	3	0	0	1
4	0	1	2	0	1	2
0	0	0	0	0	0	0
4	1	1	2	0	0	3
4	2	2	0	0	0	2
4	1	3	2	0	1	0
2	0	0	0	2	0	2
3	0	0	1	0	1	3
1B: 8	SF: 1	WP: 1	PA: 39			
2B: 4	SAC: 0	PB: 0				
3B: 0	DP: 1	SB: 0				
HR: 2	HBP: 0	CS: 0				

BOTTOM

San Diego Padres @ Los Angeles Dodgers
 Dodger Stadium, Los Angeles, CA

Tue May 30 1978, 7:05 PM PDT
 Att. 31,636 - Unknown

livebaseballscorecards.com

AB	35
R	10
H	13
RBI	10
BB	3
SO	3
LOB	14

PITCHER	IP	WLS	BF	H	R	ER	SO	BB	IBB	HBP	BLK	WP	HR	S	P	ERA	WHIP
Eric Rasmussen, R (1, 1) <small>ERA: 5.08</small>	1.2	L	12	7	7	7	1	1	0	0	0	0	2	13	17	37.80	4.800
Dave Freisleben, R (2, 1) <small>ERA: 5.74</small>	2.1		10	3	1	1	0	0	0	0	0	1	0	9	9	3.86	1.286
Mark Lee, R (5, 1) <small>ERA: 5.73</small>	3.0		15	3	2	2	2	2	0	0	1	0	0	17	25	6.00	1.667
Dan Spillner, R (8, 1) <small>ERA: 3.8</small>	1.0		3	0	0	0	0	0	0	0	0	0	0	3	3	0.00	0.000

Batter	1	2	3	4	5	6	7	8	9	AB R H RBI BB SO LOB	TOP	
Gene Richards, L OBP: 0.362, SLG: 0.378 (1, 8) (8, 7)	0-3 K		0-0 2-H 1B		0-0 FC5-4 1B			0-0 F8		4 0 2 1 0 1 0	San Diego Padres @ Los Angeles Dodgers Dodger Stadium, Los Angeles, CA Wed May 31 1978, 7:05 PM PDT Att. 28,050 - Unknown livebaseballscorecards.com	
Ozzie Smith, S OBP: 0.266, SLG: 0.309 (1, 6)	0-0 F7		0-0 1-3		0-0 FC5-4 1-2f			0-0 1B		4 0 1 0 0 0 2		
Oscar Gamble, L OBP: 0.331, SLG: 0.338 Chuck Baker, R OBP: 0.333, SLG: 0.343 (1, 7) (8, 4)	0-0 L3			0-0 G3 BB 1B			0-0 L3	0-0 P6		4 1 1 0 0 0 1 0 0 0 0 0 0 0		
Dave Winfield, R OBP: 0.314, SLG: 0.422 (1, 9)		0-0 F3		0-3 K		0-0 CS 1B		0-3 K		4 0 1 0 0 2 1		
Gene Tenace, R OBP: 0.409, SLG: 0.436 (1, 3)		0-0 F4		4-0 1-2 G3 1B BB		0-0 L5 1-2		0-3 K		3 1 0 0 1 1 1		
Bill Almon, R OBP: 0.342, SLG: 0.356 (1, 5)		0-0 6-3		0-0 G3 1-2 2-3		0-0 P3		0-0 P3		4 0 0 0 0 0 2		
Derrel Thomas, S OBP: 0.310, SLG: 0.292 (1, 4) (8, 8)			0-0 SH2-4 1B 1B	0-0 2-H 3-H 1B		0-0 F7				3 1 2 2 0 0 0		
Rick Sweet, S OBP: 0.349, SLG: 0.275 (1, 2)			0-0 F9		0-0 4-3		0-0 L3			3 0 0 0 0 0 1		
Bob Shirley, R OBP: 0.188, SLG: 0.133 Rollie Fingers, R OBP: 0.333, SLG: 0.333 (1, 1) (8, 1)			0-0 SH2-4 1-2		0-0 F7		0-0 F3			2 0 0 0 0 0 0 0 0 0 0 0 0 0		
Inning Stats	R: 0 H: 0 E: 0 LOB: 0 K: 1 BB: 0 S: 5 P: 5	R: 0 H: 0 E: 0 LOB: 0 K: 0 BB: 0 S: 3 P: 3	R: 1 H: 2 E: 0 LOB: 1 K: 0 BB: 0 S: 5 P: 5	R: 2 H: 2 E: 0 LOB: 1 K: 1 BB: 1 S: 6 P: 10	R: 0 H: 1 E: 0 LOB: 1 K: 0 BB: 0 S: 4 P: 4	R: 0 H: 1 E: 0 LOB: 0 K: 0 BB: 0 S: 3 P: 3	R: 0 H: 0 E: 0 LOB: 0 K: 0 BB: 0 S: 3 P: 3	R: 0 H: 1 E: 0 LOB: 1 K: 0 BB: 0 S: 4 P: 4	R: 0 H: 0 E: 0 LOB: 0 K: 2 BB: 0 S: 7 P: 7	1B: 7 SF: 0 2B: 0 SAC: 1 3B: 0 DP: 0 HR: 0 HBP: 0		WP: 0 PA: 33 PB: 0 SB: 0 CS: 1
PITCHER Doug Rau, L ERA: 3.58 Charlie Hough, R ERA: 3.81 (1, 1) (8, 1)	IP WLS BF H R ER SO BB IBB HBP BLK WP HR S P ERA WHIP	7.0 L 26 6 3 3 2 1 0 0 0 0 0 0 29 33 3.86 1.000	2.0 7 1 0 0 2 0 0 0 0 0 0 0 11 11 0.00 0.500									ERA WHIP

BOTTOM

San Diego Padres @ Los Angeles Dodgers
 Dodger Stadium, Los Angeles, CA
 Wed May 31 1978, 7:05 PM PDT
 Att. 28,050 - Unknown

livebaseballscorecards.com

AB	34
R	1
H	8
RBI	1
BB	1
SO	7
LOB	19



WP:	0	PA:	36
PB:	0	SB:	0
CS:	0		

Batter	1	2	3	4	5	6	7	8	9	AB	R	H	RBI	BB	SO	LOB
Bill North, S OBP: 0.381, SLG: 0.319 (1, 8)	0-0 L5-3 1B		0-3 K		0-0 5-3		0-0 5-3			4	0	1	0	0	1	2
Bill Russell, R OBP: 0.308, SLG: 0.348 (1, 6)	0-0 L5-3 1-2		0-0 BB 1-2 2-3 1B		0-0 5-3			0-0 FC4-8 1B		4	0	2	0	0	0	1
Reggie Smith, S OBP: 0.406, SLG: 0.558 (1, 9)	0-0 F9		0-3 K			0-0 P3		0-0 F8		4	0	0	0	0	1	4
Ron Cey, R OBP: 0.389, SLG: 0.436 (1, 5)		0-0 6-3	4-0 BB 1-2 2-3 3-H BB			0-0 1B 1B		0-0 FC4-6 1-2 1B		3	0	1	1	1	0	1
Steve Garvey, R OBP: 0.306, SLG: 0.433 (1, 3)		0-0 1B	0-0 5-3			0-0 1-2 1B		0-0 1-2 1B		4	0	3	0	0	0	3
Dusty Baker Jr., R OBP: 0.368, SLG: 0.410 (1, 7)		0-0 F3		0-0 F9		0-0 F8		0-3 K		4	0	0	0	0	1	5
Lee Lacy, R OBP: 0.373, SLG: 0.680 (1, 4)		0-0 P5		0-0 F8		0-3 K			0-0 6-3	4	0	0	0	0	1	3
Steve Yeager, R OBP: 0.319, SLG: 0.244 (1, 2)			0-0 1B SH BB 1B	0-0 5-3			0-3 K		0-0 F7	3	1	1	0	0	1	0
Vic Davalillo, L OBP: 0.333, SLG: 0.323 (9, PH)					0-3 K					1	0	0	0	0	0	0
Doug Rau, L OBP: 0.182, SLG: 0.182 (1, 1)			0-0 SH BB 1B		0-3 K		0-0 4-3		0-3 K	1	0	0	0	0	1	0
Manny Mota, R OBP: 0.455, SLG: 0.500 (7, PH)										1	0	0	0	0	0	0
Charlie Hough, R OBP: 0.500, SLG: 0.667 (8, 1)										0	0	0	0	0	0	0
Rick Monday, L OBP: 0.422, SLG: 0.675 (9, PH)										1	0	0	0	0	1	0

Inning Stats	R: 0	H: 1	E: 0	LOB: 0	K: 0	S: 3	R: 0	H: 1	E: 0	LOB: 1	K: 0	S: 4	R: 1	H: 2	E: 0	LOB: 3	K: 2	S: 10	R: 0	H: 0	E: 0	LOB: 0	K: 0	S: 3	R: 0	H: 0	E: 0	LOB: 0	K: 1	S: 5	R: 0	H: 2	E: 0	LOB: 2	K: 1	S: 7	R: 0	H: 0	E: 0	LOB: 0	K: 1	S: 5	R: 0	H: 2	E: 0	LOB: 2	K: 1	S: 7	R: 0	H: 2	E: 0	LOB: 0	K: 1	S: 5	R: 0	H: 0	E: 0	LOB: 0	K: 1	S: 5	R: 0	H: 2	E: 0	LOB: 2	K: 1	S: 7	R: 0	H: 0	E: 0	LOB: 0	K: 1	S: 5	R: 0	H: 0	E: 0	LOB: 0	K: 1	S: 5	1B: 8	SF: 0	2B: 1	SAC: 1	3B: 0	DP: 1	HR: 0	HBP: 0	WP: 0	PA: 36
--------------	------	------	------	--------	------	------	------	------	------	--------	------	------	------	------	------	--------	------	-------	------	------	------	--------	------	------	------	------	------	--------	------	------	------	------	------	--------	------	------	------	------	------	--------	------	------	------	------	------	--------	------	------	------	------	------	--------	------	------	------	------	------	--------	------	------	------	------	------	--------	------	------	------	------	------	--------	------	------	------	------	------	--------	------	------	-------	-------	-------	--------	-------	-------	-------	--------	-------	--------

PITCHER	IP	WLS	BF	H	R	ER	SO	BB	IBB	HBP	BLK	WP	HR	S	P	ERA	WHIP
Bob Shirley, L ERA: 4.23 (1, 1)	7.1	W	30	7	1	1	5	1	0	0	0	0	0	39	43	1.23	1.091
Rollie Fingers, R ERA: 3.72 (8, 1)	1.2	S	6	1	0	0	2	0	0	0	0	0	0	10	10	0.00	0.600

Batter	1	2	3	4	5	6	7	8	9	AB R H RBI BB SO LOB	TOP											
Bill North, S (1, 8) OBP: 0.381, SLG: 0.316	0-3 K		0-0 G6-4-3 1B		0-3 K		0-0 6-3		4-0 G5-4-3 BB	4 0 1 0 1 2 0												
Bill Russell, R (1, 6) OBP: 0.315, SLG: 0.374	0-0 1B 1B		0-0 G6-4-3 1-2f		0-0 2B		0-0 HR		0-0 G5-4-3 1-2f	5 1 3 1 0 0 3												
Reggie Smith, S (1, 9) OBP: 0.408, SLG: 0.554	0-0 FC6-4 1-2 1B		0-0 L9		4-0 BB		0-0 P4			3 0 1 0 1 0 0												
Ron Cey, R (1, 5) OBP: 0.386, SLG: 0.449	0-3 K			0-0 HR	0-0 L5		0-0 P4			4 1 1 1 0 1 4												
Steve Garvey, R (1, 3) OBP: 0.305, SLG: 0.429	0-0 FC6-4 1-2f			0-0 FC5-4 1B		0-0 F7		0-0 F9		4 0 1 0 0 0 2												
Dusty Baker Jr., R (1, 7) OBP: 0.366, SLG: 0.406		0-0 F9		0-0 P4		0-3 K		0-0 1B		4 0 1 0 0 1 1												
Lee Lacy, R (1, 4) OBP: 0.379, SLG: 0.671		0-0 1B		0-0 F2		0-0 1B		0-0 5-3		4 0 2 0 0 0 2												
Steve Yeager, R (1, 2) OBP: 0.315, SLG: 0.240		0-0 P6		0-0 FC5-4 1-2f		0-0 F8			0-0 FC6-4 1B	2 0 0 0 0 0 2												
Rick Monday, L (6, PH) OBP: 0.419, SLG: 0.669										1 0 0 0 0 0 1												
Jerry Grote, R (6, 2) OBP: 0.424, SLG: 0.385										0 0 0 0 0 0 0												
Johnny Oates, L (9, PH) OBP: 0.500, SLG: 0.529										1 0 1 0 0 0 0												
Burt Hooton, R (1, 1) OBP: 0.118, SLG: 0.063		0-0 5-3			0-3 K		0-0 P6		0-0 FC6-4 BB 1-2f	2 0 0 0 0 1 1												
Vic Davalillo, L (7, PH) OBP: 0.324, SLG: 0.313										1 0 0 0 0 0 0												
Charlie Hough, R (7, 1) OBP: 0.500, SLG: 0.667										0 0 0 0 0 0 0												
Manny Mota, R (9, PH) OBP: 0.417, SLG: 0.455										1 0 0 0 0 0 1												
Davey Lopes, R (9, PR) OBP: 0.409, SLG: 0.457										0 0 0 0 0 0 0												
Inning Stats	R: 0 E: 0 K: 2 S: 9	H: 2 LOB: 2 BB: 0 P: 9	R: 0 E: 0 K: 0 S: 4	H: 1 LOB: 1 BB: 0 P: 4	R: 0 E: 0 K: 0 S: 3	H: 1 LOB: 0 BB: 0 P: 3	R: 1 E: 0 K: 0 S: 5	H: 2 LOB: 1 BB: 0 P: 5	R: 0 E: 0 K: 2 S: 8	H: 1 LOB: 2 BB: 1 P: 12	R: 0 E: 0 K: 1 S: 6	H: 1 LOB: 1 BB: 0 P: 6	R: 1 E: 0 K: 0 S: 4	H: 1 LOB: 0 BB: 0 P: 4	R: 0 E: 0 K: 0 S: 4	H: 1 LOB: 1 BB: 0 P: 4	R: 0 E: 0 K: 0 S: 3	H: 1 LOB: 2 BB: 1 P: 7	1B: 8 2B: 1 3B: 0 HR: 2	SF: 0 SAC: 0 DP: 2 HBP: 0	WP: 0 PB: 0 SB: 0 CS: 0	PA: 38
PITCHER	IP WLS BF H R ER SO BB IBB HBP BLK WP HR S P ERA WHIP																					
Jim Lonborg, R (1, 1) ERA: 3.43	7.0 W 30 9 2 2 5 1 0 0 0 0 2 39 43 2.57 1.429																					
Gene Garber, R (8, 1) ERA: 1.76	2.0 S 8 2 0 0 0 1 0 0 0 0 0 7 11 0.00 1.500																					

Los Angeles Dodgers @ Philadelphia Phillies
Veterans Stadium, Philadelphia, PA
Fri Jun 02 1978, 7:05 PM EDT
Att: 42,347 - Unknown

livebaseballscorecards.com

AB	36
R	2
H	11
RBI	2
BB	2
SO	5
LOB	17



Batter	1	2	3	4	5	6	7	8	9	AB R H RBI BB SO LOB	TOP
Bill North, S (1, 8) OBP: 0.385, SLG: 0.309 BB 										2 1 0 0 2 1 0	Los Angeles Dodgers @ Philadelphia Phillies Veterans Stadium, Philadelphia, PA Sat Jun 03 1978, 3:33 AM EDT Att. 31,442 - Unknown livebaseballscorecards.com AB 27 R 1 H 2 RBI 1 BB 3 SO 4 LOB 7
Bill Russell, R (1, 6) OBP: 0.311, SLG: 0.369 										3 0 0 0 0 0 1	
Reggie Smith, S (1, 9) OBP: 0.400, SLG: 0.545 										3 0 0 1 0 0 1	
Ron Cey, R (1, 5) OBP: 0.379, SLG: 0.439 										4 0 0 0 0 0 1	
Steve Garvey, R (1, 3) OBP: 0.304, SLG: 0.436 										4 0 1 0 0 0 0	
Dusty Baker Jr., R (1, 7) OBP: 0.365, SLG: 0.401 										2 0 0 0 1 1 1	
Lee Lacy, R (1, 4) OBP: 0.378, SLG: 0.671 										3 0 1 0 0 1 1	
Jerry Grote, R (1, 2) OBP: 0.389, SLG: 0.345 										3 0 0 0 0 0 2	
Don Sutton, R (1, 1) OBP: 0.190, SLG: 0.056 Rick Monday, L (8, PH) OBP: 0.416, SLG: 0.664 Terry Forster, L (8, 1) OBP: 0.400, SLG: 0.400 										2 0 0 0 0 1 0	
Inning Stats R: 0 H: 0 E: 0 K: 0 S: 3 H: 0 LOB: 1 BB: 1 P: 7 R: 0 H: 1 E: 0 K: 1 S: 6 H: 1 LOB: 1 BB: 0 P: 6 R: 0 H: 0 E: 0 K: 1 S: 5 H: 0 LOB: 0 BB: 0 P: 5 R: 0 H: 1 E: 0 K: 0 S: 4 H: 1 LOB: 1 BB: 0 P: 4 R: 0 H: 0 E: 0 K: 2 S: 7 H: 0 LOB: 0 BB: 0 P: 7 R: 1 H: 0 E: 1 K: 0 S: 3 H: 0 LOB: 0 BB: 1 P: 7 R: 0 H: 0 E: 0 K: 0 S: 3 H: 0 LOB: 1 BB: 1 P: 7 R: 0 H: 0 E: 0 K: 0 S: 3 H: 0 LOB: 0 BB: 0 P: 3 R: 0 H: 0 E: 0 K: 0 S: 3 H: 0 LOB: 0 BB: 0 P: 3	1B: 0 SF: 1 2B: 1 SAC: 1 3B: 1 DP: 0 HR: 0 HBP: 0	WP: 0 PA: 32 PB: 0 SB: 1 CS: 0									
PITCHER Larry Christenson, R (1, 1) ERA: 4.43 Tug McGraw, L (9, 1) ERA: 2.7	IP WLS BF H R ER SO BB IBB HBP BLK WP HR S P ERA WHIP 8.0 29 2 1 0 4 3 0 0 0 0 0 0 34 46 0.00 0.625 1.0 W 3 0 0 0 0 0 0 0 0 0 0 0 3 3 0.00 0.000	PITCHER IP WLS BF H R ER SO BB IBB HBP BLK WP HR S P ERA WHIP									

Batter	1	2	3	4	5	6	7	8	9	AB	R	H	RBI	BB	SO	LOB
Bake McBride, L (1, 9) OBP: 0.349, SLG: 0.392	0-0 6-3		0-0 F6			0-0 3-1		0-0 P5		4	0	0	0	0	0	0
Larry Bowa, S (1, 6) OBP: 0.335, SLG: 0.353	0-0 F9		0-0 P4			0-0 G3		0-3 K		4	0	0	0	0	1	0
Garry Maddox, R (1, 8) OBP: 0.387, SLG: 0.426	0-0 2B				0-3 K				0-0 HR	4	1	2	0	0	1	0
Greg Luzinski, R (1, 7) OBP: 0.369, SLG: 0.473	0-0 F9				0-0 F8				4-0 HR	3	1	1	0	1	0	1
Richie Hebner, L (1, 5) OBP: 0.369, SLG: 0.439		0-3 K			0-0 F8				4-0 HR	3	0	0	0	0	1	1
Jerry Martin, R (9, PH) OBP: 0.365, SLG: 0.473									1-3 HR	0	1	0	0	1	0	0
Jay Johnstone, L (1, 3) OBP: 0.276, SLG: 0.231		4-0 BB				0-0 P6			0-0 HR	2	0	0	0	1	0	1
Davey Johnson, R (9, PH) OBP: 0.216, SLG: 0.267									0-0 HR	1	1	1	4	0	0	0
Bob Boone, R (1, 2) OBP: 0.345, SLG: 0.455		0-0 F8				0-0 HR			1-3 1B	3	1	2	1	0	0	1
Jim Morrison, R (1, 4) OBP: 0.250, SLG: 0.233		0-0 5-3				0-0 L6			0-0 G3	2	0	0	0	0	0	1
Tim McCarver, L (7, PH) OBP: 0.442, SLG: 0.405										1	0	0	0	0	0	2
Bud Harrelson, S (8, 4) OBP: 0.304, SLG: 0.225										0	0	0	0	0	0	0
Larry Christenson, R (1, 1) OBP: 0.217, SLG: 0.286			0-3 K			0-0 6-3			0-0 6-3	2	0	0	0	0	1	0
Jose Cardenal, R (8, PH) OBP: 0.400, SLG: 0.500										1	0	0	0	0	0	0
Tug McGraw, R (9, 1)										0	0	0	0	0	0	0

Inning Stats	R: 0	H: 1	R: 0	H: 0	R: 0	H: 0	R: 1	H: 1	R: 0	H: 0	R: 0	H: 2	R: 0	H: 0	R: 4	H: 2
	E: 0	LOB: 1	E: 0	LOB: 1	E: 0	LOB: 0	E: 0	LOB: 0	E: 0	LOB: 0	E: 0	LOB: 2	E: 0	LOB: 0	E: 1	LOB: 0
	K: 0	BB: 0	K: 1	BB: 1	K: 1	BB: 0	K: 0	BB: 0	K: 0	BB: 0	K: 0	BB: 0	K: 1	BB: 0	K: 0	BB: 2
	S: 4	P: 4	S: 5	P: 9	S: 5	P: 5	S: 4	P: 4	S: 3	P: 3	S: 5	P: 5	S: 5	P: 5	S: 2	P: 10
	1B: 3	SF: 0	1B: 3	SF: 0	1B: 3	SF: 0	1B: 3	SF: 0	1B: 3	SF: 0	1B: 3	SF: 0	1B: 3	SF: 0	1B: 3	SF: 0
	2B: 1	SAC: 0	2B: 1	SAC: 0	2B: 1	SAC: 0	2B: 1	SAC: 0	2B: 1	SAC: 0	2B: 1	SAC: 0	2B: 1	SAC: 0	2B: 1	SAC: 0
	3B: 0	DP: 0	3B: 0	DP: 0	3B: 0	DP: 0	3B: 0	DP: 0	3B: 0	DP: 0	3B: 0	DP: 0	3B: 0	DP: 0	3B: 0	DP: 0
	HR: 2	HBP: 0	HR: 2	HBP: 0	HR: 2	HBP: 0	HR: 2	HBP: 0	HR: 2	HBP: 0	HR: 2	HBP: 0	HR: 2	HBP: 0	HR: 2	HBP: 0

BOTTOM

Los Angeles Dodgers @ Philadelphia Phillies
Veterans Stadium, Philadelphia, PA

Sat Jun 03 1978, 3:33 AM EDT
Att. 31,442 - Unknown

livebaseballscorecards.com

AB	30
R	5
H	6
RBI	5
BB	3
SO	4
LOB	7



WP: 0	PA: 33
PB: 0	
SB: 1	
CS: 0	

PITCHER	IP	WLS	BF	H	R	ER	SO	BB	IBB	HBP	BLK	WP	HR	S	P	ERA	WHIP
Don Sutton, R (1, 1) ERA: 5.02	7.0		26	4	1	1	3	1	0	0	0	0	1	31	35	1.29	0.714
Terry Forster, L (8, 1) ERA: 2.81	1.0	L	7	2	4	4	1	0	2	0	0	0	1	7	15	36.00	2.000

Batter	1	2	3	4	5	6	7	8	9	AB R H RBI BB SO LOB	TOP	
Bill North, S (1, 8) X OBP: 0.389, SLG: 0.327	0-0 S FC5-4 1B		0-0 F9 4-3 2B		0-0 F8		0-0 F8			4 2 2 0 0 0 2		
Bill Russell, R (1, 6) X OBP: 0.309, SLG: 0.367	0-0 S E 1B		0-0 F9 2-3		0-0 F8			0-0 6-3		4 1 1 0 0 0 1		
Reggie Smith, S (1, 9) S OBP: 0.393, SLG: 0.533	0-3 K 1-2 2-3		0-0 4-3		0-0 F8			0-0 F9		4 0 0 1 0 1 2		
Ron Cey, R (1, 5) S OBP: 0.381, SLG: 0.437	4-0 FC5-4 IBB		0-0 3-H FC5-4 1B		0-0 F7			0-0 5-3		3 0 1 0 1 0 0		
Steve Garvey, R (1, 3) X OBP: 0.303, SLG: 0.432	0-0 FC5-4 1-2f 2-H 3-H		0-0 FC5-4 1-2f		0-0 L6				0-0 G6-4-3 1B	4 0 1 1 0 0 2		
Dusty Baker Jr., R (1, 7) X OBP: 0.357, SLG: 0.392	0-0 5-3			0-0 F8			0-0 F8		0-0 G6-4-3 1-2f	4 0 0 0 0 0 2		
Lee Lacy, R (1, 4) X OBP: 0.383, SLG: 0.686		0-0 F8		0-0 L7			0-0 E 1B		0-0 2B 3B	4 1 2 0 0 0 0		
Jerry Grote, R (1, 2) X OBP: 0.375, SLG: 0.364		0-0 F8		0-0 F8			0-0 E4 1-2		0-0 2B	4 0 1 1 0 0 1		
Tommy John, R (1, 1) X OBP: 0.200, SLG: 0.208		0-0 L4			0-0 F8				0-0 3-H 6-3	1 0 0 0 0 0 0		
Charlie Hough, R (2, 1) X OBP: 0.429, SLG: 0.571										1 0 0 0 0 0 0		
Manny Mota, R (7, PH) X OBP: 0.385, SLG: 0.417										1 0 0 0 0 1 2		
Bobby Castillo, R (7, 1) X OBP: 0.385, SLG: 0.417										0 0 0 0 0 0 0		
Steve Yeager, R (9, PH) X OBP: 0.313, SLG: 0.238										1 0 0 0 0 0 1		
Inning Stats	R: 2 H: 2 E: 1 LOB: 1 K: 1 BB: 1 S: 7 P: 11	R: 0 H: 0 E: 0 LOB: 0 K: 0 BB: 0 S: 3 P: 3	R: 1 H: 2 E: 0 LOB: 1 K: 0 BB: 0 S: 5 P: 5	R: 0 H: 0 E: 0 LOB: 0 K: 0 BB: 0 S: 3 P: 3	R: 0 H: 0 E: 0 LOB: 0 K: 0 BB: 0 S: 3 P: 3	R: 0 H: 0 E: 0 LOB: 0 K: 0 BB: 0 S: 3 P: 3	R: 0 H: 1 E: 1 LOB: 2 K: 1 BB: 0 S: 7 P: 7	R: 0 H: 0 E: 0 LOB: 0 K: 0 BB: 0 S: 3 P: 3	R: 1 H: 3 E: 0 LOB: 1 K: 0 BB: 0 S: 5 P: 5	1B: 5 SF: 0 2B: 2 SAC: 0 3B: 1 DP: 1 HR: 0 HBP: 0	WP: 0 PA: 36 PB: 0 SB: 2 CS: 0	
PITCHER Jim Kaat, L (1, 1) ERA: 2.64	IP WLS BF H R ER SO BB IBB HBP BLK WP HR S P ERA WHIP	9.0 W 36 8 4 3 2 0 1 0 0 0 0 0 39 43 3.00 0.889										

Los Angeles Dodgers @ Philadelphia Phillies
Veterans Stadium, Philadelphia, PA
Sun Jun 04 1978, 3:33 AM EDT
Att. 42,066 - Unknown

livebaseballscorecards.com

AB	35
R	4
H	8
RBI	3
BB	1
SO	2
LOB	13



Batter	1	2	3	4	5	6	7	8	9
Jerry Martin, R (1, 9) OBP: 0.382, SLG: 0.508	0-3 K	4-0 1B 1B BB		0-0 S 2B 1B		0-3 K		0-0 SF7 3B	
Larry Bowa, S (1, 6) OBP: 0.337, SLG: 0.361	0-0 1B	0-3 K		0-0 1-H 2B		0-0 P6		0-0 SF7	
Garry Maddox, R (1, 8) OBP: 0.387, SLG: 0.422	0-0 F9	0-0 BB 1B 1B		0-0 5-3		4-0 BB BB BB BB 1B BB		0-3 K	
Greg Luzinski, R (1, 7) OBP: 0.365, SLG: 0.465	0-0 F9	0-0 BB 1B		0-3 K		0-0 F8		0-3 K	
Jose Cardenal, R (1, 3) OBP: 0.410, SLG: 0.514		0-0 1B 2B		0-3 K2-3		0-0 4-3			
Richie Hebner, L (1, 5) OBP: 0.372, SLG: 0.432		0-0 1B BB		0-0 G3		4-0 1B 1B E IBB			
Bob Boone, R (1, 2) OBP: 0.349, SLG: 0.456		0-0 6-3 1B 1B		0-0 F2		0-0 1-3		0-0 E 1B	
Jim Morrison, R (1, 4) OBP: 0.264, SLG: 0.250		0-0 1B 6-3 1B		0-0 F7		0-0 F8		0-0 E2	
Bud Harrelson, S (9, 4) OBP: 0.304, SLG: 0.225		0-0 1B 6-3 1B		0-0 F7		0-0 F8		0-0 E2	
Jim Kaat, L (1, 1) OBP: 0.304, SLG: 0.225		0-0 6-3		0-0 L8		0-0 L5		0-3 K	

Inning Stats	R: 0	H: 1	E: 0	K: 1	S: 6	LOB: 1	BB: 0	P: 6	R: 5	H: 5	E: 0	K: 2	S: 12	LOB: 3	BB: 3	P: 24	R: 0	H: 0	E: 0	K: 0	S: 3	LOB: 0	BB: 0	P: 3	R: 1	H: 2	E: 0	K: 2	S: 9	LOB: 1	BB: 0	P: 9	R: 0	H: 0	E: 0	K: 0	S: 3	LOB: 0	BB: 0	P: 3	R: 0	H: 0	E: 0	K: 1	S: 5	LOB: 0	BB: 0	P: 5	R: 2	H: 2	E: 1	K: 1	S: 7	LOB: 2	BB: 2	P: 15	R: 1	H: 1	E: 0	K: 2	S: 8	LOB: 0	BB: 0	P: 8
--------------	------	------	------	------	------	--------	-------	------	------	------	------	------	-------	--------	-------	-------	------	------	------	------	------	--------	-------	------	------	------	------	------	------	--------	-------	------	------	------	------	------	------	--------	-------	------	------	------	------	------	------	--------	-------	------	------	------	------	------	------	--------	-------	-------	------	------	------	------	------	--------	-------	------

PITCHER	IP	WLS	BF	H	R	ER	SO	BB	IBB	HBP	BLK	WP	HR	S	P	ERA	WHIP
Tommy John, L (1, 1) ERA: 3.35	1.2	L	13	6	5	5	2	2	0	0	0	0	0	15	23	27.00	4.800
Charlie Hough, R (2, 1) ERA: 3.34	4.1		16	2	1	1	4	1	0	0	0	0	0	23	27	2.08	0.692
Bobby Castillo, R (7, 1) ERA: 3.51	2.0		11	3	3	2	3	1	1	0	0	0	0	15	23	9.00	2.000

BOTTOM

Los Angeles Dodgers @ Philadelphia Phillies
Veterans Stadium, Philadelphia, PA

Sun Jun 04 1978, 3:33 AM EDT
Att. 42,066 - Unknown

AB 34
R 9
H 11
RBI 8
BB 5
SO 9
LOB 17



WP	HR	S	P	ERA	WHIP
0	0	0	0	0	0

BOTTOM

Los Angeles Dodgers @ New York Mets
Shea Stadium, Flushing, NY
Mon Jun 05 1978, 7:05 PM EDT
Att. 14,435 - Unknown

livebaseballscorecards.com

AB 39
R 9
H 12
RBI 7
BB 5
SO 5
LOB 17



WP: 2 PA: 44
PB: 0
SB: 0
CS: 0

AB R H RBI BB SO LOB

5 3 4 0 0 0 0

4 1 2 0 1 0 2

4 1 2 1 1 2 1

5 1 2 3 0 0 5

5 0 0 1 0 2 4

1 1 1 0 1 0 0

1 1 0 0 2 0 0

5 1 1 2 0 0 5

5 0 0 0 0 0 0

1 0 0 0 0 1 0

1 0 0 0 0 0 0

1 0 0 0 0 0 0

0 0 0 0 0 0 0

1B: 7 SF: 0
2B: 5 SAC: 0
3B: 0 DP: 0
HR: 0 HBP: 0

WP: 2 PA: 44
PB: 0
SB: 0
CS: 0

1B: 7 SF: 0
2B: 5 SAC: 0
3B: 0 DP: 0
HR: 0 HBP: 0

WP: 2 PA: 44
PB: 0
SB: 0
CS: 0

1B: 7 SF: 0
2B: 5 SAC: 0
3B: 0 DP: 0
HR: 0 HBP: 0

Batter	1	2	3	4	5	6	7	8	9
Lee Mazzilli, S (1, 8) OBP: 0.378, SLG: 0.454	0-0 1B 1B G3 1B	0-0 G2			0-0 BB 2B 1B	0-0 1B 2B		0-0 WP 1B	
Elliott Maddox, R (1, 5) OBP: 0.390, SLG: 0.360	0-0 G3 1B 1-2 6-3 1B		0-0 1B		0-0 F3	4-0 1B BB		0-0 6-3 1-2	
Steve Henderson, R (1, 7) OBP: 0.326, SLG: 0.390	0-0 6-3 G3 1-2 2-3 1B		0-3 K		4-0 2B BB	0-0 1-2 2-H 1B		0-3 K	
Willie Montanez, L (1, 3) OBP: 0.328, SLG: 0.429	0-0 G3 1-2 2-3 3-H		0-0 F8		0-0 1-H 2-H 2B	0-0 4-3		0-0 4-3 2B 2B	
Tom Grieve, R (1, 9) OBP: 0.313, SLG: 0.364	0-0 6-3 2-3 3-H		0-3 K		0-3 K		0-0 1-3	0-0 4-3	
Ron Hodges, L (1, 2) OBP: 0.356, SLG: 0.351	4-0 FC6-4 BB			0-0 P9 WP 2B	4-0 BB		0-0 L8	4-0 2B BB	
John Stearns, R (5, PH) OBP: 0.348, SLG: 0.353									
Tim Foli, R (1, 6) OBP: 0.220, SLG: 0.246	0-0 FC6-4 1-2f			0-0 P9 2-3	0-0 6-3		0-0 F8	0-0 1-H 3-H E 2B	
Doug Flynn, R (1, 4) OBP: 0.261, SLG: 0.259		0-0 F8		0-0 F5-3 3-H		0-0 F1		0-0 F9 2-H	0-0 F6
Mike Bruhart, R (1, 1) OBP: 0.143, SLG: 0.143		0-3 K		0-0 6-3		0-0 4-3		0-0 6-3	
Paul Siebert, L (4, 1)									
Bobby Valentine, R (6, PH) OBP: 0.345, SLG: 0.346									
Dale Murray, R (7, 1)									
Joel Youngblood, R (8, PH) OBP: 0.259, SLG: 0.377									
Skip Lockwood, R (9, 1)									

Inning Stats	R: 2	H: 3	E: 0	K: 0	S: 6	LOB: 2	BB: 1	P: 10
	R: 0	H: 0	E: 0	K: 1	S: 5	LOB: 0	BB: 0	P: 5
	R: 0	H: 1	E: 0	K: 2	S: 8	LOB: 1	BB: 0	P: 8
	R: 1	H: 1	E: 0	K: 0	S: 4	LOB: 0	BB: 0	P: 4
	R: 2	H: 2	E: 0	K: 1	S: 7	LOB: 2	BB: 2	P: 15
	R: 1	H: 2	E: 0	K: 0	S: 5	LOB: 2	BB: 1	P: 9
	R: 0	H: 0	E: 0	K: 0	S: 3	LOB: 0	BB: 0	P: 3
	R: 0	H: 1	E: 0	K: 0	S: 4	LOB: 1	BB: 0	P: 4
	R: 3	H: 2	E: 1	K: 1	S: 7	LOB: 1	BB: 1	P: 11

PITCHER	IP	WLS	BF	H	R	ER	SO	BB	IBB	HBP	BLK	WP	HR	S	P	ERA	WHIP
Rick Rhoden, R (1, 1) ERA: 4.37	4.1		22	7	5	5	3	2	0	0	0	1	0	26	34	10.38	2.077
Lance Rautzhan, L (5, 1) ERA: 1.29	3.1		15	3	1	1	1	2	0	0	0	0	0	15	23	2.70	1.500
Terry Forster, L (8, 1) ERA: 3.38	1.0	L	7	2	3	2	1	1	0	0	0	1	0	8	12	18.00	3.000

Batter	1	2	3	4	5	6	7	8	9	AB R H RBI BB SO LOB	TOP														
Davey Lopes, R OBP: 0.408, SLG: 0.459 (1, 4) X	0-0 6-3		X 0-0 6-3	0-3 K		X 0-0 2-3 3-H 1B		X 0-0 2-H 2B		5 0 2 2 0 1 3															
Bill Russell, R OBP: 0.300, SLG: 0.355 (1, 6) X	0-0 5-3		X 0-0 5-3	0-0 5-3	0-0 6-3	X 0-0 F7		X 0-0 F7		5 0 0 0 0 0 3															
Reggie Smith, S OBP: 0.391, SLG: 0.543 (1, 9) X	0-0 F8		X 0-0 BB 2B 1B	0-0 P7		X 0-0 F8		X 0-0 HR		5 2 2 1 0 0 0															
Ron Cey, R OBP: 0.384, SLG: 0.444 (1, 5)		X 0-0 F2		4-0 BB 2B 1B	0-0 5-3		4-0 BB		4-0 7-6-3 BB	2 1 0 0 3 0 0															
Steve Garvey, R OBP: 0.308, SLG: 0.437 (1, 3)		X 0-0 F4-3		0-0 1-H 2-H 3B 2B		X 0-0 1-3 G3 1B		X 0-0 F9		0-3 K	5 2 2 2 0 1 2														
Rick Monday, L OBP: 0.420, SLG: 0.674 Dusty Baker Jr., R OBP: 0.348, SLG: 0.380 (1, 7) (7, 7)		X 0-0 F4-3		0-0 2-H SF9 3B		B 4-0 1-2 G3 1B BB		X 0-0 F4		0-0 7-6-3 1-2	3 2 1 1 1 0 1 1 0 0 0 0 0 1														
Bill North, S OBP: 0.392, SLG: 0.320 (1, 8)			X 0-0 6-3	4-0 1B IBB		X 0-0 1-3		B 4-0 SH3-4 2B BB		2 1 0 0 2 0 2															
Steve Yeager, R OBP: 0.318, SLG: 0.242 (1, 2)		X 0-0 SH1-4 1B		0-0 SF9		4-0 1B G3 IBB		X 0-0 F8		2 0 1 1 1 0 1															
Doug Rau, L OBP: 0.208, SLG: 0.208 (1, 1)		X 0-0 SH1-4		X 0-0 SH1-4 1B		X 0-0 G3		X 0-0 SH3-4		2 0 1 1 0 0 2															
Inning Stats	R: 0 E: 0 K: 0 S: 3	H: 0 LOB: 0 BB: 0 P: 3	R: 0 E: 0 K: 0 S: 3	H: 0 LOB: 0 BB: 0 P: 3	R: 0 E: 0 K: 0 S: 4	H: 1 LOB: 1 BB: 0 P: 4	R: 4 E: 0 K: 1 S: 9	H: 4 LOB: 2 BB: 2 P: 17	R: 0 E: 0 K: 0 S: 3	H: 0 LOB: 0 BB: 0 P: 3	R: 2 E: 0 K: 0 S: 5	H: 2 LOB: 2 BB: 2 P: 13	R: 0 E: 0 K: 0 S: 3	H: 0 LOB: 1 BB: 1 P: 7	R: 1 E: 0 K: 0 S: 4	H: 1 LOB: 1 BB: 1 P: 8	R: 1 E: 0 K: 1 S: 5	H: 1 LOB: 0 BB: 1 P: 9	1B: 5 2B: 3 3B: 1 HR: 1	SF: 1 SAC: 2 DP: 1 HBP: 0	WP: 0 PB: 0 SB: 0 CS: 0	PA: 42			
PITCHER	IP	WLS	BF	H	R	ER	SO	BB	IBB	HBP	BLK	WP	HR	S	P	ERA	WHIP								
Nino Espinosa, R ERA: 3.9 (1, 1)	6.0	L	29	7	6	6	1	2	2	0	0	0	0	27	43	9.00	1.500								
Butch Metzger, R ERA: 6.83 (7, 1)	3.0		13	2	2	2	1	3	0	0	0	0	1	12	24	6.00	1.667								

Los Angeles Dodgers @ New York Mets
Shea Stadium, Flushing, NY
Tue Jun 06 1978, 7:05 PM EDT
Att: 17,377 - Unknown

AB	32
R	8
H	9
RBI	8
BB	7
SO	2
LOB	15



Batter	1	2	3	4	5	6	7	8	9	AB	R	H	RBI	BB	SO	LOB
Lee Mazzilli, S (1, 8) OBP: 0.374, SLG: 0.448	0-3 K		0-0 6-3		0-0 G3 1B		0-3 K		0-3 K	5	0	1	0	0	3	1
Elliott Maddox, R (1, 5) OBP: 0.398, SLG: 0.365	0-0 F9		4-0 BB		0-0 G3 1B		0-0 FC6-4 1B		0-0 E6	4	0	2	0	1	0	1
Steve Henderson, R (1, 7) OBP: 0.319, SLG: 0.381	0-0 5-3		0-0 F8		0-0 G3		0-0 FC6-4		0-0 L9	5	0	0	0	0	0	6
Willie Montanez, L (1, 3) OBP: 0.331, SLG: 0.444		0-0 1B 2B 1B		0-0 HR		0-0 F2		0-3 K		4	2	2	1	0	1	3
Tom Grieve, R (1, 9) OBP: 0.308, SLG: 0.354		0-3 K		0-0 FC4-6 1B		0-0 F7		0-0 6-3		4	0	1	0	0	1	3
John Stearns, R (1, 2) OBP: 0.351, SLG: 0.357		0-0 2B 1B		0-0 FC4-6		0-0 2B		0-0 L8		1	0	1	0	0	0	0
Ron Hodges, L (4, 2) OBP: 0.354, SLG: 0.375		1-2 2B 1B		1-2f FC4-6				0-0 6-3		3	0	1	0	0	0	1
Tim Foli, R (1, 6) OBP: 0.214, SLG: 0.238		0-0 F8		0-0 FC4-6 1B		0-3 K		0-0 6-3		4	0	0	0	0	1	4
Doug Flynn, R (1, 4) OBP: 0.265, SLG: 0.269		0-0 2B		0-0 1B		0-0 F6-3		0-0 F3		4	0	2	1	0	0	1
Nino Espinosa, R (1, 1) OBP: 0.200, SLG: 0.267			0-0 F9		0-3 K		0-3 K		0-0 E 1B	2	0	0	0	0	1	2
Bobby Valentine, R (6, PH) OBP: 0.341, SLG: 0.342										1	0	0	0	0	1	1
Butch Metzger, R (7, 1)										0	0	0	0	0	0	0
Joel Youngblood, R (9, PH) OBP: 0.309, SLG: 0.387										1	0	1	0	0	0	0

Inning Stats	R: 0	H: 0	E: 0	K: 1	S: 5	R: 1	H: 3	E: 0	K: 1	S: 7	R: 0	H: 0	E: 0	K: 0	S: 3	R: 1	H: 3	E: 0	K: 1	S: 8	R: 0	H: 2	E: 0	K: 0	S: 5	R: 0	H: 1	E: 0	K: 2	S: 8	R: 0	H: 1	E: 0	K: 2	S: 8	R: 0	H: 0	E: 0	K: 0	S: 3	R: 0	H: 1	E: 1	K: 1	S: 7	1B: 8	2B: 2	3B: 0	HR: 1	SF: 0	SAC: 0	DP: 0	HBP: 0	WP: 0	PA: 39
PITCHER Doug Rau, L (1, 1) ERA: 3.38	IP: 9.0	WLS: W	BF: 39	H: 11	R: 2	ER: 2	SO: 8	BB: 1	IBB: 0	HBP: 0	BLK: 0	WP: 0	HR: 1	S: 54	P: 58	ERA: 2.00	WHIP: 1.333																																						

BOTTOM

Los Angeles Dodgers @ New York Mets
Shea Stadium, Flushing, NY
Tue Jun 06 1978, 7:05 PM EDT
Att. 17,377 - Unknown

livebaseballscorecards.com

AB	38
R	2
H	11
RBI	2
BB	1
SO	8
LOB	23



Batter	1	2	3	4	5	6	7	8	9	AB R H RBI BB SO LOB	TOP																				
Davey Lopes, R (1, 4) OBP: 0.404, SLG: 0.474	0-0 5-3		0-0 1-H HR			0-0 F7		0-0 P7		4 1 1 2 0 0 0																					
Bill Russell, R (1, 6) OBP: 0.295, SLG: 0.348	0-0 4-3		0-0 5-3			0-0 P5		0-0 1-3		4 0 0 0 0 0 0																					
Reggie Smith, S (1, 9) OBP: 0.388, SLG: 0.534	0-3 K				0-0 F7	4-0 WP BB		0-0 F7		3 0 0 0 1 1 0																					
Ron Cey, R (1, 5) OBP: 0.382, SLG: 0.440		0-0 F8		0-3 K		0-0 4-3		0-0 FC6-4 1B		4 0 1 0 0 1 1																					
Steve Garvey, R (1, 3) OBP: 0.307, SLG: 0.431		0-3 K		4-0 BB		0-0 1-3		0-3 K		3 0 0 0 1 2 1																					
Dusty Baker Jr., R (1, 7) OBP: 0.340, SLG: 0.371		0-0 F6		0-0 P4		0-0 F8		0-0 FC6-4 1-2		4 0 0 0 0 0 2																					
Rick Monday, L (1, 8) OBP: 0.419, SLG: 0.664			0-0 4-3		0-3 K	4-0 S BB				2 0 0 0 1 1 0																					
Bill North, S (7, PR) (7, 8) OBP: 0.392, SLG: 0.320										0 0 0 0 0 0 0																					
Steve Yeager, R (1, 2) OBP: 0.311, SLG: 0.236		0-0 F6-3		0-0 F6		0-3 K				3 0 0 0 0 1 1																					
Burt Hooton, R (1, 1) OBP: 0.158, SLG: 0.111			0-0 HR 1B		0-0 F7			0-0 F8		2 1 1 0 0 0 0																					
Vic Davalillo, L (8, PH) OBP: 0.314, SLG: 0.303										1 0 0 0 0 0 0																					
Charlie Hough, R (8, 1) OBP: 0.429, SLG: 0.571										0 0 0 0 0 0 0																					
Inning Stats	R: 0 E: 0 K: 1 S: 5	H: 0 LOB: 0 BB: 0 P: 5	R: 0 E: 0 K: 1 S: 5	H: 0 LOB: 0 BB: 0 P: 5	R: 2 E: 0 K: 0 S: 5	H: 2 LOB: 0 BB: 0 P: 5	R: 0 E: 0 K: 1 S: 5	H: 0 LOB: 1 BB: 1 P: 9	R: 0 E: 0 K: 1 S: 5	H: 0 LOB: 0 BB: 0 P: 5	R: 0 E: 0 K: 0 S: 3	H: 0 LOB: 1 BB: 1 P: 7	R: 0 E: 0 K: 1 S: 5	H: 0 LOB: 2 BB: 1 P: 9	R: 0 E: 0 K: 0 S: 3	H: 0 LOB: 0 BB: 0 P: 3	R: 0 E: 0 K: 1 S: 6	H: 1 LOB: 1 BB: 0 P: 6	1B: 2 2B: 0 3B: 0 HR: 1	SF: 0 SAC: 0 DP: 0 HBP: 0	WP: 1 PB: 0 SB: 1 CS: 0	PA: 33									
PITCHER Pat Zachry, R (1, 1) ERA: 3.18	IP 9.0	WLS W	BF 33	H 3	R 2	ER 2	SO 6	BB 3	IBB 0	HBP 0	BLK 0	WP 1	HR 1	S 42	P 54	ERA 2.00	WHIP 0.667														
											PITCHER	IP	WLS	BF	H	R	ER	SO	BB	IBB	HBP	BLK	WP	HR	S	P	ERA	WHIP			

Los Angeles Dodgers @ New York Mets
 Shea Stadium, Flushing, NY
 Wed Jun 07 1978, 7:05 PM EDT
 Att. 7,453 - Unknown

livebaseballscorecards.com

AB	30
R	2
H	3
RBI	2
BB	3
SO	6
LOB	5



Batter	1	2	3	4	5	6	7	8	9	AB	R	H	RBI	BB	SO	LOB
Lee Mazzilli, S OBP: 0.372, SLG: 0.449 (1, 8)	0-3 K		0-0 1B 1B 2B	0-0 F7			0-0 F7			4	1	1	0	0	1	0
Bobby Valentine, R OBP: 0.352, SLG: 0.346 (1, 5)	4-0 1B 1B BB		0-0 FC6-4 1B 2-3 1B			0-0 F7	0-3 K			2	0	1	0	1	0	0
Elliott Maddox, R OBP: 0.395, SLG: 0.362 (7, 5)										1	0	0	0	0	1	0
Bruce Boisclair, L OBP: 0.303, SLG: 0.347 (1, 9)	0-3 K		0-0 P5			0-3 K		0-0 P7		4	0	0	0	0	2	3
Steve Henderson, R OBP: 0.326, SLG: 0.385 (1, 7)	0-0 1B 1-2 1B		0-0 FC6-4 1B 1-2 3-H 1B			4-0 CS BB		0-0 E6 1B G4-3-6-3		3	1	2	1	1	0	0
Willie Montanez, L OBP: 0.338, SLG: 0.450 (1, 3)	0-0 1B 1-2 2-H 1B		0-0 FC6-4 1-2f 2-3			0-0 CS 1-2	0-0 FC5-4 1B	0-0 G4-3-6-3 1B 1-2f 3-H		4	0	3	0	0	0	2
Ron Hodges, L OBP: 0.327, SLG: 0.341 (1, 2)		0-0 F8	0-0 F9			0-0 FC5-4 1-2f	0-0 FC5-4 1B	0-0 G4-3-6-3 1B 1-2f 3-H		4	0	0	0	0	0	4
Joel Youngblood, R OBP: 0.324, SLG: 0.446 (1, 4)		0-0 FC4-6 1B		0-0 HR		0-3 K				3	1	2	1	0	1	1
Doug Flynn, R OBP: 0.262, SLG: 0.265 (1, 6)		0-0 FC4-6 1-2f		0-0 F8		0-0 F2				3	0	0	0	0	0	2
Pat Zachry, R OBP: 0.179, SLG: 0.080 (1, 1)		0-0 P3		0-3 K			0-3 K			3	0	0	0	0	2	1

Inning Stats	R: 0	H: 2	E: 0	K: 2	S: 8	P: 12	R: 0	H: 1	E: 0	K: 0	S: 4	R: 1	H: 3	E: 0	K: 0	S: 6	R: 1	H: 1	E: 0	K: 1	S: 6	R: 0	H: 0	E: 0	K: 1	S: 4	R: 0	H: 1	E: 0	K: 1	S: 6	R: 0	H: 0	E: 0	K: 2	S: 7	R: 1	H: 1	E: 1	K: 0	S: 4	1B: 7	2B: 1	3B: 0	HR: 1	SF: 0	SAC: 0	DP: 1	HBP: 0	WP: 0	PB: 0	SB: 0	CS: 1	PA: 34
--------------	------	------	------	------	------	-------	------	------	------	------	------	------	------	------	------	------	------	------	------	------	------	------	------	------	------	------	------	------	------	------	------	------	------	------	------	------	------	------	------	------	------	-------	-------	-------	-------	-------	--------	-------	--------	-------	-------	-------	-------	--------

PITCHER	IP	WLS	BF	H	R	ER	SO	BB	IBB	HBP	BLK	WP	HR	S	P	ERA	WHIP
Burt Hooton, R ERA: 3.16 (1, 1)	7.0		29	8	2	2	7	2	0	0	0	0	1	41	49	2.57	1.429
Charlie Hough, R ERA: 3.24 (8, 1)	1.0	L	4	1	1	0	0	0	0	0	0	0	0	4	4	0.00	1.000

Los Angeles Dodgers @ New York Mets
Shea Stadium, Flushing, NY
Wed Jun 07 1978, 7:05 PM EDT
Att. 7,453 - Unknown

AB	31
R	3
H	9
RBI	2
BB	2
SO	7
LOB	13



PITCHER	IP	WLS	BF	H	R	ER	SO	BB	IBB	HBP	BLK	WP	HR	S	P	ERA	WHIP
---------	----	-----	----	---	---	----	----	----	-----	-----	-----	----	----	---	---	-----	------

Batter	1	2	3	4	5	6	7	8	9	AB R H RBI BB SO LOB	TOP									
Davey Lopes, R (1, 4) OBP: 0.396, SLG: 0.462	0-3 K		0-0 F8			0-0 4-3			0-0 6-3	4 0 0 0 0 1 0	Los Angeles Dodgers @ Montreal Expos Olympic Stadium, Montreal, QB Thu Jun 08 1978, 7:05 PM EDT Att: 20,004 - Unknown livebaseballscorecards.com									
Bill Russell, R (1, 6) OBP: 0.290, SLG: 0.342	0-0 4-3			0-0 6-3		0-3 K		0-0 6-3	4 0 0 0 0 1 0											
Reggie Smith, S (1, 9) OBP: 0.388, SLG: 0.546	0-0 HR			0-0 G3		0-0 F9			3 1 1 1 0 0 0											
Ron Cey, R (1, 5) OBP: 0.377, SLG: 0.434	0-0 6-3			0-0 F8		0-0 5-3			3 0 0 0 0 0 0											
Steve Garvey, R (1, 3) OBP: 0.303, SLG: 0.425		0-0 F7			0-0 F2		0-0 E5		3 0 0 0 0 0 0											
Dusty Baker Jr., R (1, 7) OBP: 0.335, SLG: 0.365		0-3 K			0-0 L5		0-0 1-3		3 0 0 0 0 1 1											
Rick Monday, L (1, 8) OBP: 0.411, SLG: 0.650		0-3 K			0-3 K		0-0 FC1-5-6		3 0 0 0 0 2 1											
Steve Yeager, R (1, 2) OBP: 0.307, SLG: 0.233			0-0 L3			0-0 F9		0-3 K	2 0 0 0 0 0 0											
Bill North, S (8, PH) OBP: 0.389, SLG: 0.317									1 0 0 0 0 1 1											
Jerry Grote, R (8, 2) OBP: 0.364, SLG: 0.378									0 0 0 0 0 0 0											
Don Sutton, R (1, 1) OBP: 0.174, SLG: 0.050			0-0 F6			0-0 F9			2 0 0 0 0 0 0											
Vic Davalillo, L (9, PH) OBP: 0.306, SLG: 0.294								0-0 F8	1 0 0 0 0 0 0											
Inning Stats	R: 1 E: 0 K: 1 S: 6	H: 1 LOB: 0 BB: 0 P: 6	R: 0 E: 0 K: 2 S: 7	H: 0 LOB: 0 BB: 0 P: 7	R: 0 E: 0 K: 0 S: 3	H: 0 LOB: 0 BB: 0 P: 3	R: 0 E: 0 K: 0 S: 3	H: 0 LOB: 0 BB: 0 P: 5	R: 0 E: 0 K: 1 S: 5	H: 0 LOB: 0 BB: 0 P: 5	R: 0 E: 0 K: 1 S: 5	H: 0 LOB: 0 BB: 0 P: 5	R: 0 E: 1 K: 1 S: 6	H: 0 LOB: 1 BB: 0 P: 6	R: 0 E: 0 K: 0 S: 3	H: 0 LOB: 0 BB: 0 P: 3	1B: 0 2B: 0 3B: 0 HR: 1	SF: 0 SAC: 0 DP: 0 HBP: 0	WP: 0 PB: 0 SB: 0 CS: 0	PA: 29
PITCHER Steve Rogers, R (1, 1) ERA: 2.38	IP: 9.0 WLS: W BF: 29 H: 1 R: 1 ER: 1 SO: 6 BB: 0 IBB: 0 HBP: 0 BLK: 0 WP: 0 HR: 1 S: 41 P: 41 ERA: 1.00 WHIP: 0.111											PITCHER	IP: WLS: BF: H: R: ER: SO: BB: IBB: HBP: BLK: WP: HR: S: P: ERA: WHIP:							



Batter	1	2	3	4	5	6	7	8	9
Dave Cash, R (1, 4) OBP: 0.326, SLG: 0.361 Del Unser, L (9, 3) OBP: 0.324, SLG: 0.267	0-0 G3		0-0 L5		0-0 1B		0-0 F7		
Chris Speier, R (1, 6) OBP: 0.367, SLG: 0.379	4-0 BB BB		0-0 F4		0-0 F9		0-0 1B		
Warren Cromartie, L (1, 7) OBP: 0.321, SLG: 0.382	0-0 F9			0-0 F8		0-0 F3	0-0 F9		
Tony Perez, R (1, 3) OBP: 0.324, SLG: 0.400 Pepe Frias, R (9, 4) OBP: 0.600, SLG: 1.400	4-0 1-2 BB		0-3 K		0-0 1B HR 1B		0-3 K		
Ellis Valentine, R (1, 9) OBP: 0.318, SLG: 0.450	0-0 5-3		0-0 E5 FC5-4		0-0 1B HR 1B		0-0 BB 2B		
Gary Carter, R (1, 2) OBP: 0.332, SLG: 0.372		0-0 1-3	0-0 FC5-4 1-2f		0-3 K		0-0 5-3		
Andre Dawson, R (1, 8) OBP: 0.328, SLG: 0.444		0-0 6-3		0-3 K	0-3 K 1H 3H HR		4-0 BB BB		
Larry Parrish, R (1, 5) OBP: 0.312, SLG: 0.460		0-3 K		0-0 SH3 1B	0-0 4-3		4-0 FC4-6 BB 1-2 2-3		
Steve Rogers, R (1, 1) OBP: 0.105, SLG: 0.081			0-0 5-3		0-0 SH3 1-2		0-0 F9 1-2f	0-0 FC4-6	

AB	R	H	RBI	BB	SO	LOB
4	0	1	1	0	0	0
0	0	0	0	0	0	0
3	0	1	0	1	0	1
4	0	0	0	0	0	2
3	1	1	0	1	2	0
0	0	0	0	0	0	0
4	1	2	0	0	0	2
4	0	0	0	0	1	4
3	1	1	3	1	1	0
3	1	1	0	1	1	0
3	0	0	0	0	0	3

WP	HR	S	P	ERA	WHIP
0	1	42	58	4.50	1.375

Inning Stats	R	H	E	K	S	R	H	E	K	S	R	H	E	K	S	R	H	E	K	S	R	H	E	K	S
	0	0	0	0	3	0	0	0	1	6	1	2	0	1	7	3	3	0	0	8	0	1	1	0	4
	0	0	0	0	5	0	0	0	0	3	0	0	0	0	5	0	0	0	0	4	0	0	0	0	5
	0	0	0	0	3	0	0	0	1	6	0	2	0	0	3	0	0	0	0	7	0	0	0	0	7
	0	0	0	0	5	0	0	0	0	3	0	0	0	0	5	0	0	0	0	4	0	0	0	0	5
	0	0	0	0	3	0	0	0	1	6	0	2	0	0	3	0	0	0	0	7	0	0	0	0	7
	0	0	0	0	3	0	0	0	0	3	0	0	0	0	5	0	0	0	0	4	0	0	0	0	5

WP	HR	S	P	ERA	WHIP
0	1	42	58	4.50	1.375


BOTTOM

Los Angeles Dodgers @ Montreal Expos
Olympic Stadium, Montreal, QB
 Thu Jun 08 1978, 7:05 PM EDT
 Att. 20,004 - Unknown

livebaseballscorecards.com

AB	31
R	4
H	7
RBI	4
BB	4
SO	5
LOB	12



Batter	1	2	3	4	5	6	7	8	9	AB R H RBI BB SO LOB	TOP																									
Davey Lopes, R OBP: 0.394, SLG: 0.450 (1, 4)	0-0 F9	0-0 F8	4-0 BB		0-0 4-3		0-0 F7		4-0 BB	4 0 0 0 2 0 4																										
Bill Russell, R OBP: 0.296, SLG: 0.346 (1, 6)	0-0 HR 1B	0-3 K	0-3 K			0-0 2B 1B		0-0 F6	0-0 1B	6 2 3 2 0 2 5																										
Reggie Smith, S OBP: 0.393, SLG: 0.564 Lee Lacy, R OBP: 0.382, SLG: 0.663 (1, 9) (4, PH) (4, 9)	0-0 HR		4-0 S WP E BB	4-0 6-3 BB		0-0 1B 2B		0-0 5-3	0-0 5-3	1 2 1 2 1 0 0 3 0 1 1 1 0 1																										
Ron Cey, R OBP: 0.381, SLG: 0.432 (1, 5)	0-0 1B		4-0 CS BB	0-0 6-3		0-0 F8		4-0 BB		3 0 1 0 2 0 2																										
Steve Garvey, R OBP: 0.297, SLG: 0.416 (1, 3)	0-0 F3		0-0 E1 1B E	0-0 F8		0-0 F8		0-0 4-3		5 1 0 0 0 0 5																										
Dusty Baker Jr., R OBP: 0.332, SLG: 0.361 (1, 7)	0-0 F4		0-0 E PB 1B	0-0 F7		0-0 F7		0-0 F5		5 1 1 0 0 0 3																										
Bill North, S OBP: 0.397, SLG: 0.318 (1, 8)		0-0 SH 1B	0-0 E1 BB PB		0-0 F8		4-0 FC5-4 BB		4-0 BB 2B BB	3 1 1 0 2 0 1	AB 37 R 9 H 10 RBI 6 BB 10 SO 2 LOB 26																									
Steve Yeager, R OBP: 0.306, SLG: 0.233 Vic Davalillo, L OBP: 0.324, SLG: 0.294 (1, 2) (9, PH)		0-0 F8	0-0 5-3		0-0 FC6-4 1B		0-0 F8		4-0 2B 1B BB	4 0 1 0 0 0 3 0 1 0 0 1 0 0																										
Tommy John, R OBP: 0.231, SLG: 0.208 Bobby Castillo, R Manny Mota, R OBP: 0.357, SLG: 0.385 Charlie Hough, R OBP: 0.429, SLG: 0.571 Rick Monday, L OBP: 0.415, SLG: 0.660 (1, 1) (4, 1) (7, PH) (7, 1) (9, PH)		0-0 SH	4-0 BB BB		0-0 FC6-4		0-0 FC5-4		0-0 1B 2B	0 0 0 0 1 0 0 1 0 0 0 0 0 1 1 0 0 0 0 0 1 0 0 0 0 0 0 0 1 1 1 1 0 0 0																										
Inning Stats	R: 2 E: 0 K: 0 S: 6	H: 3 LOB: 1 BB: 0 P: 6	R: 0 E: 0 K: 1 S: 7	H: 1 LOB: 2 BB: 0 P: 7	R: 3 E: 2 K: 1 S: 7	H: 1 LOB: 3 BB: 4 P: 23	R: 0 E: 0 K: 0 S: 3	H: 0 LOB: 1 BB: 1 P: 7	R: 0 E: 0 K: 0 S: 4	H: 1 LOB: 1 BB: 0 P: 4	R: 1 E: 0 K: 0 S: 5	H: 2 LOB: 1 BB: 0 P: 5	R: 0 E: 0 K: 0 S: 3	H: 0 LOB: 1 BB: 1 P: 7	R: 0 E: 0 K: 0 S: 3	H: 0 LOB: 1 BB: 1 P: 7	R: 3 E: 0 K: 0 S: 4	H: 2 LOB: 1 BB: 3 P: 16	1B: 7 2B: 2 3B: 0 HR: 1	SF: 0 SAC: 1 DP: 0 HBP: 0	WP: 1 PB: 1 SB: 1 CS: 1	PA: 48														
PITCHER	IP WLS BF H R ER SO BB IBB HBP BLK WP HR S P ERA WHIP																				PITCHER	IP WLS BF H R ER SO BB IBB HBP BLK WP HR S P ERA WHIP														
Rudy May, L ERA: 3.57 (1, 1)	2.1		15	5	5	3	1	2	0	0	0	1	1	15	23	11.57	3.000																			
Bill Atkinson, R ERA: 2.57 (3, 1)	0.2		5	0	0	0	1	2	0	0	0	0	0	5	13	0.00	3.000																			
Dan Schatzeder, L ERA: 2.66 (4, 1)	4.0	W	17	3	1	1	0	2	0	0	0	0	0	15	23	2.25	1.250																			
Mike Garman, R ERA: 5.55 (8, 1)	0.0		0	0	0	0	0	0	0	0	0	0	0	0	0	∞	∞																			
Darold Knowles, L ERA: 1.65 (9, 1)	0.2	S	3	1	0	0	0	1	0	0	0	0	0	2	6	0.00	3.000																			

Los Angeles Dodgers @ Montreal Expos
Olympic Stadium, Montreal, QB
Fri Jun 09 1978, 3:33 AM EDT
Att. 21,719 - Unknown

livebaseballscorecards.com



Batter	1	2	3	4	5	6	7	8	9	AB	R	H	RBI	BB	SO	LOB
Dave Cash, R (1, 4) OBP: 0.324, SLG: 0.357 Del Unser, L (9, 3) OBP: 0.324, SLG: 0.267	0-0 G3-6-3 1B	0-0 FC6-4	0-0 FC5-4	0-0 F2			0-0 G1-6-3			5	0	1	0	0	0	6
Chris Speier, R (1, 6) OBP: 0.373, SLG: 0.386	0-0 G3-6-3 1B		0-0 2B	0-0 6-3	0-3 K		0-0 1B			5	1	3	0	0	1	0
Warren Cromartie, L (1, 7) OBP: 0.318, SLG: 0.374	0-0 G3-6-3		0-3 K	1-0 2B HBP	0-3 K		0-0 F5			4	1	0	0	0	2	4
Tony Perez, R (1, 3) OBP: 0.325, SLG: 0.411 Pepe Frias, R (9, 4) OBP: 0.600, SLG: 1.400	0-0 4-3		0-0 1B 2B	0-0 1B 2B	0-0 F3		0-3 K			5	2	2	2	0	1	1
Ellis Valentine, R (1, 9) OBP: 0.320, SLG: 0.446		0-0 4-3	0-0 1B 1B 1B	4-0 1B HR		0-3 K	0-3 K			4	2	1	0	1	2	0
Gary Carter, R (1, 2) OBP: 0.338, SLG: 0.374		0-0 1B 1B	0-0 F4	0-0 HR 1B		4-0 BB	0-3 K			4	1	2	1	1	1	2
Andre Dawson, R (1, 8) OBP: 0.330, SLG: 0.443		0-3 K	0-0 1B 1B WP	4-0 HR IBB		0-3 K				3	2	1	1	1	2	2
Larry Parrish, R (1, 5) OBP: 0.320, SLG: 0.482		0-0 BB 1B	0-0 WP 1B	0-0 HR		0-0 F8				4	1	3	4	0	0	1
Rudy May, L (1, 1) OBP: 0.281, SLG: 0.278 Bill Atkinson, L (3, 1) OBP: 0.500, SLG: 0.500 Stan Tappi, R (3, PH) OBP: 0.340, SLG: 0.383 Dan Schatzeder, L (4, 1) OBP: 0.253, SLG: 0.333 Wayne Garrett, L (7, PH) OBP: 0.262, SLG: 0.243 Mike Garman, R (8, 1) Darold Knowles, L (9, 1) OBP: 0.500, SLG: 0.500		4-0 BB 1B	0-0 FC6-4 1B	0-0 FC5-4 1B	0-3 K		0-0 G1-6-3 1B			0	0	0	0	1	0	0

Inning Stats	R: 0	H: 2	E: 0	LOB: 1	K: 0	BB: 0	S: 4	P: 4
	R: 0	H: 2	E: 0	LOB: 3	K: 1	BB: 1	S: 7	P: 11
	R: 4	H: 6	E: 0	LOB: 2	K: 1	BB: 0	S: 11	P: 11
	R: 6	H: 3	E: 0	LOB: 0	K: 1	BB: 2	S: 8	P: 17
	R: 0	H: 0	E: 0	LOB: 0	K: 2	BB: 0	S: 7	P: 7
	R: 0	H: 0	E: 0	LOB: 1	K: 2	BB: 1	S: 7	P: 11
	R: 0	H: 2	E: 0	LOB: 1	K: 0	BB: 0	S: 4	P: 4
	R: 0	H: 0	E: 0	LOB: 0	K: 3	BB: 0	S: 9	P: 9

PITCHER	IP	WLS	BF	H	R	ER	SO	BB	IBB	HBP	BLK	WP	HR	S	P	ERA	WHIP
Tommy John, L (1, 1) ERA: 4.07	3.1	L	24	12	8	8	2	2	2	0	0	1	0	25	34	21.60	4.200
Bobby Castillo, R (4, 1) ERA: 3.81	2.2		11	1	2	2	5	1	1	0	0	0	1	19	27	6.75	0.750
Charlie Hough, R (7, 1) ERA: 3.06	2.0		7	2	0	0	3	0	0	0	0	0	0	13	13	0.00	1.000

AB	R	H	RBI	BB	SO	LOB
5	0	1	0	0	0	6
0	0	0	0	0	0	0
5	1	3	0	0	1	0
4	1	0	0	0	2	4
5	2	2	2	0	1	1
0	0	0	0	0	0	0
4	2	1	0	1	2	0
4	1	2	1	1	1	2
3	2	1	1	1	2	2
4	1	3	4	0	0	1
0	0	0	0	1	0	0
0	0	0	0	0	0	0
1	0	1	1	0	0	0
1	0	0	0	0	1	0
1	0	1	0	0	0	0
0	0	0	0	0	0	0
0	0	0	0	0	0	0

WP	HR	S	P	ERA	WHIP
1	1	11	11	0.00	1.000
1	0	9	9	0.00	1.000
1	0	9	9	0.00	1.000

AB	37
R	10
H	15
RBI	9
BB	4
SO	10
LOB	16



Los Angeles Dodgers @ Montreal Expos
 Olympic Stadium, Montreal, QB
 Fri Jun 09 1978, 3:33 AM EDT
 Att. 21,719 - Unknown

livebaseballscorecards.com

Batter	1	2	3	4	5	6	7	8	9	AB R H RBI BB SO LOB
Dave Cash, R (1, 4) OBP: 0.326, SLG: 0.357 Del Unser, L (9, 3) OBP: 0.319, SLG: 0.262	0-0 FC3-6 1B		4-0 1B BB		0-0 5-3		0-0 F8		0-3 K	3 0 1 0 1 0 1 1 0 0 0 0 1 1
Chris Speier, R (1, 6) OBP: 0.384, SLG: 0.401	0-0 FC3-6 HBP 1-2f		0-0 1B 1-2 2-H		0-0 1B 2-H		0-0 1B 2B		4-0 FC6-4 BB	4 1 3 2 1 0 1
Warren Cromartie, L (1, 7) OBP: 0.320, SLG: 0.372	1-0 G6-4-3 HBP 1-2		0-0 F7		0-0 F5		0-0 1B 2-H		0-0 FC6-4 1-2f	4 0 1 1 0 0 5
Tony Perez, R (1, 3) OBP: 0.324, SLG: 0.407 Pepe Frias, R (9, 4) OBP: 0.600, SLG: 1.400	0-0 G6-4-3 1-2f		0-0 F7		0-0 1B E WP 1B		0-0 F8			4 1 1 0 0 0 5 0 0 0 0 0 0 0
Ellis Valentine, R (1, 9) OBP: 0.314, SLG: 0.437		0-0 4-3		0-0 5-3		0-0 F8 1-2		0-0 6-3		4 0 0 0 0 0 1
Gary Carter, R (1, 2) OBP: 0.332, SLG: 0.367		0-0 F8		0-0 F8		0-3 K		0-0 F3		4 0 0 0 0 1 1
Andre Dawson, R (1, 8) OBP: 0.329, SLG: 0.439		0-0 6-3		0-0 5-3		0-0 WP 2-3 1B		0-3 K		4 0 1 0 0 1 0
Larry Parrish, R (1, 5) OBP: 0.329, SLG: 0.487			0-0 SH1-4 1B 1B		0-0 SH1-6-4 1B 1B		0-0 F7 1-3 3-H		0-0 SH1-3 1B	4 2 3 0 0 0 1
Wayne Twitchell, R (1, 1) OBP: 0.188, SLG: 0.071 Darold Knowles, L (8, 1) OBP: 0.500, SLG: 0.500 Bill Atkinson, L (8, 1) OBP: 0.500, SLG: 0.500 Dan Schatzeder, L (9, 1) OBP: 0.333, SLG: 0.333 Mike Garman, R (9, 1) Stan Papi, R (9, PH) OBP: 0.340, SLG: 0.383			0-0 SH1-4 1-2		0-0 SH1-6-4 1-2		0-0 6-3		0-0 SH1-3 1-2	1 0

BOTTOM

Los Angeles Dodgers @ Montreal Expos
Olympic Stadium, Montreal, QB
Sat Jun 10 1978, 7:05 PM EDT
Att. 39,104 - Unknown

livebaseballscores.com

AB	33
R	4
H	10
RBI	3
BB	2
SO	3
LOB	16



Inning Stats	R: 0	H: 1	E: 0	K: 3	S: 3	LOB: 1	BB: 0	P: 4	R: 0	H: 0	E: 0	K: 0	S: 3	LOB: 0	BB: 0	P: 3	R: 1	H: 2	E: 0	K: 0	S: 5	LOB: 2	BB: 1	P: 9	R: 0	H: 0	E: 0	K: 0	S: 3	LOB: 0	BB: 0	P: 3	R: 1	H: 2	E: 1	K: 1	S: 7	LOB: 1	BB: 0	P: 7	R: 1	H: 2	E: 0	K: 0	S: 5	LOB: 1	BB: 0	P: 5	R: 0	H: 0	E: 0	K: 1	S: 5	LOB: 0	BB: 0	P: 5	R: 0	H: 1	E: 0	K: 1	S: 6	LOB: 2	BB: 1	P: 10	1B: 9	2B: 1	3B: 0	HR: 0	SF: 0	SAC: 3	DP: 1	HBP: 1	WP: 2	PB: 0	SB: 0	CS: 0	PA: 39	ERA	WHIP
PITCHER Rick Rhoden, R (1, 1) ERA: 4.32 Lance Rautzhan, L (8, 1) ERA: 1.08 Terry Forster, L (9, 1) ERA: 3.29	IP	WLS	BF	H	R	ER	SO	BB	IBB	HBP	BLK	WP	HR	S	P	ERA	WHIP																																																														
	7.0		31	9	4	3	1	1	0	1	0	1	0	31	36	3.86	1.429																																																														
	1.1	W	5	1	0	0	1	0	0	0	0	0	0	7	7	0.00	0.750																																																														
	0.2	S	3	0	0	0	1	1	0	0	0	0	0	4	8	0.00	1.500																																																														

Batter	1	2	3	4	5	6	7	8	9	AB R H RBI BB SO LOB	TOP										
Davey Lopes, R OBP: 0.402, SLG: 0.456 (1, 4)	0-0 S E 1B	0-0 1B 1B	0-0 1B		0-0 1B		0-0 F9		0-0 F8	6 2 4 1 0 0 0											
Bill Russell, R OBP: 0.300, SLG: 0.348 (1, 6)	0-0 E3 1B 1B	0-0 1B 1B	0-0 F9		0-0 1B		0-0 1B	0-0 1B HR 1B	0-0 L3	5 3 4 1 0 0 2 1 0 0 0 0 0 0											
Ted Martinez, R OBP: 0.278, SLG: 0.235 (9, PH)																					
Steve Garvey, R OBP: 0.309, SLG: 0.421 (1, 3)	0-0 FC5-4 1B	0-0 1B 1B		0-0 F2		0-0 5-3		0-0 1B S HR 1B		5 1 3 2 0 0 0											
Ron Cey, R OBP: 0.386, SLG: 0.449 (1, 5)	0-3 K	0-0 1B		0-0 F8		0-0 F3		0-0 1B HR		5 1 2 4 0 1 1											
Dusty Baker Jr., R OBP: 0.330, SLG: 0.363 (1, 7)	0-0 L7	0-0 G3		0-0 F9		0-0 S 1B		0-0 6-3		5 0 1 0 0 0 2 0 0 0 0 0 0 0											
Vic Davalillo, L OBP: 0.324, SLG: 0.294 (8, 7)																					
Lee Lacy, R OBP: 0.389, SLG: 0.660 (1, 9)	0-0 FC5-4		0-0 6-3 1B		0-0 FC1-6 2B	4-0 BB BB	0-0 1-2 BB	0-3 K		4 1 2 0 1 1 1											
Bill North, S OBP: 0.390, SLG: 0.325 (1, 8)		0-0 E7 SH1-3 1B 1B	0-0 6-3		0-0 FC1-6 CS S	0-0 L8		0-0 2B		5 1 1 0 0 0 4											
Jerry Grote, R OBP: 0.380, SLG: 0.419 (1, 2)		0-0 1B SH1-3 1B 1B	0-0 1B SH2-4 1B		0-0 1B 2B		0-0 F9	0-0 F4		5 2 3 1 0 0 1 0 0 0 0 0 0 0											
Lance Rautzhan, R (8, 1)																					
Doug Rau, L OBP: 0.208, SLG: 0.208 (1, 1)		0-0 SH1-3	0-0 SH2-4		0-0 1B 1B		0-0 F8		0-0 F8	0 0 0 0 0 0 0 2 0 1 1 0 0 0 1 0 0 0 0 0 0											
Charlie Hough, R OBP: 0.444, SLG: 0.556 (4, 1)																					
Johnny Oates, L OBP: 0.474, SLG: 0.500 (8, 2)																					
Inning Stats	R: 2 E: 1 K: 1 S: 8	H: 3 LOB: 1 BB: 0 P: 8	R: 4 E: 1 K: 0 S: 8	H: 5 LOB: 1 BB: 0 P: 8	R: 1 E: 0 K: 0 S: 6	H: 3 LOB: 2 BB: 0 P: 6	R: 0 E: 0 K: 0 S: 3	H: 0 LOB: 0 BB: 0 P: 3	R: 1 E: 0 K: 0 S: 6	H: 5 LOB: 2 BB: 0 P: 6	R: 0 E: 0 K: 0 S: 4	H: 1 LOB: 2 BB: 1 P: 8	R: 0 E: 0 K: 0 S: 3	H: 0 LOB: 0 BB: 0 P: 3	R: 3 E: 0 K: 1 S: 9	H: 4 LOB: 1 BB: 0 P: 9	R: 0 E: 0 K: 0 S: 3	H: 0 LOB: 0 BB: 0 P: 3	1B: 17 2B: 3 3B: 0 HR: 1	SF: 0 SAC: 2 DP: 0 HBP: 0	WP: 0 PA: 47 PB: 0 SB: 4 CS: 1
PITCHER	IP WLS BF H R ER SO BB IBB HBP BLK WP HR S P ERA WHIP											PITCHER	IP WLS BF H R ER SO BB IBB HBP BLK WP HR S P ERA WHIP								
Ross Grimsley, L ERA: 2.97 (1, 1)	1.1 L 11 6 6 5 1 0 0 0 0 0 0 13 13 33.75 4.500																				
Hal Dues, R ERA: 3.74 (2, 1)	2.2 12 5 1 1 0 0 0 0 0 0 0 0 12 12 3.38 1.875																				
Bill Atkinson, R ERA: 3.23 (5, 1)	2.0 11 6 1 1 0 1 0 0 0 0 0 0 10 14 4.50 3.500																				
Dan Schatzeder, L ERA: 3.57 (7, 1)	2.0 10 4 3 3 1 0 0 0 0 0 0 1 12 12 13.50 2.000																				
Mike Garman, R ERA: 5.19 (9, 1)	0.0 0 0 0 0 0 0 0 0 0 0 0 0 0 0 ∞ ∞																				

Los Angeles Dodgers @ Montreal Expos
Olympic Stadium, Montreal, QB
Sun Jun 11 1978, 3:33 AM EDT
Att. 48,389 - Unknown

AB	44
R	11
H	21
RBI	10
BB	1
SO	2
LOB	11



Batter	1	2	3	4	5	6	7	8	9	AB	R	H	RBI	BB	SO	LOB	BOTTOM			
Dave Cash, R OBP: 0.324, SLG: 0.358 (1, 4)	0-0 6-3	0-0 1-3 2B		0-0 F7		0-0 6-3			0-0 5-3	5	0	1	0	0	0	2	Los Angeles Dodgers @ Montreal Expos Olympic Stadium, Montreal, QB Sun Jun 11 1978, 3:33 AM EDT Att. 48,389 - Unknown livebaseballscorecards.com			
Chris Speier, R OBP: 0.385, SLG: 0.394 (1, 6)	4-0 E 1B BB	0-0 6-3		4-0 BLK 1B BB		0-0 F7			0-0 4-3	3	1	0	0	2	0	2				
Warren Cromartie, L OBP: 0.326, SLG: 0.377 (1, 7)	0-0 E 1B		0-0 G5-4-3 1B	0-0 1B					0-3 K	5	0	3	2	0	1	0				
Tony Perez, R OBP: 0.323, SLG: 0.404 (1, 3)	0-0 F7		0-3 K	0-0 1B					0-0 F7	4	0	1	0	0	1	3				
Ellis Valentine, R OBP: 0.308, SLG: 0.428 (1, 9)	0-0 E6 1-2 2-3		0-0 G5-4-3	0-3 K					0-3 K	4	0	0	0	0	2	5				
Gary Carter, R OBP: 0.326, SLG: 0.360 (1, 2)	0-0 F4			0-0 F9	0-0 5-3				0-0 F7	4	0	0	0	0	0	3				
Andre Dawson, R OBP: 0.332, SLG: 0.440 (1, 8)		0-0 F8		0-0 1B 1B	0-0 F2				0-0 PB 1B	4	1	2	0	0	0	0				
Larry Parrish, R OBP: 0.327, SLG: 0.485 (1, 5)		0-3 K		0-0 BB 1B 1B	0-0 F3				4-0 G4-6-3 BB	1	0	0	0	0	1	0				
Stan Papi, R OBP: 0.358, SLG: 0.388 (3, 5)				1-2 BLK 1B 1B					1-3	2	1	1	0	1	0	0				
Ross Grimsley, L OBP: 0.189, SLG: 0.121 (1, 1)		0-0 2B 1B		0-0 BLK BB 1B 1B					0-0 G4-6-3 1-2f	0	0	0	0	0	0	0				
Hal Dues, R OBP: 0.200, SLG: 0.200 (2, 1)										1	0	1	0	0	0	0				
Sam Mielers, R OBP: 0.308, SLG: 0.250 (4, PH)										1	1	1	1	0	0	0				
Bill Atkinson, L OBP: 0.500, SLG: 0.500 (5, 1)										0	0	0	0	0	0	0				
Pepe Frias, R OBP: 0.600, SLG: 1.167 (6, PH)										1	0	0	0	0	0	0				
Dan Schatzeder, L OBP: 0.333, SLG: 0.333 (7, 1)										0	0	0	0	0	0	0				
Wayne Garrett, L OBP: 0.275, SLG: 0.237 (8, PH)										1	0	0	0	0	0	2				
Mike Garman, R (9, 1)										0	0	0	0	0	0	0				
Inning Stats	R: 0 E: 1 K: 0 S: 5	H: 1 LOB: 3 BB: 1 P: 9	R: 0 E: 0 K: 1 S: 7	H: 2 LOB: 2 BB: 0 P: 7	R: 0 E: 0 K: 1 S: 5	H: 1 LOB: 0 BB: 0 P: 5	R: 4 E: 0 K: 1 S: 10	H: 5 LOB: 2 BB: 1 P: 14	R: 0 E: 0 K: 0 S: 3	H: 0 LOB: 0 BB: 0 P: 3	R: 0 E: 0 K: 0 S: 3	H: 0 LOB: 0 BB: 0 P: 3	R: 0 E: 0 K: 0 S: 3	H: 1 LOB: 1 BB: 1 P: 7	R: 0 E: 0 K: 1 S: 5	H: 0 LOB: 0 BB: 0 P: 5	1B: 9 2B: 1 3B: 0 HR: 0	SF: 0 SAC: 0 DP: 2 HBP: 0	WP: 0 PB: 2 SB: 0 CS: 0	PA: 39
PITCHER	IP WLS BF H R ER SO	IP WLS BF H R ER SO	IP WLS BF H R ER SO	IP WLS BF H R ER SO	IP WLS BF H R ER SO	IP WLS BF H R ER SO	IP WLS BF H R ER SO	IP WLS BF H R ER SO	IP WLS BF H R ER SO	IP WLS BF H R ER SO	IP WLS BF H R ER SO	IP WLS BF H R ER SO	IP WLS BF H R ER SO	IP WLS BF H R ER SO	IP WLS BF H R ER SO	IP WLS BF H R ER SO	ERA WHIP	ERA WHIP		
Doug Rau, L ERA: 3.7 (1, 1)	3.2																9.82	3.000		
Charlie Hough, R ERA: 2.77 (4, 1)	3.2	W	13	1	0	0	2	1	0	0	0	0	0	0	0	0	0.00	0.545		
Lance Rautzhan, L ERA: 0.9 (8, 1)	1.2		4	0	0	0	1	0	0	0	0	0	0	0	0	0	0.00	0.000		



Batter	1	2	3	4	5	6	7	8	9	AB R H RBI BB SO LOB	TOP											
Bake McBride, L (1, 9) OBP: 0.345, SLG: 0.371	0-0 4-3		0-0 L9		0-0 F8			0-0 P6	0-0 FC3-2	5 0 0 0 0 0 3												
Larry Bowa, S (1, 6) OBP: 0.335, SLG: 0.357	0-0 F5		0-0 6-3			4-0 FC5-4 BB		0-0 HR	0-0 F8	4 1 1 0 1 0 3												
Mike Schmidt, R (1, 5) OBP: 0.372, SLG: 0.460	0-0 F8			0-0 HR		4-0 FC5-4 BB		0-0 F8		3 1 1 1 1 0 1												
Greg Luzinski, R (1, 7) OBP: 0.371, SLG: 0.531		0-0 HR		0-0 L1-6 BB		0-0 FC5-4 BB		0-0 HR		4 2 3 3 0 0 2												
Richie Hebner, L (1, 3) OBP: 0.367, SLG: 0.420		0-0 L4		0-0 F9		0-0 P5		0-0 F9		3 0 0 0 0 0 3												
Davey Johnson, R (8, PH) OBP: 0.222, SLG: 0.271										1 0 0 0 0 0 0												
Garry Maddox, R (1, 8) OBP: 0.363, SLG: 0.405		0-0 F9		4-0 BB		0-0 FC6-4			0-0 6-3	3 0 0 0 1 0 2												
Bob Boone, R (1, 2) OBP: 0.343, SLG: 0.458		0-0 L8		0-0 L1-6			0-0 P6		4-0 BB	3 1 0 0 1 0 2	AB 32											
Jim Morrison, R (1, 4) OBP: 0.263, SLG: 0.306			0-0 SH1		0-3 K		0-0 L7		4-0 BB	3 0 1 0 1 1 0	R 5											
Jim Lonborg, R (1, 1) OBP: 0.292, SLG: 0.238			0-0 SH1		0-0 F7		0-3 K		0-0 FC3-2	1 0 0 0 0 0 0	H 7											
Warren Brusstar, R (6, 1) OBP: 1.000, SLG: 2.000									1-2 FC3-2	0 0 0 0 0 0 0	RBI 5											
Jerry Martin, R (7, PH) OBP: 0.378, SLG: 0.492									1-2 BB	1 0 0 0 0 1 0	BB 5											
Ron Reed, R (7, 1)									1-3 2-H	0 0 0 0 0 0 0	SO 2											
Jose Cardenal, R (9, PH) OBP: 0.413, SLG: 0.571									1B	1 0 1 1 0 0 0	LOB 16											
Inning Stats	R: 0 E: 0 K: 0 S: 3	H: 0 LOB: 0 BB: 0 P: 3	R: 1 E: 0 K: 0 S: 4	H: 1 LOB: 0 BB: 0 P: 4	R: 0 E: 0 K: 0 S: 4	H: 1 LOB: 1 BB: 0 P: 4	R: 1 E: 0 K: 0 S: 4	H: 2 LOB: 1 BB: 1 P: 8	R: 0 E: 0 K: 1 S: 5	H: 0 LOB: 0 BB: 0 P: 5	R: 0 E: 0 K: 0 S: 3	H: 0 LOB: 2 BB: 2 P: 11	R: 0 E: 0 K: 1 S: 5	H: 0 LOB: 0 BB: 0 P: 5	R: 2 E: 0 K: 0 S: 5	H: 2 LOB: 0 BB: 0 P: 5	R: 1 E: 0 K: 0 S: 4	H: 1 LOB: 2 BB: 2 P: 12	1B: 4 2B: 1 3B: 0 HR: 3	SF: 0 SAC: 1 DP: 1 HBP: 0	WP: 0 PB: 0 SB: 0 CS: 0	PA: 38
PITCHER	IP WLS BF H R ER SO BB IBB HBP BLK WP HR S P ERA WHIP																					
Burt Hooton, R (1, 1) ERA: 3.31	7.2 W 31 6 4 4 2 3 0 0 0 0 3 32 44 4.70 1.174																					
Terry Forster, L (8, 1) ERA: 3.54	0.2 3 0 1 1 0 1 0 0 0 0 0 2 6 13.50 1.500																					
Lance Rautzhan, L (9, 1) ERA: 0.84	0.2 S 4 1 0 0 0 1 0 0 0 0 0 3 7 0.00 3.000																					

Philadelphia Phillies @ Los Angeles Dodgers
Dodger Stadium, Los Angeles, CA
Mon Jun 12 1978, 3:33 AM PDT
Att: 26,604 - Unknown

livebaseballscorecards.com



Batter	1	2	3	4	5	6	7	8	9	AB R H RBI BB SO LOB	TOP											
Bake McBride, L (1, 9) OBP: 0.343, SLG: 0.368	0-0 G3		0-0 1B		0-0 F8		0-0 L9			4 0 1 0 0 0 0	Philadelphia Phillies @ Los Angeles Dodgers Dodger Stadium, Los Angeles, CA Tue Jun 13 1978, 7:05 PM PDT Att: 41,257 - Unknown											
Larry Bowa, S (1, 6) OBP: 0.338, SLG: 0.360	0-0 L8		0-0 FC6-4 1B		0-0 1B		0-0 L8			4 0 2 0 0 0 0												
Mike Schmidt, R (1, 5) OBP: 0.370, SLG: 0.472	0-0 HR		0-0 F7		0-0 1-3		0-0 F7			4 1 1 1 0 0 3												
Greg Luzinski, R (1, 7) OBP: 0.369, SLG: 0.541	0-0 F3		0-0 FC6-4		0-3 K		0-0 HR			4 1 1 1 0 1 2												
Richie Hebner, L (1, 3) OBP: 0.365, SLG: 0.435		0-0 P4		0-0 P4		0-0 HR		0-3 K		4 1 1 1 0 1 0												
Garry Maddox, R (1, 8) OBP: 0.366, SLG: 0.407		0-0 S 1B		0-0 1B		0-0 F8		0-0 F7		4 0 2 0 0 0 0												
Bob Boone, R (1, 2) OBP: 0.335, SLG: 0.446		0-3 K		0-0 L7		0-0 F2		0-0 P4		4 0 0 0 0 1 2												
Jim Morrison, R (1, 4) OBP: 0.253, SLG: 0.292		0-0 F7		0-0 F2		0-0 1-3		0-0 L7		4 0 0 0 0 0 2												
Randy Lerch, L (1, 1) OBP: 0.280, SLG: 0.364		0-0 F8		0-0 4-3		0-0 F9				1 0 0 0 0 0 0												
Jay Johnstone, L (5, PH) OBP: 0.258, SLG: 0.214										1 0 0 0 0 0 0												
Gene Garber, R (5, 1)										0 0 0 0 0 0 0												
Tim McCarver, L (7, PH) OBP: 0.417, SLG: 0.388										1 0 0 0 0 0 0												
Warren Brusstar, R (7, 1) OBP: 1.000, SLG: 2.000										0 0 0 0 0 0 0												
Inning Stats	R: 1 E: 0 K: 0 S: 4	H: 1 LOB: 0 BB: 0 P: 4	R: 0 E: 0 K: 1 S: 6	H: 1 LOB: 1 BB: 0 P: 6	R: 0 E: 0 K: 0 S: 5	H: 2 LOB: 2 BB: 0 P: 5	R: 0 E: 0 K: 0 S: 4	H: 1 LOB: 1 BB: 0 P: 4	R: 0 E: 0 K: 1 S: 6	H: 0 LOB: 0 BB: 0 P: 3	R: 1 E: 0 K: 1 S: 6	H: 1 LOB: 0 BB: 0 P: 6	R: 0 E: 0 K: 0 S: 3	H: 0 LOB: 0 BB: 0 P: 3	R: 1 E: 0 K: 1 S: 6	H: 1 LOB: 0 BB: 0 P: 6	R: 0 E: 0 K: 0 S: 3	H: 0 LOB: 0 BB: 0 P: 3	1B: 5 2B: 0 3B: 0 HR: 3	SF: 0 SAC: 0 DP: 0 HBP: 0	WP: 0 PB: 0 SB: 1 CS: 0	PA: 35
PITCHER Don Sutton, R (1, 1) ERA: 4.75	IP: 9.0 WLS: W BF: 35 H: 8 R: 3 ER: 3 SO: 3 BB: 0 IBB: 0 HBP: 0 BLK: 0 WP: 0 HR: 3 S: 41 P: 41 ERA: 3.00 WHIP: 0.889											PITCHER	IP: 9.0 WLS: W BF: 35 H: 8 R: 3 ER: 3 SO: 3 BB: 0 IBB: 0 HBP: 0 BLK: 0 WP: 0 HR: 3 S: 41 P: 41 ERA: 3.00 WHIP: 0.889									

livebaseballscorecards.com

AB	35
R	3
H	8
RBI	3
BB	0
SO	3
LOB	9



Batter	1	2	3	4	5	6	7	8	9	AB	R	H	RBI	BB	SO	LOB
Davey Lopes, R OBP: 0.396, SLG: 0.447 (1, 4)	0-0 5-3 1-3 1B	0-0 4-3			0-0 P6		0-0 4-3			4	1	1	0	0	0	0
Bill Russell, R OBP: 0.303, SLG: 0.351 (1, 6)	0-0 1-3 1-2	0-0 1B			0-0 6-3			0-0 F7		4	0	1	0	0	0	1
Steve Garvey, R OBP: 0.311, SLG: 0.420 (1, 3)	0-0 5-3 2-3		0-0 F9		0-0 5-3			0-3 K		4	0	0	0	0	1	1
Ron Cey, R OBP: 0.386, SLG: 0.449 (1, 5)	4-0 1B HR		0-0 5-3		0-0 E CS			0-3 K		3	1	1	0	1	1	0
Dusty Baker Jr., R OBP: 0.333, SLG: 0.385 (1, 7)	0-0 1-3 HR		0-0 F9		0-0 E5 FC6-4			0-3 K		3	1	1	1	0	0	1
Lee Lacy, R OBP: 0.387, SLG: 0.680 (1, 9)	0-0 1-H 3-H HR			0-0 6-3		0-0 L7				3	1	1	3	0	0	2
Bill North, S OBP: 0.386, SLG: 0.317 (1, 8)	0-0 5-3			0-0 F9		0-0 FC6-4				3	0	0	0	0	0	2
Steve Yeager, R OBP: 0.299, SLG: 0.273 (1, 2)		0-0 HR		0-0 E3		0-0 CS	0-3 K			3	1	1	1	0	1	0
Don Sutton, R OBP: 0.154, SLG: 0.043 (1, 1)		0-0 F8		0-0 4-3			0-0 F9			3	0	0	0	0	0	1

Inning Stats	R: 4	H: 3	E: 0	LOB: 0	K: 0	S: 6	P: 10	R: 1	H: 2	E: 0	LOB: 1	K: 0	S: 4	R: 0	H: 0	E: 0	LOB: 0	K: 0	S: 3	R: 0	H: 0	E: 1	LOB: 1	K: 0	S: 4	R: 0	H: 0	E: 0	LOB: 0	K: 0	S: 3	R: 0	H: 1	E: 1	LOB: 1	K: 0	S: 4	R: 0	H: 0	E: 0	LOB: 0	K: 1	S: 5	R: 0	H: 0	E: 0	LOB: 0	K: 2	S: 7	R: 0	H: 0	E: 0	LOB: 0	K: 2	S: 7	R: 0	H: 0	E: 0	LOB: 0	K: 2	S: 7
--------------	------	------	------	--------	------	------	-------	------	------	------	--------	------	------	------	------	------	--------	------	------	------	------	------	--------	------	------	------	------	------	--------	------	------	------	------	------	--------	------	------	------	------	------	--------	------	------	------	------	------	--------	------	------	------	------	------	--------	------	------	------	------	------	--------	------	------

PITCHER	IP	WLS	BF	H	R	ER	SO	BB	IBB	HBP	BLK	WP	HR	S	P	ERA	WHIP
Randy Lerch, L ERA: 4.81 (1, 1)	4.0	L	18	5	5	5	0	1	0	0	0	0	2	17	21	11.25	1.500
Gene Garber, R ERA: 1.47 (5, 1)	2.0		7	1	0	0	0	0	0	0	0	0	7	7	0.00	0.500	
Warren Brusstar, R ERA: 2.03 (7, 1)	2.0		6	0	0	0	3	0	0	0	0	0	12	12	0.00	0.000	

BOTTOM

Philadelphia Phillies @ Los Angeles Dodgers
 Dodger Stadium, Los Angeles, CA
 Tue Jun 13 1978, 7:05 PM PDT
 Att. 41,257 - Unknown

AB	30
R	5
H	6
RBI	5
BB	1
SO	3
LOB	8



WP	HR	S	P	ERA	WHIP
3	0	0	0	0	1

Batter	1	2	3	4	5	6	7	8	9	AB R H RBI BB SO LOB	TOP	
Lenny Randle, S (1, 5) OBP: 0.381, SLG: 0.361	0-0 5-3		0-0 6-3		0-0 L9	0-0 1B			0-0 G1-6-3 1B	5 0 2 0 0 0 0		
Elliott Maddox, R (1, 9) OBP: 0.400, SLG: 0.352	0-0 6-3		0-3 K		0-0 5-3	0-0 6-3			0-0 G1-6-3 1-2f	5 0 0 0 0 1 3		
Steve Henderson, R (1, 7) OBP: 0.340, SLG: 0.389	0-0 G3		4-0 BB		0-0 E6 1B			0-0 1-3	0-0 1B 1B	4 1 2 0 1 0 0		
Willie Montanez, L (1, 3) Joel Youngblood, R (9, PR) OBP: 0.336, SLG: 0.446 OBP: 0.303, SLG: 0.414		0-0 5-3	0-3 K		4-0 1B BB			0-0 6-3	0-0 1-2 1B	4 0 1 0 1 1 1 0 0 0 0 0 0 0		
John Stearns, R (1, 2) OBP: 0.360, SLG: 0.393					0-0 FC5-4 1B	0-0 FC6-4 1B		0-0 6-3	0-3 K	5 1 3 2 0 1 2		
Lee Mazzilli, S (1, 8) OBP: 0.365, SLG: 0.439		0-0 G3 1B			0-0 FC5-4 1-2f G3	0-0 FC6-4 1-2f			0-0 F9	4 1 1 0 0 0 3		
Tim Foli, R (1, 6) OBP: 0.227, SLG: 0.248		0-0 G3			0-0 G3			0-0 5-3	0-0 6-3	4 0 0 0 0 0 2		
Doug Flynn, R (1, 4) OBP: 0.263, SLG: 0.262		0-0 2-H 1B			4-0 S IBB	0-3 K			0-0 K 1B	3 0 2 1 1 1 0		
Jerry Koosman, R (1, 1) Tom Grieve, R (8, PH) Dale Murray, R (8, 1) OBP: 0.129, SLG: 0.194 OBP: 0.295, SLG: 0.321		0-3 K			0-3 K	0-0 1B 1B			0-0 4-3	3 0 1 0 0 2 3 1 0 0 0 0 0 1 0 0 0 0 0 0 0		
Inning Stats	R: 0 E: 0 K: 0 S: 3 H: 0 LOB: 0 BB: 0 P: 3	R: 2 E: 0 K: 1 S: 8 H: 3 LOB: 1 BB: 0 P: 8	R: 0 E: 0 K: 2 S: 7 H: 0 LOB: 1 BB: 1 P: 11	R: 0 E: 0 K: 1 S: 6 H: 1 LOB: 2 BB: 1 P: 10	R: 1 E: 1 K: 0 S: 5 H: 2 LOB: 2 BB: 1 P: 9	R: 0 E: 0 K: 1 S: 7 H: 2 LOB: 2 BB: 0 P: 7	R: 0 E: 0 K: 0 S: 3 H: 0 LOB: 0 BB: 0 P: 3	R: 0 E: 0 K: 0 S: 4 H: 1 LOB: 1 BB: 0 P: 4	R: 0 E: 0 K: 1 S: 7 H: 3 LOB: 2 BB: 0 P: 7	1B: 11 SF: 0 2B: 0 SAC: 0 3B: 0 DP: 1 HR: 1 HBP: 0	WP: 0 PA: 41 PB: 0 SB: 2 CS: 0	
PITCHER Tommy John, L (1, 1) ERA: 3.98 Charlie Hough, R (9, 1) ERA: 2.75	IP WLS BF H R ER SO BB IBB HBP BLK WP HR S P ERA WHIP											
	8.2 W 40 12 3 3 5 2 1 0 0 0 1 47 59 3.12 1.615											
	0.1 S 1 0 0 0 1 0 0 0 0 0 0 3 3 0.00 0.000											

New York Mets @ Los Angeles Dodgers
Dodger Stadium, Los Angeles, CA

Wed Jun 14 1978, 7:05 PM PDT
Att: 31,185 - Unknown

livebaseballscorecards.com

AB	38
R	3
H	12
RBI	3
BB	3
SO	6
LOB	15



Batter	1	2	3	4	5	6	7	8	9	AB	R	H	RBI	BB	SO	LOB
Davey Lopes, R OBP: 0.398, SLG: 0.459 (1, 4)	F9		6-3			5-3	2B			4	2	2	0	0	0	1
Bill Russell, R OBP: 0.302, SLG: 0.353 (1, 6)	K		F8			5-3	2B			4	0	1	3	0	1	1
Steve Garvey, R OBP: 0.318, SLG: 0.447 (1, 3)	HR		F8			HR	IBB			3	2	2	2	1	0	0
Ron Cey, R OBP: 0.384, SLG: 0.442 (1, 5)	6-3		BB			F3	K			3	0	0	0	1	1	2
Dusty Baker Jr., R OBP: 0.332, SLG: 0.379 (1, 7)		F8				BB				3	0	0	0	1	1	1
Lee Lacy, R OBP: 0.374, SLG: 0.654 (1, 9)		P5				K				4	0	0	0	0	1	2
Bill North, S OBP: 0.386, SLG: 0.317 (9, 8)			F8							0	0	0	0	0	0	0
Rick Monday, L OBP: 0.403, SLG: 0.645 (1, 8)		G1				K				4	0	0	0	0	3	0
Steve Yeager, R OBP: 0.306, SLG: 0.276 (1, 2)			SH3-4			K	SH			2	0	1	0	1	1	0
Tommy John, R OBP: 0.222, SLG: 0.200 (1, 1)			SH3-4			6-3	SH			1	1	0	0	0	0	0
Charlie Hough, R OBP: 0.444, SLG: 0.556 (9, 1)			1-2				1B			0	0	0	0	0	0	0

Inning Stats	R: 1	H: 1	E: 0	K: 1	S: 6	R: 0	H: 0	E: 0	K: 0	S: 3	R: 0	H: 1	E: 0	K: 0	S: 4	R: 0	H: 0	E: 0	K: 1	S: 5	R: 0	H: 0	E: 0	K: 2	S: 7	R: 2	H: 2	E: 0	K: 1	S: 7	R: 2	H: 2	E: 0	K: 2	S: 9	R: 0	H: 0	E: 0	K: 1	S: 5
	LOB: 0	BB: 0	BB: 0	BB: 0	BB: 6	LOB: 0	BB: 0	LOB: 0	BB: 0	P: 3	LOB: 1	BB: 0	LOB: 1	BB: 1	P: 4	LOB: 0	LOB: 0	LOB: 0	BB: 1	P: 7	LOB: 1	BB: 1	LOB: 2	BB: 2	P: 17	LOB: 0	LOB: 0	LOB: 0	BB: 0	LOB: 0	BB: 0	LOB: 0	BB: 0	LOB: 0	BB: 0	LOB: 0	BB: 0	LOB: 0	BB: 0	LOB: 0

PITCHER	IP	WLS	BF	H	R	ER	SO	BB	IBB	HBP	BLK	WP	HR	S	P	ERA	WHIP
Jerry Koosman, L ERA: 4.03 (1, 1)	7.0	L	31	6	5	5	7	3	1	0	0	0	2	41	57	6.43	1.286
Dale Murray, R ERA: 3.93 (8, 1)	1.0		3	0	0	0	1	0	0	0	0	0	0	5	5	0.00	0.000

BOTTOM

New York Mets @ Los Angeles Dodgers
 Dodger Stadium, Los Angeles, CA
 Wed Jun 14 1978, 7:05 PM PDT
 Att. 31,185 - Unknown

AB	28
R	5
H	6
RBI	5
BB	4
SO	8
LOB	7



WP	HR	S	P	ERA	WHIP
0	0	0	0	0	0

Batter	1	2	3	4	5	6	7	8	9	AB R H RBI BB SO LOB	TOP
Lenny Randle, S (1, 5) OBP: 0.374, SLG: 0.353	0-0 F8		0-3 K			0-0 G4-6-3			0-0 F2	4 0 0 0 0 1 1	New York Mets @ Los Angeles Dodgers Dodger Stadium, Los Angeles, CA Thu Jun 15 1978, 7:05 PM PDT Att: 31,308 - Unknown livebaseballscorecards.com
Elliott Maddox, R (1, 9) OBP: 0.405, SLG: 0.360 Butch Metzger, R (6, 1) Joel Youngblood, R (9, PH) OBP: 0.299, SLG: 0.408	0-0 1B		0-0 1B			0-0 5-3			0-0 P4	3 0 2 0 0 0 0 0 0 0 0 0 0 0 1 0 0 0 0 0 0	
Lee Mazzilli, S (1, 8) OBP: 0.360, SLG: 0.432	0-3 K		0-0 CS	0-0 1-3					0-3 K	4 0 0 0 0 2 1	
Steve Henderson, R (1, 7) OBP: 0.336, SLG: 0.384	0-0 F9			0-3 K					0-0 5-3	3 0 0 0 0 1 1	
Willie Montanez, L (1, 3) OBP: 0.332, SLG: 0.441		0-0 P4		0-0 F7					0-0 F8	3 0 0 0 0 0 0	
John Stearns, R (1, 2) OBP: 0.354, SLG: 0.386		0-3 K			0-0 5-3				0-0 5-3	3 0 0 0 0 1 0	
Tim Foli, R (1, 6) OBP: 0.235, SLG: 0.257		0-0 FC4-6 1B			0-0 P8				0-0 FC6-4 1B	3 0 2 0 0 0 0	
Doug Flynn, R (1, 4) OBP: 0.260, SLG: 0.259	0-0 FC4-6				0-0 F4				0-0 FC6-4	3 0 0 0 0 0 2	
Nino Espinosa, R (1, 1) OBP: 0.194, SLG: 0.258 Bruce Boicclair, L (6, PH) OBP: 0.302, SLG: 0.343 (6, 9)			0-0 1-3			0-0 G4-6-3 1B			0-0 3-1	1 0 0 0 0 0 0 2 0 1 0 0 0 1	
Inning Stats	R: 0 H: 1 E: 0 LOB: 1 K: 1 BB: 0 S: 6 P: 6	R: 0 H: 1 E: 0 LOB: 1 K: 1 BB: 0 S: 6 P: 6	R: 0 H: 1 E: 0 LOB: 0 K: 1 BB: 0 S: 5 P: 5	R: 0 H: 0 E: 0 LOB: 0 K: 1 BB: 0 S: 5 P: 5	R: 0 H: 0 E: 0 LOB: 0 K: 0 BB: 0 S: 3 P: 3	R: 0 H: 1 E: 0 LOB: 0 K: 0 BB: 0 S: 3 P: 3	R: 0 H: 0 E: 0 LOB: 0 K: 0 BB: 0 S: 3 P: 3	R: 0 H: 1 E: 0 LOB: 1 K: 0 BB: 0 S: 4 P: 4	R: 0 H: 0 E: 0 LOB: 0 K: 1 BB: 0 S: 5 P: 5	1B: 5 SF: 0 2B: 0 SAC: 0 3B: 0 DP: 1 HR: 0 HBP: 0	WP: 0 PA: 31 PB: 0 SB: 0 CS: 1
PITCHER Rick Rhoden, R (1, 1) ERA: 3.92 Charlie Hough, R (9, 1) ERA: 2.68	IP WLS BF H R ER SO BB IBB HBP BLK WP HR S P ERA WHIP	8.0 W 27 5 0 0 4 0 0 0 0 0 0 0 35 35 0.00 0.625	1.0 S 3 0 0 0 1 0 0 0 0 0 0 0 5 5 0.00 0.000								

New York Mets @ Los Angeles Dodgers
Dodger Stadium, Los Angeles, CA
 Thu Jun 15 1978, 7:05 PM PDT
 Att: 31,308 - Unknown

AB	30
R	0
H	5
RBI	0
BB	0
SO	5
LOB	6



Batter	1	2	3	4	5	6	7	8	9	AB	R	H	RBI	BB	SO	LOB
Davey Lopes, R OBP: 0.405, SLG: 0.459 (1, 4)	F7		F4-3 1B		1B BB		1-3 1B BB			2	1	1	0	2	0	0
Bill Russell, R OBP: 0.305, SLG: 0.355 (1, 6)	F4		F4-3		1B 1B		1-3 1B			4	0	2	1	0	0	2
Steve Garvey, R OBP: 0.321, SLG: 0.448 (1, 3)	G3			CS 1B	1-3 2-H 3-H 1B		1-3 1-2 2-3			4	0	2	2	0	0	2
Ron Cey, R OBP: 0.378, SLG: 0.434 (1, 5)		F4-3		6-3	F9		6-3			4	0	0	0	0	0	5
Dusty Baker Jr., R OBP: 0.335, SLG: 0.379 (1, 7)				F4-3		F8		FC4-6 1B		3	0	1	0	1	0	0
Rick Monday, L OBP: 0.400, SLG: 0.632 (1, 9)						K		P2		3	1	0	0	1	1	2
Bill North, S OBP: 0.382, SLG: 0.315 (1, 8)					F8	S		FC4-6 1B		4	0	1	0	0	0	3
Steve Yeager, R OBP: 0.310, SLG: 0.277 (1, 2)			F4		FC2-6 BB	K		1B		3	0	1	0	1	1	1
Rick Rhoden, R OBP: 0.219, SLG: 0.179 (1, 1)					FC2-6 1B BB			F8		2	1	0	0	1	0	2
Lee Lacy, R OBP: 0.371, SLG: 0.648 (8, PH)								F7		1	0	0	0	0	0	2
Charlie Hough, R OBP: 0.444, SLG: 0.556 (9, 1)								F8		0	0	0	0	0	0	0


Inning Stats		R: 0	H: 0	E: 0	K: 0	S: 3	R: 0	H: 0	E: 0	K: 0	S: 3	R: 0	H: 1	E: 0	K: 0	S: 3	R: 3	H: 2	E: 0	K: 0	S: 5	R: 0	H: 1	E: 0	K: 2	S: 8	R: 0	H: 1	E: 0	K: 0	S: 4	R: 0	H: 2	E: 0	K: 0	S: 5		
IP		5.0	3.0	5.0	5.0	5.0	5.0	5.0	5.0	5.0	5.0	5.0	5.0	5.0	5.0	5.0	5.0	5.0	5.0	5.0	5.0	5.0	5.0	5.0	5.0	5.0	5.0	5.0	5.0	5.0	5.0	5.0	5.0	5.0	5.0	5.0	5.0	
WLS		L																																				
BF		22	14	22	22	22	22	22	22	22	22	22	22	22	22	22	22	22	22	22	22	22	22	22	22	22	22	22	22	22	22	22	22	22	22	22	22	22
H		4	4	4	4	4	4	4	4	4	4	4	4	4	4	4	4	4	4	4	4	4	4	4	4	4	4	4	4	4	4	4	4	4	4	4	4	4
R		3	0	3	3	3	3	3	3	3	3	3	3	3	3	3	3	3	3	3	3	3	3	3	3	3	3	3	3	3	3	3	3	3	3	3	3	3
ER		3	0	3	3	3	3	3	3	3	3	3	3	3	3	3	3	3	3	3	3	3	3	3	3	3	3	3	3	3	3	3	3	3	3	3	3	3
SO		0	2	0	0	0	0	0	0	0	0	0	0	0	0	0	0	0	0	0	0	0	0	0	0	0	0	0	0	0	0	0	0	0	0	0	0	0
BB		0	1	0	0	0	0	0	0	0	0	0	0	0	0	0	0	0	0	0	0	0	0	0	0	0	0	0	0	0	0	0	0	0	0	0	0	0
P:		3	7	3	3	3	3	3	3	3	3	3	3	3	3	3	3	3	3	3	3	3	3	3	3	3	3	3	3	3	3	3	3	3	3	3	3	
ERA		5.40	0.00	5.40	5.40	5.40	5.40	5.40	5.40	5.40	5.40	5.40	5.40	5.40	5.40	5.40	5.40	5.40	5.40	5.40	5.40	5.40	5.40	5.40	5.40	5.40	5.40	5.40	5.40	5.40	5.40	5.40	5.40	5.40	5.40	5.40	5.40	5.40
WHIP		1.800	1.667	1.800	1.800	1.800	1.800	1.800	1.800	1.800	1.800	1.800	1.800	1.800	1.800	1.800	1.800	1.800	1.800	1.800	1.800	1.800	1.800	1.800	1.800	1.800	1.800	1.800	1.800	1.800	1.800	1.800	1.800	1.800	1.800	1.800	1.800	1.800

BOTTOM

New York Mets @ Los Angeles Dodgers
Dodger Stadium, Los Angeles, CA

Thu Jun 15 1978, 7:05 PM PDT
 Att. 31,308 - Unknown

AB	30
R	3
H	8
RBI	3
BB	6
SO	2
LOB	19



WP	HR	S	P	ERA	WHIP
0	0	1	1	5.40	1.800
0	0	1	1	0.00	1.667
0	0	1	1	5.40	1.800
0	0	1	1	0.00	1.667

Batter	1	2	3	4	5	6	7	8	9	AB R H RBI BB SO LOB	TOP
Dave Cash, R OBP: 0.331, SLG: 0.355 (1, 4) X	0-0 G6-3 1B		0-0 1B SF8 1B		4-0 BB BB BB G5-4-3 BB		0-0 F8			3 1 2 0 1 0 1	<p>Montreal Expos @ Los Angeles Dodgers Dodger Stadium, Los Angeles, CA Fri Jun 16 1978, 7:05 PM PDT Att. 45,538 - Unknown</p>
Chris Speier, R OBP: 0.375, SLG: 0.380 (1, 6) X	0-0 G6-3 1-2f		0-0 SF8 1B 1B		0-0 G5-4-3 1-2f		0-0 F9			4 0 1 0 0 0 2	
Warren Cromartie, L OBP: 0.320, SLG: 0.361 (1, 7) X	0-0 1B		0-0 1B		0-0 P5		0-0 4-3			4 0 2 0 0 0 0	
Tony Perez, R OBP: 0.318, SLG: 0.407 (1, 3) S S S	0-3 K		0-0 SF8 2-3 3-H		0-0 FC6-4 1B		0-0 2B			3 0 2 1 0 1 1	
Ellis Valentine, R OBP: 0.321, SLG: 0.453 (1, 9) B B B B		4-0 S BB	0-0 5-3		0-0 P4		0-0 4-3			3 0 0 0 1 0 4	
Gary Carter, R OBP: 0.321, SLG: 0.350 (1, 2) S S S		0-3 K 1-2		0-0 2B		0-0 FC6-4 PO 1-2f		0-0 F9		4 0 1 0 0 1 2	
Andre Dawson, R OBP: 0.324, SLG: 0.427 (1, 8) X		0-0 L8		0-0 6-3		0-0 PO 1-2	0-0 F8			4 0 1 0 0 0 2	
Larry Parrish, R OBP: 0.324, SLG: 0.470 (1, 5) S S S		0-3 K		0-0 P3		4-0 SH1 BB		0-0 G6-4-3 1B		3 0 0 0 1 1 3	
Steve Rogers, R OBP: 0.093, SLG: 0.071 (1, 1) X			0-0 6-3	0-0 L3		0-0 SH1				2 0 0 0 0 0 1	
Inning Stats	R: 0 H: 2 E: 0 LOB: 1 K: 1 BB: 0 S: 6 P: 6	R: 0 H: 0 E: 0 LOB: 1 K: 2 BB: 1 S: 7 P: 11	R: 1 H: 3 E: 0 LOB: 2 K: 0 BB: 0 S: 6 P: 6	R: 0 H: 1 E: 0 LOB: 1 K: 0 BB: 0 S: 4 P: 4	R: 0 H: 0 E: 0 LOB: 0 K: 0 BB: 1 S: 2 P: 6	R: 0 H: 1 E: 0 LOB: 0 K: 0 BB: 0 S: 3 P: 3	R: 0 H: 0 E: 0 LOB: 1 K: 0 BB: 1 S: 3 P: 7	R: 0 H: 1 E: 0 LOB: 1 K: 0 BB: 0 S: 4 P: 4	R: 0 H: 1 E: 0 LOB: 0 K: 0 BB: 0 S: 3 P: 3	1B: 7 SF: 1 2B: 2 SAC: 1 3B: 0 DP: 3 HR: 0 HBP: 0	WP: 0 PA: 36 PB: 0 SB: 1 CS: 0
PITCHER Doug Rau, L ERA: 3.4 (1, 1)	IP WLS BF H R ER SO BB IBB HBP BLK WP HR S P ERA WHIP										

AB	30
R	1
H	9
RBI	1
BB	3
SO	3
LOB	16



Batter	1	2	3	4	5	6	7	8	9	AB	R	H	RBI	BB	SO	LOB
Davey Lopes, R OBP: 0.408, SLG: 0.479 (1, 4)	0-0 L5		0-0 1B		0-0 HR		0-0 SH3-4			3	1	2	1	0	0	0
Bill Russell, R OBP: 0.308, SLG: 0.357 (1, 6)	0-0 1B		0-0 1B		0-0 1-3		0-0 5-3			4	0	2	0	0	0	1
Steve Garvey, R OBP: 0.320, SLG: 0.445 (1, 3)	0-0 1-3		0-0 4-3		0-0 P5		0-0 F9			4	0	1	0	0	0	3
Ron Cey, R OBP: 0.376, SLG: 0.436 (1, 5)	0-0 L4-3			0-0 1B	0-3 K			0-0 L7		4	1	1	0	0	1	2
Dusty Baker Jr., R OBP: 0.333, SLG: 0.376 (1, 7)		0-0 4-3		0-0 1B		0-0 5-3		0-0 L7		4	0	1	0	0	0	0
Rick Monday, L OBP: 0.397, SLG: 0.623 (1, 9) (5, 8)		0-0 L7		0-3 K		0-0 CS		0-3 K		4	0	1	0	0	2	2
Bill North, S OBP: 0.384, SLG: 0.318 (1, 8)		0-3 K		0-0 1-2		4-0 BB				2	0	1	1	0	1	0
Lee Lacy, R OBP: 0.376, SLG: 0.648 (5, 9)				1-2 3-H		1-2 BB				0	0	0	0	1	0	0
Steve Yeager, R OBP: 0.305, SLG: 0.272 (1, 2)			0-3 K	0-0 L8		0-0 F8				3	0	0	0	0	1	3
Doug Rau, L OBP: 0.222, SLG: 0.222 (1, 1)			0-0 6-3	0-0 6-3			0-0 SH3-4			3	0	1	0	0	0	2

Inning Stats	R: 0	H: 2	E: 0	LOB: 1	K: 0	BB: 0	S: 4	P: 4	R: 0	H: 0	E: 0	LOB: 0	K: 1	BB: 0	S: 5	P: 5	R: 0	H: 2	E: 0	LOB: 2	K: 1	BB: 0	S: 7	P: 7	R: 1	H: 3	E: 0	LOB: 2	K: 1	BB: 0	S: 8	P: 8	R: 1	H: 1	E: 0	LOB: 0	K: 1	BB: 0	S: 6	P: 6	R: 0	H: 1	E: 0	LOB: 1	K: 0	BB: 1	S: 3	P: 7	R: 0	H: 1	E: 0	LOB: 1	K: 0	BB: 0	S: 4	P: 4	R: 0	H: 0	E: 0	LOB: 0	K: 1	BB: 0	S: 5	P: 5
1B: 8	SF: 0	2B: 2	SAC: 1	3B: 0	DP: 1	HR: 1	HBP: 0	WP: 0	PA: 33																																																							

PITCHER	IP	WLS	BF	H	R	ER	SO	BB	IBB	HBP	BLK	WP	HR	S	P	ERA	WHIP
Steve Rogers, R ERA: 2.29 (1, 1)	8.0	L	33	10	2	2	5	1	0	0	0	0	1	42	46	2.25	1.375

BOTTOM

Montreal Expos @ Los Angeles Dodgers
 Dodger Stadium, Los Angeles, CA

Fri Jun 16 1978, 7:05 PM PDT
 Att. 45,538 - Unknown

livebaseballscorecards.com

AB 31
R 2
H 10
RBI 2
BB 1
SO 5
LOB 13



Batter	1	2	3	4	5	6	7	8	9	AB R H RBI BB SO LOB	TOP		
Dave Cash, R (1, 4) X OBP: 0.336, SLG: 0.359 Pepe Frias, R (9, 4) OBP: 0.500, SLG: 1.167	0-0 	0-0 		0-0 		0-3 			0-0 	5 1 3 1 0 1 0 0 0 0 0 0 0 0			
Stan Papi, R (1, 6) B B B OBP: 0.343, SLG: 0.365	4-0 	0-0 			4-0 	0-0 			0-0 	3 0 1 0 2 0 1			
Warren Cromartie, L (1, 7) X OBP: 0.322, SLG: 0.366	0-0 		0-0 		0-0 		0-0 		0-0 	5 2 2 0 0 0 3			
Tony Perez, R (1, 3) X OBP: 0.329, SLG: 0.425 Del Unser, L (8, 3) OBP: 0.313, SLG: 0.311	0-0 		0-0 		4-0 		0-0 		0-0 	3 2 3 2 1 0 0 1 0 0 0 0 0 2			
Ellis Valentine, R (1, 9) X OBP: 0.322, SLG: 0.449	0-0 		0-0 		4-0 		0-0 		0-3 	4 0 1 0 1 1 5			
Andre Dawson, R (1, 8) X OBP: 0.323, SLG: 0.426	0-0 		0-0 		0-0 		0-0 			3 0 1 2 0 0 3			
Gary Carter, R (1, 2) X OBP: 0.320, SLG: 0.348	0-0 		0-0 		0-0 			0-0 		4 0 1 1 0 0 4			
Larry Parrish, R (1, 5) OBP: 0.323, SLG: 0.466		0-0 		0-0 	0-0 			0-3 		4 1 1 0 0 1 2			
Rudy May, L (1, 1) OBP: 0.265, SLG: 0.258 Dan Schatzeder, L (2, 1) OBP: 0.200, SLG: 0.200 Hal Dues, R (6, 1) OBP: 0.182, SLG: 0.182		0-0 		0-3 		0-0 		0-3 		0 0 0 0 0 0 0 2 0 0 0 0 1 0 1 0 0 0 0 1 0			
Inning Stats	R: 1 H: 3 E: 0 LOB: 3 K: 0 BB: 1 S: 6 P: 10	R: 1 H: 2 E: 0 LOB: 0 K: 0 BB: 0 S: 4 P: 4	R: 2 H: 3 E: 0 LOB: 0 K: 0 BB: 0 S: 5 P: 5	R: 0 H: 0 E: 0 LOB: 0 K: 1 BB: 0 S: 5 P: 5	R: 2 H: 1 E: 0 LOB: 2 K: 0 BB: 3 S: 4 P: 16	R: 0 H: 0 E: 0 LOB: 0 K: 1 BB: 0 S: 5 P: 5	R: 0 H: 1 E: 0 LOB: 1 K: 0 BB: 0 S: 4 P: 4	R: 0 H: 0 E: 0 LOB: 0 K: 2 BB: 0 S: 7 P: 7	R: 0 H: 3 E: 0 LOB: 2 K: 1 BB: 0 S: 7 P: 7	1B: 10 SF: 1 2B: 4 SAC: 1 3B: 0 DP: 2 HR: 0 HBP: 0	WP: 0 PA: 41 PB: 0 SB: 0 CS: 0		
PITCHER	IP WLS BF H R ER SO BB IBB HBP BLK WP HR S P ERA WHIP Burt Hooton, R (1, 1) ERA: 3.66 Bobby Castillo, R (3, 1) ERA: 4.11 Lance Rautzhan, L (5, 1) ERA: 0.63 Terry Forster, L (9, 1) ERA: 3.41											PITCHER	IP WLS BF H R ER SO BB IBB HBP BLK WP HR S P ERA WHIP

Montreal Expos @ Los Angeles Dodgers
Dodger Stadium, Los Angeles, CA
 Sat Jun 17 1978, 7:05 PM PDT
 Att: 51,247 - Unknown

livebaseballscorecards.com

AB	35
R	6
H	13
RBI	6
BB	4
SO	5
LOB	20



BOTTOM

Montreal Expos @ Los Angeles Dodgers
Dodger Stadium, Los Angeles, CA
 Sat Jun 17 1978, 7:05 PM PDT
 Att. 51,247 - Unknown

AB	33
R	3
H	8
RBI	3
BB	8
SO	3
LOB	31



WP:	1	PA:	43
PB:	0	SB:	0
CS:	0		

AB R H RBI BB SO LOB

2 1 0 1 3 0 0

4 0 0 0 1 0 4

5 1 1 0 0 0 6

4 0 3 1 0 0 1

4 0 1 0 1 1 3

4 0 1 1 1 0 5

4 1 1 0 0 1 5

2 0 0 0 2 1 4

1 0 1 0 0 0 0

1 0 0 0 0 0 0

1 0 0 0 0 0 3

1 0 0 0 0 0 0

0 0 0 0 0 0 0

1B: 6 SF: 1
 2B: 2 SAC: 0
 3B: 0 DP: 1
 HR: 0 HBP: 1

Batter	1	2	3	4	5	6	7	8	9
Davey Lopes, R OBP: 0.413, SLG: 0.474 (1, 4)	4-0 FC6-4 BB SF7 BB	4-0 G4-6-3 BB		4-0 5-3 BB		0-0 F8		0-0 1-3	
Bill Russell, R OBP: 0.306, SLG: 0.352 (1, 6)	4-0 FC6-4 BB	0-0 P2		0-0 5-3		0-0 G3		0-0 5-3	
Steve Garvey, R OBP: 0.318, SLG: 0.444 (1, 3)	0-0 FC6-4 1B	0-0 G4-6-3		0-0 F5		0-0 P4		0-0 F9 1B 2B	
Ron Cey, R OBP: 0.380, SLG: 0.445 (1, 5)	0-0 SF7		0-0 BLK 2B		0-0 WP 5-3 1B		0-0 1B 1B	0-0 F9	
Dusty Baker Jr., R OBP: 0.335, SLG: 0.374 (1, 7)	0-0 1-3 1B		0-0 BLK BB		0-0 5-3		0-3 K	0-0 P6	
Lee Lacy, R OBP: 0.377, SLG: 0.633 (1, 9)	0-0 6-3		0-0 F9		4-0 BB BB		0-0 F9	0-0 FC4-6 1B	
Rick Monday, L OBP: 0.397, SLG: 0.613 (1, 8)		1-0 1B BB BB HBP	0-3 K		0-0 F9		0-0 1-2 1B	0-0 FC4-6 1-2	
Steve Yeager, R OBP: 0.309, SLG: 0.268 (1, 2)		4-0 BB 1B 1-2 BB	0-3 K		4-0 FC4 BB		0-0 F7		
Burt Hooton, R OBP: 0.174, SLG: 0.136 (1, 1)		0-0 BB		0-0 F3		0-0 FC4		0-0 P6	
Bobby Castillo, R (3, 1)									
Lance Rautzhan, R (5, 1)									
Vic Davalillo, L OBP: 0.316, SLG: 0.286 (8, PH)		1-2 2-3 1B							
Terry Forster, L OBP: 0.400, SLG: 0.400 (9, 1)									

Inning Stats	R: 1 H: 1 E: 0 K: 0 S: 4	H: 1 LOB: 2 BB: 2 P: 12	R: 1 H: 1 E: 0 K: 0 S: 3	L: 1 LOB: 2 BB: 2 P: 12	R: 0 H: 1 E: 0 K: 2 S: 8	H: 1 LOB: 2 BB: 1 P: 12	R: 0 H: 0 E: 0 K: 0 S: 3	H: 0 LOB: 1 BB: 1 P: 7	R: 0 H: 1 E: 0 K: 0 S: 4	H: 1 LOB: 3 BB: 2 P: 12	R: 0 H: 0 E: 0 K: 0 S: 3	H: 0 LOB: 0 BB: 0 P: 3	R: 0 H: 2 E: 0 K: 1 S: 7	H: 2 LOB: 2 BB: 0 P: 7	R: 0 H: 0 E: 0 K: 0 S: 3	H: 0 LOB: 0 BB: 0 P: 3	R: 1 H: 2 E: 0 K: 0 S: 5	H: 2 LOB: 1 BB: 0 P: 5
--------------	--------------------------	-------------------------	--------------------------	-------------------------	--------------------------	-------------------------	--------------------------	------------------------	--------------------------	-------------------------	--------------------------	------------------------	--------------------------	------------------------	--------------------------	------------------------	--------------------------	------------------------

PITCHER	IP	WLS	BF	H	R	ER	SO	BB	IBB	HBP	BLK	WP	HR	S	P	ERA	WHIP
Rudy May, L ERA: 4.02 (1, 1)	1.0		8	1	2	2	0	3	0	0	0	0	0	4	17	18.00	4.000
Dan Schatzeder, L ERA: 3.04 (2, 1)	4.0	W	19	3	0	0	2	5	0	0	1	1	0	18	38	0.00	2.000
Hal Dues, R ERA: 3.46 (6, 1)	4.0	S	16	4	1	1	1	0	0	0	0	0	0	18	18	2.25	1.000

Batter	1	2	3	4	5	6	7	8	9	AB R H RBI BB SO LOB	TOP									
Dave Cash, R (1, 4) OBP: 0.335, SLG: 0.358	0-0 FC6-4 1B		0-0 F9		0-0 4-3			0-0 6-3		4 0 1 0 0 0 0										
Stan Papi, R (1, 6) OBP: 0.365, SLG: 0.379	0-0 FC6-4 1B		4-0 1B BB			0-0 F2		0-0 1B		3 0 2 0 1 0 0										
Warren Cromartie, L (1, 7) OBP: 0.320, SLG: 0.364	0-3 K		0-0 1-3 1B			0-0 L8		0-0 4-3		4 0 1 0 0 1 3										
Tony Perez, R (1, 3) OBP: 0.328, SLG: 0.426	0-0 FC6-4 1-2f 2-3		0-0 4-3			0-0 F9			0-0 2B	4 0 1 0 0 0 4										
Ellis Valentine, R (1, 9) OBP: 0.321, SLG: 0.450	0-0 5-3			0-0 F8			0-0 2B		0-0 5-3	4 0 1 0 0 0 3										
Andre Dawson, R (1, 8) OBP: 0.318, SLG: 0.419		0-0 P6		0-3 K			0-0 6-3		0-3 K	4 0 0 0 0 2 2										
Larry Parrish, R (1, 5) OBP: 0.317, SLG: 0.457		0-0 6-3		0-3 K			0-3 K		0-0 F8	4 0 0 0 0 2 2										
Ed Herrmann, L (1, 2) OBP: 0.146, SLG: 0.111		0-0 6-3				0-0 G3				3 0 0 0 0 1 1										
Wayne Twitchell, R (1, 1) OBP: 0.211, SLG: 0.118			0-0 6-3				0-0 4-3			1 0 0 0 0 0 0										
Wayne Garrett, L (5, PH) OBP: 0.245, SLG: 0.196										1 0 0 0 0 0 0										
Bill Atkinson, L (5, 1) OBP: 0.500, SLG: 0.500										0 0 0 0 0 0 0										
Del Unser, L (8, PH) OBP: 0.310, SLG: 0.307										1 0 0 0 0 0 0										
Mike Garman, R (8, 1)										0 0 0 0 0 0 0										
Inning Stats	R: 0 E: 0 K: 1 S: 7	H: 2 LOB: 2 BB: 0 P: 7	R: 0 E: 0 K: 0 S: 3	H: 0 LOB: 0 BB: 0 P: 3	R: 0 E: 0 K: 0 S: 4	H: 1 LOB: 2 BB: 1 P: 8	R: 0 E: 0 K: 2 S: 7	H: 0 LOB: 0 BB: 0 P: 7	R: 0 E: 0 K: 0 S: 3	H: 0 LOB: 0 BB: 0 P: 3	R: 0 E: 0 K: 2 S: 8	H: 1 LOB: 1 BB: 0 P: 8	R: 0 E: 0 K: 0 S: 4	H: 1 LOB: 1 BB: 0 P: 4	R: 0 E: 0 K: 1 S: 6	H: 1 LOB: 1 BB: 0 P: 6	1B: 4 2B: 2 3B: 0 HR: 0	SF: 0 SAC: 0 DP: 0 HBP: 0	WP: 0 PB: 0 SB: 0 CS: 0	PA: 34
PITCHER Don Sutton, R (1, 1) ERA: 4.29	IP: 9.0 WLS: W BF: 34 H: 6 R: 0 ER: 0 SO: 6 BB: 1 IBB: 0 HBP: 0 BLK: 0 WP: 0 HR: 0 S: 45 P: 49 ERA: 0.00 WHIP: 0.778																			

Montreal Expos @ Los Angeles Dodgers
Dodger Stadium, Los Angeles, CA
 Sun Jun 18 1978, 3:33 AM PDT
 Att: 41,769 - Unknown

livebaseballscorecards.com

AB	33
R	0
H	6
RBI	0
BB	1
SO	6
LOB	15



BOTTOM

Montreal Expos @ Los Angeles Dodgers
Dodger Stadium, Los Angeles, CA

Sun Jun 18 1978, 3:33 AM PDT
Att. 41,769 - Unknown

AB 29
R 5
H 8
RBI 4
BB 7
SO 1
LOB 19



WP: 1 PA: 39
PB: 0
SB: 5
CS: 0

AB R H RBI BB SO LOB

4 2 3 0 1 0 0

3 1 0 0 1 0 2

3 1 1 2 1 0 2

2 0 0 0 2 1 1

4 0 0 0 0 0 4

4 1 2 0 0 0 2

2 0 1 2 1 0 1

3 0 1 0 1 0 2

4 0 0 0 0 0 5

1B: 6 SF: 2
2B: 1 SAC: 1
3B: 1 DP: 0
HR: 0 HBP: 0

Batter	1	2	3	4	5	6	7	8	9
Davey Lopes, R (1, 4) OBP: 0.421, SLG: 0.479	0-0 S 1B	0-0 S 1B		0-0 F9		4-0 SH1-3 SF7 BB		0-0 S 1B	
Bill Russell, R (1, 6) OBP: 0.305, SLG: 0.348	4-0 1B WP BB	0-0 P6		0-0 6-3		0-0 SH1-3		0-0 L9	
Steve Garvey, R (1, 3) OBP: 0.319, SLG: 0.443	0-0 FC6-4 WP 2B 1B	0-0 P6		4-0 BB BB		0-0 SF7		0-0 6-3	
Ron Cey, R (1, 5) OBP: 0.382, SLG: 0.442	4-0 FC6-4 1-2 BB	0-0 P3		4-0 1-2 BB		0-3 K			
Dusty Baker Jr., R (1, 7) OBP: 0.329, SLG: 0.367	0-0 P4		0-0 F8	0-0 F2			0-0 6-3		
Vic Davalillo, L (1, 8) OBP: 0.333, SLG: 0.359	0-0 FC6-4 2B		0-0 SF8 3B		0-0 S 1B		0-0 4-3		
Lee Lacy, R (1, 9) OBP: 0.381, SLG: 0.640	0-0 1-3 2B		0-0 SF8		0-0 5-3		4-0 FC4-6 BB		
Steve Yeager, R (1, 2) OBP: 0.314, SLG: 0.269	4-0 FC6-4 BB		0-0 FC6-4 1B		0-0 F8		0-0 FC4-6		
Don Sutton, R (1, 1) OBP: 0.133, SLG: 0.037	0-0 F7		0-0 FC6-4		0-0 6-3		0-0 F2		

Inning Stats	R: 3 E: 0 K: 0 S: 6	H: 3 LOB: 3 BB: 3 P: 18	R: 0 E: 0 K: 0 S: 4	H: 1 LOB: 1 BB: 0 P: 4	R: 1 E: 0 K: 0 S: 5	H: 2 LOB: 1 BB: 0 P: 5	R: 0 E: 0 K: 0 S: 3	H: 0 LOB: 2 BB: 2 P: 11	R: 0 E: 0 K: 0 S: 4	H: 1 LOB: 1 BB: 0 P: 4	R: 1 E: 0 K: 1 S: 5	H: 0 LOB: 0 BB: 1 P: 9	R: 0 E: 0 K: 0 S: 3	H: 0 LOB: 1 BB: 1 P: 7	R: 0 E: 0 K: 0 S: 4	H: 1 LOB: 1 BB: 0 P: 4
--------------	------------------------------	----------------------------------	------------------------------	---------------------------------	------------------------------	---------------------------------	------------------------------	----------------------------------	------------------------------	---------------------------------	------------------------------	---------------------------------	------------------------------	---------------------------------	------------------------------	---------------------------------

PITCHER	IP	WLS	BF	H	R	ER	SO	BB	IBB	HBP	BLK	WP	HR	S	P	ERA	WHIP
Wayne Twitchell, R (1, 1) ERA: 5.4	4.0	L	23	6	4	4	0	5	0	0	0	1	0	18	38	9.00	2.750
Bill Atkinson, R (5, 1) ERA: 3.6	3.0		12	1	1	1	1	2	0	0	0	0	0	12	20	3.00	1.000
Mike Garman, R (8, 1) ERA: 6.0	1.0		4	1	0	0	0	0	0	0	0	0	0	4	4	0.00	1.000

ERA WHIP

Batter	1	2	3	4	5	6	7	8	9	10	11	AB R H RBI BB SO LOB	TOP																							
Terry Puhl, L (1, 8) OBP: 0.355, SLG: 0.404	0-3 K ①		X 0-0 S 1B		X 0-0 F7 ③			X 0-0 1B 4-3 1B	X 0-0 FC6-4 4-3 S 1-2		X 0-0 F7 ③	6 1 2 0 0 1 2	Houston Astros @ Los Angeles Dodgers Dodger Stadium, Los Angeles, CA Wed Jun 21 1978, 7:05 PM PDT Att. 34,975 - Unknown																							
Denny Walling, L (1, 7) OBP: 0.313, SLG: 0.333	0-0 5-3 ②		X 0-0 P6 1-2			X 0-0 4-3 ①		X 0-0 4-3 S 1-3 1B	X 0-0 4-3 ②			5 1 1 0 0 0 2																								
Enos Cabell, R (1, 5) OBP: 0.315, SLG: 0.373	0-0 6-3 ③		X 0-0 P3			X 0-0 6-3 ②		X 0-0 P4 1-2	X 0-0 L6 ③			5 0 0 0 0 0 4																								
Jose Cruz, L (1, 9) OBP: 0.341, SLG: 0.390		B B B B 4-0 6-3 S HR BB		X 0-0 F3 ①		X 0-0 F8 ③		X 0-0 4-3 ②		0.00 0.00 0-3 K ①		4 1 0 1 1 1 1																								
Bob Watson, R (1, 3) OBP: 0.348, SLG: 0.458		X 0-0 5-3 1-2		X 0-0 6-3 ②			X 0-0 F9 ①	1-0 BB BB HBP		0.00 0.00 0-3 K ②		4 0 0 0 0 1 1																								
Art Howe, R (1, 4) OBP: 0.341, SLG: 0.444		X 0-0 6-3 2-3		X 0-0 1B ③			X 0-0 F9 ②	4-0 BB BB		0.00 0.00 0-3 K ③		4 0 1 0 1 1 1																								
Joe Ferguson, R (1, 2) OBP: 0.354, SLG: 0.396		X 0-0			0-3 K ③		B B B B 4-0	B B B B 4-0		0.00 0.00 0-3 K ①		0 1 0 0 0 0 0																								
Jimmy Sexton, R (7, PR) OBP: 0.222, SLG: 0.164											0.00 0.00 0-3 K ①			0 0 0 0 0 0 0																						
Jesus Alou, R (8, PH) OBP: 0.395, SLG: 0.500														0 0 0 1 1 0 0																						
Joe Sambito, L (8, 1)														1 0 0 0 0 1 0																						
Mike Fischlin, R (1, 6) OBP: 0.167, SLG: 0.091							X 0-0 4-3 ①				X 0-0			2 0 0 0 0 0 0																						
Dave Bergman, L (7, PH) OBP: 0.268, SLG: 0.121													0 0 0 0 1 0 0																							
Reggie Baldwin, R (7, 2) OBP: 0.222, SLG: 0.378													2 0 1 0 0 0 3																							
Mark Lemongello, R (1, 1) OBP: 0.200, SLG: 0.179							X 0-0 6-3 ②				X 0-0		2 0 0 0 0 1 0																							
Wilbur Howard, S (7, PH) OBP: 0.275, SLG: 0.347													1 0 0 0 0 1 2																							
Ken Forsch, R (7, 1) OBP: 0.143, SLG: 0.143													0 0 0 0 0 0 0																							
Julio Gonzalez, R (8, 6) OBP: 0.314, SLG: 0.303													2 0 1 0 0 0 1																							
Inning Stats	R: 0 H: 0 E: 0 K: 1 S: 5	H: 0 LOB: 0 BB: 0 P: 5	R: 2 H: 1 E: 0 K: 0 S: 4	H: 1 LOB: 1 BB: 1 P: 8	R: 0 H: 1 E: 0 K: 1 S: 6	H: 1 LOB: 1 BB: 0 P: 6	R: 0 H: 1 E: 0 K: 1 S: 6	H: 1 LOB: 1 BB: 0 P: 6	R: 0 H: 0 E: 0 K: 0 S: 3	H: 0 LOB: 0 BB: 0 P: 3	R: 0 H: 0 E: 0 K: 1 S: 5	H: 0 LOB: 2 BB: 2 P: 13	R: 2 H: 2 E: 0 K: 0 S: 5	H: 2 LOB: 3 BB: 2 P: 14	R: 0 H: 1 E: 0 K: 0 S: 4	H: 1 LOB: 1 BB: 0 P: 4	R: 0 H: 0 E: 0 K: 3 S: 9	H: 0 LOB: 0 BB: 0 P: 9	R: 0 H: 1 E: 0 K: 1 S: 6	H: 1 LOB: 1 BB: 0 P: 6	1B: 6 SF: 0 2B: 0 SAC: 0 3B: 0 DP: 0 HR: 1 HBP: 1	WP: 0 PA: 46 PB: 0 SB: 4 CS: 0														
PITCHER	IP WLS BF H R ER SO BB IBB HBP BLK WP HR S P ERA WHIP																																			
Rick Rhoden, R (1, 1) ERA: 4.01	7.0	29	5	4	4	4	3	0	0	0	0	0	1	34	46	5.14	1.143																			
Charlie Hough, R (8, 1) ERA: 2.63	0.2	5	0	0	0	0	2	0	1	0	0	0	0	2	11	0.00	3.000																			
Lance Rautzhan, L (8, 1) ERA: 0.51	1.1	5	1	0	0	0	0	0	0	0	0	0	0	5	5	0.00	0.750																			
Bob Welch, R (10, 1) ERA:	2.0	W 7	1	0	0	4	0	0	0	0	0	0	0	15	15	0.00	0.500																			

AB	38
R	4
H	6
RBI	2
BB	4
SO	7
LOB	17



livebaseballscores.com

Batter	1	2	3	4	5	6	7	8	9	10	11	AB R H RBI BB SO LOB	BOTTOM																	
Davey Lopes, R OBP: 0.412, SLG: 0.475 (1, 4)	F7	FC6-4		1-3		K			FC5			5 0 1 0 0 1 3	Houston Astros @ Los Angeles Dodgers Dodger Stadium, Los Angeles, CA Wed Jun 21 1978, 7:05 PM PDT Att. 34,975 - Unknown																	
Bill Russell, R OBP: 0.308, SLG: 0.362 (1, 6)	1B			K		4-3			BB			4 1 1 0 1 1 0																		
Steve Garvey, R OBP: 0.325, SLG: 0.443 (1, 3)	5-3			FC1-4		1B			FC5			5 1 3 1 0 0 2																		
Ron Cey, R OBP: 0.386, SLG: 0.439 (1, 5)	5-3			FC1-4		F9			6-3			4 0 0 0 1 0 2																		
Dusty Baker Jr., R OBP: 0.329, SLG: 0.379 (1, 7)	5-3			CS		HR			CS			5 2 3 2 0 0 2																		
Lee Lacy, R OBP: 0.385, SLG: 0.622 (1, 9)	K			F9		1B			K			5 0 2 1 0 2 3																		
Bill North, S OBP: 0.377, SLG: 0.321 (1, 8)				4-3		B5-3			K			5 1 1 0 0 1 1																		
Jerry Grote, R OBP: 0.400, SLG: 0.426 (1, 2)				FC6-4		1B			P2			3 0 1 0 1 0 0																		
Rick Rhoden, R OBP: 0.229, SLG: 0.194 (8, 1) Charlie Hough, R OBP: 0.444, SLG: 0.356 (8, 1) Lance Ruetz, R OBP: 0.383, SLG: 0.375 (9, PH) Manny Mota, R OBP: 0.383, SLG: 0.375 (10, 1) Bob Welch, R OBP: 0.312, SLG: 0.289 (11, PH)				K		1B			K			3 0 1 0 0 0 2 1 0 0 0 0 0 0 0 0 0 0 0 0 0 0 0 0 1 0 0 0 0 0 1 0 0 0 0 0 0 0 0 0 1 0 0 1 1 0 0 0																		
Inning Stats	R: 1 E: 0 K: 1 S: 7	H: 2 LOB: 2 BB: 1 P: 11	R: 0 E: 0 K: 1 S: 5	H: 0 LOB: 1 BB: 1 P: 9	R: 0 E: 0 K: 1 S: 5	H: 1 LOB: 0 BB: 0 P: 5	R: 1 E: 0 K: 0 S: 6	H: 3 LOB: 2 BB: 0 P: 6	R: 2 E: 0 K: 0 S: 6	H: 3 LOB: 1 BB: 0 P: 6	R: 0 E: 0 K: 2 S: 7	H: 0 LOB: 0 BB: 0 P: 7		R: 0 E: 0 K: 0 S: 3	H: 0 LOB: 0 BB: 0 P: 3	R: 0 E: 0 K: 2 S: 7	H: 1 LOB: 0 BB: 0 P: 7	R: 0 E: 0 K: 1 S: 6	H: 1 LOB: 2 BB: 1 P: 10	R: 0 E: 0 K: 0 S: 3	H: 1 LOB: 0 BB: 0 P: 3	R: 1 E: 0 K: 0 S: 3	H: 2 LOB: 1 BB: 0 P: 3	1B: 10 2B: 3 3B: 0 HR: 1	SF: 0 SAC: 1 DP: 0 HBP: 0	WP: 0 PB: 0 SB: 0 CS: 3	PA: 47			
PITCHER	IP WLS BF H R ER SO BB IBB HBP BLK WP HR S P ERA WHIP																													
Mark Lemongello, R ERA: 3.83 (1, 1)	6.0	28	9	4	4	5	2	0	0	0	0	0	1	36	44	6.00	1.833													
Ken Forsch, R ERA: 3.12 (7, 1)	1.0	3	0	0	0	0	0	0	0	0	0	0	0	3	3	0.00	0.000													
Joe Sambito, L ERA: 3.32 (8, 1)	3.1	L 14	5	1	1	3	1	0	0	0	0	0	0	19	23	2.70	1.800													

AB	41
R	5
H	14
RBI	5
BB	3
SO	8
LOB	14



WP	0
PB	0
SB	0
CS	3

Batter	1	2	3	4	5	6	7	8	9	AB R H RBI BB SO LOB	TOP											
Terry Puhl, L (1, 8) OBP: 0.364, SLG: 0.415	0-0 CS 1B		0-0 G3		0-0 G6-3 1B		0-0 SH3 5-3 2B		4-0 SH5-3 1B BB	4 2 3 0 1 0 0												
Jesus Alou, R (1, 7) OBP: 0.370, SLG: 0.465	0-0 L5		0-0 4-3		0-0 G6-3		0-0 SH3		0-0 SH5-3	3 0 0 0 0 0 3												
Wilbur Howard, S (8, 7) OBP: 0.275, SLG: 0.347	1-2				1-2f		2-3		1-2	0 0 0 0 0 0 0												
Enos Cabell, R (1, 5) OBP: 0.317, SLG: 0.374	0-3 K																					
Bob Watson, R (1, 3) OBP: 0.350, SLG: 0.459																						
Art Howe, R (1, 4) OBP: 0.343, SLG: 0.450																						
Joe Ferguson, R (1, 2) OBP: 0.357, SLG: 0.416																						
Jose Cruz, L (1, 9) OBP: 0.340, SLG: 0.397																						
Mike Fischlin, R (1, 6) OBP: 0.250, SLG: 0.143																						
Joe Niekro, R (1, 1) OBP: 0.188, SLG: 0.188																						
Inning Stats	R: 0 E: 0 K: 1 S: 5	H: 1 LOB: 0 BB: 0 P: 5	R: 0 E: 0 K: 0 S: 4	H: 1 LOB: 2 BB: 1 P: 8	R: 0 E: 0 K: 0 S: 3	H: 0 LOB: 0 BB: 0 P: 3	R: 0 E: 0 K: 1 S: 7	H: 2 LOB: 2 BB: 0 P: 7	R: 0 E: 0 K: 0 S: 4	H: 2 LOB: 1 BB: 0 P: 4	R: 2 E: 0 K: 0 S: 6	H: 3 LOB: 2 BB: 1 P: 10	R: 1 E: 0 K: 0 S: 5	H: 2 LOB: 1 BB: 0 P: 5	R: 0 E: 0 K: 1 S: 5	H: 0 LOB: 0 BB: 0 P: 5	R: 1 E: 0 K: 0 S: 3	H: 1 LOB: 0 BB: 1 P: 7	1B: 8 2B: 2 3B: 1 HR: 1	SF: 0 SAC: 3 DP: 1 HBP: 0	WP: 0 PB: 0 SB: 2 CS: 2	PA: 40
PITCHER Doug Rau, L (1, 1) ERA: 3.46	IP: 9.0 WLS: L BF: 39 H: 12 R: 4 ER: 4 SO: 3 BB: 2 IBB: 1 HBP: 0 BLK: 0 WP: 0 HR: 1 S: 42 P: 54 ERA: 4.00 WHIP: 1.556											PITCHER	IP: 9.0 WLS: L BF: 39 H: 12 R: 4 ER: 4 SO: 3 BB: 2 IBB: 1 HBP: 0 BLK: 0 WP: 0 HR: 1 S: 42 P: 54 ERA: 4.00 WHIP: 1.556									

Houston Astros @ Los Angeles Dodgers
Dodger Stadium, Los Angeles, CA
Thu Jun 22 1978, 3:33 AM PDT
Att. 31,246 - Unknown

livebaseballscorecards.com

AB 30
R 4
H 11
RBI 2
BB 2
SO 1
LOB 14



Batter	1	2	3	4	5	6	7	8	9	AB R H RBI BB SO LOB
Davey Lopes, R (1, 4) OBP: 0.412, SLG: 0.486	0-0 HR	4-0 BB		0-3 K			0-0 F9		0-3 K	4 1 1 1 1 2 2
Bill Russell, R (1, 6) OBP: 0.308, SLG: 0.360	0-0 1B SF8-5	0-0 5-3			0-0 6-3		0-0 F9			4 1 1 0 0 0 2
Steve Garvey, R (1, 3) OBP: 0.324, SLG: 0.440	0-0 SF8-5 BB 1-3 1B		0-0 F7		0-0 F8		0-0 G3			4 0 1 0 0 0 0
Ron Cey, R (1, 5) OBP: 0.388, SLG: 0.435	4-0 FC5-4 BB 1-2		4-0 BB		0-3 K		0-3 K			2 0 0 0 2 2 0
Dusty Baker Jr., R (1, 7) OBP: 0.324, SLG: 0.374	0-0 SF8-5		0-3 K		0-0 5-3		0-0 F8			3 0 0 1 0 1 1
Lee Lacy, R (1, 9) OBP: 0.374, SLG: 0.602	0-0 FC5-4		0-0 G3		0-0 E6 1B		0-0 F8			4 1 0 0 0 0 2
Bill North, S (1, 8) OBP: 0.380, SLG: 0.321		0-0 6-3		0-0 CS 1B		0-3 K		4-0 FC5-6 BB		3 0 1 0 1 1 1
Steve Yeager, R (1, 2) OBP: 0.316, SLG: 0.270		0-0 F9		4-0 SH1-4 BB 1-2		0-0 1B		0-0 FC5-6		3 0 1 1 1 0 1
Ted Martinez, R (9, PR) OBP: 0.316, SLG: 0.235						2-H 1B		1-2f		0 0 0 0 0 0 0
Doug Rau, L (1, 1) OBP: 0.241, SLG: 0.241		0-0 BB 1B		0-0 SH1-4		0-0 4-3		0-0 P5		2 0 1 0 0 0 1
Rick Monday, L (9, PH) OBP: 0.393, SLG: 0.606				1-2						1 0 0 0 0 0 1

Inning Stats	R: 2	H: 3	E: 0	LOB: 1	K: 0	BB: 1	S: 5	P: 9	R: 0	H: 1	E: 0	LOB: 2	K: 0	BB: 1	S: 4	P: 8	R: 0	H: 0	E: 0	LOB: 1	K: 1	BB: 1	S: 5	P: 9	R: 0	H: 0	E: 0	LOB: 0	K: 1	BB: 0	S: 5	P: 5	R: 1	H: 1	E: 1	LOB: 1	K: 1	BB: 0	S: 7	P: 7	R: 0	H: 0	E: 0	LOB: 0	K: 0	BB: 0	S: 3	P: 3	R: 0	H: 0	E: 0	LOB: 0	K: 1	BB: 0	S: 5	P: 5	R: 0	H: 0	E: 0	LOB: 1	K: 1	BB: 1	S: 5	P: 9	1B: 5	SF: 1	2B: 1	SAC: 1	3B: 0	DP: 1	HR: 1	HBP: 0	WP: 0	PA: 37
--------------	------	------	------	--------	------	-------	------	------	------	------	------	--------	------	-------	------	------	------	------	------	--------	------	-------	------	------	------	------	------	--------	------	-------	------	------	------	------	------	--------	------	-------	------	------	------	------	------	--------	------	-------	------	------	------	------	------	--------	------	-------	------	------	------	------	------	--------	------	-------	------	------	-------	-------	-------	--------	-------	-------	-------	--------	-------	--------


PITCHER	IP	WLS	BF	H	R	ER	SO	BB	IBB	HBP	BLK	WP	HR	S	P	ERA	WHIP	PITCHER	IP	WLS	BF	H	R	ER	SO	BB	IBB	HBP	BLK	WP	HR	S	P	ERA	WHIP																		
Joe Niekro, R (1, 1) ERA: 6.09	9.0	W	37	6	3	2	6	5	0	0	0	0	1	44	64	2.00	1.222																																				

BOTTOM

Houston Astros @ Los Angeles Dodgers
Dodger Stadium, Los Angeles, CA

Thu Jun 22 1978, 3:33 AM PDT
Att. 31,246 - Unknown

AB 30
R 3
H 6
RBI 3
BB 5
SO 6
LOB 11



livebaseballscorecards.com

Batter	1	2	3	4	5	6	7	8	9	AB R H RBI BB SO LOB	TOP	
Pete Rose, S (1, 5) OBP: 0.335, SLG: 0.406	0-0 1B		0-0 F7		0-0 G3			0-0 1-3		4 0 1 0 0 0 3		
Ken Griffey, L (1, 9) OBP: 0.364, SLG: 0.448	0-0 F8		0-0 F8			0-0 F8		0-3 K		4 0 0 0 0 1 2		
Dave Concepcion, R (1, 6) OBP: 0.346, SLG: 0.403	0-0 F9			0-0 F9		0-3 K			0-0 F8	4 0 0 0 0 1 1		
George Foster, R (1, 7) OBP: 0.380, SLG: 0.554	0-0 F8			0-0 5-3		0-0 F5			0-0 5-3	4 0 0 0 0 0 1		
Dan Driessen, L (1, 3) OBP: 0.402, SLG: 0.509		0-0 G3		0-0 F8			0-0 F9		0-0 2B	4 0 1 0 0 0 0		
Cesar Geronimo, L (1, 8) OBP: 0.346, SLG: 0.386		0-3 K			0-0 FC3-5 1B		0-0 6-3		0-0 F7	4 0 1 0 0 1 1		
Junior Kennedy, R (1, 4) OBP: 0.359, SLG: 0.231		0-0 3-1			4-0 FC3-5 BB		4-0 BB			1 0 0 0 2 0 0		
Don Werner, R (1, 2) OBP: 0.250, SLG: 0.204 Mike Lum, L (7, PH) OBP: 0.410, SLG: 0.477 Vic Correll, R (7, 2)			4-0 SH3-4 BB		0-0 FC3-5		0-0 4-3			1 0 0 0 1 0 2 1 0 0 0 0 0 1 0 0 0 0 0 0 0		
Fred Norman, S (1, 1) OBP: 0.229, SLG: 0.206 Dave Collins, S (8, PH) OBP: 0.339, SLG: 0.240 Doug Bair, R (8, 1) OBP: 0.200, SLG: 0.200			0-0 SH3-4		0-3 K			0-3 K		1 0 0 0 0 1 2 1 0 0 0 0 1 0 0 0 0 0 0 0 0		
Inning Stats	R: 0 E: 0 K: 0 S: 4 H: 1 LOB: 1 BB: 0 P: 4	R: 0 E: 0 K: 1 S: 5 H: 0 LOB: 0 BB: 0 P: 5	R: 0 E: 0 K: 0 S: 3 H: 0 LOB: 1 BB: 1 P: 7	R: 0 E: 0 K: 0 S: 3 H: 0 LOB: 0 BB: 0 P: 3	R: 0 E: 0 K: 1 S: 6 H: 1 LOB: 2 BB: 1 P: 10	R: 0 E: 0 K: 1 S: 5 H: 0 LOB: 0 BB: 0 P: 5	R: 0 E: 0 K: 0 S: 3 H: 0 LOB: 1 BB: 1 P: 7	R: 0 E: 0 K: 2 S: 7 H: 0 LOB: 0 BB: 0 P: 7	R: 0 E: 0 K: 0 S: 4 H: 1 LOB: 1 BB: 0 P: 4	1B: 2 2B: 1 3B: 0 HR: 0 SF: 0 SAC: 1 DP: 0 HBP: 0	WP: 0 PB: 0 SB: 0 CS: 0 PA: 33	
PITCHER Burt Hooton, R (1, 1) ERA: 3.3	IP: 9.0 WLS: W BF: 33 H: 3 R: 0 ER: 0 SO: 5 BB: 3 IBB: 0 HBP: 0 BLK: 0 WP: 0 HR: 0 S: 40 P: 52 ERA: 0.00 WHIP: 0.667											PITCHER IP: WLS: BF: H: R: ER: SO: BB: IBB: HBP: BLK: WP: HR: S: P: ERA: WHIP

Cincinnati Reds @ Los Angeles Dodgers
Dodger Stadium, Los Angeles, CA

Fri Jun 23 1978, 7:05 PM PDT
Att: 51,068 - Unknown

AB	29
R	0
H	3
RBI	0
BB	3
SO	5
LOB	13



Batter	1	2	3	4	5	6	7	8	9
Davey Lopes, R OBP: 0.413, SLG: 0.486 (1, 4)	0-0 F7		0-0 FC6-4 1B		0-0 5-3		0-0 2-3 1B		
Bill Russell, R OBP: 0.304, SLG: 0.355 (1, 6)	0-0 L5		0-0 FC6-4 G5-4-3 1-2f			0-0 6-3	0-0 F8		
Steve Garvey, R OBP: 0.327, SLG: 0.452 (1, 3)	0-0 BB 1B		0-0 G5-4-3 1-2f			0-0 HR	0-0 P4		
Ron Cey, R OBP: 0.389, SLG: 0.438 (1, 5)	4-0 1-2 BB			0-0 F7		0-0 2B	0-3 K		
Dusty Baker Jr., R OBP: 0.323, SLG: 0.369 (1, 7)	0-0 P6			0-0 4-3		0-0 5-3	4-0 BB		
Lee Lacy, R OBP: 0.364, SLG: 0.583 (1, 9)		0-0 P6		0-0 6-3		0-0 6-3	0-0 F9		
Bill North, S OBP: 0.385, SLG: 0.329 (1, 8)		0-0 E5			0-0 FC5-4 1B		0-0 FC5-4 1B		
Steve Yeager, R OBP: 0.311, SLG: 0.265 (1, 2)		0-0 L6			0-0 FC5-4 SH3-4 1-2f		0-0 FC5-4 1B SH1-4 1-2f		
Burt Hooton, R OBP: 0.167, SLG: 0.130 (1, 1)		0-0 P6			0-0 SH3-4 1-2		0-0 SH1-4 1-2		

Inning Stats	R: 0	H: 1	E: 0	K: 0	S: 4	LOB: 2	BB: 1	P: 8
	R: 0	H: 0	E: 1	K: 0	S: 4	LOB: 1	BB: 0	P: 4
	R: 0	H: 1	E: 0	K: 0	S: 3	LOB: 0	BB: 0	P: 3
	R: 0	H: 0	E: 0	K: 0	S: 3	LOB: 0	BB: 0	P: 3
	R: 0	H: 1	E: 0	K: 0	S: 4	LOB: 1	BB: 0	P: 4
	R: 1	H: 2	E: 0	K: 0	S: 5	LOB: 1	BB: 0	P: 5
	R: 0	H: 2	E: 0	K: 0	S: 5	LOB: 2	BB: 0	P: 5
	R: 0	H: 0	E: 0	K: 1	S: 5	LOB: 1	BB: 1	P: 9

PITCHER	IP	WLS	BF	H	R	ER	SO	BB	IBB	HBP	BLK	WP	HR	S	P	ERA	WHIP
Fred Norman, L ERA: 2.86 (1, 1)	7.0	L	29	7	1	1	0	1	0	0	0	0	1	28	32	1.29	1.143
Doug Bair, R ERA: 1.17 (8, 1)	1.0		4	0	0	0	1	1	0	0	0	0	0	5	9	0.00	1.000

AB	R	H	RBI	BB	SO	LOB
4	0	2	0	0	0	1
4	0	0	0	0	0	3
4	1	2	1	0	0	1
3	0	1	0	1	1	0
3	0	0	0	1	0	3
4	0	0	0	0	0	2
3	0	2	0	0	0	0
3	0	0	0	0	0	3
1	0	0	0	0	0	1


BOTTOM

Cincinnati Reds @ Los Angeles Dodgers
 Dodger Stadium, Los Angeles, CA

Fri Jun 23 1978, 7:05 PM PDT
 Att. 51,068 - Unknown

livebaseballscorecards.com

AB	29
R	1
H	7
RBI	1
BB	2
SO	1
LOB	14



WP: 0	PA: 33
PB: 0	
SB: 0	
CS: 0	

Batter	1	2	3	4	5	6	7	8	9	AB R H RBI BB SO LOB	TOP									
Pete Rose, S (1, 5) OBP: 0.343, SLG: 0.416	0-0 2B		0-0 L3 1B		0-0 1B 1B		0-0 4-3		0-0 FC6-4 1B	5 1 4 0 0 0 1										
Ken Griffey, L (1, 9) OBP: 0.361, SLG: 0.444	0-0 F7		0-0 L3		0-3 K		0-3 K		0-3 K	3 0 0 0 0 1 3										
Mike Lum, L (7, PH) OBP: 0.405, SLG: 0.470			1-2		1-2					1 0 0 0 0 1 1										
Manny Sarmiento, R (7, 1) OBP: 0.205, SLG: 0.324										0 0 0 0 0 0 0										
Ray Knight, R (9, PH) OBP: 0.205, SLG: 0.324										1 0 0 0 0 1 1										
Dave Concepcion, R (1, 6) OBP: 0.351, SLG: 0.405	4-0 BB		0-0 FC6-4 1B		0-0 2-H 1B			0-0 L7	0-0 FC6-4	4 0 2 1 1 0 1										
George Foster, R (1, 7) OBP: 0.381, SLG: 0.564	0-0 F7		0-0 FC6-4					0-0 HR		4 1 2 1 0 0 3										
Dan Driessen, L (1, 3) OBP: 0.396, SLG: 0.500	0-0 4-1			0-3 K		0-0 F5		0-0 4-1		4 0 0 0 0 1 3										
Cesar Geronimo, L (1, 8) OBP: 0.354, SLG: 0.414				0-0 1B 1B		0-0 F7		0-0 BB 1B		4 1 3 1 0 0 1										
Junior Kennedy, R (1, 4) OBP: 0.358, SLG: 0.236			0-0 F8		0-0 FC6-4 1B		0-0 FC6-4		4-0 BB 1B	3 0 1 0 0 0 1										
Joe Morgan, L (8, PH) OBP: 0.371, SLG: 0.440				1-3		1-2f				0 0 0 0 1 0 0										
Rick Auerbach, R (8, 4) OBP: 0.258, SLG: 0.269										0 0 0 0 0 0 0										
Vic Correll, R (1, 2) OBP: 0.265, SLG: 0.333			0-0 F7		0-0 FC6-4		0-3 K2-3		0-0 P5	3 0 0 0 0 1 1										
Ken Henderson, S (8, PH) OBP: 0.265, SLG: 0.333				1-2f						1 0 0 0 0 0 2										
Don Werner, R (8, 2) OBP: 0.250, SLG: 0.204										0 0 0 0 0 0 0										
Tom Hume, R (1, 1) OBP: 0.250, SLG: 0.250			0-3 K		0-0 6-3		0-0 4-3 1B		0-0 L9	2 0 0 0 0 1 0										
Pedro Borbon, R (6, 1) OBP: 0.250, SLG: 0.250										0 0 0 0 0 0 0										
Dave Collins, S (7, PH) OBP: 0.344, SLG: 0.250										2 0 1 0 0 0 0										
Inning Stats	R: 0 E: 0 K: 0 S: 4	H: 1 LOB: 2 BB: 1 P: 8	R: 1 E: 0 K: 1 S: 6	H: 1 LOB: 0 BB: 0 P: 6	R: 0 E: 0 K: 0 S: 4	H: 2 LOB: 1 BB: 0 P: 4	R: 0 E: 0 K: 1 S: 6	H: 2 LOB: 1 BB: 0 P: 6	R: 1 E: 0 K: 1 S: 6	H: 2 LOB: 1 BB: 0 P: 6	R: 0 E: 0 K: 2 S: 8	H: 1 LOB: 1 BB: 0 P: 8	R: 1 E: 0 K: 0 S: 5	H: 2 LOB: 2 BB: 1 P: 9	R: 0 E: 0 K: 1 S: 6	H: 1 LOB: 1 BB: 0 P: 6	1B: 10 2B: 2 3B: 0 HR: 2	SF: 0 SAC: 0 DP: 1 HBP: 0	WP: 0 PB: 0 SB: 2 CS: 0	PA: 39
PITCHER	IP WLS BF H R ER SO BB IBB HBP BLK WP HR S P ERA WHIP																			
Don Sutton, R (1, 1) ERA: 4.21	6.0 W 25 9 2 2 3 1 0 0 0 0 1 30 34 3.00 1.667																			
Charlie Hough, R (7, 1) ERA: 2.74	1.2 9 3 1 1 2 1 0 0 0 0 1 12 16 5.40 2.400																			
Bob Welch, R (8, 1) ERA:	1.1 S 5 1 0 0 1 0 0 0 0 0 0 7 7 0.00 0.750																			

Cincinnati Reds @ Los Angeles Dodgers
 Dodger Stadium, Los Angeles, CA
 Sat Jun 24 1978, 3:33 AM PDT
 Att: 46,274 - Unknown

AB	37
R	3
H	13
RBI	3
BB	2
SO	6
LOB	18



Batter	1	2	3	4	5	6	7	8	9	AB	R	H	RBI	BB	SO	LOB
Davey Lopes, R (1, 4) OBP: 0.406, SLG: 0.477	0-0 P6		0-0 L7	0-0 P4		0-0 6-3				4	0	0	1	0	0	3
Bill Russell, R (1, 6) OBP: 0.303, SLG: 0.354	0-3 K		0-0 1B 1B		0-0 6-3	0-0 F5				4	0	1	0	0	1	2
Steve Garvey, R (1, 3) OBP: 0.322, SLG: 0.445	0-3 K		0-0 P4		0-0 F8		0-0 F8			4	0	0	0	0	1	1
Ron Cey, R (1, 5) OBP: 0.394, SLG: 0.447		0-0 F8 2B 2B	0-0 FC6-4 1B		0-0 CS 1B		0-3 K			4	1	3	0	0	1	0
Dusty Baker Jr., R (1, 7) OBP: 0.322, SLG: 0.367		0-0 F8	0-0 FC6-4		0-0 CS	0-0 BB 1B BB	0-0 P3			4	1	1	0	0	0	3
Bob Welch, R (8, 1)		2-3	1-2f		1-2					0	0	0	0	0	0	0
Lee Lacy, R (1, 9) OBP: 0.361, SLG: 0.573		0-0 P4		0-3 K		0-0 BB BB 6-3 1B		0-3 K		4	1	1	0	0	2	1
Bill North, S (1, 8) OBP: 0.388, SLG: 0.336		0-0		0-0 1-3		4-0 BB BB 6-3 BB		0-3 K		3	0	1	1	1	1	0
Steve Yeager, R (1, 2) OBP: 0.318, SLG: 0.269		4-0		0-0 PB 1B 1B		4-0 BB BB 6-3 BB		0-0 P6		1	1	1	0	1	0	0
Jerry Grote, R (6, 2) OBP: 0.404, SLG: 0.417										1	0	0	1	1	0	0
Don Sutton, R (1, 1) OBP: 0.156, SLG: 0.069		0-3 K		0-0 1B		0-0 P6				2	0	1	1	0	1	2
Rick Monday, L (6, PH) OBP: 0.391, SLG: 0.602										1	0	0	0	0	0	3
Charlie Hough, R (7, 1) OBP: 0.444, SLG: 0.556										0	0	0	0	0	0	0
Vic Davalillo, L (8, 7) OBP: 0.326, SLG: 0.350				1-H						0	0	0	0	0	0	0

Inning Stats	R: 0	H: 0	E: 0	K: 2	S: 7	R: 1	H: 2	E: 0	K: 1	S: 7	R: 0	H: 2	E: 0	K: 0	S: 5	R: 1	H: 2	E: 0	K: 1	S: 7	R: 0	H: 1	E: 0	K: 0	S: 3	R: 2	H: 2	E: 0	K: 0	S: 5	R: 0	H: 0	E: 0	K: 1	S: 5	R: 0	H: 0	E: 0	K: 2	S: 7	R: 0	H: 0	E: 0	K: 1	S: 7	1B: 7	2B: 2	3B: 0	HR: 0	SF: 0	SAC: 0	DP: 0	HBP: 0	WP: 0	PB: 1	SB: 0	CS: 1	PA: 36
--------------	------	------	------	------	------	------	------	------	------	------	------	------	------	------	------	------	------	------	------	------	------	------	------	------	------	------	------	------	------	------	------	------	------	------	------	------	------	------	------	------	------	------	------	------	------	-------	-------	-------	-------	-------	--------	-------	--------	-------	-------	-------	-------	--------

PITCHER	IP	WLS	BF	H	R	ER	SO	BB	IBB	HBP	BLK	WP	HR	S	P	ERA	WHIP
Tom Hume, R (1, 1) ERA: 5.64	5.0	L	25	9	4	3	4	1	1	0	0	0	0	31	39	5.40	2.000
Pedro Borbon, R (6, 1) ERA: 5.31	1.0		4	0	0	0	0	1	0	0	0	0	0	3	7	0.00	1.000
Manny Sarmiento, R (7, 1) ERA: 1.89	2.0		6	0	0	0	3	0	0	0	0	0	0	12	12	0.00	0.000

BOTTOM

Cincinnati Reds @ Los Angeles Dodgers
Dodger Stadium, Los Angeles, CA
 Sat Jun 24 1978, 3:33 AM PDT
 Att. 46,274 - Unknown

livebaseballscorecards.com

AB	32
R	4
H	9
RBI	4
BB	3
SO	7
LOB	15



Batter	1	2	3	4	5	6	7	8	9	AB R H RBI BB SO LOB	TOP											
Pete Rose, S (1, 5) <small>OBP: 0.348, SLG: 0.419</small> Ray Knight, R (9, 5) <small>OBP: 0.205, SLG: 0.324</small>	0-0 1B G3 1B	0-0 1-3			0-0 FC4-6 1B		0-0 SH1-4		4-0 3-1 E BB	3 1 2 0 1 0 1 0 0 0 0 0 0 0												
Dave Collins, S (1, 9) <small>OBP: 0.323, SLG: 0.232</small> Pedro Borbon, R (7, 1) <small>OBP: 0.250, SLG: 0.250</small> Joe Morgan, L (9, PH) <small>OBP: 0.369, SLG: 0.438</small> Doug Bair, R (9, 1) <small>OBP: 0.200, SLG: 0.200</small>	0-0 G3 1-2		0-3 K		0-0 FC4-6 FC6-4 1-2f		0-0 6-3 3-H	0-0 3-1 1-2	4 0 0 1 0 1 3 0 0 0 0 0 0 0 1 0 0 0 0 0 1 0 0 0 0 0 0 0													
Dave Concepcion, R (1, 6) <small>OBP: 0.348, SLG: 0.401</small>	0-0 2-3 1B		0-0 4-3		0-0 FC6-4 1-2f		0-0 1-3		0-0 E9 1B 2-H	5 1 1 0 0 0 2												
George Foster, R (1, 7) <small>OBP: 0.385, SLG: 0.563</small>	0-3 K		0-0 1B			0-3 K		0-0 SH2-4 1B	4-0 E 1B 1-2 IBB	4 0 2 0 1 2 2												
Dan Driessen, L (1, 3) <small>OBP: 0.394, SLG: 0.496</small>	0-0 F8		0-0 4-3			0-0 4-3		0-0 SH2-4 1-2	0-0 E7 1B 1-3 2-H	4 0 1 1 0 0 3												
Junior Kennedy, R (1, 4) <small>OBP: 0.347, SLG: 0.233</small>		0-0 5-3		0-0 G6-4-3 1B		0-0 F8		0-3 K	0-0 G3	5 0 1 0 0 1 3												
Vic Correll, R (1, 2) <small>OBP: 0.375, SLG: 0.429</small>		0-0 1B 2B		0-0 G6-4-3 1-2f		0-0 F8		0-0 1B 1B		3 2 2 0 1 0 1												
Cesar Geronimo, L (1, 8) <small>OBP: 0.352, SLG: 0.410</small>		0-3 K		0-0 4-3				0-0 SH1-4 1-2 6-3 1B	0-0 4-3	4 1 1 0 0 1 3												
Paul Moskau, R (1, 1) <small>OBP: 0.313, SLG: 0.214</small> Ken Griffey, L (7, PH) <small>OBP: 0.362, SLG: 0.444</small> (7, 9)		0-0 2-H 1B			0-0 1-3		0-0 1-3	0-0 SH1-4 1-2 2-H 1B	0-0 6-3	2 0 1 1 0 0 0 2 0 1 1 0 0 0												
Inning Stats	R: 0 E: 0 K: 1 S: 7	H: 2 LOB: 2 BB: 0 P: 7	R: 1 E: 0 K: 1 S: 7	H: 2 LOB: 1 BB: 0 P: 7	R: 0 E: 0 K: 1 S: 6	H: 1 LOB: 1 BB: 0 P: 6	R: 0 E: 0 K: 0 S: 3	H: 1 LOB: 0 BB: 0 P: 3	R: 0 E: 0 K: 0 S: 4	H: 1 LOB: 1 BB: 0 P: 4	R: 0 E: 0 K: 1 S: 5	H: 0 LOB: 0 BB: 0 P: 5	R: 2 E: 0 K: 0 S: 6	H: 3 LOB: 1 BB: 0 P: 6	R: 0 E: 0 K: 1 S: 6	H: 1 LOB: 2 BB: 1 P: 10	R: 2 E: 2 K: 0 S: 5	H: 1 LOB: 2 BB: 2 P: 13	1B: 11 2B: 1 3B: 0 HR: 0	SF: 0 SAC: 2 DP: 1 HBP: 0	WP: 0 PB: 0 SB: 1 CS: 0	PA: 42
PITCHER	IP WLS BF H R ER SO BB IBB HBP BLK WP HR S P ERA WHIP											PITCHER	IP WLS BF H R ER SO BB IBB HBP BLK WP HR S P ERA WHIP									
Tommy John, L (1, 1) <small>ERA: 3.89</small> Lance Rautzhan, L (9, 1) <small>ERA: 0.5</small>	8.2 L 41 12 5 3 5 2 1 0 0 0 0 48 60 3.12 1.615												0.1 1 0 0 0 0 0 0 0 0 0 0 0 1 1 0.00 0.000									

Cincinnati Reds @ Los Angeles Dodgers
Dodger Stadium, Los Angeles, CA
 Sun Jun 25 1978, 3:33 AM PDT
 Att. 50,356 - Unknown

AB	37
R	5
H	12
RBI	4
BB	3
SO	5
LOB	19



Batter	1	2	3	4	5	6	7	8	9	AB	R	H	RBI	BB	SO	LOB
Davey Lopes, R OBP: 0.410, SLG: 0.495 (1, 4)	0-0 E7 4-1 2B 1B	0-0 HR		0-0 1-2 1B			0-0 F8		0-0 SF9	4	2	3	2	0	0	0
Bill Russell, R OBP: 0.298, SLG: 0.348 (1, 6)	0-0 4-1 2-3	0-0 6-3		0-0 F7			0-0 6-3		0-0 L6	5	0	0	0	0	0	4
Steve Garvey, R OBP: 0.328, SLG: 0.451 (1, 3)	0-0 2B 3-H	4-0 BB		0-0 F9			0-0 1B			3	1	2	1	1	0	2
Ron Cey, R OBP: 0.389, SLG: 0.440 (1, 5)	0-0 F8	0-3 K			0-3 K		0-0 F9			4	0	0	0	0	2	3
Dusty Baker Jr., R OBP: 0.321, SLG: 0.369 (1, 7)	0-0 BB 2B 2-H			0-0 F8		0-3 K		0-0 4-1		4	0	1	1	0	1	0
Lee Lacy, R OBP: 0.358, SLG: 0.560 (1, 9)	4-0 BB BB			0-3 K		0-0 L4		0-0 6-3		3	0	0	0	1	1	0
Bill North, S OBP: 0.385, SLG: 0.329 (1, 8)	4-0 FC6-4 1-2 2-3 BB			0-0 F7			0-0 4-3		0-0 4-3	3	0	0	0	1	0	0
Jerry Grote, R OBP: 0.400, SLG: 0.400 (1, 2)	0-0 FC6-4 1-2f			4-0 FC4-6 BB			0-0 F7		0-0 1B SF9 1B	2	0	0	0	1	0	3
Vic Davalillo, L OBP: 0.341, SLG: 0.366 (9, PH)										1	1	1	0	0	0	0
Tommy John, R OBP: 0.194, SLG: 0.172 (1, 1)		0-0 F9		0-0 FC4-6 1B 1-2f			0-0 F6		0-0 1B L6 1B	3	0	0	0	0	0	1
Lance Rautzhan, R OBP: 0.394, SLG: 0.605 (9, PH)										0	0	0	0	0	0	0
Ted Martinez, R OBP: 0.316, SLG: 0.235 (9, PR)										1	0	1	0	0	0	0
										0	0	0	0	0	0	0

Inning Stats	R: 2	H: 3	E: 1	LOB: 3	K: 0	BB: 2	S: 6	P: 14	R: 1	H: 1	E: 0	LOB: 1	K: 1	BB: 1	S: 6	P: 10	R: 0	H: 0	E: 0	LOB: 0	K: 1	BB: 0	S: 5	P: 5	R: 0	H: 1	E: 0	LOB: 2	K: 0	BB: 1	S: 4	P: 8	R: 0	H: 0	E: 0	LOB: 0	K: 2	BB: 0	S: 7	P: 7	R: 0	H: 0	E: 0	LOB: 0	K: 0	BB: 0	S: 3	P: 3	R: 0	H: 1	E: 0	LOB: 1	K: 0	BB: 0	S: 4	P: 4	R: 0	H: 0	E: 0	LOB: 0	K: 0	BB: 0	S: 3	P: 3	R: 1	H: 2	E: 0	LOB: 1	K: 0	BB: 0	S: 4	P: 4	1B: 5	SF: 1	2B: 3	SAC: 0	3B: 0	DP: 1	HR: 1	HBP: 0	WP: 0	PA: 38
--------------	------	------	------	--------	------	-------	------	-------	------	------	------	--------	------	-------	------	-------	------	------	------	--------	------	-------	------	------	------	------	------	--------	------	-------	------	------	------	------	------	--------	------	-------	------	------	------	------	------	--------	------	-------	------	------	------	------	------	--------	------	-------	------	------	------	------	------	--------	------	-------	------	------	------	------	------	--------	------	-------	------	------	-------	-------	-------	--------	-------	-------	-------	--------	-------	--------

PITCHER	IP	WLS	BF	H	R	ER	SO	BB	IBB	HBP	BLK	WP	HR	S	P	ERA	WHIP
Paul Moskau, R ERA: 5.14 (1, 1)	6.0		27	5	3	3	4	4	0	0	0	0	1	31	47	4.50	1.500
Pedro Borbon, R ERA: 5.05 (7, 1)	2.0	W	7	1	0	0	0	0	0	0	0	0	0	7	7	0.00	0.500
Doug Bair, R ERA: 1.37 (9, 1)	1.0	S	4	2	1	1	0	0	0	0	0	0	0	4	4	9.00	2.000

BOTTOM

Cincinnati Reds @ Los Angeles Dodgers
 Dodger Stadium, Los Angeles, CA
 Sun Jun 25 1978, 3:33 AM PDT
 Att. 50,356 - Unknown

livebaseballscorecards.com

AB	33
R	4
H	8
RBI	4
BB	4
SO	4
LOB	13



Batter	1	2	3	4	5	6	7	8	9	AB R H RBI BB SO LOB	TOP									
Davey Lopes, R (1, 4) OBP: 0.408, SLG: 0.496	0-0 6-3 SF8 2B		0-0 F9		0-0 6-3			0-3 K		4 1 1 0 0 1 0	Los Angeles Dodgers @ Atlanta Braves Atlanta-Fulton County Stadium, Atlanta, GA Mon Jun 26 1978, 7:05 PM EDT Att. 8,991 - Unknown									
Bill Russell, R (1, 6) OBP: 0.297, SLG: 0.347	0-0 6-3 2-3		0-0 5-3			0-0 G3 1B		0-0 F2		4 0 1 0 0 0 1										
Reggie Smith, S (1, 9) OBP: 0.386, SLG: 0.556	0-0 SF8		0-0 F8			0-0 G3 1-2		0-0 F2		3 0 0 1 0 0 1										
Bill North, S (8, 8) OBP: 0.385, SLG: 0.329	0-0 3-H F3									0 0 0 0 0 0 0										
Ron Cey, R (1, 5) OBP: 0.384, SLG: 0.433				0-0 4-3		0-0 F7			0-0 F9	4 0 0 0 0 0 1										
Steve Garvey, R (1, 3) OBP: 0.327, SLG: 0.448				0-0 6-3		0-0 G6-4-3 1B		0-0 6-3	0-0 5-3	4 0 1 0 0 0 1										
Dusty Baker Jr., R (1, 7) OBP: 0.320, SLG: 0.365		4-0 1B BB		0-0 G6-4-3 1-2f			0-0 F8		0-0 P4	3 0 0 0 1 0 1										
Rick Monday, L (1, 8) OBP: 0.393, SLG: 0.618		0-3 K			0-0 HR		0-3 K			3 1 1 1 0 2 1										
Johnny Oates, L (1, 2) OBP: 0.522, SLG: 0.500		0-0 1-3 1B			0-0 1-3		0-0 1-3		4-0 BB	2 0 1 0 1 0 0										
Rick Rhoden, R (1, 1) OBP: 0.216, SLG: 0.182		0-3 K			0-0 5-3		0-0 F8			2 0 0 0 0 1 2										
Lance Rautzhan, R (6, 1)										0 0 0 0 0 0 0										
Vic Davalillo, L (7, PH) OBP: 0.333, SLG: 0.357										1 0 0 0 0 0 1										
Charlie Hough, R (7, 1) OBP: 0.444, SLG: 0.556										0 0 0 0 0 0 0										
Inning Stats	R: 1 E: 0 K: 0 S: 4	H: 1 LOB: 0 BB: 0 P: 4	R: 0 E: 0 K: 2 S: 8	H: 1 LOB: 2 BB: 1 P: 12	R: 0 E: 0 K: 0 S: 3	H: 0 LOB: 0 BB: 0 P: 3	R: 0 E: 0 K: 0 S: 3	H: 1 LOB: 0 BB: 0 P: 3	R: 1 E: 0 K: 0 S: 4	H: 1 LOB: 0 BB: 0 P: 4	R: 0 E: 0 K: 1 S: 5	H: 0 LOB: 1 BB: 1 P: 9	R: 0 E: 0 K: 1 S: 5	H: 0 LOB: 1 BB: 1 P: 5	R: 0 E: 0 K: 0 S: 3	H: 0 LOB: 0 BB: 0 P: 3	1B: 3 2B: 1 3B: 0 HR: 1	SF: 1 SAC: 0 DP: 1 HBP: 0	WP: 0 PB: 0 SB: 0 CS: 0	PA: 33
PITCHER	IP WLS BF H R ER SO BB IBB HBP BLK WP HR S P ERA WHIP																			
Adrian Devine, R (1, 1) ERA: 5.01	7.0 W 27 5 2 2 3 2 0 0 0 0 0 1 31 39 2.57 1.000																			
Gene Garber, R (8, 1) ERA: 1.18	2.0 S 6 0 0 0 1 0 0 0 0 0 0 0 8 8 0.00 0.000																			

AB	30
R	2
H	5
RBI	2
BB	2
SO	4
LOB	9



livebaseballscorecards.com

Batter	1	2	3	4	5	6	7	8	9	AB	R	H	RBI	BB	SO	LOB
Jerry Royster, R (1, 4) <i>OBP: 0.359, SLG: 0.358</i>	0-0 P4 1		0-0 1-3 1		0-0 FC1-6 1-2f		0-0 5-3 2			4	0	0	0	0	0	1
Rowland Office, L (1, 8) <i>OBP: 0.298, SLG: 0.385</i>	0-0 HR		0-0 F8 2		0-0 F9 3		0-3 K 3			4	1	1	1	0	1	1
Gary Matthews, R (1, 9) <i>OBP: 0.382, SLG: 0.546</i>	0-0 HR		0-0 F9 3			0-0 F9 1		4-0 G3-6-3 BB		3	1	1	1	1	0	0
Biff Pocoroba, S (1, 2) <i>OBP: 0.338, SLG: 0.356</i>	0-0 1B			0-0 F3 1		0-0 HR 1B		0-0 G3-6-3 1-2f 1		4	1	2	0	0	0	1
Bob Horner, R (1, 5) <i>OBP: 0.222, SLG: 0.412</i>	0-0 F7 2			0-0 F8 2		0-0 HR 1B		4-0 BB		3	1	1	2	1	0	1
Barry Bonnell, R (1, 7) <i>OBP: 0.274, SLG: 0.272</i>	0-0 F7 3			0-0 5-3 3		0-0 FC4-6 1B		0-0 F5 3		4	0	1	0	0	0	2
Dale Murphy, R (1, 3) <i>OBP: 0.276, SLG: 0.307</i>		0-3 K 1-2f			0-0 4-1 1B 2B		0-0 FC4-6 1-2f			3	1	1	0	0	1	1
Darrel Chaney, S (1, 6) <i>OBP: 0.300, SLG: 0.279</i>			0-0 5-3 2		0-0 4-1 2-3		0-3 K 3			3	0	0	0	0	1	2
Adrian Devine, R (1, 1) <i>OBP: 0.100, SLG: 0.100</i> Bob Beall, S (7, PH) <i>OBP: 0.319, SLG: 0.259</i> Gene Garber, R (8, 1)			0-0 2-3 3		0-0 FC1-6 1B 3-H		0-0 4-3 1			2	0	1	1	0	0	0
										1	0	0	0	0	0	0
										0	0	0	0	0	0	0

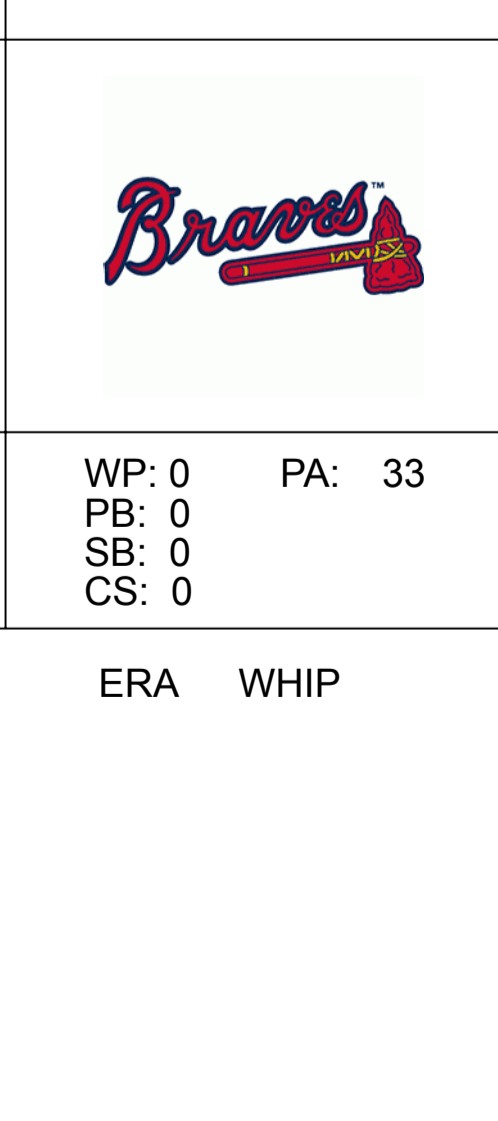
Inning Stats	R: 2 E: 0 K: 0 S: 6	H: 3 LOB: 1 BB: 0 P: 6	R: 0 E: 0 K: 1 S: 5	H: 0 LOB: 0 BB: 0 P: 5	R: 0 E: 0 K: 0 S: 3	H: 0 LOB: 0 BB: 0 P: 3	R: 0 E: 0 K: 0 S: 3	H: 0 LOB: 0 BB: 0 P: 3	R: 1 E: 0 K: 0 S: 5	H: 2 LOB: 1 BB: 0 P: 5	R: 2 E: 0 K: 1 S: 8	H: 3 LOB: 1 BB: 0 P: 8	R: 0 E: 0 K: 1 S: 5	H: 0 LOB: 0 BB: 0 P: 5	R: 0 E: 0 K: 0 S: 2	H: 0 LOB: 1 BB: 2 P: 10	1B: 4 2B: 1 3B: 0 HR: 3	SF: 0 SAC: 0 DP: 1 HBP: 0	WP: 0 PB: 0 SB: 0 CS: 0	PA: 33	
PITCHER Rick Rhoden, R (1, 1) <i>ERA: 4.25</i> Lance Rautzhan, L (6, 1) <i>ERA: 0.48</i> Charlie Hough, R (7, 1) <i>ERA: 2.62</i>	IP 5.1 0.2 2.0	WLS L 7	BF 24 2 7	H 8 0 0	R 5 0 0	ER 5 0 0	SO 1 1 1	BB 0 0 2	IBB 0 0 0	HBP 0 0 0	BLK 0 0 0	WP 0 0 0	HR 3 4 7	S 26 4 15	P 26 4 15	ERA 8.44 0.00 0.00	WHIP 1.500 0.000 1.000				

BOTTOM

Los Angeles Dodgers @ Atlanta Braves
Atlanta-Fulton County Stadium, Atlanta, GA

Mon Jun 26 1978, 7:05 PM EDT
Att. 8,991 - Unknown

AB 31
R 5
H 8
RBI 5
BB 2
SO 3
LOB 9



Los Angeles Dodgers @ Atlanta Braves
Atlanta-Fulton County Stadium, Atlanta, GA

Tue Jun 27 1978, 7:05 PM EDT
Att. 26,245 - Unknown

AB	36
R	3
H	9
RBI	3
BB	3
SO	5
LOB	14




AB R H RBI BB SO LOB

5	0	0	0	0	3	0	
5	1	2	0	0	0	0	
5	1	3	0	0	0	0	
4	1	1	3	0	0	3	
4	0	0	0	0	2	2	
3	0	1	0	1	0	0	
3	0	2	0	1	0	0	
3	0	0	0	1	0	3	
4	0	0	0	0	0	6	
1B: 7	SF: 0	2B: 1	SAC: 0	3B: 0	DP: 0	HR: 1	HBP: 0

Batter	1	2	3	4	5	6	7	8	9
Davey Lopes, R (1, 4) OBP: 0.400, SLG: 0.485	0-3 K		0-3 K		0-0 6-3		0-0 P6		0-3 K
Bill Russell, R (1, 6) OBP: 0.299, SLG: 0.348	0-0 5-3		0-0 1B		0-0 F9		0-0 1B		0-0 5-3
Steve Garvey, R (1, 3) OBP: 0.331, SLG: 0.454	0-0 5-3		0-0 1B		0-0 2B		0-0 1B		0-0 6-3
Ron Cey, R (1, 5) OBP: 0.382, SLG: 0.442		0-0 F4	0-0 F8		0-0 F8		0-0 HR		
Dusty Baker Jr., R (1, 7) OBP: 0.315, SLG: 0.359		0-3 K	0-0 FC6-4			0-0 F8	0-3 K		
Rick Monday, L (1, 9) OBP: 0.395, SLG: 0.613		0-0 1B		0-0 F8		4-0 BB	0-0 F9		
Bill North, S (1, 8) OBP: 0.392, SLG: 0.336		0-0 1B		0-0 1B		4-0 BB		0-0 4-1	
Steve Yeager, R (1, 2) OBP: 0.317, SLG: 0.265		4-0 IBB		0-0 P3		0-0 F2		0-0 F3	
Doug Rau, L (1, 1) OBP: 0.212, SLG: 0.212		0-0 4-3		0-0 G3		0-0 6-3		0-0 4-3	

Inning Stats	R: 0 E: 0 K: 1 S: 5	H: 0 LOB: 0 BB: 0 P: 5	R: 0 E: 1 K: 1 S: 7	H: 2 LOB: 3 BB: 1 P: 11	R: 0 E: 0 K: 1 S: 7	H: 2 LOB: 2 BB: 0 P: 7	R: 0 E: 0 K: 0 S: 4	H: 1 LOB: 1 BB: 0 P: 4	R: 0 E: 0 K: 0 S: 4	H: 1 LOB: 1 BB: 0 P: 4	R: 0 E: 0 K: 0 S: 3	H: 0 LOB: 2 BB: 2 P: 11	R: 3 E: 0 K: 1 S: 8	H: 3 LOB: 0 BB: 0 P: 8	R: 0 E: 0 K: 0 S: 3	H: 0 LOB: 0 BB: 0 P: 3	R: 0 E: 0 K: 1 S: 5	H: 0 LOB: 0 BB: 0 P: 5	1B: 7 2B: 1 3B: 0 HR: 1	SF: 0 SAC: 0 DP: 0 HBP: 0	WP: 0 PB: 0 SB: 0 CS: 0	PA: 39
--------------	------------------------------	---------------------------------	------------------------------	----------------------------------	------------------------------	---------------------------------	------------------------------	---------------------------------	------------------------------	---------------------------------	------------------------------	----------------------------------	------------------------------	---------------------------------	------------------------------	---------------------------------	------------------------------	---------------------------------	----------------------------------	------------------------------------	----------------------------------	--------

PITCHER	IP	WLS	BF	H	R	ER	SO	BB	IBB	HBP	BLK	WP	HR	S	P	ERA	WHIP
Rick Camp, R (1, 1) ERA: 3.6	6.0		27	6	0	0	3	2	1	0	0	0	0	30	42	0.00	1.333
Dave Campbell, R (7, 1) ERA: 4.46	2.0	L	9	3	3	3	1	0	0	0	0	0	1	11	11	13.50	1.500
Eddie Solomon, R (9, 1) ERA: 4.18	1.0		3	0	0	0	1	0	0	0	0	0	0	5	5	0.00	0.000

Batter	1	2	3	4	5	6	7	8	9	AB	R	H	RBI	BB	SO	LOB	BOTTOM																			
Barry Bonnell, R OBP: 0.274, SLG: 0.271 (1, 8) x	0-0 FC5-4 1B			x 0-0 4-3		x 0-0 F9		x 0-0 F9		4	0	1	0	0	0	2	Los Angeles Dodgers @ Atlanta Braves Atlanta-Fulton County Stadium, Atlanta, GA Tue Jun 27 1978, 7:05 PM EDT Att. 26,245 - Unknown AB 32 R 0 H 7 RBI 0 BB 0 SO 2 LOB 12 																			
Rod Gilbreath, R OBP: 0.285, SLG: 0.327 (1, 4) x	0-0 F7			x 0-0 5-3		x 0-0 PO 1B			x 0-0 4-3 2B	4	0	2	0	0	0	1																				
Gary Matthews, R OBP: 0.379, SLG: 0.538 (1, 9) x	0-0 FC5-4 PO 1-2f			x 0-0 1B 1B		x 0-0 PO 1-2	x 0-0 F7		x 0-0 1-3	4	0	1	0	0	0	2																				
Jeff Burroughs, R OBP: 0.453, SLG: 0.512 (1, 7) x	0-0 PO 1-2	0-0 L6		x 0-0 1-2 1B		x 0-0 5-3			x 0-0 4-3 2-3	4	0	1	0	0	0	1																				
Bob Horner, R OBP: 0.200, SLG: 0.368 (1, 5)				Sun 0-3 K			x 0-0 6-3		x 0-0 F8	4	0	0	0	0	1	3																				
Dale Murphy, R OBP: 0.276, SLG: 0.307 (1, 3)					x 0-0 5-3					3	0	1	0	0	0	0																				
Biff Pocoroba, S OBP: 0.333, SLG: 0.351 (1, 2)						x 0-0 F7				3	0	0	0	0	0	1																				
Pat Rockett, R OBP: 0.213, SLG: 0.162 (1, 6)						x 0-0 F8				3	0	1	0	0	0	0																				
Rick Camp, R (1, 1)						Sun 0-3 K				1	0	0	0	0	1	0																				
Bob Beall, S OBP: 0.316, SLG: 0.256 (6, PH)							x 0-0 F7			1	0	0	0	0	0	0																				
Dave Campbell, R (7, 1)										0	0	0	0	0	0	0																				
Cito Gaston, R OBP: 0.228, SLG: 0.221 (8, PH)										1	0	0	0	0	0	2																				
Eddie Solomon, R OBP: 0.200, SLG: 0.200 (9, 1)									1-2 2-3	0	0	0	0	0	0	0																				
Inning Stats	R: 0 E: 0 K: 0 S: 3	H: 1 LOB: 0 BB: 0 P: 3	R: 0 E: 0 K: 0 S: 3	H: 0 LOB: 0 BB: 0 P: 3	R: 0 E: 0 K: 1 S: 5	H: 0 LOB: 0 BB: 0 P: 5	R: 0 E: 0 K: 1 S: 7	H: 2 LOB: 2 BB: 0 P: 7	R: 0 E: 0 K: 0 S: 3	H: 0 LOB: 0 BB: 0 P: 3	R: 0 E: 0 K: 0 S: 3	H: 0 LOB: 0 BB: 0 P: 3	R: 0 E: 0 K: 0 S: 5	H: 2 LOB: 2 BB: 0 P: 5	R: 0 E: 0 K: 0 S: 4	H: 1 LOB: 1 BB: 0 P: 4	1B: 6 2B: 1 3B: 0 HR: 0	SF: 0 SAC: 0 DP: 0 HBP: 0	WP: 0 PB: 0 SB: 0 CS: 0	PA: 34																
PITCHER Doug Rau, L ERA: 3.15 (1, 1)	IP 9.0	WLS W	BF 32	H 7	R 0	ER 0	SO 2	BB 0	IBB 0	HBP 0	BLK 0	WP 0	HR 0	S 36	P 36	ERA 0.00	WHIP 0.778			IP 9.0	WLS W	BF 32	H 7	R 0	ER 0	SO 2	BB 0	IBB 0	HBP 0	BLK 0	WP 0	HR 0	S 36	P 36	ERA 0.00	WHIP 0.778

Batter	1	2	3	4	5	6	7	8	9	AB	R	H	RBI	BB	SO	LOB
Jerry Royster, R OBP: 0.356, SLG: 0.355 (1, 4)	0-0 F9		0-0 FC5-4 1-2 1B	0-0 F3			0-0 F7		0-0 F8	5	0	1	0	0	0	4
Rowland Office, L OBP: 0.297, SLG: 0.382 (1, 8) Cito Gaston, R OBP: 0.225, SLG: 0.218 (9, PH)	0-0 6-3		0-0 P4		0-0 G3		0-0 FC6-4 BB 1B		0-0 1-3 2-3	4	0	1	0	0	0	2
Gary Matthews, R OBP: 0.380, SLG: 0.528 (1, 9)	4-0 BB		0-0 FC5-4 1-2f		0-0 F8		4-0 1-2 FC6-4 BB		0-0 5-3	3	0	0	0	2	0	4
Jeff Burroughs, R OBP: 0.453, SLG: 0.523 (1, 7)	0-0 F8			4-0 FC5-4 BB BB	0-0 HR		0-0 FC6-4 1-2f 2-3			3	2	1	1	1	0	3
Biff Pocoroba, S OBP: 0.336, SLG: 0.351 (1, 2)		0-0 F8		0-0 FC5-4 1-2 1B	4-0 BB		0-0 4-3			3	0	1	0	1	0	2
Bob Horner, R OBP: 0.182, SLG: 0.333 (1, 5)		0-0 6-3		0-0 FC5-4 BB 1-2f 2-3	0-3 K			0-0 6-3		4	0	0	0	0	1	3
Dale Murphy, R OBP: 0.272, SLG: 0.302 (1, 3)		0-0 1-3		0-3 K		0-0 F9		0-3 K		4	0	0	0	0	2	2
Pat Rockett, R OBP: 0.216, SLG: 0.159 (1, 6) Bob Beall, S OBP: 0.313, SLG: 0.253 (8, PH) Darrel Chaney, S OBP: 0.300, SLG: 0.279 (9, 6)			0-0 F8	4-0 BB 1-2 BB	0-0 P5		0-0 4-3			2	0	0	0	1	0	0
Phil Niekro, R OBP: 0.278, SLG: 0.308 (1, 1) Joe Nolan, L OBP: 0.313, SLG: 0.357 (9, PH) Rod Gilbreath, R OBP: 0.285, SLG: 0.327 (9, PR)			0-0 1B	4-0 1-2 2-3 3-H BB	0-3 K			0-0 1-3 2B		2	0	1	1	1	1	0

Inning Stats	R: 0	H: 0	E: 0	K: 0	S: 3	R: 0	H: 0	E: 0	K: 0	S: 3	R: 0	H: 2	E: 0	K: 0	S: 5	R: 1	H: 1	E: 0	K: 1	S: 6	R: 0	H: 0	E: 0	K: 1	S: 5	R: 0	H: 1	E: 0	K: 0	S: 4	R: 0	H: 0	E: 0	K: 1	S: 5	R: 0	H: 1	E: 0	K: 0	S: 4	R: 0	H: 1	E: 0	K: 0	S: 4	R: 0	H: 1	E: 0	K: 0	S: 4	1B: 4	SF: 0	2B: 1	3B: 0	HR: 1	SAC: 0	DP: 0	HBP: 0	WP: 0	PA: 39
--------------	------	------	------	------	------	------	------	------	------	------	------	------	------	------	------	------	------	------	------	------	------	------	------	------	------	------	------	------	------	------	------	------	------	------	------	------	------	------	------	------	------	------	------	------	------	------	------	------	------	------	-------	-------	-------	-------	-------	--------	-------	--------	-------	--------

PITCHER	IP	WLS	BF	H	R	ER	SO	BB	IBB	HBP	BLK	WP	HR	S	P	ERA	WHIP
Burt Hooton, R ERA: 3.28 (1, 1)	6.0	W	27	4	2	2	3	5	0	0	0	0	0	28	48	3.00	1.500
Charlie Hough, R ERA: 2.49 (7, 1)	2.1		10	2	0	0	1	1	0	0	0	0	0	11	15	0.00	1.286
Terry Forster, L ERA: 3.34 (9, 1)	0.2	S	2	0	0	0	0	0	0	0	0	0	0	2	2	0.00	0.000

BOTTOM

Los Angeles Dodgers @ Atlanta Braves
Atlanta-Fulton County Stadium, Atlanta, GA

Wed Jun 28 1978, 7:05 PM EDT
Att. 7,624 - Unknown

livebaseballscorecards.com

AB	33
R	2
H	6
RBI	2
BB	6
SO	4
LOB	21



Los Angeles Dodgers @ Atlanta Braves
Atlanta-Fulton County Stadium, Atlanta, GA

Thu Jun 29 1978, 7:05 PM EDT
Att. 7,408 - Unknown

livebaseballscorecards.com

AB	33
R	7
H	9
RBI	7
BB	6
SO	4
LOB	15



AB R H RBI BB SO LOB

TOP

Batter	1	2	3	4	5	6	7	8	9
Davey Lopes, R OBP: 0.401, SLG: 0.477 (1, 4)	0-0 6-3 BB	4-0 4-3 1B BB		0-0 G3		0-0 G6-3 1-2f			4-0 S 1B BB
Bill Russell, R OBP: 0.304, SLG: 0.355 (1, 6)	0-0 1B 2B	0-0 F9 1-2		0-0 1B		0-0 F3			0-0 1B
Reggie Smith, S OBP: 0.382, SLG: 0.547 (1, 9)	0-0 1B 2-H	0-0 4-3 2-3		0-3 K		0-0 F8			0-0 P5
Ron Cey, R OBP: 0.382, SLG: 0.449 (1, 5)	4-0 1B 1-2	0-0 1B		0-0 F8		0-0 F8			
Steve Garvey, R OBP: 0.335, SLG: 0.450 (1, 3)	0-0 1B 1-2 2-H	0-0 1-3		4-0 L4-3 BB		0-0 P6			
Rick Monday, L OBP: 0.385, SLG: 0.591 (1, 7) (7, 8)	0-0 1B 1-2 2-H		0-0 3-1	0-3 K		0-3 K			
Bill North, S OBP: 0.399, SLG: 0.329 Vic Davalillo, L OBP: 0.326, SLG: 0.349 (1, 8) (7, 7)	4-0 1B 1-2 2-3		4-0 FC3-6 BB	0-0 L4-3 1-2		0-0 4-3			
Johnny Oates, L OBP: 0.464, SLG: 0.440 (1, 2)	0-0 F8		0-0 FC3-6 1-2f	0-0 1B		0-0 FC			0-0 F7
Don Sutton, R OBP: 0.171, SLG: 0.094 (1, 1)	0-0 1B 1-H 2-H 3-H		0-0 G3	0-0 FC		0-0 FC			0-3 K

3 2 0 0 2 0 1

5 1 3 1 0 0 1

5 1 1 1 0 1 3

3 1 1 1 1 0 1

3 1 1 1 1 0 1

4 1 1 1 0 2 1

1 0 0 0 2 0 1

1 0 0 0 0 0 0

4 0 1 0 0 0 4

4 0 1 2 0 1 2

Inning Stats	R: 5	H: 5	E: 0	K: 0	S: 7	P: 15	R: 1	H: 1	E: 0	K: 0	S: 4	P: 8	R: 0	H: 0	E: 0	K: 0	S: 3	P: 7	R: 0	H: 1	E: 0	K: 1	S: 6	P: 6	R: 0	H: 0	E: 0	K: 1	S: 4	P: 8	R: 0	H: 1	E: 0	K: 0	S: 3	P: 3	R: 0	H: 0	E: 0	K: 0	S: 3	P: 3	R: 0	H: 0	E: 0	K: 0	S: 5	P: 5	R: 1	H: 1	E: 0	K: 1	S: 6	P: 10	1B: 8	2B: 2	3B: 0	HR: 0	SF: 0	SAC: 1	DP: 2	HBP: 0	WP: 0	PA: 39
--------------	------	------	------	------	------	-------	------	------	------	------	------	------	------	------	------	------	------	------	------	------	------	------	------	------	------	------	------	------	------	------	------	------	------	------	------	------	------	------	------	------	------	------	------	------	------	------	------	------	------	------	------	------	------	-------	-------	-------	-------	-------	-------	--------	-------	--------	-------	--------

PITCHER	IP	WLS	BF	H	R	ER	SO	BB	IBB	HBP	BLK	WP	HR	S	P	ERA	WHIP
Preston Hanna, R ERA: 4.67 (1, 1)	1.0	L	10	5	6	6	0	3	0	0	0	0	0	7	19	54.00	8.000
Eddie Solomon, R ERA: 3.86 (2, 1)	4.0		15	2	0	0	2	2	0	0	0	0	0	17	25	0.00	1.000
Craig Skok, L ERA: 0.51 (6, 1)	2.0		6	1	0	0	0	0	0	0	0	0	0	6	6	0.00	0.500
Dave Campbell, R ERA: 4.46 (8, 1)	2.0		8	1	1	1	2	1	0	0	0	0	0	11	15	4.50	1.000

PITCHER	IP	WLS	BF	H	R	ER	SO	BB	IBB	HBP	BLK	WP	HR	S	P	ERA	WHIP
---------	----	-----	----	---	---	----	----	----	-----	-----	-----	----	----	---	---	-----	------

Batter	1	2	3	4	5	6	7	8	9	AB	R	H	RBI	BB	SO	LOB
Rod Gilbreath, R OBP: 0.290, SLG: 0.337 (1, 4)	0-0 F8 2B		0-0 F8		0-3 K			0-0 HBP 1B		4	0	2	0	0	1	1
Rowland Office, L OBP: 0.308, SLG: 0.387 (1, 8)	0-0 1B		0-0 1B 1B		0-0 4-3			1-0 1-2 HBP		3	0	2	0	0	0	0
Gary Matthews, R OBP: 0.372, SLG: 0.515 (1, 9)	0-3 K		0-3 K		0-0 F7			0-3 K		4	0	0	0	0	3	6
Jeff Burroughs, R OBP: 0.454, SLG: 0.520 (1, 7)	0-0 F8 2-3		0-0 1B 1-2 3-H		4-0 BB G4-6-3			0-0 F8		3	0	1	1	1	0	4
Biff Pocaroba, S OBP: 0.330, SLG: 0.343 (1, 2)	0-0 F9		0-0 G1		0-0 G4-6-3 1-2f			0-0 3-1		4	0	0	0	0	0	7
Bob Horner, R OBP: 0.208, SLG: 0.391 (1, 5)		0-0 6-3		0-0 G6-3 1B			0-0 4-3 3B		0-0 6-3	4	1	2	0	0	0	0
Dale Murphy, R OBP: 0.272, SLG: 0.314 (1, 3)		0-0 F8		0-0 G6-3 1-2f			0-0 4-3 3-H		0-0 HR	4	1	1	2	0	0	1
Pat Rockett, R OBP: 0.209, SLG: 0.154 (1, 6)		0-0 F9		0-0 F5			0-0 F8		0-0 L4	4	0	0	0	0	0	0
Preston Hanna, R OBP: 0.210, SLG: 0.345 (1, 1)			0-0 1B 1B 1B		0-3 K		0-0 3-1		0-0 P6	0	0	0	0	0	0	0
Eddie Solomon, R OBP: 0.273, SLG: 0.273 (2, 1)										1	1	1	0	0	0	0
Bob Beall, S OBP: 0.309, SLG: 0.250 (5, PH)										1	0	0	0	0	1	0
Craig Skok, R OBP: 1.000, SLG: 2.000 (6, 1)										0	0	0	0	0	0	0
Joe Nolan, L OBP: 0.306, SLG: 0.349 (7, PH)										1	0	0	0	0	0	0
Dave Campbell, R OBP: 0.298, SLG: 0.277 (8, 1)										0	0	0	0	0	0	0
Darrel Chaney, S (9, PH)										1	0	0	0	0	0	0

Inning Stats	R: 0	H: 2	E: 0	K: 1	S: 7	H: 0	LOB: 2	BB: 0	P: 7	R: 0	H: 0	E: 0	K: 0	S: 3	R: 0	H: 1	E: 0	K: 0	S: 3	R: 0	H: 0	E: 0	K: 2	S: 7	R: 0	H: 0	E: 0	K: 0	S: 2	R: 1	H: 1	E: 0	K: 0	S: 4	R: 0	H: 1	E: 0	K: 1	S: 6	R: 1	H: 1	E: 0	K: 0	S: 4	R: 1	H: 1	E: 0	K: 0	S: 4	1B: 6	SF: 0	2B: 1	SAC: 0	3B: 1	DP: 2	HR: 1	HBP: 1	WP: 0	PA: 36
--------------	------	------	------	------	------	------	--------	-------	------	------	------	------	------	------	------	------	------	------	------	------	------	------	------	------	------	------	------	------	------	------	------	------	------	------	------	------	------	------	------	------	------	------	------	------	------	------	------	------	------	-------	-------	-------	--------	-------	-------	-------	--------	-------	--------

PITCHER	IP	WLS	BF	H	R	ER	SO	BB	IBB	HBP	BLK	WP	HR	S	P	ERA	WHIP	PITCHER	IP	WLS	BF	H	R	ER	SO	BB	IBB	HBP	BLK	WP	HR	S	P	ERA	WHIP																
Don Sutton, R ERA: 4.11 (1, 1)	9.0	W	36	9	3	3	5	1	0	1	0	0	1	44	49	3.00	1.111																																		

Los Angeles Dodgers @ Atlanta Braves
Atlanta-Fulton County Stadium, Atlanta, GA

Thu Jun 29 1978, 7:05 PM EDT
Att. 7,408 - Unknown

AB	34
R	3
H	9
RBI	3
BB	1
SO	5
LOB	19

Braves

WP	HR	S	P	ERA	WHIP
0	1	44	49	3.00	1.111

Batter	1	2	3	4	5	6	7	8	9	AB R H RBI BB SO LOB	TOP																	
Davey Lopes, R (1, 4) OBP: 0.406, SLG: 0.492	4-0 F9 BB		0-3 K			0-0 G6-4-3 1B		0-0 1-H HR		3 1 2 2 1 1 1																		
Bill Russell, R (1, 6) OBP: 0.300, SLG: 0.350	0-0 F9 1-2				0-0 F7	0-0 G6-4-3 1-2f		0-0 5-3		4 0 0 0 0 0 2																		
Reggie Smith, S (1, 9) OBP: 0.384, SLG: 0.551	0-0 F9				0-0 1B		0-0 F8 HR 2B	0-0 4-3		4 1 2 0 0 0 0																		
Ron Cey, R (1, 5) OBP: 0.380, SLG: 0.457		0-3 K			0-0 F9 1B		0-0 F8 2-3	0-0 HR		4 1 1 1 0 1 2																		
Steve Garvey, R (1, 3) OBP: 0.334, SLG: 0.457		0-0 5-3			0-3 K		0-0 HR 3-H	0-3 K		4 1 1 2 0 2 1																		
Dusty Baker Jr., R (1, 7) OBP: 0.309, SLG: 0.352		0-0 F7			0-0 F7		0-0 1B		0-0 F3	4 0 1 0 0 0 0																		
Rick Monday, L (1, 8) OBP: 0.384, SLG: 0.585			4-0 BB		0-3 K		0-0 F7		0-0 G3	2 0 0 0 1 1 1																		
Lance Rautzhan, R (8, 1)										1 0 0 0 0 0 0																		
Steve Yeager, R (1, 2) OBP: 0.308, SLG: 0.256			0-3 K		0-3 K		0-0 4-3		0-0 1B	2 0 0 0 0 2 1																		
Vic Davalillo, L (7, PH) OBP: 0.319, SLG: 0.341										1 0 0 0 0 0 1																		
Jerry Grote, R (7, 2) OBP: 0.410, SLG: 0.412										1 0 1 0 0 0 0																		
Tommy John, R (1, 1) OBP: 0.182, SLG: 0.161			0-3 K			0-0 5-3		4-0 HR BB	0-0 F8	2 0 0 0 0 1 1																		
Bill North, S (8, PH) OBP: 0.400, SLG: 0.327										1 1 0 0 1 0 1																		
Inning Stats	R: 0 E: 0 K: 0 S: 2	H: 0 LOB: 0 BB: 1 P: 6	R: 0 E: 0 K: 1 S: 5	H: 0 LOB: 0 BB: 0 P: 5	R: 0 E: 0 K: 3 S: 9	H: 0 LOB: 1 BB: 1 P: 13	R: 0 E: 0 K: 1 S: 6	H: 1 LOB: 1 BB: 0 P: 6	R: 0 E: 0 K: 2 S: 7	H: 0 LOB: 0 BB: 0 P: 7	R: 0 E: 0 K: 0 S: 3	H: 1 LOB: 0 BB: 0 P: 3	R: 2 E: 0 K: 0 S: 6	H: 3 LOB: 1 BB: 0 P: 6	R: 3 E: 0 K: 1 S: 7	H: 2 LOB: 0 BB: 1 P: 11	R: 0 E: 0 K: 0 S: 4	H: 1 LOB: 1 BB: 0 P: 4	1B: 4 2B: 1 3B: 0 HR: 3	SF: 0 SAC: 0 DP: 1 HBP: 0	WP: 0 PB: 0 SB: 0 CS: 0	PA: 36						
PITCHER	IP WLS BF H R ER SO BB IBB HBP BLK WP HR S P ERA WHIP																											
Paul Moskau, R (1, 1) ERA: 4.78	7.0		26	5	2	2	7	2	0	0	0	0	0	1	38	46	2.57	1.000										
Doug Bair, R (8, 1) ERA: 1.93	2.0	L	10	3	3	3	1	1	0	0	0	0	2	11	15	13.50	2.000											

Los Angeles Dodgers @ Cincinnati Reds
Riverfront Stadium, Cincinnati, OH
Fri Jun 30 1978, 7:05 PM EDT
Unknown

livebaseballscorecards.com

AB	33
R	5
H	8
RBI	5
BB	3
SO	8
LOB	11



Batter	1	2	3	4	5	6	7	8	9	AB R H RBI BB SO LOB	BOTTOM
--------	---	---	---	---	---	---	---	---	---	----------------------	--------

Pete Rose, S <small>OBP: 0.346, SLG: 0.411</small> (1, 5)	4-0 2B BB	0-0 5-3		0-0 6-3			0-0 6-3		0-0 1B	4 1 1 0 1 0 1	Los Angeles Dodgers @ Cincinnati Reds Riverfront Stadium, Cincinnati, OH Fri Jun 30 1978, 7:05 PM EDT Unknown
Ken Griffey, L <small>OBP: 0.356, SLG: 0.440</small> (1, 9)	0-0 2B 1-3	0-0 1B		0-0 4-3			4-0 BB	0-3 K	4 1 2 0 1 1 1		
Dave Concepcion, R <small>OBP: 0.345, SLG: 0.395</small> (1, 6)	0-0 1B 2-H 3-H	0-3 K		0-0 6-3			0-0 L6-4 2-3		4 1 1 2 0 1 3		
George Foster, R <small>OBP: 0.367, SLG: 0.535</small> (1, 7)	0-0 1B FC6-4 2-H		0-0 2B		0-0 G3		0-3 K		4 0 2 1 0 1 0		
Johnny Bench, R <small>OBP: 0.296, SLG: 0.450</small> Dan Driessen, L <small>OBP: 0.385, SLG: 0.474</small> (1, 3) (7, 3)	0-0 FC6-4 1-2		0-0 5-3		0-0 F7		0-0 4-3		3 0 0 0 0 0 2 1 0 0 0 0 0 0		
Ken Henderson, S <small>OBP: 0.279, SLG: 0.385</small> Cesar Geronimo, L <small>OBP: 0.345, SLG: 0.394</small> (1, 8) (6, PR) (7, 8)	0-0 FC6-4 1-2f 2-3		0-3 K		0-0 2B		0-0 1B		3 0 1 0 0 1 3 1 0 1 0 0 0 0		
Junior Kennedy, R <small>OBP: 0.325, SLG: 0.215</small> (1, 4)	0-0 P1		0-3 K		0-0 6-3		0-0 1-4-3		4 0 0 0 0 1 5		
Vic Correll, R <small>OBP: 0.188, SLG: 0.200</small> Ray Knight, R <small>OBP: 0.195, SLG: 0.308</small> (1, 2) (9, PH)	0-0 FC6-4 1-2f		0-0 5-3		0-0 F9		0-0 4-3		3 0 0 0 0 0 3 1 0 0 0 0 0 0		
Paul Moskau, R <small>OBP: 0.316, SLG: 0.294</small> Dave Collins, S <small>OBP: 0.309, SLG: 0.224</small> Doug Bair, R <small>OBP: 0.200, SLG: 0.200</small> Joe Morgan, L <small>OBP: 0.381, SLG: 0.443</small> (1, 1) (7, PR) (8, 1) (9, PH)		0-0 1-3		0-0 4-3		0-0 L6-4 2B		0-0 G3	3 0 1 0 0 0 0 0 0 0 0 0 0 0 0 0 0 0 0 0 0 1 0 0 0 0 0 0		

Inning Stats	R: 3 E: 1 K: 0 S: 7	H: 3 LOB: 2 BB: 1 P: 11	R: 0 E: 0 K: 1 S: 6	H: 1 LOB: 1 BB: 0 P: 6	R: 0 E: 0 K: 2 S: 8	H: 1 LOB: 1 BB: 0 P: 8	R: 0 E: 0 K: 0 S: 3	H: 0 LOB: 0 BB: 0 P: 3	R: 0 E: 0 K: 0 S: 3	H: 0 LOB: 0 BB: 0 P: 3	R: 0 E: 0 K: 0 S: 4	H: 1 LOB: 1 BB: 0 P: 4	R: 0 E: 0 K: 0 S: 3	H: 1 LOB: 2 BB: 1 P: 7	R: 0 E: 0 K: 1 S: 6	H: 1 LOB: 1 BB: 0 P: 6	R: 0 E: 0 K: 1 S: 6	H: 1 LOB: 1 BB: 0 P: 6	1B: 4 2B: 6 3B: 0 HR: 0	SF: 0 SAC: 0 DP: 1 HBP: 0	WP: 0 PB: 0 SB: 1 CS: 0	PA: 38 ERA WHIP
--------------	------------------------------	----------------------------------	------------------------------	---------------------------------	------------------------------	---------------------------------	------------------------------	---------------------------------	------------------------------	---------------------------------	------------------------------	---------------------------------	------------------------------	---------------------------------	------------------------------	---------------------------------	------------------------------	---------------------------------	----------------------------------	------------------------------------	----------------------------------	-----------------------

PITCHER	IP	WLS	BF	H	R	ER	SO	BB	IBB	HBP	BLK	WP	HR	S	P	ERA	WHIP
Tommy John, L <small>ERA: 3.89</small> (1, 1)	7.0	W	30	7	3	3	3	2	0	0	0	0	0	34	42	3.86	1.286
Lance Rautzhan, L <small>ERA: 0.44</small> (8, 1)	2.0	S	8	2	0	0	2	0	0	0	0	0	0	12	12	0.00	1.000

AB	36
R	3
H	9
RBI	3
BB	2
SO	5
LOB	18



Batter	1	2	3	4	5	6	7	8	9	AB R H RBI BB SO LOB	TOP																
Davey Lopes, R (1, 4) OBP: 0.404, SLG: 0.485	0-0 F7		4-0 BB		0-0 FC5-4		0-0 4-3			3 0 0 0 1 0 1																	
Bill Russell, R (1, 6) OBP: 0.300, SLG: 0.349	0-0 4-3		0-0 1-3			0-0 1B SF8		0-0 F9		4 1 1 0 0 0 2																	
Reggie Smith, S (1, 9) OBP: 0.386, SLG: 0.555	0-3 K			0-0 1-3		0-0 1B		0-0 BLK SF8		4 1 2 0 0 1 0																	
Ron Cey, R (1, 5) OBP: 0.375, SLG: 0.454		0-0 5-3		0-0 1-3		0-0 SF8		0-0 SF8		2 0 0 2 0 0 0																	
Steve Garvey, R (1, 3) OBP: 0.336, SLG: 0.459		0-3 K		0-0 5-3		4-0 HR		0-0 2B		3 1 1 0 1 1 0																	
Dusty Baker Jr., R (1, 7) OBP: 0.313, SLG: 0.364		0-3 K			4-0 1B			0-0 5-3		2 2 1 2 1 1 0																	
Terry Forster, L (7, 1) OBP: 0.333, SLG: 0.333						1-H HR				1 0 0 0 0 0 1																	
Charlie Hough, R (8, 1) OBP: 0.444, SLG: 0.556										0 0 0 0 0 0 0																	
Bill North, S (1, 8) OBP: 0.397, SLG: 0.325			0-0 SH1-4		0-3 K		0-0 4-3		0-0 P6	4 0 1 0 0 1 1																	
Jerry Grote, R (1, 2) OBP: 0.391, SLG: 0.389			0-0 F9		0-0 F7			0-0 5-3	0-3 K	3 0 0 0 0 0 2																	
Steve Yeager, R (8, 2) OBP: 0.306, SLG: 0.254										1 0 0 0 0 1 0																	
Bob Welch, R (1, 1) OBP: 1.000, SLG: 1.000			0-0 SH1-4		0-0 FC5-4		0-3 K		0-3 K	1 0 1 1 0 0 0																	
Rick Monday, L (7, PH) OBP: 0.380, SLG: 0.578					2-H 1B					2 0 0 0 0 2 0																	
Inning Stats	R: 0 E: 0 K: 1 S: 5	H: 0 LOB: 0 BB: 0 P: 5	R: 0 E: 0 K: 2 S: 7	H: 0 LOB: 0 BB: 0 P: 7	R: 0 E: 0 K: 0 S: 4	H: 1 LOB: 2 BB: 1 P: 8	R: 0 E: 0 K: 0 S: 3	H: 0 LOB: 0 BB: 0 P: 3	R: 1 E: 0 K: 1 S: 6	H: 1 LOB: 1 BB: 1 P: 10	R: 3 E: 0 K: 0 S: 5	H: 3 LOB: 0 BB: 1 P: 9	R: 0 E: 0 K: 1 S: 5	H: 0 LOB: 0 BB: 0 P: 5	R: 1 E: 0 K: 0 S: 5	H: 2 LOB: 1 BB: 0 P: 5	R: 0 E: 0 K: 2 S: 7	H: 0 LOB: 0 BB: 0 P: 7	1B: 4 2B: 2 3B: 0 HR: 1	SF: 2 SAC: 1 DP: 0 HBP: 0	WP: 0 PB: 0 SB: 1 CS: 0	PA: 36					
PITCHER Manny Sarmiento, R (1, 1) ERA: 2.29 Pedro Borbon, R (8, 1) ERA: 4.7	IP 7.0 2.0	WLS L	BF 28 8	H 5 2	R 4 1	ER 4 1	SO 5 2	BB 3 0	IBB 0 0	HBP 0 0	BLK 0 1	WP 0 0	HR 1 0	S 35 12	P 47 12	ERA 5.14 4.50	WHIP 1.143 1.000										

Los Angeles Dodgers @ Cincinnati Reds
Riverfront Stadium, Cincinnati, OH
Fri Jun 30 1978, 7:05 PM EDT
Att: 50,370 - Unknown

livebaseballscorecards.com

AB	30
R	5
H	7
RBI	5
BB	3
SO	7
LOB	7



Batter	1	2	3	4	5	6	7	8	9	AB R H RBI BB SO LOB	TOP						
Davey Lopes, R OBP: 0.399, SLG: 0.478 (1, 4) x	0-0 6-3			0-3 K		0-0 5-3		0-0 F7		4 0 0 0 0 1 0							
Bill Russell, R OBP: 0.302, SLG: 0.354 (1, 6) x	0-0 4-3			0-0 BB 1B		0-0 2B		0-3 K		4 0 2 0 0 1 0							
Reggie Smith, S OBP: 0.392, SLG: 0.554 (1, 9) x	0-0 F5			4-0 1-2 BB		4-0 G6-4-3 BB			0-0 1B 1B	2 1 1 0 2 0 0							
Ron Cey, R OBP: 0.371, SLG: 0.447 (1, 5)		0-0 F9		0-3 K		0-0 G6-4-3 1-2f			0-0 F8	4 0 0 0 0 1 5							
Steve Garvey, R OBP: 0.338, SLG: 0.469 (1, 3)		0-0 L6		0-3 K			0-0 HR		0-0 1B 1B	4 1 2 1 0 1 2							
Dusty Baker Jr., R OBP: 0.312, SLG: 0.363 (1, 7)		0-3 K			0-0 5-3		0-0 P6		0-0 1B F7	4 0 1 1 0 1 0							
Bill North, S OBP: 0.389, SLG: 0.317 (1, 8)			0-3 K		0-0 1-3		0-0 F8		0-0 F7 1-2	4 0 0 0 0 1 2							
Steve Yeager, R OBP: 0.302, SLG: 0.250 (1, 2)			0-3 K		0-0 E9		0-0 6-3			3 0 0 0 0 1 0							
Rick Rhoden, R OBP: 0.200, SLG: 0.167 (1, 1)			0-3 K		0-3 K			0-0 F7		3 0 0 0 0 2 1							
Inning Stats	R: 0 E: 0 K: 0 S: 3 H: 0 LOB: 0 BB: 0 P: 3	R: 0 E: 0 K: 1 S: 5 H: 0 LOB: 0 BB: 0 P: 5	R: 0 E: 0 K: 3 S: 9 H: 0 LOB: 0 BB: 0 P: 9	R: 0 E: 0 K: 3 S: 10 H: 1 LOB: 2 BB: 1 P: 14	R: 0 E: 1 K: 1 S: 6 H: 0 LOB: 1 BB: 0 P: 6	R: 0 E: 0 K: 0 S: 3 H: 1 LOB: 1 BB: 1 P: 7	R: 1 E: 0 K: 0 S: 4 H: 1 LOB: 0 BB: 0 P: 4	R: 0 E: 0 K: 1 S: 5 H: 0 LOB: 0 BB: 0 P: 5	R: 1 E: 0 K: 0 S: 5 H: 3 LOB: 1 BB: 0 P: 5	1B: 4 2B: 1 3B: 0 HR: 1 SF: 0 SAC: 0 DP: 1 HBP: 0	WP: 0 PB: 0 SB: 0 CS: 0 PA: 34						
PITCHER Tom Seaver, R (1, 1) ERA: 3.18	IP: 9.0 WLS: L BF: 34 H: 6 R: 2 ER: 2 SO: 9 BB: 2 IBB: 0 HBP: 0 BLK: 0 WP: 0 HR: 1 S: 50 P: 58 ERA: 2.00 WHIP: 0.889																
PITCHER	IP	WLS	BF	H	R	ER	SO	BB	IBB	HBP	BLK	WP	HR	S	P	ERA	WHIP

Los Angeles Dodgers @ Cincinnati Reds
Riverfront Stadium, Cincinnati, OH
Sat Jul 01 1978, 7:05 PM EDT
Att: 48,044 - Unknown

livebaseballscorecards.com

AB	32
R	2
H	6
RBI	2
BB	2
SO	9
LOB	10



BOTTOM

Los Angeles Dodgers @ Cincinnati Reds
Riverfront Stadium, Cincinnati, OH

Sat Jul 01 1978, 7:05 PM EDT
Att. 48,044 - Unknown

livebaseballscorecards.com

AB	31
R	0
H	6
RBI	0
BB	5
SO	7
LOB	21



WP:	0	PA:	37
PB:	0	SB:	1
CS:	0		

AB	R	H	RBI	BB	SO	LOB
5	0	1	0	0	0	5
2	0	0	0	2	1	4
3	0	0	0	1	0	1
3	0	1	0	1	0	4
4	0	1	0	0	1	1
4	0	0	0	0	1	2
2	0	0	0	0	2	0
1	0	1	0	0	0	0
0	0	0	0	0	0	0
1	0	1	0	0	0	0
0	0	0	0	0	0	0
2	0	1	0	0	1	0
0	0	0	0	1	0	0
0	0	0	0	0	0	0
1	0	0	0	0	0	1
2	0	0	0	0	1	2
1	0	0	0	0	0	1

Batter	1	2	3	4	5	6	7	8	9
Pete Rose, S OBP: 0.347, SLG: 0.414 (1, 5)	0-0 F7 ①		0-0 BB 2B		0-0 F7 ②		0-0 G3 1-2 2-3		0-0 4-3 ③
Ken Griffey, L OBP: 0.355, SLG: 0.433 (1, 9)	4-0 BB BB		4-0 BB BB		0-0 F7 ③		0-3 K		
George Foster, R OBP: 0.368, SLG: 0.530 (1, 7)	0-0 F7 ②		4-0 1-2 2-3 BB		0-0 6-3 ①		0-0 P6 ①		
Dan Driessen, L OBP: 0.384, SLG: 0.472 (1, 3)	0-0 P6 ③		0-0 G3 ③		4-0 1B BB		0-0 S 1B		
Dave Concepcion, R OBP: 0.345, SLG: 0.398 (1, 6)		0-0 5-3 ①		0-0 L4 ①		0-0 1-3 1B		0-3 K ②	
Cesar Geronimo, L OBP: 0.335, SLG: 0.381 (1, 8)		0-3 K ②		0-0 4-3 ②		0-0 F8 ③		0-0 F7 ③	
Vic Correll, R OBP: 0.200, SLG: 0.211 (7, PH)		0-3 K ③		0-3 K ③			0-0 G3 BB 1B		0-0 E9 FC6-5 1B
Mike Lum, L OBP: 0.407, SLG: 0.471 (7, PR)									
Rick Auerbach, R OBP: 0.250, SLG: 0.259 (8, 4)									
Joe Morgan, L OBP: 0.382, SLG: 0.447 (9, PH)									
Manny Sarmiento, R (9, PR)									
Junior Kennedy, R OBP: 0.329, SLG: 0.224 (1, 4)			0-3 K ①		0-0 SH3-4 1B		4-0 G3 BB		0-0 6-3 ①
Dave Collins, S OBP: 0.314, SLG: 0.220 (7, PH)							1-2 BB		
Don Werner, R OBP: 0.244, SLG: 0.188 (8, 2)									
Johnny Bench, R OBP: 0.294, SLG: 0.447 (9, PH)									
Tom Seaver, R OBP: 0.275, SLG: 0.176 (1, 1)			0-0 6-3 ②		0-0 SH3-4 ①		0-3 K		0-0 FC6-5 ②
Ken Henderson, S OBP: 0.267, SLG: 0.366 (9, PH)									2-3

Inning	R	H	E	K	S	R	H	E	K	S	R	H	E	K	S	R	H	E	K	S	R	H	E	K	S	R	H	E	K	S	R	H	E	K	S			
1	0	0	0	0	3	0	0	0	0	1	0	0	0	0	1	0	0	0	0	1	0	0	0	0	0	0	0	0	0	0	0	0	0	0	0	0	0	
2	0	0	0	2	7	0	0	0	0	0	0	0	0	0	0	0	0	0	0	0	0	0	0	0	0	0	0	0	0	0	0	0	0	0	0	0	0	0
3	0	1	0	1	14	0	0	0	1	0	0	0	0	0	0	0	0	0	0	0	0	0	0	0	0	0	0	0	0	0	0	0	0	0	0	0	0	0
4	0	0	0	1	5	0	0	0	0	0	0	0	0	0	0	0	0	0	0	0	0	0	0	0	0	0	0	0	0	0	0	0	0	0	0	0	0	0
5	0	1	0	0	4	0	0	0	0	1	0	0	0	0	1	0	0	0	0	0	0	0	0	0	0	0	0	0	0	0	0	0	0	0	0	0	0	0
6	0	1	0	1	7	0	0	0	0	0	0	0	0	0	0	0	0	0	0	0	0	0	0	0	0	0	0	0	0	0	0	0	0	0	0	0	0	0
7	0	1	0	1	12	0	0	0	0	0	0	0	0	0	0	0	0	0	0	0	0	0	0	0	0	0	0	0	0	0	0	0	0	0	0	0	0	0
8	0	1	0	0	6	0	0	0	0	0	0	0	0	0	0	0	0	0	0	0	0	0	0	0	0	0	0	0	0	0	0	0	0	0	0	0	0	0
9	1	2	0	0	4	1	0	0	0	0	0	0	0	0	0	0	0	0	0	0	0	0	0	0	0	0	0	0	0	0	0	0	0	0	0	0	0	0

PITCHER	IP	WLS	BF	H	R	ER	SO	BB	IBB	HBP	BLK	WP	HR	S	P	ERA	WHIP
Rick Rhoden, R ERA: 3.89 (1, 1)	9.0	W	37	6	0	0	7	5	0	0	0	0	0	46	66	0.00	1.222

Batter	1	2	3	4	5	6	7	8	9	AB R H RBI BB SO LOB	TOP											
Davey Lopes, R (1, 4) OBP: 0.399, SLG: 0.474	0-0 P4		4-0 2B BB	0-0 FC6-4 1B		0-0 E5		0-3 K		4 0 1 0 1 1 0												
Bill Russell, R (1, 6) OBP: 0.303, SLG: 0.364	0-0 5-3		0-0 2B	0-0 FC6-4 1-2f		0-3 K			0-0 5-3 3B	5 1 2 0 0 1 3												
Reggie Smith, S (1, 9) OBP: 0.396, SLG: 0.551	0-0 L4		4-0 FC6-4 BB		0-0 2B 1B	0-3 K			4-0 5-3 BB	3 1 1 0 2 1 1												
Ron Cey, R (1, 5) OBP: 0.371, SLG: 0.454		0-0 1B 2B	0-3 K		0-0 2B 2B	0-3 K			0-3 K	5 2 2 1 0 3 6												
Steve Garvey, R (1, 3) OBP: 0.336, SLG: 0.468		0-0 F9	0-0 FC6-4 1-2f		0-0 2B 2B		0-0 F9		0-0 5-3	5 1 1 2 0 0 5												
Dusty Baker Jr., R (1, 7) OBP: 0.317, SLG: 0.371		0-0 2B 1B		0-0 2B	0-0 L4		0-0 G4-6-3 1B		0-3 K	5 1 3 0 0 1 2												
Joe Ferguson, R (1, 2) OBP: 0.361, SLG: 0.383		0-0 F9		0-0 6-3	0-0 1B CS 2B		0-0 G4-6-3 1-2f			4 0 1 1 0 0 4												
Bill North, S (1, 8) OBP: 0.396, SLG: 0.329		0-0 1-H 3-H 2B		0-3 K	0-0 CS 1B			4-0 G6-3 BB		3 0 2 1 1 1 1												
Doug Rau, L (1, 1) OBP: 0.222, SLG: 0.250			0-0 L4	0-0 1B 2B	0-0 4-3			0-0 G6-3 1-2f		3 0 1 1 0 0 2												
Charlie Hough, R (7, 1) OBP: 0.444, SLG: 0.556										0 0 0 0 0 0 0												
Vic Davalillo, L (8, PH) OBP: 0.313, SLG: 0.333										1 0 0 0 0 0 1												
Lance Rautzhan, R (8, 1)										0 0 0 0 0 0 0												
Inning Stats	R: 0 H: 0 E: 0 K: 0 S: 3	H: 0 LOB: 0 BB: 0 P: 3	R: 1 H: 3 E: 0 K: 0 S: 5	H: 3 LOB: 2 BB: 0 P: 5	R: 0 H: 1 E: 0 K: 1 S: 6	H: 1 LOB: 3 BB: 2 P: 14	R: 1 H: 3 E: 0 K: 1 S: 8	H: 3 LOB: 2 BB: 0 P: 8	R: 3 H: 5 E: 0 K: 0 S: 7	H: 5 LOB: 1 BB: 0 P: 7	R: 0 H: 0 E: 1 K: 3 S: 10	H: 0 LOB: 1 BB: 0 P: 10	R: 0 H: 1 E: 0 K: 0 S: 3	H: 1 LOB: 0 BB: 0 P: 3	R: 0 H: 0 E: 0 K: 1 S: 4	H: 0 LOB: 0 BB: 1 P: 8	R: 1 H: 1 E: 0 K: 2 S: 8	H: 1 LOB: 1 BB: 1 P: 12	1B: 5 SF: 0 2B: 8 SAC: 0 3B: 1 DP: 2 HR: 0 HBP: 0	WP: 0 PA: 42 PB: 0 SB: 0 CS: 2		
PITCHER	IP WLS BF H R ER SO BB IBB HBP BLK WP HR S P ERA WHIP																					
Bill Bonham, R (1, 1) ERA: 3.32	4.0		22 9 4 4 2 2 0 0 0 0 0 0 24 32 9.00 2.750																			
Pedro Borbon, R (5, 1) ERA: 4.69	2.0		9 3 1 1 3 0 0 0 0 0 0 0 15 15 4.50 1.500																			
Doug Bair, R (7, 1) ERA: 2.0	3.0	W	11 2 1 1 3 2 0 0 0 0 0 0 15 23 3.00 1.333																			

Los Angeles Dodgers @ Cincinnati Reds
 Riverfront Stadium, Cincinnati, OH
 Sun Jul 02 1978, 3:33 AM EDT
 Att: 46,067 - Unknown

AB	38
R	6
H	14
RBI	6
BB	4
SO	8
LOB	25



WP: 0	PA: 42
PB: 0	
SB: 0	
CS: 2	


Batter	1	2	3	4	5	6	7	8	9
Pete Rose, S OBP: 0.348, SLG: 0.415 (1, 7) (8, 5)	0-0 2B 2B	0-0 4-3 1-2		0-0 P4			0-3 K	4-0 FC6 BB	
Ken Griffey, L OBP: 0.359, SLG: 0.437 (1, 9)	0-0 1B 2B 2-H	4-0 BB		0-0 F8			0-0 1B HR 1B	0-0 FC6 1-2f	
Dave Concepcion, R OBP: 0.347, SLG: 0.399 (1, 6)	0-0 1B 1B 2-H	0-3 K			0-0 1-3		0-0 HR 1B		
George Foster, R OBP: 0.369, SLG: 0.545 (1, 8) (8, 7)	0-3 K 1-2		0-0 3B		0-0 5-3		0-0 HR 1-H 2-H		
Johnny Bench, R OBP: 0.293, SLG: 0.443 Cesar Geronimo, L OBP: 0.335, SLG: 0.381 (1, 2) (8, 8)	0-0 1B 2-H		0-3 K		0-3 K		0-3 K		
Ray Knight, R OBP: 0.196, SLG: 0.295 Don Werner, R OBP: 0.244, SLG: 0.188 (1, 5) (8, 2)	0-3 K		0-3 K		0-0 G4-6-3 1B		0-3 K		
Dan Driessen, L OBP: 0.379, SLG: 0.465 (1, 3)	0-0 4-3		0-0 P2		0-0 G4-6-3 1-2f			0-0 3-1	
Junior Kennedy, R OBP: 0.329, SLG: 0.217 Doug Bair, R OBP: 0.167, SLG: 0.167 (1, 4) (7, 1)		0-0 F9		4-0 SH1-4 BB		0-0 F8		0-0 1-3	
Bill Bonham, R OBP: 0.273, SLG: 0.214 Pedro Borbon, R OBP: 0.250, SLG: 0.250 Rick Auerbach, R OBP: 0.294, SLG: 0.414 (1, 1) (5, 1) (7, 4)		4-0 4-3 BB		0-0 SH1-4 1-2			0-0 HR	0-0 BB 1B	

Inning Stats	R: 3 E: 0 K: 2 S: 11	H: 4 LOB: 1 BB: 0 P: 11	R: 0 E: 0 K: 1 S: 5	H: 0 LOB: 2 BB: 2 P: 13	R: 0 E: 0 K: 2 S: 8	H: 1 LOB: 1 BB: 0 P: 8	R: 0 E: 0 K: 0 S: 3	H: 0 LOB: 1 BB: 1 P: 7	R: 0 E: 0 K: 1 S: 5	H: 0 LOB: 0 BB: 0 P: 5	R: 0 E: 0 K: 0 S: 3	H: 1 LOB: 0 BB: 0 P: 3	R: 4 E: 0 K: 3 S: 13	H: 4 LOB: 0 BB: 0 P: 13	R: 0 E: 0 K: 0 S: 4	H: 1 LOB: 2 BB: 1 P: 8
--------------	-------------------------------	----------------------------------	------------------------------	----------------------------------	------------------------------	---------------------------------	------------------------------	---------------------------------	------------------------------	---------------------------------	------------------------------	---------------------------------	-------------------------------	----------------------------------	------------------------------	---------------------------------


PITCHER	IP	WLS	BF	H	R	ER	SO	BB	IBB	HBP	BLK	WP	HR	S	P	ERA	WHIP
Doug Rau, L ERA: 3.47 (1, 1)	6.1	L	30	9	6	6	7	3	0	0	0	0	1	41	53	8.53	1.895
Charlie Hough, R ERA: 2.57 (7, 1)	0.2		3	1	1	1	2	0	0	0	0	0	1	7	7	13.50	1.500
Lance Rautzhan, L ERA: 0.42 (8, 1)	1.0		5	1	0	0	0	1	0	0	0	0	0	4	8	0.00	2.000

Los Angeles Dodgers @ Cincinnati Reds
Riverfront Stadium, Cincinnati, OH
Sun Jul 02 1978, 3:33 AM EDT
Att. 46,067 - Unknown

AB	33
R	7
H	11
RBI	7
BB	4
SO	9
LOB	14



1B: 6	SF: 0	WP: 0	PA: 38
2B: 2	SAC: 1	PB: 0	
3B: 1	DP: 1	SB: 1	
HR: 2	HBP: 0	CS: 0	

Batter	1	2	3	4	5	6	7	8	9	AB R H RBI BB SO LOB	TOP		
Rod Gilbreath, R OBP: 0.307, SLG: 0.346 Gene Garber, R (1, 4) X (7, 1)	0-0 P5 ①		0-0 4-3 ③			0-0 HR 1B	0-0 FC1-6 1-2f		0-0 1-3 ②	4 1 1 0 0 0 1 1 0 0 0 0 0 0	<p>Atlanta Braves @ Los Angeles Dodgers Dodger Stadium, Los Angeles, CA</p> <p>Mon Jul 03 1978, 7:05 PM PDT Att: 52,190 - Unknown</p> <p>livebaseballscorecards.com</p> <p>AB 36 R 4 H 10 RBI 4 BB 2 SO 4 LOB 14</p> 		
Rowland Office, L OBP: 0.313, SLG: 0.402 (1, 8) X	0-0 F8 ②			0-0 4-3 ①		0-0 HR 1B	4-0 BB 1-2		0-3 K ③	4 1 1 3 1 1 0			
Gary Matthews, R OBP: 0.396, SLG: 0.525 (1, 9) X	0-0 FC6-4 1B			0-0 F2 ②		0-0 4-3 6-3 1B	0-0 F8 ②			4 1 2 0 0 0 2			
Jeff Burroughs, R OBP: 0.464, SLG: 0.540 (1, 7) X	0-0 FC6-4 1-2f			0-0 1B		0-0 6-3 1-2	0-3 K ③			4 0 1 0 0 1 4			
Biff Pocoroba, S OBP: 0.333, SLG: 0.355 (1, 2) X		0-0 4-3 ①		0-0 F9 ③		0-0 4-3 2-3		0-0 L6 ①		4 0 0 0 0 0 2			
Bob Horner, R OBP: 0.286, SLG: 0.413 (1, 5) X		0-0 5-3 ②			0-0 6-3 ①	0-0 2B 1B		0-0 5-3 1B		4 0 2 1 0 0 0			
Dale Murphy, R OBP: 0.292, SLG: 0.353 (1, 3) X		0-3 K ③			0-0 1B G5-4-3	0-0 1-3 2B		0-0 5-3 1-2		4 0 2 0 0 1 1			
Pat Rockett, R OBP: 0.205, SLG: 0.157 (1, 6) X			0-0 5-3 ①		0-0 1B G5-4-3	0-0 6-3 1-2f		0-0 6-3 ③		4 0 0 0 0 0 4			
Rick Camp, R (1, 1)			0-3 K ②			4-0 HR BB	0-0 FC1-6 1B		0-0 P4 ①	1 1 0 0 1 1 0 2 0 1 0 0 0 0			
Jerry Royster, R OBP: 0.357, SLG: 0.356 (7, PH) (7, 4)													
Inning Stats	R: 0 H: 1 E: 0 LOB: 1 K: 0 BB: 0 S: 4 P: 4	R: 0 H: 0 E: 0 LOB: 0 K: 1 BB: 0 S: 5 P: 5	R: 0 H: 0 E: 0 LOB: 0 K: 1 BB: 0 S: 5 P: 5	R: 0 H: 1 E: 0 LOB: 1 K: 0 BB: 0 S: 4 P: 4	R: 0 H: 1 E: 0 LOB: 0 K: 0 BB: 0 S: 3 P: 3	R: 4 H: 5 E: 0 LOB: 2 K: 0 BB: 1 S: 8 P: 12	R: 0 H: 1 E: 0 LOB: 2 K: 1 BB: 1 S: 6 P: 10	R: 0 H: 1 E: 0 LOB: 1 K: 0 BB: 0 S: 4 P: 4	R: 0 H: 0 E: 0 LOB: 0 K: 1 BB: 0 S: 5 P: 5	1B: 8 SF: 0 2B: 1 SAC: 0 3B: 0 DP: 1 HR: 1 HBP: 0	WP: 0 PA: 38 PB: 0 SB: 1 CS: 0		
PITCHER	IP WLS BF H R ER SO BB IBB HBP BLK WP HR S P ERA WHIP											PITCHER	IP WLS BF H R ER SO BB IBB HBP BLK WP HR S P ERA WHIP
Burt Hooton, R ERA: 3.45 (1, 1)	5.2 L 25 8 4 4 2 1 0 0 0 0 0 1 28 32 6.35 1.588												
Charlie Hough, R ERA: 2.55 (6, 1)	0.1 1 0 0 0 0 0 0 0 0 0 0 0 0 1 1 0.00 0.000												
Lance Rautzhan, L ERA: 0.38 (7, 1)	2.0 9 2 0 0 1 1 0 0 0 0 0 0 10 14 0.00 1.500												
Terry Forster, L ERA: 3.06 (9, 1)	1.0 3 0 0 0 1 0 0 0 0 0 0 0 0 5 5 0.00 0.000												

Batter	1	2	3	4	5	6	7	8	9	AB R H RBI BB SO LOB	TOP
Jerry Royster, R OBP: 0.354, SLG: 0.352 (1, 4)	0-0 6-3		0-0 SH1-3 1-2			0-0 4-3		0-0 F5		3 0 0 0 0 0 1	<p>Atlanta Braves @ Los Angeles Dodgers Dodger Stadium, Los Angeles, CA</p> <p>Tue Jul 04 1978, 7:05 PM PDT Att: 49,691 - Unknown</p> <p>livebaseballscorecards.com</p>
Gene Garber, R Rowland Office, L OBP: 0.306, SLG: 0.393 (1, PH) (1, 8)	0-0 P5		0-0 9-6 2-3f			0-0 G3		0-0 F8		0 0 0 0 0 0 0 4 0 0 0 0 0 2	
Gary Matthews, R OBP: 0.394, SLG: 0.536 (1, 9)	0-0 L7			0-0 5-3		0-0 E6			0-0 HR	4 1 1 1 0 0 0	
Jeff Burroughs, R OBP: 0.461, SLG: 0.533 (1, 7)		0-0 F8		0-3 K		0-3 K			4-0 FC5-4 BB BB	3 0 0 0 1 2 1	
Biff Pocoroba, S OBP: 0.340, SLG: 0.359 (1, 2)		0-0 FC6-4 BB 1B		0-0 1B		0-0 4-1			4-0 FC5-4 BB 1-2	3 0 2 0 1 0 0	
Bob Horner, R OBP: 0.284, SLG: 0.394 (1, 5)		4-0 FC6-4 BB 1-2		0-0 F8		0-0 F8			0-0 F7	3 0 0 0 1 0 3	
Dale Murphy, R OBP: 0.286, SLG: 0.347 (1, 3)		0-0 FC6-4 1-2f 2-3			0-0 6-3		0-3 K		0-0 FC5-4 1-2f 2-3	4 0 0 0 0 1 4	
Pat Rockett, R Joe Nolan, L OBP: 0.201, SLG: 0.153 OBP: 0.302, SLG: 0.340 (1, 6) (9, PH)		0-0 F8			0-0 F7			0-0 F6	0-0 F5 1-2	3 0 0 0 0 0 2 1 0 0 0 0 0 2	
Preston Hanna, R Bob Beall, S Dave Campbell, R OBP: 0.212, SLG: 0.344 OBP: 0.308, SLG: 0.256 (8, PH) (8, 1)			0-0 9-6 SH1-3 1B		0-3 K			0-0 1B		2 0 1 0 0 1 0 1 0 1 0 0 0 0 0 0 0 0 0 0 0	
Inning Stats	R: 0 H: 0 E: 0 LOB: 0 K: 0 BB: 0 S: 3 P: 3	R: 0 H: 1 E: 0 LOB: 2 K: 0 BB: 1 S: 4 P: 8	R: 0 H: 1 E: 0 LOB: 0 K: 0 BB: 0 S: 3 P: 3	R: 0 H: 1 E: 0 LOB: 1 K: 1 BB: 0 S: 6 P: 6	R: 0 H: 0 E: 0 LOB: 0 K: 1 BB: 0 S: 5 P: 5	R: 0 H: 0 E: 1 LOB: 1 K: 1 BB: 0 S: 6 P: 6	R: 0 H: 0 E: 0 LOB: 0 K: 1 BB: 0 S: 5 P: 5	R: 0 H: 1 E: 0 LOB: 1 K: 0 BB: 0 S: 4 P: 4	R: 1 H: 1 E: 0 LOB: 2 K: 0 BB: 2 S: 4 P: 12	1B: 4 SF: 0 2B: 1 SAC: 1 3B: 0 DP: 1 HR: 1 HBP: 0	WP: 0 PA: 35 PB: 0 SB: 1 CS: 0
PITCHER	IP WLS BF H R ER SO BB IBB HBP BLK WP HR S P ERA WHIP										
Don Sutton, R ERA: 3.9 (1, 1)	8.0 W 32 5 1 1 4 3 0 0 0 0 0 1 37 49 1.12 1.000										
Bob Welch, R ERA: (9, 1)	1.0 S 3 0 0 0 0 0 0 0 0 0 0 0 3 3 0.00 0.000										

AB	31
R	1
H	5
RBI	1
BB	3
SO	4
LOB	15



Batter	1	2	3	4	5	6	7	8	9	AB	R	H	RBI	BB	SO	LOB
Davey Lopes, R OBP: 0.397, SLG: 0.471 (1, 4)	0-0 FC6-4 1B		0-0 1-3	0-0 2-H 3-H 2B			0-0 F6			4	0	2	2	0	0	0
Bill Russell, R OBP: 0.304, SLG: 0.363 (1, 6)	0-0 FC6-4 1-2f		0-0 G3 1B	0-0 P5			0-0 F9			4	0	1	0	0	0	2
Reggie Smith, S OBP: 0.394, SLG: 0.540 (1, 9)	0-3 K		0-0 G3 1-2	0-3 K			0-0 L9			4	0	0	0	0	2	3
Ron Cey, R OBP: 0.370, SLG: 0.448 (1, 5)	0-3 K		1-0 HBP		0-0 F3			0-0 S 2B 1B		1	0	0	0	0	1	1
Lee Lacy, R OBP: 0.357, SLG: 0.555 (3, PR)										2	1	1	0	0	0	0
Ted Martinez, R OBP: 0.316, SLG: 0.235 (9, 5)										0	0	0	0	0	0	0
Steve Garvey, R OBP: 0.330, SLG: 0.458 (1, 3)		0-0 F8	0-3 K		0-0 5-3			0-0 L9 1-2		4	0	0	0	0	1	3
Dusty Baker Jr., R OBP: 0.322, SLG: 0.380 (1, 7)		0-0 S 1B		0-0 2B	0-0 5-3			0-0 2B 2-H		4	1	3	1	0	0	0
Joe Ferguson, R OBP: 0.361, SLG: 0.385 (1, 2)		0-3 K		0-0 1B 2B		0-0 F7		0-0 F2		4	1	1	1	0	1	2
Bill North, S OBP: 0.402, SLG: 0.331 (1, 8)		4-0 FC4 BB		0-0 SH3 2B 1B		0-0 L9		4-0 IBB		2	1	1	0	2	0	0
Don Sutton, R OBP: 0.158, SLG: 0.086 (1, 1)		0-0 FC4		0-0 SH3		0-3 K		0-0 4-3		3	0	0	0	0	1	4
Bob Welch, R OBP: 1.000, SLG: 1.000 (9, 1)		1-2f		1-2						0	0	0	0	0	0	0

Inning Stats		R: 0	H: 1	R: 0	H: 1	R: 0	H: 1	R: 3	H: 4	R: 0	H: 0	R: 0	H: 0	R: 0	H: 0	R: 1	H: 2
		E: 0	LOB: 1	E: 0	LOB: 2	E: 0	LOB: 2	E: 0	LOB: 1	E: 0	LOB: 0	E: 0	LOB: 0	E: 0	LOB: 0	E: 0	LOB: 2
		K: 2	BB: 0	K: 1	BB: 1	K: 1	BB: 0	K: 1	BB: 0	K: 0	BB: 0	K: 0	BB: 0	K: 0	BB: 0	K: 0	BB: 1
		S: 8	P: 8	S: 6	P: 10	S: 6	P: 7	S: 9	P: 9	S: 3	P: 3	S: 5	P: 5	S: 3	P: 3	S: 5	P: 9

BOTTOM

Atlanta Braves @ Los Angeles Dodgers
Dodger Stadium, Los Angeles, CA

Tue Jul 04 1978, 7:05 PM PDT
Att: 49,691 - Unknown

AB	32
R	4
H	9
RBI	4
BB	2
SO	6
LOB	15



1B: 5	SF: 0	WP: 0	PA: 36
2B: 4	SAC: 1	PB: 0	
3B: 0	DP: 0	SB: 2	
HR: 0	HBP: 1	CS: 0	

PITCHER	IP	WLS	BF	H	R	ER	SO	BB	IBB	HBP	BLK	WP	HR	S	P	ERA	WHIP
Preston Hanna, R ERA: 4.6 (1, 1)	7.0	L	30	7	3	3	6	1	0	1	0	0	0	40	45	3.86	1.143
Dave Campbell, R ERA: 4.81 (8, 1)	1.0		6	2	1	1	0	0	1	0	0	0	0	5	9	9.00	2.000

Batter	1	2	3	4	5	6	7	8	9	AB R H RBI BB SO LOB	TOP																
Jerry Royster, R (1, 4) OBP: 0.358, SLG: 0.357	0-0 4-3		0-0 G5-4-3 1B			0-0 1B FC6-4 1B	0-0 F9		0-0 BB E 1B	5 2 3 1 0 0 1																	
Bob Beall, S (1, 3) OBP: 0.312, SLG: 0.263	0-3 K		0-0 G5-4-3 1-2f			0-0 FC6-4 1-2 2-3 FC5-4 1B	0-0 F9		0-0 E BB 1B	5 2 2 0 0 1 2																	
Gary Matthews, R (1, 9) OBP: 0.398, SLG: 0.535	0-0 FC6-4 1B			0-3 K		0-0 FC6-4 1-2 2-3 3-H 1B		0-0 6-3	4-0 E 1B BB	4 1 2 2 1 1 0																	
Jeff Burroughs, R (1, 7) OBP: 0.459, SLG: 0.531	0-0 FC6-4 1-2f			0-0 G6-4-3 1B		0-0 FC6-4 1-2f 2-3 3-H		0-0 K	0-0 E3 1B	1 0 0 0 0 0 1																	
Cito Gaston, R (1, 7) OBP: 0.225, SLG: 0.218									1-2 2-3 3-H 1B	4 1 1 2 0 1 4																	
Bob Horner, R (1, 5) OBP: 0.278, SLG: 0.380		0-0 5-3		0-0 G6-4-3 1-2f		0-0 FC5-4 2B 1-2f 3-H		0-0 1B	0-3 K	5 0 1 1 0 1 5																	
Dale Murphy, R (1, 2) OBP: 0.294, SLG: 0.356		0-0 FC3-6 1B			0-0 4-3	0-0 1-3 2B		0-3 K	0-0 1B 1-2 2-H 3-H 1B	5 0 3 2 0 1 1																	
Barry Bonnell, R (1, 8) OBP: 0.280, SLG: 0.270		0-0 FC3-6 1-2f			0-0 5-3	0-0 F8			F9	5 0 1 1 0 0 3																	
Rowland Office, L (9, 8) OBP: 0.306, SLG: 0.393		0-0 FC6-4							1-8 2-H 3-H 1B	0 0 0 0 0 0 0																	
Pat Rockett, R (1, 6) OBP: 0.201, SLG: 0.155		0-0 FC6-4 1-2f			0-0 5-3			0-0 6-3	0-0 1B 1B	5 1 1 0 0 0 3																	
Gene Garber, R (9, 1)									F9	0 0 0 0 0 0 0																	
Adrian Devine, R Eddie Solomon, R Jame Easterly, L Rod Gilbreath, R Craig Stark, R Earl McCubbin, S Dave Campbell, R Darrel Chaney, S			0-0 4-3			4-0 1B 1B BB		4-0 BB BB	0-0 1B 1B BB	0 0 0 0 0 0 0 1 0 1 0 0 0 1 0 1 1 1 0 0 0 0																	
Inning Stats	R: 0 E: 0 K: 1 S: 6	H: 1 LOB: 1 BB: 0 P: 6	R: 0 E: 0 K: 0 S: 4	H: 1 LOB: 1 BB: 0 P: 4	R: 0 E: 0 K: 0 S: 3	H: 1 LOB: 0 BB: 0 P: 3	R: 0 E: 0 K: 1 S: 5	H: 1 LOB: 0 BB: 0 P: 5	R: 0 E: 0 K: 0 S: 3	H: 0 LOB: 0 BB: 0 P: 3	R: 3 E: 0 K: 0 S: 7	H: 4 LOB: 2 BB: 1 P: 11	R: 0 E: 0 K: 0 S: 3	H: 0 LOB: 1 BB: 1 P: 7	R: 0 E: 0 K: 2 S: 8	H: 1 LOB: 1 BB: 0 P: 8	R: 6 E: 1 K: 1 S: 12	H: 6 LOB: 2 BB: 1 P: 16	1B: 14 2B: 1 3B: 0 HR: 0	SF: 0 SAC: 0 DP: 2 HBP: 0	WP: 0 PB: 0 SB: 0 CS: 0	PA: 44					
PITCHER	IP WLS BF H R ER SO BB IBB HBP BLK WP HR S P ERA WHIP																										
Tommy John, L (1, 1) ERA: 3.93	5.2		24	8	3	3	2	1	0	0	0	0	0	27	31	4.76	1.588										
Lance Rautzhan, L (6, 1) ERA: 1.37	2.2		14	5	4	3	2	1	0	0	0	0	0	17	21	10.12	2.250										
Charlie Hough, R (9, 1) ERA: 2.54	0.1	L	4	1	1	0	1	1	0	0	0	0	0	5	9	0.00	6.000										
Terry Forster, L (9, 1) ERA: 3.03	0.1		2	1	1	0	0	0	0	0	0	0	0	2	2	0.00	3.000										

Atlanta Braves @ Los Angeles Dodgers
Dodger Stadium, Los Angeles, CA
Wed Jul 05 1978, 7:05 PM PDT
Att: 39,036 - Unknown

AB	41
R	9
H	15
RBI	9
BB	3
SO	5
LOB	20



Batter	1	2	3	4	5	6	7	8	9	AB R H RBI BB SO LOB
Davey Lopes, R (1, 4) OBP: 0.397, SLG: 0.465	4-0 5-3 2B BB	4-0 S BB	0-0 F8			0-0 P5		0-0 6-3		3 1 0 0 2 0 3
Bill Russell, R (1, 6) OBP: 0.300, SLG: 0.358	0-0 5-3 1-2	0-0 5-3 1-2	0-0 FC6-4 1-2f			0-0 F7		0-0 P4		5 0 0 0 0 0 5
Reggie Smith, S (1, 9) Vic Davalillo, L (9, 9) OBP: 0.392, SLG: 0.533 OBP: 0.320, SLG: 0.340	4-0 2B BB	0-0 6-3		0-0 F8		0-0 F7		0-0 P4		3 1 0 0 1 0 1 1 0 0 0 0 0 0
Ron Cey, R (1, 5) Ted Martinez, R (7, 5) Rick Monday, L (9, PH) OBP: 0.372, SLG: 0.453 OBP: 0.300, SLG: 0.222 OBP: 0.377, SLG: 0.572	0-0 1B 2B 1-H 2-H		0-0 HR 1B	0-0 6-3		0-3 K		0-0 F9		3 2 2 2 0 0 0 1 0 0 0 0 1 0 1 0 0 0 0 0 0
Steve Garvey, R (1, 3) OBP: 0.334, SLG: 0.470	0-0 BB 1B 3-H		0-0 HR 1-H	0-3 K		0-0 1B		0-0 F8		5 1 3 3 0 1 0
Dusty Baker Jr., R (1, 7) Lee Lacy, R (9, 7) OBP: 0.325, SLG: 0.377 OBP: 0.357, SLG: 0.555	4-0 G5-4-3 BB 1-2		4-0 2B BB		0-0 6-3		0-0 L4			2 1 0 0 2 0 1 0 0 0 0 0 0 0
Joe Ferguson, R (1, 2) OBP: 0.364, SLG: 0.412	0-0 G5-4-3 1-2f		0-0 FC1-5 2B 1-H		0-0 HR		0-3 K			4 1 2 2 0 1 3
Bill North, S (1, 8) OBP: 0.408, SLG: 0.333		0-0 SH1-3 E 1B	4-0 FC1-5 BB		0-0 5-3		4-0 SH3 BB			2 1 1 0 2 0 0
Tommy John, R (1, 1) Lance Rautzhan, R (6, 1) Charlie Hough, R (9, 1) Terry Forster, L (9, 1) OBP: 0.171, SLG: 0.152 OBP: 0.444, SLG: 0.556 OBP: 0.333, SLG: 0.333		0-0 SH1-3 1-3	0-0 FC1-5 FC6-4 1-2 2-3f		0-0 F9		0-0 SH3 1-2			2 0 0 0 0 0 2 0
Inning Stats	R: 3 H: 2 E: 0 K: 5 LOB: 1 BB: 3 P: 16	R: 1 H: 1 E: 0 K: 4 LOB: 1 BB: 1 P: 8	R: 3 H: 3 E: 0 K: 6 LOB: 2 BB: 2 P: 14	R: 0 H: 0 E: 0 K: 5 LOB: 0 BB: 0 P: 5	R: 1 H: 1 E: 0 K: 4 LOB: 0 BB: 0 P: 4	R: 0 H: 0 E: 0 K: 3 LOB: 0 BB: 0 P: 3	R: 0 H: 1 E: 0 K: 2 LOB: 1 BB: 0 P: 8	R: 0 H: 0 E: 0 K: 3 LOB: 1 BB: 1 P: 7	R: 0 H: 0 E: 0 K: 3 LOB: 0 BB: 0 P: 3	1B: 4 SF: 0 2B: 2 SAC: 2 3B: 0 DP: 1 HR: 2 HBP: 0

BOTTOM

Atlanta Braves @ Los Angeles Dodgers
Dodger Stadium, Los Angeles, CA
 Wed Jul 05 1978, 7:05 PM PDT
 Att. 39,036 - Unknown

AB	32
R	8
H	8
RBI	7
BB	7
SO	3
LOB	15



PITCHER																	
Adrian Devine, R (1, 1) ERA: 6.02	IP: 1.0	WLS: 0	BF: 8	H: 3	R: 4	ER: 3	SO: 0	BB: 3	IBB: 0	HBP: 0	BLK: 0	WP: 0	HR: 0	S: 5	P: 17	ERA: 27.00	WHIP: 6.000
Eddie Solomon, R (2, 1) ERA: 4.82	IP: 1.0	WLS: 0	BF: 9	H: 3	R: 3	ER: 3	SO: 0	BB: 3	IBB: 0	HBP: 0	BLK: 0	WP: 0	HR: 1	S: 6	P: 18	ERA: 27.00	WHIP: 6.000
Jamie Easterly, L (3, 1) ERA: 6.07	IP: 3.0	WLS: 0	BF: 10	H: 1	R: 1	ER: 1	SO: 1	BB: 0	IBB: 0	HBP: 0	BLK: 0	WP: 0	HR: 1	S: 12	P: 12	ERA: 3.00	WHIP: 0.333
Craig Skok, L (6, 1) ERA: 2.14	IP: 1.0	WLS: 0	BF: 3	H: 0	R: 0	ER: 0	SO: 0	BB: 0	IBB: 0	HBP: 0	BLK: 0	WP: 0	HR: 0	S: 3	P: 3	ERA: 0.00	WHIP: 0.000
Dave Campbell, R (7, 1) ERA: 4.57	IP: 2.0	WLS: 1	BF: 8	H: 1	R: 0	ER: 0	SO: 2	BB: 1	IBB: 0	HBP: 0	BLK: 0	WP: 0	HR: 0	S: 11	P: 15	ERA: 0.00	WHIP: 1.000
PITCHER																	
Gene Garber, R (9, 1) ERA: 1.51	IP: 1.0	WLS: 0	BF: 3	H: 0	R: 0	ER: 0	SO: 0	BB: 0	IBB: 0	HBP: 0	BLK: 0	WP: 0	HR: 0	S: 3	P: 3	ERA: 0.00	WHIP: 0.000

Batter	1	2	3	4	5	6	7	8	9	10	11	AB R H RBI BB SO LOB	TOP				
Jerry Royster, R (1, 4) OBP: 0.358, SLG: 0.353	4-0 CS BB		X 0-0 F7		X 0-0 4-3			X 0-0 F5		BBB 4-0 1-2 BB		3 0 0 0 2 0 2	<p>Atlanta Braves @ Los Angeles Dodgers Dodger Stadium, Los Angeles, CA</p> <p>Thu Jul 06 1978, 3:33 AM PDT Att. 18,355 - Unknown</p>				
Rowland Office, L (1, 8) OBP: 0.299, SLG: 0.384	X 0-0 F7		X 0-0 4-3			X 0-0 3-1		X 0-0 4-3		X 0-0 F8		4 0 0 0 0 0 2					
Rod Gilbreath, R (10, PH) OBP: 0.308, SLG: 0.344	1-2 F7											1 0 0 0 0 0 3					
Craig Skok, R (10, 1) OBP: 0.333, SLG: 0.667	1-2 F7											0 0 0 0 0 0 0					
Gary Matthews, R (1, 9) OBP: 0.389, SLG: 0.521	S S S 0-3 K				X 0-0 F8		X 0-0 1-3		S S S 0-3 K		X 0-0 5-3	5 0 0 0 0 2 0					
Jeff Burroughs, R (1, 7) OBP: 0.466, SLG: 0.535		X 0-0 1B G6-4-3 1B		X 0-0 1B		BBB 4-0 BB		BBB 4-0 BB G6-4-3		X 0-0 P5		2 1 2 0 2 0 0					
Barry Bonnell, R (9, PR) OBP: 0.279, SLG: 0.269												1 0 0 0 0 0 0					
Biff Pocoroba, S (1, 2) OBP: 0.340, SLG: 0.356		X 0-0 1B G6-4-3 1-3 1B		X 0-0 L7		S S S 0-3 K		X 0-0 G6-4-3 1-2f		X 0-0 4-3		5 0 1 0 0 1 3					
Bob Horner, R (1, 5) OBP: 0.277, SLG: 0.373		X 0-0 G6-4-3 1-2f 3-H		S S S 0-3 K			S S S 0-3 K			X 0-0 FC5-6 1B		4 0 1 0 0 2 2					
Dale Murphy, R (1, 3) OBP: 0.293, SLG: 0.352		X 0-0 P4			BBB 4-0 S BB		X 0-0 5-3		X 0-0 FC5-6 1B 1-2f			3 0 0 0 1 0 1					
Darrel Chaney, S (1, 6) OBP: 0.300, SLG: 0.300			X 0-0 4-3		S S S 0-3 K		S S S 0-3 K		X 0-0 BB 1-3 1B			4 0 1 0 0 2 1					
Phil Niekro, R (1, 1) OBP: 0.267, SLG: 0.293			X 0-0 4-3		X 0-0 6-3			X 0-0 5-3		S S S 0-3 BB 1-3 1B		3 0 1 0 0 0 1					
Gene Garber, R (9, 1) OBP: 0.222, SLG: 0.216										X 0-0 K		0 0 0 0 0 0 0					
Cito Gaston, R (10, PH) OBP: 0.222, SLG: 0.216												1 0 0 0 0 1 2					
Bob Beall, S (10, 7) OBP: 0.312, SLG: 0.263												0 0 0 0 0 0 0					
Inning Stats	R: 0 H: 0 E: 0 LOB: 0 K: 1 BB: 1 S: 4 P: 8	R: 1 H: 2 E: 0 LOB: 0 K: 0 BB: 0 S: 4 P: 4	R: 0 H: 1 E: 0 LOB: 1 K: 0 BB: 0 S: 4 P: 4	R: 0 H: 1 E: 0 LOB: 1 K: 1 BB: 0 S: 6 P: 6	R: 0 H: 0 E: 0 LOB: 1 K: 1 BB: 1 S: 5 P: 9	R: 0 H: 0 E: 0 LOB: 1 K: 1 BB: 1 S: 5 P: 9	R: 0 H: 0 E: 0 LOB: 0 K: 2 BB: 0 S: 7 P: 7	R: 0 H: 0 E: 0 LOB: 0 K: 0 BB: 0 S: 3 P: 3	R: 0 H: 0 E: 0 LOB: 1 K: 1 BB: 1 S: 4 P: 8	R: 0 H: 2 E: 0 LOB: 3 K: 1 BB: 1 S: 7 P: 11	R: 0 H: 0 E: 0 LOB: 0 K: 0 BB: 0 S: 3 P: 3	1B: 6 SF: 0 2B: 0 SAC: 0 3B: 0 DP: 2 HR: 0 HBP: 0	WP: 0 PA: 41 PB: 0 SB: 1 CS: 1				
PITCHER	IP WLS BF H R ER SO BB IBB HBP BLK WP HR S P ERA WHIP																
Rick Rhoden, R (1, 1) ERA: 3.7	8.0	29	4	1	1	6	3	0	0	0	0	0	0	38	50	1.12	0.875
Terry Forster, L (9, 1) ERA: 2.86	2.0	9	2	0	0	2	2	0	0	0	0	0	0	11	19	0.00	2.000
Charlie Hough, R (11, 1) ERA: 2.49	1.0	W 3	0	0	0	0	0	0	0	0	0	0	0	3	3	0.00	0.000

livebaseballscorecards.com

AB	36
R	1
H	6
RBI	0
BB	5
SO	8
LOB	17



Batter	1	2	3	4	5	6	7	8	9	10	11	AB R H RBI BB SO LOB	BOTTOM
--------	---	---	---	---	---	---	---	---	---	----	----	----------------------	--------

Davey Lopes, R (1, 4) <small>OBP: 0.399, SLG: 0.477</small>												6 1 3 4 0 1 2	
Bill Russell, R (1, 6) <small>OBP: 0.296, SLG: 0.352</small>												5 0 0 0 0 0 4	
Reggie Smith, S (1, 9) <small>OBP: 0.385, SLG: 0.522</small>												5 0 0 0 0 2 1	
Ron Cey, R (1, 5) <small>OBP: 0.371, SLG: 0.449</small> Ted Martinez, R (9, PR) <small>OBP: 0.286, SLG: 0.211</small> <small>(10, 5)</small>												3 0 0 0 1 1 0 1 1 0 0 0 0 2	
Steve Garvey, R (1, 3) <small>OBP: 0.338, SLG: 0.470</small>												4 1 2 0 1 1 0	
Dusty Baker Jr., R (1, 7) <small>OBP: 0.324, SLG: 0.375</small>												4 0 1 1 0 0 1	
Rick Monday, L (1, 8) <small>OBP: 0.382, SLG: 0.571</small>												4 1 2 0 1 1 2	
Joe Ferguson, R (1, 2) <small>OBP: 0.364, SLG: 0.411</small> Bill North, S (8, PR) <small>OBP: 0.408, SLG: 0.333</small> Johnny Oates, L (9, 2) <small>OBP: 0.433, SLG: 0.407</small>												3 0 1 0 0 2 3 0 0 0 0 0 0 0 2 1 0 0 0 1 5	
Rick Rhoden, R (1, 1) <small>OBP: 0.195, SLG: 0.162</small> Lee Lacy, R (8, PH) <small>OBP: 0.355, SLG: 0.551</small> Terry Forster, L (8, 1) <small>OBP: 0.333, SLG: 0.333</small> Manny Mota, R (10, PH) <small>OBP: 0.389, SLG: 0.412</small> Vic Davallo, L (10, PR) <small>OBP: 0.320, SLG: 0.340</small> Charlie Hough, R (11, 1) <small>OBP: 0.400, SLG: 0.500</small>												1 0 0 0 0 0 2 1 0 0 0 0 1 1 0 0 0 0 0 0 0 1 0 1 0 0 0 0 1 0 0 0 0 0 0 1 0 0 0 0 0 0 0 0 0 0 0 0 3	

Inning Stats	R: 0 H: 0 E: 0 K: 1 S: 5	H: 0 LOB: 0 BB: 0 P: 5	R: 0 H: 1 E: 0 K: 1 S: 6	H: 1 LOB: 1 BB: 0 P: 6	R: 0 H: 0 E: 0 K: 1 S: 5	H: 0 LOB: 0 BB: 0 P: 5	R: 0 H: 2 E: 0 K: 1 S: 7	H: 2 LOB: 2 BB: 0 P: 7	R: 0 H: 1 E: 0 K: 0 S: 3	H: 1 LOB: 0 BB: 0 P: 3	R: 0 H: 0 E: 0 K: 1 S: 5	H: 0 LOB: 0 BB: 0 P: 5	R: 0 H: 2 E: 0 K: 3 S: 7	H: 2 LOB: 2 BB: 0 P: 7	R: 1 H: 1 E: 0 K: 3 S: 10	H: 1 LOB: 3 BB: 2 P: 18	R: 0 H: 1 E: 1 K: 1 S: 7	H: 1 LOB: 3 BB: 0 P: 7	R: 4 H: 2 E: 1 K: 0 S: 5	H: 2 LOB: 0 BB: 1 P: 9	1B: 9 SF: 0 2B: 1 SAC: 2 3B: 0 DP: 1 HR: 1 HBP: 0	WP: 0 PA: 46 PB: 0 SB: 3 CS: 0
--------------	--------------------------	------------------------	--------------------------	------------------------	--------------------------	------------------------	--------------------------	------------------------	--------------------------	------------------------	--------------------------	------------------------	--------------------------	------------------------	---------------------------	-------------------------	--------------------------	------------------------	--------------------------	------------------------	--	---

PITCHER	IP	WLS	BF	H	R	ER	SO	BB	IBB	HBP	BLK	WP	HR	S	P	ERA	WHIP
Phil Niekro, R (1, 1) <small>ERA: 3.18</small>	8.1		32	6	1	1	7	2	0	0	0	0	0	44	52	1.08	0.960
Gene Garber, R (9, 1) <small>ERA: 1.49</small>	0.2		3	1	0	0	2	0	0	0	0	0	0	7	7	0.00	1.500
Craig Skok, L (10, 1) <small>ERA: 1.99</small>	1.2	L	11	3	4	0	1	0	1	0	0	0	1	12	16	0.00	1.800

Atlanta Braves @ Los Angeles Dodgers
Dodger Stadium, Los Angeles, CA
Thu Jul 06 1978, 3:33 AM PDT
Att. 18,355 - Unknown

livebaseballscores.com

AB	41
R	5
H	10
RBI	5
BB	3
SO	10
LOB	26



Batter	1	2	3	4	5	6	7	8	9	AB R H RBI BB SO LOB	TOP
Davey Lopes, R (1, 4) OBP: 0.399, SLG: 0.474	4-0 BB BB	0-0 6-3		0-3 K		0-0 1B		0-0 F4		4 0 1 0 1 1 1	
Bill Russell, R (1, 6) OBP: 0.300, SLG: 0.356	0-0 F7		0-0 2B 1B		0-0 5-3 1B	0-0 4-3		0-0 1B		5 2 3 0 0 0 2	
Reggie Smith, S (1, 9) OBP: 0.381, SLG: 0.519	0-0 F8		0-0 2B G4-6-3 1-H		0-0 L9		0-0 4-3	0-0 4-1		5 0 1 1 0 0 3	
Ron Cey, R (1, 5) OBP: 0.372, SLG: 0.446	4-0 BB 1-2		1-0 2B G4-6-3 HBP		0-0 5-3		0-3 K		0-0 1B 2B	2 0 0 0 1 1 1 1 1 1 0 0 0 0	
Ted Martinez, R (8, 5) OBP: 0.318, SLG: 0.300	0-0 1-3		0-0 G4-6-3 1-2 2-3		4-0 1B BB		0-0 HR 1B		0-0 5-3	4 1 1 0 1 0 5	
Steve Garvey, R (1, 3) OBP: 0.339, SLG: 0.467											
Dusty Baker Jr., R (1, 7) OBP: 0.334, SLG: 0.398		0-0 4-3 1B 2B	4-0 BB		0-0 1-3 2-H 1B		0-0 1-H HR		0-0 2-H 5-3 1B	4 2 4 4 1 0 0	
Rick Monday, L (1, 8) OBP: 0.375, SLG: 0.559		0-0 4-3 2-3	0-0 4-3		0-0 F3		0-0 6-3		0-0 5-3 1-2	4 0 0 0 0 0 5 1 0 0 0 0 0 1	
Bill North, S (7, 8) OBP: 0.406, SLG: 0.331											
Joe Ferguson, R (1, 2) OBP: 0.369, SLG: 0.430		0-0 3-H 1B		0-0 F7		0-0 F3		0-0 HR	4-0 IBB	0 1 0 0 0 0 0	
Doug Rau, L (1, 1) OBP: 0.211, SLG: 0.237		0-0 SH1-3		0-0 F5		0-0 4-3		0-3 K	0-0 F7	2 0 0 0 0 0 0 1 0 0 0 0 1 0 1 0 0 0 0 0 2	
Vic Davalillo, L (8, PH) OBP: 0.314, SLG: 0.333											
Charlie Hough, R (8, 1) OBP: 0.364, SLG: 0.455											
Inning Stats	R: 0 H: 0 E: 0 LOB: 2 K: 0 BB: 2 S: 3 P: 11	R: 1 H: 2 E: 0 LOB: 1 K: 0 BB: 0 S: 5 P: 5	R: 1 H: 2 E: 0 LOB: 2 K: 0 BB: 1 S: 4 P: 9	R: 0 H: 0 E: 0 LOB: 0 K: 1 BB: 0 S: 5 P: 5	R: 1 H: 2 E: 0 LOB: 2 K: 0 BB: 1 S: 5 P: 9	R: 0 H: 1 E: 0 LOB: 1 K: 0 BB: 0 S: 4 P: 4	R: 2 H: 2 E: 0 LOB: 0 K: 1 BB: 0 S: 7 P: 7	R: 1 H: 2 E: 0 LOB: 1 K: 1 BB: 0 S: 7 P: 7	R: 1 H: 2 E: 0 LOB: 2 K: 0 BB: 1 S: 5 P: 9	1B: 8 SF: 0 2B: 3 SAC: 1 3B: 0 DP: 1 HR: 2 HBP: 1	WP: 0 PA: 45 PB: 0 SB: 0 CS: 0
PITCHER Mark Lemongello, R (1, 1) ERA: 3.75	IP 8.0 WLS L BF 39 H 11 R 6 ER 6 SO 3 BB 4 IBB 0 HBP 1 BLK 0 WP 0 HR 2 S 40 P 57 ERA 6.75 WHIP 1.875										
PITCHER Ken Forsch, R (9, 1) ERA: 3.58	IP 1.0 WLS L BF 6 H 2 R 1 ER 1 SO 0 BB 0 IBB 1 HBP 0 BLK 0 WP 0 HR 0 S 5 P 9 ERA 9.00 WHIP 2.000										

Los Angeles Dodgers @ Houston Astros
 Astrodome, Houston, TX
 Fri Jul 07 1978, 8:05 PM EDT
 Att: 20,707 - Unknown

AB	34
R	7
H	11
RBI	5
BB	4
SO	3
LOB	20



Batter	1	2	3	4	5	6	7	8	9	AB	R	H	RBI	BB	SO	LOB
Terry Puhl, L OBP: 0.350, SLG: 0.411 (1, 8)	0-3 K		0-0 F7		0-0 F9			0-3 K		4	0	0	0	0	2	0
Jesus Alou, R OBP: 0.342, SLG: 0.378 Ken Forsch, R OBP: 0.143, SLG: 0.143 (1, 7) (9, 1)	0-0 6-3			0-0 6-3		0-0 F8		0-3 K		4	0	0	0	0	1	0
Enos Cabell, R OBP: 0.328, SLG: 0.398 (1, 5)	0-0 1B			0-0 1B 2B		0-0 F7			0-3 K	4	1	2	0	0	1	0
Bob Watson, R OBP: 0.362, SLG: 0.467 (1, 3)	0-0 F8			0-0 HR 1B		0-0 F3			0-0 F3	4	1	1	1	0	0	1
Art Howe, R OBP: 0.338, SLG: 0.425 (1, 4)		0-0 6-3		0-0 F8			0-0 1B G6-4-3 1B		0-0 F4	4	1	1	0	0	0	1
Jose Cruz, L OBP: 0.346, SLG: 0.401 (1, 9)		0-0 G3		0-0 HR			0-0 1B G6-4-3 1B			3	1	2	2	0	0	0
Luis Pujols, R OBP: 0.265, SLG: 0.258 (1, 2)		0-3 K		0-0 F8			0-0 G6-4-3 1-2f 3-H F7			3	0	0	0	0	1	1
Mike Fischlin, R OBP: 0.173, SLG: 0.143 (1, 6)			0-0 4-3		0-0 L8		0-0 F7			3	0	0	0	0	0	0
Mark Lemongello, R OBP: 0.184, SLG: 0.167 Denny Walling, L OBP: 0.320, SLG: 0.330 (1, 1) (8, PH) (9, 7)			0-0 F7		0-3 K			0-0 4-3		2	0	0	0	0	1	0
										1	0	0	0	0	0	0

Inning Stats	R: 0	H: 1	E: 0	K: 1	S: 6	LOB: 1	BB: 0	P: 6	R: 0	H: 0	E: 0	K: 1	S: 5	LOB: 0	BB: 0	P: 5	R: 0	H: 0	E: 0	K: 0	S: 3	LOB: 0	BB: 0	P: 3	R: 3	H: 3	E: 1	K: 0	S: 6	LOB: 0	BB: 0	P: 6	R: 0	H: 0	E: 0	K: 1	S: 5	LOB: 0	BB: 0	P: 5	R: 0	H: 0	E: 0	K: 0	S: 3	LOB: 0	BB: 0	P: 3	R: 1	H: 2	E: 0	K: 0	S: 4	LOB: 0	BB: 0	P: 4	R: 0	H: 0	E: 0	K: 2	S: 7	LOB: 0	BB: 0	P: 7	R: 0	H: 0	E: 0	K: 1	S: 5	LOB: 0	BB: 0	P: 5	1B: 4	SF: 0	2B: 1	SAC: 0	3B: 0	DP: 1	HR: 1	HBP: 0	WP: 0	PA: 32
PITCHER	IP	WLS	BF	H	R	ER	SO	BB	IBB	HBP	BLK	WP	HR	S	P	ERA	WHIP																																																																	
Doug Rau, L ERA: 3.57 Charlie Hough, R ERA: 2.39	(1, 1) (8, 1)	7.0 2.0	W S	26 6	6 0	4 0	3 3	0 0	0 0	0 0	0 0	0 0	0 0	32 12	32 12	5.14 0.00	0.857 0.000																																																																	

Los Angeles Dodgers @ Houston Astros
Astrodome, Houston, TX
Fri Jul 07 1978, 8:05 PM EDT
Att. 20,707 - Unknown

AB	32
R	4
H	6
RBI	3
BB	0
SO	6
LOB	3



Batter	1	2	3	4	5	6	7	8	9	AB R H RBI BB SO LOB	TOP											
Davey Lopes, R OBP: 0.398, SLG: 0.475 (1, 4) X	0-0 1B 2B	0-0 2-H 1B		0-0 6-3		0-0 FC4-6 3B		0-0 F8	0-0 F8	6 2 2 1 0 0 3	Los Angeles Dodgers @ Houston Astros Astrodome, Houston, TX Sat Jul 08 1978, 8:05 PM EDT Dome livebaseballscorecards.com											
Bill Russell, R OBP: 0.304, SLG: 0.365 (1, 6) X	0-0 2-H 1B	0-3 K			0-0 6-3	0-0 3B		0-0 1B 1B		5 0 3 2 0 1 1												
Reggie Smith, S OBP: 0.385, SLG: 0.531 (1, 9) X	0-0 5-3		0-0 HR		4-0 1B BB	0-0 L4		0-0 1B		4 1 2 1 1 0 1												
Ron Cey, R OBP: 0.376, SLG: 0.448 (1, 5) B B B B	4-0 BB		0-0 FC6-4 1B		0-0 F9		0-0 1B BB E 1B	0-3 K		3 0 2 0 1 0 1 1 1 0 0 0 1 2												
Ted Martinez, R OBP: 0.304, SLG: 0.286 (7, PR) (7, 5)																						
Steve Garvey, R OBP: 0.340, SLG: 0.465 (1, 3) S S S	0-3 K		0-3 K		0-0 1-3 1B		4-0 E 1B BB	0-0 1-3		4 0 1 0 1 2 4												
Dusty Baker Jr., R OBP: 0.337, SLG: 0.403 (1, 7)		0-0 S WP 2B		0-0 FC6-4			0-0 1-2 2-3 E 1B		0-0 F8	4 1 2 0 0 1 3 1 0 0 0 0 0 0												
Vic Davalillo, L OBP: 0.308, SLG: 0.327 (8, 7)																						
Joe Ferguson, R OBP: 0.370, SLG: 0.432 (1, 2)		0-0 2-H 5-3		0-3 K		4-0 BB	0-0 F2		0-0 2B	0 1 0 0 0 0 0												
Bill North, S OBP: 0.406, SLG: 0.330 (1, 8) X		0-0 SH3-4 1B 1B		0-0 4-3		0-3 K	0-0 E1 G6-4-3		4-0 SH2-4 BB	4 1 1 1 1 1 3												
Burt Hooton, R OBP: 0.194, SLG: 0.107 (1, 1) X		0-0 SH3-4		0-0 F2		0-0 E2 FC4-6	0-0 G6-4-3		0-0 SH2-4	3 0 0 0 0 0 3												
Inning Stats	R: 1 E: 0 K: 1 S: 6	H: 2 LOB: 1 BB: 1 P: 10	R: 2 E: 0 K: 1 S: 8	H: 3 LOB: 1 BB: 0 P: 8	R: 1 E: 0 K: 2 S: 9	H: 2 LOB: 1 BB: 0 P: 9	R: 0 E: 0 K: 0 S: 3	H: 0 LOB: 0 BB: 0 P: 3	R: 0 E: 0 K: 1 S: 6	H: 1 LOB: 2 BB: 1 P: 10	R: 2 E: 1 K: 1 S: 7	H: 1 LOB: 1 BB: 1 P: 11	R: 1 E: 1 K: 0 S: 5	H: 2 LOB: 3 BB: 1 P: 9	R: 0 E: 0 K: 1 S: 7	H: 2 LOB: 2 BB: 0 P: 7	R: 0 E: 0 K: 0 S: 4	H: 1 LOB: 2 BB: 1 P: 8	1B: 9 2B: 3 3B: 1 HR: 1	SF: 0 SAC: 2 DP: 1 HBP: 0	WP: 3 PB: 0 SB: 2 CS: 0	PA: 46
PITCHER	IP WLS BF H R ER SO BB IBB HBP BLK WP HR S P ERA WHIP																					
Floyd Bannister, L ERA: 3.43 (1, 1)	3.0 L 16 7 4 4 4 1 0 0 0 1 1 23 27 12.00 2.667																					
Rick Williams, R ERA: 3.77 (4, 1)	2.0 8 1 0 0 1 1 0 0 0 0 0 9 13 0.00 1.000																					
Bo McLaughlin, R ERA: 4.5 (6, 1)	1.0 9 3 3 1 1 2 0 0 0 1 0 9 17 9.00 5.000																					
Ken Forsch, R ERA: 3.44 (7, 1)	2.0 8 2 0 0 1 0 0 0 0 0 0 10 10 0.00 1.000																					
Joe Sambito, L ERA: 3.08 (9, 1)	1.0 5 1 0 0 0 1 0 0 0 0 0 4 8 0.00 2.000																					



Batter	1	2	3	4	5	6	7	8	9	AB R H RBI BB SO LOB	TOP		
Davey Lopes, R OBP: 0.401, SLG: 0.479 (1, 4)	0-0 4-3 SF8 2B		0-0 F7		0-0 1-2 3-H 1B	0-0 F9			4-0 FC6-4 BB	4 1 2 1 1 0 1			
Bill Russell, R OBP: 0.300, SLG: 0.360 (1, 6)	0-0 4-3 2-3			0-0 F6	0-0 F4		0-0 6-3		0-0 FC6-4 1-2f	5 0 0 0 0 0 4			
Steve Garvey, R OBP: 0.338, SLG: 0.464 Reggie Smith, S OBP: 0.382, SLG: 0.527 (1, 3) (4, 9)	0-0 SF8 3-H			0-0 6-3	0-0 4-3		0-0 F8			1 0 0 1 0 0 0 2 0 0 0 0 0 2			
Ron Cey, R OBP: 0.372, SLG: 0.442 Ted Martinez, R OBP: 0.304, SLG: 0.286 (1, 5) (7, 5)	0-3 K			0-0 L8		0-0 F9	0-3 K			4 0 0 0 0 2 0 0 0 0 0 0 0 0			
Dusty Baker Jr., R OBP: 0.335, SLG: 0.401 (1, 7)		0-0 6-3			0-0 E6 1B	0-0 BB 1B 1B		0-0 F9		4 2 1 0 0 0 0			
Rick Monday, L OBP: 0.373, SLG: 0.553 (1, 9) (4, 3)		0-0 4-3			0-0 F7	0-0 BB 1B 1B		0-0 4-3		4 1 1 0 0 0 1			
Bill North, S OBP: 0.408, SLG: 0.330 (1, 8)		0-3 K			0-0 SH 1B	4-0 1-2 2-3 1B BB		0-3 K		3 2 1 1 1 2 0			
Johnny Oates, L OBP: 0.455, SLG: 0.433 Tommy John, R OBP: 0.167, SLG: 0.147 (1, 2) (6, 1)			0-3 K		0-0 SH 1B 1B	0-0 1-3 2-H 3-H 1B		0-0 1-6-3		3 1 2 2 0 1 0 1 0 0 0 0 0 0			
Bob Welch, R OBP: 0.500, SLG: 0.500 Lance Rautzhan, R OBP: 0.367, SLG: 0.429 (1, 1) (5, 1) (6, PH) (6, 2)		0-3 K			0-0 SH 1B	0-0 SF9		0-3 K		1 0 0 0 0 1 0 0 0 0 0 0 0 0 0 0 0 0 0 0 0			
Inning Stats	R: 1 E: 0 K: 1 S: 6 H: 1 LOB: 0 BB: 0 P: 6	R: 0 E: 0 K: 1 S: 5 H: 0 LOB: 0 BB: 0 P: 5	R: 0 E: 0 K: 2 S: 7 H: 0 LOB: 0 BB: 0 P: 7	R: 0 E: 0 K: 0 S: 3 H: 0 LOB: 0 BB: 0 P: 3	R: 3 E: 2 K: 0 S: 8 H: 3 LOB: 2 BB: 0 P: 8	R: 3 E: 0 K: 0 S: 6 H: 3 LOB: 1 BB: 1 P: 10	R: 0 E: 0 K: 1 S: 5 H: 0 LOB: 0 BB: 0 P: 5	R: 0 E: 0 K: 1 S: 5 H: 0 LOB: 0 BB: 0 P: 5	R: 0 E: 0 K: 1 S: 5 H: 0 LOB: 1 BB: 1 P: 9	1B: 6 2B: 1 3B: 0 HR: 0 SF: 2 SAC: 1 DP: 0 HBP: 0	WP: 0 PB: 0 SB: 0 CS: 0 PA: 38		
PITCHER	IP WLS BF H R ER SO BB IBB HBP BLK WP HR S P ERA WHIP											PITCHER	IP WLS BF H R ER SO BB IBB HBP BLK WP HR S P ERA WHIP
Tom Dixon, R ERA: 2.67 (1, 1)	5.1 L 26 7 7 4 4 1 0 0 0 0 0 0 33 37 6.75 1.500												
Joe Niekro, R ERA: 5.64 (6, 1)	0.2 2 0 0 0 0 0 0 0 0 0 0 0 2 2 0.00 0.000												
Ken Forsch, R ERA: 3.25 (7, 1)	3.0 10 0 0 0 3 1 0 0 0 0 0 0 15 19 0.00 0.333												

Los Angeles Dodgers @ Houston Astros
 Astrodome, Houston, TX
 Sat Jul 08 1978, 8:05 PM EDT
 Att. 37,073 - Dome

livebaseballscorecards.com

AB	32
R	7
H	7
RBI	5
BB	2
SO	6
LOB	8



BOTTOM

Los Angeles Dodgers @ Houston Astros
Astrodome, Houston, TX
Sat Jul 08 1978, 8:05 PM EDT
Att. 37,073 - Dome

livebaseballscorecards.com

AB	37
R	5
H	11
RBI	4
BB	0
SO	4
LOB	14



WP:	0	PA:	38
PB:	0	SB:	0
CS:	0		

AB R H RBI BB SO LOB

5	1	1	0	0	2	3
5	1	1	1	0	0	3
4	0	0	0	0	0	1
4	2	2	0	0	0	0
4	0	2	2	0	0	0
4	0	1	1	0	0	2
4	0	1	0	0	0	3
4	1	2	0	0	2	1
1	0	0	0	0	0	1
0	0	0	0	0	0	0
1	0	0	0	0	0	0
0	0	0	0	0	0	0
1	0	1	0	0	0	0
0	0	0	0	0	0	0

1B:	9	SF:	0
2B:	1	SAC:	1
3B:	1	DP:	1
HR:	0	HBP:	0

Batter	1	2	3	4	5	6	7	8	9
Rafael Landestoy, S OBP: 0.250, SLG: 0.250 (1, 8)	0-0 F8		0-0 F7		0-0 E		0-3 K		0-3 K
Terry Puhl, L OBP: 0.343, SLG: 0.402 (1, 8)	0-0 5-3		0-0 F6		0-0 E1		0-0 1-3		0-0 4-3
Enos Cabell, R OBP: 0.323, SLG: 0.391 (1, 5)	0-0 3-1			0-0 F9	0-0 L6		0-0 F8		
Jose Cruz, L OBP: 0.350, SLG: 0.407 (1, 9)		0-0 3-1		0-0 1B	0-0 1B			0-0 6-3	
Bob Watson, R OBP: 0.366, SLG: 0.473 (1, 3)		0-0 E5		0-0 1B	0-0 1B			0-0 F8	
Art Howe, R OBP: 0.332, SLG: 0.416 (1, 4)		0-0 F9		0-0 1B	0-0 3B			0-0 5-3	
Wilbur Howard, S OBP: 0.303, SLG: 0.348 (1, 7)		0-0 1-3		0-0 G6-3	0-0 5-3			0-0 5-3	
Luis Pujols, R OBP: 0.268, SLG: 0.289 (1, 2)			0-0 SH2-4		0-0 1B		0-3 K		0-3 K
Tom Dixon, R OBP: 0.182, SLG: 0.143 (1, 1)			0-0 SH2-4		0-0 F8		0-0 F9		0-0 1B
Joe Niekro, R OBP: 0.227, SLG: 0.227 (6, PH)			0-0 SH2-4		0-0 F8		0-0 F9		0-0 1B
Reggie Baldwin, R OBP: 0.250, SLG: 0.364 (7, 1)			0-0 SH2-4		0-0 F8		0-0 F9		0-0 1B
Ken Forsch, R OBP: 0.143, SLG: 0.143 (9, PH)			0-0 SH2-4		0-0 F8		0-0 F9		0-0 1B
Jesus Alou, R OBP: 0.350, SLG: 0.357 (9, PH)			0-0 SH2-4		0-0 F8		0-0 F9		0-0 1B
Jimmy Sexton, R OBP: 0.218, SLG: 0.164 (9, PR)			0-0 SH2-4		0-0 F8		0-0 F9		0-0 1B

Inning Stats	R: 0	H: 0	E: 0	LOB: 0	K: 0	S: 3	P: 3	R: 0	H: 0	E: 1	LOB: 1	K: 0	BB: 0	S: 4	P: 4	R: 0	H: 1	E: 0	LOB: 1	K: 0	BB: 0	S: 4	P: 4	R: 1	H: 3	E: 0	LOB: 1	K: 0	BB: 0	S: 5	P: 5	R: 4	H: 5	E: 1	LOB: 1	K: 0	BB: 0	S: 8	P: 8	R: 0	H: 0	E: 0	LOB: 0	K: 1	BB: 0	S: 5	P: 5	R: 0	H: 0	E: 0	LOB: 0	K: 1	BB: 0	S: 5	P: 5	R: 0	H: 0	E: 0	LOB: 0	K: 1	BB: 0	S: 5	P: 5	R: 0	H: 0	E: 0	LOB: 0	K: 2	BB: 0	S: 9	P: 9	R: 0	H: 2	E: 0	LOB: 2	K: 2	BB: 0	S: 9	P: 9
--------------	------	------	------	--------	------	------	------	------	------	------	--------	------	-------	------	------	------	------	------	--------	------	-------	------	------	------	------	------	--------	------	-------	------	------	------	------	------	--------	------	-------	------	------	------	------	------	--------	------	-------	------	------	------	------	------	--------	------	-------	------	------	------	------	------	--------	------	-------	------	------	------	------	------	--------	------	-------	------	------	------	------	------	--------	------	-------	------	------

PITCHER	IP	WLS	BF	H	R	ER	SO	BB	IBB	HBP	BLK	WP	HR	S	P	ERA	WHIP
Bob Welch, R ERA: 2.65 (1, 1)	4.2		22	8	5	5	0	0	0	0	0	0	0	22	22	9.64	1.714
Lance Rautzhan, L ERA: 1.35 (5, 1)	0.1		2	1	0	0	0	0	0	0	0	0	0	2	2	0.00	3.000
Tommy John, L ERA: 3.8 (6, 1)	4.0	W	14	2	0	0	4	0	0	0	0	0	0	22	22	0.00	0.500

Batter	1	2	3	4	5	6	7	8	9	AB R H RBI BB SO LOB	TOP																													
Davey Lopes, R (1, 4) OBP: 0.401, SLG: 0.473	4-0 3-1 BB		0-0 E9 WP		0-0 6-3		4-0 S BB		0-0 F9 2-3	3 0 0 0 2 0 2																														
Bill Russell, R (1, 6) OBP: 0.299, SLG: 0.359 Bill North, S (9, PH) OBP: 0.406, SLG: 0.328	0-0 3-1 1-2		0-0 F5 2-3			0-0 5-3 2B 1B	0-0 F4 1-2		0-0 L7 2-3	4 1 1 0 0 0 4 1 0 0 0 0 0 2																														
Reggie Smith, S (1, 9) OBP: 0.376, SLG: 0.516	0-3 K		0-3 K			0-3 K		0-0 F9	0-0 4-3	5 0 0 0 0 3 5																														
Ron Cey, R (1, 5) OBP: 0.371, SLG: 0.439	0-3 K			0-3 K		0-0 5-3 1-2		0-0 E 1B		4 0 1 0 0 2 2																														
Steve Garvey, R (1, 3) OBP: 0.337, SLG: 0.464		0-0 F4		0-3 K		0-0 2B 2-H		0-0 E6 1-2		4 0 1 1 0 1 1																														
Dusty Baker Jr., R (1, 7) OBP: 0.337, SLG: 0.398		4-0 BB		4-0 FC4 BB		0-3 K		0-0 L7		2 0 0 0 2 1 3																														
Rick Monday, L (1, 8) OBP: 0.366, SLG: 0.542		0-3 K		0-0 FC4 1-2f			0-3 K	0-3 K		4 0 0 0 0 3 4																														
Joe Ferguson, R (1, 2) OBP: 0.369, SLG: 0.425		0-0 F9			0-3 K		4-0 BB		4-0 BB	0 0 0 0 0 0 0																														
Don Sutton, R (1, 1) OBP: 0.150, SLG: 0.081 Vic Davalillo, L (7, PH) OBP: 0.302, SLG: 0.320 Charlie Hough, R (7, 1) OBP: 0.364, SLG: 0.455 Johnny Oates, L (9, PH) OBP: 0.471, SLG: 0.452			0-0 3-1		0-3 K		0-0 4-3 1-2		0-0 1B 1-2	2 0 0 0 0 1 0 1 0 0 0 0 0 1 0 0 0 0 0 0 0 1 0 1 0 0 0 0																														
Inning Stats	R: 0 E: 0 K: 2 S: 7	H: 0 LOB: 1 BB: 1 P: 11	R: 0 E: 0 K: 1 S: 5	H: 0 LOB: 1 BB: 1 P: 9	R: 0 E: 1 K: 1 S: 6	H: 0 LOB: 1 BB: 0 P: 6	R: 0 E: 0 K: 2 S: 7	H: 0 LOB: 1 BB: 1 P: 11	R: 0 E: 0 K: 2 S: 7	H: 0 LOB: 0 BB: 0 P: 7	R: 1 E: 0 K: 2 S: 9	H: 2 LOB: 1 BB: 0 P: 9	R: 0 E: 0 K: 1 S: 5	H: 0 LOB: 2 BB: 2 P: 13	R: 0 E: 1 K: 1 S: 7	H: 1 LOB: 2 BB: 0 P: 7	R: 0 E: 0 K: 0 S: 4	H: 1 LOB: 2 BB: 1 P: 8	1B: 3 2B: 1 3B: 0 HR: 0	SF: 0 SAC: 0 DP: 0 HBP: 0	WP: 2 PB: 0 SB: 1 CS: 0	PA: 39																		
PITCHER J.R. Richard, R (1, 1) ERA: 3.49	IP 9.0	WLS W	BF 39	H 4	R 1	ER 1	SO 12	BB 6	IBB 0	HBP 0	BLK 0	WP 2	HR 0	S 57	P 81	ERA 1.00	WHIP 1.111						PITCHER	IP 9.0	WLS W	BF 39	H 4	R 1	ER 1	SO 12	BB 6	IBB 0	HBP 0	BLK 0	WP 2	HR 0	S 57	P 81	ERA 1.00	WHIP 1.111

Los Angeles Dodgers @ Houston Astros
Astrodome, Houston, TX
Sun Jul 09 1978, 4:33 AM EDT
Att. 30,285 - Dome

livebaseballscorecards.com

AB 31
R 1
H 4
RBI 1
BB 4
SO 11
LOB 24



Batter	1	2	3	4	5	6	7	8	9	AB	R	H	RBI	BB	SO	LOB
Denny Walling, L (1, 7) OBP: 0.299, SLG: 0.306	0-0 F7		0-0 F6		0-0 F5	0-3 K		0-0 4-3		5	0	0	0	0	1	6
Terry Puhl, L (1, 8) OBP: 0.345, SLG: 0.406	0-0 2B		0-0 1B		0-0 L9		0-0 F2			4	2	2	0	0	0	1
Enos Cabell, R (1, 5) OBP: 0.322, SLG: 0.390	0-3 K		0-0 1B			0-0 5-3	0-3 K			4	0	1	1	0	2	1
Jose Cruz, L (1, 9) OBP: 0.351, SLG: 0.412	0-0 2B		0-0 L3			0-0 1B	0-0 5-3			4	1	2	1	0	0	1
Bob Watson, R (1, 3) Dave Bergman, L (7, 3) OBP: 0.366, SLG: 0.470 OBP: 0.306, SLG: 0.143	0-3 K			0-0 4-3		4-0 1B		4-0 E		2	0	0	0	1	1	1
Art Howe, R (1, 4) OBP: 0.331, SLG: 0.414		0-0 F8		0-0 F8		0-0 E		0-0 1-3		4	1	1	1	0	0	1
Luis Pujols, R (1, 2) OBP: 0.267, SLG: 0.268		0-3 K		0-3 K2-3		0-0 FC6-2		4-0 E		3	1	0	0	1	2	2
Mike Fischlin, R (1, 6) OBP: 0.179, SLG: 0.135		0-0 5-3			1-0 HBP	0-0 E		0-0 E		3	0	0	0	0	0	4
J.R. Richard, R (1, 1) OBP: 0.132, SLG: 0.132			0-3 K		0-3 K	0-0 1B		0-0 F4		4	0	1	2	0	2	4

Inning Stats	R: 1	H: 2	R: 0	H: 0	R: 1	H: 2	R: 0	H: 0	R: 0	H: 0	R: 3	H: 3	R: 0	H: 0	R: 0	H: 0	R: 0	H: 0		
	E: 0	LOB: 1	E: 0	LOB: 0	E: 0	LOB: 1	E: 0	LOB: 0	E: 0	LOB: 1	E: 1	LOB: 2	E: 0	LOB: 0	E: 0	LOB: 0	E: 1	LOB: 3	E: 0	LOB: 0
	K: 2	BB: 0	K: 1	BB: 0	K: 1	BB: 0	K: 1	BB: 0	K: 1	BB: 0	K: 1	BB: 1	K: 1	BB: 0	K: 1	BB: 0	K: 0	BB: 2	K: 0	BB: 2
	S: 9	P: 9	S: 5	P: 5	S: 7	P: 7	S: 5	P: 5	S: 5	P: 6	S: 9	P: 13	S: 5	P: 5	S: 4	P: 12	S: 4	P: 12	S: 4	P: 12

PITCHER	IP	WLS	BF	H	R	ER	SO	BB	IBB	HBP	BLK	WP	HR	S	P	ERA	WHIP
Don Sutton, R (1, 1) ERA: 3.93	6.0	L	28	7	5	3	7	0	0	1	0	0	0	40	45	4.50	1.167
Charlie Hough, R (7, 1) ERA: 2.3	2.0		9	0	0	0	1	2	0	0	0	0	0	9	17	0.00	1.000


BOTTOM

Los Angeles Dodgers @ Houston Astros
Astrodome, Houston, TX

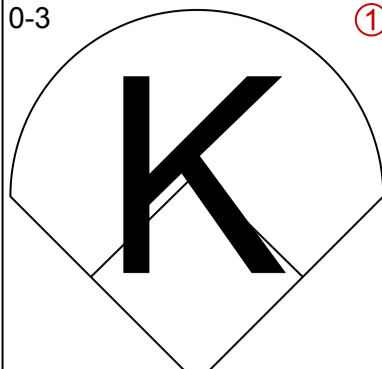
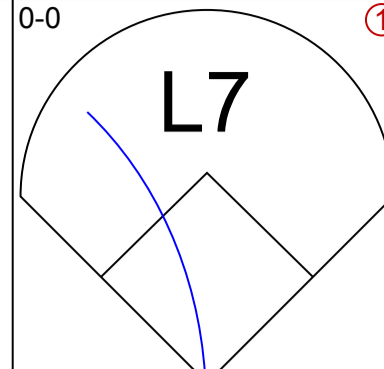
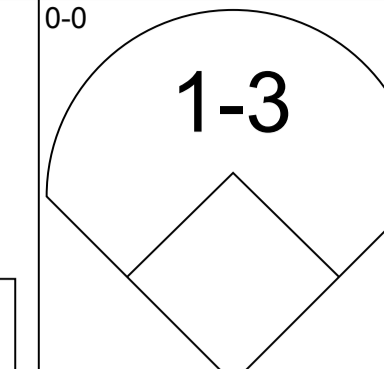
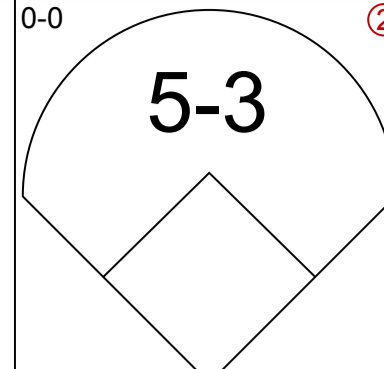
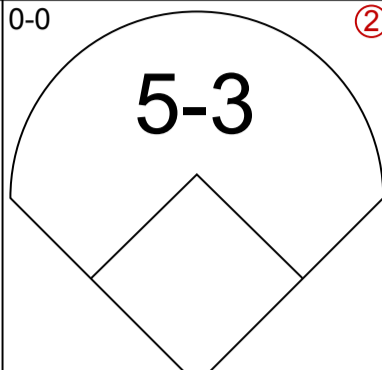
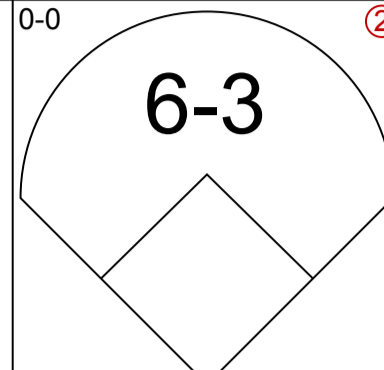
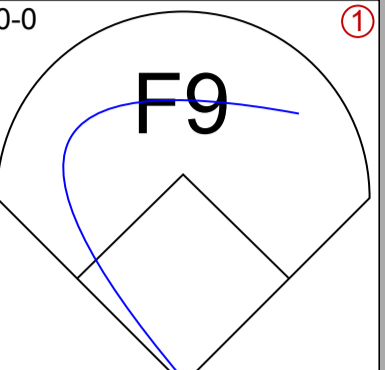
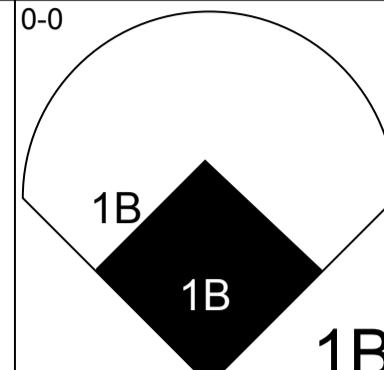
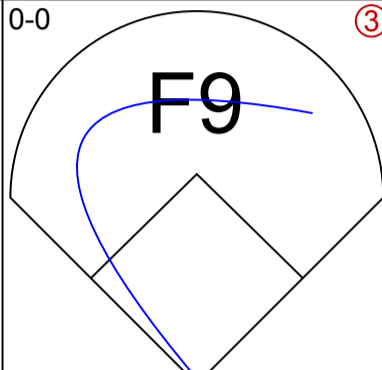
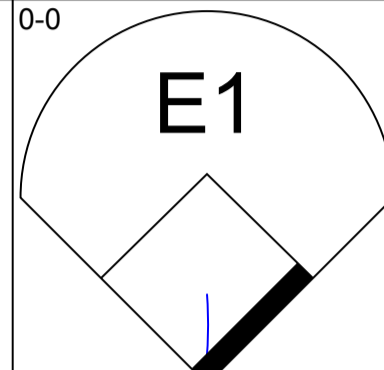
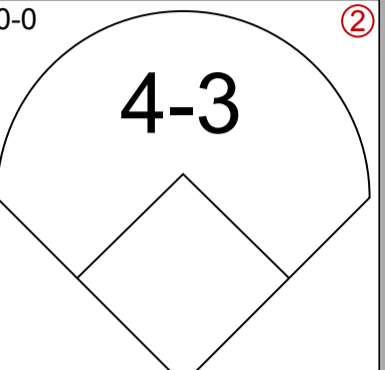
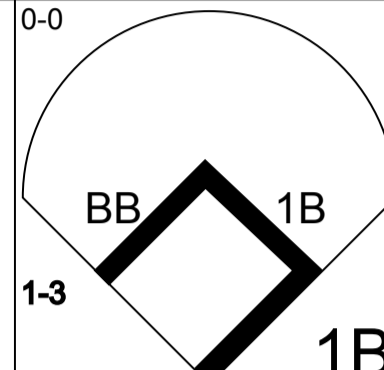
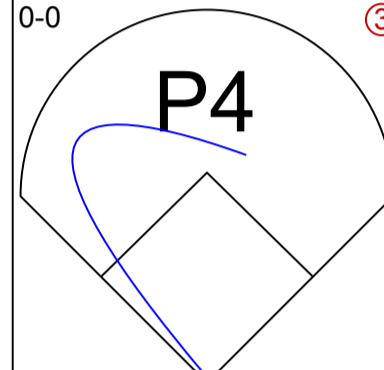
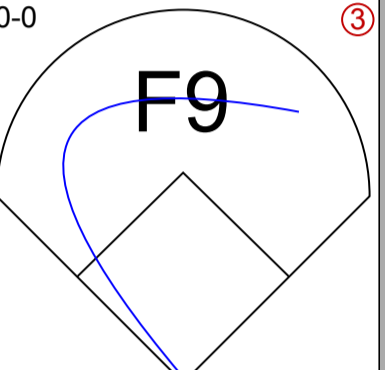
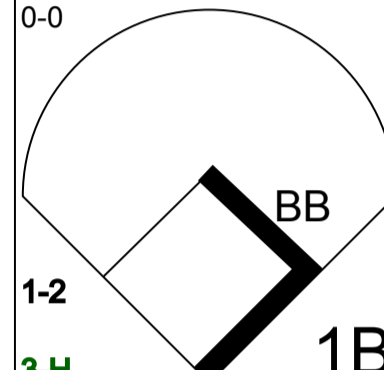
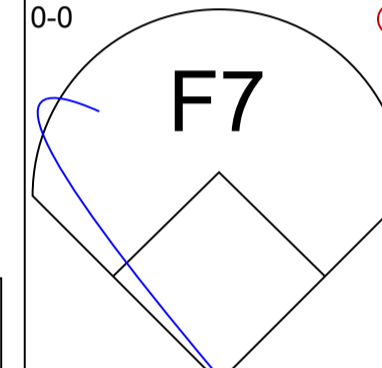
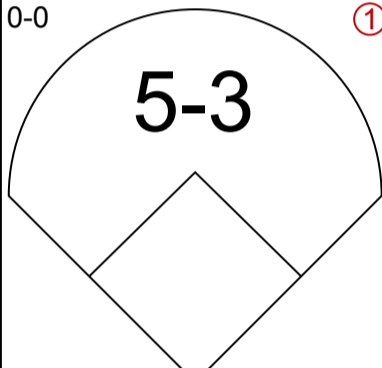
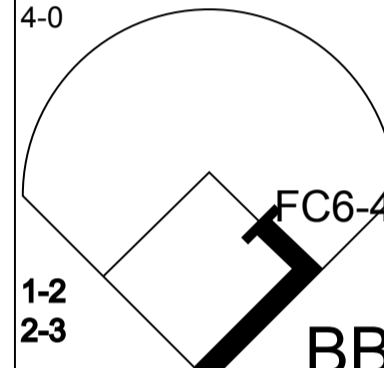
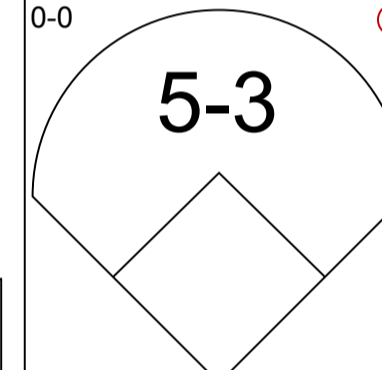
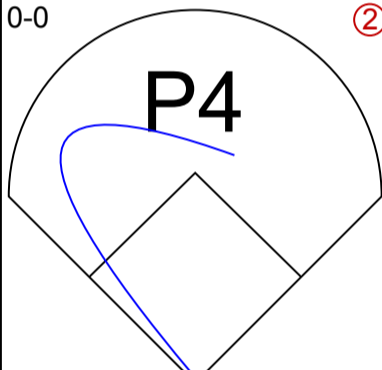
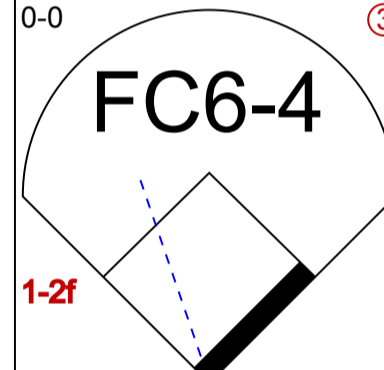
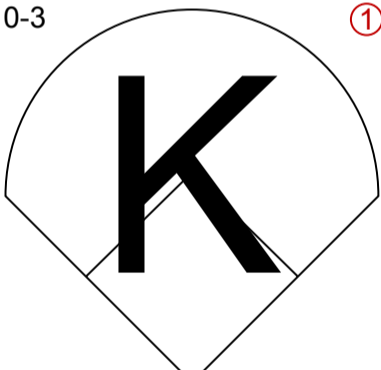
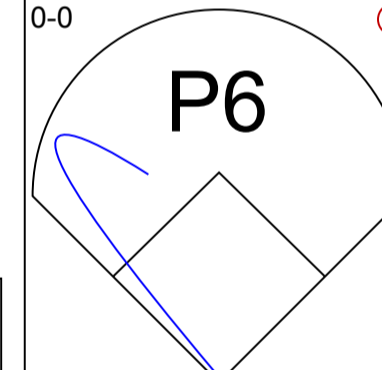
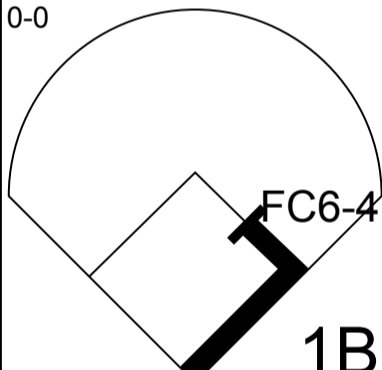
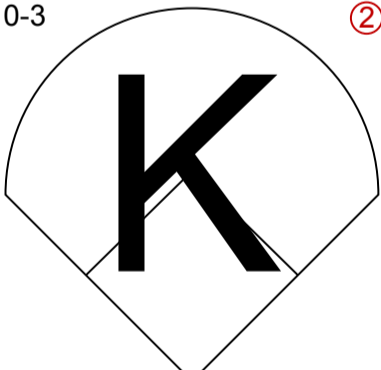
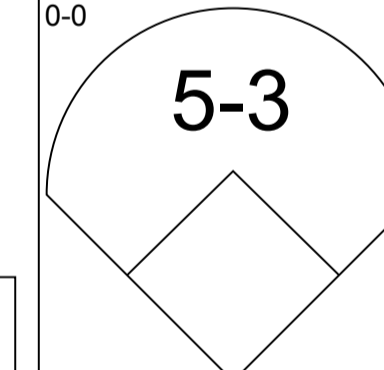
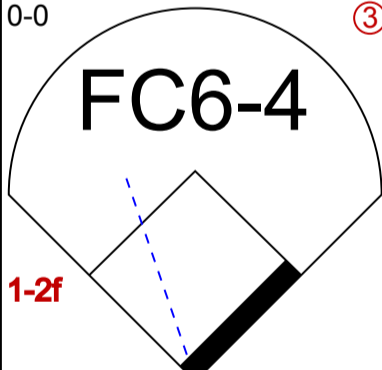
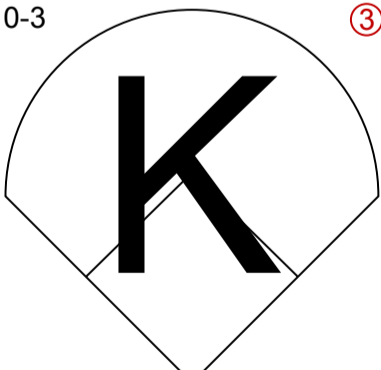
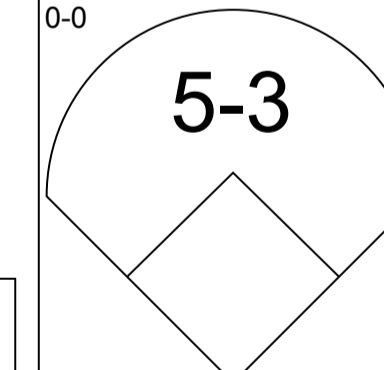
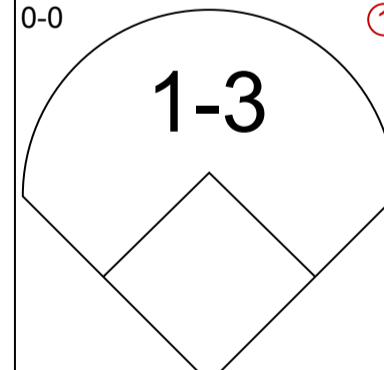
Sun Jul 09 1978, 4:33 AM EDT
Att. 30,285 - Dome

AB	33
R	5
H	7
RBI	5
BB	3
SO	8
LOB	21

livebaseballscorecards.com



WP	PA
0	37
PB	0
SB	2
CS	0

Batter	1	2	3	4	5	6	7	8	9	AB R H RBI BB SO LOB	TOP									
Davey Lopes, R (1, 4) OBP: 0.396, SLG: 0.467	0-3 			0-0 		0-0 			0-0 	4 0 0 0 0 1 0	Los Angeles Dodgers @ St. Louis Cardinals Busch Stadium, St. Louis, MO Thu Jul 13 1978, 7:05 PM CDT Att. 16,819 - Unknown livebaseballscorecards.com									
Bill Russell, R (1, 6) OBP: 0.299, SLG: 0.358	0-0 			0-0 			0-0 		0-0 	4 1 1 0 0 0 0										
Reggie Smith, S (1, 9) OBP: 0.374, SLG: 0.512	0-0 			0-0 			0-0 		0-0 	4 0 1 0 0 0 0										
Ron Cey, R (1, 5) OBP: 0.370, SLG: 0.437				0-0 			0-0 		0-0 	4 0 1 1 0 0 1										
Steve Garvey, R (1, 3) OBP: 0.339, SLG: 0.463					0-0 			0-0 	4-0 	3 0 1 0 1 0 0										
Dusty Baker Jr., R (1, 7) OBP: 0.333, SLG: 0.393					0-0 			0-0 	0-0 	4 0 0 0 0 0 4										
Rick Monday, L (1, 8) OBP: 0.366, SLG: 0.539				0-3 		0-0 		0-0 		3 0 1 0 0 1 0										
Joe Ferguson, R (1, 2) OBP: 0.364, SLG: 0.418				0-3 		0-0 		0-0 		3 0 0 0 0 1 1										
Tommy John, R (1, 1) OBP: 0.162, SLG: 0.143				0-3 		0-0 			0-0 	1 0 0 0 0 1 0										
Vic Davalillo, L (6, PH) OBP: 0.296, SLG: 0.314										1 0 0 0 0 0 0										
Charlie Hough, R (6, 1) OBP: 0.364, SLG: 0.455										0 0 0 0 0 0 0										
Lance Rautzhan, R (8, 1)										0 0 0 0 0 0 0										
Bill North, S (9, PH) OBP: 0.404, SLG: 0.326										1 0 0 0 0 0 0										
Inning Stats	R: 0 E: 0 K: 1 S: 5	H: 0 LOB: 0 BB: 0 P: 5	R: 0 E: 0 K: 0 S: 3	H: 1 LOB: 0 BB: 0 P: 3	R: 0 E: 0 K: 3 S: 9	H: 0 LOB: 0 BB: 0 P: 9	R: 0 E: 1 K: 0 S: 4	H: 0 LOB: 1 BB: 0 P: 4	R: 0 E: 0 K: 0 S: 3	H: 0 LOB: 0 BB: 0 P: 3	R: 0 E: 0 K: 0 S: 3	H: 0 LOB: 0 BB: 0 P: 3	R: 0 E: 0 K: 0 S: 4	H: 1 LOB: 1 BB: 0 P: 4	R: 0 E: 0 K: 0 S: 6	H: 3 LOB: 3 BB: 1 P: 10	1B: 5 2B: 0 3B: 0 HR: 0	SF: 0 SAC: 0 DP: 1 HBP: 0	WP: 0 PB: 0 SB: 0 CS: 0	PA: 33
PITCHER John Denny, R (1, 1) ERA: 2.77	IP: 9.0 WLS: W BF: 33 H: 5 R: 1 ER: 1 SO: 4 BB: 1 IBB: 0 HBP: 0 BLK: 0 WP: 0 HR: 0 S: 40 P: 44 ERA: 1.00 WHIP: 0.667																			



Batter	1	2	3	4	5	6	7	8	9
Garry Templeton, S OBP: 0.265, SLG: 0.321 (1, 6)	0-0 4-3		0-0 G6-4-3 1B		0-0 6-3		0-0 F8	0-0 WP 1B	
Jerry Mumphrey, S OBP: 0.302, SLG: 0.312 (1, 7)	0-0 6-3		0-0 G6-4-3 1-2f 2-3		0-0 6-3		0-0 F8	0-0 1-H 2-H 1B	
Keith Hernandez, L OBP: 0.365, SLG: 0.439 (1, 3)	0-0 6-3		0-3 K		0-0 FC6-4 1B		4-0 HR BB	0-0 F7	
Ted Simmons, S OBP: 0.395, SLG: 0.538 (1, 2)		0-0 P6		4-0 2B 1B BB	0-0 FC6-4		0-0 1-H HR		
George Hendrick, R OBP: 0.314, SLG: 0.417 (1, 8)		0-0 F7		0-0 1B 2B		0-0 G3 2B	4-0 FC6-4 BB		
Jerry Morales, R OBP: 0.285, SLG: 0.341 (1, 9)		0-0 E5 1B		0-0 6-3		0-0 G3	0-0 FC6-4		
Ken Reitz, R OBP: 0.275, SLG: 0.336 (1, 5)		0-0 2-H 1B		4-0 1B IBB		0-0 F9		0-0 F8	
Mike Tyson, R OBP: 0.284, SLG: 0.325 (1, 4)		0-0 F8		0-0 1-3 2-H 3-H 1B		4-0 IBB		0-0 P5	
John Denny, R OBP: 0.200, SLG: 0.229 (1, 1)			0-0 G6-4-3 1B	0-0 4-3		0-0 F7		0-0 WP 1B	

Inning Stats	R: 0	H: 0	E: 0	K: 0	S: 3	P: 3	R: 1	H: 2	E: 1	K: 0	S: 5	R: 0	H: 2	E: 0	K: 1	S: 6	R: 1	H: 2	E: 0	K: 0	S: 4	R: 0	H: 1	E: 0	K: 0	S: 4	R: 0	H: 1	E: 0	K: 0	S: 4	R: 2	H: 1	E: 0	K: 0	S: 4	R: 2	H: 3	E: 0	K: 0	S: 6				
	0	0	0	0	3	3	1	2	1	0	5	0	2	0	1	6	1	2	0	0	4	0	1	0	2	0	1	0	1	0	1	2	1	0	0	4	2	1	0	6	2	3	0	0	6

PITCHER	IP	WLS	BF	H	R	ER	SO	BB	IBB	HBP	BLK	WP	HR	S	P	ERA	WHIP
Tommy John, L ERA: 3.73 (1, 1)	5.0	L	22	7	2	1	1	1	1	0	0	0	0	22	30	1.80	1.600
Charlie Hough, R ERA: 2.83 (6, 1)	2.2		16	5	4	4	0	2	1	0	0	1	1	13	25	13.50	2.625
Lance Rautzhan, L ERA: 1.33 (8, 1)	0.1		1	0	0	0	0	0	0	0	0	0	0	1	1	0.00	0.000


BOTTOM

Los Angeles Dodgers @ St. Louis Cardinals
 Busch Stadium, St. Louis, MO
 Thu Jul 13 1978, 7:05 PM CDT
 Att. 16,819 - Unknown

AB	R	H	RBI	BB	SO	LOB
5	1	2	0	0	0	0
5	0	1	2	0	0	2
4	1	1	0	1	1	2
3	2	1	2	1	0	1
3	0	2	0	1	0	0
4	1	1	0	0	0	4
3	0	1	1	1	0	1
3	0	1	1	1	0	1
4	1	2	0	0	0	4

AB	34
R	6
H	12
RBI	6
BB	5
SO	1
LOB	15

WP: 1 PA: 39
 PB: 0
 SB: 0
 CS: 0



1B	2B	3B	HR	SF	SAC	DP	HBP	WP	HR	S	P	ERA	WHIP
9	2	0	1	0	0	1	0	1	0	0	0	1.80	1.600

Batter	1	2	3	4	5	6	7	8	9	AB R H RBI BB SO LOB	TOP											
Davey Lopes, R (1, 4) OBP: 0.391, SLG: 0.460	0-3 K		0-0 6-3			0-0 6-3			0-0 L7	4 0 0 0 0 1 0	Los Angeles Dodgers @ St. Louis Cardinals Busch Stadium, St. Louis, MO Fri Jul 14 1978, 7:05 PM CDT Att. 23,694 - Unknown livebaseballscorecards.com											
Bill Russell, R (1, 6) OBP: 0.296, SLG: 0.354	0-0 L8			0-0 G3		0-0 F9		0-0 6-3	4 0 0 0 0 0 0													
Reggie Smith, S (1, 9) OBP: 0.378, SLG: 0.528 Bill North, S (5, 8) OBP: 0.401, SLG: 0.323	0-0 HR			0-0 CS 1B		0-0 6-3		0-0 4-3	2 1 2 1 0 0 0 2 0 0 0 0 0 0													
Ron Cey, R (1, 5) OBP: 0.367, SLG: 0.433	0-3 K		0-3 K 1-2			0-0 4-3			3 0 0 0 0 2 1													
Steve Garvey, R (1, 3) OBP: 0.336, SLG: 0.459		0-0 F8		0-3 K		0-0 1-3			3 0 0 0 0 1 0													
Dusty Baker Jr., R (1, 7) OBP: 0.333, SLG: 0.392		0-0 F3		0-3 K		0-0 BLK 1B			3 0 1 0 0 1 0													
Rick Monday, L (1, 8) OBP: 0.361, SLG: 0.531		0-0 F8		0-3 K		0-0 F9 1-2			3 0 0 0 0 1 1													
Joe Ferguson, R (1, 2) OBP: 0.364, SLG: 0.413			0-0 5-3		0-3 K	4-0 BB BB			2 0 0 0 1 1 0													
Don Sutton, R (1, 1) OBP: 0.143, SLG: 0.077 Lance Rautzhan, R (7, 1) Vic Davalillo, L (8, PH) OBP: 0.291, SLG: 0.308 Bob Welch, R (8, 1) OBP: 0.500, SLG: 0.500			0-3 K		0-0 F8	0-0 P4			2 0 0 0 0 1 0 0 0 0 0 0 0 0 1 0 0 0 0 0 2 0 0 0 0 0 0 0													
Inning Stats	R: 1 E: 0 K: 2 S: 8	H: 1 LOB: 0 BB: 0 P: 8	R: 0 E: 0 K: 0 S: 3	H: 0 LOB: 0 BB: 0 P: 3	R: 0 E: 0 K: 1 S: 5	H: 0 LOB: 0 BB: 0 P: 5	R: 0 E: 0 K: 1 S: 5	H: 1 LOB: 1 BB: 0 P: 5	R: 0 E: 0 K: 3 S: 9	H: 0 LOB: 0 BB: 0 P: 9		R: 0 E: 0 K: 1 S: 5	H: 0 LOB: 0 BB: 0 P: 5	R: 0 E: 0 K: 0 S: 3	H: 0 LOB: 0 BB: 0 P: 3	R: 0 E: 0 K: 0 S: 4	H: 1 LOB: 2 BB: 1 P: 8	R: 0 E: 0 K: 0 S: 3	H: 0 LOB: 0 BB: 0 P: 3	1B: 2 2B: 1 3B: 0 HR: 1	SF: 0 SAC: 0 DP: 1 HBP: 0	WP: 0 PB: 0 SB: 0 CS: 1
PITCHER Pete Vuckovich, R (1, 1) ERA: 2.27	IP: 9.0 WLS: W BF: 30 H: 3 R: 1 ER: 1 SO: 8 BB: 1 IBB: 0 HBP: 0 BLK: 1 WP: 0 HR: 1 S: 45 P: 49 ERA: 1.00 WHIP: 0.444											PITCHER	IP: WLS: BF: H: R: ER: SO: BB: IBB: HBP: BLK: WP: HR: S: P: ERA: WHIP:									



Batter	1	2	3	4	5	6	7	8	9	AB	R	H	RBI	BB	SO	LOB
Garry Templeton, S (1, 6) OBP: 0.270, SLG: 0.326	0-0 F9 		0-0 4-3 1B 			0-0 E S 1B 		0-0 5-3 3B 1B 		4	2	3	0	0	0	0
Jerry Mumphrey, S (1, 7) OBP: 0.295, SLG: 0.305	0-0 4-3 		0-0 4-3 1-2 			0-0 4-3 1-3 		0-0 5-3 1-2 		4	0	0	0	0	0	3
George Hendrick, R (1, 8) OBP: 0.318, SLG: 0.420 Tony Scott, S (8, 8) OBP: 0.292, SLG: 0.290	0-0 2B 1B 		0-0 6-3 			0-0 3-H 1B 		0-0 2-H 3B 		3	1	2	1	0	0	1
Ted Simmons, S (1, 2) OBP: 0.397, SLG: 0.540	0-0 1-H 2B 			0-0 G3 		0-0 P4 		4-0 B B B B 3B 		3	0	1	1	1	0	1
Keith Hernandez, L (1, 3) OBP: 0.361, SLG: 0.434	0-0 F8 			0-0 L4 		0-0 L8 		0-0 3-H BB 		4	0	0	0	0	0	3
Jerry Morales, R (1, 9) OBP: 0.283, SLG: 0.338		0-0 1-3 		0-0 P5 			0-0 F7 			3	0	0	0	0	0	0
Ken Reitz, R (1, 5) OBP: 0.272, SLG: 0.333		0-0 L6 			0-0 F8 		0-0 6-3 			3	0	0	0	0	0	0
Mike Tyson, R (1, 4) OBP: 0.281, SLG: 0.321		0-0 5-3 			0-0 5-3 		0-0 F9 			3	0	0	0	0	0	0
Pete Vuckovich, R (1, 1) OBP: 0.077, SLG: 0.077			0-3 S S S K 			0-0 6-3 		0-3 S S S K 		3	0	0	0	0	2	0

Inning Stats	R: 1	H: 2	E: 0	K: 0	S: 5	LOB: 1	BB: 0	P: 5	R: 0	H: 0	E: 0	K: 0	S: 3	LOB: 0	BB: 0	P: 3	R: 0	H: 1	E: 0	K: 1	S: 6	LOB: 1	BB: 0	P: 6	R: 0	H: 0	E: 0	K: 0	S: 3	LOB: 0	BB: 0	P: 3	R: 1	H: 2	E: 0	K: 0	S: 5	LOB: 1	BB: 0	P: 5	R: 0	H: 0	E: 0	K: 0	S: 3	LOB: 0	BB: 0	P: 3	R: 0	H: 2	E: 0	K: 0	S: 7	LOB: 1	BB: 0	P: 3	R: 2	H: 2	E: 0	K: 1	S: 7	LOB: 1	BB: 1	P: 11
--------------	------	------	------	------	------	--------	-------	------	------	------	------	------	------	--------	-------	------	------	------	------	------	------	--------	-------	------	------	------	------	------	------	--------	-------	------	------	------	------	------	------	--------	-------	------	------	------	------	------	------	--------	-------	------	------	------	------	------	------	--------	-------	------	------	------	------	------	------	--------	-------	-------

PITCHER	IP	WLS	BF	H	R	ER	SO	BB	IBB	HBP	BLK	WP	HR	S	P	ERA	WHIP
Don Sutton, R (1, 1) ERA: 3.87	6.2	L	25	5	2	2	1	0	0	0	0	0	0	27	27	2.70	0.750
Lance Rautzhan, L (7, 1) ERA: 1.32	0.1		1	0	0	0	0	0	0	0	0	0	0	1	1	0.00	0.000
Bob Welch, R (8, 1) ERA: 3.5	1.0		6	2	2	2	1	1	0	0	0	1	0	7	11	18.00	3.000

BOTTOM

Los Angeles Dodgers @ St. Louis Cardinals
 Busch Stadium, St. Louis, MO
 Fri Jul 14 1978, 7:05 PM CDT
 Att. 23,694 - Unknown

livebaseballscorecards.com

AB	31
R	4
H	7
RBI	3
BB	1
SO	2
LOB	8



1B: 5	SF: 0	WP: 1	PA: 32
2B: 1	SAC: 0	PB: 0	
3B: 1	DP: 0	SB: 1	
HR: 0	HBP: 0	CS: 0	

PITCHER	IP	WLS	BF	H	R	ER	SO	BB	IBB	HBP	BLK	WP	HR	S	P	ERA	WHIP
---------	----	-----	----	---	---	----	----	----	-----	-----	-----	----	----	---	---	-----	------

Batter	1	2	3	4	5	6	7	8	9	AB R H RBI BB SO LOB	TOP											
Davey Lopes, R (1, 4) OBP: 0.390, SLG: 0.458	0-0 4-3			0-0 S 5-3 1B		0-3 K		0-0 F7		4 0 1 0 0 1 0	Los Angeles Dodgers @ St. Louis Cardinals Busch Stadium, St. Louis, MO Sat Jul 15 1978, 7:05 PM CDT Att. 33,903 - Unknown livebaseballscorecards.com											
Bill Russell, R (1, 6) OBP: 0.293, SLG: 0.350	0-0 P4			0-0 1-2 5-3		0-0 L8		0-0 P6		4 0 0 0 0 0 1												
Steve Garvey, R (1, 3) OBP: 0.338, SLG: 0.461	0-0 4-3			4-0 2-3 BB		0-0 1B 2B		0-0 6-3		3 1 1 0 1 0 0												
Ron Cey, R (1, 5) OBP: 0.365, SLG: 0.430		0-3 K		0-3 K		0-0 1B 1B		0-0 6-3		4 1 1 1 0 2 2												
Dusty Baker Jr., R (1, 7) OBP: 0.332, SLG: 0.390		0-0 F8		0-0 F9		0-0 1B		0-3 K		4 0 1 1 0 1 2												
Joe Ferguson, R (1, 2) OBP: 0.382, SLG: 0.406		0-0 F7			4-0 BB	0-3 K		0-0 F5		3 0 0 0 1 1 1												
Steve Yeager, R (9, 2) OBP: 0.302, SLG: 0.250						1-2 K				0 0 0 0 0 0 0												
Rick Monday, L (1, 9) OBP: 0.357, SLG: 0.524			0-0 G3		0-3 K		0-0 4-3			3 0 0 0 0 1 1												
Bill North, S (1, 8) OBP: 0.396, SLG: 0.317			0-0 G3		0-0 F8		0-0 4-3			3 0 0 0 0 0 1												
Doug Rau, L (1, 1) OBP: 0.195, SLG: 0.220			0-0 G3		0-0 G3		0-0 3-1			3 0 0 0 0 0 1												
Terry Forster, L (7, 1) OBP: 0.333, SLG: 0.333										0 0 0 0 0 0 0												
Inning Stats	R: 0 E: 0 K: 0 S: 3	H: 0 LOB: 0 BB: 0 P: 3	R: 0 E: 0 K: 1 S: 5	H: 0 LOB: 0 BB: 0 P: 5	R: 0 E: 0 K: 0 S: 3	H: 0 LOB: 0 BB: 0 P: 3	R: 0 E: 0 K: 1 S: 6	H: 1 LOB: 2 BB: 1 P: 10	R: 0 E: 0 K: 1 S: 5	H: 0 LOB: 1 BB: 1 P: 9	R: 2 E: 0 K: 2 S: 10	H: 3 LOB: 1 BB: 0 P: 10	R: 0 E: 0 K: 0 S: 3	H: 0 LOB: 0 BB: 0 P: 3	R: 0 E: 0 K: 1 S: 5	H: 0 LOB: 0 BB: 0 P: 5	R: 0 E: 0 K: 1 S: 5	H: 0 LOB: 0 BB: 0 P: 5	1B: 3 2B: 1 3B: 0 HR: 0	SF: 0 SAC: 0 DP: 0 HBP: 0	WP: 0 PB: 0 SB: 2 CS: 0	PA: 33
PITCHER	IP WLS BF H R ER SO BB IBB HBP BLK WP HR S P ERA WHIP																					
Bob Forsch, R (1, 1) ERA: 3.12	7.0 L 27 4 2 2 5 2 0 0 0 0 0 0 35 43 2.57 0.857																					
Mark Littell, R (8, 1) ERA: 2.37	2.0 6 0 0 0 1 0 0 0 0 0 0 0 8 8 0.00 0.000																					



Batter	1	2	3	4	5	6	7	8	9	AB	R	H	RBI	BB	SO	LOB
--------	---	---	---	---	---	---	---	---	---	----	---	---	-----	----	----	-----

Garry Templeton, S OBP: 0.270, SLG: 0.325 (1, 6)	0-0 G4-6-3 E 1B		0-0 4-3			0-0 4-3	0-0 1-3			4	0	1	0	0	0	2
Jerry Morales, R OBP: 0.282, SLG: 0.343 (1, 9)	0-0 E4 G4-6-3 1-2			0-0 F9		0-0 E 3B		0-0 5-3		4	1	1	0	0	0	1
Keith Hernandez, L OBP: 0.360, SLG: 0.430 (1, 3)	0-0 G4-6-3 1-2f 2-3			0-0 G3		4-0 E BB		0-3 K		3	0	0	0	1	1	2
Ted Simmons, S OBP: 0.395, SLG: 0.539 (1, 7) (8, 2)	0-3 K			0-0 2B		0-0 E6 1-3		0-3 K		4	0	1	0	0	2	2
George Hendrick, R OBP: 0.313, SLG: 0.413 (1, 8)		0-0 6-3		0-3 K		0-0 F9 3-H			0-0 L9	4	0	0	0	0	1	3
Ken Reitz, R OBP: 0.275, SLG: 0.333 (1, 5)		4-0 G4-6-3 BB			0-0 FC6-4 1B		0-0 1-3		0-0 6-3	3	0	1	0	1	0	0
Steve Swisher, R OBP: 0.295, SLG: 0.333 (7, PR) Jerry Mumphrey, S OBP: 0.299, SLG: 0.305 (8, 7)		0-0 G4-6-3 1-2f			0-0 FC6-4 G6-4-3 1-2f		0-0 BB 1B		4-0 BB	3	0	1	0	0	0	2
Mike Tyson, R OBP: 0.280, SLG: 0.320 (1, 4)			0-0 G6-4-3 1B		0-0 G6-4-3 1-2f		0-0 L7		0-0 4-3	4	0	1	0	0	0	3
Bob Forsch, R OBP: 0.241, SLG: 0.407 (7, PH) Roger Freed, R OBP: 0.286, SLG: 0.442 (7, PR) Bob Coluccio, R (7, PR) Mark Littell, L (8, 1)			0-0 G6-4-3 1-2f			0-0 F9		4-0 BB		2	0	0	0	0	0	1

Inning Stats	R: 0	H: 1	E: 1	K: 1	S: 6	LOB: 1	BB: 0	P: 6	R: 0	H: 0	E: 0	K: 0	S: 2	LOB: 0	BB: 1	P: 6	R: 0	H: 1	E: 0	K: 0	S: 3	LOB: 0	BB: 0	P: 3	R: 0	H: 1	E: 0	K: 1	S: 6	LOB: 1	BB: 0	P: 6	R: 0	H: 1	E: 0	K: 0	S: 3	LOB: 0	BB: 0	P: 3	R: 1	H: 1	E: 1	K: 0	S: 5	LOB: 2	BB: 1	P: 9	R: 0	H: 1	E: 0	K: 0	S: 4	LOB: 2	BB: 1	P: 8	R: 0	H: 0	E: 0	K: 2	S: 7	LOB: 0	BB: 0	P: 7	R: 0	H: 0	E: 0	K: 0	S: 3	LOB: 1	BB: 1	P: 7	1B: 4	SF: 0	2B: 1	SAC: 0	3B: 1	DP: 4	HR: 0	HBP: 0	WP: 0	PA: 35
--------------	------	------	------	------	------	--------	-------	------	------	------	------	------	------	--------	-------	------	------	------	------	------	------	--------	-------	------	------	------	------	------	------	--------	-------	------	------	------	------	------	------	--------	-------	------	------	------	------	------	------	--------	-------	------	------	------	------	------	------	--------	-------	------	------	------	------	------	------	--------	-------	------	------	------	------	------	------	--------	-------	------	-------	-------	-------	--------	-------	-------	-------	--------	-------	--------

PITCHER	IP	WLS	BF	H	R	ER	SO	BB	IBB	HBP	BLK	WP	HR	S	P	ERA	WHIP
Doug Rau, L ERA: 3.38 (1, 1)	6.2	W	27	6	1	0	2	3	0	0	0	0	0	28	40	0.00	1.350
Terry Forster, L ERA: 2.68 (7, 1)	2.1	S	8	0	0	0	2	1	0	0	0	0	0	11	15	0.00	0.429

BOTTOM

Los Angeles Dodgers @ St. Louis Cardinals
 Busch Stadium, St. Louis, MO
 Sat Jul 15 1978, 7:05 PM CDT
 Att. 33,903 - Unknown

livebaseballscores.com

AB	31
R	1
H	6
RBI	0
BB	4
SO	4
LOB	16



Batter	1	2	3	4	5	6	7	8	9	AB R H RBI BB SO LOB	TOP											
Davey Lopes, R (1, 4) OBP: 0.391, SLG: 0.462	0-0 F9		0-0 6-3		0-0 1B			0-0 2B		4 0 2 1 0 0 1												
Bill Russell, R (1, 6) OBP: 0.290, SLG: 0.346	0-0 4-3		0-0 6-3		0-3 K			0-0 F9		4 0 0 0 0 1 4												
Steve Garvey, R (1, 3) OBP: 0.339, SLG: 0.462	4-0 BB			0-0 P4		0-0 1B G6-3		0-0 5-3		3 1 1 0 1 0 1												
Ron Cey, R (1, 5) OBP: 0.364, SLG: 0.428	0-0 P4			0-0 L7		0-0 2-3 1B G6-3		0-3 K		4 0 1 0 0 1 2												
Dusty Baker Jr., R (1, 7) OBP: 0.328, SLG: 0.385		0-0 6-3		0-0 F3		0-0 1-2f 3-H G6-3		0-0 6-3		4 0 0 0 0 0 1												
Rick Monday, L (1, 9) OBP: 0.359, SLG: 0.519		4-2 BB G6-4-3			4-0 1B BB		0-0 P4		0-3 K	2 1 0 0 2 1 0												
Bill North, S (1, 8) OBP: 0.393, SLG: 0.316		0-0 G6-4-3 1-2f			0-0 1B 1-2 1B		0-0 4-3		0-3 K	4 0 1 0 0 1 1												
Johnny Oates, L (1, 2) OBP: 0.459, SLG: 0.441			0-0 SH1-4 1B		0-0 F8		0-0 F7			3 0 1 0 0 0 2												
Bob Welch, R (7, 1) OBP: 0.500, SLG: 0.500										0 0 0 0 0 0 0												
Rick Rhoden, R (1, 1) OBP: 0.195, SLG: 0.162			0-0 SH1-4		2-3 K		0-0 P4			0 0 0 0 0 0 0												
Reggie Smith, S (5, PH) OBP: 0.377, SLG: 0.525										1 0 0 0 0 1 2												
Charlie Hough, R (5, 1) OBP: 0.364, SLG: 0.455										0 0 0 0 0 0 0												
Joe Ferguson, R (7, PH) OBP: 0.360, SLG: 0.404										1 0 0 0 0 0 0												
Inning Stats	R: 0 E: 0 K: 0 S: 3	H: 0 LOB: 1 BB: 1 P: 7	R: 0 E: 0 K: 0 S: 5	H: 0 LOB: 0 BB: 1 P: 9	R: 0 E: 0 K: 0 S: 4	H: 1 LOB: 1 BB: 0 P: 4	R: 0 E: 0 K: 0 S: 3	H: 0 LOB: 0 BB: 0 P: 3	R: 1 E: 0 K: 2 S: 10	H: 2 LOB: 2 BB: 1 P: 16	R: 1 E: 0 K: 0 S: 4	H: 2 LOB: 0 BB: 0 P: 4	R: 0 E: 0 K: 0 S: 3	H: 0 LOB: 0 BB: 0 P: 3	R: 0 E: 0 K: 1 S: 6	H: 1 LOB: 1 BB: 0 P: 6	R: 0 E: 0 K: 2 S: 7	H: 0 LOB: 0 BB: 0 P: 7	1B: 4 2B: 2 3B: 0 HR: 0	SF: 0 SAC: 1 DP: 2 HBP: 0	WP: 0 PB: 0 SB: 0 CS: 0	PA: 34
PITCHER	IP WLS BF H R ER SO BB IBB HBP BLK WP HR S P ERA WHIP																					
Mike Krukow, R (1, 1) ERA: 2.93	7.0 W 28 6 2 2 2 3 0 0 0 0 0 0 33 47 2.57 1.286																					
Bruce Sutter, R (8, 1) ERA: 1.65	2.0 S 6 0 0 0 3 0 0 0 0 0 0 0 12 12 0.00 0.000																					

Los Angeles Dodgers @ Chicago Cubs
Wrigley Field, Chicago, IL
Sun Jul 16 1978, 3:33 AM CDT
Unknown - 70 F

livebaseballscorecards.com

AB	30
R	2
H	6
RBI	1
BB	3
SO	5
LOB	14



Batter	1	2	3	4	5	6	7	8	9	AB	R	H	RBI	BB	SO	LOB
Rodney Scott, S (1, 8) OBP: 0.375, SLG: 0.345	0-0 B1-3	0-0 FC5		0-3 K			0-3 K			4	0	0	0	0	2	2
Greg Gross, L (1, 7) OBP: 0.315, SLG: 0.358	0-0 6-3		0-0 1B		0-0 4-3		0-0 F7			4	0	1	0	0	0	0
Bill Buckner, L (1, 3) OBP: 0.319, SLG: 0.376	0-0 4-3		0-3 K		0-0 1-3		0-0 BB			4	0	1	0	0	1	1
Bobby Murcer, L (1, 9) OBP: 0.349, SLG: 0.384		0-0 6-3	0-0 1B		0-0 4-3		4-0 BB			3	0	1	0	1	0	0
Steve Ontiveros, S (1, 5) OBP: 0.307, SLG: 0.324		0-0 F7	0-0 P6		0-3 K		0-3 K			4	0	0	0	0	2	4
Manny Trillo, R (1, 4) OBP: 0.328, SLG: 0.361		1-0 1B	0-0 F8		0-0 P8					0	1	0	0	0	0	0
Mick Kelleher, R (3, 4) OBP: 0.324, SLG: 0.207		1B 2B HBP								3	0	1	0	0	0	2
Ivan De Jesus, R (1, 6) OBP: 0.361, SLG: 0.384		0-0 2B		0-0 SF9		0-0 WP				4	2	3	0	0	0	1
Dave Rader, L (1, 2) OBP: 0.275, SLG: 0.330		0-0 FC5	0-0 SF9		0-0 SF9		4-0 WP			2	0	1	3	1	0	0
Mike Krukow, R (1, 1) OBP: 0.333, SLG: 0.200		4-0 BB		0-0 F8		0-0 5-3				2	0	0	0	1	0	2
Bruce Sutter, R (8, 1)										0	0	0	0	0	0	0

Inning Stats	R: 0	H: 0	E: 0	K: 0	S: 3	R: 2	H: 2	E: 0	K: 0	S: 5	R: 0	H: 2	E: 0	K: 1	S: 7	R: 1	H: 1	E: 0	K: 1	S: 6	R: 0	H: 0	E: 0	K: 0	S: 3	R: 0	H: 1	E: 0	K: 2	S: 8	R: 0	H: 1	E: 0	K: 0	S: 3
	0	0	0	0	3	2	2	0	0	5	0	2	0	1	7	1	1	0	1	6	0	1	0	0	3	0	0	0	1	12	0	1	0	0	3

PITCHER	IP	WLS	BF	H	R	ER	SO	BB	IBB	HBP	BLK	WP	HR	S	P	ERA	WHIP
Rick Rhoden, R (1, 1) ERA: 3.73	4.0	L	19	5	3	2	2	1	0	0	0	0	0	21	26	4.50	1.500
Charlie Hough, R (5, 1) ERA: 2.73	2.0		8	1	0	0	1	0	1	0	0	1	0	9	13	0.00	0.500
Bob Welch, R (7, 1) ERA: 3.15	2.0		8	2	0	0	2	1	0	0	0	0	0	11	15	0.00	1.500

BOTTOM

Los Angeles Dodgers @ Chicago Cubs
 Wrigley Field, Chicago, IL
 Sun Jul 16 1978, 3:33 AM CDT
 Unknown - 70 F

AB	30
R	3
H	8
RBI	3
BB	3
SO	5
LOB	12



WP	PA	3B	DP	HR	CS
1	35	0	1	0	0

Batter	1	2	3	4	5	6	7	8	9	AB R H RBI BB SO LOB	TOP														
Davey Lopes, R OBP: 0.391, SLG: 0.457 (1, 4) X	0-0 F2	4-0 BB		0-0 6-3		4-0 BB		0-0 F8		3 0 0 0 2 0 1															
Reggie Smith, S OBP: 0.374, SLG: 0.523 (1, 9) X	0-0 3B 2B	0-0 P6			0-0 F9	0-2 F7		0-3 K		5 1 1 0 0 1 6															
Steve Garvey, R OBP: 0.340, SLG: 0.467 (1, 3) X	0-0 1B 3B	0-3 K			0-0 6-3		0-0 2B 1B	2-3 K		5 2 2 1 0 2 3															
Ron Cey, R OBP: 0.365, SLG: 0.429 (1, 5) B B B B	4-0 1B BB		0-0 6-3		0-3 K		0-0 1B 2B	0-3 K		4 0 1 1 1 2 0															
Dusty Baker Jr., R OBP: 0.332, SLG: 0.398 (1, 7) X	0-0 1B		0-0 HR		0-0 6-3		0-0 F7	0-0 CS WP 1B		5 1 3 2 0 0 1															
Joe Ferguson, R OBP: 0.365, SLG: 0.400 (1, 2) B B B B S S S S	4-2 BB		0-3 K		4-0 1B BB	4-0 1B IBB		2-3 K		2 1 0 0 3 2 1															
Rick Monday, L OBP: 0.355, SLG: 0.512 (1, 8) S S S S	0-3 K		0-0 4-3		0-0 FC4	1-2 1B	0-0 1B			3 0 0 0 0 1 3															
Bill North, S OBP: 0.396, SLG: 0.320 (7, PH) (7, 8)										1 0 1 0 0 0 0															
Ted Martinez, R OBP: 0.308, SLG: 0.292 (1, 6) S S S S		0-0 E8 SH1-4		0-0 1B		0-0 1-3	0-0 F9			3 0 1 0 0 0 2															
Bill Russell, R OBP: 0.289, SLG: 0.345 (7, PH) (7, 6)										1 0 0 0 0 0 2															
Burt Hooton, R OBP: 0.235, SLG: 0.133 (1, 1) X		0-0 SH1-4		0-0 B3-6-4		0-0 BB		4-0 BB		2 0 1 1 1 0 1															
Lance Rautzhan, R (9, 1)				0-0 B3-6-4		2-3 3-H 1B				0 0 0 0 0 0 0															
Inning Stats	R: 2 E: 0 K: 1 S: 11	H: 3 LOB: 2 BB: 2 P: 19	R: 0 E: 1 K: 1 S: 6	H: 0 LOB: 2 BB: 1 P: 10	R: 1 E: 0 K: 1 S: 6	H: 1 LOB: 0 BB: 0 P: 6	R: 0 E: 0 K: 0 S: 3	H: 1 LOB: 0 BB: 0 P: 3	R: 0 E: 0 K: 1 S: 5	H: 0 LOB: 0 BB: 0 P: 5	R: 1 E: 1 K: 0 S: 9	H: 1 LOB: 3 BB: 2 P: 17	R: 1 E: 0 K: 0 S: 5	H: 3 LOB: 2 BB: 1 P: 9	R: 0 E: 0 K: 2 S: 8	H: 0 LOB: 1 BB: 1 P: 14	R: 0 E: 0 K: 2 S: 8	H: 1 LOB: 1 BB: 0 P: 10	1B: 6 2B: 3 3B: 1 HR: 1	SF: 0 SAC: 1 DP: 2 HBP: 0	WP: 1 PB: 0 SB: 1 CS: 1	PA: 42			
PITCHER	IP	WLS	BF	H	R	ER	SO	BB	IBB	HBP	BLK	WP	HR	S	P	ERA	WHIP								
Ray Burris, R ERA: 5.12 (1, 1)	0.2	L	6	3	2	2	0	2	0	0	0	0	0	8	16	27.00	7.500								
Lynn McGlothen, R ERA: 4.06 (1, 1)	3.1		13	2	1	1	3	1	0	0	0	0	1	18	22	2.70	0.900								
Donnie Moore, R ERA: 4.19 (5, 1)	2.0		12	3	2	1	1	2	0	0	0	0	0	16	24	4.50	2.500								
Willie Hernandez, L ERA: 3.38 (7, 1)	3.0		11	2	0	0	4	1	1	0	0	1	0	19	31	0.00	1.000								

Los Angeles Dodgers @ Chicago Cubs
 Wrigley Field, Chicago, IL
 Sun Jul 16 1978, 3:38 AM CDT
 Att. 41,677 - Unknown - 70 F


AB	34
R	5
H	10
RBI	5
BB	7
SO	8
LOB	20




WP: 1	PA: 42
PB: 0	
SB: 1	
CS: 1	

ERA	WHIP

Batter	1	2	3	4	5	6	7	8	9	AB R H RBI BB SO LOB
Rodney Scott, S OBP: 0.362, SLG: 0.323 (1, 8) BB (7, 6)	4-0 S S 6-3 BB		X 0-0 G3		S 0-3 K			X 0-0 F7	0-0 6-3	4 1 0 0 1 1 2
Greg Gross, L OBP: 0.310, SLG: 0.351 (1, 7) (7, 8)	0-0 L6 1-2		S 0-3 K		S 0-3 K			X 0-0 1-3		4 0 0 0 0 2 1
Bill Buckner, L OBP: 0.313, SLG: 0.368 (1, 3)	0-0 6-3 2-H		X 0-0 L9		X 0-0 L9			X 0-0 E1		4 0 0 1 0 0 0
Bobby Murcer, L OBP: 0.351, SLG: 0.386 (1, 9)	0-0 1B		X 0-0 4-3		B 0-0 1B		S 1-2 K			4 0 2 0 0 1 1
Steve Ontiveros, S OBP: 0.310, SLG: 0.335 (1, 5) S S S F X	3-2 1-3		X 0-0 1B 3B		B 3-2 9-6 1-2f		X 0-0 1B BB BB S S S	X 0-0 1B SF7 1B		4 2 2 0 0 0 2
Ivan De Jesus, R OBP: 0.361, SLG: 0.384 (1, 6)		X 0-0 F8	X 0-0 1B 1B		X 0-0 B5-3			S 0-3 K		3 0 1 1 0 0 0
Dave Rader, L OBP: 0.279, SLG: 0.330 (1, 2)		X 0-0 6-3	X 0-0 F8		X 0-0 G1-6-3 1B			B 4-0 1B BB		3 0 1 0 1 0 1
Mick Kelleher, R OBP: 0.368, SLG: 0.273 (1, 4)		X 0-0 1B	X 0-0 FC6 1B		X 0-0 G1-6-3 1-2f			X 0-0 1-2 2-3 1B		4 0 3 0 0 0 1
Ray Burris, R OBP: 0.154, SLG: 0.211 Lynn McGlothen, L OBP: 0.111, SLG: 0.222 Gene Collins, R OBP: 0.337, SLG: 0.342 Donnie Moore, L OBP: 0.286, SLG: 0.296 Willie Hernandez, L OBP: 0.320, SLG: 0.369 Larry Bittner, L OBP: 0.271, SLG: 0.426 (1, 1) (1, 1) (4, PH) (5, 1) (7, 1) (7, 7) (9, PH)		X 0-0 P3	X 0-0 FC6 1-2f		X 0-3 K			B 2-2 SF7 3-H		0 0 0 0 0 0 0 1 0 0 0 0 0 0 1 1 0 0 0 0 0 0 2 0 0 0 0 0 0 0 0 0 0 0 0 0 0 0 0 1 0 0 1 0 1 0 1 0 0 0 0 1 1

BOTTOM															
<p align="center">Los Angeles Dodgers @ Chicago Cubs Wrigley Field, Chicago, IL Sun Jul 16 1978, 3:38 AM CDT Att: 41,677 - Unknown - 70 F</p>															
<table border="0"> <tr><td>AB</td><td>34</td></tr> <tr><td>R</td><td>3</td></tr> <tr><td>H</td><td>9</td></tr> <tr><td>RBI</td><td>3</td></tr> <tr><td>BB</td><td>2</td></tr> <tr><td>SO</td><td>6</td></tr> <tr><td>LOB</td><td>12</td></tr> </table>	AB	34	R	3	H	9	RBI	3	BB	2	SO	6	LOB	12	
AB	34														
R	3														
H	9														
RBI	3														
BB	2														
SO	6														
LOB	12														
<table border="0"> <tr><td>WP: 0</td><td>PA: 37</td></tr> <tr><td>PB: 0</td><td></td></tr> <tr><td>SB: 2</td><td></td></tr> <tr><td>CS: 0</td><td></td></tr> </table>	WP: 0	PA: 37	PB: 0		SB: 2		CS: 0								
WP: 0	PA: 37														
PB: 0															
SB: 2															
CS: 0															

Inning Stats	R: 1	H: 1	E: 0	K: 0	S: 7	R: 0	H: 1	E: 0	K: 0	S: 4	R: 0	H: 0	E: 0	K: 1	S: 5	R: 0	H: 3	E: 0	K: 0	S: 6	R: 0	H: 0	E: 0	K: 2	S: 7	R: 0	H: 1	E: 0	K: 0	S: 10	R: 0	H: 1	E: 0	K: 1	S: 8	R: 0	H: 0	E: 1	K: 1	S: 6	R: 1	H: 2	E: 0	K: 1	S: 10	1B: 8	SF: 1	2B: 1	3B: 1	HR: 0																	
IP	8.1	WLS	W	BF	34	H	8	R	3	ER	3	SO	6	BB	2	IBB	0	HBP	0	BLK	0	WP	0	HR	0	S	57	P	73	ERA	3.24	WHIP	1.200	IP	0.2	WLS	S	BF	3	H	1	R	0	ER	0	SO	0	BB	0	IBB	0	HBP	0	BLK	0	WP	0	HR	0	S	6	P	1	ERA	1.29	WHIP	1.500

Batter	1	2	3	4	5	6	7	8	9	AB R H RBI BB SO LOB	TOP											
Davey Lopes, R OBP: 0.389, SLG: 0.454 (1, 4) X	0-0 6-3		0-0 G4-3 1B			0-0 6-3	0-3 K			4 0 1 0 0 1 2	Los Angeles Dodgers @ Chicago Cubs Wrigley Field, Chicago, IL Mon Jul 17 1978, 3:33 AM CDT Att. 26,821 - Overcast - 76 F livebaseballscorecards.com											
Bill Russell, R OBP: 0.291, SLG: 0.350 (1, 6) X	0-0 HR 1B		0-0 G4-3 1-2f			0-0 G3 2B		0-0 F3		4 1 2 0 0 0 1												
Reggie Smith, S OBP: 0.376, SLG: 0.545 (1, 9) X	0-0 HR			0-0 4-3		0-0 G3		0-0 HR		4 2 2 3 0 0 1												
Ron Cey, R OBP: 0.361, SLG: 0.424 (1, 5) X	0-0 P4			0-3 K		0-0 F7		0-0 F8		4 0 0 0 0 1 1												
Ted Martinez, R OBP: 0.308, SLG: 0.292 (8, 5) X	0-0 P4			0-3 K						0 0 0 0 0 0 0												
Steve Garvey, R OBP: 0.339, SLG: 0.465 (1, 3) X	0-0 P4			0-0 5-3				0-0 6-3		4 1 1 0 0 0 0												
Dusty Baker Jr., R OBP: 0.334, SLG: 0.399 (1, 7) X		0-0 5-3			0-0 1B 1B		0-0 1B SH1-3 1B		0-0 6-3	4 0 2 0 0 0 0												
Joe Ferguson, R OBP: 0.365, SLG: 0.399 (1, 2) X		0-0 F3			0-0 1-3 CS 1B		0-0 SH1-3		0-0 5-3	3 0 1 0 0 0 0												
Steve Yeager, R OBP: 0.302, SLG: 0.250 (9, 2) X					0-3 K 1-2		0-0 SF7		0-0 6-3	0 0 0 0 0 0 0												
Bill North, S OBP: 0.389, SLG: 0.315 (1, 8) X		0-0 5-3			0-3 K 1-2				0-0 6-3	3 0 0 1 0 1 2												
Tommy John, R OBP: 0.154, SLG: 0.135 (1, 1) X			0-0 6-3			0-0 G3				2 0 0 0 0 0 1												
Lee Lacy, R OBP: 0.359, SLG: 0.554 (7, PH)										1 0 1 0 0 0 0												
Terry Forster, L OBP: 0.333, SLG: 0.333 (7, 1) X										0 0 0 0 0 0 0												
Bob Welch, R OBP: 0.500, SLG: 0.500 (9, 1) X										0 0 0 0 0 0 0												
Inning Stats	R: 2 E: 0 K: 0 S: 5	H: 2 LOB: 0 BB: 0 P: 5	R: 0 E: 0 K: 0 S: 3	H: 0 LOB: 0 BB: 0 P: 3	R: 0 E: 0 K: 0 S: 3	H: 1 LOB: 0 BB: 0 P: 3	R: 0 E: 0 K: 1 S: 5	H: 0 LOB: 0 BB: 0 P: 5	R: 0 E: 0 K: 1 S: 6	H: 2 LOB: 1 BB: 0 P: 6	R: 0 E: 0 K: 0 S: 4	H: 1 LOB: 1 BB: 0 P: 4	R: 1 E: 0 K: 1 S: 8	H: 3 LOB: 2 BB: 0 P: 8	R: 1 E: 0 K: 0 S: 4	H: 1 LOB: 0 BB: 0 P: 4	R: 0 E: 0 K: 0 S: 3	H: 0 LOB: 0 BB: 0 P: 3	1B: 7 2B: 1 3B: 0 HR: 2	SF: 1 SAC: 1 DP: 1 HBP: 0	WP: 0 PB: 0 SB: 0 CS: 1	PA: 35
PITCHER Rick Reuschel, R ERA: 2.57 (1, 1)	IP 9.0 WLS L BF 35 H 10 R 4 ER 4 SO 3 BB 0 IBB 0 HBP 0 BLK 0 WP 0 HR 2 S 41 P 41 ERA 4.00 WHIP 1.111																					

BOTTOM

Los Angeles Dodgers @ Chicago Cubs

Wrigley Field, Chicago, IL

Mon Jul 17 1978, 3:33 AM CDT

Att. 26,821 - Overcast - 76 F

AB	33
R	3
H	9
RBI	2
BB	3
SO	1
LOB	19



WP	0	PA	37
PB	0		
SB	2		
CS	0		

AB R H RBI BB SO LOB

4	2	1	0	1	0	2
4	0	2	0	0	0	2
3	0	0	1	0	0	3
3	1	2	0	1	0	2
3	0	1	0	0	0	2
1	0	0	0	0	0	1
4	0	2	1	0	0	3
4	0	0	0	0	0	3
3	0	0	0	0	1	1
0	0	0	0	1	0	0
3	0	0	0	0	0	0
0	0	0	0	0	0	0
1	0	1	0	0	0	0

Batter	1	2	3	4	5	6	7	8	9
Ivan De Jesus, R OBP: 0.361, SLG: 0.382 (1, 6)	0-0 E5 4-3 1B E		0-0 4-3 S SF7 1B	4-0 S BB			0-0 F9		0-0 9-2 3-Hf
Jerry White, S OBP: 0.318, SLG: 0.211 (1, 8)	0-0 E 4-3 1B 1-2		0-0 4-3 1-3	0-0 L9 1-2			0-0 1B		
Bill Buckner, L OBP: 0.307, SLG: 0.362 (1, 3)	0-0 4-3 1-2 2-3		0-0 SF7 3-H		0-0 6-3		0-0 4-3		
Bobby Murcer, L OBP: 0.355, SLG: 0.388 (1, 9)	0-0 P3		4-0 1B 1B BB		0-0 G4-6-3 1B		0-0 FC5-4 1B		
Steve Ontiveros, S OBP: 0.310, SLG: 0.335 Rodney Scott, S OBP: 0.357, SLG: 0.317 (1, 5) (7, 5)	0-0 E4 FC5-4 2-3 3-H		0-0 1B 1B		0-0 G4-6-3 1-2f		1-2 FC5-4 G4-6-3 1-2f		
Mike Vail, R OBP: 0.284, SLG: 0.431 (1, 7)	0-0 FC5-4 1-2f		0-0 1B 1-2 3-H		0-0 G3-6-3 1B		0-0 G4-6-3 1-2f		
Mick Kelleher, R OBP: 0.333, SLG: 0.243 (1, 4)		0-0 5-3	0-0 5-3		0-0 L8		0-0 6-3		0-0 6-3
Dave Rader, L OBP: 0.275, SLG: 0.325 Larry Cox, R OBP: 0.324, SLG: 0.366 (1, 2) (9, PH)		0-0 L7		0-3 K		0-0 G3-6-3 1-2f		4-0 2B 9-2 BB	
Rick Reuschel, R OBP: 0.077, SLG: 0.027 Gene Clines, R OBP: 0.337, SLG: 0.342 Larry Bittner, L OBP: 0.322, SLG: 0.376 (1, 1) (9, PH) (9, PH)		0-0 4-3		0-0 6-3			0-0 6-3		0-0 2B

Inning Stats	R: 1	H: 1	E: 2	K: 0	S: 6	LOB: 2	BB: 0	P: 6	R: 0	H: 0	E: 0	K: 0	S: 3	LOB: 0	BB: 0	P: 3	R: 2	H: 3	E: 0	K: 0	S: 11	LOB: 2	BB: 1	P: 17	R: 0	H: 0	E: 0	K: 1	S: 5	LOB: 0	BB: 1	P: 9	R: 0	H: 1	E: 0	K: 0	S: 3	LOB: 0	BB: 0	P: 3	R: 0	H: 1	E: 0	K: 0	S: 4	LOB: 1	BB: 0	P: 4	R: 0	H: 1	E: 0	K: 0	S: 6	LOB: 0	BB: 0	P: 7	R: 0	H: 1	E: 0	K: 0	S: 3	LOB: 1	BB: 1	P: 7	1B: 8	SF: 1	2B: 2	3B: 0	HR: 0	SAC: 0	DP: 4	HBP: 0	WP: 0	PA: 37
--------------	------	------	------	------	------	--------	-------	------	------	------	------	------	------	--------	-------	------	------	------	------	------	-------	--------	-------	-------	------	------	------	------	------	--------	-------	------	------	------	------	------	------	--------	-------	------	------	------	------	------	------	--------	-------	------	------	------	------	------	------	--------	-------	------	------	------	------	------	------	--------	-------	------	-------	-------	-------	-------	-------	--------	-------	--------	-------	--------

PITCHER	IP	WLS	BF	H	R	ER	SO	BB	IBB	HBP	BLK	WP	HR	S	P	ERA	WHIP
Tommy John, L ERA: 3.69 (1, 1)	6.0		26	6	3	2	1	2	0	0	0	0	0	31	41	3.00	1.333
Terry Forster, L ERA: 2.52 (7, 1)	2.1	W	9	2	0	0	0	1	0	0	0	0	0	11	16	0.00	1.286
Bob Welch, R ERA: 3.05 (9, 1)	0.2	S	2	1	0	0	0	0	0	0	0	0	0	2	2	0.00	1.500

Batter	1	2	3	4	5	6	7	8	9	AB R H RBI BB SO LOB	TOP												
Davey Lopes, R (1, 4) OBP: 0.387, SLG: 0.450	0-3 K		0-0 F7	0-0 1B		0-0 6-3		0-0 G6-4-3		5 0 1 1 0 1 3													
Bill Russell, R (1, 6) OBP: 0.290, SLG: 0.349	0-0 6-3		0-0 F8	0-0 1B		0-0 SF8		0-3 K		4 0 1 1 0 1 0													
Reggie Smith, S (1, 9) OBP: 0.370, SLG: 0.535	0-3 K		0-3 K	0-0 P4		0-0 P3			0-0 P3	5 0 0 0 0 2 3													
Ron Cey, R (1, 5) OBP: 0.361, SLG: 0.435		0-3 K							0-0 HR	5 2 2 1 0 3 2													
Ted Martinez, R (9, 5) OBP: 0.308, SLG: 0.292										0 0 0 0 0 0 0													
Steve Garvey, R (1, 3) OBP: 0.340, SLG: 0.462			0-0 F7		4-0 1B HR BB	0-0 F9		0-0 F3	0-0 BB BB 1B	4 1 1 0 1 0 0													
Dusty Baker Jr., R (1, 7) OBP: 0.341, SLG: 0.404		0-0 BB BB 1B		0-0 HR 1B		0-0 6-3		0-0 E 1B	4-0 BB BB 1B	4 1 3 1 1 0 0													
Joe Ferguson, R (1, 2) OBP: 0.369, SLG: 0.413		4-0 BB BB		0-0 HR		0-0 G3		0-0 E5	4-0 P8 BB	3 1 1 3 2 0 1													
Bill North, S (1, 8) OBP: 0.394, SLG: 0.315		4-0 BB BB		0-0 HR				0-3 K	0-0 P8	3 2 1 0 2 1 5													
Don Sutton, R (1, 1) OBP: 0.159, SLG: 0.098		0-0 3-1		0-0 SH3 1B		0-0 SH			0-0 G6-4-3 1B	2 0 1 0 0 0 3													
Inning Stats	R: 0 E: 0 K: 2 S: 7	H: 0 LOB: 0 BB: 0 P: 7	R: 0 E: 0 K: 1 S: 6	H: 1 LOB: 3 BB: 2 P: 14	R: 0 E: 0 K: 1 S: 5	H: 0 LOB: 0 BB: 0 P: 5	R: 5 E: 0 K: 1 S: 11	H: 6 LOB: 2 BB: 1 P: 15	R: 0 E: 0 K: 0 S: 3	H: 0 LOB: 0 BB: 0 P: 3	R: 1 E: 0 K: 0 S: 4	H: 0 LOB: 1 BB: 1 P: 8	R: 0 E: 1 K: 2 S: 9	H: 1 LOB: 2 BB: 0 P: 9	R: 0 E: 0 K: 1 S: 5	H: 1 LOB: 0 BB: 0 P: 5	R: 1 E: 0 K: 0 S: 4	H: 2 LOB: 2 BB: 2 P: 12	1B: 8 2B: 2 3B: 0 HR: 2	SF: 1 SAC: 2 DP: 2 HBP: 0	WP: 0 PB: 0 SB: 1 CS: 0	PA: 44	
PITCHER	IP WLS BF H R ER SO BB IBB HBP BLK WP HR S P ERA WHIP																					PITCHER	IP WLS BF H R ER SO BB IBB HBP BLK WP HR S P ERA WHIP
Don Robinson, R (1, 1) ERA: 3.8	3.1 L 19 6 5 5 4 3 0 0 0 0 1 24 36 13.50 2.700																						
Ed Whitson, R (4, 1) ERA: 1.97	3.2 16 2 1 1 3 1 0 0 0 0 0 0 21 25 2.46 0.818																						
Grant Jackson, L (8, 1) ERA: 2.44	2.0 9 3 1 1 1 1 2 0 0 0 0 1 9 17 4.50 2.500																						

Los Angeles Dodgers @ Pittsburgh Pirates
Three Rivers Stadium, Pittsburgh, PA
Tue Jul 18 1978, 7:05 PM EDT
Att. 15,125 - Unknown

AB	35
R	7
H	11
RBI	7
BB	6
SO	8
LOB	17



Batter	1	2	3	4	5	6	7	8	9	AB R H RBI BB SO LOB	TOP											
Davey Lopes, R (1, 4) OBP: 0.387, SLG: 0.454	0-0 3B	0-0 5-3			0-0 F9		0-0 P4		4-0 BB	4 0 1 0 1 0 1	Los Angeles Dodgers @ Pittsburgh Pirates Three Rivers Stadium, Pittsburgh, PA Wed Jul 19 1978, 7:05 PM EDT Att: 15,527 - Unknown livebaseballscorecards.com											
Bill North, S (1, 8) OBP: 0.398, SLG: 0.327	0-0 P4		0-0 HR 1B		0-0 1B 2B		0-0 L5-3 1B		0-0 5-3	5 2 3 0 0 0 3												
Reggie Smith, S (1, 9) OBP: 0.371, SLG: 0.544	4-0 BB BB		0-0 HR		0-0 F8		0-0 L5-3		1-2	3 1 1 2 1 0 2												
Ron Cey, R (1, 5) OBP: 0.363, SLG: 0.433	4-0 1-2 BB		0-0 L9		4-0 1B BB		0-0 5-3			2 0 0 0 2 0 0												
Steve Garvey, R (1, 3) OBP: 0.339, SLG: 0.460	0-3 K		0-0 F7		0-0 1-2 2-H 1B		0-0 1-3			4 0 1 1 0 1 3												
Dusty Baker Jr., R (1, 7) OBP: 0.337, SLG: 0.399	0-0 3-1		0-0 6-3		0-0 F7		0-0 P5			4 0 0 0 0 0 5												
Joe Ferguson, R (1, 2) OBP: 0.368, SLG: 0.410		0-3 K		0-3 K		0-0 F5		0-0 G6-4-3 1B		4 0 1 0 0 2 0												
Bill Russell, R (1, 6) OBP: 0.292, SLG: 0.350		0-0 4-3 S 1B		0-0 5-3		0-0 6-3		0-0 G6-4-3 1B		4 0 2 0 0 0 0												
Doug Rau, L (1, 1) OBP: 0.186, SLG: 0.209		0-0 4-3		0-3 K		0-0 4-3		0-0 G6-4-3		2 0 0 0 0 1 1												
Manny Mota, R (6, PH) OBP: 0.368, SLG: 0.389									1-2 2-3	1 0 0 0 0 0 0												
Charlie Hough, R (6, 1) OBP: 0.364, SLG: 0.455										0 0 0 0 0 0 0												
Rick Monday, L (9, PH) OBP: 0.353, SLG: 0.509										1 0 0 0 0 0 2												
Inning Stats	R: 0 E: 0 K: 1 S: 6	H: 1 LOB: 3 BB: 2 P: 14	R: 0 E: 0 K: 1 S: 6	H: 1 LOB: 1 BB: 0 P: 6	R: 2 E: 0 K: 0 S: 5	H: 2 LOB: 0 BB: 0 P: 5	R: 0 E: 0 K: 2 S: 7	H: 0 LOB: 0 BB: 0 P: 7	R: 1 E: 0 K: 0 S: 5	H: 2 LOB: 2 BB: 1 P: 9	R: 0 E: 0 K: 0 S: 3	H: 0 LOB: 0 BB: 0 P: 3	R: 0 E: 0 K: 0 S: 3	H: 1 LOB: 0 BB: 0 P: 3	R: 0 E: 0 K: 0 S: 3	H: 0 LOB: 0 BB: 0 P: 3	R: 0 E: 0 K: 0 S: 4	H: 2 LOB: 2 BB: 1 P: 8	1B: 6 2B: 2 3B: 1 HR: 1	SF: 0 SAC: 0 DP: 2 HBP: 0	WP: 0 PB: 0 SB: 3 CS: 0	PA: 38
PITCHER	IP WLS BF H R ER SO BB IBB HBP BLK WP HR S P ERA WHIP																					
Jim Rooker, L (1, 1) ERA: 4.87	8.0 W 34 8 3 3 4 3 0 0 0 0 1 39 51 3.38 1.375																					
Kent Tekulve, R (9, 1) ERA: 2.15	1.0 S 4 1 0 0 0 1 0 0 0 0 0 0 3 7 0.00 2.000																					



Batter	1	2	3	4	5	6	7	8	9	AB	R	H	RBI	BB	SO	LOB
Frank Taveras, R OBP: 0.316, SLG: 0.358 (1, 6)	0-0 CS 1B	0-0 CS 1-2 3-H	0-0 1-3		0-0 HR 1B	0-0 P5				4	1	2	0	0	0	0
Omar Moreno, L OBP: 0.325, SLG: 0.287 (1, 8)	0-0 B1		0-0 F7		0-0 B5		0-0 F3			4	0	0	0	0	0	2
Dave Parker, L OBP: 0.374, SLG: 0.557 (1, 9)	0-0 G3 1-2		0-0 1-3		0-0 HR 1-H		0-0 F8			4	1	1	2	0	0	1
Bill Robinson, R OBP: 0.305, SLG: 0.411 (1, 7)		0-0 1B 1B 1B		0-0 G3 SF9 2B	0-0 F2		4-0 CS 1B BB			3	2	2	0	1	0	0
Manny Sanguillen, R OBP: 0.325, SLG: 0.366 (1, 3)		0-0 BB 1B SF8 1B		0-0 G3 2-3	4-0 1B BB		0-0 1-2 1B			3	1	2	0	1	0	1
Rennie Stennett, R OBP: 0.285, SLG: 0.330 (1, 4)		0-0 F3		0-0 SF9 3-H	0-0 FC6-4 1B		0-0 CS 2-3	0-0 5-3		3	0	1	1	0	0	2
Phil Garner, R OBP: 0.331, SLG: 0.359 (1, 5)		0-0 SF8 BB CS 1B 1-2 3-H		4-0 1B BB	0-0 FC6-4 1-2f		0-3 K			3	1	1	1	1	1	2
Duffy Dyer, R OBP: 0.347, SLG: 0.327 (1, 2)		4-0 CS BB 1-2 2-3		0-0 1-2 1B		0-0 4-3		0-0 F2		3	0	1	0	1	0	0
Jim Rooker, R OBP: 0.182, SLG: 0.313 (1, 1)		0-0 SF8 2-3 3-H		0-0 F7		0-3 K				2	0	0	1	0	1	2
Kent Tekulve, R OBP: 0.182, SLG: 0.182 (9, 1)										0	0	0	0	0	0	0


Inning Stats	R: 0	H: 1	E: 0	K: 0	S: 3	R: 3	H: 3	E: 0	K: 0	S: 5	R: 0	H: 0	E: 0	K: 0	S: 3	R: 1	H: 2	E: 0	K: 0	S: 5	R: 2	H: 3	E: 0	K: 0	S: 6	R: 0	H: 0	E: 0	K: 1	S: 5	R: 0	H: 1	E: 0	K: 0	S: 3	R: 0	H: 0	E: 0	K: 1	S: 5	R: 0	H: 0	E: 0	K: 1	S: 5			
	0	1	0	0	3	3	3	0	0	5	0	0	0	0	3	1	2	0	0	5	2	3	0	0	0	6	0	0	1	0	5	0	1	0	0	3	0	0	0	5	0	0	0	5	0	0	0	5

BOTTOM

Los Angeles Dodgers @ Pittsburgh Pirates
 Three Rivers Stadium, Pittsburgh, PA

Wed Jul 19 1978, 7:05 PM EDT
 Att. 15,527 - Unknown

AB	29
R	6
H	10
RBI	5
BB	4
SO	2
LOB	10



WP: 0	PA: 37
PB: 0	SB: 0
CS: 4	

Batter	1	2	3	4	5	6	7	8	9	10	AB R H RBI BB SO LOB	TOP											
Davey Lopes, R OBP: 0.390, SLG: 0.455 (1, 4) X	0-0 E 1B	0-0 F8		0-3 K 2-3			4-0 G6-4-3 BB		0-0 SF7 1-3 1B		4 1 2 0 1 1 1	Los Angeles Dodgers @ Pittsburgh Pirates Three Rivers Stadium, Pittsburgh, PA Thu Jul 20 1978, 3:33 AM EDT Att. 13,823 - Unknown livebaseballscorecards.com											
Bill North, S OBP: 0.402, SLG: 0.330 (1, 8) X	0-0 E5 3-1 1B		0-0 S E 1B		0-3 K		0-0 G6-4-3 1-2f		4-0 SF7 1-2 BB		4 2 2 0 1 1 1												
Reggie Smith, S OBP: 0.369, SLG: 0.551 (1, 9) X	0-0 3-1		0-0 P4		0-0 HR		0-0 4-3		0-0 SF7		4 1 1 3 0 0 1												
Ron Cey, R Terry Forster, L OBP: 0.363, SLG: 0.429 OBP: 0.333, SLG: 0.333 (1, 5) BB (9, 1) BB	4-0 1B FC6-4 BB		0-0 F2 1-2		0-0 P5			4-0 BB	0-0 F8		3 1 0 0 2 0 3 0 0 0 0 0 0 0												
Steve Garvey, R OBP: 0.342, SLG: 0.461 (1, 3) X	0-0 FC6-4 1-3 1B		0-0 E6 WP 1B		4-0 BB			0-3 K		0-0 FC4-6 1B	4 0 2 0 1 1 1												
Dusty Baker Jr., R OBP: 0.335, SLG: 0.396 (1, 7) X	0-0 FC6-4 1-2f 3-H		0-0 F8 1-H		0-0 F8			0-0 F9		0-0 FC4-6 1-2f G4-3	5 0 1 1 0 0 4												
Joe Ferguson, R OBP: 0.360, SLG: 0.400 (1, 2) X	0-3 K		0-0 6-3		0-3 K			0-0 F8		0-0 G4-3	5 0 0 0 0 2 3												
Bill Russell, R OBP: 0.292, SLG: 0.349 (1, 6) X		0-0 F7		0-0 WP SH2-4 1B		0-0 6-3		0-0 F9			4 0 1 0 0 0 0												
Rick Rhoden, R Lance Rautzhan, R Rick Monday, L Bob Welch, R Lee Lacy, R OBP: 0.190, SLG: 0.158 OBP: 0.352, SLG: 0.507 OBP: 0.350, SLG: 0.500 OBP: 0.363, SLG: 0.557 (1, 1) (4, 1) (6, PH) (6, 1) (9, PH) (9, 5)		0-3 K		0-0 SH2-4 1-2		0-3 K		0-0 1B SF7 1B			1 0 0 0 0 1 0 0 0 0 0 0 0 0 1 0 0 0 0 1 0 0 0 0 0 0 0 0 1 1 1 0 0 0 0												
Inning Stats	R: 3 E: 1 K: 1 S: 8	H: 3 LOB: 1 BB: 1 P: 12	R: 0 E: 0 K: 1 S: 5	H: 0 LOB: 0 BB: 0 P: 5	R: 1 E: 1 K: 0 S: 5	H: 2 LOB: 2 BB: 0 P: 5	R: 0 E: 0 K: 1 S: 6	H: 1 LOB: 1 BB: 1 P: 10	R: 0 E: 0 K: 2 S: 7	H: 0 LOB: 0 BB: 0 P: 7	R: 0 E: 0 K: 0 S: 2		H: 0 LOB: 0 BB: 1 P: 6	R: 0 E: 0 K: 1 S: 5	H: 0 LOB: 1 BB: 1 P: 9	R: 1 E: 0 K: 0 S: 5	H: 2 LOB: 2 BB: 1 P: 9	R: 0 E: 0 K: 0 S: 3	H: 1 LOB: 0 BB: 0 P: 3	1B: 9 2B: 0 3B: 0 HR: 1	SF: 1 SAC: 1 DP: 2 HBP: 0	WP: 2 PB: 0 SB: 3 CS: 0	PA: 43
PITCHER	IP WLS BF H R ER SO BB IBB HBP BLK WP HR S P ERA WHIP																						
Bert Blyleven, R ERA: 3.46 (1, 1)	5.2																						
Ed Whitson, R ERA: 2.08 (6, 1)	2.2																						
Grant Jackson, L ERA: 2.42 (9, 1)	0.1																						
Bruce Kison, R ERA: 3.11 (9, 1)	1.1	W																					



BOTTOM

Los Angeles Dodgers @ Pittsburgh Pirates
Three Rivers Stadium, Pittsburgh, PA
Thu Jul 20 1978, 3:33 AM EDT
Att. 13,823 - Unknown

livebaseballscores.com

AB 37
R 7
H 9
RBI 5
BB 0
SO 9
LOB 4



WP: 1 PA: 37
PB: 0
SB: 0
CS: 1

AB R H RBI BB SO LOB

5 0 1 0 0 2 0

4 1 1 0 0 2 0

4 1 1 1 0 1 0

4 2 2 2 0 0 0

3 1 1 1 0 0 0

1 0 0 0 0 0 0

4 0 1 0 0 0 2

4 1 0 1 0 0 1

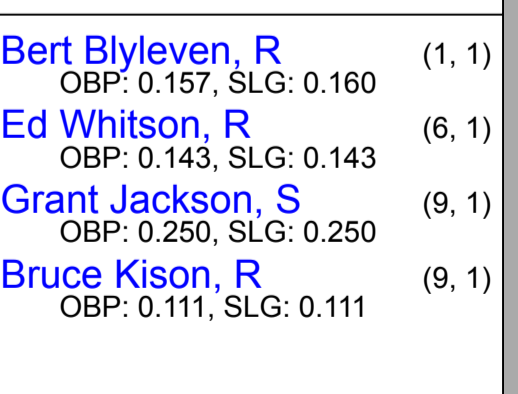
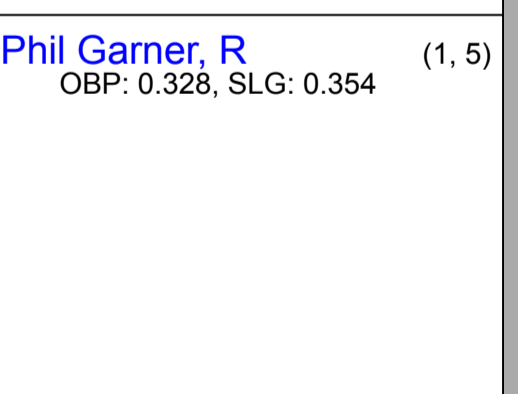
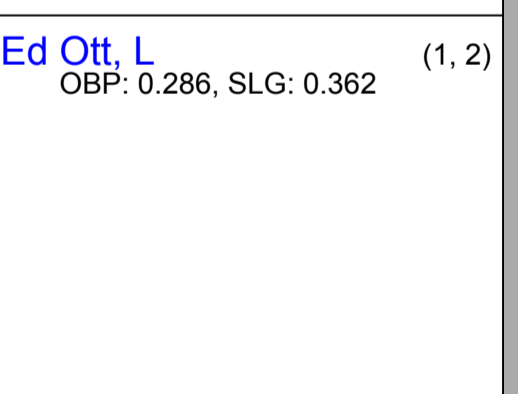
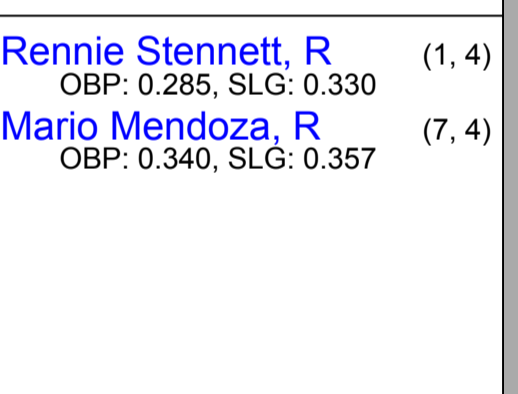
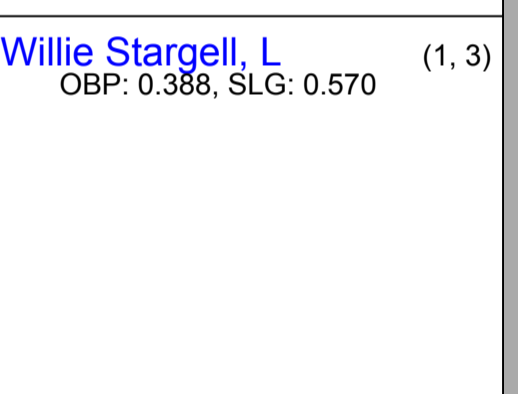
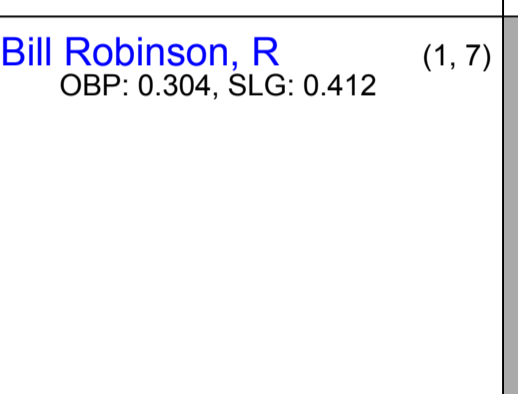
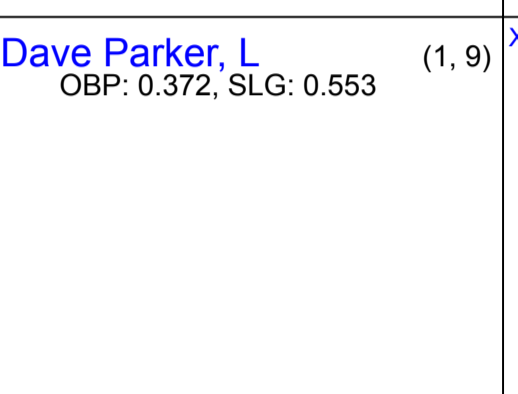
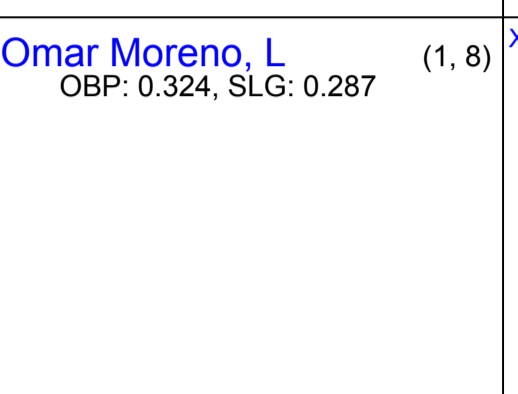
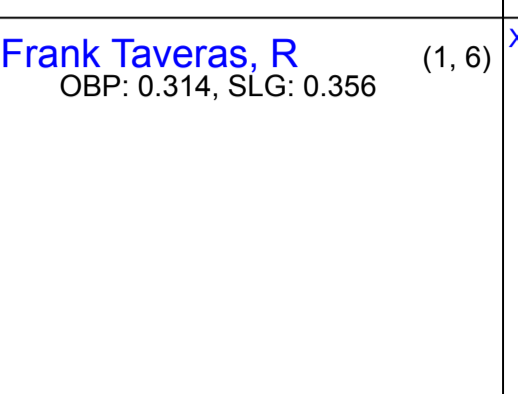




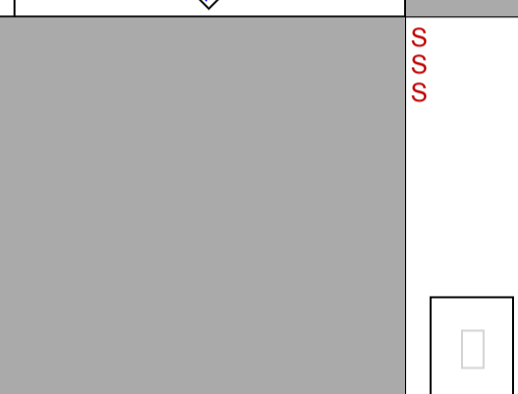
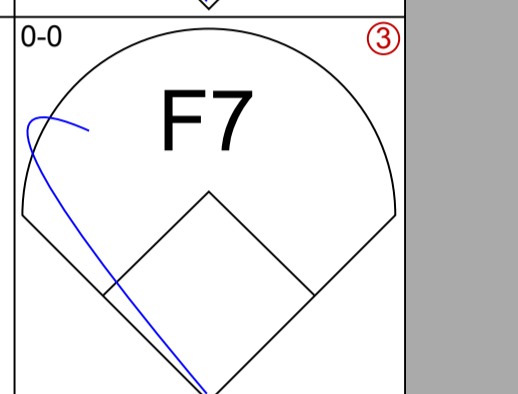
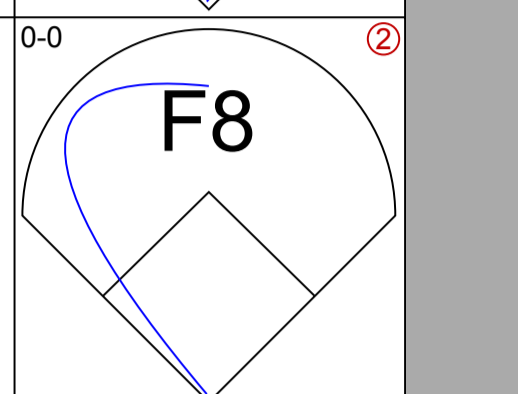
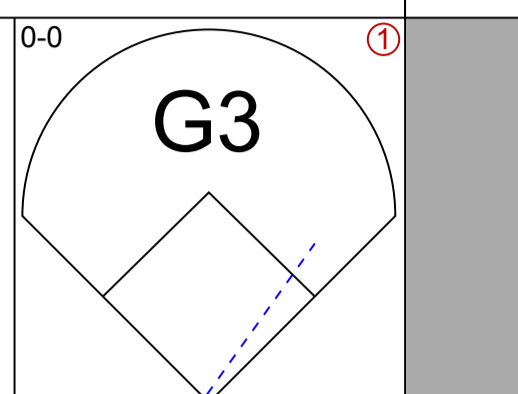
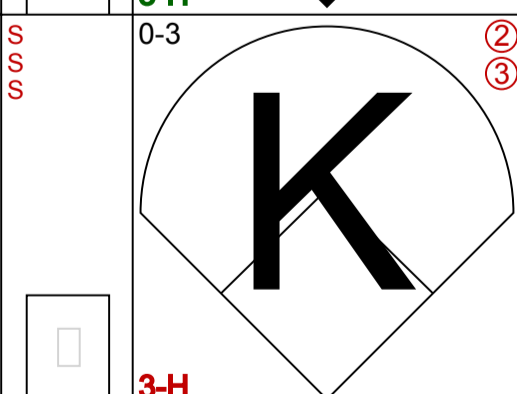
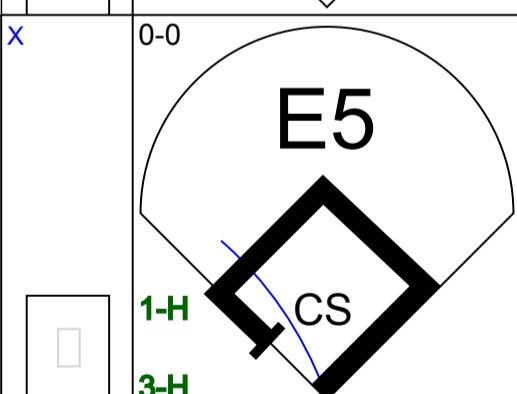
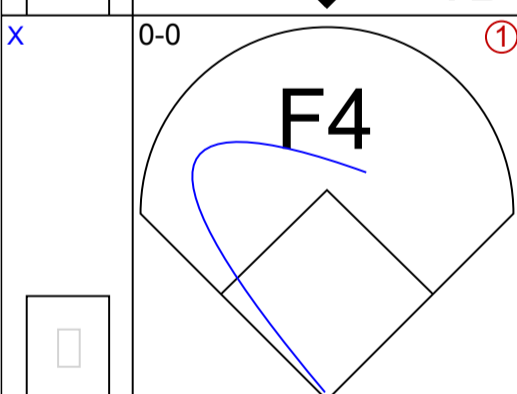
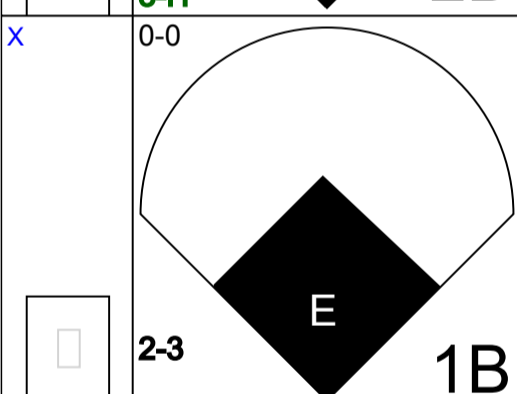
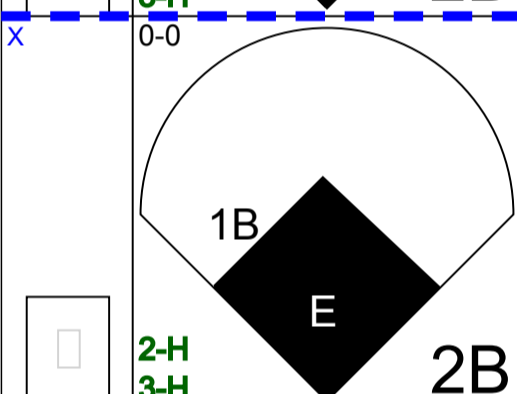
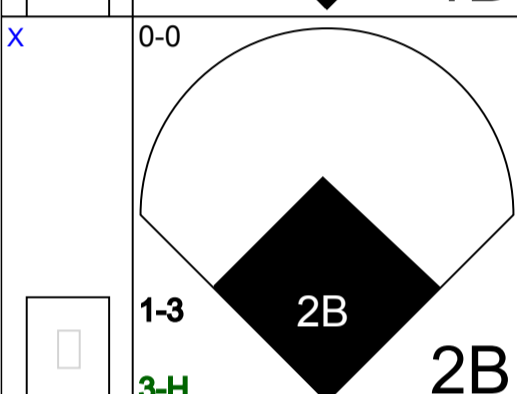
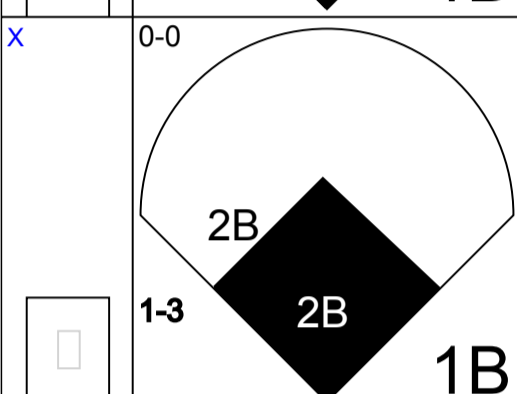
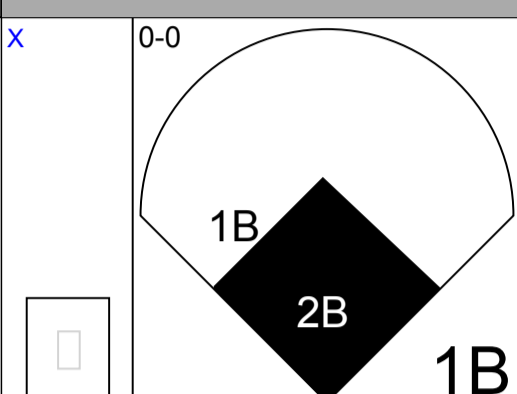

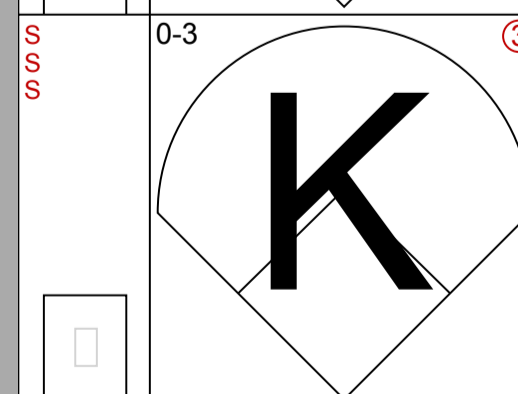
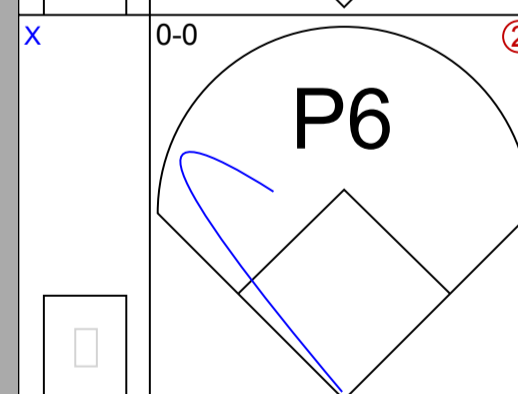
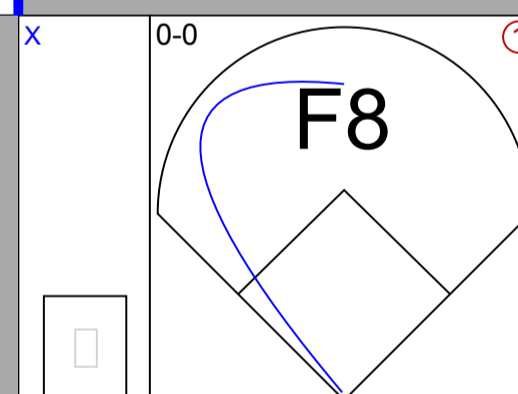
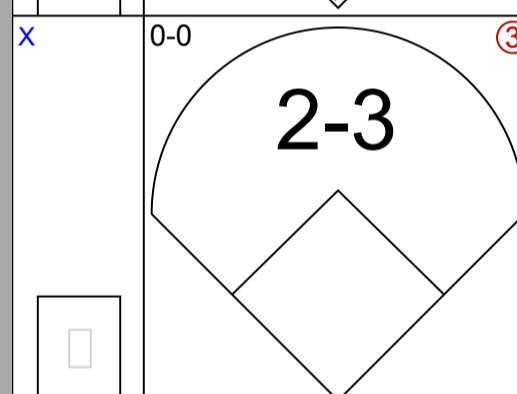
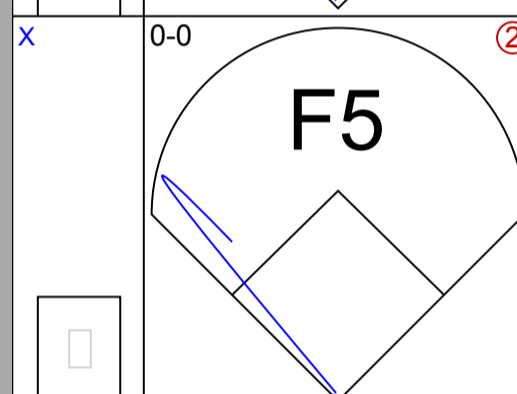
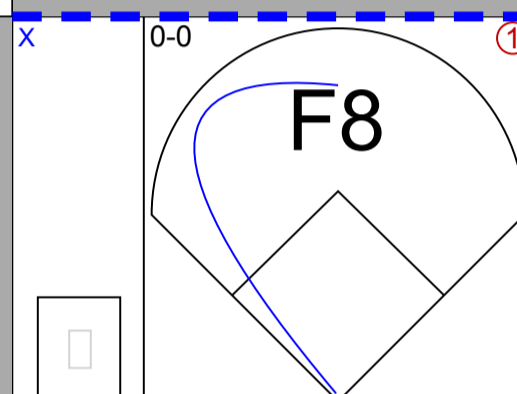

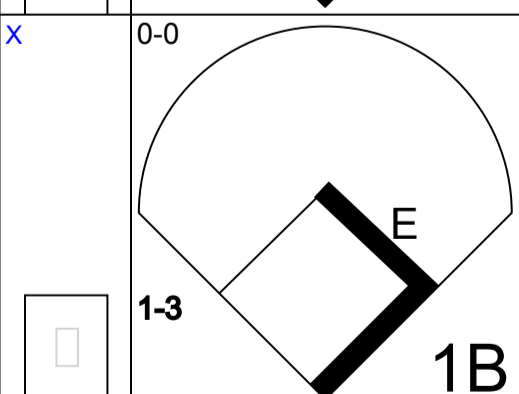
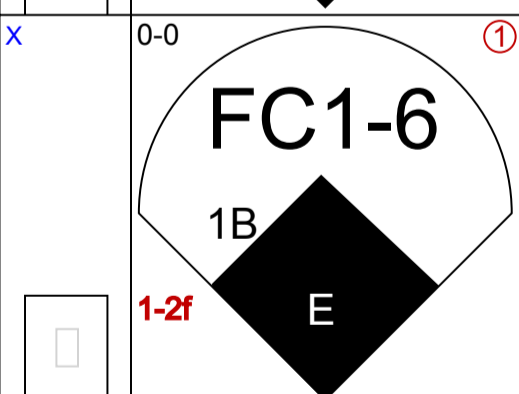
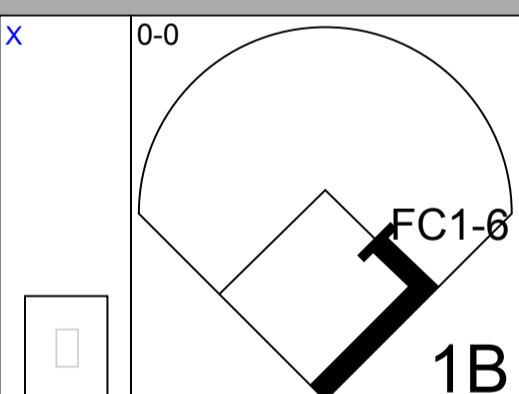
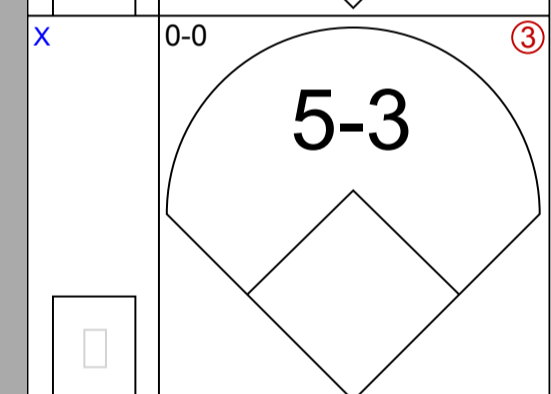
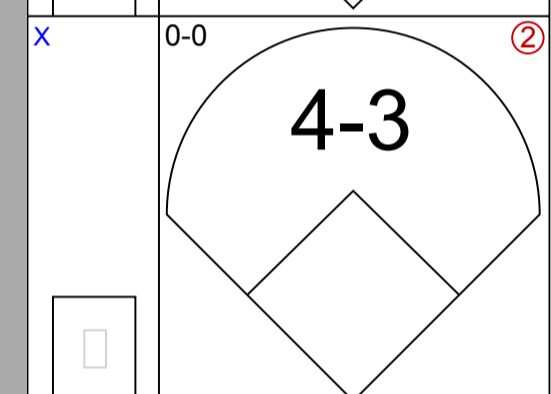
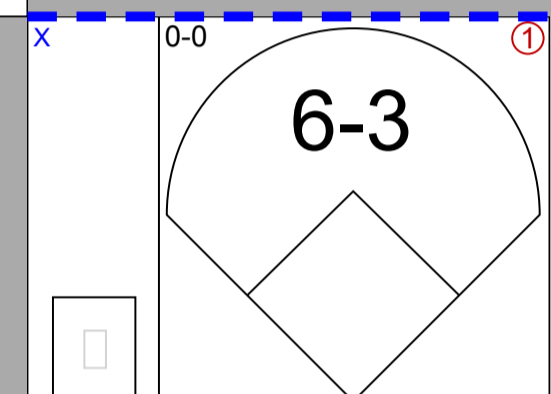
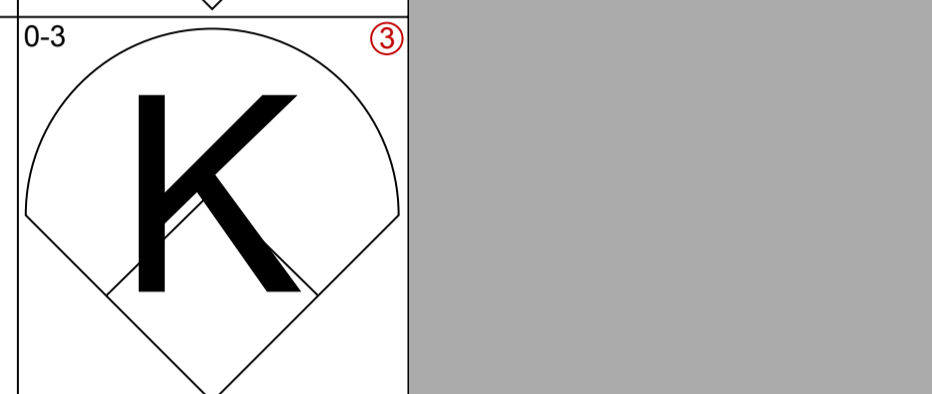
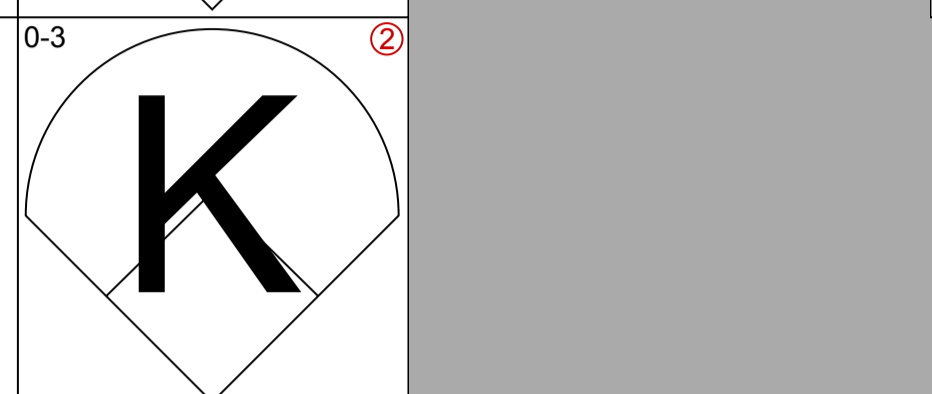
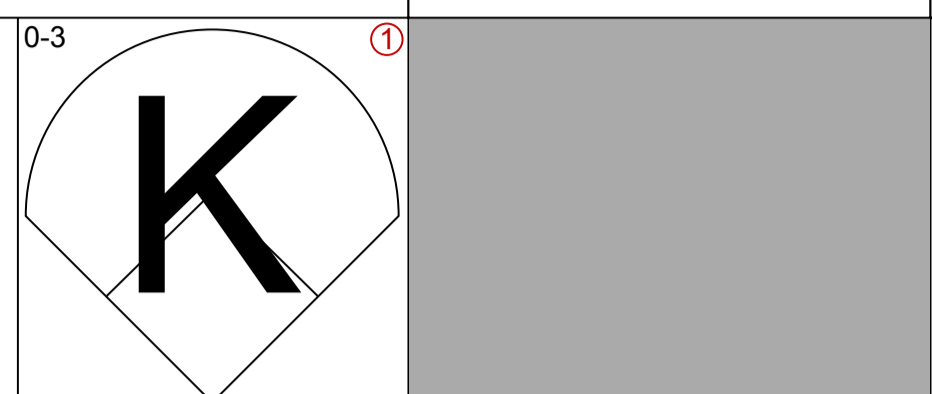
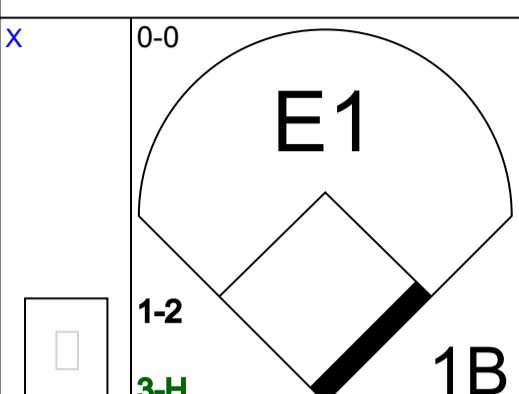
2 0 0 0 0 2 1

1 0 0 0 0 1 0

0 0 0 0 0 0 0

1 0 1 0 0 0 0

1B: 6 SF: 0
2B: 3 SAC: 0
3B: 0 DP: 0
HR: 0 HBP: 0



Inning Stats table with columns for R, H, E, K, S, P and rows for each inning.

PITCHER table with columns for IP, WLS, BF, H, R, ER, SO, BB, IBB, HBP, BLK, WP, HR, S, P, ERA, WHIP and rows for Rick Rhoden, Lance Rautzhan, Bob Welch, and Terry Forster.

Batter	1	2	3	4	5	6	7	8	9	AB R H RBI BB SO LOB	TOP
Lou Brock, L (1, 7) OBP: 0.246, SLG: 0.218 Roger Freed, R (9, PH) OBP: 0.302, SLG: 0.457 Bob Coluccio, R (9, PR)	0-0 F9	0-0 F7			0-0 F8		0-0 F5		0-0 2B	4 0 0 0 0 0 2 1 0 1 1 0 0 0 0 0 0 0 0 0 0	St. Louis Cardinals @ Los Angeles Dodgers Dodger Stadium, Los Angeles, CA Fri Jul 21 1978, 7:05 PM PDT Att: 51,911 - Unknown livebaseballscorecards.com
Garry Templeton, S (1, 6) OBP: 0.273, SLG: 0.333	0-0 HR 1B		0-0 F9		0-0 1B		0-0 4-3		0-0 1-3	5 1 2 1 0 0 2	
Jerry Mumphrey, S (1, 9) OBP: 0.307, SLG: 0.309	0-3 K 1-2		0-0 4-3		0-0 4-3			0-0 F8	4-0 FC4-6 BB	4 0 0 0 1 1 2	
Ted Simmons, S (1, 2) OBP: 0.386, SLG: 0.543	0-0 HR 2-H		0-0 F3			0-0 BB 1B		0-0 F5	0-0 FC4-6 1-2f	5 1 2 2 0 0 3	
Keith Hernandez, L (1, 3) OBP: 0.351, SLG: 0.422	0-0 1B			0-0 F9		0-3 K		0-0 F8		4 0 1 0 0 1 1	
Tony Scott, S (1, 8) OBP: 0.303, SLG: 0.282	0-0 4-3			0-0 F5		4-0 BB 1-2			4-0 2B 1B BB	2 1 0 0 2 0 1	
Ken Reitz, R (1, 5) OBP: 0.276, SLG: 0.340		0-0 5-3		0-0 5-3		0-0 F8			0-0 F7	4 0 0 0 0 0 3	
Ken Oberkfell, L (1, 4) OBP: 0.750, SLG: 1.000					4-0 F8 SH3-4 1B BB	0-0 4-3			0-0 1B 2B 2B	3 2 2 0 1 0 2	
Silvio Martinez, R (1, 1) OBP: 0.208, SLG: 0.292 Mike Phillips, L (7, PH) OBP: 0.305, SLG: 0.296 Aurelio Lopez, R (7, 1) George Hendrick, R (9, PH) OBP: 0.318, SLG: 0.418		0-3 K			0-0 SH3-4		0-0 F7		0-0 2B 1B	1 0 0 0 0 1 1 1 0 0 0 0 0 0 0 0 0 0 0 0 0 1 0 1 1 0 0 0	
Inning Stats	R: 2 H: 3 E: 0 LOB: 1 K: 1 BB: 0 S: 8 P: 8	R: 0 H: 1 E: 0 LOB: 1 K: 1 BB: 0 S: 6 P: 6	R: 0 H: 0 E: 0 LOB: 0 K: 0 BB: 0 S: 3 P: 3	R: 0 H: 0 E: 0 LOB: 0 K: 0 BB: 0 S: 3 P: 3	R: 1 H: 1 E: 0 LOB: 1 K: 0 BB: 1 S: 4 P: 8	R: 0 H: 1 E: 0 LOB: 2 K: 1 BB: 1 S: 6 P: 10	R: 0 H: 0 E: 0 LOB: 0 K: 0 BB: 0 S: 3 P: 3	R: 0 H: 0 E: 0 LOB: 0 K: 0 BB: 0 S: 3 P: 3	R: 2 H: 3 E: 0 LOB: 3 K: 0 BB: 2 S: 6 P: 14	1B: 6 SF: 0 2B: 2 SAC: 1 3B: 0 DP: 0 HR: 1 HBP: 0	WP: 0 PA: 40 PB: 0 SB: 1 CS: 0
PITCHER	IP WLS BF H R ER SO BB IBB HBP BLK WP HR S P ERA WHIP										
Burt Hooton, R (1, 1) ERA: 3.32	8.1 W 36 8 5 5 3 3 0 0 0 0 0 1 39 51 5.40 1.320										
Lance Rautzhan, L (9, 1) ERA: 1.48	0.1 3 1 0 0 0 1 0 0 0 0 0 0 2 6 0.00 6.000										
Terry Forster, L (9, 1) ERA: 2.41	0.1 S 1 0 0 0 0 0 0 0 0 0 0 0 1 1 0.00 0.000										



Batter	1	2	3	4	5	6	7	8	9	AB	R	H	RBI	BB	SO	LOB
Davey Lopes, R OBP: 0.391, SLG: 0.455 (1, 4)	F7	FC6-4														
Bill North, S OBP: 0.403, SLG: 0.327 (1, 8)	S 3B BB				4-3											
Reggie Smith, S OBP: 0.373, SLG: 0.570 (1, 9)	SF7 3B				G3											
Ron Cey, R OBP: 0.365, SLG: 0.434 (1, 5)	SF7				F9											
Steve Garvey, R OBP: 0.339, SLG: 0.456 (1, 3)	5-3				L7											
Dusty Baker Jr., R OBP: 0.337, SLG: 0.404 (1, 7)																
Joe Ferguson, R OBP: 0.359, SLG: 0.394 (1, 2)																
Bill Russell, R OBP: 0.289, SLG: 0.346 (1, 6)																
Burt Hooton, R OBP: 0.270, SLG: 0.156 (1, 1)																
Lance Rautzhan, R OBP: 0.333, SLG: 0.333 (9, 1)																
Terry Forster, L OBP: 0.333, SLG: 0.333 (9, 1)																


Inning Stats		R: 2	H: 1	E: 0	LOB: 0	K: 0	P: 8	R: 0	H: 1	E: 0	LOB: 2	K: 0	P: 8	R: 0	H: 0	E: 0	LOB: 0	K: 0	P: 3	R: 1	H: 1	E: 0	LOB: 0	K: 0	P: 4	R: 0	H: 1	E: 0	LOB: 0	K: 0	P: 6	R: 1	H: 1	E: 0	LOB: 1	K: 0	P: 11	R: 3	H: 3	E: 0	LOB: 1	K: 0	P: 10	R: 0	H: 0	E: 0	LOB: 0	K: 1	P: 5
PITCHER		IP	WLS	BF	H	R	ER	SO	BB	IBB	HBP	BLK	WP	HR	S	P	ERA	WHIP																															
Silvio Martinez, R ERA: 3.71 (1, 1)																																																	
Aurelio Lopez, R ERA: 4.35 (7, 1)																																																	

BOTTOM

St. Louis Cardinals @ Los Angeles Dodgers
Dodger Stadium, Los Angeles, CA

Fri Jul 21 1978, 7:05 PM PDT
Att. 51,911 - Unknown

AB	28
R	7
H	8
RBI	6
BB	6
SO	1
LOB	8



WP: 0	PA: 36
PB: 0	
SB: 1	
CS: 2	

Batter	1	2	3	4	5	6	7	8	9	AB R H RBI BB SO LOB	TOP							
Garry Templeton, S OBP: 0.277, SLG: 0.336 (1, 6)	0-0 G3 S 1B	0-0 4-3			0-0 6-3		0-0 1-3 1B		0-0 1-2 G4-6-3 1B	5 1 3 0 0 0 0	St. Louis Cardinals @ Los Angeles Dodgers Dodger Stadium, Los Angeles, CA Sat Jul 22 1978, 7:05 PM PDT Att: 42,165 - Unknown livebaseballscores.com							
Jerry Mumphrey, S OBP: 0.300, SLG: 0.301 (1, 7) (8, 9)	0-0 G3 1-3		0-0 5-3		0-0 5-3		0-0 F8		0-0 G4-6-3 1-2f	5 0 0 0 0 0 5								
Keith Hernandez, L OBP: 0.350, SLG: 0.420 (1, 3)	0-0 S E 1B		0-0 G3		0-0 4-3			0-0 4-3		4 1 1 1 0 0 0								
Ted Simmons, S OBP: 0.384, SLG: 0.548 (1, 2)	0-3 K 1-2		0-0 F9		0-0 5-3			0-0 HR		4 1 1 1 0 1 1								
George Hendrick, R OBP: 0.317, SLG: 0.415 (1, 8)	0-0 E5 1B 2-H			0-0 FC6-4 1B		0-0 F8		0-0 1-6-3		4 0 1 0 0 0 0								
Jerry Morales, R OBP: 0.291, SLG: 0.341 (1, 9) Lou Brock, L OBP: 0.246, SLG: 0.218 (8, PR) (8, 7)	0-0 FC4 1-2 1B		0-0 FC6-4 2B 1-2f FC6-2		0-0 5-3		B B B B 4-0 BB			3 0 1 0 1 0 1 0 0 0 0 0 0 0								
Ken Reitz, R OBP: 0.276, SLG: 0.342 (1, 5)	0-0 FC4 1-2f		0-0 FC6-2 1-3 2B		0-0 F9		0-0 P3			4 0 1 0 0 0 3								
Mike Tyson, R OBP: 0.280, SLG: 0.315 (1, 4)		0-0 F8		0-0 FC6-2 FC6-4 2-3 3-H		0-0 1B 1B		0-0 6-3		4 0 1 0 0 0 2								
John Denny, R OBP: 0.189, SLG: 0.216 (1, 1) Mark Littell, L (7, 1) Roger Freed, R OBP: 0.315, SLG: 0.468 (9, PH) Tony Scott, S OBP: 0.303, SLG: 0.282 (9, PR)		0-0 4-3		0-0 FC6-4 1-2f		0-3 K		0-0 1B 1B		3 0 0 0 0 1 3 0 0 0 0 0 0 0 1 0 1 0 0 0 0 0 0 0 0 0 0 0								
Inning Stats	R: 2 E: 1 K: 1 S: 9	H: 3 LOB: 2 BB: 0 P: 9	R: 0 E: 0 K: 0 S: 3	H: 0 LOB: 0 BB: 0 P: 3	R: 0 E: 0 K: 0 S: 3	H: 2 LOB: 2 BB: 0 P: 5	R: 0 E: 0 K: 0 S: 3	H: 0 LOB: 0 BB: 0 P: 3	R: 0 E: 0 K: 1 S: 7	H: 2 LOB: 2 BB: 0 P: 7		R: 1 E: 0 K: 0 S: 4	H: 1 LOB: 1 BB: 1 P: 8	R: 0 E: 0 K: 0 S: 4	H: 2 LOB: 2 BB: 0 P: 4	1B: 8 2B: 1 3B: 0 HR: 1	SF: 0 SAC: 0 DP: 1 HBP: 0	WP: 0 PB: 0 SB: 2 CS: 0
PITCHER	IP WLS BF H R ER SO BB IBB HBP BLK WP HR S P ERA WHIP	IP WLS BF H R ER SO BB IBB HBP BLK WP HR S P ERA WHIP															IP WLS BF H R ER SO BB IBB HBP BLK WP HR S P ERA WHIP	
Tommy John, L ERA: 3.6 (1, 1)	8.1 W 36 9 3 2 2 1 0 0 0 0 1 39 43 2.16 1.200																	
Terry Forster, L ERA: 2.38 (9, 1)	0.2 S 2 1 0 0 0 0 0 0 0 0 0 2 2 0.00 1.500																	



Batter	1	2	3	4	5	6	7	8	9
Davey Lopes, R OBP: 0.388, SLG: 0.454 (1, 4)	0-0 1-3		0-0 G6-4-3			0-0 SH2-3 2B	0-0 F7	0-3 K	
Bill North, S OBP: 0.408, SLG: 0.332 (1, 8)	4-0 G4-6-3 BB			0-3 K	0-0 SH2-3		0-0 1B 2B 1B	0-0 1B	
Reggie Smith, S OBP: 0.374, SLG: 0.577 (1, 9)	0-0 G4-6-3			0-0 HR	0-0 G3		0-0 1-2 2B 1B	0-3 K	
Ron Cey, R OBP: 0.386, SLG: 0.433 (1, 5)		0-3 K		4-0 1B BB	0-0 5-3		0-0 2B 1B		
Steve Garvey, R OBP: 0.343, SLG: 0.463 (1, 3)		0-0 5-3		4-0 BB 1B BB		0-0 3-1 2B	0-0 1-3 2-H 3-H 2B		
Dusty Baker Jr., R OBP: 0.336, SLG: 0.402 (1, 7)		0-0 1-3		0-0 BB 1B		0-0 5-3	0-3 K		
Johnny Oates, L OBP: 0.463, SLG: 0.432 (1, 2)			0-0 FC1-5 1B	0-0 F8		0-0 3-1	4-0 IBB		
Bill Russell, R OBP: 0.293, SLG: 0.346 (1, 6)			0-0 FC1-5 1B	4-0 FC6-4 BB		4-0 IBB	0-0 6-3		
Tommy John, R OBP: 0.140, SLG: 0.122 (1, 1)			0-0 FC1-5	0-0 FC6-4		0-0 L4		0-0 F8	
Terry Forster, L OBP: 0.333, SLG: 0.333 (9, 1)			1-2 2-3f	1-2f					

Inning Stats	R: 0	H: 0	E: 0	K: 0	S: 2	P: 6	R: 0	H: 0	E: 0	K: 1	S: 5	R: 0	H: 2	E: 0	K: 0	S: 4	R: 2	H: 2	E: 0	K: 1	S: 7	R: 0	H: 1	E: 0	K: 0	S: 4	R: 0	H: 1	E: 0	K: 1	S: 9	R: 2	H: 4	E: 0	K: 1	S: 8	R: 0	H: 1	E: 0	K: 2	S: 8	
	LOB: 0	BB: 1		LOB: 0	BB: 0		LOB: 1	BB: 0	LOB: 3	BB: 3		LOB: 1	BB: 0	LOB: 2	BB: 1		LOB: 3	BB: 1	LOB: 2	BB: 1		LOB: 4	BB: 3	LOB: 1	BB: 0	LOB: 2	BB: 1	LOB: 3	BB: 1	LOB: 1	BB: 0	LOB: 3	BB: 1	LOB: 1	BB: 0	LOB: 1	BB: 0	LOB: 1	BB: 0	LOB: 1	BB: 0	LOB: 1

PITCHER	IP	WLS	BF	H	R	ER	SO	BB	IBB	HBP	BLK	WP	HR	S	P	ERA	WHIP
John Denny, R ERA: 3.07 (1, 1)	6.1	L	32	10	4	4	2	4	1	0	0	0	1	31	51	5.68	2.211
Mark Littell, R ERA: 2.17 (7, 1)	1.2		7	1	0	0	3	0	1	0	0	0	0	12	16	0.00	0.600

BOTTOM

AB	R	H	RBI	BB	SO	LOB
5	0	1	0	0	1	2
3	1	2	0	1	1	0
5	2	2	1	0	1	3
3	1	1	0	1	1	1
3	0	2	2	1	0	0
4	0	1	1	0	1	3
3	0	1	0	1	0	3
2	0	1	0	2	0	3
4	0	0	0	0	0	7
0	0	0	0	0	0	0

AB 32
R 4
H 11
RBI 4
BB 6
SO 5
LOB 22

WP: 0 **PA: 39**
PB: 0
SB: 0
CS: 0

1B: 7 **SF: 0**
2B: 3 **SAC: 1**
3B: 0 **DP: 2**
HR: 1 **HBP: 0**

St. Louis Cardinals @ Los Angeles Dodgers
Dodger Stadium, Los Angeles, CA
Sat Jul 22 1978, 7:05 PM PDT
Att. 42,165 - Unknown



WP	HR	S	P	ERA	WHIP
0	0	0	0	0.00	0.600

Batter	1	2	3	4	5	6	7	8	9	AB R H RBI BB SO LOB	TOP											
Garry Templeton, S (1, 6) OBP: 0.279, SLG: 0.337	0-0 F7			0-3 K		0-0 1B		0-0 1B 1B		4 1 2 0 0 1 0	St. Louis Cardinals @ Los Angeles Dodgers Dodger Stadium, Los Angeles, CA Sun Jul 23 1978, 3:33 AM PDT Att: 48,184 - Unknown livebaseballscores.com											
Jerry Mumphrey, S (1, 7) OBP: 0.299, SLG: 0.300	0-0 L6			0-0 F8		0-0 F5		0-0 1B 1B		4 0 1 0 0 0 2												
George Hendrick, R (1, 8) OBP: 0.316, SLG: 0.413	0-0 P4			0-0 4-3		0-0 P5		0-0 1B		4 0 1 1 0 0 2												
Ted Simmons, S (1, 2) OBP: 0.386, SLG: 0.545		4-0 BB			0-0 F8		4-0 WP BB	0-3 K		2 0 0 0 2 1 2												
Keith Hernandez, L (1, 3) OBP: 0.349, SLG: 0.418		0-3 K			0-0 5-3		0-0 F8	0-0 S		4 1 1 0 0 1 2												
Jerry Morales, R (1, 9) OBP: 0.293, SLG: 0.341		0-0 G6-3			4-0 BB		0-0 F3	0-0 G6-4-3		3 0 1 1 1 0 2												
Ken Reitz, R (1, 5) OBP: 0.273, SLG: 0.338			0-0 6-3		0-0 F7		0-0 1-6-3	0-0 G6-4-3		4 0 0 0 0 0 3												
Ken Oberkfell, L (1, 4) OBP: 0.500, SLG: 0.571			0-0 F7			0-0 SH2-4		0-0 F9	0-0 F8	4 0 1 0 0 0 0												
Pete Vuckovich, R (1, 1) OBP: 0.100, SLG: 0.100			0-0 4-3			0-0 SH2-4		0-0 F3		2 0 0 0 0 0 0												
Inning Stats	R: 0 E: 0 K: 0 S: 3	H: 0 LOB: 0 BB: 0 P: 3	R: 0 E: 0 K: 1 S: 4	H: 0 LOB: 0 BB: 1 P: 8	R: 0 E: 0 K: 0 S: 3	H: 0 LOB: 0 BB: 0 P: 3	R: 0 E: 0 K: 1 S: 5	H: 0 LOB: 0 BB: 0 P: 5	R: 0 E: 0 K: 0 S: 3	H: 0 LOB: 1 BB: 1 P: 7	R: 0 E: 0 K: 0 S: 5	H: 2 LOB: 2 BB: 0 P: 5	R: 0 E: 0 K: 0 S: 3	H: 0 LOB: 1 BB: 1 P: 7	R: 1 E: 0 K: 1 S: 8	H: 3 LOB: 2 BB: 0 P: 8	R: 1 E: 0 K: 0 S: 4	H: 2 LOB: 0 BB: 0 P: 4	1B: 7 2B: 0 3B: 0 HR: 0	SF: 0 SAC: 1 DP: 2 HBP: 0	WP: 1 PB: 0 SB: 1 CS: 0	PA: 35
PITCHER Don Sutton, R (1, 1) ERA: 3.64	IP: 9.0 WLS: L BF: 35 H: 7 R: 2 ER: 2 SO: 3 BB: 3 IBB: 0 HBP: 0 BLK: 0 WP: 1 HR: 0 S: 38 P: 50 ERA: 2.00 WHIP: 1.111											PITCHER	IP: WLS: BF: H: R: ER: SO: BB: IBB: HBP: BLK: WP: HR: S: P: ERA: WHIP:									




Batter	1	2	3	4	5	6	7	8	9	AB R H RBI BB SO LOB
Davey Lopes, R OBP: 0.383, SLG: 0.447 (1, 4)	0-0 6-3		0-0 6-3		0-3 K		0-0 P6		0-0 P2	5 0 0 0 0 1 3
Bill North, S OBP: 0.413, SLG: 0.330 (1, 8)	4-0 BB BB BB		4-0 S BB BB		4-0 BB		0-0 4-3			1 0 0 0 3 0 2
Reggie Smith, S OBP: 0.378, SLG: 0.575 (1, 9)	4-0 1-2 BB BB		4-0 1-2 S BB		0-3 K			4-0 SH1-3 BB		1 0 0 0 3 1 1
Ron Cey, R OBP: 0.386, SLG: 0.431 (1, 5)	4-0 1-2 2-3 BB		0-3 K		0-0 F9			0-0 SH1-3		2 0 0 0 1 1 2
Steve Garvey, R OBP: 0.340, SLG: 0.458 (1, 3)	0-3 K		0-0 6-3		0-0 F8			0-0 5-3		4 0 0 0 0 1 6
Dusty Baker Jr., R OBP: 0.336, SLG: 0.402 (1, 7)	0-0 4-3			0-3 K		0-0 F8		0-3 K		0 0 0 0 0 0 0
Rick Monday, L OBP: 0.346, SLG: 0.498 (1, 7)										4 0 0 0 0 2 4
Johnny Oates, L OBP: 0.422, SLG: 0.390 (1, 2)		0-0 P3		0-0 4-3		0-0 4-3		0-0 F7		4 0 0 0 0 0 0
Bill Russell, R OBP: 0.293, SLG: 0.346 (1, 6)		0-0 E6		0-0 6-3		0-0 E 1B 1B		0-0 1B		0 0 0 0 0 0 0
Ted Martinez, R OBP: 0.310, SLG: 0.296 (1, 6)										3 0 1 0 0 0 0
Vic Davalillo, L OBP: 0.304, SLG: 0.321 (9, PH)										1 0 1 0 0 0 0
Don Sutton, R OBP: 0.170, SLG: 0.114 (1, 1)		0-0 F9				0-0 1-4-3		0-0 E3 1B		3 0 1 0 0 0 1
Lee Lacy, R OBP: 0.361, SLG: 0.553 (9, PH)								0-0 P4		1 0 0 0 0 0 1

Inning Stats	R: 0	H: 0	E: 0	K: 1	S: 5	LOB: 3	BB: 3	P: 17	R: 0	H: 0	E: 1	K: 0	S: 3	LOB: 0	BB: 0	P: 3	R: 0	H: 0	E: 0	K: 1	S: 5	LOB: 2	BB: 2	P: 13	R: 0	H: 0	E: 0	K: 1	S: 5	LOB: 0	BB: 0	P: 5	R: 0	H: 0	E: 0	K: 2	S: 7	LOB: 1	BB: 1	P: 11	R: 0	H: 0	E: 0	K: 0	S: 3	LOB: 0	BB: 0	P: 3	R: 0	H: 2	E: 1	K: 0	S: 5	LOB: 2	BB: 0	P: 5	R: 0	H: 0	E: 0	K: 1	S: 5	LOB: 1	BB: 1	P: 9	R: 0	H: 1	E: 0	K: 0	S: 4	LOB: 1	BB: 0	P: 4	1B: 3	2B: 0	3B: 0	HR: 0	SF: 0	SAC: 1	DP: 0	HBP: 0	WP: 0	PB: 0	SB: 2	CS: 1	PA: 37
PITCHER Pete Vuckovich, R ERA: 2.19 (1, 1)	IP	WLS	BF	H	R	ER	SO	BB	IBB	HBP	BLK	WP	HR	S	P	ERA	WHIP	IP	WLS	BF	H	R	ER	SO	BB	IBB	HBP	BLK	WP	HR	S	P	ERA	WHIP																																																			

BOTTOM

St. Louis Cardinals @ Los Angeles Dodgers
Dodger Stadium, Los Angeles, CA
 Sun Jul 23 1978, 3:33 AM PDT
 Att. 48,184 - Unknown

AB	29
R	0
H	3
RBI	0
BB	7
SO	6
LOB	20



Batter	1	2	3	4	5	6	7	8	9	AB R H RBI BB SO LOB	TOP
Rodney Scott, S (1, 5) <small>OBP: 0.421, SLG: 0.370</small> Greg Gross, L (7, PH) <small>OBP: 0.303, SLG: 0.343</small> Donnie Moore, L (7, 1) <small>OBP: 0.222, SLG: 0.222</small>	3-2 1B SF9 1B		0-0 5-3			3-3 K	2-2 4-3		0-0 F7	3 1 1 0 0 1 0 1 0 0 0 0 0 2 1 0 0 0 0 0 0	Chicago Cubs @ Los Angeles Dodgers Dodger Stadium, Los Angeles, CA Mon Jul 24 1978, 7:05 PM PDT Att. 46,822 - Unknown - 76 F
Jerry White, S (1, 8) <small>OBP: 0.339, SLG: 0.288</small>	0-0 F8		0-0 P7			0-0 3-1		0-0 K 1B 1B	4 0 1 0 0 0 1		
Bill Buckner, L (1, 3) <small>OBP: 0.333, SLG: 0.396</small>	0-0 1-3 1B		0-0 1B			0-0 BB 1B		0-0 PB 1B	4 1 4 0 0 0 0		
Bobby Murcer, L (1, 9) <small>OBP: 0.357, SLG: 0.386</small>	0-0 SF9			0-0 P8		4-0 BB 1B		0-3 K	2 0 0 1 1 1 2		
Larry Bittner, L (1, 7) <small>OBP: 0.317, SLG: 0.365</small> Mike Vail, R (8, PH) <small>OBP: 0.293, SLG: 0.425</small> (8, 7)	0-0 4-3			3-2 4-3		0-0 F7		0-0 BB 1B	3 0 0 0 0 0 3 1 0 1 1 0 0 0		
Manny Trillo, R (1, 4) <small>OBP: 0.328, SLG: 0.351</small>		0-0 5-3		0-0 F9		0-3 K		4-0 BB	3 0 0 0 1 1 0		
Dave Rader, L (1, 2) <small>OBP: 0.280, SLG: 0.305</small> Gene Clines, R (8, PH) <small>OBP: 0.341, SLG: 0.341</small> Tim Blackwell, S (8, 2)		4-0 BB			0-3 K	0-0 1B	0-0 L6-3		2 0 1 0 1 1 0 1 0 0 0 0 0 2 0 0 0 0 0 0 0		
Ivan De Jesus, R (1, 6) <small>OBP: 0.356, SLG: 0.369</small>		0-3 K			0-0 L7	0-3 K		0-0 G4-6-3 1B	4 0 1 0 0 2 2		
Mike Krukow, R (1, 1) <small>OBP: 0.313, SLG: 0.286</small> Steve Ontiveros, S (7, PH) <small>OBP: 0.321, SLG: 0.333</small> Mick Kelleher, R (7, PR) <small>OBP: 0.367, SLG: 0.295</small> (7, 5)		1-3 K			0-3 K	0-0 1B		0-0 G4-6-3 1B	2 0 0 0 0 2 1 1 0 1 0 0 0 0 1 0 0 0 0 0 1		
Inning Stats	R: 1 H: 2 E: 0 LOB: 1 K: 0 BB: 0 S: 9 P: 12	R: 0 H: 0 E: 0 LOB: 1 K: 2 BB: 1 S: 8 P: 13	R: 0 H: 1 E: 0 LOB: 1 K: 0 BB: 0 S: 3 P: 3	R: 0 H: 0 E: 0 LOB: 0 K: 0 BB: 0 S: 6 P: 9	R: 0 H: 0 E: 0 LOB: 0 K: 2 BB: 0 S: 7 P: 7	R: 0 H: 1 E: 0 LOB: 2 K: 1 BB: 1 S: 9 P: 16	R: 0 H: 2 E: 0 LOB: 2 K: 2 BB: 0 S: 12 P: 14	R: 1 H: 3 E: 0 LOB: 2 K: 1 BB: 1 S: 7 P: 11	R: 0 H: 1 E: 0 LOB: 0 K: 0 BB: 0 S: 3 P: 3	1B: 10 SF: 1 2B: 0 SAC: 0 3B: 0 DP: 1 HR: 0 HBP: 0	
PITCHER Bob Welch, R (1, 1) <small>ERA: 2.35</small> Terry Forster, L (8, 1) <small>ERA: 2.27</small>	IP WLS BF H R ER SO BB IBB HBP BLK WP HR S P ERA WHIP 7.0 28 6 1 1 7 2 0 0 0 0 0 0 54 74 1.29 1.143					IP WLS BF H R ER SO BB IBB HBP BLK WP HR S P ERA WHIP 2.0 9 4 1 0 1 1 0 0 0 0 0 0 10 14 0.00 2.500					

livebaseballscorecards.com

AB	33
R	2
H	10
RBI	2
BB	3
SO	8
LOB	14



Batter	1	2	3	4	5	6	7	8	9	AB R H RBI BB SO LOB
--------	---	---	---	---	---	---	---	---	---	----------------------

Davey Lopes, R <small>(1, 4) OBP: 0.384, SLG: 0.445</small>	4-0 FC4-5 BB		0-3 K BB		0-0 L7 BB		0-0 5-3 BB		0-0 1B BB	4 0 1 1 1 1 0
Bill North, S <small>(1, 8) OBP: 0.411, SLG: 0.326</small>	0-0 FC4-5 HR		4-0 E BB		2-3 K BB			0-0 5-3 BB		3 1 0 0 1 1 1
Reggie Smith, S <small>(1, 9) OBP: 0.380, SLG: 0.585</small>	0-0 HR BB		0-3 K BB			0-0 S CS 1B		0-0 F8 BB		4 1 2 2 0 1 1
Ron Cey, R <small>(1, 5) OBP: 0.362, SLG: 0.426</small>	0-0 F8 BB		0-0 E6 BB			0-3 K BB		0-0 6-3 BB		4 0 0 0 0 1 2
Steve Garvey, R <small>(1, 3) OBP: 0.339, SLG: 0.458</small>	0-0 4-3 BB		0-0 4-3 BB			0-0 L6 BB			0-0 SH1-4 BB 1B 2B	4 1 1 0 0 0 3
Dusty Baker Jr., R <small>(1, 7) OBP: 0.336, SLG: 0.400</small>		0-0 6-3 BB		0-0 F8 BB		4-0 S IBB			0-0 SH1-4 BB 2-3	2 0 0 0 1 0 0
Joe Ferguson, R <small>(1, 2) OBP: 0.357, SLG: 0.389</small>		0-0 F8 BB		0-0 F5 BB		0-0 F8 BB			1-0 1B IBB HBP	3 0 0 0 0 0 2
Ted Martinez, R <small>(1, 6) OBP: 0.313, SLG: 0.300</small> Lee Lacy, R <small>(9, PH) OBP: 0.365, SLG: 0.553</small>		0-0 1B BB		0-0 F2 BB			0-0 3-1 BB		4-0 1B IBB	3 0 1 0 0 0 0 0 0 0 0 1 0 0
Bob Welch, R <small>(1, 1) OBP: 0.250, SLG: 0.250</small> Vic Davalillo, L <small>(7, PH) OBP: 0.298, SLG: 0.315</small> Terry Forster, L <small>(8, 1) OBP: 0.333, SLG: 0.333</small> Manny Mota, R <small>(9, PH) OBP: 0.350, SLG: 0.368</small>		0-0 4-3 BB		0-0 6-3 BB			0-0 F5 BB		0-0 P8 BB	2 0 0 0 0 0 1 1 0 0 0 0 0 0 0 0 0 0 0 0 0 1 0 0 0 0 0 3

Inning Stats	R: 2 E: 0 K: 0 S: 4	H: 1 LOB: 0 BB: 1 P: 8	R: 0 E: 0 K: 0 S: 4	H: 1 LOB: 1 BB: 0 P: 4	R: 0 E: 1 K: 2 S: 8	H: 0 LOB: 2 BB: 1 P: 12	R: 0 E: 0 K: 0 S: 3	H: 0 LOB: 0 BB: 0 P: 3	R: 0 E: 0 K: 1 S: 8	H: 1 LOB: 2 BB: 1 P: 10	R: 0 E: 0 K: 0 S: 3	H: 0 LOB: 0 BB: 0 P: 3	R: 0 E: 0 K: 0 S: 3	H: 0 LOB: 0 BB: 0 P: 3	R: 1 E: 0 K: 0 S: 4	H: 2 LOB: 3 BB: 1 P: 9	1B: 3 2B: 1 3B: 0 HR: 1	SF: 0 SAC: 1 DP: 0 HBP: 1	WP: 0 PB: 0 SB: 4 CS: 1	PA: 37
--------------	------------------------------	---------------------------------	------------------------------	---------------------------------	------------------------------	----------------------------------	------------------------------	---------------------------------	------------------------------	----------------------------------	------------------------------	---------------------------------	------------------------------	---------------------------------	------------------------------	---------------------------------	----------------------------------	------------------------------------	----------------------------------	--------

PITCHER	IP	WLS	BF	H	R	ER	SO	BB	IBB	HBP	BLK	WP	HR	S	P	ERA	WHIP
Mike Krukow, R <small>(1, 1) ERA: 3.78</small>	6.0		25	3	2	2	4	2	1	0	0	0	1	33	47	3.00	0.833
Donnie Moore, R <small>(7, 1) ERA: 3.99</small>	2.2	L	12	2	1	1	0	0	1	1	0	0	0	10	15	3.38	0.750

BOTTOM

Chicago Cubs @ Los Angeles Dodgers
 Dodger Stadium, Los Angeles, CA
 Mon Jul 24 1978, 7:05 PM PDT
 Att: 46,822 - Unknown - 76 F

AB	31
R	3
H	5
RBI	3
BB	4
SO	4
LOB	13



WP	HR	S	P	ERA	WHIP
0	0	0	0	3.00	0.833
0	0	0	0	3.38	0.750

Batter	1	2	3	4	5	6	7	8	9	AB	R	H	RBI	BB	SO	LOB
Davey Lopes, R (1, 4) OBP: 0.382, SLG: 0.452	0-0 HR	0-0 G5-4-3			0-0 1-3		0-0 B1-3			4	1	1	1	0	0	2
Bill North, S (1, 8) OBP: 0.409, SLG: 0.324	3-2 4-3		0-0 1-4-3		0-0 2B		0-3 K			4	1	1	0	0	1	0
Reggie Smith, S (1, 9) OBP: 0.384, SLG: 0.588	4-0 BB		4-0 6-3		0-0 1-3		0-3 K			2	0	1	1	2	1	0
Ron Cey, R (1, 5) OBP: 0.361, SLG: 0.427	0-0 F5		0-0 6-3		0-0 1-3		0-0 4-3			4	0	1	0	0	0	3
Steve Garvey, R (1, 3) OBP: 0.336, SLG: 0.454	0-0 P6		0-0 5-3		0-3 K		0-0 4-3			4	0	0	0	0	1	4
Dusty Baker Jr., R (1, 7) OBP: 0.332, SLG: 0.395		0-0 E6		0-0 F8		0-0 5-3		0-0 4-3		4	1	0	0	0	0	1
Joe Ferguson, R (1, 2) OBP: 0.357, SLG: 0.388		2-2 F9		0-0 6-3		0-0 G6-4-3				3	0	1	0	0	0	1
Bill Russell, R (1, 6) OBP: 0.296, SLG: 0.349		2-2 E		0-0 1B		0-0 G6-4-3				3	0	2	0	0	0	1
Rick Rhoden, R (1, 1) OBP: 0.182, SLG: 0.150		0-0 E5		1-3 K						2	0	0	1	0	1	2
Lance Rautzhan, R (6, 1)										1	0	0	0	0	1	0
Tommy John, R (9, 1)										0	0	0	0	0	0	0


Inning Stats	R: 1	H: 1	R: 1	H: 1	R: 0	H: 0	R: 0	H: 1	R: 0	H: 1	R: 0	H: 0	R: 0	H: 1	R: 0	H: 1
	E: 0	LOB: 1	E: 2	LOB: 1	E: 0	LOB: 1	E: 0	LOB: 0	E: 0	LOB: 0	E: 0	LOB: 0	E: 0	LOB: 1	E: 0	LOB: 1
	K: 0	BB: 1	K: 0	BB: 0	K: 0	BB: 1	K: 1	BB: 0	K: 2	BB: 0	K: 1	BB: 0	K: 1	BB: 0	K: 1	BB: 0
	S: 7	P: 14	S: 12	P: 16	S: 3	P: 7	S: 9	P: 10	S: 7	P: 7	S: 3	P: 3	S: 7	P: 7	S: 6	P: 6

PITCHER	IP	WLS	BF	H	R	ER	SO	BB	IBB	HBP	BLK	WP	HR	S	P	ERA	WHIP
Rick Reuschel, R (1, 1) ERA: 2.67	6.0	L	26	6	3	2	2	2	2	0	0	0	1	41	57	3.00	1.333
Ray Burris, R (7, 1) ERA: 5.36	1.0		3	0	0	0	2	0	0	0	0	0	0	7	7	0.00	0.000
Lynn McGlothen, R (8, 1) ERA: 4.5	1.0		4	1	0	0	1	0	0	0	0	0	0	6	6	0.00	1.000

BOTTOM

Chicago Cubs @ Los Angeles Dodgers
Dodger Stadium, Los Angeles, CA
 Tue Jul 25 1978, 7:05 PM PDT
 Att: 38,465 - Unknown - 75 F

AB	R	H	RBI	BB	SO	LOB
31	3	7	3	2	5	14



WP	PA	CS
0	33	1

1B	2B	3B	HR	SF	SAC	DP	HBP
4	2	0	1	0	2	0	0

Batter	1	2	3	4	5	6	7	8	9	AB R H RBI BB SO LOB	TOP		
Rodney Scott, S (1, 5) OBP: 0.408, SLG: 0.352 Ed Putman, R (5, 5)	0-3 K		0-3 K		0-3 K			0-0 L7		3 0 0 0 0 3 0 1 0 0 0 0 0 0	Chicago Cubs @ Los Angeles Dodgers Dodger Stadium, Los Angeles, CA Wed Jul 26 1978, 7:05 PM PDT Att. 47,329 - Unknown - 76 F livebaseballscorecards.com		
Jerry White, S (1, 8) OBP: 0.324, SLG: 0.267	0-0 6-3		0-0 P6			0-0 4-3			0-0 1B 1B 1B	4 1 1 0 0 0 0			
Bill Buckner, L (1, 3) OBP: 0.343, SLG: 0.404 Larry Bittner, L (6, PR) OBP: 0.315, SLG: 0.361 (6, 3)	0-0 BB 1B			0-0 BB 1B		0-0 G3-6 1B			0-0 F8	3 0 3 0 0 0 0 1 0 0 0 0 0 1			
Bobby Murcer, L (1, 9) OBP: 0.360, SLG: 0.389	4-0 1-2 BB			0-3 K		0-0 G3-6 1-2f			0-0 1B 1B	3 1 1 0 1 1 2			
Dave Kingman, R (1, 7) OBP: 0.321, SLG: 0.523 Greg Gross, L (5, 7) OBP: 0.301, SLG: 0.340	0-0 F8			4-0 1-2 BB			0-0 L8		0-3 K	1 0 0 0 1 0 2 2 0 0 0 0 1 2			
Manny Trillo, R (1, 4) OBP: 0.329, SLG: 0.350		0-0 4-3		0-0 F3			0-0 F8		0-0 E 1B 1B	4 0 1 0 0 0 2			
Dave Rader, L (1, 2) OBP: 0.279, SLG: 0.299 Lynn McGlothen, L (4, 1) OBP: 0.100, SLG: 0.200 Gene Clines, R (7, PH) OBP: 0.337, SLG: 0.337 Ken Holtzman, R (7, 1) OBP: 0.250, SLG: 0.250 Mike Vail, R (9, PH) OBP: 0.310, SLG: 0.439		0-3 K		0-0 4-3			0-0 L6-3		0-0 E9 1B	2 0 0 0 0 0 1 2 0 0 0 0 0 0 0 0 1 0 0 0 0 0 0 0 0 0 0 0 0 0 0 0 1 0 1 2 0 0 0 0			
Ivan De Jesus, R (1, 6) OBP: 0.354, SLG: 0.366		0-0 F8			0-0 G6-3 1B			0-0 L7	0-0 P4	4 0 1 0 0 0 2			
Dave Roberts, L (1, 1) OBP: 0.359, SLG: 0.541 Tim Blackwell, S (4, 2)			0-3 K		0-0 G6-3 1-2f			0-3 K		1 0 0 0 0 1 0 2 0 0 0 0 1 1			
Inning Stats	R: 0 H: 1 E: 0 LOB: 2 K: 1 BB: 1 S: 6 P: 10	R: 0 H: 0 E: 0 LOB: 0 K: 1 BB: 0 S: 5 P: 5	R: 0 H: 0 E: 0 LOB: 0 K: 2 BB: 0 S: 7 P: 7	R: 0 H: 1 E: 0 LOB: 2 K: 1 BB: 1 S: 6 P: 10	R: 0 H: 1 E: 0 LOB: 0 K: 1 BB: 0 S: 5 P: 5	R: 0 H: 1 E: 0 LOB: 1 K: 0 BB: 0 S: 3 P: 3	R: 0 H: 0 E: 0 LOB: 0 K: 0 BB: 0 S: 3 P: 3	R: 0 H: 0 E: 0 LOB: 0 K: 1 BB: 0 S: 5 P: 5	R: 2 H: 4 E: 1 LOB: 2 K: 1 BB: 0 S: 9 P: 9	1B: 8 SF: 0 2B: 0 SAC: 0 3B: 0 DP: 2 HR: 0 HBP: 0		WP: 0 PA: 35 PB: 0 SB: 0 CS: 0	
PITCHER Burt Hooton, R (1, 1) ERA: 3.24	IP WLS BF H R ER SO BB IBB HBP BLK WP HR S P ERA WHIP	9.0 W 35 8 2 2 8 2 0 0 0 0 0 0 49 57 2.00 1.111											

Chicago Cubs @ Los Angeles Dodgers
Dodger Stadium, Los Angeles, CA
 Wed Jul 26 1978, 7:05 PM PDT
 Att. 47,329 - Unknown - 76 F

AB	33
R	2
H	8
RBI	2
BB	2
SO	8
LOB	14



Batter	1	2	3	4	5	6	7	8	9
Davey Lopes, R (1, 4) <small>OBP: 0.382, SLG: 0.459</small> Lee Lacy, R (8, 4) <small>OBP: 0.369, SLG: 0.553</small>	0-3 K		0-0 SH1-4	0-0 IHR		0-0 5-3		4-0 BB	
Bill North, S (1, 8) <small>OBP: 0.405, SLG: 0.319</small>	0-0 6-3		0-0 5-3	4-0 2B		0-0 6-3		0-0 F7	
Reggie Smith, S (1, 9) <small>OBP: 0.393, SLG: 0.597</small>	0-0 2B		4-0 HR	0-0 2B		4-0 BB		4-0 FC6-4	
Ron Cey, R (1, 5) <small>OBP: 0.364, SLG: 0.424</small>	4-0 BB		4-0 HR	4-0 FC6-4		0-0 F8		0-0 FC6-4	
Steve Garvey, R (1, 3) <small>OBP: 0.337, SLG: 0.462</small>	0-0 5-3		0-0 HR	0-3 K				0-0 FC6-4	
Dusty Baker Jr., R (1, 7) <small>OBP: 0.332, SLG: 0.394</small> Vic Davalillo, L (8, 7) <small>OBP: 0.298, SLG: 0.315</small>		0-0 L6-3	0-0 F8	0-0 FC6-4				0-0 P3	
Joe Ferguson, R (1, 2) <small>OBP: 0.355, SLG: 0.385</small>		0-0 F8		0-0 IHR		0-3 K		0-3 K	
Bill Russell, R (1, 6) <small>OBP: 0.296, SLG: 0.348</small> Ted Martinez, R (9, 6) <small>OBP: 0.313, SLG: 0.300</small>		0-0 L6-3		0-0 IHR		0-0 F7		0-0 FC6-4	
Burt Hooton, R (1, 1) <small>OBP: 0.268, SLG: 0.143</small>			4-0 HR	0-0 B3		0-0 6-3		0-0 6-3	

Inning Stats	R: 0 E: 0 K: 1 S: 6	H: 1 LOB: 2 BB: 1 P: 10	R: 0 E: 0 K: 0 S: 3	H: 1 LOB: 0 BB: 0 P: 3	R: 4 E: 0 K: 0 S: 4	H: 1 LOB: 0 BB: 3 P: 16	R: 4 E: 0 K: 1 S: 9	H: 4 LOB: 2 BB: 2 P: 17	R: 0 E: 0 K: 1 S: 5	H: 0 LOB: 0 BB: 0 P: 5	R: 0 E: 0 K: 0 S: 3	H: 0 LOB: 1 BB: 1 P: 7	R: 0 E: 0 K: 1 S: 6	H: 1 LOB: 1 BB: 0 P: 6	R: 0 E: 0 K: 0 S: 3	H: 0 LOB: 2 BB: 2 P: 11
--------------	------------------------------	----------------------------------	------------------------------	---------------------------------	------------------------------	----------------------------------	------------------------------	----------------------------------	------------------------------	---------------------------------	------------------------------	---------------------------------	------------------------------	---------------------------------	------------------------------	----------------------------------

PITCHER	IP	WLS	BF	H	R	ER	SO	BB	IBB	HBP	BLK	WP	HR	S	P	ERA	WHIP
Dave Roberts, L (1, 1) <small>ERA: 4.85</small>	3.1	L	19	6	7	7	1	4	0	0	0	0	1	17	33	18.90	3.000
Lynn McGlothen, R (4, 1) <small>ERA: 4.44</small>	2.2		12	1	1	1	2	3	0	0	0	0	0	13	25	3.38	1.500
Ken Holtzman, L (7, 1) <small>ERA: 5.55</small>	2.0		9	1	0	0	1	2	0	0	0	0	0	9	17	0.00	1.500

BOTTOM

Chicago Cubs @ Los Angeles Dodgers
Dodger Stadium, Los Angeles, CA


Wed Jul 26 1978, 7:05 PM PDT
 Att: 47,329 - Unknown - 76 F

AB	R	H	RBI	BB	SO	LOB
3	1	1	3	0	1	0
0	0	0	0	1	0	0
4	1	0	0	1	0	2
2	1	2	1	3	0	0
2	1	0	0	3	0	3
4	1	2	4	0	1	4
4	0	1	0	0	0	3
0	0	0	0	0	0	0
4	1	1	0	0	2	2
4	1	1	0	0	0	2
0	0	0	0	0	0	0
3	1	0	0	1	0	2

AB	30
R	8
H	8
RBI	8
BB	9
SO	4
LOB	18

livebaseballscorecards.com

WP: 0 PA: 40
PB: 0 SB: 0
CS: 0



Batter	1	2	3	4	5	6	7	8	9	AB R H RBI BB SO LOB	TOP											
Frank Taveras, R (1, 6) OBP: 0.314, SLG: 0.356	0-0 4-3	0-0 FC6-2-5			0-0 FC3-6 1B		0-3 K			4 1 1 0 0 1 2	Pittsburgh Pirates @ Los Angeles Dodgers Dodger Stadium, Los Angeles, CA Fri Jul 28 1978, 7:05 PM PDT Att: 43,600 - Unknown											
Phil Garner, R (1, 5) OBP: 0.331, SLG: 0.374	0-0 FC4-6 1B	0-0 6-3			0-0 E1 FC3-6		0-0 L9			4 0 1 0 0 0 3												
Dave Parker, L (1, 9) OBP: 0.349, SLG: 0.515	0-0 FC4-6 1-2f				0-0 FC3-6 1B 1-2f 2-3			0-3 K		4 0 0 0 0 1 3												
Bill Robinson, R (1, 7) OBP: 0.306, SLG: 0.417	0-0 L7				0-0 G4-6-3 1B 1-2 3-H			4-0 CS BB		3 0 1 1 1 0 1												
Willie Stargell, L (1, 3) OBP: 0.375, SLG: 0.536		0-0 E4 1B E 1B			0-0 G4-6-3 1B 1-2f			0-3 K 1-2		4 1 0 0 0 2 3												
Rennie Stennett, R (1, 4) OBP: 0.287, SLG: 0.329		0-0 E 1B 1-2 1-3 1B			0-0 5-3		0-0 4-3			4 1 2 0 0 0 0												
Mario Mendoza, R (9, PR) OBP: 0.320, SLG: 0.333										0 0 0 0 0 0 0												
Duffy Dyer, R (1, 2) OBP: 0.343, SLG: 0.325		0-0 1-3 E FC6-2-5 1B 1-2 2-3			0-0 FC5-4 1B		0-0 F8			4 0 2 0 0 0 1												
Omar Moreno, L (1, 8) OBP: 0.317, SLG: 0.274		0-0 E4 1-3 1-2 2-3 3-H			0-3 K		0-3 K			4 0 0 1 0 2 4												
John Candelaria, L (1, 1) OBP: 0.261, SLG: 0.179		0-0 1-3			0-0 FC5-4 1-2f		0-0 6-3			2 0 0 1 0 0 3												
Bruce Kison, R (5, 1) OBP: 0.100, SLG: 0.100										0 0 0 0 0 0 0												
Steve Bnye, R (7, PH) OBP: 0.287, SLG: 0.309										1 0 0 0 0 0 0												
Kent Tekulve, R (7, 1) OBP: 0.182, SLG: 0.182										0 0 0 0 0 0 0												
Manny Sanguillen, R (9, PH) OBP: 0.315, SLG: 0.352										1 0 0 0 0 1 1												
Inning Stats	R: 0 E: 0 K: 0 S: 4	H: 1 LOB: 1 BB: 0 P: 4	R: 2 E: 2 K: 0 S: 7	H: 2 LOB: 2 BB: 0 P: 7	R: 0 E: 0 K: 1 S: 5	H: 0 LOB: 0 BB: 0 P: 5	R: 0 E: 0 K: 1 S: 6	H: 1 LOB: 1 BB: 0 P: 6	R: 1 E: 1 K: 0 S: 5	H: 2 LOB: 1 BB: 0 P: 5	R: 0 E: 0 K: 1 S: 5	H: 0 LOB: 0 BB: 0 P: 5	R: 0 E: 0 K: 1 S: 5	H: 0 LOB: 0 BB: 0 P: 5	R: 0 E: 0 K: 2 S: 6	H: 0 LOB: 1 BB: 1 P: 10	R: 0 E: 0 K: 1 S: 6	H: 1 LOB: 1 BB: 0 P: 6	1B: 7 2B: 1 3B: 0 HR: 0	SF: 0 SAC: 0 DP: 2 HBP: 0	WP: 0 PB: 0 SB: 0 CS: 1	PA: 36
PITCHER	IP WLS BF H R ER SO BB IBB HBP BLK WP HR S P ERA WHIP																					
Tommy John, L (1, 1) ERA: 3.4	7.1 W 31 6 3 0 5 1 0 0 0 0 0 0 40 44 0.00 0.955																					
Terry Forster, L (8, 1) ERA: 2.18	1.2 S 5 1 0 0 2 0 0 0 0 0 0 0 9 9 0.00 0.600																					

AB	35
R	3
H	7
RBI	3
BB	1
SO	7
LOB	21



Batter	1	2	3	4	5	6	7	8	9
Davey Lopes, R OBP: 0.377, SLG: 0.453 (1, 4) X	0-0 5-3		0-0 F9	0-0 5-3		0-0 1-3		0-0 F7	
Bill North, S OBP: 0.412, SLG: 0.328 (1, 8) X	0-0 4-3		0-0 1B		0-0 1B 2B	4-0 BB		4-0 1B BB	
Reggie Smith, S OBP: 0.393, SLG: 0.594 (1, 9) X	0-0 6-3		0-3 K		0-0 1B 1B	0-0 1-3		0-0 1B	
Ron Cey, R OBP: 0.364, SLG: 0.422 (1, 5) X		0-0 P5		0-0 P4	0-0 1B 1B		4-0 1B BB	0-0 G6-4-3	
Steve Garvey, R OBP: 0.336, SLG: 0.459 (1, 3) X		0-0 5-3		0-0 FC1-4 1B	0-3 K		0-0 G1		
Dusty Baker Jr., R OBP: 0.336, SLG: 0.398 (1, 7) X		0-0 1B 1B		0-0 FC1-4 2B	0-0 1B		0-0 1B		
Joe Ferguson, R OBP: 0.357, SLG: 0.385 (1, 2) X		0-0 FC5-4 1B		4-0 2B BB	0-3 K		0-3 K		
Bill Russell, R OBP: 0.297, SLG: 0.348 (1, 6) X		0-0 FC5-4		4-0 2B BB	0-3 K		0-0 1B		
Tommy John, R OBP: 0.149, SLG: 0.156 (1, 1) X			0-0 F8			0-0 4-3	0-0 L7		
Terry Forster, L OBP: 0.333, SLG: 0.333 (8, 1) X				1-2 2-3 2B					

Inning Stats	R: 0	H: 0	E: 0	K: 0	S: 3	LOB: 0	BB: 0	P: 3
	R: 0	H: 2	E: 0	K: 0	S: 5	LOB: 2	BB: 0	P: 5
	R: 0	H: 1	E: 0	K: 1	S: 6	LOB: 1	BB: 0	P: 6
	R: 3	H: 2	E: 0	K: 0	S: 5	LOB: 1	BB: 2	P: 13
	R: 2	H: 4	E: 0	K: 3	S: 13	LOB: 2	BB: 0	P: 13
	R: 0	H: 0	E: 0	K: 0	S: 3	LOB: 1	BB: 1	P: 7
	R: 1	H: 2	E: 0	K: 1	S: 7	LOB: 2	BB: 1	P: 11
	R: 1	H: 1	E: 0	K: 0	S: 3	LOB: 0	BB: 1	P: 7

PITCHER	IP	WLS	BF	H	R	ER	SO	BB	IBB	HBP	BLK	WP	HR	S	P	ERA	WHIP
John Candelaria, L ERA: 3.44 (1, 1)	4.0	L	21	7	5	5	1	2	0	0	0	0	0	21	29	11.25	2.250
Bruce Kison, R ERA: 3.3 (5, 1)	2.0		9	2	0	0	3	1	0	0	0	0	0	14	18	0.00	1.500
Kent Tekulve, R ERA: 2.25 (7, 1)	2.0		10	3	2	2	1	2	0	0	0	0	0	10	18	9.00	2.500

BOTTOM

Pittsburgh Pirates @ Los Angeles Dodgers
Dodger Stadium, Los Angeles, CA

livebaseballscorecards.com


AB	35
R	7
H	12
RBI	7
BB	5
SO	5
LOB	17



1B: 10	SF: 0	WP: 0	PA: 40
2B: 2	SAC: 0	PB: 1	
3B: 0	DP: 1	SB: 1	
HR: 0	HBP: 0	CS: 0	

PITCHER	IP	WLS	BF	H	R	ER	SO	BB	IBB	HBP	BLK	WP	HR	S	P	ERA	WHIP
---------	----	-----	----	---	---	----	----	----	-----	-----	-----	----	----	---	---	-----	------

Fri Jul 28 1978, 7:05 PM PDT
Att. 43,600 - Unknown

Batter	1	2	3	4	5	6	7	8	9	AB R H RBI BB SO LOB	TOP											
Frank Taveras, R (1, 6) OBP: 0.311, SLG: 0.353	0-0 1-3		0-0 F8			0-0 L6			0-0 6-3	4 0 0 0 0 0 1	Pittsburgh Pirates @ Los Angeles Dodgers Dodger Stadium, Los Angeles, CA Sat Jul 29 1978, 7:05 PM PDT Att: 46,139 - Unknown livebaseballscorecards.com AB 28 R 1 H 2 RBI 1 BB 1 SO 5 LOB 3 											
Ed Ott, L (1, 2) OBP: 0.285, SLG: 0.362	0-0 4-3			0-0 G3		0-0 F3			0-0 F3	4 0 0 0 0 0 0												
Dave Parker, L (1, 9) OBP: 0.345, SLG: 0.509	0-0 L6			0-3 K		0-3 K			0-3 K	4 0 0 0 0 3 0												
Bill Robinson, R (1, 7) OBP: 0.303, SLG: 0.412		0-0 5-3		0-0 5-3		0-0 5-3				3 0 0 0 0 0 0												
Willie Stargell, L (1, 3) OBP: 0.378, SLG: 0.549		0-0 F9			4-0 SH1-3 BB		0-0 HR			2 1 1 1 1 0 0												
Dale Berra, R (1, 5)		0-0 F9			0-0 F8		0-0 F8			3 0 0 0 0 0 1												
Phil Garner, R (1, 4) OBP: 0.329, SLG: 0.372			0-3 K		0-0 SH1-3			0-0 F7		2 0 0 0 0 1 0												
Omar Moreno, L (1, 8) OBP: 0.315, SLG: 0.271			0-0 F8		0-3 K			0-0 G3		3 0 0 0 0 1 1												
Don Robinson, R (1, 1) OBP: 0.152, SLG: 0.174			0-0 1B			0-0 5-3		0-0 5-3		3 0 1 0 0 0 0												
Inning Stats	R: 0 E: 0 K: 0 S: 3	H: 0 LOB: 0 BB: 0 P: 3	R: 0 E: 0 K: 0 S: 3	H: 0 LOB: 0 BB: 0 P: 3	R: 0 E: 0 K: 1 S: 6	H: 1 LOB: 1 BB: 0 P: 6	R: 0 E: 0 K: 1 S: 5	H: 0 LOB: 0 BB: 0 P: 5	R: 0 E: 0 K: 1 S: 5	H: 0 LOB: 1 BB: 1 P: 9	R: 0 E: 0 K: 0 S: 3	H: 0 LOB: 0 BB: 0 P: 3	R: 1 E: 0 K: 1 S: 6	H: 1 LOB: 0 BB: 0 P: 6	R: 0 E: 0 K: 0 S: 3	H: 0 LOB: 0 BB: 0 P: 3	R: 0 E: 0 K: 1 S: 5	H: 0 LOB: 0 BB: 0 P: 5	1B: 1 2B: 0 3B: 0 HR: 1	SF: 0 SAC: 1 DP: 0 HBP: 0	WP: 0 PB: 0 SB: 0 CS: 0	PA: 30
PITCHER Don Sutton, R (1, 1) ERA: 3.48	IP 9.0 WLS W BF 30 H 2 R 1 ER 1 SO 5 BB 1 IBB 0 HBP 0 BLK 0 WP 0 HR 1 S 39 P 43 ERA 1.00 WHIP 0.333											PITCHER	IP WLS BF H R ER SO BB IBB HBP BLK WP HR S P ERA WHIP									

Batter	1	2	3	4	5	6	7	8	9	AB	R	H	RBI	BB	SO	LOB
Davey Lopes, R OBP: 0.378, SLG: 0.452 (1, 4)	4-0 SH2-3 1B BB		0-0 F9		0-0 F8		0-0 1-2 1B			3	1	1	0	1	0	0
Bill North, S OBP: 0.408, SLG: 0.323 (1, 8)	0-0 SH2-3 1-2		0-0 F8		0-0 1-3		0-0 F8			3	0	0	0	0	0	2
Reggie Smith, S OBP: 0.394, SLG: 0.590 (1, 9)	4-0 1B BB		0-3 K		0-0 F7			4-0 SH1-4 1B BB		2	1	0	0	2	1	0
Ron Cey, R OBP: 0.364, SLG: 0.421 (1, 5)	0-0 1-2 2-H 1B			0-0 5-3		0-0 F8		0-0 SH1-4 1-2		3	0	1	1	0	0	0
Steve Garvey, R OBP: 0.336, SLG: 0.456 (1, 3)	0-3 K			0-0 E6 BB		0-0 5-3		4-0 FC6-5 1B IBB		3	0	0	0	1	1	2
Dusty Baker Jr., R OBP: 0.338, SLG: 0.397 (1, 7)	0-0 4-3			4-0 BB 1-2 BB		0-0 1-3		0-0 FC6-5 1-2 2-H 1B		3	0	1	1	1	0	2
Joe Ferguson, R OBP: 0.356, SLG: 0.379 (1, 2)		0-0 L4		4-0 BB 1-2 2-3 BB			0-0 P4	0-0 FC6-5 1-2 2-3f		3	0	0	0	1	0	2
Ted Martinez, R OBP: 0.313, SLG: 0.300 (8, PR)										0	0	0	0	0	0	0
Steve Yeager, R OBP: 0.302, SLG: 0.250 (9, 2)										0	0	0	0	0	0	0
Bill Russell, R OBP: 0.295, SLG: 0.344 (1, 6)		0-0 F9		0-0 P6		0-0 F7		0-0 F8		4	0	0	0	0	0	5
Don Sutton, R OBP: 0.180, SLG: 0.128 (1, 1)		0-0 4-3		0-0 1-3			0-0 1B 1B			3	0	1	0	0	0	3

Inning Stats	R: 1	H: 1	E: 0	LOB: 2	K: 1	P: 14	R: 0	H: 0	E: 0	LOB: 0	K: 0	P: 3	R: 0	H: 0	E: 0	LOB: 0	K: 1	P: 5	R: 0	H: 0	E: 1	LOB: 3	K: 0	P: 12	R: 0	H: 0	E: 0	LOB: 0	K: 0	P: 3	R: 0	H: 2	E: 0	LOB: 2	K: 0	P: 5	R: 1	H: 1	E: 0	LOB: 2	K: 0	P: 12			
PITCHER Don Robinson, R ERA: 3.54 (1, 1)	IP	WLS	BF	H	R	ER	SO	BB	IBB	HBP	BLK	WP	HR	S	P	ERA	WHIP																												
	8.0	L	35	4	2	2	2	5	1	0	0	0	0	33	57	2.25	1.125																												


BOTTOM

Pittsburgh Pirates @ Los Angeles Dodgers
 Dodger Stadium, Los Angeles, CA

Sat Jul 29 1978, 7:05 PM PDT
 Att. 46,139 - Unknown

AB	27
R	2
H	4
RBI	2
BB	6
SO	2
LOB	16

livebaseballscorecards.com



WP: 0	PA: 35
PB: 0	
SB: 0	
CS: 0	

Batter	1	2	3	4	5	6	7	8	9	AB R H RBI BB SO LOB	TOP		
Frank Taveras, R OBP: 0.310, SLG: 0.356 (1, 6) X	0-0 4-3	0-0 1B 3B		X 0-0 F7		X 0-3 K		X 0-0 5-3	5 1 1 1 0 1 0				
Phil Garner, R OBP: 0.331, SLG: 0.376 (1, 4) X	0-0 1B SF7 2B	0-0 3-H 1B		X 0-0 5-3		X 0-0 F9		X 0-0 F9	4 1 2 1 0 0 0				
Dave Parker, L OBP: 0.347, SLG: 0.518 (1, 9) X	0-0 E 2-3 1B	0-0 6-3			X 0-0 HR		X 0-3 K		4 1 2 1 0 1 1				
Bill Robinson, R OBP: 0.302, SLG: 0.412 (1, 8) (7, 7) X	0-0 SF7		X 0-0 FC5-4 1B		X 0-0 F8		X 0-0 5-3		3 0 1 1 0 0 0				
Manny Sanguillen, R OBP: 0.315, SLG: 0.352 Omar Moreno, L OBP: 0.314, SLG: 0.271 (1, 3) S S S (7, 8) X	0-3 K 1-3		X 0-0 FC5-4 1B 1-2f		X 0-0 1B		X 0-0 F8		3 0 1 0 0 1 2 1 0 0 0 0 0 0				
John Milner, L OBP: 0.381, SLG: 0.422 (1, 7) (7, 3) X		0-0 1B FC4-6 1B	X 0-0 1-2 1B		X 0-0 P6		X 0-0 F2		4 1 2 0 0 0 1				
Dale Berra, R (1, 5) X		0-0 F9	X 0-0 FC5-4 1-2f 2-3		X 0-3 K		X 0-0 5-3		4 0 0 0 0 1 4				
Duffy Dyer, R OBP: 0.341, SLG: 0.322 (1, 2) X		0-0 FC4-6 1B	X 0-0 5-3		X 0-0 6-3		X 0-3 K		4 0 1 0 0 1 2				
Jim Rooker, R OBP: 0.179, SLG: 0.289 Kent Tekulve, R OBP: 0.167, SLG: 0.167 (1, 1) X (7, 1) X		0-0 FC4-6 3B	X 0-0 F8		X 0-0 4-3		X 0-3 K		3 1 0 1 0 0 1 1 0 0 0 0 1 0				
Inning Stats	R: 1 H: 2 E: 0 LOB: 1 K: 1 BB: 0 S: 7 P: 7	R: 3 H: 4 E: 0 LOB: 1 K: 0 BB: 0 S: 7 P: 7	R: 0 H: 2 E: 0 LOB: 2 K: 0 BB: 0 S: 5 P: 5	R: 0 H: 0 E: 0 LOB: 0 K: 0 BB: 0 S: 3 P: 3	R: 1 H: 2 E: 0 LOB: 1 K: 1 BB: 0 S: 7 P: 7	R: 0 H: 0 E: 0 LOB: 0 K: 1 BB: 0 S: 5 P: 5	R: 0 H: 0 E: 0 LOB: 0 K: 1 BB: 0 S: 5 P: 5	R: 0 H: 0 E: 0 LOB: 0 K: 2 BB: 0 S: 7 P: 7	R: 0 H: 0 E: 0 LOB: 0 K: 2 BB: 0 S: 7 P: 7	1B: 7 SF: 1 2B: 1 SAC: 0 3B: 1 DP: 0 HR: 1 HBP: 0	WP: 0 PA: 37 PB: 0 SB: 0 CS: 0		
PITCHER	IP WLS BF H R ER SO BB IBB HBP BLK WP HR S P ERA WHIP											PITCHER	IP WLS BF H R ER SO BB IBB HBP BLK WP HR S P ERA WHIP
Doug Rau, L ERA: 3.91 (1, 1)	1.2 L 10 5 4 4 1 0 0 0 0 0 0 0 0 12 12 21.60 3.000											Terry Forster, L ERA: 2.14 (9, 1)	1.0 3 0 0 0 2 0 0 0 0 0 0 0 0 7 7 0.00 0.000
Charlie Hough, R ERA: 2.59 (2, 1)	0.1 2 1 0 0 0 0 0 0 0 0 0 0 0 2 2 0.00 3.000												
Dennis Lewallyn, R ERA: (3, 1)	2.0 8 2 0 0 0 0 0 0 0 0 0 0 0 8 8 0.00 1.000												
Lance Rautzhan, L ERA: 1.56 (5, 1)	2.0 8 2 1 1 2 0 0 0 0 0 0 1 12 12 4.50 1.000												
Bob Welch, R ERA: 2.2 (7, 1)	2.0 6 0 0 0 0 1 0 0 0 0 0 0 0 8 8 0.00 0.000												

Pittsburgh Pirates @ Los Angeles Dodgers
Dodger Stadium, Los Angeles, CA
Sun Jul 30 1978, 3:33 AM PDT
Att: 48,587 - Unknown

AB	36
R	5
H	10
RBI	5
BB	0
SO	6
LOB	11



Batter	1	2	3	4	5	6	7	8	9	AB R H RBI BB SO LOB	TOP									
Davey Lopes, R (1, 4) OBP: 0.377, SLG: 0.460	0-0 HR		0-0 1B S 1B		0-0 4-3			0-0 4-3 1B 2B		4 3 3 1 0 0 0										
Bill North, S (1, 8) OBP: 0.395, SLG: 0.311	0-0 P6		0-0 1-3 1-2		0-0 4-3			0-0 4-3 2-3		4 0 0 0 0 0 2										
Reggie Smith, S (1, 9) OBP: 0.395, SLG: 0.584	4-0 G6-4-3 BB		0-0 1B S 2-3 1B			0-0 F7		0-0 F9		3 0 1 0 1 0 1										
Ron Cey, R (1, 5) OBP: 0.368, SLG: 0.422	0-0 G6-4-3 1-2f		0-0 1-3 3-H 1B			0-0 5-3		4-0 1B BB		3 0 1 1 1 0 1										
Steve Garvey, R (1, 3) OBP: 0.336, SLG: 0.461		0-0 6-3	0-0 F2			0-0 F8		0-0 1-2 3-H 1B		4 0 1 1 0 0 2										
Dusty Baker Jr., R (1, 7) OBP: 0.332, SLG: 0.388		0-0 F8		0-0 6-3			0-0 4-3	0-3 K		4 0 0 0 0 1 2										
Joe Ferguson, R (1, 2) OBP: 0.354, SLG: 0.377		0-0 S 1B		0-3 K			0-0 F7	0-0 6-3		4 0 1 0 0 1 0										
Bill Russell, R (1, 6) OBP: 0.296, SLG: 0.344		0-0 4-3		0-0 4-3			4-0 BB	0-0 F6		1 0 0 0 0 0 1										
Ted Martinez, R (3, 6) OBP: 0.324, SLG: 0.290										1 0 0 0 1 0 0										
Vic Davalillo, L (9, PH) OBP: 0.317, SLG: 0.333		1-2								1 0 0 0 0 0 0										
Rick Rhoden, R (1, 1) OBP: 0.174, SLG: 0.143			0-0 5-3			0-0 F7		0-3 K		2 0 0 0 0 0 0										
Lance Rautzhan, R (5, 1)										0 0 0 0 0 0 0										
Rick Monday, L (7, PH) OBP: 0.344, SLG: 0.493										1 0 0 0 0 0 1										
Charlie Hough, R (7, 1) OBP: 0.364, SLG: 0.455										0 0 0 0 0 0 0										
Lee Lacy, R (9, PH) OBP: 0.370, SLG: 0.552							0-0 G3			1 0 0 0 0 1 0										
Inning Stats	R: 1 E: 0 K: 0 S: 3	H: 1 LOB: 0 BB: 1 P: 7	R: 0 E: 0 K: 0 S: 4	H: 1 LOB: 1 BB: 0 P: 4	R: 1 E: 0 K: 0 S: 6	H: 3 LOB: 2 BB: 0 P: 6	R: 0 E: 0 K: 1 S: 5	H: 0 LOB: 0 BB: 0 P: 5	R: 0 E: 0 K: 0 S: 3	H: 0 LOB: 0 BB: 0 P: 3	R: 0 E: 0 K: 0 S: 3	H: 0 LOB: 1 BB: 1 P: 7	R: 1 E: 0 K: 1 S: 7	H: 2 LOB: 2 BB: 1 P: 11	R: 0 E: 0 K: 1 S: 5	H: 0 LOB: 0 BB: 0 P: 5	1B: 5 2B: 1 3B: 0 HR: 1	SF: 0 SAC: 0 DP: 1 HBP: 0	WP: 0 PB: 0 SB: 3 CS: 0	PA: 36
PITCHER	IP WLS BF H R ER SO BB IBB HBP BLK WP HR S P ERA WHIP																			
Eric Rasmussen, R (1, 1) ERA: 3.85	7.2 W 31 6 3 3 1 3 0 0 0 0 0 1 30 42 3.52 1.174																			
Rollie Fingers, R (8, 1) ERA: 3.24	1.1 S 5 1 0 0 2 0 0 0 0 0 0 0 9 9 0.00 0.750																			

Los Angeles Dodgers @ San Diego Padres
San Diego Stadium, San Diego, CA

Mon Jul 31 1978, 10:05 PM EDT
Att: 28,592 - Unknown

livebaseballscorecards.com

AB 33
R 3
H 7
RBI 3
BB 3
SO 3
LOB 10



Batter	1	2	3	4	5	6	7	8	9
Gene Richards, L (1, 7) OBP: 0.388, SLG: 0.426	0-0 5-3		0-0 L8		0-3 K	0-0 6-3			
Ozzie Smith, S (1, 6) OBP: 0.319, SLG: 0.320	0-0 S 1B		0-0 1B		0-0 E S 1B		0-0 FC5-4-6 3-1 1B		
Broderick Perkins, L (1, 3) OBP: 0.239, SLG: 0.329	0-0 F9 1-2		0-0 F9		0-0 F9		0-0 3-1		
Dave Winfield, R (1, 8) OBP: 0.349, SLG: 0.486	0-0 5-3			0-0 5-3	0-0 1B		0-0 FC5-4-6 2-3		
Oscar Gamble, L (1, 9) OBP: 0.388, SLG: 0.438		0-0 P6		0-0 BB 1B	0-0 F8		0-3 K		
Tucker Ashford, R (8, 5) OBP: 0.295, SLG: 0.354									
Gene Tenace, R (1, 2) OBP: 0.411, SLG: 0.457		BB BB BB 4-0 1B BB		BB BB BB 4-0 1B E BB		0-0 6-3		0-3 K	
Derrel Thomas, S (1, 5) OBP: 0.302, SLG: 0.295		0-0 G4-6-3 1-2 1B		0-0 1-H 2-H SF9 1B		0-0 SH3-4 E 1B		0-0 F8	
Fernando Gonzalez, R (1, 4) OBP: 0.253, SLG: 0.291		0-0 G4-6-3 1-2f		0-0 3-H SF9		0-0 E6 SH3-4		0-3 K	
Eric Rasmussen, R (1, 1) OBP: 0.136, SLG: 0.136			0-3 K		0-0 4-3		0-0 SH3-4		
Rollie Fingers, R (8, 1) OBP: 0.286, SLG: 0.286									

Inning Stats	R: 0 E: 0 K: 0 S: 4	H: 1 LOB: 1 BB: 0 P: 4	R: 0 E: 0 K: 0 S: 3	H: 1 LOB: 1 BB: 1 P: 7	R: 0 E: 0 K: 1 S: 6	H: 1 LOB: 1 BB: 0 P: 6	R: 3 E: 1 K: 0 S: 5	H: 2 LOB: 0 BB: 1 P: 9	R: 1 E: 0 K: 1 S: 7	H: 2 LOB: 1 BB: 0 P: 7	R: 0 E: 1 K: 0 S: 5	H: 1 LOB: 2 BB: 0 P: 5	R: 0 E: 0 K: 1 S: 6	H: 1 LOB: 1 BB: 0 P: 6	R: 0 E: 0 K: 2 S: 7	H: 0 LOB: 0 BB: 0 P: 7
1B: 9 2B: 0 3B: 0 HR: 0	SF: 1 SAC: 1 DP: 1 HBP: 0	WP: 0 PB: 0 SB: 2 CS: 0	1B: 9 2B: 0 3B: 0 HR: 0	SF: 1 SAC: 1 DP: 1 HBP: 0	WP: 0 PB: 0 SB: 2 CS: 0	1B: 9 2B: 0 3B: 0 HR: 0	SF: 1 SAC: 1 DP: 1 HBP: 0	WP: 0 PB: 0 SB: 2 CS: 0	1B: 9 2B: 0 3B: 0 HR: 0	SF: 1 SAC: 1 DP: 1 HBP: 0	WP: 0 PB: 0 SB: 2 CS: 0	1B: 9 2B: 0 3B: 0 HR: 0	SF: 1 SAC: 1 DP: 1 HBP: 0	WP: 0 PB: 0 SB: 2 CS: 0	1B: 9 2B: 0 3B: 0 HR: 0	SF: 1 SAC: 1 DP: 1 HBP: 0

PITCHER	IP	WLS	BF	H	R	ER	SO	BB	IBB	HBP	BLK	WP	HR	S	P	ERA	WHIP
Rick Rhoden, R (1, 1) ERA: 3.9	4.2	L	22	7	4	3	2	2	0	0	0	0	0	24	32	5.79	1.929
Lance Rautzhan, L (5, 1) ERA: 1.5	1.1		6	1	0	0	0	0	0	0	0	0	0	6	6	0.00	0.750
Charlie Hough, R (7, 1) ERA: 2.51	2.0		7	1	0	0	3	0	0	0	0	0	0	13	13	0.00	0.500

BOTTOM

Los Angeles Dodgers @ San Diego Padres
San Diego Stadium, San Diego, CA
Mon Jul 31 1978, 10:05 PM EDT
Att. 28,592 - Unknown

livebaseballscorecards.com

AB	31
R	4
H	9
RBI	3
BB	2
SO	5
LOB	13



WP: 0	PA: 35
PB: 0	
SB: 2	
CS: 0	

Batter	1	2	3	4	5	6	7	8	9	AB R H RBI BB SO LOB	TOP
Davey Lopes, R OBP: 0.376, SLG: 0.458 (1, 4)	0-0 CS 1B		0-0 FC5-4 1-2f			0-0 6-3			0-0 6-3	4 0 1 0 0 0 1	Los Angeles Dodgers @ San Diego Padres San Diego Stadium, San Diego, CA Tue Aug 01 1978, 10:05 PM EDT Att: 40,846 - Unknown livebaseballscorecards.com
Bill North, S OBP: 0.393, SLG: 0.307 (1, 8)	0-0 B1			0-0 6-3		0-0 L5		4-0 FC6-4 BB	3 0 0 0 1 0 1		
Reggie Smith, S OBP: 0.393, SLG: 0.583 (1, 9)	0-3 K 1-2			0-0 S 2B			0-3 K	0-0 FC6-4 1B 1-2f	4 0 1 0 0 2 2		
Ron Cey, R OBP: 0.369, SLG: 0.422 (1, 5)		0-0 5-3		0-0 L1 2-3		0-0 CS 1B		0-0 FC6-4 1B 1-2	4 0 2 0 0 0 1		
Steve Garvey, R OBP: 0.333, SLG: 0.456 (1, 3)		0-0 5-3		0-0 F8		0-0 5-3 1-2		0-0 FC6-4 1-2f	4 0 0 0 0 0 4		
Dusty Baker Jr., R OBP: 0.333, SLG: 0.388 (1, 7)		0-0 F9			0-0 G5-4-3 1B		0-0 5-3		3 0 1 0 0 0 0		
Steve Yeager, R OBP: 0.301, SLG: 0.257 (1, 2)			0-0 F9		0-0 G5-4-3 1-2f		0-0 6-3		3 0 0 0 0 0 1		
Ted Martinez, R OBP: 0.324, SLG: 0.294 (1, 6)			0-0 4-3		0-3 K2-3		0-0 FC5-4 1B		3 0 1 0 0 1 0		
Burt Hooton, R OBP: 0.273, SLG: 0.158 (1, 1) Terry Forster, L OBP: 0.333, SLG: 0.333 (9, 1)			0-0 FC5-4 1B			0-0 F6		0-0 FC5-4 1-2f	3 0 1 0 0 0 1 0 0 0 0 0 0 0		
Inning Stats	R: 0 H: 1 E: 0 LOB: 1 K: 1 BB: 0 S: 5 P: 5	R: 0 H: 0 E: 0 LOB: 0 K: 0 BB: 0 S: 3 P: 3	R: 0 H: 1 E: 0 LOB: 1 K: 0 BB: 0 S: 4 P: 4	R: 0 H: 1 E: 0 LOB: 1 K: 0 BB: 0 S: 4 P: 4	R: 0 H: 1 E: 0 LOB: 0 K: 1 BB: 0 S: 5 P: 5	R: 0 H: 0 E: 0 LOB: 0 K: 0 BB: 0 S: 3 P: 3	R: 0 H: 1 E: 0 LOB: 0 K: 1 BB: 0 S: 5 P: 5	R: 0 H: 1 E: 0 LOB: 1 K: 0 BB: 0 S: 4 P: 4	R: 0 H: 1 E: 0 LOB: 2 K: 0 BB: 1 S: 4 P: 8	1B: 6 SF: 0 2B: 2 SAC: 0 3B: 0 DP: 2 HR: 0 HBP: 0	WP: 0 PA: 32 PB: 0 SB: 1 CS: 2
PITCHER Randy Jones, L ERA: 2.98 (1, 1)	IP WLS BF H R ER SO BB IBB HBP BLK WP HR S P ERA WHIP										
	9.0 W 32 7 0 0 3 1 0 0 0 0 0 0 37 41 0.00 0.889										



Batter	1	2	3	4	5	6	7	8	9	AB R H RBI BB SO LOB	TOP											
Davey Lopes, R (1, 4) OBP: 0.375, SLG: 0.454	0-0 F7		0-0 5-3			4-0 1B BB		0-0 4-3		3 0 0 1 1 0 1	Los Angeles Dodgers @ San Diego Padres San Diego Stadium, San Diego, CA Wed Aug 02 1978, 10:05 PM EDT Att: 46,751 - Unknown livebaseballscorecards.com											
Bill North, S (1, 8) OBP: 0.395, SLG: 0.310	0-0 F8			0-0 1B		0-0 1-2 1B		0-0 1-3		4 0 2 0 0 0 1												
Reggie Smith, S (1, 9) OBP: 0.389, SLG: 0.575	0-0 F8			0-0 1-2 F9		0-3 K		0-3 K		4 0 0 0 0 2 4												
Ron Cey, R (1, 5) OBP: 0.366, SLG: 0.418		0-0 5-3		0-0 F6		0-0 G6-4-3 1-2f			0-3 K	4 0 0 0 0 1 3												
Steve Garvey, R (1, 3) OBP: 0.332, SLG: 0.454		0-0 FC6-4 1B		0-0 6-3			0-0 F7		0-3 K	4 0 1 0 0 1 1												
Dusty Baker Jr., R (1, 7) OBP: 0.334, SLG: 0.388		0-0 FC6-4 1-2f			4-0 FC6-4 BB		0-0 1-3		0-0 1B	3 0 1 0 1 0 1												
Steve Yeager, R (1, 2) OBP: 0.300, SLG: 0.255		0-3 K			0-3 K		0-0 6-3		0-0 F2	1 0 0 0 0 1 1 3 0 0 0 0 1 2												
Joe Ferguson, R (2, 2) OBP: 0.351, SLG: 0.372																						
Ted Martinez, R (1, 6) OBP: 0.308, SLG: 0.278			0-0 5-3		0-0 FC6-4 1-2f			0-0 2B 4-3 1B		2 0 0 0 0 0 1 1 1 1 0 0 0 0 0 0 0 0 0 0 0												
Manny Mota, R (8, PH) OBP: 0.364, SLG: 0.381																						
Charlie Hough, R (8, 1) OBP: 0.364, SLG: 0.455																						
Tommy John, R (1, 1) OBP: 0.143, SLG: 0.149			0-3 K		0-0 F9			0-0 4-3 1-3 2B		2 0 0 0 0 1 1 1 0 1 0 0 0 0												
Lee Lacy, R (8, PH) OBP: 0.374, SLG: 0.563																						
Inning Stats	R: 0 E: 0 K: 0 S: 3	H: 0 LOB: 0 BB: 0 P: 3	R: 0 E: 0 K: 1 S: 6	H: 1 LOB: 1 BB: 0 P: 6	R: 0 E: 0 K: 1 S: 5	H: 0 LOB: 0 BB: 0 P: 5	R: 0 E: 0 K: 1 S: 4	H: 1 LOB: 1 BB: 0 P: 4	R: 0 E: 0 K: 1 S: 5	H: 0 LOB: 1 BB: 1 P: 9	R: 0 E: 0 K: 1 S: 5	H: 1 LOB: 1 BB: 1 P: 9	R: 0 E: 0 K: 0 S: 3	H: 0 LOB: 0 BB: 0 P: 3	R: 1 E: 0 K: 1 S: 7	H: 2 LOB: 1 BB: 0 P: 7	R: 0 E: 0 K: 2 S: 8	H: 1 LOB: 1 BB: 0 P: 8	1B: 5 2B: 1 3B: 0 HR: 0	SF: 0 SAC: 0 DP: 1 HBP: 0	WP: 0 PB: 0 SB: 1 CS: 0	PA: 34
PITCHER	IP WLS BF H R ER SO BB IBB HBP BLK WP HR S P ERA WHIP																					
Bob Owchinko, L (1, 1) ERA: 2.85	7.0 W 27 5 1 1 4 2 0 0 0 0 0 0 33 41 1.29 1.000																					
Rollie Fingers, R (8, 1) ERA: 3.15	2.0 S 7 1 0 0 3 0 0 0 0 0 0 0 13 13 0.00 0.500																					



Batter	1	2	3	4	5	6	7	8	9	AB	R	H	RBI	BB	SO	LOB
Gene Richards, L OBP: 0.381, SLG: 0.417 (1, 7)	0-0 L1		0-3 K		0-3 K		0-0 G3			4	0	0	0	0	2	2
Ozzie Smith, S OBP: 0.318, SLG: 0.319 (1, 6)	0-0 1B		0-3 K		0-0 1-3		0-0 P6			4	1	1	0	0	1	2
Derrel Thomas, S OBP: 0.304, SLG: 0.295 (1, 5) (7, 8)	0-0 1B		0-0 E6		0-0 6-3		0-0 F9			4	1	1	0	0	0	0
Dave Winfield, R OBP: 0.349, SLG: 0.482 (1, 8) (7, 9)	0-0 CS		0-0 4-3		0-3 K		4-0 BB			3	0	1	0	1	1	1
Oscar Gamble, L OBP: 0.386, SLG: 0.433 Broderick Perkins, L OBP: 0.228, SLG: 0.315 (1, 9) (6, PR) (7, 3)	0-0 P6		0-3 K		0-0 1B		0-0 F9			3	0	1	0	0	1	3
Gene Tenace, R OBP: 0.413, SLG: 0.458 (1, 2)	0-0 1B		1-0 FC6-4 HBP		0-0 F7		4-0 BB			2	0	1	2	1	0	1
Tucker Ashford, R OBP: 0.301, SLG: 0.353 (1, 3) (7, 5)	0-0 CS	0-3 K	0-0 FC6-4		0-0 G3		4-0 BB			3	0	1	0	1	1	1
Fernando Gonzalez, R OBP: 0.254, SLG: 0.291 (1, 4)		0-0 B2-3	0-0 6-3		0-0 6-3		0-0 F3			4	0	1	0	0	0	4
Bob Owchinko, L OBP: 0.180, SLG: 0.204 Rollie Fingers, R OBP: 0.286, SLG: 0.286 (1, 1) (8, 1)		0-0 5-3			0-0 6-3		0-3 K			3	0	0	0	0	1	2
										0	0	0	0	0	0	0

Inning Stats	R: 2	H: 4	E: 0	LOB: 1	K: 0	BB: 0	S: 6	P: 6	R: 0	H: 0	E: 0	LOB: 0	K: 1	BB: 0	S: 5	P: 5	R: 0	H: 0	E: 0	LOB: 1	K: 1	BB: 0	S: 5	P: 6	R: 0	H: 1	E: 0	LOB: 1	K: 1	BB: 0	S: 6	P: 6	R: 0	H: 2	E: 0	LOB: 2	K: 1	BB: 0	S: 7	P: 7	R: 0	H: 0	E: 0	LOB: 3	K: 0	BB: 3	S: 3	P: 15
PITCHER	IP	WLS	BF	H	R	ER	SO	BB	IBB	HBP	BLK	WP	HR	S	P	ERA	WHIP																															
Tommy John, L ERA: 3.37 Charlie Hough, R ERA: 2.47	(1, 1) (8, 1)	7.0 1.0	L	29	7	2	7	0	0	1	0	0	0	42	43	2.57	1.000																															

BOTTOM

Los Angeles Dodgers @ San Diego Padres
San Diego Stadium, San Diego, CA

Wed Aug 02 1978, 10:05 PM EDT
Att. 46,751 - Unknown

AB	31
R	2
H	7
RBI	2
BB	3
SO	7
LOB	17



WP: 0	PA: 36
PB: 0	
SB: 0	
CS: 1	

Batter	1	2	3	4	5	6	7	8	9	AB R H RBI BB SO LOB	TOP																									
Davey Lopes, R (1, 4) OBP: 0.378, SLG: 0.456	0-0 6-3		0-0 FC6-4 1B	0-0 G5-4-3			0-0 1B		0-0 S 1B	5 0 3 0 0 0 2	Los Angeles Dodgers @ San Francisco Giants Candlestick Park, San Francisco, CA Thu Aug 03 1978, 10:05 PM EDT Att: 42,084 - Unknown livebaseballscorecards.com																									
Bill Russell, R (1, 6) OBP: 0.297, SLG: 0.347	0-0 2B		0-0 FC6-4		0-0 G1-4-3 1B		0-0 F9		0-0 P6	5 0 2 0 0 0 3																										
Reggie Smith, S (1, 9) OBP: 0.385, SLG: 0.568	0-0 F5		0-0 F9		0-0 L9			0-0 F7		4 0 0 0 0 0 3																										
Steve Garvey, R (1, 3) OBP: 0.333, SLG: 0.459	0-3 K			0-0 4-3 3B	0-0 G1-4-3			0-0 FC5-4 1B		4 1 2 0 0 1 2																										
Dusty Baker Jr., R (1, 7) OBP: 0.331, SLG: 0.383		0-0 5-3		0-0 4-3		0-0 5-3		0-0 FC5-4		4 0 0 1 0 0 1																										
Ron Cey, R (1, 5) OBP: 0.387, SLG: 0.421		0-0 1B		0-0 1B 2B		0-0 6-3		0-0 L9		4 1 2 0 0 0 1																										
Rick Monday, L (1, 8) OBP: 0.342, SLG: 0.489		0-3 K		0-0 E 1B 1B		0-0 4-3			0-0 P5	4 1 1 1 0 1 1																										
Joe Ferguson, R (1, 2) OBP: 0.346, SLG: 0.366		0-0 F7		0-0 E5 1B			0-0 5-3		0-0 F8	4 0 0 0 0 0 2																										
Don Sutton, R (1, 1) OBP: 0.176, SLG: 0.125 Vic Davalillo, L (4, PH) OBP: 0.328, SLG: 0.345 Lance Rautzhan, R (4, 1) Manny Mota, R (7, PH) OBP: 0.348, SLG: 0.364 Charlie Hough, R (7, 1) OBP: 0.364, SLG: 0.455 Lee Lacy, R (8, PH) OBP: 0.378, SLG: 0.586 Terry Forster, L (9, 1) OBP: 0.333, SLG: 0.333		0-3 K	0-0 K	0-0 G5-4-3 1B			0-0 F9		0-0 IHR	1 0 0 0 0 0 1 0 1 0 1 1 0 0 0 0 0 0 0 0 0 0 0 0 1 0 0 0 0 0 0 0 0 0 0 0 0 0 0 0 1 1 1 1 0 0 0 0 0 0 0 0 0 0 0 0																										
Inning Stats	R: 0 E: 0 K: 1 S: 6	H: 1 LOB: 1 BB: 0 P: 6	R: 0 E: 0 K: 1 S: 6	H: 1 LOB: 1 BB: 0 P: 6	R: 0 E: 0 K: 1 S: 6	H: 1 LOB: 1 BB: 0 P: 6	R: 3 E: 1 K: 0 S: 7	H: 4 LOB: 1 BB: 0 P: 7	R: 0 E: 0 K: 0 S: 3	H: 0 LOB: 0 BB: 0 P: 3	R: 0 E: 0 K: 0 S: 4	H: 1 LOB: 1 BB: 0 P: 4	R: 0 E: 0 K: 0 S: 4	H: 1 LOB: 1 BB: 0 P: 4	R: 0 E: 0 K: 0 S: 5	H: 2 LOB: 1 BB: 0 P: 5	1B: 8 2B: 2 3B: 1 HR: 1	SF: 0 SAC: 0 DP: 2 HBP: 0	WP: 0 PB: 0 SB: 1 CS: 0	PA: 38																
PITCHER	IP WLS BF H R ER SO BB IBB HBP BLK WP HR S P ERA WHIP																																			
Jim Barr, R (1, 1) ERA: 3.28	8.2	37	12	4	4	4	3	0	0	0	0	0	0	43	43	4.15	1.385																			
Randy Moffitt, R (9, 1) ERA: 3.23	0.1	W	1	0	0	0	0	0	0	0	0	0	0	1	1	0.00	0.000																			



Batter	1	2	3	4	5	6	7	8	9	AB	R	H	RBI	BB	SO	LOB
Bill Madlock, R (1, 4) OBP: 0.371, SLG: 0.464	0-0 HR 2B	0-0 1B 2B	0-0 6-3			0-0 F7		0-0 F9		5	2	2	0	0	0	2
Terry Whitfield, L (1, 7) OBP: 0.354, SLG: 0.431	0-3 K	0-3 K		0-0 4-3		4-0 G1-4-3 BB		4-0 SH1-4 1B BB		3	1	0	0	2	2	2
Jack Clark, R (1, 9) Hector Cruz, R (9, 9) OBP: 0.362, SLG: 0.535 OBP: 0.293, SLG: 0.365	0-0 P4	0-0 2-H 1B		0-0 F8		0-0 G1-4-3 1-2f		0-0 SH1-4 1-2		4	0	1	1	0	0	2
Willie McCovey, L (1, 3) Mike Ivie, R (9, 3) OBP: 0.298, SLG: 0.409 OBP: 0.355, SLG: 0.474	0-0 2-H HR	0-3 K		0-3 K		0-0 4-3		4-0 1B IBB		4	1	1	2	0	2	1
Darrell Evans, L (1, 5) OBP: 0.379, SLG: 0.398	0-0 1B S 1B	0-0 F8		0-0 1-3		4-0 BB BB		0-0 1-2 2-H 1B		4	1	2	1	1	0	1
Larry Herndon, R (1, 8) OBP: 0.348, SLG: 0.381	0-0 1B BB 1-3 1B		0-0 SH2-4 1B 1B		0-0 5-3 1B		0-0 B2		4	0	3	0	0	0	1	
Roger Metzger, S (1, 6) OBP: 0.316, SLG: 0.312	4-0 1B 1-2 BB		0-0 SH2-4 1B		0-0 5-3 1-2		0-0 4-3		3	0	1	0	1	0	2	
Marc Hill, R (1, 2) OBP: 0.340, SLG: 0.300	0-0 1-2 2-3 3-H 1B		0-0 F3		4-0 IBB		0-0 6-3		3	0	1	1	1	0	2	
Jim Barr, R (1, 1) Randy Moffitt, R (9, 1) OBP: 0.147, SLG: 0.147 OBP: 0.250, SLG: 0.143	0-0 F8		0-0 SH2-4		0-0 G1		0-0 5-3		3	0	0	0	0	0	5	

Inning Stats	R: 3	H: 5	E: 0	LOB: 3	K: 1	BB: 1	S: 10	R: 1	H: 2	E: 0	LOB: 1	K: 2	BB: 0	S: 9	R: 0	H: 2	E: 0	LOB: 2	K: 0	BB: 0	S: 5	R: 0	H: 0	E: 0	LOB: 0	K: 1	BB: 0	S: 5	R: 0	H: 1	E: 0	LOB: 2	K: 0	BB: 1	S: 4	R: 0	H: 0	E: 0	LOB: 0	K: 0	BB: 1	S: 2	R: 0	H: 0	E: 0	LOB: 1	K: 0	BB: 1	S: 3	R: 0	H: 0	E: 0	LOB: 0	K: 0	BB: 0	S: 3	R: 1	H: 1	E: 0	LOB: 2	K: 0	BB: 2	S: 2	1B: 8	SF: 0	3B: 0	DP: 1	HR: 1	WP: 0	PA: 41
PITCHER	IP	WLS	BF	H	R	ER	SO	BB	IBB	HBP	BLK	WP	HR	S	P	ERA	WHIP																																																					
Don Sutton, R (1, 1) ERA: 3.65	3.0		19	9	4	4	3	1	0	0	0	0	0	24	28	12.00	3.333																																																					
Lance Rautzhan, L (4, 1) ERA: 1.38	3.0		11	1	0	0	1	1	1	0	0	0	0	11	19	0.00	0.667																																																					
Charlie Hough, R (7, 1) ERA: 2.39	2.0		7	0	0	0	0	1	0	0	0	0	0	6	10	0.00	0.500																																																					
Terry Forster, L (9, 1) ERA: 2.31	0.1	L	4	1	1	1	0	1	1	0	0	0	0	2	10	27.00	6.000																																																					


BOTTOM

Los Angeles Dodgers @ San Francisco Giants
Candlestick Park, San Francisco, CA
Thu Aug 03 1978, 10:05 PM EDT
Att. 42,084 - Unknown

livebaseballscorecards.com

AB	33
R	5
H	11
RBI	5
BB	6
SO	4
LOB	18



Batter	1	2	3	4	5	6	7	8	9	AB R H RBI BB SO LOB	TOP											
Davey Lopes, R (1, 4) OBP: 0.374, SLG: 0.451	0-0 5-3			0-0 4-3		0-3 K			0-0 F8	4 0 0 0 0 1 0	<p>Los Angeles Dodgers @ San Francisco Giants Candlestick Park, San Francisco, CA</p> <p>Fri Aug 04 1978, 10:05 PM EDT Att: 47,944 - Unknown</p> <p>livebaseballscorecards.com</p> <p>AB 29 R 1 H 2 RBI 1 BB 2 SO 5 LOB 3</p> 											
Bill North, S (1, 8) OBP: 0.390, SLG: 0.306	0-0 F9			0-3 K			0-0 F8	0-0 F8	4 0 0 0 0 1 0													
Reggie Smith, S (1, 9) OBP: 0.384, SLG: 0.567	0-0 6-3			0-0 P3			0-0 F9	0-0 2B	4 0 1 0 0 0 0													
Ron Cey, R (1, 5) OBP: 0.368, SLG: 0.429		0-0 6-3			0-0 HR		4-0 BB	0-0 F8	3 1 1 1 1 0 1													
Steve Garvey, R (1, 3) OBP: 0.331, SLG: 0.456		0-3 K			0-0 P6		0-3 K		3 0 0 0 0 2 1													
Dusty Baker Jr., R (1, 7) OBP: 0.328, SLG: 0.380		0-0 6-3			0-0 F7			0-0 6-3	3 0 0 0 0 0 0													
Joe Ferguson, R (1, 2) OBP: 0.342, SLG: 0.361			0-0 P3		0-3 K			0-0 6-3	3 0 0 0 0 1 0													
Bill Russell, R (1, 6) OBP: 0.297, SLG: 0.345			0-0 6-3			0-0 5-3		4-0 FC5-4 BB	2 0 0 0 1 0 0													
Doug Rau, L (1, 1) OBP: 0.178, SLG: 0.200 Lee Lacy, R (8, PH) OBP: 0.376, SLG: 0.582 Charlie Hough, R (8, 1) OBP: 0.364, SLG: 0.455			0-0 5-3			0-0 F7		0-0 FC5-4 1-2f	2 0 0 0 0 0 0 1 0 0 0 0 0 1 0 0 0 0 0 0 0													
Inning Stats	R: 0 E: 0 K: 0 S: 3	H: 0 LOB: 0 BB: 0 P: 3	R: 0 E: 0 K: 1 S: 5	H: 0 LOB: 0 BB: 0 P: 5	R: 0 E: 0 K: 0 S: 3	H: 0 LOB: 0 BB: 0 P: 3	R: 0 E: 0 K: 1 S: 5	H: 0 LOB: 0 BB: 0 P: 5	R: 1 E: 0 K: 1 S: 6	H: 1 LOB: 0 BB: 0 P: 6	R: 0 E: 0 K: 1 S: 5	H: 0 LOB: 0 BB: 0 P: 5	R: 0 E: 0 K: 1 S: 5	H: 0 LOB: 1 BB: 1 P: 9	R: 0 E: 0 K: 0 S: 3	H: 0 LOB: 1 BB: 1 P: 7	R: 0 E: 0 K: 0 S: 4	H: 1 LOB: 1 BB: 0 P: 4	1B: 0 2B: 1 3B: 0 HR: 1	SF: 0 SAC: 0 DP: 0 HBP: 0	WP: 0 PB: 0 SB: 0 CS: 0	PA: 31
PITCHER	IP WLS BF H R ER SO BB IBB HBP BLK WP HR S P ERA WHIP																					
Vida Blue, L (1, 1) ERA: 2.45 Randy Moffitt, R (9, 1) ERA: 3.22	8.2 W 30 2 1 1 5 2 0 0 0 0 1 38 46 1.04 0.462																					
	0.1 S 1 0 0 0 0 0 0 0 0 0 0 0 1 1 0.00 0.000																					

Batter	1	2	3	4	5	6	7	8	9	AB	R	H	RBI	BB	SO	LOB
Bill Madlock, R OBP: 0.373, SLG: 0.472 (1, 4)	0-0 1-3		4-0 1B BB		0-0 HR		0-0 E4 FC5-4 SH1-3			3	1	1	1	1	0	0
Darrell Evans, L OBP: 0.381, SLG: 0.399 (1, 5)	4-0 FC5-4 BB		0-0 F2		0-0 G1-4-3 1B		0-0 SH1-3			2	0	1	0	1	0	1
Jack Clark, R OBP: 0.364, SLG: 0.534 (1, 9)	0-0 F7		0-0 1-2 1B		0-0 F8		4-0 FC5-4 IBB			3	0	1	0	1	0	2
Hector Cruz, R OBP: 0.286, SLG: 0.357 (1, 7)	0-0 FC5-4 1-2f		0-0 L7		0-0 G1-4-3 1-2f		0-0 FC5-4			4	0	0	0	0	0	6
Mike Ivie, R OBP: 0.358, SLG: 0.480 (1, 3)		0-0 L8		0-0 G3 2B		0-0 4-3 SH1 1B		0-0 F8		4	0	2	0	0	0	2
Larry Herndon, R OBP: 0.348, SLG: 0.386 (1, 8)		0-0 E9 3B		0-0 G3 2-3		0-0 SH1 1-2		0-3 K		3	1	1	0	0	1	1
Johnnie LeMaster, R OBP: 0.291, SLG: 0.329 (1, 6)		0-3 K		4-0 BB		0-0 4-3 2-3		0-3 K		3	0	0	0	1	2	1
Marc Hill, R OBP: 0.339, SLG: 0.297 (1, 2)		0-0 5-3		0-0 F5		4-0 IBB		0-0 5-3		3	0	0	0	1	0	2
Vida Blue, S OBP: 0.254, SLG: 0.169 (1, 1)			0-3 K		0-3 K		0-3 K			3	0	0	0	0	3	4
Randy Moffitt, R OBP: 0.250, SLG: 0.143 (9, 1)										0	0	0	0	0	0	0

Inning Stats	R: 0	H: 0	E: 0	K: 0	S: 3	R: 1	H: 1	E: 1	K: 1	S: 6	R: 0	H: 1	E: 0	K: 1	S: 6	R: 1	H: 2	E: 0	K: 0	S: 4	R: 0	H: 1	E: 0	K: 1	S: 6	R: 0	H: 0	E: 1	K: 0	S: 4	R: 0	H: 0	E: 0	K: 2	S: 7	R: 0	H: 0	E: 0	K: 2	S: 7	1B: 3	2B: 1	3B: 1	HR: 1	SF: 0	SAC: 2	DP: 1	HBP: 0	WP: 0	PA: 35
--------------	------	------	------	------	------	------	------	------	------	------	------	------	------	------	------	------	------	------	------	------	------	------	------	------	------	------	------	------	------	------	------	------	------	------	------	------	------	------	------	------	-------	-------	-------	-------	-------	--------	-------	--------	-------	--------

PITCHER	IP	WLS	BF	H	R	ER	SO	BB	IBB	HBP	BLK	WP	HR	S	P	ERA	WHIP
Doug Rau, L ERA: 3.77 (1, 1)	7.0	L	32	6	2	1	4	3	2	0	0	0	1	35	55	1.29	1.286
Charlie Hough, R ERA: 2.36 (8, 1)	1.0		3	0	0	0	2	0	0	0	0	0	0	7	7	0.00	0.000

BOTTOM

Los Angeles Dodgers @ San Francisco Giants
Candlestick Park, San Francisco, CA

livebaseballscorecards.com

AB	28
R	2
H	6
RBI	1
BB	5
SO	6
LOB	19



WP	HR	S	P	ERA	WHIP
0	0	0	0	0.00	0.000

Fri Aug 04 1978, 10:05 PM EDT
Att. 47,944 - Unknown

Batter	1	2	3	4	5	6	7	8	9	AB R H RBI BB SO LOB	TOP																				
Davey Lopes, R OBP: 0.371, SLG: 0.446 (1, 4) X	0-0 6-3 ①		0-0 F7 ②			0-3 K ①		0-0 P2 ②		4 0 0 0 0 1 2	<p>Los Angeles Dodgers @ San Francisco Giants</p> <p>Candlestick Park, San Francisco, CA</p> <p>Sat Aug 05 1978, 6:33 AM EDT</p> <p>Att: 49,203 - Unknown</p>																				
Bill Russell, R OBP: 0.299, SLG: 0.349 (1, 6) X	0-0 G3 ②		0-0 F7 ③			0-0 F9 2B ②		0-0 E5 1B ②		4 1 2 1 0 0 1																					
Reggie Smith, S OBP: 0.382, SLG: 0.562 (1, 9) S S S	0-3 K ③			0-3 K ①		0-0 F9 ②		4-0 1B IBB ②		3 0 0 0 1 2 1																					
Ron Cey, R OBP: 0.369, SLG: 0.428 (1, 5) B B B B		4-0 F9 6-3 BB ②		0-0 F9 ②		0-0 F8 ③		0-0 1B ③		3 0 1 1 1 0 1																					
Steve Garvey, R OBP: 0.328, SLG: 0.452 (1, 3) X		0-0 6-3 1-2 ①		0-0 5-3 ③			0-0 F7 ①	0-0 P6 ③		4 0 0 0 0 0 3																					
Dusty Baker Jr., R OBP: 0.325, SLG: 0.376 (1, 7) X		0-0 F9 2-3 ②			0-0 6-3 ①		0-0 F2 ②		0-0 P6 ①	4 0 0 0 0 0 1																					
Rick Monday, L OBP: 0.341, SLG: 0.483 (1, 8) X		0-0 6-3 ③			4-0 FC3-6 BB ②		0-3 K ③		0-0 F8 ②	3 0 0 0 1 1 1																					
Johnny Oates, L OBP: 0.400, SLG: 0.370 (1, 2) X			0-0 P6 ①			0-0 FC3-6 1-2f ②		0-0 SH5-4 E 1B ②		4 1 1 0 0 0 1																					
Bob Welch, R OBP: 0.333, SLG: 0.333 (1, 1) X			0-0 1B ③			0-0 5-3 ③		0-0 SH5-4 1-2 ①		2 0 1 0 0 0 1																					
Inning Stats	R: 0 E: 0 K: 1 S: 5	H: 0 LOB: 0 BB: 0 P: 5	R: 0 E: 0 K: 0 S: 3	H: 0 LOB: 1 BB: 1 P: 7	R: 0 E: 0 K: 0 S: 4	H: 1 LOB: 1 BB: 0 P: 4	R: 0 E: 0 K: 1 S: 5	H: 0 LOB: 0 BB: 0 P: 5	R: 0 E: 0 K: 1 S: 3	H: 0 LOB: 1 BB: 1 P: 7	R: 0 E: 0 K: 1 S: 6	H: 1 LOB: 1 BB: 0 P: 6	R: 0 E: 0 K: 1 S: 5	H: 0 LOB: 0 BB: 0 P: 5	R: 2 E: 1 K: 0 S: 6	H: 3 LOB: 2 BB: 1 P: 10	R: 0 E: 0 K: 0 S: 3	H: 0 LOB: 0 BB: 0 P: 3	1B: 4 2B: 1 3B: 0 HR: 0	SF: 0 SAC: 1 DP: 0 HBP: 0	WP: 0 PB: 0 SB: 0 CS: 0	PA: 35									
PITCHER Ed Halicki, R ERA: 2.88 (1, 1)	IP 9.0	WLS L	BF 35	H 5	R 2	ER 1	SO 4	BB 2	IBB 1	HBP 0	BLK 0	WP 0	HR 0	S 40	P 52	ERA 1.00	WHIP 0.778														
											PITCHER	IP	WLS	BF	H	R	ER	SO	BB	IBB	HBP	BLK	WP	HR	S	P	ERA	WHIP			

livebaseballscorecards.com

AB	31
R	2
H	5
RBI	2
BB	3
SO	4
LOB	12



Batter	1	2	3	4	5	6	7	8	9	AB R H RBI BB SO LOB
Bill Madlock, R (1, 4) OBP: 0.372, SLG: 0.471 Rob Andrews, R (6, 4) OBP: 0.336, SLG: 0.336	0-0 		0-0 F3 		0-0 F7 			4-0 G3-6 BB 		3 0 1 0 0 0 2 0 0 0 0 1 0 0
Jim Dwyer, L (1, 9) OBP: 0.319, SLG: 0.306	0-0 F7 		0-0 		0-0 F9 			0-0 F2 		4 0 1 0 0 0 3
Darrell Evans, L (1, 5) OBP: 0.379, SLG: 0.397	0-0 L9 		0-0 F7 		0-0 			0-0 G3-6 1-2f 		4 0 1 0 0 0 4
Willie McCovey, L (1, 3) OBP: 0.294, SLG: 0.403	0-0 F9 			0-0 G3 		0-0 F9 1-2 			0-0 P3 	4 0 0 0 0 0 2
Terry Whitfield, L (1, 7) OBP: 0.358, SLG: 0.435		0-0 		0-0 		0-0 F8 			0-0 	4 0 3 0 0 0 0
Larry Herndon, R (1, 8) OBP: 0.346, SLG: 0.383 Mike Ivie, R (9, PH) OBP: 0.361, SLG: 0.480 Johnnie LeMaster, R (9, PR) OBP: 0.291, SLG: 0.329		0-0 F2 		0-0 F8 		0-3 K 		4-0 		3 0 0 0 0 1 2 0 0 0 0 1 0 0 0 0 0 0 0 0 0
Roger Metzger, S (1, 6) OBP: 0.317, SLG: 0.313 Jack Clark, R (9, PH) OBP: 0.363, SLG: 0.532		0-0 L3 		0-0 F7 		0-0 		0-3 		3 0 1 0 0 0 2 1 0 0 0 0 1 2
Marc Hill, R (1, 2) OBP: 0.336, SLG: 0.293 Hector Cruz, R (9, PH) OBP: 0.285, SLG: 0.355			0-0 4-3 		0-3 K 		0-0 F8 		0-0 F7 	3 0 0 0 0 1 1 1 0 0 0 0 0 2
Ed Halicki, R (1, 1) OBP: 0.154, SLG: 0.132			0-0 		0-0 		0-0 5-3 			3 0 2 0 0 0 1

BOTTOM

Los Angeles Dodgers @ San Francisco Giants
 Candlestick Park, San Francisco, CA
 Sat Aug 05 1978, 6:33 AM EDT
 Att. 49,203 - Unknown

livebaseballscores.com

AB	33
R	0
H	9
RBI	0
BB	2
SO	3
LOB	21



Inning Stats	R: 0	H: 1	E: 0	LOB: 1	K: 0	BB: 0	S: 4	P: 4	R: 0	H: 1	E: 0	LOB: 0	K: 0	BB: 0	S: 3	P: 3	R: 0	H: 2	E: 0	LOB: 2	K: 0	BB: 0	S: 5	P: 5	R: 0	H: 1	E: 0	LOB: 1	K: 1	BB: 0	S: 6	P: 6	R: 0	H: 1	E: 0	LOB: 0	K: 0	BB: 0	S: 3	P: 3	R: 0	H: 1	E: 0	LOB: 1	K: 1	BB: 0	S: 6	P: 6	R: 0	H: 0	E: 0	LOB: 0	K: 0	BB: 1	S: 2	P: 6	R: 0	H: 1	E: 0	LOB: 2	K: 1	BB: 1	S: 6	P: 10	1B: 8	SF: 0	2B: 2	SAC: 0	3B: 0	DP: 2	HR: 0	HBP: 0	WP: 0	PA: 35
PITCHER Bob Welch, R (1, 1) ERA: 1.73	IP	WLS	BF	H	R	ER	SO	BB	IBB	HBP	BLK	WP	HR	S	P	ERA	WHIP																																																									
PITCHER	IP	WLS	BF	H	R	ER	SO	BB	IBB	HBP	BLK	WP	HR	S	P	ERA	WHIP																																																									

Batter	1	2	3	4	5	6	7	8	9	AB R H RBI BB SO LOB	TOP														
Davey Lopes, R OBP: 0.369, SLG: 0.443 (1, 4)										5 1 1 0 0 1 3															
Bill Russell, R OBP: 0.298, SLG: 0.347 (1, 6)										5 1 1 0 0 0 0															
Reggie Smith, S OBP: 0.383, SLG: 0.573 (1, 8) (8, 9)										4 2 2 3 0 0 0															
Ron Cey, R OBP: 0.368, SLG: 0.425 (1, 5)										3 0 0 0 1 2 0															
Steve Garvey, R OBP: 0.328, SLG: 0.452 (1, 3)										4 1 1 0 0 0 2															
Dusty Baker Jr., R OBP: 0.325, SLG: 0.373 (1, 7)										3 0 0 0 1 1 1															
Lee Lacy, R OBP: 0.385, SLG: 0.591 (1, 9)										3 0 2 2 1 0 0															
Rick Monday, L OBP: 0.341, SLG: 0.483 (8, 8)										0 0 0 0 0 0 0															
Joe Ferguson, R OBP: 0.341, SLG: 0.357 (1, 2)										3 0 0 0 1 0 3															
Burt Hooton, R OBP: 0.250, SLG: 0.143 (1, 1)										4 0 0 0 0 3 3															
Inning Stats	R: 4 E: 0 K: 1 S: 9	H: 4 LOB: 3 BB: 3 P: 21	R: 0 E: 0 K: 0 S: 3	H: 0 LOB: 0 BB: 0 P: 3	R: 0 E: 0 K: 0 S: 4	H: 1 LOB: 1 BB: 0 P: 4	R: 0 E: 0 K: 1 S: 5	H: 0 LOB: 0 BB: 0 P: 5	R: 1 E: 0 K: 2 S: 9	H: 2 LOB: 2 BB: 1 P: 13	R: 0 E: 0 K: 1 S: 5	H: 0 LOB: 0 BB: 0 P: 5	R: 0 E: 0 K: 1 S: 3	H: 0 LOB: 0 BB: 0 P: 3	R: 0 E: 0 K: 1 S: 5	H: 0 LOB: 0 BB: 0 P: 5	R: 0 E: 0 K: 1 S: 5	H: 0 LOB: 0 BB: 0 P: 5	1B: 3 2B: 3 3B: 0 HR: 1	SF: 0 SAC: 0 DP: 0 HBP: 0	WP: 0 PB: 0 SB: 1 CS: 0	PA: 38			
PITCHER	IP	WLS	BF	H	R	ER	SO	BB	IBB	HBP	BLK	WP	HR	S	P	ERA	WHIP								
Bob Knepper, L ERA: 2.92 (1, 1)	0.1	L	7	4	4	4	0	2	0	0	0	0	0	5	13	108.00	18.000								
Charlie Williams, R ERA: 4.46 (1, 1)	4.2		19	3	1	1	4	1	1	0	0	0	1	25	33	1.93	0.857								
John Curtis, L ERA: 3.06 (6, 1)	3.0		9	0	0	0	2	0	0	0	0	0	0	13	13	0.00	0.000								
Gary Lavelle, L ERA: 3.21 (9, 1)	1.0		3	0	0	0	1	0	0	0	0	0	0	5	5	0.00	0.000								

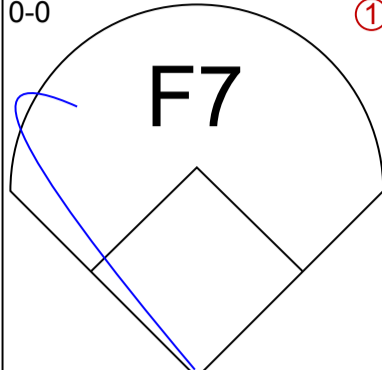
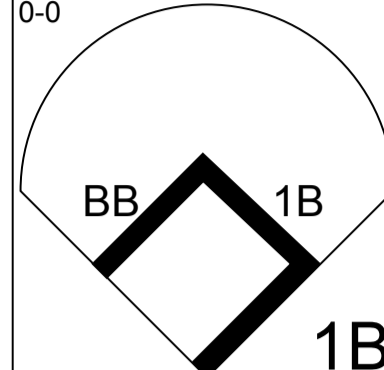
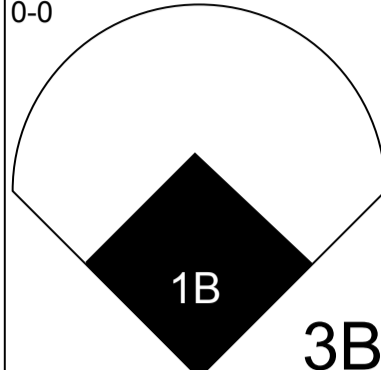
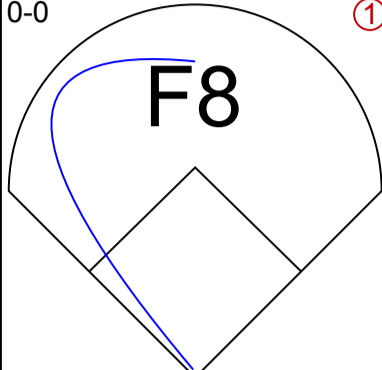
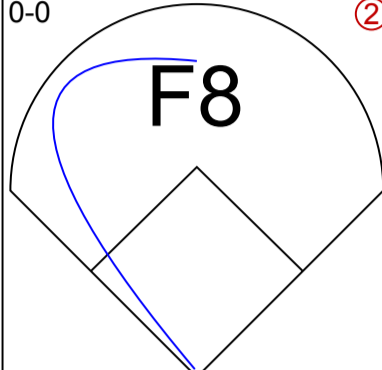
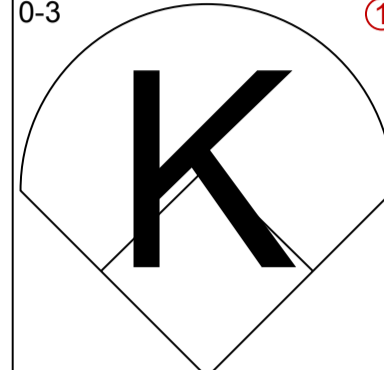
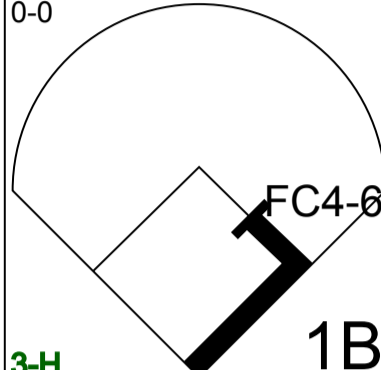
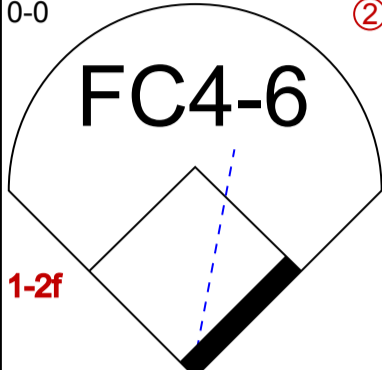
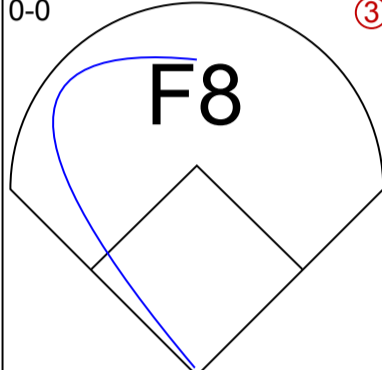
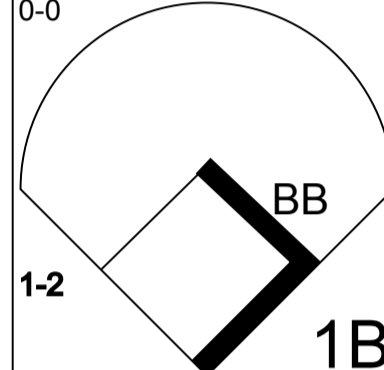
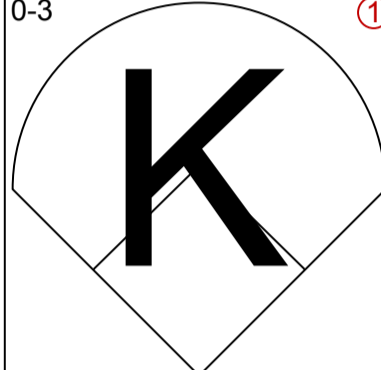
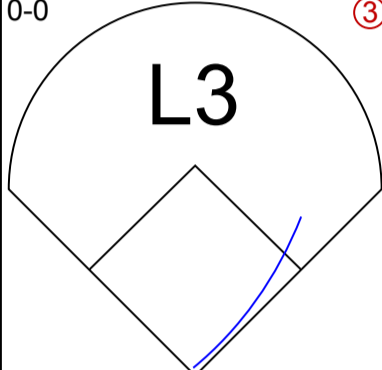
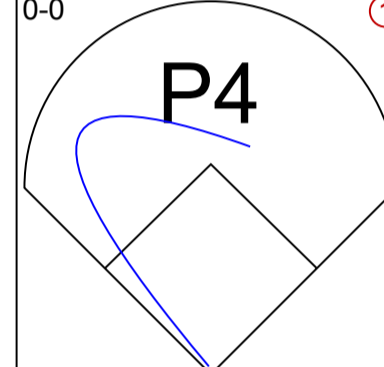
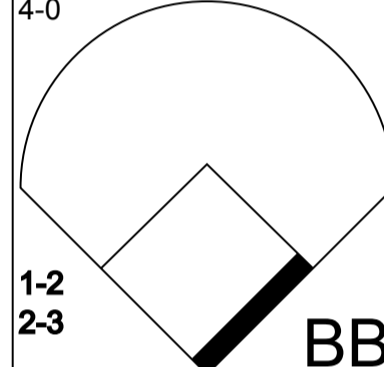
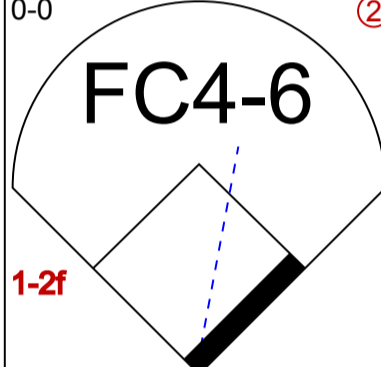
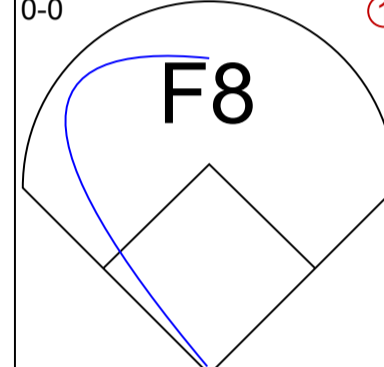
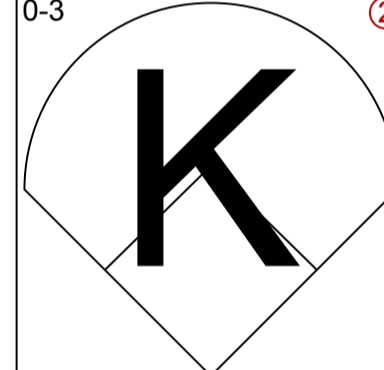
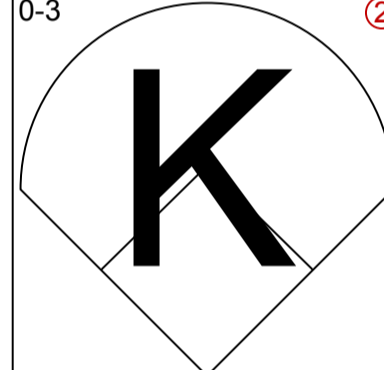
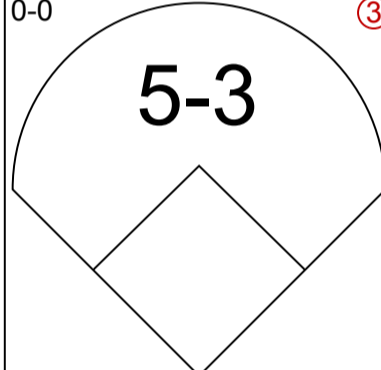
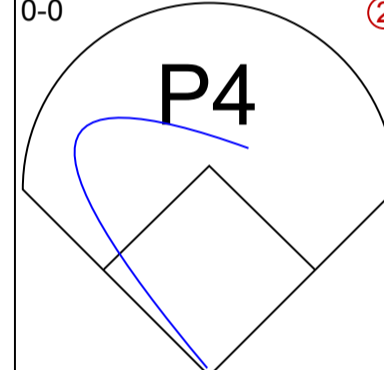
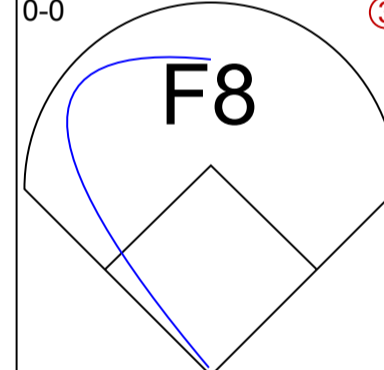
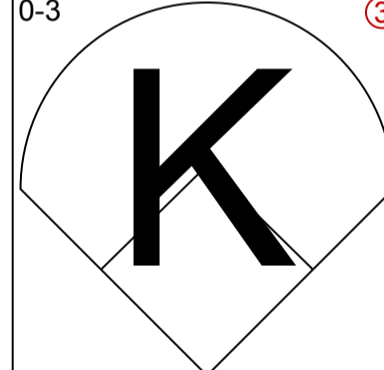
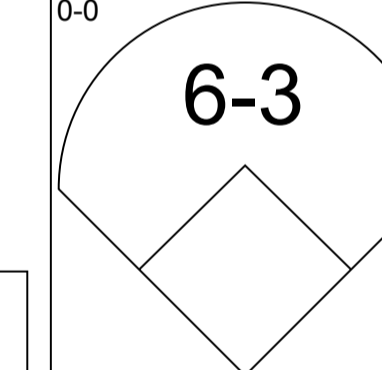
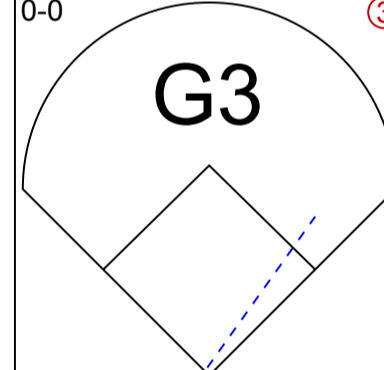
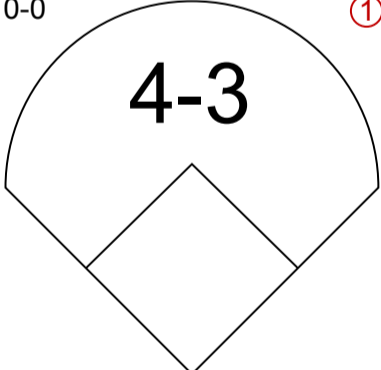
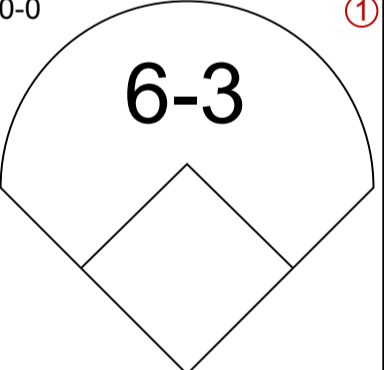
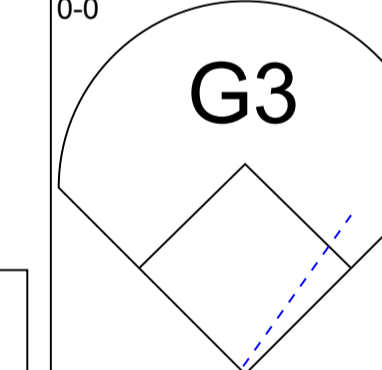

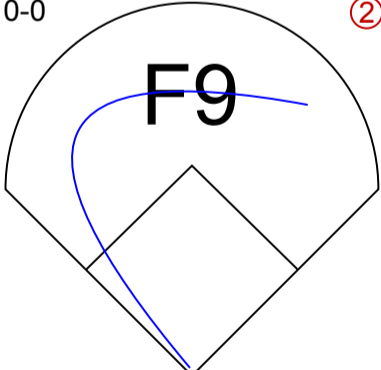
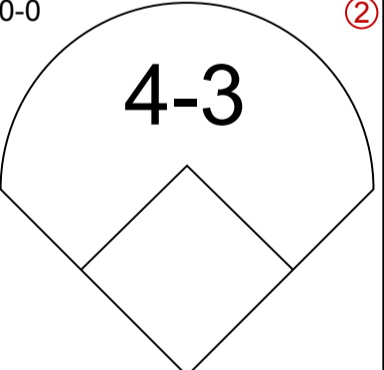
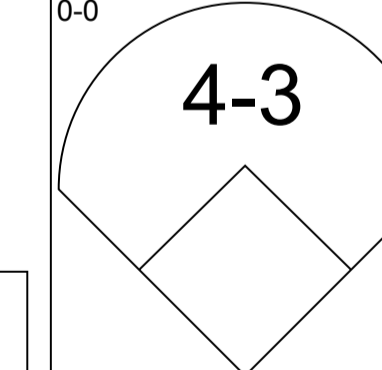

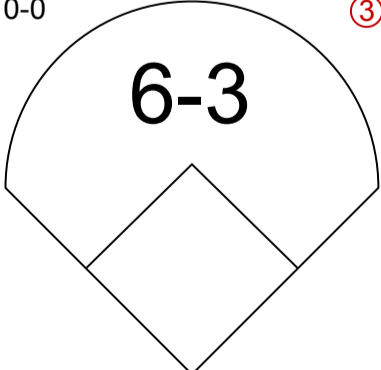
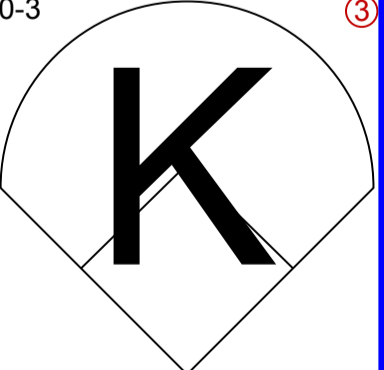
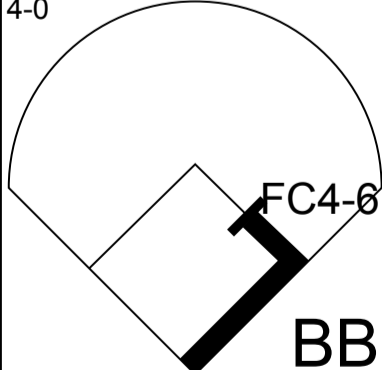
Los Angeles Dodgers @ San Francisco Giants
 Candlestick Park, San Francisco, CA
 Sun Aug 06 1978, 6:33 AM EDT
 Att: 54,723 - Unknown

AB	34
R	5
H	7
RBI	5
BB	4
SO	7
LOB	12



WP: 0	PA: 38
PB: 0	
SB: 1	
CS: 0	

Batter	1	2	3	4	5	6	7	8	9	AB	R	H	RBI	BB	SO	LOB	BOTTOM
--------	---	---	---	---	---	---	---	---	---	----	---	---	-----	----	----	-----	--------

Bill Madlock, R (1, 4) <small>OBP: 0.374, SLG: 0.478</small> Gary Lavelle, S (9, 1) <small>OBP: 0.071, SLG: 0.071</small>	0-0 			0-0 		0-0 		0-0 		4 1 2 0 0 0 1 0 0 0 0 0 0 0							
Jim Dwyer, L (1, 9) <small>OBP: 0.317, SLG: 0.304</small>	0-0 			0-3 		0-0 		0-0 		4 0 1 1 0 1 2							
Terry Whitfield, L (1, 7) <small>OBP: 0.357, SLG: 0.433</small>	0-0 			0-0 		0-3 		0-0 		4 0 1 0 0 1 2							
Darrell Evans, L (1, 5) <small>OBP: 0.378, SLG: 0.394</small>		0-0 		4-0 		0-0 		0-0 		3 0 0 0 1 0 1							
Mike Ivie, R (1, 3) <small>OBP: 0.355, SLG: 0.470</small>		0-3 		0-3 		0-0 		0-0 		4 0 0 0 0 2 4							
Larry Herndon, R (1, 8) <small>OBP: 0.342, SLG: 0.379</small>		0-0 		0-3 		0-0 		0-0 		4 0 0 0 0 1 3							
Roger Metzger, S (1, 6) <small>OBP: 0.313, SLG: 0.309</small>			0-0 		0-0 		0-0 		0-0 	3 0 0 0 0 0 0							
John Tamargo, S (1, 2) <small>OBP: 0.447, SLG: 0.333</small>			0-0 		0-0 		0-0 		0-0 	3 0 0 0 0 0 0							
Bob Knepper, L (1, 1) <small>OBP: 1.15, SLG: 0.109</small> Charlie Williams, R (1, 1) <small>OBP: 0.362, SLG: 0.531</small> Jack Clark, R (5, PH) <small>OBP: 0.362, SLG: 0.531</small> John Curtis, L (6, 1) <small>OBP: 0.341, SLG: 0.336</small> Rob Andrews, R (8, PH) <small>OBP: 0.341, SLG: 0.336</small>			0-0 		0-3 		4-0 		0 0 0 0 0 0 0 1 0 0 0 0 0 0 1 0 0 0 0 1 0 0 0 0 0 0 0 0 0 0 0 0 1 0 0	0 0 0 0 0 0 0 1 0 0 0 0 0 0 1 0 0 0 0 1 0 0 0 0 0 0 0 0 0 0 0 0 1 0 0							

Inning Stats	R: 0	H: 0	E: 0	LOB: 0	K: 0	BB: 0	S: 3	P: 3	R: 0	H: 0	E: 0	LOB: 0	K: 1	BB: 0	S: 5	P: 5	R: 0	H: 0	E: 0	LOB: 0	K: 0	BB: 0	S: 3	P: 3	R: 0	H: 0	E: 0	LOB: 0	K: 1	BB: 0	S: 5	P: 5	R: 1	H: 2	E: 0	LOB: 1	K: 1	BB: 0	S: 7	P: 7	R: 0	H: 0	E: 0	LOB: 0	K: 0	BB: 0	S: 3	P: 3	R: 0	H: 0	E: 0	LOB: 1	K: 0	BB: 1	S: 3	P: 7	R: 0	H: 0	E: 0	LOB: 0	K: 0	BB: 0	S: 3	P: 3	R: 0	H: 0	E: 0	LOB: 0	K: 0	BB: 0	S: 3	P: 3	R: 0	H: 0	E: 0	LOB: 0	K: 0	BB: 0	S: 3	P: 3
Burt Hooton, R (1, 1) <small>ERA: 2.99</small>	IP	WLS	BF	H	R	ER	SO	BB	IBB	HBP	BLK	WP	HR	S	P	ERA	WHIP	IP	WLS	BF	H	R	ER	SO	BB	IBB	HBP	BLK	WP	HR	S	P	ERA	WHIP	IP	WLS	BF	H	R	ER	SO	BB	IBB	HBP	BLK	WP	HR	S	P	ERA	WHIP																													

Los Angeles Dodgers @ San Francisco Giants
 Candlestick Park, San Francisco, CA
 Sun Aug 06 1978, 6:33 AM EDT
 Att. 54,723 - Unknown

AB	31
R	1
H	4
RBI	1
BB	2
SO	6
LOB	13



Batter	1	2	3	4	5	6	7	8	9	AB R H RBI BB SO LOB	TOP					
Ozzie Smith, S OBP: 0.315, SLG: 0.315 (1, 6) X	0-0 F8		0-0 6-3			0-0 4-3		0-0 6-3		4 0 0 0 0 0 1	San Diego Padres @ Los Angeles Dodgers Dodger Stadium, Los Angeles, CA Mon Aug 07 1978, 7:05 PM PDT Att: 37,161 - Unknown livebaseballscorecards.com					
Derrel Thomas, S OBP: 0.291, SLG: 0.278 (1, 8) X	0-0 5-3		0-0 P4			0-0 6-3		0-0 F8		4 0 0 0 0 0 1						
Don Reynolds, R OBP: 0.333, SLG: 0.261 (1, 7) X	0-0 5-3		0-0 F9			0-0 6-3			0-0 E8 1B	4 1 1 0 0 0 0						
Gene Tenace, R OBP: 0.415, SLG: 0.448 (1, 2)		4-0 F8 1B BB		0-0 1-3			0-0 FC4-6 1B		0-0 5-3	3 0 1 0 1 0 1						
Oscar Gamble, L OBP: 0.384, SLG: 0.424 (1, 9) X		0-0 F8 1-2 1B		0-0 4-3		0-0 FC4-6 1-2f		0-0 1B 2-3 1B		4 0 2 0 0 0 1						
Tucker Ashford, R OBP: 0.292, SLG: 0.342 (1, 3) X		0-0 F8 1-2 2-3		0-0 6-3		0-0 F9		0-3 K		4 0 0 0 0 1 5						
Fernando Gonzalez, R OBP: 0.265, SLG: 0.304 (1, 4) X		0-0 5-3			0-0 1-3		0-0 1-3		0-0 1B 1-2 3-H	3 0 0 0 0 0 3 1 0 1 1 0 0 0						
Jerry Turner, L OBP: 0.333, SLG: 0.439 (9, PH)																
Bill Almon, R OBP: 0.312, SLG: 0.319 (1, 5) X		4-0 IBB			0-0 6-3			0-0 WP 1B	0-3 K	3 0 1 0 1 1 2						
Bob Owchinko, L OBP: 0.173, SLG: 0.196 (1, 1) X		0-0 1-3			0-0 6-3			0-3 K 1-2		2 0 0 0 0 0 3 1 0 0 0 0 1 1 0 0 0 0 0 0 0						
Dave Roberts, R OBP: 0.318, SLG: 0.263 (8, PH)																
John D'Acquisto, R OBP: 0.286, SLG: 0.231 (8, 1)																
Inning Stats	R: 0 E: 0 K: 0 S: 3	H: 0 LOB: 0 BB: 0 P: 3	R: 0 E: 0 K: 0 S: 4	H: 1 LOB: 3 BB: 2 P: 12	R: 0 E: 0 K: 0 S: 3	H: 0 LOB: 0 BB: 0 P: 3	R: 0 E: 0 K: 0 S: 3	H: 0 LOB: 0 BB: 0 P: 3	R: 0 E: 0 K: 0 S: 6	H: 1 LOB: 1 BB: 0 P: 6	R: 1 E: 1 K: 2 S: 10	H: 3 LOB: 2 BB: 0 P: 10	1B: 6 2B: 0 3B: 0 HR: 0	SF: 0 SAC: 0 DP: 0 HBP: 0	WP: 1 PB: 0 SB: 0 CS: 0	PA: 35
PITCHER Tommy John, L ERA: 3.24 (1, 1)	IP: 9.0 WLS: W BF: 35 H: 6 R: 1 ER: 1 SO: 3	BB: 1 IBB: 1 HBP: 0 BLK: 0 WP: 1 HR: 0 S: 39 P: 47 ERA: 1.00 WHIP: 0.778											PITCHER	IP: 9.0 WLS: W BF: 35 H: 6 R: 1 ER: 1 SO: 3	BB: 1 IBB: 1 HBP: 0 BLK: 0 WP: 1 HR: 0 S: 39 P: 47 ERA: 1.00 WHIP: 0.778	



Batter	1	2	3	4	5	6	7	8	9	AB	R	H	RBI	BB	SO	LOB
Davey Lopes, R OBP: 0.370, SLG: 0.442 (1, 4)	0-0 F3		0-0 F9		4-0 FC1-6 BB		0-0 2-3 1B			3	0	1	0	1	0	0
Bill Russell, R OBP: 0.296, SLG: 0.344 (1, 6)	0-0 L7		0-0 F8		0-0 FC1-6 1-2f		0-0 F9			4	0	0	0	0	0	3
Reggie Smith, S OBP: 0.362, SLG: 0.568 (1, 8) (8, 9)	4-0 BLK BB		0-0 F8		0-0 F2			0-3 K		3	0	0	0	1	1	1
Ron Cey, R OBP: 0.367, SLG: 0.421 (1, 5)	4-0 FC5-4 1-2 BB			0-0 F2		0-0 L6		0-3 K		3	0	0	0	1	1	0
Steve Garvey, R OBP: 0.327, SLG: 0.453 (1, 3)	0-0 FC5-4 1-2f			0-0 P4		0-0 4-3		0-0 WP 2B		4	0	1	0	0	0	2
Dusty Baker Jr., R OBP: 0.329, SLG: 0.374 (1, 7)		4-0 P3-1 BB		0-0 HR 1B		0-0 5-3		4-0 2-3 BB		2	1	1	0	2	0	0
Lee Lacy, R OBP: 0.384, SLG: 0.605 (1, 9)		0-0 P3-1		0-0 HR			0-0 5-3	0-3 K		3	1	1	2	0	0	1
Rick Monday, L OBP: 0.340, SLG: 0.481 (8, 8)		1-2f		1-H HR						1	0	0	0	0	1	2
Joe Ferguson, R OBP: 0.344, SLG: 0.373 (1, 2)		0-0 HR		0-3 K			0-0 1B SH3 1B			3	1	2	1	0	1	0
Tommy John, R OBP: 0.137, SLG: 0.143 (1, 1)		0-0 F9			0-0 F8		0-0 SH3 1-2			2	0	0	0	0	0	0

Inning Stats	R: 0	H: 0	E: 0	K: 0	S: 3	R: 1	H: 1	E: 0	K: 0	S: 3	R: 0	H: 0	E: 0	K: 0	S: 3	R: 2	H: 2	E: 0	K: 1	S: 7	R: 0	H: 0	E: 0	K: 0	S: 3	R: 0	H: 0	E: 0	K: 0	S: 3	R: 0	H: 1	E: 0	K: 3	S: 10
	LOB: 2	BB: 2	P: 11	LOB: 0	BB: 1	LOB: 0	BB: 0	LOB: 0	BB: 0	P: 7	LOB: 1	BB: 1	P: 7	LOB: 2	BB: 0	LOB: 2	BB: 1	P: 14	LOB: 0	BB: 0	P: 3	LOB: 2	BB: 1	P: 5	LOB: 2	BB: 1	P: 14	1B: 3	SF: 0	2B: 2	SAC: 1	3B: 0	DP: 1	HR: 2	HBP: 0

PITCHER	IP	WLS	BF	H	R	ER	SO	BB	IBB	HBP	BLK	WP	HR	S	P	ERA	WHIP
Bob Owchinko, L ERA: 2.89 (1, 1)	7.0	L	29	5	3	3	1	4	0	0	1	0	2	27	43	3.86	1.286
John D'Acquisto, R ERA: 2.3 (8, 1)	1.0		5	1	0	0	3	1	0	0	0	1	0	10	14	0.00	2.000

BOTTOM

San Diego Padres @ Los Angeles Dodgers
Dodger Stadium, Los Angeles, CA

Mon Aug 07 1978, 7:05 PM PDT
Att. 37,161 - Unknown

AB	28
R	3
H	6
RBI	3
BB	5
SO	4
LOB	9



WP	HR	S	P	ERA	WHIP
1	0	1	34		

Batter	1	2	3	4	5	6	7	8	9	AB R H RBI BB SO LOB	TOP											
Gene Richards, L (1, 7) OBP: 0.373, SLG: 0.407	0-3 K		0-3 K		0-0 F9		0-0 P6			4 0 0 0 0 2 0	San Diego Padres @ Los Angeles Dodgers Dodger Stadium, Los Angeles, CA Tue Aug 08 1978, 7:05 PM PDT Att: 43,515 - Unknown livebaseballscorecards.com											
Ozzie Smith, S (1, 6) OBP: 0.312, SLG: 0.312	0-0 1-3		0-0 P4		0-0 5-3			0-3 K		4 0 0 0 0 1 0												
Jerry Turner, L (1, 8) OBP: 0.339, SLG: 0.441	0-0 E6		0-0 1-3		0-0 1B			0-0 1B		4 0 2 0 0 0 0												
Oscar Gamble, L (1, 9) OBP: 0.382, SLG: 0.420	4-0 1-2 BB			0-0 E7 2B	0-0 6-3			0-0 F7		3 1 0 0 1 0 2												
Gene Tenace, R (1, 3) OBP: 0.410, SLG: 0.442	0-3 K			0-0 6-3		0-0 5-3		0-3 K		4 0 0 0 0 2 4												
Rollie Fingers, R (8, 1) OBP: 0.286, SLG: 0.286										0 0 0 0 0 0 0												
Derrel Thomas, S (1, 5) OBP: 0.290, SLG: 0.278		0-0 4-3		0-0 F7		0-0 F8			0-0 FC4-6 1B	4 0 1 0 0 0 1												
Rick Sweet, S (1, 2) OBP: 0.319, SLG: 0.274		0-0		0-0		0-0 F9			0-0 FC4-6	4 1 2 1 0 0 1												
Bill Almon, R (9, PR) OBP: 0.312, SLG: 0.319					2-H 1B 2B				1-2f	0 0 0 0 0 0 0												
Fernando Gonzalez, R (1, 4) OBP: 0.266, SLG: 0.304		0-0 F9		0-0	2-H FC6-4 1B		0-0 F8		0-0 F8	3 0 1 1 0 0 1												
Dave Winfield, R (9, PH) OBP: 0.344, SLG: 0.474										1 0 0 0 0 0 1												
Gaylord Perry, R (1, 1) OBP: 0.153, SLG: 0.158							0-0 P3		0-0 2-3	2 0 0 0 0 0 2												
Don Reynolds, R (7, PH) OBP: 0.329, SLG: 0.257										1 0 0 0 0 0 0												
Bob Shirley, R (7, 1) OBP: 0.205, SLG: 0.139										0 0 0 0 0 0 0												
Tucker Ashford, R (8, 3) OBP: 0.290, SLG: 0.339					1-2f					1 0 0 0 0 0 1												
Inning Stats	R: 0 E: 1 K: 2 S: 8	H: 0 LOB: 2 BB: 1 P: 12	R: 0 E: 0 K: 0 S: 4	H: 1 LOB: 1 BB: 0 P: 4	R: 0 E: 0 K: 1 S: 5	H: 0 LOB: 0 BB: 0 P: 5	R: 2 E: 1 K: 0 S: 6	H: 2 LOB: 1 BB: 0 P: 6	R: 0 E: 0 K: 0 S: 4	H: 1 LOB: 1 BB: 0 P: 4	R: 0 E: 0 K: 0 S: 3	H: 0 LOB: 0 BB: 0 P: 3	R: 0 E: 0 K: 0 S: 3	H: 0 LOB: 0 BB: 0 P: 3	R: 0 E: 0 K: 2 S: 8	H: 1 LOB: 1 BB: 0 P: 8	R: 0 E: 0 K: 0 S: 4	H: 1 LOB: 1 BB: 0 P: 4	1B: 4 2B: 2 3B: 0 HR: 0	SF: 0 SAC: 0 DP: 0 HBP: 0	WP: 0 PB: 0 SB: 1 CS: 0	PA: 36
PITCHER Don Sutton, R (1, 1) ERA: 3.45	IP: 9.0 WLS: W BF: 36 H: 6 R: 2 ER: 0 SO: 5 BB: 1 IBB: 0 HBP: 0 BLK: 0 WP: 0 HR: 0 S: 45 P: 49 ERA: 0.00 WHIP: 0.778																					

San Diego Padres @ Los Angeles Dodgers
Dodger Stadium, Los Angeles, CA
 Tue Aug 08 1978, 7:05 PM PDT
 Att: 43,515 - Unknown

AB	35
R	2
H	6
RBI	2
BB	1
SO	5
LOB	13



Batter	1	2	3	4	5	6	7	8	9	AB	R	H	RBI	BB	SO	LOB
Davey Lopes, R OBP: 0.369, SLG: 0.440 (1, 4)	0-0 5-3		0-0 F7		0-0 FC6-4 1B			0-3 K		4	0	1	0	0	1	0
Bill Russell, R OBP: 0.299, SLG: 0.350 (1, 6)	0-0 CS 1B			0-0 FC6-4 2B	0-0 FC6-4 1-2f			0-0 1B 1B		4	0	3	0	0	0	1
Reggie Smith, S OBP: 0.378, SLG: 0.561 (1, 9)	0-3 K 1-2			0-0 P4		0-0 P5		0-3 K		4	0	0	0	0	2	3
Ron Cey, R OBP: 0.366, SLG: 0.420 (1, 5)		0-0 F7		0-0 FC6-4 WP HR 2-3		0-0 F9		0-0 1-3 1B		4	1	1	0	0	0	1
Steve Garvey, R OBP: 0.329, SLG: 0.467 (1, 3)		0-0 HR		0-0 HR 1-H		0-0 5-3		0-0 F6		4	2	2	3	0	0	2
Lee Lacy, R OBP: 0.377, SLG: 0.594 (1, 7)		0-3 K		0-0 E5 E3		0-0 4-3				3	0	0	0	0	1	0
Dusty Baker Jr., R OBP: 0.329, SLG: 0.374 (8, 7)										0	0	0	0	0	0	0
Rick Monday, L OBP: 0.336, SLG: 0.475 (1, 8)		0-0 4-3		0-0 E3 1-H		0-3 K				3	0	0	0	0	1	1
Joe Ferguson, R OBP: 0.344, SLG: 0.372 (1, 2)			0-0 L7		0-0 F9		0-0 1B			3	0	1	0	0	0	0
Don Sutton, R OBP: 0.167, SLG: 0.118 (1, 1)			0-0 P3		0-0 1-3		0-0 B5-3			3	0	0	0	0	0	1

Inning Stats	R: 0	H: 1	E: 0	LOB: 0	K: 1	BB: 0	S: 5	P: 5	R: 1	H: 1	E: 0	LOB: 0	K: 1	BB: 0	S: 6	P: 6	R: 0	H: 0	E: 0	LOB: 0	K: 0	BB: 0	S: 3	P: 3	R: 2	H: 2	E: 2	LOB: 2	K: 0	BB: 0	S: 6	P: 6	R: 0	H: 1	E: 0	LOB: 1	K: 0	BB: 0	S: 4	P: 4	R: 0	H: 0	E: 0	LOB: 0	K: 0	BB: 0	S: 3	P: 3	R: 0	H: 1	E: 0	LOB: 1	K: 1	BB: 0	S: 6	P: 6	R: 0	H: 2	E: 0	LOB: 2	K: 2	BB: 0	S: 9	P: 9
--------------	------	------	------	--------	------	-------	------	------	------	------	------	--------	------	-------	------	------	------	------	------	--------	------	-------	------	------	------	------	------	--------	------	-------	------	------	------	------	------	--------	------	-------	------	------	------	------	------	--------	------	-------	------	------	------	------	------	--------	------	-------	------	------	------	------	------	--------	------	-------	------	------

PITCHER	IP	WLS	BF	H	R	ER	SO	BB	IBB	HBP	BLK	WP	HR	S	P	ERA	WHIP
Gaylord Perry, R ERA: 3.23 (1, 1)	6.0	L	23	5	3	3	2	0	0	0	0	1	2	27	27	4.50	0.833
Bob Shirley, L ERA: 4.07 (7, 1)	1.2		8	3	0	0	3	0	0	0	0	0	0	14	14	0.00	1.800
Rollie Fingers, R ERA: 3.08 (8, 1)	0.1		1	0	0	0	0	0	0	0	0	0	0	1	1	0.00	0.000


BOTTOM

San Diego Padres @ Los Angeles Dodgers
Dodger Stadium, Los Angeles, CA

Tue Aug 08 1978, 7:05 PM PDT
 Att. 43,515 - Unknown

livebaseballscorecards.com

AB	32
R	3
H	8
RBI	3
BB	0
SO	5
LOB	9




1B: 5	SF: 0	WP: 1	PA: 32
2B: 1	SAC: 0	PB: 0	
3B: 0	DP: 0	SB: 0	
HR: 2	HBP: 0	CS: 1	

Batter	1	2	3	4	5	6	7	8	9	AB R H RBI BB SO LOB	TOP	
Gene Richards, L (1, 7) OBP: 0.377, SLG: 0.407	0-0 1-3		0-0 6-3 1B		H 1-0 HBP			B B B B 4-0 E BB		2 0 1 0 1 0 0	San Diego Padres @ Los Angeles Dodgers Dodger Stadium, Los Angeles, CA Wed Aug 09 1978, 7:05 PM PDT Att: 41,597 - Unknown livebaseballscorecards.com	
Ozzie Smith, S (1, 6) OBP: 0.312, SLG: 0.312	0-0 1B		0-0 6-3		0-0 4-3		0-0 E5 G6-4-3		4 0 1 0 0 0 4			
Jim Beswick, S (1, 9) OBP: 0.312, SLG: 0.312	0-0 G1-4-6-3 1-2f		0-0 5-3		0-3 K		0-0 G6-4-3 1-2f		4 0 0 0 0 1 5			
Dave Winfield, R (1, 8) OBP: 0.343, SLG: 0.474		0-0 2B		S S S 0-3 K		0-0 6-3		0-0 G1	4 0 1 0 0 1 0			
Gene Tenace, R (1, 2) OBP: 0.411, SLG: 0.441		0-0 P4		B B B B 4-0 5-3 BB		0-3 K		0-0 FC6-4 1B	3 0 1 0 1 1 1			
Derrel Thomas, S (1, 3) OBP: 0.286, SLG: 0.274		S S S 0-3 K		X 0-0 5-3 1-2		X 0-0 6-3		X 0-0 F7	4 0 0 0 0 1 3			
Bill Almon, R (1, 5) OBP: 0.309, SLG: 0.316		S S S 0-3 K		X 0-0 6-3		S S S 0-3 K		X 0-0 FC6-4 1-2f	4 0 0 0 0 2 3			
Fernando Gonzalez, R (1, 4) OBP: 0.262, SLG: 0.300			X 0-0 F7		S S S 0-3 K		X 0-0 6-3		3 0 0 0 0 1 0			
Eric Rasmussen, R (1, 1) OBP: 0.152, SLG: 0.152 Tucker Ashford, R (8, PH) OBP: 0.288, SLG: 0.336 Mark Lee, R (8, 1)			X 0-0 6-3 1B		X 0-0 6-3		X 0-0 F9		2 0 1 0 0 0 0 1 0 0 0 0 0 0 0 0 0 0 0 0 0			
Inning Stats	R: 0 H: 1 E: 0 LOB: 0 K: 0 BB: 0 S: 3 P: 3	R: 0 H: 1 E: 0 LOB: 1 K: 2 BB: 0 S: 8 P: 8	R: 0 H: 2 E: 0 LOB: 2 K: 0 BB: 0 S: 5 P: 5	R: 0 H: 0 E: 0 LOB: 1 K: 1 BB: 1 S: 5 P: 9	R: 0 H: 0 E: 0 LOB: 1 K: 1 BB: 0 S: 5 P: 6	R: 0 H: 0 E: 0 LOB: 0 K: 2 BB: 0 S: 7 P: 7	R: 0 H: 0 E: 0 LOB: 0 K: 1 BB: 0 S: 5 P: 5	R: 0 H: 0 E: 1 LOB: 1 K: 0 BB: 1 S: 3 P: 7	R: 0 H: 1 E: 0 LOB: 1 K: 0 BB: 0 S: 4 P: 4	1B: 4 SF: 0 2B: 1 SAC: 0 3B: 0 DP: 2 HR: 0 HBP: 1	WP: 0 PA: 34 PB: 0 SB: 0 CS: 0	
PITCHER Doug Rau, L (1, 1) ERA: 3.53	IP WLS BF H R ER SO BB IBB HBP BLK WP HR S P ERA WHIP	9.0 W 34 5 0 0 7 2 0 1 0 0 0 0 45 54 0.00 0.778										

AB	31
R	0
H	5
RBI	0
BB	2
SO	7
LOB	16



Batter	1	2	3	4	5	6	7	8	9	AB R H RBI BB SO LOB	TOP															
Bill Madlock, R (1, 4) OBP: 0.379, SLG: 0.494	0-0 1B SF9 1B		0-0 F7			4-0 G5-4-3 1B BB		0-0 F2		3 2 1 0 1 0 1	<p>San Francisco Giants @ Los Angeles Dodgers Dodger Stadium, Los Angeles, CA</p> <p>Fri Aug 11 1978, 7:05 PM PDT Att: 52,869 - Unknown</p>															
Jim Dwyer, L (1, 8) OBP: 0.328, SLG: 0.313	0-0 SF9 WP 1-3 1B		0-0 F8			0-0 G5-4-3 1-2 1B		0-3 K		4 0 2 0 0 1 1																
Jack Clark, R (1, 9) OBP: 0.357, SLG: 0.532	4-0 1-2 BB		0-0 F7			0-0 G5-4-3 1-2f 2-3		0-0 6-3		3 0 0 0 1 0 3																
Willie McCovey, L (1, 3) OBP: 0.297, SLG: 0.398	0-0 P6				0-0 P6					4 0 2 1 0 0 3																
Johnnie LeMaster, R (9, PR) OBP: 0.291, SLG: 0.329										0 1 0 0 0 0 0																
Larry Herndon, R (9, 8) OBP: 0.341, SLG: 0.375										0 0 0 0 0 0 0																
Darrell Evans, L (1, 5) OBP: 0.376, SLG: 0.388	0-0 SF9 2-3 3-H				0-0 4-3					2 0 0 1 0 0 1																
Terry Whitfield, L (1, 7) OBP: 0.352, SLG: 0.433	0-3 K				0-0 P6					3 0 0 0 0 1 2																
Mike Ivie, R (9, PH) OBP: 0.356, SLG: 0.469										1 0 1 1 0 0 0																
Roger Metzger, S (1, 6) OBP: 0.300, SLG: 0.292		0-0 6-3			0-0 F9					4 0 0 0 0 1 1	<p>AB 31 R 3 H 7 RBI 3 BB 2 SO 5 LOB 14</p>															
John Tamargo, S (1, 2) OBP: 0.391, SLG: 0.289		0-0 F9			0-3 K					4 0 0 0 0 1 2																
Randy Moffitt, R (9, 1) OBP: 0.250, SLG: 0.143		0-0 F9			0-0 K					0 0 0 0 0 0 0																
Ed Halicki, R (1, 1) OBP: 0.146, SLG: 0.125		0-3 K			0-0 5-3					2 0 0 0 0 1 0																
Hector Cruz, R (8, PH) OBP: 0.288, SLG: 0.352										1 0 1 0 0 0 0																
Gary Lavelle, S (8, 1) OBP: 0.071, SLG: 0.071										0 0 0 0 0 0 0																
Marc Hill, R (9, 2) OBP: 0.337, SLG: 0.293										0 0 0 0 0 0 0																
Inning Stats	R: 1 E: 0 K: 1 S: 7	H: 2 LOB: 2 BB: 1 P: 11	R: 0 E: 0 K: 1 S: 5	H: 0 LOB: 0 BB: 0 P: 5	R: 0 E: 0 K: 0 S: 3	H: 0 LOB: 0 BB: 0 P: 3	R: 0 E: 0 K: 0 S: 3	H: 0 LOB: 0 BB: 0 P: 3	R: 0 E: 0 K: 0 S: 4	H: 2 LOB: 1 BB: 1 P: 8	R: 0 E: 1 K: 1 S: 6	H: 1 LOB: 1 BB: 0 P: 6	R: 1 E: 0 K: 1 S: 7	H: 2 LOB: 2 BB: 0 P: 7	1B: 7 2B: 0 3B: 0 HR: 0	SF: 1 SAC: 1 DP: 1 HBP: 0	WP: 1 PB: 0 SB: 1 CS: 0	PA: 35								
PITCHER	IP WLS BF H R ER SO BB IBB HBP BLK WP HR S P ERA WHIP																									
Burt Hooton, R (1, 1) ERA: 3.01	8.0	31	6	3	3	4	2	0	0	0	1	0	37	45	3.38	1.000										
Terry Forster, L (9, 1) ERA: 2.27	1.0	W	4	1	0	0	1	0	0	0	0	0	6	6	0.00	1.000										

livebaseballscores.com

Batter	1	2	3	4	5	6	7	8	9	AB	R	H	RBI	BB	SO	LOB
Davey Lopes, R (1, 4) OBP: 0.362, SLG: 0.429	0-0 F7	0-3 K			0-3 K		0-0 P3		4-0 BB	4	0	0	0	1	2	3
Bill North, S (1, 8) OBP: 0.394, SLG: 0.306	0-3 K		0-0 F8		0-0 4-3			0-0 F9	4-0 BB	4	0	0	1	1	1	0
Reggie Smith, S (1, 9) OBP: 0.382, SLG: 0.570	0-0 4-1		0-0 E S 1B			0-0 P6		0-3 K		4	0	1	0	0	1	0
Ron Cey, R (1, 5) OBP: 0.373, SLG: 0.436		0-0 F7	0-0 P6			0-0 HR		0-0 1B		4	1	2	1	0	0	1
Steve Garvey, R (1, 3) OBP: 0.328, SLG: 0.469		0-0 1B S 1B	0-0 F8			0-0 F7		0-0 F8		4	1	1	0	0	0	2
Dusty Baker Jr., R (1, 7) OBP: 0.330, SLG: 0.381		1-0 1B 2B HBP		0-0 P3		0-0 P4			0-0 6-3	3	1	0	0	0	0	0
Johnny Oates, L (1, 2) OBP: 0.393, SLG: 0.365		0-0 2B 1B		0-0 F7			0-0 3-1		0-0 BB 1B 1B	3	0	1	1	0	0	0
Joe Ferguson, R (9, PH) OBP: 0.345, SLG: 0.373		1-3 2-H 1B		0-0 F7					0-0 BB 1B	1	1	1	0	0	0	0
Bill Russell, R (1, 6) OBP: 0.300, SLG: 0.348		0-0 F9		0-0 F5			0-0 SH1-4 1B		0-0 L6	4	0	1	0	0	0	3
Burt Hooton, R (1, 1) OBP: 0.260, SLG: 0.182		0-0 1B			0-0 F7		0-0 SH1-4		0-0 BB 1B	2	0	1	1	0	0	0
Terry Forster, L (9, 1) OBP: 0.333, SLG: 0.333		1-3 3-H 2B							1-2 BB 1B	0	0	0	0	0	0	0
Lee Lacy, R (9, PH) OBP: 0.378, SLG: 0.594		1-3 3-H 2B							1-2 BB 1B	1	0	1	0	0	0	0

Inning Stats	R: 0	H: 0	E: 0	K: 1	S: 5	R: 2	H: 3	E: 0	K: 1	S: 8	R: 0	H: 1	E: 0	K: 0	S: 4	R: 0	H: 0	E: 0	K: 0	S: 3	R: 0	H: 0	E: 0	K: 1	S: 5	R: 1	H: 1	E: 0	K: 0	S: 4	R: 0	H: 1	E: 0	K: 1	S: 6	R: 0	H: 1	E: 0	K: 1	S: 6	R: 1	H: 2	E: 0	K: 0	S: 4	1B: 7	SF: 0	2B: 1	SAC: 1	3B: 0	DP: 0	HR: 1	HBP: 1	WP: 0	PA: 38
--------------	------	------	------	------	------	------	------	------	------	------	------	------	------	------	------	------	------	------	------	------	------	------	------	------	------	------	------	------	------	------	------	------	------	------	------	------	------	------	------	------	------	------	------	------	------	-------	-------	-------	--------	-------	-------	-------	--------	-------	--------

PITCHER	IP	WLS	BF	H	R	ER	SO	BB	IBB	HBP	BLK	WP	HR	S	P	ERA	WHIP
Ed Halicki, R (1, 1) ERA: 2.93	7.0		28	6	3	3	3	0	0	1	0	0	1	33	34	3.86	0.857
Gary Lavelle, L (8, 1) ERA: 3.19	1.2	L	8	3	1	1	1	0	0	0	0	0	0	10	10	5.40	1.800
Randy Moffitt, R (9, 1) ERA: 3.2	0.0		2	0	0	0	0	2	0	0	0	0	0	0	8	∞	∞

BOTTOM

San Francisco Giants @ Los Angeles Dodgers
Dodger Stadium, Los Angeles, CA

Fri Aug 11 1978, 7:05 PM PDT
 Att. 52,869 - Unknown

livebaseballscorecards.com

AB	34
R	4
H	9
RBI	4
BB	2
SO	4
LOB	9



Batter	1	2	3	4	5	6	7	8	9	AB R H RBI BB SO LOB	TOP									
Bill Madlock, R (1, 4) OBP: 0.378, SLG: 0.500	0-0 5-3		0-0 F7		0-0 5-3		0-0 HR			4 1 1 1 0 0 1	San Francisco Giants @ Los Angeles Dodgers Dodger Stadium, Los Angeles, CA Sat Aug 12 1978, 7:05 PM PDT Att: 52,294 - Unknown livebaseballscorecards.com									
Darrell Evans, L (1, 5) OBP: 0.379, SLG: 0.392	0-3 K		0-0 1B		0-0 1B		0-0 1B			4 0 3 0 0 1 0										
Jack Clark, R (1, 9) OBP: 0.354, SLG: 0.527	0-0 6-3		0-0 F8		0-0 FC4		0-0 FC6-4			4 0 0 0 0 0 4										
Mike Ivie, R (1, 3) OBP: 0.354, SLG: 0.479		0-0 L4		0-0 HR	0-0 FC4			0-3 K		4 1 1 1 0 1 1										
Hector Cruz, R (1, 7) OBP: 0.282, SLG: 0.344		0-0 6-3		0-0 5-3		0-0 4-3		0-3 K		4 0 0 0 0 1 0										
Larry Herndon, R (1, 8) OBP: 0.340, SLG: 0.374		0-0 1B		0-0 F9		0-0 F8		0-0 G5-4-3		4 0 1 0 0 0 1										
Johnnie LeMaster, R (1, 6) OBP: 0.280, SLG: 0.324		0-0 1-3		4-0 BLK 1B BB		0-0 F7		0-0 F7		3 1 0 0 1 0 1										
Marc Hill, R (1, 2) OBP: 0.335, SLG: 0.293			0-0 E5		0-0 1B		0-0 6-3		0-0 F8			4 0 1 1 0 0 0								
Bob Knepper, L (1, 1) OBP: 0.136, SLG: 0.102			0-0 FC5-6		0-3 K		0-3 K		0-0 4-3			4 0 0 0 0 2 2								
Inning Stats	R: 0 E: 0 K: 1 S: 5	H: 0 LOB: 0 BB: 0 P: 5	R: 0 E: 0 K: 0 S: 4	H: 1 LOB: 1 BB: 0 P: 4	R: 0 E: 1 K: 0 S: 5	H: 1 LOB: 2 BB: 0 P: 5	R: 2 E: 0 K: 1 S: 7	H: 2 LOB: 1 BB: 1 P: 11	R: 0 E: 0 K: 0 S: 3	H: 0 LOB: 0 BB: 0 P: 3	R: 1 E: 0 K: 1 S: 7	H: 2 LOB: 1 BB: 0 P: 7	R: 0 E: 0 K: 2 S: 7	H: 0 LOB: 0 BB: 0 P: 7	R: 0 E: 0 K: 0 S: 3	H: 0 LOB: 0 BB: 0 P: 3	1B: 5 2B: 0 3B: 0 HR: 2	SF: 0 SAC: 0 DP: 1 HBP: 0	WP: 0 PB: 1 SB: 0 CS: 0	PA: 36
PITCHER	IP WLS BF H R ER SO BB IBB HBP BLK WP HR S P ERA WHIP																			
Tommy John, L (1, 1) ERA: 3.26	7.0 L 30 7 3 3 3 1 0 0 0 0 0 2 35 39 3.86 1.143																			
Charlie Hough, R (8, 1) ERA: 2.26	2.0 6 0 0 0 2 0 0 0 0 0 0 0 10 10 0.00 0.000																			



Batter	1	2	3	4	5	6	7	8	9	AB	R	H	RBI	BB	SO	LOB
Davey Lopes, R (1, 4) OBP: 0.361, SLG: 0.427	0-0 F8		0-0 4-3			0-0 S E 1B	0-0 FC5-4			4	1	1	0	0	0	2
Bill North, S (1, 8) OBP: 0.390, SLG: 0.302	0-0 5-3		0-3 K			0-0 F2		0-3 K		4	0	0	0	0	2	1
Reggie Smith, S (1, 9) OBP: 0.383, SLG: 0.578	0-0 1B			0-0 HR		0-3 K		0-0 4-3		4	1	2	1	0	1	1
Ron Cey, R (1, 5) OBP: 0.372, SLG: 0.434	0-0 L6			0-0 F8		0-0 E2 2-H 1B		0-0 F7		4	0	1	1	0	0	1
Steve Garvey, R (1, 3) OBP: 0.325, SLG: 0.465		0-0 4-3		0-0 F9		0-3 K			0-0 6-3	4	0	0	0	0	1	1
Dusty Baker Jr., R (1, 7) OBP: 0.332, SLG: 0.379		4-0 BB		0-0 5-3			0-0 F8		4-0 FC6-4 BB	2	0	0	0	2	0	0
Joe Ferguson, R (1, 2) Enzo Hernandez, R (9, PR)		0-0 F5			0-0 6-3		0-0 L8		0-0 FC6-4 1B	4	0	0	0	0	0	2
Bill Russell, R (1, 6) OBP: 0.302, SLG: 0.349		0-0 F8			0-0 L5		0-0 1B 1B		0-0 1B 1B	4	0	2	0	0	0	1
Tommy John, R (1, 1) Lee Lacy, R (7, PH) Charlie Hough, R (8, 1) Manny Mota, R (9, PH)			0-0 5-3		0-0 5-3		0-0 FC5-4 1B		0-0 4-3	2	0	0	0	0	0	0
										1	0	1	0	0	0	0
										0	0	0	0	0	0	0
										1	0	0	0	0	0	2

Inning Stats	R: 0	H: 1	E: 0	LOB: 1	K: 0	BB: 0	S: 4	P: 4	R: 0	H: 0	E: 0	LOB: 1	K: 0	BB: 1	S: 3	P: 7	R: 0	H: 0	E: 0	LOB: 0	K: 1	BB: 0	S: 5	P: 5	R: 1	H: 1	E: 0	LOB: 0	K: 0	BB: 0	S: 4	P: 4	R: 0	H: 0	E: 0	LOB: 0	K: 0	BB: 0	S: 3	P: 3	R: 1	H: 2	E: 1	LOB: 1	K: 2	BB: 0	S: 9	P: 9	R: 0	H: 2	E: 0	LOB: 2	K: 0	BB: 0	S: 5	P: 5	R: 0	H: 0	E: 0	LOB: 0	K: 1	BB: 0	S: 5	P: 5	R: 0	H: 1	E: 0	LOB: 2	K: 0	BB: 1	S: 4	P: 8	1B: 6	SF: 0	2B: 0	SAC: 0	3B: 0	DP: 0	HR: 1	HBP: 0	WP: 0	PA: 36	PB: 0	SB: 1	CS: 0	ERA	WHIP
PITCHER Bob Knepper, L (1, 1) ERA: 2.87	IP	WLS	BF	H	R	ER	SO	BB	IBB	HBP	BLK	WP	HR	S	P	ERA	WHIP	IP	WLS	BF	H	R	ER	SO	BB	IBB	HBP	BLK	WP	HR	S	P	ERA	WHIP																																																					
9.0	W	36	7	2	2	4	4	2	0	0	0	0	1	42	50	2.00	1.000	9.0	W	36	7	2	2	4	2	0	0	0	1	42	50	2.00	1.000																																																						

BOTTOM

San Francisco Giants @ Los Angeles Dodgers
 Dodger Stadium, Los Angeles, CA
 Sat Aug 12 1978, 7:05 PM PDT
 Att. 52,294 - Unknown

livebaseballscores.com

AB	34
R	2
H	7
RBI	2
BB	2
SO	4
LOB	11



Batter	1	2	3	4	5	6	7	8	9	10	11	AB	R	H	RBI	BB	SO	LOB	TOP							
Bill Madlock, R OBP: 0.375, SLG: 0.493 (1, 4)	0-0 P5	4-0 2B 1B BB		0-0 5-3		0-0 FC5-4			0-0 L5	0-0 1-6-3		5	1	0	0	1	0	4								
Jim Dwyer, L OBP: 0.335, SLG: 0.325 Larry Herndon, R OBP: 0.341, SLG: 0.378 (1, 8) (9, 8)	4-0 F9 S BB	0-0 1B 2B			0-0 1-3		0-0 G3 SH1-4 1B		0-0 F4		0-0 1B 2B	4	1	2	2	1	0	0								
Jack Clark, R OBP: 0.357, SLG: 0.527 (1, 9)	4-0 1-2 BB	0-0 1B 1B			0-3 K		0-0 SH1-4		0-0 P6		0-0 1B	4	0	2	2	1	1	0								
Willie McCovey, L OBP: 0.301, SLG: 0.399 Johnnie LeMaster, R OBP: 0.289, SLG: 0.323 (1, 3) (10, PR) (10, 6)	0-0 F9	0-0 1B			4-0 BB		0-0 G3			0-0 FC3-6 1B	0-0 F7	4	0	2	1	1	0	3								
Darrell Evans, L OBP: 0.376, SLG: 0.387 (1, 5)	0-0 F5		0-0 4-3		0-0 F9		4-0 BB			0-0 FC3-6 1B	0-0 F9	5	1	0	0	1	0	5								
Terry Whitfield, L OBP: 0.349, SLG: 0.429 (1, 7)		0-0 P6	0-0 4-3			0-0 FC2-6 1B		0-3 K		0-0 G3	0-0 4-3	6	0	1	0	0	1	4								
Roger Metzger, S OBP: 0.299, SLG: 0.291 Mike Ivie, R OBP: 0.357, SLG: 0.479 (1, 6) (10, PH) (10, 3)		0-0 SH2-4 2B 1B	0-0 1-3			0-0 FC2-6 1B		0-0 4-3		4-0 1B IBB		4	1	1	0	0	0	1								
John Tamargo, S OBP: 0.412, SLG: 0.275 Greg Minton, S John Curtis, L Ed Halicki, R OBP: 0.146, SLG: 0.125 (1, 2) (10, 1) (10, 1) (11, 1)		4-0 SH2-4 2B BB		4-0 CS BB		0-0 F7		0-3 K		4-0 1B BB		2	1	0	0	3	1	1								
John Montefusco, R OBP: 0.181, SLG: 0.289 Charlie Williams, R Hector Cruz, R Gary Lavelle, S Randy Moffitt, R Marc Hill, R OBP: 0.338, SLG: 0.295 (1, 1) (5, 1) (6, PH) (6, 1) (9, 1) (10, PH) (10, 2)		0-0 SH2-4		0-0 5-3		0-0 FC5-4 1B		0-3 K		0-0 1B		1	0	0	0	0	0	1								
Inning Stats	R: 0 E: 0 K: 0 S: 3	H: 0 LOB: 2 BB: 2 P: 11	R: 4 E: 0 K: 0 S: 6	H: 4 LOB: 2 BB: 2 P: 14	R: 0 E: 0 K: 0 S: 3	H: 0 LOB: 0 BB: 0 P: 3	R: 0 E: 0 K: 1 S: 5	H: 0 LOB: 1 BB: 1 P: 6	R: 0 E: 0 K: 1 S: 5	H: 0 LOB: 1 BB: 1 P: 9	R: 0 E: 0 K: 0 S: 5	H: 2 LOB: 2 BB: 0 P: 5	R: 0 E: 0 K: 1 S: 6	H: 1 LOB: 2 BB: 1 P: 10	R: 0 E: 0 K: 2 S: 7	H: 0 LOB: 0 BB: 0 P: 7	R: 0 E: 0 K: 0 S: 3	H: 0 LOB: 0 BB: 0 P: 3	R: 2 E: 0 K: 0 S: 5	H: 2 LOB: 2 BB: 2 P: 13	R: 1 E: 0 K: 0 S: 5	H: 2 LOB: 1 BB: 0 P: 5	1B: 9 2B: 2 3B: 0 HR: 0	SF: 0 SAC: 2 DP: 0 HBP: 0	WP: 0 PB: 0 SB: 1 CS: 1	PA: 51
PITCHER	IP WLS BF H R ER SO BB IBB HBP BLK WP HR S P ERA WHIP																			IP WLS BF H R ER SO BB IBB HBP BLK WP HR S P ERA WHIP						
Don Sutton, R ERA: 3.48 (1, 1)	9.0 39 7 4 4 4 7 0 0 0 0 0 0 40 68 4.00 1.556																									
Terry Forster, L ERA: 2.61 (10, 1)	0.2 5 1 2 2 0 1 1 0 0 0 0 0 3 11 27.00 3.000																									
Rick Rhoden, R ERA: 3.89 (10, 1)	0.1 2 1 0 0 0 0 0 0 0 0 0 0 2 2 0.00 3.000																									
Charlie Hough, R ERA: 2.35 (11, 1)	1.0 L 5 2 1 1 0 0 0 0 0 0 0 5 5 9.00 2.000																									

San Francisco Giants @ Los Angeles Dodgers
 Dodger Stadium, Los Angeles, CA
 Sun Aug 13 1978, 3:33 AM PDT
 Att. 51,417 - Unknown

AB	40
R	7
H	11
RBI	7
BB	9
SO	4
LOB	20



Batter	1	2	3	4	5	6	7	8	9	10	11	AB	R	H	RBI	BB	SO	LOB	BOTTOM
Bill North, S (1, 8) OBP: 0.383, SLG: 0.295	0-3 K ①		x 0-0 1-3 ②		0-3 K ①	0-3 K ③			x 0-0 F9 ②	x 0-0 5-3 ③		6	0	0	0	0	3	2	
Bill Russell, R (1, 6) OBP: 0.304, SLG: 0.351	0-0 F8 ②		x 0-0 1B		x 0-0 F8 ②		x 0-0 6-3 ①		x 0-0 1B 1B		x 0-0 E 1B	6	0	3	0	0	0	0	
Reggie Smith, S (1, 9) OBP: 0.385, SLG: 0.593	0-0 HR		x 0-0 F7 ③		x 0-0 HR		x 0-0 K ②		x 0-0 1-2 1B		x 0-0 F8 ①	6	2	3	2	0	1	2	
Ron Cey, R (1, 5) Enzo Hernandez, R (11, PR)	0-0 1-6-3 ③			x 0-0 HR 1B	x 0-0 1B		x 0-0 1B		x 0-0 F7 ③		x 0-0 E6 1-2	6	1	3	0	0	0	3	
Steve Garvey, R (1, 3) OBP: 0.327, SLG: 0.465		x 0-0 1B		x 0-0 F7 ①	x 0-0 1-2 1B		x 0-0 K ③			x 0-0 BB 1B G5-4-3 1B	x 0-0 F8 ②	6	1	3	0	0	1	4	
Lee Lacy, R (1, 4) Ted Martinez, R (9, 4) Vic Davalillo, L (10, PH) Charlie Hough, R (11, 1) Dusty Baker Jr., R (11, PH)		x 0-0 F2 ①		x 0-0 HR 1-H	x 0-0 F7 ③			x 0-0 4-3 ①		x 0-0 G5-4-3 BB 1-2 1B 1B	x 0-0 P3 ③	4	1	1	2	0	0	3	
Rick Monday, L (1, 7) OBP: 0.342, SLG: 0.469		x 0-3 K ②		x 0-0 1B		x 0-0 BB		x 0-0 6-3 ②		x 0-0 1-2 2-3 BB G5-4-3 BB		3	0	1	0	2	1	1	
Johnny Oates, L (1, 2) Joe Ferguson, R (6, PH)		x 0-0 F7 ③		x 0-0 F8 ②		x 0-0 P4 ①		x 0-0 F9 ③		x 0-0 G5-4-3 ① ②		2	0	0	0	0	0	2	
Don Sutton, R (1, 1) Manny Mota, R (9, PH) Terry Forster, L (10, 1) Rick Rhoden, R (10, 1) Davey Lopes, R (10, PH)			x 0-3 K ①	x 0-3 K ③		x 0-3 K ②			x 0-0 F8 ①	x 0-0 1B 1-2 2-3 3-H		3	0	0	0	0	3	2	
Inning Stats	R: 1 H: 1 E: 0 K: 1 S: 6	R: 0 H: 1 E: 0 K: 1 S: 6	R: 0 H: 1 E: 0 K: 1 S: 6	R: 2 H: 3 E: 0 K: 1 S: 8	R: 1 H: 3 E: 0 K: 1 S: 8	R: 0 H: 0 E: 0 K: 2 S: 7	R: 0 H: 1 E: 0 K: 2 S: 8	R: 0 H: 0 E: 0 K: 0 S: 3	R: 0 H: 2 E: 0 K: 0 S: 5	R: 2 H: 3 E: 0 K: 0 S: 5	R: 0 H: 1 E: 1 K: 0 S: 5	1B: 13 2B: 0 3B: 0 HR: 3	SF: 0 SAC: 0 DP: 1 HBP: 0	WP: 0 PA: 51					
PITCHER	IP WLS BF H R ER SO BB IBB HBP BLK WP HR S P ERA WHIP																		
John Montefusco, R (1, 1) ERA: 3.83	4.2 22 8 4 4 5 0 0 0 0 0 3 32 32 7.71 1.714																		
Charlie Williams, R (5, 1) ERA: 4.22	0.1 2 1 0 0 0 0 0 0 0 0 0 2 2 0.00 3.000																		
Gary Lavelle, L (6, 1) ERA: 3.04	3.2 15 3 0 0 4 1 0 0 0 0 0 22 26 0.00 1.091																		
Randy Moffitt, R (9, 1) ERA: 3.18	0.1 1 0 0 0 0 0 0 0 0 0 0 1 1 0.00 0.000																		
Greg Minton, R (10, 1) ERA: 6.55	0.2 5 3 2 2 0 1 0 0 0 0 0 4 8 27.00 6.000																		
PITCHER	IP WLS BF H R ER SO BB IBB HBP BLK WP HR S P ERA WHIP																		
John Curtis, L (10, 1) ERA: 2.84	0.2 W 4 1 0 0 0 0 0 0 0 0 0 4 4 0.00 1.500																		
Ed Halicki, R (11, 1) ERA: 2.92	0.2 S 2 0 0 0 0 0 0 0 0 0 0 2 2 0.00 0.000																		

San Francisco Giants @ Los Angeles Dodgers
 Dodger Stadium, Los Angeles, CA
 Sun Aug 13 1978, 3:33 AM PDT
 Att. 51,417 - Unknown

AB 49
 R 6
 H 16
 RBI 5
 BB 2
 SO 9
 LOB 24



WP: 0 PA: 51
 PB: 0
 SB: 0
 CS: 0

Batter	1	2	3	4	5	6	7	8	9	AB R H RBI BB SO LOB	TOP										
Davey Lopes, R (1, 4) OBP: 0.361, SLG: 0.428	0-3 K	0-0 6-3		0-0 F3			0-0 SH1-4 SF8 2B		0-0 F7	5 1 1 0 0 1 3	Los Angeles Dodgers @ Philadelphia Phillies Veterans Stadium, Philadelphia, PA Tue Aug 15 1978, 7:05 PM EDT Att: 38,386 - Unknown										
Bill Russell, R (1, 6) OBP: 0.304, SLG: 0.352	0-0 5-3		0-0 G3		0-0 6-3	0-0 SH1-4 2-3	0-0 SH1-4	0-0 2B	0-0 2B	4 0 1 0 0 0 0											
Reggie Smith, S (1, 9) OBP: 0.385, SLG: 0.599	0-0 4-3		0-0 HR		0-0 G3	0-0 G3	0-0 SF8	4-0 IBB	0-0 IBB	3 1 1 2 1 0 0											
Ron Cey, R (1, 5) OBP: 0.372, SLG: 0.431		0-0 F9	0-0 6-3		4-0 FC6-4 BB	0-3 K	0-3 K	0-0 F7	0-0 F7	4 0 0 0 1 1 2											
Steve Garvey, R (1, 3) OBP: 0.329, SLG: 0.470		0-0 1B 3B	0-0 1B		0-0 FC6-4 1-2f		0-0 5-3		0-0 5-3	4 1 2 0 0 0 1											
Lee Lacy, R (1, 7) OBP: 0.376, SLG: 0.598		0-0 1B 1B	0-0 4-3		0-0 F9		0-0 6-3		0-0 6-3	4 1 1 0 0 0 1											
Bill North, S (8, 8) OBP: 0.383, SLG: 0.295		0-0 1B 1B	0-0 4-3							0 0 0 0 0 0 0											
Rick Monday, L (1, 8) OBP: 0.348, SLG: 0.486		0-0 SH2-4 1B 1-3 3-H		0-3 K		0-0 HR		0-0 1B		4 1 3 2 0 1 0											
Joe Ferguson, R (1, 2) OBP: 0.340, SLG: 0.363		0-0 SH2-4 1B 1-2 3-H		4-0 SH3 BB		0-0 6-3		0-0 P4		3 0 1 1 1 0 1											
Doug Rau, L (1, 1) OBP: 0.163, SLG: 0.184		0-0 SH2-4		0-0 SH3		0-0 G3		0-0 P6		1 0 0 0 0 0 0											
Vic Davalillo, L (9, PH) OBP: 0.333, SLG: 0.350		1-2 2-3		1-2						1 0 0 0 0 0 0											
Lance Rautzhan, R (9, 1)										0 0 0 0 0 0 0											
Inning Stats	R: 0 E: 0 K: 1 S: 5	H: 0 LOB: 0 BB: 0 P: 5	R: 2 E: 0 K: 0 S: 7	H: 4 LOB: 2 BB: 0 P: 7	R: 1 E: 0 K: 0 S: 5	H: 2 LOB: 1 BB: 0 P: 5	R: 0 E: 0 K: 1 S: 5	H: 0 LOB: 1 BB: 1 P: 9	R: 0 E: 0 K: 0 S: 3	H: 0 LOB: 1 BB: 1 P: 7	R: 1 E: 0 K: 0 S: 4	H: 1 LOB: 0 BB: 0 P: 4	R: 1 E: 0 K: 1 S: 6	H: 1 LOB: 0 BB: 0 P: 6	R: 0 E: 0 K: 0 S: 4	H: 1 LOB: 1 BB: 0 P: 4	R: 0 E: 0 K: 0 S: 4	H: 1 LOB: 2 BB: 1 P: 8	1B: 5 2B: 2 3B: 1 HR: 2	SF: 1 SAC: 3 DP: 0 HBP: 0	WP: 0 PA: 40 PB: 0 SB: 0 CS: 0
PITCHER Dick Ruthven, R (1, 1) ERA: 3.27 Warren Brusstar, R (8, 1) ERA: 1.78	IP 7.0 2.0	WLS L	BF 31 9	H 8 2	R 5 0	ER 5 0	SO 3 0	BB 2 0	IBB 0 1	HBP 0 0	BLK 0 0	WP 0 0	HR 2 0	S 35 8	P 43 12	ERA 6.43 0.00	WHIP 1.429 1.000				

livebaseballscorecards.com

AB	33
R	5
H	10
RBI	5
BB	3
SO	3
LOB	8



Batter	1	2	3	4	5	6	7	8	9	AB	R	H	RBI	BB	SO	LOB
Jerry Martin, R OBP: 0.354, SLG: 0.475 (1, 9)	0-3 K		0-0 F7		4-0 BB 1B		0-3 K			3	1	0	0	1	2	0
Larry Bowa, S OBP: 0.324, SLG: 0.386 (1, 6)	0-0 FC6-4 1B			0-0 F5	4-0 1B BB			0-0 F7		3	1	1	0	1	0	0
Jose Cardenal, R OBP: 0.322, SLG: 0.406 (1, 3)	0-0 FC6-4 1-2f			0-0 F9	0-0 1B			0-0 F3		4	0	1	3	0	0	1
Greg Luzinski, R OBP: 0.389, SLG: 0.539 (1, 7)	0-3 K			0-0 2B	0-0 P4			4-0 BB		3	0	1	0	1	1	2
Mike Schmidt, R OBP: 0.353, SLG: 0.413 (1, 5)		0-0 F7		0-0 5-3			0-0 F7		0-0 F7	4	0	0	0	0	0	2
Garry Maddox, R OBP: 0.326, SLG: 0.402 (1, 8)		0-0 P6			0-0 F8	0-0 5-3			0-0 F9	4	0	0	0	0	0	0
Bob Boone, R OBP: 0.337, SLG: 0.435 (1, 2)		0-0 5-3			0-0 E5 FC6-4	0-0 F7			0-0 F2	4	1	0	0	0	0	0
Ted Sizemore, R OBP: 0.279, SLG: 0.256 (1, 4)			0-3 K		0-0 FC6-4 1B		0-0 B1-3		0-0 F8	4	0	1	0	0	1	0
Dick Ruthven, R OBP: 0.192, SLG: 0.255 (1, 1)			0-0 F9		0-0 FC6-4 BB 1B		0-0 P6			2	1	0	1	0	0	1
Jim Morrison, R OBP: 0.239, SLG: 0.273 (7, PH)										1	0	0	0	0	0	0
Warren Brusstar, R OBP: 0.333, SLG: 0.667 (8, 1)										0	0	0	0	0	0	0

Inning Stats	R: 0	H: 1	E: 0	K: 2	S: 8	LOB: 1	BB: 0	P: 8	R: 0	H: 0	E: 0	K: 0	S: 3	LOB: 0	BB: 0	P: 3	R: 0	H: 0	E: 0	K: 1	S: 5	LOB: 0	BB: 0	P: 5	R: 0	H: 1	E: 0	K: 0	S: 4	LOB: 1	BB: 0	P: 4	R: 4	H: 2	E: 1	K: 0	S: 6	LOB: 1	BB: 2	P: 14	R: 0	H: 0	E: 0	K: 0	S: 3	LOB: 0	BB: 0	P: 3	R: 0	H: 0	E: 0	K: 1	S: 5	LOB: 0	BB: 0	P: 5	R: 0	H: 0	E: 0	K: 0	S: 3	LOB: 1	BB: 1	P: 7	R: 0	H: 0	E: 0	K: 0	S: 3	LOB: 0	BB: 0	P: 3	1B: 3	SF: 0	2B: 1	SAC: 0	3B: 0	DP: 0	HR: 0	HBP: 0	WP: 0	PA: 35
PITCHER	IP	WLS	BF	H	R	ER	SO	BB	IBB	HBP	BLK	WP	HR	S	P	ERA	WHIP																																																																	
Doug Rau, L ERA: 3.35 (1, 1)	8.0	W	32	4	4	0	4	3	0	0	0	0	0	37	49	0.00	0.875																																																																	
Lance Rautzhan, L ERA: 1.35 (9, 1)	1.0	S	3	0	0	0	0	0	0	0	0	0	0	3	3	0.00	0.000																																																																	

BOTTOM

Los Angeles Dodgers @ Philadelphia Phillies
Veterans Stadium, Philadelphia, PA

Tue Aug 15 1978, 7:05 PM EDT
Att. 38,386 - Unknown

livebaseballscorecards.com

AB	32
R	4
H	4
RBI	4
BB	3
SO	4
LOB	6



Batter	1	2	3	4	5	6	7	8	9	AB R H RBI BB SO LOB	TOP		
Davey Lopes, R (1, 4) OBP: 0.360, SLG: 0.425	0-0 F7		4-0 HR IBB		0-0 F7		0-0 5-3			3 1 0 0 1 0 1	Los Angeles Dodgers @ Philadelphia Phillies Veterans Stadium, Philadelphia, PA Wed Aug 16 1978, 7:05 PM EDT Att: 37,660 - Unknown livebaseballscorecards.com		
Bill North, S (1, 8) OBP: 0.381, SLG: 0.294	0-0 F7		0-3 K		0-0 1B 2-H		0-0 6-3			4 0 1 1 0 1 3			
Reggie Smith, S (1, 9) OBP: 0.386, SLG: 0.607	0-0 F9		0-0 HR 1-H 2-H 3-H		0-0 1B 1-2		0-3 K			4 1 2 4 0 1 0			
Ron Cey, R (1, 5) OBP: 0.369, SLG: 0.427		0-0 F9	0-3 K		0-0 F8		0-0 6-3			4 0 0 0 0 1 2			
Steve Garvey, R (1, 3) OBP: 0.326, SLG: 0.466		0-0 F9		0-0 F9		0-0 6-3		0-0 6-3		4 0 0 0 0 0 0			
Lee Lacy, R (1, 7) OBP: 0.373, SLG: 0.587		0-0 F8		0-0 4-3		4-0 BB S		0-3 K		3 0 0 0 1 1 0			
Rick Monday, L (8, 7) OBP: 0.348, SLG: 0.486										0 0 0 0 0 0 0			
Joe Ferguson, R (1, 2) OBP: 0.338, SLG: 0.361			0-0 SH3-4 HR 1B		0-0 F9		0-0 5-3		0-3 K	4 1 1 0 0 1 1			
Bill Russell, R (1, 6) OBP: 0.305, SLG: 0.352			0-0 SH3-4 HR 1B		0-0 5-3	4-0 FC6-4 IBB		0-0 G3		3 1 1 0 1 0 0			
Bob Welch, R (1, 1) OBP: 0.333, SLG: 0.417			0-0 SH3-4		0-0 1B 2B	0-0 FC6-4		0-3 K		3 1 1 0 0 1 2			
Inning Stats	R: 0 E: 0 K: 0 S: 3 H: 0 LOB: 0 BB: 0 P: 3	R: 0 E: 0 K: 0 S: 3 H: 0 LOB: 0 BB: 0 P: 3	R: 4 E: 0 K: 2 S: 10 H: 3 LOB: 0 BB: 1 P: 14	R: 0 E: 0 K: 0 S: 3 H: 0 LOB: 0 BB: 0 P: 3	R: 1 E: 0 K: 0 S: 6 H: 3 LOB: 2 BB: 0 P: 6	R: 0 E: 0 K: 0 S: 3 H: 0 LOB: 2 BB: 2 P: 11	R: 0 E: 0 K: 1 S: 5 H: 0 LOB: 0 BB: 0 P: 5	R: 0 E: 0 K: 1 S: 5 H: 0 LOB: 0 BB: 0 P: 5	R: 0 E: 0 K: 2 S: 7 H: 0 LOB: 0 BB: 0 P: 7	1B: 4 2B: 1 3B: 0 HR: 1 SF: 0 SAC: 1 DP: 0 HBP: 0	WP: 0 PB: 0 SB: 1 CS: 0 PA: 36		
PITCHER	IP WLS BF H R ER SO BB IBB HBP BLK WP HR S P ERA WHIP											PITCHER	IP WLS BF H R ER SO BB IBB HBP BLK WP HR S P ERA WHIP
Jim Kaat, L (1, 1) ERA: 4.82	4.1 L 18 4 5 5 2 0 0 0 0 0 0 1 21 25 10.38 0.923												
Warren Brusstar, R (5, 1) ERA: 1.76	0.2 4 2 0 0 0 0 0 0 0 0 0 0 4 4 0.00 3.000												
Ron Reed, R (6, 1) ERA: 2.33	3.0 11 0 0 0 2 1 1 0 0 0 0 0 13 21 0.00 0.333												
Tug McGraw, L (9, 1) ERA: 2.35	1.0 3 0 0 0 2 0 0 0 0 0 0 0 7 7 0.00 0.000												



Batter	1	2	3	4	5	6	7	8	9	AB	R	H	RBI	BB	SO	LOB
Bake McBride, L OBP: 0.317, SLG: 0.351 (1, 9)	0-3 K			0-0 1B SF9 1B		0-0 F7		0-3 K		4	1	1	0	0	2	0
Larry Bowa, S OBP: 0.325, SLG: 0.387 (1, 6)	0-0 B1-3			0-0 SF9 1B 1B		0-0 G4-6-3 1B			0-0 G3	4	0	2	0	0	0	0
Richie Hebner, L OBP: 0.386, SLG: 0.498 (1, 3)	0-0 L4			0-0 F3		0-0 G4-6-3 1-2f			0-0 HR	4	1	1	1	0	0	3
Greg Luzinski, R OBP: 0.390, SLG: 0.537 (1, 7)		4-0 CS BB		0-0 1B 1-2 2-3		0-0 F8			0-0 F3	3	0	1	0	1	0	0
Mike Schmidt, R OBP: 0.352, SLG: 0.411 (1, 5)		0-3 K 1-2		0-0 SF9 2-3 3-H		4-0 FC6-4 BB			0-0 6-3	2	0	0	1	1	1	1
Garry Maddox, R OBP: 0.324, SLG: 0.399 (1, 8)		0-0 5-3		0-3 K		0-0 F7				3	0	0	0	0	1	3
Barry Foote, R OBP: 0.200, SLG: 0.182 (1, 2)			0-0 L3 1B		0-0 F8		0-0 FC6-4 1-2f			3	0	1	0	0	0	1
Ted Sizemore, R OBP: 0.275, SLG: 0.252 (1, 4)			0-0 L3 1-2		0-0 P6			0-0 6-3		3	0	0	0	0	0	1
Jim Kaat, L OBP: 0.182, SLG: 0.187 Warren Brusstar, R OBP: 0.333, SLG: 0.667 Oriente Gonzalez, L OBP: 0.188, SLG: 0.133 Ron Reed, R Tim McCarver, L OBP: 0.351, SLG: 0.300 Tug McGraw, R			0-3 K		0-0 1-3			0-0 F9		1	0	0	0	0	1	0

BOTTOM

Los Angeles Dodgers @ Philadelphia Phillies
 Veterans Stadium, Philadelphia, PA
 Wed Aug 16 1978, 7:05 PM EDT
 Att. 37,660 - Unknown

livebaseballscorecards.com

AB	29
R	2
H	6
RBI	2
BB	2
SO	5
LOB	9



Inning Stats	R: 0 E: 0 K: 1 S: 5	H: 0 LOB: 0 BB: 0 P: 5	R: 0 E: 0 K: 1 S: 4	H: 0 LOB: 0 BB: 1 P: 8	R: 0 E: 0 K: 1 S: 5	H: 1 LOB: 0 BB: 0 P: 5	R: 1 E: 0 K: 1 S: 8	H: 3 LOB: 2 BB: 0 P: 8	R: 0 E: 0 K: 0 S: 3	H: 0 LOB: 0 BB: 0 P: 3	R: 0 E: 0 K: 0 S: 3	H: 1 LOB: 0 BB: 0 P: 3	R: 0 E: 0 K: 0 S: 3	H: 0 LOB: 1 BB: 1 P: 7	R: 0 E: 0 K: 1 S: 5	H: 0 LOB: 0 BB: 0 P: 5	R: 1 E: 0 K: 0 S: 4	H: 1 LOB: 0 BB: 0 P: 4	1B: 5 2B: 2 3B: 0 HR: 1	SF: 1 SAC: 0 DP: 3 HBP: 0	WP: 0 PB: 0 SB: 0 CS: 1	PA: 32
---------------------	------------------------------	---------------------------------	------------------------------	---------------------------------	------------------------------	---------------------------------	------------------------------	---------------------------------	------------------------------	---------------------------------	------------------------------	---------------------------------	------------------------------	---------------------------------	------------------------------	---------------------------------	------------------------------	---------------------------------	----------------------------------	------------------------------------	----------------------------------	--------

PITCHER Bob Welch, R ERA: 1.84 (1, 1)	IP 9.0	WLS W	BF 32	H 6	R 2	ER 2	SO 5	BB 2	IBB 0	HBP 0	BLK 0	WP 0	HR 1	S 40	P 48	ERA 2.00	WHIP 0.889	PITCHER	IP	WLS	BF	H	R	ER	SO	BB	IBB	HBP	BLK	WP	HR	S	P	ERA	WHIP
--	-----------	----------	----------	--------	--------	---------	---------	---------	----------	----------	----------	---------	---------	---------	---------	-------------	---------------	----------------	----	-----	----	---	---	----	----	----	-----	-----	-----	----	----	---	---	-----	------

Batter	1	2	3	4	5	6	7	8	9	AB R H RBI BB SO LOB	TOP	
Davey Lopes, R OBP: 0.358, SLG: 0.421 (1, 4) X	0-0 5-3		0-0 P4		0-0 F9			4-0 BB SH1 E BB	0-0 6-3	4 1 0 0 1 0 1		
Bill North, S OBP: 0.383, SLG: 0.296 (1, 8) B B B	4-0 S BB			0-0 S 1B 1B		0-0 P4		0-0 SH1		2 1 1 0 1 0 0		
Reggie Smith, S OBP: 0.385, SLG: 0.602 (1, 9) X	0-0 F9 1-2			0-3 K 1-3		0-0 5-3		4-0 BB E IBB		3 1 0 0 1 1 2		
Ron Cey, R OBP: 0.368, SLG: 0.424 (1, 5) X	0-0 P5			0-3 K		0-0 5-3		4-0 BB E BB		3 1 0 0 1 1 2		
Steve Garvey, R OBP: 0.329, SLG: 0.471 (1, 3) X		0-0 F8		0-0 S 1B			4-0 PB BB	0-0 E4 1-H 2-H 3-H 3B		3 1 2 4 1 0 0		
Dusty Baker Jr., R OBP: 0.328, SLG: 0.375 (1, 7) X		0-0 F8		0-0 3-H 6-3 1-2			0-0 6-3 1-2	0-3 K		4 0 0 0 0 1 2		
Joe Ferguson, R OBP: 0.337, SLG: 0.359 (1, 2) X		0-3 K			0-0 SH1-4 1B		0-0 F8	0-0 5-3		4 0 1 0 0 1 1		
Bill Russell, R OBP: 0.305, SLG: 0.350 (1, 6) X			0-3 K		0-0 F8		4-0 IBB		0-0 L4	3 0 0 0 1 1 1		
Burt Hooton, R OBP: 0.245, SLG: 0.170 Terry Forster, L OBP: 0.333, SLG: 0.333 (1, 1) X (9, 1) X			0-0 F7		0-0 SH1-4 1-2		0-0 F8		0-0 F9	3 0 0 0 0 0 2 0 0 0 0 0 0 0		
Inning Stats	R: 0 H: 0 E: 0 LOB: 1 K: 0 BB: 1 S: 3 P: 7	R: 0 H: 0 E: 0 LOB: 0 K: 1 BB: 0 S: 5 P: 5	R: 0 H: 0 E: 0 LOB: 0 K: 1 BB: 0 S: 5 P: 5	R: 1 H: 2 E: 0 LOB: 1 K: 2 BB: 0 S: 9 P: 9	R: 0 H: 1 E: 0 LOB: 1 K: 0 BB: 0 S: 4 P: 4	R: 0 H: 0 E: 0 LOB: 0 K: 0 BB: 0 S: 3 P: 3	R: 0 H: 0 E: 0 LOB: 2 K: 0 BB: 2 S: 3 P: 11	R: 4 H: 1 E: 1 LOB: 0 K: 1 BB: 3 S: 6 P: 18	R: 0 H: 0 E: 0 LOB: 0 K: 0 BB: 0 S: 3 P: 3	1B: 3 SF: 0 2B: 0 SAC: 2 3B: 1 DP: 0 HR: 0 HBP: 0	WP: 0 PA: 37 PB: 1 SB: 4 CS: 0	
PITCHER Randy Lerch, L ERA: 4.08 Tug McGraw, L ERA: 2.69 (1, 1) (8, 1)	IP WLS BF H R ER SO BB IBB HBP BLK WP HR S P ERA WHIP											PITCHER IP WLS BF H R ER SO BB IBB HBP BLK WP HR S P ERA WHIP

Los Angeles Dodgers @ Philadelphia Phillies
Veterans Stadium, Philadelphia, PA
Thu Aug 17 1978, 7:05 PM EDT
Att: 36,325 - Unknown

livebaseballscorecards.com

AB	29
R	5
H	4
RBI	4
BB	6
SO	5
LOB	11



Batter	1	2	3	4	5	6	7	8	9	AB	R	H	RBI	BB	SO	LOB
Bake McBride, L (1, 9) OBP: 0.316, SLG: 0.353 Jerry Martin, R (9, PH) OBP: 0.353, SLG: 0.472	0-0 5-3		0-0 F9			0-0 4-3 2B		0-0 F7	0-3 K	4	0	1	0	0	0	0
Larry Bowa, S (1, 6) OBP: 0.323, SLG: 0.383	0-0 F8			0-0 5-3		0-0 P6		0-0 F7		4	0	0	0	0	0	1
Richie Hebner, L (1, 3) OBP: 0.385, SLG: 0.495	0-0 1B			0-0 L9		0-0 4-3 2-3		0-0 F8		4	0	1	0	0	0	1
Greg Luzinski, R (1, 7) OBP: 0.390, SLG: 0.537	0-0 F8			0-0 1B		0-0 F8			0-0 1B 1B	4	1	2	0	0	0	2
Mike Schmidt, R (1, 5) OBP: 0.353, SLG: 0.408		0-0 5-3		0-0 L7			4-0 6-3 SH3 2B BB		4-0 BB 1B BB	2	1	0	0	2	0	1
Garry Maddox, R (1, 8) OBP: 0.322, SLG: 0.396		0-0 6-3			0-0 F7		0-0 SH3		0-0 P4	3	0	0	0	0	0	2
Bob Boone, R (1, 2) OBP: 0.333, SLG: 0.430		0-0 F7			0-0 5-3		0-0 6-3		0-0 F8	4	0	0	0	0	0	3
Ted Sizemore, R (1, 4) OBP: 0.283, SLG: 0.267			0-0 4-3		0-0 1B		0-0 2B		0-0 BB 1B	4	0	3	2	0	0	0
Randy Lerch, L (1, 1) OBP: 0.217, SLG: 0.244 Tim McCarver, L (7, PH) OBP: 0.348, SLG: 0.297 Tug McGraw, R (8, 1) Jose Cardenal, R (9, PH) OBP: 0.326, SLG: 0.406 Bud Harrelson, S (9, PR) OBP: 0.318, SLG: 0.203			0-0 F8		0-0 1-3		0-0 6-3		4-0 BB 1B BB	2	0	0	0	0	0	1

Inning Stats	R: 0	H: 1	E: 0	LOB: 1	K: 0	BB: 0	S: 4	R: 0	H: 0	E: 0	LOB: 0	K: 0	BB: 0	S: 3	R: 0	H: 0	E: 0	LOB: 0	K: 0	BB: 0	S: 3	R: 0	H: 1	E: 0	LOB: 1	K: 0	BB: 0	S: 4	R: 0	H: 1	E: 0	LOB: 1	K: 0	BB: 0	S: 4	R: 1	H: 1	E: 0	LOB: 1	K: 0	BB: 1	S: 4	R: 0	H: 0	E: 0	LOB: 0	K: 0	BB: 0	S: 3	R: 1	H: 2	E: 0	LOB: 3	K: 1	BB: 2	S: 7	1B: 5	SF: 0	2B: 2	SAC: 1	3B: 0	DP: 0	HR: 0	HBP: 0
--------------	------	------	------	--------	------	-------	------	------	------	------	--------	------	-------	------	------	------	------	--------	------	-------	------	------	------	------	--------	------	-------	------	------	------	------	--------	------	-------	------	------	------	------	--------	------	-------	------	------	------	------	--------	------	-------	------	------	------	------	--------	------	-------	------	-------	-------	-------	--------	-------	-------	-------	--------

PITCHER	IP	WLS	BF	H	R	ER	SO	BB	IBB	HBP	BLK	WP	HR	S	P	ERA	WHIP
Burt Hooton, R (1, 1) ERA: 2.97	8.2	W	35	7	2	2	0	2	0	0	0	0	0	33	41	2.08	1.038
Terry Forster, L (9, 1) ERA: 2.59	0.1	S	2	0	0	0	1	1	0	0	0	0	0	3	7	0.00	3.000

BOTTOM

Los Angeles Dodgers @ Philadelphia Phillies
Veterans Stadium, Philadelphia, PA

Thu Aug 17 1978, 7:05 PM EDT
Att. 36,325 - Unknown

AB	33
R	2
H	7
RBI	2
BB	3
SO	1
LOB	15



WP	PA	ERA	WHIP
0	37		

Batter	1	2	3	4	5	6	7	8	9	AB R H RBI BB SO LOB	TOP											
Davey Lopes, R OBP: 0.357, SLG: 0.417 (1, 4)	0-3 K	0-0 5-3		0-0 F7	4-0 BB		0-0 F7			4 0 0 0 1 1 2												
Bill North, S OBP: 0.381, SLG: 0.294 (1, 8)	0-0 G3		0-0 L8-3 1B	0-0 FC1-4-3-6 1B HR	0-3 K			0-0 F8		5 1 1 0 0 1 4												
Reggie Smith, S OBP: 0.385, SLG: 0.602 (1, 9)	0-0 E1 CS 1B		0-0 L8-3	0-0 S HR 1B		0-0 F7		0-0 1-3 2B		5 2 2 0 0 0 1												
Steve Garvey, R OBP: 0.334, SLG: 0.478 (1, 3)	0-0 1B 1B		4-0 BB BB	0-0 HR		0-0 F8		4-0 1-3 IBB		3 3 2 4 2 0 0												
Rick Monday, L OBP: 0.348, SLG: 0.482 (1, 7)	0-0 1B 1B		4-0 BB BB	0-3 K		0-3 K		0-0 1-3		4 0 1 0 1 2 2												
Lee Lacy, R OBP: 0.374, SLG: 0.580 (1, 5)	0-0 1B		4-0 FC5 BB BB		0-0 F7		0-0 E5 E 1B		0-3 K	4 0 1 1 1 1 2 0 0 0 0 0 0 0												
Ted Martinez, R OBP: 0.300, SLG: 0.270 (8, 5)	1-3 3-H 1B		1-2 2-3 BB		0-0 F4-3 2B		0-0 E8 1B 1B		0-0 5-3	4 1 2 1 1 1 2	AB 38 R 7 H 11 RBI 7 BB 7 SO 6 LOB 18											
Joe Ferguson, R OBP: 0.341, SLG: 0.365 (1, 2)	0-3 K		4-0 1-2 2-3 3-H BB		0-0 F4-3		0-0 F8		0-0 F6-3	5 0 0 0 0 0 5												
Bill Russell, R OBP: 0.302, SLG: 0.346 (1, 6)		0-0 6-3	0-0 FC5		0-0 F4-3		0-0 F8		0-0 G3	3 0 2 1 1 0 0 1 0 0 0 0 0 0												
Tommy John, R OBP: 0.175, SLG: 0.167 (1, 1)		0-0 F9		0-0 1B		4-0 BB BB		0-0 2-H 1B														
Charlie Hough, R OBP: 0.333, SLG: 0.417 (8, 1)																						
Inning Stats	R: 2 E: 1 K: 2 S: 11	H: 3 LOB: 2 BB: 0 P: 11	R: 0 E: 0 K: 0 S: 3	H: 0 LOB: 0 BB: 0 P: 3	R: 1 E: 0 K: 0 S: 3	H: 1 LOB: 3 BB: 4 P: 19	R: 3 E: 0 K: 1 S: 8	H: 3 LOB: 0 BB: 0 P: 8	R: 0 E: 0 K: 1 S: 6	H: 1 LOB: 3 BB: 2 P: 14	R: 0 E: 0 K: 1 S: 5	H: 0 LOB: 0 BB: 0 P: 5	R: 1 E: 2 K: 0 S: 5	H: 2 LOB: 1 BB: 0 P: 5	R: 0 E: 0 K: 1 S: 6	H: 1 LOB: 2 BB: 1 P: 10	R: 0 E: 0 K: 0 S: 3	H: 0 LOB: 0 BB: 0 P: 3	1B: 8 2B: 3 3B: 0 HR: 1	SF: 0 SAC: 0 DP: 1 HBP: 0	WP: 0 PB: 0 SB: 1 CS: 1	PA: 45
PITCHER	IP WLS BF H R ER SO BB IBB HBP BLK WP HR S P ERA WHIP																					
Nino Espinosa, R ERA: 4.52 (1, 1)	3.2 L 22 7 6 4 2 4 0 0 0 0 0 1 22 38 9.82 3.000																					
Dwight Bernard, R ERA: 3.7 (4, 1)	1.1 7 1 0 0 2 2 0 0 0 0 0 0 9 17 0.00 2.250																					
Kevin Kobel, L ERA: 2.19 (6, 1)	3.0 13 3 1 0 2 0 1 0 0 0 0 0 16 20 0.00 1.000																					
Dale Murray, R ERA: 4.17 (9, 1)	1.0 3 0 0 0 0 0 0 0 0 0 0 0 3 3 0.00 0.000																					

Los Angeles Dodgers @ New York Mets
Shea Stadium, Flushing, NY
Fri Aug 18 1978, 7:05 PM EDT
Att: 26,660 - Unknown

livebaseballscorecards.com



Batter	1	2	3	4	5	6	7	8	9
Lee Mazzilli, S OBP: 0.347, SLG: 0.414 (1, 8)	F7		FC6-4		G5-4-3			G4-6-3 1B	
Tim Foli, R OBP: 0.282, SLG: 0.318 Kevin Kobel, R OBP: 0.214, SLG: 0.154 Bobby Valentine, R OBP: 0.336, SLG: 0.314 Dale Murray, R (8, PH)	4-3			6-3	5-3			G4-6-3 1B	
Steve Henderson, R OBP: 0.342, SLG: 0.418 (1, 7)	4-3			HR 1B		F9		PB 1B	
Willie Montanez, L OBP: 0.326, SLG: 0.412 (1, 3)		P6		F9		4-3		PB 1B	
John Stearns, R OBP: 0.374, SLG: 0.439 (1, 2)		K		HR				K	
Joel Youngblood, R OBP: 0.293, SLG: 0.468 (1, 9)		K		2B HBP		5-3		F3	
Elliott Maddox, R OBP: 0.377, SLG: 0.343 (6, 9)			4-3	2B		K		5-3	
Doug Flynn, R OBP: 0.270, SLG: 0.267 (1, 4)			F6-3	F5-3		F5-3		F4-3	
Nino Espinosa, R OBP: 0.222, SLG: 0.264 Dwight Bernard, R (4, 1)									
Lenny Randle, S OBP: 0.340, SLG: 0.327 (5, PH)			FC6-4 1B		G5-4-3 1B		L3		

Inning Stats	R: 0	H: 0	E: 0	K: 0	S: 3	R: 0	H: 0	E: 0	K: 2	S: 7	R: 0	H: 1	E: 0	K: 0	S: 4	R: 3	H: 3	E: 0	K: 0	S: 6	R: 0	H: 1	E: 0	K: 0	S: 3	R: 0	H: 0	E: 0	K: 1	S: 5	R: 0	H: 3	E: 0	K: 1	S: 7	R: 0	H: 0	E: 0	K: 0	S: 3	1B: 7	2B: 1	3B: 0	HR: 1	SF: 0	SAC: 0	DP: 2	HBP: 1	WP: 0	PB: 1	SB: 0	CS: 0	PA: 35
--------------	------	------	------	------	------	------	------	------	------	------	------	------	------	------	------	------	------	------	------	------	------	------	------	------	------	------	------	------	------	------	------	------	------	------	------	------	------	------	------	------	-------	-------	-------	-------	-------	--------	-------	--------	-------	-------	-------	-------	--------

PITCHER	IP	WLS	BF	H	R	ER	SO	BB	IBB	HBP	BLK	WP	HR	S	P	ERA	WHIP
Tommy John, L ERA: 3.28 (1, 1)	7.2	W	31	9	3	3	3	0	0	1	0	0	1	36	37	3.52	1.174
Charlie Hough, R ERA: 2.31 (8, 1)	1.1	S	4	0	0	0	1	0	0	0	0	0	0	6	6	0.00	0.000

BOTTOM

Los Angeles Dodgers @ New York Mets
Shea Stadium, Flushing, NY

Fri Aug 18 1978, 7:05 PM EDT
Att. 26,660 - Unknown

AB	R	H	RBI	BB	SO	LOB
4	0	1	0	0	0	2
3	0	0	0	0	0	0
0	0	0	0	0	0	0
1	0	0	0	0	0	1
0	0	0	0	0	0	0
4	1	2	0	0	0	0
4	0	1	0	0	0	1
4	1	2	2	0	2	2
3	1	0	0	0	1	1
4	0	1	1	0	1	0
4	0	0	0	0	0	1
1	0	1	0	0	0	0
0	0	0	0	0	0	0
2	0	1	0	0	0	0

livebaseballscorecards.com

AB	34
R	3
H	9
RBI	3
BB	0
SO	4
LOB	8



Los Angeles Dodgers @ New York Mets
 Shea Stadium, Flushing, NY
 Sat Aug 19 1978, 3:33 AM EDT
 Att: 22,963 - Unknown

livebaseballscorecards.com

AB	31
R	4
H	8
RBI	3
BB	7
SO	9
LOB	16



AB	R	H	RBI	BB	SO	LOB
4	2	1	0	1	0	0
4	0	0	0	1	2	1
1	0	0	1	3	0	0
5	0	2	0	0	1	3
4	1	2	0	0	2	1
3	0	1	0	0	0	1
2	1	2	2	2	0	0
2	0	0	0	0	0	1
1	0	0	0	0	1	3
1	0	0	0	0	0	2
3	0	0	0	0	2	4
0	0	0	0	0	0	0
0	0	0	0	0	0	0
1	0	0	0	0	1	0

Batter	1	2	3	4	5	6	7	8	9
Davey Lopes, R (1, 4) OBP: 0.357, SLG: 0.415	4-0 FC4-6 WP BB		0-0 5-3		0-0 6-3		0-0 F8		0-0 WP SF9 1B
Bill North, S (1, 8) OBP: 0.378, SLG: 0.290	0-3 K		0-0 F4-3		0-0 F4-3		0-3 K		4-0 SF9 WP BB
Reggie Smith, S (1, 9) OBP: 0.388, SLG: 0.600	4-0 FC4-6 BB		4-0 WP 1B BB		0-0 F4-3		4-0 PO BB		0-0 SF9
Steve Garvey, R (1, 3) OBP: 0.335, SLG: 0.478	0-0 FC4-6 WP		0-0 1B		0-0 SH5-4 1B		0-0 PO		0-0 F7
Rick Monday, L (1, 7) OBP: 0.351, SLG: 0.482	0-3 K			0-0 HR 1B		0-0 SH5-4 1B		0-3 K	
Lee Lacy, R (1, 5) OBP: 0.373, SLG: 0.581		0-0 F4		0-0 F9		0-0 SH5-4		0-0 2B	
Joe Ferguson, R (1, 2) OBP: 0.349, SLG: 0.384		0-0 2B		0-0 HR		4-0 IBB		4-0 BB	
Enzo Hernandez, R (1, 6) Ron Cey, R (6, PH) Bill Russell, R (6, 6) OBP: 0.301, SLG: 0.346		0-0 F8		0-0 F9		0-3 K		0-0 L5	
Don Sutton, R (1, 1) Charlie Hough, R (6, 1) Rick Rhoden, R (8, 1) Vic Davalillo, L (9, PH) OBP: 0.328, SLG: 0.344		0-0 F4-3		0-3 K		0-3 K		0-3 K2-3	

Inning	R	H	E	K	S	P	1B	2B	3B	HR	SF	SAC	DP	HBP
1	1	0	0	2	7	3	5	2	0	0	0	0	0	0
2	0	1	0	0	4	3	0	0	0	0	0	0	0	0
3	0	1	0	0	7	3	0	0	0	0	0	0	0	0
4	2	2	0	1	7	3	0	0	0	0	0	0	0	0
5	0	0	0	0	3	3	0	0	0	0	0	0	0	0
6	0	2	0	0	13	9	0	0	0	0	0	0	0	0
7	0	0	0	1	8	4	0	0	0	0	0	0	0	0
8	0	1	0	2	12	8	0	0	0	0	0	0	0	0
9	1	1	0	1	10	6	0	0	0	0	0	0	0	0

PITCHER	IP	WLS	BF	H	R	ER	SO	BB	IBB	HBP	BLK	WP	HR	S	P	ERA	WHIP
Mike Bruhart, R (1, 1) ERA: 5.04	4.0		18	4	3	3	3	3	0	0	0	2	1	21	33	6.75	1.750
Dale Murray, R (5, 1) ERA: 4.08	2.0	W	9	2	0	0	2	0	1	0	0	0	0	12	16	0.00	1.000
Skip Lockwood, R (7, 1) ERA: 3.35	3.0	S	13	2	1	1	4	3	0	0	0	1	0	18	30	3.00	1.667

Batter	1	2	3	4	5	6	7	8	9	AB R H RBI BB SO LOB	TOP																		
Bill North, S (1, 8) OBP: 0.377, SLG: 0.289	0-3 K			0-0 1-4-3		0-0 1B		0-0 F7		4 0 1 0 0 1 0																			
Bill Russell, R (1, 6) OBP: 0.301, SLG: 0.345	0-3 K			0-0 5-3		0-0 1B		0-0 F8		4 1 1 0 0 1 0																			
Reggie Smith, S (1, 9) OBP: 0.389, SLG: 0.598	0-3 K			0-0 F8		0-0 1B			4-0 1B BB	3 1 1 0 0 1 1 0																			
Steve Garvey, R (1, 3) OBP: 0.336, SLG: 0.478			0-0 F8		0-0 F7				0-0 1B SF8	4 1 2 1 0 0 0 0																			
Ron Cey, R (1, 5) OBP: 0.368, SLG: 0.424			0-3 K		0-0 1B				0-0 E7 2B	4 1 2 1 0 1 2																			
Rick Monday, L (1, 7) Charlie Hough, R (7, 1) Dusty Baker Jr., R (9, PH)	0-3 K			0-3 K					0-3 K	3 0 0 0 0 3 1 0 0 0 0 0 0 0 1 0 0 0 0 1 2																			
Lee Lacy, R (1, 4) Terry Forster, L (9, 1)			0-0 F3		0-0 F9				0-0 SF8	3 0 0 1 0 0 1 0 0 0 0 0 0 0																			
Joe Ferguson, R (1, 2) Doug Rau, L (1, 1) Vic Davalillo, L (6, PH) Lance Rautzhan, R (6, 1) Davey Lopes, R (7, 4)			0-3 K		0-3 K				0-0 2B	4 0 1 1 0 2 0																			
			0-3 K		0-0 HR				0-0 F9	1 0 0 0 0 1 0 1 1 1 1 0 0 0 0 0 0 0 0 0 0 2 0 0 0 0 1 1																			
Inning Stats	R: 0 E: 0 K: 3 S: 9	H: 0 LOB: 0 BB: 0 P: 9	R: 0 E: 0 K: 2 S: 7	H: 0 LOB: 0 BB: 0 P: 7	R: 0 E: 0 K: 2 S: 7	H: 0 LOB: 0 BB: 0 P: 7	R: 0 E: 0 K: 0 S: 3	H: 1 LOB: 1 BB: 0 P: 6	R: 2 E: 0 K: 1 S: 9	H: 5 LOB: 2 BB: 0 P: 9	R: 0 E: 0 K: 1 S: 5	H: 0 LOB: 0 BB: 0 P: 5	R: 0 E: 0 K: 0 S: 3	H: 0 LOB: 0 BB: 0 P: 3	R: 3 E: 1 K: 2 S: 10	H: 3 LOB: 1 BB: 1 P: 14	1B: 7 2B: 1 3B: 0 HR: 1	SF: 1 SAC: 0 DP: 0 HBP: 0	WP: 0 PB: 0 SB: 0 CS: 0	PA: 36									
PITCHER	IP WLS BF H R ER SO BB IBB HBP BLK WP HR S P ERA WHIP																												
Craig Swan, R (1, 1) ERA: 2.47	8.0		31	7	4	4	10	1	0	0	0	0	0	1	50	54	4.50	1.000											
Skip Lockwood, R (9, 1) ERA: 3.43	0.2	L	4	2	1	1	1	0	0	0	0	0	0	0	6	6	13.50	3.000											
Dale Murray, R (9, 1) ERA: 4.07	0.1		1	0	0	0	1	0	0	0	0	0	0	0	3	3	0.00	0.000											

Los Angeles Dodgers @ New York Mets
 Shea Stadium, Flushing, NY
 Sun Aug 20 1978, 3:33 AM EDT
 Att: 34,745 - Unknown

AB	34
R	5
H	9
RBI	5
BB	1
SO	12
LOB	7



Batter	1	2	3	4	5	6	7	8	9	AB R H RBI BB SO LOB	TOP
Davey Lopes, R OBP: 0.353, SLG: 0.410 (1, 4) X	0-0 4-3 ①		X 0-0 L5 ②		X 0-0 1-3 ②		X 0-0 5-3 ③			4 0 0 0 0 0 1	Los Angeles Dodgers @ Montreal Expos Olympic Stadium, Montreal, QB Mon Aug 21 1978, 7:05 PM EDT Att: 25,461 - Unknown livebaseballscorecards.com
Bill North, S OBP: 0.373, SLG: 0.285 (1, 8) X	0-0 4-3 ②		X 0-0 1-3 ③		X 0-0 F9 ③			X 0-0 F9 ①		4 0 0 0 0 0 0	
Reggie Smith, S OBP: 0.387, SLG: 0.594 (1, 9) X	0-0 6-3 ③			X 0-0 1B 1B 1B		X 0-0 L4 ①		X 0-3 K ②		4 1 1 0 0 1 0	
Steve Garvey, R OBP: 0.339, SLG: 0.482 (1, 3)		X 0-0 1B 2B		X 0-0 1B 1B		X 0-0 FC5-4 1B		X 0-0 6-3 ③		4 1 3 0 0 0 0	
Ron Cey, R OBP: 0.365, SLG: 0.420 (1, 5)		X 0-0 6-3 ①		X 0-0 P4 ①		X 0-0 FC5-4 ②			X 0-0 F9 ①	4 0 0 0 0 0 4	
Dusty Baker Jr., R OBP: 0.329, SLG: 0.375 (1, 7)		X 0-0 2-H 1B		X 0-0 1-2 3-H 1B		X 0-0 5-3 ③			X 0-0 F8 ②	4 0 2 2 0 0 1	
Joe Ferguson, R OBP: 0.347, SLG: 0.384 (1, 2)		X 0-0 F8 ②		X 0-0 P3 ②			X 0-0 E 1B 7-2 1B		X 0-0 F7 ③	4 0 1 0 0 0 3	
Bill Russell, R OBP: 0.301, SLG: 0.345 (1, 6)		X 0-0 4-3 ③		X 0-0 G3 ③			X 0-0 E5 1B 1-3 1B			3 0 1 0 0 0 3	
Bob Welch, R OBP: 0.286, SLG: 0.357 (1, 1)			X 0-0 P3 ①		X 0-0 F7 ①		X 0-0 7-2 ① ②			2 0 0 0 0 0 0	
Lee Lacy, R OBP: 0.364, SLG: 0.568 (7, PH)										1 0 0 0 0 0 2	
Rick Rhoden, R OBP: 0.174, SLG: 0.143 (7, 1)										0 0 0 0 0 0 0	
Inning Stats	R: 0 H: 0 E: 0 LOB: 0 K: 0 BB: 0 S: 3 P: 3	R: 1 H: 2 E: 0 LOB: 1 K: 0 BB: 0 S: 5 P: 5	R: 0 H: 0 E: 0 LOB: 0 K: 0 BB: 0 S: 3 P: 3	R: 1 H: 3 E: 0 LOB: 2 K: 0 BB: 0 S: 6 P: 6	R: 0 H: 0 E: 0 LOB: 0 K: 0 BB: 0 S: 3 P: 3	R: 0 H: 1 E: 0 LOB: 1 K: 0 BB: 0 S: 4 P: 4	R: 0 H: 2 E: 1 LOB: 1 K: 0 BB: 0 S: 4 P: 4	R: 0 H: 0 E: 0 LOB: 0 K: 1 BB: 0 S: 5 P: 5	R: 0 H: 0 E: 0 LOB: 0 K: 0 BB: 0 S: 3 P: 3	1B: 7 SF: 0 2B: 2 SAC: 0 3B: 0 DP: 1 HR: 0 HBP: 0	WP: 0 PA: 34 PB: 0 SB: 0 CS: 0
PITCHER Ross Grimsley, L ERA: 3.29 (1, 1)	IP WLS BF H R ER SO BB IBB HBP BLK WP HR S P ERA WHIP										
	9.0 W 34 8 2 2 1 0 0 0 0 0 0 0 36 36 2.00 0.889										

AB	34
R	2
H	8
RBI	2
BB	0
SO	1
LOB	14



Batter	1	2	3	4	5	6	7	8	9	AB	R	H	RBI	BB	SO	LOB
Dave Cash, R (1, 4) OBP: 0.299, SLG: 0.318	0-0 F8		4-0 CS BB		0-0 6-3		0-0 1B 1B			3	0	1	0	1	0	0
Del Unser, L (1, 9) OBP: 0.297, SLG: 0.287	0-0 G3		0-0 F8 1-2		0-0 BLK E 1B		0-0 F7			4	1	1	0	0	0	2
Andre Dawson, R (1, 8) OBP: 0.311, SLG: 0.454	0-0 E 1B			0-0 HR	0-0 E6 1-H 1B		0-0 1B			4	1	4	1	0	0	0
Tony Perez, R (1, 3) OBP: 0.335, SLG: 0.445	0-3 K 1-3			0-0 FC1-5 2B	0-0 F8		0-0 F3			4	0	1	0	0	1	4
Warren Cromartie, L (1, 7) OBP: 0.341, SLG: 0.421		0-0 4-3		4-0 FC1-5 BB		0-0 HR		0-0 F7		3	1	1	1	1	0	0
Gary Carter, R (1, 2) OBP: 0.326, SLG: 0.406		0-0 P4		0-0 FC1-5 1-2 2-3f		0-0 F3		0-0 HR		4	1	1	1	0	0	2
Larry Parrish, R (1, 5) OBP: 0.310, SLG: 0.446		0-0 2B		0-3 K		0-0 1-3		0-0 5-3		4	0	1	0	0	1	2
Chris Speier, R (1, 6) OBP: 0.336, SLG: 0.340		0-3 K		0-0 F8		0-0 F7		0-0 FC1-4 1B		4	0	1	0	0	1	3
Ross Grimsley, L (1, 1) OBP: 0.192, SLG: 0.174			0-0 G3		0-0 6-3		0-0 F7		0-0 FC1-4 1-2f	4	0	0	0	0	0	1

Inning Stats		R: 0	H: 1	R: 0	H: 1	R: 0	H: 0	R: 1	H: 2	R: 1	H: 2	R: 0	H: 2	R: 1	H: 2	R: 0	H: 2	R: 1	H: 2
E: 1		E: 0	LOB: 1	E: 0	LOB: 1	E: 0	LOB: 0	E: 0	LOB: 2	E: 1	LOB: 1	E: 0	LOB: 0	E: 0	LOB: 0	E: 0	LOB: 2	E: 1	LOB: 1
K: 1		K: 1	BB: 0	K: 1	BB: 0	K: 0	BB: 1	K: 1	BB: 1	K: 0	BB: 0	K: 0	BB: 0	K: 0	BB: 0	K: 0	BB: 0	K: 0	BB: 0
S: 6		S: 6	P: 6	S: 6	P: 6	S: 2	P: 6	S: 7	P: 11	S: 5	P: 5	S: 4	P: 4	S: 5	P: 5	S: 5	P: 5	S: 5	P: 5

PITCHER		IP	WLS	BF	H	R	ER	SO	BB	IBB	HBP	BLK	WP	HR	S	P	ERA	WHIP
Bob Welch, R (1, 1) ERA: 1.95		6.0	L	26	7	3	2	3	2	0	0	1	0	2	30	38	3.00	1.500
Rick Rhoden, R (7, 1) ERA: 3.87		2.0		10	4	1	1	0	0	0	0	0	0	1	10	10	4.50	2.000

PITCHER		IP	WLS	BF	H	R	ER	SO	BB	IBB	HBP	BLK	WP	HR	S	P	ERA	WHIP

BOTTOM

Los Angeles Dodgers @ Montreal Expos
Olympic Stadium, Montreal, QB

Mon Aug 21 1978, 7:05 PM EDT
Att. 25,461 - Unknown

AB	34
R	4
H	11
RBI	3
BB	2
SO	3
LOB	14



1B: 6	SF: 0	WP: 0	PA: 36
2B: 2	SAC: 0	PB: 0	
3B: 0	DP: 0	SB: 0	
HR: 3	HBP: 0	CS: 1	

Batter	1	2	3	4	5	6	7	8	9	AB R H RBI BB SO LOB	TOP																
Davey Lopes, R (1, 4) OBP: 0.351, SLG: 0.407	0-3 K	0-3 K		0-0 FC5-4			0-0 SH3-4 1B		0-0 2-3	5 1 1 0 0 2 2																	
Bill Russell, R (1, 6) OBP: 0.301, SLG: 0.347	0-0 6-3		0-0 F7		0-0 2B	0-0 SH3-4				3 0 1 0 0 0 0																	
Reggie Smith, S (1, 9) OBP: 0.388, SLG: 0.595	4-0 BB		0-0 2B		0-0 F8	0-0 F7				3 0 1 0 1 0 2																	
Steve Garvey, R (1, 3) OBP: 0.338, SLG: 0.480	0-0 4-3		0-0 F9		0-0 F9	0-0 CS 1B				4 0 1 1 0 0 3																	
Ron Cey, R (1, 5) OBP: 0.366, SLG: 0.422		0-0 E 2B	4-0 BB		0-3 K	0-0 CS	0-0 F7			3 1 1 0 1 1 1																	
Dusty Baker Jr., R (1, 7) OBP: 0.330, SLG: 0.375		4-0 E BB	0-0 F7			0-0 E 1B	0-0 F8			3 2 1 0 1 0 2																	
Rick Monday, L (1, 8) OBP: 0.347, SLG: 0.475		0-0 E7 E6 1B		0-3 K		0-0 E4 CS	0-0 F7			3 0 1 1 0 1 0																	
Bill North, S (6, PR) (6, 8)		1-3 2-H				1-H				1 0 0 0 0 0 0	AB 32																
Johnny Oates, L (1, 2) OBP: 0.361, SLG: 0.333		0-0 E6 SH1-4		0-0 4-3		0-0 1-3				3 0 0 0 0 0 2	R 4																
Jerry Grote, R (6, 2) OBP: 0.394, SLG: 0.393		2-H 3-H				3-H				1 0 0 0 0 0 0	H 8																
Burt Hooton, R (1, 1) OBP: 0.250, SLG: 0.180		0-0 SH1-4		0-0 FC5-4 1B		0-3 K				3 0 1 0 0 1 1	RBI 2																
Charlie Hough, R (9, 1) OBP: 0.333, SLG: 0.417		1-2								0 0 0 0 0 0 0	BB 3																
Inning Stats	R: 0 E: 0 K: 1 S: 5	H: 0 LOB: 1 BB: 1 P: 9	R: 2 E: 2 K: 1 S: 7	H: 2 LOB: 1 BB: 1 P: 11	R: 0 E: 0 K: 0 S: 4	H: 1 LOB: 2 BB: 1 P: 8	R: 0 E: 0 K: 1 S: 6	H: 1 LOB: 1 BB: 0 P: 6	R: 0 E: 0 K: 1 S: 6	H: 1 LOB: 1 BB: 0 P: 6	R: 1 E: 1 K: 1 S: 6	H: 1 LOB: 1 BB: 0 P: 6	R: 1 E: 0 K: 0 S: 4	H: 2 LOB: 0 BB: 0 P: 4	R: 0 E: 0 K: 0 S: 3	H: 0 LOB: 0 BB: 0 P: 3	R: 0 E: 0 K: 0 S: 3	H: 0 LOB: 0 BB: 0 P: 3	1B: 5 2B: 3 3B: 0 HR: 0	SF: 0 SAC: 2 DP: 0 HBP: 0	WP: 0 PB: 0 SB: 0 CS: 2	PA: 38					
PITCHER	IP	WLS	BF	H	R	ER	SO	BB	IBB	HBP	BLK	WP	HR	S	P	ERA	WHIP										
Steve Rogers, R (1, 1) ERA: 2.46	7.0	L	31	8	4	3	5	3	0	0	0	0	0	38	50	3.86	1.571										
Stan Bahnsen, R (8, 1) ERA: 3.84	2.0		6	0	0	0	0	0	0	0	0	0	0	6	6	0.00	0.000										

Los Angeles Dodgers @ Montreal Expos
 Olympic Stadium, Montreal, QB
 Wed Aug 23 1978, 7:05 PM EDT
 Att: 31,696 - Unknown

AB	32
R	4
H	8
RBI	2
BB	3
SO	5
LOB	13




Batter	1	2	3	4	5	6	7	8	9	AB	R	H	RBI	BB	SO	LOB
Dave Cash, R OBP: 0.298, SLG: 0.317 (1, 4)	0-0 F7		0-0 FC5-4 1B		0-0 F8		0-0 L1			4	0	1	0	0	0	2
Andre Dawson, R OBP: 0.310, SLG: 0.452 (1, 8)	0-3 K		0-0 FC5-4 1B		0-0 F7			0-0 L6		4	0	1	0	0	1	0
Ellis Valentine, R OBP: 0.335, SLG: 0.488 (1, 9)	0-0 FC6-4 1B		0-0 P4			0-0 P6		0-0 F7		4	0	1	0	0	0	3
Tony Perez, R OBP: 0.334, SLG: 0.443 (1, 3)	0-0 FC6-4		0-0 FC5-4			0-0 G4-6-3 1B		0-3 K		4	0	1	1	0	1	3
Warren Cromartie, L OBP: 0.342, SLG: 0.422 (1, 7)		0-0 G4-6-3 BB 1B	0-0 P5			0-0 G4-6-3			0-0 2B 5-3 1B	4	1	2	0	0	0	3
Gary Carter, R OBP: 0.327, SLG: 0.408 (1, 2)		4-0 G4-6-3 BB		0-0 F7			0-3 K		0-0 1-3 2B	3	0	1	0	1	1	0
Larry Parrish, R OBP: 0.312, SLG: 0.449 (1, 5)		0-0 G4-6-3		0-0 E S 7-2 1B			0-0 5-3 2B		0-0 5-3	4	0	2	1	0	0	3
Chris Speier, R OBP: 0.333, SLG: 0.337 (1, 6)		0-0 F9		0-0 7-2			0-0 5-3		0-3 K	4	0	0	0	0	1	4
Steve Rogers, R OBP: 0.153, SLG: 0.116 (1, 1)			4-0 1B 1B FC5-4 BB			0-0 5-3		4-0 BB	0-3 K	1	1	0	0	0	1	0
Del Unser, L OBP: 0.301, SLG: 0.287 (7, PH)										0	0	0	0	0	1	0
Stan Bahnsen, R OBP: 0.125, SLG: 0.125 (8, 1)										0	0	0	0	0	0	0
Tom Hutton, L OBP: 0.324, SLG: 0.318 (9, PH)										1	0	0	0	0	1	1

Inning Stats	R: 0	H: 1	E: 0	K: 1	S: 6	LOB: 1	BB: 0	P: 6	R: 0	H: 1	E: 0	K: 0	S: 3	LOB: 1	BB: 1	P: 7	R: 1	H: 2	E: 0	K: 0	S: 5	LOB: 2	BB: 1	P: 9	R: 0	H: 1	E: 0	K: 0	S: 3	LOB: 0	BB: 0	P: 3	R: 0	H: 0	E: 0	K: 0	S: 3	LOB: 0	BB: 0	P: 3	R: 0	H: 1	E: 0	K: 1	S: 6	LOB: 2	BB: 1	P: 10	R: 0	H: 0	E: 0	K: 1	S: 5	LOB: 0	BB: 0	P: 5	R: 1	H: 2	E: 0	K: 2	S: 9	LOB: 1	BB: 0	P: 9	1B: 7	2B: 3	3B: 0	HR: 0	SF: 0	SAC: 0	DP: 3	HBP: 0	WP: 0	PB: 0	SB: 1	CS: 0	PA: 36
PITCHER	IP	WLS	BF	H	R	ER	SO	BB	IBB	HBP	BLK	WP	HR	S	P	ERA	WHIP																																																												
Burt Hooton, R ERA: 2.93 (1, 1)	8.0	W	33	9	2	2	3	3	0	0	0	0	0	36	48	2.25	1.500																																																												
Charlie Hough, R ERA: 2.42 (9, 1)	1.0	S	3	0	0	0	2	0	0	0	0	0	0	7	7	0.00	0.000																																																												

Los Angeles Dodgers @ Montreal Expos
 Olympic Stadium, Montreal, QB
 Wed Aug 23 1978, 7:05 PM EDT
 Att. 31,696 - Unknown

AB	33
R	2
H	9
RBI	2
BB	3
SO	5
LOB	19



Batter	1	2	3	4	5	6	7	8	9	AB R H RBI BB SO LOB	TOP		
Jerry Martin, R (1, 9) OBP: 0.348, SLG: 0.476	0-0 HR	0-0 F9		0-0 6-3			0-0 1B WP SF8 1B		0-0 5-3	5 2 2 1 0 0 1	Philadelphia Phillies @ Los Angeles Dodgers Dodger Stadium, Los Angeles, CA Thu Aug 24 1978, 7:05 PM PDT Att: 49,064 - Unknown		
Larry Bowa, S (1, 6) OBP: 0.324, SLG: 0.383 Bud Harrelson, S (4, 6) OBP: 0.340, SLG: 0.238	0-0 6-3		0-0 5-3		0-0 4-3 1B	0-0 1-3 1B		0-0 1B	2 0 0 0 0 0 0 3 0 3 0 0 0 0				
Mike Schmidt, R (1, 5) OBP: 0.358, SLG: 0.434	0-0 E 1B 1B		0-0 BB 1B		0-0 4-3 1-2	0-0 SF8		0-0 F8	4 1 2 1 0 0 2				
Greg Luzinski, R (1, 7) OBP: 0.395, SLG: 0.525	0-0 F8		4-0 1B BB		4-0 G6-4-3 IBB	0-0 3-H 6-3			2 0 0 0 2 0 2				
Jose Cardenal, R (1, 3) OBP: 0.326, SLG: 0.402	0-0 E1 1-3 1B		0-0 F9		0-0 G6-4-3 1-2f		0-0 F8	4 0 1 0 0 0 4					
Garry Maddox, R (1, 8) OBP: 0.322, SLG: 0.393	0-0 L5		0-0 1-2 2-H 1B		0-0 4-3		0-0 F8	4 0 1 1 0 0 2					
Tim McCarver, L (1, 2) OBP: 0.353, SLG: 0.316 Bob Boone, R (5, 2) OBP: 0.351, SLG: 0.451		1-0 FC5-4 HBP	0-0 P4		0-0 6-3		0-0 2B 1B	1 0 0 0 0 0 2 2 1 1 0 0 0 0					
Ted Sizemore, R (1, 4) OBP: 0.280, SLG: 0.275		0-0 FC5-4 1-2f		0-0 6-3		0-0 F9	0-0 1-H 2B	4 0 1 1 0 0 1					
Steve Carlton, L (1, 1) OBP: 0.314, SLG: 0.373 Warren Brusstar, R (5, 1) OBP: 0.250, SLG: 0.500 Tug McGraw, R (8, 1) Bake McBride, L (9, PH) OBP: 0.316, SLG: 0.352		0-0 F5		0-3 K		0-3 K		0-0 6-3	2 0 0 0 0 1 1 1 0 0 0 0 1 0 0 0 0 0 0 0 0 1 0 0 0 0 0 0				
Inning Stats	R: 1 H: 3 E: 1 LOB: 2 K: 0 BB: 0 S: 6 P: 6	R: 0 H: 0 E: 0 LOB: 1 K: 0 BB: 0 S: 3 P: 4	R: 1 H: 2 E: 0 LOB: 2 K: 0 BB: 1 S: 5 P: 9	R: 0 H: 0 E: 0 LOB: 0 K: 1 BB: 0 S: 5 P: 5	R: 0 H: 1 E: 0 LOB: 1 K: 0 BB: 1 S: 3 P: 7	R: 0 H: 0 E: 0 LOB: 0 K: 0 BB: 0 S: 3 P: 3	R: 1 H: 2 E: 0 LOB: 1 K: 1 BB: 0 S: 7 P: 7	R: 1 H: 2 E: 0 LOB: 1 K: 0 BB: 0 S: 4 P: 4	R: 0 H: 1 E: 0 LOB: 1 K: 0 BB: 0 S: 4 P: 4	1B: 9 SF: 1 2B: 1 SAC: 0 3B: 0 DP: 1 HR: 1 HBP: 1		WP: 1 PA: 39 PB: 0 SB: 0 CS: 0	
PITCHER	IP WLS BF H R ER SO BB IBB HBP BLK WP HR S P ERA WHIP											PITCHER	IP WLS BF H R ER SO BB IBB HBP BLK WP HR S P ERA WHIP
Tommy John, L (1, 1) ERA: 3.33 Charlie Hough, R (9, 1) ERA: 2.39	8.0 W 35 10 4 4 2 1 1 1 0 1 1 36 45 4.50 1.375												

AB	35
R	4
H	11
RBI	4
BB	2
SO	2
LOB	15



Batter	1	2	3	4	5	6	7	8	9
Davey Lopes, R (1, 4) OBP: 0.354, SLG: 0.412	0-0 HBP 1B	0-0 FC5-4 1B		0-3 K		0-3 K		0-0 2B	
Bill North, S (1, 8) OBP: 0.372, SLG: 0.284	1-0 CS 1B HBP	0-0 FC5-4		0-0 FC5-4 1B			0-0 G3	0-0 5-3	
Reggie Smith, S (1, 9) OBP: 0.390, SLG: 0.596	0-0 E CS 2B 1B	0-0 F9		0-0 FC5-4			0-0 5-3		
Lee Lacy, R (2, 9) OBP: 0.359, SLG: 0.559	1-2 2-H			1-2f					
Steve Garvey, R (1, 3) OBP: 0.336, SLG: 0.476	0-0 E5 2B		0-0 P4		0-0 F9		0-3 K2-3		
Ron Cey, R (1, 5) OBP: 0.369, SLG: 0.427	0-0 1-3 3-H 2B		0-0 5-3		0-0 1B			0-0 2B 1B	
Dusty Baker Jr., R (1, 7) OBP: 0.332, SLG: 0.381	0-0 P6		0-0 2B		0-0 F7			0-0 1B 2B	
Joe Ferguson, R (1, 2) OBP: 0.346, SLG: 0.382	0-0 4-3		0-0 L8		0-3 K			0-3 K	
Jerry Grote, R (2, 2) OBP: 0.382, SLG: 0.379									
Vic Davalillo, L (8, PH) OBP: 0.333, SLG: 0.397									
Johnny Oates, L (9, 2) OBP: 0.361, SLG: 0.333									
Bill Russell, R (1, 6) OBP: 0.305, SLG: 0.349		4-0 FC5-4 1B BB		0-0 P4		0-0 B1-6-4 1B		0-0 1B	
Tommy John, R (1, 1) OBP: 0.183, SLG: 0.175		0-3 K		0-0 1B		0-0 B1-6-4		0-0 1B	
Rick Monday, L (8, PH) OBP: 0.347, SLG: 0.475									
Manny Mota, R (8, PH) OBP: 0.333, SLG: 0.346									
Charlie Hough, R (9, 1) OBP: 0.333, SLG: 0.417									

Inning Stats	R: 2	H: 3	E: 1	K: 0	S: 6	LOB: 2	BB: 0	P: 7	R: 0	H: 1	E: 0	K: 1	S: 6	LOB: 2	BB: 1	P: 10	R: 0	H: 1	E: 0	K: 0	S: 4	LOB: 1	BB: 0	P: 4	R: 0	H: 2	E: 0	K: 1	S: 7	LOB: 2	BB: 0	P: 7	R: 0	H: 1	E: 0	K: 1	S: 5	LOB: 0	BB: 0	P: 5	R: 0	H: 0	E: 0	K: 1	S: 5	LOB: 0	BB: 0	P: 5	R: 3	H: 5	E: 0	K: 1	S: 9	LOB: 1	BB: 0	P: 9
--------------	------	------	------	------	------	--------	-------	------	------	------	------	------	------	--------	-------	-------	------	------	------	------	------	--------	-------	------	------	------	------	------	------	--------	-------	------	------	------	------	------	------	--------	-------	------	------	------	------	------	------	--------	-------	------	------	------	------	------	------	--------	-------	------

PITCHER	IP	WLS	BF	H	R	ER	SO	BB	IBB	HBP	BLK	WP	HR	S	P	ERA	WHIP
Steve Carlton, L (1, 1) ERA: 3.04	4.0		21	7	2	2	2	1	0	1	0	0	0	23	28	4.50	2.000
Warren Brusstar, R (5, 1) ERA: 2.3	3.1	L	14	5	3	3	4	0	0	0	0	0	0	22	22	8.10	1.500
Tug McGraw, L (8, 1) ERA: 2.99	0.2		3	2	0	0	0	0	0	0	0	0	0	3	3	0.00	3.000

BOTTOM

Philadelphia Phillies @ Los Angeles Dodgers
 Dodger Stadium, Los Angeles, CA

Thu Aug 24 1978, 7:05 PM PDT
 Att. 49,064 - Unknown

AB	36
R	5
H	14
RBI	5
BB	1
SO	6
LOB	21

WP: 0 PA: 38
 PB: 0
 SB: 0
 CS: 2

1B: 10 SF: 0
 2B: 4 SAC: 0
 3B: 0 DP: 1
 HR: 0 HBP: 1



PITCHER	IP	WLS	BF	H	R	ER	SO	BB	IBB	HBP	BLK	WP	HR	S	P	ERA	WHIP
---------	----	-----	----	---	---	----	----	----	-----	-----	-----	----	----	---	---	-----	------

Batter	1	2	3	4	5	6	7	8	9	AB R H RBI BB SO LOB	TOP													
Bake McBride, L (1, 9) OBP: 0.321, SLG: 0.371	0-0 3-1		0-0 HR		0-0 CS SH 1B		0-0 SH 3B			4 2 3 3 0 0 0	Philadelphia Phillies @ Los Angeles Dodgers Dodger Stadium, Los Angeles, CA Fri Aug 25 1978, 7:05 PM PDT Att: 46,548 - Unknown													
Bud Harrelson, S (1, 6) OBP: 0.333, SLG: 0.232	0-3 K		0-0 G3		0-0 SH CS		0-0 SH CS			2 0 0 1 0 1 0														
Mike Schmidt, R (1, 5) OBP: 0.355, SLG: 0.429	0-0 6-3		0-0 F8		0-3 K 1-2 2-3		0-3 K 1-2			4 0 0 0 0 2 3														
Greg Luzinski, R (1, 7) OBP: 0.394, SLG: 0.523 Jerry Martin, R (8, 7) OBP: 0.348, SLG: 0.476		0-3 K		0-0 2B FC5-2 1B	0-3 K		0-3 K			4 0 1 0 0 3 1 0 0 0 0 0 0 0														
Richie Hebner, L (1, 3) OBP: 0.373, SLG: 0.481		0-0 L4		0-0 FC5-2 1-3 2B		0-0 F9		0-3 K		4 0 1 0 0 1 0														
Garry Maddox, R (1, 8) OBP: 0.320, SLG: 0.389		0-0 P4		0-3 K		0-3 K		0-0 L4		4 0 0 0 0 2 2														
Bob Boone, R (1, 2) OBP: 0.352, SLG: 0.459			0-0 HR	4-0 FC5-2 IBB		0-0 P4			0-0 6-3	3 1 1 1 1 0 0														
Ted Sizemore, R (1, 4) OBP: 0.280, SLG: 0.274			0-0 P3	0-0 FC5-2 1-2 2-3 3-Hr		0-0 S 3B 1B		0-0 P4		4 1 1 0 0 0 3														
Dick Ruthven, R (1, 1) OBP: 0.211, SLG: 0.268 Jose Cardenal, R (9, PH) OBP: 0.324, SLG: 0.400 Ron Reed, R (9, 1)			0-0 HR 1B	0-0 F9		0-3 K 1-2		0-0 P6		3 1 1 0 0 1 4 1 0 0 0 0 0 0 0 0 0 0 0 0 0														
Inning Stats	R: 0 E: 0 K: 1 S: 5	H: 0 LOB: 0 BB: 0 P: 5	R: 0 E: 0 K: 1 S: 5	H: 0 LOB: 0 BB: 0 P: 5	R: 3 E: 0 K: 0 S: 6	H: 3 LOB: 0 BB: 0 P: 6	R: 0 E: 0 K: 1 S: 7	H: 2 LOB: 3 BB: 1 P: 11	R: 0 E: 1 K: 2 S: 8	H: 1 LOB: 1 BB: 0 P: 8	R: 0 E: 0 K: 1 S: 5	H: 0 LOB: 0 BB: 0 P: 5	R: 2 E: 0 K: 2 S: 9	H: 2 LOB: 0 BB: 0 P: 9	R: 0 E: 0 K: 2 S: 7	H: 0 LOB: 0 BB: 0 P: 7	R: 0 E: 0 K: 0 S: 3	H: 0 LOB: 0 BB: 0 P: 3	1B: 4 2B: 1 3B: 1 HR: 2	SF: 0 SAC: 2 DP: 0 HBP: 0	WP: 0 PB: 0 SB: 1 CS: 3	PA: 36		
PITCHER Don Sutton, R (1, 1) ERA: 3.61 Lance Rautzhan, L (9, 1) ERA: 1.48	IP 8.0	WLS 33	BF 8	H 5	R 5	ER 5	SO 10	BB 0	IBB 1	HBP 0	BLK 0	WP 0	HR 2	S 52	P 56	ERA 5.62	WHIP 1.000						ERA 0.00	WHIP 0.000

livebaseballscorecards.com

AB	33
R	5
H	8
RBI	5
BB	1
SO	10
LOB	13



Batter	1	2	3	4	5	6	7	8	9	AB	R	H	RBI	BB	SO	LOB
Davey Lopes, R (1, 4) OBP: 0.354, SLG: 0.412	0-0 6-3	0-0 1-3			0-0 P4	0-0 S 1B		0-0 S 1B		5	0	2	0	0	0	1
Bill Russell, R (1, 6) OBP: 0.306, SLG: 0.348	4-0 1B SF9 BB		0-0 5-3		0-0 HR 1B	0-3 K 1B		0-0 F7		4	2	1	0	1	1	3
Reggie Smith, S (1, 9) OBP: 0.392, SLG: 0.596	0-0 1B 1B		0-0 F7		0-3 K		0-0 G6-4-3 1B		0-0 HBP 1B	5	1	3	0	0	1	1
Steve Garvey, R (1, 3) OBP: 0.336, SLG: 0.482	0-0 SF9		0-0 2B 1B		0-0 HR		0-0 G6-4-3 1B		0-0 F9	4	1	2	3	0	0	2
Ron Cey, R (1, 5) OBP: 0.373, SLG: 0.432	0-0 FC5-4 1B		0-0 1B 2B		0-0 1B 1B		0-0 6-3		1-0 HBP 1B	4	0	3	0	0	0	0
Ted Martinez, R (9, PR) OBP: 0.300, SLG: 0.270	1-2 FC5-4 1B		1-3 2B		1-3 1B 1B				1-2 HBP 1B	0	1	0	0	0	0	0
Dusty Baker Jr., R (1, 7) OBP: 0.333, SLG: 0.381	0-0 FC5-4		0-0 6-3		0-0 1B				0-0 P4 1B	5	0	2	1	0	0	4
Rick Monday, L (1, 8) OBP: 0.344, SLG: 0.481		0-3 K		0-0 F9	0-0 G3			0-0 HR	0-0 F5	5	1	1	1	0	1	4
Johnny Oates, L (1, 2) OBP: 0.359, SLG: 0.322		4-0 SH5-3 BB		0-0 1-3		0-0 F7		0-0 S 1B	0-0 1B	2	0	0	0	1	0	0
Steve Yeager, R (7, 2) OBP: 0.300, SLG: 0.255				0-0 1-3					0-0 1B	0	0	0	0	0	0	0
Vic Davalillo, L (8, PH) OBP: 0.343, SLG: 0.406				0-0 1-3					1-2 2-H 1B	1	0	1	0	0	0	0
Bill North, S (8, PR) OBP: 0.372, SLG: 0.284				0-0 5-3		0-0 4-3			0-0 1B	0	0	0	0	0	0	0
Jerry Grote, R (9, 2) OBP: 0.391, SLG: 0.390				0-0 5-3					0-0 1B	1	0	1	1	0	0	0
Don Sutton, R (1, 1) OBP: 0.145, SLG: 0.102				0-0 5-3						2	0	0	0	0	0	0
Lee Lacy, R (8, PH) OBP: 0.357, SLG: 0.556				0-0 5-3						1	0	0	0	0	0	1
Lance Rautzhan, R (9, 1) OBP: 0.357, SLG: 0.556				0-0 5-3						0	0	0	0	0	0	0

Inning Stats	R: 1	H: 2	R: 0	H: 0	R: 0	H: 2	R: 0	H: 0	R: 2	H: 4	R: 0	H: 1	R: 0	H: 1	R: 1	H: 3	R: 2	H: 3	1B: 13	SF: 1	WP: 0	PA: 44		
	E: 0	LOB: 2	E: 0	LOB: 1	E: 0	LOB: 2	E: 0	LOB: 0	E: 0	LOB: 2	E: 0	LOB: 1	E: 0	LOB: 0	E: 0	LOB: 3	E: 0	LOB: 2	2B: 1	SAC: 1	PB: 0			
	K: 0	BB: 1	K: 1	BB: 1	K: 0	BB: 0	K: 0	BB: 0	K: 1	BB: 0	K: 0	BB: 0	K: 0	BB: 0	K: 0	BB: 0	K: 0	BB: 0	3B: 0	DP: 1	SB: 3			
	S: 5	P: 9	S: 5	P: 9	S: 5	P: 5	S: 3	P: 3	S: 9	P: 9	S: 6	P: 6	S: 6	P: 3	S: 6	P: 6	S: 5	P: 6	HR: 2	HBP: 1	CS: 0			
PITCHER	IP	WLS	BF	H	R	ER	SO	BB	IBB	HBP	BLK	WP	HR	S	P	ERA	WHIP						ERA	WHIP
Dick Ruthven, R (1, 1) ERA: 3.39	8.0		38	13	4	4	3	2	0	0	0	0	2	42	50	4.50	1.875							
Ron Reed, R (9, 1) ERA: 2.43	0.2	L	6	3	2	2	0	0	0	1	0	0	0	5	6	27.00	4.500							

BOTTOM

Philadelphia Phillies @ Los Angeles Dodgers
 Dodger Stadium, Los Angeles, CA

Fri Aug 25 1978, 7:05 PM PDT
 Att. 46,548 - Unknown

AB	39
R	6
H	16
RBI	6
BB	2
SO	3
LOB	16

livebaseballscorecards.com

Batter	1	2	3	4	5	6	7	8	9	AB R H RBI BB SO LOB	TOP									
Jerry Martin, R OBP: 0.346, SLG: 0.469 (1, 9) X	0-0 4-3 ①		BB 4-0 BB	0-0 F7 ③			0-0 5-3 ①			3 0 0 0 1 0 1	Philadelphia Phillies @ Los Angeles Dodgers Dodger Stadium, Los Angeles, CA Sat Aug 26 1978, 7:05 PM PDT Att: 50,194 - Unknown livebaseballscorecards.com									
Ted Sizemore, R OBP: 0.275, SLG: 0.270 (1, 4) X	0-0 F7 ②		0-0 F7 ②			0-0 F8 ①	0-0 4-3 ②			4 0 0 0 0 0 3										
Mike Schmidt, R OBP: 0.354, SLG: 0.426 (1, 5) X	0-0 F8 ③		0-0 F8 ③			BB 4-0 BB	0-0 L7 ③			3 0 0 0 1 0 3										
Greg Luzinski, R OBP: 0.395, SLG: 0.521 (1, 7) X		0-0 L9 ①		0-0 2B 2B 1B	BB 4-0 BB	1-2 G6-4-3 BB	0-0 4-3 ①			3 1 1 0 1 0 0										
Jose Cardenal, R OBP: 0.323, SLG: 0.402 (1, 3) X		0-0 6-3 ②		0-0 2B 2B	X	0-0 G6-4-3 ② ③	0-0 4-3 ②			4 1 1 0 0 0 2										
Bob Boone, R OBP: 0.351, SLG: 0.459 (1, 2) X		0-0 L6 ③		0-0 6-3 1B 2B		0-0 F9 ①	0-0 L6 ③			4 1 1 2 0 0 0										
Garry Maddox, R OBP: 0.319, SLG: 0.388 Bake McBride, L OBP: 0.321, SLG: 0.371 (1, 8) (9, 9)			0-0 SH3-4 1B 1B	0-0 E6 6-3 1B		0-0 6-3 ②		0-0 5-3 ①		4 0 1 0 0 0 1 0 0 0 0 0 0 0										
Bud Harrelson, S OBP: 0.340, SLG: 0.244 (1, 6) X		0-0 SH3-4 1B	0-0 6-3 SH3-4 1B	0-0 6-3 1-2 2-3		0-0 1B		0-0 6-3 ②		4 0 2 0 0 0 2										
Randy Lerch, L OBP: 0.224, SLG: 0.250 (1, 1) X			0-0 SH3-4 1-2 2-3	0-0 SH3-4 1B	0-0 F9 ③			0-3 K ③		3 0 1 1 0 1 1										
Inning Stats	R: 0 E: 0 K: 0 S: 3	H: 0 LOB: 0 BB: 0 P: 3	R: 0 E: 0 K: 0 S: 3	H: 0 LOB: 0 BB: 0 P: 3	R: 0 E: 0 K: 0 S: 5	H: 2 LOB: 3 BB: 1 P: 9	R: 3 E: 1 K: 0 S: 7	H: 4 LOB: 1 BB: 0 P: 7	R: 0 E: 0 K: 0 S: 2	H: 0 LOB: 1 BB: 2 P: 10	R: 0 E: 0 K: 0 S: 4	H: 1 LOB: 1 BB: 0 P: 4	R: 0 E: 0 K: 0 S: 3	H: 0 LOB: 0 BB: 0 P: 3	R: 0 E: 0 K: 1 S: 5	H: 0 LOB: 0 BB: 0 P: 5	1B: 5 2B: 2 3B: 0 HR: 0	SF: 0 SAC: 1 DP: 1 HBP: 0	WP: 0 PB: 0 SB: 0 CS: 0	PA: 36
PITCHER	IP WLS BF H R ER SO BB IBB HBP BLK WP HR S P ERA WHIP																			
Doug Rau, L ERA: 3.45 (1, 1)	3.2 L 18 6 3 3 0 1 0 0 0 0 0 0 17 21 7.36 1.909																			
Rick Rhoden, R ERA: 3.77 (4, 1)	3.1 12 1 0 0 0 2 0 0 0 0 0 0 10 18 0.00 0.900																			
Lance Rautzhan, L ERA: 1.41 (8, 1)	2.0 6 0 0 0 0 1 0 0 0 0 0 0 8 8 0.00 0.000																			

Batter	1	2	3	4	5	6	7	8	9	AB R H RBI BB SO LOB
Davey Lopes, R OBP: 0.357, SLG: 0.413 (1, 4)	4-0 L1-3 BB		0-0 F9			0-0 5-3 1B		0-0 G5-4-3 1B		3 0 2 0 1 0 0
Bill Russell, R OBP: 0.303, SLG: 0.345 (1, 6)	0-0 L1-3 1-2			0-0 F8		0-0 5-3 1-2		0-0 G5-4-3 1-2f		4 0 0 0 0 0 3
Lee Lacy, R OBP: 0.355, SLG: 0.547 (1, 9)	0-0 L6			0-0 6-3		4-0 G1-4-3 BB		0-0 6-3		3 0 0 0 1 0 0
Steve Garvey, R OBP: 0.334, SLG: 0.479 (1, 3)		0-0 F9		0-0 F7		0-0 G1-4-3 1-2f		0-0 P6		4 0 0 0 0 0 2
Ron Cey, R OBP: 0.374, SLG: 0.434 (1, 5)		0-0 6-3			0-0 1B FC6-4 2B		4-0 3-1 BB BB		0-0 L7	3 1 1 0 1 0 0
Dusty Baker Jr., R OBP: 0.334, SLG: 0.381 (1, 7)		0-0 E4			0-0 FC6-4 2-3 1B		4-0 3-1 BB BB		0-0 5-3	3 0 1 0 1 0 0
Rick Monday, L OBP: 0.341, SLG: 0.476 (1, 8)		0-0 F8			0-0 FC6-4 1-2f 3-H 1B		0-0 3-1 BB BB			3 0 0 1 0 0 4
Jerry Grote, R OBP: 0.380, SLG: 0.377 (1, 2)			0-0 4-3		0-0 F3		0-3 K BB			2 0 0 0 0 0 1
Reggie Smith, S OBP: 0.391, SLG: 0.594 (7, PH)										1 0 0 0 0 1 2
Steve Yeager, R OBP: 0.300, SLG: 0.255 (8, 2)										0 0 0 0 0 0 0
Doug Rau, L OBP: 0.157, SLG: 0.176 (1, 1)			0-3 K		0-0 4-3		0-0 2-3 BB			1 0 0 0 0 1 0
Rick Rhoden, R OBP: 0.170, SLG: 0.140 (4, 1)										1 0 0 0 0 0 1
Manny Mota, R OBP: 0.321, SLG: 0.333 (7, PH)										1 0 0 0 0 0 2
Lance Rautzhan, R (8, 1)										0 0 0 0 0 0 0

Inning Stats	R: 0	H: 0	E: 0	K: 0	S: 2	R: 0	H: 0	E: 1	K: 0	S: 4	R: 0	H: 0	E: 0	K: 1	S: 5	R: 0	H: 0	E: 0	K: 0	S: 3	R: 1	H: 2	E: 0	K: 0	S: 5	R: 0	H: 1	E: 0	K: 0	S: 3	R: 0	H: 0	E: 0	K: 1	S: 5	R: 0	H: 1	E: 0	K: 0	S: 3	R: 0	H: 1	E: 0	K: 0	S: 3	R: 0	H: 0	E: 0	K: 0	S: 3									
	0	0	0	0	2	0	0	1	0	4	0	0	0	0	5	0	0	0	0	3	1	2	0	0	5	0	1	0	1	0	0	1	0	1	0	13	0	1	0	0	3	0	0	0	0	0	0	0	0	0	0	0	0	0	0	0	0	0	0

PITCHER Randy Lerch, L ERA: 3.96 (1, 1)	IP: 9.0	WLS: W	BF: 33	H: 4	R: 1	ER: 1	SO: 2	BB: 4	IBB: 0	HBP: 0	BLK: 0	WP: 0	HR: 0	S: 33	P: 49	ERA: 1.00	WHIP: 0.889													
---	---------	--------	--------	------	------	-------	-------	-------	--------	--------	--------	-------	-------	-------	-------	-----------	-------------	--	--	--	--	--	--	--	--	--	--	--	--	--

BOTTOM

Philadelphia Phillies @ Los Angeles Dodgers
 Dodger Stadium, Los Angeles, CA
 Sat Aug 26 1978, 7:05 PM PDT
 Att. 50,194 - Unknown

AB	29
R	1
H	4
RBI	1
BB	4
SO	2
LOB	15

WP: 0	PA: 33
PB: 0	
SB: 0	
CS: 0	
1B: 3	SF: 0
2B: 2	SAC: 0
3B: 0	DP: 3
HR: 0	HBP: 0

Batter	1	2	3	4	5	6	7	8	9	AB R H RBI BB SO LOB	TOP		
Bake McBride, L (1, 9) OBP: 0.326, SLG: 0.384	0-0 F8		0-0 1B SF9 1B	0-0 F8		0-0 HR		0-0 1-3 1B 1B	0-0 2B 2B 1B	6 4 4 2 0 0 1			
Larry Bowa, S (1, 6) OBP: 0.326, SLG: 0.388	0-0 2B		0-0 1-3 SF9 BB 1B		0-0 E3 1B 2B	0-3 K		0-0 1-3 1-2	0-0 2B 2B	6 2 3 0 0 1 2			
Mike Schmidt, R (1, 5) OBP: 0.358, SLG: 0.431	0-3 K		0-0 F3		0-0 2B FC6-4 1B	0-0 1B		4-0 BB 1B IBB	0-0 2B	5 1 3 2 1 1 3			
Greg Luzinski, R (1, 7) OBP: 0.397, SLG: 0.523 Jim Morrison, R (8, PR) OBP: 0.234, SLG: 0.267 Ron Reed, R (8, 1)	0-0 F9		4-0 1-2 SF9 BB		0-0 FC6-4 FC1-2 2B	0-0 P4		0-0 BB 1B	0-3 2-H 3-H K	4 0 2 3 1 0 2 0 0 0 0 0 0 0 1 0 0 0 0 1 1			
Richie Hebner, L (1, 3) OBP: 0.368, SLG: 0.474		0-0 P4	0-0 1-2 2-3 3-H SF9		0-0 P4		0-0 4-1	0-0 F7	0-3 K	5 0 0 1 0 1 5			
Bob Boone, R (1, 2) OBP: 0.354, SLG: 0.458		0-0 6-3	0-0 5-3		4-0 FC6-4 IBB		0-0 FC5-4 1B	4-0 1-2 2-3 BB		3 0 1 0 2 0 2			
Jerry Martin, R (1, 8) OBP: 0.343, SLG: 0.460		0-0 E2 FC5-4		4-0 CS BB	0-0 FC6-4 FC1-2		0-0 P4	0-0 F8		4 0 0 1 1 0 6			
Ted Sizemore, R (1, 4) OBP: 0.281, SLG: 0.267		4-0 FC5-4 BB		4-0 1-2 SH2-4 BB	0-0 FC1-2		0-0 FC5-4	H 1-0 G3 1B S HBP		2 1 0 0 2 0 3			
Larry Christenson, R (1, 1) OBP: 0.140, SLG: 0.151 Warren Brusstar, R (6, 1) OBP: 0.250, SLG: 0.500 Tim McCarver, L (8, PH) OBP: 0.357, SLG: 0.316 Jose Cardenal, R (8, 7) OBP: 0.321, SLG: 0.400		0-0 FC5-4		0-0 1-2 SH2-4	0-0 K			H 1-0 1B HBP	0-0 G3	2 0 0 0 0 1 2 0 0 0 0 0 0 0 0 1 0 0 0 0 0 1 0 0 0 0 0 1			
Inning Stats	R: 0 H: 1 E: 0 LOB: 1 K: 1 BB: 0 S: 6 P: 6	R: 0 H: 0 E: 1 LOB: 2 K: 0 BB: 1 S: 4 P: 8	R: 1 H: 2 E: 0 LOB: 2 K: 0 BB: 1 S: 5 P: 9	R: 0 H: 0 E: 0 LOB: 1 K: 0 BB: 2 S: 2 P: 10	R: 2 H: 2 E: 1 LOB: 2 K: 0 BB: 1 S: 6 P: 10	R: 1 H: 2 E: 0 LOB: 1 K: 2 BB: 0 S: 9 P: 9	R: 0 H: 1 E: 0 LOB: 1 K: 0 BB: 0 S: 4 P: 4	R: 2 H: 2 E: 0 LOB: 3 K: 0 BB: 2 S: 5 P: 14	R: 3 H: 3 E: 0 LOB: 1 K: 2 BB: 0 S: 10 P: 11	1B: 8 SF: 1 2B: 4 SAC: 1 3B: 0 DP: 0 HR: 1 HBP: 2	WP: 0 PA: 50 PB: 0 SB: 1 CS: 1		
PITCHER	IP WLS BF H R ER SO BB IBB HBP BLK WP HR S P ERA WHIP											PITCHER	IP WLS BF H R ER SO BB IBB HBP BLK WP HR S P ERA WHIP
Bob Welch, R (1, 1) ERA: 2.01 Charlie Hough, R (8, 1) ERA: 2.89	7.0 L 35 8 4 2 3 4 1 0 0 0 1 36 56 2.57 1.714												

Philadelphia Phillies @ Los Angeles Dodgers
Dodger Stadium, Los Angeles, CA
Sun Aug 27 1978, 3:33 AM PDT
Att: 43,065 - Unknown

livebaseballscorecards.com

AB 39
R 9
H 13
RBI 9
BB 7
SO 5
LOB 28



BOTTOM

Philadelphia Phillies @ Los Angeles Dodgers
Dodger Stadium, Los Angeles, CA
Sun Aug 27 1978, 3:33 AM PDT
Att. 43,065 - Unknown

livebaseballscorecards.com

AB 35
R 3
H 10
RBI 3
BB 1
SO 5
LOB 15



WP: 1 PA: 36
PB: 0
SB: 1
CS: 1

AB R H RBI BB SO LOB

4 1 2 0 0 0 1

4 0 1 0 0 0 1

4 0 2 1 0 0 1
0 0 0 0 0 0 0

4 0 0 0 0 0 3

4 1 2 0 0 0 0

4 1 1 0 0 1 3

4 0 1 1 0 2 1
0 0 0 0 0 0 0

3 0 1 1 1 1 1

1B: 7 SF: 0
2B: 3 SAC: 0
3B: 0 DP: 0
HR: 0 HBP: 0

WP HR S P ERA WHIP

Batter	1	2	3	4	5	6	7	8	9
Davey Lopes, R (1, 4) OBP: 0.358, SLG: 0.414	0-0 CS 1B		0-0 F8			0-0 S 1B	0-0 F2		
Bill Russell, R (1, 6) OBP: 0.303, SLG: 0.344	0-0 FC5-4 1-2 1B			0-0 F7		0-0 6-3 1-2		0-0 F8	
Reggie Smith, S (1, 9) Joe Ferguson, R (9, 9) OBP: 0.392, SLG: 0.596 OBP: 0.346, SLG: 0.382	0-0 F8			0-0 2-3 2B		0-0 FC5-4 2-H 1B		0-0 3-1	
Steve Garvey, R (1, 3) OBP: 0.332, SLG: 0.475	0-0 FC5-4 1-2f			0-0 2-3		0-0 FC5-4 1-2f 1B		0-0 L8	
Ron Cey, R (1, 5) OBP: 0.375, SLG: 0.436		0-0 5-3			0-0 6-3	0-0 1-2 1B			0-0 1B 2B
Dusty Baker Jr., R (1, 7) OBP: 0.333, SLG: 0.379		0-0 F7			0-0 WP 2B 1B	0-3 K		0-0 F9	
Rick Monday, L (1, 8) Bill North, S (9, PR) OBP: 0.340, SLG: 0.473 OBP: 0.372, SLG: 0.284		0-0 F7			0-3 K 1-2		0-3 K		0-0 6-3 2-H 1B
Steve Yeager, R (1, 2) OBP: 0.304, SLG: 0.262			0-3 K		0-0 2-H 2B		4-0 BB		0-0 6-3 1-2
Bob Welch, R (1, 1) Vic Davalillo, L (7, PH) Charlie Hough, R (8, 1) Lee Lacy, R (9, PH) OBP: 0.250, SLG: 0.313 OBP: 0.338, SLG: 0.400 OBP: 0.333, SLG: 0.417 OBP: 0.353, SLG: 0.545			0-0 6-3		0-3 K		0-0 L8		0-0 4-3

Inning Stats	R: 0	H: 2	E: 0	LOB: 1	K: 0	BB: 0	S: 4	P: 4
	R: 0	H: 0	E: 0	LOB: 0	K: 0	BB: 0	S: 3	P: 3
	R: 0	H: 0	E: 0	LOB: 0	K: 1	BB: 0	S: 5	P: 5
	R: 0	H: 1	E: 0	LOB: 0	K: 0	BB: 0	S: 3	P: 3
	R: 1	H: 2	E: 0	LOB: 1	K: 2	BB: 0	S: 9	P: 9
	R: 1	H: 3	E: 0	LOB: 2	K: 1	BB: 0	S: 8	P: 8
	R: 0	H: 0	E: 0	LOB: 1	K: 1	BB: 1	S: 5	P: 9
	R: 0	H: 0	E: 0	LOB: 0	K: 0	BB: 0	S: 3	P: 3
	R: 1	H: 2	E: 0	LOB: 2	K: 0	BB: 0	S: 5	P: 5

PITCHER	IP	WLS	BF	H	R	ER	SO	BB	IBB	HBP	BLK	WP	HR	S	P	ERA	WHIP
Larry Christenson, R (1, 1) ERA: 3.54	5.2	W	23	8	2	2	3	0	0	0	0	1	0	29	29	3.18	1.412
Warren Brusstar, R (6, 1) ERA: 2.25	1.1		5	0	0	0	2	1	0	0	0	0	0	8	12	0.00	0.750
Ron Reed, R (8, 1) ERA: 2.47	2.0		8	2	1	1	0	0	0	0	0	0	0	8	8	4.50	1.000

Batter	1	2	3	4	5	6	7	8	9	AB R H RBI BB SO LOB	TOP											
Dave Cash, R OBP: 0.295, SLG: 0.312 (1, 4) X	0-0 ① 6-3			X 0-0 ① 4-3		X 0-0 ③ F9		X 0-0 ③ F9		4 0 0 0 0 0 1	Montreal Expos @ Los Angeles Dodgers Dodger Stadium, Los Angeles, CA Mon Aug 28 1978, 7:05 PM PDT Att: 30,984 - Unknown livebaseballscorecards.com											
Andre Dawson, R OBP: 0.307, SLG: 0.451 (1, 8) S	0-3 ② K			0-3 ② K			X 0-0 ① F9		X 0-0 ① 4-3	4 0 0 0 0 2 0												
Ellis Valentine, R OBP: 0.327, SLG: 0.479 (1, 9) X	0-0 ③ 4-3			0-3 ③ K			X 0-0 ② F2		X 0-0 ② F2	4 0 0 0 0 1 0												
Tony Perez, R OBP: 0.332, SLG: 0.441 (1, 3)		X 0-0 ① 6-3			X 0-0 ① P4			X 0-0 ③ P3		2 0 0 0 0 0 0												
Tom Hutton, L OBP: 0.329, SLG: 0.323 (5, 3)										2 0 1 0 0 0 0												
Warren Cromartie, L OBP: 0.339, SLG: 0.415 (1, 7) X		0-0 CS 1B			X 0-0 ② F8		BB BB BB BB BB 1-2 BB			2 0 1 0 1 0 0												
Gary Carter, R OBP: 0.332, SLG: 0.417 (1, 2) X		0-0 ② ③ F8			X 0-0 FC6-4 1B		X 0-0 ③ G3			3 0 1 0 0 0 3												
Larry Parrish, R OBP: 0.307, SLG: 0.439 (1, 5) X			X 0-0 ① 5-3		X 0-0 ③ FC6-4			X 0-0 1B		3 0 1 0 0 0 1												
Chris Speier, R OBP: 0.333, SLG: 0.336 (1, 6) X			0-0 ② F9			X 0-0 ① P6		X 0-0 ① F9		3 0 0 0 0 0 1												
Steve Rogers, R OBP: 0.149, SLG: 0.113 (1, 1)			0-0 ③ F7			X 0-0 ② 4-3		X 0-0 ② F3		2 0 0 0 0 0 0												
Del Unser, L OBP: 0.296, SLG: 0.281 (8, PH)										1 0 0 0 0 0 1												
Stan Bahnsen, R OBP: 0.111, SLG: 0.111 (8, 1)										0 0 0 0 0 0 0												
Inning Stats	R: 0 E: 0 K: 1 S: 5	H: 0 LOB: 0 BB: 0 P: 5	R: 0 E: 0 K: 0 S: 3	H: 1 LOB: 0 BB: 0 P: 3	R: 0 E: 0 K: 0 S: 3	H: 0 LOB: 0 BB: 0 P: 3	R: 0 E: 0 K: 2 S: 7	H: 0 LOB: 0 BB: 0 P: 7	R: 0 E: 0 K: 0 S: 4	H: 1 LOB: 1 BB: 0 P: 4	R: 0 E: 0 K: 0 S: 3	H: 0 LOB: 0 BB: 0 P: 3	R: 0 E: 0 K: 0 S: 4	H: 1 LOB: 2 BB: 1 P: 8	R: 0 E: 0 K: 0 S: 4	H: 1 LOB: 1 BB: 0 P: 4	R: 0 E: 0 K: 0 S: 3	H: 0 LOB: 0 BB: 0 P: 3	1B: 4 2B: 0 3B: 0 HR: 0	SF: 0 SAC: 0 DP: 0 HBP: 0	WP: 0 PB: 0 SB: 0 CS: 1	PA: 31
PITCHER Burt Hooton, R ERA: 2.79 (1, 1)	IP: 9.0 WLS: W BF: 31 H: 4 R: 0 ER: 0 SO: 3 BB: 1 IBB: 0 HBP: 0 BLK: 0 WP: 0 HR: 0 S: 36 P: 40 ERA: 0.00 WHIP: 0.556											PITCHER	IP: 9.0 WLS: W BF: 31 H: 4 R: 0 ER: 0 SO: 3 BB: 1 IBB: 0 HBP: 0 BLK: 0 WP: 0 HR: 0 S: 36 P: 40 ERA: 0.00 WHIP: 0.556									

Montreal Expos @ Los Angeles Dodgers
Dodger Stadium, Los Angeles, CA
 Mon Aug 28 1978, 7:05 PM PDT
 Att: 30,984 - Unknown

AB	30
R	0
H	4
RBI	0
BB	1
SO	3
LOB	7



Batter	1	2	3	4	5	6	7	8	9	AB	R	H	RBI	BB	SO	LOB	
Davey Lopes, R OBP: 0.357, SLG: 0.419 (1, 8) (8, 4)	0-0 F8 ①		0-0 6-3 ②		0-0 F5 ②		0-0 2-H HR			4	1	1	2	0	0	2	
Bill Russell, R OBP: 0.304, SLG: 0.348 (1, 6)	0-0 E 1B		0-0 5-3 ③		0-0 FC6-4 1-2f		0-0 2B			4	0	2	0	0	0	2	
Reggie Smith, S OBP: 0.369, SLG: 0.590 (1, 9)	0-0 F9 ②			0-0 F7 ①		0-3 K ①	0-3 K ③			4	0	0	0	0	2	2	
Steve Garvey, R OBP: 0.333, SLG: 0.477 (1, 3)	0-0 E5 1-2			0-0 1B		0-0 2B		0-0 4-3 ①		4	0	2	0	0	0	1	
Ron Cey, R OBP: 0.374, SLG: 0.435 (1, 5)	0-0 F7 ③			0-3 K ②		0-0 5-3 ②		0-0 HR 1B		4	1	1	0	0	1	4	
Lee Lacy, R OBP: 0.352, SLG: 0.554 (1, 4) (8, 7)		0-0 5-3 ①		0-0 F8 ③		0-0 6-3 ③		0-0 1-H HR		4	1	1	2	0	0	2	
Joe Ferguson, R OBP: 0.349, SLG: 0.383 Steve Yeager, R OBP: 0.302, SLG: 0.260 (1, 7) (8, 2)		0-0 F9 ②			4-0 FC3-5 1B BB		0-0 SH1-4 HR 1B	0-0 E5 FC6-4		2	1	1	0	1	0	0	
Johnny Oates, L OBP: 0.356, SLG: 0.323 Bill North, S OBP: 0.371, SLG: 0.283 (1, 2) (8, 8)		0-0 F7 ③			0-0 FC3-5 1B 1-2		0-0 F8 ①	0-0 FC6-4 ② 1-2f		3	0	1	0	0	0	1	
Burt Hooton, R OBP: 0.237, SLG: 0.170 (1, 1)			0-0 6-3 ①		0-0 FC3-5 FC6-4 1-2 2-3f		0-0 SH1-4 ②	0-0 P4 ③		3	0	0	0	0	0	3	
Inning Stats	R: 0 E: 1 K: 0 S: 5	H: 1 LOB: 2 BB: 0 P: 5	R: 0 E: 0 K: 0 S: 3	H: 0 LOB: 0 BB: 0 P: 3	R: 0 E: 0 K: 0 S: 3	H: 0 LOB: 0 BB: 0 P: 3	R: 0 E: 0 K: 1 S: 6	H: 1 LOB: 1 BB: 0 P: 6	R: 0 E: 0 K: 1 S: 6	H: 1 LOB: 1 BB: 0 P: 6	R: 2 E: 0 K: 1 S: 8	H: 3 LOB: 1 BB: 0 P: 8	R: 2 E: 1 K: 0 S: 6	H: 2 LOB: 1 BB: 0 P: 6			

BOTTOM

Montreal Expos @ Los Angeles Dodgers
Dodger Stadium, Los Angeles, CA
 Mon Aug 28 1978, 7:05 PM PDT
 Att. 30,984 - Unknown


livebaseballscorecards.com

AB	34
R	4
H	9
RBI	4
BB	1
SO	3
LOB	18



PITCHER															IP	WLS	BF	H	R	ER	SO	BB	IBB	HBP	BLK	WP	HR	S	P	ERA	WHIP	
Steve Rogers, R ERA: 2.47 (1, 1)															7.0	L	30	7	2	2	3	1	0	0	0	0	0	1	35	39	2.57	1.143
Stan Bahnsen, R ERA: 3.98 (8, 1)															1.0		6	2	2	2	0	0	0	0	0	0	1	6	6	18.00	2.000	

WP: 0	PA: 36
PB: 0	
SB: 0	
CS: 0	

Batter	1	2	3	4	5	6	7	8	9	AB R H RBI BB SO LOB	TOP														
Dave Cash, R OBP: 0.294, SLG: 0.311 (1, 4)	0-0 F9		0-0 FC6-5 SH5-4 1B		0-0 6-3		0-3 K		0-0 G3	5 0 1 0 0 1 0	<p>Montreal Expos @ Los Angeles Dodgers Dodger Stadium, Los Angeles, CA Tue Aug 29 1978, 7:05 PM PDT Att: 37,179 - Unknown</p> <p>livebaseballscorecards.com</p> <table border="1"> <tr><td>AB</td><td>33</td></tr> <tr><td>R</td><td>1</td></tr> <tr><td>H</td><td>6</td></tr> <tr><td>RBI</td><td>1</td></tr> <tr><td>BB</td><td>4</td></tr> <tr><td>SO</td><td>6</td></tr> <tr><td>LOB</td><td>19</td></tr> </table> 	AB	33	R	1	H	6	RBI	1	BB	4	SO	6	LOB	19
AB	33																								
R	1																								
H	6																								
RBI	1																								
BB	4																								
SO	6																								
LOB	19																								
Sam Mejias, R OBP: 0.220, SLG: 0.205 (1, 7)	0-0 6-3		0-0 SH5-4 1-2		0-0 2B		0-0 1B		0-0 6-3	4 0 2 0 0 0 0															
Andre Dawson, R OBP: 0.305, SLG: 0.447 (1, 8)	0-0 6-3		0-0 FC6-5 2-3		0-0 6-3		0-3 K			4 0 0 0 0 1 3															
Ellis Valentine, R OBP: 0.326, SLG: 0.478 (1, 9)		0-0 F8 E 6-3 1B	0-0 E4 1-2		0-0 1-3		0-0 L4			4 1 1 0 0 0 2															
Warren Cromartie, L OBP: 0.338, SLG: 0.412 (1, 3)		0-0 E4 S F8 1-2	0-0 4-3		4-0 BB BB BB		0-0 4-3			3 0 0 0 1 0 3															
Gary Carter, R OBP: 0.331, SLG: 0.415 (1, 2)		0-0 F8 1-2 2-3		0-0 G6-4-3 1B		0-3 K		0-0 6-3		4 0 1 0 0 1 3															
Larry Parrish, R OBP: 0.309, SLG: 0.439 (1, 5)		0-0 6-3		0-0 G6-4-3 1-2f		4-0 BB BB 1-2		0-0 1B		3 0 1 1 1 0 2															
Chris Speier, R OBP: 0.335, SLG: 0.334 (1, 6)		3-H 4-0 S IBB		0-3 K		4-0 FC6-4 1-2 2-3 BB		0-0 F9		2 0 0 0 2 1 1															
Hal Dues, R OBP: 0.194, SLG: 0.194 (1, 1)		0-3 K		0-3 K		0-0 FC6-4			0-0 1-3	2 0 0 0 0 2 2															
Wayne Twitchell, R OBP: 0.167, SLG: 0.091 (5, 1)										0 0 0 0 0 0 0															
Stan Papi, R OBP: 0.328, SLG: 0.346 (6, PH)										1 0 0 0 0 0 3															
Mike Garman, R (6, 1)										0 0 0 0 0 0 0															
Pepe Frias, R OBP: 0.267, SLG: 0.571 (9, PH)		1-2 2-3								1 0 0 0 0 0 0															
Inning Stats	R: 0 E: 0 K: 0 S: 3	H: 0 LOB: 0 BB: 0 P: 3	R: 1 E: 1 K: 1 S: 7	H: 1 LOB: 2 BB: 1 P: 11	R: 0 E: 1 K: 0 S: 5	H: 1 LOB: 0 BB: 0 P: 5	R: 0 E: 0 K: 1 S: 6	H: 1 LOB: 1 BB: 0 P: 6	R: 0 E: 0 K: 1 S: 5	H: 0 LOB: 3 BB: 3 P: 17	R: 0 E: 0 K: 2 S: 8	H: 1 LOB: 1 BB: 0 P: 8	R: 0 E: 0 K: 0 S: 4	H: 1 LOB: 1 BB: 0 P: 4	R: 0 E: 0 K: 0 S: 3	H: 0 LOB: 0 BB: 0 P: 3	1B: 5 2B: 1 3B: 0 HR: 0	SF: 0 SAC: 1 DP: 1 HBP: 0	WP: 0 PB: 0 SB: 2 CS: 0	PA: 38					
PITCHER Tommy John, L ERA: 3.18 (1, 1)	IP: 9.0 WLS: W BF: 38 H: 6 R: 1 ER: 0 SO: 6 BB: 3 IBB: 1 HBP: 0 BLK: 0 WP: 0 HR: 0 S: 46 P: 62 ERA: 0.00 WHIP: 1.000																								

Batter	1	2	3	4	5	6	7	8	9
Davey Lopes, R OBP: 0.357, SLG: 0.418 (1, 8) (7, 4)	0-0 F4		0-0 FC5		0-0 6-3 SF7 1B		0-0 5-3		
Bill Russell, R OBP: 0.302, SLG: 0.345 (1, 6)	0-0 F6		0-0 F8		0-0 6-3		0-0 6-3		
Reggie Smith, S OBP: 0.392, SLG: 0.589 (1, 9)	0-3 K			4-0 FC1-6 BB	4-0 SF7 BB		0-0 2B 1B		
Steve Garvey, R OBP: 0.332, SLG: 0.478 (1, 3)		0-0 6-3		0-0 FC1-6 1B HR	0-0 SF7		0-0 1-3 2B		
Ron Cey, R OBP: 0.375, SLG: 0.434 Ted Martinez, R OBP: 0.300, SLG: 0.270 (1, 5) (8, 5)		0-0 F7		0-0 1-2 HR 1B	0-0 4-0 BB		0-0 F9		
Lee Lacy, R OBP: 0.345, SLG: 0.543 (1, 4) (7, 7)		0-0 6-3		0-0 P4	0-0 5-3			0-0 5-3	
Joe Ferguson, R OBP: 0.353, SLG: 0.394 (1, 7) (7, 2)			4-0 E FC5 BB	0-0 1-H 2-H HR		0-0 L7	4-0 BB BB		
Johnny Oates, L OBP: 0.371, SLG: 0.338 Bill North, S OBP: 0.370, SLG: 0.282 (1, 2) (7, 8)			0-0 E3 1-3 1B	0-0 1B		0-0 P6	0-3 S S S	0-3 K	
Tommy John, R OBP: 0.172, SLG: 0.164 (1, 1)			0-0 P4	0-3 K		0-3 K	0-3 S S S	0-3 K	

Inning Stats	R: 0	H: 0	E: 0	K: 1	S: 5	LOB: 0	BB: 0	P: 5
	R: 0	H: 0	E: 0	K: 0	S: 3	LOB: 0	BB: 0	P: 3
	R: 0	H: 1	E: 1	K: 0	S: 4	LOB: 2	BB: 1	P: 8
	R: 3	H: 3	E: 0	K: 1	S: 8	LOB: 1	BB: 1	P: 12
	R: 1	H: 1	E: 0	K: 0	S: 4	LOB: 2	BB: 2	P: 12
	R: 0	H: 0	E: 0	K: 1	S: 5	LOB: 0	BB: 0	P: 5
	R: 0	H: 2	E: 0	K: 0	S: 5	LOB: 2	BB: 0	P: 5
	R: 0	H: 0	E: 0	K: 2	S: 7	LOB: 1	BB: 1	P: 11

PITCHER	IP	WLS	BF	H	R	ER	SO	BB	IBB	HBP	BLK	WP	HR	S	P	ERA	WHIP
Hal Dues, R ERA: 2.36 (1, 1)	4.2	L	23	5	4	4	2	4	0	0	0	0	1	23	39	7.71	1.929
Wayne Twitchell, R ERA: 5.53 (5, 1)	0.1		1	0	0	0	0	0	0	0	0	0	0	1	1	0.00	0.000
Mike Garman, R ERA: 5.02 (6, 1)	3.0		12	2	0	0	3	1	0	0	0	0	0	17	21	0.00	1.000

AB R H RBI BB SO LOB

BOTTOM

4	1	1	0	0	0	2
4	0	0	0	0	0	3
2	0	1	0	2	1	0
3	1	1	1	0	0	1
3	1	1	0	1	0	2
0	0	0	0	0	0	0
4	0	0	0	0	0	4
2	1	1	3	2	0	0
3	0	2	0	0	0	0
1	0	0	0	0	1	1
4	0	0	0	0	3	4

AB	30
R	4
H	7
RBI	4
BB	5
SO	5
LOB	17



WP	HR	S	P	ERA	WHIP
WP: 0	HR: 1	S: 0	P: 0	ERA: 0	WHIP: 0
PB: 0	SAC: 0	DP: 0	CS: 0		
SB: 1	HBP: 0				

Montreal Expos @ Los Angeles Dodgers
Dodger Stadium, Los Angeles, CA
 Tue Aug 29 1978, 7:05 PM PDT
 Att. 37,179 - Unknown

livebaseballscorecards.com

Batter	1	2	3	4	5	6	7	8	9	AB R H RBI BB SO LOB	TOP		
Dave Cash, R (1, 4) OBP: 0.294, SLG: 0.310 Pepe Frias, R (8, 4) OBP: 0.267, SLG: 0.571	0-0 G6-4-3 1B		0-3 K		0-0 L1			0-0 L6		4 0 1 0 0 1 2 0 0 0 0 0 0 0			
Tom Hutton, L (1, 3) OBP: 0.332, SLG: 0.327	0-0 G6-4-3 1-2f		0-0 1-2 2-H 1B		0-3 K			0-0 5-3 1B		4 0 2 1 0 1 1			
Andre Dawson, R (1, 8) OBP: 0.302, SLG: 0.444	0-0 F7		0-3 K		0-3 K			0-0 5-3 1-2		4 0 0 0 0 2 3			
Ellis Valentine, R (1, 9) OBP: 0.324, SLG: 0.474		0-0 F3	0-3 K			0-0 6-3		0-0 4-3		4 0 0 0 0 1 3			
Warren Cromartie, L (1, 7) OBP: 0.336, SLG: 0.409		0-0 G3		0-0 1-3		0-3 K		0-0 6-3		4 0 0 0 0 1 0			
Gary Carter, R (1, 2) OBP: 0.333, SLG: 0.413		0-0 F8		4-0 2B BB		0-0 5-3		4-0 S 1B BB		2 1 0 0 2 0 0			
Larry Parrish, R (1, 5) OBP: 0.310, SLG: 0.441			0-0 1B E 1B	0-0 1-H 2B		0-0 F2		0-0 F7 1-2		4 1 2 1 0 0 1			
Chris Speier, R (1, 6) OBP: 0.336, SLG: 0.336			0-0 1B E 1B	0-0 F8		0-0 L1		0-0 1B 2-H		4 1 2 0 0 0 1			
Dan Schatzeder, L (1, 1) OBP: 0.278, SLG: 0.400 Stan Bahnsen, R (7, 1) OBP: 0.111, SLG: 0.111 Wayne Twitchell, R (8, 1) OBP: 0.167, SLG: 0.091			0-0 E4 1B	0-0 6-3		0-3 K				3 0 0 1 0 1 2 0 0 0 0 0 0 0 0 0 0 0 0 0 0			
Inning Stats	R: 0 H: 1 E: 0 LOB: 0 K: 0 BB: 0 S: 3 P: 3	R: 0 H: 0 E: 0 LOB: 0 K: 0 BB: 0 S: 3 P: 3	R: 2 H: 3 E: 1 LOB: 2 K: 3 BB: 0 S: 13 P: 13	R: 1 H: 1 E: 0 LOB: 1 K: 0 BB: 1 S: 4 P: 8	R: 0 H: 0 E: 0 LOB: 0 K: 2 BB: 0 S: 7 P: 7	R: 0 H: 0 E: 0 LOB: 0 K: 1 BB: 0 S: 5 P: 5	R: 0 H: 0 E: 0 LOB: 0 K: 1 BB: 0 S: 5 P: 5	R: 0 H: 1 E: 0 LOB: 1 K: 0 BB: 0 S: 4 P: 4	R: 0 H: 1 E: 0 LOB: 1 K: 0 BB: 1 S: 3 P: 7	1B: 6 SF: 0 2B: 1 SAC: 0 3B: 0 DP: 1 HR: 0 HBP: 0	WP: 0 PA: 35 PB: 0 SB: 1 CS: 0		
PITCHER	IP WLS BF H R ER SO BB IBB HBP BLK WP HR S P ERA WHIP											PITCHER	IP WLS BF H R ER SO BB IBB HBP BLK WP HR S P ERA WHIP
Don Sutton, R (1, 1) ERA: 3.58 Charlie Hough, R (8, 1) ERA: 2.82	7.0 27 5 3 2 7 1 0 0 0 0 0 0 40 44 2.57 0.857												

Montreal Expos @ Los Angeles Dodgers
Dodger Stadium, Los Angeles, CA
 Wed Aug 30 1978, 7:05 PM PDT
 Att: 41,469 - Unknown

AB	33
R	3
H	7
RBI	3
BB	2
SO	7
LOB	13



Batter	1	2	3	4	5	6	7	8	9	AB	R	H	RBI	BB	SO	LOB
Davey Lopes, R OBP: 0.353, SLG: 0.413 (1, 4)	F7		5-3		F5		FC6-4		F8	5	0	0	0	0	0	5
Bill North, S OBP: 0.373, SLG: 0.287 (1, 8)	F3		4-3			G5-4-3 1B		HR 1B		5	2	3	0	0	0	1
Reggie Smith, S OBP: 0.394, SLG: 0.596 (1, 9)	F8			4-3		G5-4-3 1B		HR 1B		4	1	2	2	1	0	0
Steve Garvey, R OBP: 0.331, SLG: 0.476 (1, 3)		5-3		K		G5-4-3 1B		F7		5	0	1	1	0	1	2
Ron Cey, R OBP: 0.374, SLG: 0.439 (1, 5)		5-3		K		5-3		HR		4	1	1	1	0	1	1
Lee Lacy, R OBP: 0.348, SLG: 0.537 (1, 7)					5-3			4-3		2	0	0	0	2	0	0
Joe Ferguson, R OBP: 0.355, SLG: 0.394 (1, 2)										3	0	1	0	1	0	1
Ted Martinez, R OBP: 0.300, SLG: 0.270 (8, PR)										0	0	0	0	0	0	0
Steve Yeager, R OBP: 0.302, SLG: 0.260 (9, 2)										0	0	0	0	0	0	0
Bill Russell, R OBP: 0.304, SLG: 0.346 (1, 6)										4	0	2	0	0	0	3
Don Sutton, R OBP: 0.159, SLG: 0.102 (1, 1)										0	0	0	0	1	0	0
Vic Davalillo, L OBP: 0.333, SLG: 0.394 (7, PH)										1	0	0	0	0	1	2
Charlie Hough, R OBP: 0.333, SLG: 0.417 (8, 1)										0	0	0	0	0	0	0
Johnny Oates, L OBP: 0.366, SLG: 0.333 (9, PH)										1	0	0	0	0	0	0

Inning Stats	R: 0	H: 0	R: 0	H: 0	R: 0	H: 1	R: 0	H: 2	R: 0	H: 1	R: 3	H: 3	R: 1	H: 2	1B: 8	SF: 0
	E: 0	LOB: 0	E: 0	LOB: 1	E: 0	LOB: 1	E: 0	LOB: 1	E: 0	LOB: 2	E: 0	LOB: 2	E: 1	LOB: 2	2B: 0	SAC: 1
	K: 0	BB: 0	K: 0	BB: 1	K: 2	BB: 0	K: 0	BB: 0	K: 1	BB: 1	K: 0	BB: 1	K: 0	BB: 1	3B: 0	DP: 1
	S: 3	P: 3	S: 3	P: 7	S: 4	P: 4	S: 7	P: 7	S: 4	P: 8	S: 6	P: 10	S: 4	P: 8	HR: 2	HBP: 0

PITCHER	IP	WLS	BF	H	R	ER	SO	BB	IBB	HBP	BLK	WP	HR	S	P	ERA	WHIP
Dan Schatzeder, L ERA: 2.24 (1, 1)	6.0		24	4	0	0	2	3	0	0	0	0	0	25	37	0.00	1.167
Stan Bahnsen, R ERA: 4.33 (7, 1)	1.1		8	4	3	3	1	0	0	0	0	0	2	10	10	20.25	3.000
Wayne Twitchell, R ERA: 5.55 (8, 1)	1.1	L	8	2	1	1	0	1	1	0	0	0	0	6	14	6.75	2.250

BOTTOM

Montreal Expos @ Los Angeles Dodgers
Dodger Stadium, Los Angeles, CA

Wed Aug 30 1978, 7:05 PM PDT
Att. 41,469 - Unknown

AB	34
R	4
H	10
RBI	4
BB	5
SO	3
LOB	15

livebaseballscorecards.com



Batter	1	2	3	4	5	6	7	8	9	10	11	12	AB	R	H	RBI	BB	SO	LOB	TOP					
Lenny Randle, S OBP: 0.339, SLG: 0.329 (1, 5)	F8		K		6-3		G3			6-3		1-3	6	0	1	0	0	1	2						
Elliott Maddox, R OBP: 0.379, SLG: 0.346 (1, 8)	F9		P4		1B				F9	5-3		F9	5	0	0	0	1	0	4						
Steve Henderson, R OBP: 0.339, SLG: 0.413 (1, 7)	K				6-3				5-3	1-3			5	1	2	0	0	1	0						
Willie Montanez, L OBP: 0.320, SLG: 0.405 (1, 3)		F9			6-3		G6-4-3					5-3	5	0	1	0	0	0	3						
John Stearns, R OBP: 0.375, SLG: 0.433 (1, 2)		5-3			S				F9			CS	4	1	2	1	1	0	0						
Joel Youngblood, R OBP: 0.288, SLG: 0.450 (1, 9)	K				3B				K			F8	4	1	0	0	1	3	3						
Bobby Valentine, R OBP: 0.349, SLG: 0.324 (1, 4)					SH5-4				5-3				5	0	1	0	0	1	2						
Doug Flynn, R OBP: 0.279, SLG: 0.284 (1, 6)					SH5-4				K			F6-3	5	0	2	2	0	1	0						
Jerry Koosman, R OBP: 0.094, SLG: 0.141 (1, 1)					SH5-4				6-3				3	0	0	0	0	0	1						
Tom Greve, R OBP: 0.286, SLG: 0.315 (12, PH)					SH5-4				6-3				0	0	0	0	1	0	0						
Bruce Boisclair, L OBP: 0.300, SLG: 0.324 (12, PR)					SH5-4				6-3				0	0	0	0	0	0	0						
Kevin Kobel, R OBP: 0.200, SLG: 0.143 (12, 1)					1-2				6-3				0	0	0	0	0	0	0						
Inning Stats	R: 0 E: 0 K: 1 S: 5	H: 0 LOB: 0 BB: 0 P: 5	R: 0 E: 0 K: 1 S: 5	H: 0 LOB: 0 BB: 0 P: 5	R: 0 E: 0 K: 1 S: 7	H: 2 LOB: 2 BB: 0 P: 7	R: 3 E: 0 K: 1 S: 8	H: 3 LOB: 1 BB: 1 P: 12	R: 0 E: 0 K: 1 S: 3	H: 1 LOB: 1 BB: 1 P: 7	R: 0 E: 0 K: 1 S: 5	H: 0 LOB: 0 BB: 0 P: 5	R: 0 E: 0 K: 1 S: 6	H: 1 LOB: 2 BB: 1 P: 10	R: 0 E: 0 K: 0 S: 3	H: 0 LOB: 0 BB: 0 P: 3	R: 0 E: 0 K: 0 S: 3	H: 1 LOB: 0 BB: 0 P: 3	R: 0 E: 0 K: 0 S: 4	H: 1 LOB: 2 BB: 1 P: 8	1B: 6 2B: 2 3B: 1 HR: 0	SF: 0 SAC: 1 DP: 1 HBP: 0	WP: 0 PB: 0 SB: 1 CS: 1	PA: 47	
PITCHER	IP	WLS	BF	H	R	ER	SO	BB	IBB	HBP	BLK	WP	HR	S	P	ERA	WHIP								
Doug Rau, L ERA: 3.44 (1, 1)	8.0		33	7	3	3	7	2	1	0	0	0	0	44	56	3.38	1.125								
Charlie Hough, R ERA: 2.79 (9, 1)	1.0		3	0	0	0	0	0	0	0	0	0	0	3	3	0.00	0.000								
Terry Forster, L ERA: 2.39 (10, 1)	3.0	W	11	2	0	0	0	1	0	0	0	0	0	10	14	0.00	1.000								

New York Mets @ Los Angeles Dodgers
 Dodger Stadium, Los Angeles, CA
 Fri Sep 01 1978, 7:05 PM PDT
 Att. 33,292 - Unknown

AB	42
R	3
H	9
RBI	3
BB	4
SO	7
LOB	15



1B	6	SF	0
2B	2	SAC	1
3B	1	DP	1
HR	0	HBP	0

livebaseballscorecards.com

BOTTOM

New York Mets @ Los Angeles Dodgers
Dodger Stadium, Los Angeles, CA
Fri Sep 01 1978, 7:05 PM PDT
Att: 33,292 - Unknown

livebaseballscorecards.com

AB	41
R	4
H	12
RBI	4
BB	7
SO	6
LOB	21



WP:	0	PA:	51
PB:	1		
SB:	0		
CS:	1		

AB R H RBI BB SO LOB

5	0	3	0	1	0	2
4	0	0	0	2	1	6
4	0	1	1	1	0	3
6	2	2	0	0	0	3
4	0	1	0	0	0	2
0	1	0	0	0	0	0
1	0	0	0	1	0	0
5	0	3	2	0	1	0
4	0	1	1	0	1	1
0	0	0	0	0	0	0
0	0	0	0	0	0	0
3	0	0	0	2	0	0
2	0	0	0	0	2	0
1	0	1	0	0	0	0
0	1	0	0	0	0	0
0	0	0	0	0	0	0
2	0	0	0	0	1	4

Batter	1	2	3	4	5	6	7	8	9	10	11	12
Davey Lopes, R OBP: 0.357, SLG: 0.415 (1, 4)	0-0 F6-4-3 PB 1B		0-0 1B		0-0 F6-3			0-0 2B 1B	4-0 FC6-4 BB		0-0 FC5-4	
Bill North, S OBP: 0.372, SLG: 0.283 (1, 8)	4-0 F6-4-3 BB		0-3 K		0-0 1-4-3			0-0 F9	0-0 FC6-4		4-0 CS BB	
Reggie Smith, S OBP: 0.333, SLG: 0.593 (1, 9)	0-0 F6-4-3			0-0 FC3-6 1B				0-0 SF7		0-0 F7		0-0 F7
Steve Garvey, R OBP: 0.331, SLG: 0.476 (1, 3)	0-0 F7			0-0 FC3-6 1B				0-0 2B		0-0 F6-3		0-0 BB 1B
Ron Cey, R OBP: 0.373, SLG: 0.437 Vic Davalillo, L OBP: 0.333, SLG: 0.394 Steve Yeager, R OBP: 0.304, SLG: 0.259 (1, 5) (9, PR) (10, 2)		0-0 F8		0-0 5-3					0-0 SH2-4 E 1B		0-0 F8	4-0 BB 1B
Dusty Baker Jr., R OBP: 0.336, SLG: 0.382 (1, 7)		0-0 F9		0-0 1B					0-0 SH2-4		0-0 SH2-4 1B	4-0 BB 1B
Joe Ferguson, R OBP: 0.354, SLG: 0.392 Johnny Oates, L OBP: 0.366, SLG: 0.333 Terry Forster, L OBP: 0.333, SLG: 0.333 (1, 2) (9, PR) (10, 1)		0-3 K		0-0 1-3				0-0 F5	0-0 E2 BB 1B		0-0 SH2-4	
Bill Russell, R OBP: 0.305, SLG: 0.344 (1, 6)			0-0 5-3		0-0 5-3			0-0 F6-3	4-0 BB IBB		4-0 FC5-4 IBB	
Doug Rau, L OBP: 0.351, SLG: 0.170 Marny Mozak, R OBP: 0.345, SLG: 0.357 Ted Martinez, R OBP: 0.300, SLG: 0.270 Charlie Hough, R OBP: 0.333, SLG: 0.417 Lee Lacy, R OBP: 0.345, SLG: 0.532 (1, 1) (8, PH) (8, PR) (8, 1) (9, PH) (10, 5)			0-3 K		0-3 K			0-0 F9 1B SF7	0-3 K		0-0 P4	

Inning Stats	R: 0 E: 0 K: 3	H: 1 LOB: 1 BB: 1 P: 7	R: 0 E: 0 K: 5	H: 0 LOB: 0 BB: 0 P: 5	R: 0 E: 0 K: 8	H: 1 LOB: 1 BB: 8	R: 1 E: 0 K: 5	H: 2 LOB: 1 BB: 5	R: 0 E: 0 K: 5	H: 0 LOB: 0 BB: 0 P: 5	R: 0 E: 0 K: 5	H: 0 LOB: 0 BB: 0 P: 5	R: 1 E: 0 K: 5	H: 3 LOB: 3 BB: 0 P: 5	R: 1 E: 1 K: 7	H: 2 LOB: 3 BB: 2 P: 15	R: 0 E: 0 K: 3	H: 0 LOB: 0 BB: 0 P: 3	R: 0 E: 0 K: 4	H: 1 LOB: 2 BB: 1 P: 8	R: 1 E: 0 K: 3	H: 2 LOB: 2 BB: 2 P: 11	1B: 11 2B: 1 3B: 0 HR: 0	SF: 1 SAC: 2 DP: 1 HBP: 0	WP: 0 PB: 1 SB: 0 CS: 1
--------------	----------------------	---------------------------------	----------------------	---------------------------------	----------------------	-------------------------	----------------------	-------------------------	----------------------	---------------------------------	----------------------	---------------------------------	----------------------	---------------------------------	----------------------	----------------------------------	----------------------	---------------------------------	----------------------	---------------------------------	----------------------	----------------------------------	-----------------------------------	------------------------------------	----------------------------------

PITCHER	Jerry Koosman, L ERA: 3.59 (1, 1)	IP: 11.0 WLS: 46 BF: 10 H: 3 R: 3 ER: 3 SO: 6 BB: 3 IBB: 2 HBP: 0 BLK: 0 WP: 0 HR: 0 S: 53 P: 73 ERA: 2.46 WHIP: 1.182
PITCHER	Kevin Kobel, L ERA: 2.43 (12, 1)	IP: 0.2 WLS: L BF: 5 H: 2 R: 1 ER: 1 SO: 0 BB: 2 IBB: 0 HBP: 0 BLK: 0 WP: 0 HR: 0 S: 3 P: 11 ERA: 13.50 WHIP: 6.000

Batter	1	2	3	4	5	6	7	8	9	AB R H RBI BB SO LOB	TOP																					
Lenny Randle, S OBP: 0.341, SLG: 0.329 (1, 5) X	0-0 SH1 1B	4-0 FC6-4 BB			0-0 1-6-3			0-0 F2		3 1 1 0 1 0 0																						
Bobby Valentine, R OBP: 0.343, SLG: 0.318 (1, 4) X	0-0 SH1	0-0 FC6-4			0-0 F7			0-0 F8		3 0 0 0 0 0 3																						
Lee Mazzilli, S OBP: 0.348, SLG: 0.414 (1, 8) X	0-0 2-H 1B				0-0 F9			0-0 4-3		4 0 1 1 0 0 0																						
Willie Montanez, L OBP: 0.319, SLG: 0.404 (1, 3) X	0-0 F9				0-0 F7			0-0 1-3		4 0 1 0 0 0 1																						
John Stearns, R OBP: 0.372, SLG: 0.429 (1, 2) S S S	0-3 K				0-0 5-3			0-0 F8		4 0 0 0 0 1 2																						
Steve Henderson, R OBP: 0.341, SLG: 0.414 (1, 7) X		0-0 FC3-5 E 1B			0-0 1-3			0-0 1B		4 0 2 0 0 0 0																						
Bruce Boisclair, L OBP: 0.299, SLG: 0.339 (1, 9) S S S		0-3 K			0-0 HR			0-3 K		4 1 1 1 0 3 2																						
Doug Flynn, R OBP: 0.278, SLG: 0.282 (1, 6) X		0-0 F6 WP FC3-5			0-0 F6-3			0-0 F3		3 0 0 0 0 0 1																						
Mike Bruhert, R OBP: 0.067, SLG: 0.067 Tom Grieve, R OBP: 0.283, SLG: 0.311 (7, PH) Dwight Bernard, R OBP: 0.500, SLG: 0.333 (7, 1) X		0-0 FC3-5 BB			0-0 L6			0-0 L4		2 0 0 0 0 0 2 1 0 0 0 0 0 0 0 0 0 0 0 0 0																						
Inning Stats	R: 1 E: 0 K: 1 S: 7	H: 2 LOB: 1 BB: 0 P: 7	R: 0 E: 1 K: 1 S: 7	H: 1 LOB: 3 BB: 1 P: 11	R: 0 E: 0 K: 0 S: 3	H: 0 LOB: 0 BB: 0 P: 3	R: 1 E: 0 K: 0 S: 4	H: 1 LOB: 0 BB: 0 P: 4	R: 0 E: 0 K: 0 S: 3	H: 1 LOB: 0 BB: 0 P: 3	R: 0 E: 0 K: 1 S: 5	H: 0 LOB: 0 BB: 0 P: 5	R: 0 E: 0 K: 0 S: 3	H: 0 LOB: 0 BB: 0 P: 3	R: 0 E: 0 K: 1 S: 6	H: 1 LOB: 1 BB: 0 P: 6	1B: 5 2B: 0 3B: 0 HR: 1	SF: 0 SAC: 1 DP: 0 HBP: 0	WP: 1 PB: 0 SB: 0 CS: 1	PA: 34												
PITCHER Burt Hooton, R ERA: 2.76 (1, 1)	IP 9.0	WLS W	BF 34	H 6	R 2	ER 2	SO 4	BB 1	IBB 0	HBP 0	BLK 0	WP 1	HR 1	S 41	P 45	ERA 2.00	WHIP 0.778															
											PITCHER	IP	WLS	BF	H	R	ER	SO	BB	IBB	HBP	BLK	WP	HR	S	P	ERA	WHIP				

New York Mets @ Los Angeles Dodgers
 Dodger Stadium, Los Angeles, CA
 Sat Sep 02 1978, 3:33 AM PDT
 Unknown

livebaseballscorecards.com

AB	32
R	2
H	6
RBI	2
BB	1
SO	4
LOB	11



Batter	1	2	3	4	5	6	7	8	9
Davey Lopes, R OBP: 0.358, SLG: 0.418 (1, 4)	0-0 SH5-3 SF8 2B		0-3 K			0-0 SH5-3 SF7 1B	0-0 F8		
Bill Russell, R OBP: 0.305, SLG: 0.347 (1, 6)	0-0 SH5-3 2-3		0-0 5-3			0-0 SH5-3 1-3		0-0 G3 2B	
Reggie Smith, S OBP: 0.394, SLG: 0.591 (1, 9)	0-0 SF8 3-H		0-0 F6			4-0 IBB		4-0 FC6-5 G3 BB	
Steve Garvey, R OBP: 0.330, SLG: 0.475 (1, 3)	0-0 5-3			0-0 G1-4-3 1B		0-0 SF7		0-0 G3 1-2 2-3	
Ron Cey, R OBP: 0.371, SLG: 0.434 (1, 5)		0-0 5-3		0-0 G1-4-3 1-2f		0-3 K		0-0 1-3	
Dusty Baker Jr., R OBP: 0.336, SLG: 0.384 (1, 7)		0-0		0-0 5-3			0-0 F8	0-0 FC6-5	
Bill North, S OBP: 0.371, SLG: 0.282 (8, 8)		1B 2B						2-3	
Rick Monday, L OBP: 0.337, SLG: 0.467 (1, 8) (8, 7)		0-0 F8			0-0 P5		0-3 K		
Steve Yeager, R OBP: 0.309, SLG: 0.265 (1, 2)		0-0 1B			0-0 G3		0-0 1B 1B		
Burt Hooton, R OBP: 0.242, SLG: 0.179 (1, 1)		0-0 F6			0-0 F9		0-0 1-2 1B		

Inning Stats	R: 1	H: 1	E: 0	K: 0	S: 4	LOB: 0	BB: 0	P: 4	R: 1	H: 2	E: 0	K: 0	S: 5	LOB: 1	BB: 0	P: 5	R: 0	H: 0	E: 0	K: 1	S: 5	LOB: 0	BB: 0	P: 5	R: 0	H: 1	E: 0	K: 0	S: 3	LOB: 0	BB: 0	P: 3	R: 1	H: 1	E: 0	K: 1	S: 6	LOB: 1	BB: 1	R: 0	H: 2	E: 0	K: 1	S: 7	LOB: 2	BB: 0	P: 7	R: 0	H: 1	E: 0	K: 0	S: 4	LOB: 2	BB: 1	P: 8
--------------	------	------	------	------	------	--------	-------	------	------	------	------	------	------	--------	-------	------	------	------	------	------	------	--------	-------	------	------	------	------	------	------	--------	-------	------	------	------	------	------	------	--------	-------	------	------	------	------	------	--------	-------	------	------	------	------	------	------	--------	-------	------

PITCHER		IP	WLS	BF	H	R	ER	SO	BB	IBB	HBP	BLK	WP	HR	S	P	ERA	WHIP	PITCHER		IP	WLS	BF	H	R	ER	SO	BB	IBB	HBP	BLK	WP	HR	S	P	ERA	WHIP																				
Mike Bruhert, R ERA: 4.83 (1, 1)		6.0	L	23	5	3	3	2	0	1	0	0	0	0	26	30	4.50	0.833																																							
Dwight Bernard, R ERA: 2.73 (7, 1)		2.0		10	3	0	0	1	1	0	0	0	0	0	11	15	0.00	2.000																																							

BOTTOM

New York Mets @ Los Angeles Dodgers
Dodger Stadium, Los Angeles, CA
 Sat Sep 02 1978, 3:33 AM PDT
 Unknown

AB	27
R	3
H	8
RBI	3
BB	2
SO	3
LOB	12



1B: 5	SF: 2	WP: 0	PA: 33
2B: 3	SAC: 2	PB: 0	
3B: 0	DP: 1	SB: 1	
HR: 0	HBP: 0	CS: 0	

livebaseballscorecards.com

Batter	1	2	3	4	5	6	7	8	9	AB R H RBI BB SO LOB	TOP																
Lenny Randle, S (1, 5) OBP: 0.338, SLG: 0.326	0-0 F8			0-0 1-3		0-0 F8		0-3 K		4 0 0 0 0 1 1																	
Bobby Valentine, R (1, 4) OBP: 0.347, SLG: 0.329	0-0 L4			0-0 1B		0-0 1B SF9 2B		0-0 5-3		4 1 2 0 0 0 0																	
Lee Mazzilli, S (1, 8) OBP: 0.349, SLG: 0.415	0-0 4-3			0-0 F9		0-0 1B			0-0 WP 1B	4 1 2 1 0 0 1																	
Ed Kranepool, L (1, 7) OBP: 0.271, SLG: 0.288		0-0 3-1		0-0 4-3		0-0 SF9			4-0 1B BB	2 0 0 1 1 0 1																	
Sergio Ferrer, S (9, PR) OBP: 0.250, SLG: 0.143									1-2 FC BB	0 1 0 0 0 0 0																	
Steve Henderson, R (9, 7) OBP: 0.341, SLG: 0.414										0 0 0 0 0 0 0																	
Willie Montanez, L (1, 3) OBP: 0.319, SLG: 0.402		0-0 4-3			0-0 4-3	0-0 F7			0-0 FC 1B	4 1 1 1 0 0 1																	
Bruce Boisclair, L (1, 9) OBP: 0.295, SLG: 0.333		0-3 K			0-0 F5		0-0 P6		0-0 FC	4 0 0 0 0 1 0																	
Ron Hodges, L (1, 2) OBP: 0.330, SLG: 0.326			0-3 K		0-0 2B		0-0 F9		0-0 F6-4-3 1B	4 0 2 0 0 1 0																	
Doug Flynn, R (1, 6) OBP: 0.275, SLG: 0.280				0-0 F4-3		0-0 F9		0-0 F1-3	0-0 F6-4-3	4 0 0 0 0 0 2																	
Nino Espinosa, R (1, 1) OBP: 0.246, SLG: 0.286			0-3 K			0-0 1B		0-0 5-3		2 1 1 0 0 1 0																	
Joel Youngblood, R (8, PH) OBP: 0.287, SLG: 0.448										1 0 0 0 0 0 0																	
Dale Murray, R (8, 1)										0 0 0 0 0 0 0																	
Inning Stats	R: 0 E: 0 K: 0 S: 3	H: 0 LOB: 0 BB: 0 P: 3	R: 0 E: 0 K: 1 S: 5	H: 0 LOB: 0 BB: 0 P: 5	R: 0 E: 0 K: 2 S: 7	H: 0 LOB: 0 BB: 0 P: 7	R: 0 E: 0 K: 0 S: 4	H: 1 LOB: 1 BB: 0 P: 4	R: 0 E: 0 K: 0 S: 4	H: 1 LOB: 1 BB: 0 P: 4	R: 2 E: 0 K: 0 S: 6	H: 3 LOB: 1 BB: 0 P: 6	R: 0 E: 0 K: 0 S: 3	H: 0 LOB: 0 BB: 0 P: 3	R: 0 E: 0 K: 1 S: 5	H: 0 LOB: 0 BB: 0 P: 5	R: 3 E: 1 K: 0 S: 5	H: 3 LOB: 1 BB: 1 P: 9	1B: 6 2B: 2 3B: 0 HR: 0	SF: 1 SAC: 1 DP: 1 HBP: 0	WP: 1 PB: 0 SB: 0 CS: 0	PA: 35					
PITCHER	IP WLS BF H R ER SO BB IBB HBP BLK WP HR S P ERA WHIP																										
Bob Welch, R (1, 1) ERA: 2.06	7.0		26	5	2	2	3	0	0	0	0	0	0	32	32	2.57	0.714										
Charlie Hough, R (8, 1) ERA: 2.96	1.0	L	4	1	1	1	1	0	0	0	0	0	0	6	6	9.00	1.000										
Lance Rautzhan, L (9, 1) ERA: 1.58	1.0		5	2	2	2	0	1	0	0	0	1	0	4	8	18.00	3.000										

New York Mets @ Los Angeles Dodgers
 Dodger Stadium, Los Angeles, CA
 Sat Sep 02 1978, 3:38 AM PDT
 Att: 49,818 - Unknown

livebaseballscores.com

AB	33
R	5
H	8
RBI	3
BB	1
SO	4
LOB	6



BOTTOM

New York Mets @ Los Angeles Dodgers
Dodger Stadium, Los Angeles, CA
Sat Sep 02 1978, 3:38 AM PDT
Att. 49,818 - Unknown

livebaseballscores.com

AB	36
R	3
H	9
RBI	3
BB	1
SO	3
LOB	16



WP: 0	PA: 37
PB: 0	
SB: 1	
CS: 1	

AB	R	H	RBI	BB	SO	LOB
5	1	2	0	0	1	2
4	0	0	0	0	0	2
4	1	2	2	0	0	1
4	0	0	0	0	0	2
0	0	0	0	0	0	0
0	0	0	0	0	0	0
3	1	1	0	1	0	0
4	0	0	0	0	1	3
4	0	2	1	0	1	1
4	0	2	0	0	0	1
2	0	0	0	0	0	4
1	0	0	0	0	0	0
0	0	0	0	0	0	0
1	0	0	0	0	0	0

Batter	1	2	3	4	5	6	7	8	9
Davey Lopes, R (1, 4) OBP: 0.358, SLG: 0.418	0-3 K		0-0 F6-3 1B	0-0 5-3			0-0 S BLK HR 1B		0-0 F6-3
Bill North, S (1, 8) OBP: 0.367, SLG: 0.279	0-0 1-3		0-0 F6-3 1-2		0-0 F6		0-0 4-3 1-3		
Steve Garvey, R (1, 3) OBP: 0.332, SLG: 0.481	0-0 1B		0-0 F3		0-0 F3		0-0 HR 3-H		
Ron Cey, R (1, 5) OBP: 0.368, SLG: 0.430 Charlie Hough, R (8, 1) OBP: 0.333, SLG: 0.417 Lance Rautzhan, R (9, 1)	0-0 F8		0-0 L7		0-0 F8		0-0 F6		
Dusty Baker Jr., R (1, 7) OBP: 0.337, SLG: 0.384		4-0 CS BB		0-0 2B 1B		0-0 E8 FC6-4		0-0 F8	
Rick Monday, L (1, 9) OBP: 0.332, SLG: 0.461		0-0 F9 1-2		0-0 P4		0-0 F6		0-3 K	
Joe Ferguson, R (1, 2) OBP: 0.355, SLG: 0.397		0-0 1B 1B		0-0 1B 1-H 2B		0-0 F7		0-3 K	
Bill Russell, R (1, 6) OBP: 0.307, SLG: 0.348		0-0 FC6-4 1-2 1B		0-0 2-3 1B		0-0 FC6-4 1-2f		0-0 P3	
Bob Welch, R (1, 1) OBP: 0.222, SLG: 0.278 Vic Davalillo, L (7, PH) OBP: 0.329, SLG: 0.388 Ted Martinez, R (8, 5) OBP: 0.300, SLG: 0.270 Lee Lacy, R (9, PH) OBP: 0.343, SLG: 0.529		0-0 FC6-4 1-2f		0-0 P3			0-0 F3		0-0 P4

Inning Stats	R: 0	H: 1	E: 0	LOB: 1	K: 1	BB: 0	S: 6	P: 6
	R: 0	H: 2	E: 0	LOB: 2	K: 0	BB: 1	S: 4	P: 8
	R: 0	H: 1	E: 0	LOB: 1	K: 0	BB: 0	S: 4	P: 4
	R: 1	H: 3	E: 0	LOB: 2	K: 0	BB: 0	S: 6	P: 6
	R: 0	H: 0	E: 0	LOB: 0	K: 0	BB: 0	S: 3	P: 3
	R: 0	H: 0	E: 1	LOB: 1	K: 0	BB: 0	S: 4	P: 4
	R: 2	H: 2	E: 0	LOB: 0	K: 0	BB: 0	S: 5	P: 5
	R: 0	H: 0	E: 0	LOB: 0	K: 2	BB: 0	S: 7	P: 7
	R: 0	H: 0	E: 0	LOB: 0	K: 0	BB: 0	S: 3	P: 3

PITCHER	IP	WLS	BF	H	R	ER	SO	BB	IBB	HBP	BLK	WP	HR	S	P	ERA	WHIP
Nino Espinosa, R (1, 1) ERA: 4.69	7.0		31	9	3	3	1	1	0	0	1	0	1	32	36	3.86	1.429
Dale Murray, R (8, 1) ERA: 3.96	2.0	W	6	0	0	0	2	0	0	0	0	0	0	10	10	0.00	0.000

1B: 7	SF: 0
2B: 1	SAC: 0
3B: 0	DP: 0
HR: 1	HBP: 0

WP	HR	S	P	ERA	WHIP
0	0	0	0		
0	0	0	0		
0	0	0	0		
0	0	0	0		

Batter	1	2	3	4	5	6	7	8	9	AB R H RBI BB SO LOB	TOP											
Lee Mazzilli, S (1, 8) OBP: 0.353, SLG: 0.432	0-0 HR	0-0 FC6-4 1B		0-0 G4-6-3 1B			0-0 HR		0-0 FC4-6 CS	5 2 4 3 0 0 1	New York Mets @ Los Angeles Dodgers Dodger Stadium, Los Angeles, CA Sun Sep 03 1978, 3:33 AM PDT Att: 26,983 - Unknown livebaseballscorecards.com											
Bobby Valentine, R (1, 4) OBP: 0.341, SLG: 0.323 Sergio Ferrer, S (4, 4) OBP: 0.200, SLG: 0.111	0-0 5-3	0-0 FC6-4 1B		0-0 G4-6-3 1-2f			0-0 F7		0-0 5-3	3 1 0 1 0 0 2 2 0 0 0 0 0 1												
Steve Henderson, R (1, 7) OBP: 0.340, SLG: 0.413	0-0 4-3	0-0 FC3-6 1B		0-0 6-3			0-0 4-3		0-0 CS	4 0 1 0 0 0 0												
Willie Montanez, L (1, 3) OBP: 0.317, SLG: 0.399	0-3 K	0-0 FC3-6 WP 1B					0-0 6-3		0-0 3-H	4 0 0 0 0 1 2												
John Stearns, R (1, 2) OBP: 0.373, SLG: 0.429									0-0 F7	4 1 2 1 0 1 0												
Tom Grieve, R (1, 9) OBP: 0.282, SLG: 0.309 Joel Youngblood, R (9, 9) OBP: 0.287, SLG: 0.448									0-0 6-3	4 1 1 0 0 2 2 0 0 0 0 0 0 0												
Lenny Randle, S (1, 5) OBP: 0.341, SLG: 0.330		0-0 PB 1B 1B	0-0 5-3				0-0 FC6-4 1B		0-0 E4 1B	4 1 3 1 0 0 0												
Doug Flynn, R (1, 6) OBP: 0.275, SLG: 0.279		0-0 1B 1B	0-0 F6				0-0 FC6-4 CS		0-0 F4-3	4 1 1 1 0 0 2												
Tom Hausman, R (1, 1) OBP: 0.250, SLG: 0.267 Dwight Bernard, R (6, 1) OBP: 0.500, SLG: 0.333 Dale Murray, R (8, 1)		0-0 1B FC6-4 1B	0-3 K				0-3 K		4-0 FC4-6 BB	3 1 1 1 0 2 1 0 0 0 0 0 0 0 0 0 0 0 1 0 0												
Inning Stats	R: 1 E: 0 K: 1 S: 6	H: 1 LOB: 0 BB: 0 P: 6	R: 6 E: 0 K: 1 S: 13	H: 8 LOB: 2 BB: 0 P: 13	R: 0 E: 0 K: 1 S: 5	H: 0 LOB: 0 BB: 0 P: 5	R: 0 E: 0 K: 0 S: 3	H: 1 LOB: 0 BB: 0 P: 3	R: 0 E: 0 K: 2 S: 7	H: 0 LOB: 0 BB: 0 P: 7	R: 0 E: 0 K: 1 S: 5	H: 1 LOB: 0 BB: 0 P: 5	R: 1 E: 0 K: 0 S: 4	H: 1 LOB: 0 BB: 0 P: 4	R: 0 E: 1 K: 0 S: 4	H: 1 LOB: 1 BB: 0 P: 4	R: 0 E: 1 K: 0 S: 2	H: 0 LOB: 0 BB: 1 P: 6	1B: 11 2B: 0 3B: 0 HR: 2	SF: 0 SAC: 0 DP: 1 HBP: 0	WP: 1 PB: 1 SB: 1 CS: 2	PA: 39
PITCHER	IP WLS BF H R ER SO BB IBB HBP BLK WP HR S P ERA WHIP																					
Tommy John, L (1, 1) ERA: 3.41	5.0 L 24 10 7 7 5 0 0 0 0 1 1 34 34 12.60 2.000																					
Charlie Hough, R (6, 1) ERA: 3.0	2.0 7 2 1 1 1 0 0 0 0 0 1 9 9 4.50 1.000																					
Lance Rautzhan, L (8, 1) ERA: 1.51	2.0 7 1 0 0 0 1 0 0 0 0 0 6 10 0.00 1.000																					



Batter	1	2	3	4	5	6	7	8	9	AB	R	H	RBI	BB	SO	LOB
Davey Lopes, R OBP: 0.359, SLG: 0.418 (1, 4)	0-0 2-3		0-0 1B		0-0 FC4-6		0-0 G1-4-3		0-0 1B	5	0	2	1	0	0	2
Bill Russell, R OBP: 0.307, SLG: 0.349 (1, 6)	0-0 2B		0-0 G5-4-3			0-0 1-3		4-0 1B BB	0-0 F8	4	1	1	0	1	0	2
Reggie Smith, S OBP: 0.395, SLG: 0.588 (1, 9)	0-3 K			0-0 5-3		4-0 1B SF9 BB		4-0 1B BB		2	1	0	0	2	1	1
Steve Garvey, R OBP: 0.331, SLG: 0.479 (1, 3)	0-0 5-3			0-0 F2		0-0 SF9 1B		0-0 1B		4	0	1	1	0	0	2
Ron Cey, R OBP: 0.369, SLG: 0.437 (1, 5)		0-0 HR		0-0 F7		0-0 1B		0-0 F8		4	1	2	1	0	0	2
Dusty Baker Jr., R OBP: 0.337, SLG: 0.390 (1, 7)		0-0 5-3			0-0 HR	0-0 SF9		0-0 G5-4-3		3	1	1	2	0	0	2
Rick Monday, L OBP: 0.331, SLG: 0.458 (1, 8)		0-0 1-3			0-0 F5	0-0 K				4	1	1	0	0	1	2
Joe Ferguson, R OBP: 0.354, SLG: 0.395 (1, 2)		0-0 F7			0-0 FC4-6 1B		0-0 F9		0-0 G3	1	0	0	0	0	0	0
Johnny Oates, L OBP: 0.365, SLG: 0.333 (3, 2)									0-0 G3	3	0	1	0	0	0	1
Tommy John, R OBP: 0.189, SLG: 0.161 (1, 1)			0-0 P3		0-0 L4		4-0 G1-4-3 BB		0-0 L8	1	0	0	0	0	0	0
Vic Davalillo, L OBP: 0.324, SLG: 0.382 (5, PH)										1	0	0	0	0	0	1
Charlie Hough, R OBP: 0.323, SLG: 0.417 (6, 1)										0	0	0	0	0	0	0
Bill North, S OBP: 0.369, SLG: 0.279 (7, PH)										0	0	0	0	1	0	0
Lance Rautzhan, R OBP: 0.365, SLG: 0.333 (8, 1)										0	0	0	0	0	0	0
Lee Lacy, R OBP: 0.342, SLG: 0.527 (9, PH)										1	0	0	0	0	0	1

BOTTOM

New York Mets @ Los Angeles Dodgers
Dodger Stadium, Los Angeles, CA
Sun Sep 03 1978, 3:33 AM PDT
Att. 26,983 - Unknown

livebaseballscorecards.com

AB	33
R	5
H	9
RBI	5
BB	4
SO	2
LOB	16



Inning	R	H	E	K	S	P	BB	IBB	HBP	BLK	WP	HR	S	P	ERA	WHIP
1	0	1	0	1	6	0	0	0	0	0	0	2	22	22	3.38	0.938
2	1	1	0	0	4	3	0	0	0	0	0	0	8	24	5.40	3.000
3	0	0	0	0	0	0	0	0	0	0	0	0	8	8	4.50	1.500

PITCHER	IP	WLS	BF	H	R	ER	SO	BB	IBB	HBP	BLK	WP	HR	S	P	ERA	WHIP
Tom Hausman, R ERA: 5.04 (1, 1)	5.1		20	5	2	2	1	0	0	0	0	0	2	22	22	3.38	0.938
Dwight Bernard, R ERA: 2.86 (6, 1)	1.2		10	1	2	1	1	4	0	0	0	0	0	8	24	5.40	3.000
Dale Murray, R ERA: 3.97 (8, 1)	2.0		8	3	1	1	0	0	0	0	0	0	0	8	8	4.50	1.500

WP:	0
PB:	0
SB:	0
CS:	0
PA:	38

Batter	1	2	3	4	5	6	7	8	9	AB R H RBI BB SO LOB	TOP		
Bill Madlock, R (1, 4) OBP: 0.381, SLG: 0.485	0-0 F9 1B	0-0 2-H 3-H 1B			0-0 F7	0-0 1-3			0-0 F7	5 0 2 2 0 0 1	<p>San Francisco Giants @ Los Angeles Dodgers</p> <p>Dodger Stadium, Los Angeles, CA</p> <p>Mon Sep 04 1978, 3:33 AM PDT</p> <p>Att: 52,589 - Unknown</p>		
Jim Dwyer, L (1, 3) OBP: 0.333, SLG: 0.385 Tom Heintzelman, R (7, PH) OBP: 0.182, SLG: 0.455 (7, 3)	0-0 F9 1-3	0-3 K			0-0 G3			0-0 F9	0-0 F9	3 0 0 0 0 1 2 2 0 0 0 0 0 0			
Jack Clark, R (1, 9) OBP: 0.364, SLG: 0.542 Art Gardner, L (9, PR)	0-0 F5			0-0 2B	0-0 1B 2B			0-3 K	0-0 1B	5 1 3 0 0 1 1 0 0 0 0 0 0 0			
Darrell Evans, L (1, 5) OBP: 0.371, SLG: 0.414	0-0 F9			0-0 F7	4-0 1B IBB			4-0 FC5-4 BB	0-0 L9	3 0 0 0 2 0 3			
Hector Cruz, R (1, 8) OBP: 0.314, SLG: 0.379 (5, 7)		0-0 1B 2B		0-0 F3	0-0 1-2 2-H 1B			0-0 FC5-4		4 1 2 1 0 0 2			
Terry Whitfield, L (1, 7) OBP: 0.350, SLG: 0.421 Gary Lavelle, S (5, 1) OBP: 0.067, SLG: 0.067 Rob Andrews, R (8, PH) OBP: 0.322, SLG: 0.316 Johnnie LeMaster, R (8, 6) OBP: 0.292, SLG: 0.339		0-0 WP 1B 1B 2-3		0-0 G3	0-0 G3				0-0 E6 4-3 1B	3 1 1 0 0 0 3 0 0 0 0 0 0 0 1 0 1 0 0 0 0 0 0 0 0 0 0 0			
Marc Hill, R (1, 2) OBP: 0.312, SLG: 0.277		0-0 F7		0-0 5-3			0-0 5-3		0-0 4-3	4 0 0 0 0 0 3			
Roger Metzger, S (1, 6) OBP: 0.297, SLG: 0.288 Mike Ivie, R (8, PH) OBP: 0.361, SLG: 0.474 Randy Moffitt, R (8, 1) OBP: 0.250, SLG: 0.143		0-0 1B WP 1B 1-2 3-H		0-0 4-3			0-0 1B		0-0 4-3	3 1 2 1 0 0 0 1 0 0 0 0 0 1 0 0 0 0 0 0 0			
Ed Halicki, R (1, 1) OBP: 0.164, SLG: 0.148 Larry Herndon, R (5, 8) OBP: 0.320, SLG: 0.349		0-3 K 1-2 2-3		0-0 F7			0-0 B1		0-0 4-3	2 0 0 0 0 1 2 2 0 0 0 0 0 2			
Inning Stats	R: 0 H: 1 E: 0 LOB: 1 K: 0 BB: 0 S: 4 P: 4	R: 3 H: 4 E: 0 LOB: 1 K: 2 BB: 0 S: 11 P: 11	R: 0 H: 1 E: 0 LOB: 1 K: 0 BB: 0 S: 4 P: 4	R: 0 H: 0 E: 0 LOB: 0 K: 0 BB: 0 S: 3 P: 3	R: 1 H: 2 E: 0 LOB: 2 K: 0 BB: 1 S: 5 P: 9	R: 0 H: 1 E: 0 LOB: 1 K: 0 BB: 0 S: 4 P: 4	R: 0 H: 0 E: 0 LOB: 1 K: 1 BB: 1 S: 5 P: 9	R: 0 H: 1 E: 1 LOB: 1 K: 0 BB: 0 S: 4 P: 4	R: 0 H: 1 E: 0 LOB: 1 K: 0 BB: 0 S: 4 P: 4	1B: 8 SF: 0 2B: 3 SAC: 0 3B: 0 DP: 0 HR: 0 HBP: 0		WP: 1 PA: 40 PB: 0 SB: 1 CS: 0	
PITCHER	IP WLS BF H R ER SO BB IBB HBP BLK WP HR S P ERA WHIP											PITCHER	IP WLS BF H R ER SO BB IBB HBP BLK WP HR S P ERA WHIP
Don Sutton, R (1, 1) ERA: 3.67	5.0 W 24 8 4 4 2 0 1 0 0 0 1 0 27 31 7.20 1.600												
Lance Rautzhan, L (6, 1) ERA: 1.44	2.1 10 2 0 0 1 1 0 0 0 0 0 0 11 15 0.00 1.286												
Terry Forster, L (8, 1) ERA: 2.32	1.2 S 6 1 0 0 0 0 0 0 0 0 0 0 6 6 0.00 0.600												

livebaseballscorecards.com

AB	38
R	4
H	11
RBI	4
BB	2
SO	3
LOB	20



Batter	1	2	3	4	5	6	7	8	9
Davey Lopes, R OBP: 0.357, SLG: 0.414 (1, 4)	0-0 F8		0-0 F7		0-0 FC5-4 1B	0-0 F8		4-0 BB	
Bill Russell, R OBP: 0.308, SLG: 0.349 (1, 6)	0-0 CS 1B		0-0 F5		0-0 E S 2B 1B	0-0 4-3		0-0 F8	
Reggie Smith, S OBP: 0.392, SLG: 0.583 (1, 9)	0-3 K			0-3 K	0-3 K				
Steve Garvey, R OBP: 0.332, SLG: 0.481 (1, 3)		0-0 F5		0-0 FC6-4 1B	0-0 1B 1B 2B		0-0 F8		
Ron Cey, R OBP: 0.372, SLG: 0.437 (1, 5)		4-0 BB 1B		0-0 FC6-4 1-2f	0-0 BB 1B 1B		4-0 BB		
Dusty Baker Jr., R OBP: 0.338, SLG: 0.391 (1, 7)		0-0 1-2 1B		0-0 F7	0-0 BB 1B		0-0 F8		
Rick Monday, L OBP: 0.333, SLG: 0.467 (1, 8)		0-0 P6			HR			0-0 4-3	
Bill North, S OBP: 0.369, SLG: 0.279 (9, 8)					BB				
Johnny Oates, L OBP: 0.368, SLG: 0.338 (1, 2)		0-0 F8			1B			0-0	
Lee Lacy, R OBP: 0.341, SLG: 0.524 (5, PH)					F9			2B	
Lance Rautzhan, R OBP: 0.429, SLG: 0.571 (6, 1)									
Terry Forster, L OBP: 0.429, SLG: 0.571 (8, 1)									
Don Sutton, R OBP: 0.156, SLG: 0.100 (1, 1)			0-0 F8		0-0 FC5-4 1-2 1B	0-3 K		0-3 K	
Vic Davalillo, L OBP: 0.333, SLG: 0.391 (5, PH)									
Myron White, L OBP: 0.333, SLG: 0.391 (5, PR)									
Steve Yeager, R OBP: 0.306, SLG: 0.263 (6, 2)									

Inning Stats	R: 0 E: 0 K: 1 S: 5	H: 1 LOB: 0 BB: 0 P: 5	R: 0 E: 0 K: 0 S: 4	H: 1 LOB: 2 BB: 1 P: 8	R: 0 E: 0 K: 0 S: 3	H: 0 LOB: 0 BB: 0 P: 3	R: 0 E: 0 K: 1 S: 6	H: 1 LOB: 1 BB: 0 P: 6	R: 5 E: 1 K: 1 S: 12	H: 7 LOB: 3 BB: 1 P: 16	R: 0 E: 0 K: 1 S: 5	H: 0 LOB: 0 BB: 0 P: 5	R: 0 E: 0 K: 1 S: 5	H: 0 LOB: 1 BB: 1 P: 9	R: 0 E: 0 K: 1 S: 6	H: 1 LOB: 2 BB: 1 P: 10
1B: 8 2B: 2 3B: 0 HR: 1	SF: 0 SAC: 0 DP: 0 HBP: 0	WP: 0 PA: 38														

PITCHER	IP	WLS	BF	H	R	ER	SO	BB	IBB	HBP	BLK	WP	HR	S	P	ERA	WHIP
Ed Halicki, R ERA: 2.96 (1, 1)	4.2	L	24	10	5	5	3	1	0	0	0	0	1	29	33	9.64	2.357
Gary Lavelle, L ERA: 2.89 (5, 1)	2.1		9	0	0	0	2	2	0	0	0	0	0	11	19	0.00	0.857
Randy Moffitt, R ERA: 3.15 (8, 1)	1.0		5	1	0	0	1	1	0	0	0	0	0	6	10	0.00	2.000

BOTTOM

San Francisco Giants @ Los Angeles Dodgers
Dodger Stadium, Los Angeles, CA
 Mon Sep 04 1978, 3:33 AM PDT
 Att. 52,589 - Unknown

livebaseballscorecards.com

AB	34
R	5
H	11
RBI	4
BB	4
SO	6
LOB	16



Batter	1	2	3	4	5	6	7	8	9	AB R H RBI BB SO LOB	TOP											
Bill Madlock, R (1, 4) OBP: 0.379, SLG: 0.480	0-0 1-3		0-0 6-3	0-0 F8		0-0 L4		4-0 BB 1-2 2-3 BB		4 0 0 0 1 0 5	<p>San Francisco Giants @ Los Angeles Dodgers</p> <p>Dodger Stadium, Los Angeles, CA</p> <p>Wed Sep 06 1978, 3:33 AM PDT</p> <p>Att: 27,211 - Unknown</p>											
Darrell Evans, L (1, 5) OBP: 0.373, SLG: 0.419	4-0 FC5-4 BB		4-0 FC5-4 BB		0-0 HR		0-3 K	0-0 P3		3 1 1 1 2 1 3												
Jack Clark, R (1, 9) OBP: 0.360, SLG: 0.536	0-3 K		0-0 FC5-4 1-2f		0-0 6-3		0-0 F8		0-0 6-3	5 0 0 0 0 1 2												
Mike Ivie, R (1, 3) OBP: 0.358, SLG: 0.468	0-0 FC5-4 1-2f		0-0 F9		0-0 F9		0-0 1B		0-0 F8	5 0 1 0 0 0 2												
Hector Cruz, R (1, 7) OBP: 0.315, SLG: 0.397		0-0 HR		0-0 BB 2B		0-0 5-3		0-0 P4		5 1 2 1 0 0 1												
Larry Herndon, R (1, 8) OBP: 0.319, SLG: 0.348		0-0 5-3		0-0 6-3		0-0 L9		0-0 BB 1B 1B		4 0 1 0 0 0 1												
Marc Hill, R (1, 2) OBP: 0.317, SLG: 0.280		0-0 4-3		4-0 BB BB		0-0 FC6-4 1B		0-0 BB 1B		3 0 2 0 1 0 0												
Dennis Littlejohn, R (8, PR) (8, 2)										0 0 0 0 0 0 0												
Johnnie LeMaster, R (1, 6) OBP: 0.295, SLG: 0.336		4-0 BB		4-0 1-2 2-3 BB		0-0 FC6-4 E 1-2f		0-3 K		2 0 0 0 2 1 3												
Jim Barr, R (1, 1) OBP: 0.109, SLG: 0.109		0-0 F8		0-0 F9		0-0 E9 1-3		0-3 K		1 0 0 0 0 0 1												
Tom Heintzelman, R (4, PH) OBP: 0.174, SLG: 0.435										1 0 0 0 0 0 3												
Greg Minton, S (4, 1)										0 0 0 0 0 0 0												
Rob Andrews, R (8, PH) OBP: 0.320, SLG: 0.314										1 0 0 0 0 0 1												
Ed Plank, R (8, 1)										0 0 0 0 0 0 0												
Terry Whitfield, L (8, PH) OBP: 0.348, SLG: 0.420										1 0 0 0 0 1 2												
John Curtis, L (8, 1)										0 0 0 0 0 0 0												
Inning Stats	R: 0 E: 0 K: 1 S: 5	H: 0 LOB: 1 BB: 1 P: 9	R: 1 E: 0 K: 0 S: 4	H: 1 LOB: 1 BB: 1 P: 8	R: 0 E: 0 K: 0 S: 3	H: 0 LOB: 1 BB: 1 P: 7	R: 0 E: 0 K: 0 S: 4	H: 1 LOB: 3 BB: 2 P: 12	R: 1 E: 0 K: 0 S: 4	H: 1 LOB: 0 BB: 0 P: 4	R: 0 E: 1 K: 0 S: 5	H: 1 LOB: 2 BB: 0 P: 5	R: 0 E: 0 K: 1 S: 6	H: 1 LOB: 1 BB: 0 P: 6	R: 0 E: 0 K: 2 S: 9	H: 2 LOB: 3 BB: 1 P: 13	R: 0 E: 0 K: 0 S: 3	H: 0 LOB: 0 BB: 0 P: 3	1B: 4 2B: 1 3B: 0 HR: 2	SF: 0 SAC: 0 DP: 0 HBP: 0	WP: 0 PB: 0 SB: 0 CS: 0	PA: 41
PITCHER	IP WLS BF H R ER SO BB IBB HBP BLK WP HR S P ERA WHIP											PITCHER	IP WLS BF H R ER SO BB IBB HBP BLK WP HR S P ERA WHIP									
Doug Rau, L (1, 1) ERA: 3.41	7.0 W 32 5 2 2 2 5 0 0 0 0 2 31 51 2.57 1.429																					
Rick Rhoden, R (8, 1) ERA: 3.72	2.0 9 2 0 0 2 1 0 0 0 0 0 0 12 16 0.00 1.500																					

livebaseballscorecards.com

AB	35
R	2
H	7
RBI	2
BB	6
SO	4
LOB	24



Batter	1	2	3	4	5	6	7	8	9	AB	R	H	RBI	BB	SO	LOB
Davey Lopes, R OBP: 0.358, SLG: 0.413 (1, 4)	0-0 6-3 BB	4-0 1-2 BB		0-0 SH1-3 1B	0-0 F8			0-0 FC3-6 WP		4	0	1	0	1	0	1
Bill Russell, R OBP: 0.306, SLG: 0.347 (1, 6)	0-0 4-3	0-0 L9-6 2-3		0-0 SH1-3		0-0 4-3		0-0 F8		4	0	0	0	0	0	4
Reggie Smith, S OBP: 0.390, SLG: 0.578 (1, 9)	0-0 F8		0-0 1B E 1B	0-0 P6 2-3		0-0 F8		0-0 5-3 1-2		5	1	1	0	0	0	2
Steve Garvey, R OBP: 0.332, SLG: 0.479 (1, 3)		0-0 HR 1B	0-0 F2	0-0 F8		0-0 F9				4	1	1	0	0	0	2
Ron Cey, R OBP: 0.376, SLG: 0.447 (1, 5)		0-0 1-H HR	0-0 1B E 1B		0-0 HR 1B		4-0 BB G6-4-3 BB			3	3	3	2	1	0	0
Dusty Baker Jr., R OBP: 0.337, SLG: 0.390 (1, 7)		0-0 5-3	0-0 E G6-2-3 1B		0-0 F8		0-0 G6-4-3 1-2f			4	0	1	0	0	0	2
Rick Monday, L OBP: 0.341, SLG: 0.471 (1, 8)		4-0 2B 1B BB	0-0 E7 1-3 2-H 3-H 1B		4-0 HR BB		0-0 2B 1B			2	3	2	2	2	0	0
Rick Rhoden, R OBP: 0.170, SLG: 0.140 (8, 1)		0-0 1B 2B	4-0 1B IBB		0-0 HR		0-0 2B			3	1	3	4	1	0	0
Joe Ferguson, R OBP: 0.361, SLG: 0.418 (1, 2)		0-0 L9-6 BB 1B 2-3 3-H	0-0 G6-2-3		0-0 4-3		4-0 FC3-6 BB			3	0	1	1	0	0	3
Doug Rau, L OBP: 0.161, SLG: 0.179 (1, 1)										0	0	0	0	1	0	0
Bill North, S OBP: 0.371, SLG: 0.279 (8, 8)										0	0	0	0	1	0	0

Inning Stats	R: 0	H: 0	E: 0	K: 0	S: 3	R: 3	H: 4	E: 0	K: 0	S: 6	R: 2	H: 4	E: 1	K: 0	S: 6	R: 0	H: 1	E: 0	K: 0	S: 4	R: 3	H: 2	E: 0	K: 0	S: 5	R: 0	H: 0	E: 0	K: 0	S: 3	R: 1	H: 2	E: 0	K: 0	S: 3	R: 0	H: 0	E: 0	K: 0	S: 3	
	0	0	0	0	3	3	4	0	0	6	4	4	2	0	6	0	0	0	0	4	2	0	2	0	9	0	0	0	3	2	0	7	0	0	0	3	0	0	0	0	7

PITCHER	IP	WLS	BF	H	R	ER	SO	BB	IBB	HBP	BLK	WP	HR	S	P	ERA	WHIP
Jim Barr, R ERA: 3.63 (1, 1)	3.0	L	18	8	5	5	0	2	1	0	0	0	1	15	27	15.00	3.333
Greg Minton, R ERA: 8.04 (4, 1)	2.0		10	3	3	3	0	1	0	0	0	0	1	9	13	13.50	2.000
Ed Plank, R ERA: 4.5 (6, 1)	2.0		7	2	1	1	0	1	0	0	0	0	0	6	10	4.50	1.500
John Curtis, L ERA: 2.97 (8, 1)	1.0		4	0	0	0	0	1	0	0	0	1	0	3	7	0.00	1.000

BOTTOM

San Francisco Giants @ Los Angeles Dodgers
Dodger Stadium, Los Angeles, CA

Wed Sep 06 1978, 3:33 AM PDT
 Att. 27,211 - Unknown

livebaseballscorecards.com

AB	32
R	9
H	13
RBI	9
BB	6
SO	0
LOB	14



WP	PA	3B	HR	S	P	ERA	WHIP
1	39	0	2	3	7	0.00	1.000

Batter	1	2	3	4	5	6	7	8	9	AB R H RBI BB SO LOB	TOP											
Davey Lopes, R OBP: 0.358, SLG: 0.413 (1, 4) X	0-0 L6		0-0 L7		0-0 E 1B 1B		0-0 F7		0-3 K	5 1 1 0 0 1 1	Los Angeles Dodgers @ Atlanta Braves Atlanta-Fulton County Stadium, Atlanta, GA Sat Sep 09 1978, 7:05 PM EDT Att: 26,777 - Unknown livebaseballscorecards.com											
Bill Russell, R OBP: 0.307, SLG: 0.349 (1, 6) X	0-0 HR 1B		0-0 S 1B		0-0 1-H 1B		0-0 F4		0-0 5-3	5 1 3 0 0 0 1												
Reggie Smith, S OBP: 0.386, SLG: 0.574 (1, 9) X	0-0 1-H HR		0-3 K 1-2		0-0 2-3		0-0 PB 1B 1B		0-3 K	5 1 2 2 0 2 2												
Steve Garvey, R OBP: 0.332, SLG: 0.474 (1, 3) X	0-0 F9		0-3 K				0-0 FC6-4 BB 1-2 3-H PB 1B			3 0 1 1 1 1 1												
Ron Cey, R OBP: 0.372, SLG: 0.439 (1, 5) X	0-0 F8				0-0 5-3		0-0 F4 1-2 2-3 IBB			3 0 0 0 1 0 1												
Dusty Baker Jr, R OBP: 0.338, SLG: 0.392 (1, 7)					0-0 F3		0-0 FC6-4 1-2f		0-0 F8	3 0 0 0 1 0 4												
Charlie Hough, R OBP: 0.333, SLG: 0.417 (7, 1)										0 0 0 0 0 0 0												
Rick Monday, L OBP: 0.343, SLG: 0.463 (1, 8)					0-3 K		4-0 BB		0-0 4-3	2 0 0 0 2 1 0												
Joe Ferguson, R OBP: 0.356, SLG: 0.410 (1, 2)							0-0 4-3		0-0 1-3	4 0 0 0 0 0 4												
Tommy John, R OBP: 0.167, SLG: 0.159 (1, 1)							0-0 2-3		0-0 1-3	1 0 0 0 0 0 1												
Rick Rhoden, R OBP: 0.167, SLG: 0.136 (2, 1)							0-0 F7		0-0 4-3	1 0 0 0 0 0 0												
Vic Davalillo, L OBP: 0.333, SLG: 0.394 (7, PH) (7, 7)							1B 1B			2 1 1 0 0 0 0												
Inning Stats	R: 2 E: 0 K: 0 S: 5	H: 2 LOB: 0 BB: 0 P: 5	R: 0 E: 0 K: 0 S: 2	H: 0 LOB: 1 BB: 2 P: 10	R: 0 E: 0 K: 2 S: 8	H: 1 LOB: 1 BB: 0 P: 8	R: 0 E: 0 K: 1 S: 5	H: 0 LOB: 0 BB: 0 P: 5	R: 1 E: 1 K: 0 S: 5	H: 2 LOB: 1 BB: 0 P: 5	R: 0 E: 1 K: 0 S: 3	H: 0 LOB: 2 BB: 2 P: 11	R: 1 E: 0 K: 0 S: 6	H: 3 LOB: 3 BB: 1 P: 10	R: 0 E: 0 K: 0 S: 3	H: 0 LOB: 0 BB: 0 P: 3	R: 0 E: 0 K: 2 S: 7	H: 0 LOB: 0 BB: 0 P: 7	1B: 7 2B: 0 3B: 0 HR: 1	SF: 0 SAC: 0 DP: 1 HBP: 0	WP: 0 PB: 2 SB: 1 CS: 0	PA: 39
PITCHER	IP WLS BF H R ER SO BB IBB HBP BLK WP HR S P ERA WHIP											PITCHER	IP WLS BF H R ER SO BB IBB HBP BLK WP HR S P ERA WHIP									
Phil Niekro, R ERA: 3.06 (1, 1)	6.2 W 32 8 4 3 3 4 1 0 0 0 1 33 53 4.05 1.800																					
Gene Garber, R ERA: 2.41 (7, 1)	2.1 S 7 0 0 0 2 0 0 0 0 0 0 11 11 0.00 0.000																					

Los Angeles Dodgers @ Atlanta Braves
Atlanta-Fulton County Stadium, Atlanta, GA
Sat Sep 09 1978, 7:05 PM EDT
Att: 26,777 - Unknown

AB	34
R	4
H	8
RBI	3
BB	5
SO	5
LOB	15



Batter	1	2	3	4	5	6	7	8	9	AB	R	H	RBI	BB	SO	LOB
Jerry Royster, R (1, 6) OBP: 0.342, SLG: 0.347 Adrian Devine, R (8, 1) OBP: 0.091, SLG: 0.091	0-0 F9		0-0 6-3		0-0 FC5-4		0-0 F9			4	0	0	0	0	0	1
Rowland Office, L (1, 8) OBP: 0.298, SLG: 0.360	0-0 F7		0-3 K			0-0 6-3		0-0 G6-4-3 1B		4	0	1	0	0	1	0
Gary Matthews, R (1, 9) OBP: 0.360, SLG: 0.449 Cito Gaston, R (7, 7) OBP: 0.240, SLG: 0.259	0-0 6-3			0-3 K		0-0 F3		0-0 G6-4-3 1-2f		3	0	0	0	0	1	0
Jeff Burroughs, R (1, 7) OBP: 0.447, SLG: 0.561 Barry Bonnell, R (6, PR) OBP: 0.271, SLG: 0.282 (7, 9)		0-0 HR		0-0 SF8 3B		0-0 1B 2B		0-0 F5		3	2	3	1	0	0	0
Bob Horner, R (1, 5) OBP: 0.321, SLG: 0.548		0-0 5-3		0-0 SF8		0-0 1B			0-0 HR	3	1	2	3	0	0	0
Joe Nolan, L (1, 2) OBP: 0.348, SLG: 0.393 Bruce Benedict, R (7, 2) OBP: 0.259, SLG: 0.200		0-3 K		0-3 K		0-0 F3			0-0 F4	3	0	0	0	0	2	2
Dale Murphy, R (1, 3) OBP: 0.296, SLG: 0.420		4-0 BB			0-3 K				0-3 K HR	3	1	1	1	1	2	0
Rod Gilbreath, R (1, 4) OBP: 0.298, SLG: 0.332		0-3 K			4-0 FC5-4 BB				0-0 F9	3	0	0	0	1	2	1
Jim Bouton, R (1, 1) Darrel Chaney, S (5, PH) OBP: 0.293, SLG: 0.300 Max Leoni, R (6, 1) Tommy Boggs, R (6, 1) OBP: 0.167, SLG: 0.333 Bob Beall, S (7, PH) OBP: 0.384, SLG: 0.313 Rob Belloir, R (8, 8)			0-0 F7		0-0 F5		0-0 4-3			1	0	0	0	0	0	0

Inning Stats	R: 0	H: 0	E: 0	K: 0	S: 3	R: 1	H: 1	E: 0	K: 2	S: 8	R: 0	H: 0	E: 0	K: 1	S: 5	R: 1	H: 1	E: 0	K: 2	S: 8	R: 0	H: 0	E: 0	K: 1	S: 5	R: 1	H: 2	E: 0	K: 0	S: 5	R: 1	H: 1	E: 0	K: 1	S: 6	R: 0	H: 1	E: 0	K: 0	S: 3	R: 1	H: 1	E: 0	K: 1	S: 6	1B: 2	SF: 1	2B: 1	SAC: 0	3B: 1	DP: 1	HR: 3	HBP: 0	WP: 0	PA: 35
--------------	------	------	------	------	------	------	------	------	------	------	------	------	------	------	------	------	------	------	------	------	------	------	------	------	------	------	------	------	------	------	------	------	------	------	------	------	------	------	------	------	------	------	------	------	------	-------	-------	-------	--------	-------	-------	-------	--------	-------	--------

PITCHER	IP	WLS	BF	H	R	ER	SO	BB	IBB	HBP	BLK	WP	HR	S	P	ERA	WHIP	PITCHER	IP	WLS	BF	H	R	ER	SO	BB	IBB	HBP	BLK	WP	HR	S	P	ERA	WHIP														
Don Sutton, R (1, 1) ERA: 3.72	9.0	W	35	7	5	5	8	2	0	0	0	0	3	49	57	5.00	1.000																																

BOTTOM

Los Angeles Dodgers @ Atlanta Braves
Atlanta-Fulton County Stadium, Atlanta, GA
Sun Sep 10 1978, 3:33 AM EDT
Att. 11,108 - Unknown

livebaseballscorecards.com

AB	32
R	5
H	7
RBI	5
BB	2
SO	8
LOB	6



Batter	1	2	3	4	5	6	7	8	9	AB R H RBI BB SO LOB	TOP											
Davey Lopes, R OBP: 0.359, SLG: 0.425 (1, 4)	0-0 F9		0-0 WP 6-3 1-H 2-H 2B		0-3 K		0-0 4-3		0-0 3B	5 1 2 3 0 1 0												
Bill North, S OBP: 0.374, SLG: 0.277 (1, 8)	0-0 F9		4-0 WP BB		0-0 6-3			0-0 6-3	4-0 BB	3 0 0 0 2 0 0												
Reggie Smith, S OBP: 0.383, SLG: 0.569 (1, 9)	0-0 4-3		0-0 6-3		0-0 G3			0-3 K	0-3 K	3 0 0 1 0 0 1												
Rick Monday, L OBP: 0.348, SLG: 0.483 (6, 9)			1-2 2-H							2 0 0 0 0 2 2												
Steve Garvey, R OBP: 0.338, SLG: 0.479 (1, 3)		0-0 F9	0-3 K			0-0 1B		0-0 6-3		4 0 1 0 0 1 1												
Ron Cey, R OBP: 0.380, SLG: 0.454 (1, 5)		4-0 G6-3 BB		0-0 HR		0-0 1B			0-0 HR	3 2 3 2 1 0 0												
Dusty Baker Jr., R OBP: 0.335, SLG: 0.387 (1, 7)		0-0 G6-3		0-0 6-3		0-0 F3			0-0 1-3	4 0 0 0 0 0 3												
Joe Ferguson, R OBP: 0.352, SLG: 0.404 (1, 2)			0-3 K		0-0 F9				0-0 6-3	4 0 0 0 0 1 2												
Steve Yeager, R OBP: 0.304, SLG: 0.257 (9, 2)					1-2f	0-0 G6-4-3				0 0 0 0 0 0 0												
Bill Russell, R OBP: 0.312, SLG: 0.353 (1, 6)			0-0 2B		0-0 1B		0-0 5-3		4-0 WP 1B S BB	3 2 2 0 1 0 0												
Doug Rau, L OBP: 0.169, SLG: 0.172 (1, 1)			4-0 2B		0-3 K				0-0 3B	2 1 0 0 1 1 1												
Terry Forster, L OBP: 0.500, SLG: 0.625 (7, 1)							0-0 F7			1 1 1 1 0 0 0												
Inning Stats	R: 0 E: 0 K: 0 S: 3	H: 0 LOB: 0 BB: 0 P: 3	R: 0 E: 0 K: 0 S: 2	H: 0 LOB: 0 BB: 1 P: 6	R: 3 E: 0 K: 2 S: 9	H: 2 LOB: 1 BB: 2 P: 17	R: 1 E: 0 K: 1 S: 7	H: 2 LOB: 1 BB: 0 P: 7	R: 0 E: 0 K: 1 S: 5	H: 0 LOB: 0 BB: 0 P: 5	R: 0 E: 0 K: 0 S: 4	H: 2 LOB: 1 BB: 0 P: 4	R: 0 E: 0 K: 0 S: 3	H: 0 LOB: 0 BB: 0 P: 3	R: 0 E: 0 K: 1 S: 5	H: 0 LOB: 0 BB: 0 P: 5	R: 3 E: 0 K: 1 S: 8	H: 3 LOB: 2 BB: 2 P: 16	1B: 4 2B: 2 3B: 1 HR: 2	SF: 0 SAC: 0 DP: 2 HBP: 0	WP: 2 PB: 0 SB: 1 CS: 0	PA: 39
PITCHER	IP WLS BF H R ER SO BB IBB HBP BLK WP HR S P ERA WHIP																					
Vida Blue, L ERA: 2.7 (1, 1)	4.0 L 18 4 4 4 3 3 0 0 0 1 1 21 33 9.00 1.750																					
Jim Barr, R ERA: 3.53 (5, 1)	2.0 7 2 0 0 1 0 0 0 0 0 0 9 9 0.00 1.000																					
Charlie Williams, R ERA: 5.44 (7, 1)	2.2 13 3 3 3 1 2 0 0 0 1 1 13 21 10.12 1.875																					
John Curtis, L ERA: 3.6 (9, 1)	0.1 1 0 0 0 1 0 0 0 0 0 0 3 3 0.00 0.000																					

Los Angeles Dodgers @ San Francisco Giants
 Candlestick Park, San Francisco, CA
 Mon Sep 11 1978, 10:05 PM EDT
 Att: 35,965 - Unknown

livebaseballscorecards.com

AB	34
R	7
H	9
RBI	7
BB	5
SO	6
LOB	10



Batter	1	2	3	4	5	6	7	8	9	AB R H RBI BB SO LOB
Bill Madlock, R OBP: 0.381, SLG: 0.498 (1, 4)	0-0 F2		0-0 E6	0-0 F8			0-0 BB E 1B		0-0 F8	5 1 1 0 0 0 3
Darrell Evans, L OBP: 0.369, SLG: 0.413 (1, 5)	4-0 1B BB		0-0 F8		0-0 F9		4-0 1-2 FC4 BB		4-0 BB FC6-4	2 0 0 0 3 0 1
Jack Clark, R OBP: 0.362, SLG: 0.543 (1, 9)	0-0 F7		4-0 1-2 BB		0-0 HR		0-0 F7		0-0 FC6-4 1-2f	4 1 1 1 1 0 4
Mike Ivie, R OBP: 0.360, SLG: 0.467 (1, 3)	0-0 1-2 1B		0-0 F7		0-0 F6		0-0 FC4 1-2f 2-H			4 0 1 0 0 0 3
Hector Cruz, R OBP: 0.308, SLG: 0.387 (1, 7)	0-3 K			0-0 5-3	0-0 F7		0-3 K			4 0 0 0 0 2 3
Larry Herndon, R OBP: 0.320, SLG: 0.347 (1, 8)		0-0 F5		0-0 1B 1B 1B		0-0 5-3		0-0 4-3		4 0 1 0 0 0 0
Marc Hill, R OBP: 0.319, SLG: 0.294 (1, 2)		0-0 5-3		0-0 1B 1-2 1B		4-0 BB 1B BB		0-0 3-1		3 0 1 0 1 0 0
Johnnie LeMaster, R OBP: 0.298, SLG: 0.338 (1, 6)		0-0 F7		0-0 1-2 2-3 1B		0-0 G5-4-3 1-2 1B		0-3 K		4 0 2 0 0 1 0
Vida Blue, S OBP: 0.298, SLG: 0.193 (1, 1)			0-3 K	0-3 K		0-0 G5-4-3 1-2f		0-3 K		1 0 0 0 0 0 1 0
Tom Heintzelman, R OBP: 0.290, SLG: 0.440 (4, PH)										1 0 0 0 0 0 1 3
Jim Barr, R OBP: 0.106, SLG: 0.106 (5, 1)										0 0 0 0 0 0 0 0
John Tamargo, S OBP: 0.271, SLG: 0.351 (6, PH)										1 0 0 0 0 0 0 2
Charlie Williams, R (7, 1)										0 0 0 0 0 0 0 0
John Curtis, L (9, 1)										0 0 0 0 0 0 0 0
Rob Andrews, R (9, PH)										1 0 0 0 0 0 1 0

Inning Stats	R: 0	H: 1	E: 0	K: 1	S: 6	LOB: 2	BB: 1	P: 10	R: 0	H: 0	E: 0	K: 0	S: 3	LOB: 0	BB: 0	P: 3	R: 0	H: 0	E: 1	K: 1	S: 6	LOB: 2	BB: 1	P: 10	R: 0	H: 3	E: 0	K: 1	S: 8	LOB: 3	BB: 0	P: 8	R: 1	H: 1	E: 0	K: 0	S: 4	LOB: 0	BB: 0	P: 4	R: 0	H: 1	E: 0	K: 0	S: 3	LOB: 1	BB: 1	P: 7	R: 1	H: 1	E: 1	K: 1	S: 6	LOB: 1	BB: 1	P: 10	R: 0	H: 0	E: 0	K: 1	S: 5	LOB: 0	BB: 0	P: 5	R: 0	H: 0	E: 0	K: 1	S: 5	LOB: 1	BB: 1	P: 9	1B: 6	SF: 0	2B: 0	SAC: 0	3B: 0	DP: 1	HR: 1	HBP: 0	WP: 0	PA: 39
PITCHER	IP	WLS	BF	H	R	ER	SO	BB	IBB	HBP	BLK	WP	HR	S	P	ERA	WHIP																																																																	
Doug Rau, L (1, 1)	6.0	W	29	7	2	1	3	4	0	0	0	0	1	31	47	1.50	1.833																																																																	
Terry Forster, L (7, 1)	3.0	S	10	0	0	0	3	1	0	0	0	0	0	15	19	0.00	0.333																																																																	

BOTTOM

Los Angeles Dodgers @ San Francisco Giants
Candlestick Park, San Francisco, CA

livebaseballscorecards.com

AB	34
R	2
H	7
RBI	1
BB	5
SO	6
LOB	19



WP: 0	PA: 39
PB: 0	SB: 0
CS: 0	

Mon Sep 11 1978, 10:05 PM EDT
Att. 35,965 - Unknown

Batter	1	2	3	4	5	6	7	8	9	AB R H RBI BB SO LOB	TOP																												
Davey Lopes, R (1, 4) OBP: 0.359, SLG: 0.433	0-0 5-3		0-0 F9			0-0 5-3		0-0 2B	0-0 HR	5 1 2 4 0 0 0	<p>Los Angeles Dodgers @ San Francisco Giants Candlestick Park, San Francisco, CA</p> <p>Tue Sep 12 1978, 10:05 PM EDT Att: 38,073 - Unknown</p> <p>livebaseballscorecards.com</p>																												
Bill North, S (1, 8) OBP: 0.369, SLG: 0.272	0-0 4-3			0-0 6-3		0-0 4-3		0-0 F7	0-0 6-3	5 0 0 0 0 0 3																													
Rick Monday, L (1, 9) OBP: 0.348, SLG: 0.480 Lee Lacy, R (8, PH) OBP: 0.336, SLG: 0.517 Joe Simpson, L (8, 9)	0-3 K			4-0 1B BB		0-0 F5		0-3 K		2 1 0 0 1 1 0 1 0 0 0 0 1 2 0 0 0 0 0 0 0																													
Steve Garvey, R (1, 3) OBP: 0.340, SLG: 0.480		4-0 5-3 BB		0-0 1B		0-0 F7		0-0 6-3 HBP	0-0 2B 1B	3 1 2 1 1 0 0																													
Ron Cey, R (1, 5) OBP: 0.379, SLG: 0.452		0-0 5-3 1-2		0-0 L7		0-0 6-3		1-0 6-3 HBP	1-2 2B HBP	3 1 0 0 0 0 2																													
Dusty Baker Jr., R (1, 7) OBP: 0.332, SLG: 0.384 Jerry Grote, R (9, 2) OBP: 0.380, SLG: 0.377		0-0 F7		0-0 L3		0-0 F2		0-0 6-3	1-2 2-3	4 0 0 0 0 0 4 0 0 0 0 0 0 0																													
Joe Ferguson, R (1, 2) OBP: 0.352, SLG: 0.402 Rudy Law, L (8, PR) Steve Yeager, R (8, 2) Manny Mota, R (9, PH) Myron White, L (9, PR) (9, 7)		0-0 6-3			0-0 P6			4-0 1B 2B BB	4-0 2B IBB	2 0 0 0 1 0 1 0 1 0 0 0 0 0 0 0 0 0 0 0 0 0 0 0 0 1 0 0 0 1 0 0 0 0 0																													
Bill Russell, R (1, 6) OBP: 0.313, SLG: 0.356			0-0 F8		0-0 F7			0-0 FC1-6 1B	1-3 HR 2B	4 1 2 3 0 0 0																													
Burt Hooton, R (1, 1) OBP: 0.232, SLG: 0.175			0-3 K		0-3 K			0-0 FC1-6 2B	0-3 K	4 1 0 0 0 3 4																													
Inning Stats	R: 0 E: 0 K: 1 S: 5	H: 0 LOB: 0 BB: 0 P: 5	R: 0 E: 0 K: 0 S: 3	H: 0 LOB: 1 BB: 1 P: 7	R: 0 E: 0 K: 1 S: 5	H: 0 LOB: 0 BB: 0 P: 5	R: 1 E: 0 K: 0 S: 4	H: 1 LOB: 1 BB: 1 P: 8	R: 0 E: 0 K: 1 S: 5	H: 0 LOB: 0 BB: 0 P: 5		R: 0 E: 0 K: 0 S: 3	H: 0 LOB: 0 BB: 0 P: 3	R: 0 E: 0 K: 0 S: 3	H: 0 LOB: 0 BB: 0 P: 3	R: 2 E: 0 K: 1 S: 7	H: 2 LOB: 2 BB: 1 P: 11	R: 5 E: 0 K: 1 S: 8	H: 3 LOB: 1 BB: 1 P: 13	1B: 3 2B: 2 3B: 0 HR: 1	SF: 0 SAC: 0 DP: 0 HBP: 1	WP: 0 PB: 0 SB: 2 CS: 0	PA: 38																
PITCHER John Montefusco, R (1, 1) ERA: 3.92 Gary Lavelle, L (8, 1) ERA: 3.35	IP 7.2	WLS L	BF 29	H 3	R 3	ER 3	SO 3	BB 3	IBB 0	HBP 0	BLK 0	WP 0	HR 0	S 32	P 44	ERA 3.52	WHIP 0.783																						
																			PITCHER	IP	WLS	BF	H	R	ER	SO	BB	IBB	HBP	BLK	WP	HR	S	P	ERA	WHIP			



Batter	1	2	3	4	5	6	7	8	9	AB R H RBI BB SO LOB
Bill Madlock, R (1, 4) OBP: 0.380, SLG: 0.495	0-0 F3		0-3 K			0-0 SH5-4 1B		0-0 F9		4 0 1 0 0 1 1
Terry Whitfield, L (1, 7) OBP: 0.343, SLG: 0.407	0-0 B3			0-3 K		0-0 SH5-4 1-2		0-0 L8		3 0 0 0 0 1 1
Jack Clark, R (1, 9) OBP: 0.361, SLG: 0.540	0-0 L8			4-0 BB 1B BB		0-0 6-3		0-0 F8		3 0 0 0 1 0 1
Darrell Evans, L (1, 5) OBP: 0.368, SLG: 0.411		0-0 F3		4-0 BB 1-2 1B BB		0-0 L8		0-0 F9		3 0 0 0 1 0 1
Mike Ivie, R (1, 3) OBP: 0.362, SLG: 0.475		0-0 G1		0-0 BB 1-2 2-H 1B		0-0 F4		0-0 3B		4 0 2 0 0 0 0
John Tamargo, S (1, 2) OBP: 0.380, SLG: 0.368 Art Gardner, L (7, PR) Marc Hill, R (8, 2) OBP: 0.318, SLG: 0.293		0-0 2B		0-0 1-3		4-0 CS BB		0-0 F5		2 0 1 0 1 0 2 0 0 0 0 0 0 0 1 0 0 0 0 0 1
Larry Herndon, R (1, 8) OBP: 0.318, SLG: 0.345 Gary Lavelle, S (8, 1) OBP: 0.067, SLG: 0.067		0-3 K			0-0 F7	0-3 K 1-2				3 0 0 0 0 2 2 0 0 0 0 0 0 0
Roger Metzger, S (1, 6) OBP: 0.287, SLG: 0.278			0-0 G3		0-0 F8			0-0 F9		3 0 0 0 0 0 0
John Montefusco, R (1, 1) OBP: 0.141, SLG: 0.077 Hector Cruz, R (8, 8) OBP: 0.310, SLG: 0.389			0-0 1-3		0-0 L5			0-0 1B		2 0 0 0 0 0 0 1 0 1 0 0 0 0

Inning Stats	R: 0 H: 0 E: 0 LOB: 0 K: 0 BB: 0 S: 3 P: 3	R: 0 H: 1 E: 0 LOB: 1 K: 1 BB: 0 S: 6 P: 6	R: 0 H: 0 E: 0 LOB: 0 K: 1 BB: 0 S: 5 P: 5	R: 0 H: 1 E: 0 LOB: 2 K: 1 BB: 2 S: 5 P: 13	R: 0 H: 0 E: 0 LOB: 0 K: 0 BB: 0 S: 3 P: 3	R: 0 H: 1 E: 0 LOB: 1 K: 0 BB: 0 S: 4 P: 4	R: 0 H: 0 E: 0 LOB: 1 K: 1 BB: 1 S: 4 P: 8	R: 0 H: 1 E: 0 LOB: 1 K: 0 BB: 0 S: 4 P: 4	R: 0 H: 1 E: 0 LOB: 1 K: 0 BB: 0 S: 4 P: 4	1B: 3 SF: 0 2B: 1 SAC: 1 3B: 1 DP: 0 HR: 0 HBP: 0
PITCHER Burt Hooton, R (1, 1) ERA: 2.64	IP 9.0 WLS W BF 33 H 5 R 0 ER 0 SO 4 BB 3 IBB 0 HBP 0 BLK 0 WP 0 HR 0 S 38 P 50 ERA 0.00 WHIP 0.889									WP: 0 PA: 33 PB: 0 SB: 0 CS: 1

BOTTOM

Los Angeles Dodgers @ San Francisco Giants
Candlestick Park, San Francisco, CA

Tue Sep 12 1978, 10:05 PM EDT
Att. 38,073 - Unknown

livebaseballscorecards.com

AB	29
R	0
H	5
RBI	0
BB	3
SO	4
LOB	9



Batter	1	2	3	4	5	6	7	8	9	AB R H RBI BB SO LOB	TOP									
Rafael Landestoy, S OBP: 0.301, SLG: 0.304 (1, 6)	0-0 6-3		0-0 G3			0-0 6-3			0-0 F7	4 0 0 0 0 0 1										
Julio Gonzalez, R OBP: 0.265, SLG: 0.267 (1, 4)	0-0 G3		0-0 5-3			0-3 K			0-0 P4	3 0 1 0 0 1 1 1 0 0 0 0 0 0										
Jim Obradovich, L (9, PH)																				
Terry Puhl, L OBP: 0.350, SLG: 0.382 (1, 8)	0-0 G3			0-0 G6-4-3					0-0 L7	3 0 1 0 0 0 1										
Jose Cruz, L OBP: 0.367, SLG: 0.457 (1, 9)	0-3 K			0-0 F5					0-0 L5	3 0 0 0 0 1 2										
Enos Cabell, R OBP: 0.326, SLG: 0.404 (1, 5)		0-0 CS		0-0 G6-4-3					0-0 F8	3 0 1 0 0 0 1										
Bob Watson, R OBP: 0.362, SLG: 0.472 (1, 3)		0-0 6-3							0-0 6-3	3 0 0 0 0 0 1										
Denny Walling, L OBP: 0.336, SLG: 0.354 (1, 7)		0-0 L9							0-0 G3	3 0 0 0 0 0 0										
Bruce Bochy, R OBP: 0.317, SLG: 0.391 (1, 2)			0-0 G3						0-3 K	3 0 1 0 0 1 0										
Ken Forsch, R OBP: 0.174, SLG: 0.174 (1, 1)			0-0 SH2						0-0 L4	1 0 0 0 0 1 0 1 0 0 0 0 0 0										
Joe Cannon, L (9, PH)																				
Inning Stats	R: 0 E: 0 K: 1 S: 6	H: 1 LOB: 1 BB: 0 P: 6	R: 0 E: 0 K: 0 S: 3	H: 1 LOB: 0 BB: 0 P: 3	R: 0 E: 0 K: 0 S: 4	H: 1 LOB: 1 BB: 0 P: 4	R: 0 E: 0 K: 0 S: 3	H: 0 LOB: 0 BB: 0 P: 3	R: 0 E: 0 K: 2 S: 7	H: 0 LOB: 0 BB: 0 P: 7	R: 0 E: 0 K: 0 S: 3	H: 0 LOB: 0 BB: 0 P: 3	R: 0 E: 0 K: 1 S: 5	H: 0 LOB: 0 BB: 0 P: 5	R: 0 E: 0 K: 0 S: 3	H: 0 LOB: 0 BB: 0 P: 3	1B: 4 2B: 0 3B: 0 HR: 0	SF: 0 SAC: 1 DP: 1 HBP: 0	WP: 0 PB: 0 SB: 0 CS: 1	PA: 29
PITCHER Bob Welch, R ERA: 2.04 (1, 1)	IP: 9.0 WLS: W BF: 29 H: 4 R: 0 ER: 0 SO: 4 BB: 0 IBB: 0 HBP: 0 BLK: 0 WP: 0 HR: 0 S: 37 P: 37 ERA: 0.00 WHIP: 0.444											PITCHER	IP: 9.0 WLS: W BF: 29 H: 4 R: 0 ER: 0 SO: 4 BB: 0 IBB: 0 HBP: 0 BLK: 0 WP: 0 HR: 0 S: 37 P: 37 ERA: 0.00 WHIP: 0.444							

Houston Astros @ Los Angeles Dodgers
Dodger Stadium, Los Angeles, CA

Wed Sep 13 1978, 7:05 PM PDT
Att: 27,063 - Unknown

livebaseballscorecards.com

AB 28
R 0
H 4
RBI 0
BB 0
SO 4
LOB 7



Batter	1	2	3	4	5	6	7	8	9
Davey Lopes, R OBP: 0.360, SLG: 0.432 (1, 4)	0-0 SH1-3 1B		0-0 5-3		0-0 P6		0-0 1B SF8 1B	0-0 F7	
Bill North, S OBP: 0.369, SLG: 0.273 (1, 8)	0-0 SH1-3 1-2		0-0 1-3		0-3 K		0-0 1-3 SF8 1B		
Rick Monday, L OBP: 0.349, SLG: 0.482 (1, 9) Joe Simpson, L (8, 9)	0-0 1B 2-H 1B		0-3 K			0-0 6-3 1B FC3-2 1B	0-0 SF8 1-2 3-H		
Steve Garvey, R OBP: 0.344, SLG: 0.485 (1, 3)	0-0 1-3 1B			0-0 1B 2B		0-0 FC3-2 6-3 1-2 1B	0-0 2-H 1B		
Ron Cey, R OBP: 0.376, SLG: 0.448 (1, 5)	0-0 L6			0-3 K		0-0 6-3 1-2 2-3	0-0 F8		
Dusty Baker Jr., R OBP: 0.331, SLG: 0.381 (1, 7)	0-0 F8			0-0 F8		4-0 FC3-2 IBB		0-0 6-3	
Bill Russell, R OBP: 0.315, SLG: 0.357 (1, 6)		0-0 6-3		0-0 S 1B 2-H		0-0 FC3-2 FC6-4 1-2 2-3 3-Hf		0-0 HR 1B	
Steve Yeager, R OBP: 0.303, SLG: 0.272 (1, 2)		0-0 F3		0-0 5-3 1-2		0-0 FC6-4 1-2f		0-0 HR 1-H	
Bob Welch, R OBP: 0.174, SLG: 0.217 (1, 1)		0-0 1-3			0-0 P4		0-3 K	0-0 F9	

Inning Stats	R: 1	H: 3	E: 0	K: 0	S: 6	LOB: 2	BB: 0	P: 6
	R: 0	H: 0	E: 0	K: 0	S: 3	LOB: 0	BB: 0	P: 3
	R: 0	H: 0	E: 0	K: 1	S: 5	LOB: 0	BB: 0	P: 5
	R: 1	H: 2	E: 0	K: 1	S: 7	LOB: 1	BB: 0	P: 7
	R: 0	H: 0	E: 0	K: 1	S: 5	LOB: 0	BB: 0	P: 5
	R: 0	H: 2	E: 0	K: 0	S: 5	LOB: 3	BB: 1	P: 9
	R: 2	H: 3	E: 0	K: 1	S: 8	LOB: 1	BB: 0	P: 8
	R: 2	H: 2	E: 0	K: 0	S: 5	LOB: 0	BB: 0	P: 5

PITCHER	IP	WLS	BF	H	R	ER	SO	BB	IBB	HBP	BLK	WP	HR	S	P	ERA	WHIP
Ken Forsch, R ERA: 2.95 (1, 1)	8.0	L	37	12	6	6	4	0	1	0	0	0	1	44	48	6.75	1.500

BOTTOM

Houston Astros @ Los Angeles Dodgers
Dodger Stadium, Los Angeles, CA

Wed Sep 13 1978, 7:05 PM PDT
Att. 27,063 - Unknown

AB	R	H	RBI	BB	SO	LOB
5	2	2	0	0	0	0
3	1	1	0	0	1	0
3	0	2	2	0	1	0
0	0	0	0	0	0	0
4	1	4	1	0	0	0
4	0	0	0	0	1	6
3	0	0	0	1	0	3
4	1	2	1	0	0	3
4	1	1	2	0	0	4
4	0	0	0	0	1	0

AB	34
R	6
H	12
RBI	6
BB	1
SO	4
LOB	16

livebaseballscorecards.com



WP	PA
0	37
0	0
1	0
0	0

Batter	1	2	3	4	5	6	7	8	9	AB R H RBI BB SO LOB	TOP			
Rafael Landestoy, S OBP: 0.304, SLG: 0.307 (1, 6)	0-0 E8 FC6-5 1B		0-0 F7	0-0 F7		0-0 4-3			0-0 1-2 1B	5 0 2 0 0 0 5				
Julio Gonzalez, R OBP: 0.259, SLG: 0.260 (1, 4) (8, 5)	0-0 FC6-5 WP 5-3 2-3		0-0 6-3		0-3 K		0-3 K		0-3 K	5 0 0 0 0 3 3				
Terry Puhl, L OBP: 0.349, SLG: 0.381 (1, 8) Bruce Bochy, R OBP: 0.315, SLG: 0.388 (9, PH)	0-0 5-3 1-2		0-0 BB 1B		0-0 4-3		0-0 4-3		0-0 4-3	4 0 1 0 0 0 1 1 0 0 0 0 0 2				
Jose Cruz, L OBP: 0.368, SLG: 0.455 (1, 9)	4-0 S BB 2-3		4-0 1-2 BB		0-0 4-3		0-3 K			2 0 0 0 2 1 0				
Enos Cabell, R OBP: 0.325, SLG: 0.403 (1, 5) (8, 3)	0-0 F7 1-2		0-0 G3			0-0 1B 1B			0-0 L9	4 1 1 0 0 0 4				
Bob Watson, R OBP: 0.364, SLG: 0.473 (1, 3) Dave Bergman, L OBP: 0.370, SLG: 0.274 (6, PR) (6, 3)		0-0 FC5-4 1B		0-3 K		0-0 FC1-5 1B 1-2		0-0 6-3		3 0 2 0 0 1 0 0 0 0 0 0 0 0				
Reggie Baldwin, R OBP: 0.262, SLG: 0.349 (8, PH) Keith Drumright, L OBP: 0.206, SLG: 0.156 (8, 4)										1 0 0 0 0 0 0 0 0 0 0 0 0 0				
Denny Walling, L OBP: 0.336, SLG: 0.354 (1, 7) Jeffrey Leonard, R (8, PH) (8, 7)		0-0 F7		0-0 E4 SH1-4 E		0-0 SH1-4 FC1-5 1B 1-2 2-H		0-0 F8		3 0 1 1 0 0 1 1 0 0 0 0 0 0				
Luis Pujols, R OBP: 0.185, SLG: 0.201 (1, 2) Jesus Alou, R OBP: 0.364, SLG: 0.439 (9, PH) Jimmy Sexton, R OBP: 0.257, SLG: 0.258 (9, PR)		0-0 FC5-4 1-2f		0-0 E4 SH1-4		0-0 FC1-5 SH1-4 1-2 2-3f			0-0 1B 1B	3 0 0 0 0 0 4 1 0 1 0 0 0 0 0 0 0 0 0 0 0				
Joe Niekro, R OBP: 0.155, SLG: 0.190 (1, 1) Wilbur Howard, S OBP: 0.285, SLG: 0.318 (9, PH)		0-0 P6		0-0 SH1-4 1-2 2-3		0-0 SH1-4 1-2 2-3			0-0 F9	1 0 0 0 0 0 1 1 0 0 0 0 0 1				
Inning Stats	R: 0 H: 1 E: 1 LOB: 2 K: 0 BB: 1 S: 4 P: 8	R: 0 H: 1 E: 0 LOB: 1 K: 0 BB: 0 S: 4 P: 4	R: 0 H: 1 E: 0 LOB: 2 K: 0 BB: 1 S: 4 P: 8	R: 0 H: 0 E: 2 LOB: 2 K: 1 BB: 0 S: 7 P: 7	R: 0 H: 0 E: 0 LOB: 0 K: 1 BB: 0 S: 5 P: 5	R: 1 H: 3 E: 0 LOB: 3 K: 0 BB: 0 S: 6 P: 6	R: 0 H: 0 E: 0 LOB: 0 K: 2 BB: 0 S: 7 P: 7	R: 0 H: 0 E: 0 LOB: 0 K: 0 BB: 0 S: 3 P: 3	R: 0 H: 2 E: 0 LOB: 2 K: 1 BB: 0 S: 7 P: 7	1B: 8 SF: 0 2B: 0 SAC: 2 3B: 0 DP: 0 HR: 0 HBP: 0	WP: 1 PA: 39 PB: 0 SB: 1 CS: 0			
PITCHER	IP WLS BF H R ER SO BB IBB HBP BLK WP HR S P ERA WHIP												PITCHER	IP WLS BF H R ER SO BB IBB HBP BLK WP HR S P ERA WHIP
Rick Rhoden, R ERA: 3.64 (1, 1)	6.0 W 28 6 1 1 2 2 0 0 0 0 1 0 30 38 1.50 1.333													
Lance Rautzhan, L ERA: 1.67 (7, 1)	2.0 7 1 0 0 2 0 0 0 0 0 0 0 11 11 0.00 0.500													
Terry Forster, L ERA: 2.09 (9, 1)	1.0 S 4 1 0 0 1 0 0 0 0 0 0 0 6 6 0.00 1.000													

Houston Astros @ Los Angeles Dodgers
Dodger Stadium, Los Angeles, CA

Thu Sep 14 1978, 7:05 PM PDT
Att. 37,423 - Unknown

AB	35
R	1
H	8
RBI	1
BB	2
SO	5
LOB	22



Batter	1	2	3	4	5	6	7	8	9	AB	R	H	RBI	BB	SO	LOB
Davey Lopes, R OBP: 0.360, SLG: 0.438 (1, 4)	0-0 HR		0-0 1-3 1-2 1B		0-0 6-3		0-0 L5			4	1	2	1	0	0	1
Bill North, S OBP: 0.365, SLG: 0.270 (1, 8)	0-0 4-3		0-3 K		0-0 3-1		0-0 L7			4	0	0	0	0	1	3
Rick Monday, L OBP: 0.351, SLG: 0.479 (1, 9) Rudy Law, L (8, PR) Joe Simpson, L (9, 9)	0-3 K		0-0 1-3 1-2 2-3		4-0 4-3 WP BB		4-0 CS BB			2	0	0	0	2	1	2
Steve Garvey, R OBP: 0.344, SLG: 0.486 (1, 3)	0-0 2B		0-3 K		0-0 4-3 1-3		0-0 P3 1-2			4	0	1	0	0	1	4
Ron Cey, R OBP: 0.375, SLG: 0.452 (1, 5)	0-0 6-3			0-0 HR		0-0 5-3		0-0 F7		4	1	1	1	0	0	3
Dusty Baker Jr., R OBP: 0.331, SLG: 0.380 (1, 7)		0-0 G3		0-3 K		1-0 FC6-4 HBP				2	0	0	0	0	1	0
Bill Russell, R OBP: 0.313, SLG: 0.355 (1, 6)		0-3 K		0-0 6-3		0-0 FC6-4 1-2f				3	0	0	0	0	1	2
Steve Yeager, R OBP: 0.303, SLG: 0.269 (1, 2)		0-3 K		0-0 5-3		4-0 SH3-4 BB				2	0	0	0	1	1	0
Rick Rhoden, R OBP: 0.180, SLG: 0.152 (1, 1) Lance Rautzhan, R (7, 1) Terry Forster, L (9, 1)			0-0 1-3 1B 1B		0-0 5-3		0-0 SH3-4 1-2			2	0	1	0	0	0	0
										0	0	0	0	0	0	0
										0	0	0	0	0	0	0
Inning Stats	R: 1 H: 2 E: 0 LOB: 1 K: 1 BB: 0 S: 7 P: 7	R: 0 H: 0 E: 0 LOB: 0 K: 2 BB: 0 S: 7 P: 7	R: 0 H: 2 E: 0 LOB: 2 K: 2 BB: 0 S: 9 P: 9	R: 1 H: 1 E: 0 LOB: 0 K: 1 BB: 0 S: 6 P: 6	R: 0 H: 0 E: 0 LOB: 0 K: 0 BB: 0 S: 3 P: 3	R: 0 H: 0 E: 0 LOB: 2 K: 0 BB: 1 S: 3 P: 8	R: 0 H: 0 E: 0 LOB: 1 K: 0 BB: 1 S: 3 P: 7	R: 0 H: 0 E: 0 LOB: 1 K: 0 BB: 1 S: 2 P: 6		1B: 2 SF: 0 2B: 1 SAC: 1 3B: 0 DP: 0 HR: 2 HBP: 1	WP: 1 PA: 32 PB: 0 SB: 0 CS: 1					
PITCHER Joe Niekro, R (1, 1) ERA: 4.23	IP 8.0 WLS L BF 32 H 5 R 2 ER 2 SO 6 BB 3 IBB 0 HBP 1 BLK 0 WP 1 HR 2 S 40 P 53 ERA 2.25 WHIP 1.000															

BOTTOM

Houston Astros @ Los Angeles Dodgers
Dodger Stadium, Los Angeles, CA
 Thu Sep 14 1978, 7:05 PM PDT
 Att. 37,423 - Unknown

livebaseballscorecards.com

AB	27
R	2
H	5
RBI	2
BB	3
SO	6
LOB	15



Batter	1	2	3	4	5	6	7	8	9	AB R H RBI BB SO LOB	TOP											
Jerry Royster, R (1, 6) OBP: 0.338, SLG: 0.344	0-0 CS 1B		0-0 F3			0-0 E6			0-0 F9	4 0 1 0 0 0 0	Atlanta Braves @ Los Angeles Dodgers Dodger Stadium, Los Angeles, CA Fri Sep 15 1978, 7:05 PM PDT Att: 47,188 - Unknown livebaseballscorecards.com											
Bob Beall, S (1, 7) OBP: 0.376, SLG: 0.302	0-0 F9 1-2			0-0 F5		0-3 K		0-3 K	4 0 0 0 0 2 2													
Gary Matthews, R (1, 9) OBP: 0.367, SLG: 0.461	4-0 BB			0-0 4-3		0-0 F7		0-0 1B 1B	3 0 1 0 1 0 1													
Bob Homer, R (1, 5) OBP: 0.319, SLG: 0.538	0-0 G3			0-0 1B		0-0 5-3		0-0 1B 1B	4 0 2 0 0 0 1													
Joe Nolan, L (1, 2) OBP: 0.350, SLG: 0.376		0-0 F5		0-0 5-3		0-0 4-3		0-0 F8	4 0 0 0 0 0 3													
Dale Murphy, R (1, 3) OBP: 0.291, SLG: 0.412		0-3 K			0-3 K		0-3 K		3 0 0 0 0 3 0													
Glenn Hubbard, R (1, 4) OBP: 0.355, SLG: 0.318		0-0 F9			0-0 F7		0-0 5-3		3 0 0 0 0 0 0													
Barry Bonnell, R (1, 8) OBP: 0.275, SLG: 0.286			0-0 B1-6-4 1B		0-3 K		0-0 G4-6-3 1B		3 0 2 0 0 1 0													
Eddie Solomon, R (1, 1) OBP: 0.167, SLG: 0.138			0-0 B1-6-4		0-0 5-3		0-0 G4-6-3		2 0 0 0 0 0 1													
Rowland Office, L (8, PH) OBP: 0.298, SLG: 0.356			1-2f				1-2f		1 0 0 0 0 0 1													
Rick Camp, R (8, 1)									0 0 0 0 0 0 0													
Inning Stats	R: 0 E: 0 K: 0 S: 3	H: 1 LOB: 1 BB: 1 P: 7	R: 0 E: 0 K: 1 S: 5	H: 0 LOB: 0 BB: 0 P: 5	R: 0 E: 0 K: 0 S: 3	H: 1 LOB: 0 BB: 0 P: 3	R: 0 E: 0 K: 0 S: 4	H: 1 LOB: 1 BB: 0 P: 4	R: 0 E: 0 K: 2 S: 7	H: 0 LOB: 0 BB: 0 P: 7	R: 0 E: 1 K: 1 S: 6	H: 0 LOB: 1 BB: 0 P: 6	R: 0 E: 0 K: 1 S: 5	H: 0 LOB: 0 BB: 0 P: 5	R: 0 E: 0 K: 0 S: 3	H: 1 LOB: 0 BB: 0 P: 3	R: 0 E: 0 K: 1 S: 7	H: 2 LOB: 2 BB: 0 P: 7	1B: 6 2B: 0 3B: 0 HR: 0	SF: 0 SAC: 0 DP: 2 HBP: 0	WP: 0 PB: 0 SB: 0 CS: 1	PA: 32
PITCHER Don Sutton, R (1, 1) ERA: 3.57	IP: 9.0 WLS: W BF: 32 H: 6 R: 0 ER: 0 SO: 6 BB: 1 IBB: 0 HBP: 0 BLK: 0 WP: 0 HR: 0 S: 43 P: 47 ERA: 0.00 WHIP: 0.778											PITCHER	IP: WLS: BF: H: R: ER: SO: BB: IBB: HBP: BLK: WP: HR: S: P: ERA: WHIP:									



Batter	1	2	3	4	5	6	7	8	9	AB R H RBI BB SO LOB
Davey Lopes, R OBP: 0.360, SLG: 0.437 (1, 4)	0-0 S BB SF8 1B	0-3 K		0-0 P4			0-0 5-3			4 1 1 0 0 1 1
Bill North, S OBP: 0.369, SLG: 0.271 (1, 8)	4-0 SF8 S 1-2 BB	0-0 F7			0-0 CS 1-3 1B		4-0 G3 S E BB			2 1 1 0 2 0 1
Rick Monday, L OBP: 0.350, SLG: 0.474 (1, 9)	4-0 SF8 1-2 2-3 BB		0-3 K		0-0 1-3		0-0 G3			3 0 0 0 1 1 2
Steve Garvey, R OBP: 0.345, SLG: 0.489 (1, 3)	0-0 SF8		0-0 F9		4-0 CS IBB		0-0 E4 3B			2 1 1 2 1 0 0
Ron Cey, R OBP: 0.375, SLG: 0.450 (1, 5)	4-0 FC5-4 IBB		0-0 P3		0-0 6-3		3-H 0-3 K			3 0 0 0 1 1 2
Joe Ferguson, R OBP: 0.351, SLG: 0.400 (1, 2)	0-3 K		0-0 HR 1B		0-0 6-3		0-0 F8			4 1 1 0 0 1 3
Lee Lacy, R OBP: 0.335, SLG: 0.526 (1, 7)	0-0 FC5-4		0-0 HR		0-0 P3		0-0 5-3			4 1 1 2 0 0 3
Joe Simpson, L (9, 7)	1-2f									0 0 0 0 0 0 0
Bill Russell, R OBP: 0.314, SLG: 0.355 (1, 6)		0-0 E6 SH3-4		0-0 6-3		0-0 1B		4-0 BB		3 0 1 0 1 0 0
Don Sutton, R OBP: 0.143, SLG: 0.091 (1, 1)		0-0 SH3-4		0-0 5-3		0-0 6-3		0-0 1-3		3 0 0 0 0 0 2

Inning Stats	R: 1	H: 1	LOB: 3	K: 1	P: 18	R: 0	H: 0	LOB: 1	K: 1	P: 6	R: 0	H: 0	LOB: 0	K: 1	P: 5	R: 2	H: 2	LOB: 0	K: 0	P: 5	R: 0	H: 1	LOB: 1	K: 0	P: 7	R: 0	H: 1	LOB: 1	K: 0	P: 4	R: 2	H: 1	LOB: 0	K: 1	P: 10	R: 0	H: 0	LOB: 1	K: 0	P: 7
Eddie Solomon, R ERA: 4.08 (1, 1)	7.0	WLS	BF	H	R	ER	SO	BB	IBB	HBP	BLK	WP	HR	S	P	ERA	WHIP																							
Rick Camp, R ERA: 3.5 (8, 1)	1.0		4	0	0	0	0	1	0	0	0	0	0	3	7	0.00	1.000																							

BOTTOM

Atlanta Braves @ Los Angeles Dodgers
Dodger Stadium, Los Angeles, CA

Fri Sep 15 1978, 7:05 PM PDT
Att. 47,188 - Unknown

livebaseballscorecards.com

AB	28
R	5
H	6
RBI	4
BB	6
SO	4
LOB	14



WP: 0	PA: 36
PB: 0	
SB: 3	
CS: 2	

Batter	1	2	3	4	5	6	7	8	9	AB R H RBI BB SO LOB	TOP		
Jerry Royster, R (1, 6) OBP: 0.335, SLG: 0.342	0-0 F9		0-0 F9			0-0 F7		0-0 F7		4 0 0 0 0 0 1	Atlanta Braves @ Los Angeles Dodgers Dodger Stadium, Los Angeles, CA Sat Sep 16 1978, 7:05 PM PDT Att: 35,834 - Unknown livebaseballscorecards.com		
Glenn Hubbard, R (1, 4) OBP: 0.360, SLG: 0.325	0-0 4-3			0-0 1B		0-0 5-3		0-0 1B		4 0 2 0 0 0 0			
Gary Matthews, R (1, 9) OBP: 0.366, SLG: 0.459	0-0 F8			0-0 1B			0-0 6-3	0-0 FC6-4		4 0 1 0 0 0 2			
Jeff Burroughs, R (1, 7) OBP: 0.445, SLG: 0.551		4-0 BB		0-0 1B		0-0 6-3			0-0 6-3	3 0 0 0 1 0 2			
Bob Horner, R (1, 5) OBP: 0.318, SLG: 0.534		0-3 K		0-0 F9		0-0 1B		0-0 F8		4 0 1 0 0 1 2			
Dale Murphy, R (1, 3) OBP: 0.291, SLG: 0.411		0-0 F8		0-3 K		0-0 1B		0-0 F9		4 0 1 0 0 1 1			
Barry Bonnell, R (1, 8) OBP: 0.272, SLG: 0.283		0-0 5-3			0-0 6-3		0-3 K			3 0 0 0 0 1 3			
Bruce Benedict, R (1, 2) OBP: 0.314, SLG: 0.226			0-0 4-3		0-0 6-3			0-0 1B		3 0 1 0 0 0 0			
Larry McWilliams, L (1, 1) OBP: 0.071, SLG: 0.143			0-0 1-3			0-0 5-3		0-3 K		2 0 0 0 0 0 0			
Cito Gaston, R (8, PH) OBP: 0.244, SLG: 0.263										1 0 0 0 0 1 1			
Dave Campbell, R (8, 1)										0 0 0 0 0 0 0			
Inning Stats	R: 0 H: 0 E: 0 LOB: 0 K: 0 BB: 0 S: 3 P: 3	R: 0 H: 0 E: 0 LOB: 1 K: 1 BB: 1 S: 5 P: 9	R: 0 H: 0 E: 0 LOB: 0 K: 0 BB: 0 S: 3 P: 3	R: 0 H: 2 E: 0 LOB: 1 K: 0 BB: 0 S: 4 P: 4	R: 0 H: 0 E: 0 LOB: 0 K: 1 BB: 0 S: 5 P: 5	R: 0 H: 0 E: 0 LOB: 0 K: 0 BB: 0 S: 3 P: 3	R: 0 H: 2 E: 0 LOB: 2 K: 1 BB: 0 S: 7 P: 7	R: 0 H: 2 E: 0 LOB: 2 K: 1 BB: 0 S: 7 P: 7	R: 0 H: 0 E: 0 LOB: 0 K: 0 BB: 0 S: 3 P: 3	1B: 6 SF: 0 2B: 0 SAC: 0 3B: 0 DP: 1 HR: 0 HBP: 0	WP: 0 PA: 33 PB: 0 SB: 0 CS: 0		
PITCHER	IP WLS BF H R ER SO BB IBB HBP BLK WP HR S P ERA WHIP											PITCHER	IP WLS BF H R ER SO BB IBB HBP BLK WP HR S P ERA WHIP
Doug Rau, L (1, 1) ERA: 3.22	7.0 W 25 4 0 0 3 1 0 0 0 0 0 0 30 34 0.00 0.714												
Terry Forster, L (8, 1) ERA: 2.02	2.0 S 8 2 0 0 1 0 0 0 0 0 0 0 10 10 0.00 1.000												



Batter	1	2	3	4	5	6	7	8	9	AB	R	H	RBI	BB	SO	LOB
Davey Lopes, R OBP: 0.357, SLG: 0.434 (1, 4)	F8		P6		L1		F8			4	0	0	0	0	0	1
Bill North, S OBP: 0.366, SLG: 0.268 (1, 8)	L5		6-3			F9	G3			4	0	0	0	0	0	0
Dusty Baker Jr., R OBP: 0.333, SLG: 0.379 (1, 7)	F8			5-3		2B 1B BB		S 1B		3	1	1	0	1	0	0
Steve Garvey, R OBP: 0.346, SLG: 0.491 (1, 3)		6-3		5-3 1B		1-3 1B 2B		5-3		4	1	2	0	0	0	1
Ron Cey, R OBP: 0.375, SLG: 0.448 (1, 5)		K		5-3		1B IBB		IBB		2	0	0	0	2	1	1
Joe Ferguson, R OBP: 0.354, SLG: 0.401 (1, 2)		BB BB		P4		1B		F2		2	0	1	2	1	0	1
Steve Yeager, R OBP: 0.302, SLG: 0.268 (8, 2)						1-3 2-H 3-H		1B		1	0	0	0	0	0	2
Lee Lacy, R OBP: 0.339, SLG: 0.523 (1, 9)		BB BB				F9		4-3		1	0	0	0	2	0	2
Joe Simpson, L OBP: 0.339, SLG: 0.523 (7, 9)		1-2 BB				F2 BB				1	0	0	0	0	0	2
Bill Russell, R OBP: 0.313, SLG: 0.353 (1, 6)			4-3		F8	F8				3	0	0	0	0	0	5
Doug Rau, L OBP: 0.164, SLG: 0.167 (1, 1)			4-3			F2				2	0	0	0	0	0	1
Manny Mota, R OBP: 0.355, SLG: 0.345 (7, PH)						1-2				1	0	0	0	0	1	0
Terry Forster, L OBP: 0.500, SLG: 0.625 (8, 1)								K		0	0	0	0	0	0	0

Inning Stats	R: 0	H: 0	E: 0	LOB: 0	K: 0	BB: 0	S: 3	P: 3	R: 0	H: 0	E: 0	LOB: 2	K: 1	BB: 2	S: 5	P: 13	R: 0	H: 0	E: 0	LOB: 0	K: 0	BB: 0	S: 3	P: 3	R: 0	H: 1	E: 0	LOB: 1	K: 0	BB: 0	S: 4	P: 4	R: 0	H: 0	E: 0	LOB: 1	K: 0	BB: 1	S: 3	P: 7	R: 2	H: 2	E: 0	LOB: 2	K: 0	BB: 2	S: 5	P: 13	R: 0	H: 0	E: 0	LOB: 0	K: 1	BB: 0	S: 5	P: 5	R: 0	H: 1	E: 0	LOB: 2	K: 0	BB: 1	S: 4	P: 8
--------------	------	------	------	--------	------	-------	------	------	------	------	------	--------	------	-------	------	-------	------	------	------	--------	------	-------	------	------	------	------	------	--------	------	-------	------	------	------	------	------	--------	------	-------	------	------	------	------	------	--------	------	-------	------	-------	------	------	------	--------	------	-------	------	------	------	------	------	--------	------	-------	------	------

PITCHER	IP	WLS	BF	H	R	ER	SO	BB	IBB	HBP	BLK	WP	HR	S	P	ERA	WHIP
Larry McWilliams, L ERA: 2.95 (1, 1)	7.0	L	29	3	2	2	2	4	1	0	0	0	0	28	48	2.57	1.000
Dave Campbell, R ERA: 4.66 (8, 1)	1.0		5	1	0	0	0	0	1	0	0	0	0	4	8	0.00	1.000

BOTTOM

Atlanta Braves @ Los Angeles Dodgers
Dodger Stadium, Los Angeles, CA

Sat Sep 16 1978, 7:05 PM PDT
Att. 35,834 - Unknown

AB	28
R	2
H	4
RBI	2
BB	6
SO	2
LOB	16

livebaseballscorecards.com

WP	PA	ERA	WHIP
0	34		
0	1		
0	0		

Batter	1	2	3	4	5	6	7	8	9	AB R H RBI BB SO LOB	TOP		
Jerry Royster, R (1, 6) OBP: 0.333, SLG: 0.339	0-0 F7		0-0 F7		0-0 P4		0-0 F2			4 0 0 0 0 0 2	Atlanta Braves @ Los Angeles Dodgers Dodger Stadium, Los Angeles, CA Sun Sep 17 1978, 3:33 AM PDT Att: 27,993 - Unknown livebaseballscorecards.com		
Rowland Office, L (1, 8) OBP: 0.297, SLG: 0.357	0-0 F2		0-0 1-H 2B		0-0 P3		0-3 K			4 0 1 1 0 1 1			
Gary Matthews, R (1, 9) OBP: 0.365, SLG: 0.456	0-0 F9		0-0 F9		4-0 BB			0-0 L6		3 0 0 0 1 0 1			
Jeff Burroughs, R (1, 7) OBP: 0.442, SLG: 0.546 Barry Bonnell, R (8, 7) OBP: 0.272, SLG: 0.283		0-3 K		0-0 E6 1B FC5-4		0-3 K		0-0 6-3		4 1 0 0 0 2 2 0 0 0 0 0 0 0			
Bob Homer, R (1, 5) OBP: 0.317, SLG: 0.530		0-0 F8		0-0 F7		0-0 FC1-4 1B		0-0 5-3		4 0 1 0 0 0 1			
Joe Nolan, L (1, 2) OBP: 0.348, SLG: 0.373		0-0 F8		0-0 FC5-4 1-3 1B		0-0 F9		0-0 P4		4 0 1 0 0 0 1			
Dale Murphy, R (1, 3) OBP: 0.290, SLG: 0.410 Gene Garber, R (9, 1) OBP: 0.133, SLG: 0.071			0-0 5-3 1B 1B	0-0 FC5-4 1-2f 3-H 1B		0-0 FC1-4 1-2f 1B		0-0 L1		4 1 1 1 0 0 2 0 0 0 0 0 0 0			
Glenn Hubbard, R (1, 4) OBP: 0.349, SLG: 0.314		0-0 5-3 1-2 1B	0-0 P3		0-0 F8			0-0 6-3		4 0 0 0 0 0 3			
Phil Niekro, R (1, 1) OBP: 0.233, SLG: 0.234 Bob Beall, S (9, 3) OBP: 0.376, SLG: 0.302		0-0 2-H 2B 1B		0-0 BB 1B		0-3 K				3 1 2 1 0 1 0 0 0 0 0 0 0 0			
Inning Stats	R: 0 H: 0 E: 0 LOB: 0 K: 0 BB: 0 S: 3 P: 3	R: 0 H: 0 E: 0 LOB: 0 K: 1 BB: 0 S: 5 P: 5	R: 2 H: 3 E: 0 LOB: 1 K: 0 BB: 0 S: 6 P: 6	R: 1 H: 1 E: 1 LOB: 1 K: 0 BB: 0 S: 5 P: 5	R: 0 H: 1 E: 0 LOB: 2 K: 1 BB: 1 S: 6 P: 10	R: 0 H: 1 E: 0 LOB: 1 K: 0 BB: 0 S: 4 P: 4	R: 0 H: 0 E: 0 LOB: 0 K: 2 BB: 0 S: 7 P: 7	R: 0 H: 0 E: 0 LOB: 0 K: 0 BB: 0 S: 3 P: 3	R: 0 H: 0 E: 0 LOB: 0 K: 0 BB: 0 S: 3 P: 3	1B: 5 SF: 0 2B: 1 SAC: 0 3B: 0 DP: 0 HR: 0 HBP: 0		WP: 0 PA: 35 PB: 0 SB: 0 CS: 0	
PITCHER	IP WLS BF H R ER SO BB IBB HBP BLK WP HR S P ERA WHIP											PITCHER	IP WLS BF H R ER SO BB IBB HBP BLK WP HR S P ERA WHIP
Burt Hooton, R (1, 1) ERA: 2.65	6.0 L 26 6 3 2 2 1 0 0 0 0 0 0 29 33 3.00 1.167												
Charlie Hough, R (7, 1) ERA: 2.93	2.0 6 0 0 0 2 0 0 0 0 0 0 0 10 10 0.00 0.000												
Lance Rautzhan, L (9, 1) ERA: 1.64	1.0 3 0 0 0 0 0 0 0 0 0 0 0 3 3 0.00 0.000												

Atlanta Braves @ Los Angeles Dodgers
Dodger Stadium, Los Angeles, CA
 Sun Sep 17 1978, 3:33 AM PDT
 Att: 27,993 - Unknown

AB	34
R	3
H	6
RBI	3
BB	1
SO	4
LOB	13



Batter	1	2	3	4	5	6	7	8	9	AB	R	H	RBI	BB	SO	LOB
Davey Lopes, R OBP: 0.358, SLG: 0.434 (1, 4)	0-0 F8		0-0 5-3 1B	0-0 6-3		0-0 FC5		0-0 FC6-4 1B		5	0	2	0	0	0	5
Bill Russell, R OBP: 0.314, SLG: 0.355 (1, 6)	0-0 2B		0-0 5-3		0-0 4-3		0-0 PB SH2-4 1B	0-0 FC6-4		5	0	2	0	0	0	3
Rick Monday, L OBP: 0.346, SLG: 0.468 (1, 8)	0-3 K		0-0 6-3		0-0 1-3		0-0 SH2-4		0-0 F8	4	0	0	0	0	1	2
Steve Garvey, R OBP: 0.345, SLG: 0.488 (1, 3)	0-3 K			0-0 F3	0-0 F7		0-0 1-3		0-0 1B	5	0	1	0	0	1	2
Ron Cey, R OBP: 0.377, SLG: 0.447 (1, 5)		0-3 K		1-0 1B WP HBP		0-0 E6 WP 4-1 1B	4-0 BB		0-0 P3	3	2	1	0	1	1	1
Dusty Baker Jr., R OBP: 0.331, SLG: 0.378 (1, 7)		0-0 F7		0-0 WP 1B 1B		0-3 K	0-0 F8		0-0 P6	5	0	1	0	0	1	4
Lee Lacy, R OBP: 0.346, SLG: 0.535 (1, 9)		0-0 3B		0-0 WP 1B		4-0 FC5 4-1 BB		0-3 K		3	0	2	0	1	1	0
Steve Yeager, R OBP: 0.300, SLG: 0.265 (1, 2)		0-0 P4		0-3 K		0-0 4-1		0-0 FC3-6 1B		2	0	0	0	0	1	3
Vic Davalillo, L OBP: 0.329, SLG: 0.389 (6, PH)				1-2 2-3 3-H		1-2 3-H		0-0 FC3-6 1B		1	0	0	1	0	0	1
Jerry Grote, R OBP: 0.389, SLG: 0.387 (7, 2)				4-0 BB		4-0 BB		0-0 FC3-6 1B		1	0	1	0	0	0	0
Rudy Law, L (8, PR)								0-0 FC3-6 1B		0	0	0	0	0	0	0
Lance Rautzhan, R (9, 1)								0-0 FC3-6 1B		0	0	0	0	0	0	0
Burt Hooton, R OBP: 0.239, SLG: 0.172 (1, 1)			0-0 L6					0-0 FC3-6 1B		1	0	0	0	0	1	0
Joe Ferguson, R OBP: 0.355, SLG: 0.401 (6, PH)								0-0 FC3-6 1B		0	0	0	0	0	1	0
Myron White, L (6, PH)								0-0 FC3-6 1B		0	0	0	0	0	0	0
Charlie Hough, R OBP: 0.333, SLG: 0.417 (7, 1)								0-0 FC3-6 1B		0	0	0	0	0	0	0
Johnny Oates, L OBP: 0.359, SLG: 0.329 (8, PH)								0-0 FC3-6 1B		1	0	0	0	0	0	1

Inning Stats	R: 0	H: 1	E: 0	LOB: 1	K: 2	BB: 0	S: 8	P: 8	R: 0	H: 1	E: 0	LOB: 1	K: 1	BB: 0	S: 6	P: 6	R: 0	H: 1	E: 0	LOB: 3	K: 1	BB: 1	S: 7	P: 12	R: 0	H: 0	E: 0	LOB: 0	K: 0	BB: 0	S: 3	P: 3	R: 1	H: 1	E: 1	LOB: 2	K: 1	BB: 2	S: 6	P: 14	R: 0	H: 1	E: 0	LOB: 2	K: 0	BB: 1	S: 4	P: 8	R: 0	H: 2	E: 0	LOB: 2	K: 1	BB: 0	S: 7	P: 7	R: 0	H: 1	E: 0	LOB: 1	K: 0	BB: 0	S: 4	P: 4	1B: 8	SF: 0	2B: 1	SAC: 1	3B: 1	DP: 0	HR: 0	HBP: 1	WP: 2	PA: 42
--------------	------	------	------	--------	------	-------	------	------	------	------	------	--------	------	-------	------	------	------	------	------	--------	------	-------	------	-------	------	------	------	--------	------	-------	------	------	------	------	------	--------	------	-------	------	-------	------	------	------	--------	------	-------	------	------	------	------	------	--------	------	-------	------	------	------	------	------	--------	------	-------	------	------	-------	-------	-------	--------	-------	-------	-------	--------	-------	--------

PITCHER	IP	WLS	BF	H	R	ER	SO	BB	IBB	HBP	BLK	WP	HR	S	P	ERA	WHIP
Phil Niekro, R ERA: 2.91 (1, 1)	8.1	W	40	10	2	1	6	4	0	1	0	2	0	47	64	1.08	1.680
Gene Garber, R ERA: 2.31 (9, 1)	0.2	S	2	0	0	0	0	0	0	0	0	0	0	2	2	0.00	0.000

BOTTOM

Atlanta Braves @ Los Angeles Dodgers
Dodger Stadium, Los Angeles, CA

Sun Sep 17 1978, 3:33 AM PDT
Att. 27,993 - Unknown

livebaseballscorecards.com

AB	36
R	2
H	10
RBI	1
BB	4
SO	6
LOB	22



Batter	1	2	3	4	5	6	7	8	9	AB R H RBI BB SO LOB	TOP
Pete Rose, S (1, 5) X OBP: 0.361, SLG: 0.419 Ray Knight, R (9, 5) OBP: 0.231, SLG: 0.290	0-0 L6		4-0 BB		0-0 6-3		4-0 1B BB		4-0 S 1B BB	2 1 0 0 3 0 0 0 0 0 0 0 0 0	
Joe Morgan, L (1, 4) X OBP: 0.353, SLG: 0.386	0-0 P4		0-0 F5		0-0 L6		0-0 F7		0-3 K	5 0 0 0 0 1 5	
Ken Griffey, L (1, 8) X OBP: 0.342, SLG: 0.424	0-0 1B		0-0 F7		0-0 1B		0-0 1B 1B		0-0 F8	5 0 3 1 0 0 2	
George Foster, R (1, 7) S S OBP: 0.354, SLG: 0.522	0-3 K		0-3 K		0-0 5-3		0-3 K		4-0 1B BB	4 0 0 0 1 3 6	
Johnny Bench, R (1, 2) X OBP: 0.338, SLG: 0.484		0-0 2B SF9 1B		4-0 G6-4-3 BB BB		0-3 K	0-0 CS 1B		0-0 1-2 2-H 2-H 1B	4 1 3 2 1 1 0	
Dan Driessen, L (1, 3) X OBP: 0.350, SLG: 0.408		0-0 SF9 1-3 2B		4-0 G6-4-3 BB		0-0 P4	0-0 CS	0-0 F7		3 0 1 0 1 0 0	
Dave Concepcion, R (1, 6) X OBP: 0.354, SLG: 0.408		0-0 SF9		0-0 G6-4-3 1-2 2-3		0-0 F8		0-0 1B		3 0 1 1 0 0 2	
Champ Summers, L (1, 9) X OBP: 0.455, SLG: 0.579		0-0 F5		4-0 IBB			0-0 S SH 1B 1B	0-0 F5		3 1 1 0 1 0 2	
Michael LaCoss, R (1, 1) S S OBP: 0.077, SLG: 0.115		0-3 K		0-0 F2			0-0 SH 1B BB 1B	0-0 F9		3 1 0 0 0 1 4	
Inning Stats	R: 0 H: 1 E: 0 LOB: 1 K: 1 BB: 0 S: 6 P: 6	R: 1 H: 2 E: 0 LOB: 1 K: 1 BB: 0 P: 7	R: 0 H: 0 E: 0 LOB: 1 K: 1 BB: 1 P: 9	R: 0 H: 0 E: 0 LOB: 2 K: 0 BB: 3 P: 14	R: 0 H: 1 E: 0 LOB: 1 K: 0 BB: 0 P: 4	R: 0 H: 0 E: 0 LOB: 0 K: 1 BB: 0 P: 5	R: 3 H: 3 E: 0 LOB: 1 K: 1 BB: 1 S: 8 P: 12	R: 0 H: 1 E: 0 LOB: 1 K: 0 BB: 0 P: 4	R: 0 H: 1 E: 0 LOB: 2 K: 1 BB: 2 P: 13	1B: 8 SF: 1 2B: 1 SAC: 1 3B: 0 DP: 1 HR: 0 HBP: 0	WP: 0 PA: 42 PB: 0 SB: 2 CS: 1
PITCHER	IP WLS BF H R ER SO BB IBB HBP BLK WP HR S P ERA WHIP										
Bob Welch, R (1, 1) ERA: 2.27	6.2 L 32 7 4 4 5 4 1 0 0 0 0 37 57 5.40 1.650										
Lance Rautzhan, L (7, 1) ERA: 1.63	0.1 0 0 0 0 0 0 0 0 0 0 0 0 0 0.00 0.000										
Bobby Castillo, R (8, 1) ERA: 3.86	2.0 9 2 0 0 1 2 0 0 0 0 0 9 17 0.00 2.000										

Cincinnati Reds @ Los Angeles Dodgers
Dodger Stadium, Los Angeles, CA
Mon Sep 18 1978, 7:05 PM PDT
Att: 50,292 - Unknown

livebaseballscorecards.com

AB	32
R	4
H	9
RBI	4
BB	7
SO	6
LOB	21



Batter	1	2	3	4	5	6	7	8	9	AB	R	H	RBI	BB	SO	LOB
Davey Lopes, R OBP: 0.359, SLG: 0.433 (1, 4)	0-0 F9		4-0 BB		0-0 5-3		0-0 1-2 1B			3	0	1	0	1	0	0
Bill Russell, R OBP: 0.312, SLG: 0.352 (1, 6)	0-3 K		0-0 4-3		0-0 F5		0-0 FC5			4	0	0	0	0	1	3
Rick Monday, L OBP: 0.345, SLG: 0.466 (1, 8)	0-0 1B			0-0 F7		0-0 F5		0-0 F8		4	0	1	0	0	0	0
Steve Garvey, R OBP: 0.346, SLG: 0.488 (1, 3)	0-3 K			0-0 1B 1B 1B		0-0 P4		0-0 1B		4	0	2	0	0	1	1
Ron Cey, R OBP: 0.378, SLG: 0.447 (1, 5)		0-3 K		0-0 1B 1B		4-0 BB		0-0 F8		3	0	1	0	1	1	1
Dusty Baker Jr., R OBP: 0.331, SLG: 0.377 (1, 7)		0-3 K		0-0 1B 1B		0-3 K		0-0 L8		4	0	1	0	0	2	2
Lee Lacy, R OBP: 0.340, SLG: 0.525 (1, 9)		0-3 K		0-0 P6			0-0 5-3		0-0 5-3	4	0	0	0	0	1	3
Steve Yeager, R OBP: 0.297, SLG: 0.263 (1, 2)			0-0 L3	0-0 P6			0-0 FC5 1B 1B		0-0 1-3	2	0	0	0	0	0	3
Vic Davalillo, L OBP: 0.338, SLG: 0.397 (7, PH)										1	0	1	0	0	0	0
Jerry Grote, R OBP: 0.384, SLG: 0.381 (8, 2)										1	0	0	0	0	0	0
Bob Welch, R OBP: 0.160, SLG: 0.200 (1, 1)			0-0 5-3		0-0 4-3				0-0 1-3	2	0	0	0	0	0	0
Lance Rautzhan, R (7, 1)										0	0	0	0	0	0	0
Johnny Oates, L OBP: 0.354, SLG: 0.324 (7, PH)										1	0	0	0	0	0	1
Bobby Castillo, R (8, 1)										0	0	0	0	0	0	0
Joe Ferguson, R OBP: 0.354, SLG: 0.399 (9, PH)										1	0	0	0	0	0	0

Inning Stats	R: 0	H: 1	E: 0	K: 2	S: 8	R: 0	H: 0	E: 0	K: 3	S: 9	R: 0	H: 0	E: 0	K: 0	S: 3	R: 0	H: 3	E: 0	K: 0	S: 6	R: 0	H: 0	E: 0	K: 1	S: 5	R: 0	H: 2	E: 0	K: 0	S: 5	R: 0	H: 1	E: 0	K: 0	S: 4	R: 0	H: 0	E: 0	K: 0	S: 3	1B: 7	2B: 0	3B: 0	HR: 0	SF: 0	SAC: 0	DP: 0	HBP: 0	WP: 0	PB: 0	SB: 0	CS: 0	PA: 36
--------------	------	------	------	------	------	------	------	------	------	------	------	------	------	------	------	------	------	------	------	------	------	------	------	------	------	------	------	------	------	------	------	------	------	------	------	------	------	------	------	------	-------	-------	-------	-------	-------	--------	-------	--------	-------	-------	-------	-------	--------

PITCHER	IP	WLS	BF	H	R	ER	SO	BB	IBB	HBP	BLK	WP	HR	S	P	ERA	WHIP
Michael LaCoss, R ERA: 4.19 (1, 1)	9.0	W	36	7	0	0	6	2	0	0	0	0	0	46	54	0.00	1.000


BOTTOM

Cincinnati Reds @ Los Angeles Dodgers
 Dodger Stadium, Los Angeles, CA

Mon Sep 18 1978, 7:05 PM PDT
 Att. 50,292 - Unknown

livebaseballscorecards.com

AB	34
R	0
H	7
RBI	0
BB	2
SO	6
LOB	14



Batter	1	2	3	4	5	6	7	8	9	AB R H RBI BB SO LOB	TOP									
Pete Rose, S (1, 5) OBP: 0.361, SLG: 0.418	0-0 F7		0-0 1B			0-0 F7			0-0 F8	4 0 1 0 0 0 0	Cincinnati Reds @ Los Angeles Dodgers Dodger Stadium, Los Angeles, CA Tue Sep 19 1978, 7:05 PM PDT Att: 50,450 - Unknown livebaseballscorecards.com									
Joe Morgan, L (1, 4) OBP: 0.350, SLG: 0.382	0-0 F9		0-0 P6			0-0 F5			0-0 4-3	4 0 0 0 0 0 1										
Ken Griffey, L (1, 8) OBP: 0.340, SLG: 0.422	0-0 F7				0-0 G3	0-0 P5			0-0 4-3	4 0 0 0 0 0 0										
George Foster, R (1, 7) OBP: 0.354, SLG: 0.521		0-0 F8			0-0 FC6-4 1B			0-0 F9		3 0 1 0 0 0 0										
Johnny Bench, R (1, 2) OBP: 0.338, SLG: 0.482		0-0 4-3 1B			0-0 FC6-4 1-2f			0-0 F9		3 0 1 0 0 0 1										
Dan Driessen, L (1, 3) OBP: 0.348, SLG: 0.405		0-0 4-3 1-2			0-0 F9			0-0 G3		3 0 0 0 0 0 2										
Dave Concepcion, R (1, 6) OBP: 0.352, SLG: 0.406		0-0 5-3						0-0 L8		3 0 0 0 0 0 1										
Ron Oester, S (8, 6)										0 0 0 0 0 0 0										
Champ Summers, L (1, 9) OBP: 0.400, SLG: 0.500			0-0 4-3			0-0 3-1			0-0 F2	3 0 0 0 0 0 0										
Fred Norman, S (1, 1) OBP: 0.176, SLG: 0.143			0-3 K			0-0 4-3			0-3 K	0 0 0 0 0 0 0										
Pedro Borbon, R (2, 1) OBP: 0.182, SLG: 0.182										0 0 0 0 0 0 0										
Harry Spilman, L (3, PH)										1 0 0 0 0 1 0										
Tom Hume, R (3, 1) OBP: 0.071, SLG: 0.049										0 0 0 0 0 0 0										
Dave Collins, S (5, PH) OBP: 0.318, SLG: 0.234										1 0 0 0 0 0 0										
Mario Soto, R (5, 1)										0 0 0 0 0 0 0										
Mike Lum, L (8, PH) OBP: 0.372, SLG: 0.481										1 0 0 0 0 1 0										
Manny Sarmiento, R (8, 1)										0 0 0 0 0 0 0										
Inning Stats	R: 0 E: 0 K: 0 S: 3	H: 0 LOB: 0 BB: 0 P: 3	R: 0 E: 0 K: 0 S: 4	H: 1 LOB: 1 BB: 0 P: 4	R: 0 E: 0 K: 1 S: 6	H: 1 LOB: 1 BB: 0 P: 6	R: 0 E: 0 K: 0 S: 4	H: 1 LOB: 1 BB: 0 P: 4	R: 0 E: 0 K: 0 S: 3	H: 0 LOB: 0 BB: 0 P: 3	R: 0 E: 0 K: 0 S: 3	H: 0 LOB: 0 BB: 0 P: 3	R: 0 E: 0 K: 0 S: 5	H: 0 LOB: 0 BB: 0 P: 5	R: 0 E: 0 K: 0 S: 3	H: 0 LOB: 0 BB: 0 P: 3	1B: 3 2B: 0 3B: 0 HR: 0	SF: 0 SAC: 0 DP: 0 HBP: 0	WP: 0 PB: 0 SB: 0 CS: 0	PA: 30
PITCHER Rick Rhoden, R (1, 1) ERA: 3.44	IP: 9.0 WLS: W BF: 30 H: 3 R: 0 ER: 0 SO: 2 BB: 0 IBB: 0 HBP: 0 BLK: 0 WP: 0 HR: 0 S: 34 P: 34 ERA: 0.00 WHIP: 0.333																			



Batter	1	2	3	4	5	6	7	8	9	AB	R	H	RBI	BB	SO	LOB
Davey Lopes, R OBP: 0.357, SLG: 0.431 (1, 4)	0-0 F2	0-0 SH1-4 BB SF7 1B	0-0 4-3		0-0 F9		0-0 6-3			5	1	1	0	0	0	3
Bill North, S OBP: 0.368, SLG: 0.271 (1, 8)	0-0 E1 1B 2B	4-0 SH1-4 1B BB	0-0 G6-4-3 1B			0-0 F7		0-0 1B G4-6-3 1B		4	3	2	0	1	0	0
Dusty Baker Jr., R OBP: 0.332, SLG: 0.378 (1, 7)	0-0 2B 1-2 2B 1B	0-0 SH1-4	0-0 G6-4-3			0-3 K		0-0 1B G4-6-3 1B		4	1	2	0	0	1	1
Steve Garvey, R OBP: 0.346, SLG: 0.488 (1, 3)	0-0 2B 1-3 2-H	4-0 1B 1B IBB		0-0 F3		0-0 F8		0-0 G4-6-3 1-2f 3-H		4	2	1	1	1	0	1
Ron Cey, R OBP: 0.378, SLG: 0.448 (1, 5)	4-0 2B IBB	0-0 SF7		0-0 5-3			0-0 4-3 1B 2B	0-0 F7		3	1	1	1	1	0	0
Joe Ferguson, R OBP: 0.353, SLG: 0.398 (1, 2)	0-0 F2	0-0 1B 1B 1B		0-0 6-3			0-0 4-3			4	0	1	1	0	0	4
Lee Lacy, R OBP: 0.346, SLG: 0.538 Joe Simpson, L (8, 9)	0-0 2B 1-3 2-H 3-H	0-0 1B 1B			0-0 1B 2B		0-0 6-3			4	0	3	3	0	0	1
Bill Russell, R OBP: 0.316, SLG: 0.355 (1, 6)	4-0 IBB	0-0 1B 1B			0-0 2-3 1B		4-0 1B IBB			2	0	2	0	2	0	0
Rick Rhoden, R OBP: 0.185, SLG: 0.160 (1, 1)	0-0 F6	0-3 K			0-0 2-3		0-0 1-2 1B			4	0	1	1	0	1	7

Inning Stats	R: 3	H: 3	E: 1	K: 0	S: 7	LOB: 3	BB: 2	P: 15	R: 3	H: 4	E: 0	K: 1	S: 9	LOB: 3	BB: 2	P: 17	R: 0	H: 1	E: 0	K: 0	S: 3	LOB: 0	BB: 0	P: 3	R: 0	H: 0	E: 0	K: 0	S: 3	LOB: 0	BB: 0	P: 3	R: 0	H: 2	E: 0	K: 0	S: 4	LOB: 1	BB: 0	P: 4	R: 0	H: 0	E: 0	K: 1	S: 5	LOB: 0	BB: 0	P: 5	R: 1	H: 2	E: 0	K: 0	S: 5	LOB: 2	BB: 1	P: 9	R: 1	H: 2	E: 0	K: 0	S: 4	LOB: 0	BB: 0	P: 4
--------------	------	------	------	------	------	--------	-------	-------	------	------	------	------	------	--------	-------	-------	------	------	------	------	------	--------	-------	------	------	------	------	------	------	--------	-------	------	------	------	------	------	------	--------	-------	------	------	------	------	------	------	--------	-------	------	------	------	------	------	------	--------	-------	------	------	------	------	------	------	--------	-------	------

PITCHER	IP	WLS	BF	H	R	ER	SO	BB	IBB	HBP	BLK	WP	HR	S	P	ERA	WHIP
Fred Norman, L ERA: 3.86 (1, 1)	1.0		11	4	5	2	0	1	1	0	0	0	0	8	20	18.00	5.000
Pedro Borbon, R ERA: 4.61 (2, 1)	1.0		7	3	1	1	1	0	1	0	0	0	0	8	12	9.00	3.000
Tom Hume, R ERA: 4.44 (3, 1)	2.0		6	1	0	0	0	0	0	0	0	0	0	6	6	0.00	0.500
Mario Soto, R ERA: 3.6 (5, 1)	3.0		13	4	1	1	1	0	1	0	0	0	0	14	18	3.00	1.333
Manny Sarmiento, R ERA: 4.28 (8, 1)	1.0		4	2	1	1	0	0	0	0	0	0	0	4	4	9.00	2.000

BOTTOM

Cincinnati Reds @ Los Angeles Dodgers
 Dodger Stadium, Los Angeles, CA

Tue Sep 19 1978, 7:05 PM PDT
 Att. 50,450 - Unknown

AB	34
R	8
H	14
RBI	7
BB	5
SO	2
LOB	17



WP	HR	S	P	ERA	WHIP
0	0	0	0	0	0

Batter	1	2	3	4	5	6	7	8	9	AB R H RBI BB SO LOB	TOP											
Pete Rose, S (1, 5) ^x OBP: 0.359, SLG: 0.415 Ray Knight, R (8, 5) OBP: 0.231, SLG: 0.290	0-0 P6			0-0 4-3		0-0 4-3	0-0 F8			4 0 0 0 0 0 2 0 0 0 0 0 0 0	Cincinnati Reds @ Los Angeles Dodgers Dodger Stadium, Los Angeles, CA Wed Sep 20 1978, 7:05 PM PDT Att: 51,494 - Unknown livebaseballscorecards.com											
Joe Morgan, L (1, 4) ^x OBP: 0.349, SLG: 0.383 Junior Kennedy, R (8, 4) OBP: 0.365, SLG: 0.269	0-0 F9			0-0 WP HR 2B		0-0 6-3		0-0 3-1		4 1 1 0 0 0 0 0 0 0 0 0 0 0												
Ken Griffey, L (1, 8) ^x OBP: 0.338, SLG: 0.419	0-0 F8			0-3 K 2-3		0-0 6-3		0-0 L6		4 0 0 0 0 1 1												
George Foster, R (1, 7) OBP: 0.353, SLG: 0.525		0-3 K		0-0 HR			0-3 K G5-4-3	0-0 F3		4 1 1 2 0 2 0												
Johnny Bench, R (1, 2) OBP: 0.337, SLG: 0.482		0-0 F8		0-0 5-3			0-0 G5-4-3 1-2f		0-0 G4-6-3 2B	4 0 1 0 0 0 1												
Dan Driessen, L (1, 3) OBP: 0.349, SLG: 0.409 Mike Lum, L (9, 3) OBP: 0.372, SLG: 0.481		0-3 K			0-0 4-3		0-0 1B 3B		1-0 G4-6-3 HBP	3 1 1 0 0 1 0 0 0 0 0 0 0 0												
Dave Concepcion, R (1, 6) OBP: 0.353, SLG: 0.405			0-0 6-3		0-0 FC3-6 1B		4-0 1B IBB		0-0 G4-6-3 1-2f 2-3	3 1 1 0 1 0 2												
Champ Summers, L (1, 9) OBP: 0.379, SLG: 0.440			0-3 K		0-0 FC3-6 1-2f		4-0 1B BB		0-0 1-3	3 0 0 0 1 1 2												
Tom Seaver, R (1, 1) OBP: 0.205, SLG: 0.129 Doug Bair, R (9, 1) OBP: 0.167, SLG: 0.167			0-3 K		0-0 P6		0-0 1-2 2-H 3-H 1B			3 0 1 2 0 1 1 0 0 0 0 0 0 0												
Inning Stats	R: 0 E: 0 K: 0 S: 3	H: 0 LOB: 0 BB: 0 P: 3	R: 0 E: 0 K: 2 S: 7	H: 0 LOB: 0 BB: 0 P: 7	R: 0 E: 0 K: 2 S: 7	H: 0 LOB: 0 BB: 0 P: 7	R: 2 E: 0 K: 1 S: 7	H: 2 LOB: 0 BB: 0 P: 7	R: 0 E: 0 K: 0 S: 4	H: 1 LOB: 1 BB: 0 P: 4	R: 0 E: 0 K: 0 S: 3	H: 0 LOB: 0 BB: 0 P: 3	R: 2 E: 0 K: 1 S: 7	H: 2 LOB: 2 BB: 2 P: 15	R: 0 E: 0 K: 0 S: 3	H: 0 LOB: 0 BB: 0 P: 3	R: 0 E: 0 K: 0 S: 3	H: 1 LOB: 1 BB: 0 P: 4	1B: 2 2B: 2 3B: 1 HR: 1	SF: 0 SAC: 0 DP: 2 HBP: 1	WP: 2 PB: 0 SB: 1 CS: 0	PA: 35
PITCHER	IP WLS BF H R ER SO BB IBB HBP BLK WP HR S P ERA WHIP																					
Don Sutton, R (1, 1) ERA: 3.62 Lance Rautzhan, L (8, 1) ERA: 1.57	7.0 L 28 5 4 4 6 1 1 0 0 2 1 38 46 5.14 0.857																					
	2.0 7 1 0 0 0 0 0 0 1 0 0 0 6 7 0.00 0.500																					



Batter	1	2	3	4	5	6	7	8	9	AB	R	H	RBI	BB	SO	LOB
Davey Lopes, R OBP: 0.355, SLG: 0.427 (1, 4)	0-3 K ①		0-0 6-3 ①		0-3 K ②		0-3 K ③		0-3 K ②	5	0	0	0	0	4	3
Bill Russell, R OBP: 0.313, SLG: 0.352 (1, 6)	0-0 F8 ②		0-0 4-3 ②		0-3 K ③			0-0 P6 ①	0-3 K ③	5	0	0	0	0	2	2
Reggie Smith, S OBP: 0.380, SLG: 0.564 (1, 9)	0-0 4-3 ③		0-3 K ③			0-0 G3 ①		0-3 K ②		4	0	0	0	0	2	0
Steve Garvey, R OBP: 0.346, SLG: 0.487 (1, 3)		0-3 K ①		0-3 K ①		0-0 FC4-1-6 1B ②		0-0 F3 ③		4	0	1	0	0	2	0
Ron Cey, R OBP: 0.381, SLG: 0.461 (1, 5)		4-0 BB BB BB BB ②		0-0 HR ②		0-0 FC4-1-6 1-2f ②			0-0 HR ①	3	2	2	2	1	0	1
Dusty Baker Jr., R OBP: 0.332, SLG: 0.377 (1, 7)		0-0 F8 ②		0-0 1B ②		0-3 K ③			0-0 5-3 ①	4	0	1	0	0	1	2
Rick Monday, L OBP: 0.347, SLG: 0.464 (1, 8)		4-0 BB 1-2 BB ②		0-3 K ②			0-0 G3 ①		0-0 BB 1B ①	3	1	1	0	1	1	1
Joe Ferguson, R OBP: 0.357, SLG: 0.396 Rudy Law, L (9, PR)		4-0 BB 1-2 2-3 BB ③		0-0 F8 ③			4-0 BB ②		4-0 BB 1B BB ②	1	0	0	0	3	0	1
Don Sutton, R OBP: 0.139, SLG: 0.088 Vic Davalillo, L OBP: 0.333, SLG: 0.392 Lance Rautzhan, R (8, 1) Lee Lacy, R OBP: 0.349, SLG: 0.540 (9, PH)		0-3 K ③			0-0 F8 ①		0-3 K ②		0-0 1-2 2-H 1B ②	2	0	0	0	0	1	3

Inning Stats	R: 0	H: 0	E: 0	K: 1	S: 5	LOB: 0	BB: 0	P: 5	R: 0	H: 0	E: 0	K: 2	S: 7	LOB: 3	BB: 3	P: 19	R: 0	H: 0	E: 0	K: 1	S: 5	LOB: 0	BB: 0	P: 5	R: 1	H: 2	E: 0	K: 2	S: 9	LOB: 1	BB: 0	P: 9	R: 0	H: 0	E: 0	K: 2	S: 7	LOB: 0	BB: 0	P: 7	R: 0	H: 1	E: 0	K: 1	S: 6	LOB: 1	BB: 0	P: 6	R: 0	H: 0	E: 0	K: 2	S: 7	LOB: 1	BB: 1	P: 11	R: 0	H: 0	E: 0	K: 1	S: 5	LOB: 0	BB: 0	P: 5	R: 2	H: 3	E: 0	K: 2	S: 10	LOB: 2	BB: 1	P: 14	1B: 4	2B: 0	3B: 0	HR: 2	SF: 0	SAC: 0	DP: 0	HBP: 0	WP: 0	PB: 0	SB: 0	CS: 0	PA: 38
--------------	------	------	------	------	------	--------	-------	------	------	------	------	------	------	--------	-------	-------	------	------	------	------	------	--------	-------	------	------	------	------	------	------	--------	-------	------	------	------	------	------	------	--------	-------	------	------	------	------	------	------	--------	-------	------	------	------	------	------	------	--------	-------	-------	------	------	------	------	------	--------	-------	------	------	------	------	------	-------	--------	-------	-------	-------	-------	-------	-------	-------	--------	-------	--------	-------	-------	-------	-------	--------

PITCHER	IP	WLS	BF	H	R	ER	SO	BB	IBB	HBP	BLK	WP	HR	S	P	ERA	WHIP
Tom Seaver, R ERA: 2.91 (1, 1)	8.1	W	35	5	3	3	12	5	0	0	0	0	2	54	74	3.24	1.200
Doug Bair, R ERA: 1.89 (9, 1)	0.2	S	3	1	0	0	2	0	0	0	0	0	0	7	7	0.00	1.500

BOTTOM

Cincinnati Reds @ Los Angeles Dodgers
 Dodger Stadium, Los Angeles, CA
 Wed Sep 20 1978, 7:05 PM PDT
 Att. 51,494 - Unknown

AB	33
R	3
H	6
RBI	3
BB	5
SO	14
LOB	14



Batter	1	2	3	4	5	6	7	8	9	AB R H RBI BB SO LOB	TOP											
Gene Richards, L (1, 7) OBP: 0.381, SLG: 0.408 Jim Beswick, S (5, 8)	0-3 K	0-0 FC6-4 1B		0-0 1B	0-0 E9 1B	0-3 K			0-3 K	4 1 3 2 0 1 0 2 0 0 0 0 2 1	San Diego Padres @ Los Angeles Dodgers Dodger Stadium, Los Angeles, CA Fri Sep 22 1978, 7:05 PM PDT Att: 38,743 - Unknown livebaseballscorecards.com											
Ozzie Smith, S (1, 6) OBP: 0.318, SLG: 0.320 Chuck Baker, R (6, 6)	0-0 F9	0-0 FC6-4 CS		0-0 1B	0-0 FC6-4 1B	0-0 WP 1B			0-0 F7	5 0 3 2 0 0 2 1 0 0 0 0 0 0												
Barry Evans, R (1, 5) OBP: 0.324, SLG: 0.313	0-0 E7 1B	0-0 CS	0-0 E1 1B	0-0 F9	0-0 FC6-4 HBP 1B	0-0 F7			0-0 F2	6 2 2 0 0 0 4												
Dave Winfield, R (1, 8) OBP: 0.366, SLG: 0.496	0-0 1B 1B		0-0 FC6 1B		0-0 HR 1B				0-3 K	5 2 4 3 0 1 0												
Jerry Turner, L (1, 9) OBP: 0.354, SLG: 0.463	0-0 1B 1B		0-3 K		0-0 1B 1B				0-3 K	4 2 2 0 0 2 1												
Gene Tenace, R (1, 2) OBP: 0.393, SLG: 0.416	0-0 E8 1B		0-0 F3		0-0 E 1B				0-3 K	5 1 2 1 0 1 4												
Broderick Perkins, L (1, 3) OBP: 0.263, SLG: 0.342 Tony Castillo, R (7, 2)	0-3 K		0-0 FC6		0-0 E8 FC6-4 1B	0-3 K			0-0 L4	4 0 1 1 0 2 2 1 0 0 0 0 0 0												
Fernando Gonzalez, R (1, 4) OBP: 0.281, SLG: 0.309 Mike Champion, R (6, 4)		0-0 F3		0-0 F9	0-0 FC6-4 BB 1B	0-0 WP 2B 1B			0-0 L4-3 1B	4 2 1 0 0 0 2 1 0 1 0 0 0 0												
Randy Jones, R (1, 1) OBP: 0.200, SLG: 0.195 Tucker Ashford, R (6, PH) OBP: 0.300, SLG: 0.368 Bob Shirley, R (6, 1) OBP: 0.205, SLG: 0.125		4-0 FC6-4 1B BB		0-0 L6	4-0 E BB	0-0 1B 2B			0-0 L4-3	1 1 0 0 2 0 0 1 1 1 1 0 0 0 1 0 0 0 0 0 1												
Inning Stats	R: 3 E: 2 K: 2 S: 11	H: 4 LOB: 1 BB: 0 P: 11	R: 0 E: 0 K: 0 S: 3	H: 1 LOB: 1 BB: 1 P: 7	R: 1 E: 1 K: 1 S: 7	H: 2 LOB: 1 BB: 0 P: 7	R: 0 E: 0 K: 0 S: 5	H: 2 LOB: 2 BB: 0 P: 5	R: 6 E: 2 K: 0 S: 10	H: 7 LOB: 3 BB: 1 P: 15		R: 2 E: 0 K: 2 S: 10	H: 3 LOB: 1 BB: 0 P: 10	R: 0 E: 0 K: 3 S: 9	H: 0 LOB: 0 BB: 0 P: 9	R: 0 E: 0 K: 0 S: 3	H: 1 LOB: 0 BB: 0 P: 3	R: 0 E: 0 K: 1 S: 5	H: 0 LOB: 0 BB: 0 P: 5	1B: 18 2B: 2 3B: 0 HR: 1	SF: 0 SAC: 0 DP: 1 HBP: 1	WP: 2 PB: 0 SB: 0 CS: 1
PITCHER	IP WLS BF H R ER SO BB IBB HBP BLK WP HR S P ERA WHIP											PITCHER	IP WLS BF H R ER SO BB IBB HBP BLK WP HR S P ERA WHIP									
Doug Rau, L (1, 1) ERA: 3.34	4.0 L 23 11 6 4 3 1 0 0 0 0 1 28 32 9.00 3.000																					
Lance Rautzhan, L (5, 1) ERA: 2.18	0.1 6 4 4 4 0 1 0 0 0 0 0 0 5 9 108.00 15.000																					
Rick Sutcliffe, R (5, 1) ERA:	0.2 4 1 0 0 0 0 0 0 1 0 0 0 3 4 0.00 1.500																					
Gerry Hannahs, L (6, 1) ERA: 9.0	2.0 9 3 2 2 5 0 0 0 0 2 0 19 19 9.00 1.500																					
Dave Stewart, R (8, 1) ERA:	2.0 6 1 0 0 1 0 0 0 0 0 0 0 8 8 0.00 0.500																					

Batter	1	2	3	4	5	6	7	8	9	AB	R	H	RBI	BB	SO	LOB
--------	---	---	---	---	---	---	---	---	---	----	---	---	-----	----	----	-----

Davey Lopes, R (1, 4) OBP: 0.354, SLG: 0.427 Lee Lacy, R (7, 4) OBP: 0.346, SLG: 0.535	0-0 6-3	0-0 6-3			0-0 1B		0-0 F7		0-0 5-3	3	0	1	1	0	0	1
---	---------	---------	--	--	--------	--	--------	--	---------	---	---	---	---	---	---	---

Bill North, S (1, 8) OBP: 0.370, SLG: 0.273	0-0 1B		0-0 F2		0-0 E4		0-0 1B			4	0	2	0	0	0	2
---	--------	--	--------	--	--------	--	--------	--	--	---	---	---	---	---	---	---

Reggie Smith, S (1, 9) OBP: 0.379, SLG: 0.561	4-0 1B		0-0 6-3		0-0 SF8		0-0 F3			2	0	0	1	1	0	1
---	--------	--	---------	--	---------	--	--------	--	--	---	---	---	---	---	---	---

Steve Garvey, R (1, 3) OBP: 0.345, SLG: 0.485	0-0 F8		0-0 F9		0-0 G6-4-3			0-0 1B		4	0	1	0	0	0	4
---	--------	--	--------	--	------------	--	--	--------	--	---	---	---	---	---	---	---

Ron Cey, R (1, 5) OBP: 0.380, SLG: 0.460 Jerry Grote, R (7, 5) OBP: 0.378, SLG: 0.375	0-0 F7			0-0 5-3		0-0 1B		0-0 F8		3	0	1	0	0	0	2
--	--------	--	--	---------	--	--------	--	--------	--	---	---	---	---	---	---	---

Dusty Baker Jr., R (1, 7) OBP: 0.332, SLG: 0.378 Rudy Law, L (8, 7)		0-0 1B		0-0 L8		0-0 FC5-4		0-0 FC6		3	1	1	0	0	0	1
---	--	--------	--	--------	--	-----------	--	---------	--	---	---	---	---	---	---	---

Joe Ferguson, R (1, 2) OBP: 0.355, SLG: 0.393 Brad Gulden, L (7, 2)		0-0 4-3		0-0 F7		0-0 F8		0-0 6-3		3	0	0	0	0	0	2
---	--	---------	--	--------	--	--------	--	---------	--	---	---	---	---	---	---	---

Bill Russell, R (1, 6) OBP: 0.315, SLG: 0.353 Ted Martinez, R (7, 6) OBP: 0.279, SLG: 0.250		0-0 SH1-3		0-0 1B		0-0 F7		0-0 1-3		3	1	2	1	0	0	1
--	--	-----------	--	--------	--	--------	--	---------	--	---	---	---	---	---	---	---

Doug Rau, L (1, 1) OBP: 0.164, SLG: 0.167 Lance Rautzhan, R (5, 1) Rick Sutcliffe, L (5, 1) Pedro Guerrero, R (5, PH) Gerry Hannahs, L (6, 1) Manny Mota, R (7, PH) Dave Stewart, R (8, 1) Steve Yeager, R (9, PH) OBP: 0.296, SLG: 0.262		0-0 SH1-3		0-0 1B		0-0 SF8		0-0 F9		0	0	0	0	0	0	0
--	--	-----------	--	--------	--	---------	--	--------	--	---	---	---	---	---	---	---

Inning Stats	R: 0 E: 0 K: 0 S: 4	H: 1 LOB: 2 BB: 1 P: 8	R: 1 E: 0 K: 0 S: 5	H: 2 LOB: 1 BB: 0 P: 5	R: 0 E: 0 K: 0 S: 3	H: 0 LOB: 0 BB: 0 P: 3	R: 0 E: 0 K: 0 S: 3	H: 0 LOB: 0 BB: 0 P: 3	R: 2 E: 1 K: 0 S: 6	H: 3 LOB: 1 BB: 0 P: 6	R: 0 E: 0 K: 0 S: 4	H: 1 LOB: 1 BB: 0 P: 4	R: 0 E: 0 K: 0 S: 4	H: 1 LOB: 1 BB: 0 P: 4	R: 0 E: 0 K: 1 S: 5	H: 0 LOB: 0 BB: 0 P: 5	1B: 8 2B: 1 3B: 0 HR: 0	SF: 1 SAC: 1 DP: 1 HBP: 0	WP: 0 PB: 0 SB: 1 CS: 0	PA: 37
---------------------	------------------------------	---------------------------------	------------------------------	---------------------------------	------------------------------	---------------------------------	------------------------------	---------------------------------	------------------------------	---------------------------------	------------------------------	---------------------------------	------------------------------	---------------------------------	------------------------------	---------------------------------	----------------------------------	------------------------------------	----------------------------------	--------

PITCHER	IP	WLS	BF	H	R	ER	SO	BB	IBB	HBP	BLK	WP	HR	S	P	ERA	WHIP
Randy Jones, L (1, 1) ERA: 2.88	5.0	W	22	6	3	3	0	1	0	0	0	0	0	21	25	5.40	1.400
Bob Shirley, L (6, 1) ERA: 3.78	4.0	S	15	3	0	0	1	0	0	0	0	0	0	17	17	0.00	0.750

BOTTOM

San Diego Padres @ Los Angeles Dodgers
Dodger Stadium, Los Angeles, CA

AB 34
R 3
H 9
RBI 3
BB 1
SO 1
LOB 17



WP: 0 **PA: 37**
PB: 0
SB: 1
CS: 0

Fri Sep 22 1978, 7:05 PM PDT
Att. 38,743 - Unknown

livebaseballscorecards.com

Batter	1	2	3	4	5	6	7	8	9	AB R H RBI BB SO LOB	TOP											
Gene Richards, L (1, 7) OBP: 0.382, SLG: 0.414	0-0 F9		0-0 HR			0-0 4-3		0-0 1B		4 1 2 2 0 0 0	San Diego Padres @ Los Angeles Dodgers Dodger Stadium, Los Angeles, CA Sat Sep 23 1978, 3:33 AM PDT Att: 31,653 - Unknown livebaseballscorecards.com											
Ozzie Smith, S (1, 6) OBP: 0.319, SLG: 0.322	0-0 1B		0-0 6-3			0-0 1B		0-3 K		4 0 2 0 0 1 1												
Broderick Perkins, L (1, 3) OBP: 0.257, SLG: 0.335	0-0 G1-4-6-3				0-0 4-3		0-0 F8		0-0 5-3	4 0 0 0 0 0 2												
Dave Winfield, R (1, 8) (7, 9) OBP: 0.366, SLG: 0.501		0-0 4-3		0-0 HR		0-0 4-3		0-0 1B		4 1 2 1 0 0 0												
Jerry Turner, L (1, 9) Mark Lee, R (7, 1) Rollie Fingers, R (7, 1) Tucker Ashford, R (9, PH) OBP: 0.167, SLG: 0.167 OBP: 0.298, SLG: 0.366		0-0 F9		0-0 E6 CS		0-0 F7		0-0 G5-4-3		3 0 1 0 0 0 0 0 0 0 0 0 0 0 0 0 0 0 0 0 0 1 0 0 0 0 0 1												
Gene Tenace, R (1, 2) OBP: 0.393, SLG: 0.414		0-0 F3		0-3 K		4-0 BB		4-0 FC6-4 BB		2 0 0 0 1 1 1												
Barry Evans, R (1, 5) OBP: 0.310, SLG: 0.299			0-0 F9		0-0 F8		0-0 FC6-4			3 0 0 0 0 0 1												
Fernando Gonzalez, R (1, 4) OBP: 0.278, SLG: 0.306			0-3 K		0-0 F3		0-0 G3			3 0 0 0 0 1 0												
John D'Acquisto, R (1, 1) Derrel Thomas, S (7, 8) OBP: 0.300, SLG: 0.278 OBP: 0.301, SLG: 0.293			0-0 HR		0-3 K		0-0 F8			2 1 1 0 0 1 0 1 0 0 0 0 0 0												
Inning Stats	R: 0 E: 0 K: 0 S: 3	H: 1 LOB: 0 BB: 0 P: 3	R: 0 E: 0 K: 0 S: 3	H: 0 LOB: 0 BB: 0 P: 3	R: 2 E: 0 K: 1 S: 7	H: 2 LOB: 0 BB: 0 P: 7	R: 1 E: 1 K: 1 S: 6	H: 2 LOB: 0 BB: 0 P: 6	R: 0 E: 0 K: 1 S: 5	H: 0 LOB: 0 BB: 0 P: 5		R: 0 E: 0 K: 0 S: 3	H: 1 LOB: 0 BB: 0 P: 3	R: 0 E: 0 K: 0 S: 3	H: 0 LOB: 1 BB: 1 P: 7	R: 0 E: 0 K: 1 S: 6	H: 1 LOB: 1 BB: 0 P: 6	R: 0 E: 0 K: 0 S: 3	H: 1 LOB: 0 BB: 0 P: 3	1B: 5 2B: 1 3B: 0 HR: 2	SF: 0 SAC: 0 DP: 2 HBP: 0	WP: 0 PB: 0 SB: 0 CS: 1
PITCHER	IP WLS BF H R ER SO BB IBB HBP BLK WP HR S P ERA WHIP																				IP WLS BF H R ER SO BB IBB HBP BLK WP HR S P ERA WHIP	
Burt Hooton, R (1, 1) ERA: 2.68	7.0 W 25 6 3 3 3 1 0 0 0 0 2 30 34 3.86 1.000																					
Terry Forster, L (8, 1) ERA: 1.96	2.0 S 7 2 0 0 1 0 0 0 0 0 0 9 9 0.00 1.000																					



Batter	1	2	3	4	5	6	7	8	9
Davey Lopes, R OBP: 0.357, SLG: 0.427 (1, 4) BBB	4-0 S BB		4-0 1-2 BB		0-0 2-H 1B		0-0 5-3		
Bill Russell, R OBP: 0.315, SLG: 0.353 (1, 6) SSS	0-3 1-3 K		0-0 F8		0-0 F8		0-0 1B 1B		
Reggie Smith, S OBP: 0.378, SLG: 0.559 (1, 9) Terry Forster, L OBP: 0.500, SLG: 0.625 (8, 1) X	0-0 P3		0-0 G3		0-0 P6		0-0 BB 1B 1B		
Steve Garvey, R OBP: 0.346, SLG: 0.485 (1, 3) SSS	0-3 K			0-0 F7		0-0 G5-4-3 1B	0-0 1-2 2-H 1B		
Ron Cey, R OBP: 0.379, SLG: 0.457 (1, 5) SSS		0-0 F8		0-3 K		0-0 G5-4-3 1-2 2-3 BB	4-0 1-2 2-3 BB		
Dusty Baker Jr., R OBP: 0.331, SLG: 0.379 (1, 7) SSS		0-3 K		0-0 P4			0-0 1B 2B F7		
Rick Monday, L OBP: 0.346, SLG: 0.462 (1, 8) (8, 9) SSS		0-3 K			0-3 K		0-0 CS 1B	0-0 F8	
Joe Ferguson, R OBP: 0.359, SLG: 0.396 (1, 2) Rudy Law, L (7, PR) Bill North, S OBP: 0.369, SLG: 0.272 (8, 8) SSS			0-0 BB 1B		4-0 SH3-4 1B BB		0-0 1-2 HR 1B	0-0 F8	
Burt Hooton, R OBP: 0.236, SLG: 0.169 (1, 1) Lee Lacy, R OBP: 0.349, SLG: 0.550 (7, PH) Steve Yeager, R OBP: 0.295, SLG: 0.260 (8, 2) SSS			0-3 K		0-0 SH3-4		0-0 1-H HR	0-0 F9	

Inning Stats	R: 0	H: 0	E: 0	K: 2	S: 7	R: 0	H: 0	E: 0	K: 2	S: 7	R: 0	H: 1	E: 0	K: 1	S: 6	R: 0	H: 0	E: 0	K: 1	S: 5	R: 1	H: 1	E: 0	K: 1	S: 6	R: 0	H: 1	E: 0	K: 0	S: 3	R: 4	H: 7	E: 0	K: 0	S: 9	R: 0	H: 0	E: 0	K: 0	S: 3					
	LOB: 1	BB: 1	LOB: 0	BB: 0		LOB: 2	BB: 1	LOB: 0	BB: 0		LOB: 1	BB: 1	LOB: 0	BB: 0		LOB: 3	BB: 1	LOB: 0	BB: 0		LOB: 1	BB: 1	LOB: 0	BB: 0		LOB: 0	BB: 0	LOB: 0	BB: 0		LOB: 0	BB: 0	LOB: 0	BB: 0		LOB: 0	BB: 0	LOB: 0	BB: 0		LOB: 0	BB: 0	LOB: 0	BB: 0	

PITCHER	IP	WLS	BF	H	R	ER	SO	BB	IBB	HBP	BLK	WP	HR	S	P	ERA	WHIP
John D'Acquisto, R ERA: 2.21 (1, 1)	6.0		23	3	1	1	7	3	0	0	0	0	0	34	46	1.50	1.000
Mark Lee, R ERA: 3.42 (7, 1)	0.1		3	3	2	2	0	0	0	0	0	0	0	3	3	54.00	9.000
Rollie Fingers, R ERA: 2.6 (7, 1)	1.2	L	10	4	2	2	0	1	0	0	0	0	1	9	13	10.80	3.000

BOTTOM

San Diego Padres @ Los Angeles Dodgers
Dodger Stadium, Los Angeles, CA


Sat Sep 23 1978, 3:33 AM PDT
Att. 31,653 - Unknown

AB	R	H	RBI	BB	SO	LOB
2	0	1	1	2	0	1
4	1	1	0	0	1	4
4	0	1	0	0	0	3
0	0	0	0	0	0	0
4	0	2	1	0	1	1
3	0	0	0	1	1	1
4	1	1	0	0	1	3
4	0	1	1	0	2	0
2	1	2	0	1	0	0
0	1	0	0	0	0	0
1	0	0	0	0	0	0
1	0	0	0	0	1	1
1	1	1	2	0	0	0
1	0	0	0	0	0	0

AB	31
R	5
H	10
RBI	5
BB	4
SO	7
LOB	14

WP: 0 PA: 36
PB: 0
SB: 2
CS: 1

1B: 8 SF: 0
2B: 1 SAC: 1
3B: 0 DP: 1
HR: 1 HBP: 0



PITCHER	IP	WLS	BF	H	R	ER	SO	BB	IBB	HBP	BLK	WP	HR	S	P	ERA	WHIP
John D'Acquisto, R ERA: 2.21 (1, 1)	6.0		23	3	1	1	7	3	0	0	0	0	0	34	46	1.50	1.000
Mark Lee, R ERA: 3.42 (7, 1)	0.1		3	3	2	2	0	0	0	0	0	0	0	3	3	54.00	9.000
Rollie Fingers, R ERA: 2.6 (7, 1)	1.2	L	10	4	2	2	0	1	0	0	0	0	1	9	13	10.80	3.000

Batter	1	2	3	4	5	6	7	8	9	AB R H RBI BB SO LOB	TOP											
Gene Richards, L (1, 7) OBP: 0.382, SLG: 0.415	0-0 F9		0-0 1B		0-0 F8			0-0 G4-6-3 1B		4 0 2 0 0 0 0	San Diego Padres @ Los Angeles Dodgers Dodger Stadium, Los Angeles, CA Sun Sep 24 1978, 3:33 AM PDT Att: 50,018 - Unknown livebaseballscorecards.com											
Ozzie Smith, S (1, 6) OBP: 0.318, SLG: 0.320	0-0 F8		0-0 F9			4-0 BB		0-0 G4-6-3 1-2f		3 0 0 0 1 0 3												
Broderick Perkins, L (1, 3) OBP: 0.252, SLG: 0.328	0-3 K			0-3 K		0-0 F8		0-0 P5		4 0 0 0 0 2 1												
Dave Winfield, R (1, 8) OBP: 0.367, SLG: 0.501		0-0 F8 1B		0-0 1B 1B		0-0 P3			0-3 K	4 0 2 0 0 1 1												
Jerry Turner, L (1, 9) OBP: 0.348, SLG: 0.453		0-0 F8 1-2		0-0 F5		0-0 F9			0-0 P5	4 0 0 0 0 0 3												
Barry Evans, R (1, 5) OBP: 0.307, SLG: 0.296		0-3 K		0-0 FC6-4 1B			0-0 E4 G6-4-3 HBP		0-0 F7	4 0 1 0 0 1 0												
Gene Tenace, R (1, 2) OBP: 0.392, SLG: 0.412			0-0 F3	0-0 FC6-4 1-2f			1-0 G6-4-3 HBP			2 0 0 0 0 0 2												
Mike Champion, R (1, 4) OBP: 0.293, SLG: 0.302			0-3 K		0-3 K		0-0 G6-4-3 1-2f 2-3			3 0 0 0 0 2 2												
Bob Owchinko, L (1, 1) OBP: 0.200, SLG: 0.206 Mark Lee, R (4, 1) Jim Beswick, S (5, PH) Mickey Lolich, S (5, 1) Oscar Gamble, L (7, PH) Bob Shirley, R (7, 1) OBP: 0.365, SLG: 0.385 OBP: 0.205, SLG: 0.125			4-0 1B BB		0-0 P4		0-0 F7			0 0 0 0 0 1 0 0 0 0 0 0 0 0 0 0 1 0 0 0 0 0 0 0 0 0 0 0 0 0 0 0 1 0 0 0 0 0 0 1 0 0 0 0 0 0 0 0												
Inning Stats	R: 0 E: 0 K: 1 S: 5	H: 0 LOB: 0 BB: 0 P: 5	R: 0 E: 0 K: 1 S: 5	H: 1 LOB: 0 BB: 0 P: 5	R: 0 E: 0 K: 1 S: 6	H: 1 LOB: 2 BB: 1 P: 10	R: 0 E: 0 K: 1 S: 7	H: 2 LOB: 2 BB: 0 P: 7	R: 0 E: 0 K: 1 S: 5	H: 0 LOB: 0 BB: 0 P: 5	R: 0 E: 0 K: 0 S: 3	H: 0 LOB: 1 BB: 1 P: 7	R: 0 E: 1 K: 0 S: 3	H: 0 LOB: 1 BB: 0 P: 4	R: 0 E: 0 K: 0 S: 3	H: 1 LOB: 0 BB: 0 P: 3	R: 0 E: 0 K: 1 S: 5	H: 0 LOB: 0 BB: 0 P: 5	1B: 5 2B: 0 3B: 0 HR: 0	SF: 0 SAC: 0 DP: 2 HBP: 1	WP: 0 PB: 0 SB: 0 CS: 0	PA: 33
PITCHER Bob Welch, R (1, 1) ERA: 2.08	IP: 9.0 WLS: W BF: 33 H: 5 R: 0 ER: 0 SO: 6 BB: 2 IBB: 0 HBP: 1 BLK: 0 WP: 0 HR: 0 S: 42 P: 51 ERA: 0.00 WHIP: 0.778											PITCHER	IP: 9.0 WLS: W BF: 33 H: 5 R: 0 ER: 0 SO: 6 BB: 2 IBB: 0 HBP: 1 BLK: 0 WP: 0 HR: 0 S: 42 P: 51 ERA: 0.00 WHIP: 0.778									



Batter	1	2	3	4	5	6	7	8	9	AB R H RBI BB SO LOB	TOP	
Ted Martinez, R OBP: 0.292, SLG: 0.267 (1, 6) X	0-0 P8 		0-3 K 		0-0 		0-0 		0-3 K 	5 0 2 1 0 2 0		
Lee Lacy, R OBP: 0.344, SLG: 0.541 (1, 4) S S S S	0-3 K 		0-0 5-3 		0-0 F9 		0-0 F9 			4 0 0 0 0 1 2		
Reggie Smith, S OBP: 0.382, SLG: 0.559 Jerry Grote, R OBP: 0.373, SLG: 0.369 (1, 9) B B B B (6, 5) B B	4-0 		0-0 4-3 		0-0 			0-0 G3 		2 0 0 0 1 1 0 1 0 0 0 0 0 0		
Steve Garvey, R OBP: 0.351, SLG: 0.495 Pedro Guerrero, R OBP: 1.000, SLG: 1.000 (1, 3) X (8, 3) S S S S	0-0 			0-0 		0-0 		0-3 K 		4 1 3 1 0 1 0 0 0 0 0 0 0 0		
Ron Cey, R OBP: 0.380, SLG: 0.455 Tommy John, R OBP: 0.164, SLG: 0.156 (1, 5) B B B B (6, 1) B B	4-0 			0-0 F3 		0-0 F8 		0-0 G3 		2 0 0 0 1 0 1 1 0 0 0 0 0 0		
Dusty Baker Jr., R OBP: 0.326, SLG: 0.373 (1, 7) X	0-0 FC4-6 			0-3 K 		0-0 6-3 			0-0 5-3 	4 0 0 0 0 1 4		
Rick Monday, L OBP: 0.346, SLG: 0.464 (1, 8) (6, 9) Manny Mota, R OBP: 0.364, SLG: 0.355 (9, PH)		0-0 L3 		0-3 K 			0-0 4-3 		0-0 	3 1 1 0 0 1 1 1 1 1 0 0 0 0		
Steve Yeager, R OBP: 0.284, SLG: 0.274 (1, 2)		0-3 K 			0-0 6-3 		0-0 P3 		0-0 	4 1 1 2 0 1 1		
Rick Rhoden, R OBP: 0.179, SLG: 0.154 Rudy Law, L (1, 1) (6, 8)		0-0 4-3 			0-0 6-3 		0-0 4-3 		0-0 F7 	2 0 0 0 0 0 0 2 0 0 0 0 0 1		
Inning Stats	R: 0 H: 1 E: 0 LOB: 3 K: 1 BB: 2 S: 6 P: 14	R: 0 H: 0 E: 0 LOB: 0 K: 1 BB: 0 S: 5 P: 5	R: 0 H: 0 E: 0 LOB: 0 K: 1 BB: 0 S: 5 P: 5	R: 0 H: 1 E: 0 LOB: 1 K: 2 BB: 0 S: 8 P: 8	R: 0 H: 1 E: 0 LOB: 1 K: 0 BB: 0 S: 4 P: 4	R: 1 H: 1 E: 0 LOB: 0 K: 1 BB: 0 S: 6 P: 6	R: 1 H: 2 E: 0 LOB: 1 K: 0 BB: 0 S: 5 P: 5	R: 0 H: 0 E: 0 LOB: 0 K: 1 BB: 0 S: 5 P: 5	R: 2 H: 2 E: 0 LOB: 0 K: 1 BB: 0 S: 7 P: 7	1B: 5 SF: 0 2B: 1 SAC: 0 3B: 0 DP: 0 HR: 2 HBP: 0	WP: 0 PA: 37 PB: 0 SB: 0 CS: 0	
PITCHER Tom Seaver, R ERA: 2.9 (1, 1) Doug Bair, R ERA: 2.03 (8, 1)	IP WLS BF H R ER SO BB IBB HBP BLK WP HR S P ERA WHIP	7.0 W 29 6 2 2 6 2 0 0 0 0 0 1 39 47 2.57 1.143	2.0 8 2 2 2 2 0 0 0 0 0 0 1 12 12 9.00 1.000	PITCHER IP WLS BF H R ER SO BB IBB HBP BLK WP HR S P ERA WHIP								

Los Angeles Dodgers @ Cincinnati Reds
 Riverfront Stadium, Cincinnati, OH
 Tue Sep 26 1978, 7:05 PM EDT
 Att: 27,189 - Unknown

AB	35
R	4
H	8
RBI	4
BB	2
SO	8
LOB	10



Batter	1	2	3	4	5	6	7	8	9	AB R H RBI BB SO LOB	TOP																															
Davey Lopes, R OBP: 0.358, SLG: 0.424 (1, 4)	0-0 P3		0-0 F8		0-0 2-3-4-3		4-0 BB S BB		0-0 FC4-6 1B	4 0 1 0 1 0 0																																
Dusty Baker Jr., R OBP: 0.324, SLG: 0.370 (1, 7) Rudy Law, L (7, 7)	0-3 K		0-3 K		0-0 6-3		0-0 F7 1-2		0-0 F7	4 0 0 0 0 2 1 1 0 0 0 0 0 1																																
Steve Garvey, R OBP: 0.351, SLG: 0.494 (1, 3)	4-0 BB BB		0-0 F8		0-0 FC4 1B		0-0 1-3		0-0 FC4-6 1-2f	4 0 1 0 1 0 2																																
Ron Cey, R OBP: 0.381, SLG: 0.453 (1, 5) Joe Simpson, L (7, 8) Vic Davalillo, L (9, PH) OBP: 0.329, SLG: 0.387	4-0 1-2 BB			0-0 5-3	0-0 FC4 1-2f		4-0 IBB		0-3 K	2 0 0 0 2 0 1 0 0 0 0 0 0 0 1 0 0 0 0 1 1																																
Rick Monday, L OBP: 0.348, SLG: 0.467 (1, 8) Manny Mota, R (7, PH) Charlie Hough, R (7, 1) Lance Rautzhan, R (8, 1)	0-3 K			0-0 6-3 HR 2B		4-0 F8 BB	0-0 6-3			2 1 1 0 1 1 2 1 0 0 0 0 0 2 0 0 0 0 0 0 0 0 0 0 0 0 0 0																																
Lee Lacy, R OBP: 0.338, SLG: 0.532 (1, 9)		0-0 F2		0-0 6-3		0-0 F8 1-2		0-0 F2		4 0 0 0 0 0 2																																
Joe Ferguson, R OBP: 0.360, SLG: 0.395 (1, 2) Steve Yeager, R (8, 2)		0-3 K		4-0 HR BB		0-3 K		0-0 6-3		3 1 0 0 1 2 1 0 0 0 0 0 0 0																																
Ted Martinez, R OBP: 0.346, SLG: 0.362 (1, 6)		0-0 1B		0-0 HR		4-0 IBB		4-0 E S BB		2 1 2 3 2 0 0																																
Don Sutton, R OBP: 0.133, SLG: 0.085 (1, 1) Jerry Grote, R (7, 5) OBP: 0.368, SLG: 0.364		0-3 K		0-3 K		0-3 K		0-0 6-3 1-3		3 0 0 0 0 3 3 1 0 0 0 0 0 1																																
Inning Stats	R: 0 E: 0 K: 2 S: 7	H: 0 LOB: 2 BB: 2 P: 15	R: 0 E: 0 K: 2 S: 8	H: 1 LOB: 1 BB: 0 P: 8	R: 0 E: 0 K: 1 S: 5	H: 0 LOB: 0 BB: 0 P: 5	R: 3 E: 0 K: 1 S: 7	H: 2 LOB: 0 BB: 1 P: 11	R: 0 E: 0 K: 0 S: 4	H: 1 LOB: 1 BB: 0 P: 4	R: 0 E: 0 K: 2 S: 7	H: 0 LOB: 2 BB: 2 P: 15	R: 0 E: 0 K: 0 S: 3	H: 0 LOB: 2 BB: 2 P: 11	R: 0 E: 0 K: 0 S: 3	H: 0 LOB: 1 BB: 1 P: 7	R: 0 E: 0 K: 1 S: 6	H: 1 LOB: 1 BB: 0 P: 6	1B: 3 2B: 1 3B: 0 HR: 1	SF: 0 SAC: 0 DP: 0 HBP: 0	WP: 0 PB: 0 SB: 2 CS: 0	PA: 40																				
PITCHER	IP	WLS	BF	H	R	ER	SO	BB	IBB	HBP	BLK	WP	HR	S	P	ERA	WHIP	PITCHER								IP	WLS	BF	H	R	ER	SO	BB	IBB	HBP	BLK	WP	HR	S	P	ERA	WHIP
Mario Soto, R ERA: 2.81 (1, 1)	7.0		32	4	3	3	8	5	2	0	0	0	1	41	69	3.86	1.286																									
Pedro Borbon, R ERA: 4.56 (8, 1)	1.0	W	4	0	0	0	0	1	0	0	0	0	0	3	7	0.00	1.000																									
Doug Bair, R ERA: 2.01 (9, 1)	1.0	S	4	1	0	0	1	0	0	0	0	0	0	6	6	0.00	1.000																									

Los Angeles Dodgers @ Cincinnati Reds
 Riverfront Stadium, Cincinnati, OH
 Wed Sep 27 1978, 7:05 PM EDT
 Att: 26,028 - Unknown

livebaseballscorecards.com

AB	32
R	3
H	5
RBI	3
BB	8
SO	9
LOB	17




Batter	1	2	3	4	5	6	7	8	9
Pete Rose, S (1, 5) OBP: 0.357, SLG: 0.416 Ray Knight, R (9, 5) OBP: 0.242, SLG: 0.302	0-0 1B		0-0 4-3		0-0 SF8		0-0 F9	0-0 G3	
Dave Concepcion, R (1, 6) OBP: 0.353, SLG: 0.403	0-3 K		4-0 BB		0-0 F7			0-0 5-3	
Ken Griffey, L (1, 8) OBP: 0.339, SLG: 0.414	0-0 P6		4-0 BB			0-0 1B		4-0 HR	
George Foster, R (1, 7) OBP: 0.359, SLG: 0.538	0-0 F8		0-0 FC6-4			0-0 1B		0-0 HR	
Johnny Bench, R (1, 2) OBP: 0.339, SLG: 0.478		0-0 5-3		0-3 K		0-0 E6		4-0 1B	
Dan Driessen, L (1, 3) OBP: 0.347, SLG: 0.403		4-0 BB		0-0 4-3		0-0 L3		0-0 1B	
Champ Summers, L (1, 9) OBP: 0.375, SLG: 0.412		0-0 L4		0-3 K		0-3 K		0-0 1B	
Junior Kennedy, R (1, 4) OBP: 0.361, SLG: 0.273 Dave Collins, S (7, PH) OBP: 0.315, SLG: 0.232 Rick Auerbach, R (8, 4) OBP: 0.417, SLG: 0.558		0-0 6-3			0-0 SF8		0-3 K	4-0 BB	
Mario Soto, R (1, 1) Ken Henderson, S (7, PH) Pedro Borbon, R (8, 1) Mike Lum, L (8, PH) Arturo DeFreitas, R (8, PH) Doug Bair, R (9, 1) OBP: 0.154, SLG: 0.154			0-3 K		0-0 SH1-4		0-0 L1	0-0 SF9	

AB	R	H	RBI	BB	SO	LOB
4	0	1	1	0	0	2
0	0	0	0	0	0	0
3	0	0	0	1	1	1
2	1	1	0	2	0	1
4	1	2	2	0	0	3
3	1	0	0	1	1	2
3	1	1	0	1	0	3
4	0	1	1	0	2	3
2	1	1	0	0	0	1
1	0	0	0	0	1	0
0	0	0	0	1	0	0
0	0	0	0	0	0	0
1	0	0	0	0	1	0
1	0	0	0	0	0	0
0	0	0	0	0	0	0
0	0	0	0	0	0	0
0	0	0	0	0	0	0
0	0	0	0	0	0	0
1B: 5	SF: 2					
2B: 2	SAC: 1					
3B: 0	DP: 1					
HR: 1	HBP: 0					

Los Angeles Dodgers @ Cincinnati Reds
Riverfront Stadium, Cincinnati, OH
Wed Sep 27 1978, 7:05 PM EDT
Att. 26,028 - Unknown

AB	28
R	5
H	7
RBI	5
BB	6
SO	6
LOB	16



Inning	R	H	E	K	S	P	IP	WLS	BF	H	R	ER	SO	BB	IBB	HBP	BLK	WP	HR	S	P	ERA	WHIP
Don Sutton, R (1, 1) ERA: 3.56	0	1	0	1	5	3	6.0		25	4	1	1	5	3	0	0	0	0	0	32	44	1.50	1.167
Charlie Hough, R (7, 1) ERA: 3.28	0	0	0	0	0	0	1.1	L	10	3	4	4	1	3	0	0	0	0	1	9	21	27.00	4.500
Lance Rautzhan, L (8, 1) ERA: 2.16	0	0	0	0	0	0	0.2		2	0	0	0	0	0	0	0	0	0	0	2	2	0.00	0.000

WP	PA	ERA	WHIP
0	37		
0			
0			
0			

Los Angeles Dodgers @ Cincinnati Reds

Riverfront Stadium, Cincinnati, OH

Thu Sep 28 1978, 7:05 PM EDT
Att. 25,314 - Unknown

AB	35
R	7
H	10
RBI	5
BB	8
SO	3
LOB	20



Batter	1	2	3	4	5	6	7	8	9	AB	R	H	RBI	BB	SO	LOB
Davey Lopes, R (1, 4) OBP: 0.357, SLG: 0.422 Ted Martinez, R (7, 4) OBP: 0.340, SLG: 0.354	0-0 6-3		4-0 SH6-3 1B BB		0-0 F7		0-0 5-3	0-0 F9		3	1	0	0	1	0	0
Bill North, S (1, 8) OBP: 0.367, SLG: 0.270	0-0 F8		0-0 SH6-3 1-2		0-0 4-3		0-0 6-3		4-0 1B BB BB	3	1	0	0	1	0	0
Steve Garvey, R (1, 3) OBP: 0.352, SLG: 0.494 Pedro Guerrero, R (6, 3) OBP: 0.667, SLG: 0.667	0-0 4-3		0-0 1B 2-H			0-0 1B 1B	0-0 F9		0-0 BB BB 1-3 FC5-4 1B	3	1	2	1	0	0	0
Ron Cey, R (1, 5) OBP: 0.381, SLG: 0.452 Jerry Grote, R (6, 5) OBP: 0.372, SLG: 0.358		4-0 FC4-6 BB	0-0 1-3			0-0 F9		0-0 6-3	4-0 FC5-4 BB 1-2 BB	2	0	0	0	1	0	1
Rick Monday, L (1, 9) OBP: 0.348, SLG: 0.475 Joe Simpson, L (6, 9) OBP: 0.500, SLG: 0.500 Manny Mota, R (9, PH) OBP: 0.371, SLG: 0.344 Myron White, L (9, PR)		0-0 FC4-6 1B 1B E 1-2f		0-0 HR		0-0 F7		0-0 1B 5-3 WP 1B	4-0 FC5-4 BB 1-2 2-3 3-H	3	2	1	1	0	0	2
Bill Russell, R (1, 6) OBP: 0.315, SLG: 0.354		0-0 E 1-2 1B		0-0 6-3		0-0 1B 1-2 1B		0-0 5-3	0-0 FC5-4 1-2f 2-3 3-H	5	0	2	1	0	0	3
Rudy Law, L (1, 7) OBP: 0.333, SLG: 0.333		0-0 E6 1-3 2-H 1B		0-0 5-3		0-0 1-3 2-H 1B		0-0 WP S 1B 2-3	0-3 K	5	0	3	1	0	1	2
Steve Yeager, R (1, 2) OBP: 0.286, SLG: 0.270		0-0 P4		0-0 F3		4-0 IBB		4-0 BB 1-3 3-H IBB	0-3 K	3	0	0	0	2	1	4
Doug Rau, L (1, 1) OBP: 0.169, SLG: 0.159 Lance Rautzhan, R (8, 1) Bobby Castillo, R (9, 1)		0-0 F7		0-0 4-3		0-3 K		4-0 1-2 BB		3	0	0	0	1	1	5

Inning Stats	R: 0	H: 0	E: 0	K: 0	S: 3	P: 3	R: 1	H: 2	E: 1	K: 0	S: 5	P: 9	R: 1	H: 1	E: 0	K: 0	S: 3	P: 7	R: 1	H: 1	E: 0	K: 0	S: 4	P: 4	R: 0	H: 0	E: 0	K: 0	S: 3	P: 3	R: 1	H: 3	E: 0	K: 1	S: 8	P: 12	R: 0	H: 0	E: 0	K: 0	S: 3	P: 3	R: 1	H: 2	E: 0	K: 0	S: 5	P: 13	R: 2	H: 1	E: 0	K: 2	S: 8	P: 20	1B: 9	SF: 0	2B: 0	SAC: 1	3B: 0	DP: 0	HR: 1	HBP: 0	WP: 1	PA: 44
--------------	------	------	------	------	------	------	------	------	------	------	------	------	------	------	------	------	------	------	------	------	------	------	------	------	------	------	------	------	------	------	------	------	------	------	------	-------	------	------	------	------	------	------	------	------	------	------	------	-------	------	------	------	------	------	-------	-------	-------	-------	--------	-------	-------	-------	--------	-------	--------

PITCHER	IP	WLS	BF	H	R	ER	SO	BB	IBB	HBP	BLK	WP	HR	S	P	ERA	WHIP
Michael LaCoss, R (1, 1) ERA: 4.5	7.0		30	7	4	3	1	2	1	0	0	0	1	29	41	3.86	1.286
Dan Dumoulin, R (8, 1) ERA: 3.0	1.0		7	2	1	1	0	1	1	0	0	1	0	5	13	9.00	3.000
Dave Tomlin, L (9, 1) ERA: 5.78	1.0	W	7	1	2	2	2	3	0	0	0	0	0	8	20	18.00	4.000

WP: 1	PA: 44
PB: 0	
SB: 1	
CS: 0	

PITCHER	IP	WLS	BF	H	R	ER	SO	BB	IBB	HBP	BLK	WP	HR	S	P	ERA	WHIP
---------	----	-----	----	---	---	----	----	----	-----	-----	-----	----	----	---	---	-----	------

BOTTOM

Los Angeles Dodgers @ Cincinnati Reds
Riverfront Stadium, Cincinnati, OH
Thu Sep 28 1978, 7:05 PM EDT
Att. 25,314 - Unknown

livebaseballscorecards.com

AB 42
R 8
H 16
RBI 8
BB 4
SO 2
LOB 22



WP: 0 PA: 46
PB: 0
SB: 0
CS: 0

AB R H RBI BB SO LOB

6	1	4	1	0	0	3
5	2	3	0	0	0	1
4	2	3	0	1	0	0
4	0	0	1	1	0	6
4	0	1	1	0	1	2
1	0	0	1	0	0	2
5	1	1	2	0	1	2
4	0	0	0	1	0	3
0	1	0	0	0	0	0
4	1	2	1	1	0	0
2	0	0	0	0	0	0
1	0	1	0	0	0	0
1	0	0	0	0	0	3
0	0	0	0	0	0	0
1	0	1	1	0	0	0

Batter	1	2	3	4	5	6	7	8	9
Pete Rose, S (1, 5) OBP: 0.359, SLG: 0.418	0-0 L3 1B		0-0 1B 1B		0-0 6-3		0-0 L6		0-0 1B BB 1B
Dave Concepcion, R (1, 6) OBP: 0.355, SLG: 0.406	0-0 L3 1-2		0-0 1B 1B			0-0 F9		0-0 E FC5-4 2B	0-0 BB 1B FC5-4 1B
Ken Griffey, L (1, 8) OBP: 0.342, SLG: 0.417	0-0 2B		0-0 1B 1-2 2-3			0-0 G3		4-0 FC5-4 1B BB	0-0 FC5-4 BB 1-2 2-3 FC6-4 1B
George Foster, R (1, 7) OBP: 0.358, SLG: 0.535	0-0 P4		0-0 4-3			0-0 F9		0-0 E5 FC5-4 1-2 2-3	4-0 FC5-4 BB 1-2 2-3 3-H BB
Johnny Bench, R (1, 2) OBP: 0.339, SLG: 0.475		0-0 F9		0-3 K			0-0 1B 1B	0-0 FC5-4 BB 1B 1-2f 2-3 3-H	0-0 FC5-4 FC6-4
Don Werner, R (9, 2) OBP: 0.242, SLG: 0.186									
Dan Driessen, L (1, 3) OBP: 0.346, SLG: 0.401		0-3 K		0-0 F8			0-0 L6	0-0 BB 1B 1-2 3-H	0-0 FC6-4 BB 1B 1-2f 3-H
Ken Henderson, S (1, 9) OBP: 0.277, SLG: 0.289		0-0 5-3		0-0 6-3			0-0 F8	0-0 F8	4-0 1B BB 1-2
Dave Collins, S (9, PR) OBP: 0.315, SLG: 0.232									
Junior Kennedy, R (1, 4) OBP: 0.368, SLG: 0.279			0-0 F9		0-0 F9		0-0 1B 1B 1-2	4-0 BB 1-2 2-3	0-0 1B 1B 1-2 2-H
Michael LaCoss, R (1, 1) OBP: 0.000, SLG: 0.103									
Arturo Derreitas, R (7, PH) OBP: 0.263, SLG: 0.471									
Dan Burnoullin, R (8, 1) OBP: 0.239, SLG: 0.297			0-0 F9		0-0 L4		0-0 1B 1-2 2-3	0-0 4-3	0-0 1B 1-3 2-H
Ray Knight, R (8, PH) OBP: 0.239, SLG: 0.297									
Dave Tomlin, L (9, 1) OBP: 0.200, SLG: 0.200									
Rick Auerbach, R (9, PH) OBP: 0.426, SLG: 0.566									

Inning Stats	R: 0	H: 2	E: 0	LOB: 1	K: 0	BB: 0	S: 4	P: 4
	R: 0	H: 0	E: 0	LOB: 0	K: 1	BB: 0	S: 5	P: 5
	R: 0	H: 3	E: 0	LOB: 3	K: 0	BB: 0	S: 6	P: 6
	R: 0	H: 0	E: 0	LOB: 0	K: 1	BB: 0	S: 5	P: 5
	R: 0	H: 0	E: 0	LOB: 0	K: 0	BB: 0	S: 3	P: 3
	R: 0	H: 0	E: 0	LOB: 0	K: 0	BB: 0	S: 3	P: 3
	R: 0	H: 3	E: 0	LOB: 3	K: 0	BB: 0	S: 6	P: 6
	R: 2	H: 2	E: 1	LOB: 3	K: 0	BB: 2	S: 6	P: 14
	R: 6	H: 6	E: 0	LOB: 2	K: 0	BB: 2	S: 8	P: 16

PITCHER	IP	WLS	BF	H	R	ER	SO	BB	IBB	HBP	BLK	WP	HR	S	P	ERA	WHIP
Doug Rau, L (1, 1) ERA: 3.26	7.2		35	10	2	1	2	2	2	0	0	0	0	37	45	1.17	1.565
Lance Rautzhan, L (8, 1) ERA: 3.03	1.0	L	10	5	6	6	0	2	0	0	0	0	0	8	16	54.00	7.000
Bobby Castillo, R (9, 1) ERA: 3.86	0.0		1	1	0	0	0	0	0	0	0	0	0	1	1	∞	∞

Batter	1	2	3	4	5	6	7	8	9	AB R H RBI BB SO LOB	TOP									
Davey Lopes, R (1, 4) OBP: 0.354, SLG: 0.419	0-0 F3	0-0 F7			0-3 K		0-0 F9		0-0 5-3	5 0 0 0 0 1 1										
Bill North, S (1, 8) OBP: 0.368, SLG: 0.270	4-0 BB BB BB		0-0 6-3		0-0 E S 1B		0-0 1-3			3 0 1 0 1 0 0										
Dusty Baker Jr., R (1, 7) OBP: 0.323, SLG: 0.368	4-0 1-2 BB BB		0-0 F4		0-0 F8 1-3			0-0 F4		3 0 0 0 1 0 1										
Steve Garvey, R (1, 3) OBP: 0.353, SLG: 0.495	4-0 1-2 2-3 BB		0-0		0-0 3-1			0-3 K		3 0 1 0 1 1 1										
Ron Cey, R (1, 5) OBP: 0.380, SLG: 0.452	0-0 F6		0-0 6-3		0-0 F6			0-0 PB 2B		4 0 1 0 0 0 4										
Rick Monday, L (1, 9) OBP: 0.350, SLG: 0.472	0-0 F8			4-0 BB BB BB BB	0-0 G4-3 BB		0-0 F8	4-0 2-3 BB		2 0 0 0 2 0 3										
Joe Ferguson, R (1, 2) OBP: 0.356, SLG: 0.391		0-0 6-3		0-0 G4-3	0-0 F7			0-3 K		4 0 0 0 0 1 3										
Steve Yeager, R (8, 2) OBP: 0.296, SLG: 0.270				1-2						0 0 0 0 0 0 0										
Bill Russell, R (1, 6) OBP: 0.318, SLG: 0.361					0-0 SH2-4 1B				0-0 4-3	4 1 3 1 0 0 0										
Burt Hooton, R (1, 1) OBP: 0.230, SLG: 0.164					0-0 SH2-4 1B															
Vic Davalillo, L (9, PH) OBP: 0.325, SLG: 0.382		0-0 SH2-4			0-0 F8		0-3 K		0-0 6-3	2 0 0 0 0 1 1 1 0 0 0 0 0 0										
Inning Stats	R: 0 E: 0 K: 0 S: 3	H: 0 LOB: 3 BB: 3 P: 15	R: 0 E: 0 K: 0 S: 4	H: 1 LOB: 1 BB: 0 P: 4	R: 0 E: 0 K: 0 S: 4	H: 1 LOB: 1 BB: 1 P: 7	R: 0 E: 0 K: 1 S: 6	H: 1 LOB: 1 BB: 0 P: 6	R: 0 E: 0 K: 0 S: 3	H: 0 LOB: 0 BB: 0 P: 3	R: 1 E: 0 K: 1 S: 6	H: 1 LOB: 0 BB: 0 P: 6	R: 0 E: 0 K: 2 S: 8	H: 1 LOB: 2 BB: 1 P: 12	R: 0 E: 0 K: 0 S: 3	H: 0 LOB: 0 BB: 0 P: 3	1B: 3 2B: 2 3B: 0 HR: 1	SF: 0 SAC: 1 DP: 1 HBP: 0	WP: 0 PB: 1 SB: 1 CS: 0	PA: 37
PITCHER	IP WLS BF H R ER SO BB IBB HBP BLK WP HR S P ERA WHIP																			
John D'Acquisto, R (1, 1) ERA: 2.13	7.2 W 33 6 1 1 3 5 0 0 0 0 1 34 54 1.17 1.435																			
Rollie Fingers, R (8, 1) ERA: 2.54	1.1 S 4 0 0 0 1 0 0 0 0 0 0 6 6 0.00 0.000																			

Los Angeles Dodgers @ San Diego Padres
San Diego Stadium, San Diego, CA
Fri Sep 29 1978, 10:05 PM EDT
Att: 26,002 - Unknown

livebaseballscorecards.com

AB 31
R 1
H 6
RBI 1
BB 5
SO 4
LOB 14



Batter	1	2	3	4	5	6	7	8	9	AB R H RBI BB SO LOB	TOP		
Davey Lopes, R (1, 4) OBP: 0.355, SLG: 0.419 Ted Martinez, R (3, 4) OBP: 0.321, SLG: 0.333	0-3 K		0-0 3B 1B		0-0 4-3		0-0 F2		0-3 K	2 1 1 0 0 1 0 3 0 0 0 0 1 1	Los Angeles Dodgers @ San Diego Padres San Diego Stadium, San Diego, CA Sat Sep 30 1978, 10:05 PM EDT Att: 38,539 - Unknown livebaseballscorecards.com		
Bill Russell, R (1, 6) OBP: 0.320, SLG: 0.365	0-0 CS 1B		0-0 F9		0-0 5-3			0-0 3B 2B	0-0 FC6-4 1B	5 1 3 0 0 0 1			
Dusty Baker Jr., R (1, 7) OBP: 0.325, SLG: 0.376 Bill North, S (7, 8) OBP: 0.367, SLG: 0.270 Rudy Law, L (9, PH) OBP: 0.300, SLG: 0.300	0-0 1-2 HR 2B		0-0 1B 3B		0-0 1-3			0-0 6-3	0-0 FC6-4 1B	3 2 2 1 0 0 0 1 0 0 0 0 0 1 1 0 0 0 0 0 1			
Steve Garvey, R (1, 3) OBP: 0.354, SLG: 0.500 Pedro Guerrero, R (3, 3) OBP: 0.600, SLG: 1.000	0-0 2-H HR		0-3 K			0-0 F9		0-0 1B 3B		2 1 1 2 0 1 1 2 1 1 1 0 0 0			
Ron Cey, R (1, 5) OBP: 0.380, SLG: 0.451 Joe Simpson, L (6, 8) OBP: 0.667, SLG: 0.667	0-0 5-3		0-0 1B			0-0 5-3		0-0 FC 1B		3 0 1 1 0 0 0 1 0 1 1 0 0 0			
Rick Monday, L (1, 8) OBP: 0.349, SLG: 0.471 Bob Welch, R (6, 1) OBP: 0.172, SLG: 0.207 Terry Forster, L (9, 1) OBP: 0.500, SLG: 0.625		0-0 G6-4-3 1B	0-0 6-3			0-3 K		0-0 1-H FC E		3 0 1 0 0 1 1 1 1 0 0 0 0 1 0 0 0 0 0 0 0			
Lee Lacy, R (1, 9) OBP: 0.337, SLG: 0.527		0-0 1-2f G6-4-3		0-0 F9			0-0 6-3	0-0 E6 1B		4 0 1 1 0 0 1			
Steve Yeager, R (1, 2) OBP: 0.300, SLG: 0.276 Brad Gulden, L (7, 2)		0-0 1B		0-3 K			0-0 6-3 1B	0-3 K		3 0 2 0 0 1 0 1 0 0 0 0 1 1			
Tommy John, R (1, 1) OBP: 0.159, SLG: 0.152 Jerry Grote, R (6, 5) OBP: 0.367, SLG: 0.353 Myron White, L (8, 9)		0-0 F8		0-3 K			0-0 6-3 1-2		0-0 6-3	2 0 0 0 0 1 1 1 0 0 0 0 0 1 1 0 0 0 0 0 0			
Inning Stats	R: 2 H: 3 E: 0 LOB: 0 K: 1 BB: 0 S: 7 P: 7	R: 0 H: 2 E: 0 LOB: 1 K: 0 BB: 0 S: 4 P: 4	R: 2 H: 3 E: 0 LOB: 1 K: 1 BB: 0 S: 8 P: 8	R: 0 H: 0 E: 0 LOB: 0 K: 2 BB: 0 S: 7 P: 7	R: 0 H: 0 E: 0 LOB: 0 K: 0 BB: 0 S: 3 P: 3	R: 0 H: 0 E: 0 LOB: 0 K: 1 BB: 0 S: 5 P: 5	R: 0 H: 1 E: 0 LOB: 1 K: 0 BB: 0 S: 4 P: 4	R: 3 H: 4 E: 2 LOB: 1 K: 1 BB: 0 S: 9 P: 9	R: 0 H: 1 E: 0 LOB: 1 K: 1 BB: 0 S: 6 P: 6	1B: 9 SF: 0 2B: 2 SAC: 1 3B: 2 DP: 1 HR: 1 HBP: 0		WP: 0 PA: 39 PB: 0 SB: 0 CS: 1	
PITCHER	IP WLS BF H R ER SO BB IBB HBP BLK WP HR S P ERA WHIP											PITCHER	IP WLS BF H R ER SO BB IBB HBP BLK WP HR S P ERA WHIP
Steve Mura, R (1, 1) ERA: 11.74	3.0 L 15 8 4 4 2 0 0 0 0 0 0 1 19 19 12.00 2.667											Juan Eichelberger, R (9, 1) ERA: 10.8	1.0 4 1 0 0 1 0 0 0 0 0 0 6 6 0.00 1.000
Mark Lee, R (4, 1) ERA: 3.28	2.0 6 0 0 0 2 0 0 0 0 0 0 0 10 10 0.00 0.000												
Bob Shirley, L (6, 1) ERA: 3.69	2.0 7 1 0 0 1 0 0 0 0 0 0 0 9 9 0.00 0.500												
Bob Owchinko, L (8, 1) ERA: 3.56	0.1 4 3 3 2 0 0 0 0 0 0 0 0 4 4 54.00 9.000												
Eric Rasmussen, R (8, 1) ERA: 4.09	0.2 3 1 0 0 1 0 0 0 0 0 0 0 5 5 0.00 1.500												



Batter	1	2	3	4	5	6	7	8	9	AB R H RBI BB SO LOB
Gene Richards, L (1, 7) OBP: 0.383, SLG: 0.422	0-3 K ①		0-3 K ②		0-3 K ②		0-0 L8-4 ①②		0-0 G3 ③	5 0 0 0 0 3 7
Ozzie Smith, S (1, 6) OBP: 0.313, SLG: 0.314	0-3 K ②		0-0 1-2 1B		0-0 1-3 ③		0-0 FC4 ③			4 0 1 0 0 1 3
Jerry Turner, L (1, 9) OBP: 0.347, SLG: 0.439	0-0 4-3 ③		0-0 G3 ③			0-0 F3 ①		0-0 F2 ①		4 0 0 0 0 0 2
Dave Winfield, R (1, 8) OBP: 0.365, SLG: 0.495		0-0 6-3 ①		0-0 G3 ①		4-0 FC5-4 BB		0-0 F3 ②		3 0 0 0 1 0 0
Gene Tenace, R (1, 3) OBP: 0.391, SLG: 0.410 (7, 2)		0-0 2B		0-0 F8 ②		0-0 FC5-4 1B 1-2f		0-0 5-3 ③		4 0 1 0 0 0 1
Barry Evans, R (1, 5) OBP: 0.289, SLG: 0.302		0-0 1-3 ②		0-0 6-3 ③		0-0 1B			0-0 6-3 ①	4 0 1 0 0 0 1
Tony Castillo, R (1, 2) OBP: 0.125, SLG: 0.125		0-0 5-3 ③				0-0 F7 ①			0-0 F5 ②	2 0 0 0 0 0 1
Broderick Perkins, L (6, PH) OBP: 0.255, SLG: 0.344 (7, 3)						0-0 1-3				2 0 0 0 0 0 2
Bill Almon, R (1, 4) OBP: 0.308, SLG: 0.311			0-0 6-3 ①		0-0 2B 1B		4-0 L8-4 1B BB		0-0 1B 1B	3 0 2 0 1 0 0
Steve Mura, R (1, 5) Don Reynolds, R (1, 5) Mark Lee, R (1, 5) Tucker Anderson, R (1, 5) Bob Shirley, R (1, 5) Jim Bewick, S (1, 5) Bob Owschinski, L (1, 5) Eric Rasmussen, R (1, 5) Juan Gonzalez, R (1, 5) Fernando Gonzalez, R (1, 5)			0-0 1B 1B		0-0 1-3 2B		0-0 1-2 1B		0-0 1-3 1B	0 0 0 0 0 0 0

Inning Stats	R: 0 E: 0 K: 2 S: 7	H: 0 LOB: 0 BB: 0 P: 7	R: 0 E: 0 K: 0 S: 4	H: 1 LOB: 1 BB: 0 P: 4	R: 0 E: 0 K: 1 S: 7	H: 2 LOB: 2 BB: 0 P: 7	R: 0 E: 0 K: 0 S: 3	H: 0 LOB: 0 BB: 0 P: 3	R: 0 E: 0 K: 1 S: 7	H: 2 LOB: 2 BB: 0 P: 7	R: 0 E: 0 K: 0 S: 4	H: 1 LOB: 2 BB: 1 P: 8	R: 0 E: 0 K: 0 S: 3	H: 1 LOB: 1 BB: 1 P: 7	R: 0 E: 0 K: 0 S: 3	H: 0 LOB: 0 BB: 0 P: 3	R: 0 E: 0 K: 0 S: 5	H: 2 LOB: 2 BB: 0 P: 5	1B: 7 2B: 3 3B: 0 HR: 0	SF: 0 SAC: 0 DP: 1 HBP: 0
--------------	------------------------------	---------------------------------	------------------------------	---------------------------------	------------------------------	---------------------------------	------------------------------	---------------------------------	------------------------------	---------------------------------	------------------------------	---------------------------------	------------------------------	---------------------------------	------------------------------	---------------------------------	------------------------------	---------------------------------	----------------------------------	------------------------------------

PITCHER	IP	WLS	BF	H	R	ER	SO	BB	IBB	HBP	BLK	WP	HR	S	P	ERA	WHIP
Tommy John, L (1, 1) ERA: 3.3	5.0		20	5	0	0	4	0	0	0	0	0	0	28	28	0.00	1.000
Bob Welch, R (6, 1) ERA: 2.02	3.0		12	2	0	0	0	2	0	0	0	0	0	10	18	0.00	1.333
Terry Forster, L (9, 1) ERA: 1.93	1.0		5	2	0	0	0	0	0	0	0	0	0	5	5	0.00	2.000

BOTTOM

Los Angeles Dodgers @ San Diego Padres
San Diego Stadium, San Diego, CA
Sat Sep 30 1978, 10:05 PM EDT
Att. 38,539 - Unknown

livebaseballscorecards.com

AB	35
R	0
H	9
RBI	0
BB	2
SO	4
LOB	17



WP: 0	PA: 37
PB: 0	
SB: 0	
CS: 0	

Batter	1	2	3	4	5	6	7	8	9	10	11	AB R H RBI BB SO LOB	TOP
Davey Lopes, R OBP: 0.355, SLG: 0.421 Jerry Grote, R OBP: 0.354, SLG: 0.343	(1, 4) 0-3 K		X 0-0 1B 2B		X 0-0 SF9			X 0-0 G3		X 0-0 5-3		2 1 1 0 0 1 0 2 0 0 1 0 0 0	Los Angeles Dodgers @ San Diego Padres San Diego Stadium, San Diego, CA Sun Oct 01 1978, 6:33 AM EDT Att. 37,185 - Unknown
Dusty Baker Jr., R OBP: 0.325, SLG: 0.375 Joe Simpson, L OBP: 0.400, SLG: 0.400	(1, 7) 0-0 F7		X 0-0 2-H 1B		X 0-0 5-3			X 0-3 K		X 0-3 K		3 0 1 1 0 0 1 2 0 0 0 0 2 0	
Steve Garvey, R OBP: 0.353, SLG: 0.499 Pedro Guerrero, R OBP: 0.625, SLG: 0.875 Vic Davallilo, L OBP: 0.333, SLG: 0.390	(1, 3) 0-3 K		X 0-0 5-3			X 0-0 FC4-6 1B		X 0-0 E4 1B		X 0-0 SH2-4 1B		1 0 0 0 0 1 0 3 0 2 0 0 0 1 1 1 1 0 0 0 0	
Ron Cey, R OBP: 0.380, SLG: 0.452 Myron White, L OBP: 0.500, SLG: 0.500	(1, 5) 0-0 S 1B	X 0-0 CS 1B		X 0-0 CS 1B		X 0-3 K		X 0-0 2-H 1B		X 0-0 SH2-4		1 0 1 0 0 0 0 3 0 2 1 0 1 1	
Rick Monday, L OBP: 0.348, SLG: 0.468 Rudy Law, L OBP: 0.308, SLG: 0.250	(1, 8) 0-3 K	X 0-3 K		X 0-3 K		X 0-0 FC4-6 S		X 0-0 5-3 BB		X 0-3 K		2 0 0 0 0 2 2 2 0 0 0 1 1 2	
Lee Lacy, R OBP: 0.335, SLG: 0.518	(1, 9) 0-0 F3	X 0-0 E1 CS		X 0-0 G3		X 0-0 1-2		X 0-0 5-3		X 4-0 IBB		4 0 0 0 1 0 3	
Steve Yeager, R OBP: 0.301, SLG: 0.276 Brad Gulden, L	(1, 2) 0-3 K	X 0-3 CS		X 0-0 CS		X 0-0 SH5-4 1B SF9 1B		X 0-0 F3		X 0-3 F4		3 1 1 0 0 1 1 2 0 0 0 0 1 3	
Ted Martinez, R OBP: 0.317, SLG: 0.327	(1, 6) 0-3 K		X 0-3 SF9 SH5-4 1B		X 0-0 5-3		X 0-0 5-3		X 0-0 F8		4 0 1 0 0 1 1		
Don Sutton, R OBP: 0.132, SLG: 0.083 Johnny Oates, L OBP: 0.350, SLG: 0.320 Lance Rautzhan, R OBP: 0.361, SLG: 0.333 Rick Sutcliffe, L OBP: 0.361, SLG: 0.333 Manny Mota, R OBP: 0.361, SLG: 0.333 Bobby Castillo, R	(1, 1) 0-3 K		X 0-3 SH5-4 1B		X 0-0 F3		X 0-0 F3		X 0-0 F9		1 0 0 0 0 1 0 1 0 1 0 0 0 0 0 0 0 0 0 0 0 0 0		
Inning Stats	R: 0 H: 0 E: 0 LOB: 0 K: 2 BB: 0 S: 7 P: 7	R: 0 H: 1 E: 0 LOB: 1 K: 2 BB: 0 S: 8 P: 8	R: 1 H: 2 E: 0 LOB: 1 K: 2 BB: 0 S: 9 P: 9	R: 0 H: 1 E: 1 LOB: 0 K: 1 BB: 0 S: 5 P: 5	R: 1 H: 2 E: 0 LOB: 1 K: 0 BB: 0 S: 5 P: 5	R: 0 H: 1 E: 0 LOB: 1 K: 1 BB: 0 S: 6 P: 6	R: 0 H: 0 E: 0 LOB: 0 K: 0 BB: 0 S: 3 P: 3	R: 1 H: 2 E: 1 LOB: 2 K: 1 BB: 0 S: 6 P: 6	R: 0 H: 0 E: 0 LOB: 1 K: 0 BB: 1 S: 3 P: 7	R: 0 H: 0 E: 0 LOB: 2 K: 2 BB: 1 S: 8 P: 12	1B: 9 SF: 1 2B: 2 SAC: 2 3B: 0 DP: 1 HR: 0 HBP: 0	WP: 0 PA: 44 PB: 0 SB: 2 CS: 2	
PITCHER	IP WLS BF H R ER SO BB IBB HBP BLK WP HR S P ERA WHIP												
Gaylord Perry, R ERA: 2.73	(1, 1) 10.0 38 9 3 2 10 1 0 0 0 0 0 0 57 61 1.80 1.000												
Rollie Fingers, R ERA: 2.52	(11, 1) 1.0 W 5 1 0 0 2 0 1 0 0 0 0 0 8 12 0.00 1.000												

Batter	1	2	3	4	5	6	7	8	9	10	11	AB	R	H	RBI	BB	SO	LOB	BOTTOM								
Gene Richards, L (1, 7) OBP: 0.381, SLG: 0.420	F7		SH5-3 1B	F7			6-3			K		5	1	1	0	0	1	2	Los Angeles Dodgers @ San Diego Padres San Diego Stadium, San Diego, CA Sun Oct 01 1978, 6:33 AM EDT Att. 37,185 - Unknown								
Ozzie Smith, S (1, 6) OBP: 0.311, SLG: 0.312	1-3		SH5-3				F7		6-3	3-1		4	0	0	0	0	0	0									
Broderick Perkins, L (1, 3) OBP: 0.253, SLG: 0.341 Rollie Fingers, R (11, 1) OBP: 0.167, SLG: 0.167	F5		1B 2-H				F6		F8	4-3		5	0	1	1	0	0	0									
Dave Winfield, R (1, 8) OBP: 0.367, SLG: 0.499		1B E					6-3		5-3		SH5-4 1B	5	2	3	0	0	0	0									
Jerry Turner, L (1, 9) OBP: 0.348, SLG: 0.436		E WP FC5-4 1B		F5			F9				1B SH5-4 IBB	4	1	1	0	1	0	1									
Gene Tenace, R (1, 2) OBP: 0.392, SLG: 0.409 Derrel Thomas, S (9, PR) OBP: 0.301, SLG: 0.293 Tony Castillo, R (10, 2) OBP: 0.125, SLG: 0.125	K				FC5-4 1B HBP		6-3			BB E G1-2-3 1B	SH5-4	3	0	1	0	0	1	2									
Barry Evans, R (1, 5) OBP: 0.295, SLG: 0.300		E6 FC5-4					G3			E4 BB	1B IBB	4	0	1	1	1	0	2									
Bill Almon, R (1, 4) OBP: 0.308, SLG: 0.309 Oscar Gamble, L (11, PH) OBP: 0.366, SLG: 0.387	FC5-4				FC5-4 SH1-4				5-3		1B	3	0	0	1	1	0	3									
Gaylord Perry, R (1, 1) OBP: 0.112, SLG: 0.115 Tucker Ashford, R (11, 3) OBP: 0.301, SLG: 0.374	F8				SH1-4				1-3	G1-2-3		1	0	1	1	0	0	0									
												3	0	0	0	0	0	4									
												0	0	0	0	0	0	0									
Inning Stats	R: 0 E: 0 K: 0 S: 3	H: 0 LOB: 0 BB: 0 P: 3	R: 2 E: 1 K: 1 S: 8	H: 2 LOB: 1 BB: 0 P: 8	R: 1 E: 0 K: 0 S: 5	H: 3 LOB: 1 BB: 0 P: 5	R: 0 E: 0 K: 0 S: 4	H: 1 LOB: 2 BB: 0 P: 5	R: 0 E: 0 K: 0 S: 3	H: 0 LOB: 0 BB: 0 P: 3	R: 0 E: 0 K: 0 S: 3	H: 0 LOB: 0 BB: 0 P: 3	R: 0 E: 0 K: 0 S: 3	H: 0 LOB: 0 BB: 0 P: 3	R: 0 E: 1 K: 0 S: 4	H: 1 LOB: 2 BB: 1 P: 8	R: 0 E: 0 K: 1 S: 5	H: 0 LOB: 0 BB: 0 P: 5	R: 1 E: 0 K: 0 S: 3	H: 2 LOB: 3 BB: 2 P: 11	1B: 7 2B: 2 3B: 0 HR: 0	SF: 0 SAC: 3 DP: 1 HBP: 1	WP: 1 PA: 44				
PITCHER	IP	WLS	BF	H	R	ER	SO	BB	IBB	HBP	BLK	WP	HR	S	P	ERA	WHIP										
Don Sutton, R (1, 1) ERA: 3.55	6.0		25	6	3	2	1	0	0	1	0	1	0	26	27	3.00	1.000										
Lance Rautzhan, L (7, 1) ERA: 2.93	2.0		6	0	0	0	0	0	0	0	0	0	0	6	6	0.00	0.000										
Rick Sutcliffe, R (9, 1) ERA:	1.0		5	1	0	0	0	1	0	0	0	0	0	4	8	0.00	2.000										
Bobby Castillo, R (10, 1) ERA: 3.97	1.1	L	8	2	1	1	1	0	2	0	0	0	0	8	16	6.75	1.500										

AB	37
R	4
H	9
RBI	4
BB	3
SO	2
LOB	14



Batter	1	2	3	4	5	6	7	8	9	AB R H RBI BB SO LOB	TOP											
Davey Lopes, R OBP: 0.600, SLG: 1.400 (1, 4)	2-1 F8		1-0 1B 2B HR	0-0 HR		1-1 HBP 1B		0-2 6-3		5 2 3 2 0 0 0												
Bill Russell, R OBP: 0.200, SLG: 0.200 (1, 6)	2-1 5-3		1-1 E5 1B HR	1-2 4-3		0-1 HBP 1B		0-0 6-3		5 1 1 0 0 0 1												
Reggie Smith, S OBP: 0.500, SLG: 0.333 Bill North, S (1, 9) (7, 8)	2-3 K		0-0 HR 1B		1-0 P5	2-1 HBP		3-2 F8		3 1 1 1 0 1 0 1 0 0 0 0 0 0												
Steve Garvey, R OBP: 0.600, SLG: 2.200 (1, 3)		0-3 K	1-2 HR		0-0 1B 3B	0-0 5-3			0-0 HR	5 3 3 4 0 1 3												
Ron Cey, R OBP: 0.400, SLG: 0.400 (1, 5)		2-0 F7	2-0 F8		1-1 G6-4-3 1B		1-0 1B		1-3 K	5 0 2 1 0 1 0												
Dusty Baker Jr., R OBP: 0.600, SLG: 0.333 (1, 7)		0-1 BB 1B	0-0 5-3		0-0 G6-4-3 1-2f		4-2 BB BB		4-1 BB BB	3 0 1 0 2 0 1												
Rick Monday, L OBP: 0.400, SLG: 0.750 (1, 8) (7, 9)		4-2 BB		2-1 HR 3B		1-2 4-3	0-3 K		2-3 K	4 1 1 0 1 2 2												
Steve Yeager, R OBP: 0.400, SLG: 1.000 (1, 2)		1-0 F9		0-1 5-3		1-2 HR	4-2 BB		1-0 F5	4 1 1 1 1 0 4												
Burt Hooton, R Bob Welch, R (1, 1) (5, 1)			2-3 K	2-1 F8		1-3 K	0-0 5-3			2 0 0 0 0 1 1 2 0 0 0 0 1 2												
Inning Stats	R: 0 E: 0 K: 1 S: 7	H: 0 LOB: 0 BB: 0 P: 13	R: 0 E: 0 K: 1 S: 10	H: 1 LOB: 2 BB: 1 P: 17	R: 4 E: 1 K: 1 S: 13	H: 3 LOB: 0 BB: 0 P: 20	R: 2 E: 0 K: 0 S: 10	H: 2 LOB: 0 BB: 0 P: 15	R: 1 E: 0 K: 0 S: 5	H: 2 LOB: 0 BB: 0 P: 7	R: 1 E: 0 K: 1 S: 16	H: 3 LOB: 3 BB: 0 P: 22	R: 0 E: 0 K: 1 S: 11	H: 1 LOB: 2 BB: 2 P: 20	R: 0 E: 0 K: 0 S: 9	H: 0 LOB: 0 BB: 0 P: 12	R: 1 E: 0 K: 2 S: 13	H: 1 LOB: 1 BB: 1 P: 21	1B: 6 2B: 1 3B: 2 HR: 4	SF: 0 SAC: 0 DP: 1 HBP: 1	WP: 0 PB: 0 SB: 0 CS: 0	PA: 44
PITCHER	IP WLS BF H R ER SO BB IBB HBP BLK WP HR S P ERA WHIP																					
Larry Christenson, R ERA: 12.46 (1, 1)	4.1 L 22 7 7 6 3 1 0 0 0 0 2 42 68 12.46 1.846																					
Warren Brusstar, R ERA: (5, 1)	0.2 2 1 0 0 0 0 0 0 0 0 0 3 4 0.00 1.500																					
Rawly Eastwick, R ERA: 9.0 (6, 1)	1.0 7 3 1 1 1 0 0 1 0 0 1 16 22 9.00 3.000																					
Tug McGraw, L ERA: 3.0 (7, 1)	3.0 13 2 1 1 3 3 0 0 0 0 1 33 53 3.00 1.667																					

Los Angeles Dodgers @ Philadelphia Phillies
Veterans Stadium, Philadelphia, PA
Wed Oct 04 1978, 7:05 PM EDT
Att: 63,460 - Unknown

livebaseballscorecards.com

AB	39
R	9
H	13
RBI	9
BB	4
SO	7
LOB	14



Batter	1	2	3	4	5	6	7	8	9	AB R H RBI BB SO LOB
Bake McBride, L (1, 9) OBP: 0.200, SLG: 0.200	0-3 K		0-0 3-1		1-1 1B 1-2 1B	1-3 K			2-2 4-3	5 1 1 0 0 2 1
Larry Bowa, S (1, 6) OBP: 0.600, SLG: 0.600	1-3 K		0-0 1B 1B		1-2 1B 1-2 2-3 1B		1-2 F9		0-1 1B	5 1 3 0 0 1 0
Garry Maddox, R (1, 8) OBP: 0.400, SLG: 0.400	3-2 F8		0-1 G6-4-3 1B		0-0 1B 1-2 2-H 3-H 1B		1-3 K		0-3 K	5 0 2 2 0 2 1
Greg Luzinski, R (1, 7) OBP: 0.250, SLG: 0.750		1-1 SF8 3B	0-0 G6-4-3		1-0 P4		3-3 K			4 1 1 0 0 1 4
Richie Hebner, L (1, 3) OBP: 0.250, SLG: 0.250		0-1 F3		0-2 4-3	0-2 1-2 2-H 1B			1-2 6-3		4 0 1 1 0 0 1
Mike Schmidt, R (1, 5)		1-1 SF8		3-3 K	1-0 F8			1-2 1-4-3		3 0 0 1 0 1 2
Bob Boone, R (1, 2) OBP: 0.250, SLG: 0.250		0-0 1B 1B		1-0 F9		1-1 E4 FC5-4		0-3 K		4 0 1 0 0 1 0
Ted Sizemore, R (1, 4) OBP: 0.500, SLG: 0.500		0-0 1-2 1B			2-2 1B 1B 1B	0-1 FC5-4		2-1 F7		4 1 2 0 0 0 1
Larry Christenson, R (1, 1) Warren Brusstar, R (5, 1) Orlando Gonzalez, L (5, PH) Rawly Eastwick, R (6, 1) Tim McCarver, L (6, PH) Tug McGraw, R (7, 1) Jerry Martin, R (9, PH)		1-3 K			0-3 K	2-2 P4		0-0 HR		1 0 0 0 0 0 1 2 0 0 0 0 0 0 0 0 1 0 0 0 0 0 1 1 0 0 0 0 0 0 0 0 1 0 0 0 0 0 0 1 0 0 0 0 0 0 0 0 1 1 1 1 1 0 0 0

BOTTOM

Los Angeles Dodgers @ Philadelphia Phillies
Veterans Stadium, Philadelphia, PA
 Wed Oct 04 1978, 7:05 PM EDT
 Att. 63,460 - Unknown

livebaseballscorecards.com

AB	38
R	5
H	12
RBI	5
BB	0
SO	10
LOB	14



Inning Stats	R: 0	H: 0	E: 0	K: 2	S: 12	H: 0	LOB: 0	BB: 0	P: 16	R: 1	H: 3	E: 0	K: 1	S: 11	H: 2	LOB: 1	BB: 0	P: 5	R: 0	H: 0	E: 0	K: 1	S: 9	H: 0	LOB: 0	BB: 0	P: 13	R: 3	H: 5	E: 0	K: 1	S: 17	H: 0	LOB: 2	BB: 0	P: 23	R: 0	H: 0	E: 1	K: 1	S: 10	H: 0	LOB: 1	BB: 0	P: 14	R: 0	H: 0	E: 0	K: 2	S: 14	H: 0	LOB: 0	BB: 0	P: 19	R: 0	H: 0	E: 0	K: 1	S: 10	H: 0	LOB: 0	BB: 0	P: 12	R: 1	H: 2	E: 0	K: 1	S: 12	H: 2	LOB: 1	BB: 0	P: 16	1B: 10	SF: 1	2B: 0	SAC: 0	3B: 1	DP: 1	HR: 1	HBP: 0	WP: 0	PA: 39	PB: 0	SB: 0	CS: 0
--------------	------	------	------	------	-------	------	--------	-------	-------	------	------	------	------	-------	------	--------	-------	------	------	------	------	------	------	------	--------	-------	-------	------	------	------	------	-------	------	--------	-------	-------	------	------	------	------	-------	------	--------	-------	-------	------	------	------	------	-------	------	--------	-------	-------	------	------	------	------	-------	------	--------	-------	-------	------	------	------	------	-------	------	--------	-------	-------	--------	-------	-------	--------	-------	-------	-------	--------	-------	--------	-------	-------	-------

PITCHER	IP	WLS	BF	H	R	ER	SO	BB	IBB	HBP	BLK	WP	HR	S	P	ERA	WHIP
Burt Hooton, R (1, 1) ERA: 7.71	4.2		23	10	4	4	5	0	0	0	0	0	0	53	69	7.71	2.143
Bob Welch, R (5, 1) ERA: 2.08	4.1	W	16	2	1	1	5	0	0	0	0	0	1	47	63	2.08	0.462

Batter	1	2	3	4	5	6	7	8	9	AB R H RBI BB SO LOB	TOP		
Davey Lopes, R OBP: 0.667, SLG: 1.667 (1, 4) X	0-0 F8			3-2 HR	2-0 1B 2-H		3-2 2-H 3B			4 1 3 3 0 0 0	Los Angeles Dodgers @ Philadelphia Phillies Veterans Stadium, Philadelphia, PA Thu Oct 05 1978, 3:33 AM EDT Att: 60,642 - Unknown		
Bill Russell, R OBP: 0.222, SLG: 0.222 (1, 6) CFS	0-3 K		1-1 L7	0-0 1B	0-0 1B		0-1 5-3			4 0 1 0 0 1 1			
Reggie Smith, S OBP: 0.375, SLG: 0.429 Bill North, S (8, 8) X	0-0 F7		0-0 2B	1-0 F8			2-1 4-3			4 0 1 0 0 0 2 0 0 0 0 0 0 0			
Steve Garvey, R OBP: 0.333, SLG: 1.222 (1, 3) CBBX		1-1 6-3		0-0 5-3		1-1 6-3		2-2 P6		4 0 0 0 0 0 1			
Ron Cey, R OBP: 0.222, SLG: 0.222 (1, 5) CUS		0-3 K		0-0 6-3		1-1 P4		3-3 K		4 0 0 0 0 2 1			
Dusty Baker Jr., R OBP: 0.444, SLG: 0.429 (1, 7) BCB		3-1 P4			0-0 G3 1B 2B	2-2 F8		1-1 F8		4 1 1 0 0 0 0			
Rick Monday, L OBP: 0.333, SLG: 0.500 (1, 8) (8, 9) BCB			1-3 K		1-2 G3		0-0 SH3 3B 1B		0-0 F9	4 1 1 0 0 1 1			
Steve Yeager, R OBP: 0.444, SLG: 0.714 (1, 2) CBBX		2-1 5-3		0-0 S 1B		0-2 F2		4-2 FC5-4 BB		3 1 1 1 1 0 1			
Tommy John, R (1, 1) CBBX			1-1 F8		1-2 6-3		1-0 SH3		0-1 FC5-4	3 0 0 0 0 0 2			
Inning Stats	R: 0 E: 0 K: 1 S: 5 H: 0 LOB: 0 BB: 0 P: 5	R: 0 E: 0 K: 1 S: 7 H: 0 LOB: 0 BB: 0 P: 11	R: 0 E: 0 K: 1 S: 7 H: 0 LOB: 0 BB: 0 P: 11	R: 1 E: 0 K: 0 S: 8 H: 2 LOB: 1 BB: 0 P: 12	R: 2 E: 0 K: 0 S: 12 H: 4 LOB: 2 BB: 0 P: 17	R: 0 E: 0 K: 0 S: 7 H: 0 LOB: 0 BB: 0 P: 11	R: 1 E: 0 K: 0 S: 14 H: 2 LOB: 1 BB: 0 P: 18	R: 0 E: 0 K: 1 S: 11 H: 0 LOB: 0 BB: 0 P: 18	R: 0 E: 0 K: 0 S: 8 H: 0 LOB: 1 BB: 1 P: 13	1B: 4 2B: 2 3B: 1 HR: 1 SF: 0 SAC: 1 DP: 0 HBP: 0	WP: 0 PB: 0 SB: 1 CS: 0 PA: 36		
PITCHER	IP WLS BF H R ER SO BB IBB HBP BLK WP HR S P ERA WHIP											PITCHER	IP WLS BF H R ER SO BB IBB HBP BLK WP HR S P ERA WHIP
Dick Ruthven, R ERA: 5.79 (1, 1)	4.2 L 20 6 3 3 3 0 0 0 0 0 0 1 38 54 5.79 1.286												
Warren Brusstar, R ERA: (5, 1)	1.1 4 0 0 0 0 0 0 0 0 0 0 0 8 13 0.00 0.000												
Ron Reed, R ERA: 4.5 (7, 1)	2.0 8 2 1 1 1 0 0 0 0 0 0 0 25 36 4.50 1.000												
Tug McGraw, L ERA: 2.25 (9, 1)	1.0 4 0 0 0 0 1 0 0 0 0 0 0 8 13 0.00 1.000												

livebaseballscorecards.com

AB	34
R	4
H	8
RBI	4
BB	1
SO	4
LOB	9



Batter	1	2	3	4	5	6	7	8	9	AB R H RBI BB SO LOB
Mike Schmidt, R OBP: 0.125, SLG: 0.143 (1, 5)	1-0 6-3 4-3 1B		1-2 6-3			2-1 5-3			0-0 6-3	4 0 1 0 0 0 0
Larry Bowa, S OBP: 0.333, SLG: 0.333 (1, 6)	1-1 4-3 1-2			2-3 K		0-1 6-3			2-2 6-3	4 0 0 0 0 1 1
Garry Maddox, R OBP: 0.333, SLG: 0.333 (1, 8)	0-0 6-3 2-3			2-1 6-3			1-0 1B 1B		1-1 F9	4 0 1 0 0 0 1
Greg Luzinski, R OBP: 0.286, SLG: 0.571 (1, 7)	1-1 5-3			0-2 5-3			2-1 FC5-4 1-3 1B			3 0 1 0 0 0 1
Jose Cardenal, R (1, 3)		4-2 G6-4-3 BB			1-0 6-3		1-0 FC5-4 1-2f G4-6-3			2 0 0 0 1 0 2
Bob Boone, R OBP: 0.286, SLG: 0.286 (1, 2)		0-2 L8		2-1 FC5-4 1B		1-0 G4-6-3 1-2f				3 0 1 0 0 0 3
Jerry Martin, R OBP: 0.500, SLG: 1.333 (1, 9)		2-0 G6-4-3 1-2f		0-0 FC5-4 1-2f			4-2 G5-4-3 BB			2 0 0 0 1 0 2
Ted Sizemore, R OBP: 0.286, SLG: 0.286 (1, 4)			3-2 5-3		0-0 2-3		2-1 G5-4-3 1-2f			3 0 0 0 0 0 2
Dick Ruthven, R Warren Brusstar, R Jim Morrison, R Ron Reed, R Barry Foote, R Tug McGraw, R (1, 1) (5, 1) (6, PH) (7, 1) (8, PH) (9, 1)			1-3 K			3-3 K		1-3 K		1 0 0 0 0 0 1 0 0 0 0 0 0 0 0 0 1 0 0 0 0 0 1 0 0 0 0 0 0 0 0 0 1 0 0 0 0 0 1 0 0 0 0 0 0 0 0 0

BOTTOM

Los Angeles Dodgers @ Philadelphia Phillies
Veterans Stadium, Philadelphia, PA
 Thu Oct 05 1978, 3:33 AM EDT
 Att. 60,642 - Unknown

livebaseballscorecards.com

AB	28
R	0
H	4
RBI	0
BB	2
SO	4
LOB	12



Inning Stats	R: 0	H: 1	E: 0	K: 0	S: 6	LOB: 1	BB: 0	P: 9	R: 0	H: 0	E: 0	K: 0	S: 6	LOB: 0	BB: 1	P: 12	R: 0	H: 0	E: 0	K: 1	S: 9	LOB: 0	BB: 0	P: 14	R: 0	H: 0	E: 0	K: 1	S: 10	LOB: 0	BB: 0	P: 14	R: 0	H: 1	E: 0	K: 0	S: 5	LOB: 1	BB: 0	P: 8	R: 0	H: 0	E: 0	K: 1	S: 8	LOB: 0	BB: 0	P: 13	R: 0	H: 2	E: 0	K: 0	S: 5	LOB: 1	BB: 0	P: 10	R: 0	H: 0	E: 0	K: 1	S: 9	LOB: 0	BB: 1	P: 16	R: 0	H: 0	E: 0	K: 0	S: 7	LOB: 0	BB: 0	P: 10	1B: 4	2B: 0	3B: 0	HR: 0	SF: 0	SAC: 0	DP: 3	HBP: 0	WP: 0	PB: 0	SB: 0	CS: 0	PA: 30	ERA	WHIP
PITCHER Tommy John, L ERA:	9.0	WLS	W	BF	30	H	4	R	0	ER	0	SO	4	BB	2	IBB	0	HBP	0	BLK	0	WP	0	HR	0	S	65	P	106	ERA	0.00	WHIP	0.667																																																						
																												PITCHER	IP	WLS	BF	H	R	ER	SO	BB	IBB	HBP	BLK	WP	HR	S	P	ERA	WHIP																																										

Batter	1	2	3	4	5	6	7	8	9	AB R H RBI BB SO LOB	TOP
Bake McBride, L (1, 9) OBP: 0.125, SLG: 0.125 Jerry Martin, R (6, PH) OBP: 0.500, SLG: 1.200 (6, 9)	1-2 6-3	0-0 4-3		0-0 4-3		0-0 2B		1-3 K		3 0 0 0 0 0 1 2 0 1 1 0 1 0	
Larry Bowa, S (1, 6) OBP: 0.286, SLG: 0.286	0-1 F9		1-1 FC5 1B 1B		0-0 1-3	0-0 F8		1-2 3-1		5 0 1 0 0 0 1	
Garry Maddox, R (1, 8) OBP: 0.286, SLG: 0.286	1-1 F3		1-2 F8		2-1 5-3		0-2 SH1-3 1B G3 1B	3-1 5-3		5 1 1 0 0 0 1	
Greg Luzinski, R (1, 7) OBP: 0.417, SLG: 0.833		1-0 G3	1-2 1B		0-0 5-3		0-0 G3 SH1-3 1B		0-2 HR	5 1 3 1 0 0 0	
Richie Hebner, L (1, 3) OBP: 0.125, SLG: 0.125		0-0 G3	0-1 F9			0-0 4-3	0-1 SH1-3		0-0 L3	4 0 0 0 0 0 2	
Mike Schmidt, R (1, 5) OBP: 0.231, SLG: 0.273		1-2 1B 2B	2-2 FC5 2-3f			1-1 F2	4-0 G3 IBB		1-2 6-3	4 1 1 0 1 0 2	
Tim McCarver, L (1, 2)		4-2 1B HR BB		4-1 SH3-4 BB		1-1 E4 1B	3-2 G3		2-2 1-3	3 2 0 1 2 0 2	
Ted Sizemore, R (1, 4) OBP: 0.500, SLG: 0.444		0-1 HR 1B		0-0 SH3-4		0-0 1B E 1B	4-0 IBB			2 2 2 1 1 0 0	
Steve Carlton, L (1, 1) OBP: 0.500, SLG: 1.250		0-1 HR		0-1 F5		0-1 E9 2B 1B	1-2 P4			4 2 2 4 0 0 4	
Inning Stats	R: 0 H: 0 E: 0 LOB: 0 K: 0 BB: 0 S: 7 P: 9	R: 4 H: 3 E: 0 LOB: 0 K: 0 BB: 1 S: 12 P: 18	R: 0 H: 2 E: 0 LOB: 2 K: 0 BB: 0 S: 13 P: 18	R: 0 H: 0 E: 0 LOB: 1 K: 0 BB: 1 S: 5 P: 9	R: 0 H: 0 E: 0 LOB: 0 K: 0 BB: 0 S: 4 P: 6	R: 3 H: 3 E: 2 LOB: 1 K: 0 BB: 0 S: 10 P: 12	R: 1 H: 2 E: 0 LOB: 3 K: 0 BB: 2 S: 14 P: 26	R: 0 H: 0 E: 0 LOB: 0 K: 1 BB: 0 S: 8 P: 13	R: 1 H: 1 E: 0 LOB: 0 K: 0 BB: 0 S: 12 P: 15	1B: 7 SF: 0 2B: 2 SAC: 2 3B: 0 DP: 0 HR: 2 HBP: 0	WP: 0 PA: 43 PB: 0 SB: 0 CS: 0
PITCHER	IP WLS BF H R ER SO BB IBB HBP BLK WP HR S P ERA WHIP										
Don Sutton, R (1, 1) ERA: 6.35	5.2 L 27 7 7 4 0 2 0 0 0 0 0 1 49 70 6.35 1.588										
Lance Rautzhan, L (6, 1) ERA: 6.75	1.1 9 3 1 1 0 0 0 2 0 0 0 0 16 28 6.75 2.250										
Charlie Hough, R (8, 1) ERA: 4.5	2.0 7 1 1 1 1 0 0 0 0 0 0 1 20 28 4.50 0.500										

Philadelphia Phillies @ Los Angeles Dodgers
Dodger Stadium, Los Angeles, CA

Fri Oct 06 1978, 7:05 PM PDT
Att: 55,043 - Unknown

livebaseballscores.com

AB	37
R	9
H	11
RBI	8
BB	4
SO	1
LOB	13



Batter	1	2	3	4	5	6	7	8	9	AB	R	H	RBI	BB	SO	LOB
Davey Lopes, R OBP: 0.462, SLG: 1.154 (1, 4)	2-3 K		0-0 5-3	1-0 5-3			0-1 E5 G4-6-3			4	0	0	0	0	1	1
Bill North, S (1, 8)	1-1 5-3		0-3 K		0-0 F8		2-2 G4-6-3 1-2f			4	0	0	0	0	1	2
Reggie Smith, S OBP: 0.333, SLG: 0.364 (1, 9)	0-0 F8		0-1 2B 1B		2-3 K		1-1 6-3			4	1	1	0	0	1	0
Steve Garvey, R OBP: 0.385, SLG: 1.308 (1, 3)		0-1 L5	0-2 1B 2B		1-0 F8		2-1 HR			4	2	2	2	2	0	0
Ron Cey, R OBP: 0.308, SLG: 0.250 (1, 5)		4-1 2B BB 2B	1-0 1B 1B		0-0 5-3		1-3 K			3	1	1	1	1	1	0
Dusty Baker Jr., R OBP: 0.462, SLG: 0.400 (1, 7)		4-1 2B BB	2-0 FC5-4 1B		3-2 6-3		0-0 F3			3	0	1	0	1	0	0
Bill Russell, R OBP: 0.308, SLG: 0.385 (1, 6)		1-1 2B	0-2 FC5-4		0-0 F9		2-2 G4-6-3 1B			4	0	2	1	0	0	2
Steve Yeager, R OBP: 0.333, SLG: 0.500 (1, 2)		2-3 K		0-0 6-3			3-3 K		2-2 F7	3	0	0	0	0	2	2
Lee Lacy, R (9, PH)									1-2f G4-6-3	1	0	0	0	0	0	1
Don Sutton, R (1, 1)		3-3 K		1-3 K			1-2 2B		0-1 G4-6-3	2	0	0	0	0	2	2
Lance Rautzhan, R (6, 1)										0	0	0	0	0	0	0
Manny Mota, R OBP: 1.000, SLG: 2.000 (7, PH)										1	0	1	0	0	0	0
Charlie Hough, R (8, 1)										0	0	0	0	0	0	0
Joe Ferguson, R (9, PH)										1	0	0	0	0	0	1

Inning Stats	R: 0	H: 0	E: 0	K: 1	S: 6	R: 1	H: 1	E: 0	K: 2	S: 13	R: 2	H: 4	E: 0	K: 1	S: 14	R: 0	H: 0	E: 0	K: 1	S: 5	R: 0	H: 0	E: 0	K: 1	S: 5	R: 0	H: 0	E: 0	K: 0	S: 8	R: 0	H: 1	E: 1	K: 1	S: 18	R: 1	H: 1	E: 0	K: 1	S: 8	R: 0	H: 1	E: 0	K: 0	S: 8	R: 0	H: 1	E: 0	K: 0	S: 8	1B: 4	2B: 3	3B: 0	HR: 1	SF: 0	SAC: 0	DP: 2	HBP: 0	WP: 0	PA: 36
--------------	------	------	------	------	------	------	------	------	------	-------	------	------	------	------	-------	------	------	------	------	------	------	------	------	------	------	------	------	------	------	------	------	------	------	------	-------	------	------	------	------	------	------	------	------	------	------	------	------	------	------	------	-------	-------	-------	-------	-------	--------	-------	--------	-------	--------

PITCHER	IP	WLS	BF	H	R	ER	SO	BB	IBB	HBP	BLK	WP	HR	S	P	ERA	WHIP
Steve Carlton, L ERA: 4.0 (1, 1)	9.0	W	36	8	4	4	8	2	0	0	0	0	1	85	127	4.00	1.111


BOTTOM

Philadelphia Phillies @ Los Angeles Dodgers
 Dodger Stadium, Los Angeles, CA

Fri Oct 06 1978, 7:05 PM PDT
 Att. 55,043 - Unknown

livebaseballscorecards.com

AB	34
R	4
H	8
RBI	4
BB	2
SO	8
LOB	11




Batter	1	2	3	4	5	6	7	8	9	10	AB R H RBI BB SO LOB	TOP																				
Mike Schmidt, R OBP: 0.278, SLG: 0.333 (1, 5)	3-2 1B 2B		X 0-0 F8		4-2 CS BB		F 3-1 L7			C 2-3 K	4 0 1 0 1 1 0																					
Larry Bowa, S OBP: 0.368, SLG: 0.333 (1, 6)	4-0 1B BB		C 0-1 HR 1B		B 3-2 SAFE 5-3		F 0-1 1-3			S 0-2 FC6 1B	4 1 2 0 1 0 1																					
Garry Maddox, R OBP: 0.263, SLG: 0.263 (1, 8)	1-0 1-2 2-3 1B		S 1-1 SAFE F9		B 1-1 3-1		B 1-0 F9			C 0-3 K	5 0 1 0 0 1 2																					
Greg Luzinski, R OBP: 0.412, SLG: 0.875 (1, 7)	2-3 K		1 1-0 SAFE HR		X 0-0 F8		B 4-0 1B IBB			X 0-0 FC6	4 1 1 2 1 1 4																					
Jose Cardenal, R OBP: 0.286, SLG: 0.167 (1, 3)	2-1 L6		B 1-1 F8		C 3-3 K		B 1-0 1-2 1B				4 0 1 0 0 1 3																					
Jerry Martin, R OBP: 0.300, SLG: 0.667 (1, 9)	2-1 F2			S 0-2 5-3		B 1-3 K		F 0-3 K			4 0 0 0 0 2 5																					
Bob Boone, R OBP: 0.182, SLG: 0.182 (1, 2)		X 0-0 F8		X 1-2 L7		B 1-0 4-3		B 1-0 L7			4 0 0 0 0 0 0																					
Ted Sizemore, R OBP: 0.429, SLG: 0.538 (1, 4)		C 3-2 F7		F 1-1 3B		B 1-1 F8		C 1-1 1-3			4 0 1 0 0 0 0																					
Randy Lerch, L Warren Brusstar, R Bake McBride, L Ron Reed, R Richie Hebner, L Tug McCraw, R (1, 1) (6, 1) (7, PH) (7, 1) (9, PH) (9, 1)		C 1-1 F8		X 0-0 F8		C 0-1 HR		B 1-0 F3			2 0 0 0 0 0 1 0 0 0 0 0 0 0 1 1 1 1 0 0 0 0 0 0 0 0 0 0 1 0 0 0 0 0 0 0 0 0 0 0 0 0																					
Inning Stats	R: 0 E: 0 K: 1 S: 13	H: 2 LOB: 3 BB: 1 P: 27	R: 0 E: 0 K: 0 S: 6	H: 0 LOB: 0 BB: 0 P: 10	R: 2 E: 0 K: 0 S: 8	H: 2 LOB: 0 BB: 0 P: 11	R: 0 E: 0 K: 0 S: 9	H: 1 LOB: 1 BB: 0 P: 11	R: 0 E: 0 K: 2 S: 7	H: 0 LOB: 0 BB: 1 P: 19	R: 1 E: 0 K: 0 S: 7	H: 1 LOB: 0 BB: 0 P: 12	R: 0 E: 0 K: 1 S: 7	H: 1 LOB: 2 BB: 1 P: 13	R: 0 E: 0 K: 0 S: 4	H: 0 LOB: 0 BB: 0 P: 7	R: 0 E: 0 K: 2 S: 12	H: 1 LOB: 1 BB: 0 P: 14	1B: 4 2B: 1 3B: 1 HR: 2	SF: 0 SAC: 0 DP: 0 HBP: 0	WP: 0 PB: 0 SB: 0 CS: 1	PA: 40										
PITCHER	IP WLS BF H R ER SO BB IBB HBP BLK WP HR S P ERA WHIP																															
Doug Rau, L ERA: 3.6 (1, 1)	5.0																															
Rick Rhoden, R ERA: 2.25 (6, 1)	4.0																															
Terry Forster, L ERA: (10, 1)	1.0	W	4	1	0	0	2	0	0	0	0	0	0	12	14	0.00	1.000															

Philadelphia Phillies @ Los Angeles Dodgers
 Dodger Stadium, Los Angeles, CA
 Sat Oct 07 1978, 3:33 AM PDT
 Att. 55,124 - Unknown

livebaseballscorecards.com

AB	37
R	3
H	8
RBI	3
BB	3
SO	6
LOB	16



Batter	1	2	3	4	5	6	7	8	9	AB R H RBI BB SO LOB	TOP														
Mickey Rivers, L (1, 8) OBP: 0.412, SLG: 0.333 Paul Blair, R (7, 8)	1-2 4-3		1-0 6-3			0-2 G1-3	0-0 G3		0-3 K	4 0 0 0 0 0 2 1 0 0 0 0 1 0	<p>New York Yankees @ Los Angeles Dodgers Dodger Stadium, Los Angeles, CA Tue Oct 10 1978, 7:05 PM PDT Att: 55,997 - Unknown</p> <p>livebaseballscorecards.com</p> <table> <tr><td>AB</td><td>36</td></tr> <tr><td>R</td><td>5</td></tr> <tr><td>H</td><td>9</td></tr> <tr><td>RBI</td><td>5</td></tr> <tr><td>BB</td><td>2</td></tr> <tr><td>SO</td><td>7</td></tr> <tr><td>LOB</td><td>17</td></tr> </table> 	AB	36	R	5	H	9	RBI	5	BB	2	SO	7	LOB	17
AB	36																								
R	5																								
H	9																								
RBI	5																								
BB	2																								
SO	7																								
LOB	17																								
Roy White, S (1, 7) OBP: 0.364, SLG: 0.500	4-2 G4-6-3 BB		2-3 K			3-3 K		0-2 FC1-6 1B	1-3 K	4 0 1 0 1 3 1															
Thurman Munson, R (1, 2) OBP: 0.227, SLG: 0.409	0-1 G4-6-3 1-2f			2-3 K		0-0 5-3		1-0 FC1-6 1B 1-2f FC1-6		4 1 0 0 0 1 2															
Reggie Jackson, L (1, 10) OBP: 0.571, SLG: 1.118		3-2 G3 1B		2-0 5-3			3-1 HR	1-1 FC1-6 1B 1-3		4 1 3 1 0 0 0															
Lou Piniella, R (1, 9) OBP: 0.238, SLG: 0.238		2-0 F9		3-1 6-3			2-1 5-3 1B 1B	0-0 FC1-6 1B 1-2f 3-H		4 2 1 1 0 0 2															
Graig Nettles, L (1, 5) OBP: 0.316, SLG: 0.579		1-2 G3			2-1 G3		1-3 K	0-0 1B 2-H		4 0 1 1 0 1 2															
Chris Chambliss, L (1, 3) OBP: 0.368, SLG: 0.368		3-2 6-3			1-0 F7		1-0 E4 1B 1-2	1-1 1B 1-2		4 1 1 0 0 0 2															
Fred Stanley, R (1, 4) OBP: 0.375, SLG: 0.429 Cliff Johnson, R (8, PH) Brian Doyle, L (8, 4) OBP: 0.375, SLG: 0.286			3-2 1-3 2B		4-1 FC5-4 BB		2-2 5-3	1-3 K		2 0 1 0 1 0 2 1 0 0 0 0 1 2 0 0 0 0 0 0 0															
Bucky Dent, R (1, 6) OBP: 0.211, SLG: 0.211			0-1 1-3		1-2 FC5-4		2-1 1B 2-H 3-H	1-2 6-3		4 0 1 2 0 0 2															
Inning Stats	R: 0 H: 0 E: 0 LOB: 0 K: 0 BB: 1 S: 9 P: 14	R: 0 H: 1 E: 0 LOB: 1 K: 0 BB: 0 S: 10 P: 19	R: 0 H: 1 E: 0 LOB: 1 K: 1 BB: 0 S: 9 P: 15	R: 0 H: 0 E: 0 LOB: 0 K: 1 BB: 0 S: 6 P: 13	R: 0 H: 0 E: 0 LOB: 1 K: 0 BB: 1 S: 7 P: 15	R: 0 H: 0 E: 0 LOB: 0 K: 1 BB: 0 S: 8 P: 11	R: 3 H: 3 E: 1 LOB: 1 K: 1 BB: 0 S: 14 P: 25	R: 2 H: 4 E: 1 LOB: 2 K: 1 BB: 0 S: 14 P: 18	R: 0 H: 0 E: 0 LOB: 0 K: 2 BB: 0 S: 11 P: 13	1B: 7 SF: 0 2B: 1 SAC: 0 3B: 0 DP: 1 HR: 1 HBP: 0	WP: 0 PA: 38 PB: 0 SB: 0 CS: 0														
PITCHER	IP WLS BF H R ER SO BB IBB HBP BLK WP HR S P ERA WHIP											PITCHER	IP WLS BF H R ER SO BB IBB HBP BLK WP HR S P ERA WHIP												
Tommy John, L (1, 1) ERA: 1.62 Terry Forster, L (8, 1) ERA:	7.2 W 33 8 5 3 4 2 0 0 0 0 0 1 71 122 3.52 1.304																								

Batter	1	2	3	4	5	6	7	8	9	AB R H RBI BB SO LOB	TOP	
Roy White, S (1, 7) OBP: 0.370, SLG: 0.480	2-1 L9		1-0 S 2B 1B		3-2 F6		3-2 2B 4-3 1B		0-1 1-3	5 2 2 0 0 0 1		
Gary Thomasson, L (1, 8) OBP: 0.250, SLG: 0.250 Paul Blair, R (7, PH) OBP: 0.222, SLG: 0.250 (7, 8)	1-0 CS 1B		2-2 F7		1-2 3-1		0-0 4-3 1-3 2B		4-1 BB	3 0 1 0 0 0 1 1 0 1 0 1 0 0		
Thurman Munson, R (1, 2) OBP: 0.259, SLG: 0.423	0-1 1-2 2B		4-2 1-2 2B BB		0-3 K HBP		0-3 K		0-1 F9	4 1 1 0 1 2 4		
Reggie Jackson, L (1, 10) OBP: 0.538, SLG: 1.000	1-3 K		0-0 1-H 2-H 2B		1-0 1-2 HBP		2-1 4-3		3-3 K	4 0 1 3 0 2 4		
Graig Nettles, L (1, 5) OBP: 0.261, SLG: 0.478			3-2 4-3 K		0-3 K		0-3 K			4 0 0 0 0 3 4		
Lou Piniella, R (1, 9) OBP: 0.280, SLG: 0.280			1-1 F9		0-1 F7		0-1 4-3 1B		1-2 G5-4-3 1B	4 0 2 0 0 0 0		
Jim Spencer, L (1, 3) OBP: 0.250, SLG: 0.250			2-2 1B		1-0 F4		0-0 F5		2-3 K	4 0 1 0 0 1 2		
Brian Doyle, L (1, 4) OBP: 0.384, SLG: 0.300 Cliff Johnson, R (8, PH) Fred Stanley, R (8, 4) OBP: 0.375, SLG: 0.429			1-0 F8		0-0 1B		0-0 4-3		2-2 G5-4-3 1-2f	3 0 1 0 0 0 2 1 0 0 0 0 0 1 0 0 0 0 0 0 0		
Bucky Dent, R (1, 6) OBP: 0.217, SLG: 0.217			3-2 F6		1-1 6-3		3-3 K		0-0 1-3 1B	4 0 1 0 0 1 2		
Inning Stats	R: 0 E: 0 K: 1 S: 8 H: 2 LOB: 1 BB: 0 P: 12	R: 0 E: 0 K: 0 S: 9 H: 1 LOB: 1 BB: 0 P: 16	R: 2 E: 0 K: 1 S: 14 H: 2 LOB: 1 BB: 1 P: 24	R: 0 E: 0 K: 0 S: 6 H: 1 LOB: 1 BB: 0 P: 8	R: 0 E: 0 K: 2 S: 14 H: 0 LOB: 2 BB: 0 P: 19	R: 0 E: 0 K: 1 S: 9 H: 1 LOB: 1 BB: 0 P: 12	R: 1 E: 0 K: 2 S: 12 H: 2 LOB: 1 BB: 0 P: 17	R: 0 E: 0 K: 1 S: 10 H: 1 LOB: 0 BB: 0 P: 15	R: 0 E: 0 K: 1 S: 12 H: 1 LOB: 2 BB: 1 P: 19	1B: 8 2B: 3 3B: 0 HR: 0 SF: 0 SAC: 0 DP: 1 HBP: 1	WP: 1 PB: 0 SB: 1 CS: 1 PA: 40	
PITCHER	IP WLS BF H R ER SO BB IBB HBP BLK WP HR S P ERA WHIP											
Burt Hooton, R (1, 1) ERA: 5.91	6.0 W 28 8 3 3 5 1 0 1 0 1 0 0 63 97 4.50 1.500											
Terry Forster, L (7, 1) ERA:	2.1 10 3 0 0 3 1 0 0 0 0 0 0 23 34 0.00 1.714											
Bob Welch, R (9, 1) ERA: 1.8	0.2 S 2 0 0 0 1 0 0 0 0 0 0 0 8 11 0.00 0.000											

New York Yankees @ Los Angeles Dodgers
Dodger Stadium, Los Angeles, CA

Wed Oct 11 1978, 7:05 PM PDT
Att: 55,982 - Unknown

AB	37
R	3
H	11
RBI	3
BB	2
SO	9
LOB	21



Batter	1	2	3	4	5	6	7	8	9	AB R H RBI BB SO LOB	TOP											
Davey Lopes, R (1, 4) OBP: 0.344, SLG: 0.813	0-0 F8		2-0 L5		2-1 1B 1B	0-1 FC5-4		0-0 5-3	5 0 1 0 0 0 4													
Bill Russell, R (1, 6) OBP: 0.469, SLG: 0.500	0-0 CS 1B		1-1 1B		0-0 F4		0-0 6-3	4 0 2 1 1 0 2														
Reggie Smith, S (1, 9) OBP: 0.258, SLG: 0.241	4-2 FC6-4 BB		0-0 5-3		0-0 FC5-4 1B		1-1 F7	4 0 1 0 1 1 2														
Steve Garvey, R (1, 3) OBP: 0.367, SLG: 0.900	0-1 FC6-4			0-0 B1	0-1 FC5-4		1-2 E6 2B	4 0 1 0 0 0 4														
Ron Cey, R (1, 5) OBP: 0.400, SLG: 0.577		1-3 K		4-0 BB		1-0 F8	3-2 F5	3 0 0 0 1 1 1														
Dusty Baker Jr., R (1, 7) OBP: 0.552, SLG: 0.680		4-2 G5-4-3 BB		1-0 F9		1-0 F7 1B 1B	3-2 G6-4-3 1B	3 0 2 0 1 0 1														
Lee Lacy, R (1, 10) OBP: 0.231, SLG: 0.167		0-1 G5-4-3		2-3 K		1-0 BB 1B	0-1 G6-4-3	4 0 1 0 0 1 3														
Bill North, S (1, 8) OBP: 0.154, SLG: 0.167		4-1 6-3 1B BB		1-1 B1-3		3-2 F7	0-1 6-3	3 1 0 0 1 0 2														
Steve Yeager, R (1, 2) OBP: 0.292, SLG: 0.333		1-2 6-3		4-2 1B 1B BB		4-0 FC5-4 BB	2-3 K	1 0 0 0 1 0 1														
Manny Mota, R (6, PH) OBP: 1.000, SLG: 2.000								0 0 0 0 1 0 0														
Jerry Grote, R (6, 2)								0 0 0 0 0 0 0														
Joe Ferguson, R (8, 2)								1 0 0 0 0 1 0														
Inning Stats	R: 0 E: 0 K: 0 S: 6	H: 1 LOB: 1 BB: 1 P: 10	R: 0 E: 0 K: 1 S: 9	H: 0 LOB: 0 BB: 1 P: 14	R: 1 E: 0 K: 0 S: 8	H: 1 LOB: 1 BB: 1 P: 16	R: 0 E: 0 K: 1 S: 6	H: 0 LOB: 1 BB: 1 P: 13	R: 0 E: 0 K: 0 S: 11	H: 2 LOB: 3 BB: 1 P: 18	R: 0 E: 0 K: 0 S: 9	H: 2 LOB: 3 BB: 1 P: 19	R: 0 E: 1 K: 0 S: 10	H: 1 LOB: 1 BB: 0 P: 15	R: 0 E: 0 K: 0 S: 10	H: 1 LOB: 0 BB: 0 P: 13	R: 0 E: 0 K: 2 S: 10	H: 0 LOB: 1 BB: 1 P: 17	1B: 7 2B: 1 3B: 0 HR: 0	SF: 0 SAC: 0 DP: 2 HBP: 0	WP: 0 PB: 0 SB: 1 CS: 1	PA: 39
PITCHER Ron Guidry, L (1, 1) ERA: 1.06	IP: 9.0 WLS: W BF: 39 H: 8 R: 1 ER: 1 SO: 4 BB: 7 IBB: 0 HBP: 0 BLK: 0 WP: 0 HR: 0 S: 79 P: 135 ERA: 1.00 WHIP: 1.667											PITCHER	IP: WLS: BF: H: R: ER: SO: BB: IBB: HBP: BLK: WP: HR: S: P: ERA: WHIP:									

Los Angeles Dodgers @ New York Yankees
 Yankee Stadium, Bronx, NY
 Fri Oct 13 1978, 7:05 PM EDT
 Att: 56,447 - Unknown

AB	32
R	1
H	8
RBI	1
BB	7
SO	4
LOB	20



Batter	1	2	3	4	5	6	7	8	9
Mickey Rivers, L OBP: 0.476, SLG: 0.421 Paul Blair, R OBP: 0.222, SLG: 0.250 (1, 8) (7, PR) (8, 8)	0-2 CS 1B	1-0 1-2 1B		1-0 F7			0-0 FC6-4 1-2 1B		
Roy White, S OBP: 0.387, SLG: 0.571 (1, 7)	3-2 1-2 HR	2-1 4-3			4-1 FC3-6 BB		2-2 FC6-4 1-2f 2-3 1B		
Thurman Munson, R OBP: 0.258, SLG: 0.400 (1, 2)	2-3 K		1-3 K		0-0 F9		0-2 1-2 6-3 1B		
Reggie Jackson, L OBP: 0.533, SLG: 0.917 (1, 10)	4-2 BB		0-0 4-3		2-2 FC3-6 1-2f		0-0 6-3 1-3 2-H 1B		
Lou Piniella, R OBP: 0.276, SLG: 0.276 (1, 9)	1-1 F8		1-2 S 1B		0-0 F7		0-0 6-3		
Graig Nettles, L OBP: 0.259, SLG: 0.444 (1, 5)		1-2 FC6-4 FC5-4 BB 1B	1-2 F8			1-2 F9	1-1 F8		
Chris Chambliss, L OBP: 0.391, SLG: 0.364 (1, 3)		4-1 FC6-4 1-2 BB 1B		0-1 G3 1B		0-1 F8		2-0 3-1	
Brian Doyle, L OBP: 0.267, SLG: 0.214 (1, 4)		0-2 FC6-4 FC5-4 1-2f 2-3		1-0 F7		2-2 F7		1-0 F8	
Bucky Dent, R OBP: 0.222, SLG: 0.222 (1, 6)		1-1 FC5-4 1-2f 3-H 1B		0-1 G3			0-0 FC6-4 1B 1B	2-1 F7	

Inning Stats	R: 1	H: 2	E: 0	K: 13	S: 13	R: 1	H: 2	E: 0	K: 13	S: 13	R: 0	H: 1	E: 0	K: 11	S: 11	R: 0	H: 0	E: 0	K: 6	S: 6	R: 0	H: 0	E: 0	K: 9	S: 9	R: 3	H: 4	E: 0	K: 12	S: 12	R: 0	H: 0	E: 0	K: 4	S: 4	
	LOB: 1	BB: 1	P: 23	LOB: 2	BB: 1	P: 22	LOB: 1	BB: 0	P: 14	LOB: 1	BB: 0	P: 8	LOB: 0	BB: 1	P: 12	LOB: 2	BB: 0	P: 15	LOB: 0	BB: 0	P: 9	LOB: 0	BB: 0	P: 9	LOB: 0	BB: 0	P: 9	LOB: 0	BB: 0	P: 9	LOB: 0	BB: 0	P: 9	LOB: 0	BB: 0	P: 9

PITCHER	IP	WLS	BF	H	R	ER	SO	BB	IBB	HBP	BLK	WP	HR	S	P	ERA	WHIP
Don Sutton, R ERA: 6.75 (1, 1)	6.1	L	30	9	5	5	2	3	0	0	0	0	1	66	101	7.11	1.895
Lance Rautzhan, L ERA: 4.5 (7, 1)	0.2		3	1	0	0	0	0	0	0	0	0	0	4	5	0.00	1.500
Charlie Hough, R ERA: 3.0 (8, 1)	1.0		3	0	0	0	0	0	0	0	0	0	0	4	9	0.00	0.000

AB R H RBI BB SO LOB

BOTTOM

4	0	3	0	0	0	1
0	0	0	0	0	0	0
3	2	1	1	1	0	4
4	1	1	1	0	2	1
3	0	1	1	1	0	1
4	0	1	1	0	0	3
4	1	1	0	0	0	3
3	0	1	0	1	0	0

AB	33
R	5
H	10
RBI	5
BB	3
SO	2
LOB	18



1B: 9	SF: 0	WP: 0	PA: 36
2B: 0	SAC: 0	PB: 0	
3B: 0	DP: 0	SB: 1	
HR: 1	HBP: 0	CS: 1	

Los Angeles Dodgers @ New York Yankees
 Yankee Stadium, Bronx, NY
 Fri Oct 13 1978, 7:05 PM EDT
 Att. 56,447 - Unknown

livebaseballscorecards.com

Los Angeles Dodgers @ New York Yankees
 Yankee Stadium, Bronx, NY
 Sat Oct 14 1978, 3:33 AM EDT
 Att. 56,445 - Unknown

AB	35
R	3
H	6
RBI	3
BB	5
SO	8
LOB	17



Batter	1	2	3	4	5	6	7	8	9	10	AB	R	H	RBI	BB	SO	LOB
Davey Lopes, R OBP: 0.324, SLG: 0.722 (1, 4)	F9		L5		HR		F9		P6		4	1	0	0	1	0	1
Bill Russell, R OBP: 0.459, SLG: 0.486 (1, 6)	L9-3-6 BB 1B		F4		K		1B		F8		5	0	2	0	0	1	2
Reggie Smith, S OBP: 0.278, SLG: 0.333 (1, 9)	SAFE SAFE 1-2 BB		K		HR		F9		K		4	1	1	3	1	2	1
Steve Garvey, R OBP: 0.343, SLG: 0.794 (1, 3)	L9-3-6 2-3		F7 S BB		F9		F7		K		4	0	0	0	1	1	2
Ron Cey, R OBP: 0.382, SLG: 0.533 (1, 5)		F8 BB 1B		6-3 1-2		K		5-3			4	0	1	0	0	1	1
Dusty Baker Jr., R OBP: 0.485, SLG: 0.586 (1, 7)	SAFE SAFE 1-1 F6		F7 2-3		K		K		K		4	0	0	0	0	2	2
Rick Monday, L OBP: 0.381, SLG: 0.412 (1, 10)		BB BB BB 1-2 BB		P7 3-2		1B			BB		2	0	1	0	2	0	1
Bill North, S OBP: 0.118, SLG: 0.125 (1, 8)	C BB X 1-1 F8		F8 2-3		6-3		4-3		B5		4	0	0	0	0	0	4
Steve Yeager, R OBP: 0.296, SLG: 0.375 Vic Davalillo, L (9, PH) Jerry Grote, R (9, 2)	B F C BB X 2-2 F6		F6		HR		K		F7		3	1	1	0	0	1	2
											1	0	0	0	0	0	1
											0	0	0	0	0	0	0

Inning Stats	R: 0	H: 1	E: 0	LOB: 1	K: 0	S: 7	P: 15	R: 0	H: 1	E: 0	LOB: 2	K: 0	S: 9	P: 20	R: 0	H: 0	E: 0	LOB: 0	K: 1	S: 7	P: 12	R: 0	H: 0	E: 0	LOB: 1	K: 0	S: 8	P: 18	R: 3	H: 2	E: 0	LOB: 0	K: 1	S: 12	P: 23	R: 0	H: 1	E: 0	LOB: 1	K: 2	S: 11	P: 13	R: 0	H: 1	E: 0	LOB: 1	K: 1	S: 11	P: 16	R: 0	H: 0	E: 0	LOB: 0	K: 1	S: 10	P: 13	R: 0	H: 0	E: 0	LOB: 1	K: 0	S: 13	P: 20	R: 0	H: 0	E: 0	LOB: 0	K: 2	S: 7	P: 10	1B: 4	SF: 0	2B: 2	SAC: 0	3B: 0	DP: 1	HR: 1	HBP: 0	WP: 0	PA: 40
--------------	------	------	------	--------	------	------	-------	------	------	------	--------	------	------	-------	------	------	------	--------	------	------	-------	------	------	------	--------	------	------	-------	------	------	------	--------	------	-------	-------	------	------	------	--------	------	-------	-------	------	------	------	--------	------	-------	-------	------	------	------	--------	------	-------	-------	------	------	------	--------	------	-------	-------	------	------	------	--------	------	------	-------	-------	-------	-------	--------	-------	-------	-------	--------	-------	--------

PITCHER	IP	WLS	BF	H	R	ER	SO	BB	IBB	HBP	BLK	WP	HR	S	P	ERA	WHIP
Ed Figueroa, R ERA: 10.57 (1, 1)	5.0		22	4	3	3	2	4	0	0	0	0	0	43	88	5.40	1.600
Dick Tidrow, R ERA: 3.48 (6, 1)	3.0		11	2	0	0	4	0	0	0	0	0	0	32	42	0.00	0.667
Rich Gossage, R ERA: 2.25 (9, 1)	2.0	W	7	0	0	0	2	1	0	0	0	0	0	20	30	0.00	0.500

Batter	1	2	3	4	5	6	7	8	9	10	AB R H RBI BB SO LOB
Paul Blair, R (1, 8) OBP: 0.308, SLG: 0.333 Mickey Rivers, L (10, PH) OBP: 0.455, SLG: 0.400	0-2 4-3 1B		2-1 F6			1-3 K		2-2 SH3 2B 1B		0-1 F2	4 1 2 0 0 1 1 1 0 0 0 0 0 0
Roy White, S (1, 7) OBP: 0.400, SLG: 0.548	0-0 4-3 1-2		1-2 F9			1-2 BB 1B		0-0 SH3 1-2		4-2 1B BB	3 2 1 0 1 0 2
Thurman Munson, R (1, 2) OBP: 0.333, SLG: 0.455	0-1 2-H 1B			4-1 S BB		4-2 1B E BB		0-2 2-H 2B		1-0 F6	3 1 2 1 2 0 1
Reggie Jackson, L (1, 10) OBP: 0.543, SLG: 0.857	3-2 G3			3-3 K 1-2		1-2 FC6 1B		1-0 HBP		2-1 1B 1-2	4 0 2 1 0 1 2
Lou Piniella, R (1, 9) OBP: 0.265, SLG: 0.265		2-1 5-3		0-2 5-3		1-0 FC6 1-2 2-H		3-2 P3		0-1 1B 2-H	5 0 1 1 0 0 4
Graig Nettles, L (1, 5) OBP: 0.226, SLG: 0.387		3-2 4-3		0-0 6-3		1-0 4-3		2-3 K			4 0 0 0 0 1 4
Chris Chambliss, L (1, 3) OBP: 0.333, SLG: 0.308		2-1 6-3			0-0 F2		1-2 4-3		2-3 K		4 0 0 0 0 1 0
Fred Stanley, R (1, 4) OBP: 0.273, SLG: 0.300 Jim Spencer, L (9, PH) OBP: 0.200, SLG: 0.200 Brian Doyle, L (10, 4) OBP: 0.267, SLG: 0.214			3-2 F8		1-2 5-3		2-1 6-3		1-3 K		3 0 0 0 0 0 0 1 0 0 0 0 1 0 0 0 0 0 0 0 0
Bucky Dent, R (1, 6) OBP: 0.226, SLG: 0.226			1-2 1B		1-0 5-3		3-2 6-3		0-1 F8		4 0 1 0 0 0 0


Inning Stats	R: 0 E: 0 K: 0 S: 9	H: 2 LOB: 1 BB: 0 P: 12	R: 0 E: 0 K: 0 S: 7	H: 0 LOB: 0 BB: 0 P: 14	R: 0 E: 0 K: 0 S: 13	H: 1 LOB: 1 BB: 0 P: 19	R: 0 E: 0 K: 1 S: 8	H: 0 LOB: 1 BB: 1 P: 15	R: 0 E: 0 K: 0 S: 5	H: 0 LOB: 0 BB: 0 P: 7	R: 2 E: 1 K: 1 S: 15	H: 2 LOB: 1 BB: 1 P: 24	R: 0 E: 0 K: 0 S: 8	H: 0 LOB: 0 BB: 0 P: 14	R: 1 E: 0 K: 1 S: 18	H: 2 LOB: 2 BB: 0 P: 26	R: 0 E: 0 K: 2 S: 10	H: 0 LOB: 0 BB: 0 P: 13	R: 1 E: 0 K: 0 S: 10	H: 2 LOB: 2 BB: 1 P: 17	1B: 8 2B: 1 3B: 0 HR: 0	SF: 0 SAC: 1 DP: 0 HBP: 1
--------------	------------------------------	----------------------------------	------------------------------	----------------------------------	-------------------------------	----------------------------------	------------------------------	----------------------------------	------------------------------	---------------------------------	-------------------------------	----------------------------------	------------------------------	----------------------------------	-------------------------------	----------------------------------	-------------------------------	----------------------------------	-------------------------------	----------------------------------	----------------------------------	------------------------------------

PITCHER	IP	WLS	BF	H	R	ER	SO	BB	IBB	HBP	BLK	WP	HR	S	P	ERA	WHIP
Tommy John, L (1, 1) ERA: 1.9	7.0		28	6	3	2	2	2	0	0	0	0	0	68	110	2.57	1.143
Terry Forster, L (8, 1) ERA:	0.1		3	1	0	0	0	0	0	1	0	0	0	4	5	0.00	3.000
Bob Welch, R (8, 1) ERA: 2.45	2.1	L	10	2	1	1	3	1	0	0	0	0	0	31	46	3.86	1.286

Los Angeles Dodgers @ New York Yankees
 Yankee Stadium, Bronx, NY
 Sat Oct 14 1978, 3:33 AM EDT
 Att. 56,445 - Unknown

AB	36
R	4
H	9
RBI	3
BB	3
SO	5
LOB	14

WP: 0 PA: 41
 FB: 0
 SB: 1
 CS: 0



Batter	1	2	3	4	5	6	7	8	9	AB R H RBI BB SO LOB	TOP																													
Davey Lopes, R OBP: 0.357, SLG: 0.700 (1, 4)	1-1 1B S		2-0 2B 1B		1-0 F9		4-2 BB		1-0 G5-4-3 1-2f	4 2 2 0 1 0 2	Los Angeles Dodgers @ New York Yankees Yankee Stadium, Bronx, NY Sun Oct 15 1978, 3:33 AM EDT Att: 56,448 - Unknown livebaseballscorecards.com																													
Bill Russell, R OBP: 0.452, SLG: 0.500 (1, 6)	3-2 F7 1-2		2-1 1B 2B 1-H		0-1 S 1B		1-3 K		0-0 1-3	5 0 2 1 0 1 3																														
Reggie Smith, S OBP: 0.275, SLG: 0.324 (1, 9)	0-0 1B 2-H		0-3 K		0-0 F9		1-1 F4			4 0 1 1 0 1 5																														
Steve Garvey, R OBP: 0.333, SLG: 0.737 (1, 3)	0-1 6-3		0-0 1B		2-3 K		0-3 K			4 0 1 0 0 2 5																														
Ron Cey, R OBP: 0.395, SLG: 0.515 (1, 5)	1-3 K		1-1 5-3		4-2 G3 BB		0-0 FC6-4 1B			3 0 1 0 1 1 3																														
Dusty Baker Jr., R OBP: 0.432, SLG: 0.515 (1, 7)		3-2 F3		2-2 F5		0-1 L7		3-3 K		4 0 0 0 0 1 2																														
Rick Monday, L OBP: 0.360, SLG: 0.350 (1, 8)		4-0 CS BB		1-0 F4		2-2 G3 1-2		0-0 F9		3 0 0 0 1 0 2																														
Lee Lacy, R OBP: 0.176, SLG: 0.125 (1, 10)		1-3 K 1-2		2-3 K		2-2 F9		1-0 FC6-4 1-2f		4 0 0 0 0 2 3																														
Steve Yeager, R OBP: 0.310, SLG: 0.385 (1, 2)			2-2 F9		1-1 1B 1B		4-1 BB BB		0-1 G5-4-3 1B	2 0 1 0 0 0 0 1 0 1 0 1 0 0																														
Johnny Oates, L OBP: 1.000, SLG: 1.000 (7, PH) (7, 2)																																								
Inning Stats	R: 1 E: 0 K: 1 S: 12	H: 2 LOB: 1 BB: 0 P: 17	R: 0 E: 0 K: 1 S: 6	H: 0 LOB: 0 BB: 1 P: 14	R: 1 E: 0 K: 1 S: 14	H: 3 LOB: 2 BB: 0 P: 21	R: 0 E: 0 K: 1 S: 8	H: 0 LOB: 0 BB: 0 P: 13	R: 0 E: 0 K: 1 S: 10	H: 2 LOB: 2 BB: 0 P: 14	R: 0 E: 0 K: 2 S: 11	H: 0 LOB: 1 BB: 1 P: 19	R: 0 E: 0 K: 2 S: 12	H: 0 LOB: 2 BB: 2 P: 22	R: 0 E: 0 K: 1 S: 8	H: 1 LOB: 1 BB: 0 P: 12	R: 0 E: 0 K: 0 S: 4	H: 1 LOB: 0 BB: 0 P: 5	1B: 8 2B: 1 3B: 0 HR: 0	SF: 0 SAC: 0 DP: 1 HBP: 0	WP: 0 PB: 0 SB: 2 CS: 1	PA: 38																		
PITCHER Jim Beattie, R ERA: 1.88 (1, 1)	IP 9.0	WLS W	BF 38	H 9	R 2	ER 2	SO 8	BB 4	IBB 0	HBP 0	BLK 0	WP 0	HR 0	S 85	P 137	ERA 2.00	WHIP 1.444						PITCHER	IP 9.0	WLS W	BF 38	H 9	R 2	ER 2	SO 8	BB 4	IBB 0	HBP 0	BLK 0	WP 0	HR 0	S 85	P 137	ERA 2.00	WHIP 1.444



Batter	1	2	3	4	5	6	7	8	9
Mickey Rivers, L OBP: 0.481, SLG: 0.440 Paul Blair, R OBP: 0.286, SLG: 0.308 (8, 8)	0-1 F8 E 1B		1-2 S 1B E 1B	0-1 E G3 1B	1-0 4-3		1-3 K 1B 2B	0-3 K2-3	
Roy White, S OBP: 0.400, SLG: 0.528 Jay Johnstone, L (8, 9)	1-2 E6 F8 1B		1-2 S E 1B	0-0 G3		1-2 6-3	1-2 2B 1B		
Thurman Munson, R OBP: 0.366, SLG: 0.500 Mike Heath, R (9, 2)	1-0 F8 1B		0-2 E9 1B	0-0 BB 1B		0-0 F7	0-0 2B		
Reggie Jackson, L OBP: 0.550, SLG: 0.806 (1, 10)	4-0 G6-4-3 IBB		3-3 K	4-1 BB		1-2 1B	0-0 4-3		
Lou Piniella, R OBP: 0.263, SLG: 0.263 Gary Thomasson, L OBP: 0.200, SLG: 0.200 (8, 7)	1-1 G6-4-3 1B		0-0 G4-6-3 1B	2-1 F8		0-0 F7	1-3 K		
Graig Nettles, L OBP: 0.222, SLG: 0.361 (1, 5)		1-0 4-3	0-1 G4-6-3 1B		0-2 1B PB 1B		0-0 L4	3-3 K	
Jim Spencer, L OBP: 0.300, SLG: 0.222 (1, 3)		1-0 F9		1-0 G3	2-2 F4		3-1 PB 1B WP 1B	4-1 2B BB	
Brian Doyle, L OBP: 0.350, SLG: 0.316 (1, 4)		1-2 6-3		1-0 1B 1B	1-1 L9		1-0 WP PB 1B 1B	0-2 2B 1B	
Bucky Dent, R OBP: 0.306, SLG: 0.314 (1, 6)			4-0 1B BB	2-1 1B G3 1B	1-2 1B		3-3 K	2-2 2B	

Inning Stats	R: 0 E: 1 K: 0 S: 8	H: 1 LOB: 2 BB: 1 P: 15	R: 0 E: 0 K: 0 S: 5	H: 0 LOB: 0 BB: 0 P: 8	R: 4 E: 1 K: 1 S: 15	H: 4 LOB: 0 BB: 1 P: 24	R: 3 E: 1 K: 0 S: 12	H: 4 LOB: 2 BB: 1 P: 21	R: 0 E: 0 K: 0 S: 12	H: 2 LOB: 2 BB: 0 P: 17	R: 0 E: 0 K: 0 S: 8	H: 1 LOB: 1 BB: 0 P: 10	R: 4 E: 0 K: 2 S: 17	H: 4 LOB: 2 BB: 0 P: 26	R: 1 E: 0 K: 3 S: 17	H: 2 LOB: 2 BB: 1 P: 27
--------------	------------------------------	----------------------------------	------------------------------	---------------------------------	-------------------------------	----------------------------------	-------------------------------	----------------------------------	-------------------------------	----------------------------------	------------------------------	----------------------------------	-------------------------------	----------------------------------	-------------------------------	----------------------------------

PITCHER	IP	WLS	BF	H	R	ER	SO	BB	IBB	HBP	BLK	WP	HR	S	P	ERA	WHIP
Burt Hooton, R ERA: 6.92 (1, 1)	2.1	L	14	5	4	3	1	1	1	0	0	0	0	26	45	11.57	2.571
Lance Rautzhan, L ERA: 10.8 (3, 1)	1.1		6	3	3	3	0	0	0	0	0	0	0	10	13	20.25	2.250
Charlie Hough, R ERA: 7.36 (4, 1)	4.1		26	10	5	5	5	2	0	0	0	1	0	58	90	10.38	2.769


BOTTOM

AB	R	H	RBI	BB	SO	LOB
5	2	3	1	0	1	3
1	1	0	0	0	1	2
5	2	2	3	0	0	2
0	0	0	0	0	0	0
5	1	3	5	0	0	2
0	0	0	0	0	0	0
3	0	1	0	2	1	3
4	0	1	1	0	0	6
1	0	0	0	0	1	0
5	0	1	0	0	1	1
4	2	1	0	1	0	1
5	2	3	0	0	0	1
4	2	3	1	1	1	2

Los Angeles Dodgers @ New York Yankees
Yankee Stadium, Bronx, NY
 Sun Oct 15 1978, 3:33 AM EDT
 Att. 56,448 - Unknown

AB	42
R	12
H	18
RBI	11
BB	4
SO	6
LOB	23

WP: 1 PA: 46
 PB: 2
 SB: 2
 CS: 0



WP	PA	ERA	WHIP
1	46		
2			
2			
0			

Batter	1	2	3	4	5	6	7	8	9	AB R H RBI BB SO LOB	TOP	
Mickey Rivers, L (1, 8) OBP: 0.419, SLG: 0.379 Paul Blair, R (8, 8) OBP: 0.267, SLG: 0.286	1-2 4-3	0-1 4-3		1-1 L7		1-3 K			0-3 K	4 0 0 0 0 1 4 1 0 0 0 0 1 0		
Roy White, S (1, 7) OBP: 0.400, SLG: 0.500 Gary Thomasson, L (9, 7) OBP: 0.200, SLG: 0.200	0-0 6-3 1B	1-2 F7			0-3 K			4-0 HR BB	1-3 K	4 1 1 0 1 2 1 0 0 0 0 0 0 0		
Thurman Munson, R (1, 2) OBP: 0.348, SLG: 0.465	0-1 6-3 1-2		1-3 K		1-2 5-3			1-3 K	0-0 1B	5 0 1 0 0 2 2		
Reggie Jackson, L (1, 10) OBP: 0.511, SLG: 0.806	2-2 6-3		2-3 K		2-3 K			0-0 1-H HR	2-3 K	5 1 1 2 0 3 2		
Lou Piniella, R (1, 9) OBP: 0.262, SLG: 0.262 Jay Johnstone, L (9, 9)		1-1 5-3	0-2 G3		2-2 1B WP 1B			2-0 F8		4 1 1 0 0 0 0 0 0 0 0 0 0 0		
Graig Nettles, L (1, 5) OBP: 0.225, SLG: 0.350		1-2 BB 2B 1B		1-1 F8		0-1 F9		2-1 F9		4 1 1 0 0 0 1		
Jim Spencer, L (1, 3) OBP: 0.286, SLG: 0.167		4-1 2B E BB		0-3 K		0-3 K		2-1 F5		3 1 0 0 1 2 1		
Brian Doyle, L (1, 4) OBP: 0.417, SLG: 0.435		1-2 E 2B		1-0 1B 1B		3-1 1B 1B		1-2 G1-3		4 2 3 2 0 0 0		
Bucky Dent, R (1, 6) OBP: 0.350, SLG: 0.359		1-1 E2 4-3 2-H 3-H 1B		0-0 1-2 1B		3-1 2-H 1B		2-2 6-3		4 0 3 3 0 0 0		
Inning Stats	R: 0 H: 1 E: 0 LOB: 1 K: 0 BB: 0 S: 9 P: 12	R: 3 H: 3 E: 1 LOB: 1 K: 0 BB: 1 S: 17 P: 26	R: 0 H: 0 E: 0 LOB: 0 K: 2 BB: 0 S: 11 P: 14	R: 0 H: 2 E: 0 LOB: 2 K: 1 BB: 0 S: 9 P: 12	R: 0 H: 0 E: 0 LOB: 0 K: 2 BB: 0 S: 9 P: 12	R: 2 H: 3 E: 0 LOB: 1 K: 2 BB: 0 S: 18 P: 27	R: 2 H: 1 E: 0 LOB: 0 K: 1 BB: 1 S: 8 P: 17	R: 0 H: 0 E: 0 LOB: 0 K: 0 BB: 0 S: 8 P: 13	R: 0 H: 1 E: 0 LOB: 1 K: 3 BB: 0 S: 11 P: 14	1B: 9 SF: 0 2B: 1 SAC: 0 3B: 0 DP: 0 HR: 1 HBP: 0	WP: 1 PA: 40 PB: 0 SB: 0 CS: 0	
PITCHER	IP WLS BF H R ER SO BB IBB HBP BLK WP HR S P ERA WHIP											
Don Sutton, R (1, 1) ERA: 7.13	5.2 L 26 8 5 5 6 1 0 0 0 1 0 67 93 7.94 1.588											
Bob Welch, R (6, 1) ERA: 4.15	1.1 7 2 2 2 2 1 0 0 0 0 1 14 27 13.50 2.250											
Doug Rau, L (8, 1) ERA: 2.57	2.0 7 1 0 0 3 0 0 0 0 0 0 19 27 0.00 0.500											

New York Yankees @ Los Angeles Dodgers
Dodger Stadium, Los Angeles, CA

Tue Oct 17 1978, 7:05 PM PDT
 Att: 55,985 - Unknown

AB	38
R	7
H	11
RBI	7
BB	2
SO	11
LOB	11



Batter	1	2	3	4	5	6	7	8	9	AB	R	H	RBI	BB	SO	LOB
Davey Lopes, R OBP: 0.370, SLG: 0.750 (1, 4) B B X	2-0 HR		1-1 3-H 1B			0-1 C X		1-3 B C C F S		4	1	2	2	0	1	2
Bill Russell, R OBP: 0.457, SLG: 0.488 (1, 6) X	0-0 CS 1B		4-1 B 1 SAFE C B B B B 1-2 G4-6-3 BB			1-0 B X		2-1 B B C X 1-2f		3	0	1	0	1	0	2
Reggie Smith, S OBP: 0.250, SLG: 0.293 (1, 9) F F S	0-3 K		1-0 B X 1-2f			3-2 B F B B F F X			0-0 X	4	0	0	0	0	1	3
Steve Garvey, R OBP: 0.302, SLG: 0.667 (1, 3) B F F F F S	2-3 K 1-2			3-2 F F B B F F X			0-0 X		1-3 F F F S C B	4	0	0	0	0	2	1
Ron Cey, R OBP: 0.381, SLG: 0.486 (1, 5) X B C S		1-2 F7		2-0 B B X			0-1 C X		2-2 X C B B B B X	4	0	1	0	0	0	0
Dusty Baker Jr., R OBP: 0.400, SLG: 0.472 (1, 7) X F B		1-1 6-3		0-0 X			0-0 X			3	0	0	0	0	0	1
Rick Monday, L OBP: 0.321, SLG: 0.304 (1, 8) X		0-0 4-3			2-3 B F B C S		2-2 B F B X			3	0	0	0	0	1	1
Joe Ferguson, R OBP: 0.333, SLG: 0.667 (1, 2) C F B B X			2-2 SH3-1 1B 2B			0-2 S B X		2-1 F B B X		3	1	2	0	0	0	0
Vic Davalillo, L OBP: 0.333, SLG: 0.333 (1, 10) X			0-0 SH3-1 2-3			2-2 B F B B X		1-1 F B X		2	0	1	0	0	0	0

Inning Stats	R: 1	H: 2	E: 0	K: 2	S: 10	LOB: 0	BB: 0	P: 14	R: 0	H: 0	E: 0	K: 0	S: 6	LOB: 0	BB: 0	P: 8	R: 1	H: 2	E: 0	K: 0	S: 8	LOB: 1	BB: 1	P: 16	R: 0	H: 0	E: 0	K: 0	S: 7	LOB: 0	BB: 0	P: 12	R: 0	H: 0	E: 0	K: 1	S: 10	LOB: 0	BB: 0	P: 14	R: 0	H: 0	E: 0	K: 0	S: 8	LOB: 0	BB: 0	P: 12	R: 0	H: 1	E: 0	K: 0	S: 7	LOB: 1	BB: 0	P: 9	R: 0	H: 2	E: 0	K: 1	S: 9	LOB: 1	BB: 0	P: 15	R: 0	H: 0	E: 0	K: 1	S: 10	LOB: 0	BB: 0	P: 13	1B: 4	2B: 2	3B: 0	HR: 1	SF: 0	SAC: 1	DP: 2	HBP: 0	WP: 0	PA: 32
--------------	------	------	------	------	-------	--------	-------	-------	------	------	------	------	------	--------	-------	------	------	------	------	------	------	--------	-------	-------	------	------	------	------	------	--------	-------	-------	------	------	------	------	-------	--------	-------	-------	------	------	------	------	------	--------	-------	-------	------	------	------	------	------	--------	-------	------	------	------	------	------	------	--------	-------	-------	------	------	------	------	-------	--------	-------	-------	-------	-------	-------	-------	-------	--------	-------	--------	-------	--------

PITCHER	IP	WLS	BF	H	R	ER	SO	BB	IBB	HBP	BLK	WP	HR	S	P	ERA	WHIP
Catfish Hunter, R ERA: 4.26 (1, 1)	7.0	W	26	6	2	2	3	1	0	0	0	0	1	58	89	2.57	1.000
Rich Gossage, R ERA: 1.8 (8, 1)	2.0		6	1	0	0	2	0	0	0	0	0	0	17	24	0.00	0.500

BOTTOM

New York Yankees @ Los Angeles Dodgers
Dodger Stadium, Los Angeles, CA

Tue Oct 17 1978, 7:05 PM PDT
Att. 55,985 - Unknown

livebaseballscores.com

AB	30
R	2
H	7
RBI	2
BB	1
SO	5
LOB	10