


Los Angeles Dodgers - 1978


Batter	1	2	3	4	5	6	7	8	9	AB	R	H	RBI	BB	SO	LOB	TOP					
Davey Lopes, R OBP: 0.400, SLG: 0.571 (1, 4)	6-3	FC5		5-3		FC1-4		FC5 BB		4	0	0	0	1	0	4	Los Angeles Dodgers @ Atlanta Braves Atlanta-Fulton County Stadium, Atlanta, GA Sat Apr 08 1978, 3:33 AM EST Att: 11,265 - Unknown					
Bill Russell, R OBP: 0.400, SLG: 0.400 (1, 6)	F7		G5-4-3 1B		HR 1B	F8		FC5		5	1	2	0	0	0	3						
Reggie Smith, S Glenn Burke, R (1, 9) (8, 8)	WP 1B		F9		HR		WP 1B	K		5	3	3	2	0	1	3						
Ron Cey, R Ted Martinez, R (1, 5) (9, PR) (9, 5)	1B BB		G5-4-3		FC4-6 BB		WP 1B		4-3 1B	3	0	2	1	2	0	1						
Steve Garvey, R OBP: 0.300, SLG: 0.222 (1, 3)	1-2 1B			F7	FC4-6 1B		L7		4-3	5	0	1	1	0	0	3						
Dusty Baker Jr., R OBP: 0.556, SLG: 0.500 (1, 7)	5-3			BB 1B	1-3 1B		F9		4-1 1B	5	1	3	1	0	0	3						
Rick Monday, L OBP: 0.500, SLG: 0.889 (8, 9)		4-3		SH5-4 1B BB	K		L4		4-1	4	0	0	0	1	1	3						
Steve Yeager, R OBP: 0.700, SLG: 0.778 (1, 2)		FC5 E 1B		SH5-4 1B		F8		FC5 2B	K2-3	5	0	3	1	0	1	2						
Tommy John, R Terry Forster, L (1, 1) (8, 1)		K		SH5-4		FC1-4 1B		1-3		3	0	1	0	0	1	2						
Inning Stats	R: 1 E: 0 K: 0 S: 5	H: 2 LOB: 2 BB: 1 P: 9	R: 0 E: 1 K: 1 S: 6	H: 1 LOB: 1 BB: 0 P: 6	R: 0 E: 0 K: 0 S: 3	H: 1 LOB: 0 BB: 0 P: 3	R: 1 E: 0 K: 0 S: 5	H: 2 LOB: 2 BB: 1 P: 9	R: 2 E: 0 K: 1 S: 7	H: 3 LOB: 1 BB: 1 P: 11	R: 0 E: 0 K: 0 S: 4	H: 1 LOB: 1 BB: 0 P: 4	R: 1 E: 0 K: 0 S: 5	H: 2 LOB: 1 BB: 0 P: 5	R: 0 E: 0 K: 1 S: 6	H: 1 LOB: 2 BB: 0 P: 10	R: 1 E: 0 K: 1 S: 7	H: 2 LOB: 2 BB: 0 P: 7	1B: 12 2B: 2 3B: 0 HR: 1	SF: 0 SAC: 1 DP: 1 HBP: 0	WP: 3 PB: 0 SB: 0 CS: 0	PA: 44
PITCHER	IP WLS BF H R ER SO BB IBB HBP BLK WP HR S P ERA WHIP	IP WLS BF H R ER SO BB IBB HBP BLK WP HR S P ERA WHIP																				
Dick Ruthven, R ERA: 9.0 (1, 1)	4.0 L 22 8 4 4 1 3 0 0 0 0 1 1 21 33 9.00 2.750																					
Eddie Solomon, R ERA: 3.0 (5, 1)	3.0 12 4 1 1 1 0 0 0 0 1 0 14 14 3.00 1.333																					
Adrian Devine, R ERA: 4.5 (8, 1)	2.0 10 3 1 1 2 1 0 0 0 0 0 13 17 4.50 2.000																					

Batter	1	2	3	4	5	6	7	8	9	AB	R	H	RBI	BB	SO	LOB	BOTTOM					
Jerry Royster, R OBP: 0.500, SLG: 0.857 (1, 4)	5-3				4-3			FC4 BB		3	0	1	0	1	0	0	Los Angeles Dodgers @ Atlanta Braves Atlanta-Fulton County Stadium, Atlanta, GA Sat Apr 08 1978, 3:33 AM EST Att: 11,265 - Unknown					
Barry Bonnell, R OBP: 0.250, SLG: 0.250 (1, 5)	5-3		G3			K		FC4 1B		4	1	0	0	0	1	2						
Gary Matthews, R OBP: 0.500, SLG: 0.857 (1, 9)	FC6-4 1B			HR		6-3		1B 1-2 1B		4	1	3	1	0	0	0						
Jeff Burroughs, R OBP: 0.500, SLG: 0.429 (1, 7)	FC6-4			G6-4-3 1B				1-3 2H 1B		3	0	2	1	1	0	1						
Dale Murphy, R OBP: 0.250, SLG: 0.625 (1, 3)		E5		G6-4-3		F7		K		4	0	0	0	0	1	4						
Biff Pocoreba, S OBP: 0.625, SLG: 0.400 (1, 2)		G6-4-3			HBP			G5-4-3 1B		3	0	1	0	0	0	1						
Pat Rockett, R (1, 6)		F7		1-3				G5-4-3		4	0	0	0	0	0	2						
Rowland Office, L Bob Beall, S Adrian Devine, R Rod Gilbreath, R (1, 8) (7, PH) (8, 1) (9, PH)			K		K			F8		2	0	0	0	0	2	0						
Dick Ruthven, R Eddie Solomon, R Cito Gaston, R (1, 1) (5, 1) (8, 8)			K		4-3			4-3		1	0	0	0	0	1	0						
Inning Stats	R: 0 E: 0 K: 0 S: 4	H: 1 LOB: 1 BB: 0 P: 4	R: 0 E: 1 K: 0 S: 3	H: 0 LOB: 0 BB: 0 P: 3	R: 0 E: 0 K: 2 S: 8	H: 1 LOB: 1 BB: 0 P: 8	R: 1 E: 0 K: 0 S: 4	H: 2 LOB: 1 BB: 0 P: 5	R: 0 E: 0 K: 1 S: 5	H: 0 LOB: 0 BB: 0 P: 5	R: 0 E: 0 K: 1 S: 5	H: 0 LOB: 1 BB: 1 P: 9	R: 0 E: 0 K: 0 S: 3	H: 1 LOB: 0 BB: 0 P: 3	R: 1 E: 0 K: 1 S: 7	H: 2 LOB: 2 BB: 1 P: 11	R: 0 E: 0 K: 0 S: 3	H: 0 LOB: 0 BB: 0 P: 3	1B: 6 2B: 0 3B: 0 HR: 1	SF: 0 SAC: 0 DP: 3 HBP: 1	WP: 0 PB: 0 SB: 0 CS: 0	PA: 35
PITCHER	IP WLS BF H R ER SO BB IBB HBP BLK WP HR S P ERA WHIP	IP WLS BF H R ER SO BB IBB HBP BLK WP HR S P ERA WHIP																				
Tommy John, L ERA: 2.35 (1, 1)	7.2 W 31 7 2 2 4 2 0 0 0 0 0 0 36 45 2.35 1.174																					
Terry Forster, L ERA: (8, 1)	1.1 S 4 0 0 0 1 0 0 0 0 0 0 6 6 0.00 0.000																					

Batter	1	2	3	4	5	6	7	8	9	AB	R	H	RBI	BB	SO	LOB	TOP			
Davey Lopes, R OBP: 0.300, SLG: 0.353 (1, 4)										5	1	1	0	0	0	3	Los Angeles Dodgers @ Houston Astros Astrodome, Houston, TX Mon Apr 10 1978, 7:05 PM EST Att: 22,862 - Unknown			
Bill Russell, R OBP: 0.316, SLG: 0.278 (1, 6)										3	0	0	0	1	0	0				
Reggie Smith, S OBP: 0.389, SLG: 0.647 Glenn Burke, R (9, PR) (9, 8)										4	1	1	0	1	0	1				
Ron Cey, R OBP: 0.500, SLG: 0.647 (1, 5)										4	1	2	2	1	0	2				
Steve Garvey, R OBP: 0.474, SLG: 0.706 (1, 3)										4	1	2	0	1	0	1				
Dusty Baker Jr., R OBP: 0.500, SLG: 0.438 (1, 7)										4	0	2	2	1	0	2				
Rick Monday, L OBP: 0.526, SLG: 0.733 (9, 9)										3	0	0	0	2	0	3				
Steve Yeager, R OBP: 0.500, SLG: 0.500 (1, 2)										3	0	0	1	1	1	3				
Doug Rau, L Terry Forster, L (1, 1) (7, 1)										3	0	0	0	0	2	6				
										1	0	0	0	0	0	0				
Inning Stats	R: 0 E: 0 K: 0 S: 3	H: 0 LOB: 0 BB: 0 P: 3	R: 1 E: 0 K: 1 S: 7	H: 2 LOB: 3 BB: 2 P: 15	R: 0 E: 0 K: 0 S: 3	H: 0 LOB: 1 BB: 1 P: 7	R: 0 E: 1 K: 1 S: 6	H: 0 LOB: 1 BB: 0 P: 6	R: 0 E: 0 K: 0 S: 2	H: 1 LOB: 2 BB: 1 P: 12	R: 1 E: 0 K: 0 S: 6	H: 3 LOB: 2 BB: 0 P: 6	R: 0 E: 0 K: 1 S: 5	H: 0 LOB: 0 BB: 0 P: 5	R: 2 E: 1 K: 0 S: 5	H: 2 LOB: 2 BB: 2 P: 13		1B: 5 2B: 1 3B: 1 HR: 1	SF: 0 SAC: 1 DP: 1 HBP: 0	WP: 1 PB: 0 SB: 0 CS: 0
PITCHER	IP WLS BF H R ER SO BB IBB HBP BLK WP HR S P ERA WHIP																			
Floyd Bannister, L ERA: 3.86 Gene Pentz, R ERA: 8.31 Ken Forsch, R ERA: 9.0	(1, 1) (8, 1) (9, 1)	7.0 3 1.0	L 3 7	33 0 2	6 0 2	3 0 2	3 0 2	2 1 0	2 0 1	0 0 1	0 0 1	0 0 0	0 0 0	0 0 0	5 5 13	55 5 13	3.86 0.00 18.00	1.714 0.000 3.000		

Batter	1	2	3	4	5	6	7	8	9	AB	R	H	RBI	BB	SO	LOB	BOTTOM			
Terry Puhl, L OBP: 0.273, SLG: 0.368 Julio Gonzalez, R Ken Forsch, R (8, PH) (9, 1)										3	0	1	0	0	0	0	Los Angeles Dodgers @ Houston Astros Astrodome, Houston, TX Mon Apr 10 1978, 7:05 PM EST Att: 22,862 - Unknown			
Enos Cabell, R OBP: 0.281, SLG: 0.304 (1, 5)										4	0	0	1	0	1	2				
Cesar Cedeno, R OBP: 0.304, SLG: 0.409 (1, 8)										4	0	0	0	0	1	2				
Bob Watson, R OBP: 0.286, SLG: 0.263 (1, 3)										4	0	2	0	0	0	0				
Jose Cruz, L OBP: 0.381, SLG: 0.476 (1, 9)										4	0	1	0	0	1	1				
Joe Ferguson, R OBP: 0.300, SLG: 0.737 (1, 2)										4	0	1	1	0	1	3				
Art Howe, R OBP: 0.263, SLG: 0.294 (1, 4)										3	0	0	0	0	1	3				
Roger Metzger, S OBP: 0.267, SLG: 0.083 Wilbur Howard, S (8, PH) (9, 7)										2	0	0	0	0	0	0				
Floyd Bannister, L Gene Pentz, R Jesus Alou, R Jimmy Sexton, R (8, PH) (8, PR) (9, 6)										2	0	0	0	0	2	0				
										0	0	0	0	0	0	0				
Inning Stats	R: 0 E: 0 K: 1 S: 5	H: 1 LOB: 1 BB: 0 P: 8	R: 0 E: 0 K: 2 S: 8	H: 1 LOB: 0 BB: 0 P: 8	R: 0 E: 0 K: 1 S: 6	H: 1 LOB: 1 BB: 0 P: 6	R: 0 E: 0 K: 0 S: 3	H: 0 LOB: 0 BB: 0 P: 3	R: 1 E: 0 K: 1 S: 6	H: 1 LOB: 0 BB: 0 P: 6	R: 0 E: 0 K: 0 S: 3	H: 2 LOB: 1 BB: 0 P: 6	R: 0 E: 0 K: 2 S: 9	H: 2 LOB: 2 BB: 0 P: 9	R: 0 E: 0 K: 0 S: 3	H: 0 LOB: 0 BB: 0 P: 3		1B: 6 2B: 1 3B: 0 HR: 1	SF: 0 SAC: 0 DP: 1 HBP: 0	WP: 1 PB: 0 SB: 0 CS: 0
PITCHER	IP WLS BF H R ER SO BB IBB HBP BLK WP HR S P ERA WHIP																			
Doug Rau, L ERA: 1.5 Terry Forster, L ERA: 1.42	(1, 1) (7, 1)	6.0 S 3.0	W 10	23 2	5 2	1 1	1 1	5 3	0 1	0 0	0 0	0 0	0 0	0 0	0 16	33 16	1.50 3.00	0.833 0.667		

Batter	1	2	3	4	5	6	7	8	9	AB	R	H	RBI	BB	SO	LOB	TOP		
Davey Lopes, R OBP: 0.292, SLG: 0.300 (1, 4)	F7		F7		F7			L8		3	0	0	0	1	0	1	Los Angeles Dodgers @ Houston Astros Astrodome, Houston, TX Tue Apr 11 1978, 7:05 PM EST Att: 11,049 - Unknown		
Bill Russell, R OBP: 0.261, SLG: 0.227 (1, 6)	K		F7		K			K		4	0	0	0	0	3	3			
Reggie Smith, S OBP: 0.364, SLG: 0.571 (1, 9)	F7			3-1				F8		4	0	1	0	0	0	0			
Ron Cey, R OBP: 0.458, SLG: 0.550 (1, 5)		5-3		2B				F7		3	0	0	0	1	0	1			
Steve Garvey, R OBP: 0.435, SLG: 0.667 (1, 3)	F8			2B				F8		4	0	1	0	0	1	1			
Dusty Baker Jr., R OBP: 0.409, SLG: 0.350 (1, 7)	5-3			K				K		4	0	0	0	0	2	3			
Rick Monday, L OBP: 0.495, SLG: 0.611 (1, 8)			K	3-1						3	0	0	0	0	1	2			
Steve Yeager, R OBP: 0.476, SLG: 0.444 (1, 2)			SH3-4		F9			K		2	0	0	0	1	1	0			
Burt Hooton, R (7, PH)			SH3-4					1-4-3		0	0	0	0	1	0	0			
Lee Lacy, R (7, 1)										1	0	0	0	0	0	0			
Charlie Hough, R (7, 1)										0	0	0	0	0	0	0			
Inning Stats	R: 0 E: 0 K: 1 S: 5	H: 0 LOB: 0 BB: 0 P: 5	R: 0 E: 0 K: 0 S: 3	H: 0 LOB: 0 BB: 0 P: 3	R: 0 E: 0 K: 1 S: 5	H: 0 LOB: 2 BB: 1 P: 13	R: 0 E: 0 K: 1 S: 6	H: 1 LOB: 2 BB: 1 P: 10	R: 0 E: 0 K: 1 S: 5	H: 0 LOB: 1 BB: 0 P: 9	R: 0 E: 0 K: 1 S: 6	H: 1 LOB: 1 BB: 0 P: 6	R: 0 E: 0 K: 1 S: 5	H: 0 LOB: 0 BB: 0 P: 5	R: 0 E: 0 K: 1 S: 5	H: 0 LOB: 0 BB: 0 P: 5	1B: 1 2B: 1 3B: 0 HR: 0	SF: 0 SAC: 1 DP: 0 HBP: 0	WP: 0 PA: 33 PB: 0 SB: 0 CS: 0
PITCHER J.R. Richard, R ERA: 4.61 (1, 1)	IP: 9.0 WLS: W BF: 33 H: 2 R: 0 ER: 0 SO: 8 BB: 4 IBB: 0 HBP: 0 BLK: 0 WP: 0 HR: 0 S: 45 P: 61 ERA: 0.00 WHIP: 0.667															PITCHER			

Batter	1	2	3	4	5	6	7	8	9	AB	R	H	RBI	BB	SO	LOB	BOTTOM	
Terry Puhl, L OBP: 0.308, SLG: 0.391 (1, 7)	S		1-3		2-3			CS		4	1	2	0	0	0	2	Los Angeles Dodgers @ Houston Astros Astrodome, Houston, TX Tue Apr 11 1978, 7:05 PM EST Att: 11,049 - Unknown	
Enos Cabell, R OBP: 0.231, SLG: 0.269 (1, 5)	6-3		6-3					CS		3	0	0	0	0	0	1		
Cesar Cedeno, R OBP: 0.308, SLG: 0.400 (1, 8)	2H			F7				P6		3	0	1	1	0	0	0		
Jose Cruz, L OBP: 0.333, SLG: 0.417 (1, 9)	F8			K				4-3		3	0	0	0	0	1	1		
Bob Watson, R OBP: 0.292, SLG: 0.318 (1, 3)	F3			2B				F3		3	0	1	0	0	0	1		
Joe Ferguson, R OBP: 0.281, SLG: 0.636 (1, 2)		6-3		P6				K		3	0	0	0	0	1	1		
Art Howe, R OBP: 0.227, SLG: 0.250 (1, 4)		6-3			F9			F8		3	0	0	0	0	0	0		
Roger Metzger, S OBP: 0.222, SLG: 0.067 (1, 6)		G3			K			F9		3	0	0	0	0	1	0		
J.R. Richard, R OBP: 0.200, SLG: 0.200 (1, 1)				E6				6-3		3	0	1	0	0	0	0		
Inning Stats	R: 1 E: 0 K: 0 S: 5	H: 2 LOB: 1 BB: 0 P: 5	R: 0 E: 0 K: 0 S: 3	H: 0 LOB: 0 BB: 0 P: 3	R: 0 E: 1 K: 0 S: 3	H: 0 LOB: 0 BB: 0 P: 3	R: 0 E: 0 K: 1 S: 6	H: 1 LOB: 1 BB: 0 P: 6	R: 0 E: 0 K: 1 S: 5	H: 0 LOB: 0 BB: 0 P: 5	R: 0 E: 0 K: 1 S: 3	H: 0 LOB: 0 BB: 0 P: 3	R: 0 E: 0 K: 0 S: 3	H: 1 LOB: 0 BB: 0 P: 3	1B: 4 2B: 1 3B: 0 HR: 0	SF: 0 SAC: 0 DP: 0 HBP: 0		WP: 0 PA: 29 PB: 0 SB: 2 CS: 2
PITCHER Burt Hooton, R ERA: 1.5 Charlie Hough, R ERA: (7, 1)	IP: 6.0 WLS: L BF: 22 H: 4 R: 1 ER: 1 SO: 2 BB: 4 IBB: 1 HBP: 1 BLK: 0 WP: 0 HR: 0 S: 26 P: 26 ERA: 1.50 WHIP: 0.667															PITCHER		

Batter	1	2	3	4	5	6	7	8	9	AB	R	H	RBI	BB	SO	LOB	TOP									
Davey Lopes, R OBP: 0.367, SLG: 0.375	4-0 2B 1B BB	0-0 F9		4-0 1-2 BB		0-0 L6	0-0 1B		0-0 2B	4	1	2	1	2	0	1										
Bill Russell, R OBP: 0.241, SLG: 0.214	0-0 F7	0-0 F9		0-0 6-3		0-0 F7	1-2 2-H 1B		0-0 5-3	6	0	1	1	0	0	5										
Reggie Smith, S OBP: 0.370, SLG: 0.560	0-0 1B 2B		0-0 F8		4-0 1B 2B BB	0-0 6-3	0-3 K			4	2	1	0	1	1	2										
Ron Cey, R OBP: 0.448, SLG: 0.520	0-0 FC5 2H 3-H 1B		0-0 F8		0-0 2B SF9 1B	0-0 F7	0-0 3-1		0-0 3-1	5	1	2	2	0	0	0										
Steve Garvey, R OBP: 0.429, SLG: 0.654	0-0 F8		0-0 S 1B		0-0 SF9 2B 2B	0-0 3-1	0-0 F8			5	1	2	1	0	0	1										
Dusty Baker Jr., R OBP: 0.407, SLG: 0.375	0-0 FC5		0-0 F9		0-0 SF9	0-0 BB 1B	0-0 1B			4	1	2	1	0	0	2										
Rick Monday, L OBP: 0.481, SLG: 0.773				0-0 6-3	0-0 F9 2B	4-0 1B BB	0-0 F7			4	2	2	2	1	0	1										
Jerry Grote, R (1, 2)				0-0 6-3	0-0 F9	4-0 1B BB	0-0 K			3	1	0	0	2	1	1										
Don Sutton, R Charlie Hough, R Vic Davalillo, R Mike Garman, R Lee Lacy, R Bobby Castillo, R		0-0 F3		0-0 BB 1B	0-0 G3	0-0 1B 1B	0-0 F8			1	0	0	0	0	0	1										
Inning Stats	R: 2 E: 0 K: 0 S: 5	H: 2 LOB: 1 BB: 1 P: 9	R: 1 E: 0 K: 0 S: 4	H: 1 LOB: 1 BB: 1 P: 8	R: 0 E: 0 K: 0 S: 4	H: 1 LOB: 1 BB: 0 P: 4	R: 0 E: 0 K: 0 S: 4	H: 1 LOB: 2 BB: 1 P: 8	R: 3 E: 0 K: 0 S: 6	H: 3 LOB: 1 BB: 1 P: 10	R: 0 E: 0 K: 0 S: 3	H: 0 LOB: 0 BB: 0 P: 3	R: 4 E: 0 K: 1 S: 9	H: 4 LOB: 2 BB: 2 P: 17	R: 0 E: 0 K: 0 S: 4	H: 1 LOB: 1 BB: 0 P: 4	R: 0 E: 0 K: 1 S: 6	H: 1 LOB: 1 BB: 0 P: 6	1B: 9 2B: 4 3B: 0 HR: 1	SF: 1 SAC: 0 DP: 0 HBP: 0	WP: 0 PB: 0 SB: 1 CS: 0	PA: 47				
PITCHER	IP	WLS	BF	H	R	ER	SO	BB	IBB	HBP	BLK	WP	HR	S	P	ERA	WHIP									
Joe Niekro, R ERA: 11.0	(1, 1)	4.0		23	7	6	6	0	4	0	0	0	0	1	19	35	13.50	2.750								
Gene Pentz, R ERA: 9.0	(5, 1)	2.2		12	2	3	3	0	2	0	0	0	0	0	10	18	10.12	1.500								
Ken Forsch, R ERA: 11.57	(7, 1)	0.1		4	3	1	1	1	0	0	0	0	0	6	6	27.00	9.000									
Joe Sambito, L ERA:	(8, 1)	2.0	W	8	2	0	0	1	0	0	0	0	0	10	10	0.00	1.000									

Los Angeles Dodgers @ Houston Astros
Astrodome, Houston, TX
Wed Apr 12 1978, 7:05 PM EST
Att: 11,824 - Unknown

AB	40
R	10
H	14
RBI	10
BB	6
SO	2
LOB	15



Batter	1	2	3	4	5	6	7	8	9	AB	R	H	RBI	BB	SO	LOB	BOTTOM									
Terry Puhl, L OBP: 0.323, SLG: 0.370	0-0 5-3	0-3 K		0-0 G3	0-0 1B 2B 1B		4-0 BB			4	1	1	0	1	1	2										
Enos Cabell, R OBP: 0.290, SLG: 0.419	0-0 2B 1B		0-0 HR	0-0 F8	1-3 2B 1B		0-3 K			5	1	3	1	0	1	1										
Cesar Cedeno, R OBP: 0.387, SLG: 0.517	0-0 1-3 2B		0-0 G3 S 1B	4-0 S 2B BB	1-3 1B 2B		0-0 F8			4	3	3	1	1	0	1										
Jose Cruz, L OBP: 0.345, SLG: 0.393	0-3 K		0-0 G3	4-0 2B BB	0-0 BLK 1B		0-0 F8			4	1	1	1	1	1	3										
Bob Watson, R OBP: 0.310, SLG: 0.370	0-3 K		0-0 2B 1B	1-1 HR 2B	1-2 5-3		0-0 4-3			5	2	2	3	0	1	3										
Joe Ferguson, R OBP: 0.286, SLG: 0.615		0-3 K	0-0 1H 2B	4-0 BB	0-0 6-3		0-3 K			4	0	1	1	1	2	0										
Art Howe, R OBP: 0.296, SLG: 0.480 Jimmy Sexton, R	(1, 4) (9, PR)	0-0 SH2-3 1B	0-0 F8	0-0 1H 2H HR	0-0 6-3		0-0 4-3 FC 2B			5	1	3	3	0	0	1										
Roger Metzger, S OBP: 0.273, SLG: 0.111 Wilbur Howard, S	(1, 6) (9, PH)	0-0 SH2-3 1B	4-0 BB	0-0 L8	0-0 3-1		0-0 4-3			3	0	1	0	1	0	0										
Joe Niekro, R Gene Pentz, R Ken Forsch, R Denny Walling, L Joe Sambito, L Jesus Alou, R	(1, 1) (5, 1) (7, 1) (9, PH) (8, 1) (9, PH)	0-0 SH2-3 1B	0-0 5-3		0-0 G3		0-0 F7		0-0 FC	1	0	0	0	0	0	2										
Inning Stats	R: 0 E: 0 K: 2 S: 9	H: 2 LOB: 2 BB: 0 P: 9	R: 0 E: 0 K: 2 S: 9	H: 2 LOB: 2 BB: 0 P: 9	R: 3 E: 0 K: 0 S: 7	H: 4 LOB: 2 BB: 1 P: 11	R: 5 E: 0 K: 0 S: 5	H: 2 LOB: 0 BB: 3 P: 17	R: 2 E: 0 K: 0 S: 6	H: 4 LOB: 1 BB: 0 P: 6	R: 0 E: 0 K: 0 S: 3	H: 0 LOB: 0 BB: 0 P: 3	R: 0 E: 0 K: 1 S: 5	H: 0 LOB: 1 BB: 1 P: 9	R: 0 E: 0 K: 1 S: 5	H: 0 LOB: 0 BB: 0 P: 5	R: 1 E: 0 K: 0 S: 3	H: 1 LOB: 2 BB: 0 P: 3	1B: 8 2B: 5 3B: 0 HR: 2	SF: 0 SAC: 1 DP: 0 HBP: 0	WP: 0 PB: 0 SB: 2 CS: 0	PA: 45				
PITCHER	IP	WLS	BF	H	R	ER	SO	BB	IBB	HBP	BLK	WP	HR	S	P	ERA	WHIP									
Don Sutton, R ERA: 6.75	(1, 1)	2.1		15	8	3	3	4	0	0	0	0	0	1	23	23	11.57	3.429								
Charlie Hough, R ERA: 12.27	(3, 1)	1.2		11	2	5	5	0	4	0	0	0	0	7	23	27.00	3.600									
Mike Garman, R ERA: 9.0	(5, 1)	2.0		9	4	2	2	0	0	0	0	1	0	9	9	9.00	2.000									
Bobby Castillo, R ERA: 2.08	(7, 1)	2.1	L	10	1	1	1	2	1	0	0	0	0	13	17	3.86	0.857									

Los Angeles Dodgers @ Houston Astros
Astrodome, Houston, TX
Wed Apr 12 1978, 7:05 PM EST
Att: 11,824 - Unknown

AB	39
R	10
H	15
RBI	11
BB	5
SO	6
LOB	15



Batter	1	2	3	4	5	6	7	8	9	AB	R	H	RBI	BB	SO	LOB	TOP			
Jerry Royster, R OBP: 0.538, SLG: 0.550 (1, 4)	F8		FC6-4			1B		1B		4	0	2	0	0	0	1	Atlanta Braves @ Los Angeles Dodgers Dodger Stadium, Los Angeles, CA Fri Apr 14 1978, 3:33 AM PST Att: 38,397 - Unknown			
Barry Bonnell, R OBP: 0.280, SLG: 0.280 (1, 8)	2-3			1-3		1B	G4-6-3	F8		4	0	1	0	0	0	1				
Gary Matthews, R OBP: 0.458, SLG: 0.952 Bob Beall, S (6, 3)	L4			HR			G4-6-3		1-3	3	1	1	1	0	0	2				
Jeff Burroughs, R OBP: 0.400, SLG: 0.333 (1, 7)		L4		F9					1-3	4	0	0	0	0	0	0				
Cito Gaston, R OBP: 0.100, SLG: 0.100 (6, 9)		6-3		5-3			FC5-4		L6	4	0	1	0	0	0	0				
Dale Murphy, R OBP: 0.250, SLG: 0.286 (1, 2)		6-3			L6		FC5-4	FC6-4		3	0	0	0	0	0	1				
Rod Gilbreath, R OBP: 0.250, SLG: 0.250 (1, 5)			5-3		6-3		FC6-4			3	0	0	0	0	0	1				
Pat Rockett, R OBP: 0.156, SLG: 0.111 (1, 6)			L1		5-3				6-3	3	0	0	0	0	0	0				
Dick Ruthven, R OBP: 0.333, SLG: 0.333 Rick Camp, R (6, 1)						6-3			3-1	2	0	1	0	0	0	0				
Biff Pocoroba, S OBP: 0.421, SLG: 0.333 Eddie Solomon, R (8, 1)			FC6-4							0	0	0	0	0	0	0				
Inning Stats	R: 0 E: 0 K: 0 S: 3	H: 0 LOB: 0 BB: 0 P: 3	R: 0 E: 0 K: 0 S: 3	H: 0 LOB: 0 BB: 0 P: 3	R: 0 E: 0 K: 0 S: 4	H: 1 LOB: 1 BB: 0 P: 4	R: 1 E: 0 K: 0 S: 4	H: 1 LOB: 0 BB: 0 P: 4	R: 0 E: 0 K: 0 S: 3	H: 0 LOB: 0 BB: 0 P: 3	R: 0 E: 0 K: 0 S: 4	H: 2 LOB: 1 BB: 0 P: 4	R: 0 E: 0 K: 0 S: 4	H: 1 LOB: 1 BB: 0 P: 4	R: 0 E: 0 K: 0 S: 4	H: 1 LOB: 0 BB: 0 P: 3	1B: 5 2B: 0 3B: 0 HR: 1	SF: 0 SAC: 0 DP: 1 HBP: 0	WP: 0 PB: 0 SB: 0 CS: 0	PA: 32
PITCHER Tommy John, L ERA: 1.62 (1, 1)	IP: 9.0 WLS: W BF: 32 H: 6 R: 1 ER: 1 SO: 0 BB: 0 IBB: 0 HBP: 0 BLK: 0 WP: 0 HR: 1 S: 32 P: 32 ERA: 1.00 WHIP: 0.667																			

Batter	1	2	3	4	5	6	7	8	9	AB	R	H	RBI	BB	SO	LOB	BOTTOM			
Davey Lopes, R OBP: 0.353, SLG: 0.333 (1, 4)	BB		F9		L9		F2			3	1	0	0	1	0	2	Atlanta Braves @ Los Angeles Dodgers Dodger Stadium, Los Angeles, CA Fri Apr 14 1978, 3:33 AM PST Att: 38,397 - Unknown			
Bill Russell, R OBP: 0.212, SLG: 0.188 (1, 6)	5-3		F8		F8		FC6-4			4	0	0	0	0	0	3				
Reggie Smith, S OBP: 0.355, SLG: 0.552 (1, 9)	5-3		6-3			2B		L3		4	1	1	0	0	0	1				
Ron Cey, R OBP: 0.485, SLG: 0.586 (1, 5)	1B			6-3		1B		G3	1B	4	2	3	2	0	0	0				
Steve Garvey, R OBP: 0.406, SLG: 0.600 (1, 3)	F8			L7		1B		G3		4	0	1	1	0	0	2				
Dusty Baker Jr., R OBP: 0.419, SLG: 0.370 (1, 7)		6-3		BB		F9		E	1B	3	0	1	1	1	0	1				
Rick Monday, L OBP: 0.452, SLG: 0.808 (1, 8)				4-3		4-3		G3		4	1	1	1	0	0	2				
Steve Yeager, R OBP: 0.458, SLG: 0.429 (1, 2)		F9			SH3-4		F9			3	0	1	0	0	0	0				
Tommy John, R OBP: 0.400, SLG: 0.400 (1, 1)		4-3			SH3-4		FC6-4			2	0	1	0	0	0	0				
Inning Stats	R: 1 E: 1 K: 0 S: 4	H: 1 LOB: 1 BB: 1 P: 8	R: 1 E: 0 K: 0 S: 4	H: 1 LOB: 0 BB: 0 P: 4	R: 0 E: 0 K: 0 S: 3	H: 0 LOB: 0 BB: 0 P: 3	R: 0 E: 0 K: 0 S: 3	H: 0 LOB: 1 BB: 1 P: 7	R: 0 E: 0 K: 0 S: 4	H: 1 LOB: 1 BB: 0 P: 4	R: 2 E: 0 K: 0 S: 5	H: 3 LOB: 0 BB: 0 P: 5	R: 0 E: 0 K: 0 S: 4	H: 1 LOB: 1 BB: 0 P: 4	R: 1 E: 0 K: 0 S: 5	H: 2 LOB: 1 BB: 0 P: 5		1B: 6 2B: 2 3B: 0 HR: 1	SF: 0 SAC: 1 DP: 0 HBP: 0	WP: 0 PB: 0 SB: 0 CS: 1
PITCHER Dick Ruthven, R ERA: 7.0 Rick Camp, R ERA: 3.0 Eddie Solomon, R ERA: 3.6 (1, 1)	IP: 5.0 WLS: L BF: 22 H: 5 R: 4 ER: 3 SO: 0 BB: 2 IBB: 0 HBP: 0 BLK: 0 WP: 0 HR: 1 S: 20 P: 28 ERA: 5.40 WHIP: 1.400																			

Batter	1	2	3	4	5	6	7	8	9	AB	R	H	RBI	BB	SO	LOB	TOP					
Pete Rose, S OBP: 0.362, SLG: 0.385 Mike Grace, R (8, 5)	1-3		HR 1B	F8				3-H 1B		5	1	3	1	0	0	1						
Ken Griffey, L OBP: 0.400, SLG: 0.529 (1, 9)	4-3		HR 1B		HR 1B	K		G3		5	2	2	3	0	1	2						
Joe Morgan, L OBP: 0.436, SLG: 0.739 Junior Kennedy, R (9, 4)	F8		4-3		HR 1B	K			4-3 BLK 4-3 BB	4	2	1	2	1	1	2						
George Foster, R OBP: 0.404, SLG: 0.549 (1, 7)		1B G1-4-3 1B	HR		K				4-3	5	2	2	1	0	1	1						
Dan Driessen, L OBP: 0.429, SLG: 0.489 (1, 3)		1B G1-4-3 1B	K		K				4-3	5	0	1	1	0	3	0						
Johnny Bench, R OBP: 0.473, SLG: 0.696 (1, 2)	G1-4-3			F7			FC5-4 1B		HR	5	1	3	1	0	0	1						
Dave Concepcion, R OBP: 0.392, SLG: 0.364 Rick Auerbach, R OBP: 0.500, SLG: 0.667 (5, 6)	6-3			E6	F9		FC5-4 1B		BB	3	1	0	0	0	0	1						
Cesar Geronimo, L OBP: 0.400, SLG: 0.463 (1, 8)			P3	6-3		1-3		SH3-4 1B 2B	K	5	1	1	0	0	1	2						
Fred Norman, S OBP: 0.333, SLG: 0.333 Dale Murray, R (6, 1)			HR 1B			1B		SH3-4		3	1	3	1	0	0	0						
Inning Stats	R: 0 E: 0 K: 0 S: 3	H: 0 LOB: 0 BB: 0 P: 3	R: 1 E: 0 K: 0 S: 4	H: 2 LOB: 0 BB: 0 P: 4	R: 4 E: 0 K: 1 S: 9	H: 4 LOB: 0 BB: 0 P: 9	R: 1 E: 1 K: 0 S: 5	H: 1 LOB: 1 BB: 0 P: 5	R: 2 E: 0 K: 2 S: 10	H: 3 LOB: 1 BB: 0 P: 10	R: 0 E: 0 K: 1 S: 6	H: 1 LOB: 0 BB: 0 P: 6	R: 1 E: 0 K: 0 S: 4	H: 2 LOB: 0 BB: 0 P: 4	R: 2 E: 0 K: 1 S: 6	H: 1 LOB: 1 BB: 2 P: 14	1B: 11 2B: 1 3B: 0 HR: 4	SF: 0 SAC: 1 DP: 1 HBP: 0	WP: 0 PA: 44 PB: 0 SB: 0 CS: 0			
PITCHER	IP WLS BF H R ER SO BB IBB HBP BLK WP HR S P ERA WHIP	IP WLS BF H R ER SO BB IBB HBP BLK WP HR S P ERA WHIP	IP WLS BF H R ER SO BB IBB HBP BLK WP HR S P ERA WHIP	IP WLS BF H R ER SO BB IBB HBP BLK WP HR S P ERA WHIP	IP WLS BF H R ER SO BB IBB HBP BLK WP HR S P ERA WHIP	IP WLS BF H R ER SO BB IBB HBP BLK WP HR S P ERA WHIP	IP WLS BF H R ER SO BB IBB HBP BLK WP HR S P ERA WHIP	IP WLS BF H R ER SO BB IBB HBP BLK WP HR S P ERA WHIP	IP WLS BF H R ER SO BB IBB HBP BLK WP HR S P ERA WHIP	IP WLS BF H R ER SO BB IBB HBP BLK WP HR S P ERA WHIP	IP WLS BF H R ER SO BB IBB HBP BLK WP HR S P ERA WHIP	IP WLS BF H R ER SO BB IBB HBP BLK WP HR S P ERA WHIP	IP WLS BF H R ER SO BB IBB HBP BLK WP HR S P ERA WHIP	IP WLS BF H R ER SO BB IBB HBP BLK WP HR S P ERA WHIP	IP WLS BF H R ER SO BB IBB HBP BLK WP HR S P ERA WHIP	IP WLS BF H R ER SO BB IBB HBP BLK WP HR S P ERA WHIP	IP WLS BF H R ER SO BB IBB HBP BLK WP HR S P ERA WHIP	IP WLS BF H R ER SO BB IBB HBP BLK WP HR S P ERA WHIP				
Don Sutton, R ERA: 9.45	4.0	L	21	9	8	7	1	0	0	0	0	0	0	0	0	0	0	3	23	23	15.75	2.250
Bobby Castillo, R ERA: 1.42	2.0		9	3	0	0	4	0	0	0	0	0	0	0	0	0	0	0	17	17	0.00	1.500
Mike Garman, R ERA: 4.5	2.0		8	3	1	1	1	0	0	0	0	0	0	0	0	0	0	0	10	10	4.50	1.500
Terry Forster, L ERA: 3.88	1.0		6	1	2	2	1	2	0	0	0	1	0	0	1	0	0	1	6	14	18.00	3.000

Cincinnati Reds @ Los Angeles Dodgers
Dodger Stadium, Los Angeles, CA
Tue Apr 18 1978, 6:05 PM PST
Att: 50,374 - Unknown

AB	41
R	11
H	16
RBI	10
BB	2
SO	7
LOB	11



Batter	1	2	3	4	5	6	7	8	9	AB	R	H	RBI	BB	SO	LOB	BOTTOM					
Davey Lopes, R OBP: 0.417, SLG: 0.389 (1, 4)	E6					1-3			E9	5	1	2	0	0	0	2						
Bill Russell, R OBP: 0.213, SLG: 0.178 (1, 6)	G5-4-3				F7				5-3	5	0	1	0	0	0	3						
Reggie Smith, S OBP: 0.341, SLG: 0.500 (1, 9)	1-3		P4							4	0	1	1	0	0	3						
Ron Cey, R OBP: 0.478, SLG: 0.525 (1, 5)				F7		F2			5-3	4	0	1	0	0	0	4						
Steve Garvey, R OBP: 0.356, SLG: 0.558 (1, 3)		F7				P4			5-3	4	1	1	1	0	0	1						
Dusty Baker Jr., R OBP: 0.348, SLG: 0.289 Terry Forster, L (9, 1)		F9		F7		G3				4	1	1	0	0	0	1						
Rick Monday, L OBP: 0.436, SLG: 0.794 Glenn Burke, R OBP: 0.222, SLG: 0.222 (1, 8)						FC5-4 1B 1B			G3	0	0	0	0	0	0	0						
Steve Yeager, R OBP: 0.382, SLG: 0.333 (1, 2)									4-3	4	0	1	0	0	0	1						
Don Sutton, R Bobby Castillo, R Vic Davallilo, L OBP: 0.500, SLG: 0.400 Mike Garman, R (7, 1) Lee Lacy, R OBP: 0.250, SLG: 0.250 (9, 7)			1B 1B BB			6-3			4-3	1	0	0	0	0	0	0						
Inning Stats	R: 0 E: 1 K: 0 S: 3	H: 0 LOB: 0 BB: 0 P: 3	R: 0 E: 0 K: 0 S: 4	H: 1 LOB: 1 BB: 0 P: 4	R: 0 E: 0 K: 0 S: 5	H: 2 LOB: 3 BB: 1 P: 9	R: 1 E: 0 K: 0 S: 4	H: 1 LOB: 0 BB: 0 P: 4	R: 1 E: 0 K: 0 S: 5	H: 2 LOB: 1 BB: 0 P: 5	R: 1 E: 0 K: 0 S: 6	H: 3 LOB: 2 BB: 0 P: 6	R: 0 E: 0 K: 0 S: 3	H: 0 LOB: 0 BB: 0 P: 3	R: 0 E: 0 K: 1 S: 6	H: 0 LOB: 1 BB: 0 P: 6	1B: 6 2B: 2 3B: 0 HR: 1	SF: 0 SAC: 0 DP: 1 HBP: 0	WP: 0 PA: 38 PB: 0 SB: 0 CS: 0			
PITCHER	IP WLS BF H R ER SO BB IBB HBP BLK WP HR S P ERA WHIP	IP WLS BF H R ER SO BB IBB HBP BLK WP HR S P ERA WHIP	IP WLS BF H R ER SO BB IBB HBP BLK WP HR S P ERA WHIP	IP WLS BF H R ER SO BB IBB HBP BLK WP HR S P ERA WHIP	IP WLS BF H R ER SO BB IBB HBP BLK WP HR S P ERA WHIP	IP WLS BF H R ER SO BB IBB HBP BLK WP HR S P ERA WHIP	IP WLS BF H R ER SO BB IBB HBP BLK WP HR S P ERA WHIP	IP WLS BF H R ER SO BB IBB HBP BLK WP HR S P ERA WHIP	IP WLS BF H R ER SO BB IBB HBP BLK WP HR S P ERA WHIP	IP WLS BF H R ER SO BB IBB HBP BLK WP HR S P ERA WHIP	IP WLS BF H R ER SO BB IBB HBP BLK WP HR S P ERA WHIP	IP WLS BF H R ER SO BB IBB HBP BLK WP HR S P ERA WHIP	IP WLS BF H R ER SO BB IBB HBP BLK WP HR S P ERA WHIP	IP WLS BF H R ER SO BB IBB HBP BLK WP HR S P ERA WHIP	IP WLS BF H R ER SO BB IBB HBP BLK WP HR S P ERA WHIP	IP WLS BF H R ER SO BB IBB HBP BLK WP HR S P ERA WHIP	IP WLS BF H R ER SO BB IBB HBP BLK WP HR S P ERA WHIP	IP WLS BF H R ER SO BB IBB HBP BLK WP HR S P ERA WHIP				
Fred Norman, L ERA: 3.6	5.1	W	25	8	3	3	0	1	0	0	0	0	0	0	0	0	0	1	24	24	5.06	1.688
Dale Murray, R ERA: 3.55	3.2	S	13	1	0	0	1	0	0	0	0	0	0	0	0	0	0	0	15	15	0.00	0.273

Cincinnati Reds @ Los Angeles Dodgers
Dodger Stadium, Los Angeles, CA
Tue Apr 18 1978, 6:05 PM PST
Att: 50,374 - Unknown

AB	37
R	3
H	9
RBI	3
BB	1
SO	1
LOB	17



Batter	1	2	3	4	5	6	7	8	9	AB	R	H	RBI	BB	SO	LOB	TOP			
Pete Rose, S OBP: 0.349, SLG: 0.368 (1.5)	0-0 4-3		0-0 4-3		0-0 4-3			0-0 1B	0-0 5-3	5	0	1	0	0	0	2	Cincinnati Reds @ Los Angeles Dodgers Dodger Stadium, Los Angeles, CA Wed Apr 19 1978, 6:05 PM PST Att: 49,333 - Unknown livebaseballscorecards.com			
Ken Griffey, L OBP: 0.407, SLG: 0.527 (1.9)	0-0 1B			0-0 1B	0-3 K			0-3 K		4	1	2	0	0	2	1				
Joe Morgan, L OBP: 0.424, SLG: 0.700 (1.4)	0-0 1-2			0-0 1B				0-0 4-3		4	0	1	0	0	0	2				
George Foster, R OBP: 0.377, SLG: 0.509 (1.7)	0-3 K			0-0 G5-4-3				0-0 F8		4	0	0	0	0	2	2				
Johnny Bench, R OBP: 0.492, SLG: 0.714 (1.2)		0-0 1B		0-0 1B				0-0 5-3		3	1	2	0	1	0	0				
Dan Driessen, L OBP: 0.417, SLG: 0.460 (1.3)		0-0 1-2		0-0 1B				0-0 FC4-6		3	1	0	0	1	1	2				
Rick Auerbach, R OBP: 0.375, SLG: 0.429 (1.6)		0-0 6-3		0-0 1B				0-0 E4		4	1	1	1	0	0	1				
Cesar Geronimo, L OBP: 0.396, SLG: 0.455 (1.8)			0-0 1-3		0-0 6-3			0-0 1B		3	0	1	0	0	0	2				
Dave Concepcion, R OBP: 0.404, SLG: 0.378 (9. FH)								0-0 1B		0	0	0	0	0	0	0				
Tom Hume, R OBP: 0.429, SLG: 0.400 (7.8)			0-0 5-3		0-0 5-3			0-0 1B		2	0	0	0	0	0	0				
Inning Stats	R: 0 E: 0 K: 1 S: 6	H: 1 LOB: 1 BB: 0 P: 6	R: 0 E: 0 K: 0 S: 3	H: 1 LOB: 0 BB: 0 P: 3	R: 0 E: 0 K: 0 S: 3	H: 0 LOB: 0 BB: 0 P: 3	R: 2 E: 0 K: 0 S: 6	H: 4 LOB: 2 BB: 1 P: 10	R: 0 E: 0 K: 1 S: 5	H: 0 LOB: 0 BB: 0 P: 5	R: 0 E: 0 K: 1 S: 5	H: 1 LOB: 1 BB: 0 P: 5	R: 0 E: 0 K: 2 S: 8	H: 1 LOB: 1 BB: 0 P: 8	R: 2 E: 2 K: 1 S: 8	H: 2 LOB: 2 BB: 1 P: 12	1B: 9 2B: 1 3B: 0 HR: 0	SF: 0 SAC: 0 DP: 1 HBP: 0	WP: 0 PB: 0 SB: 0 CS: 1	PA: 37
PITCHER Tommy John, L ERA: 1.75 (1.1)	IP: 9.0 WLS: W BF: 37 H: 10 R: 4 ER: 2 SO: 6 BB: 2 IBB: 0 HBP: 0 BLK: 0 WP: 0 HR: 0 S: 47 P: 55 ERA: 2.00 WHIP: 1.333															PITCHER				

Batter	1	2	3	4	5	6	7	8	9	AB	R	H	RBI	BB	SO	LOB	BOTTOM			
Davey Lopes, R OBP: 0.423, SLG: 0.400 (1.4)	0-0 1B				0-0 2-3			0-0 6-3		4	0	2	0	0	0	0	Cincinnati Reds @ Los Angeles Dodgers Dodger Stadium, Los Angeles, CA Wed Apr 19 1978, 6:05 PM PST Att: 49,333 - Unknown livebaseballscorecards.com			
Bill Russell, R OBP: 0.235, SLG: 0.224 (1.6)	0-0 1-2		0-0 F8		0-0 1B			0-0 2B		4	0	2	0	0	0	1				
Reggie Smith, S OBP: 0.356, SLG: 0.571 (1.9)	0-0 HR		0-0 4-3		0-0 1B			0-0 F5		4	1	2	1	0	0	1				
Ron Cey, R OBP: 0.460, SLG: 0.500 (1.5)	0-0 5-3				0-0 G6-4-3			0-0 F8		4	0	1	0	0	0	2				
Steve Garvey, R OBP: 0.347, SLG: 0.532 (1.3)		0-0 1B		0-0 F8				0-0 5-3		4	1	1	0	0	0	1				
Dusty Baker Jr., R OBP: 0.382, SLG: 0.310 (1.7)		0-0 1B		0-0 F9				0-0 BB		4	1	2	0	0	0	0				
Rick Monday, L OBP: 0.488, SLG: 0.973 (1.8)		0-0 HR		0-0 FC5-4				0-0 BB		3	2	3	4	1	0	0				
Steve Yeager, R OBP: 0.342, SLG: 0.294 (1.2)		0-0 4-3		0-0 F9				0-0 L7		4	0	0	0	0	0	3				
Tommy John, R OBP: 0.250, SLG: 0.250 (1.1)		0-3 K		0-0 FC5-4				0-0 6-3		3	0	0	0	0	1	1				
Inning Stats	R: 1 E: 0 K: 0 S: 4	H: 2 LOB: 0 BB: 0 P: 4	R: 3 E: 0 K: 1 S: 8	H: 4 LOB: 0 BB: 0 P: 8	R: 0 E: 0 K: 0 S: 4	H: 1 LOB: 1 BB: 0 P: 4	R: 0 E: 0 K: 0 S: 4	H: 1 LOB: 1 BB: 0 P: 4	R: 1 E: 0 K: 0 S: 4	H: 1 LOB: 0 BB: 0 P: 4	R: 0 E: 0 K: 0 S: 4	H: 1 LOB: 1 BB: 0 P: 4	R: 0 E: 0 K: 0 S: 4	H: 1 LOB: 2 BB: 1 P: 8	R: 0 E: 0 K: 1 S: 4	H: 1 LOB: 2 BB: 1 P: 8		1B: 9 2B: 2 3B: 0 HR: 3	SF: 0 SAC: 0 DP: 2 HBP: 0	WP: 0 PB: 0 SB: 0 CS: 1
PITCHER Tom Hume, R ERA: 5.3 (7.1)	IP: 6.0 WLS: L BF: 26 H: 11 R: 5 ER: 5 SO: 1 BB: 0 IBB: 0 HBP: 0 BLK: 0 WP: 0 HR: 3 S: 28 P: 28 ERA: 7.50 WHIP: 1.833															PITCHER				

Batter	1	2	3	4	5	6	7	8	9	AB	R	H	RBI	BB	SO	LOB	TOP								
Terry Puhl, L OBP: 0.328, SLG: 0.322 (1, 7)	6-3			3-1	E4					4	0	1	0	1	0	1	Houston Astros @ Los Angeles Dodgers Dodger Stadium, Los Angeles, CA Fri Apr 21 1978, 6:05 PM PST Att: 44,867 - Unknown								
Enos Cabell, R OBP: 0.398, SLG: 0.406 (1, 5)	5-3			5-3	G5-4-3					5	0	1	0	0	0	4									
Cesar Cedeno, R OBP: 0.361, SLG: 0.429 Dave Bergman, L (7, PH) Gene Pentz, R (7, 1) Ken Forsch, R (7, 1)	5-3			L7		F5	F7			3	0	0	0	0	0	0									
Jose Cruz, L OBP: 0.383, SLG: 0.370 (1, 9)		K								4	2	2	0	1	1	1									
Bob Watson, R OBP: 0.367, SLG: 0.431 (1, 3)		1-3								3	2	1	1	1	0	1									
Joe Ferguson, R OBP: 0.345, SLG: 0.533 (1, 2)										0	1	0	0	0	0	0									
Art Howe, R OBP: 0.351, SLG: 0.585 (1, 4)				6-3						4	2	1	0	0	0	2									
Roger Metzger, S OBP: 0.292, SLG: 0.302 (1, 6)				L6						3	1	1	1	0	0	0									
J.R. Richard, R OBP: 0.125, SLG: 0.125 Denny Walling, L OBP: 0.286, SLG: 0.286 Tom Dixon, R (5, PH) Wilbur Howard, S OBP: 0.500, SLG: 0.444 (7, 7)				P4						1	0	0	0	0	0	0									
										1	0	1	1	0	0	0									
										2	0	1	1	0	0	0									
Inning Stats	R: 0 E: 0 K: 0 S: 3	H: 0 LOB: 0 BB: 0 P: 3	R: 0 E: 0 K: 1 S: 5	H: 0 LOB: 0 BB: 0 P: 5	R: 0 E: 0 K: 0 S: 3	H: 0 LOB: 0 BB: 0 P: 3	R: 0 E: 0 K: 0 S: 3	H: 0 LOB: 0 BB: 0 P: 3	R: 4 E: 1 K: 0 S: 7	H: 4 LOB: 1 BB: 1 P: 11	R: 0 E: 0 K: 0 S: 4	H: 1 LOB: 1 BB: 0 P: 4	R: 1 E: 0 K: 0 S: 6	H: 3 LOB: 2 BB: 0 P: 6	R: 3 E: 0 K: 0 S: 4	H: 1 LOB: 0 BB: 2 P: 12	R: 0 E: 0 K: 1 S: 5	H: 1 LOB: 1 BB: 1 P: 9	1B: 7 2B: 2 3B: 0 HR: 1	SF: 0 SAC: 1 DP: 1 HBP: 0	WP: 0 PB: 0 SB: 1 CS: 0	PA: 40			
PITCHER	IP	WLS	BF	H	R	ER	SO	BB	IBB	HBP	BLK	WP	HR	S	P	ERA	WHIP								
Rick Rhoden, R ERA: 2.82 Mike Garman, R ERA: 4.05 Bobby Castillo, R ERA: 4.32	6.1		27	7	5	4	1	1	0	0	0	0	0	28	32	5.68	1.263								
	0.2		3	1	0	0	0	0	0	0	0	0	0	3	3	0.00	1.500								
	2.0	L	10	2	3	3	1	3	0	0	0	0	1	9	21	13.50	2.500								

AB	32
R	8
H	9
RBI	4
BB	3
SO	2
LOB	12



Batter	1	2	3	4	5	6	7	8	9	AB	R	H	RBI	BB	SO	LOB	BOTTOM								
Davey Lopes, R OBP: 0.426, SLG: 0.490 (1, 4)				K						4	2	2	2	0	2	2	Houston Astros @ Los Angeles Dodgers Dodger Stadium, Los Angeles, CA Fri Apr 21 1978, 6:05 PM PST Att: 44,867 - Unknown								
Ted Martinez, R (1, 6) Manny Mota, R (7, PH) Bill Russell, R OBP: 0.228, SLG: 0.218 (7, PR) (8, 6)				K						2	0	0	0	1	2	1									
Reggie Smith, S OBP: 0.370, SLG: 0.531 (1, 9)					F5					4	0	1	0	1	1	2									
Ron Cey, R OBP: 0.458, SLG: 0.480 (1, 5)										3	0	2	2	1	0	2									
Steve Garvey, R OBP: 0.351, SLG: 0.527 (1, 3)										4	0	2	1	0	0	3									
Dusty Baker Jr., R OBP: 0.345, SLG: 0.320 Bobby Castillo, R (8, 1)										4	0	1	0	0	1	4									
Rick Monday, L OBP: 0.490, SLG: 0.955 (1, 8)										4	1	1	1	0	0	3									
Jerry Grote, R OBP: 0.444, SLG: 0.167 (1, 2)										3	0	1	0	1	0	0									
Rick Rhoden, R OBP: 0.375, SLG: 0.333 Mike Garman, R (7, 1) Vic Davallilo, L OBP: 0.375, SLG: 0.286 (7, PH) (8, 7)										0	1	0	0	1	0	0									
										2	1	0	0	0	0	1									
Inning Stats	R: 1 E: 0 K: 1 S: 6	H: 2 LOB: 1 BB: 1 P: 10	R: 3 E: 0 K: 1 S: 7	H: 2 LOB: 0 BB: 1 P: 11	R: 0 E: 0 K: 1 S: 6	H: 1 LOB: 2 BB: 1 P: 10	R: 0 E: 0 K: 2 S: 7	H: 0 LOB: 1 BB: 1 P: 11	R: 0 E: 0 K: 0 S: 3	H: 1 LOB: 0 BB: 0 P: 3	R: 0 E: 0 K: 0 S: 3	H: 1 LOB: 0 BB: 0 P: 3	R: 2 E: 1 K: 0 S: 5	H: 1 LOB: 2 BB: 2 P: 13	R: 0 E: 0 K: 1 S: 6	H: 1 LOB: 1 BB: 0 P: 6	R: 0 E: 0 K: 0 S: 3	H: 2 LOB: 0 BB: 0 P: 3	1B: 9 2B: 0 3B: 1 HR: 2	SF: 1 SAC: 2 DP: 2 HBP: 0	WP: 0 PB: 0 SB: 0 CS: 2	PA: 40			
PITCHER	IP	WLS	BF	H	R	ER	SO	BB	IBB	HBP	BLK	WP	HR	S	P	ERA	WHIP								
J.R. Richard, R ERA: 4.91 Tom Dixon, R ERA: 4.5 Gene Pentz, R ERA: 5.56 Ken Forsch, R ERA: 4.91	4.0		20	5	4	4	5	4	0	0	0	0	0	6	6	9.00	2.250								
	2.0		6	2	0	0	0	0	0	0	0	0	0	6	6	0.00	1.000								
	0.1		4	0	2	0	0	2	0	0	0	0	0	2	10	0.00	6.000								
	2.2	W	10	4	0	0	1	0	0	0	0	0	0	12	12	0.00	1.500								

AB	31
R	6
H	11
RBI	6
BB	6
SO	6
LOB	18



Batter	1	2	3	4	5	6	7	8	9	AB	R	H	RBI	BB	SO	LOB	TOP										
Terry Puhl, L OBP: 0.310, SLG: 0.302 (1, 8)	F7	P5			F5			4-3		4	0	0	0	0	0	3											
Wilbur Howard, S OBP: 0.397, SLG: 0.308 (1, 7)	6-3		6-3			4-3		4-3		4	0	0	0	0	0	0											
Enos Cabell, R OBP: 0.319, SLG: 0.412 (1, 5)	CS		G4-6-3			5-3			F9	4	0	2	0	0	0	0											
Jose Cruz, L OBP: 0.406, SLG: 0.386 (1, 9)	CS	1B	G4-6-3						FC6-4	3	1	2	0	1	0	1											
Bob Watson, R OBP: 0.359, SLG: 0.418 (1, 3)		1B			P6				FC6-4	4	0	1	0	0	0	2											
Joe Ferguson, R OBP: 0.322, SLG: 0.490 (1, 2)		F5			K				1-4-3	0	0	0	0	0	0	0											
Art Howe, R OBP: 0.350, SLG: 0.564 (1, 4)					G3			F8		2	0	0	0	1	0	0											
Roger Metzger, S OBP: 0.294, SLG: 0.304 (1, 6)								L3		3	0	1	1	0	0	0											
Floyd Bannister, L (1, 1)										2	0	0	0	0	1	3											
Gene Pentz, R (5, 1)										0	0	0	0	0	0	0											
Tom Dixon, R (6, 1)										0	0	0	0	0	0	0											
Dave Bergman, L (8, PH)										1	0	0	0	0	0	0											
Joe Sambito, L (8, 1)										0	0	0	0	0	0	0											
Inning Stats	R: 0 E: 0 K: 0 S: 3	H: 1 LOB: 0 BB: 0 P: 3	R: 1 E: 0 K: 1 S: 8	H: 3 LOB: 3 BB: 1 P: 12	R: 0 E: 0 K: 1 S: 3	H: 1 LOB: 0 BB: 0 P: 3	R: 0 E: 0 K: 1 S: 5	H: 0 LOB: 0 BB: 0 P: 5	R: 0 E: 0 K: 0 S: 3	H: 0 LOB: 1 BB: 1 P: 7	R: 0 E: 0 K: 0 S: 3	H: 0 LOB: 0 BB: 0 P: 3	R: 0 E: 0 K: 0 S: 3	H: 0 LOB: 0 BB: 0 P: 3	R: 0 E: 0 K: 0 S: 4	H: 1 LOB: 1 BB: 0 P: 4	1B: 6 2B: 0 3B: 0 HR: 0	SF: 0 SAC: 0 DP: 1 HBP: 0	WP: 0 PB: 0 SB: 0 CS: 1	PA: 34							
PITCHER	IP	WLS	BF	H	R	ER	SO	BB	IBB	HBP	BLK	WP	HR	S	P	ERA	WHIP										
Burt Hooton, R ERA: 4.08 (1, 1)	9.0	W	33	6	1	1	2	2	0	0	0	0	0	35	43	1.00	0.889										

Houston Astros @ Los Angeles Dodgers
Dodger Stadium, Los Angeles, CA
Sat Apr 22 1978, 6:05 PM PST
Att: 52,346 - Unknown

AB	27
R	1
H	6
RBI	1
BB	2
SO	1
LOB	9



Batter	1	2	3	4	5	6	7	8	9	AB	R	H	RBI	BB	SO	LOB	BOTTOM										
Davey Lopes, R OBP: 0.424, SLG: 0.472 (1, 4)	5-3	6-3			F9	BB		G6-4-3		4	1	1	0	1	0	2											
Bill Russell, R OBP: 0.242, SLG: 0.220 (1, 6)	1B				F8	BB		G6-4-3		4	0	1	0	1	0	1											
Reggie Smith, S OBP: 0.379, SLG: 0.529 (1, 9)					6-3			SF7		2	1	1	1	1	0	0											
Ron Cey, R OBP: 0.476, SLG: 0.481 (1, 5)	L5				BB					2	1	1	1	2	0	2											
Steve Garvey, R OBP: 0.344, SLG: 0.559 (1, 3)	F8				P6					4	1	1	3	0	0	5											
Dusty Baker Jr., R OBP: 0.356, SLG: 0.321 (1, 7)					F8					3	0	1	0	1	0	0											
Rick Monday, L OBP: 0.473, SLG: 0.894 (1, 8)					G3					3	0	0	0	1	0	1											
Steve Yeager, R OBP: 0.370, SLG: 0.325 (1, 2)										2	1	0	0	2	0	2											
Burt Hooton, R (1, 1)										2	0	0	0	0	0	1											
Inning Stats	R: 0 E: 0 K: 0 S: 5	H: 2 LOB: 2 BB: 0 P: 5	R: 0 E: 0 K: 0 S: 3	H: 0 LOB: 2 BB: 2 P: 11	R: 0 E: 0 K: 0 S: 3	H: 0 LOB: 1 BB: 1 P: 7	R: 0 E: 0 K: 0 S: 3	H: 0 LOB: 1 BB: 1 P: 7	R: 3 E: 0 K: 0 S: 5	H: 2 LOB: 1 BB: 2 P: 13	R: 2 E: 0 K: 0 S: 4	H: 1 LOB: 2 BB: 3 P: 16	R: 0 E: 0 K: 0 S: 3	H: 0 LOB: 0 BB: 0 P: 3	R: 0 E: 0 K: 0 S: 3	H: 1 LOB: 0 BB: 0 P: 3	1B: 5 2B: 0 3B: 0 HR: 1	SF: 1 SAC: 2 DP: 1 HBP: 0	WP: 0 PB: 0 SB: 0 CS: 0	PA: 38							
PITCHER	IP	WLS	BF	H	R	ER	SO	BB	IBB	HBP	BLK	WP	HR	S	P	ERA	WHIP										
Floyd Bannister, L ERA: 4.3 (1, 1)	4.2	L	24	4	3	3	0	6	0	0	0	0	0	18	42	5.79	2.143										
Gene Pentz, R ERA: 6.75 (5, 1)	0.2		5	0	2	2	0	3	0	0	0	0	0	2	14	27.00	4.500										
Tom Dixon, R ERA: 3.18 (6, 1)	1.2		6	1	0	0	0	0	0	0	0	0	0	6	6	0.00	0.600										
Joe Sambito, L ERA: 2.25 (8, 1)	1.0		3	1	0	0	0	0	0	0	0	0	0	3	3	0.00	1.000										

Houston Astros @ Los Angeles Dodgers
Dodger Stadium, Los Angeles, CA
Sat Apr 22 1978, 6:05 PM PST
Att: 52,346 - Unknown

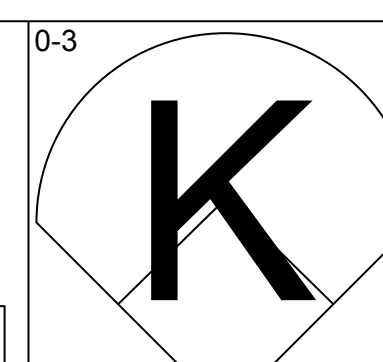
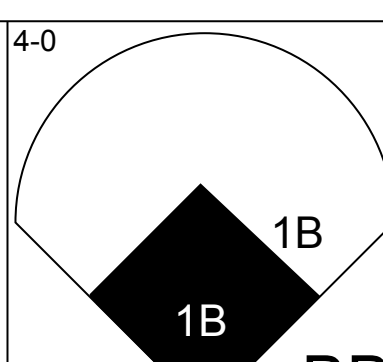
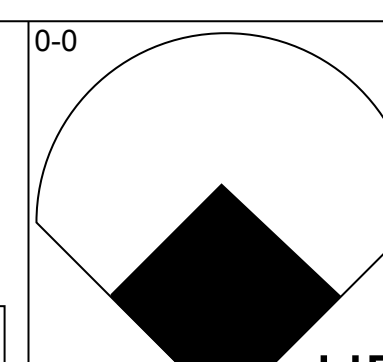
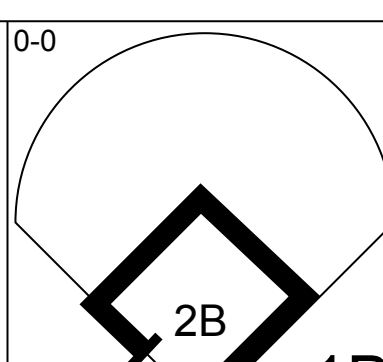
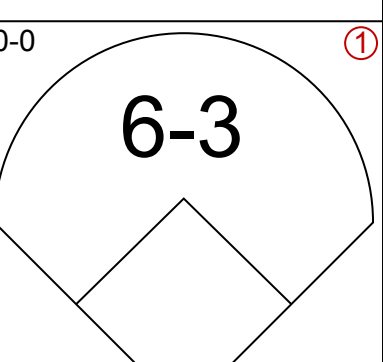
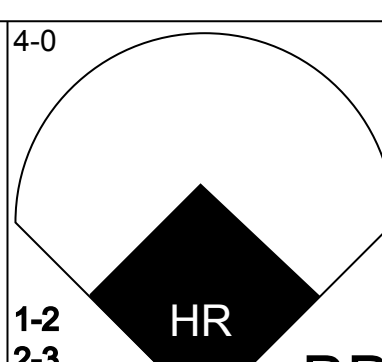
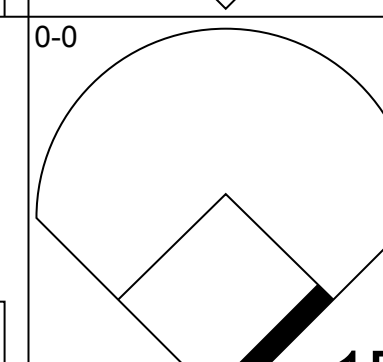
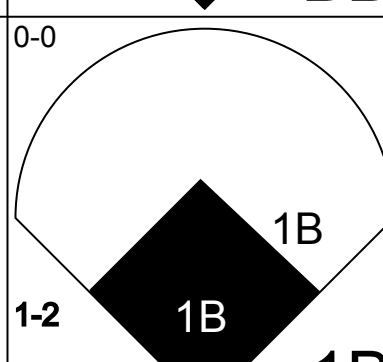
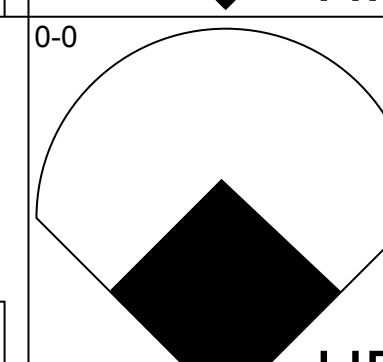
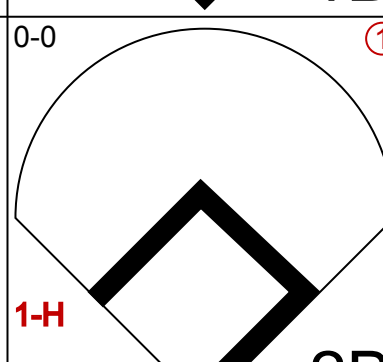
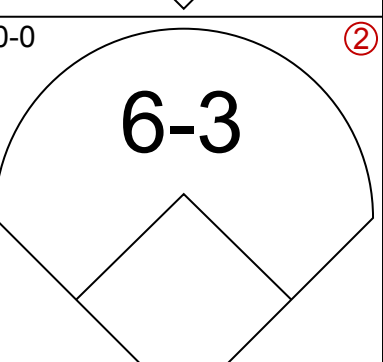
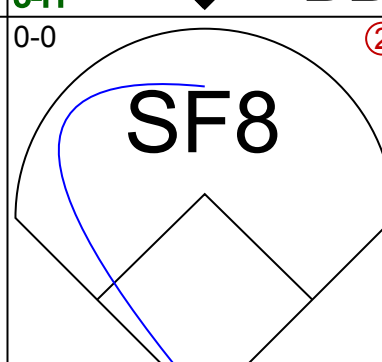
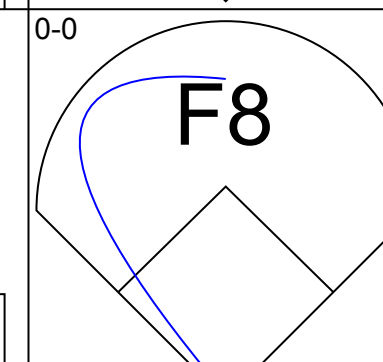
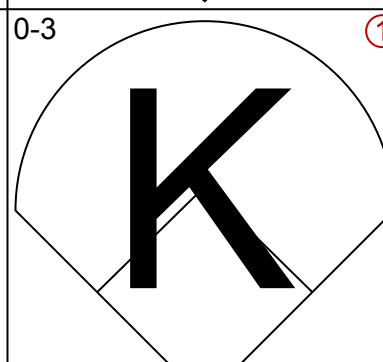
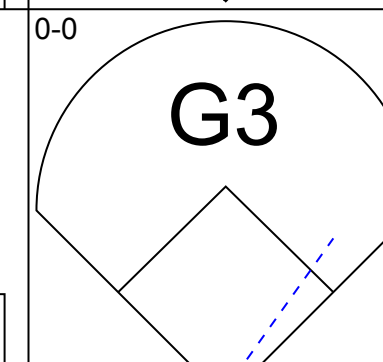
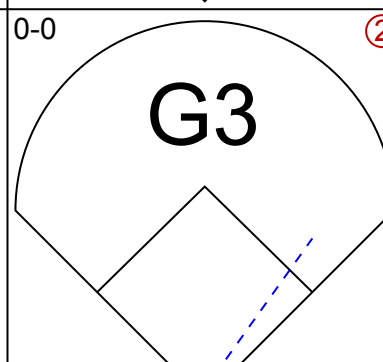
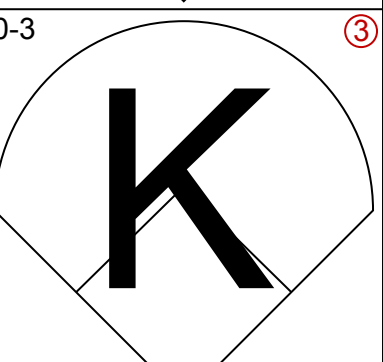
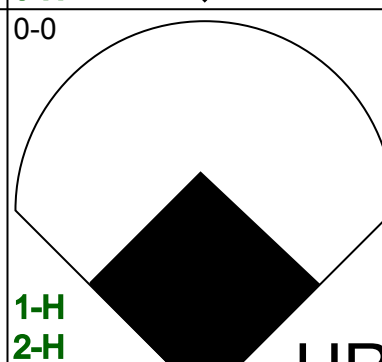
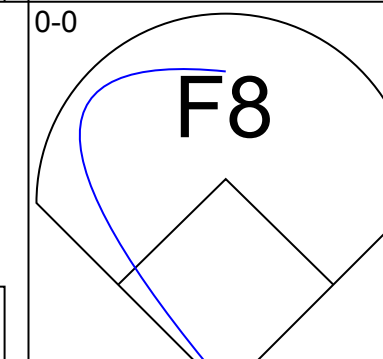
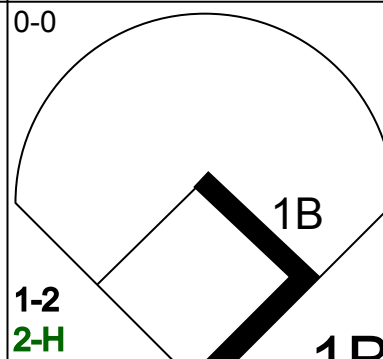
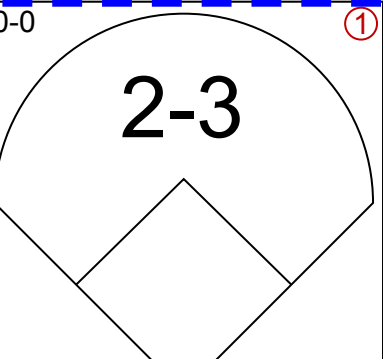
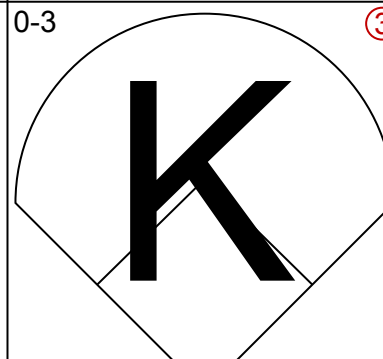
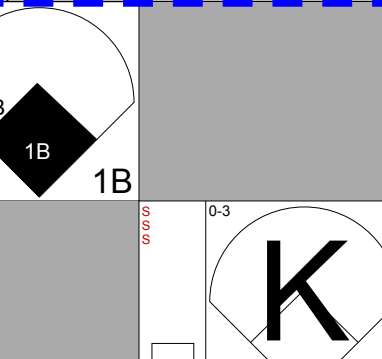
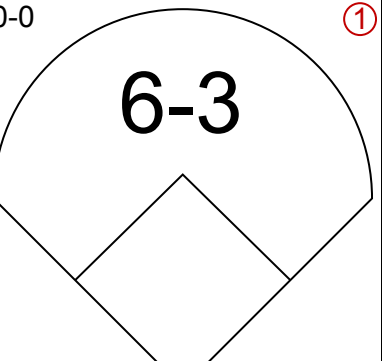
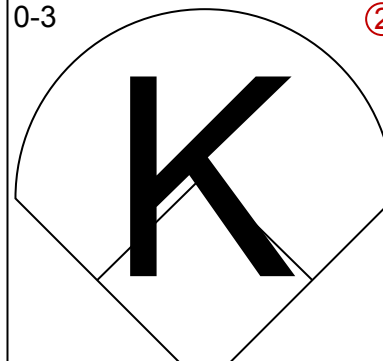
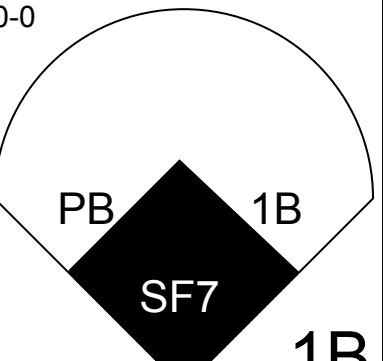
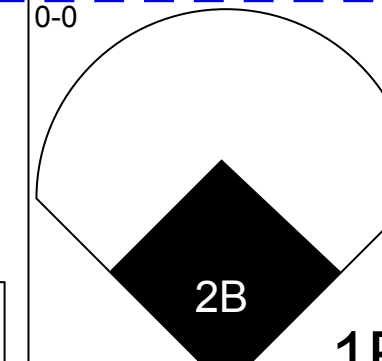
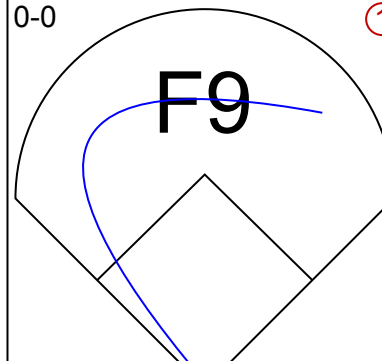
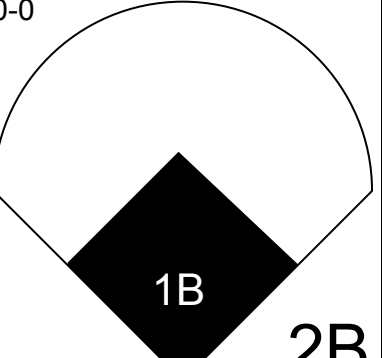
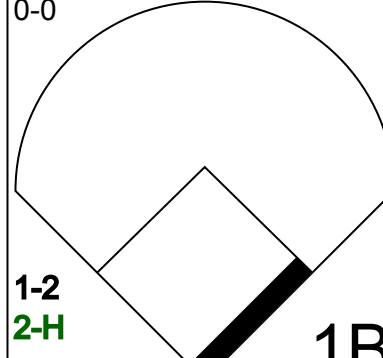
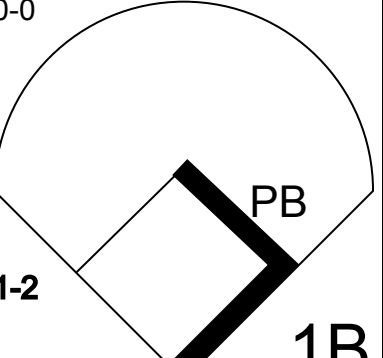
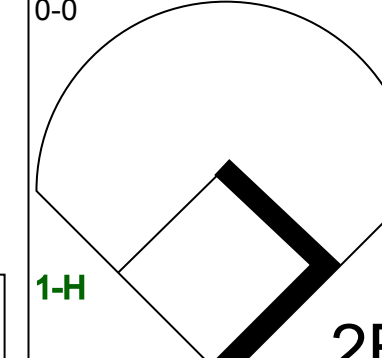
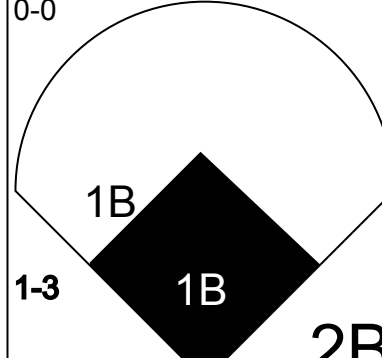
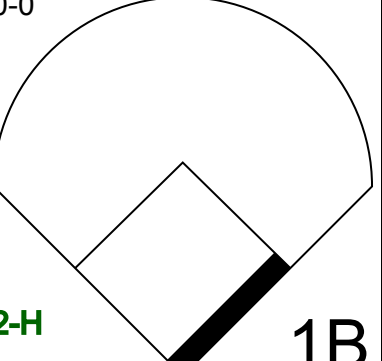
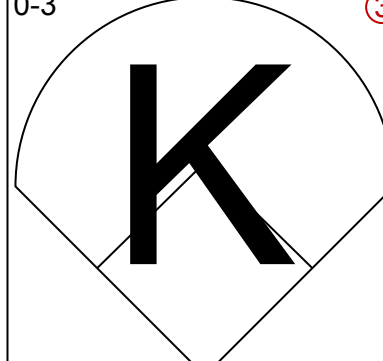
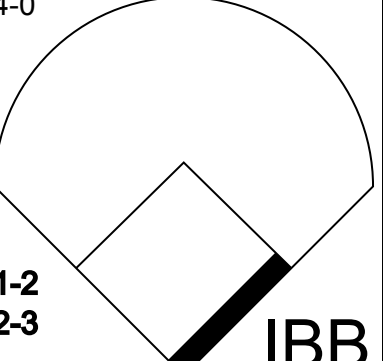
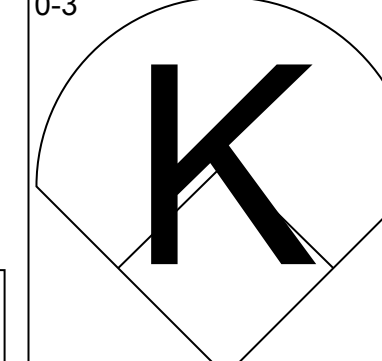
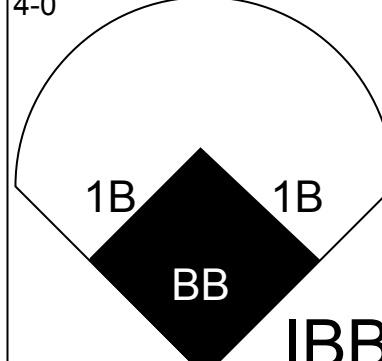
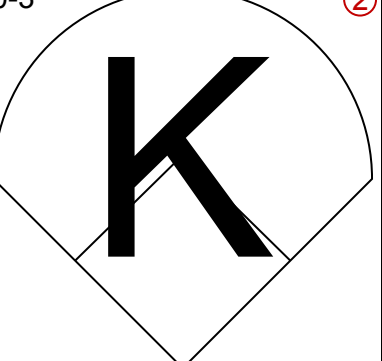
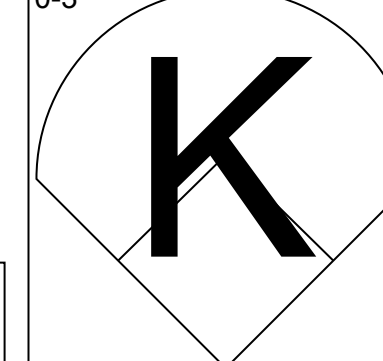
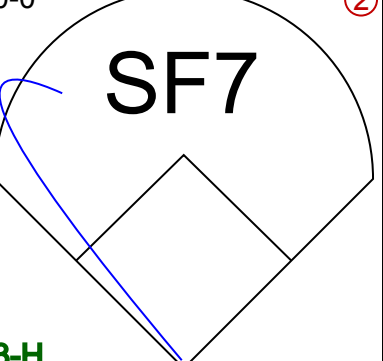
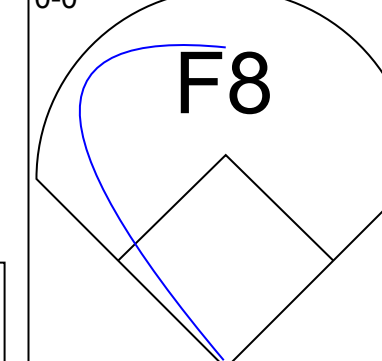
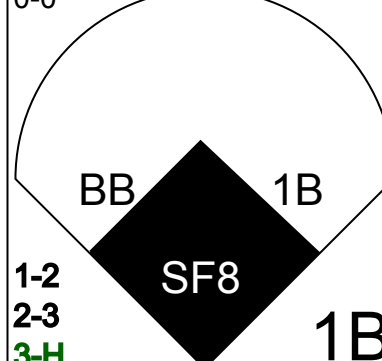
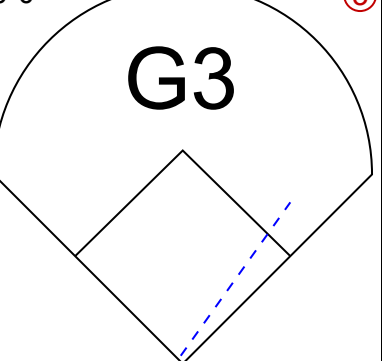
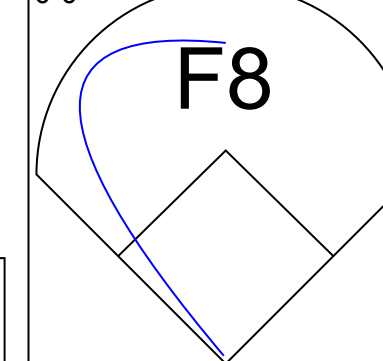
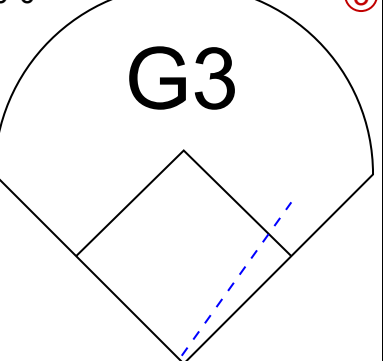
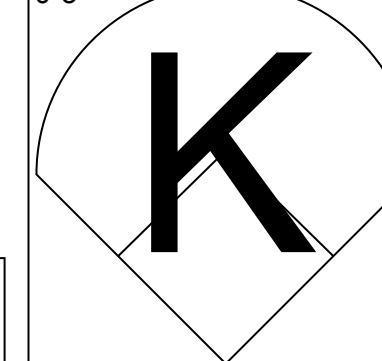
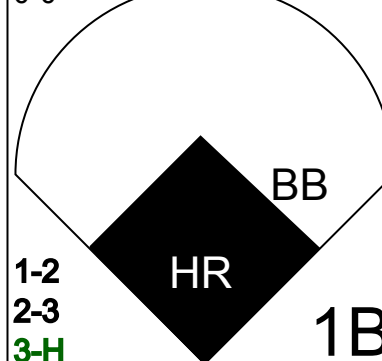
AB	26
R	5
H	6
RBI	5
BB	9
SO	0
LOB	14



Batter	1	2	3	4	5	6	7	8	9	AB	R	H	RBI	BB	SO	LOB	TOP			
Terry Puhl, L OBP: 0.320, SLG: 0.343 (1, 7)	F9		1B		1B		P3			4	2	2	0	0	0	0	Houston Astros @ Los Angeles Dodgers Dodger Stadium, Los Angeles, CA Sun Apr 23 1978, 3:33 AM PST Att: 51,500 - Unknown			
Enos Cabell, R OBP: 0.315, SLG: 0.403 (1, 5)	F3		4-3		6-3		F7			4	0	1	1	0	0	1				
Cesar Cedeno, R OBP: 0.369, SLG: 0.424 (1, 8)	BB		F7		S		5-3			3	0	1	1	1	0	1				
Jose Cruz, L OBP: 0.397, SLG: 0.377 (1, 9)	P6		4-3		1B		L6			4	0	1	0	0	0	2				
Bob Watson, R OBP: 0.368, SLG: 0.466 (1, 3)		HR	BB		F9		P3			3	1	1	1	1	0	2				
Joe Ferguson, R OBP: 0.302, SLG: 0.453 Joe Sambito, L (8, 1)	G3		F7		F5		F2			0	0	0	0	0	0	0				
Art Howe, R OBP: 0.359, SLG: 0.552 (1, 4)	6-3				F8		G4-6-3		BB	3	0	1	0	1	0	0				
Roger Metzger, S OBP: 0.291, SLG: 0.320 (1, 6)					F7		G4-6-3		G4-6-3	4	0	1	0	0	0	2				
Joe Niekro, R OBP: 0.286, SLG: 0.286 Denny Walling, L (4, PH) Ken Forsch, R Ed Herrmann, L OBP: 0.167, SLG: 0.167 (8, 2)	F9				F8		F3		4-3	1	0	0	0	0	0	1				
Inning Stats	R: 0 E: 0 K: 0 S: 3	H: 0 LOB: 1 BB: 1 P: 7	R: 1 E: 0 K: 0 S: 5	H: 2 LOB: 1 BB: 0 P: 5	R: 1 E: 0 K: 0 S: 5	H: 2 LOB: 2 BB: 1 P: 9	R: 0 E: 0 K: 0 S: 3	H: 0 LOB: 0 BB: 0 P: 3	R: 1 E: 0 K: 0 S: 6	H: 3 LOB: 2 BB: 0 P: 6	R: 0 E: 0 K: 0 S: 3	H: 0 LOB: 0 BB: 0 P: 3	R: 0 E: 0 K: 0 S: 3	H: 0 LOB: 0 BB: 1 P: 6	R: 0 E: 0 K: 0 S: 2	H: 0 LOB: 0 BB: 1 P: 6		1B: 4 2B: 3 3B: 0 HR: 1	SF: 0 SAC: 0 DP: 2 HBP: 0	WP: 0 PB: 0 SB: 1 CS: 0
PITCHER Don Sutton, R ERA: 6.85 (1, 1)	IP: 9.0 WLS: W BF: 36 H: 8 R: 3 ER: 3 SO: 0 BB: 3 IBB: 0 HBP: 0 BLK: 0 WP: 0 HR: 1 S: 33 P: 45 ERA: 3.00 WHIP: 1.222															PITCHER				
Batter	1	2	3	4	5	6	7	8	9	AB	R	H	RBI	BB	SO	LOB	BOTTOM			
Davey Lopes, R OBP: 0.423, SLG: 0.466 (1, 4)	1B	E6		P6	1B		P6			5	2	2	0	0	0	1	Houston Astros @ Los Angeles Dodgers Dodger Stadium, Los Angeles, CA Sun Apr 23 1978, 3:33 AM PST Att: 51,500 - Unknown			
Bill Russell, R OBP: 0.254, SLG: 0.250 (1, 6)	SF9			F7	F7		P4			5	1	2	1	0	0	4				
Reggie Smith, S OBP: 0.381, SLG: 0.519 Glenn Burke, R OBP: 0.222, SLG: 0.222 (9, 8)	SF9	3-1		FC6-4		FC5	6-3			3	0	1	1	1	0	1				
Ron Cey, R OBP: 0.471, SLG: 0.464 (1, 5)	E8		5-3	FC6-4		BB	F8			4	1	1	1	1	0	1				
Steve Garvey, R OBP: 0.348, SLG: 0.547 (1, 3)	F8		E5		1B	P4	F8			5	2	2	0	0	0	3				
Dusty Baker Jr., R OBP: 0.365, SLG: 0.333 (1, 7)			6-3		1B	K				4	0	2	1	0	1	3				
Rick Monday, L OBP: 0.456, SLG: 0.920 (9, 9)	F7		HR		SF8	FC5				3	1	1	3	0	0	3				
Steve Yeager, R OBP: 0.380, SLG: 0.326 (1, 2)		F8			F8		SH1			3	0	1	0	1	0	1				
Don Sutton, R (1, 1)	F9		5-3		1B		SH1			2	0	0	0	1	0	1				
Inning Stats	R: 3 E: 1 K: 0 S: 7	H: 4 LOB: 1 BB: 0 P: 7	R: 1 E: 1 K: 0 S: 5	H: 1 LOB: 1 BB: 0 P: 5	R: 2 E: 1 K: 0 S: 6	H: 3 LOB: 1 BB: 0 P: 6	R: 0 E: 0 K: 0 S: 4	H: 1 LOB: 1 BB: 0 P: 4	R: 1 E: 0 K: 0 S: 6	H: 3 LOB: 3 BB: 1 P: 10	R: 0 E: 0 K: 1 S: 5	H: 0 LOB: 2 BB: 2 P: 13	R: 0 E: 0 K: 0 S: 3	H: 0 LOB: 1 BB: 1 P: 7	R: 0 E: 0 K: 0 S: 3	H: 0 LOB: 0 BB: 0 P: 3		1B: 10 2B: 1 3B: 0 HR: 1	SF: 2 SAC: 1 DP: 0 HBP: 0	WP: 0 PB: 1 SB: 1 CS: 0
PITCHER Joe Niekro, R ERA: 6.86 Ken Forsch, R ERA: 3.97 Joe Sambito, L ERA: 2.08 (1, 1) (4, 1) (8, 1)	IP: 3.0 WLS: L BF: 18 H: 8 R: 6 ER: 4 SO: 1 BB: 0 IBB: 0 HBP: 0 BLK: 0 WP: 0 HR: 1 S: 18 P: 18 ERA: 12.00 WHIP: 2.667															PITCHER				
PITCHER Don Sutton, R ERA: 6.85 (1, 1)	IP: 9.0 WLS: W BF: 36 H: 8 R: 3 ER: 3 SO: 0 BB: 3 IBB: 0 HBP: 0 BLK: 0 WP: 0 HR: 1 S: 33 P: 45 ERA: 3.00 WHIP: 1.222															PITCHER				

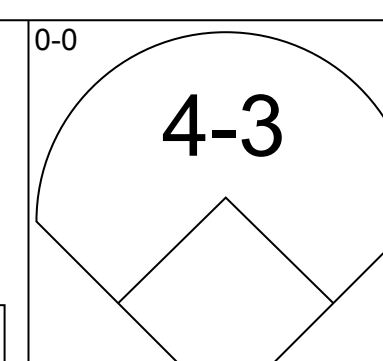
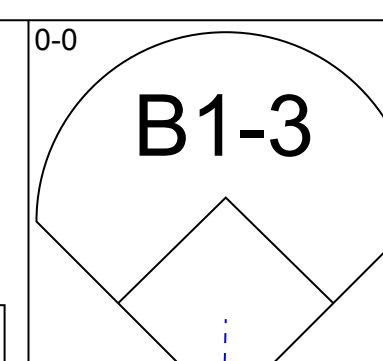
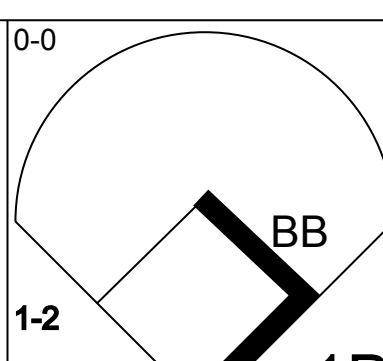
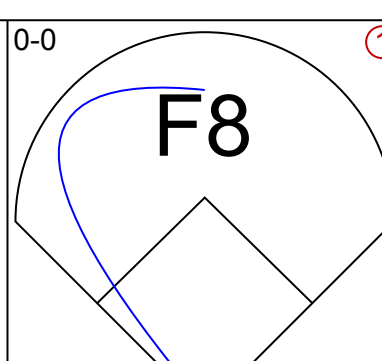
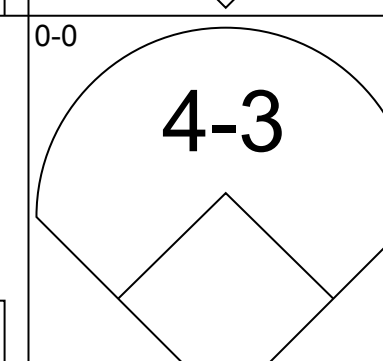
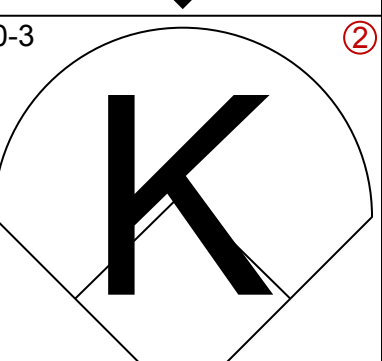

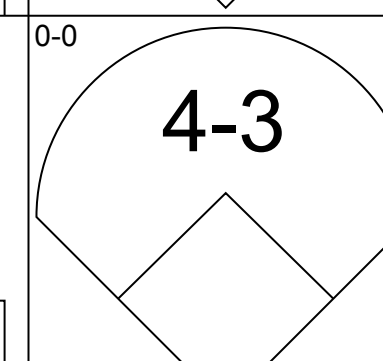
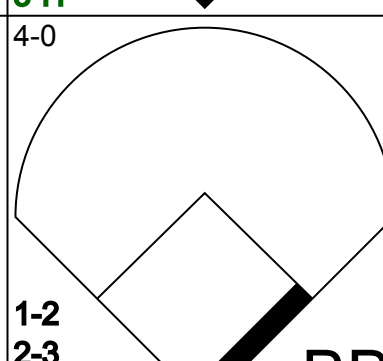
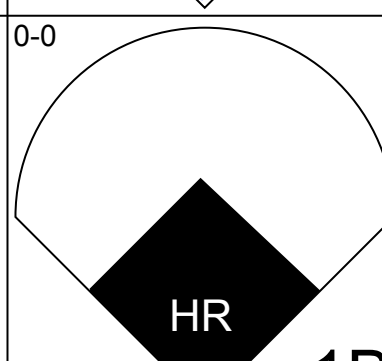
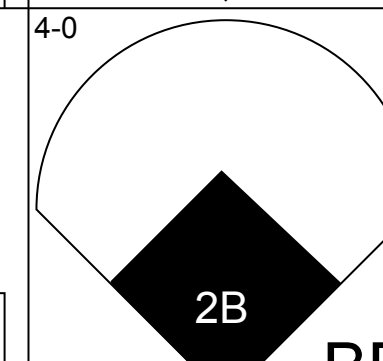
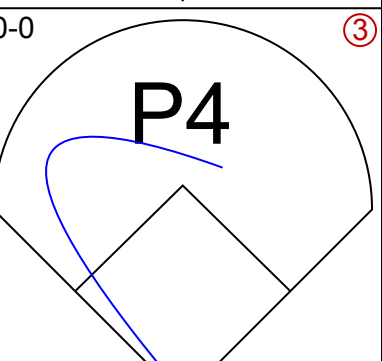
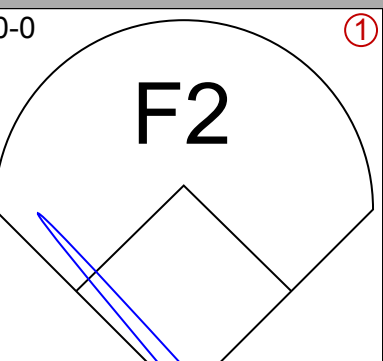
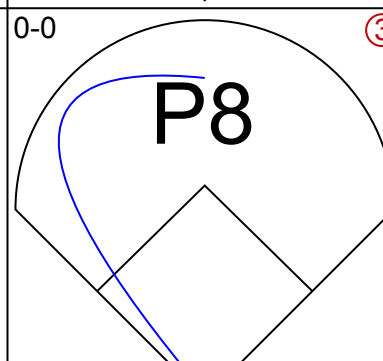
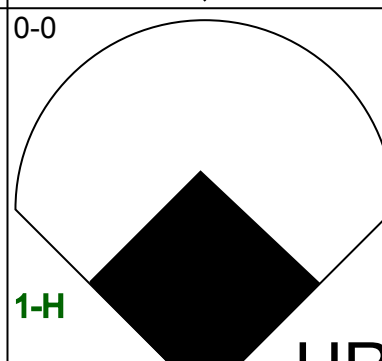
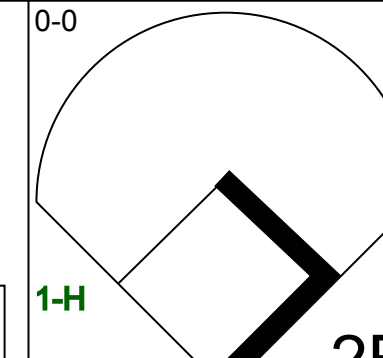
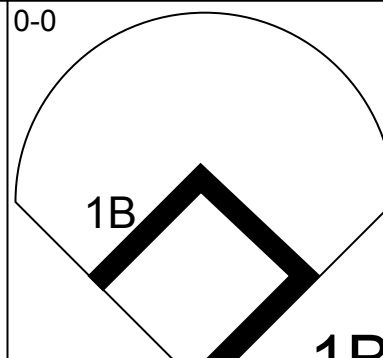
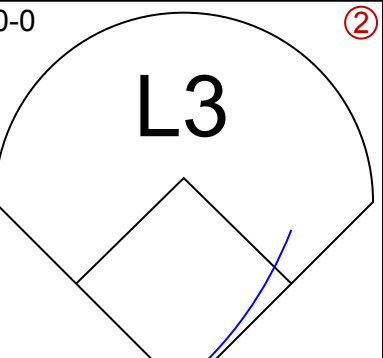
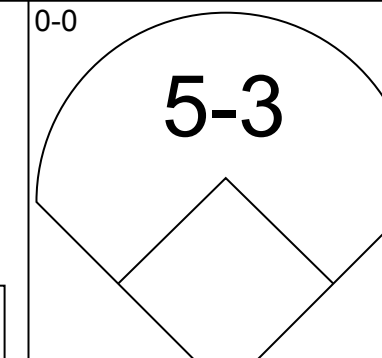
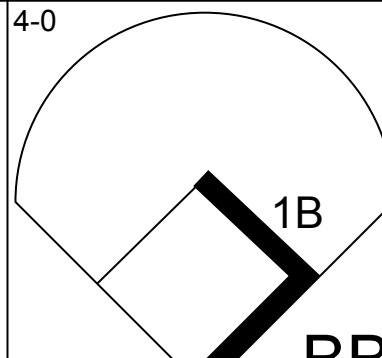
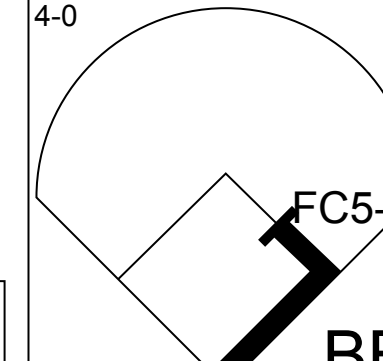
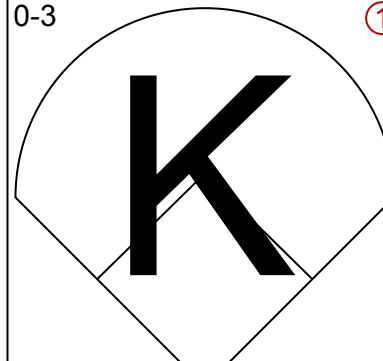
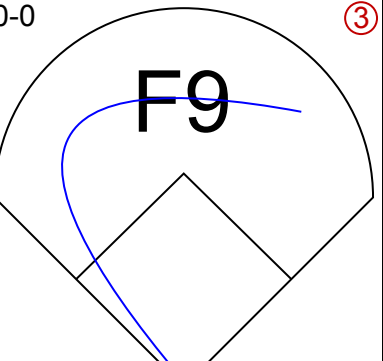
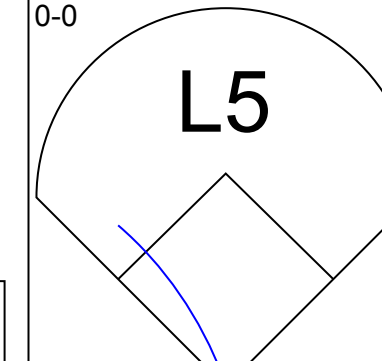
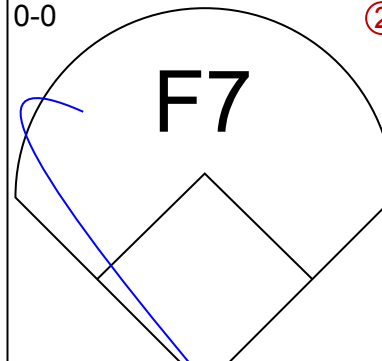
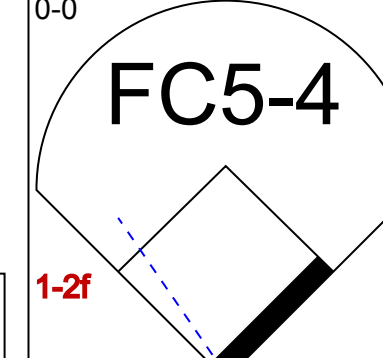
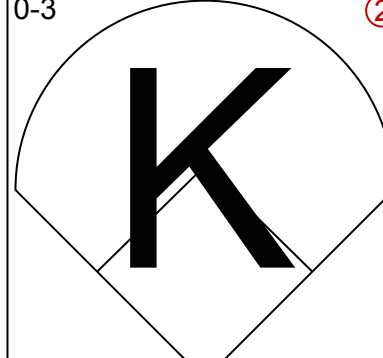
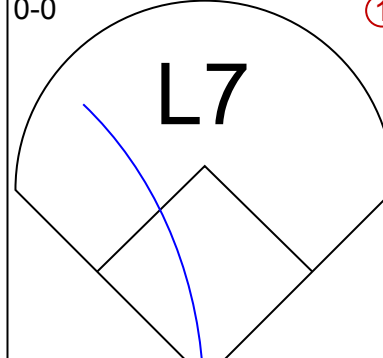
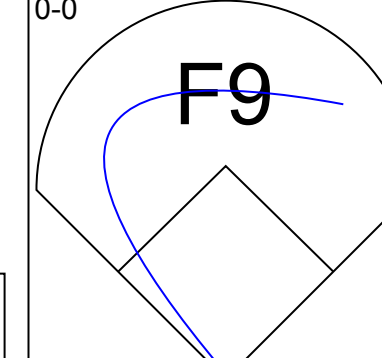
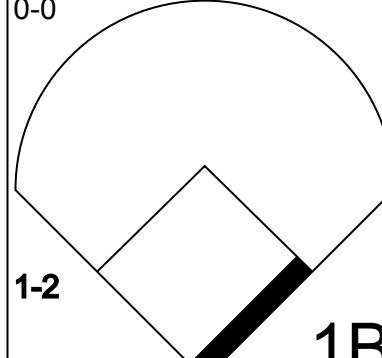
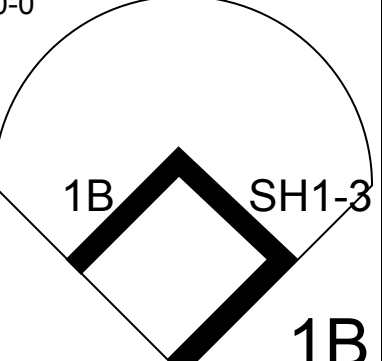
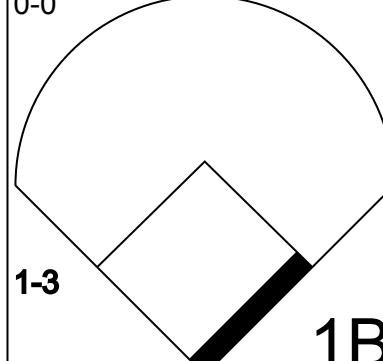
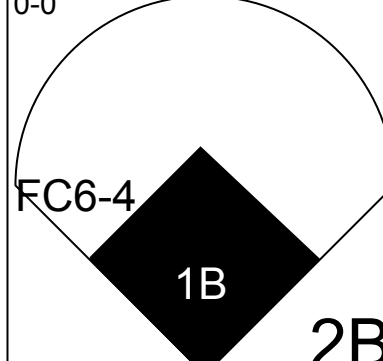
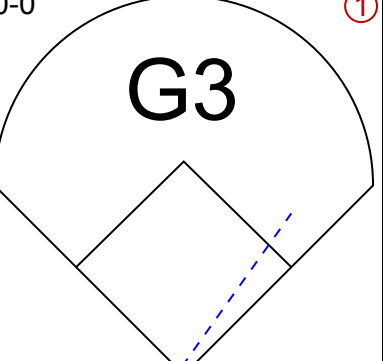
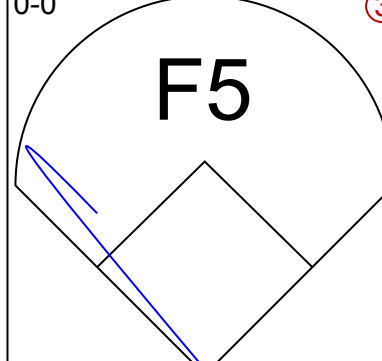
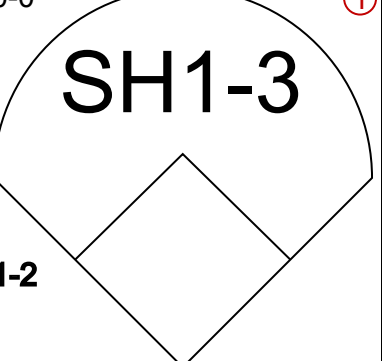
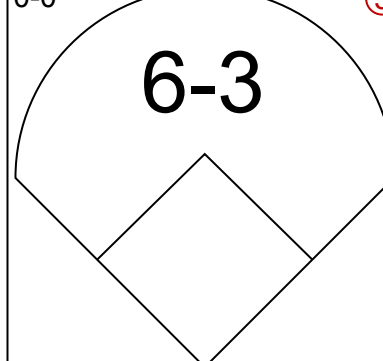
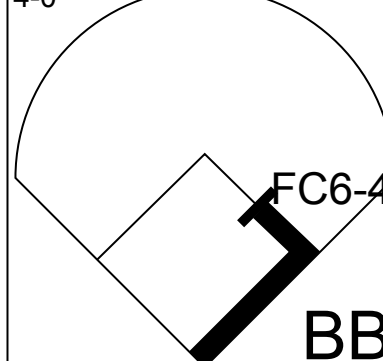
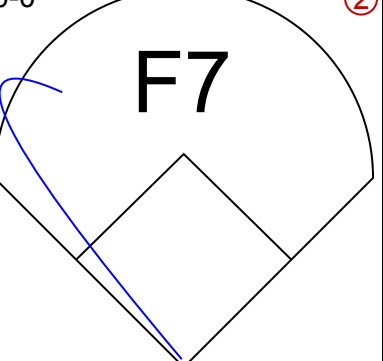
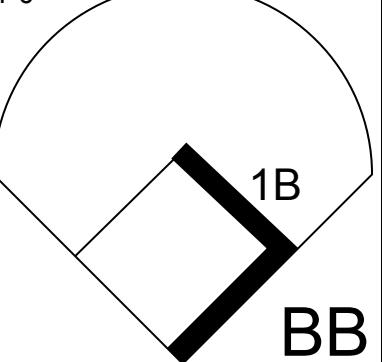
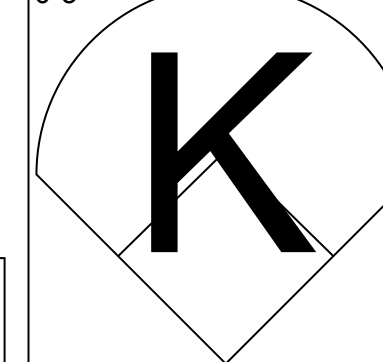
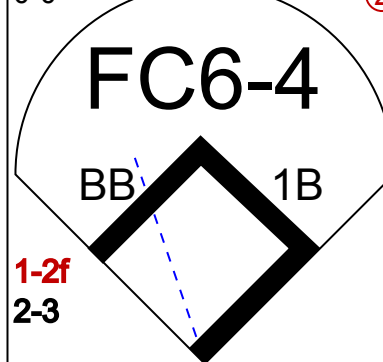
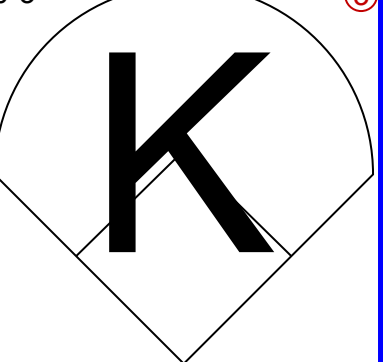
Batter	1	2	3	4	5	6	7	8	9	AB	R	H	RBI	BB	SO	LOB	TOP					
Davey Lopes, R OBP: 0.413, SLG: 0.452 (1, 4)										4	1	1	0	0	1	2	Los Angeles Dodgers @ Cincinnati Reds Riverfront Stadium, Cincinnati, OH Tue Apr 25 1978, 6:05 PM EST Att: 27,361 - Unknown livebaseballscores.com					
Bill Russell, R OBP: 0.239, SLG: 0.239 (1, 6)										3	0	0	1	0	0	0						
Reggie Smith, S OBP: 0.358, SLG: 0.483 (1, 9)										4	0	0	0	0	1	0						
Ron Cey, R OBP: 0.472, SLG: 0.517 (1, 5)										4	2	2	1	0	2	0						
Steve Garvey, R OBP: 0.357, SLG: 0.544 (1, 3)										4	1	2	0	0	1	0						
Dusty Baker Jr, R OBP: 0.373, SLG: 0.333 (1, 7)										3	0	1	1	1	0	0						
Rick Monday, L OBP: 0.444, SLG: 0.870 (1, 8)										4	0	1	1	0	0	2						
Steve Yeager, R OBP: 0.352, SLG: 0.298 (1, 2)										4	0	0	0	0	1	2						
Tommy John, R OBP: 0.200, SLG: 0.200 (1, 1)										2	0	0	0	0	0	0						
Inning Stats	R: 1 E: 1 K: 1 S: 6	H: 1 LOB: 0 BB: 0 P: 6	R: 1 E: 0 K: 1 S: 7	H: 2 LOB: 2 BB: 1 P: 11	R: 1 E: 1 K: 0 S: 6	H: 3 LOB: 2 BB: 0 P: 6	R: 0 E: 0 K: 1 S: 5	H: 0 LOB: 0 BB: 0 P: 5	R: 0 E: 0 K: 2 S: 7	H: 0 LOB: 0 BB: 0 P: 7	R: 0 E: 0 K: 1 S: 5	H: 0 LOB: 0 BB: 0 P: 5	R: 0 E: 0 K: 0 S: 3	H: 0 LOB: 0 BB: 0 P: 3	R: 1 E: 0 K: 0 S: 4	H: 1 LOB: 0 BB: 0 P: 4	R: 0 E: 0 K: 0 S: 3	H: 0 LOB: 0 BB: 0 P: 3	1B: 6 2B: 0 3B: 0 HR: 1	SF: 1 SAC: 1 DP: 0 HBP: 0	WP: 0 PB: 0 CS: 0 SB: 0	PA: 35
PITCHER	IP	WLS	BF	H	R	ER	SO	BB	IBB	HBP	BLK	WP	HR	S	P	ERA	WHIP					
Tom Hume, R ERA: 4.73 (1, 1)	8.0	L	32	7	4	3	6	1	0	0	0	0	1	43	47	3.38	1.000					
Manny Sarmiento, R ERA: 1.23 (9, 1)	1.0		3	0	0	0	0	0	0	0	0	0	0	3	3	0.00	0.000					

Batter	1	2	3	4	5	6	7	8	9	AB	R	H	RBI	BB	SO	LOB	BOTTOM				
Pete Rose, S OBP: 0.346, SLG: 0.378 (1, 5)										4	1	1	0	0	1	0	Los Angeles Dodgers @ Cincinnati Reds Riverfront Stadium, Cincinnati, OH Tue Apr 25 1978, 6:05 PM EST Att: 27,361 - Unknown livebaseballscores.com				
Ken Griffey, L OBP: 0.377, SLG: 0.500 (1, 9)										4	0	2	1	0	1	0					
Joe Morgan, L OBP: 0.390, SLG: 0.556 Manny Sarmiento, R ERA: 1.23 (1, 4)										3	1	0	0	1	1	2					
George Foster, R OBP: 0.385, SLG: 0.464 (1, 7)										3	0	1	1	1	0	1					
Johnny Bench, R OBP: 0.413, SLG: 0.563 (1, 2)										3	0	1	0	1	0	2					
Dave Concepcion, R OBP: 0.387, SLG: 0.340 (1, 6)										4	0	0	0	0	0	4					
Dan Driessen, L OBP: 0.378, SLG: 0.438 (1, 3)										4	0	1	0	0	1	1					
Cesar Geronimo, L OBP: 0.373, SLG: 0.448 (1, 8)										4	0	0	0	0	1	2					
Tom Hume, R Dave Collins, S (8, PH) Junior Kennedy, R (9, 4)										2	0	0	0	0	0	1					
Inning Stats	R: 1 E: 0 K: 2 S: 9	H: 2 LOB: 2 BB: 1 P: 13	R: 0 E: 0 K: 0 S: 3	H: 1 LOB: 0 BB: 0 P: 3	R: 0 E: 0 K: 0 S: 3	H: 0 LOB: 0 BB: 1 P: 6	R: 0 E: 0 K: 0 S: 2	H: 0 LOB: 0 BB: 1 P: 6	R: 0 E: 0 K: 1 S: 6	H: 1 LOB: 1 BB: 0 P: 4	R: 0 E: 1 K: 1 S: 6	H: 0 LOB: 1 BB: 0 P: 6	R: 0 E: 0 K: 2 S: 9	H: 2 LOB: 2 BB: 1 P: 13	R: 0 E: 0 K: 1 S: 5	H: 0 LOB: 0 BB: 0 P: 5	1B: 4 2B: 1 3B: 1 HR: 0	SF: 0 SAC: 0 DP: 2 HBP: 0	WP: 0 PB: 0 CS: 0 SB: 1	PA: 35	
PITCHER	IP	WLS	BF	H	R	ER	SO	BB	IBB	HBP	BLK	WP	HR	S	P	ERA	WHIP				
Tommy John, L ERA: 1.82 (1, 1)	9.0	W	35	6	2	2	6	3	0	0	0	0	0	44	56	2.00	1.000				

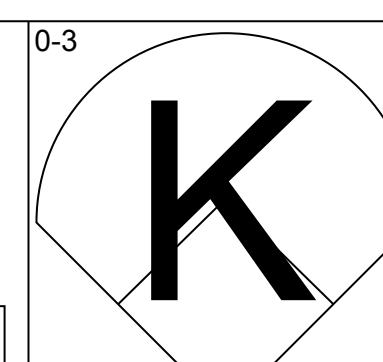
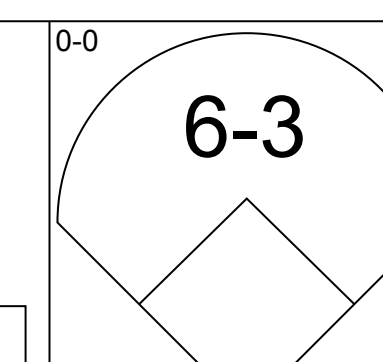
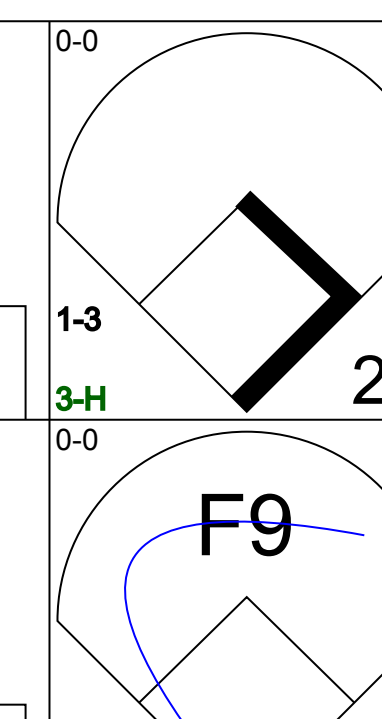
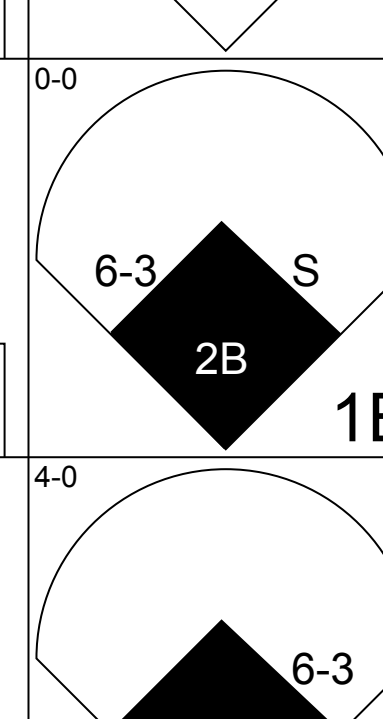
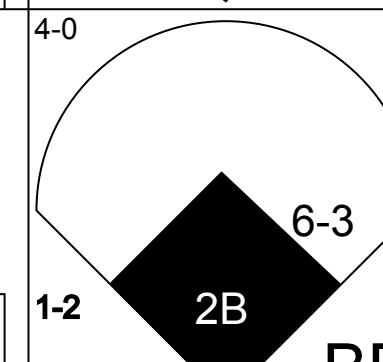
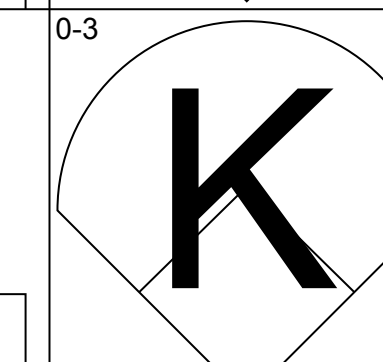

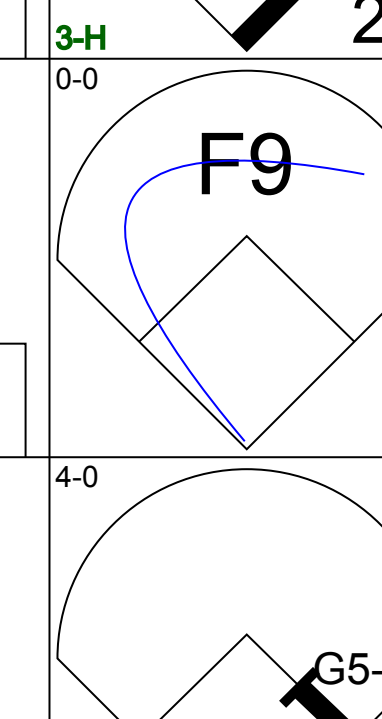
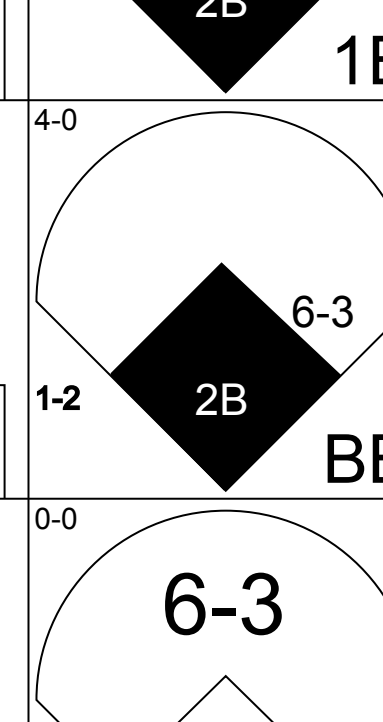
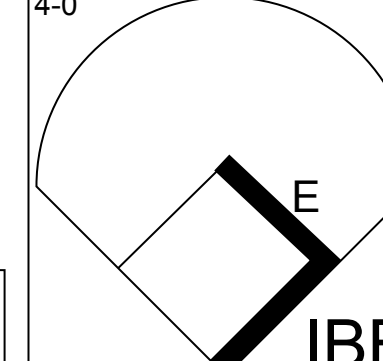
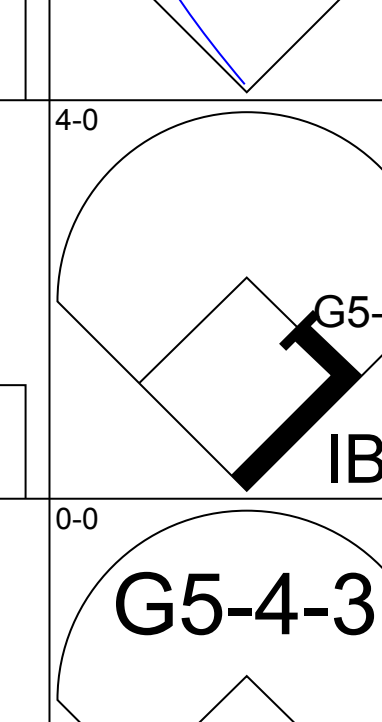
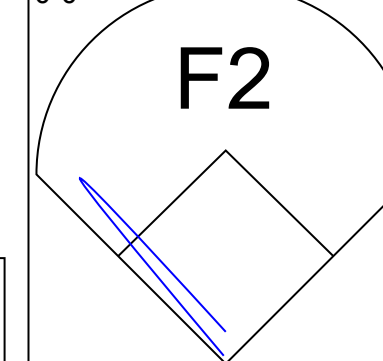
Batter	1	2	3	4	5	6	7	8	9	AB R H RBI BB SO LOB	TOP													
Davey Lopes, R OBP: 0.432, SLG: 0.500 (1, 4)										4 3 2 2 2 1 0	Los Angeles Dodgers @ Cincinnati Reds Riverfront Stadium, Cincinnati, OH Wed Apr 26 1978, 6:05 PM EST Att: 32,872 - Unknown													
Bill Russell, R OBP: 0.273, SLG: 0.333 (1, 6)										5 2 4 2 0 0 0														
Reggie Smith, S OBP: 0.342, SLG: 0.500 (1, 9)										6 1 1 3 0 2 4														
Ron Cey, R OBP: 0.462, SLG: 0.500 (1, 5)										6 1 2 1 0 2 2														
Steve Garvey, R OBP: 0.360, SLG: 0.534 (1, 3)										5 2 2 0 0 1 3														
Dusty Baker Jr, R OBP: 0.417, SLG: 0.431 (1, 7)										5 2 5 2 0 0 0														
Rick Monday, L OBP: 0.456, SLG: 0.842 (1, 8)										3 1 1 1 2 2 3														
Steve Yeager, R OBP: 0.339, SLG: 0.294 (1, 2)										4 1 1 2 0 2 2														
Doug Rau, L OBP: 0.182, SLG: 0.182 (1, 1)										5 1 1 1 0 1 4														
Inning Stats	R: 0 E: 0 K: 1 S: 6	H: 1 LOB: 1 BB: 0 P: 6	R: 1 E: 0 K: 1 S: 7	H: 2 LOB: 1 BB: 0 P: 7	R: 2 E: 0 K: 3 S: 12	H: 3 LOB: 2 BB: 1 P: 16	R: 2 E: 0 K: 1 S: 7	H: 2 LOB: 0 BB: 0 P: 7	R: 1 E: 0 K: 0 S: 5	H: 2 LOB: 2 BB: 1 P: 9	R: 0 E: 0 K: 2 S: 9	H: 2 LOB: 1 BB: 0 P: 9	R: 1 E: 0 K: 2 S: 9	H: 2 LOB: 1 BB: 0 P: 9	R: 0 E: 0 K: 1 S: 5	H: 0 LOB: 0 BB: 0 P: 5	R: 7 E: 0 K: 1 S: 10	H: 5 LOB: 2 BB: 2 P: 18	1B: 12 2B: 4 3B: 0 HR: 3	SF: 2 SAC: 0 DP: 0 HBP: 0	WP: 0 PB: 1 SB: 0 CS: 0	PA: 49		
PITCHER	IP WLS BF H R ER SO BB IBB HBP BLK WP HR S P ERA WHIP											PITCHER	IP WLS BF H R ER SO BB IBB HBP BLK WP HR S P ERA WHIP											
Tom Seaver, R ERA: 5.0 (1, 1)	4.0 L 21 8 5 5 6 1 0 0 0 0 0 2 32 36 11.25 2.250																							
Dale Murray, R ERA: 3.35 (5, 1)	2.0 10 4 1 1 1 0 1 0 0 0 0 0 11 15 4.50 2.000																							
Doug Capilla, L ERA: 9.45 (7, 1)	2.0 8 2 1 1 3 0 0 0 0 0 0 0 14 14 4.50 1.000																							
Pedro Borbon, R ERA: 12.46 (9, 1)	1.0 10 5 7 7 1 1 1 0 0 0 0 1 10 18 63.00 6.000																							

AB	43
R	14
H	19
RBI	14
BB	4
SO	11
LOB	18



Batter	1	2	3	4	5	6	7	8	9	AB R H RBI BB SO LOB	BOTTOM											
Pete Rose, S OBP: 0.349, SLG: 0.380 (1, 5)										5 0 2 1 0 0 0	Los Angeles Dodgers @ Cincinnati Reds Riverfront Stadium, Cincinnati, OH Wed Apr 26 1978, 6:05 PM EST Att: 32,872 - Unknown											
Ken Griffey, L OBP: 0.378, SLG: 0.487 (1, 9)										4 1 1 0 1 1 3												
Joe Morgan, L OBP: 0.390, SLG: 0.582 (1, 4)										4 2 1 2 1 0 6												
George Foster, R OBP: 0.398, SLG: 0.479 (1, 7)										4 0 2 1 1 0 0												
Johnny Bench, R OBP: 0.400, SLG: 0.529 (1, 2)										4 0 0 0 1 1 2												
Dave Concepcion, R OBP: 0.354, SLG: 0.328 (1, 6)										5 0 1 0 0 1 3												
Dan Driessen, L OBP: 0.392, SLG: 0.464 (1, 3)										5 1 3 0 0 0 2												
Cesar Geronimo, L OBP: 0.371, SLG: 0.433 (1, 8)										2 0 0 0 1 0 2												
Tom Seaver, R Mike Grace, R Dale Murray, R Dave Collins, S Doug Capilla, L Junior Kennedy, R Pedro Borbon, R (1, 1) (4, PH) (5, 1) (6, PH) (7, 1) (8, PH) (9, 1)										0 0 0 0 0 1 0 0 1 0 0 0 0 0 1 0 0 0 0 0 0 0 0 0 1 0 0 0 0 0 0 2 0 0 0 0 0 0 0 0 1 0 0 0 0 0 1 0 0 0 0 0 0 0 0 0		WP: 0 PB: 0 SB: 0 CS: 0	PA: 43									
Inning Stats	R: 1 E: 0 K: 0 S: 4	H: 1 LOB: 2 BB: 2 P: 12	R: 0 E: 0 K: 1 S: 7	H: 2 LOB: 3 BB: 1 P: 11	R: 0 E: 0 K: 2 S: 9	H: 2 LOB: 2 BB: 0 P: 9	R: 0 E: 0 K: 1 S: 5	H: 0 LOB: 0 BB: 0 P: 5	R: 0 E: 0 K: 0 S: 3	H: 0 LOB: 0 BB: 0 P: 3	R: 0 E: 0 K: 0 S: 5	H: 0 LOB: 0 BB: 0 P: 3	R: 0 E: 0 K: 1 S: 5	H: 0 LOB: 0 BB: 0 P: 5	R: 2 E: 0 K: 0 S: 6	H: 3 LOB: 2 BB: 1 P: 10	1B: 7 2B: 2 3B: 0 HR: 1	SF: 0 SAC: 1 DP: 0 HBP: 0	WP: 0 PB: 0 SB: 0 CS: 0	PA: 43		
PITCHER	IP WLS BF H R ER SO BB IBB HBP BLK WP HR S P ERA WHIP											PITCHER	IP WLS BF H R ER SO BB IBB HBP BLK WP HR S P ERA WHIP									
Doug Rau, L ERA: 2.25 (1, 1)	9.0 W 43 10 4 4 5 6 0 0 0 0 0 1 47 71 4.00 1.778																					

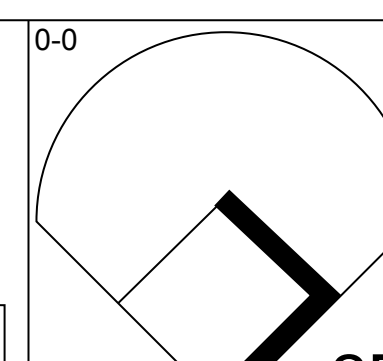
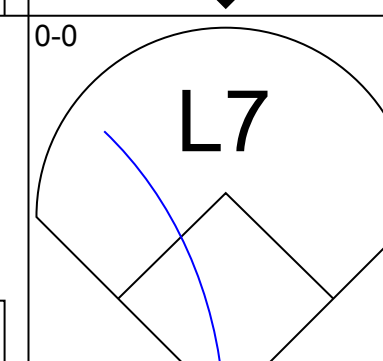
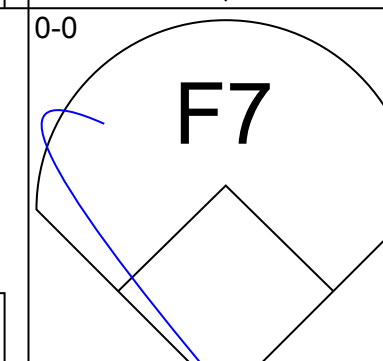
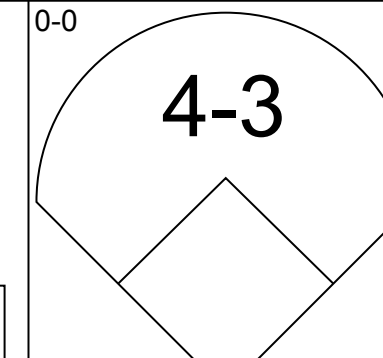


Batter	1	2	3	4	5	6	7	8	9	AB	R	H	RBI	BB	SO	LOB	TOP																
Davey Lopes, R OBP: 0.430, SLG: 0.507 (1, 4)																	5	0	2	2	0	1	0										
Bill Russell, R OBP: 0.268, SLG: 0.325 (1, 6)																									5	1	1	0	0	0	4		
Reggie Smith, S OBP: 0.372, SLG: 0.522 (1, 9)																										3	1	2	0	2	1	0	
Ron Cey, R OBP: 0.446, SLG: 0.471 (1, 5)																										4	0	0	0	1	0	6	
Steve Garvey, R OBP: 0.363, SLG: 0.519 (1, 3)																											4	1	1	0	1	2	2
Dusty Baker Jr, R OBP: 0.421, SLG: 0.493 Glenn Burke, R OBP: 0.300, SLG: 0.300 (1, 7)																											4	1	2	3	0	1	3
Rick Monday, L OBP: 0.466, SLG: 0.820 (1, 8)																											4	0	2	1	1	1	2
Steve Yeager, R OBP: 0.328, SLG: 0.286 (1, 2)																											5	2	1	0	0	1	3
Rick Rhoden, R OBP: 0.308, SLG: 0.273 (1, 1)																											5	0	1	0	0	1	6
Inning Stats	R: 3 E: 1 K: 1 S: 8	H: 2 LOB: 3 BB: 3 P: 20	R: 0 E: 0 K: 1 S: 5	H: 0 LOB: 0 BB: 0 P: 5	R: 0 E: 0 K: 1 S: 5	H: 1 LOB: 0 BB: 0 P: 5	R: 0 E: 0 K: 1 S: 5	H: 0 LOB: 0 BB: 0 P: 5	R: 0 E: 0 K: 0 S: 4	H: 1 LOB: 1 BB: 0 P: 4	R: 2 E: 0 K: 0 S: 7	H: 4 LOB: 2 BB: 0 P: 7	R: 0 E: 0 K: 2 S: 8	H: 1 LOB: 2 BB: 1 P: 12	R: 1 E: 1 K: 0 S: 5	H: 2 LOB: 2 BB: 1 P: 9	R: 1 E: 1 K: 2 S: 9	H: 2 LOB: 1 BB: 0 P: 9	1B: 9 2B: 3 3B: 0 HR: 1	SF: 0 SAC: 0 DP: 1 HBP: 0	WP: 0 PB: 0 SB: 1 CS: 1	PA: 45											
PITCHER	IP	WLS	BF	H	R	ER	SO	BB	IBB	HBP	BLK	WP	HR	S	P	ERA	WHIP																
Bob Forsch, R ERA: 3.66 (1, 1)	5.2	L	28	8	5	4	4	2	1	0	0	0	1	33	45	6.35	1.765																
Pete Vuckovich, R ERA: 3.77 (6, 1)	1.1		6	1	0	0	2	1	0	0	0	0	0	9	13	0.00	1.500																
Mark Littell, R ERA: 2.7 (8, 1)	2.0		11	4	2	0	2	0	1	0	0	0	0	14	18	0.00	2.000																

Los Angeles Dodgers @ St. Louis Cardinals
 Busch Stadium, St. Louis, MO
 Fri Apr 28 1978, 6:05 PM CST
 Att: 23,823 - Unknown
 livebaseballscorecards.com

AB	40
R	7
H	13
RBI	6
BB	5
SO	8
LOB	26



Batter	1	2	3	4	5	6	7	8	9	AB	R	H	RBI	BB	SO	LOB	BOTTOM																
Lou Brock, L OBP: 0.434, SLG: 0.391 (1, 7)																	3	0	2	0	1	0	2										
Garry Templeton, S OBP: 0.195, SLG: 0.247 (1, 6)																									4	0	0	0	0	2	5		
Keith Hernandez, L OBP: 0.434, SLG: 0.514 (1, 3)																										4	0	0	0	0	1	3	
Ted Simmons, S OBP: 0.372, SLG: 0.478 (1, 2)																										3	1	1	0	1	0	1	
Jerry Morales, R OBP: 0.349, SLG: 0.419 (1, 8)																											4	0	0	0	0	0	2
Ken Reitz, R OBP: 0.373, SLG: 0.426 (1, 5)																											4	0	2	0	0	0	0
Jerry Mumphrey, S OBP: 0.205, SLG: 0.175 (1, 9)																											3	0	0	1	0	1	1
Mike Tyson, R OBP: 0.302, SLG: 0.367 Mike Phillips, L OBP: 0.333, SLG: 0.500 (7, PH)																											2	0	0	0	0	0	2
Bob Forsch, R OBP: 0.214, SLG: 0.214 Pete Vuckovich, R (6, 1)																											2	0	0	0	0	1	0
Dane Iorg, L OBP: 0.273, SLG: 0.200 Mark Littell, L (8, 1)																											1	0	1	0	0	0	0
Inning Stats	R: 0 E: 0 K: 0 S: 4	H: 1 LOB: 1 BB: 0 P: 4	R: 0 E: 0 K: 0 S: 4	H: 1 LOB: 0 BB: 0 P: 4	R: 0 E: 0 K: 2 S: 7	H: 0 LOB: 1 BB: 1 P: 11	R: 1 E: 0 K: 0 S: 5	H: 2 LOB: 1 BB: 0 P: 5	R: 0 E: 0 K: 1 S: 6	H: 1 LOB: 1 BB: 0 P: 6	R: 0 E: 0 K: 0 S: 2	H: 0 LOB: 0 BB: 1 P: 6	R: 0 E: 0 K: 1 S: 6	H: 1 LOB: 2 BB: 1 P: 10	R: 0 E: 0 K: 0 S: 3	H: 0 LOB: 0 BB: 0 P: 3	R: 0 E: 0 K: 1 S: 5	H: 0 LOB: 0 BB: 0 P: 5	1B: 4 2B: 2 3B: 0 HR: 0	SF: 1 SAC: 0 DP: 1 HBP: 0	WP: 0 PB: 0 SB: 1 CS: 0	PA: 35											
PITCHER	IP	WLS	BF	H	R	ER	SO	BB	IBB	HBP	BLK	WP	HR	S	P	ERA	WHIP																
Rick Rhoden, R ERA: 2.3 (1, 1)	9.0	W	35	6	1	1	5	3	0	0	0	0	0	42	54	1.00	1.000																

Los Angeles Dodgers @ St. Louis Cardinals
 Busch Stadium, St. Louis, MO
 Fri Apr 28 1978, 6:05 PM CST
 Att: 23,823 - Unknown
 livebaseballscorecards.com

AB	31
R	1
H	6
RBI	1
BB	3
SO	5
LOB	16



Batter	1	2	3	4	5	6	7	8	9	AB	R	H	RBI	BB	SO	LOB	TOP			
Davey Lopes, R OBP: 0.422, SLG: 0.493	G3			L7		F8				4	0	1	0	0	0	0	Los Angeles Dodgers @ St. Louis Cardinals Busch Stadium, St. Louis, MO Sat Apr 29 1978, 6:05 PM CST Att: 20,596 - Unknown livebaseballscorecards.com			
Bill Russell, R OBP: 0.267, SLG: 0.321	5-3					F9				4	0	1	0	0	0	1				
Reggie Smith, S OBP: 0.378, SLG: 0.514 Glenn Burke, R OBP: 0.300, SLG: 0.300	F7			F8						3	0	1	0	1	0	1				
Ron Cey, R OBP: 0.425, SLG: 0.446		K		F9						4	0	0	0	0	1	3				
Steve Garvey, R OBP: 0.357, SLG: 0.506	1-3					P6				4	0	1	0	0	0	2				
Dusty Baker Jr., R OBP: 0.418, SLG: 0.479	F9			1-3						2	0	0	0	1	0	1				
Rick Monday, L OBP: 0.447, SLG: 0.781			F8		K					3	0	0	0	0	1	3				
Steve Yeager, R OBP: 0.313, SLG: 0.271			F7		F3					3	0	0	0	0	0	1				
Burt Hooton, R Vic Davaillo, L Mike Garman, R	5-3			5-3						2	0	0	0	0	0	0	Dodgers			
Inning Stats	R: 0 E: 0 K: 0 S: 3	H: 0 LOB: 0 BB: 0 P: 3	R: 0 E: 0 K: 1 S: 5	H: 0 LOB: 0 BB: 0 P: 5	R: 0 E: 0 K: 0 S: 3	H: 0 LOB: 0 BB: 0 P: 3	R: 0 E: 0 K: 0 S: 4	H: 1 LOB: 1 BB: 0 P: 4	R: 0 E: 0 K: 1 S: 6	H: 1 LOB: 1 BB: 0 P: 6	R: 0 E: 0 K: 0 S: 3	H: 0 LOB: 2 BB: 2 P: 11	R: 0 E: 0 K: 0 S: 4	H: 1 LOB: 1 BB: 0 P: 4	R: 0 E: 0 K: 0 S: 3	H: 1 LOB: 1 BB: 0 P: 3		1B: 4 2B: 0 3B: 0 HR: 0	SF: 0 SAC: 0 DP: 1 HBP: 0	WP: 0 PB: 0 SB: 0 CS: 0
PITCHER Eric Rasmussen, R ERA: 3.25	IP: 9.0 WLS: W BF: 32 H: 4 R: 0 ER: 0 SO: 2 BB: 2 IBB: 0 HBP: 0 BLK: 0 WP: 0 HR: 0 S: 34 P: 42 ERA: 0.00 WHIP: 0.667															PITCHER				

Batter	1	2	3	4	5	6	7	8	9	AB	R	H	RBI	BB	SO	LOB	BOTTOM
Lou Brock, L OBP: 0.404, SLG: 0.360	L7			G3		4-3				4	0	0	0	0	0	0	Los Angeles Dodgers @ St. Louis Cardinals Busch Stadium, St. Louis, MO Sat Apr 29 1978, 6:05 PM CST Att: 20,596 - Unknown livebaseballscorecards.com
Gary Templeton, S OBP: 0.189, SLG: 0.239	6-3			F8		K				3	0	0	0	0	1	0	
Keith Hernandez, L OBP: 0.430, SLG: 0.507	G3			G3						3	1	1	0	0	0	0	
Ted Simmons, S OBP: 0.370, SLG: 0.486		G3								3	0	1	0	0	0	1	
Jerry Morales, R OBP: 0.349, SLG: 0.408	5-3									2	0	0	0	1	0	1	
Ken Reitz, R OBP: 0.359, SLG: 0.414	5-3									2	0	0	1	0	0	1	
Jerry Mumphrey, S OBP: 0.213, SLG: 0.167			K							2	0	0	0	1	1	1	
Mike Tyson, R OBP: 0.286, SLG: 0.346			F8							3	0	0	0	0	0	2	
Eric Rasmussen, R OBP: 0.182, SLG: 0.182			K							3	0	0	0	0	1	0	Cardinals
Inning Stats	R: 0 E: 0 K: 0 S: 3	H: 0 LOB: 0 BB: 0 P: 3	R: 0 E: 0 K: 2 S: 7	H: 0 LOB: 0 BB: 0 P: 7	R: 0 E: 0 K: 0 S: 3	H: 0 LOB: 0 BB: 0 P: 3	R: 0 E: 0 K: 1 S: 5	H: 1 LOB: 1 BB: 0 P: 5	R: 1 E: 0 K: 0 S: 4	H: 1 LOB: 1 BB: 1 P: 8	R: 0 E: 0 K: 0 S: 3	H: 0 LOB: 0 BB: 0 P: 3	1B: 1 2B: 1 3B: 0 HR: 0	SF: 1 SAC: 0 DP: 0 HBP: 0	WP: 1 PB: 0 SB: 0 CS: 0	PA: 28	
PITCHER Burt Hooton, R Mike Garman, R	IP: 7.0 WLS: L BF: 25 H: 2 R: 1 ER: 1 SO: 3 BB: 1 IBB: 1 HBP: 0 BLK: 0 WP: 1 HR: 0 S: 29 P: 37 ERA: 1.29 WHIP: 0.429															PITCHER	

Batter	1	2	3	4	5	6	7	8	9	10	AB	R	H	RBI	BB	SO	LOB
Davey Lopes, R OBP: 0.444, SLG: 0.494 (1.4)	5-3		BB 1B 1-2		S BB		1B		K		4	0	2	0	1	1	0
Bill Russell, R OBP: 0.274, SLG: 0.326 (1.6)	4-3		BB 1-2 2-3		L9		F9		2B		5	0	2	0	0	0	2
Reggie Smith, S OBP: 0.363, SLG: 0.474 (1.9)	F7		K		BB		1-3		F8		4	0	0	0	1	1	5
Ron Cey, R OBP: 0.406, SLG: 0.427 (1.5)		2B	BB 1-2 2-3 3-4		F7		F8			5-3	4	1	1	1	1	0	2
Steve Garvey, R OBP: 0.355, SLG: 0.494 (1.3)		2B	F2		L8		F8			6-3	5	0	1	1	0	0	5
Dusty Baker Jr, R OBP: 0.386, SLG: 0.430 (1.7)	K		5-3							K	5	0	0	0	0	3	4
Rick Monday, L OBP: 0.452, SLG: 0.757 (1.8)				3-1							2	1	1	0	2	0	0
Steve Yeager, R OBP: 0.288, SLG: 0.246 (1.2)										HR							
Vic Davallo, L OBP: 0.300, SLG: 0.222 (9. PH)	G5-4-3			6-3			G5-4-3			P6	3	0	0	0	0	0	3
Jerry Grote, R OBP: 0.444, SLG: 0.167 (9.2)											1	0	0	0	0	0	1
Tommy John, R OBP: 0.250, SLG: 0.250 (1.1)											0	0	0	0	0	0	0
Johnny Oates, L OBP: 0.500, SLG: 0.500 (7. PH)											0	0	0	0	0	0	0
Terry Forster, L (7.1)											1	1	2	0	0	0	0
Lee Lacy, R OBP: 0.400, SLG: 1.000 (9. PH)			1B BB							HR	0	0	0	0	0	0	0
Mike Garman, R (9.1)			1B								0	0	0	0	0	0	0

Inning Stats	R: 0	H: 0	E: 0	K: 0	S: 3	R: 1	H: 2	E: 0	K: 1	S: 6	R: 1	H: 3	E: 0	K: 1	S: 11	R: 0	H: 0	E: 0	K: 1	S: 9	R: 0	H: 1	E: 0	K: 0	S: 5	R: 0	H: 0	E: 0	K: 0	S: 7	R: 0	H: 1	E: 0	K: 0	S: 8	R: 2	H: 2	E: 0	K: 1	S: 7	R: 0	H: 0	E: 0	K: 0	S: 10	R: 0	H: 0	E: 0	K: 0	S: 10	1B: 5	SF: 0	2B: 3	SAC: 0	3B: 0	DP: 2	HR: 1	HBP: 0	WP: 0	PA: 42
--------------	------	------	------	------	------	------	------	------	------	------	------	------	------	------	-------	------	------	------	------	------	------	------	------	------	------	------	------	------	------	------	------	------	------	------	------	------	------	------	------	------	------	------	------	------	-------	------	------	------	------	-------	-------	-------	-------	--------	-------	-------	-------	--------	-------	--------

PITCHER	IP	WLS	BF	H	R	ER	SO	BB	IBB	HBP	BLK	WP	HR	S	P	ERA	WHIP
Rick Reuschel, R ERA: 2.05 (1.1)	8.2		38	9	4	4	5	4	1	0	0	0	1	61	88	4.15	1.500
Bruce Sutter, R ERA: 1.84 (9.1)	1.1	W	4	0	0	0	1	0	0	0	0	0	0	11	13	0.00	0.000

Los Angeles Dodgers @ Chicago Cubs
Wrigley Field, Chicago, IL
Tue May 02 1978, 3:33 AM CDT
Att: 6,990 - Unknown - 44 F

AB 37
R 4
H 9
RBI 4
BB 5
SO 6
LOB 22




Batter	1	2	3	4	5	6	7	8	9	10	AB	R	H	RBI	BB	SO	LOB
Ivan De Jesus, R OBP: 0.381, SLG: 0.356 (1.6)	K		2B 4-3		G3 1B BB		G6-4-3			SH1-4	3	2	1	0	1	1	1
Manny Trillo, R OBP: 0.352, SLG: 0.365 (1.4)	K		4-3		G3			6-3			5	0	2	1	0	1	1
Bill Buckner, L OBP: 0.350, SLG: 0.462 (1.3)	1B		4-3		CS 1B			K			4	0	2	2	0	1	1
Dave Kingman, R OBP: 0.246, SLG: 0.317 (1.7)	K		6-3		P4			L6			3	0	0	0	0	1	3
Greg Gross, L OBP: 0.372, SLG: 0.500 (8.7)	K										1	0	0	0	0	0	0
Bobby Murcer, L OBP: 0.300, SLG: 0.423 (1.9)		3B			CS 1B				FC8-6		4	1	3	0	0	1	0
Steve Ontiveros, S OBP: 0.227, SLG: 0.186 (1.5)		6-3			K				F3		4	0	0	0	0	1	3
Hector Cruz, R OBP: 0.275, SLG: 0.462 (1.8)		4-3			E4 1B			4-3		FC8-6	4	1	1	1	0	0	1
Larry Cox, R OBP: 0.231, SLG: 0.167 (1.2)		6-3							FC5-4		4	0	1	1	0	0	1
Rick Reuschel, R (1.1)											2	0	0	0	1	0	1
Bruce Sutter, R (9.1)											0	0	0	0	0	0	0
Rudy Meoli, L (10. PH)										SH1-4	0	1	0	0	1	0	0

Inning Stats	R: 0	H: 1	E: 0	K: 3	S: 10	R: 1	H: 1	E: 0	K: 0	S: 4	R: 1	H: 2	E: 1	K: 1	S: 8	R: 1	H: 1	E: 0	K: 0	S: 6	R: 0	H: 0	E: 0	K: 0	S: 5	R: 0	H: 0	E: 0	K: 0	S: 5	R: 0	H: 0	E: 0	K: 0	S: 5	R: 0	H: 1	E: 0	K: 0	S: 8	R: 0	H: 1	E: 0	K: 0	S: 9	R: 1	H: 1	E: 0	K: 0	S: 2	R: 0	H: 0	E: 0	K: 0	S: 6	1B: 7	SF: 0	2B: 2	SAC: 1	3B: 1	DP: 1	HR: 0	HBP: 0	WP: 0	PA: 38
--------------	------	------	------	------	-------	------	------	------	------	------	------	------	------	------	------	------	------	------	------	------	------	------	------	------	------	------	------	------	------	------	------	------	------	------	------	------	------	------	------	------	------	------	------	------	------	------	------	------	------	------	------	------	------	------	------	-------	-------	-------	--------	-------	-------	-------	--------	-------	--------

PITCHER	IP	WLS	BF	H	R	ER	SO	BB	IBB	HBP	BLK	WP	HR	S	P	ERA	WHIP
Tommy John, L ERA: 2.21 (1.1)	6.0		25	8	4	3	5	1	0	0	0	0	0	38	44	4.50	1.500
Terry Forster, L ERA: 2.89 (7.1)	2.0		6	0	0	0	1	1	0	0	0	0	0	7	11	0.00	0.500
Mike Garman, R ERA: 4.0 (9.1)	1.1	L	7	2	1	1	0	1	0	0	0	0	0	10	15	6.75	2.250

Los Angeles Dodgers @ Chicago Cubs
Wrigley Field, Chicago, IL
Tue May 02 1978, 3:33 AM CDT
Att: 6,990 - Unknown - 44 F

AB 34
R 5
H 10
RBI 5
BB 3
SO 6
LOB 12



Batter	1	2	3	4	5	6	7	8	9	AB	R	H	RBI	BB	SO	LOB	TOP								
Davey Lopes, R OBP: 0.442, SLG: 0.476 (1, 4)	6-3	BB BB		FC6-5 2-3		1B E 1B BB	SH3-4 1-2	1-3		3	1	0	0	2	0	2									
Bill Russell, R OBP: 0.287, SLG: 0.351 (1, 6)	4-3			2-3		1B 1B	5-3		2B 3B	5	2	2	0	1	0	2									
Reggie Smith, S OBP: 0.381, SLG: 0.524 (1, 9)	FC5 1B	P6				1B FC6-4 1B			SH1-4 SF8 2B	6	2	4	3	0	1	3									
Ron Cey, R OBP: 0.426, SLG: 0.435 (7, PR) Ted Martinez, R (7, 5)	1-2 BB			5-3		1B 2B 1B	FC6-4 1B		SH1-4	3	1	2	1	1	0	0									
Steve Garvey, R OBP: 0.343, SLG: 0.473 (1, 3)	FC5 2-3					F8 1-2 3-H	FC6-4 FC4-6 1B		SF8	4	0	0	2	1	0	6									
Dusty Baker Jr., R OBP: 0.372, SLG: 0.412 (1, 7)		6-3		F8		2B 1-3 1B	FC4-6 S		6-3 G3	6	0	1	0	0	0	2									
Rick Monday, L OBP: 0.472, SLG: 0.811 (1, 8)				G3		1-3 3-H 2B	1-2 IBB		5-3 2B 1B	4	2	3	2	1	0	1									
Steve Yeager, R OBP: 0.295, SLG: 0.246 (1, 2)		E1 BB 1B				4-0 IBB			5-3	4	0	1	0	1	0	3									
Doug Rau, L OBP: 0.154, SLG: 0.154 Charlie Hough, R OBP: 0.600, SLG: 0.800 Terry Forster, L (8, 1)				K		SH3-4 1-2	L4		SH3-4 3B 1B 2H	2	0	0	0	0	1	4									
Inning Stats	R: 0 E: 0 K: 0 S: 4	H: 1 LOB: 2 BB: 1 P: 8	R: 1 E: 1 K: 1 S: 7	H: 2 LOB: 2 BB: 2 P: 15	R: 0 E: 0 K: 0 S: 3	H: 0 LOB: 1 BB: 1 P: 7	R: 0 E: 1 K: 0 S: 4	H: 0 LOB: 1 BB: 0 P: 4	R: 1 E: 0 K: 1 S: 15	H: 3 LOB: 3 BB: 1 P: 22	R: 3 E: 1 K: 0 S: 10	H: 3 LOB: 2 BB: 2 P: 19	R: 1 E: 0 K: 0 S: 8	H: 2 LOB: 1 BB: 0 P: 12	R: 1 E: 0 K: 0 S: 5	H: 2 LOB: 1 BB: 0 P: 5	R: 2 E: 0 K: 0 S: 5	H: 2 LOB: 0 BB: 0 P: 5	1B: 9 2B: 3 3B: 2 HR: 1	SF: 1 SAC: 3 DP: 0 HBP: 1	WP: 0 PB: 0 SB: 2 CS: 0	PA: 51			
PITCHER	IP	WLS	BF	H	R	ER	SO	BB	IBB	HBP	BLK	WP	HR	S	P	ERA	WHIP								
Ray Burris, R ERA: 2.55 (1, 1)	5.0	L	30	8	5	5	2	5	1	0	0	0	1	35	62	9.00	2.600								
Donnie Moore, R ERA: 6.39 (6, 1)	1.0		5	1	0	0	0	0	1	0	0	0	0	8	13	0.00	1.000								
Mike Krukow, R ERA: 7.0 (7, 1)	2.0		11	4	2	2	0	0	0	1	0	0	0	13	17	9.00	2.000								
Willie Hernandez, L ERA: 2.53 (9, 1)	1.0		5	2	2	2	0	0	0	0	0	0	0	5	5	18.00	2.000								

Los Angeles Dodgers @ Chicago Cubs
Wrigley Field, Chicago, IL
Wed May 03 1978, 3:33 AM CDT
Att: 9,252 - Sunny - 47 F

AB 39
R 9
H 15
RBI 9
BB 7
SO 2
LOB 23



Batter	1	2	3	4	5	6	7	8	9	AB	R	H	RBI	BB	SO	LOB	BOTTOM								
Ivan De Jesus, R OBP: 0.363, SLG: 0.337 (1, 6)	5-3	L7		F9			4-3		6-3	5	0	0	0	0	0	2									
Manny Trillo, R OBP: 0.368, SLG: 0.364 (1, 4)	2B BB	F7				CS 1B BB	6-3		1B 1B	3	0	1	0	2	0	1									
Bill Buckner, L OBP: 0.378, SLG: 0.500 (1, 3)	1-3 2B					1-2 CS 1B	F9		F8	5	1	3	0	0	0	1									
Hector Cruz, R OBP: 0.279, SLG: 0.452 Greg Gross, L OBP: 0.394, SLG: 0.488 Gene Clines, R OBP: 0.277, SLG: 0.238 (9, PH)	K			K		1B SF9-3 1B		6-3	BB 1B	3	1	1	1	0	2	2									
Bobby Murcer, L OBP: 0.372, SLG: 0.427 (1, 9)	F5					1-2 SF9-3 1B		F9	BB 1B	4	0	2	0	1	0	2									
Steve Ontiveros, S OBP: 0.236, SLG: 0.206 (1, 5)				F7		1-2 SF9-3		1B 1B	K	4	2	2	1	0	1	4									
Dave Kingman, R OBP: 0.261, SLG: 0.375 (1, 7)				K				F7	1B 1-2 1B	4	1	2	2	0	1	0									
Larry Cox, R OBP: 0.353, SLG: 0.267 (1, 2)								3-1	1-3 2H 1B	3	0	2	1	1	0	0									
Ray Burris, R OBP: 0.154, SLG: 0.154 Donnie Moore, L OBP: 1.000, SLG: 1.000 Rudy Wiedupf, L (6, PH) Mike Krukow, R (7, 1) Larry Bittner, L OBP: 0.392, SLG: 0.488 Willie Hernandez, L (9, 1)		FC1-6		F5				4-3	F8	2	0	0	0	0	0	2									
Inning Stats	R: 0 E: 0 K: 1 S: 14	H: 1 LOB: 2 BB: 1 P: 20	R: 2 E: 0 K: 0 S: 6	H: 3 LOB: 1 BB: 0 P: 6	R: 0 E: 0 K: 1 S: 5	H: 2 LOB: 1 BB: 0 P: 6	R: 0 E: 0 K: 1 S: 5	H: 0 LOB: 1 BB: 1 P: 9	R: 2 E: 0 K: 0 S: 4	H: 3 LOB: 0 BB: 1 P: 8	R: 0 E: 0 K: 0 S: 3	H: 0 LOB: 0 BB: 0 P: 3	R: 0 E: 0 K: 0 S: 3	H: 0 LOB: 0 BB: 0 P: 3	R: 1 E: 0 K: 0 S: 9	H: 3 LOB: 2 BB: 0 P: 11	R: 0 E: 0 K: 1 S: 11	H: 2 LOB: 3 BB: 1 P: 18	1B: 12 2B: 2 3B: 0 HR: 1	SF: 1 SAC: 0 DP: 1 HBP: 0	WP: 0 PB: 0 SB: 0 CS: 2	PA: 42			
PITCHER	IP	WLS	BF	H	R	ER	SO	BB	IBB	HBP	BLK	WP	HR	S	P	ERA	WHIP								
Doug Rau, L ERA: 3.1 (1, 1)	5.0	W	24	9	4	4	3	3	0	0	0	0	0	14	16	3.38	1.125								
Charlie Hough, R ERA: 6.75 (6, 1)	2.2		11	3	1	1	0	0	0	0	0	0	0	14	16	3.38	1.125								
Terry Forster, L ERA: 2.53 (8, 1)	1.1	S	7	2	0	0	1	1	0	0	0	0	0	12	19	0.00	2.250								

Los Angeles Dodgers @ Chicago Cubs
Wrigley Field, Chicago, IL
Wed May 03 1978, 3:33 AM CDT
Att: 9,252 - Sunny - 47 F

AB 37
R 5
H 14
RBI 5
BB 4
SO 4
LOB 16



Batter	1	2	3	4	5	6	7	8	9	AB	R	H	RBI	BB	SO	LOB	TOP					
Davey Lopes, R OBP: 0.450, SLG: 0.500 (1, 4)										4	2	2	0	1	0	0	Los Angeles Dodgers @ Chicago Cubs Wrigley Field, Chicago, IL Thu May 04 1978, 3:33 AM CDT Alt. 4, 030 - Unknown - 45 F					
Bill Russell, R OBP: 0.286, SLG: 0.347 (1, 6)										4	1	1	0	0	0	3						
Reggie Smith, S OBP: 0.382, SLG: 0.568 (1, 9)										4	1	2	3	0	2	1						
Steve Garvey, R OBP: 0.346, SLG: 0.464 (1, 3)										4	0	1	0	1	0	1						
Dusty Baker Jr., R OBP: 0.378, SLG: 0.402 (1, 7)										2	0	0	0	2	1	1						
Lee Lacy, R OBP: 0.222, SLG: 0.556 Ted Martinez, R (8, 5)										4	0	0	0	0	0	4						
Rick Monday, L OBP: 0.473, SLG: 0.795 (1, 8)										4	0	2	0	0	1	2						
Jerry Grote, R OBP: 0.462, SLG: 0.300 (1, 2)										4	0	2	0	0	0	2						
Rick Rhoden, R OBP: 0.250, SLG: 0.214 (1, 1)										3	0	0	0	0	0	4						
Inning Stats	R: 2 E: 0 K: 0 S: 6	H: 3 LOB: 2 BB: 1 P: 10	R: 0 E: 0 K: 0 S: 3	H: 1 LOB: 1 BB: 1 P: 7	R: 0 E: 0 K: 1 S: 8	H: 0 LOB: 0 BB: 2 P: 19	R: 0 E: 0 K: 0 S: 3	H: 1 LOB: 0 BB: 0 P: 3	R: 1 E: 1 K: 1 S: 7	H: 1 LOB: 1 BB: 0 P: 7	R: 0 E: 0 K: 1 S: 6	H: 1 LOB: 1 BB: 0 P: 6	R: 1 E: 0 K: 0 S: 4	H: 1 LOB: 0 BB: 0 P: 4	R: 0 E: 1 K: 1 S: 8	H: 1 LOB: 2 BB: 0 P: 11		R: 0 E: 0 K: 0 S: 4	H: 1 LOB: 1 BB: 0 P: 4	1B: 7 2B: 1 3B: 1 HR: 1	SF: 1 SAC: 2 DP: 3 HBP: 0	WP: 0 PB: 0 SB: 0 CS: 0
PITCHER	IP WLS BF H R ER SO BB IBB HBP BLK WP HR S P ERA WHIP																					
Woodie Fryman, L ERA: 5.12 (1, 1)	5.0 L 23 6 3 2 2 4 0 0 0 0 0 1 27 46 3.60 2.000																					
Donnie Moore, R ERA: 5.74 (6, 1)	3.0 13 3 1 1 2 0 0 0 0 0 0 0 18 21 3.00 1.000																					
Mike Krukow, R ERA: 6.3 (9, 1)	1.0 4 1 0 0 0 0 0 0 0 0 0 0 4 4 0.00 1.000																					

Batter	1	2	3	4	5	6	7	8	9	AB	R	H	RBI	BB	SO	LOB	BOTTOM			
Ivan De Jesus, R OBP: 0.358, SLG: 0.333 (1, 6)										4	1	1	0	0	1	1	Los Angeles Dodgers @ Chicago Cubs Wrigley Field, Chicago, IL Thu May 04 1978, 3:33 AM CDT Alt. 4, 030 - Unknown - 45 F			
Greg Gross, L OBP: 0.354, SLG: 0.478 (1, 8)										3	0	1	1	0	0	0				
Bill Buckner, L OBP: 0.388, SLG: 0.489 (1, 3)										3	0	1	0	1	0	1				
Bobby Murcer, L OBP: 0.357, SLG: 0.407 (1, 9)										4	0	0	0	0	1	3				
Steve Ontiveros, S OBP: 0.240, SLG: 0.197 (1, 5)										3	0	0	0	1	1	1				
Manny Trillo, R OBP: 0.383, SLG: 0.357 (1, 4)										4	0	1	0	0	0	0				
Dave Kingman, R OBP: 0.260, SLG: 0.382 (1, 7)										4	0	1	0	0	1	2				
Larry Cox, R OBP: 0.350, SLG: 0.278 Larry Blittner, L OBP: 0.354, SLG: 0.476 (9, PH)										3	0	1	0	0	0	1				
Woodie Fryman, R Rudy Meoli, L Donnie Moore, L Joe Wallis, S Mike Krukow, R Gene Clines, R (5, PH) (5, PH) (5, PH) (8, PH) (9, 1) (9, PH)										1	0	0	0	0	0	2				
Inning Stats	R: 0 E: 0 K: 0 S: 7	H: 0 LOB: 1 BB: 1 P: 12	R: 0 E: 1 K: 0 S: 8	H: 1 LOB: 2 BB: 0 P: 8	R: 0 E: 0 K: 0 S: 3	H: 0 LOB: 0 BB: 0 P: 3	R: 0 E: 0 K: 0 S: 3	H: 0 LOB: 0 BB: 0 P: 3	R: 0 E: 0 K: 1 S: 6	H: 1 LOB: 1 BB: 0 P: 6	R: 0 E: 0 K: 1 S: 6	H: 1 LOB: 1 BB: 0 P: 6	R: 0 E: 0 K: 2 S: 14	H: 2 LOB: 1 BB: 0 P: 16	R: 0 E: 0 K: 1 S: 10	H: 1 LOB: 2 BB: 1 P: 14		1B: 5 2B: 1 3B: 0 HR: 0	SF: 1 SAC: 0 DP: 0 HBP: 0	WP: 0 PB: 0 SB: 1 CS: 0
PITCHER	IP WLS BF H R ER SO BB IBB HBP BLK WP HR S P ERA WHIP																			
Rick Rhoden, R ERA: 1.79 (1, 1)	9.0 W 36 6 1 0 5 2 0 0 0 0 0 0 60 71 0.00 0.889																			

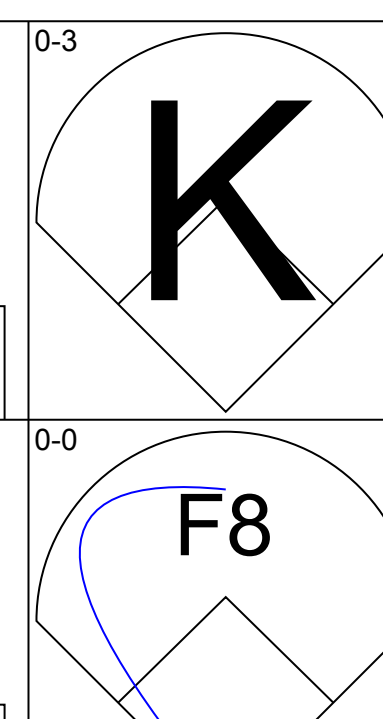
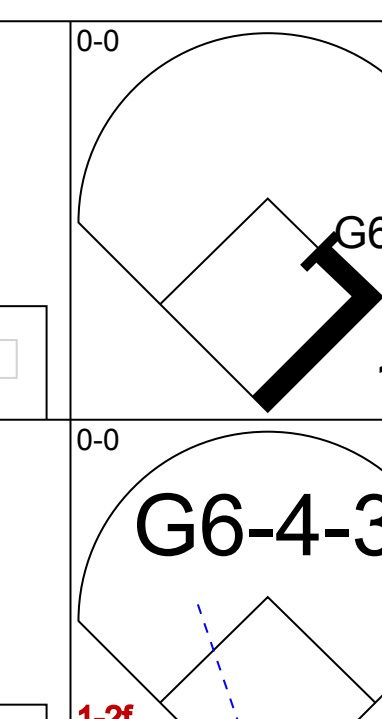
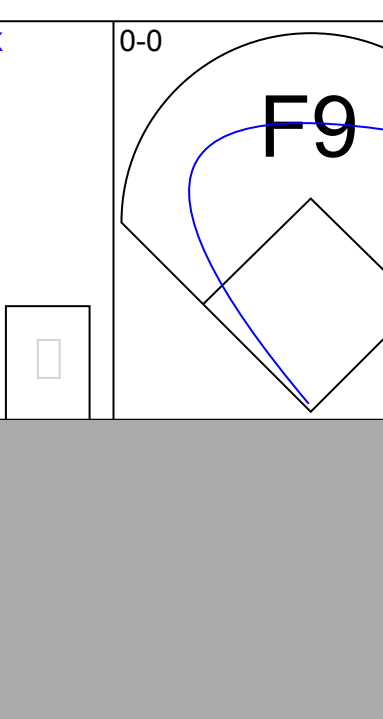
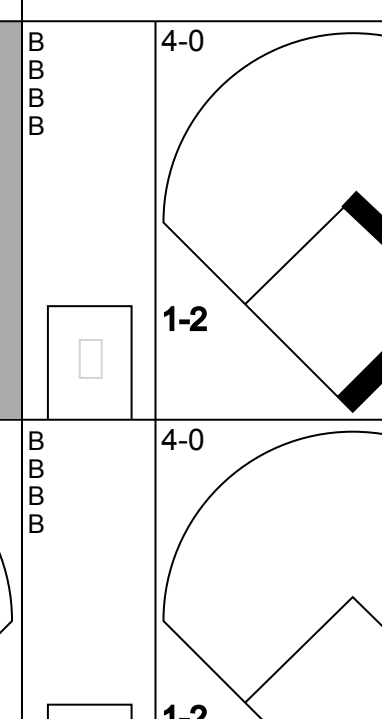
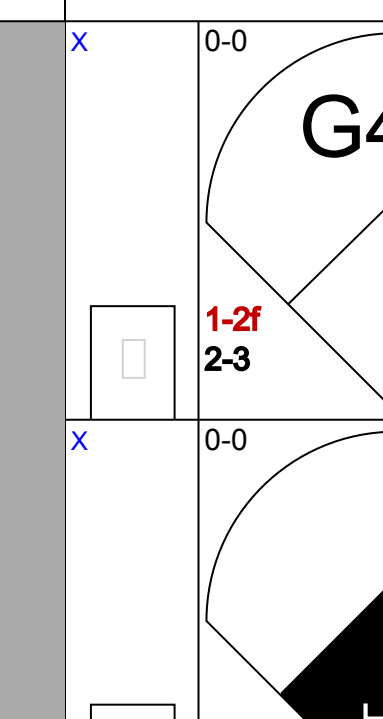
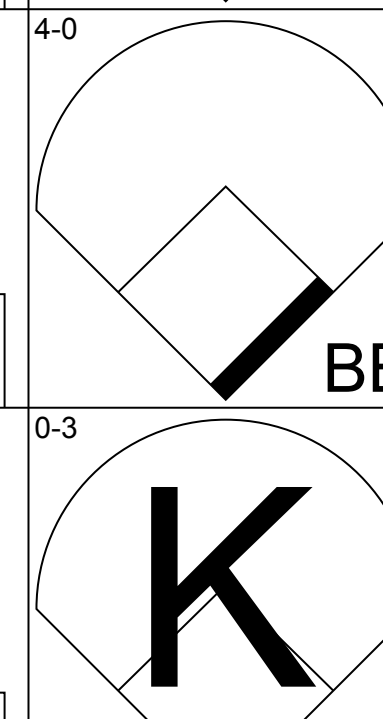

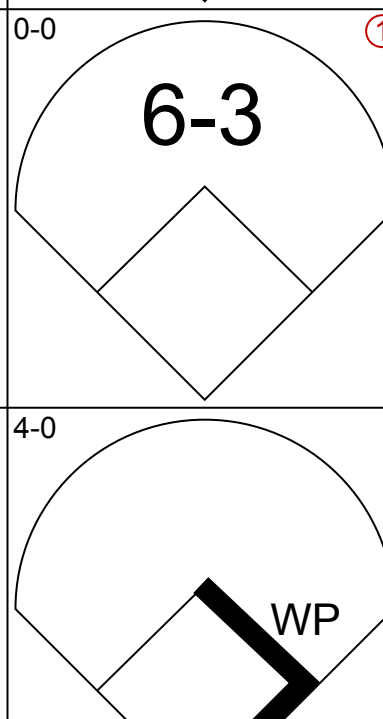
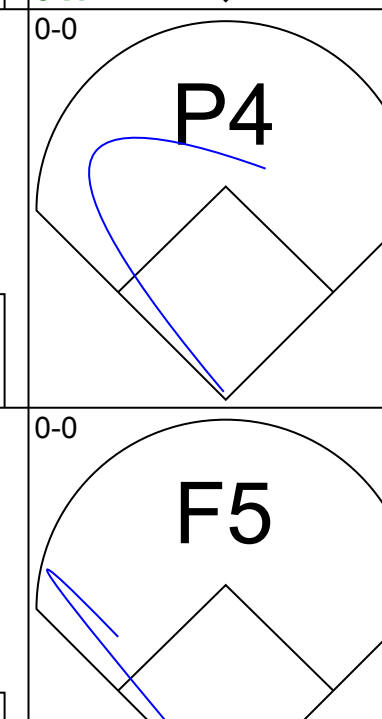
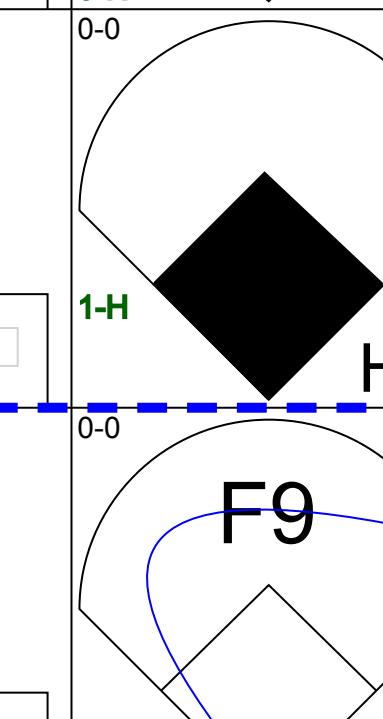

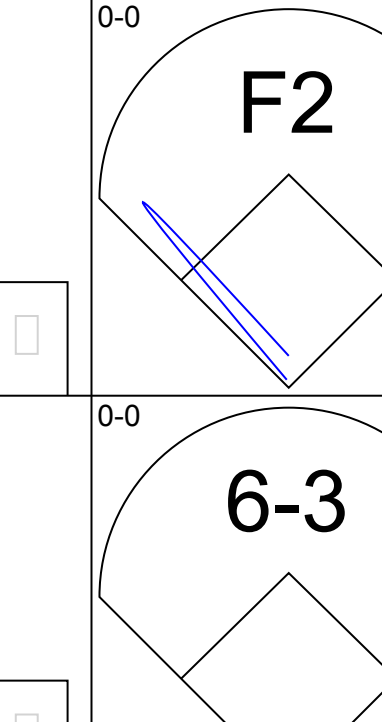
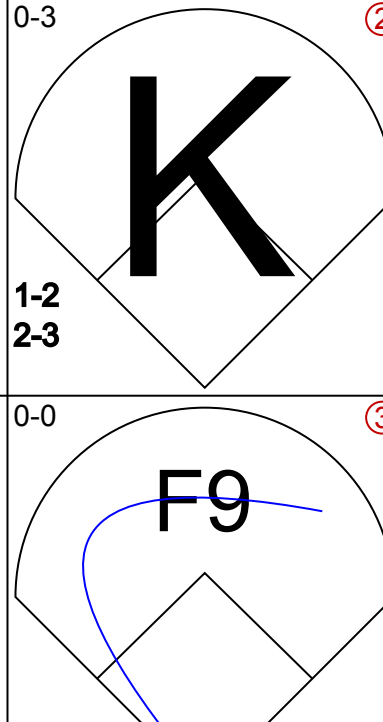





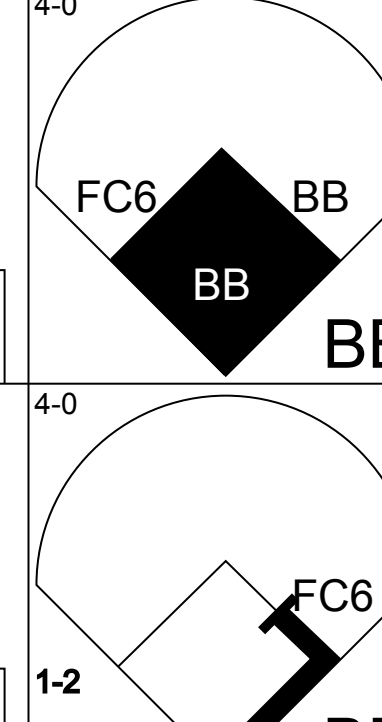
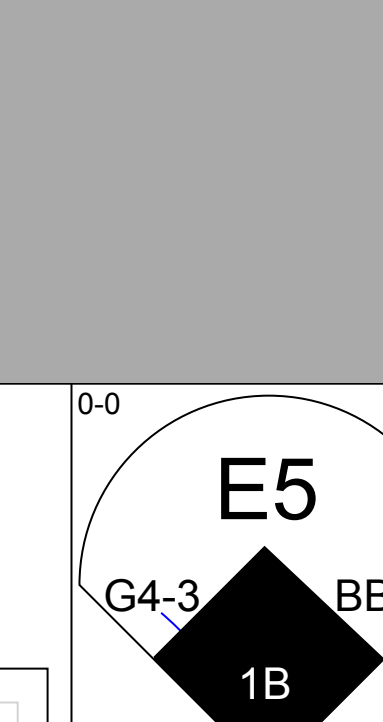
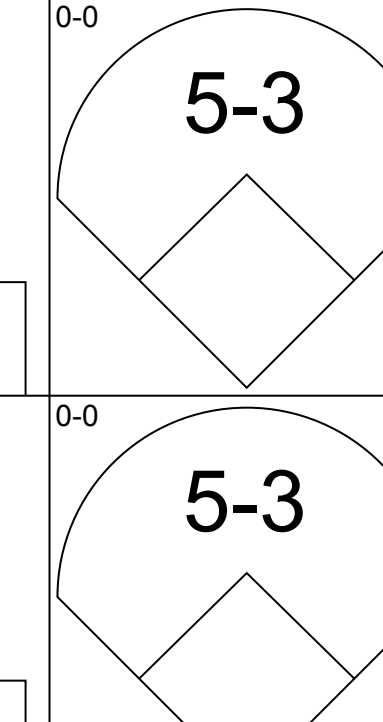
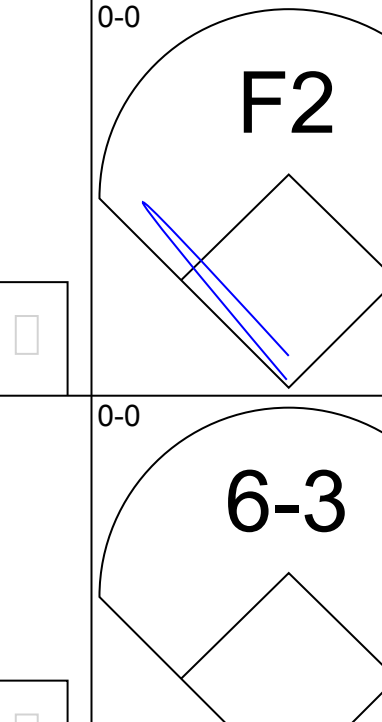
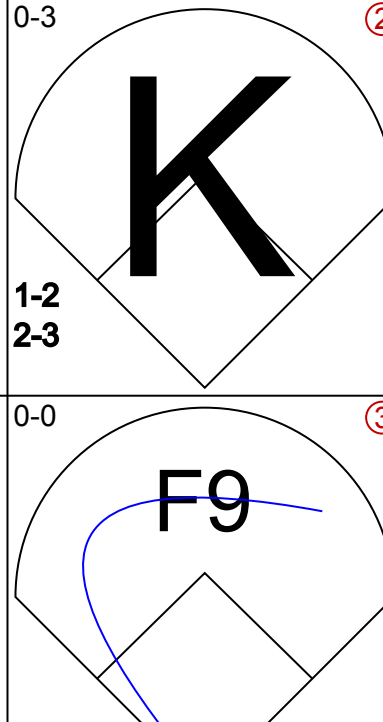
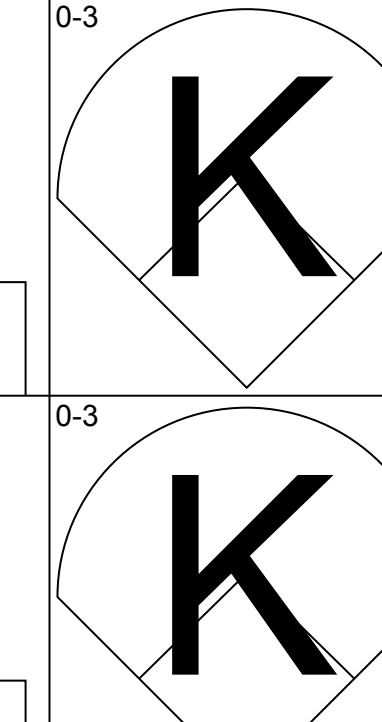
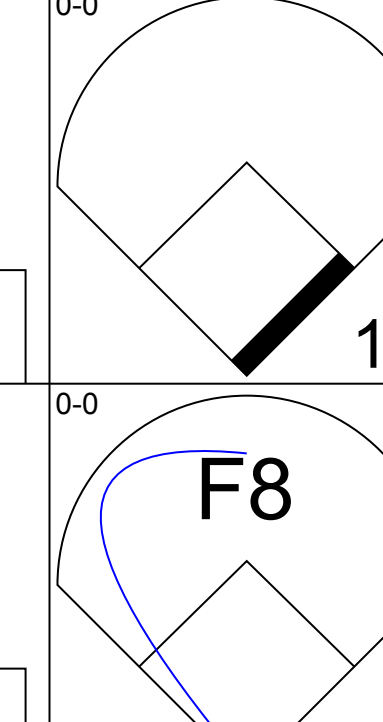



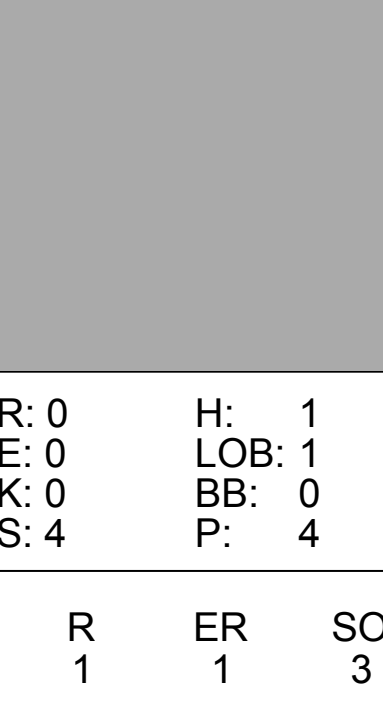
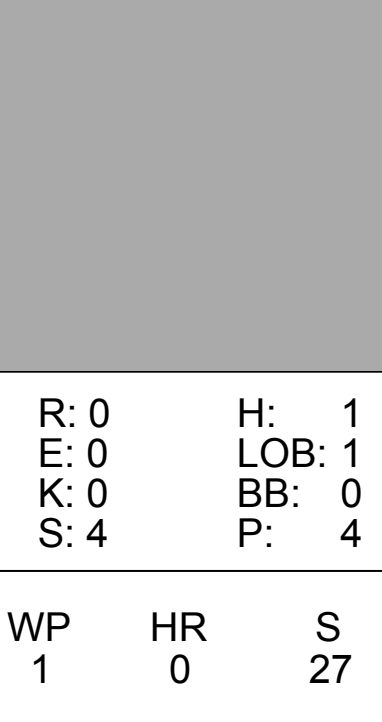
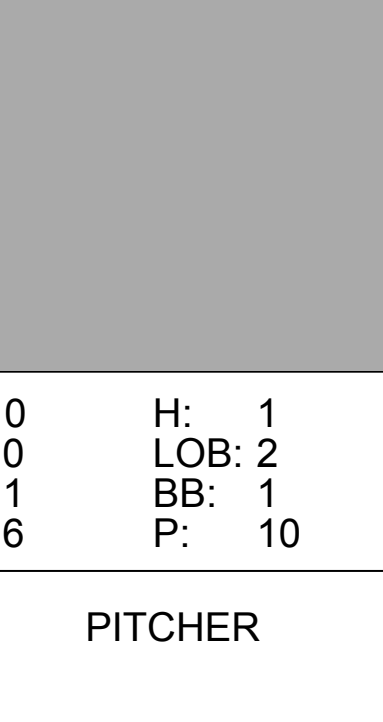
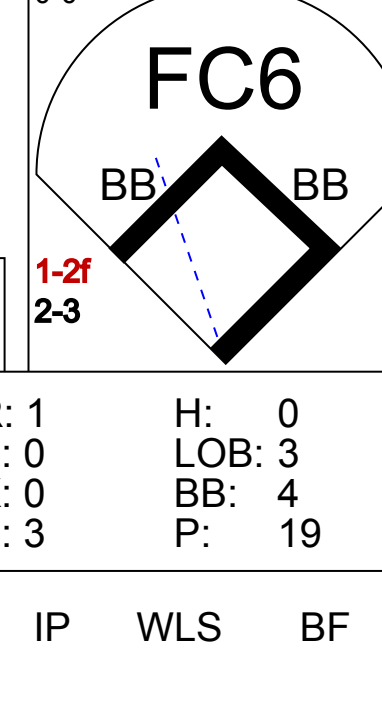

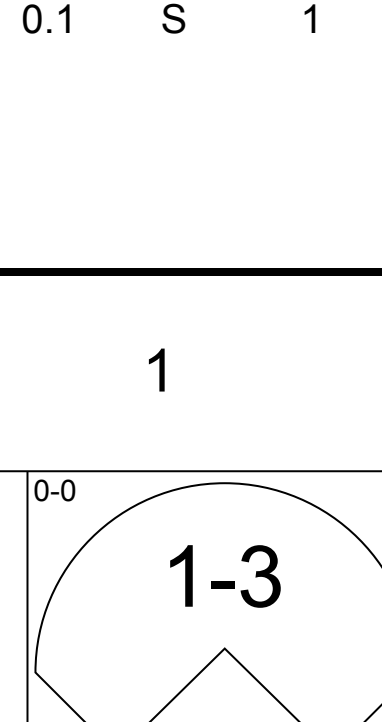
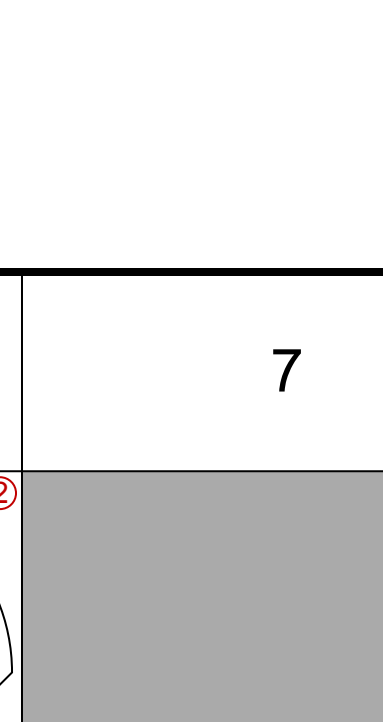
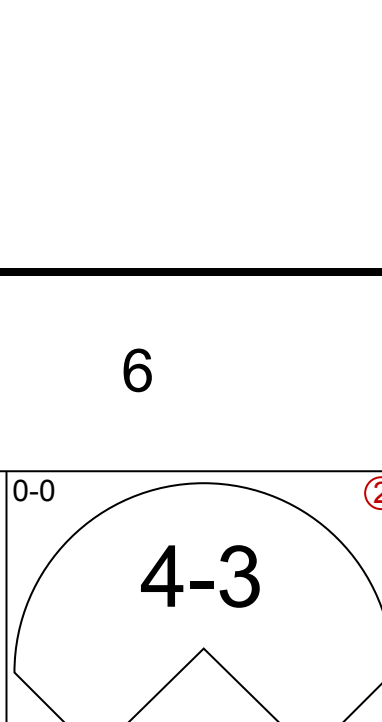

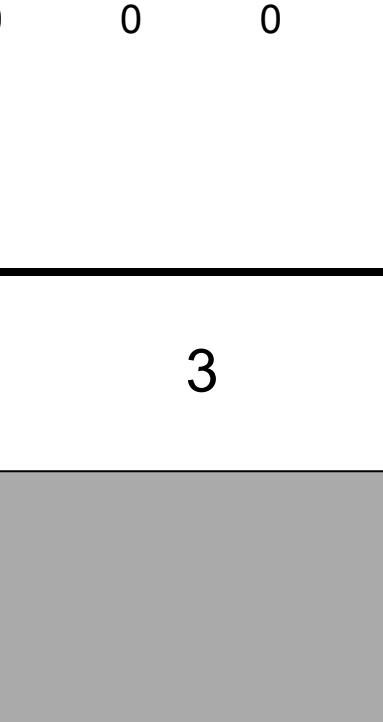
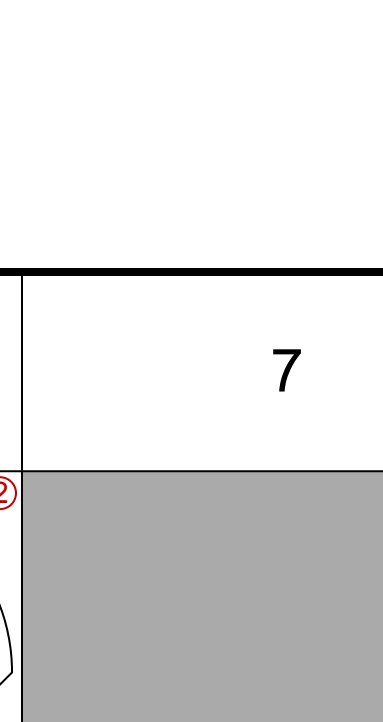
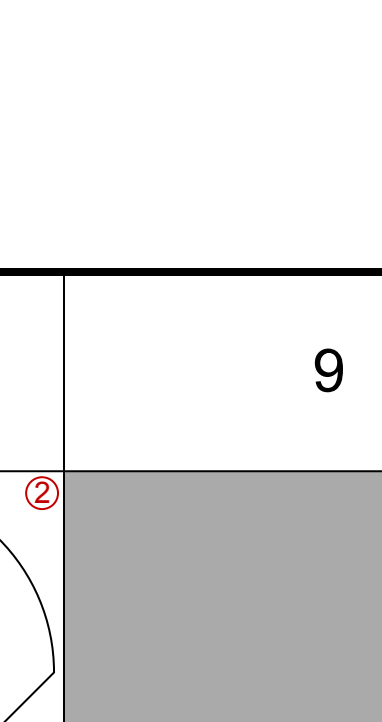


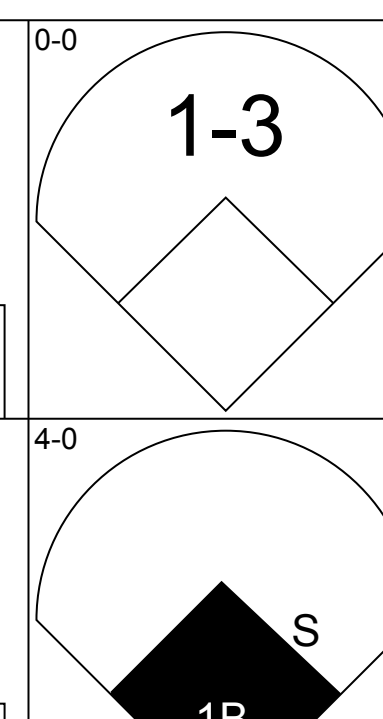
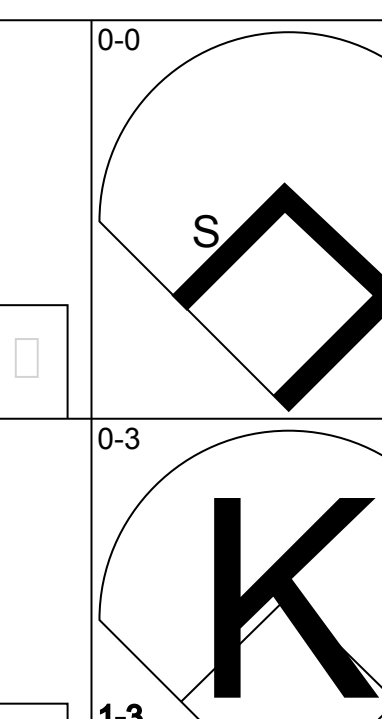
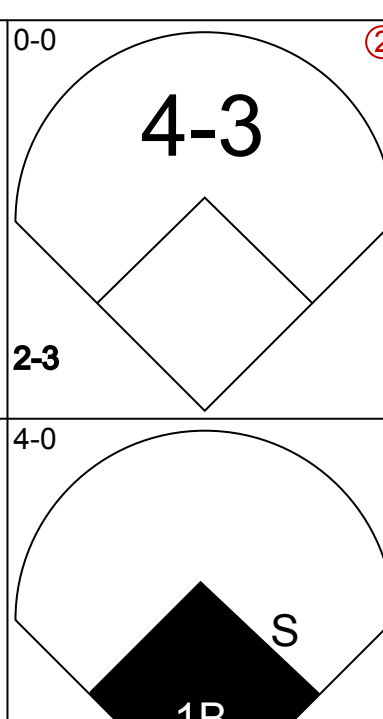
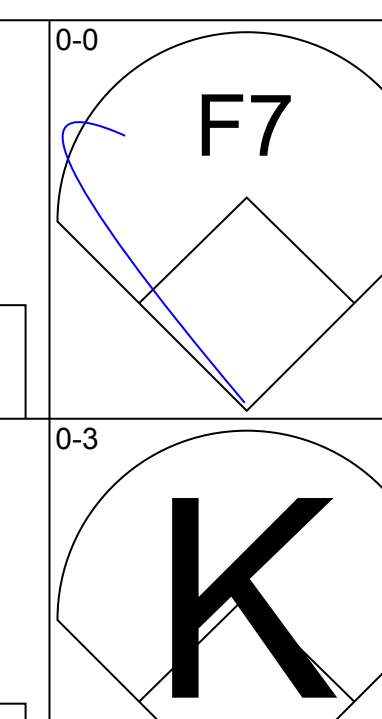
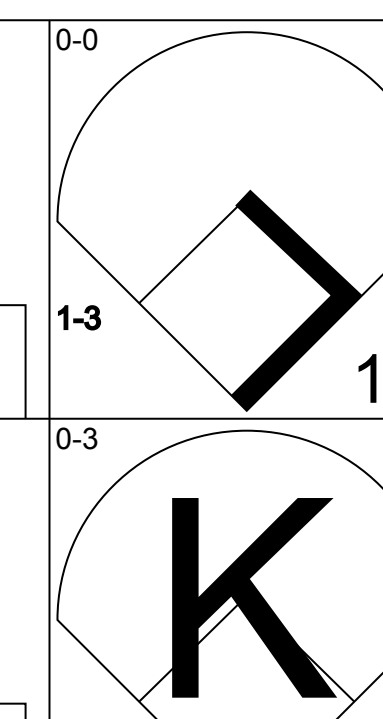
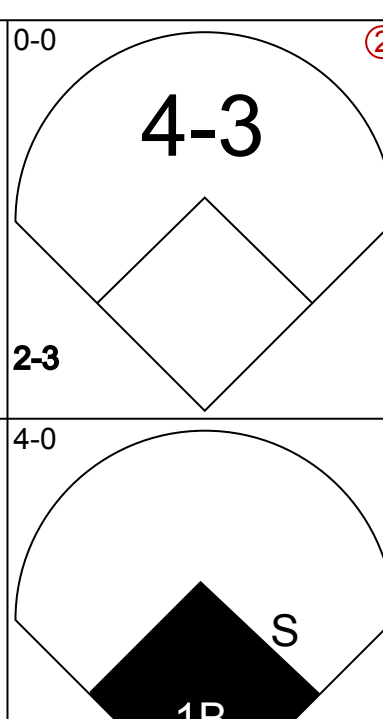
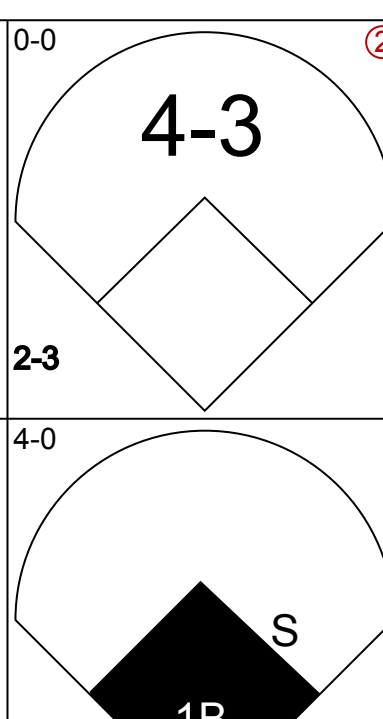
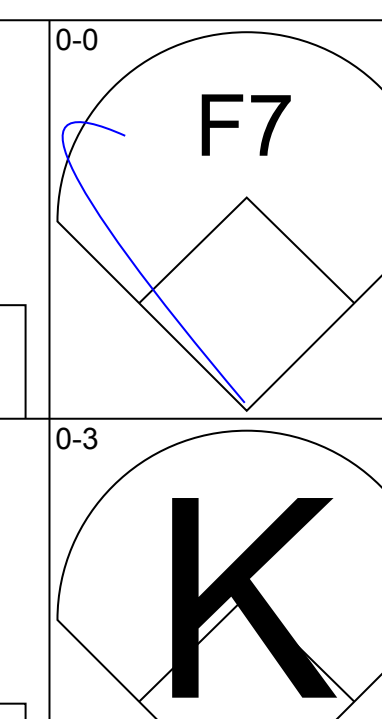
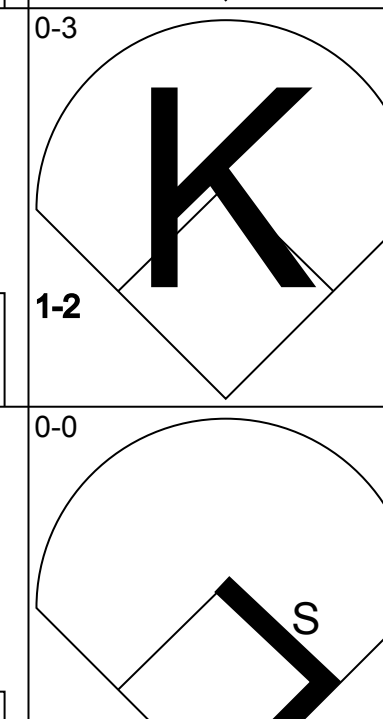
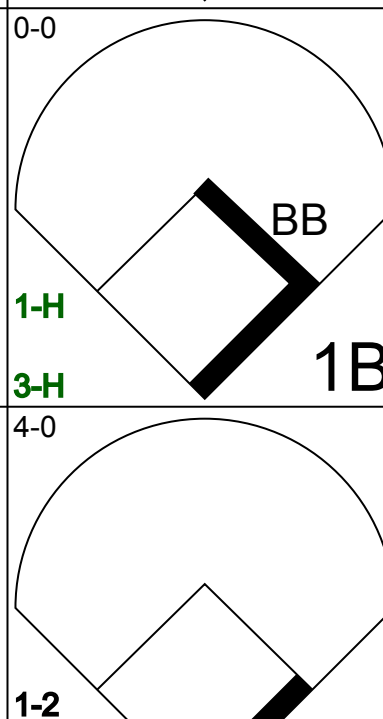

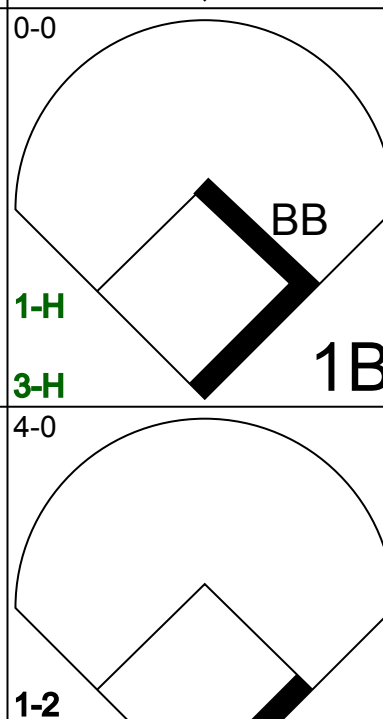

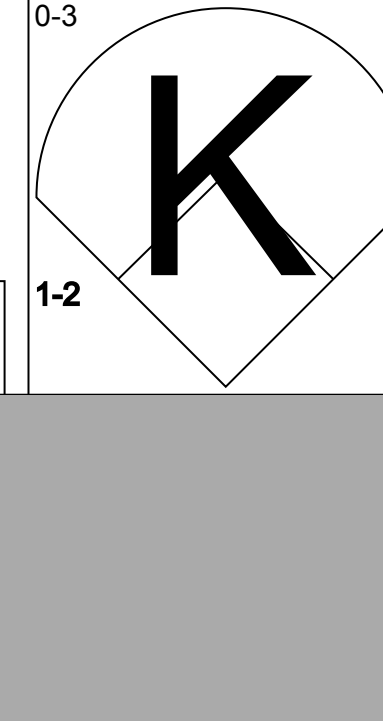
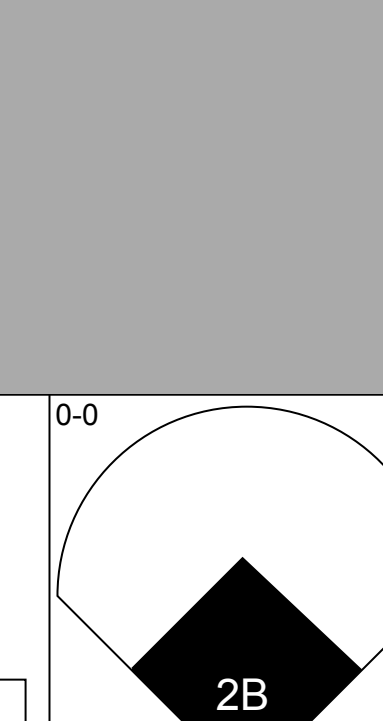
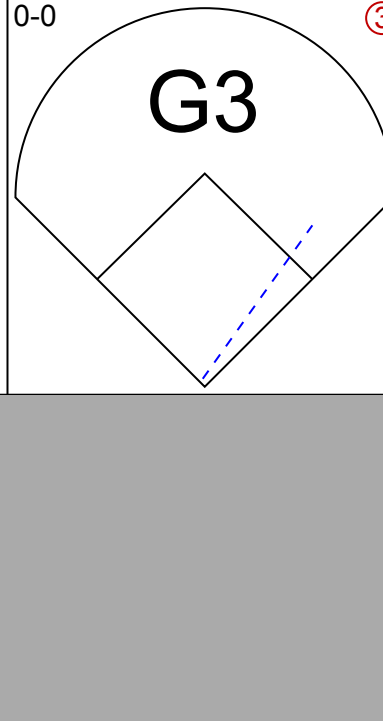
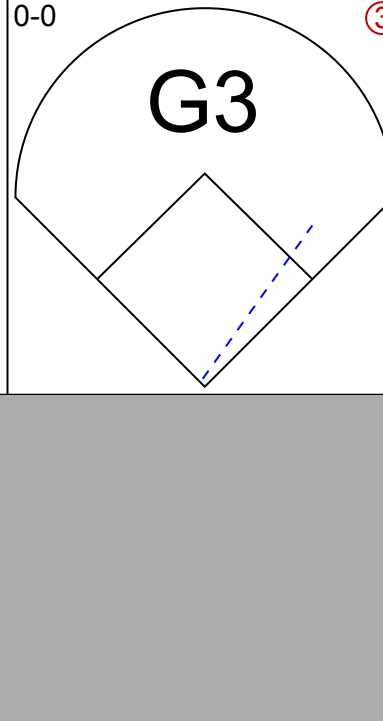


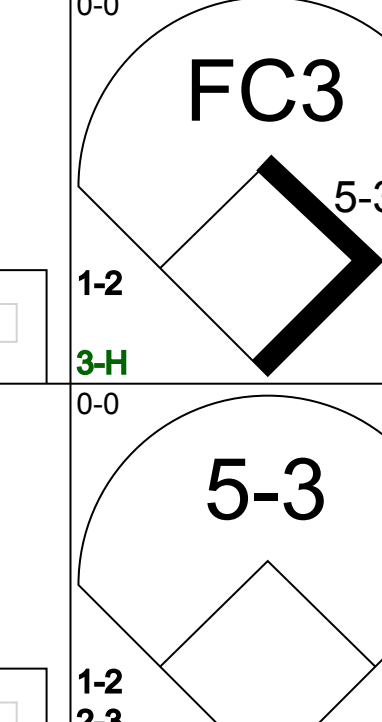
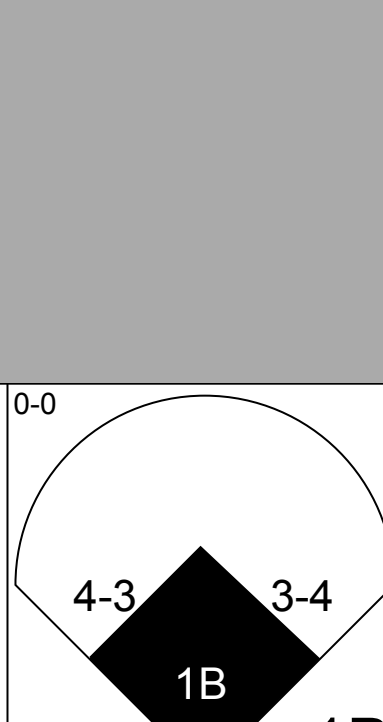
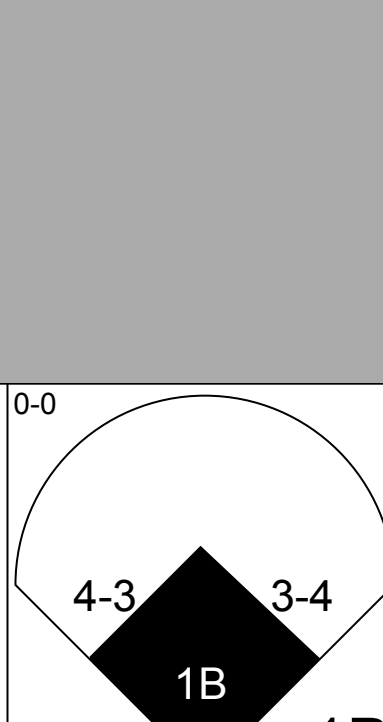

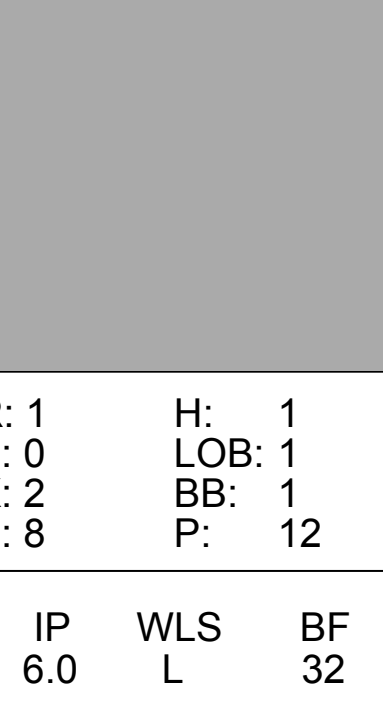
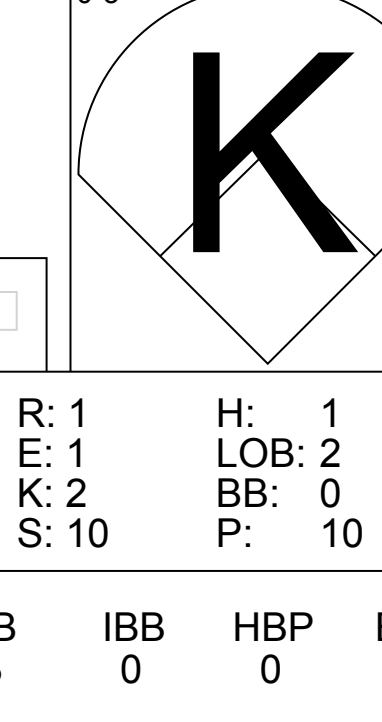
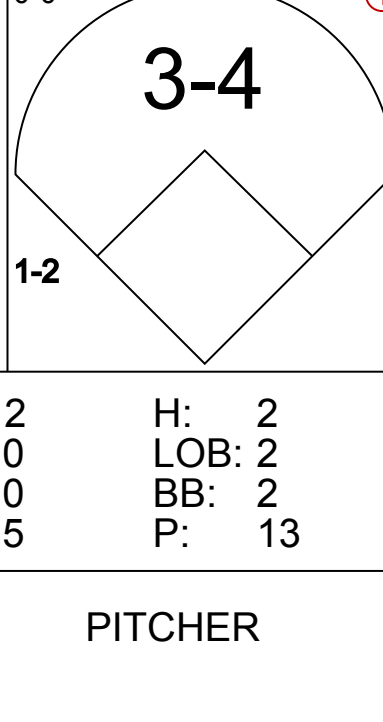
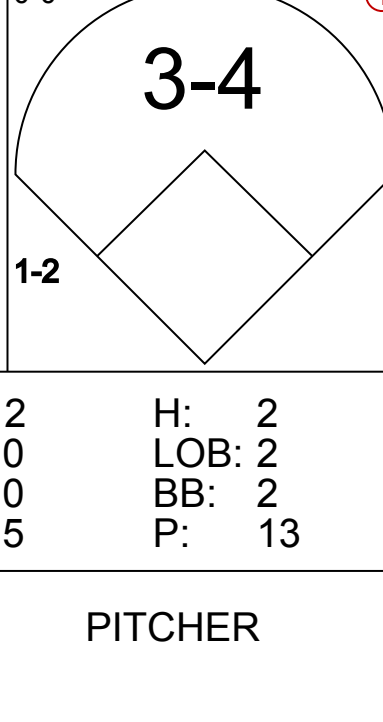
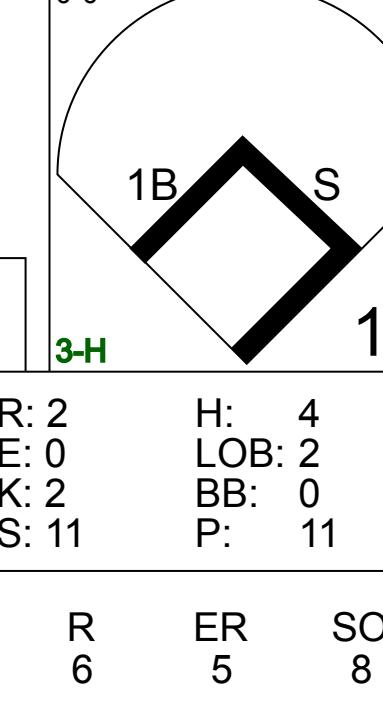
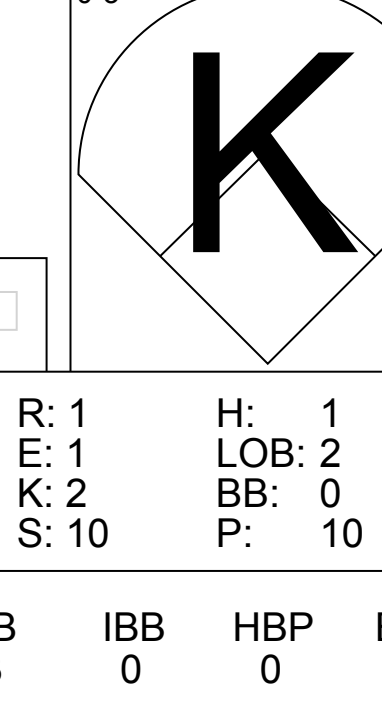







Batter	1	2	3	4	5	6	7	8	9	AB	R	H	RBI	BB	SO	LOB	TOP					
Davey Lopes, R OBP: 0.439, SLG: 0.495 (1, 4)										5	1	1	0	0	0	4	Los Angeles Dodgers @ Pittsburgh Pirates Three Rivers Stadium, Pittsburgh, PA Fri May 05 1978, 7:05 PM EDT Att: 7,580 - Unknown livebaseballscorecards.com					
Bill Russell, R OBP: 0.300, SLG: 0.359 (1, 6)										5	2	3	0	0	1	4						
Reggie Smith, S OBP: 0.377, SLG: 0.571 Glenn Burke, R OBP: 0.364, SLG: 0.364 (1, 9)										3	1	1	1	0	0	0						
Steve Garvey, R OBP: 0.330, SLG: 0.446 (1, 3)										4	0	0	1	0	0	0						
Rick Monday, L OBP: 0.464, SLG: 0.768 (1, 8)										4	1	1	1	0	1	0						
Dusty Baker Jr., R OBP: 0.382, SLG: 0.440 (1, 7)										4	1	2	2	0	0	0						
Lee Lacy, R OBP: 0.365, SLG: 0.583 Ted Martinez, R (8, 5)										3	1	2	0	0	0	0						
Jerry Grote, R OBP: 0.529, SLG: 0.385 (1, 2)										3	0	2	1	1	0	1						
Burt Hooton, R (1, 1)										2	0	0	0	0	1	2						
Inning Stats	R: 5 E: 0 K: 0 S: 9	H: 6 LOB: 1 BB: 0 P: 9	R: 1 E: 0 K: 1 S: 6	H: 1 LOB: 0 BB: 0 P: 6	R: 0 E: 0 K: 1 S: 5	H: 0 LOB: 0 BB: 0 P: 5	R: 0 E: 0 K: 0 S: 4	H: 2 LOB: 2 BB: 0 P: 4	R: 0 E: 0 K: 0 S: 3	H: 0 LOB: 0 BB: 0 P: 3	R: 0 E: 0 K: 0 S: 5	H: 2 LOB: 3 BB: 1 P: 9	R: 0 E: 0 K: 0 S: 3	H: 0 LOB: 0 BB: 0 P: 3	R: 0 E: 0 K: 1 S: 5	H: 0 LOB: 1 BB: 0 P: 6		R: 1 E: 1 K: 0 S: 4	H: 2 LOB: 0 BB: 0 P: 4	1B: 10 2B: 2 3B: 0 HR: 1	SF: 2 SAC: 2 DP: 0 HBP: 1	WP: 2 PB: 0 SB: 1 CS: 0
PITCHER	IP WLS BF H R ER SO BB IBB HBP BLK WP HR S P ERA WHIP																					
Bert Blyleven, R ERA: 5.06 (1, 1)	1.0 L 10 7 6 6 0 0 0 0 0 0 2 1 10 10 54.00 7.000																					
Jerry Reuss, L ERA: 4.91 (2, 1)	4.0 13 2 0 0 2 0 0 0 0 0 0 0 17 17 0.00 0.500																					
Bruce Kison, R ERA: 2.57 (6, 1)	2.0 9 2 0 0 0 1 0 0 0 0 0 0 8 12 0.00 1.500																					
Will McEnaney, L ERA: 5.4 (8, 1)	2.0 8 2 1 0 1 0 0 1 0 0 0 0 9 10 0.00 1.000																					

Batter	1	2	3	4	5	6	7	8	9	AB	R	H	RBI	BB	SO	LOB	BOTTOM					
Frank Taveras, R OBP: 0.221, SLG: 0.274 (1, 6)										4	0	1	0	0	0	0	Los Angeles Dodgers @ Pittsburgh Pirates Three Rivers Stadium, Pittsburgh, PA Fri May 05 1978, 7:05 PM EDT Att: 7,580 - Unknown livebaseballscorecards.com					
Omar Moreno, L OBP: 0.411, SLG: 0.315 (1, 8)										3	1	1	0	1	1	1						
Dave Parker, L OBP: 0.381, SLG: 0.589 (1, 9)										4	0	0	0	0	1	3						
John Milner, L OBP: 0.300, SLG: 0.167 (1, 7)										4	0	1	1	0	1	2						
Willie Stargell, L OBP: 0.390, SLG: 0.370 (1, 3)										3	0	1	0	1	1	0						
Rennie Stennett, R OBP: 0.303, SLG: 0.397 (1, 4)										4	0	1	0	0	0	3						
Ed Ott, L OBP: 0.324, SLG: 0.393 (1, 2)										4	1	1	1	0	0	2						
Phil Garner, R OBP: 0.262, SLG: 0.293 (1, 5)										4	0	1	0	0	0	2						
Bert Blyleven, R OBP: 0.383, SLG: 0.583 Jerry Reuss, L OBP: 0.445, SLG: 0.400 Steve Brye, R OBP: 0.400, SLG: 0.400 Bruce Kison, R OBP: 0.392, SLG: 0.473 Manny Sanguillen, R OBP: 0.328, SLG: 0.473 Will McEnaney, L (8, 1)										0	0	0	0	0	0	0						
Inning Stats	R: 1 E: 0 K: 0 S: 4	H: 1 LOB: 2 BB: 2 P: 12	R: 0 E: 0 K: 0 S: 3	H: 1 LOB: 0 BB: 0 P: 3	R: 0 E: 0 K: 0 S: 4	H: 1 LOB: 1 BB: 0 P: 4	R: 0 E: 0 K: 0 S: 4	H: 1 LOB: 1 BB: 0 P: 4	R: 0 E: 0 K: 2 S: 7	H: 0 LOB: 0 BB: 0 P: 7	R: 0 E: 0 K: 0 S: 4	H: 1 LOB: 0 BB: 0 P: 4	R: 0 E: 0 K: 1 S: 6	H: 1 LOB: 1 BB: 0 P: 6	R: 0 E: 0 K: 0 S: 4	H: 1 LOB: 1 BB: 0 P: 4		R: 0 E: 0 K: 0 S: 4	H: 1 LOB: 1 BB: 0 P: 4	1B: 5 2B: 1 3B: 0 HR: 1	SF: 0 SAC: 0 DP: 1 HBP: 0	WP: 0 PB: 0 SB: 2 CS: 0
PITCHER	IP WLS BF H R ER SO BB IBB HBP BLK WP HR S P ERA WHIP																					
Burt Hooton, R ERA: 2.94 (1, 1)	9.0 W 35 7 2 2 4 2 0 0 0 0 0 1 41 49 2.00 1.000																					

Batter	1	2	3	4	5	6	7	8	9	AB	R	H	RBI	BB	SO	LOB	TOP										
Davey Lopes, R OBP: 0.432, SLG: 0.485 (1, 4)										4	0	1	0	0	1	0	Los Angeles Dodgers @ Pittsburgh Pirates Three Rivers Stadium, Pittsburgh, PA Sat May 06 1978, 3:33 AM EDT Att: 8,919 - Unknown										
Bill Russell, R OBP: 0.289, SLG: 0.346 (1, 6)										4	0	0	0	0	0	1											
Reggie Smith, S OBP: 0.367, SLG: 0.553 (1, 9)										3	0	0	0	0	1	0											
Glenn Burke, R OBP: 0.364, SLG: 0.364 (7, 8)										0	0	0	0	0	0	0											
Lee Lacy, R OBP: 0.429, SLG: 0.846 (9, FH)										1	1	1	1	0	0	0											
Ron Cey, R OBP: 0.419, SLG: 0.427 (1, 5)										4	1	1	0	0	1	0											
Steve Garvey, R OBP: 0.319, SLG: 0.429 (1, 3)										4	0	0	0	0	1	1											
Dusty Baker Jr., R OBP: 0.396, SLG: 0.453 (1, 7)										4	0	3	0	0	0	0											
Rick Monday, L OBP: 0.465, SLG: 0.767 (1, 8)										4	0	2	1	0	1	1											
Steve Yeager, R OBP: 0.284, SLG: 0.236 (1, 2)										3	0	0	0	0	0	2											
Vic Davallo, L OBP: 0.300, SLG: 0.222 (9, FH)										0	0	0	0	0	0	0											
Ted Martinez, R OBP: 0.600, SLG: 0.800 (9, FH)										1	0	0	0	0	1	2											
Don Sutton, R (1, 1)										1	0	0	0	0	0	0											
Manny Mota, R (6, FH)										1	0	0	0	0	0	0											
Bobby Castillo, R (6, 1)										0	0	0	0	0	0	0											
Jerry Grote, R OBP: 0.500, SLG: 0.357 (8, FH)										1	0	0	0	0	0	0											
Charlie Hough, R OBP: 0.800, SLG: 0.800 (8, 1)										0	0	0	0	0	0	0											
Inning Stats	R: 0 E: 0 K: 1 S: 5	H: 0 LOB: 0 BB: 0 P: 5	R: 0 E: 0 K: 2 S: 8	H: 1 LOB: 1 BB: 0 P: 8	R: 0 E: 0 K: 0 S: 4	H: 1 LOB: 1 BB: 0 P: 4	R: 0 E: 0 K: 0 S: 3	H: 0 LOB: 0 BB: 0 P: 3	R: 0 E: 0 K: 0 S: 3	H: 0 LOB: 0 BB: 0 P: 3	R: 0 E: 0 K: 1 S: 5	H: 0 LOB: 0 BB: 0 P: 5	R: 1 E: 0 K: 1 S: 8	H: 3 LOB: 2 BB: 0 P: 8	R: 0 E: 0 K: 0 S: 3	H: 0 LOB: 0 BB: 0 P: 3	R: 1 E: 0 K: 1 S: 8	H: 3 LOB: 2 BB: 0 P: 8	1B: 6 2B: 1 3B: 0 HR: 1	SF: 0 SAC: 0 DP: 0 HBP: 0	WP: 0 PB: 0 SB: 0 CS: 0	PA: 35					
PITCHER	IP	WLS	BF	H	R	ER	SO	BB	IBB	HBP	BLK	WP	HR	S	P	ERA	WHIP										
John Candelaria, L ERA: 4.09 (1, 1)	8.0	W	30	6	2	2	5	0	0	0	0	0	1	40	40	2.25	0.750										
Kent Tekulve, R ERA: 0.53 (9, 1)	0.2		4	2	0	0	0	0	0	0	0	0	0	4	4	0.00	3.000										
Grant Jackson, L ERA: 4.91 (9, 1)	0.1	S	1	0	0	0	1	0	0	0	0	0	0	3	3	0.00	0.000										

Batter	1	2	3	4	5	6	7	8	9	AB	R	H	RBI	BB	SO	LOB	BOTTOM										
Frank Taveras, R OBP: 0.253, SLG: 0.318 (1, 6)										4	1	3	0	1	0	1	Los Angeles Dodgers @ Pittsburgh Pirates Three Rivers Stadium, Pittsburgh, PA Sat May 06 1978, 3:33 AM EDT Att: 8,919 - Unknown										
Omar Moreno, L OBP: 0.415, SLG: 0.307 (1, 8)										2	1	0	0	2	0	3											
Dave Parker, L OBP: 0.386, SLG: 0.606 (1, 9)										4	0	2	0	0	0	3											
Bill Robinson, R OBP: 0.319, SLG: 0.420 (1, 7)										4	1	1	1	0	3	3											
Willie Stargell, L OBP: 0.397, SLG: 0.367 (1, 3)										3	0	1	2	1	0	0											
Rennie Stennett, R OBP: 0.313, SLG: 0.395 (1, 4)										3	0	1	0	1	0	0											
Ed Ott, L OBP: 0.306, SLG: 0.369 (1, 2)										4	0	0	0	0	2	5											
Phil Garner, R OBP: 0.250, SLG: 0.278 (1, 5)										4	0	0	0	0	0	5											
John Candelaria, L OBP: 0.294, SLG: 0.267 (9, 1)										4	0	2	0	0	1	0											
Kent Tekulve, R (9, 1)										0	0	0	0	0	0	0											
Grant Jackson, S (9, 1)										0	0	0	0	0	0	0											
Inning Stats	R: 3 E: 0 K: 0 S: 7	H: 4 LOB: 2 BB: 1 P: 11	R: 0 E: 0 K: 0 S: 4	H: 1 LOB: 1 BB: 0 P: 4	R: 0 E: 0 K: 1 S: 5	H: 0 LOB: 0 BB: 0 P: 5	R: 0 E: 0 K: 0 S: 5	H: 1 LOB: 2 BB: 0 P: 5	R: 0 E: 0 K: 1 S: 5	H: 1 LOB: 2 BB: 0 P: 13	R: 0 E: 0 K: 1 S: 5	H: 0 LOB: 0 BB: 0 P: 5	R: 0 E: 0 K: 1 S: 5	H: 1 LOB: 0 BB: 0 P: 5	R: 0 E: 0 K: 1 S: 5	H: 1 LOB: 0 BB: 0 P: 5	1B: 6 2B: 3 3B: 1 HR: 0	SF: 0 SAC: 0 DP: 0 HBP: 0	WP: 0 PB: 0 SB: 1 CS: 2	PA: 38							
PITCHER	IP	WLS	BF	H	R	ER	SO	BB	IBB	HBP	BLK	WP	HR	S	P	ERA	WHIP										
Don Sutton, R ERA: 5.86 (1, 1)	5.0	L	26	8	3	3	3	2	1	0	0	0	0	29	41	5.40	2.000										
Bobby Castillo, R ERA: 3.48 (6, 1)	2.0		8	1	0	0	2	2	0	0	0	0	0	10	18	0.00	1.500										
Charlie Hough, R ERA: 6.17 (8, 1)	1.0		3	1	0	0	1	0	0	0	0	0	0	5	5	0.00	1.000										

Batter	1	2	3	4	5	6	7	8	9	AB	R	H	RBI	BB	SO	LOB	TOP					
Davey Lopes, R OBP: 0.431, SLG: 0.475 (1, 4)			 1B				 BB		 1-2 2-3	4	0	1	0	1	1	3	Los Angeles Dodgers @ Pittsburgh Pirates Three Rivers Stadium, Pittsburgh, PA Sun May 07 1978, 3:33 AM EDT Att: 18,208 - Unknown livebaseballscorecards.com					
Bill Russell, R OBP: 0.303, SLG: 0.360 (1, 6)			 1-2			 2B	 BB		 3H 1B	4	1	2	2	1	0	1						
Reggie Smith, S OBP: 0.377, SLG: 0.592 (1, 9)				 2B		 1	 2		 1H	4	1	2	2	1	0	4						
Ron Cey, R OBP: 0.409, SLG: 0.409 (1, 5)				 1		 BB	 3		 3	4	0	0	0	1	1	5						
Steve Garvey, R OBP: 0.308, SLG: 0.413 (1, 3)		 1		 2		 1-2 2-3		 1		4	0	0	0	0	2	3						
Dusty Baker Jr., R OBP: 0.382, SLG: 0.434 (1, 7)		 2		 3		 3		 2		4	0	0	0	0	1	3						
Rick Monday, L OBP: 0.467, SLG: 0.753 (1, 8)		 1B		 1		 BB	 BB	 3		3	1	1	0	1	1	0						
Steve Yeager, R OBP: 0.286, SLG: 0.230 (9, PH)	 3			 2		 BB		 G4-3 1B		2	0	0	0	1	0	1						
Vic Davallo, L OBP: 0.273, SLG: 0.200 (9, PH)										1	1	0	0	0	0	0						
Tommy John, R OBP: 0.286, SLG: 0.231 (7, PH)			 1				 BB		 BB	1	0	0	0	1	0	0						
Manny Mota, R (7, PH)										1	0	0	0	0	0	2						
Mike Garman, R (7, 1)										0	0	0	0	0	0	0						
Lee Lacy, R OBP: 0.467, SLG: 0.846 (9, PH)										0	0	0	0	1	0	0						
Inning Stats	R: 0 E: 0 K: 2 S: 7	H: 0 LOB: 1 BB: 1 P: 11	R: 0 E: 0 K: 0 S: 4	H: 1 LOB: 1 BB: 0 P: 4	R: 0 E: 0 K: 0 S: 3	H: 1 LOB: 0 BB: 0 P: 3	R: 0 E: 0 K: 0 S: 4	H: 1 LOB: 1 BB: 0 P: 4	R: 0 E: 0 K: 0 S: 3	H: 0 LOB: 1 BB: 1 P: 7	R: 0 E: 0 K: 1 S: 6	H: 1 LOB: 2 BB: 1 P: 10	R: 1 E: 0 K: 0 S: 3	H: 0 LOB: 3 BB: 4 P: 19	R: 0 E: 0 K: 3 S: 9	H: 0 LOB: 0 BB: 0 P: 9	R: 3 E: 1 K: 0 S: 5	H: 2 LOB: 0 BB: 1 P: 9	1B: 3 2B: 2 3B: 0 HR: 1	SF: 0 SAC: 0 DP: 2 HBP: 0	WP: 1 PB: 0 SB: 0 CS: 0	PA: 40
PITCHER	IP	WLS	BF	H	R	ER	SO	BB	IBB	HBP	BLK	WP	HR	S	P	ERA	WHIP					
Jim Rooker, L ERA: 5.01 (1, 1)	6.0	W	26	4	1	1	3	5	0	0	0	1	0	27	47	1.50	1.500					
Jim Bibby, R ERA: 3.35 (7, 1)	2.2		13	2	3	0	3	3	0	0	0	0	1	16	28	0.00	1.875					
Kent Tekulve, R ERA: 0.52 (9, 1)	0.1	S	1	0	0	0	0	0	0	0	0	0	0	1	1	0.00	0.000					

Batter	1	2	3	4	5	6	7	8	9	AB	R	H	RBI	BB	SO	LOB	BOTTOM				
Frank Taveras, R OBP: 0.263, SLG: 0.326 (1, 6)	 1			 1B		 2-3		 2		4	0	2	0	0	0	1	Los Angeles Dodgers @ Pittsburgh Pirates Three Rivers Stadium, Pittsburgh, PA Sun May 07 1978, 3:33 AM EDT Att: 18,208 - Unknown livebaseballscorecards.com				
Mario Mendoza, R OBP: 0.231, SLG: 0.417 (8, 6)		 1-3 1B		 1		 1B		 3		3	2	0	0	2	3	3					
Omar Moreno, L OBP: 0.414, SLG: 0.295 (1, 8)	 1B	 2		 1-3 1		 1B		 3		4	0	1	2	0	3	4					
Dave Parker, L OBP: 0.361, SLG: 0.592 (1, 9)	 1-2	 3		 2		 1B		 1H 3H		3	1	2	1	1	0	1					
Bill Robinson, R OBP: 0.337, SLG: 0.429 (1, 7)	 1B		 1B	 3		 1-2		 1-2		4	0	0	0	0	2	4					
Willie Stargell, L OBP: 0.373, SLG: 0.340 (1, 3)	 1-2		 1-2		 1	 3				4	0	0	0	0	2	4					
Rennie Stennett, R OBP: 0.310, SLG: 0.388 (1, 4)		 1B	 FC3	 2		 2		 1		4	1	1	0	0	0	1					
Phil Garner, R OBP: 0.250, SLG: 0.289 (1, 5)		 1B	 5-3	 3		 2				4	1	1	2	0	0	1					
Duffy Dyer, R OBP: 0.333, SLG: 0.400 (1, 2)		 2-3	 1	 2		 1B	 3			4	1	1	0	0	1	3					
Jim Rooker, R OBP: 0.100, SLG: 0.100 (1, 1)		 3H	 3	 3		 1-2		 1		3	0	1	1	0	1	3					
Jim Bibby, R OBP: 0.600, SLG: 0.333 (7, 1)										1	0	0	0	0	0	0					
Kent Tekulve, R ERA: 3.27 (9, 1)										0	0	0	0	0	0	0					
Inning Stats	R: 1 E: 0 K: 2 S: 8	H: 1 LOB: 1 BB: 1 P: 12	R: 2 E: 0 K: 2 S: 11	H: 4 LOB: 2 BB: 0 P: 11	R: 1 E: 1 K: 2 S: 10	H: 1 LOB: 2 BB: 0 P: 10	R: 0 E: 0 K: 2 S: 8	H: 1 LOB: 1 BB: 0 P: 8	R: 0 E: 0 K: 0 S: 3	H: 0 LOB: 0 BB: 0 P: 3	R: 2 E: 0 K: 0 S: 5	H: 2 LOB: 2 BB: 2 P: 13	R: 0 E: 0 K: 1 S: 5	H: 0 LOB: 0 BB: 0 P: 5	R: 0 E: 0 K: 1 S: 5	H: 0 LOB: 0 BB: 0 P: 5	1B: 8 2B: 1 3B: 0 HR: 0	SF: 0 SAC: 0 DP: 0 HBP: 0	WP: 0 PB: 0 SB: 8 CS: 0	PA: 38	
PITCHER	IP	WLS	BF	H	R	ER	SO	BB	IBB	HBP	BLK	WP	HR	S	P	ERA	WHIP				
Tommy John, L ERA: 2.89 (1, 1)	6.0	L	32	9	6	5	8	3	0	0	0	0	0	45	57	7.50	2.000				
Mike Garman, R ERA: 3.27 (7, 1)	2.0		6	0	0	0	2	0	0	0	0	0	0	10	10	0.00	0.000				

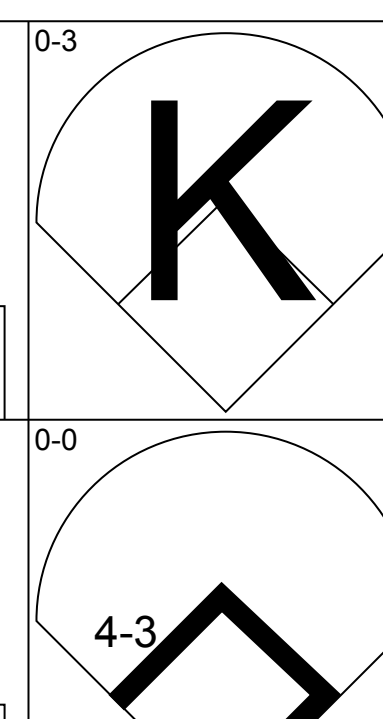
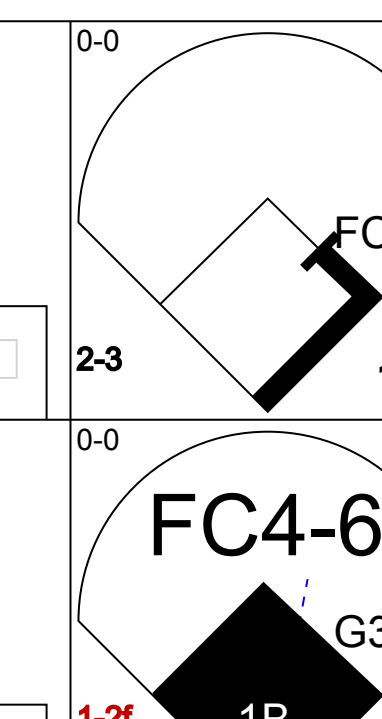
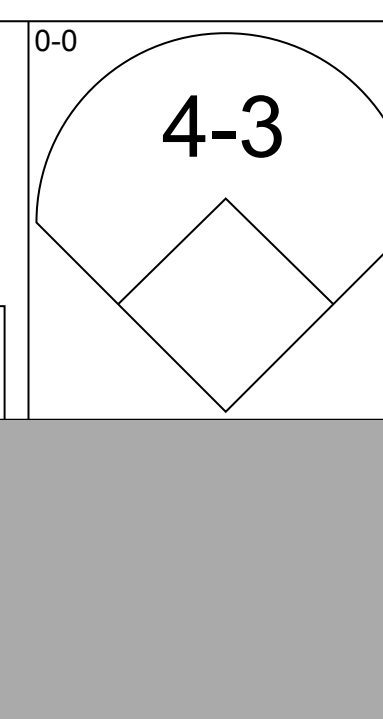
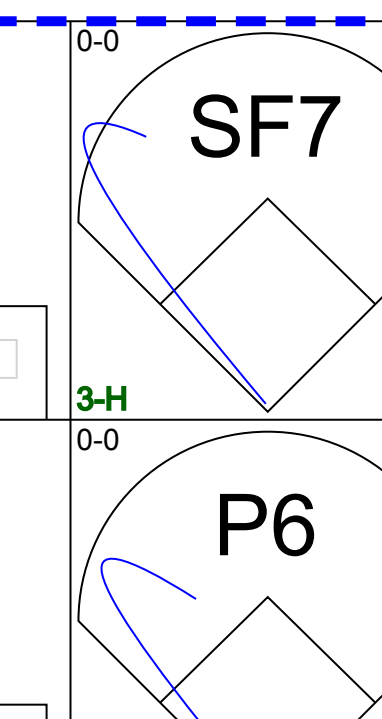
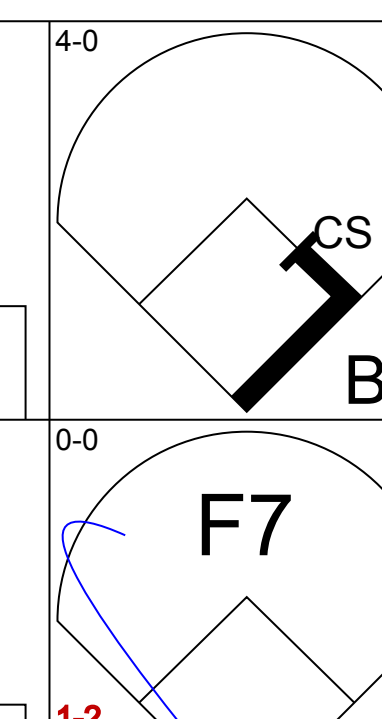
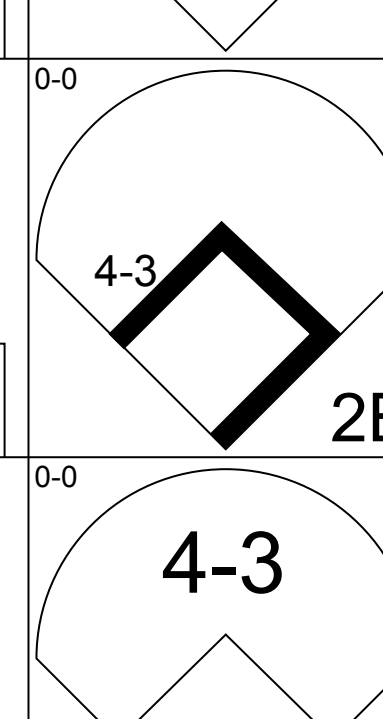
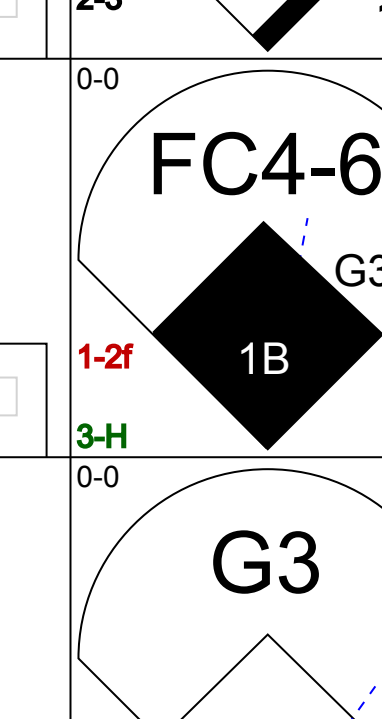
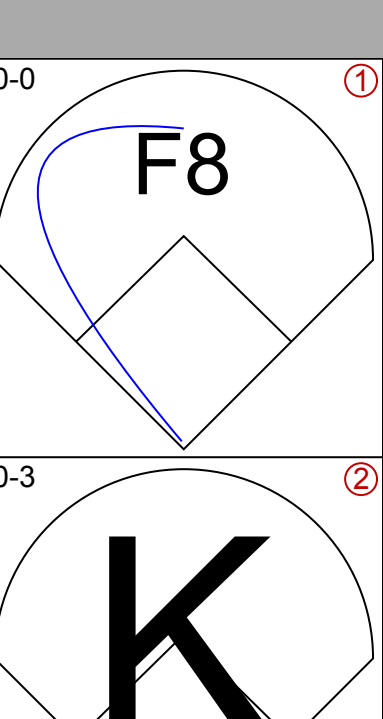
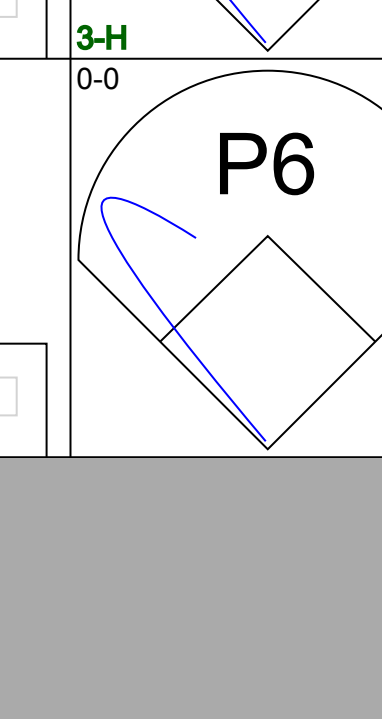
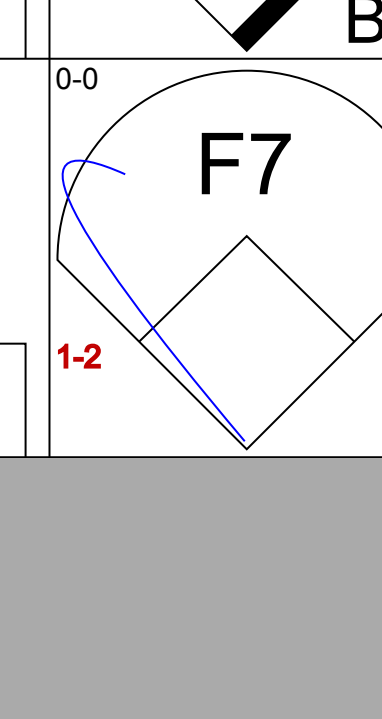
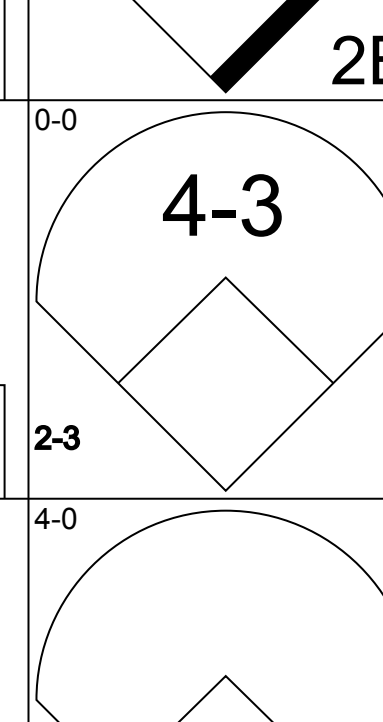
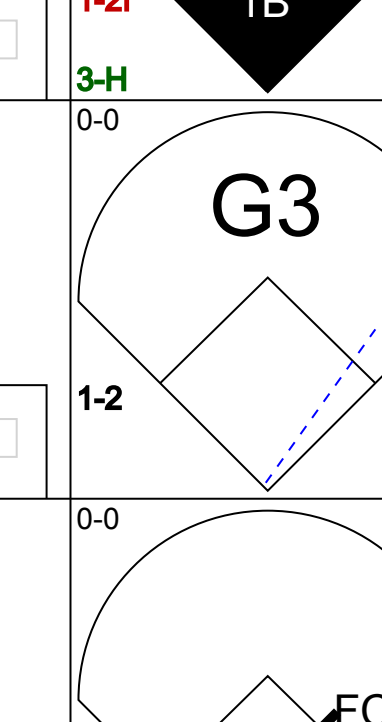
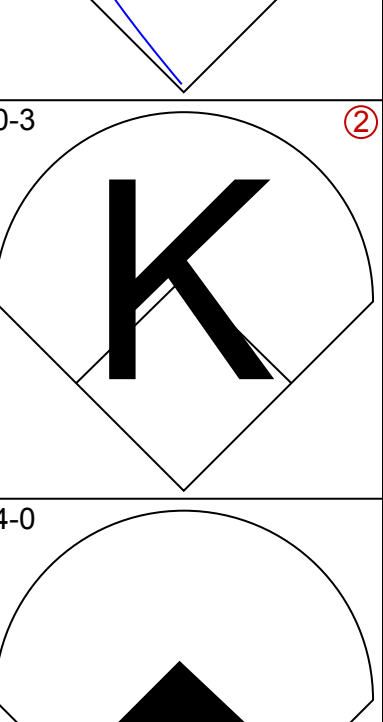
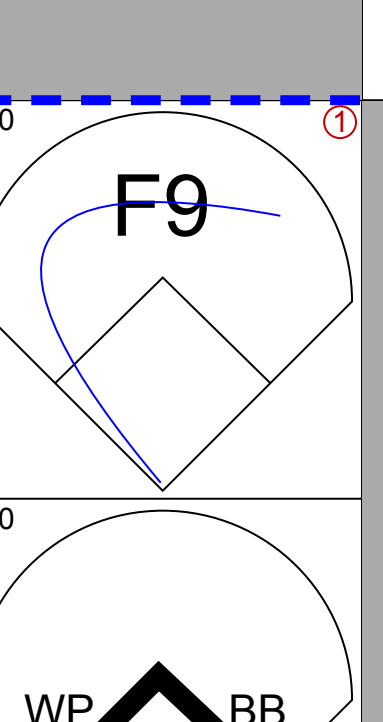
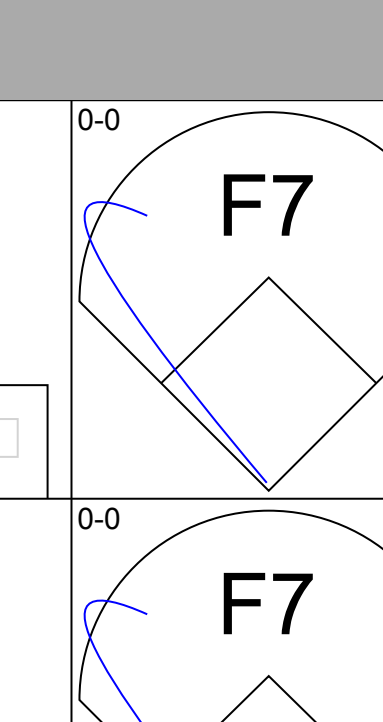
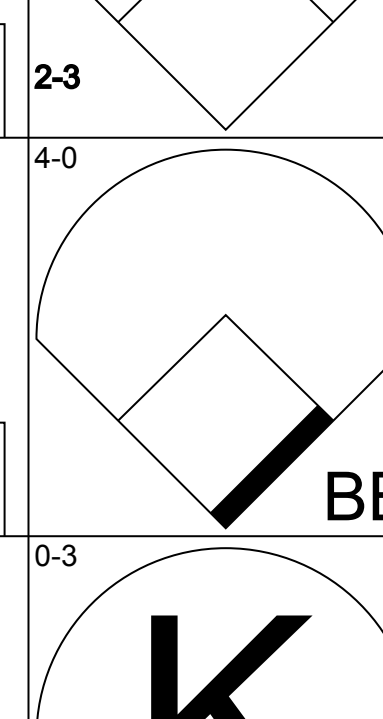
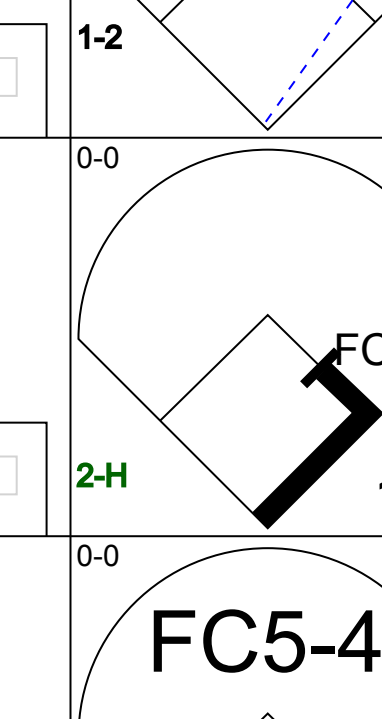
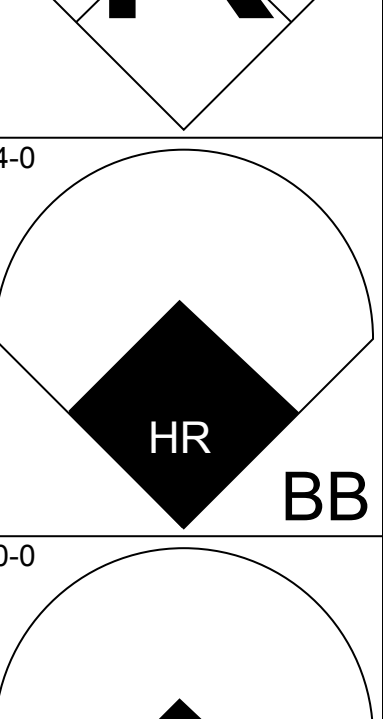
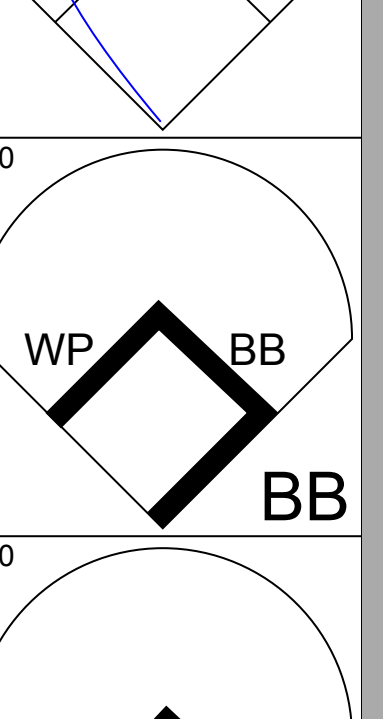
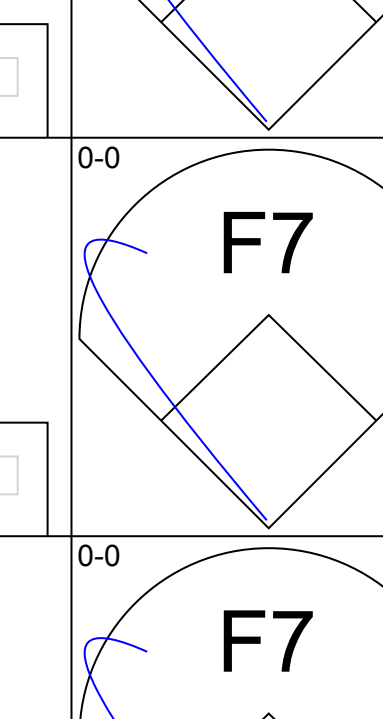
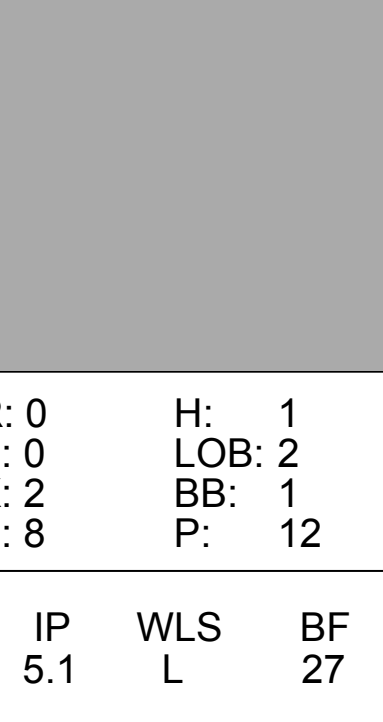
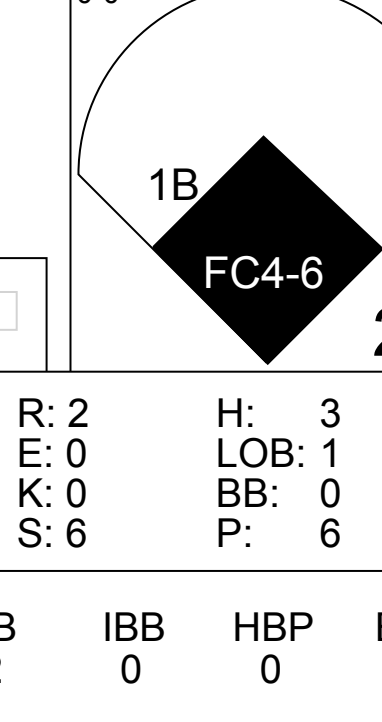
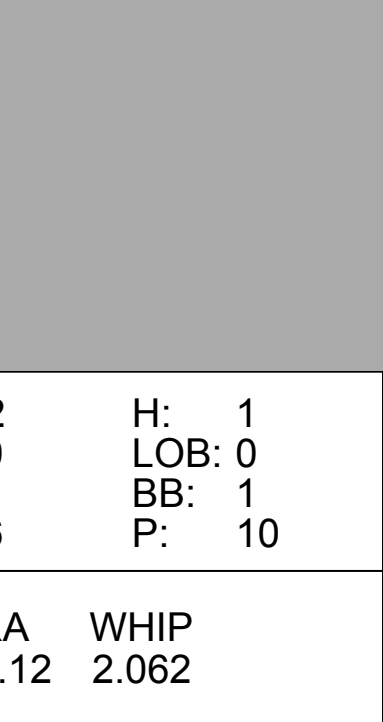
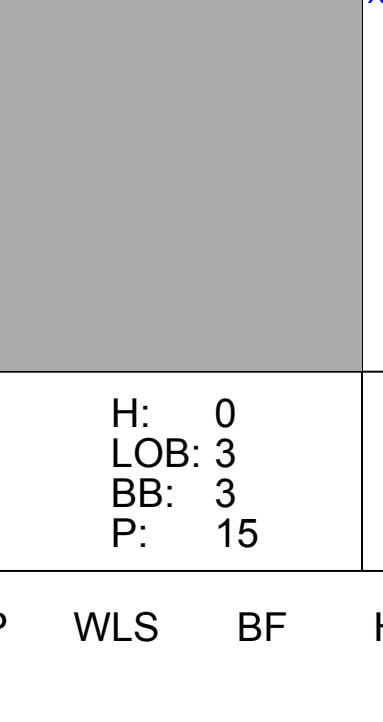
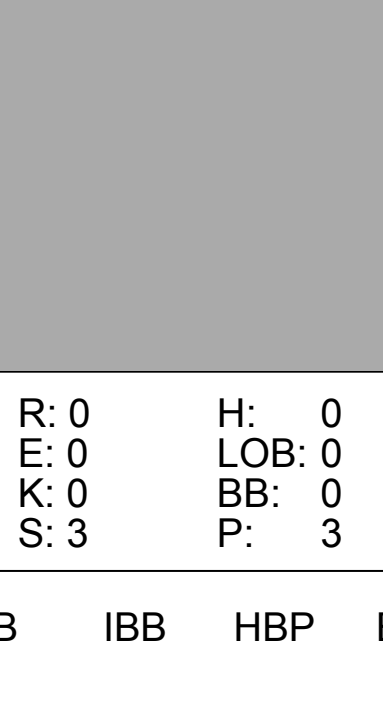
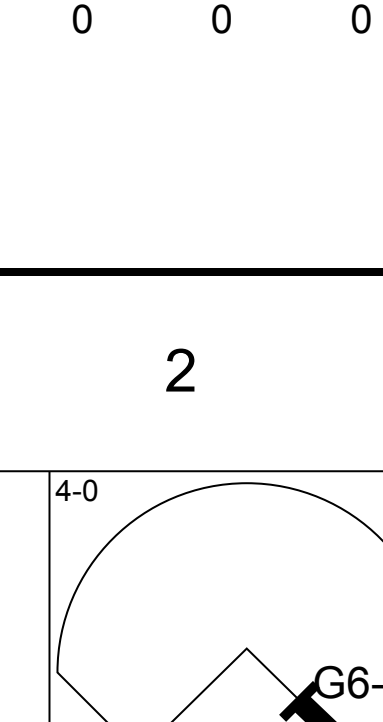
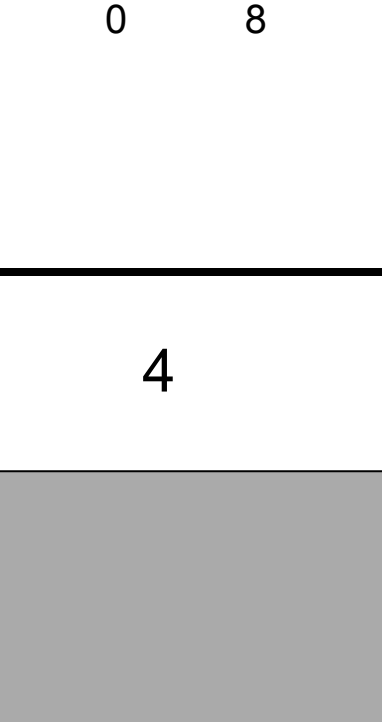
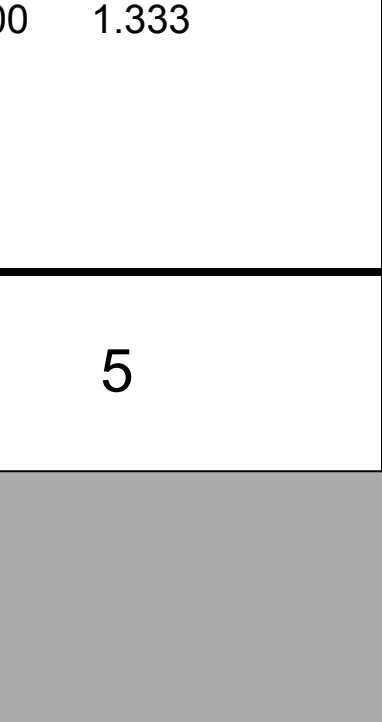
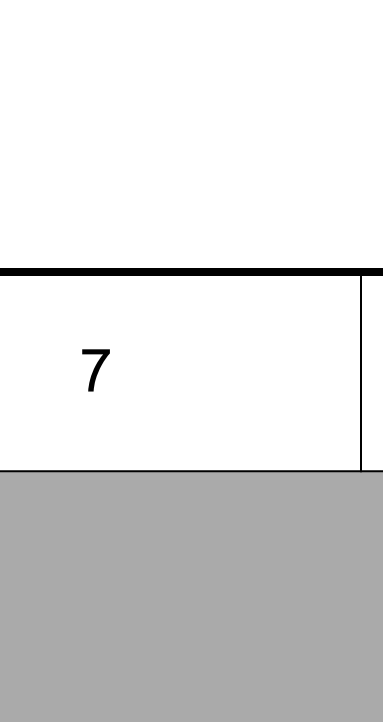
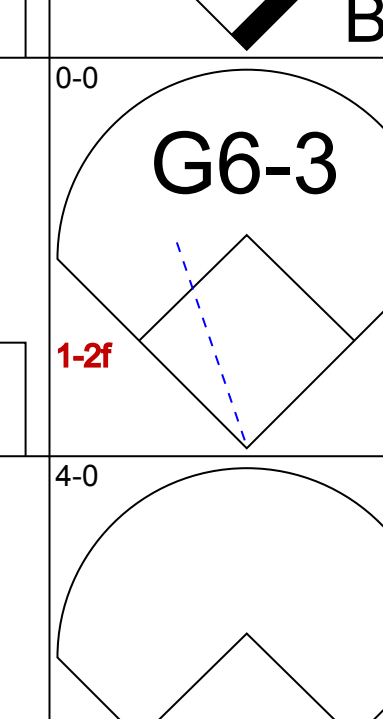
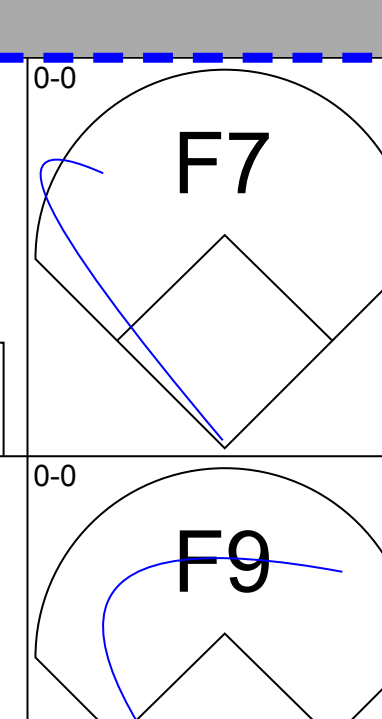


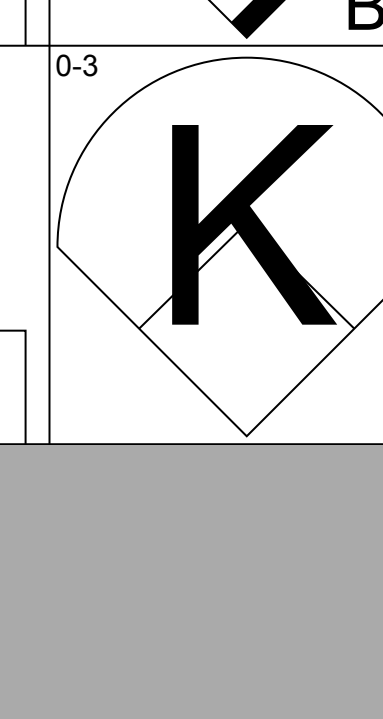


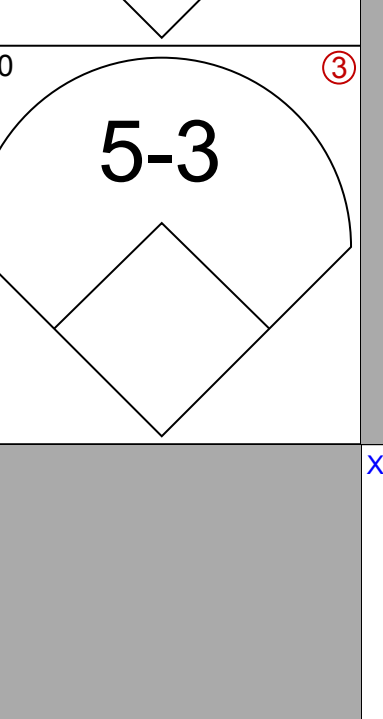
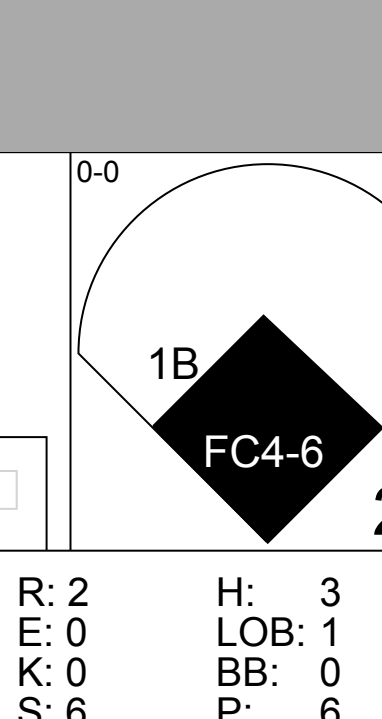
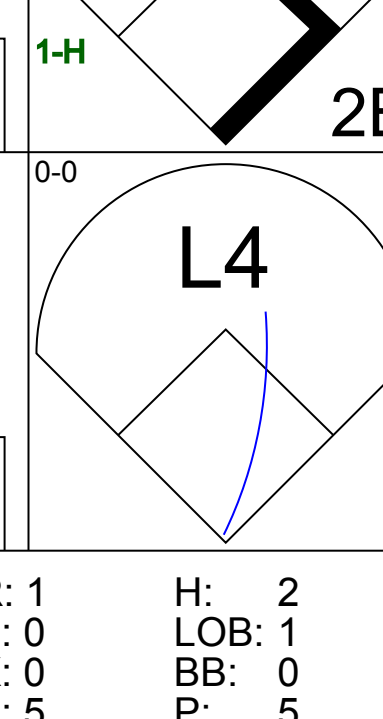
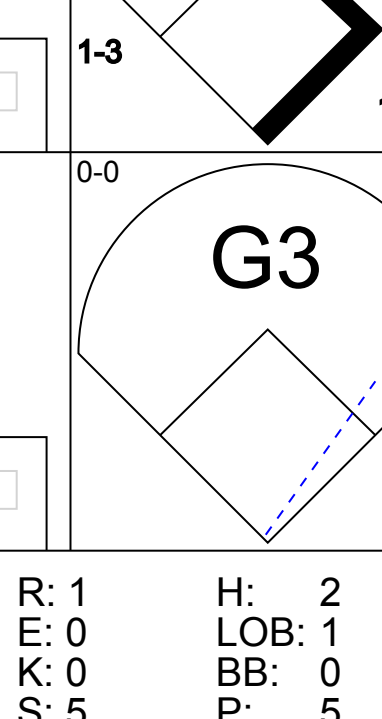
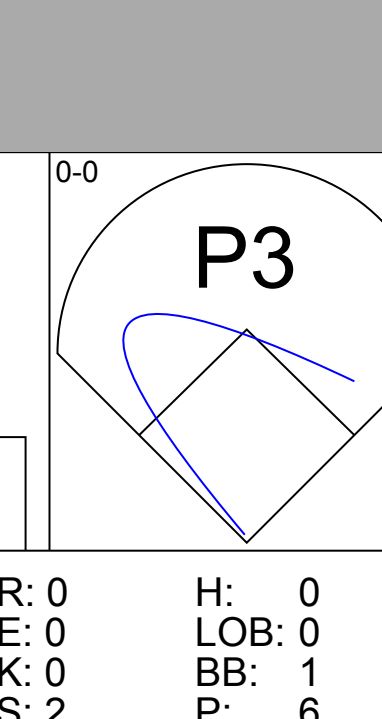
Batter	1	2	3	4	5	6	7	8	9	AB	R	H	RBI	BB	SO	LOB	TOP								
Lou Brock, L OBP: 0.358, SLG: 0.329 (1, 7)	4-3		6-3		3-1			2B		4	0	1	0	0	0	3	St. Louis Cardinals @ Los Angeles Dodgers Dodger Stadium, Los Angeles, CA Tue May 09 1978, 7:05 PM PDT Att: 33,262 - Unknown								
Gary Templeton, S OBP: 0.234, SLG: 0.295 (1, 6)	K			4-3		F7		FC5		4	0	1	0	0	1	0									
Keith Hernandez, L OBP: 0.417, SLG: 0.519 (1, 3)	F7			F9		F8		K		4	0	0	0	0	1	2									
Ted Simmons, S OBP: 0.383, SLG: 0.464 (1, 2)		F7		6-3		FC6-4		BB		3	0	1	0	1	0	0									
Jerry Morales, R OBP: 0.311, SLG: 0.343 (1, 8)		F9				FC6-4		FC5		4	0	1	0	0	0	4									
Ken Reitz, R OBP: 0.352, SLG: 0.465 (1, 5)						FC5-4		BB																	
Tony Scott, S OBP: 0.311, SLG: 0.293 (1, 9)						1B		1B		4	1	2	1	0	0	1									
Mike Tyson, R OBP: 0.298, SLG: 0.338 (1, 4)						1B		1B		4	0	1	0	0	1	1									
Eric Rasmussen, R OBP: 0.154, SLG: 0.154 (5, PH) Rogio Frisco, R OBP: 0.287, SLG: 0.808 (5, 1) John Litell, L OBP: 0.125, SLG: 0.125 (6, PH) Gary Sulistrenski, R OBP: 0.250, SLG: 0.250 (6, 1) Mark Littell, L OBP: 0.296, SLG: 0.187 (6, PH)						1B		P3		1	0	0	0	0	1	0									
Inning Stats	R: 0 E: 0 K: 1 S: 5	H: 0 LOB: 0 BB: 0 P: 5	R: 1 E: 0 K: 0 S: 4	H: 1 LOB: 0 BB: 0 P: 4	R: 0 E: 0 K: 1 S: 5	H: 0 LOB: 0 BB: 0 P: 5	R: 0 E: 0 K: 0 S: 3	H: 0 LOB: 0 BB: 0 P: 3	R: 0 E: 0 K: 1 S: 8	H: 3 LOB: 3 BB: 0 P: 8	R: 0 E: 0 K: 0 S: 4	H: 1 LOB: 1 BB: 0 P: 4	R: 0 E: 0 K: 1 S: 5	H: 0 LOB: 0 BB: 0 P: 5	R: 0 E: 0 K: 1 S: 7	H: 2 LOB: 3 BB: 1 P: 11	R: 0 E: 0 K: 1 S: 6	H: 1 LOB: 1 BB: 0 P: 6	1B: 5 2B: 2 3B: 0 HR: 1	SF: 0 SAC: 0 DP: 0 HBP: 0	WP: 0 PB: 0 SB: 0 CS: 0	PA: 36			
PITCHER	IP	WLS	BF	H	R	ER	SO	BB	IBB	HBP	BLK	WP	HR	S	P	ERA	WHIP								
Doug Rau, L ERA: 2.72 (1, 1)	7.1	W	29	7	1	1	4	0	0	0	0	0	1	37	37	1.23	0.955								
Terry Forster, L ERA: 2.19 (8, 1)	1.2	S	7	1	0	0	2	1	0	0	0	0	0	10	14	0.00	1.200								

Batter	1	2	3	4	5	6	7	8	9	AB	R	H	RBI	BB	SO	LOB	BOTTOM								
Davey Lopes, R OBP: 0.429, SLG: 0.471 (1, 4)	L1			G6-4-3				SH1-4		3	1	1	0	0	0	2	St. Louis Cardinals @ Los Angeles Dodgers Dodger Stadium, Los Angeles, CA Tue May 09 1978, 7:05 PM PDT Att: 33,262 - Unknown								
Bill Russell, R OBP: 0.293, SLG: 0.348 (1, 6)	F7		5-3		5-3		5-3			4	0	0	0	0	0	2									
Reggie Smith, S OBP: 0.381, SLG: 0.614 (1, 9)							K		G3	3	1	1	1	1	1	1									
Ron Cey, R OBP: 0.404, SLG: 0.406 (1, 5)	P4			SF9			1B		K	3	0	1	1	0	1	0									
Steve Garvey, R OBP: 0.306, SLG: 0.407 (1, 3)		F2		K			K		1B	4	0	1	0	0	2	2									
Dusty Baker Jr., R OBP: 0.389, SLG: 0.446 (1, 7) Glenn Burke, R OBP: 0.333, SLG: 0.333 (7, 7)		2B		1B			K		L4	2	1	1	0	1	1	0									
Rick Monday, L OBP: 0.459, SLG: 0.742 (1, 8)		BB		SH			K		F8	4	0	1	0	0	1	2									
Steve Yeager, R OBP: 0.287, SLG: 0.234 (1, 2)		2B		2B			5-3			3	0	1	0	0	1	2									
Doug Rau, L OBP: 0.200, SLG: 0.200 (1, 1) Terry Forster, L ERA: 2.19 (8, 1)				SH			6-3		SH1-4	2	0	1	1	0	0	2									
Inning Stats	R: 1 E: 0 K: 0 S: 4	H: 1 LOB: 0 BB: 0 P: 4	R: 0 E: 0 K: 1 S: 6	H: 1 LOB: 2 BB: 1 P: 10	R: 1 E: 0 K: 1 S: 6	H: 1 LOB: 1 BB: 1 P: 10	R: 0 E: 0 K: 1 S: 7	H: 2 LOB: 1 BB: 0 P: 7	R: 0 E: 0 K: 2 S: 8	H: 1 LOB: 1 BB: 0 P: 8	R: 0 E: 0 K: 1 S: 5	H: 0 LOB: 0 BB: 0 P: 5	R: 0 E: 0 K: 0 S: 4	H: 1 LOB: 1 BB: 0 P: 4	R: 0 E: 0 K: 1 S: 6	H: 1 LOB: 1 BB: 0 P: 6	1B: 5 2B: 2 3B: 0 HR: 1	SF: 1 SAC: 2 DP: 1 HBP: 0	WP: 0 PB: 0 SB: 0 CS: 0	PA: 34					
PITCHER	IP	WLS	BF	H	R	ER	SO	BB	IBB	HBP	BLK	WP	HR	S	P	ERA	WHIP								
Eric Rasmussen, R ERA: 4.15 (1, 1)	4.0	L	19	5	3	3	3	2	0	0	1	0	0	17	31	6.75	1.750								
John Ureña, R ERA: 3.13 (5, 1)	3.0		11	2	0	0	3	0	0	0	0	0	0	17	17	0.00	0.667								
Mark Littell, R ERA: 2.33 (8, 1)	1.0		4	1	0	0	1	0	0	0	0	0	0	6	6	0.00	1.000								

AB	35
R	1
H	8
RBI	1
BB	1
SO	6
LOB	14

AB	29
R	3
H	8
RBI	3
BB	2
SO	7
LOB	14

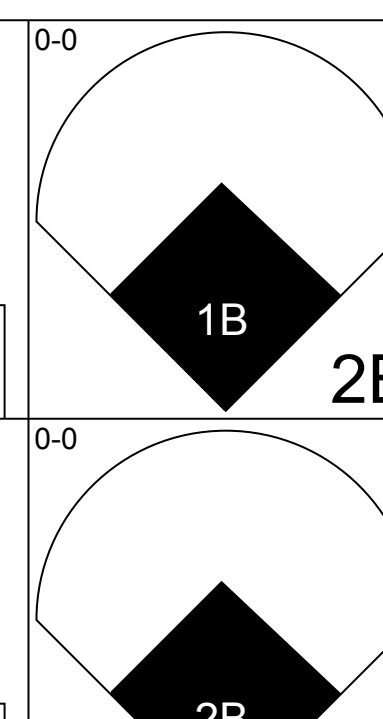
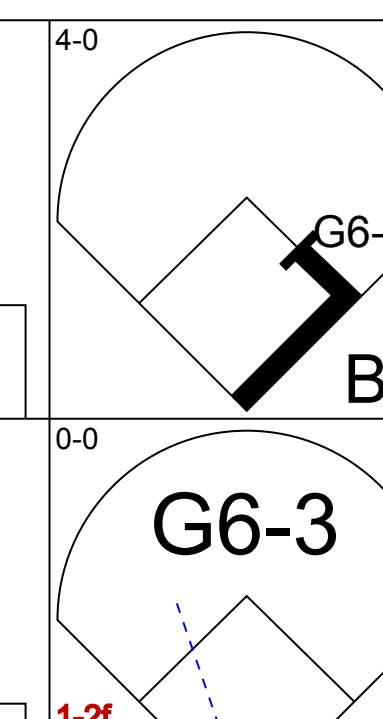
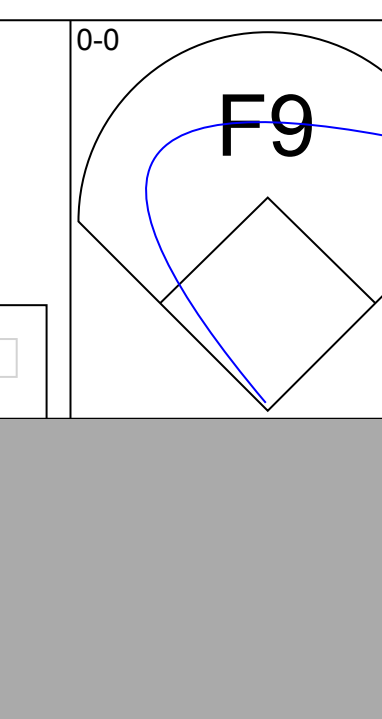
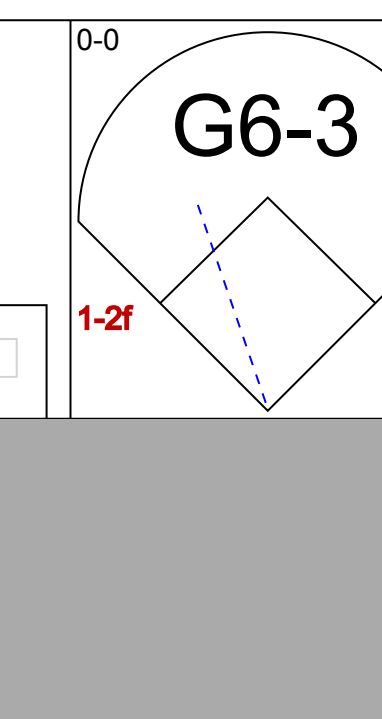
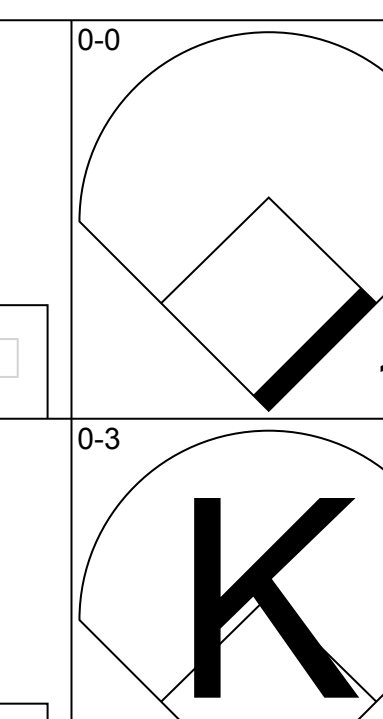
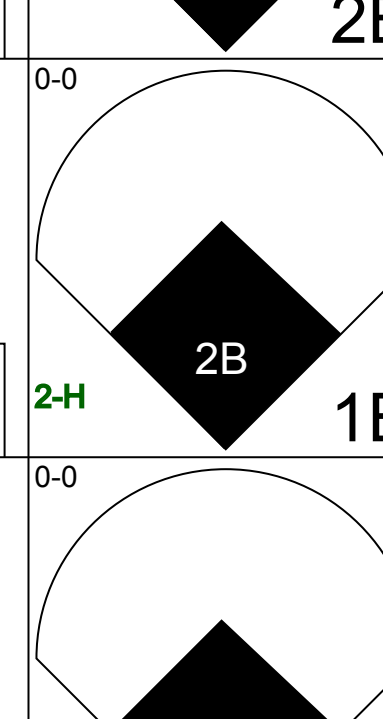
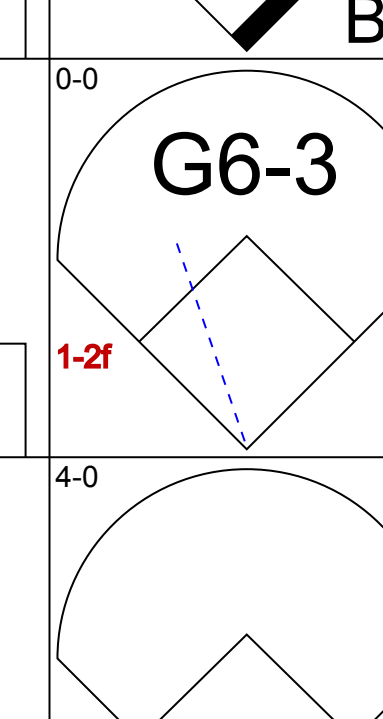
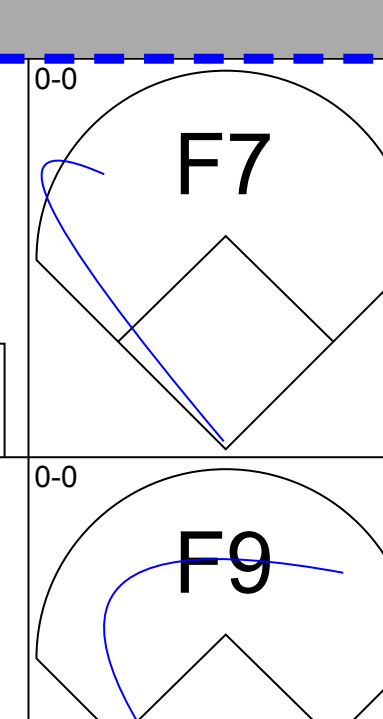
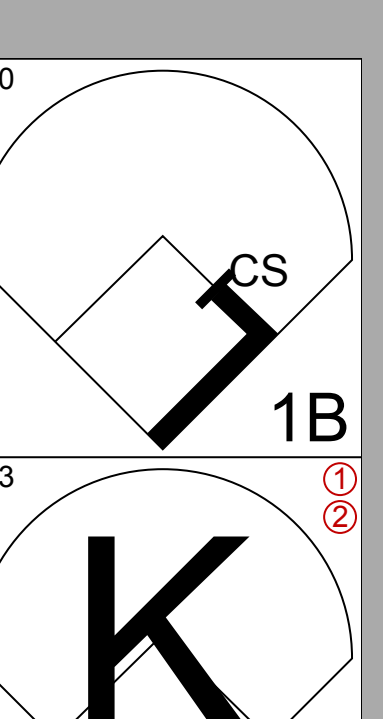
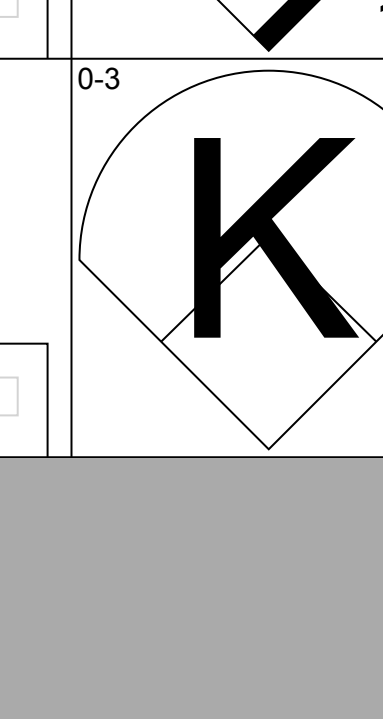
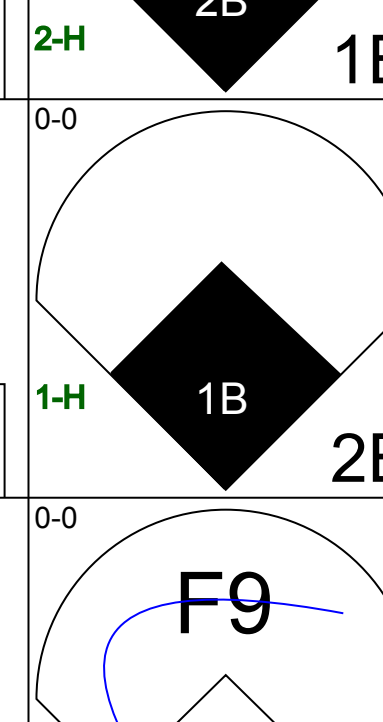
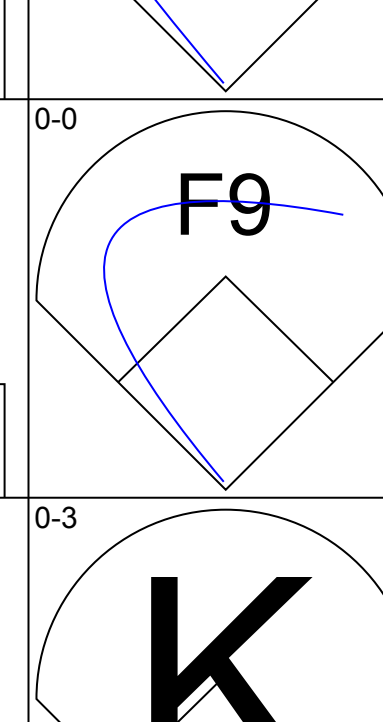
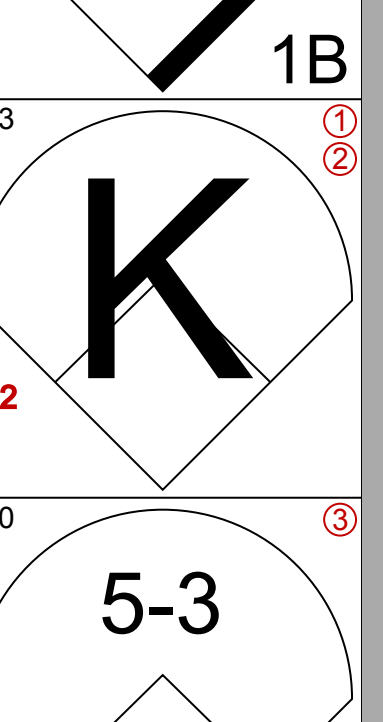
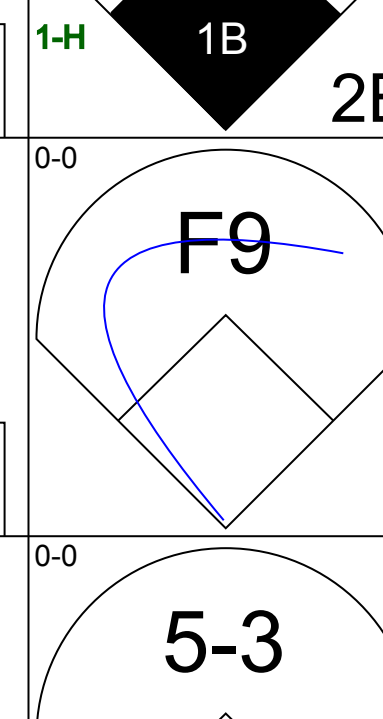
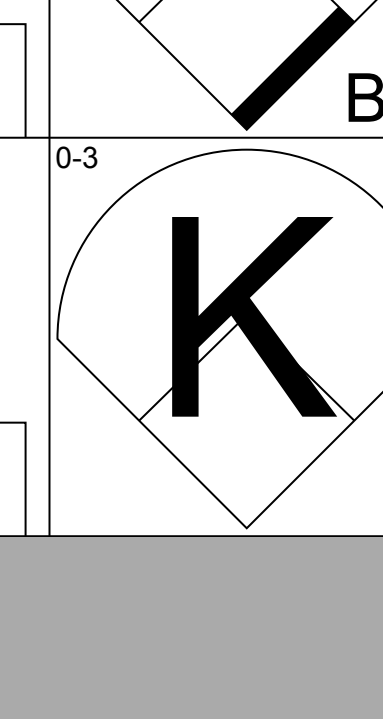
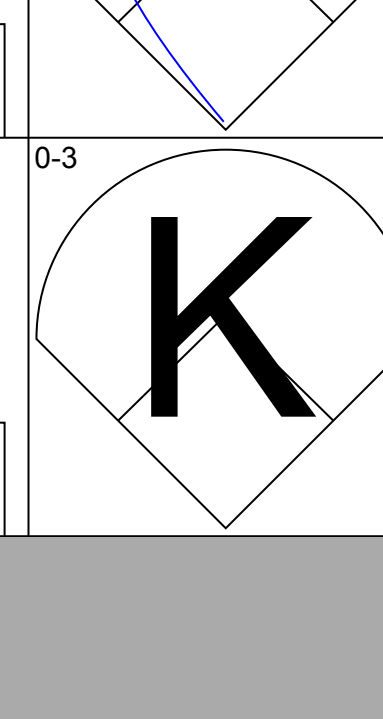
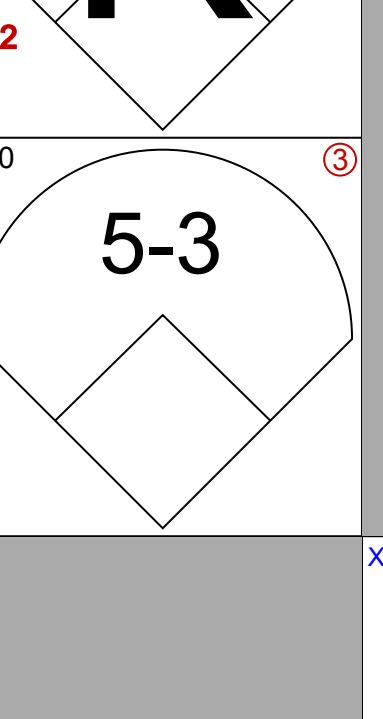
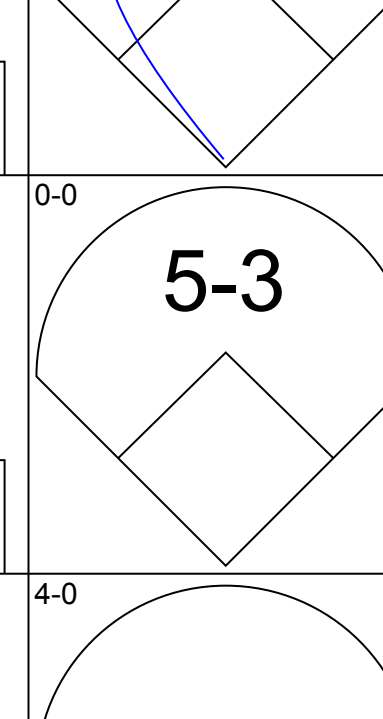
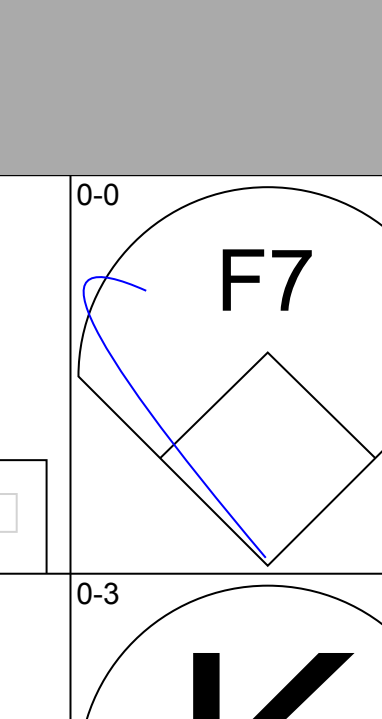
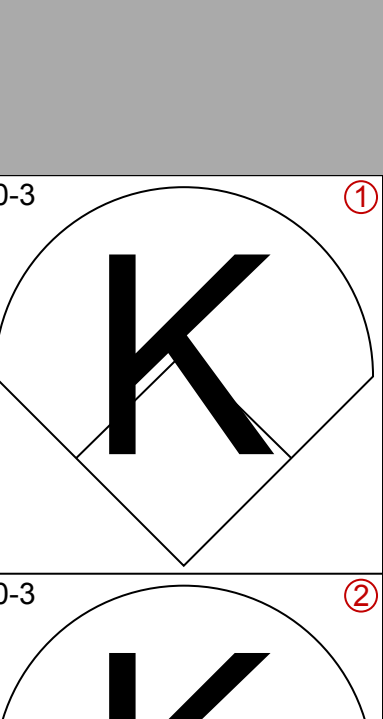
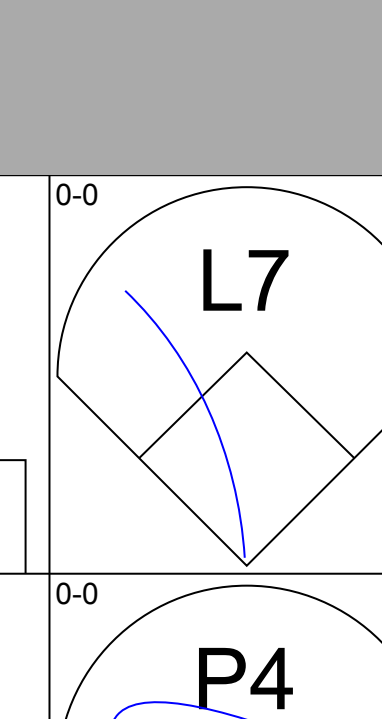
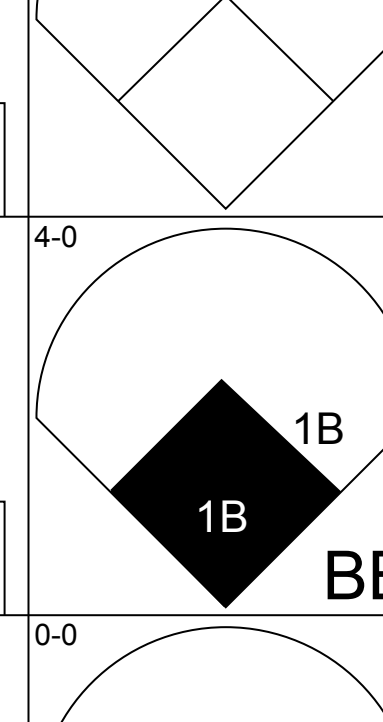
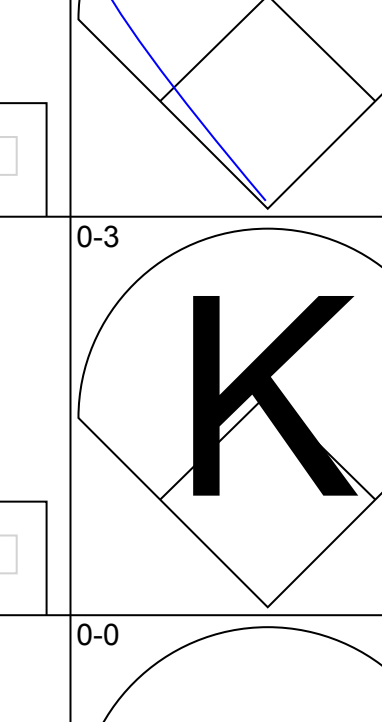
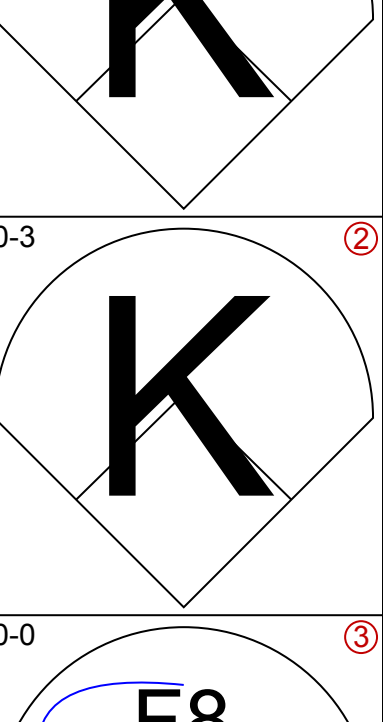
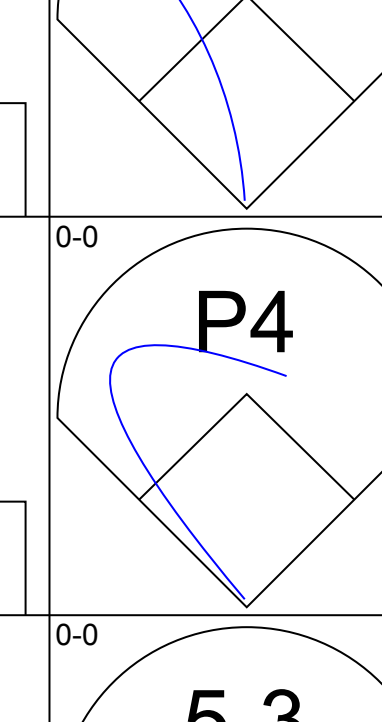
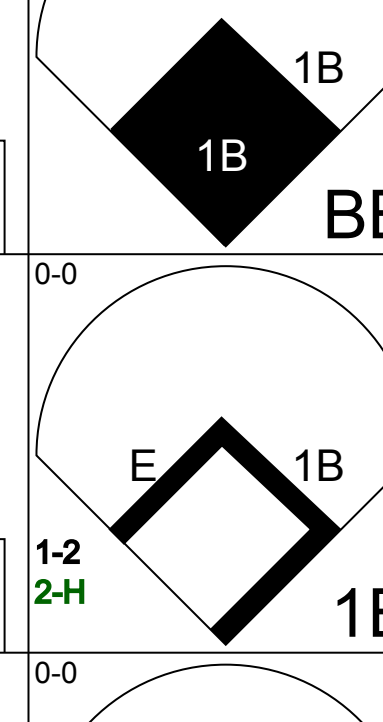
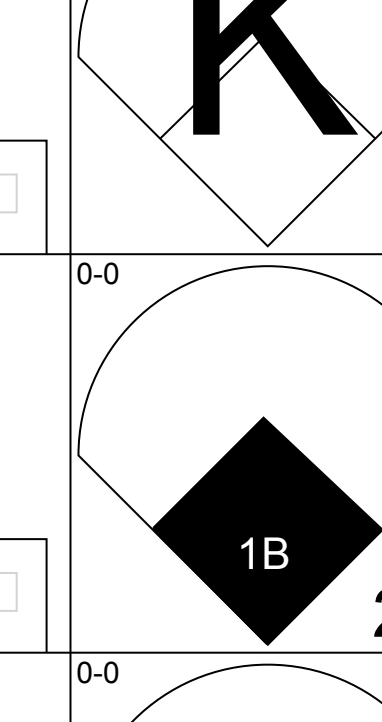
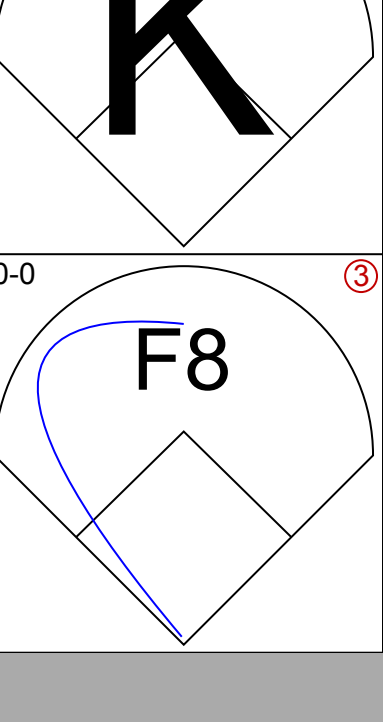
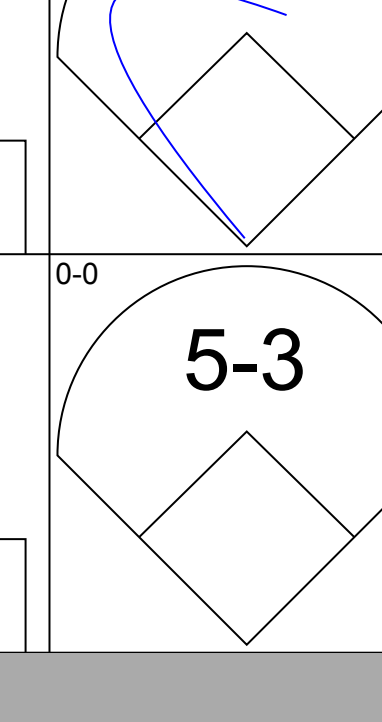
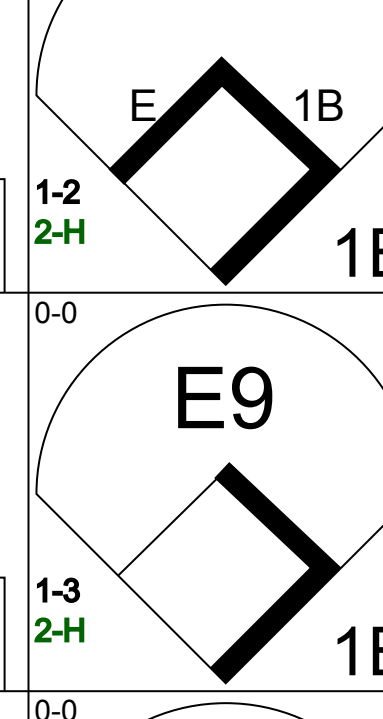
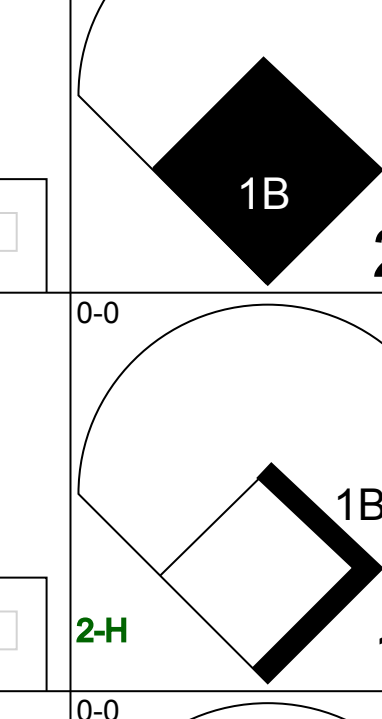
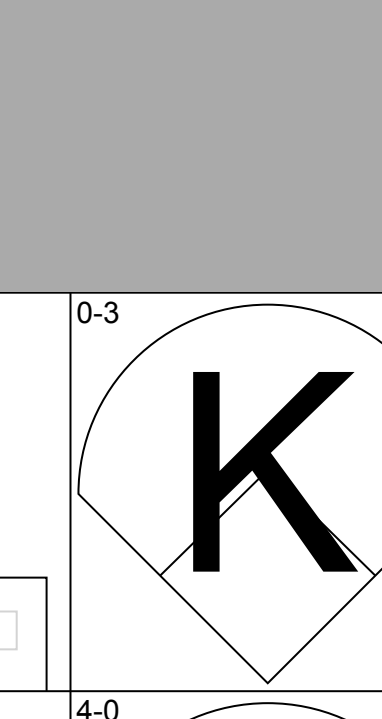
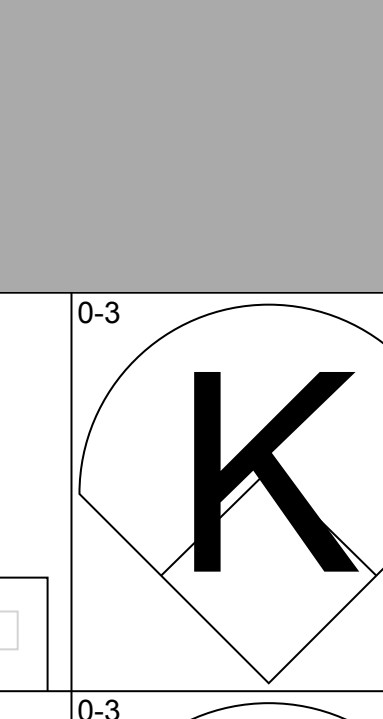
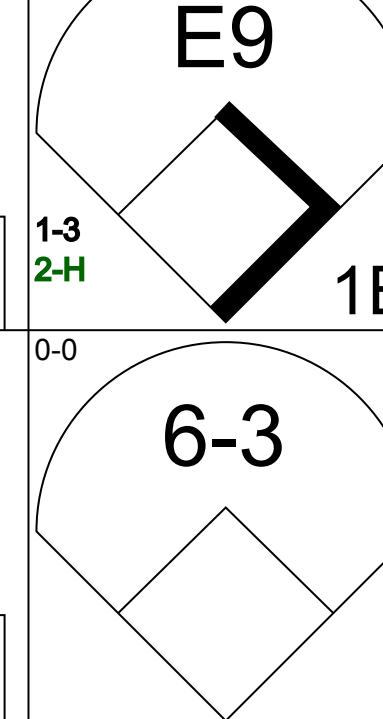
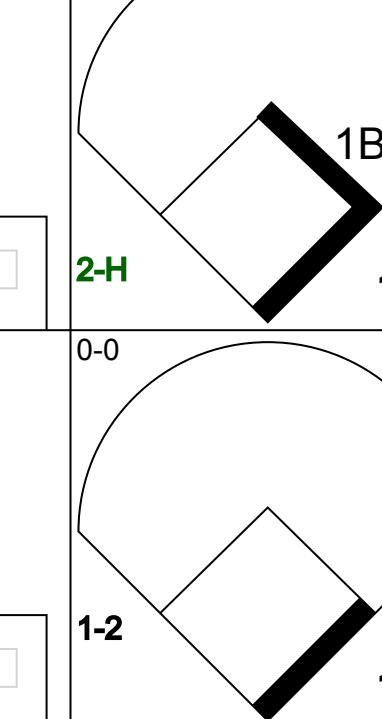
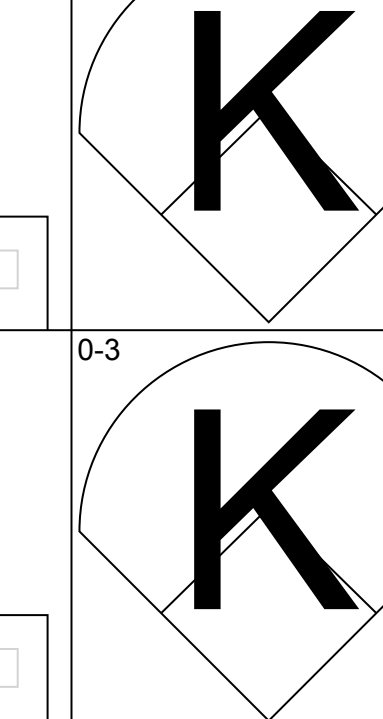
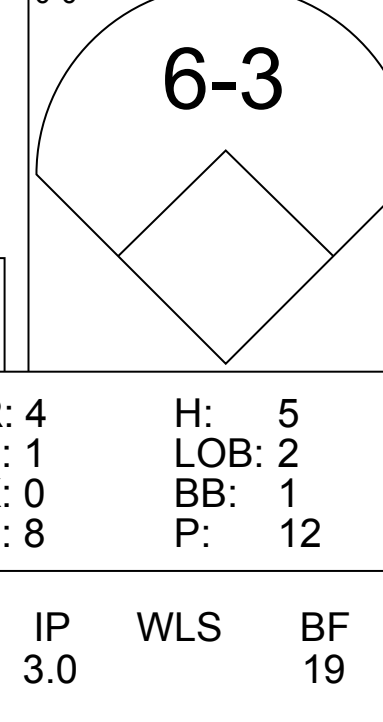
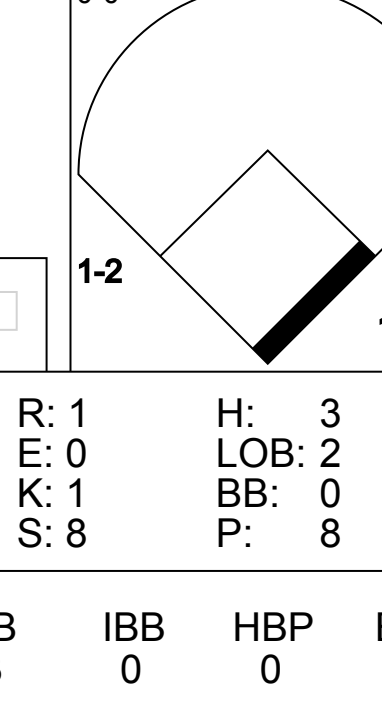
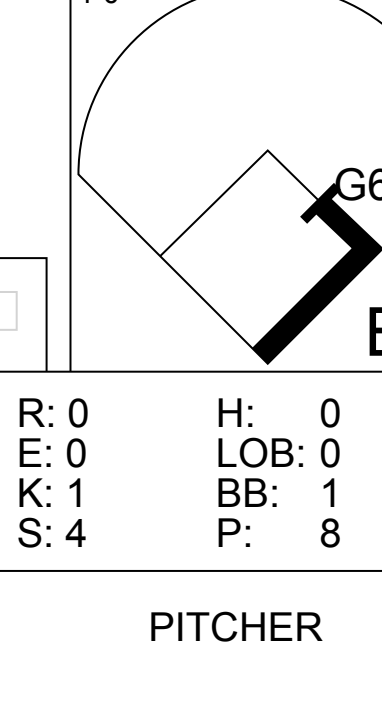
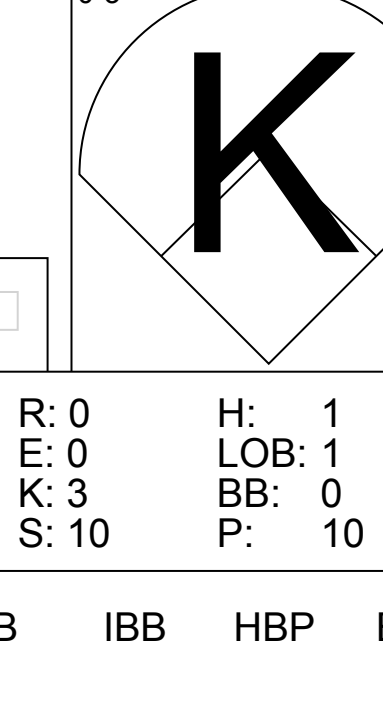
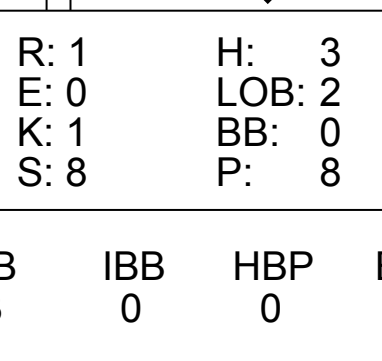


Batter	1	2	3	4	5	6	7	8	9	AB	R	H	RBI	BB	SO	LOB	TOP					
Lou Brock, L OBP: 0.360, SLG: 0.329 (1, 7)										3	0	1	1	1	1	1						
Gary Templeton, S OBP: 0.233, SLG: 0.299 (1, 6)										5	1	1	1	0	0	3						
Keith Hernandez, L OBP: 0.400, SLG: 0.495 (1, 3)											5	0	0	0	0	1	2					
Ted Simmons, S OBP: 0.400, SLG: 0.465 (1, 2)											2	1	1	1	3	0	0					
Jerry Morales, R OBP: 0.315, SLG: 0.367 (1, 8)											4	1	1	2	1	1	3					
Ken Reitz, R OBP: 0.339, SLG: 0.447 (1, 5)											4	0	0	0	0	2						
Tony Scott, S OBP: 0.347, SLG: 0.318 (1, 9)										3	2	2	0	1	0	0						
Mike Tyson, R OBP: 0.307, SLG: 0.357 (1, 4)										4	0	2	1	0	0	3						
John Denny, R OBP: 0.368, SLG: 0.500 (1, 1)											1	1	1	0	0	0	0					
Jim Dwyer, L OBP: 0.313, SLG: 0.414 (4, PH)										1	0	0	0	0	0	1						
Mark Littell, L (4, 1)										2	0	0	0	0	0	2						
Inning Stats	R: 0 E: 0 K: 2 S: 8	H: 1 LOB: 2 BB: 1 P: 12	R: 0 E: 0 K: 0 S: 3	H: 0 LOB: 0 BB: 0 P: 3	R: 2 E: 0 K: 0 S: 6	H: 3 LOB: 1 BB: 0 P: 6	R: 1 E: 0 K: 0 S: 5	H: 2 LOB: 1 BB: 0 P: 5	R: 2 E: 0 K: 1 S: 6	H: 1 LOB: 0 BB: 1 P: 10	R: 1 E: 0 K: 0 S: 5	H: 2 LOB: 1 BB: 0 P: 5	R: 0 E: 0 K: 0 S: 3	H: 0 LOB: 0 BB: 3 P: 15	R: 0 E: 0 K: 0 S: 2	H: 0 LOB: 0 BB: 1 P: 6	R: 0 E: 0 K: 0 S: 3	H: 0 LOB: 0 BB: 0 P: 3	1B: 5 2B: 3 3B: 0 HR: 1	SF: 1 SAC: 0 DP: 0 HBP: 0	WP: 1 PB: 0 CS: 0 SB: 1	PA: 41
PITCHER	IP	WLS	BF	H	R	ER	SO	BB	IBB	HBP	BLK	WP	HR	S	P	ERA	WHIP					
Rick Rhoden, R ERA: 2.76 (1, 1)	5.1	L	27	9	6	6	3	2	0	0	0	0	1	31	39	10.12	2.062					
Bobby Castillo, R ERA: 3.27 (6, 1)	0.2		2	0	0	0	0	0	0	0	0	0	0	2	2	0.00	0.000					
Charlie Hough, R ERA: 4.91 (7, 1)	3.0		12	0	0	0	0	4	0	0	0	1	0	8	24	0.00	1.333					

St. Louis Cardinals @ Los Angeles Dodgers
Dodger Stadium, Los Angeles, CA
 Wed May 10 1978, 7:05 PM PDT
 Att: 34,851 - Unknown

AB	34
R	6
H	9
RBI	6
BB	6
SO	3
LOB	17



Batter	1	2	3	4	5	6	7	8	9	AB	R	H	RBI	BB	SO	LOB	BOTTOM					
Davey Lopes, R OBP: 0.435, SLG: 0.481 (1, 4)										4	1	2	0	1	0	3						
Bill Russell, R OBP: 0.297, SLG: 0.350 (1, 6)										5	1	2	1	0	1	2						
Reggie Smith, S OBP: 0.385, SLG: 0.615 (1, 9)										3	1	1	1	1	1	1						
Ron Cey, R OBP: 0.390, SLG: 0.390 (1, 5)										4	0	0	0	0	2	2						
Steve Garvey, R OBP: 0.296, SLG: 0.393 (1, 3)										4	0	0	0	0	1	1						
Rick Monday, L OBP: 0.451, SLG: 0.719 (1, 8)										3	1	0	0	1	2	0						
Lee Lacy, R OBP: 0.474, SLG: 0.824 (1, 7)										4	1	2	1	0	0	0						
Steve Yeager, R OBP: 0.300, SLG: 0.250 (1, 2)										3	0	2	2	0	1	0						
Vic Davallo, L OBP: 0.250, SLG: 0.182 (9, PH)										1	0	0	0	0	1	0						
Rick Rhoden, R OBP: 0.278, SLG: 0.250 (1, 1)										2	0	1	0	0	0	2						
Bobby Castillo, R (6, 1)										0	0	0	0	0	0	0						
Johnny Oates, L OBP: 0.667, SLG: 0.500 (6, PH)										0	0	0	0	1	0	0						
Charlie Hough, R OBP: 0.500, SLG: 0.800 (7, 1)										0	0	0	0	0	0	0						
Dusty Baker Jr., R OBP: 0.386, SLG: 0.441 (9, PH)										1	0	0	0	0	1	0						
Inning Stats	R: 4 E: 1 K: 0 S: 8	H: 5 LOB: 2 BB: 1 P: 12	R: 0 E: 0 K: 1 S: 4	H: 0 LOB: 2 BB: 2 P: 12	R: 1 E: 0 K: 1 S: 8	H: 3 LOB: 2 BB: 0 P: 8	R: 0 E: 0 K: 1 S: 5	H: 0 LOB: 0 BB: 0 P: 5	R: 0 E: 0 K: 2 S: 7	H: 0 LOB: 0 BB: 0 P: 7	R: 0 E: 0 K: 1 S: 4	H: 0 LOB: 0 BB: 1 P: 8	R: 0 E: 0 K: 1 S: 5	H: 1 LOB: 0 BB: 0 P: 5	R: 0 E: 0 K: 0 S: 3	H: 0 LOB: 0 BB: 0 P: 3	R: 0 E: 0 K: 3 S: 10	H: 1 LOB: 1 BB: 0 P: 10	1B: 7 2B: 3 3B: 0 HR: 0	SF: 0 SAC: 0 DP: 2 HBP: 0	WP: 0 PB: 0 CS: 1	PA: 38
PITCHER	IP	WLS	BF	H	R	ER	SO	BB	IBB	HBP	BLK	WP	HR	S	P	ERA	WHIP					
John Denny, R ERA: 2.75 (1, 1)	3.0		19	8	5	5	2	3	0	0	0	0	0	20	32	15.00	3.667					
Mark Littell, R ERA: 1.79 (4, 1)	6.0	W	19	2	0	0	8	1	0	0	0	0	0	34	38	0.00	0.500					

St. Louis Cardinals @ Los Angeles Dodgers
Dodger Stadium, Los Angeles, CA
 Wed May 10 1978, 7:05 PM PDT
 Att: 34,851 - Unknown

AB	34
R	5
H	10
RBI	5
BB	4
SO	10
LOB	11



Batter	1	2	3	4	5	6	7	8	9	AB	R	H	RBI	BB	SO	LOB	TOP								
Lou Brock, L OBP: 0.356, SLG: 0.316 (1, 7)	G3			4-3		F8		FC4-2 IBB		3	0	0	0	1	0	0									
Gary Templeton, S OBP: 0.233, SLG: 0.298 (1, 6)	3-1			5-3 1B			4-3	FC4-2		4	0	1	0	0	0	3									
Keith Hernandez, L OBP: 0.388, SLG: 0.478 (1, 3)	K			5-3			E3	L9		4	0	0	0	0	1	4									
Ted Simmons, S OBP: 0.403, SLG: 0.490 (1, 2)		4-3		F8			HR		G5-4-3 BB	3	1	1	1	1	0	1									
Jerry Morales, R OBP: 0.305, SLG: 0.354 (1, 8)	F8				5-3				K	4	0	0	0	0	1	1									
Ken Reitz, R OBP: 0.336, SLG: 0.439 (1, 5)	P5				5-3				G5-4-3	4	1	1	0	0	0	1									
Tony Scott, S OBP: 0.346, SLG: 0.319 (1, 9)			L8							3	0	1	0	0	1	0									
Mike Tyson, R OBP: 0.308, SLG: 0.356 (1, 4)			6-3			4-3				3	0	1	1	0	0	0									
Bob Forsch, R OBP: 0.208, SLG: 0.292 (1, 1)			K2-3			1-3				2	0	0	0	0	1	0									
Inning Stats	R: 0 E: 0 K: 1 S: 5	H: 0 LOB: 0 BB: 0 P: 5	R: 0 E: 0 K: 0 S: 3	H: 0 LOB: 0 BB: 0 P: 3	R: 0 E: 0 K: 1 S: 5	H: 0 LOB: 0 BB: 0 P: 5	R: 0 E: 0 K: 0 S: 4	H: 1 LOB: 1 BB: 0 P: 4	R: 0 E: 0 K: 1 S: 5	H: 0 LOB: 0 BB: 0 P: 5	R: 0 E: 0 K: 0 S: 3	H: 0 LOB: 0 BB: 0 P: 3	R: 1 E: 1 K: 0 S: 4	H: 1 LOB: 0 BB: 0 P: 4	R: 1 E: 0 K: 0 S: 6	H: 3 LOB: 3 BB: 1 P: 10	R: 0 E: 0 K: 1 S: 4	H: 0 LOB: 0 BB: 1 P: 8	1B: 4 2B: 0 3B: 0 HR: 1	SF: 0 SAC: 1 DP: 1 HBP: 0	WP: 0 PB: 0 SB: 0 CS: 1	PA: 33			
PITCHER	IP	WLS	BF	H	R	ER	SO	BB	IBB	HBP	BLK	WP	HR	S	P	ERA	WHIP								
Burt Hooton, R ERA: 2.88 (1, 1)	7.0	L	26	5	2	2	3	0	0	0	0	0	1	32	32	2.57	0.714								
Bobby Castillo, R ERA: 3.0 (8, 1)	1.0		4	0	0	0	0	0	1	0	0	0	0	3	7	0.00	0.000								
Mike Garman, R ERA: 3.0 (9, 1)	1.0		3	0	0	0	1	1	0	0	0	0	0	4	8	0.00	1.000								

St. Louis Cardinals @ Los Angeles Dodgers
 Dodger Stadium, Los Angeles, CA
 Thu May 11 1978, 7:05 PM PDT
 Att: 30,007 - Unknown


AB 30
R 2
H 5
RBI 2
BB 2
SO 4
LOB 10



Batter	1	2	3	4	5	6	7	8	9	AB	R	H	RBI	BB	SO	LOB	BOTTOM								
Davey Lopes, R OBP: 0.422, SLG: 0.464 (1, 4)	F8		F3			F7		F7		4	0	0	0	0	0	1									
Bill Russell, R OBP: 0.288, SLG: 0.339 (1, 6)	K		5-3			6-3		5-3		4	0	0	0	0	1	1									
Vic Davallilo, L OBP: 0.250, SLG: 0.200 (1, 9)	6-3			4-3		G3			G6-4-3 1B	4	0	1	0	0	0	0									
Ron Cey, R OBP: 0.385, SLG: 0.379 (1, 5)		5-3		P6		6-3 SH2-3 BB			G6-4-3 1-2	3	0	0	0	1	0	1									
Steve Garvey, R OBP: 0.297, SLG: 0.392 (1, 3)		F8				SH2-3			K	3	0	1	0	0	1	0									
Rick Monday, L OBP: 0.457, SLG: 0.724 (1, 8)					L8		6-3 BB			2	0	1	0	1	0	1									
Lee Lacy, R OBP: 0.409, SLG: 0.700 (1, 7)					K		6-3			3	0	0	0	0	1	3									
Steve Yeager, R OBP: 0.304, SLG: 0.247 (1, 2)										1	0	0	0	1	0	0									
Manny Mota, R (7, PH)										1	0	0	0	0	1	2									
Jerry Grote, R OBP: 0.500, SLG: 0.357 (8, 2)				WP SH3-4 BB						0	0	0	0	0	0	0									
Burt Hooton, R (1, 1)										1	0	0	0	0	0	0									
Bobby Castillo, R (8, 1)										0	0	0	0	0	0	0									
Johnny Oates, L OBP: 0.500, SLG: 0.333 (8, PH)										1	0	0	0	0	0	0									
Mike Garman, R (9, 1)									G3	0	0	0	0	0	0	0									
Inning Stats	R: 0 E: 0 K: 1 S: 5	H: 0 LOB: 0 BB: 0 P: 5	R: 0 E: 0 K: 0 S: 4	H: 1 LOB: 1 BB: 0 P: 4	R: 0 E: 0 K: 0 S: 3	H: 0 LOB: 1 BB: 1 P: 7	R: 0 E: 0 K: 0 S: 4	H: 1 LOB: 1 BB: 0 P: 4	R: 0 E: 0 K: 0 S: 5	H: 0 LOB: 0 BB: 0 P: 5	R: 0 E: 0 K: 0 S: 3	H: 0 LOB: 0 BB: 0 P: 3	R: 0 E: 0 K: 1 S: 5	H: 0 LOB: 2 BB: 2 P: 13	R: 0 E: 0 K: 0 S: 3	H: 0 LOB: 0 BB: 0 P: 3	R: 0 E: 0 K: 1 S: 5	H: 1 LOB: 0 BB: 0 P: 5	1B: 2 2B: 1 3B: 0 HR: 0	SF: 0 SAC: 2 DP: 1 HBP: 0	WP: 1 PB: 0 SB: 0 CS: 0	PA: 32			
PITCHER	IP	WLS	BF	H	R	ER	SO	BB	IBB	HBP	BLK	WP	HR	S	P	ERA	WHIP								
Bob Forsch, R ERA: 2.59 (1, 1)	9.0	W	32	3	0	0	4	3	0	0	0	1	0	37	49	0.00	0.667								

St. Louis Cardinals @ Los Angeles Dodgers
 Dodger Stadium, Los Angeles, CA
 Thu May 11 1978, 7:05 PM PDT
 Att: 30,007 - Unknown

AB 27
R 0
H 3
RBI 0
BB 3
SO 4
LOB 9



Batter	1	2	3	4	5	6	7	8	9	AB	R	H	RBI	BB	SO	LOB	TOP			
Ivan De Jesus, R (1,6) OBP: 0.328, SLG: 0.296										3	0	1	0	1	1	0	Chicago Cubs @ Los Angeles Dodgers Dodger Stadium, Los Angeles, CA Sat May 13 1978, 7:05 PM PDT Att: 47,970 - Unknown - 77 F			
Manny Trillo, R (1,4) OBP: 0.327, SLG: 0.320										4	0	1	0	0	0	1				
Bill Buckner, L (1,3) OBP: 0.392, SLG: 0.438										4	1	1	0	0	0	2				
Dave Kingman, R (1,7) OBP: 0.272, SLG: 0.419										4	1	2	2	0	1	1				
Bobby Murcer, L (1,9) OBP: 0.362, SLG: 0.411										3	0	0	0	1	0	1				
Steve Ontiveros, S (1,5) OBP: 0.236, SLG: 0.183										4	0	1	0	0	2	1				
Joe Wallis, S (1,8) OBP: 0.359, SLG: 0.486										4	0	0	0	0	1	2				
Larry Cox, R (1,2) OBP: 0.244, SLG: 0.286										3	0	0	0	1	1					
Woodie Fryman, R (1,1) OBP: 0.083, SLG: 0.167										1	0	0	0	0	0	0				
Hector Cruz, R (5, PH) OBP: 0.246, SLG: 0.364										1	0	0	0	0	0	1				
Paul Reuschel, R (5, PH)										0	0	0	0	0	0	0				
Gene Clines, R (8, PH) OBP: 0.288, SLG: 0.255										1	0	0	0	0	0	0				
Dave Roberts, L (8,1)										0	0	0	0	0	0	0				
Inning Stats	R: 0 E: 0 K: 1 S: 6	H: 2 LOB: 1 BB: 0 P: 6	R: 0 E: 0 K: 0 S: 3	H: 0 LOB: 0 BB: 0 P: 3	R: 0 E: 0 K: 0 S: 9	H: 0 LOB: 0 BB: 0 P: 11	R: 0 E: 0 K: 0 S: 4	H: 1 LOB: 1 BB: 0 P: 4	R: 0 E: 0 K: 1 S: 5	H: 0 LOB: 1 BB: 1 P: 9	R: 0 E: 0 K: 0 S: 4	H: 1 LOB: 1 BB: 0 P: 4	R: 0 E: 0 K: 0 S: 6	H: 0 LOB: 1 BB: 1 P: 10	R: 2 E: 0 K: 3 S: 11	H: 2 LOB: 1 BB: 1 P: 15	1B: 5 2B: 0 3B: 0 HR: 1	SF: 0 SAC: 0 DP: 1 HBP: 0	WP: 0 PB: 0 SB: 0 CS: 0	PA: 35
PITCHER	IP WLS BF H R ER SO BB IBB HBP BLK WP HR S P ERA WHIP																			
Tommy John, L (1,1) ERA: 2.8	8.0 W 32 6 2 2 3 3 0 0 0 0 1 44 58 2.25 1.125																			
Terry Forster, L (9,1) ERA: 1.76	1.0 S 3 0 0 0 3 0 0 0 0 0 0 9 9 0.00 0.000																			

AB 32
R 2
H 6
RBI 2
BB 3
SO 6
LOB 10



Batter	1	2	3	4	5	6	7	8	9	AB	R	H	RBI	BB	SO	LOB	BOTTOM				
Davey Lopes, R (1,4) OBP: 0.421, SLG: 0.455										4	2	2	0	1	0	0	Chicago Cubs @ Los Angeles Dodgers Dodger Stadium, Los Angeles, CA Sat May 13 1978, 7:05 PM PDT Att: 47,970 - Unknown - 77 F				
Bill Russell, R (1,6) OBP: 0.296, SLG: 0.358										5	0	3	2	0	0	0					
Reggie Smith, S (1,9) OBP: 0.402, SLG: 0.606										2	1	0	1	2	1	3					
Ron Cey, R (1,5) OBP: 0.386, SLG: 0.387										3	0	1	1	2	1	3					
Steve Garvey, R (1,3) OBP: 0.307, SLG: 0.417										2	0	0	0	2	0	4					
Rick Monday, L (1,8) OBP: 0.440, SLG: 0.676										4	0	0	0	0	2	5					
Lee Lacy, R (1,7) OBP: 0.397, SLG: 0.607										3	1	1	0	1	0	0					
Glenn Burke, R (9,7) OBP: 0.333, SLG: 0.333										0	0	0	0	0	0	0					
Steve Yeager, R (1,2) OBP: 0.317, SLG: 0.253										2	1	0	0	2	0	1					
Tommy John, R (1,1) OBP: 0.235, SLG: 0.188										3	0	0	0	0	1	1					
Terry Forster, L (9,1) ERA: 2.16										0	0	0	0	0	0	0					
Inning Stats	R: 0 E: 0 K: 3 S: 11	H: 2 LOB: 3 BB: 1 P: 15	R: 3 E: 0 K: 0 S: 11	H: 2 LOB: 3 BB: 3 P: 25	R: 0 E: 0 K: 0 S: 3	H: 0 LOB: 1 BB: 1 P: 7	R: 1 E: 0 K: 1 S: 6	H: 1 LOB: 2 BB: 2 P: 14	R: 0 E: 0 K: 0 S: 5	H: 0 LOB: 0 BB: 0 P: 5	R: 0 E: 0 K: 0 S: 3	H: 0 LOB: 2 BB: 2 P: 11	R: 0 E: 0 K: 0 S: 2	H: 0 LOB: 0 BB: 1 P: 6	R: 1 E: 1 K: 0 S: 8	H: 2 LOB: 1 BB: 0 P: 10		1B: 4 2B: 3 3B: 0 HR: 0	SF: 1 SAC: 1 DP: 0 HBP: 0	WP: 0 PB: 0 SB: 3 CS: 1	PA: 40
PITCHER	IP WLS BF H R ER SO BB IBB HBP BLK WP HR S P ERA WHIP																				
Woodie Fryman, L (1,1) ERA: 5.18	4.0 L 24 5 4 4 4 4 3 0 0 0 0 0 10 22 0.00 1.000																				
Paul Reuschel, R (5,1) ERA: 9.64	3.0 11 0 0 0 1 3 0 0 0 0 0 0 10 22 0.00 1.000																				
Dave Roberts, L (8,1) ERA: 2.16	1.0 5 2 1 0 0 0 0 0 0 0 0 0 8 10 0.00 2.000																				

AB 28
R 5
H 7
RBI 4
BB 10
SO 5
LOB 17



Batter	1	2	3	4	5	6	7	8	9	AB	R	H	RBI	BB	SO	LOB	TOP										
Frank Taveras, R (1, 6) OBP: 0.296, SLG: 0.347										5	0	1	0	0	1	3	Pittsburgh Pirates @ Los Angeles Dodgers Dodger Stadium, Los Angeles, CA Mon May 15 1978, 7:05 PM PDT Att: 35,297 - Unknown										
Omar Moreno, L (1, 8) OBP: 0.365, SLG: 0.324										5	1	2	0	0	1	2											
Dave Parker, L (1, 9) OBP: 0.348, SLG: 0.508										4	1	2	0	1	0	1											
John Milner, L (1, 7) OBP: 0.325, SLG: 0.281										4	1	2	2	0	0	2											
Steve Brye, R (7, 7) OBP: 0.366, SLG: 0.333										1	0	0	0	0	0	0											
Willie Stargell, L (1, 3) OBP: 0.344, SLG: 0.360										4	2	2	2	0	1	1											
Ed Ott, L (1, 2) OBP: 0.291, SLG: 0.342										5	0	1	0	0	0	1											
Phil Garner, R (1, 5) OBP: 0.273, SLG: 0.355										5	1	2	2	0	0	2											
Mario Mendoza, R (1, 4) OBP: 0.300, SLG: 0.421										4	0	1	0	0	1	0											
Bert Blyleven, R (1, 1) OBP: 0.100, SLG: 0.053										3	0	0	0	1	3	3											
Inning Stats	R: 0 E: 0 K: 0 S: 4	H: 1 LOB: 1 BB: 0 P: 4	R: 2 E: 0 K: 1 S: 7	H: 2 LOB: 0 BB: 0 P: 7	R: 0 E: 0 K: 1 S: 4	H: 1 LOB: 1 BB: 0 P: 4	R: 0 E: 1 K: 1 S: 8	H: 2 LOB: 3 BB: 0 P: 8	R: 0 E: 0 K: 1 S: 6	H: 0 LOB: 0 BB: 0 P: 3	R: 4 E: 0 K: 2 S: 10	H: 3 LOB: 0 BB: 1 P: 14	R: 0 E: 0 K: 2 S: 8	H: 1 LOB: 2 BB: 1 P: 12	R: 0 E: 0 K: 0 S: 4	H: 1 LOB: 2 BB: 0 P: 5	1B: 9 2B: 1 3B: 1 HR: 2	SF: 0 SAC: 0 DP: 0 HBP: 1	WP: 0 PB: 1 SB: 2 CS: 1	PA: 43							
PITCHER	IP	WLS	BF	H	R	ER	SO	BB	IBB	HBP	BLK	WP	HR	S	P	ERA	WHIP										
Burt Hooton, R (1, 1) ERA: 3.59	7.0		33	11	6	6	5	0	1	0	0	0	2	42	46	7.71	1.571										
Charlie Hough, R (8, 1) ERA: 4.26	2.0	W	10	2	0	0	2	1	0	1	0	0	0	12	17	0.00	1.500										

Batter	1	2	3	4	5	6	7	8	9	AB	R	H	RBI	BB	SO	LOB	BOTTOM										
Vic Davallilo, L (1, 7) OBP: 0.292, SLG: 0.273										4	1	2	0	1	0	1	Pittsburgh Pirates @ Los Angeles Dodgers Dodger Stadium, Los Angeles, CA Mon May 15 1978, 7:05 PM PDT Att: 35,297 - Unknown										
Bill Russell, R (1, 6) OBP: 0.297, SLG: 0.354										5	2	2	2	0	1	2											
Reggie Smith, S (1, 9) OBP: 0.421, SLG: 0.633										5	2	4	4	0	1	1											
Ron Cey, R (1, 5) OBP: 0.396, SLG: 0.397										3	0	1	1	1	2	1											
Steve Garvey, R (1, 3) OBP: 0.291, SLG: 0.391										4	0	0	0	0	0	4											
Rick Monday, L (1, 8) OBP: 0.425, SLG: 0.649										2	0	1	0	0	1	3											
Glenn Burke, R (6, 8) OBP: 0.267, SLG: 0.267										2	0	0	0	0	0	0											
Lee Lacy, R (1, 4) OBP: 0.333, SLG: 0.500										4	0	0	0	0	2	1											
Jerry Grote, R (1, 2) OBP: 0.458, SLG: 0.368										4	1	1	0	0	1	1											
Burt Hooton, R (1, 1) Johnny Oates, L (7, PH) OBP: 0.444, SLG: 0.375										2	0	0	0	0	1	1											
Charlie Hough, R (8, 1) OBP: 0.600, SLG: 0.800										0	0	0	0	0	0	0											
Manny Mota, R (8, PH) OBP: 0.375, SLG: 0.286										1	0	1	0	0	0	0											
Ted Martinez, R (8, PH) OBP: 0.222, SLG: 0.125										0	1	0	0	0	0	0											
Inning Stats	R: 1 E: 0 K: 1 S: 7	H: 2 LOB: 1 BB: 0 P: 7	R: 0 E: 0 K: 0 S: 4	H: 1 LOB: 1 BB: 0 P: 4	R: 0 E: 0 K: 1 S: 6	H: 1 LOB: 3 BB: 2 P: 14	R: 0 E: 0 K: 2 S: 7	H: 0 LOB: 0 BB: 0 P: 7	R: 0 E: 0 K: 2 S: 8	H: 1 LOB: 1 BB: 0 P: 8	R: 0 E: 0 K: 1 S: 5	H: 0 LOB: 0 BB: 0 P: 5	R: 3 E: 0 K: 1 S: 8	H: 3 LOB: 0 BB: 0 P: 8	R: 0 E: 0 K: 1 S: 5	H: 0 LOB: 0 BB: 0 P: 5	R: 3 E: 0 K: 0 S: 5	H: 4 LOB: 2 BB: 0 P: 5	1B: 7 2B: 4 3B: 0 HR: 1	SF: 0 SAC: 0 DP: 0 HBP: 0	WP: 0 PB: 1 SB: 2 CS: 0	PA: 39					
PITCHER	IP	WLS	BF	H	R	ER	SO	BB	IBB	HBP	BLK	WP	HR	S	P	ERA	WHIP										
Bert Blyleven, R (1, 1) ERA: 4.77	8.1	L	39	12	7	7	9	2	0	0	0	0	1	55	63	7.56	1.680										

Batter	1	2	3	4	5	6	7	8	9	AB	R	H	RBI	BB	SO	LOB	TOP										
Frank Taveras, R (1.6) OBP: 0.287, SLG: 0.336	0-3 K		0-0 P4		0-3 K			0-3 K		4	0	0	0	0	3	3	Pittsburgh Pirates @ Los Angeles Dodgers Dodger Stadium, Los Angeles, CA Tue May 16 1978, 7:05 PM PDT Att: 32,243 - Unknown										
Omar Moreno, L (1.8) OBP: 0.373, SLG: 0.313	0-0 4-3		0-0 P6			0-3 K		0-0 4-3		4	0	0	0	0	1	1											
Dave Parker, L (1.9) OBP: 0.353, SLG: 0.504	0-3 K			0-0 CS 1B		0-3 K		4-0 BB		3	0	1	0	1	2	0											
John Milner, L (1.7) OBP: 0.318, SLG: 0.257		4-0 HR BB		0-0 3-1		0-0 F8		0-0 P4		3	1	0	0	1	0	3											
Willie Stargell, L (1.3) OBP: 0.340, SLG: 0.392		0-0 HR		0-0 F3			0-0 P4		0-3 K	4	1	1	2	0	1	0											
Rennie Stennett, R (1.4) OBP: 0.330, SLG: 0.400		0-0 L9			0-0 1B		0-0 6-3		0-0 P4	4	0	1	0	0	0	0											
Phil Garner, R (1.5) OBP: 0.280, SLG: 0.368		0-3 K			0-0 1-2 1B		0-0 K		0-3 K	4	0	2	0	0	2	0											
Duffy Dyer, R (1.2) OBP: 0.317, SLG: 0.389		0-0 G3			0-3 K		0-0 L6			2	0	0	0	0	1	2											
Ed Ott, L (7.7) OBP: 0.287, SLG: 0.338										1	0	0	0	0	0	1											
Kent Tekulve, R (7.1)										0	0	0	0	0	0	0											
John Candelaria, L (1.1) OBP: 0.250, SLG: 0.222			0-3 K						0-0 E4	2	0	0	0	0	1	2											
Manny Sanguillen, R (7.2) OBP: 0.322, SLG: 0.467										1	0	0	0	0	0	0											
Inning Stats	R: 0 E: 0 K: 2 S: 7	H: 0 LOB: 0 BB: 7	R: 2 E: 0 K: 1 S: 6	H: 1 LOB: 0 BB: 1 P: 10	R: 0 E: 0 K: 1 S: 5	H: 0 LOB: 0 BB: 0 P: 5	R: 0 E: 0 K: 0 S: 3	H: 1 LOB: 0 BB: 0 P: 3	R: 0 E: 0 K: 2 S: 9	H: 2 LOB: 2 BB: 0 P: 9	R: 0 E: 0 K: 0 S: 7	H: 0 LOB: 0 BB: 7	R: 0 E: 0 K: 0 S: 4	H: 1 LOB: 1 BB: 4	R: 0 E: 1 K: 1 S: 6	H: 0 LOB: 2 BB: 0 P: 10	R: 0 E: 0 K: 2 S: 7	H: 0 LOB: 0 BB: 7	1B: 3 2B: 1 3B: 0 HR: 1	SF: 0 SAC: 0 DP: 0 HBP: 0	WP: 0 PB: 0 SB: 0 CS: 1	PA: 34					
PITCHER	IP	WLS	BF	H	R	ER	SO	BB	IBB	HBP	BLK	WP	HR	S	P	ERA	WHIP										
Don Sutton, R (1.1) ERA: 5.67	8.0	W	31	5	2	2	9	2	0	0	0	0	1	47	55	2.25	0.875										
Terry Forster, L (9.1) ERA: 1.99	1.0	S	3	0	0	0	2	0	0	0	0	0	0	7	7	0.00	0.000										

Batter	1	2	3	4	5	6	7	8	9	AB	R	H	RBI	BB	SO	LOB	BOTTOM										
Davey Lopes, R (1.4) OBP: 0.428, SLG: 0.465	0-0 1B BLK			0-0 F7				0-0 F9		4	1	2	0	0	0	1	Pittsburgh Pirates @ Los Angeles Dodgers Dodger Stadium, Los Angeles, CA Tue May 16 1978, 7:05 PM PDT Att: 32,243 - Unknown										
Bill Russell, R (1.6) OBP: 0.308, SLG: 0.371	0-0 BLK 6-3		0-0 G6-4-3		0-0 4-3		0-0 G5-3 E		0-0 E9	4	1	3	0	0	0	2											
Reggie Smith, S (1.9) OBP: 0.416, SLG: 0.621			0-0 CS 5-3		0-3 K		0-0 E9		1-2	4	0	1	0	0	2	4											
Vic Davallilo, L (9.9) OBP: 0.292, SLG: 0.273										0	0	0	0	0	0	0											
Ron Cey, R (1.5) OBP: 0.392, SLG: 0.387	4-0 BLK 1B		0-0 5-3		0-0 4-3		0-0 G5-3		0-0 F7	3	1	0	0	1	0	4											
Steve Garvey, R (1.3) OBP: 0.289, SLG: 0.383	0-0 6-3		4-0 CS BB		0-0 F7			0-0 F7		3	0	0	1	1	0	2											
Dusty Baker Jr., R (1.7) OBP: 0.375, SLG: 0.426	0-0 2-H 1B		0-0 F7				0-0 5-3		0-3 K	4	0	1	1	0	1	2											
Terry Forster, L (9.1)										0	0	0	0	0	0	0											
Glenn Burke, R (1.8) OBP: 0.211, SLG: 0.211	0-3 K			0-0 6-3			0-0 F8		0-3 K	4	0	0	0	0	2	1											
Jerry Grote, R (1.2) OBP: 0.481, SLG: 0.455		0-0 5-3		0-0			0-0			3	0	2	0	0	0	0											
Don Sutton, R (1.1) OBP: 0.286, SLG: 0.091			0-0		0-0		0-0		0-0	3	0	1	0	0	0	2											
Lee Lacy, R (9.7) OBP: 0.333, SLG: 0.500				0-0 1B			0-0 F5		0-0 F8	0	0	0	0	0	0	0											
Inning Stats	R: 3 E: 0 K: 2 S: 10	H: 3 LOB: 1 BB: 1 P: 14	R: 0 E: 0 K: 0 S: 4	H: 2 LOB: 1 BB: 0 P: 4	R: 0 E: 0 K: 0 S: 3	H: 1 LOB: 1 BB: 1 P: 7	R: 0 E: 0 K: 0 S: 4	H: 1 LOB: 1 BB: 0 P: 4	R: 0 E: 0 K: 0 S: 4	H: 1 LOB: 1 BB: 0 P: 4	R: 0 E: 0 K: 0 S: 4	H: 0 LOB: 0 BB: 0 P: 7	R: 0 E: 0 K: 2 S: 7	H: 0 LOB: 0 BB: 0 P: 7	1B: 7 2B: 3 3B: 0 HR: 0	SF: 0 SAC: 0 DP: 2 HBP: 0	WP: 0 PB: 0 SB: 0 CS: 2	PA: 34									
PITCHER	IP	WLS	BF	H	R	ER	SO	BB	IBB	HBP	BLK	WP	HR	S	P	ERA	WHIP										
John Candelaria, L (1.1) ERA: 4.4	6.1	L	30	10	3	3	3	2	0	0	1	0	0	34	42	4.26	1.895										
Kent Tekulve, R (7.1) ERA: 1.71	1.2		4	0	0	0	2	0	0	0	0	0	0	8	8	0.00	0.000										



Batter	1	2	3	4	5	6	7	8	9	AB	R	H	RBI	BB	SO	LOB	TOP	
Frank Taveras, R (1,6) OBP: 0.286, SLG: 0.333	E1 CS		4-3			FC4 1B		1-3		4	0	1	0	0	0	0	Pittsburgh Pirates @ Los Angeles Dodgers Dodger Stadium, Los Angeles, CA Wed May 17 1978, 7:05 PM PDT Att: 33,097 - Unknown	
Omar Moreno, L (1,8) OBP: 0.370, SLG: 0.304	4-0 1B 4-3 BB		G3			F9		K	3	1	0	0	1	1	1			
Dave Parker, L (1,9) OBP: 0.357, SLG: 0.500	0-0 4-3 1-3 1B		K			K		BB	3	0	1	0	1	2	1			
Rennie Stennett, R (1,4) OBP: 0.321, SLG: 0.389 Willi McEnaney, L (7,1) OBP: 0.368, SLG: 0.143	4-3		6-3			FC4		K	3	0	0	1	0	0	2			
Jim Fregosi, R (9, PH) OBP: 0.368, SLG: 0.143	1-2 3-H		K			1-2		K	0	0	0	0	0	0	0			
Willie Stargell, L (1,3) OBP: 0.337, SLG: 0.386	G3		G6-4-3 1B			K		K	4	0	1	0	0	2	2			
Steve Brye, R (1,7) OBP: 0.341, SLG: 0.308		5-3	G6-4-3 1-2			6-3			3	0	0	0	0	0	1			
Phil Garner, R (1,5) OBP: 0.281, SLG: 0.362		4-0 K 1B BB		6-3		6-3			2	0	0	0	1	0	0			
Duffy Dyer, R (1,2) OBP: 0.318, SLG: 0.385		0-0 1-2 1B		6-3				5-3	3	0	1	0	0	0	0			
Jim Rooker, R (1,1) OBP: 0.077, SLG: 0.077 Jim Bibby, R (4,1) OBP: 0.600, SLG: 0.333 Manny Sanguillen, R (5, PH) OBP: 0.313, SLG: 0.452 Bruce Kison, R (5,1) OBP: 0.286, SLG: 0.400 Mario Mendoza, R (7,4) OBP: 0.286, SLG: 0.400	0-3 K		6-3			6-3		L6	1	0	0	0	0	1	2			
Inning Stats	R: 1 E: 1 K: 0 S: 4	H: 1 LOB: 1 BB: 1 P: 8	R: 0 E: 0 K: 1 S: 5	H: 0 LOB: 0 BB: 0 P: 5	R: 0 E: 0 K: 0 S: 3	H: 1 LOB: 0 BB: 0 P: 3	R: 0 E: 0 K: 1 S: 6	H: 0 LOB: 1 BB: 0 P: 6	R: 0 E: 0 K: 1 S: 5	H: 0 LOB: 0 BB: 0 P: 5	R: 0 E: 0 K: 0 S: 3	H: 0 LOB: 0 BB: 0 P: 3	R: 0 E: 0 K: 3 S: 9	H: 0 LOB: 1 BB: 1 P: 13	1B: 4 2B: 0 3B: 0 HR: 0	SF: 0 SAC: 0 DP: 1 HBP: 0	WP: 0 PB: 0 SB: 0 CS: 1	PA: 32
PITCHER Tommy John, L (1,1) ERA: 2.54	IP: 9.0 WLS: W BF: 32 H: 4 R: 1 ER: 1 SO: 7 BB: 3 IBB: 0 HBP: 0 BLK: 0 WP: 0 HR: 0 S: 43 P: 55 ERA: 1.00 WHIP: 0.778											PITCHER Tommy John, L (1,1) ERA: 2.54	IP: 9.0 WLS: W BF: 32 H: 4 R: 1 ER: 1 SO: 7 BB: 3 IBB: 0 HBP: 0 BLK: 0 WP: 0 HR: 0 S: 43 P: 55 ERA: 1.00 WHIP: 0.778					

Batter	1	2	3	4	5	6	7	8	9	AB	R	H	RBI	BB	SO	LOB	BOTTOM
Davey Lopes, R (1,4) OBP: 0.429, SLG: 0.485 Lee Lacy, R (8, PH) OBP: 0.350, SLG: 0.595	4-0 G6-4-3 BB		2-H HR	1-3		L8		HR		3	1	1	2	1	0	2	Pittsburgh Pirates @ Los Angeles Dodgers Dodger Stadium, Los Angeles, CA Wed May 17 1978, 7:05 PM PDT Att: 33,097 - Unknown
Bill Russell, R (1,6) OBP: 0.313, SLG: 0.366 Ted Martinez, R (8,6) OBP: 0.200, SLG: 0.111	4-0 G6-4-3 BB		F8	4-0 BB		F7		6-3	2	0	0	0	2	0	0		
Reggie Smith, S (1,9) OBP: 0.416, SLG: 0.612	0-0 G6-4-3 1-2 2-3		FC5 BB K			HR 1B		F2	5	1	2	0	0	1	4		
Ron Cey, R (1,5) OBP: 0.395, SLG: 0.409		0-3 K		4-0 1B FC5 BB BB		E6 G5-4-3		HR	3	2	1	2	1	1	0		
Steve Garvey, R (1,3) OBP: 0.282, SLG: 0.372		0-0 6-3		0-0 FC5 BB 1B		G5-4-3 1-2 2-3		5-3	4	1	0	0	0	0	3		
Dusty Baker Jr., R (1,7) OBP: 0.382, SLG: 0.432 Vic Davalillo, L (5, FR) OBP: 0.320, SLG: 0.304		0-0 L8		0-0 BB 1B		CS 1B		BB 1B	3	1	2	0	0	0	0		
Bill North, S (1,8) OBP: 0.368, SLG: 0.283			6-3	4-0 E 2B BB		CS		SH3 BB FC6-4 BB	1	1	0	1	3	0	0		
Steve Yeager, R (1,2) OBP: 0.333, SLG: 0.280			SH1-4 HR 1B	0-0 E8 2B 1B		F7 FC6-4 1-2		FC6-4	4	2	2	2	0	0	3		
Tommy John, R (1,1) OBP: 0.263, SLG: 0.278			SH1-4 1-2 2B	0-0 SH3		SH3		5-3	2	0	1	2	0	0	0		
Inning Stats	R: 0 E: 0 K: 0 S: 1	H: 0 LOB: 0 BB: 2 P: 9	R: 2 E: 0 K: 0 S: 5	H: 2 LOB: 0 BB: 0 P: 5	R: 5 E: 1 K: 1 S: 9	H: 4 LOB: 2 BB: 3 P: 21	R: 0 E: 0 K: 0 S: 3	H: 0 LOB: 1 BB: 1 P: 7	R: 2 E: 0 K: 0 S: 6	H: 3 LOB: 2 BB: 1 P: 10	R: 1 E: 0 K: 0 S: 4	H: 1 LOB: 0 BB: 0 P: 4	1B: 7 2B: 1 3B: 0 HR: 3	SF: 0 SAC: 2 DP: 2 HBP: 0	WP: 0 PB: 0 SB: 0 CS: 1	PA: 40	
PITCHER Jim Rooker, L (1,1) ERA: 6.12 Jim Bibby, R (4,1) ERA: 2.76 Bruce Kison, R (5,1) ERA: 2.86 Willi McEnaney, L (7,1) ERA: 7.94	IP: 3.1 WLS: L BF: 16 H: 4 R: 6 ER: 6 SO: 1 BB: 4 IBB: 0 HBP: 0 BLK: 0 WP: 0 HR: 1 S: 14 P: 30 ERA: 16.20 WHIP: 2.400											PITCHER Tommy John, L (1,1) ERA: 2.54	IP: 9.0 WLS: W BF: 32 H: 4 R: 1 ER: 1 SO: 7 BB: 3 IBB: 0 HBP: 0 BLK: 0 WP: 0 HR: 0 S: 43 P: 55 ERA: 1.00 WHIP: 0.778				

Batter	1	2	3	4	5	6	7	8	9	AB	R	H	RBI	BB	SO	LOB	TOP					
Bill Madlock, R OBP: 0.389, SLG: 0.464 (1, 4)	6-3		G6-4-3 1B	HR	K		BLK 1B			5	1	3	4	0	1	2	San Francisco Giants @ Los Angeles Dodgers Dodger Stadium, Los Angeles, CA Fri May 19 1978, 7:05 PM PDT Att: 52,389 - Unknown livebaseballscorecards.com					
Terry Whitfield, L OBP: 0.326, SLG: 0.441 (1, 7)	2B		G6-4-3 1-2	K		CS 1B	6-3			5	0	2	0	0	1	2						
Darrell Evans, L OBP: 0.389, SLG: 0.397 (1, 5)	BB		HR	1B		E BB	HR			3	2	3	2	2	0	0						
Willie McCovey, L OBP: 0.282, SLG: 0.390 Skip James, L OBP: 0.176, SLG: 0.188 (8, 3)	F9		G3	F8		K	F9			5	0	0	0	0	1	4						
Jack Clark, R OBP: 0.366, SLG: 0.530 (1, 9)	P6			1B	1B	5-3	F2			5	2	2	0	0	0	3						
Lary Hemdon, R OBP: 0.355, SLG: 0.350 (1, 8)		SH1-3 1B		1B	1B	5-3	5-3			4	2	3	0	1	0	0						
Johnnie LetMaster, R OBP: 0.239, SLG: 0.227 (1, 6)		SH1-3		E HR	1B	5-3	SH1-4		4-3	3	1	1	1	0	0	2						
Mike Sadek, R OBP: 0.297, SLG: 0.278 (1, 2)		5-3		E3 HR			SH2-4 1B		K2-3	5	2	2	3	0	1	2						
John Montefusco, R OBP: 0.190, SLG: 0.158 Gary Lavelle, S (8, 1)		F9		K	K		SH2-4		5-3	3	0	0	0	0	2	5						
Inning Stats	R: 0 E: 0 K: 0 S: 4	H: 1 LOB: 2 BB: 1 P: 8	R: 0 E: 0 K: 0 S: 4	H: 1 LOB: 1 BB: 0 P: 4	R: 1 E: 0 K: 0 S: 4	H: 2 LOB: 0 BB: 0 P: 4	R: 5 E: 1 K: 2 S: 13	H: 5 LOB: 1 BB: 0 P: 13	R: 1 E: 0 K: 1 S: 10	H: 3 LOB: 2 BB: 0 P: 10	R: 0 E: 1 K: 1 S: 5	H: 1 LOB: 1 BB: 1 P: 9	R: 2 E: 0 K: 0 S: 5	H: 2 LOB: 1 BB: 1 P: 9	R: 1 E: 0 K: 0 S: 4	H: 1 LOB: 0 BB: 0 P: 4	R: 0 E: 0 K: 1 S: 5	H: 0 LOB: 0 BB: 0 P: 5	1B: 11 2B: 2 3B: 0 HR: 3	SF: 0 SAC: 3 DP: 1 HBP: 0	WP: 0 PB: 0 SB: 0 CS: 1	PA: 45
PITCHER	IP	WLS	BF	H	R	ER	SO	BB	IBB	HBP	BLK	WP	HR	S	P	ERA	WHIP					
Rick Rhoden, R ERA: 3.93 (1, 1)	4.0		23	10	7	6	2	1	0	0	0	0	2	26	30	13.50	2.750					
Bobby Castillo, R ERA: 3.8 (5, 1)	2.2	L	14	5	2	2	3	2	0	0	0	0	0	18	26	6.75	2.625					
Mike Garman, R ERA: 4.41 (7, 1)	2.1		8	1	1	1	1	0	0	0	1	0	1	10	10	3.86	0.429					

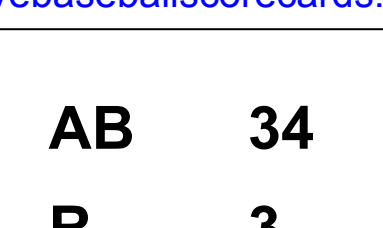
Batter	1	2	3	4	5	6	7	8	9	AB	R	H	RBI	BB	SO	LOB	BOTTOM					
Davey Lopes, R OBP: 0.416, SLG: 0.467 (1, 4)	6-3	L4			K		F2		K	5	0	0	0	0	2	1	San Francisco Giants @ Los Angeles Dodgers Dodger Stadium, Los Angeles, CA Fri May 19 1978, 7:05 PM PDT Att: 52,389 - Unknown livebaseballscorecards.com					
Bill Russell, R OBP: 0.305, SLG: 0.357 (1, 6)	K	L5			F7		6-3			4	0	0	0	0	1	1						
Reggie Smith, S OBP: 0.411, SLG: 0.602 (1, 9)	WP 1B				K		F8		P5	4	0	1	0	0	1	0						
Ron Cey, R OBP: 0.391, SLG: 0.405 (1, 5)	4-3				K		1B		K	4	1	1	0	0	2	1						
Steve Garvey, R OBP: 0.294, SLG: 0.389 (1, 3)		S HR			K		1B		2B	4	2	3	0	0	1	0						
Dusty Baker Jr., R OBP: 0.386, SLG: 0.430 (1, 7)		HR			K		HR		K	3	2	1	1	1	2	1						
Rick Monday, L OBP: 0.426, SLG: 0.695 (1, 8)		HR			K		HR		1-3	4	2	2	6	0	1	1						
Steve Yeager, R OBP: 0.330, SLG: 0.289 (1, 2)		SH2-3 2B			K		5-3		5-3	4	0	1	0	0	1	0						
Rick Rhoden, R OBP: 0.263, SLG: 0.235 Bobby Castillo, R Mike Garman, R Lee Lacy, R (8, PH)		SH2-3			5-3		5-3		P3	0	0	0	0	0	0	0						
Inning Stats	R: 0 E: 0 K: 1 S: 6	H: 3 LOB: 1 BB: 1 P: 10	R: 3 E: 0 K: 0 S: 6	H: 3 LOB: 0 BB: 1 P: 10	R: 0 E: 0 K: 3 S: 9	H: 0 LOB: 0 BB: 0 P: 9	R: 0 E: 0 K: 3 S: 9	H: 0 LOB: 0 BB: 0 P: 9	R: 0 E: 0 K: 1 S: 5	H: 0 LOB: 0 BB: 0 P: 5	R: 4 E: 0 K: 0 S: 7	H: 4 LOB: 0 BB: 0 P: 7	R: 0 E: 0 K: 2 S: 8	H: 0 LOB: 1 BB: 0 P: 8	R: 0 E: 0 K: 1 S: 5	H: 0 LOB: 0 BB: 0 P: 5	1B: 5 2B: 2 3B: 0 HR: 2	SF: 0 SAC: 1 DP: 0 HBP: 0	WP: 1 PB: 0 SB: 1 CS: 0	PA: 37		
PITCHER	IP	WLS	BF	H	R	ER	SO	BB	IBB	HBP	BLK	WP	HR	S	P	ERA	WHIP					
John Montefusco, R ERA: 3.41 (1, 1)	7.2	W	33	9	7	7	10	1	0	0	0	0	0	6	6	8.22	1.304					
Gary Lavelle, L ERA: 3.6 (8, 1)	1.1	S	4	0	0	0	1	0	0	0	0	0	0	6	6	0.00	0.000					

Batter	1	2	3	4	5	6	7	8	9	AB	R	H	RBI	BB	SO	LOB	TOP																			
Bill Madlock, R OBP: 0.398, SLG: 0.471 (1, 4)										5	1	3	0	0	0	2	San Francisco Giants @ Los Angeles Dodgers Dodger Stadium, Los Angeles, CA Sat May 20 1978, 7:05 PM PDT Att: 51,370 - Unknown																			
Darrell Evans, L OBP: 0.396, SLG: 0.416 (1, 5)										4	1	1	1	0	1	2																				
Jack Clark, R OBP: 0.367, SLG: 0.525 (1, 9)										5	0	2	0	0	1	2																				
Willie McCovey, L OBP: 0.281, SLG: 0.379 Terry Whitfield, L OBP: 0.326, SLG: 0.441 (1, 3) (7, 7)										3	0	0	1	1	0	3																				
Mike Ivie, R OBP: 0.377, SLG: 0.500 (1, 7) (7, 3)										0	0	0	0	0	0	0																				
Larry Hemdon, R OBP: 0.348, SLG: 0.341 (1, 8)										3	0	0	0	0	0	1																				
Marc Hill, R OBP: 0.296, SLG: 0.295 (1, 2)										4	0	2	0	0	1	0																				
Johnnie LeMaster, R OBP: 0.248, SLG: 0.246 (1, 6)										4	0	2	0	0	0	2																				
Ed Halicki, R (1, 1)										3	0	0	0	0	1	3																				
Tom Heintzelman, R OBP: 0.168, SLG: 0.563 Gary Lavelle, S (8, PH) Randy Moffitt, R OBP: 0.500, SLG: 0.500 (9, 1)										1	0	0	0	0	0	2																				
Inning Stats	R: 1 E: 0 K: 0 S: 5	H: 2 LOB: 1 BB: 0 P: 5	R: 0 E: 0 K: 1 S: 7	H: 2 LOB: 2 BB: 0 P: 7	R: 1 E: 0 K: 0 S: 5	H: 2 LOB: 0 BB: 0 P: 5	R: 0 E: 0 K: 1 S: 5	H: 1 LOB: 1 BB: 0 P: 4	R: 0 E: 0 K: 0 S: 4	H: 1 LOB: 1 BB: 0 P: 4	R: 0 E: 0 K: 0 S: 5	H: 2 LOB: 2 BB: 0 P: 5	R: 0 E: 0 K: 1 S: 5	H: 0 LOB: 0 BB: 0 P: 5	1B: 8 2B: 2 3B: 0 HR: 1	SF: 0 SAC: 2 DP: 0 HBP: 0	WP: 0 PA: 39 PB: 0 SB: 1 CS: 0																			
PITCHER	IP	WLS	BF	H	R	ER	SO	BB	IBB	HBP	BLK	WP	HR	S	P	ERA	WHIP	PITCHER		IP	WLS	BF	H	R	ER	SO	BB	IBB	HBP	BLK	WP	HR	S	P	ERA	WHIP
Doug Rau, L ERA: 2.74 (1, 1)	7.0		31	9	2	2	3	1	0	0	0	0	1	36	40	2.57	1.429																			
Terry Forster, L ERA: 1.42 (8, 1)	2.0	W	8	2	0	0	1	0	0	0	0	0	0	10	10	0.00	1.000																			

AB	36
R	2
H	11
RBI	2
BB	1
SO	4
LOB	21



Batter	1	2	3	4	5	6	7	8	9	AB	R	H	RBI	BB	SO	LOB	BOTTOM																			
Davey Lopes, R OBP: 0.409, SLG: 0.457 Ted Martinez, R OBP: 0.200, SLG: 0.111 Lee Lacy, R OBP: 0.349, SLG: 0.564 (1, 4) (6, 4) (7, PH) (8, 4)										3	0	0	0	0	0	1	San Francisco Giants @ Los Angeles Dodgers Dodger Stadium, Los Angeles, CA Sat May 20 1978, 7:05 PM PDT Att: 51,370 - Unknown																			
Bill Russell, R OBP: 0.302, SLG: 0.348 (1, 6)										4	0	0	1	0	3																					
Reggie Smith, S OBP: 0.407, SLG: 0.591 (1, 9)										4	0	1	0	0	1																					
Ron Cey, R OBP: 0.381, SLG: 0.393 (1, 5)										4	0	0	0	0	1																					
Steve Garvey, R OBP: 0.299, SLG: 0.412 (1, 3)										4	1	2	1	0	0	0																				
Dusty Baker Jr., R OBP: 0.382, SLG: 0.424 (1, 7)										4	0	1	0	0	1																					
Rick Monday, L OBP: 0.433, SLG: 0.702 Bill North, S OBP: 0.377, SLG: 0.315 (1, 8) (7, PR) (8, 8)										3	0	2	0	0	1	2																				
Johnny Oates, L OBP: 0.333, SLG: 0.273 Steve Yeager, R OBP: 0.336, SLG: 0.289 (1, 2) (8, 2)										3	0	0	0	0	4																					
Doug Rau, L OBP: 0.211, SLG: 0.211 Vic Davalillo, L OBP: 0.308, SLG: 0.292 Terry Forster, L (8, 1) Manny Mota, R OBP: 0.375, SLG: 0.286 (9, PH)										2	0	0	0	0	0																					
Inning Stats	R: 0 E: 0 K: 0 S: 4	H: 1 LOB: 1 BB: 0 P: 4	R: 0 E: 0 K: 0 S: 4	H: 1 LOB: 1 BB: 0 P: 4	R: 0 E: 1 K: 1 S: 7	H: 1 LOB: 2 BB: 0 P: 7	R: 0 E: 0 K: 0 S: 3	H: 0 LOB: 0 BB: 0 P: 3	R: 1 E: 1 K: 0 S: 4	H: 1 LOB: 1 BB: 0 P: 4	R: 1 E: 1 K: 0 S: 5	H: 1 LOB: 1 BB: 0 P: 5	R: 0 E: 0 K: 0 S: 4	H: 1 LOB: 1 BB: 0 P: 4	R: 1 E: 0 K: 0 S: 2	H: 1 LOB: 3 BB: 2 P: 11		1B: 4 2B: 2 3B: 0 HR: 1	SF: 0 SAC: 1 DP: 0 HBP: 1	WP: 0 PA: 38 PB: 0 SB: 1 CS: 0																
PITCHER	IP	WLS	BF	H	R	ER	SO	BB	IBB	HBP	BLK	WP	HR	S	P	ERA	WHIP	PITCHER		IP	WLS	BF	H	R	ER	SO	BB	IBB	HBP	BLK	WP	HR	S	P	ERA	WHIP
Ed Halicki, R ERA: 2.77 (1, 1)	1.1	L	8	2	1	1	0	0	0	0	0	0	0	6	14	6.75	1.500																			
Gary Lavelle, L ERA: 3.3 (8, 1)	0.0		1	0	0	0	0	0	0	0	0	0	0	0	1	∞	∞																			
Randy Moffitt, R ERA: 3.32 (9, 1)	0.0		1	0	0	0	0	0	0	0	0	0	0	0	1	∞	∞																			



Batter	1	2	3	4	5	6	7	8	9	AB	R	H	RBI	BB	SO	LOB	TOP										
Bill Madlock , R (1, 4) OBP: 0.402, SLG: 0.467	0-0 1B		0-0 5-3		0-3 K			4-0 FC6-4 BB		3	0	1	0	1	1	0	San Francisco Giants @ Los Angeles Dodgers Dodger Stadium, Los Angeles, CA Sun May 21 1978, 3:33 AM PDT Att: 49,354 - Unknown										
Terry Whitfield , L (1, 7) OBP: 0.333, SLG: 0.450	0-0 1B		0-0 2B			0-0 F8		0-0 FC6-4 G3 1-2 1B		4	0	2	0	0	0	1											
Darrell Evans , L (1, 5) OBP: 0.382, SLG: 0.411	0-3 K		0-0 F2			0-0 4-3		0-0 G3 1-2 1B		4	0	1	0	0	1	3											
Willie McCovey , L (1, 3) OBP: 0.271, SLG: 0.364	0-3 K			0-0 G3		0-0 P2		0-0 G3 1-2 2-3		4	0	0	0	0	1	4											
Jack Clark , R (1, 9) OBP: 0.370, SLG: 0.545	0-0 4-3			0-0 1B			0-0 HR	0-0 F9		4	1	2	1	0	0	4											
Larry Hemdon , R (1, 8) OBP: 0.352, SLG: 0.346		0-0 CS 1B		0-0 P1			0-0 FC6-4 1B	0-0 6-3		4	0	2	0	0	0	1											
Marc Hill , R (1, 2) OBP: 0.286, SLG: 0.283		0-0 P6 1-2		0-0 F8			0-0 F8	0-0 6-3		4	0	0	0	0	0	3											
Vic Harris , S (1, 6) OBP: 0.118, SLG: 0.032		0-0 4-3			0-0 4-3		0-0 F9	0-3 K		4	0	0	0	0	1	1											
Bob Knepper , L (1, 1) OBP: 0.120, SLG: 0.174			0-0 L3		0-3 K		0-0 FC6-4 1-2			2	0	0	0	0	1	0											
Lynn McGlothen , L (6, 1) Skip James , L (7, PH) Tom Heintzelman , R (7, PH) Randy Moffitt , R (7, 1) OBP: 0.176, SLG: 0.188 OBP: 0.176, SLG: 0.529 OBP: 0.500, SLG: 0.500										0	0	0	0	0	0	0											
Inning Stats	R: 0 E: 0 K: 2 S: 9	H: 2 LOB: 2 BB: 0 P: 9	R: 0 E: 0 K: 0 S: 3	H: 1 LOB: 0 BB: 0 P: 3	R: 0 E: 0 K: 0 S: 4	H: 1 LOB: 1 BB: 0 P: 4	R: 0 E: 0 K: 0 S: 4	H: 1 LOB: 0 BB: 0 P: 4	R: 0 E: 0 K: 0 S: 7	H: 0 LOB: 0 BB: 0 P: 7	R: 0 E: 0 K: 0 S: 3	H: 0 LOB: 1 BB: 0 P: 3	R: 1 E: 0 K: 0 S: 5	H: 2 LOB: 1 BB: 0 P: 5	R: 0 E: 0 K: 0 S: 4	H: 1 LOB: 2 BB: 1 P: 8	R: 0 E: 0 K: 1 S: 5	H: 0 LOB: 0 BB: 0 P: 5	1B: 6 2B: 1 3B: 0 HR: 1	SF: 0 SAC: 0 DP: 0 HBP: 0	WP: 0 PB: 0 SB: 0 CS: 1	PA: 35					
PITCHER	IP	WLS	BF	H	R	ER	SO	BB	IBB	HBP	BLK	WP	HR	S	P	ERA	WHIP										
Burt Hooton , R (1, 1) ERA: 3.31	6.2	W	26	7	1	1	4	0	0	0	0	0	1	34	34	1.35	1.050										
Lance Rautzhan , L (7, 1) ERA:	0.2		4	1	0	0	0	1	0	0	0	0	0	3	7	0.00	3.000										
Terry Forster , L (8, 1) ERA: 1.31	1.2	S	5	0	0	0	1	0	0	0	0	0	0	7	7	0.00	0.000										


Batter	1	2	3	4	5	6	7	8	9	AB	R	H	RBI	BB	SO	LOB	BOTTOM										
Bill North , S (1, 8) OBP: 0.378, SLG: 0.322	0-0 B5-3	0-0 1B		0-0 CS 1B		0-3 K		0-0 6-3		5	0	2	0	0	1	1	San Francisco Giants @ Los Angeles Dodgers Dodger Stadium, Los Angeles, CA Sun May 21 1978, 3:33 AM PDT Att: 49,354 - Unknown										
Bill Russell , R (1, 6) OBP: 0.305, SLG: 0.349	0-0 6-3	0-0 1B		0-0 F8 1-2		0-0 1B		0-0 1-3		5	0	2	0	0	0	1											
Reggie Smith , S (1, 9) OBP: 0.404, SLG: 0.582	0-0 BB BB 1B	0-0 F2		0-0 P6		0-0 F5				4	1	1	0	0	0	4											
Ron Cey , R (1, 5) OBP: 0.384, SLG: 0.413	4-0 BB BB BB		0-0 5-3		0-0 HR		0-0 F8			3	1	1	1	1	0	0											
Steve Garvey , R (1, 3) OBP: 0.304, SLG: 0.410	4-0 BB BB		0-0 S HR 1B		0-0 F8		0-3 K			3	1	1	0	1	1	0											
Dusty Baker Jr. , R (1, 7) OBP: 0.393, SLG: 0.438	4-0 BB BB		0-0 F9		0-0 1B		0-0 1B			3	0	2	1	1	0	1											
Vic Davalillo , L (8, 7) OBP: 0.308, SLG: 0.292	1-2 2-3 3-H BB		0-0 HR		0-0 F8		0-0 2-3 1B			0	0	0	0	0	0	0											
Lee Lacy , R (1, 4) OBP: 0.362, SLG: 0.628	0-3 K		0-0 HR		0-0 F8		0-0 2-3 1B			4	1	2	2	0	1	4											
Steve Yeager , R (1, 2) OBP: 0.325, SLG: 0.277		0-3 K	0-0 F7		0-0 E6 1B SH5-4		0-0 P2			4	0	0	0	0	1	2											
Burt Hooton , R (1, 1) Lance Rautzhan , R (7, 1) Terry Forster , L (8, 1)		0-0 F8		0-0 5-3		0-0 SH5-4 1-2		0-0 4-3		2	0	0	0	0	0	0											
Inning Stats	R: 1 E: 0 K: 1 S: 6	H: 1 LOB: 3 BB: 3 P: 18	R: 0 E: 0 K: 1 S: 7	H: 2 LOB: 0 BB: 0 P: 7	R: 2 E: 0 K: 0 S: 5	H: 2 LOB: 0 BB: 0 P: 5	R: 0 E: 0 K: 0 S: 3	H: 1 LOB: 0 BB: 0 P: 3	R: 1 E: 0 K: 0 S: 5	H: 2 LOB: 1 BB: 0 P: 5	R: 0 E: 1 K: 1 S: 7	H: 1 LOB: 2 BB: 0 P: 7	R: 0 E: 0 K: 0 S: 7	H: 2 LOB: 2 BB: 0 P: 7	R: 0 E: 0 K: 0 S: 3	H: 0 LOB: 0 BB: 0 P: 3	1B: 8 2B: 1 3B: 0 HR: 2	SF: 0 SAC: 1 DP: 0 HBP: 0	WP: 0 PB: 0 SB: 1 CS: 1	PA: 38							
PITCHER	IP	WLS	BF	H	R	ER	SO	BB	IBB	HBP	BLK	WP	HR	S	P	ERA	WHIP										
Bob Knepper , L (1, 1) ERA: 2.42	5.0	L	26	8	4	4	2	3	0	0	0	0	2	27	39	7.20	2.200										
Lynn McGlothen , R (6, 1) ERA: 5.09	1.0		4	1	0	0	1	0	0	0	0	0	0	6	6	0.00	1.000										
Randy Moffitt , R (7, 1) ERA: 3.0	2.0		8	2	0	0	1	0	0	0	0	0	0	10	10	0.00	1.000										


Batter	1	2	3	4	5	6	7	8	9	AB	R	H	RBI	BB	SO	LOB	TOP			
Bill North, S OBP: 0.375, SLG: 0.313 (1, 8)										5	1	1	0	1	1	1	Los Angeles Dodgers @ San Diego Padres San Diego Stadium, San Diego, CA Mon May 22 1978, 6:33 AM EDT Att: 21,957 - Unknown livebaseballscorecards.com			
Bill Russell, R OBP: 0.308, SLG: 0.353 (1, 6)										4	1	1	1	1	0	2				
Reggie Smith, S OBP: 0.407, SLG: 0.572 (1, 9)										4	1	1	0	2	2	3				
Ron Cey, R OBP: 0.379, SLG: 0.401 (1, 5)										4	0	0	0	1	1	5				
Charlie Hough, R OBP: 0.600, SLG: 0.800 (8, 1)										0	0	0	0	0	0	0				
Steve Garvey, R OBP: 0.295, SLG: 0.398 (1, 3)										5	0	0	0	0	0	3				
Dusty Baker Jr, R OBP: 0.388, SLG: 0.432 (1, 7)										4	0	1	0	0	1	1				
Vic Davallo, L OBP: 0.333, SLG: 0.320 (8, 7)										1	1	1	2	0	0	0				
Lee Lacy, R OBP: 0.404, SLG: 0.674 (1, 4)										3	2	2	0	2	0	1				
Steve Yeager, R OBP: 0.336, SLG: 0.272 (1, 2)										2	1	0	0	3	0	4				
Don Sutton, R OBP: 0.250, SLG: 0.077 (1, 1)										2	0	0	0	0	1	4				
Manny Mota, R OBP: 0.444, SLG: 0.500 (8, PH)										1	0	1	3	0	0	0				
Davey Lopes, R OBP: 0.409, SLG: 0.457 (8, PR)										0	1	0	0	0	0	0				
Ted Martinez, R OBP: 0.273, SLG: 0.200 (8, 5)										1	0	1	0	0	0	0				
Inning Stats	R: 0 E: 0 K: 1 S: 5	H: 1 LOB: 1 BB: 0 P: 5	R: 0 E: 0 K: 1 S: 5	H: 0 LOB: 0 BB: 0 P: 5	R: 1 E: 1 K: 0 S: 4	H: 0 LOB: 3 BB: 3 P: 16	R: 0 E: 0 K: 1 S: 6	H: 1 LOB: 2 BB: 1 P: 10	R: 0 E: 0 K: 0 S: 4	H: 0 LOB: 2 BB: 1 P: 8	R: 0 E: 0 K: 1 S: 5	H: 0 LOB: 1 BB: 1 P: 9	R: 7 E: 1 K: 0 S: 9	H: 5 LOB: 3 BB: 4 P: 25	R: 0 E: 1 K: 1 S: 6	H: 1 LOB: 1 BB: 0 P: 6	1B: 5 2B: 5 3B: 0 HR: 0	SF: 0 SAC: 2 DP: 1 HBP: 0	WP: 0 PB: 0 SB: 1 CS: 1	PA: 48
PITCHER	IP WLS BF H R ER SO BB IBB HBP BLK WP HR S P ERA WHIP																			
Bob Owchinko, L ERA: 3.81 (1, 1)	7.1 L 36 6 6 5 5 4 3 0 0 0 0 0 39 67 6.14 1.364																			
Mark Lee, R ERA: 3.57 (8, 1)	0.1 6 2 2 2 0 2 0 0 0 0 0 0 4 12 54.00 12.000																			
Dan Spillner, R ERA: 4.09 (8, 1)	1.1 6 1 0 0 1 1 0 0 0 0 0 0 7 11 0.00 1.500																			

Batter	1	2	3	4	5	6	7	8	9	AB	R	H	RBI	BB	SO	LOB	BOTTOM			
Gene Richards, L OBP: 0.370, SLG: 0.399 (1, 7)										4	0	0	0	0	1	1	Los Angeles Dodgers @ San Diego Padres San Diego Stadium, San Diego, CA Mon May 22 1978, 6:33 AM EDT Att: 21,957 - Unknown livebaseballscorecards.com			
Ozzie Smith, S OBP: 0.275, SLG: 0.317 (1, 6)										4	0	1	0	0	2	0				
Chuck Baker, R OBP: 0.385, SLG: 0.400 (9, 6)										0	0	0	0	0	0	0				
George Hendrick, R OBP: 0.311, SLG: 0.352 (1, 8)										4	0	1	0	0	1	2				
Dave Winfield, R OBP: 0.331, SLG: 0.462 (1, 9)										4	1	2	0	0	0	1				
Gene Tenace, R OBP: 0.413, SLG: 0.411 (1, 3)										4	0	0	0	0	1	2				
Derrel Thomas, S OBP: 0.311, SLG: 0.290 (1, 4)										4	0	2	1	0	1	1				
Bill Almon, R OBP: 0.361, SLG: 0.375 (1, 5)										4	0	1	0	0	0	2				
Rick Sweet, S OBP: 0.372, SLG: 0.300 (1, 2)										2	0	0	0	1	1	2				
Bob Owchinko, L OBP: 0.100, SLG: 0.150 (1, 1)										3	0	1	0	0	1	2				
Mark Lee, R ERA: 3.96 (8, 1)										0	0	0	0	0	0	0				
Dan Spillner, R ERA: 3.96 (8, 1)										0	0	0	0	0	0	0				
Inning Stats	R: 0 E: 0 K: 2 S: 7	H: 0 LOB: 0 BB: 0 P: 7	R: 1 E: 1 K: 1 S: 7	H: 2 LOB: 1 BB: 1 P: 11	R: 0 E: 0 K: 0 S: 4	H: 1 LOB: 1 BB: 0 P: 4	R: 0 E: 0 K: 1 S: 6	H: 2 LOB: 2 BB: 0 P: 6	R: 0 E: 0 K: 0 S: 4	H: 2 LOB: 1 BB: 0 P: 4	R: 0 E: 0 K: 0 S: 3	H: 0 LOB: 0 BB: 0 P: 3	R: 0 E: 0 K: 2 S: 7	H: 0 LOB: 0 BB: 0 P: 7	R: 0 E: 0 K: 1 S: 6	H: 1 LOB: 1 BB: 0 P: 6	1B: 8 2B: 1 3B: 0 HR: 0	SF: 0 SAC: 0 DP: 2 HBP: 0	WP: 0 PB: 0 SB: 1 CS: 1	PA: 34
PITCHER	IP WLS BF H R ER SO BB IBB HBP BLK WP HR S P ERA WHIP																			
Don Sutton, R ERA: 5.09 (1, 1)	7.0 W 27 7 1 1 5 0 0 0 0 0 0 0 36 40 1.29 1.143																			
Charlie Hough, R ERA: 3.96 (8, 1)	2.0 7 1 0 0 3 0 0 0 0 0 0 0 13 13 0.00 0.500																			

Batter	1	2	3	4	5	6	7	8	9	AB	R	H	RBI	BB	SO	LOB	TOP								
Bill North, S OBP: 0.357, SLG: 0.294 (1, 8)	F9		5-3		1-3			1-4-3		4	0	0	0	0	0	1	Los Angeles Dodgers @ San Diego Padres San Diego Stadium, San Diego, CA Tue May 23 1978, 10:05 PM EDT Att: 27,512 - Unknown livebaseballscorecards.com								
Bill Russell, R OBP: 0.301, SLG: 0.345 (1, 6)	5-3			6-3		6-3		F7		4	0	0	0	0	0	0									
Reggie Smith, S OBP: 0.409, SLG: 0.570 (9, PR) Ted Martinez, R OBP: 0.273, SLG: 0.200	F8			2B 1B		P4		PB 1B		4	1	2	0	0	0	0									
Ron Cey, R OBP: 0.376, SLG: 0.404 (1, 5)		F9 1B 2B		F7		6-3		F9		4	1	1	0	0	0	2									
Steve Garvey, R OBP: 0.299, SLG: 0.412 (1, 3)	F9			1B 2B		L6-4 2B		F8		4	0	2	0	0	0	3									
Dusty Baker Jr., R OBP: 0.392, SLG: 0.434 (1, 7)	FC6-4 1B			2B		F9		K		4	0	2	2	0	1	3									
Lee Lacy, R OBP: 0.418, SLG: 0.708 (1, 4)	FC6-4 1B CS			3B		IBB				2	0	1	0	1	0	1									
Steve Yeager, R OBP: 0.328, SLG: 0.264 (1, 2)	CS		6-3	6-3		L6-4				3	0	0	0	0	0	3									
Tommy John, R OBP: 0.227, SLG: 0.238 (1, 1)			K	6-3		6-3		P3		3	0	0	0	0	1	1									
Inning Stats	R: 0 E: 0 K: 0 S: 3	H: 0 LOB: 0 BB: 0 P: 3	R: 1 E: 0 K: 0 S: 4	H: 2 LOB: 0 BB: 0 P: 4	R: 0 E: 0 K: 1 S: 5	H: 0 LOB: 0 BB: 0 P: 5	R: 1 E: 0 K: 0 S: 5	H: 3 LOB: 2 BB: 0 P: 5	R: 0 E: 0 K: 0 S: 4	H: 1 LOB: 1 BB: 0 P: 4	R: 0 E: 0 K: 0 S: 3	H: 0 LOB: 0 BB: 0 P: 3	R: 0 E: 0 K: 0 S: 3	H: 1 LOB: 1 BB: 1 P: 7	R: 0 E: 0 K: 0 S: 3	H: 0 LOB: 0 BB: 0 P: 3	R: 0 E: 0 K: 1 S: 6	H: 1 LOB: 2 BB: 0 P: 6	1B: 4 2B: 4 3B: 1 HR: 0	SF: 0 SAC: 0 DP: 1 HBP: 0	WP: 0 PB: 1 SB: 0 CS: 1	PA: 34			
PITCHER	IP	WLS	BF	H	R	ER	SO	BB	IBB	HBP	BLK	WP	HR	S	P	ERA	WHIP								
Randy Jones, L ERA: 2.59 (1, 1)	7.0		26	7	2	2	1	0	1	0	0	0	0	27	31	2.57	1.000								
Rollie Fingers, R ERA: 3.62 (8, 1)	2.0	W	7	1	0	0	1	0	0	0	0	0	0	9	9	0.00	0.500								

Batter	1	2	3	4	5	6	7	8	9	AB	R	H	RBI	BB	SO	LOB	BOTTOM								
Gene Richards, L OBP: 0.361, SLG: 0.388 (1, 7)	4-3		G3		1-3		K			4	0	0	0	0	1	1	Los Angeles Dodgers @ San Diego Padres San Diego Stadium, San Diego, CA Tue May 23 1978, 10:05 PM EDT Att: 27,512 - Unknown livebaseballscorecards.com								
Bill Almon, R OBP: 0.358, SLG: 0.372 (1, 5)	6-3		E 1B		5-3		6-3			4	0	1	0	0	0	1									
George Hendrick, R OBP: 0.317, SLG: 0.360 (1, 8)	WP BB		E3 1-2		E9 2B		1-3			3	0	1	0	1	0	1									
Dave Winfield, R OBP: 0.329, SLG: 0.456 (1, 9)	4-3		K		6-3		G3 BB 1B			4	1	1	0	0	1	4									
Gene Tenace, R OBP: 0.408, SLG: 0.398 (1, 3)		E6 SH2-4 E	L8		6-3		G3 BB 1B			3	2	0	0	1	0	2									
Rick Sweet, S OBP: 0.360, SLG: 0.288 (1, 2)	SH2-4		E4 FC6-4		4-3		G3			3	0	0	0	0	0	2									
Tucker Ashford, R OBP: 0.200, SLG: 0.300 (1, 4)	5-3		FC6-4 1B		K		1B			4	0	1	2	0	1	2									
Chuck Baker, R OBP: 0.367, SLG: 0.379 (1, 6)	E6 2H		1B		1-3		1-3			4	0	1	0	0	0	1									
Randy Jones, R OBP: 0.143, SLG: 0.143 (1, 1) Don Reynolds, R OBP: 0.412, SLG: 0.375 (7, PH) Rollie Fingers, R OBP: 0.333, SLG: 0.333 (8, 1)	K		4-3		S 1B					2	0	0	0	0	1	3									
Inning Stats	R: 0 E: 0 K: 0 S: 3	H: 0 LOB: 1 BB: 1 P: 7	R: 1 E: 2 K: 1 S: 7	H: 0 LOB: 1 BB: 0 P: 7	R: 0 E: 1 K: 0 S: 4	H: 1 LOB: 2 BB: 0 P: 4	R: 0 E: 1 K: 0 S: 5	H: 1 LOB: 1 BB: 0 P: 5	R: 0 E: 0 K: 1 S: 6	H: 1 LOB: 1 BB: 0 P: 6	R: 0 E: 0 K: 0 S: 5	H: 2 LOB: 1 BB: 1 P: 9	R: 2 E: 0 K: 0 S: 5	H: 2 LOB: 1 BB: 1 P: 9	1B: 5 2B: 1 3B: 0 HR: 0	SF: 0 SAC: 1 DP: 0 HBP: 0	WP: 1 PB: 0 SB: 1 CS: 0	PA: 35							
PITCHER	IP	WLS	BF	H	R	ER	SO	BB	IBB	HBP	BLK	WP	HR	S	P	ERA	WHIP								
Tommy John, L ERA: 2.51 (1, 1)	8.0	L	35	6	3	2	4	2	0	0	0	1	0	41	49	2.25	1.000								

Batter	1	2	3	4	5	6	7	8	9	AB	R	H	RBI	BB	SO	LOB	TOP			
Bill North, S OBP: 0.360, SLG: 0.306 (1, 8)	F7		1B		FC6-4	K			6-3 1B BB	4	1	1	0	1	1	4	Los Angeles Dodgers @ San Diego Padres San Diego Stadium, San Diego, CA Wed May 24 1978, 10:05 PM EDT Att: 27,100 - Unknown livebaseballscorecards.com 			
Ted Martinez, R OBP: 0.313, SLG: 0.267 (1, 6)	F8		2B		K		K		6-3 1B	5	1	2	1	0	2	1				
Reggie Smith, S OBP: 0.403, SLG: 0.565 (1, 9)	K		2B		K		F3		P5	5	0	1	1	0	2	3				
Ron Cey, R OBP: 0.376, SLG: 0.400 (1, 5)		K	F9			1B 1B			6-3	4	1	1	0	1	1	3				
Steve Garvey, R OBP: 0.302, SLG: 0.412 (1, 3)	E1 PB 1B		K			1B 1B	F9		F9	5	0	2	0	0	1	4				
Dusty Baker Jr., R OBP: 0.388, SLG: 0.429 (1, 7)	K			F9		1B 1B			F9	4	0	1	1	0	1	1				
Lee Lacy, R OBP: 0.441, SLG: 0.745 (1, 4)				K		1B 1B				3	0	2	0	1	1	0				
Steve Yeager, R OBP: 0.323, SLG: 0.259 Jerry Grote, R OBP: 0.448, SLG: 0.417 (1, 2) (5, 2)	F3			5-3		F8			K	2	0	0	0	0	0	2				
Rick Rhoden, R OBP: 0.250, SLG: 0.222 Johnny Castiglione, L OBP: 0.385, SLG: 0.333 Bobby Castillo, R OBP: 0.345, SLG: 0.288 Lance Rautzhan, R OBP: 0.345, SLG: 0.288 Rick Monday, L OBP: 0.430, SLG: 0.697 Charlie Hough, R OBP: 0.500, SLG: 0.687 (1, 1) (5, PR) (5, 1) (5, 1) (6, PR) (6, 1)			5-3			FC6-4 1B			K	1	0	0	0	0	0	0				
Inning Stats	R: 0 E: 0 K: 1 S: 5	H: 0 LOB: 0 BB: 0 P: 5	R: 0 E: 1 K: 2 S: 8	H: 1 LOB: 2 BB: 1 P: 12	R: 2 E: 0 K: 1 S: 8	H: 3 LOB: 1 BB: 0 P: 8	R: 0 E: 0 K: 1 S: 5	H: 0 LOB: 0 BB: 0 P: 5	R: 0 E: 0 K: 2 S: 8	H: 1 LOB: 3 BB: 0 P: 8	R: 1 E: 0 K: 2 S: 11	H: 4 LOB: 3 BB: 0 P: 11	R: 0 E: 0 K: 1 S: 5	H: 0 LOB: 1 BB: 1 P: 9	R: 0 E: 0 K: 2 S: 8	H: 1 LOB: 2 BB: 1 P: 8		1B: 8 2B: 2 3B: 1 HR: 0	SF: 0 SAC: 0 DP: 0 HBP: 0	WP: 0 PB: 1 SB: 0 CS: 0
PITCHER	IP WLS BF H R ER SO BB IBB HBP BLK WP HR S P ERA WHIP	IP WLS BF H R ER SO BB IBB HBP BLK WP HR S P ERA WHIP																		
Gaylord Perry, R ERA: 2.51 John D'Acquisto, R ERA: 0.9	(1, 1) (6, 1)	5.0 W 25 9 3 3 7 1 0 0 0 0 0 38 42 5.40 2.000	4.0 S 16 2 0 0 5 2 0 0 0 0 0 24 32 0.00 1.000																	

Batter	1	2	3	4	5	6	7	8	9	AB	R	H	RBI	BB	SO	LOB	BOTTOM					
Gene Richards, L OBP: 0.368, SLG: 0.395 (1, 8) (7, 7)	BB 1B			G3			F8			5	1	3	1	0	0	0	Los Angeles Dodgers @ San Diego Padres San Diego Stadium, San Diego, CA Wed May 24 1978, 10:05 PM EDT Att: 27,100 - Unknown livebaseballscorecards.com 					
Bill Almon, R OBP: 0.354, SLG: 0.362 (1, 5)	1B 1B SF7 BB	FC6-4 1B		F9		6-3	K			4	1	0	0	1	1	4						
Oscar Gamble, L OBP: 0.333, SLG: 0.339 Derrel Thomas, S OBP: 0.308, SLG: 0.288 (1, 7) (6, PR) (7, 8)					E1 BB 1B 1B	S 1B BB	F9			3	2	2	2	1	0	0						
Dave Winfield, R OBP: 0.325, SLG: 0.451 (1, 9)	1-3 2-H 1B		HR	1-3 1		K				4	1	1	1	0	2	1						
Gene Tenace, R OBP: 0.408, SLG: 0.398 (1, 3)	F3		K			BB 1B 1B	G3 1B 1B			5	1	2	0	0	2	1						
Rick Sweet, S OBP: 0.372, SLG: 0.289 (1, 2)	K		1B 1B			BB 1B BB	K			3	1	1	0	2	2	4						
Tucker Ashford, R OBP: 0.333, SLG: 0.600 (1, 4)					F4				6-3	5	1	3	3	0	0	4						
Chuck Baker, R OBP: 0.353, SLG: 0.364 (1, 6)		HR	1-2 1B			1-2 2-H 3-H 1B BB	G3 1B			4	0	1	2	0	0	4						
Gaylord Perry, R OBP: 0.174, SLG: 0.227 John D'Acquisto, R ERA: 4.13 (1, 1) (6, 1)					6-3					2	0	0	0	1	1	0						
Inning Stats	R: 2 E: 0 K: 1 S: 7	H: 2 LOB: 1 BB: 1 P: 11	R: 1 E: 0 K: 1 S: 7	H: 2 LOB: 0 BB: 0 P: 7	R: 1 E: 0 K: 1 S: 8	H: 3 LOB: 2 BB: 0 P: 8	R: 0 E: 0 K: 0 S: 3	H: 0 LOB: 0 BB: 0 P: 3	R: 3 E: 1 K: 1 S: 9	H: 3 LOB: 3 BB: 2 P: 17	R: 2 E: 0 K: 2 S: 10	H: 3 LOB: 3 BB: 1 P: 14	R: 0 E: 0 K: 1 S: 5	H: 0 LOB: 0 BB: 0 P: 5	R: 0 E: 0 K: 2 S: 7	H: 0 LOB: 1 BB: 1 P: 11		1B: 11 2B: 0 3B: 0 HR: 2	SF: 1 SAC: 0 DP: 0 HBP: 0	WP: 0 PB: 0 SB: 1 CS: 0	PA: 43	
PITCHER	IP WLS BF H R ER SO BB IBB HBP BLK WP HR S P ERA WHIP	IP WLS BF H R ER SO BB IBB HBP BLK WP HR S P ERA WHIP																				
Rick Rhoden, R ERA: 4.29 Bobby Castillo, R ERA: 3.48 Lance Rautzhan, L ERA: Charlie Hough, R ERA: 4.13	(1, 1) (5, 1) (5, 1) (6, 1)	4.0 L 20 7 2 3 0 1 2 0 0 0 0 0 7 15 0.00 6.000	0.2 7 2 3 0 1 2 0 0 0 0 0 0 2 2 0.00 3.000	0.1 2 1 0 0 0 0 0 0 0 0 0 0 2 2 0.00 3.000	3.0 14 3 2 2 5 2 0 0 0 0 0 0 22 30 6.00 1.667																	

Batter	1	2	3	4	5	6	7	8	9	AB	R	H	RBI	BB	SO	LOB	TOP			
Bill North, S OBP: 0.355, SLG: 0.316 (1, 8)	5-3		S 2B		L9			G5-4-3 1-2		4	0	1	0	0	0	1	Los Angeles Dodgers @ San Francisco Giants Candlestick Park, San Francisco, CA Fri May 26 1978, 10:05 PM EDT Att: 43,646 - Unknown			
Bill Russell, R OBP: 0.300, SLG: 0.343 (1, 6)	BB 1B		F8				5-3	L7		4	0	1	0	0	0	1				
Reggie Smith, S OBP: 0.405, SLG: 0.558 (1, 9)	1-2 BB		BB		F9				6-3	2	0	0	0	2	0	0				
Ron Cey, R OBP: 0.374, SLG: 0.416 (1, 5)	P4		5-3				5-3		HR	4	1	1	1	0	0	4				
Steve Garvey, R OBP: 0.301, SLG: 0.408 (1, 3)	F7				5-3				6-3	4	0	1	0	0	0	2				
Dusty Baker Jr., R OBP: 0.384, SLG: 0.423 (1, 7)		G5-4-3 1B			F9			F8		4	0	1	0	0	1	1				
Lee Lacy, R OBP: 0.419, SLG: 0.704 (1, 4)		G5-4-3 1-2			L4			F9		3	0	0	0	0	0	2				
Steve Yeager, R OBP: 0.315, SLG: 0.252 (1, 2)		6-3			F9			F9		3	0	0	0	0	0	1				
Doug Rau, L OBP: 0.190, SLG: 0.190 Bobby Castillo, R (5, 1)			K		F8					2	0	0	0	0	1	0				
Manny Mota, R OBP: 0.500, SLG: 0.556 Lance Rautzhan, R (8, 1)								G5-4-3 1B		0	0	0	0	0	0	0				
Inning Stats	R: 0 E: 0 K: 0 S: 4	H: 1 LOB: 2 BB: 1 P: 8	R: 0 E: 0 K: 0 S: 3	H: 1 LOB: 0 BB: 0 P: 3	R: 0 E: 0 K: 1 S: 6	H: 1 LOB: 2 BB: 1 P: 10	R: 0 E: 0 K: 0 S: 3	H: 0 LOB: 0 BB: 0 P: 3	R: 0 E: 0 K: 0 S: 3	H: 0 LOB: 0 BB: 0 P: 3	R: 0 E: 0 K: 0 S: 4	H: 1 LOB: 1 BB: 0 P: 4	R: 0 E: 0 K: 0 S: 3	H: 1 LOB: 0 BB: 0 P: 3	R: 1 E: 0 K: 1 S: 6	H: 1 LOB: 0 BB: 0 P: 6	1B: 4 2B: 1 3B: 0 HR: 1	SF: 0 SAC: 0 DP: 2 HBP: 0	WP: 0 PB: 0 SB: 1 CS: 0	PA: 33
PITCHER Bob Knepper, L ERA: 2.25 (1, 1)	IP: 9.0 WLS: W BF: 33 H: 6 R: 1 ER: 1 SO: 2 BB: 2 IBB: 0 HBP: 0 BLK: 0 WP: 0 HR: 1 S: 35 P: 43 ERA: 1.00 WHIP: 0.889															PITCHER				


Batter	1	2	3	4	5	6	7	8	9	AB	R	H	RBI	BB	SO	LOB	BOTTOM			
Bill Madlock, R OBP: 0.390, SLG: 0.447 (1, 4)	F8	F7		6-3		P6		1-3		5	0	0	0	0	0	2	Los Angeles Dodgers @ San Francisco Giants Candlestick Park, San Francisco, CA Fri May 26 1978, 10:05 PM EDT Att: 43,646 - Unknown			
Darrell Evans, L OBP: 0.389, SLG: 0.390 (1, 5)	2B 1B BB	F8			1B HR BB	FC5-4 BB		G3		2	2	0	0	3	0	1				
Jack Clark, R OBP: 0.391, SLG: 0.563 (1, 9)	1-3 1B 2B		CS BB		1-2 HR 1B	FC5-4 1-2				3	2	2	0	1	0	1				
Willie McCovey, L OBP: 0.293, SLG: 0.408 Terry Whitfield, L OBP: 0.316, SLG: 0.421 (6, 7)	BB 4-3 1B		F3 1-2		HR		1-3			3	2	2	5	0	0	1				
Mike Ivie, R OBP: 0.377, SLG: 0.476 (6, 3)	4-3 BB 1-2 1B				SH1-3 BB		K			3	0	2	0	1	1	0				
Larry Hemdon, R OBP: 0.354, SLG: 0.331 (1, 8)	4-3 BB 1-2 2-3 BB		P6		SH1-3		BB			1	0	0	0	2	0	1				
Marc Hill, R OBP: 0.315, SLG: 0.299 (1, 2)	4-3		SH1-4 BB		4-3		F8			3	0	0	1	1	0	4				
Johnnie LeMaster, R OBP: 0.244, SLG: 0.242 (1, 6)	6-3		SH1-4		5-3			PB 1B		3	0	1	0	0	0	3				
Bob Knepper, L OBP: 0.103, SLG: 0.148 (1, 1)		K			K		K		P1 1-2	4	0	0	0	0	3	2				
Inning Stats	R: 3 E: 0 K: 0 S: 6	H: 3 LOB: 2 BB: 2 P: 14	R: 0 E: 0 K: 1 S: 5	H: 0 LOB: 0 BB: 0 P: 5	R: 0 E: 0 K: 1 S: 5	H: 1 LOB: 1 BB: 1 P: 7	R: 0 E: 0 K: 1 S: 5	H: 0 LOB: 1 BB: 1 P: 9	R: 3 E: 0 K: 0 S: 5	H: 2 LOB: 1 BB: 2 P: 13	R: 0 E: 0 K: 1 S: 5	H: 0 LOB: 1 BB: 1 P: 9	R: 0 E: 0 K: 0 S: 4	H: 1 LOB: 1 BB: 0 P: 4	R: 0 E: 0 K: 0 S: 6	H: 1 LOB: 0 BB: 0 P: 6		1B: 5 2B: 1 3B: 0 HR: 1	SF: 0 SAC: 2 DP: 0 HBP: 0	WP: 0 PB: 1 SB: 0 CS: 1
PITCHER Doug Rau, L ERA: 3.54 Bobby Castillo, R ERA: 3.04 Lance Rautzhan, L ERA: (1, 1) (5, 1) (8, 1)	IP: 4.0 WLS: L BF: 22 H: 6 R: 6 ER: 6 SO: 2 BB: 5 IBB: 0 HBP: 0 BLK: 0 WP: 0 HR: 1 S: 21 P: 41 ERA: 13.50 WHIP: 2.750															PITCHER				


AB	31
R	1
H	6
RBI	1
BB	2
SO	2
LOB	12



AB	28
R	6
H	7
RBI	6
BB	8
SO	4
LOB	15



Batter	1	2	3	4	5	6	7	8	9	AB	R	H	RBI	BB	SO	LOB	TOP		
Bill North, S OBP: 0.347, SLG: 0.300 (1, 8)	4-3		K		FC5-4			S SH2-4 1B BB	G6-4-3	4	1	0	0	1	1	4	Los Angeles Dodgers @ San Francisco Giants Candlestick Park, San Francisco, CA Sat May 27 1978, 6:33 AM EDT Att: 45,865 - Unknown AB 32 R 3 H 9 RBI 2 BB 3 SO 5 LOB 13 		
Bill Russell, R OBP: 0.295, SLG: 0.337 (1, 6)	6-3			5-3		F8		SH2-4		3	0	0	0	0	0	0			
Reggie Smith, S OBP: 0.407, SLG: 0.556 (6, PR)	K			FC6-4 1B		5-3				4	0	2	1	0	1	0			
Davey Lopes, R OBP: 0.409, SLG: 0.457 (8, 9)										0	0	0	0	0	0	0			
Vic Davallillo, L OBP: 0.333, SLG: 0.320 (8, 9)										0	0	0	0	0	0	0			
Ron Cey, R OBP: 0.382, SLG: 0.427 (1, 5)		1B G1-4-3 2B		FC6-4 1B				L6		3	1	2	0	1	0	1			
Steve Garvey, R OBP: 0.300, SLG: 0.404 (1, 3)		G1-4-3 1B		FC6-4		F3		K		4	0	1	0	0	1	4			
Dusty Baker Jr., R OBP: 0.381, SLG: 0.426 (1, 7)	G1-4-3			K						4	1	1	0	0	1	3			
Lee Lacy, R OBP: 0.409, SLG: 0.690 (9, 4)	1-3				P4			F9		4	0	1	0	0	0	1			
Ted Martinez, R OBP: 0.313, SLG: 0.267 (9, 4)									1B 2B	0	0	0	0	0	0	0			
Jerry Grote, R OBP: 0.424, SLG: 0.385 (1, 2)			5-3		6-3			SF9		2	0	0	1	1	0	0			
Burt Hooton, R OBP: 0.133, SLG: 0.071 (1, 1)			K					F9		3	0	1	0	0	1	0			
Terry Forster, L OBP: 0.250, SLG: 0.250 (7, 1)					FC5-4 1B				G6-4-3 1B	1	0	1	0	0	0	0			
Inning Stats	R: 0 H: 0 E: 0 K: 1 S: 5	H: 0 LOB: 0 BB: 0 P: 5	R: 1 H: 2 E: 0 K: 0 S: 4	H: 2 LOB: 0 BB: 0 P: 4	R: 0 H: 0 E: 0 K: 2 S: 7	H: 0 LOB: 0 BB: 0 P: 7	R: 0 H: 1 E: 0 K: 1 S: 6	H: 1 LOB: 2 BB: 1 P: 10	R: 0 H: 1 E: 0 K: 0 S: 4	H: 1 LOB: 1 BB: 0 P: 4	R: 1 H: 1 E: 0 K: 0 S: 4	H: 1 LOB: 0 BB: 0 P: 4	R: 1 H: 1 E: 0 K: 1 S: 6	H: 1 LOB: 1 BB: 1 P: 10	R: 0 H: 2 E: 0 K: 0 S: 4	H: 2 LOB: 2 BB: 1 P: 8	1B: 6 2B: 3 3B: 0 HR: 0	SF: 1 SAC: 1 DP: 2 HBP: 0	WP: 0 PA: 37 PB: 0 SB: 1 CS: 0
PITCHER	IP WLS BF H R ER SO BB IBB HBP BLK WP HR S P ERA WHIP																		
Vida Blue, L ERA: 2.83 (1, 1)	7.0 L 27 6 2 2 4 1 0 0 0 0 0 34 38 2.57 1.000																		
Gary Lavelle, L ERA: 3.42 (8, 1)	2.0 10 3 1 1 1 2 0 0 0 0 0 0 10 18 4.50 2.500																		

Batter	1	2	3	4	5	6	7	8	9	AB	R	H	RBI	BB	SO	LOB	BOTTOM				
Bill Madlock, R OBP: 0.379, SLG: 0.433 (1, 4)	5-3		F9		4-3			K FC4-6		4	0	0	0	0	1	1	Los Angeles Dodgers @ San Francisco Giants Candlestick Park, San Francisco, CA Sat May 27 1978, 6:33 AM EDT Att: 45,865 - Unknown AB 31 R 1 H 2 RBI 0 BB 3 SO 8 LOB 13 				
Terry Whitfield, L OBP: 0.310, SLG: 0.410 (1, 7)	K			F8		G3		K		4	0	0	0	0	2	1					
Darrell Evans, L OBP: 0.385, SLG: 0.386 (1, 5)	K			BB E 1B		F9		FC4-6		4	1	1	0	0	1	1					
Willie McCovey, L OBP: 0.292, SLG: 0.398 (1, 3)		G3		E 1-2 BB		F2		1-6-3		3	0	0	0	1	0	1					
Jack Clark, R OBP: 0.388, SLG: 0.556 (1, 9)	F9			P3					B3	4	0	1	0	0	0	2					
Larry Hemdon, R OBP: 0.345, SLG: 0.322 (1, 8)	5-3			E4 1-3 2-H			K		K2-3	4	0	0	0	0	2	2					
Vic Harris, S OBP: 0.133, SLG: 0.073 (1, 6)			K		P6			F9		4	0	0	0	0	1	3					
Marc Hill, R OBP: 0.315, SLG: 0.294 (1, 2)			5-3		F3					2	0	0	0	1	0	0					
Vida Blue, S OBP: 0.379, SLG: 0.391 (1, 1)										1	0	0	0	1	1	0					
Mike Ivie, R OBP: 0.371, SLG: 0.469 (7, PH)										1	0	0	0	0	0	2					
Gary Lavelle, S ERA: 3.42 (8, 1)								FC6-4		0	0	0	0	0	0	0					
Inning Stats	R: 0 H: 0 E: 0 K: 2 S: 7	H: 0 LOB: 0 BB: 0 P: 7	R: 0 H: 0 E: 0 K: 0 S: 3	H: 0 LOB: 0 BB: 0 P: 3	R: 0 H: 0 E: 0 K: 1 S: 5	H: 0 LOB: 1 BB: 1 P: 9	R: 1 H: 1 E: 1 K: 0 S: 5	H: 1 LOB: 2 BB: 1 P: 9	R: 0 H: 0 E: 0 K: 1 S: 5	H: 0 LOB: 0 BB: 0 P: 5	R: 0 H: 0 E: 0 K: 0 S: 3	H: 0 LOB: 0 BB: 0 P: 3	R: 0 H: 1 E: 0 K: 1 S: 6	H: 1 LOB: 2 BB: 1 P: 10	R: 0 H: 0 E: 0 K: 2 S: 8	H: 0 LOB: 1 BB: 0 P: 8	R: 0 H: 0 E: 0 K: 1 S: 5	H: 0 LOB: 0 BB: 0 P: 5	1B: 2 2B: 0 3B: 0 HR: 0	SF: 0 SAC: 0 DP: 0 HBP: 0	WP: 0 PA: 34 PB: 1 SB: 1 CS: 0
PITCHER	IP WLS BF H R ER SO BB IBB HBP BLK WP HR S P ERA WHIP																				
Burt Hooton, R ERA: 2.95 (1, 1)	6.2 W 26 2 1 0 5 3 0 0 0 0 0 0 0 14 14 0.00 0.000																				
Terry Forster, L ERA: 1.17 (7, 1)	2.1 S 8 0 0 0 3 0 0 0 0 0 0 0 0 14 14 0.00 0.000																				

Batter	1	2	3	4	5	6	7	8	9	AB	R	H	RBI	BB	SO	LOB	TOP										
Lee Lacy, R OBP: 0.380, SLG: 0.635 (1,4)	F8	FC5-4			F8	F8		CS	K	5	0	0	0	0	1	4	Los Angeles Dodgers @ San Francisco Giants Candlestick Park, San Francisco, CA Sun May 28 1978, 6:33 AM EDT Att: 56,103 - Unknown										
Bill Russell, R OBP: 0.293, SLG: 0.330 (1,6)	6-3		2B	BB	F8		E6		L8	4	2	0	0	1	0	0											
Reggie Smith, S OBP: 0.412, SLG: 0.576 (9, PR)			K		4-3					5	1	3	2	0	1	1											
Davey Lopes, R OBP: 0.409, SLG: 0.457 (9, PR)	BB						HR			0	0	0	0	0	0	0											
Ron Cey, R OBP: 0.387, SLG: 0.435 (1,5)	1B						HR		1B	4	1	2	1	1	0	1											
Steve Garvey, R OBP: 0.299, SLG: 0.407 (1,3)	FC6-4					WP	6-3			4	1	1	1	0	0	3											
Dusty Baker Jr., R OBP: 0.377, SLG: 0.417 (7,1)	BB					2B	1B			3	0	0	0	1	0	2											
Lance Rautzhan, R (7,1)					F8		F9			0	0	0	0	0	0	0											
Rick Monday, L OBP: 0.425, SLG: 0.680 (1,8)										3	0	0	0	1	0	1											
Johnny Oates, L OBP: 0.471, SLG: 0.500 (1,2)										4	0	3	1	0	0	0											
Don Sutton, R OBP: 0.211, SLG: 0.063 (1,1)										3	0	0	0	0	2	5											
Bill North, S OBP: 0.354, SLG: 0.309 (7,7)	K				K		4-3		CS	1	0	1	0	0	0	0											
Inning Stats	R: 0 E: 0 K: 0 S: 4	H: 1 LOB: 2 BB: 1 P: 8	R: 0 E: 0 K: 1 S: 6	H: 1 LOB: 2 BB: 1 P: 10	R: 1 E: 0 K: 1 S: 6	H: 1 LOB: 0 BB: 1 P: 10	R: 0 E: 0 K: 1 S: 5	H: 1 LOB: 0 BB: 0 P: 5	R: 0 E: 0 K: 0 S: 3	H: 0 LOB: 0 BB: 0 P: 3	R: 2 E: 0 K: 0 S: 6	H: 3 LOB: 2 BB: 1 P: 10	R: 2 E: 1 K: 0 S: 5	H: 1 LOB: 0 BB: 0 P: 5	R: 0 E: 1 K: 0 S: 3	H: 1 LOB: 0 BB: 0 P: 3	R: 0 E: 0 K: 1 S: 6	H: 1 LOB: 1 BB: 0 P: 6	1B: 6 2B: 3 3B: 0 HR: 1	SF: 0 SAC: 0 DP: 0 HBP: 0	WP: 1 PB: 0 SB: 0 CS: 2	PA: 41					
PITCHER	IP	WLS	BF	H	R	ER	SO	BB	IBB	HBP	BLK	WP	HR	S	P	ERA	WHIP										
John Montefusco, R ERA: 3.35 (1,1)	6.0		30	8	5	4	3	3	1	0	0	1	1	32	48	6.00	1.833										
Randy Moffitt, R ERA: 2.42 (7,1)	3.0	W	10	2	0	0	1	0	0	0	0	0	0	12	12	0.00	0.667										

Batter	1	2	3	4	5	6	7	8	9	AB	R	H	RBI	BB	SO	LOB	BOTTOM										
Bill Madlock, R OBP: 0.373, SLG: 0.420 (1,4)	F7		F9		F7		6-3			4	0	0	0	1	0	0	Los Angeles Dodgers @ San Francisco Giants Candlestick Park, San Francisco, CA Sun May 28 1978, 6:33 AM EDT Att: 56,103 - Unknown										
Terry Whitfield, L OBP: 0.325, SLG: 0.443 (1,7)										5	2	4	0	0	1	2											
Darrell Evans, L OBP: 0.388, SLG: 0.389 (1,5)	5-3									4	1	2	2	0	1	2											
Willie McCovey, L OBP: 0.284, SLG: 0.386 (1,3)	K									4	0	0	0	0	2	3											
Jack Clark, R OBP: 0.396, SLG: 0.558 (1,9)										3	1	2	0	1	1	0											
Larry Hemdon, R OBP: 0.348, SLG: 0.327 (1,8)										4	1	2	0	0	1	3											
Vic Harris, S OBP: 0.123, SLG: 0.070 (1,6)										2	0	0	0	0	2	2											
Mike Ivie, R OBP: 0.380, SLG: 0.523 (6, PH)										1	1	1	4	0	0	0											
Johnnie LeMaster, R OBP: 0.242, SLG: 0.240 (7,6)										1	0	0	0	0	0	0											
Mike Sadek, R OBP: 0.289, SLG: 0.295 (1,2)										4	0	1	0	0	0	1											
John Montefusco, R OBP: 0.192, SLG: 0.130 (1,1)										3	0	0	0	0	1	0											
Randy Moffitt, R OBP: 0.333, SLG: 0.333 (7,1)										1	0	0	0	0	0	1											
Inning Stats	R: 0 E: 0 K: 1 S: 6	H: 1 LOB: 1 BB: 0 P: 6	R: 0 E: 0 K: 2 S: 8	H: 1 LOB: 0 BB: 0 P: 8	R: 0 E: 0 K: 2 S: 8	H: 1 LOB: 1 BB: 0 P: 8	R: 0 E: 0 K: 0 S: 3	H: 0 LOB: 0 BB: 0 P: 3	R: 5 E: 0 K: 1 S: 10	H: 5 LOB: 0 BB: 0 P: 10	R: 1 E: 0 K: 0 S: 5	H: 2 LOB: 2 BB: 1 P: 9	R: 0 E: 1 K: 1 S: 6	H: 1 LOB: 2 BB: 1 P: 10	R: 0 E: 0 K: 1 S: 6	H: 1 LOB: 2 BB: 1 P: 10	1B: 7 2B: 4 3B: 0 HR: 1	SF: 0 SAC: 0 DP: 0 HBP: 0	WP: 0 PB: 0 SB: 1 CS: 0	PA: 38							
PITCHER	IP	WLS	BF	H	R	ER	SO	BB	IBB	HBP	BLK	WP	HR	S	P	ERA	WHIP										
Don Sutton, R ERA: 5.46 (1,1)	6.1	L	29	10	6	6	8	0	0	0	0	0	1	45	45	8.53	1.579										
Lance Rautzhan, L ERA: (7,1)	1.2		9	2	0	0	1	0	2	0	0	0	0	9	17	0.00	1.200										



Batter	1	2	3	4	5	6	7	8	9	AB	R	H	RBI	BB	SO	LOB	TOP	
Derrel Thomas, S OBP: 0.303, SLG: 0.284 (1, 8)										4	0	0	0	0	0	0		
Ozzie Smith, S OBP: 0.287, SLG: 0.310 (1, 6)										4	0	1	0	0	1	0		
Oscar Gamble, L OBP: 0.333, SLG: 0.341 (1, 7)										3	1	1	0	1	0	0		
Dave Winfield, R OBP: 0.315, SLG: 0.426 (1, 9)										4	1	1	0	0	0	2		
Gene Tenace, R OBP: 0.413, SLG: 0.447 (1, 3)										2	0	0	0	1	0	2		
Rick Sweet, S OBP: 0.358, SLG: 0.284 (1, 2)										4	0	1	2	0	0	1		
Bill Almon, R OBP: 0.350, SLG: 0.365 (1, 5)										4	0	0	0	0	2	3		
Tucker Ashford, R OBP: 0.265, SLG: 0.355 (1, 4)										3	0	0	0	1	0	2		
Eric Rasmussen, R OBP: 0.105, SLG: 0.205 (2, 1)										1	0	0	0	0	0	1		
Dave Freisleben, R OBP: 0.304, SLG: 0.345 (5, PH)										0	0	0	0	0	0	0		
Mike Champion, R OBP: 0.302, SLG: 0.333 (5, 1)										1	0	0	0	0	0	0		
Mark Lee, R OBP: 0.302, SLG: 0.448 (8, PH)										1	0	0	0	0	1	0		
Jerry Turner, L OBP: 0.302, SLG: 0.448 (8, 1)										0	0	0	0	0	0	0		
Dan Spillner, R OBP: 0.302, SLG: 0.448 (8, 1)										0	0	0	0	0	0	0		
Inning Stats	R: 0 E: 0 K: 0 S: 4	H: 1 LOB: 2 BB: 1 P: 8	R: 0 E: 0 K: 0 S: 3	H: 0 LOB: 1 BB: 1 P: 7	R: 0 E: 0 K: 0 S: 3	H: 0 LOB: 0 BB: 0 P: 3	R: 0 E: 0 K: 1 S: 5	H: 0 LOB: 0 BB: 0 P: 5	R: 0 E: 0 K: 1 S: 5	H: 0 LOB: 1 BB: 1 P: 9	R: 0 E: 0 K: 1 S: 5	H: 0 LOB: 0 BB: 0 P: 5	R: 2 E: 0 K: 2 S: 10	H: 3 LOB: 2 BB: 0 P: 11	1B: 4 2B: 0 3B: 0 HR: 0	SF: 0 SAC: 0 DP: 0 HBP: 1	WP: 1 PB: 0 SB: 0 CS: 0	PA: 35
PITCHER Rick Rhoden, R ERA: 3.97 (1, 1)	IP: 9.0 WLS: W BF: 35 H: 4 R: 2 ER: 2 SO: 5 BB: 3 IBB: 0 HBP: 1 BLK: 0 WP: 1 HR: 0 S: 41 P: 54 ERA: 2.00 WHIP: 0.778																	

San Diego Padres @ Los Angeles Dodgers
Dodger Stadium, Los Angeles, CA
Tue May 30 1978, 7:05 PM PDT
Att: 31,636 - Unknown

AB 31
R 2
H 4
RBI 2
BB 3
SO 5
LOB 11

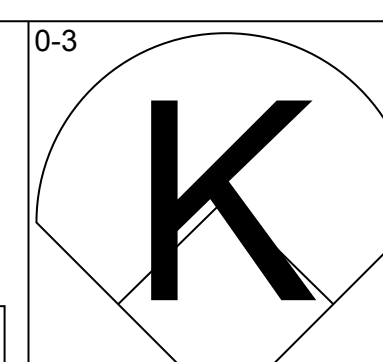
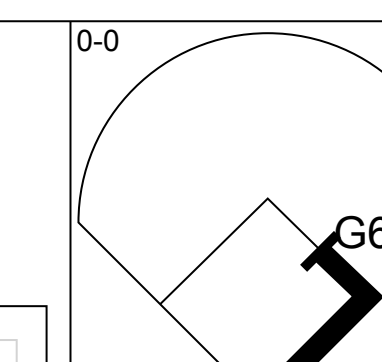
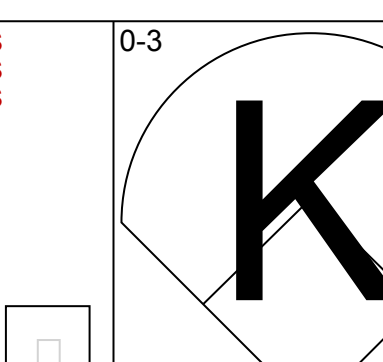
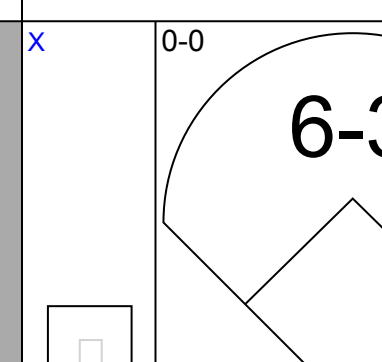
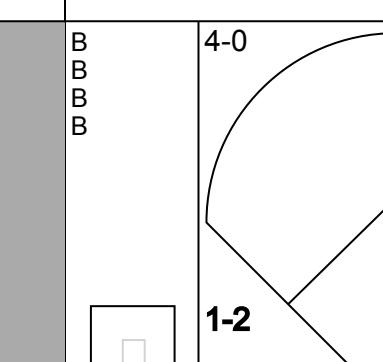
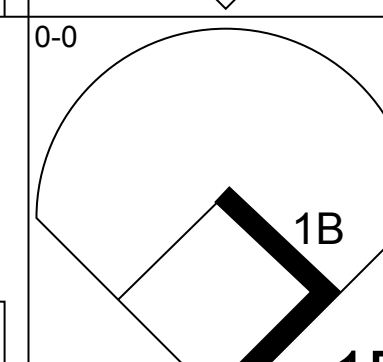
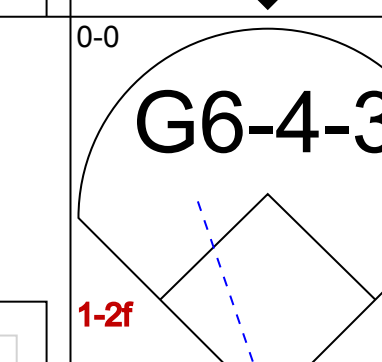
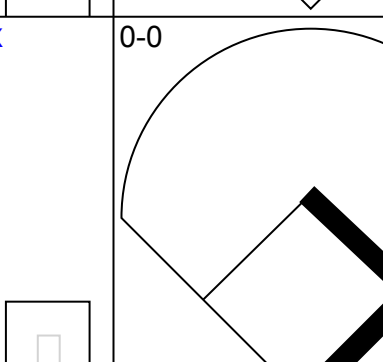
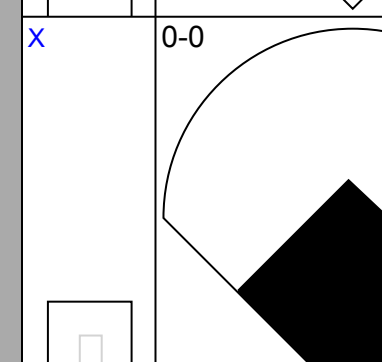
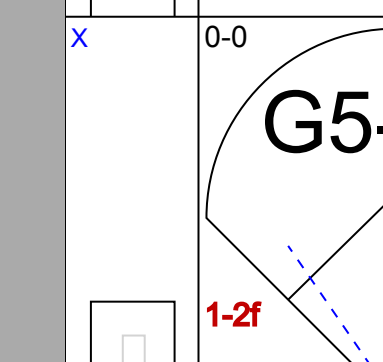
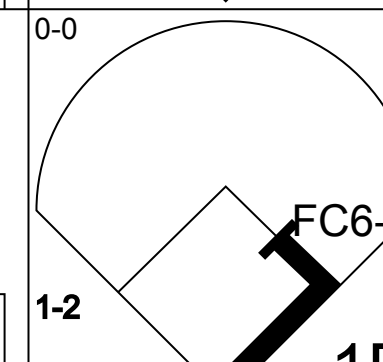
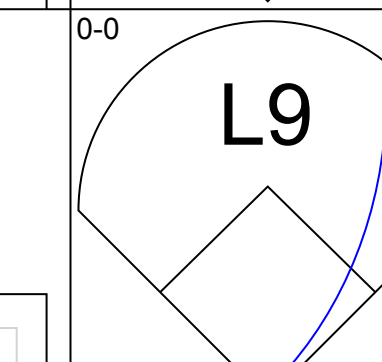
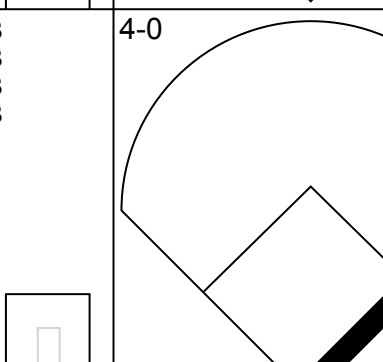
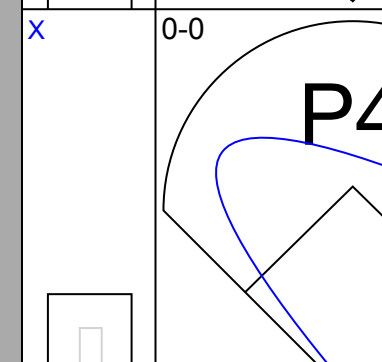
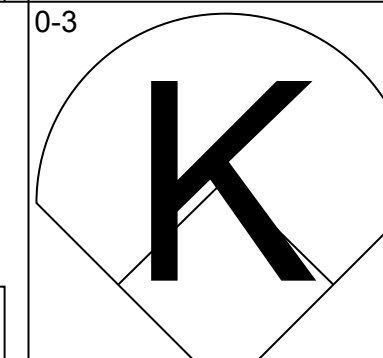
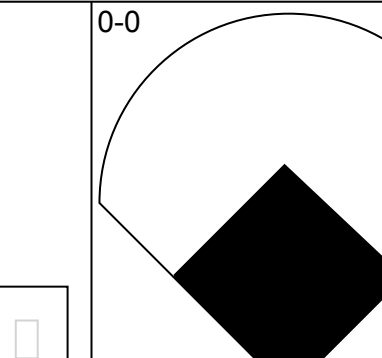
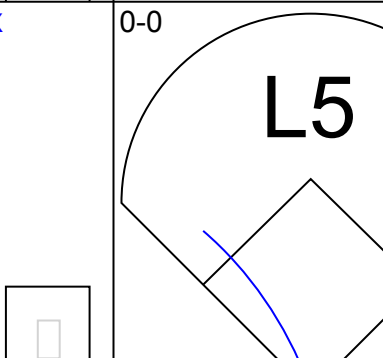
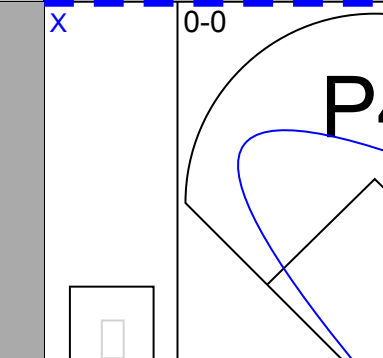

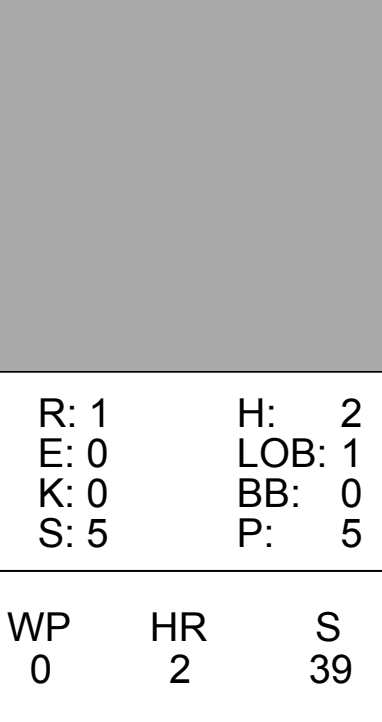
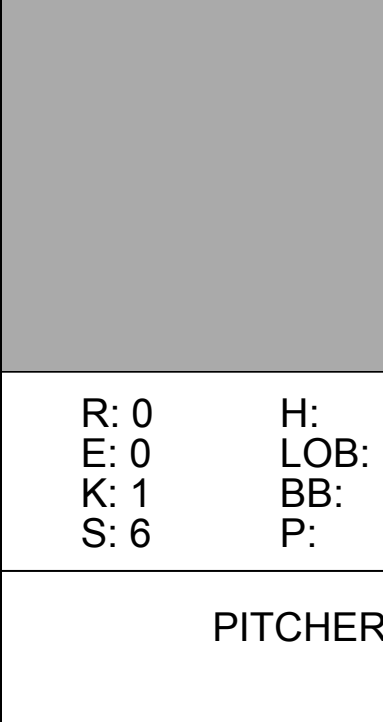
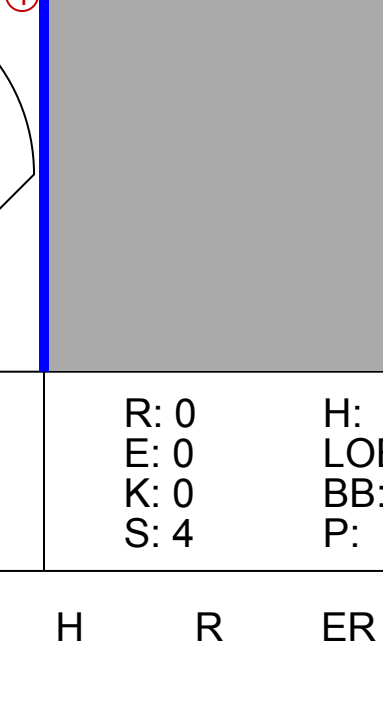
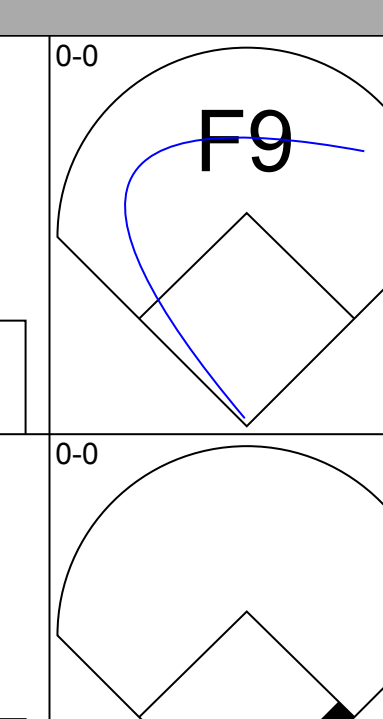
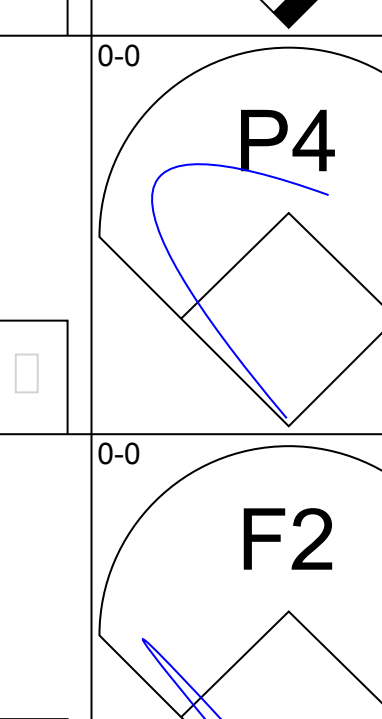
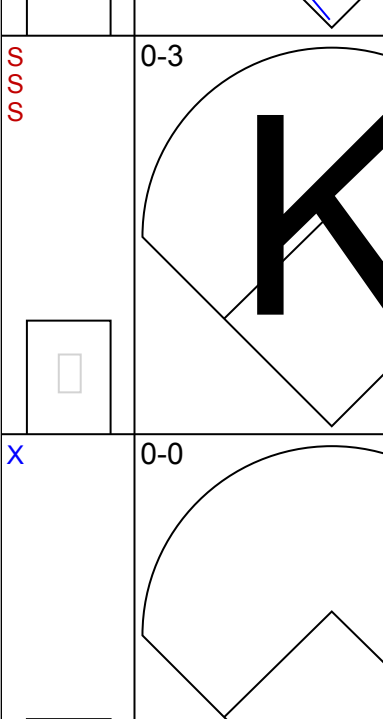
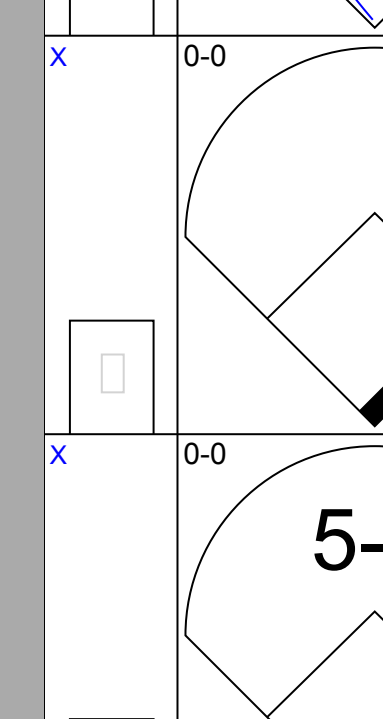
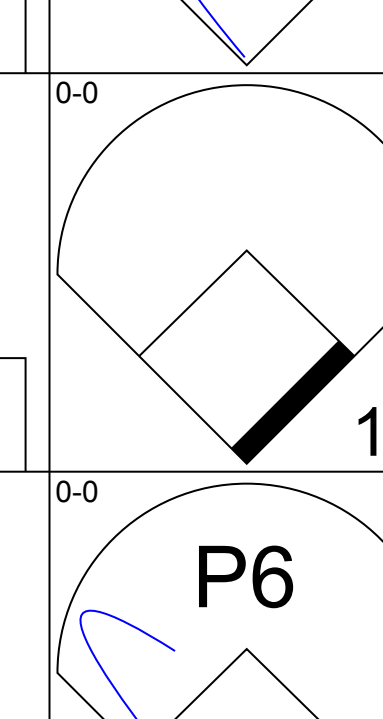
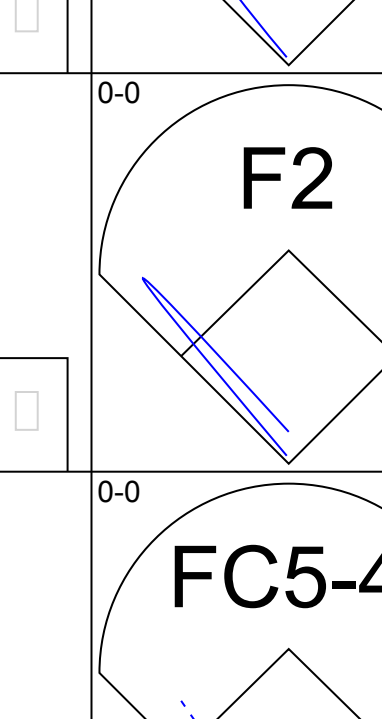
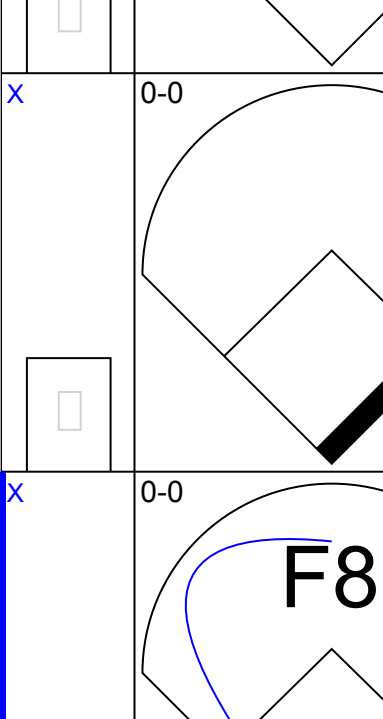
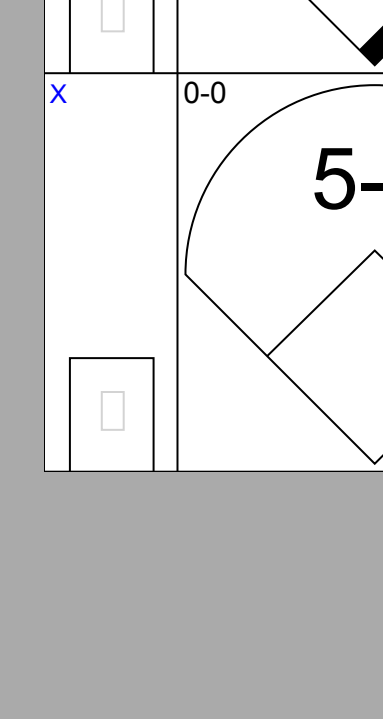
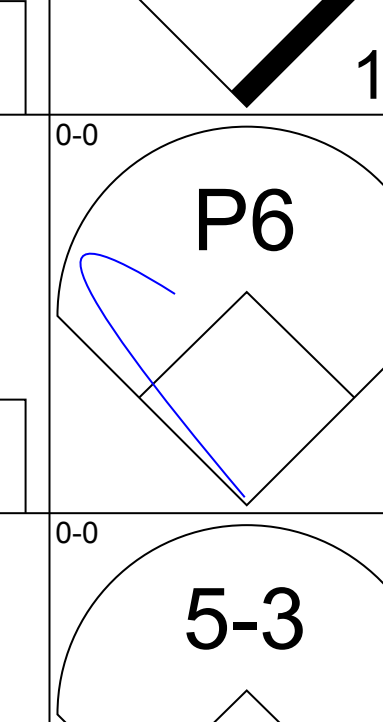
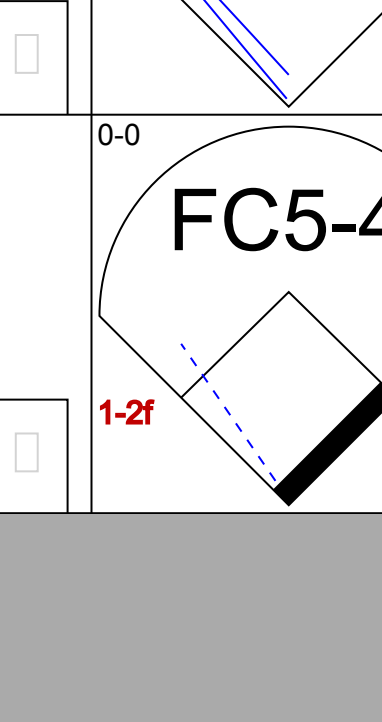
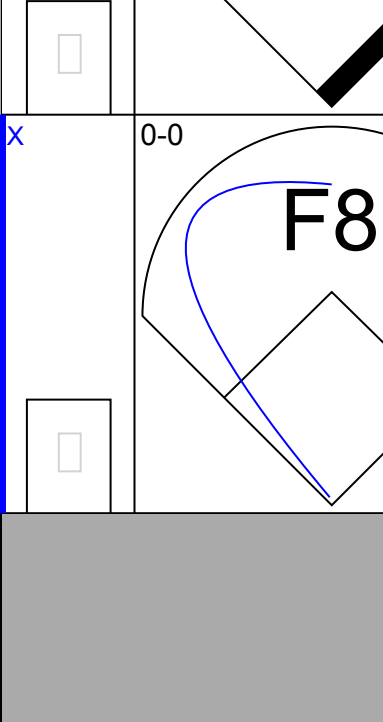

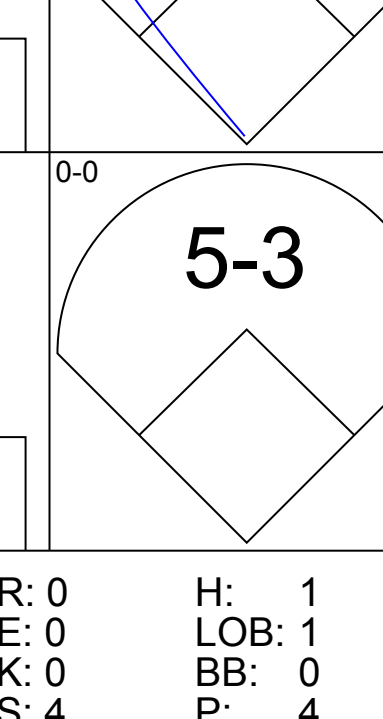
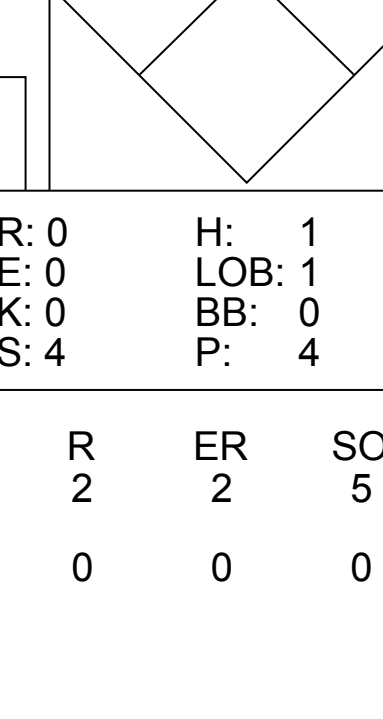
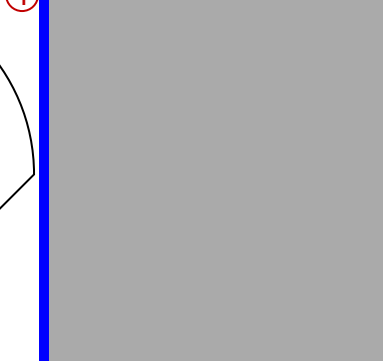
Batter	1	2	3	4	5	6	7	8	9	AB	R	H	RBI	BB	SO	LOB	BOTTOM			
Bill North, S OBP: 0.385, SLG: 0.322 (1, 8)										4	3	2	0	1	0	0				
Bill Russell, R OBP: 0.304, SLG: 0.345 (1, 6)										4	1	2	0	0	0	1				
Ted Martinez, R OBP: 0.294, SLG: 0.250 (7, 6)										1	0	0	0	0	0	0				
Vic Davallilo, L OBP: 0.344, SLG: 0.333 (1, 9)										5	2	2	3	0	0	1				
Ron Cey, R OBP: 0.387, SLG: 0.438 (6, PR)										4	0	1	2	0	1	2				
Jerry Grote, R OBP: 0.424, SLG: 0.385 (7, 5)										0	0	0	0	0	0	0				
Steve Garvey, R OBP: 0.297, SLG: 0.426 (1, 3)										4	1	1	2	0	0	3				
Dusty Baker Jr., R OBP: 0.377, SLG: 0.421 (1, 7)										4	2	2	0	0	0	2				
Lee Lacy, R OBP: 0.392, SLG: 0.718 (1, 4)										4	1	3	2	0	1	0				
Steve Yeager, R OBP: 0.319, SLG: 0.241 (1, 2)										2	0	0	0	2	0	2				
Rick Rhoden, R OBP: 0.208, SLG: 0.190 (1, 1)										3	0	0	1	0	1	3				
Inning Stats	R: 3 E: 0 K: 1 S: 8	H: 3 LOB: 0 BB: 0 P: 8	R: 4 E: 0 K: 0 S: 7	H: 5 LOB: 1 BB: 1 P: 11	R: 1 E: 0 K: 0 S: 4	H: 2 LOB: 1 BB: 0 P: 4	R: 0 E: 0 K: 0 S: 3	H: 0 LOB: 0 BB: 0 P: 3	R: 1 E: 0 K: 0 S: 5	H: 2 LOB: 2 BB: 1 P: 9	R: 1 E: 1 K: 0 S: 5	H: 1 LOB: 2 BB: 1 P: 9	R: 0 E: 0 K: 2 S: 7	H: 0 LOB: 0 BB: 0 P: 7	R: 0 E: 0 K: 0 S: 3	H: 0 LOB: 0 BB: 0 P: 3	1B: 8 2B: 4 3B: 0 HR: 2	SF: 1 SAC: 0 DP: 1 HBP: 0	WP: 1 PB: 0 SB: 0 CS: 0	PA: 39
PITCHER Eric Rasmussen, R ERA: 5.08 (1, 1)	IP: 1.2 WLS: L BF: 12 H: 7 R: 7 ER: 7 SO: 1 BB: 0 IBB: 0 HBP: 0 BLK: 0 WP: 1 HR: 2 S: 2 P: 17 ERA: 37.80 WHIP: 4.800																			
Dave Freisleben, R ERA: 5.74 (2, 1)	IP: 2.1 WLS: L BF: 10 H: 3 R: 1 ER: 1 SO: 0 BB: 0 IBB: 0 HBP: 0 BLK: 0 WP: 0 HR: 0 S: 9 P: 9 ERA: 3.86 WHIP: 1.286																			
Mark Lee, R ERA: 5.73 (5, 1)	IP: 3.0 WLS: L BF: 15 H: 3 R: 2 ER: 2 SO: 2 BB: 0 IBB: 0 HBP: 0 BLK: 1 WP: 0 HR: 0 S: 17 P: 25 ERA: 6.00 WHIP: 1.667																			
Dan Spillner, R ERA: 3.8 (8, 1)	IP: 1.0 WLS: L BF: 3 H: 0 R: 0 ER: 0 SO: 0 BB: 0 IBB: 0 HBP: 0 BLK: 0 WP: 0 HR: 0 S: 3 P: 3 ERA: 0.00 WHIP: 0.000																			

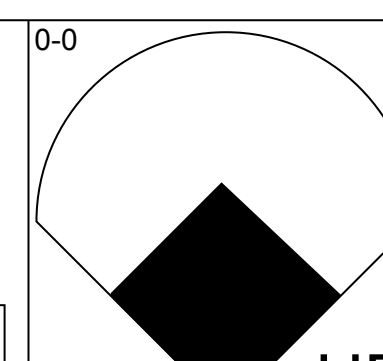
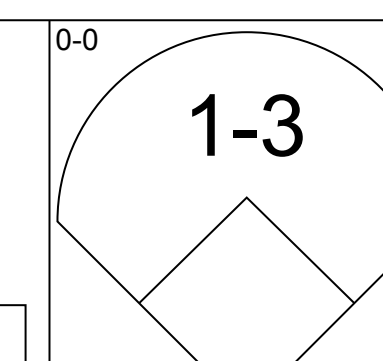
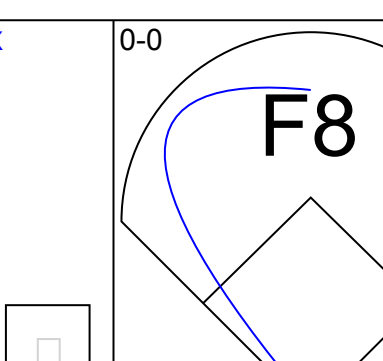
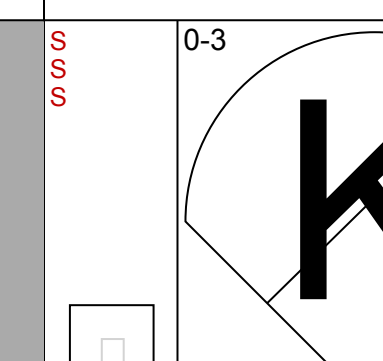
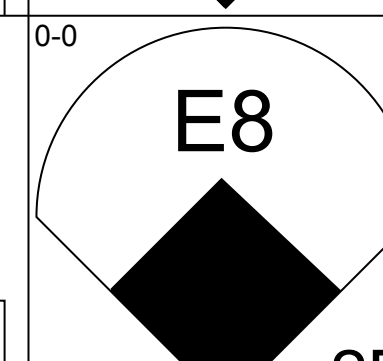
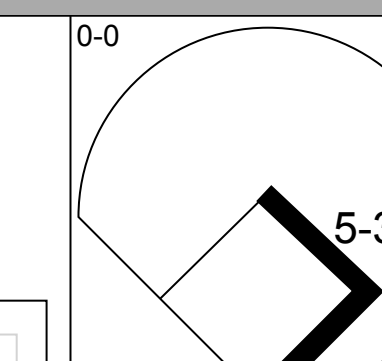
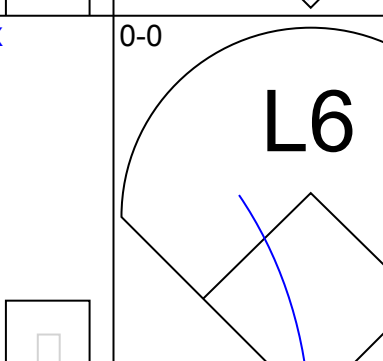
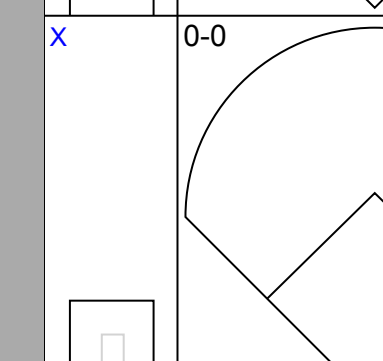
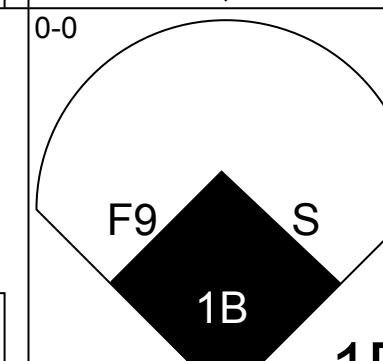
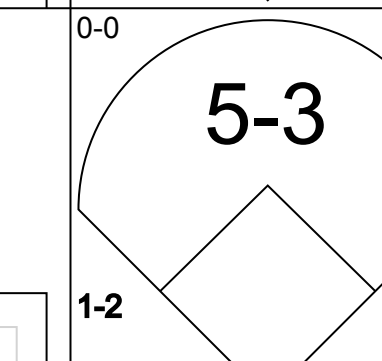
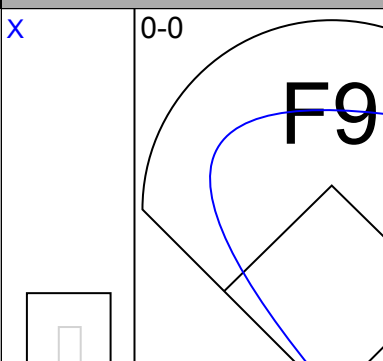
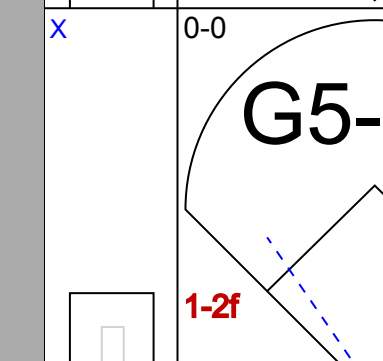
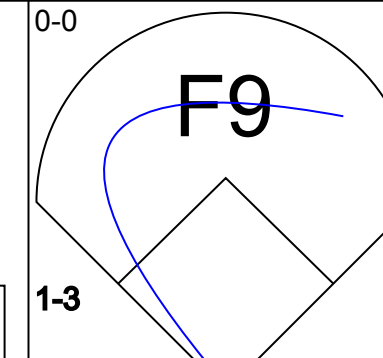
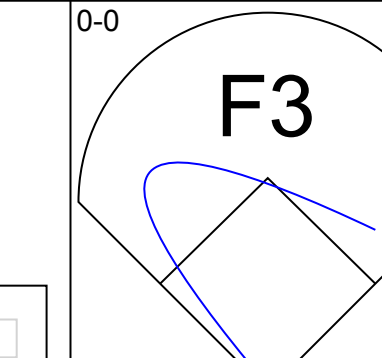
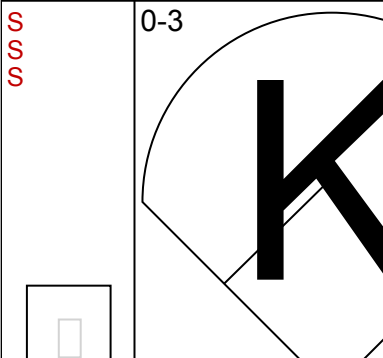
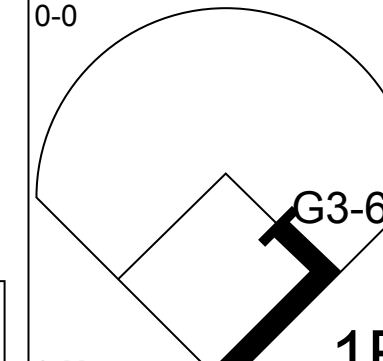
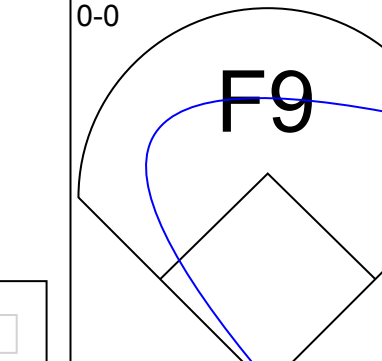
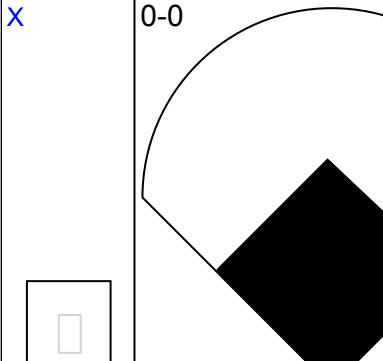
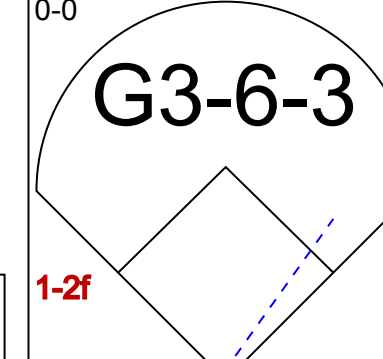
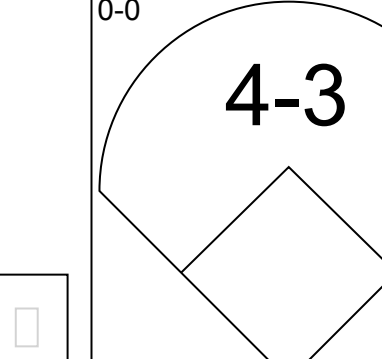
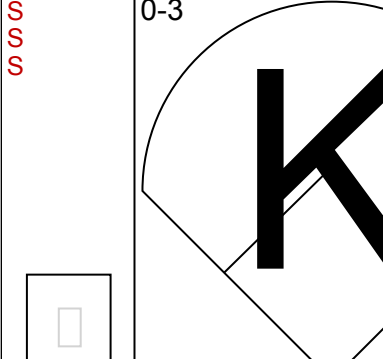
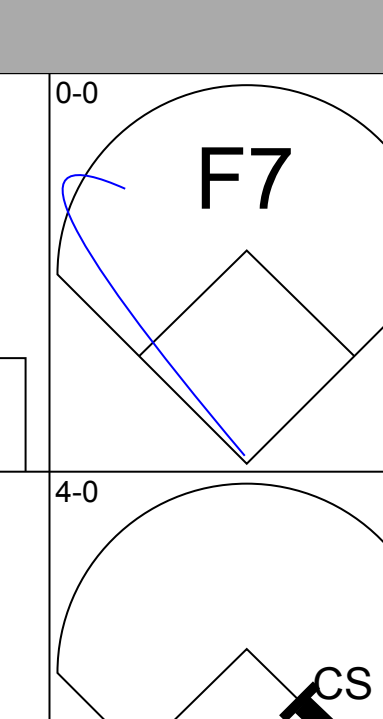
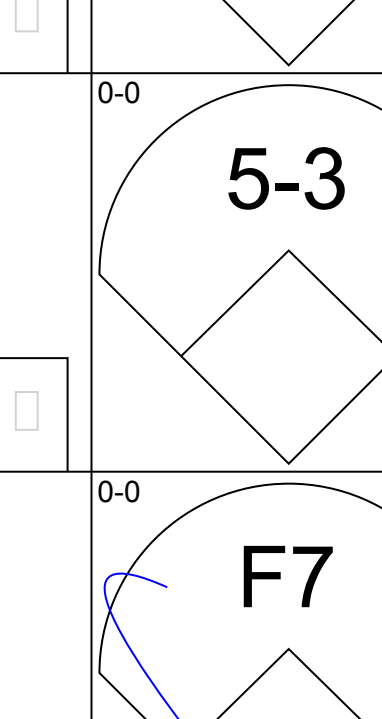
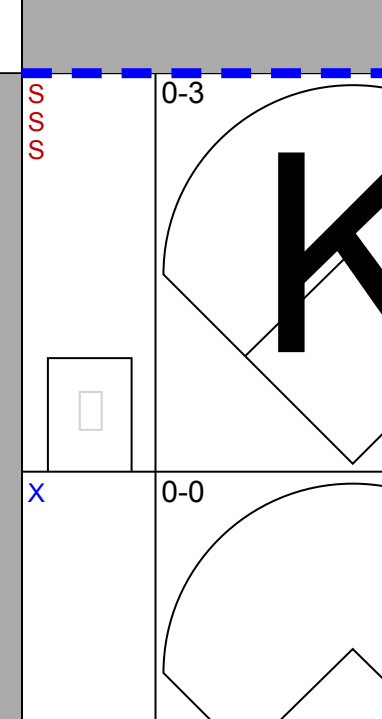
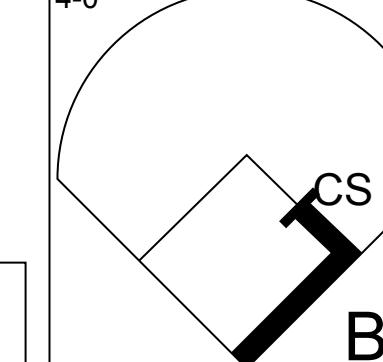
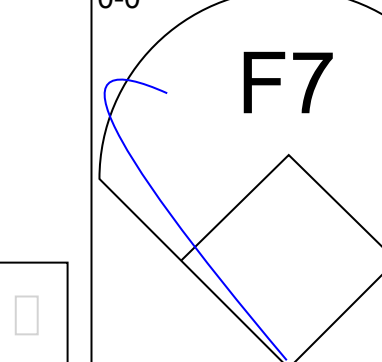
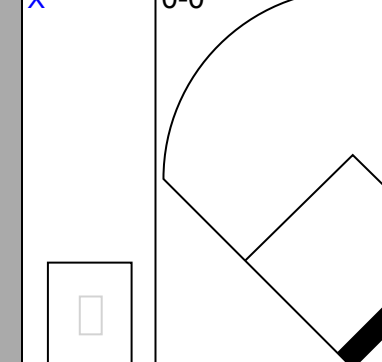
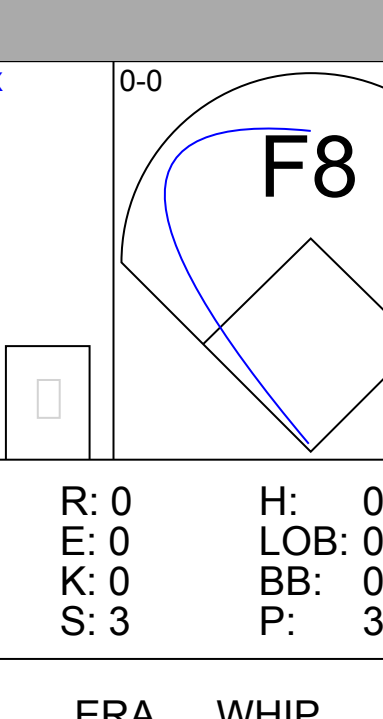
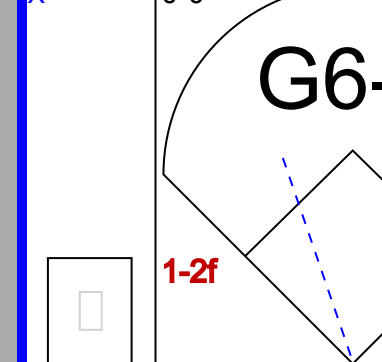
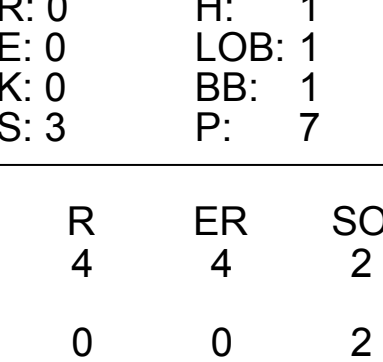
San Diego Padres @ Los Angeles Dodgers
Dodger Stadium, Los Angeles, CA
Tue May 30 1978, 7:05 PM PDT
Att: 31,636 - Unknown

AB 35
R 10
H 13
RBI 10
BB 3
SO 3
LOB 14

Batter	1	2	3	4	5	6	7	8	9	AB	R	H	RBI	BB	SO	LOB	TOP										
Gene Richards, L OBP: 0.362, SLG: 0.378 (1, 8)	K		1B					F8		4	0	2	1	0	1	0	San Diego Padres @ Los Angeles Dodgers Dodger Stadium, Los Angeles, CA Wed May 31 1978, 7:05 PM PDT Att: 28,050 - Unknown livebaseballscorecards.com										
Ozzie Smith, S OBP: 0.266, SLG: 0.309 (1, 6)	F7		1-3							4	0	1	0	0	0	2											
Oscar Gamble, L OBP: 0.331, SLG: 0.338 Chuck Baker, R OBP: 0.333, SLG: 0.343 (1, 7) (8, 4)	L3							P6		4	1	1	0	0	0	1											
Dave Winfield, R OBP: 0.314, SLG: 0.422 (1, 9)										4	0	1	0	0	2	1											
Gene Tenace, R OBP: 0.409, SLG: 0.436 (1, 3)										3	1	0	0	1	1	1											
Bill Almon, R OBP: 0.342, SLG: 0.356 (1, 5)										4	0	0	0	0	0	2											
Derrel Thomas, S OBP: 0.310, SLG: 0.292 (1, 4) (8, 8)										3	1	2	2	0	0	0											
Rick Sweet, S OBP: 0.349, SLG: 0.275 (1, 2)										3	0	0	0	0	0	1											
Bob Shirley, R OBP: 0.188, SLG: 0.133 Rollie Fingers, R OBP: 0.333, SLG: 0.333 (1, 1) (8, 1)										2	0	0	0	0	0	0											
Inning Stats	R: 0 E: 0 K: 1 S: 5	H: 0 LOB: 0 BB: 0 P: 5	R: 0 E: 0 K: 0 S: 3	H: 0 LOB: 0 BB: 0 P: 3	R: 1 E: 0 K: 0 S: 5	H: 2 LOB: 1 BB: 0 P: 5	R: 2 E: 0 K: 1 S: 6	H: 2 LOB: 1 BB: 1 P: 10	R: 0 E: 0 K: 0 S: 4	H: 1 LOB: 0 BB: 0 P: 4	R: 0 E: 0 K: 0 S: 3	H: 0 LOB: 0 BB: 0 P: 3	R: 0 E: 0 K: 2 S: 4	H: 1 LOB: 1 BB: 0 P: 4	R: 0 E: 0 K: 2 S: 7	H: 0 LOB: 0 BB: 0 P: 7	1B: 7 2B: 0 3B: 0 HR: 0	SF: 0 SAC: 1 DP: 0 HBP: 0	WP: 0 PB: 0 SB: 0 CS: 1	PA: 33							
PITCHER	IP	WLS	BF	H	R	ER	SO	BB	IBB	HBP	BLK	WP	HR	S	P	ERA	WHIP										
Doug Rau, L ERA: 3.58 Charlie Hough, R ERA: 3.61 (1, 1) (8, 1)	7.0	L	26	6	3	3	2	1	0	0	0	0	0	29	33	3.86	1.000										

Batter	1	2	3	4	5	6	7	8	9	AB	R	H	RBI	BB	SO	LOB	BOTTOM										
Bill North, S OBP: 0.381, SLG: 0.319 (1, 8)			K							4	0	1	0	0	1	2	San Diego Padres @ Los Angeles Dodgers Dodger Stadium, Los Angeles, CA Wed May 31 1978, 7:05 PM PDT Att: 28,050 - Unknown livebaseballscorecards.com										
Bill Russell, R OBP: 0.308, SLG: 0.348 (1, 6)										4	0	2	0	0	0	1											
Reggie Smith, S OBP: 0.406, SLG: 0.558 (1, 9)										4	0	0	0	0	1	4											
Ron Cey, R OBP: 0.389, SLG: 0.436 (1, 5)										3	0	1	1	1	0	1											
Steve Garvey, R OBP: 0.306, SLG: 0.433 (1, 3)										4	0	3	0	0	0	3											
Dusty Baker Jr., R OBP: 0.288, SLG: 0.410 (1, 7)										4	0	0	0	0	1	5											
Lee Lacy, R OBP: 0.373, SLG: 0.680 (1, 4)										4	0	0	0	0	1	3											
Steve Yeager, R OBP: 0.319, SLG: 0.244 Vic Davalillo, L OBP: 0.333, SLG: 0.323 (1, 2) (9, PH)										3	1	1	0	0	1	0											
Doug Rau, L OBP: 0.182, SLG: 0.182 Manny Mota, R OBP: 0.455, SLG: 0.500 Charlie Hough, R OBP: 0.500, SLG: 0.667 Rick Monday, L OBP: 0.422, SLG: 0.675 (1, 1) (7, PH) (8, 1) (9, PH)										1	0	0	0	0	1	0											
Inning Stats	R: 0 E: 0 K: 0 S: 3	H: 1 LOB: 0 BB: 0 P: 3	R: 0 E: 0 K: 0 S: 4	H: 1 LOB: 1 BB: 0 P: 4	R: 1 E: 0 K: 2 S: 10	H: 2 LOB: 3 BB: 1 P: 14	R: 0 E: 0 K: 0 S: 3	H: 0 LOB: 0 BB: 0 P: 3	R: 0 E: 0 K: 1 S: 5	H: 0 LOB: 0 BB: 0 P: 5	R: 0 E: 0 K: 1 S: 7	H: 2 LOB: 2 BB: 0 P: 7	R: 0 E: 0 K: 1 S: 5	H: 0 LOB: 0 BB: 0 P: 5	R: 0 E: 0 K: 1 S: 5	H: 0 LOB: 0 BB: 0 P: 5	1B: 8 2B: 1 3B: 0 HR: 0	SF: 0 SAC: 1 DP: 1 HBP: 0	WP: 0 PB: 0 SB: 0 CS: 0	PA: 36							
PITCHER	IP	WLS	BF	H	R	ER	SO	BB	IBB	HBP	BLK	WP	HR	S	P	ERA	WHIP										
Bob Shirley, L ERA: 4.23 Rollie Fingers, R ERA: 3.72 (1, 1) (8, 1)	7.1	W	30	7	1	1	5	1	0	0	0	0	0	10	10	0.00	0.600										

Batter	1	2	3	4	5	6	7	8	9	AB	R	H	RBI	BB	SO	LOB	TOP							
Bill North, S (1, 8) OBP: 0.381, SLG: 0.316										4	0	1	0	1	2	0	Los Angeles Dodgers @ Philadelphia Phillies Veterans Stadium, Philadelphia, PA Fri Jun 02 1978, 7:05 PM EDT Att: 42,347 - Unknown							
Bill Russell, R (1, 6) OBP: 0.315, SLG: 0.374										5	1	3	1	0	0	3								
Reggie Smith, S (1, 9) OBP: 0.408, SLG: 0.554										3	0	1	0	1	0	0								
Ron Cey, R (1, 5) OBP: 0.386, SLG: 0.449										4	1	1	1	0	1	4								
Steve Garvey, R (1, 3) OBP: 0.305, SLG: 0.429										4	0	1	0	0	0	2								
Dusty Baker Jr., R (1, 7) OBP: 0.366, SLG: 0.406										4	0	1	0	0	1	1								
Lee Lacy, R (1, 4) OBP: 0.379, SLG: 0.671										4	0	2	0	0	0	2								
Steve Yeager, R (1, 2) OBP: 0.315, SLG: 0.240										2	0	0	0	0	0	2								
Rick Monday, L (6, PH) OBP: 0.324, SLG: 0.659										1	0	0	0	0	0	1								
Jerry Grote, R (6, 2) OBP: 0.424, SLG: 0.385										0	0	0	0	0	0	0								
Johnny Oates, L (9, PH) OBP: 0.500, SLG: 0.529										1	0	1	0	0	0	0								
Burt Hooton, R (1, 1) OBP: 0.118, SLG: 0.063										2	0	0	0	0	1	1								
Vic Davalillo, L (7, PH) OBP: 0.324, SLG: 0.313										1	0	0	0	0	0	0								
Charlie Hough, R (7, 1) OBP: 0.500, SLG: 0.667										0	0	0	0	0	0	0								
Manny Mota, R (9, PH) OBP: 0.417, SLG: 0.455										1	0	0	0	0	0	1								
Davey Lopes, R (9, PR) OBP: 0.405, SLG: 0.457										0	0	0	0	0	0	0								
Inning Stats	R: 0 E: 0 K: 2 S: 9	H: 2 LOB: 2 BB: 0 P: 9	R: 0 E: 0 K: 0 S: 4	H: 1 LOB: 1 BB: 0 P: 4	R: 0 E: 0 K: 0 S: 3	H: 1 LOB: 1 BB: 0 P: 3	R: 1 E: 0 K: 0 S: 5	H: 2 LOB: 1 BB: 0 P: 5	R: 0 E: 0 K: 1 S: 6	H: 1 LOB: 1 BB: 0 P: 6	R: 1 E: 0 K: 0 S: 4	H: 1 LOB: 0 BB: 0 P: 4	R: 0 E: 0 K: 0 S: 4	H: 1 LOB: 1 BB: 0 P: 4	R: 0 E: 0 K: 0 S: 3	H: 1 LOB: 2 BB: 1 P: 7	1B: 8 2B: 1 3B: 0 HR: 2	SF: 0 SAC: 0 DP: 2 HBP: 0	WP: 0 PB: 0 SB: 0 CS: 0	PA: 38				
PITCHER	IP WLS BF H R ER SO BB IBB HBP BLK WP HR S P ERA WHIP																							
Jim Lonborg, R (1, 1) ERA: 3.43	7.0 W 30	9 2 2 5	1 0 0 0	0 0 0 0	0 0 2 39	43	2.57	1.429																
Gene Garber, R (8, 1) ERA: 1.76	2.0 S 8	2 0 0 0	1 0 0 0	0 0 0 0	0 0 7 11	11	0.00	1.500																

Batter	1	2	3	4	5	6	7	8	9	AB	R	H	RBI	BB	SO	LOB	BOTTOM							
Bake McBride, L (1, 9) OBP: 0.358, SLG: 0.403										4	1	1	1	0	1	1	Los Angeles Dodgers @ Philadelphia Phillies Veterans Stadium, Philadelphia, PA Fri Jun 02 1978, 7:05 PM EDT Att: 42,347 - Unknown							
Larry Bowa, S (1, 6) OBP: 0.342, SLG: 0.361										4	1	3	0	0	0	0								
Garry Maddox, R (1, 8) OBP: 0.384, SLG: 0.418										4	1	1	0	0	0	2								
Greg Luzinski, R (1, 7) OBP: 0.366, SLG: 0.476										3	0	0	0	0	1	2								
Richie Hebner, L (1, 5) OBP: 0.377, SLG: 0.450										3	1	2	2	0	0	1								
Jay Johnstone, L (1, 3) OBP: 0.273, SLG: 0.240										3	0	0	0	0	1	1								
Bob Boone, R (1, 2) OBP: 0.338, SLG: 0.424										3	0	0	0	0	1	0								
Jim Morrison, R (1, 4) OBP: 0.258, SLG: 0.241										2	0	1	0	1	0	0								
Jim Lonborg, R (1, 1) OBP: 0.333, SLG: 0.278										2	0	1	0	0	0	0								
Tim McCarver, L (7, PH) OBP: 0.451, SLG: 0.415										1	0	0	0	0	0	1								
Gene Garber, R (8, 1) ERA: 1.76										0	0	0	0	0	0	0								
Inning Stats	R: 3 E: 1 K: 0 S: 6	H: 4 LOB: 0 BB: 0 P: 6	R: 0 E: 0 K: 0 S: 3	H: 1 LOB: 1 BB: 1 P: 7	R: 0 E: 0 K: 0 S: 4	H: 1 LOB: 1 BB: 0 P: 4	R: 0 E: 0 K: 0 S: 3	H: 0 LOB: 0 BB: 0 P: 3	R: 0 E: 0 K: 2 S: 8	H: 1 LOB: 0 BB: 0 P: 8	R: 0 E: 0 K: 1 S: 5	H: 1 LOB: 0 BB: 0 P: 5	R: 0 E: 0 K: 1 S: 5	H: 1 LOB: 0 BB: 0 P: 5	1B: 6 2B: 1 3B: 0 HR: 2	SF: 0 SAC: 0 DP: 3 HBP: 0	WP: 0 PB: 0 SB: 1 CS: 1	PA: 30						
PITCHER	IP WLS BF H R ER SO BB IBB HBP BLK WP HR S P ERA WHIP																							
Burt Hooton, R (1, 1) ERA: 3.22	6.0 L 24	7 4 4 2	1 0 0 0	0 0 0 0	0 0 2 27	31	6.00	1.333																
Charlie Hough, R (7, 1) ERA: 3.54	2.0	6 2 0 0 2	0 0 0 0	0 0 0 0	0 0 10 10	10	0.00	1.000																

Batter	1	2	3	4	5	6	7	8	9	AB	R	H	RBI	BB	SO	LOB	TOP										
Bill North, S OBP: 0.385, SLG: 0.309 (1, 8)										2	1	0	0	2	1	0	Los Angeles Dodgers @ Philadelphia Phillies Veterans Stadium, Philadelphia, PA Sat Jun 03 1978, 3:33 AM EDT Att: 31,442 - Unknown										
Bill Russell, R OBP: 0.311, SLG: 0.369 (1, 6)										3	0	0	0	0	0	1											
Reggie Smith, S OBP: 0.400, SLG: 0.545 (1, 9)										3	0	0	1	0	0	1											
Ron Cey, R OBP: 0.379, SLG: 0.439 (1, 5)										4	0	0	0	0	0	1											
Steve Garvey, R OBP: 0.304, SLG: 0.436 (1, 3)										4	0	1	0	0	0	0											
Dusty Baker Jr., R OBP: 0.385, SLG: 0.401 (1, 7)										2	0	0	0	1	1	1											
Lee Lacy, R OBP: 0.378, SLG: 0.671 (1, 4)										3	0	1	0	0	1	1											
Jerry Grote, R OBP: 0.389, SLG: 0.345 (1, 2)										3	0	0	0	0	0	2											
Don Sutton, R OBP: 0.190, SLG: 0.056 (1, 1)										2	0	0	0	0	1	0											
Rick Monday, L OBP: 0.416, SLG: 0.664 (8, PH)										1	0	0	0	0	0	0											
Terry Forster, L OBP: 0.400, SLG: 0.400 (8, 1)										0	0	0	0	0	0	0											
Inning Stats	R: 0 E: 0 K: 0 S: 3	H: 0 LOB: 1 BB: 1 P: 7	R: 0 E: 0 K: 1 S: 6	H: 1 LOB: 1 BB: 0 P: 6	R: 0 E: 0 K: 1 S: 5	H: 0 LOB: 0 BB: 0 P: 5	R: 0 E: 0 K: 0 S: 4	H: 1 LOB: 1 BB: 0 P: 4	R: 0 E: 0 K: 2 S: 7	H: 0 LOB: 0 BB: 0 P: 7	R: 1 E: 1 K: 0 S: 3	H: 0 LOB: 0 BB: 1 P: 7	R: 0 E: 0 K: 0 S: 3	H: 0 LOB: 0 BB: 0 P: 3	R: 0 E: 0 K: 0 S: 3	H: 0 LOB: 0 BB: 0 P: 3	1B: 0 2B: 1 3B: 1 HR: 0	SF: 1 SAC: 1 DP: 0 HBP: 0	WP: 0 PB: 0 SB: 1 CS: 0	PA: 32							
PITCHER	IP	WLS	BF	H	R	ER	SO	BB	IBB	HBP	BLK	WP	HR	S	P	ERA	WHIP										
Larry Christenson, R ERA: 4.43 (1, 1)	8.0		29	2	1	0	4	3	0	0	0	0	0	34	46	0.00	0.625										
Tug McGraw, L ERA: 2.7 (8, 1)	1.0	W	3	0	0	0	0	0	0	0	0	0	0	3	3	0.00	0.000										

Batter	1	2	3	4	5	6	7	8	9	AB	R	H	RBI	BB	SO	LOB	BOTTOM										
Bake McBride, L OBP: 0.349, SLG: 0.392 (1, 9)										4	0	0	0	0	0	0	Los Angeles Dodgers @ Philadelphia Phillies Veterans Stadium, Philadelphia, PA Sat Jun 03 1978, 3:33 AM EDT Att: 31,442 - Unknown										
Larry Bowa, S OBP: 0.335, SLG: 0.353 (1, 6)										4	0	0	0	0	1	0											
Garry Maddox, R OBP: 0.387, SLG: 0.426 (1, 8)										4	1	2	0	0	1	0											
Greg Luzinski, R OBP: 0.369, SLG: 0.473 (1, 7)										3	1	1	0	1	0	1											
Richie Hebner, L OBP: 0.369, SLG: 0.439 (1, 5)										3	0	0	0	0	1	1											
Jerry Martin, R OBP: 0.365, SLG: 0.473 (8, PH)										0	1	0	0	1	0	0											
Jay Johnstone, L OBP: 0.276, SLG: 0.231 (1, 3)										2	0	0	0	1	0	1											
Davey Johnson, R OBP: 0.216, SLG: 0.267 (8, PH)										1	1	1	4	0	0	0											
Bob Boone, R OBP: 0.345, SLG: 0.455 (1, 2)										3	1	2	1	0	0	1											
Jim Morrison, R OBP: 0.250, SLG: 0.233 (1, 4)										2	0	0	0	0	0	1											
Tim McCarver, L OBP: 0.442, SLG: 0.405 (7, PH)										1	0	0	0	0	0	2											
Bud Harrelson, S OBP: 0.304, SLG: 0.225 (8, 4)										0	0	0	0	0	0	0											
Larry Christenson, R OBP: 0.217, SLG: 0.286 (1, 1)										2	0	0	0	0	1	0											
Jose Cardenal, R OBP: 0.400, SLG: 0.500 (8, PH)										1	0	0	0	0	0	0											
Tug McGraw, R ERA: 2.1 (8, 1)										0	0	0	0	0	0	0											
Inning Stats	R: 0 E: 0 K: 0 S: 4	H: 1 LOB: 1 BB: 0 P: 4	R: 0 E: 0 K: 1 S: 5	H: 0 LOB: 0 BB: 1 P: 9	R: 0 E: 0 K: 1 S: 5	H: 0 LOB: 0 BB: 0 P: 5	R: 0 E: 0 K: 1 S: 5	H: 0 LOB: 0 BB: 0 P: 5	R: 1 E: 0 K: 0 S: 3	H: 1 LOB: 0 BB: 0 P: 4	R: 0 E: 0 K: 0 S: 3	H: 2 LOB: 2 BB: 0 P: 5	R: 0 E: 0 K: 1 S: 5	H: 0 LOB: 0 BB: 0 P: 5	R: 4 E: 1 K: 0 S: 2	H: 2 LOB: 0 BB: 2 P: 10	1B: 3 2B: 1 3B: 0 HR: 2	SF: 0 SAC: 0 DP: 0 HBP: 0	WP: 0 PB: 0 SB: 1 CS: 0	PA: 33							
PITCHER	IP	WLS	BF	H	R	ER	SO	BB	IBB	HBP	BLK	WP	HR	S	P	ERA	WHIP										
Don Sutton, R ERA: 5.02 (1, 1)	7.0		26	4	1	1	3	1	0	0	0	0	1	31	35	1.29	0.714										
Terry Forster, L ERA: 2.81 (8, 1)	1.0	L	7	2	4	4	1	0	2	0	0	0	1	7	15	36.00	2.000										

AB 27
R 1
H 2
RBI 1
BB 3
SO 4
LOB 7

AB 30
R 5
H 6
RBI 5
BB 3
SO 4
LOB 7

Batter	1	2	3	4	5	6	7	8	9	AB	R	H	RBI	BB	SO	LOB	TOP			
Bill North, S OBP: 0.389, SLG: 0.327 (1, 8)										4	2	2	0	0	0	2	Los Angeles Dodgers @ Philadelphia Phillies Veterans Stadium, Philadelphia, PA Sun Jun 04 1978, 3:33 AM EDT Att: 42,066 - Unknown			
Bill Russell, R OBP: 0.369, SLG: 0.367 (1, 6)										4	1	1	0	0	0	1				
Reggie Smith, S OBP: 0.393, SLG: 0.533 (1, 9)										4	0	0	1	0	1	2				
Ron Cey, R OBP: 0.381, SLG: 0.437 (1, 5)										3	0	1	0	1	0	0				
Steve Garvey, R OBP: 0.303, SLG: 0.432 (1, 3)										4	0	1	1	0	0	2				
Dusty Baker Jr., R OBP: 0.357, SLG: 0.392 (1, 7)										4	0	0	0	0	0	2				
Lee Lacy, R OBP: 0.383, SLG: 0.686 (1, 4)										4	1	2	0	0	0	0				
Jerry Grote, R OBP: 0.375, SLG: 0.364 (1, 2)										4	0	1	1	0	0	1				
Tommy John, R OBP: 0.200, SLG: 0.208 (1, 1)										1	0	0	0	0	0	0				
Charlie Hough, R OBP: 0.429, SLG: 0.571 (7, PH)										1	0	0	0	0	0	0				
Manny Mota, R OBP: 0.385, SLG: 0.417 (7, PH)										1	0	0	0	0	1	2				
Bobby Castillo, R OBP: 0.373, SLG: 0.238 (9, PH)										0	0	0	0	0	0	0				
Steve Yeager, R OBP: 0.373, SLG: 0.238 (9, PH)										1	0	0	0	0	0	1				
Inning Stats	R: 2 E: 1 K: 1 S: 7	H: 2 LOB: 1 BB: 1 P: 11	R: 0 E: 0 K: 0 S: 3	H: 0 LOB: 0 BB: 0 P: 3	R: 1 E: 0 K: 0 S: 5	H: 2 LOB: 1 BB: 0 P: 5	R: 0 E: 0 K: 0 S: 3	H: 0 LOB: 0 BB: 0 P: 3	R: 0 E: 0 K: 0 S: 3	H: 0 LOB: 0 BB: 0 P: 3	R: 0 E: 1 K: 1 S: 7	H: 1 LOB: 2 BB: 0 P: 7	R: 0 E: 0 K: 0 S: 3	H: 0 LOB: 0 BB: 0 P: 3	R: 1 E: 0 K: 0 S: 5	H: 3 LOB: 1 BB: 0 P: 5	1B: 5 2B: 2 3B: 1 HR: 0	SF: 0 SAC: 0 DP: 1 HBP: 0	WP: 0 PB: 0 SB: 2 CS: 0	PA: 36
PITCHER Jim Kaat, L ERA: 2.64 (1, 1)	IP: 9.0 WLS: W BF: 36 H: 8 R: 4 ER: 3 SO: 2 BB: 0 IBB: 1 HBP: 0 BLK: 0 WP: 0 HR: 0 S: 39 P: 43 ERA: 3.00 WHIP: 0.889																			

Batter	1	2	3	4	5	6	7	8	9	AB	R	H	RBI	BB	SO	LOB	BOTTOM			
Jerry Martin, R OBP: 0.382, SLG: 0.508 (1, 9)										4	3	2	0	1	2	0	Los Angeles Dodgers @ Philadelphia Phillies Veterans Stadium, Philadelphia, PA Sun Jun 04 1978, 3:33 AM EDT Att: 42,066 - Unknown			
Larry Bowa, S OBP: 0.337, SLG: 0.361 (1, 6)										4	0	2	2	0	1	3				
Garry Maddox, R OBP: 0.387, SLG: 0.422 (1, 8)										4	1	1	1	1	1	2				
Greg Luzinski, R OBP: 0.365, SLG: 0.465 (1, 7)										5	0	1	2	0	2	3				
Jose Cardenal, R OBP: 0.410, SLG: 0.514 (1, 3)										3	1	1	0	1	1	2				
Richie Hebner, L OBP: 0.372, SLG: 0.432 (1, 5)										2	2	0	0	2	1	3				
Bob Boone, R OBP: 0.349, SLG: 0.456 (1, 2)										4	1	2	2	0	0	0				
Jim Morrison, R OBP: 0.264, SLG: 0.250 (1, 4)										4	1	2	1	0	0	0				
Bud Harrelson, S OBP: 0.304, SLG: 0.225 (9, 4)										0	0	0	0	0	0	0				
Jim Kaat, L ERA: 3.51 (1, 1)										4	0	0	0	0	1	4				
Inning Stats	R: 0 E: 0 K: 1 S: 6	H: 1 LOB: 1 BB: 0 P: 6	R: 5 E: 0 K: 2 S: 12	H: 5 LOB: 3 BB: 3 P: 24	R: 0 E: 0 K: 0 S: 3	H: 0 LOB: 0 BB: 0 P: 3	R: 1 E: 0 K: 2 S: 9	H: 2 LOB: 1 BB: 0 P: 9	R: 0 E: 0 K: 0 S: 3	H: 0 LOB: 0 BB: 0 P: 3	R: 0 E: 0 K: 1 S: 5	H: 0 LOB: 0 BB: 0 P: 5	R: 2 E: 1 K: 1 S: 7	H: 2 LOB: 2 BB: 2 P: 15	R: 1 E: 0 K: 2 S: 8	H: 1 LOB: 0 BB: 0 P: 8	1B: 8 2B: 2 3B: 1 HR: 0	SF: 1 SAC: 0 DP: 0 HBP: 0	WP: 0 PB: 0 SB: 1 CS: 0	PA: 40
PITCHER Tommy John, L ERA: 3.35 (1, 1)	IP: 1.2 WLS: L BF: 13 H: 6 R: 5 ER: 5 SO: 2 BB: 2 IBB: 0 HBP: 0 BLK: 0 WP: 0 HR: 0 S: 15 P: 23 ERA: 27.00 WHIP: 4.800																			
Charlie Hough, R ERA: 3.54 (2, 1)	4.1 WLS: L BF: 16 H: 2 R: 1 ER: 1 SO: 4 BB: 1 IBB: 0 HBP: 0 BLK: 0 WP: 0 HR: 0 S: 23 P: 27 ERA: 2.08 WHIP: 0.692																			
Bobby Castillo, R ERA: 3.51 (7, 1)	2.0 WLS: L BF: 11 H: 3 R: 3 ER: 2 SO: 3 BB: 1 IBB: 1 HBP: 0 BLK: 0 WP: 0 HR: 0 S: 15 P: 23 ERA: 9.00 WHIP: 2.000																			


Batter	1	2	3	4	5	6	7	8	9	AB	R	H	RBI	BB	SO	LOB	TOP				
Davey Lopes, R OBP: 0.408, SLG: 0.455 (1, 4)										5	1	2	0	0	0	0	Los Angeles Dodgers @ New York Mets Shea Stadium, Flushing, NY Mon Jun 05 1978, 7:05 PM EDT Att: 14,435 - Unknown				
Bill Russell, R OBP: 0.307, SLG: 0.363 (1, 6)										5	1	1	2	0	0	2					
Lee Lacy, R OBP: 0.378, SLG: 0.663 (1, 9)										3	1	0	0	1	0	0					
Vic Davallilo, L OBP: 0.324, SLG: 0.313 (9, 7)										0	0	0	0	0	0	0					
Ron Cey, R OBP: 0.379, SLG: 0.449 (1, 5)										4	1	1	3	0	1	0					
Steve Garvey, R OBP: 0.306, SLG: 0.433 (1, 3)										4	1	2	0	0	1	0					
Dusty Baker Jr, R OBP: 0.348, SLG: 0.382 (1, 7)										4	1	0	0	0	0	2					
Terry Forster, L OBP: 0.400, SLG: 0.400 (8, 1)										0	0	0	0	0	0	0					
Rick Monday, L OBP: 0.185, SLG: 0.667 (1, 8)										4	2	2	1	0	1	0					
Bill North, S OBP: 0.389, SLG: 0.327 (8, 8)										0	0	0	0	0	0	0					
Jerry Grote, R OBP: 0.364, SLG: 0.378 (1, 2)										4	0	1	2	0	1	1					
Rick Rhoden, R OBP: 0.192, SLG: 0.174 (1, 1)										2	0	0	0	0	2	2					
Lance Rautzhan, R (5, 1)										1	0	0	0	0	0	0					
Reggie Smith, S OBP: 0.391, SLG: 0.530 (8, 9)										1	0	0	0	0	1	0					
Inning Stats	R: 0 E: 0 K: 0 S: 3	H: 0 LOB: 0 BB: 0 P: 3	R: 3 E: 1 K: 1 S: 10	H: 4 LOB: 2 BB: 0 P: 10	R: 0 E: 0 K: 1 S: 6	H: 1 LOB: 1 BB: 0 P: 6	R: 5 E: 0 K: 2 S: 11	H: 4 LOB: 0 BB: 1 P: 15	R: 0 E: 0 K: 2 S: 7	H: 0 LOB: 0 BB: 0 P: 7	R: 0 E: 0 K: 0 S: 3	H: 0 LOB: 0 BB: 0 P: 3	R: 0 E: 0 K: 0 S: 3	H: 0 LOB: 0 BB: 0 P: 3	R: 0 E: 0 K: 1 S: 5	H: 0 LOB: 0 BB: 0 P: 5	1B: 6 2B: 2 3B: 0 HR: 1	SF: 0 SAC: 0 DP: 0 HBP: 0	WP: 0 PB: 0 SB: 0 CS: 0	PA: 38	
PITCHER	IP	WLS	BF	H	R	ER	SO	BB	IBB	HBP	BLK	WP	HR	S	P	ERA	WHIP				
Mike Bruhert, R ERA: 5.17 (1, 1)	3.2		20	8	6	5	3	0	0	0	0	0	0	26	26	12.27	2.182				
Paul Siebert, L ERA: 2.53 (4, 1)	2.1		9	1	2	2	3	1	0	0	0	0	1	14	18	7.71	0.857				
Dale Murray, R ERA: 4.34 (7, 1)	2.0		6	0	0	0	0	0	0	0	0	0	0	6	6	0.00	0.000				
Skip Lockwood, R ERA: 3.13 (9, 1)	1.0	W	3	0	0	0	1	0	0	0	0	0	0	5	5	0.00	0.000				

Batter	1	2	3	4	5	6	7	8	9	AB	R	H	RBI	BB	SO	LOB	BOTTOM					
Lee Mazzilli, S OBP: 0.378, SLG: 0.454 (1, 8)										5	3	4	0	0	0	0	Los Angeles Dodgers @ New York Mets Shea Stadium, Flushing, NY Mon Jun 05 1978, 7:05 PM EDT Att: 14,435 - Unknown					
Elliott Maddox, R OBP: 0.390, SLG: 0.360 (1, 5)										4	1	2	0	1	0	2						
Steve Henderson, R OBP: 0.326, SLG: 0.390 (1, 7)										4	1	2	1	1	2	1						
Willie Montanez, L OBP: 0.328, SLG: 0.429 (1, 3)										5	1	2	3	0	0	5						
Tom Grieve, R OBP: 0.313, SLG: 0.364 (1, 9)										5	0	0	1	0	2	4						
Ron Hodges, L OBP: 0.356, SLG: 0.351 (1, 2)										1	1	1	0	1	0	0						
John Stearns, R OBP: 0.348, SLG: 0.353 (5, FH)										1	1	0	0	2	0	0						
Tim Foli, R OBP: 0.220, SLG: 0.246 (1, 6)										5	1	1	2	0	0	5						
Doug Flynn, R OBP: 0.261, SLG: 0.259 (1, 4)										5	0	0	0	0	0	0						
Mike Bruhert, R OBP: 0.143, SLG: 0.143 (1, 1)										1	0	0	0	0	1	0						
Paul Siebert, L (4, 1)										1	0	0	0	0	0	0						
Bobby Valentine, R OBP: 0.348, SLG: 0.348 (5, PH)										1	0	0	0	0	0	0						
Dale Murray, R (7, 1)										0	0	0	0	0	0	0						
Joel Youngblood, R OBP: 0.360, SLG: 0.377 (8, PH)										1	0	0	0	0	0	0						
Skip Lockwood, R (9, 1)										0	0	0	0	0	0	0						
Inning Stats	R: 2 E: 0 K: 0 S: 6	H: 3 LOB: 2 BB: 1 P: 10	R: 0 E: 0 K: 1 S: 5	H: 0 LOB: 0 BB: 0 P: 5	R: 0 E: 0 K: 2 S: 8	H: 1 LOB: 1 BB: 0 P: 8	R: 1 E: 0 K: 0 S: 4	H: 1 LOB: 0 BB: 0 P: 4	R: 2 E: 0 K: 1 S: 7	H: 2 LOB: 2 BB: 2 P: 15	R: 1 E: 0 K: 0 S: 5	H: 2 LOB: 2 BB: 1 P: 9	R: 0 E: 0 K: 0 S: 3	H: 0 LOB: 0 BB: 0 P: 3	R: 0 E: 0 K: 0 S: 4	H: 1 LOB: 1 BB: 0 P: 4	R: 3 E: 1 K: 1 S: 7	H: 2 LOB: 1 BB: 1 P: 11	1B: 7 2B: 5 3B: 0 HR: 0	SF: 0 SAC: 0 DP: 0 HBP: 0	WP: 2 PB: 0 SB: 0 CS: 0	PA: 44
PITCHER	IP	WLS	BF	H	R	ER	SO	BB	IBB	HBP	BLK	WP	HR	S	P	ERA	WHIP					
Rick Rhoden, R ERA: 4.37 (1, 1)	3.1		15	3	1	1	1	2	0	0	0	0	0	15	23	2.70	1.500					
Lance Rautzhan, L ERA: 1.29 (5, 1)	3.1		15	3	1	1	1	2	0	0	0	0	0	15	23	2.70	1.500					
Terry Forster, L ERA: 3.38 (8, 1)	1.0	L	7	2	3	2	1	1	0	0	0	1	0	8	12	18.00	3.000					

Batter	1	2	3	4	5	6	7	8	9	AB	R	H	RBI	BB	SO	LOB	TOP				
Davey Lopes, R OBP: 0.408, SLG: 0.459 (1,4)	0-0 6-3		0-0 6-3	0-3 K		0-0 1B		0-0 2B		5	0	2	2	0	1	3					
Bill Russell, R OBP: 0.300, SLG: 0.355 (1,6)	0-0 5-3			0-0 5-3	0-0 6-3	0-0 F7		0-0 F7		5	0	0	0	0	0	3					
Reggie Smith, S OBP: 0.391, SLG: 0.543 (1,9)	0-0 F8			0-0 BB 2B 1B	0-0 P7		0-0 F8		0-0 HR	5	2	2	1	0	0	0					
Ron Cey, R OBP: 0.384, SLG: 0.444 (1,5)		0-0 F2		4-0 2B BB	0-0 5-3		4-0 BB		4-0 7-6-3 BB	2	1	0	0	3	0	0					
Steve Garvey, R OBP: 0.308, SLG: 0.437 (1,3)		0-0 F4-3		0-0 3B 2B		0-0 1-3 BB G3 1B	0-0 F9		0-3 K	5	2	2	2	0	1	2					
Rick Monday, L OBP: 0.420, SLG: 0.674 (1,7)		0-0 F4-3		0-0 SF9		4-0 G3 1-2 1B BB	0-0 F4		0-0 7-6-3	3	2	1	1	1	0	1					
Dusty Baker Jr., R OBP: 0.348, SLG: 0.380 (7,7)				2-H SF9		1-2 2-3 3-H			1-2 1-2	1	0	0	0	0	0	1					
Bill North, S OBP: 0.392, SLG: 0.320 (1,8)			0-0 6-3	4-0 1B IBB		0-0 1-3		4-0 SH3-4 2B BB		2	1	0	0	2	0	2					
Steve Yeager, R OBP: 0.318, SLG: 0.242 (1,2)			0-0 SH1-4 1B	0-0 SF9		4-0 1B G3 IBB	0-0 F8			2	0	1	1	1	0	1					
Doug Rau, L OBP: 0.208, SLG: 0.208 (1,1)			0-0 SH1-4	0-0 1B		0-0 G3		0-0 SH3-4		2	0	1	1	0	0	2					
Inning Stats	R: 0 E: 0 K: 0 S: 3	H: 0 LOB: 0 BB: 0 P: 3	R: 0 E: 0 K: 0 S: 3	H: 0 LOB: 0 BB: 0 P: 3	R: 0 E: 0 K: 0 S: 4	H: 1 LOB: 1 BB: 0 P: 4	R: 4 E: 0 K: 1 S: 9	H: 4 LOB: 2 BB: 2 P: 17	R: 0 E: 0 K: 0 S: 3	H: 0 LOB: 0 BB: 0 P: 3	R: 0 E: 0 K: 0 S: 3	H: 0 LOB: 1 BB: 1 P: 7	R: 1 E: 0 K: 0 S: 4	H: 1 LOB: 1 BB: 1 P: 8	R: 1 E: 0 K: 0 S: 5	H: 1 LOB: 0 BB: 1 P: 9	1B: 5 2B: 3 3B: 1 HR: 1	SF: 1 SAC: 2 DP: 1 HBP: 0	WP: 0 PB: 0 SB: 0 CS: 0	PA: 42	
PITCHER	IP	WLS	BF	H	R	ER	SO	BB	IBB	HBP	BLK	WP	HR	S	P	ERA	WHIP				
Nino Espinosa, R ERA: 3.9 (1,1)	6.0	L	29	7	6	6	1	2	2	0	0	0	0	27	43	9.00	1.500				
Butch Metzger, R ERA: 6.83 (7,1)	3.0		13	2	2	2	1	3	0	0	0	0	1	12	24	6.00	1.667				

Los Angeles Dodgers @ New York Mets
Shea Stadium, Flushing, NY
Tue Jun 06 1978, 7:05 PM EDT
Att: 17,377 - Unknown


AB 32
R 8
H 9
RBI 8
BB 7
SO 2
LOB 15




Batter	1	2	3	4	5	6	7	8	9	AB	R	H	RBI	BB	SO	LOB	BOTTOM				
Lee Mazzilli, S OBP: 0.374, SLG: 0.448 (1,8)	0-3 K		0-0 6-3		0-0 G3 1B		0-3 K		0-3 K	5	0	1	0	0	3	1					
Elliott Maddox, R OBP: 0.398, SLG: 0.365 (1,5)	0-0 F9		4-0 BB		0-0 G3 1B		0-0 FC6-4 1B		0-0 E6	4	0	2	0	1	0	1					
Steve Henderson, R OBP: 0.319, SLG: 0.381 (1,7)	0-0 5-3		0-0 F8		0-0 G3		0-0 FC6-4 1-2		0-0 L9	5	0	0	0	0	0	6					
Willie Montanez, L OBP: 0.331, SLG: 0.444 (1,3)		0-0 1B 2B 1B		0-0 HR		0-0 F2		0-3 K		4	2	2	1	0	1	3					
Tom Grieve, R OBP: 0.308, SLG: 0.354 (1,9)		0-3 K		0-0 FC4-6 1B		0-0 F7		0-0 6-3		4	0	1	0	0	1	3					
John Stearns, R OBP: 0.351, SLG: 0.357 (1,2)				0-0 FC4-6				0-0 L8		1	0	1	0	0	0	0					
Ron Hodges, L OBP: 0.354, SLG: 0.375 (4,2)		1-2 2B 1B		0-0 FC4-6 1-2				0-0 L8		3	0	1	0	0	0	1					
Tim Foli, R OBP: 0.214, SLG: 0.238 (1,6)		0-0 F8		0-0 FC4-6 1-2		0-3 K		0-0 6-3		4	0	0	0	0	1	4					
Doug Flynn, R OBP: 0.265, SLG: 0.269 (1,4)		0-0 1-2 2H 2B		0-0 FC4-6 1-2		0-0 F6-3			0-0 F3	4	0	2	1	0	0	1					
Nino Espinosa, R OBP: 0.200, SLG: 0.267 (1,1)				0-0 F9		0-3 K			0-0 E	2	0	0	0	0	1	2					
Bobby Valentine, R OBP: 0.341, SLG: 0.342 (6,PH)										1	0	0	0	0	1	1					
Butch Metzger, R OBP: 0.309, SLG: 0.387 (7,1)										0	0	0	0	0	0	0					
Joel Youngblood, R OBP: 0.309, SLG: 0.387 (8,PH)										1	0	1	0	0	0	0					
Inning Stats	R: 0 E: 0 K: 1 S: 5	H: 0 LOB: 0 BB: 0 P: 5	R: 1 E: 0 K: 1 S: 7	H: 3 LOB: 2 BB: 0 P: 7	R: 0 E: 0 K: 0 S: 3	H: 0 LOB: 1 BB: 1 P: 7	R: 1 E: 0 K: 1 S: 8	H: 3 LOB: 2 BB: 0 P: 8	R: 0 E: 0 K: 2 S: 8	H: 1 LOB: 1 BB: 0 P: 8	R: 0 E: 0 K: 2 S: 8	H: 1 LOB: 1 BB: 0 P: 8	R: 0 E: 0 K: 0 S: 3	H: 0 LOB: 0 BB: 0 P: 3	R: 1 E: 1 K: 1 S: 7	H: 1 LOB: 2 BB: 0 P: 7	1B: 8 2B: 2 3B: 0 HR: 1	SF: 0 SAC: 0 DP: 0 HBP: 0	WP: 0 PB: 0 SB: 0 CS: 0	PA: 39	
PITCHER	IP	WLS	BF	H	R	ER	SO	BB	IBB	HBP	BLK	WP	HR	S	P	ERA	WHIP				
Doug Rau, L ERA: 3.38 (1,1)	9.0	W	39	11	2	2	8	1	0	0	0	0	1	54	58	2.00	1.333				

Los Angeles Dodgers @ New York Mets
Shea Stadium, Flushing, NY
Tue Jun 06 1978, 7:05 PM EDT
Att: 17,377 - Unknown

AB 38
R 2
H 11
RBI 2
BB 1
SO 8
LOB 23




Batter	1	2	3	4	5	6	7	8	9	AB	R	H	RBI	BB	SO	LOB	TOP					
Davey Lopes, R OBP: 0.404, SLG: 0.474 (1, 4)	0-0 5-3		0-0 1-H HR			0-0 F7		0-0 P7		4	1	1	2	0	0	0						
Bill Russell, R OBP: 0.295, SLG: 0.348 (1, 6)	0-0 4-3		0-0 5-3			0-0 P5		0-0 1-3		4	0	0	0	0	0	0						
Reggie Smith, S OBP: 0.388, SLG: 0.534 (1, 9)	0-3 K			0-0 F7		4-0 WP BB		0-0 F7		3	0	0	0	1	1	0						
Ron Cey, R OBP: 0.382, SLG: 0.440 (1, 5)		0-0 F8		0-3 K		0-0 4-3		0-0 FC6-4 1B		4	0	1	0	0	1	1						
Steve Garvey, R OBP: 0.307, SLG: 0.431 (1, 3)		0-3 K		4-0 BB			0-0 1-3		0-3 K	3	0	0	0	1	2	1						
Dusty Baker Jr., R OBP: 0.340, SLG: 0.371 (1, 7)	0-0 F6			0-0 P4			0-0 F8		0-0 FC6-4 1-2	4	0	0	0	0	0	2						
Rick Monday, L OBP: 0.419, SLG: 0.664 Bill North, S OBP: 0.314, SLG: 0.320 (7, PR) (7, 8)			0-0 4-3		0-3 K		4-0 S BB			2	0	0	0	1	1	0	AB 30					
Steve Yeager, R OBP: 0.311, SLG: 0.236 (1, 2)			0-0 F6-3		0-0 F6		0-3 K			3	0	0	0	0	1	1	R 2					
Burt Hooton, R OBP: 0.158, SLG: 0.111 Vic Davalillo, L OBP: 0.314, SLG: 0.303 Charlie Hough, R OBP: 0.429, SLG: 0.571 (8, PH) (8, 1)			0-0 HR 1B		0-0 F7			0-0 F8		2	1	1	0	0	0	0	H 3					
										1	0	0	0	0	0	0	RBI 2					
										0	0	0	0	0	0	0	BB 3					
																	SO 6					
																	LOB 5					
																						
Inning Stats	R: 0 E: 0 K: 1 S: 5	H: 0 LOB: 0 BB: 0 P: 5	R: 0 E: 0 K: 1 S: 5	H: 0 LOB: 0 BB: 0 P: 5	R: 2 E: 0 K: 0 S: 5	H: 2 LOB: 0 BB: 0 P: 5	R: 0 E: 0 K: 1 S: 5	H: 0 LOB: 1 BB: 1 P: 9	R: 0 E: 0 K: 1 S: 5	H: 0 LOB: 0 BB: 0 P: 5	R: 0 E: 0 K: 0 S: 3	H: 0 LOB: 1 BB: 1 P: 7	R: 0 E: 0 K: 1 S: 5	H: 0 LOB: 0 BB: 0 P: 9	R: 0 E: 0 K: 0 S: 3	H: 0 LOB: 0 BB: 0 P: 3	R: 0 E: 0 K: 1 S: 6	H: 1 LOB: 1 BB: 0 P: 6	1B: 2 2B: 0 3B: 0 HR: 1	SF: 0 SAC: 0 DP: 0 HBP: 0	WP: 1 PB: 0 SB: 1 CS: 0	PA: 33
PITCHER Pat Zachry, R ERA: 3.18 (1, 1)	IP: 9.0 WLS: W BF: 33 H: 3 R: 2 ER: 2 SO: 6 BB: 3 IBB: 0 HBP: 0 BLK: 0 WP: 1 HR: 1 S: 42 P: 54 ERA: 2.00 WHIP: 0.667															PITCHER IP: 9.0 WLS: W BF: 33 H: 3 R: 2 ER: 2 SO: 6 BB: 3 IBB: 0 HBP: 0 BLK: 0 WP: 1 HR: 1 S: 42 P: 54 ERA: 2.00 WHIP: 0.667						

Los Angeles Dodgers @ New York Mets
Shea Stadium, Flushing, NY
Wed Jun 07 1978, 7:05 PM EDT
Att: 7,453 - Unknown

AB 30
R 2
H 3
RBI 2
BB 3
SO 6
LOB 5



Batter	1	2	3	4	5	6	7	8	9	AB	R	H	RBI	BB	SO	LOB	BOTTOM			
Lee Mazzilli, S OBP: 0.372, SLG: 0.449 (1, 8)	0-3 K		0-0 1B 1B 2B	0-0 F7			0-0 F7			4	1	1	0	0	1	0				
Bobby Valentine, R OBP: 0.352, SLG: 0.346 Elliott Maddox, R OBP: 0.395, SLG: 0.362 (1, 5) (7, 5)	4-0 1B 1B BB		0-0 FC6-4 1B 2-3 1B	0-0 F7			0-3 K			2	0	1	0	1	0	0				
Bruce Boisclair, L OBP: 0.303, SLG: 0.347 (1, 9)	0-3 K		0-0 P5		0-3 K			0-0 P7		4	0	0	0	0	2	3				
Steve Henderson, R OBP: 0.326, SLG: 0.385 (1, 7)	0-0 1B 1-2 1B		0-0 FC6-4 1B 1-2 3-H 1B	4-0 CS BB			0-0 E6 1B G4-3-6-3			3	1	2	1	1	0	0				
Willie Montanez, L OBP: 0.338, SLG: 0.450 (1, 3)	0-0 1-2 2-H 1B		0-0 FC6-4 1-2 2-3 1B	0-0 CS		0-0 FC5-4 1B		0-0 G4-3-6-3 1B		4	0	3	0	0	0	2				
Ron Hodges, L OBP: 0.327, SLG: 0.341 (1, 2)		0-0 F8	0-0 F9		0-0 FC5-4 1-2 1B		0-0 FC5-4 1-2 1B		0-0 G4-3-6-3 1-2 3-H	4	0	0	0	0	0	4				
Joel Youngblood, R OBP: 0.324, SLG: 0.446 (1, 4)		0-0 FC4-6 1B		0-0 HR		0-3 K				3	1	2	1	0	1	1	AB 31			
Doug Flynn, R OBP: 0.262, SLG: 0.265 (1, 6)		0-0 FC4-6 1-2 1B		0-0 F8		0-0 F2				3	0	0	0	0	0	2	R 3			
Pat Zachry, R OBP: 0.179, SLG: 0.080 (1, 1)		0-0 P3		0-3 K			0-3 K			3	0	0	0	0	2	1	H 9			
																	RBI 2			
																	BB 2			
																	SO 7			
																	LOB 13			
																				
Inning Stats	R: 0 E: 0 K: 2 S: 8	H: 2 LOB: 2 BB: 1 P: 12	R: 0 E: 0 K: 0 S: 4	H: 1 LOB: 0 BB: 0 P: 4	R: 1 E: 0 K: 0 S: 6	H: 3 LOB: 0 BB: 0 P: 6	R: 1 E: 0 K: 1 S: 6	H: 1 LOB: 0 BB: 0 P: 6	R: 0 E: 0 K: 1 S: 4	H: 0 LOB: 0 BB: 1 P: 8	R: 0 E: 0 K: 1 S: 6	H: 1 LOB: 1 BB: 0 P: 6	R: 0 E: 0 K: 2 S: 7	H: 0 LOB: 0 BB: 0 P: 7	R: 1 E: 1 K: 0 S: 4	H: 1 LOB: 0 BB: 0 P: 4	1B: 7 2B: 1 3B: 0 HR: 1	SF: 0 SAC: 0 DP: 1 HBP: 0	WP: 0 PB: 0 SB: 0 CS: 1	PA: 34
PITCHER Burt Hooton, R ERA: 3.16 Charlie Hough, R ERA: 3.24 (1, 1) (8, 1)	IP: 7.0 WLS: L BF: 29 H: 8 R: 2 ER: 2 SO: 7 BB: 2 IBB: 0 HBP: 0 BLK: 0 WP: 0 HR: 1 S: 41 P: 49 ERA: 2.57 WHIP: 1.429															PITCHER IP: 7.0 WLS: L BF: 29 H: 8 R: 2 ER: 2 SO: 7 BB: 2 IBB: 0 HBP: 0 BLK: 0 WP: 0 HR: 1 S: 41 P: 49 ERA: 2.57 WHIP: 1.429				

Los Angeles Dodgers @ New York Mets
Shea Stadium, Flushing, NY
Wed Jun 07 1978, 7:05 PM EDT
Att: 7,453 - Unknown

AB 31
R 3
H 9
RBI 2
BB 2
SO 7
LOB 13

Batter	1	2	3	4	5	6	7	8	9	AB	R	H	RBI	BB	SO	LOB	TOP										
Davey Lopes, R OBP: 0.396, SLG: 0.462	(1,4) 0-3 K		(1,3) 0-0 F8			(1,3) 0-0 4-3			(1,2) 0-0 6-3	4	0	0	0	0	1	0											
Bill Russell, R OBP: 0.290, SLG: 0.342	(1,6) 0-0 4-3			(1,1) 0-0 6-3				(1,1) 0-3 K	(1,3) 0-0 6-3	4	0	0	0	0	1	0											
Reggie Smith, S OBP: 0.388, SLG: 0.546	(1,9) 0-0 HR			(1,2) 0-0 G3			(1,2) 0-0 F9			3	1	1	1	0	0	0											
Ron Cey, R OBP: 0.377, SLG: 0.434	(1,5) 0-0 6-3			(1,3) 0-0 F8			(1,3) 0-0 5-3			3	0	0	0	0	0	0											
Steve Garvey, R OBP: 0.303, SLG: 0.425	(1,3) 0-0 F7				(1,1) 0-0 F2			(1,1) 0-0 E5		3	0	0	0	0	0	0											
Dusty Baker Jr., R OBP: 0.335, SLG: 0.365	(1,7) 0-3 K				(1,2) 0-0 L5			(1,1) 0-0 1-3		3	0	0	0	0	1	1											
Rick Monday, L OBP: 0.411, SLG: 0.650	(1,8) 0-3 K				(1,3) 0-3 K			(1,2) 0-0 FC1-5-6		3	0	0	0	0	2	1											
Steve Yeager, R OBP: 0.307, SLG: 0.233	(1,2) 0-0 L3				(1,1) 0-0 F9			(1,3) 0-3 K		2	0	0	0	0	0	0											
Bill North, S OBP: 0.389, SLG: 0.317	(8, PH) 0-0 F6				(1,2) 0-0 F9					1	0	0	0	0	1	1											
Jerry Grote, R OBP: 0.364, SLG: 0.378	(8, 2) 0-0 F6				(1,2) 0-0 F9					0	0	0	0	0	0	0											
Don Sutton, R OBP: 0.174, SLG: 0.050	(1,1) 0-0 F6				(1,2) 0-0 F9					2	0	0	0	0	0	0											
Vic Davalillo, L OBP: 0.306, SLG: 0.294	(9, PH) 0-0 F6				(1,1) 0-0 F8					1	0	0	0	0	0	0											
Inning Stats	R: 1 E: 0 K: 1 S: 6	H: 1 LOB: 0 BB: 0 P: 6	R: 0 E: 0 K: 2 S: 7	H: 0 LOB: 0 BB: 0 P: 7	R: 0 E: 0 K: 0 S: 3	H: 0 LOB: 0 BB: 0 P: 3	R: 0 E: 0 K: 0 S: 3	H: 0 LOB: 0 BB: 0 P: 3	R: 0 E: 0 K: 1 S: 5	H: 0 LOB: 0 BB: 0 P: 5	R: 0 E: 0 K: 1 S: 5	H: 0 LOB: 0 BB: 0 P: 5	R: 0 E: 1 K: 1 S: 6	H: 0 LOB: 1 BB: 0 P: 6	R: 0 E: 0 K: 0 S: 3	H: 0 LOB: 0 BB: 0 P: 3	1B: 0 2B: 0 3B: 0 HR: 1	SF: 0 SAC: 0 DP: 0 HBP: 0	WP: 0 PB: 0 SB: 0 CS: 0	PA: 29							
PITCHER Steve Rogers, R ERA: 2.38	(1,1) 9.0	WLS W	BF 29	H 1	R 1	ER 1	SO 6	BB 0	IBB 0	HBP 0	BLK 0	WP 0	HR 1	S 41	P 41	ERA 1.00	WHIP 0.111										

Los Angeles Dodgers @ Montreal Expos
Olympic Stadium, Montreal, QB
Thu Jun 08 1978, 7:05 PM EDT
Att: 20,004 - Unknown

AB	29
R	1
H	1
RBI	1
BB	0
SO	6
LOB	3



Batter	1	2	3	4	5	6	7	8	9	AB	R	H	RBI	BB	SO	LOB	BOTTOM										
Dave Cash, R OBP: 0.326, SLG: 0.361	(1,4) 0-0 G3		(1,2) 0-0 L5				(1,2) 0-0 F7			4	0	1	1	0	0	0											
Del Unser, L OBP: 0.324, SLG: 0.267	(9,3) 0-0 G3		(1,3) 0-0 L5				(1,3) 2H 1B			0	0	0	0	0	0	0											
Chris Speier, R OBP: 0.367, SLG: 0.379	(1,6) 4-0 BB		(1,3) 0-0 F4			(1,3) 0-0 F9		(1,2) 0-0 1B		3	0	1	0	1	0	1											
Warren Cromartie, L OBP: 0.321, SLG: 0.362	(1,7) 0-0 F9			(1,1) 0-0 F8		(1,1) 0-0 F3		(1,3) 0-0 F9		4	0	0	0	0	0	2											
Tony Perez, R OBP: 0.324, SLG: 0.400	(1,3) 4-0 BB			(1,2) 0-3 K		(1,1) 0-0 1B		(1,1) 0-3 K		3	1	1	0	1	2	0											
Pepe Frias, R OBP: 0.600, SLG: 1.400	(9,4) 1-2 BB			(1,2) 0-0 K		(1,1) 1B HR 1B		(1,1) 0-0 K		0	0	0	0	0	0	0											
Ellis Valentine, R OBP: 0.318, SLG: 0.450	(1,9) 0-0 5-3			(1,1) 0-0 E5		(1,1) 1-3 HR 1B		(1,1) 0-0 BB 2B		4	1	2	0	0	0	2											
Gary Carter, R OBP: 0.332, SLG: 0.372	(1,2) 0-0 1-3			(1,3) 0-0 FC5-4		(1,1) 0-3 K		(1,2) 0-0 5-3		4	0	0	0	0	1	4											
Andre Dawson, R OBP: 0.328, SLG: 0.444	(1,8) 0-0 6-3			(1,1) 0-0 K		(1,1) 1-H HR		(1,1) 4-0 BB BB		3	1	1	3	1	1	0											
Larry Parrish, R OBP: 0.312, SLG: 0.460	(1,5) 0-3 K			(1,1) 0-0 K		(1,1) 3-H HR		(1,1) 4-0 BB BB		3	1	1	0	1	1	0											
Steve Rogers, R OBP: 0.105, SLG: 0.081	(1,1) 0-0 5-3			(1,2) 0-0 SH3 1B		(1,1) 4-3		(1,2) 1-2 BB		3	0	0	0	0	0	3											
Inning Stats	R: 0 E: 0 K: 0 S: 3	H: 0 LOB: 2 BB: 2 P: 11	R: 0 E: 0 K: 1 S: 5	H: 0 LOB: 0 BB: 0 P: 5	R: 0 E: 0 K: 0 S: 3	H: 0 LOB: 0 BB: 0 P: 3	R: 0 E: 1 K: 1 S: 6	H: 0 LOB: 1 BB: 0 P: 6	R: 1 E: 0 K: 1 S: 7	H: 2 LOB: 1 BB: 0 P: 7	R: 3 E: 0 K: 1 S: 8	H: 3 LOB: 0 BB: 0 P: 8	R: 0 E: 0 K: 0 S: 4	H: 1 LOB: 1 BB: 0 P: 4	R: 0 E: 0 K: 1 S: 6	H: 1 LOB: 3 BB: 2 P: 14	1B: 5 2B: 1 3B: 0 HR: 1	SF: 0 SAC: 1 DP: 0 HBP: 0	WP: 0 PB: 0 SB: 0 CS: 0	PA: 36							
PITCHER Don Sutton, R ERA: 4.96	(1,1) 8.0	WLS L	BF 36	H 7	R 4	ER 4	SO 5	BB 4	IBB 0	HBP 0	BLK 0	WP 0	HR 1	S 42	P 58	ERA 4.50	WHIP 1.375										

Los Angeles Dodgers @ Montreal Expos
Olympic Stadium, Montreal, QB
Thu Jun 08 1978, 7:05 PM EDT
Att: 20,004 - Unknown

AB	31
R	4
H	7
RBI	4
BB	4
SO	5
LOB	12



Batter	1	2	3	4	5	6	7	8	9	AB	R	H	RBI	BB	SO	LOB	TOP								
Davey Lopes, R OBP: 0.394, SLG: 0.450 (1, 4)	F9	F8	4-3		4-3		F7		1B BB	4	0	0	0	2	0	4									
Bill Russell, R OBP: 0.296, SLG: 0.346 (1, 6)	HR	K	K			2B		F6	1B	6	2	3	2	0	2	5									
Reggie Smith, S OBP: 0.393, SLG: 0.564 (4, PH)	HR		S WP		6-3			5-3	5-3	1	2	1	2	1	0	0									
Lee Lacy, R OBP: 0.382, SLG: 0.663 (4, 9)	HR		E				1-H			3	0	1	1	1	0	1									
Ron Cey, R OBP: 0.381, SLG: 0.432 (1, 5)			CS		6-3		F8			3	0	1	0	2	0	2									
Steve Garvey, R OBP: 0.297, SLG: 0.416 (1, 3)	F3		E1		F8		F8			5	1	0	0	0	0	5									
Dusty Baker Jr., R OBP: 0.332, SLG: 0.361 (1, 7)	F4		E		F7		F7		F5	5	1	1	0	0	0	3									
Bill North, S OBP: 0.397, SLG: 0.318 (1, 8)			E1		F8		FC5-4		BB	3	1	1	0	2	0	1									
Steve Yeager, R OBP: 0.306, SLG: 0.233 (9, PH)			SH				BB		BB	4	0	1	0	0	0	3									
Vic Davallo, L OBP: 0.324, SLG: 0.294 (9, PH)	F8		5-3				FC6-4		2B	0	1	0	0	1	0	0									
Tommy John, R OBP: 0.231, SLG: 0.208 (4, 1)			SH		FC6-4				1B	1	0	0	0	0	0	1									
Bobby Castillo, R OBP: 0.357, SLG: 0.385 (7, PH)			SH		FC5-4				BB	1	0	0	0	0	0	1									
Manny Mota, R OBP: 0.429, SLG: 0.571 (9, PH)			BB				1-2		1B	0	0	0	0	0	0	0									
Charlie Hough, R OBP: 0.429, SLG: 0.571 (9, PH)			BB				1-2		2B	1	1	1	1	0	0	0									
Rick Monday, L OBP: 0.415, SLG: 0.660 (9, PH)			BB				1-2		1B	1	1	1	1	0	0	0									
Inning Stats	R: 2 E: 0 K: 0 S: 6	H: 3 LOB: 1 BB: 0 P: 6	R: 0 E: 0 K: 1 S: 7	H: 1 LOB: 2 BB: 0 P: 7	R: 3 E: 2 K: 1 S: 7	H: 1 LOB: 3 BB: 4 P: 23	R: 0 E: 0 K: 0 S: 3	H: 0 LOB: 1 BB: 1 P: 7	R: 0 E: 0 K: 0 S: 4	H: 1 LOB: 1 BB: 0 P: 4	R: 1 E: 0 K: 0 S: 5	H: 2 LOB: 1 BB: 0 P: 5	R: 0 E: 0 K: 0 S: 3	H: 0 LOB: 1 BB: 1 P: 7	R: 0 E: 0 K: 0 S: 3	H: 0 LOB: 1 BB: 3 P: 16	R: 3 E: 0 K: 0 S: 4	H: 2 LOB: 1 BB: 3 P: 16	1B: 7 2B: 2 3B: 0 HR: 1	SF: 0 SAC: 1 DP: 0 HBP: 0	WP: 1 PB: 1 SB: 1 CS: 1	PA: 48			
PITCHER	IP	WLS	BF	H	R	ER	SO	BB	IBB	HBP	BLK	WP	HR	S	P	ERA	WHIP								
Rudy May, L ERA: 3.57	2.1		15	5	5	3	1	2	0	0	0	1	1	15	23	11.57	3.000								
Bill Atkinson, R ERA: 2.57	0.2	5	0	0	0	1	2	0	0	0	0	0	0	5	13	0.00	3.000								
Dan Schatzeder, L ERA: 2.66	4.0	W	17	3	1	1	0	2	0	0	0	0	0	15	23	2.25	1.250								
Mike Garman, R ERA: 5.55	0.0		0	0	0	0	0	0	0	0	0	0	0	0	0	∞	∞								
Darold Knowles, L ERA: 1.65	0.2	S	3	1	0	0	0	1	0	0	0	0	0	2	6	0.00	3.000								

Los Angeles Dodgers @ Montreal Expos
Olympic Stadium, Montreal, QB
Fri Jun 09 1978, 3:33 AM EDT
Att: 21,719 - Unknown

AB	37
R	9
H	10
RBI	6
BB	10
SO	2
LOB	26



Batter	1	2	3	4	5	6	7	8	9	AB	R	H	RBI	BB	SO	LOB	BOTTOM								
Dave Cash, R OBP: 0.324, SLG: 0.357 (1, 4)	G3-6-3	FC6-4	FC5-4	F2			G1-6-3			5	0	1	0	0	0	6									
Del Unser, L OBP: 0.324, SLG: 0.267 (9, 3)	1B									0	0	0	0	0	0	0									
Chris Spier, R OBP: 0.373, SLG: 0.386 (1, 6)	1B			6-3						5	1	3	0	0	1	0									
Warren Cromartie, L OBP: 0.319, SLG: 0.374 (1, 7)	G3-6-3									4	1	0	0	0	2	4									
Tony Perez, R OBP: 0.325, SLG: 0.411 (1, 3)	4-3									5	2	2	2	0	1	1									
Pepe Frias, R OBP: 0.600, SLG: 1.400 (9, 4)	4-3									0	0	0	0	0	0	0									
Ellis Valentine, R OBP: 0.320, SLG: 0.446 (1, 9)										4	2	1	0	1	2	0									
Gary Carter, R OBP: 0.336, SLG: 0.374 (1, 2)										4	1	2	1	1	1	2									
Andre Dawson, R OBP: 0.330, SLG: 0.443 (1, 8)										3	2	1	1	1	2	2									
Larry Parrish, R OBP: 0.320, SLG: 0.482 (1, 5)										4	1	3	4	0	0	1									
Rudy May, L OBP: 0.281, SLG: 0.276 (1, 1)										0	0	0	0	0	0	0									
Bill Atkinson, L OBP: 0.290, SLG: 0.300 (3, PH)										1	0	1	0	0	0	0									
Stan Schoen, R OBP: 0.340, SLG: 0.333 (4, 1)										1	0	0	0	0	0	0									
Dan Schatzeder, L OBP: 0.330, SLG: 0.333 (4, 1)										1	0	0	0	0	0	0									
Wayne Garrett, L OBP: 0.330, SLG: 0.333 (7, PH)										1	0	1	0	0	0	0									
Mike Garman, R OBP: 0.330, SLG: 0.333 (8, 1)										0	0	0	0	0	0	0									
Darold Knowles, L OBP: 0.330, SLG: 0.333 (9, 1)										0	0	0	0	0	0	0									
Inning Stats	R: 0 E: 0 K: 0 S: 4	H: 2 LOB: 1 BB: 0 P: 4	R: 0 E: 0 K: 1 S: 7	H: 2 LOB: 3 BB: 1 P: 11	R: 4 E: 0 K: 1 S: 11	H: 6 LOB: 2 BB: 0 P: 11	R: 6 E: 0 K: 1 S: 8	H: 3 LOB: 0 BB: 2 P: 17	R: 0 E: 0 K: 2 S: 7	H: 0 LOB: 0 BB: 0 P: 7	R: 0 E: 0 K: 2 S: 7	H: 0 LOB: 1 BB: 1 P: 11	R: 0 E: 0 K: 0 S: 4	H: 2 LOB: 1 BB: 0 P: 4	R: 0 E: 0 K: 3 S: 9	H: 0 LOB: 0 BB: 0 P: 9	1B: 12 2B: 2 3B: 0 HR: 1	SF: 0 SAC: 0 DP: 2 HBP: 1	WP: 1 PB: 0 SB: 0 CS: 0	PA: 42					
PITCHER	IP	WLS	BF	H	R	ER	SO	BB	IBB	HBP	BLK	WP	HR	S	P	ERA	WHIP								
Tommy John, L ERA: 4.07	3.1	L	24	12	8	8	2	2	0	1	0	0	0	25	34	21.60	4.200								
Bobby Castillo, R ERA: 3.81	2.2		11	1	2	2	5	1	1	0	0	0	1	19	27	6.75	0.750								
Charlie Hough, R ERA: 3.06	2.0		7	2	0	0	3	0	0	0	0	0	0	13	13	0.00	1.000								

Los Angeles Dodgers @ Montreal Expos
Olympic Stadium, Montreal, QB
Fri Jun 09 1978, 3:33 AM EDT
Att: 21,719 - Unknown

AB	37
R	10
H	15
RBI	9
BB	4
SO	10
LOB	16



Batter	1	2	3	4	5	6	7	8	9	AB	R	H	RBI	BB	SO	LOB	TOP										
Davey Lopes, R OBP: 0.394, SLG: 0.448 (1, 4)	F3		FC5-6 1B	HBP S 1B		5-3		K 1-2 2-3		5	0	2	0	0	1	2											
Bill Russell, R OBP: 0.290, SLG: 0.339 (1, 6)	6-3		FC5-6 1B 2B	F6 1-2		F7		F7		5	1	0	0	0	0	6											
Steve Garvey, R OBP: 0.303, SLG: 0.417 (1, 3)	F6		2B 1-3 3-H 1B	HBP BB			F7		SH1-3 BB 2B 1B	4	1	2	1	1	0	0											
Ron Cey, R OBP: 0.386, SLG: 0.436 (1, 5)		5-3	1-3 3-H 2B	1-2 3 HBP			K		SH1-3 2B BB	3	1	1	1	1	1	0											
Rick Monday, L OBP: 0.417, SLG: 0.653 (1, 9)	F8		IBB	4-3				SH1-3	1-2 2-3 1B	3	0	1	0	1	0	3											
Dusty Baker Jr., R OBP: 0.333, SLG: 0.367 (1, 7)	1B		F4			K		4-3 2B		5	0	2	2	0	2	4											
Bill North, S OBP: 0.397, SLG: 0.321 (1, 8)	FC6-4 1B		1-3			K		4-3	2-3 2B	5	0	2	0	0	1	4											
Steve Yeager, R OBP: 0.306, SLG: 0.257 Vic Davallillo, L OBP: 0.324, SLG: 0.294 Lee Lacy, R OBP: 0.379, SLG: 0.656 Jerry Grote, R OBP: 0.356, SLG: 0.368 (1, 2)	FC6-4					5-3		F7	F8	3	1	1	1	0	0	2											
Rick Rhoden, R OBP: 0.207, SLG: 0.192 Manny Mota, R OBP: 0.400, SLG: 0.429 Ted Martinez, R OBP: 0.294, SLG: 0.250 Lance Rautzhan, R (8, 1)			FC5-6 1B	F8		K				1	0	1	0	0	0	0											
Terry Forster, L OBP: 0.400, SLG: 0.400 (9, 1)			1B					1-2 1B		0	0	0	0	0	0	0											
Inning Stats	R: 0 E: 0 K: 0 S: 3	H: 0 LOB: 0 BB: 0 P: 3	R: 0 E: 0 K: 0 S: 5	H: 2 LOB: 2 BB: 0 P: 5	R: 2 E: 0 K: 0 S: 7	H: 4 LOB: 3 BB: 1 P: 11	R: 1 E: 0 K: 0 S: 5	H: 2 LOB: 3 BB: 1 P: 10	R: 0 E: 0 K: 2 S: 7	H: 0 LOB: 0 BB: 0 P: 7	R: 0 E: 0 K: 1 S: 5	H: 1 LOB: 1 BB: 0 P: 8	R: 0 E: 0 K: 1 S: 7	H: 2 LOB: 3 BB: 0 P: 7	R: 2 E: 0 K: 0 S: 5	H: 2 LOB: 1 BB: 1 P: 9	1B: 10 2B: 2 3B: 0 HR: 1	SF: 0 SAC: 1 DP: 0 HBP: 1	WP: 0 PB: 0 CS: 3	PA: 44							
PITCHER	IP	WLS	BF	H	R	ER	SO	BB	IBB	HBP	BLK	WP	HR	S	P	ERA	WHIP										
Wayne Twitchell, R ERA: 5.09 (1, 1)	7.0		34	10	3	3	5	1	1	1	0	0	1	41	50	3.86	1.571										
Darold Knowles, L ERA: 1.53 (8, 1)	0.1	L	2	1	0	0	0	0	0	0	0	0	0	2	2	0.00	3.000										
Bill Atkinson, R ERA: 3.14 (8, 1)	0.2		4	1	2	2	1	1	0	0	0	0	0	5	9	27.00	3.000										
Dan Schatzeder, L ERA: 2.61 (9, 1)	0.1		1	0	0	0	0	0	0	0	0	0	0	1	1	0.00	0.000										
Mike Garman, R ERA: 5.4 (9, 1)	0.0		0	0	0	0	0	0	0	0	0	0	0	0	0	∞	∞										

Los Angeles Dodgers @ Montreal Expos
Olympic Stadium, Montreal, QB
Sat Jun 10 1978, 7:05 PM EDT
Att: 39,104 - Unknown

AB 39
R 5
H 13
RBI 5
BB 3
SO 6
LOB 23



Batter	1	2	3	4	5	6	7	8	9	AB	R	H	RBI	BB	SO	LOB	BOTTOM										
Dave Cash, R OBP: 0.326, SLG: 0.357 Del Unser, L OBP: 0.319, SLG: 0.262 (1, 4)	FC3-6 1B		1B BB		5-3		F8		K	3	0	1	0	1	0	1											
Chris Speier, R OBP: 0.384, SLG: 0.401 (1, 6)	FC3-6 HBP 1-2		1-2 2-H 1B				1B 2B		FC6-4 BB	4	1	3	2	1	0	1											
Warren Cromartie, L OBP: 0.320, SLG: 0.372 (1, 7)	G6-4-3 HBP		F7		F5		2-H 1B		FC6-4	4	0	1	1	0	0	5											
Tony Perez, R OBP: 0.324, SLG: 0.407 Pepe Frias, R OBP: 0.600, SLG: 1.400 (1, 3)	G6-4-3		F7			1B E WP 1B	F8			4	1	1	0	0	0	5											
Ellis Valentine, R OBP: 0.314, SLG: 0.437 (1, 9)		4-3			5-3		F8 1-2		6-3	4	0	0	0	0	0	1											
Gary Carter, R OBP: 0.332, SLG: 0.367 (1, 2)		F8			F8		K		F3	4	0	0	0	0	1	1											
Andre Dawson, R OBP: 0.329, SLG: 0.439 (1, 8)		6-3			5-3		WP 2-3 1B		K	4	0	1	0	0	1	0											
Larry Parrish, R OBP: 0.329, SLG: 0.487 (1, 5)			SH1-4 1B				F7 1-3 3-H 1B		SH1-3 1B	4	2	3	0	0	0	1											
Wayne Twitchell, R ERA: 5.09 Darold Knowles, L ERA: 1.53 Bill Atkinson, R ERA: 3.14 Dan Schatzeder, L ERA: 2.61 Mike Garman, R ERA: 5.4 Stan Page, R OBP: 0.340, SLG: 0.383 (1, 1)			SH1-4		SH1-6-4		6-3		SH1-3	1	0	0	0	0	0	0											
Inning Stats	R: 0 E: 0 K: 0 S: 3	H: 1 LOB: 1 BB: 0 P: 4	R: 0 E: 0 K: 0 S: 3	H: 0 LOB: 0 BB: 0 P: 3	R: 1 E: 0 K: 0 S: 5	H: 2 LOB: 1 BB: 1 P: 9	R: 0 E: 0 K: 0 S: 3	H: 0 LOB: 0 BB: 0 P: 3	R: 1 E: 0 K: 1 S: 7	H: 2 LOB: 1 BB: 0 P: 7	R: 1 E: 0 K: 0 S: 5	H: 2 LOB: 1 BB: 0 P: 5	R: 0 E: 0 K: 1 S: 5	H: 0 LOB: 0 BB: 0 P: 5	R: 0 E: 0 K: 1 S: 6	H: 1 LOB: 2 BB: 1 P: 10	1B: 9 2B: 1 3B: 0 HR: 0	SF: 0 SAC: 3 DP: 1 HBP: 1	WP: 2 PB: 0 CS: 0	PA: 39							
PITCHER	IP	WLS	BF	H	R	ER	SO	BB	IBB	HBP	BLK	WP	HR	S	P	ERA	WHIP										
Rick Rhoden, R ERA: 4.32 (1, 1)	7.0		31	9	4	3	1	1	0	1	0	0	0	31	36	3.86	1.429										
Lance Rautzhan, L ERA: 1.08 (8, 1)	1.1	W	5	1	0	0	1	0	0	0	0	0	0	7	7	0.00	0.750										
Terry Forster, L ERA: 3.29 (9, 1)	0.2	S	3	0	0	0	1	1	0	0	0	0	0	4	8	0.00	1.500										

Los Angeles Dodgers @ Montreal Expos
Olympic Stadium, Montreal, QB
Sat Jun 10 1978, 7:05 PM EDT
Att: 39,104 - Unknown

AB 33
R 4
H 10
RBI 3
BB 2
SO 3
LOB 16



Batter	1	2	3	4	5	6	7	8	9	AB	R	H	RBI	BB	SO	LOB	TOP				
Bake McBride, L OBP: 0.343, SLG: 0.368 (1, 9)	G3		1B		F8		L9			4	0	1	0	0	0	0	Philadelphia Phillies @ Los Angeles Dodgers Dodger Stadium, Los Angeles, CA Tue Jun 13 1978, 7:05 PM PDT Att: 41,257 - Unknown				
Larry Bowa, S OBP: 0.338, SLG: 0.360 (1, 6)	L8		FC6-4 1B		1B		L8			4	0	2	0	0	0	0					
Mike Schmidt, R OBP: 0.370, SLG: 0.472 (1, 5)	HR		F7		1-3		F7			4	1	1	1	0	0	3					
Greg Luzinski, R OBP: 0.369, SLG: 0.541 (1, 7)	F3		FC6-4		K		HR			4	1	1	1	0	1	2					
Richie Hebner, L OBP: 0.365, SLG: 0.435 (1, 3)		P4		P4		HR		K		4	1	1	1	0	1	0					
Gary Maddox, R OBP: 0.366, SLG: 0.407 (1, 8)		S 1B		1B		F8		F7		4	0	2	0	0	0	0					
Bob Boone, R OBP: 0.335, SLG: 0.446 (1, 2)		K		L7		F2		P4		4	0	0	0	0	1	2					
Jim Morrison, R OBP: 0.253, SLG: 0.292 (1, 4)		F7		F2		1-3		L7		4	0	0	0	0	0	2					
Randy Lerch, L OBP: 0.280, SLG: 0.364 (5, PH)			F8		4-3		F9			1	0	0	0	0	0	0					
Jay Johnstone, L OBP: 0.258, SLG: 0.214 (5, PH)										1	0	0	0	0	0	0					
Gene Garber, R OBP: 0.417, SLG: 0.388 (7, PH)										0	0	0	0	0	0	0					
Tim McCarver, L OBP: 0.417, SLG: 0.388 (7, PH)										1	0	0	0	0	0	0					
Warren Brusstar, R OBP: 1.000, SLG: 2.000 (7, 1)										0	0	0	0	0	0	0					
Inning Stats	R: 1 E: 0 K: 0 S: 4	H: 1 LOB: 0 BB: 0 P: 4	R: 0 E: 0 K: 1 S: 6	H: 1 LOB: 1 BB: 0 P: 6	R: 0 E: 0 K: 0 S: 5	H: 2 LOB: 2 BB: 0 P: 5	R: 0 E: 0 K: 0 S: 4	H: 1 LOB: 1 BB: 0 P: 4	R: 0 E: 0 K: 1 S: 6	H: 0 LOB: 0 BB: 0 P: 3	R: 1 E: 0 K: 1 S: 6	H: 1 LOB: 0 BB: 0 P: 6	R: 0 E: 0 K: 0 S: 3	H: 0 LOB: 0 BB: 0 P: 3	R: 0 E: 0 K: 0 S: 3	H: 0 LOB: 0 BB: 0 P: 3		1B: 5 2B: 0 3B: 0 HR: 3	SF: 0 SAC: 0 DP: 0 HBP: 0	WP: 0 PB: 0 SB: 1 CS: 0	PA: 35
PITCHER Don Sutton, R ERA: 4.75 (1, 1)	IP: 9.0 WLS: W BF: 35 H: 8 R: 3 ER: 3 SO: 3 BB: 0 IBB: 0 HBP: 0 BLK: 0 WP: 0 HR: 3 S: 41 P: 41 ERA: 3.00 WHIP: 0.889																				

Batter	1	2	3	4	5	6	7	8	9	AB	R	H	RBI	BB	SO	LOB	BOTTOM				
Davey Lopes, R OBP: 0.396, SLG: 0.447 (1, 4)	5-3 1B	4-3			P6		4-3			4	1	1	0	0	0	0	Philadelphia Phillies @ Los Angeles Dodgers Dodger Stadium, Los Angeles, CA Tue Jun 13 1978, 7:05 PM PDT Att: 41,257 - Unknown				
Bill Russell, R OBP: 0.303, SLG: 0.351 (1, 6)	1-3				6-3		F7			4	0	1	0	0	0	1					
Steve Garvey, R OBP: 0.311, SLG: 0.420 (1, 3)	5-3				F9		5-3			4	0	0	0	0	1	1					
Ron Cey, R OBP: 0.386, SLG: 0.449 (1, 5)	1B HR BB				5-3		CS 2B			3	1	1	0	1	1	0					
Dusty Baker Jr., R OBP: 0.333, SLG: 0.385 (1, 7)	HR 1B				F9		E5 FC6-4			3	1	1	1	0	0	1					
Lee Lacy, R OBP: 0.387, SLG: 0.680 (1, 9)	HR 1B				6-3		L7			3	1	1	3	0	0	2					
Bill North, S OBP: 0.386, SLG: 0.317 (1, 8)	5-3				F9		FC6-4			3	0	0	0	0	0	2					
Steve Yeager, R OBP: 0.299, SLG: 0.273 (1, 2)					E3		CS			3	1	1	1	0	1	0					
Don Sutton, R OBP: 0.154, SLG: 0.043 (1, 1)					F8		4-3			3	0	0	0	0	0	1					
Inning Stats	R: 4 E: 0 K: 0 S: 6	H: 3 LOB: 0 BB: 1 P: 10	R: 1 E: 0 K: 0 S: 4	H: 2 LOB: 1 BB: 0 P: 4	R: 0 E: 0 K: 0 S: 3	H: 0 LOB: 0 BB: 0 P: 3	R: 0 E: 1 K: 0 S: 4	H: 0 LOB: 1 BB: 0 P: 4	R: 0 E: 0 K: 1 S: 5	H: 0 LOB: 0 BB: 0 P: 5	R: 0 E: 0 K: 2 S: 7	H: 0 LOB: 0 BB: 0 P: 7	R: 0 E: 0 K: 0 S: 5	H: 0 LOB: 0 BB: 0 P: 7	R: 0 E: 0 K: 0 S: 7	H: 0 LOB: 0 BB: 0 P: 7		1B: 3 2B: 1 3B: 0 HR: 2	SF: 0 SAC: 0 DP: 0 HBP: 0	WP: 0 PB: 0 SB: 0 CS: 1	PA: 32
PITCHER Randy Lerch, L ERA: 4.81 (1, 1)	IP: 4.0 WLS: L BF: 18 H: 5 R: 5 ER: 5 SO: 0 BB: 1 IBB: 0 HBP: 0 BLK: 0 WP: 0 HR: 2 S: 17 P: 21 ERA: 11.25 WHIP: 1.500																				
Gene Garber, R ERA: 1.47 (5, 1)	IP: 2.0 WLS: 7 BF: 1 H: 0 R: 0 ER: 0 SO: 0 BB: 0 IBB: 0 HBP: 0 BLK: 0 WP: 0 HR: 7 S: 7 P: 7 ERA: 0.00 WHIP: 0.500																				
Warren Brusstar, R ERA: 2.03 (7, 1)	IP: 2.0 WLS: 6 BF: 0 H: 0 R: 0 ER: 0 SO: 3 BB: 0 IBB: 0 HBP: 0 BLK: 0 WP: 0 HR: 12 S: 12 P: 12 ERA: 0.00 WHIP: 0.000																				

Batter	1	2	3	4	5	6	7	8	9	AB	R	H	RBI	BB	SO	LOB	TOP					
Lenny Randle, S (1.5) OBP: 0.381, SLG: 0.361	5-3		6-3		L9	1B			G1-6-3 1B	5	0	2	0	0	0	0	New York Mets @ Los Angeles Dodgers Dodger Stadium, Los Angeles, CA Wed Jun 14 1978, 7:05 PM PDT Att: 31,185 - Unknown					
Elliott Maddox, R (1.9) OBP: 0.400, SLG: 0.352	6-3		K		5-3	6-3			G1-6-3 1B	5	0	0	0	0	1	3						
Steve Henderson, R (1.7) OBP: 0.340, SLG: 0.389	G3		BB		E6 1B				1B 1B	4	1	2	0	1	0	0						
Willie Montanez, L (1.3) OBP: 0.336, SLG: 0.446 Joel Youngblood, R (9, PR) OBP: 0.303, SLG: 0.414		5-3	K		1B BB				1-2 1B	4	0	1	0	1	1	1						
John Stearns, R (1.2) OBP: 0.360, SLG: 0.393		HR			FC5-4 1B	FC6-4 1B			6-3 1B	5	1	3	2	0	1	2						
Lee Mazzilli, S (1.8) OBP: 0.365, SLG: 0.439		G3 1B			FC5-4 1B	FC6-4 1B			F9	4	1	1	0	0	0	3						
Tim Foli, R (1.6) OBP: 0.227, SLG: 0.248		G3			G3				6-3	4	0	0	0	0	2							
Doug Flynn, R (1.4) OBP: 0.263, SLG: 0.262		2H 1B			S IBB				1B	3	0	2	1	1	1	0						
Jerry Koosman, R (1.1) OBP: 0.129, SLG: 0.194 Tom Grieve, R (8, PH) OBP: 0.295, SLG: 0.321 Dale Murray, R (8.1)		K			K				4-3	3	0	1	0	0	2	3						
					1-2 2-3				1B 1B	1	0	0	0	0	0	1						
Inning Stats	R: 0 E: 0 K: 0 S: 3	H: 0 LOB: 0 BB: 0 P: 3	R: 2 E: 0 K: 1 S: 8	H: 3 LOB: 1 BB: 0 P: 8	R: 0 E: 0 K: 2 S: 7	H: 0 LOB: 1 BB: 1 P: 11	R: 0 E: 0 K: 1 S: 6	H: 1 LOB: 2 BB: 1 P: 10	R: 1 E: 1 K: 0 S: 5	H: 2 LOB: 2 BB: 1 P: 9	R: 0 E: 0 K: 0 S: 3	H: 0 LOB: 0 BB: 0 P: 3	R: 0 E: 0 K: 0 S: 4	H: 1 LOB: 1 BB: 0 P: 4	R: 0 E: 0 K: 1 S: 7	H: 3 LOB: 2 BB: 0 P: 7	1B: 11 2B: 0 3B: 0 HR: 1	SF: 0 SAC: 0 DP: 1 HBP: 0	WP: 0 PB: 0 SB: 2 CS: 0	PA: 41		
PITCHER	IP WLS BF H R ER SO BB IBB HBP BLK WP HR S P ERA WHIP	IP WLS BF H R ER SO BB IBB HBP BLK WP HR S P ERA WHIP	IP WLS BF H R ER SO BB IBB HBP BLK WP HR S P ERA WHIP	IP WLS BF H R ER SO BB IBB HBP BLK WP HR S P ERA WHIP	IP WLS BF H R ER SO BB IBB HBP BLK WP HR S P ERA WHIP	IP WLS BF H R ER SO BB IBB HBP BLK WP HR S P ERA WHIP	IP WLS BF H R ER SO BB IBB HBP BLK WP HR S P ERA WHIP	IP WLS BF H R ER SO BB IBB HBP BLK WP HR S P ERA WHIP	IP WLS BF H R ER SO BB IBB HBP BLK WP HR S P ERA WHIP	IP WLS BF H R ER SO BB IBB HBP BLK WP HR S P ERA WHIP	IP WLS BF H R ER SO BB IBB HBP BLK WP HR S P ERA WHIP	IP WLS BF H R ER SO BB IBB HBP BLK WP HR S P ERA WHIP	IP WLS BF H R ER SO BB IBB HBP BLK WP HR S P ERA WHIP	IP WLS BF H R ER SO BB IBB HBP BLK WP HR S P ERA WHIP	IP WLS BF H R ER SO BB IBB HBP BLK WP HR S P ERA WHIP	IP WLS BF H R ER SO BB IBB HBP BLK WP HR S P ERA WHIP	IP WLS BF H R ER SO BB IBB HBP BLK WP HR S P ERA WHIP	IP WLS BF H R ER SO BB IBB HBP BLK WP HR S P ERA WHIP	IP WLS BF H R ER SO BB IBB HBP BLK WP HR S P ERA WHIP	IP WLS BF H R ER SO BB IBB HBP BLK WP HR S P ERA WHIP	IP WLS BF H R ER SO BB IBB HBP BLK WP HR S P ERA WHIP	IP WLS BF H R ER SO BB IBB HBP BLK WP HR S P ERA WHIP

AB	38
R	3
H	12
RBI	3
BB	3
SO	6
LOB	15



Batter	1	2	3	4	5	6	7	8	9	AB	R	H	RBI	BB	SO	LOB	BOTTOM					
Davey Lopes, R (1.4) OBP: 0.398, SLG: 0.459	F9		6-3			5-3 3B	2B 1B			4	2	2	0	0	0	1	New York Mets @ Los Angeles Dodgers Dodger Stadium, Los Angeles, CA Wed Jun 14 1978, 7:05 PM PDT Att: 31,185 - Unknown					
Bill Russell, R (1.6) OBP: 0.302, SLG: 0.353	K		F8			5-3	2B			4	0	1	3	0	1	1						
Steve Garvey, R (1.3) OBP: 0.318, SLG: 0.447		HR			F8	HR	IBB			3	2	2	2	1	0	0						
Ron Cey, R (1.5) OBP: 0.384, SLG: 0.442	6-3				F3	K				3	0	0	0	1	1	2						
Dusty Baker Jr., R (1.7) OBP: 0.332, SLG: 0.379		F8			K				F9	3	0	0	0	1	1	1						
Lee Lacy, R (1.9) OBP: 0.374, SLG: 0.654 Bill North, S (9.8) OBP: 0.386, SLG: 0.317		P5			F8	BB			F9	4	0	0	0	0	1	2						
Rick Monday, L (1.8) OBP: 0.403, SLG: 0.645		G1			K				K	4	0	0	0	0	3	0						
Steve Yeager, R (1.2) OBP: 0.306, SLG: 0.276					K				SH 1B BB	2	0	1	0	1	1	0						
Tommy John, R (1.1) OBP: 0.222, SLG: 0.200 Charlie Hough, R (9.1) OBP: 0.444, SLG: 0.556			SH3-4 1B		6-3				SH 1B 2B	1	1	0	0	0	0	0						
			1-2							0	0	0	0	0	0	0						
Inning Stats	R: 1 E: 0 K: 1 S: 6	H: 1 LOB: 0 BB: 0 P: 6	R: 0 E: 0 K: 0 S: 3	H: 0 LOB: 0 BB: 0 P: 3	R: 0 E: 0 K: 0 S: 4	H: 1 LOB: 1 BB: 0 P: 4	R: 0 E: 0 K: 1 S: 5	H: 0 LOB: 1 BB: 1 P: 9	R: 0 E: 0 K: 2 S: 7	H: 0 LOB: 0 BB: 0 P: 7	R: 2 E: 0 K: 1 S: 7	H: 2 LOB: 1 BB: 1 P: 11	R: 2 E: 0 K: 2 S: 9	H: 2 LOB: 2 BB: 2 P: 17	R: 0 E: 0 K: 1 S: 5	H: 0 LOB: 0 BB: 0 P: 5	1B: 2 2B: 1 3B: 1 HR: 2	SF: 0 SAC: 2 DP: 0 HBP: 0	WP: 0 PB: 0 SB: 0 CS: 0	PA: 34		
PITCHER	IP WLS BF H R ER SO BB IBB HBP BLK WP HR S P ERA WHIP	IP WLS BF H R ER SO BB IBB HBP BLK WP HR S P ERA WHIP	IP WLS BF H R ER SO BB IBB HBP BLK WP HR S P ERA WHIP	IP WLS BF H R ER SO BB IBB HBP BLK WP HR S P ERA WHIP	IP WLS BF H R ER SO BB IBB HBP BLK WP HR S P ERA WHIP	IP WLS BF H R ER SO BB IBB HBP BLK WP HR S P ERA WHIP	IP WLS BF H R ER SO BB IBB HBP BLK WP HR S P ERA WHIP	IP WLS BF H R ER SO BB IBB HBP BLK WP HR S P ERA WHIP	IP WLS BF H R ER SO BB IBB HBP BLK WP HR S P ERA WHIP	IP WLS BF H R ER SO BB IBB HBP BLK WP HR S P ERA WHIP	IP WLS BF H R ER SO BB IBB HBP BLK WP HR S P ERA WHIP	IP WLS BF H R ER SO BB IBB HBP BLK WP HR S P ERA WHIP	IP WLS BF H R ER SO BB IBB HBP BLK WP HR S P ERA WHIP	IP WLS BF H R ER SO BB IBB HBP BLK WP HR S P ERA WHIP	IP WLS BF H R ER SO BB IBB HBP BLK WP HR S P ERA WHIP	IP WLS BF H R ER SO BB IBB HBP BLK WP HR S P ERA WHIP	IP WLS BF H R ER SO BB IBB HBP BLK WP HR S P ERA WHIP	IP WLS BF H R ER SO BB IBB HBP BLK WP HR S P ERA WHIP	IP WLS BF H R ER SO BB IBB HBP BLK WP HR S P ERA WHIP	IP WLS BF H R ER SO BB IBB HBP BLK WP HR S P ERA WHIP	IP WLS BF H R ER SO BB IBB HBP BLK WP HR S P ERA WHIP	IP WLS BF H R ER SO BB IBB HBP BLK WP HR S P ERA WHIP

AB	28
R	5
H	6
RBI	5
BB	4
SO	8
LOB	7



Batter	1	2	3	4	5	6	7	8	9	AB	R	H	RBI	BB	SO	LOB	TOP			
Dave Cash, R (1.4)	G6-3 1B		SF8 1B		G5-4-3 BB		F8			3	1	2	0	1	0	1	Montreal Expos @ Los Angeles Dodgers Dodger Stadium, Los Angeles, CA Fri Jun 16 1978, 7:05 PM PDT Att: 45,538 - Unknown			
Chris Speier, R (1.6)	G6-3 1-2		SF8 1B		G5-4-3 1-2		F9			4	0	1	0	0	0	2				
Warren Cromartie, L (1.7)	1B		1-2 2-3 1B		P5		4-3			4	0	2	0	0	0	0				
Tony Perez, R (1.3)	K		SF8 2-3 3-H 1B		FC6-4 1B		2B			3	0	2	1	0	1	1				
Ellis Valentine, R (1.9)		S BB	5-3		P4		4-3			3	0	0	0	1	0	4				
Gary Carter, R (1.2)	K 1-2				FC6-4 PO		F9			4	0	1	0	0	1	2				
Andre Dawson, R (1.8)	L8				PO		F8			4	0	1	0	0	0	2				
Larry Parrish, R (1.5)	K				P3		SH1 BB			3	0	0	0	1	1	3				
Steve Rogers, R (1.1)			6-3		L3		SH1 1-2			2	0	0	0	0	0	1				
Inning Stats	R: 0 E: 0 K: 1 S: 6	H: 2 LOB: 1 BB: 0 P: 6	R: 0 E: 0 K: 2 S: 7	H: 0 LOB: 1 BB: 1 P: 11	R: 1 E: 0 K: 0 S: 6	H: 3 LOB: 2 BB: 0 P: 6	R: 0 E: 0 K: 0 S: 4	H: 1 LOB: 1 BB: 0 P: 4	R: 0 E: 0 K: 0 S: 2	H: 0 LOB: 0 BB: 1 P: 6	R: 0 E: 0 K: 0 S: 3	H: 0 LOB: 1 BB: 1 P: 7	R: 0 E: 0 K: 0 S: 4	H: 1 LOB: 1 BB: 0 P: 4	R: 0 E: 0 K: 0 S: 3	H: 1 LOB: 0 BB: 0 P: 3	1B: 7 2B: 2 3B: 0 HR: 0	SF: 1 SAC: 1 DP: 3 HBP: 0	WP: 0 PB: 0 SB: 1 CS: 1	PA: 36
PITCHER Doug Rau, L (1.1) ERA: 3.4	IP: 9.0 WLS: W BF: 35 H: 9 R: 1 ER: 1 SO: 3 BB: 3 IBB: 0 HBP: 0 BLK: 0 WP: 0 HR: 0 S: 38 P: 50 ERA: 1.00 WHIP: 1.333															PITCHER				



Batter	1	2	3	4	5	6	7	8	9	AB	R	H	RBI	BB	SO	LOB	BOTTOM			
Davey Lopes, R (1.4)	L5		1B		HR		SH3-4			3	1	2	1	0	0	0	Montreal Expos @ Los Angeles Dodgers Dodger Stadium, Los Angeles, CA Fri Jun 16 1978, 7:05 PM PDT Att: 45,538 - Unknown			
Bill Russell, R (1.6)	1B		1-2 1B		1-3		5-3			4	0	2	0	0	0	1				
Steve Garvey, R (1.3)	1-3 1B		4-3		P5		F9			4	0	1	0	0	0	3				
Ron Cey, R (1.5)	L4-3 1-2				1B 1B 2B		L7			4	1	1	0	0	1	2				
Dusty Baker Jr., R (1.7)		4-3			1B 1B		L7			4	0	1	0	0	0	0				
Rick Monday, L (1.9) (5.8)	L7		2-3 K		CS 1B		K			4	0	1	0	0	2	2				
Bill North, S (1.8) Lee Lacy, R (5.9)	K		1-2 3-H 1B		1-2 BB		K			2	0	1	1	0	1	0				
Steve Yeager, R (1.2)			K		L8		F8			3	0	0	0	0	1	3				
Doug Rau, L (1.1)			6-3		6-3		SH3-4 1B			3	0	1	0	0	0	2				
Inning Stats	R: 0 E: 0 K: 0 S: 4	H: 2 LOB: 1 BB: 0 P: 4	R: 0 E: 0 K: 1 S: 5	H: 0 LOB: 0 BB: 0 P: 5	R: 0 E: 0 K: 1 S: 7	H: 2 LOB: 2 BB: 0 P: 7	R: 1 E: 0 K: 1 S: 8	H: 3 LOB: 2 BB: 0 P: 8	R: 1 E: 0 K: 1 S: 6	H: 1 LOB: 0 BB: 0 P: 6	R: 0 E: 0 K: 0 S: 3	H: 1 LOB: 1 BB: 1 P: 7	R: 0 E: 0 K: 0 S: 4	H: 1 LOB: 1 BB: 0 P: 4	R: 0 E: 0 K: 1 S: 5	H: 0 LOB: 0 BB: 0 P: 5	1B: 8 2B: 2 3B: 0 HR: 1	SF: 0 SAC: 1 DP: 1 HBP: 0	WP: 0 PB: 0 SB: 0 CS: 1	PA: 33
PITCHER Steve Rogers, R (1.1) ERA: 2.29	IP: 8.0 WLS: L BF: 33 H: 10 R: 2 ER: 2 SO: 5 BB: 1 IBB: 0 HBP: 0 BLK: 0 WP: 0 HR: 1 S: 42 P: 46 ERA: 2.25 WHIP: 1.375															PITCHER				



Batter	1	2	3	4	5	6	7	8	9	AB	R	H	RBI	BB	SO	LOB	TOP										
Dave Cash, R OBP: 0.336, SLG: 0.359 Pepe Frias, R OBP: 0.500, SLG: 1.167										5	1	3	1	0	1	0											
Stan Paol, R OBP: 0.343, SLG: 0.365										3	0	1	0	2	0	1											
Warren Cromartie, L OBP: 0.322, SLG: 0.366										5	2	2	0	0	0	3											
Tony Perez, R OBP: 0.329, SLG: 0.425 Del Unser, L OBP: 0.313, SLG: 0.311										3	2	3	2	1	0	0											
Ellis Valentine, R OBP: 0.322, SLG: 0.449										4	0	1	0	1	1	5											
Andre Dawson, R OBP: 0.320, SLG: 0.426										3	0	1	2	0	0	3											
Gary Carter, R OBP: 0.320, SLG: 0.348										4	0	1	1	0	0	4											
Larry Parrish, R OBP: 0.323, SLG: 0.466										4	1	1	0	0	1	2											
Rudy May, L OBP: 0.265, SLG: 0.258 Dan Schatzeder, L OBP: 0.200, SLG: 0.200 Hal Dues, R OBP: 0.182, SLG: 0.182										0	0	0	0	0	0	0											
										2	0	0	0	0	1	0											
										1	0	0	0	0	1	0											
Inning Stats	R: 1 E: 0 K: 0 S: 6	H: 3 LOB: 3 BB: 1 P: 10	R: 1 E: 0 K: 0 S: 4	H: 2 LOB: 0 BB: 0 P: 4	R: 2 E: 0 K: 0 S: 5	H: 3 LOB: 0 BB: 0 P: 5	R: 0 E: 0 K: 1 S: 5	H: 0 LOB: 0 BB: 0 P: 5	R: 2 E: 0 K: 0 S: 4	H: 1 LOB: 2 BB: 3 P: 16	R: 0 E: 0 K: 0 S: 4	H: 1 LOB: 1 BB: 0 P: 4	R: 0 E: 0 K: 2 S: 7	H: 0 LOB: 0 BB: 0 P: 7	R: 0 E: 0 K: 1 S: 7	H: 3 LOB: 2 BB: 0 P: 7	1B: 10 2B: 4 3B: 0 HR: 0	SF: 1 SAC: 1 DP: 2 HBP: 0	WP: 0 PB: 0 CS: 0	PA: 41							
PITCHER	IP	WLS	BF	H	R	ER	SO	BB	IBB	HBP	BLK	WP	HR	S	P	ERA	WHIP										
Burt Hooton, R ERA: 3.66	2.0	L	14	8	4	4	0	1	0	0	0	0	0	13	17	18.00	4.500										
Bobby Castillo, R ERA: 4.11	3.1		9	0	2	2	1	3	0	0	0	0	0	8	20	7.71	1.286										
Lance Rautzhan, L ERA: 0.63	5.1		3.2	13	2	0	3	0	0	0	0	0	0	19	19	0.00	0.545										
Terry Forster, L ERA: 3.41	9.1		1.0	5	3	0	1	0	0	0	0	0	0	7	7	0.00	3.000										

Montreal Expos @ Los Angeles Dodgers
Dodger Stadium, Los Angeles, CA
Sat Jun 17 1978, 7:05 PM PDT
Att: 51,247 - Unknown

AB	35
R	6
H	13
RBI	6
BB	4
SO	5
LOB	20



Batter	1	2	3	4	5	6	7	8	9	AB	R	H	RBI	BB	SO	LOB	BOTTOM										
Davey Lopes, R OBP: 0.413, SLG: 0.474										2	1	0	1	3	0	0											
Bill Russell, R OBP: 0.306, SLG: 0.352										4	0	0	0	1	0	4											
Steve Garvey, R OBP: 0.318, SLG: 0.444										5	1	1	0	0	0	6											
Ron Cey, R OBP: 0.380, SLG: 0.445										4	0	3	1	0	0	1											
Dusty Baker Jr., R OBP: 0.335, SLG: 0.374										4	0	1	0	1	1	3											
Lee Lacy, R OBP: 0.377, SLG: 0.633										4	0	1	1	1	0	5											
Rick Monday, L OBP: 0.397, SLG: 0.613											4	1	1	0	0	1	5										
Steve Yeager, R OBP: 0.309, SLG: 0.268											2	0	0	0	2	1	4										
Burt Hooton, R OBP: 0.174, SLG: 0.136 Bobby Castillo, R Lance Rautzhan, R Vic Davalillo, L Terry Forster, L											1	0	1	0	0	0	0										
										1	0	0	0	0	0	0											
										1	0	0	0	0	0	3											
										1	0	0	0	0	0	0											
										0	0	0	0	0	0	0											
Inning Stats	R: 1 E: 0 K: 0 S: 4	H: 1 LOB: 2 BB: 2 P: 12	R: 1 E: 0 K: 0 S: 3	H: 1 LOB: 2 BB: 2 P: 12	R: 0 E: 0 K: 2 S: 8	H: 1 LOB: 2 BB: 1 P: 12	R: 0 E: 0 K: 0 S: 3	H: 0 LOB: 1 BB: 1 P: 7	R: 0 E: 0 K: 0 S: 4	H: 1 LOB: 3 BB: 2 P: 12	R: 0 E: 0 K: 0 S: 3	H: 0 LOB: 0 BB: 0 P: 3	R: 0 E: 0 K: 0 S: 3	H: 0 LOB: 0 BB: 0 P: 3	R: 1 E: 0 K: 0 S: 5	H: 2 LOB: 1 BB: 0 P: 5	1B: 6 2B: 2 3B: 0 HR: 0	SF: 1 SAC: 0 DP: 1 HBP: 1	WP: 1 PB: 0 CS: 0	PA: 43							
PITCHER	IP	WLS	BF	H	R	ER	SO	BB	IBB	HBP	BLK	WP	HR	S	P	ERA	WHIP										
Rudy May, L ERA: 4.02	1.0		8	1	2	2	0	3	0	1	0	0	0	4	17	18.00	4.000										
Dan Schatzeder, L ERA: 3.04	4.0	W	19	3	0	0	2	5	0	0	1	1	0	18	38	0.00	2.000										
Hal Dues, R ERA: 3.46	4.0	S	16	4	1	1	1	0	0	0	0	0	0	18	18	2.25	1.000										

Montreal Expos @ Los Angeles Dodgers
Dodger Stadium, Los Angeles, CA
Sat Jun 17 1978, 7:05 PM PDT
Att: 51,247 - Unknown

AB	33
R	3
H	8
RBI	3
BB	8
SO	3
LOB	31



Batter	1	2	3	4	5	6	7	8	9	AB	R	H	RBI	BB	SO	LOB	TOP			
Dave Cash, R OBP: 0.335, SLG: 0.358 (1,4)										4	0	1	0	0	0	0	Montreal Expos @ Los Angeles Dodgers Dodger Stadium, Los Angeles, CA Sun Jun 18 1978, 3:33 AM PDT Att: 41,769 - Unknown			
Stan Paol, R OBP: 0.365, SLG: 0.379 (1,6)										3	0	2	0	1	0	0				
Warren Cromartie, L OBP: 0.320, SLG: 0.364 (1,7)										4	0	1	0	0	1	3				
Tony Perez, R OBP: 0.328, SLG: 0.426 (1,3)										4	0	1	0	0	0	4				
Ellis Valentine, R OBP: 0.321, SLG: 0.450 (1,9)										4	0	1	0	0	0	3				
Andre Dawson, R OBP: 0.318, SLG: 0.419 (1,8)										4	0	0	0	0	2	2				
Larry Parrish, R OBP: 0.317, SLG: 0.457 (1,5)										4	0	0	0	0	2	2				
Ed Herrmann, L OBP: 0.146, SLG: 0.111 (1,2)										3	0	0	0	0	1	1				
Wayne Twitchell, R OBP: 0.211, SLG: 0.118 (5, PH)										1	0	0	0	0	0	0				
Wayne Garrett, L OBP: 0.245, SLG: 0.196 (5, PH)										1	0	0	0	0	0	0				
Bill Atkinson, L OBP: 0.500, SLG: 0.500 (8, PH)										0	0	0	0	0	0	0				
Del Unser, L OBP: 0.310, SLG: 0.307 (8, PH)										1	0	0	0	0	0	0				
Mike Garman, R OBP: 0.310, SLG: 0.307 (8, PH)										0	0	0	0	0	0	0				
Inning Stats	R: 0 E: 0 K: 1 S: 7	H: 2 LOB: 2 BB: 0 P: 7	R: 0 E: 0 K: 0 S: 3	H: 0 LOB: 0 BB: 0 P: 3	R: 0 E: 0 K: 0 S: 4	H: 1 LOB: 2 BB: 1 P: 8	R: 0 E: 0 K: 2 S: 7	H: 0 LOB: 0 BB: 0 P: 7	R: 0 E: 0 K: 0 S: 3	H: 0 LOB: 0 BB: 0 P: 3	R: 0 E: 0 K: 0 S: 8	H: 1 LOB: 1 BB: 0 P: 8	R: 0 E: 0 K: 0 S: 4	H: 1 LOB: 1 BB: 0 P: 4	R: 0 E: 0 K: 1 S: 6	H: 1 LOB: 1 BB: 0 P: 6	1B: 4 2B: 2 3B: 0 HR: 0	SF: 0 SAC: 0 DP: 0 HBP: 0	WP: 0 PB: 0 CS: 0	PA: 34
PITCHER Don Sutton, R ERA: 4.29 (1,1)	IP: 9.0 WLS: W BF: 34 H: 6 R: 0 ER: 0 SO: 6 BB: 1 IBB: 0 HBP: 0 BLK: 0 WP: 0 HR: 0 S: 45 P: 49 ERA: 0.00 WHIP: 0.778															PITCHER				

AB	33
R	0
H	6
RBI	0
BB	1
SO	6
LOB	15



Batter	1	2	3	4	5	6	7	8	9	AB	R	H	RBI	BB	SO	LOB	BOTTOM				
Davey Lopes, R OBP: 0.421, SLG: 0.479 (1,4)										4	2	3	0	1	0	0	Montreal Expos @ Los Angeles Dodgers Dodger Stadium, Los Angeles, CA Sun Jun 18 1978, 3:33 AM PDT Att: 41,769 - Unknown				
Bill Russell, R OBP: 0.305, SLG: 0.348 (1,6)										3	1	0	0	1	0	2					
Steve Garvey, R OBP: 0.319, SLG: 0.443 (1,3)										3	1	1	2	1	0	2					
Ron Cey, R OBP: 0.382, SLG: 0.442 (1,5)										2	0	0	0	2	1	1					
Dusty Baker Jr., R OBP: 0.329, SLG: 0.367 (1,7)										4	0	0	0	0	0	4					
Vic Davallo, L OBP: 0.333, SLG: 0.359 (1,8)										4	1	2	0	0	0	2					
Lee Lacy, R OBP: 0.381, SLG: 0.640 (1,9)										2	0	1	2	1	0	1					
Steve Yeager, R OBP: 0.314, SLG: 0.269 (1,2)										3	0	1	0	1	0	2					
Don Sutton, R OBP: 0.133, SLG: 0.037 (1,1)										4	0	0	0	0	0	5					
Inning Stats	R: 3 E: 0 K: 0 S: 6	H: 3 LOB: 3 BB: 3 P: 18	R: 0 E: 0 K: 0 S: 4	H: 1 LOB: 1 BB: 0 P: 4	R: 1 E: 0 K: 0 S: 5	H: 2 LOB: 1 BB: 0 P: 5	R: 0 E: 0 K: 0 S: 3	H: 0 LOB: 2 BB: 2 P: 11	R: 0 E: 0 K: 0 S: 4	H: 1 LOB: 1 BB: 0 P: 4	R: 1 E: 0 K: 1 S: 5	H: 0 LOB: 0 BB: 1 P: 9	R: 0 E: 0 K: 0 S: 3	H: 0 LOB: 1 BB: 1 P: 7	R: 0 E: 0 K: 0 S: 4	H: 1 LOB: 1 BB: 0 P: 4		1B: 6 2B: 1 3B: 1 HR: 0	SF: 2 SAC: 1 DP: 0 HBP: 0	WP: 1 PB: 0 CS: 0	PA: 39
PITCHER Wayne Twitchell, R ERA: 5.4 (5,1)	IP: 4.0 WLS: L BF: 23 H: 6 R: 4 ER: 4 SO: 4 BB: 6 IBB: 4 HBP: 4 BLK: 0 WP: 1 HR: 0 S: 18 P: 38 ERA: 9.00 WHIP: 2.750															PITCHER					
Bill Atkinson, R ERA: 3.6 (8,1)	IP: 3.0 WLS: L BF: 12 H: 1 R: 1 ER: 1 SO: 1 BB: 2 IBB: 0 HBP: 0 BLK: 0 WP: 0 HR: 0 S: 12 P: 20 ERA: 3.00 WHIP: 1.000															PITCHER					
Mike Garman, R ERA: 6.0 (8,1)	IP: 1.0 WLS: L BF: 4 H: 1 R: 0 ER: 0 SO: 0 BB: 0 IBB: 0 HBP: 0 BLK: 0 WP: 0 HR: 0 S: 4 P: 4 ERA: 0.00 WHIP: 1.000															PITCHER					

AB	29
R	5
H	8
RBI	4
BB	7
SO	1
LOB	19



Batter	1	2	3	4	5	6	7	8	9	10	11	AB	R	H	RBI	BB	SO	LOB	TOP					
Terry Puhl, L OBP: 0.355, SLG: 0.404 (1.8)	K		S 1B		F7			1B 4-3 1B	FC6-4 4-3 S 1-2		F7	6	1	2	0	0	1	2						
Denny Walling, L OBP: 0.313, SLG: 0.333 (1.7)	5-3		P6			4-3		4-3 1-3 BB 1B	4-3			5	1	1	0	0	0	2						
Enos Cabell, R OBP: 0.315, SLG: 0.373 (1.5)	6-3		P3			6-3		P4 1-2	L6			5	0	0	0	0	0	4						
Jose Cruz, L OBP: 0.341, SLG: 0.390 (1.9)		6-3 S HR BB			F3			4-3			K	4	1	0	1	1	1	1						
Bob Watson, R OBP: 0.348, SLG: 0.458 (1.3)	5-3				6-3			F9	BB BB HBP		K	4	0	0	0	0	1	1						
Art Howe, R OBP: 0.341, SLG: 0.444 (1.4)	6-3							F9	BB BB		K	4	0	1	0	1	1	1						
Joe Ferguson, R OBP: 0.354, SLG: 0.396 (7. PR)																								
Jimmy Sexton, R OBP: 0.222, SLG: 0.164 (7.6)					K						K	0	1	0	0	0	0	0						
Jesus Alou, R OBP: 0.395, SLG: 0.500 (8. PH)												0	0	0	1	1	0	0						
Joe Sambito, L (8.1)												1	0	0	0	0	1	0						
Mike Fischlin, R OBP: 0.167, SLG: 0.091 (7. PH)												2	0	0	0	0	0	0						
Dave Bergman, L OBP: 0.268, SLG: 0.121 (7. PH)												0	0	0	0	1	0	0						
Reggie Baldwin, R OBP: 0.222, SLG: 0.378 (7.2)	1-3				4-3							2	0	1	0	0	0	3						
Mark Lemongello, R OBP: 0.290, SLG: 0.179 (7. PH)												2	0	0	0	0	1	0						
Wilbur Howard, S OBP: 0.275, SLG: 0.347 (7.1)												1	0	0	0	0	0	1						
Ken Forsch, R OBP: 0.143, SLG: 0.143 (8.6)												0	0	0	0	0	0	0						
Julio Gonzalez, R OBP: 0.314, SLG: 0.303 (8.6)												2	0	1	0	0	0	1						
Inning Stats	R: 0 E: 0 K: 1 S: 5	H: 0 LOB: 0 BB: 0 P: 5	R: 2 E: 0 K: 0 S: 4	H: 1 LOB: 0 BB: 1 P: 8	R: 0 E: 0 K: 1 S: 6	H: 1 LOB: 1 BB: 0 P: 6	R: 0 E: 0 K: 1 S: 6	H: 1 LOB: 1 BB: 0 P: 6	R: 0 E: 0 K: 0 S: 3	H: 0 LOB: 0 BB: 0 P: 3	R: 0 E: 0 K: 1 S: 5	H: 0 LOB: 2 BB: 2 P: 13	R: 2 E: 0 K: 0 S: 5	H: 2 LOB: 3 BB: 2 P: 14	R: 0 E: 0 K: 3 S: 9	H: 1 LOB: 1 BB: 0 P: 4	R: 0 E: 0 K: 3 S: 9	H: 0 LOB: 0 BB: 0 P: 9	R: 0 E: 0 K: 1 S: 6	H: 1 LOB: 1 BB: 0 P: 6	1B: 6 2B: 0 3B: 0 HR: 1	SF: 0 SAC: 0 DP: 0 HBP: 1	WP: 0 PB: 0 SB: 4 CS: 0	PA: 46
PITCHER	IP ERA	WLS LOB	BF 29	H 5	R 4	ER 4	SO 4	BB 3	IBB 0	HBP 0	BLK 0	WP 0	HR 1	S 34	P 46	ERA 5.14	WHIP 1.143							
Rick Rhoden, R ERA: 4.01																								
Charlie Hough, R ERA: 2.63	0.2	5	0	0	0	0	0	2	0	1	0	0	0	2	11	0.00	3.000							
Lance Rautzhan, L ERA: 0.51	1.1	5	1	0	0	0	0	0	0	0	0	0	0	5	5	0.00	0.750							
Bob Welch, R ERA:	2.0	W	7	1	0	0	4	0	0	0	0	0	0	15	15	0.00	0.500							

Houston Astros @ Los Angeles Dodgers
Dodger Stadium, Los Angeles, CA
Wed Jun 21 1978, 7:05 PM PDT
Att: 34,975 - Unknown

livebaseballscorecards.com

AB 38
R 4
H 6
RBI 2
BB 4
SO 7
LOB 17



Batter	1	2	3	4	5	6	7	8	9	10	11	AB	R	H	RBI	BB	SO	LOB	BOTTOM					
Davey Lopes, R OBP: 0.412, SLG: 0.475 (1.4)	F7	FC6-4 1-2		1-3		K					FC5 2B	5	0	1	0	0	1	3						
Bill Russell, R OBP: 0.309, SLG: 0.362 (1.6)	1B 2B				4-3						BB	4	1	1	0	1	1	0						
Steve Garvey, R OBP: 0.325, SLG: 0.443 (1.3)	5-3 2-H 1B				FC1-4 1B						FC5 2-3	5	1	3	1	0	0	2						
Ron Cey, R OBP: 0.386, SLG: 0.439 (1.5)	5-3 1-2 BB				FC1-4 CS 1B						5-3	4	0	0	0	1	0	2						
Dusty Baker Jr., R OBP: 0.329, SLG: 0.379 (1.7)	5-3 1-2 2-3				CS						F9	5	2	3	2	0	0	2						
Lee Lacy, R OBP: 0.385, SLG: 0.622 (1.9)	K				F9						CS 1B	5	0	2	1	0	2	3						
Bill North, S OBP: 0.377, SLG: 0.321 (1.8)					4-3						CS	5	1	1	0	0	1	1						
Jerry Grote, R OBP: 0.400, SLG: 0.426 (1.2)					FC6-4 BB						F9	3	0	1	0	1	0	0						
Rick Rhoden, R ERA: 3.83												3	0	1	0	0	2	1						
Charlie Hough, R ERA: 2.63												0	0	0	0	0	0	0						
Lance Rautzhan, L ERA: 0.51												0	0	0	0	0	0	0						
Manny Mota, R OBP: 0.263, SLG: 0.375 (8. PH)												1	0	0	0	0	0	0						
Bob Welch, R ERA: 0.51												0	0	0	0	0	0	0						
Steve Yeager, R OBP: 0.312, SLG: 0.289 (11. PH)												1	0	1	1	0	0	0						
Inning Stats	R: 1 E: 0 K: 1 S: 7	H: 2 LOB: 2 BB: 1 P: 11	R: 0 E: 0 K: 1 S: 5	H: 0 LOB: 1 BB: 1 P: 9	R: 0 E: 0 K: 1 S: 5	H: 1 LOB: 0 BB: 0 P: 5	R: 1 E: 0 K: 0 S: 6	H: 3 LOB: 2 BB: 0 P: 6	R: 2 E: 0 K: 0 S: 6	H: 3 LOB: 1 BB: 0 P: 6	R: 0 E: 0 K: 2 S: 7	H: 0 LOB: 0 BB: 0 P: 7	R: 0 E: 0 K: 2 S: 7	H: 1 LOB: 1 BB: 0 P: 7	R: 0 E: 0 K: 6 S: 6	H: 2 LOB: 2 BB: 1 P: 10	R: 0 E: 0 K: 0 S: 3	H: 1 LOB: 0 BB: 0 P: 3	R: 1 E: 0 K: 0 S: 3	H: 2 LOB: 1 BB: 0 P: 3	1B: 10 2B: 3 3B: 0 HR: 1	SF: 0 SAC: 1 DP: 0 HBP: 0	WP: 0 PB: 0 SB: 0 CS: 3	PA: 47
PITCHER	IP ERA	WLS LOB	BF 28	H 9	R 4	ER 4	SO 5	BB 2	IBB 0	HBP 0	BLK 0	WP 0	HR 1	S 36	P 44	ERA 6.00	WHIP 1.833							
Mark Lemongello, R ERA: 3.83																								
Ken Forsch, R ERA: 3.12	1.0	3	0	0	0	0	0	0	0	3	3	0.00	0.000											
Joe Sambito, L ERA: 3.32	3.1	L	14	5	1	1	3	1	0	0	0	0	0	19	23	2.70	1.800							

Houston Astros @ Los Angeles Dodgers
Dodger Stadium, Los Angeles, CA
Wed Jun 21 1978, 7:05 PM PDT
Att: 34,975 - Unknown

livebaseballscorecards.com

AB 41
R 5
H 14
RBI 5
BB 3
SO 8
LOB 14



Batter	1	2	3	4	5	6	7	8	9	AB	R	H	RBI	BB	SO	LOB	TOP					
Terry Puhl, L OBP: 0.364, SLG: 0.415 (1, 8)										4	2	3	0	1	0	0	Houston Astros @ Los Angeles Dodgers Dodger Stadium, Los Angeles, CA Thu Jun 22 1978, 3:33 AM PDT Att: 31,246 - Unknown					
Jesus Aloy, R OBP: 0.370, SLG: 0.465 Wilbur Howard, S OBP: 0.275, SLG: 0.347 (8, 7)										3	0	0	0	0	0	3						
Enos Cabell, R OBP: 0.317, SLG: 0.374 (1, 5)										5	0	2	2	0	1	0						
Bob Watson, R OBP: 0.350, SLG: 0.459 (1, 3)										4	1	2	0	0	0	1						
Art Howe, R OBP: 0.343, SLG: 0.450 (1, 4)										4	0	2	0	0	0	2						
Joe Ferguson, R OBP: 0.357, SLG: 0.416 (1, 2)										0	1	0	0	0	0	0						
Jose Cruz, L OBP: 0.340, SLG: 0.397 (1, 9)										4	0	1	0	0	0	4						
Mike Fischlin, R OBP: 0.250, SLG: 0.143 (1, 6)										3	0	1	0	1	0	2						
Joe Niekro, R OBP: 0.188, SLG: 0.188 (1, 1)										3	0	0	0	0	0	2						
Inning Stats	R: 0 E: 0 K: 1 S: 5	H: 1 LOB: 0 BB: 0 P: 5	R: 0 E: 0 K: 0 S: 4	H: 1 LOB: 2 BB: 1 P: 8	R: 0 E: 0 K: 0 S: 3	H: 0 LOB: 0 BB: 0 P: 3	R: 0 E: 0 K: 1 S: 7	H: 2 LOB: 2 BB: 0 P: 7	R: 0 E: 0 K: 0 S: 4	H: 2 LOB: 1 BB: 0 P: 4	R: 2 E: 0 K: 0 S: 6	H: 3 LOB: 2 BB: 1 P: 10	R: 1 E: 0 K: 0 S: 5	H: 2 LOB: 0 BB: 0 P: 5	R: 0 E: 0 K: 1 S: 5	H: 0 LOB: 0 BB: 0 P: 5	R: 1 E: 0 K: 0 S: 3	H: 1 LOB: 0 BB: 1 P: 7	1B: 8 2B: 2 3B: 1 HR: 1	SF: 0 SAC: 3 DP: 1 HBP: 0	WP: 0 PB: 0 SB: 2 CS: 2	PA: 40
PITCHER Doug Rau, L ERA: 3.46 (1, 1)	IP: 9.0 WLS: L BF: 39	H: 12 R: 4 ER: 4 SO: 3	BB: 2 IBB: 1 HBP: 0 BLK: 0	WP: 0 HR: 1 S: 42 P: 54	ERA: 4.00 WHIP: 1.556	PITCHER										IP: 9.0 WLS: L BF: 39	H: 12 R: 4 ER: 4 SO: 3	BB: 2 IBB: 1 HBP: 0 BLK: 0	WP: 0 HR: 1 S: 42 P: 54	ERA: 4.00 WHIP: 1.556		

AB	30
R	4
H	11
RBI	2
BB	2
SO	1
LOB	14



Batter	1	2	3	4	5	6	7	8	9	AB	R	H	RBI	BB	SO	LOB	BOTTOM					
Davey Lopes, R OBP: 0.412, SLG: 0.486 (1, 4)										4	1	1	1	1	2	2	Houston Astros @ Los Angeles Dodgers Dodger Stadium, Los Angeles, CA Thu Jun 22 1978, 3:33 AM PDT Att: 31,246 - Unknown					
Bill Russell, R OBP: 0.308, SLG: 0.360 (1, 6)										4	1	1	0	0	0	2						
Steve Garvey, R OBP: 0.324, SLG: 0.440 (1, 3)										4	0	1	0	0	0	0						
Ron Cey, R OBP: 0.388, SLG: 0.435 (1, 5)										2	0	0	0	2	2	0						
Dusty Baker Jr., R OBP: 0.324, SLG: 0.374 (1, 7)										3	0	0	1	0	1	1						
Lee Lacy, R OBP: 0.374, SLG: 0.602 (1, 9)										4	1	0	0	0	0	2						
Bill North, S OBP: 0.380, SLG: 0.321 (1, 8)										3	0	1	0	1	1	1						
Steve Yeager, R OBP: 0.316, SLG: 0.270 Ted Martinez, R OBP: 0.316, SLG: 0.235 (9, PR)										3	0	1	1	1	0	1						
Doug Rau, L OBP: 0.241, SLG: 0.241 Rick Monday, L OBP: 0.393, SLG: 0.606 (9, PH)										2	0	1	0	0	0	1						
Inning Stats	R: 2 E: 0 K: 0 S: 5	H: 3 LOB: 1 BB: 1 P: 9	R: 0 E: 0 K: 0 S: 4	H: 1 LOB: 2 BB: 1 P: 8	R: 0 E: 0 K: 1 S: 5	H: 0 LOB: 1 BB: 1 P: 9	R: 0 E: 0 K: 1 S: 5	H: 1 LOB: 1 BB: 1 P: 9	R: 0 E: 0 K: 1 S: 5	H: 0 LOB: 0 BB: 0 P: 5	R: 1 E: 1 K: 1 S: 7	H: 1 LOB: 1 BB: 0 P: 7	R: 0 E: 0 K: 0 S: 3	H: 0 LOB: 0 BB: 0 P: 3	R: 0 E: 0 K: 1 S: 5	H: 0 LOB: 0 BB: 0 P: 5	R: 0 E: 0 K: 1 S: 5	H: 0 LOB: 1 BB: 1 P: 9	1B: 5 2B: 1 3B: 0 HR: 1	SF: 1 SAC: 1 DP: 1 HBP: 0	WP: 0 PB: 0 SB: 1 CS: 1	PA: 37
PITCHER Joe Niekro, R ERA: 6.09 (1, 1)	IP: 9.0 WLS: W BF: 37	H: 6 R: 3 ER: 2 SO: 6	BB: 5 IBB: 0 HBP: 0 BLK: 0	WP: 0 HR: 1 S: 44 P: 64	ERA: 2.00 WHIP: 1.222	PITCHER										IP: 9.0 WLS: W BF: 37	H: 6 R: 3 ER: 2 SO: 6	BB: 5 IBB: 0 HBP: 0 BLK: 0	WP: 0 HR: 1 S: 44 P: 64	ERA: 2.00 WHIP: 1.222		

AB	30
R	3
H	6
RBI	3
BB	5
SO	6
LOB	11



Batter	1	2	3	4	5	6	7	8	9	AB	R	H	RBI	BB	SO	LOB	TOP			
Pete Rose, S OBP: 0.335, SLG: 0.406 (1, 5)										4	0	1	0	0	0	3	Cincinnati Reds @ Los Angeles Dodgers Dodger Stadium, Los Angeles, CA Fri Jun 23 1978, 7:05 PM PDT Att: 51,068 - Unknown livebaseballscores.com			
Ken Griffey, L OBP: 0.364, SLG: 0.448 (1, 9)										4	0	0	0	0	1	2				
Dave Concepcion, R OBP: 0.346, SLG: 0.493 (1, 6)										4	0	0	0	0	1	1				
George Foster, R OBP: 0.380, SLG: 0.554 (1, 7)										4	0	0	0	0	0	1				
Dan Driessen, L OBP: 0.402, SLG: 0.509 (1, 3)										4	0	1	0	0	0	0				
Cesar Geronimo, L OBP: 0.346, SLG: 0.386 (1, 8)										4	0	1	0	0	1	1				
Junior Kennedy, R OBP: 0.359, SLG: 0.231 (1, 4)										1	0	0	0	2	0	0				
Don Werner, R OBP: 0.250, SLG: 0.204 (1, 2)										1	0	0	0	1	0	2				
Mike Lum, L OBP: 0.410, SLG: 0.477 (7, PH)										1	0	0	0	0	0	1				
Vic Correll, R (7, 2)										0	0	0	0	0	0	0				
Fred Norman, S OBP: 0.229, SLG: 0.206 (1, 1)										1	0	0	0	0	1	2				
Dave Collins, S OBP: 0.339, SLG: 0.240 (8, PH)										1	0	0	0	0	1	0				
Doug Bair, R OBP: 0.200, SLG: 0.200 (8, 1)										0	0	0	0	0	0	0				
Inning Stats	R: 0 E: 0 K: 0 S: 4	H: 1 LOB: 1 BB: 0 P: 4	R: 0 E: 0 K: 1 S: 5	H: 0 LOB: 0 BB: 0 P: 5	R: 0 E: 0 K: 0 S: 3	H: 0 LOB: 1 BB: 1 P: 7	R: 0 E: 0 K: 0 S: 3	H: 0 LOB: 0 BB: 0 P: 3	R: 0 E: 0 K: 1 S: 6	H: 1 LOB: 2 BB: 1 P: 10	R: 0 E: 0 K: 0 S: 3	H: 0 LOB: 1 BB: 1 P: 7	R: 0 E: 0 K: 2 S: 7	H: 0 LOB: 0 BB: 0 P: 7	R: 0 E: 0 K: 0 S: 4	H: 1 LOB: 1 BB: 0 P: 4	1B: 2 2B: 1 3B: 0 HR: 0	SF: 0 SAC: 1 DP: 0 HBP: 0	WP: 0 PB: 0 SB: 0 CS: 0	PA: 33
PITCHER Burt Hooton, R ERA: 3.3 (1, 1)	IP: 9.0 WLS: W BF: 33 H: 3 R: 0 ER: 0 SO: 5 BB: 3 IBB: 0 HBP: 0 BLK: 0 WP: 0 HR: 0 S: 40 P: 52 ERA: 0.00 WHIP: 0.667																			

Batter	1	2	3	4	5	6	7	8	9	AB	R	H	RBI	BB	SO	LOB	BOTTOM			
Davey Lopes, R OBP: 0.413, SLG: 0.486 (1, 4)										4	0	2	0	0	0	1	Cincinnati Reds @ Los Angeles Dodgers Dodger Stadium, Los Angeles, CA Fri Jun 23 1978, 7:05 PM PDT Att: 51,068 - Unknown livebaseballscores.com			
Bill Russell, R OBP: 0.304, SLG: 0.355 (1, 6)										4	0	0	0	0	0	3				
Steve Garvey, R OBP: 0.327, SLG: 0.452 (1, 3)										4	1	2	1	0	0	1				
Ron Cey, R OBP: 0.389, SLG: 0.438 (1, 5)										3	0	1	0	1	1	0				
Dusty Baker Jr., R OBP: 0.323, SLG: 0.369 (1, 7)										3	0	0	0	1	0	3				
Lee Lacy, R OBP: 0.364, SLG: 0.583 (1, 9)										4	0	0	0	0	0	2				
Bill North, S OBP: 0.385, SLG: 0.329 (1, 8)										3	0	2	0	0	0	0				
Steve Yeager, R OBP: 0.311, SLG: 0.265 (1, 2)										3	0	0	0	0	0	3				
Burt Hooton, R OBP: 0.167, SLG: 0.130 (1, 1)										1	0	0	0	0	0	1				
Inning Stats	R: 0 E: 0 K: 0 S: 4	H: 1 LOB: 2 BB: 1 P: 8	R: 0 E: 1 K: 0 S: 4	H: 0 LOB: 1 BB: 0 P: 4	R: 0 E: 0 K: 0 S: 3	H: 1 LOB: 0 BB: 0 P: 3	R: 0 E: 0 K: 0 S: 3	H: 0 LOB: 0 BB: 0 P: 3	R: 0 E: 0 K: 0 S: 4	H: 1 LOB: 1 BB: 0 P: 4	R: 1 E: 0 K: 0 S: 5	H: 2 LOB: 1 BB: 0 P: 5	R: 0 E: 0 K: 0 S: 5	H: 2 LOB: 2 BB: 0 P: 5	R: 0 E: 0 K: 1 S: 5	H: 0 LOB: 1 BB: 1 P: 9		1B: 5 2B: 1 3B: 0 HR: 1	SF: 0 SAC: 2 DP: 1 HBP: 0	WP: 0 PB: 0 SB: 0 CS: 0
PITCHER Fred Norman, L ERA: 2.86 (1, 1)	IP: 7.0 WLS: L BF: 29 H: 7 R: 1 ER: 1 SO: 1 BB: 1 IBB: 0 HBP: 0 BLK: 0 WP: 0 HR: 1 S: 28 P: 32 ERA: 1.29 WHIP: 1.143																			
Doug Bair, R ERA: 1.17 (8, 1)	IP: 1.0 WLS: L BF: 4 H: 0 R: 0 ER: 0 SO: 1 BB: 1 IBB: 0 HBP: 0 BLK: 0 WP: 0 HR: 0 S: 5 P: 9 ERA: 0.00 WHIP: 1.000																			

Batter	1	2	3	4	5	6	7	8	9	AB	R	H	RBI	BB	SO	LOB	TOP								
Pete Rose, S OBP: 0.343, SLG: 0.416 (1, 5)	0-0 2B		0-0 1B		0-0 1B		0-0 4-3		0-0 1B	5	1	4	0	0	0	1	Cincinnati Reds @ Los Angeles Dodgers Dodger Stadium, Los Angeles, CA Sat Jun 24 1978, 3:33 AM PDT Att: 46,274 - Unknown livebaseballscores.com AB 37 R 3 H 13 RBI 3 BB 2 SO 6 LOB 18								
Ken Griffey, L OBP: 0.381, SLG: 0.444 (1, 9)	0-0 F7		0-0 L3		0-3 K		0-3 K		0-3 K	3	0	0	0	0	1	3									
Mike Lum, L OBP: 0.405, SLG: 0.470 (7, PH)										1	0	0	0	0	1	1									
Manny Sarmiento, R (7, 1)										0	0	0	0	0	0	0									
Ray Knight, R OBP: 0.205, SLG: 0.324 (9, PH)			1-2		1-2					1	0	0	0	0	1	1									
Dave Concepcion, R OBP: 0.351, SLG: 0.495 (1, 6)	4-0 BB		0-0 1B		0-0 1B				0-0 L7	4	0	2	1	1	0	1									
George Foster, R OBP: 0.381, SLG: 0.564 (1, 7)	0-0 F7		0-0 FC6-4		0-0 1B				0-0 FC6-4	4	1	2	1	0	0	3									
Dan Driessen, L OBP: 0.396, SLG: 0.500 (1, 3)	0-0 4-1				0-3 K				0-0 F5	4	0	0	0	0	1	3									
Cesar Geronimo, L OBP: 0.354, SLG: 0.414 (1, 8)					0-0 1B				0-0 F7	4	1	3	1	0	0	1									
Junior Kennedy, R OBP: 0.250, SLG: 0.238 (1, 4)					0-0 1B				0-0 FC6-4	3	0	1	0	0	0	1									
Joe Morgan, L OBP: 0.371, SLG: 0.440 (8, PH)									0-0 FC6-4	0	0	0	0	1	0	0									
Rick Auerbach, R OBP: 0.258, SLG: 0.269 (8, 4)									1-2	0	0	0	0	0	0	0									
Vic Correll, R (1, 2)									0-0 BB	3	0	0	0	0	1	1									
Ken Henderson, S OBP: 0.285, SLG: 0.333 (8, PH)									4-0 1B	1	0	0	0	0	0	2									
Don Werner, R OBP: 0.250, SLG: 0.204 (8, 2)									1-2	0	0	0	0	0	0	0									
Tom Hume, R (1, 1)									0-0 BB	3	0	0	0	0	1	1									
Pedro Borbon, R OBP: 0.250, SLG: 0.250 (6, 1)									0-0 P5	2	0	0	0	0	1	0									
Dave Collins, S OBP: 0.344, SLG: 0.250 (7, PH)									0-0 L9	0	0	0	0	0	0	0									
Dave Collins, S OBP: 0.344, SLG: 0.250 (7, 9)									0-0 L9	2	0	1	0	0	0	0									
Inning Stats	R: 0 E: 0 K: 0 S: 4	H: 1 LOB: 2 BB: 1 P: 8	R: 1 E: 0 K: 1 S: 6	H: 1 LOB: 0 BB: 0 P: 6	R: 0 E: 0 K: 0 S: 4	H: 2 LOB: 1 BB: 0 P: 4	R: 0 E: 0 K: 1 S: 6	H: 2 LOB: 1 BB: 0 P: 6	R: 1 E: 0 K: 0 S: 6	H: 2 LOB: 1 BB: 0 P: 6	R: 0 E: 0 K: 0 S: 4	H: 1 LOB: 1 BB: 0 P: 4	R: 0 E: 0 K: 2 S: 8	H: 1 LOB: 1 BB: 0 P: 8	R: 1 E: 0 K: 0 S: 5	H: 2 LOB: 2 BB: 1 P: 9	R: 0 E: 0 K: 1 S: 6	H: 1 LOB: 1 BB: 0 P: 6	1B: 10 2B: 2 3B: 0 HR: 2	SF: 0 SAC: 0 DP: 1 HBP: 0	WP: 0 PB: 0 SB: 2 CS: 0	PA: 39			
PITCHER	IP	WLS	BF	H	R	ER	SO	BB	IBB	HBP	BLK	WP	HR	S	P	ERA	WHIP								
Don Sutton, R ERA: 4.21	6.0	W	25	9	2	2	3	1	0	0	0	0	1	30	34	3.00	1.667								
Charlie Hough, R ERA: 2.74	1.2		9	3	1	1	2	1	0	0	0	0	1	12	16	5.40	2.400								
Bob Welch, R ERA:	1.1	S	5	1	0	0	1	0	0	0	0	0	0	7	7	0.00	0.750								

Batter	1	2	3	4	5	6	7	8	9	AB	R	H	RBI	BB	SO	LOB	BOTTOM								
Davey Lopes, R OBP: 0.406, SLG: 0.477 (1, 4)	0-0 P6		0-0 L7		0-0 P4				0-0 6-3	4	0	0	1	0	0	3	Cincinnati Reds @ Los Angeles Dodgers Dodger Stadium, Los Angeles, CA Sat Jun 24 1978, 3:33 AM PDT Att: 46,274 - Unknown livebaseballscores.com AB 32 R 4 H 9 RBI 4 BB 3 SO 7 LOB 15								
Bill Russell, R OBP: 0.303, SLG: 0.354 (1, 6)	0-3 K		0-0 1B						0-0 F5	4	0	1	0	0	1	2									
Steve Garvey, R OBP: 0.322, SLG: 0.445 (1, 3)	0-3 K		0-0 P4						0-0 F8	4	0	0	0	0	1	1									
Ron Cey, R OBP: 0.394, SLG: 0.447 (1, 5)			0-0 F8		0-0 FC6-4				0-3 K	4	1	3	0	0	1	0									
Dusty Baker Jr., R OBP: 0.322, SLG: 0.367 (1, 7)			0-0 F8		0-0 FC6-4				0-0 CS	4	1	1	0	0	0	3									
Bob Welch, R (8, 1)			2-3		1-2				BB	0	0	0	0	0	0	0									
Lee Lacy, R OBP: 0.361, SLG: 0.573 (1, 9)			0-0 P4		0-3 K				0-0 BB	4	1	1	0	0	2	1									
Bill North, S OBP: 0.388, SLG: 0.336 (1, 8)			0-0 2B		1-3				4-0 BB	3	0	1	1	1	1	0									
Steve Yeager, R OBP: 0.318, SLG: 0.269 (1, 2)			3-H						0-0 BB	1	1	1	0	1	0	0									
Jerry Grote, R OBP: 0.404, SLG: 0.417 (6, 2)			4-0						1-2	1	0	0	1	1	0	0									
Don Sutton, R OBP: 0.156, SLG: 0.069 (1, 1)			0-3		0-0				0-0 P6	2	0	1	1	0	1	2									
Rick Monday, L OBP: 0.391, SLG: 0.602 (6, PH)									1-2	1	0	0	0	0	0	3									
Charlie Hough, R OBP: 0.444, SLG: 0.556 (7, 1)									0-0 BB	0	0	0	0	0	0	0									
Vic Davalillo, L OBP: 0.326, SLG: 0.350 (8, 7)					1-H				0-0 P6	0	0	0	0	0	0	0									
Inning Stats	R: 0 E: 0 K: 2 S: 7	H: 0 LOB: 0 BB: 0 P: 7	R: 1 E: 0 K: 1 S: 7	H: 2 LOB: 1 BB: 1 P: 11	R: 0 E: 0 K: 0 S: 5	H: 2 LOB: 2 BB: 0 P: 5	R: 1 E: 0 K: 1 S: 7	H: 2 LOB: 1 BB: 0 P: 7	R: 0 E: 0 K: 0 S: 3	H: 1 LOB: 0 BB: 0 P: 3	R: 2 E: 0 K: 0 S: 5	H: 2 LOB: 2 BB: 2 P: 13	R: 0 E: 0 K: 1 S: 5	H: 0 LOB: 0 BB: 0 P: 5	R: 0 E: 0 K: 2 S: 7	H: 0 LOB: 0 BB: 0 P: 7	R: 0 E: 0 K: 1 S: 6	H: 0 LOB: 0 BB: 0 P: 6	1B: 7 2B: 2 3B: 0 HR: 0	SF: 0 SAC: 0 DP: 0 HBP: 0	WP: 0 PB: 1 SB: 0 CS: 1	PA: 36			
PITCHER	IP	WLS	BF	H	R	ER	SO	BB	IBB	HBP	BLK	WP	HR	S	P	ERA	WHIP								
Tom Hume, R ERA: 5.64	5.0	L	25	9	4	3	4	1	0	0	0	0	0	31	39	5.40	2.000								
Pedro Borbon, R ERA: 5.31	1.0		4	0	0	0	0	1	0	0	0	0	0	3	7	0.00	1.000								
Manny Sarmiento, R ERA: 1.89	2.0		6	0	0	0	3	0	0	0	0	0	0	12	12	0.00	0.000								

Batter	1	2	3	4	5	6	7	8	9	AB	R	H	RBI	BB	SO	LOB	TOP								
Pete Rose, S OBP: 0.348, SLG: 0.419 Ray Knight, R OBP: 0.205, SLG: 0.324	0-0 1B G3 1B	0-0 1-3			0-0 FC4-6 1B		0-0 SH1-4		4-0 E 3-1 BB	3	1	2	0	1	0	1									
Dave Collins, S OBP: 0.323, SLG: 0.232 Pedro Borbon, R OBP: 0.250, SLG: 0.250 Joe Morgan, L OBP: 0.369, SLG: 0.438 Doug Bair, R OBP: 0.200, SLG: 0.200	0-0 G3		0-3 K		0-0 FC4-6 FC6-4		0-0 6-3		0-0 3-1	4	0	0	1	0	1	3									
Dave Concepcion, R OBP: 0.348, SLG: 0.401	0-0 2-3 1B		0-0 4-3		0-0 FC6-4		0-0 1-3		0-0 E9 1B	5	1	1	0	0	0	2									
George Foster, R OBP: 0.385, SLG: 0.563	0-3 K		0-0 1B			0-3 K			4-0 SH2-4 1B	4	0	2	0	1	2	2									
Dan Driessen, L OBP: 0.394, SLG: 0.496	0-0 F8		0-0 4-3			0-0 4-3			0-0 SH2-4 1B	4	0	1	1	0	0	3									
Junior Kennedy, R OBP: 0.347, SLG: 0.233		0-0 5-3			0-0 G6-4-3 1B		0-0 F8		0-0 K	5	0	1	0	0	1	3									
Vic Correll, R OBP: 0.375, SLG: 0.429		0-0 1B 2B			0-0 G6-4-3 1-2				4-0 1B 1B	3	2	2	0	1	0	1									
Cesar Geronimo, L OBP: 0.352, SLG: 0.410		0-3 K			0-0 4-3				0-0 4-3	4	1	1	0	0	1	3									
Paul Moskau, R OBP: 0.313, SLG: 0.214 Ken Griffey, L OBP: 0.362, SLG: 0.444		0-0 2H 1B					0-0 1-3		0-0 SH1-4 1B	2	0	1	1	0	0	0									
Inning Stats	R: 0 E: 0 K: 1 S: 7	H: 2 LOB: 2 BB: 0 P: 7	R: 1 E: 0 K: 1 S: 7	H: 2 LOB: 1 BB: 0 P: 7	R: 0 E: 0 K: 1 S: 6	H: 1 LOB: 1 BB: 0 P: 6	R: 0 E: 0 K: 0 S: 3	H: 1 LOB: 0 BB: 0 P: 3	R: 0 E: 0 K: 0 S: 4	H: 0 LOB: 0 BB: 0 P: 4	R: 0 E: 0 K: 1 S: 5	H: 0 LOB: 0 BB: 0 P: 5	R: 2 E: 0 K: 0 S: 6	H: 3 LOB: 1 BB: 0 P: 6	R: 0 E: 0 K: 1 S: 6	H: 1 LOB: 2 BB: 1 P: 10	R: 2 E: 2 K: 0 S: 5	H: 1 LOB: 2 BB: 2 P: 13	1B: 11 2B: 1 3B: 0 HR: 0	SF: 0 SAC: 2 DP: 1 HBP: 0	WP: 0 PB: 0 SB: 1 CS: 0	PA: 42			
PITCHER	IP	WLS	BF	H	R	ER	SO	BB	IBB	HBP	BLK	WP	HR	S	P	ERA	WHIP								
Tommy John, L ERA: 3.89	8.2	L	41	12	5	3	5	2	1	0	0	0	0	48	60	3.12	1.615								
Lance Rautzhan, L ERA: 0.5	0.1		1	0	0	0	0	0	0	0	0	0	0	1	1	0.00	0.000								

Cincinnati Reds @ Los Angeles Dodgers
Dodger Stadium, Los Angeles, CA
Sun Jun 25 1978, 3:33 AM PDT
Att: 50,356 - Unknown

AB	37
R	5
H	12
RBI	4
BB	3
SO	5
LOB	19



Batter	1	2	3	4	5	6	7	8	9	AB	R	H	RBI	BB	SO	LOB	BOTTOM								
Davey Lopes, R OBP: 0.410, SLG: 0.495	0-0 E7 4-1 2B 1B						0-0 F8		0-0 SF9	4	2	3	2	0	0	0									
Bill Russell, R OBP: 0.298, SLG: 0.348	0-0 4-1 2-3	0-0 6-3					0-0 F7		0-0 L6	5	0	0	0	0	0	4									
Steve Garvey, R OBP: 0.328, SLG: 0.451	0-0 2B 3H						0-0 F9			3	1	2	1	1	0	2									
Ron Cey, R OBP: 0.389, SLG: 0.440	0-0 F8		0-3 K				0-0 F9			4	0	0	0	0	2	3									
Dusty Baker Jr., R OBP: 0.321, SLG: 0.369	0-0 BB 2H 2B		0-0 F8				0-3 K		0-0 4-1	4	0	1	1	0	1	0									
Lee Lacy, R OBP: 0.358, SLG: 0.560	4-0 BB BB		0-3 K				0-0 L4		0-0 6-3	3	0	0	0	1	1	0									
Bill North, S OBP: 0.385, SLG: 0.329	4-0 FC6-4 1-2 2-3 BB		0-0 F7				0-0 4-3		0-0 4-3	3	0	0	0	1	0	0									
Jerry Grote, R OBP: 0.400, SLG: 0.400 Vic Davallo, L OBP: 0.341, SLG: 0.366	0-0 FC6-4 1-2						0-0 F7		0-0 1B SF9 1B	2	0	0	0	1	0	3									
Tommy John, R OBP: 0.194, SLG: 0.172 Lance Rautzhan, R			0-0 F9				0-0 FC4-6		0-0 F6	3	0	0	0	0	0	0									
Rick Monday, L OBP: 0.394, SLG: 0.605 Ted Martinez, R OBP: 0.316, SLG: 0.235							0-0 FC4-6 1B		0-0 L6 1B	1	0	1	0	0	0	0									
Inning Stats	R: 2 E: 1 K: 0 S: 6	H: 3 LOB: 3 BB: 2 P: 14	R: 1 E: 0 K: 1 S: 6	H: 1 LOB: 1 BB: 1 P: 10	R: 0 E: 0 K: 1 S: 5	H: 0 LOB: 0 BB: 0 P: 5	R: 0 E: 0 K: 0 S: 4	H: 1 LOB: 2 BB: 1 P: 8	R: 0 E: 0 K: 2 S: 7	H: 0 LOB: 0 BB: 0 P: 7	R: 0 E: 0 K: 0 S: 3	H: 0 LOB: 0 BB: 0 P: 3	R: 0 E: 0 K: 0 S: 4	H: 1 LOB: 1 BB: 0 P: 4	R: 0 E: 0 K: 0 S: 3	H: 0 LOB: 0 BB: 0 P: 3	R: 1 E: 0 K: 0 S: 4	H: 2 LOB: 1 BB: 0 P: 4	1B: 5 2B: 3 3B: 0 HR: 1	SF: 1 SAC: 0 DP: 1 HBP: 0	WP: 0 PB: 0 SB: 0 CS: 0	PA: 38			
PITCHER	IP	WLS	BF	H	R	ER	SO	BB	IBB	HBP	BLK	WP	HR	S	P	ERA	WHIP								
Paul Moskau, R ERA: 5.14	6.0		27	5	3	3	4	4	0	0	0	0	0	31	47	4.50	1.500								
Pedro Borbon, R ERA: 5.05	2.0	W	7	1	0	0	0	0	0	0	0	0	0	7	7	0.00	0.500								
Doug Bair, R ERA: 1.37	1.0	S	4	2	1	1	0	0	0	0	0	0	0	4	4	9.00	2.000								

Cincinnati Reds @ Los Angeles Dodgers
Dodger Stadium, Los Angeles, CA
Sun Jun 25 1978, 3:33 AM PDT
Att: 50,356 - Unknown

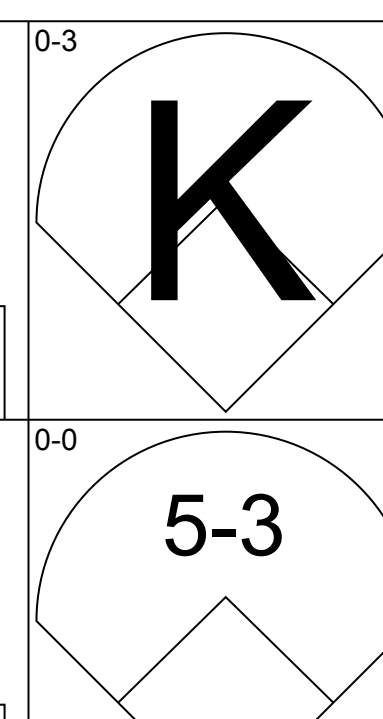
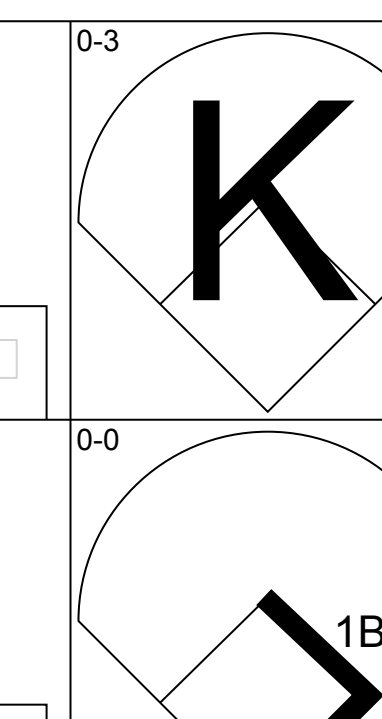
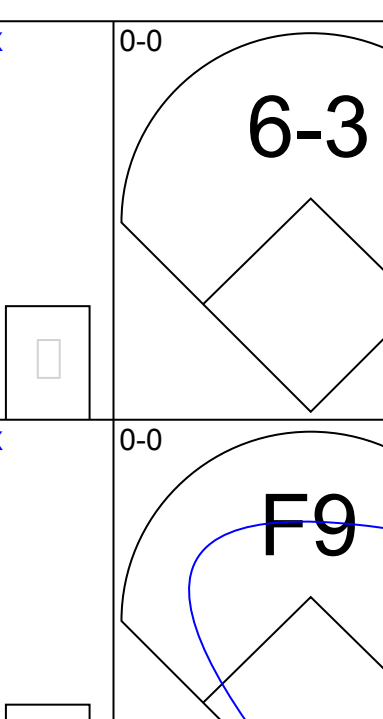
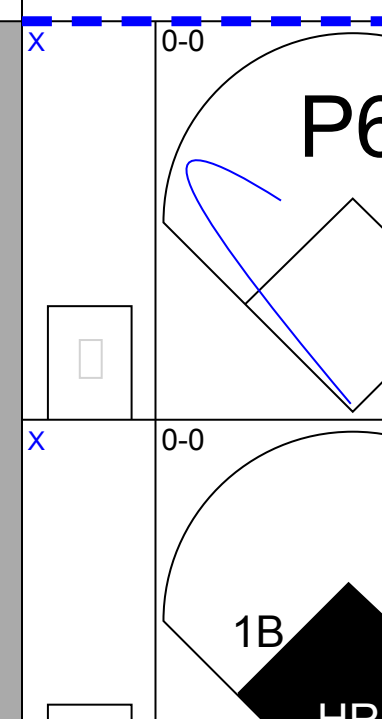
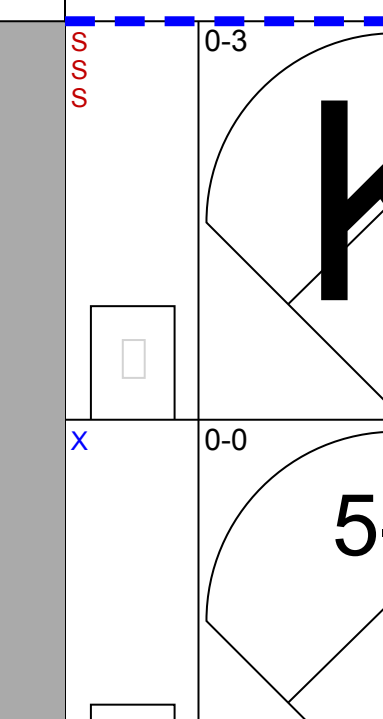
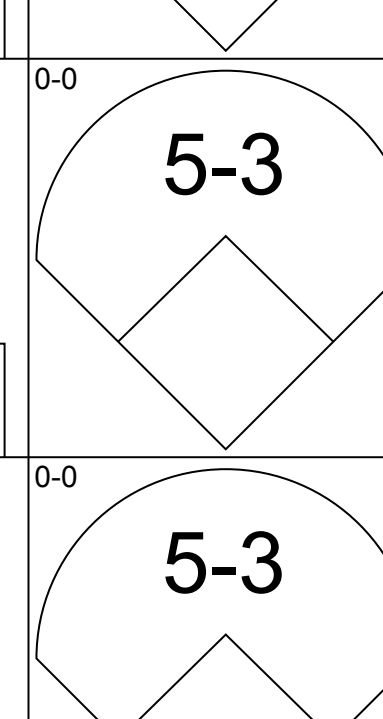
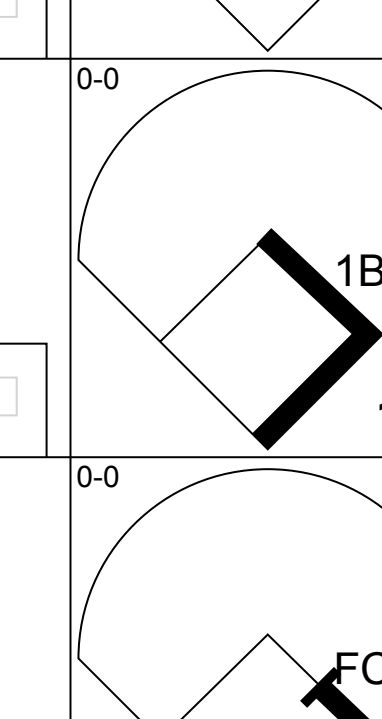
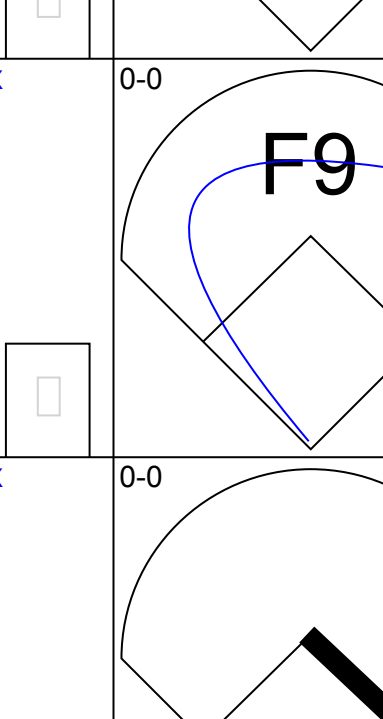
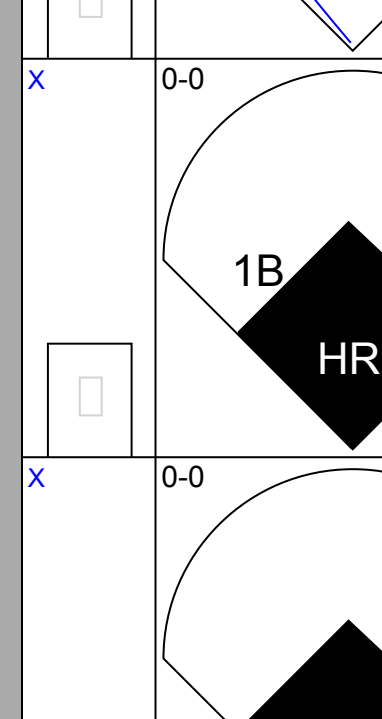
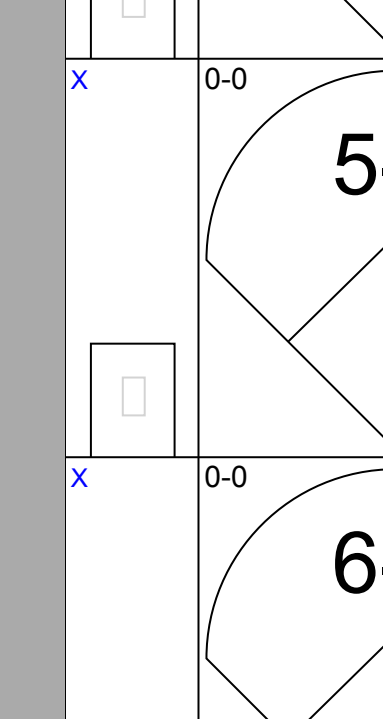
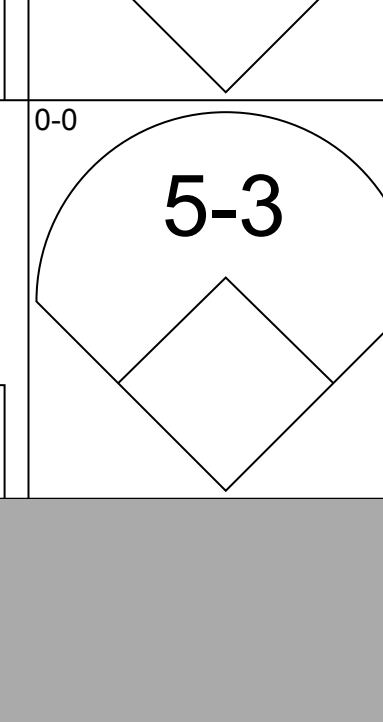
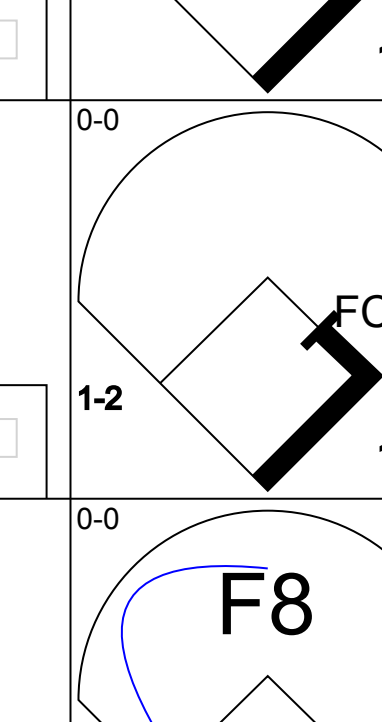
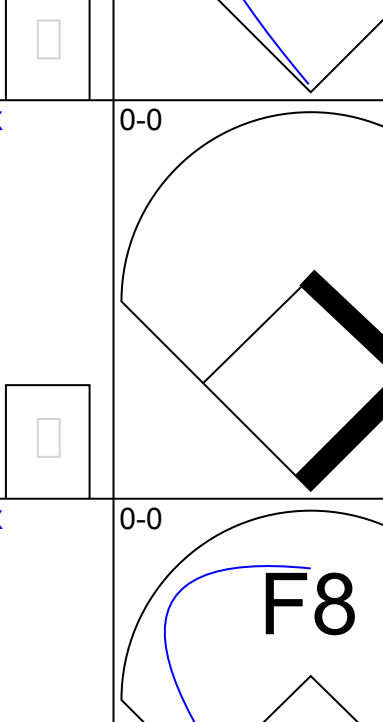
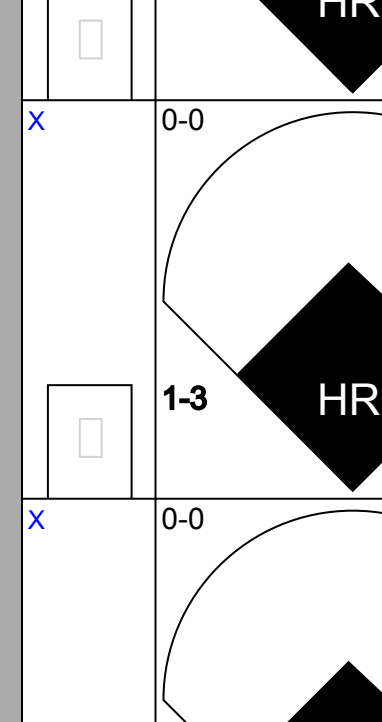
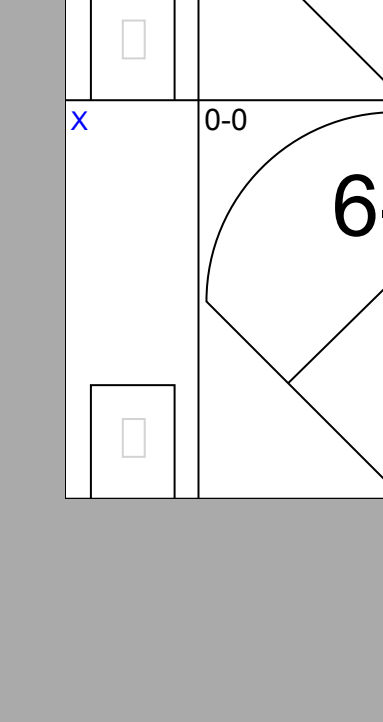
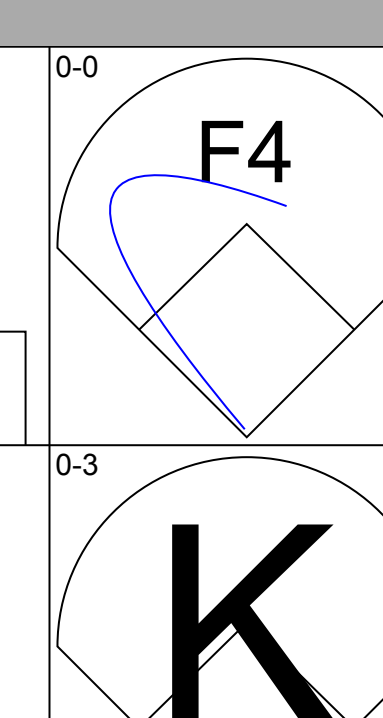
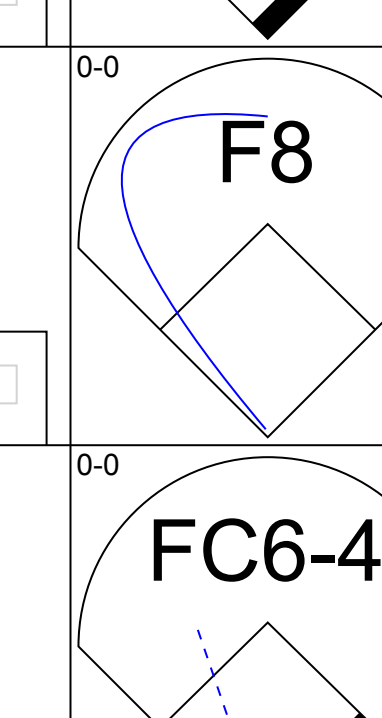
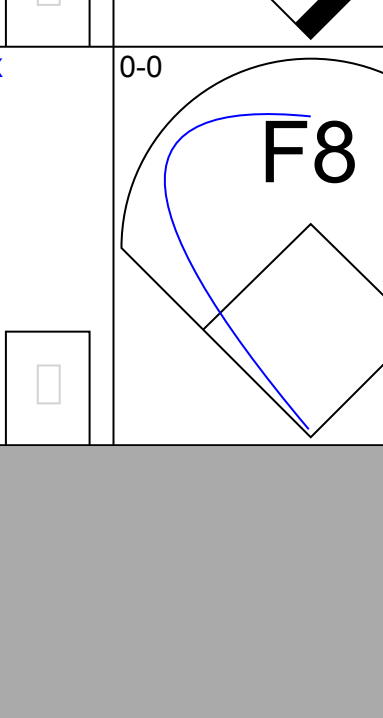
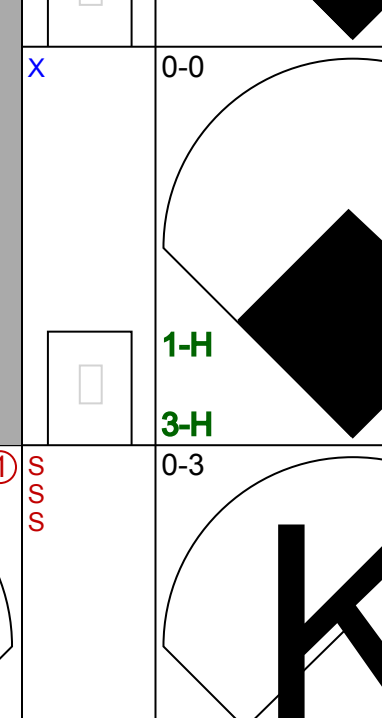
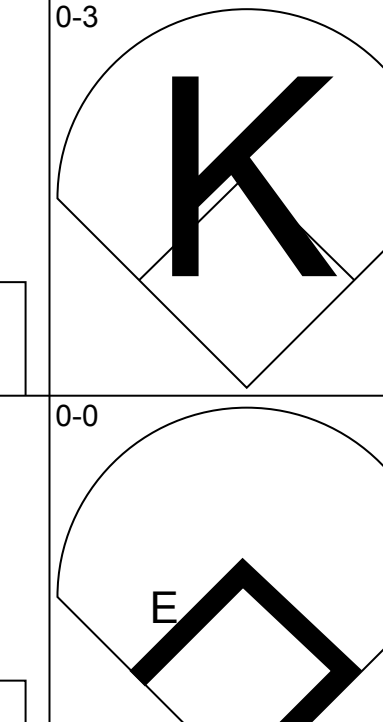
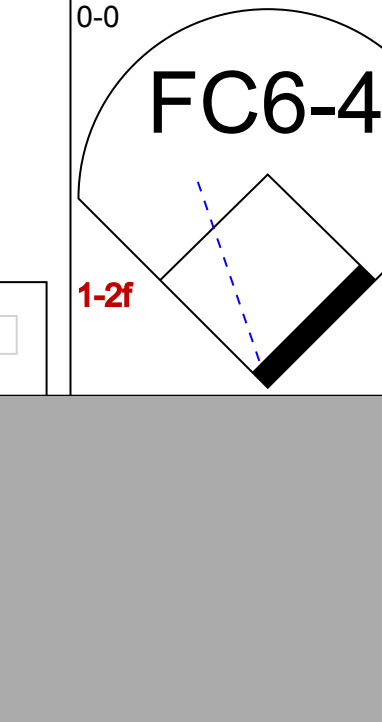
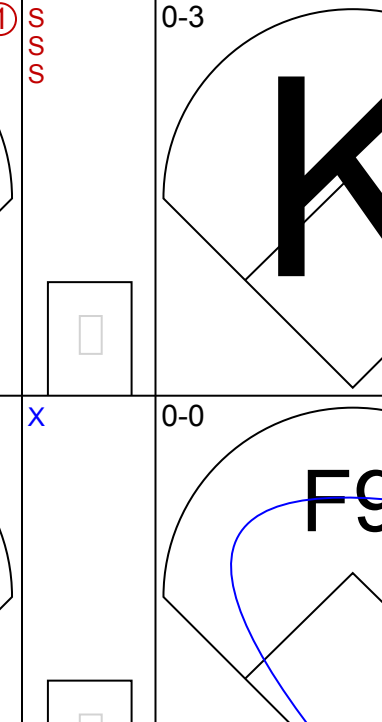
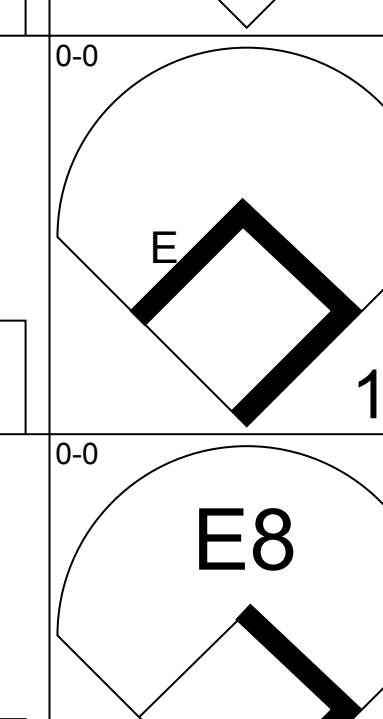
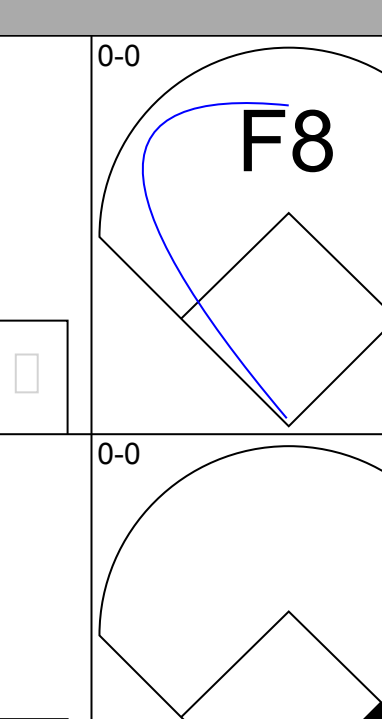
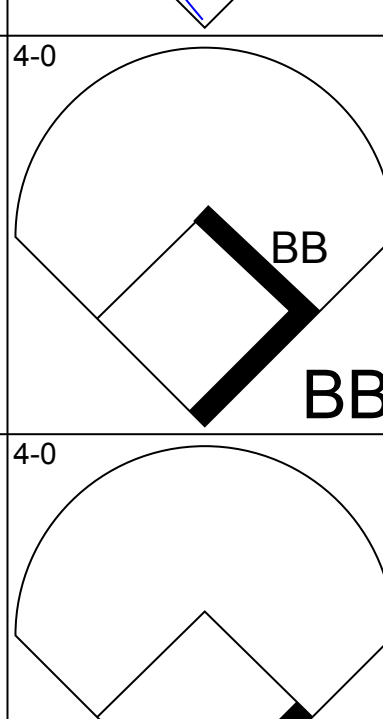
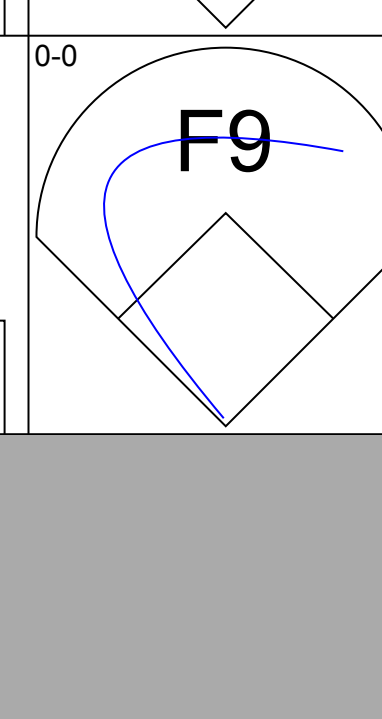
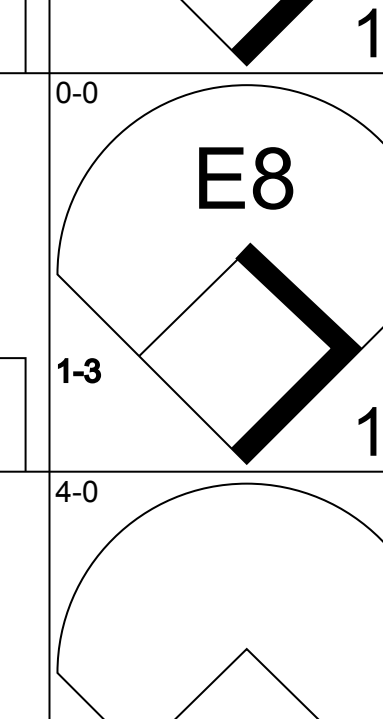
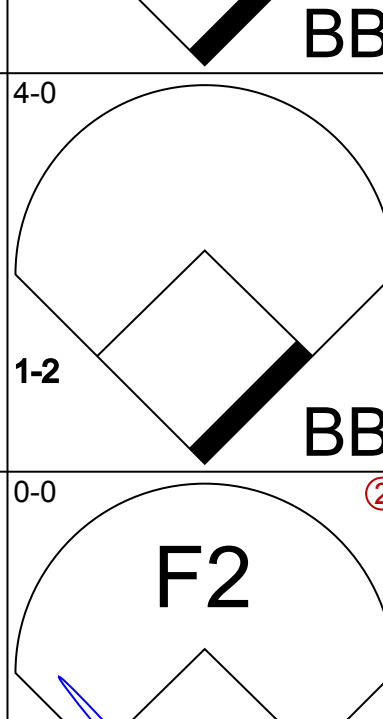
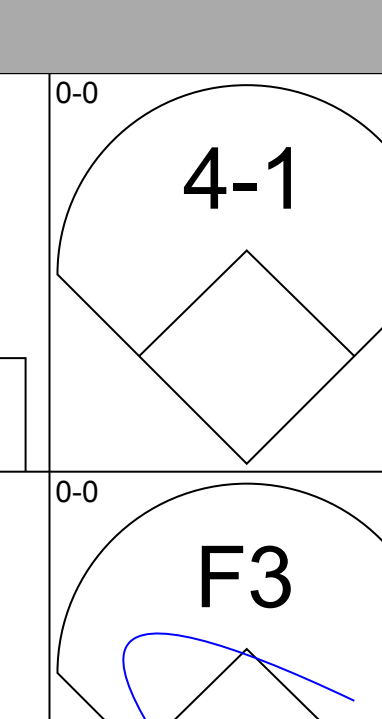
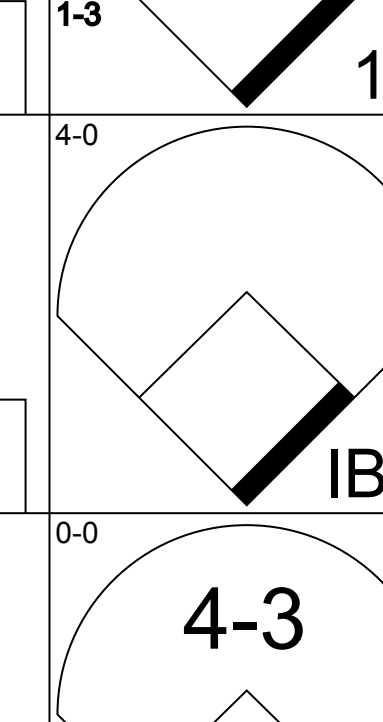
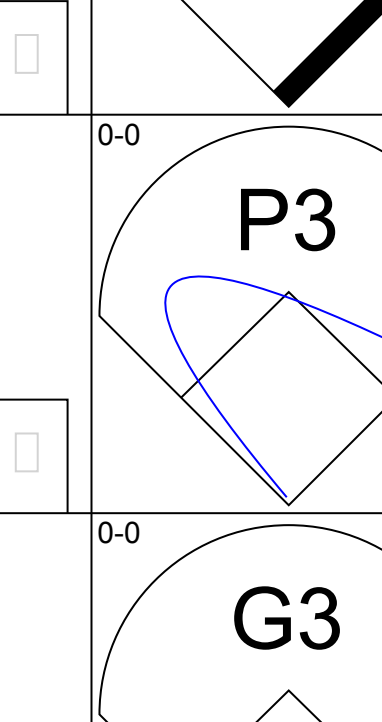
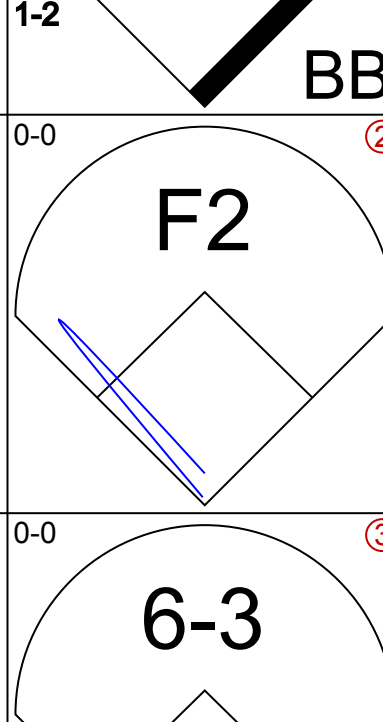
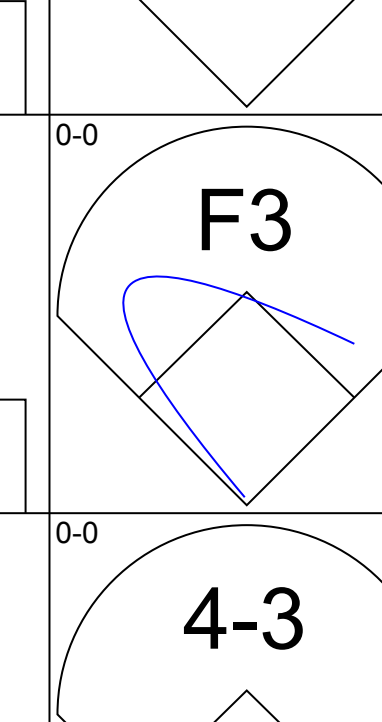
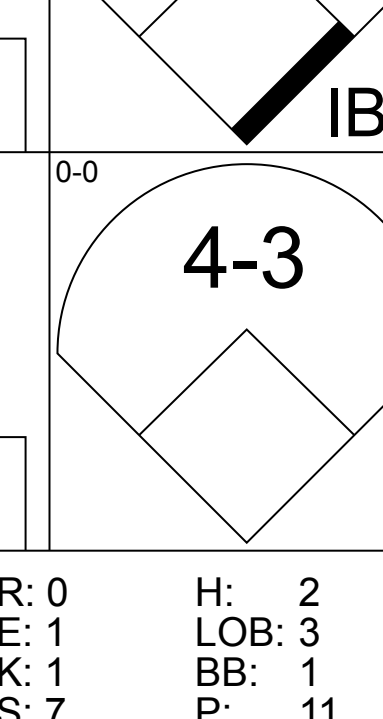
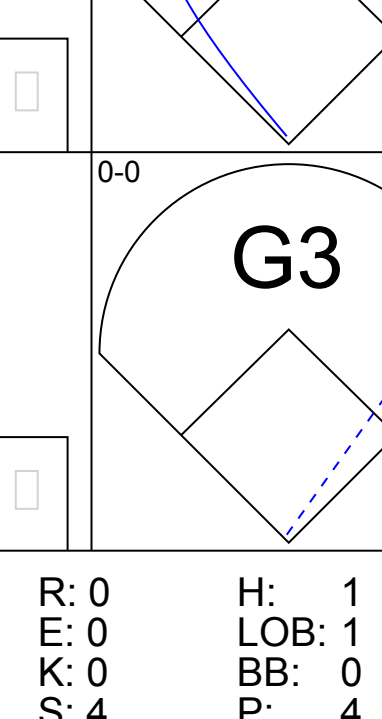
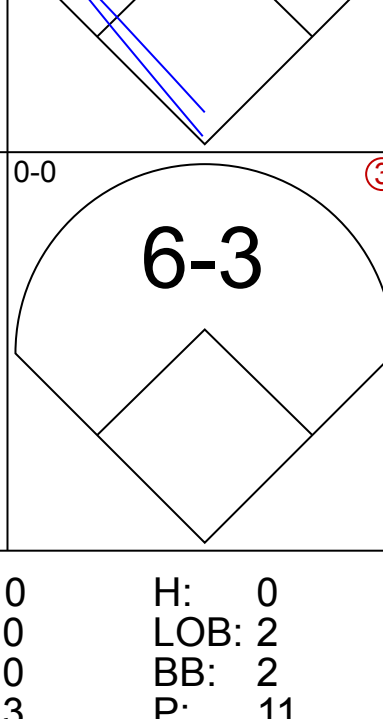
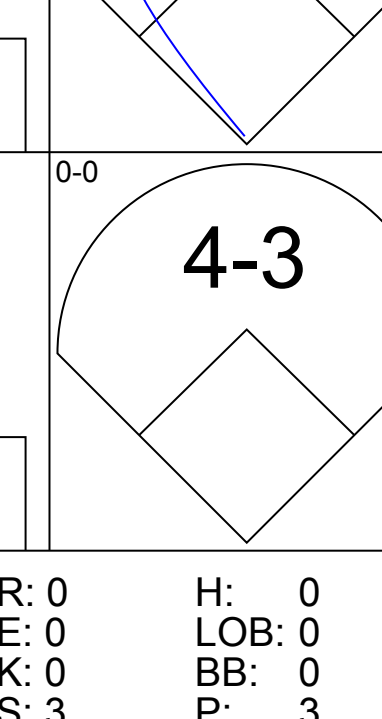
AB	33
R	4
H	8
RBI	4
BB	4
SO	4
LOB	13

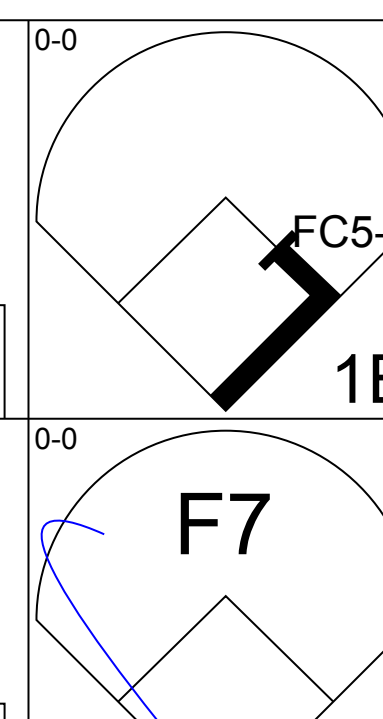
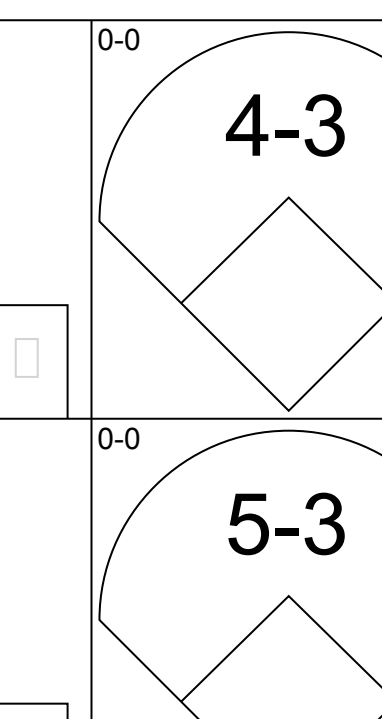
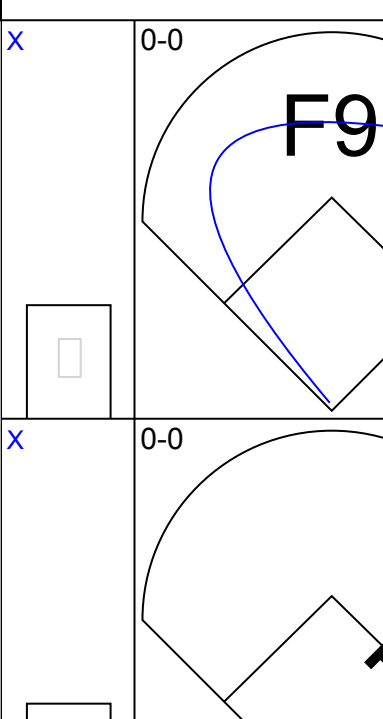
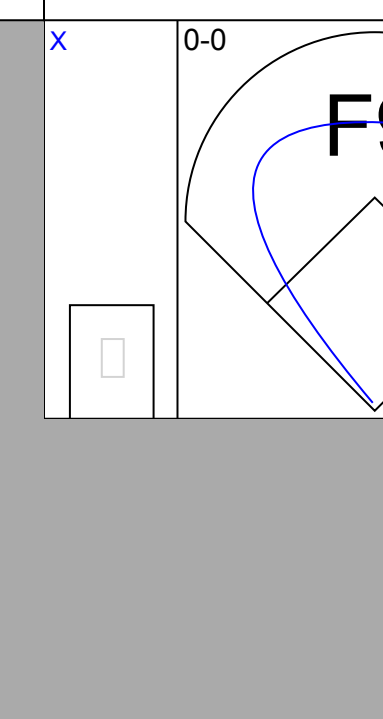
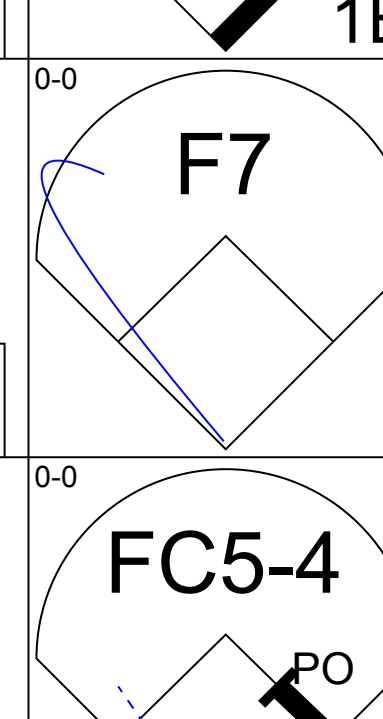
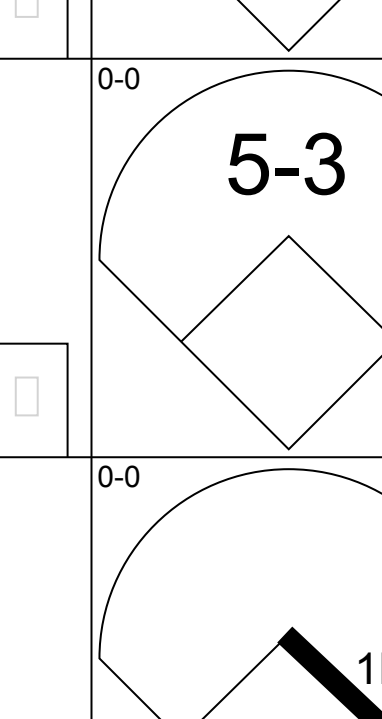
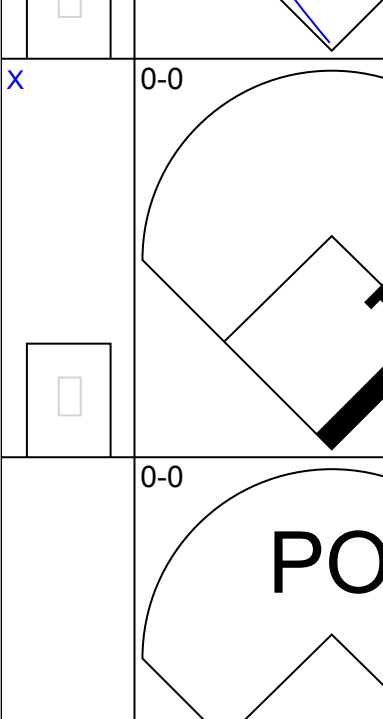
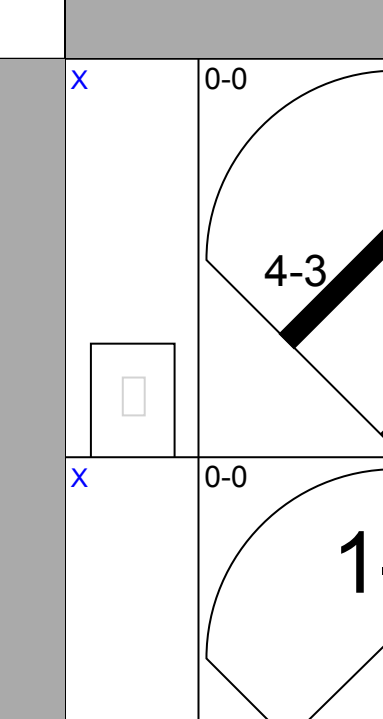
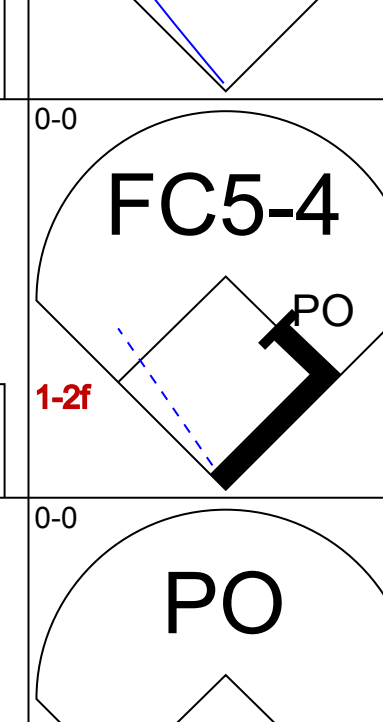
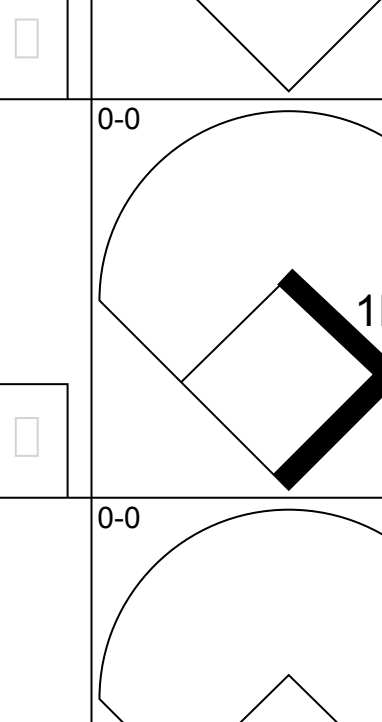
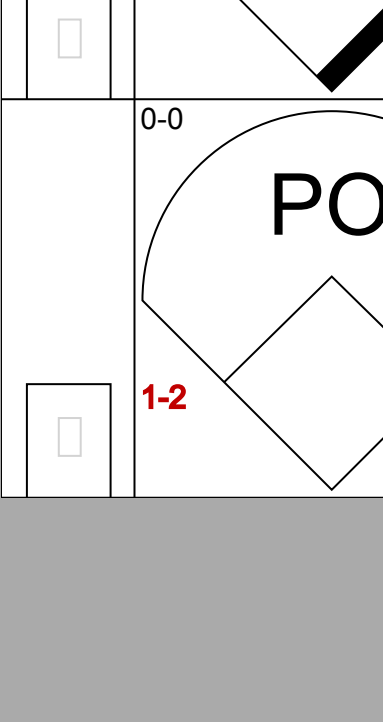
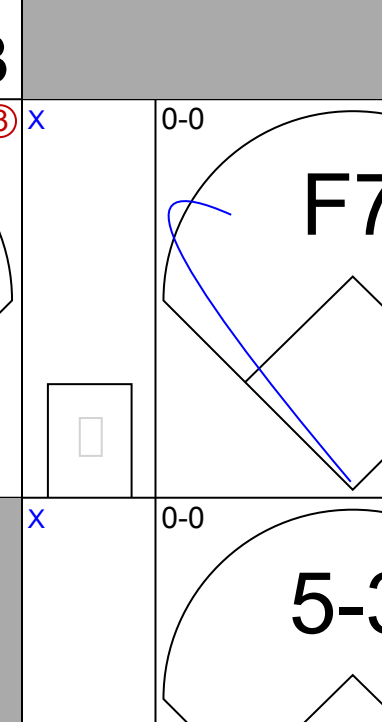
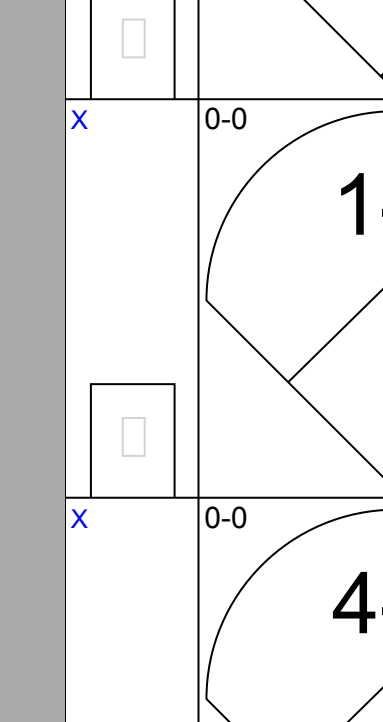
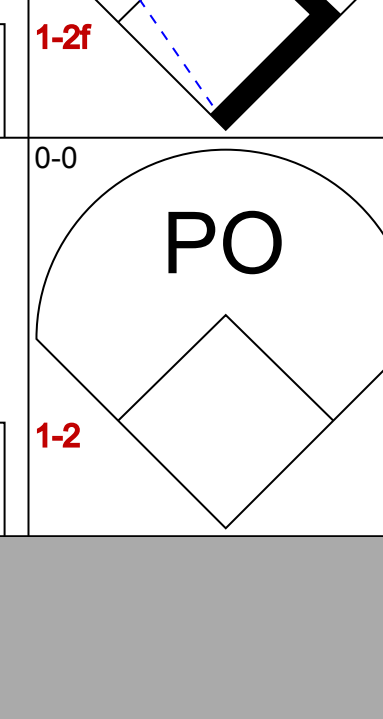
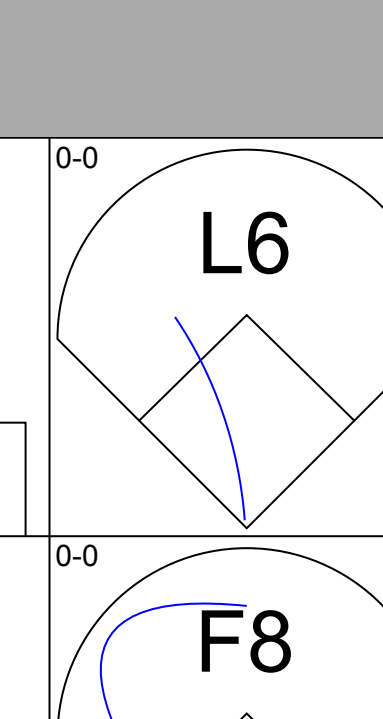
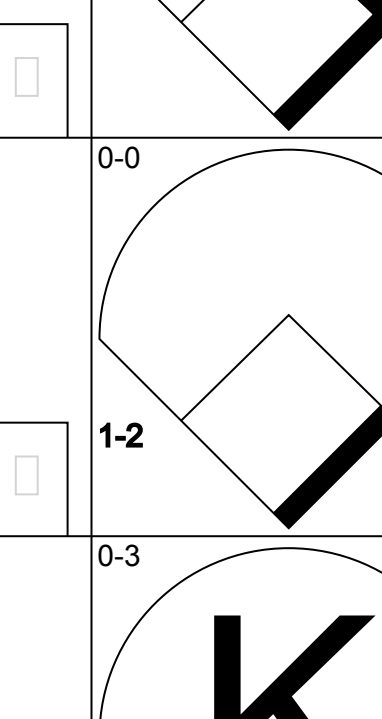
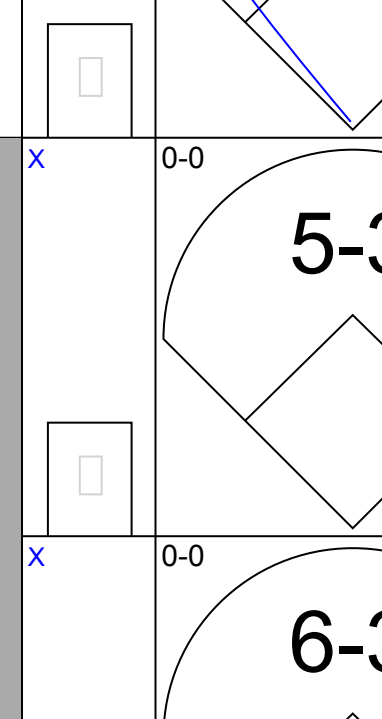
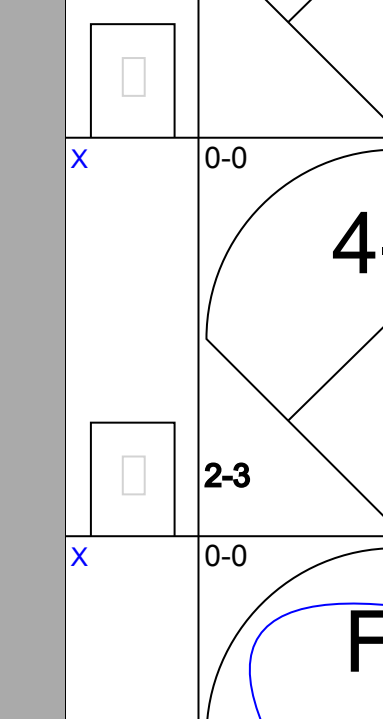
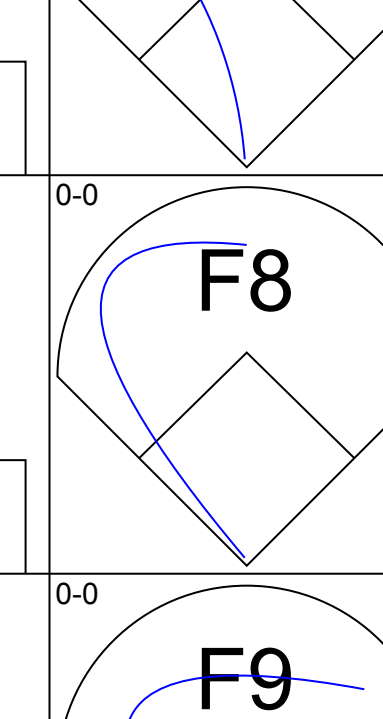
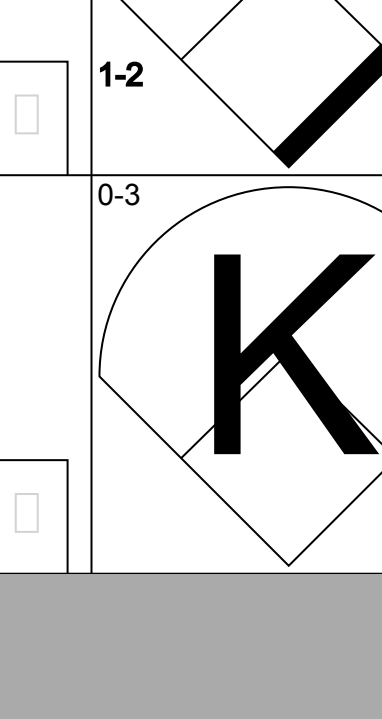
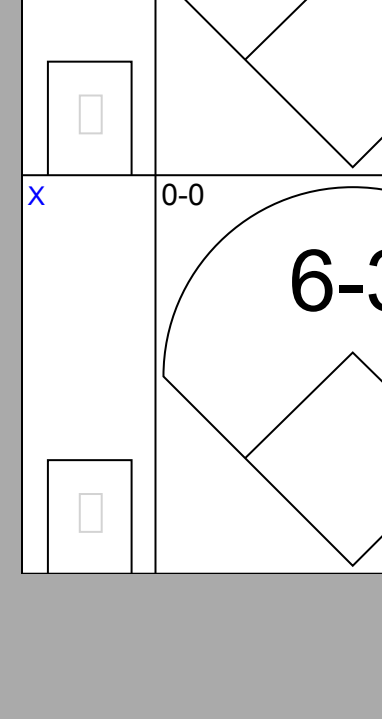
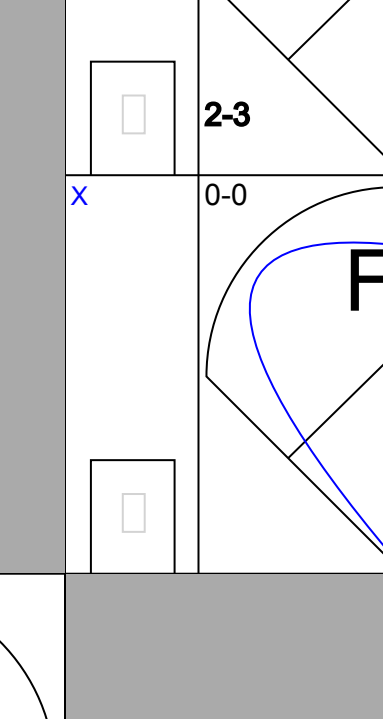
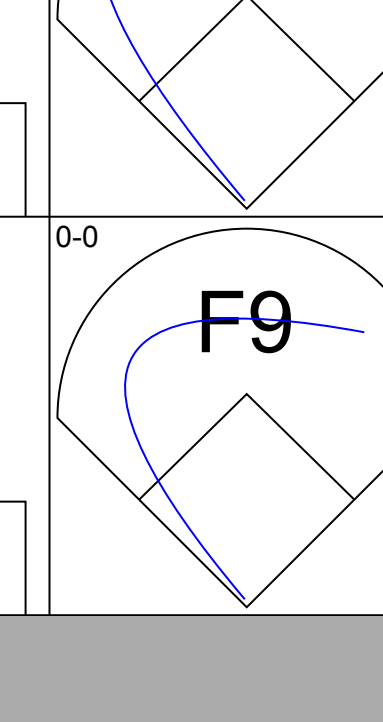
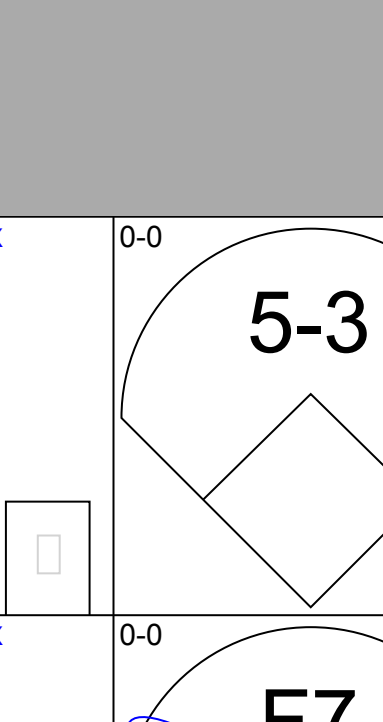
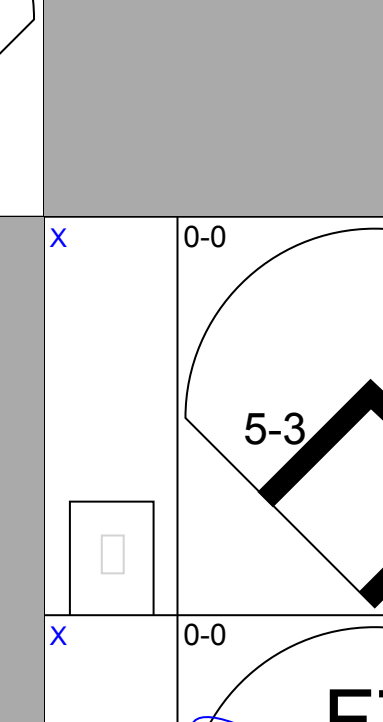
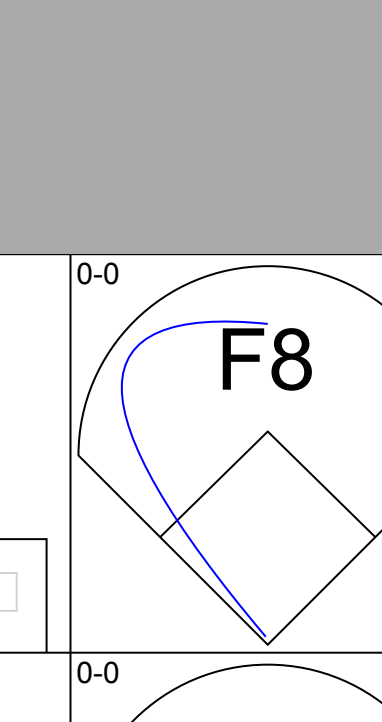
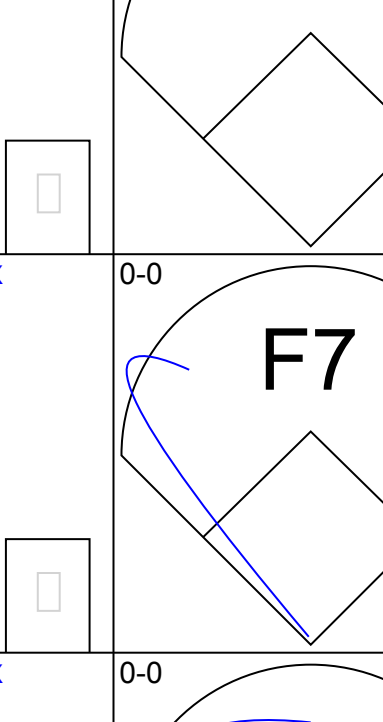
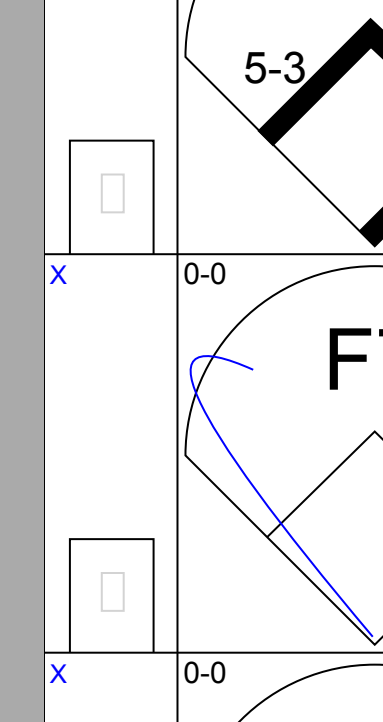
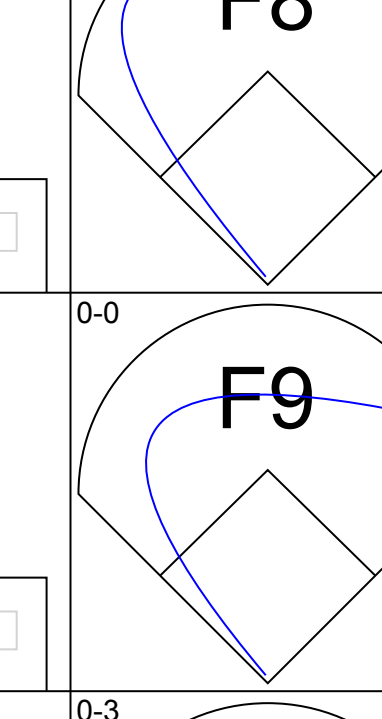
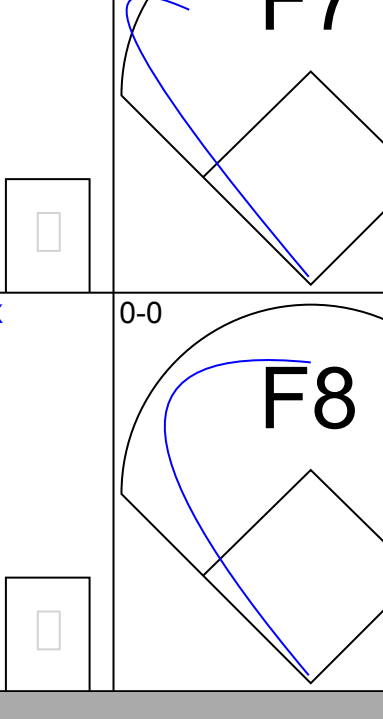
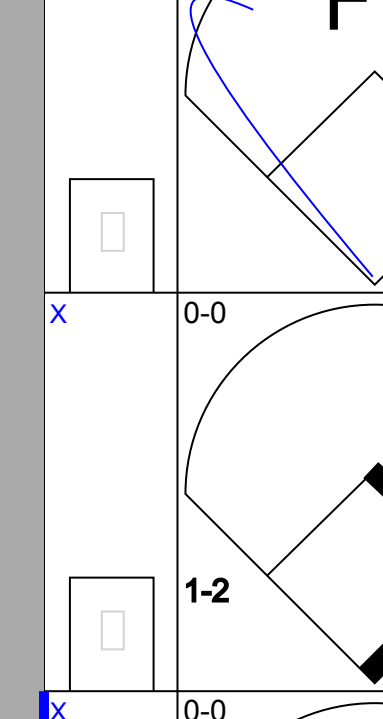
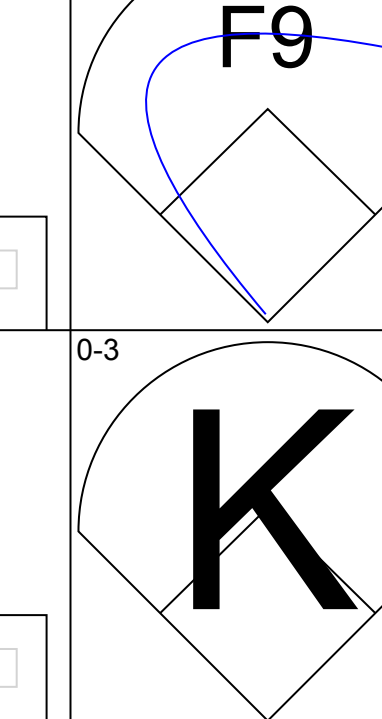
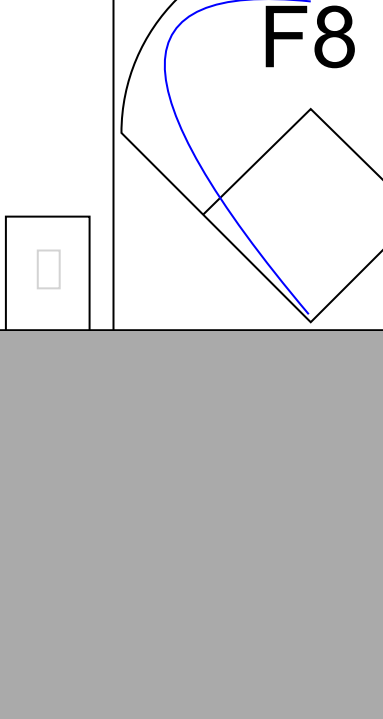
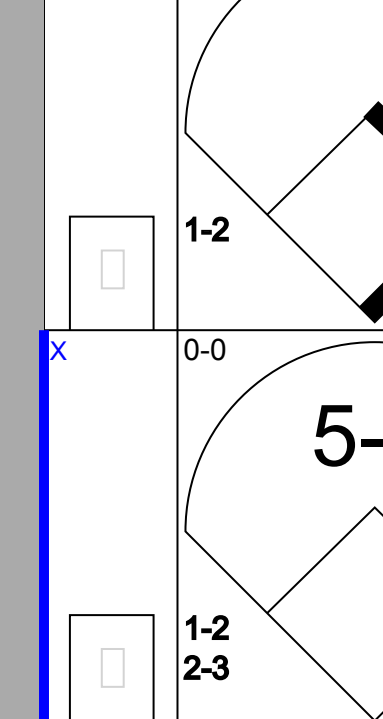
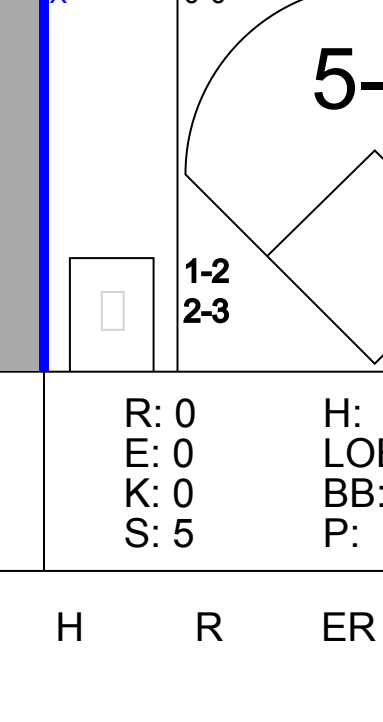


Batter	1	2	3	4	5	6	7	8	9	AB	R	H	RBI	BB	SO	LOB	TOP																									
Davey Lopes, R OBP: 0.408, SLG: 0.496 (1, 4)	 6-3		 F9		 6-3			 K		4	1	1	0	0	1	0	Los Angeles Dodgers @ Atlanta Braves Atlanta-Fulton County Stadium, Atlanta, GA Mon Jun 26 1978, 7:05 PM EDT Att: 8,991 - Unknown livebaseballscorecards.com																									
Bill Russell, R OBP: 0.297, SLG: 0.347 (1, 6)	 6-3		 5-3			 G3 1B		 F2		4	0	1	0	0	0	1																										
Reggie Smith, S OBP: 0.386, SLG: 0.556 Bill North, S OBP: 0.385, SLG: 0.329 (1, 9) (8, 8)	 SF8		 F8			 G3 1B		 F2		3	0	0	1	0	0	1																										
Ron Cey, R OBP: 0.384, SLG: 0.433 (1, 5)	 F3			 4-3			 F7		 F9	4	0	0	0	0	0	1																										
Steve Garvey, R OBP: 0.327, SLG: 0.448 (1, 3)		 6-3		 G6-4-3 1B			 6-3		 5-3	4	0	1	0	0	0	1																										
Dusty Baker Jr., R OBP: 0.320, SLG: 0.365 (1, 7)		 1B BB		 G6-4-3 1B				 F8		3	0	0	0	1	0	1																										
Rick Monday, L OBP: 0.393, SLG: 0.618 (1, 8) (8, 9)		 K			 HR			 K		3	1	1	1	0	2	1																										
Johnny Oates, L OBP: 0.522, SLG: 0.500 (1, 2)		 1B			 1-3			 BB		2	0	1	0	1	0	0																										
Rick Rhoden, R OBP: 0.216, SLG: 0.182 Lance Rautzhan, R (6, 1)		 K			 5-3			 F8		2	0	0	0	0	1	2																										
Vic Davalillo, L OBP: 0.333, SLG: 0.357 Charlie Hough, R OBP: 0.444, SLG: 0.556 (7, PH) (7, 1)										0	0	0	0	0	0	0																										
										1	0	0	0	0	0	1																										
										0	0	0	0	0	0	0																										
Inning Stats	R: 1 E: 0 K: 0 S: 4	H: 1 LOB: 0 BB: 0 P: 4	R: 0 E: 0 K: 2 S: 8	H: 1 LOB: 2 BB: 1 P: 12	R: 0 E: 0 K: 0 S: 3	H: 0 LOB: 0 BB: 0 P: 3	R: 0 E: 0 K: 0 S: 3	H: 1 LOB: 0 BB: 0 P: 3	R: 1 E: 0 K: 0 S: 4	H: 1 LOB: 0 BB: 0 P: 4	R: 0 E: 0 K: 0 S: 4	H: 1 LOB: 1 BB: 0 P: 4	R: 0 E: 0 K: 1 S: 5	H: 0 LOB: 1 BB: 1 P: 9	R: 0 E: 0 K: 1 S: 5	H: 0 LOB: 0 BB: 0 P: 5	R: 0 E: 0 K: 0 S: 3	H: 0 LOB: 0 BB: 0 P: 3	1B: 3 2B: 1 3B: 0 HR: 1	SF: 1 SAC: 0 DP: 1 HBP: 0	WP: 0 PB: 0 SB: 0 CS: 0	PA: 33																				
PITCHER	IP	WLS	BF	H	R	ER	SO	BB	IBB	HBP	BLK	WP	HR	S	P	ERA	WHIP	PITCHER								IP	WLS	BF	H	R	ER	SO	BB	IBB	HBP	BLK	WP	HR	S	P	ERA	WHIP
Adrian Devine, R ERA: 5.01 Gene Garber, R ERA: 1.18 (1, 1) (8, 1)	7.0	W	27	5	2	2	3	2	0	0	0	0	1	31	39	2.57	1.000																									

Batter	1	2	3	4	5	6	7	8	9	AB	R	H	RBI	BB	SO	LOB	BOTTOM																									
Jerry Royster, R OBP: 0.359, SLG: 0.358 (1, 4)	 P4		 1-3		 FC1-6		 5-3			4	0	0	0	0	0	1	Los Angeles Dodgers @ Atlanta Braves Atlanta-Fulton County Stadium, Atlanta, GA Mon Jun 26 1978, 7:05 PM EDT Att: 8,991 - Unknown livebaseballscorecards.com																									
Rowland Office, L OBP: 0.298, SLG: 0.385 (1, 8)	 HR		 F8		 F9		 K			4	1	1	1	0	1	1																										
Gary Matthews, R OBP: 0.382, SLG: 0.546 (1, 9)	 HR		 F9			 F9		 G3-6-3 BB		3	1	1	1	1	0	0																										
Biff Pocoroba, S OBP: 0.338, SLG: 0.356 (1, 2)	 1B			 F3		 HR 1B		 G3-6-3 1B		4	1	2	0	0	0	1																										
Bob Horner, R OBP: 0.222, SLG: 0.412 (1, 5)	 F7			 F8		 HR		 BB		3	1	1	2	1	0	1																										
Barry Bonnell, R OBP: 0.274, SLG: 0.272 (1, 7)	 F7			 5-3		 FC4-6 1B		 F5		4	0	1	0	0	0	2																										
Dale Murphy, R OBP: 0.276, SLG: 0.307 (1, 3)		 K			 4-1 1B 2B		 FC4-6 1B			3	1	1	0	0	1	1																										
Darrel Chaney, S OBP: 0.300, SLG: 0.279 (1, 6)		 5-3			 4-1		 K			3	0	0	0	0	1	2																										
Adrian Devine, R OBP: 0.100, SLG: 0.100 Bob Beall, S OBP: 0.319, SLG: 0.259 Gene Garber, R (1, 1) (7, PH) (8, 1)		 2-3			 FC1-6 1B		 4-3			2	0	1	1	0	0	0																										
										1	0	0	0	0	0	0																										
										0	0	0	0	0	0	0																										
Inning Stats	R: 2 E: 0 K: 0 S: 6	H: 3 LOB: 1 BB: 0 P: 6	R: 0 E: 0 K: 1 S: 5	H: 0 LOB: 0 BB: 0 P: 5	R: 0 E: 0 K: 0 S: 3	H: 0 LOB: 0 BB: 0 P: 3	R: 0 E: 0 K: 0 S: 3	H: 0 LOB: 0 BB: 0 P: 3	R: 1 E: 0 K: 0 S: 5	H: 2 LOB: 1 BB: 0 P: 5	R: 2 E: 0 K: 1 S: 8	H: 3 LOB: 1 BB: 0 P: 8	R: 0 E: 0 K: 1 S: 5	H: 0 LOB: 0 BB: 0 P: 5	R: 0 E: 0 K: 0 S: 2	H: 0 LOB: 1 BB: 2 P: 10	R: 0 E: 0 K: 0 S: 3	H: 0 LOB: 0 BB: 0 P: 3	1B: 4 2B: 1 3B: 0 HR: 3	SF: 0 SAC: 0 DP: 1 HBP: 0	WP: 0 PB: 0 SB: 0 CS: 0	PA: 33																				
PITCHER	IP	WLS	BF	H	R	ER	SO	BB	IBB	HBP	BLK	WP	HR	S	P	ERA	WHIP	PITCHER								IP	WLS	BF	H	R	ER	SO	BB	IBB	HBP	BLK	WP	HR	S	P	ERA	WHIP
Rick Rhoden, R ERA: 4.25 Lance Rautzhan, L ERA: 0.48 Charlie Hough, R ERA: 2.62 (1, 1) (6, 1) (7, 1)	5.1	L	24	8	5	5	1	0	0	0	0	0	0	4	4	0.00	0.000																									



Batter	1	2	3	4	5	6	7	8	9	AB	R	H	RBI	BB	SO	LOB	TOP		
Davey Lopes, R OBP: 0.400, SLG: 0.485 (1, 4)										5	0	0	0	0	3	0	Los Angeles Dodgers @ Atlanta Braves Atlanta-Fulton County Stadium, Atlanta, GA Tue Jun 27 1978, 7:05 PM EDT Att: 26,245 - Unknown		
Bill Russell, R OBP: 0.299, SLG: 0.348 (1, 6)										5	1	2	0	0	0	0			
Steve Carvey, R OBP: 0.331, SLG: 0.454 (1, 3)										5	1	3	0	0	0	0			
Ron Cey, R OBP: 0.382, SLG: 0.442 (1, 5)										4	1	1	3	0	0	3			
Dusty Baker Jr., R OBP: 0.315, SLG: 0.359 (1, 7)										4	0	0	0	0	2	2			
Rick Monday, L OBP: 0.395, SLG: 0.613 (1, 9)										3	0	1	0	1	0	0			
Bill North, S OBP: 0.392, SLG: 0.336 (1, 8)										3	0	2	0	1	0	0			
Steve Yeager, R OBP: 0.317, SLG: 0.265 (1, 2)										3	0	0	0	1	0	3			
Doug Rau, L OBP: 0.212, SLG: 0.212 (1, 1)										4	0	0	0	0	0	6			
Inning Stats	R: 0 E: 0 K: 1 S: 5	H: 0 LOB: 0 BB: 0 P: 5	R: 0 E: 1 K: 1 S: 7	H: 2 LOB: 3 BB: 1 P: 11	R: 0 E: 0 K: 1 S: 7	H: 2 LOB: 2 BB: 0 P: 7	R: 0 E: 0 K: 0 S: 4	H: 1 LOB: 1 BB: 0 P: 4	R: 0 E: 0 K: 0 S: 3	H: 0 LOB: 0 BB: 2 P: 11	R: 3 E: 0 K: 1 S: 8	H: 3 LOB: 0 BB: 0 P: 8	R: 0 E: 0 K: 0 S: 3	H: 0 LOB: 0 BB: 0 P: 3	R: 0 E: 0 K: 1 S: 5	H: 0 LOB: 0 BB: 0 P: 5	1B: 7 2B: 1 3B: 0 HR: 1	SF: 0 SAC: 0 DP: 0 HBP: 0	WP: 0 PA: 39 PB: 0 SB: 0 CS: 0
PITCHER	IP WLS BF H R ER SO BB IBB HBP BLK WP HR S P ERA WHIP																		
Rick Camp, R ERA: 3.6 (1, 1)	6.0	27	6	0	0	3	2	1	0	0	0	0	0	30	42	0.00	1.333		
Dave Campbell, R ERA: 4.45 (7, 1)	2.0	L 9	3	3	3	1	0	0	0	0	0	1	11	11	13.50	1.500			
Eddie Solomon, R ERA: 4.18 (9, 1)	1.0	3	0	0	0	1	0	0	0	0	0	0	5	5	0.00	0.000			

Batter	1	2	3	4	5	6	7	8	9	AB	R	H	RBI	BB	SO	LOB	BOTTOM		
Barry Bonnell, R OBP: 0.274, SLG: 0.271 (1, 8)										4	0	1	0	0	0	2	Los Angeles Dodgers @ Atlanta Braves Atlanta-Fulton County Stadium, Atlanta, GA Tue Jun 27 1978, 7:05 PM EDT Att: 26,245 - Unknown		
Rod Gilbreath, R OBP: 0.285, SLG: 0.327 (1, 4)										4	0	2	0	0	0	1			
Gary Matthews, R OBP: 0.379, SLG: 0.538 (1, 9)										4	0	1	0	0	0	2			
Jeff Burroughs, R OBP: 0.453, SLG: 0.512 (1, 7)										4	0	1	0	0	0	1			
Bob Horner, R OBP: 0.200, SLG: 0.368 (1, 5)										4	0	0	0	0	1	3			
Dale Murphy, R OBP: 0.276, SLG: 0.307 (1, 3)										3	0	1	0	0	0	0			
Biff Pocoroba, S OBP: 0.333, SLG: 0.351 (1, 2)										3	0	0	0	0	0	1			
Pat Rockett, R OBP: 0.213, SLG: 0.162 (1, 6)										3	0	1	0	0	0	0			
Rick Camp, R (1, 1)										1	0	0	0	0	1	0			
Bob Beall, S OBP: 0.316, SLG: 0.256 (6, PH)										1	0	0	0	0	0	0			
Dave Campbell, R (7, 1)										0	0	0	0	0	0	0			
Cito Gaston, R OBP: 0.228, SLG: 0.221 (8, PH)										1	0	0	0	0	2	0			
Eddie Solomon, R OBP: 0.200, SLG: 0.200 (9, 1)										0	0	0	0	0	0	0			
Inning Stats	R: 0 E: 0 K: 0 S: 3	H: 1 LOB: 0 BB: 0 P: 3	R: 0 E: 0 K: 0 S: 3	H: 0 LOB: 0 BB: 0 P: 3	R: 0 E: 0 K: 1 S: 5	H: 0 LOB: 0 BB: 0 P: 5	R: 0 E: 0 K: 1 S: 7	H: 2 LOB: 2 BB: 0 P: 7	R: 0 E: 0 K: 0 S: 3	H: 0 LOB: 0 BB: 0 P: 3	R: 0 E: 0 K: 0 S: 3	H: 0 LOB: 0 BB: 0 P: 3	R: 0 E: 0 K: 0 S: 3	H: 2 LOB: 2 BB: 0 P: 5	R: 0 E: 0 K: 0 S: 4	H: 1 LOB: 1 BB: 0 P: 4	1B: 6 2B: 1 3B: 0 HR: 0	SF: 0 SAC: 0 DP: 0 HBP: 0	WP: 0 PA: 34 PB: 0 SB: 0 CS: 0
PITCHER	IP WLS BF H R ER SO BB IBB HBP BLK WP HR S P ERA WHIP																		
Doug Rau, L ERA: 3.15 (1, 1)	9.0	W 32	7	0	0	2	0	0	0	0	0	0	36	36	0.00	0.778			

Batter	1	2	3	4	5	6	7	8	9	AB	R	H	RBI	BB	SO	LOB	TOP					
Davey Lopes, R OBP: 0.401, SLG: 0.483 (1, 4)										3	0	1	0	1	0	0	Los Angeles Dodgers @ Atlanta Braves Atlanta-Fulton County Stadium, Atlanta, GA Wed Jun 28 1978, 7:05 PM EDT Att: 7,624 - Unknown					
Bill Russell, R OBP: 0.299, SLG: 0.347 (1, 6)										3	1	1	0	0	0	1						
Steve Garvey, R OBP: 0.333, SLG: 0.451 (1, 3)										2	1	0	0	2	1	1						
Ron Cey, R OBP: 0.380, SLG: 0.450 (1, 5)										4	1	1	3	0	1	4						
Dusty Baker Jr., R OBP: 0.310, SLG: 0.353 (1, 7)										4	0	0	0	0	1	0						
Rick Monday, L OBP: 0.387, SLG: 0.599 (7, PH)										4	0	0	0	0	2	0						
Terry Forster, L OBP: 0.400, SLG: 0.400 (9, 1)										0	0	0	0	0	0	0						
Bill North, S OBP: 0.395, SLG: 0.331 (1, 8)										2	0	0	0	1	1	0						
Steve Yeager, R OBP: 0.311, SLG: 0.259 (1, 2)										4	0	0	0	0	1	2						
Burt Hooton, R OBP: 0.192, SLG: 0.125 (7, PH)										1	0	0	0	1	0	0						
Johnny Oates, L OBP: 0.300, SLG: 0.476 (7, PH)										1	0	0	0	0	0	0						
Charlie Hough, R OBP: 0.444, SLG: 0.556 (7, 1)										0	0	0	0	0	0	0						
Vic Davallillo, L OBP: 0.333, SLG: 0.357 (9, 9)										0	0	0	0	0	0	0						
Inning Stats	R: 0 E: 0 K: 1 S: 6	H: 1 LOB: 1 BB: 0 P: 6	R: 0 E: 0 K: 1 S: 5	H: 0 LOB: 1 BB: 1 P: 9	R: 3 E: 0 K: 0 S: 5	H: 2 LOB: 0 BB: 1 P: 9	R: 0 E: 0 K: 2 S: 7	H: 0 LOB: 0 BB: 0 P: 7	R: 0 E: 0 K: 0 S: 2	H: 0 LOB: 2 BB: 3 P: 14	R: 0 E: 0 K: 0 S: 3	H: 0 LOB: 0 BB: 0 P: 3	R: 0 E: 0 K: 1 S: 5	H: 0 LOB: 0 BB: 0 P: 5	R: 0 E: 0 K: 1 S: 5	H: 0 LOB: 0 BB: 0 P: 6	R: 0 E: 0 K: 1 S: 5	H: 0 LOB: 1 BB: 0 P: 6	1B: 2 2B: 0 3B: 0 HR: 1	SF: 0 SAC: 1 DP: 1 HBP: 1	WP: 0 PB: 0 SB: 1 CS: 0	PA: 35
PITCHER Phil Niekro, R ERA: 3.09 (1, 1)	IP: 9.0 WLS: L BF: 35	H: 3 R: 3 ER: 3 SO: 7	BB: 4 IBB: 1 HBP: 1 BLK: 0	WP: 0 HR: 1 S: 43 P: 64	ERA: 3.00 WHIP: 0.778	PITCHER																

Batter	1	2	3	4	5	6	7	8	9	AB	R	H	RBI	BB	SO	LOB	BOTTOM					
Jerry Royster, R OBP: 0.356, SLG: 0.355 (1, 4)										5	0	1	0	0	0	4	Los Angeles Dodgers @ Atlanta Braves Atlanta-Fulton County Stadium, Atlanta, GA Wed Jun 28 1978, 7:05 PM EDT Att: 7,624 - Unknown					
Rowland Office, L OBP: 0.297, SLG: 0.382 (8, PH)										4	0	1	0	0	0	2						
Cito Gaston, R OBP: 0.225, SLG: 0.218 (9, PH)										1	0	0	0	0	0	1						
Gary Matthews, R OBP: 0.380, SLG: 0.528 (1, 9)										3	0	0	0	2	0	4						
Jeff Burroughs, R OBP: 0.453, SLG: 0.523 (1, 7)										3	2	1	1	1	0	3						
Biff Pocoroba, S OBP: 0.336, SLG: 0.351 (1, 2)											3	0	1	0	1	0		2				
Bob Horner, R OBP: 0.182, SLG: 0.333 (1, 5)											4	0	0	0	1	3						
Dale Murphy, R OBP: 0.272, SLG: 0.302 (1, 3)											4	0	0	0	2	2						
Pat Rockett, R OBP: 0.276, SLG: 0.159 (8, PH)										2	0	0	0	1	0	0						
Bob Beall, S OBP: 0.313, SLG: 0.253 (9, PH)										1	0	0	0	0	0	0						
Darrel Chaney, S OBP: 0.300, SLG: 0.279 (9, 6)										0	0	0	0	0	0	0						
Phil Niekro, R OBP: 0.278, SLG: 0.308 (9, PH)										2	0	1	1	1	1	0						
Joe Nolan, L OBP: 0.313, SLG: 0.357 (9, PR)										1	0	1	0	0	0	0						
Rod Gilbreath, R OBP: 0.285, SLG: 0.327 (9, PR)										0	0	0	0	0	0	0						
Inning Stats	R: 0 E: 0 K: 0 S: 3	H: 0 LOB: 1 BB: 1 P: 7	R: 0 E: 0 K: 0 S: 3	H: 0 LOB: 0 BB: 0 P: 3	R: 0 E: 0 K: 0 S: 5	H: 2 LOB: 0 BB: 0 P: 5	R: 1 E: 0 K: 1 S: 6	H: 1 LOB: 3 BB: 3 P: 18	R: 0 E: 0 K: 1 S: 5	H: 0 LOB: 0 BB: 0 P: 5	R: 0 E: 0 K: 0 S: 4	H: 1 LOB: 2 BB: 1 P: 8	R: 0 E: 0 K: 1 S: 5	H: 0 LOB: 2 BB: 0 P: 5	R: 0 E: 0 K: 0 S: 4	H: 1 LOB: 2 BB: 0 P: 4	R: 0 E: 0 K: 0 S: 4	H: 1 LOB: 2 BB: 0 P: 4	1B: 4 2B: 1 3B: 0 HR: 1	SF: 0 SAC: 0 DP: 0 HBP: 0	WP: 0 PB: 0 SB: 0 CS: 0	PA: 39
PITCHER Burt Hooton, R ERA: 3.28 (1, 1)	IP: 6.0 WLS: W BF: 27	H: 4 R: 2 ER: 2 SO: 3	BB: 5 IBB: 0 HBP: 0 BLK: 0	WP: 0 HR: 1 S: 28 P: 48	ERA: 3.00 WHIP: 1.500	PITCHER																
Charlie Hough, R ERA: 2.49 (7, 1)	IP: 2.1 WLS: S BF: 10	H: 2 R: 0 ER: 0 SO: 1	BB: 1 IBB: 0 HBP: 0 BLK: 0	WP: 0 HR: 0 S: 11 P: 15	ERA: 0.00 WHIP: 1.286	PITCHER																
Terry Forster, L ERA: 3.34 (9, 1)	IP: 0.2 WLS: S BF: 2	H: 0 R: 0 ER: 0 SO: 0	BB: 0 IBB: 0 HBP: 0 BLK: 0	WP: 0 HR: 0 S: 2 P: 2	ERA: 0.00 WHIP: 0.000	PITCHER																

Batter	1	2	3	4	5	6	7	8	9	AB	R	H	RBI	BB	SO	LOB	TOP							
Davey Lopes, R OBP: 0.406, SLG: 0.492 (1, 4)	4-0 F9 BB		0-3 K			0-0 G6-4-3 1B		0-0 1-H HR		3	1	2	2	1	1	1	Los Angeles Dodgers @ Cincinnati Reds Riverfront Stadium, Cincinnati, OH Fri Jun 30 1978, 7:05 PM EDT Unknown livebaseballscorecards.com							
Bill Russell, R OBP: 0.300, SLG: 0.350 (1, 6)	0-0 F9 1-2			0-0 F7		0-0 G6-4-3 1-2		0-0 5-3		4	0	0	0	0	0	2								
Reggie Smith, S OBP: 0.384, SLG: 0.551 (1, 9)	0-0 F9				0-0 1B		0-0 F8 HR 2B	0-0 4-3		4	1	2	0	0	0	0								
Ron Cey, R OBP: 0.380, SLG: 0.457 (1, 5)		0-3 K		0-0 F9			0-0 F8 2-3	0-0 HR		4	1	1	1	0	1	2								
Steve Garvey, R OBP: 0.334, SLG: 0.457 (1, 3)		0-0 5-3		0-3 K			0-0 HR	0-3 K		4	1	1	2	0	2	1								
Dusty Baker Jr., R OBP: 0.309, SLG: 0.352 (1, 7)		0-0 F7			0-0 F7		0-0 1B		0-0 F3	4	0	1	0	0	0	0								
Rick Monday, L OBP: 0.384, SLG: 0.585 Lance Rautzhan, R (8, 1)			4-0 BB		0-3 K		0-0 F7		0-0 G3	2	0	0	0	1	1	1								
Steve Yeager, R OBP: 0.308, SLG: 0.256 Vic Davallillo, L OBP: 0.319, SLG: 0.341 Jerry Grote, R OBP: 0.410, SLG: 0.412 (7, PH) (7, 2)			0-3 K		0-3 K		0-0 4-3		0-0 1B	2	0	0	0	0	2	1								
Tommy John, R OBP: 0.182, SLG: 0.161 Bill North, S OBP: 0.400, SLG: 0.327 (8, PH) (8, 8)			0-3 K			0-0 5-3		4-0 HR BB	0-0 F8	2	0	0	0	0	1	1								
Inning Stats	R: 0 E: 0 K: 0 S: 2	H: 0 LOB: 0 BB: 1 P: 6	R: 0 E: 0 K: 1 S: 5	H: 0 LOB: 0 BB: 0 P: 5	R: 0 E: 0 K: 3 S: 9	H: 0 LOB: 1 BB: 1 P: 13	R: 0 E: 0 K: 1 S: 6	H: 1 LOB: 1 BB: 0 P: 6	R: 0 E: 0 K: 2 S: 7	H: 0 LOB: 0 BB: 0 P: 7	R: 0 E: 0 K: 0 S: 3	H: 1 LOB: 0 BB: 0 P: 3	R: 2 E: 0 K: 0 S: 6	H: 3 LOB: 1 BB: 0 P: 6	R: 3 E: 0 K: 1 S: 7	H: 2 LOB: 0 BB: 1 P: 11		R: 0 E: 0 K: 0 S: 4	H: 1 LOB: 1 BB: 0 P: 4	1B: 4 2B: 1 3B: 0 HR: 3	SF: 0 SAC: 0 DP: 1 HBP: 0	WP: 0 PB: 0 SB: 0 CS: 0	PA: 36	
PITCHER	IP WLS BF H R ER SO BB IBB HBP BLK WP HR S P ERA WHIP	7.0 L 26 5 2 2 7 2 0 0 0 0 1 38 46 2.57 1.000	2.0 L 10 3 3 3 1 1 0 0 0 0 2 11 15 13.50 2.000											2.0 L 10 3 3 3 1 1 0 0 0 0 2 11 15 13.50 2.000										

Batter	1	2	3	4	5	6	7	8	9	AB	R	H	RBI	BB	SO	LOB	BOTTOM							
Pete Rose, S OBP: 0.346, SLG: 0.411 (1, 5)	4-0 2B BB	0-0 5-3		0-0 6-3			0-0 6-3		0-0 1B	4	1	1	0	1	0	1	Los Angeles Dodgers @ Cincinnati Reds Riverfront Stadium, Cincinnati, OH Fri Jun 30 1978, 7:05 PM EDT Unknown livebaseballscorecards.com							
Ken Griffey, L OBP: 0.356, SLG: 0.440 (1, 9)	0-0 2B	0-0 S 1B		0-0 4-3		4-0 BB		0-3 K		4	1	2	0	1	1	1								
Dave Concepcion, R OBP: 0.345, SLG: 0.395 (1, 6)	0-0 1B 2B	0-3 K		0-0 6-3		0-0 L6-4 2-3				4	1	1	2	0	1	3								
George Foster, R OBP: 0.367, SLG: 0.535 (1, 7)	0-0 FC6-4 2H 1B		0-0 2B		0-0 G3		0-3 K			4	0	2	1	0	1	0								
Johnny Bench, R OBP: 0.296, SLG: 0.450 Dan Driessen, L OBP: 0.385, SLG: 0.474 (7, 3)	0-0 E5 FC6-4 1-2		0-0 5-3		0-0 F7		0-0 4-3			3	0	0	0	0	0	2								
Ken Henderson, S OBP: 0.279, SLG: 0.385 Cesar Geronimo, L OBP: 0.345, SLG: 0.394 (6, PR) (7, 8)	0-0 FC6-4 1-2 2-3		0-3 K		0-0 2B		0-0 1B			3	0	1	0	0	1	3								
Junior Kennedy, R OBP: 0.325, SLG: 0.215 (1, 4)	0-0 P1		0-3 K		0-0 6-3		0-0 1-4-3			4	0	0	0	0	1	5								
Vic Correll, R OBP: 0.188, SLG: 0.200 Ray Knight, R OBP: 0.195, SLG: 0.308 (9, PH)	0-0 FC6-4 1-2		0-0 5-3		0-0 F9			0-0 4-3		3	0	0	0	0	0	3								
Paul Moskau, R OBP: 0.316, SLG: 0.294 Dave Collins, S OBP: 0.309, SLG: 0.224 Doug Bair, R OBP: 0.200, SLG: 0.200 Joe Morgan, L OBP: 0.381, SLG: 0.443 (9, PH)		0-0 1-3		0-0 4-3			0-0 L6-4 2B		0-0 G3	3	0	1	0	0	0	0								
Inning Stats	R: 3 E: 1 K: 0 S: 7	H: 3 LOB: 2 BB: 1 P: 11	R: 0 E: 0 K: 1 S: 6	H: 1 LOB: 1 BB: 0 P: 6	R: 0 E: 0 K: 2 S: 8	H: 1 LOB: 1 BB: 0 P: 8	R: 0 E: 0 K: 0 S: 3	H: 0 LOB: 0 BB: 0 P: 3	R: 0 E: 0 K: 0 S: 3	H: 0 LOB: 0 BB: 0 P: 3	R: 0 E: 0 K: 0 S: 4	H: 1 LOB: 1 BB: 0 P: 4	R: 0 E: 0 K: 0 S: 3	H: 1 LOB: 2 BB: 1 P: 7	R: 0 E: 0 K: 1 S: 6	H: 1 LOB: 1 BB: 0 P: 6		R: 0 E: 0 K: 1 S: 6	H: 1 LOB: 1 BB: 0 P: 6	1B: 4 2B: 6 3B: 0 HR: 0	SF: 0 SAC: 0 DP: 1 HBP: 0	WP: 0 PB: 0 SB: 1 CS: 0	PA: 38	
PITCHER	IP WLS BF H R ER SO BB IBB HBP BLK WP HR S P ERA WHIP	7.0 W 30 7 3 3 3 2 0 0 0 0 0 34 42 3.86 1.286	2.0 S 8 2 0 0 2 0 0 0 0 0 0 12 12 0.00 1.000											2.0 S 8 2 0 0 2 0 0 0 0 0 12 12 0.00 1.000										

Batter	1	2	3	4	5	6	7	8	9	AB	R	H	RBI	BB	SO	LOB	TOP								
Davey Lopes, R (1,4) OBP: 0.404, SLG: 0.485	F7				FC5-4		4-3			3	0	0	0	1	0	1	Los Angeles Dodgers @ Cincinnati Reds Riverfront Stadium, Cincinnati, OH Fri Jun 30 1978, 7:05 PM EDT Att: 50,370 - Unknown livebaseballscorecards.com								
Bill Russell, R (1,6) OBP: 0.300, SLG: 0.349	4-3		1-3			1B SF8		F9		4	1	1	0	0	0	2									
Reggie Smith, S (1,9) OBP: 0.386, SLG: 0.555	K			1-3		1B		BLK SF8		4	1	2	0	0	1	0									
Ron Cey, R (1,5) OBP: 0.375, SLG: 0.454		5-3		1-3		SF8		SF8		2	0	0	2	0	0	0									
Steve Garvey, R (1,3) OBP: 0.336, SLG: 0.459	K			5-3		HR				3	1	1	0	1	1	0									
Dusty Baker Jr., R (1,7) OBP: 0.313, SLG: 0.364										2	2	1	2	1	1	0									
Terry Forster, L (7,1) OBP: 0.333, SLG: 0.333										1	0	0	0	0	0	1									
Charlie Hough, R (8,1) OBP: 0.444, SLG: 0.556	K									0	0	0	0	0	0	0									
Bill North, S (1,8) OBP: 0.397, SLG: 0.325										4	0	1	0	0	1	1									
Jerry Grote, R (1,2) OBP: 0.391, SLG: 0.389										3	0	0	0	0	0	2									
Steve Yeager, R (8,2) OBP: 0.316, SLG: 0.254										1	0	0	0	0	1	0									
Bob Welch, R (1,1) OBP: 1.000, SLG: 1.000										1	0	1	1	0	0	0									
Rick Monday, L (7,PH) OBP: 0.380, SLG: 0.578										2	0	0	0	0	2	0									
Inning Stats	R: 0 E: 0 K: 1 S: 5	H: 0 LOB: 0 BB: 0 P: 5	R: 0 E: 0 K: 2 S: 7	H: 0 LOB: 0 BB: 0 P: 7	R: 0 E: 0 K: 0 S: 4	H: 1 LOB: 2 BB: 1 P: 8	R: 0 E: 0 K: 0 S: 3	H: 0 LOB: 0 BB: 0 P: 3	R: 1 E: 0 K: 1 S: 6	H: 1 LOB: 1 BB: 1 P: 10	R: 3 E: 0 K: 0 S: 5	H: 3 LOB: 0 BB: 0 P: 9	R: 0 E: 0 K: 1 S: 5	H: 0 LOB: 0 BB: 0 P: 5	R: 1 E: 0 K: 2 S: 7	H: 2 LOB: 1 BB: 0 P: 6	R: 0 E: 0 K: 2 S: 7	H: 0 LOB: 0 BB: 0 P: 7	1B: 4 2B: 2 3B: 0 HR: 1	SF: 2 SAC: 1 DP: 0 HBP: 0	WP: 0 PB: 0 SB: 1 CS: 1	PA: 36			
PITCHER	IP	WLS	BF	H	R	ER	SO	BB	IBB	HBP	BLK	WP	HR	S	P	ERA	WHIP								
Manny Sarmiento, R (1,1) ERA: 2.29	7.0	L	28	5	4	4	5	3	0	0	0	0	1	35	47	5.14	1.143								
Pedro Borbon, R (8,1) ERA: 4.7	2.0		8	2	1	1	2	0	0	0	1	0	0	12	12	4.50	1.000								

Batter	1	2	3	4	5	6	7	8	9	AB	R	H	RBI	BB	SO	LOB	BOTTOM								
Pete Rose, S (1,5) OBP: 0.349, SLG: 0.414	P5					4-3		E9		5	1	3	0	0	0	0	Los Angeles Dodgers @ Cincinnati Reds Riverfront Stadium, Cincinnati, OH Fri Jun 30 1978, 7:05 PM EDT Att: 50,370 - Unknown livebaseballscorecards.com								
Ken Griffey, L (1,9) OBP: 0.353, SLG: 0.436	4-3		F9			E		K		5	0	1	0	0	1	2									
Joe Morgan, L (1,4) OBP: 0.379, SLG: 0.444										4	0	1	0	0	1	2									
Rick Auerbach, R (6,PR) OBP: 0.250, SLG: 0.259			K			F3		E8		0	1	0	0	0	0	0									
George Foster, R (1,7) OBP: 0.369, SLG: 0.535	F3					E7				4	0	2	0	0	0	1									
Dan Driessen, L (1,3) OBP: 0.383, SLG: 0.474										4	0	1	1	0	0	4									
Dave Concepcion, R (1,6) OBP: 0.347, SLG: 0.400										4	0	2	0	0	0	1									
Cesar Geronimo, L (1,8) OBP: 0.273, SLG: 0.390										2	0	0	0	0	2	1									
Ray Knight, R (7,PH) OBP: 0.190, SLG: 0.300										1	0	0	0	0	0	1									
Mike Lum, L (8,PH) OBP: 0.400, SLG: 0.463										1	0	0	0	0	0	3									
Don Werner, R (1,2) OBP: 0.244, SLG: 0.188										2	0	0	0	0	1	1									
Vic Cornell, R (7,PH) OBP: 0.222, SLG: 0.235										2	0	1	0	0	0	1									
Manny Sarmiento, R (1,1) ERA: 2.29										2	0	0	0	0	2	0									
Ken Henderson, S (7,PH) ERA: 3.16										1	0	0	0	0	1	1									
Pedro Borbon, R (8,1) OBP: 0.250, SLG: 0.250										0	0	0	0	0	0	0									
Dave Collins, S (8,PH) OBP: 0.304, SLG: 0.220										1	0	0	0	0	0	1									
Inning Stats	R: 0 E: 0 K: 0 S: 4	H: 1 LOB: 1 BB: 0 P: 4	R: 0 E: 0 K: 1 S: 6	H: 1 LOB: 1 BB: 0 P: 6	R: 0 E: 0 K: 2 S: 8	H: 1 LOB: 1 BB: 0 P: 8	R: 0 E: 0 K: 0 S: 3	H: 0 LOB: 0 BB: 0 P: 3	R: 0 E: 0 K: 3 S: 9	H: 0 LOB: 0 BB: 0 P: 9	R: 0 E: 1 K: 0 S: 5	H: 2 LOB: 2 BB: 0 P: 5	R: 0 E: 0 K: 1 S: 6	H: 1 LOB: 1 BB: 0 P: 6	R: 2 E: 2 K: 1 S: 9	H: 3 LOB: 3 BB: 0 P: 9	R: 0 E: 0 K: 0 S: 4	H: 2 LOB: 1 BB: 0 P: 4	1B: 8 2B: 3 3B: 0 HR: 0	SF: 0 SAC: 0 DP: 1 HBP: 0	WP: 0 PB: 0 SB: 0 CS: 0	PA: 38			
PITCHER	IP	WLS	BF	H	R	ER	SO	BB	IBB	HBP	BLK	WP	HR	S	P	ERA	WHIP								
Bob Welch, R (1,1) ERA: 2.42	6.0	W	23	5	0	0	6	0	0	0	1	0	0	14	14	0.00	0.833								
Terry Forster, L (7,1) ERA: 3.16	1.2		10	4	2	0	2	0	0	0	0	0	0	14	14	0.00	2.400								
Charlie Hough, R (8,1) ERA: 2.42	1.1	S	5	2	0	0	0	0	0	0	0	0	0	5	5	0.00	1.500								

Batter	1	2	3	4	5	6	7	8	9	AB	R	H	RBI	BB	SO	LOB	TOP					
Davey Lopes, R OBP: 0.399, SLG: 0.478 (1, 4)	0-0 6-3			0-3 K		0-0 5-3		0-0 F7		4	0	0	0	0	1	0	Los Angeles Dodgers @ Cincinnati Reds Riverfront Stadium, Cincinnati, OH Sat Jul 01 1978, 7:05 PM EDT Att: 48,044 - Unknown AB 32 R 2 H 6 RBI 2 BB 2 SO 9 LOB 10					
Bill Russell, R OBP: 0.302, SLG: 0.354 (1, 6)	0-0 4-3			0-0 BB 1B		0-0 2B		0-3 K		4	0	2	0	0	1	0						
Reggie Smith, S OBP: 0.392, SLG: 0.554 (1, 9)	0-0 F5			4-0 1-2 BB		4-0 BB G6-4-3			0-0 1B 1B	2	1	1	0	2	0	0						
Ron Cey, R OBP: 0.371, SLG: 0.447 (1, 5)		0-0 F9		0-3 K		0-0 G6-4-3		0-0 F8		4	0	0	0	0	1	5						
Steve Garvey, R OBP: 0.338, SLG: 0.469 (1, 3)		0-0 L6		0-3 K					0-0 1B 1B	4	1	2	1	0	1	2						
Dusty Baker Jr., R OBP: 0.312, SLG: 0.363 (1, 7)		0-3 K			0-0 5-3				0-0 1B F7	4	0	1	1	0	1	0						
Bill North, S OBP: 0.389, SLG: 0.317 (1, 8)			0-3 K		0-0 1-3				0-0 1B F7	4	0	0	0	0	1	2						
Steve Yeager, R OBP: 0.302, SLG: 0.250 (1, 2)			0-3 K		0-0 E9					3	0	0	0	0	1	0						
Rick Rhoden, R OBP: 0.200, SLG: 0.167 (1, 1)			0-3 K		0-3 K				0-0 F7	3	0	0	0	0	2	1						
Inning Stats	R: 0 E: 0 K: 0 S: 3	H: 0 LOB: 0 BB: 0 P: 3	R: 0 E: 0 K: 1 S: 5	H: 0 LOB: 0 BB: 0 P: 5	R: 0 E: 0 K: 3 S: 9	H: 0 LOB: 0 BB: 0 P: 9	R: 0 E: 0 K: 3 S: 10	H: 1 LOB: 2 BB: 1 P: 14	R: 0 E: 1 K: 1 S: 6	H: 0 LOB: 1 BB: 0 P: 6	R: 0 E: 0 K: 0 S: 3	H: 1 LOB: 1 BB: 1 P: 7	R: 1 E: 0 K: 0 S: 4	H: 1 LOB: 0 BB: 0 P: 4	R: 0 E: 0 K: 1 S: 5	H: 0 LOB: 0 BB: 0 P: 5	R: 1 E: 0 K: 0 S: 5	H: 3 LOB: 1 BB: 0 P: 5	1B: 4 2B: 1 3B: 0 HR: 1	SF: 0 SAC: 0 DP: 1 HBP: 0	WP: 0 PB: 0 SB: 0 CS: 0	PA: 34
PITCHER Tom Seaver, R ERA: 3.18 (1, 1)	IP: 9.0 WLS: L BF: 34 H: 6 R: 2 ER: 2 SO: 9 BB: 2 IBB: 0 HBP: 0 BLK: 0 WP: 0 HR: 1 S: 50 P: 58 ERA: 2.00 WHIP: 0.889															PITCHER						


Batter	1	2	3	4	5	6	7	8	9	AB	R	H	RBI	BB	SO	LOB	BOTTOM					
Pete Rose, S OBP: 0.347, SLG: 0.414 (1, 5)	0-0 F7		0-0 BB 2B		0-0 F7		0-0 G3		0-0 4-3	5	0	1	0	0	0	5	Los Angeles Dodgers @ Cincinnati Reds Riverfront Stadium, Cincinnati, OH Sat Jul 01 1978, 7:05 PM EDT Att: 48,044 - Unknown AB 31 R 0 H 6 RBI 0 BB 5 SO 7 LOB 21					
Ken Griffey, L OBP: 0.355, SLG: 0.433 (1, 9)	4-0 BB		4-0 BB BB		0-0 F7		0-3 K			2	0	0	0	2	1	4						
George Foster, R OBP: 0.368, SLG: 0.530 (1, 7)	0-0 F7		4-0 1-2 2-3 BB		0-0 G3		0-0 6-3		0-0 P6	3	0	0	0	1	0	1						
Dan Driessen, L OBP: 0.384, SLG: 0.472 (1, 3)	0-0 P6		0-0 G3		4-0 1B BB		0-0 1B		0-0 S 1B	3	0	1	0	1	0	4						
Dave Concepcion, R OBP: 0.345, SLG: 0.398 (1, 6)		0-0 5-3		0-0 L4		0-0 1B		0-3 K		4	0	1	0	0	1	1						
Cesar Geronimo, L OBP: 0.335, SLG: 0.381 (1, 8)		0-3 K		0-0 4-3		0-0 F8		0-0 F7		4	0	0	0	0	1	2						
Vic Carrell, R OBP: 0.200, SLG: 0.211 (7, PH) Mike Lum, L OBP: 0.407, SLG: 0.471 (7, PH) Rick Auerbach, R OBP: 0.296, SLG: 0.299 (8, 4) Joe Morgan, L OBP: 0.382, SLG: 0.447 (8, PH) Manny Sarmiento, R (8, PH)		0-3 K		0-3 K		0-0 G3 BB 1B		0-0 E9 FC6-5 1B		2	0	0	0	0	2	0						
Junior Kennedy, R OBP: 0.329, SLG: 0.224 (7, PH) Dave Collins, S OBP: 0.314, SLG: 0.220 (8, 2) Don Werner, R OBP: 0.244, SLG: 0.188 (8, PH) Johnny Bench, R OBP: 0.294, SLG: 0.447 (8, PH)			0-3 K		0-0 SH3-4 1B		4-0 G3 BB		0-0 6-3	2	0	1	0	0	1	0						
Tom Seaver, R OBP: 0.275, SLG: 0.176 (8, PH) Ken Henderson, S OBP: 0.267, SLG: 0.366 (8, PH)			0-0 6-3		0-0 SH3-4		0-3 K		0-0 FC6-5	2	0	0	0	0	1	2						
Inning Stats	R: 0 E: 0 K: 0 S: 3	H: 0 LOB: 1 BB: 1 P: 7	R: 0 E: 0 K: 2 S: 7	H: 0 LOB: 0 BB: 0 P: 7	R: 0 E: 0 K: 1 S: 6	H: 1 LOB: 2 BB: 2 P: 14	R: 0 E: 0 K: 1 S: 5	H: 0 LOB: 0 BB: 0 P: 5	R: 0 E: 0 K: 1 S: 4	H: 1 LOB: 1 BB: 0 P: 4	R: 0 E: 0 K: 0 S: 3	H: 1 LOB: 1 BB: 1 P: 7	R: 0 E: 0 K: 2 S: 8	H: 1 LOB: 3 BB: 1 P: 12	R: 0 E: 0 K: 1 S: 6	H: 1 LOB: 2 BB: 0 P: 6	R: 0 E: 1 K: 0 S: 4	H: 1 LOB: 2 BB: 0 P: 4	1B: 5 2B: 1 3B: 0 HR: 0	SF: 0 SAC: 1 DP: 0 HBP: 0	WP: 0 PB: 0 SB: 1 CS: 0	PA: 37
PITCHER Rick Rhoden, R ERA: 3.89 (1, 1)	IP: 9.0 WLS: W BF: 37 H: 6 R: 0 ER: 0 SO: 7 BB: 5 IBB: 0 HBP: 0 BLK: 0 WP: 0 HR: 0 S: 46 P: 66 ERA: 0.00 WHIP: 1.222															PITCHER						

Batter	1	2	3	4	5	6	7	8	9	AB	R	H	RBI	BB	SO	LOB	TOP					
Davey Lopes, R OBP: 0.399, SLG: 0.474										4	0	1	0	1	1	0	Los Angeles Dodgers @ Cincinnati Reds Riverfront Stadium, Cincinnati, OH Sun Jul 02 1978, 3:33 AM EDT Att: 46,067 - Unknown					
Bill Russell, R OBP: 0.303, SLG: 0.364										5	1	2	0	0	1	3						
Reggie Smith, S OBP: 0.396, SLG: 0.551										3	1	1	0	2	1	1						
Ron Cey, R OBP: 0.371, SLG: 0.454										5	2	2	1	0	3	6						
Steve Garvey, R OBP: 0.336, SLG: 0.468										5	1	1	2	0	0	5						
Dusty Baker Jr., R OBP: 0.317, SLG: 0.371										5	1	3	0	0	1	2						
Joe Ferguson, R OBP: 0.361, SLG: 0.383										4	0	1	1	0	0	4						
Bill North, S OBP: 0.396, SLG: 0.329										3	0	2	1	1	1	1						
Doug Rau, L OBP: 0.222, SLG: 0.250										3	0	1	1	0	0	2						
Charlie Hough, R OBP: 0.444, SLG: 0.556										0	0	0	0	0	0	0						
Vic Davalillo, L OBP: 0.313, SLG: 0.333										1	0	0	0	0	0	1						
Lance Rautzhan, R OBP: 0.313, SLG: 0.333										0	0	0	0	0	0	0						
Inning Stats	R: 0 E: 0 K: 0 S: 3	H: 0 LOB: 0 BB: 0 P: 3	R: 1 E: 0 K: 0 S: 5	H: 3 LOB: 2 BB: 0 P: 5	R: 0 E: 0 K: 1 S: 6	H: 1 LOB: 3 BB: 2 P: 14	R: 1 E: 0 K: 1 S: 8	H: 3 LOB: 0 BB: 0 P: 8	R: 3 E: 0 K: 0 S: 7	H: 5 LOB: 1 BB: 0 P: 7	R: 0 E: 1 K: 3 S: 10	H: 0 LOB: 1 BB: 0 P: 10	R: 0 E: 0 K: 0 S: 3	H: 1 LOB: 0 BB: 0 P: 3	R: 0 E: 0 K: 1 S: 4	H: 0 LOB: 0 BB: 1 P: 8	R: 1 E: 0 K: 2 S: 8	H: 1 LOB: 1 BB: 1 P: 12	1B: 5 2B: 8 3B: 1 HR: 0	SF: 0 SAC: 0 DP: 2 HBP: 0	WP: 0 PB: 0 SB: 0 CS: 2	PA: 42
PITCHER	IP WLS BF H R ER SO BB IBB HBP BLK WP HR S P ERA WHIP																					
Bill Bonham, R ERA: 3.32	(1, 1) 4.0 22 9 4 4 2 2 2 0 0 0 0 0 0 24 32 9.00 2.750																					
Pedro Borbon, R ERA: 4.59	(5, 1) 2.0 9 3 1 1 3 0 0 0 0 0 0 0 15 15 4.50 1.500																					
Doug Bair, R ERA: 2.0	(7, 1) 3.0 W 11 2 1 1 3 2 0 0 0 0 0 0 15 23 3.00 1.333																					

Batter	1	2	3	4	5	6	7	8	9	AB	R	H	RBI	BB	SO	LOB	BOTTOM					
Pete Rose, S OBP: 0.348, SLG: 0.415										4	1	1	0	1	1	2	Los Angeles Dodgers @ Cincinnati Reds Riverfront Stadium, Cincinnati, OH Sun Jul 02 1978, 3:33 AM EDT Att: 46,067 - Unknown					
Ken Griffey, L OBP: 0.359, SLG: 0.437										4	2	2	1	1	0	3						
Dave Concepcion, R OBP: 0.347, SLG: 0.399										4	2	2	1	0	1	2						
George Foster, R OBP: 0.369, SLG: 0.545										4	1	2	3	0	1	1						
Johnny Bench, R OBP: 0.293, SLG: 0.443										4	0	1	1	0	3	1						
Cesar Geronimo, L OBP: 0.335, SLG: 0.381										0	0	0	0	0	0	0						
Ray Knight, R OBP: 0.196, SLG: 0.295										4	0	1	0	0	3	2						
Don Werner, R OBP: 0.244, SLG: 0.188										0	0	0	0	0	0	0						
Dan Driessen, L OBP: 0.379, SLG: 0.465										4	0	0	0	0	0	3						
Junior Kennedy, R OBP: 0.329, SLG: 0.217										2	0	0	0	1	0	0						
Doug Bair, R OBP: 0.167, SLG: 0.167										1	0	0	0	0	0	0						
Bill Bonham, R OBP: 0.273, SLG: 0.214										0	0	0	0	1	0	0						
Pedro Borbon, R OBP: 0.250, SLG: 0.250										0	0	0	0	0	0	0						
Rick Auerbach, R OBP: 0.294, SLG: 0.414										2	1	2	1	0	0	0						
Inning Stats	R: 3 E: 0 K: 2 S: 11	H: 4 LOB: 1 BB: 0 P: 11	R: 0 E: 0 K: 1 S: 5	H: 0 LOB: 2 BB: 2 P: 13	R: 0 E: 0 K: 2 S: 8	H: 1 LOB: 1 BB: 0 P: 8	R: 0 E: 0 K: 0 S: 3	H: 0 LOB: 1 BB: 1 P: 7	R: 0 E: 0 K: 0 S: 5	H: 0 LOB: 0 BB: 0 P: 5	R: 0 E: 0 K: 0 S: 3	H: 1 LOB: 0 BB: 0 P: 3	R: 4 E: 0 K: 3 S: 13	H: 4 LOB: 0 BB: 0 P: 13	R: 0 E: 0 K: 0 S: 4	H: 1 LOB: 2 BB: 1 P: 8	R: 0 E: 0 K: 2 S: 8	H: 1 LOB: 1 BB: 1 P: 12	1B: 6 2B: 2 3B: 1 HR: 2	SF: 0 SAC: 1 DP: 1 HBP: 0	WP: 0 PB: 0 SB: 1 CS: 0	PA: 38
PITCHER	IP WLS BF H R ER SO BB IBB HBP BLK WP HR S P ERA WHIP																					
Doug Rau, L ERA: 3.47	(1, 1) 6.1 L 30 9 6 6 7 3 0 0 0 0 0 0 1 41 53 8.53 1.895																					
Charlie Hough, R ERA: 2.57	(7, 1) 0.2 3 1 1 1 2 0 0 0 0 0 0 1 7 7 13.50 1.500																					
Lance Rautzhan, L ERA: 0.42	(8, 1) 1.0 5 1 0 0 0 1 0 0 0 0 0 0 4 8 0.00 2.000																					

Batter	1	2	3	4	5	6	7	8	9	AB	R	H	RBI	BB	SO	LOB	TOP					
Rod Gilbreath, R OBP: 0.307, SLG: 0.346 Gene Garber, R (7, 1)	P5		4-3			HR	FC1-6		1-3	4	1	1	0	0	0	1	Atlanta Braves @ Los Angeles Dodgers Dodger Stadium, Los Angeles, CA Mon Jul 03 1978, 7:05 PM PDT Att: 52,190 - Unknown					
Rowland Office, L OBP: 0.313, SLG: 0.402	F8			4-3		HR			K	4	1	1	3	1	1	0						
Gary Matthews, R OBP: 0.396, SLG: 0.525	FC6-4			F2		HR	F8			4	1	2	0	0	0	2						
Jeff Burroughs, R OBP: 0.464, SLG: 0.540	FC6-4					HR	K			4	0	1	0	0	1	4						
Biff Pocoroba, S OBP: 0.333, SLG: 0.355		4-3		F9					L6	4	0	0	0	0	0	2						
Bob Homer, R OBP: 0.286, SLG: 0.413		5-3			6-3					4	0	2	1	0	0	0						
Dale Murphy, R OBP: 0.292, SLG: 0.353						HR			5-3	4	0	2	0	0	1	1						
Pat Rockett, R OBP: 0.205, SLG: 0.157			5-3		G5-4-3					4	0	0	0	0	0	4						
Rick Camp, R Jerry Royster, R (7, PH)			K			HR			P4	1	1	0	0	1	1	0						
						HR				2	0	1	0	0	0	0						
Inning Stats	R: 0 E: 0 K: 0 S: 4	H: 1 LOB: 1 BB: 0 P: 4	R: 0 E: 0 K: 1 S: 5	H: 0 LOB: 0 BB: 0 P: 5	R: 0 E: 0 K: 1 S: 5	H: 0 LOB: 0 BB: 0 P: 5	R: 0 E: 0 K: 0 S: 4	H: 1 LOB: 1 BB: 0 P: 4	R: 0 E: 0 K: 0 S: 3	H: 1 LOB: 0 BB: 0 P: 3	R: 4 E: 0 K: 0 S: 8	H: 5 LOB: 2 BB: 1 P: 12	R: 0 E: 0 K: 1 S: 6	H: 1 LOB: 2 BB: 1 P: 10	R: 0 E: 0 K: 0 S: 4	H: 1 LOB: 1 BB: 0 P: 4	R: 0 E: 0 K: 1 S: 5	H: 0 LOB: 0 BB: 0 P: 5	1B: 8 2B: 1 3B: 0 HR: 1	SF: 0 SAC: 0 DP: 1 HBP: 0	WP: 0 PB: 0 SB: 1 CS: 0	PA: 38
PITCHER	IP WLS BF H R ER SO BB IBB HBP BLK WP HR S P ERA WHIP																					
Burt Hooton, R ERA: 3.45	(1, 1) 5.2 L 25 8 4 4 2 1 0 0 0 0 0 1 28 32 6.35 1.588																					
Charlie Hough, R ERA: 2.55	(6, 1) 0.1 1 0 0 0 0 0 0 0 0 0 0 0 1 1 0.00 0.000																					
Lance Rautzhan, L ERA: 0.38	(7, 1) 2.0 9 2 0 0 1 1 0 0 0 0 0 0 10 14 0.00 1.500																					
Terry Forster, L ERA: 3.06	(9, 1) 1.0 3 0 0 0 1 0 0 0 0 0 0 0 5 5 0.00 0.000																					

Batter	1	2	3	4	5	6	7	8	9	AB	R	H	RBI	BB	SO	LOB	BOTTOM			
Davey Lopes, R OBP: 0.395, SLG: 0.466	FC5-4		5-3	FC6-4		F8				4	0	0	0	1	1	2	Atlanta Braves @ Los Angeles Dodgers Dodger Stadium, Los Angeles, CA Mon Jul 03 1978, 7:05 PM PDT Att: 52,190 - Unknown			
Bill Russell, R OBP: 0.305, SLG: 0.364	FC5-4		E6						F8	5	1	2	0	0	0	1				
Reggie Smith, S OBP: 0.400, SLG: 0.550										4	1	2	0	1	1	2				
Ron Cey, R OBP: 0.369, SLG: 0.449	K		F2	F9					P6	5	0	1	0	0	1	7				
Steve Garvey, R OBP: 0.334, SLG: 0.464	F8								L7	5	0	1	2	0	0	3				
Dusty Baker Jr., R OBP: 0.316, SLG: 0.367		1-3								3	0	0	0	1	0	1				
Joe Ferguson, R OBP: 0.364, SLG: 0.382		F2	F5							3	0	1	0	1	0	2				
Bill North, S OBP: 0.395, SLG: 0.329										3	0	1	0	0	2	1				
Rick Monday, L (7, PH)										1	0	0	0	0	1	2				
										1	0	0	0	0	0	0				
Inning Stats	R: 0 E: 0 K: 1 S: 6	H: 1 LOB: 1 BB: 1 P: 10	R: 0 E: 0 K: 0 S: 4	H: 1 LOB: 0 BB: 0 P: 4	R: 2 E: 1 K: 0 S: 6	H: 2 LOB: 2 BB: 1 P: 10	R: 0 E: 0 K: 1 S: 6	H: 1 LOB: 3 BB: 2 P: 14	R: 0 E: 0 K: 0 S: 4	H: 2 LOB: 1 BB: 0 P: 4	R: 0 E: 0 K: 1 S: 7	H: 2 LOB: 2 BB: 0 P: 7	R: 0 E: 0 K: 2 S: 7	H: 0 LOB: 0 BB: 0 P: 7	R: 0 E: 0 K: 1 S: 5	H: 0 LOB: 0 BB: 0 P: 5	1B: 9 2B: 1 3B: 0 HR: 0	SF: 0 SAC: 0 DP: 1 HBP: 0	WP: 0 PB: 0 SB: 1 CS: 0	PA: 41
PITCHER	IP WLS BF H R ER SO BB IBB HBP BLK WP HR S P ERA WHIP																			
Rick Camp, R ERA: 3.35	(1, 1) 6.0 W 30 7 2 0 3 5 0 0 0 0 0 0 0 19 19 0.00 2.000																			
Gene Garber, R ERA: 1.54	(7, 1) 3.0 S 11 2 0 0 4 0 0 0 0 0 0 0 0 19 19 0.00 0.667																			

Batter	1	2	3	4	5	6	7	8	9	AB	R	H	RBI	BB	SO	LOB	TOP		
Jerry Royster, R OBP: 0.398, SLG: 0.357	4-3		G5-4-3 1B			1B FC6-4 1B	F9		BB E 1B	5	2	3	1	0	0	1	Atlanta Braves @ Los Angeles Dodgers Dodger Stadium, Los Angeles, CA Wed Jul 05 1978, 7:05 PM PDT Att: 39,036 - Unknown		
Bob Beall, S OBP: 0.312, SLG: 0.263	K		G5-4-3 1-2			FC6-4 1B FC5-4 1B	F9		E BB 1B	5	2	2	0	0	1	2			
Gary Matthews, R OBP: 0.398, SLG: 0.535	FC6-4 1B			K		FC6-4 1B		6-3	E BB 1B	4	1	2	2	1	1	0			
Jeff Burroughs, R OBP: 0.459, SLG: 0.531 Cito Gaston, R OBP: 0.225, SLG: 0.218	FC6-4 1-2			G6-4-3 1B		FC6-4 FC5-4		K	E3 1B 1B	1	0	0	0	0	0	1			
Bob Horner, R OBP: 0.278, SLG: 0.380		5-3		G6-4-3 1-2		FC5-4 2B			K	5	0	1	1	0	1	5			
Dale Murphy, R OBP: 0.394, SLG: 0.356		FC3-6 1B			4-3				1B	5	0	3	2	0	1	1			
Barry Bonnell, R Rowland Office, L	FC3-6 1-2				5-3		F8		F9	5	0	1	1	0	0	3			
Pat Rockett, R Gene Garber, R	FC6-4 1-2				5-3			6-3	BB 1B	5	1	1	0	0	0	3			
Adrian Devine, R Eddie Solomon, R Jamie Easterly, L Craig Skok, L Dave Campbell, R Dane Carney, S			4-3			1B BB 1B			BB 1B	8	1	0	0	0	0	0			
Inning Stats	R: 0 E: 0 K: 1 S: 6	H: 1 LOB: 1 BB: 0 P: 6	R: 0 E: 0 K: 0 S: 4	H: 1 LOB: 1 BB: 0 P: 4	R: 0 E: 0 K: 0 S: 3	H: 1 LOB: 0 BB: 0 P: 3	R: 0 E: 0 K: 1 S: 5	H: 0 LOB: 0 BB: 0 P: 5	R: 0 E: 0 K: 0 S: 3	H: 0 LOB: 1 BB: 1 P: 7	R: 0 E: 0 K: 2 S: 8	H: 1 LOB: 1 BB: 0 P: 8	R: 6 E: 1 K: 1 S: 12	H: 6 LOB: 2 BB: 1 P: 16	1B: 14 2B: 2 3B: 0 HR: 0	SF: 0 SAC: 0 DP: 2 HBP: 0			WP: 0 PB: 0 SB: 0 CS: 0
PITCHER	IP	WLS	BF	H	R	ER	SO	BB	IBB	HBP	BLK	WP	HR	S	P	ERA	WHIP		
Tommy John, L ERA: 3.93	5.2		24	8	3	3	2	1	0	0	0	0	0	27	31	4.76	1.588		
Lance Rautzhan, L ERA: 1.37	2.2	L	14	5	4	3	2	1	0	0	0	0	0	17	21	10.12	2.250		
Charlie Hough, R ERA: 2.54	0.1		4	1	1	0	1	1	0	0	0	0	0	5	9	0.00	6.000		
Terry Forster, L ERA: 3.03	0.1		2	1	1	0	0	0	0	0	0	0	0	2	2	0.00	3.000		

Batter	1	2	3	4	5	6	7	8	9	AB	R	H	RBI	BB	SO	LOB	BOTTOM			
Davey Lopes, R OBP: 0.397, SLG: 0.465	5-3 2B BB		F8			P5		6-3		3	1	0	0	2	0	3	Atlanta Braves @ Los Angeles Dodgers Dodger Stadium, Los Angeles, CA Wed Jul 05 1978, 7:05 PM PDT Att: 39,036 - Unknown			
Bill Russell, R OBP: 0.300, SLG: 0.358	5-3 1-2	5-3	FC6-4 1-2			F7		P4		5	0	0	0	0	5					
Reggie Smith, S Vic Davalillo, L	4-0 2B BB	6-3			F8		F7		P4	3	1	0	0	1	0					
Ron Cey, R Ted Martinez, R Rick Monday, L	0-0 1B 2B				6-3		K		F9	3	2	2	2	0	0					
Steve Garvey, R OBP: 0.334, SLG: 0.470	0-0 BB 1B				K				F8	5	1	3	3	0	1					
Dusty Baker Jr., R Lee Lacy, R	4-0 G5-4-3 BB				6-3		L4			2	1	0	0	2	0					
Joe Ferguson, R OBP: 0.364, SLG: 0.412	G5-4-3 1-2						K			4	1	2	2	0	1					
Bill North, S OBP: 0.408, SLG: 0.333		SH1-3 E 1B			5-3			4-0 SH3 BB		2	1	1	0	2	0					
Tommy John, R Lance Rautzhan, R Charlie Hough, R Terry Forster, L		SH1-3 FC1-5			F9			SH3		2	0	0	0	0	2					
Inning Stats	R: 3 E: 0 K: 0 S: 4	H: 2 LOB: 1 BB: 3 P: 16	R: 1 E: 0 K: 0 S: 4	H: 1 LOB: 1 BB: 1 P: 8	R: 3 E: 0 K: 0 S: 6	H: 3 LOB: 2 BB: 2 P: 14	R: 0 E: 0 K: 1 S: 5	H: 0 LOB: 0 BB: 0 P: 5	R: 1 E: 0 K: 0 S: 4	H: 1 LOB: 0 BB: 0 P: 4	R: 0 E: 0 K: 2 S: 8	H: 1 LOB: 1 BB: 0 P: 8	R: 0 E: 0 K: 0 S: 3	H: 0 LOB: 1 BB: 1 P: 7	R: 0 E: 0 K: 0 S: 3	H: 0 LOB: 0 BB: 0 P: 3		1B: 4 2B: 2 3B: 0 HR: 2	SF: 0 SAC: 2 DP: 1 HBP: 0	WP: 0 PB: 0 SB: 2 CS: 0
PITCHER	IP	WLS	BF	H	R	ER	SO	BB	IBB	HBP	BLK	WP	HR	S	P	ERA	WHIP			
Adrian Devine, R ERA: 6.02	1.0		8	3	4	3	0	3	0	0	0	0	1	6	18	27.00	6.000			
Eddie Solomon, R ERA: 4.62	1.0		9	3	3	3	0	0	0	0	0	0	1	6	18	27.00	6.000			
Jamie Easterly, L ERA: 6.07	3.0		10	1	1	1	1	0	0	0	0	0	1	12	12	3.00	0.333			
Craig Skok, L ERA: 2.14	1.0		3	0	0	0	0	0	0	0	0	0	0	3	3	0.00	0.000			
Dave Campbell, R ERA: 4.57	2.0	W	8	1	0	0	2	1	0	0	0	0	0	11	15	0.00	1.000			



Batter	1	2	3	4	5	6	7	8	9	AB	R	H	RBI	BB	SO	LOB	TOP					
Davey Lopes, R (1.4) OBP: 0.399, SLG: 0.474	4-0 BB BB	0-0 6-3		0-3 K		0-0 1B		0-0 F4		4	0	1	0	1	1	1	Los Angeles Dodgers @ Houston Astros Astrodome, Houston, TX Fri Jul 07 1978, 8:05 PM EDT Att: 20,707 - Unknown					
Bill Russell, R (1.6) OBP: 0.300, SLG: 0.356	0-0 F7		0-0 2B 1B		0-0 1B 1B	0-0 4-3		0-0 1B		5	2	3	0	0	0	2						
Reggie Smith, S (1.9) OBP: 0.381, SLG: 0.519	0-0 F8		0-0 2B		0-0 L9		0-0 4-3	0-0 4-1		5	0	1	1	0	0	3						
Ron Cey, R (1.5) OBP: 0.372, SLG: 0.446	4-0 BB		1-0 2B		0-0 5-3		0-3 K		0-0 1B 2B	2	0	0	0	1	1	1						
Ted Martinez, R (8.5) OBP: 0.316, SLG: 0.300	1-2 BB		G4-6-3 HBP		1-2					1	1	1	0	0	0	0						
Steve Garvey, R (1.3) OBP: 0.339, SLG: 0.467	0-0 1-3		G4-6-3 1-2 2-3		0-0 1B BB		0-0 HR 1B		0-0 5-3	4	1	1	0	1	0	5						
Dusty Baker Jr., R (1.7) OBP: 0.334, SLG: 0.398		0-0 4-3 1B		0-0 BB		0-0 1B		0-0 HR		4	2	4	4	1	0	0						
Rick Monday, L (1.8) OBP: 0.314, SLG: 0.559		0-0 4-3 2B		0-0 BB		0-0 1B		0-0 HR		4	0	0	0	0	0	5						
Bill North, S (7.8) OBP: 0.406, SLG: 0.331		0-0 4-3		0-0 4-3		0-0 F3		0-0 6-3		1	0	0	0	0	0	1						
Joe Ferguson, R (1.2) OBP: 0.369, SLG: 0.430		0-0 3-H 1B		0-0 F7		0-0 F3		0-0 HR	4-0 IBB	0	1	0	0	0	0	0						
Doug Rau, L (1.1) OBP: 0.211, SLG: 0.237		0-0 SH1-3		0-0 F5		0-0 4-3		0-3 K	0-0 F7	2	0	0	0	0	0	0						
Vic Davalillo, L (8. PH) OBP: 0.314, SLG: 0.333										1	0	0	0	0	1	0						
Charlie Hough, R (8.1) OBP: 0.364, SLG: 0.455										1	0	0	0	0	0	2						
Inning Stats	R: 0 E: 0 K: 0 S: 3	H: 0 LOB: 2 BB: 2 P: 11	R: 1 E: 0 K: 0 S: 5	H: 2 LOB: 1 BB: 0 P: 5	R: 1 E: 0 K: 0 S: 4	H: 2 LOB: 2 BB: 1 P: 9	R: 0 E: 0 K: 1 S: 5	H: 0 LOB: 0 BB: 0 P: 5	R: 1 E: 0 K: 0 S: 5	H: 2 LOB: 2 BB: 1 P: 9	R: 0 E: 0 K: 0 S: 4	H: 1 LOB: 1 BB: 0 P: 4	R: 2 E: 0 K: 1 S: 7	H: 2 LOB: 0 BB: 0 P: 7	R: 1 E: 0 K: 1 S: 7	H: 2 LOB: 1 BB: 0 P: 7	R: 1 E: 0 K: 0 S: 5	H: 2 LOB: 2 BB: 1 P: 9	1B: 8 2B: 3 3B: 0 HR: 2	SF: 0 SAC: 1 DP: 1 HBP: 1	WP: 0 PB: 0 SB: 0 CS: 0	PA: 45
PITCHER	IP WLS BF H R ER SO BB IBB HBP BLK WP HR S P ERA WHIP																					
Mark Lemongello, R (1.1) ERA: 3.75	8.0 L 39 11 6 6 3 4 0 0 1 0 0 2 40 57 6.75 1.875																					
Ken Forsch, R (9.1) ERA: 3.98	1.0 6 2 1 1 0 0 1 0 0 0 0 5 9 9.00 2.000																					

Batter	1	2	3	4	5	6	7	8	9	AB	R	H	RBI	BB	SO	LOB	BOTTOM					
Terry Puhl, L (1.8) OBP: 0.350, SLG: 0.411	0-3 K		0-0 F7		0-0 F9			0-3 K		4	0	0	0	0	2	0	Los Angeles Dodgers @ Houston Astros Astrodome, Houston, TX Fri Jul 07 1978, 8:05 PM EDT Att: 20,707 - Unknown					
Jesus Aloy, R (1.7) OBP: 0.342, SLG: 0.378	0-0 6-3			0-0 6-3		0-0 F8		0-3 K		4	0	0	0	0	1	0						
Ken Forsch, R (9.1) OBP: 0.143, SLG: 0.143										0	0	0	0	0	0	0						
Enos Cabell, R (1.5) OBP: 0.328, SLG: 0.398	0-0 1B			0-0 E9 1B 2B		0-0 F7		0-3 K		4	1	2	0	0	1	0						
Bob Watson, R (1.3) OBP: 0.362, SLG: 0.467	0-0 F8			0-0 HR 1B		0-0 F3		0-0 F3		4	1	1	1	0	0	1						
Art Howe, R (1.4) OBP: 0.338, SLG: 0.425		0-0 6-3		0-0 F8		0-0 1B G6-4-3 1B		0-0 F4		4	1	1	0	0	0	1						
Jose Cruz, L (1.9) OBP: 0.346, SLG: 0.401		0-0 G3		0-0 HR		0-0 1B G6-4-3				3	1	2	2	0	0	0						
Luis Pujols, R (1.2) OBP: 0.265, SLG: 0.258		0-3 K		0-0 F8		0-0 1B G6-4-3		0-0 F7		3	0	0	0	0	1	1						
Mike Fischlin, R (1.6) OBP: 0.173, SLG: 0.143			0-0 4-3		0-0 L8		0-0 F7			3	0	0	0	0	0	0						
Mark Lemongello, R (1.1) OBP: 0.184, SLG: 0.167			0-0 F7		0-3 K			0-0 4-3		2	0	0	0	0	1	0						
Denny Walling, L (8. PH) OBP: 0.320, SLG: 0.330										1	0	0	0	0	0	0						
Inning Stats	R: 0 E: 0 K: 1 S: 6	H: 1 LOB: 1 BB: 0 P: 6	R: 0 E: 0 K: 1 S: 5	H: 0 LOB: 0 BB: 0 P: 5	R: 0 E: 0 K: 0 S: 3	H: 0 LOB: 0 BB: 0 P: 3	R: 3 E: 1 K: 0 S: 6	H: 3 LOB: 0 BB: 0 P: 6	R: 0 E: 0 K: 1 S: 5	H: 0 LOB: 0 BB: 0 P: 5	R: 0 E: 0 K: 0 S: 3	H: 0 LOB: 0 BB: 0 P: 3	R: 1 E: 0 K: 0 S: 4	H: 2 LOB: 2 BB: 0 P: 4	R: 0 E: 0 K: 2 S: 7	H: 0 LOB: 0 BB: 0 P: 7	R: 0 E: 0 K: 1 S: 5	H: 0 LOB: 0 BB: 0 P: 5	1B: 4 2B: 1 3B: 0 HR: 1	SF: 0 SAC: 0 DP: 1 HBP: 0	WP: 0 PB: 0 SB: 0 CS: 0	PA: 32
PITCHER	IP WLS BF H R ER SO BB IBB HBP BLK WP HR S P ERA WHIP																					
Doug Rau, L (1.1) ERA: 3.57	7.0 W 26 6 4 4 3 0 0 0 0 0 1 32 32 5.14 0.857																					
Charlie Hough, R (8.1) ERA: 2.39	2.0 S 6 0 0 0 3 0 0 0 0 0 0 0 12 12 0.00 0.000																					



Batter	1	2	3	4	5	6	7	8	9	AB	R	H	RBI	BB	SO	LOB	TOP							
Davey Lopes, R OBP: 0.401, SLG: 0.473 (1, 4)										3	0	0	0	2	0	2								
Bill Russell, R OBP: 0.299, SLG: 0.359 (1, 6)										4	1	1	0	0	0	4								
Bill North, S OBP: 0.406, SLG: 0.328 (9, PH)										1	0	0	0	0	0	2								
Reggie Smith, S OBP: 0.376, SLG: 0.516 (1, 9)										5	0	0	0	0	3	5								
Ron Cey, R OBP: 0.371, SLG: 0.439 (1, 5)										4	0	1	0	0	2	2								
Steve Garvey, R OBP: 0.337, SLG: 0.464 (1, 3)										4	0	1	1	0	1	1								
Dusty Baker Jr., R OBP: 0.337, SLG: 0.398 (1, 7)										2	0	0	0	2	1	3								
Rick Monday, L OBP: 0.366, SLG: 0.542 (1, 8)										4	0	0	0	0	3	4								
Joe Ferguson, R OBP: 0.369, SLG: 0.425 (1, 2)										0	0	0	0	0	0	0								
Don Sutton, R OBP: 0.150, SLG: 0.081 (1, 1)										2	0	0	0	0	1	0								
Vic Davalillo, L OBP: 0.302, SLG: 0.320 (7, PH)										1	0	0	0	0	0	1								
Charlie Hough, R OBP: 0.364, SLG: 0.455 (7, 1)										0	0	0	0	0	0	0								
Johnny Oates, L OBP: 0.471, SLG: 0.452 (9, PH)										1	0	1	0	0	0	0								
Inning Stats	R: 0 E: 0 K: 2 S: 7	H: 0 LOB: 1 BB: 1 P: 11	R: 0 E: 0 K: 1 S: 5	H: 0 LOB: 1 BB: 1 P: 9	R: 0 E: 1 K: 1 S: 6	H: 0 LOB: 1 BB: 0 P: 6	R: 0 E: 0 K: 2 S: 7	H: 0 LOB: 1 BB: 1 P: 11	R: 0 E: 0 K: 2 S: 7	H: 0 LOB: 0 BB: 0 P: 7	R: 1 E: 0 K: 2 S: 9	H: 2 LOB: 1 BB: 0 P: 9	R: 0 E: 0 K: 1 S: 5	H: 0 LOB: 2 BB: 2 P: 13	R: 0 E: 1 K: 1 S: 7	H: 1 LOB: 2 BB: 0 P: 7	R: 0 E: 0 K: 0 S: 4	H: 1 LOB: 2 BB: 1 P: 8	1B: 3 2B: 1 3B: 0 HR: 0	SF: 0 SAC: 0 DP: 0 HBP: 0	WP: 2 PB: 0 SB: 1 CS: 0	PA: 39		
PITCHER J.R. Richard, R ERA: 3.49 (1, 1)	IP: 9.0 WLS: W BF: 39 H: 4 R: 1 ER: 1 SO: 12 BB: 6 IBB: 0 HBP: 0 BLK: 0 WP: 2 HR: 0 S: 57 P: 81 ERA: 1.00 WHIP: 1.111																							

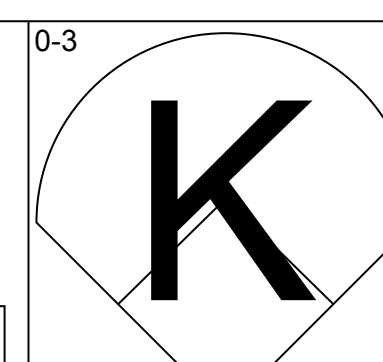
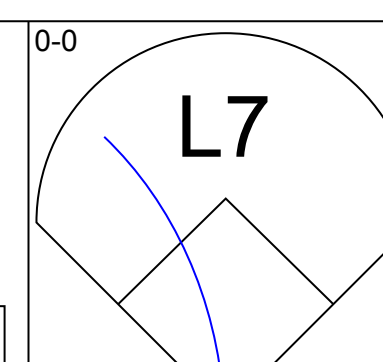
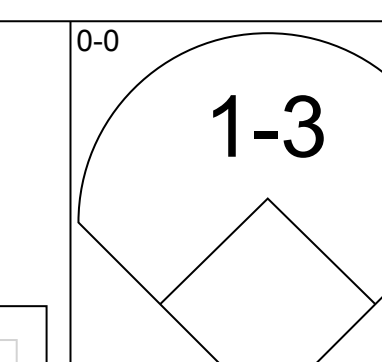
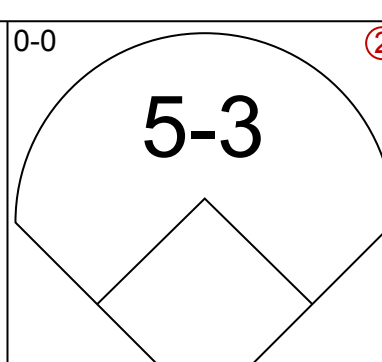
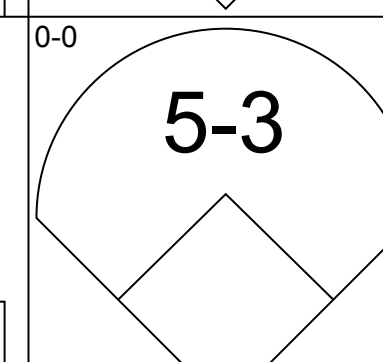
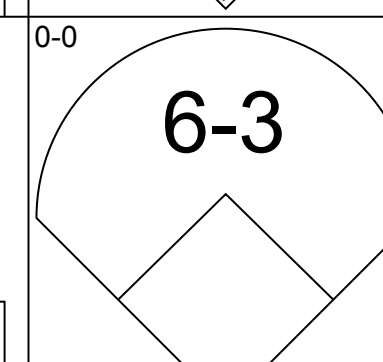
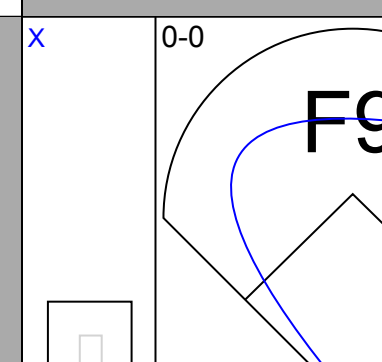
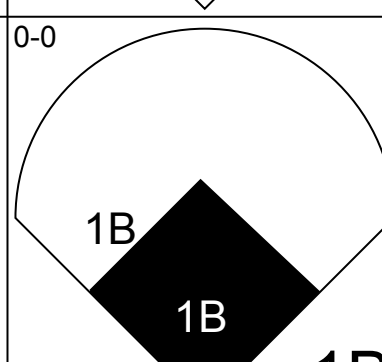
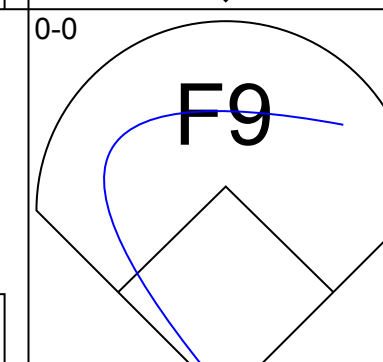
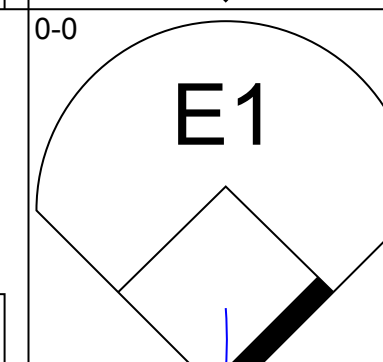
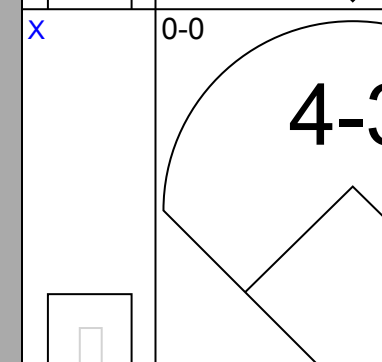
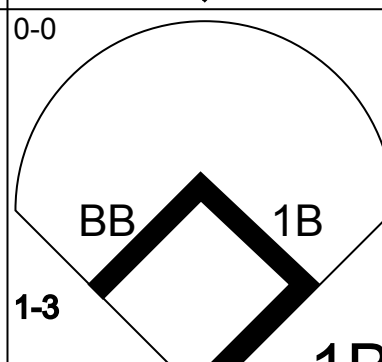
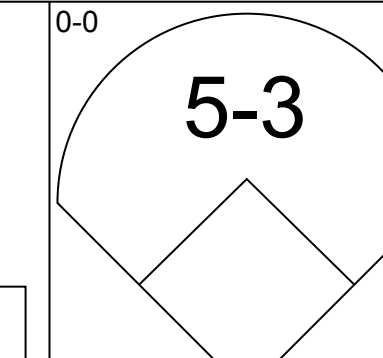
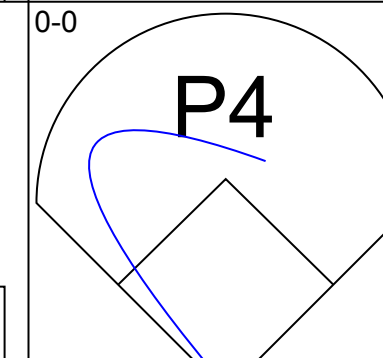
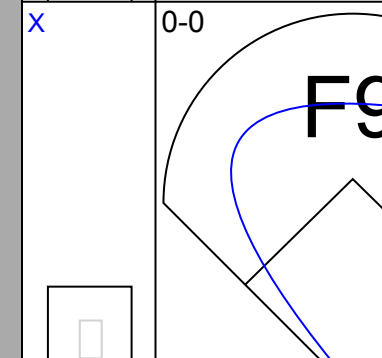
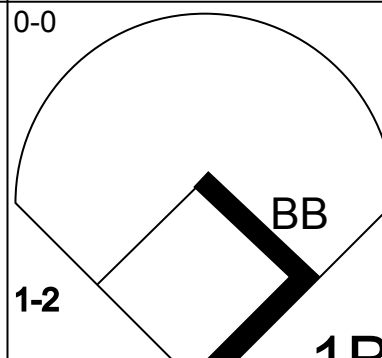
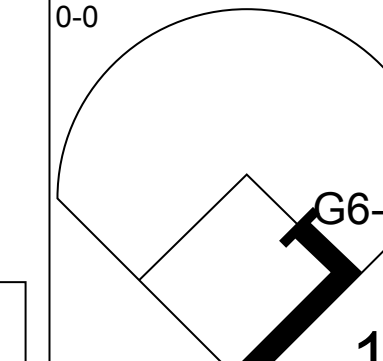
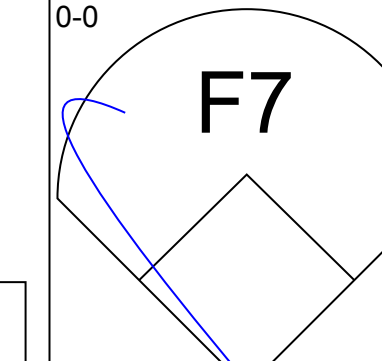
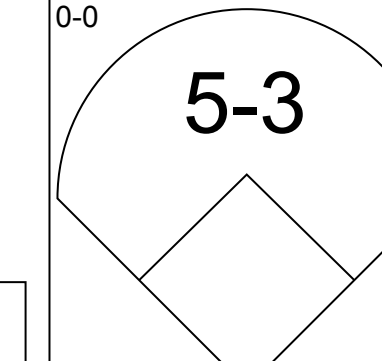
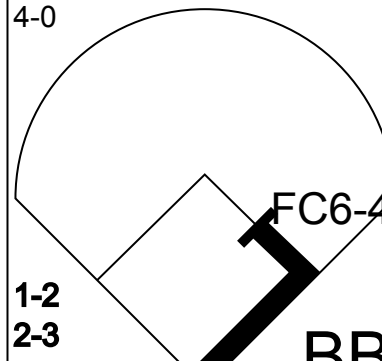
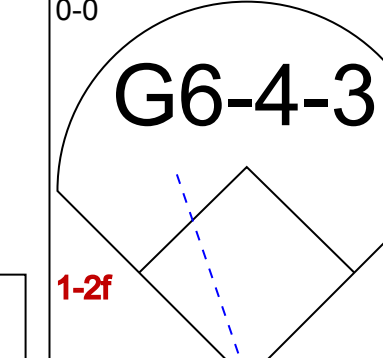
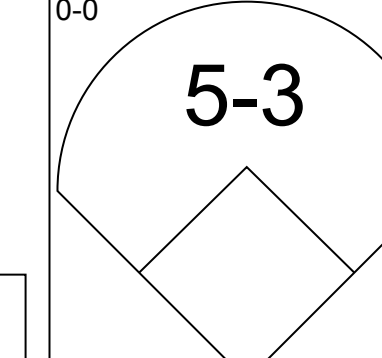
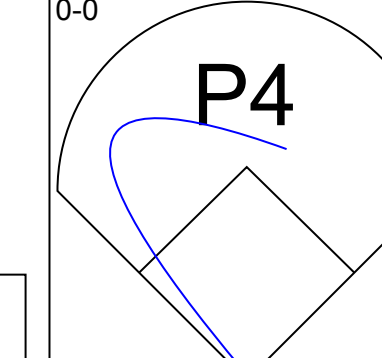
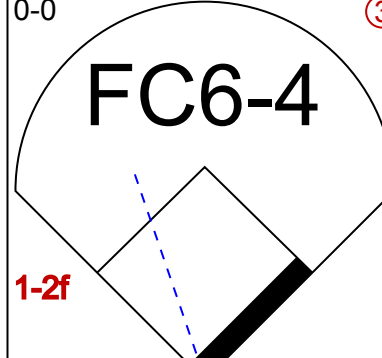
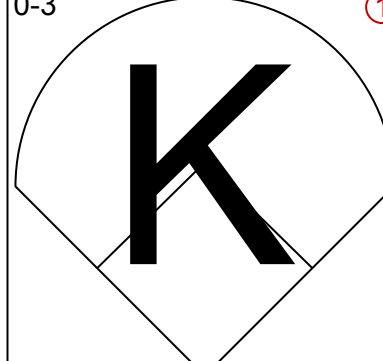
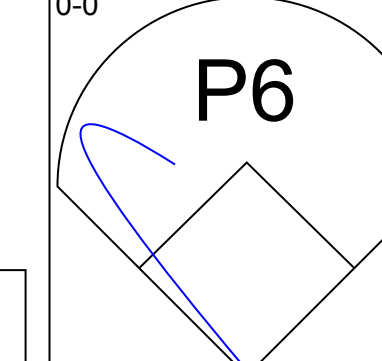
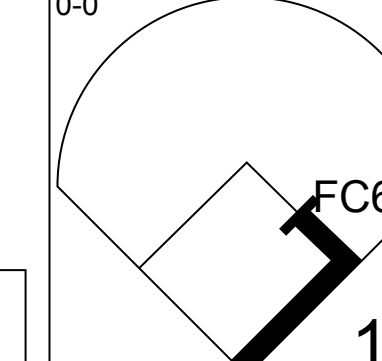
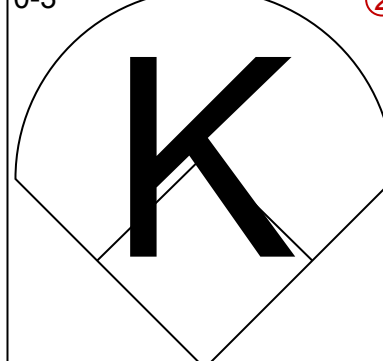
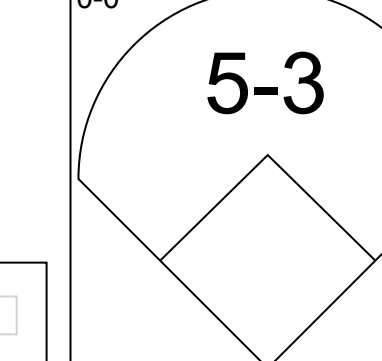
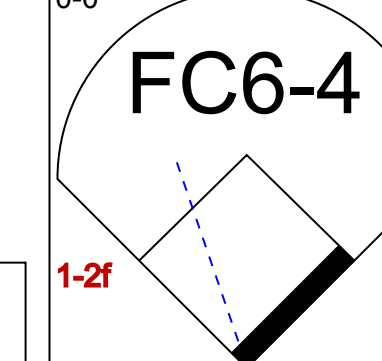

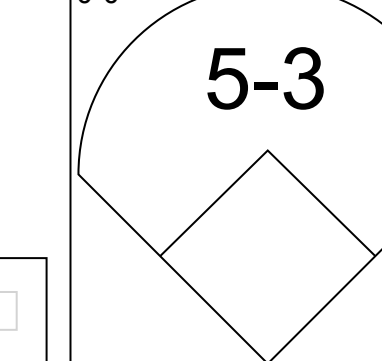
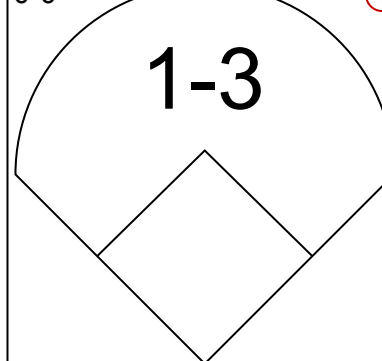
Los Angeles Dodgers @ Houston Astros
Astrodome, Houston, TX
Sun Jul 09 1978, 4:33 AM EDT
Att: 30,285 - Dome

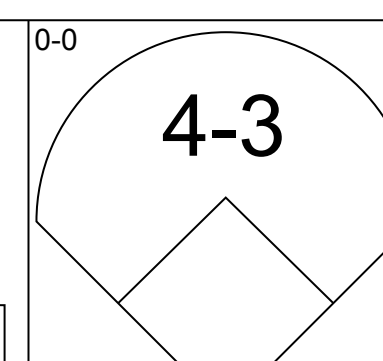
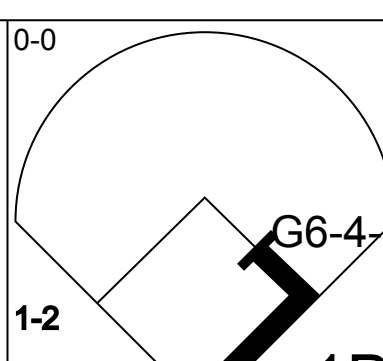
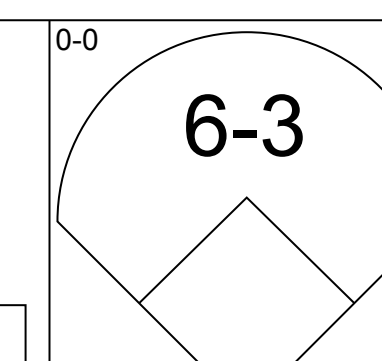
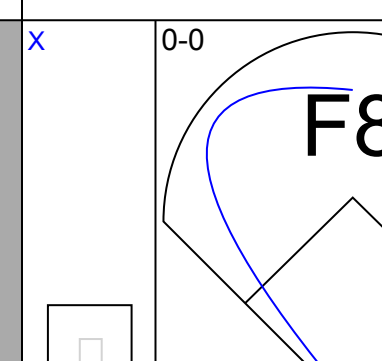
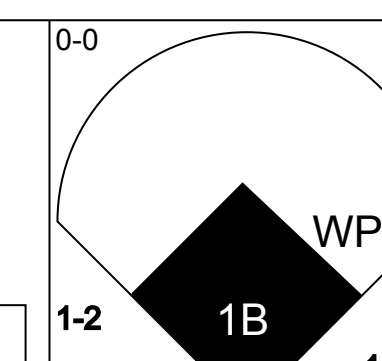
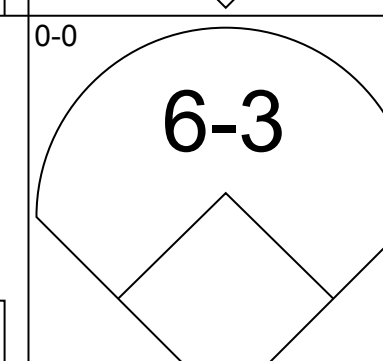
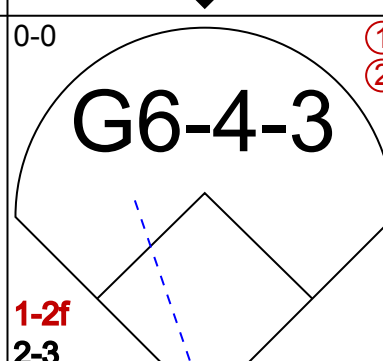
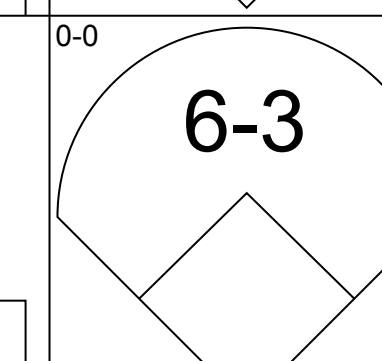
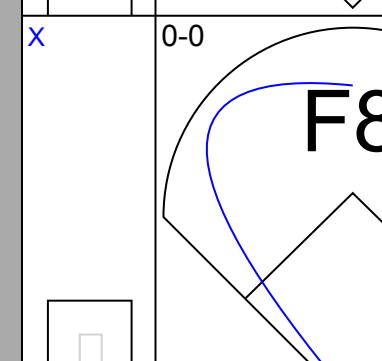
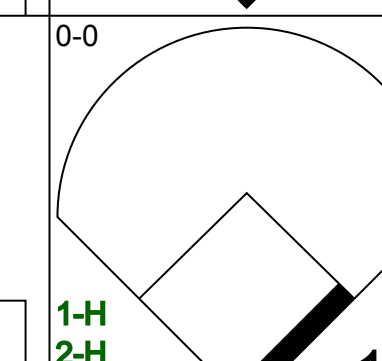
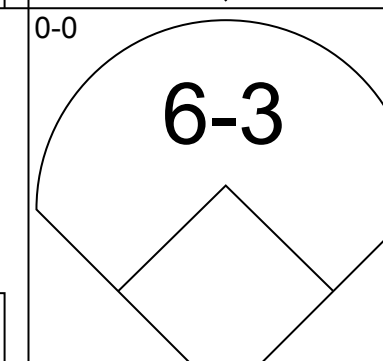
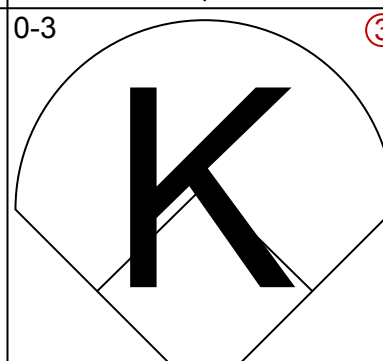
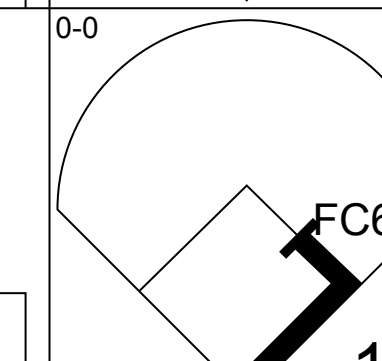
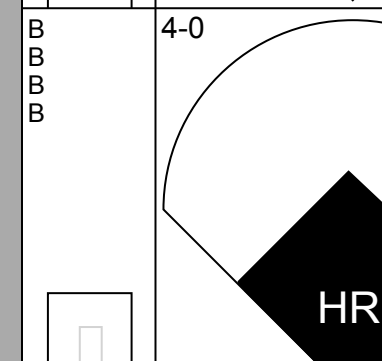
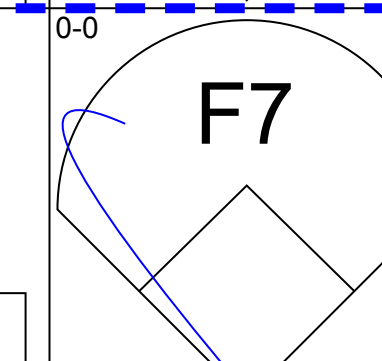
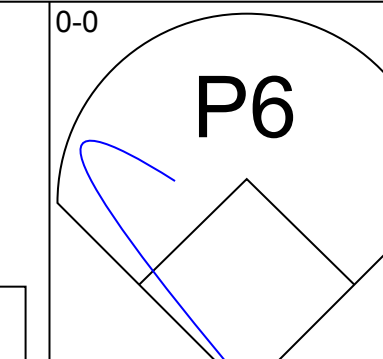
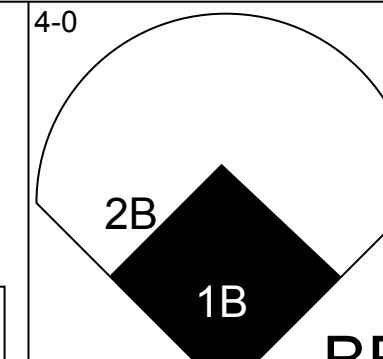
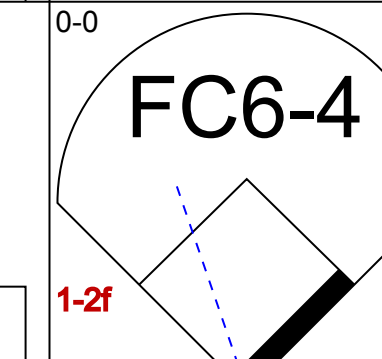
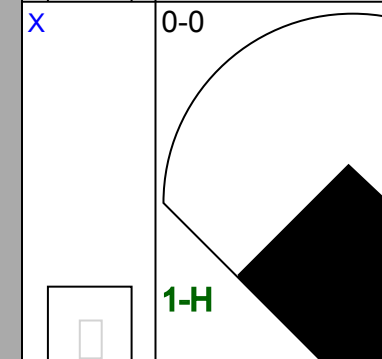
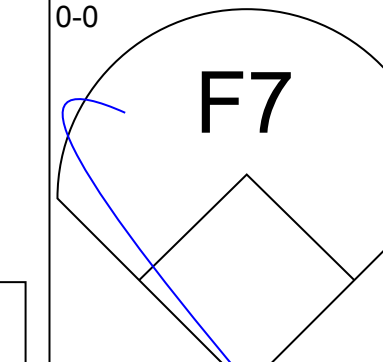
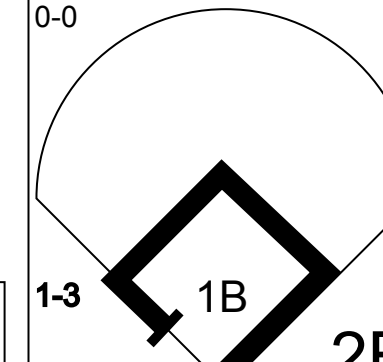
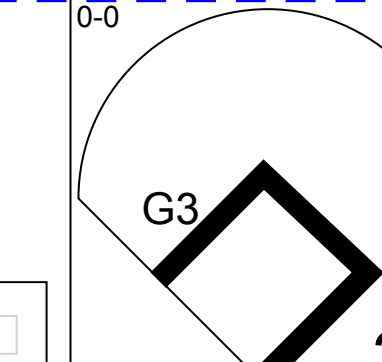

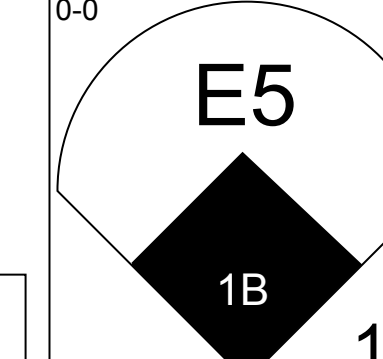
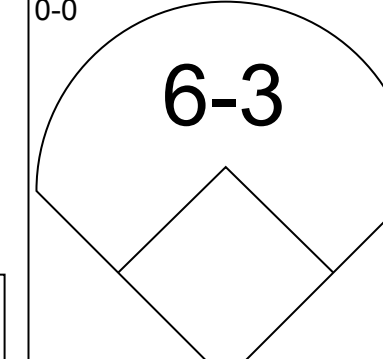
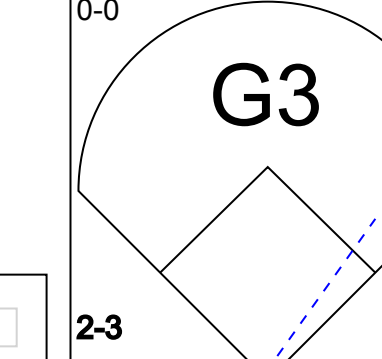

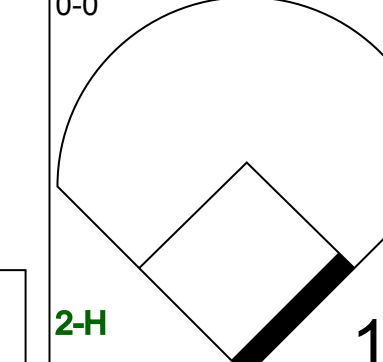
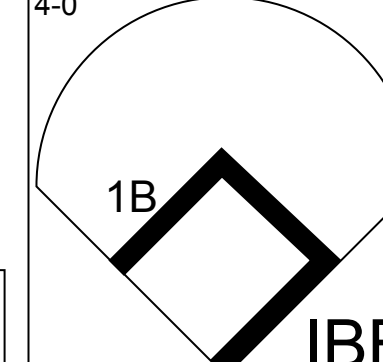
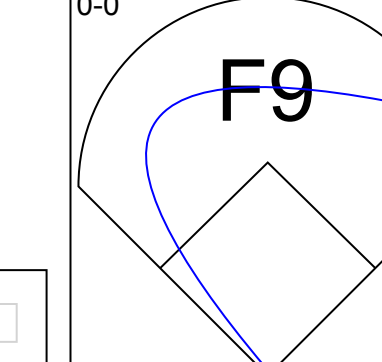
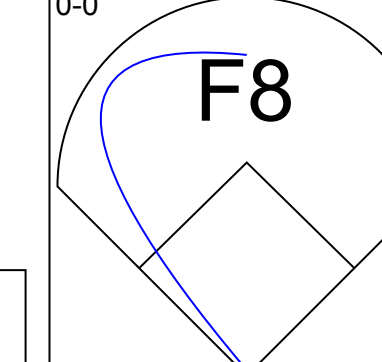
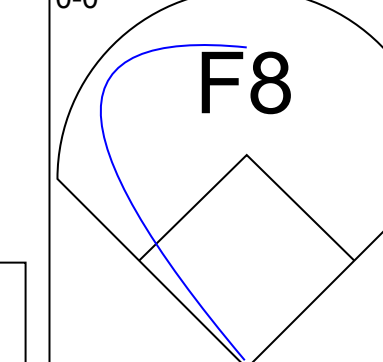
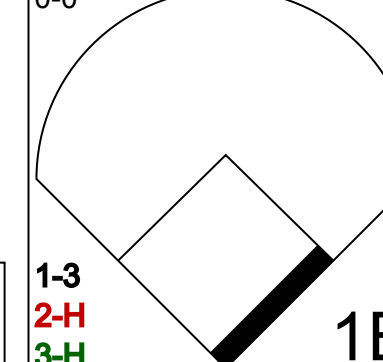
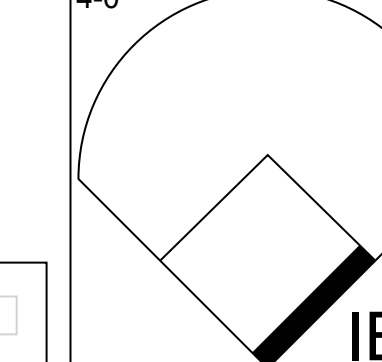
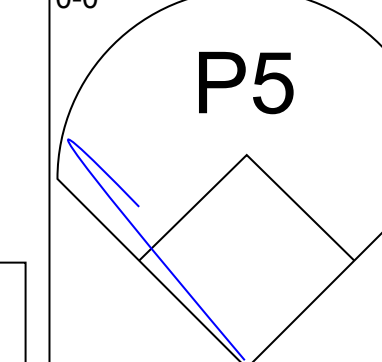
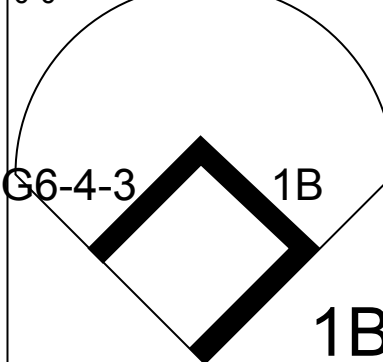
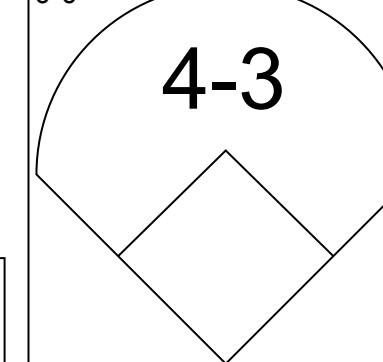
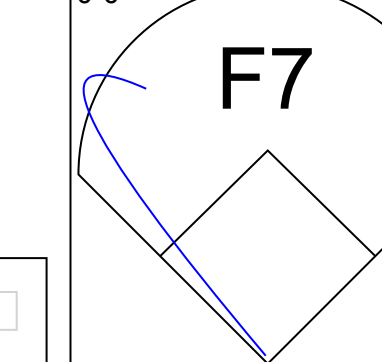
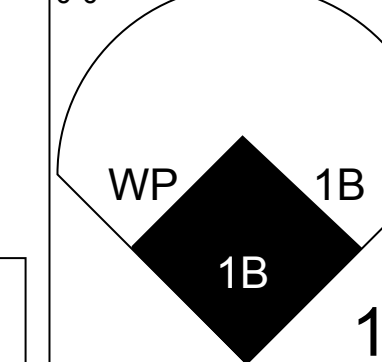
AB 31
R 1
H 4
RBI 1
BB 4
SO 11
LOB 24

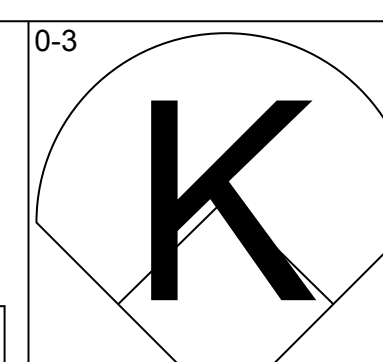
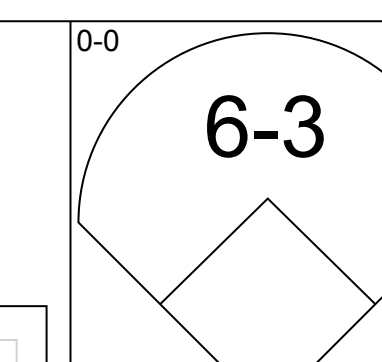
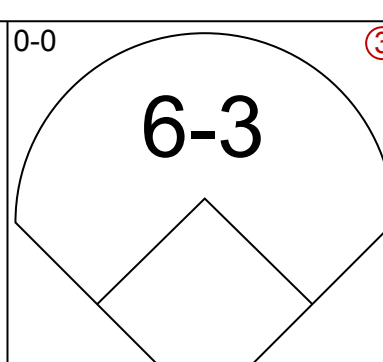
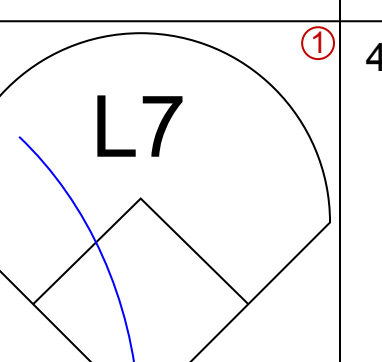
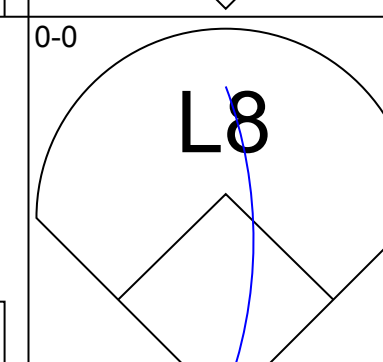
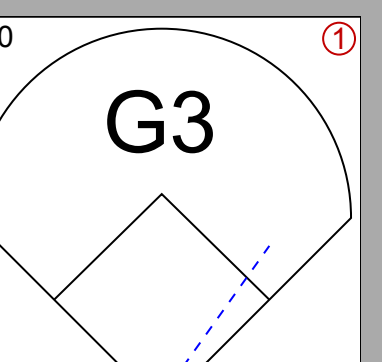
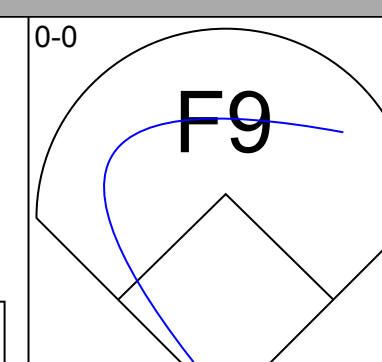

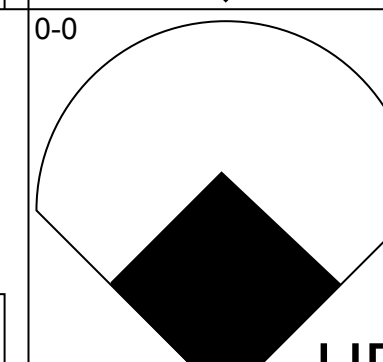
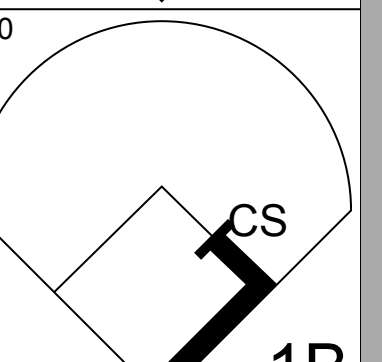
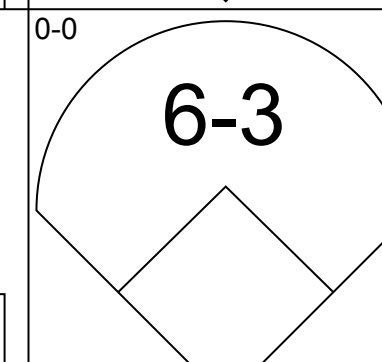
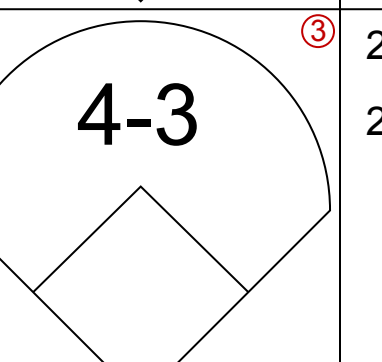
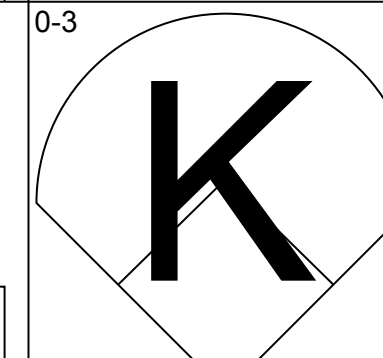

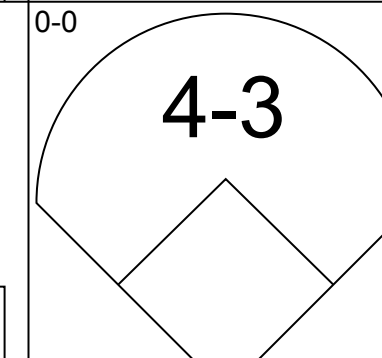
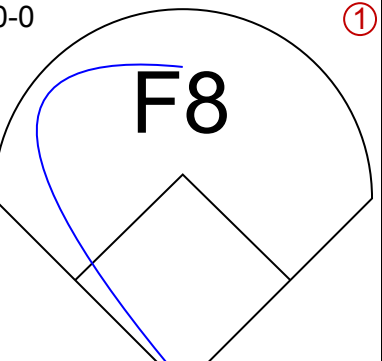
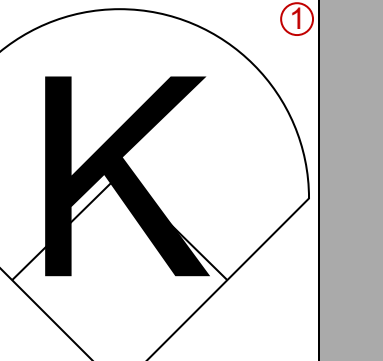
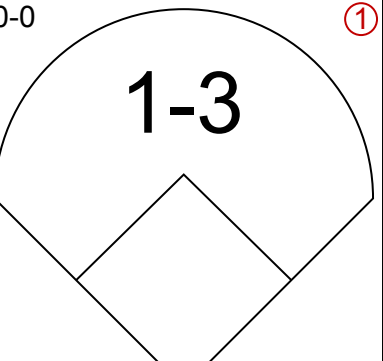
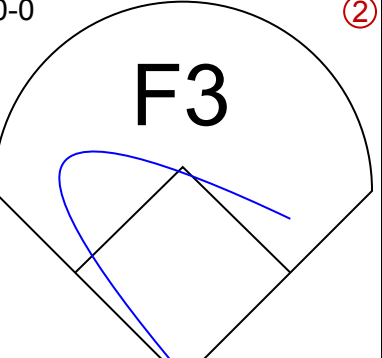
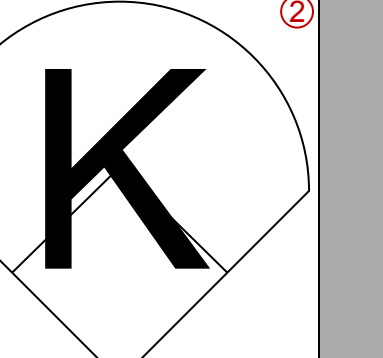
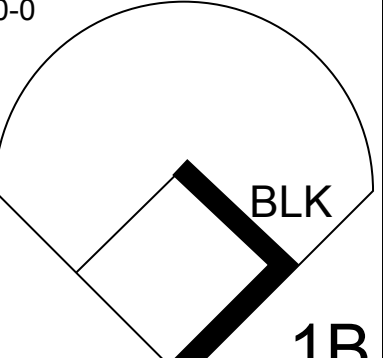
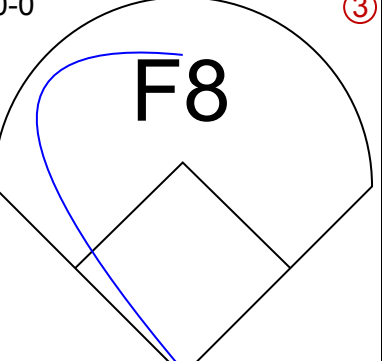

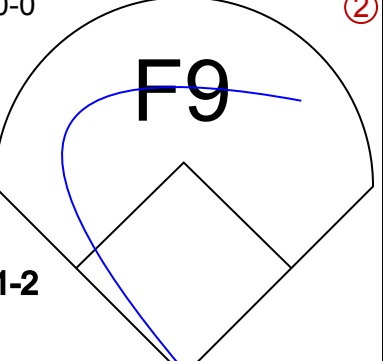
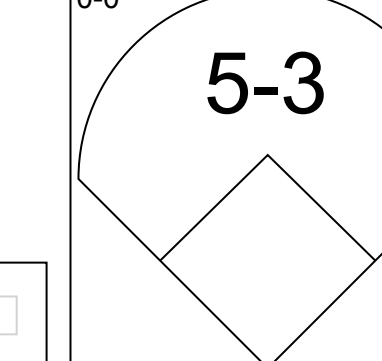
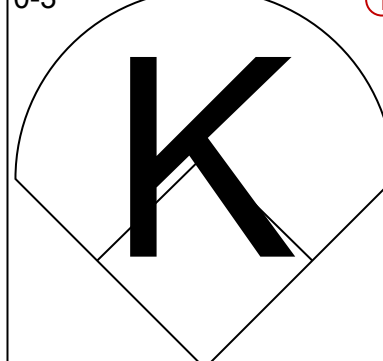
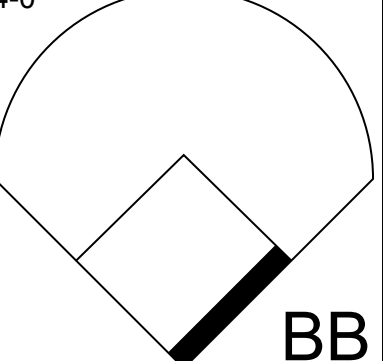
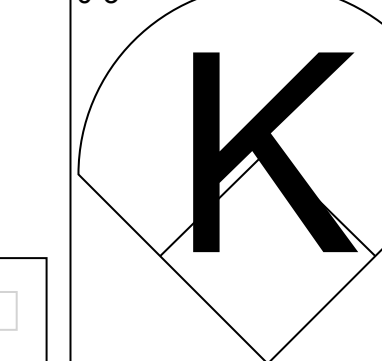
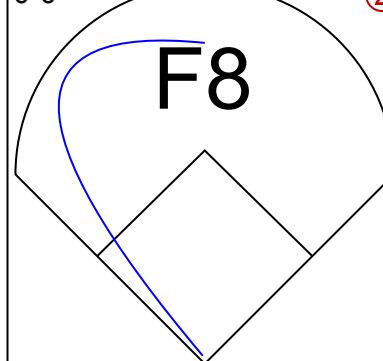
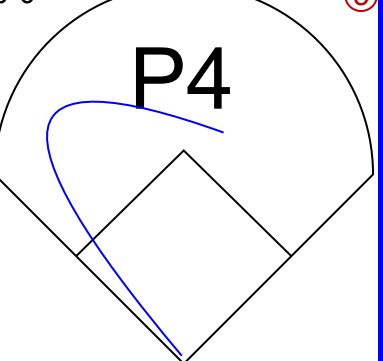
Batter	1	2	3	4	5	6	7	8	9	AB	R	H	RBI	BB	SO	LOB	BOTTOM						
Denny Walling, L OBP: 0.299, SLG: 0.306 (1, 7)										5	0	0	0	0	1	6							
Terry Puhl, L OBP: 0.345, SLG: 0.406 (1, 8)										4	2	2	0	0	0	1							
Enos Cabell, R OBP: 0.322, SLG: 0.390 (1, 5)										4	0	1	1	0	2	1							
Jose Cruz, L OBP: 0.351, SLG: 0.412 (1, 9)										4	1	2	1	0	0	1							
Bob Watson, R OBP: 0.366, SLG: 0.470 (1, 3)										2	0	0	0	1	1	1							
Dave Bergman, L OBP: 0.306, SLG: 0.143 (7, 3)										0	0	0	0	1	0	0							
Art Howe, R OBP: 0.331, SLG: 0.414 (1, 4)										4	1	1	1	0	0	1							
Luis Pujols, R OBP: 0.267, SLG: 0.268 (1, 2)										3	1	0	0	1	2	2							
Mike Fischlin, R OBP: 0.179, SLG: 0.135 (1, 6)										3	0	0	0	0	0	4							
J.R. Richard, R OBP: 0.132, SLG: 0.132 (1, 1)										4	0	1	2	0	2	4							
Inning Stats	R: 1 E: 0 K: 2 S: 9	H: 2 LOB: 1 BB: 0 P: 9	R: 0 E: 0 K: 1 S: 5	H: 0 LOB: 0 BB: 0 P: 5	R: 1 E: 0 K: 1 S: 7	H: 2 LOB: 1 BB: 0 P: 7	R: 0 E: 0 K: 1 S: 5	H: 0 LOB: 0 BB: 0 P: 5	R: 0 E: 0 K: 1 S: 5	H: 0 LOB: 0 BB: 0 P: 5	R: 3 E: 1 K: 1 S: 9	H: 3 LOB: 2 BB: 1 P: 13	R: 0 E: 0 K: 1 S: 5	H: 0 LOB: 3 BB: 2 P: 12	R: 0 E: 1 K: 0 S: 4	H: 0 LOB: 3 BB: 2 P: 12	1B: 5 2B: 2 3B: 0 HR: 0	SF: 0 SAC: 0 DP: 0 HBP: 1	WP: 0 PB: 0 SB: 2 CS: 0	PA: 37			
PITCHER Don Sutton, R ERA: 3.93 Charlie Hough, R ERA: 2.3 (7, 1)	IP: 6.0 WLS: L BF: 28 H: 7 R: 5 ER: 3 SO: 7 BB: 0 IBB: 1 HBP: 1 BLK: 0 WP: 0 HR: 0 S: 40 P: 45 ERA: 4.50 WHIP: 1.167																						

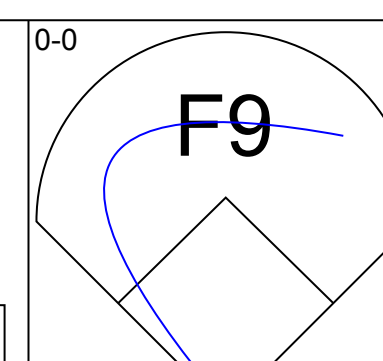
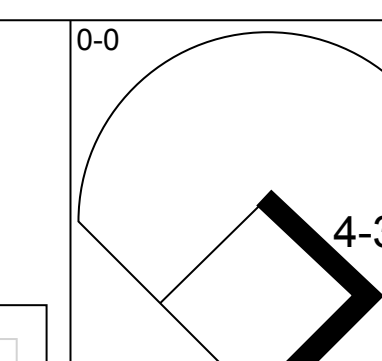
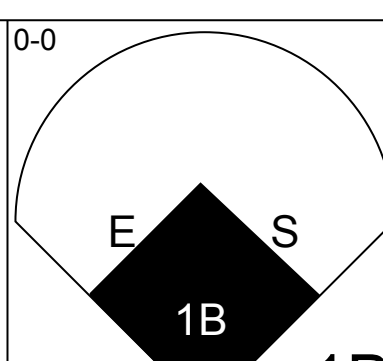
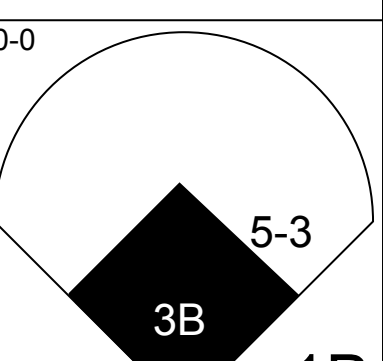
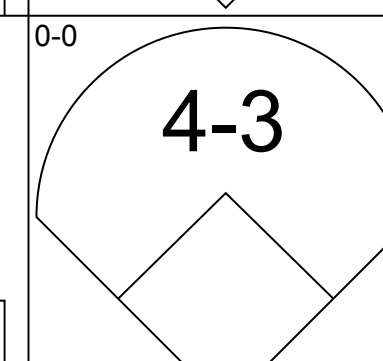
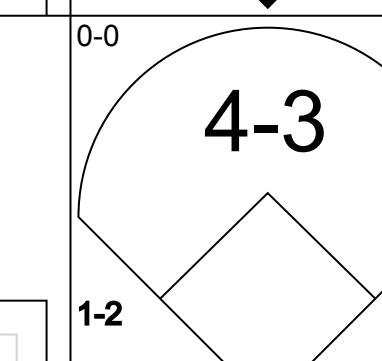
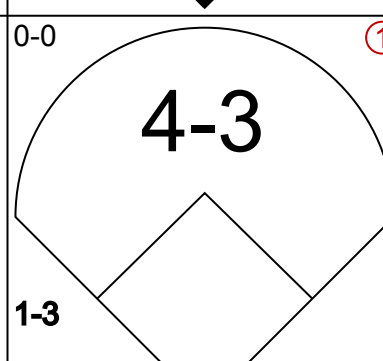
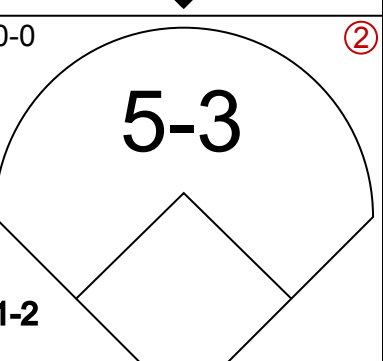
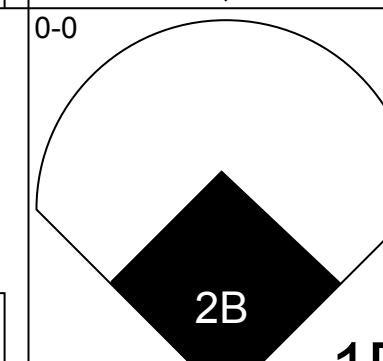
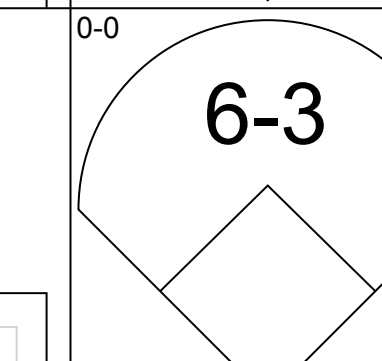
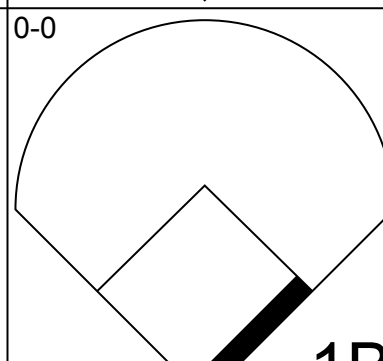
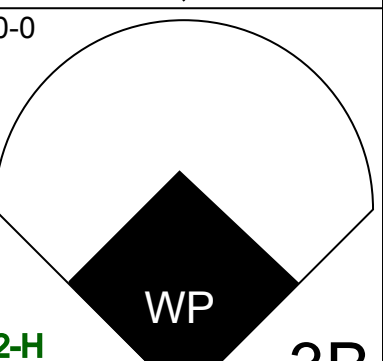
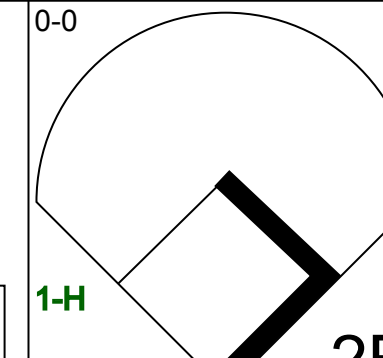
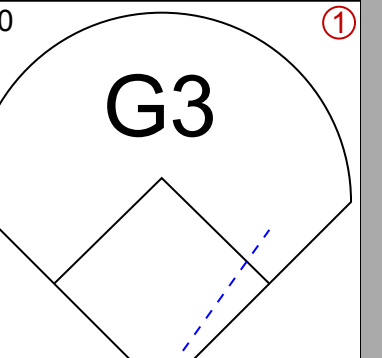
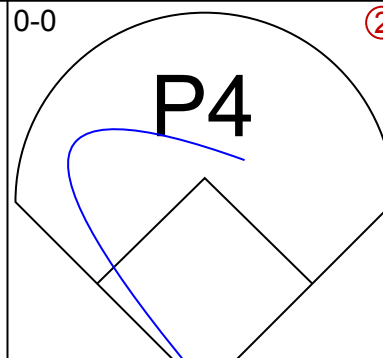
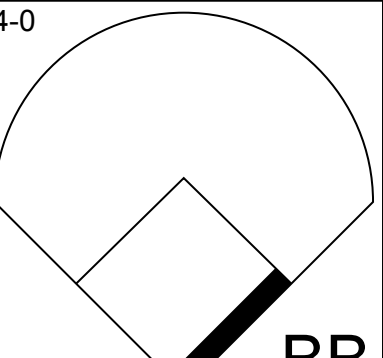
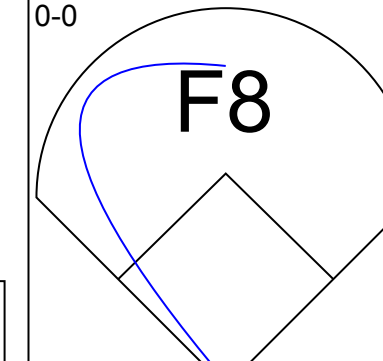
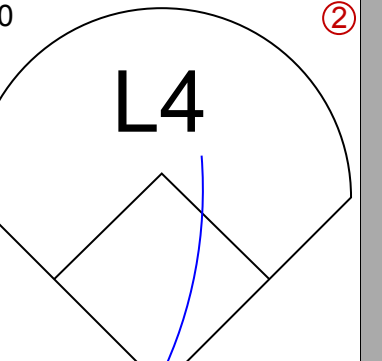
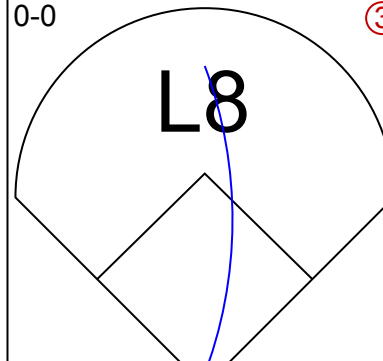
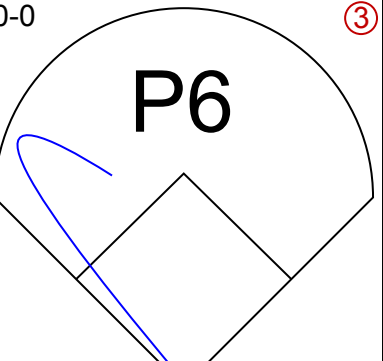
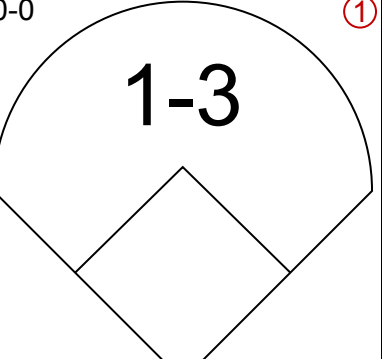
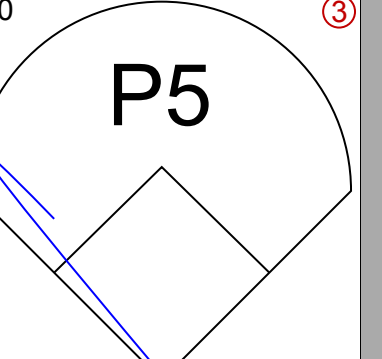
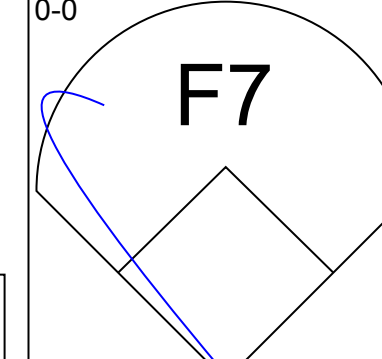
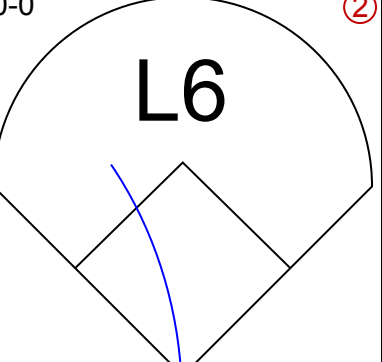
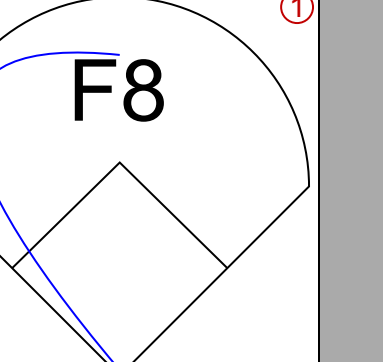
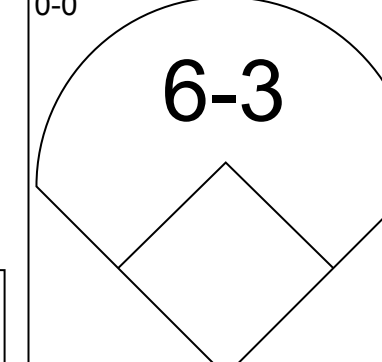
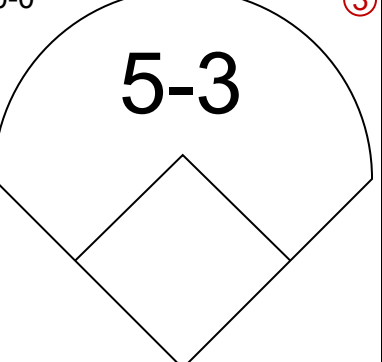
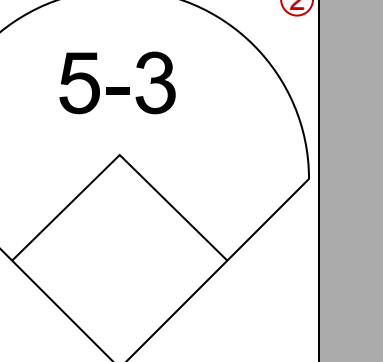
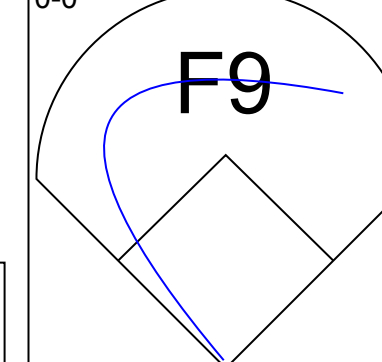
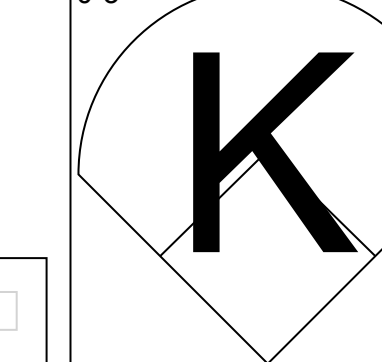
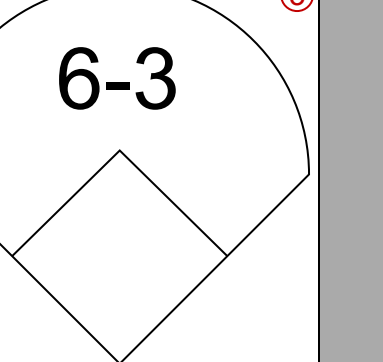
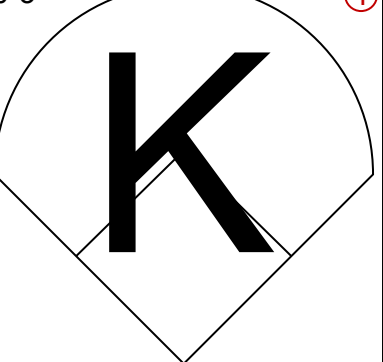
Los Angeles Dodgers @ Houston Astros
Astrodome, Houston, TX
Sun Jul 09 1978, 4:33 AM EDT
Att: 30,285 - Dome

AB 33
R 5
H 7
RBI 5
BB 3
SO 8
LOB 21

Batter	1	2	3	4	5	6	7	8	9	AB	R	H	RBI	BB	SO	LOB	TOP		
Davey Lopes, R OBP: 0.396, SLG: 0.467										4	0	0	0	0	1	0	Los Angeles Dodgers @ St. Louis Cardinals Busch Stadium, St. Louis, MO Thu Jul 13 1978, 7:05 PM CDT Att: 16,819 - Unknown		
Bill Russell, R OBP: 0.299, SLG: 0.358										4	1	1	0	0	0	0			
Reggie Smith, S OBP: 0.374, SLG: 0.512										4	0	1	0	0	0	0			
Ron Cey, R OBP: 0.370, SLG: 0.437										4	0	1	1	0	0	1			
Steve Garvey, R OBP: 0.339, SLG: 0.463										3	0	1	0	1	0	0			
Dusty Baker Jr., R OBP: 0.333, SLG: 0.393										4	0	0	0	0	0	4			
Rick Monday, L OBP: 0.366, SLG: 0.539										3	0	1	0	0	1	0			
Joe Ferguson, R OBP: 0.364, SLG: 0.418										3	0	0	0	0	1	1			
Tommy John, R OBP: 0.162, SLG: 0.143										1	0	0	0	0	1	0			
Vic Davallillo, L OBP: 0.296, SLG: 0.314										1	0	0	0	0	0	0			
Charlie Hough, R OBP: 0.364, SLG: 0.455										0	0	0	0	0	0	0			
Lance Rautzhan, R OBP: 0.404, SLG: 0.326										1	0	0	0	0	0	0			
Inning Stats	R: 0 E: 0 K: 1 S: 5	H: 0 LOB: 0 BB: 0 P: 5	R: 0 E: 0 K: 0 S: 3	H: 1 LOB: 0 BB: 0 P: 3	R: 0 E: 0 K: 3 S: 9	H: 0 LOB: 1 BB: 0 P: 9	R: 0 E: 1 K: 0 S: 4	H: 0 LOB: 1 BB: 0 P: 4	R: 0 E: 0 K: 0 S: 3	H: 0 LOB: 0 BB: 0 P: 3	R: 0 E: 0 K: 0 S: 3	H: 0 LOB: 0 BB: 0 P: 3	R: 0 E: 0 K: 0 S: 4	H: 1 LOB: 1 BB: 0 P: 4	R: 1 E: 0 K: 0 S: 6	H: 3 LOB: 3 BB: 1 P: 10	1B: 5 2B: 0 3B: 0 HR: 0	SF: 0 SAC: 0 DP: 1 HBP: 0	WP: 0 PA: 33 PB: 0 SB: 0 CS: 0
PITCHER John Denny, R ERA: 2.77	IP: 9.0 WLS: W BF: 33 H: 5 R: 1 ER: 1 SO: 4 BB: 1 IBB: 0 HBP: 0 BLK: 0 WP: 0 HR: 0 S: 40 P: 44 ERA: 1.00 WHIP: 0.667															PITCHER			

Batter	1	2	3	4	5	6	7	8	9	AB	R	H	RBI	BB	SO	LOB	BOTTOM
Garry Templeton, S OBP: 0.265, SLG: 0.321										5	1	2	0	0	0	0	Los Angeles Dodgers @ St. Louis Cardinals Busch Stadium, St. Louis, MO Thu Jul 13 1978, 7:05 PM CDT Att: 16,819 - Unknown
Jerry Mumphrey, S OBP: 0.302, SLG: 0.312										5	0	1	2	0	0	2	
Keith Hernandez, L OBP: 0.365, SLG: 0.439										4	1	1	0	1	1	2	
Ted Simmons, S OBP: 0.395, SLG: 0.538										3	2	1	2	1	0	1	
George Hendrick, R OBP: 0.314, SLG: 0.417										3	0	2	0	1	0	0	
Jerry Morales, R OBP: 0.285, SLG: 0.341										4	1	1	0	0	0	4	
Ken Reitz, R OBP: 0.275, SLG: 0.336										3	0	1	1	1	0	1	
Mike Tyson, R OBP: 0.284, SLG: 0.325										3	0	1	1	1	0	1	
John Denny, R OBP: 0.200, SLG: 0.229										4	1	2	0	0	0	4	
Inning Stats	R: 0 E: 0 K: 0 S: 3	H: 0 LOB: 0 BB: 0 P: 3	R: 1 E: 1 K: 0 S: 5	H: 2 LOB: 1 BB: 0 P: 5	R: 0 E: 0 K: 1 S: 6	H: 2 LOB: 1 BB: 0 P: 6	R: 1 E: 0 K: 0 S: 4	H: 2 LOB: 2 BB: 2 P: 12	R: 0 E: 0 K: 0 S: 4	H: 1 LOB: 2 BB: 1 P: 8	R: 2 E: 0 K: 0 S: 4	H: 1 LOB: 1 BB: 2 P: 12	R: 2 E: 0 K: 0 S: 6	H: 3 LOB: 1 BB: 0 P: 6	1B: 9 2B: 2 3B: 0 HR: 1	SF: 0 SAC: 0 DP: 1 HBP: 0	
PITCHER Tommy John, L ERA: 3.73	IP: 5.0 WLS: L BF: 22 H: 7 R: 2 ER: 1 SO: 1 BB: 1 IBB: 1 HBP: 0 BLK: 0 WP: 1 HR: 0 S: 22 P: 30 ERA: 1.80 WHIP: 1.600															PITCHER	
Charlie Hough, R ERA: 2.53	2.2 16 5 4 4 0 2 1 0 0 1 1 13 25 13.50 2.625																
Lance Rautzhan, L ERA: 1.33	0.1 1 0 0 0 0 0 0 0 0 0 0 1 1 0.00 0.000																


Batter	1	2	3	4	5	6	7	8	9	AB	R	H	RBI	BB	SO	LOB	TOP			
Davey Lopes, R OBP: 0.391, SLG: 0.460 (1, 4)										4	0	0	0	0	1	0	Los Angeles Dodgers @ St. Louis Cardinals Busch Stadium, St. Louis, MO Fri Jul 14, 1978, 7:05 PM CDT Att: 23,694 - Unknown livebaseballscorecards.com			
Bill Russell, R OBP: 0.296, SLG: 0.354 (1, 6)										4	0	0	0	0	0	0				
Reggie Smith, S OBP: 0.378, SLG: 0.528 Bill North, S OBP: 0.401, SLG: 0.323 (1, 9) (5, 8)										2	1	2	1	0	0	0				
Ron Cey, R OBP: 0.367, SLG: 0.433 (1, 5)										3	0	0	0	0	2	1				
Steve Garvey, R OBP: 0.336, SLG: 0.459 (1, 3)										3	0	0	0	0	1	0				
Dusty Baker Jr., R OBP: 0.333, SLG: 0.392 (1, 7)										3	0	1	0	0	1	0				
Rick Monday, L OBP: 0.361, SLG: 0.531 (1, 8) (5, 9)										3	0	0	0	0	1	1				
Joe Ferguson, R OBP: 0.364, SLG: 0.413 (1, 2)										2	0	0	0	1	1	0				
Don Sutton, R OBP: 0.143, SLG: 0.077 Lance Rautzhan, R (7, 1) Vic Davalillo, L OBP: 0.291, SLG: 0.308 (8, PH) Bob Welch, R OBP: 0.500, SLG: 0.500 (8, 1)										2	0	0	0	0	1	0				
Inning Stats	R: 1 E: 0 K: 2 S: 8	H: 1 LOB: 0 BB: 0 P: 8	R: 0 E: 0 K: 0 S: 3	H: 0 LOB: 0 BB: 0 P: 3	R: 0 E: 0 K: 1 S: 5	H: 0 LOB: 0 BB: 0 P: 5	R: 0 E: 0 K: 1 S: 5	H: 1 LOB: 1 BB: 0 P: 5	R: 0 E: 0 K: 3 S: 9	H: 0 LOB: 0 BB: 0 P: 9	R: 0 E: 0 K: 0 S: 3	H: 0 LOB: 0 BB: 0 P: 3	R: 0 E: 0 K: 0 S: 4	H: 1 LOB: 2 BB: 1 P: 8	R: 0 E: 0 K: 0 S: 3	H: 0 LOB: 0 BB: 0 P: 3		1B: 2 2B: 1 3B: 0 HR: 1	SF: 0 SAC: 0 DP: 1 HBP: 0	WP: 0 PB: 0 SB: 0 CS: 1
PITCHER Pete Vuckovich, R ERA: 2.27 (1, 1)	IP: 9.0 WLS: W BF: 30	H: 3 R: 1 ER: 1 SO: 8	BB: 1 IBB: 0 HBP: 0 BLK: 1	WP: 0 HR: 1 S: 45 P: 49	ERA: 1.00 WHIP: 0.444	PITCHER IP: WLS: BF: H: R: ER: SO: BB: IBB: HBP: BLK: WP: HR: S: P: ERA: WHIP														

Batter	1	2	3	4	5	6	7	8	9	AB	R	H	RBI	BB	SO	LOB	BOTTOM			
Garry Templeton, S OBP: 0.270, SLG: 0.326 (1, 6)										4	2	3	0	0	0	0	Los Angeles Dodgers @ St. Louis Cardinals Busch Stadium, St. Louis, MO Fri Jul 14, 1978, 7:05 PM CDT Att: 23,694 - Unknown livebaseballscorecards.com			
Jerry Mumphrey, S OBP: 0.295, SLG: 0.305 (1, 7)										4	0	0	0	0	3					
George Hendrick, R OBP: 0.318, SLG: 0.420 Tony Scott, S OBP: 0.292, SLG: 0.290 (1, 8) (8, 8)										3	1	2	1	0	0	1				
Ted Simmons, S OBP: 0.397, SLG: 0.540 (1, 2)										3	0	1	1	1	0	1				
Keith Hernandez, L OBP: 0.361, SLG: 0.434 (1, 3)										4	0	0	0	0	3					
Jerry Morales, R OBP: 0.283, SLG: 0.338 (1, 9)										3	0	0	0	0	0					
Ken Reitz, R OBP: 0.272, SLG: 0.333 (1, 5)										3	0	0	0	0	0					
Mike Tyson, R OBP: 0.281, SLG: 0.321 (1, 4)										3	0	0	0	0	0					
Pete Vuckovich, R OBP: 0.077, SLG: 0.077 (1, 1)										3	0	0	0	0	2	0				
Inning Stats	R: 1 E: 0 K: 0 S: 5	H: 2 LOB: 1 BB: 0 P: 5	R: 0 E: 0 K: 0 S: 3	H: 0 LOB: 0 BB: 0 P: 3	R: 0 E: 0 K: 1 S: 6	H: 1 LOB: 1 BB: 0 P: 6	R: 0 E: 0 K: 0 S: 3	H: 0 LOB: 0 BB: 0 P: 3	R: 0 E: 0 K: 0 S: 5	H: 2 LOB: 1 BB: 0 P: 5	R: 0 E: 0 K: 0 S: 3	H: 0 LOB: 0 BB: 0 P: 3	R: 2 E: 0 K: 1 S: 7	H: 2 LOB: 1 BB: 1 P: 11	R: 0 E: 0 K: 0 S: 7	H: 2 LOB: 1 BB: 1 P: 11		1B: 5 2B: 1 3B: 1 HR: 0	SF: 0 SAC: 0 DP: 0 HBP: 0	WP: 1 PB: 0 SB: 1 CS: 0
PITCHER Don Sutton, R ERA: 3.87 Lance Rautzhan, L ERA: 1.32 Bob Welch, R ERA: 3.5 (1, 1) (7, 1) (8, 1)	IP: 6.2 WLS: L BF: 25	H: 5 R: 2 ER: 2 SO: 2	BB: 0 IBB: 0 HBP: 0 BLK: 0	WP: 0 HR: 0 S: 27 P: 27	ERA: 2.70 WHIP: 0.750	PITCHER IP: WLS: BF: H: R: ER: SO: BB: IBB: HBP: BLK: WP: HR: S: P: ERA: WHIP														

Batter	1	2	3	4	5	6	7	8	9	AB	R	H	RBI	BB	SO	LOB	TOP				
Davey Lopes, R OBP: 0.390, SLG: 0.458 (1, 4)	0-0 4-3 ①			0-0 S 5-3 1B		0-3 K ①		0-0 F7 ①		4	0	1	0	0	1	0					
Bill Russell, R OBP: 0.293, SLG: 0.350 (1, 6)	0-0 P4 ②			0-0 5-3 1-2		0-0 L8 ②		0-0 P6 ②		4	0	0	0	0	0	1					
Steve Garvey, R OBP: 0.338, SLG: 0.461 (1, 3)	0-0 4-3 ③			4-0 2-3 BB		0-0 1B 2B		0-0 6-3 ③		3	1	1	0	1	0	0					
Ron Cey, R OBP: 0.365, SLG: 0.430 (1, 5)		0-3 K ①		0-3 K ②		0-0 1B 1B		0-0 6-3 ①		4	1	1	1	0	2	2					
Dusty Baker Jr., R OBP: 0.332, SLG: 0.390 (1, 7)		0-0 F8 ②		0-0 F9 ③		0-0 S 1B		0-3 K ②		4	0	1	1	0	1	2					
Joe Ferguson, R OBP: 0.382, SLG: 0.406 Steve Yeager, R OBP: 0.302, SLG: 0.250 (9, 2)		0-0 F7 ③			4-0 BB	0-3 K ③		0-0 F5 ③		3	0	0	0	1	1	1					
Rick Monday, L OBP: 0.357, SLG: 0.524 (1, 9)			0-0 G3 ①		0-3 K ①		0-0 4-3 ①			3	0	0	0	0	1	1					
Bill North, S OBP: 0.396, SLG: 0.317 (1, 8)			0-0 G3 ②		0-0 F8 ②		0-0 4-3 ②			3	0	0	0	0	0	1					
Doug Rau, L OBP: 0.195, SLG: 0.220 Terry Forster, L OBP: 0.333, SLG: 0.333 (7, 1)			0-0 G3 ③		0-0 G3 ③		0-0 3-1 ③			3	0	0	0	0	0	1					
Inning Stats	R: 0 E: 0 K: 0 S: 3	H: 0 LOB: 0 BB: 0 P: 3	R: 0 E: 0 K: 1 S: 5	H: 0 LOB: 0 BB: 0 P: 5	R: 0 E: 0 K: 0 S: 3	H: 0 LOB: 0 BB: 0 P: 3	R: 0 E: 0 K: 1 S: 6	H: 1 LOB: 2 BB: 1 P: 10	R: 0 E: 0 K: 1 S: 5	H: 0 LOB: 1 BB: 1 P: 9	R: 2 E: 0 K: 2 S: 10	H: 3 LOB: 1 BB: 0 P: 10	R: 0 E: 0 K: 0 S: 3	H: 0 LOB: 0 BB: 0 P: 3	R: 0 E: 0 K: 1 S: 5	H: 0 LOB: 0 BB: 0 P: 5	1B: 3 2B: 1 3B: 0 HR: 0	SF: 0 SAC: 0 DP: 0 HBP: 0	WP: 0 PB: 0 SB: 2 CS: 0	PA: 33	
PITCHER	IP WLS BF H R ER SO BB IBB HBP BLK WP HR S P ERA WHIP	7.0 L 27 4 2 2 5 2 0 0 0 0 0 0 35 43 2.57 0.857	2.0 6 0 0 0 1 0 0 0 0 0 0 0 8 8 0.00 0.000																		

Los Angeles Dodgers @ St. Louis Cardinals
 Busch Stadium, St. Louis, MO
 Sat Jul 15 1978, 7:05 PM CDT
 Att: 33,903 - Unknown


AB	31
R	2
H	4
RBI	2
BB	2
SO	6
LOB	9



Batter	1	2	3	4	5	6	7	8	9	AB	R	H	RBI	BB	SO	LOB	BOTTOM			
Garry Templeton, S OBP: 0.270, SLG: 0.325 (1, 6)	0-0 G4-6-3 E 1B		0-0 4-3 ③			0-0 4-3 ②	0-0 1-3 ③			4	0	1	0	0	0	2				
Jerry Morales, R OBP: 0.282, SLG: 0.343 (1, 9)	0-0 E4 G4-6-3			0-0 F9 ①		0-0 E 3B		0-0 5-3 ①		4	1	1	0	0	0	1				
Keith Hernandez, L OBP: 0.360, SLG: 0.430 (1, 3)	0-0 G4-6-3 1-2 2-3			0-0 G3 ②		4-0 E BB		0-3 K ②		3	0	0	0	1	1	2				
Ted Simmons, S OBP: 0.395, SLG: 0.539 (8, 2)	0-3 K ③			0-0 2B		0-0 E6		0-3 K ③		4	0	1	0	0	2	2				
George Hendrick, R OBP: 0.313, SLG: 0.413 (1, 8)		0-0 6-3 ①		0-3 K ③		0-0 F9 ③		0-0 L9 ①		4	0	0	0	0	1	3				
Ken Reitz, R OBP: 0.275, SLG: 0.333 (1, 5)		4-0 G4-6-3 BB			0-0 FC6-4 1B		0-0 1-3 ①		0-0 6-3 ②	3	0	1	0	1	0	0				
Steve Swisher, R OBP: 0.241, SLG: 0.407 Roger Freed, R OBP: 0.286, SLG: 0.442 Bob Coluccio, R OBP: 0.299, SLG: 0.305 (7, PR)		0-0 G4-6-3 1-2			0-0 FC6-4 G6-4-3 1-2		0-0 BB 1B		4-0 BB	3	0	1	0	0	0	2				
Mike Tyson, R OBP: 0.280, SLG: 0.320 (1, 4)			0-0 G6-4-3 1B		0-0 G6-4-3 1-2		0-0 L7 ②		0-0 4-3 ③	4	0	1	0	0	0	3				
Bob Forsch, R OBP: 0.241, SLG: 0.407 Roger Freed, R OBP: 0.286, SLG: 0.442 Bob Coluccio, R OBP: 0.299, SLG: 0.305 Mark Littell, L OBP: 0.333, SLG: 0.333 (8, 1)		0-0 G6-4-3 ②			0-0 F9 ①		4-0 BB			2	0	0	0	0	0	1				
Inning Stats	R: 0 E: 1 K: 1 S: 6	H: 1 LOB: 1 BB: 0 P: 6	R: 0 E: 0 K: 0 S: 2	H: 0 LOB: 0 BB: 1 P: 6	R: 0 E: 0 K: 0 S: 3	H: 1 LOB: 0 BB: 0 P: 3	R: 0 E: 0 K: 1 S: 6	H: 1 LOB: 1 BB: 0 P: 6	R: 0 E: 0 K: 0 S: 3	H: 1 LOB: 2 BB: 1 P: 9	R: 1 E: 1 K: 0 S: 5	H: 1 LOB: 2 BB: 1 P: 9	R: 0 E: 0 K: 2 S: 7	H: 1 LOB: 0 BB: 0 P: 7	R: 0 E: 0 K: 0 S: 3	H: 0 LOB: 1 BB: 1 P: 7	1B: 4 2B: 1 3B: 1 HR: 0	SF: 0 SAC: 0 DP: 4 HBP: 0	WP: 0 PB: 0 SB: 0 CS: 0	PA: 35
PITCHER	IP WLS BF H R ER SO BB IBB HBP BLK WP HR S P ERA WHIP	6.2 W 27 6 1 0 2 3 0 0 0 0 0 0 28 40 0.00 1.350	2.1 S 8 0 0 0 2 1 0 0 0 0 0 0 11 15 0.00 0.429																	

Los Angeles Dodgers @ St. Louis Cardinals
 Busch Stadium, St. Louis, MO
 Sat Jul 15 1978, 7:05 PM CDT
 Att: 33,903 - Unknown

AB	31
R	1
H	6
RBI	0
BB	4
SO	4
LOB	16



Batter	1	2	3	4	5	6	7	8	9	AB	R	H	RBI	BB	SO	LOB	TOP			
Davey Lopes, R OBP: 0.391, SLG: 0.462 (1, 4)										4	0	2	1	0	0	1	Los Angeles Dodgers @ Chicago Cubs Wrigley Field, Chicago, IL Sun Jul 16 1978, 3:33 AM CDT Unknown - 70 F			
Bill Russell, R OBP: 0.290, SLG: 0.346 (1, 6)										4	0	0	0	0	1	4				
Steve Garvey, R OBP: 0.339, SLG: 0.462 (1, 3)										3	1	1	0	1	0	1				
Ron Cey, R OBP: 0.364, SLG: 0.428 (1, 5)										4	0	1	0	0	1	2				
Dusty Baker Jr., R OBP: 0.328, SLG: 0.385 (1, 7)										4	0	0	0	0	0	1				
Rick Monday, L OBP: 0.359, SLG: 0.519 (1, 9)										2	1	0	0	2	1	0				
Bill North, S OBP: 0.393, SLG: 0.316 (1, 8)										4	0	1	0	0	1	1				
Johnny Oates, L OBP: 0.459, SLG: 0.441 (1, 2)										3	0	1	0	0	0	2				
Bob Welch, R OBP: 0.500, SLG: 0.500 (7, 1)										0	0	0	0	0	0	0				
Rick Rhoden, R OBP: 0.195, SLG: 0.162 (1, 1)										0	0	0	0	0	0	0				
Reggie Smith, S OBP: 0.377, SLG: 0.525 (5, PH)										1	0	0	0	0	1	2				
Charlie Hough, R OBP: 0.364, SLG: 0.455 (5, 1)										0	0	0	0	0	0	0				
Joe Ferguson, R OBP: 0.360, SLG: 0.404 (7, 2)										1	0	0	0	0	0	0				
Inning Stats	R: 0 E: 0 K: 0 S: 3	H: 0 LOB: 1 BB: 1 P: 7	R: 0 E: 0 K: 0 S: 5	H: 0 LOB: 0 BB: 1 P: 9	R: 0 E: 0 K: 0 S: 4	H: 1 LOB: 1 BB: 0 P: 4	R: 0 E: 0 K: 0 S: 3	H: 0 LOB: 0 BB: 0 P: 3	R: 1 E: 0 K: 2 S: 10	H: 2 LOB: 2 BB: 1 P: 16	R: 0 E: 0 K: 0 S: 3	H: 0 LOB: 0 BB: 0 P: 3	R: 0 E: 0 K: 1 S: 6	H: 1 LOB: 1 BB: 0 P: 6	R: 0 E: 0 K: 2 S: 7	H: 0 LOB: 0 BB: 0 P: 7	1B: 4 2B: 2 3B: 0 HR: 0	SF: 0 SAC: 1 DP: 2 HBP: 0	WP: 0 PB: 0 SB: 0 CS: 0	PA: 34
PITCHER	IP WLS BF H R ER SO BB IBB HBP BLK WP HR S P ERA WHIP																			
Mike Krukow, R ERA: 2.93 (1, 1)	7.0 W 28 6 2 2 2 3 0 0 0 0 0 0 33 47 2.57 1.286																			
Bruce Sutter, R ERA: 1.65 (8, 1)	2.0 S 6 0 0 0 3 0 0 0 0 0 0 0 12 12 0.00 0.000																			

AB	30
R	2
H	6
RBI	1
BB	3
SO	5
LOB	14



Batter	1	2	3	4	5	6	7	8	9	AB	R	H	RBI	BB	SO	LOB	BOTTOM			
Rodney Scott, S OBP: 0.375, SLG: 0.345 (1, 8)										4	0	0	0	0	2	2	Los Angeles Dodgers @ Chicago Cubs Wrigley Field, Chicago, IL Sun Jul 16 1978, 3:33 AM CDT Unknown - 70 F			
Greg Gross, L OBP: 0.315, SLG: 0.358 (1, 7)										4	0	1	0	0	0	0				
Bill Buckner, L OBP: 0.319, SLG: 0.376 (1, 3)										4	0	1	0	0	1	1				
Bobby Murcer, L OBP: 0.349, SLG: 0.384 (1, 9)										3	0	1	0	1	0	0				
Steve Ontiveros, S OBP: 0.307, SLG: 0.324 (1, 5)										4	0	0	0	0	2	4				
Manny Trillo, R OBP: 0.328, SLG: 0.361 (1, 4)										0	1	0	0	0	0	0				
Mick Kelleher, R OBP: 0.324, SLG: 0.207 (3, 4)										3	0	1	0	0	0	2				
Ivan De Jesus, R OBP: 0.361, SLG: 0.384 (1, 6)										4	2	3	0	0	0	1				
Dave Rader, L OBP: 0.275, SLG: 0.330 (1, 2)										2	0	1	3	1	0	0				
Mike Krukow, R OBP: 0.333, SLG: 0.200 (1, 1)										2	0	0	0	1	0	2				
Bruce Sutter, R (8, 1)										0	0	0	0	0	0	0				
Inning Stats	R: 0 E: 0 K: 0 S: 3	H: 0 LOB: 2 BB: 1 P: 10	R: 2 E: 0 K: 0 S: 5	H: 2 LOB: 2 BB: 1 P: 10	R: 0 E: 0 K: 1 S: 7	H: 2 LOB: 2 BB: 0 P: 7	R: 1 E: 0 K: 1 S: 6	H: 1 LOB: 0 BB: 0 P: 6	R: 0 E: 0 K: 1 S: 3	H: 0 LOB: 0 BB: 0 P: 3	R: 0 E: 0 K: 2 S: 8	H: 1 LOB: 2 BB: 1 P: 12	R: 0 E: 0 K: 0 S: 3	H: 1 LOB: 0 BB: 0 P: 3	R: 0 E: 0 K: 2 S: 3	H: 1 LOB: 0 BB: 0 P: 3	1B: 7 2B: 1 3B: 0 HR: 0	SF: 1 SAC: 0 DP: 1 HBP: 1	WP: 1 PB: 0 SB: 2 CS: 0	PA: 35
PITCHER	IP WLS BF H R ER SO BB IBB HBP BLK WP HR S P ERA WHIP																			
Rick Rhoden, R ERA: 3.73 (1, 1)	4.0 L 19 5 3 3 2 2 1 0 1 0 0 1 21 26 4.50 1.500																			
Charlie Hough, R ERA: 2.73 (5, 1)	2.0 8 1 0 0 1 0 1 0 0 0 1 0 9 13 0.00 0.500																			
Bob Welch, R ERA: 3.15 (7, 1)	2.0 8 2 0 0 2 1 0 0 0 0 0 0 11 15 0.00 1.500																			



Batter	1	2	3	4	5	6	7	8	9	AB	R	H	RBI	BB	SO	LOB	TOP								
Davey Lopes, R OBP: 0.391, SLG: 0.457 (1, 4)	F2 BB	4-0 BB		6-3		4-0 BB		F8		3	0	0	0	2	0	1	Los Angeles Dodgers @ Chicago Cubs Wrigley Field, Chicago, IL Sun Jul 16 1978, 3:38 AM CDT Att: 41,677 - Unknown - 70 F								
Reggie Smith, S OBP: 0.374, SLG: 0.523 (1, 9)	3B 2B	P6			F9	F7		K		5	1	1	0	0	1	6									
Steve Garvey, R OBP: 0.340, SLG: 0.467 (1, 3)	2H 1B 3B	K			6-3			K		5	2	2	1	0	2	3									
Ron Cey, R OBP: 0.365, SLG: 0.429 (1, 5)	1B BB		6-3		K			K		4	0	1	1	1	2	0									
Dusty Baker Jr., R OBP: 0.332, SLG: 0.398 (1, 7)	1-3 3H 1B			HR		6-3	F7		CS WP 1B	5	1	3	2	0	0	1									
Joe Ferguson, R OBP: 0.385, SLG: 0.400 (1, 2)	BB			K		1-3 E 1B BB	1B IBB		1-3 K	2	1	0	0	3	2	1									
Rick Monday, L OBP: 0.355, SLG: 0.512 (7, PH)	K			4-3		FC4 1B 1-3	1-2 1-3 2-3 1B			3	0	0	0	0	1	3									
Bill North, S OBP: 0.396, SLG: 0.320 (7, 8)						1-3 2-3 1B	F9			3	0	1	0	0	0	2									
Ted Martinez, R OBP: 0.308, SLG: 0.292 (7, PH)		E8 S SH1-4			B3-6-4 1B					1	0	0	0	0	0	2									
Bill Russell, R OBP: 0.289, SLG: 0.345 (7, 6)										1	0	0	0	0	0	2									
Burt Hooton, R OBP: 0.235, SLG: 0.133 (9, 1)		SH1-4		B3-6-4 1-2		2-3 3H 1B		4-0 BB		2	0	1	1	1	0	1									
Lance Rautzhan, R (9, 1)										0	0	0	0	0	0	0									
Inning Stats	R: 2 E: 0 K: 1 S: 11	H: 3 LOB: 2 BB: 2 P: 19	R: 0 E: 1 K: 1 S: 6	H: 0 LOB: 2 BB: 1 P: 10	R: 1 E: 0 K: 1 S: 6	H: 1 LOB: 0 BB: 0 P: 6	R: 0 E: 0 K: 0 S: 3	H: 1 LOB: 0 BB: 0 P: 3	R: 0 E: 0 K: 1 S: 5	H: 0 LOB: 0 BB: 0 P: 5	R: 1 E: 1 K: 0 S: 9	H: 1 LOB: 3 BB: 2 P: 17	R: 1 E: 0 K: 0 S: 5	H: 3 LOB: 2 BB: 1 P: 9	R: 0 E: 0 K: 2 S: 8	H: 0 LOB: 1 BB: 1 P: 14	R: 0 E: 0 K: 2 S: 8	H: 1 LOB: 1 BB: 0 P: 10	1B: 6 2B: 3 3B: 1 HR: 1	SF: 0 SAC: 1 DP: 2 HBP: 0	WP: 1 PB: 0 SB: 1 CS: 1	PA: 42			
PITCHER	IP	WLS	BF	H	R	ER	SO	BB	IBB	HBP	BLK	WP	HR	S	P	ERA	WHIP								
Ray Burris, R ERA: 5.12 (1, 1)	0.2	L	6	3	2	2	0	2	0	0	0	0	0	8	16	27.00	7.500								
Lynn McClathren, R ERA: 4.06 (5, 1)	3.1		13	2	1	1	3	1	0	0	0	0	1	18	22	2.70	0.900								
Donnie Moore, R ERA: 4.19 (7, 1)	2.0		12	3	2	1	1	2	0	0	0	0	0	16	24	4.50	2.500								
Willie Hernandez, L ERA: 3.38 (7, 1)	3.0		11	2	0	0	4	1	1	0	0	1	0	19	31	0.00	1.000								
Batter	1	2	3	4	5	6	7	8	9	AB	R	H	RBI	BB	SO	LOB	BOTTOM								
Rodney Scott, S OBP: 0.362, SLG: 0.323 (7, 6)	S 6-3 BB		G3		K			F7	6-3	4	1	0	0	1	1	2	Los Angeles Dodgers @ Chicago Cubs Wrigley Field, Chicago, IL Sun Jul 16 1978, 3:38 AM CDT Att: 41,677 - Unknown - 70 F								
Greg Gross, L OBP: 0.310, SLG: 0.351 (7, 8)	L6 1-2		K		K			1-3		4	0	0	0	0	2	1									
Bill Buckner, L OBP: 0.313, SLG: 0.368 (1, 3)	6-3 2H		L9		L9			E1		4	0	0	1	0	0	0									
Bobby Murcer, L OBP: 0.351, SLG: 0.386 (1, 9)	1B		4-3		4-3 1B			K		4	0	2	0	0	1	1									
Steve Ontiveros, S OBP: 0.310, SLG: 0.335 (1, 5)	1-3		1B 3B		9-6 1-2			1B BB SF7	1B	4	2	2	0	0	0	2									
Ivan De Jesus, R OBP: 0.361, SLG: 0.384 (1, 6)	F8		1B 3H		1B 3H		B5-3		K	3	0	1	1	0	0	0									
Dave Rader, L OBP: 0.279, SLG: 0.330 (1, 2)	6-3		F8		F8		G1-6-3 1B		1B BB	3	0	1	0	1	0	1									
Mick Kelleher, R OBP: 0.368, SLG: 0.273 (1, 4)	1B		FC6 1-3		1B		G1-6-3 1-2		1-2 2-3 1B	4	0	3	0	0	0	1									
Ray Burris, R OBP: 0.314, SLG: 0.211 (1, 1)	P3		FC6		FC6		K		SF7	0	0	0	0	0	0	0									
Larry Bittner, L OBP: 0.305, SLG: 0.369 (9, PH)			1-2		1-2				3H	1	0	0	0	1	1	1									
Inning Stats	R: 1 E: 0 K: 0 S: 7	H: 1 LOB: 1 BB: 1 P: 14	R: 0 E: 0 K: 0 S: 4	H: 1 LOB: 1 BB: 0 P: 4	R: 0 E: 0 K: 1 S: 5	H: 0 LOB: 0 BB: 0 P: 5	R: 1 E: 0 K: 0 S: 6	H: 3 LOB: 2 BB: 0 P: 6	R: 0 E: 0 K: 2 S: 7	H: 0 LOB: 0 BB: 0 P: 7	R: 0 E: 0 K: 0 S: 10	H: 1 LOB: 0 BB: 0 P: 14	R: 0 E: 0 K: 1 S: 8	H: 1 LOB: 0 BB: 0 P: 9	R: 0 E: 1 K: 1 S: 6	H: 0 LOB: 1 BB: 0 P: 6	R: 1 E: 0 K: 1 S: 10	H: 2 LOB: 2 BB: 1 P: 16	1B: 8 2B: 1 3B: 1 HR: 0	SF: 1 SAC: 0 DP: 2 HBP: 0	WP: 0 PB: 0 SB: 2 CS: 0	PA: 37			
PITCHER	IP	WLS	BF	H	R	ER	SO	BB	IBB	HBP	BLK	WP	HR	S	P	ERA	WHIP								
Burt Hooton, R ERA: 3.18 (9, 1)	8.1	W	34	8	3	3	6	2	0	0	0	0	0	57	73	3.24	1.200								
Lance Rautzhan, L ERA: 1.29 (9, 1)	0.2	S	3	1	0	0	0	0	0	0	0	0	0	6	8	0.00	1.500								

AB	34
R	5
H	10
RBI	5
BB	7
SO	8
LOB	20



AB	34
R	3
H	9
RBI	3
BB	2
SO	6
LOB	12



Batter	1	2	3	4	5	6	7	8	9	AB	R	H	RBI	BB	SO	LOB	TOP					
Davey Lopes, R OBP: 0.389, SLG: 0.454 (1, 4)	6-3		G4-3 1B			6-3	K			4	0	1	0	0	1	2						
Bill Russell, R OBP: 0.291, SLG: 0.350 (1, 6)	HR 1B		G4-3 1-2			G3 2B		F3		4	1	2	0	0	0	1						
Reggie Smith, S OBP: 0.376, SLG: 0.545 (1, 9)	HR 1-H			4-3		G3 2-3		HR		4	2	2	3	0	0	1						
Ron Cey, R OBP: 0.361, SLG: 0.424 Ted Martinez, R OBP: 0.306, SLG: 0.292 (1, 5) (8, 5)	P4			K		F7		F8		4	0	0	0	0	1	1						
Steve Garvey, R OBP: 0.339, SLG: 0.465 (1, 3)	P4			5-3			SH1-3 1B SF7 1B	6-3		4	1	1	0	0	0	0						
Dusty Baker Jr., R OBP: 0.334, SLG: 0.399 (1, 7)		5-3				1B 1B		6-3		4	0	2	0	0	0	0						
Joe Ferguson, R OBP: 0.365, SLG: 0.399 Steve Yeager, R OBP: 0.302, SLG: 0.250 (1, 2) (9, 2)	F3			1B CS		1B 1-3	SH1-3 1-2 2-3	5-3		3	0	1	0	0	0	0						
Bill North, S OBP: 0.389, SLG: 0.315 (1, 8)	5-3			K 1-2		1B 1-2	SF7	6-3		3	0	0	1	0	1	2						
Tommy John, R OBP: 0.154, SLG: 0.135 Lee Lacy, R OBP: 0.359, SLG: 0.554 Terry Forster, L OBP: 0.333, SLG: 0.333 Bob Welch, R OBP: 0.500, SLG: 0.500 (1, 1) (7, PH) (7, 1) (9, 1)	6-3			G3		G3	3-H 2-3 1B			2	0	0	0	0	0	1						
Inning Stats	R: 2 E: 0 K: 0 S: 5	H: 2 LOB: 0 BB: 0 P: 5	R: 0 E: 0 K: 0 S: 3	H: 0 LOB: 0 BB: 0 P: 3	R: 0 E: 0 K: 0 S: 3	H: 1 LOB: 0 BB: 0 P: 3	R: 0 E: 0 K: 1 S: 5	H: 0 LOB: 0 BB: 0 P: 5	R: 0 E: 0 K: 1 S: 6	H: 2 LOB: 1 BB: 0 P: 6	R: 0 E: 0 K: 0 S: 4	H: 1 LOB: 1 BB: 0 P: 4	R: 1 E: 0 K: 1 S: 8	H: 3 LOB: 2 BB: 0 P: 8	R: 1 E: 0 K: 0 S: 4	H: 1 LOB: 0 BB: 0 P: 4	R: 0 E: 0 K: 0 S: 3	H: 0 LOB: 0 BB: 0 P: 3	1B: 7 2B: 1 3B: 0 HR: 2	SF: 1 SAC: 1 DP: 1 HBP: 0	WP: 0 PB: 0 SB: 0 CS: 1	PA: 35
PITCHER Rick Reuschel, R ERA: 2.57 (1, 1)	IP: 9.0 WLS: L BF: 35 H: 10 R: 4 ER: 4 SO: 3 BB: 0 IBB: 0 HBP: 0 BLK: 0 WP: 0 HR: 2 S: 41 P: 41 ERA: 4.00 WHIP: 1.111															PITCHER						

Los Angeles Dodgers @ Chicago Cubs
Wrigley Field, Chicago, IL
Mon Jul 17 1978, 3:33 AM CDT
Att: 26,821 - Overcast - 76 F

AB 33
R 4
H 10
RBI 4
BB 0
SO 3
LOB 8

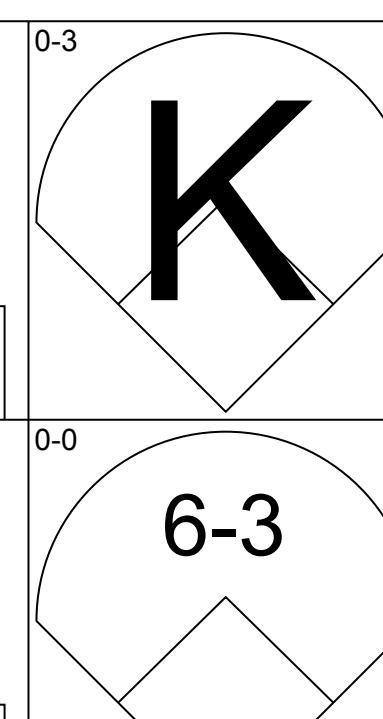
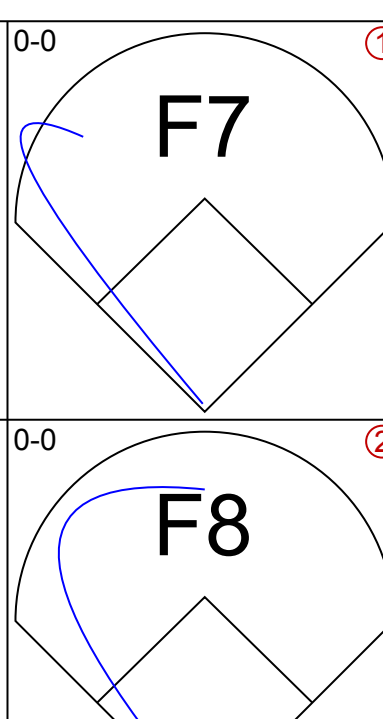
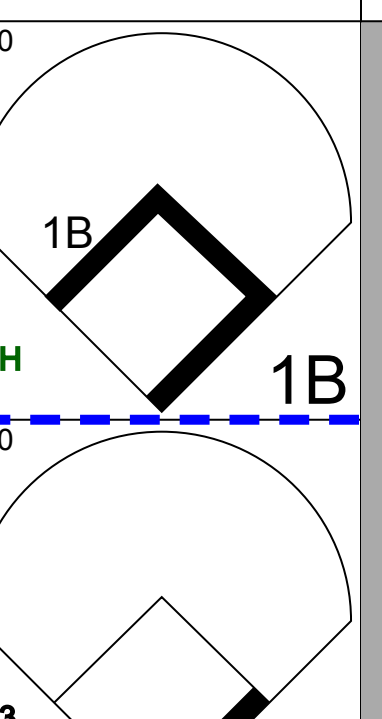
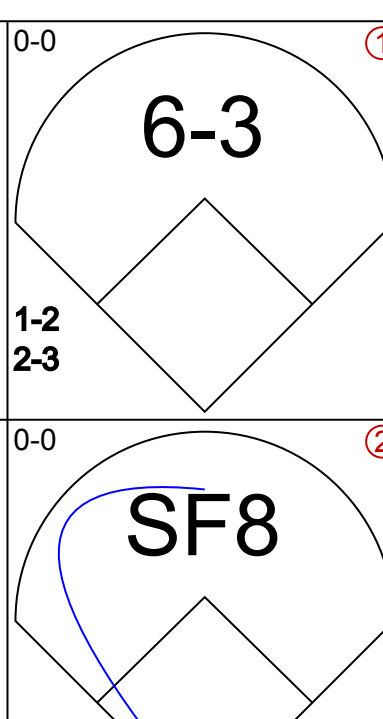
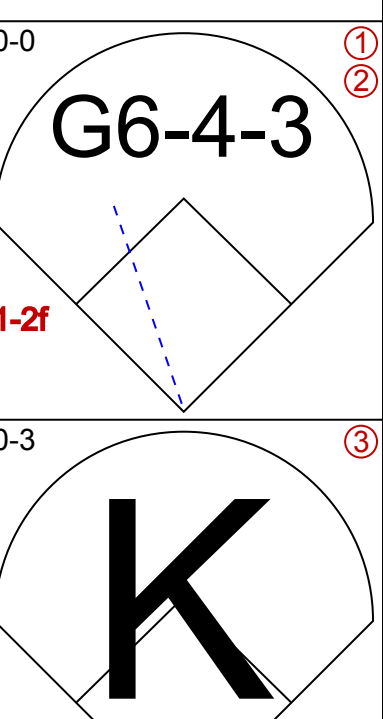
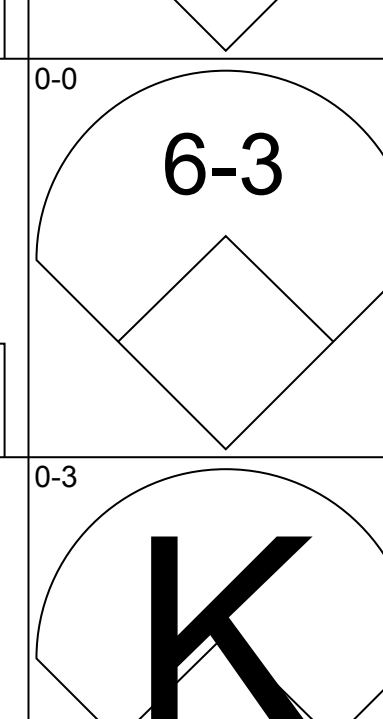
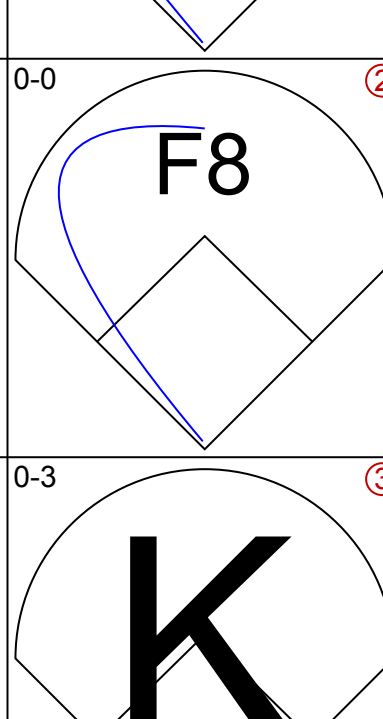

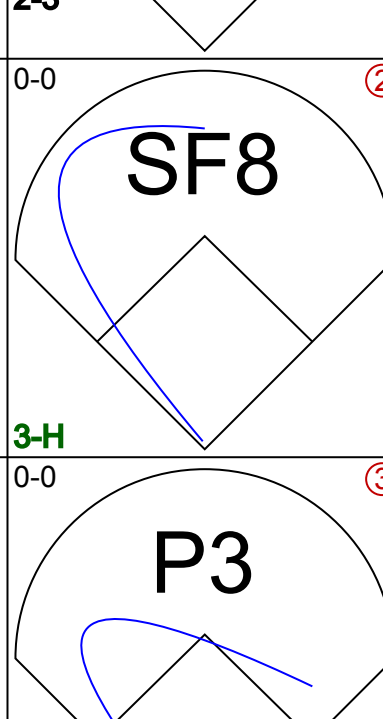
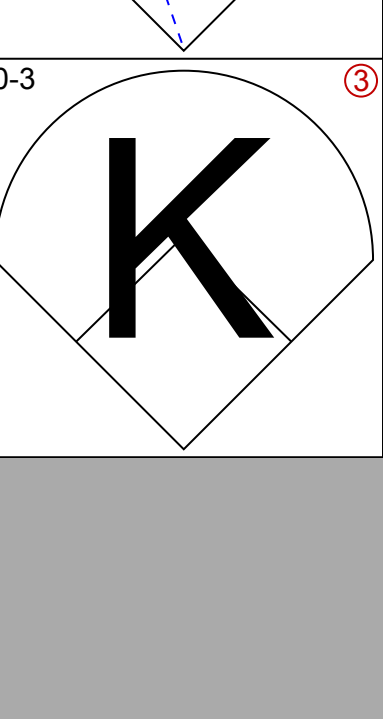
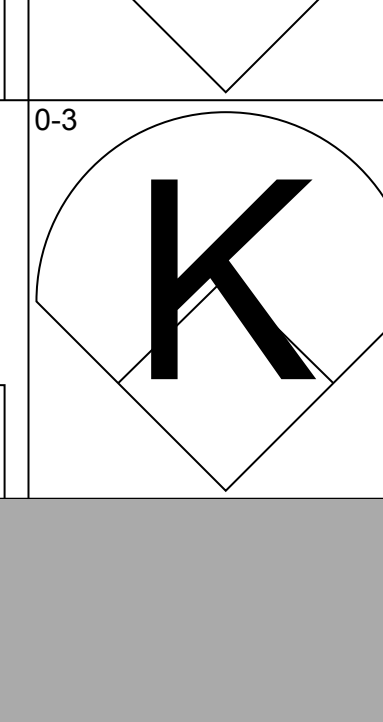
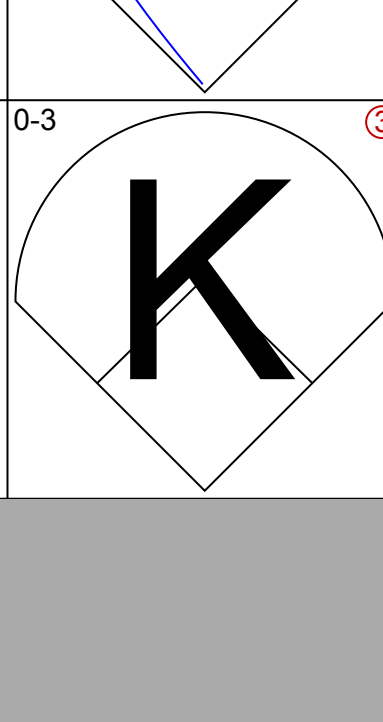
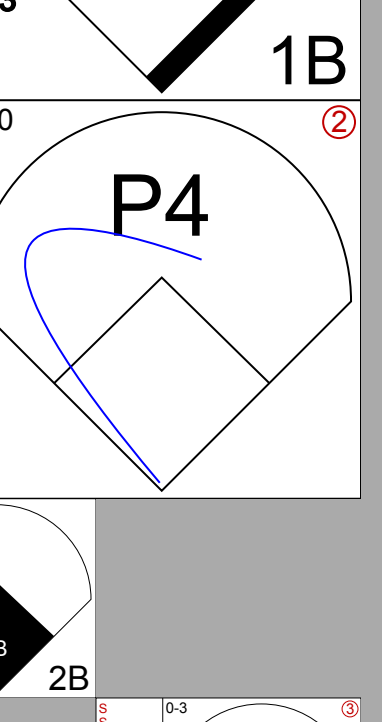
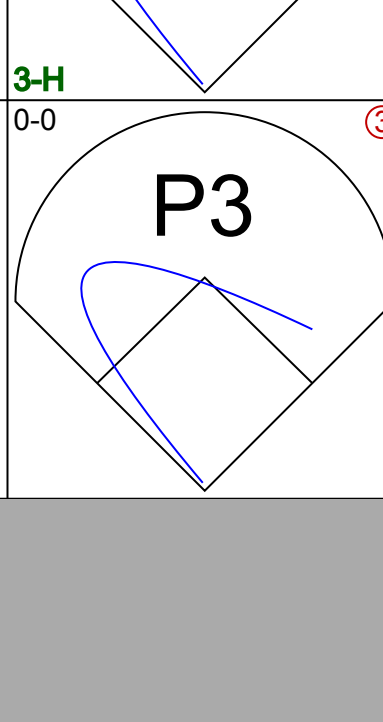
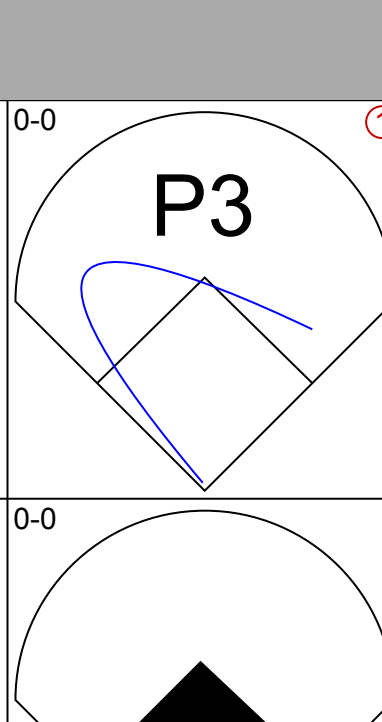
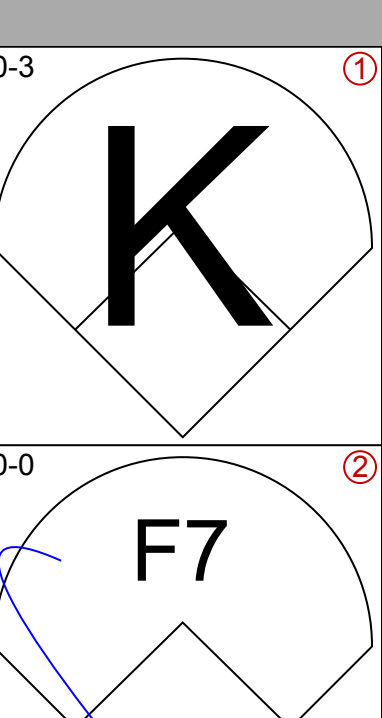
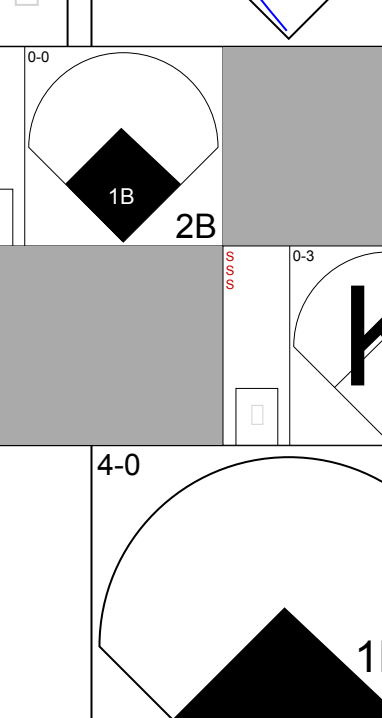
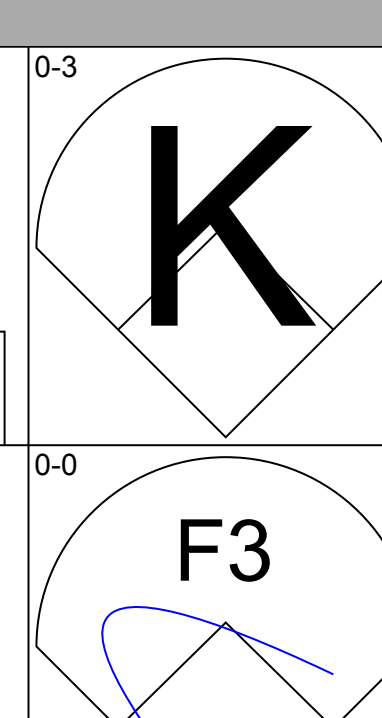
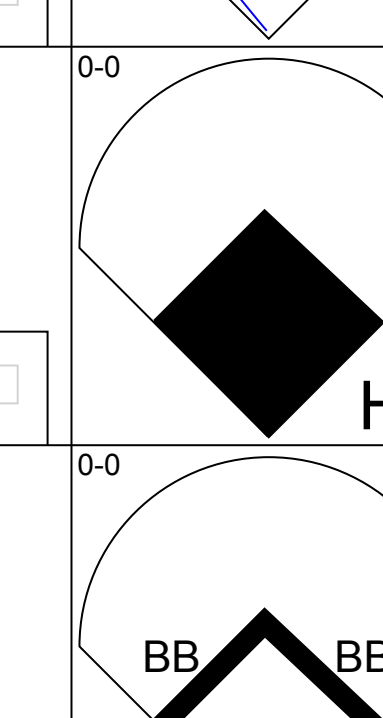
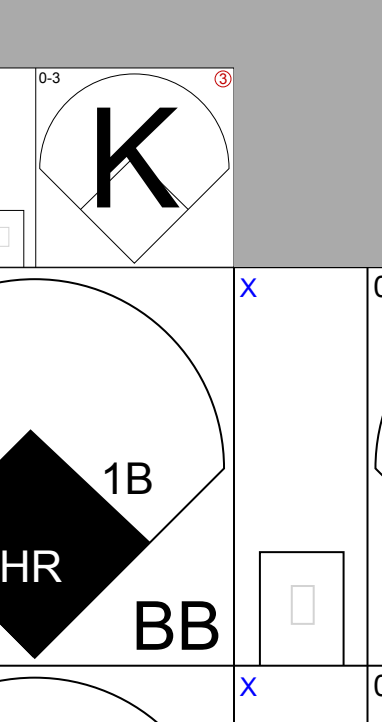
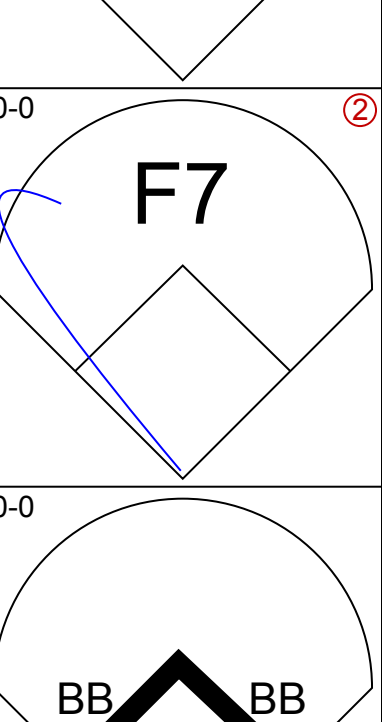
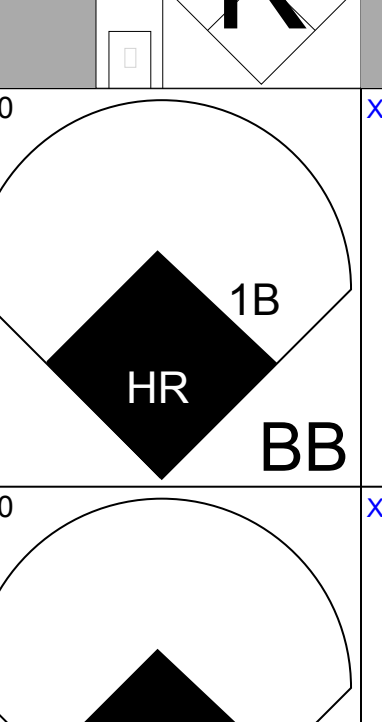
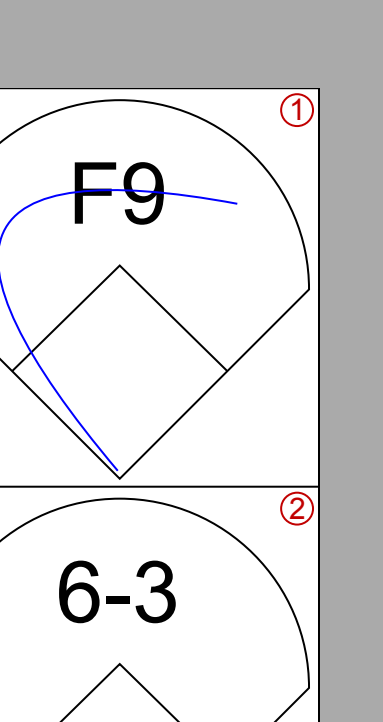
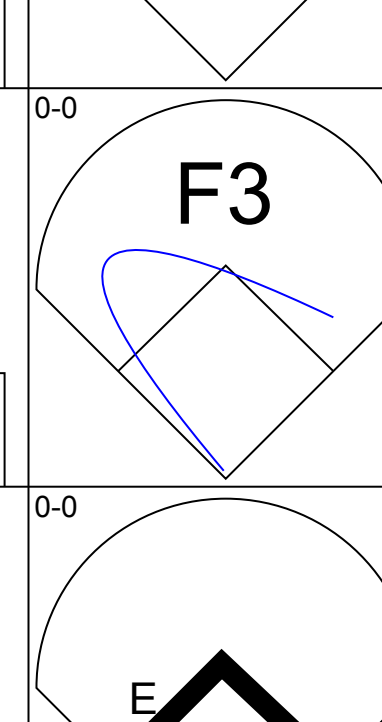
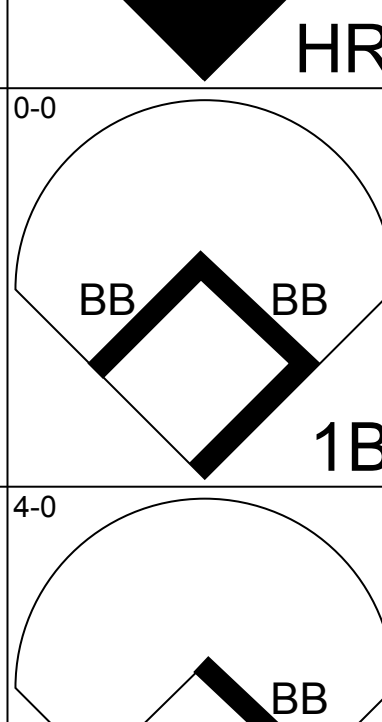
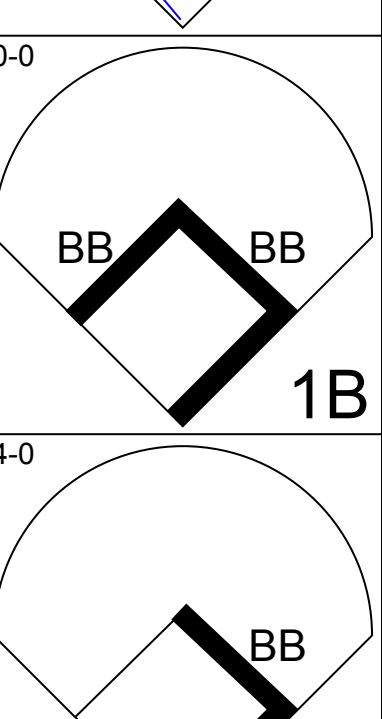
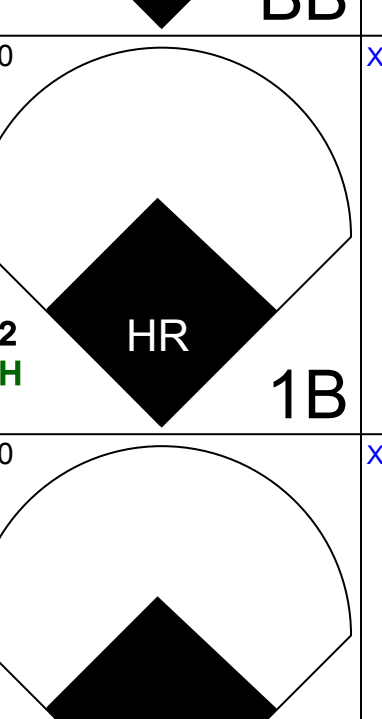
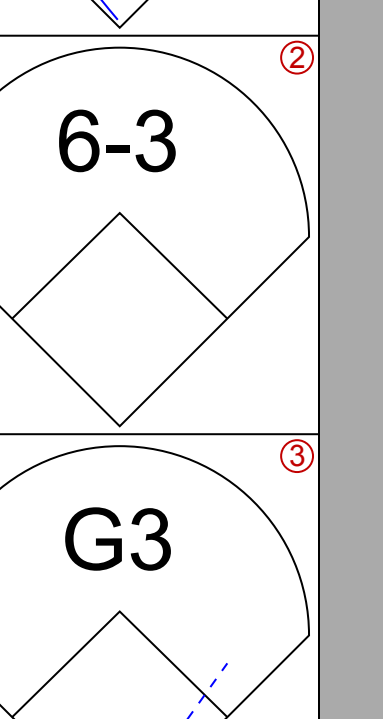
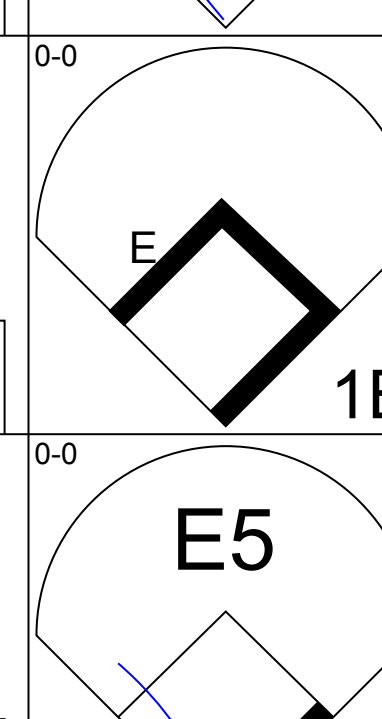
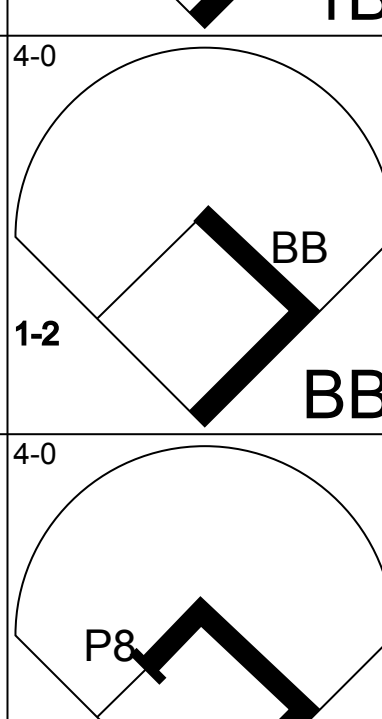
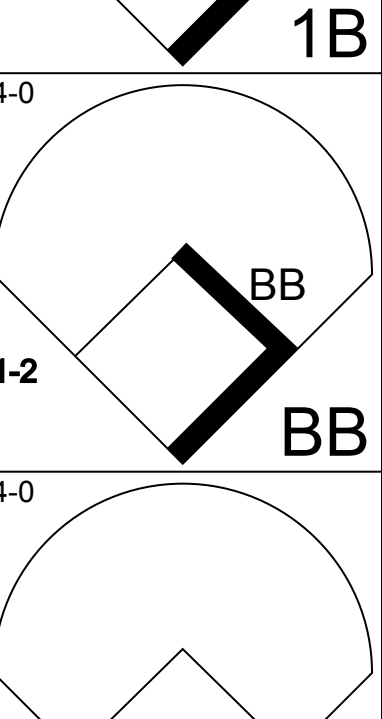
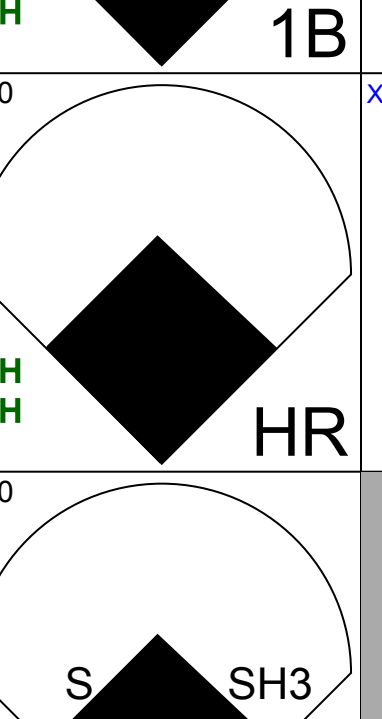
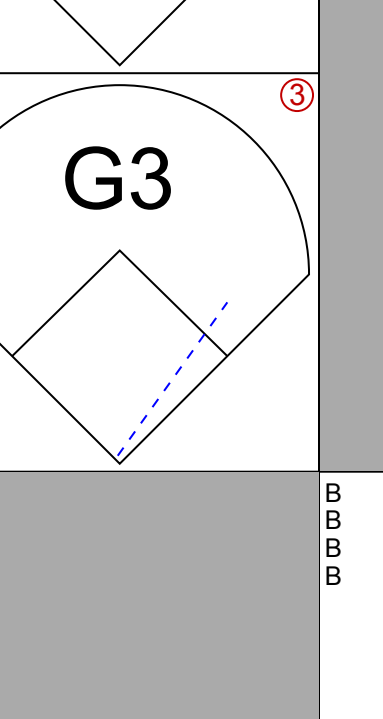
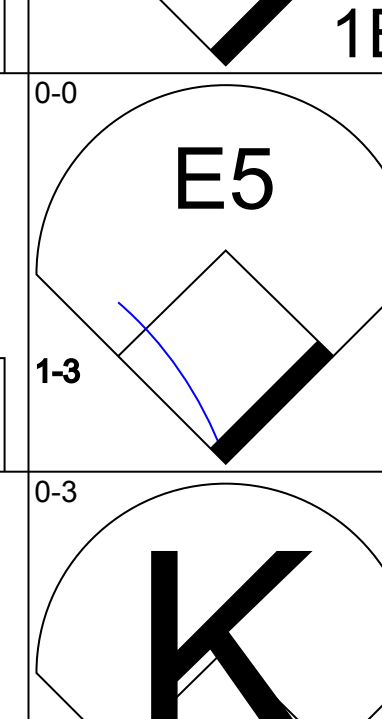
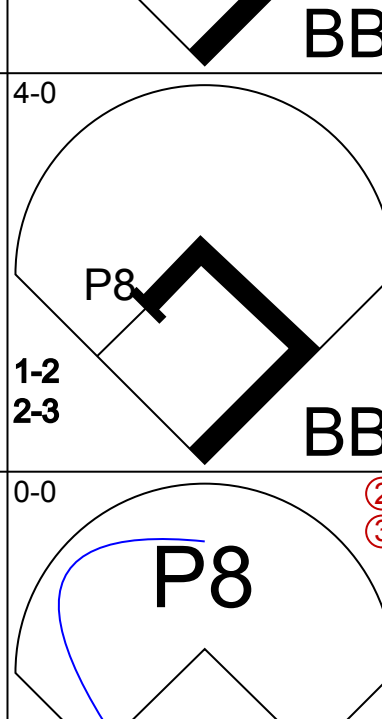
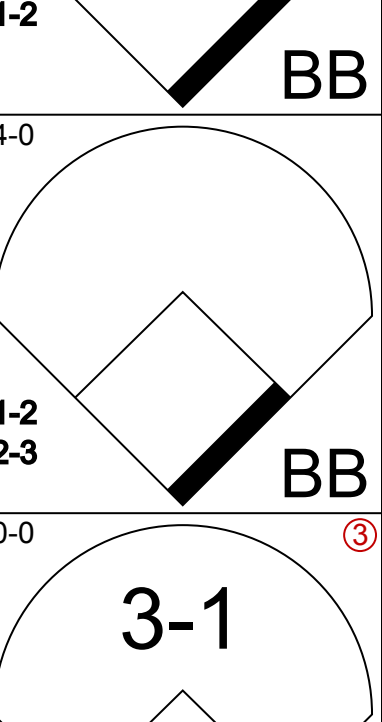
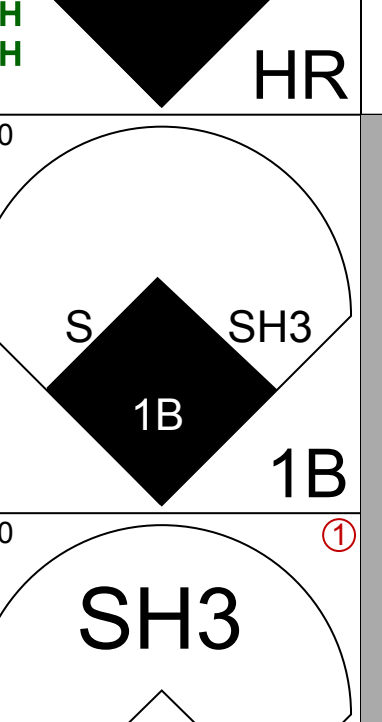
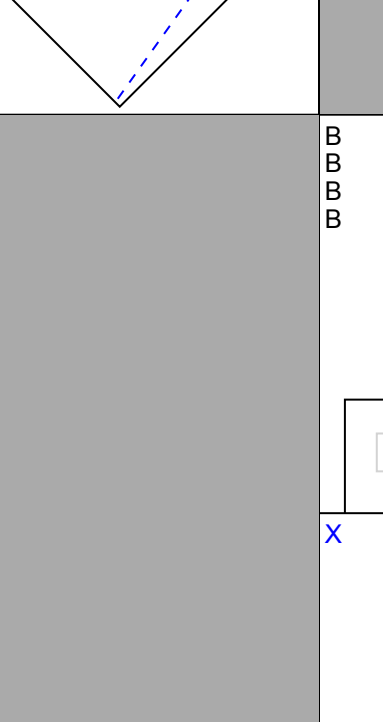
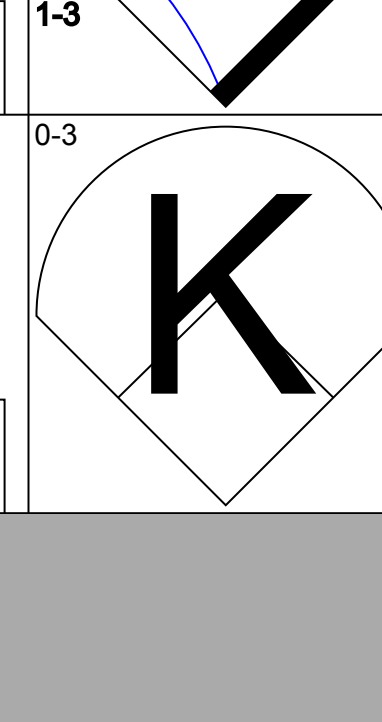
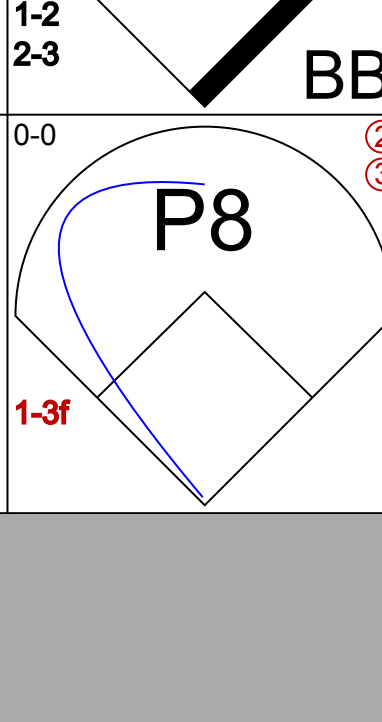
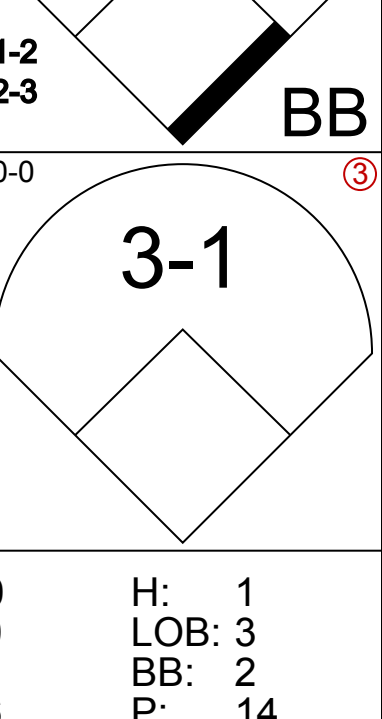
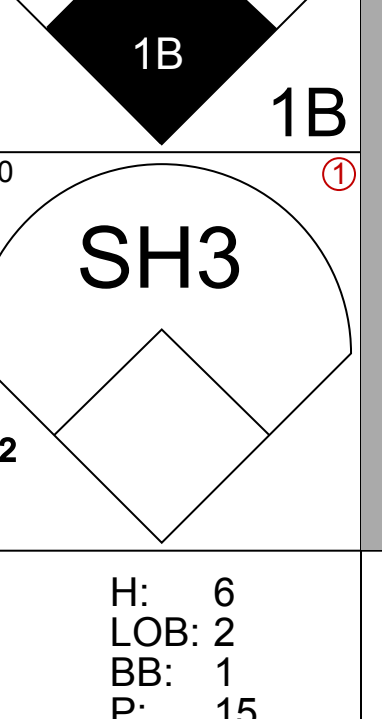
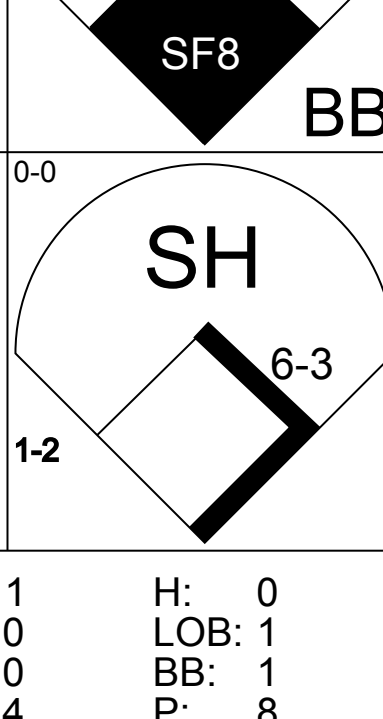
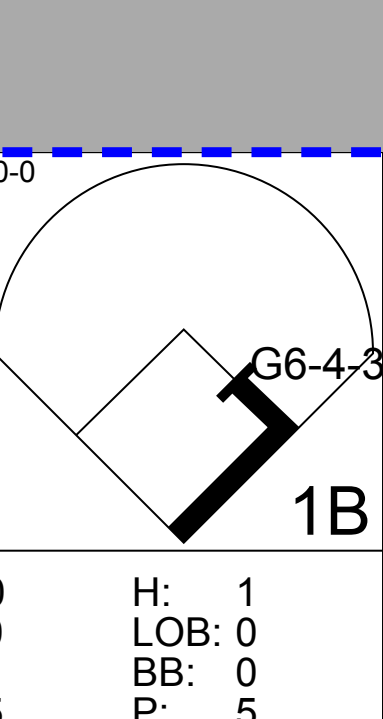


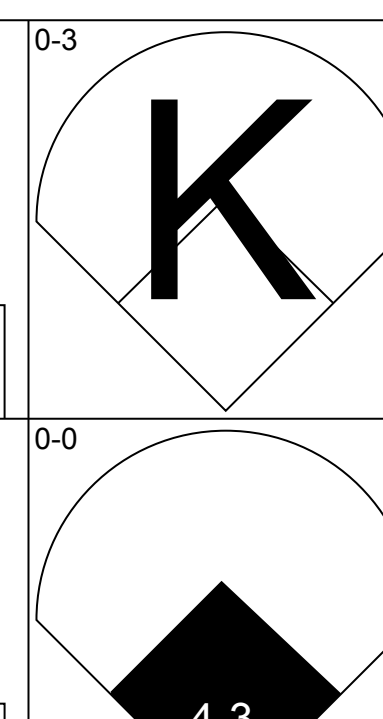
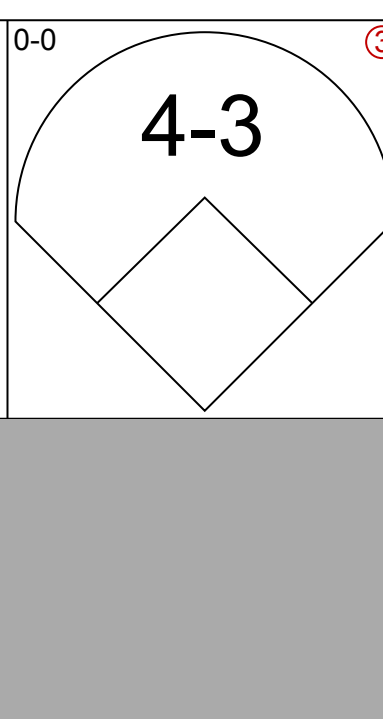
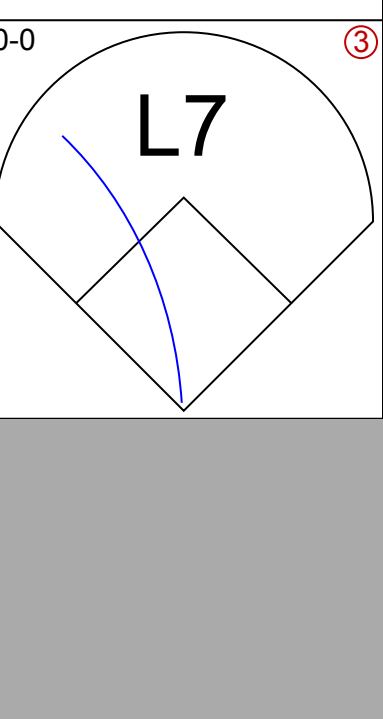
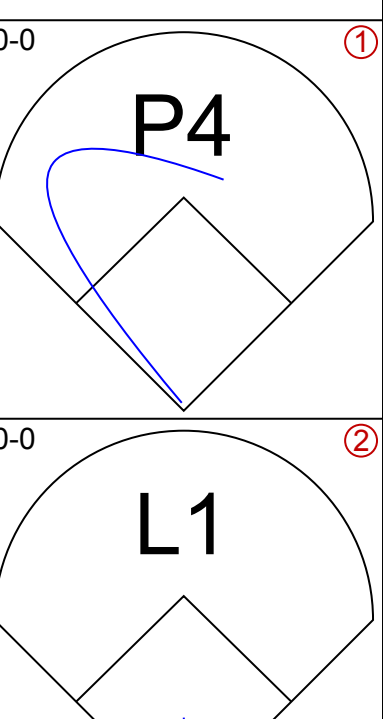
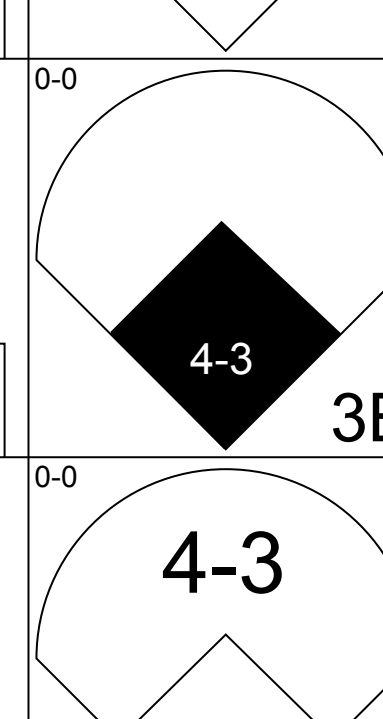
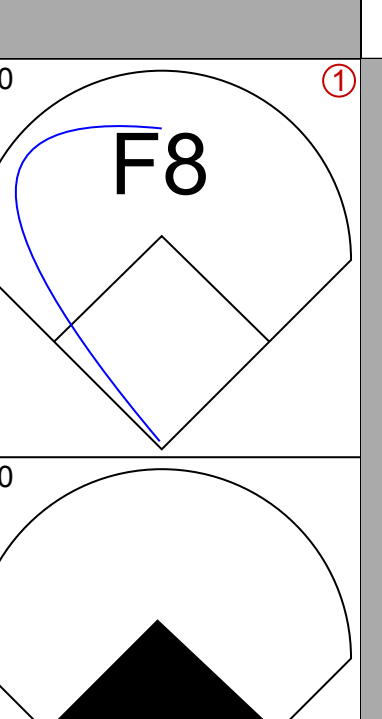
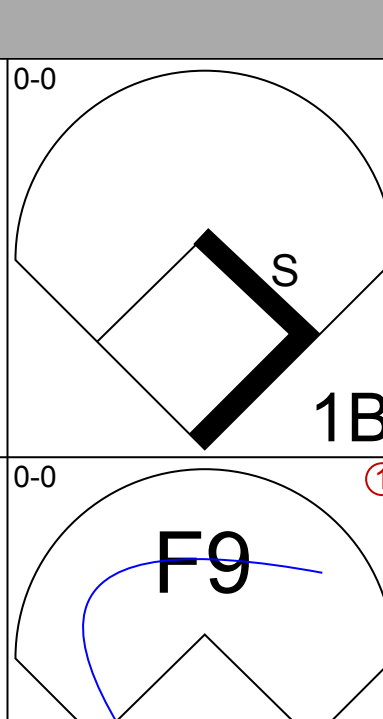
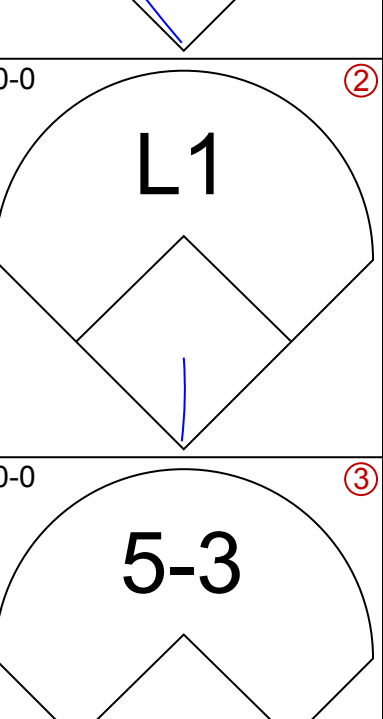
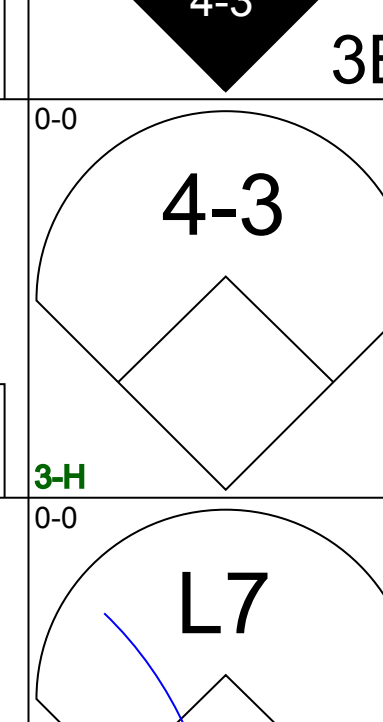
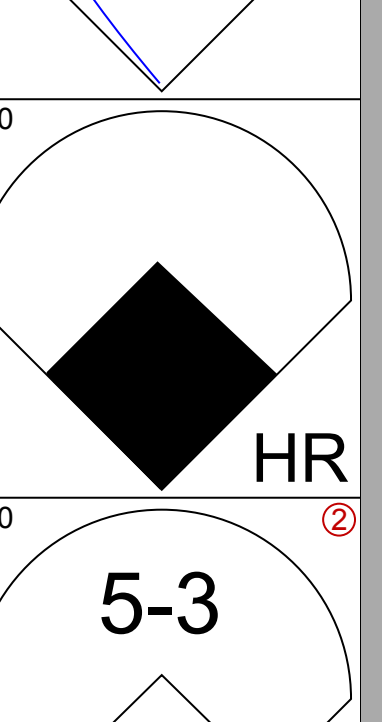
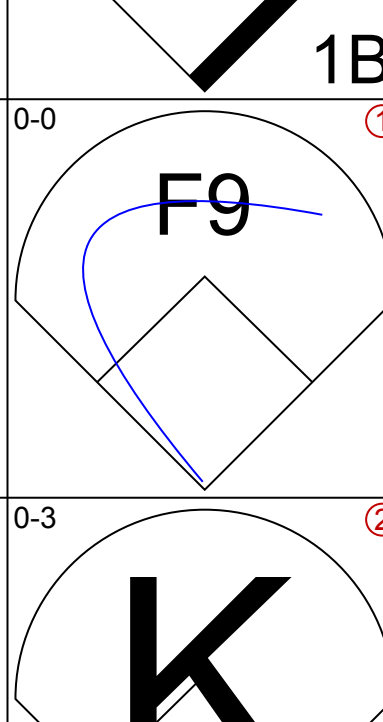
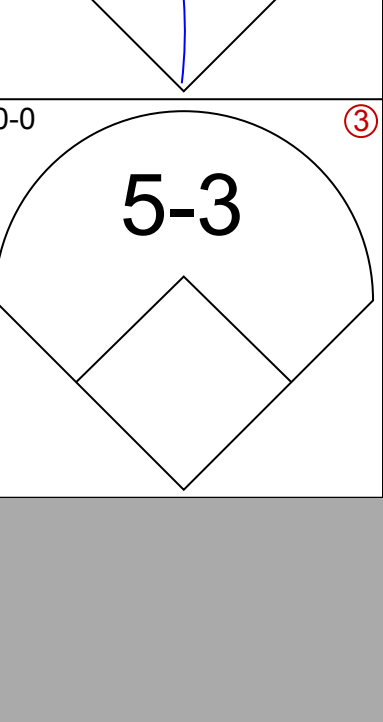
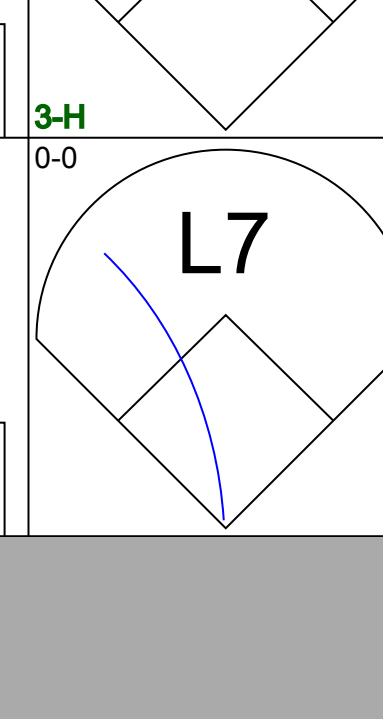
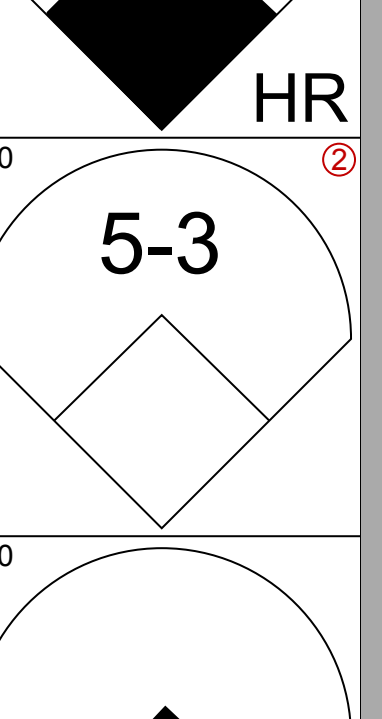
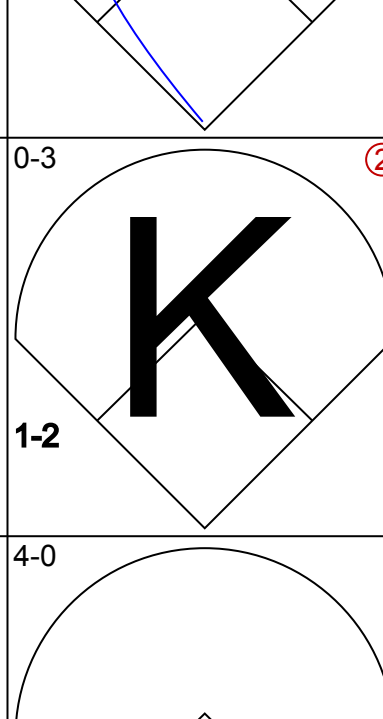
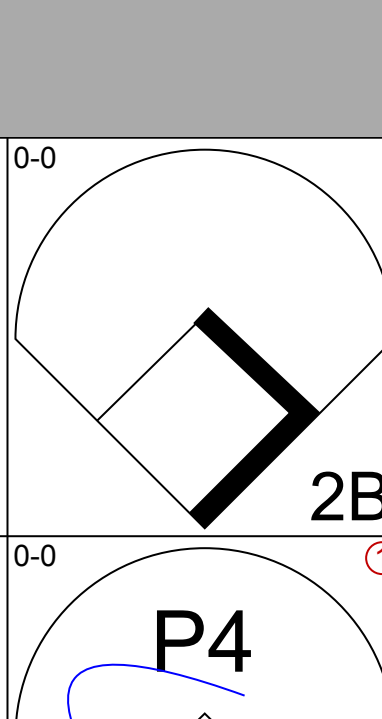
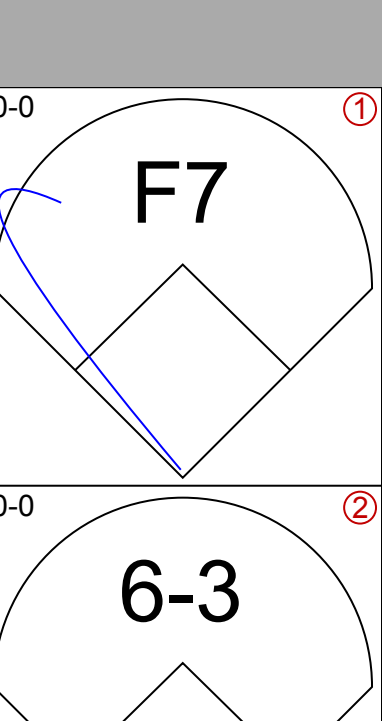
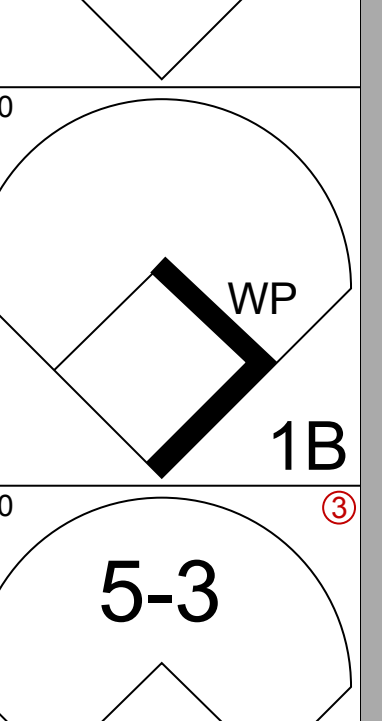
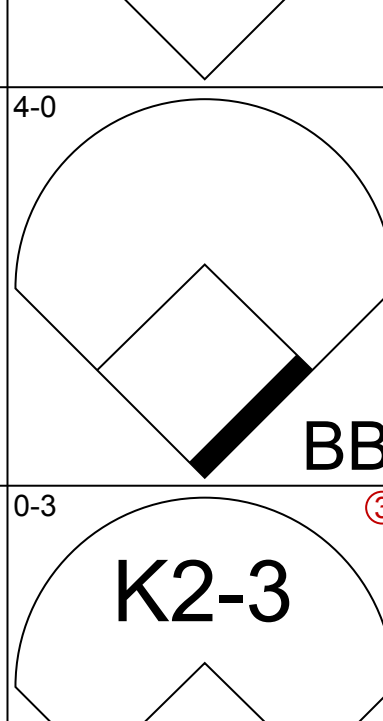
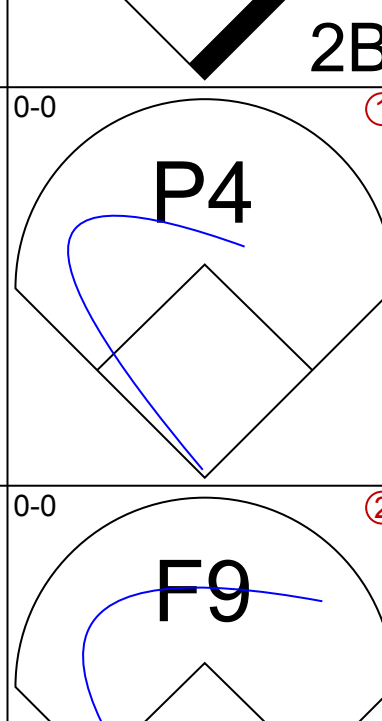
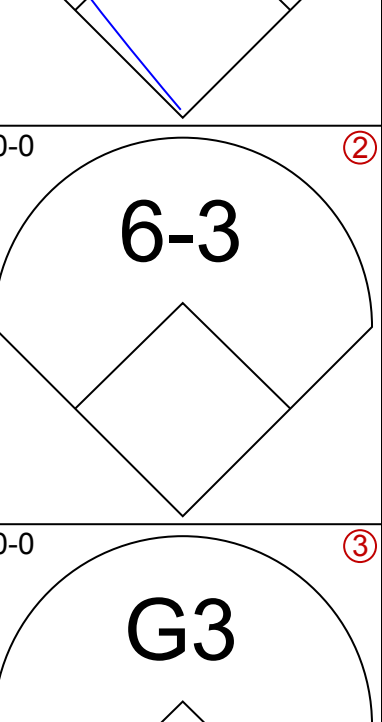
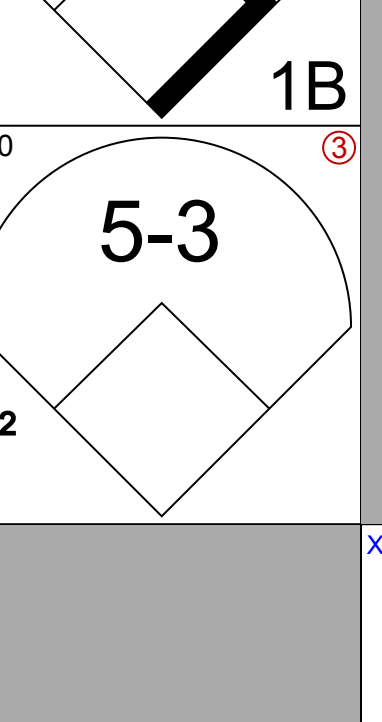
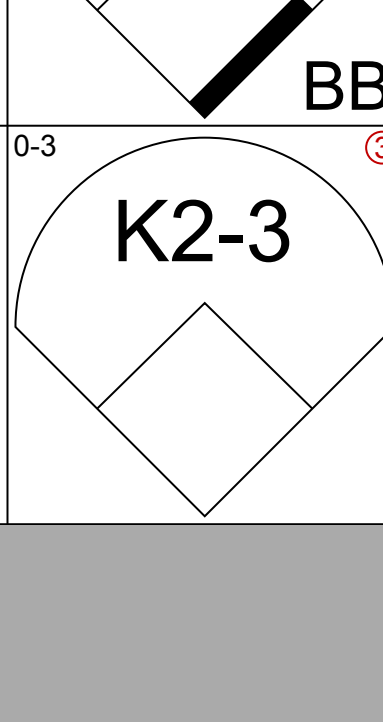
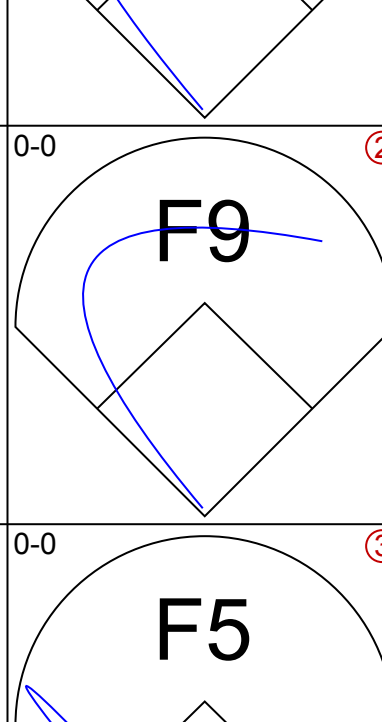
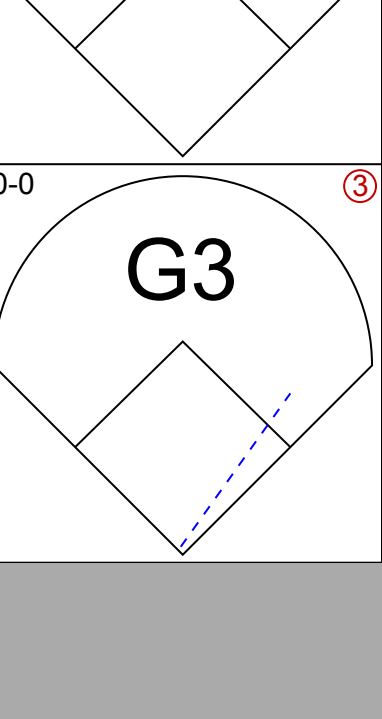
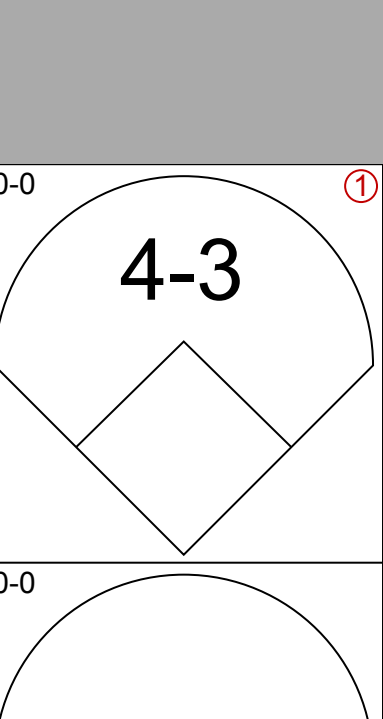
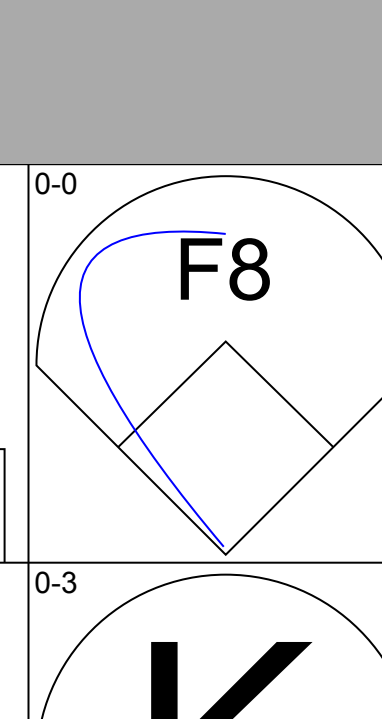
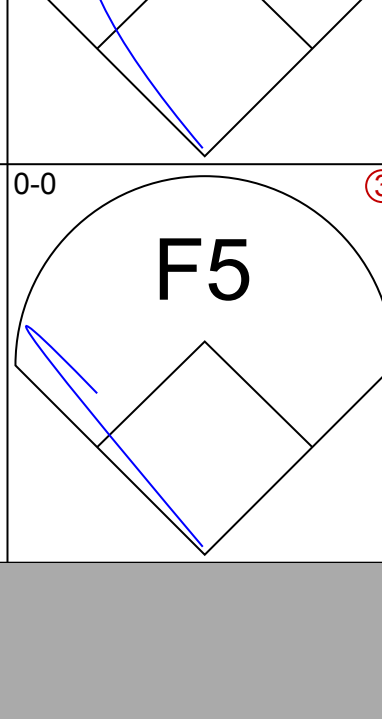
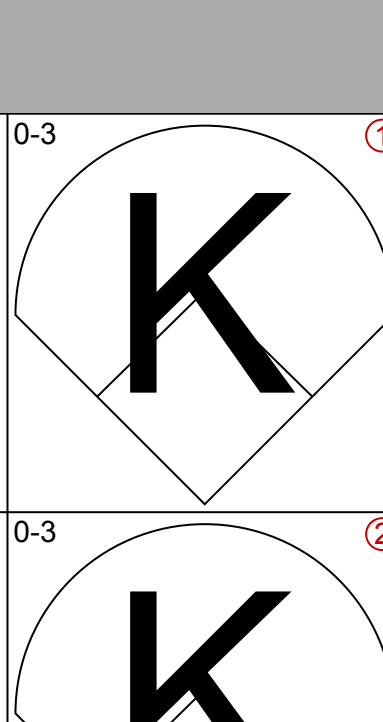
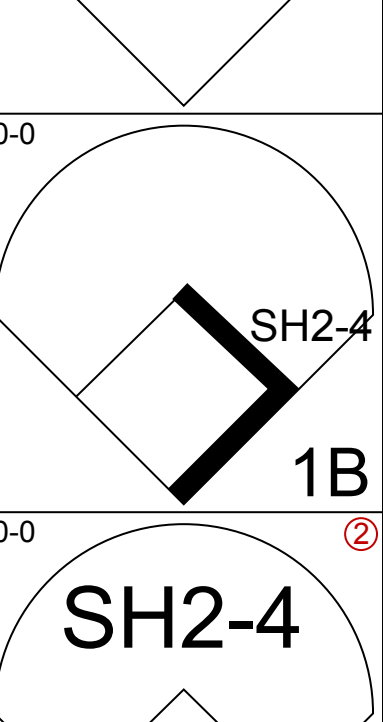
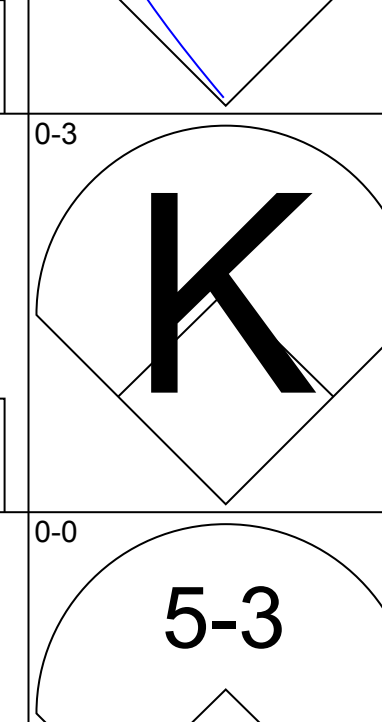
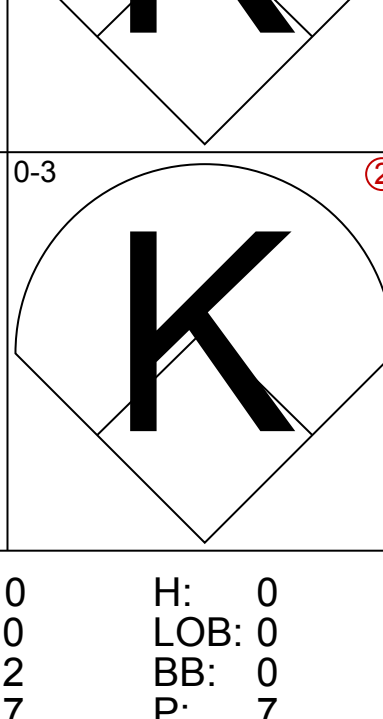
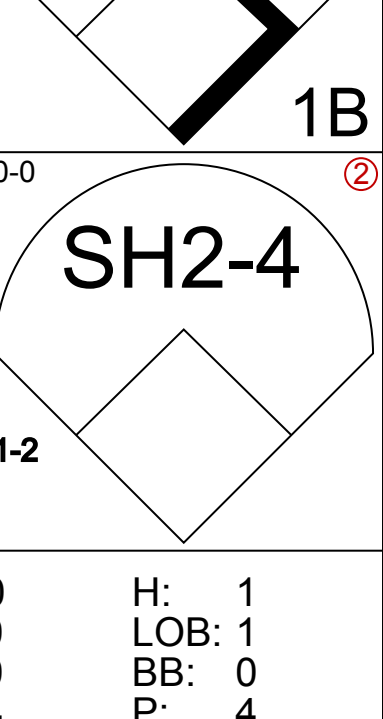
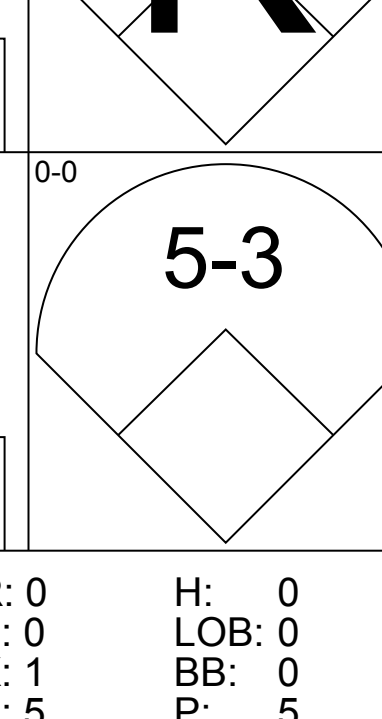
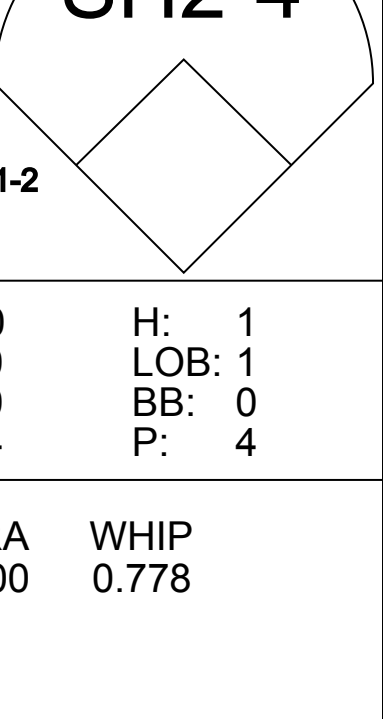
Batter	1	2	3	4	5	6	7	8	9	AB	R	H	RBI	BB	SO	LOB	BOTTOM			
Ivan De Jesus, R OBP: 0.361, SLG: 0.382 (1, 6)	E5 4-3 1B E		SF7 4-3 1B S	S BB			F9		9-2 3-H	4	2	1	0	1	0	2				
Jerry White, S OBP: 0.318, SLG: 0.211 (1, 8)	E 4-3 1B 1-2		4-3 1-3	L9 1-2			1B			4	0	2	0	0	0	2				
Bill Buckner, L OBP: 0.307, SLG: 0.362 (1, 3)	4-3 1-2 2-3		SF7 3-H		6-3		4-3			3	0	0	1	0	0	3				
Bobby Murcer, L OBP: 0.355, SLG: 0.388 (1, 9)	P3		1B 1B BB	G4-6-3 1B			FC5-4 1B			3	1	2	0	1	0	2				
Steve Ontiveros, S OBP: 0.310, SLG: 0.335 Rodney Scott, S OBP: 0.357, SLG: 0.317 (1, 5) (7, 5)	E4 FC5-4 2-3 3-H		1B 1-3	G4-6-3 1-2			FC5-4 G4-6-3 1-2			3	0	1	0	0	0	2				
Mike Vail, R OBP: 0.284, SLG: 0.431 (1, 7)	FC5-4 1-2		1B 1-2 3-H	G3-6-3 1B			G4-6-3 1-2			4	0	2	1	0	0	3				
Mick Kelleher, R OBP: 0.333, SLG: 0.243 (1, 4)		5-3	5-3			L8		6-3		4	0	0	0	0	0	3				
Dave Rader, L OBP: 0.275, SLG: 0.325 Larry Cox, R OBP: 0.324, SLG: 0.366 (1, 2) (9, PH)	L7			K		G3-6-3 1-2		2B 9-2 BB		3	0	0	0	0	1	1				
Rick Reuschel, R OBP: 0.077, SLG: 0.027 Gene Clines, R OBP: 0.337, SLG: 0.342 Larry Bittner, L OBP: 0.322, SLG: 0.376 (1, 1) (9, PH) (9, PH)	4-3			6-3		6-3		1-3 2B		3	0	0	0	0	0	0				
Inning Stats	R: 1 E: 2 K: 0 S: 6	H: 1 LOB: 2 BB: 0 P: 6	R: 0 E: 0 K: 0 S: 3	H: 0 LOB: 0 BB: 0 P: 3	R: 2 E: 0 K: 0 S: 11	H: 3 LOB: 2 BB: 1 P: 17	R: 0 E: 0 K: 1 S: 5	H: 0 LOB: 1 BB: 1 P: 9	R: 0 E: 0 K: 0 S: 3	H: 1 LOB: 0 BB: 0 P: 3	R: 0 E: 0 K: 0 S: 4	H: 1 LOB: 1 BB: 0 P: 4	R: 0 E: 0 K: 0 S: 6	H: 1 LOB: 0 BB: 0 P: 7	R: 0 E: 0 K: 0 S: 3	H: 1 LOB: 1 BB: 1 P: 7	1B: 8 2B: 2 3B: 0 HR: 0	SF: 1 SAC: 0 DP: 4 HBP: 0	WP: 0 PB: 0 SB: 2 CS: 0	PA: 37
PITCHER Tommy John, L ERA: 3.89 Terry Forster, L ERA: 2.52 Bob Welch, R ERA: 3.05 (1, 1) (7, 1) (9, 1)	IP: 6.0 WLS: W BF: 9 H: 6 R: 3 ER: 2 SO: 1 BB: 2 IBB: 0 HBP: 0 BLK: 0 WP: 0 HR: 0 S: 31 P: 41 ERA: 3.00 WHIP: 1.333															PITCHER				

Los Angeles Dodgers @ Chicago Cubs
Wrigley Field, Chicago, IL
Mon Jul 17 1978, 3:33 AM CDT
Att: 26,821 - Overcast - 76 F

AB 33
R 3
H 9
RBI 2
BB 3
SO 1
LOB 19



Batter	1	2	3	4	5	6	7	8	9	AB	R	H	RBI	BB	SO	LOB	TOP					
Davey Lopes, R OBP: 0.397, SLG: 0.450 (1, 4)										5	0	1	1	0	1	3	Los Angeles Dodgers @ Pittsburgh Pirates Three Rivers Stadium, Pittsburgh, PA Tue Jul 18 1978, 7:05 PM EDT Att: 15,125 - Unknown					
Bill Russell, R OBP: 0.290, SLG: 0.349 (1, 6)										4	0	1	1	0	1	0						
Reggie Smith, S OBP: 0.370, SLG: 0.535 (1, 9)										5	0	0	0	0	2	3						
Ron Cey, R OBP: 0.361, SLG: 0.435 (1, 5)										5	2	2	1	0	3	2						
Ted Martinez, R OBP: 0.306, SLG: 0.292 (9, 5)										0	0	0	0	0	0	0						
Steve Garvey, R OBP: 0.340, SLG: 0.462 (1, 3)										4	1	1	0	1	0	0						
Dusty Baker Jr., R OBP: 0.341, SLG: 0.404 (1, 7)										4	1	3	1	1	0	0						
Joe Ferguson, R OBP: 0.369, SLG: 0.413 (1, 2)										3	1	1	3	2	0	1						
Bill North, S OBP: 0.394, SLG: 0.315 (1, 8)										3	2	1	0	2	1	5						
Don Sutton, R OBP: 0.159, SLG: 0.098 (1, 1)										2	0	1	0	0	0	3						
Inning Stats	R: 0 E: 0 K: 2 S: 7	H: 0 LOB: 0 BB: 0 P: 7	R: 0 E: 0 K: 1 S: 6	H: 1 LOB: 3 BB: 2 P: 14	R: 0 E: 0 K: 1 S: 5	H: 0 LOB: 0 BB: 0 P: 5	R: 5 E: 0 K: 1 S: 11	H: 6 LOB: 2 BB: 1 P: 15	R: 0 E: 0 K: 0 S: 3	H: 0 LOB: 0 BB: 0 P: 3	R: 1 E: 0 K: 0 S: 4	H: 0 LOB: 1 BB: 1 P: 8	R: 0 E: 1 K: 2 S: 9	H: 1 LOB: 2 BB: 0 P: 9	R: 0 E: 0 K: 1 S: 5	H: 1 LOB: 0 BB: 0 P: 5	R: 1 E: 0 K: 0 S: 4	H: 2 LOB: 2 BB: 2 P: 12	1B: 8 2B: 2 3B: 0 HR: 2	SF: 1 SAC: 2 DP: 2 HBP: 0	WP: 0 PB: 0 SB: 1 CS: 1	PA: 44
PITCHER	IP	WLS	BF	H	R	ER	SO	BB	IBB	HBP	BLK	WP	HR	S	P	ERA	WHIP					
Don Robinson, R ERA: 3.8 (1, 1)	3.1	L	19	6	5	5	4	3	0	0	0	0	1	24	36	13.50	2.700					
Ed Whitson, R ERA: 1.97 (4, 1)	3.2		16	2	1	1	3	1	0	0	0	0	0	21	25	2.46	0.818					
Grant Jackson, L ERA: 2.44 (8, 1)	2.0		9	3	1	1	1	2	0	0	0	0	1	9	17	4.50	2.500					

Batter	1	2	3	4	5	6	7	8	9	AB	R	H	RBI	BB	SO	LOB	BOTTOM					
Frank Taveras, R OBP: 0.314, SLG: 0.357 (1, 6)										4	0	0	0	0	1	1	Los Angeles Dodgers @ Pittsburgh Pirates Three Rivers Stadium, Pittsburgh, PA Tue Jul 18 1978, 7:05 PM EDT Att: 15,125 - Unknown					
Omar Moreno, L OBP: 0.328, SLG: 0.291 (1, 8)										4	1	2	0	0	0	0						
Dave Parker, L OBP: 0.375, SLG: 0.551 (1, 9)										4	1	1	2	0	0	1						
Bill Robinson, R OBP: 0.299, SLG: 0.404 (1, 7)										4	0	1	0	0	1	1						
Willie Stargell, L OBP: 0.387, SLG: 0.562 (1, 3)										3	0	1	0	1	0	1						
Rennie Stennett, R OBP: 0.285, SLG: 0.329 (1, 4)										4	0	0	0	0	1	4						
Ed Ott, L OBP: 0.287, SLG: 0.364 (1, 2)										4	0	0	0	0	0	1						
Ken Macha, R OBP: 0.368, SLG: 0.304 (1, 5)										3	0	1	0	0	2	0						
Don Robinson, R OBP: 0.146, SLG: 0.171 (1, 1)										1	0	0	0	0	1	0						
Ed Whitson, R OBP: 0.167, SLG: 0.167 (4, 1)										0	0	0	0	0	0	0						
Phil Garner, R OBP: 0.328, SLG: 0.359 (7, PH)										1	0	0	0	0	0	0						
Grant Jackson, S OBP: 0.250, SLG: 0.250 (8, 1)										0	0	0	0	0	0	0						
Inning Stats	R: 1 E: 0 K: 1 S: 6	H: 1 LOB: 0 BB: 0 P: 6	R: 0 E: 0 K: 0 S: 3	H: 0 LOB: 0 BB: 0 P: 3	R: 0 E: 0 K: 2 S: 7	H: 0 LOB: 0 BB: 0 P: 7	R: 1 E: 0 K: 0 S: 5	H: 2 LOB: 1 BB: 0 P: 5	R: 0 E: 0 K: 0 S: 4	H: 1 LOB: 1 BB: 0 P: 4	R: 0 E: 0 K: 2 S: 8	H: 1 LOB: 2 BB: 1 P: 12	R: 0 E: 0 K: 1 S: 5	H: 0 LOB: 0 BB: 0 P: 5	R: 0 E: 0 K: 0 S: 3	H: 0 LOB: 0 BB: 0 P: 3	R: 0 E: 0 K: 0 S: 4	H: 1 LOB: 1 BB: 0 P: 4	1B: 3 2B: 1 3B: 1 HR: 1	SF: 0 SAC: 1 DP: 0 HBP: 0	WP: 1 PB: 0 SB: 1 CS: 0	PA: 34
PITCHER	IP	WLS	BF	H	R	ER	SO	BB	IBB	HBP	BLK	WP	HR	S	P	ERA	WHIP					
Don Sutton, R ERA: 3.74 (1, 1)	9.0	W	34	6	2	2	6	1	0	0	0	1	1	45	49	2.00	0.778					



Batter	1	2	3	4	5	6	7	8	9	AB	R	H	RBI	BB	SO	LOB	TOP								
Davey Lopes, R OBP: 0.397, SLG: 0.454 (1,4)										4	0	1	0	1	0	1	Los Angeles Dodgers @ Pittsburgh Pirates Three Rivers Stadium, Pittsburgh, PA Wed Jul 19 1978, 7:05 PM EDT Att: 15,527 - Unknown livebaseballscorecards.com								
Bill North, S OBP: 0.398, SLG: 0.327 (1,8)										5	2	3	0	0	0	3									
Reggie Smith, S OBP: 0.371, SLG: 0.544 (1,9)										3	1	1	2	1	0	2									
Ron Cey, R OBP: 0.363, SLG: 0.433 (1,5)										2	0	0	0	2	0	0									
Steve Garvey, R OBP: 0.339, SLG: 0.460 (1,3)										4	0	1	1	0	1	3									
Dusty Baker Jr, R OBP: 0.337, SLG: 0.399 (1,7)										4	0	0	0	0	0	5									
Joe Ferguson, R OBP: 0.368, SLG: 0.410 (1,2)										4	0	1	0	0	2	0									
Bill Russell, R OBP: 0.292, SLG: 0.350 (1,6)										4	0	2	0	0	0	0									
Doug Rau, L OBP: 0.186, SLG: 0.209 (1,1)										2	0	0	0	0	1	1									
Manny Mota, R OBP: 0.368, SLG: 0.389 (6, PH)										1	0	0	0	0	0	0									
Charlie Hough, R OBP: 0.364, SLG: 0.455 (6, PH)										0	0	0	0	0	0	0									
Rick Monday, L OBP: 0.353, SLG: 0.509 (9, PH)										1	0	0	0	0	0	2									
Inning Stats	R: 0 E: 0 K: 1 S: 6	H: 1 LOB: 3 BB: 2 P: 14	R: 0 E: 0 K: 1 S: 6	H: 1 LOB: 1 BB: 0 P: 6	R: 2 E: 0 K: 0 S: 5	H: 2 LOB: 0 BB: 0 P: 5	R: 0 E: 0 K: 2 S: 7	H: 0 LOB: 0 BB: 0 P: 7	R: 1 E: 0 K: 0 S: 5	H: 2 LOB: 2 BB: 1 P: 9	R: 0 E: 0 K: 0 S: 3	H: 0 LOB: 0 BB: 0 P: 3	R: 0 E: 0 K: 0 S: 3	H: 1 LOB: 0 BB: 0 P: 3	R: 0 E: 0 K: 0 S: 3	H: 0 LOB: 0 BB: 0 P: 3	R: 0 E: 0 K: 0 S: 4	H: 2 LOB: 2 BB: 1 P: 8	1B: 6 2B: 2 3B: 1 HR: 1	SF: 0 SAC: 0 DP: 2 HBP: 0	WP: 0 PB: 0 SB: 3 CS: 0	PA: 38			
PITCHER	IP	WLS	BF	H	R	ER	SO	BB	IBB	HBP	BLK	WP	HR	S	P	ERA	WHIP								
Jim Rooker, L ERA: 4.87 (1,1)	8.0	W	34	8	3	3	4	3	0	0	0	0	1	39	51	3.38	1.375								
Kent Tekulve, R ERA: 2.15 (9,1)	1.0	S	4	1	0	0	0	1	0	0	0	0	0	3	7	0.00	2.000								

Batter	1	2	3	4	5	6	7	8	9	AB	R	H	RBI	BB	SO	LOB	BOTTOM								
Frank Taveras, R OBP: 0.316, SLG: 0.358 (1,6)										4	1	2	0	0	0	0	Los Angeles Dodgers @ Pittsburgh Pirates Three Rivers Stadium, Pittsburgh, PA Wed Jul 19 1978, 7:05 PM EDT Att: 15,527 - Unknown livebaseballscorecards.com								
Omar Moreno, L OBP: 0.325, SLG: 0.287 (1,8)										4	0	0	0	0	0	2									
Dave Parker, L OBP: 0.374, SLG: 0.557 (1,9)										4	1	1	2	0	0	1									
Bill Robinson, R OBP: 0.305, SLG: 0.411 (1,7)										3	2	2	0	1	0	0									
Manny Sanguillen, R OBP: 0.325, SLG: 0.366 (1,3)										3	1	2	0	1	0	1									
Rennie Stennett, R OBP: 0.285, SLG: 0.330 (1,4)										3	0	1	1	0	0	2									
Phil Garner, R OBP: 0.331, SLG: 0.359 (1,5)										3	1	1	1	1	1	2									
Duffy Dyer, R OBP: 0.347, SLG: 0.327 (1,2)										3	0	1	0	1	0	0									
Jim Rooker, R OBP: 0.182, SLG: 0.313 (1,1)										2	0	0	1	0	1	2									
Kent Tekulve, R OBP: 0.182, SLG: 0.182 (9,1)										0	0	0	0	0	0	0									
Inning Stats	R: 0 E: 0 K: 0 S: 3	H: 1 LOB: 0 BB: 0 P: 3	R: 3 E: 0 K: 0 S: 5	H: 3 LOB: 0 BB: 1 P: 9	R: 0 E: 0 K: 0 S: 3	H: 0 LOB: 0 BB: 0 P: 3	R: 1 E: 0 K: 0 S: 5	H: 2 LOB: 2 BB: 1 P: 9	R: 2 E: 0 K: 0 S: 6	H: 3 LOB: 2 BB: 1 P: 10	R: 0 E: 0 K: 1 S: 5	H: 0 LOB: 0 BB: 0 P: 5	R: 0 E: 0 K: 0 S: 3	H: 1 LOB: 1 BB: 1 P: 7	R: 0 E: 0 K: 1 S: 5	H: 0 LOB: 0 BB: 0 P: 5	R: 0 E: 0 K: 1 S: 5	H: 0 LOB: 0 BB: 0 P: 5	1B: 8 2B: 1 3B: 0 HR: 1	SF: 2 SAC: 0 DP: 0 HBP: 0	WP: 0 PB: 0 SB: 0 CS: 4	PA: 37			
PITCHER	IP	WLS	BF	H	R	ER	SO	BB	IBB	HBP	BLK	WP	HR	S	P	ERA	WHIP								
Doug Rau, L ERA: 3.67 (1,1)	5.0	L	25	9	6	6	0	3	0	0	0	0	1	22	34	10.80	2.400								
Charlie Hough, R ERA: 2.6 (6,1)	3.0		10	1	0	0	2	1	0	0	0	0	0	13	17	0.00	0.667								

Batter	1	2	3	4	5	6	7	8	9	10	AB	R	H	RBI	BB	SO	LOB	TOP									
Davey Lopes, R OBP: 0.390, SLG: 0.455 (1, 4)											4	1	2	0	1	1	1	Los Angeles Dodgers @ Pittsburgh Pirates Three Rivers Stadium, Pittsburgh, PA Thu Jul 20 1978, 3:33 AM EDT Att: 13,823 - Unknown livebaseballscorecards.com									
Bill North, S OBP: 0.402, SLG: 0.330 (1, 8)											4	2	2	0	1	1	1										
Reggie Smith, S OBP: 0.369, SLG: 0.551 (1, 9)											4	1	1	3	0	0	1										
Ron Cey, R OBP: 0.363, SLG: 0.429 Terry Forster, L OBP: 0.333, SLG: 0.333 (1, 5) (9, 1)											3	1	0	0	2	0	3										
Steve Garvey, R OBP: 0.342, SLG: 0.461 (1, 3)											4	0	2	0	1	1	1										
Dusty Baker Jr., R OBP: 0.335, SLG: 0.396 (1, 7)											5	0	1	1	0	0	4										
Joe Ferguson, R OBP: 0.360, SLG: 0.400 (1, 2)											5	0	0	0	0	2	3										
Bill Russell, R OBP: 0.292, SLG: 0.349 (1, 6)											4	0	1	0	0	0	0										
Rick Rhoden, R OBP: 0.192, SLG: 0.158 Lance Rautzhan, L OBP: 0.312, SLG: 0.587 Rick Monday, L OBP: 0.312, SLG: 0.587 Bob Welch, R OBP: 0.312, SLG: 0.587 Lee Lacy, R OBP: 0.312, SLG: 0.587 (1, 1) (4, 1) (6, PH) (6, PH) (6, PH) (6, PH)											1	0	0	0	0	1	0										
Inning Stats	R: 3 E: 1 K: 1 S: 8	H: 3 LOB: 1 BB: 1 P: 12	R: 0 E: 0 K: 1 S: 5	H: 0 LOB: 0 BB: 0 P: 5	R: 1 E: 1 K: 0 S: 5	H: 2 LOB: 2 BB: 0 P: 5	R: 0 E: 0 K: 1 S: 6	H: 1 LOB: 1 BB: 0 P: 6	R: 1 E: 0 K: 1 S: 6	H: 1 LOB: 1 BB: 1 P: 10	R: 0 E: 0 K: 2 S: 7	H: 0 LOB: 0 BB: 0 P: 7	R: 0 E: 0 K: 0 S: 2	H: 0 LOB: 0 BB: 1 P: 6	R: 0 E: 0 K: 1 S: 5	H: 0 LOB: 1 BB: 1 P: 9	R: 1 E: 0 K: 0 S: 5		H: 2 LOB: 2 BB: 1 P: 9	R: 0 E: 0 K: 0 S: 3	H: 1 LOB: 0 BB: 0 P: 3	1B: 9 2B: 0 3B: 0 HR: 1	SF: 1 SAC: 1 DP: 2 HBP: 0	WP: 2 PB: 0 SB: 3 CS: 0	PA: 43		
PITCHER	IP 5.2	WLS 26	BF 7	H 5	R 3	ER 3	SO 5	BB 2	IBB 0	HBP 0	BLK 0	WP 2	HR 1	S 34	P 42	ERA 4.76	WHIP 1.588										
Bert Blyleven, R ERA: 3.46 (6, 1)	2.2	12	2	1	1	2	3	0	0	0	0	0	0	13	25	3.38	1.875										
Ed Whitson, R ERA: 2.08 (9, 1)	0.1	1	0	0	0	0	0	0	0	0	0	0	0	1	1	0.00	0.000										
Grant Jackson, L ERA: 2.42 (9, 1)	1.1	W	4	1	0	0	0	0	0	0	0	0	0	4	4	0.00	0.750										
Bruce Kison, R ERA: 3.11																											

Batter	1	2	3	4	5	6	7	8	9	10	AB	R	H	RBI	BB	SO	LOB	BOTTOM									
Frank Taveras, R OBP: 0.314, SLG: 0.356 (1, 6)											5	0	1	0	0	2	0	Los Angeles Dodgers @ Pittsburgh Pirates Three Rivers Stadium, Pittsburgh, PA Thu Jul 20 1978, 3:33 AM EDT Att: 13,823 - Unknown livebaseballscorecards.com									
Omar Moreno, L OBP: 0.324, SLG: 0.287 (1, 8)											4	1	1	0	0	1	0										
Dave Parker, L OBP: 0.372, SLG: 0.553 (1, 9)											4	1	1	0	0	2	0										
Bill Robinson, R OBP: 0.304, SLG: 0.412 (1, 7)											4	1	1	1	0	1	0										
Willie Stargell, L OBP: 0.336, SLG: 0.570 (1, 3)											4	2	2	2	0	0	0										
Rennie Stennett, R OBP: 0.285, SLG: 0.330 Mario Mendoza, R OBP: 0.340, SLG: 0.357 (1, 4) (7, 4)											3	1	1	1	0	0	0										
Ed Ott, L OBP: 0.286, SLG: 0.362 (1, 2)											4	0	1	0	0	0	2										
Phil Garner, R OBP: 0.328, SLG: 0.354 (1, 5)											4	1	0	1	0	0	1										
Bert Blyleven, R OBP: 0.157, SLG: 0.180 Ed Whitson, R OBP: 0.143, SLG: 0.143 Grant Jackson, S OBP: 0.250, SLG: 0.250 Bruce Kison, R OBP: 0.111, SLG: 0.111 (1, 1) (6, 1) (9, 1) (9, 1)	3.0	8	2	2	1	3	0	0	0	0	2	0	0	0	0	2	1										
Inning Stats	R: 0 E: 0 K: 0 S: 3	H: 0 LOB: 0 BB: 0 P: 3	R: 1 E: 0 K: 1 S: 6	H: 1 LOB: 0 BB: 0 P: 6	R: 0 E: 0 K: 1 S: 5	H: 0 LOB: 0 BB: 0 P: 5	R: 5 E: 1 K: 1 S: 10	H: 5 LOB: 0 BB: 0 P: 10	R: 0 E: 0 K: 2 S: 7	H: 0 LOB: 0 BB: 0 P: 7	R: 0 E: 0 K: 3 S: 9	H: 0 LOB: 0 BB: 0 P: 9	R: 0 E: 0 K: 0 S: 3	H: 0 LOB: 0 BB: 0 P: 3	R: 0 E: 0 K: 0 S: 3	H: 0 LOB: 0 BB: 0 P: 3	R: 1 E: 1 K: 0 S: 4		H: 3 LOB: 2 BB: 0 P: 4	1B: 6 2B: 3 3B: 0 HR: 0	SF: 0 SAC: 0 DP: 0 HBP: 0	WP: 1 PB: 0 SB: 0 CS: 1	PA: 37				
PITCHER	IP 3.0	WLS 8	BF 2	H 4	R 4	ER 4	SO 2	BB 0	IBB 0	HBP 0	BLK 0	WP 1	HR 0	S 17	P 17	ERA 12.00	WHIP 1.333										
Rick Rhoden, R ERA: 3.93 (4, 1)	2.0	8	2	2	1	3	0	0	0	0	0	0	0	14	14	4.50	1.000										
Bob Welch, R ERA: 2.66 (6, 1)	3.0	9	0	0	0	4	0	0	0	0	0	0	0	17	17	0.00	0.000										
Terry Forster, L ERA: 2.43 (9, 1)	1.1	L	7	3	1	0	0	0	0	0	0	0	0	7	7	0.00	2.250										

Batter	1	2	3	4	5	6	7	8	9	AB	R	H	RBI	BB	SO	LOB	TOP								
Lou Brock, L OBP: 0.246, SLG: 0.218 Roger Freed, R OBP: 0.302, SLG: 0.457 Bob Coluccio, R OBP: 0.302, SLG: 0.457	F9	F7			F8		F5		2B	4	0	0	0	0	0	2									
Gary Templeton, S OBP: 0.273, SLG: 0.333	1B		F9		1B		4-3		1-3	5	1	2	1	0	0	2									
Jerry Mumphy, S OBP: 0.307, SLG: 0.309	K		4-3		4-3			F8	FC4-6	4	0	0	0	1	1	2									
Ted Simmons, S OBP: 0.386, SLG: 0.543	HR		F3					F5	FC4-6	5	1	2	2	0	0	3									
Keith Hernandez, L OBP: 0.351, SLG: 0.422	1B		F9					F8		4	0	1	0	0	1	1									
Tony Scott, S OBP: 0.303, SLG: 0.282	4-3		F5						2B	2	1	0	0	2	0	1									
Ken Reitz, R OBP: 0.276, SLG: 0.340			5-3					F8		4	0	0	0	0	0	3									
Ken Oberkfell, L OBP: 0.750, SLG: 1.000								4-3	1B	3	2	2	0	1	0	2									
Silvio Martinez, R OBP: 0.208, SLG: 0.292 Mike Phillips, L OBP: 0.305, SLG: 0.296 Aurelio Lopez, R OBP: 0.318, SLG: 0.418	K		SH3-4					F7	2B	1	0	0	0	0	1	1									
Inning Stats	R: 2 E: 0 K: 1 S: 8	H: 3 LOB: 1 BB: 0 P: 8	R: 0 E: 0 K: 1 S: 6	H: 1 LOB: 1 BB: 0 P: 6	R: 0 E: 0 K: 0 S: 3	H: 0 LOB: 0 BB: 0 P: 3	R: 0 E: 0 K: 0 S: 3	H: 0 LOB: 0 BB: 0 P: 3	R: 1 E: 0 K: 0 S: 4	H: 1 LOB: 1 BB: 1 P: 8	R: 0 E: 0 K: 1 S: 6	H: 1 LOB: 2 BB: 1 P: 10	R: 0 E: 0 K: 0 S: 3	H: 0 LOB: 0 BB: 0 P: 3	R: 0 E: 0 K: 0 S: 3	H: 0 LOB: 0 BB: 0 P: 3	R: 2 E: 0 K: 0 S: 6	H: 3 LOB: 3 BB: 2 P: 14	1B: 6 2B: 2 3B: 0 HR: 1	SF: 0 SAC: 1 DP: 0 HBP: 0	WP: 0 PB: 0 SB: 1 CS: 0	PA: 40			
PITCHER	IP	WLS	BF	H	R	ER	SO	BB	IBB	HBP	BLK	WP	HR	S	P	ERA	WHIP								
Burt Hooton, R ERA: 3.32	8.1	W	36	8	5	5	3	3	0	0	0	0	1	39	51	5.40	1.320								
Lance Rautzhan, L ERA: 1.45	0.1		3	1	0	0	0	1	0	0	0	0	0	2	6	0.00	6.000								
Terry Forster, L ERA: 2.41	0.1	S	1	0	0	0	0	0	0	0	0	0	0	1	1	0.00	0.000								

St. Louis Cardinals @ Los Angeles Dodgers
 Dodger Stadium, Los Angeles, CA
 Fri Jul 21 1978, 7:05 PM PDT
 Att: 51,911 - Unknown


AB 35
 R 5
 H 9
 RBI 5
 BB 4
 SO 3
 LOB 17



Batter	1	2	3	4	5	6	7	8	9	AB	R	H	RBI	BB	SO	LOB	BOTTOM								
Davey Lopes, R OBP: 0.391, SLG: 0.455	F7	FC6-4								4	0	2	0	0	0	2									
Bill North, S OBP: 0.403, SLG: 0.327	3B		4-3						FC6-4	2	2	0	0	2	0	2									
Reggie Smith, S OBP: 0.373, SLG: 0.570	SF7		G3						HR	3	3	2	4	1	0	0									
Ron Cey, R OBP: 0.365, SLG: 0.434	SF7		F9						HR	3	0	2	1	0	0	0									
Steve Garvey, R OBP: 0.339, SLG: 0.456	5-3									4	0	0	0	0	0	2									
Dusty Baker Jr., R OBP: 0.337, SLG: 0.404		5-3							5-3	3	1	1	1	1	0	0									
Joe Ferguson, R OBP: 0.359, SLG: 0.394		1B							K	3	0	0	0	1	1	1									
Bill Russell, R OBP: 0.289, SLG: 0.346		F8							4-3	4	0	0	0	0	0	1									
Burt Hooton, R OBP: 0.270, SLG: 0.156 Lance Rautzhan, R OBP: 0.333, SLG: 0.333									5-3	2	1	1	0	1	0	0									
Inning Stats	R: 2 E: 0 K: 0 S: 4	H: 1 LOB: 2 BB: 1 P: 8	R: 0 E: 0 K: 0 S: 3	H: 1 LOB: 1 BB: 0 P: 8	R: 0 E: 0 K: 0 S: 3	H: 0 LOB: 0 BB: 0 P: 3	R: 1 E: 0 K: 0 S: 4	H: 1 LOB: 0 BB: 0 P: 4	R: 0 E: 0 K: 0 S: 2	H: 1 LOB: 0 BB: 1 P: 6	R: 1 E: 0 K: 0 S: 3	H: 1 LOB: 1 BB: 2 P: 11	R: 3 E: 0 K: 0 S: 6	H: 3 LOB: 1 BB: 1 P: 10	R: 0 E: 0 K: 1 S: 5	H: 0 LOB: 0 BB: 0 P: 5	1B: 4 2B: 1 3B: 1 HR: 2	SF: 1 SAC: 0 DP: 1 HBP: 0	WP: 0 PB: 0 SB: 1 CS: 2	PA: 36					
PITCHER	IP	WLS	BF	H	R	ER	SO	BB	IBB	HBP	BLK	WP	HR	S	P	ERA	WHIP								
Silvio Martinez, R ERA: 3.71	6.0	L	25	5	4	4	4	5	0	0	0	0	1	20	40	6.00	1.667								
Aurelio Lopez, R ERA: 4.35	2.0		10	3	3	3	1	1	0	0	0	0	1	11	15	13.50	2.000								

St. Louis Cardinals @ Los Angeles Dodgers
 Dodger Stadium, Los Angeles, CA
 Fri Jul 21 1978, 7:05 PM PDT
 Att: 51,911 - Unknown

AB 28
 R 7
 H 8
 RBI 6
 BB 6
 SO 1
 LOB 8



Batter	1	2	3	4	5	6	7	8	9	AB	R	H	RBI	BB	SO	LOB	TOP			
Garry Templeton, S OBP: 0.277, SLG: 0.336										5	1	3	0	0	0	0				
Jerry Mumphy, S OBP: 0.300, SLG: 0.301										5	0	0	0	0	0	5				
Keith Hernandez, L OBP: 0.350, SLG: 0.420										4	1	1	1	0	0	0				
Ted Simmons, S OBP: 0.384, SLG: 0.548										4	1	1	1	0	1	1				
George Hendrick, R OBP: 0.317, SLG: 0.415										4	0	1	0	0	0	0				
Jerry Morales, R OBP: 0.291, SLG: 0.341										3	0	1	0	1	0	1				
Lou Brock, L OBP: 0.246, SLG: 0.218										0	0	0	0	0	0	0				
Ken Reitz, R OBP: 0.276, SLG: 0.342										4	0	1	0	0	0	3				
Mike Tyson, R OBP: 0.280, SLG: 0.315										4	0	1	0	0	2					
John Denny, R OBP: 0.189, SLG: 0.216										3	0	0	0	0	1	3				
Mark Littell, L										0	0	0	0	0	0	0				
Roger Freed, R OBP: 0.315, SLG: 0.468										1	0	1	0	0	0	0				
Tony Scott, S OBP: 0.303, SLG: 0.282										0	0	0	0	0	0	0				
Inning Stats	R: 2 E: 1 K: 1 S: 9	H: 3 LOB: 2 BB: 0 P: 9	R: 0 E: 0 K: 0 S: 3	H: 0 LOB: 0 BB: 0 P: 3	R: 0 E: 0 K: 0 S: 3	H: 0 LOB: 0 BB: 0 P: 3	R: 0 E: 0 K: 0 S: 5	H: 2 LOB: 2 BB: 0 P: 5	R: 0 E: 0 K: 0 S: 3	H: 0 LOB: 0 BB: 0 P: 3	R: 0 E: 0 K: 0 S: 7	H: 2 LOB: 2 BB: 0 P: 7	R: 1 E: 0 K: 0 S: 4	H: 1 LOB: 1 BB: 1 P: 8	R: 0 E: 0 K: 0 S: 4	H: 2 LOB: 2 BB: 0 P: 4	1B: 8 2B: 1 3B: 0 HR: 1	SF: 0 SAC: 0 DP: 1 HBP: 0	WP: 0 PB: 0 SB: 2 CS: 0	PA: 38
PITCHER	IP WLS BF H R ER SO BB IBB HBP BLK WP HR S P ERA WHIP																			
Tommy John, L ERA: 3.6	(1, 1) 8.1 W 36 9 3 2 2 1 0 0 0 0 1 39 43 2.16 1.200																			
Terry Forster, L ERA: 2.35	(9, 1) 0.2 S 2 1 0 0 0 0 0 0 0 0 0 2 2 0.00 1.500																			

St. Louis Cardinals @ Los Angeles Dodgers
 Dodger Stadium, Los Angeles, CA
 Sat Jul 22 1978, 7:05 PM PDT
 Att: 42,165 - Unknown

AB 37
 R 3
 H 10
 RBI 2
 BB 1
 SO 2
 LOB 15

Batter	1	2	3	4	5	6	7	8	9	AB	R	H	RBI	BB	SO	LOB	BOTTOM			
Davey Lopes, R OBP: 0.388, SLG: 0.454										5	0	1	0	0	1	2				
Bill North, S OBP: 0.408, SLG: 0.332										3	1	2	0	1	1	0				
Reggie Smith, S OBP: 0.374, SLG: 0.577										5	2	2	1	0	1	3				
Ron Cey, R OBP: 0.366, SLG: 0.433										3	1	1	0	1	1	1				
Steve Garvey, R OBP: 0.343, SLG: 0.463										3	0	2	2	1	0	0				
Dusty Baker Jr., R OBP: 0.336, SLG: 0.402										4	0	1	1	0	1	3				
Johnny Oates, L OBP: 0.463, SLG: 0.432										3	0	1	0	1	0	3				
Bill Russell, R OBP: 0.293, SLG: 0.346										2	0	1	0	2	0	3				
Tommy John, R OBP: 0.140, SLG: 0.122										4	0	0	0	0	0	7				
Terry Forster, L ERA: 0.333, SLG: 0.333										0	0	0	0	0	0	0				
Inning Stats	R: 0 E: 0 K: 0 S: 2	H: 0 LOB: 1 BB: 0 P: 6	R: 0 E: 0 K: 1 S: 5	H: 0 LOB: 0 BB: 0 P: 5	R: 0 E: 0 K: 0 S: 4	H: 2 LOB: 1 BB: 0 P: 4	R: 2 E: 0 K: 1 S: 7	H: 2 LOB: 3 BB: 3 P: 19	R: 0 E: 0 K: 0 S: 4	H: 1 LOB: 1 BB: 0 P: 4	R: 0 E: 0 K: 0 S: 4	H: 1 LOB: 2 BB: 1 P: 8	R: 2 E: 0 K: 1 S: 9	H: 4 LOB: 3 BB: 1 P: 13	R: 0 E: 0 K: 2 S: 8	H: 1 LOB: 1 BB: 0 P: 8	1B: 7 2B: 3 3B: 0 HR: 1	SF: 0 SAC: 1 DP: 2 HBP: 0	WP: 0 PB: 0 SB: 0 CS: 0	PA: 39
PITCHER	IP WLS BF H R ER SO BB IBB HBP BLK WP HR S P ERA WHIP																			
John Denny, R ERA: 3.07	(1, 1) 6.1 L 32 10 4 4 2 4 1 0 0 0 0 1 31 51 5.68 2.211																			
Mark Littell, R ERA: 2.17	(7, 1) 1.2 7 1 0 0 3 0 1 0 0 0 0 0 12 16 0.00 0.600																			

St. Louis Cardinals @ Los Angeles Dodgers
 Dodger Stadium, Los Angeles, CA
 Sat Jul 22 1978, 7:05 PM PDT
 Att: 42,165 - Unknown

AB 32
 R 4
 H 11
 RBI 4
 BB 6
 SO 5
 LOB 22

Batter	1	2	3	4	5	6	7	8	9	AB	R	H	RBI	BB	SO	LOB	TOP					
Garry Templeton, S (1.6) OBP: 0.279, SLG: 0.337	F7			K				1B		4	1	2	0	0	1	0	St. Louis Cardinals @ Los Angeles Dodgers Dodger Stadium, Los Angeles, CA Sun Jul 23 1978, 3:33 AM PDT Att: 48,184 - Unknown					
Jerry Mumphrey, S (1.7) OBP: 0.299, SLG: 0.300	L6			F8				F5		4	0	1	0	0	0	2						
George Hendrick, R (1.8) OBP: 0.316, SLG: 0.413	P4			4-3				P5		4	0	1	1	0	0	2						
Ted Simmons, S (1.2)		G6-3 BB			F8			WP BB		2	0	0	0	2	1	2						
Keith Hernandez, L (1.3) OBP: 0.349, SLG: 0.418		K			5-3			F8		4	1	1	0	0	1	2						
Jerry Morales, R (1.9) OBP: 0.293, SLG: 0.341		G6-3						F3		3	0	1	1	1	0	2						
Ken Reitz, R (1.5) OBP: 0.273, SLG: 0.338				6-3				F7		4	0	0	0	0	0	3						
Ken Oberkfell, L (1.4) OBP: 0.500, SLG: 0.571				F7				SH2-4 1B		4	0	1	0	0	0	0						
Pete Vuckovich, R (1.1) OBP: 0.100, SLG: 0.100				4-3				SH2-4		2	0	0	0	0	0	0						
Inning Stats	R: 0 E: 0 K: 0 S: 3	H: 0 LOB: 0 BB: 0 P: 3	R: 0 E: 0 K: 1 S: 4	H: 0 LOB: 0 BB: 1 P: 8	R: 0 E: 0 K: 0 S: 3	H: 0 LOB: 0 BB: 0 P: 3	R: 0 E: 0 K: 1 S: 5	H: 0 LOB: 0 BB: 0 P: 5	R: 0 E: 0 K: 0 S: 3	H: 2 LOB: 2 BB: 0 P: 5	R: 0 E: 0 K: 0 S: 3	H: 0 LOB: 1 BB: 1 P: 7	R: 0 E: 0 K: 0 S: 3	H: 0 LOB: 1 BB: 1 P: 7	R: 1 E: 0 K: 1 S: 8	H: 3 LOB: 2 BB: 0 P: 8	R: 1 E: 0 K: 0 S: 4	H: 2 LOB: 0 BB: 0 P: 4	1B: 7 2B: 0 3B: 0 HR: 0	SF: 0 SAC: 1 DP: 2 HBP: 0	WP: 1 PB: 0 SB: 1 CS: 0	PA: 35
PITCHER Don Sutton, R (1.1) ERA: 3.64	IP: 9.0 WLS: L BF: 35 H: 7 R: 2 ER: 2 SO: 3 BB: 3 IBB: 0 HBP: 0 BLK: 0 WP: 1 HR: 0 S: 38 P: 50 ERA: 2.00 WHIP: 1.111															PITCHER						

Batter	1	2	3	4	5	6	7	8	9	AB	R	H	RBI	BB	SO	LOB	BOTTOM					
Davey Lopes, R (1.4) OBP: 0.393, SLG: 0.447	6-3		6-3		K				P2	5	0	0	0	0	1	3	St. Louis Cardinals @ Los Angeles Dodgers Dodger Stadium, Los Angeles, CA Sun Jul 23 1978, 3:33 AM PDT Att: 48,184 - Unknown					
Bill North, S (1.8) OBP: 0.413, SLG: 0.330	BB BB BB		S BB BB					4-3		1	0	0	0	3	0	2						
Reggie Smith, S (1.9) OBP: 0.378, SLG: 0.575	1-2 BB		S BB		K			SH1-3 BB		1	0	0	0	3	1	1						
Ron Cey, R (1.5) OBP: 0.366, SLG: 0.431	1-2 2-3 BB		K					F9		2	0	0	0	1	1	2						
Steve Garvey, R (1.3) OBP: 0.340, SLG: 0.458	K		6-3					F8		4	0	0	0	0	1	6						
Dusty Baker Jr., R (1.7) OBP: 0.336, SLG: 0.402	4-3							F8		0	0	0	0	0	0	0						
Rick Monday, L (1.7) OBP: 0.346, SLG: 0.498					K			F8		4	0	0	0	0	2	4						
Johnny Oates, L (1.2) OBP: 0.422, SLG: 0.390			P3		4-3					4	0	0	0	0	0	0						
Bill Russell, R (1.6) OBP: 0.293, SLG: 0.346					6-3					0	0	0	0	0	0	0						
Ted Martinez, R (1.6) OBP: 0.310, SLG: 0.296		E6						E 1B		3	0	1	0	0	0	0						
Vic Davalillo, L (9, PH) OBP: 0.304, SLG: 0.321		CS						E 1B		1	0	1	0	0	0	0						
Don Sutton, R (1.1) OBP: 0.170, SLG: 0.114								E3 1B		3	0	1	0	0	0	1						
Lee Lacy, R (9, PH) OBP: 0.361, SLG: 0.553		F9			1-4-3					1	0	0	0	0	0	1						
Inning Stats	R: 0 E: 0 K: 1 S: 5	H: 0 LOB: 3 BB: 3 P: 17	R: 0 E: 1 K: 0 S: 3	H: 0 LOB: 0 BB: 0 P: 3	R: 0 E: 0 K: 1 S: 5	H: 0 LOB: 2 BB: 2 P: 13	R: 0 E: 0 K: 1 S: 5	H: 0 LOB: 0 BB: 0 P: 5	R: 0 E: 0 K: 2 S: 7	H: 0 LOB: 1 BB: 1 P: 11	R: 0 E: 0 K: 0 S: 3	H: 0 LOB: 0 BB: 0 P: 3	R: 0 E: 1 K: 0 S: 5	H: 2 LOB: 2 BB: 0 P: 5	R: 0 E: 0 K: 1 S: 5	H: 0 LOB: 1 BB: 1 P: 9	R: 0 E: 0 K: 0 S: 4	H: 1 LOB: 1 BB: 0 P: 4	1B: 3 2B: 0 3B: 0 HR: 0	SF: 0 SAC: 1 DP: 0 HBP: 0	WP: 0 PB: 0 SB: 2 CS: 1	PA: 37
PITCHER Pete Vuckovich, R (1.1) ERA: 2.19	IP: 9.0 WLS: W BF: 37 H: 3 R: 0 ER: 0 SO: 6 BB: 7 IBB: 0 HBP: 0 BLK: 0 WP: 0 HR: 0 S: 42 P: 70 ERA: 0.00 WHIP: 1.111															PITCHER						



Batter	1	2	3	4	5	6	7	8	9	AB	R	H	RBI	BB	SO	LOB	TOP							
Rodney Scott, S (1,5) OBP: 0.421, SLG: 0.370	3-2 1B SF9 1B		0-0 5-3			3-3 K	2-2 4-3		0-0 F7	3	1	1	0	0	1	0								
Greg Gross, L (7,PH) OBP: 0.303, SLG: 0.343										1	0	0	0	0	0	2								
Donnie Moore, L (7,1) OBP: 0.222, SLG: 0.222										1	0	0	0	0	0	0								
Jerry White, S (1,8) OBP: 0.335, SLG: 0.288	0-0 F8		0-0 P7			0-0 3-1		0-0 1B		4	0	1	0	0	0	1								
Bill Buckner, L (1,3) OBP: 0.333, SLG: 0.396	0-0 1-3 1B		0-0 1B			0-0 1B		0-0 1B		4	1	4	0	0	0	0								
Bobby Murcer, L (1,9) OBP: 0.357, SLG: 0.386	0-0 SF9		0-0 P8			4-0 1-2 BB		0-3 1-2 2-3 K		2	0	0	1	1	1	2								
Larry Bittner, L (1,7) OBP: 0.317, SLG: 0.365	0-0 4-3		3-2 4-3			0-0 F7		0-0 2H 1B		3	0	0	0	0	0	3								
Mike Vail, R (8,PH) OBP: 0.293, SLG: 0.425										1	0	1	1	0	0	0								
Manny Trillo, R (1,4) OBP: 0.328, SLG: 0.351		0-0 5-3		0-0 F9			0-3 K	4-0 1-2 BB		3	0	0	0	1	1	0								
Dave Rader, L (1,2) OBP: 0.341, SLG: 0.341		4-0 BB		0-3 K		0-0 1B	0-0 1B	0-0 L6-3		2	0	1	0	1	1	0								
Gene Clines, R (8,PH) OBP: 0.341, SLG: 0.341										1	0	0	0	0	0	2								
Tim Blackwell, S (8,2)										0	0	0	0	0	0	0								
Ivan De Jesus, R (1,6) OBP: 0.356, SLG: 0.369		0-3 K		0-0 L7		0-3 K		0-0 1B		4	0	1	0	0	2	2								
Mike Krukow, R (1,1) OBP: 0.313, SLG: 0.286		1-3 K		0-3 K		0-0 1B		0-0 1-2		2	0	0	0	0	2	1								
Steve Ontiveros, S (7,PH) OBP: 0.321, SLG: 0.333										1	0	1	0	0	0	0								
Mick Kelleher, R (7,PR) OBP: 0.367, SLG: 0.295										1	0	0	0	0	0	1								
Inning Stats	R: 1 E: 0 K: 0 S: 9	H: 2 LOB: 1 BB: 0 P: 12	R: 0 E: 0 K: 2 S: 8	H: 0 LOB: 1 BB: 1 P: 13	R: 0 E: 0 K: 0 S: 3	H: 1 LOB: 1 BB: 0 P: 3	R: 0 E: 0 K: 0 S: 6	H: 0 LOB: 0 BB: 0 P: 9	R: 0 E: 0 K: 2 S: 7	H: 0 LOB: 0 BB: 0 P: 7	R: 0 E: 0 K: 1 S: 9	H: 1 LOB: 2 BB: 1 P: 16	R: 0 E: 0 K: 2 S: 12	H: 2 LOB: 2 BB: 0 P: 14	R: 1 E: 0 K: 1 S: 7	H: 3 LOB: 2 BB: 1 P: 11	R: 0 E: 0 K: 0 S: 3	H: 1 LOB: 0 BB: 0 P: 3	1B: 10 2B: 0 3B: 0 HR: 0	SF: 1 SAC: 0 DP: 1 HBP: 0	WP: 0 PB: 1 SB: 0 CS: 0	PA: 37		
PITCHER	IP WLS BF H R ER SO BB IBB HBP BLK WP HR S P ERA WHIP	7.0 28 6 1 1 7 2 0 0 0 0 0 54 74 1.29 1.143	2.0 9 4 1 0 1 1 0 0 0 0 0 10 14 0.00 2.500																					

Chicago Cubs @ Los Angeles Dodgers
Dodger Stadium, Los Angeles, CA
Mon Jul 24 1978, 7:05 PM PDT
Att: 46,822 - Unknown - 76 F

AB	33
R	2
H	10
RBI	2
BB	3
SO	8
LOB	14

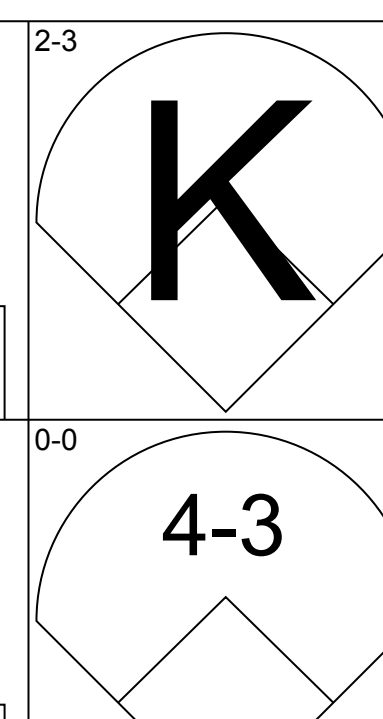
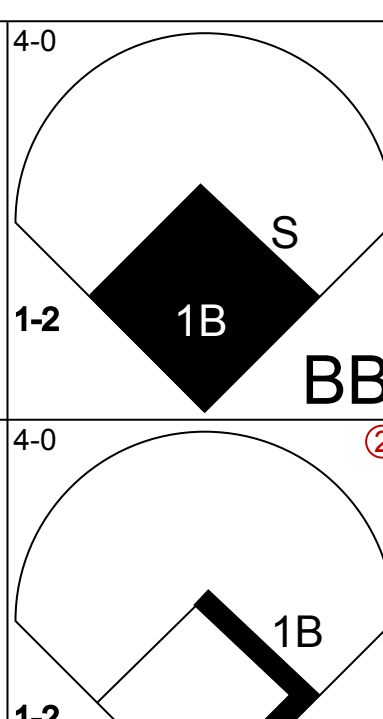
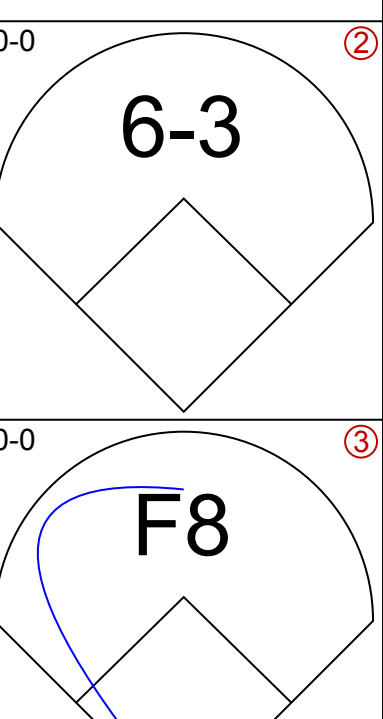
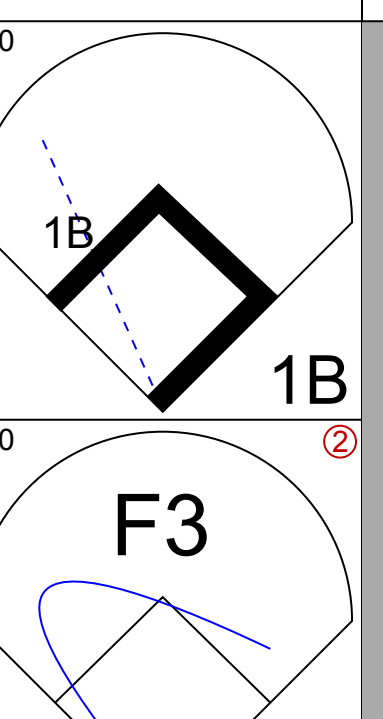
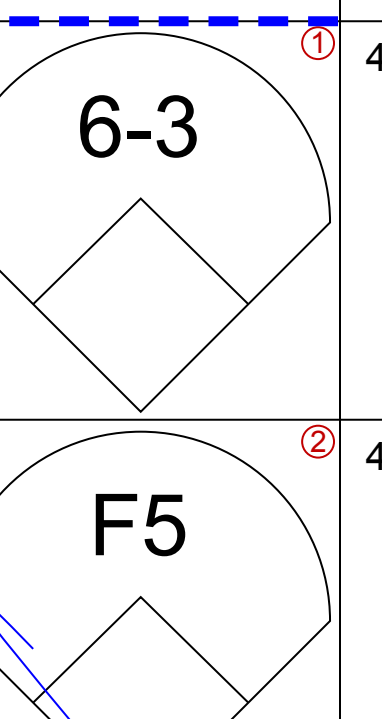
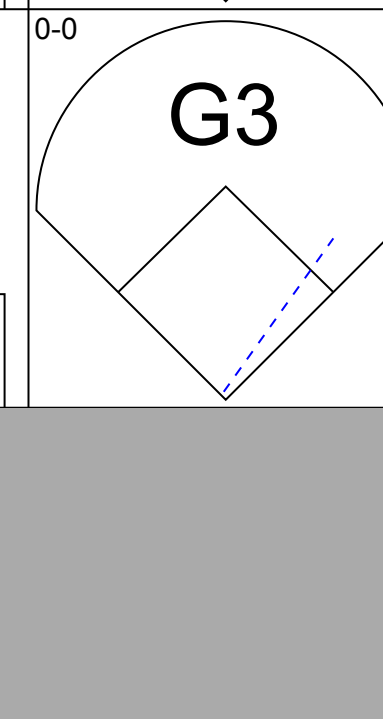
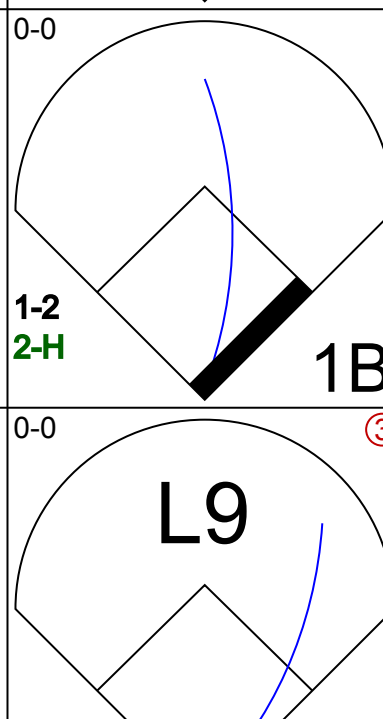

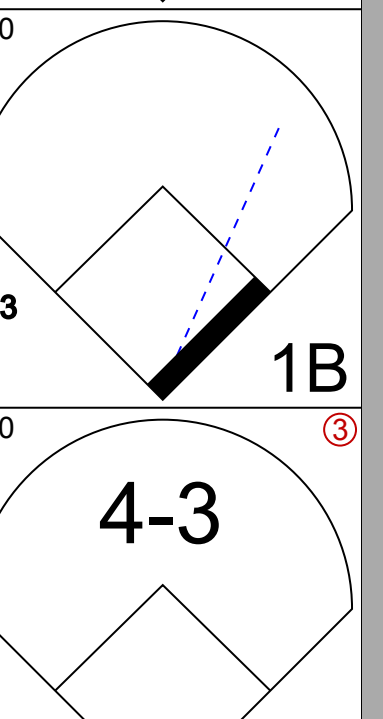
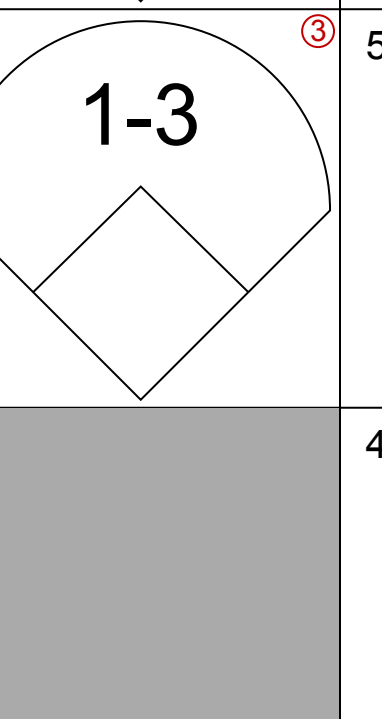





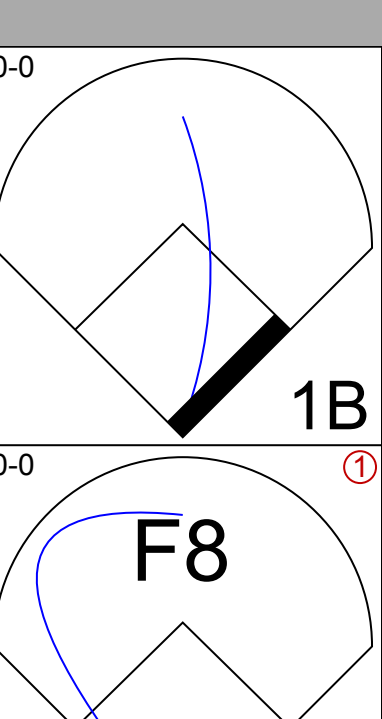
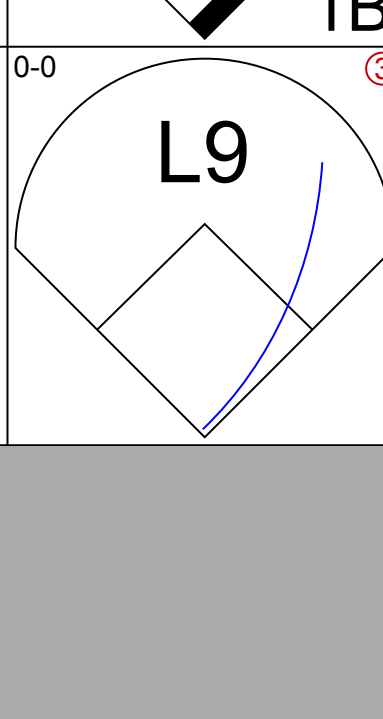
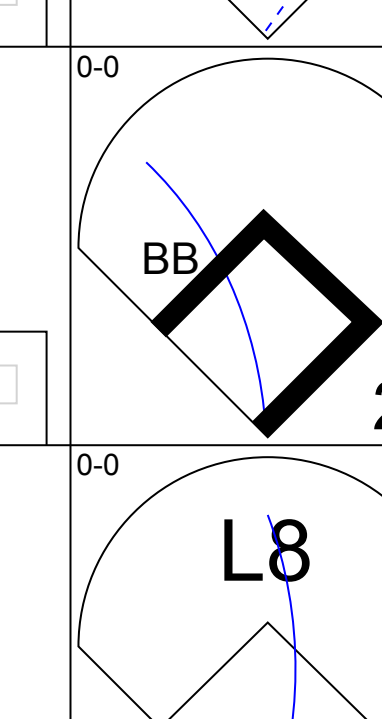
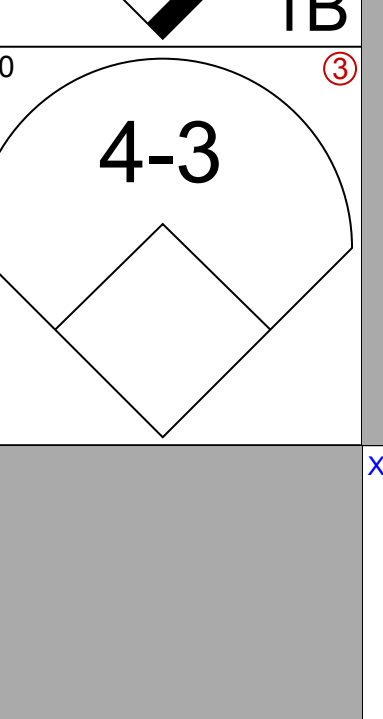
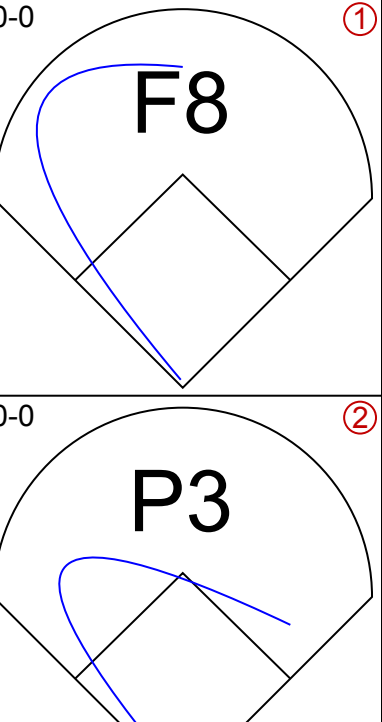
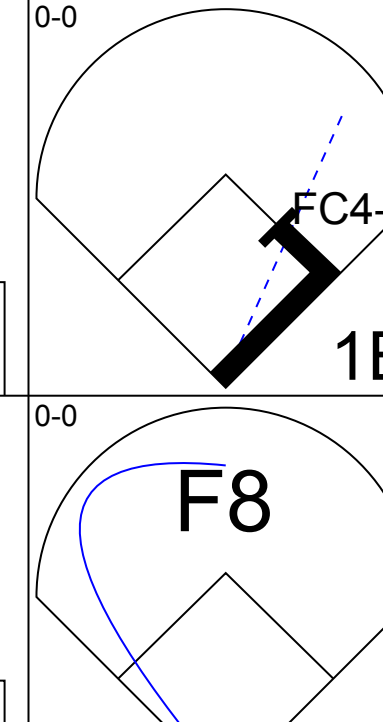
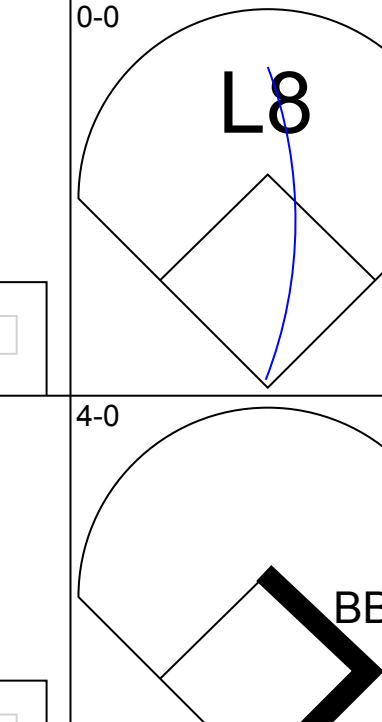
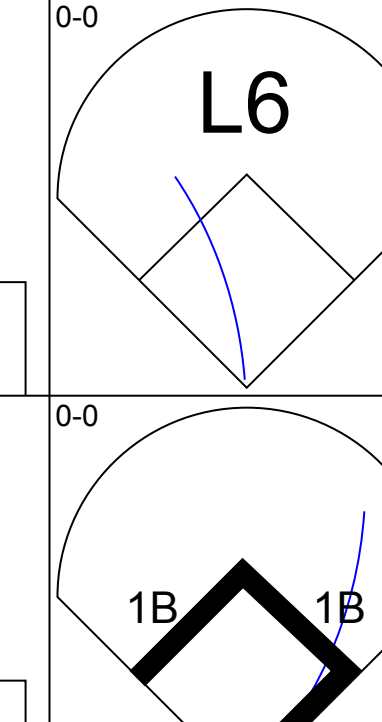
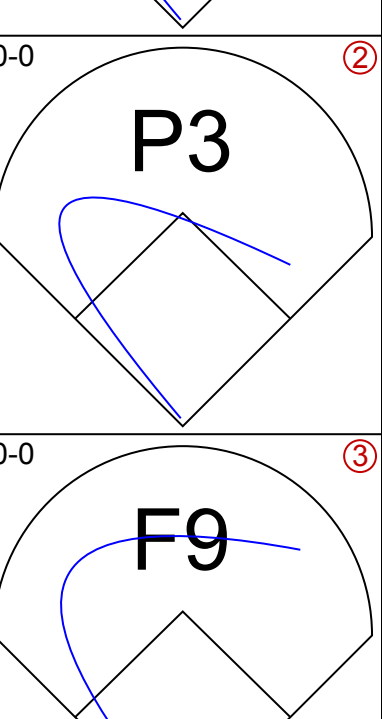
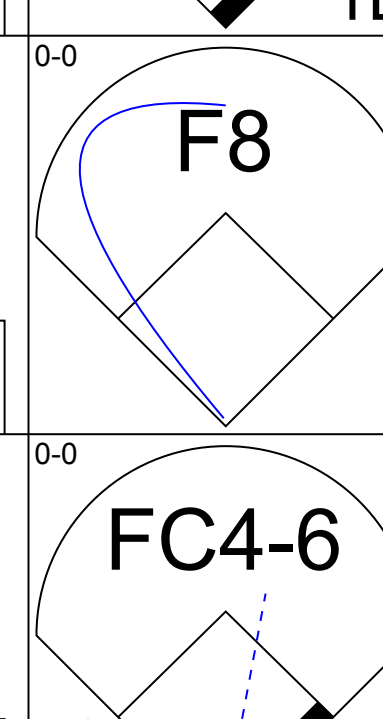
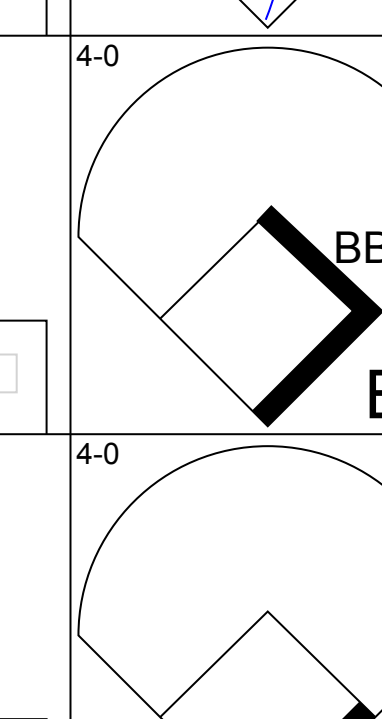

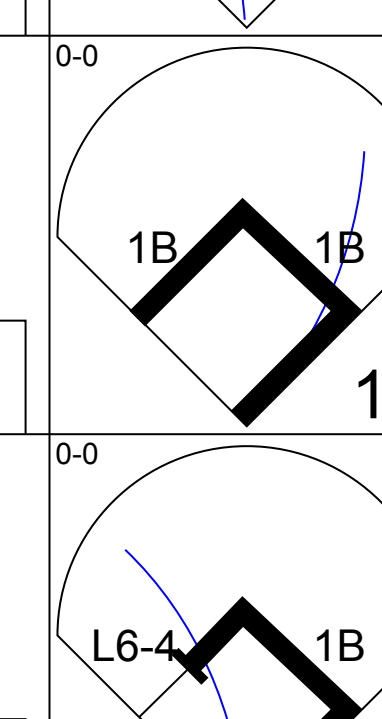
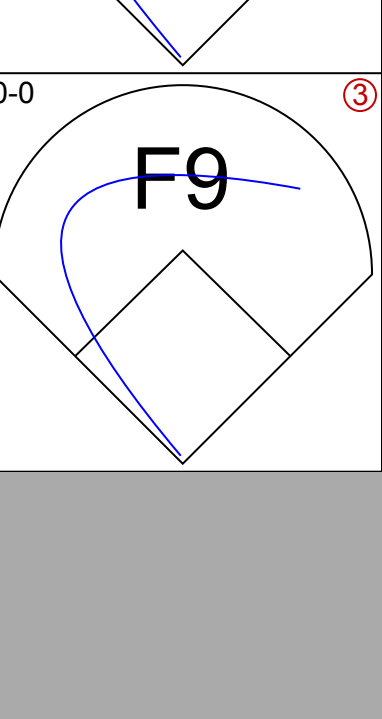
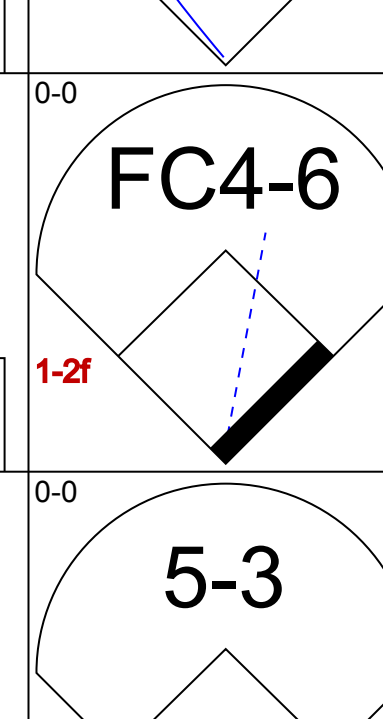
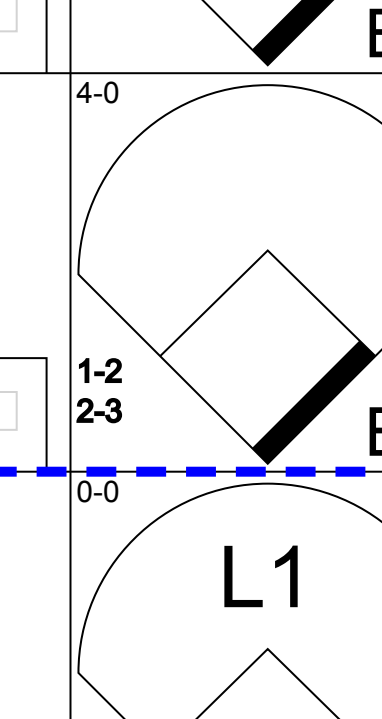
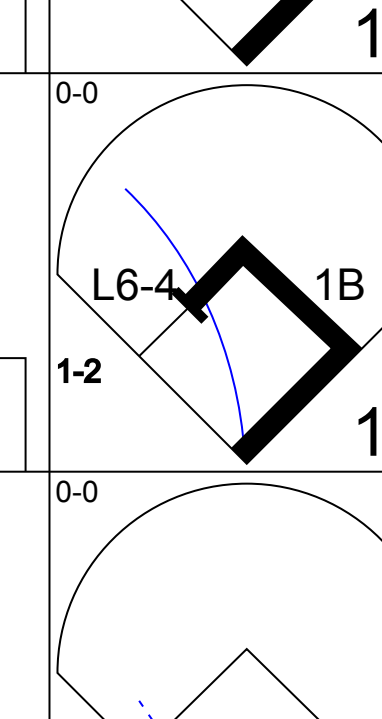
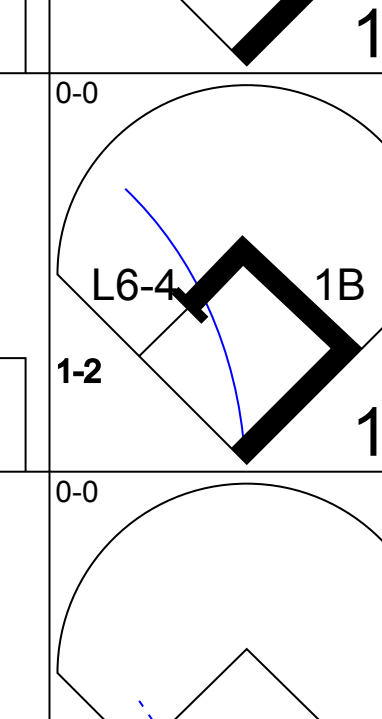
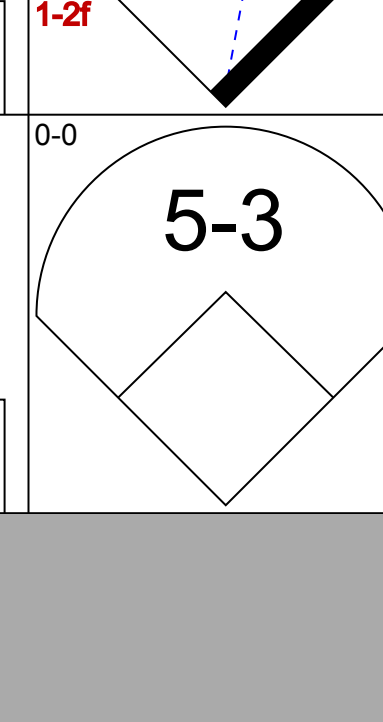
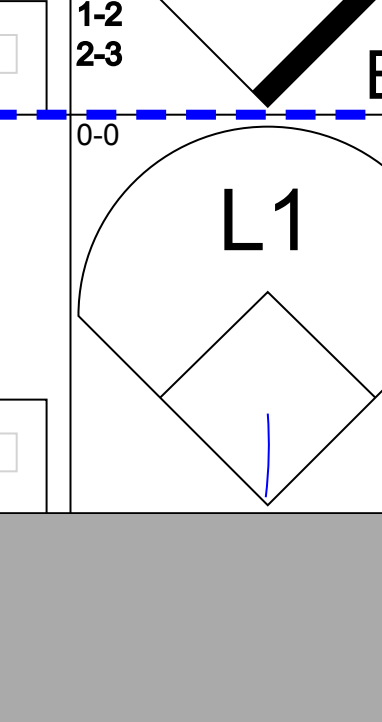
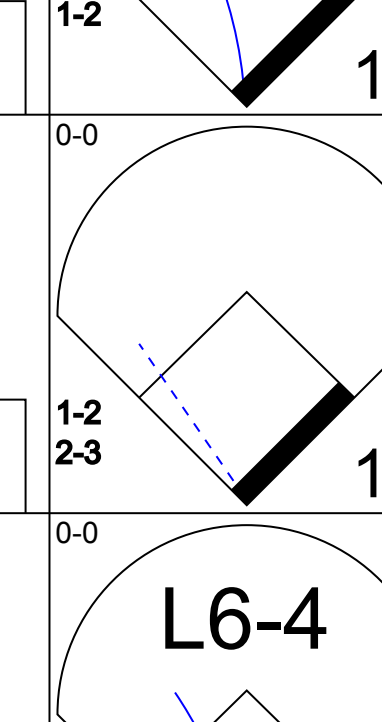
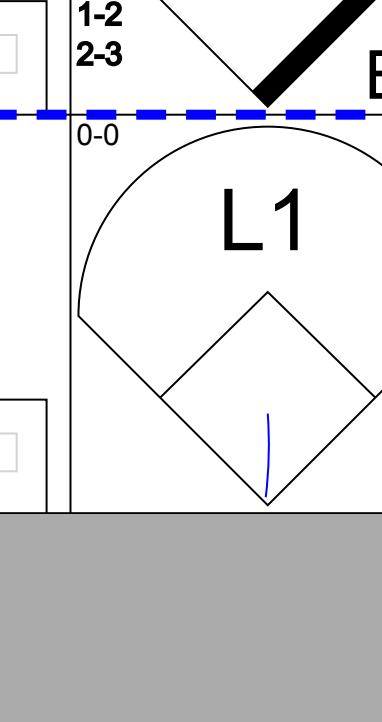
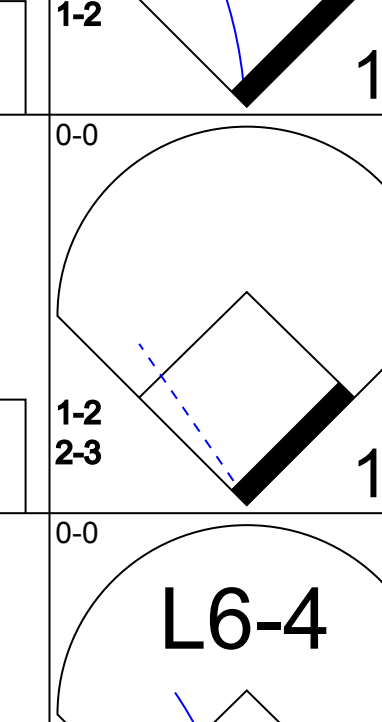
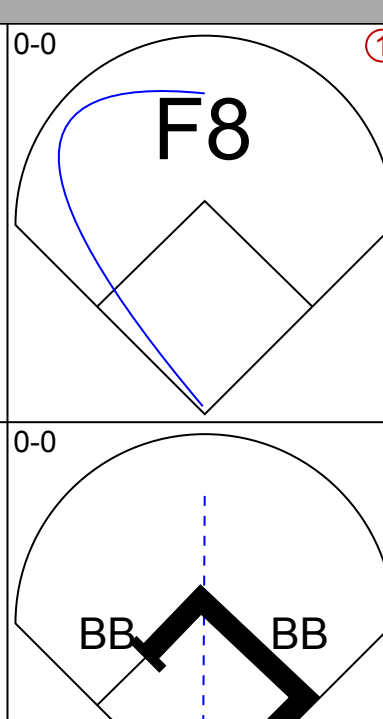
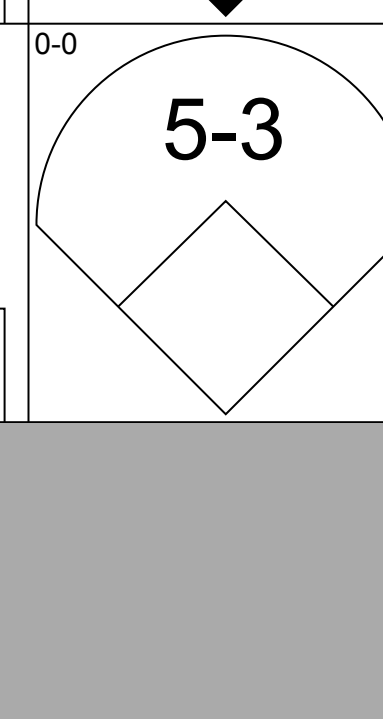
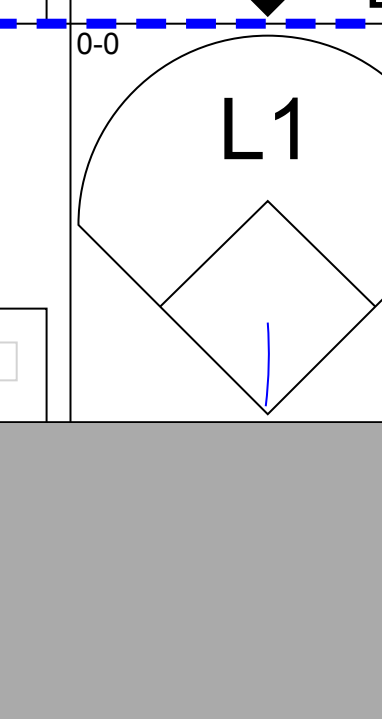
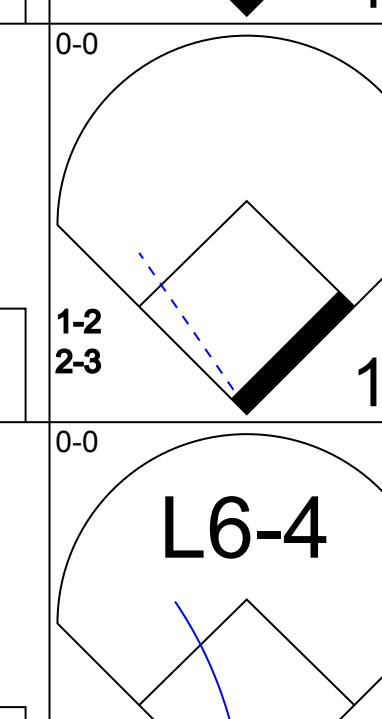
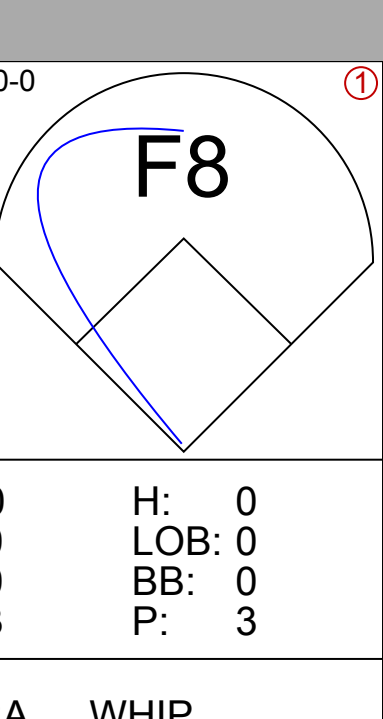
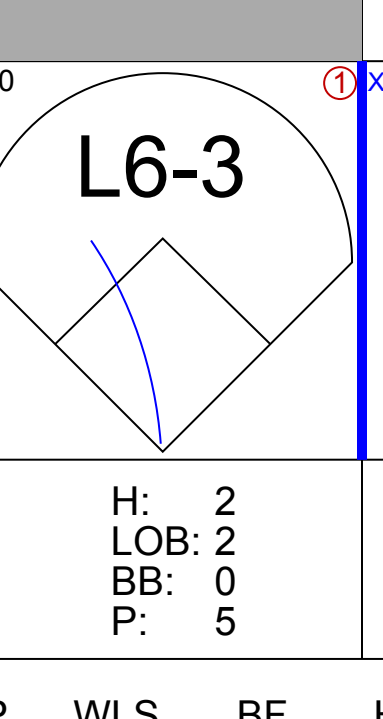
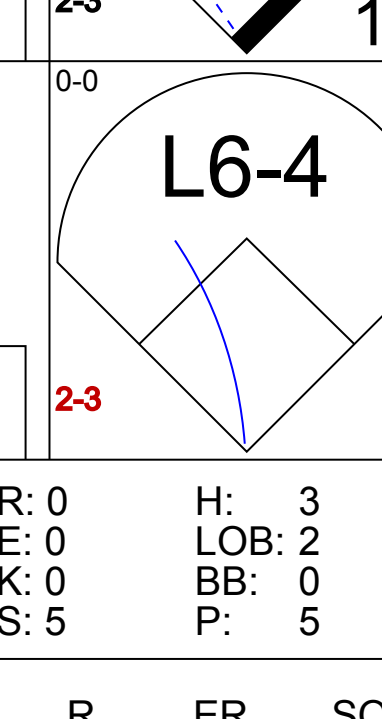
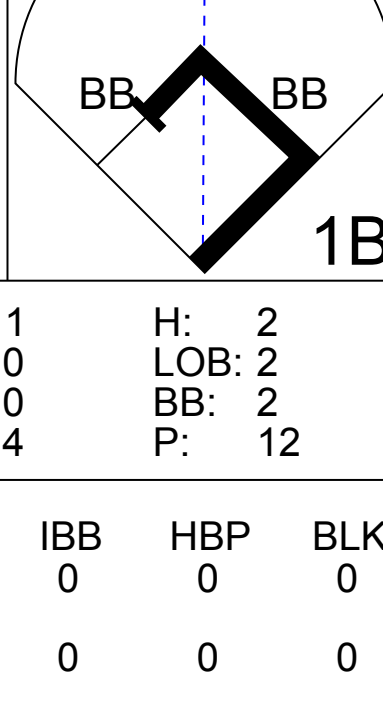
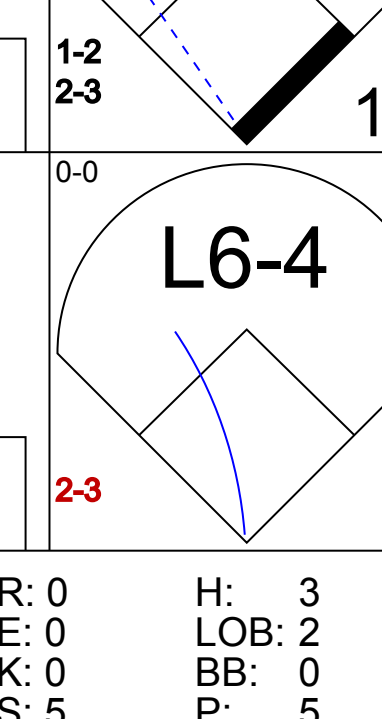


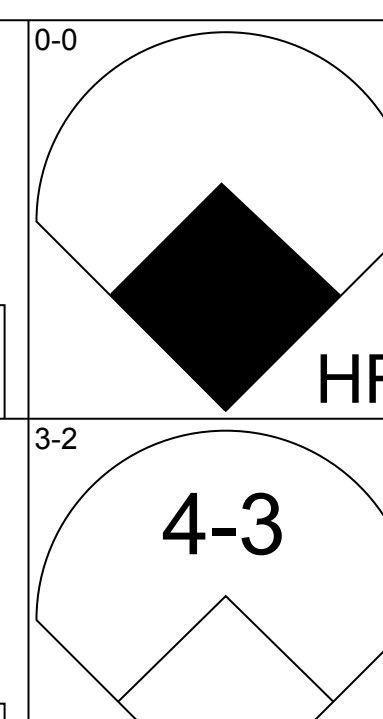
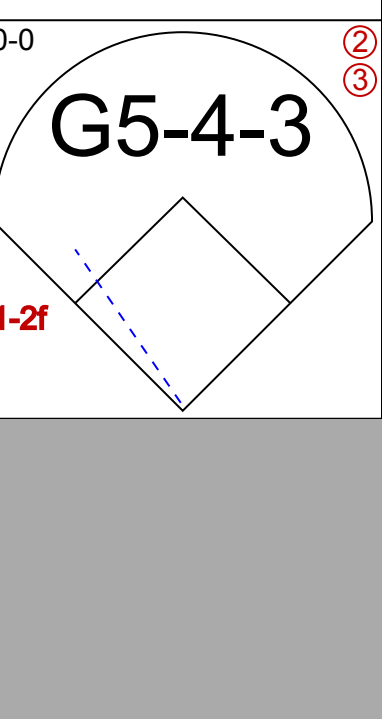
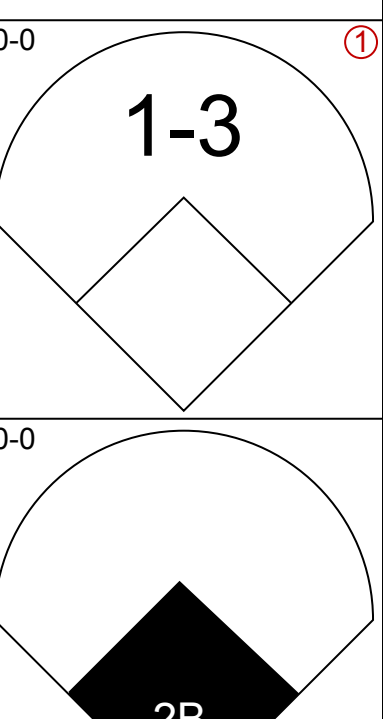
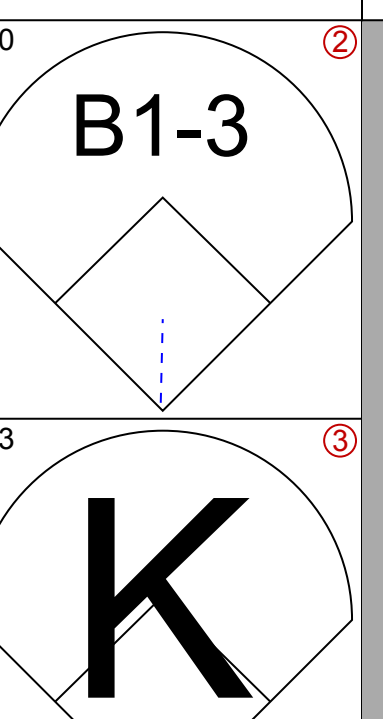
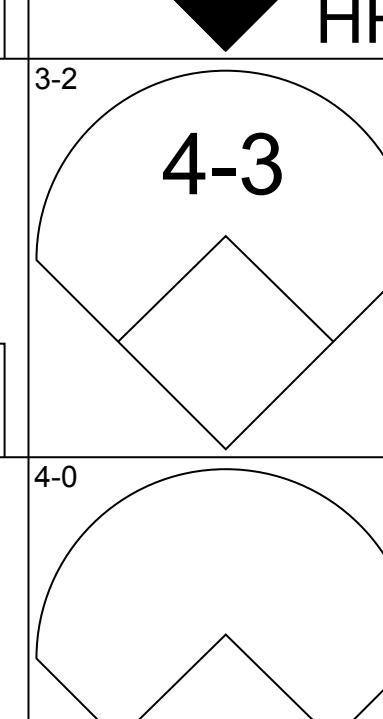
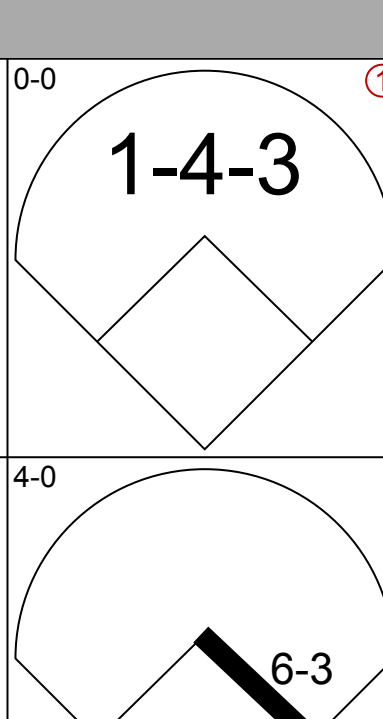
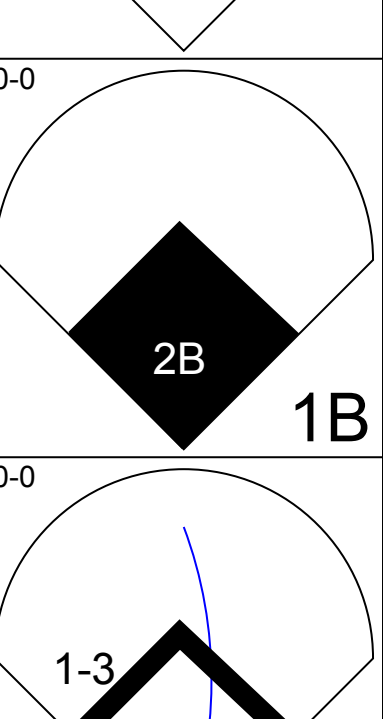

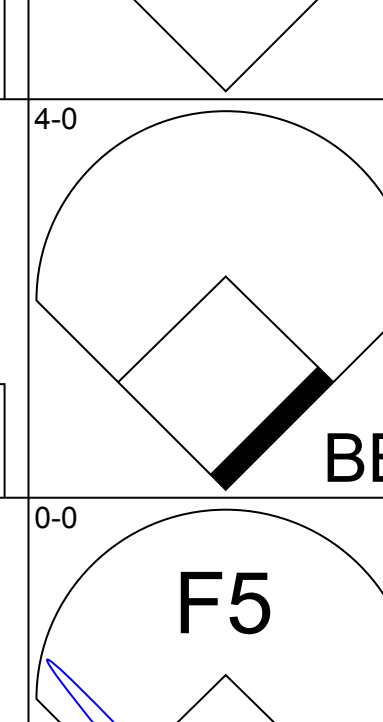
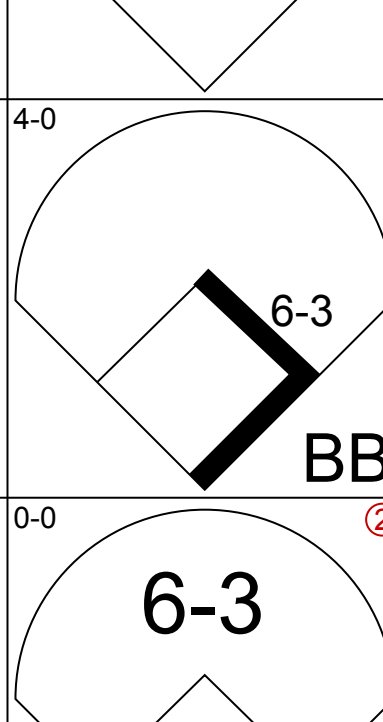
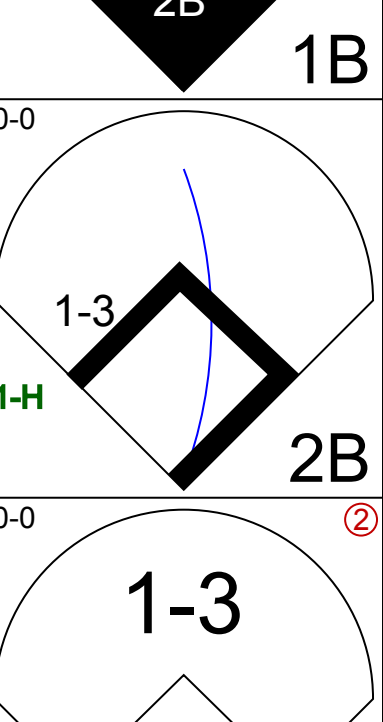

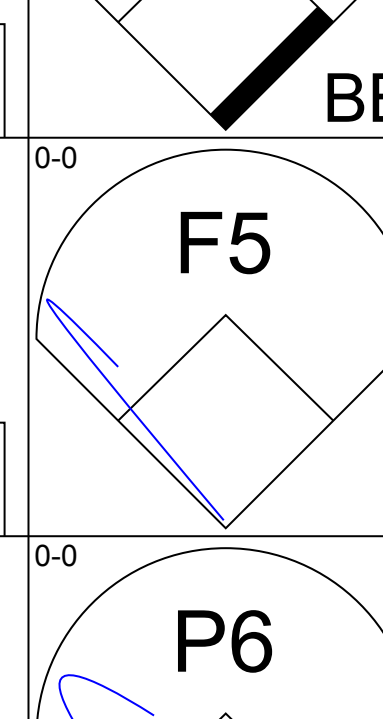
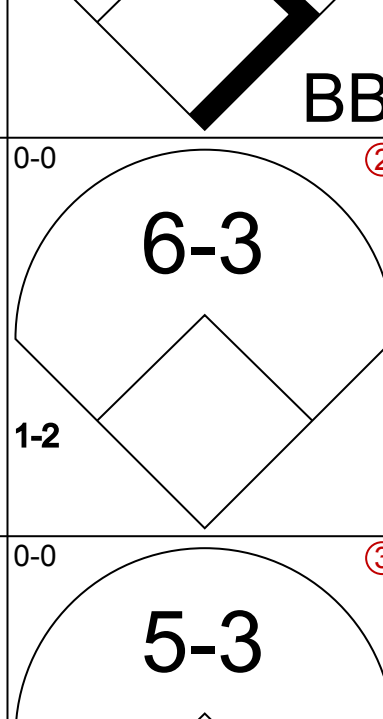
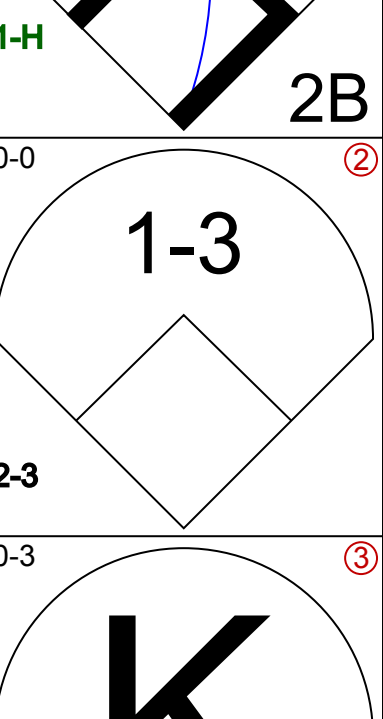

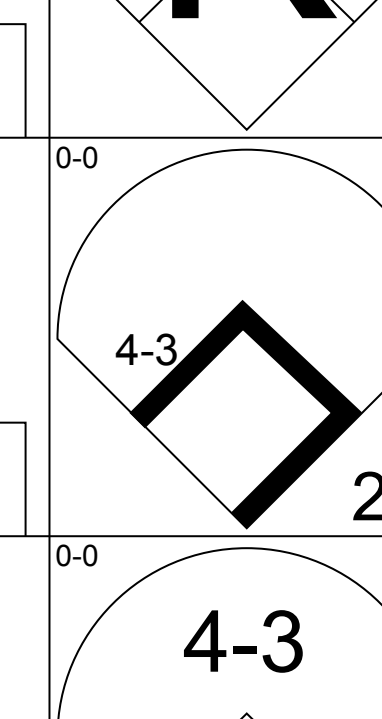
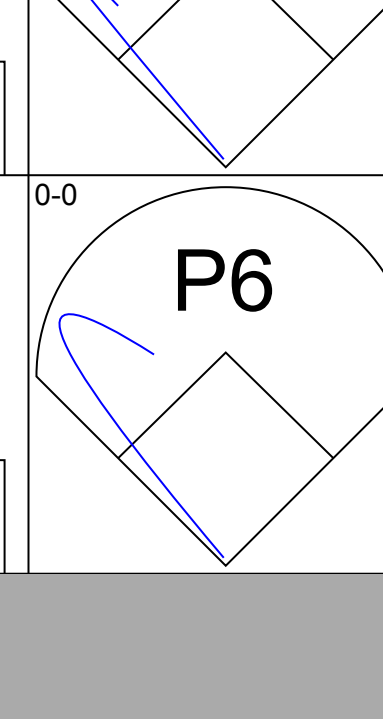
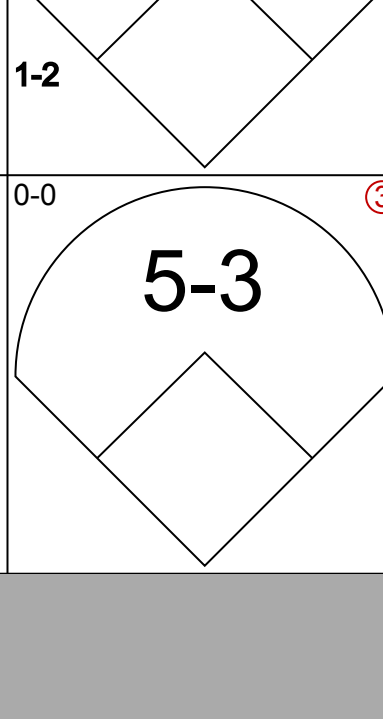
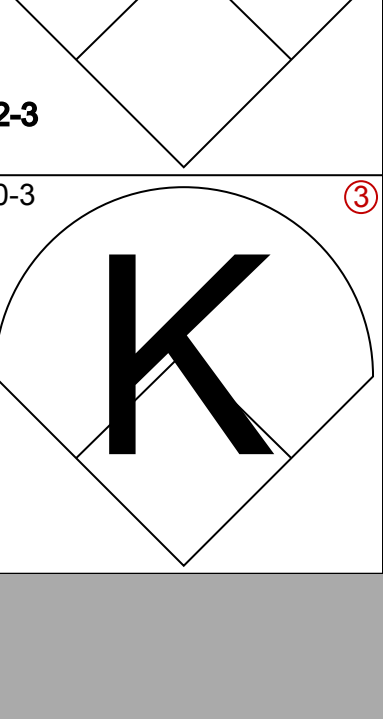

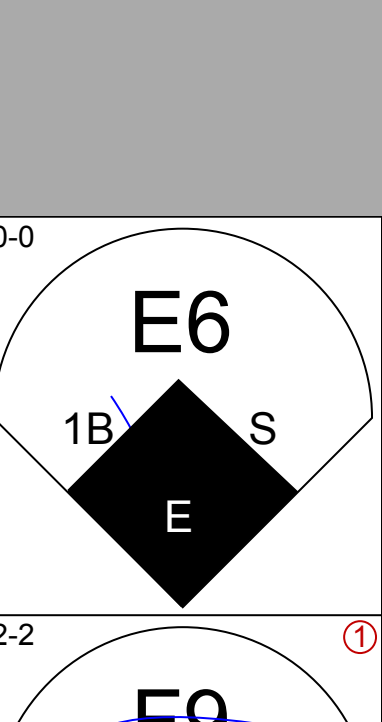
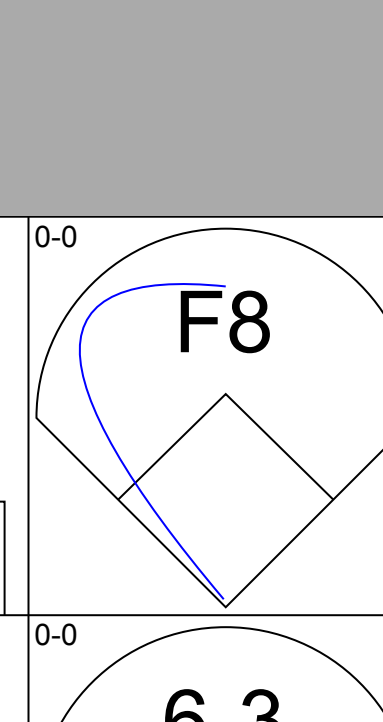
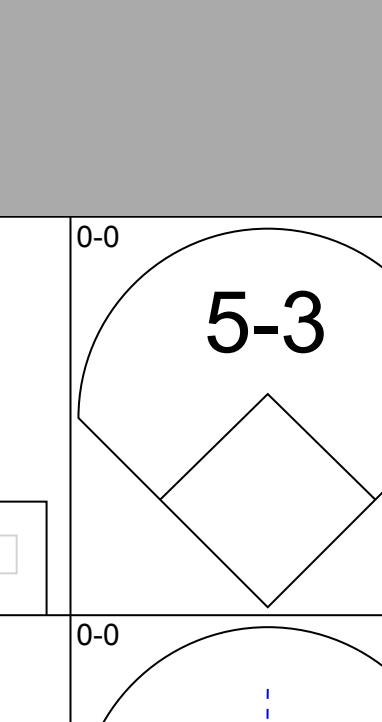
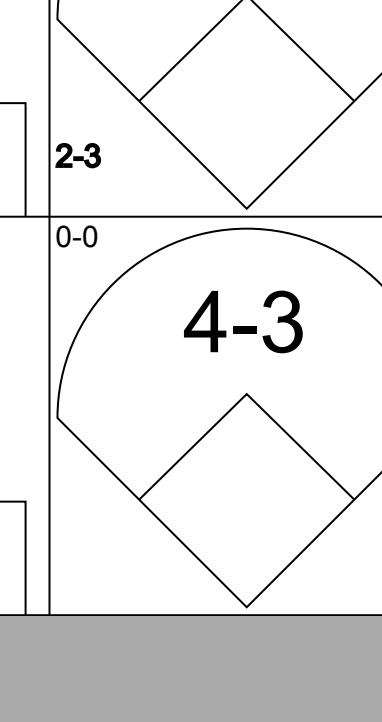
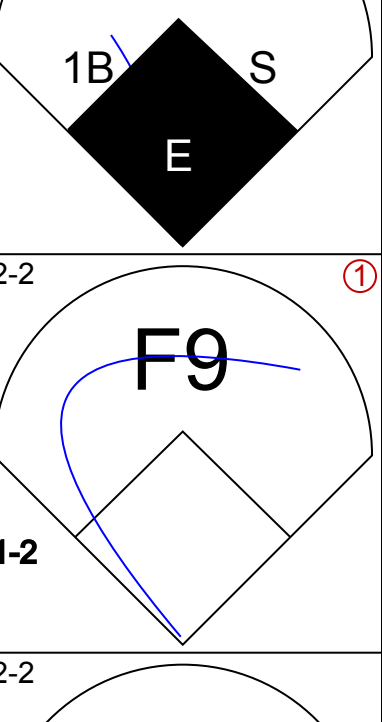
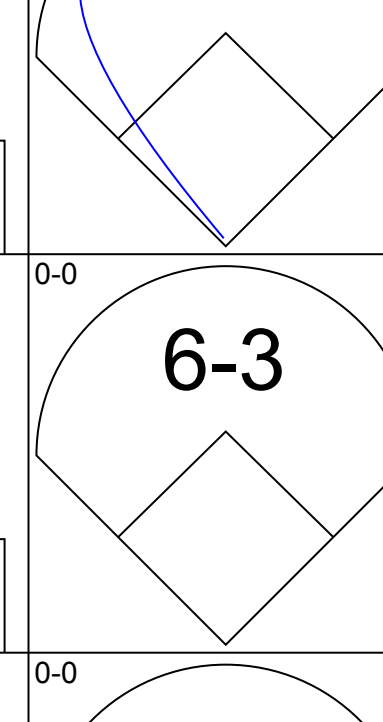
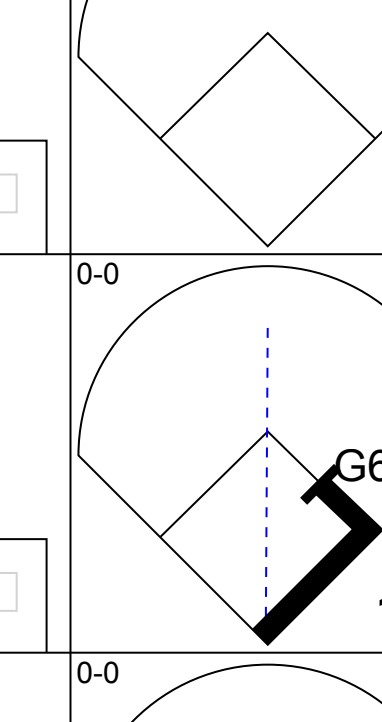
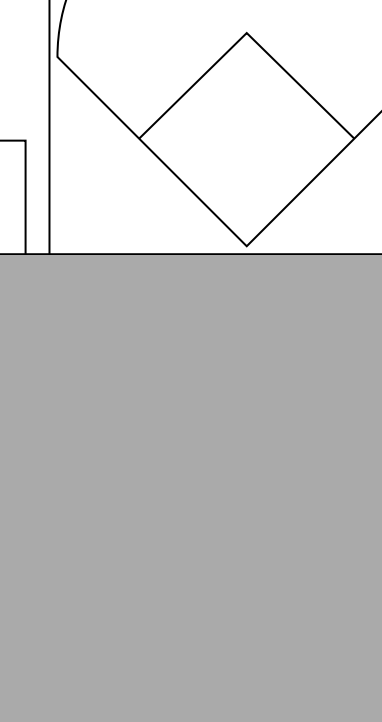
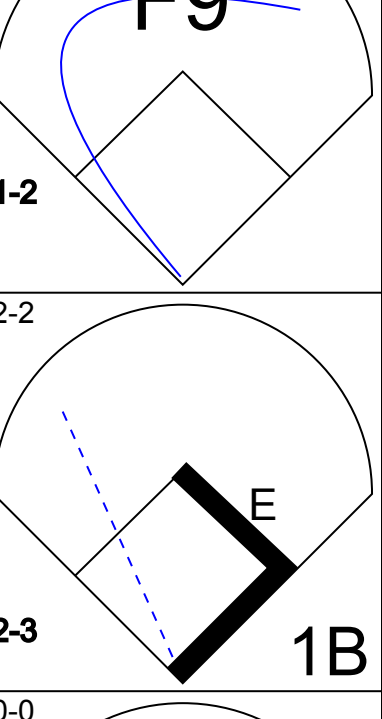
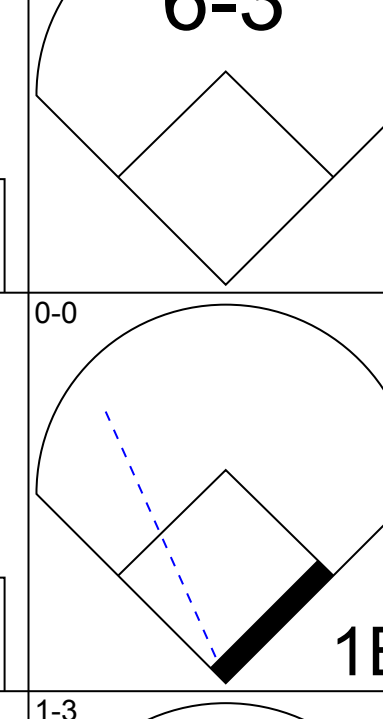
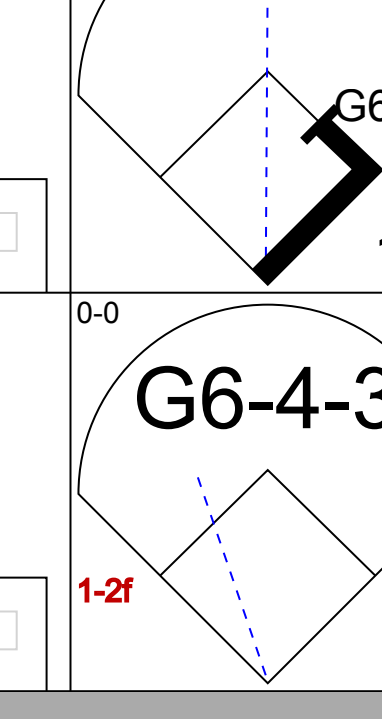
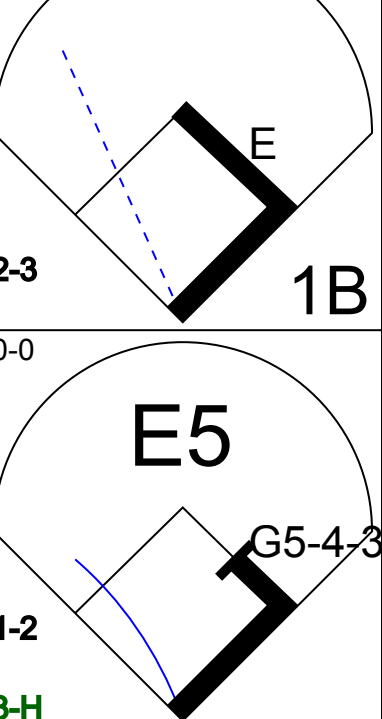
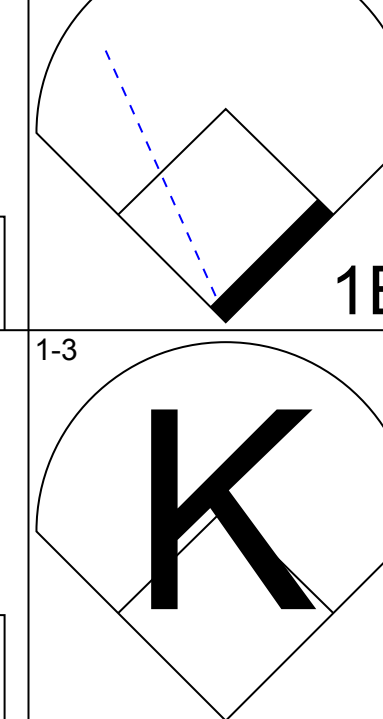
Batter	1	2	3	4	5	6	7	8	9	AB	R	H	RBI	BB	SO	LOB	BOTTOM						
Davey Lopes, R (1,4) OBP: 0.394, SLG: 0.445	4-0 FC4-5 BB		0-3 K		0-0 L7		0-0 5-3		0-0 1B	4	0	1	1	1	1	0							
Bill North, S (1,8) OBP: 0.411, SLG: 0.326	0-0 FC4-5 HR		4-0 BB		2-3 K			0-0 5-3		3	1	0	0	1	1	1							
Reggie Smith, S (1,9) OBP: 0.380, SLG: 0.585	0-0 1H HR		0-3 K			0-0 S CS 1B		0-0 F8		4	1	2	2	0	1	1							
Ron Cey, R (1,5) OBP: 0.362, SLG: 0.426	0-0 F8		0-0 E6		0-0 1-2 K		0-0 K	0-0 6-3		4	0	0	0	0	1	2							
Steve Garvey, R (1,3) OBP: 0.339, SLG: 0.458	0-0 4-3		0-0 4-3			0-0 L6		0-0 SH1-4 1B 2B		4	1	1	0	0	0	3							
Dusty Baker Jr., R (1,7) OBP: 0.336, SLG: 0.400		0-0 6-3		0-0 F8		4-0 S IBB		0-0 SH1-4		2	0	0	0	1	0	0							
Joe Ferguson, R (1,2) OBP: 0.357, SLG: 0.389		0-0 F8		0-0 F5		0-0 F8		1-0 1B IBB HBP		3	0	0	0	0	0	2							
Ted Martinez, R (1,6) OBP: 0.313, SLG: 0.300		0-0 1B		0-0 F2			0-0 3-1	4-0 1B IBB		3	0	1	0	0	0	0							
Lee Lacy, R (9,PH) OBP: 0.365, SLG: 0.553										0	0	0	0	1	0	0							
Bob Welch, R (1,1) OBP: 0.250, SLG: 0.250		0-0 4-3		0-0 6-3			0-0 F5	0-0 P8		2	0	0	0	0	0	1							
Vic Davalillo, L (7,PH) OBP: 0.298, SLG: 0.315										1	0	0	0	0	0	0							
Terry Forster, L (8,1) OBP: 0.333, SLG: 0.333										0	0	0	0	0	0	0							
Manny Mota, R (9,PH) OBP: 0.350, SLG: 0.368										1	0	0	0	0	0	3							
Inning Stats	R: 2 E: 0 K: 0 S: 4	H: 1 LOB: 0 BB: 1 P: 8	R: 0 E: 0 K: 0 S: 4	H: 1 LOB: 0 BB: 0 P: 4	R: 0 E: 1 K: 2 S: 8	H: 0 LOB: 2 BB: 1 P: 12	R: 0 E: 0 K: 0 S: 3	H: 0 LOB: 0 BB: 0 P: 3	R: 0 E: 0 K: 1 S: 6	H: 0 LOB: 0 BB: 0 P: 10	R: 0 E: 0 K: 1 S: 9	H: 1 LOB: 2 BB: 1 P: 10	R: 0 E: 0 K: 0 S: 3	H: 0 LOB: 0 BB: 0 P: 3	R: 1 E: 0 K: 0 S: 4	H: 2 LOB: 3 BB: 1 P: 9	1B: 3 2B: 1 3B: 0 HR: 1	SF: 0 SAC: 1 DP: 0 HBP: 1	WP: 0 PB: 0 SB: 4 CS: 1	PA: 37			
PITCHER	IP WLS BF H R ER SO BB IBB HBP BLK WP HR S P ERA WHIP	6.0 25 3 2 2 4 2 0 0 0 0 0 33 47 3.00 0.833	2.2 12 2 1 1 0 0 1 1 0 0 0 10 15 3.38 0.750																				

Chicago Cubs @ Los Angeles Dodgers
Dodger Stadium, Los Angeles, CA
Mon Jul 24 1978, 7:05 PM PDT
Att: 46,822 - Unknown - 76 F

AB	31
R	3
H	5
RBI	3
BB	4
SO	4
LOB	13



Batter	1	2	3	4	5	6	7	8	9	AB	R	H	RBI	BB	SO	LOB	TOP					
Rodney Scott, S (1.5) OBP: 0.420, SLG: 0.365										4	1	1	0	1	1	0	Chicago Cubs @ Los Angeles Dodgers Dodger Stadium, Los Angeles, CA Tue Jul 25 1978, 7:05 PM PDT Att: 38,465 - Unknown - 75 F					
Jerry White, S (1.8) OBP: 0.328, SLG: 0.268										4	0	0	0	1	0	1						
Bill Buckner, L (1.3) OBP: 0.335, SLG: 0.396										5	0	2	1	0	0	0						
Bobby Murcer, L (1.9) OBP: 0.358, SLG: 0.390										4	0	2	0	0	0	4						
Larry Blittner, L (1.7) OBP: 0.316, SLG: 0.363										4	0	1	0	0	0	2						
Manny Trillo, R (1.4) OBP: 0.330, SLG: 0.351										3	0	1	0	1	0	2						
Dave Rader, L (1.2) OBP: 0.301, SLG: 0.432 (8, PH)										2	0	0	0	1	0	2						
Mick Kelleher, R (8, FR) OBP: 0.367, SLG: 0.295										1	0	1	0	0	0	0						
Tim Blackwell, S (8, 2)										0	0	0	0	0	0	0						
Ivan De Jesus, R (1.6) OBP: 0.355, SLG: 0.368										4	0	1	0	0	0	4						
Rick Reuschel, R (1, 1) OBP: 0.136, SLG: 0.119 (7, PH)										2	0	1	0	0	0	0						
Gene Clines, R (7, PH) OBP: 0.339, SLG: 0.339										1	0	0	0	0	0	0						
Ray Burris, R (7, 1) OBP: 0.146, SLG: 0.200 (8, PH)										0	0	0	0	0	0	0						
Ed Putman, R (8, PH)										1	0	0	0	0	0	3						
Lynn McGlothen, L (8, 1) OBP: 0.355, SLG: 0.200										0	0	0	0	0	0	0						
Inning Stats	R: 0 E: 0 K: 1 S: 7	H: 0 LOB: 0 BB: 0 P: 9	R: 0 E: 0 K: 0 S: 4	H: 1 LOB: 1 BB: 0 P: 4	R: 1 E: 0 K: 0 S: 4	H: 2 LOB: 2 BB: 2 P: 12	R: 0 E: 0 K: 0 S: 4	H: 1 LOB: 1 BB: 0 P: 4	R: 0 E: 0 K: 0 S: 3	H: 0 LOB: 0 BB: 0 P: 3	R: 0 E: 0 K: 0 S: 4	H: 1 LOB: 3 BB: 2 P: 12	R: 0 E: 0 K: 0 S: 5	H: 2 LOB: 2 BB: 0 P: 5	R: 0 E: 0 K: 0 S: 5	H: 3 LOB: 2 BB: 0 P: 5	R: 0 E: 0 K: 0 S: 3	H: 0 LOB: 0 BB: 0 P: 3	1B: 9 2B: 2 3B: 0 HR: 0	SF: 0 SAC: 0 DP: 1 HBP: 0	WP: 0 PB: 0 SB: 1 CS: 0	PA: 39
PITCHER	IP WLS BF H R ER SO BB IBB HBP BLK WP HR S P ERA WHIP																					
Rick Rhoden, R (1, 1) ERA: 3.83	5.2 W 25 5 1 1 1 4 0 0 0 0 0 0 25 43 1.59 1.588																					
Lance Rautzhan, L (6, 1) ERA: 1.39	2.1 11 5 0 0 0 0 0 0 0 0 0 0 11 11 0.00 2.143																					
Tommy John, L (9, 1) ERA: 3.58	1.0 S 3 0 0 0 0 0 0 0 0 0 0 0 3 3 0.00 0.000																					

Batter	1	2	3	4	5	6	7	8	9	AB	R	H	RBI	BB	SO	LOB	BOTTOM			
Davey Lopes, R (1, 4) OBP: 0.382, SLG: 0.452										4	1	1	1	0	0	2	Chicago Cubs @ Los Angeles Dodgers Dodger Stadium, Los Angeles, CA Tue Jul 25 1978, 7:05 PM PDT Att: 38,465 - Unknown - 75 F			
Bill North, S (1, 8) OBP: 0.409, SLG: 0.324										4	1	1	0	0	1	0				
Reggie Smith, S (1, 9) OBP: 0.384, SLG: 0.588										2	0	1	1	2	1	0				
Ron Cey, R (1, 5) OBP: 0.361, SLG: 0.427										4	0	1	0	0	0	3				
Steve Garvey, R (1, 3) OBP: 0.336, SLG: 0.454										4	0	0	0	0	1	4				
Dusty Baker Jr., R (1, 7) OBP: 0.332, SLG: 0.395										4	1	0	0	0	0	1				
Joe Ferguson, R (1, 2) OBP: 0.357, SLG: 0.388										3	0	1	0	0	0	1				
Bill Russell, R (1, 6) OBP: 0.296, SLG: 0.349										3	0	2	0	0	0	1				
Rick Rhoden, R (1, 1) OBP: 0.182, SLG: 0.150										2	0	0	1	0	1	2				
Lance Rautzhan, R (6, 1)										1	0	0	0	0	1	0				
Tommy John, R (9, 1) OBP: 0.140, SLG: 0.122										0	0	0	0	0	0	0				
Inning Stats	R: 1 E: 0 K: 0 S: 7	H: 1 LOB: 1 BB: 1 P: 14	R: 1 E: 2 K: 0 S: 12	H: 1 LOB: 1 BB: 0 P: 16	R: 0 E: 0 K: 0 S: 3	H: 0 LOB: 1 BB: 1 P: 7	R: 0 E: 0 K: 1 S: 9	H: 1 LOB: 1 BB: 0 P: 10	R: 1 E: 0 K: 1 S: 7	H: 2 LOB: 1 BB: 0 P: 7	R: 0 E: 0 K: 0 S: 3	H: 1 LOB: 0 BB: 0 P: 3	R: 0 E: 0 K: 2 S: 7	H: 0 LOB: 0 BB: 0 P: 7	R: 0 E: 0 K: 1 S: 6	H: 1 LOB: 1 BB: 0 P: 6	1B: 4 2B: 2 3B: 0 HR: 1	SF: 0 SAC: 0 DP: 2 HBP: 0	WP: 0 PB: 0 SB: 1 CS: 0	PA: 33
PITCHER	IP WLS BF H R ER SO BB IBB HBP BLK WP HR S P ERA WHIP																			
Rick Reuschel, R (1, 1) ERA: 2.67	6.0 L 26 6 3 2 2 2 0 0 0 0 0 0 26 41 3.00 1.333																			
Ray Burris, R (7, 1) ERA: 5.36	1.0 3 0 0 0 0 2 0 0 0 0 0 0 7 7 0.00 0.000																			
Lynn McGlothen, R (8, 1) ERA: 4.5	1.0 4 1 0 0 0 1 0 0 0 0 0 0 6 6 0.00 1.000																			

AB	35
R	1
H	10
RBI	1
BB	4
SO	1
LOB	18



AB	31
R	3
H	7
RBI	3
BB	2
SO	5
LOB	14



Batter	1	2	3	4	5	6	7	8	9	AB	R	H	RBI	BB	SO	LOB	TOP		
Rodney Scott, S OBP: 0.408, SLG: 0.352 Ed Putman, R (5, 5)	0-3 K		0-3 K		0-3 K			0-0 L7		3	0	0	0	0	3	0			
Jerry White, S OBP: 0.324, SLG: 0.267 (1, 8)	0-0 6-3		0-0 P6			0-0 4-3			0-0 1B 1B	4	1	1	0	0	0	0			
Bill Buckner, L OBP: 0.343, SLG: 0.404 Larry Bittner, L OBP: 0.315, SLG: 0.361 (6, PR) (6, 3)	0-0 BB 1B			0-0 BB 1B		0-0 G3-6 1B			0-0 F8	3	0	3	0	0	0	0			
Bobby Murcer, L OBP: 0.360, SLG: 0.389 (1, 9)	4-0 BB 1-2			0-3 K 1B		0-0 G3-6 1-2			0-0 1B 1B	3	1	1	0	1	1	2			
Dave Kingman, R OBP: 0.321, SLG: 0.523 Greg Gross, L OBP: 0.301, SLG: 0.340 (1, 7) (5, 7)	0-0 F8			4-0 BB 1-2			0-0 L8		0-3 K	1	0	0	0	1	0	2			
Manny Trillo, R OBP: 0.329, SLG: 0.350 (1, 4)		0-0 4-3		0-0 F3			0-0 F8		0-0 E 1B	4	0	1	0	0	0	2			
Dave Rader, L OBP: 0.279, SLG: 0.299 Lynn McGlothen, L OBP: 0.100, SLG: 0.200 Gene Clines, R OBP: 0.337, SLG: 0.337 Ken Holtzman, R OBP: 0.250, SLG: 0.250 Mike Vail, R OBP: 0.310, SLG: 0.439 Ivan De Jesus, R OBP: 0.354, SLG: 0.366 (1, 2) (4, 1) (7, PH) (7, 1) (9, PH) (1, 6)	0-3 K		0-3 K		0-0 4-3		0-0 L6-3		0-0 E9 1-3 2-H 3-H	2	0	0	0	0	1	2			
Dave Roberts, L OBP: 0.359, SLG: 0.541 Tim Blackwell, S (4, 2)			0-3 K			0-0 G6-3 1-2		0-0 L7	0-0 P4	4	0	1	0	0	0	2			
Inning Stats	R: 0 E: 0 K: 1 S: 6	H: 1 LOB: 2 BB: 1 P: 10	R: 0 E: 0 K: 1 S: 5	H: 0 LOB: 0 BB: 0 P: 5	R: 0 E: 0 K: 2 S: 7	H: 0 LOB: 0 BB: 0 P: 7	R: 0 E: 0 K: 1 S: 6	H: 1 LOB: 2 BB: 0 P: 10	R: 0 E: 0 K: 1 S: 5	H: 1 LOB: 0 BB: 0 P: 5	R: 0 E: 0 K: 0 S: 3	H: 0 LOB: 0 BB: 0 P: 3	R: 0 E: 0 K: 1 S: 5	H: 0 LOB: 0 BB: 0 P: 5	R: 2 E: 1 K: 1 S: 9	H: 4 LOB: 2 BB: 0 P: 9	1B: 8 2B: 0 3B: 0 HR: 0	SF: 0 SAC: 0 DP: 2 HBP: 0	WP: 0 PA: 35 PB: 0 SB: 0 CS: 0
PITCHER Burt Hooton, R ERA: 3.24 (1, 1)	IP: 9.0 WLS: W BF: 35 H: 8 R: 2 ER: 2 SO: 8 BB: 2 IBB: 0 HBP: 0 BLK: 0 WP: 0 HR: 0 S: 49 P: 57 ERA: 2.00 WHIP: 1.111																		

Chicago Cubs @ Los Angeles Dodgers
Dodger Stadium, Los Angeles, CA
Wed Jul 26 1978, 7:05 PM PDT
Att: 47,329 - Unknown - 76 F

AB	33
R	2
H	8
RBI	2
BB	2
SO	8
LOB	14



Batter	1	2	3	4	5	6	7	8	9	AB	R	H	RBI	BB	SO	LOB	BOTTOM		
Davey Lopes, R OBP: 0.382, SLG: 0.459 Lee Lacy, R OBP: 0.369, SLG: 0.553 (1, 4) (8, 4)	0-3 K		0-0 SH1-4	0-0 IHR		0-0 5-3		4-0 BB BB		3	1	1	3	0	1	0			
Bill North, S OBP: 0.405, SLG: 0.319 (1, 8)	0-0 6-3		0-0 5-3	4-0 2B BB		0-0 6-3		0-0 F7		4	1	0	0	1	0	2			
Reggie Smith, S OBP: 0.393, SLG: 0.597 (1, 9)	0-0 2B		4-0 HR BB	0-0 2B		4-0 BB		4-0 FC6-4 BB		2	1	2	1	3	0	0			
Ron Cey, R OBP: 0.364, SLG: 0.424 (1, 5)	4-0 BB		4-0 HR BB	4-0 FC6-4 BB		0-0 F8		0-0 FC6-4		2	1	0	0	3	0	3			
Steve Garvey, R OBP: 0.337, SLG: 0.462 (1, 3)	0-0 5-3		0-0 HR	0-3 K			0-0 FC6-4 1B			4	1	2	4	0	1	4			
Dusty Baker Jr., R OBP: 0.332, SLG: 0.394 Vic Davalillo, L OBP: 0.298, SLG: 0.315 (1, 7) (8, 7)		0-0 L6-3 1B	0-0 F8	0-0 FC6-4			0-0 P3			4	0	1	0	0	0	3			
Joe Ferguson, R OBP: 0.355, SLG: 0.385 (1, 2)		0-0 F8		0-0 1B IHR	0-3 K		0-3 K			4	1	1	0	0	2	2			
Bill Russell, R OBP: 0.296, SLG: 0.348 Ted Martinez, R OBP: 0.313, SLG: 0.300 (1, 6) (9, 6)		0-0 L6-3 1-2		0-0 IHR 1B	0-0 F7		0-0 FC6-4			4	1	1	0	0	0	2			
Burt Hooton, R OBP: 0.268, SLG: 0.143 (1, 1)			4-0 BB SH1-4 HR BB	0-0 B3		0-0 6-3		0-0 6-3		3	1	0	0	1	0	2			
Inning Stats	R: 0 E: 0 K: 1 S: 6	H: 1 LOB: 2 BB: 1 P: 10	R: 0 E: 0 K: 0 S: 3	H: 1 LOB: 0 BB: 0 P: 3	R: 4 E: 0 K: 0 S: 4	H: 1 LOB: 0 BB: 3 P: 16	R: 4 E: 0 K: 1 S: 9	H: 4 LOB: 2 BB: 2 P: 17	R: 0 E: 0 K: 1 S: 5	H: 0 LOB: 0 BB: 0 P: 5	R: 0 E: 0 K: 0 S: 3	H: 0 LOB: 1 BB: 1 P: 7	R: 0 E: 0 K: 1 S: 6	H: 1 LOB: 0 BB: 0 P: 6	R: 0 E: 0 K: 0 S: 3	H: 0 LOB: 2 BB: 2 P: 11	1B: 4 2B: 3 3B: 0 HR: 2	SF: 0 SAC: 1 DP: 1 HBP: 0	WP: 0 PA: 40 PB: 0 SB: 0 CS: 0
PITCHER Dave Roberts, L ERA: 4.85 Lynn McGlothen, R ERA: 4.44 Ken Holtzman, L ERA: 5.55 (1, 1) (4, 1) (7, 1)	IP: 3.1 WLS: L BF: 19 H: 6 R: 7 ER: 7 SO: 1 BB: 4 IBB: 0 HBP: 0 BLK: 0 WP: 0 HR: 1 S: 17 P: 33 ERA: 18.90 WHIP: 3.000																		

Chicago Cubs @ Los Angeles Dodgers
Dodger Stadium, Los Angeles, CA
Wed Jul 26 1978, 7:05 PM PDT
Att: 47,329 - Unknown - 76 F

AB	30
R	8
H	8
RBI	8
BB	9
SO	4
LOB	18



Batter	1	2	3	4	5	6	7	8	9	AB	R	H	RBI	BB	SO	LOB	TOP			
Frank Taveras, R (1.6) OBP: 0.314, SLG: 0.356	4-3	FC6-2-5					K			4	1	1	0	0	1	2	Pittsburgh Pirates @ Los Angeles Dodgers Dodger Stadium, Los Angeles, CA Fri Jul 28 1978, 7:05 PM PDT Att: 43,600 - Unknown			
Phil Garner, R (1.5) OBP: 0.331, SLG: 0.374		6-3			E1		L9			4	0	1	0	0	0	3				
Dave Parker, L (1.9) OBP: 0.349, SLG: 0.515	FC4-6			4-3	FC3-6			K		4	0	0	0	0	1	3				
Bill Robinson, R (1.7) OBP: 0.306, SLG: 0.417	L7			F8						3	0	1	1	1	0	1				
Willie Stargell, L (1.3) OBP: 0.375, SLG: 0.536		E4		K						4	1	0	0	0	2	3				
Rennie Stennett, R (1.4) OBP: 0.287, SLG: 0.329										4	1	2	0	0	0	0				
Mario Mendoza, R (9, PR) OBP: 0.320, SLG: 0.333										0	0	0	0	0	0	0				
Duffy Dyer, R (1.2) OBP: 0.343, SLG: 0.325										4	0	2	0	0	0	1				
Omar Moreno, L (1.8) OBP: 0.317, SLG: 0.274										4	0	0	1	0	2	4				
John Candelaria, L (1.1) OBP: 0.261, SLG: 0.179										2	0	0	1	0	0	3				
Bruce Kison, R (5, 1) OBP: 0.150, SLG: 0.100										0	0	0	0	0	0	0				
Steve Brye, R (7, PH) OBP: 0.297, SLG: 0.309										1	0	0	0	0	0	0				
Kent Tekulve, R (7, 1) OBP: 0.182, SLG: 0.182										0	0	0	0	0	0	0				
Manny Sanguillen, R (9, PH) OBP: 0.315, SLG: 0.382										1	0	0	0	0	1	1				
Inning Stats	R: 0 E: 0 K: 0 S: 4	H: 1 LOB: 1 BB: 0 P: 4	R: 2 E: 2 K: 0 S: 7	H: 2 LOB: 2 BB: 0 P: 7	R: 0 E: 0 K: 1 S: 5	H: 0 LOB: 0 BB: 0 P: 5	R: 0 E: 0 K: 1 S: 6	H: 1 LOB: 1 BB: 0 P: 6	R: 1 E: 1 K: 0 S: 5	H: 2 LOB: 1 BB: 0 P: 5	R: 0 E: 0 K: 1 S: 5	H: 0 LOB: 0 BB: 0 P: 5	R: 0 E: 0 K: 2 S: 6	H: 0 LOB: 1 BB: 1 P: 10	R: 0 E: 0 K: 1 S: 6	H: 1 LOB: 1 BB: 0 P: 6	1B: 7 2B: 1 3B: 0 HR: 0	SF: 0 SAC: 0 DP: 2 HBP: 0	WP: 0 PB: 0 SB: 1 CS: 0	PA: 36
PITCHER	IP WLS BF H R ER SO BB IBB HBP BLK WP HR S P ERA WHIP																			
Tommy John, L (1.1) ERA: 3.4	7.1 W 31 6 3 0 5 1 0 0 0 0 0 40 44 0.00 0.955																			
Terry Forster, L (8.1) ERA: 2.18	1.2 S 5 1 0 0 2 0 0 0 0 0 0 9 9 0.00 0.600																			

Batter	1	2	3	4	5	6	7	8	9	AB	R	H	RBI	BB	SO	LOB	BOTTOM			
Davey Lopes, R (1.4) OBP: 0.377, SLG: 0.453	5-3									5	0	0	0	0	0	1	Pittsburgh Pirates @ Los Angeles Dodgers Dodger Stadium, Los Angeles, CA Fri Jul 28 1978, 7:05 PM PDT Att: 43,600 - Unknown			
Bill North, S (1.8) OBP: 0.412, SLG: 0.328	4-3									3	2	2	0	2	0	0				
Reggie Smith, S (1.9) OBP: 0.393, SLG: 0.594	6-3									5	1	2	2	0	1	2				
Ron Cey, R (1.5) OBP: 0.364, SLG: 0.422										4	1	1	0	1	0	1				
Steve Garvey, R (1.3) OBP: 0.336, SLG: 0.459										4	0	1	0	0	1	3				
Dusty Baker Jr., R (1.7) OBP: 0.336, SLG: 0.398										4	1	3	2	0	0	1				
Joe Ferguson, R (1.2) OBP: 0.357, SLG: 0.385										3	1	1	0	1	2	3				
Bill Russell, R (1.6) OBP: 0.297, SLG: 0.348										3	1	1	0	1	1	4				
Tommy John, R (1.1) OBP: 0.149, SLG: 0.156										4	0	1	3	0	0	2				
Terry Forster, L (8.1) OBP: 0.333, SLG: 0.333										0	0	0	0	0	0	0				
Inning Stats	R: 0 E: 0 K: 0 S: 3	H: 0 LOB: 0 BB: 0 P: 3	R: 0 E: 0 K: 0 S: 5	H: 2 LOB: 2 BB: 0 P: 5	R: 0 E: 0 K: 1 S: 6	H: 1 LOB: 1 BB: 0 P: 6	R: 3 E: 0 K: 0 S: 5	H: 2 LOB: 1 BB: 2 P: 13	R: 2 E: 0 K: 3 S: 13	H: 4 LOB: 2 BB: 0 P: 13	R: 0 E: 0 K: 0 S: 3	H: 0 LOB: 1 BB: 1 P: 7	R: 1 E: 0 K: 1 S: 7	H: 2 LOB: 2 BB: 1 P: 11	R: 1 E: 0 K: 0 S: 3	H: 1 LOB: 0 BB: 1 P: 7	1B: 10 2B: 2 3B: 0 HR: 0	SF: 0 SAC: 0 DP: 1 HBP: 0	WP: 0 PB: 1 SB: 1 CS: 0	PA: 40
PITCHER	IP WLS BF H R ER SO BB IBB HBP BLK WP HR S P ERA WHIP																			
John Candelaria, L (1.1) ERA: 3.44	4.0 L 21 7 5 0 3 1 0 0 0 0 0 0 14 18 0.00 1.500																			
Bruce Kison, R (5, 1) ERA: 3.3	2.0 9 2 0 0 3 1 0 0 0 0 0 0 14 18 0.00 1.500																			
Kent Tekulve, R (7, 1) ERA: 2.25	2.0 10 3 2 2 1 2 0 0 0 0 0 0 10 18 9.00 2.500																			

Batter	1	2	3	4	5	6	7	8	9	AB	R	H	RBI	BB	SO	LOB	TOP			
Frank Taveras, R (1,6) OBP: 0.311, SLG: 0.353	1-3		F8			L6			6-3	4	0	0	0	0	0	1				
Ed Ott, L (1,2) OBP: 0.285, SLG: 0.362	4-3				G3	F3			F3	4	0	0	0	0	0	0				
Dave Parker, L (1,9) OBP: 0.345, SLG: 0.509	L6				K				K	4	0	0	0	0	3	0				
Bill Robinson, R (1,7) OBP: 0.303, SLG: 0.412		5-3			5-3				5-3	3	0	0	0	0	0	0				
Willie Stargell, L (1,3) OBP: 0.378, SLG: 0.549		F9			SH1-3 BB				HR	2	1	1	1	1	0	0				
Dale Berra, R (1,5)		F9			F8				F8	3	0	0	0	0	0	1				
Phil Garner, R (1,4) OBP: 0.329, SLG: 0.372					K	SH1-3 1-2			F7	2	0	0	0	0	1	0				
Omar Moreno, L (1,8) OBP: 0.315, SLG: 0.271					F8				G3	3	0	0	0	0	1	1				
Don Robinson, R (1,1) OBP: 0.152, SLG: 0.174						K			5-3	3	0	1	0	0	0	0				
Inning Stats	R: 0 E: 0 K: 0 S: 3	H: 0 LOB: 0 BB: 0 P: 3	R: 0 E: 0 K: 0 S: 3	H: 0 LOB: 0 BB: 0 P: 3	R: 0 E: 0 K: 1 S: 6	H: 1 LOB: 1 BB: 0 P: 6	R: 0 E: 0 K: 1 S: 5	H: 0 LOB: 0 BB: 0 P: 5	R: 0 E: 0 K: 1 S: 5	H: 0 LOB: 0 BB: 0 P: 3	R: 1 E: 0 K: 0 S: 6	H: 1 LOB: 0 BB: 0 P: 6	R: 0 E: 0 K: 0 S: 3	H: 0 LOB: 0 BB: 0 P: 3	R: 0 E: 0 K: 1 S: 5	H: 0 LOB: 0 BB: 0 P: 5	1B: 1 2B: 0 3B: 0 HR: 1	SF: 0 SAC: 1 DP: 0 HBP: 0	WP: 0 PB: 0 SB: 0 CS: 0	PA: 30
PITCHER Don Sutton, R (1,1) ERA: 3.48	IP: 9.0 WLS: W BF: 30 H: 2 R: 1 ER: 1 SO: 5 BB: 1 IBB: 0 HBP: 0 BLK: 0 WP: 0 HR: 1 S: 39 P: 43 ERA: 1.00 WHIP: 0.333																			

Pittsburgh Pirates @ Los Angeles Dodgers
Dodger Stadium, Los Angeles, CA
Sat Jul 29 1978, 7:05 PM PDT
Att: 46,139 - Unknown

AB 28
R 1
H 2
RBI 1
BB 1
SO 5
LOB 3



Batter	1	2	3	4	5	6	7	8	9	AB	R	H	RBI	BB	SO	LOB	BOTTOM			
Davey Lopes, R (1,4) OBP: 0.378, SLG: 0.452	SH2-3 1B BB		F9		F8					3	1	1	0	1	0	0				
Bill North, S (1,8) OBP: 0.408, SLG: 0.323	SH2-3 1-2		F8		1-3				F8	3	0	0	0	0	2					
Reggie Smith, S (1,9) OBP: 0.394, SLG: 0.590	4-0 1B BB		K		F7				SH1-4 1B BB	2	1	0	0	2	1	0				
Ron Cey, R (1,5) OBP: 0.364, SLG: 0.421	0-0 1-2 2H 1B				5-3				SH1-4	3	0	1	1	0	0	0				
Steve Garvey, R (1,3) OBP: 0.336, SLG: 0.456	K				E6 BB BB				FC6-5 1B IBB	3	0	0	0	1	1	2				
Dusty Baker Jr., R (1,7) OBP: 0.338, SLG: 0.397	4-3				4-0 1-2 2-3 BB BB				FC6-5 1-2 2H 1B	3	0	1	1	1	0	2				
Joe Ferguson, R (1,2) OBP: 0.356, SLG: 0.379					4-0 1-2 2-3 BB BB				FC6-5	3	0	0	0	1	0	2				
Ted Martinez, R (6, PR) OBP: 0.313, SLG: 0.300									P4	0	0	0	0	0	0	0				
Steve Yeager, R (9, 2) OBP: 0.302, SLG: 0.250									FC6-5 1-2 2-3f	0	0	0	0	0	0	0				
Bill Russell, R (1,6) OBP: 0.295, SLG: 0.344									F7	4	0	0	0	0	5					
Don Sutton, R (1,1) OBP: 0.180, SLG: 0.128									F8	3	0	1	0	0	3					
Inning Stats	R: 1 E: 0 K: 1 S: 6	H: 1 LOB: 2 BB: 2 P: 14	R: 0 E: 0 K: 0 S: 3	H: 0 LOB: 0 BB: 0 P: 3	R: 0 E: 0 K: 1 S: 5	H: 0 LOB: 0 BB: 0 P: 5	R: 0 E: 1 K: 0 S: 4	H: 0 LOB: 3 BB: 2 P: 12	R: 0 E: 0 K: 0 S: 3	H: 0 LOB: 0 BB: 0 P: 3	R: 0 E: 0 K: 0 S: 5	H: 2 LOB: 2 BB: 0 P: 5	R: 0 E: 0 K: 0 S: 4	H: 1 LOB: 2 BB: 2 P: 12	R: 1 E: 0 K: 0 S: 4	H: 1 LOB: 2 BB: 2 P: 12	1B: 4 2B: 0 3B: 0 HR: 0	SF: 0 SAC: 2 DP: 0 HBP: 0	WP: 0 PB: 0 SB: 0 CS: 0	PA: 35
PITCHER Don Robinson, R (1,1) ERA: 3.54	IP: 8.0 WLS: L BF: 35 H: 4 R: 2 ER: 2 SO: 2 BB: 5 IBB: 1 HBP: 0 BLK: 0 WP: 0 HR: 0 S: 33 P: 57 ERA: 2.25 WHIP: 1.125																			

Pittsburgh Pirates @ Los Angeles Dodgers
Dodger Stadium, Los Angeles, CA
Sat Jul 29 1978, 7:05 PM PDT
Att: 46,139 - Unknown

AB 27
R 2
H 4
RBI 2
BB 6
SO 2
LOB 16



Batter	1	2	3	4	5	6	7	8	9	AB	R	H	RBI	BB	SO	LOB	TOP										
Frank Taveras, R OBP: 0.310, SLG: 0.356	4-3	1B		F7		K			5-3	5	1	1	1	0	1	0											
Phil Garner, R OBP: 0.331, SLG: 0.376	1B	SF7		5-3			F9			4	1	2	1	0	0	0											
Dave Parker, L OBP: 0.347, SLG: 0.518	E	6-3			HR		K			4	1	2	1	0	1	1											
Bill Robinson, R OBP: 0.302, SLG: 0.412	SF7			FC5-4		F8			5-3	3	0	1	1	0	0	0											
Manny Sanguillen, R OBP: 0.315, SLG: 0.352	K			FC5-4					F8	3	0	1	0	0	1	2											
Omar Moreno, L OBP: 0.314, SLG: 0.271	K			FC5-4						1	0	0	0	0	0	0											
John Milner, L OBP: 0.381, SLG: 0.422				FC5-4		P6			F2	4	1	2	0	0	0	1											
Dale Berra, R OBP: 0.341, SLG: 0.322				FC5-4		K			5-3	4	0	0	0	0	1	4											
Duffy Dyer, R OBP: 0.341, SLG: 0.322				5-3			6-3		K	4	0	1	0	0	1	2											
Jim Rooker, R OBP: 0.179, SLG: 0.289				FC4-6		F8			K	3	1	0	1	0	0	1											
Kent Tekulve, R OBP: 0.167, SLG: 0.167	FC4-6						4-3		K	1	0	0	0	0	1	0											
Inning Stats	R: 1 E: 0 K: 1 S: 7	H: 2 LOB: 1 BB: 0 P: 7	R: 3 E: 0 K: 0 S: 7	H: 4 LOB: 1 BB: 0 P: 7	R: 0 E: 0 K: 0 S: 5	H: 2 LOB: 0 BB: 0 P: 5	R: 0 E: 0 K: 0 S: 3	H: 0 LOB: 0 BB: 0 P: 3	R: 1 E: 0 K: 1 S: 7	H: 2 LOB: 0 BB: 0 P: 7	R: 0 E: 0 K: 1 S: 5	H: 0 LOB: 0 BB: 0 P: 5	R: 0 E: 0 K: 0 S: 3	H: 0 LOB: 0 BB: 0 P: 3	R: 0 E: 0 K: 2 S: 7	H: 0 LOB: 0 BB: 0 P: 7	1B: 7 2B: 1 3B: 1 HR: 1	SF: 1 SAC: 0 DP: 0 HBP: 0	WP: 0 PB: 0 SB: 0 CS: 0	PA: 37							
PITCHER	IP	WLS	BF	H	R	ER	SO	BB	IBB	HBP	BLK	WP	HR	S	P	ERA	WHIP										
Doug Rau, L ERA: 3.91	1.2	L	10	5	4	4	1	0	0	0	0	0	0	12	2	21.60	3.000										
Charlie Hough, R ERA: 2.59	0.1		2	1	0	0	0	0	0	0	0	0	0	2	2	0.00	3.000										
Dennis Lewallyn, R ERA: 2.59	2.0		8	2	0	0	0	0	0	0	0	0	0	8	8	0.00	1.000										
Lance Rautzhan, L ERA: 1.56	2.0		8	2	1	1	2	0	0	0	0	0	1	12	12	4.50	1.000										
Bob Welch, R ERA: 2.2	2.0		6	0	0	0	1	0	0	0	0	0	0	8	8	0.00	0.000										
PITCHER	IP	WLS	BF	H	R	ER	SO	BB	IBB	HBP	BLK	WP	HR	S	P	ERA	WHIP										
Terry Forster, L ERA: 2.14	1.0		3	0	0	0	2	0	0	0	0	0	0	7	7	0.00	0.000										

Pittsburgh Pirates @ Los Angeles Dodgers
Dodger Stadium, Los Angeles, CA
Sun Jul 30 1978, 3:33 AM PDT
Att: 48,587 - Unknown

AB 36
R 5
H 10
RBI 5
BB 0
SO 6
LOB 11



Batter	1	2	3	4	5	6	7	8	9	AB	R	H	RBI	BB	SO	LOB	BOTTOM										
Davey Lopes, R OBP: 0.374, SLG: 0.445	5-3	F7		F2			F8		6-3	5	0	0	0	0	0	3											
Bill North, S OBP: 0.401, SLG: 0.316	K			P6		E6	1-3		1-3	5	0	0	0	0	1	0											
Reggie Smith, S OBP: 0.394, SLG: 0.586				F9		FC5-4				2	0	0	0	1	0	1											
Vic Davalillo, L OBP: 0.322, SLG: 0.339	BB					FC5-4			1B	2	1	2	0	0	0	0											
Ron Cey, R OBP: 0.367, SLG: 0.422	BB			F8		F8			1B	4	0	2	0	1	0	1											
Steve Garvey, R OBP: 0.336, SLG: 0.463	P4					K			F8	5	1	2	2	0	1	5											
Dusty Baker Jr., R OBP: 0.336, SLG: 0.393		2B		6-3			F7		P5	4	1	0	0	1	0	2											
Steve Yeager, R OBP: 0.306, SLG: 0.261		6-3		K					F7	4	0	2	0	0	1	0											
Bill Russell, R OBP: 0.297, SLG: 0.344		6-3		1B			F8			3	0	1	1	1	0	2											
Dave Rau, L ERA: 3.91										0	0	0	0	0	0	0											
Charlie Hough, R ERA: 2.59										0	0	0	0	0	0	0											
Dennis Lewallyn, R ERA: 2.59										0	0	0	0	0	0	0											
Lance Rautzhan, L ERA: 1.56										0	0	0	0	0	0	0											
Bob Welch, R ERA: 2.2										0	0	0	0	0	0	0											
Inning Stats	R: 0 E: 0 K: 1 S: 5	H: 0 LOB: 2 BB: 2 P: 13	R: 1 E: 0 K: 0 S: 4	H: 1 LOB: 1 BB: 1 P: 8	R: 0 E: 0 K: 0 S: 3	H: 0 LOB: 0 BB: 0 P: 3	R: 1 E: 0 K: 1 S: 8	H: 3 LOB: 2 BB: 0 P: 8	R: 0 E: 0 K: 0 S: 6	H: 0 LOB: 1 BB: 0 P: 6	R: 0 E: 0 K: 0 S: 4	H: 1 LOB: 1 BB: 0 P: 4	R: 0 E: 0 K: 0 S: 5	H: 2 LOB: 2 BB: 0 P: 5	R: 0 E: 0 K: 0 S: 3	H: 0 LOB: 1 BB: 1 P: 7	R: 1 E: 0 K: 0 S: 6	H: 3 LOB: 2 BB: 0 P: 6	1B: 8 2B: 1 3B: 0 HR: 1	SF: 0 SAC: 0 DP: 0 HBP: 0	WP: 0 PB: 0 SB: 1 CS: 0	PA: 42					
PITCHER	IP	WLS	BF	H	R	ER	SO	BB	IBB	HBP	BLK	WP	HR	S	P	ERA	WHIP										
Jim Rooker, L ERA: 4.53	6.2	W	31	7	2	2	3	3	0	0	0	0	0	1	34	2.70	1.500										
Kent Tekulve, R ERA: 2.3	2.1	S	11	3	1	1	0	1	0	0	0	0	0	10	14	3.86	1.714										
PITCHER	IP	WLS	BF	H	R	ER	SO	BB	IBB	HBP	BLK	WP	HR	S	P	ERA	WHIP										
G3																											

Pittsburgh Pirates @ Los Angeles Dodgers
Dodger Stadium, Los Angeles, CA
Sun Jul 30 1978, 3:33 AM PDT
Att: 48,587 - Unknown

AB 38
R 3
H 10
RBI 3
BB 4
SO 3
LOB 17



Batter	1	2	3	4	5	6	7	8	9	AB	R	H	RBI	BB	SO	LOB	TOP			
Davey Lopes, R OBP: 0.377, SLG: 0.460	0-0 HR		0-0 1B 1B		0-0 4-3			0-0 4-3 2B		4	3	3	1	0	0	0	Los Angeles Dodgers @ San Diego Padres San Diego Stadium, San Diego, CA Mon Jul 31 1978, 10:05 PM EDT Att: 28,592 - Unknown livebaseballscorecards.com			
Bill North, S OBP: 0.395, SLG: 0.311	0-0 P6		0-0 1-3		0-0 4-3			0-0 4-3 2-3		4	0	0	0	0	0	2				
Reggie Smith, S OBP: 0.395, SLG: 0.584	4-0 G6-4-3 BB		0-0 1B 2-3 1B		0-0 F7			0-0 F9		3	0	1	0	1	0	1				
Ron Cey, R OBP: 0.368, SLG: 0.422	0-0 G6-4-3		0-0 1-3 1B		0-0 5-3			4-0 1B BB		3	0	1	1	1	0	1				
Steve Garvey, R OBP: 0.336, SLG: 0.461		0-0 6-3	0-0 F2		0-0 F8			0-0 1-2 3-H 1B		4	0	1	1	0	0	2				
Dusty Baker Jr, R OBP: 0.332, SLG: 0.388		0-0 F8		0-0 6-3			0-0 4-3	0-3 K		4	0	0	0	0	1	2				
Joe Ferguson, R OBP: 0.354, SLG: 0.377		0-0 S 1B		0-3 K			0-0 F7		0-0 6-3	4	0	1	0	0	1	0				
Bill Russell, R OBP: 0.296, SLG: 0.344		0-0 4-3		0-0 4-3			4-0 BB		0-0 F6	1	0	0	0	0	0	1				
Ted Martinez, R OBP: 0.324, SLG: 0.290									0-0 F6	1	0	0	0	1	0	0				
Vic Davalillo, L OBP: 0.317, SLG: 0.333		1-2							0-0 F6	1	0	0	0	0	0	0				
Rick Rhoden, R OBP: 0.174, SLG: 0.143			0-0 5-3		0-0 F7			0-3 K		2	0	0	0	0	0	0				
Lance Rautzhan, R										0	0	0	0	0	0	0				
Rick Monday, L OBP: 0.344, SLG: 0.493										1	0	0	0	0	0	1				
Charlie Hough, R OBP: 0.364, SLG: 0.455										0	0	0	0	0	0	0				
Lee Lacy, R OBP: 0.370, SLG: 0.552										1	0	0	0	0	1	0				
Inning Stats	R: 1 E: 0 K: 0 S: 3	H: 1 LOB: 0 BB: 1 P: 7	R: 0 E: 0 K: 0 S: 4	H: 1 LOB: 1 BB: 0 P: 4	R: 1 E: 0 K: 0 S: 6	H: 3 LOB: 2 BB: 0 P: 6	R: 0 E: 0 K: 1 S: 5	H: 0 LOB: 0 BB: 0 P: 5	R: 0 E: 0 K: 0 S: 3	H: 0 LOB: 0 BB: 0 P: 3	R: 0 E: 0 K: 0 S: 3	H: 0 LOB: 0 BB: 1 P: 7	R: 1 E: 0 K: 1 S: 7	H: 2 LOB: 2 BB: 1 P: 11	R: 0 E: 0 K: 1 S: 5	H: 0 LOB: 0 BB: 0 P: 5	1B: 5 2B: 1 3B: 0 HR: 1	SF: 0 SAC: 0 DP: 1 HBP: 0	WP: 0 PB: 0 SB: 3 CS: 0	PA: 36
PITCHER	IP WLS BF H R ER SO BB IBB HBP BLK WP HR S P ERA WHIP																			
Eric Rasmussen, R ERA: 3.85	(1, 1) 7.2 W 31 6 3 3 1 3 0 0 0 0 1 30 42 3.52 1.174																			
Rollie Fingers, R ERA: 3.24	(8, 1) 1.1 S 5 1 0 0 2 0 0 0 0 0 0 9 9 0.00 0.750																			

Batter	1	2	3	4	5	6	7	8	9	AB	R	H	RBI	BB	SO	LOB	BOTTOM			
Gene Richards, L OBP: 0.388, SLG: 0.426	0-0 5-3		0-0 L8		0-3 K	0-0 6-3				4	0	0	0	0	1	2	Los Angeles Dodgers @ San Diego Padres San Diego Stadium, San Diego, CA Mon Jul 31 1978, 10:05 PM EDT Att: 28,592 - Unknown livebaseballscorecards.com			
Ozzie Smith, S OBP: 0.319, SLG: 0.320	0-0 S 1B		0-0 1B		0-0 E 1B		0-0 FC5-4-3 1B			4	1	4	0	0	0	0				
Broderick Perkins, L OBP: 0.239, SLG: 0.329	0-0 F9		0-0 F9		0-0 F9		0-0 3-1			4	0	0	0	0	0	4				
Dave Winfield, R OBP: 0.349, SLG: 0.486	0-0 5-3			0-0 5-3	0-0 1B		0-0 FC5-4-6			4	0	1	1	0	0	2				
Oscar Gamble, L OBP: 0.388, SLG: 0.438		0-0 P6		0-0 BB 1B	0-0 F8		0-3 K			4	1	1	0	0	1	2				
Tucker Ashford, R OBP: 0.295, SLG: 0.354										0	0	0	0	0	0	0				
Gene Tenace, R OBP: 0.411, SLG: 0.457		4-0 1B BB		4-0 1B E BB		0-0 6-3		0-3 K		2	1	0	0	2	1	0				
Derrel Thomas, S OBP: 0.302, SLG: 0.295		0-0 G4-6-3 1B		0-0 E6 SF9 1B		0-0 SH3-4 E 1B		0-0 F8		4	1	3	1	0	0	0				
Fernando Gonzalez, R OBP: 0.253, SLG: 0.291		0-0 G4-6-3		0-0 SF9		0-0 E6 SH3-4		0-3 K		3	0	0	1	0	1	3				
Eric Rasmussen, R OBP: 0.136, SLG: 0.136			0-3 K		0-0 4-3					2	0	0	0	0	1	0				
Rollie Fingers, R OBP: 0.286, SLG: 0.286										0	0	0	0	0	0	0				
Inning Stats	R: 0 E: 0 K: 0 S: 4	H: 1 LOB: 1 BB: 0 P: 4	R: 0 E: 0 K: 0 S: 3	H: 1 LOB: 1 BB: 1 P: 7	R: 0 E: 0 K: 1 S: 6	H: 1 LOB: 1 BB: 0 P: 6	R: 3 E: 1 K: 0 S: 5	H: 2 LOB: 0 BB: 1 P: 9	R: 1 E: 0 K: 1 S: 7	H: 2 LOB: 1 BB: 0 P: 7	R: 0 E: 0 K: 0 S: 5	H: 1 LOB: 2 BB: 0 P: 5	R: 0 E: 0 K: 1 S: 6	H: 1 LOB: 1 BB: 0 P: 6	R: 0 E: 0 K: 2 S: 7	H: 0 LOB: 0 BB: 0 P: 7	1B: 9 2B: 0 3B: 0 HR: 0	SF: 1 SAC: 1 DP: 1 HBP: 0	WP: 0 PB: 0 SB: 2 CS: 0	PA: 35
PITCHER	IP WLS BF H R ER SO BB IBB HBP BLK WP HR S P ERA WHIP																			
Rick Rhoden, R ERA: 3.9	(1, 1) 4.2 L 22 7 4 3 2 2 0 0 0 0 0 0 6 6 0.00 0.750																			
Lance Rautzhan, L ERA: 1.5	(5, 1) 1.1 6 1 0 0 0 0 0 0 0 0 0 0 6 6 0.00 0.750																			
Charlie Hough, R ERA: 2.51	(7, 1) 2.0 7 1 0 0 0 3 0 0 0 0 0 0 0 13 13 0.00 0.500																			

Batter	1	2	3	4	5	6	7	8	9	AB	R	H	RBI	BB	SO	LOB	TOP			
Davey Lopes, R OBP: 0.376, SLG: 0.458 (1, 4)										4	0	1	0	0	0	1	Los Angeles Dodgers @ San Diego Padres San Diego Stadium, San Diego, CA Tue Aug 01 1978, 10:05 PM EDT Att: 40,846 - Unknown livebaseballscorecards.com			
Bill North, S OBP: 0.393, SLG: 0.307 (1, 8)									3	0	0	0	1	0	1					
Reggie Smith, S OBP: 0.393, SLG: 0.583 (1, 9)									4	0	1	0	0	2	2					
Ron Cey, R OBP: 0.369, SLG: 0.422 (1, 5)									4	0	2	0	0	0	1					
Steve Garvey, R OBP: 0.333, SLG: 0.456 (1, 3)									4	0	0	0	0	0	4					
Dusty Baker Jr., R OBP: 0.333, SLG: 0.388 (1, 7)									3	0	1	0	0	0	0					
Steve Yeager, R OBP: 0.301, SLG: 0.257 (1, 2)									3	0	0	0	0	0	1					
Ted Martinez, R OBP: 0.324, SLG: 0.294 (1, 6)									3	0	1	0	0	1	0					
Burt Hooton, R OBP: 0.273, SLG: 0.158 (1, 1)									3	0	1	0	0	0	1					
Terry Forster, L OBP: 0.333, SLG: 0.333 (9, 1)									0	0	0	0	0	0	0					
Inning Stats	R: 0 E: 0 K: 1 S: 5	H: 1 LOB: 1 BB: 0 P: 5	R: 0 E: 0 K: 0 S: 3	H: 0 LOB: 0 BB: 0 P: 3	R: 0 E: 0 K: 0 S: 4	H: 1 LOB: 1 BB: 0 P: 4	R: 0 E: 0 K: 0 S: 4	H: 1 LOB: 1 BB: 0 P: 4	R: 0 E: 0 K: 1 S: 5	H: 0 LOB: 0 BB: 0 P: 3	R: 0 E: 0 K: 1 S: 5	H: 1 LOB: 1 BB: 0 P: 5	R: 0 E: 0 K: 0 S: 4	H: 1 LOB: 2 BB: 1 P: 8	R: 0 E: 0 K: 0 S: 4	H: 1 LOB: 1 BB: 1 P: 8	1B: 6 2B: 2 3B: 0 HR: 0	SF: 0 SAC: 0 DP: 2 HBP: 0	WP: 0 PB: 0 SB: 1 CS: 2	PA: 32
PITCHER Randy Jones, L ERA: 2.98 (1, 1)	IP: 9.0 WLS: W BF: 32 H: 7 R: 0 ER: 0 SO: 3 BB: 1 IBB: 0 HBP: 0 BLK: 0 WP: 0 HR: 0 S: 37 P: 41 ERA: 0.00 WHIP: 0.889															PITCHER Randy Jones, L ERA: 2.98 (1, 1)	IP: 9.0 WLS: W BF: 32 H: 7 R: 0 ER: 0 SO: 3 BB: 1 IBB: 0 HBP: 0 BLK: 0 WP: 0 HR: 0 S: 37 P: 41 ERA: 0.00 WHIP: 0.889			

Batter	1	2	3	4	5	6	7	8	9	AB	R	H	RBI	BB	SO	LOB	BOTTOM			
Gene Richards, L OBP: 0.384, SLG: 0.422 (1, 7)										4	0	0	0	0	0	1	Los Angeles Dodgers @ San Diego Padres San Diego Stadium, San Diego, CA Tue Aug 01 1978, 10:05 PM EDT Att: 40,846 - Unknown livebaseballscorecards.com			
Ozzie Smith, S OBP: 0.318, SLG: 0.320 (1, 6)										4	0	1	0	0	0	1				
Broderick Perkins, L OBP: 0.231, SLG: 0.318 (1, 3)										3	0	0	0	0	0	1				
Jerry Turner, L OBP: 0.333, SLG: 0.442 (9, PH)										1	0	1	0	0	0	0				
Bill Almon, R OBP: 0.308, SLG: 0.316 (9, PR)										0	1	0	0	0	0	0				
Dave Winfield, R OBP: 0.348, SLG: 0.484 (1, 8)									4	0	1	0	0	0	1					
Oscar Gamble, L OBP: 0.386, SLG: 0.434 (1, 9)									3	0	0	0	1	0	0					
Gene Tenace, R OBP: 0.409, SLG: 0.457 (1, 2)									4	0	1	0	0	1	3					
Derrel Thomas, S OBP: 0.305, SLG: 0.296 (1, 5)									3	0	1	1	1	1	1					
Fernando Gonzalez, R OBP: 0.255, SLG: 0.292 (1, 4)									3	0	1	0	0	0	1					
Randy Jones, R OBP: 0.190, SLG: 0.207 (1, 1)									3	0	0	0	0	1	1					
Inning Stats	R: 0 E: 0 K: 0 S: 3	H: 0 LOB: 0 BB: 0 P: 3	R: 0 E: 0 K: 0 S: 4	H: 1 LOB: 1 BB: 0 P: 4	R: 0 E: 1 K: 0 S: 4	H: 0 LOB: 1 BB: 0 P: 4	R: 0 E: 0 K: 2 S: 8	H: 1 LOB: 1 BB: 0 P: 8	R: 0 E: 0 K: 0 S: 4	H: 1 LOB: 1 BB: 0 P: 4	R: 0 E: 0 K: 0 S: 3	H: 0 LOB: 1 BB: 1 P: 7	R: 0 E: 0 K: 1 S: 5	H: 0 LOB: 0 BB: 0 P: 5	R: 1 E: 0 K: 0 S: 4	H: 3 LOB: 3 BB: 1 P: 8	1B: 5 2B: 1 3B: 0 HR: 0	SF: 0 SAC: 0 DP: 0 HBP: 0	WP: 0 PB: 0 SB: 1 CS: 0	PA: 34
PITCHER Burt Hooton, R ERA: 3.12 (1, 1)	IP: 8.1 WLS: L BF: 33 H: 5 R: 1 ER: 1 SO: 1 BB: 1 IBB: 1 HBP: 0 BLK: 0 WP: 0 HR: 0 S: 37 P: 45 ERA: 1.08 WHIP: 0.720															PITCHER Terry Forster, L ERA: 2.14 (9, 1)	IP: 0.0 WLS: 1 BF: 1 H: 1 R: 0 ER: 0 SO: 0 BB: 0 IBB: 0 HBP: 0 BLK: 0 WP: 0 HR: 0 S: 1 P: 1 ERA: 2.14 WHIP: 2.14			

Batter	1	2	3	4	5	6	7	8	9	AB	R	H	RBI	BB	SO	LOB	TOP				
Davey Lopes, R OBP: 0.375, SLG: 0.454 (1, 4)	F7		5-3			1B BB		4-3		3	0	1	1	0	1		Los Angeles Dodgers @ San Diego Padres San Diego Stadium, San Diego, CA Wed Aug 02 1978, 10:05 PM EDT Att: 46,751 - Unknown				
Bill North, S OBP: 0.395, SLG: 0.310 (1, 8)	F8			S 1B		G6-4-3 1B		1-3		4	0	2	0	0	0	1					
Reggie Smith, S OBP: 0.389, SLG: 0.575 (1, 9)	F8			F9 1-2		K		K		4	0	0	0	0	2	4					
Ron Cey, R OBP: 0.366, SLG: 0.418 (1, 5)		5-3		F6		G6-4-3 1-2			K	4	0	0	0	0	1	3					
Steve Garvey, R OBP: 0.332, SLG: 0.454 (1, 3)				6-3				F7	K	4	0	1	0	0	1	1					
Dusty Baker Jr., R OBP: 0.334, SLG: 0.388 (1, 7)						FC6-4 BB		1-3		3	0	1	0	1	0	1					
Steve Yeager, R OBP: 0.300, SLG: 0.255 Joe Ferguson, R OBP: 0.351, SLG: 0.372 (1, 2) (2, 2)						K		6-3	F2	1	0	0	0	0	1	1					
Ted Martinez, R OBP: 0.308, SLG: 0.278 Manny Mota, R OBP: 0.394, SLG: 0.381 Charlie Hough, R OBP: 0.364, SLG: 0.455 (1, 6) (8, PH) (8, 1)			5-3			FC6-4 1-2		2B 4-3 1B		2	0	0	0	0	0	1					
Tommy John, R OBP: 0.143, SLG: 0.149 Lee Lacy, R OBP: 0.374, SLG: 0.563 (1, 1) (8, PH) (8, 6)			K			F9		4-3 1-3 2B		2	0	0	0	0	1	1					
										1	0	1	0	0	0	0					
Inning Stats	R: 0 E: 0 K: 0 S: 3	H: 0 LOB: 0 BB: 0 P: 3	R: 0 E: 0 K: 1 S: 6	H: 1 LOB: 1 BB: 0 P: 6	R: 0 E: 0 K: 1 S: 5	H: 0 LOB: 0 BB: 0 P: 5	R: 0 E: 0 K: 0 S: 4	H: 1 LOB: 1 BB: 0 P: 4	R: 0 E: 0 K: 1 S: 5	H: 0 LOB: 1 BB: 1 P: 9	R: 0 E: 0 K: 0 S: 3	H: 0 LOB: 0 BB: 0 P: 3	R: 1 E: 0 K: 1 S: 7	H: 2 LOB: 1 BB: 0 P: 7	R: 0 E: 0 K: 2 S: 8	H: 1 LOB: 1 BB: 0 P: 8	1B: 5 2B: 1 3B: 0 HR: 0	SF: 0 SAC: 0 DP: 1 HBP: 0	WP: 0 PB: 0 SB: 1 CS: 0	PA: 34	
PITCHER	IP	WLS	BF	H	R	ER	SO	BB	IBB	HBP	BLK	WP	HR	S	P	ERA	WHIP				
Bob Ovwchinko, L ERA: 2.85 (1, 1)	7.0	W	27	5	1	1	4	2	0	0	0	0	0	33	41	1.29	1.000				
Rollie Fingers, R ERA: 3.15 (8, 1)	2.0	S	7	1	0	0	3	0	0	0	0	0	0	13	13	0.00	0.500				

Batter	1	2	3	4	5	6	7	8	9	AB	R	H	RBI	BB	SO	LOB	BOTTOM				
Gene Richards, L OBP: 0.381, SLG: 0.417 (1, 7)	L1		K					G3		4	0	0	0	0	2	2	Los Angeles Dodgers @ San Diego Padres San Diego Stadium, San Diego, CA Wed Aug 02 1978, 10:05 PM EDT Att: 46,751 - Unknown				
Ozzie Smith, S OBP: 0.318, SLG: 0.319 (1, 6)	1B 1B 1B		K					1-3		4	1	1	0	0	1	2					
Derrel Thomas, S OBP: 0.304, SLG: 0.295 (1, 5) (7, 8)	1B 1B		E6					6-3		4	1	1	0	0	0	0					
Dave Winfield, R OBP: 0.349, SLG: 0.482 (1, 8) (7, 9)	CS 1B		4-3					K		3	0	1	0	1	1	1					
Oscar Gamble, L OBP: 0.386, SLG: 0.433 Broderick Perkins, L OBP: 0.229, SLG: 0.315 (1, 9) (8, PH) (7, 3)	P6							F9		3	0	1	0	0	1	3					
Gene Tenace, R OBP: 0.413, SLG: 0.458 (1, 2)								F9		1	0	0	0	0	0	1					
Tucker Ashford, R OBP: 0.301, SLG: 0.353 (1, 3) (7, 5)	CS							1B		2	0	1	2	1	0	1					
Fernando Gonzalez, R OBP: 0.254, SLG: 0.291 (1, 4)		B2-3						F7		3	0	1	0	1	1	1					
Bob Ovwchinko, L OBP: 0.180, SLG: 0.204 Rollie Fingers, R OBP: 0.286, SLG: 0.286 (1, 1) (8, 1)								FC6-4 HBP		3	0	1	0	1	1	1					
								G3 1B		3	0	1	0	1	1	1					
								1-2 2-3		4	0	1	0	0	0	4					
								F3		4	0	1	0	0	0	4					
								G3 1B		3	0	0	0	0	1	2					
								1-2 2-3		0	0	0	0	0	0	0					
								K		3	0	0	0	0	0	0					
Inning Stats	R: 2 E: 0 K: 0 S: 6	H: 4 LOB: 1 BB: 0 P: 6	R: 0 E: 0 K: 1 S: 5	H: 0 LOB: 0 BB: 0 P: 5	R: 0 E: 1 K: 2 S: 8	H: 0 LOB: 1 BB: 0 P: 8	R: 0 E: 0 K: 1 S: 5	H: 0 LOB: 1 BB: 0 P: 6	R: 0 E: 0 K: 1 S: 6	H: 1 LOB: 1 BB: 0 P: 6	R: 0 E: 0 K: 1 S: 7	H: 2 LOB: 2 BB: 0 P: 7	R: 0 E: 0 K: 0 S: 3	H: 0 LOB: 3 BB: 3 P: 15	1B: 7 2B: 0 3B: 0 HR: 0	SF: 0 SAC: 0 DP: 0 HBP: 1	WP: 0 PB: 0 SB: 0 CS: 1	PA: 36			
PITCHER	IP	WLS	BF	H	R	ER	SO	BB	IBB	HBP	BLK	WP	HR	S	P	ERA	WHIP				
Tommy John, L ERA: 3.37 (1, 1)	7.0	L	29	7	2	2	7	0	0	1	0	0	0	42	43	2.57	1.000				
Charlie Hough, R ERA: 2.47 (8, 1)	1.0		6	0	0	0	0	2	1	0	0	0	0	3	15	0.00	2.000				

Batter	1	2	3	4	5	6	7	8	9	AB	R	H	RBI	BB	SO	LOB	TOP			
Davey Lopes, R OBP: 0.374, SLG: 0.451 (1,4)	5-3			4-3		K			F8	4	0	0	0	0	1	0	Los Angeles Dodgers @ San Francisco Giants Candlestick Park, San Francisco, CA Fri Aug 04, 1978, 10:05 PM EDT Att: 47,944 - Unknown			
Bill North, S OBP: 0.390, SLG: 0.306 (1,8)	F9			K			F8		F8	4	0	0	0	0	1	0				
Reggie Smith, S OBP: 0.384, SLG: 0.567 (1,9)	6-3			P3			F9			4	0	1	0	0	0	0				
Ron Cey, R OBP: 0.368, SLG: 0.429 (1,5)		6-3			HR				F8	3	1	1	1	1	0	1				
Steve Garvey, R OBP: 0.331, SLG: 0.456 (1,3)		K			P6					3	0	0	0	0	2	1				
Dusty Baker Jr., R OBP: 0.328, SLG: 0.380 (1,7)		6-3			F7					3	0	0	0	0	0	0				
Joe Ferguson, R OBP: 0.342, SLG: 0.361 (1,2)			P3		K				6-3	3	0	0	0	0	1	0				
Bill Russell, R OBP: 0.297, SLG: 0.345 (1,6)			6-3			5-3				2	0	0	0	1	0	0				
Doug Rau, L OBP: 0.178, SLG: 0.200 (1,1)									6-3	2	0	0	0	0	0	0	livebaseballscores.com			
Lee Lacy, R OBP: 0.376, SLG: 0.582 (8, PH)									F7	1	0	0	0	0	0	1				
Charlie Hough, R OBP: 0.364, SLG: 0.455 (8, 1)									FC5-4	0	0	0	0	0	0	0				
Inning Stats	R: 0 E: 0 K: 0 S: 3	H: 0 LOB: 0 BB: 0 P: 3	R: 0 E: 0 K: 1 S: 5	H: 0 LOB: 0 BB: 0 P: 5	R: 0 E: 0 K: 0 S: 3	H: 0 LOB: 0 BB: 0 P: 3	R: 0 E: 0 K: 1 S: 5	H: 0 LOB: 0 BB: 0 P: 5	R: 1 E: 0 K: 1 S: 6	H: 1 LOB: 0 BB: 0 P: 6	R: 0 E: 0 K: 1 S: 5	H: 0 LOB: 0 BB: 1 P: 9	R: 0 E: 0 K: 0 S: 3	H: 0 LOB: 1 BB: 1 P: 7	R: 0 E: 0 K: 0 S: 4	H: 1 LOB: 1 BB: 0 P: 4	1B: 0 2B: 1 3B: 0 HR: 1	SF: 0 SAC: 0 DP: 0 HBP: 0	WP: 0 PB: 0 SB: 0 CS: 0	PA: 31
PITCHER	IP WLS BF H R ER SO BB IBB HBP BLK WP HR S P ERA WHIP																			
Vida Blue, L ERA: 2.45 (1,1)	8.2 W 30 2 1 1 5 2 0 0 0 0 1 38 46 1.04 0.462																			
Randy Moffitt, R ERA: 3.22 (9,1)	0.1 S 1 0 0 0 0 0 0 0 0 0 0 0 1 1 0.00 0.000																			

Batter	1	2	3	4	5	6	7	8	9	AB	R	H	RBI	BB	SO	LOB	BOTTOM			
Bill Madlock, R OBP: 0.373, SLG: 0.472 (1,4)	1-3									3	1	1	1	1	0	0	Los Angeles Dodgers @ San Francisco Giants Candlestick Park, San Francisco, CA Fri Aug 04, 1978, 10:05 PM EDT Att: 47,944 - Unknown			
Darrell Evans, L OBP: 0.381, SLG: 0.399 (1,5)										2	0	1	0	1	0	1				
Jack Clark, R OBP: 0.364, SLG: 0.534 (1,9)										3	0	1	0	1	0	2				
Hector Cruz, R OBP: 0.286, SLG: 0.357 (1,7)										4	0	0	0	0	0	6				
Mike Ivie, R OBP: 0.358, SLG: 0.480 (1,3)										4	0	2	0	0	0	2				
Larry Hemdon, R OBP: 0.348, SLG: 0.386 (1,8)										3	1	1	0	0	1	1				
Johnnie LeMaster, R OBP: 0.291, SLG: 0.329 (1,6)										3	0	0	0	1	2	1				
Marc Hill, R OBP: 0.339, SLG: 0.297 (1,2)										3	0	0	0	1	0	2				
Vida Blue, S OBP: 0.254, SLG: 0.169 (1,1)										3	0	0	0	0	3	4	livebaseballscores.com			
Randy Moffitt, R OBP: 0.290, SLG: 0.143 (9,1)										0	0	0	0	0	0	0				
Inning Stats	R: 0 E: 0 K: 0 S: 3	H: 0 LOB: 1 BB: 1 P: 7	R: 1 E: 1 K: 1 S: 6	H: 1 LOB: 0 BB: 0 P: 6	R: 0 E: 0 K: 1 S: 6	H: 1 LOB: 2 BB: 1 P: 10	R: 0 E: 0 K: 1 S: 6	H: 1 LOB: 2 BB: 1 P: 10	R: 1 E: 0 K: 0 S: 4	H: 2 LOB: 0 BB: 0 P: 4	R: 0 E: 0 K: 1 S: 6	H: 1 LOB: 2 BB: 1 P: 10	R: 0 E: 1 K: 0 S: 4	H: 0 LOB: 2 BB: 1 P: 8	R: 0 E: 0 K: 2 S: 7	H: 0 LOB: 0 BB: 0 P: 7		1B: 3 2B: 1 3B: 1 HR: 1	SF: 0 SAC: 2 DP: 1 HBP: 0	WP: 0 PB: 0 SB: 0 CS: 0
PITCHER	IP WLS BF H R ER SO BB IBB HBP BLK WP HR S P ERA WHIP																			
Doug Rau, L ERA: 3.77 (1,1)	7.0 L 32 6 2 1 4 3 2 0 0 0 0 1 35 55 1.29 1.286																			
Charlie Hough, R ERA: 2.36 (8,1)	1.0 3 0 0 0 2 0 0 0 0 0 0 0 7 7 0.00 0.000																			

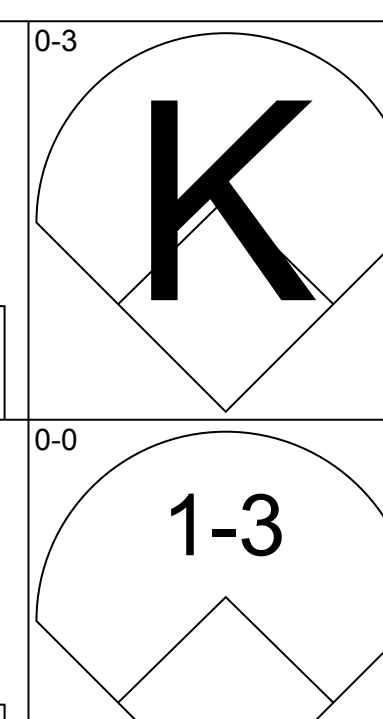
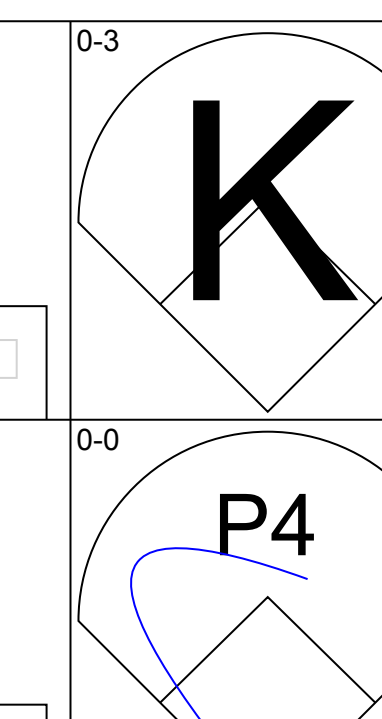
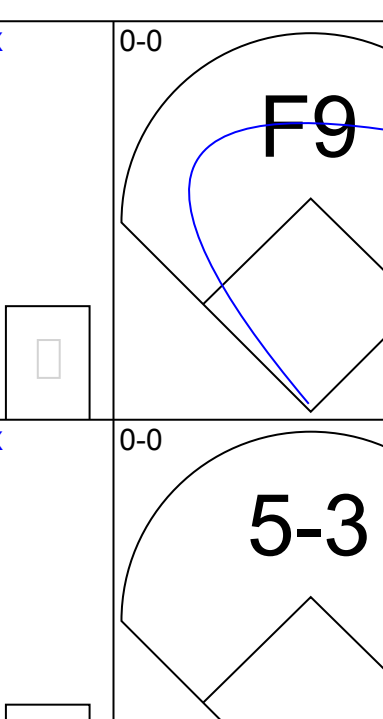
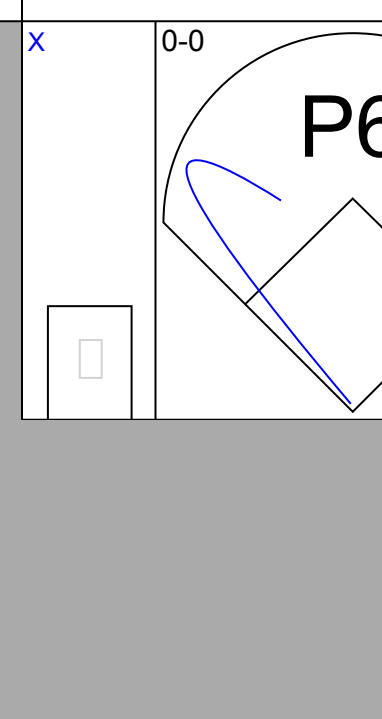
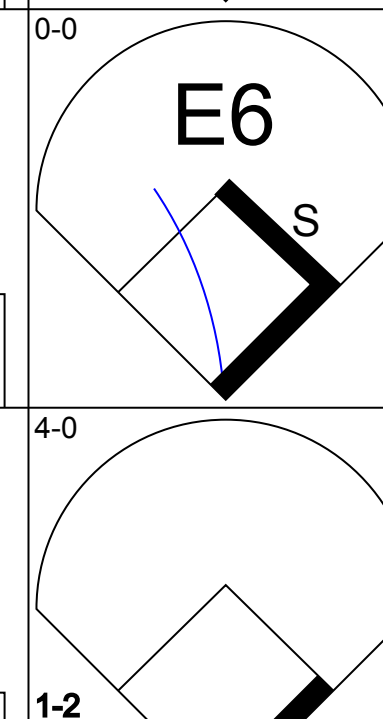
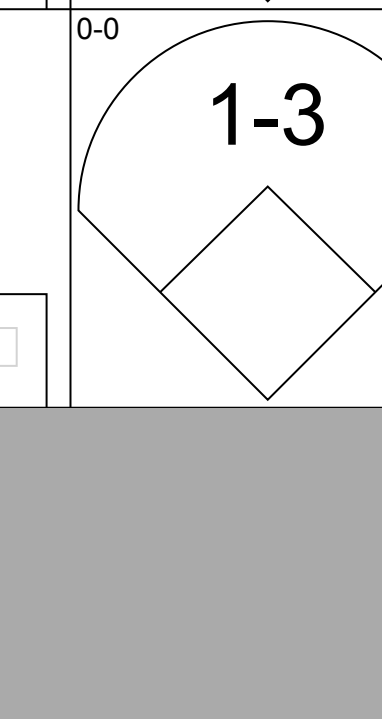
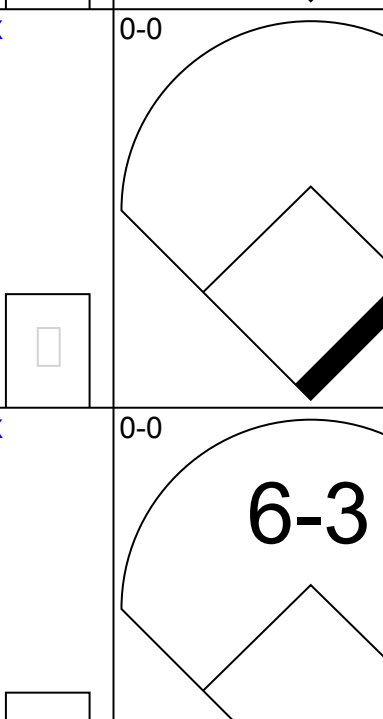

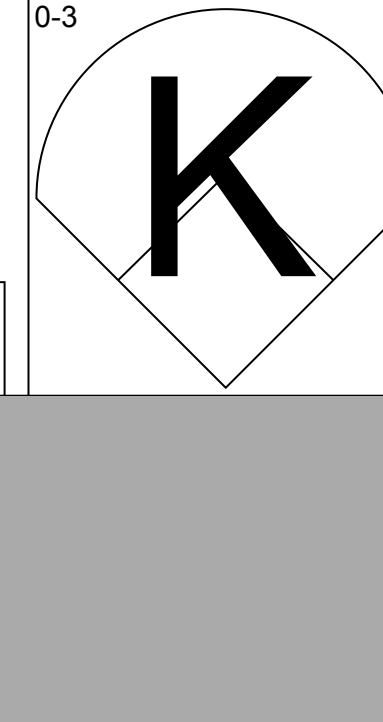




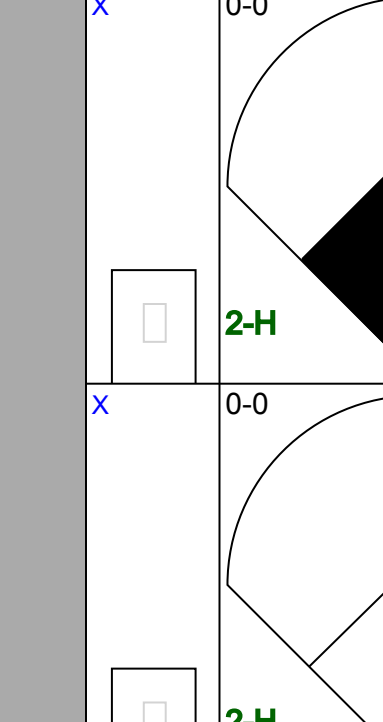

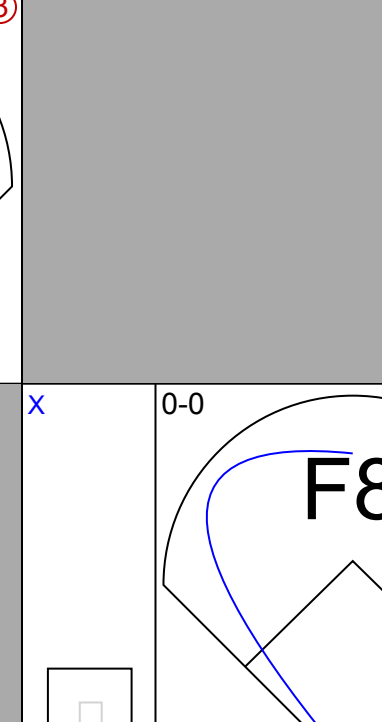

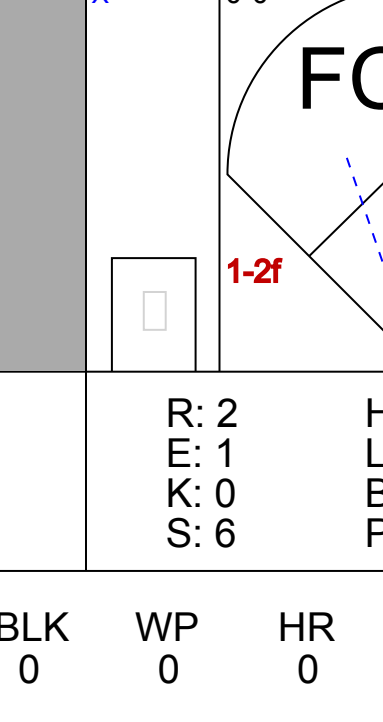
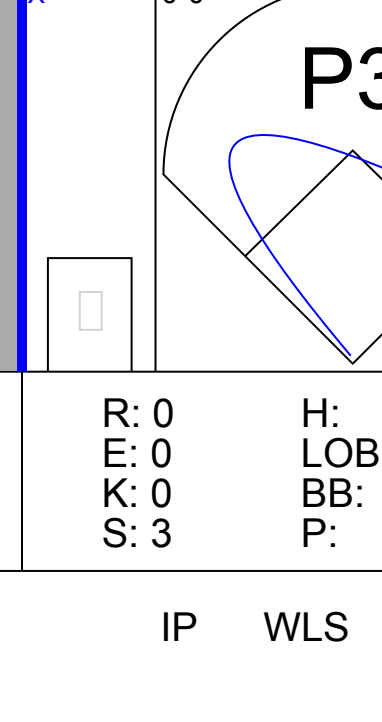
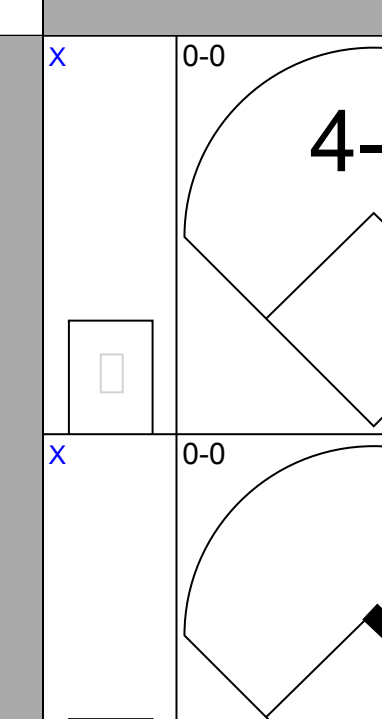
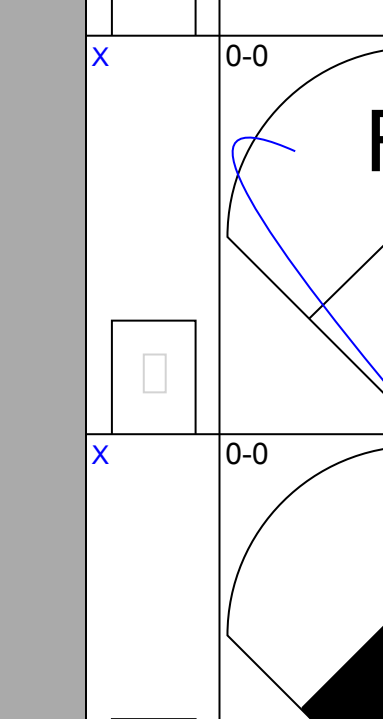

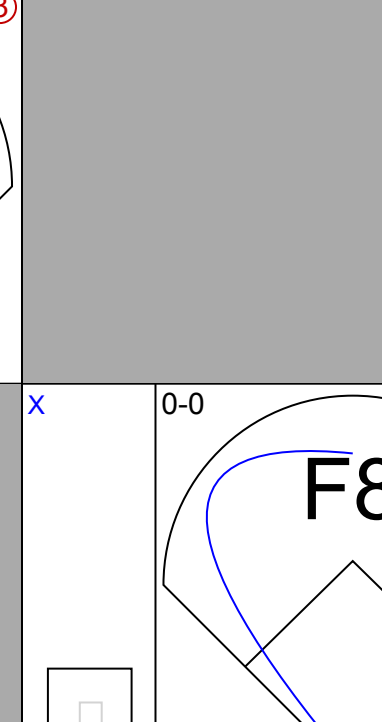
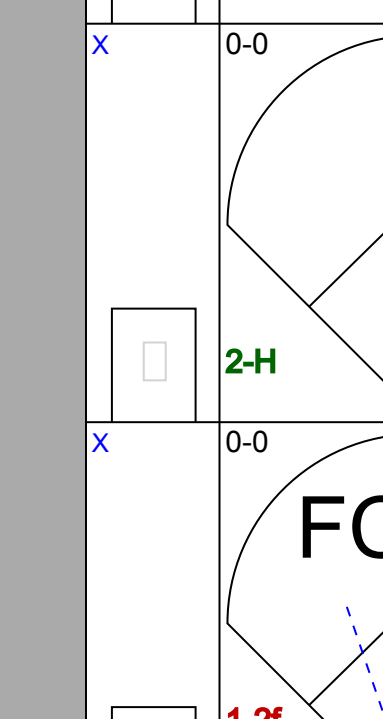
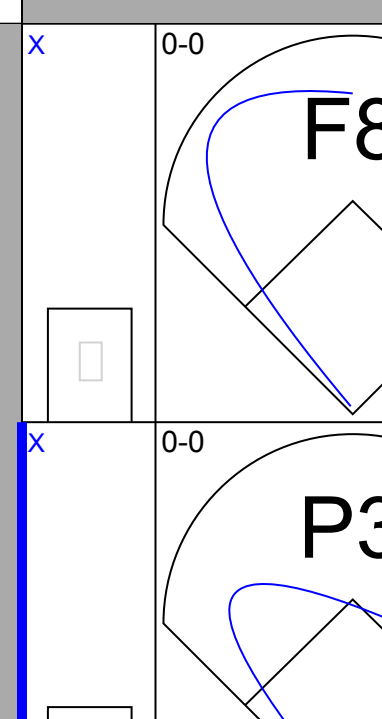
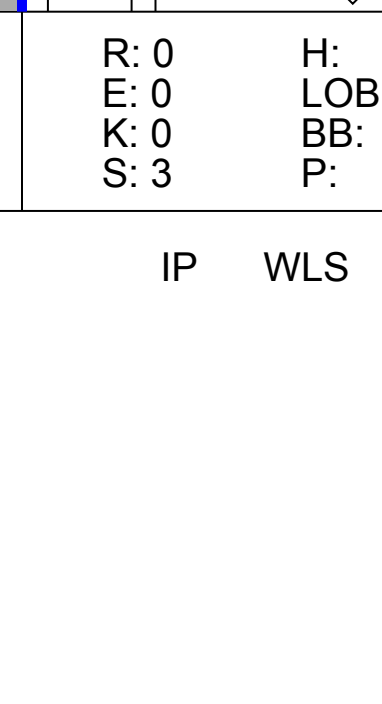
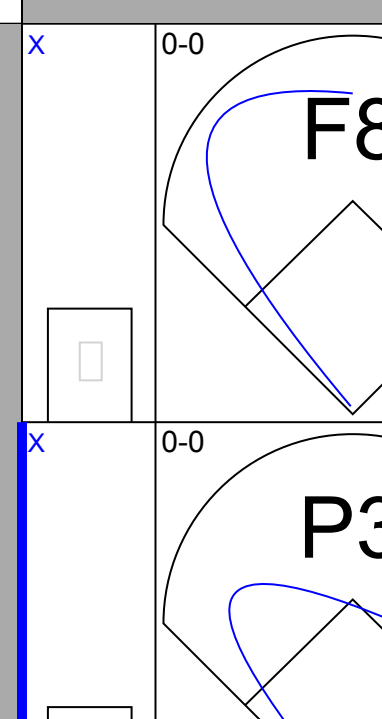
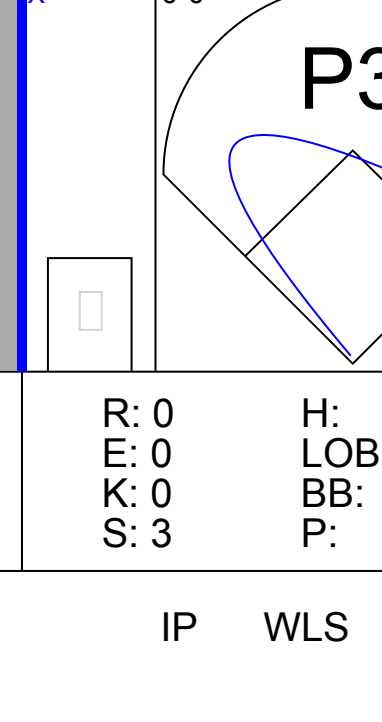

Batter	1	2	3	4	5	6	7	8	9	AB	R	H	RBI	BB	SO	LOB	TOP			
Davey Lopes, R (1,4) OBP: 0.371, SLG: 0.446	0-0 6-3		0-0 F7			0-3 K		0-0 P2		4	0	0	0	0	1	2	Los Angeles Dodgers @ San Francisco Giants Candlestick Park, San Francisco, CA Sat Aug 05 1978, 6:33 AM EDT Att: 49,203 - Unknown			
Bill Russell, R (1,6) OBP: 0.299, SLG: 0.349	0-0 G3		0-0 F7			0-0 F9 2B		0-0 E5 1B		4	1	2	1	0	0	1				
Reggie Smith, S (1,9) OBP: 0.382, SLG: 0.562	0-3 K			0-3 K		0-0 F9		4-0 1B IBB		3	0	0	0	1	2	1				
Ron Cey, R (1,5) OBP: 0.369, SLG: 0.428		4-0 F9 6-3 BB		0-0 F9		0-0 F8		0-0 1-2 3-H 1B		3	0	1	1	1	0	1				
Steve Garvey, R (1,3) OBP: 0.328, SLG: 0.452		0-0 6-3 1-2		0-0 5-3			0-0 F7	0-0 P6		4	0	0	0	0	0	3				
Dusty Baker Jr., R (1,7) OBP: 0.325, SLG: 0.376		0-0 F9 2-3			0-0 6-3		0-0 F2		0-0 P6	4	0	0	0	0	0	1				
Rick Monday, L (1,8) OBP: 0.341, SLG: 0.483		0-0 6-3			4-0 FC3-6 BB		0-3 K		0-0 F8	3	0	0	0	1	1	1				
Johnny Oates, L (1,2) OBP: 0.400, SLG: 0.370			0-0 P6		0-0 FC3-6 1-2			0-0 SH5-4 E 1B	0-0 4-3	4	1	1	0	0	0	1				
Bob Welch, R (1,1) OBP: 0.333, SLG: 0.333					0-0 5-3			0-0 SH5-4 1-2		2	0	1	0	0	0	1				
Inning Stats	R: 0 E: 0 K: 1 S: 5	H: 0 LOB: 0 BB: 0 P: 5	R: 0 E: 0 K: 0 S: 3	H: 0 LOB: 1 BB: 1 P: 7	R: 0 E: 0 K: 0 S: 4	H: 1 LOB: 0 BB: 0 P: 4	R: 0 E: 0 K: 1 S: 5	H: 0 LOB: 0 BB: 0 P: 5	R: 0 E: 0 K: 1 S: 6	H: 1 LOB: 1 BB: 0 P: 6	R: 0 E: 0 K: 1 S: 5	H: 0 LOB: 0 BB: 0 P: 5	R: 2 E: 1 K: 0 S: 6	H: 3 LOB: 2 BB: 1 P: 10	R: 0 E: 0 K: 0 S: 3	H: 0 LOB: 0 BB: 0 P: 3	1B: 4 2B: 1 3B: 0 HR: 0	SF: 0 SAC: 1 DP: 0 HBP: 0	WP: 0 PB: 0 SB: 0 CS: 0	PA: 35
PITCHER Ed Halicki, R (1,1) ERA: 2.88	IP: 9.0 WLS: L BF: 35	H: 5 R: 2 ER: 1 SO: 4	BB: 2 IBB: 1 HBP: 0 BLK: 0	WP: 0 HR: 0 S: 40 P: 52	ERA: 1.00 WHIP: 0.778	PITCHER														

Batter	1	2	3	4	5	6	7	8	9	AB	R	H	RBI	BB	SO	LOB	BOTTOM					
Bill Madlock, R (1,4) OBP: 0.372, SLG: 0.471	0-0 1B		0-0 F3		0-0 F7			4-0 G3-6 BB		3	0	1	0	0	0	2	Los Angeles Dodgers @ San Francisco Giants Candlestick Park, San Francisco, CA Sat Aug 05 1978, 6:33 AM EDT Att: 49,203 - Unknown					
Rob Andrews, R (6,4) OBP: 0.336, SLG: 0.336								0-0 F2		0	0	0	0	1	0	0						
Jim Dwyer, L (1,9) OBP: 0.319, SLG: 0.306	0-0 F7		0-0 1-3 2B		0-0 F9			0-0 F2		4	0	1	0	0	0	3						
Darrell Evans, L (1,5) OBP: 0.379, SLG: 0.397	0-0 L9		0-0 F7			0-0 CS 1B		0-0 G3-6 1-2		4	0	1	0	0	0	4						
Willie McCovey, L (1,3) OBP: 0.294, SLG: 0.403	0-0 F9			0-0 G3		0-0 F9 1-2			0-0 P3	4	0	0	0	0	0	2						
Terry Whitfield, L (1,7) OBP: 0.358, SLG: 0.435		0-0 L3 1B		0-0 1B		0-0 F8			0-0 BB 1B	4	0	3	0	0	0	0						
Larry Harmon, R (1,8) OBP: 0.346, SLG: 0.383		0-0 F2		0-0 F8			0-3 K		4-0 1-2 BB	3	0	0	0	0	1	2						
Mike Ivie, R (9, PH) OBP: 0.381, SLG: 0.480										0	0	0	0	1	0	0						
Johnnie LeMaster, R (9, PR) OBP: 0.291, SLG: 0.329										0	0	0	0	0	0	0						
Roger Metzger, S (1,6) OBP: 0.317, SLG: 0.313		0-0 L3		0-0 F7					0-3 K	3	0	1	0	0	0	2						
Jack Clark, R (9, PH) OBP: 0.363, SLG: 0.532										1	0	0	0	0	1	2						
Marc Hill, R (1,2) OBP: 0.336, SLG: 0.293			0-0 4-3		0-3 K				0-0 F7	3	0	0	0	0	1	1						
Hector Cruz, R (9, PH) OBP: 0.285, SLG: 0.355										1	0	0	0	0	0	2						
Ed Halicki, R (1,1) OBP: 0.154, SLG: 0.132			0-0 2B 1B		0-0 1B					3	0	2	0	0	0	1						
Inning Stats	R: 0 E: 0 K: 0 S: 4	H: 1 LOB: 1 BB: 0 P: 4	R: 0 E: 0 K: 0 S: 3	H: 1 LOB: 0 BB: 0 P: 3	R: 0 E: 0 K: 0 S: 5	H: 2 LOB: 2 BB: 0 P: 5	R: 0 E: 0 K: 0 S: 4	H: 1 LOB: 1 BB: 0 P: 4	R: 0 E: 0 K: 1 S: 6	H: 1 LOB: 1 BB: 0 P: 6	R: 0 E: 0 K: 1 S: 3	H: 1 LOB: 0 BB: 0 P: 3	R: 0 E: 0 K: 1 S: 6	H: 1 LOB: 1 BB: 1 P: 6	R: 0 E: 0 K: 0 S: 2	H: 0 LOB: 0 BB: 1 P: 6	R: 0 E: 0 K: 1 S: 6	H: 1 LOB: 2 BB: 1 P: 10	1B: 8 2B: 2 3B: 0 HR: 0	SF: 0 SAC: 0 DP: 2 HBP: 0	WP: 0 PB: 0 SB: 0 CS: 1	PA: 35
PITCHER Bob Welch, R (1,1) ERA: 1.73	IP: 9.0 WLS: W BF: 35	H: 9 R: 0 ER: 0 SO: 3	BB: 2 IBB: 0 HBP: 0 BLK: 0	WP: 0 HR: 0 S: 39 P: 47	ERA: 0.00 WHIP: 1.222	PITCHER																



Batter	1	2	3	4	5	6	7	8	9	AB	R	H	RBI	BB	SO	LOB	TOP
Ozzie Smith, S OBP: 0.315, SLG: 0.315 (1, 6)	F8		6-3			4-3		6-3		4	0	0	0	0	0	1	San Diego Padres @ Los Angeles Dodgers Dodger Stadium, Los Angeles, CA Mon Aug 07 1978, 7:05 PM PDT Att: 37,161 - Unknown livebaseballscorecards.com
Derrel Thomas, S OBP: 0.291, SLG: 0.278 (1, 8)	5-3		P4			6-3		F8		4	0	0	0	0	0	1	
Don Reynolds, R OBP: 0.333, SLG: 0.261 (1, 7)	5-3		F9			6-3			E8 1B	4	1	1	0	0	0	0	
Gene Tenace, R OBP: 0.415, SLG: 0.448 (1, 2)		F8 1B BB		1-3			FC4-6 1B	5-3		3	0	1	0	1	0	1	
Oscar Gamble, L OBP: 0.384, SLG: 0.424 (1, 9)		F8 1B		4-3		FC4-6 1B		1B		4	0	2	0	0	0	1	
Tucker Ashford, R OBP: 0.292, SLG: 0.342 (1, 3)	F8			6-3		F9		K		4	0	0	0	0	1	5	
Fernando Gonzalez, R OBP: 0.255, SLG: 0.304 (9, PH) Jerry Turner, L OBP: 0.333, SLG: 0.439 (8, PH)	5-3			1-3		1-3		1B		3	0	0	0	0	0	3	
Bill Almon, R OBP: 0.312, SLG: 0.319 (1, 5)		IBB		6-3			WP 1B	K		3	0	1	0	1	1	2	
Bob Ovchinko, L OBP: 0.173, SLG: 0.196 (1, 1) Dave Roberts, R OBP: 0.318, SLG: 0.263 (8, PH) John D'Acquisto, R OBP: 0.286, SLG: 0.231 (8, 1)	1-3			6-3				K		2	0	0	0	0	0	3	
Inning Stats	R: 0 E: 0 K: 0 S: 3	H: 0 LOB: 0 BB: 0 P: 3	R: 0 E: 0 K: 0 S: 4	H: 1 LOB: 3 BB: 2 P: 12	R: 0 E: 0 K: 0 S: 3	H: 0 LOB: 0 BB: 0 P: 3	R: 0 E: 0 K: 0 S: 3	H: 0 LOB: 0 BB: 0 P: 3	R: 0 E: 0 K: 0 S: 4	H: 1 LOB: 1 BB: 0 P: 4	R: 0 E: 0 K: 1 S: 6	H: 1 LOB: 1 BB: 0 P: 6	R: 1 E: 1 K: 2 S: 10	H: 3 LOB: 2 BB: 0 P: 10	1B: 6 2B: 0 3B: 0 HR: 0	SF: 0 SAC: 0 DP: 0 HBP: 0	
PITCHER Tommy John, L ERA: 3.24 (1, 1)	IP: 9.0 WLS: W BF: 35 H: 6 R: 1 ER: 1 SO: 3 BB: 1 IBB: 1 HBP: 0 BLK: 0 WP: 1 HR: 0 S: 39 P: 47 ERA: 1.00 WHIP: 0.778											PITCHER	IP: 9.0 WLS: W BF: 35 H: 6 R: 1 ER: 1 SO: 3 BB: 1 IBB: 1 HBP: 0 BLK: 0 WP: 1 HR: 0 S: 39 P: 47 ERA: 1.00 WHIP: 0.778				

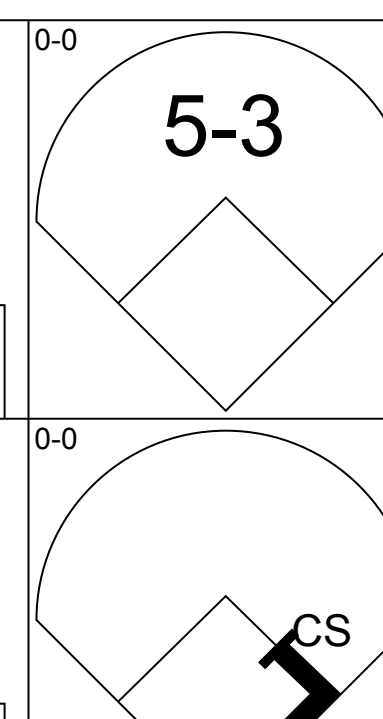
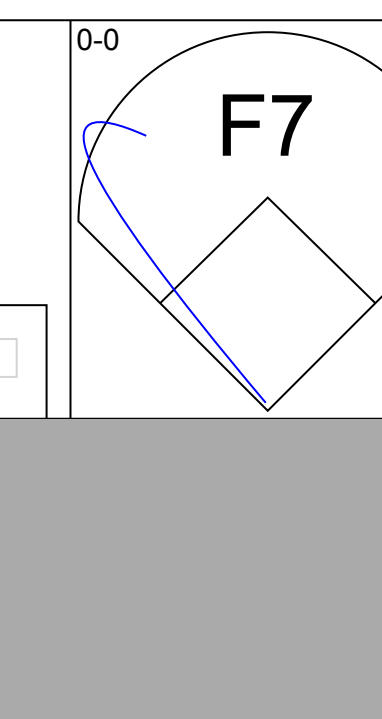

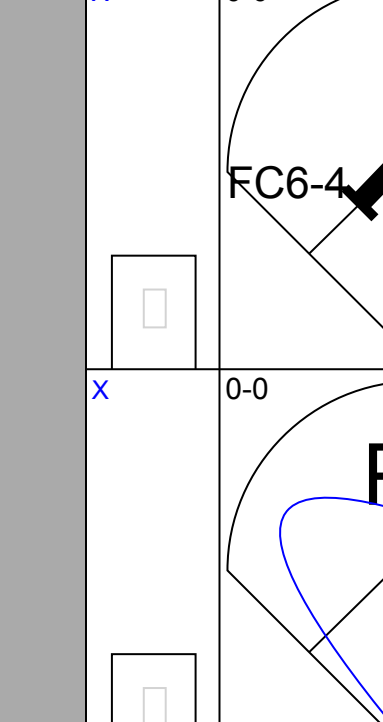
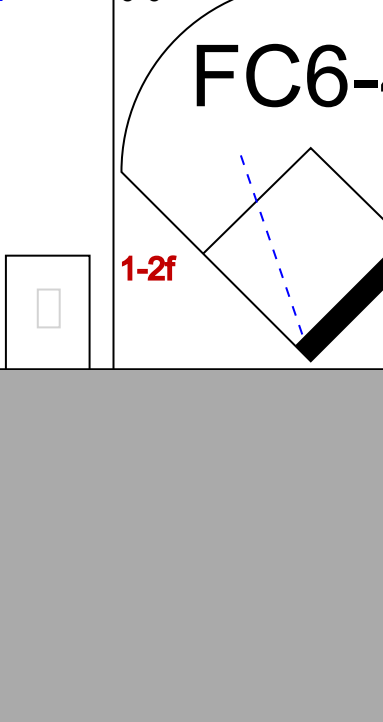

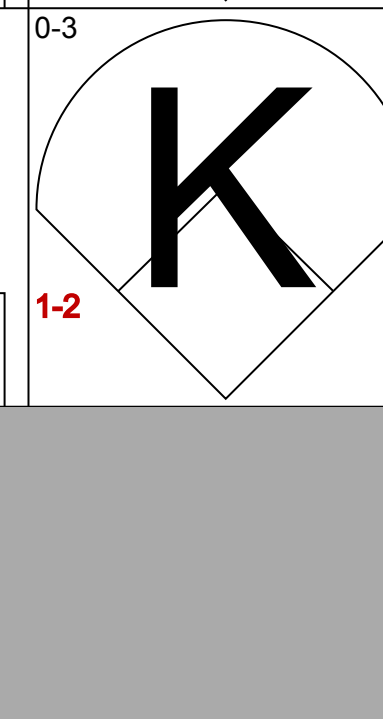
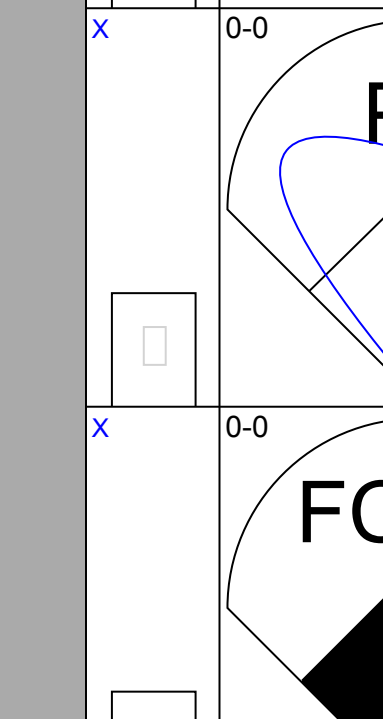

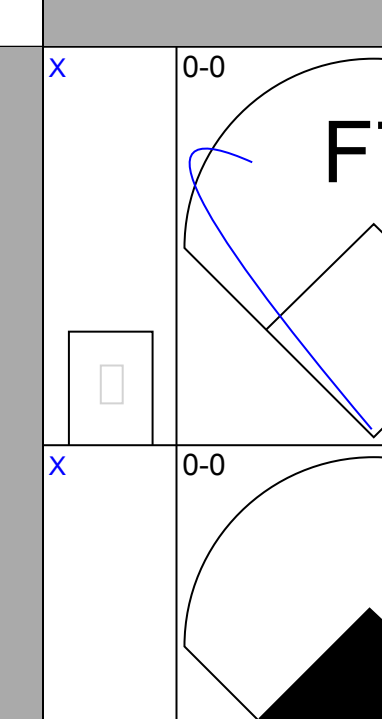
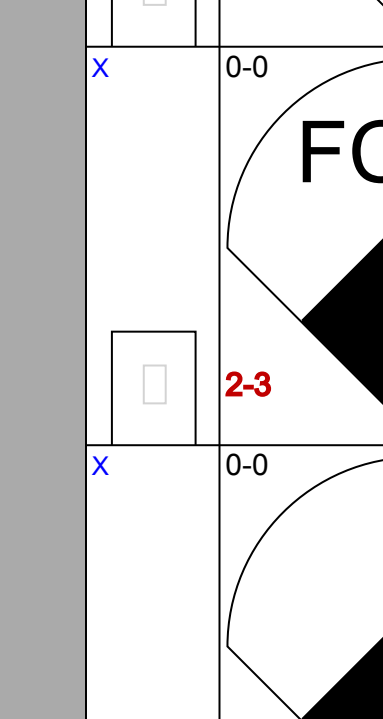


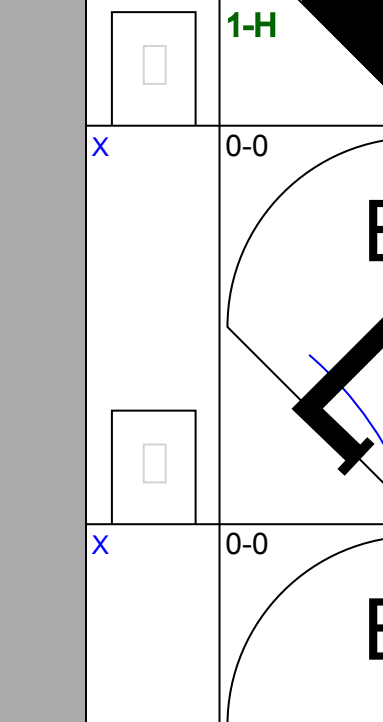
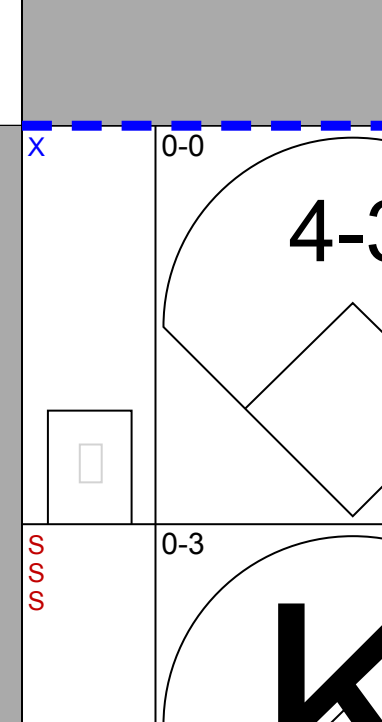
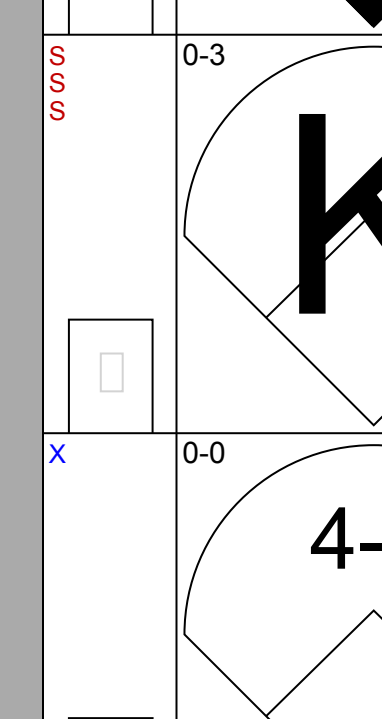
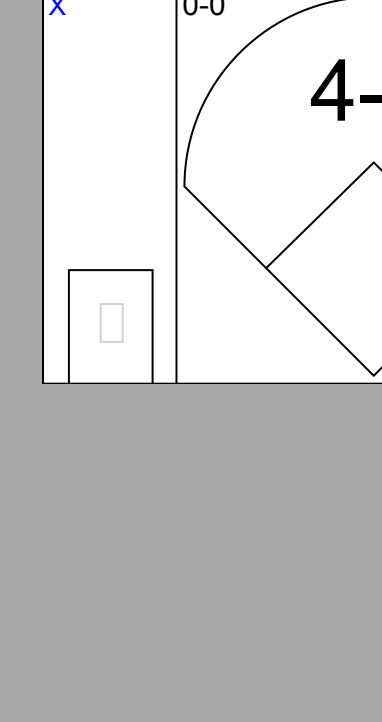
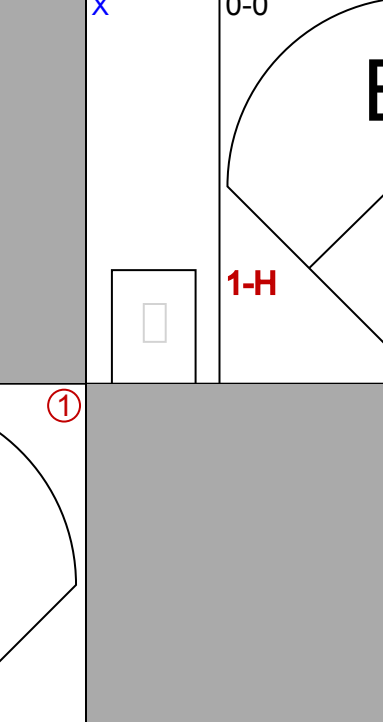
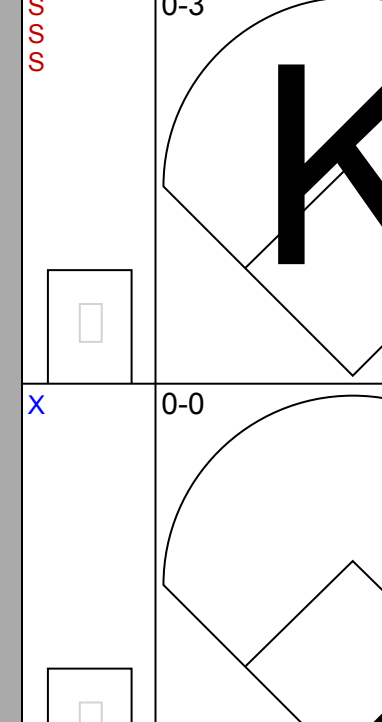
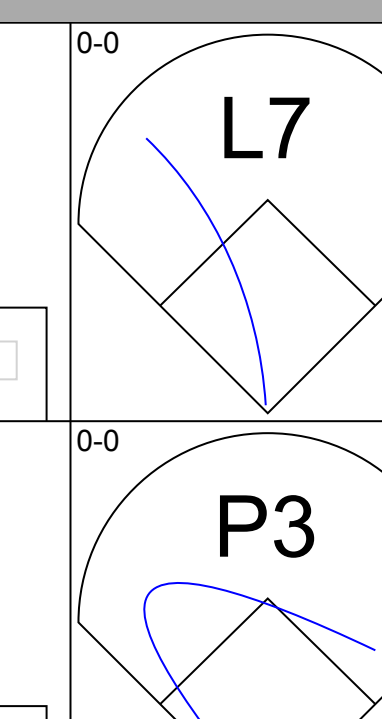
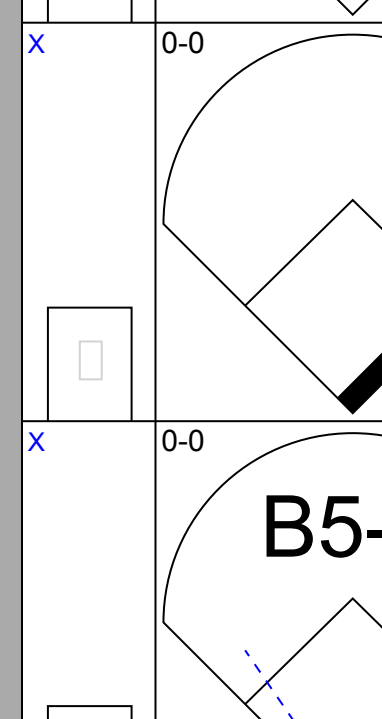
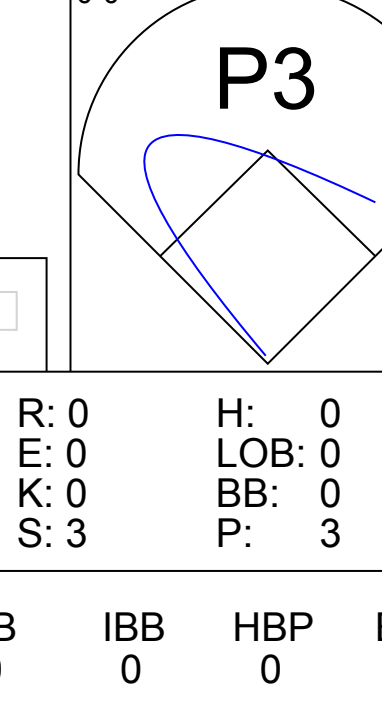
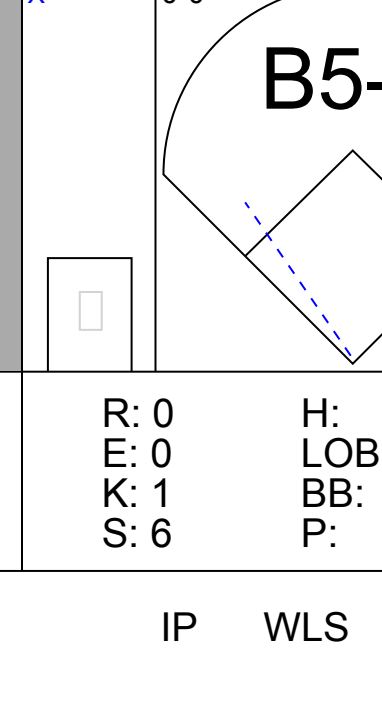
Batter	1	2	3	4	5	6	7	8	9	AB	R	H	RBI	BB	SO	LOB	BOTTOM
Davey Lopes, R OBP: 0.370, SLG: 0.442 (1, 4)	F3		F9			FC1-6 BB				3	0	1	0	1	0	0	San Diego Padres @ Los Angeles Dodgers Dodger Stadium, Los Angeles, CA Mon Aug 07 1978, 7:05 PM PDT Att: 37,161 - Unknown livebaseballscorecards.com
Bill Russell, R OBP: 0.296, SLG: 0.344 (1, 6)	L7		F8		FC1-6		F9			4	0	0	0	0	0	3	
Reggie Smith, S OBP: 0.382, SLG: 0.568 (8, 9)	BLK BB		F8		F2			K		3	0	0	0	1	1	1	
Ron Cey, R OBP: 0.367, SLG: 0.421 (1, 5)	FC5-4 BB			F2		L6		K		3	0	0	0	1	1	0	
Steve Garvey, R OBP: 0.327, SLG: 0.453 (1, 3)	FC5-4			P4		4-3		WP 2B		4	0	1	0	0	0	2	
Dusty Baker Jr., R OBP: 0.329, SLG: 0.374 (1, 7)		P3-1 BB		HR 1B		5-3		BB		2	1	1	0	2	0	0	
Lee Lacy, R OBP: 0.394, SLG: 0.605 (1, 9) Rick Monday, L OBP: 0.340, SLG: 0.481 (8, 8)		P3-1		HR			5-3	K		3	1	1	2	0	0	1	
Joe Ferguson, R OBP: 0.344, SLG: 0.373 (1, 2)		HR		K				1B SH3 1B		3	1	2	1	0	1	0	
Tommy John, R OBP: 0.137, SLG: 0.143 (1, 1)	F9				F8		SH3			2	0	0	0	0	0	0	
Inning Stats	R: 0 E: 0 K: 0 S: 3	H: 0 LOB: 2 BB: 2 P: 11	R: 1 E: 0 K: 0 S: 3	H: 1 LOB: 0 BB: 1 P: 7	R: 0 E: 0 K: 1 S: 7	H: 2 LOB: 0 BB: 0 P: 7	R: 0 E: 0 K: 0 S: 3	H: 0 LOB: 1 BB: 1 P: 7	R: 0 E: 0 K: 0 S: 5	H: 2 LOB: 2 BB: 0 P: 5	R: 0 E: 0 K: 3 S: 10	H: 1 LOB: 2 BB: 1 P: 14	R: 0 E: 0 K: 2 S: 10	H: 3 LOB: 2 BB: 0 P: 10	1B: 3 2B: 2 3B: 0 HR: 2	SF: 0 SAC: 1 DP: 1 HBP: 0	
PITCHER Bob Ovchinko, L ERA: 2.89 (1, 1) John D'Acquisto, R ERA: 2.3 (8, 1)	IP: 7.0 WLS: L BF: 29 H: 5 R: 3 ER: 3 SO: 3 BB: 4 IBB: 0 HBP: 0 BLK: 0 WP: 0 HR: 2 S: 27 P: 43 ERA: 3.86 WHIP: 1.286											PITCHER	IP: 1.0 WLS: 5 BF: 5 H: 1 R: 0 ER: 0 SO: 3 BB: 1 IBB: 0 HBP: 0 BLK: 0 WP: 0 HR: 0 S: 10 P: 14 ERA: 0.00 WHIP: 2.000				

Batter	1	2	3	4	5	6	7	8	9	AB	R	H	RBI	BB	SO	LOB	TOP			
Gene Richards, L (1.7) OBP: 0.373, SLG: 0.407																	4 0 0 0 0 2 0			
Ozzie Smith, S (1.6) OBP: 0.312, SLG: 0.312																	4 0 0 0 0 1 0			
Jerry Turner, L (1.8) OBP: 0.339, SLG: 0.441																	4 0 2 0 0 0 0			
Oscar Gamble, L (1.9) OBP: 0.382, SLG: 0.420																	3 1 0 0 1 0 2			
Gene Tenace, R (1.3) OBP: 0.410, SLG: 0.442																	4 0 0 0 0 2 4			
Rollie Fingers, R (8.1) OBP: 0.286, SLG: 0.286																	0 0 0 0 0 0 0			
Derrel Thomas, S (1.5) OBP: 0.290, SLG: 0.278																	4 0 1 0 0 0 1			
Rick Sweet, S (1.2) OBP: 0.319, SLG: 0.274																	4 1 2 1 0 0 1			
Bill Almon, R (9. PR) OBP: 0.312, SLG: 0.319																	0 0 0 0 0 0 0			
Fernando Gonzalez, R (1.4) OBP: 0.290, SLG: 0.304																	3 0 1 1 0 0 1			
Dave Winfield, R (9. PH) OBP: 0.344, SLG: 0.474																	1 0 0 0 0 0 1			
Gaylord Perry, R (1.1) OBP: 0.153, SLG: 0.158																	2 0 0 0 0 0 2			
Don Reynolds, R (7. PH) OBP: 0.329, SLG: 0.257																	1 0 0 0 0 0 0			
Bob Shirley, R (7.1) OBP: 0.205, SLG: 0.139																	0 0 0 0 0 0 0			
Tucker Ashford, R (8.3) OBP: 0.290, SLG: 0.339																	1 0 0 0 0 0 1			
Inning Stats	R: 0 E: 1 K: 2 S: 8	H: 0 LOB: 2 BB: 1 P: 12	R: 0 E: 0 K: 0 S: 4	H: 1 LOB: 1 BB: 0 P: 4	R: 0 E: 0 K: 1 S: 5	H: 0 LOB: 0 BB: 0 P: 5	R: 2 E: 1 K: 0 S: 6	H: 2 LOB: 1 BB: 0 P: 6	R: 0 E: 0 K: 0 S: 4	H: 1 LOB: 1 BB: 0 P: 4	R: 0 E: 0 K: 0 S: 3	H: 0 LOB: 0 BB: 0 P: 3	R: 0 E: 0 K: 2 S: 8	H: 1 LOB: 1 BB: 0 P: 8	R: 0 E: 0 K: 0 S: 4	H: 1 LOB: 1 BB: 0 P: 4	1B: 4 2B: 2 3B: 0 HR: 0	SF: 0 SAC: 0 DP: 0 HBP: 0	WP: 0 PB: 0 SB: 1 CS: 0	PA: 36
PITCHER Don Sutton, R (1.1) ERA: 3.45	IP: 9.0 WLS: W BF: 36 H: 6 R: 2 ER: 0 SO: 5 BB: 1 IBB: 0 HBP: 0 BLK: 0 WP: 0 HR: 0 S: 45 P: 49 ERA: 0.00 WHIP: 0.778															PITCHER				

San Diego Padres @ Los Angeles Dodgers
 Dodger Stadium, Los Angeles, CA
 Tue Aug 08 1978, 7:05 PM PDT
 Att: 43,515 - Unknown


AB 35
 R 2
 H 6
 RBI 2
 BB 1
 SO 5
 LOB 13



Batter	1	2	3	4	5	6	7	8	9	AB	R	H	RBI	BB	SO	LOB	BOTTOM			
Davey Lopes, R (1.4) OBP: 0.369, SLG: 0.440																	4 0 1 0 0 1 0			
Bill Russell, R (1.6) OBP: 0.299, SLG: 0.350																	4 0 3 0 0 0 1			
Reggie Smith, S (1.9) OBP: 0.378, SLG: 0.561																	4 0 0 0 0 2 3			
Ron Cey, R (1.5) OBP: 0.366, SLG: 0.420																	4 1 1 0 0 0 1			
Steve Garvey, R (1.3) OBP: 0.329, SLG: 0.467																	4 2 2 3 0 0 2			
Lee Lacy, R (1.7) OBP: 0.377, SLG: 0.594																	3 0 0 0 0 1 0			
Dusty Baker Jr., R (8.7) OBP: 0.329, SLG: 0.374																	0 0 0 0 0 0 0			
Rick Monday, L (1.8) OBP: 0.336, SLG: 0.475																	3 0 0 0 0 1 1			
Joe Ferguson, R (1.2) OBP: 0.344, SLG: 0.372																	3 0 1 0 0 0 0			
Don Sutton, R (1.1) OBP: 0.167, SLG: 0.118																	3 0 0 0 0 0 1			
Inning Stats	R: 0 E: 0 K: 1 S: 5	H: 1 LOB: 0 BB: 0 P: 5	R: 1 E: 0 K: 1 S: 6	H: 1 LOB: 0 BB: 0 P: 6	R: 0 E: 0 K: 0 S: 3	H: 0 LOB: 0 BB: 0 P: 3	R: 2 E: 2 K: 0 S: 6	H: 2 LOB: 2 BB: 0 P: 6	R: 0 E: 0 K: 0 S: 4	H: 1 LOB: 1 BB: 0 P: 4	R: 0 E: 0 K: 0 S: 3	H: 0 LOB: 0 BB: 0 P: 3	R: 0 E: 0 K: 1 S: 6	H: 1 LOB: 1 BB: 0 P: 6	R: 0 E: 0 K: 2 S: 9	H: 2 LOB: 2 BB: 0 P: 9	1B: 5 2B: 1 3B: 0 HR: 2	SF: 0 SAC: 0 DP: 0 HBP: 0	WP: 1 PB: 0 SB: 0 CS: 1	PA: 32
PITCHER Gaylord Perry, R (1.1) ERA: 3.23	IP: 6.0 WLS: L BF: 23 H: 5 R: 3 ER: 3 SO: 3 BB: 0 IBB: 0 HBP: 0 BLK: 0 WP: 1 HR: 2 S: 27 P: 27 ERA: 4.50 WHIP: 0.833															PITCHER				
Bob Shirley, L (7.1) ERA: 4.07	IP: 1.2 WLS: 8 BF: 3 H: 3 R: 0 ER: 0 SO: 3 BB: 0 IBB: 0 HBP: 0 BLK: 0 WP: 0 HR: 14 S: 14 P: 14 ERA: 0.00 WHIP: 1.800															PITCHER				
Rollie Fingers, R (8.1) ERA: 3.08	IP: 0.1 WLS: 1 BF: 0 H: 0 R: 0 ER: 0 SO: 0 BB: 0 IBB: 0 HBP: 0 BLK: 0 WP: 0 HR: 1 S: 1 P: 1 ERA: 0.00 WHIP: 0.000															PITCHER				

San Diego Padres @ Los Angeles Dodgers
 Dodger Stadium, Los Angeles, CA
 Tue Aug 08 1978, 7:05 PM PDT
 Att: 43,515 - Unknown


AB 32
 R 3
 H 8
 RBI 3
 BB 0
 SO 5
 LOB 9




Batter	1	2	3	4	5	6	7	8	9	AB	R	H	RBI	BB	SO	LOB	TOP					
Gene Richards, L (1,7) OBP: 0.377, SLG: 0.407	1-3		6-3 1B					E BB		2	0	1	0	1	0	0	San Diego Padres @ Los Angeles Dodgers Dodger Stadium, Los Angeles, CA Wed Aug 09 1978, 7:05 PM PDT Att: 41,597 - Unknown					
Ozzie Smith, S (1,6) OBP: 0.312, SLG: 0.312			6-3				4-3	E5 G6-4-3		4	0	1	0	0	0	4						
Jim Beswick, S (1,9) OBP: 0.312, SLG: 0.312	G1-4-6-3		5-3					G6-4-3		4	0	0	0	0	1	5						
Dave Winfield, R (1,8) OBP: 0.343, SLG: 0.474									G1	4	0	1	0	0	1	0						
Gene Tenace, R (1,2) OBP: 0.411, SLG: 0.441		P4							FC6-4 1B	3	0	1	0	1	1	1						
Derrel Thomas, S (1,3) OBP: 0.286, SLG: 0.274									F7	4	0	0	0	0	1	3						
Bill Almon, R (1,5) OBP: 0.309, SLG: 0.316									FC6-4	4	0	0	0	0	2	3						
Fernando Gonzalez, R (1,4) OBP: 0.262, SLG: 0.300										3	0	0	0	0	1	0						
Eric Rasmussen, R (1,1) OBP: 0.152, SLG: 0.152									F9	2	0	1	0	0	0	0						
Tucker Ashford, R (8, PH) OBP: 0.288, SLG: 0.336										1	0	0	0	0	0	0						
Mark Lee, R (8, 1)										0	0	0	0	0	0	0						
Inning Stats	R: 0 E: 0 K: 0 S: 3	H: 1 LOB: 0 BB: 0 P: 3	R: 0 E: 0 K: 2 S: 8	H: 1 LOB: 1 BB: 0 P: 8	R: 0 E: 0 K: 0 S: 5	H: 2 LOB: 2 BB: 0 P: 5	R: 0 E: 0 K: 1 S: 5	H: 0 LOB: 1 BB: 1 P: 9	R: 0 E: 0 K: 1 S: 5	H: 0 LOB: 1 BB: 0 P: 6	R: 0 E: 0 K: 2 S: 7	H: 0 LOB: 0 BB: 0 P: 7	R: 0 E: 0 K: 1 S: 5	H: 0 LOB: 0 BB: 0 P: 5	R: 0 E: 1 K: 0 S: 3	H: 0 LOB: 1 BB: 1 P: 7	R: 0 E: 0 K: 0 S: 4	H: 1 LOB: 1 BB: 0 P: 4	1B: 4 2B: 1 3B: 0 HR: 0	SF: 0 SAC: 0 DP: 2 HBP: 1	WP: 0 PB: 0 SB: 1 CS: 0	PA: 34
PITCHER	IP WLS BF H R ER SO BB IBB HBP BLK WP HR S P ERA WHIP																					
Doug Rau, L (1,1) ERA: 3.53	9.0 W 34 5 0 0 7 2 0 1 0 0 0 45 54 0.00 0.778																					

Batter	1	2	3	4	5	6	7	8	9	AB	R	H	RBI	BB	SO	LOB	BOTTOM			
Davey Lopes, R (1,4) OBP: 0.366, SLG: 0.436	F7		5-3	6-3						4	0	0	0	0	0	2	San Diego Padres @ Los Angeles Dodgers Dodger Stadium, Los Angeles, CA Wed Aug 09 1978, 7:05 PM PDT Att: 41,597 - Unknown			
Bill Russell, R (1,6) OBP: 0.299, SLG: 0.349			6-3							4	0	1	0	0	1	0				
Lee Lacy, R (1,9) OBP: 0.374, SLG: 0.591			6-3							4	0	1	0	0	0	1				
Reggie Smith, S (8, 9)							P4			0	0	0	0	0	0	0				
Ron Cey, R (1,5) OBP: 0.367, SLG: 0.419										3	1	1	0	1	1	1				
Steve Garvey, R (1,3) OBP: 0.326, SLG: 0.463										4	0	0	0	0	0	2				
Dusty Baker Jr., R (1,7) OBP: 0.333, SLG: 0.388										4	2	3	1	0	0	0				
Rick Monday, L (1,8) OBP: 0.336, SLG: 0.473										3	0	1	0	1	1	1				
Johnny Oates, L (1,2) OBP: 0.396, SLG: 0.367										3	0	1	2	0	0	1				
Doug Rau, L (1,1) OBP: 0.167, SLG: 0.188										3	0	0	0	0	0	3				
Inning Stats	R: 0 E: 0 K: 2 S: 8	H: 1 LOB: 1 BB: 0 P: 8	R: 1 E: 0 K: 0 S: 5	H: 2 LOB: 1 BB: 0 P: 5	R: 0 E: 0 K: 0 S: 3	H: 0 LOB: 0 BB: 0 P: 3	R: 2 E: 0 K: 0 S: 6	H: 3 LOB: 2 BB: 1 P: 10	R: 0 E: 0 K: 0 S: 3	H: 0 LOB: 0 BB: 1 P: 7	R: 0 E: 0 K: 0 S: 3	H: 0 LOB: 0 BB: 0 P: 3	R: 0 E: 0 K: 1 S: 4	H: 1 LOB: 1 BB: 0 P: 4	R: 0 E: 0 K: 1 S: 6	H: 1 LOB: 1 BB: 0 P: 6	1B: 5 2B: 2 3B: 0 HR: 1	SF: 0 SAC: 0 DP: 0 HBP: 0	WP: 0 PB: 0 SB: 1 CS: 0	PA: 34
PITCHER	IP WLS BF H R ER SO BB IBB HBP BLK WP HR S P ERA WHIP																			
Eric Rasmussen, R (1,1) ERA: 4.1	7.0 L 30 7 3 3 2 1 0 0 0 0 0 32 40 3.86 1.143																			
Mark Lee, R (8, 1) ERA: 3.42	1.0 4 1 0 0 1 0 0 0 0 0 0 6 6 0.00 1.000																			

AB 31
R 0
H 5
RBI 0
BB 2
SO 7
LOB 16



AB 32
R 3
H 8
RBI 3
BB 2
SO 3
LOB 11



Batter	1	2	3	4	5	6	7	8	9	AB	R	H	RBI	BB	SO	LOB	TOP										
Bill Madlock, R OBP: 0.379, SLG: 0.494 (1, 4)										3	2	1	0	1	0	1	San Francisco Giants @ Los Angeles Dodgers Dodger Stadium, Los Angeles, CA Fri Aug 11 1978, 7:05 PM PDT Att: 52,869 - Unknown										
Jim Dwyer, L OBP: 0.326, SLG: 0.313 (1, 8) (9, 7)										4	0	2	0	0	1	1											
Jack Clark, R OBP: 0.357, SLG: 0.532 (1, 9)										3	0	0	0	1	0	3											
Willie McCovey, L OBP: 0.297, SLG: 0.398 Johnnie LeMaster, R OBP: 0.291, SLG: 0.329 Larry Herndon, R OBP: 0.341, SLG: 0.375 (1, 3) (9, PR) (9, 8)										4	0	2	1	0	0	3											
Darrell Evans, L OBP: 0.376, SLG: 0.388 (1, 5)										2	0	0	1	0	0	1											
Terry Whitfield, L OBP: 0.352, SLG: 0.433 Mike Ivie, R OBP: 0.356, SLG: 0.469 (1, 7) (9, PH) (9, 3)										3	0	0	0	0	1	2											
Roger Metzger, S OBP: 0.300, SLG: 0.292 (1, 6)										4	0	0	0	0	1	1											
John Tamargo, S OBP: 0.391, SLG: 0.289 Randy Moffitt, R OBP: 0.250, SLG: 0.143 (1, 2) (9, 1)										4	0	0	0	0	1	2											
Ed Halicki, R OBP: 0.146, SLG: 0.125 Hector Cruz, R OBP: 0.288, SLG: 0.352 Gary Lavelle, S OBP: 0.071, SLG: 0.071 Marc Hill, R OBP: 0.337, SLG: 0.293 (1, 1) (8, PH) (8, 1) (9, 2)										2	0	0	0	0	1	0											
Inning Stats	R: 1 E: 0 K: 1 S: 7	H: 2 LOB: 2 BB: 1 P: 11	R: 0 E: 0 K: 1 S: 5	H: 0 LOB: 0 BB: 0 P: 5	R: 0 E: 0 K: 0 S: 3	H: 0 LOB: 0 BB: 0 P: 3	R: 0 E: 0 K: 0 S: 3	H: 0 LOB: 0 BB: 0 P: 3	R: 0 E: 0 K: 1 S: 4	H: 2 LOB: 1 BB: 1 P: 8	R: 0 E: 0 K: 0 S: 3	H: 0 LOB: 0 BB: 0 P: 3	R: 0 E: 1 K: 1 S: 6	H: 1 LOB: 1 BB: 0 P: 6	R: 1 E: 0 K: 1 S: 7	H: 2 LOB: 2 BB: 0 P: 7		1B: 7 2B: 0 3B: 0 HR: 0	SF: 1 SAC: 1 DP: 1 HBP: 0	WP: 1 PB: 0 SB: 1 CS: 0	PA: 35						
PITCHER	IP	WLS	BF	H	R	ER	SO	BB	IBB	HBP	BLK	WP	HR	S	P	ERA	WHIP										
Burt Hooton, R ERA: 3.01 Terry Forster, L ERA: 2.27 (1, 1) (9, 1)	8.0		31	6	3	3	4	2	0	0	0	1	0	37	45	3.38	1.000										

Batter	1	2	3	4	5	6	7	8	9	AB	R	H	RBI	BB	SO	LOB	BOTTOM										
Davey Lopes, R OBP: 0.362, SLG: 0.429 (1, 4)										4	0	0	0	1	2	3	San Francisco Giants @ Los Angeles Dodgers Dodger Stadium, Los Angeles, CA Fri Aug 11 1978, 7:05 PM PDT Att: 52,869 - Unknown										
Bill North, S OBP: 0.394, SLG: 0.306 (1, 8)										4	0	0	1	1	1	0											
Reggie Smith, S OBP: 0.382, SLG: 0.570 (1, 9)										4	0	1	0	0	1	0											
Ron Cey, R OBP: 0.373, SLG: 0.436 (1, 5)										4	1	2	1	0	0	1											
Steve Garvey, R OBP: 0.328, SLG: 0.469 (1, 3)										4	1	1	0	0	0	2											
Dusty Baker Jr., R OBP: 0.330, SLG: 0.381 (1, 7)										3	1	0	0	0	0	0											
Johnny Oates, L OBP: 0.365 Joe Ferguson, R OBP: 0.345, SLG: 0.373 (1, 2) (9, PH)										3	0	1	1	0	0	0											
Bill Russell, R OBP: 0.300, SLG: 0.348 (1, 6)										4	0	1	0	0	0	3											
Burt Hooton, R OBP: 0.260, SLG: 0.182 Terry Forster, L OBP: 0.333, SLG: 0.333 Lee Lacy, R OBP: 0.378, SLG: 0.594 (1, 1) (9, 1) (9, PH)										2	0	1	1	0	0	0											
Inning Stats	R: 0 E: 0 K: 1 S: 5	H: 0 LOB: 0 BB: 0 P: 5	R: 2 E: 0 K: 1 S: 8	H: 3 LOB: 2 BB: 0 P: 9	R: 0 E: 0 K: 0 S: 4	H: 1 LOB: 1 BB: 0 P: 4	R: 0 E: 0 K: 0 S: 3	H: 0 LOB: 0 BB: 0 P: 3	R: 0 E: 0 K: 1 S: 5	H: 0 LOB: 0 BB: 0 P: 5	R: 1 E: 0 K: 0 S: 4	H: 1 LOB: 0 BB: 0 P: 4	R: 0 E: 0 K: 0 S: 4	H: 1 LOB: 1 BB: 0 P: 4	R: 0 E: 0 K: 1 S: 6	H: 1 LOB: 1 BB: 0 P: 6		R: 1 E: 0 K: 0 S: 4	H: 2 LOB: 3 BB: 2 P: 12	1B: 7 2B: 1 3B: 0 HR: 1	SF: 0 SAC: 1 DP: 0 HBP: 1	WP: 0 PB: 0 SB: 2 CS: 0	PA: 38				
PITCHER	IP	WLS	BF	H	R	ER	SO	BB	IBB	HBP	BLK	WP	HR	S	P	ERA	WHIP										
Ed Halicki, R ERA: 2.93 Gary Lavelle, L ERA: 3.19 Randy Moffitt, R ERA: 3.2 (1, 1) (8, 1) (9, 1)	7.0	L	8	3	1	1	1	0	0	0	0	0	0	10	10	5.40	1.800										



Batter	1	2	3	4	5	6	7	8	9	AB	R	H	RBI	BB	SO	LOB	TOP								
Bill Madlock , R (1,4) OBP: 0.378, SLG: 0.500	0-0 5-3		0-0 F7		0-0 5-3		0-0 HR			4	1	1	1	0	0	1	San Francisco Giants @ Los Angeles Dodgers Dodger Stadium, Los Angeles, CA Sat Aug 12 1978, 7:05 PM PDT Att: 52,294 - Unknown								
Darrell Evans , L (1,5) OBP: 0.379, SLG: 0.392	0-3 K		0-0 1B		0-0 1B		0-0 1B			4	0	3	0	0	1	0									
Jack Clark , R (1,9) OBP: 0.354, SLG: 0.527	0-0 6-3		0-0 F8		0-0 FC4		0-0 FC6-4			4	0	0	0	0	0	4									
Mike Ivie , R (1,3) OBP: 0.354, SLG: 0.479		0-0 L4		0-0 HR		0-0 FC4			0-3 K	4	1	1	1	0	1	1									
Hector Cruz , R (1,7) OBP: 0.282, SLG: 0.344		0-0 6-3		0-0 5-3		0-0 4-3			0-3 K	4	0	0	0	0	1	0									
Larry Hemdon , R (1,8) OBP: 0.340, SLG: 0.374		0-0 1B		0-0 F9		0-0 F8			0-0 G5-4-3	4	0	1	0	0	0	1									
Johnnie LetMaster , R (1,6) OBP: 0.290, SLG: 0.324		0-0 1-3		4-0 BLK 1B BB		0-0 F7			0-0 F7	3	1	0	0	1	0	1									
Marc Hill , R (1,2) OBP: 0.335, SLG: 0.293			0-0 E5		0-0 1B		0-0 6-3		0-0 F8	4	0	1	1	0	0	0									
Bob Knepper , L (1,1) OBP: 0.136, SLG: 0.102			0-0 FC5-6 1B		0-3 K		0-3 K		0-0 4-3	4	0	0	0	0	2	2									
Inning Stats	R: 0 E: 0 K: 1 S: 5	H: 0 LOB: 0 BB: 0 P: 5	R: 0 E: 0 K: 0 S: 4	H: 1 LOB: 1 BB: 0 P: 4	R: 0 E: 1 K: 0 S: 5	H: 1 LOB: 2 BB: 0 P: 5	R: 2 E: 0 K: 1 S: 7	H: 2 LOB: 1 BB: 1 P: 11	R: 0 E: 0 K: 0 S: 4	H: 1 LOB: 1 BB: 0 P: 4	R: 0 E: 0 K: 0 S: 3	H: 0 LOB: 0 BB: 0 P: 3	R: 1 E: 0 K: 1 S: 7	H: 2 LOB: 1 BB: 0 P: 7	R: 0 E: 0 K: 2 S: 7	H: 0 LOB: 0 BB: 0 P: 7	R: 0 E: 0 K: 0 S: 3	H: 0 LOB: 0 BB: 0 P: 3	1B: 5 2B: 0 3B: 0 HR: 2	SF: 0 SAC: 0 DP: 1 HBP: 0	WP: 0 PB: 1 SB: 0 CS: 0	PA: 36			
PITCHER	IP	WLS	BF	H	R	ER	SO	BB	IBB	HBP	BLK	WP	HR	S	P	ERA	WHIP								
Tommy John , L (1,1) ERA: 3.26	7.0	L	30	7	3	3	3	1	0	0	1	0	2	35	39	3.86	1.143								
Charlie Hough , R (8,1) ERA: 2.26	2.0		6	0	0	0	2	0	0	0	0	0	0	10	10	0.00	0.000								

Batter	1	2	3	4	5	6	7	8	9	AB	R	H	RBI	BB	SO	LOB	BOTTOM								
Davey Lopes , R (1,4) OBP: 0.361, SLG: 0.427	0-0 F8		0-0 4-3			0-0 S E 1B			0-0 FC5-4	4	1	1	0	0	0	2	San Francisco Giants @ Los Angeles Dodgers Dodger Stadium, Los Angeles, CA Sat Aug 12 1978, 7:05 PM PDT Att: 52,294 - Unknown								
Bill North , S (1,8) OBP: 0.390, SLG: 0.302	0-0 5-3		0-3 K			0-0 F2		0-3 K		4	0	0	0	0	2	1									
Reggie Smith , S (1,9) OBP: 0.383, SLG: 0.578	0-0 1B				0-0 HR		0-3 K		0-0 4-3	4	1	2	1	0	1	1									
Ron Cey , R (1,5) OBP: 0.372, SLG: 0.434	0-0 L6				0-0 F8		0-0 E2 1B		0-0 F7	4	0	1	1	0	0	1									
Steve Garvey , R (1,3) OBP: 0.325, SLG: 0.465		0-0 4-3			0-0 F9		0-3 K		0-0 6-3	4	0	0	0	0	1	1									
Dusty Baker Jr. , R (1,7) OBP: 0.332, SLG: 0.379		4-0 BB			0-0 5-3				4-0 F8 FC6-4 BB	2	0	0	0	2	0	0									
Joe Ferguson , R (1,2) OBP: 0.341, SLG: 0.596		0-0 F5				0-0 6-3			0-0 L8	4	0	0	0	0	0	2									
Enzo Hernandez , R (9, PR)									0-0 FC6-4 1B	0	0	0	0	0	0	0									
Bill Russell , R (1,6) OBP: 0.302, SLG: 0.349	0-0 F8				0-0 L5		0-0 1B 1B		0-0 1B 1B	4	0	2	0	0	0	1									
Tommy John , R (1,1) OBP: 0.132, SLG: 0.137			0-0 5-3				0-0 5-3		0-0 4-3	2	0	0	0	0	0	0									
Lee Lacy , R (7, PH) OBP: 0.361, SLG: 0.596									0-0 FC5-4 1B	1	0	1	0	0	0	0									
Charlie Hough , R (8,1) OBP: 0.364, SLG: 0.455									0-0 FC6-4 1B	0	0	0	0	0	0	0									
Manny Mota , R (9, PH) OBP: 0.320, SLG: 0.333									0-0 4-3	1	0	0	0	0	0	2									
Inning Stats	R: 0 E: 0 K: 0 S: 4	H: 1 LOB: 1 BB: 0 P: 4	R: 0 E: 0 K: 0 S: 3	H: 0 LOB: 1 BB: 1 P: 7	R: 0 E: 0 K: 1 S: 5	H: 0 LOB: 0 BB: 0 P: 5	R: 1 E: 0 K: 0 S: 4	H: 1 LOB: 0 BB: 0 P: 4	R: 0 E: 0 K: 0 S: 3	H: 0 LOB: 0 BB: 0 P: 3	R: 1 E: 1 K: 2 S: 9	H: 2 LOB: 1 BB: 0 P: 9	R: 0 E: 0 K: 0 S: 5	H: 2 LOB: 2 BB: 0 P: 5	R: 0 E: 0 K: 1 S: 5	H: 0 LOB: 0 BB: 0 P: 5	R: 0 E: 0 K: 0 S: 4	H: 1 LOB: 2 BB: 1 P: 8	1B: 6 2B: 0 3B: 0 HR: 1	SF: 0 SAC: 0 DP: 0 HBP: 0	WP: 0 PB: 1 SB: 0 CS: 0	PA: 36			
PITCHER	IP	WLS	BF	H	R	ER	SO	BB	IBB	HBP	BLK	WP	HR	S	P	ERA	WHIP								
Bob Knepper , L (1,1) ERA: 2.87	9.0	W	36	7	2	2	4	2	0	0	0	0	1	42	50	2.00	1.000								

AB 35
R 3
H 7
RBI 3
BB 1
SO 5
LOB 10



AB 34
R 2
H 7
RBI 2
BB 2
SO 4
LOB 11



Batter	1	2	3	4	5	6	7	8	9	10	11	AB	R	H	RBI	BB	SO	LOB	TOP			
Bill Madlock, R OBP: 0.375, SLG: 0.493	(1,4) X P5	(4,0) BB 2B 1B		(0,0) X 5-3		(0,0) X FC5-4			(0,0) X L5	(0,0) X 1-6-3		5	1	0	0	1	0	4				
Jim Dwyer, L OBP: 0.335, SLG: 0.325	(1,8) B F9	(0,0) BB 1B 2B							(0,0) X F4		(0,0) X 1B 2B	4	1	2	2	1	0	0				
Larry Herndon, R OBP: 0.341, SLG: 0.378	(9,8) B F9	(0,0) BB 1B 2B							(0,0) X SH1-4			1	1	1	0	0	0	0				
Jack Clark, R OBP: 0.357, SLG: 0.527	(1,9) B F9	(4,0) BB 1B 1B							(0,0) X P6		(0,0) X 1B	4	0	2	2	1	1	0				
Willie McCovey, L OBP: 0.301, SLG: 0.399	(1,3) X F9	(0,0) BB 1B									(0,0) X FC3-6 1B	4	0	2	1	1	0	3				
Johnnie LeMaster, R OBP: 0.289, SLG: 0.323	(10, PR) (10, 6)	(0,0) BB 1B									(0,0) X F7	1	0	0	0	0	0	1				
Darrell Evans, L OBP: 0.376, SLG: 0.387	(1,5) X F5										(0,0) X FC3-6 1B	5	1	0	0	1	0	5				
Terry Whitfield, L OBP: 0.349, SLG: 0.429	(1,7) X P6										(0,0) X G3	6	0	1	0	0	1	4				
Roger Metzger, S OBP: 0.299, SLG: 0.291	(1,6) X SH2-4 2B 1B										(0,0) X G3	4	1	1	0	0	0	1				
Mike Ivie, R OBP: 0.357, SLG: 0.479	(10, PH) (10, 3)										(0,0) X 1B IBB	0	1	0	0	1	0	0				
John Tamargo, S OBP: 0.412, SLG: 0.275	(1, 2)											2	1	0	0	3	1	1				
Greg Minton, S OBP: 0.357, SLG: 0.479	(10, 1)											0	0	0	0	0	0	0				
John Curtis, L OBP: 0.146, SLG: 0.125	(11, 1)											0	0	0	0	0	0	0				
Ed Halicki, R OBP: 0.146, SLG: 0.125	(11, 1)											0	0	0	0	0	0	0				
John Montefusco, R OBP: 0.288, SLG: 0.348	(5, 1)											1	0	0	0	0	0	0				
Charlie Williams, R OBP: 0.288, SLG: 0.348	(5, 1)											0	0	0	0	0	0	0				
Hector Cruz, R OBP: 0.288, SLG: 0.348	(5, 1)											1	0	0	0	0	0	0				
Gary Lavelle, L OBP: 0.289, SLG: 0.323	(5, 1)											0	0	0	0	0	0	0				
Randy Moffitt, R OBP: 0.174, SLG: 0.143	(10, PH) (10, 2)											0	0	0	0	0	0	0				
Marc Hill, R OBP: 0.238, SLG: 0.295	(10, 2)											1	0	1	2	0	0	0				
Inning Stats	R: 0 E: 0 K: 0 S: 3	H: 0 LOB: 2 BB: 2 P: 11	R: 4 E: 0 K: 0 S: 6	H: 4 LOB: 2 BB: 2 P: 14	R: 0 E: 0 K: 0 S: 3	H: 0 LOB: 0 BB: 0 P: 3	R: 0 E: 0 K: 0 S: 2	H: 0 LOB: 0 BB: 1 P: 6	R: 0 E: 0 K: 1 S: 5	H: 0 LOB: 1 BB: 1 P: 9	R: 0 E: 0 K: 2 S: 7	H: 0 LOB: 0 BB: 0 P: 7	R: 0 E: 0 K: 0 S: 3	H: 0 LOB: 0 BB: 0 P: 3	R: 2 E: 0 K: 0 S: 5	H: 2 LOB: 2 BB: 2 P: 13	R: 1 E: 0 K: 0 S: 5	H: 2 LOB: 1 BB: 0 P: 5	1B: 9 2B: 2 3B: 0 HR: 0	SF: 0 SAC: 2 DP: 0 HBP: 0	WP: 0 PB: 0 SB: 1 CS: 1	PA: 51
PITCHER	IP 9.0	WLS 0.2	BF 39	H 7	R 4	ER 4	SO 4	BB 7	IBB 1	HBP 0	BLK 0	WP 0	HR 0	S 3	P 68	ERA 4.00	WHIP 1.556					
Don Sutton, R ERA: 3.45	(1, 1)																					
Terry Forster, L ERA: 2.61	(10, 1)																					
Rick Rhoden, R ERA: 3.89	(10, 1)																					
Charlie Hough, R ERA: 2.35	(11, 1)	1.0 L	5	2	1	1	0	0	0	0	0	0	0	5	5	9.00	2.000					

San Francisco Giants @ Los Angeles Dodgers
Dodger Stadium, Los Angeles, CA
Sun Aug 13 1978, 3:33 AM PDT
Att: 51,417 - Unknown

AB 40
R 7
H 11
RBI 7
BB 9
SO 4
LOB 20



Batter	1	2	3	4	5	6	7	8	9	10	11	AB	R	H	RBI	BB	SO	LOB	BOTTOM			
Bill North, S OBP: 0.383, SLG: 0.295	(1,8) X K											6	0	0	0	0	3	2				
Bill Russell, R OBP: 0.304, SLG: 0.351	(1,6) X F8											6	0	3	0	0	0	0				
Reggie Smith, S OBP: 0.385, SLG: 0.593	(1,9) X HR											6	2	3	2	0	1	2				
Ron Cey, R OBP: 0.373, SLG: 0.435	(1,5) X 1-6-3											6	1	3	0	0	0	3				
Enzo Hernandez, R (11, PR)												0	0	0	0	0	0	0				
Steve Garvey, R OBP: 0.327, SLG: 0.465	(1,3) X F7											6	1	3	0	0	1	4				
Lee Lacy, R OBP: 0.378, SLG: 0.606	(1,4) X F2											4	1	1	2	0	0	3				
Ted Martinez, R OBP: 0.300, SLG: 0.270	(9,4) X F7											0	0	0	0	0	0	0				
Vic Davallo, L OBP: 0.339, SLG: 0.356	(10, PH) (11, 1)											1	1	1	0	0	0	0				
Charlie Hough, R OBP: 0.384, SLG: 0.455	(11, PH) (11, PH)											0	0	0	0	0	0	0				
Dusty Baker Jr., R OBP: 0.331, SLG: 0.378	(11, PH) (11, PH)											1	0	0	0	0	0	2				
Rick Monday, L OBP: 0.342, SLG: 0.469	(1,7) X K											3	0	1	0	2	1	1				
Johnny Oates, L OBP: 0.379, SLG: 0.352	(1,2) X F7											2	0	0	0	0	0	2				
Joe Ferguson, R OBP: 0.338, SLG: 0.363	(6, PH) (7, 2)											3	0	0	0	0	0	3				
Don Sutton, R OBP: 0.375, SLG: 0.493	(1, 1)											3	0	0	0	0	3	2				
Manny Mota, R OBP: 0.308, SLG: 0.330	(9, PH) (10, 1)											1	0	0	0	0	0	0				
Rick Rhoden, R OBP: 0.333, SLG: 0.333	(10, 1)											0	0	0	0	0	0	0				
Davey Lopes, R OBP: 0.174, SLG: 0.143	(10, PH) (11, 4)											1	0	1	1	0	0	0				
Inning Stats	R: 1 E: 0 K: 1 S: 6	H: 1 LOB: 0 BB: 0 P: 6	R: 0 E: 0 K: 1 S: 6	H: 1 LOB: 1 BB: 0 P: 6	R: 0 E: 0 K: 1 S: 6	H: 1 LOB: 1 BB: 0 P: 6	R: 2 E: 0 K: 1 S: 8	H: 3 LOB: 1 BB: 0 P: 8	R: 1 E: 0 K: 1 S: 8	H: 3 LOB: 2 BB: 0 P: 8	R: 0 E: 0 K: 0 S: 3	H: 0 LOB: 0 BB: 0 P: 3	R: 0 E: 0 K: 0 S: 5	H: 2 LOB: 2 BB: 0 P: 5	R: 2 E: 0 K: 0 S: 5	H: 3 LOB: 1 BB: 1 P: 9	R: 0 E: 1 K: 0 S: 5	H: 1 LOB: 2 BB: 0 P: 5	1B: 13 2B: 0 3B: 0 HR: 3	SF: 0 SAC: 0 DP: 1 HBP: 0	WP: 0 PB: 0 SB: 0 CS: 0	PA: 51
PITCHER	IP 4.2	WLS 0.1	BF 22	H 8	R 4	ER 4	SO 5	BB 0	IBB 0	HBP 0	BLK 0	WP 0	HR 3	S 32	P 32	ERA 7.71	WHIP 1.714					
John Curtis, L ERA: 2.84	(10, 1)																					
Ed Halicki, R ERA: 2.92	(11, 1)	0.2 S	2	0	0	0	0	0	0	0	0	0	0	0	0	0.00	0.000					

San Francisco Giants @ Los Angeles Dodgers
Dodger Stadium, Los Angeles, CA
Sun Aug 13 1978, 3:33 AM PDT
Att: 51,417 - Unknown

AB 49
R 6
H 16
RBI 5
BB 2
SO 9
LOB 24



Batter	1	2	3	4	5	6	7	8	9	AB	R	H	RBI	BB	SO	LOB	TOP					
Davey Lopes, R OBP: 0.361, SLG: 0.428 (1, 4)	K	6-3		F3			SH1-4 SF8 2B		F7	5	1	1	0	0	1	3	Los Angeles Dodgers @ Philadelphia Phillies Veterans Stadium, Philadelphia, PA Tue Aug 15 1978, 7:05 PM EDT Att: 38,386 - Unknown					
Bill Russell, R OBP: 0.304, SLG: 0.352 (1, 6)	5-3		G3		6-3		SH1-4			4	0	1	0	0	0	0						
Reggie Smith, S OBP: 0.385, SLG: 0.599 (1, 9)	4-3			HR	G3		SF8			3	1	1	2	1	0	0						
Ron Cey, R OBP: 0.372, SLG: 0.431 (1, 5)		F9	6-3			FC6-4 BB	K		F7	4	0	0	0	1	1	2						
Steve Garvey, R OBP: 0.329, SLG: 0.470 (1, 3)		1B			FC6-4			5-3		4	1	2	0	0	0	1						
Lee Lacy, R OBP: 0.376, SLG: 0.598 Bill North, S OBP: 0.383, SLG: 0.295 (8, 8)		1B	4-3				F9		6-3	4	1	1	0	0	0	1						
Rick Monday, L OBP: 0.348, SLG: 0.486 (8, 7)		1B		K						4	1	3	2	0	1	0						
Joe Ferguson, R OBP: 0.340, SLG: 0.363 (1, 2)		1B			6-3				P4	3	0	1	1	1	0	1						
Doug Rau, L OBP: 0.163, SLG: 0.184 Vic Davalillo, L OBP: 0.333, SLG: 0.350 Lance Rautzhan, R (9, 1)		1B					G3		P6	1	0	0	0	0	0	0						
Inning Stats	R: 0 E: 0 K: 1 S: 5	H: 0 LOB: 0 BB: 0 P: 5	R: 2 E: 0 K: 0 S: 7	H: 4 LOB: 2 BB: 0 P: 7	R: 1 E: 0 K: 0 S: 5	H: 2 LOB: 1 BB: 0 P: 5	R: 0 E: 0 K: 1 S: 5	H: 0 LOB: 1 BB: 1 P: 9	R: 0 E: 0 K: 0 S: 3	H: 0 LOB: 1 BB: 1 P: 7	R: 1 E: 0 K: 0 S: 4	H: 1 LOB: 0 BB: 0 P: 4	R: 1 E: 0 K: 1 S: 6	H: 1 LOB: 0 BB: 0 P: 6	R: 0 E: 0 K: 0 S: 4	H: 1 LOB: 1 BB: 1 P: 4		R: 0 E: 0 K: 0 S: 4	H: 1 LOB: 2 BB: 1 P: 8	1B: 5 2B: 2 3B: 1 HR: 2	SF: 1 SAC: 3 DP: 0 HBP: 0	WP: 0 PB: 0 CS: 0
PITCHER	IP	WLS	BF	H	R	ER	SO	BB	IBB	HBP	BLK	WP	HR	S	P	ERA	WHIP					
Dick Ruthven, R ERA: 3.27 Warren Brusstar, R ERA: 1.75	(1, 1)	7.0	L	31	8	5	5	3	2	0	0	0	0	2	35	43	6.43	1.429				
PITCHER	IP	WLS	BF	H	R	ER	SO	BB	IBB	HBP	BLK	WP	HR	S	P	ERA	WHIP					
Warren Brusstar, R ERA: 1.75	(8, 1)	2.0		9	2	0	0	0	0	1	0	0	0	0	8	12	0.00	1.000				

Batter	1	2	3	4	5	6	7	8	9	AB	R	H	RBI	BB	SO	LOB	BOTTOM					
Jerry Martin, R OBP: 0.354, SLG: 0.475 (1, 9)	K		F7				K			3	1	0	0	1	2	0	Los Angeles Dodgers @ Philadelphia Phillies Veterans Stadium, Philadelphia, PA Tue Aug 15 1978, 7:05 PM EDT Att: 38,386 - Unknown					
Larry Bowa, S OBP: 0.324, SLG: 0.386 (1, 6)				F5				F7		3	1	1	0	1	0	0						
Jose Cardenal, R OBP: 0.322, SLG: 0.406 (1, 3)					F9			F3		4	0	1	3	0	0	1						
Greg Luzinski, R OBP: 0.389, SLG: 0.539 (1, 7)	K						P4			3	0	1	0	1	1	2						
Mike Schmidt, R OBP: 0.353, SLG: 0.413 (1, 5)		F7		5-3			F7		F7	4	0	0	0	0	0	2						
Gary Maddox, R OBP: 0.326, SLG: 0.402 (1, 8)		P6			F8		5-3		F9	4	0	0	0	0	0	0						
Bob Boone, R OBP: 0.337, SLG: 0.435 (1, 2)		5-3			E5		F7		F2	4	1	0	0	0	0	0						
Ted Sizemore, R OBP: 0.279, SLG: 0.256 (1, 4)			K				B1-3		F8	4	0	1	0	0	1	0						
Dick Ruthven, R OBP: 0.192, SLG: 0.255 Jim Morrison, R OBP: 0.239, SLG: 0.273 Warren Brusstar, R OBP: 0.333, SLG: 0.667 (8, 1)					F9			P6		2	1	0	1	0	0	1						
Inning Stats	R: 0 E: 0 K: 2 S: 8	H: 1 LOB: 1 BB: 0 P: 8	R: 0 E: 0 K: 0 S: 3	H: 0 LOB: 0 BB: 0 P: 3	R: 0 E: 0 K: 1 S: 5	H: 0 LOB: 0 BB: 0 P: 5	R: 0 E: 0 K: 0 S: 4	H: 1 LOB: 1 BB: 0 P: 4	R: 4 E: 1 K: 0 S: 6	H: 2 LOB: 1 BB: 2 P: 14	R: 0 E: 0 K: 0 S: 3	H: 0 LOB: 0 BB: 0 P: 3	R: 0 E: 0 K: 1 S: 5	H: 0 LOB: 0 BB: 0 P: 5	R: 0 E: 0 K: 0 S: 3	H: 0 LOB: 1 BB: 1 P: 7		R: 0 E: 0 K: 0 S: 3	H: 0 LOB: 0 BB: 0 P: 3	1B: 3 2B: 1 3B: 0 HR: 0	SF: 0 SAC: 0 DP: 0 HBP: 0	WP: 0 PB: 0 CS: 0
PITCHER	IP	WLS	BF	H	R	ER	SO	BB	IBB	HBP	BLK	WP	HR	S	P	ERA	WHIP					
Doug Rau, L ERA: 3.35 Lance Rautzhan, L ERA: 1.35	(1, 1)	8.0	W	32	4	4	0	4	3	0	0	0	0	3	37	49	0.00	0.875				
PITCHER	IP	WLS	BF	H	R	ER	SO	BB	IBB	HBP	BLK	WP	HR	S	P	ERA	WHIP					
Lance Rautzhan, L ERA: 1.35	(9, 1)	1.0	S	3	0	0	0	0	0	0	0	0	0	3	3	0.00	0.000					

Batter	1	2	3	4	5	6	7	8	9	AB	R	H	RBI	BB	SO	LOB	TOP					
Davey Lopes, R OBP: 0.360, SLG: 0.425 (1.4)	F7		HR		F7		5-3			3	1	0	0	1	0	1	Los Angeles Dodgers @ Philadelphia Phillies Veterans Stadium, Philadelphia, PA Wed Aug 16 1978, 7:05 PM EDT Att: 37,660 - Unknown					
Bill North, S OBP: 0.381, SLG: 0.294 (1.8)	F7		K		1B		6-3			4	0	1	1	0	1	3						
Reggie Smith, S OBP: 0.386, SLG: 0.607 (1.9)	F9		HR		1B		K			4	1	2	4	0	1	0						
Ron Cey, R OBP: 0.369, SLG: 0.427 (1.5)		F9	K		F8			6-3		4	0	0	0	0	1	2						
Steve Garvey, R OBP: 0.326, SLG: 0.466 (1.3)		F9			F9		6-3			4	0	0	0	0	0	0						
Lee Lacy, R OBP: 0.373, SLG: 0.587 Rick Monday, L OBP: 0.348, SLG: 0.486 (8.7)		F8			4-3		S	K		3	0	0	0	1	1	0						
Joe Ferguson, R OBP: 0.338, SLG: 0.361 (1.2)			SH3-4	HR	F9		5-3		K	4	1	1	0	0	1	1						
Bill Russell, R OBP: 0.305, SLG: 0.352 (1.6)			SH3-4	HR	1B		5-3		G3	3	1	1	0	1	0	0						
Bob Welch, R OBP: 0.333, SLG: 0.417 (1.1)			SH3-4		1B		FC6-4		K	3	1	1	0	0	1	2						
Inning Stats	R: 0 E: 0 K: 0 S: 3	H: 0 LOB: 0 BB: 0 P: 3	R: 0 E: 0 K: 0 S: 3	H: 0 LOB: 0 BB: 0 P: 3	R: 4 E: 0 K: 2 S: 10	H: 3 LOB: 0 BB: 1 P: 14	R: 0 E: 0 K: 0 S: 3	H: 0 LOB: 0 BB: 0 P: 3	R: 1 E: 0 K: 0 S: 6	H: 3 LOB: 2 BB: 0 P: 6	R: 0 E: 0 K: 0 S: 3	H: 0 LOB: 0 BB: 0 P: 5	R: 0 E: 0 K: 1 S: 5	H: 0 LOB: 0 BB: 0 P: 5	R: 0 E: 0 K: 2 S: 7	H: 0 LOB: 0 BB: 0 P: 7	1B: 4 2B: 1 3B: 0 HR: 1	SF: 0 SAC: 1 DP: 0 HBP: 0	WP: 0 PB: 0 SB: 1 CS: 0	PA: 36		
PITCHER	IP	WLS	BF	H	R	ER	SO	BB	IBB	HBP	BLK	WP	HR	S	P	ERA	WHIP					
Jim Kaat, L ERA: 4.82 Warren Brusstar, R ERA: 1.75 Ron Reed, R ERA: 2.33 Tug McGraw, L ERA: 2.35	(1.1)	4.1	L	18	4	5	5	2	0	1	0	0	0	1	21	25	10.38	0.923				

Batter	1	2	3	4	5	6	7	8	9	AB	R	H	RBI	BB	SO	LOB	BOTTOM					
Bake McBride, L OBP: 0.317, SLG: 0.351 (1.9)	K			1B	1B		F7		K	4	1	1	0	0	2	0	Los Angeles Dodgers @ Philadelphia Phillies Veterans Stadium, Philadelphia, PA Wed Aug 16 1978, 7:05 PM EDT Att: 37,660 - Unknown					
Larry Bowa, S OBP: 0.325, SLG: 0.387 (1.6)	B1-3			SF9	1B		G4-6-3		G3	4	0	2	0	0	0	0						
Richie Hebner, L OBP: 0.386, SLG: 0.498 (1.3)	L4			F3			G4-6-3		HR	4	1	1	1	0	0	3						
Greg Luzinski, R OBP: 0.390, SLG: 0.537 (1.7)				CS	BB		F8		F3	3	0	1	0	1	0	0						
Mike Schmidt, R OBP: 0.352, SLG: 0.411 (1.5)				K			SF9		6-3	2	0	0	1	1	1	1						
Gary Maddox, R OBP: 0.324, SLG: 0.399 (1.8)				1-2	K		2-3		FC6-4	3	0	0	0	0	1	3						
Barry Foote, R OBP: 0.200, SLG: 0.182 (1.2)				5-3			K		F7	3	0	0	0	0	1	3						
Ted Sizemore, R OBP: 0.275, SLG: 0.252 (1.4)				L3	1B		F8		FC6-4	3	0	1	0	0	0	1						
Jim Kaat, L ERA: 4.82 Warren Brusstar, R ERA: 1.75 Orlando Cepeda, L OBP: 0.345, SLG: 0.433 Ron Reed, R ERA: 2.33 Tim McCarver, L OBP: 0.351, SLG: 0.390 Tug McGraw, R (9.1)	(1.1)	9.0	W	32	6	2	2	5	2	0	0	0	0	0	0	0	Phillies					
Inning Stats	R: 0 E: 0 K: 1 S: 5	H: 0 LOB: 0 BB: 0 P: 5	R: 0 E: 0 K: 1 S: 4	H: 0 LOB: 1 BB: 1 P: 8	R: 0 E: 0 K: 1 S: 5	H: 1 LOB: 0 BB: 0 P: 5	R: 1 E: 0 K: 1 S: 8	H: 3 LOB: 2 BB: 0 P: 8	R: 0 E: 0 K: 0 S: 3	H: 0 LOB: 0 BB: 0 P: 3	R: 0 E: 0 K: 0 S: 3	H: 1 LOB: 1 BB: 1 P: 7	R: 0 E: 0 K: 1 S: 5	H: 0 LOB: 0 BB: 0 P: 5	R: 1 E: 0 K: 0 S: 4	H: 1 LOB: 0 BB: 0 P: 4	1B: 5 2B: 2 3B: 0 HR: 1	SF: 1 SAC: 0 DP: 3 HBP: 0	WP: 0 PB: 0 SB: 0 CS: 1	PA: 32		
PITCHER	IP	WLS	BF	H	R	ER	SO	BB	IBB	HBP	BLK	WP	HR	S	P	ERA	WHIP					
Bob Welch, R ERA: 1.84	(1.1)	9.0	W	32	6	2	2	5	2	0	0	0	0	0	0	0	2.00	0.889				


Batter	1	2	3	4	5	6	7	8	9	AB	R	H	RBI	BB	SO	LOB	TOP	
Davey Lopes, R OBP: 0.358, SLG: 0.421 (1,4)	5-3		P4		F9			BB SH1 E BB	6-3	4	1	0	0	1	0	1	Los Angeles Dodgers @ Philadelphia Phillies Veterans Stadium, Philadelphia, PA Thu Aug 17 1978, 7:05 PM EDT Att: 36,325 - Unknown	
Bill North, S OBP: 0.383, SLG: 0.296 (1,8)	4-0			S 1B		P4		SH1		2	1	1	0	1	0	0		
Reggie Smith, S OBP: 0.385, SLG: 0.602 (1,9)	F9			K		5-3		BB E IBB		3	1	0	0	1	1	2		
Ron Cey, R OBP: 0.368, SLG: 0.424 (1,5)	P5			K		5-3		BB E BB		3	1	0	0	1	1	2		
Steve Garvey, R OBP: 0.329, SLG: 0.471 (1,3)		F8		S 1B			PB BB	E4 1-H 2-H 3-H 3B		3	1	2	4	1	0	0		
Dusty Baker Jr., R OBP: 0.326, SLG: 0.375 (1,7)	F8			6-3			6-3	K		4	0	0	0	0	1	2		
Joe Ferguson, R OBP: 0.337, SLG: 0.359 (1,2)							F8	SH1-4 1B	5-3	4	0	1	0	0	1	1		
Bill Russell, R OBP: 0.305, SLG: 0.350 (1,6)			K		F8				L4	3	0	0	0	1	1	1		
Burt Hooton, R OBP: 0.245, SLG: 0.170 (1,1)			F7				SH1-4		F9	3	0	0	0	0	0	2		
Terry Forster, L OBP: 0.333, SLG: 0.333 (9,1)								F8		0	0	0	0	0	0	0		
Inning Stats	R: 0 E: 0 K: 0 S: 3	H: 0 LOB: 1 BB: 1 P: 7	R: 0 E: 0 K: 1 S: 5	H: 0 LOB: 0 BB: 0 P: 5	R: 0 E: 0 K: 1 S: 5	H: 2 LOB: 1 BB: 0 P: 9	R: 0 E: 0 K: 2 S: 9	H: 1 LOB: 1 BB: 0 P: 4	R: 0 E: 0 K: 0 S: 3	H: 0 LOB: 2 BB: 2 P: 11	R: 4 E: 1 K: 1 S: 6	H: 1 LOB: 0 BB: 3 P: 18	R: 0 E: 0 K: 0 S: 3	H: 0 LOB: 0 BB: 0 P: 3	1B: 3 2B: 0 3B: 1 HR: 0	SF: 0 SAC: 2 DP: 0 HBP: 0	WP: 0 PB: 1 SB: 4 CS: 0	PA: 37
PITCHER	IP WLS BF H R ER SO BB IBB HBP BLK WP HR S P ERA WHIP																	
Randy Lerch, L ERA: 4.08 (1,1)	7.0	27	3	1	1	4	2	1	0	0	0	0	0	32	44	1.29	0.714	
Tug McGraw, L ERA: 2.69 (8,1)	2.0	L 10	1	4	3	1	2	1	0	0	0	0	0	9	21	13.50	1.500	

Batter	1	2	3	4	5	6	7	8	9	AB	R	H	RBI	BB	SO	LOB	BOTTOM			
Bake McBride, L OBP: 0.316, SLG: 0.353 (1,9)	5-3		F9			4-3 2B		F7	K	4	0	1	0	0	0	0	Los Angeles Dodgers @ Philadelphia Phillies Veterans Stadium, Philadelphia, PA Thu Aug 17 1978, 7:05 PM EDT Att: 36,325 - Unknown			
Jerry Martin, R OBP: 0.353, SLG: 0.472 (9, PH)										1	0	0	0	0	1	3				
Larry Bowa, S OBP: 0.323, SLG: 0.383 (1,6)	F8			5-3		P6		F7		4	0	0	0	0	0	1				
Richie Hebner, L OBP: 0.385, SLG: 0.495 (1,3)				L9		4-3		F8		4	0	1	0	0	0	1				
Greg Luzinski, R OBP: 0.390, SLG: 0.537 (1,7)	F8					F8			BB 1B 1B	4	1	2	0	0	0	2				
Mike Schmidt, R OBP: 0.353, SLG: 0.408 (1,5)		5-3		L7		6-3 SH3 2B BB		BB 1B BB		2	1	0	0	2	0	1				
Gary Maddox, R OBP: 0.322, SLG: 0.396 (1,8)		6-3			F7	SH3		P4		3	0	0	0	0	0	2				
Bob Boone, R OBP: 0.333, SLG: 0.430 (1,2)		F7			5-3			F8		4	0	0	0	0	0	3				
Ted Sizemore, R OBP: 0.283, SLG: 0.267 (1,4)			4-3						BB 1B	4	0	3	2	0	0	0				
Randy Lerch, L OBP: 0.217, SLG: 0.244 (1,1)					F8	6-3			BB	2	0	0	0	0	0	1				
Tim McCarver, L OBP: 0.348, SLG: 0.297 (7, PH)										1	0	0	0	0	0	1				
Tug McGraw, R OBP: 0.322, SLG: 0.396 (8,1)										0	0	0	0	0	0	0				
Jose Cardenal, R OBP: 0.326, SLG: 0.406 (9, PH)										0	0	0	0	1	0	0				
Bud Harrelson, S OBP: 0.318, SLG: 0.203 (9, PR)										0	0	0	0	0	0	0				
Inning Stats	R: 0 E: 0 K: 0 S: 4	H: 1 LOB: 1 BB: 0 P: 4	R: 0 E: 0 K: 0 S: 3	H: 0 LOB: 0 BB: 0 P: 3	R: 0 E: 0 K: 0 S: 3	H: 0 LOB: 0 BB: 0 P: 3	R: 0 E: 0 K: 0 S: 4	H: 1 LOB: 1 BB: 0 P: 4	R: 0 E: 0 K: 0 S: 4	H: 1 LOB: 1 BB: 0 P: 4	R: 1 E: 0 K: 0 S: 4	H: 1 LOB: 1 BB: 1 P: 8	R: 0 E: 0 K: 0 S: 3	H: 0 LOB: 0 BB: 0 P: 3	R: 1 E: 0 K: 1 S: 7	H: 2 LOB: 3 BB: 2 P: 15	1B: 5 2B: 2 3B: 0 HR: 0	SF: 0 SAC: 1 DP: 0 HBP: 0	WP: 0 PB: 0 SB: 0 CS: 0	PA: 37
PITCHER	IP WLS BF H R ER SO BB IBB HBP BLK WP HR S P ERA WHIP																			
Burt Hooton, R ERA: 2.97 (1,1)	8.2	W 35	7	2	2	0	2	0	0	0	0	0	0	33	41	2.08	1.038			
Terry Forster, L ERA: 2.59 (9,1)	0.1	S 2	0	0	0	1	1	0	0	0	0	0	3	7	0.00	3.000				

Batter	1	2	3	4	5	6	7	8	9	AB	R	H	RBI	BB	SO	LOB	TOP					
Davey Lopes, R OBP: 0.357, SLG: 0.415	4-0 FC4-6 WP BB		0-0 5-3		0-0 6-3		0-0 F8		0-0 WP SF9 1B	4	2	1	0	1	0	0						
Bill North, S OBP: 0.376, SLG: 0.290	0-3 K		0-0 F4-3		0-0 F4-3		0-3 K		4-0 SF9 WP BB	4	0	0	0	1	2	1						
Reggie Smith, S OBP: 0.388, SLG: 0.600	4-0 FC4-6 BB		4-0 WP 1B BB		0-0 F4-3		4-0 PO BB		0-0 SF9 1-3 2-H	1	0	0	1	3	0	0						
Steve Garvey, R OBP: 0.335, SLG: 0.478	0-0 FC4-6 WP 1-2 2-3		0-0 1-H 1B		0-0 SH5-4 1B		0-0 PO 1-2		0-0 F7	5	0	2	0	0	1	3						
Rick Monday, L OBP: 0.351, SLG: 0.482	0-3 K 1-2 3-H				0-0 HR 1B		0-0 SH5-4 1B 1-2		0-3 K	4	1	2	0	0	2	1						
Lee Lacy, R OBP: 0.373, SLG: 0.581			0-0 F4		0-0 F9		0-0 SH5-4 1-2 2-3		0-0 2B	3	0	1	0	0	0	1						
Joe Ferguson, R OBP: 0.349, SLG: 0.384					0-0 1-H HR		4-0 IBB		4-0 BB	2	1	2	2	2	0	0						
Enzo Hernandez, R OBP: 0.387, SLG: 0.423			0-0 F8		0-0 F9		0-3 K		0-0 L5	2	0	0	0	0	0	1						
Bill Russell, R OBP: 0.301, SLG: 0.346							0-3 K			1	0	0	0	0	1	3						
Don Sutton, R OBP: 0.150, SLG: 0.105			0-0 F4-3		0-3 K		0-3 K		0-3 K2-3	3	0	0	0	0	2	4						
Charlie Hough, R OBP: 0.333, SLG: 0.417										0	0	0	0	0	0	0						
Rick Rhoden, R OBP: 0.174, SLG: 0.143										0	0	0	0	0	0	0						
Vic Davallo, L OBP: 0.328, SLG: 0.344										1	0	0	0	0	1	0						
Inning Stats	R: 1 E: 0 K: 2 S: 7	H: 0 LOB: 1 BB: 2 P: 15	R: 0 E: 0 K: 0 S: 4	H: 1 LOB: 1 BB: 0 P: 4	R: 0 E: 0 K: 0 S: 3	H: 1 LOB: 2 BB: 1 P: 7	R: 2 E: 0 K: 1 S: 7	H: 2 LOB: 0 BB: 0 P: 7	R: 0 E: 0 K: 0 S: 3	H: 0 LOB: 0 BB: 1 P: 3	R: 0 E: 0 K: 2 S: 9	H: 2 LOB: 3 BB: 1 P: 13	R: 0 E: 0 K: 1 S: 4	H: 0 LOB: 0 BB: 1 P: 8	R: 0 E: 0 K: 2 S: 8	H: 1 LOB: 2 BB: 1 P: 12	R: 1 E: 0 K: 1 S: 6	H: 1 LOB: 1 BB: 1 P: 10	1B: 5 2B: 2 3B: 0 HR: 1	SF: 1 SAC: 1 DP: 0 HBP: 0	WP: 3 PB: 0 SB: 2 CS: 0	PA: 41
PITCHER	IP	WLS	BF	H	R	ER	SO	BB	IBB	HBP	BLK	WP	HR	S	P	ERA	WHIP					
Mike Bruhart, R ERA: 5.04	4.0		18	4	3	3	3	3	0	0	0	2	1	21	33	6.75	1.750					
Dale Murray, R ERA: 4.05	2.0	W	9	2	0	0	2	0	1	0	0	0	0	12	16	0.00	1.000					
Skip Lockwood, R ERA: 3.35	3.0	S	13	2	1	1	4	3	0	0	0	1	0	18	30	3.00	1.667					

Los Angeles Dodgers @ New York Mets
Shea Stadium, Flushing, NY
Sat Aug 19 1978, 3:33 AM EDT
Att: 22,963 - Unknown

AB 31
R 4
H 8
RBI 3
BB 7
SO 9
LOB 16



Batter	1	2	3	4	5	6	7	8	9	AB	R	H	RBI	BB	SO	LOB	BOTTOM				
Lee Mazzilli, S OBP: 0.345, SLG: 0.410	0-0 G3		0-3 K		0-3 K		4-0 1B 1-2 2-3 3-H BB		0-0 F8	4	0	0	1	1	2	0					
Tim Foli, R OBP: 0.281, SLG: 0.316	0-0 F8		0-0 F8		0-0 FC5-4 1B		0-3 K		0-0 F8	5	0	1	0	0	1	3					
Steve Henderson, R OBP: 0.341, SLG: 0.416	0-3 K		0-3 K		0-0 FC5-4 1-2		0-0 1-3 2-H 3-H 1B			4	0	1	2	0	2	1					
Willie Montanez, L OBP: 0.326, SLG: 0.410			0-3 K		0-0 F8 HBP E 1B		0-0 G3		0-0 1-3	4	1	1	0	0	1	3					
John Stearns, R OBP: 0.380, SLG: 0.443			4-0 1B 4-3 BB		1-0 E 1-2 HBP		0-0 F8 E 2B		4-0 F8 E BB	1	3	1	0	2	0	0					
Bruce Boisclair, L OBP: 0.308, SLG: 0.335			0-0 4-3 1B		0-0 F8 2-3		4-0 E BB BB		0-0 F8 1-3	3	2	1	0	1	0	3					
Lenny Randle, S OBP: 0.339, SLG: 0.326			0-0 4-3		0-0 G3 1-3 3-H		0-0 F8 2-3		0-0 E8 K 1B	4	0	1	2	0	0	4					
Doug Flynn, R OBP: 0.274, SLG: 0.269			0-0 2-H 1B		0-0 3-H 4-0 IBB		4-0 BB E 1B BB		0-3 K 2-3	2	1	1	1	2	1	1					
Mike Bruhart, R ERA: 5.04			0-3 K		0-3 K		0-0 E6 1B		0-3 K	1	0	0	0	0	1	1					
Ed Killebrew, L OBP: 0.276, SLG: 0.304										1	0	0	0	0	1	2					
Dale Murray, R ERA: 4.05										0	0	0	0	0	0	0					
Ron Hodges, L OBP: 0.335, SLG: 0.305										1	0	0	0	0	2	0					
Sergio Ferrer, S OBP: 0.143, SLG: 0.143										0	1	0	0	0	0	0					
Skip Lockwood, R ERA: 3.35										1	0	0	0	0	1	0					
Inning Stats	R: 0 E: 0 K: 1 S: 5	H: 0 LOB: 0 BB: 0 P: 5	R: 2 E: 0 K: 2 S: 9	H: 2 LOB: 1 BB: 1 P: 13	R: 0 E: 0 K: 2 S: 7	H: 0 LOB: 0 BB: 0 P: 7	R: 1 E: 1 K: 1 S: 6	H: 1 LOB: 2 BB: 1 P: 11	R: 0 E: 0 K: 1 S: 6	H: 1 LOB: 1 BB: 0 P: 6	R: 4 E: 1 K: 1 S: 8	H: 2 LOB: 3 BB: 3 P: 20	R: 1 E: 1 K: 1 S: 5	H: 1 LOB: 0 BB: 1 P: 9	R: 0 E: 0 K: 1 S: 5	H: 0 LOB: 0 BB: 0 P: 5	1B: 6 2B: 1 3B: 0 HR: 0	SF: 0 SAC: 0 DP: 0 HBP: 1	WP: 0 PB: 0 SB: 1 CS: 0	PA: 38	
PITCHER	IP	WLS	BF	H	R	ER	SO	BB	IBB	HBP	BLK	WP	HR	S	P	ERA	WHIP				
Don Sutton, R ERA: 3.52	5.1	L	28	5	7	3	7	4	1	1	0	0	0	36	57	5.06	1.688				
Charlie Hough, R ERA: 2.39	1.2		7	2	1	1	2	1	0	0	0	0	0	10	14	5.40	1.800				
Rick Rhoden, R ERA: 3.86	1.0		3	0	0	0	1	0	0	0	0	0	0	5	5	0.00	0.000				

Los Angeles Dodgers @ New York Mets
Shea Stadium, Flushing, NY
Sat Aug 19 1978, 3:33 AM EDT
Att: 22,963 - Unknown

AB 31
R 8
H 7
RBI 6
BB 6
SO 10
LOB 20



Batter	1	2	3	4	5	6	7	8	9	AB	R	H	RBI	BB	SO	LOB	TOP								
Bill North, S OBP: 0.377, SLG: 0.289 (1, 8)										4	0	1	0	0	1	0	Los Angeles Dodgers @ New York Mets Shea Stadium, Flushing, NY Sun Aug 20 1978, 3:33 AM EDT Att: 34,745 - Unknown livebaseballscorecards.com								
Bill Russell, R OBP: 0.301, SLG: 0.345 (1, 6)										4	1	1	0	0	1	0									
Reggie Smith, S OBP: 0.389, SLG: 0.598 (1, 9)										3	1	1	0	1	1	0									
Steve Garvey, R OBP: 0.336, SLG: 0.478 (1, 3)										4	1	2	1	0	0	0									
Ron Cey, R OBP: 0.368, SLG: 0.424 (1, 5)										4	1	2	1	0	1	2									
Rick Monday, L OBP: 0.347, SLG: 0.477 (1, 7)										3	0	0	0	0	3	1									
Charlie Hough, R OBP: 0.333, SLG: 0.417 (6, PH)										0	0	0	0	0	0	0									
Dusty Baker Jr., R OBP: 0.327, SLG: 0.374 (9, 7)										1	0	0	0	0	1	2									
Lee Lacy, R OBP: 0.366, SLG: 0.571 (7, 7)										3	0	0	1	0	0	1									
Terry Forster, L OBP: 0.333, SLG: 0.333 (9, 1)										0	0	0	0	0	0	0									
Joe Ferguson, R OBP: 0.348, SLG: 0.386 (1, 2)										4	0	1	1	0	2	0									
Doug Rau, L OBP: 0.160, SLG: 0.180 (1, 1)										1	0	0	0	0	1	0									
Vic Davalillo, L OBP: 0.338, SLG: 0.403 (6, PH)										1	1	1	1	0	0	0									
Lance Rautzhan, R (6, 1)										0	0	0	0	0	0	0									
Davey Lopes, R OBP: 0.356, SLG: 0.413 (7, 4)										2	0	0	0	0	1	1									
Inning Stats	R: 0 E: 0 K: 3 S: 9	H: 0 LOB: 0 BB: 0 P: 9	R: 0 E: 0 K: 2 S: 7	H: 0 LOB: 0 BB: 0 P: 7	R: 0 E: 0 K: 2 S: 7	H: 0 LOB: 0 BB: 0 P: 7	R: 0 E: 0 K: 0 S: 3	H: 0 LOB: 0 BB: 0 P: 3	R: 0 E: 0 K: 1 S: 6	H: 1 LOB: 1 BB: 0 P: 6	R: 2 E: 0 K: 1 S: 9	H: 5 LOB: 2 BB: 0 P: 9	R: 0 E: 0 K: 1 S: 5	H: 0 LOB: 0 BB: 0 P: 5	R: 0 E: 0 K: 0 S: 3	H: 0 LOB: 0 BB: 0 P: 3	R: 3 E: 1 K: 2 S: 10	H: 3 LOB: 1 BB: 1 P: 14	1B: 7 2B: 1 3B: 0 HR: 1	SF: 1 SAC: 0 DP: 0 HBP: 0	WP: 0 PB: 0 SB: 0 CS: 0	PA: 36			
PITCHER	IP	WLS	BF	H	R	ER	SO	BB	IBB	HBP	BLK	WP	HR	S	P	ERA	WHIP								
Craig Swan, R ERA: 2.47 (1, 1)	8.0		31	7	4	4	10	1	0	0	0	0	1	50	54	4.50	1.000								
Skip Lockwood, R ERA: 3.43 (9, 1)	0.2	L	4	2	1	1	1	0	0	0	0	0	0	6	6	13.50	3.000								
Dale Murray, R ERA: 4.07 (9, 1)	0.1		1	0	0	0	1	0	0	0	0	0	0	3	3	0.00	0.000								

Batter	1	2	3	4	5	6	7	8	9	AB	R	H	RBI	BB	SO	LOB	BOTTOM								
Elliott Maddox, R OBP: 0.383, SLG: 0.354 (1, 8)										5	1	4	1	0	0	0	Los Angeles Dodgers @ New York Mets Shea Stadium, Flushing, NY Sun Aug 20 1978, 3:33 AM EDT Att: 34,745 - Unknown livebaseballscorecards.com								
Bobby Valentine, R OBP: 0.350, SLG: 0.319 (1, 4)										1	1	1	0	2	0	0									
Sergio Ferrer, S OBP: 0.250, SLG: 0.143 (7, PR) (8, 6)										0	0	0	0	0	0	0									
Steve Henderson, R OBP: 0.344, SLG: 0.418 (1, 7)										3	1	1	0	2	1	5									
Willie Montanez, L OBP: 0.324, SLG: 0.409 (1, 3)										4	0	1	2	0	0	3									
John Stearns, R OBP: 0.383, SLG: 0.444 (1, 2)										4	0	2	1	0	0	4									
Joel Youngblood, R OBP: 0.291, SLG: 0.466 (1, 9)										5	0	1	0	0	1	2									
Lenny Randle, S OBP: 0.340, SLG: 0.325 (1, 5)										4	0	1	0	1	0	1									
Doug Flynn, R OBP: 0.272, SLG: 0.266 (8, 4)										4	1	0	0	0	0	4									
Craig Swan, R OBP: 0.200, SLG: 0.170 (1, 1)										4	0	1	0	0	0	3									
Skip Lockwood, R OBP: 0.182, SLG: 0.545 (9, 1)										0	0	0	0	0	0	0									
Dale Murray, R (9, 1)										0	0	0	0	0	0	0									
Inning Stats	R: 2 E: 0 K: 0 S: 4	H: 2 LOB: 1 BB: 1 P: 8	R: 0 E: 0 K: 1 S: 5	H: 0 LOB: 0 BB: 0 P: 5	R: 0 E: 0 K: 0 S: 3	H: 1 LOB: 1 BB: 1 P: 7	R: 0 E: 0 K: 0 S: 4	H: 1 LOB: 3 BB: 1 P: 9	R: 0 E: 0 K: 0 S: 4	H: 1 LOB: 2 BB: 1 P: 8	R: 0 E: 0 K: 0 S: 3	H: 0 LOB: 0 BB: 0 P: 3	R: 1 E: 0 K: 0 S: 5	H: 2 LOB: 2 BB: 1 P: 9	R: 1 E: 1 K: 1 S: 8	H: 3 LOB: 3 BB: 0 P: 9	R: 0 E: 0 K: 0 S: 4	H: 2 LOB: 1 BB: 0 P: 4	1B: 9 2B: 3 3B: 0 HR: 0	SF: 1 SAC: 1 DP: 2 HBP: 2	WP: 0 PB: 0 SB: 0 CS: 1	PA: 44			
PITCHER	IP	WLS	BF	H	R	ER	SO	BB	IBB	HBP	BLK	WP	HR	S	P	ERA	WHIP								
Doug Rau, L ERA: 3.35 (1, 1)	5.0		23	5	2	2	1	3	1	1	0	0	0	7	11	5.40	1.800								
Lance Rautzhan, L ERA: 1.51 (6, 1)	1.2		8	2	1	1	0	1	0	0	0	0	0	9	10	6.75	2.250								
Charlie Hough, R ERA: 2.45 (7, 1)	1.1	W	8	3	1	1	1	0	0	1	0	0	0	9	10	6.75	2.250								
Terry Forster, L ERA: 2.54 (9, 1)	1.0	S	4	2	0	0	0	0	0	0	0	0	0	4	4	0.00	2.000								

Batter	1	2	3	4	5	6	7	8	9	AB	R	H	RBI	BB	SO	LOB	TOP					
Davey Lopes, R OBP: 0.353, SLG: 0.410 (1, 4)	4-3		L5		1-3		5-3			4	0	0	0	0	0	1						
Bill North, S OBP: 0.373, SLG: 0.285 (1, 8)	4-3		1-3		F9			F9		4	0	0	0	0	0	0						
Reggie Smith, S OBP: 0.387, SLG: 0.594 (1, 9)	6-3			1B		L4		K		4	1	1	0	0	1	0						
Steve Garvey, R OBP: 0.339, SLG: 0.482 (1, 3)		1B		1B		FC5-4		6-3		4	1	3	0	0	0	0						
Ron Cey, R OBP: 0.365, SLG: 0.420 (1, 5)	6-3		P4		FC5-4			F9		4	0	0	0	0	0	4						
Dusty Baker Jr., R OBP: 0.329, SLG: 0.375 (1, 7)		1B		1B		5-3		F8		4	0	2	2	0	0	1						
Joe Ferguson, R OBP: 0.347, SLG: 0.384 (1, 2)	F8		P3					F7		4	0	1	0	0	0	3						
Bill Russell, R OBP: 0.301, SLG: 0.345 (1, 6)	4-3		G3					E5		3	0	1	0	0	0	3						
Bob Welch, R OBP: 0.286, SLG: 0.357 (7, PH)			P3		F7					2	0	0	0	0	0	0						
Lee Lacy, R OBP: 0.364, SLG: 0.568 (7, 1)										1	0	0	0	0	0	2						
Rick Rhoden, R OBP: 0.174, SLG: 0.143 (7, 1)										0	0	0	0	0	0	0						
Inning Stats	R: 0 E: 0 K: 0 S: 3	H: 0 LOB: 0 BB: 0 P: 3	R: 1 E: 0 K: 0 S: 5	H: 2 LOB: 1 BB: 0 P: 5	R: 0 E: 0 K: 0 S: 3	H: 0 LOB: 0 BB: 0 P: 3	R: 1 E: 0 K: 0 S: 6	H: 3 LOB: 2 BB: 0 P: 6	R: 0 E: 0 K: 0 S: 3	H: 0 LOB: 0 BB: 0 P: 3	R: 0 E: 0 K: 0 S: 4	H: 1 LOB: 1 BB: 0 P: 4	R: 0 E: 1 K: 0 S: 4	H: 2 LOB: 1 BB: 0 P: 4	R: 0 E: 0 K: 0 S: 5	H: 0 LOB: 0 BB: 0 P: 3	R: 0 E: 0 K: 0 S: 3	H: 0 LOB: 0 BB: 0 P: 3	1B: 7 2B: 2 3B: 0 HR: 0	SF: 0 SAC: 0 DP: 1 HBP: 0	WP: 0 PB: 0 SB: 0 CS: 0	PA: 34
PITCHER Ross Grimsley, L ERA: 3.29 (1, 1)	IP: 9.0 WLS: W BF: 34 H: 8 R: 2 ER: 2 SO: 1 BB: 0 IBB: 0 HBP: 0 BLK: 0 WP: 0 HR: 0 S: 36 P: 36 ERA: 2.00 WHIP: 0.889															PITCHER IP: 9.0 WLS: W BF: 34 H: 8 R: 2 ER: 2 SO: 1 BB: 0 IBB: 0 HBP: 0 BLK: 0 WP: 0 HR: 0 S: 36 P: 36 ERA: 2.00 WHIP: 0.889						

Los Angeles Dodgers @ Montreal Expos
Olympic Stadium, Montreal, QB
Mon Aug 21 1978, 7:05 PM EDT
Att: 25,461 - Unknown

AB	34
R	2
H	8
RBI	2
BB	0
SO	1
LOB	14



Batter	1	2	3	4	5	6	7	8	9	AB	R	H	RBI	BB	SO	LOB	BOTTOM					
Dave Cash, R OBP: 0.299, SLG: 0.318 (1, 4)	F8		CS		6-3		1B			3	0	1	0	1	0	0						
Del Unser, L OBP: 0.297, SLG: 0.287 (1, 9)	G3		F8		BLK		F7			4	1	1	0	0	0	2						
Andre Dawson, R OBP: 0.311, SLG: 0.454 (1, 8)	E			HR	E6		1B			4	1	4	1	0	0	0						
Tony Perez, R OBP: 0.335, SLG: 0.445 (1, 3)	K			FC1-5	F8		F3			4	0	1	0	0	1	4						
Warren Cromartie, L OBP: 0.341, SLG: 0.421 (1, 7)	4-3			FC1-5			F7			3	1	1	1	1	0	0						
Gary Carter, R OBP: 0.326, SLG: 0.406 (1, 2)	P4			FC1-5			F3			4	1	1	1	0	0	2						
Larry Parrish, R OBP: 0.310, SLG: 0.446 (1, 5)				K			1-3			4	0	1	0	0	1	2						
Chris Speier, R OBP: 0.336, SLG: 0.340 (1, 6)				F8			F7			4	0	1	0	0	1	3						
Ross Grimsley, L OBP: 0.192, SLG: 0.174 (1, 1)			G3		6-3		F7			4	0	0	0	0	0	1						
Inning Stats	R: 0 E: 1 K: 1 S: 6	H: 1 LOB: 1 BB: 0 P: 6	R: 0 E: 0 K: 1 S: 6	H: 1 LOB: 1 BB: 0 P: 6	R: 0 E: 0 K: 0 S: 2	H: 0 LOB: 0 BB: 1 P: 6	R: 1 E: 0 K: 1 S: 7	H: 2 LOB: 2 BB: 1 P: 11	R: 1 E: 1 K: 0 S: 5	H: 2 LOB: 1 BB: 0 P: 5	R: 1 E: 0 K: 0 S: 4	H: 1 LOB: 0 BB: 0 P: 4	R: 0 E: 0 K: 0 S: 5	H: 2 LOB: 2 BB: 0 P: 5	R: 1 E: 0 K: 0 S: 5	H: 2 LOB: 1 BB: 0 P: 5	R: 0 E: 0 K: 0 S: 3	H: 0 LOB: 0 BB: 0 P: 3	1B: 6 2B: 2 3B: 0 HR: 3	SF: 0 SAC: 0 DP: 0 HBP: 0	WP: 0 PB: 0 SB: 0 CS: 1	PA: 36
PITCHER Bob Welch, R ERA: 1.95 (7, 1)	IP: 6.0 WLS: L BF: 26 H: 7 R: 3 ER: 2 SO: 3 BB: 2 IBB: 0 HBP: 0 BLK: 1 WP: 0 HR: 2 S: 30 P: 38 ERA: 3.00 WHIP: 1.500															PITCHER IP: 6.0 WLS: L BF: 26 H: 7 R: 3 ER: 2 SO: 3 BB: 2 IBB: 0 HBP: 0 BLK: 1 WP: 0 HR: 2 S: 30 P: 38 ERA: 3.00 WHIP: 1.500						

Los Angeles Dodgers @ Montreal Expos
Olympic Stadium, Montreal, QB
Mon Aug 21 1978, 7:05 PM EDT
Att: 25,461 - Unknown

AB	34
R	4
H	11
RBI	3
BB	2
SO	3
LOB	14



Batter	1	2	3	4	5	6	7	8	9	AB	R	H	RBI	BB	SO	LOB	TOP					
Davey Lopes, R OBP: 0.351, SLG: 0.407	K	K	FC5-4				SH3-4 1B		2-3	5	1	1	0	0	2	2						
Bill Russell, R OBP: 0.301, SLG: 0.347	6-3		F7				SH3-4 2B			3	0	1	0	0	0	0						
Reggie Smith, S OBP: 0.388, SLG: 0.595							F8		F7	3	0	1	0	1	0	2						
Steve Garvey, R OBP: 0.338, SLG: 0.480	4-3		F9				F9		CS 1B	4	0	1	1	0	0	3						
Ron Cey, R OBP: 0.366, SLG: 0.422		E 2B					K		CS F7	3	1	1	0	1	1	1						
Dusty Baker Jr., R OBP: 0.330, SLG: 0.375		E BB	F7				E 1B		F8	3	2	1	0	1	0	2						
Rick Monday, L OBP: 0.347, SLG: 0.475		E7 1B					E4 CS		F7	3	0	1	1	0	1	0						
Bill North, S OBP: 0.372, SLG: 0.284		E6 1B					1-3			1	0	0	0	0	0	0						
Johnny Oates, L OBP: 0.361, SLG: 0.333		E6 SH1-4					1-3			3	0	0	0	0	0	2						
Jerry Grote, R OBP: 0.394, SLG: 0.393			4-3						6-3	1	0	0	0	0	0	0						
Burt Hooton, R OBP: 0.250, SLG: 0.180		SH1-4					K		2-3	3	0	1	0	0	1	1						
Charlie Hough, R OBP: 0.333, SLG: 0.417										0	0	0	0	0	0	0						
Inning Stats	R: 0 E: 0 K: 1 S: 5	H: 0 LOB: 1 BB: 1 P: 9	R: 2 E: 2 K: 1 S: 7	H: 2 LOB: 1 BB: 1 P: 11	R: 0 E: 0 K: 0 S: 4	H: 1 LOB: 2 BB: 1 P: 8	R: 0 E: 0 K: 1 S: 6	H: 1 LOB: 1 BB: 0 P: 6	R: 0 E: 0 K: 0 S: 6	H: 1 LOB: 0 BB: 0 P: 6	R: 1 E: 1 K: 1 S: 6	H: 1 LOB: 1 BB: 0 P: 6	R: 1 E: 0 K: 0 S: 4	H: 2 LOB: 0 BB: 0 P: 4	R: 0 E: 0 K: 0 S: 3	H: 0 LOB: 0 BB: 0 P: 3	R: 0 E: 0 K: 0 S: 3	H: 0 LOB: 0 BB: 0 P: 3	1B: 5 2B: 3 3B: 0 HR: 0	SF: 0 SAC: 0 DP: 0 HBP: 0	WP: 0 PB: 0 SB: 0 CS: 2	PA: 38
PITCHER	IP WLS BF L	WLS BF L	H R ER SO	H R ER SO	BB IBB HBP BLK	WP HR S P	ERA WHIP	PITCHER	IP WLS BF L	H R ER SO	H R ER SO	BB IBB HBP BLK	WP HR S P	ERA WHIP								
Steve Rogers, R ERA: 2.46	7.0	31	8	4	3	5	3.86	1.571														
Stan Bahnsen, R ERA: 3.64	2.0	6	0	0	0	0	0.00	0.000														

Los Angeles Dodgers @ Montreal Expos
Olympic Stadium, Montreal, QB
Wed Aug 23 1978, 7:05 PM EDT
Att: 31,696 - Unknown

AB 32
R 4
H 8
RBI 2
BB 3
SO 5
LOB 13



Batter	1	2	3	4	5	6	7	8	9	AB	R	H	RBI	BB	SO	LOB	BOTTOM			
Dave Cash, R OBP: 0.298, SLG: 0.317	F7		FC5-4 1B				F8		L1	4	0	1	0	0	0	2				
Andra Dawson, R OBP: 0.310, SLG: 0.452	K		FC5-4 1B				F7		L6	4	0	1	0	0	1	0				
Ellis Valentine, R OBP: 0.335, SLG: 0.488			P4				P6		F7	4	0	1	0	0	0	3				
Tony Perez, R OBP: 0.334, SLG: 0.443	FC6-4		FC5-4				G4-6-3 1B		K	4	0	1	1	0	1	3				
Warren Cromartie, L OBP: 0.342, SLG: 0.422		G4-6-3 BB 1B	P5				G4-6-3 1B		2B 5-3 1B	4	1	2	0	0	0	3				
Gary Carter, R OBP: 0.327, SLG: 0.408		G4-6-3 BB					F7		K	3	0	1	0	1	1	0				
Larry Parrish, R OBP: 0.312, SLG: 0.449		G4-6-3					E S 7-2 1B		5-3 2B	4	0	2	1	0	0	3				
Chris Speier, R OBP: 0.333, SLG: 0.337		F9					7-2 1B		5-3	4	0	0	0	0	1	4				
Steve Rogers, R OBP: 0.153, SLG: 0.116							5-3			1	1	0	0	1	0	0				
Del Unser, L OBP: 0.301, SLG: 0.287										0	0	0	0	1	0	0				
Stan Bahnsen, R OBP: 0.125, SLG: 0.125										0	0	0	0	0	0	0				
Tom Hutton, L OBP: 0.324, SLG: 0.318			1B FC5-4 BB							1	0	0	0	0	1	1				
Inning Stats	R: 0 E: 0 K: 1 S: 6	H: 1 LOB: 1 BB: 0 P: 6	R: 0 E: 0 K: 0 S: 3	H: 1 LOB: 1 BB: 1 P: 7	R: 1 E: 0 K: 0 S: 5	H: 2 LOB: 2 BB: 1 P: 9	R: 0 E: 0 K: 0 S: 3	H: 1 LOB: 0 BB: 0 P: 3	R: 0 E: 0 K: 0 S: 3	H: 1 LOB: 0 BB: 0 P: 3	R: 0 E: 0 K: 1 S: 6	H: 1 LOB: 2 BB: 1 P: 10	R: 0 E: 0 K: 1 S: 5	H: 0 LOB: 0 BB: 0 P: 5	R: 1 E: 0 K: 2 S: 9	H: 2 LOB: 1 BB: 0 P: 9	1B: 7 2B: 3 3B: 0 HR: 0	SF: 0 SAC: 0 DP: 3 HBP: 0	WP: 0 PB: 0 SB: 1 CS: 0	PA: 36
PITCHER	IP WLS BF S	WLS BF S	H R ER SO	H R ER SO	BB IBB HBP BLK	WP HR S P	ERA WHIP	PITCHER	IP WLS BF S	H R ER SO	H R ER SO	BB IBB HBP BLK	WP HR S P	ERA WHIP						
Burt Hooton, R ERA: 2.93	8.0	33	9	2	2	3	2.25	1.500												
Charlie Hough, R ERA: 2.42	1.0	3	0	0	0	2	0.00	0.000												

Los Angeles Dodgers @ Montreal Expos
Olympic Stadium, Montreal, QB
Wed Aug 23 1978, 7:05 PM EDT
Att: 31,696 - Unknown

AB 33
R 2
H 9
RBI 2
BB 3
SO 5
LOB 19



Batter	1	2	3	4	5	6	7	8	9	AB	R	H	RBI	BB	SO	LOB	TOP			
Jerry Martin, R OBP: 0.348, SLG: 0.476										5	2	2	1	0	0	1	Philadelphia Phillies @ Los Angeles Dodgers Dodger Stadium, Los Angeles, CA Thu Aug 24 1978, 7:05 PM PDT Att: 49,064 - Unknown			
Larry Bowa, S OBP: 0.324, SLG: 0.383										2	0	0	0	0	0	0				
Bud Harrelson, S OBP: 0.340, SLG: 0.238										3	0	3	0	0	0	0				
Mike Schmidt, R OBP: 0.358, SLG: 0.434										4	1	2	1	0	0	2				
Greg Luzinski, R OBP: 0.395, SLG: 0.525										2	0	0	0	2	0	2				
Jose Cardenal, R OBP: 0.326, SLG: 0.402										4	0	1	0	0	0	4				
Gary Maddox, R OBP: 0.322, SLG: 0.393										4	0	1	1	0	0	2				
Tim McCarver, L OBP: 0.353, SLG: 0.316										1	0	0	0	0	0	2				
Bob Boone, R OBP: 0.351, SLG: 0.451										2	1	1	0	0	0	0				
Ted Sizemore, R OBP: 0.280, SLG: 0.275										4	0	1	1	0	0	1				
Steve Carlton, L OBP: 0.314, SLG: 0.373										2	0	0	0	0	1	1				
Warren Brusstar, R OBP: 0.250, SLG: 0.500										1	0	0	0	0	1	0				
Tug McGraw, R OBP: 0.316, SLG: 0.352										0	0	0	0	0	0	0				
Bake McBride, L OBP: 0.316, SLG: 0.352										1	0	0	0	0	0	0				
Inning Stats	R: 1 E: 1 K: 0 S: 6	H: 3 LOB: 2 BB: 0 P: 6	R: 0 E: 0 K: 0 S: 3	H: 0 LOB: 1 BB: 0 P: 4	R: 1 E: 0 K: 0 S: 5	H: 2 LOB: 2 BB: 1 P: 9	R: 0 E: 0 K: 1 S: 5	H: 0 LOB: 0 BB: 0 P: 5	R: 0 E: 0 K: 0 S: 3	H: 0 LOB: 0 BB: 0 P: 3	R: 1 E: 0 K: 1 S: 7	H: 2 LOB: 1 BB: 0 P: 7	R: 1 E: 0 K: 0 S: 4	H: 2 LOB: 1 BB: 0 P: 4	R: 0 E: 0 K: 0 S: 4	H: 1 LOB: 1 BB: 0 P: 4	1B: 9 2B: 1 3B: 0 HR: 1	SF: 1 SAC: 0 DP: 1 HBP: 1	WP: 1 PB: 0 SB: 0 CS: 0	PA: 39
PITCHER	IP WLS BF H R ER SO BB IBB HBP BLK WP HR S P ERA WHIP																			
Tommy John, L ERA: 3.33	(1, 1)	8.0 W 35 10 4 4 2 1 1 1 0 1 1 36 45 4.50 1.375																		
Charlie Hough, R ERA: 2.39	(9, 1)	1.0 S 4 1 0 0 0 0 0 0 0 0 0 0 4 4 0.00 1.000																		

Batter	1	2	3	4	5	6	7	8	9	AB	R	H	RBI	BB	SO	LOB	BOTTOM			
Davey Lopes, R OBP: 0.354, SLG: 0.412										5	1	3	0	0	2	1	Philadelphia Phillies @ Los Angeles Dodgers Dodger Stadium, Los Angeles, CA Thu Aug 24 1978, 7:05 PM PDT Att: 49,064 - Unknown			
Bill North, S OBP: 0.372, SLG: 0.284										4	0	1	0	0	0	3				
Reggie Smith, S OBP: 0.390, SLG: 0.596										1	1	1	1	0	0	0				
Lee Lacy, R OBP: 0.359, SLG: 0.559										3	0	0	0	0	0	4				
Steve Garvey, R OBP: 0.336, SLG: 0.476										4	0	0	0	1	2					
Ron Cey, R OBP: 0.369, SLG: 0.427										4	1	3	1	0	0	0				
Dusty Baker Jr., R OBP: 0.332, SLG: 0.381										4	1	2	0	0	0	3				
Joe Ferguson, R OBP: 0.382, SLG: 0.382										1	0	0	0	0	2					
Jerry Grote, R OBP: 0.382, SLG: 0.379										2	0	0	0	1	2					
Vic Davalillo, L OBP: 0.333, SLG: 0.397										1	0	0	0	1	2					
Johnny Oates, L OBP: 0.361, SLG: 0.333										0	0	0	0	0	0					
Bill Russell, R OBP: 0.305, SLG: 0.349										3	1	2	2	1	0	0				
Tommy John, R OBP: 0.183, SLG: 0.175										3	0	1	0	0	1	2				
Rick Monday, L OBP: 0.347, SLG: 0.475										0	0	0	0	0	0	0				
Manny Mota, R OBP: 0.333, SLG: 0.346										1	0	1	1	0	0	0				
Charlie Hough, R OBP: 0.333, SLG: 0.417										0	0	0	0	0	0	0				
Inning Stats	R: 2 E: 1 K: 0 S: 6	H: 3 LOB: 2 BB: 0 P: 7	R: 0 E: 0 K: 1 S: 6	H: 1 LOB: 2 BB: 1 P: 10	R: 0 E: 0 K: 0 S: 4	H: 1 LOB: 1 BB: 0 P: 4	R: 0 E: 0 K: 1 S: 7	H: 2 LOB: 2 BB: 0 P: 7	R: 0 E: 0 K: 1 S: 6	H: 1 LOB: 1 BB: 0 P: 6	R: 0 E: 0 K: 1 S: 5	H: 0 LOB: 0 BB: 0 P: 5	R: 0 E: 0 K: 1 S: 9	H: 5 LOB: 1 BB: 0 P: 9	R: 3 E: 0 K: 1 S: 9	H: 5 LOB: 1 BB: 0 P: 9	1B: 10 2B: 4 3B: 0 HR: 0	SF: 0 SAC: 0 DP: 1 HBP: 1	WP: 0 PB: 0 SB: 0 CS: 2	PA: 38
PITCHER	IP WLS BF H R ER SO BB IBB HBP BLK WP HR S P ERA WHIP																			
Steve Carlton, L ERA: 3.04	(1, 1)	4.0 L 21 7 2 2 2 2 1 0 1 0 0 0 23 28 4.50 2.000																		
Warren Brusstar, R ERA: 2.3	(5, 1)	3.1 L 14 5 3 3 3 4 0 0 0 0 0 0 22 22 8.10 1.500																		
Tug McGraw, L ERA: 2.99	(8, 1)	0.2 S 3 2 0 0 0 0 0 0 0 0 0 0 3 3 0.00 3.000																		

Batter	1	2	3	4	5	6	7	8	9	AB	R	H	RBI	BB	SO	LOB	TOP								
Bake McBride, L OBP: 0.321, SLG: 0.371 (1, 9)	3-1		HR		1B		3B			4	2	3	3	0	0	0	Philadelphia Phillies @ Los Angeles Dodgers Dodger Stadium, Los Angeles, CA Fri Aug 25 1978, 7:05 PM PDT Att: 46,548 - Unknown								
Bud Harrelson, S OBP: 0.333, SLG: 0.232 (1, 6)	K		G3		SH		SH			2	0	0	1	0	1	0									
Mike Schmidt, R OBP: 0.355, SLG: 0.429 (1, 5)	6-3		F8		K		K			4	0	0	0	0	2	3									
Greg Luzinski, R OBP: 0.394, SLG: 0.523 (1, 7)										4	0	1	0	0	3	1									
Jerry Martin, R OBP: 0.346, SLG: 0.476 (8, 7)										0	0	0	0	0	0	0									
Richie Hebner, L OBP: 0.373, SLG: 0.481 (1, 3)										4	0	1	0	0	1	0									
Gary Maddox, R OBP: 0.320, SLG: 0.389 (1, 8)										4	0	0	0	0	2	2									
Bob Boone, R OBP: 0.352, SLG: 0.459 (1, 2)										3	1	1	1	1	0	0									
Ted Sizemore, R OBP: 0.280, SLG: 0.274 (1, 4)										4	1	1	0	0	0	3									
Dick Ruthven, R OBP: 0.211, SLG: 0.268 (1, 1)										3	1	1	0	0	1	4									
Jose Cardenal, R OBP: 0.324, SLG: 0.400 (9, PH)										1	0	0	0	0	0	0									
Ron Reed, R OBP: 0.324, SLG: 0.400 (9, 1)										0	0	0	0	0	0	0									
Inning Stats	R: 0 E: 0 K: 1 S: 5	H: 0 LOB: 0 BB: 0 P: 5	R: 0 E: 0 K: 1 S: 5	H: 0 LOB: 0 BB: 0 P: 5	R: 3 E: 0 K: 0 S: 6	H: 3 LOB: 0 BB: 0 P: 6	R: 0 E: 0 K: 1 S: 7	H: 2 LOB: 3 BB: 1 P: 11	R: 0 E: 1 K: 2 S: 8	H: 1 LOB: 1 BB: 0 P: 8	R: 0 E: 0 K: 1 S: 5	H: 0 LOB: 0 BB: 0 P: 5	R: 2 E: 0 K: 2 S: 9	H: 2 LOB: 0 BB: 0 P: 9	R: 0 E: 0 K: 2 S: 7	H: 0 LOB: 0 BB: 0 P: 7	R: 0 E: 0 K: 0 S: 3	H: 0 LOB: 0 BB: 0 P: 3	1B: 4 2B: 1 3B: 1 HR: 2	SF: 0 SAC: 2 DP: 0 HBP: 0	WP: 0 PB: 0 SB: 1 CS: 3	PA: 36			
PITCHER	IP	WLS	BF	H	R	ER	SO	BB	IBB	HBP	BLK	WP	HR	S	P	ERA	WHIP								
Don Sutton, R ERA: 3.61 (1, 1)	8.0		33	8	5	5	10	0	1	0	0	0	2	52	56	5.62	1.000								
Lance Rautzhan, L ERA: 1.45 (9, 1)	1.0	W	3	0	0	0	0	0	0	0	0	0	0	3	3	0.00	0.000								

Batter	1	2	3	4	5	6	7	8	9	AB	R	H	RBI	BB	SO	LOB	BOTTOM								
Davey Lopes, R OBP: 0.354, SLG: 0.412 (1, 4)	6-3	1-3			P4					5	0	2	0	0	0	1	Philadelphia Phillies @ Los Angeles Dodgers Dodger Stadium, Los Angeles, CA Fri Aug 25 1978, 7:05 PM PDT Att: 46,548 - Unknown								
Bill Russell, R OBP: 0.306, SLG: 0.348 (1, 6)	1B		5-3		HR		K			4	2	1	0	1	1	3									
Reggie Smith, S OBP: 0.392, SLG: 0.596 (1, 9)	1B		F7		K					5	1	3	0	0	1	1									
Steve Garvey, R OBP: 0.336, SLG: 0.482 (1, 3)	SF9									4	1	2	3	0	0	2									
Ron Cey, R OBP: 0.373, SLG: 0.432 (1, 5)										4	0	3	0	0	0	0									
Ted Martinez, R OBP: 0.300, SLG: 0.270 (9, PR)										0	1	0	0	0	0	0									
Dusty Baker Jr., R OBP: 0.333, SLG: 0.381 (1, 7)	FC5-4		6-3							5	0	2	1	0	0	4									
Rick Monday, L OBP: 0.344, SLG: 0.481 (1, 8)					F9		G3			5	1	1	1	0	1	4									
Johnny Oates, L OBP: 0.359, SLG: 0.322 (1, 2)										2	0	0	0	1	0	0									
Steve Yeager, R OBP: 0.300, SLG: 0.255 (7, 2)										0	0	0	0	0	0	0									
Vic Davallillo, L OBP: 0.343, SLG: 0.406 (8, PH)										1	0	1	0	0	0	0									
Bill North, S OBP: 0.372, SLG: 0.284 (8, PR)										0	0	0	0	0	0	0									
Jerry Grote, R OBP: 0.391, SLG: 0.390 (9, 2)										1	0	1	1	0	0	0									
Don Sutton, R OBP: 0.145, SLG: 0.102 (1, 1)										2	0	0	0	0	0	0									
Lee Lacy, R OBP: 0.357, SLG: 0.556 (8, PH)										1	0	0	0	0	0	1									
Lance Rautzhan, R ERA: 2.43 (9, 1)										0	0	0	0	0	0	0									
Inning Stats	R: 1 E: 0 K: 0 S: 5	H: 2 LOB: 2 BB: 1 P: 9	R: 0 E: 0 K: 1 S: 5	H: 0 LOB: 1 BB: 1 P: 9	R: 0 E: 0 K: 0 S: 3	H: 0 LOB: 0 BB: 0 P: 3	R: 0 E: 0 K: 1 S: 6	H: 1 LOB: 1 BB: 0 P: 6	R: 0 E: 0 K: 0 S: 3	H: 1 LOB: 0 BB: 0 P: 3	R: 1 E: 0 K: 0 S: 6	H: 3 LOB: 3 BB: 0 P: 6	R: 2 E: 0 K: 0 S: 5	H: 3 LOB: 2 BB: 0 P: 6	1B: 13 2B: 1 3B: 0 HR: 2	SF: 1 SAC: 1 DP: 1 HBP: 1	WP: 0 PB: 0 SB: 3 CS: 0	PA: 44							
PITCHER	IP	WLS	BF	H	R	ER	SO	BB	IBB	HBP	BLK	WP	HR	S	P	ERA	WHIP								
Dick Ruthven, R ERA: 3.39 (1, 1)	8.0		38	13	4	4	3	2	0	0	0	0	2	42	50	4.50	1.875								
Ron Reed, R ERA: 2.43 (9, 1)	0.2	L	6	3	2	2	0	0	0	1	0	0	0	5	6	27.00	4.500								

Batter	1	2	3	4	5	6	7	8	9	AB	R	H	RBI	BB	SO	LOB	TOP										
Jerry Martin, R OBP: 0.346, SLG: 0.469 (1, 9)	0-0 4-3		4-0 BB	0-0 F7			0-0 5-3			3	0	0	0	1	0	1											
Ted Sizemore, R OBP: 0.275, SLG: 0.270 (1, 4)	0-0 F7		0-0 F7		0-0 F8		0-0 4-3			4	0	0	0	0	0	3											
Mike Schmidt, R OBP: 0.354, SLG: 0.426 (1, 5)	0-0 F8		0-0 F8		4-0 BB		0-0 L7			3	0	0	0	1	0	3											
Greg Luzinski, R OBP: 0.395, SLG: 0.521 (1, 7)		0-0 L9		0-0 2B	4-0 BB			0-0 4-3		3	1	1	0	1	0	0											
Jose Cardenal, R OBP: 0.323, SLG: 0.402 (1, 3)		0-0 6-3		0-0 2B	0-0 G6-4-3			0-0 4-3		4	1	1	0	0	0	2											
Bob Boone, R OBP: 0.351, SLG: 0.459 (1, 2)		0-0 L6		0-0 2B			0-0 F9			4	1	1	2	0	0	0											
Garry Maddox, R OBP: 0.319, SLG: 0.388 Bake McBride, L OBP: 0.321, SLG: 0.371 (9, 9)			0-0 1B	0-0 E6			0-0 6-3		0-0 5-3	4	0	1	0	0	0	1	AB 32										
Bud Harrelson, S OBP: 0.340, SLG: 0.244 (1, 6)			0-0 1B	0-0 6-3			0-0 6-3		0-0 6-3	0	0	0	0	0	0	0	R 3										
Randy Lerch, L OBP: 0.224, SLG: 0.250 (1, 1)			0-0 1B	0-0 6-3			0-0 F9		0-3 K	4	0	2	0	0	0	2	H 7										
Inning Stats	R: 0 E: 0 K: 0 S: 3	H: 0 LOB: 0 BB: 0 P: 3	R: 0 E: 0 K: 0 S: 3	H: 0 LOB: 0 BB: 0 P: 3	R: 0 E: 0 K: 0 S: 5	H: 2 LOB: 3 BB: 1 P: 9	R: 3 E: 1 K: 0 S: 7	H: 4 LOB: 1 BB: 0 P: 7	R: 0 E: 0 K: 0 S: 2	H: 0 LOB: 1 BB: 2 P: 10	R: 0 E: 0 K: 0 S: 4	H: 1 LOB: 1 BB: 0 P: 4	R: 0 E: 0 K: 0 S: 3	H: 0 LOB: 0 BB: 0 P: 3	R: 0 E: 0 K: 1 S: 5	H: 0 LOB: 0 BB: 0 P: 5	1B: 5 2B: 2 3B: 0 HR: 0	SF: 0 SAC: 1 DP: 1 HBP: 0	WP: 0 PB: 0 SB: 0 CS: 0	PA: 36							
PITCHER	IP	WLS	BF	H	R	ER	SO	BB	IBB	HBP	BLK	WP	HR	S	P	ERA	WHIP										
Doug Rau, L ERA: 3.45 (1, 1)	3.2	L	18	6	3	3	0	1	0	0	0	0	0	17	21	7.36	1.909										
Rick Rhoden, R ERA: 3.77 (4, 1)	3.1		12	1	0	0	0	2	0	0	0	0	0	10	18	0.00	0.900										
Lance Rautzhan, L ERA: 1.41 (8, 1)	2.0		6	0	0	0	1	0	0	0	0	0	0	8	8	0.00	0.000										

Philadelphia Phillies @ Los Angeles Dodgers
 Dodger Stadium, Los Angeles, CA
 Sat Aug 26 1978, 7:05 PM PDT
 Att: 50,194 - Unknown

AB 32
 R 3
 H 7
 RBI 3
 BB 3
 SO 1
 LOB 13



Batter	1	2	3	4	5	6	7	8	9	AB	R	H	RBI	BB	SO	LOB	BOTTOM										
Davey Lopes, R OBP: 0.357, SLG: 0.413 (1, 4)	4-0 BB		0-0 F9			0-0 5-3		0-0 1B		3	0	2	0	1	0	0											
Bill Russell, R OBP: 0.303, SLG: 0.345 (1, 6)	0-0 L1-3			0-0 F8		0-0 5-3		0-0 G5-4-3		4	0	0	0	0	0	3											
Lee Lacy, R OBP: 0.355, SLG: 0.547 (1, 9)	0-0 L6			0-0 6-3		4-0 BB		0-0 6-3		3	0	0	0	1	0	0											
Steve Garvey, R OBP: 0.334, SLG: 0.479 (1, 3)		0-0 F9		0-0 F7		0-0 G1-4-3			0-0 P6	4	0	0	0	0	0	2											
Ron Cey, R OBP: 0.374, SLG: 0.434 (1, 5)		0-0 6-3			0-0 1B		4-0 BB		0-0 L7	3	1	1	0	1	0	0											
Dusty Baker Jr., R OBP: 0.334, SLG: 0.381 (1, 7)		0-0 E4			0-0 1B		4-0 BB		0-0 5-3	3	0	1	0	1	0	0											
Rick Monday, L OBP: 0.341, SLG: 0.476 (1, 8)			0-0 F8		0-0 FC6-4		0-0 3-1			3	0	0	1	0	0	4	AB 29										
Jerry Grote, R OBP: 0.380, SLG: 0.377 Reggie Smith, S OBP: 0.391, SLG: 0.594 Steve Yeager, R OBP: 0.300, SLG: 0.255 (7, PH) (8, 2)				0-0 4-3		0-0 F3		0-3 K		2	0	0	0	0	0	1	R 1										
Doug Rau, L OBP: 0.157, SLG: 0.176 Rick Rhoden, R OBP: 0.170, SLG: 0.140 Manny Mota, R OBP: 0.321, SLG: 0.333 Lance Rautzhan, R (8, 1)				0-3 K		0-0 4-3		0-0 2-3		1	0	0	0	0	1	1	H 4										
Inning Stats	R: 0 E: 0 K: 0 S: 2	H: 0 LOB: 1 BB: 0 P: 6	R: 0 E: 1 K: 0 S: 4	H: 0 LOB: 0 BB: 0 P: 4	R: 0 E: 0 K: 1 S: 5	H: 0 LOB: 0 BB: 0 P: 5	R: 0 E: 0 K: 0 S: 3	H: 0 LOB: 0 BB: 0 P: 3	R: 1 E: 0 K: 0 S: 5	H: 2 LOB: 1 BB: 0 P: 5	R: 0 E: 0 K: 0 S: 3	H: 1 LOB: 1 BB: 1 P: 7	R: 0 E: 0 K: 1 S: 5	H: 0 LOB: 2 BB: 2 P: 13	R: 0 E: 0 K: 0 S: 3	H: 1 LOB: 0 BB: 0 P: 3	R: 0 E: 0 K: 0 S: 3	H: 0 LOB: 0 BB: 0 P: 3	1B: 3 2B: 2 3B: 0 HR: 0	SF: 0 SAC: 0 DP: 3 HBP: 0	WP: 0 PB: 0 SB: 0 CS: 0	PA: 33					
PITCHER	IP	WLS	BF	H	R	ER	SO	BB	IBB	HBP	BLK	WP	HR	S	P	ERA	WHIP										
Randy Lerch, L ERA: 3.96 (1, 1)	9.0	W	33	4	1	1	2	4	0	0	0	0	0	33	49	1.00	0.889										

Philadelphia Phillies @ Los Angeles Dodgers
 Dodger Stadium, Los Angeles, CA
 Sat Aug 26 1978, 7:05 PM PDT
 Att: 50,194 - Unknown

AB 29
 R 1
 H 4
 RBI 1
 BB 4
 SO 2
 LOB 15



Batter	1	2	3	4	5	6	7	8	9	AB	R	H	RBI	BB	SO	LOB	TOP					
Bake McBride, L OBP: 0.326, SLG: 0.384 (1, 9)										6	4	4	2	0	0	1	Philadelphia Phillies @ Los Angeles Dodgers Dodger Stadium, Los Angeles, CA Sun Aug 27 1978, 3:33 AM PDT Att: 43,065 - Unknown					
Larry Bowa, S OBP: 0.326, SLG: 0.388 (1, 6)										6	2	3	0	0	1	2						
Mike Schmidt, R OBP: 0.358, SLG: 0.431 (1, 5)										5	1	3	2	1	1	3						
Greg Luzinski, R OBP: 0.397, SLG: 0.523 (8, PR)										4	0	2	3	1	0	2						
Jim Morrison, R OBP: 0.234, SLG: 0.267 (8, 1)										0	0	0	0	0	0	0						
Ron Reed, R (8, 1)										1	0	0	0	0	1	1						
Richie Hebner, L OBP: 0.368, SLG: 0.474 (1, 3)										5	0	0	1	0	1	5						
Bob Boone, R OBP: 0.354, SLG: 0.458 (1, 2)										3	0	1	0	2	0	2						
Jerry Martin, R OBP: 0.343, SLG: 0.460 (1, 8)										4	0	0	1	1	0	6						
Ted Sizemore, R OBP: 0.281, SLG: 0.267 (1, 4)										2	1	0	0	2	0	3						
Larry Christenson, R OBP: 0.140, SLG: 0.151 (1, 1)										2	0	0	0	0	1	2						
Warren Brusstar, R OBP: 0.250, SLG: 0.500 (6, 1)										0	0	0	0	0	0	0						
Tim McCarver, L OBP: 0.397, SLG: 0.316 (8, PH)										0	1	0	0	0	0	0						
Jose Cardenal, R OBP: 0.321, SLG: 0.400 (8, 7)										1	0	0	0	0	0	1						
Inning Stats	R: 0 E: 0 K: 1 S: 6	H: 1 LOB: 1 BB: 0 P: 6	R: 0 E: 1 K: 0 S: 4	H: 0 LOB: 2 BB: 1 P: 8	R: 1 E: 0 K: 0 S: 5	H: 2 LOB: 2 BB: 1 P: 9	R: 0 E: 0 K: 0 S: 2	H: 0 LOB: 1 BB: 2 P: 10	R: 2 E: 1 K: 0 S: 6	H: 2 LOB: 2 BB: 1 P: 10	R: 1 E: 0 K: 2 S: 9	H: 2 LOB: 1 BB: 0 P: 9	R: 0 E: 0 K: 0 S: 4	H: 1 LOB: 1 BB: 0 P: 4	R: 2 E: 0 K: 0 S: 5	H: 2 LOB: 2 BB: 2 P: 14	R: 3 E: 0 K: 2 S: 10	H: 3 LOB: 1 BB: 0 P: 11	1B: 8 2B: 4 3B: 0 HR: 1	SF: 1 SAC: 1 DP: 0 HBP: 2	WP: 0 PB: 0 SB: 1 CS: 1	PA: 50
PITCHER	IP	WLS	BF	H	R	ER	SO	BB	IBB	HBP	BLK	WP	HR	S	P	ERA	WHIP					
Bob Welch, R ERA: 2.01 (1, 1)	7.0	L	35	8	4	2	3	4	1	0	0	0	1	36	56	2.57	1.714					
Charlie Hough, R ERA: 2.89 (8, 1)	2.0		15	5	5	5	2	1	1	2	0	0	0	15	25	22.50	3.000					

AB	39
R	9
H	13
RBI	9
BB	7
SO	5
LOB	28



Batter	1	2	3	4	5	6	7	8	9	AB	R	H	RBI	BB	SO	LOB	BOTTOM					
Davey Lopes, R OBP: 0.358, SLG: 0.414 (1, 4)										4	1	2	0	0	0	1	Philadelphia Phillies @ Los Angeles Dodgers Dodger Stadium, Los Angeles, CA Sun Aug 27 1978, 3:33 AM PDT Att: 43,065 - Unknown					
Bill Russell, R OBP: 0.303, SLG: 0.344 (1, 6)										4	0	1	0	0	0	1						
Reggie Smith, S OBP: 0.392, SLG: 0.596 (1, 9)										4	0	2	1	0	0	1						
Joe Ferguson, R OBP: 0.346, SLG: 0.382 (9, 9)										0	0	0	0	0	0	0						
Steve Garvey, R OBP: 0.332, SLG: 0.475 (1, 3)										4	0	0	0	0	0	3						
Ron Cey, R OBP: 0.375, SLG: 0.436 (1, 5)										4	1	2	0	0	0	0						
Dusty Baker Jr., R OBP: 0.333, SLG: 0.379 (1, 7)										4	1	1	0	0	1	3						
Rick Monday, L ERA: 3.54 OBP: 0.340, SLG: 0.473 (1, 8)										4	0	1	1	0	2	1						
Bill North, S OBP: 0.372, SLG: 0.284 (9, PR)										0	0	0	0	0	0	0						
Steve Yeager, R OBP: 0.304, SLG: 0.262 (1, 2)										3	0	1	1	1	1	1						
Bob Welch, R OBP: 0.250, SLG: 0.313 (1, 1)										2	0	0	0	0	1	1						
Vic Davalillo, L OBP: 0.338, SLG: 0.400 (7, PH)										1	0	0	0	0	0	1						
Charlie Hough, R OBP: 0.333, SLG: 0.417 (8, 1)										0	0	0	0	0	0	0						
Lee Lacy, R OBP: 0.353, SLG: 0.545 (8, PH)										1	0	0	0	0	0	2						
Inning Stats	R: 0 E: 0 K: 0 S: 4	H: 2 LOB: 1 BB: 0 P: 4	R: 0 E: 0 K: 0 S: 3	H: 0 LOB: 0 BB: 0 P: 3	R: 0 E: 0 K: 1 S: 5	H: 0 LOB: 0 BB: 0 P: 5	R: 0 E: 0 K: 0 S: 3	H: 1 LOB: 0 BB: 0 P: 3	R: 1 E: 0 K: 2 S: 9	H: 2 LOB: 1 BB: 0 P: 9	R: 1 E: 0 K: 1 S: 8	H: 3 LOB: 2 BB: 0 P: 8	R: 0 E: 0 K: 1 S: 5	H: 0 LOB: 1 BB: 1 P: 9	R: 0 E: 0 K: 0 S: 3	H: 0 LOB: 0 BB: 0 P: 3	R: 1 E: 0 K: 0 S: 5	H: 2 LOB: 2 BB: 0 P: 5	1B: 7 2B: 3 3B: 0 HR: 0	SF: 0 SAC: 0 DP: 0 HBP: 0	WP: 1 PB: 0 SB: 1 CS: 1	PA: 36
PITCHER	IP	WLS	BF	H	R	ER	SO	BB	IBB	HBP	BLK	WP	HR	S	P	ERA	WHIP					
Larry Christenson, R ERA: 3.54 (1, 1)	5.2	W	23	8	2	2	3	0	0	0	0	0	0	8	12	0.00	0.750					
Warren Brusstar, R ERA: 2.25 (6, 1)	1.1		5	0	0	0	2	1	0	0	0	0	0	8	8	4.50	1.000					
Ron Reed, R ERA: 2.47 (8, 1)	2.0		8	2	1	1	0	0	0	0	0	0	0	8	8	4.50	1.000					

AB	35
R	3
H	10
RBI	3
BB	1
SO	5
LOB	15



Batter	1	2	3	4	5	6	7	8	9	AB	R	H	RBI	BB	SO	LOB	TOP					
Dave Cash, R OBP: 0.295, SLG: 0.312 (1, 4)	0-0 6-3			0-0 4-3		0-0 F9		0-0 F9		4	0	0	0	0	0	1						
Andra Dawson, R OBP: 0.307, SLG: 0.451 (1, 8)	0-3 K			0-3 K			0-0 F9		0-0 4-3	4	0	0	0	0	2	0						
Ellis Valentine, R OBP: 0.327, SLG: 0.479 (1, 9)	0-0 4-3			0-3 K			0-0 F2		0-0 F2	4	0	0	0	0	1	0						
Tony Perez, R OBP: 0.332, SLG: 0.441 Tom Hutton, L OBP: 0.329, SLG: 0.323 (1, 3) (5, 3)		0-0 6-3			0-0 P4				0-0 P3	2	0	0	0	0	0	0						
Warren Cromartie, L OBP: 0.339, SLG: 0.415 (1, 7)		0-0 CS 1B			0-0 F8		4-0 BB 1B			2	0	1	0	1	0	0						
Gary Carter, R OBP: 0.332, SLG: 0.417 (1, 2)		0-0 F8			0-0 FC6-4 1B		0-0 G3			3	0	1	0	0	0	3						
Larry Parrish, R OBP: 0.307, SLG: 0.439 (1, 5)			0-0 5-3		0-0 FC6-4 1B			0-0 1B		3	0	1	0	0	0	1						
Chris Speier, R OBP: 0.333, SLG: 0.336 (1, 6)			0-0 F9		0-0 P6			0-0 F9		3	0	0	0	0	0	1						
Steve Rogers, R OBP: 0.149, SLG: 0.113 Del Unser, L OBP: 0.296, SLG: 0.281 Stan Bahnsen, R OBP: 0.111, SLG: 0.111 (1, 1) (8, PH) (8, 1)			0-0 F7		0-0 4-3			0-0 F3		2	0	0	0	0	0	0						
Inning Stats	R: 0 E: 0 K: 1 S: 5	H: 0 LOB: 0 BB: 0 P: 5	R: 0 E: 0 K: 0 S: 3	H: 1 LOB: 0 BB: 0 P: 3	R: 0 E: 0 K: 0 S: 3	H: 0 LOB: 0 BB: 0 P: 3	R: 0 E: 0 K: 2 S: 7	H: 0 LOB: 0 BB: 0 P: 7	R: 0 E: 0 K: 0 S: 4	H: 1 LOB: 1 BB: 0 P: 4	R: 0 E: 0 K: 0 S: 3	H: 0 LOB: 0 BB: 0 P: 3	R: 0 E: 0 K: 0 S: 4	H: 1 LOB: 2 BB: 1 P: 8	R: 0 E: 0 K: 0 S: 4	H: 1 LOB: 1 BB: 0 P: 4	R: 0 E: 0 K: 0 S: 3	H: 0 LOB: 0 BB: 0 P: 3	1B: 4 2B: 0 3B: 0 HR: 0	SF: 0 SAC: 0 DP: 0 HBP: 0	WP: 0 PB: 0 SB: 0 CS: 1	PA: 31
PITCHER Burt Hooton, R ERA: 2.79 (1, 1)	IP: 9.0 WLS: W BF: 31 H: 4 R: 0 ER: 0 SO: 3 BB: 1 IBB: 0 HBP: 0 BLK: 0 WP: 0 HR: 0 S: 36 P: 40 ERA: 0.00 WHIP: 0.556															PITCHER						

Montreal Expos @ Los Angeles Dodgers
Dodger Stadium, Los Angeles, CA
 Mon Aug 28 1978, 7:05 PM PDT
 Att: 30,984 - Unknown

AB	30
R	0
H	4
RBI	0
BB	1
SO	3
LOB	7



Batter	1	2	3	4	5	6	7	8	9	AB	R	H	RBI	BB	SO	LOB	BOTTOM			
Davey Lopes, R OBP: 0.357, SLG: 0.419 (1, 8) (8, 4)	0-0 F8		0-0 6-3		0-0 F5		0-0 HR			4	1	1	2	0	0	2				
Bill Russell, R OBP: 0.304, SLG: 0.348 (1, 6)	0-0 E 1B		0-0 5-3		0-0 FC6-4 1-2		0-0 2B			4	0	2	0	0	0	2				
Reggie Smith, S OBP: 0.389, SLG: 0.590 (1, 9)	0-0 F9			0-0 F7		0-3 K	0-3 K			4	0	0	0	0	2	2				
Steve Garvey, R OBP: 0.333, SLG: 0.477 (1, 3)	0-0 E5 1-2			0-0 1B		0-0 2B		0-0 4-3		4	0	2	0	0	0	1				
Ron Cey, R OBP: 0.374, SLG: 0.435 (1, 5)	0-0 F7			0-3 K		0-0 5-3		0-0 HR 1B		4	1	1	0	0	1	4				
Lee Lacy, R OBP: 0.352, SLG: 0.554 (1, 4) (8, 7)		0-0 5-3		0-0 F8		0-0 6-3		0-0 HR 1-H		4	1	1	2	0	0	2				
Joe Ferguson, R OBP: 0.383 Steve Yeager, R OBP: 0.302, SLG: 0.260 (1, 7) (8, 2)		0-0 F9		4-0 FC3-5 BB		0-0 SH1-4 HR 1B		0-0 E5 FC6-4		2	1	1	0	1	0	0				
Johnny Oates, L OBP: 0.358, SLG: 0.323 Bill North, S OBP: 0.371, SLG: 0.283 (1, 2) (8, 8)		0-0 F7		0-0 FC3-5 1-2 1B		0-0 F8		0-0 FC6-4 1-2		3	0	1	0	0	0	1				
Burt Hooton, R OBP: 0.237, SLG: 0.170 (1, 1)			0-0 6-3		0-0 FC3-5 FC6-4 1-2 2-3		0-0 SH1-4 1-2		0-0 P4	3	0	0	0	0	0	3				
Inning Stats	R: 0 E: 1 K: 0 S: 5	H: 1 LOB: 2 BB: 0 P: 5	R: 0 E: 0 K: 0 S: 3	H: 0 LOB: 0 BB: 0 P: 3	R: 0 E: 0 K: 0 S: 3	H: 0 LOB: 0 BB: 0 P: 3	R: 0 E: 0 K: 1 S: 6	H: 1 LOB: 1 BB: 0 P: 6	R: 0 E: 0 K: 1 S: 6	H: 1 LOB: 1 BB: 0 P: 6	R: 2 E: 0 K: 1 S: 8	H: 3 LOB: 1 BB: 0 P: 8	R: 2 E: 1 K: 0 S: 6	H: 2 LOB: 1 BB: 0 P: 6	R: 2 E: 1 K: 0 S: 6	H: 2 LOB: 1 BB: 0 P: 6	1B: 5 2B: 2 3B: 0 HR: 2	SF: 0 SAC: 1 DP: 0 HBP: 0	WP: 0 PB: 0 SB: 0 CS: 0	PA: 36
PITCHER Steve Rogers, R ERA: 2.47 Stan Bahnsen, R ERA: 3.95 (1, 1) (8, 1)	IP: 7.0 WLS: L BF: 30 H: 7 R: 2 ER: 2 SO: 3 BB: 1 IBB: 0 HBP: 0 BLK: 0 WP: 0 HR: 1 S: 35 P: 39 ERA: 2.57 WHIP: 1.143															PITCHER				

Montreal Expos @ Los Angeles Dodgers
Dodger Stadium, Los Angeles, CA
 Mon Aug 28 1978, 7:05 PM PDT
 Att: 30,984 - Unknown

AB	34
R	4
H	9
RBI	4
BB	1
SO	3
LOB	18



Batter	1	2	3	4	5	6	7	8	9	AB	R	H	RBI	BB	SO	LOB	TOP			
Dave Cash, R OBP: 0.294, SLG: 0.311 (1.4)										5	0	1	0	0	1	0	Montreal Expos @ Los Angeles Dodgers Dodger Stadium, Los Angeles, CA Tue Aug 29 1978, 7:05 PM PDT Att: 37,179 - Unknown			
Sam Mejias, R OBP: 0.220, SLG: 0.205 (1.7)										4	0	2	0	0	0	0				
Andre Dawson, R OBP: 0.305, SLG: 0.447 (1.8)										4	0	0	0	0	1	3				
Ellis Valentine, R OBP: 0.326, SLG: 0.478 (1.9)										4	1	1	0	0	0	2				
Warren Cromartie, L OBP: 0.338, SLG: 0.412 (1.3)										3	0	0	0	1	0	3				
Gary Carter, R OBP: 0.331, SLG: 0.415 (1.2)										4	0	1	0	0	1	3				
Larry Parrish, R OBP: 0.309, SLG: 0.439 (1.5)										3	0	1	1	1	0	2				
Chris Speier, R OBP: 0.335, SLG: 0.334 (1.6)										2	0	0	0	2	1	1				
Hal Dues, R OBP: 0.194, SLG: 0.194 (1.1)										2	0	0	0	0	2	2				
Wayne Twitchell, R OBP: 0.167, SLG: 0.091 (5.1)										0	0	0	0	0	0	0				
Stan Paul, R OBP: 0.328, SLG: 0.346 (6. PH)										1	0	0	0	0	0	3				
Mike Garman, R OBP: 0.287, SLG: 0.571 (9. PH)										0	0	0	0	0	0	0				
Pepe Frias, R OBP: 0.297, SLG: 0.571 (9. PH)										1	0	0	0	0	0	0				
Inning Stats	R: 0 E: 0 K: 0 S: 3	H: 0 LOB: 0 BB: 0 P: 3	R: 1 E: 1 K: 1 S: 7	H: 1 LOB: 2 BB: 1 P: 11	R: 0 E: 1 K: 0 S: 5	H: 1 LOB: 2 BB: 0 P: 5	R: 0 E: 0 K: 1 S: 5	H: 1 LOB: 0 BB: 0 P: 5	R: 0 E: 0 K: 1 S: 6	H: 1 LOB: 3 BB: 3 P: 17	R: 0 E: 0 K: 2 S: 8	H: 1 LOB: 1 BB: 0 P: 8	R: 0 E: 0 K: 0 S: 4	H: 1 LOB: 1 BB: 0 P: 4	R: 0 E: 0 K: 0 S: 3	H: 0 LOB: 0 BB: 0 P: 3	1B: 5 2B: 1 3B: 0 HR: 0	SF: 0 SAC: 1 DP: 1 HBP: 0	WP: 0 PB: 0 SB: 2 CS: 0	PA: 38
PITCHER	IP WLS BF H R ER SO BB IBB HBP BLK WP HR S P ERA WHIP																			
Tommy John, L ERA: 3.18 (1.1)	9.0 W 38 6 1 0 6 3 1 0 0 0 0 0 46 62 0.00 1.000																			

AB	33
R	1
H	6
RBI	1
BB	4
SO	6
LOB	19



Batter	1	2	3	4	5	6	7	8	9	AB	R	H	RBI	BB	SO	LOB	BOTTOM			
Davey Lopes, R OBP: 0.357, SLG: 0.418 (1.8)										4	1	1	0	0	0	2	Montreal Expos @ Los Angeles Dodgers Dodger Stadium, Los Angeles, CA Tue Aug 29 1978, 7:05 PM PDT Att: 37,179 - Unknown			
Bill Russell, R OBP: 0.302, SLG: 0.345 (1.6)										4	0	0	0	0	0	3				
Reggie Smith, S OBP: 0.392, SLG: 0.589 (1.9)										2	0	1	0	2	1	0				
Steve Garvey, R OBP: 0.332, SLG: 0.478 (1.3)										3	1	1	1	0	0	1				
Ron Cey, R OBP: 0.375, SLG: 0.434 (1.5)										3	1	1	0	1	0	2				
Ted Martinez, R OBP: 0.300, SLG: 0.270 (8.5)										0	0	0	0	0	0	0				
Lee Lacy, R OBP: 0.345, SLG: 0.543 (1.4)										4	0	0	0	0	0	4				
Joe Ferguson, R OBP: 0.353, SLG: 0.394 (1.7)										2	1	1	3	2	0	0				
Johnny Oates, L OBP: 0.371, SLG: 0.338 (1.2)										3	0	2	0	0	0	0				
Bill North, S OBP: 0.370, SLG: 0.282 (7.8)										1	0	0	0	0	1	1				
Tommy John, R OBP: 0.172, SLG: 0.164 (1.1)										4	0	0	0	0	3	4				
Inning Stats	R: 0 E: 0 K: 1 S: 5	H: 0 LOB: 0 BB: 0 P: 5	R: 0 E: 0 K: 0 S: 3	H: 0 LOB: 0 BB: 0 P: 3	R: 0 E: 1 K: 0 S: 4	H: 1 LOB: 2 BB: 1 P: 8	R: 3 E: 0 K: 1 S: 8	H: 3 LOB: 1 BB: 1 P: 12	R: 1 E: 0 K: 0 S: 4	H: 1 LOB: 2 BB: 2 P: 12	R: 0 E: 0 K: 1 S: 5	H: 0 LOB: 0 BB: 0 P: 5	R: 0 E: 0 K: 0 S: 5	H: 2 LOB: 2 BB: 0 P: 5	R: 0 E: 0 K: 2 S: 7	H: 0 LOB: 1 BB: 1 P: 11	1B: 5 2B: 1 3B: 0 HR: 1	SF: 1 SAC: 0 DP: 0 HBP: 0	WP: 0 PB: 0 SB: 1 CS: 0	PA: 36
PITCHER	IP WLS BF H R ER SO BB IBB HBP BLK WP HR S P ERA WHIP																			
Hal Dues, R ERA: 2.36 (1.1)	4.2 L 23 5 4 4 2 4 0 0 0 0 0 0 1 23 39 0.00 1.929																			
Wayne Twitchell, R ERA: 5.53 (5.1)	0.1 1 0 0 0 0 0 0 0 0 0 0 0 1 1 0.00 0.000																			
Mike Garman, R ERA: 5.02 (6.1)	3.0 12 2 0 0 3 1 0 0 0 0 0 0 17 21 0.00 1.000																			

AB	30
R	4
H	7
RBI	4
BB	5
SO	5
LOB	17



Batter	1	2	3	4	5	6	7	8	9	AB	R	H	RBI	BB	SO	LOB	TOP										
Dave Cash, R (1,4) OBP: 0.294, SLG: 0.310 Pepe Frias, R (8,4) OBP: 0.267, SLG: 0.571										4	0	1	0	0	1	2											
Tom Hutton, L (1,3) OBP: 0.332, SLG: 0.327										4	0	2	1	0	1	1											
Andre Dawson, R (1,8) OBP: 0.302, SLG: 0.444										4	0	0	0	0	2	3											
Ellis Valentine, R (1,9) OBP: 0.324, SLG: 0.474										4	0	0	0	0	1	3											
Warren Cromartie, L (1,7) OBP: 0.336, SLG: 0.409										4	0	0	0	0	1	0											
Gary Carter, R (1,2) OBP: 0.333, SLG: 0.413										2	1	0	0	2	0	0											
Larry Parrish, R (1,5) OBP: 0.310, SLG: 0.441										4	1	2	1	0	0	1											
Chris Speier, R (1,6) OBP: 0.336, SLG: 0.336										4	1	2	0	0	0	1											
Dan Schatzeder, L (1,1) OBP: 0.278, SLG: 0.400 Stan Bahnsen, R (7,1) OBP: 0.111, SLG: 0.111 Wayne Twitchell, R (8,1) OBP: 0.167, SLG: 0.091										3	0	0	1	0	1	2											
Inning Stats	R: 0 E: 0 K: 0 S: 3	H: 1 LOB: 0 BB: 0 P: 3	R: 0 E: 0 K: 0 S: 3	H: 0 LOB: 0 BB: 0 P: 3	R: 2 E: 1 K: 3 S: 13	H: 3 LOB: 2 BB: 0 P: 13	R: 1 E: 0 K: 0 S: 4	H: 1 LOB: 1 BB: 1 P: 8	R: 0 E: 0 K: 1 S: 5	H: 0 LOB: 0 BB: 0 P: 5	R: 0 E: 0 K: 1 S: 5	H: 0 LOB: 0 BB: 0 P: 5	R: 0 E: 0 K: 0 S: 4	H: 1 LOB: 1 BB: 1 P: 4	R: 0 E: 0 K: 0 S: 3	H: 1 LOB: 1 BB: 1 P: 7	1B: 6 2B: 1 3B: 0 HR: 0	SF: 0 SAC: 0 DP: 1 HBP: 0	WP: 0 PB: 0 SB: 1 CS: 0	PA: 35							
PITCHER	IP	WLS	BF	H	R	ER	SO	BB	IBB	HBP	BLK	WP	HR	S	P	ERA	WHIP										
Don Sutton, R (1,1) ERA: 3.58 Charlie Hough, R (8,1) ERA: 2.82	7.0		27	5	3	2	7	1	0	0	0	0	0	40	44	2.57	0.857										

Montreal Expos @ Los Angeles Dodgers
Dodger Stadium, Los Angeles, CA
Wed Aug 30 1978, 7:05 PM PDT
Att: 41,469 - Unknown

AB 33
R 3
H 7
RBI 3
BB 2
SO 7
LOB 13

Batter	1	2	3	4	5	6	7	8	9	AB	R	H	RBI	BB	SO	LOB	BOTTOM										
Davey Lopes, R (1,4) OBP: 0.353, SLG: 0.413										5	0	0	0	0	0	5											
Bill North, S (1,8) OBP: 0.373, SLG: 0.287										5	2	3	0	0	0	1											
Reggie Smith, S (1,9) OBP: 0.394, SLG: 0.596										4	1	2	2	1	0	0											
Steve Garvey, R (1,3) OBP: 0.331, SLG: 0.476										5	0	1	1	0	1	2											
Ron Cey, R (1,5) OBP: 0.374, SLG: 0.439										4	1	1	1	0	1	1											
Lee Lacy, R (1,7) OBP: 0.348, SLG: 0.537										2	0	0	0	2	0	0											
Joe Ferguson, R (1,2) OBP: 0.355, SLG: 0.394 Ted Martinez, R (8, PR) OBP: 0.300, SLG: 0.270 Steve Yeager, R (9,2) OBP: 0.302, SLG: 0.260										3	0	1	0	1	0	1											
Bill Russell, R (1,6) OBP: 0.304, SLG: 0.346										4	0	2	0	0	0	3											
Don Sutton, R (1,1) OBP: 0.199, SLG: 0.102 Vic Davalillo, L (7, PH) OBP: 0.333, SLG: 0.394 Charlie Hough, R (8,1) OBP: 0.333, SLG: 0.417 Johnny Oates, L (8, PH) OBP: 0.366, SLG: 0.333										0	0	0	0	1	0	0											
Inning Stats	R: 0 E: 0 K: 0 S: 3	H: 0 LOB: 0 BB: 0 P: 3	R: 0 E: 0 K: 0 S: 3	H: 0 LOB: 1 BB: 1 P: 7	R: 0 E: 0 K: 2 S: 7	H: 0 LOB: 0 BB: 0 P: 7	R: 0 E: 0 K: 0 S: 4	H: 1 LOB: 2 BB: 1 P: 8	R: 0 E: 0 K: 1 S: 6	H: 1 LOB: 2 BB: 1 P: 10	R: 3 E: 0 K: 0 S: 6	H: 3 LOB: 1 BB: 1 P: 10	R: 1 E: 1 K: 0 S: 4	H: 2 LOB: 2 BB: 1 P: 8	1B: 8 2B: 0 3B: 0 HR: 2	SF: 0 SAC: 1 DP: 1 HBP: 0	WP: 0 PB: 0 SB: 0 CS: 0	PA: 40									
PITCHER	IP	WLS	BF	H	R	ER	SO	BB	IBB	HBP	BLK	WP	HR	S	P	ERA	WHIP										
Dan Schatzeder, L (1,1) ERA: 2.24 Stan Bahnsen, R (7,1) ERA: 4.33 Wayne Twitchell, R (8,1) ERA: 5.55	6.0		24	4	0	0	2	3	0	0	0	0	0	25	37	0.00	1.167										

Montreal Expos @ Los Angeles Dodgers
Dodger Stadium, Los Angeles, CA
Wed Aug 30 1978, 7:05 PM PDT
Att: 41,469 - Unknown

AB 34
R 4
H 10
RBI 4
BB 5
SO 3
LOB 15

Batter	1	2	3	4	5	6	7	8	9	10	11	12	AB	R	H	RBI	BB	SO	LOB	TOP	
Lenny Randle, S OBP: 0.329, SLG: 0.329 (1.5)	F8		K		6-3		G3			6-3		1B	6	0	1	0	0	1	2		
Elliott Maddox, R OBP: 0.379, SLG: 0.346 (1.8)	F9		P4		1B				F9	5-3		F9	5	0	0	0	1	0	4		
Steve Henderson, R OBP: 0.339, SLG: 0.413 (1.7)	K				6-3				5-3	1-3			5	1	2	0	0	1	0		
Willie Montanez, L OBP: 0.320, SLG: 0.405 (1.3)		F9			6-3		G6-4-3					5-3	5	0	1	0	0	0	3		
John Stearns, R OBP: 0.375, SLG: 0.433 (1.2)		5-3			S				F9				4	1	2	1	1	0	0		
Joel Youngblood, R OBP: 0.263, SLG: 0.450 (1.9)		K			2B				K			F8	4	1	0	0	1	3	3		
Bobby Valentine, R OBP: 0.349, SLG: 0.324 (1.4)					SH5-4		5-3			6-3		6-3	5	0	1	0	0	1	2		
Doug Flynn, R OBP: 0.279, SLG: 0.284 (1.6)					1B		K			F6-3		F6-3	5	0	2	2	0	1	0		
Jerry Koosman, R OBP: 0.094, SLG: 0.141 (1.1)					SH5-4		6-3			1-3		1B	3	0	0	0	0	0	1		
Tom Grieve, R OBP: 0.286, SLG: 0.315 (12, PH)					SH5-4		6-3			1-3		BB	0	0	0	0	1	0	0		
Bruce Boisclair, L OBP: 0.300, SLG: 0.324 (12, PR)					1-2								0	0	0	0	0	0	0		
Kevin Kobel, R OBP: 0.200, SLG: 0.143 (12, 1)					1-2							BB	0	0	0	0	0	0	0		
Inning Stats	R: 0 E: 0 K: 1 S: 5	H: 0 LOB: 0 BB: 0 P: 5	R: 0 E: 0 K: 1 S: 5	H: 0 LOB: 0 BB: 0 P: 5	R: 0 E: 0 K: 1 S: 7	H: 2 LOB: 2 BB: 0 P: 7	R: 3 E: 0 K: 1 S: 8	H: 3 LOB: 1 BB: 1 P: 12	R: 0 E: 0 K: 0 S: 3	H: 0 LOB: 0 BB: 0 P: 5	R: 0 E: 0 K: 1 S: 5	H: 0 LOB: 0 BB: 0 P: 5	R: 0 E: 0 K: 0 S: 3	H: 0 LOB: 0 BB: 0 P: 3	R: 0 E: 0 K: 0 S: 3	H: 1 LOB: 0 BB: 0 P: 3	R: 0 E: 0 K: 0 S: 4	H: 1 LOB: 2 BB: 1 P: 8	1B: 6 2B: 2 3B: 1 HR: 0	SF: 0 SAC: 1 DP: 1 HBP: 0	WP: 0 PA: 47 PB: 0 SB: 1 CS: 1
PITCHER	IP WLS BF H R ER SO BB IBB HBP BLK WP HR S P ERA WHIP	IP WLS BF H R ER SO BB IBB HBP BLK WP HR S P ERA WHIP	IP WLS BF H R ER SO BB IBB HBP BLK WP HR S P ERA WHIP	IP WLS BF H R ER SO BB IBB HBP BLK WP HR S P ERA WHIP	IP WLS BF H R ER SO BB IBB HBP BLK WP HR S P ERA WHIP	IP WLS BF H R ER SO BB IBB HBP BLK WP HR S P ERA WHIP	IP WLS BF H R ER SO BB IBB HBP BLK WP HR S P ERA WHIP	IP WLS BF H R ER SO BB IBB HBP BLK WP HR S P ERA WHIP	IP WLS BF H R ER SO BB IBB HBP BLK WP HR S P ERA WHIP	IP WLS BF H R ER SO BB IBB HBP BLK WP HR S P ERA WHIP	IP WLS BF H R ER SO BB IBB HBP BLK WP HR S P ERA WHIP	IP WLS BF H R ER SO BB IBB HBP BLK WP HR S P ERA WHIP	IP WLS BF H R ER SO BB IBB HBP BLK WP HR S P ERA WHIP	IP WLS BF H R ER SO BB IBB HBP BLK WP HR S P ERA WHIP	IP WLS BF H R ER SO BB IBB HBP BLK WP HR S P ERA WHIP	IP WLS BF H R ER SO BB IBB HBP BLK WP HR S P ERA WHIP	IP WLS BF H R ER SO BB IBB HBP BLK WP HR S P ERA WHIP	IP WLS BF H R ER SO BB IBB HBP BLK WP HR S P ERA WHIP	IP WLS BF H R ER SO BB IBB HBP BLK WP HR S P ERA WHIP	IP WLS BF H R ER SO BB IBB HBP BLK WP HR S P ERA WHIP	
Doug Rau, L ERA: 3.44 (1.1)	3.0	W	11	2	0	0	0	1	0	0	0	0	0	0	0	0	0	0	0	0	
Charlie Hough, R ERA: 2.79 (9.1)	1.0		3	0	0	0	0	0	0	0	0	0	0	0	0	0	0	0	0	0	
Terry Forster, L ERA: 2.39 (10.1)	3.0		11	2	0	0	0	1	0	0	0	0	0	0	0	0	0	0	0	0	

New York Mets @ Los Angeles Dodgers
Dodger Stadium, Los Angeles, CA
Fri Sep 01 1978, 7:05 PM PDT
Alt. 33,292 - Unknown

AB 42
R 3
H 9
RBI 3
BB 4
SO 7
LOB 15



Batter	1	2	3	4	5	6	7	8	9	10	11	12	AB	R	H	RBI	BB	SO	LOB	BOTTOM			
Davey Lopes, R OBP: 0.327, SLG: 0.415 (1.4)	F6-4-3				F6-3			2B	1B	FC6-4		FC5-4	5	0	3	0	1	0	2				
Bill North, S OBP: 0.372, SLG: 0.283 (1.8)	F6-4-3				K			F9	FC6-4			CS	4	0	0	0	2	1	6				
Reggie Smith, S OBP: 0.393, SLG: 0.593 (1.9)	F6-4-3				FC3-6			SF7				F7	4	0	1	1	1	0	3				
Steve Garvey, R OBP: 0.331, SLG: 0.476 (1.3)	F7				FC3-6			F2				F6-3	6	2	2	0	0	0	3				
Ron Cey, R OBP: 0.373, SLG: 0.437 (1.5)		F8			5-3			F7				F8	4	0	1	0	0	0	2				
Vic Davalillo, R OBP: 0.333, SLG: 0.394 (9, PR)					1-2							1B	0	1	0	0	0	0	0				
Steve Yeager, R OBP: 0.304, SLG: 0.259 (10.2)					1-2							1B	1	0	0	0	1	0	0				
Dusty Baker Jr., R OBP: 0.336, SLG: 0.382 (1.7)		F9						K					5	0	3	2	0	1	0				
Joe Ferguson, R OBP: 0.354, SLG: 0.392 (1.2)												SH2-4	4	0	1	1	0	1	1				
Johnny Oates, L OBP: 0.366, SLG: 0.333 (9, PR)					1-3			F5				SH2-4	0	0	0	0	0	0	0				
Terry Forster, L OBP: 0.333, SLG: 0.333 (10.1)					K								0	0	0	0	0	0	0				
Bill Russell, R OBP: 0.305, SLG: 0.344 (1.6)					5-3			F6-3				FC5-4	3	0	0	0	2	0	0				
Doug Rau, L ERA: 3.59 (1.1)	11.0		46	10	3	3	6	3	2	0	0	0	2	0	0	0	0	0	0	0			
Kevin Kobel, L ERA: 2.43 (12.1)	0.2	L	5	2	1	1	0	2	0	0	0	0	0	0	0	0	0	0	0	0			
Inning Stats	R: 0 E: 0 K: 0 S: 3	H: 1 LOB: 1 BB: 1 P: 7	R: 0 E: 0 K: 1 S: 5	H: 0 LOB: 0 BB: 0 P: 5	R: 0 E: 0 K: 2 S: 8	H: 1 LOB: 1 BB: 0 P: 8	R: 1 E: 0 K: 0 S: 5	H: 2 LOB: 1 BB: 0 P: 6	R: 0 E: 0 K: 1 S: 5	H: 0 LOB: 0 BB: 0 P: 5	R: 1 E: 0 K: 0 S: 5	H: 3 LOB: 3 BB: 0 P: 5	R: 1 E: 1 K: 1 S: 7	H: 2 LOB: 3 BB: 2 P: 15	R: 0 E: 0 K: 0 S: 3	H: 0 LOB: 0 BB: 0 P: 3	R: 0 E: 0 K: 0 S: 4	H: 1 LOB: 2 BB: 1 P: 8	R: 1 E: 0 K: 0 S: 3	H: 2 LOB: 2 BB: 1 P: 11	1B: 11 2B: 1 3B: 0 HR: 0	SF: 1 SAC: 2 DP: 1 HBP: 0	WP: 0 PA: 51 PB: 1 SB: 0 CS: 1
PITCHER	IP WLS BF H R ER SO BB IBB HBP BLK WP HR S P ERA WHIP	IP WLS BF H R ER SO BB IBB HBP BLK WP HR S P ERA WHIP	IP WLS BF H R ER SO BB IBB HBP BLK WP HR S P ERA WHIP	IP WLS BF H R ER SO BB IBB HBP BLK WP HR S P ERA WHIP	IP WLS BF H R ER SO BB IBB HBP BLK WP HR S P ERA WHIP	IP WLS BF H R ER SO BB IBB HBP BLK WP HR S P ERA WHIP	IP WLS BF H R ER SO BB IBB HBP BLK WP HR S P ERA WHIP	IP WLS BF H R ER SO BB IBB HBP BLK WP HR S P ERA WHIP	IP WLS BF H R ER SO BB IBB HBP BLK WP HR S P ERA WHIP	IP WLS BF H R ER SO BB IBB HBP BLK WP HR S P ERA WHIP	IP WLS BF H R ER SO BB IBB HBP BLK WP HR S P ERA WHIP	IP WLS BF H R ER SO BB IBB HBP BLK WP HR S P ERA WHIP	IP WLS BF H R ER SO BB IBB HBP BLK WP HR S P ERA WHIP	IP WLS BF H R ER SO BB IBB HBP BLK WP HR S P ERA WHIP	IP WLS BF H R ER SO BB IBB HBP BLK WP HR S P ERA WHIP	IP WLS BF H R ER SO BB IBB HBP BLK WP HR S P ERA WHIP	IP WLS BF H R ER SO BB IBB HBP BLK WP HR S P ERA WHIP	IP WLS BF H R ER SO BB IBB HBP BLK WP HR S P ERA WHIP	IP WLS BF H R ER SO BB IBB HBP BLK WP HR S P ERA WHIP	IP WLS BF H R ER SO BB IBB HBP BLK WP HR S P ERA WHIP			
Jerry Koosman, L ERA: 3.59 (1.1)	11.0		46	10	3	3	6	3	2	0	0	0	2	0	0	0	0	0	0	0			
Kevin Kobel, L ERA: 2.43 (12.1)	0.2	L	5	2	1	1	0	2	0	0	0	0	0	0	0	0	0	0	0	0			

New York Mets @ Los Angeles Dodgers
Dodger Stadium, Los Angeles, CA
Fri Sep 01 1978, 7:05 PM PDT
Alt. 33,292 - Unknown

AB 41
R 4
H 12
RBI 4
BB 7
SO 6
LOB 21



Batter	1	2	3	4	5	6	7	8	9	AB	R	H	RBI	BB	SO	LOB	TOP			
Lenny Randle, S (1, 5) OBP: 0.341, SLG: 0.329										3	1	1	0	1	0	0	New York Mets @ Los Angeles Dodgers Dodger Stadium, Los Angeles, CA Sat Sep 02 1978, 3:33 AM PDT Unknown			
Bobby Valentine, R (1, 4) OBP: 0.343, SLG: 0.318										3	0	0	0	0	0	3				
Lee Mazzilli, S (1, 8) OBP: 0.348, SLG: 0.414										4	0	1	1	0	0	0				
Willie Montanez, L (1, 3) OBP: 0.319, SLG: 0.404										4	0	1	0	0	0	1				
John Stearns, R (1, 2) OBP: 0.372, SLG: 0.429										4	0	0	0	0	1	2				
Steve Henderson, R (1, 7) OBP: 0.341, SLG: 0.414										4	0	2	0	0	0	0				
Bruce Boisclair, L (1, 9) OBP: 0.299, SLG: 0.339										4	1	1	1	0	3	2				
Doug Flynn, R (1, 6) OBP: 0.278, SLG: 0.282										3	0	0	0	0	0	1				
Mike Bruhart, R (1, 1) OBP: 0.067, SLG: 0.067										2	0	0	0	0	0	2				
Tom Grieve, R (7, PH) OBP: 0.293, SLG: 0.311										1	0	0	0	0	0	0				
Dwight Bernard, R (7, 1) OBP: 0.500, SLG: 0.333										0	0	0	0	0	0	0				
Inning Stats	R: 1 E: 0 K: 1 S: 7	H: 2 LOB: 1 BB: 0 P: 7	R: 0 E: 1 K: 1 S: 7	H: 1 LOB: 3 BB: 1 P: 11	R: 0 E: 0 K: 0 S: 3	H: 0 LOB: 0 BB: 0 P: 3	R: 1 E: 0 K: 0 S: 4	H: 1 LOB: 0 BB: 0 P: 4	R: 0 E: 0 K: 0 S: 3	H: 1 LOB: 0 BB: 0 P: 3	R: 0 E: 0 K: 1 S: 5	H: 0 LOB: 0 BB: 0 P: 5	R: 0 E: 0 K: 0 S: 3	H: 1 LOB: 1 BB: 0 P: 6	R: 0 E: 0 K: 1 S: 6	H: 1 LOB: 1 BB: 0 P: 6	1B: 5 2B: 0 3B: 0 HR: 1	SF: 0 SAC: 1 DP: 0 HBP: 0	WP: 1 PB: 0 SB: 0 CS: 1	PA: 34
PITCHER Burt Hooton, R (1, 1) ERA: 2.76	IP: 9.0 WLS: W BF: 34 H: 6 R: 2 ER: 2 SO: 4 BB: 1 IBB: 0 HBP: 0 BLK: 0 WP: 1 HR: 1 S: 41 P: 45 ERA: 2.00 WHIP: 0.778															PITCHER				

AB	32
R	2
H	6
RBI	2
BB	1
SO	4
LOB	11



Batter	1	2	3	4	5	6	7	8	9	AB	R	H	RBI	BB	SO	LOB	BOTTOM			
Davey Lopes, R (1, 4) OBP: 0.358, SLG: 0.418										4	2	2	0	0	1	2	New York Mets @ Los Angeles Dodgers Dodger Stadium, Los Angeles, CA Sat Sep 02 1978, 3:33 AM PDT Unknown			
Bill Russell, R (1, 6) OBP: 0.305, SLG: 0.347										2	0	1	0	0	0	0				
Reggie Smith, S (1, 9) OBP: 0.394, SLG: 0.591										1	0	0	1	2	0	0				
Steve Garvey, R (1, 3) OBP: 0.330, SLG: 0.475										3	0	1	1	0	0	2				
Ron Cey, R (1, 5) OBP: 0.371, SLG: 0.434										4	0	0	0	0	1	4				
Dusty Baker Jr., R (1, 7) OBP: 0.336, SLG: 0.384										3	1	1	0	0	0	0				
Bill North, S (8, 8) OBP: 0.371, SLG: 0.282										1	0	0	0	0	0	2				
Rick Monday, L (1, 8) OBP: 0.337, SLG: 0.467										3	0	0	0	0	1	1				
Steve Yeager, R (1, 2) OBP: 0.309, SLG: 0.265										3	0	2	1	0	0	0				
Burt Hooton, R (1, 1) OBP: 0.242, SLG: 0.179										3	0	1	0	0	0	1				
Inning Stats	R: 1 E: 0 K: 0 S: 4	H: 1 LOB: 0 BB: 0 P: 4	R: 1 E: 0 K: 0 S: 5	H: 2 LOB: 1 BB: 0 P: 5	R: 0 E: 0 K: 1 S: 5	H: 0 LOB: 0 BB: 0 P: 5	R: 0 E: 0 K: 0 S: 3	H: 1 LOB: 0 BB: 0 P: 3	R: 0 E: 0 K: 1 S: 6	H: 2 LOB: 2 BB: 1 P: 10	R: 0 E: 0 K: 1 S: 7	H: 2 LOB: 2 BB: 0 P: 7	R: 0 E: 0 K: 0 S: 4	H: 1 LOB: 2 BB: 1 P: 8	R: 0 E: 0 K: 0 S: 4	H: 1 LOB: 2 BB: 1 P: 8	1B: 5 2B: 3 3B: 0 HR: 0	SF: 2 SAC: 2 DP: 1 HBP: 0	WP: 0 PB: 0 SB: 1 CS: 0	PA: 33
PITCHER Mike Bruhart, R (1, 1) ERA: 4.83	IP: 6.0 WLS: L BF: 23 H: 6 R: 3 ER: 3 SO: 2 BB: 0 IBB: 1 HBP: 0 BLK: 0 WP: 0 HR: 0 S: 26 P: 30 ERA: 4.50 WHIP: 0.833															PITCHER				
Dwight Bernard, R (7, 1) ERA: 2.73	IP: 2.0 WLS: L BF: 10 H: 3 R: 0 ER: 0 SO: 1 BB: 1 IBB: 0 HBP: 0 BLK: 0 WP: 0 HR: 0 S: 11 P: 15 ERA: 0.00 WHIP: 2.000															PITCHER				

AB	27
R	3
H	8
RBI	3
BB	2
SO	3
LOB	12



Batter	1	2	3	4	5	6	7	8	9	AB	R	H	RBI	BB	SO	LOB	TOP																	
Lenny Randle, S (1,5) OBP: 0.338, SLG: 0.326	F8			1-3		F8		K		4	0	0	0	0	1	1	New York Mets @ Los Angeles Dodgers Dodger Stadium, Los Angeles, CA Sat Sep 02 1978, 3:38 AM PDT Att: 49,818 - Unknown																	
Bobby Valentine, R (1,4) OBP: 0.347, SLG: 0.329	L4			1B		1B SF9 2B		5-3		4	1	2	0	0	0	0																		
Lee Mazzilli, S (1,8) OBP: 0.349, SLG: 0.415	4-3			F9		1B		1B WP		4	1	2	1	0	0	1																		
Ed Kranepool, L (1,7) OBP: 0.271, SLG: 0.288		3-1		4-3		SF9		1B	4-0	2	0	0	1	1	0	1																		
Sergio Ferrer, S (9, PR) OBP: 0.250, SLG: 0.143								1B	1-2	0	1	0	0	0	0	0																		
Steve Henderson, R (9,7) OBP: 0.341, SLG: 0.414								FC	1B	0	0	0	0	0	0	0																		
Willie Montanez, L (1,3) OBP: 0.319, SLG: 0.402		4-3			4-3	F7		1B	1-2	4	1	1	1	0	0	1																		
Bruce Boisclair, L (1,9) OBP: 0.295, SLG: 0.333					4-3			FC	1B	4	0	0	0	0	1	0																		
Ron Hodges, L (1,2) OBP: 0.330, SLG: 0.326				K		2B		F9		4	0	2	0	0	1	0																		
Doug Flynn, R (1,6) OBP: 0.275, SLG: 0.280				F4-3		F9		F1-3		4	0	0	0	0	0	2																		
Nino Espinosa, R (1,1) OBP: 0.246, SLG: 0.286				K				5-3		2	1	1	0	0	1	0																		
Joel Youngblood, R (8, PH) OBP: 0.287, SLG: 0.448						2B 1B				1	0	0	0	0	0	0																		
Dale Murray, R (8,1)										0	0	0	0	0	0	0																		
Inning Stats	R: 0 E: 0 K: 0 S: 3	H: 0 LOB: 0 BB: 0 P: 3	R: 0 E: 0 K: 1 S: 5	H: 0 LOB: 0 BB: 0 P: 5	R: 0 E: 0 K: 2 S: 7	H: 0 LOB: 0 BB: 0 P: 7	R: 0 E: 0 K: 0 S: 4	H: 1 LOB: 1 BB: 0 P: 4	R: 0 E: 0 K: 0 S: 4	H: 0 LOB: 0 BB: 0 P: 3	R: 2 E: 0 K: 0 S: 6	H: 3 LOB: 1 BB: 0 P: 6	R: 0 E: 0 K: 0 S: 3	H: 0 LOB: 0 BB: 0 P: 3	R: 0 E: 0 K: 1 S: 5	H: 0 LOB: 0 BB: 0 P: 5	R: 3 E: 1 K: 0 S: 5	H: 3 LOB: 1 BB: 1 P: 9	1B: 6 2B: 2 3B: 0 HR: 0	SF: 1 SAC: 1 DP: 1 HBP: 0	WP: 1 PB: 0 SB: 0 CS: 0	PA: 35												
PITCHER	IP WLS BF H R ER SO BB IBB HBP BLK WP HR S P ERA WHIP																																	
Bob Welch, R (1,1) ERA: 2.06	7.0		26	5	2	2	3	0	0	0	0	0	0	0	32	32	2.57	0.714																
Charlie Hough, R (8,1) ERA: 2.96	1.0	L	4	1	1	1	1	0	0	0	0	0	0	0	6	6	9.00	1.000																
Lance Rautzhan, L (9,1) ERA: 1.58	1.0		5	2	2	2	0	1	0	0	0	1	0	4	8	18.00	3.000																	

Batter	1	2	3	4	5	6	7	8	9	AB	R	H	RBI	BB	SO	LOB	BOTTOM																
Davey Lopes, R (1,4) OBP: 0.358, SLG: 0.418	K			F6-3 1B		5-3		S BLK HR 1B		5	1	2	0	0	1	2	New York Mets @ Los Angeles Dodgers Dodger Stadium, Los Angeles, CA Sat Sep 02 1978, 3:38 AM PDT Att: 49,818 - Unknown																
Bill North, S (1,8) OBP: 0.367, SLG: 0.279	1-3			F6-3 1-2		F6		4-3 1-3		4	0	0	0	0	0	2																	
Steve Garvey, R (1,3) OBP: 0.332, SLG: 0.481				F3 1B		F3		HR		4	1	2	2	0	0	1																	
Ron Cey, R (1,5) OBP: 0.368, SLG: 0.430				F8 3		L7 3		F6 3		4	0	0	0	0	0	2																	
Charlie Hough, R (8,1) OBP: 0.333, SLG: 0.417	F8					F8				0	0	0	0	0	0	0																	
Lance Rautzhan, R (9,1)										0	0	0	0	0	0	0																	
Dusty Baker Jr., R (1,7) OBP: 0.337, SLG: 0.384						E8 2B 1B		F8 FC6-4		3	1	1	0	1	0	0																	
Rick Monday, L (1,9) OBP: 0.332, SLG: 0.461				F9 1-2		P4		F6		4	0	0	0	0	1	3																	
Joe Ferguson, R (1,2) OBP: 0.355, SLG: 0.397				1B 1B		1B 1H 2B		F7		4	0	2	1	0	1	1																	
Bill Russell, R (1,6) OBP: 0.307, SLG: 0.348				FC6-4 1B		FC6-4 1B		FC6-4 1-2		4	0	2	0	0	0	1																	
Bob Welch, R (1,1) OBP: 0.222, SLG: 0.278				FC6-4		P3		F3		2	0	0	0	0	0	4																	
Vic Davallo, L (7, PH) OBP: 0.329, SLG: 0.388										1	0	0	0	0	0	0																	
Ted Martinez, R (8,5) OBP: 0.300, SLG: 0.270										0	0	0	0	0	0	0																	
Lee Lacy, R (9, PH) OBP: 0.343, SLG: 0.529										1	0	0	0	0	0	0																	
Inning Stats	R: 0 E: 0 K: 1 S: 6	H: 1 LOB: 1 BB: 0 P: 6	R: 0 E: 0 K: 0 S: 4	H: 2 LOB: 2 BB: 1 P: 8	R: 0 E: 0 K: 0 S: 4	H: 1 LOB: 1 BB: 0 P: 4	R: 1 E: 0 K: 0 S: 6	H: 3 LOB: 2 BB: 0 P: 6	R: 0 E: 0 K: 0 S: 3	H: 0 LOB: 0 BB: 0 P: 3	R: 2 E: 0 K: 0 S: 5	H: 2 LOB: 0 BB: 0 P: 5	R: 0 E: 0 K: 2 S: 7	H: 0 LOB: 0 BB: 0 P: 7	R: 0 E: 0 K: 0 S: 3	H: 0 LOB: 0 BB: 0 P: 3	1B: 7 2B: 1 3B: 0 HR: 1	SF: 0 SAC: 0 DP: 0 HBP: 0	WP: 0 PB: 0 SB: 1 CS: 1	PA: 37													
PITCHER	IP WLS BF H R ER SO BB IBB HBP BLK WP HR S P ERA WHIP																																
Nino Espinosa, R (1,1) ERA: 4.69	7.0		31	9	3	3	1	1	0	0	1	1	0	36	36	3.86	1.429																
Dale Murray, R (8,1) ERA: 3.96	2.0	W	6	0	0	0	2	0	0	0	0	0	0	10	10	0.00	0.000																

AB	33
R	5
H	8
RBI	3
BB	1
SO	4
LOB	6



Batter	1	2	3	4	5	6	7	8	9	AB	R	H	RBI	BB	SO	LOB	TOP								
Lee Mazzilli, S OBP: 0.353, SLG: 0.432	0-0 HR	0-0 FC6-4 1B		0-0 G4-6-3 1B			0-0 HR		0-0 FC4-6 CS	5	2	4	3	0	0	1									
Bobby Valentine, R OBP: 0.341, SLG: 0.323	0-0 5-3	0-0 FC6-4 1B		0-0 G4-6-3			0-0 F7		0-0 5-3	3	1	0	1	0	0	2									
Sergio Ferrer, S OBP: 0.200, SLG: 0.111		0-0 FC3-6 1B		0-0 G4-6-3			0-0 F7		0-0 5-3	2	0	0	0	0	0	1									
Steve Henderson, R OBP: 0.340, SLG: 0.413	0-0 4-3	0-0 FC3-6 1B		0-0 6-3			0-0 4-3		0-0 CS	4	0	1	0	0	0	0									
Willie Montanez, L OBP: 0.317, SLG: 0.399	0-3 K	0-0 FC3-6 1B			0-0 G3		0-0 6-3		0-0 CS	4	0	0	0	0	1	2									
John Stearns, R OBP: 0.373, SLG: 0.429		0-0 1B			0-3 K			0-0 F7		4	1	2	1	0	1	0									
Tom Grievie, R OBP: 0.282, SLG: 0.309		0-0 1B			0-3 K			0-0 6-3		4	1	1	0	0	2	2									
Joel Youngblood, R OBP: 0.287, SLG: 0.448		0-0 1B			0-3 K			0-0 6-3		0	0	0	0	0	0	0									
Lenny Randle, S OBP: 0.341, SLG: 0.330		0-0 PB 1B		0-0 5-3			0-0 FC6-4 1B		0-0 E4 1B	4	1	3	1	0	0	0									
Doug Flynn, R OBP: 0.275, SLG: 0.279		0-0 1B		0-0 F6			0-0 FC6-4 CS		0-0 F4-3	4	1	1	1	0	0	2									
Tom Hausman, R OBP: 0.250, SLG: 0.267		0-0 1B		0-0 K			0-3 K		4-0 FC4-6 BB	3	1	1	1	0	2	1									
Dwight Bernard, R OBP: 0.500, SLG: 0.333		0-0 1B		0-0 K			0-3 K			0	0	0	0	0	0	0									
Dale Murray, R OBP: 0.287, SLG: 0.448		0-0 1B		0-0 K			0-3 K			0	0	0	0	1	0	0									
Inning Stats	R: 1 E: 0 K: 1 S: 6	H: 1 LOB: 0 BB: 0 P: 6	R: 6 E: 0 K: 1 S: 13	H: 8 LOB: 2 BB: 0 P: 13	R: 0 E: 0 K: 1 S: 5	H: 0 LOB: 0 BB: 0 P: 5	R: 0 E: 0 K: 0 S: 3	H: 1 LOB: 0 BB: 0 P: 3	R: 0 E: 0 K: 2 S: 7	H: 0 LOB: 0 BB: 0 P: 7	R: 0 E: 0 K: 1 S: 5	H: 1 LOB: 0 BB: 0 P: 5	R: 1 E: 0 K: 0 S: 4	H: 1 LOB: 0 BB: 0 P: 4	R: 0 E: 1 K: 0 S: 4	H: 1 LOB: 1 BB: 0 P: 4	R: 0 E: 1 K: 0 S: 2	H: 0 LOB: 0 BB: 1 P: 6	1B: 11 2B: 0 3B: 0 HR: 2	SF: 0 SAC: 0 DP: 1 HBP: 0	WP: 1 PB: 1 SB: 1 CS: 2	PA: 39			
PITCHER	IP	WLS	BF	H	R	ER	SO	BB	IBB	HBP	BLK	WP	HR	S	P	ERA	WHIP								
Tommy John, L ERA: 3.41	5.0	L	24	10	7	7	5	0	0	0	0	1	1	34	34	12.60	2.000								
Charlie Hough, R ERA: 3.0	2.0		7	2	1	1	1	0	0	0	0	0	1	9	9	4.50	1.000								
Lance Rautzhan, L ERA: 1.51	2.0		7	1	0	0	0	1	0	0	0	0	0	6	10	0.00	1.000								

New York Mets @ Los Angeles Dodgers
Dodger Stadium, Los Angeles, CA
Sun Sep 03 1978, 3:33 AM PDT
Att: 26,983 - Unknown

AB 37
R 8
H 13
RBI 8
BB 1
SO 6
LOB 11



Batter	1	2	3	4	5	6	7	8	9	AB	R	H	RBI	BB	SO	LOB	BOTTOM								
Davey Lopes, R OBP: 0.359, SLG: 0.418	0-0 2-3		0-0 G5-4-3 1B		0-0 FC4-6		0-0 G1-4-3		0-0 1B	5	0	2	1	0	0	2									
Bill Russell, R OBP: 0.307, SLG: 0.349	0-0 2B		0-0 G5-4-3		0-0 1-3		4-0 BB	4-0 BB	0-0 F8	4	1	1	0	1	0	2									
Reggie Smith, S OBP: 0.395, SLG: 0.588	0-3 K			0-0 5-3		4-0 1B	4-0 BB	4-0 BB	0-0 F8	2	1	0	0	2	1	1									
Steve Garvey, R OBP: 0.331, SLG: 0.479	0-0 5-3			0-0 F2		0-0 SF9	0-0 1B	0-0 G5-4-3	0-0 1B	4	0	1	1	0	0	2									
Ron Cey, R OBP: 0.369, SLG: 0.437		0-0 HR		0-0 F7		0-0 1B	0-0 F8	0-0 F8	0-0 G5-4-3	4	1	2	1	0	0	2									
Dusty Baker Jr., R OBP: 0.337, SLG: 0.390		0-0 5-3		0-0 5-3		0-0 HR	0-0 SF9	0-0 G5-4-3	0-0 G5-4-3	3	1	1	2	0	0	2									
Rick Monday, L OBP: 0.331, SLG: 0.458		0-0 1-3		0-0 F5		0-0 K	0-0 K	0-0 G3	0-0 1B	4	1	1	0	0	1	2									
Joe Ferguson, R OBP: 0.354, SLG: 0.395		0-0 F7		0-0 FC4-6 1B		0-0 HR	0-0 F9	0-0 F9	0-0 G3	1	0	0	0	0	0	0									
Johnny Oates, L OBP: 0.365, SLG: 0.333				0-0 L4		0-0 L4	0-0 L4	0-0 L8	0-0 G3	3	0	1	0	0	0	1									
Tommy John, R OBP: 0.169, SLG: 0.161				0-0 P3		0-0 L4	0-0 L4	0-0 L8	0-0 G3	1	0	0	0	0	0	0									
Vic Davalillo, L OBP: 0.324, SLG: 0.302						0-0 L4	0-0 L4	0-0 L8	0-0 G3	1	0	0	0	0	0	1									
Charlie Hough, R OBP: 0.336, SLG: 0.417						0-0 L4	0-0 L4	0-0 L8	0-0 G3	0	0	0	0	0	0	0									
Bill North, S OBP: 0.266, SLG: 0.079						0-0 L4	0-0 L4	0-0 L8	0-0 G3	0	0	0	0	0	1	0									
Lance Rautzhan, R OBP: 0.287, SLG: 0.448						0-0 L4	0-0 L4	0-0 L8	0-0 G3	0	0	0	0	0	0	0									
Lee Lacy, R OBP: 0.342, SLG: 0.527						0-0 L4	0-0 L4	0-0 L8	0-0 G3	1	0	0	0	0	0	1									
Inning Stats	R: 0 E: 0 K: 1 S: 6	H: 1 LOB: 1 BB: 0 P: 6	R: 1 E: 0 K: 0 S: 4	H: 1 LOB: 0 BB: 0 P: 4	R: 0 E: 0 K: 0 S: 3	H: 1 LOB: 0 BB: 0 P: 3	R: 0 E: 0 K: 0 S: 3	H: 0 LOB: 0 BB: 0 P: 3	R: 1 E: 0 K: 1 S: 5	H: 2 LOB: 1 BB: 0 P: 5	R: 1 E: 1 K: 1 S: 7	H: 1 LOB: 2 BB: 1 P: 11	R: 0 E: 0 K: 0 S: 2	H: 0 LOB: 0 BB: 1 P: 6	R: 1 E: 0 K: 0 S: 3	H: 1 LOB: 1 BB: 2 P: 11	R: 1 E: 0 K: 0 S: 5	H: 2 LOB: 1 BB: 0 P: 5	1B: 6 2B: 1 3B: 0 HR: 2	SF: 1 SAC: 0 DP: 3 HBP: 0	WP: 0 PB: 0 SB: 0 CS: 0	PA: 38			
PITCHER	IP	WLS	BF	H	R	ER	SO	BB	IBB	HBP	BLK	WP	HR	S	P	ERA	WHIP								
Tom Hausman, R ERA: 5.04	5.1	W	20	5	2	2	1	0	0	0	0	0	0	8	22	3.38	0.938								
Dwight Bernard, R ERA: 2.86	1.2		10	1	2	1	1	4	0	0	0	0	0	8	24	5.40	3.000								
Dale Murray, R ERA: 3.97	2.0		8	3	1	1	0	0	0	0	0	0	0	8	8	4.50	1.500								

New York Mets @ Los Angeles Dodgers
Dodger Stadium, Los Angeles, CA
Sun Sep 03 1978, 3:33 AM PDT
Att: 26,983 - Unknown

AB 33
R 5
H 9
RBI 5
BB 4
SO 2
LOB 16



Batter	1	2	3	4	5	6	7	8	9	AB	R	H	RBI	BB	SO	LOB	TOP			
Bill Madlock, R OBP: 0.391, SLG: 0.485 (1, 4)										5	0	2	2	0	0	1				
Jim Dwyer, L OBP: 0.333, SLG: 0.385 (1, 3)										3	0	0	0	0	1	2				
Tom Heintzelman, R OBP: 0.182, SLG: 0.455 (7, PH)										2	0	0	0	0	0	0				
Jack Clark, R OBP: 0.364, SLG: 0.542 (1, 9)										5	1	3	0	0	1	1				
Art Gardner, L (9, PR)										0	0	0	0	0	0	0				
Darrell Evans, L OBP: 0.371, SLG: 0.414 (1, 5)										3	0	0	0	2	0	3				
Hector Cruz, R OBP: 0.314, SLG: 0.379 (1, 8)										4	1	2	1	0	0	2				
Terry Whitfield, L OBP: 0.359, SLG: 0.421 (1, 7)										3	1	1	0	0	0	3				
Gary Lavelle, S OBP: 0.087, SLG: 0.087 (5, 1)										0	0	0	0	0	0	0				
Rob Andrews, R OBP: 0.322, SLG: 0.316 (8, PH)										1	0	1	0	0	0	0				
Johnnie LeMaster, R OBP: 0.262, SLG: 0.359 (8, 6)										0	0	0	0	0	0	0				
Marc Hill, R OBP: 0.312, SLG: 0.277 (1, 2)										4	0	0	0	0	0	3				
Roger Metzger, S OBP: 0.297, SLG: 0.288 (1, 6)										3	1	2	1	0	0	0				
Mike Ivie, R OBP: 0.391, SLG: 0.474 (8, PH)										1	0	0	0	0	0	1				
Randy Moffitt, R OBP: 0.250, SLG: 0.143 (8, 1)										0	0	0	0	0	0	0				
Ed Halicki, R OBP: 0.164, SLG: 0.148 (1, 1)										2	0	0	0	0	1	2				
Larry Herndon, R OBP: 0.320, SLG: 0.349 (5, 8)										2	0	0	0	0	0	2				
Inning Stats	R: 0 E: 0 K: 0 S: 4	H: 1 LOB: 1 BB: 0 P: 4	R: 3 E: 0 K: 2 S: 11	H: 4 LOB: 1 BB: 0 P: 11	R: 0 E: 0 K: 0 S: 4	H: 0 LOB: 0 BB: 0 P: 3	R: 1 E: 0 K: 0 S: 5	H: 2 LOB: 2 BB: 1 P: 9	R: 0 E: 0 K: 0 S: 4	H: 1 LOB: 1 BB: 0 P: 4	R: 0 E: 0 K: 1 S: 5	H: 0 LOB: 1 BB: 1 P: 9	R: 0 E: 1 K: 0 S: 4	H: 1 LOB: 1 BB: 0 P: 4	R: 0 E: 0 K: 0 S: 4	H: 1 LOB: 1 BB: 0 P: 4	1B: 8 2B: 3 3B: 0 HR: 0	SF: 0 SAC: 0 DP: 0 HBP: 0	WP: 1 PB: 0 SB: 1 CS: 0	PA: 40
PITCHER	IP WLS BF H R ER SO BB IBB HBP BLK WP HR S P ERA WHIP																			
Don Sutton, R ERA: 3.67 (1, 1)	5.0 W 24 8 4 4 2 0 1 0 0 0 1 0 27 31 7.20 1.600																			
Lance Rautzhan, L ERA: 1.44 (6, 1)	2.1 10 2 0 0 1 1 0 0 0 0 0 0 11 15 0.00 1.286																			
Terry Forster, L ERA: 2.32 (8, 1)	1.2 S 6 1 0 0 0 0 0 0 0 0 0 0 6 6 0.00 0.600																			

San Francisco Giants @ Los Angeles Dodgers
 Dodger Stadium, Los Angeles, CA
 Mon Sep 04 1978, 3:33 AM PDT
 Att: 52,589 - Unknown

AB	38
R	4
H	11
RBI	4
BB	2
SO	3
LOB	20



Batter	1	2	3	4	5	6	7	8	9	AB	R	H	RBI	BB	SO	LOB	BOTTOM			
Davey Lopes, R OBP: 0.357, SLG: 0.414 (1, 4)										4	1	0	0	1	0	1				
Bill Russell, R OBP: 0.308, SLG: 0.349 (1, 6)										5	1	2	1	0	0	2				
Reggie Smith, S OBP: 0.392, SLG: 0.583 (1, 9)										4	0	0	0	0	4	2				
Steve Garvey, R OBP: 0.332, SLG: 0.481 (1, 3)										4	1	2	1	0	0	0				
Ron Cey, R OBP: 0.372, SLG: 0.437 (1, 5)										2	0	1	0	2	0	1				
Dusty Baker Jr., R OBP: 0.338, SLG: 0.391 (1, 7)										4	0	2	1	0	0	2				
Rick Monday, L OBP: 0.333, SLG: 0.467 (1, 8)										3	1	1	1	1	0	2				
Bill North, S OBP: 0.369, SLG: 0.279 (9, 8)										0	0	0	0	0	0	0				
Johnny Oates, L OBP: 0.368, SLG: 0.338 (1, 2)										2	1	1	0	0	0	2				
Lee Lacy, R OBP: 0.341, SLG: 0.524 (5, PH)										1	0	0	0	0	0	3				
Lance Rautzhan, R OBP: 0.333, SLG: 0.391 (6, 1)										0	0	0	0	0	0	0				
Terry Forster, L OBP: 0.429, SLG: 0.571 (8, 1)										1	0	1	0	0	0	0				
Don Sutton, R OBP: 0.156, SLG: 0.100 (1, 1)										1	0	0	0	0	0	0				
Vic Davalillo, L OBP: 0.333, SLG: 0.391 (5, PH)										1	0	1	0	0	0	0				
Myron White, L (5, PR)										0	0	0	0	0	0	0				
Steve Yeager, R OBP: 0.306, SLG: 0.263 (6, 2)										2	0	0	0	0	2	1				
Inning Stats	R: 0 E: 0 K: 1 S: 5	H: 1 LOB: 0 BB: 0 P: 5	R: 0 E: 0 K: 0 S: 4	H: 1 LOB: 2 BB: 1 P: 8	R: 0 E: 0 K: 0 S: 3	H: 0 LOB: 0 BB: 0 P: 3	R: 0 E: 0 K: 1 S: 6	H: 1 LOB: 1 BB: 0 P: 6	R: 5 E: 1 K: 1 S: 12	H: 7 LOB: 3 BB: 1 P: 16	R: 0 E: 0 K: 1 S: 5	H: 0 LOB: 0 BB: 0 P: 5	R: 0 E: 0 K: 1 S: 5	H: 0 LOB: 1 BB: 1 P: 9	R: 0 E: 0 K: 1 S: 6	H: 1 LOB: 2 BB: 1 P: 10	1B: 8 2B: 2 3B: 0 HR: 1	SF: 0 SAC: 0 DP: 0 HBP: 0	WP: 0 PB: 0 SB: 1 CS: 1	PA: 38
PITCHER	IP WLS BF H R ER SO BB IBB HBP BLK WP HR S P ERA WHIP																			
Ed Halicki, R ERA: 2.96 (1, 1)	4.2 L 24 10 0 0 0 2 2 0 0 0 0 0 29 33 9.64 2.357																			
Gary Lavelle, L ERA: 2.89 (5, 1)	2.1 9 0 0 0 2 2 0 0 0 0 0 0 11 19 0.00 0.857																			
Randy Moffitt, R ERA: 3.15 (8, 1)	1.0 5 1 0 0 1 1 0 0 0 0 0 0 6 10 0.00 2.000																			

San Francisco Giants @ Los Angeles Dodgers
 Dodger Stadium, Los Angeles, CA
 Mon Sep 04 1978, 3:33 AM PDT
 Att: 52,589 - Unknown

AB	34
R	5
H	11
RBI	4
BB	4
SO	6
LOB	16



Batter	1	2	3	4	5	6	7	8	9	AB	R	H	RBI	BB	SO	LOB	TOP																			
Bill Madlock, R OBP: 0.379, SLG: 0.480 (1, 4)	1-3		6-3	F8		L4		BB		4	0	0	0	1	0	5	San Francisco Giants @ Los Angeles Dodgers Dodger Stadium, Los Angeles, CA Wed Sep 06 1978, 3:33 AM PDT Att: 27,211 - Unknown																			
Darrell Evans, L OBP: 0.373, SLG: 0.419 (1, 5)	FC5-4 BB		FC5-4 BB		HR		K	P3		3	1	1	1	2	1	3																				
Jack Clark, R OBP: 0.360, SLG: 0.536 (1, 9)	K		FC5-4 1-2		6-3		F8		6-3	5	0	0	0	0	1	2																				
Mike Ivie, R OBP: 0.358, SLG: 0.468 (1, 3)	FC5-4 1-2		F9		F9			1B		5	0	1	0	0	0	2																				
Hector Cruz, R OBP: 0.315, SLG: 0.397 (1, 7)		HR		BB 2B	5-3		P4		F7	5	1	2	1	0	0	1																				
Larry Hemdon, R OBP: 0.319, SLG: 0.348 (1, 8)		5-3		6-3		L9		BB 1B		4	0	1	0	0	0	1																				
Marc Hill, R OBP: 0.290, SLG: 0.280 (8, PR)		4-3		BB BB				BB 1B		3	0	2	0	1	0	0																				
Dennis Littlejohn, R (8, 2)				BB BB			FC6-4 1B	BB 1B		0	0	0	0	0	0	0																				
Johnnie LeMaster, R OBP: 0.295, SLG: 0.336 (1, 6)		BB		BB	1-2 2-3		FC6-4 1-2	K		2	0	0	0	2	1	3																				
Jim Barr, R OBP: 0.129, SLG: 0.159 (4, PH)					F9					1	0	0	0	0	0	1																				
Tom Herrington, R OBP: 0.174, SLG: 0.435 (4, 1)										0	0	0	0	0	0	0																				
Greg Minton, S (4, 1)										0	0	0	0	0	0	0																				
Rob Andrews, R OBP: 0.269, SLG: 0.514 (6, PH)										1	0	0	0	0	0	1																				
Ed Plank, R (6, 1)										0	0	0	0	0	0	0																				
Terry Whitfield, L OBP: 0.249, SLG: 0.420 (8, PH)										1	0	0	0	0	0	1																				
John Curtis, L (8, 1)										0	0	0	0	0	0	0																				
Inning Stats	R: 0 E: 0 K: 1 S: 5	H: 0 LOB: 1 BB: 1 P: 9	R: 1 E: 0 K: 0 S: 4	H: 1 LOB: 1 BB: 1 P: 8	R: 0 E: 0 K: 0 S: 3	H: 0 LOB: 1 BB: 1 P: 7	R: 0 E: 0 K: 0 S: 4	H: 1 LOB: 3 BB: 2 P: 12	R: 1 E: 0 K: 0 S: 4	H: 1 LOB: 0 BB: 0 P: 4	R: 0 E: 1 K: 0 S: 5	H: 1 LOB: 2 BB: 0 P: 5	R: 0 E: 0 K: 1 S: 6	H: 1 LOB: 1 BB: 0 P: 6	R: 0 E: 0 K: 2 S: 9	H: 2 LOB: 3 BB: 1 P: 13	R: 0 E: 0 K: 0 S: 3	H: 0 LOB: 0 BB: 0 P: 3	1B: 4 2B: 1 3B: 0 HR: 2	SF: 0 SAC: 0 DP: 0 HBP: 0	WP: 0 PA: 41 PB: 0 SB: 0 CS: 0															
PITCHER	IP	WLS	BF	H	R	ER	SO	BB	IBB	HBP	BLK	WP	HR	S	P	ERA	WHIP	PITCHER		IP	WLS	BF	H	R	ER	SO	BB	IBB	HBP	BLK	WP	HR	S	P	ERA	WHIP
Doug Rau, L ERA: 3.41 (1, 1)	7.0	W	32	5	2	2	2	5	0	0	0	0	2	31	51	2.57	1.429																			
Rick Rhoden, R ERA: 3.72 (8, 1)	2.0		9	2	0	0	2	1	0	0	0	0	0	12	16	0.00	1.500																			

AB	35
R	2
H	7
RBI	2
BB	6
SO	4
LOB	24



Batter	1	2	3	4	5	6	7	8	9	AB	R	H	RBI	BB	SO	LOB	BOTTOM																			
Davey Lopes, R OBP: 0.358, SLG: 0.413 (1, 4)	6-3	BB		S SH1-3 1B	F8			FC3-6 WP		4	0	1	0	1	0	1	San Francisco Giants @ Los Angeles Dodgers Dodger Stadium, Los Angeles, CA Wed Sep 06 1978, 3:33 AM PDT Att: 27,211 - Unknown																			
Bill Russell, R OBP: 0.306, SLG: 0.347 (1, 6)	4-3	L9-6		SH1-3		4-3		F8		4	0	0	0	0	0	4																				
Reggie Smith, S OBP: 0.390, SLG: 0.578 (1, 9)	F8			P6		F8		5-3		5	1	1	0	0	0	2																				
Steve Garvey, R OBP: 0.332, SLG: 0.479 (1, 3)		HR 1B		F2		F8		F9		4	1	1	0	0	0	2																				
Ron Cey, R OBP: 0.376, SLG: 0.447 (1, 5)		HR 1B		E 1B		HR 1B		G6-4-3 BB		3	3	3	2	1	0	0																				
Dusty Baker Jr., R OBP: 0.337, SLG: 0.390 (1, 7)	5-3			E G6-2-3 1B		F8		G6-4-3 1-2		4	0	1	0	0	0	2																				
Rick Monday, L OBP: 0.341, SLG: 0.471 (1, 8)		2B 1B		E7				2B 1B		2	3	2	2	2	0	0																				
Rick Rhoden, R OBP: 0.170, SLG: 0.140 (8, 1)		BB		1-3 2-H 3-H 1B		HR BB		2B 1B		0	0	0	0	0	0	0																				
Joe Ferguson, R OBP: 0.361, SLG: 0.418 (1, 2)		1B 2B		1B IBB		HR		2B		3	1	3	4	1	0	0																				
Doug Rau, L OBP: 0.161, SLG: 0.179 (1, 1)										3	0	1	1	0	0	3																				
Bill North, S OBP: 0.371, SLG: 0.279 (8, 8)		L9-6 BB 1B		G6-2-3 3-H		4-3		FC3-6 BB		0	0	0	0	1	0	0																				
Inning Stats	R: 0 E: 0 K: 0 S: 3	H: 0 LOB: 0 BB: 0 P: 3	R: 3 E: 0 K: 0 S: 6	H: 4 LOB: 2 BB: 2 P: 14	R: 2 E: 1 K: 0 S: 6	H: 4 LOB: 2 BB: 1 P: 10	R: 0 E: 0 K: 0 S: 4	H: 1 LOB: 1 BB: 0 P: 4	R: 3 E: 0 K: 0 S: 5	H: 2 LOB: 0 BB: 1 P: 9	R: 0 E: 0 K: 0 S: 3	H: 0 LOB: 0 BB: 0 P: 3	R: 1 E: 0 K: 0 S: 3	H: 2 LOB: 1 BB: 1 P: 7	R: 0 E: 0 K: 0 S: 3	H: 0 LOB: 1 BB: 1 P: 7	1B: 9 2B: 3 3B: 0 HR: 2	SF: 0 SAC: 1 DP: 3 HBP: 0	WP: 1 PA: 39 PB: 0 SB: 1 CS: 0																	
PITCHER	IP	WLS	BF	H	R	ER	SO	BB	IBB	HBP	BLK	WP	HR	S	P	ERA	WHIP	PITCHER		IP	WLS	BF	H	R	ER	SO	BB	IBB	HBP	BLK	WP	HR	S	P	ERA	WHIP
Jim Barr, R ERA: 3.63 (1, 1)	3.0	L	18	8	5	5	0	2	1	0	0	0	1	15	27	15.00	3.333																			
Greg Minton, R ERA: 8.04 (4, 1)	2.0		10	3	3	3	0	1	0	0	0	0	1	9	13	13.50	2.000																			
Ed Plank, R ERA: 4.5 (6, 1)	2.0		7	2	1	1	0	1	0	0	0	0	0	6	10	4.50	1.500																			
John Curtis, L ERA: 2.97 (8, 1)	1.0		4	0	0	0	0	1	0	0	0	1	0	3	7	0.00	1.000																			

AB	32
R	9
H	13
RBI	9
BB	6
SO	0
LOB	14



Batter	1	2	3	4	5	6	7	8	9	AB	R	H	RBI	BB	SO	LOB	TOP			
Davey Lopes, R OBP: 0.358, SLG: 0.413 (1, 4)	L6		L7				F7		K	5	1	1	0	0	1	1	Los Angeles Dodgers @ Atlanta Braves Atlanta-Fulton County Stadium, Atlanta, GA Sat Sep 09 1978, 7:05 PM EDT Att: 26,777 - Unknown livebaseballscorecards.com			
Bill Russell, R OBP: 0.307, SLG: 0.349 (1, 6)	HR					E5	F4		5-3	5	1	3	0	0	0	1				
Reggie Smith, S OBP: 0.386, SLG: 0.574 (1, 9)	HR		K			2-3			K	5	1	2	2	0	2	2				
Steve Garvey, R OBP: 0.332, SLG: 0.474 (1, 3)	F9		K							3	0	1	1	1	1	1				
Ron Cey, R OBP: 0.372, SLG: 0.439 (1, 5)	F8									3	0	0	0	1	0	1				
Dusty Baker Jr., R OBP: 0.338, SLG: 0.392 Charlie Hough, R OBP: 0.333, SLG: 0.417 (1, 7) (7, 1)		G5-4-3 PB BB								3	0	0	0	1	0	4				
Rick Monday, L OBP: 0.343, SLG: 0.463 (1, 8)										0	0	0	0	0	0	0				
Joe Ferguson, R OBP: 0.356, SLG: 0.410 (1, 2)										2	0	0	0	2	1	0				
Tommy John, R OBP: 0.167, SLG: 0.159 Rick Rhoden, R OBP: 0.167, SLG: 0.136 Vic Davalillo, L OBP: 0.333, SLG: 0.394 (1, 1) (2, 1) (7, PH) (7, 7)										4	0	0	0	0	0	4				
										1	0	0	0	0	0	1				
										1	0	0	0	0	0	0				
										2	1	1	0	0	0	0				
Inning Stats	R: 2 E: 0 K: 0 S: 5	H: 2 LOB: 0 BB: 0 P: 5	R: 0 E: 0 K: 0 S: 2	H: 0 LOB: 1 BB: 2 P: 10	R: 0 E: 0 K: 2 S: 8	H: 1 LOB: 1 BB: 0 P: 8	R: 0 E: 0 K: 1 S: 5	H: 0 LOB: 0 BB: 0 P: 5	R: 1 E: 1 K: 0 S: 5	H: 2 LOB: 1 BB: 0 P: 5	R: 0 E: 1 K: 0 S: 3	H: 0 LOB: 2 BB: 2 P: 11	R: 1 E: 0 K: 0 S: 6	H: 3 LOB: 3 BB: 1 P: 10	R: 0 E: 0 K: 2 S: 7	H: 0 LOB: 0 BB: 0 P: 7	1B: 7 2B: 0 3B: 0 HR: 1	SF: 0 SAC: 0 DP: 1 HBP: 0	WP: 0 PB: 2 SB: 1 CS: 0	PA: 39
PITCHER	IP WLS BF H R ER SO BB IBB HBP BLK WP HR S P ERA WHIP	IP WLS BF H R ER SO BB IBB HBP BLK WP HR S P ERA WHIP																		
Phil Niekro, R ERA: 3.06 (1, 1)	6.2 W 32 8 4 3 3 4 1 0 0 0 1 33 53 4.05 1.800																			
Gene Garber, R ERA: 2.41 (7, 1)	2.1 S 7 0 0 0 2 0 0 0 0 0 0 11 11 0.00 0.000																			

Batter	1	2	3	4	5	6	7	8	9	AB	R	H	RBI	BB	SO	LOB	BOTTOM			
Jerry Royster, R OBP: 0.344, SLG: 0.350 (1, 6)	4-3									4	1	1	1	1	0	2	Los Angeles Dodgers @ Atlanta Braves Atlanta-Fulton County Stadium, Atlanta, GA Sat Sep 09 1978, 7:05 PM EDT Att: 26,777 - Unknown livebaseballscorecards.com			
Barry Bonnell, R OBP: 0.271, SLG: 0.283 (1, 8) (8, 7)	F9									4	0	0	0	0	0	1				
Gary Matthews, R OBP: 0.362, SLG: 0.452 (1, 9)	F8									4	2	1	0	0	1	1				
Jeff Burroughs, R OBP: 0.444, SLG: 0.544 Rowland Office, L OBP: 0.299, SLG: 0.361 (1, 7) (8, 8)										3	0	0	1	0	0	1				
Bob Horner, R OBP: 0.318, SLG: 0.536 (1, 5)										0	0	0	0	0	0	0				
Dale Murphy, R OBP: 0.294, SLG: 0.414 (1, 3)										4	3	4	2	0	0	0				
Rod Gilbreath, R OBP: 0.299, SLG: 0.336 (1, 4)										4	0	1	0	0	1	3				
Joe Nolan, L OBP: 0.353, SLG: 0.400 (1, 2)										4	0	2	1	0	0	1				
Phil Niekro, R OBP: 0.220, SLG: 0.221 Gene Garber, R OBP: 0.143, SLG: 0.077 (1, 1) (7, 1)										3	1	2	1	1	0	0				
										3	0	0	0	0	0	3				
										1	0	0	0	0	0	2				
Inning Stats	R: 0 E: 0 K: 0 S: 3	H: 0 LOB: 0 BB: 0 P: 3	R: 1 E: 0 K: 0 S: 6	H: 3 LOB: 2 BB: 0 P: 6	R: 3 E: 2 K: 0 S: 6	H: 2 LOB: 1 BB: 1 P: 10	R: 0 E: 0 K: 0 S: 3	H: 0 LOB: 0 BB: 0 P: 3	R: 1 E: 0 K: 1 S: 7	H: 2 LOB: 1 BB: 0 P: 7	R: 1 E: 0 K: 0 S: 4	H: 2 LOB: 1 BB: 0 P: 4	R: 0 E: 0 K: 1 S: 5	H: 0 LOB: 0 BB: 0 P: 5	R: 1 E: 0 K: 0 S: 5	H: 2 LOB: 2 BB: 1 P: 9	1B: 6 2B: 3 3B: 1 HR: 1	SF: 1 SAC: 0 DP: 0 HBP: 0	WP: 1 PB: 0 SB: 0 CS: 0	PA: 37
PITCHER	IP WLS BF H R ER SO BB IBB HBP BLK WP HR S P ERA WHIP	IP WLS BF H R ER SO BB IBB HBP BLK WP HR S P ERA WHIP																		
Tommy John, L ERA: 3.42 (1, 1)	1.2 L 20 6 5 2 1 1 0 0 0 0 1 1 21 25 4.15 1.615																			
Rick Rhoden, R ERA: 3.73 (2, 1)	4.1 L 20 6 5 2 1 1 0 0 0 0 1 1 21 25 4.15 1.615																			
Charlie Hough, R ERA: 3.0 (7, 1)	2.0 9 2 1 1 1 1 0 0 0 0 0 0 10 14 4.50 1.500																			

Batter	1	2	3	4	5	6	7	8	9	AB	R	H	RBI	BB	SO	LOB	TOP				
Davey Lopes, R OBP: 0.358, SLG: 0.420 Ted Martinez, R OBP: 0.286, SLG: 0.256	(1,4) 0-3 K		(3) 0-0 F4		(1) 0-0 HR	(1) 0-0 FC4-6 1B	(3) 0-0 6-3		(2) 0-0 6-3	4	2	2	1	0	1	0					
Bill Russell, R OBP: 0.309, SLG: 0.349	(1,6) 0-0 F9			(1) 4-0 CS BB	(1) 0-0 6-3	(1) 0-0 FC4-6 1B		(1) 0-0 5-3	(1) 0-0 1B	5	1	2	1	1	0	0					
Reggie Smith, S OBP: 0.385, SLG: 0.573 Bill North, S OBP: 0.374, SLG: 0.279	(1,9) 0-0 5-3			(1) 4-0 1B BB	(2) 0-0 F5	(2) 0-0 FC4-6 1B		(1) 4-0 1B BB	(1) 0-0 1B	1	0	0	0	0	0	0					
Steve Garvey, R OBP: 0.338, SLG: 0.481				(1) 0-0 1B BB	(1) 0-0 1B	(1) 0-0 2B		(1) 0-0 BB 1B	(1) 0-0 1B	5	1	5	2	1	0	0					
Ron Cey, R OBP: 0.375, SLG: 0.439	(1,5) 0-0 F7			(1) 0-0 1B HR	(1) 0-0 BB	(1) 0-0 BB		(1) 0-0 FC5 BB 1B	(3) 0-0 F9	4	1	2	2	2	0	3					
Dusty Baker Jr, R OBP: 0.337, SLG: 0.390 Lee Lacy, R OBP: 0.338, SLG: 0.519	(1,7) 0-0 F8			(1) 0-0 HR	(3) 0-0 F3	(3) 0-0 6-3		(1) 0-0 F4		4	1	1	1	0	0	6					
Rick Monday, L OBP: 0.350, SLG: 0.487	(1,8) 0-3 K			(1) 1-3 HR		(1) 0-0 HR		(1) 0-0 FC5-4 1B	(1) 4-0 1B BB	4	2	3	4	1	1	1					
Steve Yeager, R OBP: 0.304, SLG: 0.257			(1) 0-0 5-3	(2) 0-0 6-3		(1) 4-0 1B SH3-4 BB	(1) 0-0 FC5-4 SH1	(3) 0-0 FC5		4	1	0	0	1	0	4					
Don Sutton, R OBP: 0.149, SLG: 0.095	(1,1) 0-3 K		(2) 0-0 5-3		(3) 0-0 SH3-4	(1) 0-0 SH1		(1) 0-0 F2		3	0	0	0	0	1	0					
Inning Stats	R: 0 E: 0 K: 1 S: 5	H: 0 LOB: 0 BB: 0 P: 5	R: 0 E: 0 K: 1 S: 5	H: 0 LOB: 1 BB: 1 P: 9	R: 0 E: 0 K: 1 S: 5	H: 0 LOB: 0 BB: 0 P: 5	R: 5 E: 0 K: 0 S: 6	H: 4 LOB: 0 BB: 2 P: 14	R: 1 E: 0 K: 0 S: 5	H: 2 LOB: 2 BB: 1 P: 9	R: 3 E: 0 K: 0 S: 7	H: 4 LOB: 3 BB: 2 P: 15	R: 0 E: 0 K: 0 S: 4	H: 1 LOB: 1 BB: 0 P: 4	R: 1 E: 0 K: 0 S: 5	H: 2 LOB: 2 BB: 0 P: 13	R: 1 E: 0 K: 0 S: 6	H: 3 LOB: 2 BB: 0 P: 6	1B: 12 2B: 1 3B: 0 HR: 3	SF: 0 SAC: 2 DP: 0 HBP: 0	WP: 0 PA: 50 PB: 0 SB: 1 CS: 1
PITCHER	IP WLS BF H R ER SO BB IBB HBP BLK WP HR S P ERA WHIP																				
Jim Bouton, R ERA: 10.8	(1,1) 5.0 L 24 6 6 6 3 4 0 0 0 0 0 2 26 42 10.80 2.000																				
Max Leon, R ERA: 8.35	(6,1) 0.2 8 4 3 3 0 2 0 0 0 0 0 1 6 14 40.50 9.000																				
Tommy Boggs, R ERA: 6.71	(6,1) 1.1 5 1 0 0 0 0 0 0 0 0 0 0 5 5 0.00 0.750																				
Adrian Devine, R ERA: 6.11	(8,1) 2.0 13 5 2 2 0 2 0 0 0 0 0 0 11 19 9.00 3.500																				

Los Angeles Dodgers @ Atlanta Braves
Atlanta-Fulton County Stadium, Atlanta, GA

AB 40
R 11
H 16
RBI 11
BB 8
SO 3
LOB 19



WP: 0 PA: 50
PB: 0
SB: 1
CS: 1

Los Angeles Dodgers @ Atlanta Braves
Atlanta-Fulton County Stadium, Atlanta, GA

AB 32
R 5
H 7
RBI 5
BB 2
SO 8
LOB 6



WP: 0 PA: 35
PB: 0
SB: 0
CS: 0

Batter	1	2	3	4	5	6	7	8	9	AB	R	H	RBI	BB	SO	LOB	BOTTOM				
Jerry Royster, R OBP: 0.342, SLG: 0.347 Adrian Devine, R OBP: 0.091, SLG: 0.091	(1,6) 0-0 F9		(2) 0-0 6-3		(3) 0-0 FC5-4		(3) 0-0 F9			4	0	0	0	0	0	1					
Rowland Office, L OBP: 0.298, SLG: 0.360	(1,8) 0-0 F7		(3) 0-3 K		(1) 0-0 6-3			(1) 0-0 G6-4-3 1B		4	0	1	0	0	1	0					
Gary Matthews, R OBP: 0.360, SLG: 0.449 Cito Gaston, R OBP: 0.240, SLG: 0.259	(1,9) 0-0 6-3			(1) 0-3 K	(2) 0-0 F3			(2) 0-0 G6-4-3 1B		3	0	0	0	0	1	0					
Jeff Burroughs, R OBP: 0.447, SLG: 0.561 Barry Bonnell, R OBP: 0.271, SLG: 0.282	(1,7) 0-0 HR			(1) 0-0 SF8 3B	(2) 0-0 SF8			(1) 0-0 F5		3	2	3	1	0	0	0					
Bob Horner, R OBP: 0.321, SLG: 0.548	(1,5) 0-0 5-3			(2) 0-0 SF8	(1) 0-0 1B			(1) 0-0 HR		3	1	2	3	0	0	0					
Joe Nolan, L OBP: 0.348, SLG: 0.393 Bruce Benedict, R OBP: 0.259, SLG: 0.200	(1,2) 0-3 K		(2) 0-3 K	(3) 0-3 K	(3) 0-0 F3			(1) 0-0 F4		3	0	0	0	0	2	2					
Dale Murphy, R OBP: 0.296, SLG: 0.420	(1,3) 4-0 BB			(1) 0-3 K	(1) 0-3 K			(2) 0-3 K		3	1	1	1	1	2	0					
Rod Gilbreath, R OBP: 0.298, SLG: 0.332	(1,4) 0-3 K			(1) 4-0 FC5-4 BB	(2) 0-0 F5			(3) 0-0 F9		3	0	0	0	1	2	1					
Jim Bouton, R Darel Chaney, S Max Leon, R Tommy Boggs, R Bob Seall, S Rob Bellori, R	(1,1) 0-0 F7		(1) 0-0 F5		(2) 0-0 4-3					1	0	0	0	0	0	0					
Inning Stats	R: 0 E: 0 K: 0 S: 3	H: 1 LOB: 1 BB: 0 P: 3	R: 1 E: 0 K: 2 S: 8	H: 1 LOB: 1 BB: 1 P: 12	R: 0 E: 0 K: 1 S: 5	H: 0 LOB: 0 BB: 0 P: 5	R: 1 E: 0 K: 2 S: 8	H: 1 LOB: 0 BB: 0 P: 8	R: 0 E: 0 K: 1 S: 5	H: 0 LOB: 1 BB: 1 P: 9	R: 1 E: 0 K: 0 S: 5	H: 2 LOB: 2 BB: 0 P: 5	R: 1 E: 0 K: 1 S: 6	H: 1 LOB: 0 BB: 0 P: 6	R: 0 E: 0 K: 0 S: 3	H: 1 LOB: 0 BB: 0 P: 3	R: 1 E: 0 K: 1 S: 6	H: 1 LOB: 0 BB: 0 P: 6	1B: 2 2B: 1 3B: 1 HR: 3	SF: 1 SAC: 0 DP: 1 HBP: 0	WP: 0 PA: 35 PB: 0 SB: 0 CS: 0
PITCHER	IP WLS BF H R ER SO BB IBB HBP BLK WP HR S P ERA WHIP																				
Don Sutton, R ERA: 3.72	(1,1) 9.0 W 35 7 5 5 8 2 0 0 0 0 0 3 49 57 5.00 1.000																				

Los Angeles Dodgers @ Atlanta Braves
Atlanta-Fulton County Stadium, Atlanta, GA

AB 32
R 5
H 7
RBI 5
BB 2
SO 8
LOB 6



WP: 0 PA: 35
PB: 0
SB: 0
CS: 0

Sun Sep 10 1978, 3:33 AM EDT
Att: 11,108 - Unknown


livebaseballscores.com

Batter	1	2	3	4	5	6	7	8	9	AB	R	H	RBI	BB	SO	LOB	TOP										
Davey Lopes, R OBP: 0.359, SLG: 0.425 (1, 4)	F9		WP 6-3 2B		K		4-3		1-H 3B	5	1	2	3	0	1	0											
Bill North, S OBP: 0.374, SLG: 0.277 (1, 8)	F9		WP BB		6-3			6-3	BB	3	0	0	0	2	0	0											
Reggie Smith, S OBP: 0.352, SLG: 0.569 Rick Monday, L OBP: 0.348, SLG: 0.483 (1, 9) (6, 9)	4-3		6-3		G3			K	K	3	0	0	1	0	0	1											
Steve Garvey, R OBP: 0.338, SLG: 0.479 (1, 3)		F9	K			1B		6-3		4	0	1	0	0	1	1											
Ron Cey, R OBP: 0.380, SLG: 0.454 (1, 5)		G6-3 BB		HR		1B			HR	3	2	3	2	1	0	0											
Dusty Baker Jr., R OBP: 0.335, SLG: 0.387 (1, 7)		G6-3		6-3		F3			1-3	4	0	0	0	0	0	3											
Joe Ferguson, R OBP: 0.352, SLG: 0.404 Steve Yeager, R OBP: 0.304, SLG: 0.257 (1, 2) (9, 2)			K	F9		G6-4-3			6-3	4	0	0	0	0	1	2											
Bill Russell, R OBP: 0.312, SLG: 0.353 (1, 6)			2B				5-3		WP 1B BB	3	2	2	0	1	0	0											
Doug Rau, L OBP: 0.169, SLG: 0.172 Terry Forster, L OBP: 0.500, SLG: 0.625 (1, 1) (7, 1)			2B	K			F7		1-H 3B 1B	2	1	0	0	1	1	1											
Inning Stats	R: 0 E: 0 K: 0 S: 3	H: 0 LOB: 0 BB: 0 P: 3	R: 0 E: 0 K: 0 S: 2	H: 0 LOB: 0 BB: 1 P: 6	R: 3 E: 0 K: 2 S: 9	H: 2 LOB: 1 BB: 2 P: 17	R: 1 E: 0 K: 1 S: 7	H: 2 LOB: 1 BB: 0 P: 7	R: 0 E: 0 K: 0 S: 4	H: 2 LOB: 1 BB: 0 P: 4	R: 0 E: 0 K: 0 S: 3	H: 0 LOB: 0 BB: 0 P: 3	R: 0 E: 0 K: 1 S: 5	H: 0 LOB: 0 BB: 0 P: 5	R: 0 E: 0 K: 1 S: 8	H: 3 LOB: 2 BB: 2 P: 16	1B: 4 2B: 2 3B: 1 HR: 2	SF: 0 SAC: 0 DP: 2 HBP: 0	WP: 2 PA: 39 PB: 0 SB: 1 CS: 0								
PITCHER	IP	WLS	BF	H	R	ER	SO	BB	IBB	HBP	BLK	WP	HR	S	P	ERA	WHIP										
Vida Blue, L ERA: 2.7 (1, 1)	4.0	L	18	4	4	4	3	3	0	0	0	1	1	21	33	9.00	1.750										
Jim Barr, R ERA: 3.53 (5, 1)	2.0		7	2	0	0	1	0	0	0	0	0	0	9	9	0.00	1.000										
Charlie Williams, R ERA: 5.44 (7, 1)	2.2		13	3	3	3	1	2	0	0	0	1	1	13	21	10.12	1.875										
John Curtis, L ERA: 3.6 (9, 1)	0.1		1	0	0	0	1	0	0	0	0	0	0	3	3	0.00	0.000										

Los Angeles Dodgers @ San Francisco Giants
Candlestick Park, San Francisco, CA
Mon Sep 11 1978, 10:05 PM EDT
Att: 35,965 - Unknown

livebaseballscores.com

AB 34
R 7
H 9
RBI 7
BB 5
SO 6
LOB 10




Batter	1	2	3	4	5	6	7	8	9	AB	R	H	RBI	BB	SO	LOB	BOTTOM										
Bill Madlock, R OBP: 0.381, SLG: 0.498 (1, 4)	F2		E6 BB	F8			BB E 1B		F8	5	1	1	0	0	0	3											
Darrell Evans, L OBP: 0.389, SLG: 0.413 (1, 5)	1B BB		F8		F9		FC4 BB		FC6-4 BB	2	0	0	0	3	0	1											
Jack Clark, R OBP: 0.362, SLG: 0.543 (1, 9)	F7		1-2 BB		HR		F7		FC6-4	4	1	1	1	1	0	4											
Mike Ivie, R OBP: 0.360, SLG: 0.467 (1, 3)	1-2 1B		F7		F6		FC4			4	0	1	0	0	0	3											
Hector Cruz, R OBP: 0.308, SLG: 0.387 (1, 7)	K			5-3	F7		K			4	0	0	0	0	2	3											
Larry Hemdon, R OBP: 0.320, SLG: 0.347 (1, 8)		F5		1B 1B 1B		5-3		4-3		4	0	1	0	0	0	0											
Marc Hill, R OBP: 0.319, SLG: 0.294 (1, 2)		5-3		1-2 1B		1B BB		3-1		3	0	1	0	1	0	0											
Johnnie LeMaster, R OBP: 0.298, SLG: 0.338 (1, 6)		F7		1-2 2-3 1B		G5-4-3 1B		K		4	0	2	0	0	1	0											
Vida Blue, S SP: 0.226, SLG: 0.143 Tom Herrickman, R OBP: 0.200, SLG: 0.440 Jim Barr, R OBP: 0.306, SLG: 0.399 John Tamargo, S OBP: 0.322, SLG: 0.399 Charlie Williams, R John Curtis, L Rob Andrews, R OBP: 0.338, SLG: 0.312 (1, 1) (4, PH) (5, 1) (6, PH) (7, 1) (9, 1) (9, PH)			K	K		G5-4-3		K		1	0	0	0	0	1	0											
Inning Stats	R: 0 E: 0 K: 1 S: 6	H: 1 LOB: 2 BB: 1 P: 10	R: 0 E: 0 K: 0 S: 3	H: 0 LOB: 0 BB: 0 P: 3	R: 0 E: 1 K: 1 S: 6	H: 0 LOB: 2 BB: 1 P: 10	R: 0 E: 0 K: 1 S: 8	H: 3 LOB: 3 BB: 0 P: 8	R: 1 E: 0 K: 0 S: 4	H: 1 LOB: 0 BB: 0 P: 4	R: 0 E: 0 K: 0 S: 3	H: 1 LOB: 1 BB: 1 P: 7	R: 1 E: 1 K: 1 S: 6	H: 1 LOB: 1 BB: 1 P: 10	R: 0 E: 0 K: 1 S: 5	H: 0 LOB: 0 BB: 0 P: 5	R: 0 E: 0 K: 1 S: 5	H: 0 LOB: 1 BB: 1 P: 9	1B: 6 2B: 0 3B: 0 HR: 1	SF: 0 SAC: 0 DP: 1 HBP: 0	WP: 0 PA: 39 PB: 0 SB: 0 CS: 0						
PITCHER	IP	WLS	BF	H	R	ER	SO	BB	IBB	HBP	BLK	WP	HR	S	P	ERA	WHIP										
Doug Rau, L ERA: 3.34 (1, 1)	6.0	W	29	7	2	1	3	4	0	0	0	0	0	31	47	1.50	1.833										
Terry Forster, L ERA: 2.12 (7, 1)	3.0	S	10	0	0	0	3	1	0	0	0	0	0	15	19	0.00	0.333										

Los Angeles Dodgers @ San Francisco Giants
Candlestick Park, San Francisco, CA
Mon Sep 11 1978, 10:05 PM EDT
Att: 35,965 - Unknown

livebaseballscores.com

AB 34
R 2
H 7
RBI 1
BB 5
SO 6
LOB 19



Batter	1	2	3	4	5	6	7	8	9	AB	R	H	RBI	BB	SO	LOB	TOP																		
Davey Lopes, R OBP: 0.359, SLG: 0.433 (1, 4)	0-0 5-3		0-0 F9			0-0 5-3		0-0 1-H 3-H 2B	0-0 2H HR	5	1	2	4	0	0	0	Los Angeles Dodgers @ San Francisco Giants Candlestick Park, San Francisco, CA Tue Sep 12 1978, 10:05 PM EDT Att: 38,073 - Unknown																		
Bill North, S OBP: 0.369, SLG: 0.272 (1, 8)	0-0 4-3			0-0 6-3		0-0 4-3		0-0 F7	0-0 6-3	5	0	0	0	0	0	3																			
Rick Monday, L OBP: 0.348, SLG: 0.480 (6, PH) Lee Lacy, R OBP: 0.336, SLG: 0.517 (8, 9) Joe Simpson, L (8, 9)	0-3 K			4-0 1B BB		0-0 F5		0-3 K		2	1	0	0	1	1	0																			
Steve Garvey, R OBP: 0.340, SLG: 0.480 (1, 3)		4-0 5-3 BB		0-0 1-H 1B		0-0 F7			0-0 6-3 HBP 2B 1B	3	1	2	1	1	0	0																			
Ron Cey, R OBP: 0.379, SLG: 0.452 (1, 5)		0-0 5-3		0-0 L7		0-0 6-3			1-0 6-3 2B HBP	3	1	0	0	0	0	2																			
Dusty Baker Jr., R OBP: 0.332, SLG: 0.384 (1, 7) Jerry Grote, R OBP: 0.380, SLG: 0.377 (9, 2)		0-0 F7		0-0 L3		0-0 F2			0-0 6-3	4	0	0	0	0	0	4																			
Joe Ferguson, R OBP: 0.352, SLG: 0.402 (8, PH) Rudy Law, L (8, PH) Steve Yeager, R OBP: 0.325, SLG: 0.257 (8, PH) Mantle, S OBP: 0.325, SLG: 0.357 Myron White, L (8, 7)		0-0 6-3			0-0 P6			4-0 1B 2B BB	4-0 2B IBB	2	0	0	0	1	0	1																			
Bill Russell, R OBP: 0.313, SLG: 0.356 (1, 6)			0-0 F8		0-0 F7			0-0 FC1-6 1B	0-0 1-H 2-H 3-H HR 2B	4	1	2	3	0	0	0																			
Burt Hooton, R OBP: 0.232, SLG: 0.175 (1, 1)			0-3 K		0-3 K			0-0 FC1-6 2B	0-3 K	4	1	0	0	0	3	4																			
Inning Stats	R: 0 E: 0 K: 1 S: 5	H: 0 LOB: 0 BB: 0 P: 5	R: 0 E: 0 K: 0 S: 3	H: 0 LOB: 1 BB: 1 P: 7	R: 0 E: 0 K: 1 S: 5	H: 0 LOB: 0 BB: 0 P: 5	R: 1 E: 0 K: 0 S: 4	H: 1 LOB: 1 BB: 1 P: 8	R: 0 E: 0 K: 0 S: 3	H: 0 LOB: 0 BB: 0 P: 3	R: 0 E: 0 K: 0 S: 3	H: 0 LOB: 0 BB: 0 P: 3	R: 2 E: 0 K: 1 S: 7	H: 2 LOB: 2 BB: 1 P: 11	R: 5 E: 0 K: 1 S: 8	H: 3 LOB: 1 BB: 1 P: 13		1B: 3 2B: 2 3B: 0 HR: 1	SF: 0 SAC: 0 DP: 0 HBP: 1	WP: 0 PB: 0 SB: 2 CS: 0	PA: 38														
PITCHER	IP 7.2	WLS L	BF 29	H 3	R 3	ER 3	SO 3	BB 3	IBB 0	HBP 0	BLK 0	WP 0	HR 0	S 32	P 44	ERA 3.92	WHIP 0.783	PITCHER	IP 1.1	WLS L	BF 9	H 3	R 5	ER 5	SO 2	BB 0	IBB 1	HBP 1	BLK 0	WP 0	HR 1	S 11	P 16	ERA 33.75	WHIP 2.250

AB 33
R 8
H 6
RBI 8
BB 4
SO 5
LOB 16



Batter	1	2	3	4	5	6	7	8	9	AB	R	H	RBI	BB	SO	LOB	BOTTOM																		
Bill Madlock, R OBP: 0.380, SLG: 0.495 (1, 4)	0-0 F3		0-3 K			0-0 SH5-4 1B		0-0 F9		4	0	1	0	0	1	1	Los Angeles Dodgers @ San Francisco Giants Candlestick Park, San Francisco, CA Tue Sep 12 1978, 10:05 PM EDT Att: 38,073 - Unknown																		
Terry Whitfield, L OBP: 0.343, SLG: 0.407 (1, 7)	0-0 B3			0-3 K		0-0 SH5-4		0-0 L8		3	0	0	0	0	1	1																			
Jack Clark, R OBP: 0.361, SLG: 0.540 (1, 9)	0-0 L8			4-0 1B BB BB		0-0 6-3			0-0 F8	3	0	0	0	1	0	1																			
Darrell Evans, L OBP: 0.368, SLG: 0.411 (1, 5)		0-0 F3		4-0 1-2 1B BB		0-0 L8			0-0 F9	3	0	0	0	1	0	1																			
Mike Ivie, R OBP: 0.362, SLG: 0.475 (1, 3)		0-0 G1		0-0 1-2 2-H 1B			0-0 F4			4	0	2	0	0	0	0																			
John Tamargo, S OBP: 0.380, SLG: 0.368 (7, FR) Art Gardner, L (8, 2) Marc Hill, R OBP: 0.316, SLG: 0.293		0-0 2B		0-0 1-3		4-0 CS BB			0-0 F5	2	0	1	0	1	0	2																			
Larry Herndon, R OBP: 0.316, SLG: 0.345 (8, 1) Gary Lavelle, S OBP: 0.067, SLG: 0.067		0-3 K			0-0 F7		0-3 K			3	0	0	0	0	2	2																			
Roger Metzger, S OBP: 0.287, SLG: 0.278 (1, 6)			0-0 G3		0-0 F8			0-0 F9		3	0	0	0	0	0	0																			
John Montefusco, R OBP: 0.141, SLG: 0.077 (8, 8) Hector Cruz, R OBP: 0.310, SLG: 0.389			0-0 1-3		0-0 L5			0-0 1B		2	0	0	0	0	0	0																			
Inning Stats	R: 0 E: 0 K: 0 S: 3	H: 0 LOB: 0 BB: 0 P: 3	R: 0 E: 0 K: 1 S: 6	H: 1 LOB: 0 BB: 0 P: 6	R: 0 E: 0 K: 1 S: 5	H: 0 LOB: 0 BB: 0 P: 5	R: 0 E: 0 K: 1 S: 5	H: 1 LOB: 2 BB: 2 P: 13	R: 0 E: 0 K: 0 S: 4	H: 0 LOB: 1 BB: 0 P: 4	R: 0 E: 0 K: 1 S: 4	H: 0 LOB: 1 BB: 1 P: 8	R: 0 E: 0 K: 0 S: 4	H: 1 LOB: 1 BB: 0 P: 4	R: 0 E: 0 K: 0 S: 4	H: 1 LOB: 1 BB: 0 P: 4		1B: 3 2B: 1 3B: 1 HR: 0	SF: 0 SAC: 1 DP: 0 HBP: 0	WP: 0 PB: 0 SB: 0 CS: 1	PA: 33														
PITCHER	IP 9.0	WLS W	BF 33	H 5	R 0	ER 0	SO 4	BB 3	IBB 0	HBP 0	BLK 0	WP 0	HR 0	S 38	P 50	ERA 0.00	WHIP 0.889	PITCHER	IP 1.1	WLS L	BF 9	H 5	R 0	ER 0	SO 4	BB 0	IBB 0	HBP 0	BLK 0	WP 0	HR 0	S 11	P 16	ERA 29.00	WHIP 2.250

AB 29
R 0
H 5
RBI 0
BB 3
SO 4
LOB 9



Batter	1	2	3	4	5	6	7	8	9	AB	R	H	RBI	BB	SO	LOB	TOP			
Rafael Landestoy, S OBP: 0.301, SLG: 0.304	6-3		G3			6-3			F7	4	0	0	0	0	0	1				
Julio Gonzalez, R OBP: 0.285, SLG: 0.267 Jim Obradovich, L (9, PH)	G3 1B		5-3			K			P4	3	0	1	0	0	1	1				
Terry Puhl, L OBP: 0.350, SLG: 0.382	G3								L7	3	0	1	0	0	0	1				
Jose Cruz, L OBP: 0.367, SLG: 0.457	K								L5	3	0	0	0	0	1	2				
Enos Cabell, R OBP: 0.326, SLG: 0.404									F8	3	0	1	0	0	0	1				
Bob Watson, R OBP: 0.382, SLG: 0.472									6-3	3	0	0	0	0	0	1				
Denny Walling, L OBP: 0.336, SLG: 0.354									G3	3	0	0	0	0	0	0				
Bruce Bochy, R OBP: 0.317, SLG: 0.391									K	3	0	1	0	0	1	0				
Ken Forsch, R OBP: 0.174, SLG: 0.174 Joe Cannon, L (9, PH)									L4	1	0	0	0	0	1	0				
										1	0	0	0	0	0	0				
Inning Stats	R: 0 E: 0 K: 1 S: 6	H: 1 LOB: 1 BB: 0 P: 6	R: 0 E: 0 K: 0 S: 3	H: 1 LOB: 0 BB: 0 P: 3	R: 0 E: 0 K: 0 S: 4	H: 1 LOB: 1 BB: 0 P: 4	R: 0 E: 0 K: 0 S: 3	H: 0 LOB: 0 BB: 0 P: 3	R: 0 E: 0 K: 2 S: 7	H: 0 LOB: 0 BB: 0 P: 7	R: 0 E: 0 K: 0 S: 3	H: 0 LOB: 0 BB: 0 P: 3	R: 0 E: 0 K: 1 S: 5	H: 0 LOB: 0 BB: 0 P: 5	R: 0 E: 0 K: 0 S: 3	H: 0 LOB: 0 BB: 0 P: 3	1B: 4 2B: 0 3B: 0 HR: 0	SF: 0 SAC: 1 DP: 1 HBP: 0	WP: 0 PB: 0 SB: 0 CS: 1	PA: 29
PITCHER Bob Welch, R ERA: 2.04	IP: 9.0 WLS: W BF: 29 H: 4 R: 0 ER: 0 SO: 4 BB: 0 IBB: 0 HBP: 0 BLK: 0 WP: 0 HR: 0 S: 37 P: 37 ERA: 0.00 WHIP: 0.444																			

Houston Astros @ Los Angeles Dodgers
Dodger Stadium, Los Angeles, CA
Wed Sep 13 1978, 7:05 PM PDT
Att: 27,063 - Unknown

AB	28
R	0
H	4
RBI	0
BB	0
SO	4
LOB	7



Batter	1	2	3	4	5	6	7	8	9	AB	R	H	RBI	BB	SO	LOB	BOTTOM			
Davey Lopes, R OBP: 0.360, SLG: 0.432	SH1-3 1B		5-3						F7	5	2	2	0	0	0	0				
Bill North, S OBP: 0.369, SLG: 0.273	SH1-3		1-3						K	3	1	1	0	0	1	0				
Rick Monday, L OBP: 0.349, SLG: 0.482 Joe Simpson, L (8, 9)	1B		K						SF8	3	0	2	2	0	1	0				
Steve Garvey, R OBP: 0.344, SLG: 0.485	1B								SF8	0	0	0	0	0	0	0				
Ron Cey, R OBP: 0.376, SLG: 0.448	L6								F8	4	1	4	1	0	0	0				
Dusty Baker Jr., R OBP: 0.331, SLG: 0.381	F8								6-3	3	0	0	0	1	0	3				
Bill Russell, R OBP: 0.315, SLG: 0.357									HR	4	1	2	1	0	0	3				
Steve Yeager, R OBP: 0.303, SLG: 0.272	F3								HR	4	1	1	2	0	0	4				
Bob Welch, R OBP: 0.174, SLG: 0.217	1-3								F9	4	0	0	0	0	1	0				
Inning Stats	R: 1 E: 0 K: 0 S: 6	H: 3 LOB: 2 BB: 0 P: 6	R: 0 E: 0 K: 0 S: 3	H: 0 LOB: 0 BB: 0 P: 3	R: 0 E: 0 K: 1 S: 5	H: 0 LOB: 0 BB: 0 P: 5	R: 1 E: 0 K: 1 S: 7	H: 2 LOB: 1 BB: 0 P: 7	R: 0 E: 0 K: 1 S: 5	H: 0 LOB: 0 BB: 0 P: 5	R: 0 E: 0 K: 0 S: 5	H: 2 LOB: 3 BB: 1 P: 9	R: 2 E: 0 K: 1 S: 8	H: 3 LOB: 1 BB: 0 P: 8	R: 2 E: 0 K: 0 S: 5	H: 2 LOB: 2 BB: 0 P: 5	1B: 10 2B: 1 3B: 0 HR: 1	SF: 1 SAC: 1 DP: 0 HBP: 0	WP: 0 PB: 0 SB: 1 CS: 0	PA: 37
PITCHER Ken Forsch, R ERA: 2.95	IP: 8.0 WLS: L BF: 37 H: 12 R: 6 ER: 6 SO: 4 BB: 0 IBB: 1 HBP: 0 BLK: 0 WP: 0 HR: 1 S: 44 P: 48 ERA: 6.75 WHIP: 1.500																			

Houston Astros @ Los Angeles Dodgers
Dodger Stadium, Los Angeles, CA
Wed Sep 13 1978, 7:05 PM PDT
Att: 27,063 - Unknown

AB	34
R	6
H	12
RBI	6
BB	1
SO	4
LOB	16



Batter	1	2	3	4	5	6	7	8	9	AB	R	H	RBI	BB	SO	LOB	TOP					
Jerry Royster, R OBP: 0.338, SLG: 0.344										4	0	1	0	0	0	0	Atlanta Braves @ Los Angeles Dodgers Dodger Stadium, Los Angeles, CA Fri Sep 15 1978, 7:05 PM PDT Att: 47,188 - Unknown					
Bob Beall, S OBP: 0.376, SLG: 0.302										4	0	0	0	0	2	2						
Gary Matthews, R OBP: 0.367, SLG: 0.461										3	0	1	0	1	0	1						
Bob Horner, R OBP: 0.319, SLG: 0.538										4	0	2	0	0	0	1						
Joe Nolan, L OBP: 0.350, SLG: 0.376										4	0	0	0	0	0	3						
Dale Murphy, R OBP: 0.291, SLG: 0.412										3	0	0	0	0	3	0						
Glenn Hubbard, R OBP: 0.355, SLG: 0.318										3	0	0	0	0	0	0						
Barry Bonnell, R OBP: 0.275, SLG: 0.286										3	0	2	0	0	1	0						
Eddie Solomon, R OBP: 0.167, SLG: 0.138										2	0	0	0	0	0	1						
Rowland Office, L OBP: 0.298, SLG: 0.356										1	0	0	0	0	0	1						
Rick Camp, R OBP: 0.291, SLG: 0.356										0	0	0	0	0	0	0						
Inning Stats	R: 0 E: 0 K: 0 S: 3	H: 1 LOB: 1 BB: 1 P: 7	R: 0 E: 0 K: 1 S: 5	H: 0 LOB: 0 BB: 0 P: 5	R: 0 E: 0 K: 0 S: 3	H: 1 LOB: 0 BB: 0 P: 3	R: 0 E: 0 K: 0 S: 4	H: 1 LOB: 1 BB: 0 P: 4	R: 0 E: 0 K: 2 S: 7	H: 0 LOB: 0 BB: 0 P: 7	R: 0 E: 1 K: 1 S: 6	H: 0 LOB: 1 BB: 0 P: 6	R: 0 E: 0 K: 1 S: 5	H: 0 LOB: 0 BB: 0 P: 5	R: 0 E: 0 K: 0 S: 3	H: 1 LOB: 0 BB: 0 P: 3	R: 0 E: 0 K: 1 S: 7	H: 2 LOB: 2 BB: 0 P: 7	1B: 6 2B: 0 3B: 0 HR: 0	SF: 0 SAC: 0 DP: 2 HBP: 0	WP: 0 PB: 0 SB: 0 CS: 1	PA: 32
PITCHER Don Sutton, R ERA: 3.57	IP: 9.0 WLS: W BF: 32 H: 6 R: 0 ER: 0 SO: 6 BB: 1 IBB: 0 HBP: 0 BLK: 0 WP: 0 HR: 0 S: 43 P: 47 ERA: 0.00 WHIP: 0.778															PITCHER	IP: 9.0 WLS: W BF: 32 H: 6 R: 0 ER: 0 SO: 6 BB: 1 IBB: 0 HBP: 0 BLK: 0 WP: 0 HR: 0 S: 43 P: 47 ERA: 0.00 WHIP: 0.778					

Batter	1	2	3	4	5	6	7	8	9	AB	R	H	RBI	BB	SO	LOB	BOTTOM					
Davey Lopes, R OBP: 0.360, SLG: 0.437										4	1	1	0	0	1	1	Atlanta Braves @ Los Angeles Dodgers Dodger Stadium, Los Angeles, CA Fri Sep 15 1978, 7:05 PM PDT Att: 47,188 - Unknown					
Bill North, S OBP: 0.369, SLG: 0.271										2	1	1	0	2	0	1						
Rick Monday, L OBP: 0.350, SLG: 0.474										3	0	0	0	1	1	2						
Steve Garvey, R OBP: 0.345, SLG: 0.489										2	1	1	2	1	0	0						
Ron Cey, R OBP: 0.375, SLG: 0.450										3	0	0	0	1	1	2						
Joe Ferguson, R OBP: 0.351, SLG: 0.400										4	1	1	0	0	1	3						
Lee Lacy, R OBP: 0.335, SLG: 0.526										4	1	1	2	0	0	3						
Joe Simpson, L OBP: 0.298, SLG: 0.356										0	0	0	0	0	0	0						
Bill Russell, R OBP: 0.314, SLG: 0.355										3	0	1	0	1	0	0						
Don Sutton, R OBP: 0.143, SLG: 0.091										3	0	0	0	0	0	2						
Inning Stats	R: 1 E: 0 K: 1 S: 6	H: 1 LOB: 3 BB: 3 P: 18	R: 0 E: 1 K: 1 S: 6	H: 0 LOB: 1 BB: 0 P: 6	R: 0 E: 0 K: 1 S: 5	H: 0 LOB: 0 BB: 0 P: 5	R: 2 E: 0 K: 0 S: 5	H: 2 LOB: 0 BB: 0 P: 5	R: 0 E: 0 K: 0 S: 3	H: 1 LOB: 1 BB: 1 P: 7	R: 0 E: 0 K: 0 S: 4	H: 1 LOB: 0 BB: 0 P: 4	R: 2 E: 1 K: 1 S: 6	H: 1 LOB: 0 BB: 1 P: 10	R: 0 E: 0 K: 0 S: 3	H: 0 LOB: 1 BB: 1 P: 7	R: 0 E: 0 K: 0 S: 3	H: 0 LOB: 1 BB: 1 P: 7	1B: 4 2B: 0 3B: 1 HR: 1	SF: 1 SAC: 1 DP: 0 HBP: 0	WP: 0 PB: 0 SB: 3 CS: 2	PA: 36
PITCHER Eddie Solomon, R ERA: 4.08	IP: 7.0 WLS: L BF: 32 H: 6 R: 5 ER: 4 SO: 4 BB: 3 IBB: 2 HBP: 0 BLK: 0 WP: 0 HR: 1 S: 35 P: 55 ERA: 5.14 WHIP: 1.286															PITCHER	IP: 7.0 WLS: L BF: 32 H: 6 R: 5 ER: 4 SO: 4 BB: 3 IBB: 2 HBP: 0 BLK: 0 WP: 0 HR: 1 S: 35 P: 55 ERA: 5.14 WHIP: 1.286					
PITCHER Rick Camp, R ERA: 3.5	IP: 1.0 WLS: L BF: 4 H: 0 R: 0 ER: 0 SO: 0 BB: 1 IBB: 0 HBP: 0 BLK: 0 WP: 0 HR: 0 S: 3 P: 7 ERA: 0.00 WHIP: 1.000															PITCHER	IP: 1.0 WLS: L BF: 4 H: 0 R: 0 ER: 0 SO: 0 BB: 1 IBB: 0 HBP: 0 BLK: 0 WP: 0 HR: 0 S: 3 P: 7 ERA: 0.00 WHIP: 1.000					

AB	31
R	0
H	6
RBI	0
BB	1
SO	6
LOB	9

AB	28
R	5
H	6
RBI	4
BB	6
SO	4
LOB	14

WP	0	PA	36
PB	0		
SB	3		
CS	2		

Batter	1	2	3	4	5	6	7	8	9	AB	R	H	RBI	BB	SO	LOB	TOP		
Jerry Royster, R (1, 6) OBP: 0.335, SLG: 0.342	F9		F9			F7		F7		4	0	0	0	0	0	1	Atlanta Braves @ Los Angeles Dodgers Dodger Stadium, Los Angeles, CA Sat Sep 16 1978, 7:05 PM PDT Att: 35,834 - Unknown		
Glenn Hubbard, R (1, 4) OBP: 0.360, SLG: 0.325	4-3			G5-4-3 1B		5-3		FC6-4 1B		4	0	2	0	0	0	0			
Gary Matthews, R (1, 9) OBP: 0.366, SLG: 0.459	F8			G5-4-3 1B			6-3	FC6-4 1B		4	0	1	0	0	0	2			
Jeff Burroughs, R (1, 7) OBP: 0.445, SLG: 0.551				G5-4-3 1B			6-3			3	0	0	0	1	0	2			
Bob Horner, R (1, 5) OBP: 0.318, SLG: 0.534		BB		F9			1B 1B			4	0	1	0	0	1	2			
Dale Murphy, R (1, 3) OBP: 0.291, SLG: 0.411					K		1B 1B			4	0	1	0	0	1	1			
Barry Bunnell, R (1, 8) OBP: 0.272, SLG: 0.283					6-3		K			3	0	0	0	0	1	3			
Bruce Benedict, R (1, 2) OBP: 0.314, SLG: 0.226			4-3		6-3			1B 1B		3	0	1	0	0	0	0			
Larry McWilliams, L (1, 1) OBP: 0.071, SLG: 0.143			1-3			5-3				2	0	0	0	0	0	0			
Cito Gaston, R (8, PH) OBP: 0.244, SLG: 0.263										1	0	0	0	0	1	1			
Dave Campbell, R (8, 1)										0	0	0	0	0	0	0			
Inning Stats	R: 0 E: 0 K: 0 S: 3	H: 0 LOB: 0 BB: 0 P: 3	R: 0 E: 0 K: 1 S: 5	H: 0 LOB: 1 BB: 1 P: 9	R: 0 E: 0 K: 0 S: 3	H: 0 LOB: 0 BB: 0 P: 3	R: 0 E: 0 K: 0 S: 4	H: 2 LOB: 1 BB: 0 P: 4	R: 0 E: 0 K: 1 S: 5	H: 0 LOB: 0 BB: 0 P: 5	R: 0 E: 0 K: 1 S: 7	H: 2 LOB: 2 BB: 0 P: 7	R: 0 E: 0 K: 1 S: 7	H: 2 LOB: 2 BB: 0 P: 7	R: 0 E: 0 K: 0 S: 3	H: 0 LOB: 0 BB: 0 P: 3	1B: 6 2B: 0 3B: 0 HR: 0	SF: 0 SAC: 0 DP: 1 HBP: 0	WP: 0 PA: 33 PB: 0 SB: 0 CS: 0
PITCHER	IP WLS BF H R ER SO BB IBB HBP BLK WP HR S P ERA WHIP																		
Doug Rau, L (1, 1) ERA: 3.22	7.0 W 25 4 0 0 3 1 0 0 0 0 0 0 30 34 0.00 0.714																		
Terry Forster, L (8, 1) ERA: 2.02	2.0 S 8 2 0 0 1 0 0 0 0 0 0 0 10 10 0.00 1.000																		

Batter	1	2	3	4	5	6	7	8	9	AB	R	H	RBI	BB	SO	LOB	BOTTOM		
Davey Lopes, R (1, 4) OBP: 0.357, SLG: 0.434	F8		P6			L1		F8		4	0	0	0	0	0	1	Atlanta Braves @ Los Angeles Dodgers Dodger Stadium, Los Angeles, CA Sat Sep 16 1978, 7:05 PM PDT Att: 35,834 - Unknown		
Bill North, S (1, 8) OBP: 0.366, SLG: 0.268	L5		6-3			F9		G3		4	0	0	0	0	0	0			
Dusty Baker Jr., R (1, 7) OBP: 0.333, SLG: 0.379	F8				5-3	2B 1B BB		S 1B		3	1	1	0	1	0	0			
Steve Garvey, R (1, 3) OBP: 0.346, SLG: 0.491		6-3			5-3 1B	1B 2B		5-3		4	1	2	0	0	0	1			
Ron Cey, R (1, 5) OBP: 0.375, SLG: 0.448		K			5-3	1B 1B		1B		2	0	0	0	2	1	1			
Joe Ferguson, R (1, 2) OBP: 0.354, SLG: 0.401										2	0	1	2	1	0	1			
Steve Yeager, R (8, 2) OBP: 0.302, SLG: 0.268		BB BB			P4	1B		F2		1	0	0	0	0	0	2			
Lee Lacy, R (1, 9) OBP: 0.359, SLG: 0.523						1-3 2H 3H 1B				1	0	0	0	2	0	2			
Joe Simpson, L (7, 9)										1	0	0	0	0	0	2			
Bill Russell, R (1, 6) OBP: 0.313, SLG: 0.353										3	0	0	0	0	0	5			
Doug Rau, L (1, 1) OBP: 0.164, SLG: 0.167										2	0	0	0	0	0	1			
Manny Mota, R (7, PH) OBP: 0.355, SLG: 0.345										1	0	0	0	0	1	0			
Terry Forster, L (8, 1) OBP: 0.500, SLG: 0.625										0	0	0	0	0	0	0			
Inning Stats	R: 0 E: 0 K: 0 S: 3	H: 0 LOB: 0 BB: 0 P: 3	R: 0 E: 0 K: 1 S: 5	H: 0 LOB: 2 BB: 2 P: 13	R: 0 E: 0 K: 0 S: 3	H: 0 LOB: 0 BB: 0 P: 3	R: 0 E: 0 K: 0 S: 4	H: 1 LOB: 1 BB: 0 P: 4	R: 0 E: 0 K: 0 S: 3	H: 0 LOB: 1 BB: 1 P: 7	R: 2 E: 0 K: 0 S: 5	H: 2 LOB: 2 BB: 2 P: 13	R: 0 E: 0 K: 1 S: 5	H: 0 LOB: 0 BB: 0 P: 5	R: 0 E: 0 K: 0 S: 4	H: 1 LOB: 2 BB: 1 P: 8	1B: 3 2B: 1 3B: 0 HR: 0	SF: 0 SAC: 0 DP: 0 HBP: 0	WP: 0 PA: 34 PB: 0 SB: 1 CS: 0
PITCHER	IP WLS BF H R ER SO BB IBB HBP BLK WP HR S P ERA WHIP																		
Larry McWilliams, L (1, 1) ERA: 2.95	7.0 L 29 3 2 2 2 4 1 0 0 0 0 0 28 48 2.57 1.000																		
Dave Campbell, R (8, 1) ERA: 4.66	1.0 5 1 0 0 0 0 0 1 0 0 0 0 4 8 0.00 1.000																		



Batter	1	2	3	4	5	6	7	8	9	AB	R	H	RBI	BB	SO	LOB	TOP										
Pete Rose, S OBP: 0.361, SLG: 0.419 Ray Knight, R OBP: 0.231, SLG: 0.290	L6									2	1	0	0	3	0	0	Cincinnati Reds @ Los Angeles Dodgers Dodger Stadium, Los Angeles, CA Mon Sep 18 1978, 7:05 PM PDT Att: 50,292 - Unknown										
Joe Morgan, L OBP: 0.353, SLG: 0.386	P4		F5		L6		F7		K	5	0	0	0	0	1	5											
Ken Griffey, L OBP: 0.342, SLG: 0.424	1B		F7		1B		1B		F8	5	0	3	1	0	0	2											
George Foster, R OBP: 0.354, SLG: 0.522	K		K		5-3		K		1B	4	0	0	0	1	3	6											
Johnny Bench, R OBP: 0.338, SLG: 0.484										4	1	3	2	1	1	0											
Dan Driessen, L OBP: 0.350, SLG: 0.408										3	0	1	0	1	0	0											
Dave Concepcion, R OBP: 0.354, SLG: 0.408										3	0	1	1	0	0	2											
Champ Summers, L OBP: 0.455, SLG: 0.579										3	1	1	0	1	0	2											
Michael LaCoss, R OBP: 0.077, SLG: 0.115										3	1	0	0	0	1	4											
Inning Stats	R: 0 E: 0 K: 1 S: 6	H: 1 LOB: 1 BB: 0 P: 6	R: 1 E: 0 K: 1 S: 7	H: 2 LOB: 1 BB: 0 P: 7	R: 0 E: 0 K: 1 S: 5	H: 0 LOB: 1 BB: 1 P: 9	R: 0 E: 0 K: 0 S: 2	H: 0 LOB: 2 BB: 3 P: 14	R: 0 E: 0 K: 0 S: 4	H: 1 LOB: 0 BB: 0 P: 4	R: 0 E: 0 K: 1 S: 5	H: 0 LOB: 0 BB: 0 P: 5	R: 3 E: 0 K: 1 S: 8	H: 3 LOB: 1 BB: 1 P: 12	R: 0 E: 0 K: 0 S: 4	H: 1 LOB: 1 BB: 0 P: 4	R: 0 E: 0 K: 1 S: 5	H: 1 LOB: 2 BB: 2 P: 13	1B: 8 2B: 1 3B: 0 HR: 0	SF: 1 SAC: 1 DP: 1 HBP: 0	WP: 0 PB: 0 SB: 2 CS: 1	PA: 42					
PITCHER	IP	WLS	BF	H	R	ER	SO	BB	IBB	HBP	BLK	WP	HR	S	P	ERA	WHIP										
Bob Welch, R ERA: 2.27	6.2	L	32	7	4	4	5	4	1	0	0	0	0	37	57	5.40	1.650										
Lance Rautzhan, L ERA: 1.53	0.1		0	0	0	0	0	0	0	0	0	0	0	0	0	0.00	0.000										
Bobby Castillo, R ERA: 3.86	2.0		9	2	0	0	1	2	0	0	0	0	0	9	17	0.00	2.000										

Batter	1	2	3	4	5	6	7	8	9	AB	R	H	RBI	BB	SO	LOB	BOTTOM										
Davey Lopes, R OBP: 0.359, SLG: 0.433	F9									3	0	1	0	1	0	0	Cincinnati Reds @ Los Angeles Dodgers Dodger Stadium, Los Angeles, CA Mon Sep 18 1978, 7:05 PM PDT Att: 50,292 - Unknown										
Bill Russell, R OBP: 0.312, SLG: 0.352	K									4	0	0	0	0	1	3											
Rick Monday, L OBP: 0.345, SLG: 0.466	1B									4	0	1	0	0	0	0											
Steve Garvey, R OBP: 0.346, SLG: 0.488	K									4	0	2	0	0	1	1											
Ron Cey, R OBP: 0.378, SLG: 0.447										3	0	1	0	1	1	1											
Dusty Baker Jr., R OBP: 0.331, SLG: 0.377										4	0	1	0	0	2	2											
Lee Lacy, R OBP: 0.340, SLG: 0.525										4	0	0	0	0	1	3											
Steve Yeager, R OBP: 0.297, SLG: 0.263 Vic Davallillo, L OBP: 0.338, SLG: 0.397 Jerry Grote, R OBP: 0.384, SLG: 0.381										2	0	0	0	0	0	3											
Bob Welch, R OBP: 0.160, SLG: 0.200 Lance Rautzhan, R OBP: 0.354, SLG: 0.324 Johnny Gates, L OBP: 0.354, SLG: 0.324 Bobby Castillo, R OBP: 0.354, SLG: 0.399										2	0	0	0	0	0	0											
Inning Stats	R: 0 E: 0 K: 2 S: 8	H: 1 LOB: 0 BB: 0 P: 8	R: 0 E: 0 K: 3 S: 9	H: 0 LOB: 0 BB: 0 P: 9	R: 0 E: 0 K: 0 S: 3	H: 0 LOB: 1 BB: 1 P: 7	R: 0 E: 0 K: 0 S: 6	H: 3 LOB: 3 BB: 0 P: 6	R: 0 E: 0 K: 0 S: 3	H: 0 LOB: 0 BB: 0 P: 3	R: 0 E: 0 K: 1 S: 5	H: 0 LOB: 1 BB: 1 P: 9	R: 0 E: 0 K: 0 S: 5	H: 2 LOB: 2 BB: 0 P: 5	R: 0 E: 0 K: 0 S: 4	H: 1 LOB: 1 BB: 0 P: 4	R: 0 E: 0 K: 0 S: 3	H: 0 LOB: 0 BB: 0 P: 3	1B: 7 2B: 0 3B: 0 HR: 0	SF: 0 SAC: 0 DP: 0 HBP: 0	WP: 0 PB: 0 SB: 0 CS: 0	PA: 36					
PITCHER	IP	WLS	BF	H	R	ER	SO	BB	IBB	HBP	BLK	WP	HR	S	P	ERA	WHIP										
Michael LaCoss, R ERA: 4.19	9.0	W	36	7	0	0	6	2	0	0	0	0	0	46	54	0.00	1.000										

AB	32
R	4
H	9
RBI	4
BB	7
SO	6
LOB	21



AB	34
R	0
H	7
RBI	0
BB	2
SO	6
LOB	14



Batter	1	2	3	4	5	6	7	8	9	AB	R	H	RBI	BB	SO	LOB	TOP
Pete Rose, S OBP: 0.361, SLG: 0.418 (1,5)	F7		1B			F7			F8	4	0	1	0	0	0	0	Cincinnati Reds @ Los Angeles Dodgers Dodger Stadium, Los Angeles, CA Tue Sep 19 1978, 7:05 PM PDT Att: 50,450 - Unknown livebaseballscorecards.com
Joe Morgan, L OBP: 0.350, SLG: 0.382 (1,4)	F9		P6			F5			4-3	4	0	0	0	0	0	1	
Ken Griffey, L OBP: 0.340, SLG: 0.422 (1,8)	F7			G3		P5			4-3	4	0	0	0	0	0	0	
George Foster, R OBP: 0.354, SLG: 0.521 (1,7)		F8		FC6-4 1B			F9			3	0	1	0	0	0	0	
Johnny Bench, R OBP: 0.338, SLG: 0.482 (1,2)		4-3 1B		FC6-4 1-2			F9			3	0	1	0	0	0	1	
Dan Driessen, L OBP: 0.348, SLG: 0.405 (1,3)		4-3 1-2		F9			G3			3	0	0	0	0	0	2	
Dave Concepcion, R Ron Oester, S (8,6)		5-3			F9			L8		3	0	0	0	0	0	1	
Champ Summers, L OBP: 0.400, SLG: 0.500 (1,9)			4-3		3-1			F2		3	0	0	0	0	0	0	
Fred Norman, S Pedro Borbon, R Harry Spillman, L Tom Hume, R Dave Collins, S Mario Soto, R Mike Lum, L Manny Sarmiento, R			K		4-3			K		0	0	0	0	0	0	0	
Inning Stats	R: 0 E: 0 K: 0 S: 3	H: 0 LOB: 0 BB: 0 P: 3	R: 0 E: 0 K: 0 S: 4	H: 1 LOB: 1 BB: 0 P: 4	R: 0 E: 0 K: 1 S: 6	H: 1 LOB: 1 BB: 0 P: 6	R: 0 E: 0 K: 0 S: 4	H: 0 LOB: 0 BB: 0 P: 3	R: 0 E: 0 K: 0 S: 3	H: 0 LOB: 0 BB: 0 P: 3	R: 0 E: 0 K: 1 S: 5	H: 0 LOB: 0 BB: 0 P: 5	R: 0 E: 0 K: 0 S: 3	H: 0 LOB: 0 BB: 0 P: 3	1B: 3 2B: 0 3B: 0 HR: 0	SF: 0 SAC: 0 DP: 0 HBP: 0	
PITCHER Rick Rhoden, R ERA: 3.44 (1,1)	IP: 9.0 WLS: W BF: 30 H: 3 R: 0 ER: 0 SO: 2 BB: 0 IBB: 0 HBP: 0 BLK: 0 WP: 0 HR: 0 S: 34 P: 34 ERA: 0.00 WHIP: 0.333																

Batter	1	2	3	4	5	6	7	8	9	AB	R	H	RBI	BB	SO	LOB	BOTTOM		
Davey Lopes, R OBP: 0.357, SLG: 0.431 (1,4)	F2	SH1-4 BB SF7 1B	4-3		F9		6-3			5	1	1	0	0	0	3	Cincinnati Reds @ Los Angeles Dodgers Dodger Stadium, Los Angeles, CA Tue Sep 19 1978, 7:05 PM PDT Att: 50,450 - Unknown livebaseballscorecards.com		
Bill North, S OBP: 0.368, SLG: 0.271 (1,8)	E1 1B 2B	SH1-4 1B BB	G6-4-3 1B			F7		1B G4-6-3 1B		4	3	2	0	1	0	0			
Dusty Baker Jr., R OBP: 0.332, SLG: 0.378 (1,7)	2B 1-2 1B	SH1-4 1-2 2-3	G6-4-3 1-2			K		G4-6-3 1B		4	1	2	0	0	1	1			
Steve Garvey, R OBP: 0.346, SLG: 0.488 (1,3)	2B 1-3 2H	1B 1B IBB		F3		F8		G4-6-3 1-2 3H		4	2	1	1	1	0	1			
Ron Cey, R OBP: 0.378, SLG: 0.448 (1,5)	2B IBB	SF7 3H		5-3			4-3 1B 2B	F7		3	1	1	1	1	0	0			
Joe Ferguson, R OBP: 0.353, SLG: 0.398 (1,2)	F2	1B 1B 1B		6-3			4-3			4	0	1	1	0	0	4			
Lee Lacy, R Joe Simpson, L (8,9)		1B 1B			2B		6-3			4	0	3	3	0	0	1			
Bill Russell, R OBP: 0.316, SLG: 0.355 (1,6)		1B 1B			2B			1B IBB		2	0	2	0	2	0	0			
Rick Rhoden, R OBP: 0.185, SLG: 0.160 (1,1)	F6	K			2-3			1B		4	0	1	1	0	1	7			
Inning Stats	R: 3 E: 1 K: 0 S: 7	H: 3 LOB: 2 BB: 2 P: 15	R: 3 E: 0 K: 1 S: 9	H: 4 LOB: 3 BB: 2 P: 17	R: 0 E: 0 K: 0 S: 3	H: 1 LOB: 0 BB: 0 P: 3	R: 0 E: 0 K: 0 S: 3	H: 0 LOB: 0 BB: 0 P: 3	R: 0 E: 0 K: 1 S: 5	H: 0 LOB: 0 BB: 0 P: 5	R: 1 E: 0 K: 0 S: 5	H: 2 LOB: 2 BB: 1 P: 9	R: 0 E: 0 K: 0 S: 4	H: 2 LOB: 0 BB: 0 P: 4	1B: 10 2B: 4 3B: 0 HR: 0	SF: 1 SAC: 1 DP: 2 HBP: 0		WP: 0 PA: 41 PB: 0 SB: 0 CS: 0	
PITCHER Fred Norman, L Pedro Borbon, R Tom Hume, R Mario Soto, R Manny Sarmiento, R	IP: 1.0 WLS: L BF: 11 H: 4 R: 5 ER: 2 SO: 0 BB: 1 IBB: 2 HBP: 0 BLK: 0 WP: 0 HR: 0 S: 8 P: 20 ERA: 18.00 WHIP: 5.000	IP: 2.0 WLS: L BF: 7 H: 3 R: 1 ER: 1 SO: 1 BB: 0 IBB: 0 HBP: 0 BLK: 0 WP: 0 HR: 0 S: 6 P: 6 ERA: 0.00 WHIP: 0.500	IP: 3.0 WLS: L BF: 6 H: 1 R: 0 ER: 0 SO: 0 BB: 0 IBB: 0 HBP: 0 BLK: 0 WP: 0 HR: 0 S: 14 P: 18 ERA: 3.00 WHIP: 1.333	IP: 1.0 WLS: L BF: 4 H: 2 R: 1 ER: 1 SO: 0 BB: 0 IBB: 0 HBP: 0 BLK: 0 WP: 0 HR: 0 S: 4 P: 4 ERA: 9.00 WHIP: 2.000															

Batter	1	2	3	4	5	6	7	8	9	AB	R	H	RBI	BB	SO	LOB	TOP										
Pete Rose, S OBP: 0.359, SLG: 0.415 (1, 5)										4	0	0	0	0	0	2	Cincinnati Reds @ Los Angeles Dodgers Dodger Stadium, Los Angeles, CA Wed Sep 20 1978, 7:05 PM PDT Att: 51,494 - Unknown										
Ray Knight, R OBP: 0.231, SLG: 0.290 (8, 5)										0	0	0	0	0	0	0											
Joe Morgan, L OBP: 0.348, SLG: 0.383 (1, 4)										4	1	1	0	0	0	0											
Junior Kennedy, R OBP: 0.365, SLG: 0.269 (8, 4)				WP HR 2B						0	0	0	0	0	0	0											
Ken Griffey, L OBP: 0.338, SLG: 0.419 (1, 8)				K 2-3						4	0	0	0	0	1	1											
George Foster, R OBP: 0.353, SLG: 0.525 (1, 7)				K						4	1	1	2	0	2	0											
Johnny Bench, R OBP: 0.337, SLG: 0.482 (1, 2)				HR 5-3						4	0	1	0	0	0	1											
Dan Driessen, L OBP: 0.349, SLG: 0.409 (1, 3)										3	1	1	0	0	1	0											
Mike Lum, L OBP: 0.372, SLG: 0.481 (9, 3)										0	0	0	0	0	0	0											
Dave Concepcion, R OBP: 0.353, SLG: 0.405 (1, 6)										3	1	1	0	1	0	2											
Champ Summers, L OBP: 0.379, SLG: 0.440 (1, 9)										3	0	0	0	1	1	2											
Tom Seaver, R OBP: 0.205, SLG: 0.129 (1, 1)										3	0	1	2	0	1	1											
Doug Bair, R OBP: 0.167, SLG: 0.167 (9, 1)										0	0	0	0	0	0	0											
Inning Stats	R: 0 E: 0 K: 0 S: 3	H: 0 LOB: 0 BB: 0 P: 3	R: 0 E: 0 K: 2 S: 7	H: 0 LOB: 0 BB: 0 P: 7	R: 0 E: 0 K: 2 S: 7	H: 0 LOB: 0 BB: 0 P: 7	R: 2 E: 0 K: 1 S: 7	H: 2 LOB: 0 BB: 0 P: 7	R: 0 E: 0 K: 0 S: 4	H: 1 LOB: 1 BB: 0 P: 4	R: 0 E: 0 K: 0 S: 3	H: 0 LOB: 0 BB: 0 P: 3	R: 2 E: 0 K: 1 S: 7	H: 2 LOB: 2 BB: 2 P: 15	R: 0 E: 0 K: 0 S: 3	H: 0 LOB: 0 BB: 0 P: 3	R: 0 E: 0 K: 0 S: 3	H: 1 LOB: 1 BB: 0 P: 4	1B: 2 2B: 2 3B: 1 HR: 1	SF: 0 SAC: 0 DP: 2 HBP: 1	WP: 2 PB: 2 SB: 1 CS: 0	PA: 35					
PITCHER	IP	WLS	BF	H	R	ER	SO	BB	IBB	HBP	BLK	WP	HR	S	P	ERA	WHIP										
Don Sutton, R ERA: 3.62 (1, 1)	7.0	L	28	5	4	4	6	1	1	0	0	2	1	38	46	5.14	0.857										
Lance Rautzhan, L ERA: 1.57 (8, 1)	2.0		7	1	0	0	0	0	0	1	0	0	0	6	7	0.00	0.500										

AB	32
R	4
H	6
RBI	4
BB	2
SO	6
LOB	9



Batter	1	2	3	4	5	6	7	8	9	AB	R	H	RBI	BB	SO	LOB	BOTTOM										
Davey Lopes, R OBP: 0.355, SLG: 0.427 (1, 4)										5	0	0	0	0	4	3	Cincinnati Reds @ Los Angeles Dodgers Dodger Stadium, Los Angeles, CA Wed Sep 20 1978, 7:05 PM PDT Att: 51,494 - Unknown										
Bill Russell, R OBP: 0.313, SLG: 0.352 (1, 6)										5	0	0	0	0	2	2											
Reggie Smith, S OBP: 0.380, SLG: 0.564 (1, 9)										4	0	0	0	0	2	0											
Steve Garvey, R OBP: 0.346, SLG: 0.487 (1, 3)										4	0	1	0	0	2	0											
Ron Cey, R OBP: 0.381, SLG: 0.461 (1, 5)			BB BB BB		HR					3	2	2	2	1	0	1											
Dusty Baker Jr., R OBP: 0.332, SLG: 0.377 (1, 7)										4	0	1	0	0	1	2											
Rick Monday, L OBP: 0.347, SLG: 0.464 (1, 8)			BB BB							3	1	1	0	1	1	1											
Joe Ferguson, R OBP: 0.357, SLG: 0.396 (1, 2)			BB BB							1	0	0	0	3	0	1											
Rudy Law, L (9, PR)			BB BB							0	0	0	0	0	0	0											
Don Sutton, R OBP: 0.139, SLG: 0.088 (1, 1)										2	0	0	0	0	1	3											
Vic Davalillo, L OBP: 0.333, SLG: 0.392 (7, PH)										1	0	0	0	0	1	1											
Lance Rautzhan, R (8, 1)										0	0	0	0	0	0	0											
Lee Lacy, R OBP: 0.349, SLG: 0.540 (9, PH)										1	0	1	1	0	0	0											
Inning Stats	R: 0 E: 0 K: 1 S: 5	H: 0 LOB: 0 BB: 0 P: 5	R: 0 E: 0 K: 2 S: 7	H: 0 LOB: 3 BB: 3 P: 19	R: 0 E: 0 K: 1 S: 5	H: 0 LOB: 0 BB: 0 P: 5	R: 1 E: 0 K: 2 S: 9	H: 2 LOB: 1 BB: 0 P: 9	R: 0 E: 0 K: 2 S: 7	H: 0 LOB: 0 BB: 0 P: 7	R: 0 E: 0 K: 1 S: 6	H: 1 LOB: 1 BB: 0 P: 6	R: 0 E: 0 K: 2 S: 7	H: 0 LOB: 1 BB: 1 P: 11	R: 0 E: 0 K: 1 S: 5	H: 0 LOB: 0 BB: 0 P: 5	R: 2 E: 0 K: 2 S: 10	H: 3 LOB: 2 BB: 1 P: 14	1B: 4 2B: 0 3B: 0 HR: 2	SF: 0 SAC: 0 DP: 0 HBP: 0	WP: 0 PB: 0 SB: 0 CS: 0	PA: 38					
PITCHER	IP	WLS	BF	H	R	ER	SO	BB	IBB	HBP	BLK	WP	HR	S	P	ERA	WHIP										
Tom Seaver, R ERA: 2.91 (1, 1)	8.1	W	35	5	3	3	12	5	0	0	0	0	2	54	74	3.24	1.200										
Doug Bair, R ERA: 1.89 (9, 1)	0.2	S	3	1	0	0	2	0	0	0	0	0	0	7	7	0.00	1.500										



Batter	1	2	3	4	5	6	7	8	9	AB	R	H	RBI	BB	SO	LOB	TOP																			
Gene Richards, L OBP: 0.382, SLG: 0.414 (1, 7)	F9		HR			4-3		1B		4	1	2	2	0	0	0	San Diego Padres @ Los Angeles Dodgers Dodger Stadium, Los Angeles, CA Sat Sep 23 1978, 3:33 AM PDT Att: 31,653 - Unknown livebaseballscorecards.com																			
Ozzie Smith, S OBP: 0.319, SLG: 0.322 (1, 6)	1B		6-3			1B		K		4	0	2	0	0	1	1																				
Broderick Perkins, L OBP: 0.297, SLG: 0.335 (1, 3)	G1-4-6-3				4-3			F8		4	0	0	0	0	0	2																				
Dave Winfield, R OBP: 0.366, SLG: 0.501 (7, 9)		4-3			HR			4-3		4	1	2	1	0	0	0																				
Jerry Turner, L OBP: 0.354, SLG: 0.462 Mark Lee, R (7, 1)	F9				E6			F7		3	0	1	0	0	0	0																				
Rollie Fingers, R OBP: 0.167, SLG: 0.167 Tucker Ashford, R (9, PH) OBP: 0.298, SLG: 0.366	1B				CS			G5-4-3		0	0	0	0	0	0	0																				
Gene Tenace, R OBP: 0.393, SLG: 0.414 (1, 2)	F3				1B			FC6-4		2	0	0	0	1	1	1																				
Barry Evans, R OBP: 0.310, SLG: 0.299 (1, 5)					2-3			BB		3	0	0	0	0	0	1																				
Fernando Gonzalez, R OBP: 0.278, SLG: 0.306 (1, 4)			K					FC6-4		3	0	0	0	0	1	0																				
John D'Acquisto, R OBP: 0.300, SLG: 0.278 Derrel Thomas, S OBP: 0.301, SLG: 0.293 (7, 8)			HR					G3		2	1	1	0	0	1	0																				
Inning Stats	R: 0 E: 0 K: 0 S: 3	H: 1 LOB: 0 BB: 0 P: 3	R: 0 E: 0 K: 0 S: 3	H: 0 LOB: 0 BB: 0 P: 3	R: 2 E: 0 K: 1 S: 7	H: 2 LOB: 0 BB: 0 P: 7	R: 1 E: 1 K: 1 S: 6	H: 2 LOB: 0 BB: 0 P: 6	R: 0 E: 0 K: 0 S: 5	H: 0 LOB: 0 BB: 0 P: 5	R: 0 E: 0 K: 0 S: 3	H: 1 LOB: 0 BB: 0 P: 3	R: 0 E: 0 K: 1 S: 6	H: 1 LOB: 1 BB: 0 P: 6	R: 0 E: 0 K: 0 S: 3	H: 1 LOB: 0 BB: 0 P: 3	1B: 5 2B: 1 3B: 0 HR: 2	SF: 0 SAC: 0 DP: 2 HBP: 0	WP: 0 PB: 0 SB: 0 CS: 1	PA: 32																
PITCHER	IP	WLS	BF	H	R	ER	SO	BB	IBB	HBP	BLK	WP	HR	S	P	ERA	WHIP	PITCHER		IP	WLS	BF	H	R	ER	SO	BB	IBB	HBP	BLK	WP	HR	S	P	ERA	WHIP
Burt Hooton, R ERA: 2.68 (1, 1)	7.0	W	25	6	3	3	3	1	0	0	0	0	2	30	34	3.86	1.000																			
Terry Forster, L ERA: 1.96 (8, 1)	2.0	S	7	2	0	0	1	0	0	0	0	0	0	9	9	0.00	1.000																			

Batter	1	2	3	4	5	6	7	8	9	AB	R	H	RBI	BB	SO	LOB	BOTTOM																				
Davey Lopes, R OBP: 0.357, SLG: 0.427 (1, 4)	BB		1-2					5-3		2	0	1	1	2	0	1	San Diego Padres @ Los Angeles Dodgers Dodger Stadium, Los Angeles, CA Sat Sep 23 1978, 3:33 AM PDT Att: 31,653 - Unknown livebaseballscorecards.com																				
Bill Russell, R OBP: 0.315, SLG: 0.353 (1, 6)	K		F8				1B	1B		4	1	1	0	0	1	4																					
Reggie Smith, S OBP: 0.378, SLG: 0.559 Terry Forster, L OBP: 0.500, SLG: 0.625 (8, 1)	P3		G3				P6	BB		4	0	1	0	0	0	3																					
Steve Garvey, R OBP: 0.346, SLG: 0.485 (1, 3)	K						1B	BB		4	0	2	1	0	1	1																					
Ron Cey, R OBP: 0.379, SLG: 0.457 (1, 5)		F8					G5-4-3	1B		3	0	0	0	1	1	1																					
Dusty Baker Jr., R OBP: 0.331, SLG: 0.379 (1, 7)	K						P4	BB		4	1	1	0	0	1	3																					
Rick Monday, L OBP: 0.346, SLG: 0.462 (8, 9)	K						K	CS		4	0	1	1	0	2	0																					
Joe Ferguson, R OBP: 0.359, SLG: 0.396 Rudy Law, L (7, PR)							1B	1B		2	1	2	0	1	0	0																					
Bill North, S OBP: 0.369, SLG: 0.272 (8, 8)			BB				SH3-4	HR		1	0	0	0	0	0	0																					
Burt Hooton, R OBP: 0.236, SLG: 0.169 Lee Lacy, R OBP: 0.349, SLG: 0.550 Steve Yeager, R OBP: 0.295, SLG: 0.260 (8, 2)	K		1B				SH3-4	1B		1	0	0	0	0	1	1																					
Inning Stats	R: 0 E: 0 K: 2 S: 7	H: 0 LOB: 1 BB: 1 P: 11	R: 0 E: 0 K: 2 S: 7	H: 0 LOB: 0 BB: 0 P: 7	R: 0 E: 0 K: 1 S: 6	H: 1 LOB: 2 BB: 1 P: 10	R: 0 E: 0 K: 1 S: 5	H: 0 LOB: 0 BB: 0 P: 5	R: 1 E: 0 K: 1 S: 6	H: 1 LOB: 1 BB: 1 P: 10	R: 0 E: 0 K: 0 S: 3	H: 1 LOB: 0 BB: 0 P: 3	R: 4 E: 0 K: 0 S: 9	H: 7 LOB: 3 BB: 1 P: 13	R: 0 E: 0 K: 0 S: 3	H: 0 LOB: 0 BB: 0 P: 3	1B: 8 2B: 1 3B: 0 HR: 1	SF: 0 SAC: 1 DP: 1 HBP: 0	WP: 0 PB: 0 SB: 2 CS: 1	PA: 36																	
PITCHER	IP	WLS	BF	H	R	ER	SO	BB	IBB	HBP	BLK	WP	HR	S	P	ERA	WHIP	PITCHER		IP	WLS	BF	H	R	ER	SO	BB	IBB	HBP	BLK	WP	HR	S	P	ERA	WHIP	
John D'Acquisto, R ERA: 2.21 (7, 1)	6.0		23	3	1	1	7	3	0	0	0	0	0	3	3	54.00	9.000																				
Mark Lee, R ERA: 3.42 (7, 1)	0.1	L	3	3	2	2	0	0	0	0	0	0	0	3	3	10.80	3.000																				
Rollie Fingers, R ERA: 2.6 (7, 1)	1.2	L	10	4	2	2	0	1	0	0	0	0	1	9	13	10.80	3.000																				



Batter	1	2	3	4	5	6	7	8	9	AB	R	H	RBI	BB	SO	LOB	TOP					
Gene Richards, L OBP: 0.382, SLG: 0.415 (1, 7)										4	0	2	0	0	0	0	San Diego Padres @ Los Angeles Dodgers Dodger Stadium, Los Angeles, CA Sun Sep 24 1978, 3:33 AM PDT Att: 50,018 - Unknown					
Ozzie Smith, S OBP: 0.318, SLG: 0.320 (1, 6)										3	0	0	0	1	0	3						
Broderick Perkins, L OBP: 0.252, SLG: 0.328 (1, 3)										4	0	0	0	0	2	1						
Dave Winfield, R OBP: 0.367, SLG: 0.501 (1, 8)										4	0	2	0	0	1	1						
Jerry Turner, L OBP: 0.348, SLG: 0.453 (1, 9)										4	0	0	0	0	0	3						
Barry Evans, R OBP: 0.307, SLG: 0.296 (1, 5)										4	0	1	0	0	1	0						
Gene Tenace, R OBP: 0.392, SLG: 0.412 (1, 2)										2	0	0	0	0	0	2						
Mike Champion, R OBP: 0.293, SLG: 0.302 (1, 4)										3	0	0	0	0	2	2						
Bob Oerchinko, L OBP: 0.260, SLG: 0.206 (4, 1)										0	0	0	0	1	0	0						
Mark Lee, R ERA: 3.48 (4, 1)										0	0	0	0	0	0	0						
Jim Beswick, S ERA: 1.56 (5, 1)										1	0	0	0	0	0	0						
Mickey Lolich, S ERA: 1.56 (5, 1)										0	0	0	0	0	0	0						
Oscar Gamble, L OBP: 0.306, SLG: 0.385 (7, 1)										1	0	0	0	0	0	1						
Bob Shirley, R OBP: 0.255, SLG: 0.125 (7, 1)										0	0	0	0	0	0	0						
Inning Stats	R: 0 E: 0 K: 1 S: 5	H: 0 LOB: 0 BB: 0 P: 5	R: 0 E: 0 K: 1 S: 5	H: 1 LOB: 0 BB: 0 P: 5	R: 0 E: 0 K: 1 S: 6	H: 1 LOB: 2 BB: 1 P: 10	R: 0 E: 0 K: 1 S: 7	H: 2 LOB: 2 BB: 0 P: 7	R: 0 E: 0 K: 1 S: 5	H: 0 LOB: 0 BB: 0 P: 5	R: 0 E: 0 K: 0 S: 3	H: 0 LOB: 1 BB: 1 P: 7	R: 0 E: 1 K: 0 S: 3	H: 0 LOB: 1 BB: 0 P: 4	R: 0 E: 0 K: 0 S: 3	H: 1 LOB: 0 BB: 0 P: 3	R: 0 E: 0 K: 1 S: 5	H: 0 LOB: 0 BB: 0 P: 5	1B: 5 2B: 0 3B: 0 HR: 0	SF: 0 SAC: 0 DP: 2 HBP: 1	WP: 0 PB: 0 SB: 0 CS: 0	PA: 33
PITCHER Bob Welch, R ERA: 2.08 (1, 1)	IP: 9.0 WLS: W BF: 33 H: 5 R: 0 ER: 0 SO: 6 BB: 2 IBB: 0 HBP: 1 BLK: 0 WP: 0 HR: 0 S: 42 P: 51 ERA: 0.00 WHIP: 0.778																					

AB 30
R 0
H 5
RBI 0
BB 2
SO 6
LOB 13



Batter	1	2	3	4	5	6	7	8	9	AB	R	H	RBI	BB	SO	LOB	BOTTOM			
Davey Lopes, R OBP: 0.357, SLG: 0.426 (1, 4)										4	1	1	0	1	0	1	San Diego Padres @ Los Angeles Dodgers Dodger Stadium, Los Angeles, CA Sun Sep 24 1978, 3:33 AM PDT Att: 50,018 - Unknown			
Bill North, S OBP: 0.368, SLG: 0.272 (1, 8)										4	1	1	1	0	0	1				
Reggie Smith, S OBP: 0.383, SLG: 0.562 (1, 9)										1	1	1	0	2	0	0				
Steve Garvey, R OBP: 0.348, SLG: 0.489 (1, 3)										4	0	3	3	0	0	1				
Ron Cey, R OBP: 0.380, SLG: 0.457 (1, 5)										3	0	1	0	1	1	2				
Dusty Baker Jr., R OBP: 0.329, SLG: 0.376 (1, 7)										4	0	0	0	0	0	5				
Joe Ferguson, R OBP: 0.361, SLG: 0.399 (1, 2)										3	1	1	0	1	1	0				
Bill Russell, R OBP: 0.314, SLG: 0.354 (1, 6)										4	0	1	0	0	0	2				
Bob Welch, R OBP: 0.172, SLG: 0.207 (1, 1)										4	0	1	0	0	2	2				
Inning Stats	R: 0 E: 0 K: 1 S: 6	H: 1 LOB: 2 BB: 1 P: 10	R: 0 E: 0 K: 2 S: 8	H: 1 LOB: 0 BB: 0 P: 8	R: 1 E: 0 K: 0 S: 6	H: 4 LOB: 0 BB: 0 P: 6	R: 3 E: 1 K: 0 S: 6	H: 3 LOB: 3 BB: 3 P: 18	R: 0 E: 0 K: 0 S: 3	H: 1 LOB: 1 BB: 1 P: 7	R: 0 E: 0 K: 0 S: 2	H: 0 LOB: 0 BB: 0 P: 3	R: 0 E: 0 K: 0 S: 3	H: 0 LOB: 0 BB: 0 P: 3	R: 0 E: 0 K: 1 S: 5	H: 0 LOB: 0 BB: 0 P: 5	1B: 6 2B: 5 3B: 0 HR: 0	SF: 0 SAC: 0 DP: 2 HBP: 1	WP: 0 PB: 0 SB: 0 CS: 1	PA: 37
PITCHER Bob Oerchinko, L ERA: 3.48 (1, 1)	IP: 3.2 WLS: L BF: 20 H: 8 R: 4 ER: 4 SO: 3 BB: 1 IBB: 1 HBP: 0 BLK: 0 WP: 0 HR: 0 S: 24 P: 32 ERA: 9.82 WHIP: 2.455																			
Mark Lee, R ERA: 3.48 (4, 1)	0.1	4	1	0	0	0	0	2	0	0	0	2	10	0.00	3.000					
Mickey Lolich, L ERA: 1.56 (5, 1)	2.0	7	1	0	0	0	1	0	1	0	0	5	10	0.00	1.000					
Bob Shirley, L ERA: 3.73 (7, 1)	2.0	6	0	0	0	1	0	0	0	0	0	8	8	0.00	0.000					


AB 31
R 4
H 10
RBI 4
BB 5
SO 4
LOB 14



Batter	1	2	3	4	5	6	7	8	9	AB	R	H	RBI	BB	SO	LOB	TOP																
Ted Martinez, R OBP: 0.292, SLG: 0.267 (1, 6)																																	
Lee Lacy, R OBP: 0.344, SLG: 0.541 (1, 4)																																	
Reggie Smith, S OBP: 0.382, SLG: 0.559 Jerry Grote, R OBP: 0.373, SLG: 0.369 (1, 9) (6, 5)																																	
Steve Garvey, R OBP: 0.351, SLG: 0.495 Pedro Guerrero, R OBP: 1.000, SLG: 1.000 (1, 3) (8, 3)																																	
Ron Cey, R OBP: 0.380, SLG: 0.455 Tommy John, R OBP: 0.164, SLG: 0.156 (1, 5) (6, 1)																																	
Dusty Baker Jr., R OBP: 0.326, SLG: 0.373 (1, 7)																																	
Rick Monday, L OBP: 0.346, SLG: 0.464 (1, 8) (6, 9)																																	
Manny Mota, R OBP: 0.364, SLG: 0.355 (9, PH)																																	
Steve Yeager, R OBP: 0.294, SLG: 0.274 (1, 2)																																	
Rick Rhoden, R OBP: 0.179, SLG: 0.154 Rudy Law, L (6, 8)																																	
Inning Stats	R: 0 E: 0 K: 1 S: 6	H: 1 LOB: 3 BB: 2 P: 14	R: 0 E: 0 K: 1 S: 5	H: 0 LOB: 0 BB: 0 P: 5	R: 0 E: 0 K: 1 S: 5	H: 0 LOB: 0 BB: 0 P: 5	R: 0 E: 0 K: 2 S: 8	H: 1 LOB: 1 BB: 0 P: 8	R: 0 E: 0 K: 0 S: 4	H: 1 LOB: 1 BB: 0 P: 4	R: 1 E: 0 K: 1 S: 6	H: 1 LOB: 0 BB: 0 P: 6	R: 1 E: 0 K: 0 S: 5	H: 2 LOB: 1 BB: 0 P: 5	R: 0 E: 0 K: 1 S: 5	H: 0 LOB: 0 BB: 0 P: 5	R: 2 E: 0 K: 1 S: 7	H: 2 LOB: 0 BB: 0 P: 7	1B: 5 2B: 1 3B: 0 HR: 2	SF: 0 SAC: 0 DP: 0 HBP: 0	WP: 0 PB: 0 SB: 0 CS: 0	PA: 37											
PITCHER	IP WLS BF H R ER SO BB IBB HBP BLK WP HR S P ERA WHIP																																
Tom Seaver, R ERA: 2.9 Doug Bair, R ERA: 2.03	(1, 1) (8, 1)	7.0 8	W 29	6 2	2 2	2 2	6 2	2 0	0 0	0 0	0 0	0 0	0 1	39 12	47 12	2.57 9.00	1.143 1.000																

Los Angeles Dodgers @ Cincinnati Reds
 Riverfront Stadium, Cincinnati, OH
 Tue Sep 26 1978, 7:05 PM EDT
 Att: 27,189 - Unknown
livebaseballscorecards.com


AB	35
R	4
H	8
RBI	4
BB	2
SO	8
LOB	10



Batter	1	2	3	4	5	6	7	8	9	AB	R	H	RBI	BB	SO	LOB	BOTTOM															
Pete Rose, S OBP: 0.358, SLG: 0.417 Ray Knight, R OBP: 0.242, SLG: 0.302 (1, 5) (9, 5)																																
Dave Concepcion, R OBP: 0.354, SLG: 0.405 (1, 6)																																
Ken Griffey, L OBP: 0.336, SLG: 0.413 (1, 8)																																
George Foster, R OBP: 0.358, SLG: 0.533 (1, 7)																																
Johnny Bench, R OBP: 0.340, SLG: 0.482 (1, 2)																																
Dan Driessen, L OBP: 0.346, SLG: 0.404 (1, 3)																																
Champ Summers, L OBP: 0.389, SLG: 0.433 Ken Henderson, S OBP: 0.281, SLG: 0.299 (1, 9) (7, PH) (8, 9)																																
Junior Kennedy, R OBP: 0.359, SLG: 0.262 (1, 4)																																
Tom Seaver, R OBP: 0.213, SLG: 0.139 Doug Bair, R OBP: 0.154, SLG: 0.154 (1, 1) (8, 1)																																
Inning Stats	R: 0 E: 0 K: 1 S: 6	H: 1 LOB: 2 BB: 1 P: 10	R: 0 E: 0 K: 1 S: 5	H: 0 LOB: 0 BB: 0 P: 5	R: 3 E: 0 K: 0 S: 7	H: 4 LOB: 1 BB: 0 P: 7	R: 1 E: 0 K: 0 S: 4	H: 1 LOB: 1 BB: 1 P: 8	R: 2 E: 0 K: 1 S: 7	H: 2 LOB: 1 BB: 1 P: 11	R: 0 E: 0 K: 1 S: 5	H: 0 LOB: 0 BB: 0 P: 5	R: 0 E: 0 K: 2 S: 9	H: 2 LOB: 2 BB: 0 P: 9	R: 0 E: 0 K: 0 S: 3	H: 0 LOB: 0 BB: 0 P: 3	1B: 5 2B: 4 3B: 0 HR: 1	SF: 0 SAC: 1 DP: 0 HBP: 0	WP: 1 PB: 0 SB: 0 CS: 0	PA: 37												
PITCHER	IP WLS BF H R ER SO BB IBB HBP BLK WP HR S P ERA WHIP																															
Rick Rhoden, R ERA: 3.66 Tommy John, L ERA: 3.35	(1, 1) (6, 1)	5.0 11	L 26	8 2	6 0	6 0	3 3	3 0	0 0	0 0	0 0	0 0	0 0	17 17	17 17	0.00 0.667																

Los Angeles Dodgers @ Cincinnati Reds
 Riverfront Stadium, Cincinnati, OH
 Tue Sep 26 1978, 7:05 PM EDT
 Att: 27,189 - Unknown
livebaseballscorecards.com

AB	33
R	6
H	10
RBI	6
BB	3
SO	6
LOB	15



Batter	1	2	3	4	5	6	7	8	9	AB	R	H	RBI	BB	SO	LOB	TOP										
Davey Lopes, R OBP: 0.358, SLG: 0.424 (1, 4)										4	0	1	0	1	0	0	Los Angeles Dodgers @ Cincinnati Reds Riverfront Stadium, Cincinnati, OH Wed Sep 27 1978, 7:05 PM EDT Att: 26,028 - Unknown AB 32 R 3 H 5 RBI 3 BB 8 SO 9 LOB 17 										
Dusty Baker Jr, R OBP: 0.324, SLG: 0.370 Rudy Law, L (7, 7)										4	0	0	0	0	2	1											
Steve Garvey, R OBP: 0.351, SLG: 0.494 (1, 3)										4	0	1	0	1	0	2											
Ron Cey, R OBP: 0.381, SLG: 0.453 Joe Simpson, L (7, 8)										2	0	0	0	2	0	1											
Vic Davallo, L OBP: 0.329, SLG: 0.387 (9, PH)										0	0	0	0	0	0	0											
Rick Monday, L OBP: 0.348, SLG: 0.467 Manny Mota, R OBP: 0.353, SLG: 0.344 Charlie Hough, R OBP: 0.333, SLG: 0.417 Lance Rautzhan, R (8, 1)										2	1	1	0	1	1	2											
Lee Lacy, R OBP: 0.338, SLG: 0.532 (1, 9)										4	0	0	0	0	0	2											
Joe Ferguson, R OBP: 0.395 Steve Yeager, R OBP: 0.294, SLG: 0.274 (8, 2)										3	1	0	0	1	2	1											
Ted Martinez, R OBP: 0.346, SLG: 0.362 (1, 6)										2	1	2	3	2	0	0											
Don Sutton, R OBP: 0.133, SLG: 0.085 Jerry Grote, R OBP: 0.368, SLG: 0.364 (7, 5)										3	0	0	0	0	3	3											
Inning Stats	R: 0 E: 0 K: 2 S: 7	H: 0 LOB: 2 BB: 2 P: 15	R: 0 E: 0 K: 2 S: 8	H: 1 LOB: 1 BB: 0 P: 8	R: 0 E: 0 K: 1 S: 5	H: 0 LOB: 0 BB: 0 P: 5	R: 3 E: 0 K: 1 S: 7	H: 2 LOB: 0 BB: 1 P: 11	R: 0 E: 0 K: 0 S: 4	H: 1 LOB: 1 BB: 0 P: 4	R: 0 E: 0 K: 2 S: 7	H: 0 LOB: 2 BB: 2 P: 15	R: 0 E: 0 K: 0 S: 3	H: 0 LOB: 1 BB: 1 P: 7	R: 0 E: 0 K: 1 S: 6	H: 1 LOB: 1 BB: 0 P: 6	1B: 3 2B: 1 3B: 0 HR: 1	SF: 0 SAC: 0 DP: 0 HBP: 0	WP: 0 PB: 0 SB: 2 CS: 0	PA: 40							
PITCHER	IP	WLS	BF	H	R	ER	SO	BB	IBB	HBP	BLK	WP	HR	S	P	ERA	WHIP										
Mario Soto, R ERA: 2.81 (1, 1)	7.0		32	4	3	3	8	5	2	0	0	0	1	41	69	3.86	1.286										
Pedro Borbon, R ERA: 4.56 (8, 1)	1.0	W	4	0	0	0	0	1	0	0	0	0	0	3	7	0.00	1.000										
Doug Bair, R ERA: 2.01 (9, 1)	1.0	S	4	1	0	0	1	0	0	0	0	0	0	6	6	0.00	1.000										

Batter	1	2	3	4	5	6	7	8	9	AB	R	H	RBI	BB	SO	LOB	BOTTOM										
Pete Rose, S OBP: 0.397, SLG: 0.416 Ray Knight, R OBP: 0.242, SLG: 0.302 (1, 5)										4	0	1	1	0	0	2	Los Angeles Dodgers @ Cincinnati Reds Riverfront Stadium, Cincinnati, OH Wed Sep 27 1978, 7:05 PM EDT Att: 26,028 - Unknown AB 28 R 5 H 7 RBI 5 BB 6 SO 6 LOB 16 										
Dave Concepcion, R OBP: 0.353, SLG: 0.403 (1, 6)										3	0	0	0	1	1	1											
Ken Griffey, L OBP: 0.339, SLG: 0.414 (1, 8)										2	1	1	0	2	0	1											
George Foster, R OBP: 0.359, SLG: 0.538 (1, 7)										4	1	2	2	0	0	3											
Johnny Bench, R OBP: 0.339, SLG: 0.478 (1, 2)										3	1	0	0	1	1	2											
Dan Driessen, L OBP: 0.347, SLG: 0.403 (1, 3)										3	1	1	0	1	0	3											
Champ Summers, L OBP: 0.375, SLG: 0.412 (1, 9)										4	0	1	1	0	2	3											
Junior Kennedy, R OBP: 0.361, SLG: 0.273 Dave Collins, S OBP: 0.315, SLG: 0.232 Rick Auerbach, R OBP: 0.417, SLG: 0.558 (8, 4)										2	1	1	0	0	0	1											
Mario Soto, R Ken Henderson, S Pedro Borbon, R Mike Lum, R Arturo DeFrias, R Doug Bair, R (1, 1)										1	0	0	0	0	1	0											
Inning Stats	R: 0 E: 0 K: 1 S: 6	H: 1 LOB: 1 BB: 0 P: 6	R: 0 E: 0 K: 0 S: 3	H: 0 LOB: 1 BB: 1 P: 7	R: 0 E: 0 K: 1 S: 5	H: 0 LOB: 2 BB: 2 P: 13	R: 0 E: 0 K: 2 S: 7	H: 0 LOB: 0 BB: 0 P: 7	R: 1 E: 0 K: 0 S: 4	H: 1 LOB: 0 BB: 0 P: 4	R: 0 E: 1 K: 1 S: 5	H: 2 LOB: 2 BB: 0 P: 7	R: 0 E: 0 K: 1 S: 5	H: 0 LOB: 0 BB: 0 P: 5	R: 4 E: 0 K: 0 S: 6	H: 3 LOB: 2 BB: 3 P: 18		1B: 5 2B: 2 3B: 0 HR: 1	SF: 2 SAC: 1 DP: 1 HBP: 0	WP: 0 PB: 0 SB: 4 CS: 0	PA: 37						
PITCHER	IP	WLS	BF	H	R	ER	SO	BB	IBB	HBP	BLK	WP	HR	S	P	ERA	WHIP										
Don Sutton, R ERA: 3.56 (1, 1)	6.0		25	4	1	1	5	3	0	0	0	0	0	32	44	1.50	1.167										
Charlie Hough, R ERA: 3.29 (7, 1)	1.1	L	10	3	4	4	1	3	0	0	0	0	1	9	21	27.00	4.500										
Lance Rautzhan, L ERA: 2.16 (8, 1)	0.2		2	0	0	0	0	0	0	0	0	0	0	2	2	0.00	0.000										

Batter	1	2	3	4	5	6	7	8	9	AB	R	H	RBI	BB	SO	LOB	TOP							
Davey Lopes, R (1.4) OBP: 0.357, SLG: 0.422 Ted Martinez, R (7.4) OBP: 0.340, SLG: 0.354	6-3		SH6-3 1B BB		F7		5-3	F9		3	1	0	0	1	0	0								
Bill North, S (1.8) OBP: 0.367, SLG: 0.270	F8		SH6-3 1-2		4-3		6-3		1B BB	3	1	0	0	1	0	0								
Steve Carvey, R (1.3) OBP: 0.352, SLG: 0.494 Pedro Guerrero, R (6.3) OBP: 0.667, SLG: 0.667	4-3						F9		BB BB FC5-4 1B	3	1	2	1	0	0	0								
Ron Cey, R (1.5) OBP: 0.381, SLG: 0.452 Jerry Grote, R (6.5) OBP: 0.372, SLG: 0.358			1-3				F9		FC5-4 BB	2	0	0	0	1	0	1								
Rick Monday, L (1.9) OBP: 0.348, SLG: 0.475 Joe Simpson, L (6.9) OBP: 0.500, SLG: 0.500 Manny Mota, R (9. PH) OBP: 0.371, SLG: 0.344 Myron White, L (9. PR) (9.9)	FC4-6 1B E				HR		F7		FC5-4 BB	3	2	1	1	0	0	2								
Bill Russell, R (1.6) OBP: 0.315, SLG: 0.354					6-3				FC5-4	5	0	2	1	0	0	3								
Rudy Law, L (1.7) OBP: 0.333, SLG: 0.333					5-3				K	5	0	3	1	0	1	2								
Steve Yeager, R (1.2) OBP: 0.296, SLG: 0.270					F3				K	3	0	0	0	2	1	4								
Doug Rau, L (1.1) OBP: 0.169, SLG: 0.159 Lance Rautzhan, R (8.1) Bobby Castillo, R (9.1)					4-3					3	0	0	0	1	1	5								
										0	0	0	0	0	0	0								
										0	0	0	0	0	0	0								
Inning Stats	R: 0 E: 0 K: 0 S: 3	H: 0 LOB: 0 BB: 0 P: 3	R: 1 E: 1 K: 0 S: 5	H: 2 LOB: 2 BB: 1 P: 9	R: 1 E: 0 K: 0 S: 3	H: 1 LOB: 0 BB: 1 P: 7	R: 1 E: 0 K: 0 S: 4	H: 1 LOB: 0 BB: 0 P: 4	R: 0 E: 0 K: 0 S: 3	H: 0 LOB: 0 BB: 0 P: 3	R: 1 E: 0 K: 1 S: 8	H: 3 LOB: 3 BB: 1 P: 12	R: 0 E: 0 K: 0 S: 3	H: 0 LOB: 0 BB: 0 P: 3	R: 1 E: 0 K: 0 S: 5	H: 2 LOB: 2 BB: 2 P: 13	R: 2 E: 0 K: 2 S: 8	H: 1 LOB: 2 BB: 3 P: 20	1B: 9 2B: 0 3B: 0 HR: 1	SF: 0 SAC: 1 DP: 0 HBP: 0	WP: 1 PB: 0 CS: 1 SB: 0	PA: 44		
PITCHER	IP WLS BF H R ER SO BB IBB HBP BLK WP HR S P ERA WHIP	7.0 30 7 4 3 1 2 1 0 0 0 1 29 41 3.86 1.286	1.0 7 2 1 1 0 1 1 0 0 1 0 5 13 9.00 3.000	1.0 W 7 1 2 2 2 3 0 0 0 0 0 8 20 18.00 4.000																				

Los Angeles Dodgers @ Cincinnati Reds
Riverfront Stadium, Cincinnati, OH
Thu Sep 28 1978, 7:05 PM EDT
Att: 25,314 - Unknown

AB	35
R	7
H	10
RBI	5
BB	8
SO	3
LOB	20



Batter	1	2	3	4	5	6	7	8	9	AB	R	H	RBI	BB	SO	LOB	BOTTOM	
Pete Rose, S (1.5) OBP: 0.359, SLG: 0.418			1B 1B		6-3		L6		1B BB	6	1	4	1	0	0	3		
Dave Concepcion, R (1.6) OBP: 0.355, SLG: 0.406	L3		1B				F9		FC5-4 2B	5	2	3	0	0	0	1		
Ken Griffey, L (1.8) OBP: 0.342, SLG: 0.417			1-2 2-3				G3		FC5-4 1B BB	4	2	3	0	1	0	0		
George Foster, R (1.7) OBP: 0.358, SLG: 0.535	P4		4-3				F9		E5 FC5-4	4	0	0	1	1	0	6		
Johnny Bench, R (1.2) OBP: 0.339, SLG: 0.475 Don Werner, R (9.2) OBP: 0.242, SLG: 0.186					K				FC5-4 BB 1B	4	0	1	1	0	1	2		
Dan Driessen, L (1.3) OBP: 0.346, SLG: 0.401					F8		L6		FC6-4 BB	5	1	1	2	0	1	2		
Ken Henderson, S (1.9) OBP: 0.289, SLG: 0.289 Dave Collins, S (9. PR) OBP: 0.315, SLG: 0.232					5-3		6-3		FC6-4 1B	4	0	0	0	1	0	3		
Junior Kennedy, R (1.4) OBP: 0.368, SLG: 0.279					F9		F9		1B BB	4	1	2	1	1	0	0		
Michael LaCoss, R (1.1) OBP: 0.289, SLG: 0.200 Arnie O'Connell, R (7. PH) OBP: 0.285, SLG: 0.471 Dan Dumoulin, R (8.1) Ray Knight, R (8. PH) OBP: 0.300, SLG: 0.297 Dave Tomlin, L (9.1) OBP: 0.290, SLG: 0.200 Rick Auerbach, R (9. PH) OBP: 0.420, SLG: 0.590					F9		L4		1B	2	0	0	0	0	0	0		
										1	0	1	0	0	0	0		
										0	0	0	0	0	0	0		
										0	0	0	0	0	0	0		
										1	0	1	1	0	0	0		
Inning Stats	R: 0 E: 0 K: 0 S: 4	H: 2 LOB: 1 BB: 0 P: 4	R: 0 E: 0 K: 1 S: 5	H: 0 LOB: 0 BB: 0 P: 5	R: 0 E: 0 K: 1 S: 5	H: 0 LOB: 0 BB: 0 P: 5	R: 0 E: 0 K: 0 S: 3	H: 0 LOB: 0 BB: 0 P: 3	R: 0 E: 0 K: 0 S: 6	H: 3 LOB: 3 BB: 0 P: 6	R: 2 E: 1 K: 0 S: 6	H: 2 LOB: 3 BB: 2 P: 14	R: 6 E: 0 K: 0 S: 8	H: 6 LOB: 2 BB: 2 P: 16	1B: 14 2B: 3 3B: 0 HR: 0	SF: 0 SAC: 0 DP: 1 HBP: 0	WP: 0 PB: 0 CS: 0	PA: 46
PITCHER	IP WLS BF H R ER SO BB IBB HBP BLK WP HR S P ERA WHIP	7.2 10 35 2 1 2 1 2 0 0 0 0 0 8 16 54.00 7.000	1.0 L 10 5 6 6 0 2 0 0 0 0 0 8 16 54.00 7.000	0.0 1 1 0 0 0 0 0 0 0 0 0 0 1 1 ∞ ∞														

Los Angeles Dodgers @ Cincinnati Reds
Riverfront Stadium, Cincinnati, OH
Thu Sep 28 1978, 7:05 PM EDT
Att: 25,314 - Unknown

AB	42
R	8
H	16
RBI	8
BB	4
SO	2
LOB	22



Batter	1	2	3	4	5	6	7	8	9	AB	R	H	RBI	BB	SO	LOB	TOP				
Davey Lopes, R OBP: 0.354, SLG: 0.419 (1,4)	F3	F7			K		F9		5-3	5	0	0	0	0	1	1	Los Angeles Dodgers @ San Diego Padres San Diego Stadium, San Diego, CA Fri Sep 29 1978, 10:05 PM EDT Att: 26,002 - Unknown livebaseballscorecards.com				
Bill North, S OBP: 0.368, SLG: 0.270 (1,8)	BB BB BB		6-3		F S		1-3			3	0	1	0	1	0	0					
Dusty Baker Jr., R OBP: 0.323, SLG: 0.368 (1,7)	BB BB		F4		F8			F4		3	0	0	0	1	0	1					
Steve Garvey, R OBP: 0.353, SLG: 0.495 (1,3)	BB BB BB				3-1			K		3	0	1	0	1	1	1					
Ron Cey, R OBP: 0.380, SLG: 0.452 (1,5)	F6		6-3				F6	PB		4	0	1	0	0	0	4					
Rick Monday, L OBP: 0.350, SLG: 0.472 (1,9)	F8			G4-3			F8		2-3	2	0	0	0	2	0	3					
Joe Ferguson, R OBP: 0.356, SLG: 0.391 (1,2)		6-3		G4-3						4	0	0	0	0	1	3					
Steve Yeager, R OBP: 0.296, SLG: 0.270 (8,2)				1-2			F7			0	0	0	0	0	0	0					
Bill Russell, R OBP: 0.318, SLG: 0.361 (1,6)		SH2-4							4-3	4	1	3	1	0	0	0					
Burt Hooton, R OBP: 0.230, SLG: 0.164 (1,1)		SH2-4								2	0	0	0	0	1	1					
Vic Davaillo, L OBP: 0.325, SLG: 0.382 (9, PH)	1-2				F8		K		6-3	1	0	0	0	0	0	0					
Inning Stats	R: 0 E: 0 K: 0 S: 3	H: 0 LOB: 3 BB: 3 P: 15	R: 0 E: 0 K: 0 S: 4	H: 1 LOB: 1 BB: 0 P: 4	R: 0 E: 0 K: 0 S: 4	H: 1 LOB: 1 BB: 0 P: 4	R: 0 E: 0 K: 0 S: 3	H: 1 LOB: 1 BB: 1 P: 7	R: 0 E: 0 K: 1 S: 6	H: 0 LOB: 0 BB: 0 P: 3	R: 1 E: 0 K: 1 S: 6	H: 1 LOB: 0 BB: 0 P: 6	R: 0 E: 0 K: 2 S: 8	H: 1 LOB: 2 BB: 1 P: 12	R: 0 E: 0 K: 0 S: 3	H: 0 LOB: 0 BB: 0 P: 3	1B: 3 2B: 2 3B: 0 HR: 1	SF: 0 SAC: 1 DP: 1 HBP: 0	WP: 0 PB: 1 SB: 1 CS: 0	PA: 37	
PITCHER	IP	WLS	BF	H	R	ER	SO	BB	IBB	HBP	BLK	WP	HR	S	P	ERA	WHIP			ERA	WHIP
John D'Acquisto, R ERA: 2.13 (1,1)	7.2	W	33	6	1	1	3	5	0	0	0	0	1	34	54	1.17	1.435				
Rollie Fingers, R ERA: 2.54 (8,1)	1.1	S	4	0	0	0	1	0	0	0	0	0	0	6	6	0.00	0.000				

Batter	1	2	3	4	5	6	7	8	9	AB	R	H	RBI	BB	SO	LOB	BOTTOM				
Gene Richards, L OBP: 0.386, SLG: 0.426 (1,7)	F2									4	1	1	0	0	0	0	Los Angeles Dodgers @ San Diego Padres San Diego Stadium, San Diego, CA Fri Sep 29 1978, 10:05 PM EDT Att: 26,002 - Unknown livebaseballscorecards.com				
Derrel Thomas, S OBP: 0.301, SLG: 0.293 (9,8)			G3				G3			0	0	0	0	0	0	0					
Ozzie Smith, S OBP: 0.313, SLG: 0.314 (1,6)	B1-3		G3				1-3			4	0	0	1	0	0	1					
Broderick Perkins, L OBP: 0.297, SLG: 0.348 (1,3)	F8									4	0	1	1	0	0	0					
Dave Winfield, R OBP: 0.366, SLG: 0.497 (1,8)		F9								4	1	1	0	0	0	1					
Jerry Turner, L OBP: 0.353, SLG: 0.447 (1,9)		K								3	0	1	0	1	1	0					
Barry Evans, R OBP: 0.291, SLG: 0.305 (1,5)										3	0	1	0	0	0	3					
Tony Castillo, R OBP: 0.167, SLG: 0.167 (1,2)										3	0	1	1	0	2	2					
Gene Tenace, R OBP: 0.393, SLG: 0.409 (9,2)										0	0	0	0	0	0	0					
Bill Almon, R OBP: 0.304, SLG: 0.308 (1,4)										3	1	1	0	0	1	3					
John D'Acquisto, R OBP: 0.261, SLG: 0.238 (1,1)										3	0	0	0	0	0	1					
Rollie Fingers, R OBP: 0.167, SLG: 0.167 (8,1)			B1							0	0	0	0	0	0	0					
Inning Stats	R: 0 E: 0 K: 0 S: 3	H: 0 LOB: 0 BB: 0 P: 3	R: 0 E: 0 K: 2 S: 8	H: 1 LOB: 1 BB: 0 P: 8	R: 2 E: 0 K: 0 S: 6	H: 3 LOB: 1 BB: 0 P: 6	R: 0 E: 0 K: 1 S: 6	H: 1 LOB: 1 BB: 0 P: 6	R: 0 E: 0 K: 0 S: 3	H: 0 LOB: 0 BB: 0 P: 3	R: 1 E: 0 K: 1 S: 7	H: 2 LOB: 2 BB: 1 P: 11	R: 0 E: 0 K: 0 S: 3	H: 0 LOB: 0 BB: 0 P: 3	R: 0 E: 0 K: 0 S: 3	H: 0 LOB: 0 BB: 0 P: 3	1B: 5 2B: 1 3B: 1 HR: 0	SF: 0 SAC: 0 DP: 0 HBP: 0	WP: 0 PB: 0 SB: 3 CS: 0	PA: 32	
PITCHER	IP	WLS	BF	H	R	ER	SO	BB	IBB	HBP	BLK	WP	HR	S	P	ERA	WHIP			ERA	WHIP
Burt Hooton, R ERA: 2.71 (1,1)	8.0	L	32	7	3	3	4	0	1	0	0	0	0	39	43	3.38	0.875				

Batter	1	2	3	4	5	6	7	8	9	AB	R	H	RBI	BB	SO	LOB	TOP					
Davey Lopes, R OBP: 0.355, SLG: 0.419 Ted Martinez, R OBP: 0.321, SLG: 0.333	(1,4) 0-3 K		(1) 0-0 3B 1B		(1) 0-0 4-3		(3) 0-0 F2		(2) 0-3 K	2	1	1	0	0	1	0	Los Angeles Dodgers @ San Diego Padres San Diego Stadium, San Diego, CA Sat Sep 30 1978, 10:05 PM EDT Att: 38,539 - Unknown livebaseballscorecards.com					
Bill Russell, R OBP: 0.320, SLG: 0.365	(1,6) 0-0 CS 1B		(1) 0-0 F9		(2) 0-0 5-3			0-0 3B 2B	FC6-4 1B	5	1	3	0	0	0	1						
Dusty Baker Jr., R OBP: 0.325, SLG: 0.376 Bill North, S OBP: 0.367, SLG: 0.270 Rudy Law, L OBP: 0.300, SLG: 0.300	(1,7) 0-0 2B (7,8) 1-2 HR (9, FH) 2B		(1) 0-0 1B 3B		(3) 0-0 1-3			0-0 6-3	FC6-4 1B	3	2	2	1	0	0	0						
Steve Garvey, R OBP: 0.354, SLG: 0.500 Pedro Guerrero, R OBP: 0.300, SLG: 1.000	(1,3) 2H HR (3,3) 2H HR		(2) 0-3 K				(1) 0-0 F9		0-0 1B 3B	2	1	1	2	0	1	1						
Ron Cey, R OBP: 0.380, SLG: 0.451 Joe Simpson, L OBP: 0.667, SLG: 0.667	(1,5) 5-3 (6,8) 5-3 (7,7) 5-3						(2) 0-0 5-3		0-0 FC 1B	3	0	1	1	0	0	0						
Rick Monday, L OBP: 0.348, SLG: 0.471 Bob Welch, R OBP: 0.172, SLG: 0.207 Terry Forster, L OBP: 0.300, SLG: 0.625	(1,8) 6-3 (6,1) 6-3 (9,1) G6-4-3 1B		(3) 0-0 6-3				(3) 0-3 K		0-0 FC E	3	0	1	0	0	0	1						
Lee Lacy, R OBP: 0.337, SLG: 0.527	(1,9) G6-4-3 1B (8,5) 1-2						(1) 0-0 F9		0-0 E6 1B	4	0	1	1	0	0	1						
Steve Yeager, R OBP: 0.300, SLG: 0.276 Brad Gulden, L	(1,2) 1B (7,2) 1B						(2) 0-3 K		0-3 K	3	0	2	0	0	1	0						
Tommy John, R OBP: 0.159, SLG: 0.152 Jerry Grote, R OBP: 0.367, SLG: 0.353 Myron White, L	(1,1) F8 (6,5) F8 (8,9) F8						(3) 0-3 K		0-0 6-3	2	0	0	0	0	1	1						
Inning Stats	R: 2 E: 0 K: 1 S: 7	H: 3 LOB: 0 BB: 0 P: 7	R: 0 E: 0 K: 0 S: 4	H: 2 LOB: 1 BB: 0 P: 4	R: 2 E: 0 K: 1 S: 8	H: 3 LOB: 1 BB: 0 P: 8	R: 0 E: 0 K: 2 S: 7	H: 0 LOB: 0 BB: 0 P: 7	R: 0 E: 0 K: 0 S: 3	H: 0 LOB: 0 BB: 0 P: 3	R: 0 E: 0 K: 1 S: 5	H: 0 LOB: 0 BB: 0 P: 5	R: 0 E: 0 K: 0 S: 4	H: 1 LOB: 1 BB: 0 P: 4	R: 3 E: 2 K: 1 S: 9	H: 4 LOB: 1 BB: 0 P: 9		R: 0 E: 0 K: 1 S: 6	H: 1 LOB: 1 BB: 0 P: 6	1B: 9 2B: 2 3B: 2 HR: 1	SF: 0 SAC: 1 DP: 1 HBP: 0	WP: 0 PB: 0 SB: 0 CS: 1
PITCHER	IP WLS BF H R ER SO BB IBB HBP BLK WP HR S P ERA WHIP																					
Steve Mura, R ERA: 11.74 Mark Lee, R ERA: 3.23 Bob Shirley, L ERA: 3.69 Bob Owchinko, L ERA: 3.56 Eric Rasmussen, R ERA: 4.09	(1,1) 3.0 L 15 8 4 4 2 0 0 0 0 0 0 1 19 10 12.00 2.667	(4,1) 2.0 6 0 0 0 2 0 0 0 0 0 0 0 10 10 0.00 0.000	(6,1) 2.0 7 1 0 0 1 0 0 0 0 0 0 0 9 9 0.00 0.500	(8,1) 0.1 4 3 3 2 0 0 0 0 0 0 0 0 4 4 54.00 9.000	(8,1) 0.2 3 1 0 0 1 0 0 0 0 0 0 0 5 5 0.00 1.500																	
Juan Eichelberger, R ERA: 10.8	(9,1) 1.0 4 1 0 0 1 0 0 0 0 0 0 0 6 6 0.00 1.000																					


Batter	1	2	3	4	5	6	7	8	9	AB	R	H	RBI	BB	SO	LOB	BOTTOM					
Gene Richards, L OBP: 0.383, SLG: 0.422	(1,7) 0-3 K		(2) 0-3 K				(1) 0-0 L8-4		(3) 0-0 G3	5	0	0	0	0	3	7	Los Angeles Dodgers @ San Diego Padres San Diego Stadium, San Diego, CA Sat Sep 30 1978, 10:05 PM EDT Att: 38,539 - Unknown livebaseballscorecards.com					
Ozzie Smith, S OBP: 0.313, SLG: 0.314	(1,6) 0-3 K		1-2 1B		(3) 0-0 1-3		(3) 0-0 FC4			4	0	1	0	0	1	3						
Jerry Turner, L OBP: 0.347, SLG: 0.439	(1,9) 0-0 4-3		(3) 0-0 G3				(1) 0-0 F3		0-0 F2	4	0	0	0	0	0	2						
Dave Winfield, R OBP: 0.365, SLG: 0.495					(1) 0-0 G3		4-0 FC5-4 BB		0-0 F3	3	0	0	0	1	0	0						
Gene Tenace, R OBP: 0.391, SLG: 0.410					(2) 0-0 F8		(2) 0-0 FC5-4 1B		(3) 0-0 5-3	4	0	1	0	0	0	1						
Barry Evans, R OBP: 0.289, SLG: 0.302					(3) 0-0 6-3		1-3 1B		(1) 0-0 6-3	4	0	1	0	0	0	1						
Tony Castillo, R OBP: 0.125, SLG: 0.125 Broderick Perkins, L OBP: 0.255, SLG: 0.344					(3) 0-0 5-3		(1) 0-0 F7		(2) 0-0 F5	2	0	0	0	0	0	1						
Bill Almon, R OBP: 0.308, SLG: 0.311					(1) 0-0 6-3		2B 1B		0-0 1B 1B	3	0	2	0	1	0	0						
Steve Mura, R Don Reynolds, R Mark Lee, R Terry Forster, L Bob Shirley, L Gene Richards, L Bob Owchinko, L Eric Rasmussen, R Juan Eichelberger, R Fernando Gonzalez, R										0	0	0	0	0	0	0						
Inning Stats	R: 0 E: 0 K: 2 S: 7	H: 0 LOB: 0 BB: 0 P: 7	R: 0 E: 0 K: 0 S: 4	H: 1 LOB: 1 BB: 0 P: 4	R: 0 E: 0 K: 1 S: 7	H: 2 LOB: 2 BB: 0 P: 7	R: 0 E: 0 K: 0 S: 3	H: 0 LOB: 0 BB: 0 P: 3	R: 0 E: 0 K: 1 S: 7	H: 2 LOB: 2 BB: 0 P: 7	R: 0 E: 0 K: 0 S: 4	H: 1 LOB: 2 BB: 1 P: 8	R: 0 E: 0 K: 0 S: 3	H: 1 LOB: 1 BB: 1 P: 7	R: 0 E: 0 K: 0 S: 3	H: 0 LOB: 0 BB: 0 P: 3		R: 0 E: 0 K: 0 S: 5	H: 2 LOB: 2 BB: 0 P: 5	1B: 7 2B: 3 3B: 0 HR: 0	SF: 0 SAC: 0 DP: 1 HBP: 0	WP: 0 PB: 0 SB: 0 CS: 0
PITCHER	IP WLS BF H R ER SO BB IBB HBP BLK WP HR S P ERA WHIP																					
Tommy John, L ERA: 3.3 Bob Welch, R ERA: 2.02 Terry Forster, L ERA: 1.93	(1,1) 5.0 W 20 2 0 0 0 2 0 0 0 0 0 0 10 18 0.00 1.333	(6,1) 3.0 12 2 0 0 0 2 0 0 0 0 0 0 10 18 0.00 1.333	(9,1) 1.0 5 2 0 0 0 0 0 0 0 0 0 0 5 5 0.00 2.000																			
PITCHER	IP WLS BF H R ER SO BB IBB HBP BLK WP HR S P ERA WHIP																					

Batter	1	2	3	4	5	6	7	8	9	10	11	AB	R	H	RBI	BB	SO	LOB	TOP							
Davey Lopes, R OBP: 0.355, SLG: 0.421 Jerry Grote, R OBP: 0.354, SLG: 0.343	(1, 4) K		(1, 0) 1B		(1, 0) SF9			(1, 0) G3		(1, 0) 5-3		2	1	1	0	0	1	0								
Dusty Baker Jr., R OBP: 0.345, SLG: 0.375 Joe Simpson, L OBP: 0.400, SLG: 0.400	(1, 7) F7		(1, 0) 1B		(1, 0) 5-3			(1, 0) K		(1, 0) K		3	0	1	1	0	0	0	1							
Steve Garvey, R OBP: 0.353, SLG: 0.499 Pedro Guerrero, R OBP: 0.625, SLG: 0.875 Vic Davallo, L OBP: 0.333, SLG: 0.390	(1, 3) K		(1, 0) 5-3					(1, 0) E4 1B			(1, 0) SH2-4 1B	1	0	0	0	0	0	1								
Ron Cey, R OBP: 0.380, SLG: 0.452 Myron White, R OBP: 0.500, SLG: 0.500		(1, 0) 1B						(1, 0) K			(1, 0) SH2-4	3	0	2	1	0	1	1								
Rick Monday, L OBP: 0.345, SLG: 0.468 Rudy Law, L OBP: 0.308, SLG: 0.250	(1, 8) K		(1, 0) 1B		(1, 0) K			(1, 0) FC4-6			(1, 0) K	2	0	0	0	0	2	2								
Les Lacy, R OBP: 0.335, SLG: 0.518	(1, 9) F3		(1, 0) E1		(1, 0) G3			(1, 0) 5-3			(1, 0) IBB	4	0	0	0	1	0	3								
Steve Yeager, R OBP: 0.301, SLG: 0.276 Brad Gulden, L OBP: 0.390	(1, 2) K		(1, 0) CS		(1, 0) SH5-4 SF9 1B			(1, 0) F3			(1, 0) K	3	1	1	0	0	1	1								
Ted Martinez, R OBP: 0.317, SLG: 0.327	(1, 6) K		(1, 0) K		(1, 0) SH5-4 SF9 1B			(1, 0) 5-3			(1, 0) F8	4	0	1	0	0	1	1								
Don Sutton, R OBP: 0.340, SLG: 0.083 Johnnie Cates, R OBP: 0.265, SLG: 0.290 Lance Rautzhan, R OBP: 0.311, SLG: 0.312 Rick Sutcliffe, L OBP: 0.301, SLG: 0.293 Manny Mota, R OBP: 0.325, SLG: 0.333 Bobby Castillo, R OBP: 0.337	(1, 1) K		(1, 0) K		(1, 0) SH5-4			(1, 0) F3			(1, 0) F9	1	0	0	0	0	1	0								
Inning Stats	R: 0 E: 0 K: 2 S: 7	H: 0 LOB: 0 BB: 0 P: 7	R: 0 E: 0 K: 2 S: 8	H: 1 LOB: 1 BB: 0 P: 8	R: 1 E: 0 K: 2 S: 9	H: 2 LOB: 1 BB: 0 P: 9	R: 0 E: 1 K: 1 S: 5	H: 1 LOB: 0 BB: 0 P: 5	R: 1 E: 0 K: 1 S: 5	H: 2 LOB: 1 BB: 0 P: 5	R: 0 E: 0 K: 0 S: 3	H: 0 LOB: 0 BB: 0 P: 3	R: 1 E: 1 K: 1 S: 6	H: 2 LOB: 2 BB: 0 P: 6	R: 0 E: 0 K: 0 S: 3	H: 0 LOB: 1 BB: 1 P: 7	R: 0 E: 0 K: 1 S: 5	H: 0 LOB: 0 BB: 0 P: 5	R: 0 E: 0 K: 2 S: 8	H: 1 LOB: 2 BB: 1 P: 12	1B: 9 2B: 2 3B: 0 HR: 0	SF: 1 SAC: 2 DP: 1 HBP: 0	WP: 0 PB: 0 SB: 2 CS: 2	PA: 44		
PITCHER	IP 10.0	WLS 10	BF 38	H 9	R 3	ER 2	SO 10	BB 1	IBB 0	HBP 0	BLK 0	WP 0	HR 0	S 57	P 61	ERA 1.80	WHIP 1.000									
Gaylord Perry, R ERA: 2.73	(1, 1)																									
Rollie Fingers, R ERA: 2.52	(11, 1)	1.0	W	5	1	0	0	2	0	1	0	0	0	0	8	12	0.00	1.000								

Los Angeles Dodgers @ San Diego Padres
San Diego Stadium, San Diego, CA
Sun Oct 01 1978, 6:33 AM EDT
Att: 37,185 - Unknown

livebaseballscorecards.com

AB 38
R 3
H 10
RBI 3
BB 2
SO 12
LOB 15




Batter	1	2	3	4	5	6	7	8	9	10	11	AB	R	H	RBI	BB	SO	LOB	BOTTOM						
Gene Richards, L OBP: 0.381, SLG: 0.420	(1, 7) F7		(1, 0) SH5-3 1B		(1, 0) F7			(1, 0) 6-3		(1, 0) K		5	1	1	0	0	1	2							
Ozzie Smith, S OBP: 0.311, SLG: 0.312	(1, 6) 1-3		(1, 0) SH5-3		(1, 0) F7			(1, 0) 6-3		(1, 0) 3-1		4	0	0	0	0	0	0							
Broderick Perkins, L OBP: 0.253, SLG: 0.341 Rollie Fingers, R OBP: 0.167, SLG: 0.167	(1, 3) F5		(1, 0) 1B		(1, 0) F6			(1, 0) F8		(1, 0) 4-3		5	0	1	1	0	0	0							
Dave Winfield, R OBP: 0.367, SLG: 0.499	(1, 8)		(1, 0) 1B		(1, 0) 6-3			(1, 0) 5-3			(1, 0) SH5-4 1B	5	2	3	0	0	0	0							
Jerry Turner, L OBP: 0.348, SLG: 0.436	(1, 9) E		(1, 0) FC5-4 1B		(1, 0) F5			(1, 0) F9			(1, 0) 1B	4	1	1	0	1	0	1							
Gene Tenace, R OBP: 0.382, SLG: 0.409 Derrel Thomas, S OBP: 0.301, SLG: 0.293 Tony Castillo, R OBP: 0.125, SLG: 0.125	(1, 2) K		(1, 0) FC5-4 HBP		(1, 0) FC5-4 1B			(1, 0) 6-3			(1, 0) SH5-4	3	0	0	1	0	0	1							
Barry Evans, R OBP: 0.295, SLG: 0.300	(1, 5) E6		(1, 0) FC5-4 1B		(1, 0) G3			(1, 0) E4			(1, 0) 1B	4	0	1	1	1	0	2							
Bill Almon, R OBP: 0.308, SLG: 0.309 Oscar Gamble, L OBP: 0.386, SLG: 0.387	(1, 4) FC5-4		(1, 0) FC5-4 1B		(1, 0) FC5-4			(1, 0) 5-3			(1, 0) IBB	3	0	0	1	1	0	3							
Gaylord Perry, R OBP: 0.112, SLG: 0.115 Tucker Ashford, R OBP: 0.301, SLG: 0.374	(1, 1) F8		(1, 0) SH1-4		(1, 0) 1-3			(1, 0) G1-2-3			(1, 0) 1B	3	0	0	0	0	0	4							
Inning Stats	R: 0 E: 0 K: 0 S: 3	H: 0 LOB: 0 BB: 0 P: 3	R: 2 E: 1 K: 1 S: 8	H: 2 LOB: 1 BB: 0 P: 8	R: 1 E: 0 K: 0 S: 5	H: 3 LOB: 1 BB: 0 P: 5	R: 0 E: 0 K: 0 S: 4	H: 1 LOB: 2 BB: 0 P: 5	R: 0 E: 0 K: 0 S: 3	H: 0 LOB: 0 BB: 0 P: 3	R: 0 E: 0 K: 0 S: 3	H: 0 LOB: 0 BB: 0 P: 3	R: 0 E: 1 K: 0 S: 4	H: 1 LOB: 2 BB: 1 P: 8	R: 0 E: 0 K: 1 S: 5	H: 0 LOB: 0 BB: 0 P: 5	R: 1 E: 0 K: 0 S: 3	H: 2 LOB: 3 BB: 2 P: 11	1B: 7 2B: 2 3B: 0 HR: 0	SF: 0 SAC: 3 DP: 1 HBP: 1	WP: 1 PB: 0 SB: 0 CS: 0	PA: 44			
PITCHER	IP 6.0	WLS 2	BF 25	H 6	R 3	ER 2	SO 1	BB 0	IBB 0	HBP 0	BLK 0	WP 1	HR 0	S 26	P 27	ERA 3.00	WHIP 1.000								
Don Sutton, R ERA: 3.55	(1, 1)																								
Lance Rautzhan, L ERA: 2.93	(7, 1)	2.0	6	0	0	0	0	0	0	0	0	0	0	6	6	0.00	0.000								
Rick Sutcliffe, R ERA:	(9, 1)	1.0	5	1	0	0	0	1	0	0	0	0	0	4	8	0.00	2.000								
Bobby Castillo, R ERA: 3.97	(10, 1)	1.1	L	8	2	1	1	1	0	2	0	0	0	8	16	6.75	1.500								

Los Angeles Dodgers @ San Diego Padres
San Diego Stadium, San Diego, CA
Sun Oct 01 1978, 6:33 AM EDT
Att: 37,185 - Unknown

livebaseballscorecards.com

AB 37
R 4
H 9
RBI 4
BB 3
SO 2
LOB 14



Batter	1	2	3	4	5	6	7	8	9	AB	R	H	RBI	BB	SO	LOB	TOP					
Bake McBride, L (1,9) OBP: 0.125, SLG: 0.125 Jerry Martin, R (6,PH) OBP: 0.500, SLG: 1.200 (6,9)	1-2 6-3	0-0 4-3	0-0 4-3	0-0 4-3	0-0 4-3	0-0 2B	0-0 K	1-3 K		3	0	0	0	0	0	1						
Larry Bowa, S (1,6) OBP: 0.286, SLG: 0.286	0-1 F9		1-1 FC5 1B		0-0 1-3	0-0 F8	1-2 3-1		5	0	1	0	0	0	1							
Garry Maddox, R (1,8) OBP: 0.286, SLG: 0.286	1-1 F3		1-2 F8		2-1 5-3		0-2 SH1-3 1B	3-1 5-3	5	1	1	0	0	0	1							
Greg Luzinski, R (1,7) OBP: 0.417, SLG: 0.833		1-0 G3	1-2 1B		0-0 5-3		0-0 G3 SH1-3 1B	0-2 HR	5	1	3	1	0	0	0							
Richie Hebner, L (1,3) OBP: 0.125, SLG: 0.125		0-0 G3	0-1 F9		0-0 4-3		0-1 SH1-3	0-0 L3	4	0	0	0	0	0	2							
Mike Schmidt, R (1,5) OBP: 0.231, SLG: 0.273		1-2 1B	2-2 FC5		1-1 F2		4-0 G3 IBB	1-2 6-3	4	1	1	0	1	0	2							
Tim McCarver, L (1,2)		4-2 1B HR		4-1 SH3-4		1-1 E4 1B	3-2 G3	2-2 1-3	3	2	0	1	2	0	2		AB 37					
Ted Sizemore, R (1,4) OBP: 0.500, SLG: 0.444		0-1 HR		0-0 SH3-4		0-0 1B		1-2 E 1B	2	2	2	1	1	0	0		R 9					
Steve Carlton, L (1,1) OBP: 0.500, SLG: 1.250		0-1 HR		0-1 F5		0-1 E9 2B	1-2 P4		4	2	2	4	0	0	4		H 11					
Inning Stats	R: 0 E: 0 K: 0 S: 7	H: 0 LOB: 0 BB: 0 P: 9	R: 4 E: 0 K: 0 S: 12	H: 3 LOB: 0 BB: 1 P: 18	R: 0 E: 0 K: 0 S: 13	H: 2 LOB: 2 BB: 0 P: 18	R: 0 E: 0 K: 0 S: 5	H: 0 LOB: 1 BB: 1 P: 9	R: 0 E: 0 K: 0 S: 4	H: 0 LOB: 0 BB: 0 P: 6	R: 3 E: 2 K: 0 S: 10	H: 3 LOB: 1 BB: 0 P: 12	R: 1 E: 0 K: 0 S: 14	H: 2 LOB: 2 BB: 2 P: 26	R: 0 E: 0 K: 1 S: 8	H: 0 LOB: 0 BB: 0 P: 13	R: 1 E: 0 K: 0 S: 12	H: 1 LOB: 0 BB: 0 P: 15	1B: 7 2B: 2 3B: 0 HR: 2	SF: 0 SAC: 2 DP: 0 HBP: 0	WP: 0 PB: 0 SB: 0 CS: 0	PA: 43
PITCHER	IP	WLS	BF	H	R	ER	SO	BB	IBB	HBP	BLK	WP	HR	S	P	ERA	WHIP					
Don Sutton, R (1,1) ERA: 6.35	5.2	L	27	7	7	4	0	2	0	0	0	0	1	49	70	6.35	1.588					
Lance Rautzhan, L (6,1) ERA: 6.75	1.1		9	3	1	1	0	0	2	0	0	0	0	16	28	6.75	2.250					
Charlie Hough, R (8,1) ERA: 4.5	2.0		7	1	1	1	1	0	0	0	0	0	1	20	28	4.50	0.500					

Philadelphia Phillies @ Los Angeles Dodgers
 Dodger Stadium, Los Angeles, CA
 Fri Oct 06 1978, 7:05 PM PDT
 Att: 55,043 - Unknown

AB 37
 R 9
 H 11
 RBI 8
 BB 4
 SO 1
 LOB 13



Batter	1	2	3	4	5	6	7	8	9	AB	R	H	RBI	BB	SO	LOB	BOTTOM					
Davey Lopes, R (1,4) OBP: 0.462, SLG: 1.154	2-3 K		0-0 5-3	1-0 5-3			0-1 E5		4	0	0	0	0	1	1							
Bill North, S (1,8)	1-1 5-3		0-3 K		0-0 F8		2-2 G4-6-3		4	0	0	0	0	1	2							
Reggie Smith, S (1,9) OBP: 0.333, SLG: 0.364	0-0 F8		0-1 2B		2-3 K		1-1 6-3		4	1	1	0	0	1	0							
Steve Garvey, R (1,3) OBP: 0.385, SLG: 1.308		0-1 L5	0-2 1B		1-0 F8		2-1 HR		4	2	2	2	0	0	0							
Ron Cey, R (1,5) OBP: 0.308, SLG: 0.250		4-1 BB	1-0 1B		0-0 5-3		1-3 K		3	1	1	1	1	1	0							
Dusty Baker Jr., R (1,7) OBP: 0.462, SLG: 0.400		4-1 2B	2-0 FC5-4		3-2 6-3		0-0 F3		3	0	1	0	1	0	0							
Bill Russell, R (1,6) OBP: 0.308, SLG: 0.385		1-1 2B	0-2 FC5-4		0-0 F9		2-2 G4-6-3		4	0	2	1	0	0	2		AB 34					
Steve Yeager, R (1,2) OBP: 0.333, SLG: 0.500 Lee Lacy, R (9,PH)		2-3 K		0-0 6-3			3-3 K	2-2 F7	3	0	0	0	0	2	2		R 4					
Don Sutton, R (1,1) ERA: 4.0		3-3 K		1-3 K			1-2 2B	0-1 G4-6-3	2	0	0	0	0	2	2		H 8					
Lance Rautzhan, R (6,1) ERA: 6.75									0	0	0	0	0	0	0		RBI 4					
Manny Mota, R (7,PH) OBP: 1.000, SLG: 2.000 Charlie Hough, R (8,1) Joe Ferguson, R (9,PH)									1	0	0	0	0	0	0		BB 2					
Inning Stats	R: 0 E: 0 K: 1 S: 6	H: 0 LOB: 0 BB: 0 P: 9	R: 1 E: 0 K: 2 S: 13	H: 1 LOB: 2 BB: 2 P: 27	R: 2 E: 0 K: 1 S: 14	H: 4 LOB: 2 BB: 0 P: 17	R: 0 E: 0 K: 1 S: 5	H: 0 LOB: 0 BB: 0 P: 7	R: 0 E: 0 K: 0 S: 8	H: 0 LOB: 0 BB: 0 P: 8	R: 0 E: 0 K: 0 S: 8	H: 0 LOB: 0 BB: 0 P: 11	R: 0 E: 1 K: 1 S: 18	H: 1 LOB: 1 BB: 0 P: 24	R: 1 E: 0 K: 1 S: 8	H: 1 LOB: 0 BB: 0 P: 12	R: 0 E: 0 K: 0 S: 8	H: 1 LOB: 0 BB: 0 P: 12	1B: 4 2B: 3 3B: 0 HR: 1	SF: 0 SAC: 0 DP: 2 HBP: 0	WP: 0 PB: 0 SB: 0 CS: 0	PA: 36
PITCHER	IP	WLS	BF	H	R	ER	SO	BB	IBB	HBP	BLK	WP	HR	S	P	ERA	WHIP					
Steve Carlton, L (1,1) ERA: 4.0	9.0	W	36	8	4	4	8	2	0	0	0	0	1	85	127	4.00	1.111					


Philadelphia Phillies @ Los Angeles Dodgers
 Dodger Stadium, Los Angeles, CA
 Fri Oct 06 1978, 7:05 PM PDT
 Att: 55,043 - Unknown

AB 34
 R 4
 H 8
 RBI 4
 BB 2
 SO 8
 LOB 11



Batter	1	2	3	4	5	6	7	8	9	AB	R	H	RBI	BB	SO	LOB	TOP			
Roy White, S OBP: 0.370, SLG: 0.480 (1, 7)	L9		2B		F6		2B		1-3	5	2	2	0	0	0	1	New York Yankees @ Los Angeles Dodgers Dodger Stadium, Los Angeles, CA Wed Oct 11 1978, 7:05 PM PDT Att: 55,982 - Unknown			
Gary Thomasson, L OBP: 0.250, SLG: 0.250 Paul Blair, R OBP: 0.222, SLG: 0.250 (7, PH) (7, 8)	CS		F7		3-1		4-3		BB	3	0	1	0	0	0	1				
Thurman Munson, R OBP: 0.259, SLG: 0.423 (1, 2)	2B		2B		K		K		F9	4	1	1	0	1	2	4				
Reggie Jackson, L OBP: 0.538, SLG: 1.000 (1, 10)	K		2B		K		4-3		K	4	0	1	3	0	2	4				
Graig Nettles, L OBP: 0.261, SLG: 0.478 (1, 5)		4-3	K		K		K			4	0	0	0	0	3	4				
Lou Piniella, R OBP: 0.280, SLG: 0.280 (1, 9)	F9				F7		4-3		G5-4-3	4	0	2	0	0	0	0				
Jim Spencer, L OBP: 0.250, SLG: 0.250 (1, 3)	1B				F4		F5		K	4	0	1	0	0	1	2				
Brian Doyle, L OBP: 0.364, SLG: 0.300 Cliff Johnson, R OBP: 0.375, SLG: 0.429 (8, PH) (8, 4)	F8				1B		4-3		G5-4-3	3	0	1	0	0	0	2				
Bucky Dent, R OBP: 0.217, SLG: 0.217 (1, 6)			F6		6-3		K		1-3	4	0	1	0	0	1	2				
Inning Stats	R: 0 E: 0 K: 1 S: 8	H: 2 LOB: 1 BB: 0 P: 12	R: 0 E: 0 K: 0 S: 9	H: 1 LOB: 1 BB: 0 P: 16	R: 2 E: 0 K: 1 S: 14	H: 2 LOB: 1 BB: 1 P: 24	R: 0 E: 0 K: 0 S: 6	H: 1 LOB: 1 BB: 0 P: 8	R: 0 E: 0 K: 1 S: 9	H: 1 LOB: 2 BB: 0 P: 12	R: 1 E: 0 K: 2 S: 12	H: 2 LOB: 1 BB: 0 P: 17	R: 0 E: 0 K: 1 S: 10	H: 1 LOB: 2 BB: 1 P: 15	R: 0 E: 0 K: 1 S: 12	H: 1 LOB: 2 BB: 1 P: 19		1B: 8 2B: 3 3B: 0 HR: 0	SF: 0 SAC: 0 DP: 1 HBP: 1	WP: 1 PB: 0 SB: 1 CS: 1
PITCHER	IP WLS BF H R ER SO BB IBB HBP BLK WP HR S P ERA WHIP	6.0 W 28 8 3 3 5 1 0 0 0 1 0 63 97 4.50 1.500	2.1 L 10 3 0 0 3 1 0 0 0 0 0 23 34 0.00 1.714	0.2 S 2 0 0 0 1 0 0 0 0 0 0 8 11 0.00 0.000	PITCHER	IP WLS BF H R ER SO BB IBB HBP BLK WP HR S P ERA WHIP	6.0 L 24 7 4 4 2 0 0 0 0 0 0 12 20 0.00 0.000													

Batter	1	2	3	4	5	6	7	8	9	AB	R	H	RBI	BB	SO	LOB	BOTTOM			
Davey Lopes, R OBP: 0.370, SLG: 0.926 (1, 4)	F5		F8			1B		F8		4	1	1	0	0	0	1	New York Yankees @ Los Angeles Dodgers Dodger Stadium, Los Angeles, CA Wed Oct 11 1978, 7:05 PM PDT Att: 55,982 - Unknown			
Bill Russell, R OBP: 0.444, SLG: 0.500 (1, 6)	6-3				FC5-4	B3		F8		4	0	1	0	0	0	1				
Reggie Smith, S OBP: 0.231, SLG: 0.240 (1, 9)	F3				FC5-4	1B		G3		4	2	1	0	0	0	1				
Steve Garvey, R OBP: 0.385, SLG: 0.962 (1, 3)		F8			G5-3	F2				3	0	1	0	0	0	2				
Ron Cey, R OBP: 0.423, SLG: 0.652 (1, 5)		5-3			1B					3	1	2	4	0	0	0				
Dusty Baker Jr., R OBP: 0.520, SLG: 0.682 (1, 7)	F9				1B	HR		F7		3	0	0	0	0	0	2				
Rick Monday, L OBP: 0.294, SLG: 0.490 Bill North, S OBP: 0.111, SLG: 0.222 (8, 8)			K					4-3		3	0	0	0	0	1	0				
Lee Lacy, R OBP: 0.222, SLG: 0.125 (1, 10)		L9						L5		3	0	0	0	0	0	0				
Steve Yeager, R OBP: 0.273, SLG: 0.350 (1, 2)								2-3		3	0	1	0	0	1	0				
Inning Stats	R: 0 E: 0 K: 0 S: 5	H: 0 LOB: 0 BB: 0 P: 6	R: 0 E: 0 K: 0 S: 9	H: 0 LOB: 0 BB: 0 P: 16	R: 0 E: 0 K: 1 S: 15	H: 1 LOB: 1 BB: 0 P: 24	R: 1 E: 0 K: 0 S: 17	H: 3 LOB: 1 BB: 0 P: 22	R: 0 E: 0 K: 1 S: 6	H: 0 LOB: 0 BB: 0 P: 10	R: 3 E: 0 K: 0 S: 12	H: 3 LOB: 0 BB: 0 P: 17	R: 0 E: 0 K: 0 S: 7	H: 0 LOB: 0 BB: 0 P: 10	R: 0 E: 0 K: 0 S: 5	H: 0 LOB: 0 BB: 0 P: 10		1B: 6 2B: 0 3B: 0 HR: 1	SF: 0 SAC: 0 DP: 1 HBP: 0	WP: 0 PB: 0 SB: 0 CS: 0
PITCHER	IP WLS BF H R ER SO BB IBB HBP BLK WP HR S P ERA WHIP	6.0 L 24 7 4 4 2 0 0 0 0 0 0 12 20 0.00 0.000	2.0 L 6 0 0 0 0 0 0 0 0 0 0 0 0 0 0 0 0.00 0.000	PITCHER	IP WLS BF H R ER SO BB IBB HBP BLK WP HR S P ERA WHIP	6.0 L 24 7 4 4 2 0 0 0 0 0 0 12 20 0.00 0.000														

Batter	1	2	3	4	5	6	7	8	9	AB	R	H	RBI	BB	SO	LOB	TOP
Davey Lopes, R OBP: 0.344, SLG: 0.813 (1, 4)	F8		L5			FC5-4			5-3	5	0	1	0	0	0	4	Los Angeles Dodgers @ New York Yankees Yankee Stadium, Bronx, NY Fri Oct 13 1978, 7:05 PM EDT Att: 56,447 - Unknown livebaseballscorecards.com
Bill Russell, R OBP: 0.469, SLG: 0.500 (1, 6)	CS		1B		F4		6-3		4-2	4	0	2	1	1	0	2	
Reggie Smith, S OBP: 0.258, SLG: 0.241 (1, 9)	FC6-4		5-3			FC5-4			1-3	4	0	1	0	1	1	2	
Steve Garvey, R OBP: 0.367, SLG: 0.900 (1, 3)	FC6-4				FC5-4				1-2	4	0	1	0	0	0	4	
Ron Cey, R OBP: 0.400, SLG: 0.577 (1, 5)		K				F8			3-2	3	0	0	0	1	1	1	
Dusty Baker Jr., R OBP: 0.552, SLG: 0.680 (1, 7)		G5-4-3			F9				G6-4-3	3	0	2	0	1	0	1	
Lee Lacy, R OBP: 0.231, SLG: 0.167 (1, 10)		G5-4-3							G6-4-3	4	0	1	0	0	1	3	
Bill North, S OBP: 0.154, SLG: 0.167 (1, 8)					B1-3				6-3	3	1	0	0	1	0	2	
Steve Yeager, R OBP: 0.292, SLG: 0.333 Manny Mota, R OBP: 1.000, SLG: 2.000 Jerry Grote, R (6, PH) Joe Ferguson, R (8, 2)			6-3		1B				K	1	0	0	0	1	0	1	
					1B					0	0	0	0	1	0	0	
					BB					0	0	0	0	0	0	0	
					BB					1	0	0	0	0	1	0	
										0	0	0	0	0	0	0	
										0	0	0	0	0	0	0	
										1	0	0	0	0	1	0	
										0	0	0	0	0	0	0	
										0	0	0	0	0	0	0	
										1	0	0	0	0	1	0	
										0	0	0	0	0	0	0	
										0	0	0	0	0	0	0	
										1	0	0	0	0	1	0	
										0	0	0	0	0	0	0	
										0	0	0	0	0	0	0	
										1	0	0	0	0	1	0	
										0	0	0	0	0	0	0	
										0	0	0	0	0	0	0	
										1	0	0	0	0	1	0	
										0	0	0	0	0	0	0	
										0	0	0	0	0	0	0	
										1	0	0	0	0	1	0	
										0	0	0	0	0	0	0	
										0	0	0	0	0	0	0	
										1	0	0	0	0	1	0	
										0	0	0	0	0	0	0	
										0	0	0	0	0	0	0	
										1	0	0	0	0	1	0	
										0	0	0	0	0	0	0	
										0	0	0	0	0	0	0	
										1	0	0	0	0	1	0	
										0	0	0	0	0	0	0	
										0	0	0	0	0	0	0	
										1	0	0	0	0	1	0	
										0	0	0	0	0	0	0	
										0	0	0	0	0	0	0	
										1	0	0	0	0	1	0	
										0	0	0	0	0	0	0	
										0	0	0	0	0	0	0	
										1	0	0	0	0	1	0	
										0	0	0	0	0	0	0	
										0	0	0	0	0	0	0	
										1	0	0	0	0	1	0	
										0	0	0	0	0	0	0	
										0	0	0	0	0	0	0	
										1	0	0	0	0	1	0	
										0	0	0	0	0	0	0	
										0	0	0	0	0	0	0	
										1	0	0	0	0	1	0	
										0	0	0	0	0	0	0	
										0	0	0	0	0	0	0	
										1	0	0	0	0	1	0	
										0	0	0	0	0	0	0	
										0	0	0	0	0	0	0	
										1	0	0	0	0	1	0	
										0	0	0	0	0	0	0	
										0	0	0	0	0	0	0	
										1	0	0	0	0	1	0	
										0	0	0	0	0	0	0	
										0	0	0	0	0	0	0	
										1	0	0	0	0	1	0	
										0	0	0	0	0	0	0	
										0	0	0	0	0	0	0	
										1	0	0	0	0	1	0	
										0	0	0	0	0	0	0	
										0	0	0	0	0	0	0	
										1	0	0	0	0	1	0	
										0	0	0	0	0	0	0	
										0	0	0	0	0	0	0	
										1	0	0	0	0	1	0	
										0	0	0	0	0	0	0	
										0	0	0	0	0	0	0	
										1	0	0	0	0	1	0	
										0	0	0	0	0	0	0	
										0	0	0	0	0	0	0	
										1	0	0	0	0	1	0	
										0	0	0	0	0	0	0	
										0	0	0	0	0	0	0	
										1	0	0	0	0	1	0	
										0	0	0	0	0	0	0	
										0	0	0	0	0	0	0	
										1	0	0	0	0	1	0	
										0	0	0	0	0	0	0	
										0	0	0	0	0	0	0	
										1	0	0	0	0	1	0	
										0	0	0	0	0	0	0	
										0	0	0	0	0	0	0	
										1	0	0	0	0	1	0	
										0	0	0	0	0	0	0	
										0	0	0	0	0	0	0	
										1	0	0	0	0	1	0	
										0	0	0	0	0	0	0	
										0	0	0	0	0	0	0	
										1	0	0	0	0	1	0	
										0	0	0	0	0	0	0	
										0	0	0	0	0	0	0	
										1	0	0	0	0	1	0	
										0	0	0	0	0	0	0	
										0	0	0	0	0	0	0	
										1	0	0	0	0	1	0	
										0	0	0	0	0	0	0	
										0							

Batter	1	2	3	4	5	6	7	8	9	AB	R	H	RBI	BB	SO	LOB	TOP											
Mickey Rivers, L OBP: 0.419, SLG: 0.379 Paul Blair, R OBP: 0.267, SLG: 0.286	1-2 4-3	0-1 4-3		1-1 L7		1-3 K			0-3 K	4	0	0	0	0	1	4												
Roy White, S OBP: 0.400, SLG: 0.500 Gary Thomasson, L OBP: 0.200, SLG: 0.200	0-0 6-3	1-2 F7			0-3 K		4-0 HR		1-3 K	4	1	1	0	1	2	1												
Thurman Munson, R OBP: 0.348, SLG: 0.465	0-1 6-3		1-3 K		1-2 5-3		1-3 K		0-0 1B	5	0	1	0	0	2	2												
Reggie Jackson, L OBP: 0.511, SLG: 0.806	2-2 6-3		2-3 K		2-3 K		0-0 HR		2-3 K	5	1	1	2	0	3	2												
Lou Piniella, R OBP: 0.262, SLG: 0.262 Jay Johnstone, L OBP: 0.225, SLG: 0.350		1-1 5-3	0-2 G3		2-2 WP		2-0 F8			4	1	1	0	0	0	0												
Graig Nettles, L OBP: 0.225, SLG: 0.350	1-2 BB			1-1 F8		0-1 F9		2-1 F9		4	1	1	0	0	0	1												
Jim Spencer, L OBP: 0.286, SLG: 0.167	4-1 2B			0-3 K		0-3 K		2-1 F5		3	1	0	0	1	2	1												
Brian Doyle, L OBP: 0.417, SLG: 0.435	1-2 E			1-0 1B		3-1 1B		1-2 G1-3		4	2	3	2	0	0	0												
Bucky Dent, R OBP: 0.350, SLG: 0.359	1-1 E2			0-0 1B		3-1 1B		2-2 6-3		4	0	3	3	0	0	0												
Inning Stats	R: 0 E: 0 K: 0 S: 9	H: 1 LOB: 1 BB: 0 P: 12	R: 3 E: 1 K: 0 S: 17	H: 3 LOB: 1 BB: 1 P: 26	R: 0 E: 0 K: 2 S: 11	H: 0 LOB: 0 BB: 0 P: 14	R: 0 E: 0 K: 1 S: 9	H: 2 LOB: 2 BB: 0 P: 12	R: 0 E: 0 K: 2 S: 18	H: 0 LOB: 0 BB: 0 P: 12	R: 2 E: 0 K: 2 S: 18	H: 3 LOB: 1 BB: 0 P: 27	R: 2 E: 0 K: 1 S: 8	H: 1 LOB: 0 BB: 1 P: 17	R: 0 E: 0 K: 0 S: 8	H: 0 LOB: 0 BB: 0 P: 13	R: 0 E: 0 K: 3 S: 11	H: 1 LOB: 1 BB: 0 P: 14	1B: 9 2B: 1 3B: 0 HR: 1	SF: 0 SAC: 0 DP: 0 HBP: 0	WP: 1 PA: 40							
PITCHER	IP	WLS	BF	H	R	ER	SO	BB	IBB	HBP	BLK	WP	HR	S	P	ERA	WHIP											
Don Sutton, R ERA: 7.13	(1, 1)	5.2	L	26	8	5	5	6	1	0	0	0	1	0	67	93	7.94	1.588										
Bob Welch, R ERA: 4.15	(6, 1)	1.1		7	2	2	2	2	1	0	0	0	0	1	14	27	13.50	2.250										
Doug Rau, L ERA: 2.57	(8, 1)	2.0		7	1	0	0	3	0	0	0	0	0	0	19	27	0.00	0.500										

New York Yankees @ Los Angeles Dodgers
 Dodger Stadium, Los Angeles, CA
 Tue Oct 17 1978, 7:05 PM PDT
 Att: 55,985 - Unknown

AB 38
R 7
H 11
RBI 7
BB 2
SO 11
LOB 11



Batter	1	2	3	4	5	6	7	8	9	AB	R	H	RBI	BB	SO	LOB	BOTTOM											
Davey Lopes, R OBP: 0.370, SLG: 0.750	2-0 HR		1-1 S			0-1 5-3		1-3 K		4	1	2	2	0	1	2												
Bill Russell, R OBP: 0.457, SLG: 0.488	0-0 CS		4-1 SAFE		4-1 G4-6-3	1-0 F7		2-1 G5-4-3		3	0	1	0	1	0	2												
Reggie Smith, S OBP: 0.250, SLG: 0.293	0-3 K		1-0 G4-6-3		3-2 5-3		3-2 5-3		0-0 F7	4	0	0	0	0	1	3												
Steve Garvey, R OBP: 0.302, SLG: 0.667	2-3 K			3-2 5-3		0-0 F7		1-3 K		4	0	0	0	0	2	1												
Ron Cey, R OBP: 0.381, SLG: 0.486		1-2 F7		2-0 P6		0-1 1B		2-2 F2		4	0	1	0	0	0	0												
Dusty Baker Jr., R OBP: 0.400, SLG: 0.472	1-1 6-3		0-0 6-3		0-0 6-3		0-0 F7			3	0	0	0	0	0	1												
Rick Monday, L OBP: 0.321, SLG: 0.304	0-0 4-3				2-3 K		2-2 F6			3	0	0	0	0	1	1												
Joe Ferguson, R OBP: 0.333, SLG: 0.667			2-2 SH3-1		0-2 F8		2-1 1B		2-1 2B	3	1	2	0	0	0	0												
Vic Davalillo, L OBP: 0.333, SLG: 0.333			0-0 SH3-1		2-2 5-3		1-1 G5-4-3		2-3 1B	2	0	1	0	0	0	0												
Inning Stats	R: 1 E: 0 K: 2 S: 10	H: 2 LOB: 0 BB: 0 P: 14	R: 0 E: 0 K: 0 S: 6	H: 0 LOB: 0 BB: 0 P: 8	R: 1 E: 0 K: 0 S: 8	H: 2 LOB: 1 BB: 1 P: 16	R: 0 E: 0 K: 0 S: 7	H: 0 LOB: 0 BB: 0 P: 12	R: 0 E: 0 K: 1 S: 10	H: 0 LOB: 0 BB: 0 P: 14	R: 0 E: 0 K: 0 S: 8	H: 0 LOB: 0 BB: 0 P: 12	R: 0 E: 0 K: 0 S: 7	H: 1 LOB: 1 BB: 0 P: 9	R: 0 E: 0 K: 1 S: 9	H: 2 LOB: 1 BB: 0 P: 15	R: 0 E: 0 K: 1 S: 10	H: 0 LOB: 0 BB: 0 P: 13	1B: 4 2B: 2 3B: 0 HR: 1	SF: 0 SAC: 1 DP: 2 HBP: 0	WP: 0 PA: 32							
PITCHER	IP	WLS	BF	H	R	ER	SO	BB	IBB	HBP	BLK	WP	HR	S	P	ERA	WHIP											
Catfish Hunter, R ERA: 4.26	(1, 1)	7.0	W	26	6	2	2	3	1	0	0	0	0	1	58	89	2.57	1.000										
Rich Gossage, R ERA: 1.6	(8, 1)	2.0		6	1	0	0	2	0	0	0	0	0	0	17	24	0.00	0.500										

New York Yankees @ Los Angeles Dodgers
 Dodger Stadium, Los Angeles, CA
 Tue Oct 17 1978, 7:05 PM PDT
 Att: 55,985 - Unknown

AB 30
R 2
H 7
RBI 2
BB 1
SO 5
LOB 10

