

**Los Angeles Dodgers - 1979**

Batter	1	2	3	4	5	6	7	8	9	AB R H RBI BB SO LOB	TOP																			
Gene Richards, L (1, 8) OBP: 0.400, SLG: 0.400	0-0 1B		0-0 4-3		0-3 K		0-0 4-3		0-0 WP 1B	5 0 2 1 0 1 2	<b>San Diego Padres @ Los Angeles Dodgers</b> Dodger Stadium, Los Angeles, CA Thu Apr 05 1979, 3:33 AM PST Att: 46,536 - Unknown <a href="http://livebaseballscorecards.com">livebaseballscorecards.com</a>																			
Ozzie Smith, S (1, 6)	0-0 4-3		0-3 K		0-0 4-3		0-0 G3	0-0 6-3	5 0 0 0 0 1 3																					
Mike Hargrove, L (1, 3)	0-0 1-6-3			0-0 F6		0-3 K		0-0 6-3	4 0 0 0 0 1 0																					
Dave Winfield, R (1, 9) OBP: 0.750, SLG: 1.000		0-0 F8		0-0 1B 2B		0-0 1B		0-0 S 1B	4 1 3 0 0 0 0																					
Jerry Turner, L (1, 7) OBP: 0.250, SLG: 0.250		0-0 F6		0-0 2-3 1B		0-0 F8		0-3 K	4 0 1 1 0 1 2																					
Barry Evans, R (1, 5) OBP: 0.500, SLG: 1.000		0-0 2B		0-0 2-3 1B		0-0 L1		0-0 BB 1B 2B	4 1 2 0 0 0 2																					
Gene Tenace, R (1, 2) Bill Almon, R (9, PR) Bill Fahey, L (9, 2)		0-0 5-3		0-0 5-3		0-3 K		4-0 BB 1B BB	3 0 0 0 1 1 2 0 0 0 0 0 0 0 0 0 0 0 0 0 0																					
Fernando Gonzalez, R (1, 4) OBP: 0.500, SLG: 1.250			0-0 F9		0-0 SH3-4 1B		0-0 HR	0-0 F2	4 1 2 1 0 0 2																					
Gaylord Perry, R (1, 1) Broderick Perkins, L (9, PH) Kurt Bevacqua, R (9, PH) Rolie Fingers, R (9, 1)			0-0 4-3 2B		0-0 SH3-4		0-0 5-3	4-0 BB BB BB BB 1B WP BB	2 0 1 0 0 0 0 0 0 0 0 0 0 0 0 1 0 0 1 0 0 0 0 0 0 0 0 0																					
<b>Inning Stats</b>	R: 0 E: 0 K: 0 S: 3	H: 1 LOB: 0 BB: 0 P: 3	R: 0 E: 0 K: 0 S: 4	H: 1 LOB: 1 BB: 0 P: 4	R: 0 E: 0 K: 1 S: 6	H: 1 LOB: 1 BB: 0 P: 6	R: 1 E: 0 K: 0 S: 5	H: 2 LOB: 1 BB: 0 P: 5	R: 0 E: 0 K: 1 S: 6	H: 1 LOB: 1 BB: 0 P: 6		R: 0 E: 0 K: 1 S: 6	H: 1 LOB: 1 BB: 0 P: 6	R: 1 E: 0 K: 1 S: 6	H: 1 LOB: 0 BB: 0 P: 6	R: 0 E: 0 K: 1 S: 6	H: 1 LOB: 1 BB: 0 P: 6	R: 2 E: 0 K: 0 S: 4	H: 2 LOB: 2 BB: 2 P: 12	1B: 6 2B: 4 3B: 0 HR: 1	SF: 0 SAC: 1 DP: 0 HBP: 0	WP: 1 PB: 0 SB: 1 CS: 0	PA: 38							
<b>PITCHER</b>	IP WLS BF H R ER SO BB IBB HBP BLK WP HR S P ERA WHIP																													
Burt Hooton, R (1, 1) ERA: 3.24	8.1		35	10	4	4	5	1	0	0	0	0	0	0	1	44	48	4.32	1.320											
Lance Rautzhan, L (9, 1) ERA: 13.5	0.2	L	3	1	0	0	0	1	0	0	0	1	0	2	6	0.00	3.000													

AB	35
R	4
H	11
RBI	3
BB	2
SO	5
LOB	13



Batter	1	2	3	4	5	6	7	8	9	AB	R	H	RBI	BB	SO	LOB
Davey Lopes, R (1, 4) x	0-0 F9 ①			0-3 K ①		0-0 F6 ③		4-0 1B IBB		3	0	0	0	1	1	0
Bill Russell, R (1, 6) x OBP: 0.250, SLG: 0.250	0-0 6-3 ②			0-0 1-3 ②			0-3 K ①	0-0 1B 1-3 2-H		4	0	1	1	0	1	0
Reggie Smith, S (1, 9) x OBP: 0.250, SLG: 0.250	0-0 F7 ③			0-0 G3 ③			0-0 HR 1B	0-0 F8 ③		4	1	1	0	0	0	2
Steve Garvey, R (1, 3) x OBP: 0.500, SLG: 0.500		0-0 L7 ①			0-0 FC6-4 1B		0-0 F7 ②		0-0 CS 1B	4	0	2	0	0	0	1
Ron Cey, R (1, 5) x OBP: 0.250, SLG: 1.000		0-0 F3 ②			0-0 FC6-4 S 1-2f		0-0 HR 1-H		0-0 F9 ① ②	4	1	1	2	0	0	2
Dusty Baker Jr., R (1, 7)		0-3 K ③			0-0 5-3 1-2		0-0 1-3 ③		0-0 F8 ③	4	0	0	0	0	1	1
Rick Monday, L (1, 8) Derrel Thomas, S (9, 8)			0-0 4-3 ①		0-3 K ③			0-0 1-3 ①		3	0	0	0	0	1	1
Steve Yeager, R (1, 2)			0-0 5-3 ②			0-0 F2 ①		0-0 6-3 ②		3	0	0	0	0	0	0
Burt Hooton, R (1, 1) Lance Rautzhan, R (9, 1)			0-0 F7 ③			0-0 F4 ②		0-0 1B 2B		3	1	1	0	0	0	0

Inning Stats	R: 0	H: 0	E: 0	K: 0	S: 3	LOB: 0	BB: 0	P: 3	R: 0	H: 0	E: 0	K: 1	S: 5	LOB: 0	BB: 0	P: 5	R: 0	H: 0	E: 0	K: 1	S: 5	LOB: 0	BB: 0	P: 5	R: 0	H: 1	E: 0	K: 1	S: 6	LOB: 1	BB: 0	P: 6	R: 0	H: 0	E: 0	K: 0	S: 3	LOB: 0	BB: 0	P: 3	R: 2	H: 2	E: 0	K: 1	S: 7	LOB: 0	BB: 0	P: 7	R: 1	H: 2	E: 0	K: 0	S: 5	LOB: 2	BB: 1	P: 9	R: 0	H: 1	E: 0	K: 0	S: 3	LOB: 0	BB: 0	P: 3	1B: 4	SF: 0	3B: 0	HR: 1
--------------	------	------	------	------	------	--------	-------	------	------	------	------	------	------	--------	-------	------	------	------	------	------	------	--------	-------	------	------	------	------	------	------	--------	-------	------	------	------	------	------	------	--------	-------	------	------	------	------	------	------	--------	-------	------	------	------	------	------	------	--------	-------	------	------	------	------	------	------	--------	-------	------	-------	-------	-------	-------

PITCHER	IP	WLS	BF	H	R	ER	SO	BB	IBB	HBP	BLK	WP	HR	S	P	ERA	WHIP
Gaylord Perry, R (1, 1) ERA: 3.38	8.0	W	30	5	3	3	4	0	0	0	0	0	1	37	41	3.38	0.625
Rollie Fingers, R (9, 1) ERA:	1.0	S	3	1	0	0	0	0	0	0	0	0	0	3	3	0.00	1.000


**BOTTOM**

**San Diego Padres @ Los Angeles Dodgers**  
**Dodger Stadium, Los Angeles, CA**

Thu Apr 05 1979, 3:33 AM PST  
 Att. 46,536 - Unknown

livebaseballscores.com

<b>AB</b>	<b>32</b>
<b>R</b>	<b>3</b>
<b>H</b>	<b>6</b>
<b>RBI</b>	<b>3</b>
<b>BB</b>	<b>1</b>
<b>SO</b>	<b>4</b>
<b>LOB</b>	<b>7</b>



WP: 0 PA: 33  
 PB: 0  
 SB: 1  
 CS: 1

Batter	1	2	3	4	5	6	7	8	9	AB R H RBI BB SO LOB	TOP									
Gene Richards, L (1, 8) OBP: 0.333, SLG: 0.444	0-0 F2		0-0 L9 2B		0-0 FC4-6		0-0 G3			4 0 1 0 0 0 2	<b>San Diego Padres @ Los Angeles Dodgers</b> <b>Dodger Stadium, Los Angeles, CA</b> Fri Apr 06 1979, 6:05 PM PST Att: 35,979 - Unknown <a href="http://livebaseballscorecards.com">livebaseballscorecards.com</a>									
Ozzie Smith, S (1, 6)	0-0 F6		0-0 4-3		0-0 F9		0-0 F8		4 0 0 0 0 0 2											
Mike Hargrove, L (1, 3) OBP: 0.125, SLG: 0.125	0-0 BB 1B		0-0 L9 2-3		0-3 K		0-3 K		4 1 1 0 0 2 2											
Dave Winfield, R (1, 9) OBP: 0.625, SLG: 0.714	4-0 1B 1-2 BB		0-0 F9		0-0 F4		0-0 1B		3 0 1 0 1 0 1											
Jerry Turner, L (1, 7) OBP: 0.375, SLG: 0.375	0-0 1-3 2-H 1B		0-0 1B		0-0 G3		0-0 G3		4 0 2 1 0 0 1											
Barry Evans, R (1, 5) OBP: 0.250, SLG: 0.500	0-3 K		0-0 F7		0-0 F3		0-0 F6		4 0 0 0 0 1 3											
Fernando Gonzalez, R (1, 4) OBP: 0.250, SLG: 0.625		0-0 F7		0-0 F7		0-0 E5		0-0 F8	4 0 0 0 0 0 1											
Fred Kendall, R (1, 2)		0-0 F8		0-0 F8		0-3 K		0-3 K	2 0 0 0 0 0 1											
Mark Lee, R (4, 1)									0 0 0 0 0 0 0											
Dan Briggs, L (7, PH)									1 0 0 0 0 1 1											
Steve Mura, R (7, 1)									0 0 0 0 0 0 0											
Broderick Perkins, L (9, PH)									1 0 0 0 0 1 0											
Randy Jones, R (1, 1)		0-3 K			0-0 FC4-6 1B		0-0 F9		1 0 0 0 0 1 0											
Bill Fahey, L (4, 2) OBP: 0.500, SLG: 0.500									2 0 1 0 0 0 1											
<b>Inning Stats</b>	R: 1 E: 0 K: 1 S: 7	H: 2 LOB: 2 BB: 1 P: 11	R: 0 E: 0 K: 1 S: 5	H: 0 LOB: 0 BB: 0 P: 5	R: 0 E: 0 K: 0 S: 4	H: 1 LOB: 1 BB: 0 P: 4	R: 0 E: 0 K: 0 S: 4	H: 1 LOB: 1 BB: 0 P: 4	R: 0 E: 0 K: 1 S: 6	H: 0 LOB: 0 BB: 0 P: 3	R: 0 E: 1 K: 1 S: 6	H: 0 LOB: 1 BB: 0 P: 6	R: 0 E: 0 K: 1 S: 6	H: 1 LOB: 1 BB: 0 P: 6	R: 0 E: 0 K: 1 S: 5	H: 0 LOB: 0 BB: 0 P: 5	1B: 5 2B: 1 3B: 0 HR: 0	SF: 0 SAC: 0 DP: 0 HBP: 0	WP: 0 PB: 0 SB: 0 CS: 0	PA: 35
<b>PITCHER</b> Don Sutton, R (1, 1) ERA: 1.0	IP: 9.0 WLS: W BF: 35 H: 6 R: 1 ER: 1 SO: 6 BB: 1 IBB: 0 HBP: 0 BLK: 0 WP: 0 HR: 0 S: 46 P: 50 ERA: 1.00 WHIP: 0.778																			

AB	34
R	1
H	6
RBI	1
BB	1
SO	6
LOB	15



Batter	1	2	3	4	5	6	7	8	9
Davey Lopes, R OBP: 0.333, SLG: 0.286 (1, 4)	0-0 1B 2B	0-3 K		4-0 PB HR 1B IBB	0-0 6-3			0-0 4-3	
Bill Russell, R OBP: 0.556, SLG: 0.667 (1, 6)	0-0 1-3	0-0 2B		0-0 PB HR 1B		0-0 FC5 BB 1B		0-0 G4-6-3 1B	
Reggie Smith, S OBP: 0.375, SLG: 0.714 Gary Thomasson, L (7, 9)	1-0 1B HR HBP	0-0 F4		0-0 HR		0-0 F9		0-0 G4-6-3 1-2f	
Steve Garvey, R OBP: 0.500, SLG: 0.500 (1, 3)	0-0 HR 1B		0-0 F9	0-0 6-3 1B		0-0 L8			
Ron Cey, R OBP: 0.375, SLG: 0.667 Ted Martinez, R (6, PR) (7, 5)	0-3 K		4-0 L1-3 BB	0-0 6-3		4-0 1-2 BB			
Dusty Baker Jr., R Von Joshua, L (1, 7) (8, 7)	4-0 HR BB		0-0 L1-3	0-3 K		0-0 FC5			
Joe Ferguson, R OBP: 0.750, SLG: 1.667 (1, 2)	0-0 HR			0-0 SH 1B	4-0 SH2-4 BB		0-3 K		
Derrel Thomas, S (1, 8)	0-0 5-3			0-0 SH 1B	0-0 F5		0-3 K		
Don Sutton, R (1, 1)		0-0 F8		0-0 6-3	0-0 SH2-4		0-3 K		

Inning Stats	R: 5	H: 3	E: 0	K: 1	S: 8	LOB: 0	BB: 1	P: 13
	R: 0	H: 1	E: 0	K: 1	S: 6	LOB: 1	BB: 0	P: 6
	R: 0	H: 0	E: 0	K: 0	S: 2	LOB: 0	BB: 1	P: 6
	R: 5	H: 4	E: 1	K: 1	S: 10	LOB: 1	BB: 1	P: 14
	R: 0	H: 0	E: 0	K: 0	S: 3	LOB: 1	BB: 1	P: 7
	R: 0	H: 1	E: 0	K: 0	S: 4	LOB: 2	BB: 1	P: 8
	R: 0	H: 0	E: 0	K: 3	S: 9	LOB: 0	BB: 0	P: 9
	R: 0	H: 1	E: 0	K: 0	S: 3	LOB: 0	BB: 0	P: 3

PITCHER	IP	WLS	BF	H	R	ER	SO	BB	IBB	HBP	BLK	WP	HR	S	P	ERA	WHIP
Randy Jones, L ERA: 21.6 (1, 1)	3.1	L	20	6	9	8	2	2	2	1	0	0	1	20	33	21.60	2.400
Mark Lee, R ERA: 3.38 (4, 1)	2.2		13	3	1	1	1	2	0	0	0	0	1	13	21	3.38	1.875
Steve Mura, R ERA: (7, 1)	2.0		6	1	0	0	3	0	0	0	0	0	0	12	12	0.00	0.500

**BOTTOM**


**San Diego Padres @ Los Angeles Dodgers**  
**Dodger Stadium, Los Angeles, CA**

Fri Apr 06 1979, 6:05 PM PST  
 Att. 35,979 - Unknown

AB	R	H	RBI	BB	SO	LOB
4	2	1	0	1	1	1
5	1	4	2	0	0	1
3	2	1	3	0	0	2
1	0	0	0	0	0	1
4	1	2	1	0	0	1
2	0	0	0	2	1	3
0	0	0	0	0	0	0
3	1	0	0	1	1	4
0	0	0	0	0	0	0
3	2	2	4	1	1	0
3	1	0	0	0	1	1
3	0	0	0	0	1	2

AB	31
R	10
H	10
RBI	10
BB	5
SO	6
LOB	16

livebaseballscorecards.com



WP:	0	PA:	39
PB:	1	CS:	0
SB:	0		

Batter	1	2	3	4	5	6	7	8	9	AB R H RBI BB SO LOB	TOP											
Gene Richards, L (1, 8) OBP: 0.286, SLG: 0.308	0-0 4-3		0-3 K			4-0 SH1-3 2B BB		0-3 K	0-3 K	4 1 0 0 1 3 0	<b>San Diego Padres @ Los Angeles Dodgers</b> Dodger Stadium, Los Angeles, CA Sat Apr 07 1979, 6:05 PM PST Att. 44,327 - Unknown <a href="http://livebaseballscorecards.com">livebaseballscorecards.com</a>											
Ozzie Smith, S (1, 6) OBP: 0.250, SLG: 0.333	0-0 4-3		0-0 F9			0-0 SH1-3		0-0 F8		3 0 0 0 0 0 0												
Mike Hargrove, L (1, 3) OBP: 0.250, SLG: 0.333	0-3 K				0-0 F9	0-0 F9 2H 2B		0-0 BB PB BB 1B		4 1 2 1 0 1 0												
Dave Winfield, R (1, 9) OBP: 0.667, SLG: 0.625		0-0 6-3			4-0 BB BB BB BB	4-0 BB BB		4-0 BB BB 1-2 BB BB		1 0 0 0 3 0 0												
Jerry Turner, L (1, 7) OBP: 0.417, SLG: 0.455		0-0 2B			0-0 F9	0-0 F9 2-3		4-0 BB BB 1-2 2-3 BB BB		3 0 1 0 1 0 3												
Barry Evans, R (1, 5) OBP: 0.250, SLG: 0.364		0-0 5-3			0-0 5-3	0-0 4-3		4-0 BB 1-2 2-3 3-H BB		3 0 0 1 1 0 4												
Gene Tenace, R (1, 2) OBP: 0.167, SLG: 0.417		4-0 FC4 BB			4-0 BB BB BB BB	4-0 BB BB BB BB	0-0 F7	0-0 F9		2 0 0 0 2 0 3												
Fernando Gonzalez, R (1, 4) OBP: 0.167, SLG: 0.417		0-0 FC4			0-0 G6-4-3	0-0 G6-4-3		0-0 F8	0-0 F9	4 0 0 0 0 0 3												
Eric Rasmussen, R (1, 1) John D'Acquisto, R (7, 1) Bob Shirley, R (7, 1) Kurt Bevacqua, R (9, PH)			0-0 5-3		0-0 F4	0-0 F4		0-0 1-3	0-0 6-3	3 0 1 0 0 0 0 0 0												
<b>Inning Stats</b>	R: 0 E: 0 K: 1 S: 5	H: 0 LOB: 0 BB: 0 P: 5	R: 0 E: 0 K: 0 S: 4	H: 1 LOB: 2 BB: 1 P: 8	R: 0 E: 0 K: 1 S: 5	H: 0 LOB: 0 BB: 0 P: 5	R: 0 E: 0 K: 0 S: 3	H: 0 LOB: 1 BB: 1 P: 7	R: 0 E: 0 K: 0 S: 2	H: 0 LOB: 0 BB: 1 P: 6		R: 1 E: 0 K: 0 S: 4	H: 1 LOB: 2 BB: 2 P: 12	R: 0 E: 0 K: 0 S: 3	H: 0 LOB: 0 BB: 0 P: 3	R: 1 E: 0 K: 1 S: 6	H: 1 LOB: 3 BB: 3 P: 18	R: 0 E: 0 K: 1 S: 5	H: 0 LOB: 0 BB: 0 P: 5	1B: 1 2B: 2 3B: 0 HR: 0	SF: 0 SAC: 1 DP: 1 HBP: 0	WP: 0 PB: 1 SB: 0 CS: 0
<b>PITCHER</b>	IP WLS BF H R ER SO BB IBB HBP BLK WP HR S P ERA WHIP																					
Andy Messersmith, R (1, 1) ERA: 1.29	7.0 W 27 2 1 1 2 5 0 0 0 0 0 0 26 46 1.29 1.000																					
Charlie Hough, R (8, 1) ERA: 13.5	0.2 6 1 1 1 1 3 0 0 0 0 0 0 5 17 13.50 6.000																					
Lance Rautzhan, L (8, 1) ERA: 4.5	1.1 S 4 0 0 0 1 0 0 0 0 0 0 0 6 6 0.00 0.000																					

AB	28
R	2
H	3
RBI	2
BB	8
SO	4
LOB	13



Batter	1	2	3	4	5	6	7	8	9
Davey Lopes, R (1, 4) OBP: 0.500, SLG: 0.500	0-0 5-3 2B		4-0 1B BB		4-0 2B BB		0-0 6-3	0-0 1B SH2-3 1B	
Bill Russell, R (1, 6) OBP: 0.615, SLG: 0.769	0-0 1-3		0-0 1-2 1B		0-0 1-H 2B		0-0 1B 1B	0-0 SH2-3	
Reggie Smith, S (1, 9) OBP: 0.385, SLG: 0.500	0-0 5-3 2-3		0-0 F8		4-0 BB		4-0 1-2 1B BB	0-0 6-3	
Steve Garvey, R (1, 3) OBP: 0.462, SLG: 0.462	0-0 F3		0-0 F9		0-0 F8		0-0 1-2 2-H 1B 1B	0-0 BB 1B	
Ron Cey, R (1, 5) OBP: 0.385, SLG: 0.500		0-0 4-3		0-3 K	0-0 F8		0-0 1-3 2-H 1B HBP 1B	4-0 1-2 BB	
Dusty Baker Jr., R (1, 7) OBP: 0.250, SLG: 0.100 Joe Ferguson, R (8, PH) OBP: 0.600, SLG: 1.250 Gary Thomasson, L (9, 7)		0-0 F7		0-0 1B 1B	0-0 1-3		1-0 1B HBP	0-3 K	
Rick Monday, L (1, 8) OBP: 0.429, SLG: 0.333 Derrel Thomas, S (7, PR) (8, 8)		4-0 FC5-4 BB		0-0 1-2 1B		0-3 K	0-0 1-3 2-H 3-H 1B		
Steve Yeager, R (1, 2)		0-0 FC5-4 1-2f		0-0 F9		0-3 K	0-0 5-3		
Andy Messersmith, R (1, 1) Manny Mota, R (7, PH) Charlie Hough, R (8, 1) Lance Rautzhan, R (8, 1)			0-0 4-3	0-0 5-3		0-3 K	0-0 F9		

Inning Stats	R: 0 E: 0 K: 0 S: 4	H: 1 LOB: 1 BB: 0 P: 4	R: 0 E: 0 K: 0 S: 3	H: 0 LOB: 1 BB: 1 P: 7	R: 0 E: 0 K: 0 S: 4	H: 1 LOB: 2 BB: 1 P: 8	R: 0 E: 0 K: 1 S: 7	H: 2 LOB: 2 BB: 0 P: 7	R: 1 E: 0 K: 0 S: 4	H: 1 LOB: 2 BB: 2 P: 12	R: 0 E: 0 K: 3 S: 9	H: 0 LOB: 0 BB: 0 P: 9	R: 4 E: 0 K: 0 S: 7	H: 4 LOB: 2 BB: 1 P: 12	R: 0 E: 0 K: 1 S: 7	H: 2 LOB: 3 BB: 1 P: 11
--------------	------------------------------	---------------------------------	------------------------------	---------------------------------	------------------------------	---------------------------------	------------------------------	---------------------------------	------------------------------	----------------------------------	------------------------------	---------------------------------	------------------------------	----------------------------------	------------------------------	----------------------------------

PITCHER	IP	WLS	BF	H	R	ER	SO	BB	IBB	HBP	BLK	WP	HR	S	P	ERA	WHIP
Eric Rasmussen, R (1, 1) ERA: 5.68	6.1	L	31	7	4	4	4	5	0	0	0	0	0	34	54	5.68	1.895
John D'Acquisto, R (7, 1) ERA:	0.0		3	2	1	1	0	0	0	1	0	0	0	2	3	∞	∞
Bob Shirley, L (7, 1) ERA:	1.2		8	2	0	0	1	1	0	0	0	0	0	9	13	0.00	1.800

**BOTTOM**


**San Diego Padres @ Los Angeles Dodgers**  
 Dodger Stadium, Los Angeles, CA

Sat Apr 07 1979, 6:05 PM PST  
 Att. 44,327 - Unknown

AB	R	H	RBI	BB	SO	LOB
3	1	2	0	2	0	0
4	1	3	1	0	0	1
3	1	0	0	2	0	4
5	1	2	1	0	0	5
4	1	1	1	1	1	2
3	0	1	0	0	0	2
1	0	0	0	0	1	3
0	0	0	0	0	0	0
3	0	2	2	1	1	0
0	0	0	0	0	0	0
4	0	0	0	0	1	5
3	0	0	0	0	1	2
1	0	0	0	0	0	2
0	0	0	0	0	0	0
0	0	0	0	0	0	0

AB	34
R	5
H	11
RBI	5
BB	6
SO	5
LOB	26

WP: 0 PA: 42  
 PB: 0  
 SB: 0  
 CS: 0



PITCHER	IP	WLS	BF	H	R	ER	SO	BB	IBB	HBP	BLK	WP	HR	S	P	ERA	WHIP
---------	----	-----	----	---	---	----	----	----	-----	-----	-----	----	----	---	---	-----	------

Batter	1	2	3	4	5	6	7	8	9	10	11	12	AB	R	H	RBI	BB	SO	LOB	TOP				
Gene Richards, L (1, 8) OBP: 0.350, SLG: 0.333	0-0 S 2B 1B		0-0 6-3	0-0 FC3-8 1-3 3-H 1B		0-0 4-3			0-0 E6 4-3 S		4-0 BB 1B		5	1	2	1	1	0	1					
Ozzie Smith, S (1, 6) OBP: 0.350, SLG: 0.333	0-0 L8		0-0 F9	0-0 FC3-6 1-2f 3-H 1B				4-0 S BB	0-0 4-3		0-3 K		5	0	0	1	1	1	5					
Mike Hargrove, L (1, 3) OBP: 0.333, SLG: 0.375	0-0 1-H 2B		4-0 1B 1B BB	0-0 F5				0-0 F6 1-2	0-0 F8		4-0 1-2 2-3 BB		4	1	1	1	2	0	3					
Dave Winfield, R (1, 9) OBP: 0.556, SLG: 0.500	0-3 K		0-0 1B E 1B					0-0 F8	0-0 F8		0-0 G3-6-3 1B		6	1	2	0	0	2	5					
Jerry Turner, L (1, 7) OBP: 0.333, SLG: 0.353	0-0 4-3		0-0 E9 1-H 2-H 1B					0-0 G3	0-0 F7		0-0 G3-6-3 1-2f		6	0	1	1	0	0	3					
Barry Evans, R (1, 5) OBP: 0.222, SLG: 0.294		0-0 6-3	0-0 5-3					0-0 F8	0-0 F7		0-0 FC6-4 1B		6	0	1	0	0	0	1					
Gene Tenace, R (1, 2) OBP: 0.357, SLG: 0.100		0-3 K		4-0 1B 1B BB				0-0 SH3-4 1B	0-3 K		0-0 FC6-4 1-2f		5	1	1	0	1	3	1					
Fernando Gonzalez, R (1, 4) OBP: 0.235, SLG: 0.375		4-0 FC6-4 BB		0-0 1B FC3-6 1B				0-0 F9	0-0 F2		0-0 F8		4	1	1	0	1	0	1					
Bob Owchinko, L (1, 1) Mark Lee, R (1, 1) Fred Kendall, R (2, PH) Mickey Lolich, S (2, 1) Rollie Fingers, R (6, 1) Broderick Perkins, L (11, PH) Bill Almon, R (11, PR) Bob Shirley, R (11, 1)		0-0 FC6-4		0-3 K				0-0 SH3-4 1-2	0-0 B5-3		0-0 BB S 1B		0	0	0	0	0	0	0					
<b>Inning Stats</b>	R: 1 E: 0 K: 1 S: 7	H: 2 LOB: 1 BB: 0 P: 7	R: 0 E: 0 K: 1 S: 5	H: 0 LOB: 1 BB: 1 P: 9	R: 2 E: 1 K: 0 S: 5	H: 2 LOB: 1 BB: 1 P: 9	R: 0 E: 0 K: 0 S: 3	H: 0 LOB: 0 BB: 0 P: 3	R: 0 E: 0 K: 0 S: 4	H: 1 LOB: 1 BB: 0 P: 4	R: 0 E: 0 K: 0 S: 3	H: 0 LOB: 1 BB: 1 P: 7	R: 0 E: 0 K: 1 S: 5	H: 0 LOB: 0 BB: 0 P: 5	R: 0 E: 0 K: 0 S: 4	H: 2 LOB: 1 BB: 0 P: 4	R: 0 E: 0 K: 2 S: 8	H: 1 LOB: 3 BB: 2 P: 16	R: 0 E: 0 K: 1 S: 5	H: 0 LOB: 0 BB: 0 P: 5	1B: 9 2B: 1 3B: 0 HR: 0	SF: 0 SAC: 1 DP: 1 HBP: 0	WP: 0 PB: 0 SB: 4 CS: 0	PA: 52
<b>PITCHER</b>	IP WLS BF H R ER SO BB IBB HBP BLK WP HR S P ERA WHIP																							
Doug Rau, L (1, 1) ERA: 10.8	3.1	19	6	5	4	3	3	0	0	0	0	0	0	0	0	0	0	0	0	0	10.80	2.700		
Charlie Hough, R (4, 1) ERA: 2.08	3.2	13	1	0	0	0	1	0	0	0	0	0	0	0	0	0	0	0	0	0	0.00	0.545		
Rick Sutcliffe, R (8, 1) ERA:	5.0	W 20	3	0	0	4	1	1	0	0	0	0	0	0	0	0	0	0	0	0	0.00	0.800		

San Diego Padres @ Los Angeles Dodgers  
 Dodger Stadium, Los Angeles, CA  
 Sun Apr 08 1979, 3:33 AM PST  
 Att. 39,562 - Unknown

AB	45
R	5
H	10
RBI	4
BB	6
SO	7
LOB	23






Batter	1	2	3	4	5	6	7	8	9	10	11	12
Davey Lopes, R OBP: 0.500, SLG: 0.643 (1, 4)	4-0 G5-4-3 1B 2B BB	0-0 6-3			0-0 F8		0-0 5-3		4-0 BB			0-0 HR
Bill Russell, R OBP: 0.556, SLG: 0.647 (1, 6)	0-0 1-2 G5-4-3 1B	0-0 F7			4-0 G5-4-3 BB		0-0 F7		0-0 F6			
Reggie Smith, S OBP: 0.333, SLG: 0.467 (1, 9)	0-0 G5-4-3 1-2f 2-3	0-3 K			0-0 G5-4-3 1-2f			0-0 SH1-3 2B		0-0 F9		
Steve Garvey, R OBP: 0.471, SLG: 0.588 (1, 3)	0-0 1B 2B		0-0 F7			0-0 2B 2B		0-0 SH1-3 2-3		0-3 K		
Ron Cey, R OBP: 0.444, SLG: 0.500 (1, 5)	0-0 1B 1B		0-0 CS 1B			0-0 F7		4-0 IBB		0-0 6-3		
Dusty Baker Jr., R OBP: 0.294, SLG: 0.267 (1, 7)	0-0 1B 1B		0-0 5-3 1-2			0-0 FC6-5 2B		0-0 F9			0-0 F7	
Joe Ferguson, R OBP: 0.400, SLG: 0.625 Steve Yeager, R (12, 2)	4-0 1B BB			0-0 6-3		0-0 FC6-5 2-3		0-0 F8			0-0 5-3	
Derrel Thomas, S OBP: 0.125, SLG: 0.125 (1, 8)	0-0 1B		0-0 G3			0-0 F8			0-0 F9		0-0 6-3	
Doug Rau, L Charlie Hough, R Vic Davalillo, L Rick Sutcliffe, L (1, 1) (4, 1) (7, PH) (8, 1)	0-0 4-3			0-0 5-3			0-0 L7		0-0 6-3			0-0 4-3

AB	R	H	RBI	BB	SO	LOB
4	2	1	1	2	0	0
4	0	1	0	1	0	1
5	0	1	0	0	1	3
4	2	2	1	0	1	0
4	1	2	1	1	0	1
5	1	2	1	0	0	3
4	0	0	0	1	0	3
0	0	0	0	0	0	0
5	0	1	2	0	0	1
1	0	0	0	0	0	2
1	0	0	0	0	0	0
1	0	0	0	0	0	0
2	0	0	0	0	0	0

<b>AB</b>	40
<b>R</b>	6
<b>H</b>	10
<b>RBI</b>	6
<b>BB</b>	5
<b>SO</b>	2
<b>LOB</b>	14
<b>WP: 0</b>	<b>PA: 46</b>
<b>PB: 0</b>	
<b>SB: 0</b>	
<b>CS: 1</b>	

Inning Stats	R: 4	H: 5	E: 0	K: 0	S: 7	LOB: 2	P: 15	R: 0	H: 0	E: 0	K: 1	S: 5	LOB: 0	P: 5	R: 0	H: 1	E: 0	K: 0	S: 3	LOB: 0	P: 3	R: 0	H: 0	E: 0	K: 0	S: 3	LOB: 0	P: 3	R: 0	H: 0	E: 0	K: 0	S: 2	LOB: 0	P: 6	R: 1	H: 2	E: 0	K: 0	S: 5	LOB: 1	P: 5	R: 0	H: 0	E: 0	K: 0	S: 3	LOB: 0	P: 3	R: 0	H: 1	E: 0	K: 0	S: 4	LOB: 2	P: 8	R: 0	H: 0	E: 0	K: 0	S: 3	LOB: 1	P: 7	R: 0	H: 0	E: 0	K: 1	S: 5	LOB: 0	P: 5	R: 0	H: 0	E: 0	K: 0	S: 3	LOB: 0	P: 3	R: 1	H: 1	E: 0	K: 0	S: 2	LOB: 0	P: 2	1B: 5	2B: 4	3B: 0	HR: 1	SF: 0	SAC: 1	DP: 2	HBP: 0
--------------	------	------	------	------	------	--------	-------	------	------	------	------	------	--------	------	------	------	------	------	------	--------	------	------	------	------	------	------	--------	------	------	------	------	------	------	--------	------	------	------	------	------	------	--------	------	------	------	------	------	------	--------	------	------	------	------	------	------	--------	------	------	------	------	------	------	--------	------	------	------	------	------	------	--------	------	------	------	------	------	------	--------	------	------	------	------	------	------	--------	------	-------	-------	-------	-------	-------	--------	-------	--------

San Diego Padres @ Los Angeles Dodgers  
 Dodger Stadium, Los Angeles, CA  
 Sun Apr 08 1979, 3:33 AM PST  
 Att: 39,562 - Unknown





Batter	1	2	3	4	5	6	7	8	9	AB R H RBI BB SO LOB
Terry Puhl, L OBP: 0.375, SLG: 0.333 (1, 9)	F8		F7		1-3			4-3		4 0 0 0 0 0 3
Craig Reynolds, L OBP: 0.071, SLG: 0.071 (1, 6)	F3			F8		1-6-3		G3		4 0 0 0 0 0 0
Cesar Cedeno, R OBP: 0.333, SLG: 0.467 (1, 8)	F9			5-3		5-3			SH1-4 1B	4 0 1 0 0 0 0
Jose Cruz, L OBP: 0.308, SLG: 0.417 (1, 7)		L8		0-3 K		4-3			SH1-4 1-2	3 0 0 0 0 1 0 0 0 0 0 0 0 0
Julio Gonzalez, R (9, PH)										
Enos Cabell, R OBP: 0.357, SLG: 0.385 (1, 5)		L3			1B G3 1B		SH1-4 BB	F6		3 1 1 0 1 0 1
Bob Watson, R (1, 3)		0-3 K			F8		SH1-4 1-2	6-3		3 0 0 0 0 1 2
Art Howe, R OBP: 0.154, SLG: 0.154 (1, 4)			F7		1-3 G3 1B		6-3			3 0 1 0 0 0 1
Alan Ashby, S OBP: 0.385, SLG: 0.538 (1, 2)			SH3 1B		G3		6-3			3 0 1 1 0 0 2
Vern Ruhle, R (1, 1)			SH3		1-2 3-H 4-0 BB			6-3		0 0 0 0 1 0 0
Jesus Alou, R (8, PH)										1 0 0 0 0 0 0
Joaquin Andujar, S (9, 1)										0 0 0 0 0 0 0

**BOTTOM**

**Los Angeles Dodgers @ Houston Astros**  
Astrodome, Houston, TX  
Mon Apr 09 1979, 7:05 PM EST  
Att. 12,116 - Dome

[livebaseballscorecards.com](http://livebaseballscorecards.com)

<b>AB</b>	<b>28</b>
<b>R</b>	<b>1</b>
<b>H</b>	<b>4</b>
<b>RBI</b>	<b>1</b>
<b>BB</b>	<b>2</b>
<b>SO</b>	<b>2</b>
<b>LOB</b>	<b>9</b>



Inning Stats	R: 0	H: 0	E: 0	K: 0	S: 3	R: 0	H: 0	E: 0	K: 1	S: 5	R: 0	H: 1	E: 0	K: 0	S: 4	R: 0	H: 0	E: 0	K: 1	S: 5	R: 1	H: 2	E: 0	K: 0	S: 5	R: 0	H: 0	E: 0	K: 0	S: 3	R: 0	H: 0	E: 0	K: 0	S: 3	R: 0	H: 0	E: 0	K: 0	S: 3	R: 0	H: 1	E: 0	K: 0	S: 4	1B: 4	SF: 0	2B: 0	3B: 0	HR: 0	SAC: 3	DP: 0	HBP: 0	WP: 0	PA: 33
--------------	------	------	------	------	------	------	------	------	------	------	------	------	------	------	------	------	------	------	------	------	------	------	------	------	------	------	------	------	------	------	------	------	------	------	------	------	------	------	------	------	------	------	------	------	------	-------	-------	-------	-------	-------	--------	-------	--------	-------	--------

PITCHER	IP	WLS	BF	H	R	ER	SO	BB	IBB	HBP	BLK	WP	HR	S	P	ERA	WHIP
Bob Welch, R ERA: 1.8 (1, 1)	5.0	W	19	3	1	1	2	1	0	0	0	0	0	22	26	1.80	0.800
Jerry Reuss, L ERA: (6, 1)	4.0	S	14	1	0	0	0	1	0	0	0	0	0	13	17	0.00	0.500

Batter	1	2	3	4	5	6	7	8	9	AB R H RBI BB SO LOB	TOP																													
Davey Lopes, R OBP: 0.379, SLG: 0.409 (1, 4) X	0-0 4-3		0-3 K		4-0 BB		0-3 K		0-3 K	4 0 0 0 1 3 2																														
Bill Russell, R OBP: 0.538, SLG: 0.708 (1, 6) X	0-0 CS 1B			0-0 L6	0-0 F7			4-0 FC4-6 BB		3 0 1 0 1 0 2																														
Reggie Smith, S OBP: 0.308, SLG: 0.364 Derrel Thomas, S OBP: 0.111, SLG: 0.111 (1, 9) X (8, PR) (8, 8)	0-0 F8 1-2		0-3 K WP S		0-0 1B S 1B		0-0 1B S 1B	0-0 FC4-6 PB S 1-2f		4 0 1 0 0 1 2 0 0 0 0 0 0 0																														
Steve Garvey, R OBP: 0.360, SLG: 0.440 (1, 3) X		0-0 5-3		0-0 F8 1-2		0-0 WP 1B		0-3 K 1-3		4 0 1 0 0 1 2																														
Ron Cey, R OBP: 0.423, SLG: 0.450 (1, 5) X		0-0 2B		0-3 K 2-3		0-3 K 1-2		4-0 BB		3 0 1 0 1 2 3																														
Dusty Baker Jr., R OBP: 0.280, SLG: 0.304 (1, 7) X		0-3 K			0-0 WP 2B 1B		0-3 K		0-3 K	4 1 1 0 0 3 5																														
Rick Monday, L OBP: 0.286, SLG: 0.231 (1, 8) X (8, 9)		0-0 4-3		0-3 K 1-2		0-3 K			0-0 G3	4 0 0 0 0 2 4																														
Joe Ferguson, R OBP: 0.444, SLG: 0.571 Ted Martinez, R (1, 2) X (9, PR)			0-3 K		0-0 WP 2B 2-H		0-0 6-3		4-0 F8 WP BB	3 0 1 1 1 1 0 0 0 0 0 0 0 0																														
Burt Hooton, R OBP: 0.200, SLG: 0.400 Gary Thomasson, L Charlie Hough, R Von Joshua, L (1, 1) X (7, PH) (7, 1) (9, PH)		0-0 6-3			0-0 F7		0-0 F8		0-0 F8 1-3	2 0 0 0 0 0 1 1 0 0 0 0 0 0 0 0 0 0 0 0 0 1 0 0 0 0 0 1																														
<b>Inning Stats</b>	R: 0 E: 0 K: 0 S: 3	H: 1 LOB: 0 BB: 0 P: 3	R: 0 E: 0 K: 1 S: 6	H: 1 LOB: 1 BB: 0 P: 6	R: 0 E: 0 K: 2 S: 7	H: 0 LOB: 0 BB: 0 P: 7	R: 0 E: 0 K: 2 S: 8	H: 0 LOB: 1 BB: 0 P: 8	R: 1 E: 0 K: 1 S: 7	H: 2 LOB: 2 BB: 1 P: 11	R: 0 E: 0 K: 3 S: 11	H: 2 LOB: 2 BB: 0 P: 11	R: 0 E: 0 K: 1 S: 5	H: 0 LOB: 0 BB: 0 P: 5	R: 0 E: 0 K: 2 S: 7	H: 0 LOB: 2 BB: 2 P: 15	R: 0 E: 0 K: 1 S: 5	H: 0 LOB: 2 BB: 1 P: 9	1B: 4 2B: 2 3B: 0 HR: 0	SF: 0 SAC: 0 DP: 0 HBP: 0	WP: 6 PB: 1 SB: 3 CS: 1	PA: 37																		
<b>PITCHER</b> J.R. Richard, R ERA: 1.26 (1, 1)	IP 9.0	WLS W	BF 37	H 6	R 1	ER 1	SO 13	BB 4	IBB 0	HBP 0	BLK 0	WP 6	HR 0	S 59	P 75	ERA 1.00	WHIP 1.111						<b>PITCHER</b>	IP 9.0	WLS W	BF 37	H 6	R 1	ER 1	SO 13	BB 4	IBB 0	HBP 0	BLK 0	WP 6	HR 0	S 59	P 75	ERA 1.00	WHIP 1.111

Los Angeles Dodgers @ Houston Astros  
Astrodome, Houston, TX  
Tue Apr 10 1979, 7:05 PM EST  
Att. 14,091 - Dome

livebaseballscorecards.com

AB	33
R	1
H	6
RBI	1
BB	4
SO	13
LOB	22



Batter	1	2	3	4	5	6	7	8	9
Terry Puhl, L OBP: 0.300, SLG: 0.263 (1, 9)	0-0 4-3 ①		0-3 K ③		0-0 F5 ②			0-0 F5 ①	
Craig Reynolds, L OBP: 0.056, SLG: 0.056 (1, 6)	0-3 K ②			0-0 G3 ①	0-0 G3 ③			0-0 4-3 ②	
Cesar Cedeno, R OBP: 0.368, SLG: 0.579 (1, 8)	0-0 6-3 ③			0-0 2B 2B		0-3 K ①		0-0 2B	
Jose Cruz, L OBP: 0.353, SLG: 0.467 (1, 7)		0-3 K ①		0-0 2B 2B		0-0 F7 ②		4-0 BB	
Enos Cabell, R OBP: 0.333, SLG: 0.412 (1, 5) (8, 3)		0-0 F4 ②		0-0 2B 2B		0-0 F9 ③		0-3 K ③	
Bob Watson, R Rafael Landestoy, S (1, 3) (8, 4)		0-0 F4 ③		0-0 F9 ②		0-0 F7 ①			
Art Howe, R OBP: 0.188, SLG: 0.133 (1, 4) (8, 5)			0-0 4-3 ①	4-0 BB		0-0 G3 ②			
Bruce Bochy, R OBP: 0.667, SLG: 0.500 (1, 2)			0-0 FC5-4 1B	0-3 K ③		4-0 BB			
J.R. Richard, R (1, 1)			0-0 FC5-4 1-2f		0-0 5-3 ①		0-0 F9 ③		

Inning Stats	R: 0	H: 0	E: 0	K: 1	S: 5	LOB: 0	BB: 0	P: 5
	R: 0	H: 0	E: 0	K: 1	S: 5	LOB: 0	BB: 0	P: 5
	R: 0	H: 1	E: 0	K: 1	S: 6	LOB: 1	BB: 0	P: 6
	R: 2	H: 3	E: 0	K: 1	S: 8	LOB: 2	BB: 1	P: 12
	R: 0	H: 0	E: 0	K: 0	S: 3	LOB: 0	BB: 0	P: 3
	R: 0	H: 0	E: 0	K: 1	S: 5	LOB: 0	BB: 0	P: 5
	R: 0	H: 0	E: 0	K: 0	S: 3	LOB: 1	BB: 1	P: 7
	R: 0	H: 1	E: 0	K: 1	S: 6	LOB: 2	BB: 1	P: 10

PITCHER	IP	WLS	BF	H	R	ER	SO	BB	IBB	HBP	BLK	WP	HR	S	P	ERA	WHIP
Burt Hooton, R ERA: 3.14 (1, 1)	6.0	L	23	4	2	2	5	1	0	0	0	0	0	32	36	3.00	0.833
Charlie Hough, R ERA: 1.42 (7, 1)	2.0		9	1	0	0	1	2	0	0	0	0	0	9	17	0.00	1.500

**BOTTOM**

AB R H RBI BB SO LOB

4 0 0 0 0 1 1

4 0 0 0 0 1 0

4 1 2 0 0 1 0

3 1 1 1 1 1 0

4 0 1 1 0 1 2

3 0 0 0 0 0 1

0 0 0 0 0 0 0

2 0 0 0 1 0 0

2 0 1 0 1 1 2

3 0 0 0 0 0 2

**Los Angeles Dodgers @ Houston Astros**  
Astrodome, Houston, TX  
Tue Apr 10 1979, 7:05 PM EST  
Att. 14,091 - Dome

livebaseballscorecards.com

**AB 29**  
**R 2**  
**H 5**  
**RBI 2**  
**BB 3**  
**SO 6**  
**LOB 8**



WP: 0 PA: 32  
PB: 0  
SB: 0  
CS: 0

Batter	1	2	3	4	5	6	7	8	9	AB R H RBI BB SO LOB	TOP
Davey Lopes, R OBP: 0.353, SLG: 0.370 (1, 4) X	0-0 E 1B	0-0 FC5-2 1B 1-2 2-3 3-H		0-0 F8			0-0 F7		0-0 F7	5 0 1 0 0 0 4	
Bill Russell, R OBP: 0.516, SLG: 0.690 (1, 6) X	0-0 1-3 1-2	0-0 1B 1-2 2-H 3-H			0-0 F8		0-0 2B		0-0 G1-6-3 1-2f	5 0 2 1 0 0 2	
Gary Thomasson, L (1, 9) X	0-0 F8		0-0 F7		4-0 BB BB BB		0-0 F8			3 0 0 0 1 0 2	
Steve Garvey, R OBP: 0.345, SLG: 0.414 (1, 3) X	0-0 4-3		0-0 S E 1B		0-0 F9			0-0 F6		4 1 1 0 0 0 2	
Ron Cey, R OBP: 0.433, SLG: 0.435 (1, 5)		4-0 BB 1B 1B BB	0-3 K 1-2		0-0 4-3			0-0 1B 1B		3 1 1 0 1 1 2	
Dusty Baker Jr., R OBP: 0.310, SLG: 0.333 (1, 7)		0-0 1B BB FC5-2 1B 1-2	0-0 E5 1B 2-H			0-0 F9		0-3 K		4 0 2 0 0 1 1	
Rick Monday, L (1, 8)		0-3 K S	0-3 K S			0-0 F8		0-0 1B 1-2		4 0 1 0 0 2 3	
Joe Ferguson, R OBP: 0.409, SLG: 0.471 (1, 2)		4-0 FC5-2 1B 1B BB 1-2 2-3		0-3 K S		0-0 6-3		0-3 K		3 1 0 0 1 2 2	
Don Sutton, R OBP: 0.200, SLG: 0.200 (1, 1)		0-0 FC5-2 1B		0-0 5-3			0-0 2-3		0-0 G1-6-3 1B	2 0 1 1 0 0 0	
Vic Davalillo, L (7, PH)										1 0 0 0 0 0 0	
Charlie Hough, R (7, 1)										0 0 0 0 0 0 0	
Lance Rautzhan, R (8, 1)										0 0 0 0 0 0 0	
Von Joshua, L (9, PH)										1 0 1 0 0 0 0	
<b>Inning Stats</b>	R: 0 E: 1 K: 0 S: 4 H: 1 LOB: 1 BB: 0 P: 4	R: 2 E: 0 K: 1 S: 7 H: 3 LOB: 2 BB: 2 P: 15	R: 1 E: 1 K: 2 S: 9 H: 2 LOB: 1 BB: 0 P: 9	R: 0 E: 0 K: 1 S: 5 H: 0 LOB: 0 BB: 0 P: 5	R: 0 E: 0 K: 0 S: 3 H: 0 LOB: 1 BB: 1 P: 7	R: 0 E: 0 K: 0 S: 3 H: 0 LOB: 0 BB: 0 P: 3	R: 0 E: 0 K: 0 S: 4 H: 1 LOB: 1 BB: 0 P: 4	R: 0 E: 0 K: 2 S: 9 H: 2 LOB: 2 BB: 0 P: 9	R: 0 E: 0 K: 0 S: 3 H: 1 LOB: 0 BB: 0 P: 3	1B: 9 2B: 1 3B: 0 HR: 0 SF: 0 SAC: 0 DP: 1 HBP: 0	WP: 0 PB: 0 SB: 1 CS: 0 PA: 38
<b>PITCHER</b> Ken Forsch, R (1, 1) ERA: 1.0	IP 9.0 WLS W BF 38 H 10 R 3 ER 2 SO 6 BB 3 IBB 0 HBP 0 BLK 0 WP 0 HR 0 S 47 P 59 ERA 2.00 WHIP 1.444	<b>PITCHER</b> IP WLS BF H R ER SO BB IBB HBP BLK WP HR S P ERA WHIP									

**Los Angeles Dodgers @ Houston Astros**  
 Astrodome, Houston, TX  
 Wed Apr 11 1979, 7:05 PM EST  
 Att. 15,964 - Dome

AB	35
R	3
H	10
RBI	2
BB	3
SO	6
LOB	18



WP: 0	PA: 38
PB: 0	
SB: 1	
CS: 0	

Batter	1	2	3	4	5	6	7	8	9
Terry Puhl, L OBP: 0.240, SLG: 0.208 (1, 9)	0-0 F5		0-0 5-3		0-0 F6		0-0 1-3	0-0 G3	
Craig Reynolds, L OBP: 0.043, SLG: 0.043 (1, 6)	0-0 F8		0-0 F8		0-0 F7		0-0 F3	0-3 K	
Cesar Cedeno, R OBP: 0.391, SLG: 0.696 Jeffrey Leonard, R (1, 8) (9, 8)	0-0 F5		0-0 F8		1-H 2-H HR			WP 1B 1B	
Jose Cruz, L OBP: 0.476, SLG: 0.563 (1, 7)		0-0 1B 2B		B B B B 4-0 1B SF7 BB	B B B B 4-0 S BB		B B B B 4-0 WP 1B SF8 BB		
Enos Cabell, R OBP: 0.409, SLG: 0.476 (1, 5) (9, 3)		0-0 1B 1B		X 0-0 SF7 S CS 1B 1-3	X 0-0 5-3		X 0-0 SF8 WP 1B 1B 1-2 2-H		
Bob Watson, R OBP: 0.100, SLG: 0.056 Rafael Landestoy, S (1, 3) (8, PR) (9, 4)		0-0 FC5-4 1B		X 0-0 SF7		X 0-0 F7	B B B B 4-0 1B SF8 BB 1-2 2-3		
Art Howe, R OBP: 0.150, SLG: 0.111 (1, 4) (9, 5)		0-0 FC5-4		0-0 K		X 0-0 L6	X 0-0 SF8		
Alan Ashby, S OBP: 0.412, SLG: 0.500 (1, 2)		0-3 K		0-3 K		X 0-0 F8	X 0-0 2B 1B 2-H 3-H		
Ken Forsch, R OBP: 0.125, SLG: 0.250 (1, 1)		0-3 K		0-0 E3 HR		X 0-0 6-3	X 0-0 2B		

AB	R	H	RBI	BB	SO	LOB
5	0	0	0	0	0	5
5	0	0	0	0	1	5
4	2	2	3	0	0	0
0	0	0	0	0	0	0
1	3	1	0	3	0	0
4	2	3	2	0	0	1
2	0	1	2	1	0	0
0	1	0	0	0	0	0
3	0	0	1	0	1	2
3	1	1	2	1	1	1
4	1	1	0	0	1	2

**Los Angeles Dodgers @ Houston Astros**  
Astrodome, Houston, TX  
Wed Apr 11 1979, 7:05 PM EST  
Att. 15,964 - Dome

AB	31
R	10
H	9
RBI	10
BB	5
SO	4
LOB	16



Inning Stats		R: 0	H: 0	E: 0	LOB: 0	K: 0	BB: 0	S: 3	P: 3
Inning Stats		R: 2	H: 3	E: 0	LOB: 1	K: 2	BB: 0	S: 10	P: 10
Inning Stats		R: 0	H: 0	E: 0	LOB: 0	K: 0	BB: 0	S: 3	P: 3
Inning Stats		R: 1	H: 1	E: 0	LOB: 0	K: 1	BB: 1	S: 5	P: 9
Inning Stats		R: 3	H: 1	E: 1	LOB: 1	K: 0	BB: 2	S: 5	P: 13
Inning Stats		R: 0	H: 0	E: 0	LOB: 0	K: 0	BB: 0	S: 3	P: 3
Inning Stats		R: 0	H: 0	E: 0	LOB: 0	K: 0	BB: 0	S: 3	P: 3
Inning Stats		R: 4	H: 4	E: 0	LOB: 3	K: 1	BB: 2	S: 9	P: 17
Inning Stats		R: 4	H: 1	E: 0	LOB: 0	K: 1	BB: 0	S: 9	P: 17

PITCHER		IP	WLS	BF	H	R	ER	SO	BB	IBB	HBP	BLK	WP	HR	S	P	ERA	WHIP
Don Sutton, R	(1, 1)	6.0	L	26	5	6	3	3	3	3	0	0	0	1	29	41	4.50	1.333
Charlie Hough, R	(7, 1)	1.1		10	4	4	4	0	2	0	0	0	2	0	8	16	27.00	4.500
Lance Rautzhan, L	(8, 1)	0.2		2	0	0	0	1	0	0	0	0	0	0	4	4	0.00	0.000

WP	PA	3B	DP	CS
2	38	0	0	1

Batter	1	2	3	4	5	6	7	8	9	AB R H RBI BB SO LOB	TOP	
Jerry Royster, R OBP: 0.444, SLG: 0.440 (1, 5) X	0-0 F8		0-0 F7		4-0 BB BB		0-0 SH1-4	0-3 K		3 0 0 0 1 1 1		
Glenn Hubbard, R OBP: 0.333, SLG: 0.200 (1, 4) S S S	0-3 K		0-0 F7		4-0 BB BB		0-0 CS		0-0 1B 1B	4 1 2 1 1 1 0		
Gary Matthews, R OBP: 0.276, SLG: 0.379 (1, 9) X	0-0 F7		0-0 6-3		0-0 F8		0-0 BB 1B		0-0 1B SF8 1B	5 2 2 0 0 0 2		
Jeff Burroughs, R OBP: 0.333, SLG: 0.100 Rowland Office, L OBP: 0.333, SLG: 0.200 (7, PR) (7, 8)		0-0 5-3		0-0 6-3		4-0 BB BB	4-0 BB BB		0-0 1B BB	2 0 0 0 2 0 0 1 2 1 1 0 0 0		
Mike Lum, L OBP: 0.231, SLG: 0.240 Charlie Spikes, R Bob Beall, S (1, 3) (9, PH) (9, 3)		0-0 HR 1B		0-0 4-3		0-0 3-1	0-0 E5 1B		0-0 SF8 1B	4 1 2 1 0 0 1 0 0 0 1 0 0 0 0 0 0 0 0 0 0		
Dale Murphy, R OBP: 0.370, SLG: 0.667 (1, 2) S S S		0-3 K		0-0 HR		0-0 4-3	0-0 F3		0-0 2B 1B	5 2 2 1 0 1 4		
Barry Bonnell, R OBP: 0.385, SLG: 0.739 (1, 8) (7, 7) X		0-0 HR		0-0 5-3		4-0 FC5-4 IBB		0-0 L6	0-0 4-3 2B	4 1 2 4 1 0 0 1-H 2-H		
Pepe Frias, R OBP: 0.158, SLG: 0.211 (1, 6) X		0-0 1B		0-0 5-3		0-0 FC5-4		0-0 SH3-4 1B	0-0 4-3	5 0 2 0 0 0 3		
Larry McWilliams, L OBP: 0.167, SLG: 0.167 (1, 1) S S S		0-3 K		0-3 K		0-0 1B		0-0 SH3-4 1B	0-3 K	4 1 1 0 0 3 2		
<b>Inning Stats</b>	R: 0 H: 0 E: 0 LOB: 0 K: 1 BB: 0 S: 5 P: 5	R: 2 H: 3 E: 0 LOB: 1 K: 2 BB: 0 S: 10 P: 10	R: 0 H: 0 E: 0 LOB: 0 K: 0 BB: 0 S: 3 P: 3	R: 1 H: 1 E: 0 LOB: 0 K: 0 BB: 0 S: 4 P: 4	R: 0 H: 0 E: 0 LOB: 2 K: 1 BB: 2 S: 5 P: 13	R: 0 H: 0 E: 0 LOB: 2 K: 0 BB: 2 S: 3 P: 11	R: 3 H: 4 E: 1 LOB: 2 K: 0 BB: 1 S: 6 P: 10	R: 0 H: 1 E: 0 LOB: 1 K: 1 BB: 0 S: 6 P: 6	R: 4 H: 5 E: 0 LOB: 1 K: 1 BB: 0 S: 10 P: 10	1B: 11 SF: 1 2B: 1 SAC: 2 3B: 0 DP: 0 HR: 2 HBP: 0	WP: 0 PA: 45 PB: 0 SB: 0 CS: 1	
<b>PITCHER</b>	IP WLS BF H R ER SO BB IBB HBP BLK WP HR S P ERA WHIP											
Andy Messersmith, R ERA: 3.38 (1, 1)	6.1 L 29 6 5 5 4 3 1 0 0 0 2 33 49 7.11 1.421											
Rick Sutcliffe, R ERA: 1.35 (7, 1)	1.2 8 3 1 0 1 1 0 0 0 0 0 9 13 0.00 2.400											
Lance Rautzhan, L ERA: 12.27 (9, 1)	1.0 8 5 4 4 1 0 0 0 0 0 0 10 10 36.00 5.000											

Atlanta Braves @ Los Angeles Dodgers  
Dodger Stadium, Los Angeles, CA  
Thu Apr 12 1979, 6:05 PM PST  
Att: 27,510 - Unknown

AB	37
R	10
H	14
RBI	9
BB	5
SO	6
LOB	13





Batter	1	2	3	4	5	6	7	8	9	AB R H RBI BB SO LOB
Davey Lopes, R (1, 4) OBP: 0.342, SLG: 0.333	4-0 HR BB		0-0 F9 ①			0-0 6-3 ①		0-0 5-3 ②		3 1 0 0 1 0 0
Bill Russell, R (1, 6) OBP: 0.457, SLG: 0.606	0-0 F9 ①		0-0 6-3 ②			0-0 L5 ②		0-0 P4 ③		4 0 0 0 0 0 1
Dusty Baker Jr., R (1, 7) OBP: 0.303, SLG: 0.323	0-0 F9 ②		0-0 F7 ③			0-0 1B		0-0 F9 ①		4 0 1 0 0 0 1
Steve Garvey, R (1, 3) OBP: 0.333, SLG: 0.485	0-0 HR 1-H			0-0 F7 ①		0-0 L5 ③		0-0 F7 ②		4 1 1 2 0 0 1
Ron Cey, R (1, 5) OBP: 0.441, SLG: 0.444	0-0 1B			0-0 F8 ②			0-3 K ①		0-0 1B	4 0 2 0 0 1 0
Derrel Thomas, S (1, 8) OBP: 0.077, SLG: 0.077	0-3 K ③			0-3 K ③			0-3 K ②		0-0 5-3 ③	4 0 0 0 0 3 2
Gary Thomasson, L (1, 9)		0-0 G3 ①			0-0 F9 ①		4-0 BB			2 0 0 0 1 0 0
Steve Yeager, R (1, 2)		0-0 F8 ②			0-0 F9 ②		0-0 F9 ③			3 0 0 0 0 0 1
Andy Messersmith, R (1, 1) Rick Sutcliffe, L (7, 1) Manny Mota, R (8, PH) Lance Rautzhan, R (9, 1)		0-0 L9 ③			0-3 K ③			0-0 4-3 ①		2 0 0 0 0 1 0 0 0 0 0 0 0 0 1 0 0 0 0 0 0 0 0 0 0 0 0 0
<b>Inning Stats</b>	R: 2 H: 2 E: 0 LOB: 1 K: 1 BB: 1 S: 7 P: 11	R: 0 H: 0 E: 0 LOB: 0 K: 0 BB: 0 S: 3 P: 3	R: 0 H: 0 E: 0 LOB: 0 K: 0 BB: 0 S: 3 P: 3	R: 0 H: 0 E: 0 LOB: 0 K: 1 BB: 0 S: 5 P: 5	R: 0 H: 0 E: 0 LOB: 0 K: 1 BB: 0 S: 5 P: 5	R: 0 H: 1 E: 0 LOB: 1 K: 0 BB: 0 S: 4 P: 4	R: 0 H: 0 E: 0 LOB: 1 K: 2 BB: 1 S: 7 P: 11	R: 0 H: 0 E: 0 LOB: 0 K: 0 BB: 0 S: 3 P: 3	R: 0 H: 1 E: 0 LOB: 1 K: 0 BB: 0 S: 4 P: 4	1B: 3 SF: 0 2B: 0 SAC: 0 3B: 0 DP: 0 HR: 1 HBP: 0

**BOTTOM**


## Atlanta Braves @ Los Angeles Dodgers

Dodger Stadium, Los Angeles, CA

Thu Apr 12 1979, 6:05 PM PST  
Att. 27,510 - Unknown

---

<b>AB</b>	<b>31</b>
<b>R</b>	<b>2</b>
<b>H</b>	<b>4</b>
<b>RBI</b>	<b>2</b>
<b>BB</b>	<b>2</b>
<b>SO</b>	<b>5</b>
<b>LOB</b>	<b>6</b>




---

<b>WP:</b> 0	<b>PA:</b> 33
<b>PB:</b> 0	
<b>SB:</b> 0	
<b>CS:</b> 0	

PITCHER	IP	WLS	BF	H	R	ER	SO	BB	IBB	HBP	BLK	WP	HR	S	P	ERA	WHIP
Larry McWilliams, L (1, 1) ERA: 4.2	9.0	W	33	4	2	2	5	2	0	0	0	0	1	41	49	2.00	0.667
PITCHER	IP	WLS	BF	H	R	ER	SO	BB	IBB	HBP	BLK	WP	HR	S	P	ERA	WHIP

Batter	1	2	3	4	5	6	7	8	9	AB R H RBI BB SO LOB	TOP			
Jerry Royster, R OBP: 0.438, SLG: 0.433 (1, 5) X	0-0 1B 1-3 1B	0-0 L6			0-0 BB HBP 1-2 1B	0-0 4-3		0-0 G3		5 1 2 0 0 0 6				
Glenn Hubbard, R OBP: 0.343, SLG: 0.207 (1, 4) X	0-0 1-3 1-2		0-0 L4-3 1B		1-0 BB 1-2 2-3 HBP		0-0 F7		0-0 F7	4 0 1 0 0 0 1				
Gary Matthews, R OBP: 0.235, SLG: 0.333 (1, 9) X	0-0 F7		0-0 F8		0-0 SF7		0-0 P3		0-0 5-3	4 0 0 1 0 0 2				
Jeff Burroughs, R OBP: 0.355, SLG: 0.130 Rowland Office, L OBP: 0.286, SLG: 0.167 (1, 7) X (8, 8)	0-0 1B 2-3 1B		0-0 L4-3 1-2		4-0 FC6-4 1-2 2-3 BB		0-0 6-3		0-0 F8	3 0 1 0 1 0 1 1 0 0 0 0 0 0				
Dale Murphy, R OBP: 0.387, SLG: 0.643 (1, 3) X	0-0 FC5-4 1-2 1B 3-H			0-3 K	0-0 FC6-4 1-2f			0-0 1B SH2-3 1B		4 0 2 1 0 1 3				
Barry Bonnell, R OBP: 0.379, SLG: 0.680 (1, 8) X (8, 7)	0-0 FC5-4 1-2f			0-0 F8		4-0 FC1-5 1B BB		0-0 SH2-3 1-2		2 0 0 0 1 0 2				
Bruce Benedict, R OBP: 0.750, SLG: 0.667 (1, 2) X		0-0 CS 1B		0-0 1-3		0-0 FC1-5 1-2 1B		4-0 1B BB		3 0 2 0 1 0 0				
Pepe Frias, R OBP: 0.217, SLG: 0.261 (1, 6) X		0-0 SH1-4 1-2 1B			0-0 1-3	0-0 FC1-5 1-2 2-3f		0-0 1-2 2-3 1B		4 0 2 0 0 0 2				
Rick Matula, R OBP: 0.250, SLG: 0.250 Gene Garber, R (7, 1) (1, 1)		0-0 SH1-4 1-2			0-0 HBP 1B SF7 1B	0-3 K		0-3 K		2 1 1 0 0 1 2 1 0 0 0 0 1 3				
<b>Inning Stats</b>	R: 1 E: 0 K: 0 S: 6 H: 3 LOB: 2 BB: 0 P: 6	R: 0 E: 0 K: 0 S: 4 H: 2 LOB: 1 BB: 0 P: 4	R: 0 E: 0 K: 0 S: 3 H: 1 LOB: 0 BB: 0 P: 3	R: 0 E: 0 K: 1 S: 5 H: 0 LOB: 0 BB: 0 P: 5	R: 1 E: 0 K: 0 S: 5 H: 2 LOB: 3 BB: 1 P: 10	R: 0 E: 0 K: 1 S: 6 H: 1 LOB: 2 BB: 1 P: 10	R: 0 E: 0 K: 0 S: 3 H: 0 LOB: 0 BB: 0 P: 3	R: 0 E: 0 K: 1 S: 7 H: 2 LOB: 3 BB: 1 P: 11	R: 0 E: 0 K: 0 S: 3 H: 0 LOB: 0 BB: 0 P: 3	1B: 11 SF: 1 2B: 1 SAC: 2 3B: 0 DP: 1 HR: 0 HBP: 1	WP: 0 PA: 40 PB: 0 SB: 0 CS: 1			
<b>PITCHER</b>	IP WLS BF H R ER SO BB IBB HBP BLK WP HR S P ERA WHIP												<b>PITCHER</b>	IP WLS BF H R ER SO BB IBB HBP BLK WP HR S P ERA WHIP
Doug Rau, L ERA: 6.75 (1, 1)	4.2 L 22 8 2 2 1 1 0 1 0 0 0 0 22 27 3.86 1.929													
Rick Sutcliffe, R ERA: 1.0 (5, 1)	2.1 9 1 0 0 1 1 0 0 0 0 0 0 10 14 0.00 0.857													
Jerry Reuss, L ERA: (8, 1)	2.0 9 2 0 0 1 1 0 0 0 0 0 0 10 14 0.00 1.500													

Atlanta Braves @ Los Angeles Dodgers  
Dodger Stadium, Los Angeles, CA

AB	33
R	2
H	11
RBI	2
BB	3
SO	3
LOB	22



Fri Apr 13 1979, 6:05 PM PST  
Att. 42,284 - Unknown

[livebaseballscorecards.com](http://livebaseballscorecards.com)

Batter	1	2	3	4	5	6	7	8	9	AB	R	H	RBI	BB	SO	LOB	BOTTOM
<b>Davey Lopes, R</b> OBP: 0.310, SLG: 0.294 (1, 4)	0-3 K		0-0 F9		0-0 P5			0-0 6-3		4	0	0	0	0	1	1	<b>Atlanta Braves @ Los Angeles Dodgers</b> <b>Dodger Stadium, Los Angeles, CA</b> Fri Apr 13 1979, 6:05 PM PST Att. 42,284 - Unknown
<b>Bill Russell, R</b> OBP: 0.436, SLG: 0.568 (1, 6)	0-3 K		0-0 5-3			0-0 FC4-6 1B		0-0 L5		4	0	1	0	0	1	0	
<b>Gary Thomasson, L</b> OBP: 0.308, SLG: 0.100 (1, 9)	0-0 FC5 1B			0-0 G3		0-0 FC4-6 6-3 1-2f		4-0 BB		3	0	1	0	1	0	1	
<b>Steve Garvey, R</b> OBP: 0.324, SLG: 0.459 (1, 3)	0-0 1-2 1B			0-0 5-3		0-0 6-3 1-2		0-0 F9		4	0	1	0	0	0	2	
<b>Ron Cey, R</b> OBP: 0.395, SLG: 0.387 (1, 5)	0-0 FC5 2-3f			0-3 K		0-3 K			0-0 P4	4	0	0	0	0	2	3	
<b>Dusty Baker Jr., R</b> OBP: 0.324, SLG: 0.343 (1, 7)		0-0 G6-4-3 1B			0-0 F7			0-0 P4		4	0	2	0	0	0	0	
<b>Rick Monday, L</b> OBP: 0.318, SLG: 0.286 (1, 8)		0-0 G6-4-3 1-2f			0-0 2B 1B			0-0 1B		4	1	2	0	0	0	2	
<b>Joe Ferguson, R</b> OBP: 0.346, SLG: 0.381 (1, 2)		0-0 6-3			0-3 K			0-0 P5		4	0	0	0	0	1	3	
<b>Doug Rau, L</b> OBP: 0.333, SLG: 0.667 (5, 1) <b>Rick Sutcliffe, L</b> OBP: 0.333, SLG: 0.333 (7, PH) <b>Von Joshua, L</b> OBP: 0.333, SLG: 0.333 (8, 1) <b>Jerry Reuss, L</b>			0-3 K		0-0 1-H 2B			0-0 4-3		1	0	0	0	0	1	0	
<b>Inning Stats</b>	R: 0 H: 2 E: 0 LOB: 2 K: 2 BB: 0 S: 9 P: 9	R: 0 H: 1 E: 0 LOB: 0 K: 0 BB: 0 S: 3 P: 3	R: 0 H: 0 E: 0 LOB: 0 K: 1 BB: 0 S: 5 P: 5	R: 0 H: 0 E: 0 LOB: 0 K: 1 BB: 0 S: 5 P: 5	R: 1 H: 2 E: 0 LOB: 1 K: 1 BB: 0 S: 7 P: 7	R: 0 H: 1 E: 0 LOB: 1 K: 1 BB: 0 S: 6 P: 6	R: 0 H: 1 E: 0 LOB: 1 K: 0 BB: 0 S: 4 P: 4	R: 0 H: 0 E: 0 LOB: 1 K: 0 BB: 1 S: 3 P: 7	R: 0 H: 1 E: 0 LOB: 1 K: 0 BB: 0 S: 4 P: 4	1B: 7 SF: 0 2B: 1 SAC: 0 3B: 0 DP: 1 HR: 0 HBP: 0	WP: 0 PA: 35 PB: 0 SB: 0 CS: 0						
<b>PITCHER</b> <b>Rick Matula, R</b> ERA: 2.03 (1, 1) <b>Gene Garber, R</b> ERA: 3.18 (7, 1)	IP WLS BF H R ER SO BB IBB HBP BLK WP HR S P ERA WHIP	6.1 W 25 7 1 1 6 0 0 0 0 0 0 37 37 1.42 1.105	2.2 S 10 1 0 0 0 1 0 0 0 0 0 9 13 0.00 0.750	<b>PITCHER</b> IP WLS BF H R ER SO BB IBB HBP BLK WP HR S P ERA WHIP							0 0 0 0 0 0 0 0 0 0 0 0 0 0 0.00 0.750						

Atlanta Braves @ Los Angeles Dodgers  
Dodger Stadium, Los Angeles, CA

AB 34  
R 1  
H 8  
RBI 1  
BB 1  
SO 6  
LOB 13



Fri Apr 13 1979, 6:05 PM PST  
Att. 42,284 - Unknown

livebaseballscorecards.com

Batter	1	2	3	4	5	6	7	8	9	AB R H RBI BB SO LOB	TOP											
Jerry Royster, R (1, 5) OBP: 0.417, SLG: 0.412	0-0 6-3		0-0 1B			0-3 K		0-3 K		4 0 1 1 0 2 0												
Glenn Hubbard, R (1, 4) OBP: 0.333, SLG: 0.188	4-0 BB		0-0 F9			0-0 F5		0-0 6-3		3 0 0 0 1 0 1												
Gary Matthews, R (1, 9) OBP: 0.237, SLG: 0.324	0-0 L3							0-0 F9		4 0 1 0 0 1 1												
Jeff Burroughs, R (1, 7) OBP: 0.343, SLG: 0.148			0-0 F9							4 1 1 0 0 0 1												
Mike Lum, L (1, 3) Charlie Spikes, R (9, PH) OBP: 0.276, SLG: 0.259 OBP: 0.333, SLG: 1.000			0-0 CS 1B							2 0 1 0 1 1 0 1 1 1 0 0 0 0												
Dale Murphy, R (1, 2) OBP: 0.371, SLG: 0.594			0-0 P5							4 0 1 2 0 0 3												
Barry Bonnell, R (1, 8) OBP: 0.364, SLG: 0.607			1-0 SH 7-2-1-5 HBP							3 0 0 0 0 0 3												
Pepe Frias, R (1, 6) Bob Beall, S (8, PH) Darrel Chaney, S (8, 6) OBP: 0.208, SLG: 0.250			0-0 SH E 1B							1 1 0 0 0 1 0 0 1 0 0 1 0 0 1 0 0 0 0 0 1												
Phil Niekro, R (1, 1) Craig Skok, R (6, 1) Rowland Office, L (8, PH) Frank LaCorte, R (8, 1) OBP: 0.250, SLG: 0.250			0-0 7-2-1-5							2 0 0 0 0 1 2 0 0 0 0 0 0 0 1 1 1 2 0 0 0 0 0 0 0 0 0 0												
<b>Inning Stats</b>	R: 0 E: 0 K: 0 S: 2	H: 0 LOB: 0 BB: 1 P: 6	R: 0 E: 0 K: 0 S: 3	H: 1 LOB: 0 BB: 0 P: 3	R: 1 E: 2 K: 0 S: 4	H: 1 LOB: 1 BB: 0 P: 5	R: 0 E: 0 K: 2 S: 7	H: 0 LOB: 0 BB: 0 P: 7	R: 0 E: 0 K: 1 S: 5	H: 0 LOB: 0 BB: 0 P: 5	R: 0 E: 0 K: 2 S: 7	H: 0 LOB: 0 BB: 0 P: 7	R: 0 E: 0 K: 0 S: 4	H: 1 LOB: 2 BB: 1 P: 8	R: 2 E: 0 K: 1 S: 6	H: 1 LOB: 0 BB: 1 P: 10	R: 2 E: 0 K: 0 S: 5	H: 3 LOB: 0 BB: 0 P: 5	1B: 5 2B: 3 3B: 0 HR: 1	SF: 0 SAC: 1 DP: 3 HBP: 1	WP: 0 PB: 0 SB: 0 CS: 1	PA: 35
<b>PITCHER</b>	IP WLS BF H R ER SO BB IBB HBP BLK WP HR S P ERA WHIP																					
Bob Welch, R (1, 1) ERA: 2.08	8.0 W 30 4 3 2 6 3 0 1 0 0 1 38 51 2.25 0.875																					
Jerry Reuss, L (9, 1) ERA: 2.57	1.0 S 5 3 2 2 0 0 0 0 0 0 0 5 5 18.00 3.000																					

Atlanta Braves @ Los Angeles Dodgers  
Dodger Stadium, Los Angeles, CA  
Sat Apr 14 1979, 6:05 PM PST  
Att: 47,064 - Unknown

AB	30
R	5
H	7
RBI	5
BB	3
SO	6
LOB	12



Batter	1	2	3	4	5	6	7	8	9
<b>Davey Lopes, R</b> OBP: 0.326, SLG: 0.316 (1, 4) X	0-0 G5-4-3 1B		0-3 K			0-0 K			
<b>Bill Russell, R</b> OBP: 0.419, SLG: 0.525 (1, 6) X	0-0 G5-4-3 1-2f			4-0 1B BB		0-0 L5	0-0 F2		
<b>Gary Thomasson, L</b> OBP: 0.353, SLG: 0.214 (1, 9) X	0-0 F9			0-0 1-3 1B		0-0 PB E 1B	0-0 4-3		
<b>Steve Garvey, R</b> OBP: 0.293, SLG: 0.415 (1, 3)		0-0 4-3		0-0 F2		0-0 5-3	0-0 F3		
<b>Ron Cey, R</b> OBP: 0.381, SLG: 0.353 (1, 5)		0-0 F8		0-0 G6-4-3 1-2f		4-0 BB S E BB	0-3 K		
<b>Dusty Baker Jr., R</b> OBP: 0.317, SLG: 0.316 (1, 7)		0-0 6-3			0-0 F9	4-0 BB E BB	0-0 P4		
<b>Rick Monday, L</b> OBP: 0.346, SLG: 0.261 (1, 8)			0-0 4-3		4-0 BB BB	4-0 BB E BB	0-0 F8		
<b>Joe Ferguson, R</b> OBP: 0.379, SLG: 0.458 (1, 2)			0-0 SH1-4 1B		0-0 F8	0-0 E7 1B 2B			
<b>Bob Welch, R</b> OBP: 0.667, SLG: 0.500 <b>Jerry Reuss, L</b> (9, 1)			0-0 SH1-4		0-3 K	0-0 1B			

AB	R	H	RBI	BB	SO	LOB
4	1	2	0	0	2	2
3	0	0	0	1	0	2
4	1	2	0	0	0	0
4	0	0	0	0	0	3
3	1	0	0	1	1	2
3	1	0	0	1	0	0
2	1	0	0	2	0	0
3	1	2	3	0	0	1
2	0	1	1	0	1	1
0	0	0	0	0	0	0
1B: 6	SF: 0	2B: 1	SAC: 1	3B: 0	DP: 2	HR: 0


**BOTTOM**

**Atlanta Braves @ Los Angeles Dodgers**  
Dodger Stadium, Los Angeles, CA

Sat Apr 14 1979, 6:05 PM PST  
Att. 47,064 - Unknown

livebaseballscorecards.com

<b>AB</b>	<b>28</b>
<b>R</b>	<b>6</b>
<b>H</b>	<b>7</b>
<b>RBI</b>	<b>4</b>
<b>BB</b>	<b>5</b>
<b>SO</b>	<b>4</b>
<b>LOB</b>	<b>11</b>



WP: 0	PA: 34
PB: 1	CS: 0

Inning Stats		R: 0	H: 1	E: 0	LOB: 0	K: 0	BB: 0	S: 3	R: 0	H: 0	E: 0	LOB: 0	K: 0	BB: 0	S: 3	R: 0	H: 1	E: 0	LOB: 1	K: 1	BB: 0	S: 6	R: 0	H: 1	E: 0	LOB: 1	K: 0	BB: 1	S: 3	R: 0	H: 0	E: 0	LOB: 1	K: 1	BB: 1	S: 5	R: 6	H: 4	E: 1	LOB: 1	K: 1	BB: 3	S: 9	R: 0	H: 0	E: 0	LOB: 0	K: 0	BB: 0	S: 3	R: 0	H: 0	E: 0	LOB: 0	K: 1	BB: 0	S: 5	1B: 6	SF: 0	2B: 1	SAC: 1	3B: 0	DP: 2	HR: 0	HBP: 0	WP: 0	PA: 34
<b>Phil Niekro, R</b> ERA: 3.92 (1, 1)	5.2	WLS	BF	H	R	ER	SO	BB	IBB	HBP	BLK	WP	HR	S	P	ERA	WHIP																																																		
<b>Craig Skok, L</b> ERA: 0.96 (6, 1)	1.1		5	1	0	0	1	0	0	0	0	0	0	7	7	0.00	0.750																																																		
<b>Frank LaCorte, R</b> ERA: 10.13 (8, 1)	1.0		3	0	0	0	1	0	0	0	0	0	0	5	5	0.00	0.000																																																		
<b>PITCHER</b>	<b>IP</b>	<b>WLS</b>	<b>BF</b>	<b>H</b>	<b>R</b>	<b>ER</b>	<b>SO</b>	<b>BB</b>	<b>IBB</b>	<b>HBP</b>	<b>BLK</b>	<b>WP</b>	<b>HR</b>	<b>S</b>	<b>P</b>	<b>ERA</b>	<b>WHIP</b>	<b>PITCHER</b>	<b>IP</b>	<b>WLS</b>	<b>BF</b>	<b>H</b>	<b>R</b>	<b>ER</b>	<b>SO</b>	<b>BB</b>	<b>IBB</b>	<b>HBP</b>	<b>BLK</b>	<b>WP</b>	<b>HR</b>	<b>S</b>	<b>P</b>	<b>ERA</b>	<b>WHIP</b>																																

Batter	1	2	3	4	5	6	7	8	9	AB R H RBI BB SO LOB	TOP	
Jerry Royster, R (1, 5) OBP: 0.439, SLG: 0.444	4-0 SF8 BB	0-0 SF8			0-0 G3		0-0 S PB 2B		4-0 1B E BB	2 3 1 3 2 0 0	<p>Atlanta Braves @ Los Angeles Dodgers</p> <p>Dodger Stadium, Los Angeles, CA</p> <p>Sun Apr 15 1979, 3:33 AM PST</p> <p>Att: 32,799 - Unknown</p>	
Glenn Hubbard, R (1, 4) OBP: 0.341, SLG: 0.216	0-0 4-3 1-3	0-0 3-H 2-H 1B			0-0 P6		0-0 F8 2-H		0-0 E 1B	5 1 2 1 0 0 1		
Gary Matthews, R (1, 9) OBP: 0.233, SLG: 0.300	0-0 SF8 3-H	0-0 F2			0-3 K		0-0 F8		4-0 E 9-2 IBB	3 0 0 1 1 1 2		
Jeff Burroughs, R (1, 7) OBP: 0.308, SLG: 0.129	0-0 F7				0-0 5-3		0-0 5-3		0-0 E3	4 0 0 0 0 0 0		
Rowland Office, L (8, 8) OBP: 0.333, SLG: 0.625									1-3 2-H 3-H	1 0 0 1 0 0 1		
Mike Lum, L (1, 3) OBP: 0.294, SLG: 0.281					0-3 K		0-0 F8		0-0 9-2	5 2 2 0 0 1 2		
Dale Murphy, R (1, 2) OBP: 0.359, SLG: 0.556					0-3 K		0-0 F3		0-0 HR 1B 3-Hr	4 1 1 0 0 1 1		
Barry Bonnell, R (1, 8) OBP: 0.405, SLG: 0.719					0-0 5-3		0-0 1B 2B 1B		0-0 HR 1-H	4 3 3 3 0 0 0		
Pepe Frias, R (1, 6) OBP: 0.222, SLG: 0.259					0-0 4-3		0-0 2B SH1-4 1B		0-0 6-3	3 1 1 0 0 0 0		
Eddie Solomon, R (1, 1) Gene Garber, R (6, 1)					0-0 F8		0-0 SH1-4		0-0 1-3	1 0 0 0 1 0 0 1 0 0 0 0 0 0		
<b>Inning Stats</b>	R: 1 H: 0 E: 0 LOB: 0 K: 0 BB: 1 S: 3 P: 7	R: 3 H: 4 E: 0 LOB: 2 K: 0 BB: 1 S: 7 P: 11	R: 0 H: 0 E: 0 LOB: 0 K: 2 BB: 0 S: 7 P: 7	R: 0 H: 0 E: 0 LOB: 0 K: 0 BB: 0 S: 3 P: 3	R: 0 H: 0 E: 0 LOB: 0 K: 1 BB: 0 S: 5 P: 5	R: 0 H: 0 E: 0 LOB: 0 K: 0 BB: 0 S: 3 P: 3	R: 3 H: 3 E: 0 LOB: 0 K: 0 BB: 0 S: 6 P: 6	R: 2 H: 2 E: 0 LOB: 0 K: 0 BB: 0 S: 5 P: 5	R: 2 H: 1 E: 1 LOB: 1 K: 0 BB: 2 S: 4 P: 12	1B: 8 SF: 2 2B: 2 SAC: 2 3B: 0 DP: 1 HR: 1 HBP: 0	WP: 0 PA: 41 PB: 1 SB: 2 CS: 0	
<b>PITCHER</b>	IP WLS BF H R ER SO BB IBB HBP BLK WP HR S P ERA WHIP											
Burt Hooton, R (1, 1) ERA: 3.98	6.0 L 24 4 4 4 3 2 0 0 0 0 0 0 28 36 6.00 1.000											
Charlie Hough, R (7, 1) ERA: 8.38	2.0 11 5 5 4 0 0 0 0 0 0 0 1 11 11 18.00 2.500											
Lance Rautzhan, L (9, 1) ERA: 11.57	1.0 6 1 2 1 0 1 1 0 0 0 0 0 4 12 9.00 2.000											

livebaseballscorecards.com

AB	33
R	11
H	10
RBI	9
BB	4
SO	3
LOB	7



Batter	1	2	3	4	5	6	7	8	9	AB	R	H	RBI	BB	SO	LOB	BOTTOM								
Davey Lopes, R OBP: 0.314, SLG: 0.326 (1, 4)	0-0 S 1B 2B		0-0 P6		0-0 F8	0-0 G4-6-3 1-2f		0-0 FC5-4 1-2f		5	1	1	0	0	0	3	<b>Atlanta Braves @ Los Angeles Dodgers</b> <b>Dodger Stadium, Los Angeles, CA</b> Sun Apr 15 1979, 3:33 AM PST Att. 32,799 - Unknown <a href="http://livebaseballscorecards.com">livebaseballscorecards.com</a>								
Bill Russell, R OBP: 0.458, SLG: 0.535 (1, 6)	4-0 1B 2-3 BB		0-0 BB 1B		4-0 E BB		0-0 HR 1B		0-0 5-3	3	1	2	0	2	0	0									
Gary Thomasson, L OBP: 0.455, SLG: 0.500 (1, 9)	0-0 1-2 3-H 1B		4-0 1-2 BB		0-3 K		0-0 1-H HR		0-0 FC5-4 1B	4	1	3	3	1	1	1									
Steve Garvey, R OBP: 0.261, SLG: 0.370 (1, 3)	0-0 P4		0-0 P4		0-0 E5 FC6-4 1-2		0-0 6-3		0-0 FC5-4 1-2f	5	0	0	0	0	0	6									
Ron Cey, R OBP: 0.340, SLG: 0.308 (1, 5)	0-3 K		0-0 F2		0-0 FC6-4 1-2f		0-3 K		0-3 K	5	0	0	0	0	3	7									
Dusty Baker Jr., R OBP: 0.333, SLG: 0.317 (1, 7)	0-0 4-3			4-0 BB		0-0 1B E 1B		0-0 F7		3	1	1	0	1	0	2									
Rick Monday, L OBP: 0.367, SLG: 0.296 (1, 8)		0-0 G6-4-3 1B		0-0 F7		0-0 E 1-3 1B		0-0 F7		4	0	2	0	0	0	1									
Joe Ferguson, R OBP: 0.364, SLG: 0.429 (1, 2)		0-0 G6-4-3 1-2f		0-0 P6		0-0 1-3		0-0 FC5-4 1B		4	0	1	0	0	0	4									
Burt Hooton, R OBP: 0.143, SLG: 0.286 (6, PH)		0-0 F7		0-0 F8		0-0 E6 G4-6-3 2-3 3-H		0-0 F7		2	0	0	0	0	0	1									
Vic Davalillo, L (7, 1)										1	0	0	1	0	0	1									
Charlie Hough, R (8, PH)										0	0	0	0	0	0	0									
Von Joshua, L OBP: 0.250, SLG: 0.250 (9, 1)										1	0	0	0	0	0	1									
Lance Rautzhan, R (9, 1)										0	0	0	0	0	0	0									
<b>Inning Stats</b>	R: 1 E: 0 K: 1 S: 7	H: 2 LOB: 2 BB: 1 P: 11	R: 0 E: 0 K: 0 S: 3	H: 1 LOB: 0 BB: 0 P: 3	R: 0 E: 0 K: 0 S: 4	H: 1 LOB: 2 BB: 1 P: 8	R: 0 E: 0 K: 0 S: 3	H: 0 LOB: 1 BB: 1 P: 7	R: 0 E: 1 K: 1 S: 6	H: 0 LOB: 2 BB: 1 P: 10	R: 1 E: 1 K: 0 S: 5	H: 2 LOB: 1 BB: 0 P: 5	R: 2 E: 0 K: 1 S: 7	H: 2 LOB: 0 BB: 0 P: 7	R: 0 E: 0 K: 0 S: 4	H: 1 LOB: 1 BB: 0 P: 4		R: 0 E: 0 K: 1 S: 6	H: 1 LOB: 1 BB: 0 P: 6	1B: 8 2B: 1 3B: 0 HR: 1	SF: 0 SAC: 0 DP: 2 HBP: 0	WP: 0 PB: 0 SB: 1 CS: 0	PA: 41		
<b>PITCHER</b> Eddie Solomon, R ERA: 7.0 Gene Garber, R ERA: 3.72	IP 5.0 4.0	WLS W S	BF 25 16	H 6 4	R 2 2	ER 2 2	SO 2 2	BB 4 0	IBB 0 0	HBP 0 0	BLK 0 0	WP 0 0	HR 0 1	S 25 20	P 41 20	ERA 3.60 4.50		WHIP 2.000 1.000							



Batter	1	2	3	4	5	6	7	8	9	AB R H RBI BB SO LOB	TOP		
Terry Puhl, L (1, 9) OBP: 0.354, SLG: 0.311	4-0 3B BB	0-3 K			0-0 P2			0-0 1B 1B	0-0 4-3	4 2 1 0 1 1 1			
Craig Reynolds, L (1, 6) OBP: 0.171, SLG: 0.268	0-0 F9		0-0 F8			0-0 5-3		0-0 SH5-3		3 0 0 0 0 0 1			
Jeffrey Leonard, R (1, 8) OBP: 0.647, SLG: 0.800	0-0 1B 3B		0-3 K			0-0 F7		4-0 1B BB		3 2 1 1 1 1 0			
Jose Cruz, L (1, 7) OBP: 0.419, SLG: 0.583	0-0 PB S 1B		0-0 F7			0-0 4-3		0-0 F8		4 0 1 1 0 0 2			
Enos Cabell, R (1, 5) (7, 3) OBP: 0.333, SLG: 0.350	0-3 K			0-0 6-3			0-0 1-3 1B	0-0 1B 1B		4 0 2 1 0 1 1			
Bob Watson, R (1, 3) OBP: 0.205, SLG: 0.194	0-0 F3			0-0 6-3			0-0 1-3	0-0 1-3 2-H 1B		3 0 0 0 0 0 2			
Rafael Landestoy, S (7, 4) OBP: 0.167, SLG: 0.200										1 0 1 1 0 0 0			
Art Howe, R (1, 4) (7, 5) OBP: 0.195, SLG: 0.263		4-0 BB		0-0 5-3			0-0 F2	0-0 4-3		3 0 0 0 1 0 3			
Alan Ashby, S (1, 2) OBP: 0.290, SLG: 0.310		0-0 F2			0-0 4-3		4-0 IBB		0-3 K	3 0 0 0 1 1 1			
Ken Forsch, R (1, 1) OBP: 0.083, SLG: 0.167		0-0 P3			0-0 6-3		0-0 F9		0-0 1-3	4 0 0 0 0 0 3			
<b>Inning Stats</b>	R: 2 H: 2 E: 0 LOB: 1 K: 1 BB: 1 S: 7 P: 11	R: 0 H: 0 E: 0 LOB: 1 K: 1 BB: 1 S: 5 P: 9	R: 0 H: 0 E: 0 LOB: 0 K: 1 BB: 0 S: 5 P: 5	R: 0 H: 0 E: 0 LOB: 0 K: 0 BB: 0 S: 3 P: 3	R: 0 H: 0 E: 0 LOB: 0 K: 0 BB: 0 S: 3 P: 3	R: 0 H: 0 E: 0 LOB: 0 K: 0 BB: 0 S: 3 P: 3	R: 0 H: 1 E: 0 LOB: 2 K: 0 BB: 1 S: 4 P: 8	R: 2 H: 3 E: 0 LOB: 2 K: 0 BB: 1 S: 6 P: 10	R: 0 H: 0 E: 0 LOB: 0 K: 1 BB: 0 S: 5 P: 5	1B: 5 SF: 0 2B: 0 SAC: 1 3B: 1 DP: 0 HR: 0 HBP: 0	WP: 0 PA: 37 PB: 1 SB: 1 CS: 0		
<b>PITCHER</b>	IP WLS BF H R ER SO BB IBB HBP BLK WP HR S P ERA WHIP											<b>PITCHER</b>	IP WLS BF H R ER SO BB IBB HBP BLK WP HR S P ERA WHIP
Don Sutton, R (1, 1) ERA: 3.18	7.2 L 33 6 4 4 3 3 1 0 0 0 0 0 35 51 4.70 1.174												
Lance Rautzhan, L (8, 1) ERA: 9.0	1.1 4 0 0 0 1 0 0 0 0 0 0 0 6 6 0.00 0.000												

Houston Astros @ Los Angeles Dodgers  
Dodger Stadium, Los Angeles, CA  
Mon Apr 16 1979, 6:05 PM PST  
Att: 29,092 - Unknown

livebaseballscorecards.com

AB 32  
R 4  
H 6  
RBI 4  
BB 4  
SO 4  
LOB 14





Batter	1	2	3	4	5	6	7	8	9	AB	R	H	RBI	BB	SO	LOB
Davey Lopes, R OBP: 0.309, SLG: 0.340 (1, 4) x	0-0 4-3 ①			0-3 K ①		0-0 2B ②		0-0 P4 ②		4	0	1	0	0	1	1
Bill Russell, R OBP: 0.423, SLG: 0.489 (1, 6) x	0-0 F9 ②			0-0 F7 ②		0-0 L5 ②		0-0 FC5-4 ③		4	0	0	0	0	0	2
Gary Thomasson, L OBP: 0.385, SLG: 0.409 (1, 8) x	0-0 F8 ③			0-0 L3 ③		0-3 K ③			0-0 4-3 ①	4	0	0	0	0	1	1
Steve Garvey, R OBP: 0.280, SLG: 0.367 (1, 3)		4-0 BB G6-4-3 BB			0-0 6-3 ①		0-0 5-3 1B		0-0 F2 ②	3	0	1	0	1	0	0
Ron Cey, R OBP: 0.314, SLG: 0.279 (1, 5)		0-0 G6-4-3 ① ② 1-2f			0-0 P4 ②		0-0 F8 ①		0-0 6-3 ③	4	0	0	0	0	0	2
Dusty Baker Jr., R OBP: 0.333, SLG: 0.318 (1, 7)		0-0 4-3 ③			0-0 1B 1B		0-0 5-3 ② 1-2			3	0	1	0	0	0	1
Rick Monday, L OBP: 0.364, SLG: 0.300 Lance Rautzhan, R (8, 1)			0-0 F7 ①		0-0 1-3 1B		0-0 4-3 ③			3	0	1	0	0	0	1
Joe Ferguson, R OBP: 0.333, SLG: 0.387 (1, 2)			0-0 F2 ②		0-0 P4 ③			0-0 F7 ①		3	0	0	0	0	0	2
Don Sutton, R OBP: 0.143, SLG: 0.143 Von Joshua, L OBP: 0.400, SLG: 0.400 (8, 9)			0-0 6-3 ③		0-3 K ①			0-0 FC5-4 1B		2	0	0	0	0	1	0
										1	0	1	0	0	0	0

Inning Stats	R: 0	H: 0	R: 0	H: 0	R: 0	H: 2	R: 0	H: 1	R: 0	H: 1	R: 0	H: 1	R: 0	H: 0	R: 0	H: 0	1B: 4	SF: 0	WP: 0	PA: 32
E: 0	LOB: 0	E: 0	LOB: 0	E: 0	LOB: 2	E: 0	LOB: 1	E: 0	LOB: 1	E: 0	LOB: 1	E: 0	LOB: 0	E: 0	LOB: 0	E: 0	LOB: 0	2B: 1	SAC: 0	PB: 0
K: 0	BB: 0	K: 0	BB: 1	K: 0	BB: 0	K: 1	BB: 0	K: 0	BB: 0	K: 0	BB: 0	K: 0	BB: 0	K: 0	BB: 0	K: 0	BB: 0	3B: 0	DP: 1	SB: 0
S: 3	P: 3	S: 2	P: 6	S: 3	P: 5	S: 5	P: 5	S: 8	P: 8	S: 4	P: 4	S: 4	P: 4	S: 3	P: 3	S: 3	P: 3	HR: 0	HBP: 0	CS: 0

PITCHER	IP	WLS	BF	H	R	ER	SO	BB	IBB	HBP	BLK	WP	HR	S	P	ERA	WHIP	PITCHER	IP	WLS	BF	H	R	ER	SO	BB	IBB	HBP	BLK	WP	HR	S	P	ERA	WHIP		
Ken Forsch, R ERA: 0.67 (1, 1)	9.0	W	32	5	0	0	3	1	0	0	0	0	0	37	41	0.00	0.667																				

BOTTOM

Houston Astros @ Los Angeles Dodgers  
 Dodger Stadium, Los Angeles, CA  
 Mon Apr 16 1979, 6:05 PM PST  
 Att. 29,092 - Unknown

livebaseballscores.com

AB	31
R	0
H	5
RBI	0
BB	1
SO	3
LOB	10



Batter	1	2	3	4	5	6	7	8	9	AB R H RBI BB SO LOB	TOP																							
Terry Puhl, L (1, 9) OBP: 0.358, SLG: 0.320	0-0 P4		0-0 CS 1B			0-0 HR 1B		0-0 6-3	0-0 P6	5 1 2 0 0 0 1	<b>Houston Astros @ Los Angeles Dodgers</b> <b>Dodger Stadium, Los Angeles, CA</b> Tue Apr 17 1979, 6:05 PM PST Att: 27,635 - Unknown <a href="http://livebaseballscorecards.com">livebaseballscorecards.com</a>																							
Craig Reynolds, L (1, 6) OBP: 0.196, SLG: 0.283	0-0 1B 6-3 1B		0-0 5-3			0-0 HR 1B		0-0 6-3	0-0 G3	5 2 2 0 0 0 2																								
Cesar Cedeno, R (1, 8) OBP: 0.400, SLG: 0.724	0-0 1-3 1B			0-0 F5		0-0 1-H 2-H HR		4-0 BB 1B BB		3 2 2 3 1 0 0																								
Jose Cruz, L (1, 7) OBP: 0.404, SLG: 0.538	0-0 6-3			0-0 F3		0-0 P4		4-0 1B 1B BB		3 1 0 1 1 0 1																								
Enos Cabell, R (1, 5) OBP: 0.326, SLG: 0.341 (8, 3)	0-0 F9			0-0 F7		0-0 5-3		0-0 1-3 2-H 1B 1B		4 0 1 1 0 0 1																								
Bob Watson, R (1, 3) OBP: 0.256, SLG: 0.250 Rafael Landestoy, S (8, PR) OBP: 0.167, SLG: 0.200 (8, 4)		0-0 G5-4-3 1B		0-0 FC5-4 1B		0-0 4-3		0-0 1-2 3-H 1B 1B		4 0 3 1 0 0 0 0 0 0 0 0 0 0																								
Art Howe, R (1, 4) OBP: 0.178, SLG: 0.238 (8, 5)		0-0 G5-4-3		0-0 F9		0-0 4-3		0-0 FC4 1-2f		4 0 0 0 0 0 4																								
Alan Ashby, S (1, 2) OBP: 0.265, SLG: 0.281 Jeffrey Leonard, R (9, PH) OBP: 0.611, SLG: 0.727		0-3 K		0-0 F5		0-0 F9		0-3 K		3 0 0 0 0 1 1 1 0 0 0 0 1 0																								
Joe Niekro, R (1, 1) Frank Riccelli, L (6, 1) Bo McLaughlin, R (6, 1) Jimmy Sexton, R (7, PH) Tom Dixon, R (7, 1) Gary Wilson, R (8, 1) Jesus Alou, R (9, PH)		0-3 K	0-3 K	0-0 FC5-4		0-0 F7		0-0 E6		2 0 0 0 0 1 1 0 0 0 0 0 0 0 0 0 0 0 0 0 0 1 0 1 0 0 0 0 0 0																								
<b>Inning Stats</b>	R: 1 E: 0 K: 0 S: 5	H: 2 LOB: 1 BB: 0 P: 5	R: 0 E: 0 K: 1 S: 5	H: 1 LOB: 0 BB: 0 P: 5	R: 0 E: 0 K: 1 S: 5	H: 1 LOB: 0 BB: 0 P: 5	R: 0 E: 0 K: 0 S: 4	H: 1 LOB: 1 BB: 0 P: 4	R: 3 E: 0 K: 0 S: 6	H: 3 LOB: 0 BB: 0 P: 6		R: 0 E: 0 K: 0 S: 3	H: 0 LOB: 0 BB: 0 P: 3	R: 2 E: 0 K: 0 S: 5	H: 2 LOB: 2 BB: 2 P: 13	R: 0 E: 1 K: 1 S: 6	H: 0 LOB: 1 BB: 0 P: 6	1B: 9 2B: 0 3B: 0 HR: 1	SF: 0 SAC: 0 DP: 1 HBP: 0	WP: 0 PB: 0 SB: 0 CS: 1	PA: 38													
<b>PITCHER</b>	IP WLS BF H R ER SO BB IBB HBP BLK WP HR S P ERA WHIP	IP WLS BF H R ER SO BB IBB HBP BLK WP HR S P ERA WHIP																																
Andy Messersmith, R (1, 1) ERA: 4.19	6.0	24	8	4	4	2	0	0	0	0	0	1	28	28	6.00	1.333																		
Jerry Reuss, L (7, 1) ERA: 3.6	3.0	14	2	2	2	1	2	0	0	0	0	0	14	22	6.00	1.333																		

**Houston Astros @ Los Angeles Dodgers**  
**Dodger Stadium, Los Angeles, CA**  
 Tue Apr 17 1979, 6:05 PM PST  
 Att: 27,635 - Unknown  
[livebaseballscorecards.com](http://livebaseballscorecards.com)

AB	36
R	6
H	10
RBI	6
BB	2
SO	3
LOB	11



Batter	1	2	3	4	5	6	7	8	9	AB	R	H	RBI	BB	SO	LOB
Davey Lopes, R OBP: 0.333, SLG: 0.353 (1, 4)	0-0 1-3 BB		4-0 6-3 BB		0-0 1B	0-0 L9		0-0 1B SF7		4	3	2	0	1	0	2
Bill Russell, R OBP: 0.404, SLG: 0.462 (1, 6)	0-0 F7		0-0 6-3 1-H		0-0 5-3 1-3		0-0 P6	0-0 E7 1B		5	0	1	2	0	0	1
Ron Cey, R OBP: 0.304, SLG: 0.277 (1, 5)	0-0 P3		0-0 5-3		0-0 E5 HR		0-0 1B	0-0 SF7		4	1	1	1	0	0	0
Steve Garvey, R OBP: 0.309, SLG: 0.491 (1, 3)		0-0 HR	4-0 CS BB		0-0 1-H HR		0-0 P4	0-0 F7		4	2	2	3	1	0	2
Gary Thomasson, L OBP: 0.367, SLG: 0.360 (1, 8) (7, 9)		1-0 FC4-6 HBP	0-0 CS	0-0 F7	0-0 5-3		0-0 F8			3	0	0	0	0	0	1
Dusty Baker Jr., R OBP: 0.365, SLG: 0.404 (1, 7)		0-0 FC4-6 1-2f		0-0 HR		0-0 CS 1B		4-0 FC3-6 BB		3	1	2	1	1	0	1
Von Joshua, L OBP: 0.286, SLG: 0.286 (1, 9) Manny Mota, R (6, PH) Jerry Reuss, L (7, 1)		0-0 P6 1-2		0-3 K		4-0 1B 1-2 BB		0-0 FC3-6 1-2f HR		2	0	0	0	0	1	1
Steve Yeager, R OBP: 0.214, SLG: 0.385 (1, 2)		4-0 BB		0-0 F8		0-0 4-3 1B		0-0 1-H HR		3	1	2	2	1	0	0
Andy Messersmith, R (1, 1) Derrel Thomas, S OBP: 0.133, SLG: 0.133 (6, PH) (7, 8)		0-0 F8		0-0 F7		0-0 4-3		0-0 1B 1B		2	0	0	0	0	0	2
										2	1	1	0	0	0	2

Inning Stats	R: 0	H: 0	E: 0	K: 0	S: 3	LOB: 0	BB: 0	P: 3	R: 1	H: 1	E: 0	K: 0	S: 4	LOB: 2	BB: 1	P: 9	R: 1	H: 0	E: 0	K: 0	S: 2	LOB: 0	BB: 2	P: 10	R: 1	H: 1	E: 0	K: 1	S: 6	LOB: 0	BB: 0	P: 6	R: 3	H: 2	E: 1	K: 0	S: 6	LOB: 0	BB: 0	P: 6	R: 0	H: 2	E: 0	K: 0	S: 4	LOB: 2	BB: 1	P: 8	R: 0	H: 1	E: 0	K: 0	S: 4	LOB: 1	BB: 0	P: 4	R: 4	H: 4	E: 1	K: 0	S: 7	LOB: 1	BB: 1	P: 11
--------------	------	------	------	------	------	--------	-------	------	------	------	------	------	------	--------	-------	------	------	------	------	------	------	--------	-------	-------	------	------	------	------	------	--------	-------	------	------	------	------	------	------	--------	-------	------	------	------	------	------	------	--------	-------	------	------	------	------	------	------	--------	-------	------	------	------	------	------	------	--------	-------	-------

PITCHER																	1B: 7	SF: 1	WP: 0	PA: 41			
IP	WLS	BF	H	R	ER	SO	BB	IBB	HBP	BLK	WP	HR	S	P	ERA	WHIP	2B: 0	SAC: 0	PB: 0	3B: 0	DP: 0	SB: 3	CS: 2
Joe Niekro, R ERA: 4.24 (1, 1)	4.2		22	4	6	2	1	3	0	0	0	3	20	33	3.86	1.500							
Frank Riccelli, L ERA: (5, 1)	1.0		5	2	0	0	1	0	0	0	0	0	4	8	0.00	3.000							
Bo McLaughlin, R ERA: (6, 1)	0.1	L	1	0	0	0	0	0	0	0	0	0	1	1	0.00	0.000							
Tom Dixon, R ERA: 11.57 (7, 1)	1.1		10	5	4	3	0	1	0	0	0	1	9	13	20.25	4.500							
Gary Wilson, R ERA: 6.75 (8, 1)	0.2		2	0	0	0	0	0	0	0	0	0	2	2	0.00	0.000							

BOTTOM

Houston Astros @ Los Angeles Dodgers  
 Dodger Stadium, Los Angeles, CA  
 Tue Apr 17 1979, 6:05 PM PST  
 Att. 27,635 - Unknown

livebaseballscores.com

AB	33
R	10
H	11
RBI	9
BB	5
SO	1
LOB	13



Batter	1	2	3	4	5	6	7	8	9	AB R H RBI BB SO LOB	TOP	
Terry Puhl, L (1, 9) OBP: 0.379, SLG: 0.333	0-0 F7	4-0 CS BB			0-0 CS 1B 1B		0-0 FC4-6 1B		0-3 K	4 0 2 0 1 1 0		
Craig Reynolds, L (1, 6) OBP: 0.196, SLG: 0.275	0-0 F9	0-0 CS	0-0 F9		0-0 1B		0-0 FC4-6 PB		0-0 F8	5 0 1 0 0 0 2		
Cesar Cedeno, R (1, 8) OBP: 0.412, SLG: 0.688	4-0 BB		0-0 S 1B		0-0 F8		0-0 5-3			3 0 1 0 1 0 4		
Bob Watson, R (1, 3) Rafael Landestoy, S (8, PR)	0-0 5-3		0-0 L9		0-0 6-3			0-0 SH1-3 BB SF8 1B		4 0 1 0 0 0 3 0 1 0 0 0 0 0		
Enos Cabell, R (1, 5) OBP: 0.340, SLG: 0.340		0-0 BB 2B 1B	0-0 6-3		0-0 F9			4-0 SH1-3 BB		3 1 1 0 1 0 1		
Art Howe, R (1, 4) OBP: 0.188, SLG: 0.227		4-0 2B WP BB		0-0 6-3		0-0 F8		0-0 SH1-3		2 1 0 0 1 0 0		
Jose Cruz, L (1, 7) OBP: 0.392, SLG: 0.548		0-0 WP SF8 2B		0-0 4-3		0-3 K		0-0 SF8		3 1 1 2 0 1 0		
Alan Ashby, S (1, 2) OBP: 0.289, SLG: 0.294		0-0 SF8		0-0 1B			4-0 1B SH1-4 BB	0-3 K		2 0 1 1 1 1 2		
Vern Ruhle, R (1, 1)		0-0 P5		0-3 K			0-0 SH1-4	0-3 K		3 0 0 0 0 2 1		
<b>Inning Stats</b>	R: 0 E: 0 K: 0 S: 3 H: 0 LOB: 1 BB: 1 P: 7	R: 3 E: 0 K: 0 S: 4 H: 2 LOB: 0 BB: 2 P: 12	R: 0 E: 0 K: 0 S: 4 H: 1 LOB: 1 BB: 0 P: 4	R: 0 E: 0 K: 1 S: 6 H: 1 LOB: 1 BB: 0 P: 6	R: 0 E: 0 K: 0 S: 4 H: 2 LOB: 1 BB: 0 P: 4	R: 0 E: 0 K: 1 S: 5 H: 0 LOB: 0 BB: 0 P: 5	R: 0 E: 0 K: 0 S: 4 H: 1 LOB: 2 BB: 1 P: 8	R: 1 E: 0 K: 1 S: 6 H: 1 LOB: 2 BB: 1 P: 10	R: 0 E: 0 K: 2 S: 7 H: 0 LOB: 0 BB: 0 P: 7	1B: 7 2B: 1 3B: 0 HR: 0 SF: 2 SAC: 2 DP: 0 HBP: 0	WP: 1 PB: 1 SB: 1 CS: 2 PA: 39	
<b>PITCHER</b>	IP WLS BF H R ER SO BB IBB HBP BLK WP HR S P ERA WHIP											
Doug Rau, L (1, 1) ERA: 6.23	5.0 L 22 6 3 3 1 3 0 0 0 1 0 21 33 5.40 1.800											
Charlie Hough, R (6, 1) ERA: 7.5	2.1 11 2 1 1 1 2 0 0 0 0 0 0 11 19 3.86 1.714											
Lance Rautzhan, L (8, 1) ERA: 8.1	0.2 2 0 0 0 0 1 0 0 0 0 0 0 4 4 0.00 0.000											
Rick Sutcliffe, R (9, 1) ERA: 0.9	1.0 3 0 0 0 0 2 0 0 0 0 0 0 7 7 0.00 0.000											

Houston Astros @ Los Angeles Dodgers  
Dodger Stadium, Los Angeles, CA

Wed Apr 18 1979, 6:05 PM PST  
Att. 30,811 - Unknown - 59 F

livebaseballscorecards.com

AB	29
R	4
H	8
RBI	3
BB	5
SO	5
LOB	13



Batter	1	2	3	4	5	6	7	8	9	AB	R	H	RBI	BB	SO	LOB
Davey Lopes, R OBP: 0.313, SLG: 0.327 (1, 4)	0-0 F8		0-0 F3			0-0 1-3		0-0 6-3		4	0	0	0	0	0	1
Bill Russell, R OBP: 0.377, SLG: 0.429 (1, 6)	0-0 6-3		0-0 6-3			0-0 F7		0-0 F7		4	0	0	0	0	0	1
Ron Cey, R OBP: 0.333, SLG: 0.314 (1, 5)	0-0 E7 1B				0-0 F8				0-0 G6-4-3 1B	4	0	3	0	0	0	0
Steve Garvey, R OBP: 0.288, SLG: 0.456 (1, 3)	0-0 F8			0-3 K		0-0 FC6-4			0-0 G6-4-3	4	0	0	0	0	1	3
Gary Thomasson, L OBP: 0.353, SLG: 0.345 (1, 9)		0-0 G6-4-3 1B		0-0 4-3					0-0 6-3	4	0	1	0	0	0	0
Dusty Baker Jr., R OBP: 0.345, SLG: 0.380 (1, 7)		0-0 G6-4-3			0-0 F8					3	0	0	0	0	0	1
Derrel Thomas, S OBP: 0.222, SLG: 0.176 (1, 8)		0-0 F8			0-0 FC6 1B					2	0	1	0	1	0	0
Steve Yeager, R OBP: 0.176, SLG: 0.313 (1, 2)			0-0 F8		0-3 K				0-0 L3	3	0	0	0	0	1	2
Doug Rau, L Vic Davalillo, L Charlie Hough, R Lance Rautzhan, R Von Joshua, L Rick Sutcliffe, L			0-0 2B		0-0 FC6				0-0 4-3	1	0	1	0	0	0	0

Inning Stats	R: 0	H: 1	E: 1	LOB: 1	K: 0	BB: 0	S: 4	P: 4	R: 0	H: 1	E: 0	LOB: 0	K: 0	BB: 0	S: 3	P: 3	R: 0	H: 1	E: 0	LOB: 1	K: 0	BB: 0	S: 4	P: 4	R: 0	H: 0	E: 0	LOB: 1	K: 0	BB: 1	S: 3	P: 7	R: 0	H: 0	E: 0	LOB: 0	K: 0	BB: 0	S: 3	P: 3	R: 0	H: 1	E: 0	LOB: 0	K: 0	BB: 0	S: 3	P: 3	1B: 5	SF: 0	2B: 1	SAC: 0	3B: 0	DP: 2	HR: 0	HBP: 0	WP: 0	PA: 32	PB: 0	SB: 0	CS: 0
--------------	------	------	------	--------	------	-------	------	------	------	------	------	--------	------	-------	------	------	------	------	------	--------	------	-------	------	------	------	------	------	--------	------	-------	------	------	------	------	------	--------	------	-------	------	------	------	------	------	--------	------	-------	------	------	-------	-------	-------	--------	-------	-------	-------	--------	-------	--------	-------	-------	-------

PITCHER	IP	WLS	BF	H	R	ER	SO	BB	IBB	HBP	BLK	WP	HR	S	P	ERA	WHIP	PITCHER	IP	WLS	BF	H	R	ER	SO	BB	IBB	HBP	BLK	WP	HR	S	P	ERA	WHIP																
Vern Ruhle, R ERA: 1.57 (1, 1)	9.0	W	32	6	0	0	2	1	0	0	0	0	0	35	39	0.00	0.778																																		

**BOTTOM**

**Houston Astros @ Los Angeles Dodgers**  
**Dodger Stadium, Los Angeles, CA**

Wed Apr 18 1979, 6:05 PM PST  
 Att: 30,811 - Unknown - 59 F

livebaseballscores.com

AB	31
R	0
H	6
RBI	0
BB	1
SO	2
LOB	9



Batter	1	2	3	4	5	6	7	8	9	AB R H RBI BB SO LOB	TOP														
<b>Davey Lopes, R</b> (1, 4) OBP: 0.294, SLG: 0.305	0-0 6-3		0-0 6-3		0-0 F8			0-0 F7		4 0 0 0 0 0 0															
<b>Bill Russell, R</b> (1, 6) OBP: 0.385, SLG: 0.433	0-0 WP 1B		0-0 F4			0-0 5-3		0-0 F9 BB 1B		4 1 2 0 0 0 0															
<b>Gary Thomasson, L</b> (1, 8) OBP: 0.421, SLG: 0.387	0-0 G6-4-3 1B			0-0 1B		4-0 G5-3 1B BB		4-0 1-2 BB		2 0 2 1 2 0 0															
<b>Steve Garvey, R</b> (1, 3) OBP: 0.302, SLG: 0.459	0-0 G6-4-3 1-2f			0-0 1-3 1B		0-0 1-2 1B		0-0 F9 2-3		4 0 2 0 0 0 3															
<b>Ron Cey, R</b> (1, 5) OBP: 0.313, SLG: 0.291		0-0 6-3		0-3 K		0-0 G5-3 2-3f		0-0 F7		4 0 0 0 0 1 6															
<b>Dusty Baker Jr., R</b> (1, 7) OBP: 0.356, SLG: 0.407		0-3 K		0-3 K			0-0 1B		0-0 SH3-4 SF8 2B	4 1 2 0 0 2 2															
<b>Rick Monday, L</b> (1, 9) OBP: 0.361, SLG: 0.281		4-0 BB		0-0 F7			0-0 F6		0-0 SH3-4 2-3	2 0 0 0 1 0 3															
<b>Rick Sutcliffe, L</b> (7, 1) OBP: 0.333, SLG: 0.667										0 0 0 0 0 0 0															
<b>Manny Mota, R</b> (9, PH)										0 0 0 0 0 0 0															
<b>Jerry Reuss, L</b> (9, 1)										0 0 0 0 0 0 0															
<b>Joe Ferguson, R</b> (1, 2) OBP: 0.300, SLG: 0.353		0-0 F9			0-3 K		0-0 F7		0-0 SF8	3 0 0 1 0 1 2															
<b>Bob Welch, R</b> (1, 1) OBP: 0.400, SLG: 0.250			0-0 4-3		0-0 5-3		0-0 1-3		0-0 F9	2 0 0 0 0 0 0															
<b>Von Joshua, L</b> (7, PH) OBP: 0.222, SLG: 0.222										1 0 0 0 0 0 1															
<b>Derrel Thomas, S</b> (9, PH) OBP: 0.211, SLG: 0.167										1 0 0 0 0 0 0															
<b>Inning Stats</b>	R: 1 E: 0 K: 0 S: 4	H: 2 LOB: 0 BB: 0 P: 4	R: 0 E: 0 K: 1 S: 5	H: 0 LOB: 1 BB: 1 P: 9	R: 0 E: 0 K: 0 S: 3	H: 0 LOB: 0 BB: 0 P: 3	R: 0 E: 0 K: 2 S: 9	H: 2 LOB: 2 BB: 0 P: 9	R: 0 E: 0 K: 1 S: 5	H: 0 LOB: 0 BB: 0 P: 5	R: 0 E: 0 K: 0 S: 3	H: 1 LOB: 1 BB: 1 P: 7	R: 0 E: 0 K: 0 S: 4	H: 1 LOB: 1 BB: 0 P: 4	R: 0 E: 0 K: 0 S: 4	H: 1 LOB: 2 BB: 1 P: 8	R: 1 E: 0 K: 0 S: 4	H: 1 LOB: 0 BB: 0 P: 4	1B: 7 2B: 1 3B: 0 HR: 0	SF: 1 SAC: 1 DP: 2 HBP: 0	WP: 1 PB: 0 SB: 0 CS: 0	PA: 36			
<b>PITCHER</b>	IP	WLS	BF	H	R	ER	SO	BB	IBB	HBP	BLK	WP	HR	S	P	ERA	WHIP								
<b>John Montefusco, R</b> (1, 1) ERA: 3.38	7.0		27	6	1	1	4	2	0	0	0	1	0	33	41	1.29	1.143								
<b>Gary Lavelle, L</b> (8, 1) ERA: 0.87	2.0	W	9	2	1	1	0	1	0	0	0	0	0	8	12	4.50	1.500								

Los Angeles Dodgers @ San Francisco Giants  
 Candlestick Park, San Francisco, CA  
 Fri Apr 20 1979, 9:05 PM EST  
 Att: 39,906 - Unknown

livebaseballscorecards.com

AB 31  
 R 2  
 H 8  
 RBI 2  
 BB 3  
 SO 4  
 LOB 17



Batter	1	2	3	4	5	6	7	8	9	AB	R	H	RBI	BB	SO	LOB
Bill North, S (1, 8) Larry Herndon, R (9, 8) OBP: 0.387, SLG: 0.265 OBP: 0.500, SLG: 0.750	0-0 5-3		0-3 K		0-3 K			0-0 4-3		4	0	0	0	0	2	0
Terry Whitfield, L (1, 7) OBP: 0.406, SLG: 0.517	0-0 1B 2B		0-0 E6		0-0 F3			0-0 1-3		4	1	1	0	0	0	0
Bill Madlock, R (1, 4) OBP: 0.215, SLG: 0.214	4-0 1B S BB		0-0 4-3		0-0 F4			0-0 6-3		3	1	0	0	1	0	1
Jack Clark, R (1, 9) OBP: 0.381, SLG: 0.426	0-0 1B		0-0 F2		0-3 K			0-0 E6 1B		4	1	1	1	0	1	1
Willie McCovey, L (1, 3) OBP: 0.538, SLG: 0.769	0-3 K			0-0 E9 1B		0-0 F8		0-0 1B		4	0	2	1	0	1	2
Darrell Evans, L (1, 5) OBP: 0.306, SLG: 0.339	0-0 F6			0-0 F6		0-0 F4				3	0	0	0	0	0	2
Marc Hill, R (1, 2) OBP: 0.226, SLG: 0.224		0-0 FC1-6 1B		0-0 L6			0-0 F3			3	0	1	0	0	0	1
Roger Metzger, S (1, 6) OBP: 0.231, SLG: 0.243		0-0 FC1-6		4-0 IBB			0-0 4-3			2	0	0	0	1	0	1
John Montefusco, R (1, 1) Max Venable, L (7, PH) Gary Lavelle, S (8, 1)		0-0 G1-6-3		0-0 F5			0-0 F5			2	0	0	0	0	0	3
										1	0	0	0	0	0	0
										0	0	0	0	0	0	0

Inning Stats	R: 2	H: 2	E: 0	K: 1	S: 7	H: 2	LOB: 1	BB: 1	P: 11	R: 0	H: 1	E: 0	K: 0	S: 3	R: 0	H: 0	E: 1	K: 1	S: 6	R: 0	H: 1	E: 1	K: 0	S: 4	R: 0	H: 0	E: 0	K: 1	S: 5	R: 0	H: 0	E: 0	K: 1	S: 5	R: 0	H: 0	E: 0	K: 0	S: 3	R: 0	H: 0	E: 1	K: 0	S: 2	1B: 4	SF: 0	2B: 1	SAC: 0	3B: 0	DP: 1	HR: 0	HBP: 0	WP: 0	PA: 32
PITCHER	IP	WLS	BF	H	R	ER	SO	BB	IBB	HBP	BLK	WP	HR	S	P	ERA	WHIP																																					
Bob Welch, R (1, 1) ERA: 2.37	6.0		24	4	2	2	4	1	1	0	0	0	0	30	38	3.00	0.833																																					
Rick Sutcliffe, R (7, 1) ERA: 0.75	2.0		6	0	0	0	0	0	0	0	0	0	0	6	6	0.00	0.000																																					
Jerry Reuss, L (9, 1) ERA: 3.6	0.0	L	2	1	1	0	0	0	0	0	0	0	0	2	2	∞	∞																																					

**BOTTOM**

Los Angeles Dodgers @ San Francisco Giants  
Candlestick Park, San Francisco, CA

Fri Apr 20 1979, 9:05 PM EST  
Att. 39,906 - Unknown

AB	30
R	3
H	5
RBI	2
BB	2
SO	4
LOB	11



WP: 0	PA: 32
PB: 0	SB: 2
CS: 0	
ERA	WHIP

livebaseballscorecards.com

Batter	1	2	3	4	5	6	7	8	9	10	AB R H RBI BB SO LOB	TOP									
Davey Lopes, R OBP: 0.288, SLG: 0.297 (1, 4)	0-0 5-3	0-0 F9		0-3 K			0-0 FC5-4		0-0 ES 1B		5 0 1 0 0 1 5	<p>Los Angeles Dodgers @ San Francisco Giants</p> <p>Candlestick Park, San Francisco, CA</p> <p>Sat Apr 21 1979, 6:33 AM EST</p> <p>Att. 37,775 - Unknown</p>									
Bill Russell, R OBP: 0.371, SLG: 0.415 (1, 6)	0-0 6-3		0-0 CS 1B		0-0 5-3		0-3 K		0-0 L5		5 0 1 0 0 1 2										
Dusty Baker Jr., R OBP: 0.344, SLG: 0.390 (1, 7)	0-0 F9		0-0 F2		0-0 4-3			0-0 SH1-3 1B		0-3 K	5 0 1 0 0 1 1										
Steve Garvey, R OBP: 0.338, SLG: 0.477 (1, 3)		4-0 WP BB 1B	0-0 1B 1B		0-0 L4		0-0 1-2 SH1-3 1B		0-0 BB 1B		4 2 3 0 1 0 0										
Joe Ferguson, R OBP: 0.341, SLG: 0.378 (1, 9)		0-0 BB WP 1B	0-0 1-3 1B		0-0 1-3		0-0 SH1-3		4-0 1B BB		3 0 2 0 1 0 0										
Gary Thomasson, L OBP: 0.381, SLG: 0.343 (1, 8)		0-0 F7	0-0 F8		0-0 4-3		0-0 G3		0-0 BB 1B		4 0 0 0 0 0 6										
Manny Mota, R OBP: 0.500, SLG: 0.333 (10, PH)		1-2 2-3			0-0 4-3				1-2 2-3		1 0 1 1 0 0 0										
Ted Martinez, R (10, PR)		1-2 2-3			0-0 F8				1-3 2-H		0 0 0 0 0 0 0										
Derrel Thomas, S OBP: 0.167, SLG: 0.130 (10, 8)		0-0 P6		0-0 F7		0-0 F8		0-0 6-3		0-0 5-3	5 0 0 0 0 0 5										
Steve Yeager, R OBP: 0.238, SLG: 0.368 (1, 2)		4-0 BB BB		0-0 F7 2B			0-0 F8		0-0 5-3		3 0 1 0 1 0 0										
Burt Hooton, R OBP: 0.273, SLG: 0.300 (1, 1)		4-0 BB BB		0-0 F7			0-0 FC5-4 1B		0-0 6-3		3 0 1 1 1 0 1										
<b>Inning Stats</b>	R: 0 E: 0 K: 0 S: 3	H: 0 LOB: 0 BB: 0 P: 3	R: 1 E: 0 K: 0 S: 4	H: 1 LOB: 3 BB: 3 P: 16	R: 0 E: 0 K: 0 S: 5	H: 3 LOB: 2 BB: 0 P: 5	R: 0 E: 0 K: 1 S: 6	H: 1 LOB: 1 BB: 0 P: 6	R: 0 E: 0 K: 0 S: 3	H: 0 LOB: 0 BB: 0 P: 3	R: 0 E: 0 K: 1 S: 6	H: 1 LOB: 1 BB: 0 P: 6	R: 0 E: 0 K: 0 S: 4	H: 1 LOB: 1 BB: 0 P: 4	R: 1 E: 0 K: 1 S: 6	H: 2 LOB: 1 BB: 1 P: 10	1B: 10 2B: 1 3B: 0 HR: 0	SF: 0 SAC: 1 DP: 0 HBP: 0	WP: 1 PB: 0 SB: 1 CS: 1	PA: 43	
<b>PITCHER</b>	IP WLS BF H R ER SO BB IBB HBP BLK WP HR S P ERA WHIP	IP WLS BF H R ER SO BB IBB HBP BLK WP HR S P ERA WHIP	IP WLS BF H R ER SO BB IBB HBP BLK WP HR S P ERA WHIP	IP WLS BF H R ER SO BB IBB HBP BLK WP HR S P ERA WHIP	IP WLS BF H R ER SO BB IBB HBP BLK WP HR S P ERA WHIP	IP WLS BF H R ER SO BB IBB HBP BLK WP HR S P ERA WHIP	IP WLS BF H R ER SO BB IBB HBP BLK WP HR S P ERA WHIP	IP WLS BF H R ER SO BB IBB HBP BLK WP HR S P ERA WHIP	IP WLS BF H R ER SO BB IBB HBP BLK WP HR S P ERA WHIP	IP WLS BF H R ER SO BB IBB HBP BLK WP HR S P ERA WHIP	IP WLS BF H R ER SO BB IBB HBP BLK WP HR S P ERA WHIP	IP WLS BF H R ER SO BB IBB HBP BLK WP HR S P ERA WHIP	IP WLS BF H R ER SO BB IBB HBP BLK WP HR S P ERA WHIP	IP WLS BF H R ER SO BB IBB HBP BLK WP HR S P ERA WHIP	IP WLS BF H R ER SO BB IBB HBP BLK WP HR S P ERA WHIP	IP WLS BF H R ER SO BB IBB HBP BLK WP HR S P ERA WHIP	IP WLS BF H R ER SO BB IBB HBP BLK WP HR S P ERA WHIP	IP WLS BF H R ER SO BB IBB HBP BLK WP HR S P ERA WHIP	IP WLS BF H R ER SO BB IBB HBP BLK WP HR S P ERA WHIP	IP WLS BF H R ER SO BB IBB HBP BLK WP HR S P ERA WHIP	IP WLS BF H R ER SO BB IBB HBP BLK WP HR S P ERA WHIP
Bob Knepper, L ERA: 2.76 (1, 1)	8.0	L	7	2	1	1	1	1	1	1	1	1.12	1.375								
Tom Griffin, R ERA: 5.11 (9, 1)	1.1		7	2	1	1	1	1	1	1	1	6.75	2.250								
Dave Roberts, L ERA: (10, 1)	0.2		2	1	0	0	0	0	0	0	0	0.00	1.500								

livebaseballscorecards.com

AB	38
R	2
H	11
RBI	2
BB	4
SO	3
LOB	20





**BOTTOM**

Los Angeles Dodgers @ San Francisco Giants  
 Candlestick Park, San Francisco, CA  
 Sat Apr 21 1979, 6:33 AM EST  
 Att: 37,775 - Unknown

[livebaseballscorecards.com](http://livebaseballscorecards.com)

<b>AB</b>	<b>32</b>
<b>R</b>	<b>1</b>
<b>H</b>	<b>5</b>
<b>RBI</b>	<b>1</b>
<b>BB</b>	<b>3</b>
<b>SO</b>	<b>7</b>
<b>LOB</b>	<b>12</b>



WP: 1	PA: 38
PB: 0	
SB: 0	
CS: 0	

AB	R	H	RBI	BB	SO	LOB
4	0	0	0	0	0	1
0	0	0	0	0	0	0
0	0	0	0	0	0	0
1	0	0	0	0	0	1

5	0	2	0	0	2	1
---	---	---	---	---	---	---

3	1	1	0	0	1	1
---	---	---	---	---	---	---

3	0	1	0	1	1	1
---	---	---	---	---	---	---

3	0	0	1	0	0	2
---	---	---	---	---	---	---

2	0	0	0	2	0	0
---	---	---	---	---	---	---

3	0	0	0	0	0	2
1	0	0	0	0	1	3
0	0	0	0	0	0	0

4	0	0	0	0	0	0
---	---	---	---	---	---	---

2	0	0	0	0	2	0
1	0	1	0	0	0	0
0	0	0	0	0	0	0

1B:	4	SF:	1
2B:	2	SAC:	1
3B:	0	DP:	1
HR:	0	HBP:	1

Batter	1	2	3	4	5	6	7	8	9	10
Bill North, S (1, 8) OBP: 0.364, SLG: 0.245 Tom Griffin, R (9, 1) Dave Roberts, L (10, 1) Hector Cruz, R (10, PH)	0-0 1-3			0-0 P3		0-0 4-3		0-0 5-3-5-1-5		0-0 P3
Terry Whitfield, L (1, 7) OBP: 0.406, SLG: 0.508	0-3 K			0-0 SH1-3 1B			0-3 K		0-0 FC1-6 1B	0-0 FC6-4
Bill Madlock, R (1, 4) OBP: 0.221, SLG: 0.220	0-3 K			0-0 SH1-3			0-0 WP BB SF9 1B		0-0 FC1-6 G3 1B	
Jack Clark, R (1, 9) OBP: 0.388, SLG: 0.421		0-3 K		0-0 P4			4-0 WP BB		0-0 G3 1B	
Willie McCovey, L (1, 3) OBP: 0.412, SLG: 0.625		0-0 P5			0-0 4-3		0-0 SF9		0-0 G3	
Darrell Evans, L (1, 5) OBP: 0.318, SLG: 0.328		0-0 P4			0-0 F8		4-0 FC6-4 IBB		4-0 IBB	
Marc Hill, R (1, 2) OBP: 0.214, SLG: 0.212 Mike Ivie, R (9, PH) Mike Sadek, R (10, 2)			0-0 F9		0-0 F8		0-0 FC6-4		0-3 K	
Roger Metzger, S (1, 6) OBP: 0.209, SLG: 0.220			0-0 F8			0-0 G3		0-0 F5		0-0 F8
Bob Knepper, L (1, 1) John Tamargo, S (8, PH) Larry Herndon, R (8, PR)			0-3 K			0-3 K		0-0 5-3-5-1-5 2B		1-0 FC6-4 HBP

Inning Stats	R: 0	H: 0	R: 0	H: 0	R: 0	H: 0	R: 0	H: 0	R: 0	H: 1	R: 0	H: 0	R: 0	H: 0	R: 0	H: 1	R: 0	H: 1	R: 0	H: 1	R: 0	H: 2	R: 0	H: 0	R: 0	H: 0	R: 0	H: 0	1B:	SF:	WP:	PA:
	E: 0	LOB: 0	E: 0	LOB: 0	E: 0	LOB: 0	E: 0	LOB: 0	E: 0	LOB: 0	E: 1	LOB: 1	E: 0	LOB: 0	E: 0	LOB: 2	E: 0	LOB: 1	E: 0	LOB: 1	E: 0	LOB: 3	E: 0	LOB: 1	E: 0	LOB: 1	E: 0	LOB: 0	2B:	SAC:	PB:	38
	K: 2	BB: 0	K: 1	BB: 0	K: 1	BB: 0	K: 0	BB: 0	K: 1	BB: 0	K: 0	BB: 0	K: 1	BB: 0	K: 0	BB: 2	K: 0	BB: 0	K: 0	BB: 0	K: 1	BB: 1	K: 1	BB: 3	K: 0	BB: 0	K: 0	BB: 0	3B:	DP:	SB:	
	S: 7	P: 7	S: 5	P: 5	S: 5	P: 5	S: 4	P: 4	S: 3	P: 3	S: 5	P: 5	S: 6	P: 14	S: 3	P: 3	S: 7	P: 11	S: 3	P: 4	S: 3	P: 4	S: 7	P: 11	S: 3	P: 4	S: 3	P: 4	HR:	HBP:	CS:	

PITCHER	IP	WLS	BF	H	R	ER	SO	BB	IBB	HBP	BLK	WP	HR	S	P	ERA	WHIP
Burt Hooton, R (1, 1) ERA: 2.97	10.0	W	38	5	1	1	7	1	2	1	0	1	0	48	61	0.90	0.600

Batter	1	2	3	4	5	6	7	8	9	AB R H RBI BB SO LOB	TOP											
Davey Lopes, R (1, 4) OBP: 0.291, SLG: 0.329	0-3 K		0-0 SF8 3B	0-0 6-3	0-3 K		0-0 F9		0-0 1B	6 1 2 0 0 2 0	<p>Los Angeles Dodgers @ San Francisco Giants Candlestick Park, San Francisco, CA</p> <p>Sun Apr 22 1979, 6:33 AM EST Att: 51,711 - Unknown</p> <p>livebaseballscorecards.com</p>											
Bill Russell, R (1, 6) OBP: 0.382, SLG: 0.429	0-0 2B 1B		0-0 SF8	0-0 PB 1B 1B	0-0 5-3 BB 1B		0-0 L5		0-0 5-3	5 2 3 1 0 0 1												
Gary Thomasson, L (1, 8) OBP: 0.426, SLG: 0.351	0-0 F9		4-0 3-H 1B S BB	4-0 1B HR BB	4-0 5-3 BB			0-0 G3 1B		2 1 1 0 3 0 1												
Steve Garvey, R (1, 3) OBP: 0.342, SLG: 0.486	0-0 1-H 2B		0-3 K 1-2	0-0 HR 1B	0-0 5-3 BB			0-0 P3		5 1 2 2 0 1 4												
Von Joshua, L (1, 7) OBP: 0.286, SLG: 0.500	0-3 K		0-0 1B	0-0 1-H HR	0-0 F5			0-0 G3 1-2		5 1 2 3 0 1 4												
Joe Ferguson, R (1, 9) OBP: 0.347, SLG: 0.366		0-0 P6	0-0 P6	0-0 2B 1B	0-0 5-3			4-0 BB		4 1 1 0 1 0 2												
Derrel Thomas, S (1, 5) OBP: 0.241, SLG: 0.250		0-0 S 1B		0-0 HR 1B	0-3 K			0-0 F9		5 1 3 1 0 1 2												
Steve Yeager, R (1, 2) OBP: 0.289, SLG: 0.478		0-3 K		0-0 HR	0-0 1-3			0-0 6-3		4 1 1 2 1 1 1												
Don Sutton, R (1, 1) OBP: 0.083, SLG: 0.083		0-3 K		0-0 6-3	0-3 K			0-0 L4		5 0 0 0 0 2 3												
<b>Inning Stats</b>	R: 1 E: 0 K: 2 S: 9	H: 2 LOB: 1 BB: 0 P: 9	R: 0 E: 0 K: 2 S: 8	H: 1 LOB: 1 BB: 0 P: 8	R: 1 E: 0 K: 1 S: 7	H: 2 LOB: 2 BB: 1 P: 11	R: 7 E: 0 K: 0 S: 10	H: 7 LOB: 2 BB: 2 P: 18	R: 0 E: 0 K: 1 S: 6	H: 1 LOB: 2 BB: 1 P: 10	R: 0 E: 0 K: 1 S: 5	H: 0 LOB: 0 BB: 0 P: 5	R: 0 E: 0 K: 1 S: 5	H: 0 LOB: 0 BB: 0 P: 5	R: 0 E: 0 K: 0 S: 4	H: 1 LOB: 2 BB: 1 P: 8	R: 0 E: 0 K: 0 S: 4	H: 1 LOB: 1 BB: 0 P: 4	1B: 10 2B: 2 3B: 1 HR: 2	SF: 1 SAC: 0 DP: 0 HBP: 0	WP: 0 PB: 1 SB: 3 CS: 0	PA: 47
<b>PITCHER</b>	IP WLS BF H R ER SO BB IBB HBP BLK WP HR S P ERA WHIP																					
Ed Halicki, R (1, 1) ERA: 5.49	3.2 L 20 8 5 5 5 1 0 0 0 0 1 29 33 12.27 2.455																					
John Curtis, L (4, 1) ERA: 24.3	0.2 10 5 4 4 1 2 1 0 0 0 1 9 21 54.00 10.500																					
Randy Moffitt, R (5, 1) ERA:	1.2 5 0 0 0 1 0 0 0 0 0 0 7 7 0.00 0.000																					
Tom Griffin, R (7, 1) ERA: 4.4	2.0 8 1 0 0 1 1 0 0 0 0 0 9 13 0.00 1.000																					
Dave Roberts, L (9, 1) ERA:	1.0 4 1 0 0 0 0 0 0 0 0 0 4 4 0.00 1.000																					

AB	41
R	9
H	15
RBI	9
BB	5
SO	8
LOB	18



Batter	1	2	3	4	5	6	7	8	9	AB	R	H	RBI	BB	SO	LOB
Bill North, S OBP: 0.362, SLG: 0.250 Max Venable, L (1, 8) (8, 8) (9, 7)	0-3 K		0-3 K			0-0 E9 1-3 1B		0-3 K		3	0	1	0	0	2	1
Terry Whitfield, L OBP: 0.384, SLG: 0.485 Dave Roberts, L (1, 7) (9, 1)	0-3 K			0-3 K		0-0 SF9		0-0 G3		3	0	0	1	0	2	1
Bill Madlock, R OBP: 0.214, SLG: 0.213 Randy Moffitt, R John Tamargo, S OBP: 0.333, SLG: 1.000 Tom Griffin, R Larry Herndon, R OBP: 0.500, SLG: 0.667 (1, 4) (5, 1) (6, PH) (7, 1) (9, 8)	0-0 F8			0-0 F8		0-0 3-1			0-3 K	2	0	0	0	0	0	0
Jack Clark, R OBP: 0.380, SLG: 0.459 (1, 9)		0-0 6-3		0-3 K			0-0 HR		0-3 K	4	1	1	1	0	2	0
Darrell Evans, L OBP: 0.314, SLG: 0.323 (1, 5)		0-0 P3			0-3 K		0-0 P6		0-0 FC5-4 1B	4	0	1	0	0	1	0
Mike Ivie, R OBP: 0.328, SLG: 0.434 (1, 3)		0-3 K			0-3 K		0-0 F7		0-0 FC5-4	4	0	0	0	0	2	1
Marc Hill, R OBP: 0.203, SLG: 0.200 (1, 2)			0-0 F2		0-0 P5		0-0 F7			3	0	0	0	0	0	0
Roger Metzger, S OBP: 0.196, SLG: 0.205 (1, 6)			0-0 G3			0-3 K		0-0 F9		3	0	0	0	0	1	0
Ed Halicki, R OBP: 0.286, SLG: 0.286 John Curtis, L Rob Andrews, R OBP: 1.000, SLG: 1.000 (1, 1) (4, 1) (5, 4)				0-0 1B		0-0 E 1B SF9 1B		0-0 1B		1	0	1	0	0	0	0

Inning Stats	R: 0	H: 0	E: 0	K: 2	S: 7	R: 0	H: 0	E: 0	K: 1	S: 5	R: 0	H: 1	E: 0	K: 1	S: 6	R: 0	H: 0	E: 0	K: 2	S: 7	R: 0	H: 0	E: 0	K: 2	S: 7	R: 1	H: 2	E: 1	K: 1	S: 7	R: 1	H: 1	E: 0	K: 0	S: 4	R: 0	H: 1	E: 0	K: 1	S: 6	R: 0	H: 1	E: 0	K: 2	S: 8	1B: 5	2B: 0	3B: 0	HR: 1	SF: 1	SAC: 0	DP: 0	HBP: 0	WP: 0	PA: 33		
	0	0	0	2	7	0	0	0	1	5	0	0	0	0	6	0	0	0	0	2	7	0	0	0	0	0	0	1	2	1	0	7	1	1	0	4	0	0	1	1	0	6	0	1	0	8	5	0	0	0	1	0	0	0	0	0	33


PITCHER	IP	WLS	BF	H	R	ER	SO	BB	IBB	HBP	BLK	WP	HR	S	P	ERA	WHIP	PITCHER	IP	WLS	BF	H	R	ER	SO	BB	IBB	HBP	BLK	WP	HR	S	P	ERA	WHIP															
Don Sutton, R ERA: 2.56 (1, 1)	9.0	W	33	6	2	1	12	0	0	0	0	0	1	57	57	1.00	0.667																																	

**BOTTOM**

Los Angeles Dodgers @ San Francisco Giants  
Candlestick Park, San Francisco, CA

Sun Apr 22 1979, 6:33 AM EST  
Att. 51,711 - Unknown

AB	32
R	2
H	6
RBI	2
BB	0
SO	12
LOB	5



Batter	1	2	3	4	5	6	7	8	9	10	AB R H RBI BB SO LOB	TOP											
Davey Lopes, R OBP: 0.298, SLG: 0.351 (1, 4) X	0-0 4-3 ①		0-0 SF7 ②			0-0 F9 1B SF8 1B		0-0 2B 2B		0-3 K ①	4 2 2 1 0 1 0	<b>Los Angeles Dodgers @ Philadelphia Phillies</b> <b>Veterans Stadium, Philadelphia, PA</b> Mon Apr 23 1979, 6:05 PM EST Att. 32,826 - Unknown											
Bill Russell, R OBP: 0.383, SLG: 0.440 (1, 6) X	0-0 5-3 ②		0-0 5-3 ③			0-0 FC6-4 1B		0-0 2B 2B		0-0 F4 ②	5 0 2 1 0 0 0												
Dusty Baker Jr., R OBP: 0.333, SLG: 0.375 (1, 7) X	0-0 F2 ③				0-0 CS 1B	0-0 F9 ①		0-0 F3 ②		0-0 G3 ③	5 0 1 0 0 0 3												
Steve Garvey, R OBP: 0.351, SLG: 0.493 (1, 3)		0-0 5-3 1B		0-0 1-2 1B		0-0 SF8 ②		0-3 K ③			3 0 2 1 0 1 1												
Ron Cey, R OBP: 0.309, SLG: 0.305 (1, 5)		0-0 5-3 ①		0-0 F8 ②		0-0 FC6-4 ③			0-0 FC5-4 2B		4 0 1 0 0 0 3												
Joe Ferguson, R OBP: 0.340, SLG: 0.341 (1, 9) (9, 2)		0-0 F8 ②		0-0 5-3 ③			0-3 K ①		1-0 FC5-4 HBP		3 0 0 0 0 1 2												
Derrel Thomas, S OBP: 0.242, SLG: 0.250 (1, 8)		0-0 6-3 ③			0-0 G6-4-3 1B		0-0 5-3 ②		0-3 K ①		4 0 1 0 0 1 3												
Steve Yeager, R OBP: 0.276, SLG: 0.538 Gary Thomasson, L OBP: 0.417, SLG: 0.342 (1, 2) (9, PH) (9, 9)			0-0 SF7 3B ①		0-0 G6-4-3 ① ②		0-0 F7 ③		0-0 FC5-4 ②		3 1 1 0 0 0 1 1 0 0 0 0 0 2												
Andy Messersmith, R Jerry Reuss, L Reggie Smith, S Rick Sutcliffe, L Lance Rautzhan, R (1, 1) (8, 1) (9, PH) (9, 1) (9, 1)			0-0 G3 ①		0-3 K ③			0-0 F9 ①	0-3 K ③		3 0 0 0 0 1 1 0 0 0 0 0 0 0 1 0 0 0 0 1 2 0 0 0 0 0 0 0 0 0 0 0 0 0 0												
<b>Inning Stats</b>	R: 0 E: 0 K: 0 S: 3	H: 0 LOB: 0 BB: 0 P: 3	R: 0 E: 0 K: 0 S: 4	H: 1 LOB: 1 BB: 0 P: 4	R: 1 E: 0 K: 0 S: 4	H: 1 LOB: 0 BB: 0 P: 4	R: 0 E: 0 K: 1 S: 5	H: 1 LOB: 0 BB: 0 P: 5	R: 1 E: 0 K: 0 S: 5	H: 2 LOB: 1 BB: 0 P: 5	R: 0 E: 0 K: 1 S: 5		H: 0 LOB: 0 BB: 0 P: 5	R: 1 E: 0 K: 1 S: 7	H: 2 LOB: 1 BB: 0 P: 7	R: 0 E: 0 K: 2 S: 8	H: 1 LOB: 2 BB: 0 P: 9	R: 0 E: 0 K: 1 S: 5	H: 0 LOB: 0 BB: 0 P: 5	1B: 6 2B: 3 3B: 1 HR: 0	SF: 2 SAC: 0 DP: 1 HBP: 1	WP: 0 PB: 0 SB: 0 CS: 1	PA: 39
<b>PITCHER</b>	IP WLS BF ERA WHIP	H R ER SO BB IBB HBP BLK WP HR S P ERA WHIP	H R ER SO BB IBB HBP BLK WP HR S P ERA WHIP	H R ER SO BB IBB HBP BLK WP HR S P ERA WHIP	H R ER SO BB IBB HBP BLK WP HR S P ERA WHIP	H R ER SO BB IBB HBP BLK WP HR S P ERA WHIP	H R ER SO BB IBB HBP BLK WP HR S P ERA WHIP	H R ER SO BB IBB HBP BLK WP HR S P ERA WHIP	H R ER SO BB IBB HBP BLK WP HR S P ERA WHIP	H R ER SO BB IBB HBP BLK WP HR S P ERA WHIP	H R ER SO BB IBB HBP BLK WP HR S P ERA WHIP	H R ER SO BB IBB HBP BLK WP HR S P ERA WHIP	H R ER SO BB IBB HBP BLK WP HR S P ERA WHIP	H R ER SO BB IBB HBP BLK WP HR S P ERA WHIP	H R ER SO BB IBB HBP BLK WP HR S P ERA WHIP	H R ER SO BB IBB HBP BLK WP HR S P ERA WHIP	H R ER SO BB IBB HBP BLK WP HR S P ERA WHIP	H R ER SO BB IBB HBP BLK WP HR S P ERA WHIP	H R ER SO BB IBB HBP BLK WP HR S P ERA WHIP	H R ER SO BB IBB HBP BLK WP HR S P ERA WHIP	H R ER SO BB IBB HBP BLK WP HR S P ERA WHIP	H R ER SO BB IBB HBP BLK WP HR S P ERA WHIP	H R ER SO BB IBB HBP BLK WP HR S P ERA WHIP
Randy Lerch, L ERA: 2.97 Ron Reed, R ERA: 1.93 Tug McGraw, L ERA:	(1, 1) 7.1 (8, 1) 1.2 (10, 1) 1.0																						

livebaseballscorecards.com

AB 36  
R 3  
H 10  
RBI 3  
BB 0  
SO 6  
LOB 18



**BOTTOM**

Los Angeles Dodgers @ Philadelphia Phillies  
 Veterans Stadium, Philadelphia, PA  
 Mon Apr 23 1979, 6:05 PM EST  
 Att. 32,826 - Unknown

[livebaseballscorecards.com](http://livebaseballscorecards.com)

<b>AB</b>	<b>31</b>
<b>R</b>	<b>4</b>
<b>H</b>	<b>6</b>
<b>RBI</b>	<b>4</b>
<b>BB</b>	<b>10</b>
<b>SO</b>	<b>5</b>
<b>LOB</b>	<b>19</b>



WP:	2	PA:	41
PB:	0		
SB:	1		
CS:	1		

AB	R	H	RBI	BB	SO	LOB
3	0	0	0	1	0	1
1	0	0	0	0	0	1

2	2	0	0	3	0	1
---	---	---	---	---	---	---

2	1	0	0	3	1	2
---	---	---	---	---	---	---

3	1	1	2	2	1	4
---	---	---	---	---	---	---

5	0	2	2	0	2	3
---	---	---	---	---	---	---

3	0	1	0	1	0	1
---	---	---	---	---	---	---

4	0	0	0	0	0	4
---	---	---	---	---	---	---

4	0	0	0	0	0	1
---	---	---	---	---	---	---

3	0	1	0	0	1	1
0	0	0	0	0	0	0
1	0	1	0	0	0	0
0	0	0	0	0	0	0
0	0	0	0	0	0	0

1B:	5	SF:	0
2B:	0	SAC:	0
3B:	0	DP:	1
HR:	1	HBP:	0

Batter	1	2	3	4	5	6	7	8	9	10
<b>Bake McBride, L</b> OBP: 0.291, SLG: 0.400 <b>Jose Cardenal, R</b> (9, PH) (10, 9)	4-0 BB BB		0-0 G3		0-0 G3			0-0 4-3	0-0 6-3	
<b>Larry Bowa, S</b> OBP: 0.373, SLG: 0.340 (1, 6)	0-0 P6		4-0 CS BB			0-0 F8		4-0 WP 1B BB	0-0 2-1	4-0 F9 WP 1B BB
<b>Pete Rose, S</b> OBP: 0.443, SLG: 0.362 (1, 3)	4-0 1-2 BB		0-3 K			4-0 HR BB		0-0 F8		4-0 1-2 1B IBB
<b>Greg Luzinski, R</b> OBP: 0.421, SLG: 0.556 (1, 7)	0-3 K			4-0 G6-4-3 BB		0-0 1-H HR		4-0 BB 1B BB		0-0 F9
<b>Mike Schmidt, R</b> OBP: 0.385, SLG: 0.581 (1, 5)	0-3 K			0-0 F2		0-3 K		0-0 BB 1B		0-0 1-2 1B
<b>Garry Maddox, R</b> OBP: 0.446, SLG: 0.686 (1, 8)		0-0 6-3 1B		0-0 G6-4-3 1-2f		0-0 5-3		4-0 1-2 2-3 BB		
<b>Manny Trillo, R</b> OBP: 0.385, SLG: 0.420 (1, 4)		0-0 6-3			0-0 5-3		0-0 F8	0-0 F9		
<b>Bob Boone, R</b> OBP: 0.256, SLG: 0.324 (1, 2)		0-0 6-3			0-0 F7		0-0 F8		0-0 F8	
<b>Randy Lerch, L</b> OBP: 0.083, SLG: 0.083 <b>Ron Reed, R</b> (8, 1) <b>Del Unser, L</b> OBP: 0.500, SLG: 0.750 <b>Lonnie Smith, R</b> (9, PR) <b>Tug McGraw, R</b> (10, 1)		0-3 K			0-0 1B		0-0 P5		0-0 6-3 S 2-1 1B	

Inning Stats	R: 0	H: 0	E: 0	K: 2	S: 7	R: 0	H: 1	E: 0	K: 1	S: 6	R: 0	H: 0	E: 0	K: 1	S: 4	R: 0	H: 0	E: 0	K: 0	S: 2	R: 0	H: 1	E: 0	K: 0	S: 4	R: 2	H: 1	E: 0	K: 1	S: 6	R: 0	H: 0	E: 0	K: 0	S: 3	R: 1	H: 1	E: 0	K: 0	S: 4	R: 0	H: 1	E: 0	K: 0	S: 3	R: 1	H: 1	E: 0	K: 0	S: 2	R: 1	H: 1	E: 0	K: 0	S: 10	1B: 5	SF: 0	2B: 0	3B: 0	HR: 1	WP: 2	PA: 41
--------------	------	------	------	------	------	------	------	------	------	------	------	------	------	------	------	------	------	------	------	------	------	------	------	------	------	------	------	------	------	------	------	------	------	------	------	------	------	------	------	------	------	------	------	------	------	------	------	------	------	------	------	------	------	------	-------	-------	-------	-------	-------	-------	-------	--------

PITCHER	IP	WLS	BF	H	R	ER	SO	BB	IBB	HBP	BLK	WP	HR	S	P	ERA	WHIP
<b>Andy Messersmith, R</b> ERA: 4.0	7.2		31	3	3	3	5	7	0	0	0	1	1	34	62	3.52	1.304
<b>Jerry Reuss, L</b> ERA: 3.48	0.1		3	1	0	0	0	1	0	0	0	0	0	2	6	0.00	6.000
<b>Rick Sutcliffe, R</b> ERA: 0.73	0.1		2	1	0	0	0	0	0	0	0	0	0	2	2	0.00	3.000
<b>Lance Rautzhan, L</b> ERA: 8.22	1.0	L	6	1	1	1	0	1	1	0	0	1	0	3	11	9.00	2.000

Batter	1	2	3	4	5	6	7	8	9	10	AB R H RBI BB SO LOB	TOP																
<b>Davey Lopes, R</b> OBP: 0.303, SLG: 0.346 (1, 4) X	0-0 F8		4-0 2B BB	0-0 G6-4-3 1B			0-3 K	0-0 P4			4 1 1 0 1 1 2	<b>Los Angeles Dodgers @ Philadelphia Phillies</b> <b>Veterans Stadium, Philadelphia, PA</b> Tue Apr 24 1979, 6:05 PM EST Att. 31,140 - Unknown																
<b>Bill Russell, R</b> OBP: 0.372, SLG: 0.418 (1, 6) X	0-0 F9		4-0 2B BB	0-0 G6-4-3			0-0 P3		0-0 F5		4 1 0 0 1 0 1																	
<b>Dusty Baker Jr., R</b> OBP: 0.338, SLG: 0.368 (1, 7) X	0-0 4-3		0-0 F2		0-0 P6			0-0 1B 1B SF7	4-0 G4-6-3 BB		4 1 1 0 1 0 2																	
<b>Steve Garvey, R</b> OBP: 0.354, SLG: 0.500 (1, 3)		0-0 L9	0-0 BB 2B		0-0 6-3			0-0 1B 1B	0-0 G4-6-3		5 1 2 1 0 0 1																	
<b>Ron Cey, R</b> OBP: 0.342, SLG: 0.371 (1, 5)		0-0 HR	4-0 BB IBB		0-3 K			0-0 1B 1B		4-0 G3-6-4 BB	3 2 2 1 2 1 0																	
<b>Joe Ferguson, R</b> OBP: 0.328, SLG: 0.319 (1, 9)		0-3 K	4-0 1-2 2-3 3-H BB		0-3 K		0-0 SF7		0-0 G3-6-4		3 0 0 2 1 2 1																	
<b>Derrel Thomas, S</b> OBP: 0.250, SLG: 0.314 <b>Reggie Smith, S</b> OBP: 0.321, SLG: 0.375 <b>Von Joshua, L</b> OBP: 0.267, SLG: 0.467 (8, PH) (8, PR) (8, 8)		0-0 3B	0-0 P5		0-3 K		0-0 3-H 2-H 1B 1B		0-0 6-3		3 0 1 0 0 1 3 1 0 1 1 0 0 0 1 0 0 0 0 0 0																	
<b>Steve Yeager, R</b> OBP: 0.273, SLG: 0.483 (1, 2)		4-0 FC5-4 IBB	0-0 F7		0-0 L5		0-3 K				3 0 0 0 1 1 5																	
<b>Doug Rau, L</b> OBP: 0.250, SLG: 0.500 <b>Charlie Hough, R</b> <b>Vic Davalillo, L</b> <b>Rick Sutcliffe, L</b> <b>Manny Mota, R</b> <b>Jerry Reuss, L</b> (1, 1) (3, 1) (7, PH) (7, 1) (8, PH) (8, 1)		0-0 FC5-4		0-0 6-3			0-0 4-3		0-0 1-2 3-H 1B		1 0 0 0 0 0 2 1 0 0 0 0 0 0 1 0 0 0 0 0 0 0 0 0 0 0 0 0 1 0 1 1 0 0 0 0 0 0 0 0 0 0																	
<b>Inning Stats</b>	R: 0 E: 0 K: 0 S: 3	H: 0 LOB: 0 BB: 0 P: 3	R: 1 E: 0 K: 1 S: 7	H: 2 LOB: 2 BB: 1 P: 11	R: 2 E: 0 K: 0 S: 4	H: 1 LOB: 3 BB: 4 P: 20	R: 0 E: 0 K: 0 S: 3	H: 1 LOB: 0 BB: 0 P: 3	R: 0 E: 0 K: 1 S: 5	H: 0 LOB: 0 BB: 0 P: 5	R: 0 E: 0 K: 2 S: 7		H: 0 LOB: 0 BB: 0 P: 7	R: 0 E: 0 K: 1 S: 5	H: 0 LOB: 0 BB: 0 P: 5	R: 3 E: 0 K: 1 S: 10	H: 5 LOB: 2 BB: 0 P: 10	R: 0 E: 0 K: 0 S: 2	H: 0 LOB: 0 BB: 1 P: 6	R: 0 E: 0 K: 0 S: 2	H: 0 LOB: 0 BB: 1 P: 6	1B: 6 2B: 1 3B: 1 HR: 1	SF: 1 SAC: 0 DP: 3 HBP: 0	WP: 0 PB: 0 SB: 0 CS: 0	PA: 43			
<b>PITCHER</b>	IP WLS BF H R ER SO BB IBB HBP BLK WP HR S P ERA WHIP												<b>PITCHER</b>	IP WLS BF H R ER SO BB IBB HBP BLK WP HR S P ERA WHIP														
<b>Jim Kaat, L</b> ERA: 11.57 (1, 1)	2.1		15	3	3	3	1	3	0	0	0	0	0	0	0	11.57	2.571											
<b>Doug Bird, R</b> ERA: 4.7 (3, 1)	5.0		18	4	3	3	4	0	0	0	0	0	0	0	26	5.40	0.800											
<b>Tug McGraw, L</b> ERA: (8, 1)	0.2	W	4	2	0	0	1	0	0	0	0	0	0	0	6	0.00	3.000											
<b>Ron Reed, R</b> ERA: 1.35 (9, 1)	2.0		6	0	0	0	0	2	0	0	0	0	0	4	12	0.00	1.000											

livebaseballscores.com



**BOTTOM**

Los Angeles Dodgers @ Philadelphia Phillies  
 Veterans Stadium, Philadelphia, PA

Tue Apr 24 1979, 6:05 PM EST  
 Att: 31,140 - Unknown

[livebaseballscorecards.com](http://livebaseballscorecards.com)

<b>AB</b>	<b>38</b>
<b>R</b>	<b>7</b>
<b>H</b>	<b>10</b>
<b>RBI</b>	<b>7</b>
<b>BB</b>	<b>6</b>
<b>SO</b>	<b>9</b>
<b>LOB</b>	<b>19</b>



Batter	1	2	3	4	5	6	7	8	9	10	AB	R	H	RBI	BB	SO	LOB								
Lonnie Smith, R (1, 9) Del Unser, L (3, PH) Pete Mackanin, R (8, PH) Ron Reed, R (9, 1)	K	FC6-4	F9			4-3		5-3		1B 2B	2	0	0	0	0	1	3								
Larry Bowa, S (1, 6)	BB		BB 1B	4-3		BLK BB		K		2B 1B	4	1	2	1	2	1	0								
Pete Rose, S (1, 3)	F9		BB 1B	HR		BB		4-3			3	2	1	1	2	0	1								
Greg Luzinski, R (1, 7) Bake McBride, L (9, PR)	K		BB 1B	FC1-4 HBP		F8		BB 1B			3	1	1	1	1	1	3								
Mike Schmidt, R (1, 5)		F9 2B	SF9 2B 1B	FC1-4		K		1-2 1B			5	1	3	1	0	1	3								
Garry Maddox, R (1, 8)	F9 2-3		S 2B 1B	F9		F9		K			5	1	1	0	0	1	4								
Manny Trillo, R (1, 4)	F8		SF9			F8		4-3			4	0	0	1	0	1	3								
Bob Boone, R (1, 2)	HBP BB		1-H 3-H 2B	F8		F8		P4		5-3	4	0	1	2	1	0	0								
Jim Kaat, L (1, 1) Doug Bird, R (3, 1) Tug McGraw, R (8, PH) Jose Cardenal, R (9, 9)	FC6-4 HBP		K			K		K		4-3	0	0	0	0	0	0	0								
<b>Inning Stats</b>	R: 0 E: 0 K: 2 S: 7	H: 0 LOB: 1 BB: 1 P: 11	R: 0 E: 0 K: 0 S: 4	H: 1 LOB: 3 BB: 1 P: 9	R: 5 E: 0 K: 1 S: 10	H: 5 LOB: 1 BB: 1 P: 14	R: 1 E: 0 K: 0 S: 4	H: 1 LOB: 1 BB: 0 P: 5	R: 0 E: 0 K: 1 S: 5	H: 0 LOB: 0 BB: 0 P: 5	R: 0 E: 0 K: 1 S: 5	H: 0 LOB: 2 BB: 2 P: 13	R: 0 E: 0 K: 0 S: 3	H: 0 LOB: 0 BB: 0 P: 3	R: 0 E: 0 K: 2 S: 7	H: 0 LOB: 0 BB: 0 P: 7	R: 0 E: 0 K: 2 S: 8	H: 1 LOB: 2 BB: 1 P: 12	R: 1 E: 0 K: 0 S: 4	H: 2 LOB: 1 BB: 0 P: 4	1B: 6 2B: 3 3B: 0 HR: 1	SF: 1 SAC: 0 DP: 0 HBP: 2	WP: 0 PB: 0 SB: 1 CS: 0	PA: 47	
<b>PITCHER</b>	IP	WLS	BF	H	R	ER	SO	BB	IBB	HBP	BLK	WP	HR	S	P	ERA	WHIP								
Doug Rau, L (1, 1) ERA: 8.4	2.0		15	5	5	5	2	3	0	1	0	0	0	15	28	22.50	4.000								
Charlie Hough, R (3, 1) ERA: 6.19	4.0		17	2	1	1	3	2	0	1	1	0	1	20	29	2.25	1.000								
Rick Sutcliffe, R (7, 1) ERA: 0.68	1.0		3	0	0	0	0	0	0	0	0	0	0	3	3	0.00	0.000								
Jerry Reuss, L (8, 1) ERA: 3.46	2.2	L	12	3	1	1	4	1	0	0	0	0	0	19	23	3.38	1.500								

Batter	1	2	3	4	5	6	7	8	9	AB R H RBI BB SO LOB	TOP		
Davey Lopes, R (1, 4) OBP: 0.298, SLG: 0.337	0-0 4-3 S 1B		0-0 P5		0-0 6-3		0-0 F9		0-3 K	5 0 1 0 0 1 0			
Bill Russell, R (1, 6) OBP: 0.352, SLG: 0.393	0-3 K 1-2		0-0 F8		0-0 F5		0-0 5-3		0-0 F8	5 0 0 0 0 1 1			
Gary Thomasson, L (1, 9) OBP: 0.396, SLG: 0.326	0-0 4-3 2-3		0-3 K		0-0 4-3			0-0 2B 1B	0-0 4-3	5 1 1 0 0 1 1			
Steve Garvey, R (1, 3) OBP: 0.360, SLG: 0.512	0-0 5-3			0-0 F9		0-0 WP 1B		0-0 2B 1-H		4 1 2 1 0 0 1			
Ron Cey, R (1, 5) OBP: 0.364, SLG: 0.400		0-0 FC5-4 1B FC5-2 1B		4-0 1B BB		0-0 F7		0-0 2B 1B		3 2 2 1 1 0 1			
Dusty Baker Jr., R (1, 7) OBP: 0.359, SLG: 0.389		0-0 FC5-4 1-2 1B		0-0 5-3 1B 1-2 1B		0-0 F9		0-0 SH3-4 1B		4 0 3 1 0 0 1			
Derrel Thomas, S (1, 8) OBP: 0.282, SLG: 0.324		0-0 FC5-4 1-2 1B FC5-2 1-2 2-3		0-0 5-3 1-2 2-H 1B		4-0 BB		0-0 SH3-4 1-2		2 0 1 1 1 0 2			
Steve Yeager, R (1, 2) OBP: 0.243, SLG: 0.424		0-0 FC5-2 1-2 3-H		0-0 5-3 1-2 2-3		0-3 K		0-0 5-3		4 0 0 0 0 1 7			
Bob Welch, R (1, 1) OBP: 0.286, SLG: 0.167 Vic Davalillo, L (7, PH) Rick Sutcliffe, L (7, 1) Lance Rautzhan, R (9, 1)		0-3 K		0-3 K			0-0 4-3	0-0 F7		2 0 0 0 0 2 4 1 0 0 0 0 0 0 1 0 0 0 0 0 1 0 0 0 0 0 0 0			
<b>Inning Stats</b>	R: 0 H: 1 E: 0 LOB: 1 K: 1 BB: 0 S: 6 P: 6	R: 0 H: 2 E: 0 LOB: 2 K: 1 BB: 0 S: 7 P: 7	R: 0 H: 0 E: 0 LOB: 0 K: 1 BB: 0 S: 5 P: 5	R: 1 H: 2 E: 0 LOB: 2 K: 1 BB: 1 S: 7 P: 11	R: 0 H: 0 E: 0 LOB: 0 K: 0 BB: 0 S: 3 P: 3	R: 0 H: 1 E: 0 LOB: 2 K: 1 BB: 1 S: 6 P: 10	R: 0 H: 0 E: 0 LOB: 0 K: 0 BB: 0 S: 3 P: 3	R: 3 H: 4 E: 0 LOB: 1 K: 0 BB: 0 S: 7 P: 7	R: 0 H: 0 E: 0 LOB: 0 K: 1 BB: 0 S: 5 P: 5	1B: 8 SF: 0 2B: 2 SAC: 1 3B: 0 DP: 0 HR: 0 HBP: 0	WP: 1 PA: 39 PB: 0 SB: 1 CS: 0		
<b>PITCHER</b>	IP WLS BF H R ER SO BB IBB HBP BLK WP HR S P ERA WHIP											<b>PITCHER</b>	IP WLS BF H R ER SO BB IBB HBP BLK WP HR S P ERA WHIP
Dick Ruthven, R (1, 1) ERA: 2.48 Ron Reed, R (8, 1) ERA: 1.04	7.0 32 9 4 4 5 2 0 0 0 1 0 40 48 5.14 1.571												2.0 7 1 0 0 1 0 0 0 0 0 0 9 9 0.00 0.500

Los Angeles Dodgers @ Philadelphia Phillies  
Veterans Stadium, Philadelphia, PA  
Wed Apr 25 1979, 6:05 PM EST  
Att. 34,303 - Unknown

livebaseballscorecards.com

AB	36
R	4
H	10
RBI	4
BB	2
SO	6
LOB	19





Batter	1	2	3	4	5	6	7	8	9	AB	R	H	RBI	BB	SO	LOB
Bake McBride, L (1, 9) OBP: 0.288, SLG: 0.389 Jose Cardenal, R (9, PH)	0-0 P4		0-3 K		0-0 P3		0-0 1B		0-0 4-3	4	0	1	1	0	1	1
Larry Bowa, S (1, 6) OBP: 0.414, SLG: 0.368	0-0 P5			0-0 2B		4-0 1B	0-0 F7		4-0 1B	3	0	1	0	2	0	2
Pete Rose, S (1, 3) OBP: 0.451, SLG: 0.418	0-0 L7			0-0 4-3		0-0 1B		0-0 F8	0-0 1B	5	0	2	1	0	0	1
Greg Luzinski, R (1, 7) OBP: 0.424, SLG: 0.510		4-0 BB		0-0 7-2		0-0 G5-4-3		0-0 P4		3	0	0	0	1	0	3
Mike Schmidt, R (1, 5) OBP: 0.393, SLG: 0.569		0-0 P3			0-0 F7	0-0 F7		4-0 BB		3	0	0	0	1	0	2
Del Unser, L (1, 8) OBP: 0.400, SLG: 0.500		0-3 K			0-0 1B		0-0 WP 1B		0-0 F9	4	2	2	0	0	1	2
Manny Trillo, R (1, 4) OBP: 0.361, SLG: 0.397		0-3 K			0-0 2B		0-0 6-3		0-0 1B	4	2	2	0	0	1	2
Bob Boone, R (1, 2) OBP: 0.298, SLG: 0.372			0-0 F8		0-0 2B		4-0 1B		0-0 SH3-1-4	2	0	1	2	1	0	0
Dick Ruthven, R (1, 1) OBP: 0.143, SLG: 0.143 Ron Reed, R (8, 1) OBP: 0.500, SLG: 1.000 Greg Gross, L (9, PH) OBP: 0.200, SLG: 0.200 Lonnie Smith, R (9, PR)			0-0 F9		0-0 F8		0-3 K		0-0 1B	3	0	0	0	0	1	3

Inning Stats	R: 0	H: 0	E: 0	K: 0	S: 3	R: 0	H: 0	E: 0	K: 2	S: 7	R: 0	H: 0	E: 0	K: 1	S: 5	R: 0	H: 1	E: 0	K: 0	S: 3	R: 2	H: 3	E: 0	K: 0	S: 6	R: 0	H: 1	E: 0	K: 0	S: 3	R: 1	H: 2	E: 0	K: 1	S: 7	R: 0	H: 0	E: 0	K: 0	S: 3	R: 2	H: 3	E: 0	K: 0	S: 5	1B: 8	2B: 3	3B: 0	HR: 0	SF: 0	SAC: 1	DP: 2	HBP: 0	WP: 1	PA: 39
--------------	------	------	------	------	------	------	------	------	------	------	------	------	------	------	------	------	------	------	------	------	------	------	------	------	------	------	------	------	------	------	------	------	------	------	------	------	------	------	------	------	------	------	------	------	------	-------	-------	-------	-------	-------	--------	-------	--------	-------	--------

PITCHER	IP	WLS	BF	H	R	ER	SO	BB	IBB	HBP	BLK	WP	HR	S	P	ERA	WHIP
Bob Welch, R (1, 1) ERA: 2.52	6.0		23	5	2	2	3	2	0	0	0	0	0	27	35	3.00	1.167
Rick Sutcliffe, R (7, 1) ERA: 2.3	2.1	L	13	4	3	3	1	1	1	0	0	1	0	13	21	11.57	2.143
Lance Rautzhan, L (9, 1) ERA: 7.88	0.1		3	1	0	0	0	1	0	0	0	0	0	2	6	0.00	6.000

**BOTTOM**

Los Angeles Dodgers @ Philadelphia Phillies  
Veterans Stadium, Philadelphia, PA

Wed Apr 25 1979, 6:05 PM EST  
Att. 34,303 - Unknown

AB	33
R	5
H	10
RBI	5
BB	5
SO	4
LOB	17



Batter	1	2	3	4	5	6	7	8	9	AB R H RBI BB SO LOB	TOP		
Davey Lopes, R OBP: 0.286, SLG: 0.322 (1, 4) X	0-0 6-3		0-0 F8		0-0 5-3		0-0 5-3			4 0 0 0 0 0 0			
Bill Russell, R OBP: 0.337, SLG: 0.375 (1, 6) SSS	0-3 K			0-0 F4		0-0 5-3		0-0 F4-3		4 0 0 0 0 1 0			
Reggie Smith, S OBP: 0.355, SLG: 0.360 (1, 9) SSS Gary Thomasson, L OBP: 0.407, SLG: 0.326 (7, 9)	0-3 K			4-0 FC5-4 BB		4-0 WP 2B BB		4-0 WP BB		1 1 0 0 2 1 0 0 0 0 0 1 0 0			
Steve Garvey, R OBP: 0.344, SLG: 0.488 (1, 3) X		0-0 6-3		0-0 FC5-4 FC6-4 1-2f		0-0 6-3		0-0 F9		4 0 0 0 0 0 3			
Ron Cey, R OBP: 0.383, SLG: 0.403 (1, 5) X		0-0 1B 1B		0-0 FC6-4 1-2f		4-0 2B IBB		4-0 BB		2 0 1 0 2 0 1			
Dusty Baker Jr., R OBP: 0.366, SLG: 0.408 (1, 7) X		0-0 F1-4-3 1B			0-0 6-3	0-0 2B		0-0 F7		4 0 2 1 0 0 2			
Derrel Thomas, S OBP: 0.279, SLG: 0.300 (1, 8) X		0-0 F1-4-3 1-2			4-0 HR BB	0-0 1-3			0-0 F4	3 1 0 0 1 0 4			
Steve Yeager, R OBP: 0.244, SLG: 0.486 (1, 2) X			0-0 6-3		0-0 HR		0-0 F8		0-3 K	4 1 1 2 0 1 0			
Burt Hooton, R OBP: 0.200, SLG: 0.214 (1, 1) X			0-0 F8		0-0 F8		0-3 K		0-3 K	4 0 0 0 0 2 0			
<b>Inning Stats</b>	R: 0 E: 0 K: 2 S: 7 H: 0 LOB: 0 BB: 0 P: 7	R: 0 E: 0 K: 0 S: 4 H: 2 LOB: 1 BB: 0 P: 4	R: 0 E: 0 K: 0 S: 3 H: 0 LOB: 0 BB: 0 P: 3	R: 0 E: 0 K: 0 S: 3 H: 0 LOB: 1 BB: 1 P: 7	R: 2 E: 0 K: 0 S: 4 H: 1 LOB: 0 BB: 1 P: 8	R: 1 E: 0 K: 0 S: 4 H: 1 LOB: 2 BB: 2 P: 12	R: 0 E: 0 K: 1 S: 5 H: 0 LOB: 0 BB: 0 P: 5	R: 0 E: 0 K: 0 S: 3 H: 0 LOB: 2 BB: 2 P: 11	R: 0 E: 0 K: 2 S: 7 H: 0 LOB: 0 BB: 0 P: 7	1B: 2 2B: 1 3B: 0 HR: 1 SF: 0 SAC: 0 DP: 1 HBP: 0	WP: 3 PB: 0 SB: 0 CS: 0 PA: 36		
<b>PITCHER</b>	IP WLS BF H R ER SO BB IBB HBP BLK WP HR S P ERA WHIP											<b>PITCHER</b>	IP WLS BF H R ER SO BB IBB HBP BLK WP HR S P ERA WHIP
Pete Falcone, L ERA: 3.1 (1, 1)	7.2 L 32 4 3 3 3 5 1 0 0 2 1 32 56 3.52 1.174												
Dale Murray, R ERA: 3.55 (8, 1)	0.1 1 0 0 0 0 0 0 0 0 0 0 1 1 0.00 0.000												
Dwight Bernard, R ERA: 2.89 (9, 1)	1.0 3 0 0 0 0 2 0 0 0 0 0 0 7 7 0.00 0.000												

**Los Angeles Dodgers @ New York Mets**  
 Shea Stadium, Flushing, NY  
 Sat Apr 28 1979, 3:33 AM EST  
 Att. 11,426 - Unknown

livebaseballscorecards.com

**AB 30**  
**R 3**  
**H 4**  
**RBI 3**  
**BB 6**  
**SO 5**  
**LOB 10**





Batter	1	2	3	4	5	6	7	8	9	AB R H RBI BB SO LOB	TOP											
Davey Lopes, R OBP: 0.282, SLG: 0.308 (1, 4) X	0-0 F4		4-0 BB		0-0 F4-3	0-0 F4		0-0 5-3		4 0 0 0 1 0 0												
Bill Russell, R OBP: 0.330, SLG: 0.376 (1, 6) X	0-0 F4-3		0-0 6-3		0-0 WP BB 2B	0-3 K		0-0 F9		5 1 1 0 0 1 2												
Reggie Smith, S OBP: 0.382, SLG: 0.346 Derrel Thomas, S OBP: 0.289, SLG: 0.333 (1, 9) X (5, 8) X	0-0 P6			4-0 2B 1B BB	4-0 BB 1B BB	0-0 2B		0-0 F7		1 2 0 0 2 0 0 2 0 1 0 0 0 0												
Steve Garvey, R OBP: 0.337, SLG: 0.467 (1, 3) X		0-0 6-3		0-3 K	4-0 1B BB IBB	0-0 6-3		0-3 K		4 1 0 0 1 2 2												
Ron Cey, R OBP: 0.388, SLG: 0.414 Ted Martinez, R OBP: 1.000, SLG: 1.000 (1, 5) X (7, PR) (7, 5)		0-0 F9		0-0 1B 2B	0-0 F4		4-0 HR BB	0-0 BB 1B		3 1 1 0 1 0 3 1 2 1 0 0 0 0												
Dusty Baker Jr., R OBP: 0.391, SLG: 0.456 Von Joshua, L OBP: 0.267, SLG: 0.467 (1, 7) X (9, PR) (9, 7)		0-0 1-3		0-0 BB 1B	4-0 BB 1B BB		0-0 HR	4-0 1B BB		3 1 2 5 2 0 0 0 0 0 0 0 0 0												
Gary Thomasson, L OBP: 0.424, SLG: 0.354 (1, 8) X (5, 9)			0-0 SH3-4 1B	0-0 F4	0-0 1B 1B		0-0 F4-3	0-0 1B		5 0 3 3 0 0 2												
Joe Ferguson, R OBP: 0.333, SLG: 0.300 (1, 2) X			0-3 K	4-0 1B 2B	4-0 1B 2B BB		0-0 F4	0-3 K		3 0 0 0 2 2 4												
Don Sutton, R OBP: 0.063, SLG: 0.063 (1, 1) X			0-0 SH3-4	0-0 F9	0-0 5-3		0-0 F4-3	0-0 G3		4 0 0 0 0 0 8												
<b>Inning Stats</b>	R: 0 E: 0 K: 0 S: 3	H: 0 LOB: 0 BB: 0 P: 3	R: 0 E: 0 K: 0 S: 3	H: 0 LOB: 0 BB: 0 P: 3	R: 0 E: 0 K: 1 S: 6	H: 1 LOB: 2 BB: 1 P: 10	R: 2 E: 0 K: 1 S: 7	H: 2 LOB: 2 BB: 2 P: 15	R: 3 E: 0 K: 0 S: 5	H: 2 LOB: 3 BB: 4 P: 21	R: 0 E: 0 K: 1 S: 6	H: 1 LOB: 1 BB: 0 P: 6	R: 2 E: 0 K: 0 S: 4	H: 1 LOB: 1 BB: 1 P: 8	R: 0 E: 0 K: 0 S: 3	H: 0 LOB: 0 BB: 0 P: 3	R: 1 E: 0 K: 2 S: 9	H: 2 LOB: 2 BB: 1 P: 13	1B: 5 2B: 3 3B: 0 HR: 1	SF: 0 SAC: 1 DP: 0 HBP: 0	WP: 1 PB: 0 SB: 0 CS: 0	PA: 45
<b>PITCHER</b>	IP WLS BF H R ER SO BB IBB HBP BLK WP HR S P ERA WHIP																					
Neil Allen, R ERA: 6.91 (1, 1)	4.1 L 22 4 5 5 2 4 1 0 0 1 0 21 41 10.38 1.846																					
Dwight Bernard, R ERA: 2.79 (5, 1)	0.1 4 1 0 0 0 2 0 0 0 0 0 2 10 0.00 9.000																					
Kevin Kobel, L ERA: 7.71 (5, 1)	2.1 10 2 2 2 1 1 0 0 0 0 1 11 15 7.71 1.286																					
Jesse Orosco, L ERA: 1.69 (8, 1)	2.0 9 2 1 1 2 1 0 0 0 0 0 12 16 4.50 1.500																					

**Los Angeles Dodgers @ New York Mets**  
 Shea Stadium, Flushing, NY  
 Sun Apr 29 1979, 3:33 AM EDT  
 Unknown

<b>AB</b>	35
<b>R</b>	8
<b>H</b>	9
<b>RBI</b>	8
<b>BB</b>	9
<b>SO</b>	5
<b>LOB</b>	21



livebaseballscorecards.com

Batter	1	2	3	4	5	6	7	8	9	AB	R	H	RBI	BB	SO	LOB
Frank Taveras, R (1, 6) OBP: 0.268, SLG: 0.319	0-0 1B		0-0 F8		0-0 L6			0-0 P2		4	0	1	0	0	0	0
Richie Hebner, L (1, 5) OBP: 0.308, SLG: 0.373	0-0 P2		0-0 4-3				0-0 F3		0-0 1B 1-3 2B 1B	4	1	1	0	0	0	1
Lee Mazzilli, S (1, 8) OBP: 0.384, SLG: 0.469	0-0 F5		4-0 BB				0-0 4-3		0-0 F7	3	0	0	0	1	0	2
Steve Henderson, R (1, 7) OBP: 0.324, SLG: 0.323	0-0 F2		0-3 K				0-0 6-3		0-0 1-3	4	0	0	0	0	1	3
Willie Montanez, L (1, 3) OBP: 0.246, SLG: 0.262		0-0 F9		0-0 F9			0-0 4-3		0-0 2B DI 2B 1B	4	1	1	0	0	0	0
Joel Youngblood, R (1, 9) OBP: 0.395, SLG: 0.618		4-0 2B F6-3 BB		0-0 F8			0-0 P5		0-0 1-H 3-H 2B	3	1	1	2	1	0	0
John Stearns, R (1, 2) OBP: 0.259, SLG: 0.308		0-0		0-0 F6			0-0 F8		0-0 4-3	2	0	1	0	0	0	0
Kevin Kobel, R (5, 1)										0	0	0	0	0	0	0
Bruce Boisclair, L (7, PH) OBP: 0.267, SLG: 0.400										1	0	0	0	0	0	0
Jesse Orosco, R (8, 1)		1-3 2B								0	0	0	0	0	0	0
Ed Kranepool, L (9, PH)										1	0	0	0	0	0	1
Doug Flynn, R (1, 4) OBP: 0.224, SLG: 0.185		0-0 F6-3 3-H		0-0 F6-3			0-0 F8		0-0 F8	3	0	0	1	0	0	1
Neil Allen, R (1, 1)		0-0 F8		0-3 K			0-3 K		0-3 K	1	0	0	0	0	0	1
Dwight Bernard, R (5, 1)										0	0	0	0	0	0	0
Ron Hodges, L (5, 2) OBP: 0.250, SLG: 0.267										2	0	0	0	0	2	0

Inning Stats	R: 0	H: 1	E: 0	LOB: 1	K: 0	BB: 0	S: 4	P: 4	R: 1	H: 1	E: 0	LOB: 1	K: 0	BB: 1	S: 4	P: 8	R: 0	H: 0	E: 0	LOB: 0	K: 1	BB: 1	S: 5	P: 9	R: 0	H: 0	E: 0	LOB: 0	K: 1	BB: 0	S: 5	P: 5	R: 0	H: 0	E: 0	LOB: 0	K: 0	BB: 0	S: 3	P: 3	R: 0	H: 0	E: 0	LOB: 0	K: 0	BB: 0	S: 3	P: 3	R: 0	H: 0	E: 0	LOB: 0	K: 1	BB: 0	S: 5	P: 5	R: 2	H: 3	E: 0	LOB: 1	K: 0	BB: 0	S: 6	P: 6	1B: 3	SF: 0	2B: 2	SAC: 0	3B: 0	DP: 0	HR: 0	HBP: 0	WP: 0	PA: 34
--------------	------	------	------	--------	------	-------	------	------	------	------	------	--------	------	-------	------	------	------	------	------	--------	------	-------	------	------	------	------	------	--------	------	-------	------	------	------	------	------	--------	------	-------	------	------	------	------	------	--------	------	-------	------	------	------	------	------	--------	------	-------	------	------	------	------	------	--------	------	-------	------	------	-------	-------	-------	--------	-------	-------	-------	--------	-------	--------

PITCHER	IP	WLS	BF	H	R	ER	SO	BB	IBB	HBP	BLK	WP	HR	S	P	ERA	WHIP
Don Sutton, R (1, 1) ERA: 2.66	9.0	W	34	5	3	3	3	2	0	0	0	0	0	38	46	3.00	0.778

**Los Angeles Dodgers @ New York Mets**  
 Shea Stadium, Flushing, NY  
 Sun Apr 29 1979, 3:33 AM EDT  
 Unknown

AB	32
R	3
H	5
RBI	3
BB	2
SO	3
LOB	9



Batter	1	2	3	4	5	6	7	8	9	AB R H RBI BB SO LOB	TOP																
Davey Lopes, R OBP: 0.287, SLG: 0.313 (1, 4)	0-0 5-3			0-0 F4	0-0 1B			0-0 1B S 1B	0-0 FC6-5	5 0 2 1 0 0 2																	
Bill Russell, R OBP: 0.327, SLG: 0.371 (1, 6)	0-0 F7 1B			0-0 6-3	0-0 F7			0-0 F9		4 0 1 0 0 0 3																	
Gary Thomasson, L OBP: 0.397, SLG: 0.327 (1, 8)	0-0 F7			0-0 3-1			0-0 G3	0-0 F4		4 0 0 0 0 0 2																	
Steve Garvey, R OBP: 0.343, SLG: 0.468 (1, 3)		0-0 F4			0-0 1B 1B	0-3 K		0-0 2-3 1B		4 1 2 0 0 1 0																	
Ron Cey, R OBP: 0.371, SLG: 0.392 (1, 5)		0-0 6-3			0-0 F8	0-0 5-3		0-0 F8		4 0 0 0 0 0 3																	
Dusty Baker Jr., R OBP: 0.385, SLG: 0.446 (1, 7)		0-0 L3			0-0 1B 1B		0-0 E6 G3	0-0 F4-3		4 1 1 0 0 0 0																	
Von Joshua, L OBP: 0.316, SLG: 0.474 (1, 9)			0-0 F4-6-3 1B		0-0 1B 1B		0-0 G3	0-0 F4-3		4 1 2 1 0 0 1																	
Steve Yeager, R OBP: 0.250, SLG: 0.475 (1, 2)			0-3 K		0-0 1B 1B		0-0 6-3	0-0 E1 FC6-5 1B		3 0 1 1 0 1 2 1 0 0 0 0 0 0																	
Vic Davalillo, L (9, PH)					0-3 K		0-3 K	0-0 1B		0 0 0 0 0 0 0 2 0 0 0 0 1 3 1 0 0 0 0 1 1 0 0 0 0 0 0 0 1 0 1 0 0 0 0 0 0 0 0 0 0 0																	
Andy Messersmith, R (1, 1)					0-0 F4-6-3																						
Rick Sutcliffe, L (1, 1)																											
Reggie Smith, S (7, PH)																											
Charlie Hough, R (7, 1)																											
Rick Monday, L (9, PH)																											
Ted Martinez, R (9, PR)																											
<b>Inning Stats</b>	R: 0 E: 0 K: 0 S: 3	H: 1 LOB: 0 BB: 0 P: 3	R: 0 E: 0 K: 0 S: 3	H: 0 LOB: 0 BB: 0 P: 3	R: 0 E: 0 K: 1 S: 5	H: 1 LOB: 0 BB: 0 P: 5	R: 0 E: 0 K: 0 S: 3	H: 0 LOB: 0 BB: 0 P: 3	R: 3 E: 0 K: 1 S: 10	H: 5 LOB: 2 BB: 0 P: 10	R: 0 E: 0 K: 1 S: 5	H: 0 LOB: 0 BB: 0 P: 5	R: 0 E: 1 K: 1 S: 6	H: 0 LOB: 1 BB: 0 P: 6	R: 0 E: 0 K: 0 S: 5	H: 2 LOB: 2 BB: 0 P: 5	R: 0 E: 1 K: 0 S: 5	H: 1 LOB: 2 BB: 0 P: 5	1B: 10 2B: 0 3B: 0 HR: 0	SF: 0 SAC: 0 DP: 1 HBP: 0	WP: 0 PB: 0 SB: 1 CS: 0	PA: 37					
<b>PITCHER</b>	IP WLS BF H R ER SO BB IBB HBP BLK WP HR S P ERA WHIP																										
Mike Scott, R (1, 1)	4.1		17	6	3	3	1	0	0	0	0	0	0	19	19	6.23	1.385										
Dwight Bernard, R (5, 1)	0.2		3	1	0	0	1	0	0	0	0	0	0	5	5	0.00	1.500										
Dale Murray, R (6, 1)	3.2	W	16	3	0	0	2	0	0	0	0	0	0	20	20	0.00	0.818										
Skip Lockwood, R (9, 1)	0.1	S	1	0	0	0	0	0	0	0	0	0	0	1	1	0.00	0.000										

Los Angeles Dodgers @ New York Mets  
Shea Stadium, Flushing, NY  
Sun Apr 29 1979, 3:38 AM EDT  
Att. 19,982 - Unknown

livebaseballscorecards.com

AB	37
R	3
H	10
RBI	3
BB	0
SO	4
LOB	17



BOTTOM

Los Angeles Dodgers @ New York Mets  
Shea Stadium, Flushing, NY  
Sun Apr 29 1979, 3:38 AM EDT  
Att. 19,982 - Unknown

livebaseballscorecards.com

AB	30
R	6
H	9
RBI	6
BB	3
SO	3
LOB	9



WP:	0	PA:	35
PB:	1		
SB:	3		
CS:	2		

AB R H RBI BB SO LOB

2	1	0	0	1	0	0
3	1	1	1	1	0	1
4	1	2	2	0	1	1
3	1	0	0	1	1	2
4	0	2	1	0	0	0
4	1	2	1	0	0	2
4	0	1	1	0	0	1
0	0	0	0	0	0	0
3	0	0	0	0	0	2
1	0	0	0	0	1	0
0	0	0	0	0	0	0
1	1	1	0	0	0	0
1	0	0	0	0	0	0
0	0	0	0	0	0	0

1B:	6	SF:	0
2B:	2	SAC:	1
3B:	0	DP:	0
HR:	1	HBP:	0

WP:	0	PA:	35
PB:	1		
SB:	3		
CS:	2		

Batter	1	2	3	4	5	6	7	8	9
Frank Taveras, R OBP: 0.270, SLG: 0.310 (1, 6)	4-0 S 1B BB	0-0 P4			0-0 SH3		0-0 F7		
Richie Hebner, L OBP: 0.319, SLG: 0.371 (1, 5)	0-0 F8 1-2	0-0 P6			0-0 PB 1B		4-0 S 1B BB		
Lee Mazzilli, S OBP: 0.390, SLG: 0.471 (1, 8)	0-0 2B 1B		0-3 K		0-0 F7 1-2		0-0 S 1B		
Willie Montanez, L OBP: 0.247, SLG: 0.250 (1, 3)	4-0 2B 1B BB		0-0 F8		0-0 F8		0-3 K		
John Stearns, R OBP: 0.274, SLG: 0.339 (1, 2)	0-0 1B 2B		0-0 CS 1B		0-0 5-3		0-0 G2		
Joel Youngblood, R OBP: 0.404, SLG: 0.684 (1, 9) (9, 7)	0-0 1-3		0-0 CS	0-0 F5	0-0 HR		0-0 CS 1B		
Steve Henderson, R OBP: 0.319, SLG: 0.318 Skip Lockwood, R (9, 1)	0-0 1B			0-0 6-3	0-0 P4		0-0 4-3		
Doug Flynn, R OBP: 0.213, SLG: 0.175 (1, 4)	0-0 F4-3			0-0 F6-3	0-0 F6-3				
Mike Scott, R Dwight Bernard, R Bruce Boisclair, L Dale Murray, R Gil Flores, R OBP: 0.556, SLG: 0.556 (1, 1) (5, 1) (5, PH) (6, 1) (9, 9)		0-3 K			0-0 SH3 1B 2B		0-0 P6		

Inning Stats	R: 3	H: 3	LOB: 2	K: 0	S: 6	P: 14	R: 0	H: 0	LOB: 0	K: 1	S: 5	R: 0	H: 1	LOB: 0	K: 1	S: 5	R: 0	H: 0	LOB: 0	K: 0	S: 3	R: 1	H: 2	LOB: 1	K: 0	S: 5	R: 0	H: 1	LOB: 0	K: 0	S: 4	R: 1	H: 1	LOB: 1	K: 1	S: 6	R: 0	H: 1	LOB: 0	K: 0	S: 3
--------------	------	------	--------	------	------	-------	------	------	--------	------	------	------	------	--------	------	------	------	------	--------	------	------	------	------	--------	------	------	------	------	--------	------	------	------	------	--------	------	------	------	------	--------	------	------

PITCHER	IP	WLS	BF	H	R	ER	SO	BB	IBB	HBP	BLK	WP	HR	S	P	ERA	WHIP
Andy Messersmith, R ERA: 4.94 (1, 1)	0.1		4	1	3	3	0	2	0	0	0	0	0	2	10	81.00	9.000
Rick Sutcliffe, R ERA: 2.53 (1, 1)	5.2	L	22	6	2	2	2	0	0	0	0	0	1	26	26	3.18	1.059
Charlie Hough, R ERA: 6.0 (7, 1)	2.0		8	2	1	1	1	1	0	0	0	0	0	9	13	4.50	1.500

PITCHER	IP	WLS	BF	H	R	ER	SO	BB	IBB	HBP	BLK	WP	HR	S	P	ERA	WHIP
Andy Messersmith, R ERA: 4.94 (1, 1)	0.1		4	1	3	3	0	2	0	0	0	0	0	2	10	81.00	9.000
Rick Sutcliffe, R ERA: 2.53 (1, 1)	5.2	L	22	6	2	2	2	0	0	0	0	0	1	26	26	3.18	1.059
Charlie Hough, R ERA: 6.0 (7, 1)	2.0		8	2	1	1	1	1	0	0	0	0	0	9	13	4.50	1.500

Batter	1	2	3	4	5	6	7	8	9	AB R H RBI BB SO LOB	TOP								
Davey Lopes, R (1, 4) OBP: 0.277, SLG: 0.300	0-0 F2			0-0 6-3		0-0 P6		0-3 K		4 0 0 0 0 1 2									
Bill Russell, R (1, 6) OBP: 0.327, SLG: 0.390 Ted Martinez, R (7, 6) OBP: 0.500, SLG: 0.500	0-0 F8			0-0 6-3			0-0 SF7 3B		0-0 6-3	3 1 1 0 0 0 0 1 0 0 0 0 0 0									
Reggie Smith, S (1, 9) OBP: 0.342, SLG: 0.310 Von Joshua, L (7, 9) OBP: 0.350, SLG: 0.500	0-0 P6			0-0 4-3			0-0 SF7		0-0 1B 2B 1B	2 0 0 1 0 0 0 1 1 1 0 0 0 0									
Steve Garvey, R (1, 3) OBP: 0.340, SLG: 0.459		0-0 F4			0-0 G5-4-3 1B		0-0 6-3		0-0 F9	4 0 1 0 0 0 1									
Ron Cey, R (1, 5) OBP: 0.359, SLG: 0.377 Derrel Thomas, S (7, 5) OBP: 0.304, SLG: 0.349		0-0 F7			0-0 G5-4-3 1-2f		0-3 K		0-0 2B 1B	3 0 0 0 0 1 1 1 1 1 0 0 0 0									
Dusty Baker Jr., R (1, 7) OBP: 0.389, SLG: 0.460		0-3 K			0-0 1B			0-0 P6	0-0 1B 2B	4 1 2 2 0 1 0									
Gary Thomasson, L (1, 8) OBP: 0.403, SLG: 0.327			0-0 4-3		0-0 4-3			4-0 FC3-6 BB	0-0 2H 1B	3 0 1 1 1 0 1									
Steve Yeager, R (1, 2) OBP: 0.239, SLG: 0.452 Johnny Oates, L (7, 2)			0-0 F8			0-0 6-3		0-0 FC3-6 BB 1-2f	0-3 K	2 0 0 0 0 0 0 2 0 0 0 0 1 2									
Doug Rau, L (1, 1) OBP: 0.250, SLG: 0.500 Charlie Hough, R (2, 1) Vic Davalillo, L (8, PH) Lance Rautzhan, R (8, 1)			0-0 G3			0-0 F7		4-0 BB 1-2		0 0 0 0 0 0 0 2 0 0 0 0 0 0 0 0 0 0 1 0 0 0 0 0 0 0 0 0									
<b>Inning Stats</b>	R: 0 E: 0 K: 0 S: 3	H: 0 LOB: 0 BB: 0 P: 3	R: 0 E: 0 K: 1 S: 5	H: 0 LOB: 0 BB: 0 P: 5	R: 0 E: 0 K: 0 S: 3	H: 0 LOB: 0 BB: 0 P: 3	R: 0 E: 0 K: 0 S: 3	H: 2 LOB: 1 BB: 0 P: 4	R: 1 E: 0 K: 1 S: 6	H: 1 LOB: 0 BB: 0 P: 6	R: 0 E: 0 K: 1 S: 5	H: 0 LOB: 2 BB: 2 P: 13	R: 3 E: 0 K: 1 S: 9	H: 4 LOB: 1 BB: 0 P: 9	1B: 5 2B: 1 3B: 1 HR: 0	SF: 1 SAC: 0 DP: 1 HBP: 0	WP: 0 PB: 0 SB: 0 CS: 0	PA: 35	
<b>PITCHER</b> Steve Rogers, R (1, 1) ERA: 4.66	IP: 9.0 WLS: W BF: 35 H: 7 R: 4 ER: 4 SO: 4 BB: 2 IBB: 0 HBP: 0 BLK: 0 WP: 0 HR: 0 S: 41 P: 49 ERA: 4.00 WHIP: 1.000							<b>PITCHER</b>	IP: 9.0 WLS: W BF: 35 H: 7 R: 4 ER: 4 SO: 4 BB: 2 IBB: 0 HBP: 0 BLK: 0 WP: 0 HR: 0 S: 41 P: 49 ERA: 4.00 WHIP: 1.000										

Los Angeles Dodgers @ Montreal Expos  
Olympic Stadium, Montreal, QB  
Mon Apr 30 1979, 3:33 AM EDT  
Att: 11,435 - Unknown

AB	32
R	4
H	7
RBI	4
BB	2
SO	4
LOB	7





Batter	1	2	3	4	5	6	7	8	9	AB	R	H	RBI	BB	SO	LOB
Andre Dawson, R OBP: 0.348, SLG: 0.646 Tom Hutton, L (1, 8) (8, 3)	0-3 K	0-0 1-3		0-3 K		0-0 HR		4-0 BB		4	1	1	2	0	2	1
Rodney Scott, S OBP: 0.386, SLG: 0.338 Dave Cash, R (1, 4) (8, PH) (9, 4)	0-0 L6	0-0 1B		4-0 BB		0-0 F8		0-0 G6-4-3		3	0	1	1	1	0	0
Warren Cromartie, L OBP: 0.384, SLG: 0.536 (1, 7)	0-0 2B	0-0 F7		0-0 F8		0-0 1B				4	1	2	0	0	0	2
Tony Perez, R OBP: 0.270, SLG: 0.386 Ken Macha, R (1, 3) (8, 5)	0-0 2B	0-3 K2-3			0-0 P6	0-3 K				4	1	1	1	0	2	2
Gary Carter, R OBP: 0.403, SLG: 0.683 (1, 2)	0-0 3B		0-3 K2-3		0-0 HR			0-0 5-3		4	2	2	2	0	1	0
Ellis Valentine, R OBP: 0.299, SLG: 0.377 (1, 9)	0-0 2B		4-0 HBP		0-0 F8			0-0 F8		3	1	1	1	1	0	0
Larry Parrish, R OBP: 0.313, SLG: 0.381 Jerry White, S OBP: 0.280, SLG: 0.542 (1, 5) (8, 8)	0-0 2B		0-3 K		0-0 4-3			0-0 4-3		4	0	1	1	0	1	1
Chris Speier, R OBP: 0.438, SLG: 0.397 (1, 6)	0-0 4-3		1-0 HBP		0-0 HR			4-0 BB		2	1	1	0	1	0	1
Steve Rogers, R OBP: 0.357, SLG: 0.462 (1, 1)		0-0 1B	0-0 F9		0-0 F9			0-0 4-1		4	1	1	0	0	0	4

Inning Stats	R: 4	H: 5	E: 0	K: 1	S: 10	LOB: 1	BB: 0	P: 10	R: 1	H: 2	E: 0	K: 1	S: 7	LOB: 1	BB: 0	P: 7	R: 0	H: 0	E: 0	K: 2	S: 7	LOB: 2	BB: 1	P: 12	R: 0	H: 0	E: 0	K: 1	S: 4	LOB: 0	BB: 1	P: 8	R: 1	H: 1	E: 0	K: 0	S: 4	LOB: 0	BB: 0	P: 4	R: 2	H: 3	E: 0	K: 1	S: 8	LOB: 1	BB: 0	P: 8	R: 0	H: 0	E: 0	K: 0	S: 3	LOB: 0	BB: 0	P: 3	R: 0	H: 0	E: 0	K: 0	S: 2	LOB: 1	BB: 2	P: 10
<b>AB</b>	33																																																															
<b>R</b>	8																																																															
<b>H</b>	11																																																															
<b>RBI</b>	8																																																															
<b>BB</b>	4																																																															
<b>SO</b>	6																																																															
<b>LOB</b>	13																																																															
<b>WP</b>	0																																																															
<b>PA</b>	38																																																															
<b>ERA</b>	33.75																																																															
<b>WHIP</b>	5.250																																																															
<b>ERA</b>	4.76																																																															
<b>WHIP</b>	1.059																																																															
<b>ERA</b>	0.00																																																															
<b>WHIP</b>	2.000																																																															

BOTTOM

Los Angeles Dodgers @ Montreal Expos

Olympic Stadium, Montreal, QB

Mon Apr 30 1979, 3:33 AM EDT

Att. 11,435 - Unknown

livebaseballscorecards.com

<b>AB</b>	<b>33</b>
<b>R</b>	<b>8</b>
<b>H</b>	<b>11</b>
<b>RBI</b>	<b>8</b>
<b>BB</b>	<b>4</b>
<b>SO</b>	<b>6</b>
<b>LOB</b>	<b>13</b>



Batter	1	2	3	4	5	6	7	8	9	AB R H RBI BB SO LOB	TOP		
Davey Lopes, R OBP: 0.284, SLG: 0.327 (1, 4)	0-0 1B 3B		0-0 6-3		0-0 FC4-6 1-2f		0-0 1-2 1B			4 1 2 0 0 0 1			
Bill Russell, R OBP: 0.333, SLG: 0.394 (1, 6)	0-0 CS 1B		0-0 1B		0-0 6-3		0-3 K			4 0 2 1 0 1 3			
Reggie Smith, S OBP: 0.310, SLG: 0.273 Derrel Thomas, S OBP: 0.304, SLG: 0.349 (1, 9) (8, 8)	0-0 F8 1-2		0-0 5-3		0-0 G3		0-0 6-3			4 0 0 0 0 0 2 0 0 0 0 0 0 0			
Steve Garvey, R OBP: 0.327, SLG: 0.441 (1, 3)	0-0 F7		0-0 1-3		0-0 P6		0-0 5-3			4 0 0 0 0 0 0			
Ron Cey, R OBP: 0.365, SLG: 0.420 (1, 5)		0-0 1B		0-0 HR		0-3 K		0-0 5-3		4 1 2 1 0 1 0			
Dusty Baker Jr., R OBP: 0.374, SLG: 0.440 (1, 7)		0-3 K		0-0 F7		0-0 5-3		0-0 5-3		4 0 0 0 0 1 1			
Gary Thomasson, L OBP: 0.380, SLG: 0.305 (1, 8) (8, 9)		0-0 L7		0-0 4-3		0-0 3-1		0-3 K		4 0 0 0 0 1 1			
Joe Ferguson, R OBP: 0.358, SLG: 0.377 (1, 2)		0-0 F7			0-0 FC4-6 1B		0-0 HR		4-0 BB	3 1 2 1 1 0 1			
Bob Welch, R OBP: 0.222, SLG: 0.125 Manny Mota, R OBP: 0.667, SLG: 0.600 Ted Martinez, R OBP: 0.500, SLG: 0.500 Jerry Reuss, L (7, 1) Von Joshua, L OBP: 0.333, SLG: 0.476 (9, PH)			0-0 F2		0-0 F9		0-0 1B 1B		0-0 4-3	2 0 0 0 0 0 1 1 0 1 0 0 0 0 0 0 0 0 0 0 0 0 0 0 0 0 0 0 1 0 0 0 0 0 1			
<b>Inning Stats</b>	R: 1 H: 2 E: 0 LOB: 0 K: 0 BB: 0 S: 4 P: 4	R: 0 H: 1 E: 0 LOB: 1 K: 1 BB: 0 S: 6 P: 6	R: 0 H: 1 E: 0 LOB: 1 K: 0 BB: 0 S: 4 P: 4	R: 1 H: 1 E: 0 LOB: 0 K: 0 BB: 0 S: 4 P: 4	R: 0 H: 1 E: 0 LOB: 1 K: 0 BB: 0 S: 4 P: 4	R: 0 H: 0 E: 0 LOB: 0 K: 1 BB: 0 S: 5 P: 5	R: 1 H: 3 E: 0 LOB: 2 K: 1 BB: 0 S: 8 P: 8	R: 0 H: 0 E: 0 LOB: 0 K: 0 BB: 0 S: 3 P: 3	R: 0 H: 0 E: 0 LOB: 1 K: 1 BB: 1 S: 5 P: 9	1B: 6 SF: 0 2B: 0 SAC: 0 3B: 1 DP: 0 HR: 2 HBP: 0	WP: 0 PA: 36 PB: 0 SB: 0 CS: 1		
<b>PITCHER</b> Bill Lee, L ERA: 3.0 Elias Sosa, R ERA: 1.45	IP WLS BF H R ER SO BB IBB HBP BLK WP HR S P ERA WHIP	6.2 W 28 9 3 3 2 0 0 0 0 0 2 32 32 4.05 1.350	2.1 S 8 0 0 0 2 1 0 0 0 0 0 0 11 15 0.00 0.429									<b>PITCHER</b> IP WLS BF H R ER SO BB IBB HBP BLK WP HR S P ERA WHIP	

Los Angeles Dodgers @ Montreal Expos  
Olympic Stadium, Montreal, QB  
Tue May 01 1979, 3:33 AM EDT  
Att: 11,621 - Unknown

livebaseballscorecards.com

AB	35
R	3
H	9
RBI	3
BB	1
SO	4
LOB	11



Batter	1	2	3	4	5	6	7	8	9
Andre Dawson, R OBP: 0.362, SLG: 0.655 (1, 8)	0-0 6-3 1B		0-0 CS 1B		0-0 1B 2B		0-0 FC1-6 1B	0-0 1-3 1B	
Rodney Scott, S OBP: 0.380, SLG: 0.333 (1, 4)	0-0 1-3 1B		0-3 K 1-2		0-0 1B 1B		0-0 FC1-6 1B		
Warren Cromartie, L OBP: 0.400, SLG: 0.540 (1, 7)	0-0 1B 2B 1B		0-0 4-3		0-0 2-H 1B		4-0 1B FC5-2 BB		
Tony Perez, R OBP: 0.295, SLG: 0.397 (1, 3)	0-0 2B E 1B			4-0 BB BB	0-0 F9		0-0 E 1B 1B		
Gary Carter, R OBP: 0.408, SLG: 0.682 (1, 2)	0-0 E6 1-H 2-H 2B			4-0 1-2 BB	0-0 F8		0-0 FC5-2 1B		
Ellis Valentine, R OBP: 0.296, SLG: 0.369 (1, 9)	0-3 K			0-0 F7		0-0 P4	0-0 1B		
Larry Parrish, R OBP: 0.310, SLG: 0.388 (1, 5)		0-3 K		0-0 P5		0-0 FC1-6-5-6 2B	0-3 K		
Chris Speier, R OBP: 0.416, SLG: 0.371 (1, 6)		0-3 K		0-0 F7		0-0 FC1-6-5-6 2-3	0-3 K		
Bill Lee, L OBP: 0.083, SLG: 0.083 (1, 1) Elias Sosa, R (7, 1)		0-0 F8			0-0 F9	0-3 K		0-3 K	

AB	R	H	RBI	BB	SO	LOB
5	1	3	0	0	0	0
4	2	1	1	0	1	2
3	1	2	1	1	0	0
3	2	2	1	1	0	1
3	1	1	1	1	0	3
4	0	1	2	0	1	3
4	0	1	0	0	2	3
4	0	0	0	0	2	3
3	0	0	0	0	1	1
1	0	0	0	0	1	0

BOTTOM

**Los Angeles Dodgers @ Montreal Expos**  
Olympic Stadium, Montreal, QB  
Tue May 01 1979, 3:33 AM EDT  
Att. 11,621 - Unknown

AB	34
R	7
H	11
RBI	6
BB	3
SO	8
LOB	16



Inning Stats		R	H	E	K	S	R		H	E	K	S	R		H	E	K	S	R		H	E	K	S	R		H	E	K	S	R		H	E	K	S		
Pitcher		2	3	1	1	8	0	0	0	0	0	7	0	0	0	0	0	0	5	0	0	0	0	3	0	0	0	0	0	0	0	0	0	0	0	0	0	
Pitcher		0	0	0	2	0	0	0	0	0	0	11	0	0	0	0	0	0	6	0	0	0	0	0	0	0	0	0	0	0	0	0	0	0	0	0	0	
Pitcher		3	3	1	1	8	0	0	0	0	0	7	0	0	0	0	0	0	12	0	0	0	0	0	0	0	0	0	0	0	0	0	0	0	0	0	0	0

Bob Welch, R ERA: 2.9 (1, 1)	6.0	WLS	BF	H	R	ER	SO	BB	IBB	HBP	BLK	WP	HR	S	P	ERA	WHIP	Jerry Reuss, L ERA: 4.2 (7, 1)	2.0	WLS	BF	H	R	ER	SO	BB	IBB	HBP	BLK	WP	HR	S	P	ERA	WHIP
---------------------------------	-----	-----	----	---	---	----	----	----	-----	-----	-----	----	----	---	---	-----	------	-----------------------------------	-----	-----	----	---	---	----	----	----	-----	-----	-----	----	----	---	---	-----	------

Batter	1	2	3	4	5	6	7	8	9	AB R H RBI BB SO LOB	TOP												
<b>Bake McBride, L</b> (1, 9) OBP: 0.291, SLG: 0.361	0-0 F8		0-3 K			0-0 2B SF8 1B		0-0 F8		4 1 1 0 0 1 1	Philadelphia Phillies @ Los Angeles Dodgers Dodger Stadium, Los Angeles, CA Thu May 03 1979, 7:05 PM PDT Att: 41,215 - Unknown												
<b>Larry Bowa, S</b> (1, 6) OBP: 0.387, SLG: 0.346	0-0 L9		0-0 4-3			0-0 SF8 1-3 2B		0-0 F9		4 0 1 0 0 0 1													
<b>Pete Rose, S</b> (1, 3) OBP: 0.453, SLG: 0.421	0-0 1B			0-0 G4-6-3 1B		0-0 SF8 2-3 3-H		0-0 F5		3 0 2 1 0 0 1													
<b>Greg Luzinski, R</b> (1, 7) OBP: 0.384, SLG: 0.486	0-0 4-3			0-0 G4-6-3 1-2f		0-0 5-3			0-0 5-3	4 0 0 0 0 0 3													
<b>Mike Schmidt, R</b> (1, 5) OBP: 0.341, SLG: 0.486		0-3 K		0-3 K		0-3 K			0-0 HR	4 1 1 1 0 3 1													
<b>Garry Maddox, R</b> (1, 8) OBP: 0.357, SLG: 0.551		0-0 P4			0-3 K		0-0 F8		0-3 K	4 0 0 0 0 2 0													
<b>Manny Trillo, R</b> (1, 4) OBP: 0.341, SLG: 0.355 <b>Rudy Meoli, L</b> (5, PR) (5, 4)		0-0 1B			1-0 1B 9-2 HBP		0-3 K		0-0 F7	1 0 1 0 0 0 0 2 0 0 0 0 1 0													
<b>Tim McCarver, L</b> (1, 2) OBP: 0.227, SLG: 0.222 <b>Doug Bird, R</b> (7, 1)		0-0 F2			0-0 1-3 1B		0-0 G3			3 0 1 0 0 0 1 0 0 0 0 0 0 0													
<b>Steve Carlton, L</b> (1, 1) OBP: 0.176, SLG: 0.067 <b>Dave Rader, L</b> (7, 2) OBP: 0.500, SLG: 0.333			0-0 F7		0-0 9-2 3-Hf			4-0 BB		2 0 0 0 0 0 2 0 0 0 0 1 0 0													
<b>Inning Stats</b>	R: 0 E: 0 K: 0 S: 4	H: 1 LOB: 1 BB: 0 P: 4	R: 0 E: 0 K: 1 S: 6	H: 1 LOB: 1 BB: 0 P: 6	R: 0 E: 0 K: 1 S: 5	H: 0 LOB: 0 BB: 0 P: 5	R: 0 E: 0 K: 1 S: 5	H: 1 LOB: 0 BB: 0 P: 5	R: 0 E: 0 K: 1 S: 5	H: 0 LOB: 0 BB: 0 P: 5	R: 1 E: 0 K: 1 S: 7	H: 2 LOB: 1 BB: 0 P: 7	R: 0 E: 0 K: 1 S: 5	H: 0 LOB: 0 BB: 0 P: 5	R: 0 E: 0 K: 0 S: 3	H: 0 LOB: 1 BB: 1 P: 7	R: 1 E: 0 K: 1 S: 6	H: 1 LOB: 0 BB: 0 P: 6	1B: 5 2B: 2 3B: 0 HR: 1	SF: 1 SAC: 0 DP: 2 HBP: 1	WP: 0 PB: 0 SB: 0 CS: 0	PA: 34	
<b>PITCHER</b> <b>Rick Sutcliffe, R</b> (1, 1) ERA: 2.37	IP 9.0	WLS W	BF 34	H 7	R 2	ER 2	SO 7	BB 1	IBB 0	HBP 1	BLK 0	WP 0	HR 1	S 46	P 51	ERA 2.00	WHIP 0.889						<b>PITCHER</b> IP WLS BF H R ER SO BB IBB HBP BLK WP HR S P ERA WHIP

livebaseballscorecards.com

<b>AB</b>	<b>31</b>
<b>R</b>	<b>2</b>
<b>H</b>	<b>7</b>
<b>RBI</b>	<b>2</b>
<b>BB</b>	<b>1</b>
<b>SO</b>	<b>7</b>
<b>LOB</b>	<b>10</b>



Batter	1	2	3	4	5	6	7	8	9	AB	R	H	RBI	BB	SO	LOB	BOTTOM			
Davey Lopes, R OBP: 0.292, SLG: 0.343 (1, 4)	0-0 1B		0-0 5-3		0-0 L9		0-0 1B 2B			4	1	2	0	0	0	0	<b>Philadelphia Phillies @ Los Angeles Dodgers</b> <b>Dodger Stadium, Los Angeles, CA</b> Thu May 03 1979, 7:05 PM PDT Att. 41,215 - Unknown			
Bill Russell, R OBP: 0.348, SLG: 0.402 (1, 6)	0-0 F7			0-0 1B BB 1B		0-0 1B 1B	4-0 L8-6 1B IBB			3	2	2	0	1	0	0				
Dusty Baker Jr., R OBP: 0.369, SLG: 0.432 (1, 7)	0-0 F8			0-0 F8		0-0 P6	0-0 1B 1-2 2-H			4	0	1	1	0	0	2				
Steve Garvey, R OBP: 0.324, SLG: 0.434 (1, 3)		0-0 P4		0-0 L8		0-0 1B 1B 1-3	0-0 L8-6 2-3			4	1	1	0	0	0	3				
Ron Cey, R OBP: 0.364, SLG: 0.410 Ted Martinez, R OBP: 0.667, SLG: 1.000 (1, 5) (8, 5)		0-0 P6		4-0 1B BB		0-3 K		0-0 4-3 1B 2B		2	0	0	0	1	1	2				
Joe Ferguson, R OBP: 0.380, SLG: 0.393 (1, 9)		4-0 BB		0-0 1B 1-2 2-H		0-0 FC5 1B 1B 1-3 3-H		0-0 4-3 2-3		3	0	2	2	1	0	1				
Derrel Thomas, S OBP: 0.320, SLG: 0.362 (1, 8)		0-3 K		0-0 F9		0-0 1B 1-2 3-H		0-0 1B 3-H		4	0	2	2	0	1	3				
Steve Yeager, R OBP: 0.240, SLG: 0.435 (1, 2)			0-3 K		0-0 4-3	0-0 FC5 2-3f		0-0 G5-4-3 1B 1-3		4	0	1	0	0	1	2				
Rick Sutcliffe, L OBP: 0.100, SLG: 0.200 (1, 1)			0-3 K		0-0 6-3		0-3 K	0-0 G5-4-3 1-2f		4	0	0	0	0	2	2				
<b>Inning Stats</b>	R: 0 E: 0 K: 0 S: 3	H: 1 LOB: 0 BB: 0 P: 3	R: 0 E: 0 K: 1 S: 5	H: 0 LOB: 1 BB: 1 P: 9	R: 0 E: 0 K: 2 S: 7	H: 0 LOB: 0 BB: 0 P: 7	R: 1 E: 0 K: 0 S: 5	H: 2 LOB: 2 BB: 1 P: 9	R: 0 E: 0 K: 0 S: 3	H: 0 LOB: 0 BB: 0 P: 3	R: 2 E: 0 K: 1 S: 9	H: 4 LOB: 2 BB: 0 P: 9	R: 1 E: 0 K: 1 S: 6	H: 2 LOB: 1 BB: 1 P: 10	R: 1 E: 0 K: 0 S: 5	H: 3 LOB: 1 BB: 0 P: 5		1B: 10 2B: 3 3B: 0 HR: 0	SF: 0 SAC: 0 DP: 2 HBP: 0	WP: 0 PB: 0 SB: 0 CS: 0
<b>PITCHER</b> Steve Carlton, L ERA: 4.93 Doug Bird, R ERA: 5.25	IP 6.1 WLS L BF 30 H 9 R 4 ER 4 SO 5 BB 2 IBB 1 HBP 0 BLK 0 WP 0 HR 0 S 37 P 49 ERA 5.68 WHIP 1.737	IP 7.1 WLS L BF 6 H 3 R 1 ER 1 SO 0 BB 0 IBB 0 HBP 0 BLK 0 WP 0 HR 0 S 6 P 6 ERA 5.40 WHIP 1.800																		

livebaseballscorecards.com

AB	33
R	5
H	12
RBI	5
BB	3
SO	5
LOB	15



Batter	1	2	3	4	5	6	7	8	9	AB R H RBI BB SO LOB	TOP											
<b>Bake McBride, L</b> (1, 9) OBP: 0.286, SLG: 0.342	0-0 F7			4-0 L6-4 1B BB		0-0 L8		0-0 4-3	0-0 L3	4 0 0 0 1 0 3												
<b>Larry Bowa, S</b> (1, 6) OBP: 0.392, SLG: 0.354	0-0 CS 1B			0-0 1-2 1B		0-0 4-3		0-0 E3 G4-6-3		4 0 2 0 0 0 0												
<b>Pete Rose, S</b> (1, 3) OBP: 0.444, SLG: 0.425	0-0 L7 1-2			0-0 L6-4 2-3			0-0 1B SF8 2B	0-0 G4-6-3 1-2f		4 1 1 0 0 0 4												
<b>Greg Luzinski, R</b> (1, 7) OBP: 0.389, SLG: 0.500 <b>Mike Anderson, R</b> (9, PR) OBP: 0.667, SLG: 0.800 (9, 7)		0-3 K		0-0 F8			0-0 BB E 1B		0-0 F9 1B 2B	4 1 2 0 0 1 1 0 1 0 0 0 0 0												
<b>Mike Schmidt, R</b> (1, 5) OBP: 0.360, SLG: 0.527		4-0 K BB			0-0 HR		4-0 E BB		0-0 F9	2 1 1 1 2 0 1												
<b>Garry Maddox, R</b> (1, 8) OBP: 0.352, SLG: 0.531		0-3 K 1-2			0-0 F8		0-3 K		4-0 S 1B IBB	3 1 0 0 1 2 4												
<b>Bob Boone, R</b> (1, 2) OBP: 0.246, SLG: 0.305			0-3 K		0-0 5-3		0-0 SF8		0-3 K	3 0 0 1 0 2 3												
<b>Rudy Meoli, L</b> (1, 4) <b>Del Unser, L</b> (7, PH) OBP: 0.364, SLG: 0.455 <b>Ramon Aviles, R</b> (7, 4) OBP: 1.000, SLG: 1.000			0-0 F8		0-0 F9		0-0 E3 1-3 2-H		0-0 1B 1B	2 0 0 0 0 0 0 1 0 0 0 0 0 1 1 0 1 2 0 0 0												
<b>Randy Lerch, L</b> (1, 1) OBP: 0.118, SLG: 0.118			0-0 4-3			0-0 G3		0-3 K	0-0 1B	4 0 1 0 0 1 2												
<b>Inning Stats</b>	R: 0 E: 0 K: 0 S: 3	H: 1 LOB: 0 BB: 0 P: 3	R: 0 E: 0 K: 2 S: 6	H: 0 LOB: 0 BB: 1 P: 10	R: 0 E: 0 K: 1 S: 5	H: 0 LOB: 0 BB: 0 P: 5	R: 0 E: 0 K: 0 S: 3	H: 1 LOB: 1 BB: 1 P: 7	R: 1 E: 0 K: 0 S: 4	H: 1 LOB: 0 BB: 0 P: 4	R: 0 E: 0 K: 0 S: 3	H: 0 LOB: 0 BB: 0 P: 3	R: 2 E: 1 K: 2 S: 10	H: 2 LOB: 2 BB: 1 P: 14	R: 0 E: 1 K: 0 S: 3	H: 0 LOB: 0 BB: 0 P: 3	R: 2 E: 0 K: 1 S: 8	H: 3 LOB: 3 BB: 1 P: 12	1B: 5 2B: 3 3B: 0 HR: 1	SF: 1 SAC: 0 DP: 2 HBP: 0	WP: 0 PB: 0 SB: 1 CS: 1	PA: 37
<b>PITCHER</b>	IP WLS BF H R ER SO BB IBB HBP BLK WP HR S P ERA WHIP																					
<b>Don Sutton, R</b> (1, 1) ERA: 2.64	7.0 L 27 5 3 2 5 3 0 0 0 0 0 1 34 46 2.57 1.143																					
<b>Charlie Hough, R</b> (8, 1) ERA: 6.04	1.2 9 3 2 2 1 0 1 0 0 0 0 0 10 14 10.80 1.800																					
<b>Lance Rautzhan, L</b> (9, 1) ERA: 6.75	0.1 1 0 0 0 0 0 0 0 0 0 0 0 1 1 0.00 0.000																					

Philadelphia Phillies @ Los Angeles Dodgers  
Dodger Stadium, Los Angeles, CA  
Fri May 04 1979, 7:05 PM PDT  
Att: 42,717 - Unknown

AB	32
R	5
H	8
RBI	4
BB	4
SO	6
LOB	19



Batter	1	2	3	4	5	6	7	8	9	AB	R	H	RBI	BB	SO	LOB
Davey Lopes, R OBP: 0.290, SLG: 0.339 (1, 4)	0-0 P6		0-0 6-3		0-0 4-3		0-0 CS 1B			4	0	1	0	0	0	0
Bill Russell, R OBP: 0.345, SLG: 0.396 (1, 6)	0-0 CS 1B		0-0 F9		0-0 6-3		0-0 CS 1-2	0-0 5-3		4	0	1	0	0	0	0
Dusty Baker Jr., R OBP: 0.364, SLG: 0.424 (1, 7)	0-0 F9 1-2			0-0 6-3		0-0 E7 4-3 2B 1B		0-0 P3		4	1	1	0	0	0	1
Steve Garvey, R OBP: 0.313, SLG: 0.418 (1, 3)		0-0 F8		0-0 F8		0-0 4-3 2-3		0-0 L9		4	0	0	0	0	0	1
Ron Cey, R OBP: 0.379, SLG: 0.465 (1, 5)		4-0 BB 4-3 BB		0-0 HR		0-0 2B 3-H		0-0 F9		3	1	2	2	1	0	0
Joe Ferguson, R OBP: 0.387, SLG: 0.379 (1, 9)		4-0 BB 1-2 BB 4-3 BB		4-0 BB 1B BB		0-0 1-3		0-0 4-3		2	0	0	0	2	0	1
Derrel Thomas, S OBP: 0.333, SLG: 0.360 (1, 8)		0-0 4-3 1-2 2-3		0-0 FC6-4 1B		0-0 5-3		4-0 BB		3	0	1	0	1	0	3
Steve Yeager, R OBP: 0.222, SLG: 0.400 (1, 2)		0-3 K		0-0 FC6-4 1-2f			0-0 5-3	0-0 F9		4	0	0	0	0	1	5
Don Sutton, R OBP: 0.056, SLG: 0.056 (1, 1)			0-0 P3		0-0 4-3		0-0 6-3			2	0	0	0	0	0	0
Manny Mota, R OBP: 0.571, SLG: 0.500 (7, PH)										1	0	0	0	0	0	0
Charlie Hough, R (8, 1)										0	0	0	0	0	0	0
Lance Rautzhan, R (9, 1)										0	0	0	0	0	0	0

<b>Inning Stats</b>	R: 0 H: 1 E: 0 K: 0 S: 3	H: 1 LOB: 0 BB: 0 P: 3	R: 0 H: 0 E: 0 K: 1 S: 5	LOB: 2 BB: 2 P: 13	R: 0 H: 0 E: 0 K: 0 S: 3	LOB: 0 BB: 0 P: 3	R: 1 H: 2 E: 0 K: 0 S: 5	LOB: 2 BB: 1 P: 9	R: 0 H: 0 E: 0 K: 0 S: 3	LOB: 0 BB: 0 P: 3	R: 1 H: 2 E: 1 K: 0 S: 5	LOB: 1 BB: 0 P: 5	R: 0 H: 1 E: 0 K: 0 S: 3	LOB: 0 BB: 0 P: 3	R: 0 H: 0 E: 0 K: 0 S: 3	LOB: 0 BB: 0 P: 3	R: 0 H: 0 E: 0 K: 0 S: 3	LOB: 1 BB: 1 P: 7	1B: 4 SF: 0 2B: 1 SAC: 0 3B: 0 DP: 0 HR: 1 HBP: 0
<b>PITCHER</b> Randy Lerch, L ERA: 2.84 (1, 1)	IP: 9.0 WLS: W BF: 35 H: 6 R: 2 ER: 2 SO: 1 BB: 4 IBB: 0 HBP: 0 BLK: 0 WP: 0 HR: 1 S: 33 P: 49 ERA: 2.00 WHIP: 1.111																		
<b>PITCHER</b>	IP: WLS: BF: H: R: ER: SO: BB: IBB: HBP: BLK: WP: HR: S: P: ERA: WHIP:																		

**BOTTOM**

Philadelphia Phillies @ Los Angeles Dodgers  
 Dodger Stadium, Los Angeles, CA

Fri May 04 1979, 7:05 PM PDT  
 Att. 42,717 - Unknown

livebaseballscorecards.com

<b>AB</b>	<b>31</b>
<b>R</b>	<b>2</b>
<b>H</b>	<b>6</b>
<b>RBI</b>	<b>2</b>
<b>BB</b>	<b>4</b>
<b>SO</b>	<b>1</b>
<b>LOB</b>	<b>11</b>



Batter	1	2	3	4	5	6	7	8	9	AB R H RBI BB SO LOB	TOP		
Bake McBride, L (1, 9) OBP: 0.292, SLG: 0.338 Greg Gross, L (9, 7) OBP: 0.222, SLG: 0.125	0-3 K		0-0 2-3 1B 2B 1B	0-0 3-1		4-0 BB FC1-5 1-2 BB BB		0-0 F8		4 2 1 0 1 1 2 0 0 0 0 0 0 0	Philadelphia Phillies @ Los Angeles Dodgers Dodger Stadium, Los Angeles, CA Sat May 05 1979, 7:05 PM PDT Att: 45,169 - Unknown		
Larry Bowa, S (1, 6) OBP: 0.402, SLG: 0.360 Ramon Aviles, R (9, 4) OBP: 1.000, SLG: 1.000	4-0 G1-6-3 BB		0-0 2-3 2B 1B		0-0 S 2B 1B	0-0 FC1-5 BB BB		0-0 4-3		4 2 2 0 1 0 3 0 0 0 0 0 0 0			
Pete Rose, S (1, 3) OBP: 0.452, SLG: 0.434 Del Unser, L (8, 3) OBP: 0.364, SLG: 0.455	0-0 G1-6-3 1-2f		0-0 2-3		0-0 4-3 HR 1-H 2B	4-0 BB BB		4-0 HR BB		3 2 1 1 2 0 3 0 0 0 0 0 0 0			
Greg Luzinski, R (1, 7) OBP: 0.400, SLG: 0.513 Mike Anderson, R (8, 8) OBP: 0.667, SLG: 0.800		0-0 F3	0-0 2B		0-0 4-3 2B	4-0 G4-6-3 BB		0-0 HR 1B		4 1 2 4 1 0 1 0 0 0 0 0 0 0			
Mike Schmidt, R (1, 5) OBP: 0.372, SLG: 0.620		0-0 5-3 2B	0-0 5-3		0-0 HR	0-0 G4-6-3 BB		0-0 HR		5 3 3 5 0 0 4			
Garry Maddox, R (1, 8) OBP: 0.333, SLG: 0.500 Ron Reed, R (8, 1) OBP: 0.500, SLG: 1.000		0-0 5-3	0-0 6-3		0-0 5-3		0-0 P6	0-0 5-3		5 0 0 0 0 0 2 0 0 0 0 0 0 0			
Bob Boone, R (1, 2) OBP: 0.286, SLG: 0.333		4-0 2B BB		0-0 SH1-3 SH2-3 1B	0-0 1B		0-0 F7		0-0 G6-4-3 1B	4 0 3 0 1 0 0			
Rudy Meoli, L (1, 4) OBP: 0.125, SLG: 0.250		0-0 1-3 3-H 2B		0-0 SH2-3	0-0 P5		0-0 G3		0-0 P6	4 0 1 1 0 0 2			
Dick Ruthven, R (1, 1) OBP: 0.222, SLG: 0.176 Jose Cardenal, R (8, PH) (8, 7) (9, 9)		0-0 6-3		0-0 SH1-3		1-0 FC1-5 BB HBP		4-0 4-3 PB 1B BB	0-0 G6-4-3	1 0 0 0 0 0 2 1 1 0 0 1 0 1			
<b>Inning Stats</b>	R: 0 H: 0 E: 0 LOB: 0 K: 1 BB: 1 S: 4 P: 8	R: 1 H: 2 E: 0 LOB: 2 K: 0 BB: 1 S: 5 P: 9	R: 2 H: 3 E: 0 LOB: 1 K: 0 BB: 0 S: 6 P: 6	R: 0 H: 1 E: 0 LOB: 1 K: 0 BB: 0 S: 4 P: 4	R: 3 H: 4 E: 0 LOB: 1 K: 0 BB: 0 S: 7 P: 7	R: 1 H: 0 E: 0 LOB: 2 K: 0 BB: 3 S: 2 P: 15	R: 0 H: 0 E: 0 LOB: 0 K: 0 BB: 0 S: 3 P: 3	R: 4 H: 2 E: 0 LOB: 0 K: 0 BB: 2 S: 5 P: 13	R: 0 H: 1 E: 0 LOB: 0 K: 0 BB: 0 S: 3 P: 3	1B: 7 SF: 0 2B: 4 SAC: 2 3B: 0 DP: 3 HR: 2 HBP: 1		WP: 0 PA: 45 PB: 1 SB: 1 CS: 0	
<b>PITCHER</b>	IP WLS BF H R ER SO BB IBB HBP BLK WP HR S P ERA WHIP											<b>PITCHER</b>	IP WLS BF H R ER SO BB IBB HBP BLK WP HR S P ERA WHIP
Andy Messersmith, R (1, 1) ERA: 5.85	5.0 L 26 10 6 6 1 2 0 0 0 0 0 1 26 34 10.80 2.400												
Lance Rautzhan, L (6, 1) ERA: 7.45	0.1 5 0 1 1 0 3 0 1 0 0 0 0 1 14 27.00 9.000												
Charlie Hough, R (6, 1) ERA: 6.52	3.2 14 3 4 4 0 2 0 0 0 0 0 1 12 20 9.82 1.364												

livebaseballscorecards.com





Batter	1	2	3	4	5	6	7	8	9	AB R H RBI BB SO LOB
--------	---	---	---	---	---	---	---	---	---	----------------------

<b>Davey Lopes, R</b> <small>OBP: 0.281, SLG: 0.328</small> (1, 4)	0-0 <b>F8</b> 		0-0 <b>F7</b> 			0-0 <b>6-3</b> 		0-0 <b>L4</b> 		4 0 0 0 0 0 2
<b>Bill Russell, R</b> <small>OBP: 0.333, SLG: 0.383</small> (1, 6)	0-0 <b>5-3</b> 			0-0 <b>6-3</b> 		0-0 <b>5-3</b> 		0-0 <b>F8</b> 		4 0 0 0 0 0 1
<b>Gary Thomasson, L</b> <small>OBP: 0.360, SLG: 0.286</small> (1, 9) (6, 8)	0-0 <b>F7</b> 			0-0 <b>4-3</b> 		0-0 <b>F8</b> 		0-0 <b>4-3</b> 		4 0 0 0 0 0 0
<b>Steve Garvey, R</b> <small>OBP: 0.319, SLG: 0.416</small> (1, 3)		0-0 <b>6-3</b> 		0-0 <b>1B</b> 		4-0 <b>BB</b> 		0-3 <b>K</b> 		3 0 1 0 1 1 0
<b>Ron Cey, R</b> <small>OBP: 0.377, SLG: 0.461</small> <b>Ted Martinez, R</b> <small>OBP: 0.750, SLG: 1.000</small> (8, 5)		0-0 <b>F9</b> 		0-0 <b>1B</b> 		0-0 <b>F9</b> 		0-0 		3 0 1 0 0 0 1 1 0 1 0 0 0 0
<b>Dusty Baker Jr., R</b> <small>OBP: 0.351, SLG: 0.408</small> (1, 7)		0-0 <b>6-3</b> 		0-3 <b>K</b> 		0-0 <b>L6</b> 		0-0 <b>F8</b> 		4 0 0 0 0 1 4
<b>Derrel Thomas, S</b> <small>OBP: 0.339, SLG: 0.353</small> <b>Von Joshua, L</b> <small>OBP: 0.318, SLG: 0.455</small> (6, 9)			0-0 <b>G3</b> 		1-0 <b>G5-4-3</b> <b>HBP</b> 		0-0 <b>1-3</b> 			1 0 0 0 0 0 0 1 0 0 0 0 0 1
<b>Steve Yeager, R</b> <small>OBP: 0.232, SLG: 0.392</small> <b>Johnny Oates, L</b> (8, 2)			4-0 <b>BB</b> 		0-0 <b>G5-4-3</b> 		0-0 <b>4-3</b> 			1 0 0 0 1 0 1 1 0 0 0 0 0 0
<b>Andy Messersmith, R</b> (1, 1) <b>Vic Davalillo, L</b> (5, PH) <b>Lance Rautzhan, R</b> (6, 1) <b>Charlie Hough, R</b> <small>OBP: 0.200, SLG: 0.400</small> (6, 1)			0-3 <b>K</b> 		0-0 <b>4-3</b> 		0-0 			1 0 0 0 0 1 1 1 0 0 0 0 0 0 0 0 0 0 0 0 0 1 0 1 0 0 0 0

Inning Stats	R: 0 E: 0 K: 0 S: 3	H: 0 LOB: 0 BB: 0 P: 3	R: 0 E: 0 K: 0 S: 3	H: 0 LOB: 0 BB: 0 P: 3	R: 0 E: 0 K: 1 S: 5	H: 0 LOB: 1 BB: 1 P: 9	R: 0 E: 0 K: 1 S: 7	H: 2 LOB: 2 BB: 0 P: 7	R: 0 E: 0 K: 0 S: 2	H: 0 LOB: 0 BB: 0 P: 3	R: 0 E: 0 K: 0 S: 3	H: 0 LOB: 1 BB: 1 P: 7	R: 0 E: 0 K: 0 S: 3	H: 0 LOB: 0 BB: 0 P: 3	R: 0 E: 0 K: 0 S: 4	H: 1 LOB: 1 BB: 0 P: 4	R: 0 E: 0 K: 1 S: 6	H: 1 LOB: 1 BB: 0 P: 6	1B: 3 2B: 1 3B: 0 HR: 0	SF: 0 SAC: 0 DP: 1 HBP: 1	WP: 0 PB: 0 SB: 0 CS: 0	PA: 33
--------------	------------------------------	---------------------------------	------------------------------	---------------------------------	------------------------------	---------------------------------	------------------------------	---------------------------------	------------------------------	---------------------------------	------------------------------	---------------------------------	------------------------------	---------------------------------	------------------------------	---------------------------------	------------------------------	---------------------------------	----------------------------------	------------------------------------	----------------------------------	--------

PITCHER	IP	WLS	BF	H	R	ER	SO	BB	IBB	HBP	BLK	WP	HR	S	P	ERA	WHIP
<b>Dick Ruthven, R</b> <small>ERA: 1.97</small>	(1, 1)	7.0	25	2	0	0	2	2	0	1	0	0	0	26	35	0.00	0.571
<b>Ron Reed, R</b> <small>ERA: 0.71</small>	(8, 1)	2.0	8	2	0	0	1	0	0	0	0	0	0	10	10	0.00	1.000

**BOTTOM**

Philadelphia Phillies @ Los Angeles Dodgers  
 Dodger Stadium, Los Angeles, CA  
 Sat May 05 1979, 7:05 PM PDT  
 Att. 45,169 - Unknown

[livebaseballscorecards.com](http://livebaseballscorecards.com)

<b>AB</b>	<b>30</b>
<b>R</b>	<b>0</b>
<b>H</b>	<b>4</b>
<b>RBI</b>	<b>0</b>
<b>BB</b>	<b>2</b>
<b>SO</b>	<b>3</b>
<b>LOB</b>	<b>11</b>



Batter	1	2	3	4	5	6	7	8	9	AB R H RBI BB SO LOB	TOP											
<b>Bake McBride, L</b> (1, 9) OBP: 0.298, SLG: 0.333	1-0 G4-6-3 1B HBP	0-0 F9			0-3 K		0-0 F8	0-0 FC5-4 1B		4 0 1 1 0 1 1												
<b>Larry Bowa, S</b> (1, 6) OBP: 0.393, SLG: 0.352	0-0 G4-6-3 1B		0-0 F9		0-0 F3		0-0 5-3	0-0 FC5-4		5 0 1 0 0 0 1												
<b>Pete Rose, S</b> (1, 3) OBP: 0.450, SLG: 0.425	0-0 G4-6-3 1-2f 2-3		0-0 FC5-4 1B			0-0 6-3	4-0 1B BB		0-0 F9	4 0 1 0 1 0 2												
<b>Greg Luzinski, R</b> (1, 7) OBP: 0.410, SLG: 0.512 <b>Mike Anderson, R</b> (9, 7) OBP: 0.667, SLG: 0.800	1-0 BB HBP		0-0 F7			0-0 HR 1B	0-0 FC5-4 1B		0-0 F9	4 1 2 0 0 0 1 0 0 0 0 0 0 0												
<b>Mike Schmidt, R</b> (1, 5) OBP: 0.374, SLG: 0.639	4-0 1-2 BB		0-0 FC5-4			0-0 HR 1-H	0-0 FC5-4		0-0 P4	4 1 1 2 1 0 3												
<b>Garry Maddox, R</b> (1, 8) OBP: 0.330, SLG: 0.489	0-3 K			0-0 F9		0-3 K		0-0 SH5-3 1B		4 1 1 0 0 2 3												
<b>Bob Boone, R</b> (1, 2) OBP: 0.301, SLG: 0.348		0-0 CS 1B		0-0 F8		0-0 2B 1B		0-0 SH5-3		3 0 2 0 0 0 0												
<b>Ramon Aviles, R</b> (1, 4) OBP: 0.600, SLG: 0.800		0-0 F7 1-2		0-0 5-3		0-0 2B		0-0 1B 1B		4 1 2 1 0 0 1												
<b>Nino Espinosa, R</b> (1, 1) OBP: 0.250, SLG: 0.200		0-0 1B			0-0 5-3	0-0 1-4-3		0-0 F8		4 0 1 0 0 0 3												
<b>Inning Stats</b>	R: 0 E: 0 K: 1 S: 5	H: 1 LOB: 3 BB: 1 P: 11	R: 0 E: 0 K: 0 S: 4	H: 2 LOB: 1 BB: 0 P: 4	R: 0 E: 0 K: 0 S: 4	H: 1 LOB: 1 BB: 0 P: 4	R: 0 E: 0 K: 0 S: 3	H: 0 LOB: 0 BB: 0 P: 3	R: 0 E: 0 K: 1 S: 5	H: 0 LOB: 0 BB: 0 P: 5	R: 2 E: 0 K: 1 S: 9	H: 4 LOB: 2 BB: 0 P: 9	R: 0 E: 0 K: 0 S: 4	H: 1 LOB: 2 BB: 1 P: 8	R: 2 E: 0 K: 0 S: 6	H: 3 LOB: 1 BB: 0 P: 6	R: 0 E: 0 K: 0 S: 3	H: 0 LOB: 0 BB: 0 P: 3	1B: 10 2B: 1 3B: 0 HR: 1	SF: 0 SAC: 1 DP: 1 HBP: 2	WP: 0 PB: 0 SB: 0 CS: 1	PA: 41
<b>PITCHER</b>	IP WLS BF H R ER SO BB IBB HBP BLK WP HR S P ERA WHIP																					
<b>Doug Rau, L</b> (1, 1) ERA: 8.1	7.0 L 32 9 2 2 3 2 0 2 0 0 0 1 34 44 2.57 1.571																					
<b>Jerry Reuss, L</b> (8, 1) ERA: 4.76	2.0 9 3 2 2 0 0 0 0 0 0 0 0 9 9 9.00 1.500																					

Philadelphia Phillies @ Los Angeles Dodgers  
 Dodger Stadium, Los Angeles, CA  
 Sun May 06 1979, 3:33 AM PDT  
 Att: 42,184 - Unknown

AB	36
R	4
H	12
RBI	4
BB	2
SO	3
LOB	15




Batter	1	2	3	4	5	6	7	8	9	AB R H RBI BB SO LOB
Davey Lopes, R (1, 4) OBP: 0.280, SLG: 0.325	0-3 K		0-0 5-3		0-0 CS S 1B			0-0 5-3		4 0 1 0 0 1 0
Bill Russell, R (1, 6) OBP: 0.323, SLG: 0.370	0-0 5-3		0-0 F8		0-3 K			0-0 F8		4 0 0 0 0 1 1
Gary Thomasson, L (1, 8) OBP: 0.367, SLG: 0.299	0-0 1B		0-0 1B					0-0 4-3		4 0 2 0 0 1 0
Steve Garvey, R (1, 3) OBP: 0.317, SLG: 0.410	0-0 F8		0-0 FC5-4 1B					0-0 4-3		4 0 1 0 0 0 1
Ron Cey, R (1, 5) OBP: 0.373, SLG: 0.462		0-0 6-3 2B	0-0 FC5-4					0-0 5-3		4 0 1 0 0 0 2
Dusty Baker Jr., R (1, 7) OBP: 0.357, SLG: 0.406		0-0 6-3		0-0 F9				0-0 1B		3 0 1 0 1 0 1
Joe Ferguson, R (1, 9) OBP: 0.367, SLG: 0.355		0-0 P4		0-0 5-3				0-3 K		4 0 0 0 0 1 3
Steve Yeager, R (1, 2) OBP: 0.241, SLG: 0.385		4-0 IBB		0-0 F9				0-3 K		1 0 0 0 1 0 0
Reggie Smith, S (7, PH) OBP: 0.302, SLG: 0.265										1 0 0 0 0 1 1
Jerry Reuss, L (8, 1)										0 0 0 0 0 0 0
Doug Rau, L (1, 1) OBP: 0.167, SLG: 0.333		0-0 L9			0-0 F8			0-3 K		2 0 0 0 0 0 2
Von Joshua, L (7, PH) OBP: 0.304, SLG: 0.435										1 0 0 0 0 1 1

Inning Stats	R: 0	H: 1	E: 0	K: 1	S: 6	LOB: 1	BB: 0	P: 6	R: 0	H: 1	E: 0	K: 0	S: 4	LOB: 2	BB: 1	P: 8	R: 0	H: 2	E: 0	K: 0	S: 5	LOB: 2	BB: 0	P: 5	R: 0	H: 0	E: 0	K: 0	S: 3	LOB: 0	BB: 0	P: 3	R: 0	H: 1	E: 0	K: 1	S: 5	LOB: 1	BB: 0	P: 5	R: 0	H: 0	E: 0	K: 1	S: 5	LOB: 0	BB: 0	P: 5	R: 0	H: 1	E: 0	K: 3	S: 10	LOB: 1	BB: 0	P: 10	R: 0	H: 0	E: 0	K: 0	S: 3	LOB: 0	BB: 0	P: 3	R: 0	H: 0	E: 0	K: 0	S: 3	LOB: 1	BB: 1	P: 7	1B: 5	SF: 0	2B: 2	SAC: 0	3B: 0	DP: 1	HR: 0	HBP: 0	WP: 0	PA: 34	PB: 0	SB: 1	CS: 1
PITCHER Nino Espinosa, R (1, 1) ERA: 1.05	IP	WLS	BF	H	R	ER	SO	BB	IBB	HBP	BLK	WP	HR	S	P	ERA	WHIP	IP	WLS	BF	H	R	ER	SO	BB	IBB	HBP	BLK	WP	HR	S	P	ERA	WHIP																																																			

**BOTTOM**

Philadelphia Phillies @ Los Angeles Dodgers  
 Dodger Stadium, Los Angeles, CA  
 Sun May 06 1979, 3:33 AM PDT  
 Att. 42,184 - Unknown

AB	32
R	0
H	6
RBI	0
BB	2
SO	6
LOB	12



livebaseballscorecards.com

Batter	1	2	3	4	5	6	7	8	9	AB R H RBI BB SO LOB	TOP											
Frank Taveras, R (1, 6) OBP: 0.259, SLG: 0.275	0-0 1B 1B		0-0 F7		0-0 6-3		0-0 F2		0-0 3-1	5 0 1 0 0 0 2	<b>New York Mets @ Los Angeles Dodgers</b> <b>Dodger Stadium, Los Angeles, CA</b> Mon May 07 1979, 7:05 PM PDT Att: 27,230 - Unknown <a href="http://livebaseballscorecards.com">livebaseballscorecards.com</a>											
Richie Hebner, L (1, 5) OBP: 0.333, SLG: 0.371	0-0 F3		0-0 BB 1B		0-0 G3		0-0 F9			4 0 1 0 0 0 1												
Lee Mazzilli, S (1, 8) OBP: 0.385, SLG: 0.442	0-0 1B		4-0 BB 1B		0-0 S 1B		0-0 F8			3 1 2 0 1 0 0												
Willie Montanez, L (1, 3) OBP: 0.233, SLG: 0.237	0-3 K		0-0 G4-6-3 BB 1-2 2-3		0-0 1B		0-0 F8			4 0 1 1 0 1 5												
John Stearns, R (1, 2) OBP: 0.293, SLG: 0.349	0-0 F3			0-0 P3		0-0 F3		0-0 F5		4 0 0 0 0 0 3												
Ed Kranepool, L (1, 9) OBP: 0.357, SLG: 0.636		0-3 K		0-0 L6		0-0 HR		0-0 F9		4 1 1 1 0 1 0												
Joel Youngblood, R (1, 7) OBP: 0.421, SLG: 0.571		0-0 F7		0-0 1B 1B		0-0 F8		4-0 BB		3 0 1 0 1 0 0												
Doug Flynn, R (1, 4) OBP: 0.239, SLG: 0.241		0-0 F6-3		0-0 1B		0-0 F9		0-0 F9		4 0 1 0 0 0 1												
Pete Falcone, L (1, 1) OBP: 0.167, SLG: 0.091		4-0 BB 1B BB		0-3 K		0-0 5-3		0-3 K		1 0 0 0 1 1 2												
Dwight Bernard, R (5, 1)										0 0 0 0 0 0 0												
Elliott Maddox, R (6, PH) OBP: 0.400, SLG: 0.333										1 0 0 0 0 0 0												
Wayne Twitchell, R (6, 1)										0 0 0 0 0 0 0												
Ron Hodges, L (9, PH) OBP: 0.235, SLG: 0.250										1 0 0 0 0 1 1												
<b>Inning Stats</b>	R: 0 E: 0 K: 1 S: 7	H: 2 LOB: 2 BB: 0 P: 7	R: 0 E: 0 K: 1 S: 5	H: 0 LOB: 0 BB: 0 P: 5	R: 0 E: 0 K: 0 S: 3	H: 1 LOB: 2 BB: 2 P: 11	R: 0 E: 0 K: 1 S: 7	H: 2 LOB: 2 BB: 0 P: 7	R: 1 E: 0 K: 0 S: 5	H: 2 LOB: 1 BB: 0 P: 5	R: 1 E: 0 K: 0 S: 4	H: 1 LOB: 0 BB: 0 P: 4	R: 0 E: 0 K: 0 S: 3	H: 0 LOB: 0 BB: 0 P: 3	R: 0 E: 0 K: 0 S: 3	H: 0 LOB: 0 BB: 0 P: 3	R: 0 E: 0 K: 1 S: 5	H: 0 LOB: 1 BB: 1 P: 9	1B: 7 2B: 0 3B: 0 HR: 1	SF: 0 SAC: 0 DP: 1 HBP: 0	WP: 0 PB: 0 SB: 1 CS: 0	PA: 37
<b>PITCHER</b>	IP WLS BF H R ER SO BB IBB HBP BLK WP HR S P ERA WHIP																					
Burt Hooton, R (1, 1) ERA: 2.47	8.0 W 34 8 2 2 3 3 0 0 0 0 0 1 37 49 2.25 1.375																					
Bob Welch, R (9, 1) ERA: 2.81	1.0 S 3 0 0 0 1 0 0 0 0 0 0 0 5 5 0.00 0.000																					

**New York Mets @ Los Angeles Dodgers**  
**Dodger Stadium, Los Angeles, CA**  
 Mon May 07 1979, 7:05 PM PDT  
 Att: 27,230 - Unknown

AB	34
R	2
H	8
RBI	2
BB	3
SO	4
LOB	15



Batter	1	2	3	4	5	6	7	8	9	AB	R	H	RBI	BB	SO	LOB
<b>Davey Lopes, R</b> (1, 4) OBP: 0.281, SLG: 0.320 <b>Rick Monday, L</b> (6, PH) OBP: 0.395, SLG: 0.303 <b>Ted Martinez, R</b> (6, PR) OBP: 0.750, SLG: 1.000 (7, 4)	0-0 F3		0-3 K		4-0 1B BB	4-0 BB				2	1	0	0	1	1	1
<b>Bill Russell, R</b> (1, 6) OBP: 0.328, SLG: 0.374	0-0 F7		0-0 1B		0-0 1B 1B	0-0 F4				4	1	2	2	0	0	2
<b>Reggie Smith, S</b> (1, 9) OBP: 0.298, SLG: 0.263	0-0 F8		0-3 K		0-0 1B 1B					4	0	1	2	0	2	2
<b>Steve Garvey, R</b> (1, 3) OBP: 0.315, SLG: 0.430		0-0 F8		0-0 HR	0-0 P6				0-0 5-3	4	1	1	1	0	0	1
<b>Ron Cey, R</b> (1, 5) OBP: 0.377, SLG: 0.453		0-0 5-3		0-0 L6	4-0 BB				4-0 BB	2	0	0	0	2	0	0
<b>Dusty Baker Jr., R</b> (1, 7) OBP: 0.353, SLG: 0.409		0-0 2B		0-0 6-3	0-0 G5-3				0-0 L7	4	0	1	0	0	0	3
<b>Derrel Thomas, S</b> (1, 8) OBP: 0.350, SLG: 0.340		0-0 F4-3		0-0 F4-3		4-0 BB			4-0 BB	2	0	0	0	2	0	1
<b>Steve Yeager, R</b> (1, 2) OBP: 0.242, SLG: 0.375			0-3 K		0-0 1B 1B	0-0 P6			0-0 6-3	4	1	1	0	0	1	2
<b>Burt Hooton, R</b> (1, 1) OBP: 0.222, SLG: 0.235 <b>Bob Welch, R</b> (9, 1) OBP: 0.222, SLG: 0.125			0-0 1B		0-0 1B 1B	0-3 K			0-0 F7	3	1	1	0	0	1	1

Inning Stats	R: 0	H: 0	E: 0	K: 0	S: 3	L: 0	LOB: 0	BB: 0	P: 3	R: 0	H: 1	E: 0	K: 0	S: 4	L: 1	LOB: 1	BB: 0	P: 4	R: 0	H: 2	E: 0	K: 3	S: 11	L: 2	LOB: 2	BB: 0	P: 11	R: 1	H: 1	E: 0	K: 0	S: 4	L: 1	LOB: 0	BB: 0	P: 4	R: 4	H: 3	E: 1	K: 0	S: 6	L: 1	LOB: 1	BB: 2	P: 14	R: 0	H: 0	E: 0	K: 1	S: 5	L: 0	LOB: 2	BB: 2	P: 13	R: 0	H: 0	E: 0	K: 1	S: 5	L: 0	LOB: 1	BB: 1	P: 9	R: 0	H: 0	E: 0	K: 0	S: 2	L: 0	LOB: 0	BB: 1	P: 6
1B: 5	SF: 0	2B: 1	SAC: 1	3B: 0	DP: 1	HR: 1	HBP: 0	WP: 1	PA: 36	PB: 1	SB: 0	CS: 1																																																												

PITCHER	IP	WLS	BF	H	R	ER	SO	BB	IBB	HBP	BLK	WP	HR	S	P	ERA	WHIP
<b>Pete Falcone, L</b> (1, 1) ERA: 4.95	4.0	L	20	6	5	4	3	1	0	0	0	1	1	25	29	9.00	1.750
<b>Dwight Bernard, R</b> (5, 1) ERA: 3.29	1.0		4	1	0	0	0	1	0	0	0	0	0	3	7	0.00	2.000
<b>Wayne Twitchell, R</b> (6, 1) ERA: 8.38	3.0		12	0	0	0	2	4	0	0	0	0	0	12	28	0.00	1.333

**BOTTOM**

**New York Mets @ Los Angeles Dodgers**  
Dodger Stadium, Los Angeles, CA

Mon May 07 1979, 7:05 PM PDT  
Att. 27,230 - Unknown

livebaseballscorecards.com

<b>AB</b>	<b>29</b>
<b>R</b>	<b>5</b>
<b>H</b>	<b>7</b>
<b>RBI</b>	<b>5</b>
<b>BB</b>	<b>6</b>
<b>SO</b>	<b>5</b>
<b>LOB</b>	<b>13</b>



Batter	1	2	3	4	5	6	7	8	9	AB R H RBI BB SO LOB	TOP	
<b>Frank Taveras, R</b> (1, 6) <small>OBP: 0.252, SLG: 0.267</small> <b>Alex Trevino, R</b> (9, PH) <small>OBP: 0.500, SLG: 0.563</small>	0-0 F2		0-0 SH3		0-0 6-3		0-0 1-3		0-3 K	3 0 0 0 0 0 0 1 0 0 0 0 1 2	<b>New York Mets @ Los Angeles Dodgers</b> <b>Dodger Stadium, Los Angeles, CA</b> Tue May 08 1979, 7:05 PM PDT Att: 27,092 - Unknown <a href="http://livebaseballscorecards.com">livebaseballscorecards.com</a>	
<b>Richie Hebner, L</b> (1, 5) <small>OBP: 0.354, SLG: 0.375</small>	4-0 1B BB		0-0 1B 1B		4-0 BB BB		0-0 F7			2 1 1 0 2 0 0		
<b>Lee Mazzilli, S</b> (1, 8) <small>OBP: 0.398, SLG: 0.449</small>	0-0 1B 1B		0-0 1B 1B		4-0 1B BB		0-0 G3			3 0 2 1 1 0 0		
<b>Ed Kranepool, L</b> (1, 9) <small>OBP: 0.333, SLG: 0.533</small>	0-0 1B 1B		0-0 F8		0-0 F8		0-0 F7			4 0 1 1 0 0 4		
<b>John Stearns, R</b> (1, 2) <small>OBP: 0.292, SLG: 0.345</small>	0-0 G5-4-3		0-0 1B		0-0 F9		0-0 6-3			4 0 1 0 0 0 4		
<b>Willie Montanez, L</b> (1, 3) <small>OBP: 0.224, SLG: 0.227</small>		0-0 L6	0-0 L9		0-0 P5		0-0 6-3			4 0 0 0 0 0 3		
<b>Joel Youngblood, R</b> (1, 7) <small>OBP: 0.425, SLG: 0.561</small>		0-3 K		4-0 CS BB		0-0 F8		0-0 BB 1B		3 0 1 0 1 1 0		
<b>Doug Flynn, R</b> (1, 4) <small>OBP: 0.231, SLG: 0.233</small> <b>Ron Hodges, L</b> (9, PH) <small>OBP: 0.278, SLG: 0.250</small> <b>Steve Henderson, R</b> (9, PR) <small>OBP: 0.351, SLG: 0.364</small>		0-0 F7		0-0 F9		0-0 F1-3		4-0 BB		3 0 0 0 0 0 1 0 0 0 0 1 0 0 0 0 0 0 0 0 0		
<b>Mike Scott, R</b> (1, 1) <b>Bruce Boisclair, L</b> (7, PH) <small>OBP: 0.333, SLG: 0.500</small> <b>Dale Murray, R</b> (7, 1) <b>Gil Flores, R</b> (9, PH) <small>OBP: 0.500, SLG: 0.500</small>			4-0 1B SH3 BB		0-0 5-3		0-3 K		0-3 K	1 1 0 0 1 0 0 1 0 0 0 0 1 0 0 0 0 0 0 0 0 1 0 0 0 0 1 2		
<b>Inning Stats</b>	R: 1 H: 2 E: 0 LOB: 1 K: 0 BB: 1 S: 4 P: 8	R: 0 H: 0 E: 0 LOB: 0 K: 1 BB: 0 S: 5 P: 5	R: 1 H: 3 E: 0 LOB: 3 K: 0 BB: 1 S: 6 P: 10	R: 0 H: 0 E: 0 LOB: 0 K: 0 BB: 1 S: 2 P: 6	R: 0 H: 0 E: 0 LOB: 2 K: 0 BB: 2 S: 3 P: 11	R: 0 H: 0 E: 0 LOB: 0 K: 0 BB: 0 S: 3 P: 3	R: 0 H: 0 E: 0 LOB: 0 K: 1 BB: 0 S: 5 P: 5	R: 0 H: 0 E: 0 LOB: 0 K: 0 BB: 0 S: 3 P: 3	R: 0 H: 1 E: 0 LOB: 2 K: 2 BB: 1 S: 8 P: 12	1B: 6 SF: 0 2B: 0 SAC: 1 3B: 0 DP: 1 HR: 0 HBP: 0		WP: 0 PA: 37 PB: 0 SB: 0 CS: 1
<b>PITCHER</b> <b>Rick Sutcliffe, R</b> (1, 1) <small>ERA: 2.41</small> <b>Bob Welch, R</b> (8, 1) <small>ERA: 2.65</small>	IP WLS BF H R ER SO BB IBB HBP BLK WP HR S P ERA WHIP											
	7.0 W 29 5 2 2 2 5 0 0 0 0 0 0 28 48 2.57 1.429											
	2.0 S 8 1 0 0 2 1 0 0 0 0 0 0 11 15 0.00 1.000											

**New York Mets @ Los Angeles Dodgers**  
**Dodger Stadium, Los Angeles, CA**  
 Tue May 08 1979, 7:05 PM PDT  
 Att: 27,092 - Unknown

AB	30
R	2
H	6
RBI	2
BB	6
SO	4
LOB	16



Batter	1	2	3	4	5	6	7	8	9	AB	R	H	RBI	BB	SO	LOB				
Davey Lopes, R OBP: 0.288, SLG: 0.341 (1, 4)	0-0 6-3 ①		0-0 1-H 3B			0-0 F8 SH1-3 1B	0-0 F4 ③			4	1	2	1	0	0	1				
Bill Russell, R OBP: 0.321, SLG: 0.365 (1, 6)	0-0 5-3 ②		0-0 F5 ③			0-0 SH1-3 ① 1-2		0-0 F9 ①		3	0	0	0	0	0	1				
Reggie Smith, S OBP: 0.314, SLG: 0.250 (1, 9)	0-0 F4-3 ③				B B B B 4-0	B B B B 4-0 S 1B BB		0-0 F7 ②		2	0	0	0	2	0	0				
Steve Garvey, R OBP: 0.313, SLG: 0.424 (1, 3)		0-0 6-3 ①		S S S 0-3 K ①		0-0 F8 ②		0-0 CS 1B ③		4	0	1	0	0	1	3				
Ron Cey, R OBP: 0.385, SLG: 0.454 (1, 5)		B B B B 4-0 F5-4-3 BB		X 0-0 P6 ②		X 0-0 1B ③ 1-H 3-H		0-0 F ③ 1-2		3	0	1	1	1	0	2				
Dusty Baker Jr., R OBP: 0.352, SLG: 0.416 (1, 7)		X 0-0 F5-4-3 ② ③ 1-2		X 0-0 1-3 ③			X 0-0 1B SF9 2B			3	1	1	0	0	0	2				
Gary Thomasson, L OBP: 0.366, SLG: 0.300 Derrel Thomas, S OBP: 0.350, SLG: 0.340 (1, 8) (9, 8)			X 0-0 F4-3 ①		X 0-0 F9 ①		X 0-0 5-3 2-3 1B			3	0	1	0	0	0	0				
Joe Ferguson, R OBP: 0.366, SLG: 0.349 (1, 2)			B B B B 4-0 3B BB		X 0-0 F2 ②		X 0-0 SF9 ① 3-H			1	1	0	1	1	0	0				
Rick Sutcliffe, L OBP: 0.083, SLG: 0.167 Vic Davalillo, L (7, PH) Bob Welch, R OBP: 0.222, SLG: 0.125 (8, 1)			S S S 0-3 K ②		S S S 0-3 K ③		X 0-0 5-3 ② 1-2			2	0	0	0	0	2	1				
			S S S 0-3 K ③		S S S 0-3 K ③					1	0	0	0	0	0	1				
			S S S 0-3 K ③		S S S 0-3 K ③					0	0	0	0	0	0	0				
<b>Inning Stats</b>	R: 0 E: 0 K: 0 S: 3	H: 0 LOB: 0 BB: 0 P: 3	R: 0 E: 0 K: 0 S: 2	H: 0 LOB: 0 BB: 1 P: 6	R: 1 E: 0 K: 1 S: 6	H: 1 LOB: 1 BB: 1 P: 10	R: 0 E: 0 K: 1 S: 5	H: 0 LOB: 1 BB: 1 P: 9	R: 0 E: 0 K: 1 S: 5	H: 0 LOB: 0 BB: 0 P: 5	R: 1 E: 0 K: 0 S: 4	H: 2 LOB: 2 BB: 1 P: 8	R: 1 E: 0 K: 0 S: 5	H: 2 LOB: 1 BB: 0 P: 5	R: 0 E: 0 K: 0 S: 3	H: 1 LOB: 0 BB: 0 P: 3	1B: 4 2B: 1 3B: 1 HR: 0	SF: 1 SAC: 1 DP: 1 HBP: 0	WP: 0 PB: 0 SB: 1 CS: 1	PA: 32

**BOTTOM**

**New York Mets @ Los Angeles Dodgers**  
**Dodger Stadium, Los Angeles, CA**

Tue May 08 1979, 7:05 PM PDT  
 Att. 27,092 - Unknown

[livebaseballscorecards.com](http://livebaseballscorecards.com)

<b>AB</b>	<b>26</b>
<b>R</b>	<b>3</b>
<b>H</b>	<b>6</b>
<b>RBI</b>	<b>3</b>
<b>BB</b>	<b>4</b>
<b>SO</b>	<b>3</b>
<b>LOB</b>	<b>11</b>



PITCHER	IP	WLS	BF	H	R	ER	SO	BB	IBB	HBP	BLK	WP	HR	S	P	ERA	WHIP	PITCHER	IP	WLS	BF	H	R	ER	SO	BB	IBB	HBP	BLK	WP	HR	S	P	ERA	WHIP
Mike Scott, R ERA: 2.84 (1, 1)	6.0		23	3	2	1	3	4	0	0	0	0	0	25	41	1.50	1.167	Dale Murray, R ERA: 3.91 (7, 1)	2.0	L	9	3	1	1	0	0	0	0	0	0	8	8	4.50	1.500	

Batter	1	2	3	4	5	6	7	8	9	AB R H RBI BB SO LOB	TOP									
Frank Taveras, R (1, 6) OBP: 0.252, SLG: 0.266	0-0 1-3		0-0 1B G4-6-3 1B		0-0 4-3			0-3 K		4 1 1 0 0 1 0										
Richie Hebner, L (1, 5) OBP: 0.349, SLG: 0.368	0-3 K		0-0 1-3 G4-6-3 1B		0-0 F3			0-0 P6		4 0 1 0 0 1 0										
Lee Mazzilli, S (1, 8) OBP: 0.385, SLG: 0.431	0-0 G3		0-0 G4-6-3 1-2f 3-H		0-0 G3			0-0 F2		4 0 0 0 0 0 1										
Ed Kranepool, L (1, 9) OBP: 0.273, SLG: 0.421		0-0 4-3	0-3 K		0-0 1-3			0-0 F7		4 0 0 0 0 1 0										
Willie Montanez, L (1, 3) OBP: 0.218, SLG: 0.220		0-0 4-3		0-0 6-3			0-0 G3			3 0 0 0 0 0 0										
John Stearns, R (1, 2) OBP: 0.293, SLG: 0.337		4-0 BB 1B BB		0-3 K			0-0 F7			2 1 0 0 1 1 0										
Joel Youngblood, R (1, 7) OBP: 0.422, SLG: 0.544		4-0 1B 1-2 BB		0-0 F7			0-0 5-3			2 0 0 0 1 0 0										
Doug Flynn, R (1, 4) OBP: 0.234, SLG: 0.236		0-0 1-3 2-H 1B		0-0 F4-3			0-0 F6-3			3 0 1 1 0 0 0										
Neil Allen, R (1, 1)		0-0 4-3		0-3 K			0-0 F8			0 0 0 0 0 0 0										
Jesse Orosco, R (1, 1)										2 0 0 0 0 1 2										
Dwight Bernard, R (5, 1)										0 0 0 0 0 0 0										
Elliott Maddox, R (8, PH) OBP: 0.381, SLG: 0.313										1 0 0 0 0 0 0										
Skip Lockwood, R (8, 1)										0 0 0 0 0 0 0										
<b>Inning Stats</b>	R: 0 E: 0 K: 1 S: 5	H: 0 LOB: 0 BB: 0 P: 5	R: 1 E: 0 K: 0 S: 4	H: 1 LOB: 2 BB: 2 P: 12	R: 1 E: 0 K: 1 S: 6	H: 2 LOB: 0 BB: 0 P: 6	R: 0 E: 0 K: 1 S: 5	H: 0 LOB: 0 BB: 0 P: 5	R: 0 E: 0 K: 0 S: 3	H: 0 LOB: 0 BB: 0 P: 3	R: 0 E: 0 K: 0 S: 3	H: 0 LOB: 0 BB: 0 P: 3	R: 0 E: 0 K: 0 S: 3	H: 0 LOB: 0 BB: 0 P: 3	R: 0 E: 0 K: 0 S: 3	H: 0 LOB: 0 BB: 0 P: 3	1B: 3 2B: 0 3B: 0 HR: 0	SF: 0 SAC: 0 DP: 1 HBP: 0	WP: 0 PB: 0 SB: 0 CS: 0	PA: 31
<b>PITCHER</b> Don Sutton, R (1, 1) ERA: 2.54	IP: 9.0 WLS: W BF: 31 H: 3 R: 2 ER: 2 SO: 5 BB: 2 IBB: 0 HBP: 0 BLK: 0 WP: 0 HR: 0 S: 39 P: 47 ERA: 2.00 WHIP: 0.556																			

**New York Mets @ Los Angeles Dodgers**  
**Dodger Stadium, Los Angeles, CA**  
 Wed May 09 1979, 7:05 PM PDT  
 Att: 23,313 - Unknown

[livebaseballscorecards.com](http://livebaseballscorecards.com)

**AB** 29  
**R** 2  
**H** 3  
**RBI** 1  
**BB** 2  
**SO** 5  
**LOB** 3





Batter	1	2	3	4	5	6	7	8	9
<b>Davey Lopes, R</b> OBP: 0.292, SLG: 0.333 (1, 4)	4-0 S HR BB	0-0 5-3		0-0 F7	0-0 L9			4-0 2B BB	
<b>Bill Russell, R</b> OBP: 0.331, SLG: 0.382 (1, 6)	0-0 P3 1-2	0-0 1B		0-0 F9		0-0 F6-4-3 BB 1B		0-0 WP 1-H 2B	
<b>Reggie Smith, S</b> OBP: 0.339, SLG: 0.256 (1, 9)	4-0 HR BB	0-3 K			0-0 1B HR 1B	4-0 F6-4-3 BB		0-3 K	
<b>Steve Garvey, R</b> OBP: 0.324, SLG: 0.450 (1, 3)	0-0 HR		0-0 F9		0-0 1B HR 1B	0-0 F6-4-3		4-0 WP IBB	
<b>Ron Cey, R</b> OBP: 0.402, SLG: 0.495 (1, 5)	0-0 1B 1B		0-0 BB 1B		0-0 HR	4-0 BB		0-3 K	
<b>Dusty Baker Jr., R</b> OBP: 0.354, SLG: 0.405 (1, 7)	0-3 K		4-0 BB 1B		4-0 1B BB	0-0 5-3		0-0 P6	
<b>Gary Thomasson, L</b> OBP: 0.360, SLG: 0.297 (1, 8)	0-0 1-3 1B		0-3 K		0-0 F7		0-3 K		
<b>Joe Ferguson, R</b> OBP: 0.349, SLG: 0.328 (1, 2)	0-0 F8		0-0 F7		0-0 L6		0-0 5-3		
<b>Don Sutton, R</b> OBP: 0.091, SLG: 0.091 (1, 1)		0-0 F8		0-0 F8		0-0 1B		0-0 5-3	

Inning Stats	R: 3 E: 0 K: 1 S: 8	H: 3 LOB: 2 BB: 2 P: 16	R: 0 E: 0 K: 1 S: 6	H: 1 LOB: 1 BB: 0 P: 6	R: 0 E: 0 K: 1 S: 6	H: 1 LOB: 2 BB: 1 P: 10	R: 0 E: 0 K: 0 S: 3	H: 0 LOB: 0 BB: 0 P: 3	R: 3 E: 0 K: 0 S: 7	H: 4 LOB: 2 BB: 1 P: 11	R: 0 E: 0 K: 0 S: 3	H: 1 LOB: 2 BB: 2 P: 11	R: 0 E: 0 K: 1 S: 5	H: 0 LOB: 0 BB: 0 P: 5	R: 1 E: 0 K: 2 S: 8	H: 1 LOB: 2 BB: 2 P: 16
--------------	------------------------------	----------------------------------	------------------------------	---------------------------------	------------------------------	----------------------------------	------------------------------	---------------------------------	------------------------------	----------------------------------	------------------------------	----------------------------------	------------------------------	---------------------------------	------------------------------	----------------------------------

PITCHER	IP	WLS	BF	H	R	ER	SO	BB	IBB	HBP	BLK	WP	HR	S	P	ERA	WHIP
<b>Neil Allen, R</b> ERA: 7.52 (1, 1)	0.2	L	7	3	3	3	1	2	0	0	0	0	1	7	15	40.50	7.500
<b>Jesse Orosco, L</b> ERA: 4.05 (1, 1)	3.2		18	5	3	3	2	2	0	0	0	0	1	20	28	7.36	1.909
<b>Dwight Bernard, R</b> ERA: 2.76 (5, 1)	2.2		11	2	0	0	1	2	0	0	0	0	0	11	19	0.00	1.500
<b>Skip Lockwood, R</b> ERA: 2.08 (8, 1)	1.0		6	1	1	1	2	1	1	0	0	1	0	8	16	9.00	2.000

**BOTTOM**

**New York Mets @ Los Angeles Dodgers**  
Dodger Stadium, Los Angeles, CA

Wed May 09 1979, 7:05 PM PDT  
Att. 23,313 - Unknown

AB	R	H	RBI	BB	SO	LOB
3	2	0	0	2	0	2
5	0	3	1	0	0	1
3	2	1	0	2	2	2
4	2	2	3	1	0	2
4	1	3	3	1	1	2
3	0	0	0	2	1	5
4	0	1	0	0	2	3
4	0	0	0	0	0	5
4	0	1	0	0	0	0

AB	34
R	7
H	11
RBI	7
BB	8
SO	6
LOB	22

livebaseballscores.com

**AB 34**  
**R 7**  
**H 11**  
**RBI 7**  
**BB 8**  
**SO 6**  
**LOB 22**



1B	2B	3B	HR	SF	SAC	DP	HBP	WP	HR	S	P	ERA	WHIP
8	1	0	2	0	0	1	0	1	1	5	5	0.00	1.500
1	0	0	0	0	0	0	0	0	0	0	0	7.36	1.909
0	0	0	0	0	0	0	0	0	0	0	0	0.00	1.500
0	0	0	0	0	0	0	0	0	0	0	0	9.00	2.000

Batter	1	2	3	4	5	6	7	8	9	AB R H RBI BB SO LOB	TOP											
Frank Taveras, R (1, 6) OBP: 0.261, SLG: 0.274	0-0 1B		0-0 FC6-4		0-0 1B			0-0 6-3		4 0 2 0 0 0 1												
Elliott Maddox, R (1, 9) OBP: 0.360, SLG: 0.263	0-0 5-3		4-0 BB			0-0 6-3		0-0 F8		3 0 0 0 1 0 0												
Lee Mazzilli, S (1, 8) OBP: 0.392, SLG: 0.476	0-0 2B		0-0 G3			0-0 HR		0-0 F9		3 1 2 1 0 0 2												
Gil Flores, R (7, 8) OBP: 0.455, SLG: 0.455										1 0 0 0 0 0 0												
Richie Hebner, L (1, 5) OBP: 0.337, SLG: 0.354	0-0 P4			0-0 P6		0-3 K			0-0 P3	3 0 0 0 0 1 1												
Kelvin Chapman, R (7, 5) OBP: 0.220, SLG: 0.222										1 0 0 0 0 0 0												
Steve Henderson, R (1, 7) OBP: 0.347, SLG: 0.352		0-0 6-3		0-0 6-3		4-0 BB			0-0 4-3	3 0 0 0 1 0 0												
Ed Kranepool, L (1, 3) OBP: 0.269, SLG: 0.364		4-0 BB		0-0 F7		0-0 1-3			0-0 F8	3 0 0 0 1 0 1												
John Stearns, R (1, 2) OBP: 0.287, SLG: 0.330			0-0 G5-4-3		0-0 F5		0-0 4-3			2 0 0 0 0 0 1												
Alex Trevino, R (6, 2) OBP: 0.474, SLG: 0.529										1 0 0 0 0 0 0												
Doug Flynn, R (1, 4) OBP: 0.247, SLG: 0.250			0-0 FC6-4		0-0 1B		0-0 F5			3 0 2 0 0 0 0												
Craig Swan, R (1, 1) OBP: 0.200, SLG: 0.211				0-3 K		0-3 K		0-3 K		1 0 0 0 0 0 1 1												
Wayne Twitchell, R (3, 1) OBP: 0.320, SLG: 0.490										0 0 0 0 0 0 0 0												
Bruce Boisclair, L (5, PH)										1 0 0 0 0 0 1 1												
Dwight Bernard, R (5, 1)										0 0 0 0 0 0 0 0												
Joel Youngblood, R (7, PH)										1 0 0 0 0 0 1 0												
Dale Murray, R (7, 1)										0 0 0 0 0 0 0 0												
<b>Inning Stats</b>	R: 0 E: 0 K: 0 S: 4	H: 2 LOB: 1 BB: 0 P: 4	R: 0 E: 0 K: 0 S: 2	H: 0 LOB: 0 BB: 1 P: 6	R: 0 E: 0 K: 1 S: 6	H: 1 LOB: 2 BB: 1 P: 10	R: 0 E: 0 K: 0 S: 3	H: 0 LOB: 0 BB: 0 P: 3	R: 0 E: 0 K: 1 S: 6	H: 2 LOB: 2 BB: 0 P: 6	R: 1 E: 0 K: 1 S: 6	H: 1 LOB: 1 BB: 1 P: 10	R: 0 E: 0 K: 1 S: 5	H: 0 LOB: 0 BB: 0 P: 5	R: 0 E: 0 K: 0 S: 3	H: 0 LOB: 0 BB: 0 P: 3	R: 0 E: 0 K: 0 S: 3	H: 0 LOB: 0 BB: 0 P: 3	1B: 4 2B: 1 3B: 0 HR: 1	SF: 0 SAC: 0 DP: 1 HBP: 0	WP: 0 PB: 0 SB: 1 CS: 0	PA: 33
<b>PITCHER</b>	IP WLS BF H R ER SO BB IBB HBP BLK WP HR S P ERA WHIP																					
Andy Messersmith, R (1, 1) ERA: 5.03	7.0 W 27 6 1 1 4 3 0 0 0 0 1 32 44 1.29 1.286																					
Charlie Hough, R (8, 1) ERA: 6.1	2.0 6 0 0 0 0 0 0 0 0 0 0 6 6 0.00 0.000																					

**New York Mets @ Los Angeles Dodgers**  
**Dodger Stadium, Los Angeles, CA**  
 Thu May 10 1979, 7:05 PM PDT  
 Att: 26,399 - Unknown

livebaseballscorecards.com

**AB 30**  
**R 1**  
**H 6**  
**RBI 1**  
**BB 3**  
**SO 4**  
**LOB 8**



Batter	1	2	3	4	5	6	7	8	9	AB	R	H	RBI	BB	SO	LOB
Davey Lopes, R OBP: 0.302, SLG: 0.333 (1, 4)	0-0 S 1B		HR BB		6-3		0-0 F4			3	2	1	0	2	0	2
Bill Russell, R OBP: 0.340, SLG: 0.412 (1, 6)	0-0 S HR 1B		HR K		1B 1B		0-0 F9			5	3	3	5	0	1	2
Reggie Smith, S OBP: 0.333, SLG: 0.255 (1, 9) Von Joshua, L OBP: 0.292, SLG: 0.417 (7, 7)	0-0 F4		1-3	K	FC6-4 1B		0-0 F8			4	0	1	1	0	1	1
Steve Garvey, R OBP: 0.321, SLG: 0.444 (1, 3) Pedro Guerrero, R OBP: 0.292, SLG: 0.417 (7, 3)	0-3 K		0-0 S 2B 1B	F2	FC6-4 1B		0-0 1-3			4	1	1	0	0	1	2
Ron Cey, R OBP: 0.421, SLG: 0.534 (1, 5) Ted Martinez, R OBP: 0.600, SLG: 0.800 (6, PR) (7, 5)	0-0 HR		4-0 2B SF7 BB	BB	4-0 BB		0-0 6-3			2	2	2	2	2	0	0
Gary Thomasson, L OBP: 0.374, SLG: 0.354 (1, 7) (7, 9)	0-0 P3		0-0 2B 2B	F6	3B		0-0 WP 1B			5	1	3	2	0	0	1
Derrel Thomas, S OBP: 0.338, SLG: 0.316 (1, 8)		0-0 F8	4-0 2B IBB		0-0 F8		0-0 5-3		0-0 F5	4	1	0	0	1	0	2
Steve Yeager, R OBP: 0.258, SLG: 0.431 (1, 2) Johnny Oates, L (8, 2)		0-3 K	0-0 SF7		4-0 6-3 1B BB		0-0 HR			2	2	1	2	1	1	0
Andy Messersmith, R OBP: 0.133, SLG: 0.200 (1, 1) Charlie Hough, R OBP: 0.200, SLG: 0.400 (8, 1)		0-3 K	0-0 2B		0-0 6-3 1B 1B		0-0 5-3			0	0	0	0	0	0	0

Inning Stats	R: 3	H: 3	E: 0	K: 1	S: 8	LOB: 0	BB: 0	P: 8	R: 0	H: 0	E: 0	K: 2	S: 7	LOB: 0	BB: 0	P: 7	R: 6	H: 4	E: 0	K: 1	S: 9	LOB: 2	BB: 4	P: 25	R: 3	H: 3	E: 0	K: 0	S: 6	LOB: 1	BB: 1	P: 10	R: 2	H: 3	E: 0	K: 0	S: 5	LOB: 1	BB: 0	P: 5	R: 0	H: 0	E: 0	K: 0	S: 3	LOB: 0	BB: 0	P: 3	R: 0	H: 1	E: 0	K: 0	S: 4	LOB: 1	BB: 0	P: 4
1B: 8	SF: 1	WP: 1	PA: 43																																																					
2B: 2	SAC: 0	PB: 0																																																						
3B: 1	DP: 0	SB: 3																																																						
HR: 3	HBP: 0	CS: 0																																																						

PITCHER	IP	WLS	BF	H	R	ER	SO	BB	IBB	HBP	BLK	WP	HR	S	P	ERA	WHIP
Craig Swan, R ERA: 3.71 (1, 1)	2.1	L	15	6	8	8	3	2	0	0	0	0	2	19	27	30.86	3.429
Wayne Twitchell, R ERA: 7.94 (3, 1)	1.2		9	1	1	1	2	2	1	0	0	0	0	10	22	5.40	1.800
Dwight Bernard, R ERA: 4.91 (5, 1)	2.0		12	6	5	5	0	1	0	0	0	0	1	11	15	22.50	3.500
Dale Murray, R ERA: 3.6 (7, 1)	2.0		7	1	0	0	0	0	0	0	0	1	0	7	7	0.00	0.500

**BOTTOM**

**New York Mets @ Los Angeles Dodgers**  
**Dodger Stadium, Los Angeles, CA**  
 Thu May 10 1979, 7:05 PM PDT  
 Att. 26,399 - Unknown

livebaseballscorecards.com

**AB 36**  
**R 14**  
**H 14**  
**RBI 14**  
**BB 6**  
**SO 5**  
**LOB 11**



Batter	1	2	3	4	5	6	7	8	9	AB R H RBI BB SO LOB	TOP									
Andre Dawson, R (1, 8) OBP: 0.341, SLG: 0.600	0-0 5-3			0-0 5-3		0-0 4-3		0-0 F2		4 0 0 0 0 0 4										
Rodney Scott, S (1, 4) OBP: 0.328, SLG: 0.309	0-0 6-3			0-0 F8		0-0 F8		0-0 F9		4 0 0 0 0 0 0										
Warren Cromartie, L (1, 7) OBP: 0.371, SLG: 0.492	0-0 F8			0-3 K		0-0 F9		0-0 F7		4 0 0 0 0 1 0										
Tony Perez, R (1, 3) OBP: 0.300, SLG: 0.363						0-0 F9		0-0 P4		3 0 0 0 1 1 0										
Gary Carter, R (1, 2) OBP: 0.380, SLG: 0.639						0-0 5-3		0-0 F8		3 0 0 0 0 0 1										
Ellis Valentine, R (1, 9) OBP: 0.307, SLG: 0.366						0-0 5-3		0-3 K		3 0 0 0 0 1 0										
Larry Parrish, R (1, 5) OBP: 0.353, SLG: 0.462						0-0 P4		4-0 BB 1B		1 0 0 0 2 0 0										
Chris Speier, R (1, 6) OBP: 0.396, SLG: 0.398						0-0 P6		0-0 BB		3 0 1 0 0 0 1										
Bill Lee, L (1, 1) OBP: 0.125, SLG: 0.125 Stan Bahnsen, R (5, 1) Ken Macha, R (6, PH) David Palmer, R (6, 1) Dave Cash, R (8, PH) Rudy May, L (8, 1)						0-3 K		4-0 BB		1 0 0 0 0 1 0 0 0 0 0 0 0 0 1 0 0 0 0 0 1 0 0 0 0 0 0 0 0 0 0 0 1 0 0 0 0 0 0 0 0 0										
<b>Inning Stats</b>	R: 0 E: 0 K: 0 S: 3	H: 0 LOB: 0 BB: 0 P: 3	R: 0 E: 0 K: 0 S: 2	H: 0 LOB: 0 BB: 1 P: 6	R: 0 E: 0 K: 1 S: 5	H: 0 LOB: 0 BB: 0 P: 5	R: 0 E: 0 K: 1 S: 5	H: 0 LOB: 0 BB: 0 P: 5	R: 0 E: 0 K: 0 S: 3	H: 0 LOB: 1 BB: 1 P: 7	R: 0 E: 0 K: 0 S: 3	H: 0 LOB: 0 BB: 0 P: 3	R: 0 E: 0 K: 1 S: 6	H: 1 LOB: 3 BB: 2 P: 14	R: 0 E: 0 K: 1 S: 5	H: 0 LOB: 0 BB: 0 P: 5	1B: 1 2B: 1 3B: 0 HR: 0	SF: 0 SAC: 0 DP: 1 HBP: 0	WP: 0 PB: 0 SB: 0 CS: 0	PA: 31
<b>PITCHER</b> Doug Rau, L (1, 1) ERA: 5.85	IP: 9.0 WLS: W BF: 31 H: 1 R: 0 ER: 0 SO: 4 BB: 4 IBB: 0 HBP: 0 BLK: 0 WP: 0 HR: 0 S: 35 P: 51 ERA: 0.00 WHIP: 0.556																			

**Montreal Expos @ Los Angeles Dodgers**  
**Dodger Stadium, Los Angeles, CA**  
 Fri May 11 1979, 7:05 PM PDT  
 Att: 43,297 - Unknown

AB	27
R	0
H	1
RBI	0
BB	4
SO	4
LOB	7



Batter	1	2	3	4	5	6	7	8	9
<b>Davey Lopes, R</b> OBP: 0.307, SLG: 0.375 (1, 4) X	0-0 HR		0-0 1B 3B		0-3 K	0-3 K			
<b>Bill Russell, R</b> OBP: 0.338, SLG: 0.407 (1, 6) X	0-0 F2		0-0 6-3		0-0 FC6-4 1B		0-0 1-3		
<b>Dusty Baker Jr., R</b> OBP: 0.344, SLG: 0.392 (1, 7) X	0-0 1-3		0-0 P6		0-0 FC6-4 2B		0-3 K		
<b>Steve Garvey, R</b> OBP: 0.326, SLG: 0.453 (1, 3) X	0-0 F9		0-0 FC5-4 1B		0-0 2B		0-0 1-3		
<b>Ron Cey, R</b> OBP: 0.415, SLG: 0.551 (1, 5) X		0-0 HR	0-0 FC5-4		0-0 F2		0-0 6-3		
<b>Joe Ferguson, R</b> OBP: 0.367, SLG: 0.377 (1, 9) X		0-0 P6		0-0 HR		4-0 HR BB		4-0 BB	
<b>Gary Thomasson, L</b> OBP: 0.368, SLG: 0.386 (1, 8) X		0-0 G3		0-0 P6		0-0 HR		0-0 F7	
<b>Steve Yeager, R</b> OBP: 0.257, SLG: 0.419 (1, 2) X		0-0 1B		0-0 4-3		0-0 F8		0-0 F7	
<b>Doug Rau, L</b> OBP: 0.111, SLG: 0.222 (1, 1) X		0-0 6-3		0-0 4-3		0-3 K			

Inning Stats	R: 1	H: 1	E: 0	K: 0	S: 4	LOB: 0	BB: 0	P: 4
	R: 1	H: 2	E: 0	K: 0	S: 5	LOB: 1	BB: 0	P: 5
	R: 1	H: 2	E: 0	K: 0	S: 5	LOB: 1	BB: 0	P: 5
	R: 1	H: 1	E: 0	K: 0	S: 4	LOB: 0	BB: 0	P: 4
	R: 1	H: 2	E: 0	K: 1	S: 7	LOB: 1	BB: 0	P: 7
	R: 2	H: 1	E: 0	K: 2	S: 8	LOB: 0	BB: 1	P: 12
	R: 0	H: 0	E: 0	K: 1	S: 5	LOB: 0	BB: 0	P: 5
	R: 0	H: 0	E: 0	K: 0	S: 3	LOB: 1	BB: 1	P: 7

PITCHER	IP	WLS	BF	H	R	ER	SO	BB	IBB	HBP	BLK	WP	HR	S	P	ERA	WHIP
<b>Bill Lee, L</b> ERA: 4.35 (1, 1)	4.2	L	22	8	5	5	1	0	0	0	0	0	3	24	24	9.64	1.714
<b>Stan Bahnsen, R</b> ERA: 3.06 (5, 1)	0.1		1	0	0	0	0	0	0	0	0	0	0	1	1	0.00	0.000
<b>David Palmer, R</b> ERA: 5.79 (6, 1)	2.0		8	1	2	2	3	1	0	0	0	0	1	13	17	9.00	1.000
<b>Rudy May, L</b> ERA: 1.8 (8, 1)	1.0		4	0	0	0	0	1	0	0	0	0	0	3	7	0.00	1.000

**BOTTOM**

**Montreal Expos @ Los Angeles Dodgers**  
Dodger Stadium, Los Angeles, CA

Fri May 11 1979, 7:05 PM PDT  
Att. 43,297 - Unknown

AB	33
R	7
H	9
RBI	7
BB	2
SO	4
LOB	8



1B: 3	SF: 0	WP: 0	PA: 35
2B: 1	SAC: 0	PB: 0	
3B: 1	DP: 0	SB: 0	
HR: 4	HBP: 0	CS: 0	

Batter	1	2	3	4	5	6	7	8	9	10	11	AB R H RBI BB SO LOB	TOP												
Andre Dawson, R (1, 8) OBP: 0.343, SLG: 0.632	0-0 6-3		0-0 SF9	0-0 F3			0-0 F8		0-0 SH1-3		0-0 HR	5 2 2 1 0 0 2													
Rodney Scott, S (1, 4) OBP: 0.336, SLG: 0.307	0-0 F9		4-0 1B BB	0-0 FC6-4			0-0 1-3		0-0 1B		4-0 BB	4 0 1 0 2 0 2													
Warren Cromartie, L (1, 7) OBP: 0.362, SLG: 0.480	0-0 BB 1B		0-0 SF9		0-3 K		0-0 F9		0-3 K		0-0 F8	5 0 1 1 0 2 3													
Tony Perez, R (1, 3) OBP: 0.313, SLG: 0.368	4-0 1-2 BB		0-0 3-H 1B		0-0 F9		0-3 K		0-0 CS		0-0 1B WP 1B	4 0 2 0 1 1 0													
Gary Carter, R (1, 2) OBP: 0.381, SLG: 0.637	0-3 K		0-0 F7		0-0 6-3		0-0 1B 2B		0-0 1-3 1B		0-0 G4-3 1B	5 1 2 0 0 1 4													
Jerry White, S (1, 9)		0-0 4-3	0-0 F8		0-0 P6		0-0 2-H 1B		0-0 G4-3		0-0 1-2 F9	5 0 1 1 0 0 4													
Larry Parrish, R (1, 5) OBP: 0.346, SLG: 0.443		0-0 6-3		0-0 6-3		0-0 F2		4-0 1-2 BB		0-0 F9		4 0 0 0 1 0 1													
Chris Speier, R (1, 6) OBP: 0.396, SLG: 0.391		4-0 1B BB		0-0 BB 1B		0-0 6-3		0-3 K			0-3 K	4 0 1 0 1 2 2													
Scott Sanderson, R (1, 1) OBP: 0.214, SLG: 0.214 Dan Schatzeder, L (2, 1) OBP: 0.333, SLG: 0.200 Elias Sosa, R (8, 1) OBP: 0.280, SLG: 0.250 Tom Hutton, L (11, PH) Stan Bahnsen, R (11, 1) David Palmer, R (11, 1)		0-0 1-H 1B		4-0 1-2 BB		0-0 F3		0-0 1B SH1-3 CS 1B			0-0 4-3	1 0 1 0 0 0 0 1 0 0 0 1 0 0 1 0 1 0 0 0 0 1 0													
<b>Inning Stats</b>	R: 0 E: 0 K: 1 S: 6	H: 1 LOB: 2 BB: 1 P: 10	R: 0 E: 0 K: 0 S: 3	H: 1 LOB: 2 BB: 1 P: 7	R: 1 E: 0 K: 0 S: 5	H: 2 LOB: 2 BB: 1 P: 9	R: 0 E: 0 K: 1 S: 5	H: 0 LOB: 0 BB: 0 P: 5	R: 0 E: 0 K: 0 S: 3	H: 0 LOB: 0 BB: 0 P: 3	R: 0 E: 0 K: 0 S: 3	H: 0 LOB: 0 BB: 0 P: 3	R: 1 E: 0 K: 2 S: 9	H: 2 LOB: 2 BB: 1 P: 13	R: 0 E: 0 K: 1 S: 6	H: 2 LOB: 1 BB: 0 P: 6	R: 0 E: 0 K: 0 S: 4	H: 2 LOB: 1 BB: 0 P: 4	R: 1 E: 0 K: 1 S: 6	H: 1 LOB: 1 BB: 1 P: 10	1B: 9 2B: 1 3B: 1 HR: 1	SF: 1 SAC: 1 DP: 1 HBP: 0	WP: 1 PB: 0 SB: 1 CS: 1	PA: 49	
<b>PITCHER</b>	IP	WLS	BF	H	R	ER	SO	BB	IBB	HBP	BLK	WP	HR	S	P	ERA	WHIP								
Burt Hooton, R (1, 1) ERA: 2.44	8.0		35	7	2	2	4	5	0	0	0	0	0	38	58	2.25	1.500								
Jerry Reuss, L (9, 1) ERA: 4.58	0.2		4	2	0	0	1	0	0	0	0	0	0	6	6	0.00	3.000								
Lerrin LaGrow, R (9, 1) ERA: 8.53	1.1		4	2	0	0	0	0	0	0	0	1	0	4	4	0.00	1.500								
Bob Welch, R (11, 1) ERA: 2.83	1.0	W	5	1	1	1	1	1	0	0	0	0	1	6	10	9.00	2.000								

**Montreal Expos @ Los Angeles Dodgers**  
 Dodger Stadium, Los Angeles, CA  
 Sat. May 12 1979, 7:05 PM PDT  
 Att. 39,310 - Unknown

livebaseballscorecards.com

AB	40
R	3
H	12
RBI	3
BB	6
SO	6
LOB	18



Batter	1	2	3	4	5	6	7	8	9	10	11	AB R H RBI BB SO LOB	BOTTOM										
Davey Lopes, R OBP: 0.310, SLG: 0.397 (1, 4)	F8		1B			6-3		K			HR	5 1 2 1 0 1 1	<b>Montreal Expos @ Los Angeles Dodgers</b> <b>Dodger Stadium, Los Angeles, CA</b> Sat May 12 1979, 7:05 PM PDT Att. 39,310 - Unknown										
Bill Russell, R OBP: 0.333, SLG: 0.400 (1, 6)	5-3		F7			F8		K			FC6-4 1B	5 1 1 0 0 1 2											
Gary Thomasson, L OBP: 0.360, SLG: 0.368 (1, 8)	K				4-3	K			F8		FC6-4 BB	4 0 0 0 1 2 0											
Steve Garvey, R OBP: 0.336, SLG: 0.479 (1, 3)		5-3 1B			CS 1B		F3		HR		FC6-4 1B IBB	5 1 3 1 0 0 2											
Ron Cey, R OBP: 0.407, SLG: 0.532 (1, 5)		5-3 1-2			K 1-2		K		K		1B IBB	4 0 0 0 1 3 2											
Dusty Baker Jr., R OBP: 0.346, SLG: 0.392 (1, 7)		F8				4-3		1B		5-3		5 0 2 1 0 0 1											
Von Joshua, L OBP: 0.269, SLG: 0.385 Pedro Guerrero, R (7, PH) Steve Yeager, R OBP: 0.254, SLG: 0.413 (8, 2)		K				K		K		K		2 0 0 0 0 2 1 1 0 0 0 0 1 1 1 0 0 0 0 1 0											
Joe Ferguson, R OBP: 0.362, SLG: 0.411 (1, 2) (8, 9)			F2			HR		6-3		K		4 1 1 1 0 1 0											
Burt Hooton, R OBP: 0.200, SLG: 0.211 Dwight Gooden, R OBP: 0.348, SLG: 0.328 Jerry Reuss, L Lerin LaGrow, R Vic Davallillo, L Bob Welch, R OBP: 0.222, SLG: 0.125 (1, 1) (8, PH) (9, 1) (9, 1) (10, PH) (11, 1)			K			K		1B		L3		2 0 0 0 0 2 0 1 0 0 1 0 0 0 0 0 0 0 0 0 0 0 0 0 0 0 0 0 1 0 0 0 0 0 0 0 0 0 0 0 0 0											
<b>Inning Stats</b>	R: 0 E: 0 K: 1 S: 5	H: 0 LOB: 0 BB: 0 P: 5	R: 0 E: 0 K: 1 S: 6	H: 1 LOB: 1 BB: 0 P: 6	R: 0 E: 0 K: 1 S: 6	H: 1 LOB: 1 BB: 0 P: 6	R: 0 E: 0 K: 1 S: 5	H: 1 LOB: 1 BB: 0 P: 5	R: 1 E: 0 K: 2 S: 8	H: 1 LOB: 0 BB: 0 P: 8	R: 0 E: 0 K: 2 S: 8	H: 1 LOB: 1 BB: 0 P: 8		R: 0 E: 0 K: 1 S: 6	H: 1 LOB: 0 BB: 0 P: 6	R: 0 E: 0 K: 2 S: 7	H: 0 LOB: 0 BB: 0 P: 7	R: 2 E: 0 K: 0 S: 4	H: 3 LOB: 3 BB: 2 P: 12	1B: 7 2B: 1 3B: 0 HR: 3	SF: 0 SAC: 0 DP: 1 HBP: 0	WP: 0 PB: 0 SB: 0 CS: 1	PA: 42

PITCHER	IP	WLS	BF	H	R	ER	SO	BB	IBB	HBP	BLK	WP	HR	S	P	ERA	WHIP
Scott Sanderson, R ERA: 3.43 (1, 1)	1.0		3	0	0	0	1	0	0	0	0	0	0	5	5	0.00	0.000
Dan Schatzeder, L ERA: 2.45 (2, 1)	6.0		22	5	1	1	8	0	0	0	0	0	1	38	38	1.50	0.833
Elias Sosa, R ERA: 1.96 (8, 1)	3.0		11	2	1	1	5	0	0	0	0	0	1	21	21	3.00	0.667
Stan Bahnsen, R ERA: 4.08 (11, 1)	0.0	L	3	2	2	2	0	1	0	0	0	0	1	2	6	∞	∞
David Palmer, R ERA: 5.65 (11, 1)	0.1		3	1	0	0	0	0	1	0	0	0	0	2	6	0.00	3.000

livebaseballscores.com

AB	40
R	4
H	10
RBI	4
BB	2
SO	14
LOB	10



Batter	1	2	3	4	5	6	7	8	9	AB R H RBI BB SO LOB	TOP											
Andre Dawson, R (1, 8) OBP: 0.338, SLG: 0.615	0-3 K		0-0 F8		0-0 1B SF8 1B		0-0 6-3		0-0 5-3	5 1 1 0 0 1 1												
Rodney Scott, S (1, 4) OBP: 0.353, SLG: 0.325	0-0 3-1		0-0 2B		0-0 1B SF8		4-0 BB		4-0 BB FC5-4	3 0 2 1 2 0 0												
Warren Cromartie, L (1, 7) OBP: 0.356, SLG: 0.468	4-0 BB		0-0 6-3		0-0 1B SF8		0-0 F8		0-0 BB FC5-4	3 0 0 1 1 0 4												
Tony Perez, R (1, 3) OBP: 0.319, SLG: 0.367	0-0 F8				0-0 1B 3-1 5-3		4-0 BB P4			3 0 1 0 1 0 2												
Ellis Valentine, R (1, 9) OBP: 0.295, SLG: 0.351			0-0 F3		0-0 1B 5-3		0-0 P4		0-0 6-3	4 0 0 0 0 0 3												
Larry Parrish, R (1, 5) OBP: 0.342, SLG: 0.430			0-0 F3		4-0 1B 3-1 BB		0-0 F7		0-3 K	3 0 0 0 1 1 2												
Chris Speier, R (1, 6) OBP: 0.391, SLG: 0.385			0-0 6-3		0-0 1B 3-1		0-0 6-3		0-0 1B	4 0 1 0 0 0 2												
Duffy Dyer, R (1, 2) OBP: 0.333, SLG: 0.250			4-0 2B BB		0-0 F9		0-0 1-3		0-0 F9	3 0 0 0 1 0 3												
Ross Grimsley, L (1, 1) OBP: 0.067, SLG: 0.067			0-0 P1		0-0 1B		0-3 K		0-0 6-3	1 0 0 0 0 0 1												
Tom Hutton, L (5, PH) OBP: 0.273, SLG: 0.111										1 1 1 0 0 0 0												
Rudy May, L (5, 1)										1 0 0 0 0 1 0												
Dave Cash, R (9, PH) OBP: 0.500, SLG: 0.333										1 0 0 0 0 0 0												
<b>Inning Stats</b>	R: 0 E: 0 K: 1 S: 5	H: 0 LOB: 1 BB: 1 P: 9	R: 0 E: 0 K: 0 S: 3	H: 0 LOB: 0 BB: 0 P: 3	R: 0 E: 0 K: 0 S: 4	H: 1 LOB: 2 BB: 1 P: 8	R: 0 E: 0 K: 0 S: 4	H: 1 LOB: 2 BB: 1 P: 8	R: 2 E: 0 K: 0 S: 6	H: 3 LOB: 2 BB: 1 P: 10	R: 0 E: 0 K: 1 S: 5	H: 0 LOB: 0 BB: 0 P: 5	R: 0 E: 0 K: 0 S: 3	H: 0 LOB: 1 BB: 1 P: 7	R: 0 E: 0 K: 1 S: 6	H: 1 LOB: 1 BB: 0 P: 6	R: 0 E: 0 K: 0 S: 3	H: 0 LOB: 1 BB: 1 P: 7	1B: 5 2B: 1 3B: 0 HR: 0	SF: 1 SAC: 0 DP: 0 HBP: 0	WP: 0 PB: 0 SB: 1 CS: 0	PA: 39
<b>PITCHER</b>	IP WLS BF H R ER SO BB IBB HBP BLK WP HR S P ERA WHIP																					
Rick Sutcliffe, R (1, 1) ERA: 2.55	5.0 W 24 5 2 2 1 4 0 0 0 0 0 0 22 38 3.60 1.800																					
Jerry Reuss, L (6, 1) ERA: 3.74	4.0 S 15 1 0 0 2 2 0 0 0 0 0 0 17 25 0.00 0.750																					

**Montreal Expos @ Los Angeles Dodgers**  
**Dodger Stadium, Los Angeles, CA**  
 Sun May 13 1979, 3:33 AM PDT  
 Att: 47,596 - Unknown

AB	32
R	2
H	6
RBI	2
BB	6
SO	3
LOB	18





Batter	1	2	3	4	5	6	7	8	9
Davey Lopes, R OBP: 0.313, SLG: 0.418 (1, 4)	0-0 5-3 1B	0-0 1B		0-0 2-H HR		0-0 5-3		0-3 K	
Bill Russell, R OBP: 0.335, SLG: 0.400 (1, 6)	0-0 2B 6-3 1B	0-0 5-3		0-0 1B		0-3 K		0-0 G5-3 2-3f	
Dusty Baker Jr., R OBP: 0.343, SLG: 0.395 (1, 7)	0-0 6-3 1-3 2B		0-0 6-3	0-0 F7		0-0 6-3			
Steve Garvey, R OBP: 0.333, SLG: 0.473 (1, 3)	0-0 6-3 2-3 3-H		0-0 P5		0-0 E 1B 2B 1B		0-3 K		
Ron Cey, R OBP: 0.410, SLG: 0.539 (1, 5)	0-0 HR 2B		0-0 F9		0-0 E7 2B 1-3 1B		0-3 K		
Joe Ferguson, R OBP: 0.367, SLG: 0.468 (1, 9)	0-0 HR 2B		0-0 6-3		0-0 1-3 3-H 2B		0-3 K		
Derrel Thomas, S OBP: 0.357, SLG: 0.339 (1, 8)	0-0 F9		0-0 2B 1B		0-3 K		0-0 E BB 1B		
Steve Yeager, R OBP: 0.267, SLG: 0.424 (1, 2)		0-0 6-3		0-0 1-H HR 2B		0-0 5-3		4-0 G5-3 1-2 BB	
Rick Sutcliffe, L OBP: 0.071, SLG: 0.143 (1, 1)		0-0 F7		0-0 G3		0-3 K		0-0 E5 1-2 2-3	
Manny Mota, R OBP: 0.500, SLG: 0.429 (5, PH)									
Jerry Reuss, L (6, 1)									

Inning Stats	R: 4 E: 0 K: 0 S: 7	H: 4 LOB: 0 BB: 0 P: 7	R: 0 E: 0 K: 0 S: 4	H: 1 LOB: 1 BB: 0 P: 4	R: 0 E: 0 K: 0 S: 3	H: 0 LOB: 0 BB: 0 P: 3	R: 3 E: 0 K: 0 S: 7	H: 4 LOB: 1 BB: 0 P: 7	R: 1 E: 1 K: 2 S: 10	H: 3 LOB: 2 BB: 0 P: 10	R: 0 E: 0 K: 1 S: 5	H: 0 LOB: 0 BB: 0 P: 5	R: 0 E: 0 K: 3 S: 9	H: 0 LOB: 0 BB: 0 P: 9	R: 0 E: 1 K: 1 S: 6	H: 1 LOB: 2 BB: 1 P: 10
1B: 7 2B: 4 3B: 0 HR: 2	SF: 0 SAC: 0 DP: 1 HBP: 0	WP: 0 PB: 0 SB: 0 CS: 0														

PITCHER	IP	WLS	BF	H	R	ER	SO	BB	IBB	HBP	BLK	WP	HR	S	P	ERA	WHIP
Ross Grimsley, L ERA: 4.76 (1, 1)	4.0	L	21	9	7	7	0	0	0	0	0	0	2	21	21	15.75	2.250
Rudy May, L ERA: 1.0 (5, 1)	4.0		17	4	1	0	7	1	0	0	0	0	0	30	34	0.00	1.250

**AB R H RBI BB SO LOB**

**5 1 2 2 0 1 3**

**5 1 2 0 0 1 4**

**4 1 1 0 0 0 1**

**4 1 1 1 0 1 1**

**4 1 2 1 0 1 0**

**4 1 2 3 0 1 0**

**4 1 2 0 0 1 2**

**3 1 1 1 1 0 2**

**2 0 0 0 0 0 1**

**1 0 0 0 0 1 2**

**1 0 0 0 0 0 2**

**AB 37**

**R 8**

**H 13**

**RBI 8**

**BB 1**

**SO 7**

**LOB 18**

**WP: 0 PA: 38**

**PB: 0**

**SB: 0**

**CS: 0**

**WP: 0**

**PA: 38**

**ERA**

**WHIP**

**Montreal Expos @ Los Angeles Dodgers**

**Dodger Stadium, Los Angeles, CA**

Sun May 13 1979, 3:33 AM PDT

Att. 47,596 - Unknown

**Los Angeles Dodgers @ Atlanta Braves**  
 Atlanta-Fulton County Stadium, Atlanta, GA

Tue May 15 1979, 7:05 PM EDT  
 Att: 8,139 - Unknown

AB	41
R	5
H	12
RBI	5
BB	3
SO	3
LOB	20



Batter	1	2	3	4	5	6	7	8	9	10	AB	R	H	RBI	BB	SO	LOB
Davey Lopes, R OBP: 0.310, SLG: 0.407 (1, 4)	4-0 1B 1B 1B BB	0-0 5-3			0-0 G6-4-3 1-2f		0-0 5-3		0-0 5-3 1-2		4	1	0	0	1	0	2
Bill Russell, R OBP: 0.344, SLG: 0.413 (1, 6)	0-0 1B 1B 1B	0-0 F8			0-0 FC6-4 1B		0-0 2B		0-0 F8		5	1	3	0	0	0	1
Dusty Baker Jr., R OBP: 0.345, SLG: 0.418 (1, 7)	0-0 1B 1B 1B 1-2 2-3				0-0 FC6-4 1-2f		0-0 F9			0-0 HR	5	2	2	1	0	0	2
Steve Garvey, R OBP: 0.335, SLG: 0.477 (1, 3)	0-0 FC3-6 1B 1B 1-2 2-H 3-H				0-0 5-3		0-0 1B 2B		0-0 6-3		5	1	2	2	0	0	1
Ron Cey, R OBP: 0.406, SLG: 0.529 Ted Martinez, R OBP: 0.667, SLG: 1.000 (1, 5) (8, 5)	0-0 FC3-6 1B 1-2 2-H				0-0 5-3		0-0 F2		0-0 4-3		4	0	1	1	0	0	1
Joe Ferguson, R OBP: 0.359, SLG: 0.444 (1, 9)	0-3 K				0-3 K		0-0 5-3		0-0 F7		4	0	0	0	1	2	3
Derrel Thomas, S OBP: 0.347, SLG: 0.328 (1, 8)	0-0 FC3-6 FC5-4 1-2f 2-3				0-0 6-3		0-0 1B 2-H		0-0 4-3		5	0	1	1	0	0	4
Steve Yeager, R OBP: 0.263, SLG: 0.400 (1, 2)	0-0 FC5-4 1-2f				0-0 6-3		4-0 IBB			0-3 K	4	0	0	0	1	1	4
Don Sutton, R OBP: 0.120, SLG: 0.120 Vic Davalillo, L OBP: 0.167, SLG: 0.091 Bob Welch, R OBP: 0.222, SLG: 0.125 (1, 1) (9, PH) (9, 1)		0-0 P6			0-0 G6-4-3 1B		0-0 6-3		0-0 S 1B		3	0	1	0	0	0	2

Inning Stats	R: 3	H: 4	E: 0	K: 1	S: 9	R: 0	H: 0	E: 0	K: 0	S: 3	R: 0	H: 0	E: 0	K: 1	S: 5	R: 0	H: 2	E: 0	K: 0	S: 4	R: 1	H: 2	E: 0	K: 0	S: 5	R: 0	H: 1	E: 0	K: 0	S: 4	R: 0	H: 0	E: 0	K: 1	S: 6	R: 1	H: 2	E: 0	K: 0	S: 5	1B: 8	2B: 3	3B: 0	HR: 1	SF: 0	SAC: 0	DP: 1	HBP: 0	WP: 0	PA: 44
--------------	------	------	------	------	------	------	------	------	------	------	------	------	------	------	------	------	------	------	------	------	------	------	------	------	------	------	------	------	------	------	------	------	------	------	------	------	------	------	------	------	-------	-------	-------	-------	-------	--------	-------	--------	-------	--------

PITCHER	IP	WLS	BF	H	R	ER	SO	BB	IBB	HBP	BLK	WP	HR	S	P	ERA	WHIP
Rick Matula, R ERA: 4.14 (1, 1)	7.0		31	9	4	4	2	1	1	0	0	0	0	33	41	5.14	1.429
Gene Garber, R ERA: 5.34 (8, 1)	2.0		7	1	0	0	1	0	0	0	0	0	0	9	9	0.00	0.500
Adrian Devine, R ERA: 2.81 (10, 1)	1.0	L	6	2	1	1	0	1	0	0	0	0	1	5	9	9.00	3.000

Los Angeles Dodgers @ Atlanta Braves  
Atlanta-Fulton County Stadium, Atlanta, GA

Tue May 15 1979, 7:05 PM EDT  
Att. 8,139 - Unknown

livebaseballscorecards.com

AB	34
R	4
H	8
RBI	4
BB	6
SO	5
LOB	12



WP	0	PA	42
PB	0		
SB	1		
CS	0		

AB R H RBI BB SO LOB

3 2 2 0 0 0 0

4 1 2 2 1 0 1

3 1 1 2 2 0 2

4 0 1 0 1 2 3

5 0 0 0 0 1 2

5 0 1 0 0 0 1

3 0 0 0 1 1 1

4 0 0 0 0 0 2

2 0 0 0 0 1 0  
1 0 1 0 0 0 0  
0 0 0 0 0 0 0  
0 0 0 0 1 0 0  
0 0 0 0 0 0 0

1B: 5 SF: 0  
2B: 2 SAC: 2  
3B: 0 DP: 1  
HR: 1 HBP: 0

WP: 0 PA: 42  
PB: 0  
SB: 1  
CS: 0

Batter	1	2	3	4	5	6	7	8	9	10
Jerry Royster, R (1, 5) OBP: 0.382, SLG: 0.368	0-0 F8		0-0 1B 2B		0-0 2B 1B		0-0 SH3-4		0-0 SH1	
Gary Matthews, R (1, 9) OBP: 0.352, SLG: 0.581	0-0 F7		0-0 HR 1B		0-0 1-H 2B		0-0 F9		0-0 G4-6-3 IBB	
Jeff Burroughs, R (1, 7) OBP: 0.376, SLG: 0.382	4-0 BB		0-0 1-H HR		0-0 F7		4-0 BB		0-0 G4-6-3 1-2f	
Dale Murphy, R (1, 3) OBP: 0.388, SLG: 0.615	0-0 F7		4-0 BB		0-0 1B		0-3 K		0-3 K	
Barry Bonnell, R (1, 8) OBP: 0.330, SLG: 0.481		0-3 K	0-0 L8		0-0 F7		0-0 P6		0-0 G3	
Glenn Hubbard, R (1, 4) OBP: 0.312, SLG: 0.281		0-0 1B	0-0 P4			0-0 F9	0-0 F8		0-0 P3	
Bruce Benedict, R (1, 2) OBP: 0.333, SLG: 0.269		0-3 K		0-0 F8		0-0 5-3	4-0 FC6-4 BB			
Pepe Frias, R (1, 6) OBP: 0.303, SLG: 0.369	0-0 F8		0-0 F9		0-0 F8		0-0 FC6-4 1-2f			
Rick Matula, R (1, 1) OBP: 0.083, SLG: 0.083		0-3 K	0-0 K		0-0 6-3		0-0 F9 SH3-4 1B		4-0 SH1 BB	
Mike Lum, L (7, PH) OBP: 0.296, SLG: 0.330										
Gene Garber, R (8, 1) OBP: 0.600, SLG: 0.333										
Rowland Office, L (9, PH) OBP: 0.344, SLG: 0.464										
Adrian Devine, R (10, 1)										

Inning Stats	R: 0	H: 0	E: 0	K: 0	S: 3	P: 7	R: 0	H: 1	E: 0	K: 2	S: 8	P: 8	R: 3	H: 3	E: 0	K: 1	S: 8	P: 12	R: 0	H: 0	E: 0	K: 0	S: 3	P: 3	R: 1	H: 3	E: 0	K: 0	S: 5	P: 5	R: 0	H: 0	E: 0	K: 0	S: 3	P: 3	R: 0	H: 1	E: 0	K: 1	S: 6	P: 10	R: 0	H: 0	E: 0	K: 0	S: 3	P: 7	R: 0	H: 0	E: 0	K: 0	S: 2	P: 10	R: 0	H: 0	E: 0	K: 1	S: 5	P: 5	1B: 5	SF: 0	2B: 2	SAC: 2	3B: 0	DP: 1	HR: 1	HBP: 0	WP: 0	PA: 42
--------------	------	------	------	------	------	------	------	------	------	------	------	------	------	------	------	------	------	-------	------	------	------	------	------	------	------	------	------	------	------	------	------	------	------	------	------	------	------	------	------	------	------	-------	------	------	------	------	------	------	------	------	------	------	------	-------	------	------	------	------	------	------	-------	-------	-------	--------	-------	-------	-------	--------	-------	--------

PITCHER	IP	WLS	BF	H	R	ER	SO	BB	IBB	HBP	BLK	WP	HR	S	P	ERA	WHIP
Don Sutton, R (1, 1) ERA: 2.78	8.0		35	8	4	4	4	4	0	0	0	0	1	39	55	4.50	1.500
Bob Welch, R (9, 1) ERA: 2.68	2.0	W	7	0	0	0	1	1	1	0	0	0	0	7	15	0.00	0.500

Batter	1	2	3	4	5	6	7	8	9	AB R H RBI BB SO LOB	TOP									
Davey Lopes, R (1, 4) OBP: 0.308, SLG: 0.403	0-3 K		0-0 S HR 1B		0-0 6-3			0-3 K		4 1 1 0 0 2 0	<b>Los Angeles Dodgers @ Atlanta Braves</b> Atlanta-Fulton County Stadium, Atlanta, GA Wed May 16 1979, 7:05 PM EDT Att. 6,277 - Unknown									
Bill Russell, R (1, 6) OBP: 0.341, SLG: 0.409	0-0 5-3		0-0 P6 1-3			0-0 5-3		0-0 1B		4 0 1 0 0 0 1										
Gary Thomasson, L (1, 8) OBP: 0.365, SLG: 0.400	4-0 BB		0-0 HR			0-3 K		0-3 K		3 1 1 2 1 2 1										
Steve Garvey, R (1, 3) OBP: 0.340, SLG: 0.477	0-0 F7		0-0 6-3			0-0 FC6-4 1B		0-0 2B 1B		4 0 2 0 0 0 1										
Dusty Baker Jr., R (1, 7) OBP: 0.342, SLG: 0.420		0-0 6-3		0-0 F2		0-0 FC6-4 1-2f		0-0 2B		4 0 1 0 0 0 1										
Joe Ferguson, R (1, 9) OBP: 0.346, SLG: 0.424		0-0 F8		0-3 K		0-3 K		0-0 F8		4 0 0 0 0 2 1										
Derrel Thomas, S (1, 5) OBP: 0.342, SLG: 0.338		0-0 2B		0-0 4-3		0-0 6-3		0-0 4-3		4 0 1 0 0 0 1										
Steve Yeager, R (1, 2) OBP: 0.253, SLG: 0.384		0-0 F8			0-0 L6		0-0 F9			3 0 0 0 0 0 1										
Andy Messersmith, R (1, 1) OBP: 0.111, SLG: 0.167			0-0 G3			0-0 6-3		0-0 6-3		3 0 0 0 0 0 0										
Bob Welch, R (8, 1) OBP: 0.222, SLG: 0.125										0 0 0 0 0 0 0										
<b>Inning Stats</b>	R: 0 E: 0 K: 1 S: 5	H: 0 LOB: 1 BB: 1 P: 9	R: 0 E: 0 K: 0 S: 4	H: 1 LOB: 1 BB: 0 P: 4	R: 2 E: 0 K: 0 S: 5	H: 2 LOB: 0 BB: 0 P: 5	R: 0 E: 0 K: 1 S: 5	H: 0 LOB: 0 BB: 0 P: 5	R: 0 E: 0 K: 1 S: 6	H: 1 LOB: 1 BB: 0 P: 6	R: 0 E: 0 K: 1 S: 5	H: 0 LOB: 0 BB: 0 P: 5	R: 0 E: 0 K: 2 S: 8	H: 1 LOB: 1 BB: 0 P: 8	R: 0 E: 0 K: 0 S: 4	H: 2 LOB: 1 BB: 0 P: 4	1B: 4 2B: 2 3B: 0 HR: 1	SF: 0 SAC: 0 DP: 0 HBP: 0	WP: 0 PB: 0 SB: 2 CS: 0	PA: 34
<b>PITCHER</b>	IP WLS BF H R ER SO BB IBB HBP BLK WP HR S P ERA WHIP																			
Eddie Solomon, R (1, 1) ERA: 3.55	8.0 W 30 5 2 2 6 1 0 0 0 0 1 41 45 2.25 0.750																			
Adrian Devine, R (9, 1) ERA: 2.76	0.1 2 2 0 0 0 0 0 0 0 0 0 0 2 2 0.00 6.000																			
Gene Garber, R (9, 1) ERA: 5.22	0.2 S 2 0 0 0 0 0 0 0 0 0 0 0 2 2 0.00 0.000																			

livebaseballscorecards.com

<b>AB</b>	33
<b>R</b>	2
<b>H</b>	7
<b>RBI</b>	2
<b>BB</b>	1
<b>SO</b>	6
<b>LOB</b>	7



Batter	1	2	3	4	5	6	7	8	9
Jerry Royster, R OBP: 0.385, SLG: 0.381 (1, 5)	0-0 1B 2B		0-0 1B		0-0 G3			0-0 L7	
Gary Matthews, R OBP: 0.356, SLG: 0.576 (1, 9)	0-0 6-3		0-0 FC5-4 1B			0-0 F7		4-0 BB 1B BB	
Jeff Burroughs, R OBP: 0.372, SLG: 0.372 (1, 7)	0-0 F7		0-0 FC5-4			0-0 5-3		4-0 1B BB	
Rowland Office, L OBP: 0.344, SLG: 0.464 (8, PR) (9, 8)			1-2f					1-2 2-3	
Dale Murphy, R OBP: 0.391, SLG: 0.612 (1, 3)	0-0 WP 1B		0-3 K			0-0 F7		0-0 1B	
Barry Bonnell, R OBP: 0.319, SLG: 0.464 (1, 8) (9, 7)	0-0 P3			0-0 6-3			0-0 6-3	0-0 F7	
Glenn Hubbard, R OBP: 0.305, SLG: 0.274 (1, 4)		0-0 1-3		0-0 G3		0-0 F8			
Bruce Benedict, R OBP: 0.333, SLG: 0.250 (1, 2)		4-0 BB		0-0 F5		0-0 6-3			
Joe Nolan, L OBP: 0.385, SLG: 0.455 (9, 2)									
Pepe Frias, R OBP: 0.293, SLG: 0.356 (1, 6)		0-0 F8			0-0 L8			0-0 F9	
Eddie Solomon, R (1, 1)		0-3 K			0-0 F3			0-0 BB WP 1B 1B	
Mike Lum, L OBP: 0.303, SLG: 0.337 (8, PH)									
Adrian Devine, R (9, 1)									
Gene Garber, R OBP: 0.600, SLG: 0.333 (9, 1)									

AB	R	H	RBI	BB	SO	LOB
4	1	2	0	0	0	1
3	1	1	0	1	0	1
3	0	0	0	1	0	2
0	0	0	0	0	0	0
4	0	2	3	0	1	1
4	0	0	0	0	0	3
3	0	0	0	0	0	0
2	0	0	0	1	0	0
0	0	0	0	0	0	0
3	0	0	0	0	0	1
2	0	0	0	0	1	1
1	1	1	0	0	0	0
0	0	0	0	0	0	0
0	0	0	0	0	0	0

WP	PA
2	32
0	
0	
0	

Inning Stats		R	H	E	K	S	R		H	E	K	S	R		H	E	K	S	R		H	E	K	S	R		H	E	K	S	R		H	E	K	S	R		H	E	K	S					
R: 1 H: 2 E: 0 K: 0 S: 5		1	2	0	0	5	R: 0 H: 0 E: 0 K: 1 S: 5		0	0	0	1	9	R: 0 H: 2 E: 0 K: 1 S: 6		2	0	0	0	6	R: 0 H: 0 E: 0 K: 0 S: 3		0	0	0	3	R: 0 H: 0 E: 0 K: 0 S: 3		0	0	0	0	3	R: 0 H: 0 E: 0 K: 0 S: 3		0	0	0	0	3	R: 2 H: 2 E: 0 K: 0 S: 5		2	2	0	0	13

PITCHER	IP	WLS	BF	H	R	ER	SO	BB	IBB	HBP	BLK	WP	HR	S	P	ERA	WHIP
Andy Messersmith, R ERA: 4.79 (1, 1)	7.2	L	30	5	3	3	2	3	0	0	0	2	0	31	43	3.52	1.043
Bob Welch, R ERA: 2.65 (8, 1)	0.1		2	1	0	0	0	0	0	0	0	0	0	2	2	0.00	3.000

PITCHER	IP	WLS	BF	H	R	ER	SO	BB	IBB	HBP	BLK	WP	HR	S	P	ERA	WHIP

**Los Angeles Dodgers @ Atlanta Braves**  
Atlanta-Fulton County Stadium, Atlanta, GA  
Wed May 16 1979, 7:05 PM EDT  
Att. 6,277 - Unknown

livebaseballscorecards.com

AB	29
R	3
H	6
RBI	3
BB	3
SO	2
LOB	10



Batter	1	2	3	4	5	6	7	8	9	AB R H RBI BB SO LOB	TOP	
<b>Davey Lopes, R</b> (1, 4) OBP: 0.311, SLG: 0.421	0-0 E4 1-3 2B	0-0 FC6-4 1B			0-0 HR		0-0 F8		0-0 F3	5 2 2 1 0 0 1	<b>Los Angeles Dodgers @ Atlanta Braves</b> Atlanta-Fulton County Stadium, Atlanta, GA Thu May 17 1979, 7:05 PM EDT Att. 12,079 - Unknown - 80 F	
<b>Bill Russell, R</b> (1, 6) OBP: 0.333, SLG: 0.399	0-0 1-3	0-0 FC6-4			0-0 F7		0-0 F8			4 0 0 0 0 0 3		
<b>Gary Thomasson, L</b> (1, 8) OBP: 0.370, SLG: 0.409	0-0 2B				0-0 G3		0-3 K			3 0 1 1 1 1 0		
<b>Steve Garvey, R</b> (1, 3) <b>Ted Martinez, R</b> (8, 5) OBP: 0.331, SLG: 0.465 OBP: 0.667, SLG: 1.000	0-0 F7				0-3 K2-3			0-0 5-3		4 0 0 0 0 1 2 0 0 0 0 0 0 0		
<b>Dusty Baker Jr., R</b> (1, 7) OBP: 0.340, SLG: 0.415	0-0 F7				0-0 1B			0-0 5-3		4 0 1 0 0 0 1		
<b>Von Joshua, L</b> (1, 9) OBP: 0.267, SLG: 0.467					0-0 F9		0-0 F8		0-0 F8	4 1 1 1 0 0 1		
<b>Derrel Thomas, S</b> (1, 5) OBP: 0.361, SLG: 0.342					4-0 BB		4-0 BB		0-0 F8	2 0 1 0 2 0 0		
<b>Steve Yeager, R</b> (1, 2) OBP: 0.241, SLG: 0.364					0-0 F7		0-3 K		0-0 6-3	4 0 0 0 0 1 4		
<b>Doug Rau, L</b> (1, 1) OBP: 0.100, SLG: 0.200 <b>Vic Davalillo, L</b> (6, PH) OBP: 0.154, SLG: 0.083 <b>Charlie Hough, R</b> (6, 1) OBP: 0.200, SLG: 0.400 <b>Pedro Guerrero, R</b> (9, PH) OBP: 0.333, SLG: 0.333					0-0 F5		0-0 4-3		0-0 1B	1 0 0 0 0 0 1 1 0 0 0 0 0 2 0 0 0 0 0 0 0 1 0 1 0 0 0 0		
<b>Inning Stats</b>	R: 1 H: 1 E: 1 LOB: 1 K: 0 BB: 0 S: 5 P: 5	R: 1 H: 3 E: 0 LOB: 2 K: 0 BB: 0 S: 6 P: 6	R: 0 H: 0 E: 0 LOB: 0 K: 0 BB: 1 S: 2 P: 6	R: 0 H: 0 E: 0 LOB: 1 K: 0 BB: 1 S: 3 P: 7	R: 1 H: 1 E: 0 LOB: 0 K: 1 BB: 0 S: 6 P: 6	R: 0 H: 1 E: 0 LOB: 2 K: 1 BB: 1 S: 6 P: 10	R: 0 H: 0 E: 0 LOB: 0 K: 1 BB: 0 S: 5 P: 5	R: 0 H: 0 E: 0 LOB: 0 K: 0 BB: 0 S: 3 P: 3	R: 0 H: 1 E: 0 LOB: 1 K: 0 BB: 0 S: 4 P: 4	1B: 4 SF: 0 2B: 1 SAC: 1 3B: 0 DP: 0 HR: 2 HBP: 0		WP: 0 PA: 37 PB: 0 SB: 2 CS: 0
<b>PITCHER</b> <b>Phil Niekro, R</b> (1, 1) ERA: 3.76	IP WLS BF H R ER SO BB IBB HBP BLK WP HR S P ERA WHIP	9.0 W 37 7 3 2 3 3 0 0 0 0 0 2 40 52 2.00 1.111										

livebaseballscorecards.com

<b>AB</b>	<b>33</b>
<b>R</b>	<b>3</b>
<b>H</b>	<b>7</b>
<b>RBI</b>	<b>3</b>
<b>BB</b>	<b>3</b>
<b>SO</b>	<b>3</b>
<b>LOB</b>	<b>15</b>



Batter	1	2	3	4	5	6	7	8	9
Jerry Royster, R OBP: 0.393, SLG: 0.390 (1, 5)	0-0 2B 1B	0-0 P4			0-0 1B	0-0 FC4-6 1-2f 3-H		0-0 E5 PB 1B	
Gary Matthews, R OBP: 0.344, SLG: 0.555 (1, 9)	0-0 F9	0-0 3-1			0-0 F9	0-0 P3		0-3 K 2-3	
Jeff Burroughs, R OBP: 0.359, SLG: 0.356 (1, 7)	0-0 F8		0-0 F9		0-0 F7		0-0 6-3	0-3 K	
Rowland Office, L OBP: 0.344, SLG: 0.464 (9, 8)									
Dale Murphy, R OBP: 0.394, SLG: 0.613 (1, 2)	0-0 1B 2B 1-H		0-0 L5		0-0 F2		4-0 1B S BB		
Bob Horner, R OBP: 0.286, SLG: 0.286 (1, 3)	0-0 1B		0-3 K			0-0 E6 HR	0-0 P4		
Mike Lum, L OBP: 0.303, SLG: 0.337 (8, 3)	0-0 1B 2-H						1-2		
Barry Bonnell, R OBP: 0.333, SLG: 0.496 (1, 8)	0-0 FC6-4 1B 1-2			0-0 4-3		0-0 HR 1-H	4-0 1B BB		
Glenn Hubbard, R OBP: 0.310, SLG: 0.281 (1, 4)	0-0 FC6-4 1-2f			0-0 F8		0-0 FC1-6 SH FC4-6 1B	0-0 1B 1-3 2-H		
Pepe Frias, R OBP: 0.305, SLG: 0.367 (1, 6)		0-0 SH1-4 1B		0-0 1B		0-0 SH FC1-6	0-3 K		
Phil Niekro, R OBP: 0.172, SLG: 0.143 (1, 1)		0-0 SH1-4 1-2		0-3 K		0-0 FC1-6 FC4-6 1-2f 2-3	0-3 K		

AB	R	H	RBI	BB	SO	LOB
5	1	3	1	0	0	2
5	0	0	0	0	1	5
5	0	0	0	0	1	3
0	0	0	0	0	0	0
3	2	1	1	1	0	1
4	1	1	1	0	1	1
0	0	0	0	0	0	0
3	1	2	2	1	0	0
4	1	2	1	0	0	2
3	0	2	0	0	1	2
3	0	0	0	0	2	3

BOTTOM	
<b>Los Angeles Dodgers @ Atlanta Braves</b> Atlanta-Fulton County Stadium, Atlanta, GA	
Thu May 17 1979, 7:05 PM EDT Att: 12,079 - Unknown - 80 F	
AB 35	
R 6	
H 11	
RBI 6	
BB 2	
SO 6	
LOB 19	
WP: 0 PA: 39	
PB: 1	
SB: 1	
CS: 0	

Inning Stats		R	H	E	K	S	BB	SO	1B	2B	3B	HR	SF	SAC	DP	HBP
R: 2	H: 4	E: 0	LOB: 2	K: 0	BB: 0	S: 7										
R: 0	H: 1	E: 0	LOB: 1	K: 0	BB: 0	S: 4										
R: 0	H: 0	E: 0	LOB: 0	K: 1	BB: 0	S: 5										
R: 0	H: 1	E: 0	LOB: 1	K: 1	BB: 0	S: 6										
R: 0	H: 1	E: 0	LOB: 1	K: 0	BB: 0	S: 4										
R: 3	H: 2	E: 2	LOB: 1	K: 0	BB: 0	S: 7										
R: 1	H: 1	E: 0	LOB: 2	K: 1	BB: 2	S: 6										
R: 0	H: 1	E: 1	LOB: 1	K: 3	BB: 0	S: 10										

PITCHER		IP	WLS	BF	H	R	ER	SO	BB	IBB	HBP	BLK	WP	HR	S	P	ERA	WHIP
Doug Rau, L ERA: 5.54 (1, 1)		5.0		22	7	2	2	2	0	0	0	0	0	0	26	26	3.60	1.400
Charlie Hough, R ERA: 6.09 (6, 1)		3.0	L	17	4	4	2	4	2	0	0	0	0	1	23	31	6.00	2.000

PITCHER		IP	WLS	BF	H	R	ER	SO	BB	IBB	HBP	BLK	WP	HR	S	P	ERA	WHIP



Batter	1	2	3	4	5	6	7	8	9	AB R H RBI BB SO LOB	TOP		
Davey Lopes, R OBP: 0.313, SLG: 0.436 (1, 4) X	0-0 HR		0-0 6-3		0-0 6-3			4-0 HR BB	0-0 P8	4 2 1 1 1 0 2	<b>Los Angeles Dodgers @ Cincinnati Reds</b> Riverfront Stadium, Cincinnati, OH Fri May 18 1979, 7:05 PM EDT Att: 34,192 - Unknown		
Bill Russell, R OBP: 0.337, SLG: 0.419 (1, 6) S S S	0-3 K		0-0 6-3			0-0 CS 1B		0-0 HR		4 1 2 2 0 1 0			
Gary Thomasson, L OBP: 0.375, SLG: 0.406 (1, 8) X	0-0 G5-4-3 1B		0-3 K			0-3 K 1-2		4-0 HR BB		3 1 1 0 0 1 2 1			
Steve Garvey, R OBP: 0.329, SLG: 0.479 (1, 3) X Jerry Reuss, L (8, 1)	0-0 G5-4-3 1-2f			0-0 4-3		0-0 6-3		0-0 HR		4 1 1 2 0 0 1 0 0 0 0 0 0 0			
Dusty Baker Jr., R OBP: 0.331, SLG: 0.404 (1, 7) X		0-0 5-3		0-0 6-3			0-0 5-3	0-3 K		4 0 0 0 0 1 0			
Von Joshua, L OBP: 0.294, SLG: 0.500 (1, 9) X		0-0 1B 2B		0-3 K			0-0 4-6-3 1B	0-0 F9		4 1 2 0 0 1 0			
Derrel Thomas, S OBP: 0.368, SLG: 0.377 (1, 5) X		0-0 FC6-4 1B 2-H			0-0 4-3		0-0 4-6-3 1-2		0-0 3B	4 0 2 1 0 0 1			
Steve Yeager, R OBP: 0.247, SLG: 0.359 (1, 2) X Vic Davalillo, L (7, PH) Johnny Oates, L (7, 2)		0-0 FC6-4 1-2f			4-0 SH1-4 BB		0-0 4-3		0-0 4-3	1 0 0 0 1 0 1 1 0 0 0 0 0 1 1 0 0 0 0 0 1			
Burt Hooton, R OBP: 0.190, SLG: 0.200 (1, 1) X Manny Mota, R (8, PH) Pedro Guerrero, R (8, 3)		0-0 1-3			0-0 SH1-4 1-2			0-0 F8	0-0 P4	1 0 0 0 0 0 1 1 0 0 0 0 0 0 1 0 0 0 0 0 1			
<b>Inning Stats</b>	R: 1 H: 2 E: 0 LOB: 0 K: 1 BB: 0 S: 6 P: 6	R: 1 H: 2 E: 0 LOB: 1 K: 0 BB: 0 S: 5 P: 5	R: 0 H: 0 E: 0 LOB: 0 K: 1 BB: 0 S: 5 P: 5	R: 0 H: 0 E: 0 LOB: 0 K: 1 BB: 0 S: 5 P: 5	R: 0 H: 0 E: 0 LOB: 1 K: 0 BB: 1 S: 3 P: 7	R: 0 H: 1 E: 0 LOB: 0 K: 1 BB: 0 S: 5 P: 5	R: 0 H: 1 E: 0 LOB: 1 K: 0 BB: 0 S: 4 P: 4	R: 4 H: 2 E: 0 LOB: 0 K: 1 BB: 2 S: 7 P: 15	R: 0 H: 1 E: 0 LOB: 1 K: 0 BB: 0 S: 4 P: 4	1B: 4 SF: 0 2B: 2 SAC: 1 3B: 1 DP: 2 HR: 3 HBP: 0		WP: 0 PA: 37 PB: 0 SB: 0 CS: 1	
<b>PITCHER</b>	IP WLS BF H R ER SO BB IBB HBP BLK WP HR S P ERA WHIP											<b>PITCHER</b>	IP WLS BF H R ER SO BB IBB HBP BLK WP HR S P ERA WHIP
Michael LaCoss, R (1, 1) ERA: 3.1	7.1												
Doug Bair, R (8, 1) ERA: 3.0	0.2												
Pedro Borbon, R (9, 1) ERA: 2.51	1.0 W												

livebaseballscorecards.com

AB	33
R	6
H	9
RBI	6
BB	3
SO	5
LOB	10





BOTTOM

Los Angeles Dodgers @ Cincinnati Reds  
Riverfront Stadium, Cincinnati, OH

livebaseballscorecards.com

AB	33
R	7
H	9
RBI	7
BB	6
SO	4
LOB	19



WP:	0	PA:	41
PB:	0	SB:	1
CS:	0		


Fri May 18 1979, 7:05 PM EDT  
Att. 34,192 - Unknown

AB	R	H	RBI	BB	SO	LOB
4	1	0	0	1	1	2
4	1	1	0	1	1	1
4	2	1	0	1	0	3
4	0	1	1	0	1	3
0	0	0	0	0	0	0
4	0	2	1	1	0	0
2	2	1	2	2	0	2
4	1	1	0	0	0	5
2	0	1	3	0	0	0
1	0	1	0	0	0	0
3	0	0	0	0	1	2
0	0	0	0	0	0	0
1	0	0	0	0	0	1
0	0	0	0	0	0	0

Batter	1	2	3	4	5	6	7	8	9
Ken Griffey, L OBP: 0.353, SLG: 0.428 (1, 9)	4-0 3-1 BB 1B BB	0-0 6-3			0-0 F9	0-0 1-3		0-3 K	
Dave Concepcion, R OBP: 0.398, SLG: 0.510 (1, 6)	4-0 3-1 BB 1B BB		0-3 K		0-0 1B		0-0 P3	0-0 4-3	
Joe Morgan, L OBP: 0.425, SLG: 0.530 (1, 4)	0-0 3-1 1-2 2-3		0-0 L9		0-0 F5		4-0 S 1B BB	0-0 SH3-4 1B	
George Foster, R OBP: 0.412, SLG: 0.535 Paul Blair, R OBP: 0.273, SLG: 0.500 (1, 7) (8, 7) (9, 8)	0-3 K		0-0 L1		0-0 F7		0-0 1B 1B	0-0 SH3-4 1-2	
Dan Driessen, L OBP: 0.360, SLG: 0.491 (1, 3)	4-0 1B BB			0-0 3-1		0-0 G3	0-0 1-2 1B	0-0 2-H 1B	
Johnny Bench, R OBP: 0.357, SLG: 0.301 (1, 2)	0-0 FC6-4 1B		4-0 1B SF8 BB		4-0 2B BB	4-0 P4	0-0 P4		
Ray Knight, R OBP: 0.388, SLG: 0.381 (1, 5)	0-0 FC6-4 1-2f		0-0 1B		0-0 2B	0-0 6-3			
Cesar Geronimo, L OBP: 0.234, SLG: 0.259 Dave Collins, S OBP: 0.458, SLG: 0.409 (8, PH) (9, 7)		0-0 F8		0-0 SF8		0-0 2B	0-0 FC1-6 1B		
Michael LaCoss, R OBP: 0.158, SLG: 0.158 Doug Bair, R OBP: 0.167, SLG: 0.250 Rick Auerbach, R OBP: 0.400, SLG: 0.400 (1, 1) (8, 1) (9, 1)		0-3 K		0-0 L1		0-0 F7	0-0 FC1-6 1-2f		

Inning	R	H	E	K	S	H	LOB	BB	IBB	HBP	BLK	WP	HR	S	P	ERA	WHIP
1	2	1	0	1	18	0	2	0	0	0	0	0	0	34	58	6.43	1.714
2	0	0	0	1	5	0	0	0	0	0	0	0	0	1	9	6.75	2.250
3	0	0	0	1	5	0	0	0	0	0	0	0	0	1	9	6.75	2.250
4	1	1	0	0	8	0	1	0	0	0	0	0	0	34	58	6.43	1.714
5	0	0	0	1	4	0	0	0	0	0	0	0	0	9	9	6.75	2.250
6	2	1	0	1	9	0	1	0	0	0	0	0	0	9	9	6.75	2.250
7	1	2	0	0	9	0	2	0	0	0	0	0	0	9	9	6.75	2.250
8	0	1	0	0	6	0	1	0	0	0	0	0	0	6	6	6.75	2.250
9	1	2	0	0	3	0	1	0	0	0	0	0	0	3	3	6.75	2.250

PITCHER	IP	WLS	BF	H	R	ER	SO	BB	IBB	HBP	BLK	WP	HR	S	P	ERA	WHIP
Burt Hooton, R ERA: 2.89 (1, 1)	7.0		34	6	6	5	3	6	0	0	0	0	0	34	58	6.43	1.714
Jerry Reuss, L ERA: 3.91 (8, 1)	1.1	L	7	3	1	1	1	0	0	0	0	0	0	9	9	6.75	2.250

Batter	1	2	3	4	5	6	7	8	9	AB R H RBI BB SO LOB	TOP											
Davey Lopes, R (1, 4) OBP: 0.310, SLG: 0.425	4-0 WP BB	0-0 E6 FC6-4		0-3 K		0-3 K		0-0 E6		4 0 0 0 1 2 5												
Bill Russell, R (1, 6) OBP: 0.333, SLG: 0.421	0-0 P6	0-0 FC6-4			0-0 1B 2B		0-0 F8	0-0 SF9		4 0 1 1 0 0 3												
Gary Thomasson, L (1, 8) OBP: 0.376, SLG: 0.400	0-3 K		0-3 K		0-0 G1-6-3 1B		4-0 2B BB	0-3 K		4 1 1 0 1 3 2												
Steve Garvey, R (1, 3) OBP: 0.326, SLG: 0.470	0-3 K		0-0 2B 1B		0-0 P4		0-0 F9		0-0 6-3	5 0 1 0 0 1 4												
Dusty Baker Jr., R (1, 7) OBP: 0.333, SLG: 0.407		4-0 1B 2B BB	0-0 F9		0-0 G1-6-3		0-0 2B		0-0 6-3	4 1 1 1 1 0 3												
Von Joshua, L (1, 9) OBP: 0.351, SLG: 0.568		0-0 2B 1B	0-0 2B			0-0 BB 1B	4-0 BB		0-3 K	3 1 3 0 0 0 0 1 0 0 0 1 1 0												
Joe Ferguson, R (7, PH) OBP: 0.349, SLG: 0.419		1-2 2B 1B	1-H 2B																			
Derrel Thomas, S (1, 5) OBP: 0.363, SLG: 0.383		0-0 1-H 2-H 2B		0-0 F7		0-0 F8	0-0 F9			4 0 1 2 0 0 3	AB 34 R 4 H 11 RBI 4 BB 5 SO 7 LOB 21											
Steve Yeager, R (1, 2) OBP: 0.258, SLG: 0.366		0-0 E SH1-4 1B		0-0 WP SH3-4 1B		0-0 F8		0-0 F9		4 0 2 0 0 0 1												
Rick Sutcliffe, L (1, 1) OBP: 0.071, SLG: 0.143		0-0 SH1-4		0-0 SH3-4		4-0 BB		0-0 E SF9 1B		0 0 0 0 0 0 0 0 0 0 0 0 1 0 0 0 0 0 0 0 0 0 0 1 0 1 0 0 0 0 0 0 1 0 0 0 0 0 0 0 0 0 0 0 0 0 0												
Vic Davalillo, L (8, PH) OBP: 0.200, SLG: 0.077																						
Charlie Hough, R (6, 1) OBP: 0.200, SLG: 0.400																						
Manny Mota, R (8, PH) OBP: 0.600, SLG: 0.444																						
Ted Martinez, R (8, PR) OBP: 0.687, SLG: 1.000																						
Lerrin LaGrow, R (8, 1)																						
<b>Inning Stats</b>	R: 0 E: 0 K: 2 S: 7	H: 0 LOB: 1 BB: 1 P: 11	R: 2 E: 1 K: 0 S: 6	H: 3 LOB: 2 BB: 1 P: 10	R: 0 E: 0 K: 1 S: 6	H: 2 LOB: 2 BB: 0 P: 6	R: 0 E: 0 K: 1 S: 6	H: 1 LOB: 1 BB: 0 P: 6	R: 0 E: 0 K: 0 S: 4	H: 2 LOB: 1 BB: 0 P: 4	R: 1 E: 0 K: 0 S: 4	H: 1 LOB: 2 BB: 1 P: 10	R: 1 E: 0 K: 0 S: 4	H: 1 LOB: 2 BB: 2 P: 12	R: 1 E: 1 K: 1 S: 7	H: 1 LOB: 1 BB: 0 P: 7	R: 0 E: 0 K: 1 S: 5	H: 0 LOB: 0 BB: 0 P: 5	1B: 7 2B: 4 3B: 0 HR: 0	SF: 1 SAC: 2 DP: 1 HBP: 0	WP: 2 PB: 0 SB: 0 CS: 0	PA: 42
<b>PITCHER</b>	IP WLS BF H R ER SO BB IBB HBP BLK WP HR S P ERA WHIP																					
Paul Moskau, R (1, 1) ERA: 3.11	6.2 W 32 10 3 3 5 4 0 0 0 2 0 38 54 4.05 2.100																					
Dave Tomlin, L (7, 1) ERA: 2.41	0.2 4 1 1 0 0 1 0 0 0 0 0 3 7 0.00 3.000																					
Pedro Borbon, R (8, 1) ERA: 2.37	1.2 S 6 0 0 0 2 0 0 0 0 0 0 10 10 0.00 0.000																					

**Los Angeles Dodgers @ Cincinnati Reds**  
Riverfront Stadium, Cincinnati, OH  
Sat May 19 1979, 7:05 PM EDT  
Att: 46,753 - Unknown

livebaseballscorecards.com

Batter	1	2	3	4	5	6	7	8	9	AB	R	H	RBI	BB	SO	LOB
Ken Griffey, L OBP: 0.356, SLG: 0.426 (1, 9)	F8		BB 1B 1B	3-1		G6-4-3 BB				3	1	1	0	1	0	0
Dave Concepcion, R OBP: 0.394, SLG: 0.503 (1, 6)	F7		BB 1-2 1B		5-3	G6-4-3 1-2f				4	1	1	0	0	0	2
Joe Morgan, L OBP: 0.435, SLG: 0.553 (1, 4)	1B 2B		1-2 2-3 BLK BB		1B 2B			F9		3	3	2	0	1	0	0
Dan Driessen, L OBP: 0.364, SLG: 0.491 (1, 3)	2-H 1B		P4		E 2-H 1B			K2-3		4	0	2	2	0	1	3
Johnny Bench, R OBP: 0.353, SLG: 0.299 (1, 2)	F8		G5-3 BLK 1-3 2-H 3-H 1B		K			G3		4	0	1	2	0	1	2
Champ Summers, L OBP: 0.400, SLG: 0.373 (1, 7)		G3	4-0 BB BB		E6			K		2	0	0	0	1	0	1
Paul Blair, R OBP: 0.250, SLG: 0.455 (7, 7)			1-2 3-H BB		1-3					1	0	0	0	0	1	0
Ray Knight, R OBP: 0.385, SLG: 0.384 (1, 5)		3-1 2B	G5-3 2-3f		F7			K		4	0	1	0	0	1	4
Cesar Geronimo, L OBP: 0.242, SLG: 0.292 (1, 8)		3-1 2-3			F9			3B		4	0	2	0	0	0	1
Paul Moskau, R OBP: 0.063, SLG: 0.067 (1, 1)										3	0	0	0	0	1	2
Dave Tomlin, L OBP: 0.333, SLG: 0.333 (7, 1)		F8			5-3			K		0	0	0	0	0	0	0
Pedro Borbon, R OBP: 0.333, SLG: 0.333 (8, 1)								6-3		1	0	0	0	0	0	1

Inning Stats	R: 1	H: 2	E: 0	K: 0	S: 5	H: 2	LOB: 1	BB: 0	P: 5	R: 0	H: 1	E: 0	K: 0	S: 4	R: 3	H: 3	E: 0	K: 0	S: 5	R: 0	H: 0	E: 0	K: 0	S: 3	R: 1	H: 2	E: 1	K: 1	S: 8	R: 0	H: 1	E: 0	K: 1	S: 5	R: 0	H: 0	E: 0	K: 1	S: 5	R: 0	H: 1	E: 0	K: 2	S: 8	R: 0	H: 1	E: 0	K: 2	S: 8	1B: 5	SF: 0	2B: 4	SAC: 0	3B: 1	DP: 2	HR: 0	HBP: 0	WP: 0	PA: 36
--------------	------	------	------	------	------	------	--------	-------	------	------	------	------	------	------	------	------	------	------	------	------	------	------	------	------	------	------	------	------	------	------	------	------	------	------	------	------	------	------	------	------	------	------	------	------	------	------	------	------	------	-------	-------	-------	--------	-------	-------	-------	--------	-------	--------

PITCHER	IP	WLS	BF	H	R	ER	SO	BB	IBB	HBP	BLK	WP	HR	S	P	ERA	WHIP
Rick Sutcliffe, R ERA: 3.23 (1, 1)	5.0	L	25	8	5	5	1	2	0	0	1	0	0	25	33	9.00	2.000
Charlie Hough, R ERA: 5.75 (6, 1)	2.0		7	1	0	0	2	1	0	0	0	0	0	10	14	0.00	1.000
Lerrin LaGrow, R ERA: 8.1 (8, 1)	1.0		4	1	0	0	2	0	0	0	0	0	0	8	8	0.00	1.000


BOTTOM

Los Angeles Dodgers @ Cincinnati Reds  
Riverfront Stadium, Cincinnati, OH  
Sat May 19 1979, 7:05 PM EDT  
Att. 46,753 - Unknown

livebaseballscorecards.com

AB	33
R	5
H	10
RBI	4
BB	3
SO	5
LOB	16



Batter	1	2	3	4	5	6	7	8	9	AB R H RBI BB SO LOB	TOP											
Davey Lopes, R OBP: 0.323, SLG: 0.456 (1, 4) X	0-0 F8 1B		0-0 2-H HR			4-0 1B BB		0-0 E SF9 2B	0-0 5-3 1-2	4 2 3 2 1 0 1												
Bill Russell, R OBP: 0.330, SLG: 0.415 (1, 6) X	0-0 F8 1-2		0-0 5-3			0-0 BB 1B		0-0 B2	0-0 P6	5 0 1 0 0 0 4												
Gary Thomasson, L OBP: 0.372, SLG: 0.388 (1, 8) X (9, 9)	0-0 G3			0-0 6-3		4-0 BB G5-4-3 BB		0-0 E4		3 0 0 0 1 0 1												
Steve Garvey, R OBP: 0.318, SLG: 0.462 (1, 3)		0-0 F9		0-0 F7		0-0 G5-4-3 BB 1-2f		0-0 SF9		3 0 0 1 0 0 3												
Dusty Baker Jr., R OBP: 0.325, SLG: 0.396 (1, 7)		0-3 K		0-0 F8			0-0 5-3	0-3 K		4 0 0 0 0 2 1												
Von Joshua, L OBP: 0.390, SLG: 0.683 Bob Welch, R OBP: 0.222, SLG: 0.125 (1, 9) (9, 1)		0-0 F8			0-0 CS 1B		0-0 1B 2B		0-0 HR	4 2 3 1 0 0 0 0 0 0 0 0 0 0												
Derrel Thomas, S OBP: 0.379, SLG: 0.386 (1, 5) (9, 8)			0-0 5-3 HR 1B		0-3 K 1-2		4-0 1B BB		4-0 SH1-4 1B BB	2 2 1 0 2 1 1	AB 32 R 6 H 10 RBI 6 BB 4 SO 4 LOB 14											
Steve Yeager, R OBP: 0.280, SLG: 0.365 (1, 2)			0-0 5-3		0-0 6-3		0-0 1-3 2-H 1B		0-0 SH1-4	3 0 1 1 0 0 1												
Don Sutton, R OBP: 0.107, SLG: 0.107 Reggie Smith, S OBP: 0.344, SLG: 0.271 Ted Martinez, R OBP: 0.667, SLG: 1.000 (1, 1) (9, PH) (9, PR) (9, 5)			0-0 L4			0-0 1-3	0-3 K		0-0 5-3 1B	3 0 0 0 0 1 2 1 0 1 1 0 0 0 0 0 0 0 0 0 0												
Inning Stats	R: 0 E: 0 K: 0 S: 3	H: 1 LOB: 0 BB: 0 P: 3	R: 0 E: 0 K: 1 S: 5	H: 0 LOB: 0 BB: 0 P: 5	R: 2 E: 0 K: 0 S: 5	H: 2 LOB: 0 BB: 0 P: 5	R: 0 E: 0 K: 0 S: 3	H: 0 LOB: 0 BB: 0 P: 3	R: 0 E: 0 K: 1 S: 5	H: 1 LOB: 0 BB: 0 P: 5	R: 0 E: 0 K: 0 S: 3	H: 1 LOB: 2 BB: 2 P: 11	R: 1 E: 0 K: 1 S: 6	H: 2 LOB: 1 BB: 1 P: 10	R: 1 E: 1 K: 1 S: 7	H: 1 LOB: 1 BB: 0 P: 7	R: 2 E: 0 K: 0 S: 5	H: 2 LOB: 2 BB: 1 P: 9	1B: 6 2B: 2 3B: 0 HR: 2	SF: 1 SAC: 1 DP: 1 HBP: 0	WP: 0 PB: 0 SB: 0 CS: 1	PA: 38
PITCHER	IP WLS BF H R ER SO BB IBB HBP BLK WP HR S P ERA WHIP																					
Tom Seaver, R ERA: 3.86 (1, 1)	7.0		27	7	3	3	3	3	0	0	0	0	0	1	30	42	3.86	1.429				
Tom Hume, R ERA: 4.72 (8, 1)	1.0	L	7	2	3	2	1	1	0	0	0	0	0	1	8	12	18.00	3.000				
Frank Pastore, R ERA: 4.5 (9, 1)	1.0		4	1	0	0	0	0	0	0	0	0	0	0	4	4	0.00	1.000				

**Los Angeles Dodgers @ Cincinnati Reds**  
Riverfront Stadium, Cincinnati, OH  
Sun May 20 1979, 3:33 AM EDT  
Att. 40,087 - Unknown

[livebaseballscorecards.com](http://livebaseballscorecards.com)

Batter	1	2	3	4	5	6	7	8	9	AB	R	H	RBI	BB	SO	LOB
Ken Griffey, L OBP: 0.352, SLG: 0.419 (1, 9)	0-0 3-1 ①		0-0 1B SF9 1B		0-0 P6 ②			0-0 G3 ①	0-3 K ③	5	1	1	0	0	1	2
Junior Kennedy, R OBP: 0.355, SLG: 0.362 Rick Auerbach, R OBP: 0.160, SLG: 0.240 (1, 4) (8, 4)	0-0 2B 1B		0-0 1-3 1B		0-0 F8 ③			0-0 E4 1B HR		3	0	2	0	0	0	1
Dave Concepcion, R OBP: 0.397, SLG: 0.513 (1, 6)	0-0 L4-6 1-3 2B		0-0 SF9 ②					0-0 F9 ①	0-0 1-3 WP HR 1B	3	1	2	1	0	0	0
Dan Driessen, L OBP: 0.361, SLG: 0.509 (1, 3)	0-0 L4-6 ② ③ 2-3		0-0 P5 ③					0-0 F3 ②	0-0 1-H 3-H HR	4	1	1	3	0	0	3
Johnny Bench, R OBP: 0.350, SLG: 0.297 (1, 2)		0-0 PB 1B		0-0 6-3 ①				0-3 K ③	0-0 F9 ②	4	0	1	0	0	1	0
Champ Summers, L OBP: 0.377, SLG: 0.345 (1, 7)		0-3 K ① 1-2		0-3 K ②				0-0 6-3 ①	0-0 F9 ③	4	0	0	0	0	2	1
Ray Knight, R OBP: 0.375, SLG: 0.373 (1, 5)		0-3 K ②		0-3 K ③				0-3 K ②	0-0 4-3 ①	4	0	0	0	0	3	1
Cesar Geronimo, L OBP: 0.258, SLG: 0.323 (1, 8)		0-0 P5 ③						0-0 E 1B	0-0 2B	4	0	3	0	0	0	1
Tom Seaver, R OBP: 0.091, SLG: 0.364 Dave Collins, S OBP: 0.440, SLG: 0.391 Tom Hume, R OBP: 0.174, SLG: 0.182 Frank Pastore, R Paul Blair, R OBP: 0.231, SLG: 0.417 (1, 1) (7, PH) (8, 1) (9, 1) (9, PH)			0-0 5-3 ①		0-0 L5 ①			0-0 4-3 ③	0-0 6-3 ②	2	0	0	0	0	0	1

Inning Stats	R: 0	H: 2	E: 0	K: 0	S: 4	H: 1	LOB: 1	BB: 0	P: 4	R: 0	H: 1	E: 0	K: 2	S: 8	R: 1	H: 2	E: 0	K: 0	S: 5	R: 0	H: 0	E: 0	K: 2	S: 7	R: 0	H: 1	E: 1	K: 0	S: 4	R: 0	H: 0	E: 0	K: 1	S: 5	R: 0	H: 1	E: 0	K: 1	S: 6	R: 3	H: 2	E: 1	K: 0	S: 6	R: 0	H: 1	E: 0	K: 1	S: 6	R: 0	H: 1	E: 0	K: 1	S: 6	1B: 6	SF: 1	2B: 4	3B: 0	HR: 1	WP: 1	PA: 37
--------------	------	------	------	------	------	------	--------	-------	------	------	------	------	------	------	------	------	------	------	------	------	------	------	------	------	------	------	------	------	------	------	------	------	------	------	------	------	------	------	------	------	------	------	------	------	------	------	------	------	------	------	------	------	------	------	-------	-------	-------	-------	-------	-------	--------

PITCHER	IP	WLS	BF	H	R	ER	SO	BB	IBB	HBP	BLK	WP	HR	S	P	ERA	WHIP
Don Sutton, R ERA: 2.85 (1, 1)	8.0	W	33	9	4	3	6	0	0	0	0	1	1	45	45	3.38	1.125
Bob Welch, R ERA: 2.58 (9, 1)	1.0	S	4	1	0	0	1	0	0	0	0	0	0	6	6	0.00	1.000

**Los Angeles Dodgers @ Cincinnati Reds**  
Riverfront Stadium, Cincinnati, OH  
Sun May 20 1979, 3:33 AM EDT  
Att. 40,087 - Unknown

<b>AB</b>	<b>36</b>
<b>R</b>	<b>4</b>
<b>H</b>	<b>10</b>
<b>RBI</b>	<b>4</b>
<b>BB</b>	<b>0</b>
<b>SO</b>	<b>7</b>
<b>LOB</b>	<b>12</b>



Batter	1	2	3	4	5	6	7	8	9	AB R H RBI BB SO LOB	TOP																						
Davey Lopes, R (1, 4) OBP: 0.316, SLG: 0.446	0-0 5-3		0-0 5-3		0-3 K		0-0 6-3			4 0 0 0 0 1 1	<b>Los Angeles Dodgers @ San Diego Padres</b> San Diego Stadium, San Diego, CA Mon May 21 1979, 10:05 PM EDT Att. 20,981 - Unknown <a href="http://livebaseballscorecards.com">livebaseballscorecards.com</a>																						
Bill Russell, R (1, 6) OBP: 0.328, SLG: 0.411	0-0 F8		0-0 1B			0-0 6-3		0-0 1-3		4 0 1 0 0 0 0																							
Von Joshua, L (1, 9) OBP: 0.356, SLG: 0.622	0-0 1-3		0-0 3-1			0-0 L8		0-0 4-3		4 0 0 0 0 0 2																							
Steve Garvey, R (1, 3) OBP: 0.328, SLG: 0.471		4-0 BB		0-0 F8		0-0 2B		0-0 F8		3 1 2 0 1 0 0																							
Dusty Baker Jr., R (1, 7) OBP: 0.324, SLG: 0.399		0-0 FC2-6		0-0 F8		0-0 1B		0-0 F8		4 1 1 0 0 0 2																							
Gary Thomasson, L (1, 8) OBP: 0.368, SLG: 0.383		0-0 L9		0-0 F8		0-0 1B		0-0 3-1		4 0 1 2 0 0 2																							
Derrel Thomas, S (1, 5) OBP: 0.364, SLG: 0.368		0-0 G3		0-0 F7		0-0 F8		0-0 F7		4 0 0 0 0 0 3																							
Joe Ferguson, R (1, 2) OBP: 0.348, SLG: 0.409		4-0 BB		0-0 1B		0-0 F9		0-0 F8		2 0 0 0 1 0 0																							
Andy Messersmith, R (1, 1) OBP: 0.100, SLG: 0.150		0-0 SH1-4		0-0 L8		0-0 L8		0-0 F8		2 0 0 0 0 0 0																							
<b>Inning Stats</b>	R: 0 E: 0 K: 0 S: 3	H: 0 LOB: 0 BB: 0 P: 3	R: 0 E: 0 K: 0 S: 3	H: 0 LOB: 1 BB: 1 P: 7	R: 0 E: 0 K: 0 S: 4	H: 1 LOB: 2 BB: 1 P: 8	R: 0 E: 0 K: 0 S: 4	H: 1 LOB: 1 BB: 0 P: 4	R: 0 E: 0 K: 1 S: 5	H: 0 LOB: 0 BB: 0 P: 5	R: 2 E: 0 K: 0 S: 6	H: 3 LOB: 1 BB: 0 P: 6	R: 0 E: 0 K: 0 S: 3	H: 0 LOB: 0 BB: 0 P: 3	R: 0 E: 0 K: 0 S: 3	H: 0 LOB: 0 BB: 0 P: 3	R: 0 E: 0 K: 0 S: 3	H: 0 LOB: 0 BB: 0 P: 3	1B: 3 2B: 2 3B: 0 HR: 0	SF: 0 SAC: 1 DP: 0 HBP: 0	WP: 0 PB: 0 SB: 1 CS: 0	PA: 34											
<b>PITCHER</b> Eric Rasmussen, R (1, 1) ERA: 4.89	IP 9.0	WLS W	BF 34	H 5	R 2	ER 2	SO 1	BB 2	IBB 0	HBP 0	BLK 0	WP 0	HR 0	S 34	P 42	ERA 2.00	WHIP 0.778																
											<b>PITCHER</b>	IP	WLS	BF	H	R	ER	SO	BB	IBB	HBP	BLK	WP	HR	S	P	ERA	WHIP					

AB	31
R	2
H	5
RBI	2
BB	2
SO	1
LOB	10



Batter	1	2	3	4	5	6	7	8	9	AB	R	H	RBI	BB	SO	LOB
Gene Richards, L (1, 8) OBP: 0.325, SLG: 0.378	0-0 6-3		0-0 6-3		0-0 G3		0-3 K		4-0 1B IBB	4	0	0	0	1	1	1
Kurt Bevacqua, R (1, 5) OBP: 0.403, SLG: 0.347	4-0 G3 BB		0-0 6-3		0-0 F5		0-0 6-3		0-0 1-2 2-H 1B	4	0	1	1	1	0	1
Jerry Turner, L (1, 7) OBP: 0.316, SLG: 0.350	0-0 G3 1-2		0-0 G3		0-0 F6			0-0 6-3		4	0	0	0	0	0	1
Dave Winfield, R (1, 9) OBP: 0.395, SLG: 0.588	4-0 BB			0-0 F5		0-0 F9		0-0 1-3		3	0	0	0	1	0	0
Broderick Perkins, L (1, 3) Bill Almon, R (8, PR) Mike Hargrove, L (9, 3) OBP: 0.327, SLG: 0.277 OBP: 0.281, SLG: 0.283 OBP: 0.333, SLG: 0.223	0-0 4-3			0-0 3-1		0-0 G3		0-0 BB 1B		4	0	1	0	0	0	2
Gene Tenace, R (1, 2) OBP: 0.403, SLG: 0.407		0-0 3-1 1B		0-0 HR 1B		4-0 BB		4-0 1-2 BB		2	1	2	0	2	0	0
Fernando Gonzalez, R (1, 4) OBP: 0.290, SLG: 0.395		0-0 F8		0-0 1-H HR		0-3 K2-3		0-0 F8		4	1	1	2	0	1	4
Ozzie Smith, S (1, 6) OBP: 0.236, SLG: 0.189		0-0 3-1 1-2		4-0 FC5-4 BB			0-0 SH2-4 1B		4-0 SH3 1B BB	2	1	1	0	2	0	1
Eric Rasmussen, R (1, 1) OBP: 0.154, SLG: 0.083		0-0 4-3		0-0 FC5-4 1-2f			0-0 SH2-4 1-2		0-0 SH3	2	0	0	0	0	0	2

Inning Stats	R: 0	H: 0	E: 0	K: 0	S: 3	R: 0	H: 1	E: 0	K: 0	S: 4	R: 0	H: 0	E: 0	K: 0	S: 3	R: 2	H: 2	E: 0	K: 0	S: 5	R: 0	H: 0	E: 0	K: 1	S: 5	R: 0	H: 1	E: 0	K: 1	S: 6	R: 0	H: 1	E: 0	K: 0	S: 4	R: 1	H: 1	E: 0	K: 0	S: 2	1B: 5	SF: 0	2B: 0	3B: 0	HR: 1	WP: 0	PA: 38		
	LOB: 2	BB: 2	P: 11			LOB: 1	BB: 0	P: 4			LOB: 0	BB: 0	P: 3			LOB: 1	BB: 1	P: 9			LOB: 0	BB: 0	P: 3	LOB: 1	BB: 1	P: 9			LOB: 1	BB: 0	P: 6			LOB: 2	BB: 1	P: 8			LOB: 2	BB: 2	P: 10			SAC: 2	DP: 0	HBP: 0			

PITCHER	IP	WLS	BF	H	R	ER	SO	BB	IBB	HBP	BLK	WP	HR	S	P	ERA	WHIP	PITCHER	IP	WLS	BF	H	R	ER	SO	BB	IBB	HBP	BLK	WP	HR	S	P	ERA	WHIP												
Andy Messersmith, R (1, 1) ERA: 4.55	8.1	L	38	6	3	3	2	6	1	0	0	0	1	35	63	3.24	1.440																														

**BOTTOM**

**Los Angeles Dodgers @ San Diego Padres**  
San Diego Stadium, San Diego, CA

Mon May 21 1979, 10:05 PM EDT  
Att. 20,981 - Unknown

livebaseballscorecards.com

<b>AB</b>	<b>29</b>
<b>R</b>	<b>3</b>
<b>H</b>	<b>6</b>
<b>RBI</b>	<b>3</b>
<b>BB</b>	<b>7</b>
<b>SO</b>	<b>2</b>
<b>LOB</b>	<b>12</b>



Batter	1	2	3	4	5	6	7	8	9	10	AB R H RBI BB SO LOB	TOP												
Davey Lopes, R OBP: 0.318, SLG: 0.458 (1, 4)	0-3 K		x 0-0 F3		x 0-0 HR		x 4-0 S 5-3 1B BB		x 0-0 F7		4 2 1 2 1 1 0	<b>Los Angeles Dodgers @ San Diego Padres</b> San Diego Stadium, San Diego, CA Tue May 22 1979, 10:05 PM EDT Att. 29,830 - Unknown <a href="http://livebaseballscorecards.com">livebaseballscorecards.com</a>												
Bill Russell, R OBP: 0.330, SLG: 0.416 (1, 6)	0-0 F9		x 0-0 E8 2B 1B		x 0-0 5-3		x 0-0 5-3		x 0-0 2B		5 1 2 0 0 0 1													
Dusty Baker Jr., R OBP: 0.331, SLG: 0.407 (1, 7)	0-0 2B 1B		x 0-0 2B		x 0-0 F9		x 4-0 E 1B 2-3 BB		x 0-0 F3		4 2 2 1 1 0 1													
Steve Garvey, R OBP: 0.335, SLG: 0.478 (1, 3)	0-0 1-H 2B		x 4-0 IBB		x 0-0 F3		x 0-0 E8 1-H 1B 3-H		x 0-0 G3		4 0 2 2 1 0 0													
Joe Ferguson, R OBP: 0.342, SLG: 0.391 (1, 9)	0-3 K		x 0-0 F4		x 0-0 F9		x 0-0 L8		B B B B 4-0 BB BB		4 0 0 0 1 1 4													
Derrel Thomas, S OBP: 0.356, SLG: 0.352 (1, 8) (8, 5)		x 0-0 F8		x 0-0 F8		x 0-0 6-3		x 0-0 F8	B B B B 4-0 1-2 BB		4 0 0 0 1 0 0													
Ted Martinez, R OBP: 0.600, SLG: 0.800 Bob Welch, R OBP: 0.222, SLG: 0.125 Von Joshua, L OBP: 0.348, SLG: 0.609 Jerry Reuss, L (10, 1)	(1, 5) (8, 1) (10, PH) (10, 1)	x 0-0 L9		x 0-0 6-3		x 0-0 1B		x 0-0 E S CS 1B	B B B B 0-3 K		4 0 2 0 0 0 0 0 0 0 0 0 0 0 1 0 0 0 0 1 2 0 0 0 0 0 0 0													
Steve Yeager, R OBP: 0.248, SLG: 0.344 (1, 2)	x 0-0 5-3		x 0-0 F9		x 0-0 K		S S S S 0-3 K		x 0-0 F8		5 0 0 0 0 2 4													
Doug Rau, L OBP: 0.167, SLG: 0.182 Lerrin LaGrow, R OBP: 0.365, SLG: 0.380 (1, 1) (6, 1) (8, 8)	(1, 1) (6, 1) (8, 8)		x 0-0 F9		B B B B 4-0 HR BB		x 0-0 L9		S S S S 0-3 K		1 1 0 0 1 0 0 1 0 0 0 0 0 0 1 0 0 0 0 1 0													
<b>Inning Stats</b>	R: 1 E: 0 K: 2 S: 9	H: 2 LOB: 1 BB: 0 P: 9	R: 0 E: 0 K: 0 S: 3	H: 0 LOB: 0 BB: 0 P: 3	R: 1 E: 1 K: 0 S: 5	H: 2 LOB: 2 BB: 1 P: 9	R: 0 E: 0 K: 0 S: 3	H: 0 LOB: 0 BB: 0 P: 3	R: 2 E: 0 K: 0 S: 4	H: 1 LOB: 0 BB: 1 P: 8	R: 0 E: 0 K: 1 S: 6		H: 1 LOB: 1 BB: 0 P: 6	R: 2 E: 1 K: 0 S: 4	H: 1 LOB: 1 BB: 2 P: 12	R: 0 E: 0 K: 1 S: 5	H: 1 LOB: 0 BB: 0 P: 5	R: 0 E: 0 K: 1 S: 6	H: 1 LOB: 1 BB: 0 P: 6	R: 0 E: 0 K: 1 S: 5	H: 0 LOB: 2 BB: 2 P: 13	1B: 5 2B: 3 3B: 0 HR: 1	SF: 0 SAC: 0 DP: 0 HBP: 0	WP: 0 PB: 0 SB: 2 CS: 1
<b>PITCHER</b>	IP WLS BF H R ER SO BB IBB HBP BLK WP HR S P ERA WHIP																							
Bob Owchinko, L ERA: 4.46 (1, 1)	5.0	22	5	4	3	2	1	1	0	0	0	0	0	24	32	5.40	1.200							
Bob Shirley, L ERA: 5.12 (6, 1)	1.0	4	1	0	0	1	0	0	0	0	0	0	0	6	6	0.00	1.000							
John D'Acquisto, R ERA: 7.31 (7, 1)	1.0	6	1	2	1	0	2	0	0	0	0	0	0	4	12	9.00	3.000							
Rollie Fingers, R ERA: 3.32 (8, 1)	3.0	W 12	2	0	0	3	2	0	0	0	0	0	0	16	24	0.00	1.333							

AB	38
R	6
H	9
RBI	5
BB	6
SO	6
LOB	12





Batter	1	2	3	4	5	6	7	8	9	10	AB	R	H	RBI	BB	SO	LOB	BOTTOM
--------	---	---	---	---	---	---	---	---	---	----	----	---	---	-----	----	----	-----	--------

<b>Gene Richards, L</b> (1, 8) OBP: 0.325, SLG: 0.379	0-0 4-3		0-0 1-3		0-0 F6	0-0 SF7		0-0 1B	0-0 1B		5	1	2	1	0	0	1	
<b>Kurt Bevacqua, R</b> (1, 5) OBP: 0.382, SLG: 0.327	0-0 F7		0-0 F8		0-0 E4 G3	0-0 6-3		0-0 BB	0-0 1B		6	0	1	0	0	0	4	
<b>Jerry Turner, L</b> (1, 7) OBP: 0.317, SLG: 0.349	0-0 BB		0-0 F8		0-0 G3		0-0 HR	0-3 K		0-0 E4 WP	6	2	2	0	0	1	4	
<b>Dave Winfield, R</b> (1, 9) OBP: 0.408, SLG: 0.609	4-0 BB				0-0 1B	0-3 K		0-0 HR	0-0 BB	4-0 1B	4	1	3	3	2	1	2	
<b>Gene Tenace, R</b> (1, 3) OBP: 0.400, SLG: 0.393	4-0 BB				0-3 K		0-0 F9	0-0 F8	0-0 BB	0-3 K	4	0	0	0	2	2	3	
<b>Fernando Gonzalez, R</b> (1, 4) OBP: 0.307, SLG: 0.411	0-0 L9				0-0 1B	0-0 1B	0-0 1B	0-0 BLK	0-0 L3	4-0 1B	5	1	3	0	1	0	6	
<b>Fred Kendall, R</b> (1, 2) OBP: 0.375, SLG: 0.333		0-0 G6-4-3			0-0 F9		0-0 BB		0-0 E	0-0 1B	3	1	2	0	0	0	2	
<b>Broderick Perkins, L</b> (7, PH) OBP: 0.345, SLG: 0.300					0-0 F9		0-0 SF	0-3 K		0-0 1B	3	0	2	1	0	1	1	
<b>Ozzie Smith, S</b> (1, 6) OBP: 0.235, SLG: 0.187		0-0 G6-4-3			0-3 K		4-0 SF	0-0 4-3		0-0 E1	2	0	0	0	0	1	3	
<b>Bill Almon, R</b> (6, PH) OBP: 0.293, SLG: 0.283							0-0 SF			0-0 1B	0	1	0	0	1	0	0	
<b>Dan Briggs, L</b> (7, PH) OBP: 0.351, SLG: 0.480							1-2 SF7			1-3 1B	1	0	0	0	0	0	1	
<b>Rollie Fingers, R</b> (8, 1) OBP: 0.111, SLG: 0.111							1-2 BB				1	0	0	0	0	0	1	
<b>Bob Owchinko, L</b> (1, 1) OBP: 0.223, SLG: 0.256		0-0 L7					0-0 G3	0-0 SF		0-0 9-2	1	0	0	0	0	0	0	
<b>Mike Hargrove, L</b> (5, PH) OBP: 0.338, SLG: 0.232											1	0	1	0	0	0	0	
<b>Bob Shirley, R</b> (6, 1) OBP: 0.303, SLG: 0.458											0	0	0	0	0	0	0	
<b>Don Reynolds, R</b> (6, PH) OBP: 0.143, SLG: 0.286											0	0	0	1	0	0	0	
<b>John D'Acquisto, R</b> (7, 1) OBP: 0.143, SLG: 0.286											0	0	0	0	0	0	0	
<b>Barry Evans, R</b> (8, 6) OBP: 0.223, SLG: 0.256											2	0	0	0	0	0	2	


Inning Stats	R: 0	H: 1	E: 0	LOB: 3	K: 0	S: 4	P: 12	R: 0	H: 1	E: 0	LOB: 0	K: 0	S: 3	P: 3	R: 0	H: 0	E: 0	LOB: 0	K: 0	S: 3	P: 3	R: 0	H: 2	E: 0	LOB: 2	K: 2	S: 9	P: 9	R: 0	H: 1	E: 1	LOB: 2	K: 1	S: 7	P: 7	R: 3	H: 2	E: 1	LOB: 1	K: 0	S: 6	P: 10	R: 2	H: 3	E: 0	LOB: 1	K: 1	S: 8	P: 8	R: 1	H: 3	E: 0	LOB: 3	K: 1	S: 8	P: 12	R: 0	H: 2	E: 1	LOB: 2	K: 0	S: 5	P: 5	R: 1	H: 1	E: 1	LOB: 3	K: 1	S: 5	P: 13	1B: 14	SF: 2	2B: 2	SAC: 0	3B: 0	DP: 2	HR: 1	HBP: 0	WP: 1	PA: 52
--------------	------	------	------	--------	------	------	-------	------	------	------	--------	------	------	------	------	------	------	--------	------	------	------	------	------	------	--------	------	------	------	------	------	------	--------	------	------	------	------	------	------	--------	------	------	-------	------	------	------	--------	------	------	------	------	------	------	--------	------	------	-------	------	------	------	--------	------	------	------	------	------	------	--------	------	------	-------	--------	-------	-------	--------	-------	-------	-------	--------	-------	--------

PITCHER	IP	WLS	BF	H	R	ER	SO	BB	IBB	HBP	BLK	WP	HR	S	P	ERA	WHIP
<b>Doug Rau, L</b> (1, 1) ERA: 5.02	5.2		28	7	3	1	3	3	0	0	0	0	0	31	43	1.59	1.765
<b>Lerrin LaGrow, R</b> (6, 1) ERA: 8.44	1.1		7	3	2	2	1	0	0	0	1	0	1	9	9	13.50	2.250
<b>Bob Welch, R</b> (8, 1) ERA: 2.68	2.0		12	5	1	1	1	1	0	0	0	0	0	13	17	4.50	3.000
<b>Jerry Reuss, L</b> (10, 1) ERA: 3.86	0.1	L	5	1	1	0	1	0	2	0	0	1	0	5	13	0.00	3.000

**Los Angeles Dodgers @ San Diego Padres**  
San Diego Stadium, San Diego, CA  
Tue May 22 1979, 10:05 PM EDT  
Att: 29,830 - Unknown

<b>AB</b>	44
<b>R</b>	7
<b>H</b>	16
<b>RBI</b>	6
<b>BB</b>	6
<b>SO</b>	6
<b>LOB</b>	30



Batter	1	2	3	4	5	6	7	8	9	AB R H RBI BB SO LOB	TOP		
Davey Lopes, R (1, 4) OBP: 0.315, SLG: 0.453 Gary Thomasson, L (2, 8) OBP: 0.364, SLG: 0.378	0-0 5-3	0-0 L5			0-0 F8 1B 2B 1B	0-3 K		0-0 F7		2 0 0 0 0 0 2 3 1 1 0 0 1 1			
Bill Russell, R (1, 6) OBP: 0.337, SLG: 0.421	0-0 5-3 1B 1B	3-H	0-0 G6-4-3 1B		0-0 F8 2B 1B		0-0 F8		0-0 F8	5 1 3 0 0 0 0			
Reggie Smith, S (1, 9) OBP: 0.364, SLG: 0.288	0-0 5-3 1-2 1B		0-0 G6-4-3 1-2f		0-0 F8 1-2 2-3		4-0 FC5 1B BB		0-0 1B 1B 1B	4 0 2 0 1 0 3			
Steve Garvey, R (1, 3) OBP: 0.337, SLG: 0.481	0-0 5-3 1-2 2-3		0-0 L8		0-0 1B 2B		0-0 F8		0-0 1B 1B	5 1 2 2 0 0 3			
Dusty Baker Jr., R (1, 7) OBP: 0.350, SLG: 0.434	4-0 BB			0-0 FC3-6 3B	0-0 2-H 3-H 1B		0-0 1-2 1B		0-0 G6-4-3 1-2 2-3 1B	4 1 4 1 1 0 0			
Joe Ferguson, R (1, 2) OBP: 0.339, SLG: 0.379 Steve Yeager, R (8, 2) OBP: 0.245, SLG: 0.341	0-0 F8			4-0 FC3-6 BB	0-0 F9		0-0 FC5 2-3f		0-0 G6-4-3 1-2f	3 0 0 0 1 0 6 1 0 0 0 0 0 3			
Derrel Thomas, S (1, 8) OBP: 0.361, SLG: 0.351		0-0 SH1-4 L5 1B 1B		0-0 FC3-6 FC5-4 1-2f 3-H	0-0 B1-3			1-0 FC1-6 HBP		3 0 1 1 0 0 2	AB 37 R 4 H 14 RBI 4 BB 3 SO 2 LOB 24		
Ted Martinez, R (1, 5) OBP: 0.500, SLG: 0.643		0-0 SH1-4 1-2 1B		0-0 FC5-4 1-2f		0-0 5-3		0-0 F9		4 0 1 0 0 0 2			
Burt Hooton, R (1, 1) OBP: 0.167, SLG: 0.174		0-0 SH1-4 1-2 2-3		0-0 1-3		0-3 K		0-0 FC1-6 1-2f		3 0 0 0 0 1 2			
Inning Stats	R: 0 H: 2 E: 0 LOB: 3 K: 0 BB: 1 S: 5 P: 9	R: 0 H: 2 E: 0 LOB: 1 K: 0 BB: 0 S: 4 P: 4	R: 0 H: 1 E: 0 LOB: 0 K: 0 BB: 0 S: 3 P: 3	R: 1 H: 1 E: 1 LOB: 1 K: 0 BB: 1 S: 4 P: 8	R: 3 H: 4 E: 0 LOB: 1 K: 0 BB: 0 S: 7 P: 7	R: 0 H: 0 E: 0 LOB: 0 K: 2 BB: 0 S: 7 P: 7	R: 0 H: 1 E: 0 LOB: 2 K: 0 BB: 1 S: 4 P: 8	R: 0 H: 0 E: 0 LOB: 1 K: 0 BB: 0 S: 3 P: 4	R: 0 H: 3 E: 0 LOB: 2 K: 0 BB: 0 S: 5 P: 5	1B: 12 SF: 0 2B: 2 SAC: 1 3B: 1 DP: 3 HR: 0 HBP: 1	WP: 0 PA: 42 PB: 0 SB: 0 CS: 0		
PITCHER	IP WLS BF H R ER SO BB IBB HBP BLK WP HR S P ERA WHIP											PITCHER	IP WLS BF H R ER SO BB IBB HBP BLK WP HR S P ERA WHIP
Randy Jones, L (1, 1) ERA: 4.48	4.1 L 23 10 4 4 0 2 2 0 0 0 0 0 0 21 29 8.31 2.769												
Bob Shirley, L (5, 1) ERA: 4.58	3.2 14 1 0 0 2 1 0 1 0 0 0 0 16 21 0.00 0.545												
Dennis Kinney, L (9, 1) ERA: 1.0	0.1 4 3 0 0 0 0 0 0 0 0 0 0 4 4 0.00 9.000												
Eric Rasmussen, R (9, 1) ERA: 4.83	0.2 1 0 0 0 0 0 0 0 0 0 0 0 1 1 0.00 0.000												

Los Angeles Dodgers @ San Diego Padres  
San Diego Stadium, San Diego, CA  
Wed May 23 1979, 10:05 PM EDT  
Att: 29,158 - Unknown

livebaseballscorecards.com



Batter	1	2	3	4	5	6	7	8	9	AB R H RBI BB SO LOB	TOP											
Ken Griffey, L (1, 9) OBP: 0.348, SLG: 0.427	0-3 K		0-0 HR		0-3 K2-3		0-0 F5	0-0 1B		5 1 2 2 0 2 1												
Junior Kennedy, R (1, 4) OBP: 0.362, SLG: 0.385	0-0 1B BLK 1B		0-0 6-3		0-0 F9		0-0 1B	0-0 F9		5 1 2 1 0 0 2												
Dave Concepcion, R (1, 6) OBP: 0.381, SLG: 0.486	0-0 1B BLK 1B		0-0 6-3		0-0 4-3		0-0 4-3		0-0 1-3	5 0 1 0 0 0 1												
Dan Driessen, L (1, 3) OBP: 0.347, SLG: 0.481	0-3 K		0-0 P6			0-0 L4		0-0 1B 2B	0-0 4-3	5 1 1 0 0 1 1												
Johnny Bench, R (1, 2) Vic Correll, R (7, 2) OBP: 0.355, SLG: 0.323 OBP: 0.382, SLG: 0.467	0-3 K			0-0 1B 1B		0-0 FC4-6 1B		0-0 1B 1B	0-0 F9	3 0 2 0 0 1 1 2 1 1 0 0 0 0												
Ray Knight, R (1, 5) OBP: 0.392, SLG: 0.420		0-0 F8		0-0 1B		0-0 P4		0-0 P6		4 0 1 0 0 0 3												
Dave Collins, S (1, 7) Dave Tomlin, L (6, 1)		0-0 1B		0-3 K		0-0 FC4-6		0-3 K		3 0 1 0 0 1 3 1 0 0 0 0 1 2												
Cesar Geronimo, L (1, 8) OBP: 0.257, SLG: 0.326		0-0 L9		0-0 L7			0-0 1B 2B	0-0 1B 1B		4 2 2 1 0 0 3												
Tom Seaver, R (1, 1) Tom Hume, R (3, 1) Ken Henderson, S (4, PH) Frank Pastore, R (4, 1) Paul Blair, R (6, 7) OBP: 0.083, SLG: 0.333 OBP: 0.174, SLG: 0.182 OBP: 0.400, SLG: 0.250	0-3 K			0-0 4-3			0-0 6-3	0-0 1B		1 0 0 0 0 1 1 0 0 0 0 0 0 0 1 0 0 0 0 0 2 0 0 0 0 0 0 0 2 0 1 1 0 0 1												
<b>Inning Stats</b>	R: 1 E: 0 K: 3 S: 11	H: 2 LOB: 1 BB: 0 P: 11	R: 0 E: 0 K: 1 S: 6	H: 1 LOB: 1 BB: 0 P: 6	R: 1 E: 0 K: 0 S: 4	H: 1 LOB: 0 BB: 0 P: 4	R: 0 E: 0 K: 1 S: 7	H: 2 LOB: 2 BB: 0 P: 7	R: 0 E: 0 K: 1 S: 5	H: 0 LOB: 0 BB: 0 P: 5	R: 0 E: 0 K: 0 S: 4	H: 1 LOB: 1 BB: 0 P: 4	R: 1 E: 0 K: 0 S: 5	H: 2 LOB: 1 BB: 0 P: 5	R: 3 E: 0 K: 1 S: 10	H: 5 LOB: 2 BB: 0 P: 10	R: 0 E: 0 K: 0 S: 3	H: 0 LOB: 0 BB: 0 P: 3	1B: 11 2B: 2 3B: 0 HR: 1	SF: 0 SAC: 0 DP: 0 HBP: 0	WP: 0 PB: 0 SB: 0 CS: 0	PA: 41
<b>PITCHER</b>	IP WLS BF H R ER SO BB IBB HBP BLK WP HR S P ERA WHIP																					
Rick Sutcliffe, R (1, 1) ERA: 3.74	8.0 W 38 14 6 6 7 0 0 0 0 0 1 52 52 6.75 1.750																					
Terry Forster, L (9, 1) ERA:	1.0 3 0 0 0 0 0 0 0 0 0 0 3 3 0.00 0.000																					

Cincinnati Reds @ Los Angeles Dodgers  
Dodger Stadium, Los Angeles, CA  
Fri May 25 1979, 7:05 PM PDT  
Att: 49,372 - Unknown

livebaseballscorecards.com

AB	41
R	6
H	14
RBI	5
BB	0
SO	7
LOB	21



BOTTOM

Cincinnati Reds @ Los Angeles Dodgers  
Dodger Stadium, Los Angeles, CA

Fri May 25 1979, 7:05 PM PDT  
Att. 49,372 - Unknown

AB	43
R	17
H	20
RBI	17
BB	5
SO	4
LOB	20



WP	1	PA	48
PB	0		
SB	1		
CS	0		

AB R H RBI BB SO LOB

4	2	1	3	2	0	2
5	0	2	0	0	0	3
1	0	0	0	0	0	2
5	1	2	1	1	0	3
4	2	2	2	0	0	1
1	0	0	0	0	0	2
2	0	1	0	0	1	1
3	2	1	1	0	1	2
0	0	0	0	0	0	0
4	4	3	2	1	0	0
0	0	0	0	0	0	0
5	2	3	2	0	2	1
3	1	2	4	0	0	1
2	1	1	0	0	0	0
4	2	2	2	0	0	2
0	0	0	0	1	0	0
1B	12	SF	0			
2B	1	SAC	0			
3B	0	DP	2			
HR	7	HBP	0			

Batter	1	2	3	4	5	6	7	8	9			
Davey Lopes, R OBP: 0.321, SLG: 0.465 (1, 4)	4-0 S 1B BB	0-0 E6 1B	0-0 6-3	0-0 F8		0-0 HR		4-0 G4-3 BB				
Bill Russell, R OBP: 0.338, SLG: 0.421 Ted Martinez, R OBP: 0.467, SLG: 0.600 (6, PR) (7, 6)	0-0 6-3	0-0 1B	0-0 F3		0-0 6-3	0-0 BB 1B		0-0 G4-3 1-2f 2-3				
Reggie Smith, S OBP: 0.375, SLG: 0.298 (1, 9)	0-0 1B	0-0 L3		0-0 HR 1B	0-0 P6	4-0 BB 1-2		0-0 F8				
Steve Garvey, R OBP: 0.340, SLG: 0.497 Pedro Guerrero, R OBP: 0.200, SLG: 0.200 (1, 3) (6, 3) (9, 5)	0-0 F8		0-0 1B 1B	0-0 HR	0-0 5-3	0-0 P3						
Ron Cey, R OBP: 0.407, SLG: 0.529 Derrel Thomas, S OBP: 0.360, SLG: 0.381 (1, 5) (3, PR) (4, 5)	0-3 K		0-0 1B 1B 1B	0-3 K								
Terry Forster, L (9, 1)			1-3 2B 1B			6-3						
Dusty Baker Jr., R OBP: 0.362, SLG: 0.459 Von Joshua, L OBP: 0.348, SLG: 0.609 (1, 7) (8, 7) (9, 8)		0-0 HR	0-0 2B 1B	0-0 HR 1B		4-0 1B 1B BB	0-0 F7					
Gary Thomasson, L OBP: 0.373, SLG: 0.414 (1, 8) (9, 3)		0-0 G6-4-3 1B	0-0 2B 1B	0-0 HR		0-3 K	0-3 K					
Joe Ferguson, R OBP: 0.347, SLG: 0.429 Johnny Oates, L OBP: 0.167, SLG: 0.167 (1, 2) (6, PH) (7, 2)		0-0 G6-4-3	0-0 2B	0-0 HR		0-0 1B 1B	0-0 6-3					
Rick Sutcliffe, L OBP: 0.167, SLG: 0.389 Manny Mota, R OBP: 0.545, SLG: 0.444 (1, 1) (8, PH) (9, 7)		0-0 HR	0-0 B1-4	0-0 1-3		0-0 HR 1B	4-0 G4-3 WP BB					
Inning Stats	R: 1 E: 0 K: 1 S: 6	H: 1 LOB: 1 BB: 1 P: 10	R: 2 E: 1 K: 0 S: 7	H: 4 LOB: 2 BB: 0 P: 7	R: 4 E: 0 K: 0 S: 8	H: 5 LOB: 2 BB: 0 P: 8	R: 5 E: 0 K: 1 S: 10	H: 5 LOB: 2 BB: 2 P: 18	R: 0 E: 0 K: 1 S: 5	H: 0 LOB: 0 BB: 0 P: 5	R: 0 E: 0 K: 0 S: 2	H: 0 LOB: 1 BB: 2 P: 10

PITCHER	IP	WLS	BF	H	R	ER	SO	BB	IBB	HBP	BLK	WP	HR	S	P	ERA	WHIP
Tom Seaver, R ERA: 5.26 (1, 1)	2.0	L	17	10	7	7	1	1	0	0	0	0	2	18	22	31.50	5.500
Tom Hume, R ERA: 4.63 (3, 1)	1.0		3	0	0	0	0	0	0	0	0	0	3	3		0.00	0.000
Frank Pastore, R ERA: 7.57 (4, 1)	2.1		17	9	10	10	2	1	0	0	0	0	5	20	24	38.57	4.286
Dave Tomlin, L ERA: 2.31 (6, 1)	2.2		11	1	0	0	1	3	0	0	0	1	0	10	22	0.00	1.500

PITCHER	IP	WLS	BF	H	R	ER	SO	BB	IBB	HBP	BLK	WP	HR	S	P	ERA	WHIP
---------	----	-----	----	---	---	----	----	----	-----	-----	-----	----	----	---	---	-----	------

Batter	1	2	3	4	5	6	7	8	9	AB R H RBI BB SO LOB	TOP	
Ken Griffey, L (1, 9) OBP: 0.351, SLG: 0.444	0-0 1B		0-0 F9			0-0 HR		0-0 6-3		4 1 2 1 0 0 0		
Dave Concepcion, R (1, 6) OBP: 0.373, SLG: 0.475	0-0 1-2 F9			0-0 F8		0-0 F8		0-0 6-3		4 0 0 0 0 0 1		
Joe Morgan, L (1, 4) OBP: 0.429, SLG: 0.526	0-0 F9			0-0 4-3			0-0 F9	0-0 FC6-4 1B		4 0 1 0 0 0 1		
Dan Driessen, L (1, 3) OBP: 0.344, SLG: 0.474	0-0 F8			0-0 3-1			0-0 2B 1B	0-0 FC6-4 1-2f		4 1 1 0 0 0 2		
Johnny Bench, R (1, 2) OBP: 0.365, SLG: 0.344		0-0 G6-4-3 1B			0-0 6-3		0-0 1B FC6-4 2B		0-0 S 1B	4 1 3 1 0 0 0		
Ray Knight, R (1, 5) OBP: 0.389, SLG: 0.416		0-0 G6-4-3 1-2f			0-0 6-3		0-0 FC6-4 1B		0-3 K 1-2	4 0 1 0 0 1 2		
Dave Collins, S (1, 7) OBP: 0.425, SLG: 0.500		0-0 F9			0-0 B1-3		0-0 FC6-4 1-2f 3-H		0-0 F7	3 0 0 0 0 0 1 1 0 0 0 0 0 1		
Paul Blair, R (7, 7) OBP: 0.174, SLG: 0.273												
Cesar Geronimo, L (1, 8) OBP: 0.264, SLG: 0.321			0-0 P6			0-0 E6 B1-6-4			4-0 IBB	2 0 0 0 2 0 0		
Fred Norman, S (1, 1) OBP: 0.200, SLG: 0.077			0-3 K			0-0 B1-6-4 1-2f		0-3 K	0-0 F7	4 0 0 0 0 2 5		
<b>Inning Stats</b>	R: 0 E: 0 K: 0 S: 4 H: 1 LOB: 1 BB: 0 P: 4	R: 0 E: 0 K: 0 S: 3 H: 1 LOB: 0 BB: 0 P: 3	R: 0 E: 0 K: 1 S: 5 H: 0 LOB: 0 BB: 0 P: 5	R: 0 E: 0 K: 0 S: 3 H: 0 LOB: 0 BB: 0 P: 3	R: 0 E: 0 K: 0 S: 3 H: 0 LOB: 0 BB: 0 P: 3	R: 1 E: 1 K: 0 S: 4 H: 1 LOB: 0 BB: 0 P: 4	R: 2 E: 1 K: 1 S: 8 H: 3 LOB: 2 BB: 1 P: 12	R: 0 E: 0 K: 0 S: 4 H: 1 LOB: 1 BB: 0 P: 4	R: 0 E: 0 K: 1 S: 6 H: 1 LOB: 2 BB: 1 P: 10	1B: 6 2B: 1 3B: 0 HR: 1 SF: 0 SAC: 0 DP: 2 HBP: 0	WP: 0 PB: 0 SB: 2 CS: 0 PA: 36	
<b>PITCHER</b>	IP WLS BF H R ER SO BB IBB HBP BLK WP HR S P ERA WHIP											
Don Sutton, R (1, 1) ERA: 2.82	7.0 L 27 6 3 2 2 0 1 0 0 0 0 1 30 34 2.57 0.857											
Lerrin LaGrow, R (8, 1) ERA: 7.71	2.0 9 2 0 0 1 0 1 0 0 0 0 0 10 14 0.00 1.000											

Cincinnati Reds @ Los Angeles Dodgers  
Dodger Stadium, Los Angeles, CA  
Sat May 26 1979, 3:33 AM PDT  
Att: 39,533 - Unknown

livebaseballscorecards.com

AB	34
R	3
H	8
RBI	2
BB	2
SO	3
LOB	13



Batter	1	2	3	4	5	6	7	8	9	AB R H RBI BB SO LOB
Davey Lopes, R OBP: 0.315, SLG: 0.455 (1, 4)	0-0 F8		0-3 K		0-0 6-3		0-0 FC6-4			4 0 0 0 0 1 2
Bill Russell, R OBP: 0.332, SLG: 0.412 (1, 6)	0-0 F8			0-0 F2	0-0 6-3			0-0 F8		4 0 0 0 0 0 0
Reggie Smith, S OBP: 0.368, SLG: 0.311 (1, 9)	0-3 K			0-0 1B 1B		0-0 1-3		0-0 6-3		4 1 1 0 0 1 0
Steve Garvey, R OBP: 0.343, SLG: 0.497 (1, 3)		0-0 6-3		0-0 BLK 1B 2-3 1B		0-0 1B		0-3 K		4 0 2 0 0 1 0
Ron Cey, R OBP: 0.396, SLG: 0.512 (1, 5)		0-0 F9		0-3 K		0-3 K		0-0 4-3		4 0 0 0 0 2 3
Dusty Baker Jr., R OBP: 0.360, SLG: 0.454 (1, 7)		0-0 F8		0-0 BLK 1-2 3-H 1B		0-0 P4		0-0 F9		4 0 1 1 0 0 1
Joe Ferguson, R OBP: 0.344, SLG: 0.416 (1, 2)			0-3 K2-3	4-0 BB BB BB 1-2 2-3 BB		0-0 5-3		0-0 F8		3 0 0 0 1 1 0
Derrel Thomas, S OBP: 0.360, SLG: 0.390 (1, 8)			0-0 2B	0-0 F7		0-0 F7				3 0 1 0 0 0 3
Don Sutton, R OBP: 0.100, SLG: 0.100 (1, 1)			0-0 F8		0-0 F8		0-0 FC6-4			2 0 0 0 0 0 1
Pedro Guerrero, R OBP: 0.333, SLG: 0.333 (7, PH)										1 0 1 0 0 0 0
Lerrin LaGrow, R (8, 1)										0 0 0 0 0 0 0

Inning Stats	R: 0 E: 0 K: 1 S: 5	H: 0 LOB: 0 BB: 0 P: 5	R: 0 E: 0 K: 0 S: 3	H: 0 LOB: 0 BB: 0 P: 3	R: 0 E: 0 K: 2 S: 8	H: 1 LOB: 1 BB: 0 P: 8	R: 1 E: 0 K: 1 S: 8	H: 3 LOB: 3 BB: 1 P: 12	R: 0 E: 0 K: 0 S: 3	H: 0 LOB: 0 BB: 0 P: 3	R: 0 E: 0 K: 1 S: 6	H: 1 LOB: 1 BB: 0 P: 6	R: 0 E: 0 K: 0 S: 4	H: 1 LOB: 1 BB: 0 P: 4	R: 0 E: 0 K: 1 S: 5	H: 0 LOB: 0 BB: 0 P: 5	R: 0 E: 0 K: 0 S: 3	H: 0 LOB: 0 BB: 0 P: 3	1B: 4 2B: 2 3B: 0 HR: 0	SF: 0 SAC: 0 DP: 0 HBP: 0	WP: 0 PB: 0 SB: 0 CS: 0	PA: 34
PITCHER Fred Norman, L ERA: 3.23 (1, 1)	IP: 9.0 WLS: W BF: 34 H: 6 R: 1 ER: 1 SO: 6 BB: 1 IBB: 0 HBP: 0 BLK: 1 WP: 0 HR: 0 S: 45 P: 49 ERA: 1.00 WHIP: 0.778																					

BOTTOM

Cincinnati Reds @ Los Angeles Dodgers

Dodger Stadium, Los Angeles, CA

Sat May 26 1979, 3:33 AM PDT

Att. 39,533 - Unknown

livebaseballscores.com

AB	33
R	1
H	6
RBI	1
BB	1
SO	6
LOB	10



Batter	1	2	3	4	5	6	7	8	9	AB R H RBI BB SO LOB
Ken Griffey, L (1, 9) OBP: 0.352, SLG: 0.456	0-3 K			0-0 HR		0-0 P4	4-0 E BB	0-0 F8		4 2 1 1 1 1 2
Dave Concepcion, R (1, 6) OBP: 0.369, SLG: 0.468	0-0 F9			0-0 F9		0-0 2-3	0-0 E6 BB		0-0 E BB 1B	5 0 1 0 0 0 1
Joe Morgan, L (1, 4) OBP: 0.434, SLG: 0.517	0-0 F2			0-0 3-1		4-0 2B BB	4-0 E BB		4-0 E BB	2 1 0 0 3 0 0
Dan Driessen, L (1, 3) OBP: 0.346, SLG: 0.479			0-0 F8	0-3 K		0-0 2B	0-0 E7 1B		0-3 K	5 0 2 2 0 2 2
Johnny Bench, R (1, 2) OBP: 0.366, SLG: 0.348			0-0 5-3		0-0 1B SF9 2B	0-0 1-3	0-0 F9		4-0 G4-6-3 IBB	4 1 1 0 1 0 3
Ray Knight, R (1, 5) OBP: 0.389, SLG: 0.416			0-0 5-3		0-0 4-3		0-0 FC4-6 1B		0-0 1B 1B	5 0 2 0 0 0 4
Dave Collins, S (1, 7) OBP: 0.409, SLG: 0.476			0-0 2-3		0-0 2-3 1B		0-0 FC4-6 2B		0-3 K	4 1 1 0 0 1 2
Cesar Geronimo, L (1, 8) OBP: 0.270, SLG: 0.336			0-3 K		0-0 SF9		0-0 1B 2B		0-0 1B	3 1 2 2 0 1 0
Bill Bonham, R (1, 1) OBP: 0.077, SLG: 0.154			0-0 F2		0-3 K		0-0 E 1B		0-3 K	2 0 0 0 0 1 1
Tom Hume, R (6, 1) OBP: 0.174, SLG: 0.182										0 0 0 0 0 0 0
Ken Henderson, S (7, PH) OBP: 0.600, SLG: 0.400										1 1 1 1 0 0 0
Pedro Borbon, R (7, 1) OBP: 0.333, SLG: 0.333										0 0 0 0 0 0 0
George Foster, R (8, PH) OBP: 0.410, SLG: 0.531										1 0 0 0 0 1 2
Doug Bair, R (8, 1)										0 0 0 0 0 0 0

TOP													
<b>Cincinnati Reds @ Los Angeles Dodgers</b> Dodger Stadium, Los Angeles, CA Sun May 27 1979, 3:33 AM PDT Att: 44,150 - Unknown													
AB	36	R	7	H	11	RBI	6	BB	5	SO	7	LOB	17
WP	0	PA	42	PB	0	SB	0	CS	0	1B	7	SF	1
										2B	3	SAC	0
										3B	0	DP	1
										HR	1	HBP	0

Inning Stats	R: 0	H: 0	E: 0	K: 1	S: 5	R: 0	H: 0	E: 0	K: 0	S: 3	R: 0	H: 0	E: 0	K: 1	S: 5	R: 1	H: 1	E: 0	K: 1	S: 6	R: 1	H: 2	E: 0	K: 0	S: 7	R: 1	H: 1	E: 0	K: 0	S: 4	R: 4	H: 4	E: 2	K: 0	S: 7	R: 0	H: 2	E: 0	K: 2	S: 9	R: 0	H: 1	E: 1	K: 1	S: 5
	LOB: 0	BB: 0	P: 5	LOB: 0	BB: 0	P: 3	LOB: 0	BB: 0	P: 5	LOB: 0	BB: 0	LOB: 0	BB: 0	P: 5	LOB: 0	BB: 0	LOB: 1	BB: 1	P: 7	LOB: 1	BB: 1	P: 8	LOB: 2	BB: 2	P: 15	LOB: 2	BB: 2	P: 9	LOB: 2	BB: 2	P: 13	LOB: 2	BB: 2	P: 9	LOB: 2	BB: 2	P: 13	LOB: 2	BB: 2	P: 13					

PITCHER	IP	WLS	BF	H	R	ER	SO	BB	IBB	HBP	BLK	WP	HR	S	P	ERA	WHIP
Andy Messersmith, R (1, 1) ERA: 4.55	6.0		23	4	3	3	4	1	0	0	0	0	1	30	34	4.50	0.833
Jerry Reuss, L (7, 1) ERA: 4.56	0.1		5	3	4	2	0	1	0	0	0	0	0	4	8	54.00	12.000
Lerrin LaGrow, R (7, 1) ERA: 7.5	0.2	W	4	1	0	0	0	1	0	0	0	0	0	3	7	0.00	3.000
Bob Welch, R (8, 1) ERA: 2.55	2.0	S	10	3	0	0	3	1	1	0	0	0	0	14	22	0.00	2.000





Batter	1	2	3	4	5	6	7	8	9	AB	R	H	RBI	BB	SO	LOB
Davey Lopes, R OBP: 0.317, SLG: 0.456 (1, 4)	0-0 6-3	0-0 L6			0-0 1B 2B	0-0 F9		4-0 BB BB BB BB		4	1	1	0	1	0	2
Bill Russell, R OBP: 0.333, SLG: 0.412 (1, 6)	0-3 K		0-0 6-3		0-0 1B 2-H		0-0 1B SF9	0-0 F9		5	1	2	1	0	1	2
Reggie Smith, S OBP: 0.370, SLG: 0.318 (1, 9)	0-0 1B 1B		0-3 K		0-0 4-3		0-0 1B HR	0-0 F9		5	2	2	0	0	1	3
Steve Garvey, R OBP: 0.341, SLG: 0.495 (1, 3)	0-0 1B 1-2		0-0 6-3			0-0 F7	0-0 SF9			3	0	1	1	0	0	0
Ron Cey, R OBP: 0.392, SLG: 0.504 (1, 5)	0-0 1B			0-0 F9		0-0 6-3	0-3 K			4	0	1	1	0	1	1
Ted Martinez, R OBP: 0.467, SLG: 0.600 (8, 5)	1-3 2-H 1B									0	0	0	0	0	0	0
Dusty Baker Jr., R OBP: 0.363, SLG: 0.469 (1, 7)	0-0 F6			0-0 P4		4-0 BB E	0-0 1-H HR			3	2	1	2	1	0	2
Gary Thomasson, L OBP: 0.377, SLG: 0.437 (1, 8)				0-0 F7		4-0 BB E	0-0 6-3			3	2	1	1	1	0	0
Bob Welch, R OBP: 0.222, SLG: 0.125 (8, 1)						1-2 1B BB				0	0	0	0	0	0	0
Joe Ferguson, R OBP: 0.348, SLG: 0.413 (1, 2)		0-3 K			0-0 F8	4-0 1B BB		0-0 SH1-4 1B		3	0	1	0	1	1	0
Steve Yeager, R OBP: 0.245, SLG: 0.341 (9, 2)						1-2 2-H BB				0	0	0	0	0	0	0
Andy Messersmith, R OBP: 0.091, SLG: 0.136 (1, 1)		0-0 F9			0-3 K	0-0 1B		0-0 SH1-4		2	0	0	0	0	1	0
Von Joshua, L OBP: 0.362, SLG: 0.617 (6, PH)						1-2 2-H 1B				1	0	1	1	0	0	0
Jerry Reuss, L OBP: 0.360, SLG: 0.390 (7, 1)										0	0	0	0	0	0	0
Lerrin LaGrow, R OBP: 0.360, SLG: 0.390 (7, 1)										0	0	0	0	0	0	0
Derrel Thomas, S OBP: 0.360, SLG: 0.390 (8, 8)										0	0	0	0	0	0	0


Inning Stats	R: 1	H: 3	E: 0	K: 1	S: 8	H: 3	LOB: 2	BB: 0	P: 8	R: 1	H: 1	E: 0	K: 1	S: 6	R: 0	H: 0	E: 0	K: 1	S: 5	R: 0	H: 0	E: 0	K: 0	S: 3	R: 0	H: 0	E: 0	K: 0	S: 3	R: 1	H: 2	E: 0	K: 1	S: 7	R: 2	H: 1	E: 1	K: 0	S: 4	R: 3	H: 3	E: 0	K: 1	S: 8	R: 0	H: 1	E: 0	K: 0	S: 4	R: 0	H: 1	E: 0	K: 0	S: 4	1B: 8	SF: 1	2B: 1	SAC: 1	3B: 0	DP: 0	HR: 2	HBP: 0	WP: 0	PA: 39
--------------	------	------	------	------	------	------	--------	-------	------	------	------	------	------	------	------	------	------	------	------	------	------	------	------	------	------	------	------	------	------	------	------	------	------	------	------	------	------	------	------	------	------	------	------	------	------	------	------	------	------	------	------	------	------	------	-------	-------	-------	--------	-------	-------	-------	--------	-------	--------

PITCHER	IP	WLS	BF	H	R	ER	SO	BB	IBB	HBP	BLK	WP	HR	S	P	ERA	WHIP
Bill Bonham, R ERA: 4.85 (1, 1)	5.2		26	6	5	5	4	3	0	0	0	0	1	31	43	7.94	1.588
Tom Hume, R ERA: 4.61 (6, 1)	0.1		2	1	0	0	0	0	0	0	0	0	0	2	2	0.00	3.000
Pedro Borbon, R ERA: 3.03 (7, 1)	1.0	L	6	3	3	3	1	0	0	0	0	0	1	8	8	27.00	3.000
Doug Bair, R ERA: 2.84 (8, 1)	1.0		5	1	0	0	0	1	0	0	0	0	0	4	8	0.00	2.000

**BOTTOM**

**Cincinnati Reds @ Los Angeles Dodgers**  
 Dodger Stadium, Los Angeles, CA  
 Sun May 27 1979, 3:33 AM PDT  
 Att. 44,150 - Unknown

<b>AB</b>	<b>33</b>
<b>R</b>	<b>8</b>
<b>H</b>	<b>11</b>
<b>RBI</b>	<b>7</b>
<b>BB</b>	<b>4</b>
<b>SO</b>	<b>5</b>
<b>LOB</b>	<b>10</b>



Batter	1	2	3	4	5	6	7	8	9	10	11	12	13	AB R H RBI BB SO LOB	TOP																		
Ken Griffey, L (1, 9) OBP: 0.352, SLG: 0.455	F9 2B		E5 CS			F5		4-3			4-3		BB 1B BB	5 1 1 0 1 0 0	<b>Cincinnati Reds @ Los Angeles Dodgers</b> Dodger Stadium, Los Angeles, CA Mon May 28 1979, 3:33 AM PDT Att. 49,114 - Unknown																		
Dave Concepcion, R (1, 6) OBP: 0.363, SLG: 0.458	B1		6-3 1-2			6-3			F8		6-3		BB 1B BB	6 1 1 0 0 0 2																			
Joe Morgan, L (1, 4) OBP: 0.435, SLG: 0.517 Junior Kennedy, R (5, 4) OBP: 0.356, SLG: 0.377	F9 2-3			CS 1B		L8			F3		1B		K	2 0 1 0 0 0 1 4 0 1 0 0 1 2																			
George Foster, R (1, 7) OBP: 0.400, SLG: 0.517 Cesar Geronimo, L (9, 8) OBP: 0.267, SLG: 0.331	5-3			K 1-2		K			F7		G3		F5	4 0 0 0 0 2 2 2 0 0 0 0 0 3																			
Dan Driessen, L (1, 3) OBP: 0.358, SLG: 0.497		F2		P8				BB BB			HR		SH3-4 BB 1B	3 1 1 1 3 0 0																			
Ray Knight, R (1, 5) OBP: 0.395, SLG: 0.421		S 1B				F9			P3		FC1-6 1B		SH3-4 1-2	5 0 3 2 0 0 1																			
Paul Blair, R (1, 8) OBP: 0.172, SLG: 0.222 (9, 7)		F9 1-2				6-3			K		FC1-6 FC6-4 1-2f		FC1-6 IBB	5 0 0 0 1 1 5																			
Vic Correll, R (1, 2) OBP: 0.388, SLG: 0.441 Johnny Bench, R (12, PH) OBP: 0.364, SLG: 0.346 (12, 2)		6-3							L5		F3		P4	4 0 1 0 0 0 2 1 0 0 0 0 0 2																			
Michael LaCoss, R (1, 1) OBP: 0.174, SLG: 0.148 Doug Blair, R (11, 1) Ken Henderson, S (12, PH) Pedro Sciorion, R (12, 1) Dave Tomlin, L (12, 1) Tom Hume, R (13, 1) OBP: 0.174, SLG: 0.182			K			F8			K		FC6-4 1-2f		F9	4 0 0 0 0 0 2 2 0 0 0 0 0 0 0 0 1 0 0 0 0 0 0 2 0																			
<b>Inning Stats</b>	R: 0 E: 0 K: 0 S: 4	H: 1 LOB: 1 BB: 0 P: 4	R: 0 E: 0 K: 0 S: 4	H: 1 LOB: 1 BB: 0 P: 4	R: 0 E: 1 K: 1 S: 5	H: 0 LOB: 0 BB: 0 P: 5	R: 0 E: 0 K: 1 S: 5	H: 1 LOB: 0 BB: 0 P: 5	R: 0 E: 0 K: 0 S: 3	H: 0 LOB: 0 BB: 0 P: 3	R: 0 E: 0 K: 2 S: 7	H: 0 LOB: 1 BB: 1 P: 11	R: 0 E: 0 K: 1 S: 5	H: 0 LOB: 0 BB: 0 P: 5		R: 0 E: 0 K: 0 S: 3	H: 0 LOB: 0 BB: 0 P: 3	R: 1 E: 0 K: 0 S: 5	H: 2 LOB: 1 BB: 0 P: 5	R: 0 E: 0 K: 0 S: 4	H: 1 LOB: 1 BB: 0 P: 4	R: 0 E: 0 K: 0 S: 3	H: 0 LOB: 2 BB: 2 P: 11	R: 2 E: 0 K: 1 S: 7	H: 2 LOB: 2 BB: 2 P: 15	1B: 7 2B: 1 3B: 0 HR: 1	SF: 0 SAC: 1 DP: 0 HBP: 0	WP: 0 PA: 52 PB: 0 SB: 1 CS: 2					
<b>PITCHER</b>	IP WLS BF H R ER SO BB IBB HBP BLK WP HR S P ERA WHIP															IP WLS BF H R ER SO BB IBB HBP BLK WP HR S P ERA WHIP																	
Doug Rau, L (1, 1) ERA: 4.15	9.0		31	4	0	0	5	1	0	0	0	0	0	0		0	0	0.00	0.556														
Bob Welch, R (10, 1) ERA: 2.7	1.0		5	2	1	1	0	0	0	0	0	0	0	0		1	5	9.00	2.000														
Lerrin LaGrow, R (11, 1) ERA: 7.2	1.0		4	1	0	0	0	0	0	0	0	0	0	0	0	4	0.00	1.000															
Jerry Reuss, L (12, 1) ERA: 4.38	1.0		5	0	0	0	0	1	1	0	0	0	0	0	0	3	0.00	1.000															
Charlie Hough, R (13, 1) ERA: 6.08	1.0	L	7	2	2	2	1	2	0	0	0	0	0	0	0	7	18.00	4.000															

livebaseballscorecards.com

AB	46
R	3
H	9
RBI	3
BB	5
SO	6
LOB	24



Batter	1	2	3	4	5	6	7	8	9	10	11	12	13	AB	R	H	RBI	BB	SO	LOB
Davey Lopes, R OBP: 0.316, SLG: 0.455 (1, 4)	0-0 5-3		0-0 G5-4-3		0-0 4-3 2B		0-0 P6		0-0 F7		0-0 6-3		0-0 1B	7	0	2	1	0	0	6
Bill Russell, R OBP: 0.327, SLG: 0.408 (1, 6)	0-0 5-3		0-0 L6		0-0 4-3 2-3		0-0 6-3		0-0 FC6-4			0-0 SH1-3 2B	0-0 F8	7	0	1	0	0	0	6
Reggie Smith, S OBP: 0.386, SLG: 0.375 (1, 9)	0-0 6-3			0-0 FC5-4 1B	0-0 F6			0-0 1B		0-0 HR		4-0 SH1-3 IBB	0-3 K	6	1	3	1	1	1	2
Steve Garvey, R OBP: 0.333, SLG: 0.482 (1, 3)		0-3 K		0-0 FC5-4 1B		0-0 F3		0-0 F9		0-0 P6		0-0 SH1-3		5	0	0	0	0	1	2
Ron Cey, R OBP: 0.389, SLG: 0.496 Ted Martinez, R OBP: 0.438, SLG: 0.563 Johnny Oates, L OBP: 0.286, SLG: 0.167 Charlie Hough, R OBP: 0.200, SLG: 0.400 (1, 5) (9, 5) (12, PH) (13, 1)		0-0 L9		0-0 BB 1B		0-0 P4		0-0 F7		0-0 L5		4-0 IBB		4	0	1	0	0	0	1
Dusty Baker Jr., R Lerrin LaGrow, R Jerry Reuss, L Von Joshua, L Pedro Guerrero, R OBP: 0.362, SLG: 0.617 OBP: 0.286, SLG: 0.286 (1, 7) (11, 1) (12, 1) (12, PH) (13, 5)		0-0 BB 1B		4-0 BB 1-2 BB		0-0 F7		0-0 L6		0-0 F5		0-3 K		4	0	1	0	1	0	1
Gary Thomasson, L OBP: 0.375, SLG: 0.427 (1, 8) (11, 7)		4-0 BB 1-2 BB		0-3 K		0-0 F7			0-0 SH 1B		0-0 F8	0-0 F8		5	0	1	0	1	1	6
Joe Ferguson, R OBP: 0.343, SLG: 0.398 (1, 2)		0-3 K		0-0 L8		4-0 E 1B BB		0-0 SH FC6-4		0-0 5-3			0-0 F7	4	0	0	0	1	1	5
Doug Rau, L Manny Mota, R Bob Welch, R Derrel Thomas, S OBP: 0.267, SLG: 0.231 OBP: 0.500, SLG: 0.400 OBP: 0.222, SLG: 0.125 OBP: 0.371, SLG: 0.412 (1, 1) (9, PH) (10, 1) (11, 8)		4-0 BB G5-4-3 BB		0-0 3-1		0-0 E6 1-3 1B		0-0 F8		0-0 1B			0-0 1B 2B	2	0	1	0	1	0	0


Inning Stats	R: 0	H: 0	E: 0	K: 0	S: 3	R: 0	H: 1	E: 0	K: 2	S: 8	R: 0	H: 1	E: 0	K: 0	S: 2	R: 0	H: 2	E: 0	K: 1	S: 7	R: 0	H: 1	E: 0	K: 0	S: 4	R: 0	H: 0	E: 0	K: 0	S: 3	R: 0	H: 1	E: 0	K: 0	S: 4	R: 0	H: 1	E: 0	K: 0	S: 4	R: 0	H: 1	E: 0	K: 0	S: 5	R: 1	H: 1	E: 0	K: 0	S: 4	R: 0	H: 1	E: 0	K: 1	S: 6	R: 1	H: 2	E: 0	K: 1	S: 7	1B: 8	2B: 3	3B: 0	HR: 1	SF: 0	SAC: 2	DP: 1	HBP: 0	WP: 0	PA: 57
--------------	------	------	------	------	------	------	------	------	------	------	------	------	------	------	------	------	------	------	------	------	------	------	------	------	------	------	------	------	------	------	------	------	------	------	------	------	------	------	------	------	------	------	------	------	------	------	------	------	------	------	------	------	------	------	------	------	------	------	------	------	-------	-------	-------	-------	-------	--------	-------	--------	-------	--------

PITCHER	IP	WLS	BF	H	R	ER	SO	BB	IBB	HBP	BLK	WP	HR	S	P	ERA	WHIP
Michael LaCoss, R ERA: 2.38 (1, 1)	10.2		45	9	1	1	3	4	0	0	0	0	1	47	63	0.84	1.219
Doug Bair, R ERA: 2.81 (11, 1)	0.1		1	0	0	0	0	0	0	0	0	0	0	1	1	0.00	0.000
Pedro Borbon, R ERA: 3.0 (12, 1)	0.1		4	1	0	0	0	0	2	0	0	0	0	2	10	0.00	3.000
Dave Tomlin, L ERA: 2.59 (12, 1)	1.0	W	4	1	1	1	1	0	0	0	0	0	0	6	6	9.00	1.000
Tom Hume, R ERA: 4.55 (13, 1)	0.2	S	3	1	0	0	1	0	0	0	0	0	0	5	5	0.00	1.500

**BOTTOM**

**Cincinnati Reds @ Los Angeles Dodgers**  
 Dodger Stadium, Los Angeles, CA  
 Mon May 28 1979, 3:33 AM PDT  
 Att: 49,114 - Unknown

AB	49
R	2
H	12
RBI	2
BB	6
SO	5
LOB	34



PITCHER	IP	WLS	BF	H	R	ER	SO	BB	IBB	HBP	BLK	WP	HR	S	P	ERA	WHIP
---------	----	-----	----	---	---	----	----	----	-----	-----	-----	----	----	---	---	-----	------

Batter	1	2	3	4	5	6	7	8	9	AB R H RBI BB SO LOB	TOP													
Bill North, S (1, 8) OBP: 0.388, SLG: 0.291	0-0 1B 3B		4-2 E BB		2-3 K	0-1 P6		3-2 BB 1-2 2-H 1B		4 1 2 1 1 1 2														
Larry Herndon, R (1, 7) OBP: 0.406, SLG: 0.638	0-0 G6-4-3 1B		0-3 K		0-2 F9		0-1 1B	4-0 1-2 2-3 BB		4 0 2 1 1 1 2														
Jack Clark, R (1, 9) OBP: 0.351, SLG: 0.418	0-0 G6-4-3 1-2f		0-1 E5			1-0 1B 1B	0-0 F7	0-3 K		5 1 1 0 0 1 7														
Willie McCovey, L (1, 3) OBP: 0.320, SLG: 0.449	3-3 K		0-0 3-1			1-2 1B 1B	1-3 K		0-0 P5-3 1B	5 1 2 0 0 2 4														
Darrell Evans, L (1, 5) OBP: 0.340, SLG: 0.388		2-3 K		0-0 F9		2-2 1B 1B	0-0 F9		0-0 P5-3 1-2f	5 1 1 0 0 1 2														
Roger Metzger, S (1, 6) Mike Ivie, R (6, PH) Marc Hill, R (6, 2)		1-0 5-3		1-3 K		0-0 1B 1B		4-0 1B BB	0-0 F9	2 0 0 0 0 1 0 1 0 1 1 0 0 0 1 1 0 0 1 0 0														
Rob Andrews, R (1, 4) OBP: 0.323, SLG: 0.259		2-0 F9		0-0 1B		2-0 P6		0-1 BB 1-2 1B		4 0 2 0 0 0 3														
Mike Sadek, R (1, 2) Terry Whitfield, L (6, PH) Randy Moffitt, R (6, 1) Gary Lavelle, S (9, 1) Tom Griffin, R (9, 1) Dave Roberts, L (9, 1)			0-1 E SH2-4 1B		0-0 L9		3-3 K		0-3 K	2 0 1 0 0 0 1 1 0 0 0 0 1 3 1 0 0 0 0 0 1 2 0														
Bob Knepper, L (1, 1) Bill Madlock, R (6, PH) Johnnie LeMaster, R (6, PR)		1-0 SH2-4		0-3 K		0-2 1B		2-1 F8		1 0 0 0 0 1 0 1 0 1 2 0 0 0 1 0 0 0 0 0 2														
<b>Inning Stats</b>	R: 1 E: 0 K: 1 S: 7	H: 2 LOB: 0 BB: 0 P: 10	R: 0 E: 0 K: 1 S: 5	H: 0 LOB: 0 BB: 0 P: 10	R: 0 E: 1 K: 1 S: 11	H: 1 LOB: 3 BB: 1 P: 16	R: 0 E: 0 K: 1 S: 6	H: 1 LOB: 1 BB: 0 P: 7	R: 0 E: 0 K: 2 S: 11	H: 0 LOB: 0 BB: 0 P: 13	R: 3 E: 0 K: 1 S: 17	H: 5 LOB: 2 BB: 0 P: 26	R: 0 E: 0 K: 1 S: 7	H: 1 LOB: 1 BB: 0 P: 8	R: 1 E: 0 K: 2 S: 14	H: 2 LOB: 3 BB: 2 P: 27	R: 0 E: 0 K: 0 S: 3	H: 1 LOB: 0 BB: 0 P: 3	1B: 12 2B: 1 3B: 1 HR: 0	SF: 0 SAC: 1 DP: 2 HBP: 0	WP: 0 PB: 0 SB: 0 CS: 0	PA: 42		
<b>PITCHER</b>	IP WLS BF H R ER SO BB IBB HBP BLK WP HR S P ERA WHIP	(1, 1) Burt Hooton, R ERA: 3.08	(8, 1) Terry Forster, L ERA:											<b>PITCHER</b>	IP WLS BF H R ER SO BB IBB HBP BLK WP HR S P ERA WHIP									

San Francisco Giants @ Los Angeles Dodgers  
Dodger Stadium, Los Angeles, CA  
Tue May 29 1979, 7:05 PM PDT  
Att: 35,845 - Unknown

AB	38
R	5
H	13
RBI	5
BB	3
SO	10
LOB	28



livebaseballscorecards.com

Batter	1	2	3	4	5	6	7	8	9	AB R H RBI BB SO LOB
<b>Davey Lopes, R</b> OBP: 0.317, SLG: 0.451 (1, 4)	3-1 1B	2-1 F2			0-3 K		0-0 F8		4-0 S 1B BB	4 1 1 0 1 1 1
<b>Bill Russell, R</b> OBP: 0.329, SLG: 0.405 (1, 6)	1-1 F8		1-1 5-3		4-0 BB		0-0 5-3		0-0 BB 1B 1B	4 1 1 0 1 0 1
<b>Reggie Smith, S</b> OBP: 0.398, SLG: 0.395 (1, 9)	1-2 F8		1-2 F9 HR 2B		0-0 F9		4-0 BB		0-0 1B BB 1B	4 2 2 1 1 0 2
<b>Steve Garvey, R</b> OBP: 0.335, SLG: 0.478 (1, 3)	2-1 1-3 1B		0-0 F9 2-3		1-2 L1		0-0 F4		4-0 1B 1B BB	4 0 1 0 1 0 3
<b>Ron Cey, R</b> OBP: 0.388, SLG: 0.515 (1, 5)	1-3 K		2-2 HR		0-0 3-1		0-0 1B		0-0 1B 1B	3 1 1 2 0 1 2
<b>Gary Thomasson, L</b> OBP: 0.379, SLG: 0.432 (7, 8)									1-2 2-3 3-H	1 0 1 0 0 0 0
<b>Steve Yeager, R</b> OBP: 0.252, SLG: 0.348 (9, PH)									1-2 2-3 3-H	1 0 1 1 0 0 0
<b>Dusty Baker Jr., R</b> OBP: 0.369, SLG: 0.484 (1, 7)		3-0 HR	0-0 F8		0-0 BB 1B		0-3 K		0-0 1B	5 1 3 2 0 1 1
<b>Joe Ferguson, R</b> OBP: 0.340, SLG: 0.387 (1, 2)		3-3 K		0-2 1-3		4-0 FC6 BB		0-0 L6		3 0 0 0 1 1 1
<b>Derrel Thomas, S</b> OBP: 0.367, SLG: 0.406 (1, 8) (7, 5)		2-2 5-3		0-0 1B		0-3 K		0-0 F9		4 0 1 0 0 1 3
<b>Burt Hooton, R</b> OBP: 0.185, SLG: 0.192 (1, 1)		2-2 1B		2-1 6-3		0-0 FC6			0-0 F9	3 0 1 0 0 0 2
<b>Terry Forster, L</b> (8, 1)										0 0 0 0 0 0 0
<b>Von Joshua, L</b> OBP: 0.362, SLG: 0.617 (9, PH)										0 0 0 0 0 0 0
<b>Manny Mota, R</b> OBP: 0.462, SLG: 0.364 (9, PH)										1 0 0 0 0 0 0

Inning Stats	R: 0 E: 0 K: 13 S: 13	H: 2 LOB: 2 BB: 21 P: 21	R: 1 E: 0 K: 12 S: 12	H: 2 LOB: 1 BB: 0 P: 24	R: 2 E: 0 K: 11 S: 11	H: 2 LOB: 0 BB: 0 P: 15	R: 0 E: 0 K: 6 S: 6	H: 1 LOB: 0 BB: 0 P: 8	R: 0 E: 0 K: 7 S: 7	H: 0 LOB: 1 BB: 1 P: 12	R: 0 E: 0 K: 6 S: 6	H: 1 LOB: 2 BB: 1 P: 10	R: 0 E: 0 K: 3 S: 3	H: 0 LOB: 1 BB: 1 P: 7	R: 0 E: 0 K: 6 S: 6	H: 1 LOB: 1 BB: 0 P: 6	R: 3 E: 0 K: 5 S: 5	H: 4 LOB: 3 BB: 2 P: 13	1B: 10 2B: 1 3B: 0 HR: 2	SF: 0 SAC: 0 DP: 0 HBP: 0	WP: 0 PB: 0 SB: 1 CS: 0	PA: 42
--------------	--------------------------------	-----------------------------------	--------------------------------	----------------------------------	--------------------------------	----------------------------------	------------------------------	---------------------------------	------------------------------	----------------------------------	------------------------------	----------------------------------	------------------------------	---------------------------------	------------------------------	---------------------------------	------------------------------	----------------------------------	-----------------------------------	------------------------------------	----------------------------------	--------

PITCHER	IP	WLS	BF	H	R	ER	SO	BB	IBB	HBP	BLK	WP	HR	S	P	ERA	WHIP
<b>Bob Knepper, L</b> ERA: 3.17 (1, 1)	5.0		22	7	3	3	3	1	0	0	0	0	2	49	80	5.40	1.600
<b>Randy Moffitt, R</b> ERA: 7.48 (6, 1)	3.0		13	2	0	0	2	2	0	0	0	0	0	15	23	0.00	1.333
<b>Gary Lavelle, L</b> ERA: 2.25 (9, 1)	0.1	L	4	2	3	3	0	1	0	0	0	0	0	3	7	81.00	9.000
<b>Tom Griffin, R</b> ERA: 4.58 (9, 1)	0.0		1	0	0	0	0	1	0	0	0	0	0	4	4	∞	∞
<b>Dave Roberts, L</b> ERA: 2.49 (9, 1)	0.1		2	2	0	0	0	0	0	0	0	0	0	2	2	0.00	6.000

**BOTTOM**

**San Francisco Giants @ Los Angeles Dodgers**  
Dodger Stadium, Los Angeles, CA

Tue May 29 1979, 7:05 PM PDT  
Att. 35,845 - Unknown

<b>AB</b>	<b>37</b>
<b>R</b>	<b>6</b>
<b>H</b>	<b>13</b>
<b>RBI</b>	<b>6</b>
<b>BB</b>	<b>5</b>
<b>SO</b>	<b>5</b>
<b>LOB</b>	<b>16</b>



PITCHER	IP	WLS	BF	H	R	ER	SO	BB	IBB	HBP	BLK	WP	HR	S	P	ERA	WHIP
<b>Bob Knepper, L</b> ERA: 3.17 (1, 1)	5.0		22	7	3	3	3	1	0	0	0	0	2	49	80	5.40	1.600
<b>Randy Moffitt, R</b> ERA: 7.48 (6, 1)	3.0		13	2	0	0	2	2	0	0	0	0	0	15	23	0.00	1.333
<b>Gary Lavelle, L</b> ERA: 2.25 (9, 1)	0.1	L	4	2	3	3	0	1	0	0	0	0	0	3	7	81.00	9.000
<b>Tom Griffin, R</b> ERA: 4.58 (9, 1)	0.0		1	0	0	0	0	1	0	0	0	0	0	4	4	∞	∞
<b>Dave Roberts, L</b> ERA: 2.49 (9, 1)	0.1		2	2	0	0	0	0	0	0	0	0	0	2	2	0.00	6.000

Batter	1	2	3	4	5	6	7	8	9	AB R H RBI BB SO LOB	TOP																
Bill North, S OBP: 0.383, SLG: 0.288 (1, 8)	0-0 L5	2-2 1B 1B 1B		2-0 P5			0-1 4-3		0-3 K	5 0 1 2 0 1 3																	
Larry Herndon, R OBP: 0.397, SLG: 0.613 (1, 7)	1-2 5-3	0-1 1B			1-0 6-3		0-0 F9			4 0 1 1 0 0 0																	
Jack Clark, R OBP: 0.349, SLG: 0.414 (1, 9)	2-2 P3				0-0 6-3		0-1 G4-6-3 1B			4 0 1 0 0 0 0																	
Darrell Evans, L OBP: 0.338, SLG: 0.385 (1, 5)		2-2 1B 1B		1-0 F9		0-1 G4-6-3 1-2f		0-3 K		4 1 1 0 0 1 1																	
Bill Madlock, R OBP: 0.277, SLG: 0.354 (1, 4)		1-0 BB 1B 1B		4-2 BB		1-0 HR		0-0 5-3		3 2 2 1 1 0 0																	
Gary Lavelle, S (8, 1)		1-3 1B 1B								0 0 0 0 0 0 0																	
Mike Ivie, R OBP: 0.282, SLG: 0.391 (1, 3)		1-3 K		0-0 F3			1-1 4-3		0-0 F4	4 0 0 0 0 1 3																	
Roger Metzger, S OBP: 0.262, SLG: 0.292 (1, 6)		1-0 BB 1B		3-3 K			1-2 F8		0-0 FC1-6 1B	3 1 1 1 0 1 0																	
Willie McCovey, L OBP: 0.327, SLG: 0.456 (9, PH)		1-2 3-H 1B 1B								1 0 1 0 0 0 0																	
Johnnie LeMaster, R OBP: 0.373, SLG: 0.404 (9, PR)		4-2 1B BB		1-2 1B			0-0 1B		0-0 FC1-6 CS 1B 1-2f	0 0 0 0 0 0 0																	
Marc Hill, R OBP: 0.265, SLG: 0.204 (1, 2)		1-2 2-3 1B BB		1-2 1B			0-1 1-3			3 0 0 0 0 1 5																	
Max Venable, L OBP: 0.400, SLG: 0.333 (9, PR)		1-3 K		1-2 F3					0-0 1B	1 0 1 0 0 0 0																	
John Curtis, L (1, 1)																											
Rob Andrews, R OBP: 0.344, SLG: 0.286 (8, 4)																											
<b>Inning Stats</b>	R: 0 E: 0 K: 0 S: 7	H: 0 LOB: 0 BB: 0 P: 10	R: 4 E: 0 K: 2 S: 18	H: 5 LOB: 2 BB: 1 P: 30	R: 0 E: 0 K: 0 S: 5	H: 0 LOB: 1 BB: 1 P: 10	R: 0 E: 0 K: 1 S: 10	H: 1 LOB: 1 BB: 0 P: 17	R: 0 E: 0 K: 0 S: 5	H: 1 LOB: 0 BB: 0 P: 6	R: 1 E: 0 K: 0 S: 9	H: 2 LOB: 1 BB: 0 P: 12	R: 0 E: 0 K: 0 S: 5	H: 0 LOB: 0 BB: 0 P: 8	R: 0 E: 0 K: 1 S: 5	H: 0 LOB: 0 BB: 0 P: 5	R: 0 E: 0 K: 1 S: 6	H: 2 LOB: 2 BB: 0 P: 6	1B: 10 2B: 1 3B: 0 HR: 1	SF: 0 SAC: 0 DP: 2 HBP: 0	WP: 0 PB: 0 SB: 0 CS: 1	PA: 37					
<b>PITCHER</b>	IP WLS BF H R ER SO BB IBB HBP BLK WP HR S P ERA WHIP																										
Rick Sutcliffe, R ERA: 4.04 (1, 1)	7.0		30	9	5	5	3	2	0	0	0	0	1	59	93	6.43	1.571										
Jerry Reuss, L ERA: 4.15 (8, 1)	1.1	W	6	2	0	0	1	0	0	0	0	0	0	8	8	0.00	1.500										
Lerrin LaCrow, R ERA: 7.01 (9, 1)	0.2	S	1	0	0	0	1	0	0	0	0	0	0	3	3	0.00	0.000										

San Francisco Giants @ Los Angeles Dodgers  
 Dodger Stadium, Los Angeles, CA  
 Wed May 30 1979, 7:05 PM PDT  
 Att: 42,819 - Unknown

livebaseballscorecards.com

AB 35  
 R 5  
 H 11  
 RBI 5  
 BB 2  
 SO 5  
 LOB 13



Batter	1	2	3	4	5	6	7	8	9	AB	R	H	RBI	BB	SO	LOB
<b>Davey Lopes, R</b> OBP: 0.321, SLG: 0.471 (1, 4)	1-3 K		0-1 F9 SF8 2B		2-2 F8		0-0 HR			4	2	2	1	0	1	0
<b>Bill Russell, R</b> OBP: 0.328, SLG: 0.402 (1, 6)	1-0 1B HR 1B		1-2 F9 2-3		1-2 F7		1-2 E7			4	1	1	0	0	0	1
<b>Reggie Smith, S</b> OBP: 0.381, SLG: 0.380 (1, 9)	2-3 K		1-2 SF8 3-H		3-2 F9		1-3 K			3	0	0	1	0	2	2
<b>Steve Garvey, R</b> OBP: 0.333, SLG: 0.473 (1, 3)	2-2 1-2 HR 1B		0-0 4-3		1-0 F8		0-0 F8			4	1	1	0	0	0	0
<b>Ron Cey, R</b> OBP: 0.393, SLG: 0.540 (1, 5)	0-1 HR			0-0 5-3		1-2 FC4-6 1B		0-0 2B 1B		3	1	2	3	0	0	0
<b>Ted Martinez, R</b> OBP: 0.471, SLG: 0.588 (6, PR) (7, 5)	1-H 2-H HR									1	1	1	0	0	0	0
<b>Dusty Baker Jr., R</b> OBP: 0.367, SLG: 0.484 (1, 7)	1-3 K			3-2 E6 1B		0-2 FC4-6 WP 1-2f		0-0 1-H 2B		4	0	1	1	0	1	1
<b>Joe Ferguson, R</b> OBP: 0.338, SLG: 0.383 (1, 2)					0-0 1-2 1B		2-2 F9 1-2		0-0 F7	4	0	1	0	0	0	2
<b>Derrel Thomas, S</b> OBP: 0.363, SLG: 0.394 (1, 8)					0-1 F9		0-0 F8		4-0 IBB	3	0	0	0	1	0	2
<b>Rick Sutcliffe, L</b> OBP: 0.150, SLG: 0.350 (1, 1)					0-2 6-3		2-3 K		0-0 1-3	2	0	0	0	0	1	2
<b>Pedro Guerrero, R</b> OBP: 0.250, SLG: 0.250 (7, PH)										1	0	0	0	0	1	0
<b>Jerry Reuss, L</b> (8, 1)										1	0	0	0	0	0	2
<b>Lerrin LaGrow, R</b> (9, 1)										0	0	0	0	0	0	0

Inning Stats	R: 3	H: 3	LOB: 3	E: 0	K: 3	S: 15	P: 22	R: 0	H: 0	LOB: 0	E: 0	K: 1	S: 8	P: 11	R: 1	H: 1	LOB: 0	E: 0	K: 0	S: 10	P: 12	R: 0	H: 1	LOB: 2	E: 1	K: 0	S: 10	P: 13	R: 0	H: 0	LOB: 0	E: 0	K: 0	S: 9	P: 15	R: 0	H: 1	LOB: 2	E: 0	K: 0	S: 11	P: 15	R: 1	H: 1	LOB: 1	E: 1	K: 2	S: 13	P: 17	R: 1	H: 2	LOB: 2	E: 0	K: 0	S: 5	P: 9
--------------	------	------	--------	------	------	-------	-------	------	------	--------	------	------	------	-------	------	------	--------	------	------	-------	-------	------	------	--------	------	------	-------	-------	------	------	--------	------	------	------	-------	------	------	--------	------	------	-------	-------	------	------	--------	------	------	-------	-------	------	------	--------	------	------	------	------

PITCHER	IP	WLS	BF	H	R	ER	SO	BB	IBB	HBP	BLK	WP	HR	S	P	ERA	WHIP
<b>John Curtis, L</b> ERA: 9.0 (1, 1)	7.0		30	7	5	5	6	0	0	0	0	1	2	76	105	6.43	1.000
<b>Gary Lavelle, L</b> ERA: 2.45 (8, 1)	1.0	L	6	2	1	1	0	0	1	0	0	0	0	5	9	9.00	2.000

**BOTTOM**

**San Francisco Giants @ Los Angeles Dodgers**  
**Dodger Stadium, Los Angeles, CA**  
Wed May 30 1979, 7:05 PM PDT  
Att. 42,819 - Unknown

<b>AB</b>	<b>34</b>
<b>R</b>	<b>6</b>
<b>H</b>	<b>9</b>
<b>RBI</b>	<b>6</b>
<b>BB</b>	<b>1</b>
<b>SO</b>	<b>6</b>
<b>LOB</b>	<b>12</b>



WP	PA	ERA	WHIP
1	36		
0			
0			
0			

Batter	1	2	3	4	5	6	7	8	9	AB R H RBI BB SO LOB	TOP									
Bill Madlock, R (1, 4) OBP: 0.284, SLG: 0.359	1-0 F2	1-0 BB 1B		0-0 F9		0-0 FC6-4	0-0 1B		0-0 1B	6 1 3 3 0 0 1										
Terry Whitfield, L (1, 7) OBP: 0.348, SLG: 0.388	1-2 4-3	4-1 1B BB		1-2 1B			1-2 2-H 1B		0-0 F7	5 1 3 0 1 0 1										
Jack Clark, R (1, 9) OBP: 0.353, SLG: 0.417	2-2 S 1B	0-0 1-3 2-H 1B		0-0 F9			0-0 F7	0-0 5-3 1B	0-3 K	6 0 3 1 0 1 3										
Willie McCovey, L (1, 3) OBP: 0.320, SLG: 0.442	3-3 K	0-0 P3			0-0 L9		0-0 BB 1B 1B	0-3 K		5 1 1 0 0 2 4										
Darrell Evans, L (1, 5) OBP: 0.340, SLG: 0.385		2-2 E 1B	2-1 L3		0-0 4-3		0-0 BB 1B 1B	0-0 5-3		5 2 2 0 0 0 1										
Larry Herndon, R (1, 8) OBP: 0.425, SLG: 0.609		0-1 E 1B	4-0 S BB		0-0 F7		4-0 1B SF8 BB	4-0 BB		2 2 1 2 3 0 0										
Johnnie LeMaster, R (1, 6) OBP: 0.391, SLG: 0.421		1-2 F9 S 1B 1B	1-3 K			0-0 FC6-4 1B	0-0 1-3 2-H 3-H 1B 1B	0-3 K		5 2 3 3 0 2 3										
Mike Sadek, R (1, 2) OBP: 0.211, SLG: 0.286		1-3 K	0-0 P3			0-3 K	0-0 SF8		4-0 E S 1B BB	3 0 0 0 0 2 3										
John Tamargo, S (6, 2) OBP: 0.211, SLG: 0.333										0 0 0 1 0 0 0										
Bill North, S (9, PH) OBP: 0.386, SLG: 0.288		1-2 K								0 1 0 0 1 0 0										
Vida Blue, S (1, 1) OBP: 0.188, SLG: 0.167		0-0 F9		0-1 G3		0-3 K	0-0 3-H 1B 1B		0-3 K	2 0 0 0 0 0 1										
Dave Roberts, L (4, 1)										1 0 0 0 0 1 1										
Mike Ivie, R (7, PH) OBP: 0.288, SLG: 0.397										1 0 1 0 0 0 0										
Randy Moffitt, R (7, 1)										0 0 0 0 0 0 0										
Max Venable, L (9, PH) OBP: 0.364, SLG: 0.300		2-3 F9								1 0 0 0 0 1 1										
<b>Inning Stats</b>	R: 0 E: 0 K: 1 S: 12	H: 1 LOB: 1 BB: 0 P: 19	R: 4 E: 2 K: 1 S: 17	H: 5 LOB: 2 BB: 1 P: 26	R: 0 E: 0 K: 1 S: 6	H: 0 LOB: 1 BB: 1 P: 13	R: 0 E: 0 K: 0 S: 7	H: 1 LOB: 1 BB: 0 P: 8	R: 0 E: 0 K: 2 S: 8	H: 1 LOB: 1 BB: 0 P: 8	R: 5 E: 0 K: 0 S: 9	H: 7 LOB: 2 BB: 1 P: 13	R: 0 E: 0 K: 2 S: 8	H: 1 LOB: 2 BB: 1 P: 12	R: 1 E: 1 K: 2 S: 8	H: 1 LOB: 1 BB: 1 P: 12	1B: 17 2B: 0 3B: 0 HR: 0	SF: 1 SAC: 0 DP: 0 HBP: 0	WP: 0 PB: 0 SB: 4 CS: 0	PA: 48
<b>PITCHER</b>	IP WLS BF H R ER SO BB IBB HBP BLK WP HR S P ERA WHIP																			
Don Sutton, R (1, 1) ERA: 3.54	6.2 W 36 13 9 9 5 3 0 0 0 0 0 0 60 88 12.15 2.400																			
Bob Welch, R (7, 1) ERA: 2.76	2.1 S 12 4 1 1 4 2 0 0 0 0 0 0 18 26 3.86 2.571																			

San Francisco Giants @ Los Angeles Dodgers  
Dodger Stadium, Los Angeles, CA  
Thu May 31 1979, 3:33 AM PDT  
Att: 36,288 - Unknown

livebaseballscorecards.com

AB	42
R	10
H	17
RBI	10
BB	5
SO	9
LOB	19







Batter	1	2	3	4	5	6	7	8	9	10	11	AB R H RBI BB SO LOB	TOP				
Davey Lopes, R (1.4) OBP: 0.343, SLG: 0.523	X 0-0 HR		X 0-0 FC1-4-6 2-H 1B		X 0-0 F8			X 0-0 HR	BBB 4-0 BB 1-2 2-3 3-H		BBB 4-0 2B BB	4 3 3 4 2 0 0	<b>Los Angeles Dodgers @ St. Louis Cardinals</b> Busch Stadium, St. Louis, MO Fri Jun 01 1979, 7:05 PM CDT Att. 26,687 - Unknown				
Bill Russell, R (1.6) OBP: 0.324, SLG: 0.399	X 0-0 F8		X 0-0 FC1-4-6 1-2f HR		X 0-0 1B			X 0-0 6-3	SSS 0-3		X 0-0 2B BB	6 1 2 1 0 1 4					
Reggie Smith, S (1.9) OBP: 0.364, SLG: 0.386	X 0-0 F8		X 0-0 1B HR		SSS 0-3 K			X 0-0 F7	SSS 0-0		SSS 0-3 K	6 1 1 2 0 2 5					
Steve Garvey, R (1.3) OBP: 0.343, SLG: 0.493	SSS 0-3 K		X 0-0 1B		X 0-0 F8			X 0-0 1B		X 0-0 6-3		X 4-0 IBB		5 0 2 0 1 1 0			
Ron Cey, R (1.5) OBP: 0.388, SLG: 0.521		X 0-0 6-3	X 0-0 L5		X 0-0 6-3			X 0-0 L8		X 0-0 F9		X 0-3 K		4 0 0 0 0 0 2			
Ted Martinez, R (8.5) OBP: 0.381, SLG: 0.476														2 0 0 0 0 1 2			
Dusty Baker Jr., R (1.7) OBP: 0.378, SLG: 0.497		X 0-0 L3-6 2B		X 0-0 3-1		X 0-0 P5				X 0-0 SH5-4 BB 1B		X 0-0 1B		5 1 3 0 0 0 0			
Gary Thomasson, L (1.8) OBP: 0.375, SLG: 0.424		X 0-0 L3-6 2-3		X 0-0 L7		X 0-0 4-3				X 0-0 BB SH5-4 1-2 1B		X 0-0 1B		5 0 2 0 0 0 1			
Steve Yeager, R (1.2) OBP: 0.252, SLG: 0.337			BBB 4-0 SH1-4 1B BB		X 0-3 K		X 0-0 6-3			X 0-0 SH5-4 1-2 2-3		X 0-0 F2		3 1 0 0 1 1 2			
Andy Messersmith, R (1.1) Charles Hooper, R (1.1) Johnny Cates, L (1.1) Jerry Reuss, L (1.1) Von Jacoby, L (1.1) Lennie Ercole, R (1.1) Derral Thomas, S (1.1) Terry Forster, L (1.1) Manny Delgado, R (1.1) Bob Welch, R (1.1)			X 0-0 SH1-4 1-2		X 0-0 L1		X 0-0 4-3			X 4-0 BB IBB		X 0-3 K		0 0 0 0 0 0 0			
<b>Inning Stats</b>	R: 1 H: 1 E: 0 LOB: 0 K: 1 BB: 0 S: 6 P: 6	R: 0 H: 1 E: 0 LOB: 0 K: 0 BB: 0 S: 3 P: 3	R: 3 H: 3 E: 0 LOB: 1 K: 0 BB: 1 S: 6 P: 10	R: 0 H: 0 E: 0 LOB: 0 K: 1 BB: 0 S: 5 P: 5	R: 0 H: 1 E: 0 LOB: 1 K: 1 BB: 0 S: 6 P: 6	R: 0 H: 0 E: 0 LOB: 0 K: 0 BB: 0 S: 3 P: 3	R: 0 H: 0 E: 0 LOB: 0 K: 0 BB: 0 S: 3 P: 3	R: 1 H: 2 E: 0 LOB: 1 K: 0 BB: 0 S: 5 P: 5	R: 1 H: 2 E: 0 LOB: 3 K: 1 BB: 2 S: 7 P: 15	R: 0 H: 2 E: 0 LOB: 2 K: 0 BB: 0 S: 5 P: 5	R: 1 H: 1 E: 0 LOB: 2 K: 3 BB: 2 S: 10 P: 18	1B: 8 SF: 0 2B: 3 SAC: 2 3B: 0 DP: 1 HR: 3 HBP: 0		WP: 0 PA: 50 PB: 0 SB: 0 CS: 0			
<b>PITCHER</b>	IP WLS BF H R ER SO BB IBB HBP BLK WP HR S P ERA WHIP																
John Denny, R (1.1) ERA: 3.87	8.0	34	10	6	6	3	1	0	0	0	0	0	3	39	43	6.75	1.375
Mark Littell, R (9.1) ERA: 3.12	2.0	10	2	0	0	1	1	1	0	0	0	0	0	10	18	0.00	1.500
Buddy Schultiz, L (11.1) ERA: 4.18	1.0	W 6	1	1	1	3	1	1	0	0	0	0	0	10	18	9.00	2.000

<b>AB</b>	43
<b>R</b>	7
<b>H</b>	13
<b>RBI</b>	7
<b>BB</b>	5
<b>SO</b>	7
<b>LOB</b>	16



Batter	1	2	3	4	5	6	7	8	9	10	11	AB	R	H	RBI	BB	SO	LOB
Garry Templeton, S OBP: 0.321, SLG: 0.376	0-0 1B	0-0 PB 1B		0-0 B5-3	0-0 FC6-4 1B			0-0 4-3		0-0 1B		6	1	4	0	0	0	0
Lou Brock, L OBP: 0.395, SLG: 0.488	0-0 HR	0-0 L8		0-0 4-3	0-0 FC6-4			0-0 F7		0-0 4-3		5	1	1	1	0	0	4
Jerry Mumphrey, S OBP: 0.302, SLG: 0.275	3-H 1B	1-2 2-3			1-2f							1	0	0	0	0	0	2
Keith Hernandez, L OBP: 0.359, SLG: 0.521	1-H HR	4-0 BB		0-0 HR 1B			0-0 L4	0-3 K			0-0 1B 1B	5	3	3	2	1	1	0
Ted Simmons, S OBP: 0.411, SLG: 0.571	P4	0-0 4-3		0-0 HR			0-0 6-3		0-0 6-3		0-0 1B 1B	6	2	2	2	0	0	3
George Hendrick, R OBP: 0.380, SLG: 0.500	FC5-4 1B		4-0 BB BB BB BB	4-0 1B BB			4-0 BB		0-0 L8		0-3 K	3	1	1	0	3	1	2
Tony Scott, S OBP: 0.325, SLG: 0.401	P4		0-0 BB BB	0-0 F8	1-2 G6-3 1B		0-0 F3		0-0 CS 1B		0-0 1B 1B	6	0	3	1	0	0	3
Ken Reitz, R OBP: 0.286, SLG: 0.358	FC5-4 1-2f		0-0 BB BB	0-0 G6-3 1-2f 2-3			0-0 L5		0-0 CS 1-2	0-0 G1	4-0 1B IBB	5	0	0	0	1	0	3
Ken Oberkfell, L OBP: 0.394, SLG: 0.483		0-3 K		0-0			0-0 F9		0-0 L8		0-0 1B 1B	2	0	1	1	0	1	0
Mike Tyson, R OBP: 0.276, SLG: 0.392											1-2 3-H 1B	3	0	1	0	0	0	0
Dane Iorg, L OBP: 0.352, SLG: 0.400				3-H 1B							1-2 3-H 1B	1	0	1	1	0	0	0
John Denny, R OBP: 0.138, SLG: 0.214		0-0 PB 1B		0-0 1-6-3			0-0 F3			0-0 L7		4	0	2	0	0	0	1
Mark Littell, L												0	0	0	0	0	0	0
Steve Swisher, R OBP: 0.222, SLG: 0.067												1	0	0	0	0	0	1
Buddy Schultz, R												0	0	0	0	0	0	0


Inning Stats	R: 3	H: 4	E: 0	LOB: 1	K: 0	BB: 0	S: 7	P: 7
	R: 0	H: 2	E: 0	LOB: 3	K: 1	BB: 1	S: 7	P: 11
	R: 1	H: 2	E: 0	LOB: 1	K: 0	BB: 1	S: 4	P: 8
	R: 2	H: 2	E: 0	LOB: 1	K: 0	BB: 1	S: 5	P: 9
	R: 0	H: 2	E: 0	LOB: 2	K: 0	BB: 0	S: 5	P: 5
	R: 0	H: 0	E: 0	LOB: 1	K: 0	BB: 1	S: 3	P: 7
	R: 0	H: 0	E: 0	LOB: 0	K: 0	BB: 0	S: 3	P: 3
	R: 0	H: 0	E: 0	LOB: 0	K: 1	BB: 0	S: 5	P: 5
	R: 0	H: 1	E: 0	LOB: 0	K: 0	BB: 0	S: 3	P: 3
	R: 0	H: 2	E: 0	LOB: 2	K: 1	BB: 1	S: 7	P: 11

1B: 15	SF: 0
2B: 1	SAC: 0
3B: 1	DP: 1
HR: 2	HBP: 0

**Los Angeles Dodgers @ St. Louis Cardinals**  
 Busch Stadium, St. Louis, MO  
 Fri Jun 01 1979, 7:05 PM CDT  
 Att. 26,687 - Unknown

AB	48
R	8
H	19
RBI	8
BB	5
SO	3
LOB	19

WP: 0 PA: 54  
 PB: 1  
 SB: 0  
 CS: 1



PITCHER	IP	WLS	BF	H	R	ER	SO	BB	IBB	HBP	BLK	WP	HR	S	P	ERA	WHIP
Andy Messersmith, R ERA: 4.91	1.0	7	4	3	3	3	0	0	0	0	0	0	1	7	7	27.00	4.000
Charlie Hough, R ERA: 6.3	3.0	17	6	3	3	1	3	0	0	0	0	0	1	16	28	9.00	3.000
Jerry Reuss, L ERA: 3.86	2.0	9	2	0	0	0	1	0	0	0	0	0	0	8	12	0.00	1.500
Lerrin LaGrow, R ERA: 6.51	2.0	6	0	0	0	1	0	0	0	0	0	0	0	8	8	0.00	0.000
Terry Forster, L ERA:	2.0	8	3	0	0	0	0	0	0	0	0	0	0	8	8	0.00	1.500

PITCHER	IP	WLS	BF	H	R	ER	SO	BB	IBB	HBP	BLK	WP	HR	S	P	ERA	WHIP
Bob Welch, R ERA: 3.11	0.2	L	6	4	4	2	1	0	1	0	0	0	0	7	11	27.00	6.000

Batter	1	2	3	4	5	6	7	8	9	AB R H RBI BB SO LOB	TOP											
Davey Lopes, R (1, 4) OBP: 0.351, SLG: 0.525 Charlie Hough, R (5, 1) OBP: 0.333, SLG: 0.500	4-0 CS BB		0-0 HR 1B		4-0 2B BB			0-0 G6-3 1B		1 2 1 0 2 0 0 1 0 1 0 0 0 0	<b>Los Angeles Dodgers @ St. Louis Cardinals</b> Busch Stadium, St. Louis, MO Sat Jun 02 1979, 7:05 PM CDT Att. 33,452 - Unknown <a href="http://livebaseballscorecards.com">livebaseballscorecards.com</a>											
Bill Russell, R (1, 6) OBP: 0.328, SLG: 0.407 Ted Martinez, R (6, 6) OBP: 0.364, SLG: 0.455	0-0 6-3 1-2		0-0 HR 1B		0-0 2B			0-3 K		3 1 2 1 0 0 1 1 0 0 0 0 1 1												
Reggie Smith, S (1, 9) OBP: 0.373, SLG: 0.429 Von Joshua, L (6, 9) OBP: 0.360, SLG: 0.640	0-0 1B		0-0 HR		0-0 3-1			0-0 G6-3 1-2f		3 1 2 3 0 0 1 1 0 0 0 0 0 1												
Steve Garvey, R (1, 3) OBP: 0.342, SLG: 0.493	0-0 F8		0-0 F9		0-0 6-3			0-0 6-3 2B		4 1 1 0 0 0 1												
Ron Cey, R (1, 5) OBP: 0.390, SLG: 0.521 Pedro Guerrero, R (4, PR) OBP: 0.200, SLG: 0.200		0-0 F9		0-0 G6-4-3 1B			0-3 K	0-0 6-3 2-3		2 0 1 0 0 0 0 2 0 0 0 0 1 1												
Dusty Baker Jr., R (1, 7) OBP: 0.373, SLG: 0.490 Johnny Oates, L (7, 2) OBP: 0.222, SLG: 0.125		0-0 6-3		0-0 F7			0-0 F3	0-0 5-3		3 0 0 0 0 0 1 1 0 0 0 0 0 1												
Gary Thomasson, L (1, 8) OBP: 0.378, SLG: 0.434		0-0 L7		0-0 G6-4-3 1-2f			0-0 FC6-4 1B	0-0 2B		4 0 2 1 0 0 1												
Joe Ferguson, R (1, 2) OBP: 0.338, SLG: 0.374			0-0 4-3		0-3 K		0-0 FC6-4 G4-6-3 1-2f	0-0 5-3		4 0 0 0 0 1 2												
Doug Rau, L (1, 1) OBP: 0.250, SLG: 0.214 Derrel Thomas, S (5, PH) OBP: 0.386, SLG: 0.409			0-0 F7		0-3 K		0-0 G4-6-3 1-2f			1 0 0 0 0 0 0 2 0 0 0 0 1 1												
<b>Inning Stats</b>	R: 0 E: 0 K: 0 S: 3	H: 1 LOB: 1 BB: 1 P: 7	R: 0 E: 0 K: 0 S: 3	H: 0 LOB: 0 BB: 0 P: 3	R: 3 E: 0 K: 0 S: 6	H: 3 LOB: 0 BB: 0 P: 6	R: 0 E: 0 K: 0 S: 3	H: 1 LOB: 1 BB: 0 P: 3	R: 1 E: 0 K: 2 S: 8	H: 1 LOB: 1 BB: 1 P: 12		R: 0 E: 0 K: 1 S: 5	H: 0 LOB: 0 BB: 0 P: 5	R: 0 E: 0 K: 0 S: 3	H: 1 LOB: 0 BB: 0 P: 3	R: 0 E: 0 K: 1 S: 5	H: 1 LOB: 0 BB: 0 P: 5	R: 1 E: 0 K: 0 S: 5	H: 2 LOB: 1 BB: 0 P: 5	1B: 6 2B: 3 3B: 0 HR: 1	SF: 0 SAC: 0 DP: 3 HBP: 0	WP: 0 PB: 0 SB: 0 CS: 1
<b>PITCHER</b> Bob Forsch, R (1, 1) ERA: 3.36	IP: 9.0 WLS: W BF: 35 H: 10 R: 5 ER: 5 SO: 4 BB: 2 IBB: 0 HBP: 0 BLK: 0 WP: 0 HR: 1 S: 41 P: 49 ERA: 5.00 WHIP: 1.333											<b>PITCHER</b>	IP: 0.0 WLS: 0 BF: 0 H: 0 R: 0 ER: 0 SO: 0 BB: 0 IBB: 0 HBP: 0 BLK: 0 WP: 0 HR: 0 S: 0 P: 0 ERA: 0.00 WHIP: 0.000									



Batter	1	2	3	4	5	6	7	8	9	AB	R	H	RBI	BB	SO	LOB
Garry Templeton, S OBP: 0.323, SLG: 0.398 Mike Phillips, L OBP: 0.324, SLG: 0.303	0-0 P6	0-0 HR	0-0 1-H 2B		0-0 4-3		0-0 F9			5	1	2	2	0	0	0
Jerry Mumphrey, S OBP: 0.292, SLG: 0.267	0-0 1B 1B	0-0 4-3	0-0 5-3		0-0 1-3		0-0 F7			5	1	1	0	0	0	1
Keith Hernandez, L OBP: 0.365, SLG: 0.526	0-0 1B 1-2 2B 1B	0-0 1B 2B	0-0 F8		4-0 HR BB		0-0 F7			4	3	2	0	1	0	1
George Hendrick, R OBP: 0.392, SLG: 0.529	0-0 1-3 2-H 2B 1B	0-0 2-H 1B		0-0 G5-4-3 1B	0-0 1-H HR		0-0 4-3			5	2	4	4	0	0	0
Tony Scott, S OBP: 0.322, SLG: 0.393	4-0 2B BB	0-3 K		0-0 G5-4-3 1-2f	0-0 5-3		0-0 4-3			4	1	0	0	1	1	2
Ken Reitz, R OBP: 0.291, SLG: 0.366	0-0 1-H 2-H 3-H E 2B	0-0 1-3		0-0 1B 1B		0-0 F7				4	2	2	3	0	0	1
Steve Swisher, R OBP: 0.273, SLG: 0.316	0-3 K		0-0 HR	0-0 1B 1B		0-0 4-3				4	1	2	1	0	1	1
Mike Tyson, R OBP: 0.275, SLG: 0.386	0-0 2-H E5		0-3 K	0-0 1-2 3-H 1B		0-0 F7				4	0	1	1	0	1	0
Bob Forsch, R OBP: 0.250, SLG: 0.321	0-0 1-3		4-0 2B BB	0-0 L6		0-0 F3				3	1	0	0	1	0	3


Inning Stats	R: 5	H: 4	R: 2	H: 3	R: 2	H: 2	R: 1	H: 4	R: 0	H: 0	R: 0	H: 0	R: 0	H: 0	R: 0	H: 0
	E: 1	LOB: 1	E: 0	LOB: 1	E: 0	LOB: 1	E: 0	LOB: 2	E: 0	LOB: 0	E: 0	LOB: 0	E: 0	LOB: 0	E: 0	LOB: 0
	K: 1	BB: 1	K: 1	BB: 0	K: 1	BB: 1	K: 0	BB: 0	K: 0	BB: 0	K: 0	BB: 0	K: 0	BB: 0	K: 0	BB: 0
	S: 10	P: 14	S: 8	P: 8	S: 7	P: 11	S: 6	P: 6	S: 3	P: 3	S: 3	P: 3	S: 3	P: 3	S: 3	P: 3

PITCHER	IP	WLS	BF	H	R	ER	SO	BB	IBB	HBP	BLK	WP	HR	S	P	ERA	WHIP
Doug Rau, L ERA: 5.3	(1, 1)	4.0	27	13	10	9	3	2	0	0	0	0	2	31	39	20.25	3.750
Charlie Hough, R ERA: 6.14	(5, 1)	4.0	14	1	2	2	0	1	0	0	0	0	1	13	17	4.50	0.500

**BOTTOM**

**Los Angeles Dodgers @ St. Louis Cardinals**  
 Busch Stadium, St. Louis, MO  
 Sat Jun 02 1979, 7:05 PM CDT  
 Att. 33,452 - Unknown

AB	38
R	12
H	14
RBI	11
BB	3
SO	3
LOB	9



WP	PA	1B	SF	2B	SAC	3B	DP	HR	HBP	CS
0	41	8	0	3	0	0	1	3	0	0

Batter	1	2	3	4	5	6	7	8	9	AB R H RBI BB SO LOB	TOP													
Davey Lopes, R OBP: 0.349, SLG: 0.534 (1, 4)	0-3 K		0-0 F7		0-0 P5		0-0 HR			4 1 1 3 0 1 2														
Bill Russell, R OBP: 0.327, SLG: 0.409 (1, 6)	0-0 2B		0-3 K			0-0 5-3	0-0 4-3			4 0 1 0 0 1 1														
Reggie Smith, S OBP: 0.368, SLG: 0.415 (1, 9)	0-3 K		0-3 K			4-0 BB		0-3 K		3 0 0 0 1 3 2														
Steve Garvey, R OBP: 0.336, SLG: 0.484 (1, 3)	0-3 K			0-0 P6		0-0 F9		0-0 1-3		4 0 0 0 0 1 2														
Gary Thomasson, L OBP: 0.369, SLG: 0.421 (1, 8)		0-3 K		0-3 K		0-3 K		0-0 3-1		4 0 0 0 0 3 1														
Von Joshua, L OBP: 0.333, SLG: 0.593 (1, 7)		0-3 K		0-3 K			0-0 4-3		0-0 F7	4 0 0 0 0 2 0														
Derrel Thomas, S OBP: 0.375, SLG: 0.395 (1, 5)		0-3 K			0-0 F7		0-0 F9		0-0 3-1	4 0 0 0 0 1 0														
Joe Ferguson, R OBP: 0.342, SLG: 0.402 (1, 2)			0-0 HR		0-0 F3		0-0 HR 1B		0-0 6-3	4 2 2 1 0 0 0														
Burt Hooton, R OBP: 0.267, SLG: 0.345 (1, 1)			0-0 2B		0-0 2B		0-0 HR 1B			3 1 3 0 0 0 0														
<b>Inning Stats</b>	R: 0 E: 0 K: 3 S: 10	H: 1 LOB: 1 BB: 0 P: 10	R: 0 E: 0 K: 3 S: 9	H: 0 LOB: 0 BB: 0 P: 9	R: 1 E: 0 K: 2 S: 9	H: 2 LOB: 1 BB: 0 P: 9	R: 0 E: 0 K: 2 S: 7	H: 0 LOB: 0 BB: 0 P: 7	R: 0 E: 0 K: 1 S: 5	H: 1 LOB: 1 BB: 0 P: 4	R: 0 E: 0 K: 1 S: 5	H: 0 LOB: 1 BB: 1 P: 9	R: 3 E: 0 K: 0 S: 6	H: 3 LOB: 0 BB: 0 P: 6	R: 0 E: 0 K: 1 S: 5	H: 0 LOB: 0 BB: 0 P: 5	R: 0 E: 0 K: 0 S: 3	H: 0 LOB: 0 BB: 0 P: 3	1B: 2 2B: 3 3B: 0 HR: 2	SF: 0 SAC: 0 DP: 0 HBP: 0	WP: 0 PB: 0 SB: 0 CS: 0	PA: 35		
<b>PITCHER</b> Pete Vuckovich, R ERA: 2.85 (1, 1)	IP: 9.0 WLS: W BF: 35 H: 7 R: 4 ER: 4 SO: 12 BB: 1			IPB: 0 HBP: 0 BLK: 0	WP: 0 HR: 2 S: 58 P: 62	ERA: 4.00 WHIP: 0.889		<b>PITCHER</b>	IP: 9.0 WLS: W BF: 35 H: 7 R: 4 ER: 4 SO: 12 BB: 1				IPB: 0 HBP: 0 BLK: 0	WP: 0 HR: 2 S: 58 P: 62	ERA: 4.00 WHIP: 0.889		<b>PITCHER</b>	IP: 9.0 WLS: W BF: 35 H: 7 R: 4 ER: 4 SO: 12 BB: 1			IPB: 0 HBP: 0 BLK: 0	WP: 0 HR: 2 S: 58 P: 62	ERA: 4.00 WHIP: 0.889	

Los Angeles Dodgers @ St. Louis Cardinals  
 Busch Stadium, St. Louis, MO  
 Sun Jun 03 1979, 3:33 AM CDT  
 Att. 31,217 - Unknown

AB	34
R	4
H	7
RBI	4
BB	1
SO	12
LOB	8



Batter	1	2	3	4	5	6	7	8	9
<b>Garry Templeton, S</b> OBP: 0.340, SLG: 0.421 (1, 6) X	0-0 1B 1B	4-0 S S E BB		0-0 1-2 1B		0-0 2-3 3-H 2B 1B		0-0 FC5-2 3B	
<b>Tony Scott, S</b> OBP: 0.324, SLG: 0.392 (1, 8) X	0-0 1B 1B	4-0 S 1-2 BB		0-3 K		0-0 SF8		0-0 FC5-2 S	
<b>Keith Hernandez, L</b> OBP: 0.366, SLG: 0.523 (1, 3) X	0-0 FC6-4 1-3 2-H 1B 1B	0-0 F7			0-0 L6	0-0 2B 1B		0-0 3-H F7	
<b>Ted Simmons, S</b> OBP: 0.412, SLG: 0.585 (1, 2) X	0-0 SF9		0-0 F8		0-0 2B	0-0 1-3 2B			
<b>George Hendrick, R</b> OBP: 0.389, SLG: 0.522 (1, 9) X	0-0 FC6-4 1-2 1B		0-0 6-3		0-3 K	0-0 3-H F8			
<b>Dane Iorg, L</b> OBP: 0.333, SLG: 0.377 (1, 7) X	0-0 FC6-4		0-0 F8		0-0 F9		0-0 F9		
<b>Jerry Mumphrey, S</b> OBP: 0.282, SLG: 0.267 (9, 7) X	1-2f 2-3								
<b>Ken Reitz, R</b> OBP: 0.290, SLG: 0.369 (1, 5) X	0-0 F8			0-0 6-3		0-0 SH1-4 1B 2B	0-0 P5		
<b>Ken Oberkfell, L</b> OBP: 0.371, SLG: 0.453 (1, 4) X		0-0 1-3		0-3 K		0-0 FC1 1B SH1-4 SF8	0-0 L9		
<b>Pete Vuckovich, R</b> OBP: 0.207, SLG: 0.207 (1, 1) X		0-0 6-3		0-0 1B 1B		0-0 SH1-4	0-0 P4		

AB	R	H	RBI	BB	SO	LOB	
4	3	4	1	1	0	0	
3	1	1	1	1	1	3	
5	0	2	1	0	0	2	
3	0	2	2	0	0	0	
4	0	1	0	0	1	3	
4	0	0	0	0	0	3	
0	0	0	0	0	0	0	
4	1	1	0	0	0	2	
4	1	0	0	0	1	1	
3	0	1	0	0	0	0	
1B: 8	SF: 2	2B: 3	SAC: 1	3B: 1	DP: 0	HR: 0	HBP: 0

**Los Angeles Dodgers @ St. Louis Cardinals**  
 Busch Stadium, St. Louis, MO  
 Sun Jun 03 1979, 3:33 AM CDT  
 Att. 31,217 - Unknown

AB	34
R	6
H	12
RBI	5
BB	2
SO	3
LOB	14




WP: 0	PA: 39
PB: 0	SB: 5
CS: 0	

Inning Stats	R	H	E	K	S	R	H	E	K	S	R	H	E	K	S	R	H	E	K	S	R	H	E	K	S
	2	4	0	7	7	1	0	0	0	3	0	0	0	0	3	0	0	0	0	0	0	0	0	0	0

PITCHER	IP	WLS	BF	H	R	ER	SO	BB	IBB	HBP	BLK	WP	HR	S	P	ERA	WHIP
<b>Burt Hooton, R</b> ERA: 3.0 (1, 1)	8.0	L	39	12	6	2	3	2	0	0	0	0	0	43	51	2.25	1.750

Batter	1	2	3	4	5	6	7	8	9	AB R H RBI BB SO LOB	TOP											
Davey Lopes, R (1, 4) OBP: 0.354, SLG: 0.535	0-0 FC6-5-4 S 1B		0-0 2B 1B		0-0 2B 1B		0-0 5-3		0-0 4-3	5 2 3 0 0 0 1												
Bill Russell, R (1, 6) OBP: 0.325, SLG: 0.410	0-3 K 1-2		0-0 P6		0-0 2B		0-0 F9			4 0 1 1 0 1 2												
Reggie Smith, S (1, 9) OBP: 0.364, SLG: 0.408	0-0 FC6-5-4 CS 2-3		0-0 2B 1B		0-3 K			0-0 4-3		4 0 1 0 0 1 2												
Steve Garvey, R (1, 3) OBP: 0.339, SLG: 0.493	0-0 CS 1-2	0-0 F9	0-0 2B		0-0 P6			0-0 2B		4 0 2 1 0 0 1												
Ron Cey, R (1, 5) OBP: 0.381, SLG: 0.507		0-3 K		0-0 P6	0-0 F7			0-0 5-3		4 0 0 0 0 1 2												
Ted Martinez, R (8, 5) OBP: 0.364, SLG: 0.455										0 0 0 0 0 0 0												
Dusty Baker Jr., R (1, 7) OBP: 0.375, SLG: 0.485		4-0 HR BB		4-0 5-3 BB		0-0 F9		0-0 F8		2 1 0 0 2 0 1												
Joe Ferguson, R (1, 2) OBP: 0.340, SLG: 0.420		0-0 HR		0-0 5-3 1-2		0-0 P4			0-0 6-3	4 1 1 2 0 0 1	AB 33 R 4 H 8 RBI 4 BB 4 SO 5 LOB 13											
Derrel Thomas, S (1, 8) OBP: 0.379, SLG: 0.388		0-0 P6		4-0 IBB		0-0 F8			4-0 S BB	2 0 0 0 2 0 0												
Rick Sutcliffe, L (1, 1) OBP: 0.125, SLG: 0.292			0-0 6-3	0-0 4-3			0-3 K		0-3 K 1-2	4 0 0 0 0 2 3												
<b>Inning Stats</b>	R: 0 E: 0 K: 1 S: 5	H: 1 LOB: 0 BB: 0 P: 5	R: 2 E: 0 K: 1 S: 6	H: 1 LOB: 0 BB: 1 P: 10	R: 1 E: 0 K: 0 S: 5	H: 3 LOB: 2 BB: 0 P: 5	R: 0 E: 0 K: 0 S: 3	H: 0 LOB: 2 BB: 2 P: 11	R: 1 E: 0 K: 1 S: 7	H: 2 LOB: 1 BB: 0 P: 7	R: 0 E: 0 K: 0 S: 3	H: 0 LOB: 0 BB: 0 P: 3	R: 0 E: 0 K: 1 S: 5	H: 0 LOB: 0 BB: 0 P: 5	R: 0 E: 0 K: 0 S: 4	H: 1 LOB: 1 BB: 0 P: 4	R: 0 E: 0 K: 1 S: 5	H: 0 LOB: 1 BB: 1 P: 9	1B: 4 2B: 3 3B: 0 HR: 1	SF: 0 SAC: 0 DP: 0 HBP: 0	WP: 0 PB: 0 SB: 2 CS: 1	PA: 38
<b>PITCHER</b>	IP WLS BF H R ER SO BB IBB HBP BLK WP HR S P ERA WHIP																					
Jim Rooker, L (1, 1) ERA: 1.84	5.0 L 23 7 4 4 3 2 1 0 0 0 1 26 38 7.20 1.800																					
Enrique Romo, R (6, 1) ERA: 3.07	2.0 6 0 0 0 1 0 0 0 0 0 0 8 8 0.00 0.000																					
Kent Tekulve, R (8, 1) ERA: 4.85	2.0 8 1 0 0 1 1 0 0 0 0 0 9 13 0.00 1.000																					

Los Angeles Dodgers @ Pittsburgh Pirates  
 Three Rivers Stadium, Pittsburgh, PA  
 Mon Jun 04 1979, 7:05 PM EDT  
 Att. 14,727 - Unknown

livebaseballscorecards.com



Batter	1	2	3	4	5	6	7	8	9	AB	R	H	RBI	BB	SO	LOB
Omar Moreno, L (1, 8) OBP: 0.369, SLG: 0.451	0-0 4-3		0-0 F9		0-0 F8			0-0 F7		4	0	0	0	0	0	0
Tim Foli, R (1, 6) OBP: 0.336, SLG: 0.353	0-0 L3			0-0 IHR 1B		4-0 G5-3 BB BB		0-0 F7		3	1	1	0	1	0	0
Dave Parker, L (1, 9) OBP: 0.384, SLG: 0.570	4-0 BB			0-0 IHR 1-H		4-0 1-2 BB		0-0 G3		2	1	1	2	2	0	0
Willie Stargell, L (1, 3) OBP: 0.370, SLG: 0.624	0-0 F9			0-0 3-1 2B		0-0 F9		0-0 F9		4	0	1	0	0	0	3
Bill Robinson, R (1, 7) OBP: 0.307, SLG: 0.589		0-0 E2 CS 4-3		0-0 F8		0-0 G5-3 2-3f		0-0 F7		4	0	0	0	0	0	3
Ed Ott, L (1, 2) OBP: 0.283, SLG: 0.410	0-0 4-3			0-0 3-1		0-0 F8		0-0 F7		4	0	0	0	0	0	2
Rennie Stennett, R (1, 4) OBP: 0.291, SLG: 0.303	0-0 6-3			0-0 4-3		0-0 F7		0-0 F7		3	0	0	0	0	0	2
Phil Garner, R (1, 5) OBP: 0.346, SLG: 0.438			0-3 K		0-0 P5		0-0 BLK E 1B			3	0	1	0	0	1	0
Jim Rooker, R (1, 1) Mike Easler, L (5, PH) Enrique Romo, R (6, 1) John Milner, L (7, PH) Kent Tekulve, R (8, 1)			0-3 K		0-0 F7		0-0 F2 1-3			1	0	0	0	0	0	1

Inning Stats	R: 0	H: 0	R: 0	H: 0	R: 0	H: 0	R: 0	H: 0	R: 0	H: 0	R: 0	H: 0	R: 0	H: 0	R: 0	H: 0	R: 0	H: 0	R: 0	H: 0	1B: 2	SF: 0	WP: 0	PA: 33	
E: 0	LOB: 1	E: 1	LOB: 0	E: 0	LOB: 0	E: 0	LOB: 1	E: 0	LOB: 1	E: 1	LOB: 1	E: 0	LOB: 0	E: 0	LOB: 0	E: 0	LOB: 0	E: 0	LOB: 0	E: 0	LOB: 0	2B: 1	SAC: 0	PB: 0	
K: 0	BB: 1	K: 0	BB: 0	K: 2	BB: 0	K: 0	BB: 2	K: 0	BB: 0	K: 0	BB: 0	K: 0	BB: 0	K: 0	BB: 0	K: 0	BB: 0	K: 0	BB: 0	K: 0	BB: 0	3B: 0	DP: 1	SB: 0	
S: 3	P: 7	S: 3	P: 3	S: 7	P: 7	S: 6	P: 10	S: 3	P: 3	S: 4	P: 4	S: 3	P: 3	S: 3	P: 3	S: 3	P: 3	S: 3	P: 3	S: 3	P: 3	HR: 1	HBP: 0	CS: 1	

PITCHER	IP	WLS	BF	H	R	ER	SO	BB	IBB	HBP	BLK	WP	HR	S	P	ERA	WHIP	PITCHER	IP	WLS	BF	H	R	ER	SO	BB	IBB	HBP	BLK	WP	HR	S	P	ERA	WHIP	
Rick Sutcliffe, R (1, 1) ERA: 3.79	9.0	W	33	4	2	2	2	3	0	0	1	0	0	34	46	2.00	0.778																			

BOTTOM

Los Angeles Dodgers @ Pittsburgh Pirates  
Three Rivers Stadium, Pittsburgh, PA

Mon Jun 04 1979, 7:05 PM EDT  
Att. 14,727 - Unknown

AB	30
R	2
H	4
RBI	2
BB	3
SO	2
LOB	11



WP: 0	PA: 33
PB: 0	
SB: 0	
CS: 1	

livebaseballscores.com

Batter	1	2	3	4	5	6	7	8	9	AB R H RBI BB SO LOB	TOP											
<b>Davey Lopes, R</b> (1, 4) OBP: 0.359, SLG: 0.535	4-0 4-3 S BB	0-0 1-2 G5-4-3 1B			0-0 1B		0-0 F8		0-0 F9	4 0 2 0 1 0 1												
<b>Bill Russell, R</b> (1, 6) OBP: 0.323, SLG: 0.406	0-0 4-3	0-0 G5-4-3			0-0 F7		0-0 1B		0-0 G5-4-3	5 0 1 0 0 0 5												
<b>Reggie Smith, S</b> (1, 9) OBP: 0.352, SLG: 0.392	0-3 K		0-0 3-1		0-3 K		0-3 K			4 0 0 0 0 3 3												
<b>Steve Garvey, R</b> (1, 3) OBP: 0.337, SLG: 0.487	4-0 BB BB		0-0 6-3		0-0 6-3		0-0 F3			3 0 0 0 1 0 2												
<b>Ron Cey, R</b> (1, 5) OBP: 0.383, SLG: 0.503	4-0 FC4-6 BB		0-0 F7		0-0 FC4-6 1B		0-0 5-3			3 0 1 0 1 0 0 0 0 0 0 0 0 0												
<b>Ted Martinez, R</b> (8, 5) OBP: 0.364, SLG: 0.455	0-0 FC4-6		0-0 F7		0-3 K		4-0 BB BB			3 0 0 0 1 1 4												
<b>Dusty Baker Jr., R</b> (1, 7) OBP: 0.373, SLG: 0.478	0-0 FC4-6		0-0 4-3		0-0 FC4-6 1B		4-0 BB BB			3 1 1 1 1 0 1												
<b>Gary Thomasson, L</b> (1, 8) OBP: 0.372, SLG: 0.441		0-0 HR	0-0 4-3		0-0 G5-4-3 1B		0-0 BB BB			3 0 1 0 1 0 2												
<b>Joe Ferguson, R</b> (1, 2) OBP: 0.343, SLG: 0.418		0-0 6-3	4-0 BB		0-0 1B		0-0 G5-4-3			1 0 0 0 1 1 1 1 0 0 0 0 0 2 0 0 0 0 0 0 0 1 0 1 0 0 0 0												
<b>Don Sutton, R</b> (1, 1) OBP: 0.143, SLG: 0.118		4-0 1B BB	0-3 K		4-3																	
<b>Vic Davalillo, L</b> (6, PH) OBP: 0.188, SLG: 0.071																						
<b>Lerrin LaGrow, R</b> (6, 1)																						
<b>Von Joshua, L</b> (9, PH) OBP: 0.345, SLG: 0.600																						
<b>Inning Stats</b>	R: 0 E: 0 K: 1 S: 5	H: 0 LOB: 3 BB: 3 P: 17	R: 1 E: 0 K: 0 S: 4	H: 2 LOB: 1 BB: 1 P: 8	R: 0 E: 0 K: 0 S: 3	H: 0 LOB: 0 BB: 0 P: 3	R: 0 E: 0 K: 1 S: 5	H: 0 LOB: 1 BB: 1 P: 9	R: 0 E: 0 K: 1 S: 6	H: 1 LOB: 1 BB: 0 P: 6	R: 0 E: 0 K: 1 S: 7	H: 2 LOB: 2 BB: 0 P: 7	R: 0 E: 0 K: 1 S: 6	H: 1 LOB: 1 BB: 0 P: 6	R: 0 E: 0 K: 0 S: 2	H: 0 LOB: 1 BB: 2 P: 10	R: 0 E: 0 K: 0 S: 3	H: 1 LOB: 0 BB: 0 P: 3	1B: 6 2B: 0 3B: 0 HR: 1	SF: 0 SAC: 0 DP: 3 HBP: 0	WP: 0 PB: 0 SB: 2 CS: 0	PA: 38
<b>PITCHER</b>	IP WLS BF H R ER SO BB IBB HBP BLK WP HR S P ERA WHIP												<b>PITCHER</b>	IP WLS BF H R ER SO BB IBB HBP BLK WP HR S P ERA WHIP								
<b>Bert Blyleven, R</b> (1, 1) ERA: 4.61	7.1 W 34 6 1 1 5 7 0 0 0 0 1 37 65 1.23 1.773																					
<b>Kent Tekulve, R</b> (8, 1) ERA: 4.65	1.2 S 4 1 0 0 0 0 0 0 0 0 0 4 4 0.00 0.600																					

**Los Angeles Dodgers @ Pittsburgh Pirates**  
 Three Rivers Stadium, Pittsburgh, PA  
 Tue Jun 05 1979, 7:05 PM EDT  
 Att: 11,088 - Unknown

AB	31
R	1
H	7
RBI	1
BB	7
SO	5
LOB	21



Batter	1	2	3	4	5	6	7	8	9	AB	R	H	RBI	BB	SO	LOB
Omar Moreno, L (1, 8) OBP: 0.363, SLG: 0.443	0-0 P6		0-0 G3		0-3 K		0-0 4-3			4	0	0	0	0	1	0
Tim Foli, R (1, 6) OBP: 0.333, SLG: 0.350	0-0 HR 1B		0-0 1-3		0-0 L7		0-0 F8			4	1	1	0	0	0	0
Dave Parker, L (1, 9) OBP: 0.361, SLG: 0.579	0-0 HR 1B		0-3 K		0-0 F8		0-3 K			4	1	1	2	0	2	0
Willie Stargell, L (1, 3) OBP: 0.373, SLG: 0.617	0-0 F7			4-0 SH2-3 1B BB		0-0 1B 1B		0-0 F7		3	0	1	0	1	0	0
Bill Robinson, R (1, 7) OBP: 0.312, SLG: 0.593	0-0 2B			0-0 SH2-3 1B		0-0 F8		0-0 E6 1B		4	1	2	0	0	0	1
Ed Ott, L (1, 2) OBP: 0.292, SLG: 0.416	0-0 F3			0-0 SH2-3 1B		0-0 1B		0-0 1B 1B		3	0	2	0	0	0	1
Rennie Stennett, R (1, 4) OBP: 0.290, SLG: 0.301		0-0 4-3		0-0 4-3		0-0 F8		0-0 1B		4	0	1	1	0	0	4
Phil Garner, R (1, 5) OBP: 0.344, SLG: 0.430		0-0 F9		4-0 IBB		0-0 L7		0-0 F8		3	0	0	0	1	0	4
Bert Blyleven, R (1, 1) OBP: 0.179, SLG: 0.214		0-3 K		0-3 K				0-0 F8		3	0	0	0	0	2	3
Kent Tekulve, R (8, 1) OBP: 0.500, SLG: 0.500										0	0	0	0	0	0	0

Inning Stats	R: 2	H: 3	E: 0	K: 0	S: 6	LOB: 1	BB: 0	P: 6	R: 0	H: 0	E: 0	K: 1	S: 5	LOB: 0	BB: 0	P: 5	R: 0	H: 1	E: 0	K: 1	S: 6	LOB: 3	BB: 2	P: 14	R: 0	H: 0	E: 0	K: 1	S: 5	LOB: 0	BB: 0	P: 5	R: 0	H: 2	E: 0	K: 0	S: 5	LOB: 2	BB: 0	P: 5	R: 0	H: 0	E: 0	K: 0	S: 3	LOB: 0	BB: 0	P: 3	R: 1	H: 2	E: 1	K: 1	S: 8	LOB: 2	BB: 0	P: 8
--------------	------	------	------	------	------	--------	-------	------	------	------	------	------	------	--------	-------	------	------	------	------	------	------	--------	-------	-------	------	------	------	------	------	--------	-------	------	------	------	------	------	------	--------	-------	------	------	------	------	------	------	--------	-------	------	------	------	------	------	------	--------	-------	------


PITCHER	IP	WLS	BF	H	R	ER	SO	BB	IBB	HBP	BLK	WP	HR	S	P	ERA	WHIP
Don Sutton, R (1, 1) ERA: 3.55	5.0	L	21	4	2	2	4	1	1	0	0	0	1	27	35	3.60	1.000
Lerrin LaGrow, R (6, 1) ERA: 5.87	3.0		14	4	1	0	1	0	0	0	0	0	0	16	16	0.00	1.333

**BOTTOM**

**Los Angeles Dodgers @ Pittsburgh Pirates**  
 Three Rivers Stadium, Pittsburgh, PA

Tue Jun 05 1979, 7:05 PM EDT  
 Att. 11,088 - Unknown

AB	32
R	3
H	8
RBI	3
BB	2
SO	5
LOB	13




WP	HR	S	P	ERA	WHIP
0	0	0	0	0	0

Batter	1	2	3	4	5	6	7	8	9	AB R H RBI BB SO LOB	TOP					
Davey Lopes, R (1, 4) OBP: 0.361, SLG: 0.545	4-0 FC6-4 BB		0-0 L6			0-0 F7		0-0 HR		3 1 1 2 1 0 0						
Bill Russell, R (1, 6) OBP: 0.318, SLG: 0.399	0-0 FC6-4 L6-3 1-2f			0-0 5-3		0-0 F8		0-0 4-3		4 0 0 0 0 0 1						
Reggie Smith, S (1, 9) OBP: 0.349, SLG: 0.415	0-0 L6-3 1-2						0-0 P4	0-0 3-1		4 1 1 1 0 0 1						
Steve Garvey, R (1, 3) OBP: 0.336, SLG: 0.496		0-3 K					0-0 HR	0-3 K		4 1 1 1 0 3 0						
Ron Cey, R (1, 5) OBP: 0.383, SLG: 0.497		4-0 BB								2 0 0 0 1 1 0						
Ted Martinez, R (8, 5) OBP: 0.364, SLG: 0.455										0 0 0 0 0 0 0						
Vic Davalillo, L (9, PH) OBP: 0.235, SLG: 0.133								G4-6-3 1B		1 0 1 0 0 0 0						
Dusty Baker Jr., R (1, 7) OBP: 0.375, SLG: 0.476		0-0 F9								3 0 1 0 1 0 2						
Gary Thomasson, L (1, 8) OBP: 0.371, SLG: 0.438										3 0 1 0 0 1 2						
Derrel Thomas, S (8, 8) OBP: 0.379, SLG: 0.388		0-0 4-3								0 0 0 0 0 0 0						
Von Joshua, L (9, PH) OBP: 0.339, SLG: 0.589										1 0 0 0 0 0 1						
Steve Yeager, R (1, 2) OBP: 0.245, SLG: 0.327			0-0 F8							3 0 0 0 0 0 3						
Jerry Reuss, L (1, 1) OBP: 0.125, SLG: 0.125										3 1 1 0 0 0 0						
Terry Forster, L (8, 1) OBP: 0.200, SLG: 0.111			0-0 4-3							0 0 0 0 0 0 0						
Bob Welch, R (8, 1) OBP: 0.200, SLG: 0.111										0 0 0 0 0 0 0						
<b>Inning Stats</b>	R: 0 E: 0 K: 0 S: 2 H: 0 LOB: 0 BB: 1 P: 6	R: 0 E: 0 K: 1 S: 5 H: 0 LOB: 1 BB: 1 P: 9	R: 0 E: 0 K: 0 S: 3 H: 0 LOB: 0 BB: 0 P: 3	R: 1 E: 0 K: 2 S: 8 H: 1 LOB: 0 BB: 0 P: 8	R: 0 E: 0 K: 1 S: 4 H: 0 LOB: 0 BB: 1 P: 8	R: 0 E: 0 K: 0 S: 3 H: 0 LOB: 0 BB: 0 P: 3	R: 1 E: 0 K: 0 S: 6 H: 3 LOB: 2 BB: 0 P: 6	R: 2 E: 0 K: 1 S: 7 H: 2 LOB: 0 BB: 0 P: 7	R: 0 E: 0 K: 0 S: 3 H: 1 LOB: 0 BB: 0 P: 3	1B: 4 2B: 1 3B: 0 HR: 3 SF: 0 SAC: 0 DP: 3 HBP: 0	WP: 0 PB: 0 SB: 0 CS: 0 PA: 34					
<b>PITCHER</b>	IP WLS BF H R ER SO BB IBB HBP BLK WP HR S P ERA WHIP															
Ed Whitson, R (1, 1) ERA: 5.14	7.0	28	6	4	4	4	3	0	0	0	0	3	33	45	5.14	1.286
Enrique Romo, R (8, 1) ERA: 2.97	1.0	W	3	0	0	0	1	0	0	0	0	0	5	5	0.00	0.000
Kent Tekulve, R (9, 1) ERA: 4.54	1.0	S	3	1	0	0	0	0	0	0	0	0	3	3	0.00	1.000


Los Angeles Dodgers @ Pittsburgh Pirates  
 Three Rivers Stadium, Pittsburgh, PA  
 Wed Jun 06 1979, 7:05 PM EDT  
 Att. 16,666 - Unknown

livebaseballscorecards.com

AB	31
R	4
H	7
RBI	4
BB	3
SO	5
LOB	10





Batter	1	2	3	4	5	6	7	8	9	AB R H RBI BB SO LOB	TOP									
Davey Lopes, R (1, 4) OBP: 0.363, SLG: 0.555	0-3 K		0-0 HR		4-0 1B BB	0-3 K				3 2 1 1 1 2 0										
Bill Russell, R (1, 6) OBP: 0.321, SLG: 0.401	0-0 CS 1B		0-0 L5		0-3 K	0-0 1B				4 0 2 0 0 1 1										
Reggie Smith, S (1, 9) OBP: 0.362, SLG: 0.426	0-0 HR 2B		4-0 HR BB		4-0 1B IBB	0-0 L9				2 3 1 0 2 0 1										
Steve Garvey, R (1, 3) OBP: 0.343, SLG: 0.513	0-0 HR		0-0 F7		0-0 1B 1B		0-0 BB 1B			4 3 3 3 0 0 1										
Ron Cey, R (1, 5) OBP: 0.396, SLG: 0.519	4-0 BB		0-0 HR		4-0 1B 4-1 IBB		4-0 1B FC4-6 BB			1 2 1 2 3 0 0 0 1 0 0 0 0 0										
Ted Martinez, R (7, PR) OBP: 0.364, SLG: 0.455			1-H				1-2 FC4-6 BB			4 0 2 3 0 1 1										
Dusty Baker Jr., R (1, 7) OBP: 0.377, SLG: 0.477	0-0 4-3		0-3 K		0-0 PB 4-1 1B		0-0 FC4-6 1B			4 0 0 2 0 2 2										
Gary Thomasson, L (1, 8) OBP: 0.363, SLG: 0.427		0-3 K		0-3 K	0-0 4-1		0-0 FC4-6			4 0 0 0 0 2 2	AB 30 R 11 H 10 RBI 11 BB 6 SO 8 LOB 9									
Steve Yeager, R (1, 2) OBP: 0.237, SLG: 0.314		0-3 K		0-0 5-3	0-0 G3		0-3 K			4 0 0 0 0 2 2										
Burt Hooton, R (1, 1) OBP: 0.235, SLG: 0.303		0-0 6-3		0-0 5-3		0-0 F3	0-0 P4			4 0 0 0 0 0 1										
Inning Stats	R: 2 E: 0 K: 1 S: 7	H: 3 LOB: 1 BB: 1 P: 11	R: 0 E: 0 K: 2 S: 7	H: 0 LOB: 0 BB: 0 P: 7	R: 3 E: 0 K: 1 S: 7	H: 2 LOB: 0 BB: 1 P: 11	R: 0 E: 0 K: 1 S: 5	H: 0 LOB: 0 BB: 0 P: 5	R: 4 E: 0 K: 1 S: 7	H: 2 LOB: 1 BB: 3 P: 19	R: 0 E: 0 K: 1 S: 6	H: 1 LOB: 1 BB: 0 P: 6	R: 2 E: 0 K: 1 S: 7	H: 2 LOB: 1 BB: 1 P: 11	1B: 6 2B: 1 3B: 0 HR: 3	SF: 0 SAC: 0 DP: 0 HBP: 0	WP: 0 PB: 1 SB: 1 CS: 1	PA: 36		
PITCHER	IP WLS BF H R ER SO BB IBB HBP BLK WP HR S P ERA WHIP																			
Mike Krukow, R (1, 1) ERA: 4.4	4.1 L 22 6 8 8 6 3 1 0 0 0 3 30 46 16.61 2.077																			
Dick Tidrow, R (5, 1) ERA: 5.44	1.2 8 2 1 1 1 0 1 0 0 0 0 9 13 5.40 1.200																			
Donnie Moore, R (7, 1) ERA: 6.96	1.0 6 2 2 2 1 1 0 0 0 0 0 7 11 18.00 3.000																			

Los Angeles Dodgers @ Chicago Cubs  
Wrigley Field, Chicago, IL  
Fri Jun 08 1979, 3:33 AM CDT  
Att. 21,162 - Sunny - 73 F

[livebaseballscorecards.com](http://livebaseballscorecards.com)

Batter	1	2	3	4	5	6	7	8	9
Ivan De Jesus, R OBP: 0.311, SLG: 0.333 (1, 6)	0-0 WP 1B 2B	0-0 E8 1B 2-H		0-0 4-3 1-2		0-0 F8			
Ted Sizemore, R OBP: 0.328, SLG: 0.350 (1, 4)	0-0 P4	0-0 1B 2-H		0-0 5-3					
Bill Buckner, L OBP: 0.302, SLG: 0.455 (1, 3)	0-3 K BB 1B 2-3	0-0 F8			0-0 1B 1B				
Dave Kingman, R OBP: 0.382, SLG: 0.644 (1, 7)	0-0 P4		4-0 BB BB BB	1-3 BB	0-0 F8				
Bobby Murcer, L OBP: 0.373, SLG: 0.429 (1, 9)	4-0 1B 1-2 BB		0-0 1-3	1-3	0-0 L9				
Jerry Martin, R OBP: 0.332, SLG: 0.481 (1, 8)	0-0 1-3 2-H 3-H 1B		0-3 K	0-3 K	0-0 1-3 1B				
Steve Ontiveros, S OBP: 0.367, SLG: 0.386 (1, 5)	0-0 F9		0-0 F9	0-0 F9	0-0 4-3				
Barry Foote, R OBP: 0.276, SLG: 0.395 (1, 2)		0-0 SH1-4 E 1B		0-0 4-3		0-0 6-3			
Mike Krukow, R OBP: 0.235, SLG: 0.294 Dick Tidrow, R (5, 1)		0-0 SH1-4		0-0 4-3 1B		0-3 K			
Scot Thompson, L OBP: 0.351, SLG: 0.400 Donnie Moore, L OBP: 0.143, SLG: 0.429 (7, 1)		1-2							

Inning Stats	R: 2	H: 2	E: 0	K: 1	S: 8	LOB: 2	BB: 1	P: 12
	R: 2	H: 3	E: 1	K: 0	S: 5	LOB: 0	BB: 0	P: 5
	R: 0	H: 0	E: 0	K: 1	S: 5	LOB: 1	BB: 1	P: 9
	R: 0	H: 1	E: 0	K: 0	S: 4	LOB: 1	BB: 0	P: 4
	R: 0	H: 2	E: 0	K: 0	S: 5	LOB: 2	BB: 0	P: 5
	R: 0	H: 0	E: 0	K: 1	S: 5	LOB: 0	BB: 0	P: 5

PITCHER	IP	WLS	BF	H	R	ER	SO	BB	IBB	HBP	BLK	WP	HR	S	P	ERA	WHIP
Burt Hooton, R ERA: 3.1 (1, 1)	6.0	W	28	8	4	3	3	2	0	0	0	1	0	32	40	4.50	1.667

**BOTTOM**

AB	R	H	RBI	BB	SO	LOB
4	2	2	1	0	0	1
3	0	1	1	0	0	2
3	1	1	0	0	1	1
2	0	0	0	1	0	3
2	0	0	0	1	0	2
3	0	2	2	0	1	1
3	0	0	0	0	0	5
3	1	1	0	0	0	0
1	0	1	0	0	0	0
0	0	0	0	0	0	0
1	0	0	0	0	1	0
0	0	0	0	0	0	0

<b>AB</b>	<b>25</b>
<b>R</b>	<b>4</b>
<b>H</b>	<b>8</b>
<b>RBI</b>	<b>4</b>
<b>BB</b>	<b>2</b>
<b>SO</b>	<b>3</b>
<b>LOB</b>	<b>15</b>



WP	PA	ERA	WHIP
1	28		

**Los Angeles Dodgers @ Chicago Cubs**  
 Wrigley Field, Chicago, IL  
 Fri Jun 08 1979, 3:33 AM CDT  
 Att. 21,162 - Sunny - 73 F

[livebaseballscorecards.com](http://livebaseballscorecards.com)

Batter	1	2	3	4	5	6	7	8	9	AB R H RBI BB SO LOB	TOP											
<b>Davey Lopes, R</b> (1, 4) OBP: 0.369, SLG: 0.569	0-0 HR	0-0 G5-3 1-2 2-3f			4-0 SH1-3 BB		0-0 1B			3 1 2 1 1 0 2												
<b>Bill Russell, R</b> (1, 6) OBP: 0.317, SLG: 0.396	0-3 K	0-0 5-3 2-3			0-0 SH1-3 1-2		0-0 1-3			3 0 0 0 0 1 2												
<b>Reggie Smith, S</b> (1, 9) OBP: 0.366, SLG: 0.438	0-0 1B 2B		0-0 CS 1B		0-0 4-3 2-3			0-0 F8		4 1 2 0 0 0 1												
<b>Steve Garvey, R</b> (1, 3) OBP: 0.345, SLG: 0.510	0-0 1B 2-H		1-0 L7-6-4 HBP 1-2		0-0 P4			0-3 K		3 0 1 1 0 1 1												
<b>Ron Cey, R</b> (1, 5) OBP: 0.387, SLG: 0.506	0-0 L5		0-0 L7-6-4 1-2		0-0 5-3			0-0 F8		4 0 0 0 0 0 2												
<b>Dusty Baker Jr., R</b> (1, 7) OBP: 0.371, SLG: 0.468	0-0 F7			0-0 5-3		0-3 K			0-0 P6	4 0 0 0 0 1 1												
<b>Gary Thomasson, L</b> (1, 8) OBP: 0.366, SLG: 0.421		4-0 1B BB		0-0 4-3		0-0 4-3		4-0 4-3 BB		2 1 0 0 2 0 0												
<b>Joe Ferguson, R</b> (1, 2) OBP: 0.355, SLG: 0.426		0-0 G5-3 1B		4-0 FC6 BB			0-0 L5-3 1B		0-0 4-3	2 0 2 0 1 0 0												
<b>Steve Yeager, R</b> (7, PR) OBP: 0.237, SLG: 0.314		1-2 1B						1-2 1B		0 0 0 0 0 0 0												
<b>Vic Davalillo, L</b> (9, PH) OBP: 0.222, SLG: 0.125		0-0 1B		0-0 FC6				0-0 F7		1 0 0 0 0 0 1												
<b>Rick Sutcliffe, L</b> (1, 1) OBP: 0.154, SLG: 0.308		0-0 1B		0-0 FC6				0-0 F7		2 0 1 1 0 0 1												
<b>Von Joshua, L</b> (7, PH) OBP: 0.333, SLG: 0.579		1-2 2-H 1B		1-2f						1 0 0 0 0 0 1												
<b>Charlie Hough, R</b> (7, 1) OBP: 0.333, SLG: 0.500										0 0 0 0 0 0 0												
<b>Dave Patterson, R</b> (7, 1)										0 0 0 0 0 0 0												
<b>Derrel Thomas, S</b> (9, PH) OBP: 0.376, SLG: 0.385										1 0 0 0 0 0 1												
<b>Inning Stats</b>	R: 2 E: 0 K: 1 S: 8	H: 3 LOB: 1 BB: 0 P: 8	R: 1 E: 0 K: 0 S: 4	H: 2 LOB: 1 BB: 1 P: 8	R: 0 E: 0 K: 0 S: 2	H: 1 LOB: 0 BB: 0 P: 3	R: 0 E: 0 K: 0 S: 3	H: 0 LOB: 1 BB: 1 P: 7	R: 0 E: 0 K: 0 S: 3	H: 0 LOB: 1 BB: 1 P: 7	R: 0 E: 0 K: 1 S: 5	H: 0 LOB: 0 BB: 0 P: 5	R: 0 E: 0 K: 0 S: 4	H: 2 LOB: 1 BB: 0 P: 4	R: 0 E: 0 K: 1 S: 5	H: 0 LOB: 0 BB: 0 P: 5	R: 0 E: 0 K: 0 S: 3	H: 0 LOB: 1 BB: 1 P: 7	1B: 6 2B: 3 3B: 0 HR: 1	SF: 0 SAC: 1 DP: 3 HBP: 1	WP: 1 PB: 0 SB: 0 CS: 1	PA: 36
<b>PITCHER</b>	IP WLS BF H R ER SO BB IBB HBP BLK WP HR S P ERA WHIP																					
<b>Dennis Lamp, R</b> (1, 1) ERA: 4.61	6.0 W 25 6 3 3 2 3 0 1 0 1 1 25 38 4.50 1.500																					
<b>Dick Tidrow, R</b> (7, 1) ERA: 5.08	3.0 S 11 2 0 0 1 1 0 0 0 0 0 0 12 16 0.00 1.000																					

**Los Angeles Dodgers @ Chicago Cubs**  
 Wrigley Field, Chicago, IL  
 Sat Jun 09 1979, 3:33 AM CDT  
 Att. 25,683 - Overcast - 58 F

[livebaseballscorecards.com](http://livebaseballscorecards.com)

<b>AB</b>	30
<b>R</b>	3
<b>H</b>	8
<b>RBI</b>	3
<b>BB</b>	4
<b>SO</b>	3
<b>LOB</b>	13





BOTTOM

Los Angeles Dodgers @ Chicago Cubs

Wrigley Field, Chicago, IL

Sat Jun 09 1979, 3:33 AM CDT

Att. 25,683 - Overcast - 58 F

livebaseballscorecards.com

AB	30
R	5
H	10
RBI	5
BB	7
SO	4
LOB	23



WP:	1	PA:	39
PB:	0		
SB:	4		
CS:	0		

AB	R	H	RBI	BB	SO	LOB
4	0	0	0	0	2	1
3	2	2	0	2	0	1
5	1	2	1	0	0	4
3	2	1	1	1	0	1
3	0	1	0	1	0	3
3	0	2	3	1	0	3
3	0	1	0	1	1	4
3	0	0	0	1	0	4
2	0	1	0	0	0	0
1	0	0	0	0	1	2
0	0	0	0	0	0	0

1B:	9	SF:	0
2B:	1	SAC:	2
3B:	0	DP:	2
HR:	0	HBP:	0

WP	HR	S	P	ERA	WHIP
1	0	0	0	0.00	1.800

Batter	1	2	3	4	5	6	7	8	9
Ivan De Jesus, R OBP: 0.305, SLG: 0.327 (1, 6)	0-0 L7 1-2	0-3 K SUS			0-0 SH1-4 1-2		0-3 K2-3 SUS	0-0 FC6-5 2-3	
Ted Sizemore, R OBP: 0.340, SLG: 0.355 (1, 4)	4-0 WP 1B 1B BB		0-0 G6-4-3 1B		0-0 F9 1-2		0-0 S 1B 1B	4-0 1-2 BB	
Bill Buckner, L OBP: 0.304, SLG: 0.454 (1, 3)	0-0 1B WP 1-2 1B		0-0 F9 1-2		0-0 F7 1-2		0-0 BB BB 1-H 1B	0-0 L8 1-2	
Dave Kingman, R OBP: 0.385, SLG: 0.639 (1, 7)	0-0 1B F9 1-3 2-H 1B		0-0 G6-4-3 1-2f		0-0 E6 F9 S 2B		4-0 BB BB 1-2 BB		
Bobby Murcer, L OBP: 0.376, SLG: 0.428 (1, 9)	0-0 F9 1-2			0-0 BB S 1B		0-0 F9 1-3	4-0 BB BB 1-2 2-3		
Jerry Martin, R OBP: 0.340, SLG: 0.489 (1, 8)	0-0 1B 2-H 3-H		4-0 1B BB 1-3		0-0 2B 3-H		0-0 F2 1-2		
Steve Ontiveros, S OBP: 0.370, SLG: 0.385 (1, 5)	0-3 K SUS		0-0 1B G5-4-3 1-3		0-0 IBB 4-0		0-0 L8 1-2		
Barry Foote, R OBP: 0.275, SLG: 0.388 (1, 2)		0-0 F7 1-2	0-0 G5-4-3 1-2f		0-0 F3 1-2		4-0 FC6-5 SH3 BB		
Dennis Lamp, R OBP: 0.211, SLG: 0.263 (1, 1)		0-0 5-3 SUS			0-0 SH1-4 1B		0-3 K SUS	0-0 SH3 1-2	
Larry Bittner, L OBP: 0.385, SLG: 0.478 (6, PH)									
Dick Tidrow, R (7, 1)									

Inning	R	H	E	K	S	BB	IBB	HBP	BLK	WP	HR	S	P	ERA	WHIP
1	3	3	0	0	0	0	0	0	0	0	0	30	42	4.50	1.667
2	0	0	0	1	0	0	0	0	0	0	0	5	9	27.00	9.000
3	0	0	0	1	0	0	0	0	0	0	0	5	17	0.00	1.800

PITCHER	IP	WLS	BF	H	R	ER	SO	BB	IBB	HBP	BLK	WP	HR	S	P	ERA	WHIP
Rick Sutcliffe, R ERA: 3.84 (1, 1)	6.0	L	27	8	4	3	3	2	1	0	0	1	0	30	42	4.50	1.667
Charlie Hough, R ERA: 6.29 (7, 1)	0.1		4	2	1	1	1	1	0	0	0	0	0	5	9	27.00	9.000
Dave Patterson, R ERA: (7, 1)	1.2		8	0	0	0	0	3	0	0	0	0	0	5	17	0.00	1.800

Batter	1	2	3	4	5	6	7	8	9	AB R H RBI BB SO LOB	TOP		
Davey Lopes, R (1, 4) OBP: 0.368, SLG: 0.566 Derrel Thomas, S (7, 4) OBP: 0.380, SLG: 0.398	0-0 WP 1B 1B		0-3 K		0-0 6-3			0-0 4-3 2B		3 0 1 0 0 1 0 1 0 1 0 0 0 0	<b>Los Angeles Dodgers @ Chicago Cubs</b> Wrigley Field, Chicago, IL Sun Jun 10 1979, 3:33 AM CDT Att. 24,088 - Overcast - 57 F		
Ted Martinez, R (1, 6) OBP: 0.385, SLG: 0.500	0-0 BB WP 1-2 1B		0-0 2B		0-3 K			0-3 K2-3		4 0 2 0 0 2 1			
Reggie Smith, S (1, 9) OBP: 0.377, SLG: 0.456	4-0 BB 1-3 2-3 BB		4-0 G1-6-3 BB		0-0 6-3 3B			0-0 4-3		2 1 1 0 2 0 1			
Steve Garvey, R (1, 3) OBP: 0.344, SLG: 0.504	4-0 FC6-4 1-2 BB		0-0 G1-6-3 1-2f		0-0 6-3			0-0 F5		3 0 0 1 1 0 3			
Ron Cey, R (1, 5) OBP: 0.385, SLG: 0.497	0-0 P3		0-3 K		0-3 K			4-0 2B G3 BB		3 1 0 0 1 2 3			
Dusty Baker Jr., R (1, 7) OBP: 0.373, SLG: 0.477	0-0 FC6-4 1-2f		0-0 2B		0-0 4-3			0-0 G3 1-3 SF9 2B		4 1 2 0 0 0 3			
Gary Thomasson, L (1, 8) OBP: 0.358, SLG: 0.410		0-0 G3		0-0 L9			0-0 F9		0-0 G3 2-3 3-H	4 0 0 1 0 0 2			
Joe Ferguson, R (1, 2) OBP: 0.347, SLG: 0.417		0-0 5-3		0-0 L8			0-0 P4		0-0 SF9	3 0 0 1 0 0 1			
Don Sutton, R (1, 1) OBP: 0.135, SLG: 0.111 Charlie Hough, R (5, 1) OBP: 0.286, SLG: 0.429 Terry Forster, L (8, 1) Von Joshua, L (9, PH) OBP: 0.328, SLG: 0.569		0-3 K		0-3 K			0-0 4-3		0-0 F8	2 0 0 0 0 2 0 1 0 0 0 0 0 0 0 0 0 0 0 0 0 1 0 0 0 0 0 0			
<b>Inning Stats</b>	R: 0 H: 2 E: 0 LOB: 3 K: 0 BB: 2 S: 4 P: 12	R: 0 H: 0 E: 0 LOB: 0 K: 1 BB: 0 S: 5 P: 5	R: 0 H: 1 E: 0 LOB: 1 K: 1 BB: 1 S: 5 P: 9	R: 0 H: 1 E: 0 LOB: 1 K: 1 BB: 0 S: 6 P: 6	R: 0 H: 0 E: 0 LOB: 0 K: 2 BB: 0 S: 7 P: 7	R: 1 H: 1 E: 0 LOB: 0 K: 1 BB: 0 S: 6 P: 6	R: 0 H: 0 E: 0 LOB: 0 K: 0 BB: 0 S: 3 P: 3	R: 0 H: 1 E: 0 LOB: 1 K: 1 BB: 0 S: 6 P: 6	R: 2 H: 1 E: 0 LOB: 0 K: 0 BB: 1 S: 4 P: 8	1B: 2 SF: 1 2B: 4 SAC: 0 3B: 1 DP: 1 HR: 0 HBP: 0	WP: 1 PA: 36 PB: 0 SB: 0 CS: 0		
<b>PITCHER</b>	IP WLS BF H R ER SO BB IBB HBP BLK WP HR S P ERA WHIP											<b>PITCHER</b>	IP WLS BF H R ER SO BB IBB HBP BLK WP HR S P ERA WHIP
Rick Reuschel, R (1, 1) ERA: 4.48 Lynn McGlothen, R (7, 1) ERA: 4.8	6.0 W 24 5 1 1 6 3 0 0 0 1 0 33 45 1.50 1.333												

livebaseballscorecards.com

**AB 31**  
**R 3**  
**H 7**  
**RBI 3**  
**BB 4**  
**SO 7**  
**LOB 14**



**BOTTOM**

**Los Angeles Dodgers @ Chicago Cubs**

Wrigley Field, Chicago, IL

Sun Jun 10 1979, 3:33 AM CDT  
Att. 24,088 - Overcast - 57 F

[livebaseballscorecards.com](http://livebaseballscorecards.com)

<b>AB</b>	<b>32</b>
<b>R</b>	<b>10</b>
<b>H</b>	<b>10</b>
<b>RBI</b>	<b>10</b>
<b>BB</b>	<b>2</b>
<b>SO</b>	<b>3</b>
<b>LOB</b>	<b>11</b>



WP: 0	PA: 38
PB: 0	
SB: 0	
CS: 0	

AB	R	H	RBI	BB	SO	LOB
5	3	3	0	0	0	1
4	0	0	1	0	0	5
4	2	3	5	0	0	1
3	2	2	2	1	1	1
0	0	0	0	0	0	0
4	0	1	1	0	0	1
3	0	0	0	0	2	0
0	0	0	0	0	0	0
3	0	0	1	0	0	0
3	1	0	0	1	0	2
1	1	0	0	0	0	0
1	1	1	0	0	0	0
1	0	0	0	0	0	0

1B: 6	SF: 2
2B: 1	SAC: 1
3B: 1	DP: 0
HR: 2	HBP: 1

Batter	1	2	3	4	5	6	7	8	9
Ivan De Jesus, R OBP: 0.312, SLG: 0.333 (1, 6)	0-0 1-3 1B		0-0 BLK 1B		0-0 1-2 2-3 3B 1B	0-0 2-3 5-3		0-0 2 1-3	
Ted Sizemore, R OBP: 0.332, SLG: 0.348 (1, 4)	0-0 F7		0-0 P3 1-2		0-0 F5	0-0 SF7		0-0 3 F7	
Bill Buckner, L OBP: 0.311, SLG: 0.481 (1, 3)	0-0 1-3 1-2		0-0 2-H 1B		0-0 1-H 2-H 3-H 1B 3B	0-0 HR			
Dave Kingman, R OBP: 0.391, SLG: 0.655 Lynn McGlothen, L OBP: 0.174, SLG: 0.217 (1, 7) (7, 1)	0-0 2-H 1B		0-3 K		4-0 1B SF8 BB	0-0 HR			
Bobby Murcer, L OBP: 0.373, SLG: 0.423 (1, 9)	0-0 4-3			0-0 F7	0-0 SF8 HBP 1-3 3-H 1B	0-0 L8			
Jerry Martin, R OBP: 0.338, SLG: 0.482 Sam Mejias, R OBP: 0.250, SLG: 0.143 (1, 8) (8, 8)		0-3 K		0-3 K	1-0 1-2 HBP		0-0 P6		
Steve Ontiveros, S OBP: 0.363, SLG: 0.379 (1, 5)		0-0 F7		0-0 3-1	0-0 SF8		0-0 F2		
Barry Foote, R OBP: 0.275, SLG: 0.381 (1, 2)		0-0 L8			1-0 1B SH 3B BB		0-0 L7		
Rick Reuschel, R Steve Dillard, R OBP: 0.467, SLG: 0.364 Scot Thompson, L OBP: 0.345, SLG: 0.393 (1, 1) (6, PH) (7, 7)			0-0 6-3		0-0 SH 1B 1-2 3B	0-0 5-3 SF7 2B		0-0 G3	

Inning	R	H	E	K	S	R	H	E	K	S	R	H	E	K	S	R	H	E	K	S	R	H	E	K	S	R	H	E	K	S
1	1	2	0	0	5	0	0	0	1	5	0	0	0	0	5	0	0	0	0	5	0	0	0	0	5	0	0	0	0	5
2	0	0	0	1	5	0	0	0	0	5	0	0	0	0	5	0	0	0	0	5	0	0	0	0	5	0	0	0	0	5
3	1	2	0	1	7	0	0	0	0	7	0	0	0	0	7	0	0	0	0	7	0	0	0	0	7	0	0	0	0	7
4	0	0	0	1	5	0	0	0	0	5	0	0	0	0	5	0	0	0	0	5	0	0	0	0	5	0	0	0	0	5
5	5	3	1	2	16	0	0	0	0	16	3	2	0	6	3	0	0	0	6	3	0	0	6	3	0	0	0	0	6	
6	3	0	0	0	6	0	0	0	0	6	0	0	0	0	6	0	0	0	0	6	0	0	0	0	6	0	0	0	0	6
7	0	0	0	0	3	0	0	0	0	3	0	0	0	0	3	0	0	0	0	3	0	0	0	0	3	0	0	0	0	3
8	0	0	0	0	3	0	0	0	0	3	0	0	0	0	3	0	0	0	0	3	0	0	0	0	3	0	0	0	0	3
9	0	0	0	0	3	0	0	0	0	3	0	0	0	0	3	0	0	0	0	3	0	0	0	0	3	0	0	0	0	3

PITCHER	IP	WLS	BF	H	R	ER	SO	BB	IBB	HBP	BLK	WP	HR	S	P	ERA	WHIP
Don Sutton, R ERA: 3.86 (1, 1)	4.1	L	23	7	7	5	3	2	0	0	1	0	0	27	35	10.38	2.077
Charlie Hough, R ERA: 6.51 (5, 1)	2.2		12	3	3	3	0	0	0	1	0	0	2	11	12	10.12	1.125
Terry Forster, L ERA: (8, 1)	1.0		3	0	0	0	0	0	0	0	0	0	0	3	3	0.00	0.000

Batter	1	2	3	4	5	6	7	8	9	AB	R	H	RBI	BB	SO	LOB	
<b>Garry Templeton, S</b> (1, 6) OBP: 0.355, SLG: 0.441	0-0 L3		0-3 K	0-0 P6		0-0 1B 2B		0-0 P6		5	1	1	0	0	1	1	
<b>Lou Brock, L</b> (1, 7) OBP: 0.385, SLG: 0.481 <b>Jerry Mumphrey, S</b> (9, 7) OBP: 0.362, SLG: 0.406	0-0 1-3		1-0 1B 1-2 HR HBP	0-0 HR		0-0 P6		0-0 F8		4	2	1	1	0	0	1	
<b>Keith Hernandez, L</b> (1, 3) OBP: 0.373, SLG: 0.513	0-0 4-3		0-0 1B 1-2 2-3 HR	0-0 1B		0-0 1B 2-H		4-0 HR BB		4	2	3	1	1	0	0	
<b>Ted Simmons, S</b> (1, 2) OBP: 0.419, SLG: 0.652		0-0 FC4-6 1B	0-0 1B 1-H 2-H 3-H HR	0-0 F3		0-0 F3		0-0 HR		5	2	3	6	0	0	2	
<b>George Hendrick, R</b> (1, 9) OBP: 0.412, SLG: 0.551		0-0 FC4-6 BB	0-0 1B 2B		0-0 CS 1B		0-0 P6		0-0 5-3		5	1	2	0	0	1	
<b>Tony Scott, S</b> (1, 8) OBP: 0.324, SLG: 0.383		4-0 FC6-4 BB	0-0 1B 2-H		0-0 F9 1-2		0-0 6-3		0-0 G3		4	0	1	1	1	0	1
<b>Ken Reitz, R</b> (1, 5) OBP: 0.314, SLG: 0.414		0-0 F8	0-0 F3		0-0 FC6-4 1B		0-0 F3				4	0	1	0	0	3	
<b>Mike Tyson, R</b> (1, 4) OBP: 0.282, SLG: 0.397		0-0 FC6-4	0-0 F8		0-0 FC6-4			0-3 K		4	0	0	0	0	1	4	
<b>Bob Sykes, S</b> (1, 1) OBP: 0.182, SLG: 0.053 <b>Mark Littell, L</b> (7, 1) <b>Dane Iorg, L</b> (8, PH) OBP: 0.329, SLG: 0.384 <b>Tom Bruno, R</b> (8, 1)			1-0 1B HR HBP	0-0 4-3		0-0 1-3		0-0 F9		2	1	0	0	0	0	0	
<b>Inning Stats</b>	R: 0 E: 0 K: 0 S: 3	H: 0 LOB: 0 BB: 0 P: 3	R: 0 E: 0 K: 0 S: 4	H: 1 LOB: 2 BB: 1 P: 8	R: 5 E: 0 K: 1 S: 9	H: 4 LOB: 1 BB: 0 P: 11	R: 1 E: 0 K: 0 S: 5	H: 2 LOB: 1 BB: 0 P: 5	R: 0 E: 0 K: 0 S: 3	H: 0 LOB: 0 BB: 0 P: 3	R: 0 E: 0 K: 1 S: 5	H: 0 LOB: 0 BB: 0 P: 5	R: 2 E: 0 K: 0 S: 4	H: 1 LOB: 0 BB: 1 P: 8	1B: 7 2B: 2 3B: 0 HR: 3	SF: 0 SAC: 0 DP: 0 HBP: 2	
<b>PITCHER</b>	IP	WLS	BF	H	R	ER	SO	BB	IBB	HBP	BLK	WP	HR	S	P	ERA	WHIP
<b>Jerry Reuss, L</b> (1, 1) ERA: 4.34	2.1		15	5	5	5	1	1	0	2	0	0	1	14	20	19.29	2.571
<b>Dave Patterson, R</b> (3, 1) ERA: 2.08	2.2		11	4	1	1	0	0	0	0	0	0	1	11	11	3.38	1.500
<b>Ken Brett, L</b> (6, 1) ERA: 4.91	2.0		8	2	1	1	0	0	0	0	0	0	0	8	8	4.50	1.000
<b>Lerrin LaGrow, R</b> (8, 1) ERA: 6.06	2.0	L	8	1	2	2	1	1	0	0	0	0	1	9	13	9.00	1.000

**St. Louis Cardinals @ Los Angeles Dodgers**  
**Dodger Stadium, Los Angeles, CA**  
 Mon Jun 11 1979, 7:05 PM PDT  
 Att: 32,159 - Unknown

<b>AB</b>	<b>38</b>
<b>R</b>	<b>9</b>
<b>H</b>	<b>12</b>
<b>RBI</b>	<b>9</b>
<b>BB</b>	<b>2</b>
<b>SO</b>	<b>2</b>
<b>LOB</b>	<b>13</b>



<b>WP</b> : 0	<b>PA</b> : 42
<b>PB</b> : 0	
<b>SB</b> : 0	
<b>CS</b> : 1	

<b>ERA</b>	<b>WHIP</b>

Batter	1	2	3	4	5	6	7	8	9	AB R H RBI BB SO LOB
Davey Lopes, R OBP: 0.369, SLG: 0.575 (1, 4)	0-0 HR	0-0 5-3			0-0 L9		0-0 F3		0-0 1B	5 1 2 1 0 0 3
Bill Russell, R OBP: 0.315, SLG: 0.396 (1, 6)	0-0 L3		0-0 F8		0-0 G6-4-3		0-0 1B 2B		0-0 F8	5 1 1 0 0 0 2
Reggie Smith, S OBP: 0.378, SLG: 0.454 (1, 9)	0-0 F8		0-0 F8			0-0 G6-4-3 1B	0-0 2B 1B		0-0 F8	5 1 2 2 0 0 1
Steve Garvey, R OBP: 0.345, SLG: 0.504 (1, 3)	4-0 HR BB		0-3 K			0-0 G6-4-3 1-2f	0-0 1-H 2B		0-0 L7	4 1 1 1 1 1 2
Ron Cey, R OBP: 0.387, SLG: 0.515 (1, 5)	0-0 1-H HR			0-0 F7		0-0 BB 1B	0-3 K			4 1 2 2 0 1 1
Dusty Baker Jr., R OBP: 0.375, SLG: 0.491 (1, 7)	0-0 F8			0-0 HR		0-0 BB 1B	0-0 F8			4 1 2 1 0 0 1
Joe Ferguson, R OBP: 0.345, SLG: 0.408 (1, 2)		0-0 F9		0-3 K		4-0 1-2 2-3 BB		0-0 F7		3 0 0 0 1 1 0
Derrel Thomas, S OBP: 0.377, SLG: 0.389 (1, 8)		0-0 L8		0-3 K		0-3 K		4-0 BB		3 0 0 0 1 2 3
Jerry Reuss, L OBP: 0.222, SLG: 0.125 Dave Patterson, R OBP: 0.370, SLG: 0.481 Ted Martinez, R OBP: 0.370, SLG: 0.481 Ken Brett, L OBP: 0.447, SLG: 0.385 Manny Mota, R OBP: 0.447, SLG: 0.385 Lerrin LaGrow, R		1-0 HBP			0-0 E6 G6-4-3		0-0 2B 1B 1B		0-3 K	0 0 0 0 0 0 0 0 0 0 0 0 0 0 1 0 0 0 0 0 0 0 0 0 0 0 0 0 1 1 1 0 0 0 0 1 0 0 0 0 0 1 1

Inning Stats	R: 3 E: 0 K: 0 S: 5	H: 2 LOB: 0 BB: 1 P: 9	R: 0 E: 0 K: 0 S: 3	H: 0 LOB: 1 BB: 0 P: 4	R: 0 E: 0 K: 1 S: 5	H: 0 LOB: 0 BB: 0 P: 5	R: 1 E: 0 K: 2 S: 8	H: 1 LOB: 0 BB: 0 P: 8	R: 0 E: 1 K: 0 S: 3	H: 0 LOB: 0 BB: 0 P: 3	R: 0 E: 0 K: 1 S: 7	H: 3 LOB: 3 BB: 1 P: 11	R: 3 E: 0 K: 1 S: 9	H: 4 LOB: 1 BB: 0 P: 9	R: 0 E: 0 K: 1 S: 4	H: 0 LOB: 0 BB: 1 P: 8	R: 0 E: 0 K: 0 S: 4	H: 1 LOB: 1 BB: 0 P: 4	1B: 6 2B: 2 3B: 0 HR: 3	SF: 0 SAC: 0 DP: 2 HBP: 1	WP: 0 PB: 0 SB: 0 CS: 0	PA: 40
--------------	------------------------------	---------------------------------	------------------------------	---------------------------------	------------------------------	---------------------------------	------------------------------	---------------------------------	------------------------------	---------------------------------	------------------------------	----------------------------------	------------------------------	---------------------------------	------------------------------	---------------------------------	------------------------------	---------------------------------	----------------------------------	------------------------------------	----------------------------------	--------

PITCHER	IP	WLS	BF	H	R	ER	SO	BB	IBB	HBP	BLK	WP	HR	S	P	ERA	WHIP
Bob Sykes, L ERA: 5.58 (1, 1)	6.1		30	9	7	7	4	2	0	1	0	0	3	35	44	9.95	1.737
Mark Littell, R ERA: 3.68 (7, 1)	0.2		3	1	0	0	1	0	0	0	0	0	0	5	5	0.00	1.500
Tom Bruno, R ERA: 3.29 (8, 1)	2.0	W	7	1	0	0	1	1	0	0	0	0	0	8	12	0.00	1.000

BOTTOM

St. Louis Cardinals @ Los Angeles Dodgers  
 Dodger Stadium, Los Angeles, CA  
 Mon Jun 11 1979, 7:05 PM PDT  
 Att. 32,159 - Unknown

livebaseballscores.com

AB	36
R	7
H	11
RBI	7
BB	3
SO	6
LOB	14



Batter	1	2	3	4	5	6	7	8	9	AB R H RBI BB SO LOB	TOP	
Garry Templeton, S (1, 6) OBP: 0.353, SLG: 0.438 Jerry Mumphrey, S (7, 9) OBP: 0.357, SLG: 0.400	0-0 1-3	0-0 F7		0-0 4-3 1B			0-0 F7		0-3 K	4 0 1 0 0 0 1 1 0 0 0 0 1 0	<b>St. Louis Cardinals @ Los Angeles Dodgers</b> <b>Dodger Stadium, Los Angeles, CA</b> Tue Jun 12 1979, 7:05 PM PDT Att: 35,651 - Unknown <a href="http://livebaseballscorecards.com">livebaseballscorecards.com</a>	
Lou Brock, L (1, 7) OBP: 0.395, SLG: 0.489 Dane Iorg, L (7, 7) OBP: 0.325, SLG: 0.378	0-0 E BB 1B		0-0 1B 1B	0-0 4-3 1-2			0-0 WP 1B		0-0 F7	4 1 3 0 0 0 1 1 0 0 0 0 0 0		
Keith Hernandez, L (1, 3) OBP: 0.370, SLG: 0.506	0-3 K		0-0 1B 1B	0-0 4-3			0-0 F9		0-0 F9	5 1 1 0 0 1 3		
Ted Simmons, S (1, 2) OBP: 0.420, SLG: 0.647 Mike Phillips, L (7, 6) OBP: 0.324, SLG: 0.303	4-0 E 1-2 BB		0-3 K			0-0 L9	0-0 WP 1B			3 0 1 0 1 1 2 0 0 0 0 0 0 0		
George Hendrick, R (1, 9) OBP: 0.409, SLG: 0.545 Steve Swisher, R (7, 2) OBP: 0.259, SLG: 0.261	0-0 E6 1-2 2-3		0-0 1B FC5-2 1B			0-0 F7	0-0 6-3 1-2 2-3			4 0 1 1 0 0 4 0 0 0 0 0 0 0		
Tony Scott, S (1, 8) OBP: 0.322, SLG: 0.381	0-0 F5		0-0 FC5-2 1B			0-3 K		0-0 F9		4 0 1 1 0 1 3		
Ken Reitz, R (1, 5) OBP: 0.313, SLG: 0.408		4-0 SH3-4 BB	0-0 FC5-2 1-2 3-H			0-0 5-3		0-0 F7		3 0 0 0 1 0 2		
Ken Oberkfell, L (1, 4) OBP: 0.363, SLG: 0.466		0-0 F8	0-0 4-3			0-0 F8		0-0 4-3		4 0 0 0 0 0 3		
John Denny, R (1, 1) OBP: 0.125, SLG: 0.194 Will McEnaney, L (5, 1) Bernie Carbo, L (6, PH) Buddy Schultz, R (6, 1) Darold Knowles, L (8, 1) Roger Freed, R (9, PH) OBP: 0.353, SLG: 0.615		0-0 SH3-4 1-2		0-0 5-3		0-0 F7		0-0 HR		1 0 0 0 0 0 0 0 0 0 0 0 0 0 1 0 1 1 1 1 0 0 0		
<b>Inning Stats</b>	R: 0 H: 1 E: 1 LOB: 3 K: 1 BB: 1 S: 7 P: 11	R: 0 H: 0 E: 0 LOB: 1 K: 0 BB: 1 S: 3 P: 7	R: 2 H: 4 E: 0 LOB: 2 K: 1 BB: 0 S: 9 P: 9	R: 0 H: 1 E: 0 LOB: 1 K: 0 BB: 0 S: 4 P: 4	R: 0 H: 0 E: 0 LOB: 0 K: 1 BB: 0 S: 5 P: 5	R: 0 H: 0 E: 0 LOB: 0 K: 0 BB: 0 S: 3 P: 3	R: 0 H: 2 E: 0 LOB: 2 K: 0 BB: 0 S: 5 P: 5	R: 0 H: 0 E: 0 LOB: 0 K: 0 BB: 0 S: 3 P: 3	R: 1 H: 1 E: 0 LOB: 0 K: 1 BB: 0 S: 6 P: 6	1B: 8 SF: 0 2B: 0 SAC: 1 3B: 0 DP: 0 HR: 1 HBP: 0	WP: 1 PA: 39 PB: 0 SB: 0 CS: 0	
<b>PITCHER</b> Burt Hooton, R (1, 1) ERA: 3.09	IP WLS BF H R ER SO BB IBB HBP BLK WP HR S P ERA WHIP	9.0 W 39 9 3 3 4 2 0 0 0 1 1 45 53 3.00 1.222										



Batter	1	2	3	4	5	6	7	8	9
<b>Davey Lopes, R</b> OBP: 0.369, SLG: 0.571 (1, 4)	0-0 G4-3-6 BB 1B		0-0 G5-4-3 1B	0-0 6-3		0-3 K	0-0 5-3		
<b>Ted Martinez, R</b> OBP: 0.370, SLG: 0.481 (8, 4)									
<b>Bill Russell, R</b> OBP: 0.316, SLG: 0.396 (1, 6)	0-0 F9		0-0 G5-4-3 1-2f		0-0 2B 1B	0-0 1B 1B		0-0 5-3	
<b>Reggie Smith, S</b> OBP: 0.378, SLG: 0.447 (1, 9)	4-0 G4-3-6 1-2 BB			0-0 L9	0-3 K	0-0 1B		0-0 F9	
<b>Steve Garvey, R</b> OBP: 0.353, SLG: 0.512 (1, 3)	0-0 G4-3-6 1-2f 2-3			0-0 1B 1B	0-0 1B 2B	4-0 E 1B IBB		0-0 1B	
<b>Ron Cey, R</b> OBP: 0.392, SLG: 0.515 (1, 5)		0-3 K		0-0 BB 1B 1B	4-0 1B IBB	0-0 E8 1B		0-3 K	
<b>Dusty Baker Jr., R</b> OBP: 0.377, SLG: 0.491 (1, 7)		0-0 F8		0-0 1B 1B	0-0 1B 1B	0-3 K			
<b>Gary Thomasson, L</b> OBP: 0.359, SLG: 0.408 (1, 8)		0-0 1-3		4-0 1B BB	0-0 F8	0-0 F4			
<b>Derrel Thomas, S</b> OBP: 0.372, SLG: 0.383 (5, PH) (6, 8)				1-2 2-3 BB					
<b>Joe Ferguson, R</b> OBP: 0.348, SLG: 0.418 (1, 2)			0-0 SH1-4 1B 2B	0-3 K	0-0 1B		0-0 6-3		
<b>Burt Hooton, R</b> OBP: 0.243, SLG: 0.306 (1, 1)			0-0 SH1-4 2-3	0-0 1B	0-0 F3		0-3 K		

AB	R	H	RBI	BB	SO	LOB
5	0	2	1	0	1	2
0	0	0	0	0	0	0
5	2	2	0	0	0	2
4	1	1	0	1	1	1
4	2	3	0	1	0	2
4	2	2	2	1	2	1
4	1	2	2	0	1	2
1	0	0	0	1	0	0
2	0	0	0	0	0	5
4	1	2	2	0	1	3
3	0	1	2	0	1	2


**BOTTOM**

**St. Louis Cardinals @ Los Angeles Dodgers**  
Dodger Stadium, Los Angeles, CA

Tue Jun 12 1979, 7:05 PM PDT  
Att. 35,651 - Unknown

livebaseballscorecards.com

<b>AB</b>	<b>36</b>
<b>R</b>	<b>9</b>
<b>H</b>	<b>15</b>
<b>RBI</b>	<b>9</b>
<b>BB</b>	<b>4</b>
<b>SO</b>	<b>7</b>
<b>LOB</b>	<b>20</b>



Inning Stats		R: 0	H: 1	E: 0	LOB: 1	K: 0	BB: 1	S: 3	R: 0	H: 0	E: 0	LOB: 0	K: 1	BB: 0	S: 5	R: 1	H: 2	E: 0	LOB: 0	K: 0	BB: 0	S: 4	R: 3	H: 4	E: 0	LOB: 2	K: 1	BB: 1	S: 9	R: 3	H: 4	E: 0	LOB: 2	K: 1	BB: 1	S: 9	R: 2	H: 3	E: 1	LOB: 2	K: 2	BB: 1	S: 10	R: 0	H: 0	E: 0	LOB: 0	K: 1	BB: 0	S: 5	R: 0	H: 1	E: 0	LOB: 1	K: 1	BB: 0	S: 6
<b>PITCHER</b>	<b>IP</b>	<b>WLS</b>	<b>BF</b>	<b>H</b>	<b>R</b>	<b>ER</b>	<b>SO</b>	<b>BB</b>	<b>IBB</b>	<b>HBP</b>	<b>BLK</b>	<b>WP</b>	<b>HR</b>	<b>S</b>	<b>P</b>	<b>ERA</b>	<b>WHIP</b>																																								
<b>John Denny, R</b> ERA: 4.69 (1, 1)	4.1	L	24	10	7	7	3	2	1	0	0	0	0	27	39	14.54	2.769																																								
<b>Will McEnaney, L</b> ERA: 2.45 (5, 1)	0.2		3	1	0	0	0	0	0	0	0	0	0	3	3	0.00	1.500																																								
<b>Buddy Schultz, L</b> ERA: 4.05 (6, 1)	2.0		10	3	2	2	3	0	1	0	0	0	0	15	19	9.00	1.500																																								
<b>Darold Knowles, L</b> ERA: 3.06 (8, 1)	1.0		4	1	0	0	1	0	0	0	0	0	0	6	6	0.00	1.000																																								

WP	PA	ERA	WHIP
0	41		
0			
0			
0			

Batter	1	2	3	4	5	6	7	8	9	AB R H RBI BB SO LOB	TOP										
<b>Garry Templeton, S</b> (1, 6) OBP: 0.353, SLG: 0.435	0-0 5-3		0-0 BB 1B 1-2 2-3		0-0 L9		0-0 6-3		K	6 0 2 2 0 1 1											
<b>Lou Brock, L</b> (1, 7) OBP: 0.392, SLG: 0.493	0-0 5-3		0-0 SF7		0-0 G3		0-0 4-3 2B		K	5 1 2 1 0 1 2											
<b>Keith Hernandez, L</b> (1, 3) OBP: 0.378, SLG: 0.509	4-0 BB		0-0 BB 1B 1-2		4-0 BB		0-0 4-3		HR 1B	3 1 2 1 2 0 1											
<b>Ted Simmons, S</b> (1, 2) OBP: 0.417, SLG: 0.637	0-3 K		4-0 BB		0-0 F9		0-0 F2		K	3 0 0 0 1 1 3											
<b>Steve Swisher, R</b> (7, 2) OBP: 0.250, SLG: 0.250			1-2 2-3 BB							1 0 0 0 0 1 2											
<b>George Hendrick, R</b> (1, 9) OBP: 0.400, SLG: 0.531		0-3 K	0-3 K		0-0 P5		0-0 F8		E5 HR	5 1 0 0 0 2 5											
<b>Tony Scott, S</b> (1, 8) OBP: 0.332, SLG: 0.403		0-0 G3		0-0 G4-6-3 1B		0-0 BB 1B		0-0 1B	HR	5 1 4 4 0 0 0											
<b>Ken Reitz, R</b> (1, 5) OBP: 0.315, SLG: 0.413		0-3 K		0-0 G4-6-3 1B		0-3 K		0-0 F7	1B 2B	5 1 2 0 0 2 2											
<b>Ken Oberkfell, L</b> (1, 4) OBP: 0.376, SLG: 0.461			0-0 1B SF7 1B		0-0 G4-6-3		4-0 1-2 BB		4-0 1B BB	3 2 1 0 2 0 3											
<b>Bob Forsch, R</b> (1, 1) OBP: 0.273, SLG: 0.321			0-0 SF7 1B		0-3 K		0-0 4-3			0 0 0 0 0 0 0											
<b>Tom Bruno, R</b> (2, 1) OBP: 0.250, SLG: 0.250										1 0 1 0 0 0 0											
<b>Bernie Carbo, L</b> (4, PH) OBP: 0.251, SLG: 0.118										1 0 0 0 0 1 1											
<b>Will McEnaney, L</b> (4, 1) OBP: 0.321, SLG: 0.373										0 0 0 0 0 0 0											
<b>Dane Iorg, L</b> (6, PH) OBP: 0.321, SLG: 0.373										1 0 0 0 0 0 2											
<b>Mark Littell, L</b> (6, 1) OBP: 0.376, SLG: 0.461										0 0 0 0 0 0 0											
<b>Darold Knowles, L</b> (7, 1) OBP: 0.376, SLG: 0.461										0 0 0 0 0 0 0											
<b>Jerry Mumphrey, S</b> (9, PH) OBP: 0.376, SLG: 0.461										1 1 1 0 1 0 0											
<b>Inning Stats</b>	R: 0 E: 0 K: 1 S: 5	H: 0 LOB: 1 BB: 1 P: 9	R: 0 E: 0 K: 2 S: 7	H: 0 LOB: 0 BB: 0 P: 7	R: 1 E: 0 K: 1 S: 8	H: 4 LOB: 3 BB: 1 P: 12	R: 0 E: 0 K: 1 S: 6	H: 2 LOB: 1 BB: 0 P: 6	R: 0 E: 0 K: 0 S: 3	H: 0 LOB: 1 BB: 1 P: 7	R: 0 E: 0 K: 1 S: 6	H: 1 LOB: 2 BB: 1 P: 10	R: 0 E: 0 K: 0 S: 4	H: 1 LOB: 1 BB: 0 P: 4	R: 0 E: 0 K: 0 S: 4	H: 1 LOB: 1 BB: 0 P: 4	R: 7 E: 1 K: 3 S: 16	H: 6 LOB: 2 BB: 2 P: 24	1B: 12 2B: 2 3B: 0 HR: 1	SF: 1 SAC: 0 DP: 1 HBP: 0	WP: 0 PA: 47 PB: 0 SB: 0 CS: 0
<b>PITCHER</b>	IP WLS BF H R ER SO BB IBB HBP BLK WP HR S P ERA WHIP																				
<b>Rick Sutcliffe, R</b> (1, 1) ERA: 3.66	8.2 W 42 12 6 2 8 5 0 0 0 0 1 53 73 2.08 1.962																				
<b>Lerrin LaGrow, R</b> (9, 1) ERA: 6.61	0.0 3 2 0 0 0 1 0 0 0 0 0 2 6 ∞ ∞																				
<b>Terry Forster, L</b> (9, 1) ERA:	0.1 S 2 1 2 2 1 0 0 0 0 0 0 4 4 54.00 3.000																				

St. Louis Cardinals @ Los Angeles Dodgers  
Dodger Stadium, Los Angeles, CA  
Wed Jun 13 1979, 7:05 PM PDT  
Att: 42,235 - Unknown

AB	40
R	8
H	15
RBI	8
BB	6
SO	9
LOB	22





Batter	1	2	3	4	5	6	7	8	9
<b>Davey Lopes, R</b> (1, 4) OBP: 0.373, SLG: 0.582	0-0 HR	0-0 2B 1B	4-0 WP BB		0-3 K		0-3 K		
<b>Bill Russell, R</b> (1, 6) OBP: 0.318, SLG: 0.396	0-0 FC6-4 1B	0-0 P4	0-3 K		0-0 6-3		0-0 FC6 1B		
<b>Reggie Smith, S</b> (1, 9) OBP: 0.395, SLG: 0.468 <b>Von Joshua, L</b> (7, PH) OBP: 0.322, SLG: 0.559	0-0 FC6-4 1B	0-0 2B	4-0 BB		0-0 1B FC5-2 1B		0-0 FC6		
<b>Steve Garvey, R</b> (1, 3) OBP: 0.350, SLG: 0.506	0-0 FC6-4 1B	0-0 6-3	0-0 L7		0-0 FC5-2 1B		0-0 F8		
<b>Ron Cey, R</b> (1, 5) OBP: 0.399, SLG: 0.534 <b>Ted Martinez, R</b> (7, 5) OBP: 0.393, SLG: 0.481	0-0 1B		1-0 2B 1B HBP	0-0 HR	0-0 FC5-2 1B		4-0 G4-6-3 BB		
<b>Dusty Baker Jr., R</b> (1, 7) OBP: 0.370, SLG: 0.481	0-3 K		0-0 F7	0-0 L8	0-0 F7		0-0 G4-6-3		
<b>Gary Thomasson, L</b> (1, 8) OBP: 0.362, SLG: 0.416		0-0 SH5-4 1B 1B	0-0 1B 2B	0-3 K	0-3 K				
<b>Joe Ferguson, R</b> (1, 2) OBP: 0.357, SLG: 0.419		0-0 SH5-4 1B 1B	4-0 BB 1B WP IBB	0-0 5-3		0-0 1B BB			
<b>Rick Sutcliffe, L</b> (1, 1) OBP: 0.172, SLG: 0.310 <b>Lerrin LaGrow, R</b> (9, 1) <b>Terry Forster, L</b> (9, 1)		0-0 SH5-4	0-0 WP BB 1B		0-0 F8		0-0 F7		

Inning Stats	R: 2	H: 4	E: 0	K: 1	S: 8	LOB: 2	BB: 0	P: 8
	R: 3	H: 4	E: 0	K: 0	S: 7	LOB: 1	BB: 0	P: 7
	R: 3	H: 2	E: 0	K: 1	S: 7	LOB: 3	BB: 3	P: 20
	R: 1	H: 1	E: 0	K: 1	S: 6	LOB: 0	BB: 0	P: 6
	R: 0	H: 0	E: 0	K: 1	S: 5	LOB: 0	BB: 0	P: 5
	R: 0	H: 2	E: 0	K: 1	S: 7	LOB: 2	BB: 0	P: 7
	R: 0	H: 1	E: 0	K: 1	S: 6	LOB: 2	BB: 1	P: 10
	R: 0	H: 0	E: 0	K: 0	S: 2	LOB: 0	BB: 1	P: 6

PITCHER	IP	WLS	BF	H	R	ER	SO	BB	IBB	HBP	BLK	WP	HR	S	P	ERA	WHIP
<b>Bob Forsch, R</b> (1, 1) ERA: 4.29	1.2	L	12	8	5	5	1	0	0	0	0	0	1	14	14	27.00	4.800
<b>Tom Bruno, R</b> (2, 1) ERA: 4.08	1.1		10	2	3	3	1	2	1	1	0	1	0	8	21	20.25	3.000
<b>Will McEnaney, L</b> (4, 1) ERA: 2.77	2.0		7	1	1	1	2	0	0	0	0	0	1	11	11	4.50	0.500
<b>Mark Littell, R</b> (6, 1) ERA: 3.48	1.2		9	3	0	0	2	1	0	0	0	0	0	12	16	0.00	2.400
<b>Darold Knowles, L</b> (7, 1) ERA: 2.84	1.1		4	0	0	0	0	1	0	0	0	0	0	3	7	0.00	0.750

AB R H RBI BB SO LOB

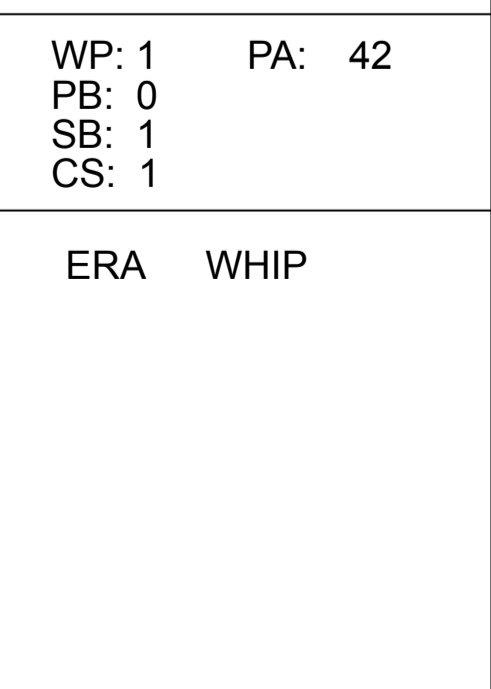
4	2	2	3	1	2	1
5	1	2	0	0	1	3
3	0	3	1	1	0	0
1	0	0	0	0	0	2
5	0	1	0	0	0	6
3	2	2	2	0	0	2
0	0	0	0	1	0	0
5	0	0	0	0	1	6
4	2	2	0	0	2	2
2	2	1	0	2	0	0
3	0	1	2	0	0	1
0	0	0	0	0	0	0
0	0	0	0	0	0	0

AB	R	H	RBI	BB	SO	LOB
35	9	14	8	5	6	23

WP: 1 PA: 42  
PB: 0  
SB: 1  
CS: 1

**St. Louis Cardinals @ Los Angeles Dodgers**  
Dodger Stadium, Los Angeles, CA

Wed Jun 13 1979, 7:05 PM PDT  
Att. 42,235 - Unknown



Batter	1	2	3	4	5	6	7	8	9	AB R H RBI BB SO LOB	TOP	
Omar Moreno, L (1, 8) OBP: 0.354, SLG: 0.414	0-3 K		0-0 4-3		0-3 K			0-0 F7	0-0 1B	5 1 1 2 0 2 1		
Tim Foli, R (1, 6) OBP: 0.328, SLG: 0.339	0-0 1B WP 1B		0-3 K			0-0 FC6-4 1B		0-0 5-3	4-0 1B BB	4 1 2 0 1 1 0		
Dave Parker, L (1, 9) OBP: 0.382, SLG: 0.581	0-0 F7		0-3 K			0-0 FC6-4 1-2f S		0-0 F9	0-0 1B	5 0 1 2 0 1 2		
Willie Stargell, L (1, 3) OBP: 0.360, SLG: 0.591	0-0 1B WP 1B			0-0 P5		0-3 K		0-3 K	0-3 K	5 0 1 0 0 3 3		
John Milner, L (1, 7) OBP: 0.365, SLG: 0.490 Bill Robinson, R (7, 7) OBP: 0.292, SLG: 0.571	0-3 K			0-0 P3		4-0 BB		0-0 1B S	0-0 1B	2 0 0 0 1 1 1 1 1 1 0 0 0 0		
Phil Garner, R (1, 5) OBP: 0.333, SLG: 0.418		0-0 4-3		0-0 F7		0-0 F9		0-0 1B 1B	0-0 1B 1B	4 1 1 1 0 0 2		
Ed Ott, L (1, 2) OBP: 0.276, SLG: 0.377			0-0 4-3		0-0 F3		0-3 K	4-0 1B BB	4-0 1B BB	3 1 0 0 1 1 0		
Rennie Stennett, R (1, 4) OBP: 0.278, SLG: 0.283			0-0 1B		0-3 K		0-0 4-3	0-0 F8	0-0 F8	4 0 1 0 0 1 2		
Bert Blyleven, R (1, 1) OBP: 0.182, SLG: 0.212 Kent Tekulve, R (8, 1) OBP: 0.667, SLG: 0.667		0-3 K2-3			0-0 1B		0-0 5-3	0-0 1B 1B	0-0 1B 1B	3 0 1 0 0 1 1 1 1 1 0 0 0 0		
<b>Inning Stats</b>	R: 1 H: 2 E: 0 LOB: 1 K: 2 BB: 0 S: 9 P: 9	R: 0 H: 1 E: 0 LOB: 1 K: 1 BB: 0 S: 6 P: 6	R: 0 H: 0 E: 0 LOB: 0 K: 2 BB: 0 S: 7 P: 7	R: 0 H: 0 E: 0 LOB: 0 K: 0 BB: 0 S: 3 P: 3	R: 0 H: 1 E: 0 LOB: 1 K: 2 BB: 0 S: 8 P: 8	R: 0 H: 1 E: 0 LOB: 2 K: 1 BB: 1 S: 6 P: 10	R: 0 H: 0 E: 0 LOB: 0 K: 1 BB: 0 S: 5 P: 5	R: 0 H: 0 E: 0 LOB: 0 K: 0 BB: 0 S: 3 P: 3	R: 5 H: 5 E: 0 LOB: 2 K: 2 BB: 2 S: 12 P: 20	1B: 10 SF: 0 2B: 0 SAC: 0 3B: 0 DP: 0 HR: 0 HBP: 0	WP: 1 PA: 40 PB: 0 SB: 3 CS: 0	
<b>PITCHER</b>	IP WLS BF H R ER SO BB IBB HBP BLK WP HR S P ERA WHIP											
Don Sutton, R (1, 1) ERA: 3.68	7.0 L 27 5 1 1 9 1 0 0 0 1 0 44 48 1.29 0.857											
Ken Brett, L (8, 1) ERA: 6.19	1.1 7 2 3 3 1 1 0 0 0 0 0 8 12 20.25 2.250											
Dave Patterson, R (9, 1) ERA: 5.4	0.2 6 3 2 2 1 1 0 0 0 0 0 7 11 27.00 6.000											

Pittsburgh Pirates @ Los Angeles Dodgers  
Dodger Stadium, Los Angeles, CA  
Fri Jun 15 1979, 7:05 PM PDT  
Att: 50,299 - Unknown

AB	37
R	6
H	10
RBI	5
BB	3
SO	11
LOB	12



livebaseballscorecards.com

Batter	1	2	3	4	5	6	7	8	9	AB R H RBI BB SO LOB
<b>Davey Lopes, R</b> OBP: 0.370, SLG: 0.575 (1, 4)	0-0 F8		0-0 F8		0-0 F8			0-0 P4	0-0	5 0 1 0 0 0 2
<b>Bill Russell, R</b> OBP: 0.319, SLG: 0.396 (1, 6)	0-0 6-3			0-0 1B	0-0 F5			0-0 1B	0-0 6-3	5 0 2 0 0 0 3
<b>Reggie Smith, S</b> OBP: 0.365, SLG: 0.454 (1, 9)	0-0 F8			0-0 F9		0-3 K		0-3 K		4 0 0 0 0 2 2
<b>Steve Garvey, R</b> OBP: 0.352, SLG: 0.504 (1, 3)		0-0 F8		0-0 1B		0-0 F5		4-0 1B		3 0 1 0 1 0 0
<b>Ron Cey, R</b> OBP: 0.392, SLG: 0.522 (1, 5)		0-0 6-3		0-3 K		0-0 F9		0-0 L6		4 0 0 0 0 1 4
<b>Dusty Baker Jr., R</b> OBP: 0.368, SLG: 0.475 (1, 7)		4-0 BB		0-0 F9			0-0 P3		0-0 5-3	3 0 0 0 1 0 2
<b>Gary Thomasson, L</b> OBP: 0.360, SLG: 0.409 (1, 8)		0-3 K			0-0 L6		0-0 G3		4-0 HR	3 1 0 0 1 1 1
<b>Joe Ferguson, R</b> OBP: 0.365, SLG: 0.440 (1, 2)			0-3 K		4-0 1B		4-0 BB		0-0 HR	2 1 1 2 2 1 0
<b>Don Sutton, R</b> OBP: 0.154, SLG: 0.132 (1, 1)			0-0 5-3			0-0	0-3 K		0-0 F7	2 0 1 0 0 0 0
<b>Von Joshua, L</b> OBP: 0.317, SLG: 0.550 (7, PH)					1-2 1B					1 0 0 0 0 1 1
<b>Ken Brett, L</b> (8, 1)										0 0 0 0 0 0 0
<b>Dave Patterson, R</b> (9, 1)										0 0 0 0 0 0 0
<b>Derrel Thomas, S</b> OBP: 0.369, SLG: 0.380 (9, PH)					1-2 1B					1 0 0 0 0 0 0

BOTTOM

Pittsburgh Pirates @ Los Angeles Dodgers  
Dodger Stadium, Los Angeles, CA

Fri Jun 15 1979, 7:05 PM PDT  
Att. 50,299 - Unknown

livebaseballscores.com

AB	33
R	2
H	6
RBI	2
BB	5
SO	6
LOB	15



Inning Stats	R: 0	H: 0	E: 0	K: 0	S: 3	LOB: 0	BB: 0	P: 3	R: 0	H: 0	E: 0	K: 1	S: 5	LOB: 1	BB: 1	P: 9	R: 0	H: 0	E: 0	K: 1	S: 5	LOB: 0	BB: 0	P: 5	R: 0	H: 2	E: 0	K: 1	S: 7	LOB: 2	BB: 0	P: 7	R: 0	H: 1	E: 0	K: 0	S: 4	LOB: 2	BB: 1	P: 8	R: 0	H: 0	E: 0	K: 1	S: 5	LOB: 0	BB: 0	P: 5	R: 0	H: 0	E: 0	K: 1	S: 5	LOB: 1	BB: 1	P: 9	R: 0	H: 1	E: 0	K: 1	S: 6	LOB: 2	BB: 1	P: 10	R: 2	H: 2	E: 0	K: 0	S: 5	LOB: 1	BB: 1	P: 9	1B: 5	SF: 0	2B: 0	SAC: 0	3B: 0	DP: 0	HR: 1	HBP: 0	WP: 0	PA: 38	PB: 0	SB: 2	CS: 0
--------------	------	------	------	------	------	--------	-------	------	------	------	------	------	------	--------	-------	------	------	------	------	------	------	--------	-------	------	------	------	------	------	------	--------	-------	------	------	------	------	------	------	--------	-------	------	------	------	------	------	------	--------	-------	------	------	------	------	------	------	--------	-------	------	------	------	------	------	------	--------	-------	-------	------	------	------	------	------	--------	-------	------	-------	-------	-------	--------	-------	-------	-------	--------	-------	--------	-------	-------	-------

PITCHER	IP	WLS	BF	H	R	ER	SO	BB	IBB	HBP	BLK	WP	HR	S	P	ERA	WHIP
<b>Bert Blyleven, R</b> ERA: 4.18 (1, 1)	7.2	W	31	4	0	0	6	3	1	0	0	0	0	39	55	0.00	0.913
<b>Kent Tekulve, R</b> ERA: 4.57 (8, 1)	1.1	S	7	2	2	2	0	1	0	0	0	0	1	6	10	13.50	2.250

WP: 0 PA: 38

PB: 0 SB: 2 CS: 0

ERA WHIP

Batter	1	2	3	4	5	6	7	8	9	AB R H RBI BB SO LOB	TOP
<b>Omar Moreno, L</b> (1, 8) <small>OBP: 0.354, SLG: 0.426</small> <b>Matt Alexander, S</b> (9, PR) <small>OBP: 0.667, SLG: 1.333</small> (9, 8)	0-3 K		0-0 1-H 2-H HR		0-0 E8 S E		0-0 F7		0-0 7-3 1B	5 2 2 3 0 1 0 0 0 0 0 0 0 0	<b>Pittsburgh Pirates @ Los Angeles Dodgers</b> Dodger Stadium, Los Angeles, CA Sat Jun 16 1979, 7:05 PM PDT Att. 49,448 - Unknown
<b>Tim Foli, R</b> (1, 6) <small>OBP: 0.330, SLG: 0.341</small>	0-0 6-3		0-0 1B 1B		0-3 K		0-0 FC6-4 1B		0-0 7-3 1-2f	5 0 2 0 0 1 2	
<b>Dave Parker, L</b> (1, 9) <small>OBP: 0.379, SLG: 0.573</small>	0-3 K		0-0 1B 1B		0-3 K		0-0 FC6-4 1-2f		0-0 4-3	5 1 1 0 0 2 2	
<b>Willie Stargell, L</b> (1, 3) <small>OBP: 0.357, SLG: 0.582</small>		0-0 F9	0-0 1B 1-2 2-H 1B		0-3 K		0-3 K			4 0 1 0 0 2 1	
<b>John Milner, L</b> (1, 7) <small>OBP: 0.364, SLG: 0.486</small> <b>Bill Robinson, R</b> (6, 7) <small>OBP: 0.296, SLG: 0.574</small>		0-0 G3	0-0 1-3 2-H 1B			0-0 F8		0-0 6-3 FC6-2 1B 1B	3 0 1 1 0 0 0 1 0 1 0 0 0 0		
<b>Phil Garner, R</b> (1, 5) <small>OBP: 0.341, SLG: 0.422</small>		4-0 CS BB	0-0 F3			0-0 2B 1B		0-0 FC6-2 6-3 1-2 1B	3 1 2 0 1 0 2		
<b>Ed Ott, L</b> (1, 2) <small>OBP: 0.282, SLG: 0.387</small>		0-0 CS	0-0 BB HR 1B	0-3 K		0-0 F9 1-H 2B		0-0 6-3 1-2 2-3	4 1 2 1 0 1 2		
<b>Rennie Stennett, R</b> (1, 4) <small>OBP: 0.278, SLG: 0.278</small>			4-0 HR BB 1B	0-0 6-3		0-0 F9 2-3		0-0 FC6-2 2-3 3-H	3 1 0 0 1 0 3		
<b>Don Robinson, R</b> (1, 1) <small>OBP: 0.231, SLG: 0.231</small>			0-0 F8	0-0 5-3		0-3 K		0-0 F8	4 0 0 0 0 1 5		
<b>Inning Stats</b>	R: 0 H: 0 E: 0 LOB: 0 K: 2 BB: 0 S: 7 P: 7	R: 0 H: 0 E: 0 LOB: 0 K: 0 BB: 1 S: 2 P: 6	R: 4 H: 6 E: 0 LOB: 2 K: 0 BB: 1 S: 8 P: 12	R: 0 H: 0 E: 0 LOB: 0 K: 1 BB: 0 S: 5 P: 5	R: 1 H: 0 E: 1 LOB: 0 K: 3 BB: 0 S: 10 P: 10	R: 1 H: 2 E: 0 LOB: 1 K: 1 BB: 0 S: 7 P: 7	R: 0 H: 1 E: 0 LOB: 1 K: 1 BB: 0 S: 6 P: 6	R: 0 H: 2 E: 0 LOB: 2 K: 0 BB: 0 S: 5 P: 5	R: 0 H: 1 E: 0 LOB: 1 K: 0 BB: 0 S: 3 P: 3	1B: 10 SF: 0 2B: 2 SAC: 0 3B: 0 DP: 1 HR: 1 HBP: 0	
<b>PITCHER</b> <b>Bob Welch, R</b> (1, 1) <small>ERA: 3.69</small> <b>Lerrin LaGrow, R</b> (8, 1) <small>ERA: 6.23</small>	IP WLS BF H R ER SO BB IBB HBP BLK WP HR S P ERA WHIP 7.0 L 31 9 6 5 8 2 0 0 0 0 0 1 45 53 6.43 1.571	IP WLS BF H R ER SO BB IBB HBP BLK WP HR S P ERA WHIP 2.0 8 3 0 0 0 0 0 0 0 0 0 0 8 8 0.00 1.500	<b>PITCHER</b> IP WLS BF H R ER SO BB IBB HBP BLK WP HR S P ERA WHIP	<b>PITCHER</b> IP WLS BF H R ER SO BB IBB HBP BLK WP HR S P ERA WHIP							

livebaseballscores.com

AB	37
R	6
H	12
RBI	5
BB	2
SO	8
LOB	17



Batter	1	2	3	4	5	6	7	8	9	AB	R	H	RBI	BB	SO	LOB
<b>Davey Lopes, R</b> OBP: 0.372, SLG: 0.570 (1, 4) BB	4-0 BB		0-0 5-3		4-0 5-3-6 BB		0-0 6-3			2	0	0	0	2	0	1
<b>Bill Russell, R</b> OBP: 0.318, SLG: 0.394 (1, 6) F9	0-0 F9		0-0 1B		0-0 5-3-6 1-2f		0-0 F8			4	0	1	0	0	0	2
<b>Reggie Smith, S</b> OBP: 0.375, SLG: 0.440 (1, 9) F8	0-0 F8		0-0 F9		0-0 F9		0-0 F7			4	0	0	0	0	0	2
<b>Steve Garvey, R</b> OBP: 0.351, SLG: 0.500 (1, 3) F7	0-0 F7			0-0 2B HR 1B		0-0 F9		0-0 F7		4	1	1	0	0	0	1
<b>Ron Cey, R</b> OBP: 0.398, SLG: 0.528 (1, 5) BB		4-0 BB		0-0 HR 2B		4-0 G6-4-3 BB		0-0 6-3		2	1	1	0	2	0	0
<b>Dusty Baker Jr., R</b> OBP: 0.362, SLG: 0.467 (1, 7) F8		0-0 F8		0-3 K		0-0 G6-4-3 1-2f		0-0 F8		4	0	0	0	0	1	4
<b>Gary Thomasson, L</b> OBP: 0.358, SLG: 0.401 (1, 8) P6		0-0 P6		0-3 K		0-3 K		4-0 BB		3	0	0	0	1	2	3
<b>Joe Ferguson, R</b> OBP: 0.363, SLG: 0.455 (1, 2) P5		0-0 P5		0-0 HR		0-0 F8		0-3 K		4	1	1	3	0	1	2
<b>Bob Welch, R</b> OBP: 0.167, SLG: 0.091 (1, 1) <b>Vic Davalillo, L</b> OBP: 0.263, SLG: 0.235 (7, PH) <b>Lerrin LaGrow, R</b> (8, 1) K			0-3 K		0-3 K		0-0 2B			2	0	0	0	0	2	0

Inning Stats	R: 0	H: 0	E: 0	K: 0	S: 3	R: 0	H: 0	E: 0	K: 0	S: 3	R: 0	H: 1	E: 0	K: 1	S: 6	R: 3	H: 3	E: 0	K: 3	S: 12	R: 0	H: 0	E: 0	K: 0	S: 2	R: 0	H: 0	E: 0	K: 1	S: 6	R: 0	H: 1	E: 0	K: 1	S: 6	R: 0	H: 0	E: 0	K: 0	S: 3	R: 0	H: 0	E: 0	K: 1	S: 5	R: 0	H: 0	E: 0	K: 1	S: 9	1B: 2	SF: 0	2B: 3	SAC: 0	3B: 0	DP: 2	HR: 1	HBP: 0	WP: 0	PA: 35
<b>PITCHER</b> <b>Don Robinson, R</b> ERA: 2.99 (1, 1)	IP	WLS	BF	H	R	ER	SO	BB	IBB	HBP	BLK	WP	HR	S	P	ERA	WHIP																																											

**BOTTOM**

**Pittsburgh Pirates @ Los Angeles Dodgers**  
Dodger Stadium, Los Angeles, CA  
Sat Jun 16 1979, 7:05 PM PDT  
Att. 49,448 - Unknown

livebaseballscorecards.com

<b>AB</b>	<b>30</b>
<b>R</b>	<b>3</b>
<b>H</b>	<b>5</b>
<b>RBI</b>	<b>3</b>
<b>BB</b>	<b>5</b>
<b>SO</b>	<b>6</b>
<b>LOB</b>	<b>15</b>



Batter	1	2	3	4	5	6	7	8	9	AB R H RBI BB SO LOB	TOP																					
<b>Matt Alexander, S</b> (1, 8) OBP: 0.625, SLG: 0.875	0-0 G3		0-0 8-2		0-0 2B 1B		0-0 1B		0-0 1B FC4-6	5 2 3 0 0 0 1	<b>Pittsburgh Pirates @ Los Angeles Dodgers</b> Dodger Stadium, Los Angeles, CA Sun Jun 17 1979, 3:33 AM PDT Att: 45,835 - Unknown																					
<b>Tim Foli, R</b> (1, 6) OBP: 0.332, SLG: 0.349	0-0 F7			0-3 K	0-0 2B		0-0 4-3		0-0 FC4-6 1B	5 0 2 3 0 1 1																						
<b>Dave Parker, L</b> (1, 9) OBP: 0.375, SLG: 0.565	0-0 6-3			0-0 F9	0-0 6-3			0-0 3B 1B WP	FC4-6 1-2f 3-H	5 1 1 1 0 0 2																						
<b>Bill Robinson, R</b> (1, 3) OBP: 0.298, SLG: 0.580 (8, 7)		0-0 4-3		0-0 1B 1B		0-0 5-3		0-0 1-H 3B	0-3 K	5 0 2 1 0 1 1																						
<b>Lee Lacy, R</b> (1, 7) OBP: 0.386, SLG: 0.493		0-0 1B 2B		0-0 1B		0-0 1B		0-0 P4		4 0 3 0 0 0 1																						
<b>John Milner, L</b> (8, 3) OBP: 0.364, SLG: 0.486				1-3 1B						0 0 0 0 0 0 0																						
<b>Phil Garner, R</b> (1, 5) OBP: 0.344, SLG: 0.421		0-0 G4-6-3 2-3 1B		0-0 P4		0-0 F8		4-0 G4-6-3 IBB		3 0 1 0 1 0 3																						
<b>Rennie Stennett, R</b> (1, 4) OBP: 0.272, SLG: 0.272		0-0 G4-6-3 1-2f		0-0 1-3	0-0 F3			0-0 G4-6-3 1-2f		4 0 0 0 0 0 5																						
<b>Manny Sanguillen, R</b> (1, 2) OBP: 0.278, SLG: 0.379			0-0 SH1-4 8-2 2B		0-0 1B SH1-4 2B 1B		0-0 6-3		0-3 K	4 1 2 0 0 1 0																						
<b>Ed Whitson, R</b> (1, 1) <b>Kent Tekulve, R</b> (8, 1) OBP: 0.750, SLG: 0.667			0-0 SH1-4 2-3		0-0 SH1-4 1-2		0-0 6-3		4-0 1B 1B BB	1 0 0 0 0 0 0 0 1 0 0 1 0 0																						
<b>Inning Stats</b>	R: 0 E: 0 K: 0 S: 3	H: 0 LOB: 0 BB: 0 P: 3	R: 0 E: 0 K: 0 S: 4	H: 2 LOB: 1 BB: 0 P: 4	R: 0 E: 0 K: 0 S: 3	H: 1 LOB: 0 BB: 0 P: 3	R: 0 E: 0 K: 1 S: 7	H: 2 LOB: 2 BB: 0 P: 7	R: 2 E: 0 K: 0 S: 6	H: 3 LOB: 1 BB: 0 P: 6	R: 0 E: 0 K: 0 S: 4	H: 1 LOB: 1 BB: 0 P: 4	R: 0 E: 0 K: 0 S: 4	H: 1 LOB: 1 BB: 0 P: 4	R: 1 E: 0 K: 0 S: 4	H: 2 LOB: 1 BB: 1 P: 8	R: 2 E: 0 K: 2 S: 9	H: 2 LOB: 1 BB: 1 P: 13	1B: 10 2B: 4 3B: 1 HR: 0	SF: 0 SAC: 2 DP: 3 HBP: 0	WP: 1 PB: 0 SB: 0 CS: 0	PA: 40										
<b>PITCHER</b> <b>Jerry Reuss, L</b> (1, 1) ERA: 4.26 <b>Terry Forster, L</b> (8, 1) ERA: 2.16	IP 7.0	WLS L	BF 31	H 12	R 3	ER 3	SO 1	BB 0	IBB 0	HBP 0	BLK 0	WP 1	HR 0	S 33	P 33	ERA 3.86	WHIP 1.714															
											<b>PITCHER</b>	IP	WLS	BF	H	R	ER	SO	BB	IBB	HBP	BLK	WP	HR	S	P	ERA	WHIP				

livebaseballscorecards.com

AB	36
R	5
H	14
RBI	5
BB	2
SO	3
LOB	14



Batter	1	2	3	4	5	6	7	8	9	AB R H RBI BB SO LOB
Davey Lopes, R OBP: 0.367, SLG: 0.562 (1, 4)	0-0 F2		0-3 K			0-0 5-3		0-3 K		4 0 0 0 0 2 1
Bill Russell, R OBP: 0.321, SLG: 0.406 (1, 6)	0-0 E5 F8			0-0 HR		0-0 1B		0-0 FC6-4 1-2f		4 1 2 1 0 0 1
Reggie Smith, S OBP: 0.366, SLG: 0.428 (1, 9)	0-0 F8 2-3		0-3 K			0-0 P6		0-0 G3		4 0 0 0 0 1 2
Steve Garvey, R OBP: 0.346, SLG: 0.493 (1, 3)	0-0 6-3			0-0 4-3			0-0 P6	0-0 1-3		4 0 0 0 0 0 1
Ron Cey, R OBP: 0.391, SLG: 0.516 (1, 5)		0-3 K		0-0 F3			0-0 F8	0-3 K		4 0 0 0 0 2 0
Dusty Baker Jr., R OBP: 0.362, SLG: 0.463 (1, 7)		0-0 F9			0-0 1-3		4-0 BB			2 0 0 0 1 0 0
Joe Ferguson, R OBP: 0.357, SLG: 0.446 (1, 2)		0-0 5-3			0-0 5-3		0-3 K 1-2			3 0 0 0 0 1 1
Derrel Thomas, S OBP: 0.362, SLG: 0.371 (1, 8)			0-3 K		0-0 G3			0-0 F5		3 0 0 0 0 1 0
Jerry Reuss, L OBP: 0.182, SLG: 0.100 (1, 1)			0-3 K			0-0 6-3		4-0 FC6-4 BB		2 0 0 0 0 1 0
Terry Forster, L (8, 1)										0 0 0 0 0 0 0
Steve Yeager, R (8, 2)										0 0 0 0 1 0 0

Inning Stats	R: 0	H: 0	E: 1	LOB: 1	K: 0	BB: 0	S: 4	P: 4	R: 0	H: 0	E: 0	LOB: 0	K: 1	BB: 0	S: 5	P: 5	R: 0	H: 0	E: 0	LOB: 0	K: 3	BB: 0	S: 9	P: 9	R: 1	H: 1	E: 0	LOB: 0	K: 1	BB: 0	S: 6	P: 6	R: 0	H: 0	E: 0	LOB: 0	K: 0	BB: 0	S: 3	P: 3	R: 0	H: 1	E: 0	LOB: 1	K: 0	BB: 0	S: 4	P: 4	R: 0	H: 0	E: 0	LOB: 1	K: 1	BB: 1	S: 5	P: 9	R: 0	H: 0	E: 0	LOB: 1	K: 1	BB: 1	S: 5	P: 9	R: 0	H: 0	E: 0	LOB: 0	K: 1	BB: 0	S: 5	P: 5	R: 0	H: 0	E: 0	LOB: 0	K: 1	BB: 0	S: 5	P: 5	1B: 1	SF: 0	2B: 0	SAC: 0	3B: 0	DP: 0	HR: 1	HBP: 0	WP: 0	PA: 32
--------------	------	------	------	--------	------	-------	------	------	------	------	------	--------	------	-------	------	------	------	------	------	--------	------	-------	------	------	------	------	------	--------	------	-------	------	------	------	------	------	--------	------	-------	------	------	------	------	------	--------	------	-------	------	------	------	------	------	--------	------	-------	------	------	------	------	------	--------	------	-------	------	------	------	------	------	--------	------	-------	------	------	------	------	------	--------	------	-------	------	------	-------	-------	-------	--------	-------	-------	-------	--------	-------	--------

PITCHER	IP	WLS	BF	H	R	ER	SO	BB	IBB	HBP	BLK	WP	HR	S	P	ERA	WHIP
Ed Whitson, R ERA: 4.35 (1, 1)	7.1	W	27	2	1	1	6	2	0	0	0	0	1	37	45	1.23	0.545
Kent Tekulve, R ERA: 4.4 (8, 1)	1.2	S	5	0	0	0	2	0	0	0	0	0	0	9	9	0.00	0.000

**BOTTOM**

**Pittsburgh Pirates @ Los Angeles Dodgers**  
**Dodger Stadium, Los Angeles, CA**  
 Sun Jun 17 1979, 3:33 AM PDT  
 Att. 45,835 - Unknown

[livebaseballscorecards.com](http://livebaseballscorecards.com)

<b>AB</b>	<b>30</b>
<b>R</b>	<b>1</b>
<b>H</b>	<b>2</b>
<b>RBI</b>	<b>1</b>
<b>BB</b>	<b>2</b>
<b>SO</b>	<b>8</b>
<b>LOB</b>	<b>6</b>



Batter	1	2	3	4	5	6	7	8	9	AB R H RBI BB SO LOB	TOP
Ivan De Jesus, R (1, 6) OBP: 0.336, SLG: 0.344	4-0 BB G6-4-3	0-0 4-3			0-0 CS 1B		0-0 5-3			3 0 1 0 1 0 3	
Mick Kelleher, R (1, 5) OBP: 0.333, SLG: 0.347	0-0 G6-4-3		0-0 F7		0-3 K			0-0 F8		3 0 0 0 0 1 2	
Steve Ontiveros, S (8, PH) OBP: 0.367, SLG: 0.380	1-2f				1-2					1 0 0 0 0 0 0	
Steve Dillard, R (8, 5) OBP: 0.526, SLG: 0.385										0 0 0 0 0 0 0	
Bill Buckner, L (1, 3) OBP: 0.310, SLG: 0.456	0-0 G3		4-0 FC5-4 BB			0-0 F8		0-0 G3		3 0 0 0 1 0 0	
Dave Kingman, R (1, 7) OBP: 0.377, SLG: 0.659		0-0 5-3	0-0 FC5-4 WP			0-0 HR		0-0 F2		4 1 1 1 0 0 1	
Scot Thompson, L (1, 9) OBP: 0.348, SLG: 0.403		0-3 K	0-3 K			0-3 K			0-0 FC6-4 1B	4 0 1 0 0 3 1	
Jerry Martin, R (1, 8) OBP: 0.356, SLG: 0.491		0-0 1B 1B 2B		0-0 4-3		0-0 G3			0-0 FC6-4 G5-4-3	4 1 1 0 0 0 1	
Barry Foote, R (1, 2) OBP: 0.283, SLG: 0.383		0-0 1B 1B 1B		0-0 5-3			0-0 5-3		0-0 G5-4-3	4 1 1 0 0 0 1	
Ted Sizemore, R (1, 4) OBP: 0.343, SLG: 0.337		0-0 1B 1B		0-0 F8			0-0 4-3 1B			3 0 2 1 0 0 0	
Dennis Lamp, R (1, 1) OBP: 0.227, SLG: 0.273		0-0 1B			0-0 P4		0-0 4-3			1 0 1 1 0 0 0	
Lynn McGlothen, L (3, 1) OBP: 0.167, SLG: 0.208										1 0 0 0 0 0 0	
Larry Bittner, L (7, PH) OBP: 0.357, SLG: 0.440										1 0 0 0 0 0 1	
Donnie Moore, L (7, 1) OBP: 0.222, SLG: 0.444		1-2 3-H								0 0 0 0 0 0 0	
<b>Inning Stats</b>	R: 0 E: 0 K: 0 S: 2 H: 0 LOB: 0 BB: 1 P: 6	R: 2 E: 0 K: 1 S: 9 H: 4 LOB: 2 BB: 0 P: 9	R: 0 E: 0 K: 1 S: 5 H: 0 LOB: 1 BB: 1 P: 9	R: 0 E: 0 K: 0 S: 3 H: 0 LOB: 0 BB: 0 P: 3	R: 0 E: 0 K: 1 S: 5 H: 1 LOB: 0 BB: 0 P: 5	R: 1 E: 0 K: 1 S: 6 H: 1 LOB: 0 BB: 0 P: 6	R: 0 E: 0 K: 0 S: 4 H: 1 LOB: 1 BB: 0 P: 4	R: 0 E: 0 K: 0 S: 3 H: 0 LOB: 0 BB: 0 P: 3	R: 0 E: 0 K: 0 S: 3 H: 1 LOB: 0 BB: 0 P: 3	1B: 6 2B: 1 3B: 0 HR: 1 SF: 0 SAC: 0 DP: 2 HBP: 0	WP: 1 PB: 0 SB: 0 CS: 1 PA: 34
<b>PITCHER</b> Burt Hooton, R (1, 1) ERA: 3.08	IP: 9.0 WLS: W BF: 34 H: 8 R: 3 ER: 3 SO: 4 BB: 2 IBB: 0 HBP: 0 BLK: 0 WP: 1 HR: 1 S: 40 P: 48 ERA: 3.00 WHIP: 1.111										

Chicago Cubs @ Los Angeles Dodgers  
Dodger Stadium, Los Angeles, CA  
Mon Jun 18 1979, 3:33 AM PDT  
Att: 27,569 - Unknown

livebaseballscorecards.com

AB 32  
R 3  
H 8  
RBI 3  
BB 2  
SO 4  
LOB 10





Batter	1	2	3	4	5	6	7	8	9	AB	R	H	RBI	BB	SO	LOB
Davey Lopes, R OBP: 0.368, SLG: 0.556 (1, 4)	0-0 F8	4-0 BB		0-3 K		4-0 FC5 1B BB	0-0 FC6-4			3	0	0	0	2	1	1
Bill Russell, R OBP: 0.319, SLG: 0.403 (1, 6)	0-0 1B	0-0 5-3		0-0 P6		0-0 F8		0-0 F9		5	0	1	0	0	0	3
Reggie Smith, S OBP: 0.367, SLG: 0.427 (1, 9)	0-0 G5-4-3 1-2 1B		0-0 1B BB 1B	0-3 K		0-0 P6		0-0 L3		5	1	2	0	0	1	1
Steve Garvey, R OBP: 0.350, SLG: 0.505 (1, 3)	0-0 G5-4-3 1-2f		0-0 BB BB 1B		0-0 HR	0-0 1-2 1B		0-3 K		5	1	3	1	0	1	2
Ron Cey, R OBP: 0.397, SLG: 0.516 (1, 5)		0-0 HR 1B	4-0 BB 1-2 BB		4-0 HR BB	0-0 FC5 2-3f				2	2	1	0	2	0	2
Dusty Baker Jr., R OBP: 0.364, SLG: 0.488 (1, 7)		0-0 HR	0-0 F3		0-0 HR		0-0 5-3			4	2	2	4	0	0	3
Gary Thomasson, L OBP: 0.360, SLG: 0.418 (1, 8)		0-0 G3	4-0 1-2 2-3 3-H BB		0-0 F7		0-0 HR			3	1	1	2	1	0	0
Derrel Thomas, S OBP: 0.362, SLG: 0.371 (8, 8)										0	0	0	0	0	0	0
Steve Yeager, R OBP: 0.244, SLG: 0.305 (1, 2)		4-0 S BB	0-3 K		0-3 K		0-0 F9			3	0	0	0	1	2	3
Burt Hooton, R OBP: 0.244, SLG: 0.300 (1, 1)		0-3 K	0-3 K		0-3 K		0-0 FC6-4 1B			4	0	1	0	0	3	4

Inning Stats	R: 0	H: 2	E: 0	K: 0	S: 4	R: 2	H: 2	E: 0	K: 1	S: 7	R: 1	H: 2	E: 0	K: 2	S: 9	R: 0	H: 0	E: 0	K: 2	S: 7	R: 3	H: 2	E: 0	K: 2	S: 9	R: 0	H: 1	E: 0	K: 0	S: 4	R: 1	H: 2	E: 0	K: 0	S: 5	R: 0	H: 0	E: 0	K: 1	S: 5	1B: 7	2B: 0	3B: 0	HR: 4	SF: 0	SAC: 0	DP: 1	HBP: 0	WP: 0	PB: 0	SB: 1	CS: 0	PA: 40
--------------	------	------	------	------	------	------	------	------	------	------	------	------	------	------	------	------	------	------	------	------	------	------	------	------	------	------	------	------	------	------	------	------	------	------	------	------	------	------	------	------	-------	-------	-------	-------	-------	--------	-------	--------	-------	-------	-------	-------	--------

PITCHER	IP	WLS	BF	H	R	ER	SO	BB	IBB	HBP	BLK	WP	HR	S	P	ERA	WHIP
Dennis Lamp, R ERA: 5.03 (1, 1)	2.0	L	14	6	3	3	1	3	0	0	0	0	1	13	25	13.50	4.500
Lynn McGlothen, R ERA: 4.9 (3, 1)	4.0		18	3	3	3	6	3	0	0	0	0	2	27	39	6.75	1.500
Donnie Moore, R ERA: 6.46 (7, 1)	2.0		8	2	1	1	1	0	0	0	0	0	1	10	10	4.50	1.000

BOTTOM

Chicago Cubs @ Los Angeles Dodgers  
 Dodger Stadium, Los Angeles, CA  
 Mon Jun 18 1979, 3:33 AM PDT  
 Att. 27,569 - Unknown

livebaseballscores.com

AB	34
R	7
H	11
RBI	7
BB	6
SO	8
LOB	19



Batter	1	2	3	4	5	6	7	8	9	AB R H RBI BB SO LOB	TOP	
Ivan De Jesus, R (1, 6) OBP: 0.332, SLG: 0.340	0-0 F9 SH1-4 1B	0-0 FC8-5 1-2 2-3f 3-H		0-0 F8		0-0 4-3	0-0 F9		0-3 K	6 0 1 1 0 1 8		
Mick Kelleher, R (1, 5) OBP: 0.340, SLG: 0.353 Steve Ontiveros, S (7, PH) OBP: 0.370, SLG: 0.380 Steve Dillard, R (7, PR) OBP: 0.500, SLG: 0.357	0-0 SH1-4	0-0 FC6-4 1-2f			0-0 S 1B		0-0 1B BB FC4			2 0 1 0 0 0 2 0 0 0 0 1 0 0 1 1 0 0 0 0 3		
Bill Buckner, L (1, 3) OBP: 0.309, SLG: 0.451	0-0 F9 2-3		0-0 6-3		0-0 F9 1-2		0-0 1B 1B 1B 1B	0-0 F9		5 1 1 0 0 0 2		
Dave Kingman, R (1, 7) OBP: 0.374, SLG: 0.649	0-0 F3		0-0 P6		0-0 F8		0-0 1B 1B 1B 1B	0-3 K		5 1 1 1 0 1 2		
Bobby Murcer, L (1, 9) OBP: 0.378, SLG: 0.411		4-0 BB S BB BB	0-0 BB 1B		0-0 F8		0-0 1B 1B 1B 1B	0-0 F8		4 2 2 0 1 0 1		
Jerry Martin, R (1, 8) OBP: 0.365, SLG: 0.491		4-0 BB BB FC8-5 BB	4-0 BB BB			4-0 BB BB E	0-0 1B 1B 1B 1B	0-0 5-3		2 2 1 2 3 0 0		
Barry Foote, R (1, 2) OBP: 0.281, SLG: 0.378		0-0 P4	0-0 L7			0-0 P5	0-0 E7 1B	0-0 P3		5 0 1 1 0 0 5		
Ted Sizemore, R (1, 4) OBP: 0.353, SLG: 0.338		4-0 FC8-5 BB 1-2 2-3 BB		0-0 5-3		4-0 FC6-4 BB	4-0 FC4 1B			2 0 1 0 3 0 0		
Rick Reuschel, R (1, 1) Larry Blittner, L (6, PH) OBP: 0.345, SLG: 0.423 Dick Tidrow, R (6, 1) OBP: 0.333, SLG: 0.333 Bruce Sutter, R (9, 1)		4-0 FC8-5 BB 1-2 2-3 3-H BB	0-0 P4		0-0 FC6-4 1-2f 2-H	0-0 F8		0-0 1B		1 0 0 1 1 0 0 1 0 0 0 0 0 1 2 0 1 0 0 0 3 0 0 0 0 0 0 0		
<b>Inning Stats</b>	R: 0 H: 1 E: 0 LOB: 1 K: 0 BB: 0 S: 4 P: 4	R: 2 H: 0 E: 0 LOB: 2 K: 0 BB: 4 S: 3 P: 19	R: 0 H: 1 E: 0 LOB: 2 K: 0 BB: 1 S: 4 P: 8	R: 0 H: 0 E: 0 LOB: 0 K: 0 BB: 0 S: 3 P: 3	R: 0 H: 1 E: 0 LOB: 1 K: 0 BB: 0 S: 4 P: 4	R: 1 H: 0 E: 1 LOB: 1 K: 0 BB: 2 S: 3 P: 11	R: 4 H: 5 E: 1 LOB: 3 K: 0 BB: 2 S: 8 P: 16	R: 0 H: 0 E: 0 LOB: 0 K: 1 BB: 0 S: 5 P: 5	R: 0 H: 2 E: 0 LOB: 2 K: 1 BB: 0 S: 7 P: 7	1B: 10 SF: 0 2B: 0 SAC: 1 3B: 0 DP: 0 HR: 0 HBP: 0	WP: 0 PA: 46 PB: 0 SB: 2 CS: 0	
<b>PITCHER</b>	IP WLS BF H R ER SO BB IBB HBP BLK WP HR S P ERA WHIP											
Rick Sutcliffe, R (1, 1) ERA: 3.91	6.0 L 31 5 6 5 0 8 0 0 0 0 0 0 23 55 7.50 2.167											
Ken Brett, L (7, 1) ERA: 6.75	0.0 3 3 1 1 0 0 0 0 0 0 0 0 3 3 ∞ ∞											
Dave Patterson, R (7, 1) ERA: 3.86	2.0 7 0 0 0 1 0 1 0 0 0 0 0 8 12 0.00 0.000											
Lerrin LaGrow, R (9, 1) ERA: 6.06	1.0 5 2 0 0 1 0 0 0 0 0 0 0 7 7 0.00 2.000											

Chicago Cubs @ Los Angeles Dodgers  
Dodger Stadium, Los Angeles, CA  
Tue Jun 19 1979, 7:05 PM PDT  
Att: 38,605 - Unknown

livebaseballscorecards.com

AB 36  
R 7  
H 10  
RBI 6  
BB 9  
SO 2  
LOB 27



Batter	1	2	3	4	5	6	7	8	9	AB	R	H	RBI	BB	SO	LOB
Davey Lopes, R (1, 4) OBP: 0.362, SLG: 0.545	0-0 6-3	0-0 L8		0-0 5-3		0-0 F8			0-0 E5 1B	5	0	0	0	0	0	4
Bill Russell, R (1, 6) OBP: 0.317, SLG: 0.399	0-0 5-3		0-0 6-3		0-0 2B 1B	0-0 FC6-4 1-2f			0-0 F9	5	0	1	0	0	0	2
Reggie Smith, S (1, 9) OBP: 0.368, SLG: 0.446	0-0 1B		0-0 HR		0-0 F7		0-3 K		0-0 F8	5	1	2	1	0	1	2
Steve Garvey, R (1, 3) OBP: 0.351, SLG: 0.507	0-0 F7		0-0 5-3		0-0 HR 2B		0-0 F9		0-0 1-3 1B	5	1	2	0	0	0	1
Ron Cey, R (1, 5) OBP: 0.402, SLG: 0.532		0-0 6-3	4-0 FC4-6 BB		0-0 HR		0-0 1B		0-3 K	4	1	2	2	1	1	2
Dusty Baker Jr., R (1, 7) OBP: 0.366, SLG: 0.488		0-0 BB FC4-6 1B	0-0 FC4-6 1-2f		0-0 1B		0-0 F8			4	1	2	0	0	0	2
Gary Thomasson, L (1, 8) OBP: 0.358, SLG: 0.410		4-0 FC4-6 BB 1-2 BB		0-0 1-5-3	0-0 G3			0-0 F2		3	0	0	0	1	0	1
Joe Ferguson, R (1, 2) OBP: 0.362, SLG: 0.443		4-0 FC4-6 BB 1-2 2-3		4-0 FC4-6 BB		0-3 K		0-3 K		1	0	0	0	2	1	0
Steve Yeager, R (7, 2) OBP: 0.242, SLG: 0.302										1	0	0	0	0	1	0
Rick Sutcliffe, L (1, 1) OBP: 0.188, SLG: 0.313		0-0 FC4-6		0-0 FC4-6		0-0 FC6-4 1B		0-0 P4		3	0	1	1	0	0	3
Ken Brett, L (7, 1)										0	0	0	0	0	0	0
Dave Patterson, R (7, 1)										0	0	0	0	0	0	0
Derrel Thomas, S (8, PH) OBP: 0.359, SLG: 0.368		1-2f 2-3 3-H		1-2f						1	0	0	0	0	0	0
Lerrin LaGrow, R (9, 1)										0	0	0	0	0	0	0

Inning Stats	R: 0	H: 1	E: 0	LOB: 1	K: 0	BB: 0	S: 4	P: 4	R: 1	H: 1	E: 0	LOB: 1	K: 0	BB: 1	S: 4	P: 8	R: 1	H: 1	E: 0	LOB: 1	K: 0	BB: 1	S: 3	P: 7	R: 2	H: 4	E: 0	LOB: 1	K: 0	BB: 0	S: 6	P: 6	R: 0	H: 1	E: 0	LOB: 1	K: 1	BB: 0	S: 6	P: 6	R: 0	H: 1	E: 0	LOB: 1	K: 1	BB: 0	S: 6	P: 6	R: 0	H: 0	E: 0	LOB: 0	K: 1	BB: 0	S: 5	P: 5	R: 0	H: 1	E: 1	LOB: 2	K: 1	BB: 0	S: 7	P: 7	1B: 7	SF: 0	2B: 1	SAC: 0	3B: 0	DP: 0	HR: 2	HBP: 0	WP: 0	PA: 41
--------------	------	------	------	--------	------	-------	------	------	------	------	------	--------	------	-------	------	------	------	------	------	--------	------	-------	------	------	------	------	------	--------	------	-------	------	------	------	------	------	--------	------	-------	------	------	------	------	------	--------	------	-------	------	------	------	------	------	--------	------	-------	------	------	------	------	------	--------	------	-------	------	------	-------	-------	-------	--------	-------	-------	-------	--------	-------	--------

PITCHER	IP	WLS	BF	H	R	ER	SO	BB	IBB	HBP	BLK	WP	HR	S	P	ERA	WHIP
Rick Reuschel, R (1, 1) ERA: 4.48	5.0		25	7	4	4	0	4	0	0	0	0	0	21	37	7.20	2.200
Dick Tidrow, R (6, 1) ERA: 4.35	3.0	W	12	2	0	0	3	0	0	0	0	0	0	18	18	0.00	0.667
Bruce Sutter, R (9, 1) ERA: 1.15	1.0	S	4	1	0	0	1	0	0	0	0	0	0	6	6	0.00	1.000


BOTTOM

Chicago Cubs @ Los Angeles Dodgers  
 Dodger Stadium, Los Angeles, CA  
 Tue Jun 19 1979, 7:05 PM PDT  
 Att. 38,605 - Unknown

livebaseballscorecards.com

AB	37
R	4
H	10
RBI	4
BB	4
SO	4
LOB	17



Batter	1	2	3	4	5	6	7	8	9	AB R H RBI BB SO LOB	TOP											
Davey Lopes, R OBP: 0.359, SLG: 0.538 (1, 4) X	0-0 L5		4-0 BB		0-0 F9	0-0 F6			0-3 K	4 0 0 0 1 1 0												
Bill Russell, R OBP: 0.318, SLG: 0.397 (1, 6) X	0-0 5-3		0-3 K		4-0 HR		0-0 G3		0-0 FC5-6 1B	4 1 1 0 1 1 2												
Reggie Smith, S OBP: 0.374, SLG: 0.464 (1, 8) S S S (8, 9)	0-3 K			4-0 2B BB	0-0 HR		4-0 S BB		0-0 FC5-6 1-2f	3 2 1 2 2 1 1												
Steve Garvey, R OBP: 0.349, SLG: 0.502 (1, 3) X		0-0 F9		0-0 F9	0-0 1B 1B		0-0 F8		0-0 5-3	5 0 1 0 0 0 3												
Ron Cey, R OBP: 0.408, SLG: 0.539 (1, 5) X		0-0 P6		0-0 HR 2B	0-0 1B		4-0 FC6-4 BB			3 1 2 1 1 0 0												
Dusty Baker Jr., R OBP: 0.361, SLG: 0.480 (1, 7) X		0-0 6-3		0-0 F3	0-3 K		0-0 FC6-4 1-2f			4 0 0 0 0 1 5												
Joe Ferguson, R OBP: 0.360, SLG: 0.435 Derrel Thomas, S OBP: 0.359, SLG: 0.368 (1, 9) X (8, 8)			0-0 5-3	4-0 HR BB	0-0 F5			0-3 K		3 1 0 0 1 1 2 0 0 0 0 0 0 0	AB 34 R 6 H 7 RBI 6 BB 6 SO 6 LOB 13											
Steve Yeager, R OBP: 0.242, SLG: 0.327 (1, 2) X			0-0 F9	0-0 HR 1-H 2-H		0-0 F8		0-0 F9		4 1 1 3 0 0 0												
Don Sutton, R OBP: 0.163, SLG: 0.143 Terry Forster, L Lerrin LaGrow, R Ken Brett, L Dave Patterson, R (1, 1) X (8, 1) (9, 1) (9, 1) (9, 1)			0-0 BB 1B	0-3 K		0-0 4-3		0-0 P3		4 0 1 0 0 1 0												
<b>Inning Stats</b>	R: 0 E: 0 K: 1 S: 5	H: 0 LOB: 0 BB: 0 P: 5	R: 0 E: 0 K: 3 S: 3	H: 0 LOB: 0 BB: 0 P: 3	R: 0 E: 0 K: 1 S: 6	H: 1 LOB: 2 BB: 1 P: 10	R: 4 E: 0 K: 1 S: 7	H: 2 LOB: 0 BB: 2 P: 15	R: 2 E: 0 K: 1 S: 8	H: 3 LOB: 2 BB: 1 P: 12	R: 0 E: 0 K: 0 S: 3	H: 0 LOB: 0 BB: 0 P: 3	R: 0 E: 0 K: 0 S: 3	H: 0 LOB: 2 BB: 2 P: 11	R: 0 E: 0 K: 1 S: 5	H: 0 LOB: 0 BB: 0 P: 5	R: 0 E: 0 K: 1 S: 6	H: 1 LOB: 1 BB: 0 P: 6	1B: 4 2B: 1 3B: 0 HR: 2	SF: 0 SAC: 0 DP: 0 HBP: 0	WP: 0 PB: 0 SB: 2 CS: 0	PA: 40
<b>PITCHER</b>	IP WLS BF H R ER SO BB IBB HBP BLK WP HR S P ERA WHIP																					
Mickey Mahler, L ERA: 5.61 (1, 1)	3.2 L 17 3 4 4 2 3 0 0 0 0 1 18 30 9.82 1.636																					
Adrian Devine, R ERA: 3.06 (4, 1)	1.1 8 3 2 2 2 1 0 0 0 0 1 11 15 13.50 3.000																					
Joey McLaughlin, R ERA: 1.5 (6, 1)	2.0 8 0 0 0 0 2 0 0 0 0 0 6 14 0.00 1.000																					
Bo McLaughlin, R ERA: 5.24 (8, 1)	1.0 3 0 0 0 1 0 0 0 0 0 0 5 5 0.00 0.000																					
Gene Garber, R ERA: 3.55 (9, 1)	1.0 4 1 0 0 1 0 0 0 0 0 0 6 6 0.00 1.000																					

Los Angeles Dodgers @ Atlanta Braves  
Atlanta-Fulton County Stadium, Atlanta, GA

Thu Jun 21 1979, 7:05 PM EDT  
Att: 10,717 - Unknown

livebaseballscorecards.com



Batter	1	2	3	4	5	6	7	8	9	AB	R	H	RBI	BB	SO	LOB
Jerry Royster, R OBP: 0.345, SLG: 0.339 (1, 5)	0-0 6-3 1B		0-0 1B			0-0 F8	0-0 P6		4-0 BB 1-2 BB	4	0	1	0	1	0	2
Gary Matthews, R OBP: 0.382, SLG: 0.584 (1, 9)	0-0 HR		4-0 1-2 BB			0-3 K		0-0 2B	4-0 1-2 2-3 BB	3	2	2	1	2	1	0
Rowland Office, L OBP: 0.351, SLG: 0.414 (1, 8)	0-0 5-3		0-3 K			0-0 HR		0-3 K	0-0 F7	5	1	1	0	0	2	6
Bob Horner, R OBP: 0.331, SLG: 0.579 (1, 3)	0-0 F2			0-0 G6-4-3 1B		0-0 HR		0-0 2B	0-0 F8	5	1	3	3	0	0	3
Jeff Burroughs, R OBP: 0.339, SLG: 0.347 (1, 7)		0-0 G5-4-3 1B		0-0 G6-4-3		0-3 K		0-0 6-3		4	0	1	0	0	1	2
Joe Nolan, L OBP: 0.377, SLG: 0.392 (1, 2)		0-0 G5-4-3		0-0 P3			0-0 4-3	4-0 BB		3	0	0	0	0	0	1
Charlie Spikes, R OBP: 0.304, SLG: 0.487 (8, PH)		1-2f								0	0	0	0	1	0	0
Darrel Chaney, S OBP: 0.208, SLG: 0.143 (9, 4)										0	0	0	0	0	0	0
Glenn Hubbard, R OBP: 0.272, SLG: 0.267 (1, 4)		0-3 K			0-0 F8		0-0 2B	0-0 F8		3	0	1	0	0	1	0
Barry Bonnell, R OBP: 0.307, SLG: 0.447 (8, PH)										1	0	0	0	0	0	2
Gene Garber, R OBP: 0.500, SLG: 0.333 (9, 1)										0	0	0	0	0	0	0
Pepe Frias, R OBP: 0.297, SLG: 0.342 (1, 6)			0-0 B1-6-4 1B		0-3 K		0-0 F8		0-0 6-3	4	0	1	0	0	1	1
Mickey Mahler, S OBP: 0.143, SLG: 0.150 (4, 1)			0-0 B1-6-4		0-0 6-3		0-0 6-3		4-0 BB BB BB	1	0	0	0	0	0	1
Adrian Devine, R OBP: 0.289, SLG: 0.319 (5, PH)										0	0	0	0	0	0	0
Mike Lum, L OBP: 0.289, SLG: 0.319 (6, 1)										0	0	0	0	0	0	0
Joey McLaughlin, R OBP: 0.440, SLG: 0.545 (7, PH)			1-2f							1	0	1	0	0	0	0
Biff Pocaroba, S OBP: 0.440, SLG: 0.545 (8, 1)										0	0	0	0	0	0	0
Bo McLaughlin, R OBP: 0.272, SLG: 0.210 (9, 2)										0	0	0	0	1	0	0

Inning Stats	R: 1	H: 1	E: 0	LOB: 0	K: 0	BB: 0	S: 4	P: 4	R: 0	H: 1	E: 0	LOB: 0	K: 1	BB: 0	S: 5	P: 5	R: 0	H: 2	E: 0	LOB: 2	K: 1	BB: 0	S: 6	P: 10	R: 0	H: 1	E: 0	LOB: 0	K: 0	BB: 0	S: 3	P: 3	R: 0	H: 0	E: 0	LOB: 0	K: 1	BB: 0	S: 5	P: 5	R: 2	H: 2	E: 0	LOB: 0	K: 2	BB: 0	S: 9	P: 9	R: 0	H: 2	E: 0	LOB: 2	K: 0	BB: 0	S: 5	P: 5	R: 1	H: 2	E: 0	LOB: 2	K: 1	BB: 1	S: 7	P: 11	R: 0	H: 0	E: 0	LOB: 3	K: 0	BB: 3	S: 3	P: 15	1B: 6	SF: 0	2B: 3	SAC: 0	3B: 0	DP: 3	HR: 2	HBP: 0	WP: 0	PA: 40
--------------	------	------	------	--------	------	-------	------	------	------	------	------	--------	------	-------	------	------	------	------	------	--------	------	-------	------	-------	------	------	------	--------	------	-------	------	------	------	------	------	--------	------	-------	------	------	------	------	------	--------	------	-------	------	------	------	------	------	--------	------	-------	------	------	------	------	------	--------	------	-------	------	-------	------	------	------	--------	------	-------	------	-------	-------	-------	-------	--------	-------	-------	-------	--------	-------	--------

PITCHER	IP	WLS	BF	H	R	ER	SO	BB	IBB	HBP	BLK	WP	HR	S	P	ERA	WHIP
Don Sutton, R ERA: 3.76 (1, 1)	7.1	W	31	11	4	4	6	1	0	0	0	0	2	42	46	4.91	1.636
Terry Forster, L ERA: 1.93 (8, 1)	1.0		6	0	0	0	0	3	0	0	0	0	0	3	15	0.00	3.000
Lerrin LaGrow, R ERA: 6.06 (9, 1)	0.0		1	0	0	0	0	1	0	0	0	0	0	4	∞	∞	
Ken Brett, L ERA: 6.61 (9, 1)	0.1		1	0	0	0	0	0	0	0	0	0	0	1	1	0.00	0.000
Dave Patterson, R ERA: 3.68 (9, 1)	0.1	S	1	0	0	0	0	0	0	0	0	0	0	1	1	0.00	0.000

BOTTOM

Los Angeles Dodgers @ Atlanta Braves  
Atlanta-Fulton County Stadium, Atlanta, GA

Thu Jun 21 1979, 7:05 PM EDT  
Att. 10,717 - Unknown

livebaseballscores.com

AB	35
R	4
H	11
RBI	4
BB	5
SO	6
LOB	18



Batter	1	2	3	4	5	6	7	8	9	AB R H RBI BB SO LOB	TOP
<b>Davey Lopes, R</b> (1, 4) OBP: 0.366, SLG: 0.539	0-0 1B 1B	4-0 BB BB BB BB 1-2 BB		4-0 BB BB BB BB 1B BB			0-0 G3 1		0-0 S 1B	3 0 2 0 2 0 0	
<b>Ted Martinez, R</b> (1, 6) OBP: 0.406, SLG: 0.484	0-0 1B 1B	0-0 5-3 3		0-0 1B 1B			0-0 6-3 2		0-0 4-3 3	4 0 2 0 0 0 3 1 0 0 0 0 0 1	
<b>Derrel Thomas, S</b> (9, PH) OBP: 0.357, SLG: 0.366											
<b>Reggie Smith, S</b> (1, 9) OBP: 0.366, SLG: 0.452	0-3 K 1		0-0 4-3 1	0-3 K 3			0-0 1-3 3			4 0 0 0 0 2 4	
<b>Steve Garvey, R</b> (1, 3) OBP: 0.351, SLG: 0.502	0-0 G6-4-3 1-2f		0-0 4-3 1B 1B		0-0 F5 1			0-0 1B 1B		4 1 2 0 0 0 2	
<b>Ron Cey, R</b> (1, 5) OBP: 0.405, SLG: 0.533		0-0 5-3 1	0-0 E8 4-3 1-3 1B 2		0-3 K 2			0-0 F9 1		4 0 1 0 0 1 1	
<b>Dusty Baker Jr., R</b> (1, 7) OBP: 0.356, SLG: 0.473		0-3 K 2	0-0 4-3 2		0-3 K 3			0-0 F2 2		4 0 0 1 0 2 2	
<b>Gary Thomasson, L</b> (1, 8) OBP: 0.351, SLG: 0.401		0-0 E5 BB 1B 1	0-0 P5 3		0-3 K 1			0-0 6-3 3		4 1 0 0 0 1 2	
<b>Steve Yeager, R</b> (1, 2) OBP: 0.244, SLG: 0.321		4-0 BB BB BB BB 1B 1-2 BB 2		0-3 K 1		0-0 F8 2		0-0 4-3 1		2 0 0 0 1 1 0 1 0 0 0 0 0 0	
<b>Von Joshua, L</b> (9, PH) OBP: 0.311, SLG: 0.541											
<b>Bob Welch, R</b> (1, 1) OBP: 0.200, SLG: 0.143		0-0 BB BB 1-3 2-H 1B 2		0-0 1-3 2		0-0 6-3 3			0-0 5-3 2	3 0 1 1 0 0 0 1 0 0 0 0 0 0	
<b>Joe Ferguson, R</b> (9, PH) OBP: 0.358, SLG: 0.432											
<b>Inning Stats</b>	R: 0 E: 0 K: 1 S: 6 H: 2 LOB: 1 BB: 0 P: 6	R: 1 E: 1 K: 1 S: 7 H: 1 LOB: 3 BB: 2 P: 15	R: 1 E: 1 K: 0 S: 5 H: 2 LOB: 1 BB: 0 P: 5	R: 0 E: 0 K: 2 S: 8 H: 1 LOB: 2 BB: 1 P: 12	R: 0 E: 0 K: 2 S: 7 H: 0 LOB: 0 BB: 0 P: 7	R: 0 E: 0 K: 1 S: 5 H: 0 LOB: 0 BB: 0 P: 5	R: 0 E: 0 K: 0 S: 3 H: 0 LOB: 0 BB: 0 P: 3	R: 0 E: 0 K: 0 S: 4 H: 1 LOB: 1 BB: 0 P: 4	R: 0 E: 0 K: 0 S: 4 H: 1 LOB: 1 BB: 0 P: 4	1B: 8 2B: 0 3B: 0 HR: 0 SF: 0 SAC: 0 DP: 1 HBP: 0	WP: 0 PB: 0 SB: 1 CS: 0 PA: 38
<b>PITCHER</b> <b>Tony Brizzolara, R</b> (1, 1) ERA: 4.54 <b>Gene Garber, R</b> (9, 1) ERA: 3.49	IP WLS BF H R ER SO BB IBB HBP BLK WP HR S P ERA WHIP	8.0 W 34 7 2 0 7 3 0 0 0 0 0 0 45 57 0.00 1.250	1.0 S 4 1 0 0 0 0 0 0 0 0 0 0 4 4 0.00 1.000								
<b>PITCHER</b>	IP WLS BF H R ER SO BB IBB HBP BLK WP HR S P ERA WHIP										

Los Angeles Dodgers @ Atlanta Braves  
Atlanta-Fulton County Stadium, Atlanta, GA

AB	35
R	2
H	8
RBI	2
BB	3
SO	7
LOB	15



Fri Jun 22 1979, 7:05 PM EDT  
Att. 15,528 - Unknown - 85 F

livebaseballscorecards.com

Batter	1	2	3	4	5	6	7	8	9	AB	R	H	RBI	BB	SO	LOB
Jerry Royster, R OBP: 0.340, SLG: 0.333 (1, 5)	0-3 K		0-3 K	0-3 K			0-3 K			4	0	0	0	0	4	1
Gary Matthews, R OBP: 0.380, SLG: 0.577 (1, 9)	4-0 FC6-4 BB		0-0 5-3			0-3 K	0-0 6-3			3	0	0	0	1	1	0
Rowland Office, L OBP: 0.337, SLG: 0.396 (1, 8)	0-0 FC6-4 1-2f		0-0 6-3			0-0 4-3	0-0 L6			4	0	0	0	0	0	1
Bob Horner, R OBP: 0.336, SLG: 0.574 (1, 3)	0-0 5-3			1-0 E 1B HBP		0-0 1B		0-0 6-3		3	1	1	0	0	0	1
Jeff Burroughs, R OBP: 0.335, SLG: 0.342 (1, 7)		0-3 K		0-0 E1 1B		0-3 K		0-0 P3		4	1	0	0	0	2	2
Gene Garber, R OBP: 0.500, SLG: 0.333 (9, 1)				1-3 2B				0-0 F7		0	0	0	0	0	0	0
Joe Nolan, L OBP: 0.369, SLG: 0.370 (1, 2)		4-0 FC4 BB		0-0 F5		0-0 F8		0-0 F7		3	0	0	0	1	0	2
Glenn Hubbard, R OBP: 0.277, SLG: 0.272 (1, 4)		0-0 FC4 1B 1-2f		0-0 2B SF8 1B 3-H		0-0 6-3 1B		0-0 6-3		3	1	2	1	0	0	1
Pepe Frias, R OBP: 0.302, SLG: 0.351 (1, 6)		0-0 1B		0-0 1B 2B 1-3 2-H		0-0 6-3		0-0 4-3		3	0	2	1	0	0	1
Tony Brizzolara, R Barry Bonnell, R OBP: 0.307, SLG: 0.447 (1, 1) (9, 7)		0-0 4-3		0-0 SF8 3-H		0-0 4-3				2	0	0	1	0	0	3
<b>Inning Stats</b>	R: 0 E: 0 K: 1 S: 5	H: 0 LOB: 1 BB: 1 P: 9	R: 0 E: 0 K: 1 S: 6	H: 1 LOB: 2 BB: 1 P: 10	R: 0 E: 0 K: 1 S: 5	H: 0 LOB: 0 BB: 0 P: 5	R: 3 E: 1 K: 1 S: 8	H: 2 LOB: 1 BB: 0 P: 9	R: 0 E: 0 K: 2 S: 8	H: 1 LOB: 1 BB: 0 P: 8	R: 0 E: 0 K: 1 S: 4	H: 1 LOB: 1 BB: 0 P: 4	R: 0 E: 0 K: 1 S: 5	H: 0 LOB: 0 BB: 0 P: 5	R: 0 E: 0 K: 0 S: 3	H: 0 LOB: 0 BB: 0 P: 3

**BOTTOM**

**Los Angeles Dodgers @ Atlanta Braves**  
Atlanta-Fulton County Stadium, Atlanta, GA

Fri Jun 22 1979, 7:05 PM EDT  
Att: 15,528 - Unknown - 85 F

[livebaseballscorecards.com](http://livebaseballscorecards.com)

<b>AB</b>	<b>29</b>
<b>R</b>	<b>3</b>
<b>H</b>	<b>5</b>
<b>RBI</b>	<b>3</b>
<b>BB</b>	<b>2</b>
<b>SO</b>	<b>7</b>
<b>LOB</b>	<b>12</b>



PITCHER	IP	WLS	BF	H	R	ER	SO	BB	IBB	HBP	BLK	WP	HR	S	P	ERA	WHIP
Bob Welch, R ERA: 3.36 (1, 1)	8.0	L	33	5	3	1	7	2	0	1	0	0	0	44	53	1.12	0.875

WP: 0	PA: 33
PB: 0	SB: 0
CS: 0	

Batter	1	2	3	4	5	6	7	8	9	AB R H RBI BB SO LOB	TOP													
Davey Lopes, R OBP: 0.370, SLG: 0.537 (1, 4) BB	4-0 E FC5 1B BB		0-3 K	4-0 1-2 BB			X 0-0 2B SF8 1B		X 0-0 F4	3 2 1 0 2 1 0														
Bill Russell, R OBP: 0.316, SLG: 0.397 (1, 6) X	0-0 FC5 G5-4-3 1B		0-0 6-3	0-0 L6		X 0-0 2B		X 0-0 6-3	5 0 1 0 0 0 3															
Reggie Smith, S OBP: 0.369, SLG: 0.462 (1, 8) X	0-0 G5-4-3 1B		0-0 2B		0-3 K		X 0-0 SF8			3 0 2 2 0 1 0														
Steve Garvey, R OBP: 0.353, SLG: 0.500 (1, 3) X	0-0 G5-4-3 1-2f 2-3		4-0 BB		0-0 FC5-4 1B		X 0-0 5-3			3 0 1 0 1 0 3														
Ron Cey, R OBP: 0.398, SLG: 0.522 (1, 5) X	0-0 F8		0-0 1-3		0-0 FC5-4 1-2f		X 0-0 5-3			4 0 0 0 0 0 5														
Dusty Baker Jr., R OBP: 0.354, SLG: 0.481 (1, 7) X		0-0 F7		0-0 HR		X 0-0 P5		X 0-0 F7		4 1 1 1 0 0 1														
Joe Ferguson, R OBP: 0.361, SLG: 0.427 (1, 9) BB		4-0 WP PB BB		0-0 F7		X 4-0 G4-6-3 BB		X 0-0 F8		2 0 0 0 2 0 0														
Steve Yeager, R OBP: 0.244, SLG: 0.319 (1, 2) BB		0-3 K		0-0 BB 1B		X 0-0 G4-6-3 1-2f		X 0-0 6-3		4 0 1 0 0 1 2														
Jerry Reuss, L OBP: 0.162, SLG: 0.100 (1, 1) Charlie Hough, R OBP: 0.260, SLG: 0.375 (1, 1) Gary Thomasson, L OBP: 0.350, SLG: 0.599 (4, PH) Dave Patterson, R (4, 1) Ken Brett, L (8, 1) Von Joshua, L OBP: 0.306, SLG: 0.532 (9, PH)		0-0 4-3		0-0 F7		X 0-0 1-3		X 0-3 K		0 0 0 0 0 0 0 1 0 0 0 0 0 1 1 0 0 0 0 0 1 1 0 0 0 0 0 0 0 0 0 0 0 0 0 1 0 0 0 0 1 0														
Inning Stats	R: 1 E: 1 K: 0 S: 4	H: 1 LOB: 1 BB: 1 P: 8	R: 0 E: 0 K: 1 S: 5	H: 0 LOB: 1 BB: 1 P: 9	R: 0 E: 0 K: 1 S: 6	H: 1 LOB: 2 BB: 1 P: 10	R: 1 E: 0 K: 0 S: 5	H: 2 LOB: 2 BB: 1 P: 9	R: 0 E: 0 K: 1 S: 6	H: 1 LOB: 1 BB: 0 P: 6	R: 0 E: 0 K: 0 S: 2	H: 0 LOB: 0 BB: 1 P: 6	R: 1 E: 0 K: 0 S: 5	H: 2 LOB: 1 BB: 0 P: 5	R: 0 E: 0 K: 0 S: 3	H: 0 LOB: 0 BB: 0 P: 3	R: 0 E: 0 K: 1 S: 5	H: 0 LOB: 0 BB: 0 P: 5	1B: 4 2B: 2 3B: 0 HR: 1	SF: 1 SAC: 0 DP: 2 HBP: 0	WP: 1 PB: 1 SB: 0 CS: 0	PA: 38		
PITCHER Phil Niekro, R ERA: 4.1 Gene Garber, R ERA: 3.43	IP WLS BF H R ER SO BB IBB HBP BLK WP HR S P ERA WHIP	8.0 W 35 7 3 2 3 5 0 0 0 1 1 36 56 2.25 1.500	1.0 3 0 0 0 1 0 0 0 0 0 0 0 5 5 0.00 0.000																					

Los Angeles Dodgers @ Atlanta Braves  
Atlanta-Fulton County Stadium, Atlanta, GA

Sat Jun 23 1979, 3:33 AM EDT  
Att. 16,347 - Unknown - 88 F

livebaseballscorecards.com

AB 32  
R 3  
H 7  
RBI 3  
BB 5  
SO 4  
LOB 16





Batter	1	2	3	4	5	6	7	8	9
Jerry Royster, R OBP: 0.341, SLG: 0.332 (1, 5)	4-0 WP 2B BB	0-0 F4		0-0 4-3		0-0 F9		0-0 BLK 1B 1B	
Gary Matthews, R OBP: 0.384, SLG: 0.583 (1, 9)	0-0 BB 1-H G5-4-3 2B	0-0 4-3		4-0 1B 1B BB		0-0 1B 2B		0-0 P3 1-2 3-H	
Bob Homer, R OBP: 0.352, SLG: 0.579 (1, 3)	4-0 G5-4-3 1B BB	0-3 K		0-0 1B 1-3 1B		0-0 G5-4-3 1B		0-0 1B 2-H	
Jeff Burroughs, R OBP: 0.339, SLG: 0.342 (1, 7)	4-0 G5-4-3 1-2 2-3 BB		4-0 FC6-4 BB	0-0 1-2 3-H 1B		0-0 G5-4-3 1-2f		0-0 F8	
Gene Garber, R OBP: 0.500, SLG: 0.333 (9, 1)									
Barry Bonnell, R OBP: 0.300, SLG: 0.436 (1, 8) (9, 7)	0-0 G5-4-3 1-2f 2-3 3-H	0-0 F8	0-0 K	0-3 K			0-0 P3	0-0 L7	
Glenn Hubbard, R OBP: 0.277, SLG: 0.272 (1, 4)	0-0 BB 3-H 1B	0-0 FC6-4 WP 1B 1-2f	0-0 4-3				0-0 P4		
Pepe Frias, R OBP: 0.306, SLG: 0.351 (1, 6)	4-0 BB 1-2 BB		0-0 WP 1B			0-0 6-3	0-0 F9		
Bruce Benedict, R OBP: 0.292, SLG: 0.229 (1, 2)	4-0 1-2 2-3 BB		4-0 1-2 2-3 BB			0-0 5-3		0-0 1B 1B 2B	
Phil Niekro, R OBP: 0.218, SLG: 0.264 (1, 1)	0-0 5-3		0-0 F9			0-0 5-3		0-0 1B 2-3 BLK 1B	
Mike Lum, L OBP: 0.294, SLG: 0.324 (8, PH)									
Rowland Office, L OBP: 0.337, SLG: 0.396 (9, 8)									

Inning Stats	R: 3 E: 0 K: 0 S: 4	H: 2 LOB: 3 BB: 5 P: 24	R: 0 E: 0 K: 1 S: 5	H: 0 LOB: 0 BB: 0 P: 5	R: 0 E: 0 K: 0 S: 4	H: 1 LOB: 3 BB: 2 P: 12	R: 1 E: 0 K: 1 S: 7	H: 2 LOB: 2 BB: 1 P: 11	R: 0 E: 0 K: 0 S: 3	H: 0 LOB: 0 BB: 0 P: 3	R: 0 E: 0 K: 0 S: 4	H: 2 LOB: 1 BB: 0 P: 4	R: 0 E: 0 K: 0 S: 3	H: 0 LOB: 0 BB: 0 P: 3	R: 3 E: 0 K: 0 S: 7	H: 4 LOB: 1 BB: 0 P: 7
--------------	------------------------------	----------------------------------	------------------------------	---------------------------------	------------------------------	----------------------------------	------------------------------	----------------------------------	------------------------------	---------------------------------	------------------------------	---------------------------------	------------------------------	---------------------------------	------------------------------	---------------------------------

PITCHER	IP	WLS	BF	H	R	ER	SO	BB	IBB	HBP	BLK	WP	HR	S	P	ERA	WHIP
Jerry Reuss, L ERA: 4.8 (1, 1)	0.2	L	8	2	3	3	0	5	0	0	0	1	0	3	23	40.50	10.500
Charlie Hough, R ERA: 6.2 (1, 1)	2.1		10	1	0	0	1	2	0	0	0	1	0	10	18	0.00	1.286
Dave Patterson, R ERA: 5.56 (4, 1)	4.0		19	7	4	4	1	1	0	0	0	0	0	20	24	9.00	2.000
Ken Brett, L ERA: 6.23 (8, 1)	1.0		4	1	0	0	0	0	0	0	1	0	0	4	4	0.00	1.000

**BOTTOM**

**Los Angeles Dodgers @ Atlanta Braves**  
Atlanta-Fulton County Stadium, Atlanta, GA

Sat Jun 23 1979, 3:33 AM EDT  
Att: 16,347 - Unknown - 88 F

AB	R	H	RBI	BB	SO	LOB
4	2	1	1	1	0	0
4	2	2	1	1	0	1
4	1	3	1	1	1	0
3	0	1	1	2	0	3
0	0	0	0	0	0	0
5	0	0	0	0	1	6
4	0	1	1	0	0	3
3	0	1	0	1	0	0
2	1	1	0	2	0	0
3	0	0	0	0	0	6
1	1	1	0	0	0	0
0	0	0	0	0	0	0

AB	33
R	7
H	11
RBI	5
BB	8
SO	2
LOB	19

WP: 2 PA: 41  
PB: 0  
SB: 0  
CS: 0



PITCHER	IP	WLS	BF	H	R	ER	SO	BB	IBB	HBP	BLK	WP	HR	S	P	ERA	WHIP
---------	----	-----	----	---	---	----	----	----	-----	-----	-----	----	----	---	---	-----	------

Batter	1	2	3	4	5	6	7	8	9	AB R H RBI BB SO LOB	TOP											
Davey Lopes, R (1, 4) OBP: 0.368, SLG: 0.533	0-3 K		0-0 1B			0-0 F8		0-3 K		4 0 1 0 0 2 0	<b>Los Angeles Dodgers @ Atlanta Braves</b> Atlanta-Fulton County Stadium, Atlanta, GA Sun Jun 24 1979, 7:05 PM EDT Att. 14,305 - Cloudy - 80 F											
Derrel Thomas, S (1, 8) OBP: 0.354, SLG: 0.358	4-0 BB		0-0 4-3			0-0 1-4-3		0-0 G3		3 0 0 0 1 0 1												
Steve Garvey, R (1, 3) OBP: 0.354, SLG: 0.500	0-0 5-3				0-0 5-3		0-0 1B		0-0 1B	4 0 2 0 0 0 1												
Ron Cey, R (1, 5) OBP: 0.392, SLG: 0.512	0-3 K				0-0 6-3		0-0 F8		0-0 5-3	4 0 0 0 0 1 3												
Reggie Smith, S (1, 9) OBP: 0.372, SLG: 0.481		0-0 FC6-4 1B			0-0 HR			0-3 K		0-0 4-3		4 1 2 1 0 1 0										
Dusty Baker Jr., R (1, 7) OBP: 0.353, SLG: 0.481		0-0 FC6-4 CS			0-0 5-3			0-0 1B 2B		0-0 L4		4 1 1 0 0 0 1										
Bill Russell, R (1, 6) OBP: 0.315, SLG: 0.395		0-0 4-3			0-0 5-3			0-0 5-3 1B		0-3 K		4 0 1 1 0 1 1										
Joe Ferguson, R (1, 2) OBP: 0.355, SLG: 0.419			0-3 K			0-0 F7		0-0 5-3		0-0 3 0 0 0 0 1 1												
Burt Hooton, R (1, 1) OBP: 0.233, SLG: 0.286			0-0 1-4-3			0-0 F7		0-3 K		0-0 2 0 0 0 0 0 0												
Gary Thomasson, L (7, PH) OBP: 0.348, SLG: 0.397										1 0 0 0 0 1 1												
Lerrin LaGrow, R (7, 1)										0 0 0 0 0 0 0												
<b>Inning Stats</b>	R: 0 E: 0 K: 2 S: 7	H: 0 LOB: 1 BB: 1 P: 11	R: 0 E: 0 K: 0 S: 3	H: 1 LOB: 0 BB: 0 P: 3	R: 0 E: 0 K: 1 S: 6	H: 1 LOB: 1 BB: 0 P: 6	R: 1 E: 0 K: 0 S: 4	H: 1 LOB: 0 BB: 0 P: 4	R: 0 E: 0 K: 0 S: 3	H: 0 LOB: 0 BB: 0 P: 3	R: 0 E: 0 K: 0 S: 4	H: 1 LOB: 1 BB: 0 P: 4	R: 1 E: 0 K: 2 S: 9	H: 2 LOB: 1 BB: 0 P: 9	R: 0 E: 0 K: 1 S: 6	H: 1 LOB: 1 BB: 0 P: 6	R: 0 E: 0 K: 1 S: 5	H: 0 LOB: 0 BB: 0 P: 5	1B: 5 2B: 1 3B: 0 HR: 1	SF: 0 SAC: 0 DP: 0 HBP: 0	WP: 0 PB: 0 SB: 1 CS: 1	PA: 34
<b>PITCHER</b> Rick Matula, R (1, 1) ERA: 3.67	IP: 9.0 WLS: W BF: 34 H: 7 R: 2 ER: 2 SO: 7 BB: 1 IBB: 0 HBP: 0 BLK: 0 WP: 0 HR: 1 S: 47 P: 51 ERA: 2.00 WHIP: 0.889											<b>PITCHER</b>	IP: 9.0 WLS: W BF: 34 H: 7 R: 2 ER: 2 SO: 7 BB: 1 IBB: 0 HBP: 0 BLK: 0 WP: 0 HR: 1 S: 47 P: 51 ERA: 2.00 WHIP: 0.889									

livebaseballscorecards.com

<b>AB</b>	33
<b>R</b>	2
<b>H</b>	7
<b>RBI</b>	2
<b>BB</b>	1
<b>SO</b>	7
<b>LOB</b>	9



Batter	1	2	3	4	5	6	7	8	9
Jerry Royster, R OBP: 0.337, SLG: 0.327 (1, 5)	0-0 F9			6-3 F8			0-3 K		
Gary Matthews, R OBP: 0.385, SLG: 0.582 (1, 9)	0-3 K			0-0 S 1B	0-0 F9			0-0 4-3 1B	
Rowland Office, L OBP: 0.333, SLG: 0.389 (1, 8)	0-0 F9			0-0 1B 1B 1B	0-0 F8			0-0 4-3	
Bob Horner, R OBP: 0.349, SLG: 0.569 (1, 3)				0-0 1B 1B	0-3 K			0-0 F8	
Jeff Burroughs, R OBP: 0.338, SLG: 0.340 (1, 7)				0-0 1B 1B 1B				0-0 6-3	
Barry Bonnell, R OBP: 0.300, SLG: 0.436 (9, 7)				1-2 2-3 1B					
Joe Nolan, L OBP: 0.368, SLG: 0.368 (1, 2)				0-0 1B 1B 1B					
Glenn Hubbard, R OBP: 0.277, SLG: 0.272 (1, 4)				0-0 1-3					
Pepe Frias, R OBP: 0.306, SLG: 0.351 (1, 6)				0-3 K	0-0 1B 1B 1B			0-0 6-3	
Rick Matula, R OBP: 0.080, SLG: 0.080 (1, 1)				0-3 K	0-0 F2			0-0 1-3	

AB R H RBI BB SO LOB

4	0	0	0	0	1	3
4	1	2	0	0	1	0
4	1	1	1	0	0	1
4	1	1	0	0	2	1
4	1	1	0	0	0	1
0	0	0	0	0	0	0
3	0	1	2	0	0	0
3	0	1	0	0	0	0
3	0	1	1	0	1	0
3	0	0	0	0	1	3

BOTTOM

Los Angeles Dodgers @ Atlanta Braves  
Atlanta-Fulton County Stadium, Atlanta, GA

Sun Jun 24 1979, 7:05 PM EDT  
Att: 14,305 - Cloudy - 80 F

livebaseballscores.com


AB	32
R	4
H	8
RBI	4
BB	0
SO	6
LOB	9



Inning Stats	R: 0	H: 0	E: 0	K: 1	S: 5	LOB: 0	BB: 0	P: 5	R: 0	H: 0	E: 0	K: 2	S: 7	LOB: 0	BB: 0	P: 7	R: 4	H: 7	E: 0	K: 0	S: 10	LOB: 3	BB: 0	P: 10	R: 0	H: 0	E: 0	K: 1	S: 5	LOB: 0	BB: 0	P: 5	R: 0	H: 0	E: 0	K: 0	S: 3	LOB: 0	BB: 0	P: 3	R: 0	H: 0	E: 0	K: 1	S: 5	LOB: 0	BB: 0	P: 5	R: 0	H: 1	E: 0	K: 0	S: 4	LOB: 1	BB: 0	P: 4
PITCHER	IP	WLS	BF	H	R	ER	SO	BB	IBB	HBP	BLK	WP	HR	S	P	ERA	WHIP																																							
Burt Hooton, R ERA: 3.23 (1, 1)	6.0	L	25	7	4	4	5	0	0	0	0	0	0	35	35	6.00	1.167																																							
Lerrin LaGrow, R ERA: 5.73 (7, 1)	2.0		7	1	0	0	1	0	0	0	0	0	0	9	9	0.00	0.500																																							

WP	HR	S	P	ERA	WHIP
0	0	0	0	0	0

Batter	1	2	3	4	5	6	7	8	9	AB R H RBI BB SO LOB
Gene Richards, L (1, 8) OBP: 0.332, SLG: 0.333	0-3 K		0-0 PO 1B		0-0 1-3			0-0 P6		4 0 1 0 0 1 0
Paul Dade, R (1, 5) OBP: 0.333, SLG: 0.386	0-0 HR		0-0 PO 1-2	0-0 F9		0-0 6-3		0-3 K		4 1 1 1 0 1 0
Dave Winfield, R (1, 9) OBP: 0.408, SLG: 0.605	0-0 6-3			0-0 FC3-6 1B		0-0 4-3			0-0 4-3	4 0 1 0 0 0 0
Jerry Turner, L (1, 7) OBP: 0.331, SLG: 0.398 Rollie Fingers, R (9, 1) OBP: 0.100, SLG: 0.100	0-3 K			0-0 FC3-6 1B 1-2f		0-0 L6			4-0 BB BB	3 1 0 0 1 1 1 0 0 0 0 0 0 0
Gene Tenace, R (1, 2) OBP: 0.386, SLG: 0.402		0-0 F2		0-0 1-3 1B S			4-0 BB		0-0 F9	3 1 1 0 1 0 1
Jay Johnstone, L (1, 3) OBP: 0.278, SLG: 0.304 Bill Fahey, L (7, 2) OBP: 0.319, SLG: 0.371		0-0 4-3		0-0 FC6-4 1B 1-H 3-H		0-0 F9			4-0 BB	3 0 1 2 0 0 1 0 0 0 0 1 0 0
Fernando Gonzalez, R (1, 4) OBP: 0.267, SLG: 0.377		0-3 K		0-0 FC6-4 1-2f		0-0 F3			0-0 3-1	4 0 0 0 0 1 4
Ozzie Smith, S (1, 6) OBP: 0.237, SLG: 0.215			0-0 G3		0-0 5-3		0-0 P6			3 0 0 0 0 0 1
Gaylord Perry, R (1, 1) OBP: 0.179, SLG: 0.289 Dan Briggs, L (9, 7) OBP: 0.292, SLG: 0.402			0-0 6-3		0-0 6-3			0-3 K		3 0 0 0 0 1 0 0 0 0 0 0 0 0

TOP																							
San Diego Padres @ Los Angeles Dodgers Dodger Stadium, Los Angeles, CA	Mon Jun 25 1979, 7:05 PM PDT Att. 29,142 - Unknown																						
<table border="0"> <tr><td>AB</td><td>31</td></tr> <tr><td>R</td><td>3</td></tr> <tr><td>H</td><td>5</td></tr> <tr><td>RBI</td><td>3</td></tr> <tr><td>BB</td><td>3</td></tr> <tr><td>SO</td><td>5</td></tr> <tr><td>LOB</td><td>8</td></tr> </table>	AB	31	R	3	H	5	RBI	3	BB	3	SO	5	LOB	8	<table border="0"> <tr><td>WP: 0</td><td>PA: 35</td></tr> <tr><td>PB: 0</td><td></td></tr> <tr><td>SB: 1</td><td></td></tr> <tr><td>CS: 0</td><td></td></tr> </table>	WP: 0	PA: 35	PB: 0		SB: 1		CS: 0	
AB	31																						
R	3																						
H	5																						
RBI	3																						
BB	3																						
SO	5																						
LOB	8																						
WP: 0	PA: 35																						
PB: 0																							
SB: 1																							
CS: 0																							
																							

Inning Stats	R: 1	H: 1	E: 0	K: 2	S: 8	P: 8	R: 0	H: 0	E: 0	K: 1	S: 5	P: 5	R: 0	H: 1	E: 0	K: 0	S: 3	P: 3	R: 2	H: 3	E: 0	K: 0	S: 6	P: 6	R: 0	H: 0	E: 0	K: 0	S: 3	P: 3	R: 0	H: 0	E: 0	K: 0	S: 3	P: 3	R: 0	H: 0	E: 0	K: 0	S: 7	P: 7	R: 0	H: 0	E: 0	K: 2	S: 7	P: 7	R: 0	H: 0	E: 0	K: 0	S: 3	P: 11	1B: 4	SF: 0	2B: 0	SAC: 0	3B: 0	DP: 0	HR: 1	HBP: 0	WP: 0	PA: 35
--------------	------	------	------	------	------	------	------	------	------	------	------	------	------	------	------	------	------	------	------	------	------	------	------	------	------	------	------	------	------	------	------	------	------	------	------	------	------	------	------	------	------	------	------	------	------	------	------	------	------	------	------	------	------	-------	-------	-------	-------	--------	-------	-------	-------	--------	-------	--------

PITCHER	IP	WLS	BF	H	R	ER	SO	BB	IBB	HBP	BLK	WP	HR	S	P	ERA	WHIP
Rick Sutcliffe, R (1, 1) ERA: 3.91	7.0		26	5	3	3	3	1	0	0	0	0	1	31	35	3.86	0.857
Lerrin LaGrow, R (8, 1) ERA: 5.54	1.1		4	0	0	0	2	0	0	0	0	0	0	8	8	0.00	0.000
Ken Brett, L (9, 1) ERA: 6.0	0.2	W	4	0	0	0	0	2	0	0	0	0	0	2	10	0.00	3.000

PITCHER	IP	WLS	BF	H	R	ER	SO	BB	IBB	HBP	BLK	WP	HR	S	P	ERA	WHIP
---------	----	-----	----	---	---	----	----	----	-----	-----	-----	----	----	---	---	-----	------

Batter	1	2	3	4	5	6	7	8	9	AB	R	H	RBI	BB	SO	LOB
Davey Lopes, R (1, 4) OBP: 0.370, SLG: 0.531	0-0 F7		4-0 FC1-6 BB		0-0 P6			0-0 SH1-4 1B		3	0	1	0	1	0	0
Bill Russell, R (1, 6) OBP: 0.313, SLG: 0.392	0-0 6-3		0-0 FC1-6		0-0 6-3			0-0 SH1-4		3	0	0	0	0	0	2
Reggie Smith, S (1, 9) OBP: 0.369, SLG: 0.473	4-0 BB		0-3 K		0-0 F8			0-0 F7		3	0	0	0	1	1	3
Steve Garvey, R (1, 3) OBP: 0.350, SLG: 0.493	0-0 5-3		0-0 F8		0-0 L4			0-0 P5		4	0	0	0	0	0	4
Ron Cey, R (1, 5) OBP: 0.398, SLG: 0.543 Ted Martinez, R (9, PR) OBP: 0.406, SLG: 0.484		0-3 K		0-0 HR		0-0 HR		4-0 HR BB		3	2	2	2	1	1	0
Dusty Baker Jr., R (1, 7) OBP: 0.348, SLG: 0.474	0-0 6-3		0-3 K		0-0 F7			0-3 K		4	0	0	0	0	2	1
Joe Ferguson, R (1, 2) OBP: 0.358, SLG: 0.439		0-0 1B		0-0 P6				0-0 L3		4	1	2	2	0	0	0
Derrel Thomas, S (1, 8) OBP: 0.348, SLG: 0.350		0-3 K		0-0 6-3				0-0 4-3		3	0	0	0	0	1	1
Rick Sutcliffe, L (1, 1) OBP: 0.206, SLG: 0.324 Gary Thomasson, L (7, PH) OBP: 0.346, SLG: 0.394 Lerrin LaGrow, R (8, 1) Ken Brett, L (9, 1)			0-0 FC1-6 BB 1B		0-0 P6			0-0 6-3		2	0	1	0	0	0	0
										1	0	0	0	0	0	0
										0	0	0	0	0	0	0
										0	0	0	0	0	0	0

Inning Stats	R: 0	H: 0	E: 0	K: 0	S: 3	R: 0	H: 1	E: 0	K: 2	S: 8	R: 0	H: 1	E: 0	K: 1	S: 6	R: 1	H: 1	E: 0	K: 1	S: 6	R: 0	H: 0	E: 0	K: 0	S: 3	R: 1	H: 1	E: 0	K: 0	S: 4	R: 0	H: 0	E: 0	K: 0	S: 3	R: 0	H: 1	E: 0	K: 0	S: 4	R: 2	H: 1	E: 0	K: 1	S: 4	1B: 3	SF: 0	2B: 0	3B: 0	HR: 3	WP: 0	PA: 34
PITCHER	IP	WLS	BF	H	R	ER	SO	BB	IBB	HBP	BLK	WP	HR	S	P	ERA	WHIP																																			
Gaylord Perry, R (1, 1) ERA: 2.49	8.0		31	5	2	2	4	2	0	0	0	0	2	37	45	2.25	0.875																																			
Rollie Fingers, R (9, 1) ERA: 3.34	0.1	L	3	1	2	2	1	1	0	0	0	0	1	4	8	54.00	6.000																																			

**BOTTOM**

**San Diego Padres @ Los Angeles Dodgers**  
**Dodger Stadium, Los Angeles, CA**

Mon Jun 25 1979, 7:05 PM PDT  
 Att. 29,142 - Unknown

livebaseballscorecards.com

AB	30
R	4
H	6
RBI	4
BB	3
SO	5
LOB	11



Batter	1	2	3	4	5	6	7	8	9	AB R H RBI BB SO LOB	TOP		
Gene Richards, L (1, 8) OBP: 0.330, SLG: 0.331	0-0 SH2-3 1B		0-0 5-3	0-0 F7			0-0 F7		0-0 F8	5 0 1 0 0 0 1			
Paul Dade, R (1, 5) OBP: 0.333, SLG: 0.385	0-0 SH2-3 1-2		0-3 K		0-0 1B SF8 1B		0-3 K			3 1 1 0 0 2 0			
Dave Winfield, R (1, 9) OBP: 0.412, SLG: 0.603	4-0 L8-3 BB			4-0 5-3 1B BB		0-0 F8 1-2	4-0 BB			1 1 0 0 3 0 1			
Jerry Turner, L (1, 7) OBP: 0.330, SLG: 0.395	0-0 L8-3 1-2		0-0 5-3	0-0 5-3 1-3		0-0 SF8 1B	0-0 5-3			4 0 1 0 0 0 4			
Gene Tenace, R (1, 2) OBP: 0.383, SLG: 0.398		0-0 5-3		4-0 1B HR BB		0-0 SF8 1-2	0-0 F9			2 1 0 1 1 0 0			
Jay Johnstone, L (1, 3) OBP: 0.289, SLG: 0.315		0-0		0-0 HR 1B		0-0 P4	0-0 F3			4 1 2 1 0 0 1			
Dan Briggs, L (8, 3) OBP: 0.292, SLG: 0.402		1B		1-2 HR 1B						0 0 0 0 0 0 0			
Fernando Gonzalez, R (1, 4) OBP: 0.267, SLG: 0.389		0-0 P4		0-0 HR		0-0 F7	0-0 4-3			4 1 1 3 0 0 1			
Bill Almon, R (1, 6) OBP: 0.293, SLG: 0.278		0-0 F8		0-0 SH1-4 1B		0-3 K				4 0 1 0 0 1 1			
Bob Shirley, R (1, 1) OBP: 0.111, SLG: 0.167			0-0 F8	0-0 SH1-4 1-2		0-0 6-3			0-0 5-3	3 0 0 0 0 0 0			
<b>Inning Stats</b>	R: 0 H: 1 E: 0 LOB: 1 K: 0 BB: 1 S: 3 P: 7	R: 0 H: 1 E: 0 LOB: 1 K: 0 BB: 0 S: 4 P: 4	R: 0 H: 0 E: 0 LOB: 0 K: 1 BB: 0 S: 5 P: 5	R: 4 H: 3 E: 0 LOB: 1 K: 0 BB: 2 S: 6 P: 14	R: 1 H: 2 E: 0 LOB: 1 K: 0 BB: 0 S: 5 P: 5	R: 0 H: 0 E: 0 LOB: 0 K: 1 BB: 0 S: 5 P: 5	R: 0 H: 0 E: 0 LOB: 1 K: 1 BB: 1 S: 5 P: 9	R: 0 H: 0 E: 0 LOB: 0 K: 0 BB: 0 S: 3 P: 3	R: 0 H: 0 E: 0 LOB: 0 K: 0 BB: 0 S: 3 P: 3	1B: 6 SF: 1 2B: 1 SAC: 2 3B: 0 DP: 1 HR: 1 HBP: 0	WP: 0 PA: 37 PB: 0 SB: 0 CS: 0		
<b>PITCHER</b>	IP WLS BF H R ER SO BB IBB HBP BLK WP HR S P ERA WHIP											<b>PITCHER</b>	IP WLS BF H R ER SO BB IBB HBP BLK WP HR S P ERA WHIP
Don Sutton, R (1, 1) ERA: 3.96	6.0 L 27 7 5 5 2 3 0 0 0 0 0 1 28 40 7.50 1.667												
Charlie Hough, R (7, 1) ERA: 5.85	3.0 10 0 0 0 1 1 0 0 0 0 0 0 11 15 0.00 0.333												

San Diego Padres @ Los Angeles Dodgers  
 Dodger Stadium, Los Angeles, CA  
 Tue Jun 26 1979, 7:05 PM PDT  
 Att: 35,001 - Unknown

AB	30
R	5
H	7
RBI	5
BB	4
SO	3
LOB	9



Batter	1	2	3	4	5	6	7	8	9	AB	R	H	RBI	BB	SO	LOB
<b>Ted Martinez, R</b> (1, 4) OBP: 0.405, SLG: 0.457	0-0 4-3		0-0 F9		4-0 FC5-4 1B BB		0-0 F9		0-0 1B 1B	4	0	1	0	1	0	0
<b>Bill Russell, R</b> (1, 6) OBP: 0.320, SLG: 0.398	0-0 E FC5-4 1B		0-0 1B 1B		0-0 1-2 FC5-4 1B		0-0 L6		0-0 1-2 1B	5	1	4	0	0	0	0
<b>Steve Garvey, R</b> (1, 3) OBP: 0.348, SLG: 0.489	0-0 E6 FC5-4 1-3		0-0 1-3 BB 1B		0-0 1-2f 2-3 FC5-4 FC6-4		0-0 5-3		0-3 K	5	0	1	0	0	1	5
<b>Ron Cey, R</b> (1, 5) OBP: 0.399, SLG: 0.540	0-0 FC5-4 1-2f 3-H		4-0 1-2 BB BB		0-0 1-2f FC6-4			0-0 FC5-4 1B		3	0	1	1	1	0	3
<b>Dusty Baker Jr., R</b> (1, 7) OBP: 0.343, SLG: 0.467	0-0 F3		0-0 G4-6-3 1-2f		0-0 5-3			0-0 FC5-4 1-2f		4	0	0	0	0	0	5
<b>Joe Ferguson, R</b> (1, 9) OBP: 0.365, SLG: 0.446		0-0 1B		0-0 G4-3 1B		0-0 1B 1B		0-3 K		4	0	3	0	0	1	1
<b>Derrel Thomas, S</b> (1, 8) OBP: 0.339, SLG: 0.340		0-0 F8		0-0 G4-3 1-2f		0-0 L5		0-0 F7		4	0	0	0	0	0	4
<b>Steve Yeager, R</b> (1, 2) OBP: 0.244, SLG: 0.317		0-3 K		0-0 5-3		0-0 1-2 1B			0-0 6-3	4	0	1	0	0	1	1
<b>Don Sutton, R</b> (1, 1) OBP: 0.156, SLG: 0.136		0-3 K				0-0 F7			0-0 F9	2	0	0	0	0	1	1
<b>Davey Lopes, R</b> (6, PH) OBP: 0.369, SLG: 0.529										1	0	0	0	0	1	2
<b>Charlie Hough, R</b> (7, 1) OBP: 0.250, SLG: 0.375										0	0	0	0	0	0	0
<b>Manny Mota, R</b> (9, PH) OBP: 0.438, SLG: 0.357										1	0	0	0	0	0	0

Inning Stats	R: 1	H: 1	E: 1	LOB: 1	K: 0	BB: 0	S: 5	R: 0	H: 1	E: 0	LOB: 1	K: 2	BB: 0	S: 8	R: 0	H: 2	E: 0	LOB: 2	K: 0	BB: 1	S: 4	R: 0	H: 1	E: 0	LOB: 0	K: 0	BB: 0	S: 3	R: 0	H: 1	E: 0	LOB: 2	K: 1	BB: 0	S: 7	R: 0	H: 0	E: 0	LOB: 0	K: 0	BB: 0	S: 3	R: 0	H: 1	E: 0	LOB: 1	K: 1	BB: 0	S: 6	R: 0	H: 2	E: 0	LOB: 2	K: 1	BB: 0	S: 7	R: 0	H: 2	E: 0	LOB: 2	K: 1	BB: 0	S: 7	R: 0	H: 2	E: 0	LOB: 2	K: 1	BB: 0	S: 7	1B: 11	SF: 0	2B: 0	SAC: 0	3B: 0	DP: 2	HR: 0	HBP: 0	WP: 0	PA: 39
<b>PITCHER</b> <b>Bob Shirley, L</b> (1, 1) ERA: 2.72	IP	WLS	BF	H	R	ER	SO	BB	IBB	HBP	BLK	WP	HR	S	P	ERA	WHIP																																																															
																	<b>PITCHER</b>	IP	WLS	BF	H	R	ER	SO	BB	IBB	HBP	BLK	WP	HR	S	P	ERA	WHIP																																														

### BOTTOM

**San Diego Padres @ Los Angeles Dodgers**  
 Dodger Stadium, Los Angeles, CA

Tue Jun 26 1979, 7:05 PM PDT  
 Att. 35,001 - Unknown

<b>AB</b>	<b>37</b>
<b>R</b>	<b>1</b>
<b>H</b>	<b>11</b>
<b>RBI</b>	<b>1</b>
<b>BB</b>	<b>2</b>
<b>SO</b>	<b>5</b>
<b>LOB</b>	<b>22</b>

Batter	1	2	3	4	5	6	7	8	9	AB R H RBI BB SO LOB	TOP																															
Dave Concepcion, R (1, 6) OBP: 0.335, SLG: 0.425	0-0 6-3		0-3 K		0-0 F8	0-0 5-3	0-0 F8		0-3 K	6 0 0 0 0 2 2																																
Joe Morgan, L (1, 4) OBP: 0.388, SLG: 0.417 Junior Kennedy, R (8, 4) OBP: 0.352, SLG: 0.313	0-0 4-3		4-0 5-3 BB		0-0 HR	4-0 1B 2B BB		4-0 1B BB	0-0 G4-6-3 1B	2 3 1 1 3 0 0 1 0 1 0 0 0 0																																
Ken Griffey, L (1, 9) OBP: 0.353, SLG: 0.451	0-3 K		0-0 5-3		0-0 1B 2B	0-0 2B 1B 1B		0-0 F8	0-0 G4-6-3	6 2 2 0 0 1 5																																
George Foster, R (1, 7) OBP: 0.411, SLG: 0.625 Dave Collins, S (8, 7) OBP: 0.382, SLG: 0.443		0-0 F8	4-0 IBB		4-0 1B 2B IBB	0-0 1B 2B		0-0 1B 1B		3 3 2 1 2 0 0 0 0 0 0 0 0 0																																
Johnny Bench, R (1, 2) OBP: 0.365, SLG: 0.391		4-0 2B BB	0-0 F9		0-3 K	0-0 1B		0-0 1B		4 0 2 3 1 1 5																																
Arturo DeFreitas, R (1, 3) OBP: 0.200, SLG: 0.265		0-0 F9		0-3 K	0-0 2B 1B	0-3 K		0-0 1B		5 1 2 1 0 2 2																																
Rick Auerbach, R (1, 5) OBP: 0.239, SLG: 0.341		0-0 1-3 2B		0-0 2B	0-0 FC5 1-1 2-1 3-1	0-3 K		0-3 K		5 0 3 3 0 2 3																																
Paul Blair, R (1, 8) OBP: 0.244, SLG: 0.338		0-3 K		0-0 F8	4-0 IBB		0-0 4-3	0-0 P4		4 0 0 0 1 1 5																																
Fred Norman, S (1, 1) OBP: 0.241, SLG: 0.120			0-0 5-3 BB 1B		0-3 K	0-0 FC5		0-3 K	4-0 1B BB	4 0 1 0 1 2 3																																
Inning Stats	R: 0 E: 0 K: 1 S: 5	H: 0 LOB: 0 BB: 0 P: 5	R: 0 E: 0 K: 1 S: 6	H: 1 LOB: 2 BB: 1 P: 10	R: 0 E: 0 K: 1 S: 6	H: 1 LOB: 3 BB: 2 P: 14	R: 0 E: 0 K: 2 S: 8	H: 1 LOB: 1 BB: 0 P: 8	R: 4 E: 0 K: 1 S: 9	H: 4 LOB: 2 BB: 2 P: 17	R: 3 E: 0 K: 2 S: 10	H: 3 LOB: 1 BB: 1 P: 14	R: 0 E: 0 K: 1 S: 5	H: 0 LOB: 0 BB: 0 P: 5	R: 2 E: 0 K: 1 S: 8	H: 3 LOB: 2 BB: 1 P: 12	R: 0 E: 0 K: 1 S: 5	H: 1 LOB: 1 BB: 1 P: 9	1B: 8 2B: 5 3B: 0 HR: 1	SF: 0 SAC: 0 DP: 1 HBP: 0	WP: 0 PB: 0 SB: 0 CS: 0	PA: 48																				
PITCHER	IP	WLS	BF	H	R	ER	SO	BB	IBB	HBP	BLK	WP	HR	S	P	ERA	WHIP	PITCHER								IP	WLS	BF	H	R	ER	SO	BB	IBB	HBP	BLK	WP	HR	S	P	ERA	WHIP
Jerry Reuss, L (1, 1) ERA: 5.36	5.1	L	30	8	6	6	6	3	3	0	0	0	1	36	60	10.12	2.062																									
Dave Patterson, R (6, 1) ERA: 6.43	2.2		14	5	3	3	4	1	0	0	0	0	0	21	25	10.12	2.250																									
Ken Brett, L (9, 1) ERA: 5.68	1.0		4	1	0	0	1	1	0	0	0	0	0	5	9	0.00	2.000																									

Cincinnati Reds @ Los Angeles Dodgers  
 Dodger Stadium, Los Angeles, CA  
 Wed Jun 27 1979, 7:05 PM PDT  
 Att: 40,768 - Unknown

AB	40
R	9
H	14
RBI	9
BB	8
SO	11
LOB	25



WP: 0	PA: 48
PB: 0	
SB: 0	
CS: 0	



Batter	1	2	3	4	5	6	7	8	9	AB	R	H	RBI	BB	SO	LOB
Davey Lopes, R OBP: 0.367, SLG: 0.529 (1, 4)	L7		2B			F8		5-3		4	0	1	0	0	0	1
Bill Russell, R OBP: 0.316, SLG: 0.393 (1, 6)	6-3		F3			K		F9		4	0	0	0	0	1	2
Reggie Smith, S OBP: 0.367, SLG: 0.467 (1, 9)	F8					6-3			CS 1B	4	0	1	0	0	0	0
Steve Garvey, R OBP: 0.350, SLG: 0.489 (1, 3)		1B					F2		F8	4	0	2	0	0	0	1
Ron Cey, R OBP: 0.393, SLG: 0.530 (1, 5)		F8				F3		F9	1-2	4	0	0	0	0	0	2
Dusty Baker Jr., R OBP: 0.340, SLG: 0.462 (1, 7)			F9							3	0	0	0	0	0	2
Von Joshua, L OBP: 0.306, SLG: 0.532 (9, 7)			F8				P4			0	0	0	0	0	0	0
Derrel Thomas, S OBP: 0.339, SLG: 0.347 (1, 8)		L7				F7			E 2B	3	1	1	0	0	0	1
Steve Yeager, R OBP: 0.246, SLG: 0.317 (1, 2)			F8			5-3		E4 5-3 1B		3	0	1	0	0	0	0
Jerry Reuss, L OBP: 0.154, SLG: 0.083 (1, 1)									2-H 1B	2	0	0	0	0	2	0
Dave Patterson, R (6, 1)										0	0	0	0	0	0	0
Manny Mota, R (8, PH)										1	0	0	0	0	0	1
Ken Brett, L (9, 1)									2-3	0	0	0	0	0	0	0

Inning Stats	R: 0	H: 0	R: 0	H: 1	R: 0	H: 1	R: 0	H: 0	R: 0	H: 0	R: 0	H: 0	R: 1	H: 2	R: 0	H: 1	1B: 4	SF: 0
	E: 0	LOB: 0	E: 0	LOB: 1	E: 0	LOB: 1	E: 0	LOB: 0	E: 0	LOB: 0	E: 0	LOB: 0	E: 1	LOB: 1	E: 0	LOB: 0	2B: 2	SAC: 0
	K: 0	BB: 0	K: 0	BB: 0	K: 0	BB: 0	K: 1	BB: 0	K: 0	BB: 0	K: 0	BB: 0	K: 0	BB: 0	K: 0	BB: 0	3B: 0	DP: 0
	S: 3	P: 3	S: 4	P: 4	S: 6	P: 6	S: 4	P: 4	S: 5	P: 5	S: 5	P: 5	S: 3	P: 3	S: 3	P: 3	HR: 0	HBP: 0

PITCHER	IP	WLS	BF	H	R	ER	SO	BB	IBB	HBP	BLK	WP	HR	S	P	ERA	WHIP	PITCHER	IP	WLS	BF	H	R	ER	SO	BB	IBB	HBP	BLK	WP	HR	S	P	ERA	WHIP	
Fred Norman, L ERA: 3.38 (1, 1)	9.0	W	32	6	1	0	3	0	0	0	0	0	0	38	38	0.00	0.667																			

**BOTTOM**

**Cincinnati Reds @ Los Angeles Dodgers**  
 Dodger Stadium, Los Angeles, CA

Wed Jun 27 1979, 7:05 PM PDT  
 Att. 40,768 - Unknown

<b>AB</b>	<b>32</b>
<b>R</b>	<b>1</b>
<b>H</b>	<b>6</b>
<b>RBI</b>	<b>0</b>
<b>BB</b>	<b>0</b>
<b>SO</b>	<b>3</b>
<b>LOB</b>	<b>10</b>



WP: 0	PA: 32
PB: 0	
SB: 0	
CS: 1	

Batter	1	2	3	4	5	6	7	8	9	AB R H RBI BB SO LOB	TOP
<b>Dave Concepcion, R</b> (1, 6) OBP: 0.337, SLG: 0.424	0-0 2B 1B	0-0 4-3			0-0 5-3		4-0 FC4-6 BB		0-0 SH3-4	3 1 1 0 1 0 2	
<b>Joe Morgan, L</b> (1, 4) OBP: 0.388, SLG: 0.419	0-0 4-3 1-H SF8 2B		4-0 CS BB		0-0 F9		0-0 FC4-6		0-0 L6	4 1 1 1 1 0 3	
<b>Ken Griffey, L</b> (1, 9) OBP: 0.352, SLG: 0.448	0-0 4-3 2-3		0-0 F8 1-2		0-0 2B 1B		0-0 G3			4 0 1 0 0 0 4	
<b>George Foster, R</b> (1, 7) OBP: 0.413, SLG: 0.629	0-0 SF8 3-H		0-0 1B		0-0 2B			0-3 K		3 0 2 1 0 1 0	
<b>Dan Driessen, L</b> (1, 3) OBP: 0.329, SLG: 0.450	0-0 6-3		0-0 F7		0-0 4-3			4-0 FC6-4 1B BB		3 0 0 0 1 0 1	
<b>Johnny Bench, R</b> (1, 2) OBP: 0.363, SLG: 0.388		0-0 F8		0-0 5-3		0-3 K		0-0 FC6-4 1B		4 0 1 0 0 1 0	
<b>Rick Auerbach, R</b> (1, 5) <b>Doug Bair, R</b> (8, 1)		4-0 FC6-4 BB		0-0 6-3		0-0 5-3		0-0 FC6-4 1-2 2-3		3 0 0 0 1 0 2 0 0 0 0 0 0 0	
<b>Cesar Geronimo, L</b> (1, 8) OBP: 0.307, SLG: 0.373		0-0 FC6-4 1B 1-2f		0-0 1B		0-3 K		0-3 K		4 0 1 0 0 2 3	
<b>Tom Hume, R</b> (1, 1) <b>Junior Kennedy, R</b> (8, 5) OBP: 0.242, SLG: 0.250 OBP: 0.357, SLG: 0.318		0-0 1B		0-3 K		0-0 FC4-6 BB 1B			0-0 L6 SH3-4 1B	3 0 2 0 0 1 1 1 0 1 0 0 0 0	
<b>Inning Stats</b>	R: 2 H: 2 E: 0 LOB: 0 K: 0 BB: 0 S: 5 P: 5	R: 0 H: 1 E: 0 LOB: 2 K: 0 BB: 1 S: 4 P: 8	R: 0 H: 1 E: 0 LOB: 1 K: 0 BB: 1 S: 3 P: 7	R: 0 H: 1 E: 0 LOB: 1 K: 1 BB: 0 S: 6 P: 6	R: 0 H: 2 E: 0 LOB: 2 K: 0 BB: 0 S: 4 P: 4	R: 0 H: 0 E: 0 LOB: 0 K: 1 BB: 0 S: 5 P: 5	R: 0 H: 1 E: 0 LOB: 2 K: 1 BB: 1 S: 6 P: 10	R: 0 H: 1 E: 0 LOB: 2 K: 2 BB: 1 S: 8 P: 12	R: 0 H: 1 E: 0 LOB: 0 K: 0 BB: 0 S: 3 P: 3	1B: 8 SF: 1 2B: 3 SAC: 1 3B: 0 DP: 1 HR: 0 HBP: 0	WP: 0 PA: 38 PB: 0 SB: 0 CS: 1
<b>PITCHER</b> <b>Burt Hooton, R</b> (1, 1) ERA: 3.14	IP WLS BF H R ER SO BB IBB HBP BLK WP HR S P ERA WHIP										
	9.0 L 38 10 2 2 5 4 0 0 0 0 0 0 44 60 2.00 1.556										

Cincinnati Reds @ Los Angeles Dodgers  
Dodger Stadium, Los Angeles, CA  
Thu Jun 28 1979, 7:05 PM PDT  
Att: 38,873 - Unknown

AB	32
R	2
H	10
RBI	2
BB	4
SO	5
LOB	16



Batter	1	2	3	4	5	6	7	8	9	AB	R	H	RBI	BB	SO	LOB
Davey Lopes, R OBP: 0.363, SLG: 0.522 (1, 4)	0-0 6-3		0-0 F8		0-0 F9		0-0 F7			4	0	0	0	0	0	1
Bill Russell, R OBP: 0.312, SLG: 0.388 (1, 6)	0-0 6-3		0-0 F9		0-0 P3			0-0 6-3		4	0	0	0	0	0	0
Reggie Smith, S OBP: 0.369, SLG: 0.474 (1, 9)	0-0 G3			0-0 F8		0-0 SF7 2B		0-0 G6-4-3 1B		4	1	2	0	0	0	0
Steve Garvey, R OBP: 0.348, SLG: 0.486 (1, 3)		0-3 K		0-0 BB 1B		0-0 4-3		0-0 G6-4-3		4	0	1	0	0	1	2
Ron Cey, R OBP: 0.391, SLG: 0.528 (1, 5)		0-0 E5 1B		0-0 BB 1B		0-0 SF7			0-3 K	3	0	1	1	0	1	0
Gary Thomasson, L OBP: 0.340, SLG: 0.386 (1, 7)		0-3 K		0-3 K		0-0 3-1			0-3 K	4	0	0	0	0	3	3
Derrel Thomas, S OBP: 0.349, SLG: 0.353 (1, 8)		0-0 1B		4-0 FC6-4 BB			0-0 SH1-4 1B		0-0 P6	3	0	2	0	1	0	0
Steve Yeager, R OBP: 0.241, SLG: 0.310 (1, 2)		0-0 F9		0-0 FC6-4			0-0 F3			3	0	0	0	0	0	6
Burt Hooton, R OBP: 0.222, SLG: 0.273 (1, 1)			0-0 6-3		0-0 P6			0-0 SH1-4		2	0	0	0	0	0	0

Inning Stats	R: 0 E: 0 K: 0 S: 3	H: 0 LOB: 0 BB: 0 P: 3	R: 0 E: 1 K: 2 S: 9	H: 1 LOB: 2 BB: 0 P: 9	R: 0 E: 0 K: 0 S: 3	H: 0 LOB: 0 BB: 0 P: 3	R: 0 E: 0 K: 1 S: 7	H: 2 LOB: 3 BB: 1 P: 11	R: 0 E: 0 K: 0 S: 3	H: 0 LOB: 0 BB: 0 P: 3	R: 1 E: 0 K: 0 S: 4	H: 1 LOB: 0 BB: 0 P: 4	R: 0 E: 0 K: 0 S: 4	H: 1 LOB: 1 BB: 0 P: 4	R: 0 E: 0 K: 0 S: 3	H: 1 LOB: 0 BB: 0 P: 3	R: 0 E: 0 K: 2 S: 7	H: 0 LOB: 0 BB: 0 P: 7	1B: 5 2B: 1 3B: 0 HR: 0	SF: 1 SAC: 1 DP: 1 HBP: 0	WP: 0 PB: 0 SB: 0 CS: 0	PA: 34
--------------	------------------------------	---------------------------------	------------------------------	---------------------------------	------------------------------	---------------------------------	------------------------------	----------------------------------	------------------------------	---------------------------------	------------------------------	---------------------------------	------------------------------	---------------------------------	------------------------------	---------------------------------	------------------------------	---------------------------------	----------------------------------	------------------------------------	----------------------------------	--------

PITCHER					PITCHER																													
Tom Hume, R (1, 1)	IP	WLS	BF	H	R	ER	SO	BB	IBB	HBP	BLK	WP	HR	S	P	ERA	WHIP																	
Doug Bair, R (8, 1)	2.0	S	6	1	0	0	2	0	0	0	0	0	0	10	10	0.00	0.500																	
																		IP	WLS	BF	H	R	ER	SO	BB	IBB	HBP	BLK	WP	HR	S	P	ERA	WHIP

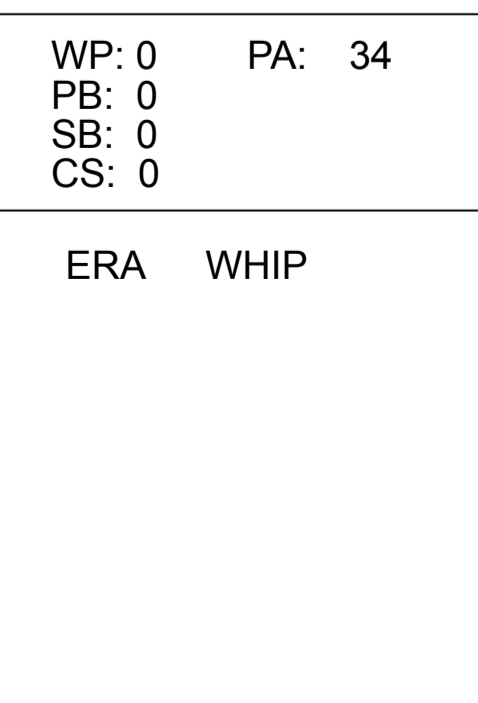
**BOTTOM**

**Cincinnati Reds @ Los Angeles Dodgers**








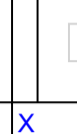
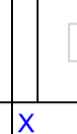
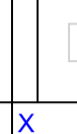
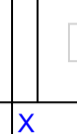
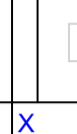






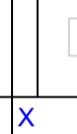












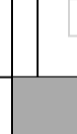























**Dodger Stadium, Los Angeles, CA**

Thu Jun 28 1979, 7:05 PM PDT  
Att. 38,873 - Unknown

<b>AB</b>	<b>31</b>
<b>R</b>	<b>1</b>
<b>H</b>	<b>6</b>
<b>RBI</b>	<b>1</b>
<b>BB</b>	<b>1</b>
<b>SO</b>	<b>5</b>
<b>LOB</b>	<b>12</b>



[livebaseballscorecards.com](http://livebaseballscorecards.com)

Batter	1	2	3	4	5	6	7	8	9	AB R H RBI BB SO LOB	TOP		
Jerry Royster, R OBP: 0.348, SLG: 0.333 (1, 5) 	4-0  PB BB		4-0  BB		0-0  2-H 1B		4-0  BB	0-0  1-H 2-H 3-H 2B		2 2 2 3 3 0 0			
Gary Matthews, R OBP: 0.373, SLG: 0.550 (1, 9) 	0-0  F7 1-2		0-0  F9		4-0  1B BB		0-3  K	0-3  K		4 0 0 0 1 2 4			
Rowland Office, L OBP: 0.331, SLG: 0.378 (1, 8) 	0-0  F8		0-0  F8		0-0  FC6-4 1-3 2-H 1B		0-0  F8		0-0  4-3	5 0 1 1 0 0 3			
Bob Homer, R OBP: 0.358, SLG: 0.556 (1, 3) 	0-0  E8 2-H 1B			0-0  F9	0-0  FC6-4 1-2f		0-0  P4		0-0  L6	5 0 1 1 0 0 3			
Jeff Burroughs, R OBP: 0.334, SLG: 0.341 Barry Bonnell, R OBP: 0.306, SLG: 0.429 (1, 7)  (9, 7) 	0-0  F9			0-0  F7		0-0  5-3		0-0  L4	0-0  1-3	5 0 0 0 0 0 1 0 0 0 0 0 0 0			
Joe Nolan, L OBP: 0.375, SLG: 0.493 (1, 2) 		4-0  G6-4-3 BB		0-0  2B		0-0  F8		0-0  1B 2B		3 1 2 0 1 0 0			
Glenn Hubbard, R OBP: 0.283, SLG: 0.285 (1, 4) 		0-0  G6-4-3 1-2f		0-0  F8		4-0  1B BB		0-0  2B 1B		3 1 1 0 1 0 2			
Pepe Frias, R OBP: 0.311, SLG: 0.344 (1, 6) 		0-0  5-3			0-0  SH2-4 1B 1B		0-0  1-2 1B	0-0  F9		4 0 2 0 0 0 2			
Rick Matula, R OBP: 0.074, SLG: 0.074 Biff Pocaroba, S OBP: 0.419, SLG: 0.481 Gene Garber, R OBP: 0.444, SLG: 0.286 (1, 1)  (8, PH)  (8, 1) 			0-0  F9		0-0  SH2-4 1-2		0-0  F9	4-0  2B IBB		2 0 0 0 0 0 2 0 1 0 0 1 0 0 0 0 0 0 0 0 0			
Inning Stats	R: 1 E: 1 K: 0 S: 4 H: 1 LOB: 1 BB: 1 P: 8	R: 0 E: 0 K: 0 S: 2 H: 0 LOB: 0 BB: 1 P: 6	R: 0 E: 0 K: 0 S: 3 H: 0 LOB: 1 BB: 1 P: 7	R: 0 E: 0 K: 0 S: 4 H: 1 LOB: 1 BB: 0 P: 4	R: 1 E: 0 K: 0 S: 5 H: 3 LOB: 2 BB: 1 P: 9	R: 0 E: 0 K: 0 S: 4 H: 1 LOB: 2 BB: 1 P: 8	R: 0 E: 0 K: 1 S: 5 H: 0 LOB: 1 BB: 1 P: 9	R: 3 E: 0 K: 1 S: 8 H: 3 LOB: 1 BB: 1 P: 12	R: 0 E: 0 K: 0 S: 3 H: 0 LOB: 0 BB: 0 P: 3	1B: 6 2B: 3 3B: 0 HR: 0 SF: 0 SAC: 1 DP: 1 HBP: 0	WP: 0 PB: 1 SB: 0 CS: 0 PA: 41		
PITCHER	IP WLS BF H R ER SO BB IBB HBP BLK WP HR S P ERA WHIP											PITCHER	IP WLS BF H R ER SO BB IBB HBP BLK WP HR S P ERA WHIP
Rick Sutcliffe, R ERA: 3.95 Terry Forster, L ERA: 1.74 (1, 1)  (9, 1) 	8.0 L 38 9 5 4 2 6 1 0 0 0 0 35 63 4.50 1.875												

Atlanta Braves @ Los Angeles Dodgers  
Dodger Stadium, Los Angeles, CA  
Fri Jun 29 1979, 7:05 PM PDT  
Att: 35,359 - Unknown

AB	33
R	5
H	9
RBI	5
BB	7
SO	2
LOB	17



Batter	1	2	3	4	5	6	7	8	9	AB	R	H	RBI	BB	SO	LOB
Davey Lopes, R OBP: 0.362, SLG: 0.516 (1, 4)	0-3 K		0-0 F9			4-0 BB		0-0 F9		3	0	0	0	1	1	1
Bill Russell, R OBP: 0.309, SLG: 0.383 (1, 6)	0-0 F7			0-0 5-3		0-0 4-3			0-0 F9	4	0	0	0	0	0	1
Reggie Smith, S OBP: 0.367, SLG: 0.475 (1, 9)	0-0 3-1			0-0 F7			0-0 HR 2B		0-0 4-3	4	1	1	0	0	0	0
Steve Garvey, R OBP: 0.347, SLG: 0.481 (1, 3)		4-0 CS BB		0-0 F7			0-0 P4		0-0 4-3	3	0	0	0	1	0	1
Ron Cey, R OBP: 0.394, SLG: 0.543 (1, 5)		0-3 K 1-2			0-0 G6-3 1B		0-0 HR 2-H			3	1	2	2	0	1	1
Dusty Baker Jr., R OBP: 0.337, SLG: 0.457 (1, 7)		0-0 F9		0-0 F7		0-0 5-3				3	0	0	0	0	0	1
Derrel Thomas, S OBP: 0.343, SLG: 0.346 (1, 8)			0-0 L4		0-0 G6-3 1-2f		0-0 6-3			3	0	0	0	0	0	1
Steve Yeager, R OBP: 0.236, SLG: 0.302 (1, 2)			0-3 K			0-3 K		0-0 F2		3	0	0	0	0	2	0
Rick Sutcliffe, L OBP: 0.222, SLG: 0.333 (1, 1)			0-0 1B			0-0 F9		0-0 F8		2	0	1	0	0	0	0
Von Joshua, L OBP: 0.302, SLG: 0.524 (8, PH)										1	0	0	0	0	0	0
Terry Forster, L (9, 1)										0	0	0	0	0	0	0

Inning Stats	R: 0	H: 0	E: 0	K: 1	S: 5	R: 0	H: 0	E: 0	K: 1	S: 4	R: 0	H: 1	E: 0	K: 1	S: 6	R: 0	H: 0	E: 0	K: 0	S: 3	R: 0	H: 1	E: 0	K: 0	S: 3	R: 2	H: 2	E: 0	K: 0	S: 5	R: 0	H: 0	E: 0	K: 0	S: 3	R: 0	H: 0	E: 0	K: 0	S: 3	1B: 2	SF: 0	2B: 1	SAC: 0	3B: 0	DP: 1	HR: 1	HBP: 0	WP: 0	PA: 31
--------------	------	------	------	------	------	------	------	------	------	------	------	------	------	------	------	------	------	------	------	------	------	------	------	------	------	------	------	------	------	------	------	------	------	------	------	------	------	------	------	------	-------	-------	-------	--------	-------	-------	-------	--------	-------	--------

PITCHER	IP	WLS	BF	H	R	ER	SO	BB	IBB	HBP	BLK	WP	HR	S	P	ERA	WHIP
Rick Matula, R ERA: 3.59 (1, 1)	7.0	W	25	4	2	2	4	2	0	0	0	0	1	31	39	2.57	0.857
Gene Garber, R ERA: 3.44 (8, 1)	2.0	S	6	0	0	0	0	0	0	0	0	0	0	6	6	0.00	0.000

**BOTTOM**

**Atlanta Braves @ Los Angeles Dodgers**  
**Dodger Stadium, Los Angeles, CA**

Fri Jun 29 1979, 7:05 PM PDT  
Att. 35,359 - Unknown

livebaseballscorecards.com

**AB 29**  
**R 2**  
**H 4**  
**RBI 2**  
**BB 2**  
**SO 4**  
**LOB 6**



Batter	1	2	3	4	5	6	7	8	9	10	AB	R	H	RBI	BB	SO	LOB	TOP							
Jerry Royster, R OBP: 0.341, SLG: 0.327 (1, 5) X	0-0 1-3		0-0 6-3		0-0 F3		0-0 1-6-3		0-3 K	0-0 FC6-4	6	0	0	0	0	1	4	<p>Atlanta Braves @ Los Angeles Dodgers</p> <p>Dodger Stadium, Los Angeles, CA</p> <p>Sat Jun 30 1979, 7:05 PM PDT</p> <p>Att. 38,760 - Unknown</p>							
Gary Matthews, R OBP: 0.374, SLG: 0.548 (1, 9) X	0-0 5-3		0-0 F9			0-0 FC4-6 1B	0-0 BB 1B		0-3 K		5	0	2	1	0	1	1								
Rowland Office, L OBP: 0.328, SLG: 0.368 Barry Bonnell, R OBP: 0.309, SLG: 0.437 (10, PH) (10, 8) X	0-0 4-3			0-0 4-3		0-0 FC4-6 1B	4-0 BB BB			0-0 WP 1B	3	0	0	0	1	0	1								
Bob Horner, R OBP: 0.359, SLG: 0.569 (1, 3) X		0-0 F8		0-0 HR		0-0 BB 1B	0-0 P4		0-3 K	0-0 2B	5	1	2	1	0	1	3								
Jeff Burroughs, R OBP: 0.345, SLG: 0.368 (1, 7) X		4-0 BB		0-0 HR		4-0 BB		0-0 HR		4-0 1B IBB	2	3	2	2	3	0	0								
Joe Nolan, L OBP: 0.369, SLG: 0.471 Charlie Spikes, R OBP: 0.313, SLG: 0.488 Bruce Benedict, R OBP: 0.298, SLG: 0.236 (10, PH) (10, 2) X	0-0 P3		4-0 CS BB		0-3 K		0-0 P6		0-0 1B	0-0 1B	3	0	0	0	1	1	4								
Glenn Hubbard, R OBP: 0.282, SLG: 0.284 (1, 4) X	0-0 F8		0-0 F9		0-0 F9		0-0 F9		0-0 F9	0-0 1B	5	1	1	1	0	0	5								
Pepe Frias, R OBP: 0.317, SLG: 0.346 (1, 6) X			0-0 SH3-4 1B		0-0 5-3		0-0 1-6-3 SH3 1B		0-0 F9	4-0 1B IBB	4	1	2	0	1	0	0								
Eddie Solomon, R OBP: 0.192, SLG: 0.200 Biff Pocoroba, S OBP: 0.406, SLG: 0.464 Gene Garber, R OBP: 0.500, SLG: 0.375 (9, PH) (9, 1) X	0-0 SH3-4		0-0 K		0-3 K		0-0 SH3		0-0 F9	0-0 FC6-4 1B	1	0	0	0	0	1	0								
<b>Inning Stats</b>	R: 0 E: 0 K: 0 S: 3	H: 0 LOB: 0 BB: 0 P: 3	R: 0 E: 0 K: 0 S: 3	H: 0 LOB: 1 BB: 1 P: 7	R: 0 E: 0 K: 0 S: 4	H: 1 LOB: 1 BB: 0 P: 4	R: 2 E: 0 K: 0 S: 4	H: 2 LOB: 0 BB: 1 P: 8	R: 0 E: 0 K: 1 S: 5	H: 0 LOB: 0 BB: 0 P: 5	R: 0 E: 0 K: 1 S: 7	H: 2 LOB: 3 BB: 1 P: 11	R: 1 E: 0 K: 0 S: 5	H: 2 LOB: 2 BB: 1 P: 9	R: 1 E: 0 K: 0 S: 4	H: 1 LOB: 0 BB: 0 P: 4	R: 0 E: 0 K: 2 S: 7		H: 0 LOB: 0 BB: 0 P: 7	R: 3 E: 0 K: 1 S: 8	H: 4 LOB: 2 BB: 2 P: 16	1B: 8 2B: 1 3B: 0 HR: 3	SF: 0 SAC: 2 DP: 0 HBP: 0	WP: 1 PB: 0 SB: 0 CS: 1	PA: 46
<b>PITCHER</b>	IP	WLS	BF	H	R	ER	SO	BB	IBB	HBP	BLK	WP	HR	S	P	ERA	WHIP								
Don Sutton, R ERA: 3.99 (1, 1)	8.0		35	8	4	4	2	4	0	0	0	0	3	35	51	4.50	1.500								
Dave Patterson, R ERA: 6.0 (9, 1)	1.0		3	0	0	0	2	0	0	0	0	0	0	7	7	0.00	0.000								
Terry Forster, L ERA: 4.09 (10, 1)	0.2	L	7	4	3	3	1	0	2	0	0	1	0	7	15	40.50	6.000								
Dennis Lewallyn, R ERA: (10, 1)	0.1		1	0	0	0	0	0	0	0	0	0	0	1	1	0.00	0.000								

AB	38
R	7
H	12
RBI	7
BB	6
SO	5
LOB	18



Batter	1	2	3	4	5	6	7	8	9	10	AB	R	H	RBI	BB	SO	LOB
Davey Lopes, R (1, 4) OBP: 0.357, SLG: 0.508	0-3 K	0-3 K			0-0 F8			0-0 6-3		0-0 6-3	5	0	0	0	0	2	0
Bill Russell, R (1, 6) OBP: 0.307, SLG: 0.381	0-0 4-3		0-0 L6			0-0 5-3			0-0 2B 1B	0-0 F7	5	1	1	0	0	0	0
Reggie Smith, S (1, 9) OBP: 0.368, SLG: 0.475	4-0 S 1B BB		0-0 F6			0-0 4-3			0-0 1-3 1B 2B	0-0 5-3	4	2	1	0	1	0	0
Steve Garvey, R (1, 3) OBP: 0.349, SLG: 0.481	0-0 E 1-H 1B		0-3 K			0-0 F7			0-0 F9 BB 1B		4	0	2	3	0	1	0
Ron Cey, R (1, 5) OBP: 0.392, SLG: 0.536	0-0 E6 1-3			0-0 5-3			0-0 F8		4-0 2-H 3-H 1B	4-0 1B BB	3	0	0	0	1	0	1
Dusty Baker Jr., R (1, 7) OBP: 0.332, SLG: 0.451	0-0 F7			0-3 K			0-0 F8		0-0 F9	0-0 2-3	4	0	0	0	0	1	4
Derrel Thomas, S (1, 8) OBP: 0.346, SLG: 0.342		4-0 S 1B BB		0-0 F8			0-0 6-3		4-0 1-2 IBB	4-0 1-2 IBB	2	1	0	0	2	0	0
Johnny Oates, L (1, 2) OBP: 0.162, SLG: 0.100		0-0 P6			0-0 F5			0-0 1-3	0-3 K	0-3 K	2	0	0	0	0	0	1
Von Joshua, L (8, PH) OBP: 0.297, SLG: 0.516		1-2									1	0	0	0	0	0	0
Steve Yeager, R (9, 2) OBP: 0.256, SLG: 0.302											0	0	0	0	0	0	0
Manny Mota, R (9, PH) OBP: 0.389, SLG: 0.313											1	0	0	0	0	1	3
Terry Forster, L (10, 1)											0	0	0	0	0	0	0
Dennis Lewallyn, R (10, 1)											0	0	0	0	0	0	0
Don Sutton, R (1, 1) OBP: 0.170, SLG: 0.152		0-0 2-H 1B			0-0 L4			0-3 K	0-3 K	0-3 K	2	0	1	1	0	0	0
Gary Thomasson, L (8, PH) OBP: 0.338, SLG: 0.384											1	0	0	0	0	1	0
Dave Patterson, R (9, 1)											0	0	0	0	0	0	0
Joe Ferguson, R (9, PH) OBP: 0.364, SLG: 0.443											1	0	0	0	0	1	3


Inning Stats	R: 1	H: 1	E: 1	K: 1	S: 7	R: 1	H: 1	E: 0	K: 1	S: 5	R: 0	H: 0	E: 0	K: 1	S: 5	R: 0	H: 0	E: 0	K: 0	S: 3	R: 0	H: 0	E: 0	K: 0	S: 3	R: 0	H: 0	E: 0	K: 1	S: 5	R: 2	H: 3	E: 0	K: 2	S: 10	R: 0	H: 0	E: 0	K: 0	S: 3	R: 0	H: 0	E: 0	K: 0	S: 3		
	1	2	1	1	11	0	1	0	1	9	0	0	0	0	5	0	0	0	0	0	5	0	0	0	0	0	3	0	0	0	0	3	2	3	0	3	18	0	0	0	0	3	0	0	0	0	3
PITCHER	IP	WLS	BF	H	R	ER	SO	BB	IBB	HBP	BLK	WP	HR	S	P	ERA	WHIP																														
Eddie Solomon, R (1, 1) ERA: 4.44	8.0		28	2	2	2	5	2	0	0	0	0	0	36	44	2.25	0.500																														
Gene Garber, R (9, 1) ERA: 3.61	2.0	W	11	3	2	2	2	1	1	0	0	0	0	13	21	9.00	2.000																														

**BOTTOM**

**Atlanta Braves @ Los Angeles Dodgers**  
 Dodger Stadium, Los Angeles, CA

Sat Jun 30 1979, 7:05 PM PDT  
 Att: 38,760 - Unknown

AB	35
R	4
H	5
RBI	4
BB	4
SO	7
LOB	12



WP: 0	PA: 39
PB: 0	
SB: 2	
CS: 0	

Batter	1	2	3	4	5	6	7	8	9	AB R H RBI BB SO LOB	TOP												
Jerry Royster, R (1, 5) OBP: 0.345, SLG: 0.328	4-0 BB		0-0 2B 1B		0-0 F9		4-0 1-3 BB		0-0 SF8	2 1 1 1 2 0 0	<b>Atlanta Braves @ Los Angeles Dodgers</b> Dodger Stadium, Los Angeles, CA Sun Jul 01 1979, 3:33 AM PDT Att. 32,196 - Unknown <a href="http://livebaseballscorecards.com">livebaseballscorecards.com</a>												
Gary Matthews, R (1, 9) OBP: 0.374, SLG: 0.549	0-3 K		0-0 1-3 1B 2B		0-0 1B		0-0 1-3	0-0 F5	5 0 2 0 0 1 3														
Bob Horner, R (1, 3) OBP: 0.357, SLG: 0.561	0-3 K		0-0 2-H 3-H 1B		0-3 K		0-0 5-3		4 0 1 1 0 2 3														
Jeff Burroughs, R (1, 7) OBP: 0.344, SLG: 0.364 Rowland Office, L (9, 8) OBP: 0.328, SLG: 0.368	0-0 5-3		4-0 G6-4-3 BB		0-0 P4		0-0 6-3		3 0 0 0 1 0 2 0 0 0 0 0 0 0														
Barry Bonnell, R (1, 8) OBP: 0.313, SLG: 0.435		0-0 FC4-6 1B	0-0 G6-4-3		4-0 CS BB		0-0 6-3		3 0 1 0 1 0 2														
Glenn Hubbard, R (1, 4) OBP: 0.281, SLG: 0.283		0-3 K		0-3 K2-3		0-3 K 1-2		0-0 PO 1B	4 0 1 0 0 3 2														
Pepe Frias, R (1, 6) OBP: 0.328, SLG: 0.362		0-0 FC4-6 1-2 1B		0-0 FC6-4 1B		0-0 2B		0-0 PO 1-2	4 1 4 0 0 0 0														
Bruce Benedict, R (1, 2) OBP: 0.287, SLG: 0.226		0-0 FC4-6 1-2f 2-3		0-0 FC6-4 1-2f		0-0 5-3		0-0 1-3	4 0 0 0 0 0 5														
Phil Niekro, R (1, 1) OBP: 0.217, SLG: 0.246 Charlie Spikes, R (9, PH) OBP: 0.327, SLG: 0.500 Joey McLaughlin, R (9, 1) OBP: 1.000, SLG: 1.500		0-0 6-3		0-0 2-3		0-0 F8		0-0 2-3 1B	3 0 0 0 0 0 3 1 0 1 0 0 0 0 0 0 0 0 0 0 0														
<b>Inning Stats</b>	R: 0 E: 0 K: 2 S: 7	H: 0 LOB: 1 BB: 1 P: 11	R: 0 E: 0 K: 1 S: 7	H: 2 LOB: 2 BB: 0 P: 7	R: 1 E: 0 K: 0 S: 4	H: 3 LOB: 1 BB: 1 P: 8	R: 0 E: 0 K: 1 S: 6	H: 1 LOB: 1 BB: 0 P: 6	R: 0 E: 0 K: 1 S: 6	H: 1 LOB: 1 BB: 0 P: 6	R: 0 E: 0 K: 1 S: 5	H: 1 LOB: 1 BB: 1 P: 9	R: 0 E: 0 K: 0 S: 3	H: 0 LOB: 1 BB: 1 P: 7	R: 0 E: 0 K: 0 S: 3	H: 1 LOB: 0 BB: 0 P: 3	R: 1 E: 0 K: 0 S: 5	H: 2 LOB: 1 BB: 0 P: 5	1B: 9 2B: 2 3B: 0 HR: 0	SF: 1 SAC: 0 DP: 1 HBP: 0	WP: 0 PB: 1 SB: 0 CS: 1	PA: 39	
<b>PITCHER</b>	IP WLS BF H R ER SO BB IBB HBP BLK WP HR S P ERA WHIP																						
Jerry Reuss, L (1, 1) ERA: 5.33	2.0		10 3 1 1 3 1 0 0 0 0 0 0 0 15 19 4.50 2.000																				
Charlie Hough, R (3, 1) ERA: 5.43	4.0		16 5 0 0 3 2 0 0 0 0 0 0 0 20 28 0.00 1.750																				
Ken Brett, L (7, 1) ERA: 5.48	2.1	L	10 3 1 1 0 1 0 0 0 0 0 0 9 13 3.86 1.714																				
Dennis Lewallyn, R (9, 1) ERA:	0.2		2 0 0 0 0 0 0 0 0 0 0 0 0 2 2 0.00 0.000																				





Batter	1	2	3	4	5	6	7	8	9	AB	R	H	RBI	BB	SO	LOB	BOTTOM	
Davey Lopes, R (1, 4) OBP: 0.356, SLG: 0.505	F7			6-3		K				4	0	1	0	0	1	1	<p><b>Atlanta Braves @ Los Angeles Dodgers</b> Dodger Stadium, Los Angeles, CA</p> <p>Sun Jul 01 1979, 3:33 AM PDT Att. 32,196 - Unknown</p> <p>livebaseballscorecards.com</p>	
Bill Russell, R (1, 6) OBP: 0.303, SLG: 0.376	6-3			F7		P4				4	0	0	0	0	1	3		
Reggie Smith, S (1, 9) OBP: 0.370, SLG: 0.489	P4			F3			HR			3	1	1	1	1	0	0		
Steve Garvey, R (1, 3) OBP: 0.348, SLG: 0.478		5-3			F7			FC5-4 1B		4	0	1	0	0	0	1		
Ron Cey, R (1, 5) OBP: 0.390, SLG: 0.529		F8			5-3			FC5-4 1B		3	0	0	0	1	0	1		
Dusty Baker Jr., R (1, 7) OBP: 0.334, SLG: 0.455		F7				2B		FC6-4		4	0	2	0	0	0	1		
Derrel Thomas, S (1, 8) OBP: 0.341, SLG: 0.335			0-3	K		F7				3	0	0	0	0	1	2		
Von Joshua, L (9, PH) OBP: 0.292, SLG: 0.508								G3		1	0	0	0	0	0	2		
Johnny Oates, L (1, 2) OBP: 0.182, SLG: 0.100			0-0	4-3						0	0	0	0	0	0	0		
Steve Yeager, R (3, 2) OBP: 0.238, SLG: 0.303								FC1-6 1B		3	0	1	0	0	0	0		
Gary Thomasson, L (9, PH) OBP: 0.336, SLG: 0.382										1	0	0	0	0	0	3		
Jerry Reuss, L (1, 1) OBP: 0.154, SLG: 0.083			0-0	1-3						0	0	0	0	0	0	0		
Charlie Hough, R (3, 1) OBP: 0.200, SLG: 0.300								FC1-6 1B		2	0	0	0	0	0	1		
Ted Martinez, R (6, PR) OBP: 0.405, SLG: 0.457										0	0	0	0	0	0	0		
Ken Brett, L (7, 1) OBP: 0.336, SLG: 0.382										1	0	0	0	0	0	0		
Dennis Lewallyn, R (9, 1)										0	0	0	0	0	0	0		
<b>Inning Stats</b>	R: 0 E: 0 K: 0 S: 3	H: 0 LOB: 0 BB: 0 P: 3	R: 0 E: 0 K: 0 S: 3	H: 0 LOB: 0 BB: 0 P: 3	R: 0 E: 0 K: 1 S: 5	H: 0 LOB: 0 BB: 0 P: 5	R: 0 E: 0 K: 0 S: 4	H: 1 LOB: 1 BB: 0 P: 4	R: 1 E: 1 K: 0 S: 5	H: 2 LOB: 1 BB: 0 P: 5	R: 0 E: 0 K: 1 S: 6	H: 1 LOB: 1 BB: 0 P: 6	R: 0 E: 1 K: 0 S: 4	H: 1 LOB: 3 BB: 2 P: 12	1B: 4 2B: 1 3B: 0 HR: 1	SF: 0 SAC: 0 DP: 1 HBP: 0	WP: 1 PB: 0 SB: 1 CS: 0	PA: 35
<b>PITCHER</b> Phil Niekro, R (1, 1) ERA: 3.85	IP 8.0 WLS W BF 29 H 5 R 1 ER 1 SO 3 BB 0 IBB 0 HBP 0 BLK 0	IP 1.0 WLS S BF 6 H 1 R 0 ER 0 SO 0 BB 2 IBB 0 HBP 0 BLK 0	IP 1.0 WLS S BF 6 H 1 R 0 ER 0 SO 0 BB 2 IBB 0 HBP 0 BLK 0	IP 1.0 WLS S BF 6 H 1 R 0 ER 0 SO 0 BB 2 IBB 0 HBP 0 BLK 0	IP 1.0 WLS S BF 6 H 1 R 0 ER 0 SO 0 BB 2 IBB 0 HBP 0 BLK 0	IP 1.0 WLS S BF 6 H 1 R 0 ER 0 SO 0 BB 2 IBB 0 HBP 0 BLK 0	IP 1.0 WLS S BF 6 H 1 R 0 ER 0 SO 0 BB 2 IBB 0 HBP 0 BLK 0	IP 1.0 WLS S BF 6 H 1 R 0 ER 0 SO 0 BB 2 IBB 0 HBP 0 BLK 0	IP 1.0 WLS S BF 6 H 1 R 0 ER 0 SO 0 BB 2 IBB 0 HBP 0 BLK 0	IP 1.0 WLS S BF 6 H 1 R 0 ER 0 SO 0 BB 2 IBB 0 HBP 0 BLK 0	IP 1.0 WLS S BF 6 H 1 R 0 ER 0 SO 0 BB 2 IBB 0 HBP 0 BLK 0	IP 1.0 WLS S BF 6 H 1 R 0 ER 0 SO 0 BB 2 IBB 0 HBP 0 BLK 0	IP 1.0 WLS S BF 6 H 1 R 0 ER 0 SO 0 BB 2 IBB 0 HBP 0 BLK 0	IP 1.0 WLS S BF 6 H 1 R 0 ER 0 SO 0 BB 2 IBB 0 HBP 0 BLK 0	IP 1.0 WLS S BF 6 H 1 R 0 ER 0 SO 0 BB 2 IBB 0 HBP 0 BLK 0	IP 1.0 WLS S BF 6 H 1 R 0 ER 0 SO 0 BB 2 IBB 0 HBP 0 BLK 0	ERA 1.04	WHIP 3.000



Batter	1	2	3	4	5	6	7	8	9	10	11	12	AB	R	H	RBI	BB	SO	LOB	TOP								
Davey Lopes, R OBP: 0.359, SLG: 0.503 (1, 4)	0-3 K		4-0 FC3-6 BB		4-0 BB BB BB		0-0 1B		0-0 SH3-4 1-2		0-0 6-3		3	0	1	0	2	1	0									
Bill Russell, R OBP: 0.298, SLG: 0.370 (1, 6)	0-0 6-3		0-0 FC3-6 1-2f		0-0 FC5 2-3f		0-0 K		0-0 F7		0-0 1-3		6	0	0	0	0	1	5									
Reggie Smith, S OBP: 0.365, SLG: 0.479 Ken Brett, L (11, 1)	0-3 K		0-0 F8		0-0 F9		0-0 SH5-3 1B		0-0 G3		0-0 3-1		6	0	1	0	0	1	2									
Steve Garvey, R OBP: 0.346, SLG: 0.474 (1, 3)		0-0 F8		0-0 6-3		0-0 F8		0-0 SH5-3 1-2		0-0 E S FC3-2-5-2 1B		0-0 F9		5	0	1	0	0	0									
Ron Cey, R OBP: 0.392, SLG: 0.522 (1, 5)		0-0 F9		0-3 K		0-0 F3		4-0 BB BB BB		4-0 FC5-4 BB		4-0 5-3 1B HR BB		3	1	0	0	3	1	0								
Dusty Baker Jr., R OBP: 0.338, SLG: 0.456 (1, 7)		0-0 E 1B 1B		0-0 F7				0-0 HR 1B		0-0 P4		0-0 FC5-4 BB FC3-2-5-2 1-2f		6	2	3	0	0	0	4								
Von Joshua, L OBP: 0.304, SLG: 0.500 Derrel Thomas, S OBP: 0.337, SLG: 0.331 (1, 8) (8, 8)	0-0 E6 1-3 1B		4-0 1B BB		4-0 BB BB BB		0-0 F9		0-0 F9		0-0 FC3-2-5-2 BB 3-H		0-0 5-3 1-2 2-3		3	0	1	0	1	0	3							
Steve Yeager, R OBP: 0.261, SLG: 0.380 (1, 2)	0-0 6-3		0-0 FC5 SH3 1-3 1B		0-0 HR 1B		0-0 HR		0-0 1B 3B		4-0 1-2 2-3 BB		5	3	4	5	1	0	2									
Burt Hooton, R OBP: 0.213, SLG: 0.261 Gary Thomasson, L OBP: 0.340, SLG: 0.285 Dave Patterson, R Terry Forster, L Manny Mota, R OBP: 0.368, SLG: 0.234 Dennis Lewallyn, R Joe Ferguson, R OBP: 0.362, SLG: 0.441 (1, 1) (9, PH) (9, 1) (9, 1) (10, PH) (10, 1) (11, 9)			0-3 K		0-0 SH3		0-0 6-3		0-0 SH3-4 3-H 1B		0-0 1-3		2	0	0	0	0	1	0									
<b>Inning Stats</b>	R: 0 E: 0 K: 2 S: 7	H: 0 LOB: 0 BB: 0 P: 7	R: 0 E: 1 K: 0 S: 5	H: 2 LOB: 2 BB: 0 P: 5	R: 0 E: 0 K: 1 S: 5	H: 0 LOB: 0 BB: 1 P: 9	R: 0 E: 0 K: 1 S: 5	H: 0 LOB: 0 BB: 0 P: 5	R: 0 E: 0 K: 0 S: 3	H: 1 LOB: 2 BB: 2 P: 11	R: 0 E: 0 K: 0 S: 3	H: 0 LOB: 0 BB: 0 P: 3	R: 2 E: 0 K: 1 S: 8	H: 3 LOB: 1 BB: 0 P: 8	R: 0 E: 0 K: 0 S: 4	H: 1 LOB: 2 BB: 1 P: 8	R: 1 E: 0 K: 0 S: 5	H: 2 LOB: 1 BB: 0 P: 5	R: 0 E: 0 K: 0 S: 4	H: 1 LOB: 3 BB: 2 P: 12	R: 0 E: 0 K: 0 S: 3	H: 0 LOB: 0 BB: 0 P: 3	R: 3 E: 0 K: 0 S: 5	H: 2 LOB: 0 BB: 1 P: 9	1B: 9 2B: 0 3B: 1 HR: 2	SF: 0 SAC: 3 DP: 0 HBP: 0	WP: 0 PB: 0 SB: 1 CS: 0	PA: 54
<b>PITCHER</b>	IP	WLS	BF	H	R	ER	SO	BB	IBB	HBP	BLK	WP	HR	S	P	ERA	WHIP											
John D'Acquisto, R ERA: 4.82 (1, 1)	7.0		29	6	2	2	5	3	0	0	0	0	0	36	48	2.57	1.286											
Rollie Fingers, R ERA: 3.25 (8, 1)	2.0		10	3	1	1	0	1	0	0	0	0	0	9	13	4.50	2.000											
Steve Mura, R ERA: 3.15 (10, 1)	2.0		9	1	0	0	0	2	0	0	0	0	0	7	15	0.00	1.500											
Bob Owchinko, L ERA: 5.06 (12, 1)	1.0	L	6	2	3	3	0	1	0	0	0	0	1	5	9	27.00	3.000											

Los Angeles Dodgers @ San Diego Padres  
San Diego Stadium, San Diego, CA

Mon Jul 02 1979, 10:05 PM EDT  
Att. 13,535 - Unknown

AB	44
R	6
H	12
RBI	6
BB	7
SO	5
LOB	23



Batter	1	2	3	4	5	6	7	8	9	10	11	12	AB	R	H	RBI	BB	SO	LOB
Gene Richards, L (1, 8) OBP: 0.332, SLG: 0.329	0-0 5-3		0-0 1B			0-0 6-3	4-0 IBB			0-0 F7		0-0 1B BB	5	0	2	0	1	0	0
Ozzie Smith, S (1, 6) OBP: 0.246, SLG: 0.221	0-0 CS 1B		0-0 P4			0-0 HR 1B	0-0 5-3			0-0 6-3		4-0 1B BB	5	1	2	0	1	0	3
Paul Dade, R (1, 5) OBP: 0.324, SLG: 0.375	4-0 1-2 BB				0-0 P5	0-0 F9		0-3 K		0-0 1-3		0-0 1-2 2-3 1B	5	0	1	0	1	1	1
Dave Winfield, R (1, 9) OBP: 0.401, SLG: 0.605	0-3 K				0-3 K	0-0 HR		0-0 L8		0-0 FC6-4 SH1-4 1B		0-3 K	6	1	2	2	0	3	4
Jay Johnstone, L (1, 7) OBP: 0.307, SLG: 0.309		0-0 F5			0-0 6-3	4-0 BB		0-0 F7		0-0 SH1-4		0-0 P4	4	0	0	0	1	0	3
Gene Tenace, R (1, 2) OBP: 0.389, SLG: 0.387		0-3 K				0-0 F8		0-0 F2		0-0 6-3		4-0 FC6-4 IBB	4	0	0	0	1	1	1
Dan Briggs, L (1, 3) OBP: 0.301, SLG: 0.410		0-3 K				0-0 E6		0-0 SH1-4 1B		0-0 FC6-4 HR		0-0 FC6-4	5	1	2	1	0	1	2
Bill Almon, R (1, 4) OBP: 0.287, SLG: 0.260			0-0 F7			0-0 F9		0-0 SH1-4		0-0 G3		0-0 4-3	2	0	0	0	0	0	1
Jerry Turner, L (9, PH) OBP: 0.323, SLG: 0.394						0-0 F9		0-0 SH1-4		0-0 G3		0-0 4-3	1	0	0	0	0	0	0
Steve Mura, R (10, 1)						0-0 F9		0-0 SH1-4		0-0 G3		0-0 4-3	0	0	0	0	0	0	0
Don Reynolds, R (11, PH) OBP: 0.342, SLG: 0.344						0-0 F9		0-0 SH1-4		0-0 G3		0-0 4-3	1	0	0	0	0	0	2
Bob Owchinko, L (12, 1) OBP: 0.211, SLG: 0.118						0-0 F9		0-0 SH1-4		0-0 G3		0-0 4-3	0	0	0	0	0	0	0
John D'Acquisto, R (1, 1) OBP: 0.071, SLG: 0.143			0-3 K			0-3 K		0-0 F8		0-0 F8		0-0 P3	2	0	0	0	0	2	1
Kurt Bevacqua, R (7, PH) OBP: 0.338, SLG: 0.269						0-3 K		0-0 F8		0-0 F8		0-0 P3	1	0	0	0	0	0	1
Rollie Fingers, R (8, 1) OBP: 0.100, SLG: 0.100						0-3 K		0-0 F8		0-0 F8		0-0 P3	0	0	0	0	0	0	0
Fernando Gonzalez, R (9, PH) OBP: 0.266, SLG: 0.385						0-3 K		0-0 F8		0-0 F8		0-0 P3	2	0	0	0	0	0	0


Inning Stats	R: 0	H: 1	E: 0	LOB: 1	K: 1	P: 9	R: 0	H: 0	E: 0	LOB: 0	K: 2	P: 7	R: 0	H: 1	E: 0	LOB: 1	K: 1	P: 6	R: 0	H: 0	E: 0	LOB: 0	K: 1	P: 5	R: 0	H: 0	E: 1	LOB: 1	K: 1	P: 6	R: 2	H: 2	E: 0	LOB: 1	K: 0	P: 9	R: 0	H: 1	E: 0	LOB: 2	K: 0	P: 8	R: 0	H: 0	E: 0	LOB: 0	K: 1	P: 5	R: 1	H: 1	E: 0	LOB: 0	K: 0	P: 4	R: 0	H: 0	E: 0	LOB: 0	K: 0	P: 3	R: 0	H: 1	E: 0	LOB: 2	K: 0	P: 8	R: 0	H: 2	E: 0	LOB: 3	K: 1	P: 11	1B: 7	SF: 0	2B: 0	SAC: 2	3B: 0	DP: 0	HR: 2	HBP: 0	WP: 0	PA: 50
--------------	------	------	------	--------	------	------	------	------	------	--------	------	------	------	------	------	--------	------	------	------	------	------	--------	------	------	------	------	------	--------	------	------	------	------	------	--------	------	------	------	------	------	--------	------	------	------	------	------	--------	------	------	------	------	------	--------	------	------	------	------	------	--------	------	------	------	------	------	--------	------	------	------	------	------	--------	------	-------	-------	-------	-------	--------	-------	-------	-------	--------	-------	--------

PITCHER	IP	WLS	BF	H	R	ER	SO	BB	IBB	HBP	BLK	WP	HR	S	P	ERA	WHIP
Burt Hooton, R (1, 1) ERA: 3.09	8.0		32	5	2	2	7	2	1	0	0	0	1	43	55	2.25	0.875
Dave Patterson, R (9, 1) ERA: 6.46	0.1		2	1	1	1	0	0	0	0	0	0	1	2	2	27.00	3.000
Terry Forster, L (9, 1) ERA: 3.86	0.2		2	0	0	0	0	0	0	0	0	0	0	2	2	0.00	0.000
Dennis Lewallyn, R (10, 1) ERA:	1.1		6	1	0	0	0	0	1	0	0	0	0	5	9	0.00	0.750
Ken Brett, L (11, 1) ERA: 5.09	1.2	W	8	2	0	0	1	1	0	0	0	0	0	9	13	0.00	1.800

**Los Angeles Dodgers @ San Diego Padres**  
San Diego Stadium, San Diego, CA  
Mon Jul 02 1979, 10:05 PM EDT  
Att: 13,535 - Unknown

livebaseballscorecards.com

AB	43
R	3
H	9
RBI	3
BB	5
SO	8
LOB	19



Batter	1	2	3	4	5	6	7	8	9	AB R H RBI BB SO LOB	TOP												
<b>Davey Lopes, R</b> (1, 4) OBP: 0.357, SLG: 0.497	0-3 K	1-0 HBP		0-0 F7		0-3 K		0-0 4-1		4 0 0 1 0 2 5													
<b>Bill Russell, R</b> (1, 6) OBP: 0.294, SLG: 0.364	0-0 F7	0-0 P4			0-0 P6		0-0 F3		0-0 4-3	5 0 0 0 0 0 3													
<b>Reggie Smith, S</b> (1, 9) OBP: 0.366, SLG: 0.474	0-3 K		0-0 CS 1B		4-0 1B BB		0-3 K		0-0 F3	4 0 1 0 1 2 0													
<b>Steve Garvey, R</b> (1, 3) OBP: 0.344, SLG: 0.470		0-0 1-3	0-3 K		0-0 F9		0-0 FC5-4 1B		0-0 F9	5 0 1 0 0 1 2													
<b>Ron Cey, R</b> (1, 5) OBP: 0.394, SLG: 0.521		0-0 BB 1B 1B	0-3 K		0-0 1B		0-0 FC5-4			4 1 2 0 0 1 1													
<b>Dusty Baker Jr., R</b> (1, 7) OBP: 0.336, SLG: 0.452		0-0 F9		0-3 K	0-0 F9			4-0 BB BB		3 0 0 0 1 1 3													
<b>Von Joshua, L</b> (1, 8) OBP: 0.315, SLG: 0.500		0-0 1B BB HBP 1B		0-0 1B FC1-2 1B		0-0 4-3		0-0 F7		4 1 2 0 0 0 1													
<b>Steve Yeager, R</b> (1, 2) OBP: 0.288, SLG: 0.379		4-0 HBP 1B BB		0-0 FC1-2 1B		0-3 K		0-3 K		3 0 1 0 1 2 1													
<b>Rick Sutcliffe, L</b> (1, 1) OBP: 0.256, SLG: 0.359		0-0 HBP 1B		0-0 FC1-2		0-0 1B		4-0 BB		3 0 2 1 0 0 2													
<b>Gary Thomasson, L</b> (8, PH) OBP: 0.343, SLG: 0.385				1-2 3-H						0 0 0 0 1 0 0													
<b>Dave Patterson, R</b> (8, 1)										0 0 0 0 0 0 0													
<b>Inning Stats</b>	R: 0 E: 0 K: 2 S: 7	H: 0 LOB: 0 BB: 0 P: 7	R: 2 E: 0 K: 0 S: 6	H: 3 LOB: 3 BB: 1 P: 11	R: 0 E: 0 K: 2 S: 7	H: 1 LOB: 0 BB: 0 P: 7	R: 0 E: 0 K: 1 S: 7	H: 2 LOB: 2 BB: 0 P: 7	R: 0 E: 0 K: 0 S: 4	H: 1 LOB: 2 BB: 1 P: 8	R: 0 E: 0 K: 2 S: 8	H: 1 LOB: 1 BB: 0 P: 8	R: 0 E: 0 K: 1 S: 6	H: 1 LOB: 1 BB: 0 P: 6	R: 0 E: 0 K: 1 S: 5	H: 0 LOB: 2 BB: 2 P: 13	R: 0 E: 0 K: 0 S: 3	H: 0 LOB: 0 BB: 0 P: 3	1B: 9 2B: 1 3B: 0 HR: 0	SF: 0 SAC: 0 DP: 1 HBP: 1	WP: 0 PB: 0 SB: 0 CS: 1	PA: 40	
<b>PITCHER</b> <b>Gaylord Perry, R</b> (1, 1) ERA: 2.45	IP 9.0	WLS W	BF 40	H 9	R 2	ER 2	SO 9	BB 4	IBB 0	HBP 1	BLK 0	WP 0	HR 0	S 53	P 70	ERA 2.00	WHIP 1.444						<b>PITCHER</b> IP WLS BF H R ER SO BB IBB HBP BLK WP HR S P ERA WHIP

Los Angeles Dodgers @ San Diego Padres  
San Diego Stadium, San Diego, CA  
Tue Jul 03 1979, 10:05 PM EDT  
Att. 24,674 - Unknown

AB	35
R	2
H	9
RBI	2
BB	4
SO	9
LOB	18



Batter	1	2	3	4	5	6	7	8	9
Gene Richards, L (1, 8) OBP: 0.337, SLG: 0.338	0-0 SH1-3 S SF9 1B		0-0 SH1 2B		0-0 1B		0-0 4-3		
Ozzie Smith, S (1, 6) OBP: 0.247, SLG: 0.219	4-0 SH1-3 1-2 2B BB		0-0 SH1 2-3		0-0 F8			0-3 K	
Paul Dade, R (1, 5) OBP: 0.324, SLG: 0.374	0-0 SH1-3 1-2 2-3		0-0 L6		0-0 1B 1B			0-0 F8	
Dave Winfield, R (1, 9) OBP: 0.396, SLG: 0.599	0-0 SF9		0-0 3-1		0-0 F9			0-3 K	
Jay Johnstone, L (1, 7) OBP: 0.317, SLG: 0.330	0-0 WP 2-H 2B			0-3 K		0-0 1B 1-3 1B			
Gene Tenace, R (1, 2) OBP: 0.388, SLG: 0.386	0-0 G3 2-3			0-0 F7		0-0 1B 1-3 3-H			
Dan Briggs, L (1, 3) OBP: 0.296, SLG: 0.401		0-3 K		0-0 F8		0-3 K			
Bill Almon, R (1, 4) OBP: 0.280, SLG: 0.252		0-0 F9			0-0 F7		0-0 F7		
Gaylord Perry, R (1, 1) OBP: 0.159, SLG: 0.256		0-0 6-3			0-0 6-3		0-3 K		

AB	R	H	RBI	BB	SO	LOB
4	1	3	0	0	0	0
2	1	0	0	1	1	1
3	1	1	0	0	0	1
3	0	0	1	0	1	2
3	0	2	1	0	1	0
3	0	1	1	0	0	1
3	0	0	0	0	2	1
3	0	0	0	0	0	0
3	0	0	0	0	1	0

**BOTTOM**

**Los Angeles Dodgers @ San Diego Padres**  
San Diego Stadium, San Diego, CA  
Tue Jul 03 1979, 10:05 PM EDT  
Att. 24,674 - Unknown

AB	27
R	3
H	7
RBI	3
BB	1
SO	6
LOB	6



Inning Stats	R	H	E	K	S	R	H	E	K	S	R	H	E	K	S	R	H	E	K	S	R	H	E	K	S	R	H	E	K	S
	2	2	0	0	5	0	0	0	1	5	0	0	0	0	5	0	0	0	1	4	1	3	0	0	7	0	0	0	5	

PITCHER	IP	WLS	BF	H	R	ER	SO	BB	IBB	HBP	BLK	WP	HR	S	P	ERA	WHIP
Rick Sutcliffe, R (1, 1) ERA: 3.95	7.0	L	28	7	3	3	4	1	0	0	0	1	0	35	39	3.86	1.143
Dave Patterson, R (8, 1) ERA: 6.06	1.0		3	0	0	0	2	0	0	0	0	0	0	7	7	0.00	0.000

PITCHER	IP	WLS	BF	H	R	ER	SO	BB	IBB	HBP	BLK	WP	HR	S	P	ERA	WHIP

1B: 5	SF: 1	WP: 1	PA: 31
2B: 2	SAC: 2	PB: 0	
3B: 0	DP: 0	SB: 1	
HR: 0	HBP: 0	CS: 0	

Batter	1	2	3	4	5	6	7	8	9	AB R H RBI BB SO LOB	TOP									
Derrel Thomas, S (1, 4) OBP: 0.335, SLG: 0.341	0-0 F8			0-0 5-3		0-0 3B			0-0 F7	4 0 1 0 0 0 0	<b>Los Angeles Dodgers @ San Diego Padres</b> San Diego Stadium, San Diego, CA Wed Jul 04 1979, 10:05 PM EDT Att: 45,481 - Unknown <a href="http://livebaseballscorecards.com">livebaseballscorecards.com</a>									
Ted Martinez, R (1, 6) OBP: 0.366, SLG: 0.410	0-0 5-3			0-3 K		0-0 P4			0-0 F4	4 0 0 0 0 1 1										
Reggie Smith, S (1, 8) OBP: 0.364, SLG: 0.470	0-0 6-3			0-0 1B					0-3 K	4 0 1 0 0 1 0										
Steve Garvey, R (1, 3) OBP: 0.341, SLG: 0.466		0-0 6-3		0-0 L4					0-0 6-3	3 0 0 0 0 0 1										
Ron Cey, R (1, 5) OBP: 0.389, SLG: 0.515		0-0 P6			0-3 K				0-0 F9	3 0 0 0 0 1 0										
Dusty Baker Jr., R (1, 7) OBP: 0.333, SLG: 0.447		0-0 6-3			0-0 6-3				0-0 F8	3 0 0 0 0 0 0										
Joe Ferguson, R (1, 9) OBP: 0.362, SLG: 0.436			0-3 K		0-0 F8			4-0 FC6-4 BB		2 0 0 0 1 1 0										
Steve Yeager, R (1, 2) OBP: 0.283, SLG: 0.371			0-0 6-3		0-0 F7			0-3 K		3 0 0 0 0 1 1										
Don Sutton, R (1, 1) OBP: 0.167, SLG: 0.149			0-0 F8		0-0 L6			0-0 FC6-4 1-2f		1 0 0 0 0 0 0										
Manny Mota, R (6, PH) OBP: 0.350, SLG: 0.278										1 0 0 0 0 0 0										
Charlie Hough, R (6, 1) OBP: 0.200, SLG: 0.300										0 0 0 0 0 0 0										
Bill Russell, R (8, PH) OBP: 0.293, SLG: 0.363										1 0 0 0 0 0 1										
Ken Brett, L (8, 1)										0 0 0 0 0 0 0										
<b>Inning Stats</b>	R: 0 E: 0 K: 0 S: 3	H: 0 LOB: 0 BB: 0 P: 3	R: 0 E: 0 K: 0 S: 3	H: 0 LOB: 0 BB: 0 P: 3	R: 0 E: 0 K: 1 S: 5	H: 0 LOB: 0 BB: 0 P: 5	R: 0 E: 0 K: 1 S: 6	H: 1 LOB: 1 BB: 0 P: 6	R: 0 E: 0 K: 1 S: 5	H: 0 LOB: 0 BB: 0 P: 5	R: 0 E: 0 K: 0 S: 3	H: 0 LOB: 0 BB: 0 P: 3	R: 0 E: 0 K: 1 S: 5	H: 0 LOB: 1 BB: 1 P: 9	R: 0 E: 0 K: 1 S: 5	H: 0 LOB: 0 BB: 0 P: 5	1B: 1 2B: 0 3B: 1 HR: 0	SF: 0 SAC: 0 DP: 0 HBP: 0	WP: 0 PB: 0 SB: 0 CS: 0	PA: 30
<b>PITCHER</b> Bob Shirley, L (1, 1) ERA: 2.52	IP: 9.0 WLS: W BF: 30 H: 2 R: 0 ER: 0 SO: 5 BB: 1 IBB: 0 HBP: 0 BLK: 0 WP: 0 HR: 0 S: 39 P: 43 ERA: 0.00 WHIP: 0.333																			

AB	29
R	0
H	2
RBI	0
BB	1
SO	5
LOB	4



Batter	1	2	3	4	5	6	7	8	9
Gene Richards, L (1, 8) OBP: 0.341, SLG: 0.346	G3 2B		K	1-2 3-H 1B		F7		5-3 1B	
Ozzie Smith, S (1, 6) OBP: 0.246, SLG: 0.219	K		1B HR 1B	K		4-3		5-3 1-2	
Paul Dade, R (1, 5) OBP: 0.329, SLG: 0.379	G3 2-3		1-2 HR 1B	F9		1B		1B 1B	
Dave Winfield, R (1, 9) OBP: 0.396, SLG: 0.604	P4		1-H 2-H HR		1B SF7 BB	5-3		F8	
Jay Johnstone, L (1, 7) OBP: 0.330, SLG: 0.343		4-3	G5-4-3 1B		F8		BB 1B	1-3 2-H 1B	
Gene Tenace, R (1, 2) OBP: 0.385, SLG: 0.382		K	G5-4-3 1-2f		1-3 1B		K	P6	
Dan Briggs, L (1, 3) OBP: 0.301, SLG: 0.403		4-0 1B BB		1B 1B	SF7		K		
Bill Almon, R (1, 4) OBP: 0.303, SLG: 0.266		1-2 1B		1-3 1B	4-0 IBB		FC6-4 BB		
Bob Shirley, R (1, 1) OBP: 0.125, SLG: 0.130		K		K	F9		FC6-4		

Inning Stats	R: 0 E: 0 K: 1 S: 6	H: 1 LOB: 1 BB: 0 P: 6	R: 0 E: 0 K: 2 S: 8	H: 1 LOB: 2 BB: 1 P: 12	R: 3 E: 0 K: 1 S: 8	H: 4 LOB: 0 BB: 0 P: 8	R: 1 E: 0 K: 2 S: 10	H: 3 LOB: 2 BB: 0 P: 10	R: 1 E: 0 K: 0 S: 4	H: 1 LOB: 2 BB: 2 P: 12	R: 0 E: 0 K: 0 S: 4	H: 1 LOB: 1 BB: 0 P: 4	R: 0 E: 0 K: 2 S: 8	H: 1 LOB: 2 BB: 1 P: 12	R: 1 E: 0 K: 0 S: 6	H: 3 LOB: 2 BB: 0 P: 6
--------------	------------------------------	---------------------------------	------------------------------	----------------------------------	------------------------------	---------------------------------	-------------------------------	----------------------------------	------------------------------	----------------------------------	------------------------------	---------------------------------	------------------------------	----------------------------------	------------------------------	---------------------------------

PITCHER	IP	WLS	BF	H	R	ER	SO	BB	IBB	HBP	BLK	WP	HR	S	P	ERA	WHIP
Don Sutton, R (1, 1) ERA: 4.19	5.0	L	27	10	5	5	6	2	1	0	0	0	1	36	48	9.00	2.400
Charlie Hough, R (6, 1) ERA: 5.25	2.0		9	2	0	0	2	1	0	0	0	0	0	12	16	0.00	1.500
Ken Brett, L (8, 1) ERA: 5.25	1.0		6	3	1	1	0	0	0	0	0	0	0	6	6	9.00	3.000

**BOTTOM**


**Los Angeles Dodgers @ San Diego Padres**  
San Diego Stadium, San Diego, CA

Wed Jul 04 1979, 10:05 PM EDT  
Att. 45,481 - Unknown

AB	R	H	RBI	BB	SO	LOB
5	1	3	1	0	1	0
5	1	1	0	0	2	4
5	1	3	0	0	0	3
4	2	1	3	1	0	4
5	0	3	1	0	0	1
5	0	1	0	0	2	4
2	1	1	1	1	1	1
2	0	2	0	2	0	0
4	0	0	0	0	2	8

AB	37
R	6
H	15
RBI	6
BB	4
SO	8
LOB	25

WP: 0 PA: 42  
PB: 0  
SB: 0  
CS: 0



1B	SF	WP	PA
13	1	0	42
2B	1	0	
3B	0	0	
HR	1	0	

Batter	1	2	3	4	5	6	7	8	9	AB R H RBI BB SO LOB	TOP									
<b>Davey Lopes, R</b> (1, 4) OBP: 0.360, SLG: 0.500	0-0 5-3	0-0 5-3			0-0 1B 2B			4-0 BB	0-0 1-2 2-H 3-H 1B	4 1 2 2 1 0 2										
<b>Bill Russell, R</b> (1, 6) OBP: 0.292, SLG: 0.361	0-0 5-3		0-0 F7		0-0 2-H 1B			0-0 F5	0-0 F3	5 0 1 1 0 0 3										
<b>Reggie Smith, S</b> (1, 9) OBP: 0.362, SLG: 0.463	4-0 BB		0-0 F3		0-0 F4			0-3 K		3 0 0 0 1 1 2										
<b>Steve Garvey, R</b> (1, 3) OBP: 0.337, SLG: 0.460	0-0 F8		0-0 F9					0-3 K		4 0 0 0 0 1 2										
<b>Ron Cey, R</b> (1, 5) OBP: 0.388, SLG: 0.510		0-0 5-3		0-0 F8				0-0 L5	0-0 FC5-4 1B	4 0 1 0 0 0 0										
<b>Dusty Baker Jr., R</b> (1, 7) OBP: 0.332, SLG: 0.444		0-0 BB 1B		0-0 5-3				0-0 F3	0-0 FC5-4 1B 1-2	4 2 1 0 0 0 1										
<b>Joe Ferguson, R</b> (1, 2) OBP: 0.360, SLG: 0.429		4-0 SH5-4 1-2 1B BB		0-0 F7				0-0 5-3	0-0 F5	3 0 0 0 1 0 1										
<b>Derrel Thomas, S</b> (1, 8) OBP: 0.339, SLG: 0.345		0-0 SH5-4 1-2 2-H 1B		0-3 K				0-0 F8	0-0 1B 1B	4 1 2 1 0 1 0										
<b>Jerry Reuss, L</b> (1, 1) OBP: 0.154, SLG: 0.083		0-0 SH5-4		0-3 K				0-0 F8	0-0 1B 1B	0 0 0 0 0 0 0										
<b>Ted Martinez, R</b> (5, PH) OBP: 0.357, SLG: 0.400										1 0 0 0 0 0 1 0										
<b>Charlie Hough, R</b> (5, 1) OBP: 0.200, SLG: 0.300										0 0 0 0 0 0 0 0										
<b>Manny Mota, R</b> (7, PH) OBP: 0.333, SLG: 0.263										1 0 0 0 0 0 0 0										
<b>Dennis Lewallyn, R</b> (7, 1) OBP: 0.333, SLG: 0.263										0 0 0 0 0 0 0 0										
<b>Steve Yeager, R</b> (9, PH) OBP: 0.267, SLG: 0.375		1-2 2-3							1-2 2-3	1 0 1 0 0 0 0 0										
<b>Inning Stats</b>	R: 0 E: 0 K: 0 S: 3	H: 0 LOB: 1 BB: 1 P: 7	R: 1 E: 0 K: 0 S: 5	H: 2 LOB: 2 BB: 1 P: 9	R: 0 E: 0 K: 0 S: 3	H: 0 LOB: 0 BB: 0 P: 3	R: 0 E: 0 K: 0 S: 3	H: 0 LOB: 0 BB: 0 P: 3	R: 1 E: 0 K: 0 S: 9	H: 2 LOB: 1 BB: 0 P: 9	R: 0 E: 0 K: 0 S: 3	H: 0 LOB: 0 BB: 0 P: 3	R: 0 E: 0 K: 0 S: 7	H: 0 LOB: 1 BB: 1 P: 11	R: 2 E: 0 K: 0 S: 7	H: 4 LOB: 2 BB: 0 P: 7	1B: 7 2B: 1 3B: 0 HR: 0	SF: 0 SAC: 1 DP: 0 HBP: 0	WP: 0 PB: 0 SB: 0 CS: 0	PA: 38
<b>PITCHER</b>	IP WLS BF H R ER SO BB IBB HBP BLK WP HR S P ERA WHIP																			
<b>Dan Schatzeder, L</b> (1, 1) ERA: 2.73	8.2 W 36 7 4 4 4 3 0 0 0 0 0 0 41 53 4.15 1.154																			
<b>Elias Sosa, R</b> (9, 1) ERA: 1.73	0.1 S 2 1 0 0 0 0 0 0 0 0 0 0 2 2 0.00 3.000																			

**Los Angeles Dodgers @ Montreal Expos**  
 Olympic Stadium, Montreal, QB  
 Fri Jul 06 1979, 7:05 PM EDT  
 Att: 37,460 - Unknown

<b>AB</b>	34
<b>R</b>	4
<b>H</b>	8
<b>RBI</b>	4
<b>BB</b>	3
<b>SO</b>	4
<b>LOB</b>	11





Batter	1	2	3	4	5	6	7	8	9	AB R H RBI BB SO LOB	BOTTOM
<b>Warren Cromartie, L</b> <small>OBP: 0.320, SLG: 0.429</small>	0-0 P4	0-0 1B 1-2 3-H		0-0 FC5 1B		0-0 F7	0-0 1-3			5 1 2 1 0 0 2	<b>Los Angeles Dodgers @ Montreal Expos</b> Olympic Stadium, Montreal, QB Fri Jul 06 1979, 7:05 PM EDT Att. 37,460 - Unknown
<b>Rodney Scott, S</b> <small>OBP: 0.305, SLG: 0.268</small>	0-0 5-3	0-0 1B 1-2 2-H		0-0 1B 1-2		0-0 6-3		0-0 3-1		5 0 2 1 0 0 0	
<b>Andre Dawson, R</b> <small>OBP: 0.303, SLG: 0.478</small>	0-0 WP 1B	0-0 1B 1-2 2-H		0-0 F2		0-0 F6		0-0 6-3		5 1 2 1 0 0 2	
<b>Tony Perez, R</b> <small>OBP: 0.345, SLG: 0.461</small>	0-0 1B 1-H	0-0 F8		0-0 FC5 2-3f		4-0 1B BB		0-0 1B		4 1 2 1 1 0 4	
<b>Gary Carter, R</b> <small>OBP: 0.348, SLG: 0.492</small>	0-3 K		0-0 F5		0-0 PB 1B	0-0 1-3 1B		0-0 F7		5 1 2 0 0 1 2	
<b>Ellis Valentine, R</b> <small>OBP: 0.303, SLG: 0.434</small>		0-0 G6-3 1B 1B	0-0 F8		0-3 K 1-3	0-0 F8				4 1 1 0 0 1 3	
<b>Ken Macha, R</b> <small>OBP: 0.261, SLG: 0.190</small>		0-0 G6-3 1B 1-2	0-0 1B		0-3 K2-3	0-0 1-3				4 0 2 0 0 1 3	
<b>Chris Speier, R</b> <small>OBP: 0.319, SLG: 0.321</small>		0-0 G6-3 1-2f 2-3	0-0 F3		4-0 FC6-4 IBB	4-0 1B IBB				2 0 0 0 2 0 3	
<b>Dan Schatzeder, L</b> <small>OBP: 0.346, SLG: 0.409</small>		4-0 1B BB		0-3 K	0-0 FC6-4	0-0 1B 1-3 2-H 3-H				3 1 1 2 1 1 2	
<b>Elias Sosa, R</b> <small>OBP: 0.222, SLG: 0.333</small>										0 0 0 0 0 0 0	

Inning Stats	R: 1	H: 2	E: 0	K: 1	S: 7	R: 3	H: 5	E: 0	K: 0	S: 7	R: 0	H: 1	E: 0	K: 0	S: 4	R: 0	H: 2	E: 0	K: 1	S: 7	R: 0	H: 1	E: 0	K: 2	S: 8	R: 0	H: 0	E: 0	K: 0	S: 3	R: 2	H: 2	E: 0	K: 0	S: 5	R: 0	H: 1	E: 0	K: 0	S: 4	1B: 14	SF: 0	2B: 0	SAC: 0	3B: 0	DP: 1	HR: 0	WP: 2	PA: 41
--------------	------	------	------	------	------	------	------	------	------	------	------	------	------	------	------	------	------	------	------	------	------	------	------	------	------	------	------	------	------	------	------	------	------	------	------	------	------	------	------	------	--------	-------	-------	--------	-------	-------	-------	-------	--------

PITCHER	IP	WLS	BF	H	R	ER	SO	BB	IBB	HBP	BLK	WP	HR	S	P	ERA	WHIP													
<b>Jerry Reuss, L</b> <small>ERA: 5.59</small>	(1, 1)	4.0	L	22	10	4	4	2	1	0	0	1	0	25	29	9.00	2.750													
<b>Charlie Hough, R</b> <small>ERA: 5.07</small>	(5, 1)	2.0		8	1	0	0	2	0	1	0	0	0	11	15	0.00	0.500													
<b>Dennis Lewallyn, R</b> <small>ERA: 4.15</small>	(7, 1)	2.0		11	3	2	2	0	1	1	0	0	0	9	17	9.00	2.000													



**AB 37**  
**R 6**  
**H 14**  
**RBI 6**  
**BB 4**  
**SO 4**  
**LOB 21**

[livebaseballscorecards.com](http://livebaseballscorecards.com)

**Los Angeles Dodgers @ Montreal Expos**  
 Olympic Stadium, Montreal, QB  
 Sat Jul 07 1979, 7:05 PM EDT  
 Att. 46,502 - Unknown

AB	31
R	1
H	4
RBI	1
BB	5
SO	5
LOB	14



Batter	1	2	3	4	5	6	7	8	9	AB	R	H	RBI	BB	SO	LOB				
<b>Davey Lopes, R</b> (1, 4) OBP: 0.359, SLG: 0.497	0-3 K		0-3 K			0-0 F8		0-0 1B		4	0	1	0	0	2	1				
<b>Bill Russell, R</b> (1, 6) OBP: 0.292, SLG: 0.360	0-0 F4			0-0 F7		0-0		0-0 1B		4	0	1	0	0	0	0				
<b>Reggie Smith, S</b> (1, 9) OBP: 0.360, SLG: 0.456	0-0 L3			0-0 G1		4-0 BB		0-0 G1-6-3		3	0	0	0	1	0	2				
<b>Steve Garvey, R</b> (1, 3) OBP: 0.333, SLG: 0.455		0-0 1-3		0-0 F7		0-0 F8			0-0 F8	4	0	0	0	0	0	1				
<b>Ron Cey, R</b> (1, 5) OBP: 0.389, SLG: 0.520		0-0 F5			0-0 6-3		4-0 BB		0-0 HR	3	1	1	1	1	0	0				
<b>Dusty Baker Jr., R</b> (1, 7) OBP: 0.331, SLG: 0.440		0-0 F7			4-0 BB		0-3 K		0-0 5-3	3	0	0	0	1	1	1				
<b>Von Joshua, L</b> (1, 8) OBP: 0.312, SLG: 0.487			0-0 E6		0-0 FC4-6		0-0 FC4-6		0-0 BB	4	0	1	0	0	0	2				
<b>Joe Ferguson, R</b> (1, 2) OBP: 0.362, SLG: 0.424			0-3 K		4-0 BB		0-3 K		4-0 1B	2	0	0	0	2	2	2				
<b>Ted Martinez, R</b> (9, PR) OBP: 0.357, SLG: 0.400				1-2 BB				1-2 BB	0	0	0	0	0	0	0	0				
<b>Burt Hooton, R</b> (1, 1) OBP: 0.204, SLG: 0.250		0-0 F5		0-0 FC5				0-0 F8		2	0	0	0	0	0	3				
<b>Derrel Thomas, S</b> (8, PH) OBP: 0.337, SLG: 0.343				2-3f					0-0 G3	1	0	0	0	0	0	0				
<b>Dave Patterson, R</b> (8, 1)										0	0	0	0	0	0	0				
<b>Gary Thomasson, L</b> (9, PH) OBP: 0.341, SLG: 0.383										1	0	0	0	0	0	2				
<b>Inning Stats</b>	R: 0 E: 0 K: 1 S: 5	H: 0 LOB: 0 BB: 0 P: 5	R: 0 E: 0 K: 0 S: 3	H: 0 LOB: 0 BB: 0 P: 3	R: 0 E: 1 K: 2 S: 8	H: 0 LOB: 1 BB: 0 P: 8	R: 0 E: 0 K: 0 S: 3	H: 0 LOB: 2 BB: 2 P: 11	R: 0 E: 0 K: 0 S: 3	H: 0 LOB: 1 BB: 1 P: 7	R: 0 E: 0 K: 2 S: 7	H: 0 LOB: 1 BB: 1 P: 11	R: 0 E: 0 K: 0 S: 4	H: 2 LOB: 1 BB: 0 P: 4	R: 1 E: 0 K: 0 S: 5	H: 2 LOB: 2 BB: 1 P: 9	1B: 3 2B: 0 3B: 0 HR: 1	SF: 0 SAC: 0 DP: 1 HBP: 0	WP: 0 PB: 0 SB: 0 CS: 0	PA: 36
<b>PITCHER Steve Rogers, R</b> (1, 1) ERA: 2.39	IP: 9.0 WLS: W BF: 36 H: 4 R: 1 ER: 1 SO: 5 BB: 5 IBB: 0 HBP: 0 BLK: 0 WP: 0 HR: 1 S: 41 P: 61 ERA: 1.00 WHIP: 1.000																			
<b>PITCHER</b>	IP	WLS	BF	H	R	ER	SO	BB	IBB	HBP	BLK	WP	HR	S	P	ERA	WHIP			

livebaseballscorecards.com

BOTTOM

Los Angeles Dodgers @ Montreal Expos  
Olympic Stadium, Montreal, QB  
Sat Jul 07 1979, 7:05 PM EDT  
Att. 46,502 - Unknown

[livebaseballscorecards.com](http://livebaseballscorecards.com)

<b>AB</b>	<b>28</b>
<b>R</b>	<b>2</b>
<b>H</b>	<b>5</b>
<b>RBI</b>	<b>2</b>
<b>BB</b>	<b>0</b>
<b>SO</b>	<b>5</b>
<b>LOB</b>	<b>4</b>



WP: 0	PA: 28
PB: 0	
SB: 0	
CS: 0	

AB	R	H	RBI	BB	SO	LOB
4	1	1	0	0	1	0
3	1	1	0	0	1	0
3	0	2	2	0	0	0
3	0	0	0	0	1	2
3	0	1	0	0	0	0
3	0	0	0	0	0	1
3	0	0	0	0	0	1
3	0	0	0	0	1	0
3	0	0	0	0	1	0
1B: 4	SF: 0					
2B: 1	SAC: 0					
3B: 0	DP: 1					
HR: 0	HBP: 0					

Batter	1	2	3	4	5	6	7	8	9											
<b>Warren Cromartie, L</b> <small>(1, 7) OBP: 0.319, SLG: 0.427</small>	0-0  1			0-0  1		0-0  1B 2B		0-3  3												
<b>Rodney Scott, S</b> <small>(1, 4) OBP: 0.305, SLG: 0.269</small>	0-3  2			0-0  2		0-0  1B 2B														
<b>Andre Dawson, R</b> <small>(1, 8) OBP: 0.307, SLG: 0.484</small>	0-0  3			0-0  1B		0-0  2B														
<b>Tony Perez, R</b> <small>(1, 3) OBP: 0.342, SLG: 0.455</small>		0-0  1		0-0  3		0-3  3														
<b>Gary Carter, R</b> <small>(1, 2) OBP: 0.347, SLG: 0.490</small>		0-0  2			0-0  1B		0-0  1													
<b>Ellis Valentine, R</b> <small>(1, 9) OBP: 0.299, SLG: 0.429</small>		0-0  3			0-0  1		0-0  2													
<b>Ken Macha, R</b> <small>(1, 5) OBP: 0.231, SLG: 0.167</small>			0-0  1		0-0  2 3		0-0  3													
<b>Jim Mason, L</b> <small>(1, 6) OBP: 0.250, SLG: 0.250</small>			0-3  2			0-0  1		0-0  1												
<b>Steve Rogers, R</b> <small>(1, 1) OBP: 0.220, SLG: 0.213</small>			0-0  3			0-3  2		0-0  2												
<b>Inning Stats</b>	R: 0 E: 0 K: 1 S: 5	H: 0 LOB: 0 BB: 0 P: 5	R: 0 E: 0 K: 0 S: 3	H: 0 LOB: 0 BB: 0 P: 3	R: 0 E: 0 K: 1 S: 5	H: 0 LOB: 0 BB: 0 P: 5	R: 0 E: 0 K: 0 S: 3	H: 1 LOB: 1 BB: 0 P: 4	R: 0 E: 0 K: 0 S: 3	H: 1 LOB: 0 BB: 0 P: 3	R: 2 E: 0 K: 2 S: 10	H: 3 LOB: 1 BB: 0 P: 10	R: 0 E: 0 K: 0 S: 3	H: 0 LOB: 0 BB: 0 P: 3	R: 0 E: 0 K: 1 S: 5	H: 0 LOB: 0 BB: 0 P: 5	1B: 4 2B: 1 3B: 0 HR: 0	SF: 0 SAC: 0 DP: 1 HBP: 0	WP: 0 PB: 0 SB: 0 CS: 0	PA: 28

PITCHER	IP	WLS	BF	H	R	ER	SO	BB	IBB	HBP	BLK	WP	HR	S	P	ERA	WHIP
<b>Burt Hooton, R</b> <small>(1, 1) ERA: 3.06</small>	7.0	L	25	5	2	2	4	0	0	0	0	0	0	33	33	2.57	0.714
<b>Dave Patterson, R</b> <small>(8, 1) ERA: 5.71</small>	1.0		3	0	0	0	1	0	0	0	0	0	0	5	5	0.00	0.000

Batter	1	2	3	4	5	6	7	8	9	AB R H RBI BB SO LOB	TOP											
Davey Lopes, R OBP: 0.357, SLG: 0.502 (1, 4) X	0-0 F9		0-0 HR		0-0 5-3	0-0 4-3		0-0 L4		5 1 1 1 0 0 2												
Bill Russell, R OBP: 0.293, SLG: 0.371 (1, 6) X	0-0 F6		0-0 F8		0-0 4-3		0-0 HR		0-0 2B	5 2 2 1 0 0 1												
Steve Garvey, R OBP: 0.340, SLG: 0.467 (1, 3) B B B	4-0 FC6-4 BB		0-0 F7			0-0 SH1-4 FC5-2 1B	0-0 3B		0-0 L5-4 2B	4 0 3 1 1 0 0												
Ron Cey, R OBP: 0.389, SLG: 0.516 (1, 5) X	0-0 FC6-4 1-2f		0-0 5-3			0-0 FC5-2 SH1-4 2B 1B	4-0 BB		0-3 K	4 1 1 0 1 1 2												
Dusty Baker Jr., R OBP: 0.330, SLG: 0.438 (1, 7) X		0-0 1B FC4-6 1B		0-0 F8		0-0 SH1-4	0-0 F9		0-0 L5-4	4 1 1 0 0 0 3												
Joe Ferguson, R OBP: 0.356, SLG: 0.415 (1, 9) X		0-0 5-3		0-0 F2		0-0 FC5-2 2B	0-3 K			4 1 0 0 0 1 5												
Derrel Thomas, S OBP: 0.340, SLG: 0.353 (1, 8) X		0-0 FC4-6 1B		0-0 F3		0-0 2B	0-0 F5			4 1 2 1 0 0 2												
Steve Yeager, R OBP: 0.273, SLG: 0.374 (1, 2) X		0-0 FC4-6				0-0 SH1-4 1B	0-0 2B		0-0 F7	3 1 1 1 1 0 1												
Rick Sutcliffe, L OBP: 0.262, SLG: 0.381 Dave Patterson, R Terry Forster, L Lerrin LaGrow, R		0-0 4-3				0-0 SH1-4	0-0 2B		0-3 K	3 0 1 3 0 1 1												
<b>Inning Stats</b>	R: 0 E: 0 K: 0 S: 3	H: 0 LOB: 1 BB: 1 P: 7	R: 1 E: 1 K: 0 S: 5	H: 2 LOB: 1 BB: 0 P: 5	R: 1 E: 0 K: 0 S: 4	H: 1 LOB: 0 BB: 0 P: 4	R: 0 E: 0 K: 0 S: 3	H: 0 LOB: 0 BB: 0 P: 3	R: 0 E: 0 K: 0 S: 4	H: 1 LOB: 1 BB: 0 P: 4	R: 4 E: 0 K: 0 S: 7	H: 4 LOB: 1 BB: 1 P: 11	R: 1 E: 0 K: 1 S: 7	H: 2 LOB: 2 BB: 1 P: 11	R: 0 E: 0 K: 1 S: 5	H: 0 LOB: 0 BB: 0 P: 5	R: 1 E: 0 K: 1 S: 6	H: 2 LOB: 0 BB: 0 P: 6	1B: 5 2B: 5 3B: 1 HR: 2	SF: 0 SAC: 2 DP: 1 HBP: 0	WP: 0 PB: 0 SB: 0 CS: 0	PA: 41
<b>PITCHER</b>	IP WLS BF H R ER SO BB IBB HBP BLK WP HR S P ERA WHIP																					
Ross Grimsley, L ERA: 4.89	(1, 1) 6.0 L 30 10 7 7 0 1 1 0 0 0 0 2 28 36 10.50 1.833																					
Stan Bahnsen, R ERA: 2.85	(7, 1) 1.0 4 0 0 0 1 1 0 0 0 0 0 0 5 9 0.00 1.000																					
David Palmer, R ERA: 3.45	(8, 1) 1.0 3 0 0 0 1 0 0 0 0 0 0 0 5 5 0.00 0.000																					
Elias Sosa, R ERA: 1.87	(9, 1) 1.0 4 2 1 1 1 0 0 0 0 0 0 0 6 6 9.00 2.000																					

Los Angeles Dodgers @ Montreal Expos  
Olympic Stadium, Montreal, QB  
Sun Jul 08 1979, 3:33 AM EDT  
Att: 46,601 - Unknown

livebaseballscores.com

AB	36
R	8
H	12
RBI	8
BB	3
SO	3
LOB	17





Batter	1	2	3	4	5	6	7	8	9	AB R H RBI BB SO LOB	TOP
Davey Lopes, R OBP: 0.356, SLG: 0.499 (1, 4) X	0-0 F8 ①		0-0 FC1-4 ②		0-0 P4 ③			0-0 FC6-4 1B		4 0 1 0 0 0 2	
Bill Russell, R OBP: 0.290, SLG: 0.367 (1, 6) X	0-0 4-3 ②		0-0 F9 ③			0-0 6-3 ①		0-0 FC6-4 ③		4 0 0 0 0 0 2	
Reggie Smith, S OBP: 0.362, SLG: 0.457 (1, 9) X	0-0 1B			0-0 F9 ①		0-0 4-3 ②			0-0 G5-4-3 1B	4 0 2 0 0 0 0	
Steve Garvey, R OBP: 0.339, SLG: 0.467 (1, 3) X	0-0 G3 ③			0-0 2B		0-0 4-3 ③			0-0 P3 ①	4 0 1 0 0 0 2	
Ron Cey, R OBP: 0.384, SLG: 0.508 (1, 5) X		0-0 6-3 ①		0-0 1-3 ②			0-0 6-3 ①		0-0 G5-4-3 ② ③	4 0 0 0 0 0 2	
Dusty Baker Jr., R OBP: 0.327, SLG: 0.434 (1, 7) X		0-0 5-3 ②		0-0 6-3 ③			0-0 4-3 ②			3 0 0 0 0 0 1	
Derrel Thomas, S OBP: 0.335, SLG: 0.347 (1, 8) X		0-0 F8 ③			0-0 6-3 ①		0-0 4-3 ③			3 0 0 0 0 0 0	
Steve Yeager, R OBP: 0.280, SLG: 0.380 (1, 2) X			0-3 K ①		0-0 SH2-4 1B			0-0 G6-4-3 1B		3 0 2 0 0 1 0	
Don Sutton, R OBP: 0.184, SLG: 0.167 (1, 1) X			0-0 FC1-4 1B		0-0 SH2-4 ②			0-0 G6-4-3 ① ②		1 0 1 0 0 0 0	
Joe Ferguson, R OBP: 0.354, SLG: 0.413 (8, PH)					1-2					1 0 0 0 0 0 1	
Charlie Hough, R OBP: 0.200, SLG: 0.300 (8, 1)										0 0 0 0 0 0 0	
<b>Inning Stats</b>	R: 0 H: 1 E: 0 LOB: 1 K: 0 BB: 0 S: 4 P: 4	R: 0 H: 0 E: 0 LOB: 0 K: 0 BB: 0 S: 3 P: 3	R: 0 H: 1 E: 0 LOB: 1 K: 1 BB: 0 S: 6 P: 6	R: 0 H: 1 E: 0 LOB: 1 K: 0 BB: 0 S: 4 P: 4	R: 0 H: 1 E: 0 LOB: 1 K: 0 BB: 0 S: 4 P: 4	R: 0 H: 0 E: 0 LOB: 0 K: 0 BB: 0 S: 3 P: 3	R: 0 H: 0 E: 0 LOB: 0 K: 0 BB: 0 S: 3 P: 3	R: 0 H: 2 E: 0 LOB: 1 K: 0 BB: 0 S: 4 P: 4	R: 0 H: 1 E: 0 LOB: 0 K: 0 BB: 0 S: 3 P: 3	1B: 6 SF: 0 2B: 1 SAC: 1 3B: 0 DP: 2 HR: 0 HBP: 0	WP: 0 PA: 32 PB: 0 SB: 0 CS: 0
<b>PITCHER</b> Bill Lee, L ERA: 3.36 (1, 1)	IP WLS BF H R ER SO BB IBB HBP BLK WP HR S P ERA WHIP										
	9.0 W 32 7 0 0 1 0 0 0 0 0 0 0 34 34 0.00 0.778										

Los Angeles Dodgers @ Montreal Expos  
Olympic Stadium, Montreal, QB  
Mon Jul 09 1979, 7:05 PM EDT  
Att: 30,930 - Unknown

livebaseballscores.com

AB	31
R	0
H	7
RBI	0
BB	0
SO	1
LOB	10



Batter	1	2	3	4	5	6	7	8	9
Warren Cromartie, L (1, 7) OBP: 0.311, SLG: 0.415	0-3 K			0-0 F7	0-3 K			0-0 F7	
Rodney Scott, S (1, 4) OBP: 0.306, SLG: 0.266	0-0 F8			0-3 K		0-0 F7		0-0 F7 G6-4-3 1B	
Andre Dawson, R (1, 8) OBP: 0.307, SLG: 0.482	0-3 K			0-0 6-3		0-0 2B		0-0 G6-4-3 1-2f	
Tony Perez, R (1, 3) OBP: 0.343, SLG: 0.452		0-0 F9			0-0 5-3	0-0 F7			
Gary Carter, R (1, 2) OBP: 0.345, SLG: 0.479		0-0 F5			4-0 1B 2B BB	0-0 P3			
Ellis Valentine, R (1, 9) OBP: 0.307, SLG: 0.445		0-3 K			0-0 2B 1-2 1B		0-0 1B CS 1B		
Larry Parrish, R (1, 5) OBP: 0.346, SLG: 0.459			0-0 F8		0-0 1B 2B 1-3 2-H		0-0 CS 1B		
Jim Mason, L (1, 6) OBP: 0.235, SLG: 0.277			0-0 F8		0-3 K		0-0 F8		
Bill Lee, L (1, 1) OBP: 0.200, SLG: 0.200			0-0 F8		0-0 1B 2-H 3-H		0-0 1-3 3-H		

Inning Stats	R: 0 E: 0 K: 2 S: 7	H: 0 LOB: 0 BB: 0 P: 7	R: 0 E: 0 K: 1 S: 5	H: 0 LOB: 0 BB: 0 P: 5	R: 0 E: 0 K: 0 S: 3	H: 0 LOB: 0 BB: 0 P: 3	R: 0 E: 0 K: 1 S: 5	H: 0 LOB: 0 BB: 0 P: 5	R: 3 E: 0 K: 2 S: 10	H: 3 LOB: 1 BB: 1 P: 14	R: 0 E: 0 K: 0 S: 4	H: 1 LOB: 1 BB: 0 P: 4	R: 0 E: 0 K: 0 S: 4	H: 2 LOB: 1 BB: 0 P: 4	R: 0 E: 0 K: 0 S: 3	H: 1 LOB: 0 BB: 0 P: 3
1B: 5 2B: 2 3B: 0 HR: 0	SF: 0 SAC: 0 DP: 1 HBP: 0	WP: 0 PB: 0 SB: 0 CS: 2														

PITCHER	IP	WLS	BF	H	R	ER	SO	BB	IBB	HBP	BLK	WP	HR	S	P	ERA	WHIP
Don Sutton, R (1, 1) ERA: 4.17	7.0	L	27	6	3	3	6	1	0	0	0	0	0	38	42	3.86	1.000
Charlie Hough, R (8, 1) ERA: 4.99	1.0		3	1	0	0	0	0	0	0	0	0	0	3	3	0.00	1.000

**BOTTOM**

**Los Angeles Dodgers @ Montreal Expos**  
**Olympic Stadium, Montreal, QB**  
 Mon Jul 09 1979, 7:05 PM EDT  
 Att. 30,930 - Unknown

AB	R	H	RBI	BB	SO	LOB
4	0	0	0	0	2	1
4	0	1	0	0	1	0
4	0	1	0	0	1	1
3	0	0	0	0	0	1
2	1	0	0	1	0	1
3	1	2	0	0	1	0
3	1	2	1	0	0	0
3	0	0	0	0	1	4
3	0	1	2	0	0	2

livebaseballscorecards.com

AB	29
R	3
H	7
RBI	3
BB	1
SO	6
LOB	10







BOTTOM

Los Angeles Dodgers @ New York Mets  
Shea Stadium, Flushing, NY  
Tue Jul 10 1979, 7:05 PM EDT  
Att. 12,218 - Unknown

livebaseballscorecards.com

AB 35  
R 4  
H 6  
RBI 4  
BB 3  
SO 4  
LOB 15



WP: 0 PA: 39  
PB: 0  
SB: 2  
CS: 0

AB R H RBI BB SO LOB

5 0 1 0 0 0 2

5 0 0 0 0 1 5

3 0 0 0 2 0 4

4 2 1 1 0 0 2

3 1 0 0 1 1 0

4 1 1 3 0 1 0

4 0 0 0 0 0 0

3 0 2 0 0 0 0

2 0 0 0 0 1 1  
0 0 0 0 0 0 0  
1 0 1 0 0 0 0  
0 0 0 0 0 0 0  
0 0 0 0 0 0 0  
0 0 0 0 0 0 0  
1 0 0 0 0 0 1

1B: 3 SF: 0  
2B: 1 SAC: 0  
3B: 0 DP: 0  
HR: 2 HBP: 1

Batter	1	2	3	4	5	6	7	8	9
Frank Taveras, R (1, 6) OBP: 0.284, SLG: 0.313	0-0 F9		0-0 E6		0-0 F7		0-0 F2		0-0 K
John Stearns, R (1, 2) OBP: 0.330, SLG: 0.373	0-0 P6		0-0 F9		0-0 F7		0-0 F7		0-3 K
Lee Mazzilli, S (1, 8) OBP: 0.425, SLG: 0.500	4-0 S BB			0-0 6-3	4-0 BB		0-0 F8		0-0 P4
Richie Hebner, L (1, 5) OBP: 0.375, SLG: 0.412	0-0 4-3			0-0 E3 HR BB	0-0 F7			0-0 HR	
Joel Youngblood, R (1, 4) OBP: 0.367, SLG: 0.488		0-3 K		4-0 HR BB		0-0 5-3		0-0 6-3	
Willie Montanez, L (1, 3) OBP: 0.262, SLG: 0.305		0-0 6-3		0-0 HR		0-3 K		0-0 4-3	
Steve Henderson, R (1, 7) OBP: 0.367, SLG: 0.396		0-0 F9		0-0 F9		0-0 F7		0-0 F9	
Elliott Maddox, R (1, 9) OBP: 0.329, SLG: 0.320			0-0 6-3	0-0 FC5-4 1B			1-0 1B HBP		0-0 2B 1B
Craig Swan, R (1, 1) Dale Murray, R (7, 1) Ed Kranepool, L (7, PH) Sergio Ferrer, S (7, PR) Ed Glynn, R (8, 1) Tom Hausman, R (9, 1) Gil Flores, R (9, PH)			0-3 K	0-0 FC5-4 1-2f			0-0 1B		0-0 F9

Inning Stats	R: 0	H: 0	E: 0	K: 3	S: 3	H: 0	LOB: 1	BB: 1	P: 7	R: 0	H: 0	E: 0	K: 1	S: 5	R: 0	H: 0	E: 0	K: 1	S: 6	R: 3	H: 2	E: 1	K: 0	S: 6	R: 0	H: 0	E: 0	K: 3	S: 3	R: 0	H: 1	E: 0	K: 0	S: 4	R: 1	H: 1	E: 0	K: 0	S: 4	R: 0	H: 2	E: 0	K: 1	S: 7	1B: 3	SF: 0	2B: 1	SAC: 0	3B: 0	DP: 0	HR: 2	HBP: 1	WP: 0	PA: 39
--------------	------	------	------	------	------	------	--------	-------	------	------	------	------	------	------	------	------	------	------	------	------	------	------	------	------	------	------	------	------	------	------	------	------	------	------	------	------	------	------	------	------	------	------	------	------	-------	-------	-------	--------	-------	-------	-------	--------	-------	--------

PITCHER	IP	WLS	BF	H	R	ER	SO	BB	IBB	HBP	BLK	WP	HR	S	P	ERA	WHIP
Bob Welch, R (1, 1) ERA: 3.44	3.2		17	2	3	2	2	2	0	0	0	0	1	19	27	4.91	1.091
Charlie Hough, R (4, 1) ERA: 4.81	2.1	W	8	0	0	0	1	1	0	0	0	0	0	9	13	0.00	0.429
Dennis Lewallyn, R (7, 1) ERA: 3.38	1.0		5	1	0	0	0	0	0	1	0	0	0	4	5	0.00	1.000
Ken Brett, L (8, 1) ERA: 5.33	1.1		7	3	1	1	0	0	0	0	0	0	1	7	7	6.75	2.250
Dave Patterson, R (9, 1) ERA: 6.38	0.2	S	2	0	0	0	1	0	0	0	0	0	0	4	4	0.00	0.000

TOP

Los Angeles Dodgers @ New York Mets  
Shea Stadium, Flushing, NY  
Wed Jul 11 1979, 3:33 AM EDT  
Att. 11,401 - Unknown

livebaseballscores.com

AB 37  
R 3  
H 10  
RBI 3  
BB 3  
SO 8  
LOB 17



AB R H RBI BB SO LOB

5	0	1	0	0	2	5
5	0	0	0	0	2	2
3	2	3	1	0	0	0
2	0	0	0	0	1	0
4	1	2	0	1	0	1
4	0	1	2	0	1	2
4	0	1	0	0	1	1
0	0	0	0	0	0	0
4	0	1	0	0	0	2
3	0	1	0	1	1	1
2	0	0	0	1	0	1
1	0	0	0	0	0	2

Batter	1	2	3	4	5	6	7	8	9	10
Davey Lopes, R (1, 4) OBP: 0.354, SLG: 0.494	0-0 G6-4-3 1B	0-0 6-3		0-3 K 1-2			0-3 K		0-0 L7	
Bill Russell, R (1, 6) OBP: 0.289, SLG: 0.365	0-0 G6-4-3 1-2f		0-0 5-3	0-3 K			0-3 K			0-0 4-3
Reggie Smith, S (1, 9) OBP: 0.367, SLG: 0.481	0-0		0-0		0-0			0-0 F7		0-3 K
Gary Thomasson, L (5, 8) OBP: 0.339, SLG: 0.373										
Steve Garvey, R (1, 3) OBP: 0.345, SLG: 0.467	0-0 1B		4-0 2B IBB		0-0 F7 1-2			0-0 G6-4-3 1B		0-0 L3
Joe Ferguson, R (1, 7) OBP: 0.353, SLG: 0.415	0-3 K		0-0 2B		0-0 5-3			0-0 G6-4-3 1-2f		
Von Joshua, L (1, 8) OBP: 0.337, SLG: 0.500		0-0 BB 1B	0-0 F7			0-3 K			0-0 F8	
Dennis Lewallyn, R (9, 1)										
Ted Martinez, R (1, 5) OBP: 0.340, SLG: 0.378		0-0 F7	0-0 P3			0-0 6-3			0-0 2B 1B	
Steve Yeager, R (1, 2) OBP: 0.288, SLG: 0.389		0-3 K		4-0 FC5-6 BB		0-0 5-3			0-0 1-3 2B	
Jerry Reuss, L (1, 1) OBP: 0.188, SLG: 0.071		4-0 BB		0-0 FC5-6 PB			0-0 F7		0-0 L6	
Derrel Thomas, S (9, PH) OBP: 0.333, SLG: 0.346		1-2 BB								

Inning Stats	R: 1	H: 3	E: 0	LOB: 1	K: 1	S: 7	P: 7	R: 0	H: 1	E: 0	LOB: 2	K: 1	S: 6	P: 10	R: 2	H: 2	E: 0	LOB: 1	K: 0	S: 5	P: 9	R: 0	H: 0	E: 0	LOB: 1	K: 2	S: 7	P: 11	R: 0	H: 1	E: 0	LOB: 0	K: 0	S: 3	P: 3	R: 0	H: 0	E: 0	LOB: 0	K: 1	S: 5	P: 5	R: 0	H: 0	E: 0	LOB: 0	K: 2	S: 7	P: 7	R: 0	H: 1	E: 0	LOB: 0	K: 0	S: 3	P: 3	R: 0	H: 2	E: 0	LOB: 2	K: 0	S: 5	P: 5	R: 0	H: 0	E: 0	LOB: 0	K: 1	S: 5	P: 5	R: 0	H: 0	E: 0	LOB: 0	K: 0	S: 5	P: 5
--------------	------	------	------	--------	------	------	------	------	------	------	--------	------	------	-------	------	------	------	--------	------	------	------	------	------	------	--------	------	------	-------	------	------	------	--------	------	------	------	------	------	------	--------	------	------	------	------	------	------	--------	------	------	------	------	------	------	--------	------	------	------	------	------	------	--------	------	------	------	------	------	------	--------	------	------	------	------	------	------	--------	------	------	------

PITCHER	IP	WLS	BF	H	R	ER	SO	BB	IBB	HBP	BLK	WP	HR	S	P	ERA	WHIP
Pete Falcone, L (1, 1) ERA: 5.2	3.0		16	6	3	3	2	1	0	0	0	0	1	18	26	9.00	2.333
Wayne Twitchell, R (4, 1) ERA: 5.32	2.0		7	1	0	0	2	1	0	0	0	0	0	10	14	0.00	1.000
Dale Murray, R (6, 1) ERA: 4.12	4.0		14	3	0	0	3	0	0	0	0	0	0	20	20	0.00	0.750
Neil Allen, R (10, 1) ERA: 4.95	1.0	W	3	0	0	0	1	0	0	0	0	0	0	5	5	0.00	0.000

PITCHER	IP	WLS	BF	H	R	ER	SO	BB	IBB	HBP	BLK	WP	HR	S	P	ERA	WHIP
---------	----	-----	----	---	---	----	----	----	-----	-----	-----	----	----	---	---	-----	------

WP: 0 PA: 40  
PB: 1  
SB: 0  
CS: 1

BOTTOM

Los Angeles Dodgers @ New York Mets

Shea Stadium, Flushing, NY

Wed Jul 11 1979, 3:33 AM EDT

Att: 11,401 - Unknown

livebaseballscorecards.com

AB	39
R	4
H	10
RBI	4
BB	3
SO	1
LOB	12



WP	0	PA	42
PB	0		
SB	0		
CS	0		

AB R H RBI BB SO LOB

5 0 2 1 0 0 0

5 0 3 1 0 0 1

5 1 1 0 0 0 3

3 0 0 0 2 0 0

5 0 0 0 0 0 5

5 0 1 1 0 0 0

4 1 1 0 0 0 0

3 2 2 0 1 0 0

0	0	0	0	0	0	0
1	0	0	0	0	0	1
0	0	0	0	0	0	0
1	0	0	1	0	0	1
1	0	0	0	0	1	0
1	0	0	0	0	0	1
0	0	0	0	0	0	0

1B:	8	SF:	0
2B:	2	SAC:	0
3B:	0	DP:	0
HR:	0	HBP:	0

Batter	1	2	3	4	5	6	7	8	9	10	AB	R	H	RBI	BB	SO	LOB					
Frank Taveras, R (1.6) OBP: 0.286, SLG: 0.317	G3		G3		G3			P3		F9	5	0	2	1	0	0	0					
Elliott Maddox, R (1.9) OBP: 0.344, SLG: 0.338	6-3		4-3		FC6-4			BB		1B	5	0	3	1	0	0	1					
Lee Mazzilli, S (1.8) OBP: 0.422, SLG: 0.495	5-3			6-3	FC6-4			F8		FC5	5	1	1	0	0	0	3					
Richie Hebner, L (1.5) OBP: 0.375, SLG: 0.408		F8		6-3		P5		FC6-4		1B	3	0	0	0	2	0	0					
Joel Youngblood, R (1.4) OBP: 0.361, SLG: 0.479		6-3		G3		4-3		BB		FC5	5	0	0	0	0	0	5					
John Stearns, R (1.3) OBP: 0.328, SLG: 0.370		5-3			F7	P4					5	0	1	1	0	0	0					
Steve Henderson, R (1.7) OBP: 0.365, SLG: 0.394			F9		E	1-3				6-3	4	1	1	0	0	0	0					
Alex Trevino, R (1.2) OBP: 0.425, SLG: 0.492				E7	6-3	2-3					3	2	2	0	1	0	0					
Pete Falcone, L (1.1) OBP: 0.269, SLG: 0.231											0	0	0	0	0	0	0					
Gil Flores, R (3. PH) OBP: 0.290, SLG: 0.207											1	0	0	0	0	0	1					
Wayne Twitchell, R (4.1) OBP: 0.400, SLG: 0.400											0	0	0	0	0	0	0					
Willie Montanez, L (5. PH) OBP: 0.261, SLG: 0.304											1	0	0	1	0	0	1					
Dale Murray, R (6.1) OBP: 0.271, SLG: 0.304											1	0	0	0	0	1	0					
Ed Kranepool, L (9. PH) OBP: 0.271, SLG: 0.268											1	0	0	0	0	0	1					
Neil Allen, R (10.1)											0	0	0	0	0	0	0					
<b>Inning Stats</b>	R: 0 E: 0 K: 0 S: 3	H: 0 LOB: 0 BB: 0 P: 3	R: 0 E: 0 K: 0 S: 3	H: 0 LOB: 0 BB: 0 P: 3	R: 1 E: 0 K: 0 S: 5	H: 2 LOB: 1 BB: 0 P: 5	R: 0 E: 0 K: 0 S: 3	H: 0 LOB: 0 BB: 0 P: 3	R: 2 E: 1 K: 0 S: 7	H: 4 LOB: 2 BB: 0 P: 7	R: 0 E: 0 K: 1 S: 5	H: 0 LOB: 0 BB: 0 P: 5	R: 0 E: 0 K: 1 S: 5	H: 1 LOB: 2 BB: 1 P: 8	R: 0 E: 0 K: 0 S: 3	H: 0 LOB: 1 BB: 1 P: 7	R: 1 E: 0 K: 0 S: 5	H: 3 LOB: 3 BB: 1 P: 9	1B: 8 2B: 2 3B: 0 HR: 0	SF: 0 SAC: 0 DP: 0 HBP: 0	WP: 0 PB: 0 SB: 0 CS: 0	PA: 42
<b>PITCHER</b>	IP	WLS	BF	H	R	ER	SO	BB	IBB	HBP	BLK	WP	HR	S	P	ERA	WHIP					
Jerry Reuss, L (1.1) ERA: 5.32	8.0		32	7	3	3	1	1	0	0	0	0	0	33	37	3.38	1.000					
Dennis Lewallyn, R (9.1) ERA: 3.86	1.2	L	10	3	1	1	0	1	1	0	0	0	0	8	16	5.40	2.400					

Batter	1	2	3	4	5	6	7	8	9	AB R H RBI BB SO LOB	TOP		
Von Joshua, L (1, 7) OBP: 0.330, SLG: 0.483	0-0 F8		0-3 K		0-0 F6			0-0 F8 HR 1B	0-0 4-3	5 1 1 0 0 1 2			
Bill Russell, R (1, 6) OBP: 0.287, SLG: 0.362 Ted Martinez, R (6, 6) OBP: 0.347, SLG: 0.383	0-0 6-3		0-0 F9			0-0 F9		0-0 1-2 HR 1B	0-0 4-3	3 0 0 0 0 0 1 2 1 1 0 0 0 0			
Davey Lopes, R (1, 4) OBP: 0.350, SLG: 0.488	0-3 K			0-0 5-3		0-0 5-3		0-0 F8		4 0 0 0 0 1 2			
Steve Garvey, R (1, 3) OBP: 0.344, SLG: 0.473		0-0 6-3		0-0 E6		0-0 4-3		0-0 1-H 3-H HR		4 1 1 3 0 0 0			
Ron Cey, R (1, 5) OBP: 0.387, SLG: 0.504		0-0 1B		0-0 1-3			4-0 1B SF9 BB	4-0 1B BB		2 2 1 0 2 0 1			
Gary Thomasson, L (1, 9) OBP: 0.342, SLG: 0.376		0-3 K		0-0 3-1			0-0 1-3 1B FC6-4	0-0 1-2 1B		4 0 2 0 0 1 2			
Derrel Thomas, S (1, 8) OBP: 0.332, SLG: 0.346		0-3 K			0-0 F9		0-0 SF9	0-0 1-2 2-H 1B G5-4-3		3 0 1 2 0 1 1			
Steve Yeager, R (1, 2) OBP: 0.287, SLG: 0.385			0-0 1B		0-0 F3		0-0 FC6-4	0-0 G5-4-3		4 0 1 0 0 0 3			
Burt Hooton, R (1, 1) OBP: 0.204, SLG: 0.250 Dennis Lewallyn, R (1, 1) OBP: 0.500, SLG: 0.500 Manny Mota, R (7, PH) OBP: 0.318, SLG: 0.250 Charlie Hough, R (7, 1) OBP: 0.200, SLG: 0.300 Johnny Oates, L (9, PH) OBP: 0.154, SLG: 0.083			0-3 K		0-0 1B		0-0 4-3		0-0 P3	0 0 0 0 0 0 0 2 0 1 0 0 1 1 1 0 0 0 0 0 1 0 0 0 0 0 0 0 1 0 0 0 0 0 0			
<b>Inning Stats</b>	R: 0 H: 0 E: 0 LOB: 0 K: 1 BB: 0 S: 5 P: 5	R: 0 H: 1 E: 0 LOB: 1 K: 2 BB: 0 S: 8 P: 8	R: 0 H: 1 E: 0 LOB: 1 K: 2 BB: 0 S: 8 P: 8	R: 0 H: 0 E: 1 LOB: 1 K: 0 BB: 0 S: 4 P: 4	R: 0 H: 1 E: 0 LOB: 1 K: 0 BB: 0 S: 4 P: 4	R: 0 H: 0 E: 0 LOB: 0 K: 0 BB: 0 S: 3 P: 3	R: 1 H: 1 E: 0 LOB: 1 K: 0 BB: 1 S: 4 P: 8	R: 4 H: 5 E: 0 LOB: 1 K: 0 BB: 1 S: 7 P: 11	R: 0 H: 0 E: 0 LOB: 0 K: 0 BB: 0 S: 3 P: 3	1B: 8 SF: 1 2B: 0 SAC: 0 3B: 0 DP: 1 HR: 1 HBP: 0	WP: 0 PA: 38 PB: 0 SB: 0 CS: 0		
<b>PITCHER</b>	IP WLS BF H R ER SO BB IBB HBP BLK WP HR S P ERA WHIP											<b>PITCHER</b>	IP WLS BF H R ER SO BB IBB HBP BLK WP HR S P ERA WHIP
Dock Ellis, R (1, 1) ERA: 5.96 Neil Allen, R (8, 1) ERA: 4.76	7.1 W 34 9 5 5 5 2 0 0 0 0 0 1 42 50 6.14 1.500												

**Los Angeles Dodgers @ New York Mets**  
 Shea Stadium, Flushing, NY  
 Thu Jul 12 1979, 7:05 PM EDT  
 Att. 13,218 - Unknown

AB	35
R	5
H	9
RBI	5
BB	2
SO	5
LOB	14



BOTTOM

Los Angeles Dodgers @ New York Mets  
Shea Stadium, Flushing, NY  
Thu Jul 12 1979, 7:05 PM EDT  
Att. 13,218 - Unknown

AB	39
R	12
H	15
RBI	10
BB	4
SO	1
LOB	20



WP	1	PA	43
PB	0		
SB	0		
CS	0		

AB	R	H	RBI	BB	SO	LOB
5	3	3	2	0	0	2
4	1	2	2	0	0	2
1	0	0	0	0	0	1
4	0	1	1	0	0	4
0	0	0	0	1	0	0
3	0	0	1	0	0	1
2	1	1	0	0	0	2
4	1	2	0	1	0	0
5	1	1	1	0	0	3
5	2	3	2	0	0	1
3	2	1	0	1	0	2
3	1	1	1	1	1	2
0	0	0	0	0	0	0
1B	14	SF	0			
2B	1	SAC	0			
3B	0	DP	1			
HR	0	HBP	0			

Batter	1	2	3	4	5	6	7	8	9
Joel Youngblood, R OBP: 0.365, SLG: 0.481 (1, 4)									
Frank Taveras, R OBP: 0.288, SLG: 0.321 Alex Trevino, R OBP: 0.419, SLG: 0.485 (7, PH) (8, 5)									
Lee Mazzilli, S OBP: 0.420, SLG: 0.492 Sergio Ferrer, S (6, 5) (8, 6)									
Richie Hebner, L OBP: 0.372, SLG: 0.403 Gil Flores, R OBP: 0.265, SLG: 0.226 (1, 5) (6, 9)									
Willie Montanez, L OBP: 0.266, SLG: 0.307 (1, 3)									
John Stearns, R OBP: 0.326, SLG: 0.367 (1, 2)									
Steve Henderson, R OBP: 0.369, SLG: 0.398 (1, 7)									
Elliott Maddox, R OBP: 0.351, SLG: 0.337 (1, 9) (6, 8)									
Dock Ellis, S OBP: 0.182, SLG: 0.100 Neil Allen, R (8, 1)									

Inning Stats	R	H	E	K	S	R	H	E	K	S	R	H	E	K	S	R	H	E	K	S	R	H	E	K	S	R	H	E	K	S	
	8	4	0	9	21	0	1	0	0	4	1	3	0	1	7	0	0	0	0	3	2	3	0	3	0	0	0	0	0	0	0

PITCHER	IP	WLS	BF	H	R	ER	SO	BB	IBB	HBP	BLK	WP	HR	S	P	ERA	WHIP
Burt Hooton, R ERA: 3.05 (1, 1)	0.2	L	9	3	7	0	0	3	0	0	0	0	0	6	18	0.00	9.000
Dennis Lewallyn, R ERA: 5.11 (1, 1)	5.1		26	11	5	4	1	0	0	0	0	0	0	28	28	6.75	2.062
Charlie Hough, R ERA: 4.66 (7, 1)	2.0		8	1	0	0	0	1	0	0	0	1	0	7	11	0.00	1.000

Batter	1	2	3	4	5	6	7	8	9	AB R H RBI BB SO LOB	TOP											
<b>Davey Lopes, R</b> (1, 4) OBP: 0.356, SLG: 0.493	0-0 1-3	4-0 FC6-4 BB		4-0 BB			0-0 G5-4-3 1B		0-0 1-3 2-H 2B	3 0 2 1 2 0 0												
<b>Bill Russell, R</b> (1, 6) OBP: 0.284, SLG: 0.359	0-0 F9	0-0 FC6-4		0-0 5-3			0-0 G5-4-3		0-0 SF9	4 0 0 1 0 0 5												
<b>Reggie Smith, S</b> (1, 9) OBP: 0.363, SLG: 0.480	0-0 FC5 2B		0-0 F9		0-0 5-3		0-0 F5		0-0 F8	5 0 1 0 0 0 2												
<b>Steve Garvey, R</b> (1, 3) OBP: 0.346, SLG: 0.474	4-0 BB		0-0 1B 2B		0-0 F8		0-0 F6			3 0 1 0 1 0 0												
<b>Ron Cey, R</b> (1, 5) OBP: 0.389, SLG: 0.500	0-0 FC5		0-0 F8		4-0 BB		4-0 G4-6-3 BB			2 0 0 0 2 0 3												
<b>Von Joshua, L</b> (1, 7) OBP: 0.337, SLG: 0.478		0-0 1B 1B	4-0 1B BB		0-0 4-3		0-0 G4-6-3			3 0 1 0 1 0 2												
<b>Derrel Thomas, S</b> (1, 8) OBP: 0.335, SLG: 0.349		0-0 1B 1B	0-0 1B		0-0 F7				0-0 F9	4 0 2 0 0 0 0												
<b>Steve Yeager, R</b> (1, 2) OBP: 0.283, SLG: 0.378		0-3 K		0-0 5-3		0-0 F8			0-0 1B 2B 1B	3 0 0 0 0 1 2												
<b>Manny Mota, R</b> (9, PH) OBP: 0.348, SLG: 0.286										1 0 1 0 0 0 0												
<b>Ted Martinez, R</b> (9, PR) OBP: 0.347, SLG: 0.383										0 1 0 0 0 0 0												
<b>Rick Sutcliffe, L</b> (1, 1) OBP: 0.261, SLG: 0.370		0-0 BB 1B		0-0 4-3		0-0 5-3			0-0 2B SF9 1B	3 0 1 0 0 0 0												
<b>Gary Thomasson, L</b> (9, PH) OBP: 0.345, SLG: 0.379										1 1 1 0 0 0 0												
<b>Inning Stats</b>	R: 0 E: 0 K: 0 S: 4	H: 1 LOB: 2 BB: 1 P: 8	R: 0 E: 0 K: 1 S: 7	H: 3 LOB: 3 BB: 1 P: 11	R: 0 E: 0 K: 0 S: 4	H: 2 LOB: 2 BB: 1 P: 8	R: 0 E: 0 K: 0 S: 3	H: 0 LOB: 1 BB: 1 P: 7	R: 0 E: 0 K: 0 S: 3	H: 0 LOB: 1 BB: 1 P: 7	R: 0 E: 0 K: 0 S: 3	H: 0 LOB: 0 BB: 0 P: 3	R: 0 E: 0 K: 0 S: 3	H: 1 LOB: 0 BB: 0 P: 3	R: 0 E: 0 K: 0 S: 2	H: 0 LOB: 0 BB: 1 P: 6	R: 2 E: 0 K: 0 S: 6	H: 3 LOB: 2 BB: 0 P: 6	1B: 7 2B: 3 3B: 0 HR: 0	SF: 1 SAC: 0 DP: 2 HBP: 0	WP: 0 PB: 0 SB: 0 CS: 0	PA: 39
<b>PITCHER</b>	IP WLS BF H R ER SO BB IBB HBP BLK WP HR S P ERA WHIP																					
<b>Dickie Noles, R</b> (1, 1) ERA: 2.21	7.0 W 30 7 0 0 1 5 0 0 0 0 0 0 27 47 0.00 1.714																					
<b>Warren Brusstar, R</b> (8, 1) ERA: 5.73	1.2 8 3 2 2 0 1 0 0 0 0 0 0 7 11 10.80 2.400																					
<b>Tug McGraw, L</b> (9, 1) ERA: 3.81	0.1 S 1 0 0 0 0 0 0 0 0 0 0 0 1 1 0.00 0.000																					

Los Angeles Dodgers @ Philadelphia Phillies  
Veterans Stadium, Philadelphia, PA  
Fri Jul 13 1979, 7:05 PM EDT  
Att: 46,542 - Unknown

livebaseballscorecards.com

AB	32
R	2
H	10
RBI	2
BB	6
SO	1
LOB	14



Batter	1	2	3	4	5	6	7	8	9
<b>Bake McBride, L</b> OBP: 0.313, SLG: 0.401 (1, 9) X	0-0 G3 ①		0-3 K ③		0-3 K ①		0-0 F8 ③		
<b>Larry Bowa, S</b> OBP: 0.340, SLG: 0.347 (1, 6) X	0-0 F7 ②			0-0 2B 1B 1B	0-0 G6-4-3 ② ③			0-0 6-3 ①	
<b>Pete Rose, S</b> OBP: 0.394, SLG: 0.407 (1, 3) X	0-0 F8 ③			0-0 F8 ①		0-0 F7 ①		0-0 F7 ②	
<b>Mike Schmidt, R</b> OBP: 0.398, SLG: 0.615 (1, 5)		0-0 L7 ①		0-0 1B 1B 2B		0-0 WP S SF7 1B		4-0 2B BB	
<b>Bob Boone, R</b> OBP: 0.394, SLG: 0.498 (1, 2)		0-0 5-3 ②		0-0 BB 1B		4-0 BB		0-0 1-H 2B	
<b>Garry Maddox, R</b> OBP: 0.295, SLG: 0.447 (1, 8)		0-0 5-3 ③		0-0 F9 ②		0-0 SF7 ②		0-0 F9 ③	
<b>Greg Gross, L</b> OBP: 0.391, SLG: 0.483 (1, 7)			0-0 L1 ①	4-0 BB 1B		0-0 4-3 ③			
<b>Manny Trillo, R</b> OBP: 0.321, SLG: 0.362 (1, 4)			0-0 WP S 1B	0-0 P4 ③			0-0 F7 ①		
<b>Dickie Noles, R</b> <b>Tim McCarver, L</b> (7, PH) <b>Warren Brusstar, R</b> (8, 1) <b>Tug McGraw, R</b> (9, 1)			0-3 K ②		4-0 BB		0-0 6-3 ②		

AB	R	H	RBI	BB	SO	LOB
4	0	0	0	0	2	2
4	1	1	0	0	0	1
4	0	0	0	0	0	1
3	2	2	0	1	0	0
3	0	2	2	1	0	0
3	0	0	1	0	0	3
2	0	0	0	1	0	1
3	0	1	0	0	0	3
1	0	0	0	1	1	1
1	0	0	0	0	0	0
0	0	0	0	0	0	0
0	0	0	0	0	0	0

AB	R	H	RBI	BB	SO	LOB
28	3	6	3	4	3	12

WP	PA
2	33

Inning Stats	R	H	E	K	S	R	H	E	K	S	R	H	E	K	S	R	H	E	K	S	R	H	E	K	S	R	H	E	K	S
	0	0	0	0	3	0	0	0	0	3	0	0	0	0	3	0	0	0	0	3	0	0	0	0	3	0	0	0	3	

WP	HR	S	P	ERA	WHIP
2	0	1	8	3.38	1.250



Los Angeles Dodgers @ Philadelphia Phillies  
Veterans Stadium, Philadelphia, PA  
Fri Jul 13 1979, 7:05 PM EDT  
Att. 46,542 - Unknown

livebaseballscores.com

Batter	1	2	3	4	5	6	7	8	9	AB R H RBI BB SO LOB	TOP											
Davey Lopes, R OBP: 0.356, SLG: 0.506 (1, 4)	0-0 F8	0-0 FC5-4 1-2f 2-3 3-H			0-0 F3		0-0 1-H HR		0-0 1B 3B	5 2 2 2 0 0 2												
Bill Russell, R OBP: 0.288, SLG: 0.364 (1, 6)	0-0 1B 1B	0-0 F7 1-2			0-0 2B		0-0 1-3		0-0 FC6-4 2B 1B	5 1 3 1 0 0 2												
Reggie Smith, S OBP: 0.360, SLG: 0.471 (1, 9)	0-0 F7				0-0 1-6-3		0-0 4-3		4-0 1-2 FC6-4 BB	4 0 0 0 1 0 2												
Steve Garvey, R OBP: 0.349, SLG: 0.478 (1, 3)	0-0 1-3 1B				0-0 G6-4-3 1B		0-0 4-3		0-0 1B 2B FC6-4 1B	5 2 3 0 0 0 2												
Ron Cey, R OBP: 0.386, SLG: 0.498 (1, 5)	0-0 P4				0-0 G6-4-3 1-2f		0-0 P4		0-0 F9 1B 1-3 2B	5 0 1 1 0 0 4												
Gary Thomasson, L OBP: 0.346, SLG: 0.381 (1, 7)					0-0 4-3		4-0 WP BB		0-0 F8 P4	4 1 1 0 1 0 3												
Joe Ferguson, R OBP: 0.358, SLG: 0.416 (1, 2)					0-0 6-3		0-0 F8 1-2		0-0 1B 1B BB	4 0 2 1 1 0 1												
Derrel Thomas, S OBP: 0.345, SLG: 0.361 (1, 8)					0-0 F8		0-0 HR 1B		0-0 1-2 1B 1-2 2-3 3-H 1B	5 1 4 1 0 0 0												
Don Sutton, R OBP: 0.180, SLG: 0.163 (1, 1)					0-0 F6		0-0 F4		0-0 F9	1 0 0 0 0 0 1 3												
Johnny Oates, L OBP: 0.143, SLG: 0.077 (5, PH)										1 0 0 0 0 0 0 0												
Charlie Hough, R OBP: 0.200, SLG: 0.300 (5, 1)										1 0 0 0 0 0 0 0												
Manny Mota, R OBP: 0.333, SLG: 0.273 (7, PH)										1 0 0 0 0 0 0 1												
Dave Patterson, R (7, 1)										0 0 0 0 0 0 0 0												
Von Joshua, L OBP: 0.333, SLG: 0.473 (8, PH)										1 0 0 0 0 0 0 2												
Lerrin LaGrew, R (8, 1)										0 0 0 0 0 0 0 0												
Dusty Baker Jr, R OBP: 0.327, SLG: 0.432 (9, PH)										1 0 0 0 0 0 0 3												
<b>Inning Stats</b>	R: 0 E: 0 K: 0 S: 5	H: 2 LOB: 2 BB: 0 P: 5	R: 1 E: 1 K: 1 S: 8	H: 3 LOB: 2 BB: 0 P: 8	R: 0 E: 0 K: 0 S: 3	H: 1 LOB: 0 BB: 0 P: 3	R: 0 E: 0 K: 0 S: 3	H: 0 LOB: 0 BB: 0 P: 3	R: 0 E: 0 K: 0 S: 4	H: 1 LOB: 1 BB: 0 P: 4	R: 0 E: 0 K: 0 S: 3	H: 0 LOB: 1 BB: 1 P: 7	R: 2 E: 0 K: 0 S: 5	H: 2 LOB: 0 BB: 0 P: 5	R: 1 E: 0 K: 0 S: 6	H: 3 LOB: 2 BB: 0 P: 6	R: 3 E: 0 K: 0 S: 7	H: 4 LOB: 3 BB: 2 P: 15	1B: 10 2B: 4 3B: 1 HR: 1	SF: 0 SAC: 0 DP: 1 HBP: 0	WP: 1 PB: 0 SB: 1 CS: 0	PA: 45
<b>PITCHER</b>	IP WLS BF H R ER SO BB IBB HBP BLK WP HR S P ERA WHIP																					
Nino Espinosa, R ERA: 3.48 (1, 1)	8.0 W 36 12 4 3 1 1 0 0 0 1 1 37 41 3.38 1.625																					
Ron Reed, R ERA: 4.87 (9, 1)	0.2 7 3 3 3 0 2 0 0 0 0 0 5 13 40.50 7.500																					
Tug McGraw, L ERA: 3.78 (9, 1)	0.1 S 2 1 0 0 0 0 0 0 0 0 0 2 2 0.00 3.000																					

Los Angeles Dodgers @ Philadelphia Phillies  
Veterans Stadium, Philadelphia, PA  
Sat Jul 14 1979, 3:33 AM EDT  
Att: 40,602 - Unknown

livebaseballscorecards.com

AB	42
R	7
H	16
RBI	6
BB	3
SO	1
LOB	25





Batter	1	2	3	4	5	6	7	8	9
<b>Bake McBride, L</b> OBP: 0.314, SLG: 0.410 (1, 9) X	0-0 E4 SH1-3 4-3 1B	0-0 HR		0-3 K		0-0 6-3		0-0 FC5-4-6-5 1-2 2-3	
<b>Larry Bowa, S</b> OBP: 0.340, SLG: 0.347 (1, 6) X	0-0 SH1-3 2-3	0-0 6-3		0-0 F8			0-0 2B 1B		
<b>Pete Rose, S</b> OBP: 0.395, SLG: 0.405 (1, 3) X	0-0 4-3		4-0 HR BB		4-0 2B BB		0-0 F9		
<b>Del Unser, L</b> OBP: 0.347, SLG: 0.483 (8, 3)	3-H								
<b>Mike Schmidt, R</b> OBP: 0.399, SLG: 0.627 (1, 5) X	0-0 5-3		0-0 HR		0-3 K		0-0 5-3 1-H 2B		
<b>Bob Boone, R</b> OBP: 0.392, SLG: 0.492 (1, 2)		4-0 2B 6-3 BB		0-0 6-3		0-0 F8		0-0 5-3 2-3	
<b>Garry Maddox, R</b> OBP: 0.297, SLG: 0.454 (1, 8)		0-0 6-3 HR 1-3 2B		0-0 F7		0-0 WP 1-H PB 2B		0-0 F3	
<b>Greg Gross, L</b> OBP: 0.382, SLG: 0.459 (1, 7)		0-0 F5		0-0 E6		0-0 F7 2-H		4-0 FC5-4-6-5 BB BB	
<b>Manny Trillo, R</b> OBP: 0.320, SLG: 0.356 (1, 4)		4-0 HR 6-3 IBB		0-0 6-3		0-0 F6		0-0 L6	
<b>Nino Espinosa, R</b> OBP: 0.217, SLG: 0.186 (1, 1)		0-0 6-3		0-3 K		0-0 1-3		4-0 FC5-4-6-5 BB	
<b>Tim McCarver, L</b> OBP: 0.384, SLG: 0.357 (8, PH)									
<b>Ron Reed, R</b> OBP: 0.333, SLG: 0.400 (9, 1)									
<b>Tug McGraw, R</b> OBP: 0.167, SLG: 0.167 (9, 1)		1-2 2-3 3-H							

Inning Stats	R: 1	H: 1	E: 1	K: 0	S: 4	LOB: 0	BB: 0	P: 4
	R: 4	H: 2	E: 0	K: 0	S: 5	LOB: 0	BB: 2	P: 13
	R: 2	H: 1	E: 1	K: 0	S: 5	LOB: 1	BB: 1	P: 9
	R: 0	H: 0	E: 0	K: 2	S: 7	LOB: 0	BB: 0	P: 7
	R: 2	H: 1	E: 0	K: 1	S: 6	LOB: 0	BB: 1	P: 10
	R: 0	H: 0	E: 0	K: 0	S: 3	LOB: 0	BB: 0	P: 3
	R: 1	H: 2	E: 0	K: 0	S: 5	LOB: 1	BB: 0	P: 5
	R: 0	H: 0	E: 0	K: 0	S: 2	LOB: 1	BB: 2	P: 10

PITCHER	IP	WLS	BF	H	R	ER	SO	BB	IBB	HBP	BLK	WP	HR	S	P	ERA	WHIP
<b>Don Sutton, R</b> ERA: 4.44 (1, 1)	4.0	L	20	4	7	6	2	2	1	0	0	0	2	21	33	13.50	1.500
<b>Charlie Hough, R</b> ERA: 4.66 (5, 1)	2.0		8	1	2	1	1	1	0	0	0	1	0	9	13	4.50	1.000
<b>Dave Patterson, R</b> ERA: 6.52 (7, 1)	1.0		5	2	1	1	0	0	0	0	0	0	0	5	5	9.00	2.000
<b>Lerrin LaGrow, R</b> ERA: 5.36 (8, 1)	1.0		4	0	0	0	0	2	0	0	0	0	0	2	10	0.00	2.000

**BOTTOM**

AB R H RBI BB SO LOB

5 2 2 3 0 1 2

3 1 1 0 0 0 0

2 2 0 1 2 0 1  
0 0 0 0 0 0 0

4 1 2 3 0 1 1

3 1 0 0 1 0 2

4 2 2 1 0 0 1

3 0 0 0 1 0 2

3 1 0 0 1 0 2

3 0 0 1 0 1 2  
0 0 0 0 1 0 0  
0 0 0 0 0 0 0  
0 0 0 0 0 0 0

1B: 2 SF: 0  
2B: 4 SAC: 1  
3B: 0 DP: 1  
HR: 2 HBP: 0

WP: 1 PA: 37  
PB: 1  
SB: 0  
CS: 0

**Los Angeles Dodgers @ Philadelphia Phillies**  
Veterans Stadium, Philadelphia, PA

Sat Jul 14 1979, 3:33 AM EDT  
Att. 40,602 - Unknown

livebaseballscores.com

**AB 30**  
**R 10**  
**H 7**  
**RBI 9**  
**BB 6**  
**SO 3**  
**LOB 13**



Batter	1	2	3	4	5	6	7	8	9	AB R H RBI BB SO LOB	TOP											
Davey Lopes, R (1, 4) OBP: 0.354, SLG: 0.501 Ted Martinez, R (6, 4) OBP: 0.340, SLG: 0.375	0-0 P5		0-0 L5			0-0 F6		0-0 F6		3 0 0 0 0 0 1 1 0 0 0 0 0 0												
Bill Russell, R (1, 6) OBP: 0.290, SLG: 0.364	0-0 6-3			0-0 1B 1B		4-0 G1-4-3 BB		0-0 5-3		3 0 1 0 1 0 0												
Reggie Smith, S (1, 9) OBP: 0.358, SLG: 0.467	0-3 K			0-0 P4		0-0 G1-4-3 1-2f		0-0 HR 1B		4 1 1 0 0 1 2												
Steve Garvey, R (1, 3) OBP: 0.351, SLG: 0.487		0-0 6-3		0-0 G6-4-3 1-2 1B		0-0 F3		0-0 HR 1-H		4 1 2 2 0 0 0												
Ron Cey, R (1, 5) OBP: 0.384, SLG: 0.494		0-0 5-3		0-0 G6-4-3 1-2f		0-0 1B		0-3 K		4 0 1 0 0 1 2												
Joe Ferguson, R (1, 7) OBP: 0.360, SLG: 0.412		0-0 F9			4-0 G6-4-3 BB		0-0 F6		4-0 BB BB	2 0 0 0 2 0 1												
Derrel Thomas, S (1, 8) OBP: 0.344, SLG: 0.355			0-0 6-3		0-0 G6-4-3 1-2f		0-3 K		4-0 FC6-4 BB	3 0 0 0 1 1 2												
Steve Yeager, R (1, 2) OBP: 0.287, SLG: 0.405			0-0 2B		0-0 HR			0-0 F9	0-0 FC6-4 1-2f	4 1 2 1 0 0 2												
Bob Welch, R (1, 1) OBP: 0.188, SLG: 0.133 Jerry Reuss, L (3, 1) OBP: 0.188, SLG: 0.071 Manny Mota, R (5, PH) OBP: 0.320, SLG: 0.261 Ken Brett, L (5, 1) OBP: 0.333, SLG: 0.333			0-0 5-3		0-0 1-3			0-0 6-3		1 0 0 0 0 0 1 0 0 0 0 0 0 0 1 0 0 0 0 0 0 1 0 0 0 0 0 0												
<b>Inning Stats</b>	R: 0 E: 0 K: 1 S: 5	H: 0 LOB: 0 BB: 0 P: 5	R: 0 E: 0 K: 0 S: 3	H: 0 LOB: 0 BB: 0 P: 3	R: 0 E: 0 K: 0 S: 4	H: 1 LOB: 1 BB: 0 P: 4	R: 0 E: 0 K: 0 S: 4	H: 2 LOB: 1 BB: 0 P: 4	R: 1 E: 0 K: 0 S: 3	H: 1 LOB: 0 BB: 1 P: 7	R: 0 E: 0 K: 0 S: 2	H: 0 LOB: 0 BB: 1 P: 6	R: 0 E: 0 K: 1 S: 6	H: 1 LOB: 1 BB: 0 P: 6	R: 0 E: 0 K: 0 S: 3	H: 0 LOB: 0 BB: 0 P: 3	R: 2 E: 0 K: 1 S: 7	H: 2 LOB: 2 BB: 2 P: 15	1B: 4 2B: 1 3B: 0 HR: 2	SF: 0 SAC: 0 DP: 3 HBP: 0	WP: 0 PB: 0 SB: 0 CS: 0	PA: 35
<b>PITCHER</b>	IP WLS BF H R ER SO BB IBB HBP BLK WP HR S P ERA WHIP																					
Randy Lerch, L (1, 1) ERA: 3.78 Rawly Eastwick, R (7, 1) ERA: 5.77	6.0 W 21 4 1 1 1 1 2 0 0 0 0 1 21 29 1.50 1.000																					
	3.0 S 14 3 2 2 2 2 2 0 0 0 0 1 16 24 6.00 1.667																					

Los Angeles Dodgers @ Philadelphia Phillies  
Veterans Stadium, Philadelphia, PA  
Sun Jul 15 1979, 3:33 AM EDT  
Att: 47,315 - Unknown

livebaseballscorecards.com

AB	31
R	3
H	7
RBI	3
BB	4
SO	3
LOB	11



Batter	1	2	3	4	5	6	7	8	9	AB	R	H	RBI	BB	SO	LOB
<b>Bake McBride, L</b> (1, 9) OBP: 0.316, SLG: 0.408	0-0 CS 1B		1-0 BB 1B		0-0 3-1		0-0 6-3			4	1	1	0	1	0	1
<b>Larry Bowa, S</b> (1, 6) OBP: 0.337, SLG: 0.342	0-3 K 1-2		1-0 BB 1B		0-0 F8		0-0 4-3			4	1	0	0	1	1	2
<b>Pete Rose, S</b> (1, 3) OBP: 0.398, SLG: 0.414	0-0 2B		4-0 BB 1B	0-0 1-3	0-0 3B		0-0 4-3			4	1	2	1	1	0	0
<b>Mike Schmidt, R</b> (1, 5) OBP: 0.397, SLG: 0.620 <b>Bud Harrelson, S</b> (8, PR) OBP: 0.377, SLG: 0.308 (9, 5)	0-0 5-3		0-3 K	0-0 F9	0-0 F9		0-0 1B 1B			5	0	1	0	0	1	5
<b>Bob Boone, R</b> (1, 2) OBP: 0.403, SLG: 0.500		0-0 FC4 1B	0-0 2B 1B	4-0 2B BB		0-0 FC6-4 1B		0-0 G1-6-3 1B		4	2	4	2	1	0	0
<b>Del Unser, L</b> (1, 8) OBP: 0.350, SLG: 0.500	0-3 K		0-0 1B 2B	0-0 1B 2B		0-0 F7		0-0 G1-6-3		5	2	2	3	0	1	4
<b>Greg Gross, L</b> (1, 7) OBP: 0.389, SLG: 0.453	0-0 FC4		4-0 1B SH BB	0-0 IBB 1B		0-0 F7				3	1	1	1	1	0	2
<b>Manny Trillo, R</b> (1, 4) OBP: 0.323, SLG: 0.355	0-0 F3		0-0 SH 1B	4-0 IBB		0-0 FC6-4				3	1	1	1	1	0	2
<b>Randy Lerch, L</b> (1, 1) OBP: 0.156, SLG: 0.233 <b>Rawly Eastwick, R</b> (7, 1)			0-0 SH 1B	0-0 4-3			0-3 K			2	1	1	0	0	0	2
										1	0	0	0	0	1	0

Inning Stats	R: 0	H: 2	E: 0	LOB: 1	K: 1	BB: 0	S: 6	P: 6	R: 0	H: 1	E: 0	LOB: 1	K: 1	BB: 0	S: 6	P: 6	R: 8	H: 4	E: 1	LOB: 1	K: 1	BB: 4	S: 10	P: 26	R: 2	H: 2	E: 0	LOB: 2	K: 0	BB: 2	S: 5	P: 13	R: 0	H: 1	E: 0	LOB: 1	K: 0	BB: 0	S: 4	P: 4	R: 0	H: 0	E: 0	LOB: 0	K: 1	BB: 0	S: 5	P: 5	R: 0	H: 2	E: 0	LOB: 2	K: 0	BB: 0	S: 4	P: 4
<b>PITCHER</b>	IP	WLS	BF	H	R	ER	SO	BB	IBB	HBP	BLK	WP	HR	S	P	ERA	WHIP																																							
<b>Bob Welch, R</b> (1, 1) ERA: 3.99	2.1	L	14	5	5	5	3	3	0	0	0	0	0	17	29	19.29	3.429																																							
<b>Jerry Reuss, L</b> (3, 1) ERA: 5.59	1.2		13	4	5	3	0	2	1	0	0	0	0	10	22	16.20	3.600																																							
<b>Ken Brett, L</b> (5, 1) ERA: 4.6	4.0		15	4	0	0	1	0	0	0	0	0	0	17	17	0.00	1.000																																							

**BOTTOM**

**Los Angeles Dodgers @ Philadelphia Phillies**  
**Veterans Stadium, Philadelphia, PA**  
 Sun Jul 15 1979, 3:33 AM EDT  
 Att. 47,315 - Unknown

<b>AB</b>	<b>35</b>
<b>R</b>	<b>10</b>
<b>H</b>	<b>13</b>
<b>RBI</b>	<b>8</b>
<b>BB</b>	<b>6</b>
<b>SO</b>	<b>4</b>
<b>LOB</b>	<b>18</b>

WP: 0 PA: 42  
 PB: 0 SB: 0  
 CS: 1



livebaseballscorecards.com

Batter	1	2	3	4	5	6	7	8	9	AB R H RBI BB SO LOB	TOP	
Warren Cromartie, L OBP: 0.318, SLG: 0.425 (1, 7) X	0-0 2B	0-0 F9			0-0 P5			0-0 4-3		4 0 1 0 0 0 2		
Rodney Scott, S OBP: 0.305, SLG: 0.265 (1, 6) X	0-0 F8		0-0 G3		0-0 FC6-4			0-0 3-1		4 0 0 0 0 0 2		
Andre Dawson, R OBP: 0.306, SLG: 0.486 (1, 8) B B B	4-0 BB		0-0 1B		0-3 K			0-0 P6		3 0 1 0 1 1 1		
Tony Perez, R OBP: 0.327, SLG: 0.419 (1, 3) S S S	0-3 K		0-0 F8		0-0 F8			4-0 FC6-4 BB		3 0 0 0 1 1 3		
Gary Carter, R OBP: 0.343, SLG: 0.484 (1, 2) S S S	0-3 K		0-0 G3		0-0 F7			0-0 P4		4 0 0 0 0 1 4		
Jerry White, S OBP: 0.333, SLG: 0.414 (1, 9) B B B B		4-0 SH1-3 1B 4-3 BB		0-0 F7		0-0 L5		0-0 FC6-4 HR		3 2 0 0 1 0 1		
Larry Parrish, R OBP: 0.343, SLG: 0.473 (1, 5) X		0-0 4-3 SH1-3 1B		0-0 5-3		0-0 P5		0-0 HR		4 1 2 2 0 0 0		
Tony Bernazard, S OBP: 0.529, SLG: 0.300 (1, 4) X		0-0 SH1-3		0-3 K		0-0 P5		0-0 F8		1 0 0 0 0 1 0		
Stan Bahnsen, R (4, 1)										0 0 0 0 0 0 0		
Tom Hutton, L OBP: 0.386, SLG: 0.487 (7, PH)										1 0 1 0 0 0 0		
David Palmer, R (7, 1)										0 0 0 0 0 0 0		
Tony Solaita, L OBP: 0.434, SLG: 0.452 (9, PH)										1 0 0 0 0 0 0		
Dan Schatzeder, L OBP: 0.310, SLG: 0.360 (1, 1) X		0-0 4-3			0-0 FC6-4 1B					1 0 0 1 0 0 1		
Dave Cash, R OBP: 0.519, SLG: 0.600 (4, 4) X										2 0 1 0 0 0 1		
<b>Inning Stats</b>	R: 0 H: 1 E: 0 LOB: 2 K: 2 BB: 1 S: 8 P: 12	R: 1 H: 1 E: 0 LOB: 1 K: 0 BB: 1 S: 4 P: 8	R: 0 H: 1 E: 0 LOB: 1 K: 0 BB: 0 S: 4 P: 4	R: 0 H: 0 E: 0 LOB: 0 K: 1 BB: 0 S: 5 P: 5	R: 0 H: 1 E: 0 LOB: 1 K: 1 BB: 0 S: 6 P: 6	R: 0 H: 0 E: 0 LOB: 0 K: 0 BB: 0 S: 3 P: 3	R: 0 H: 1 E: 0 LOB: 0 K: 0 BB: 0 S: 3 P: 3	R: 0 H: 0 E: 0 LOB: 0 K: 0 BB: 0 S: 3 P: 3	R: 2 H: 1 E: 0 LOB: 0 K: 0 BB: 1 S: 4 P: 8	1B: 4 SF: 0 2B: 1 SAC: 1 3B: 0 DP: 1 HR: 1 HBP: 0	WP: 0 PA: 35 PB: 0 SB: 0 CS: 0	
<b>PITCHER</b> Burt Hooton, R (1, 1) ERA: 3.05	IP WLS BF H R ER SO BB IBB HBP BLK WP HR S P ERA WHIP	9.0 W 35 6 3 3 4 3 0 0 0 0 1 40 52 3.00 1.000										

**Montreal Expos @ Los Angeles Dodgers**  
**Dodger Stadium, Los Angeles, CA**  
 Thu Jul 19 1979, 7:05 PM PDT  
 Att. 29,046 - Unknown

<b>AB</b>	31
<b>R</b>	3
<b>H</b>	6
<b>RBI</b>	3
<b>BB</b>	3
<b>SO</b>	4
<b>LOB</b>	15



Batter	1	2	3	4	5	6	7	8	9	AB	R	H	RBI	BB	SO	LOB
Davey Lopes, R OBP: 0.357, SLG: 0.508 (1, 4)	0-0 5-3 1B	0-0 P3 1B		0-0 HR 1B		4-0 S 1B BB		4-0 FC4-8 BB		3	1	1	2	2	0	0
Bill Russell, R OBP: 0.291, SLG: 0.365 (1, 6)	0-0 WP 1B	0-0 L6 1B		0-0 L5 1B		0-0 S 1B		0-0 FC4-6 1-2f		5	1	2	0	0	0	1
Reggie Smith, S OBP: 0.361, SLG: 0.468 (1, 8) (8, 9)	0-0 1-3 1B		0-0 1B	0-0 4-3 1B		0-0 F7 1-2 2-3				4	0	2	1	0	0	2
Steve Garvey, R OBP: 0.350, SLG: 0.484 (1, 3)	0-0 1-3 1-2		0-3 K		0-0 G4-6-3 1B		0-0 F2			4	0	1	0	0	1	2
Ron Cey, R OBP: 0.385, SLG: 0.495 (1, 5)	0-3 K		0-0 F7		0-0 G4-6-3 1B		0-0 WP 1B			4	0	2	0	0	1	2
Dusty Baker Jr., R OBP: 0.326, SLG: 0.430 Derrel Thomas, S OBP: 0.344, SLG: 0.355 (1, 7) (8, 8)		0-0 E6 1B HR 1B	0-3 K		0-0 G4-6-3 1-2f 2-3		0-0 6-3 1-3			4	1	1	0	0	1	4
Joe Ferguson, R OBP: 0.362, SLG: 0.429 (1, 9) (8, 7)		0-0 HR 1B		0-0 IHR		0-3 K		0-0 6-3		4	2	2	1	0	1	2
Steve Yeager, R OBP: 0.292, SLG: 0.424 (1, 2)		0-0 HR 1B		0-0 HR 1B		0-3 K		0-0 F7		4	2	2	3	0	1	0
Burt Hooton, R OBP: 0.189, SLG: 0.231 (1, 1)		0-3 K		0-0 P3		0-0 P3		0-0 F8		4	0	0	0	0	1	1

Inning Stats	R: 1	H: 2	E: 0	K: 1	S: 7	H: 2	LOB: 1	BB: 0	P: 7	R: 3	H: 3	E: 1	K: 1	S: 8	H: 3	LOB: 0	BB: 0	P: 8	R: 0	H: 1	E: 0	K: 2	S: 8	H: 3	LOB: 0	BB: 0	P: 6	R: 0	H: 2	E: 0	K: 1	S: 6	H: 1	LOB: 2	BB: 1	P: 10	R: 0	H: 1	E: 0	K: 0	S: 3	H: 0	LOB: 1	BB: 1	P: 7	R: 0	H: 0	E: 0	K: 0	S: 3
--------------	------	------	------	------	------	------	--------	-------	------	------	------	------	------	------	------	--------	-------	------	------	------	------	------	------	------	--------	-------	------	------	------	------	------	------	------	--------	-------	-------	------	------	------	------	------	------	--------	-------	------	------	------	------	------	------

PITCHER	IP	WLS	BF	H	R	ER	SO	BB	IBB	HBP	BLK	WP	HR	S	P	ERA	WHIP
Dan Schatzeder, L ERA: 3.14 (1, 1)	3.1	L	19	9	7	7	4	0	0	0	0	1	2	27	27	18.90	2.700
Stan Bahnsen, R ERA: 3.04 (4, 1)	2.2		11	3	0	0	2	1	0	0	0	0	0	14	18	0.00	1.500
David Palmer, R ERA: 3.44 (7, 1)	2.0		8	1	0	0	0	1	0	0	0	1	0	7	11	0.00	1.000

**BOTTOM**

**Montreal Expos @ Los Angeles Dodgers**  
**Dodger Stadium, Los Angeles, CA**  
 Thu Jul 19 1979, 7:05 PM PDT  
 Att. 29,046 - Unknown

<b>AB</b>	<b>36</b>
<b>R</b>	<b>7</b>
<b>H</b>	<b>13</b>
<b>RBI</b>	<b>7</b>
<b>BB</b>	<b>2</b>
<b>SO</b>	<b>6</b>
<b>LOB</b>	<b>14</b>



1B: 10	SF: 0	WP: 3	PA: 38
2B: 0	SAC: 0	PB: 0	
3B: 0	DP: 1	SB: 2	
HR: 3	HBP: 0	CS: 0	

Batter	1	2	3	4	5	6	7	8	9	10	11	AB	R	H	RBI	BB	SO	LOB	TOP																
Warren Cromartie, L OBP: 0.317, SLG: 0.423 (1, 7)	F8		F8			SF8 SH 1-2 1B		SH1-3	G3		SH5-4	4	0	1	0	0	0	2																	
Rodney Scott, S OBP: 0.314, SLG: 0.276 (1, 6)	CS 1B			CS 1B		SH 1-2 2-3 1B		1B 1B		SH3-4 1B	2-H 1B	5	1	5	2	0	0	0																	
Andre Dawson, R OBP: 0.302, SLG: 0.479 (1, 8)	F8			K 1-2		P4		P5		SH3-4	K	5	0	0	0	0	2	7																	
Tony Perez, R OBP: 0.327, SLG: 0.416 (1, 3)		F3		F8		SF8 2-3 3-H 1B		1B		1B 1B	F8	4	1	1	1	1	0	1																	
Gary Carter, R OBP: 0.343, SLG: 0.483 (1, 2)		1B			F8	F2		K		1B 1B		5	0	2	1	0	1	4																	
Ellis Valentine, R OBP: 0.306, SLG: 0.457 (1, 9)		F6		F8			F8		F9	K		5	0	0	0	0	1	3																	
Larry Parrish, R OBP: 0.348, SLG: 0.475 (1, 5)		K				1B	F7		BB 1B	1B		5	0	3	1	0	1	1																	
Tony Bernazard, S OBP: 0.500, SLG: 0.286 (1, 4)					G3		K		BB 1B	4-3		4	0	1	0	1	1	3																	
Steve Rogers, R OBP: 0.222, SLG: 0.216 (8, PH)																																			
Dave Cash, R OBP: 0.536, SLG: 0.615 (8, 1)																																			
Elias Sosa, R OBP: 0.200, SLG: 0.300 (9, PH)																																			
Tom Hutton, L OBP: 0.285, SLG: 0.487 (9, PH)																																			
Ken Macha, R OBP: 0.285, SLG: 0.281 (9, 1)																																			
Stan Bahnsen, R OBP: 0.340, SLG: 0.414 (11, PH)																																			
Jerry White, S OBP: 0.340, SLG: 0.414 (11, 1)																																			
Woodie Fryman, R																																			
<b>Inning Stats</b>	R: 0 E: 0 K: 0 S: 3	H: 1 LOB: 0 BB: 0 P: 3	R: 0 E: 0 K: 1 S: 6	H: 1 LOB: 1 BB: 0 P: 6	R: 0 E: 0 K: 0 S: 3	H: 1 LOB: 0 BB: 0 P: 3	R: 0 E: 0 K: 1 S: 5	H: 1 LOB: 0 BB: 0 P: 5	R: 0 E: 0 K: 0 S: 4	H: 1 LOB: 1 BB: 0 P: 4	R: 1 E: 0 K: 0 S: 6	H: 2 LOB: 2 BB: 0 P: 6	R: 0 E: 0 K: 1 S: 5	H: 0 LOB: 0 BB: 0 P: 5	R: 1 E: 1 K: 1 S: 8	H: 3 LOB: 2 BB: 0 P: 8	R: 0 E: 0 K: 1 S: 6	H: 1 LOB: 2 BB: 1 P: 10	R: 2 E: 0 K: 1 S: 8	H: 3 LOB: 2 BB: 1 P: 12	R: 1 E: 0 K: 1 S: 6	H: 1 LOB: 1 BB: 1 P: 10	1B: 15 2B: 1 3B: 0 HR: 0	SF: 1 SAC: 4 DP: 1 HBP: 0	WP: 0 PB: 0 SB: 0 CS: 2	PA: 49									
<b>PITCHER</b>	IP WLS BF H R ER SO BB IBB HBP BLK WP HR S P ERA WHIP																			IP WLS BF H R ER SO BB IBB HBP BLK WP HR S P ERA WHIP															
Rick Sutcliffe, R ERA: 3.66 (1, 1)	8.1	35	11	2	2	4	1	0	0	0	0	0	0	42	46	2.16	1.440																		
Terry Forster, L ERA: 4.05 (9, 1)	0.2	2	0	0	0	1	0	0	0	0	0	0	0	4	4	0.00	0.000																		
Lerrin LaGrow, R ERA: 5.88 (10, 1)	1.0	8	3	3	3	1	1	1	0	0	0	0	0	8	16	27.00	4.000																		
Dave Patterson, R ERA: 6.2 (11, 1)	1.0	W	4	1	0	0	1	0	0	0	0	0	0	6	6	0.00	1.000																		

Montreal Expos @ Los Angeles Dodgers  
Dodger Stadium, Los Angeles, CA  
Fri Jul 20 1979, 7:05 PM PDT  
Att. 48,825 - Unknown

AB	41
R	5
H	15
RBI	5
BB	3
SO	7
LOB	24



Batter	1	2	3	4	5	6	7	8	9	10	11	AB R H RBI BB SO LOB
Davey Lopes, R OBP: 0.355, SLG: 0.503 (1, 4)	F7	F8			SH1-4 5-3 BB		4-3		5-3		SH1-4	4 1 0 0 1 0 1
Bill Russell, R OBP: 0.290, SLG: 0.370 (1, 6)	K		6-3		SH1-4		F3		F8		HR	5 1 1 2 0 1 0
Reggie Smith, S OBP: 0.361, SLG: 0.468 (1, 8)	BB		F7		5-3 BB		1B BB			HR		0 0 0 0 0 0 0
Gary Thomasson, L OBP: 0.353, SLG: 0.379 (1, 8)	BB				BB		1B BB			BB		1 0 0 0 3 0 0
Derrel Thomas, S OBP: 0.347, SLG: 0.355 (7, PR)	BB				BB		1B BB			BB		0 2 0 0 1 0 0
Steve Garvey, R OBP: 0.355, SLG: 0.495 (1, 3)	BB		1-3		5-3 BB		1B		HR	HR		4 1 3 3 1 0 0
Ron Cey, R OBP: 0.386, SLG: 0.489 (1, 5)	BB			6-3 BB	5-3		K		K	K		3 0 0 1 2 2 4
Dusty Baker Jr., R OBP: 0.321, SLG: 0.423 (1, 7)	P7		6-3		K			F7		5-3		5 0 0 0 0 1 6
Joe Ferguson, R OBP: 0.363, SLG: 0.422 (1, 9)				K		K		5-3		BB		3 0 0 0 2 2 1
Steve Yeager, R OBP: 0.289, SLG: 0.415 (1, 2)			F9		IBB		P4		K	F8		4 0 0 0 1 1 2
Rick Sutcliffe, L OBP: 0.245, SLG: 0.347 (9, PH)												3 0 0 0 0 0 2 3
Terry Forster, L OBP: 0.330, SLG: 0.468 (9, PH)			F2									0 0 0 0 0 0 0 0
Von Joshua, L OBP: 0.330, SLG: 0.468 (10, 1)												1 0 0 0 0 0 1 0
Lemin LaGrow, R OBP: 0.330, SLG: 0.468 (10, 1)												0 0 0 0 0 0 0 0
Dave Patterson, R OBP: 0.346, SLG: 0.292 (11, PH)												0 0 0 0 0 0 0 0
Manny Mota, R OBP: 0.346, SLG: 0.292 (11, PH)												1 0 1 0 0 0 0 0
Ted Martinez, R OBP: 0.340, SLG: 0.375 (11, PR)											SH1-4 HR 1B	0 1 0 0 0 0 0 0

Inning Stats	R: 0	H: 1	E: 0	K: 1	S: 6	LOB: 3	BB: 2	P: 14	R: 0	H: 0	E: 0	K: 0	S: 3	LOB: 1	BB: 1	P: 7	R: 0	H: 0	E: 0	K: 0	S: 3	LOB: 0	BB: 0	P: 3	R: 0	H: 0	E: 0	K: 2	S: 7	LOB: 2	BB: 2	P: 15	R: 1	H: 0	E: 0	K: 1	S: 5	LOB: 2	BB: 3	P: 17	R: 0	H: 0	E: 0	K: 2	S: 7	LOB: 0	BB: 0	P: 7	R: 1	H: 1	E: 0	K: 1	S: 6	LOB: 2	BB: 1	P: 10	R: 0	H: 0	E: 0	K: 1	S: 5	LOB: 0	BB: 0	P: 5	R: 0	H: 0	E: 0	K: 1	S: 5	LOB: 0	BB: 0	P: 5	R: 2	H: 1	E: 0	K: 1	S: 6	LOB: 1	BB: 2	P: 14	R: 2	H: 2	E: 0	K: 0	S: 3	LOB: 1	BB: 0	P: 3	1B: 3	SF: 0	2B: 0	SAC: 2	3B: 0	DP: 0	HR: 2	HBP: 0	WP: 0	PA: 47
PITCHER	IP	WLS	BF	H	R	ER	SO	BB	IBB	HBP	BLK	WP	HR	S	P	ERA	WHIP																																																																																	
Steve Rogers, R ERA: 2.52 (1, 1)	7.0		32	2	2	2	7	8	1	0	0	0	0	37	73	2.57	1.429																																																																																	
Elias Sosa, R ERA: 2.03 (8, 1)	1.0		3	0	0	0	1	0	0	0	0	0	0	5	5	0.00	0.000																																																																																	
Stan Bahnsen, R ERA: 3.28 (9, 1)	2.0		9	1	2	2	2	2	0	0	0	0	1	11	19	9.00	1.500																																																																																	
Woodie Fryman, L ERA: 2.55 (11, 1)	0.1	L	3	2	2	2	0	0	0	0	0	0	1	3	3	54.00	6.000																																																																																	

BOTTOM

Montreal Expos @ Los Angeles Dodgers  
 Dodger Stadium, Los Angeles, CA  
 Fri Jul 20 1979, 7:05 PM PDT  
 Att. 48,825 - Unknown

livebaseballscores.com

AB	34
R	6
H	5
RBI	6
BB	11
SO	10
LOB	17



Batter	1	2	3	4	5	6	7	8	9	AB R H RBI BB SO LOB	TOP	
Warren Cromartie, L OBP: 0.313, SLG: 0.417 (1, 7)	F9		F9			L4	4-3		F9	5 0 0 0 0 0 2	<b>Montreal Expos @ Los Angeles Dodgers</b> Dodger Stadium, Los Angeles, CA Sat Jul 21 1979, 7:05 PM PDT Att: 30,143 - Unknown <a href="http://livebaseballscorecards.com">livebaseballscorecards.com</a>	
Rodney Scott, S OBP: 0.311, SLG: 0.273 (1, 6)	F5			4-3		F5		4-3		4 0 0 0 0 0 1		
Rusty Staub, L OBP: 0.333, SLG: 0.405 Tom Hutton, L OBP: 0.383, SLG: 0.476 (1, 3) (3, 3)				F7			3-1	FC5-4 1B		1 0 1 0 0 0 0 3 0 1 0 0 0 0		
Ellis Valentine, R OBP: 0.305, SLG: 0.454 (1, 9)	F9			F8			2B 1B	FC5-4 HR		4 2 1 0 0 0 2		
Gary Carter, R OBP: 0.348, SLG: 0.500 (1, 2)					5-3		1B 1B	HR		4 2 3 2 0 0 0		
Jerry White, S OBP: 0.337, SLG: 0.407 (1, 8)				K		6-3	HR 1B	G3		4 1 1 1 0 1 0		
Larry Parrish, R OBP: 0.346, SLG: 0.472 (1, 5)				P3		K	HR 1B			4 1 1 1 0 1 0		
Tony Bernazard, S OBP: 0.500, SLG: 0.500 (1, 4)				6-3		SH3-4 1B	HR			4 1 2 3 0 1 0		
Bill Lee, L OBP: 0.182, SLG: 0.182 Elias Sosa, R OBP: 0.273, SLG: 0.300 (1, 1) (8, 1)				K		SH3-4 1-2	F7			2 0 0 0 0 1 0 0 0 0 0 1 0 0		
<b>Inning Stats</b>	R: 0 H: 1 E: 0 LOB: 1 K: 0 BB: 0 S: 4 P: 4	R: 0 H: 1 E: 0 LOB: 0 K: 1 BB: 0 S: 5 P: 5	R: 0 H: 0 E: 0 LOB: 0 K: 1 BB: 0 S: 5 P: 5	R: 0 H: 0 E: 0 LOB: 0 K: 0 BB: 0 S: 3 P: 3	R: 0 H: 0 E: 0 LOB: 0 K: 1 BB: 0 S: 5 P: 5	R: 0 H: 1 E: 0 LOB: 1 K: 0 BB: 0 S: 4 P: 4	R: 5 H: 5 E: 0 LOB: 0 K: 0 BB: 0 S: 8 P: 8	R: 2 H: 2 E: 0 LOB: 0 K: 0 BB: 0 S: 5 P: 5	R: 0 H: 0 E: 0 LOB: 1 K: 1 BB: 1 S: 5 P: 9	1B: 7 SF: 0 2B: 1 SAC: 1 3B: 0 DP: 0 HR: 2 HBP: 0		WP: 0 PA: 37 PB: 0 SB: 0 CS: 0
<b>PITCHER</b> Don Sutton, R ERA: 4.53 Joe Beckwith, R ERA: 9.0 (1, 1) (8, 1)	IP WLS BF H R ER SO BB IBB HBP BLK WP HR S P ERA WHIP											
	7.0 L 28 8 5 5 3 0 0 0 0 0 0 1 34 34 6.43 1.143											
	2.0 9 2 2 2 1 1 0 0 0 0 0 1 10 14 9.00 1.500											

**Montreal Expos @ Los Angeles Dodgers**  
 Dodger Stadium, Los Angeles, CA  
 Sat Jul 21 1979, 7:05 PM PDT  
 Att: 30,143 - Unknown

**AB 35**  
**R 7**  
**H 10**  
**RBI 7**  
**BB 1**  
**SO 4**  
**LOB 5**





BOTTOM

Montreal Expos @ Los Angeles Dodgers  
Dodger Stadium, Los Angeles, CA  
Sat Jul 21 1979, 7:05 PM PDT  
Att. 30,143 - Unknown

livebaseballscorecards.com

AB	32
R	2
H	6
RBI	2
BB	3
SO	0
LOB	13



WP:	0	PA:	35
PB:	0		
SB:	1		
CS:	0		

AB	R	H	RBI	BB	SO	LOB
4	1	1	0	0	0	0
4	0	0	0	0	0	1
4	0	2	1	0	0	0
4	0	1	0	0	0	2
4	1	2	1	0	0	2
2	0	0	0	2	0	0
3	0	0	0	1	0	4
3	0	0	0	0	0	3
1	0	0	0	0	0	0
2	0	0	0	0	0	0
1	0	0	0	0	0	1
0	0	0	0	0	0	0

R	H	ER	SO	BB	IBB	HBP	BLK	WP	HR	S	P	ERA	WHIP
0	0	0	0	0	0	0	0	0	0	0	0	2.46	1.227
0	0	0	0	0	0	0	0	0	0	0	0	0.00	0.000

R	H	ER	SO	BB	IBB	HBP	BLK	WP	HR	S	P	ERA	WHIP
1	2	0	0	0	0	0	0	0	0	0	0	0.00	0.000
0	0	0	0	0	0	0	0	0	0	0	0	0.00	0.000

R	H	ER	SO	BB	IBB	HBP	BLK	WP	HR	S	P	ERA	WHIP
0	0	0	0	0	0	0	0	0	0	0	0	0.00	0.000
0	0	0	0	0	0	0	0	0	0	0	0	0.00	0.000

R	H	ER	SO	BB	IBB	HBP	BLK	WP	HR	S	P	ERA	WHIP
0	0	0	0	0	0	0	0	0	0	0	0	0.00	0.000
0	0	0	0	0	0	0	0	0	0	0	0	0.00	0.000

R	H	ER	SO	BB	IBB	HBP	BLK	WP	HR	S	P	ERA	WHIP
0	0	0	0	0	0	0	0	0	0	0	0	0.00	0.000
0	0	0	0	0	0	0	0	0	0	0	0	0.00	0.000

R	H	ER	SO	BB	IBB	HBP	BLK	WP	HR	S	P	ERA	WHIP
0	0	0	0	0	0	0	0	0	0	0	0	0.00	0.000
0	0	0	0	0	0	0	0	0	0	0	0	0.00	0.000

R	H	ER	SO	BB	IBB	HBP	BLK	WP	HR	S	P	ERA	WHIP
0	1	0	0	0	0	0	0	0	0	0	0	0.00	0.000
0	0	0	0	0	0	0	0	0	0	0	0	0.00	0.000

R	H	ER	SO	BB	IBB	HBP	BLK	WP	HR	S	P	ERA	WHIP
0	0	0	0	0	0	0	0	0	0	0	0	0.00	0.000
0	0	0	0	0	0	0	0	0	0	0	0	0.00	0.000

R	H	ER	SO	BB	IBB	HBP	BLK	WP	HR	S	P	ERA	WHIP
0	0	0	0	0	0	0	0	0	0	0	0	0.00	0.000
0	0	0	0	0	0	0	0	0	0	0	0	0.00	0.000

R	H	ER	SO	BB	IBB	HBP	BLK	WP	HR	S	P	ERA	WHIP
0	0	0	0	0	0	0	0	0	0	0	0	0.00	0.000
0	0	0	0	0	0	0	0	0	0	0	0	0.00	0.000

Batter	1	2	3	4	5	6	7	8	9	AB	R	H	RBI	BB	SO	LOB
Davey Lopes, R (1, 4)	F4		F7		1-3			2B		4	1	1	0	0	0	0
Bill Russell, R (1, 6)	4-3		F8			1-3		F8		4	0	0	0	0	0	1
Steve Garvey, R (1, 3)	F9			F8			G6-4-3	5-3		4	0	2	1	0	0	0
Ron Cey, R (1, 5)		1-3		F9		G6-4-3		5-3		4	0	1	0	0	0	2
Dusty Baker Jr., R (1, 7)		1-3			S			F9		4	1	2	1	0	0	2
Joe Ferguson, R (1, 9)			BB		BB			P3		2	0	0	0	2	0	0
Derrel Thomas, S (1, 8)			F7		6-3			P5		3	0	0	0	1	0	4
Steve Yeager, R (1, 2)			F9			5-3		F9		3	0	0	0	0	0	3
Von Joshua, L (9, PH)									4-3	1	0	0	0	0	0	0
Don Sutton, R (1, 1)			4-3							2	0	0	0	0	0	0
Manny Mota, R (7, PH)					4-3					1	0	0	0	0	0	1
Joe Beckwith, L (8, 1)								5-3		0	0	0	0	0	0	0

Batter	1	2	3	4	5	6	7	8	9	AB R H RBI BB SO LOB	TOP																	
Joel Youngblood, R (1, 5) <small>OBP: 0.365, SLG: 0.477</small> Wayne Twitchell, R (5, 1) <small>OBP: 0.400, SLG: 0.400</small> Ron Hodges, L (8, PH) <small>OBP: 0.286, SLG: 0.200</small> Dale Murray, R (8, 1) Alex Trevino, R (9, PH) <small>OBP: 0.419, SLG: 0.453</small>	0-0 F8		4-0 BB		0-0 G5-3			0-0 6-3	0-0 F8	2 0 0 0 1 0 2 0 0 0 0 0 0 0 1 0 0 0 0 0 0 0 0 0 0 0 0 0 1 0 0 0 0 0 1																		
Frank Taveras, R (1, 6) <small>OBP: 0.289, SLG: 0.338</small>	0-0 F9		0-3 K			0-3 K		0-0 5-3		4 0 0 0 0 2 2																		
Lee Mazzilli, S (1, 8) <small>OBP: 0.408, SLG: 0.469</small>	0-3 K			0-0 G4-6-3 1B		0-0 G3		0-0 2B		4 0 2 0 0 1 0																		
Steve Henderson, R (1, 7) <small>OBP: 0.381, SLG: 0.449</small>		0-3 K		0-0 G4-6-3 1-2f		0-0 5-3		0-3 K		4 0 0 0 0 2 2																		
Richie Hebner, L (1, 3) <small>OBP: 0.360, SLG: 0.384</small>		0-0 4-3		0-3 K			0-0 FC6-4 1B		0-0 F9	4 0 1 0 0 1 0																		
John Stearns, R (1, 2) <small>OBP: 0.318, SLG: 0.357</small>		0-0 6-3			0-0 FC6-4 1B 2B		0-3 K		0-0 F7	4 1 1 0 0 1 1																		
Elliott Maddox, R (1, 9) <small>OBP: 0.342, SLG: 0.337</small>			0-0 1-5-3		4-0 FC6-4 BB		0-0 FC6-4 1B		0-0 BB 1B	3 1 1 0 1 0 1																		
Doug Flynn, R (1, 4) <small>OBP: 0.253, SLG: 0.314</small> Ed Kranepool, L (9, PH) <small>OBP: 0.294, SLG: 0.279</small> Sergio Ferrer, S (9, PR) Ed Glynn, R (9, 1)			0-0 F9		0-0 FC6-4 G5-3 1B 1-2f 2-3		0-0 FC5-4 1B		4-0 1B WP BB	3 0 1 0 0 0 2 0 0 0 0 1 0 0 0 1 0 0 0 0 0 0 0 0 0 0 0 0																		
Dock Ellis, S (1, 1) <small>OBP: 0.250, SLG: 0.182</small> Gil Flores, R (5, PH) <small>OBP: 0.263, SLG: 0.229</small> Willie Montanez, L (9, PH) <small>OBP: 0.271, SLG: 0.307</small>			0-0 BB 1B		0-0 1-2 3-H 1B		0-0 FC5-4		0-0 WP 1B 1-3 2-H	1 0 1 0 0 0 0 2 0 1 1 0 0 2 1 0 1 1 0 0 0																		
<b>Inning Stats</b>	R: 0 E: 0 K: 1 S: 5	H: 0 LOB: 0 BB: 0 P: 5	R: 0 E: 0 K: 1 S: 5	H: 0 LOB: 0 BB: 0 P: 5	R: 0 E: 0 K: 1 S: 6	H: 1 LOB: 2 BB: 1 P: 10	R: 0 E: 0 K: 1 S: 5	H: 1 LOB: 0 BB: 0 P: 5	R: 1 E: 0 K: 0 S: 4	H: 2 LOB: 1 BB: 1 P: 8	R: 0 E: 0 K: 1 S: 5	H: 0 LOB: 0 BB: 0 P: 5	R: 0 E: 0 K: 1 S: 7	H: 2 LOB: 2 BB: 0 P: 7	R: 0 E: 0 K: 1 S: 6	H: 1 LOB: 1 BB: 0 P: 6	R: 2 E: 0 K: 0 S: 5	H: 2 LOB: 2 BB: 1 P: 9	1B: 7 2B: 2 3B: 0 HR: 0	SF: 0 SAC: 0 DP: 2 HBP: 0	WP: 1 PB: 0 SB: 0 CS: 0	PA: 37						
<b>PITCHER</b>	IP WLS BF H R ER SO BB IBB HBP BLK WP HR S P ERA WHIP																											
Charlie Hough, R (1, 1) <small>ERA: 4.4</small>	6.0		22	4	1	1	5	2	0	0	0	0	0	0	30	38	1.50	1.000										
Dave Patterson, R (7, 1) <small>ERA: 6.26</small>	2.2		13	4	2	2	2	1	0	0	0	0	0	0	16	20	6.75	1.875										
Lerrin LaGrow, R (9, 1) <small>ERA: 5.83</small>	0.1	W	2	1	0	0	0	0	0	0	0	1	0	2	2	0.00	3.000											

**New York Mets @ Los Angeles Dodgers**  
 Dodger Stadium, Los Angeles, CA  
 Sun Jul 22 1979, 3:33 AM PDT  
 Att. 34,198 - Unknown

<b>AB</b>	34
<b>R</b>	3
<b>H</b>	9
<b>RBI</b>	2
<b>BB</b>	3
<b>SO</b>	7
<b>LOB</b>	13



BOTTOM

New York Mets @ Los Angeles Dodgers  
Dodger Stadium, Los Angeles, CA  
Sun Jul 22 1979, 3:33 AM PDT  
Att. 34,198 - Unknown

livebaseballscores.com

AB 31  
R 4  
H 9  
RBI 4  
BB 4  
SO 5  
LOB 12



WP: 0 PA: 37  
PB: 0  
SB: 2  
CS: 1

AB R H RBI BB SO LOB

4 1 3 1 1 1 1

3 1 0 0 1 0 3

4 0 1 1 0 0 0

4 0 1 0 0 2 2

3 0 1 1 0 0 1

4 0 1 0 0 1 1

3 1 0 0 1 0 2

3 1 1 1 1 0 1

1B: 8 SF: 1  
2B: 1 SAC: 1  
3B: 0 DP: 0  
HR: 0 HBP: 0

Batter	1	2	3	4	5	6	7	8	9
Davey Lopes, R OBP: 0.359, SLG: 0.503 (1, 4)	0-0 S 1B	4-0 BB		0-3 K			0-0 F2 1B		0-0 1-2 3-H 1B
Bill Russell, R OBP: 0.287, SLG: 0.364 (1, 6)	4-0 1B SF9 BB	0-0 P6		0-0 5-3			0-0 F2 1-2		
Steve Garvey, R OBP: 0.356, SLG: 0.495 (1, 3)	0-0 1B 1-3 2-H 1B		0-0 F8		0-0 P5		0-0 F7		
Ron Cey, R OBP: 0.382, SLG: 0.482 (1, 5)	0-0 F9		0-3 K		0-0 CS 1B		0-3 K		
Dusty Baker Jr., R OBP: 0.322, SLG: 0.435 (1, 7)	0-0 SF9 3-H		0-0 2B		0-0 F9 1-2		0-0 5-3		
Joe Ferguson, R OBP: 0.363, SLG: 0.415 (1, 9)	0-0 1-3 1B		0-0 F1-4-3		0-0 F8		0-3 K		
Derrel Thomas, S OBP: 0.343, SLG: 0.345 (1, 8)	0-0 F4-3		0-0 E3 S 1B		4-0 BB		0-0 F8		0-0 F8
Steve Yeager, R OBP: 0.289, SLG: 0.407 (1, 2)		0-0 F8		0-0 SH1-3 1-H 1B		0-0 L7		4-0 1B BB	0-0 1B BB
Charlie Hough, R OBP: 0.182, SLG: 0.273 (6, PH) Von Joshua, L OBP: 0.323, SLG: 0.458 (7, 1) Dave Patterson, R (9, 1) Lerrin LaGrow, R (9, PH) Manny Mota, R OBP: 0.307, SLG: 0.308 (9, PR) Ted Martinez, R OBP: 0.340, SLG: 0.375 (9, PR)		0-3 K		0-0 SH1-3 2-3		0-0 F8		0-0 1B	0-0 1-3 1B

Inning Stats	R: 2	H: 3	E: 0	LOB: 2	K: 0	BB: 1	S: 6	R: 0	H: 0	E: 0	LOB: 1	K: 1	BB: 1	S: 5	R: 0	H: 1	E: 0	LOB: 1	K: 1	BB: 0	S: 6	R: 1	H: 1	E: 1	LOB: 1	K: 1	BB: 0	S: 7	R: 0	H: 1	E: 0	LOB: 0	K: 0	BB: 0	S: 3	R: 0	H: 0	E: 0	LOB: 1	K: 0	BB: 1	S: 3	R: 0	H: 1	E: 0	LOB: 0	K: 0	BB: 0	S: 3	R: 0	H: 0	E: 0	LOB: 2	K: 0	BB: 1	S: 3	R: 1	H: 2	E: 0	LOB: 2	K: 0	BB: 1	S: 3
--------------	------	------	------	--------	------	-------	------	------	------	------	--------	------	-------	------	------	------	------	--------	------	-------	------	------	------	------	--------	------	-------	------	------	------	------	--------	------	-------	------	------	------	------	--------	------	-------	------	------	------	------	--------	------	-------	------	------	------	------	--------	------	-------	------	------	------	------	--------	------	-------	------

PITCHER	IP	WLS	BF	H	R	ER	SO	BB	IBB	HBP	BLK	WP	HR	S	P	ERA	WHIP
Dock Ellis, R ERA: 5.84 (1, 1)	4.0		20	5	3	2	3	2	0	0	0	0	0	24	32	4.50	1.750
Wayne Twitchell, R ERA: 4.88 (5, 1)	3.0		10	2	0	0	0	1	0	0	0	0	0	9	13	0.00	1.000
Dale Murray, R ERA: 3.89 (8, 1)	1.0		3	0	0	0	2	0	0	0	0	0	0	7	7	0.00	0.000
Ed Glynn, L ERA: 2.63 (9, 1)	0.1	L	4	2	1	1	0	1	0	0	0	0	0	3	7	27.00	9.000

Batter	1	2	3	4	5	6	7	8	9	AB R H RBI BB SO LOB	TOP
<b>Frank Taveras, R</b> (1, 6) <small>OBP: 0.289, SLG: 0.335</small>	0-0 6-3		4-0 F9 4-3 BB		0-0 FC6-4 1-2f CS			0-0 F2		3 0 0 0 1 0 1	<b>New York Mets @ Los Angeles Dodgers</b> <b>Dodger Stadium, Los Angeles, CA</b> <small>Mon Jul 23 1979, 7:05 PM PDT</small> <small>Att. 25,351 - Unknown</small>
<b>Elliott Maddox, R</b> (1, 5) <small>OBP: 0.331, SLG: 0.324</small> (6, 8)	0-0 F8		0-0 4-3 1-2		0-0 F8 1-2			0-0 5-3		4 0 0 0 0 0 2	
<b>Lee Mazzilli, S</b> (1, 8) <small>OBP: 0.407, SLG: 0.467</small> <b>Alex Trevino, R</b> (6, 5) <small>OBP: 0.414, SLG: 0.447</small>	4-0 PB BB		0-0 F9 2-3		0-0 F7			0-3 K	2 0 0 0 1 0 1 1 0 0 0 0 1 0		
<b>Steve Henderson, R</b> (1, 7) <small>OBP: 0.376, SLG: 0.443</small>	0-0 6-3 1-2			0-3 K		0-0 6-3		0-0 5-3	4 0 0 0 0 1 1		
<b>John Stearns, R</b> (1, 2) <small>OBP: 0.323, SLG: 0.363</small>		4-0 G4-6-3 BB		0-0 WP 2B 1B		0-3 K		0-0 2B	3 1 2 0 1 1 0		
<b>Willie Montanez, L</b> (1, 3) <small>OBP: 0.271, SLG: 0.309</small>		0-0 G4-6-3 1-2f		0-0 1B 1-H 2B		0-0 6-3		0-0 G3	4 0 1 1 0 0 2		
<b>Dan Norman, R</b> (1, 9) <small>OBP: 0.600, SLG: 0.600</small>				0-0 1B 1B		0-0 6-3			3 0 2 0 0 0 0		
<b>Doug Flynn, R</b> (1, 4) <small>OBP: 0.254, SLG: 0.315</small>				0-0 F4-6-3 1B		0-0 F6-3			3 0 1 0 0 0 2		
<b>Pete Falcone, L</b> (1, 1) <small>OBP: 0.276, SLG: 0.250</small> <b>Gil Flores, R</b> (8, PH) <small>OBP: 0.256, SLG: 0.222</small> <b>Dale Murray, R</b> (8, 1)		0-0 FC6-4 1-2f		0-0 FC6-4 1B		0-3 K			2 0 1 0 0 0 2 1 0 0 0 0 1 0 0 0 0 0 0 0 0		
<b>Inning Stats</b>	R: 0 H: 0 E: 0 LOB: 1 K: 0 BB: 1 S: 3 P: 7	R: 0 H: 2 E: 0 LOB: 2 K: 0 BB: 1 S: 4 P: 8	R: 0 H: 0 E: 0 LOB: 0 K: 0 BB: 1 S: 2 P: 6	R: 1 H: 3 E: 0 LOB: 1 K: 1 BB: 0 S: 7 P: 7	R: 0 H: 1 E: 0 LOB: 0 K: 0 BB: 0 S: 3 P: 3	R: 0 H: 0 E: 0 LOB: 0 K: 1 BB: 0 S: 5 P: 5	R: 0 H: 0 E: 0 LOB: 0 K: 0 BB: 0 S: 3 P: 3	R: 0 H: 0 E: 0 LOB: 0 K: 1 BB: 0 S: 5 P: 5	R: 0 H: 1 E: 0 LOB: 1 K: 1 BB: 0 S: 6 P: 6	1B: 5 SF: 0 2B: 2 SAC: 0 3B: 0 DP: 2 HR: 0 HBP: 0	WP: 1 PA: 33 PB: 1 SB: 0 CS: 1
<b>PITCHER</b> <b>Jerry Reuss, L</b> (1, 1) <small>ERA: 5.04</small>	IP WLS BF H R ER SO BB IBB HBP BLK WP HR S P ERA WHIP 9.0 W 33 7 1 1 4 3 0 0 0 1 0 38 50 1.00 1.111										

livebaseballscorecards.com

<b>AB</b>	<b>30</b>
<b>R</b>	<b>1</b>
<b>H</b>	<b>7</b>
<b>RBI</b>	<b>1</b>
<b>BB</b>	<b>3</b>
<b>SO</b>	<b>4</b>
<b>LOB</b>	<b>11</b>





Batter	1	2	3	4	5	6	7	8	9	AB R H RBI BB SO LOB	TOP							
<b>Bake McBride, L</b> (1, 9) OBP: 0.316, SLG: 0.405	0-0 P6		0-0 F8		0-0 FC6-4 1B	0-0 F9		0-0 4-3		5 0 1 0 0 0 3								
<b>Larry Bowa, S</b> (1, 6) OBP: 0.330, SLG: 0.334	4-0 1B HR BB		0-3 K		0-0 FC6-4 1-2f		0-0 2-3		0-0 E5 1-3	4 1 0 0 1 1 1								
<b>Pete Rose, S</b> (1, 3) OBP: 0.398, SLG: 0.415	0-0 L7		0-0 2B		0-0 F7		0-0 1B 1B		0-0 1-3 1-2	5 0 2 0 0 0 3								
<b>Mike Schmidt, R</b> (1, 5) OBP: 0.411, SLG: 0.651 <b>Bud Harrelson, S</b> (7, PR) OBP: 0.371, SLG: 0.302 (7, 5)	0-0 1-2 HR 1B		0-0 F2		4-0 BB BB	4-0 BB	0-0 FC6-4 1B		0-3 K	3 1 2 0 1 0 1 1 0 0 0 0 1 1								
<b>Greg Luzinski, R</b> (1, 7) OBP: 0.354, SLG: 0.423	0-0 1-H 2-H HR			4-0 1B BB	0-0 F2		0-0 F9		0-0 F3	4 1 1 3 1 0 5								
<b>Garry Maddox, R</b> (1, 8) OBP: 0.298, SLG: 0.443	0-0 F3			0-0 1-2 1B		0-0 F8 BB 1B	0-0 FC6-4 1-2f			4 0 2 0 0 0 2								
<b>Manny Trillo, R</b> (1, 4) OBP: 0.308, SLG: 0.338		0-3 K		0-3 K		0-3 K		0-0 F8		4 0 0 0 0 3 3								
<b>Dave Rader, L</b> (1, 2) OBP: 0.270, SLG: 0.324		0-0 4-3		0-0 P5		4-0 BB BB		4-0 BB BB		2 0 0 0 2 0 2								
<b>Randy Lerch, L</b> (1, 1) OBP: 0.146, SLG: 0.217 <b>Doug Bird, R</b> (3, 1) <b>Mike Anderson, R</b> (4, PH) OBP: 0.990, SLG: 0.296 <b>Rawly Eastwick, R</b> (4, 1) <b>Del Unser, L</b> (6, PH) OBP: 0.343, SLG: 0.490 <b>Warren Brusstar, R</b> (6, 1) <b>Kevin Saucier, L</b> (6, 1) OBP: 0.250, SLG: 0.250		0-0 4-3		0-0 L7		0-0 F8 2-3		0-3 K		1 0 0 0 0 0 0 0 0 0 0 0 0 0 1 0 0 0 0 0 2 0 0 0 0 0 0 0 1 0 0 0 0 0 2 0 0 0 0 0 0 0 1 0 0 0 0 1 1								
<b>Inning Stats</b>	R: 3 E: 0 K: 0 S: 5	H: 2 LOB: 0 BB: 1 P: 9	R: 0 E: 0 K: 1 S: 5	H: 0 LOB: 0 BB: 0 P: 5	R: 0 E: 0 K: 1 S: 6	H: 1 LOB: 1 BB: 1 P: 6	R: 0 E: 0 K: 1 S: 6	H: 1 LOB: 2 BB: 1 P: 10	R: 0 E: 1 K: 0 S: 5	H: 2 LOB: 2 BB: 0 P: 5	R: 0 E: 0 K: 1 S: 5	H: 0 LOB: 1 BB: 1 P: 9	R: 0 E: 1 K: 1 S: 6	H: 0 LOB: 1 BB: 0 P: 6	1B: 6 2B: 1 3B: 0 HR: 1	SF: 0 SAC: 0 DP: 0 HBP: 0	WP: 0 PB: 0 SB: 0 CS: 0	PA: 41
<b>PITCHER</b>	IP WLS BF H R ER SO BB IBB HBP BLK WP HR S P ERA WHIP																	
<b>Burt Hooton, R</b> (1, 1) ERA: 3.06	8.0 W 37 8 3 3 5 5 0 0 0 0 0 1 42 62 3.38 1.625																	
<b>Joe Beckwith, R</b> (9, 1) ERA: 6.0	1.0 4 0 0 0 1 0 0 0 0 0 0 0 6 6 0.00 0.000																	

Philadelphia Phillies @ Los Angeles Dodgers  
Dodger Stadium, Los Angeles, CA  
Tue Jul 24 1979, 7:05 PM PDT  
Att. 39,336 - Unknown

AB	36
R	3
H	8
RBI	3
BB	5
SO	6
LOB	26





Batter	1	2	3	4	5	6	7	8	9	AB R H RBI BB SO LOB	TOP									
<b>Bake McBride, L</b> (1, 9) OBP: 0.315, SLG: 0.404 <b>Bud Harrelson, S</b> (8, 5) OBP: 0.381, SLG: 0.302	0-0 FC6-4 1B	0-0 G3		0-0 P6			0-0 6-3		4-0 2B BB	4 0 1 0 0 0 2 0 1 0 0 1 0 0										
<b>Larry Bowa, S</b> (1, 6) OBP: 0.328, SLG: 0.330	0-0 FC6-4 1B 1-2f HR	0-0 F7			0-0 4-3			0-0 6-3	4-0 2B BB	4 2 0 1 1 0 1										
<b>Pete Rose, S</b> (1, 3) OBP: 0.400, SLG: 0.420	0-0 HR 1B		0-0 G3		0-0 F8			0-0 1B	0-0 2B	5 1 3 3 0 0 0										
<b>Mike Schmidt, R</b> (1, 5) OBP: 0.409, SLG: 0.655 <b>Kevin Saucier, L</b> (8, 1) OBP: 0.250, SLG: 0.250 <b>Tim McCarver, L</b> (9, PH) OBP: 0.386, SLG: 0.361	0-0 HR		0-0 5-3		0-0 F2			0-3 K	0-0 P6	4 1 1 3 0 1 1 0 0 0 0 0 0 0 1 0 0 0 0 0 1										
<b>Greg Luzinski, R</b> (1, 7) OBP: 0.353, SLG: 0.424	0-0 4-3 2B		0-0 F3		0-0 F8			0-0 P4		4 1 1 0 0 0 1										
<b>Garry Maddox, R</b> (1, 8) OBP: 0.295, SLG: 0.439 <b>Ron Reed, R</b> (6, 1) OBP: 0.429, SLG: 0.500 <b>Del Unser, L</b> (8, 8) OBP: 0.349, SLG: 0.490	0-0 4-3 2-3			0-0 6-3		0-0 P3			4-0 BB BB BB	3 0 0 0 0 0 1 0 0 0 0 0 0 0 0 1 0 0 1 0 0										
<b>Manny Trillo, R</b> (1, 4) OBP: 0.307, SLG: 0.341	0-0 2B		0-0 4-3		0-0 6-3				0-0 F9	4 0 1 1 0 0 1										
<b>Dave Rader, L</b> (1, 2) OBP: 0.288, SLG: 0.297	0-0 F9			4-0 1B BB			0-0 F9		0-0 P5	3 0 0 0 1 0 2										
<b>Dick Ruthven, R</b> (1, 1) OBP: 0.205, SLG: 0.139 <b>Rawly Eastwick, R</b> (3, 1) OBP: 0.199, SLG: 0.255 <b>Jose Cardenal, R</b> (4, PH) OBP: 0.199, SLG: 0.255 <b>Doug Bird, R</b> (4, 1) OBP: 0.429, SLG: 0.458 <b>Greg Gross, L</b> (6, 8) OBP: 0.429, SLG: 0.458		0-3 K		0-0 1B		0-0 F7			4-0 BB BB BB	1 0 0 0 0 0 1 0 0 0 0 0 0 0 0 0 1 0 1 0 0 0 0 0 0 0 0 0 0 0 0 0 1 1 0 0 1 0 0 0										
<b>Inning Stats</b>	R: 4 E: 0 K: 0 S: 8	H: 5 LOB: 1 BB: 0 P: 8	R: 0 E: 0 K: 1 S: 5	H: 0 LOB: 0 BB: 0 P: 5	R: 0 E: 0 K: 0 S: 3	H: 0 LOB: 0 BB: 0 P: 3	R: 0 E: 0 K: 0 S: 4	H: 1 LOB: 2 BB: 1 P: 8	R: 0 E: 0 K: 0 S: 3	H: 0 LOB: 0 BB: 0 P: 3	R: 0 E: 0 K: 0 S: 3	H: 0 LOB: 0 BB: 0 P: 3	R: 0 E: 0 K: 1 S: 6	H: 1 LOB: 1 BB: 0 P: 6	R: 4 E: 0 K: 0 S: 4	H: 1 LOB: 1 BB: 4 P: 20	1B: 4 2B: 3 3B: 0 HR: 1	SF: 0 SAC: 0 DP: 0 HBP: 0	WP: 0 PB: 0 SB: 0 CS: 0	PA: 40
<b>PITCHER</b>	IP WLS BF H R ER SO BB IBB HBP BLK WP HR S P ERA WHIP																			
<b>Rick Sutcliffe, R</b> (1, 1) ERA: 3.94 <b>Dave Patterson, R</b> (9, 1) ERA: 6.17	8.2 W 39 8 8 8 2 5 0 0 0 0 0 1 38 58 8.31 1.500																			

Philadelphia Phillies @ Los Angeles Dodgers  
 Dodger Stadium, Los Angeles, CA  
 Wed Jul 25 1979, 3:33 AM PDT  
 Att: 34,370 - Unknown

livebaseballscorecards.com

AB	35
R	8
H	8
RBI	8
BB	5
SO	2
LOB	10





Batter	1	2	3	4	5	6	7	8	9	AB	R	H	RBI	BB	SO	LOB
Davey Lopes, R OBP: 0.360, SLG: 0.507 (1, 4)	F8		L5			2B	L8			4	2	1	0	1	0	2
Bill Russell, R OBP: 0.288, SLG: 0.363 (1, 6)	F7		BB 1B 1-3	L6		2B	K			4	2	1	1	1	1	0
Steve Garvey, R OBP: 0.360, SLG: 0.494 (1, 3)	HR		BB 1-2	K		5-3		1B HR		5	3	3	1	0	1	1
Ron Cey, R OBP: 0.391, SLG: 0.503 Von Joshua, L OBP: 0.320, SLG: 0.454 (1, 5) (6, PR) (7, 8)	HR		BB 1B 1-2	2B		2B 1B	K			2	3	2	2	2	0	0
Dusty Baker Jr., R OBP: 0.334, SLG: 0.457 (1, 7)	P6		BB 1-2	2B		1B	HR			5	3	4	4	0	0	0
Joe Ferguson, R OBP: 0.374, SLG: 0.436 (1, 9)	F9		BB 1B 1-2	F5		1B	HR			4	2	2	5	1	0	1
Derrel Thomas, S OBP: 0.341, SLG: 0.336 (1, 8) (7, 5)	F9		BB 1-2	F7		F9	P6	HBP		4	0	0	0	0	0	4
Steve Yeager, R OBP: 0.295, SLG: 0.404 (1, 2)	6-3		BB 1B 1-2	F3		F9	F9	G6-4-3		5	0	1	2	0	0	2
Rick Sutcliffe, L OBP: 0.245, SLG: 0.340 Dave Patterson, R (9, 1)	F8		BB 1-2	P5			6-3			4	0	1	1	0	0	0

Inning Stats	R: 2	H: 2	E: 0	LOB: 0	K: 0	BB: 0	S: 5	R: 0	H: 0	E: 0	LOB: 0	K: 0	BB: 0	S: 3	R: 6	H: 4	E: 0	LOB: 2	K: 0	BB: 4	S: 7	R: 1	H: 2	E: 0	LOB: 1	K: 1	BB: 0	S: 7	R: 0	H: 0	E: 0	LOB: 0	K: 0	BB: 0	S: 3	R: 4	H: 4	E: 0	LOB: 1	K: 0	BB: 1	S: 7	R: 0	H: 0	E: 0	LOB: 0	K: 1	BB: 0	S: 5	R: 3	H: 3	E: 0	LOB: 0	K: 1	BB: 0	S: 7	R: 0	H: 0	E: 0	LOB: 0	K: 1	BB: 0	S: 7
--------------	------	------	------	--------	------	-------	------	------	------	------	--------	------	-------	------	------	------	------	--------	------	-------	------	------	------	------	--------	------	-------	------	------	------	------	--------	------	-------	------	------	------	------	--------	------	-------	------	------	------	------	--------	------	-------	------	------	------	------	--------	------	-------	------	------	------	------	--------	------	-------	------

1B	2B	3B	HR	SF	SAC	DP	HBP	WP	PA
10	3	0	2	0	1	1	1	0	44

PITCHER	IP	WLS	BF	H	R	ER	SO	BB	IBB	HBP	BLK	WP	HR	S	P	ERA	WHIP
Dick Ruthven, R ERA: 4.46	(1, 1)	2.1	14	4	7	7	0	3	0	0	0	0	1	11	23	27.00	3.000
Rawly Eastwick, R ERA: 5.36	(3, 1)	0.2	5	2	1	1	0	1	0	0	0	0	0	4	8	13.50	4.500
Doug Bird, R ERA: 5.89	(4, 1)	2.1	12	4	4	4	1	0	1	0	0	0	0	13	17	15.43	1.714
Ron Reed, R ERA: 4.71	(6, 1)	1.2	7	2	1	1	1	0	0	0	0	0	0	9	9	5.40	1.200
Kevin Saucier, L ERA: 4.62	(8, 1)	1.0	6	3	3	3	1	0	0	1	0	0	1	7	8	27.00	3.000

**Philadelphia Phillies @ Los Angeles Dodgers**  
**Dodger Stadium, Los Angeles, CA**  
 Wed Jul 25 1979, 3:33 AM PDT  
 Att. 34,370 - Unknown

[livebaseballscorecards.com](http://livebaseballscorecards.com)

<b>AB</b>	<b>38</b>
<b>R</b>	<b>16</b>
<b>H</b>	<b>15</b>
<b>RBI</b>	<b>16</b>
<b>BB</b>	<b>5</b>
<b>SO</b>	<b>3</b>
<b>LOB</b>	<b>11</b>

Batter	1	2	3	4	5	6	7	8	9	AB R H RBI BB SO LOB	TOP											
Davey Lopes, R (1, 4) OBP: 0.358, SLG: 0.501	0-0 5-3	0-0 E7			0-0 FC6-4				0-0 F2	4 0 0 0 1 0 3												
Bill Russell, R (1, 6) OBP: 0.286, SLG: 0.360	0-0 F8	0-0 F8			0-0 6-3				0-0 3-1	4 0 0 0 0 0 3												
Steve Garvey, R (1, 3) OBP: 0.357, SLG: 0.489	0-0 P4				0-0 G3				0-0 6-3	4 0 0 0 0 0 0												
Ron Cey, R (1, 5) OBP: 0.389, SLG: 0.500										4 1 1 0 0 1 0												
Ted Martinez, R (8, 5) OBP: 0.353, SLG: 0.388										0 0 0 0 0 0 0												
Dusty Baker Jr., R (1, 7) OBP: 0.333, SLG: 0.454										4 1 1 0 0 0 0												
Joe Ferguson, R (1, 9) OBP: 0.379, SLG: 0.436										2 1 1 0 2 1 2												
Steve Yeager, R (1, 2) OBP: 0.287, SLG: 0.402										1 1 0 0 1 0 1												
Derrel Thomas, S (1, 8) OBP: 0.344, SLG: 0.349										4 2 2 3 0 0 1												
Don Sutton, R (1, 1) OBP: 0.185, SLG: 0.170										2 0 1 0 0 1 2												
Joe Beckwith, L (5, 1)										1 0 0 0 0 0 0												
Terry Forster, L (8, 1)										0 0 0 0 1 0 0												
<b>Inning Stats</b>	R: 0 E: 0 K: 0 S: 3	H: 0 LOB: 0 BB: 0 P: 3	R: 4 E: 1 K: 2 S: 11	H: 3 LOB: 1 BB: 1 P: 15	R: 0 E: 0 K: 1 S: 5	H: 0 LOB: 0 BB: 0 P: 5	R: 0 E: 0 K: 0 S: 2	H: 0 LOB: 0 BB: 1 P: 6	R: 0 E: 0 K: 0 S: 3	H: 1 LOB: 0 BB: 0 P: 3	R: 0 E: 0 K: 0 S: 3	H: 0 LOB: 0 BB: 0 P: 3	R: 2 E: 1 K: 0 S: 4	H: 1 LOB: 1 BB: 2 P: 12	R: 0 E: 0 K: 0 S: 3	H: 0 LOB: 0 BB: 0 P: 3	R: 0 E: 0 K: 0 S: 4	H: 1 LOB: 2 BB: 1 P: 8	1B: 5 2B: 0 3B: 1 HR: 0	SF: 0 SAC: 2 DP: 1 HBP: 0	WP: 0 PB: 0 SB: 0 CS: 0	PA: 37
<b>PITCHER</b> Joaquin Andujar, R (1, 1) ERA: 2.8	IP: 9.0 WLS: L BF: 37 H: 6 R: 6 ER: 3 SO: 3 BB: 5 IBB: 0 HBP: 0 BLK: 0 WP: 0 HR: 0 S: 38 P: 58 ERA: 3.00 WHIP: 1.222											<b>PITCHER</b>	IP: 9.0 WLS: L BF: 37 H: 6 R: 6 ER: 3 SO: 3 BB: 5 IBB: 0 HBP: 0 BLK: 0 WP: 0 HR: 0 S: 38 P: 58 ERA: 3.00 WHIP: 1.222									

**Los Angeles Dodgers @ Houston Astros**  
 Astrodome, Houston, TX  
 Thu Jul 26 1979, 8:05 PM EDT  
 Att. 26,834 - Unknown

[livebaseballscorecards.com](http://livebaseballscorecards.com)

**AB 30**  
**R 6**  
**H 6**  
**RBI 3**  
**BB 5**  
**SO 3**  
**LOB 12**



BOTTOM

Los Angeles Dodgers @ Houston Astros  
Astrodome, Houston, TX  
Thu Jul 26 1979, 8:05 PM EDT  
Att. 26,834 - Unknown

livebaseballscorecards.com

AB 36  
R 5  
H 11  
RBI 4  
BB 2  
SO 5  
LOB 15



WP: 0 PA: 38  
PB: 0  
SB: 2  
CS: 2

AB R H RBI BB SO LOB

5	0	0	0	0	1	1
3	1	1	1	0	1	0
2	0	0	0	0	0	0
4	0	1	1	0	0	0
2	2	2	0	2	0	0
4	0	1	0	0	0	4
4	0	3	1	0	0	1
4	1	2	0	0	1	3
0	0	0	0	0	0	0
3	1	1	1	0	0	2
1	0	0	0	0	0	2
0	0	0	0	0	0	0
3	0	0	0	0	2	2
1	0	0	0	0	0	0

1B: 9 SF: 0  
2B: 2 SAC: 0  
3B: 1 DP: 2  
HR: 0 HBP: 0

Batter	1	2	3	4	5	6	7	8	9
Julio Gonzalez, R OBP: 0.298, SLG: 0.306 (1, 4) (7, 6) (9, 5)	0-0 F7 ①		0-0 1-3 ②		0-0 4-3 ②		0-3 K ①		0-0 L4 ②
Craig Reynolds, L OBP: 0.294, SLG: 0.343 Rafael Landestoy, S OBP: 0.276, SLG: 0.228 (1, 6) (7, 4)	0-3 K ②		0-0 F7 ③		0-0 S 2B 1B ②		0-0 F8 ②		0-0 4-3 ③
Terry Puhl, L OBP: 0.347, SLG: 0.378 (1, 8)	0-0 4-3 ③			0-0 4-3 ①	0-0 1-H 2B ①		0-0 P5 ③		
Jose Cruz, L OBP: 0.388, SLG: 0.439 (1, 7)		4-0 1B S 1B BB		0-0 1B ②	4-0 FC6-4 BB			0-0 1B 1B	
Enos Cabell, R OBP: 0.299, SLG: 0.362 (1, 3)		0-0 CS 1B 1B		0-0 F8 ②	0-0 FC6-4 ③			0-0 P4 ①	
Jeffrey Leonard, R OBP: 0.350, SLG: 0.335 (1, 9)		0-0 CS 1B		0-0 L5 ③		0-0 4-3 1B		0-0 1B 1B	
Art Howe, R OBP: 0.309, SLG: 0.372 Jimmy Sexton, R OBP: 0.280, SLG: 0.217 (1, 5) (8, PR) (9, 6)		0-3 K ① ②			0-0 3B 1B		0-0 4-3 ①	0-0 G4-6-3 1B 1-2 2-H	
Alan Ashby, S OBP: 0.276, SLG: 0.305 Jesus Alou, R OBP: 0.267, SLG: 0.259 Bruce Bochy, R OBP: 0.250, SLG: 0.268 (1, 2) (8, PH) (9, 2)		0-0 3-1 ③			0-0 1B 3B		0-0 F7 ②	0-0 G4-6-3 ② ③	
Joaquin Andujar, S OBP: 0.048, SLG: 0.025 Reggie Baldwin, R OBP: 0.214, SLG: 0.286 (1, 1) (9, PH)			0-0 F9 ①		0-3 K ①		0-3 K ③		0-0 6-3 ①

Inning Stats	R: 0	H: 0	E: 0	K: 1	S: 5	R: 1	H: 2	E: 0	K: 1	S: 6	R: 0	H: 0	E: 0	K: 0	S: 3	R: 0	H: 1	E: 0	K: 0	S: 4	R: 3	H: 4	E: 0	K: 1	S: 9	R: 0	H: 1	E: 0	K: 1	S: 6	R: 0	H: 0	E: 0	K: 1	S: 5	R: 1	H: 3	E: 0	K: 0	S: 5	R: 0	H: 0	E: 0	K: 0	S: 3	1B: 9	SF: 0	2B: 2	SAC: 0	3B: 1	DP: 2	HR: 0	HBP: 0	WP: 0	PA: 38
--------------	------	------	------	------	------	------	------	------	------	------	------	------	------	------	------	------	------	------	------	------	------	------	------	------	------	------	------	------	------	------	------	------	------	------	------	------	------	------	------	------	------	------	------	------	------	-------	-------	-------	--------	-------	-------	-------	--------	-------	--------

PITCHER	IP	WLS	BF	H	R	ER	SO	BB	IBB	HBP	BLK	WP	HR	S	P	ERA	WHIP
Don Sutton, R ERA: 4.63 (1, 1)	4.2		21	7	4	4	3	1	0	0	0	0	0	26	30	7.71	1.714
Joe Beckwith, R ERA: 4.76 (5, 1)	2.2	W	13	4	1	1	2	1	0	0	0	0	0	16	20	3.38	1.875
Terry Forster, L ERA: 3.6 (8, 1)	1.2	S	4	0	0	0	0	0	0	0	0	0	0	4	4	0.00	0.000

Batter	1	2	3	4	5	6	7	8	9	AB	R	H	RBI	BB	SO	LOB	TOP											
Davey Lopes, R OBP: 0.358, SLG: 0.497 (1, 4)	0-0 6-3	4-0 BB	0-0 FC6-4			0-0 FC6-4 1B	0-0 F7		0-0 L7	5	0	1	1	1	0	5												
Bill Russell, R OBP: 0.285, SLG: 0.357 Ted Martinez, R OBP: 0.346, SLG: 0.380 (6, PR) (6, 6)	0-3 K	0-0 F7	4-0 FC6 BB			0-0 FC6-4 1B HR	0-0 F7			3	0	0	0	1	1	3												
Steve Garvey, R OBP: 0.357, SLG: 0.488 (1, 3)	0-0 F7					0-0 HR 1B		0-0 6-3		5	1	2	0	0	0	2												
Ron Cey, R OBP: 0.391, SLG: 0.500 Manny Mota, R OBP: 0.367, SLG: 0.321 Von Joshua, L OBP: 0.320, SLG: 0.454 (8, PR) (8, 9)		0-0 1B 1B	0-0 WP FC5-2 BB 1B	0-0 5-3		0-0 P3		0-0 P4-3 1B		4	2	2	0	0	0	2												
Dusty Baker Jr., R OBP: 0.334, SLG: 0.462 (1, 7)		0-0 1B 1B	0-0 FC5-2 BB WP 1B	0-0 4-3		0-0 HR		0-0 P4-3		5	3	2	3	0	0	3												
Joe Ferguson, R OBP: 0.383, SLG: 0.439 Gary Thomasson, L OBP: 0.357, SLG: 0.383 (3, 9) (8, 8)		0-0 E7 1B 1B	4-0 1B BB IBB	0-0 F8		0-0 FC4 1B		0-0 SH1-4 1B 1B		1	2	1	1	1	0	0												
Steve Yeager, R OBP: 0.285, SLG: 0.394 (1, 2)	0-3 K		4-0 1B FC6-4 BB			0-0 F9	0-0 FC4		0-0 F9	4	1	0	1	1	1	3												
Derrel Thomas, S OBP: 0.353, SLG: 0.356 (8, 5)	0-0 S 1B		0-0 FC6-4 S 1B			0-3 K		4-0 SH1-4 BB		4	1	3	2	1	1	0												
Charlie Hough, R OBP: 0.214, SLG: 0.286 Lerrin LaGrow, R Dave Patterson, R (8, 1) (8, 1)	0-0 6-3		0-0 FC6-4 1B			0-0 5-3		0-0 SH1-4		3	0	1	1	0	0	1												
<b>Inning Stats</b>	R: 0 E: 0 K: 1 S: 5	H: 0 LOB: 0 BB: 0 P: 5	R: 3 E: 1 K: 1 S: 9	H: 4 LOB: 2 BB: 1 P: 13	R: 5 E: 0 K: 0 S: 7	H: 4 LOB: 2 BB: 3 P: 19	R: 0 E: 0 K: 0 S: 3	H: 0 LOB: 0 BB: 0 P: 3	R: 0 E: 0 K: 1 S: 5	H: 0 LOB: 0 BB: 0 P: 5	R: 3 E: 0 K: 0 S: 7	H: 4 LOB: 1 BB: 0 P: 7	R: 0 E: 0 K: 0 S: 3	H: 0 LOB: 1 BB: 1 P: 7	R: 0 E: 0 K: 0 S: 3	H: 1 LOB: 1 BB: 0 P: 3	R: 0 E: 0 K: 0 S: 5	H: 2 LOB: 2 BB: 0 P: 5	1B: 14 2B: 1 3B: 0 HR: 1	SF: 0 SAC: 2 DP: 1 HBP: 0	WP: 1 PB: 0 SB: 3 CS: 0	PA: 46						
<b>PITCHER</b>	IP WLS BF H R ER SO BB IBB HBP BLK WP HR S P ERA WHIP	IP WLS BF H R ER SO BB IBB HBP BLK WP HR S P ERA WHIP	IP WLS BF H R ER SO BB IBB HBP BLK WP HR S P ERA WHIP	IP WLS BF H R ER SO BB IBB HBP BLK WP HR S P ERA WHIP	IP WLS BF H R ER SO BB IBB HBP BLK WP HR S P ERA WHIP	IP WLS BF H R ER SO BB IBB HBP BLK WP HR S P ERA WHIP	IP WLS BF H R ER SO BB IBB HBP BLK WP HR S P ERA WHIP	IP WLS BF H R ER SO BB IBB HBP BLK WP HR S P ERA WHIP	IP WLS BF H R ER SO BB IBB HBP BLK WP HR S P ERA WHIP	IP WLS BF H R ER SO BB IBB HBP BLK WP HR S P ERA WHIP	IP WLS BF H R ER SO BB IBB HBP BLK WP HR S P ERA WHIP	IP WLS BF H R ER SO BB IBB HBP BLK WP HR S P ERA WHIP	IP WLS BF H R ER SO BB IBB HBP BLK WP HR S P ERA WHIP	IP WLS BF H R ER SO BB IBB HBP BLK WP HR S P ERA WHIP	IP WLS BF H R ER SO BB IBB HBP BLK WP HR S P ERA WHIP	IP WLS BF H R ER SO BB IBB HBP BLK WP HR S P ERA WHIP	IP WLS BF H R ER SO BB IBB HBP BLK WP HR S P ERA WHIP	IP WLS BF H R ER SO BB IBB HBP BLK WP HR S P ERA WHIP	IP WLS BF H R ER SO BB IBB HBP BLK WP HR S P ERA WHIP	IP WLS BF H R ER SO BB IBB HBP BLK WP HR S P ERA WHIP	IP WLS BF H R ER SO BB IBB HBP BLK WP HR S P ERA WHIP	IP WLS BF H R ER SO BB IBB HBP BLK WP HR S P ERA WHIP	IP WLS BF H R ER SO BB IBB HBP BLK WP HR S P ERA WHIP	IP WLS BF H R ER SO BB IBB HBP BLK WP HR S P ERA WHIP				
Joe Niekro, R ERA: 3.38 Rick Williams, R ERA: 3.14 Frank LaCorte, R ERA: 5.94 George Throop, R ERA: 5.4 Bert Roberge, R ERA: 1.33	2.1 L 16 6 7 6 2 2 1 0 0 1 0 17 29 23.14 3.429	0.2 L 5 2 1 1 0 1 0 0 0 0 0 4 8 13.50 4.500	3.0 L 13 4 3 3 1 0 0 0 0 0 1 15 15 9.00 1.333	1.0 L 4 0 0 0 0 1 0 0 0 0 0 3 7 0.00 1.000	1.0 L 3 1 0 0 0 0 0 0 0 0 0 3 3 0.00 1.000																							
Randy Niemann, L ERA: 3.46 (9, 1)	1.0 L 5 2 0 0 0 0 0 0 0 0 0 2 5 0.00 2.000																											

Los Angeles Dodgers @ Houston Astros  
Astrodome, Houston, TX  
Fri Jul 27 1979, 8:05 PM EDT  
Att: 39,071 - Unknown

AB	39
R	11
H	15
RBI	9
BB	5
SO	3
LOB	20



WP	1	PA	46
PB	0		
SB	3		
CS	0		

Batter	1	2	3	4	5	6	7	8	9	AB	R	H	RBI	BB	SO	LOB
Julio Gonzalez, R OBP: 0.294, SLG: 0.302 (1, 4) (7, 6)	0-0 F8 ①			0-0 G3 ①		0-3 K ②		0-0 1B ②		5	1	1	0	0	1	1
Craig Reynolds, L OBP: 0.295, SLG: 0.343 Rafael Landestoy, S OBP: 0.280, SLG: 0.243 (1, 6) (6, PR) (7, 4)	0-0 F6 ②			0-0 P3 ②		0-0 1B ③		0-0 1B ③	0-0 4-3 ①	3	0	1	0	0	0	0
Terry Puhl, L OBP: 0.350, SLG: 0.380 (1, 8)	0-0 1-3 ③			4-0 BB ③		0-0 F9 ③		0-0 1B ③	0-0 1B ③	4	1	2	2	1	0	1
Jose Cruz, L OBP: 0.390, SLG: 0.444 Denny Walling, L OBP: 0.378, SLG: 0.469 (1, 7) (8, 7)				0-3 K ③		0-0 FC6-4 2B ③		0-0 1B ③	0-0 FC5-4 1B ③	3	1	2	0	0	1	1
Enos Cabell, R OBP: 0.299, SLG: 0.360 Bert Roberge, R (8, 1)				0-0 F8 ①		0-0 F9 ①		1-0 FC6-4 2B ①	0-0 1B ①	2	0	0	0	0	0	1
Bruce Bochy, R OBP: 0.258, SLG: 0.268 Randy Niemann, L OBP: 0.200, SLG: 0.143 Cesar Cedeno, R OBP: 0.368, SLG: 0.381 (8, PH) (9, 1) (9, PH)				0-0 F8 ①		0-0 F9 ①		2-3 HBP ①	0-0 1B ①	0	0	0	0	0	0	0
Jeffrey Leonard, R OBP: 0.351, SLG: 0.333 (1, 9)				0-0 G6-4-3 ② ③		0-0 1B ② ③		0-0 FC6-4 ① ② ③	0-0 FC5-4 ③	4	1	1	1	1	0	4
Art Howe, R OBP: 0.312, SLG: 0.374 (1, 5)				0-0 G6-4-3 1B ①		0-0 G6-4-3 1B ② ③		0-0 F7 ②	0-0 F9 ①	4	0	2	0	0	0	4
Alan Ashby, S OBP: 0.274, SLG: 0.303 George Throop, R (1, 2) (7, 1)				0-0 G6-4-3 ① ②		0-0 G6-4-3 ② ③		0-0 F7 ②	0-0 F9 ①	2	0	0	0	0	0	3
Jesus Alou, R OBP: 0.313, SLG: 0.286 (7, PH) (8, 3)				0-0 G6-4-3 1-2f		0-0 G6-4-3 1-2f		0-0 F7 ②	0-0 F9 ①	0	0	0	0	0	0	0
Joe Niekro, R OBP: 0.123, SLG: 0.127 Rick Williams, R OBP: 0.261, SLG: 0.200 Jimmy Sexton, R OBP: 0.289, SLG: 0.208 Frank LaCorte, R OBP: 0.176, SLG: 0.235 (1, 1) (3, 1) (3, PH) (4, 1) (6, PH) (7, 2)				0-0 F7 ③		0-0 6-3 ① ② ③		0-3 K ③	0-0 FC6-4 ②	0	0	0	0	0	0	0

AB	37
R	7
H	13
RBI	7
BB	4
SO	4
LOB	20

**BOTTOM**

**Los Angeles Dodgers @ Houston Astros**  
Astrodome, Houston, TX  
Fri Jul 27 1979, 8:05 PM EDT  
Att. 39,071 - Unknown

AB	37
R	7
H	13
RBI	7
BB	4
SO	4
LOB	20



<b>Inning Stats</b>	R: 0 E: 0 K: 0 S: 3	H: 0 LOB: 0 BB: 0 P: 3	R: 0 E: 0 K: 0 S: 3	H: 1 LOB: 0 BB: 0 P: 3	R: 0 E: 0 K: 0 S: 3	H: 1 LOB: 0 BB: 0 P: 3	R: 0 E: 0 K: 1 S: 5	H: 0 LOB: 1 BB: 1 P: 9	R: 0 E: 0 K: 0 S: 4	H: 2 LOB: 1 BB: 0 P: 4	R: 0 E: 0 K: 1 S: 6	H: 1 LOB: 1 BB: 0 P: 6	R: 1 E: 0 K: 1 S: 6	H: 1 LOB: 2 BB: 1 P: 11	R: 6 E: 0 K: 0 S: 8	H: 5 LOB: 1 BB: 2 P: 16	R: 0 E: 0 K: 1 S: 7	H: 2 LOB: 2 BB: 0 P: 7	1B: 10 2B: 2 3B: 1 HR: 0	SF: 0 SAC: 0 DP: 3 HBP: 1	WP: 1 PB: 0 SB: 1 CS: 0	PA: 42
---------------------	------------------------------	---------------------------------	------------------------------	---------------------------------	------------------------------	---------------------------------	------------------------------	---------------------------------	------------------------------	---------------------------------	------------------------------	---------------------------------	------------------------------	----------------------------------	------------------------------	----------------------------------	------------------------------	---------------------------------	-----------------------------------	------------------------------------	----------------------------------	--------

PITCHER	IP	WLS	BF	H	R	ER	SO	BB	IBB	HBP	BLK	WP	HR	S	P	ERA	WHIP
Charlie Hough, R ERA: 4.35 (1, 1)	7.0	W	29	8	3	3	3	2	0	1	0	1	0	32	41	3.86	1.429
Lerrin LaGrow, R ERA: 6.7 (8, 1)	0.0		3	2	1	1	0	1	0	0	0	0	0	2	6	∞	∞
Dave Patterson, R ERA: 5.68 (8, 1)	2.0		10	3	3	3	1	1	0	0	0	0	0	11	15	13.50	2.000

Batter	1	2	3	4	5	6	7	8	9	AB R H RBI BB SO LOB	TOP
Davey Lopes, R (1, 4) OBP: 0.354, SLG: 0.492	0-0 P3			0-0 4-3		0-0 F8			0-0 5-3	4 0 0 0 0 0 0	<b>Los Angeles Dodgers @ Houston Astros</b> Astrodome, Houston, TX Sat Jul 28 1979, 8:05 PM EDT Att: 39,747 - Unknown <a href="http://livebaseballscorecards.com">livebaseballscorecards.com</a>
Bill Russell, R (1, 6) OBP: 0.283, SLG: 0.354	0-0 5-3			0-0 F8		0-0 F9			0-0 6-3	4 0 0 0 0 0 0	
Steve Garvey, R (1, 3) OBP: 0.354, SLG: 0.483	0-3 K			0-0 F8		0-0 4-3			0-0 5-3	4 0 0 0 0 1 0	
Ron Cey, R (1, 5) OBP: 0.387, SLG: 0.495		0-0 P4			0-0 F7				0-0 F9	3 0 0 0 0 0 0	
Dusty Baker Jr., R (1, 7) OBP: 0.334, SLG: 0.461		0-0 6-3			0-0 1B 2B 1B				0-0 F9	3 1 1 0 0 0 0	
Joe Ferguson, R (1, 9) OBP: 0.383, SLG: 0.437		0-0 F8			0-0 1-2 2B 1B				0-0 F8	3 1 1 0 0 0 0	
Steve Yeager, R (1, 2) OBP: 0.281, SLG: 0.388			0-0 F9		0-0 F8				0-0 6-3	3 0 0 0 0 0 2	
Derrel Thomas, S (1, 8) OBP: 0.353, SLG: 0.360			0-0 4-3		0-0 1-H 2-H 2B				0-0 G3	3 0 1 2 0 0 0	
Jerry Reuss, L (1, 1) OBP: 0.143, SLG: 0.053 Von Joshua, L (8, PH) OBP: 0.317, SLG: 0.449 Ken Brett, L (8, 1) OBP: 0.333, SLG: 0.333 Dave Patterson, R (8, 1)	0-3 K			0-0 6-3		0-0 6-3			0-3 K	2 0 0 0 0 1 1 1 0 0 0 0 1 0 0 0 0 0 0 0 0 0 0 0 0 0 0 0	
<b>Inning Stats</b>	R: 0 H: 0 E: 0 LOB: 0 K: 1 BB: 0 S: 5 P: 5	R: 0 H: 0 E: 0 LOB: 0 K: 0 BB: 0 S: 3 P: 3	R: 0 H: 0 E: 0 LOB: 0 K: 1 BB: 0 S: 5 P: 5	R: 0 H: 0 E: 0 LOB: 0 K: 0 BB: 0 S: 3 P: 3	R: 2 H: 3 E: 0 LOB: 1 K: 0 BB: 0 S: 6 P: 6	R: 0 H: 0 E: 0 LOB: 0 K: 0 BB: 0 S: 3 P: 3	R: 0 H: 0 E: 0 LOB: 0 K: 0 BB: 0 S: 3 P: 3	R: 0 H: 0 E: 0 LOB: 0 K: 1 BB: 0 S: 5 P: 5	R: 0 H: 0 E: 0 LOB: 0 K: 0 BB: 0 S: 3 P: 3	1B: 2 SF: 0 2B: 1 SAC: 0 3B: 0 DP: 0 HR: 0 HBP: 0	WP: 0 PA: 30 PB: 0 SB: 0 CS: 0
<b>PITCHER</b> Ken Forsch, R (1, 1) ERA: 3.09	IP WLS BF H R ER SO BB IBB HBP BLK WP HR S P ERA WHIP										
	9.0 W 30 3 2 2 3 0 0 0 0 0 0 0 36 36 2.00 0.333										

AB	30
R	2
H	3
RBI	2
BB	0
SO	3
LOB	3



Batter	1	2	3	4	5	6	7	8	9	AB	R	H	RBI	BB	SO	LOB
<b>Cesar Cedeno, R</b> OBP: 0.370, SLG: 0.386 (1, 3)	0-0 L6			0-0 FC4-6 1B	0-0 2B		0-0 FC4-6 1B CS			4	0	2	1	0	0	1
<b>Julio Gonzalez, R</b> OBP: 0.293, SLG: 0.301 (1, 6) (9, 5)	0-0 6-3			0-0 FC4-6 2B WP	0-0 6-3		0-0 1B			4	1	1	0	0	0	2
<b>Terry Puhl, L</b> OBP: 0.351, SLG: 0.386 (1, 8)	0-0 6-3			0-0 4-3 2B 1-H		0-0 2B	0-0 CS	0-0 F9		4	2	2	1	0	0	0
<b>Jeffrey Leonard, R</b> OBP: 0.350, SLG: 0.336 (1, 9)		0-3 K		0-0 4-3		0-0 2B		0-0 6-3		4	0	1	1	0	1	1
<b>Enos Cabell, R</b> OBP: 0.301, SLG: 0.363 <b>Jimmy Sexton, R</b> OBP: 0.269, SLG: 0.208 (1, 5) (8, PR) (9, 6)		0-0 6-3		0-0 1B 2B		0-0 1-3		1-0 HBP		3	1	1	1	0	0	1
<b>Jose Cruz, L</b> OBP: 0.388, SLG: 0.441 (1, 7)		0-0 4-3		0-0 CS 1B		0-0 F7		0-0 4-3		4	0	1	1	0	0	2
<b>Art Howe, R</b> OBP: 0.312, SLG: 0.374 <b>Rafael Landestoy, S</b> OBP: 0.280, SLG: 0.243 (1, 4) (7, 4)			0-0 6-3	0-0 CS 1B	0-0 SH2-3 2B 1B		0-0 F9			3	1	1	0	0	0	1
<b>Bruce Bochy, R</b> OBP: 0.261, SLG: 0.271 (1, 2)			0-0 F9		0-3 K		0-0 FC2-6 1B			3	0	1	0	0	1	1
<b>Ken Forsch, R</b> OBP: 0.200, SLG: 0.186 (1, 1)			0-3 K		0-0 SH2-3		0-0 FC2-6 FC4-6			2	0	0	0	0	1	1

Inning Stats	R: 0	H: 0	E: 0	K: 0	S: 3	R: 0	H: 0	E: 0	K: 1	S: 5	R: 0	H: 0	E: 0	K: 1	S: 5	R: 3	H: 4	E: 0	K: 0	S: 6	R: 1	H: 2	E: 0	K: 1	S: 7	R: 1	H: 2	E: 0	K: 0	S: 5	R: 0	H: 2	E: 0	K: 0	S: 4	R: 0	H: 0	E: 0	K: 0	S: 3		
	LOB: 0	BB: 0	P: 3	LOB: 0	BB: 0	P: 5	LOB: 0	BB: 0	P: 5	LOB: 0	BB: 0	P: 5	LOB: 1	BB: 0	P: 7	LOB: 1	BB: 0	P: 5	LOB: 1	BB: 0	P: 4	LOB: 1	BB: 0	P: 4	LOB: 0	BB: 0	P: 4	LOB: 0	BB: 0	P: 4	LOB: 0	BB: 0	P: 4	LOB: 0	BB: 0	P: 4	LOB: 0	BB: 0	P: 4	LOB: 0	BB: 0	P: 4

PITCHER	IP	WLS	BF	H	R	ER	SO	BB	IBB	HBP	BLK	WP	HR	S	P	ERA	WHIP
<b>Jerry Reuss, L</b> ERA: 5.16 (1, 1)	7.0	L	29	10	5	5	3	0	0	0	0	1	0	35	35	6.43	1.429
<b>Ken Brett, L</b> ERA: 4.5 (8, 1)	0.2		3	0	0	0	0	0	0	1	0	0	0	2	3	0.00	0.000
<b>Dave Patterson, R</b> ERA: 5.61 (8, 1)	0.1		1	0	0	0	0	0	0	0	0	0	0	1	1	0.00	0.000

**Los Angeles Dodgers @ Houston Astros**  
Astrodome, Houston, TX  
Sat Jul 28 1979, 8:05 PM EDT  
Att. 39,747 - Unknown

AB	31
R	5
H	10
RBI	5
BB	0
SO	3
LOB	10



1B	2B	3B	HR	SF	SAC	DP	HBP	WP	HR	S	P	ERA	WHIP
5	5	0	0	0	1	0	1	1	0	0	0	6.43	1.429

Batter	1	2	3	4	5	6	7	8	9	AB R H RBI BB SO LOB	TOP												
<b>Davey Lopes, R</b> (1, 4) OBP: 0.358, SLG: 0.492	0-0 L7		4-0 1B BB			0-0 1B S E 1B		4-0 E BB		2 1 1 0 2 0 0													
<b>Bill Russell, R</b> (1, 6) OBP: 0.285, SLG: 0.356	0-0 F4		0-0 G6-4-3 1B			0-0 L3 1B		0-3 K 1-2		4 0 2 1 0 1 1													
<b>Steve Garvey, R</b> (1, 3) OBP: 0.351, SLG: 0.479	0-3 K		0-0 G6-4-3 1-2f			0-0 L3 1-2 3-H		0-0 P4		4 0 0 0 0 1 4													
<b>Ron Cey, R</b> (1, 5) OBP: 0.389, SLG: 0.497		4-0 BB		0-3 K		0-0 2B		0-0 F8		3 0 1 0 1 1 1													
<b>Dusty Baker Jr., R</b> (1, 7) OBP: 0.333, SLG: 0.457		0-3 K		0-0 F9		0-0 4-3		4-0 4-3 SH1-4 BB		3 0 0 0 1 1 2													
<b>Gary Thomasson, L</b> (1, 9) <b>Terry Forster, L</b> (9, 1)		0-3 K		0-0 3-1			0-0 P6		0-0 SH1-4 1-2	3 0 0 0 0 1 1 0 0 0 0 0 0 0													
<b>Derrel Thomas, S</b> (1, 8) OBP: 0.351, SLG: 0.371		0-3 K		0-3 K			0-0 HR		0-0 4-3 2-3	4 1 1 1 0 2 2													
<b>Johnny Oates, L</b> (1, 2) OBP: 0.158, SLG: 0.059			4-0 1B BB BB		0-0 G3		0-0 4-3		0-0 6-3	3 1 0 0 1 0 1													
<b>Burt Hooton, R</b> (1, 1) OBP: 0.186, SLG: 0.224 <b>Von Joshua, L</b> (9, 9) OBP: 0.317, SLG: 0.449			0-0 L3		0-0 4-3		0-3 K			3 0 0 0 0 1 1 0 0 0 0 0 0 0													
<b>Inning Stats</b>	R: 0 E: 0 K: 1 S: 5	H: 0 LOB: 0 BB: 0 P: 5	R: 0 E: 0 K: 3 S: 9	H: 0 LOB: 1 BB: 1 P: 13	R: 1 E: 0 K: 0 S: 3	H: 1 LOB: 1 BB: 2 P: 11	R: 0 E: 0 K: 1 S: 5	H: 0 LOB: 0 BB: 0 P: 5	R: 0 E: 0 K: 1 S: 5	H: 0 LOB: 0 BB: 0 P: 5	R: 1 E: 1 K: 0 S: 5	H: 3 LOB: 1 BB: 0 P: 5	R: 1 E: 0 K: 1 S: 6	H: 1 LOB: 0 BB: 0 P: 6	R: 0 E: 1 K: 1 S: 5	H: 0 LOB: 1 BB: 1 P: 9	R: 0 E: 0 K: 0 S: 3	H: 0 LOB: 1 BB: 1 P: 7	1B: 3 2B: 2 3B: 0 HR: 1	SF: 0 SAC: 1 DP: 2 HBP: 0	WP: 0 PB: 0 SB: 1 CS: 0	PA: 35	
<b>PITCHER</b> <b>J.R. Richard, R</b> (1, 1) ERA: 3.79	IP 9.0	WLS W	BF 35	H 5	R 3	ER 3	SO 8	BB 5	IBB 0	HBP 0	BLK 0	WP 0	HR 1	S 46	P 66	ERA 3.00	WHIP 1.111						<b>PITCHER</b> IP WLS BF H R ER SO BB IBB HBP BLK WP HR S P ERA WHIP

**Los Angeles Dodgers @ Houston Astros**  
Astrodome, Houston, TX  
Sun Jul 29 1979, 8:05 PM EDT  
Att: 46,754 - Unknown

[livebaseballscorecards.com](http://livebaseballscorecards.com)

**AB 29**  
**R 3**  
**H 5**  
**RBI 2**  
**BB 5**  
**SO 8**  
**LOB 13**





Batter	1	2	3	4	5	6	7	8	9	AB R H RBI BB SO LOB
<b>Cesar Cedeno, R</b> OBP: 0.373, SLG: 0.397 (1, 3) S S	0-3 K	0-0 F3			0-0 CS 1B		0-0 CS 1B		0-0 1-H 3B	5 0 3 1 0 1 1
<b>Craig Reynolds, L</b> OBP: 0.299, SLG: 0.346 (1, 6) B B B	4-0 2B BB		0-0 4-3 1B		0-0 3-1 1-2		0-0 1-2 1B			3 1 2 0 1 0 1
<b>Terry Puhl, L</b> OBP: 0.348, SLG: 0.382 (1, 8) X	0-0 F9		0-0 4-3 1-2		0-0 4-3		0-0 4-3			4 0 0 0 0 0 3
<b>Jose Cruz, L</b> OBP: 0.394, SLG: 0.451 (1, 7) X	0-0 1-H 1B 2B		4-0 BB		0-0 G3 FC 2B		0-0 SH3 1B			3 2 3 1 1 0 0
<b>Enos Cabell, R</b> OBP: 0.301, SLG: 0.362 (1, 5) X	0-0 2-H 1B		0-0 P4		0-0 G3 2-3		0-0 SH3 1-2			3 0 1 1 0 0 3
<b>Jeffrey Leonard, R</b> OBP: 0.344, SLG: 0.330 (1, 9) X	0-0 1-2 F9		0-0 F8		0-0 FC S		0-0 F8			4 0 0 1 0 0 4
<b>Alan Ashby, S</b> OBP: 0.270, SLG: 0.299 (1, 2) S S		0-3 K		0-0 G3		0-0 P6 1-2		0-0 L6		4 0 0 0 0 1 2
<b>Rafael Landestoy, S</b> OBP: 0.279, SLG: 0.243 (1, 4) X		0-0 SH3 1B		0-3 K		0-3 K		0-0 G3		4 0 1 0 0 2 1
<b>J.R. Richard, R</b> OBP: 0.136, SLG: 0.211 (1, 1) X		0-0 SH3 1-2		0-3 K		0-0 1-3		0-0 3B 1B		3 1 1 0 0 1 0

**BOTTOM**

**Los Angeles Dodgers @ Houston Astros**  
Astrodome, Houston, TX  
Sun Jul 29 1979, 8:05 PM EDT  
Att. 46,754 - Unknown

[livebaseballscorecards.com](http://livebaseballscorecards.com)

<b>AB</b>	<b>33</b>
<b>R</b>	<b>4</b>
<b>H</b>	<b>11</b>
<b>RBI</b>	<b>4</b>
<b>BB</b>	<b>2</b>
<b>SO</b>	<b>5</b>
<b>LOB</b>	<b>15</b>



Inning Stats	R: 2	H: 2	E: 0	K: 1	S: 7	P: 11	R: 0	H: 1	E: 0	K: 1	S: 6	P: 6	R: 0	H: 1	E: 0	K: 0	S: 4	R: 0	H: 0	E: 0	K: 2	S: 7	P: 7	R: 0	H: 1	E: 0	K: 0	S: 3	R: 1	H: 1	E: 0	K: 1	S: 7	P: 7	R: 0	H: 2	E: 0	K: 0	S: 4	R: 0	H: 1	E: 0	K: 0	S: 4	R: 1	H: 2	E: 0	K: 0	S: 3	1B: 8	2B: 2	3B: 1	HR: 0	SF: 0	SAC: 2	DP: 0	HBP: 0	WP: 0	PB: 0	SB: 2	CS: 2	PA: 37
--------------	------	------	------	------	------	-------	------	------	------	------	------	------	------	------	------	------	------	------	------	------	------	------	------	------	------	------	------	------	------	------	------	------	------	------	------	------	------	------	------	------	------	------	------	------	------	------	------	------	------	-------	-------	-------	-------	-------	--------	-------	--------	-------	-------	-------	-------	--------

PITCHER	IP	WLS	BF	H	R	ER	SO	BB	IBB	HBP	BLK	WP	HR	S	P	ERA	WHIP
<b>Burt Hooton, R</b> ERA: 3.08 (1, 1)	8.0		34	9	3	3	5	2	0	0	0	0	0	42	50	3.38	1.375
<b>Terry Forster, L</b> ERA: 4.11 (9, 1)	0.1	L	3	2	1	1	0	0	0	0	0	0	0	3	3	27.00	6.000

Batter	1	2	3	4	5	6	7	8	9	AB R H RBI BB SO LOB	TOP																
<b>Davey Lopes, R</b> (1, 4) OBP: 0.361, SLG: 0.491	0-0 E S 1B		4-0 SH1 1B BB		0-0 F7		4-0 FC6-4 BB		0-0 G6-3 1-2f	3 2 1 0 2 0 1																	
<b>Bill Russell, R</b> (1, 6) OBP: 0.289, SLG: 0.362	0-0 1-H 2B		0-0 SH1 1-2		0-0 G3 3B		0-0 FC6-4 1-2f		4-0 BB	3 2 2 1 1 0 1																	
<b>Steve Garvey, R</b> (1, 3) OBP: 0.352, SLG: 0.480	0-0 1-H 2B		0-0 1B 1B 2-H		0-0 G3 3-H		0-0 F5		0-0 F3	5 0 2 3 0 0 2																	
<b>Ron Cey, R</b> (1, 5) OBP: 0.385, SLG: 0.492	0-0 6-3		0-0 F7		0-3 K2-3		0-0 F7			3 0 0 0 0 1 2																	
<b>Ted Martinez, R</b> (5, 5) OBP: 0.340, SLG: 0.373										1 0 0 0 0 0 0																	
<b>Dusty Baker Jr., R</b> (1, 7) OBP: 0.335, SLG: 0.460	0-3 K		0-0 1-3 1B		0-3 K		0-0 2B			4 0 2 0 0 2 1																	
<b>Gary Thomasson, L</b> (1, 9) OBP: 0.347, SLG: 0.371	0-0 F8		0-3 K		0-0 4-1		0-3 K			4 0 0 0 0 2 4																	
<b>Derrel Thomas, S</b> (1, 8) OBP: 0.353, SLG: 0.368		0-0 G3		0-0 F7		4-0 E S BB		4-0 IBB		2 0 0 0 2 0 0																	
<b>Steve Yeager, R</b> (1, 2) OBP: 0.286, SLG: 0.380		0-3 K		0-0 6-3		0-0 F9 1-3		0-3 K		4 0 0 0 0 2 3																	
<b>Rick Sutcliffe, L</b> (1, 1) OBP: 0.236, SLG: 0.327		0-3 K		0-0 F8			0-0 P2		4-0 G6-3 BB	2 0 0 0 0 1 0																	
<b>Ken Brett, L</b> (6, 1) OBP: 0.250, SLG: 0.250										1 0 0 0 0 0 0																	
<b>Dave Patterson, R</b> (8, 1)										0 0 0 0 0 0 0																	
<b>Von Joshua, L</b> (9, PH) OBP: 0.324, SLG: 0.449										0 0 0 0 1 0 0																	
<b>Inning Stats</b>	R: 2 E: 0 K: 1 S: 8	H: 3 LOB: 1 BB: 0 P: 8	R: 0 E: 0 K: 2 S: 7	H: 0 LOB: 0 BB: 0 P: 7	R: 1 E: 0 K: 1 S: 7	H: 2 LOB: 2 BB: 1 P: 11	R: 0 E: 0 K: 0 S: 3	H: 0 LOB: 0 BB: 0 P: 3	R: 1 E: 0 K: 1 S: 6	H: 1 LOB: 0 BB: 0 P: 6	R: 0 E: 0 K: 1 S: 5	H: 0 LOB: 1 BB: 1 P: 9	R: 0 E: 0 K: 0 S: 3	H: 0 LOB: 1 BB: 1 P: 7	R: 0 E: 0 K: 2 S: 8	H: 1 LOB: 2 BB: 1 P: 12	R: 0 E: 0 K: 0 S: 2	H: 0 LOB: 1 BB: 2 P: 10	1B: 4 2B: 2 3B: 1 HR: 0	SF: 0 SAC: 1 DP: 1 HBP: 0	WP: 0 PB: 0 SB: 2 CS: 0	PA: 39					
<b>PITCHER</b>	IP WLS BF H R ER SO BB IBB HBP BLK WP HR S P ERA WHIP																										
<b>Tom Seaver, R</b> (1, 1) ERA: 3.43	6.0		26	6	4	4	6	2	0	0	0	0	0	36	44	6.00	1.333										
<b>Doug Bair, R</b> (7, 1) ERA: 3.55	2.0	W	9	1	0	0	2	1	1	0	0	0	0	11	19	0.00	1.000										
<b>Mario Soto, R</b> (9, 1) ERA: 7.27	1.0		4	0	0	0	0	2	0	0	0	0	0	2	10	0.00	2.000										

**Los Angeles Dodgers @ Cincinnati Reds**  
Riverfront Stadium, Cincinnati, OH  
Mon Jul 30 1979, 7:05 PM EDT  
Att: 34,562 - Unknown

<b>AB</b>	32
<b>R</b>	4
<b>H</b>	7
<b>RBI</b>	4
<b>BB</b>	6
<b>SO</b>	8
<b>LOB</b>	14





Batter	1	2	3	4	5	6	7	8	9	AB R H RBI BB SO LOB	TOP									
Davey Lopes, R (1, 4) OBP: 0.361, SLG: 0.488	4-0 1B BB	0-0 F8		4-0 1B BB			0-0 F9	0-0 F9		3 1 0 0 2 0 2										
Bill Russell, R (1, 6) OBP: 0.292, SLG: 0.369	0-0 1B 1B	0-0 F9		0-0 G4-6-3 1B			0-0 5-3	0-0 3B		5 1 3 2 0 0 0										
Steve Garvey, R (1, 3) OBP: 0.352, SLG: 0.479	0-0 1B 1B		0-0 P6	0-0 G4-6-3			0-0 1B 1B	0-0 5-3		5 2 2 1 0 0 3										
Ron Cey, R (1, 5) OBP: 0.386, SLG: 0.489	0-0 P4		4-0 1B BB		0-0 F8		0-0 1B 1B		0-0 F5	4 1 1 0 1 0 2										
Dusty Baker Jr., R (1, 7) OBP: 0.336, SLG: 0.459	0-0 1B 1B		0-0 1-4-3		0-0 6-3		0-0 1B		0-0 F5	5 0 2 2 0 0 1										
Joe Ferguson, R (1, 9) OBP: 0.383, SLG: 0.434 Dave Patterson, R (9, 1)	0-0 1B		4-0 1B IBB		0-0 F9		0-0 1-3		0-0 P4	4 0 1 1 1 0 2 0 0 0 0 0 0 0										
Steve Yeager, R (1, 2) OBP: 0.289, SLG: 0.383	0-3 K		0-0 1B		0-0 F8			0-0 SH 3B 1B		4 1 2 1 0 1 2										
Derrel Thomas, S (1, 8) OBP: 0.348, SLG: 0.362	0-0 F2		0-0 L9		0-0 4-3			0-0 F7		4 0 0 0 0 0 5										
Don Sutton, R (1, 1) OBP: 0.175, SLG: 0.161 Joe Beckwith, L (6, 1) Terry Forster, L (9, 1) Ken Brett, L (9, 1) Von Joshua, L (9, 9) OBP: 0.324, SLG: 0.449		0-0 6-3		0-0 5-3		0-0 L4		0-0 SH 3B		3 0 0 0 0 0 0 0 1 0										
<b>Inning Stats</b>	R: 3 E: 0 K: 1 S: 9	H: 4 LOB: 2 BB: 1 P: 13	R: 0 E: 0 K: 0 S: 3	H: 0 LOB: 0 BB: 0 P: 3	R: 1 E: 0 K: 0 S: 4	H: 1 LOB: 2 BB: 2 P: 12	R: 0 E: 0 K: 0 S: 3	H: 1 LOB: 1 BB: 1 P: 7	R: 0 E: 0 K: 0 S: 3	H: 0 LOB: 0 BB: 0 P: 3	R: 1 E: 0 K: 0 S: 6	H: 3 LOB: 2 BB: 0 P: 6	R: 2 E: 0 K: 0 S: 6	H: 2 LOB: 1 BB: 0 P: 6	R: 0 E: 0 K: 0 S: 3	H: 0 LOB: 0 BB: 0 P: 3	1B: 10 2B: 0 3B: 1 HR: 0	SF: 0 SAC: 1 DP: 1 HBP: 0	WP: 0 PB: 0 SB: 0 CS: 0	PA: 42
<b>PITCHER</b>	IP WLS BF H R ER SO BB IBB HBP BLK WP HR S P ERA WHIP																			
Paul Moskau, R (1, 1) ERA: 3.67	3.0 L 17 5 4 4 1 2 2 1 0 0 0 0 16 28 12.00 2.333																			
Frank Pastore, R (4, 1) ERA: 7.9	5.0 22 6 3 3 0 1 0 0 0 0 0 0 21 25 5.40 1.400																			
Mario Soto, R (9, 1) ERA: 6.87	1.0 3 0 0 0 0 0 0 0 0 0 0 0 3 3 0.00 0.000																			

**Los Angeles Dodgers @ Cincinnati Reds**  
 Riverfront Stadium, Cincinnati, OH  
 Tue Jul 31 1979, 7:05 PM EDT  
 Att. 32,649 - Unknown

AB	37
R	7
H	11
RBI	7
BB	4
SO	1
LOB	17



WP: 0	PA: 42
-------	--------

BOTTOM

Los Angeles Dodgers @ Cincinnati Reds  
Riverfront Stadium, Cincinnati, OH

Tue Jul 31 1979, 7:05 PM EDT  
Att. 32,649 - Unknown

AB	32
R	6
H	6
RBI	5
BB	5
SO	5
LOB	11



WP	0	PA	38
PB	0		
SB	0		
CS	0		

AB R H RBI BB SO LOB

4	0	0	0	1	1	1
5	1	1	0	0	0	3
4	2	2	0	0	0	0
3	1	1	1	0	0	0
1	1	0	0	3	0	1
4	1	1	3	0	0	2
4	0	0	0	0	0	3
4	0	1	1	0	2	0
1	0	0	0	0	0	0
1	0	0	0	0	1	0
0	0	0	0	1	0	0
0	0	0	0	0	0	0
1	0	0	0	0	1	1


1B	3	SF	1
2B	3	SAC	0
3B	0	DP	1
HR	0	HBP	0

IP	WLS	BF	H	R	ER	SO	BB	IBB	HBP	BLK	WP	HR	S	P	ERA	WHIP
5.1		20	2	2	1	3	1	1	0	0	0	0	25	29	1.69	0.562
2.2		10	1	1	1	1	2	0	0	0	0	0	10	18	3.38	1.125
0.0		3	2	2	2	0	1	0	0	0	0	0	2	6	∞	∞
0.1		2	1	1	1	0	0	0	0	0	0	0	2	2	27.00	3.000
0.2	S	3	0	0	0	1	0	1	0	0	0	0	4	8	0.00	0.000

Batter	1	2	3	4	5	6	7	8	9
Joe Morgan, L (1, 4) OBP: 0.402, SLG: 0.393	0-0 F9		0-0 F8		0-3 K			0-0 P4	4-0 IBB
Dave Collins, S (1, 7) OBP: 0.374, SLG: 0.444	0-0 L6			0-0 1B SF7 1B		0-0 1-3		0-0 FC6	0-0 4-3
Dave Concepcion, R (1, 6) OBP: 0.362, SLG: 0.438	0-0 6-3			0-0 G3 SF7 1-3 E 1B		0-0 F7			0-0 2B 2B 1B
Johnny Bench, R (1, 2) OBP: 0.364, SLG: 0.407		0-0 F3		0-0 SF7		0-0 1-3			0-0 2B 2B
Dan Driessen, L (1, 3) OBP: 0.331, SLG: 0.420		4-0 BB		0-0 G3		4-0 G6-4-3 BB			4-0 2B BB
Ray Knight, R (1, 5) OBP: 0.366, SLG: 0.442		0-0 F7		0-0 E7		0-0 G6-4-3			0-0 2B 2B
Cesar Geronimo, L (1, 8) OBP: 0.316, SLG: 0.342		0-0 L1		0-0 1-3		0-0 5-3			0-0 F5
Hector Cruz, R (1, 9) OBP: 0.237, SLG: 0.207			0-0 5-3		0-3 K			0-3 K	0-0 2B
Paul Moskau, R (1, 1) OBP: 0.103, SLG: 0.108			0-0 F8		0-3 K			4-0 FC6	0-3 K
Frank Pastore, R (4, 1)								BB	
Harry Spilman, L (8, PH) OBP: 0.424, SLG: 0.393									
Mario Soto, R (9, 1) OBP: 0.333, SLG: 0.333									
Junior Kennedy, R (9, PH) OBP: 0.359, SLG: 0.341									

Inning Stats	R: 0	H: 0	E: 0	LOB: 0	K: 0	P: 3	R: 0	H: 0	E: 0	LOB: 1	K: 0	P: 7	R: 0	H: 0	E: 0	LOB: 0	K: 0	P: 3	R: 2	H: 2	E: 1	LOB: 1	K: 0	P: 6	R: 0	H: 0	E: 0	LOB: 0	K: 3	P: 9	R: 0	H: 0	E: 0	LOB: 0	K: 0	P: 3	R: 0	H: 0	E: 0	LOB: 0	K: 0	P: 6	R: 0	H: 0	E: 0	LOB: 1	K: 1	P: 9	R: 4	H: 4	E: 0	LOB: 2	K: 1	P: 17	1B: 3	SF: 1	2B: 3	SAC: 0	3B: 0	DP: 1	HR: 0	HBP: 0	WP: 0	PA: 38
--------------	------	------	------	--------	------	------	------	------	------	--------	------	------	------	------	------	--------	------	------	------	------	------	--------	------	------	------	------	------	--------	------	------	------	------	------	--------	------	------	------	------	------	--------	------	------	------	------	------	--------	------	------	------	------	------	--------	------	-------	-------	-------	-------	--------	-------	-------	-------	--------	-------	--------

PITCHER	IP	WLS	BF	H	R	ER	SO	BB	IBB	HBP	BLK	WP	HR	S	P	ERA	WHIP
Don Sutton, R (1, 1) ERA: 4.53	5.1		20	2	2	1	3	1	1	0	0	0	0	25	29	1.69	0.562
Joe Beckwith, R (6, 1) ERA: 4.32	2.2		10	1	1	1	1	2	0	0	0	0	0	10	18	3.38	1.125
Terry Forster, L (9, 1) ERA: 5.87	0.0		3	2	2	2	0	1	0	0	0	0	0	2	6	∞	∞
Ken Brett, L (9, 1) ERA: 5.06	0.1		2	1	1	1	0	0	0	0	0	0	0	2	2	27.00	3.000
Dave Patterson, R (9, 1) ERA: 6.0	0.2	S	3	0	0	0	1	0	1	0	0	0	0	4	8	0.00	0.000

Batter	1	2	3	4	5	6	7	8	9	AB R H RBI BB SO LOB	TOP															
Derrel Thomas, S OBP: 0.345, SLG: 0.358 (1, 8) (8, 4)	0-0 5-3	0-0 4-3		0-0 4-3			0-0 1B	0-3 K		5 1 1 0 0 1 3																
Bill Russell, R OBP: 0.296, SLG: 0.371 Manny Mota, R OBP: 0.387, SLG: 0.345 (1, 6) (9, PH)	0-0 1B		4-0 G5-4-3 BB		0-0 5-3		0-0 1B	0-0 2B	0-0 1B	3 1 2 1 1 0 0 1 0 1 0 0 0 0																
Steve Garvey, R OBP: 0.357, SLG: 0.491 (1, 3)	0-0 1B		4-0 G5-4-3 BB		0-0 HR		0-0 1B	0-0 2B	0-0 F8	4 2 3 1 1 0 1																
Ron Cey, R OBP: 0.386, SLG: 0.491 (1, 5)	0-0 P6		0-0 G5-4-3		0-0 6-3		0-0 1B	0-0 2B	0-0 2B	5 0 2 2 0 0 4																
Dusty Baker Jr., R OBP: 0.334, SLG: 0.455 (1, 7)	0-3 K		0-0 6-3		4-0 FC6-4 BB		0-0 F8	0-0 F3	0-0 F3	4 0 0 0 1 1 6																
Joe Ferguson, R OBP: 0.380, SLG: 0.429 (1, 9)		0-0 1B		0-3 K		0-0 FC6-4	0-3 K	0-0 4-3	0-0 4-3	5 1 1 0 0 2 4																
Steve Yeager, R OBP: 0.281, SLG: 0.384 Johnny Oates, L OBP: 0.143, SLG: 0.053 (1, 2) (4, 2)		0-0 1B		0-3 K		0-0 4-3	0-0 G1			2 0 1 0 0 1 0 2 0 0 0 0 0 1	AB 39 R 5 H 13 RBI 5 BB 3 SO 7 LOB 21															
Ted Martinez, R OBP: 0.321, SLG: 0.352 Von Joshua, L OBP: 0.320, SLG: 0.444 (1, 4) (8, PH) (8, 8)		0-0 G4-6-3		0-0 E6		0-0 F8		0-3 K		3 0 0 0 0 0 2 1 0 0 0 0 1 0																
Charlie Hough, R OBP: 0.214, SLG: 0.286 Ken Brett, L OBP: 0.429, SLG: 0.429 Reggie Smith, S OBP: 0.359, SLG: 0.466 Dave Patterson, R (1, 1) (1, 1) (8, PH) (8, 1)		0-0 1B		0-0 1B		0-0 F8		0-3 K		0 0 0 0 0 0 0 3 0 2 1 0 0 0 1 0 0 0 0 1 0 0 0 0 0 0 0 0																
Inning Stats	R: 0 E: 0 K: 1 S: 7	H: 2 LOB: 2 BB: 0 P: 7	R: 1 E: 0 K: 0 S: 5	H: 3 LOB: 1 BB: 0 P: 5	R: 0 E: 0 K: 0 S: 2	H: 0 LOB: 1 BB: 2 P: 10	R: 0 E: 1 K: 2 S: 9	H: 1 LOB: 2 BB: 0 P: 9	R: 1 E: 0 K: 0 S: 4	H: 1 LOB: 1 BB: 1 P: 8	R: 0 E: 0 K: 0 S: 3	H: 0 LOB: 0 BB: 0 P: 3	R: 3 E: 0 K: 1 S: 9	H: 4 LOB: 1 BB: 0 P: 9	R: 0 E: 0 K: 3 S: 9	H: 0 LOB: 0 BB: 0 P: 9	R: 0 E: 0 K: 0 S: 5	H: 2 LOB: 2 BB: 0 P: 5	1B: 10 2B: 2 3B: 0 HR: 1	SF: 0 SAC: 0 DP: 2 HBP: 0	WP: 0 PB: 0 SB: 1 CS: 0	PA: 42				
PITCHER Michael LaCoss, R ERA: 2.79 Tom Hume, R ERA: 3.12 (1, 1) (7, 1)	IP 6.0 3.0	WLS W S	BF 31 11	H 11 2	R 5 0	ER 5 0	SO 3 4	BB 3 0	IBB 0 0	HBP 0 0	BLK 0 0	WP 0 0	HR 1 0	S 34 19	P 46 19	ERA 7.50 0.00	WHIP 2.333 0.667									

Los Angeles Dodgers @ Cincinnati Reds  
Riverfront Stadium, Cincinnati, OH  
Wed Aug 01 1979, 7:05 PM EDT  
Att: 28,409 - Unknown

livebaseballscorecards.com



Batter	1	2	3	4	5	6	7	8	9
<b>Dave Collins, S</b> (1, 7) OBP: 0.374, SLG: 0.445									
<b>Junior Kennedy, R</b> (1, 4) OBP: 0.365, SLG: 0.337									
<b>Dave Concepcion, R</b> (1, 6) OBP: 0.367, SLG: 0.441									
<b>Dan Driessen, L</b> (1, 3) OBP: 0.328, SLG: 0.415									
<b>Harry Spilman, L</b> (7, 3) OBP: 0.412, SLG: 0.379									
<b>Ray Knight, R</b> (1, 5) OBP: 0.366, SLG: 0.444									
<b>Hector Cruz, R</b> (1, 9) OBP: 0.238, SLG: 0.209									
<b>Cesar Geronimo, L</b> (1, 8) OBP: 0.318, SLG: 0.339									
<b>Vic Correll, R</b> (1, 2) OBP: 0.330, SLG: 0.357									
<b>Michael LaCoss, R</b> (1, 1) OBP: 0.151, SLG: 0.118									
<b>Tom Hume, R</b> (7, 1) OBP: 0.190, SLG: 0.195									

Inning Stats	R: 8 E: 0 K: 0 S: 9	H: 6 LOB: 2 BB: 4 P: 25	R: 0 E: 0 K: 0 S: 3	H: 0 LOB: 1 BB: 1 P: 7	R: 0 E: 0 K: 1 S: 5	H: 0 LOB: 0 BB: 0 P: 5	R: 0 E: 0 K: 0 S: 4	H: 1 LOB: 1 BB: 0 P: 4	R: 0 E: 0 K: 1 S: 6	H: 1 LOB: 1 BB: 0 P: 6	R: 1 E: 1 K: 0 S: 4	H: 1 LOB: 1 BB: 1 P: 8	R: 0 E: 0 K: 1 S: 5	H: 0 LOB: 0 BB: 0 P: 5	R: 1 E: 1 K: 0 S: 4	H: 0 LOB: 1 BB: 1 P: 8
--------------	------------------------------	----------------------------------	------------------------------	---------------------------------	------------------------------	---------------------------------	------------------------------	---------------------------------	------------------------------	---------------------------------	------------------------------	---------------------------------	------------------------------	---------------------------------	------------------------------	---------------------------------

PITCHER	IP	WLS	BF	H	R	ER	SO	BB	IBB	HBP	BLK	WP	HR	S	P	ERA	WHIP
<b>Charlie Hough, R</b> (1, 1) ERA: 5.2	0.2	L	10	5	8	8	0	3	0	0	0	0	0	7	19	108.00	12.000
<b>Ken Brett, L</b> (1, 1) ERA: 4.23	6.1		26	4	1	0	3	3	0	0	0	0	0	29	41	0.00	1.105
<b>Dave Patterson, R</b> (8, 1) ERA: 5.79	1.0		5	0	1	0	0	1	0	0	0	0	0	4	8	0.00	1.000

**Los Angeles Dodgers @ Cincinnati Reds**  
Riverfront Stadium, Cincinnati, OH  
Wed Aug 01 1979, 7:05 PM EDT  
Att. 28,409 - Unknown

<b>AB</b>	<b>34</b>
<b>R</b>	<b>10</b>
<b>H</b>	<b>9</b>
<b>RBI</b>	<b>10</b>
<b>BB</b>	<b>7</b>
<b>SO</b>	<b>3</b>
<b>LOB</b>	<b>16</b>

<b>WP: 0</b>	<b>PA: 41</b>
<b>PB: 0</b>	
<b>SB: 1</b>	
<b>CS: 0</b>	

livebaseballscorecards.com

Batter	1	2	3	4	5	6	7	8	9	AB R H RBI BB SO LOB	TOP	
<b>Bill North, S</b> (1, 8) OBP: 0.385, SLG: 0.368 <b>Philip Nastu, L</b> (7, 1) OBP: 0.154, SLG: 0.043 <b>Pedro Borbon, R</b> (7, 1) OBP: 0.333, SLG: 0.333	2-1 F7		0-3 K			0-0 F7	0-0 1-3			4 0 0 0 0 1 2 0 0 0 0 0 0 0 0 0 0 0 0 0 0	San Francisco Giants @ Los Angeles Dodgers Dodger Stadium, Los Angeles, CA Fri Aug 03 1979, 7:05 PM PDT Att: 44,275 - Unknown	
<b>Joe Strain, R</b> (1, 4) OBP: 0.331, SLG: 0.360	2-1 F3		0-0 F7			0-0 F9		0-0 F7		4 0 0 0 0 0 0		
<b>Jack Clark, R</b> (1, 9) OBP: 0.348, SLG: 0.479	2-2 1B		0-0 F7			0-0 5-3		0-0 6-3		4 0 1 0 0 0 0		
<b>Willie McCovey, L</b> (1, 3) OBP: 0.336, SLG: 0.467	3-1 4-3			0-3 K			0-0 1B 1B	0-3 K		4 1 1 0 0 2 1		
<b>Darrell Evans, L</b> (1, 5) OBP: 0.351, SLG: 0.415		2-3 K		0-0 F9			0-0 1B SF8 1B	0-0 HR		4 2 2 1 0 1 0		
<b>Mike Ivie, R</b> (1, 7) OBP: 0.364, SLG: 0.558		1-1 BB 1B		0-3 K			1-0 1B 1B	0-0 F3		4 0 2 1 0 1 0		
<b>Roger Metzger, S</b> (1, 6) OBP: 0.286, SLG: 0.297		4-2 BB 1B			0-0 1B		0-0 SF8	0-0 4-3		2 0 1 1 1 0 0		
<b>Mike Sadek, R</b> (1, 2) OBP: 0.319, SLG: 0.287		0-3 K			0-0 G1-4-6-3 1-2f		0-0 F2	0-0 4-3		4 0 0 0 0 1 4		
<b>John Curtis, L</b> (1, 1) OBP: 0.136, SLG: 0.143 <b>Greg Johnston, L</b> (2, PH) <b>Ed Halicki, R</b> (2, 1) OBP: 0.207, SLG: 0.214 <b>Tom Griffin, R</b> (6, 1) OBP: 0.082, SLG: 0.083 <b>Terry Whitfield, L</b> (7, PH) OBP: 0.360, SLG: 0.403 (7, 8)	1-0 4-3				0-0 5-3		0-0 1B			0 0 0 0 0 0 0 1 0 0 0 0 0 2 1 0 0 0 0 0 0 0 0 0 0 0 0 0 1 0 1 0 0 0 0		
<b>Inning Stats</b>	R: 0 H: 1 E: 0 LOB: 1 K: 0 BB: 0 S: 10 P: 19	R: 0 H: 1 E: 0 LOB: 2 K: 2 BB: 1 S: 11 P: 19	R: 0 H: 0 E: 0 LOB: 0 K: 1 BB: 0 S: 5 P: 5	R: 0 H: 0 E: 0 LOB: 0 K: 2 BB: 0 S: 7 P: 7	R: 0 H: 1 E: 0 LOB: 0 K: 0 BB: 0 S: 3 P: 3	R: 0 H: 0 E: 0 LOB: 0 K: 0 BB: 0 S: 3 P: 3	R: 2 H: 4 E: 0 LOB: 2 K: 0 BB: 0 S: 7 P: 8	R: 0 H: 0 E: 0 LOB: 0 K: 1 BB: 0 S: 5 P: 5	R: 1 H: 1 E: 0 LOB: 0 K: 0 BB: 0 S: 4 P: 4	1B: 7 SF: 1 2B: 0 SAC: 0 3B: 0 DP: 1 HR: 1 HBP: 0	WP: 1 PA: 35 PB: 0 SB: 0 CS: 0	
<b>PITCHER</b> <b>Burt Hooton, R</b> (1, 1) ERA: 3.07	IP WLS BF H R ER SO BB IBB HBP BLK WP HR S P ERA WHIP	9.0 W 35 8 3 3 6 1 0 0 0 1 1 55 73 3.00 1.000										
<b>PITCHER</b> IP WLS BF H R ER SO BB IBB HBP BLK WP HR S P ERA WHIP												

livebaseballscorecards.com

<b>AB</b>	<b>33</b>
<b>R</b>	<b>3</b>
<b>H</b>	<b>8</b>
<b>RBI</b>	<b>3</b>
<b>BB</b>	<b>1</b>
<b>SO</b>	<b>6</b>
<b>LOB</b>	<b>9</b>





Batter	1	2	3	4	5	6	7	8	9	AB	R	H	RBI	BB	SO	LOB
Davey Lopes, R OBP: 0.361, SLG: 0.493 Gary Thomasson, L OBP: 0.345, SLG: 0.369	1-0 HR	0-0 FC5-4		0-3 K	0-0 L5		4-0 BB SH3 1B BB	0-0 3-1		4	2	1	1	1	1	4
Bill Russell, R OBP: 0.296, SLG: 0.369	1-0 6-3	0-0 L7		0-0 6-3		4-0 1B 1B BB	0-0 SH3			3	1	0	0	1	0	1
Steve Garvey, R OBP: 0.360, SLG: 0.491	3-1 1B HR 1B			0-0 5-3		0-0 F8 1B 1B	4-0 BB 1B IBB			4	3	2	0	1	0	0
Ron Cey, R OBP: 0.392, SLG: 0.505 Mickey Hatcher, R OBP: 0.321, SLG: 0.352	3-1 1-2 HR 1B			4-0 BB 1B BB		0-0 HR	0-0 1-2 1B 1B	4-0 1B BB		3	2	3	2	1	0	0
Dusty Baker Jr., R OBP: 0.342, SLG: 0.468 Ted Martinez, R OBP: 0.321, SLG: 0.352	0-1 1-2 HR			0-0 BB 1B		4-0 BB FC BB	0-0 1-2 1B	0-0 1-3 2-H 3-H 1B		4	2	4	6	1	0	0
Joe Ferguson, R OBP: 0.380, SLG: 0.424	2-2 F8			4-0 1-2 2-3 BB		1-0 FC BB HBP	0-3 K	0-0 P3		3	0	0	0	1	1	4
Steve Yeager, R OBP: 0.285, SLG: 0.375	3-1 F9			0-3 K		0-3 K	0-0 F8	0-0 F7		5	0	0	0	0	2	9
Derrel Thomas, S OBP: 0.343, SLG: 0.352		0-3 K		0-0 F9		4-0 FC BB	0-3 K		0-0 4-3	4	0	0	0	1	2	5
Burt Hooton, R OBP: 0.188, SLG: 0.222		0-0 E5 FC5-4		0-0 F8		0-0 FC		0-0 SH3 BB 1B	0-3 K	5	1	1	1	0	1	2

Inning Stats	R: 4	H: 4	E: 0	K: 0	S: 13	LOB: 0	BB: 0	P: 26	R: 0	H: 1	E: 0	K: 1	S: 6	LOB: 3	BB: 2	P: 14	R: 0	H: 0	E: 0	K: 1	S: 5	LOB: 0	BB: 0	P: 5	R: 2	H: 3	E: 0	K: 2	S: 10	LOB: 2	BB: 1	P: 14	R: 3	H: 2	E: 0	K: 0	S: 5	LOB: 2	BB: 3	P: 17	R: 0	H: 0	E: 0	K: 1	S: 5	LOB: 0	BB: 0	P: 5
--------------	------	------	------	------	-------	--------	-------	-------	------	------	------	------	------	--------	-------	-------	------	------	------	------	------	--------	-------	------	------	------	------	------	-------	--------	-------	-------	------	------	------	------	------	--------	-------	-------	------	------	------	------	------	--------	-------	------

PITCHER	IP	WLS	BF	H	R	ER	SO	BB	IBB	HBP	BLK	WP	HR	S	P	ERA	WHIP
John Curtis, L ERA: 4.26	1.0	L	7	4	4	4	0	0	0	0	0	0	2	13	26	36.00	4.000
Ed Halicki, R ERA: 4.57	4.0		24	4	4	4	4	5	0	1	0	0	1	26	47	9.00	2.250
Tom Griffin, R ERA: 3.58	1.0		4	1	0	0	2	0	0	0	0	0	0	8	8	0.00	1.000
Philip Nastu, L ERA: 4.18	0.1		6	2	3	3	0	2	1	0	0	0	0	3	15	81.00	12.000
Pedro Borbon, R ERA: 3.88	1.2		5	0	0	0	1	0	0	0	0	0	0	7	7	0.00	0.000

**BOTTOM**

San Francisco Giants @ Los Angeles Dodgers  
 Dodger Stadium, Los Angeles, CA  
 Fri Aug 03 1979, 7:05 PM PDT  
 Att. 44,275 - Unknown

AB	36
R	11
H	11
RBI	11
BB	8
SO	7
LOB	25

livebaseballscorecards.com



WP	HR	S	P	ERA	WHIP
0	0	0	0	0	0

Batter	1	2	3	4	5	6	7	8	9	10	11	AB R H RBI BB SO LOB	TOP				
Bill North, S OBP: 0.392, SLG: 0.370 (1, 8)	3-2 S 5-3 1B		4-2 CS BB	1-3 K			4-0 4-3 BB		0-0 BLK S 1B		4-0 IBB	3 1 2 0 3 1 2					
Joe Strain, R OBP: 0.324, SLG: 0.346 (1, 4)	2-2 5-3 1-H		4-0 SAFE 1-2 BB		1-1 L7		1-1 4-3 1-2f		0-0 5-3		0-0 3-1	5 0 0 1 1 0 5					
Jack Clark, R OBP: 0.352, SLG: 0.488 (1, 9)	0-0 HR		4-2 1-2 BB		0-0 1B			0-0 G3 6-3 1B		0-0 3-1		4 1 3 1 1 0 0					
Willie McCovey, L OBP: 0.333, SLG: 0.459 (1, 3)	4-1 G1-4-3 BB		3-1 G3		0-0 F8			0-0 6-3 1-2		0-0 3-1		4 0 0 0 1 0 4					
Mike Ivie, R OBP: 0.365, SLG: 0.565 (1, 7) (11, 5)	1-0 G1-4-3 1-2f		2-2 HR		1-0 F7			4-0 G3 IBB		0-3 K		4 1 1 1 1 1 2					
Darrell Evans, L OBP: 0.350, SLG: 0.412 Greg Johnston, L (11, PR) Gary Lavelle, S OBP: 0.250, SLG: 0.250 (11, 1)		1-1 F8	1-2 F9		2-0 F9			0-0 G3 1-2 2-3		0-0 SH1-4 SH 1B		5 0 1 0 0 0 2 0 0 0 0 0 0 0 0 0 0 0 0 0 0					
Roger Metzger, S OBP: 0.286, SLG: 0.298 Johnnie LeMaster, R OBP: 0.306, SLG: 0.339 (6, 6)		0-3 K	1-0 S 1B		2-0 F7			0-0 F8		0-0 SH SH1-4 1-2		3 0 1 0 0 1 0 1 0 0 0 0 0 2					
Dennis Littlejohn, R OBP: 0.254, SLG: 0.200 (1, 2)		1-3 K	4-1 1-2 BB		1-1 F3			0-0 4-3		0-0 SH1-4 1-2 2-3		3 0 0 0 1 1 0					
John Montefusco, R OBP: 0.179, SLG: 0.286 Terry Whitfield, L OBP: 0.359, SLG: 0.402 Greg Minton, S Larry Herndon, R OBP: 0.317, SLG: 0.430 (11, 7)		0-0 5-3	0-1 F3		0-0 F8			0-3 K		0-3 K		3 0 0 0 0 0 2 1 0 0 0 0 1 0 0 0 0 0 0 0 0 1 0 0 0 0 1 3					
<b>Inning Stats</b>	R: 2 H: 2 E: 0 LOB: 0 K: 0 BB: 1 S: 9 P: 19	R: 0 H: 0 E: 0 LOB: 0 K: 2 BB: 0 S: 8 P: 10	R: 0 H: 0 E: 0 LOB: 2 K: 0 BB: 3 S: 8 P: 23	R: 1 H: 2 E: 0 LOB: 2 K: 1 BB: 1 S: 13 P: 22	R: 0 H: 1 E: 0 LOB: 1 K: 0 BB: 0 S: 5 P: 7	R: 0 H: 0 E: 0 LOB: 0 K: 0 BB: 0 S: 4 P: 9	R: 0 H: 0 E: 0 LOB: 0 K: 0 BB: 1 S: 3 P: 8	R: 0 H: 1 E: 0 LOB: 2 K: 0 BB: 1 S: 4 P: 8	R: 0 H: 1 E: 0 LOB: 1 K: 1 BB: 0 S: 6 P: 6	R: 0 H: 0 E: 0 LOB: 0 K: 1 BB: 0 S: 5 P: 5	R: 0 H: 1 E: 1 LOB: 3 K: 1 BB: 1 S: 7 P: 11	1B: 6 SF: 0 2B: 1 SAC: 2 3B: 0 DP: 2 HR: 2 HBP: 0	WP: 0 PA: 47 PB: 0 SB: 4 CS: 1				
<b>PITCHER</b>	IP WLS BF H R ER SO BB IBB HBP BLK WP HR S P ERA WHIP																
Rick Sutcliffe, R ERA: 4.02 (1, 1)	7.0	29	5	3	3	3	6	0	0	0	0	0	2	50	98	3.86	1.571
Terry Forster, L ERA: 5.51 (8, 1)	1.0	5	1	0	0	0	0	1	0	0	0	0	0	4	8	0.00	1.000
Joe Beckwith, R ERA: 3.38 (9, 1)	2.1	10	2	0	0	2	0	0	0	1	0	0	0	14	14	0.00	0.857
Dave Patterson, R ERA: 5.65 (11, 1)	0.2	W 3	0	0	0	1	0	1	0	0	0	0	0	4	8	0.00	0.000

San Francisco Giants @ Los Angeles Dodgers  
 Dodger Stadium, Los Angeles, CA  
 Sat Aug 04 1979, 7:05 PM PDT  
 Att. 44,818 - Unknown

livebaseballscorecards.com

AB	37
R	3
H	8
RBI	3
BB	8
SO	6
LOB	22



Batter	1	2	3	4	5	6	7	8	9	10	11	AB R H RBI BB SO LOB	BOTTOM							
<b>Davey Lopes, R</b> OBP: 0.362, SLG: 0.492 (1, 4)	F3		K		1B		1B		6-3			5 1 2 0 0 1 0	<b>San Francisco Giants @ Los Angeles Dodgers</b> <b>Dodger Stadium, Los Angeles, CA</b> Sat Aug 04 1979, 7:05 PM PDT Att. 44,818 - Unknown							
<b>Bill Russell, R</b> OBP: 0.297, SLG: 0.369 (1, 6)	6-3		4-3		1B		1B		F8			5 1 2 0 0 0 0								
<b>Steve Garvey, R</b> OBP: 0.360, SLG: 0.490 (1, 3)	1-3		K			4-3	1B			G4-3		5 0 2 1 0 1 0								
<b>Ron Cey, R</b> OBP: 0.392, SLG: 0.503 (1, 5)		6-3		P4		1B	1B			K		5 0 2 1 0 1 1								
<b>Dusty Baker Jr., R</b> OBP: 0.343, SLG: 0.466 <b>Dave Patterson, R</b> (11, 1)		BB	1B	1-3		1B	F8			G4-3		4 1 1 0 1 0 3								
<b>Mickey Hatcher, R</b> OBP: 0.800, SLG: 0.667 <b>Joe Beckwith, L</b> (9, 1)		BB	BB	1B		1B	BB					0 0 0 0 0 0 0								
<b>Joe Ferguson, R</b> OBP: 0.382, SLG: 0.426 (11, 7)		1B	BB			1B						1 1 1 0 0 0 0								
<b>Steve Yeager, R</b> OBP: 0.285, SLG: 0.370 (1, 2)		1B	BB			1B						3 0 0 0 1 0 3								
<b>Derrel Thomas, S</b> OBP: 0.344, SLG: 0.351 (1, 8)		1B	G6-3		3-1		F8		4-3			4 0 1 1 0 0 0								
<b>Rick Sutcliffe, L</b> OBP: 0.228, SLG: 0.316 <b>Von Joshua, L</b> OBP: 0.317, SLG: 0.440 <b>Terry Forster, L</b> (8, 1)		G6-3		6-3			F8					2 0 0 0 0 0 3								
<b>Gary Thomasson, L</b> OBP: 0.344, SLG: 0.367 <b>Manny Mota, R</b> OBP: 0.406, SLG: 0.367 (11, PH)		1-2										1 0 0 0 0 0 0								
<b>Inning Stats</b>	R: 0 H: 0 E: 0 K: 0 S: 8	H: 0 LOB: 0 BB: 0 P: 11	R: 1 H: 2 E: 0 K: 0 S: 11	H: 2 LOB: 2 BB: 2 P: 25	R: 0 H: 0 E: 0 K: 2 S: 7	H: 0 LOB: 0 BB: 0 P: 10	R: 0 H: 1 E: 0 K: 0 S: 8	H: 1 LOB: 1 BB: 0 P: 10	R: 0 H: 2 E: 0 K: 0 S: 9	H: 2 LOB: 2 BB: 1 P: 15	R: 2 H: 4 E: 0 K: 0 S: 16	H: 4 LOB: 2 BB: 0 P: 21	R: 0 H: 0 E: 0 K: 0 S: 8	H: 0 LOB: 0 BB: 0 P: 15	R: 0 H: 0 E: 0 K: 1 S: 5	H: 1 LOB: 0 BB: 0 P: 5	R: 1 H: 2 E: 0 K: 0 S: 3	H: 2 LOB: 2 BB: 0 P: 4	1B: 14 SF: 0 2B: 0 SAC: 1 3B: 0 DP: 2 HR: 0 HBP: 1	WP: 0 PA: 45 PB: 0 SB: 0 CS: 0
<b>PITCHER</b>	IP WLS BF H R ER SO BB IBB HBP BLK WP HR S P ERA WHIP																			
<b>John Montefusco, R</b> ERA: 3.96 (1, 1)	8.0 35 11 3 3 2 3 0 0 0 0 0 73 115 3.38 1.750																			
<b>Greg Minton, R</b> ERA: 1.25 (9, 1)	2.0 6 1 0 0 1 0 0 0 0 0 0 8 8 0.00 0.500																			
<b>Gary Lavelle, L</b> ERA: 2.24 (11, 1)	0.1 L 4 2 1 1 0 0 0 0 1 0 0 3 4 27.00 6.000																			

livebaseballscores.com

AB	40
R	4
H	14
RBI	4
BB	3
SO	3
LOB	10



Batter	1	2	3	4	5	6	7	8	9	AB R H RBI BB SO LOB	TOP
<b>Bill North, S</b> (1, 8) OBP: 0.393, SLG: 0.370 <b>Gary Lavelle, S</b> (8, 1) OBP: 0.250, SLG: 0.250 <b>Larry Herndon, R</b> (9, PH) OBP: 0.320, SLG: 0.433	0-1 6-3		4-1 4-3 BB		0-0 1-3 1B		0-0 L4		0-0 1B	3 0 1 0 1 0 0 0 0 0 0 0 0 0 1 0 1 0 0 0 0	<b>San Francisco Giants @ Los Angeles Dodgers</b> <b>Dodger Stadium, Los Angeles, CA</b> Sun Aug 05 1979, 3:33 AM PDT Att: 38,962 - Unknown
<b>Joe Strain, R</b> (1, 4) OBP: 0.319, SLG: 0.336	3-2 5-3		0-1 4-3		0-0 F2		4-0 BB		0-0 5-3	4 0 0 0 1 0 4	
<b>Jack Clark, R</b> (1, 9) OBP: 0.352, SLG: 0.485 (6, 5) (8, 9)	4-1 BB		1-3 K		0-0 F3		0-0 F3			3 0 0 0 1 1 4	
<b>Willie McCovey, L</b> (1, 3) OBP: 0.330, SLG: 0.454 <b>Philip Nastu, L</b> (6, 1) OBP: 0.154, SLG: 0.043 <b>Rob Andrews, R</b> (8, PH) OBP: 0.301, SLG: 0.280 (8, 5)	3-2 G3		1-3 K		0-0 F9		0-0 F8			3 0 0 0 0 1 2 0 0 0 0 0 0 0 1 0 0 0 0 0 0	
<b>Mike Ivie, R</b> (1, 7) OBP: 0.367, SLG: 0.577 (4, 5) (6, 3)		2-0 6-3		0-0 5-3		0-0 1B 1B		0-0 HR		4 1 2 1 0 0 0	
<b>Darrell Evans, L</b> (1, 5) OBP: 0.350, SLG: 0.411		4-1 1B BB		3-2 F2		0-3 K		0-3 K		1 0 0 0 1 0 0	
<b>Johnnie LeMaster, R</b> (1, 6) OBP: 0.310, SLG: 0.342		0-0 1-2 1B		0-0 1-3		0-0 1-3 1B		0-0 F4		4 0 2 0 0 0 0	
<b>Dennis Littlejohn, R</b> (1, 2) OBP: 0.254, SLG: 0.203		2-3 K		0-0 1B 1B		0-3 K		0-3 K		4 0 1 0 0 3 4	
<b>Bob Knepper, L</b> (1, 1) OBP: 0.196, SLG: 0.321 <b>Tom Griffin, R</b> (4, 1) OBP: 0.083, SLG: 0.083 <b>Terry Whitfield, L</b> (4, 7) OBP: 0.397, SLG: 0.398 <b>Greg Johnston, L</b> (6, PH) (6, 9) (8, 8)	1-1 F8				0-0 F8		0-0 F9		0-0 4-3	1 0 0 0 0 0 2 0 0 0 0 0 0 0 3 0 0 0 0 0 1 2 0 0 0 0 2 1	
<b>Inning Stats</b>	R: 0 H: 0 E: 0 LOB: 1 K: 0 BB: 1 S: 10 P: 20	R: 0 H: 1 E: 0 LOB: 2 K: 1 BB: 1 S: 8 P: 17	R: 0 H: 0 E: 0 LOB: 1 K: 2 BB: 1 S: 11 P: 17	R: 0 H: 0 E: 0 LOB: 0 K: 0 BB: 0 S: 5 P: 8	R: 0 H: 2 E: 0 LOB: 2 K: 0 BB: 0 S: 5 P: 5	R: 0 H: 2 E: 0 LOB: 2 K: 2 BB: 0 S: 9 P: 9	R: 0 H: 0 E: 0 LOB: 1 K: 0 BB: 1 S: 3 P: 7	R: 1 H: 1 E: 0 LOB: 0 K: 1 BB: 0 S: 6 P: 6	R: 0 H: 1 E: 0 LOB: 1 K: 1 BB: 0 S: 6 P: 6	1B: 6 SF: 0 2B: 0 SAC: 0 3B: 0 DP: 0 HR: 1 HBP: 0	
<b>PITCHER</b> <b>Don Sutton, R</b> (1, 1) ERA: 4.36 <b>Bobby Castillo, R</b> (9, 1) ERA:	IP WLS BF H R ER SO BB IBB HBP BLK WP HR S P ERA WHIP 8.0 W 34 6 1 1 6 4 0 0 0 0 0 1 57 89 1.12 1.250 1.0 4 1 0 0 1 0 0 0 0 0 0 0 6 6 0.00 1.000	<b>PITCHER</b> IP WLS BF H R ER SO BB IBB HBP BLK WP HR S P ERA WHIP									

livebaseballscorecards.com

<b>AB</b>	<b>34</b>
<b>R</b>	<b>1</b>
<b>H</b>	<b>7</b>
<b>RBI</b>	<b>1</b>
<b>BB</b>	<b>4</b>
<b>SO</b>	<b>7</b>
<b>LOB</b>	<b>18</b>



Batter	1	2	3	4	5	6	7	8	9
<b>Davey Lopes, R</b> (1, 4) OBP: 0.364, SLG: 0.500	1-2 1B HR	3-3 K		3-1 SH2-4 1B		0-0 HR		0-0 6-3	
<b>Bill Russell, R</b> (1, 6) OBP: 0.299, SLG: 0.370	0-0 HR	0-0 G6-4-3		0-0 SH2-4		4-0 BB		0-3 K	
<b>Ted Martinez, R</b> (7, 6) OBP: 0.316, SLG: 0.345	1-3 HR	1-2f		1-2 2-3					
<b>Steve Garvey, R</b> (1, 3) OBP: 0.360, SLG: 0.494	0-0 HR		3-2 F8	4-0 IBB		0-0 G6-4-3		0-3 K	
<b>Ron Cey, R</b> (1, 5) OBP: 0.393, SLG: 0.503	4-1 1B 4-3 BB		3-2 FC6-4 1B	0-0 SF7		0-0 F9			
<b>Dusty Baker Jr., R</b> (1, 7) OBP: 0.342, SLG: 0.464	0-1 4-3		0-0 F9	0-3 K					
<b>Gary Thomasson, L</b> (8, 7) OBP: 0.344, SLG: 0.367	1-2								
<b>Joe Ferguson, R</b> (1, 9) OBP: 0.383, SLG: 0.427	0-0 1B		1-1 FC6-4		0-0 F8 S 1B			0-0 F9	
<b>Derrel Thomas, S</b> (5, 8) OBP: 0.345, SLG: 0.352	2-3 1B								
<b>Mickey Hatcher, R</b> (1, 8) OBP: 0.667, SLG: 0.500	1-0 G6-3 1B			0-0 E5 SH 1B 1B	0-3 K			4-0 BB	
<b>Steve Yeager, R</b> (1, 2) OBP: 0.284, SLG: 0.368	0-0 G6-3			1-0 SH 1B 1B	0-0 F8			0-3 K	
<b>Don Sutton, R</b> (1, 1) OBP: 0.183, SLG: 0.169		0-0		0-0 SH SH2-4 1B SF7	0-0 6-3			0-0 4-3	
<b>Bobby Castillo, R</b> (9, 1)									

Inning Stats	R: 4	H: 5	E: 0	LOB: 1	K: 0	P: 17	R: 0	H: 1	E: 0	LOB: 0	K: 1	P: 8	R: 0	H: 1	E: 0	LOB: 1	K: 0	P: 16	R: 3	H: 2	E: 1	LOB: 2	K: 1	P: 18	R: 0	H: 1	E: 0	LOB: 1	K: 1	P: 6	R: 1	H: 1	E: 0	LOB: 0	K: 0	P: 7	R: 0	H: 1	E: 0	LOB: 2	K: 1	P: 10	R: 0	H: 0	E: 0	LOB: 0	K: 2	P: 7
<b>1B: 10</b>	<b>SF: 1</b>	<b>WP: 0</b>	<b>PA: 39</b>																																													

PITCHER	IP	WLS	BF	H	R	ER	SO	BB	IBB	HBP	BLK	WP	HR	S	P	ERA	WHIP
<b>Bob Knepper, L</b> (1, 1) ERA: 4.18	3.0		19	9	7	5	1	1	0	0	0	0	1	30	50	15.00	3.333
<b>Tom Griffin, R</b> (4, 1) ERA: 3.48	2.0		8	1	0	0	2	0	1	0	0	0	0	11	15	0.00	0.500
<b>Philip Nastu, L</b> (6, 1) ERA: 4.19	2.0		9	2	1	1	1	2	0	0	0	0	1	9	17	4.50	2.000
<b>Gary Lavelle, L</b> (8, 1) ERA: 2.21	1.0		3	0	0	0	2	0	0	0	0	0	0	7	7	0.00	0.000

**BOTTOM**

San Francisco Giants @ Los Angeles Dodgers  
Dodger Stadium, Los Angeles, CA

Sun Aug 05 1979, 3:33 AM PDT  
Att: 38,962 - Unknown

AB	R	H	RBI	BB	SO	LOB
5	2	3	3	0	1	1
2	1	1	0	1	0	1
1	0	0	0	0	1	0
4	1	1	3	1	1	1
2	1	1	1	1	0	0
4	0	1	0	0	1	4
0	0	0	0	0	0	0
2	0	1	0	0	0	1
2	0	1	0	0	0	1
3	1	1	1	1	1	1
4	1	1	0	0	1	5
3	1	1	0	0	0	3
0	0	0	0	0	0	0

AB 32  
R 8  
H 12  
RBI 8  
BB 4  
SO 6  
LOB 18

WP: 0 PA: 39  
PB: 0  
SB: 1  
CS: 0



livebaseballscores.com

Batter	1	2	3	4	5	6	7	8	9	AB R H RBI BB SO LOB	TOP		
Larry Herndon, R (1, 8) OBP: 0.317, SLG: 0.427	0-0 6-3		0-3 K		0-0 SH1-4 1B		0-0 6-3	0-3 K		5 1 1 0 0 2 2	San Francisco Giants @ Los Angeles Dodgers Dodger Stadium, Los Angeles, CA Mon Aug 06 1979, 3:33 AM PDT Att: 30,453 - Unknown		
Joe Strain, R (1, 4) OBP: 0.331, SLG: 0.355	0-0 6-3			0-0 4-3 1B 2B	0-0 SH1-4		0-0 BB BB 1B	0-0 E 1B	4 2 3 0 0 0 0				
Jack Clark, R (1, 9) OBP: 0.352, SLG: 0.483	0-3 K			0-0 F8	0-0 PB 1B		4-0 BB BB	0-0 E6 1B E	4 1 1 1 1 1 2				
Darrell Evans, L (1, 5) OBP: 0.353, SLG: 0.412		0-0 CS 1B		0-0 4-3	0-0 F9		4-0 BB BB	0-0 E 1B	4 0 2 1 1 0 2				
Mike Ivie, R (1, 3) OBP: 0.364, SLG: 0.567		0-3 K		4-0 BB 1B 1B BB	0-0 F2		0-3 K	0-0 6-3	4 1 0 0 1 2 6				
Terry Whitfield, L (1, 7) OBP: 0.357, SLG: 0.396		0-0 1-3		0-0 BB 1B 1B		0-0 6-3		0-0 F5	4-0 E IBB	4 1 1 1 1 0 1			
Johnnie LeMaster, R (1, 6) OBP: 0.312, SLG: 0.340			0-0 F5	4-0 1B BB BB	0-0 F7		0-0 E6 3-1 1B 1B	0-0 E5	4 1 1 0 1 0 1				
Dennis Littlejohn, R (1, 2) OBP: 0.264, SLG: 0.219			0-0 SH1-4 1B	0-0 K BB 1B 1B	0-3 K		0-0 3-1	0-0 F9	5 0 2 2 0 1 3				
Ed Whitson, R (1, 1) OBP: 0.138, SLG: 0.107			0-0 SH1-4	0-0 F8		0-0 5-3	0-0 3-H 1B		3 0 1 1 0 0 2				
<b>Inning Stats</b>	R: 0 H: 0 E: 0 LOB: 0 K: 1 BB: 0 S: 5 P: 5	R: 0 H: 1 E: 0 LOB: 0 K: 1 BB: 0 S: 5 P: 5	R: 0 H: 1 E: 0 LOB: 1 K: 1 BB: 0 S: 6 P: 6	R: 3 H: 3 E: 0 LOB: 2 K: 0 BB: 2 S: 6 P: 14	R: 1 H: 2 E: 0 LOB: 1 K: 0 BB: 0 S: 5 P: 5	R: 0 H: 0 E: 0 LOB: 0 K: 1 BB: 0 S: 5 P: 5	R: 0 H: 1 E: 0 LOB: 3 K: 1 BB: 2 S: 6 P: 14	R: 1 H: 2 E: 1 LOB: 1 K: 1 BB: 0 S: 7 P: 7	R: 2 H: 2 E: 2 LOB: 2 K: 0 BB: 1 S: 6 P: 10	1B: 11 SF: 0 2B: 1 SAC: 2 3B: 0 DP: 0 HR: 0 HBP: 0	WP: 0 PA: 44 PB: 1 SB: 0 CS: 1		
<b>PITCHER</b>	IP WLS BF H R ER SO BB IBB HBP BLK WP HR S P ERA WHIP											<b>PITCHER</b>	IP WLS BF H R ER SO BB IBB HBP BLK WP HR S P ERA WHIP
Charlie Hough, R (1, 1) ERA: 5.22	6.2 L 30 8 4 4 4 3 0 0 0 0 0 0 35 47 5.40 1.650												
Bobby Castillo, R (7, 1) ERA:	0.1 2 0 0 0 1 1 0 0 0 0 0 0 3 7 0.00 3.000												
Dave Patterson, R (8, 1) ERA: 5.58	2.0 12 4 3 1 1 0 1 0 0 0 0 0 13 17 4.50 2.000												

livebaseballscorecards.com

AB	37
R	7
H	12
RBI	6
BB	5
SO	6
LOB	19



Batter	1	2	3	4	5	6	7	8	9	AB	R	H	RBI	BB	SO	LOB
<b>Davey Lopes, R</b> OBP: 0.363, SLG: 0.496 (1, 4)	4-0 S 5-3 BB	0-0 FC6-4 1-2f			0-0 6-3		0-3 K			3	0	0	0	1	1	2
<b>Bill Russell, R</b> OBP: 0.297, SLG: 0.367 (1, 6)	0-0 5-3 1-2		0-3 K		0-3 K			0-0 F7		4	0	0	0	0	2	1
<b>Steve Garvey, R</b> OBP: 0.362, SLG: 0.494 (1, 3)	0-0 F7		0-0 1B 1B		0-0 F8			0-0 2B 1B		4	1	2	0	0	0	1
<b>Ron Cey, R</b> OBP: 0.392, SLG: 0.498 (1, 5)	4-0 2-3 BB		0-0 F4		0-0 F7			0-0 F8		3	0	0	0	1	0	2
<b>Dusty Baker Jr., R</b> OBP: 0.346, SLG: 0.468 (1, 7)	0-3 K		0-0 1-2 1B		4-0 FC6-4 BB			0-0 1-H 2B		3	0	2	1	1	1	2
<b>Mickey Hatcher, R</b> OBP: 0.462, SLG: 0.300 (1, 9)		0-0 G3	0-0 F9		0-0 FC6-4 1-2f			0-0 G3		4	0	0	0	0	0	4
<b>Derrel Thomas, S</b> OBP: 0.344, SLG: 0.350 (1, 8)		0-0 CS 1B		0-0 F5		0-0 F7		0-0 1-3		4	0	1	0	0	0	1
<b>Johnny Oates, L</b> OBP: 0.160, SLG: 0.087 (1, 2)		0-0 1-2 1B 1B		0-0 1-3		0-0 F5		0-0 1-3		4	0	1	0	0	0	0
<b>Charlie Hough, R</b> OBP: 0.250, SLG: 0.313 <b>Bobby Castillo, R</b> (7, 1)		0-0 1-2 FC6-4 1B		0-0 1-3		0-0 F4		0-0 G3		2	0	1	0	0	0	0
<b>Von Joshua, L</b> OBP: 0.314, SLG: 0.436 <b>Dave Patterson, R</b> (8, 1)										0	0	0	0	0	0	0
<b>Manny Mota, R</b> OBP: 0.394, SLG: 0.355 (9, PH)										1	0	0	0	0	0	0

<b>Inning Stats</b>	R: 0 E: 0 K: 1 S: 5	H: 0 LOB: 2 BB: 2 P: 13	R: 0 E: 0 K: 0 S: 5	H: 3 LOB: 2 BB: 0 P: 5	R: 0 E: 0 K: 1 S: 7	H: 2 LOB: 2 BB: 0 P: 7	R: 0 E: 0 K: 0 S: 3	H: 0 LOB: 0 BB: 0 P: 3	R: 0 E: 0 K: 1 S: 5	H: 0 LOB: 1 BB: 1 P: 7	R: 0 E: 0 K: 1 S: 5	H: 0 LOB: 0 BB: 0 P: 5	R: 0 E: 0 K: 1 S: 5	H: 0 LOB: 0 BB: 0 P: 5	R: 1 E: 0 K: 0 S: 5	H: 2 LOB: 1 BB: 0 P: 5	R: 0 E: 0 K: 0 S: 3	H: 0 LOB: 0 BB: 0 P: 3	1B: 6 2B: 1 3B: 0 HR: 0	SF: 0 SAC: 0 DP: 0 HBP: 0	WP: 0 PB: 0 SB: 1 CS: 1	PA: 36
---------------------	------------------------------	----------------------------------	------------------------------	---------------------------------	------------------------------	---------------------------------	------------------------------	---------------------------------	------------------------------	---------------------------------	------------------------------	---------------------------------	------------------------------	---------------------------------	------------------------------	---------------------------------	------------------------------	---------------------------------	----------------------------------	------------------------------------	----------------------------------	--------

<b>PITCHER</b> <b>Ed Whitson, R</b> ERA: 4.85 (1, 1)	IP 9.0	WLS W	BF 36	H 7	R 1	ER 1	SO 4	BB 3	IBB 0	HBP 0	BLK 0	WP 0	HR 0	S 41	P 53	ERA 1.00	WHIP 1.111	<b>PITCHER</b>	IP 9.0	WLS W	BF 36	H 7	R 1	ER 1	SO 4	BB 3	IBB 0	HBP 0	BLK 0	WP 0	HR 0	S 41	P 53	ERA 1.00	WHIP 1.111
---	-----------	----------	----------	--------	--------	---------	---------	---------	----------	----------	----------	---------	---------	---------	---------	-------------	---------------	----------------	-----------	----------	----------	--------	--------	---------	---------	---------	----------	----------	----------	---------	---------	---------	---------	-------------	---------------

**BOTTOM**

**San Francisco Giants @ Los Angeles Dodgers**  
**Dodger Stadium, Los Angeles, CA**  
 Mon Aug 06 1979, 3:33 AM PDT  
 Att. 30,453 - Unknown

[livebaseballscorecards.com](http://livebaseballscorecards.com)

<b>AB</b>	<b>33</b>
<b>R</b>	<b>1</b>
<b>H</b>	<b>7</b>
<b>RBI</b>	<b>1</b>
<b>BB</b>	<b>3</b>
<b>SO</b>	<b>4</b>
<b>LOB</b>	<b>13</b>



Batter	1	2	3	4	5	6	7	8	9	AB R H RBI BB SO LOB	TOP																										
Rafael Landestoy, S OBP: 0.307, SLG: 0.262 (1, 4)	0-0 6-3		0-0 1B		0-0 1B	0-0 1B	0-0 1B	4-0 BB	0-0 F7	5 2 2 0 1 0 2																											
Julio Gonzalez, R OBP: 0.282, SLG: 0.289 (1, 6)	0-0 P4		0-0 1B		0-0 F8	0-0 1B	0-3 K			5 1 1 0 0 1 4																											
Terry Puhl, L OBP: 0.350, SLG: 0.385 (1, 8)	0-0 1-5-3		0-0 1B		0-0 1B	0-0 2B		0-0 F7		5 2 2 2 0 0 1																											
Jeffrey Leonard, R OBP: 0.356, SLG: 0.352 (1, 9)		0-0 F7	0-0 CS	0-0 5-3	0-0 1B	0-0 3B		0-0 F8		5 1 2 3 0 0 0																											
Enos Cabell, R OBP: 0.301, SLG: 0.360 (1, 3)		0-0 1B		0-0 5-3	0-3 K	0-0 3B		0-0 1B		5 0 3 1 0 1 1																											
Jose Cruz, L OBP: 0.394, SLG: 0.448 (1, 7)		0-0 F7		0-0 BB		0-0 1B		0-0 F2		4 1 2 0 1 0 2																											
Art Howe, R OBP: 0.326, SLG: 0.375 (1, 5)		4-0 BB		4-0 BB		0-0 K			0-0 1-3	3 1 1 0 2 1 3	AB 41																										
Bruce Bochy, R OBP: 0.252, SLG: 0.260 (1, 2)		0-3 K		0-0 FC6-4		0-0 5-3	0-0 6-3		0-0 1-3	4 0 0 0 0 1 6	R 8																										
Craig Reynolds, L OBP: 0.290, SLG: 0.340 (9, PH)				0-0 1-2f		1-2 2-3			1-2	1 0 0 0 0 0 1	H 14																										
Ken Forsch, R OBP: 0.229, SLG: 0.200 (1, 1)			4-0 1B		0-0 F9	0-0 1B			0-0 F7	0 0 0 0 1 0 0	RBI 8																										
Jimmy Sexton, R OBP: 0.250, SLG: 0.192 (5, PH)										1 0 0 0 0 0 0	BB 5																										
Rick Williams, R OBP: 0.292, SLG: 0.238 (5, 1)										0 0 0 0 0 0 0	SO 5																										
Jesus Alou, R OBP: 0.324, SLG: 0.300 (6, PH)										1 0 0 0 0 1 0	LOB 21																										
Bert Roberge, R OBP: 0.444, SLG: 0.333 (6, 1)										0 0 0 0 0 0 0																											
Joe Sambito, L OBP: 0.444, SLG: 0.333 (8, 1)										1 0 0 0 0 0 1																											
Denny Walling, L OBP: 0.381, SLG: 0.486 (9, PH)																																					
<b>Inning Stats</b>	R: 0 E: 0 K: 0 S: 3	H: 0 LOB: 0 BB: 0 P: 3	R: 0 E: 0 K: 1 S: 6	H: 1 LOB: 2 BB: 1 P: 10	R: 0 E: 0 K: 0 S: 3	H: 2 LOB: 1 BB: 1 P: 7	R: 0 E: 0 K: 0 S: 4	H: 1 LOB: 2 BB: 1 P: 8	R: 2 E: 1 K: 1 S: 8	H: 2 LOB: 1 BB: 0 P: 8	R: 6 E: 2 K: 1 S: 12	H: 6 LOB: 2 BB: 1 P: 16	R: 0 E: 0 K: 2 S: 7	H: 0 LOB: 1 BB: 1 P: 11	R: 0 E: 0 K: 0 S: 4	H: 1 LOB: 1 BB: 0 P: 4	R: 0 E: 0 K: 0 S: 4	H: 1 LOB: 1 BB: 0 P: 4	1B: 12 2B: 2 3B: 1 HR: 0	SF: 0 SAC: 0 DP: 1 HBP: 0	WP: 0 PB: 0 SB: 3 CS: 1	PA: 47															
<b>PITCHER</b>	IP WLS BF H R ER SO BB IBB HBP BLK WP HR S P ERA WHIP																																				
Jerry Reuss, L ERA: 4.95 (1, 1)	5.1		27	8	5	2	2	3	0	0	0	0	0	28	40	3.38	2.062																				
Joe Beckwith, R ERA: 5.11 (6, 1)	1.2		11	4	3	2	3	1	1	0	0	0	0	15	23	10.80	3.000																				
Ken Brett, L ERA: 4.12 (8, 1)	1.0	W	4	1	0	0	0	0	0	0	0	0	0	4	4	0.00	1.000																				
Dave Patterson, R ERA: 5.4 (9, 1)	1.0	S	4	1	0	0	0	0	0	0	0	0	0	4	4	0.00	1.000																				

Houston Astros @ Los Angeles Dodgers  
Dodger Stadium, Los Angeles, CA  
Tue Aug 07 1979, 7:05 PM PDT  
Att: 34,538 - Unknown

livebaseballscorecards.com





Batter	1	2	3	4	5	6	7	8	9
<b>Davey Lopes, R</b> OBP: 0.362, SLG: 0.494 (1, 4)	0-0 1-3		0-0 1B 2-H		0-0 P5		0-0 F5	0-0 SH 1-2 3-H	
<b>Bill Russell, R</b> OBP: 0.298, SLG: 0.367 (1, 6)	0-0 6-3		0-0 1B G5-4-3		0-0 F3			0-0 1B 1B G5-3	
<b>Steve Garvey, R</b> OBP: 0.361, SLG: 0.492 (1, 3)	0-0 F3		0-0 G5-4-3 1-2f		0-0 F7			0-0 BB 1B 1-3	
<b>Ron Cey, R</b> OBP: 0.393, SLG: 0.496 (1, 5)		0-0 P3		0-0 5-3		4-0 FC5-4 BB		4-0 1B 1-2 HR BB	
<b>Dusty Baker Jr., R</b> OBP: 0.345, SLG: 0.466 (1, 7)		0-0 6-3		0-0 6-3		0-0 FC5-4 1B 1-2f		0-0 HR 1B 1-3 2-H 3-H	
<b>Joe Ferguson, R</b> OBP: 0.388, SLG: 0.456 (1, 9)		0-0 HR		0-0 HR		0-0 G6-4-3 1B 1-2		0-0 F2	
<b>Steve Yeager, R</b> OBP: 0.287, SLG: 0.396 (1, 2)		0-0 4-3		0-0 HR		0-0 G6-4-3 1-2f		0-0 HR 1-H 3-H	
<b>Derrel Thomas, S</b> OBP: 0.349, SLG: 0.357 (1, 8)			0-0 SH3-4 1B	0-0 1B			0-0 F7	0-0 1B S SH 1B	
<b>Jerry Reuss, L</b> OBP: 0.136, SLG: 0.050 (6, 1)			0-0 SH3-4	0-3 K			0-0 3-1	0-0 G5-3 SH 1B	
<b>Von Joshua, L</b> OBP: 0.371, SLG: 0.431 (7, PH)									
<b>Ken Brett, L</b> OBP: 0.429, SLG: 0.429 (8, 1)									
<b>Manny Mota, R</b> OBP: 0.412, SLG: 0.375 (8, PH)									
<b>Ted Martinez, R</b> OBP: 0.316, SLG: 0.345 (8, PR)									
<b>Dave Patterson, R</b> OBP: 0.316, SLG: 0.345 (8, 1)									

Inning Stats	R: 0 E: 0 K: 0 S: 3	H: 0 LOB: 0 BB: 0 P: 3	R: 1 E: 0 K: 0 S: 4	H: 1 LOB: 0 BB: 0 P: 4	R: 1 E: 0 K: 0 S: 5	H: 3 LOB: 1 BB: 0 P: 5	R: 2 E: 0 K: 1 S: 8	H: 3 LOB: 1 BB: 0 P: 8	R: 0 E: 0 K: 0 S: 3	H: 0 LOB: 0 BB: 0 P: 3	R: 0 E: 0 K: 0 S: 3	H: 1 LOB: 1 BB: 1 P: 7	R: 0 E: 0 K: 0 S: 3	H: 0 LOB: 0 BB: 0 P: 3	R: 6 E: 0 K: 0 S: 9	H: 6 LOB: 1 BB: 1 P: 13
--------------	------------------------------	---------------------------------	------------------------------	---------------------------------	------------------------------	---------------------------------	------------------------------	---------------------------------	------------------------------	---------------------------------	------------------------------	---------------------------------	------------------------------	---------------------------------	------------------------------	----------------------------------

PITCHER	IP	WLS	BF	H	R	ER	SO	BB	IBB	HBP	BLK	WP	HR	S	P	ERA	WHIP
<b>Ken Forsch, R</b> ERA: 3.35 (1, 1)	4.0		18	7	4	4	1	0	0	0	0	0	3	20	20	9.00	1.750
<b>Rick Williams, R</b> ERA: 3.18 (5, 1)	1.0		3	0	0	0	0	0	0	0	0	0	0	3	3	0.00	0.000
<b>Bert Roberge, R</b> ERA: 1.88 (6, 1)	2.0		10	3	3	3	0	2	0	0	0	0	0	8	16	13.50	2.500
<b>Joe Sambito, L</b> ERA: 1.59 (8, 1)	1.0	L	7	4	3	3	0	0	0	0	0	0	1	7	7	27.00	4.000

**BOTTOM**

AB	R	H	RBI	BB	SO	LOB
4	0	1	2	0	0	0
5	1	2	0	0	0	2
4	1	1	0	0	0	2
2	1	0	0	2	0	0
4	1	1	2	0	0	1
4	2	3	2	0	0	2
4	2	2	4	0	0	2
4	2	3	0	0	0	0
1	0	0	0	0	1	1
0	0	0	0	0	0	0
1	0	0	0	0	0	0
0	0	0	0	0	0	0
1	0	1	0	0	0	0
0	0	0	0	0	0	0
0	0	0	0	0	0	0
0	0	0	0	0	0	0

**AB 34**  
**R 10**  
**H 14**  
**RBI 10**  
**BB 2**  
**SO 1**  
**LOB 10**



WP	PA	ERA	WHIP
0	38		
0			
1			
0			

**Houston Astros @ Los Angeles Dodgers**  
Dodger Stadium, Los Angeles, CA  
Tue Aug 07 1979, 7:05 PM PDT  
Att. 34,538 - Unknown

livebaseballscorecards.com

Batter	1	2	3	4	5	6	7	8	9	AB R H RBI BB SO LOB	TOP
Rafael Landestoy, S OBP: 0.299, SLG: 0.254 (1, 4)	0-0 F2		0-0 F7		0-0 G1			0-0 L4		4 0 0 0 0 0 2	
Craig Reynolds, L OBP: 0.290, SLG: 0.339 (1, 6)	0-3 K			0-3 K	0-0 1B			0-0 F3		4 0 1 1 0 2 0	
Terry Puhl, L OBP: 0.350, SLG: 0.391 (1, 8)	0-0 HR			0-0 F9	0-0 4-3			0-0 L3		4 1 1 1 0 0 2	
Jose Cruz, L OBP: 0.395, SLG: 0.449 (1, 7)	0-0 CS 1B			0-0 4-3		0-0 G5-4-3 1B			0-3 K	4 0 2 0 0 1 0	
Enos Cabell, R OBP: 0.298, SLG: 0.357 (1, 3)	0-0 CS 1-2	0-0 6-3			0-0 E6 G3 1B 1B	0-0 G5-4-3 1-2f			0-0 6-3	4 1 0 0 0 0 1	
Jeffrey Leonard, R OBP: 0.358, SLG: 0.354 (1, 9)		0-0 5-3			0-0 G3 1-2 1B	0-0 F8			0-0 1B	4 1 2 0 0 0 0	
Art Howe, R OBP: 0.322, SLG: 0.370 (1, 5)		0-3 K			0-0 G3 1-2 2-3		0-0 F8		0-0 1-3	4 0 0 0 0 1 3	
Alan Ashby, S OBP: 0.270, SLG: 0.293 (1, 2)			0-3 K		4-0 G1 1B 1B IBB		0-0 F5			2 1 0 0 1 1 0	
J.R. Richard, R OBP: 0.154, SLG: 0.222 (1, 1)			0-3 K		0-0 1B G1 1-2 2-H 3-H 1B		0-0 F8			3 0 1 2 0 1 0	
<b>Inning Stats</b>	R: 1 E: 0 K: 1 S: 6 H: 2 LOB: 0 BB: 0 P: 6	R: 0 E: 0 K: 1 S: 5 H: 0 LOB: 0 BB: 0 P: 5	R: 0 E: 0 K: 2 S: 7 H: 0 LOB: 0 BB: 0 P: 7	R: 0 E: 0 K: 1 S: 5 H: 0 LOB: 0 BB: 0 P: 5	R: 3 E: 1 K: 0 S: 7 H: 3 LOB: 2 BB: 1 P: 11	R: 0 E: 0 K: 0 S: 3 H: 1 LOB: 0 BB: 0 P: 3	R: 0 E: 0 K: 0 S: 3 H: 0 LOB: 0 BB: 0 P: 3	R: 0 E: 0 K: 1 S: 6 H: 0 LOB: 0 BB: 0 P: 3	R: 0 E: 0 K: 1 S: 6 H: 1 LOB: 1 BB: 0 P: 6	1B: 6 2B: 0 3B: 0 HR: 1 SF: 0 SAC: 0 DP: 1 HBP: 0	WP: 0 PB: 0 SB: 0 CS: 1 PA: 35
<b>PITCHER</b>	IP WLS BF H R ER SO BB IBB HBP BLK WP HR S P ERA WHIP										
Burt Hooton, R ERA: 3.09 (1, 1)	5.0 L 21 5 4 2 5 0 1 0 0 0 0 1 30 34 3.60 1.000										
Bobby Castillo, R ERA: (6, 1)	2.0 6 1 0 0 0 0 0 0 0 0 0 0 6 6 0.00 0.500										
Ken Brett, L ERA: 3.92 (8, 1)	2.0 7 1 0 0 1 0 0 0 0 0 0 0 9 9 0.00 0.500										

Houston Astros @ Los Angeles Dodgers  
Dodger Stadium, Los Angeles, CA  
Wed Aug 08 1979, 7:05 PM PDT  
Att: 41,584 - Unknown

livebaseballscorecards.com

AB 33  
R 4  
H 7  
RBI 4  
BB 1  
SO 6  
LOB 8



Batter	1	2	3	4	5	6	7	8	9	AB	R	H	RBI	BB	SO	LOB
Davey Lopes, R OBP: 0.361, SLG: 0.491 (1, 4)	0-3 K		0-3 K		4-0 BB		0-0 P6			3	0	0	0	1	2	0
Bill Russell, R OBP: 0.295, SLG: 0.364 (1, 6)	0-0 P6		0-3 K		0-0 1-3			0-0 5-3		4	0	0	0	0	1	2
Steve Garvey, R OBP: 0.360, SLG: 0.490 (1, 3)	0-0 2B 1B		0-0 5-3		0-0 6-3			0-0 F7		4	1	1	0	0	0	0
Ron Cey, R OBP: 0.392, SLG: 0.496 (1, 5)	0-0 1-H 2B			0-0 6-3		0-0 5-3		0-0 6-3		4	0	1	1	0	0	0
Dusty Baker Jr., R OBP: 0.347, SLG: 0.466 (1, 7)	0-3 K			0-3 K		0-0 1B 1B			0-0 1B	4	0	2	0	0	2	1
Joe Ferguson, R OBP: 0.386, SLG: 0.453 (1, 9)		0-3 K		0-3 K		0-0 1-2 1B			0-3 K	4	0	1	0	0	3	1
Steve Yeager, R OBP: 0.287, SLG: 0.394 (1, 2)		0-3 K			0-0 BB 1B		0-3 K		0-3 K	4	0	1	0	0	3	3
Derrel Thomas, S OBP: 0.348, SLG: 0.352 (1, 8)		4-0 BB			0-0 P4		0-0 6-3		0-0 F9	3	0	0	0	1	0	2
Burt Hooton, R OBP: 0.185, SLG: 0.219 (1, 1)		0-3 K			0-0 F9		0-0 F7			1	0	0	0	0	1	1
Gary Thomasson, L OBP: 0.343, SLG: 0.366 (5, PH)										1	0	0	0	0	0	1
Bobby Castillo, R (6, 1)										0	0	0	0	0	0	0
Von Joshua, L OBP: 0.308, SLG: 0.427 (7, PH)										1	0	0	0	0	0	0
Ken Brett, L OBP: 0.429, SLG: 0.429 (8, 1)										0	0	0	0	0	0	0

Inning Stats	R: 1	H: 2	E: 0	K: 2	S: 9	H: 0	LOB: 1	BB: 0	P: 9	R: 0	H: 0	E: 0	K: 3	S: 9	H: 0	LOB: 1	BB: 1	P: 13	R: 0	H: 0	E: 0	K: 2	S: 7	H: 0	LOB: 0	BB: 0	P: 7	R: 0	H: 0	E: 0	K: 2	S: 7	H: 0	LOB: 0	BB: 0	P: 7	R: 0	H: 1	E: 0	K: 0	S: 4	H: 2	LOB: 2	BB: 1	P: 8	R: 0	H: 0	E: 0	K: 1	S: 7	H: 2	LOB: 2	BB: 0	P: 7	R: 0	H: 0	E: 0	K: 0	S: 3	H: 0	LOB: 0	BB: 0	P: 3	R: 0	H: 0	E: 0	K: 2	S: 8	H: 1	LOB: 1	BB: 0	P: 8	R: 0	H: 1	E: 0	K: 2	S: 8	H: 0	LOB: 1	BB: 0	P: 8	1B: 5	SF: 0	2B: 1	SAC: 0	3B: 0	DP: 0	HR: 0	HBP: 0	WP: 0	PA: 35	PB: 0	SB: 0	CS: 0
--------------	------	------	------	------	------	------	--------	-------	------	------	------	------	------	------	------	--------	-------	-------	------	------	------	------	------	------	--------	-------	------	------	------	------	------	------	------	--------	-------	------	------	------	------	------	------	------	--------	-------	------	------	------	------	------	------	------	--------	-------	------	------	------	------	------	------	------	--------	-------	------	------	------	------	------	------	------	--------	-------	------	------	------	------	------	------	------	--------	-------	------	-------	-------	-------	--------	-------	-------	-------	--------	-------	--------	-------	-------	-------

PITCHER	IP	WLS	BF	H	R	ER	SO	BB	IBB	HBP	BLK	WP	HR	S	P	ERA	WHIP
J.R. Richard, R ERA: 3.54 (1, 1)	9.0	W	35	6	1	1	12	2	0	0	0	0	0	57	65	1.00	0.889


**BOTTOM**

**Houston Astros @ Los Angeles Dodgers**  
**Dodger Stadium, Los Angeles, CA**

Wed Aug 08 1979, 7:05 PM PDT  
Att. 41,584 - Unknown

livebaseballscorecards.com

<b>AB</b>	<b>33</b>
<b>R</b>	<b>1</b>
<b>H</b>	<b>6</b>
<b>RBI</b>	<b>1</b>
<b>BB</b>	<b>2</b>
<b>SO</b>	<b>12</b>
<b>LOB</b>	<b>11</b>



Batter	1	2	3	4	5	6	7	8	9	AB	R	H	RBI	BB	SO	LOB	TOP
Rafael Landestoy, S OBP: 0.295, SLG: 0.252 (1, 4)	0-0 3-1 SH5-3 1B		0-0 F7	0-0 L1		0-0 4-3		0-0 4-3		5	0	1	0	0	0	4	
Craig Reynolds, L OBP: 0.292, SLG: 0.341 (1, 6)	0-0 SH5-3 1-2		0-0 1B		0-0 F9	0-0 1B		0-0 F7	0-0 F7	4	0	2	1	0	0	0	
Terry Puhl, L OBP: 0.350, SLG: 0.389 (1, 8)	0-0 3-1 2-3		0-0 1B		4-0 1B 3B	0-0 F9		0-0 F8	0-0 F8	4	1	1	0	1	0	2	
Jose Cruz, L OBP: 0.391, SLG: 0.443 (1, 7)	0-0 L3		0-0 F2		0-0 P6		0-0 P4	0-0 L5	0-0 L5	5	0	0	0	0	0	4	
Enos Cabell, R OBP: 0.298, SLG: 0.356 (1, 3)		0-3 K	0-3 K		0-0 1-3 3B	1B	0-0 6-3		0-0 6-3	4	1	1	0	0	2	2	
Jeffrey Leonard, R OBP: 0.363, SLG: 0.368 (1, 9)		0-0 FC5-4 1B		0-0 SH3-4 1B	0-0 1B	0-0 1-H 3-H 3B		0-0 F8	0-0 F8	4	0	3	2	0	0	0	
Art Howe, R OBP: 0.324, SLG: 0.372 Julio Gonzalez, R OBP: 0.282, SLG: 0.289 (1, 5) (8, PR) (8, 5)		0-0 FC5-4 1B		0-0 P8	0-0 5-3			0-0 1B	0-0 1B	4	0	2	0	0	0	2	
Bruce Bochy, R OBP: 0.262, SLG: 0.280 (1, 2)		0-0 FC5-4 1-2 2-3		0-0 SH3-4 1B		0-0 4-3 1B 2B		0-0 F8	0-0 F8	4	1	2	0	0	0	3	
Joaquin Andujar, S OBP: 0.083, SLG: 0.044 Denny Walling, L OBP: 0.378, SLG: 0.481 Bert Roberge, R (8, 1) (8, 1)		0-3 K	0-3 K		0-0 SH3-4	0-0 F9		0-0 F8	0-0 F8	2	0	0	0	0	1	3	
<b>Inning Stats</b>	R: 0 E: 0 K: 0 S: 4 H: 1 LOB: 1 BB: 0 P: 4	R: 0 E: 0 K: 2 S: 9 H: 2 LOB: 2 BB: 0 P: 9	R: 0 E: 0 K: 1 S: 7 H: 2 LOB: 2 BB: 0 P: 7	R: 0 E: 0 K: 0 S: 5 H: 2 LOB: 2 BB: 0 P: 5	R: 2 E: 0 K: 0 S: 5 H: 2 LOB: 1 BB: 1 P: 9	R: 1 E: 0 K: 0 S: 5 H: 2 LOB: 1 BB: 0 P: 5	R: 0 E: 0 K: 0 S: 3 H: 0 LOB: 0 BB: 0 P: 3	R: 0 E: 0 K: 0 S: 4 H: 1 LOB: 1 BB: 0 P: 4	R: 0 E: 0 K: 0 S: 3 H: 0 LOB: 0 BB: 0 P: 3	1B: 10 2B: 1 3B: 1 HR: 0 SF: 0 SAC: 2 DP: 0 HBP: 0	WP: 0 PB: 0 SB: 0 CS: 0 PA: 40						
<b>PITCHER</b>	IP WLS BF H R ER SO BB IBB HBP BLK WP HR S P ERA WHIP	IP WLS BF H R ER SO BB IBB HBP BLK WP HR S P ERA WHIP	IP WLS BF H R ER SO BB IBB HBP BLK WP HR S P ERA WHIP	IP WLS BF H R ER SO BB IBB HBP BLK WP HR S P ERA WHIP	IP WLS BF H R ER SO BB IBB HBP BLK WP HR S P ERA WHIP	IP WLS BF H R ER SO BB IBB HBP BLK WP HR S P ERA WHIP	IP WLS BF H R ER SO BB IBB HBP BLK WP HR S P ERA WHIP	IP WLS BF H R ER SO BB IBB HBP BLK WP HR S P ERA WHIP	IP WLS BF H R ER SO BB IBB HBP BLK WP HR S P ERA WHIP	ERA WHIP							
Rick Sutcliffe, R ERA: 4.04 (1, 1)	5.2 W 29 11 3 3 3 1 0 0 0 0 0 34 38 4.76 2.118																
Dave Patterson, R ERA: 5.03 (6, 1)	2.1 S 8 1 0 0 0 0 0 0 0 0 0 8 8 0.00 0.429																
Joe Beckwith, R ERA: 4.73 (9, 1)	1.0 S 3 0 0 0 0 0 0 0 0 0 0 3 3 0.00 0.000																

**Houston Astros @ Los Angeles Dodgers**  
 Dodger Stadium, Los Angeles, CA  
 Thu Aug 09 1979, 3:33 AM PDT  
 Att: 30,973 - Unknown

AB	37
R	3
H	12
RBI	3
BB	1
SO	3
LOB	21



WP: 0	PA: 40
PB: 0	
SB: 0	
CS: 0	

Batter	1	2	3	4	5	6	7	8	9	AB	R	H	RBI	BB	SO	LOB
<b>Davey Lopes, R</b> OBP: 0.367, SLG: 0.493 (1, 4)	4-0 		x 0-0 		x 0-0 	4-0 				2	2	2	0	2	0	0
<b>Derrel Thomas, S</b> OBP: 0.347, SLG: 0.351 (1, 8)	0-0 		x 0-0 		x 0-0 	0-0 				4	0	1	0	0	0	3
<b>Steve Garvey, R</b> OBP: 0.361, SLG: 0.497 (1, 3)	0-0 		x 0-0 		x 0-0 		x 0-0 			4	2	2	2	0	0	2
<b>Ron Cey, R</b> OBP: 0.390, SLG: 0.493 (1, 5)	0-0 		x 0-0 		x 0-0 		0-3 			4	0	1	0	0	1	4
<b>Dusty Baker Jr., R</b> OBP: 0.348, SLG: 0.468 (1, 7)	0-0 		x 0-0 		x 0-0 		4-0 			3	0	1	2	1	0	3
<b>Joe Ferguson, R</b> OBP: 0.384, SLG: 0.447 (1, 9)		0-3 		x 0-0 		4-0 		0-0 		3	0	0	0	1	1	1
<b>Steve Yeager, R</b> OBP: 0.286, SLG: 0.389 (1, 2)		0-3 		4-0 	x 0-0 		0-3 			3	0	0	0	1	2	2
<b>Ted Martinez, R</b> OBP: 0.311, SLG: 0.339 (1, 6)		0-0 		x 0-0 		x 0-0 		0-0 		4	0	1	0	0	0	1
<b>Rick Sutcliffe, L</b> OBP: 0.220, SLG: 0.305 (6, 1) <b>Dave Patterson, R</b> (8, PH) <b>Manny Mota, R</b> OBP: 0.400, SLG: 0.364 <b>Joe Beckwith, L</b> (9, 1)			x 0-0 	0-3 	x 0-0 		0-0 			2	0	0	0	0	1	1
										1	0	0	0	0	0	0
										1	0	0	0	0	0	1
										0	0	0	0	0	0	0
<b>Inning Stats</b>	R: 0 H: 1 E: 0 LOB: 2 K: 0 BB: 1 S: 4 P: 8	R: 0 H: 0 E: 0 LOB: 0 K: 2 BB: 0 S: 7 P: 7	R: 2 H: 3 E: 0 LOB: 1 K: 0 BB: 0 S: 6 P: 6	R: 0 H: 0 E: 0 LOB: 1 K: 1 BB: 1 S: 5 P: 9	R: 2 H: 3 E: 1 LOB: 2 K: 0 BB: 1 S: 6 P: 10	R: 0 H: 0 E: 0 LOB: 1 K: 1 BB: 1 S: 3 P: 7	R: 0 H: 0 E: 0 LOB: 1 K: 1 BB: 1 S: 5 P: 9	R: 0 H: 1 E: 0 LOB: 0 K: 1 BB: 0 S: 5 P: 5		1B: 6 SF: 0 2B: 1 SAC: 0 3B: 0 DP: 0 HR: 1 HBP: 0	WP: 0 PA: 36 PB: 0 SB: 1 CS: 1					
<b>PITCHER</b> <b>Joaquin Andujar, R</b> ERA: 2.93 <b>Bert Roberge, R</b> ERA: 1.82	IP WLS BF H R ER SO 7.0 L 33 7 4 3 4	IP WLS BF H R ER SO 1.0 3 1 0 0 1	IP WLS BF H R ER SO 4 1 0 0 0 0	IP WLS BF H R ER SO 0 0 0 0 0 0	IP WLS BF H R ER SO 0 0 5 5 0 0	IP WLS BF H R ER SO 0 0 0 0 0 0	IP WLS BF H R ER SO 0 0 0 0 0 0	IP WLS BF H R ER SO 0 0 0 0 0 0	BB IBB HBP BLK WP HR S P 0 0 0 0 0 0 5 5	ERA WHIP 3.86 1.571	ERA WHIP 0.00 1.000					

**BOTTOM**

**Houston Astros @ Los Angeles Dodgers**  
**Dodger Stadium, Los Angeles, CA**  
 Thu Aug 09 1979, 3:33 AM PDT  
 Att. 30,973 - Unknown

livebaseballscorecards.com

<b>AB</b>	<b>31</b>
<b>R</b>	<b>4</b>
<b>H</b>	<b>8</b>
<b>RBI</b>	<b>4</b>
<b>BB</b>	<b>5</b>
<b>SO</b>	<b>5</b>
<b>LOB</b>	<b>18</b>



Batter	1	2	3	4	5	6	7	8	9	AB R H RBI BB SO LOB	TOP											
Davey Lopes, R (1, 4) OBP: 0.369, SLG: 0.499 Gary Thomasson, L (8, 7) OBP: 0.341, SLG: 0.364	1-0 6-3	3-2 HR		4-0 2B BB	0-3 K			4-0 1B BB	0-0 F6	3 2 1 1 2 1 1 1 0 0 0 0 0 0												
Bill Russell, R (1, 6) OBP: 0.296, SLG: 0.366	2-1 G3	0-0 F8		0-0 2B	0-0 6-3			0-0 1B 1B	0-0 4-3	6 1 2 0 0 0 1												
Steve Garvey, R (1, 3) OBP: 0.363, SLG: 0.498	1-3 K2-3	0-0 FC5 E 1B		0-3 K			0-0 FC5-4 1B	0-0 1B 1B		5 0 3 1 0 2 2												
Ron Cey, R (1, 5) OBP: 0.388, SLG: 0.497		HR E6		0-3 K			0-0 F3	0-0 F7		5 1 1 1 0 1 6												
Dusty Baker Jr., R (1, 7) OBP: 0.349, SLG: 0.465 Ted Martinez, R (8, 4) OBP: 0.311, SLG: 0.339		HR 1B FC5		4-0 BB			0-0 F8	0-0 F8		4 1 1 0 1 0 5 0 0 0 0 0 0 0												
Joe Ferguson, R (1, 2) OBP: 0.382, SLG: 0.443		1-1 E5 BB HR		0-0 F9			0-0 FC5-4	0-0 BB 1B		5 1 1 1 0 1 5												
Mickey Hatcher, R (1, 9) OBP: 0.611, SLG: 0.769		4-2 HR BB		0-0 CS 2B			0-0 HR	4-0 G6-4-3 1B	1-2 BB	3 2 3 1 2 0 0												
Derrel Thomas, S (1, 8) OBP: 0.351, SLG: 0.364		0-1 HR 1-H 2-H 3-H		4-0 CS BB			0-0 SH1-4 1B	0-0 G6-4-3 F8		4 1 2 4 1 0 4												
Don Sutton, R (1, 1) OBP: 0.172, SLG: 0.159		1-2 1-3		0-3 K			0-0 SH1-4	0-0 5-3	0-3 K	4 0 0 0 0 2 2												
<b>Inning Stats</b>	R: 0 E: 0 K: 1 S: 6	H: 0 LOB: 0 BB: 0 P: 10	R: 6 E: 2 K: 0 S: 21	H: 5 LOB: 2 BB: 1 P: 35	R: 0 E: 0 K: 2 S: 7	H: 1 LOB: 1 BB: 1 P: 11	R: 0 E: 0 K: 2 S: 8	H: 1 LOB: 3 BB: 2 P: 16	R: 1 E: 0 K: 1 S: 7	H: 2 LOB: 1 BB: 0 P: 7	R: 0 E: 0 K: 0 S: 4	H: 1 LOB: 1 BB: 0 P: 4	R: 0 E: 0 K: 0 S: 3	H: 1 LOB: 0 BB: 0 P: 3	R: 2 E: 0 K: 0 S: 6	H: 3 LOB: 3 BB: 2 P: 14	R: 0 E: 0 K: 1 S: 5	H: 0 LOB: 0 BB: 0 P: 5	1B: 8 2B: 2 3B: 0 HR: 4	SF: 0 SAC: 1 DP: 1 HBP: 0	WP: 0 PB: 0 SB: 0 CS: 2	PA: 47
<b>PITCHER</b>	IP WLS BF H R ER SO BB IBB HBP BLK WP HR S P ERA WHIP																					
Bob Knepper, L (1, 1) ERA: 4.43	1.1 L 10 4 6 5 1 1 0 0 0 0 3 23 41 33.75 3.750																					
Ed Halicki, R (2, 1) ERA: 4.48	1.2 8 2 0 0 2 1 0 0 0 0 0 11 15 0.00 1.800																					
Tom Griffin, R (4, 1) ERA: 3.51	2.0 11 3 1 1 3 2 0 0 0 0 1 15 23 4.50 2.500																					
Pedro Borbon, R (6, 1) ERA: 3.75	2.0 7 2 0 0 0 0 0 0 0 0 0 7 7 0.00 1.000																					
Philip Nastu, L (8, 1) ERA: 4.29	2.0 11 3 2 2 1 2 0 0 0 0 0 11 19 9.00 2.500																					

Los Angeles Dodgers @ San Francisco Giants  
 Candlestick Park, San Francisco, CA  
 Fri Aug 10 1979, 10:05 PM EDT  
 Att: 31,530 - Unknown

livebaseballscorecards.com

AB	40
R	9
H	14
RBI	9
BB	6
SO	7
LOB	26



Batter	1	2	3	4	5	6	7	8	9	AB	R	H	RBI	BB	SO	LOB
Bill North, S OBP: 0.398, SLG: 0.378 (1, 8)	2-2 4-3		0-3 K			0-0 L9		0-0 FC5 2B		4	0	1	0	0	1	0
Joe Strain, R OBP: 0.327, SLG: 0.351 (1, 4)	1-0 F7			0-3 K		0-0 1B		0-0 F5		4	0	1	0	0	1	1
Jack Clark, R OBP: 0.355, SLG: 0.489 (1, 9)	3-2 6-3			0-0 2B		0-0 F3		0-0 FC5 CS		4	0	1	0	0	0	2
Willie McCovey, L OBP: 0.323, SLG: 0.433 (1, 3)		0-0 F8		0-0 F6		0-0 3-4-1		0-0 CS	0-3 K	4	0	0	0	0	1	2
Mike Ivie, R OBP: 0.381, SLG: 0.584 (1, 7)		4-0 BB		0-3 K			0-0 WP BB 1B		0-0 F3	3	0	1	0	1	1	1
Darrell Evans, L OBP: 0.353, SLG: 0.411 (1, 5)		0-0 F7			0-0 L9		0-0 F8		4-0 BB	3	0	0	0	1	0	2
Johnnie LeMaster, R OBP: 0.319, SLG: 0.333 (1, 6)		0-0 F8			0-0 F9		0-3 K		0-3 K	4	0	0	0	0	2	3
Dennis Littlejohn, R OBP: 0.276, SLG: 0.221 (1, 2)			0-0 F9		0-0 1B		4-0 BB			2	0	1	0	1	0	0
Bob Knepper, L (1, 1)			0-3 K		0-0 5-3		0-0 F7			0	0	0	0	0	0	0
Ed Halicki, R (2, 1)										0	0	0	0	0	0	0
Greg Johnston, L (3, PH)										1	0	0	0	0	1	0
Tom Griffin, R (4, 1)										0	0	0	0	0	0	0
Rob Andrews, R (5, PH)										1	0	0	0	0	0	1
Pedro Borbon, R (6, 1)										0	0	0	0	0	0	0
Terry Whitfield, L (7, PH)										1	0	0	0	0	0	2
Philip Nastuj, L (8, 1)										0	0	0	0	0	0	0


Inning Stats	R: 0	H: 0	E: 0	LOB: 0	K: 0	BB: 0	S: 8	P: 14	R: 0	H: 0	E: 0	LOB: 1	K: 0	BB: 1	S: 3	P: 7	R: 0	H: 0	E: 0	LOB: 0	K: 2	BB: 0	S: 7	P: 7	R: 0	H: 1	E: 0	LOB: 1	K: 0	BB: 0	S: 4	P: 4	R: 0	H: 1	E: 0	LOB: 1	K: 0	BB: 0	S: 4	P: 4	R: 0	H: 1	E: 0	LOB: 2	K: 1	BB: 1	S: 6	P: 10	R: 0	H: 1	E: 0	LOB: 0	K: 0	BB: 0	S: 3	P: 3	R: 0	H: 0	E: 0	LOB: 1	K: 2	BB: 1	S: 7	P: 11	1B: 3	SF: 0	2B: 2	SAC: 0	3B: 0	DP: 0	HR: 0	HBP: 0
PITCHER Don Sutton, R (1, 1) ERA: 4.14	IP	WLS	BF	H	R	ER	SO	BB	IBB	HBP	BLK	WP	HR	S	P	ERA	WHIP	IP	WLS	BF	H	R	ER	SO	BB	IBB	HBP	BLK	WP	HR	S	P	ERA	WHIP	IP	WLS	BF	H	R	ER	SO	BB	IBB	HBP	BLK	WP	HR	S	P	ERA	WHIP																					

**BOTTOM**

Los Angeles Dodgers @ San Francisco Giants  
Candlestick Park, San Francisco, CA

Fri Aug 10 1979, 10:05 PM EDT  
Att. 31,530 - Unknown

AB	31
R	0
H	5
RBI	0
BB	3
SO	7
LOB	14



Batter	1	2	3	4	5	6	7	8	9	AB R H RBI BB SO LOB	TOP														
Davey Lopes, R OBP: 0.367, SLG: 0.495 (1, 4)	2-3 K		0-2 E4		1-2 F9		2-0 1B		0-0 4-3	5 0 1 2 0 1 1															
Bill Russell, R OBP: 0.293, SLG: 0.362 (1, 6)	1-3 K		1-1 1-3		1-1 6-3		0-0 G5-3		0-0 F9	5 0 0 0 0 1 4															
Steve Garvey, R OBP: 0.360, SLG: 0.494 (1, 3)	3-2 E4			0-0 4-3		2-2 4-3		0-0 F8		4 0 0 0 0 0 0															
Ron Cey, R OBP: 0.387, SLG: 0.503 (1, 5)	0-2 FC6-4			3-2 HR		3-1 5-3		0-0 F7		4 1 1 1 0 0 1															
Dusty Baker Jr., R OBP: 0.345, SLG: 0.461 (1, 7)		1-2 5-3		1-1 F7		3-2 F3		0-0 E5		4 1 0 0 0 0 0															
Joe Ferguson, R OBP: 0.380, SLG: 0.444 (1, 2)		3-1 6-3		0-1 6-3		0-2 F8		0-0 E6		4 1 1 1 0 0 0															
Gary Thomasson, L OBP: 0.348, SLG: 0.389 (1, 9) (7, 8)		1-1 L3			0-0 2B		3-2 E 1B		0-0 HR	4 3 3 1 0 0 0															
Derrel Thomas, S OBP: 0.354, SLG: 0.371 Von Joshua, L OBP: 0.306, SLG: 0.423 (1, 8) (7, 9)			0-0 F9		2-2 2B		1-1 E 1B		0-0 4-3	3 1 2 1 0 0 0 1 0 0 0 0 0 0															
Charlie Hough, R OBP: 0.211, SLG: 0.263 Joe Beckwith, L Dave Patterson, R (1, 1) (7, 1) (8, 1)			2-2 P4		1-3 K		0-0 FC1		0-0 L5	3 0 0 0 0 1 3 0 0 0 0 0 0 0 1 0 0 0 0 0 0															
Inning Stats	R: 0 E: 1 K: 2 S: 12	H: 0 LOB: 1 BB: 0 P: 18	R: 0 E: 0 K: 0 S: 7	H: 0 LOB: 0 BB: 0 P: 12	R: 0 E: 1 K: 0 S: 10	H: 0 LOB: 1 BB: 0 P: 13	R: 1 E: 0 K: 0 S: 8	H: 1 LOB: 0 BB: 0 P: 12	R: 1 E: 0 K: 1 S: 13	H: 2 LOB: 1 BB: 0 P: 18	R: 0 E: 0 K: 0 S: 9	H: 0 LOB: 0 BB: 0 P: 17	R: 2 E: 1 K: 0 S: 12	H: 3 LOB: 1 BB: 0 P: 18	R: 3 E: 2 K: 0 S: 6	H: 2 LOB: 0 BB: 0 P: 6	R: 0 E: 0 K: 0 S: 3	H: 0 LOB: 0 BB: 0 P: 3	1B: 3 2B: 3 3B: 0 HR: 2	SF: 0 SAC: 0 DP: 1 HBP: 0	WP: 0 PB: 0 SB: 1 CS: 0	PA: 38			
PITCHER	IP	WLS	BF	H	R	ER	SO	BB	IBB	HBP	BLK	WP	HR	S	P	ERA	WHIP								
Ed Whitson, R ERA: 4.81 (1, 1)	6.1	L	28	6	4	3	3	0	0	0	0	0	1	70	107	4.26	0.947								
Greg Minton, R ERA: 1.19 (7, 1)	0.2		1	0	0	0	0	0	0	0	0	0	0	1	1	0.00	0.000								
Pedro Borbon, R ERA: 3.64 (8, 1)	2.0		9	2	3	0	0	0	0	0	0	0	1	9	9	0.00	1.000								

Los Angeles Dodgers @ San Francisco Giants  
Candlestick Park, San Francisco, CA  
Sat Aug 11 1979, 10:05 PM EDT  
Att: 42,477 - Unknown

livebaseballscorecards.com

AB	38
R	7
H	8
RBI	6
BB	0
SO	3
LOB	9





Batter	1	2	3	4	5	6	7	8	9
Larry Herndon, R (1, 8) OBP: 0.315, SLG: 0.419 Pedro Borbon, R (8, 1) OBP: 0.333, SLG: 0.333 Greg Johnston, L (9, PH)	2-3 K2-3		0-0 P4			0-0 5-3	0-0 FC6-4		0-3 K
Joe Strain, R (1, 4) OBP: 0.325, SLG: 0.348	1-2 5-3			2-2 F8		1-1 5-3		0-0 1B 2B 1B	
Jack Clark, R (1, 9) OBP: 0.358, SLG: 0.490	1-3 K			0-0 1B 1B		4-1 BB		0-0 1-2 2B 1B	
Darrell Evans, L (1, 5) OBP: 0.354, SLG: 0.414		1-1 F9		0-0 1-2 1B		0-1 4-3		0-0 3-1 1-H 2-H 2B	
Mike Ivie, R (1, 3) OBP: 0.379, SLG: 0.578		0-1 6-3		1-2 F7		4-1 3-1 1B BB		0-0 F8	
Terry Whitfield, L (1, 7) OBP: 0.355, SLG: 0.393		0-0 P6-4		1-2 3-1		0-0 1-2 1B 1B		0-0 3-1 2-3	
Roger Metzger, S (1, 6) OBP: 0.286, SLG: 0.301			1-1 2B		0-3 K2-3		0-0 3-1 1-2 2-3	0-0 F9	
Dennis Littlejohn, R (1, 2) OBP: 0.270, SLG: 0.215 Bill North, S (7, PH) OBP: 0.396, SLG: 0.376			1-3 K		0-0 6-3		0-3 K	0-0 P4	
Ed Whitson, R (1, 1) OBP: 0.129, SLG: 0.100 Greg Minton, S (7, 1) Willie McCovey, L (7, PH) OBP: 0.325, SLG: 0.435 Mike Sadek, R (7, PR) OBP: 0.316, SLG: 0.284			1-3 K		0-0 5-3		0-0 FC6-4 1B 2-H 3-H	0-3 K	

AB	R	H	RBI	BB	SO	LOB
4	0	0	0	0	1	2
0	0	0	0	0	0	0
1	0	0	0	0	1	0

4	1	1	0	0	0	0
---	---	---	---	---	---	---

3	1	2	0	1	1	0
---	---	---	---	---	---	---

4	0	2	2	0	0	1
---	---	---	---	---	---	---

3	1	0	0	1	0	3
---	---	---	---	---	---	---

4	1	1	0	0	0	3
---	---	---	---	---	---	---

4	0	1	0	0	1	3
---	---	---	---	---	---	---

2	0	0	0	0	1	1
2	0	0	0	0	1	2

2	0	0	0	0	1	1
0	0	0	0	0	0	0
1	0	1	2	0	0	0
1	0	0	0	0	1	0

1B:	6	SF:	0
2B:	2	SAC:	0
3B:	0	DP:	0
HR:	0	HBP:	0

**BOTTOM**

Los Angeles Dodgers @ San Francisco Giants  
Candlestick Park, San Francisco, CA  
Sat Aug 11 1979, 10:05 PM EDT  
Att. 42,477 - Unknown

livebaseballscorecards.com

AB	35
R	4
H	8
RBI	4
BB	2
SO	8
LOB	16



Inning Stats	R	H	E	K	S	H	LOB	BB	P	R	H	E	K	S	H	LOB	BB	P	1B	2B	3B	HR	SF	SAC	DP	HBP	WP	PB	SB	CS	PA
	0	0	0	2	10	0	0	0	14	0	0	0	0	5	0	0	5	0	6	0	0	0	0	0	0	0	0	0	0	0	37

PITCHER	IP	WLS	BF	H	R	ER	SO	BB	IBB	HBP	BLK	WP	HR	S	P	ERA	WHIP
Charlie Hough, R (1, 1) ERA: 5.04	6.2	W	27	5	2	2	6	2	0	0	0	0	0	57	78	2.70	1.050
Joe Beckwith, R (7, 1) ERA: 5.93	0.1		4	3	2	2	0	0	0	0	0	0	0	4	4	54.00	9.000
Dave Patterson, R (8, 1) ERA: 4.75	2.0	S	6	0	0	0	2	0	0	0	0	0	0	10	10	0.00	0.000

Batter	1	2	3	4	5	6	7	8	9	AB R H RBI BB SO LOB	TOP
<b>Davey Lopes, R</b> (1, 4) OBP: 0.366, SLG: 0.493	1-0 6-3		1-2 6-3 2-H 1B			0-1 6-3		1-3 K		4 0 1 1 0 1 0	<b>Los Angeles Dodgers @ San Francisco Giants</b> <b>Candlestick Park, San Francisco, CA</b> Sun Aug 12 1979, 6:33 AM EDT Att: 39,914 - Unknown <a href="http://livebaseballscorecards.com">livebaseballscorecards.com</a>
<b>Bill Russell, R</b> (1, 6) OBP: 0.292, SLG: 0.361	1-2 F9		1-1 6-3 1-2			1-1 CS 1B		3-2 6-3		4 0 1 0 0 0 1	
<b>Steve Garvey, R</b> (1, 3) OBP: 0.358, SLG: 0.490	2-1 F9		0-1 F8			0-0 F8		2-1 4-3		4 0 0 0 0 0 2	
<b>Ron Cey, R</b> (1, 5) OBP: 0.385, SLG: 0.499		4-2 BB		2-2 F8		3-1 P3 1-2		1-1 E6 FC6-4		3 0 0 0 1 0 1	
<b>Dusty Baker Jr., R</b> (1, 7) OBP: 0.342, SLG: 0.456		2-1 F3		0-0 F5			3-1 F9	0-1 P3		4 0 0 0 0 0 2	
<b>Joe Ferguson, R</b> (1, 2) OBP: 0.377, SLG: 0.439		1-0 F9		1-3 K			0-0 F9	0-2 FC6-4 1-2f		3 0 0 0 0 1 1 1 0 0 0 0 0 1	
<b>Ted Martinez, R</b> (9, PH) OBP: 0.306, SLG: 0.333											
<b>Mickey Hatcher, R</b> (1, 9) OBP: 0.571, SLG: 0.813		0-0 5-3			0-0 6-3		1-1 3B			3 0 1 0 0 0 1	
<b>Gary Thomasson, L</b> (1, 8) OBP: 0.344, SLG: 0.384			0-0 1-3		1-0 4-3		2-3 K			3 0 0 0 0 1 1	
<b>Jerry Reuss, L</b> (1, 1) OBP: 0.167, SLG: 0.136			1-1 1B 2B		3-3 K			2-2 5-3		2 1 1 0 0 1 0 1 0 0 0 0 0 0 0 0 0 0 0 0 0	
<b>Manny Mota, R</b> (8, PH) OBP: 0.389, SLG: 0.353											
<b>Bobby Castillo, R</b> (8, 1)											
<b>Inning Stats</b>	R: 0 E: 0 K: 0 S: 8 H: 0 LOB: 0 BB: 0 P: 12	R: 0 E: 0 K: 0 S: 6 H: 0 LOB: 1 BB: 1 P: 13	R: 1 E: 0 K: 0 S: 10 H: 2 LOB: 1 BB: 0 P: 13	R: 0 E: 0 K: 1 S: 8 H: 0 LOB: 0 BB: 0 P: 11	R: 0 E: 0 K: 1 S: 5 H: 0 LOB: 0 BB: 0 P: 9	R: 0 E: 0 K: 0 S: 7 H: 1 LOB: 1 BB: 0 P: 11	R: 0 E: 0 K: 1 S: 8 H: 1 LOB: 1 BB: 0 P: 14	R: 0 E: 0 K: 1 S: 9 H: 0 LOB: 0 BB: 0 P: 15	R: 0 E: 1 K: 0 S: 10 H: 0 LOB: 1 BB: 0 P: 13	1B: 2 2B: 1 3B: 1 HR: 0 SF: 0 SAC: 0 DP: 0 HBP: 0	WP: 0 PB: 0 SB: 0 CS: 1 PA: 33
<b>PITCHER</b> <b>Vida Blue, L</b> (1, 1) ERA: 5.17	IP: 9.0 WLS: W BF: 33 H: 4 R: 1 ER: 1 SO: 4 BB: 1 IBB: 0 HBP: 0 BLK: 0 WP: 0 HR: 0 S: 71 P: 111 ERA: 1.00 WHIP: 0.556										



Batter	1	2	3	4	5	6	7	8	9	AB R H RBI BB SO LOB
--------	---	---	---	---	---	---	---	---	---	----------------------

<b>Bill North, S</b> <small>OBP: 0.395, SLG: 0.373</small> <small>(1, 8)</small> 										3 1 0 0 1 0 1
<b>Rob Andrews, R</b> <small>OBP: 0.318, SLG: 0.291</small> <small>(1, 4)</small> 										3 2 2 0 1 0 0
<b>Jack Clark, R</b> <small>OBP: 0.361, SLG: 0.491</small> <small>(1, 9)</small> 										3 0 2 1 1 0 1
<b>Mike Ivie, R</b> <small>OBP: 0.377, SLG: 0.573</small> <small>(1, 3)</small> 										4 0 1 1 0 1 3
<b>Darrell Evans, L</b> <small>OBP: 0.353, SLG: 0.411</small> <small>(1, 5)</small> 										3 0 0 0 0 0 2
<b>Larry Herndon, R</b> <small>OBP: 0.310, SLG: 0.412</small> <small>(1, 7)</small> 										4 0 0 0 0 1 3
<b>Johnnie LeMaster, R</b> <small>OBP: 0.318, SLG: 0.332</small> <small>(1, 6)</small> 										4 1 1 0 0 0 0
<b>Mike Sadek, R</b> <small>OBP: 0.319, SLG: 0.288</small> <small>(1, 2)</small> 										2 0 1 0 0 0 0
<b>Vida Blue, S</b> <small>OBP: 0.197, SLG: 0.183</small> <small>(1, 1)</small> 										2 0 0 0 0 1 1

Inning Stats	R: 1 E: 0 K: 0 S: 9	H: 2 LOB: 1 BB: 1 P: 16	R: 0 E: 0 K: 0 S: 6	H: 0 LOB: 0 BB: 0 P: 8	R: 0 E: 0 K: 0 S: 4	H: 0 LOB: 0 BB: 1 P: 9	R: 0 E: 0 K: 2 S: 8	H: 1 LOB: 1 BB: 0 P: 11	R: 0 E: 0 K: 0 S: 6	H: 1 LOB: 1 BB: 0 P: 6	R: 0 E: 0 K: 0 S: 10	H: 1 LOB: 2 BB: 0 P: 17	R: 3 E: 1 K: 1 S: 8	H: 2 LOB: 1 BB: 1 P: 12	R: 0 E: 0 K: 0 S: 3	H: 0 LOB: 0 BB: 0 P: 3
--------------	------------------------------	----------------------------------	------------------------------	---------------------------------	------------------------------	---------------------------------	------------------------------	----------------------------------	------------------------------	---------------------------------	-------------------------------	----------------------------------	------------------------------	----------------------------------	------------------------------	---------------------------------

PITCHER	IP	WLS	BF	H	R	ER	SO	BB	IBB	HBP	BLK	WP	HR	S	P	ERA	WHIP
<b>Jerry Reuss, L</b> <small>ERA: 4.67</small>	(1, 1)	7.0	L 31	7	4	1	3	3	0	1	0	0	0	51	79	1.29	1.429
<b>Bobby Castillo, R</b> <small>ERA:</small>	(8, 1)	1.0	3	0	0	0	0	0	0	0	0	0	0	3	3	0.00	0.000

**BOTTOM**

**Los Angeles Dodgers @ San Francisco Giants**  
**Candlestick Park, San Francisco, CA**  
 Sun Aug 12 1979, 6:33 AM EDT  
 Att. 39,914 - Unknown

[livebaseballscorecards.com](http://livebaseballscorecards.com)

<b>AB</b>	<b>28</b>
<b>R</b>	<b>4</b>
<b>H</b>	<b>7</b>
<b>RBI</b>	<b>2</b>
<b>BB</b>	<b>3</b>
<b>SO</b>	<b>3</b>
<b>LOB</b>	<b>11</b>



1B: 7	SF: 0	WP: 0	PA: 35
2B: 0	SAC: 2	PB: 0	
3B: 0	DP: 0	SB: 0	
HR: 0	HBP: 1	CS: 1	

PITCHER	IP	WLS	BF	H	R	ER	SO	BB	IBB	HBP	BLK	WP	HR	S	P	ERA	WHIP
---------	----	-----	----	---	---	----	----	----	-----	-----	-----	----	----	---	---	-----	------

Batter	1	2	3	4	5	6	7	8	9	AB R H RBI BB SO LOB	TOP											
Davey Lopes, R (1, 4) OBP: 0.369, SLG: 0.491	0-0 F8		0-0 5-3			4-0 SH1-3 BB	4-0 1B IBB		4-0 F8 1B BB	2 1 0 0 3 0 0												
Bill Russell, R (1, 6) OBP: 0.292, SLG: 0.360	0-0 4-3			0-0 1-3		0-0 SH1-3	0-0 1B		0-0 F3	4 0 1 2 0 0 1												
Steve Garvey, R (1, 3) OBP: 0.356, SLG: 0.485	0-0 F9			0-0 5-3		0-0 L7	0-3 K		4-0 1B IBB	4 1 0 0 1 1 3												
Ron Cey, R (1, 5) OBP: 0.388, SLG: 0.501		0-0 G5-4-3 1B		0-0 2B		4-0 BB	0-0 4-3		0-0 F8	4 0 2 0 1 0 4												
Dusty Baker Jr., R (1, 7) OBP: 0.343, SLG: 0.462		0-0 G5-4-3 1-2f		0-0 6-3		0-0 5-3		0-0 HR	4-0 1B E BB	4 2 1 1 1 0 4												
Joe Ferguson, R (1, 9) OBP: 0.383, SLG: 0.447		0-0 2B			4-0 G4-6-3 BB		0-0 1B 1B	0-0 1-3	0-0 E8 HR 1B	4 2 3 2 1 0 0												
Derrel Thomas, S (1, 8) OBP: 0.354, SLG: 0.371		0-0 6-3			0-0 G4-6-3 1-2f		0-0 1B 1B	0-3 K	0-0 HR	3 1 1 0 0 0 2												
Gary Thomasson, L (7, 8) OBP: 0.345, SLG: 0.398										2 1 1 2 0 1 0												
Steve Yeager, R (1, 2) OBP: 0.296, SLG: 0.397			0-0 L7		0-0 1B		0-0 1B SH1-4	0-0 1B	0-0 FC5-4 1B	5 1 4 1 0 0 0												
Burt Hooton, R (1, 1) OBP: 0.174, SLG: 0.206			0-3 K		0-3 K		0-0 SH1-4	0-0 5-3	0-0 FC5-4	4 0 0 0 0 2 3												
<b>Inning Stats</b>	R: 0 E: 0 K: 0 S: 3	H: 0 LOB: 0 BB: 0 P: 3	R: 0 E: 0 K: 0 S: 4	H: 2 LOB: 1 BB: 0 P: 4	R: 0 E: 0 K: 1 S: 5	H: 0 LOB: 0 BB: 0 P: 5	R: 0 E: 0 K: 0 S: 4	H: 1 LOB: 1 BB: 0 P: 4	R: 0 E: 0 K: 1 S: 5	H: 1 LOB: 1 BB: 1 P: 9	R: 0 E: 0 K: 1 S: 3	H: 0 LOB: 2 BB: 2 P: 11	R: 3 E: 0 K: 1 S: 9	H: 4 LOB: 2 BB: 1 P: 13	R: 1 E: 0 K: 1 S: 7	H: 2 LOB: 1 BB: 0 P: 7	R: 5 E: 1 K: 0 S: 6	H: 3 LOB: 1 BB: 3 P: 18	1B: 9 2B: 2 3B: 0 HR: 2	SF: 0 SAC: 2 DP: 2 HBP: 0	WP: 0 PB: 0 SB: 2 CS: 0	PA: 45
<b>PITCHER</b>	IP WLS BF H R ER SO BB IBB HBP BLK WP HR S P ERA WHIP												<b>PITCHER</b>	IP WLS BF H R ER SO BB IBB HBP BLK WP HR S P ERA WHIP								
John Denny, R (1, 1) ERA: 4.81	8.2 L 41 10 7 7 4 5 2 0 0 0 1 42 70 7.27 1.731																					
George Frazier, R (9, 1) ERA: 4.5	0.1 4 3 2 2 0 0 0 0 0 0 0 1 4 4 54.00 9.000																					

**Los Angeles Dodgers @ St. Louis Cardinals**  
 Busch Stadium, St. Louis, MO  
 Tue Aug 14 1979, 7:05 PM CDT  
 Att: 21,126 - Unknown

AB	36
R	9
H	13
RBI	8
BB	7
SO	4
LOB	17




Batter	1	2	3	4	5	6	7	8	9	AB	R	H	RBI	BB	SO	LOB
Garry Templeton, S (1, 6) OBP: 0.349, SLG: 0.475	0-3 K ①		0-3 K ③			0-3 K ②			0-0 F8 ②	4	0	0	0	0	3	2
Jerry Mumphrey, S (1, 7) OBP: 0.368, SLG: 0.413	0-0 4-3 ②			0-3 K ①		0-0 F5 ③			0-0 F7 ③	4	0	0	0	0	1	0
Keith Hernandez, L (1, 3) OBP: 0.408, SLG: 0.502	0-3 K ③			0-0 F8 ②			0-0 P6 ①			3	0	0	0	0	1	0
Ted Simmons, S (1, 2) OBP: 0.390, SLG: 0.556		0-0 P4 ①		0-0 F2 ③			0-0 3-1 ②			3	0	0	0	0	0	0
George Hendrick, R (1, 9) OBP: 0.360, SLG: 0.436		0-0 P5 ②			0-0 F5 ①		0-0 5-3 ③			3	0	0	0	0	0	0
Tony Scott, S (1, 8) OBP: 0.309, SLG: 0.387		0-3 K2-3 ③			4-0 BB BB BB			0-0 6-3 ①		2	0	0	0	1	1	0
Ken Reitz, R (1, 5) OBP: 0.294, SLG: 0.378			0-0 6-3 ①		0-0 P4 ②			0-0 G3-6 1B		3	0	1	0	0	0	1
Ken Oberkfell, L (1, 4) OBP: 0.387, SLG: 0.411			4-0 SH3 BB		0-0 4-3 ③			0-0 G3-6 ② ③		2	0	0	0	1	0	2
John Denny, R (1, 1) OBP: 0.172, SLG: 0.232			0-0 SH3 ②			0-0 CS 1B				1	0	1	0	0	0	0
George Frazier, R (9, 1)										0	0	0	0	0	0	0
Dane Iorg, L (9, PH) OBP: 0.338, SLG: 0.384			1-2							1	0	0	0	0	1	0

Inning Stats	R: 0	H: 0	E: 0	LOB: 0	K: 2	BB: 0	S: 7	P: 7	R: 0	H: 0	E: 0	LOB: 0	K: 1	BB: 0	S: 5	P: 5	R: 0	H: 0	E: 0	LOB: 0	K: 1	BB: 0	S: 5	P: 5	R: 0	H: 0	E: 0	LOB: 1	K: 1	BB: 1	S: 5	P: 7	R: 0	H: 1	E: 0	LOB: 0	K: 1	BB: 0	S: 5	P: 5	R: 0	H: 0	E: 0	LOB: 0	K: 0	BB: 0	S: 3	P: 3	R: 0	H: 1	E: 0	LOB: 0	K: 0	BB: 0	S: 3	P: 3	R: 0	H: 0	E: 0	LOB: 0	K: 1	BB: 0	S: 5	P: 5	R: 0	H: 0	E: 0	LOB: 0	K: 1	BB: 0	S: 5	P: 5
PITCHER Burt Hooton, R (1, 1) ERA: 2.94	IP	WLS	BF	H	R	ER	SO	BB	IBB	HBP	BLK	WP	HR	S	P	ERA	WHIP	IP	WLS	BF	H	R	ER	SO	BB	IBB	HBP	BLK	WP	HR	S	P	ERA	WHIP	IP	WLS	BF	H	R	ER	SO	BB	IBB	HBP	BLK	WP	HR	S	P	ERA	WHIP																					

**Los Angeles Dodgers @ St. Louis Cardinals**  
 Busch Stadium, St. Louis, MO  
 Tue Aug 14 1979, 7:05 PM CDT  
 Att. 21,126 - Unknown

AB	26
R	0
H	2
RBI	0
BB	2
SO	7
LOB	5

[livebaseballscorecards.com](http://livebaseballscorecards.com)



WP: 0	PA: 29
PB: 0	
SB: 1	
CS: 1	

Batter	1	2	3	4	5	6	7	8	9	AB R H RBI BB SO LOB	TOP											
Davey Lopes, R OBP: 0.371, SLG: 0.492 (1, 4)	0-0 6-3	0-3 K			0-0 WP 1B 2B		4-0 SH3 1B BB	4-0 FC4-6 BB		3 2 1 0 2 1 1	<b>Los Angeles Dodgers @ St. Louis Cardinals</b> Busch Stadium, St. Louis, MO Wed Aug 15 1979, 7:05 PM CDT Att: 29,369 - Unknown <a href="http://livebaseballscorecards.com">livebaseballscorecards.com</a>											
Bill Russell, R OBP: 0.295, SLG: 0.362 (1, 6)	0-0 E4 F8 S		0-0 CS 1B		0-0 2-H 1B	0-0 SH3 1B	0-0 FC4-6 1B		5 1 3 2 0 0 1													
Steve Garvey, R OBP: 0.355, SLG: 0.484 (1, 3)	0-0 F8 1-3		0-0 5-3		0-0 5-3	0-0 SH3	0-0 1B		4 0 1 0 0 0 3													
Ron Cey, R OBP: 0.388, SLG: 0.497 (1, 5)	4-0 BB		0-0 G3		0-0 F2	4-0 1B BB	0-0 F2		3 1 0 0 2 0 2													
Dusty Baker Jr., R OBP: 0.346, SLG: 0.462 (1, 7)	0-0 F7			4-0 G4-6-3 BB	0-0 1B 1B	0-0 1B 1B		0-0 F3	4 0 2 2 1 0 2													
Joe Ferguson, R OBP: 0.379, SLG: 0.442 (1, 9)		0-0 F9		0-0 G4-6-3	0-0 F9	0-0 1B 1B		0-0 4-3	3 0 0 0 0 0 2													
Von Joshua, L OBP: 0.309, SLG: 0.425 (7, PH) (7, 9)			0-0 F8		0-0 G3	0-0 FC5-4 1B	0-0 F9		2 0 1 1 0 0 0													
Gary Thomasson, L OBP: 0.342, SLG: 0.394 (1, 8)			0-0 F8		0-0 G3	0-0 FC5-4 1B	0-0 F9		5 0 1 0 0 0 2													
Steve Yeager, R OBP: 0.285, SLG: 0.399 (1, 2)			0-0 1B 2B		0-0 F8	0-0 FC5-4 1-2f	0-0 5-3		4 1 1 0 0 0 4													
Rick Sutcliffe, L OBP: 0.238, SLG: 0.333 (1, 1)		0-0 2-H 1B			0-0 3-1		0-0 PB 1B 2B	0-3 K	4 1 2 1 0 1 0													
Dave Patterson, R (8, 1)									0 0 0 0 0 0 0													
Ken Brett, L OBP: 0.429, SLG: 0.429 (9, 1)									0 0 0 0 0 0 0													
<b>Inning Stats</b>	R: 0 E: 1 K: 0 S: 4	H: 0 LOB: 2 BB: 1 P: 8	R: 1 E: 0 K: 1 S: 7	H: 2 LOB: 1 BB: 0 P: 7	R: 0 E: 0 K: 0 S: 3	H: 1 LOB: 0 BB: 0 P: 3	R: 0 E: 0 K: 0 S: 2	H: 0 LOB: 0 BB: 1 P: 6	R: 1 E: 0 K: 0 S: 5	H: 2 LOB: 1 BB: 0 P: 5	R: 0 E: 0 K: 0 S: 5	H: 2 LOB: 2 BB: 0 P: 5	R: 4 E: 0 K: 0 S: 7	H: 4 LOB: 2 BB: 2 P: 15	R: 0 E: 0 K: 1 S: 6	H: 1 LOB: 2 BB: 1 P: 10	R: 0 E: 0 K: 0 S: 3	H: 0 LOB: 0 BB: 0 P: 3	1B: 9 2B: 3 3B: 0 HR: 0	SF: 0 SAC: 1 DP: 1 HBP: 0	WP: 1 PB: 1 SB: 1 CS: 1	PA: 43
<b>PITCHER</b>	IP WLS BF H R ER SO BB IBB HBP BLK WP HR S P ERA WHIP																				<b>PITCHER</b>	IP WLS BF H R ER SO BB IBB HBP BLK WP HR S P ERA WHIP
Silvio Martinez, R ERA: 3.52 (1, 1)	6.0 L 29 9 5 5 1 3 0 0 0 1 0 28 40 7.50 2.000																					
Roy Thomas, R ERA: 3.4 (7, 1)	2.0 11 3 1 1 1 2 0 0 0 0 0 11 19 4.50 2.500																					
Darold Knowles, L ERA: 3.83 (9, 1)	1.0 3 0 0 0 0 0 0 0 0 0 0 0 3 3 0.00 0.000																					



Batter	1	2	3	4	5	6	7	8	9	AB	R	H	RBI	BB	SO	LOB	BOTTOM
--------	---	---	---	---	---	---	---	---	---	----	---	---	-----	----	----	-----	--------

Garry Templeton, S OBP: 0.346, SLG: 0.470 (1, 6)	0-0 F7			0-0 F8		0-0 F5		0-0 F2	0-0 G6-4-3	5	0	0	0	0	0	2	<b>Los Angeles Dodgers @ St. Louis Cardinals</b> Busch Stadium, St. Louis, MO Wed Aug 15 1979, 7:05 PM CDT Att. 29,369 - Unknown <a href="http://livebaseballscorecards.com">livebaseballscorecards.com</a>
Lou Brock, L OBP: 0.356, SLG: 0.439 (1, 7)	0-3 K			0-0 F8		0-0 WP 2B		0-0 1B 1B	0-0 6-3	5	1	2	0	0	1	0	
Keith Hernandez, L OBP: 0.411, SLG: 0.501 (1, 3)	0-0 6-3			4-0 BB		4-0 BB		4-0 1B BB		1	1	0	0	3	0	0	
Ted Simmons, S OBP: 0.391, SLG: 0.556 (1, 2)		0-0 G5-4-3 1B		0-0 P5		0-0 F3		0-0 1B 1B		4	1	2	2	0	0	3	
George Hendrick, R OBP: 0.362, SLG: 0.435 Darold Knowles, L (9, 1)		0-0 G5-4-3						0-0 1B BB		3	0	1	0	1	0	1	
Jerry Mumphrey, S OBP: 0.366, SLG: 0.410 (1, 8)		0-0 5-3				0-0 L8		0-0 1B		0	0	0	0	0	0	0	
Ken Reitz, R OBP: 0.291, SLG: 0.375 (1, 5)			0-0 F8		0-3 K		0-0 P6		0-0 1B	4	0	0	0	0	2	3	
Ken Oberkfell, L OBP: 0.389, SLG: 0.410 (1, 4)			0-0 5-3		0-0 3-1		0-3 K	4-0 BB 1B	0-0 E G6-4-3 1B	3	2	1	0	1	0	1	
Silvio Martinez, R OBP: 0.149, SLG: 0.156 Roy Thomas, R OBP: 0.091, SLG: 0.182 Dane Iorg, L OBP: 0.333, SLG: 0.378 (8, PH) (9, 9)			0-3 K			0-3 K		0-0 F7	0-0 E4 G6-4-3	2	0	0	0	0	2	0	
										0	0	0	0	0	0	0	
										2	0	0	0	0	0	2	

Inning Stats	R: 0	H: 0	E: 0	K: 1	S: 5	R: 0	H: 1	E: 0	K: 0	S: 3	R: 0	H: 0	E: 0	K: 1	S: 5	R: 0	H: 1	E: 0	K: 1	S: 6	R: 0	H: 0	E: 0	K: 1	S: 5	R: 4	H: 3	E: 1	K: 0	S: 4	R: 1	H: 1	E: 1	K: 0	S: 4	1B: 6	SF: 0	2B: 1	SAC: 0	3B: 0	DP: 2	HR: 0	HBP: 0	WP: 1	PA: 38
--------------	------	------	------	------	------	------	------	------	------	------	------	------	------	------	------	------	------	------	------	------	------	------	------	------	------	------	------	------	------	------	------	------	------	------	------	-------	-------	-------	--------	-------	-------	-------	--------	-------	--------

PITCHER	IP	WLS	BF	H	R	ER	SO	BB	IBB	HBP	BLK	WP	HR	S	P	ERA	WHIP
Rick Sutcliffe, R ERA: 4.07 (1, 1)	7.2	W	31	5	4	4	5	4	0	0	0	1	0	37	53	4.70	1.174
Dave Patterson, R ERA: 4.71 (8, 1)	0.1		3	1	0	0	0	1	0	0	0	0	0	2	6	0.00	6.000
Ken Brett, L ERA: 3.83 (9, 1)	1.0	S	4	1	1	0	0	0	0	0	0	0	0	4	4	0.00	1.000



Batter	1	2	3	4	5	6	7	8	9	10	11	12	13	14	15	AB R H RBI BB SO LOB	TOP																					
Davey Lopes, R OBP: 0.371, SLG: 0.488 (1, 4)	L8		K			F8		2B BB		6-3 BB			5-3		1B BB	4 2 0 0 3 1 0	<b>Los Angeles Dodgers @ St. Louis Cardinals</b> Busch Stadium, St. Louis, MO Thu Aug 16 1979, 7:05 PM CDT Att: 19,551 - Unknown <a href="http://livebaseballscorecards.com">livebaseballscorecards.com</a>																					
Bill Russell, R OBP: 0.293, SLG: 0.361 (1, 6)	L5		F6			P4		2B		6-3			L6		6-3	7 0 1 1 0 0 3																						
Steve Garvey, R OBP: 0.354, SLG: 0.481 (1, 3)	1B		6-3			F8		6-3					5-3		1B	7 0 2 2 0 0 1																						
Ron Cey, R OBP: 0.386, SLG: 0.501 (1, 5)	K				5-3			6-3							K	7 1 2 1 0 2 3																						
Dusty Baker Jr., R Joe Beckwith, L Manny Mota, R Bobby Castillo, R		4-3				1B				6-3				SH1-4				5 0 1 0 0 2 0																				
Gary Thomasson, L		1B				G4-6-3				F8				1B				4 0 1 0 2 1 1																				
Mickey Hatcher, R		1B				1B				K				SH				5 0 2 0 0 1 2																				
Steve Yeager, R		1B				1B				K				G6-3				6 0 0 0 0 1 5																				
Don Sutton, R Von Joshua, L Ken Brett, L Derrel Thomas, S		1B				1B				K				G6-4-3				2 0 0 0 0 0 2 1 0 0 0 0 1 0 1 0 0 0 0 1 0 2 1 1 0 0 1 1																				
<b>Inning Stats</b>	R: 0 E: 0 K: 1 S: 6	H: 1 LOB: 1 BB: 0 P: 6	R: 0 E: 0 K: 0 S: 5	H: 2 LOB: 2 BB: 0 P: 5	R: 0 E: 0 K: 1 S: 5	H: 0 LOB: 0 BB: 0 P: 5	R: 0 E: 0 K: 0 S: 3	H: 1 LOB: 0 BB: 0 P: 3	R: 0 E: 0 K: 0 S: 3	H: 0 LOB: 0 BB: 0 P: 3	R: 0 E: 0 K: 1 S: 5	H: 0 LOB: 0 BB: 0 P: 5	R: 0 E: 0 K: 1 S: 5	H: 0 LOB: 1 BB: 1 P: 9	R: 0 E: 0 K: 0 S: 3	H: 0 LOB: 0 BB: 0 P: 3		R: 0 E: 0 K: 0 S: 3	H: 1 LOB: 1 BB: 1 P: 7	R: 2 E: 0 K: 1 S: 7	H: 2 LOB: 1 BB: 1 P: 11	1B: 8 2B: 1 3B: 0 HR: 1	SF: 0 SAC: 2 DP: 3 HBP: 0	WP: 1 PB: 0 SB: 2 CS: 0	PA: 58													
<b>PITCHER</b>	IP WLS BF H R ER SO BB IBB HBP BLK WP HR S P ERA WHIP																																					
Bob Forsch, R	(1, 1)	10.0		7	2	2	8	2	0	0	0	0	1	1	52	60		1.80	0.900																			
Mark Littell, R	(11, 1)	2.0		7	0	0	2	1	0	0	0	0	0	0	10	14		0.00	0.500																			
Roy Thomas, R	(13, 1)	2.0		7	1	0	0	0	1	0	0	0	0	0	6	10		0.00	0.500																			
George Frazier, R	(15, 1)	1.0	L	6	2	2	2	1	1	0	0	0	0	0	7	11		18.00	3.000																			







Batter	1	2	3	4	5	6	7	8	9	10	11	12	13	14	15	AB	R	H	RBI	BB	SO	LOB						
Garry Templeton, S OBP: 0.345, SLG: 0.467 (1, 6)	0-0 G3		0-0 F5		0-0 P6			0-0 F6 S 1B			0-3 K	0-0 F7			0-0 1B	7	0	2	0	0	1	2						
Lou Brock, L OBP: 0.354, SLG: 0.432 (1, 7)	0-0 6-3		4-0 1B 1-2 BB			0-0 1-4-3		0-0 F8 1-3			4-0 BB BB BB		0-0 1-3		0-3 K	5	0	0	0	2	1	2						
Keith Hernandez, L OBP: 0.411, SLG: 0.500 (1, 3)	0-0 G3		0-0 1-2 2-H 1B			0-0 G3		0-0 3-1			0-3 K		0-0 G3-6 1B		0-0 FC6-4 1B	7	0	3	1	0	1	2						
Ted Simmons, S OBP: 0.389, SLG: 0.558 (1, 2)		0-0 F9	0-0 L7			0-0 HR			0-3 K2-3		4-0 1-2 BB BB		0-0 G3-6 1-2f		0-3 K	6	1	1	1	1	2	5						
Dane Iorg, L OBP: 0.333, SLG: 0.377 George Hendrick, R OBP: 0.361, SLG: 0.432 (9, PH) (10, 9)		0-0 1B		0-0 F7		0-0 F8			0-0 6-3		4-0 1-2 2-3 BB			0-0 5-3	0-0 FC6-4	3	0	1	0	0	0	0						
Jerry Mumphrey, S OBP: 0.357, SLG: 0.398 (1, 8)		0-0 F7		0-0 6-3			0-0 3-1		0-0 4-3		0-0 F7			0-3 K		6	0	0	0	0	1	4						
Ken Oberkfell, L OBP: 0.388, SLG: 0.405 (11, 4)		0-0 4-3		0-0 3-1			0-0 6-3			0-3 K		4-0 SH3 BB		0-0 1B		5	0	1	0	1	1	1						
Mike Phillips, L OBP: 0.309, SLG: 0.333 Ken Reitz, R OBP: 0.292, SLG: 0.376 (10, PH) (11, 5)			4-0 FC1-6 BB		0-0 F7		0-0 F2			0-0 F8		0-0 SH3 1-2		0-0 1B		2	0	0	0	1	0	0						
Bob Forsch, R OBP: 0.211, SLG: 0.240 Tony Scott, S OBP: 0.309, SLG: 0.386 Mark Little, L OBP: 0.377, SLG: 0.408 Bernie Carbo, L OBP: 0.297, SLG: 0.182 Roy Thomas, R OBP: 0.297, SLG: 0.182 Tom Herr, S OBP: 0.297, SLG: 0.182 George Frazier, R OBP: 0.297, SLG: 0.182 (10, PH) (11, 1) (12, PH) (13, 1) (14, PH) (15, 1)			0-0 FC1-6 1B		0-0 6-3		0-0 4-3			0-0 4-3		0-3 K		0-0 5-3		3	1	0	0	0	0	1						
Inning Stats	R: 0 E: 0 K: 0 S: 3	H: 0 LOB: 0 BB: 0 P: 3	R: 0 E: 0 K: 0 S: 4	H: 1 LOB: 1 BB: 0 P: 4	R: 1 E: 0 K: 0 S: 4	H: 1 LOB: 2 BB: 2 P: 12	R: 0 E: 0 K: 0 S: 3	H: 0 LOB: 0 BB: 0 P: 3	R: 0 E: 0 K: 0 S: 3	H: 0 LOB: 0 BB: 0 P: 3	R: 0 E: 0 K: 0 S: 4	H: 1 LOB: 1 BB: 0 P: 4	R: 0 E: 0 K: 1 S: 5	H: 0 LOB: 0 BB: 0 P: 5	R: 0 E: 0 K: 1 S: 7	H: 0 LOB: 3 BB: 3 P: 19	R: 0 E: 0 K: 1 S: 5	H: 0 LOB: 1 BB: 1 P: 9	R: 0 E: 0 K: 0 S: 3	H: 1 LOB: 0 BB: 0 P: 3	R: 0 E: 0 K: 1 S: 7	H: 2 LOB: 2 BB: 0 P: 7	R: 0 E: 0 K: 2 S: 9	H: 2 LOB: 2 BB: 0 P: 9	1B: 8 2B: 0 3B: 0 HR: 1	SF: 0 SAC: 1 DP: 1 HBP: 0	WP: 0 PB: 0 SB: 1 CS: 0	PA: 59

**Los Angeles Dodgers @ St. Louis Cardinals**  
 Busch Stadium, St. Louis, MO  
 Thu Aug 16 1979, 7:05 PM CDT  
 Att: 19,551 - Unknown

AB	52
R	2
H	9
RBI	2
BB	6
SO	8
LOB	22



PITCHER	IP	WLS	BF	H	R	ER	SO	BB	IBB	HBP	BLK	WP	HR	S	P	ERA	WHIP
Don Sutton, R ERA: 4.08	7.0		26	3	2	2	0	2	0	0	0	0	1	24	32	2.57	0.714
Ken Brett, L ERA: 3.57	8.1		10	1	0	0	2	0	0	0	0	0	0	14	14	0.00	0.333
Joe Beckwith, R ERA: 4.86	11.1		13	1	0	0	3	4	0	0	0	0	0	15	31	0.00	1.667
Bobby Castillo, R ERA:	14.1	W	10	4	0	0	3	0	0	0	0	0	0	16	16	0.00	2.000

Batter	1	2	3	4	5	6	7	8	9	AB R H RBI BB SO LOB	TOP		
Davey Lopes, R OBP: 0.374, SLG: 0.487 (1, 4) X	0-0 4-6 1B 1B	4-0 S BB		0-0 F8		4-0 S BB		0-0 P6		3 0 1 0 2 0 1			
Bill Russell, R OBP: 0.294, SLG: 0.360 (1, 6) X	0-0 1B 1-2 1B	0-0 1-3		0-0 F7		4-0 G6-4-3 BB		0-0 1-3		4 1 1 0 1 0 1			
Steve Garvey, R OBP: 0.351, SLG: 0.476 (1, 3) X	0-0 4-6 2-3f		0-3 K		0-0 F9	0-0 G6-4-3		0-0 F9		5 0 0 0 0 1 4			
Ron Cey, R OBP: 0.389, SLG: 0.501 (1, 5) X	0-0 1B 1-3 1B		1-0 BB HR HBP		0-0 BB 2B 1B		0-0 6-3		0-3 K	4 2 2 0 0 1 0			
Dusty Baker Jr., R OBP: 0.348, SLG: 0.459 (1, 7) X	0-0 1-3 3-H 1B		4-0 BB 1-2 HR BB		4-0 BB 1-2 2B BB		0-0 F8			2 2 1 1 2 0 0			
Gary Thomasson, L OBP: 0.348, SLG: 0.410 (1, 8) (9, 9) S S S	0-3 K		0-0 1-H 2-H HR		0-0 1-H 2-H 2B		0-0 5-3			4 1 2 5 0 1 2			
Mickey Hatcher, R OBP: 0.500, SLG: 0.680 Derrel Thomas, S OBP: 0.354, SLG: 0.372 (1, 9) (9, 8)		0-0 6-3 SH3 2B	0-0 F9		0-3 K		0-0 4-3			4 1 1 0 0 1 1 0 0 0 0 0 0 0	AB 32 R 7 H 9 RBI 7 BB 5 SO 6 LOB 11		
Steve Yeager, R OBP: 0.288, SLG: 0.387 (1, 2)		0-0 6-3 2-3	0-3 K		0-0 F3		0-0 SH5-6-3 1B			4 0 1 0 0 1 2			
Charlie Hough, R OBP: 0.200, SLG: 0.250 Dave Patterson, R Bobby Castillo, R (1, 1) (5, 1) (8, 1)		0-0 SH3 3-H		0-0 F8		0-3 K		0-0 SH5-6-3		1 0 0 1 0 0 0 1 0 0 0 0 1 0 0 0 0 0 0 0 0			
Inning Stats	R: 1 E: 0 K: 1 S: 8 H: 4 LOB: 2 BB: 0 P: 8	R: 1 E: 0 K: 0 S: 4 H: 1 LOB: 1 BB: 1 P: 8	R: 3 E: 0 K: 2 S: 8 H: 1 LOB: 0 BB: 1 P: 13	R: 0 E: 0 K: 0 S: 3 H: 0 LOB: 0 BB: 0 P: 3	R: 2 E: 0 K: 1 S: 7 H: 2 LOB: 1 BB: 1 P: 11	R: 0 E: 0 K: 1 S: 4 H: 0 LOB: 1 BB: 2 P: 12	R: 0 E: 0 K: 0 S: 3 H: 0 LOB: 0 BB: 0 P: 3	R: 0 E: 0 K: 0 S: 4 H: 1 LOB: 1 BB: 0 P: 4	R: 0 E: 0 K: 1 S: 5 H: 0 LOB: 0 BB: 0 P: 5	1B: 6 2B: 3 3B: 0 HR: 1 SF: 0 SAC: 2 DP: 2 HBP: 1	WP: 0 PB: 0 SB: 2 CS: 0 PA: 40		
PITCHER	IP WLS BF H R ER SO BB IBB HBP BLK WP HR S P ERA WHIP											PITCHER	IP WLS BF H R ER SO BB IBB HBP BLK WP HR S P ERA WHIP
Jim Bibby, R ERA: 2.87 (1, 1)	3.0 L 17 6 5 5 3 2 0 1 0 0 0 1 20 29 15.00 2.667												
Joe Coleman, R ERA: 5.06 (4, 1)	1.0 3 0 0 0 0 0 0 0 0 0 0 0 3 3 0.00 0.000												
Dave Roberts, L ERA: 3.36 (5, 1)	1.0 6 2 2 2 1 1 0 0 0 0 0 0 7 11 18.00 3.000												
Grant Jackson, L ERA: 3.51 (6, 1)	3.0 11 1 0 0 1 2 0 0 0 0 0 0 11 19 0.00 1.000												
Kent Tekulve, R ERA: 2.99 (9, 1)	1.0 3 0 0 0 0 1 0 0 0 0 0 0 5 5 0.00 0.000												

Los Angeles Dodgers @ Pittsburgh Pirates  
 Three Rivers Stadium, Pittsburgh, PA  
 Fri Aug 17 1979, 7:05 PM EDT  
 Att: 22,416 - Unknown

livebaseballscorecards.com

BOTTOM

Los Angeles Dodgers @ Pittsburgh Pirates  
Three Rivers Stadium, Pittsburgh, PA

livebaseballscorecards.com

AB	39
R	6
H	14
RBI	6
BB	4
SO	10
LOB	20



WP:	0	PA:	45
PB:	0	ERA:	
SB:	0	WHIP:	
CS:	1		

Fri Aug 17 1979, 7:05 PM EDT  
Att. 22,416 - Unknown

AB R H RBI BB SO LOB

5	0	1	0	0	1	2
3	2	1	0	1	0	0
0	0	0	0	0	0	0
0	0	0	0	0	0	0
4	2	2	1	1	0	0
3	1	1	1	2	0	0
5	0	1	0	0	3	7
0	0	0	0	0	0	0
5	1	3	2	0	1	0
5	0	4	1	0	1	2
4	0	1	1	0	2	5
0	0	0	0	0	0	0
1	0	0	0	0	0	0
0	0	0	0	0	0	0
1	0	0	0	0	0	0
0	0	0	0	0	0	1
0	0	0	0	0	0	0
2	0	0	0	0	2	1

Batter	1	2	3	4	5	6	7	8	9
Omar Moreno, L OBP: 0.338, SLG: 0.407 (1, 8)	0-0 5-3		0-0 F7	0-0 1-3		0-3 K		0-0 CS 1B	
Tim Foli, R OBP: 0.329, SLG: 0.351 Alberto Lois, R (8, PR)	0-0 4-3		0-0 3B 1B		1-0 BB 1B HBP	0-0 6-3		4-0 BB 1B BB	
Rennie Stennett, R OBP: 0.290, SLG: 0.294 (9, 4)	0-0 4-3		0-0 1B 3B		4-0 BB 1B BB	0-0 6-3		0-0 BB 1B	
Dave Parker, L OBP: 0.371, SLG: 0.523 (1, 9)	0-0 1-3		0-0 1B 3B		1-2 1B BB	0-0 6-3		1-2 BB 1B	
John Milner, L OBP: 0.404, SLG: 0.563 (1, 3) (9, 7)		0-0 F9	0-0 1B		4-0 1B BB		0-0 F8	4-0 BB	
Bill Robinson, R OBP: 0.313, SLG: 0.557 Kent Tekulve, R OBP: 0.273, SLG: 0.200 (1, 7) (9, 1)		0-0 6-3	0-3 K		0-3 K		0-0 1B 2B	0-3 K	
Bill Madlock, R OBP: 0.333, SLG: 0.417 (1, 5)		0-0 1B 1B		0-0 F7	0-0 1B SF7 1B		0-0 2-3 1B	0-3 K	
Ed Ott, L OBP: 0.314, SLG: 0.401 (1, 2)		0-0 FC6-4 1B		0-0 FC5 1B	0-0 1B		0-3 K		0-0 1B
Phil Garner, R OBP: 0.360, SLG: 0.468 (1, 4) (9, 6)		0-0 FC6-4		0-0 FC5 1B	0-0 SF7		0-3 K	0-3 K	
Jim Bibby, R Manny Sanguillen, R Joe Coleman, R Lee Jacyk, R Dave Roberts, L Mike Easter, L Grant Jackson, S Willie Stargel, L			0-0 G3	0-0 FC5	0-0 3-1		0-3 K	0-3 K	

Inning Stats	R: 0	H: 0	R: 0	H: 2	R: 2	H: 3	R: 0	H: 2	R: 4	H: 2	R: 0	H: 0	R: 0	H: 2	R: 0	H: 2	R: 0	H: 1
	E: 0	LOB: 0	E: 0	LOB: 2	E: 0	LOB: 1	E: 0	LOB: 2	E: 0	LOB: 1	E: 0	LOB: 0	E: 0	LOB: 2	E: 0	LOB: 3	E: 0	LOB: 1
	K: 0	BB: 0	K: 0	BB: 0	K: 1	BB: 0	K: 0	BB: 0	K: 2	BB: 2	K: 1	BB: 0	K: 2	BB: 0	K: 3	BB: 2	K: 3	BB: 0
	S: 3	P: 3	S: 5	P: 5	S: 8	P: 8	S: 5	P: 5	S: 7	P: 16	S: 5	P: 5	S: 9	P: 9	S: 8	P: 16	S: 10	P: 10

PITCHER	IP	WLS	BF	H	R	ER	SO	BB	IBB	HBP	BLK	WP	HR	S	P	ERA	WHIP
Charlie Hough, R ERA: 5.36 (1, 1)	4.1		25	9	6	6	2	2	0	1	0	0	0	26	35	12.46	2.538
Dave Patterson, R ERA: 4.31 (5, 1)	3.1	W	14	4	0	0	4	1	0	0	0	0	0	21	25	0.00	1.500
Bobby Castillo, R ERA: (8, 1)	1.1	S	6	1	0	0	4	1	0	0	0	0	0	13	17	0.00	1.500

Batter	1	2	3	4	5	6	7	8	9	AB R H RBI BB SO LOB	TOP											
Davey Lopes, R (1, 4) OBP: 0.371, SLG: 0.483	0-3 K		0-0 6-3		0-0 F8		0-0 F8			4 0 0 0 0 1 0	<b>Los Angeles Dodgers @ Pittsburgh Pirates</b> Three Rivers Stadium, Pittsburgh, PA Sat Aug 18 1979, 7:05 PM EDT Att: 40,238 - Unknown <a href="http://livebaseballscorecards.com">livebaseballscorecards.com</a>											
Bill Russell, R (1, 6) OBP: 0.292, SLG: 0.358	0-0 P6		0-0 G3			0-0 6-3		0-0 1-3		4 0 0 0 0 0 0												
Steve Garvey, R (1, 3) OBP: 0.352, SLG: 0.478	0-0 4-3			0-0 6-3 SF8 2B		0-0 FC5-4 1B		0-3 K		4 1 2 0 0 1 0												
Ron Cey, R (1, 5) OBP: 0.388, SLG: 0.501		0-0 1B 2B		0-0 6-3		0-0 FC5-4 HR		0-3 K		4 2 1 0 0 1 2												
Dusty Baker Jr., R (1, 7) OBP: 0.347, SLG: 0.465	0-3 K		0-0 SF8		0-0 HR			0-3 K	3 1 1 3 0 2 1													
Joe Ferguson, R (1, 2) OBP: 0.381, SLG: 0.443	0-0 5-3		0-0 3-H 1B		0-0 1B			0-0 F7		4 0 2 0 0 0 1												
Gary Thomasson, L (1, 9) OBP: 0.350, SLG: 0.424	0-0 2-H 1B		0-0 6-3		0-3 K2-3			0-0 HR	4 1 2 2 0 1 2													
Derrel Thomas, S (1, 8) OBP: 0.350, SLG: 0.367	0-0 F8		0-0 G3			0-0 G3		0-0 F5	4 0 0 0 0 0 1													
Jerry Reuss, L (1, 1) OBP: 0.148, SLG: 0.120			0-0 6-3		0-3 K		0-3 K		3 0 0 0 0 2 0													
<b>Inning Stats</b>	R: 0 E: 0 K: 1 S: 5	H: 0 LOB: 0 BB: 0 P: 5	R: 1 E: 0 K: 1 S: 7	H: 2 LOB: 1 BB: 0 P: 7	R: 0 E: 0 K: 0 S: 3	H: 0 LOB: 0 BB: 0 P: 3	R: 1 E: 0 K: 0 S: 5	H: 2 LOB: 1 BB: 0 P: 5	R: 0 E: 0 K: 1 S: 5	H: 0 LOB: 0 BB: 0 P: 5	R: 2 E: 0 K: 1 S: 8	H: 3 LOB: 1 BB: 0 P: 8	R: 0 E: 0 K: 1 S: 5	H: 0 LOB: 0 BB: 0 P: 5	R: 0 E: 0 K: 2 S: 7	H: 0 LOB: 0 BB: 0 P: 7	R: 1 E: 0 K: 1 S: 6	H: 1 LOB: 0 BB: 0 P: 6	1B: 4 2B: 2 3B: 0 HR: 2	SF: 1 SAC: 0 DP: 0 HBP: 0	WP: 0 PB: 0 SB: 0 CS: 0	PA: 35
<b>PITCHER</b>	IP WLS BF H R ER SO BB IBB HBP BLK WP HR S P ERA WHIP																					
Don Robinson, R (1, 1) ERA: 4.07	7.0 L 28 7 4 4 5 0 0 0 0 0 1 38 38 5.14 1.000																					
Enrique Romo, R (8, 1) ERA: 2.42	2.0 7 1 1 1 3 0 0 0 0 0 1 13 13 4.50 0.500																					



Batter	1	2	3	4	5	6	7	8	9	AB	R	H	RBI	BB	SO	LOB
<b>Omar Moreno, L</b> OBP: 0.339, SLG: 0.408 (1, 8)	0-0 S 2B 1B	0-0 G6-4-3 1-2f			0-0 CS 6-3 1B		0-3 K			4	1	2	0	0	1	3
<b>Tim Foli, R</b> OBP: 0.326, SLG: 0.347 (1, 6)	0-3 K 1-2		0-0 4-3		0-0 6-3 1-2			0-0 P3		4	0	0	0	0	1	2
<b>Dave Parker, L</b> OBP: 0.372, SLG: 0.525 (1, 9)	0-0 2-H 2B		0-0 F8		0-0 CS 2-3	0-0 FC4 1B		0-0 6-3		4	0	2	1	0	0	0
<b>Bill Robinson, R</b> OBP: 0.312, SLG: 0.554 (1, 3)	0-0 5-3		0-0 1B		0-0 P4			0-3 K		4	0	1	0	0	1	2
<b>Lee Lacy, R</b> OBP: 0.356, SLG: 0.484 (1, 7)	4-0 BB		0-0 6-3		0-0 FC4 1-2f			0-0 G3 2B		3	0	1	0	1	0	2
<b>Bill Madlock, R</b> OBP: 0.330, SLG: 0.413 (1, 5)	0-0 L7		0-0 F9		0-0 1-3			0-3 K		4	0	0	0	0	1	4
<b>Phil Garner, R</b> OBP: 0.357, SLG: 0.463 (1, 4)		0-3 K		0-0 6-3			0-0 6-3		0-0 G3	4	0	0	0	0	1	1
<b>Steve Nicosia, R</b> OBP: 0.338, SLG: 0.449 (1, 2)		0-0 1B 1B		0-3 K			0-0 FC6-4 1B		0-0 F9	4	0	2	0	0	1	1
<b>Don Robinson, R</b> OBP: 0.225, SLG: 0.205 (1, 1) <b>Manny Sanguillen, R</b> OBP: 0.259, SLG: 0.327 (7, PH) <b>Enrique Romo, R</b> OBP: 0.111, SLG: 0.111 (8, 1)		0-0 G6-4-3 1-2 1B			0-0 4-3		0-0 FC6-4 1-2f			2	0	1	0	0	0	0
										1	0	0	0	0	0	1
										0	0	0	0	0	0	0


<b>Inning Stats</b>	R: 1 E: 0 K: 1 S: 7	H: 2 LOB: 2 BB: 1 P: 11	R: 0 E: 0 K: 1 S: 6	H: 2 LOB: 1 BB: 0 P: 6	R: 0 E: 0 K: 0 S: 4	H: 1 LOB: 1 BB: 0 P: 4	R: 0 E: 0 K: 1 S: 5	H: 0 LOB: 0 BB: 0 P: 5	R: 0 E: 0 K: 0 S: 3	H: 1 LOB: 0 BB: 0 P: 3	R: 0 E: 0 K: 0 S: 4	H: 1 LOB: 1 BB: 0 P: 4	R: 0 E: 0 K: 1 S: 6	H: 1 LOB: 1 BB: 0 P: 6	R: 0 E: 0 K: 1 S: 5	H: 0 LOB: 0 BB: 0 P: 5	R: 0 E: 0 K: 1 S: 6	H: 1 LOB: 1 BB: 0 P: 6	1B: 7 2B: 2 3B: 0 HR: 0	SF: 0 SAC: 0 DP: 1 HBP: 0	WP: 0 PB: 0 SB: 1 CS: 1	PA: 36											
<b>PITCHER</b> <b>Jerry Reuss, L</b> ERA: 4.35 (1, 1)	IP 9.0	WLS W	BF 35	H 9	R 1	ER 1	SO 6	BB 1	IBB 0	HBP 0	BLK 0	WP 0	HR 0	S 46	P 50	ERA 1.00	WHIP 1.111																
<b>PITCHER</b>																	IP	WLS	BF	H	R	ER	SO	BB	IBB	HBP	BLK	WP	HR	S	P	ERA	WHIP

**BOTTOM**

**Los Angeles Dodgers @ Pittsburgh Pirates**  
Three Rivers Stadium, Pittsburgh, PA

Sat Aug 18 1979, 7:05 PM EDT  
Att. 40,238 - Unknown

<b>AB</b>	<b>34</b>
<b>R</b>	<b>1</b>
<b>H</b>	<b>9</b>
<b>RBI</b>	<b>1</b>
<b>BB</b>	<b>1</b>
<b>SO</b>	<b>6</b>
<b>LOB</b>	<b>16</b>



livebaseballscores.com

Batter	1	2	3	4	5	6	7	8	9	AB R H RBI BB SO LOB	TOP
Davey Lopes, R OBP: 0.370, SLG: 0.481 (1, 4) X	0-0 1B		0-0 L8			0-0 5-3		0-0 F7		4 0 1 0 0 0 0	
Bill Russell, R OBP: 0.292, SLG: 0.357 (1, 6) X	0-0 F8			0-0 WP 6-3 1B		0-0 4-3		0-0 P5		4 0 1 0 0 0 1	
Steve Garvey, R OBP: 0.349, SLG: 0.474 (1, 3) X	0-0 P4			0-0 6-3 1-2		0-0 6-3		0-3 K		4 0 0 0 0 1 2	
Ron Cey, R OBP: 0.386, SLG: 0.497 Gary Thomasson, L OBP: 0.350, SLG: 0.424 (1, 5) X (9, 9)	0-0 4-3			4-0 WP BB		0-0 F9		0-0 F8		3 0 0 0 1 0 1 0 0 0 0 0 0 0	
Dusty Baker Jr., R OBP: 0.347, SLG: 0.464 (1, 7) X		0-0 F8		0-0 F8 1-2 2-3		0-0 1B				3 0 1 0 0 0 2	
Joe Ferguson, R OBP: 0.378, SLG: 0.438 (1, 2) X		0-0 F8		0-0 F9		0-0 F9				3 0 0 0 0 0 3	
Mickey Hatcher, R OBP: 0.515, SLG: 0.667 (1, 9) X (9, 5)		4-0 CS BB			0-0 G5-4-3 1B		0-0 5-3			2 0 1 0 1 0 1	
Derrel Thomas, S OBP: 0.347, SLG: 0.363 (1, 8) X		0-0 CS 1-2	0-3 K		0-0 G5-4-3 1-2f		0-3 K			3 0 0 0 0 2 1	
Burt Hooton, R OBP: 0.167, SLG: 0.197 (1, 1) X			0-0 F8		0-0 F9		0-0 F8			3 0 0 0 0 0 0	
<b>Inning Stats</b>	R: 0 E: 0 K: 0 S: 4 H: 1 LOB: 1 BB: 0 P: 4	R: 0 E: 0 K: 0 S: 2 H: 0 LOB: 0 BB: 1 P: 6	R: 0 E: 0 K: 1 S: 5 H: 0 LOB: 0 BB: 0 P: 5	R: 0 E: 0 K: 0 S: 4 H: 1 LOB: 2 BB: 1 P: 8	R: 0 E: 0 K: 0 S: 3 H: 1 LOB: 0 BB: 0 P: 3	R: 0 E: 0 K: 0 S: 3 H: 0 LOB: 0 BB: 0 P: 3	R: 0 E: 0 K: 0 S: 4 H: 1 LOB: 1 BB: 0 P: 4	R: 0 E: 0 K: 1 S: 5 H: 0 LOB: 0 BB: 0 P: 5	R: 0 E: 0 K: 1 S: 5 H: 0 LOB: 0 BB: 0 P: 5	1B: 4 2B: 0 3B: 0 HR: 0 SF: 0 SAC: 0 DP: 1 HBP: 0	WP: 1 PB: 0 SB: 0 CS: 1 PA: 32
<b>PITCHER</b> John Candelaria, L ERA: 3.44 (1, 1)	IP: 8.0 WLS: 28 BF: 4 H: 0 R: 0 ER: 0 SO: 2 BB: 2 IBB: 0 HBP: 0 BLK: 0 WP: 1 HR: 0 S: 30 P: 38 ERA: 0.00 WHIP: 0.750										
Kent Tekulve, R ERA: 2.96 (9, 1)	IP: 1.0 WLS: 3 BF: 0 H: 0 R: 0 ER: 0 SO: 1 BB: 0 IBB: 0 HBP: 0 BLK: 0 WP: 0 HR: 0 S: 5 P: 5 ERA: 0.00 WHIP: 0.000										

Los Angeles Dodgers @ Pittsburgh Pirates  
 Three Rivers Stadium, Pittsburgh, PA  
 Sun Aug 19 1979, 3:33 AM EDT  
 Att: 28,382 - Unknown

AB	29
R	0
H	4
RBI	0
BB	2
SO	3
LOB	11



WP: 1	PA: 32
PB: 0	
SB: 0	
CS: 1	

Batter	1	2	3	4	5	6	7	8	9	AB	R	H	RBI	BB	SO	LOB
Omar Moreno, L (1, 8) OBP: 0.337, SLG: 0.405	0-0 P3		0-0 P1-3			0-0 1-3		0-0 4-3		4	0	0	0	0	0	1
Phil Garner, R (1, 6) OBP: 0.354, SLG: 0.458	0-0 F2		0-0 6-3			0-0 P6		0-0 F7		4	0	0	0	0	0	0
Dave Parker, L (1, 9) OBP: 0.372, SLG: 0.527	0-0 1B			0-0 6-3		0-0 2B			0-0 L1	4	0	2	0	0	0	0
John Milner, L (1, 3) OBP: 0.409, SLG: 0.567	0-0 F9			4-0 BB		4-0 BB			0-0 HR 2B	2	1	1	0	2	0	1
Bill Robinson, R (1, 7) OBP: 0.309, SLG: 0.547		0-0 F3		0-0 G5-4-3 BB		0-3 K			0-3 K	4	0	0	0	0	2	4
Bill Madlock, R (1, 5) OBP: 0.334, SLG: 0.423		0-0 1B			0-0 1B		0-0 1-3		0-0 HR	4	1	3	2	0	0	0
Ed Ott, L (1, 2) OBP: 0.311, SLG: 0.397		0-3 K			0-0 P5		0-0 P6			3	0	0	0	0	1	2
Rennie Stennett, R (1, 4) OBP: 0.287, SLG: 0.291		0-0 4-3			0-0 F5		0-0 F8			3	0	0	0	0	0	2
John Candelaria, L (1, 1) OBP: 0.158, SLG: 0.214			0-0 P1-3			0-0 1-3			0-0 F9	2	0	1	0	0	0	1
Mike Easler, L (8, PH) OBP: 0.413, SLG: 0.526										1	0	0	0	0	0	0
Kent Tekulve, R (9, 1) OBP: 0.273, SLG: 0.200										0	0	0	0	0	0	0

Inning Stats	R: 0	H: 1	R: 0	H: 1	R: 0	H: 1	R: 0	H: 1	R: 0	H: 1	R: 0	H: 0	R: 0	H: 0	R: 2	H: 2
	E: 0	LOB: 1	E: 0	LOB: 1	E: 0	LOB: 0	E: 0	LOB: 1	E: 0	LOB: 2	E: 0	LOB: 0	E: 0	LOB: 0	E: 0	LOB: 0
	K: 0	BB: 0	K: 1	BB: 0	K: 0	BB: 1	K: 0	BB: 0	K: 1	BB: 1	K: 0	BB: 0	K: 0	BB: 0	K: 1	BB: 0
	S: 4	P: 4	S: 6	P: 6	S: 3	P: 3	S: 4	P: 4	S: 6	P: 10	S: 3	P: 3	S: 3	P: 3	S: 6	P: 6

PITCHER	IP	WLS	BF	H	R	ER	SO	BB	IBB	HBP	BLK	WP	HR	S	P	ERA	WHIP
Burt Hooton, R (1, 1) ERA: 2.9	8.2	L	33	7	2	2	3	2	0	0	0	0	1	37	45	2.08	1.038

**BOTTOM**


**Los Angeles Dodgers @ Pittsburgh Pirates**  
 Three Rivers Stadium, Pittsburgh, PA

Sun Aug 19 1979, 3:33 AM EDT  
 Att. 28,382 - Unknown

AB	31
R	2
H	7
RBI	2
BB	2
SO	3
LOB	11



WP	PA	ERA	WHIP
0	33		

Batter	1	2	3	4	5	6	7	8	9	AB R H RBI BB SO LOB	TOP		
Davey Lopes, R (1, 4) OBP: 0.369, SLG: 0.479	0-0 F7	0-3 K			0-0 6-3 1B		0-0 P3			4 0 1 0 0 1 3			
Derrel Thomas, S (1, 8) OBP: 0.343, SLG: 0.358	0-0 F7		0-0 F8		0-3 K		0-0 L7			4 0 0 0 0 1 2			
Steve Garvey, R (1, 3) OBP: 0.351, SLG: 0.476	0-0 2B		0-0 G5-4-3 1B		0-0 6-3 1-2			0-0 F3		4 0 2 0 0 0 1			
Ron Cey, R (1, 5) OBP: 0.385, SLG: 0.493	4-0 BB		0-0 G5-4-3 1-2f		0-0 F9			0-0 F8		3 0 0 0 1 0 2			
Dusty Baker Jr., R (1, 7) OBP: 0.348, SLG: 0.471	0-3 K			0-0 P3		0-0 G6-4-3 1B		0-0 HR		4 1 2 1 0 1 2			
Joe Ferguson, R (1, 2) OBP: 0.376, SLG: 0.439		0-0 F7		0-0 2B		0-0 G6-4-3 1-2f		0-3 K		4 0 1 0 0 1 1			
Gary Thomasson, L (1, 9) OBP: 0.352, SLG: 0.423		4-0 SH5-4 1B BB		0-0 P6		0-0 F8			0-0 G6-4-3 1B	3 0 1 0 1 0 1	AB 32 R 1 H 9 RBI 1 BB 3 SO 5 LOB 17		
Ted Martinez, R (1, 6) OBP: 0.338, SLG: 0.355		0-0 SH5-4 1B		4-0 IBB			0-0 1B		0-3 K	2 0 2 0 1 0 0			
Von Joshua, L (9, PH) OBP: 0.304, SLG: 0.417		1-2 1B							0-0 K	1 0 0 0 0 1 1			
Rick Sutcliffe, L (1, 1) OBP: 0.234, SLG: 0.328		0-0 SH5-4		0-0 F7			0-0 F9		0-0 G6-4-3 1-2f	1 0 0 0 0 0 2			
Ken Brett, L (6, 1) OBP: 0.333, SLG: 0.333		1-2 2-3								1 0 0 0 0 0 1			
Manny Mota, R (9, PH) OBP: 0.378, SLG: 0.343										1 0 0 0 0 0 1			
<b>Inning Stats</b>	R: 0 H: 1 E: 0 LOB: 2 K: 1 BB: 1 S: 6 P: 10	R: 0 H: 1 E: 0 LOB: 2 K: 1 BB: 1 S: 6 P: 10	R: 0 H: 1 E: 0 LOB: 0 K: 0 BB: 0 S: 3 P: 3	R: 0 H: 1 E: 0 LOB: 2 K: 0 BB: 1 S: 4 P: 8	R: 0 H: 1 E: 0 LOB: 1 K: 1 BB: 0 S: 6 P: 6	R: 0 H: 1 E: 0 LOB: 0 K: 0 BB: 0 S: 3 P: 3	R: 0 H: 1 E: 0 LOB: 1 K: 0 BB: 0 S: 4 P: 4	R: 1 H: 1 E: 0 LOB: 0 K: 1 BB: 0 S: 6 P: 6	R: 0 H: 1 E: 0 LOB: 0 K: 1 BB: 0 S: 5 P: 5	1B: 6 SF: 0 2B: 2 SAC: 1 3B: 0 DP: 3 HR: 1 HBP: 0	WP: 0 PA: 36 PB: 0 SB: 0 CS: 0		
<b>PITCHER</b>	IP WLS BF H R ER SO BB IBB HBP BLK WP HR S P ERA WHIP											<b>PITCHER</b>	IP WLS BF H R ER SO BB IBB HBP BLK WP HR S P ERA WHIP
Lynn McGlothen, R (1, 1) ERA: 4.01	7.2 W 32 8 1 1 3 2 1 0 0 0 1 35 47 1.17 1.304												
Dick Tidrow, R (8, 1) ERA: 3.83	0.1 1 0 0 0 1 0 0 0 0 0 0 3 3 0.00 0.000												
Bruce Sutter, R (9, 1) ERA: 1.43	1.0 S 3 1 0 0 1 0 0 0 0 0 0 5 5 0.00 1.000												

**Los Angeles Dodgers @ Chicago Cubs**  
 Wrigley Field, Chicago, IL  
 Mon Aug 20 1979, 3:33 AM CDT  
 Att. 25,285 - Overcast - 70 F

[livebaseballscorecards.com](http://livebaseballscorecards.com)




Batter	1	2	3	4	5	6	7	8	9	AB	R	H	RBI	BB	SO	LOB
Ivan De Jesus, R OBP: 0.346, SLG: 0.382 (1, 6)	0-0 BB 1B	0-0 1-2 1B			0-0 2-3 SH1-3		0-0 F9			3	0	2	0	0	0	0
Scot Thompson, L OBP: 0.363, SLG: 0.438 (1, 9)	4-0 1-2 BB	0-0 F7			0-0 3-H SF8		0-0 6-3			2	0	0	1	1	0	2
Bill Buckner, L OBP: 0.314, SLG: 0.450 (1, 3)	0-0 L7		0-0 B5-3		0-3 K		0-0 4-3			4	0	0	0	0	1	2
Dave Kingman, R OBP: 0.357, SLG: 0.638 Bruce Sutter, R OBP: 0.375, SLG: 0.286 (1, 7) (9, 1)	0-3 K		0-0 P6		0-0 L3		0-0 F9			4	0	0	0	0	1	2
Steve Ontiveros, S OBP: 0.366, SLG: 0.374 Mick Kelleher, R OBP: 0.289, SLG: 0.292 (1, 5) (7, 5)	0-0 F9		0-0 6-3		4-0 3-1 BB BB		0-0 L9			2	0	0	0	1	0	2
Jerry Martin, R OBP: 0.341, SLG: 0.480 (1, 8)		0-0 6-3		0-3 K	4-0 1-2 3-1 BB BB		0-0 4-3			3	0	0	0	1	1	0
Barry Foote, R OBP: 0.306, SLG: 0.407 (1, 2)		0-0 HR		0-0 F9	0-0 3-1 BB		0-0 3-1			3	1	1	1	0	0	2
Steve Dillard, R OBP: 0.444, SLG: 0.594 (1, 4)		0-0 F8		0-0 F9	4-0 IBB					2	0	0	0	1	0	0
Lynn McGlothen, L OBP: 0.220, SLG: 0.265 Dick Tidrow, R OBP: 0.222, SLG: 0.222 Larry Bittner, L OBP: 0.386, SLG: 0.465 (1, 1) (8, 1) (9, 7)		0-0 1B 1B			0-0 SH1-3 SF8 2B		0-0 3-1			3	1	2	0	0	0	3

Inning Stats	R: 0	H: 1	E: 0	K: 1	S: 6	R: 1	H: 3	E: 0	K: 0	S: 6	R: 0	H: 0	E: 0	K: 1	S: 5	R: 1	H: 1	E: 0	K: 1	S: 6	R: 0	H: 0	E: 0	K: 0	S: 3	R: 0	H: 0	E: 0	K: 0	S: 3	R: 0	H: 0	E: 0	K: 0	S: 3	
	0	1	0	1	6	1	3	0	0	6	0	0	0	1	5	1	1	0	0	6	0	0	0	0	0	0	0	0	0	0	0	0	0	0	0	0

**Los Angeles Dodgers @ Chicago Cubs**  
 Wrigley Field, Chicago, IL  
 Mon Aug 20 1979, 3:33 AM CDT  
 Att. 25,285 - Overcast - 70 F

AB	27
R	2
H	5
RBI	2
BB	4
SO	3
LOB	13



WP: 0	PA: 33
PB: 0	SB: 0
CS: 0	

PITCHER	IP	WLS	BF	H	R	ER	SO	BB	IBB	HBP	BLK	WP	HR	S	P	ERA	WHIP
Rick Sutcliffe, R ERA: 4.04 (1, 1)	5.2	L	26	5	2	2	3	3	1	0	0	0	1	28	44	3.18	1.412
Ken Brett, L ERA: 3.4 (6, 1)	2.1		7	0	0	0	0	0	0	0	0	0	0	7	7	0.00	0.000

Batter	1	2	3	4	5	6	7	8	9	AB R H RBI BB SO LOB	TOP													
Davey Lopes, R OBP: 0.366, SLG: 0.473 (1, 4)	0-0 4-3		0-0 L7	0-3 K			0-0 E3 L6-4 SH1-4		0-0 F4	5 0 0 0 0 1 1														
Bill Russell, R OBP: 0.291, SLG: 0.356 (1, 6)	0-0 E5		0-0 E6 HR HBP			0-0 3-1	0-0 SH1-4		0-0 1-3 1B	4 1 1 0 0 0 0														
Steve Garvey, R OBP: 0.351, SLG: 0.474 (1, 3)	0-3 K		1-0 HR HBP			0-0 L7	4-0 IBB		0-0 1-3	3 1 0 0 1 1 2														
Ron Cey, R OBP: 0.385, SLG: 0.500 (1, 5)	0-0 5-3		0-0 HR			0-0 1B	0-0 L6-4		0-0 F3	5 1 2 3 0 0 5														
Dusty Baker Jr., R OBP: 0.347, SLG: 0.476 (1, 7)		0-0 F5	0-0 HR			0-0 P5		0-0 F8		4 1 1 1 0 0 1														
Joe Ferguson, R OBP: 0.377, SLG: 0.441 (1, 2)		0-0 2B	4-0 BB FC6-4			0-3 K		0-0 6-3		3 0 1 0 1 1 0														
Gary Thomasson, L OBP: 0.354, SLG: 0.426 (1, 9)		4-0 BB	0-0 BB FC6-4 CS			0-0 G3		0-0 2B		3 0 1 0 1 0 1														
Derrel Thomas, S OBP: 0.341, SLG: 0.354 (1, 8)		0-0 P4	0-0 CS	0-0 6-3		0-0 4-3		4-0 IBB		3 0 0 0 1 0 2														
Don Sutton, R OBP: 0.171, SLG: 0.159 Bobby Castillo, R (9, 1)	0-3 K		0-0 F9				0-0 SH1-4 E 1B		0-0 P4	4 0 1 0 0 1 4 0 0 0 0 0 0 0														
<b>Inning Stats</b>	R: 0 E: 1 K: 1 S: 6	H: 0 LOB: 1 BB: 0 P: 6	R: 0 E: 0 K: 1 S: 6	H: 1 LOB: 2 BB: 1 P: 10	R: 4 E: 1 K: 0 S: 5	H: 2 LOB: 0 BB: 1 P: 10	R: 0 E: 0 K: 1 S: 5	H: 0 LOB: 0 BB: 0 P: 5	R: 0 E: 0 K: 0 S: 4	H: 1 LOB: 1 BB: 0 P: 4	R: 0 E: 1 K: 0 S: 5	H: 0 LOB: 0 BB: 0 P: 5	R: 0 E: 1 K: 0 S: 4	H: 1 LOB: 2 BB: 1 P: 8	R: 0 E: 0 K: 0 S: 4	H: 1 LOB: 2 BB: 1 P: 8	R: 0 E: 0 K: 0 S: 4	H: 1 LOB: 1 BB: 0 P: 4	R: 0 E: 0 K: 0 S: 4	H: 1 LOB: 1 BB: 0 P: 4	1B: 3 2B: 3 3B: 0 HR: 2	SF: 0 SAC: 1 DP: 1 HBP: 1	WP: 0 PB: 0 SB: 0 CS: 1	PA: 41
<b>PITCHER</b>	IP WLS BF H R ER SO BB IBB HBP BLK WP HR S P ERA WHIP																							
Bill Caudill, R ERA: 5.46 (1, 1)	2.1 L 15 3 4 3 2 2 2 0 1 0 0 2 16 25 11.57 2.143																							
Dennis Lamp, R ERA: 4.14 (3, 1)	4.2 16 2 0 0 2 0 1 0 0 0 0 0 19 23 0.00 0.429																							
Dick Tidrow, R ERA: 3.75 (8, 1)	2.0 9 2 0 0 0 0 0 1 0 0 0 0 8 12 0.00 1.000																							

Los Angeles Dodgers @ Chicago Cubs  
Wrigley Field, Chicago, IL  
Tue Aug 21 1979, 3:33 AM CDT  
Att. 34,745 - Sunny - 69 F

[livebaseballscorecards.com](http://livebaseballscorecards.com)

AB 34  
R 4  
H 7  
RBI 4  
BB 4  
SO 4  
LOB 16



BOTTOM

Los Angeles Dodgers @ Chicago Cubs

Wrigley Field, Chicago, IL

Tue Aug 21 1979, 3:33 AM CDT  
Att. 34,745 - Sunny - 69 F

livebaseballscorecards.com

AB	34
R	2
H	7
RBI	1
BB	0
SO	7
LOB	8



WP:	0	PA:	35
PB:	0	SB:	0
CS:	0		

AB R H RBI BB SO LOB

4	0	1	0	0	1	0
4	0	1	0	0	0	1
4	0	0	0	0	0	1
4	0	1	0	0	1	1
4	0	0	0	0	1	2
4	1	1	0	0	1	0
3	0	0	0	0	2	1
1	0	1	0	0	0	0
3	1	2	1	0	1	0
1	0	0	0	0	0	1
0	0	0	0	0	0	0
1	0	0	0	0	0	1
1	0	0	0	0	0	0
0	0	0	0	0	0	0

Batter	1	2	3	4	5	6	7	8	9
Ivan De Jesus, R OBP: 0.345, SLG: 0.381 (1, 6)	0-0 P4 1B	0-0 E4 2-H 1B			0-0 F8 1B		0-3 K 1B		
Scot Thompson, L OBP: 0.361, SLG: 0.435 (1, 9)	0-0 4-3 1B	0-0 4-3 1B			0-0 FC1-6 1B			0-0 L9 1B	
Bill Buckner, L OBP: 0.312, SLG: 0.447 (1, 3)	0-0 E6 1B		0-0 P6 1B		0-0 FC1-6 1-2f 1B			0-0 P6 1B	
Larry Bittner, L OBP: 0.382, SLG: 0.458 (1, 7)	0-0 1-3 1B		0-3 K 1B		0-0 3-1 1B			0-0 4-3 1B	
Jerry Martin, R OBP: 0.338, SLG: 0.475 (1, 8)	0-3 K 1B		0-0 P4 1B			0-0 1-3 1B			0-0 6-3 1B
Barry Foote, R OBP: 0.305, SLG: 0.408 (1, 2)		0-0 4-3 1B 2B		0-0 F8 1B		0-0 L5 1B		0-3 K 1B	
Steve Dillard, R OBP: 0.433, SLG: 0.577 (1, 4)		0-0 4-3 1B		0-3 K 1B		0-3 K 1B		0-0 FC5-4 1B	
Steve Ontiveros, S OBP: 0.368, SLG: 0.376 (9, PH)		0-0 2-3 1B		0-0 K 1B				0-0 FC5-4 1-2f 1B	
Mick Kelleher, R OBP: 0.304, SLG: 0.307 (1, 5)		0-0 SH1-4 E 1B 3-H		0-0 1B 1B			0-3 K 1B		
Mike Vail, R OBP: 0.382, SLG: 0.515 (9, PH)		0-0 SH1-4 1-2		0-0 F8 1B			0-0 4-3 1B		
Bill Caudill, R (1, 1)									
Dennis Lamp, R OBP: 0.214, SLG: 0.200 (3, 1)									
Ken Henderson, S OBP: 0.421, SLG: 0.377 (7, PH)									
Dick Tidrow, R OBP: 0.222, SLG: 0.222 (8, 1)									

Inning Stats	R: 0	H: 1	E: 1	K: 1	S: 7	H: 1	LOB: 2	BB: 0	P: 7	R: 2	H: 3	E: 1	K: 0	S: 6	H: 0	LOB: 0	BB: 0	P: 6	R: 0	H: 0	E: 0	K: 1	S: 5	H: 1	LOB: 1	BB: 0	P: 6	R: 0	H: 0	E: 1	K: 0	S: 4	H: 0	LOB: 0	BB: 0	P: 5	R: 0	H: 0	E: 0	K: 2	S: 7	H: 0	LOB: 0	BB: 0	P: 7	R: 0	H: 0	E: 0	K: 0	S: 3	H: 1	LOB: 1	BB: 0	P: 6
--------------	------	------	------	------	------	------	--------	-------	------	------	------	------	------	------	------	--------	-------	------	------	------	------	------	------	------	--------	-------	------	------	------	------	------	------	------	--------	-------	------	------	------	------	------	------	------	--------	-------	------	------	------	------	------	------	------	--------	-------	------

PITCHER	IP	WLS	BF	H	R	ER	SO	BB	IBB	HBP	BLK	WP	HR	S	P	ERA	WHIP
Don Sutton, R ERA: 3.95 (1, 1)	8.0	W	31	6	2	1	6	0	0	0	0	0	0	43	43	1.12	0.750
Bobby Castillo, R ERA: (9, 1)	1.0	S	4	1	0	0	1	0	0	0	0	0	0	6	6	0.00	1.000

1B:	6	SF:	0
2B:	1	SAC:	1
3B:	0	DP:	0
HR:	0	HBP:	0

Batter	1	2	3	4	5	6	7	8	9	AB R H RBI BB SO LOB	TOP		
Derrel Thomas, S (1, 8) OBP: 0.337, SLG: 0.349	0-0 4-3		0-0 F7	0-0 4-3			0-0 SH 3B	0-0 F8		4 1 0 0 0 0 1	<b>Los Angeles Dodgers @ Chicago Cubs</b> Wrigley Field, Chicago, IL Wed Aug 22 1979, 3:33 AM CDT Att. 31,249 - Sunny - 71 F		
Bill Russell, R (1, 6) OBP: 0.290, SLG: 0.354	0-0 5-3		0-0 F4			0-0 1B	0-0 6-3	0-0 1-3		5 0 1 0 0 0 2			
Steve Garvey, R (1, 3) OBP: 0.353, SLG: 0.473	4-0 2B 1B BB		0-0 BB 1B			0-0 F4 1B	4-0 3B IBB		0-0 E6	3 2 1 0 2 0 1			
Ron Cey, R (1, 5) OBP: 0.388, SLG: 0.508	0-0 1B 2B		4-0 1-2 BB			0-0 L7	0-0 1-H 2-H 3-H 2B 3B		0-0 F9	4 2 2 3 1 0 2			
Dusty Baker Jr., R (1, 7) OBP: 0.346, SLG: 0.473	0-0 FC4 1B		0-0 1-3			0-3 K	0-3 K		0-0 L8	5 0 1 2 0 2 5			
Joe Ferguson, R (1, 2) OBP: 0.378, SLG: 0.454	0-0 FC4 1-2f			0-0 HR		0-0 L4	0-0 3-H 2B		0-0 F8	5 1 2 2 0 0 2			
Gary Thomasson, L (1, 9) OBP: 0.353, SLG: 0.421		0-0 F7		0-3 K		0-0 3-1	4-0 IBB			3 0 0 0 1 1 0			
Ted Martinez, R (1, 4) OBP: 0.333, SLG: 0.364		0-0 6-3		0-0 2B		0-0 6-3	0-3 K			4 0 1 0 0 1 2			
Charlie Hough, R (1, 1) OBP: 0.182, SLG: 0.227 Von Joshua, L (7, PH) OBP: 0.310, SLG: 0.422 Bobby Castillo, R (7, 1)		0-3 K		0-0 L3			0-0 SH 3B 1B	0-0 F8		2 0 0 0 0 1 1 1 1 1 0 0 0 0 1 0 0 0 0 0 0			
<b>Inning Stats</b>	R: 2 H: 2 E: 0 LOB: 1 K: 0 BB: 1 S: 5 P: 9	R: 0 H: 0 E: 0 LOB: 0 K: 1 BB: 0 S: 5 P: 5	R: 0 H: 1 E: 0 LOB: 2 K: 0 BB: 1 S: 4 P: 8	R: 1 H: 2 E: 0 LOB: 1 K: 1 BB: 0 S: 7 P: 7	R: 0 H: 1 E: 0 LOB: 1 K: 1 BB: 0 S: 6 P: 6	R: 0 H: 0 E: 0 LOB: 0 K: 0 BB: 0 S: 3 P: 3	R: 4 H: 3 E: 1 LOB: 2 K: 2 BB: 2 S: 11 P: 19	R: 0 H: 0 E: 0 LOB: 0 K: 0 BB: 0 S: 3 P: 3	R: 0 H: 0 E: 1 LOB: 1 K: 0 BB: 0 S: 4 P: 4	1B: 4 SF: 0 2B: 3 SAC: 1 3B: 1 DP: 0 HR: 1 HBP: 0	WP: 0 PA: 42 PB: 0 SB: 0 CS: 0		
<b>PITCHER</b>	IP WLS BF H R ER SO BB IBB HBP BLK WP HR S P ERA WHIP											<b>PITCHER</b>	IP WLS BF H R ER SO BB IBB HBP BLK WP HR S P ERA WHIP
Mike Krukow, R (1, 1) ERA: 4.35	6.1 L 30 7 6 6 3 2 1 0 0 0 0 1 33 45 8.53 1.421												
Dick Tidrow, R (7, 1) ERA: 3.78	1.2 8 2 1 0 2 0 1 0 0 0 0 0 11 15 0.00 1.200												
Doug Capilla, L (9, 1) ERA: 5.02	1.0 4 0 0 0 0 0 0 0 0 0 0 0 4 4 0.00 0.000												

AB	37
R	7
H	9
RBI	7
BB	4
SO	5
LOB	16



livebaseballscorecards.com

BOTTOM

Los Angeles Dodgers @ Chicago Cubs

Wrigley Field, Chicago, IL

Wed Aug 22 1979, 3:33 AM CDT

Att: 31,249 - Sunny - 71 F

livebaseballscorecards.com

AB	31
R	2
H	8
RBI	2
BB	3
SO	6
LOB	13



WP:	0	PA:	36
PB:	1	SB:	0
CS:	0		

AB R H RBI BB SO LOB

4	0	1	0	0	1	2
3	0	0	0	0	0	0
3	0	3	0	1	0	0
4	1	1	1	0	0	4
3	1	1	0	1	0	0
4	0	1	0	0	2	2
3	0	0	0	1	0	2
2	0	0	0	0	1	1
0	0	0	0	0	0	0
0	0	0	0	0	0	0
1	0	0	0	0	0	1
2	0	1	1	0	0	0
2	0	0	0	0	2	1

1B:	6	SF:	0
2B:	2	SAC:	1
3B:	0	DP:	2
HR:	1	HBP:	1

WP:	0	PA:	36
PB:	1	SB:	0
CS:	0		

1B:	6	SF:	0
2B:	2	SAC:	1
3B:	0	DP:	2
HR:	1	HBP:	1

WP:	0	PA:	36
PB:	1	SB:	0
CS:	0		


Batter	1	2	3	4	5	6	7	8	9
Ivan De Jesus, R (1, 6) OBP: 0.345, SLG: 0.380	0-0 F7	0-0 FC1-4-6			0-0 1B SH1-3 8-2 1B		0-3 K		
Scot Thompson, L (1, 9) OBP: 0.357, SLG: 0.429	0-0 4-3		0-0 6-3		0-0 SH1-3		0-0 P6		
Bill Buckner, L (1, 3) OBP: 0.317, SLG: 0.450	4-0 FC6-4 BB		0-0 1B		0-0 1B		0-0 1B	0-0 G6-4-3 1B	
Dave Kingman, R (1, 7) OBP: 0.356, SLG: 0.642	0-0 FC6-4		0-0 HR		0-0 8-2		0-0 G6-4-3	0-0 1-2f	
Steve Ontiveros, S (1, 5) OBP: 0.369, SLG: 0.376		4-0 1B HBP BB	0-0 PB 1B		0-0 F7		0-0 1-3		
Jerry Martin, R (1, 8) OBP: 0.338, SLG: 0.476		0-3 K	0-3 K		0-0 5-3		0-0 4-3 2B		
Barry Foote, R (1, 2) OBP: 0.305, SLG: 0.404		0-0 F7		0-0 4-3		4-0 BB		0-0 F8	
Steve Dillard, R (1, 4) OBP: 0.431, SLG: 0.566		1-0 1B		0-0 6-3		0-3 K		0-0 4-3	
Dick Tidrow, R (7, 1) OBP: 0.222, SLG: 0.222		1-2 HBP		0-0 6-3		0-3 K		0-0 4-3	
Doug Capilla, L (9, 1) OBP: 1.000, SLG: 1.000		0-0 1B		0-0 6-3		0-3 K		0-0 4-3	
Larry Bittner, L (9, PH) OBP: 0.379, SLG: 0.455		1-2 HBP		0-0 6-3		0-3 K		0-0 4-3	
Mike Krukow, R (1, 1) OBP: 0.346, SLG: 0.438		0-0 1B		0-0 F9		0-3 K		0-3 K	
Steve Macko, L (7, 4) OBP: 0.346, SLG: 0.438		1-2 2-H 1B		0-0 F9		0-3 K		0-3 K	

Inning Stats	R: 0	H: 0	E: 0	K: 3	S: 3	R: 1	H: 1	E: 0	K: 1	S: 6	R: 1	H: 3	E: 0	K: 1	S: 7	R: 0	H: 0	E: 0	K: 0	S: 3	R: 0	H: 2	E: 0	K: 0	S: 4	R: 0	H: 0	E: 0	K: 1	S: 5	R: 0	H: 0	E: 0	K: 2	S: 7	R: 0	H: 1	E: 0	K: 0	S: 3	R: 0	H: 1	E: 0	K: 1	S: 6	R: 0	H: 1	E: 0	K: 1	S: 6	R: 0	H: 1	E: 0	K: 1	S: 6
--------------	------	------	------	------	------	------	------	------	------	------	------	------	------	------	------	------	------	------	------	------	------	------	------	------	------	------	------	------	------	------	------	------	------	------	------	------	------	------	------	------	------	------	------	------	------	------	------	------	------	------	------	------	------	------	------

PITCHER	IP	WLS	BF	H	R	ER	SO	BB	IBB	HBP	BLK	WP	HR	S	P	ERA	WHIP
Charlie Hough, R (1, 1) ERA: 5.23	6.0	W	26	6	2	2	3	3	0	1	0	0	1	28	41	3.00	1.500
Bobby Castillo, R (7, 1) ERA:	3.0	S	10	2	0	0	3	0	0	0	0	0	0	16	16	0.00	0.667

PITCHER	IP	WLS	BF	H	R	ER	SO	BB	IBB	HBP	BLK	WP	HR	S	P	ERA	WHIP
---------	----	-----	----	---	---	----	----	----	-----	-----	-----	----	----	---	---	-----	------

PITCHER	IP	WLS	BF	H	R	ER	SO	BB	IBB	HBP	BLK	WP	HR	S	P	ERA	WHIP
---------	----	-----	----	---	---	----	----	----	-----	-----	-----	----	----	---	---	-----	------

Batter	1	2	3	4	5	6	7	8	9	AB R H RBI BB SO LOB	TOP									
Garry Templeton, S (1, 6) OBP: 0.348, SLG: 0.469	0-0 6-3 S E 1B	0-0 4-3		0-0 G3 1-2		0-3 K	0-0 HR 1-H 2-H		0-0 1B 1-2 2-H	6 2 3 4 0 1 4										
Lou Brock, L (1, 7) OBP: 0.353, SLG: 0.422	0-0 6-3 1-3	0-0 F7		0-0 G3		0-0 FC5 1B 1-2 2-3 3-H	0-0 4-3		0-0 1B 1-3 2-H	6 0 2 1 0 0 2										
Keith Hernandez, L (1, 3) OBP: 0.417, SLG: 0.509	0-0 E6 1B 1B 3-H	0-0 2B			0-0 1B 1B	0-0 FC5 1B 1-2 2-3f 3-H		0-0 L8	0-0 4-3	6 1 2 2 0 0 4										
Ted Simmons, S (1, 2) OBP: 0.390, SLG: 0.551	0-0 1B 1B 1-2	0-0 5-3			0-0 F3	0-0 F7		0-0 3-1		5 1 1 0 0 0 4										
George Hendrick, R (1, 9) OBP: 0.362, SLG: 0.447	0-0 1B 1B 1-2 2-H		0-0 5-3		0-0 1B 1B G4-6-3 1-2		0-0 1B 1B BB SF9	0-0 F8		5 2 3 1 0 0 0										
Tony Scott, S (1, 8) OBP: 0.305, SLG: 0.384	0-0 F7		0-3 K		0-0 G4-6-3 1-2f		0-0 P4		0-0 HR	5 1 1 1 0 1 5										
Ken Reitz, R (1, 5) OBP: 0.297, SLG: 0.375	0-0 1B 1B 1-3 2-H		0-3 K			0-0 1B 1B	0-0 1B 1B 1-2 HR		0-0 F9	5 2 3 1 0 1 0	AB 44 R 12 H 19 RBI 12 BB 2 SO 4 LOB 22									
Ken Oberkfell, L (1, 4) OBP: 0.402, SLG: 0.419	0-0 1B 1-2 3-H			4-0 G3 BB		0-0 1B 1B 1-2 FC5	4-0 1B 1B 1-2 2-3 HR BB		0-0 SH 1B	3 3 3 1 2 0 0										
Pete Vuckovich, R (1, 1) OBP: 0.152, SLG: 0.156 Mark Littell, L (8, 1)	0-3 K			0-0 F2		0-0 FC5 1B 1-2 2-3	0-0 SF9		0-0 SH 1B 1-2	3 0 1 1 0 1 3 0 0 0 0 0 0 0										
Inning Stats	R: 4 E: 1 K: 1 S: 11	H: 5 LOB: 2 BB: 0 P: 11	R: 0 E: 0 K: 0 S: 4	H: 1 LOB: 1 BB: 0 P: 4	R: 0 E: 0 K: 2 S: 7	H: 0 LOB: 0 BB: 0 P: 7	R: 0 E: 0 K: 0 S: 3	H: 2 LOB: 1 BB: 0 P: 4	R: 2 E: 0 K: 1 S: 9	H: 4 LOB: 2 BB: 0 P: 9	R: 4 E: 0 K: 0 S: 6	H: 3 LOB: 0 BB: 1 P: 10	R: 0 E: 0 K: 0 S: 3	H: 0 LOB: 0 BB: 0 P: 3	R: 2 E: 1 K: 0 S: 7	H: 4 LOB: 2 BB: 0 P: 7	1B: 16 2B: 1 3B: 0 HR: 2	SF: 1 SAC: 1 DP: 1 HBP: 0	WP: 0 PB: 0 SB: 1 CS: 0	PA: 48
PITCHER	IP WLS BF H R ER SO BB IBB HBP BLK WP HR S P ERA WHIP																			
Jerry Reuss, L (1, 1) ERA: 4.36	6.0 L 31 12 6 3 4 1 0 0 0 0 0 0 38 42 4.50 2.167																			
Dave Patterson, R (7, 1) ERA: 4.97	2.0 10 3 4 4 0 1 0 0 0 0 0 1 9 13 18.00 2.000																			
Joe Beckwith, R (9, 1) ERA: 5.6	1.0 7 4 2 2 0 0 0 0 0 0 0 1 7 7 18.00 4.000																			

St. Louis Cardinals @ Los Angeles Dodgers  
Dodger Stadium, Los Angeles, CA

Fri Aug 24 1979, 7:05 PM PDT  
Att. 40,478 - Unknown - 75 F

livebaseballscores.com

Batter	1	2	3	4	5	6	7	8	9	AB R H RBI BB SO LOB
<b>Davey Lopes, R</b> OBP: 0.368, SLG: 0.475 (1, 4) x	0-0 E 1B	0-0 L7			0-0 1B SF7 1B		0-0 F8		0-0 S 1B	5 2 3 0 0 0 2
<b>Bill Russell, R</b> OBP: 0.293, SLG: 0.357 (1, 6) x	0-0 E9 1B		0-0 F9		0-0 FC5-4 1B		0-0 PB 1B		0-0 F8	5 2 3 0 0 0 1
<b>Steve Garvey, R</b> OBP: 0.352, SLG: 0.471 (1, 3) x	0-0 G5-4-3 1B		0-0 1-3		0-0 SF7		0-0 F2		0-3 K	4 0 1 3 0 1 2
<b>Ron Cey, R</b> OBP: 0.386, SLG: 0.504 (1, 5) S S S	0-3 K		0-3 K		0-0 FC5-4		0-0 1B		0-0 F8	5 0 1 1 0 2 3
<b>Dusty Baker Jr., R</b> OBP: 0.345, SLG: 0.478 (1, 7) x	0-0 G5-4-3			0-0 F8		0-0 HR		0-0 6-3		4 1 1 1 0 0 2
<b>Joe Ferguson, R</b> OBP: 0.379, SLG: 0.451 (1, 2)		4-0 E 1B BB		0-0 6-3		4-0 S BLK BB		0-0 5-3		2 0 0 0 2 0 0
<b>Gary Thomasson, L</b> OBP: 0.351, SLG: 0.416 (1, 9) S S S		0-3 K		4-0 BB		0-0 F9		0-3 K		3 0 0 0 1 2 2
<b>Derrel Thomas, S</b> OBP: 0.339, SLG: 0.349 (1, 8) x		0-0 E 1B		0-0 P6		0-3 K		4-0 BB		3 0 1 0 1 1 2
<b>Jerry Reuss, L</b> OBP: 0.138, SLG: 0.111 (1, 1) S S S		0-3 K			0-3 K		0-0 4-3		0-0 L4	2 0 0 0 0 2 2
<b>Von Joshua, L</b> OBP: 0.307, SLG: 0.418 (6, PH)										1 0 0 0 0 0 1
<b>Dave Patterson, R</b> (7, 1)										0 0 0 0 0 0 0
<b>Manny Mota, R</b> OBP: 0.368, SLG: 0.333 (8, PH)										1 0 0 0 0 0 1
<b>Joe Beckwith, L</b> (9, 1)										0 0 0 0 0 0 0

Inning Stats	R: 2 E: 1 K: 1 S: 7	H: 3 LOB: 0 BB: 0 P: 7	R: 0 E: 1 K: 2 S: 8	H: 1 LOB: 2 BB: 1 P: 12	R: 0 E: 0 K: 1 S: 5	H: 0 LOB: 0 BB: 0 P: 5	R: 0 E: 0 K: 0 S: 3	H: 0 LOB: 1 BB: 1 P: 7	R: 1 E: 0 K: 1 S: 7	H: 2 LOB: 1 BB: 0 P: 7	R: 1 E: 0 K: 1 S: 6	H: 1 LOB: 1 BB: 1 P: 10	R: 1 E: 0 K: 0 S: 5	H: 2 LOB: 1 BB: 0 P: 5	R: 0 E: 0 K: 1 S: 5	H: 0 LOB: 1 BB: 1 P: 9	R: 0 E: 0 K: 1 S: 6	H: 1 LOB: 1 BB: 0 P: 6	1B: 9 2B: 0 3B: 0 HR: 1	SF: 1 SAC: 0 DP: 1 HBP: 0	WP: 0 PB: 1 SB: 2 CS: 0	PA: 40 ERA WHIP	
<b>PITCHER</b>	IP	WLS	BF	H	R	ER	SO	BB	IBB	HBP	BLK	WP	HR	S	P	ERA	WHIP						
<b>Pete Vuckovich, R</b> ERA: 3.76 (1, 1)	7.0	W	32	9	5	3	6	3	0	0	1	0	1	41	53	3.86	1.714						
<b>Mark Littell, R</b> ERA: 2.73 (8, 1)	2.0		8	1	0	0	2	1	0	0	0	0	0	11	15	0.00	1.000						

**BOTTOM**


**St. Louis Cardinals @ Los Angeles Dodgers**  
Dodger Stadium, Los Angeles, CA

Fri Aug 24 1979, 7:05 PM PDT  
Att: 40,478 - Unknown - 75 F

livebaseballscorecards.com

AB	35
R	5
H	10
RBI	5
BB	4
SO	8
LOB	18



Batter	1	2	3	4	5	6	7	8	9	AB R H RBI BB SO LOB	TOP																									
Garry Templeton, S (1, 6) OBP: 0.348, SLG: 0.472 Mike Phillips, L (6, 6) OBP: 0.310, SLG: 0.338	0-0 G3			0-0 SF9 3B	0-0 F7		0-0 L4		0-0 F8	3 1 1 0 0 0 1 2 0 0 0 0 0 2	<b>St. Louis Cardinals @ Los Angeles Dodgers</b> Dodger Stadium, Los Angeles, CA Sat Aug 25 1979, 7:05 PM PDT Att. 47,244 - Unknown - 68 F  <b>livebaseballscores.com</b>  <b>AB 36</b> <b>R 5</b> <b>H 13</b> <b>RBI 4</b> <b>BB 0</b> <b>SO 3</b> <b>LOB 16</b>  																									
Lou Brock, L (1, 7) OBP: 0.354, SLG: 0.421	0-0 F8			0-3 K		0-0 1B 1B	0-0 1-4		0-0 HBP 1B	5 1 2 0 0 1 3																										
Keith Hernandez, L (1, 3) OBP: 0.419, SLG: 0.510	0-0 P4			0-0 SF9		0-0 1B G5-4-3 1B		0-0 1B 1B	1-0 HBP	3 2 2 1 0 0 0																										
Ted Simmons, S (1, 2) OBP: 0.390, SLG: 0.549		0-0 F9		0-0 1B 1B		0-0 1B G5-4-3 1B		0-0 F9	0-0 F7	5 0 2 1 0 0 3																										
George Hendrick, R (1, 9) OBP: 0.362, SLG: 0.446		0-0 F7		0-0 1-3 1B		0-0 G5-4-3 1-2f 3-H		0-0 1B SF9 1B	0-0 F7	5 1 2 0 0 0 3																										
Tony Scott, S (1, 8) OBP: 0.304, SLG: 0.383		0-0 4-3		0-0 F7		0-3 K		0-0 1B 1B		4 0 1 1 0 1 2																										
Ken Reitz, R (1, 5) OBP: 0.295, SLG: 0.373			0-0 5-3		0-3 K		0-0 6-3		0-0 SF9	3 0 0 1 0 1 0																										
Ken Oberkfell, L (1, 4) OBP: 0.407, SLG: 0.422			0-0 P6		1-0 SH3-4 HBP		0-0 1B 1B		0-0 FC5-4 1B	3 0 2 0 0 0 0																										
John Denny, R (1, 1) OBP: 0.167, SLG: 0.224 Bernie Carbo, L (7, PH) OBP: 0.394, SLG: 0.426 Roy Thomas, R (7, 1) OBP: 0.083, SLG: 0.167			0-0 F7		0-0 SH3-4		0-0 1B		0-0 FC5-4	1 0 0 0 0 0 0 1 0 1 0 0 0 0 1 0 0 0 0 0 2																										
<b>Inning Stats</b>	R: 0 E: 0 K: 0 S: 3	H: 0 LOB: 0 BB: 0 P: 3	R: 0 E: 0 K: 0 S: 3	H: 0 LOB: 0 BB: 0 P: 3	R: 0 E: 0 K: 0 S: 3	H: 0 LOB: 0 BB: 0 P: 3	R: 1 E: 0 K: 1 S: 8	H: 3 LOB: 2 BB: 0 P: 8	R: 0 E: 0 K: 1 S: 5	H: 0 LOB: 1 BB: 0 P: 6		R: 2 E: 0 K: 1 S: 7	H: 3 LOB: 0 BB: 0 P: 7	R: 0 E: 0 K: 0 S: 5	H: 2 LOB: 2 BB: 0 P: 5	R: 2 E: 0 K: 0 S: 7	H: 4 LOB: 2 BB: 0 P: 7	R: 0 E: 0 K: 0 S: 4	H: 1 LOB: 2 BB: 0 P: 5	1B: 12 2B: 0 3B: 1 HR: 0	SF: 2 SAC: 1 DP: 1 HBP: 2	WP: 0 PB: 0 SB: 0 CS: 0	PA: 41													
<b>PITCHER</b>	IP WLS BF H R ER SO BB IBB HBP BLK WP HR S P ERA WHIP																				<b>PITCHER</b>	IP WLS BF H R ER SO BB IBB HBP BLK WP HR S P ERA WHIP														
Burt Hooton, R (1, 1) ERA: 2.95	6.1		27	8	3	3	3	0	0	1	0	0	0	32	33	4.26	1.263																			
Ken Brett, L (7, 1) ERA: 3.7	1.0	L	6	3	2	2	0	0	0	0	0	0	0	6	6	18.00	3.000																			
Bobby Castillo, R (8, 1) ERA:	1.2		8	2	0	0	0	0	0	1	0	0	0	7	8	0.00	1.200																			



Batter	1	2	3	4	5	6	7	8	9	AB	R	H	RBI	BB	SO	LOB
Davey Lopes, R (1, 4) OBP: 0.369, SLG: 0.473	0-0 L4		4-0 BB 1B		0-0 5-3		4-0 S BB			2	1	0	0	2	0	0
Bill Russell, R (1, 6) OBP: 0.295, SLG: 0.357	0-0 F8		4-0 BB 1-2 1B		0-0 6-3 1B		0-0 L8			3	0	1	0	1	0	1
Steve Garvey, R (1, 3) OBP: 0.353, SLG: 0.477	0-0 HR		0-0 1-2 2-H 1B		0-0 6-3		0-0 6-3			4	1	2	2	0	0	1
Ron Cey, R (1, 5) OBP: 0.382, SLG: 0.499	0-0 4-3		0-0 F3		0-0 F9		0-0 1-3			4	0	0	0	0	0	3
Dusty Baker Jr., R (1, 7) OBP: 0.342, SLG: 0.474		0-3 K		0-0 6-3		0-0 6-3		0-3 K		4	0	0	0	0	2	0
Joe Ferguson, R (1, 2) OBP: 0.380, SLG: 0.460		0-0 4-3		0-0 HR		0-3 K		4-0 SH3-4 BB		3	1	1	1	1	1	0
Ted Martinez, R (9, PR) OBP: 0.333, SLG: 0.364										0	0	0	0	0	0	0
Gary Thomasson, L (1, 9) OBP: 0.351, SLG: 0.426		0-0 4-3		0-0 HR		0-3 K		0-0 SH3-4		3	1	1	1	0	1	0
Derrel Thomas, S (1, 8) OBP: 0.335, SLG: 0.344			0-0 F9	0-0 3-1		0-0 F9		0-3 K		4	0	0	0	0	1	2
Burt Hooton, R (1, 1) OBP: 0.162, SLG: 0.192			0-0 5-3	0-0 5-3		0-3 K		0-0 F7		2	0	0	0	0	0	0
Ken Brett, L (7, 1) OBP: 0.300, SLG: 0.300										1	0	0	0	0	1	0
Bobby Castillo, R (8, 1)										0	0	0	0	0	0	0
Manny Mota, R (9, PH) OBP: 0.359, SLG: 0.324										1	0	0	0	0	0	2

Inning Stats	R: 1	H: 1	E: 0	K: 0	S: 4	H: 1	LOB: 0	BB: 0	P: 4	R: 0	H: 0	E: 0	K: 1	S: 5	H: 0	LOB: 0	BB: 0	P: 5	R: 1	H: 1	E: 0	K: 0	S: 4	H: 1	LOB: 2	BB: 2	P: 12	R: 2	H: 2	E: 0	K: 0	S: 5	H: 0	LOB: 0	BB: 0	P: 5	R: 0	H: 1	E: 0	K: 0	S: 4	H: 0	LOB: 1	BB: 0	P: 4	R: 0	H: 0	E: 0	K: 2	S: 7	H: 0	LOB: 0	BB: 0	P: 7	R: 0	H: 0	E: 0	K: 1	S: 5	H: 0	LOB: 1	BB: 1	P: 9	R: 0	H: 0	E: 0	K: 1	S: 5	H: 0	LOB: 0	BB: 0	P: 5	R: 0	H: 0	E: 0	K: 1	S: 5	H: 0	LOB: 2	BB: 1	P: 9	1B: 2	2B: 0	3B: 0	HR: 3	SF: 0	SAC: 1	DP: 0	HBP: 0	WP: 0	PB: 0	SB: 1	CS: 0	PA: 36
PITCHER	IP	WLS	BF	H	R	ER	SO	BB	IBB	HBP	BLK	WP	HR	S	P	ERA	WHIP																																																																													
John Denny, R (1, 1) ERA: 4.68	6.0		25	5	4	4	3	2	0	0	0	0	0	29	37	6.00	1.167																																																																													
Roy Thomas, R (7, 1) ERA: 2.91	3.0	W	11	0	0	0	3	2	0	0	0	0	0	15	23	0.00	0.667																																																																													

BOTTOM

St. Louis Cardinals @ Los Angeles Dodgers  
 Dodger Stadium, Los Angeles, CA  
 Sat Aug 25 1979, 7:05 PM PDT  
 Att: 47,244 - Unknown - 68 F

AB	31
R	4
H	5
RBI	4
BB	4
SO	6
LOB	9



WP: 0	PA: 36
PB: 0	
SB: 1	
CS: 0	

PITCHER	IP	WLS	BF	H	R	ER	SO	BB	IBB	HBP	BLK	WP	HR	S	P	ERA	WHIP
---------	----	-----	----	---	---	----	----	----	-----	-----	-----	----	----	---	---	-----	------

Batter	1	2	3	4	5	6	7	8	9	AB R H RBI BB SO LOB	TOP	
Garry Templeton, S (1, 6) OBP: 0.348, SLG: 0.471	0-0 F7		0-0 F7 BLK 2B 1B		0-0 F7		0-0 F7		0-3 K	5 1 2 0 0 1 3	<b>St. Louis Cardinals @ Los Angeles Dodgers</b> <b>Dodger Stadium, Los Angeles, CA</b> Sun Aug 26 1979, 3:33 AM PDT Att. 29,461 - Sunny - 75 F	
Lou Brock, L (1, 7) OBP: 0.352, SLG: 0.421	0-0 1-3		0-0 1-H 2B		0-3 K		0-0 3-1		0-0 F8	5 0 1 1 0 1 5		
Keith Hernandez, L (1, 3) OBP: 0.416, SLG: 0.506	0-0 F7		0-0 F7			0-0 G3		0-0 P4		4 0 0 0 0 0 1		
Ted Simmons, S (1, 2) OBP: 0.386, SLG: 0.543		0-3 K	0-0 P4			0-0 6-3		0-0 F9		4 0 0 0 0 1 1		
George Hendrick, R (1, 9) OBP: 0.363, SLG: 0.447		0-0 1B 1B		0-0 5-3		0-0 FC5-4 1B		0-0 L6		4 0 2 0 0 0 0		
Tony Scott, S (1, 8) OBP: 0.306, SLG: 0.383		0-0 1-2 1B		0-0 6-3		0-0 FC5-4 1-2		4-0 BB 1B 1B BB		3 0 1 0 1 0 1		
Ken Reitz, R (1, 5) OBP: 0.297, SLG: 0.374 Tom Herr, S (9, PR)	0-0 F8		0-0 1B		0-0 1B		0-0 F9		0-0 1B 1-2 1B	4 0 2 0 0 0 2 0 0 0 0 0 0 0		
Ken Oberkfell, L (1, 4) OBP: 0.405, SLG: 0.419	0-0 4-3		0-0 P5				0-0 F8		0-0 1-2 2-3 1B	4 0 1 0 0 0 3		
Silvio Martinez, R (1, 1) OBP: 0.157, SLG: 0.163 Bernie Carbo, L (7, PH) OBP: 0.403, SLG: 0.436 George Frazier, R (7, 1) Dane Iorg, L (9, PH) OBP: 0.327, SLG: 0.362			0-0 F9		0-0 4-3		0-0 1B 1B		0-3 K	2 0 0 0 0 0 0 1 0 1 0 0 0 0 0 0 0 0 0 0 0 1 0 0 0 0 1 3		
<b>Inning Stats</b>	R: 0 H: 0 E: 0 LOB: 0 K: 0 BB: 0 S: 3 P: 3	R: 0 H: 2 E: 0 LOB: 2 K: 1 BB: 0 S: 7 P: 7	R: 1 H: 2 E: 0 LOB: 1 K: 0 BB: 0 S: 5 P: 5	R: 0 H: 1 E: 0 LOB: 1 K: 0 BB: 0 S: 4 P: 4	R: 0 H: 0 E: 0 LOB: 0 K: 1 BB: 0 S: 5 P: 5	R: 0 H: 1 E: 0 LOB: 1 K: 0 BB: 0 S: 4 P: 4	R: 0 H: 2 E: 0 LOB: 2 K: 0 BB: 0 S: 5 P: 5	R: 0 H: 0 E: 0 LOB: 0 K: 0 BB: 0 S: 3 P: 3	R: 0 H: 2 E: 0 LOB: 3 K: 2 BB: 1 S: 9 P: 13	1B: 9 SF: 0 2B: 1 SAC: 0 3B: 0 DP: 0 HR: 0 HBP: 0		WP: 0 PA: 38 PB: 0 SB: 0 CS: 0
<b>PITCHER</b> Rick Sutcliffe, R (1, 1) ERA: 3.92 Bobby Castillo, R (9, 1) ERA:	IP WLS BF H R ER SO BB IBB HBP BLK WP HR S P ERA WHIP											<b>PITCHER</b> IP WLS BF H R ER SO BB IBB HBP BLK WP HR S P ERA WHIP
	8.0 W 32 8 1 1 2 0 0 0 1 0 0 36 36 1.12 1.000											
	1.0 S 6 2 0 0 2 1 0 0 0 0 0 9 13 0.00 3.000											

livebaseballscores.com

**AB 37**  
**R 1**  
**H 10**  
**RBI 1**  
**BB 1**  
**SO 4**  
**LOB 19**



Batter	1	2	3	4	5	6	7	8	9	AB	R	H	RBI	BB	SO	LOB	BOTTOM
--------	---	---	---	---	---	---	---	---	---	----	---	---	-----	----	----	-----	--------

Davey Lopes, R OBP: 0.370, SLG: 0.473 (1, 4) S S	0-3 K ①		0-0 F9 S 1B ②		0-0 5-3 ①		0-0 FC6-5-4 2-H 1B ②			4	1	2	1	0	1	0	<p>St. Louis Cardinals @ Los Angeles Dodgers</p> <p>Dodger Stadium, Los Angeles, CA</p> <p>Sun Aug 26 1979, 3:33 AM PDT</p> <p>Att: 29,461 - Sunny - 75 F</p>
--	---------	--	---------------	--	-----------	--	----------------------	--	--	---	---	---	---	---	---	---	---

Bill Russell, R OBP: 0.293, SLG: 0.354 (1, 6) X	0-0 4-3 ②		0-0 F9 1-3 ②		0-0 F7 ②		0-0 FC6-5-4 2-3 ②			4	0	0	0	0	0	2
---	-----------	--	--------------	--	----------	--	-------------------	--	--	---	---	---	---	---	---	---

Steve Garvey, R OBP: 0.356, SLG: 0.487 (1, 3) X	0-0 2B		0-0 FC5 1B 3-H 1B ②		0-0 HR		0-0 4-3 ③			4	1	3	2	0	0	1
---	--------	--	---------------------	--	--------	--	-----------	--	--	---	---	---	---	---	---	---

Ron Cey, R OBP: 0.381, SLG: 0.496 (1, 5) X	0-0 5-3 ③		0-0 1B 1-2 ③		0-0 F9 ③			0-0 5-3 ①		4	0	1	0	0	0	1
--	-----------	--	--------------	--	----------	--	--	-----------	--	---	---	---	---	---	---	---

Dusty Baker Jr., R OBP: 0.343, SLG: 0.473 (1, 7) BB BB		4-0 BB	0-0 FC5 2-3f ③		0-0 F9 ①			0-0 G6-4-3 1B ②		3	0	1	0	1	0	2
--	--	--------	----------------	--	----------	--	--	-----------------	--	---	---	---	---	---	---	---

Joe Ferguson, R OBP: 0.379, SLG: 0.467 (1, 2) X		0-0 F7 ①		0-0 HR		0-0 F9 ②		0-0 G6-4-3 1-2f ③		4	1	1	1	0	0	2
---	--	----------	--	--------	--	----------	--	-------------------	--	---	---	---	---	---	---	---

Gary Thomasson, L OBP: 0.348, SLG: 0.421 (1, 8) Derrel Thomas, S OBP: 0.335, SLG: 0.344 (7, 8) BB BB		0-3 K ②		0-3 K ①		0-0 G3 ③				3	0	0	0	0	2	1
--	--	---------	--	---------	--	----------	--	--	--	---	---	---	---	---	---	---

Mickey Hatcher, R OBP: 0.528, SLG: 0.667 (1, 9) X		0-0 F9 ③		0-0 1B B3-6-4 ③			0-0 S 1B ①			3	1	2	0	0	0	1
---	--	----------	--	-----------------	--	--	------------	--	--	---	---	---	---	---	---	---

Rick Sutcliffe, L OBP: 0.224, SLG: 0.313 (1, 1) Bobby Castillo, R (9, 1)			0-0 6-3 ①		0-0 B3-6-4 1-2f ③		0-3 K 1-2 ①			3	0	0	0	0	1	2
--	--	--	-----------	--	-------------------	--	-------------	--	--	---	---	---	---	---	---	---

Inning Stats	R: 0 E: 0 K: 1 S: 6	H: 1 LOB: 1 BB: 0 P: 6	R: 0 E: 0 K: 1 S: 5	H: 0 LOB: 1 BB: 1 P: 9	R: 1 E: 0 K: 0 S: 6	H: 3 LOB: 2 BB: 0 P: 6	R: 1 E: 0 K: 1 S: 6	H: 2 LOB: 0 BB: 0 P: 6	R: 1 E: 0 K: 0 S: 4	H: 1 LOB: 0 BB: 0 P: 4	R: 0 E: 0 K: 0 S: 3	H: 0 LOB: 0 BB: 0 P: 3	R: 1 E: 0 K: 1 S: 7	H: 2 LOB: 1 BB: 0 P: 7	R: 0 E: 0 K: 0 S: 3	H: 1 LOB: 0 BB: 0 P: 3	1B: 7 2B: 1 3B: 0 HR: 2	SF: 0 SAC: 0 DP: 2 HBP: 0	WP: 0 PB: 0 SB: 2 CS: 0	PA: 33
--------------	---------------------	------------------------	---------------------	------------------------	---------------------	------------------------	---------------------	------------------------	---------------------	------------------------	---------------------	------------------------	---------------------	------------------------	---------------------	------------------------	-------------------------	---------------------------	-------------------------	--------

PITCHER	IP	WLS	BF	H	R	ER	SO	BB	IBB	HBP	BLK	WP	HR	S	P	ERA	WHIP
Silvio Martinez, R ERA: 3.47 (1, 1)	6.0	L	25	7	3	3	3	1	0	0	0	0	2	30	34	4.50	1.333
George Frazier, R ERA: 5.04 (7, 1)	2.0		8	3	1	1	1	0	0	0	0	0	0	10	10	4.50	1.500

AB	32
R	4
H	10
RBI	4
BB	1
SO	4
LOB	12



Batter	1	2	3	4	5	6	7	8	9	AB R H RBI BB SO LOB	TOP																
Omar Moreno, L (1, 8) OBP: 0.339, SLG: 0.401	0-0 G3		0-0 G3			0-3 K		0-0 1-3		4 0 0 0 0 1 1	<b>Pittsburgh Pirates @ Los Angeles Dodgers</b> Dodger Stadium, Los Angeles, CA Mon Aug 27 1979, 7:05 PM PDT Att: 35,705 - Unknown																
Tim Foli, R (1, 6) OBP: 0.326, SLG: 0.341	0-0 F9			0-0 F8		1-0 BB HBP		0-0 6-3		3 0 0 0 0 0 0																	
Dave Parker, L (1, 9) OBP: 0.367, SLG: 0.528	0-0 4-3			0-0 4-3		4-0 BB BB		0-0 5-3		3 0 0 0 1 0 0																	
Willie Stargell, L (1, 3) OBP: 0.359, SLG: 0.566		0-0 F7		0-0 F9		0-0 F8		0-0 L5		4 0 0 0 0 0 3																	
John Milner, L (1, 7) OBP: 0.397, SLG: 0.543 Bill Robinson, R (8, 7) OBP: 0.307, SLG: 0.529		0-0 G3			0-0 F2		0-0 SH5-4 1B	0-3 K		3 1 1 0 0 0 0 1 0 0 0 0 1 0																	
Bill Madlock, R (1, 5) OBP: 0.341, SLG: 0.435		0-0 F8			0-0 F8		0-0 1B SH5-4 CS 1B	0-0 1B		4 0 2 0 0 0 0																	
Ed Ott, L (1, 2) OBP: 0.313, SLG: 0.398			0-3 K		0-0 4-3		0-0 SH5-4	0-0 1-3		3 0 0 0 0 1 1																	
Phil Garner, R (1, 4) OBP: 0.359, SLG: 0.452			0-0 F9			0-3 K	0-0 2-3 3-H 1B			3 0 1 1 0 1 0																	
Jim Bibby, R (1, 1) OBP: 0.182, SLG: 0.375 Kent Tekulve, R (7, 1) OBP: 0.273, SLG: 0.200 Enrique Romo, R (9, 1) OBP: 0.100, SLG: 0.100			0-0 HR			0-0 BB HBP 1B	0-3 K			3 1 2 1 0 1 2 0 0 0 0 0 0 0 0 0 0 0 0 0 0																	
<b>Inning Stats</b>	R: 0 E: 0 K: 0 S: 3	H: 0 LOB: 0 BB: 0 P: 3	R: 0 E: 0 K: 0 S: 3	H: 0 LOB: 0 BB: 0 P: 3	R: 1 E: 0 K: 1 S: 6	H: 1 LOB: 0 BB: 0 P: 6	R: 0 E: 0 K: 0 S: 3	H: 0 LOB: 0 BB: 0 P: 3	R: 0 E: 0 K: 2 S: 8	H: 1 LOB: 3 BB: 1 P: 13		R: 1 E: 0 K: 1 S: 7	H: 3 LOB: 1 BB: 0 P: 7	R: 0 E: 0 K: 0 S: 3	H: 0 LOB: 0 BB: 0 P: 3	R: 0 E: 0 K: 1 S: 6	H: 1 LOB: 1 BB: 0 P: 6	1B: 5 2B: 0 3B: 0 HR: 1	SF: 0 SAC: 1 DP: 0 HBP: 1	WP: 0 PB: 0 SB: 0 CS: 1	PA: 34						
<b>PITCHER</b>	IP WLS BF H R ER SO BB IBB HBP BLK WP HR S P ERA WHIP																										
Don Sutton, R (1, 1) ERA: 3.9	7.0		27	5	2	2	4	1	0	1	0	0	1	33	38	2.57	0.857										
Ken Brett, L (8, 1) ERA: 3.55	2.0	W	7	1	0	0	1	0	0	0	0	0	0	9	9	0.00	0.500										

AB	31
R	2
H	6
RBI	2
BB	1
SO	5
LOB	7



BOTTOM

Pittsburgh Pirates @ Los Angeles Dodgers  
Dodger Stadium, Los Angeles, CA  
Mon Aug 27 1979, 7:05 PM PDT  
Att. 35,705 - Unknown

livebaseballscores.com

AB 33  
R 4  
H 9  
RBI 4  
BB 2  
SO 3  
LOB 11



WP: 1 PA: 36  
PB: 0  
SB: 0  
CS: 0

AB R H RBI BB SO LOB

4 0 1 1 0 0 3

4 0 1 0 0 1 1

4 0 1 0 0 0 0

4 0 0 0 0 0 2

3 0 0 0 1 1 0

4 0 1 0 0 1 3

0 1 0 0 0 0 0

3 0 1 0 0 0 0

0 0 0 0 0 0 0

1 1 1 0 0 0 0

1 1 1 3 1 0 0

1B: 7 SF: 0  
2B: 1 SAC: 1  
3B: 0 DP: 1  
HR: 1 HBP: 0

Batter	1	2	3	4	5	6	7	8	9
Davey Lopes, R OBP: 0.369, SLG: 0.473 (1, 4)	0-0 5-3 			0-0 5-3 	0-0 		0-0 G6-4-3 		
Bill Russell, R OBP: 0.292, SLG: 0.353 (1, 6)	0-0 5-3 			0-0 1-3 1B 	0-3 K 			0-0 P6 	
Steve Garvey, R OBP: 0.355, SLG: 0.485 (1, 3)	0-0 L7 			0-0 1-3 1B 				0-0 F9 	
Ron Cey, R OBP: 0.378, SLG: 0.491 (1, 5)		0-0 F9 		0-0 1-3 				0-0 L6 	
Joe Ferguson, R OBP: 0.378, SLG: 0.463 (1, 2)		0-3 K 		4-0 				0-0 F7 	
Gary Thomasson, L OBP: 0.346, SLG: 0.419 Ted Martinez, R OBP: 0.333, SLG: 0.364 (9, PR)		0-0 F9 		0-0 L9 			0-3 K 		0-0 WP 1B HR 
Mickey Hatcher, R OBP: 0.513, SLG: 0.636 Ken Brett, L OBP: 0.300, SLG: 0.300 Von Joshua, L OBP: 0.313, SLG: 0.423 (9, PH)			0-0 5-3 		0-0 P3 		0-0 BB 1B 		0-0 WP HR 
Derrel Thomas, S OBP: 0.337, SLG: 0.346 (1, 8)			0-0 4-3 		0-0 SH1 1B 		0-0 BB 1B 		0-0 L8 
Don Sutton, R OBP: 0.169, SLG: 0.157 Dusty Baker Jr., R OBP: 0.346, SLG: 0.480 (7, PH)			0-0 F8 		0-0 SH1 		4-0 G6-4-3 		0-0 HR 

Inning Stats	R: 0	H: 0	E: 0	K: 0	S: 3	R: 0	H: 0	E: 0	K: 1	S: 5	R: 0	H: 0	E: 0	K: 0	S: 3	R: 0	H: 2	E: 0	K: 0	S: 5	R: 1	H: 2	E: 0	K: 1	S: 7	R: 0	H: 0	E: 0	K: 0	S: 3	R: 0	H: 2	E: 0	K: 1	S: 6	R: 0	H: 0	E: 0	K: 0	S: 3	R: 3	H: 3	E: 0	K: 0	S: 5	1B: 7	SF: 0	2B: 1	SAC: 1	3B: 0	DP: 1	HR: 1	HBP: 0	
	0	0	0	0	3	0	0	0	1	5	0	0	0	0	3	0	2	0	0	5	1	2	0	1	7	0	0	0	0	3	0	0	0	0	3	0	0	0	3	0	0	0	3	3	0	0	0	5	7	0	1	0	1	0

PITCHER	IP	WLS	BF	H	R	ER	SO	BB	IBB	HBP	BLK	WP	HR	S	P	ERA	WHIP
Jim Bibby, R ERA: 2.84 (1, 1)	6.1		26	6	1	1	3	1	0	0	0	0	0	31	35	1.42	1.105
Kent Tekulve, R ERA: 2.93 (7, 1)	2.0	L	8	2	2	2	0	1	0	0	0	0	0	7	11	9.00	1.500
Enrique Romo, R ERA: 2.56 (9, 1)	0.1		2	1	1	1	0	0	0	0	0	1	1	2	2	27.00	3.000

Batter	1	2	3	4	5	6	7	8	9	AB R H RBI BB SO LOB	TOP													
Omar Moreno, L (1, 8) OBP: 0.338, SLG: 0.400	0-3 K	0-0 S 1-3 3-H 1B			0-3 K		0-0 F9			4 0 1 1 0 2 0	<b>Pittsburgh Pirates @ Los Angeles Dodgers</b> Dodger Stadium, Los Angeles, CA Tue Aug 28 1979, 7:05 PM PDT Att: 31,587 - Unknown <a href="http://livebaseballscorecards.com">livebaseballscorecards.com</a>													
Tim Foli, R (1, 6) OBP: 0.323, SLG: 0.338	0-0 G3	0-0 F9			0-0 F7		0-0 L3			4 0 0 0 0 0 2														
Dave Parker, L (1, 9) OBP: 0.368, SLG: 0.527	4-0 BB				0-0 F5		0-0 WP HR 1B			3 1 1 0 1 0 0														
Willie Stargell, L (1, 3) OBP: 0.358, SLG: 0.571	0-3 K				0-3 K		0-0 1-H HR			4 1 1 2 0 3 1														
John Milner, L (1, 7) OBP: 0.395, SLG: 0.538 Bill Robinson, R (8, 7) OBP: 0.307, SLG: 0.529					0-0 F9		0-0 WP 1B			4 0 1 0 0 0 0 0 0 0 0 0 0 0														
Bill Madlock, R (1, 5) OBP: 0.342, SLG: 0.434					0-0 S E FC6-4 1B		0-0 5-3			3 1 1 0 1 0 1														
Ed Ott, L (1, 2) OBP: 0.310, SLG: 0.393					0-0 E4 FC6-4 1-2 1B		0-0 F9			4 0 0 0 0 0 2														
Phil Garner, R (1, 4) OBP: 0.356, SLG: 0.448					0-0 FC6-4 1B 1-2f 2-H 1B		0-0 F5			4 1 0 1 0 0 1														
John Candelaria, L (1, 1) OBP: 0.161, SLG: 0.213					0-0 1B 1-3 1B		0-0 P4			3 0 1 0 0 1 0														
<b>Inning Stats</b>	R: 0 E: 0 K: 2 S: 7	H: 0 LOB: 1 BB: 1 P: 11	R: 2 E: 1 K: 0 S: 7	H: 3 LOB: 2 BB: 0 P: 7	R: 0 E: 0 K: 1 S: 6	H: 1 LOB: 1 BB: 0 P: 6	R: 0 E: 0 K: 0 S: 3	H: 0 LOB: 0 BB: 0 P: 3	R: 2 E: 0 K: 1 S: 7	H: 2 LOB: 0 BB: 0 P: 7	R: 0 E: 0 K: 0 S: 3	H: 0 LOB: 0 BB: 0 P: 3	R: 0 E: 0 K: 1 S: 5	H: 0 LOB: 0 BB: 0 P: 5	R: 0 E: 0 K: 1 S: 5	H: 0 LOB: 0 BB: 0 P: 5	R: 0 E: 0 K: 0 S: 2	H: 0 LOB: 0 BB: 1 P: 6	R: 0 E: 0 K: 0 S: 2	H: 0 LOB: 0 BB: 1 P: 6	1B: 5 2B: 0 3B: 0 HR: 1	SF: 0 SAC: 0 DP: 1 HBP: 0	WP: 2 PB: 0 SB: 3 CS: 0	PA: 35
<b>PITCHER</b>	IP WLS BF H R ER SO BB IBB HBP BLK WP HR S P ERA WHIP																							
Charlie Hough, R (1, 1) ERA: 5.11	6.0 L 26 6 4 2 4 1 0 0 0 2 1 33 37 3.00 1.167																							
Joe Beckwith, R (7, 1) ERA: 5.03	2.0 6 0 0 0 2 0 0 0 0 0 0 10 10 0.00 0.000																							
Lerrin LaCrow, R (9, 1) ERA: 6.54	1.0 3 0 0 0 0 1 0 0 0 0 0 2 6 0.00 1.000																							

AB	33
R	4
H	6
RBI	4
BB	2
SO	6
LOB	7



Batter	1	2	3	4	5	6	7	8	9	AB	R	H	RBI	BB	SO	LOB
Davey Lopes, R OBP: 0.370, SLG: 0.480 (1, 4) x	0-0 G4-6-3 1B			x 0-0 F9		x 0-0 HR		x 0-0 5-3	x 0-0 5-3	4	1	2	1	0	0	0
Bill Russell, R OBP: 0.292, SLG: 0.352 (1, 6) x	0-0 G4-6-3 1-2f			x 0-0 1B		x 0-0 E6		x 0-0 F8	x 0-0 F8	4	0	1	0	0	0	1
Steve Garvey, R OBP: 0.353, SLG: 0.481 (1, 3) x	0-0 6-3			x 0-0 F3		x 0-0 1-3		x 0-0 5-3	x 0-0 5-3	4	0	0	0	0	0	2
Ron Cey, R OBP: 0.378, SLG: 0.490 (1, 5) x		x 0-0 L6-3 1B		x 0-3 K		x 0-0 F7		x 0-0 F7	x 0-0 F7	3	0	1	0	0	1	1
Dusty Baker Jr., R OBP: 0.344, SLG: 0.477 (1, 7) x		x 0-0 F3		x 0-0 L7		x 0-0 F9		x 0-0 F9	x 0-0 F9	3	0	0	0	0	0	1
Joe Ferguson, R OBP: 0.375, SLG: 0.458 (1, 2) x		x 0-0 L6-3 1-2		x 0-0 F5		x 0-3 K		x 0-3 K	x 0-3 K	3	0	0	0	0	1	1
Mickey Hatcher, R OBP: 0.476, SLG: 0.583 (1, 9) x			x 0-0 4-3		x 0-0 F8		x 0-0 F8	x 0-0 F9	x 0-0 F9	3	0	0	0	0	0	0
Derrel Thomas, S OBP: 0.334, SLG: 0.343 (1, 8) x			x 0-0 6-3		x 0-0 F7		x 0-0 F7	x 0-0 F7	x 0-0 F7	3	0	0	0	0	0	0
Charlie Hough, R OBP: 0.174, SLG: 0.217 (1, 1) x			x 0-0 P4		x 0-0 F9		x 0-0 F9	x 0-3 K	x 0-3 K	1	0	0	0	0	0	0
Ted Martinez, R OBP: 0.329, SLG: 0.358 (6, PH)										1	0	0	0	0	0	0
Joe Beckwith, L (7, 1)										0	0	0	0	0	0	0
Manny Mota, R OBP: 0.350, SLG: 0.316 (8, PH)										1	0	0	0	0	1	0
Lerrin LaGrow, R (9, 1)										0	0	0	0	0	0	0

**BOTTOM**

**Pittsburgh Pirates @ Los Angeles Dodgers**  
**Dodger Stadium, Los Angeles, CA**  
 Tue Aug 28 1979, 7:05 PM PDT  
 Att. 31,587 - Unknown

AB	30
R	1
H	4
RBI	1
BB	0
SO	3
LOB	6



Inning Stats											PITCHER											
R: 0 E: 0 K: 0 S: 3	H: 1 LOB: 0 BB: 0 P: 3	R: 0 E: 0 K: 0 S: 3	H: 1 LOB: 0 BB: 0 P: 3	R: 0 E: 0 K: 0 S: 3	H: 0 LOB: 0 BB: 0 P: 3	R: 0 E: 0 K: 1 S: 6	H: 1 LOB: 1 BB: 0 P: 6	R: 0 E: 0 K: 0 S: 3	H: 0 LOB: 0 BB: 0 P: 3	R: 1 E: 1 K: 0 S: 5	H: 1 LOB: 1 BB: 0 P: 5	R: 0 E: 0 K: 1 S: 5	H: 0 LOB: 0 BB: 0 P: 5	R: 0 E: 0 K: 1 S: 5	H: 0 LOB: 0 BB: 0 P: 5	R: 0 E: 0 K: 0 S: 3	H: 0 LOB: 0 BB: 0 P: 3	1B: 3 2B: 1 3B: 0 HR: 1	SF: 0 SAC: 0 DP: 2 HBP: 0	WP: 0 PB: 0 SB: 0 CS: 0	PA: 30	
PITCHER John Candelaria, L ERA: 3.23 (1, 1)	IP: 9.0 WLS: W BF: 30 H: 4 R: 1 ER: 1 SO: 3 BB: 0 IBB: 0 HBP: 0 BLK: 0 WP: 0 HR: 1 S: 36 P: 36 ERA: 1.00 WHIP: 0.444																				PITCHER	IP: 0.0 WLS: 0 BF: 0 H: 0 R: 0 ER: 0 SO: 0 BB: 0 IBB: 0 HBP: 0 BLK: 0 WP: 0 HR: 0 S: 0 P: 0 ERA: 0.00 WHIP: 0.000

Batter	1	2	3	4	5	6	7	8	9	AB R H RBI BB SO LOB	TOP										
Omar Moreno, L (1, 8) OBP: 0.339, SLG: 0.400	0-0 4-3		0-3 K			0-0 FC4-6 1B		4-0 2B BB		3 1 1 0 1 1 1	<b>Pittsburgh Pirates @ Los Angeles Dodgers</b> <b>Dodger Stadium, Los Angeles, CA</b> Wed Aug 29 1979, 7:05 PM PDT Att: 32,816 - Unknown <a href="http://livebaseballscorecards.com">livebaseballscorecards.com</a>										
Phil Garner, R (1, 6) OBP: 0.359, SLG: 0.452	0-0 G1-6-3 1B			4-0 CS BB		0-0 FC4-6		0-0 1B 2B		3 1 2 2 1 0 2											
Dave Parker, L (1, 9) OBP: 0.366, SLG: 0.523	0-0 G1-6-3 1-2f			0-0 L5 1-2		0-0 4-3		0-0 1-3		4 0 0 0 0 0 7											
Bill Robinson, R (1, 3) OBP: 0.307, SLG: 0.526 (8, 7)		0-0 P6		0-0 F8			0-3 K	0-0 1B		4 0 1 1 0 1 0											
Lee Lacy, R (1, 7) OBP: 0.337, SLG: 0.441 Enrique Romo, R (8, 1) OBP: 0.100, SLG: 0.100 Kent Tekulve, R (8, 1) OBP: 0.273, SLG: 0.200		0-0 L9			0-0 F7		0-0 5-3	0-0 L5		4 0 0 0 0 0 2 0 0 0 0 0 0 0 0 0 0 0 0 0 0											
Bill Madlock, R (1, 5) OBP: 0.342, SLG: 0.432		0-0 F9			0-0 E5 G6-3		0-3 K		0-0 FC6-4 1B	4 0 1 0 0 1 0											
Rennie Stennett, R (1, 4) OBP: 0.285, SLG: 0.290			0-0 3-1		0-0 G6-3 1-2f			0-3 K	0-0 FC6-4 3-1	4 0 0 0 0 1 2											
Steve Nicosia, R (1, 2) OBP: 0.352, SLG: 0.445 Matt Alexander, S (8, PR) OBP: 0.538, SLG: 0.692 John Milner, L (8, 3) OBP: 0.393, SLG: 0.536			0-0 6-3 1B			4-0 FC3-6 BB		0-0 1B 2B	0-0 3-1	2 0 2 0 1 0 0 0 1 0 0 0 0 0 1 0 0 0 0 0 1											
Bert Blyleven, R (1, 1) OBP: 0.148, SLG: 0.164 Willie Stargell, L (8, PH) OBP: 0.380, SLG: 0.572 Ed Ott, L (8, PR) OBP: 0.309, SLG: 0.392 (8, 2)		0-0 6-3			0-0 FC3-6 FC4-6 1B			0-0 2B 1B	0-0 5-3	2 0 0 0 0 0 2 1 0 1 1 0 0 0 1 1 0 0 0 0 1											
<b>Inning Stats</b>	R: 0 E: 0 K: 0 S: 3	H: 1 LOB: 0 BB: 0 P: 3	R: 0 E: 0 K: 0 S: 3	H: 0 LOB: 0 BB: 0 P: 3	R: 0 E: 0 K: 1 S: 6	H: 1 LOB: 1 BB: 0 P: 6	R: 0 E: 0 K: 0 S: 2	H: 0 LOB: 0 BB: 1 P: 6	R: 0 E: 1 K: 0 S: 3	H: 0 LOB: 0 BB: 0 P: 3		R: 0 E: 0 K: 2 S: 7	H: 0 LOB: 0 BB: 0 P: 7	R: 4 E: 0 K: 1 S: 9	H: 4 LOB: 2 BB: 1 P: 13	R: 0 E: 0 K: 0 S: 4	H: 1 LOB: 1 BB: 0 P: 4	1B: 6 2B: 2 3B: 0 HR: 0	SF: 0 SAC: 0 DP: 2 HBP: 0	WP: 0 PB: 0 SB: 0 CS: 1	PA: 36
<b>PITCHER</b> Jerry Reuss, L (1, 1) ERA: 4.4 Ken Brett, L (8, 1) ERA: 3.44	IP 7.1	WLS L	BF 29	H 6	R 4	ER 4	SO 4	BB 3	IBB 0	HBP 0	BLK 0	WP 0	HR 0	S 34	P 46	ERA 4.91	WHIP 1.227				
<b>PITCHER</b>	IP	WLS	BF	H	R	ER	SO	BB	IBB	HBP	BLK	WP	HR	S	P	ERA	WHIP				





Batter	1	2	3	4	5	6	7	8	9	AB R H RBI BB SO LOB
Davey Lopes, R OBP: 0.369, SLG: 0.478 (1, 4)	0-0 1B		0-0 1-3		0-0 SH1-3		0-3 K		0-0 F8	4 0 1 0 0 1 0
Bill Russell, R OBP: 0.292, SLG: 0.352 (1, 6)	0-3 K		0-0 2-3		0-0 1B		0-0 F9			4 0 1 0 0 1 1
Steve Garvey, R OBP: 0.352, SLG: 0.485 (1, 3)	0-0 P3		0-0 HR		0-3 K		0-0 F3			4 1 1 1 0 1 3
Ron Cey, R OBP: 0.381, SLG: 0.494 (1, 5)	4-0 BB		0-0 1B		0-3 K		0-0 2B			3 0 2 0 1 1 2
Dusty Baker Jr., R OBP: 0.343, SLG: 0.474 (1, 7)	0-0 F3		0-3 K		0-0 F2		4-0 BB			3 0 0 0 1 1 3
Joe Ferguson, R OBP: 0.371, SLG: 0.452 (1, 2)		0-0 5-3		0-0 6-3		0-3 K		0-3 K		4 0 0 0 0 2 2
Mickey Hatcher, R OBP: 0.489, SLG: 0.605 (8, PH)		0-0 2B		0-0 P3		1-0 HBP		0-0 4-3		2 0 1 0 0 0 0
Gary Thomasson, L OBP: 0.345, SLG: 0.417 (9, 9)										1 0 0 0 0 0 2
Derrel Thomas, S OBP: 0.331, SLG: 0.339 (1, 8)		0-0 F7		0-0 F9		0-0 F8			0-0 G3	4 0 0 0 0 0 2
Jerry Reuss, L OBP: 0.156, SLG: 0.133 (8, 1)		0-3 K			0-0 1B		0-3 K		0-0 1-3	3 0 1 0 0 2 1
Ken Brett, L OBP: 0.300, SLG: 0.300 (9, PH)					0-0 SH1-3					0 0 0 0 0 0 0
Von Joshua, L OBP: 0.310, SLG: 0.420					1B					1 0 0 0 0 0 0

Inning Stats	R: 0 E: 0 K: 1 S: 6	H: 1 LOB: 2 BB: 1 P: 10	R: 0 E: 0 K: 1 S: 6	H: 1 LOB: 1 BB: 0 P: 6	R: 1 E: 0 K: 1 S: 7	H: 2 LOB: 1 BB: 0 P: 7	R: 0 E: 0 K: 0 S: 3	H: 0 LOB: 0 BB: 0 P: 3	R: 0 E: 0 K: 2 S: 9	H: 2 LOB: 2 BB: 0 P: 9	R: 0 E: 0 K: 1 S: 5	H: 0 LOB: 1 BB: 0 P: 6	R: 0 E: 0 K: 2 S: 7	H: 0 LOB: 0 BB: 0 P: 7	R: 0 E: 0 K: 1 S: 6	H: 1 LOB: 2 BB: 1 P: 10	R: 0 E: 0 K: 0 S: 3	H: 0 LOB: 0 BB: 0 P: 3	1B: 4 2B: 2 3B: 0 HR: 1	SF: 0 SAC: 1 DP: 0 HBP: 1	WP: 0 PB: 0 SB: 1 CS: 0	PA: 37
--------------	------------------------------	----------------------------------	------------------------------	---------------------------------	------------------------------	---------------------------------	------------------------------	---------------------------------	------------------------------	---------------------------------	------------------------------	---------------------------------	------------------------------	---------------------------------	------------------------------	----------------------------------	------------------------------	---------------------------------	----------------------------------	------------------------------------	----------------------------------	--------

PITCHER	IP	WLS	BF	H	R	ER	SO	BB	IBB	HBP	BLK	WP	HR	S	P	ERA	WHIP
Bert Blyleven, R ERA: 3.54 (1, 1)	7.0	W	29	6	1	1	8	1	0	1	0	0	1	43	48	1.29	1.000
Enrique Romo, R ERA: 2.56 (8, 1)	0.1		3	1	0	0	0	1	0	0	0	0	0	2	6	0.00	6.000
Kent Tekulve, R ERA: 2.88 (8, 1)	1.2	S	5	0	0	0	1	0	0	0	0	0	0	7	7	0.00	0.000

BOTTOM

Pittsburgh Pirates @ Los Angeles Dodgers  
 Dodger Stadium, Los Angeles, CA  
 Wed Aug 29 1979, 7:05 PM PDT  
 Att. 32,816 - Unknown

livebaseballscores.com

AB	33
R	1
H	7
RBI	1
BB	2
SO	9
LOB	16



Batter	1	2	3	4	5	6	7	8	9	AB R H RBI BB SO LOB	TOP	
Ivan De Jesus, R OBP: 0.344, SLG: 0.376 (1, 6) X	0-0 6-3	0-0 F8			0-0 F8			4-0 CS BB		3 0 0 0 1 0 0		
Scot Thompson, L OBP: 0.358, SLG: 0.424 (1, 9) B B B	4-0 1B 3B BB		0-0 1-3		0-0 G3			0-0 4-3 1-2		3 1 0 0 1 0 1		
Bill Buckner, L OBP: 0.315, SLG: 0.439 (1, 3) X	0-0 1-3 3B 1B BB		0-0 5-3 1B		0-0 1-3			0-0 F9		4 1 2 0 0 0 0		
Larry Bittner, L OBP: 0.367, SLG: 0.450 (1, 7) X	0-0 1-H 3-H 3B		0-0 5-3 1-2		0-0 G5-4-3 1B			0-0 E9 1B		4 1 2 2 0 0 1		
Jerry Martin, R OBP: 0.329, SLG: 0.462 (1, 8) S S S	0-3 K		0-3 K		0-0 G5-4-3 1-2f			0-3 K		4 0 0 0 0 3 4		
Steve Macko, L OBP: 0.333, SLG: 0.250 (1, 5) B B B	4-0 BB		0-3 K		0-0 4-3			0-0 2-H BB 1B		3 1 1 1 1 1 0		
Tim Blackwell, S OBP: 0.351, SLG: 0.236 (1, 2) X	0-0 F8		0-0 5-3		0-3 K			4-0 1B 1-2 BB		3 0 0 0 1 1 2		
Steve Dillard, R OBP: 0.381, SLG: 0.481 Steve Ontiveros, S OBP: 0.376, SLG: 0.385 Mick Kelleher, R OBP: 0.308, SLG: 0.302 (9, PH) (9, PR) (9, 4)		0-0 F2		0-0 1B		0-0 F8		0-0 FC6-4 1-3 2-H 1B		3 0 1 0 0 0 0 1 0 1 1 0 0 0 0 0 0 0 0 0 0		
Dennis Lamp, R OBP: 0.217, SLG: 0.205 Dick Tidrow, R OBP: 0.200, SLG: 0.200 Bruce Sutter, R OBP: 0.300, SLG: 0.222 (1, 1) (6, 1) (8, 1)		0-0 F5		0-0 L6		0-0 6-3		0-0 FC6-4 1-2f		2 0 0 0 0 0 0 1 0 0 0 0 0 0 1 0 0 0 0 0 2		
<b>Inning Stats</b>	R: 2 E: 0 K: 1 S: 7 H: 2 LOB: 2 BB: 2 P: 15	R: 0 E: 0 K: 0 S: 3 H: 0 LOB: 0 BB: 0 P: 3	R: 0 E: 0 K: 1 S: 6 H: 1 LOB: 1 BB: 0 P: 6	R: 0 E: 0 K: 1 S: 5 H: 1 LOB: 1 BB: 0 P: 5	R: 0 E: 0 K: 0 S: 3 H: 0 LOB: 0 BB: 0 P: 3	R: 0 E: 0 K: 0 S: 3 H: 1 LOB: 0 BB: 0 P: 3	R: 0 E: 0 K: 1 S: 5 H: 0 LOB: 0 BB: 0 P: 5	R: 0 E: 0 K: 0 S: 2 H: 0 LOB: 0 BB: 1 P: 6	R: 2 E: 1 K: 1 S: 8 H: 2 LOB: 2 BB: 1 P: 12	1B: 6 2B: 0 3B: 1 HR: 0 SF: 0 SAC: 0 DP: 1 HBP: 0	WP: 0 PB: 0 SB: 0 CS: 1 PA: 36	
<b>PITCHER</b> Burt Hooton, R ERA: 2.93 Bobby Castillo, R ERA:	IP 7.0 WLS L BF 26 H 5 R 2 ER 2 SO 4 BB 2 IBB 0 HBP 0 BLK 0 WP 0 HR 0 S 32 P 40 ERA 2.57 WHIP 1.000	IP 2.0 WLS L BF 10 H 2 R 2 ER 0 SO 1 BB 2 IBB 0 HBP 0 BLK 0 WP 0 HR 0 S 10 P 18 ERA 0.00 WHIP 2.000	<b>PITCHER</b> IP WLS BF H R ER SO BB IBB HBP BLK WP HR S P ERA WHIP									

Chicago Cubs @ Los Angeles Dodgers  
Dodger Stadium, Los Angeles, CA  
Thu Aug 30 1979, 7:05 PM PDT  
Att: 28,406 - Unknown

AB	32
R	4
H	7
RBI	4
BB	4
SO	5
LOB	10



livebaseballscorecards.com

Batter	1	2	3	4	5	6	7	8	9	AB	R	H	RBI	BB	SO	LOB
Davey Lopes, R OBP: 0.367, SLG: 0.475 (1, 4)	0-0 5-3		0-3 K		0-0 F7			0-0 SH1-4		3	0	0	0	0	1	0
Bill Russell, R OBP: 0.290, SLG: 0.349 (1, 6)	0-0 F8		0-0 1-3			0-0 5-3		0-0 5-3		4	0	0	0	0	0	1
Steve Garvey, R OBP: 0.353, SLG: 0.491 (1, 3)	0-0 6-3		0-0 HR			0-0 BB 1B		0-0 5-3		4	1	2	1	0	0	1
Ron Cey, R OBP: 0.382, SLG: 0.492 (1, 5)		4-0 1-3 1B BB	0-0 5-3			4-0 1-2 G6-4-3 BB		0-3 K		2	0	0	0	2	1	0
Dusty Baker Jr., R OBP: 0.344, SLG: 0.474 (1, 7)		0-0 FC3 1-2 1B		0-0 1-3		0-0 1-2 G6-4-3		0-0 1B		4	0	2	0	0	0	2
Gary Thomasson, L OBP: 0.344, SLG: 0.415 (1, 9)		0-0 1-3		0-0 FC6-5-4 1B		0-0 F7		0-3 K		4	0	1	0	0	1	3
Derrel Thomas, S OBP: 0.327, SLG: 0.334 (1, 8)		0-0 FC3 2-3		0-0 FC6-5-4 CS 1-3		0-3 K		0-0 4-3		4	0	0	0	0	1	4
Steve Yeager, R OBP: 0.290, SLG: 0.386 (1, 2)		4-0 IBB		0-0 CS 1-2	0-3 K		0-3 K			1	0	0	0	1	1	0
Von Joshua, L (7, PH) OBP: 0.308, SLG: 0.416 (8, 1)		0-3 K			0-0 L1					1	0	0	0	0	1	0
Burt Hooton, R OBP: 0.158, SLG: 0.187 (1, 1)								0-0 SH1-4 WP 1B		2	0	0	0	0	1	3
Joe Ferguson, R OBP: 0.372, SLG: 0.454 (8, 2)										1	0	1	0	0	0	0

Inning Stats	R: 0	H: 0	E: 0	K: 0	S: 3	R: 0	H: 1	E: 0	K: 1	S: 6	R: 0	H: 1	E: 0	K: 1	S: 6	R: 0	H: 1	E: 0	K: 0	S: 3	R: 0	H: 0	E: 0	K: 1	S: 5	R: 0	H: 1	E: 0	K: 0	S: 7	R: 0	H: 1	E: 0	K: 0	S: 4	R: 0	H: 1	E: 0	K: 2	S: 8	1B: 5	2B: 0	3B: 0	HR: 1	SF: 0	SAC: 1	DP: 1	HBP: 0	WP: 1	PB: 0	SB: 1	CS: 1	PA: 35
--------------	------	------	------	------	------	------	------	------	------	------	------	------	------	------	------	------	------	------	------	------	------	------	------	------	------	------	------	------	------	------	------	------	------	------	------	------	------	------	------	------	-------	-------	-------	-------	-------	--------	-------	--------	-------	-------	-------	-------	--------

PITCHER	IP	WLS	BF	H	R	ER	SO	BB	IBB	HBP	BLK	WP	HR	S	P	ERA	WHIP
Dennis Lamp, R (1, 1) ERA: 3.94	5.1	W	22	4	1	1	3	2	1	0	0	0	1	25	37	1.69	1.125
Dick Tidrow, R (6, 1) ERA: 3.55	1.2		5	1	0	0	2	0	0	0	0	0	0	9	9	0.00	0.600
Bruce Sutter, R (8, 1) ERA: 1.33	2.0	S	7	1	0	0	2	0	0	0	0	1	0	11	11	0.00	0.500

BOTTOM

Chicago Cubs @ Los Angeles Dodgers  
 Dodger Stadium, Los Angeles, CA  
 Thu Aug 30 1979, 7:05 PM PDT  
 Att. 28,406 - Unknown

livebaseballscores.com

AB	30
R	1
H	6
RBI	1
BB	3
SO	7
LOB	14



Batter	1	2	3	4	5	6	7	8	9	AB R H RBI BB SO LOB	TOP			
Ivan De Jesus, R (1, 6) OBP: 0.343, SLG: 0.375	0-0 CS 1B			0-0 5-3		0-0 F9			0-0 F8	4 0 1 0 0 0 0				
Scot Thompson, L (1, 8) OBP: 0.360, SLG: 0.434 Miguel Dilone, S (9, PR) OBP: 0.255, SLG: 0.282	0-0 F7 1-2			0-0 G3			0-0 HR		1-0 1B 1B HBP	3 1 1 1 0 0 1 0 1 0 0 0 0 0				
Bill Buckner, L (1, 3) OBP: 0.314, SLG: 0.438	0-0 F8			0-0 F8			0-0 4-3		0-0 1B 1B 1B BB	4 1 1 0 0 0 0				
Larry Bittner, L (1, 7) OBP: 0.365, SLG: 0.445		0-3 K		0-0 4-3			0-0 4-3		0-0 BB 1B 1B 1B	4 1 1 1 0 1 0				
Ken Henderson, S (1, 9) OBP: 0.407, SLG: 0.400		0-3 K		4-0 BB			0-0 F8		0-0 F7	3 0 0 0 1 1 2				
Steve Macko, L (1, 5) OBP: 0.250, SLG: 0.182 Jerry Martin, R (9, PH) OBP: 0.330, SLG: 0.463		0-0 F7		0-0 F5				0-0 F9	0-0 1B BB 1B	3 0 0 0 0 0 1 1 0 1 0 0 0 0				
Tim Blackwell, S (1, 2) OBP: 0.345, SLG: 0.231 Mike Vail, R (8, PH) OBP: 0.385, SLG: 0.514 Doug Capilla, L (8, 1) OBP: 1.000, SLG: 1.000 Barry Foote, R (9, PH) OBP: 0.312, SLG: 0.414 Mick Kelleher, R (9, PR) OBP: 0.308, SLG: 0.302			0-0 F7	0-0 F8				0-0 1B	4-0 1B BB 1B	2 0 0 0 0 0 1 1 0 1 0 0 0 0 0 0 0 0 0 0 0 0 0 0 1 1 0 0 0 0 0 0 0 0 0				
Steve Dillard, R (1, 4) OBP: 0.373, SLG: 0.470 Dave Kingman, R (9, PH) OBP: 0.354, SLG: 0.639			0-0 L6	0-0 F7		0-0 F7		0-0 F8	0-0 1B	3 0 0 0 0 0 1 1 0 1 1 0 0 0				
Bill Caudill, R (1, 1) Willie Hernandez, L (6, 1) OBP: 0.200, SLG: 0.200 Steve Ontiveros, S (8, PH) OBP: 0.375, SLG: 0.384 Bruce Kimm, R (8, 2)			0-3 K	0-3 K		0-3 K		0-0 4-3	0-0 F7	2 0 0 0 0 0 2 0 0 0 0 0 0 0 1 0 0 0 0 0 1 1 0 0 0 0 0 3				
<b>Inning Stats</b>	R: 0 H: 1 E: 0 LOB: 0 K: 0 BB: 0 S: 3 P: 3	R: 0 H: 0 E: 0 LOB: 0 K: 2 BB: 0 S: 7 P: 7	R: 0 H: 0 E: 0 LOB: 0 K: 1 BB: 0 S: 5 P: 5	R: 0 H: 0 E: 0 LOB: 0 K: 0 BB: 0 S: 3 P: 3	R: 0 H: 0 E: 0 LOB: 1 K: 0 BB: 1 S: 3 P: 7	R: 0 H: 0 E: 0 LOB: 0 K: 1 BB: 0 S: 5 P: 5	R: 1 H: 1 E: 0 LOB: 0 K: 0 BB: 0 S: 4 P: 4	R: 0 H: 1 E: 0 LOB: 1 K: 0 BB: 0 S: 4 P: 4	R: 3 H: 4 E: 0 LOB: 3 K: 0 BB: 1 S: 7 P: 12	1B: 6 SF: 0 2B: 0 SAC: 0 3B: 0 DP: 0 HR: 1 HBP: 1	WP: 0 PA: 36 PB: 0 SB: 0 CS: 1			
<b>PITCHER</b>	IP WLS BF H R ER SO BB IBB HBP BLK WP HR S P ERA WHIP												<b>PITCHER</b>	IP WLS BF H R ER SO BB IBB HBP BLK WP HR S P ERA WHIP
Rick Sutcliffe, R (1, 1) ERA: 3.84	8.1 W 29 3 2 2 4 1 0 1 0 0 0 1 35 40 2.16 0.480													
Ken Brett, L (9, 1) ERA: 3.76	0.1 4 3 0 0 0 0 0 0 0 0 0 0 4 4 0.00 9.000													
Bobby Castillo, R (9, 1) ERA:	0.1 S 3 1 2 2 0 1 0 0 0 0 0 0 2 6 54.00 6.000													

Chicago Cubs @ Los Angeles Dodgers  
Dodger Stadium, Los Angeles, CA  
Fri Aug 31 1979, 7:05 PM PDT  
Att: 35,648 - Unknown

livebaseballscorecards.com

AB	33
R	4
H	7
RBI	4
BB	2
SO	4
LOB	10



Batter	1	2	3	4	5	6	7	8	9	AB	R	H	RBI	BB	SO	LOB
Davey Lopes, R (1, 4) OBP: 0.368, SLG: 0.480	0-0 F7		0-3 K			0-0 HR	1-0 FC4-6 HBP			3	1	1	1	0	1	1
Bill Russell, R (1, 6) OBP: 0.288, SLG: 0.347	0-0 6-3		0-0 F8			0-0 F8	0-0 FC4-6			4	0	0	0	0	0	2
Steve Garvey, R (1, 3) OBP: 0.352, SLG: 0.495	0-3 K				0-0 5-3	0-0 HR		0-0 F8		4	1	1	1	0	1	0
Ron Cey, R (1, 5) OBP: 0.381, SLG: 0.488		0-3 K			0-3 K	0-0 6-3		4-0 BB		3	0	0	0	1	2	0
Dusty Baker Jr., R (1, 7) OBP: 0.342, SLG: 0.470		0-3 K			0-0 G3			0-3 K		4	0	0	0	0	2	1
Mickey Hatcher, R (1, 9) OBP: 0.469, SLG: 0.571		0-0 4-3						0-0 F5		4	1	1	0	0	1	1
Derrel Thomas, S (1, 8) OBP: 0.332, SLG: 0.359			0-0 HR			0-0 HR		0-0 SH1-3 1B		3	3	3	2	0	0	0
Johnny Oates, L (1, 2) OBP: 0.185, SLG: 0.083			0-0 1-3			4-0 CS BB		0-0 SH1-3		1	0	0	1	1	0	0
Rick Sutcliffe, L (1, 1) OBP: 0.232, SLG: 0.319			0-0 BLK			0-0 P5		0-0 SH1-3		2	0	1	1	0	0	1
Ken Brett, L (9, 1) OBP: 0.300, SLG: 0.300										0	0	0	0	0	0	0
Bobby Castillo, R (9, 1)										0	0	0	0	0	0	0

Inning Stats	R: 0	H: 0	E: 0	LOB: 0	K: 1	BB: 0	S: 5	P: 5	R: 0	H: 0	E: 0	LOB: 0	K: 2	BB: 0	S: 7	P: 7	R: 1	H: 2	E: 0	LOB: 1	K: 1	BB: 0	S: 7	P: 7	R: 0	H: 0	E: 0	LOB: 0	K: 1	BB: 0	S: 5	P: 5	R: 1	H: 1	E: 0	LOB: 0	K: 1	BB: 1	S: 5	P: 9	R: 2	H: 2	E: 0	LOB: 0	K: 0	BB: 0	S: 5	P: 5	R: 2	H: 2	E: 0	LOB: 1	K: 0	BB: 0	S: 5	P: 6	R: 0	H: 0	E: 0	LOB: 1	K: 1	BB: 1	S: 5	P: 9
--------------	------	------	------	--------	------	-------	------	------	------	------	------	--------	------	-------	------	------	------	------	------	--------	------	-------	------	------	------	------	------	--------	------	-------	------	------	------	------	------	--------	------	-------	------	------	------	------	------	--------	------	-------	------	------	------	------	------	--------	------	-------	------	------	------	------	------	--------	------	-------	------	------

PITCHER	IP	WLS	BF	H	R	ER	SO	BB	IBB	HBP	BLK	WP	HR	S	P	ERA	WHIP
Bill Caudill, R (1, 1) ERA: 5.57	5.1	L	21	5	4	4	6	1	0	0	1	0	4	32	36	6.75	1.125
Willie Hernandez, L (6, 1) ERA: 5.22	1.2		8	2	2	2	0	0	0	1	0	0	0	7	8	10.80	1.200
Doug Capilla, L (8, 1) ERA: 4.7	1.0		4	0	0	0	1	1	0	0	0	0	0	5	9	0.00	1.000

BOTTOM

Chicago Cubs @ Los Angeles Dodgers  
Dodger Stadium, Los Angeles, CA

Fri Aug 31 1979, 7:05 PM PDT  
Att. 35,648 - Unknown

livebaseballscorecards.com

AB	28
R	6
H	7
RBI	6
BB	2
SO	7
LOB	6



1B: 3	SF: 0	WP: 0	PA: 33
2B: 0	SAC: 2	PB: 0	
3B: 0	DP: 0	SB: 0	
HR: 4	HBP: 1	CS: 1	

PITCHER	IP	WLS	BF	H	R	ER	SO	BB	IBB	HBP	BLK	WP	HR	S	P	ERA	WHIP
---------	----	-----	----	---	---	----	----	----	-----	-----	-----	----	----	---	---	-----	------

Batter	1	2	3	4	5	6	7	8	9	AB R H RBI BB SO LOB	TOP											
Ivan De Jesus, R (1, 6) OBP: 0.344, SLG: 0.375	0-0 2B 1B	0-0 G6-4-3 1-2f			0-3 K		0-0 1B		0-0 FC5-4 1-2f	5 1 2 0 0 1 3												
Scot Thompson, L (1, 8) OBP: 0.355, SLG: 0.427	0-0 F5		0-0 G3		0-0 F9		0-3 K			4 0 0 0 0 1 2												
Bill Buckner, L (1, 3) OBP: 0.316, SLG: 0.440	0-0 1B 1B 2B		0-0 S 1B		0-0 F7			0-0 4-3		4 1 2 1 0 0 0												
Dave Kingman, R (1, 7) OBP: 0.355, SLG: 0.645	0-0 1B 1B		0-0 F7 1-2		0-0 HR			0-0 F2		4 2 2 1 0 0 1												
Larry Bittner, L (1, 9) OBP: 0.368, SLG: 0.443	0-0 1B		4-0 BB		0-0 P6			0-3 K		3 0 1 2 1 1 0												
Steve Macko, L (1, 5) OBP: 0.250, SLG: 0.200	0-0 F8		0-0 F7		0-0 L3			0-0 WP SH3 1B		4 0 1 0 0 0 3 0 0 0 0 0 0 0												
Miguel Dilone, S (9, PR) OBP: 0.255, SLG: 0.282																						
Steve Dillard, R (1, 4) OBP: 0.366, SLG: 0.459	0-3 K			0-3 K		0-0 F8			0-0 SH3 1-2	3 0 0 0 0 2 1												
Tim Blackwell, S (1, 2) OBP: 0.345, SLG: 0.226		4-0 BB		0-0 6-3			0-0 P6		4-0 FC5-4 BB	2 0 0 0 1 0 0 0 0 0 0 1 0 0 0 0 0 0 0 0 0												
Steve Ontiveros, S (9, PH) OBP: 0.377, SLG: 0.384																						
Mick Kelleher, R (9, PR) OBP: 0.308, SLG: 0.302																						
Rick Reuschel, R (1, 1) OBP: 0.243, SLG: 0.206		0-0 F7		0-3 K			0-0 6-3		0-3 K	2 0 0 0 0 1 1 0 0 0 0 0 0 0 1 0 0 0 0 0 0 0 0 0 0 0 0 0 1 0 0 0 0 1 2												
Dick Tidrow, R (5, 1) OBP: 0.200, SLG: 0.200																						
Mike Vail, R (7, PH) OBP: 0.382, SLG: 0.510																						
Bruce Sutter, R (7, 1) OBP: 0.300, SLG: 0.222																						
Ken Henderson, S (9, PH) OBP: 0.402, SLG: 0.394																						
<b>Inning Stats</b>	R: 3 E: 0 K: 1 S: 9	H: 4 LOB: 1 BB: 0 P: 9	R: 0 E: 0 K: 0 S: 2	H: 0 LOB: 0 BB: 1 P: 6	R: 0 E: 0 K: 0 S: 4	H: 1 LOB: 2 BB: 1 P: 8	R: 0 E: 0 K: 2 S: 7	H: 0 LOB: 0 BB: 0 P: 7	R: 0 E: 0 K: 1 S: 5	H: 0 LOB: 0 BB: 0 P: 5	R: 1 E: 0 K: 0 S: 4	H: 1 LOB: 0 BB: 0 P: 4	R: 0 E: 0 K: 1 S: 6	H: 1 LOB: 1 BB: 0 P: 6	R: 0 E: 0 K: 1 S: 5	H: 0 LOB: 0 BB: 0 P: 5	R: 0 E: 0 K: 1 S: 6	H: 1 LOB: 2 BB: 1 P: 10	1B: 6 2B: 1 3B: 0 HR: 1	SF: 0 SAC: 1 DP: 1 HBP: 0	WP: 1 PB: 0 SB: 1 CS: 0	PA: 37
<b>PITCHER</b> Don Sutton, R (1, 1) ERA: 3.91	IP: 9.0 WLS: W BF: 37 H: 8 R: 4 ER: 4 SO: 7 BB: 3 IBB: 0 HBP: 0 BLK: 0 WP: 1 HR: 1 S: 48 P: 60 ERA: 4.00 WHIP: 1.222											<b>PITCHER</b>	IP: 9.0 WLS: W BF: 37 H: 8 R: 4 ER: 4 SO: 7 BB: 3 IBB: 0 HBP: 0 BLK: 0 WP: 1 HR: 1 S: 48 P: 60 ERA: 4.00 WHIP: 1.222									

Chicago Cubs @ Los Angeles Dodgers  
Dodger Stadium, Los Angeles, CA  
Sat Sep 01 1979, 7:05 PM PDT  
Att: 31,586 - Unknown

AB	33
R	4
H	8
RBI	4
BB	3
SO	7
LOB	13



WP: 1	PA: 37
PB: 0	
SB: 1	
CS: 0	

livebaseballscorecards.com

Batter	1	2	3	4	5	6	7	8	9
<b>Davey Lopes, R</b> OBP: 0.369, SLG: 0.479 (1, 4)	0-0 G1-6-3 1B	0-0 FC5-4			4-0 1B 2B BB		0-3 K		
<b>Bill Russell, R</b> OBP: 0.287, SLG: 0.346 (1, 6)	0-0 G1-6-3 1-2f		0-0 6-3		0-0 1-3 2B 1B		0-0 5-3		
<b>Steve Garvey, R</b> OBP: 0.351, SLG: 0.495 (1, 3)	0-0 P6		0-0 F9		0-0 BB 1-H 3-H 2B		0-0 6-3		
<b>Ron Cey, R</b> OBP: 0.384, SLG: 0.488 (1, 5)		0-0 4-3 1B 1B	0-0 BB BB BB	4-0 BB BB	4-0 BB BB		0-0 P6		
<b>Dusty Baker Jr., R</b> OBP: 0.343, SLG: 0.469 (1, 7)		0-0 1-2 4-3 E 1B	0-0 F7		4-0 1-2 2-3 G6-4-3 BB		0-0 5-3		
<b>Mickey Hatcher, R</b> OBP: 0.434, SLG: 0.522 (1, 9) <b>Gary Thomasson, L</b> OBP: 0.344, SLG: 0.415 (9, 9)		0-0 1-2 2-3 4-3		0-0 5-3	0-0 1-2f G6-4-3		0-0 5-3		
<b>Derrel Thomas, S</b> OBP: 0.332, SLG: 0.359 (1, 8)		0-0 2-H 3-H E8 6-3 WP E 1B		0-0 F9		0-0 P6			
<b>Johnny Oates, L</b> OBP: 0.167, SLG: 0.074 (1, 2) <b>Steve Yeager, R</b> OBP: 0.290, SLG: 0.386 (7, 2)		0-0 1-3 6-3		0-0 4-3		0-0 F8			
<b>Don Sutton, R</b> OBP: 0.162, SLG: 0.151 (1, 1)		0-0 3-H E9 FC5-4			0-0 6-3		0-0 6-3		

Inning Stats	R: 0	H: 1	E: 0	K: 0	S: 3	LOB: 0	BB: 0	P: 3	R: 3	H: 3	E: 2	K: 0	S: 7	LOB: 1	BB: 0	P: 7	R: 0	H: 0	E: 0	K: 0	S: 3	LOB: 0	BB: 0	P: 3	R: 2	H: 2	E: 0	K: 0	S: 4	LOB: 2	BB: 3	P: 16	R: 0	H: 0	E: 0	K: 0	S: 3	LOB: 0	BB: 0	P: 3	R: 0	H: 0	E: 0	K: 1	S: 5	LOB: 0	BB: 0	P: 5	R: 0	H: 0	E: 0	K: 0	S: 3	LOB: 0	BB: 0	P: 3
--------------	------	------	------	------	------	--------	-------	------	------	------	------	------	------	--------	-------	------	------	------	------	------	------	--------	-------	------	------	------	------	------	------	--------	-------	-------	------	------	------	------	------	--------	-------	------	------	------	------	------	------	--------	-------	------	------	------	------	------	------	--------	-------	------

PITCHER	IP	WLS	BF	H	R	ER	SO	BB	IBB	HBP	BLK	WP	HR	S	P	ERA	WHIP
<b>Rick Reuschel, R</b> ERA: 3.41 (1, 1)	4.1	L	23	6	5	4	0	4	0	0	0	1	0	19	35	8.31	2.308
<b>Dick Tidrow, R</b> ERA: 3.5 (5, 1)	1.2		4	0	0	0	0	0	0	0	0	0	0	4	4	0.00	0.000
<b>Bruce Sutter, R</b> ERA: 1.3 (7, 1)	2.0		6	0	0	0	1	0	0	0	0	0	0	8	8	0.00	0.000

**BOTTOM**

**Chicago Cubs @ Los Angeles Dodgers**  
Dodger Stadium, Los Angeles, CA  
Sat Sep 01 1979, 7:05 PM PDT  
Att. 31,586 - Unknown

[livebaseballscorecards.com](http://livebaseballscorecards.com)

<b>AB</b>	<b>29</b>
<b>R</b>	<b>5</b>
<b>H</b>	<b>6</b>
<b>RBI</b>	<b>3</b>
<b>BB</b>	<b>4</b>
<b>SO</b>	<b>1</b>
<b>LOB</b>	<b>9</b>



1B: 5	SF: 0	WP: 1	PA: 33
2B: 1	SAC: 0	PB: 0	
3B: 0	DP: 2	SB: 1	
HR: 0	HBP: 0	CS: 0	

Batter	1	2	3	4	5	6	7	8	9	AB R H RBI BB SO LOB	TOP														
Miguel Dilone, S OBP: 0.252, SLG: 0.278 (1, 8) x	0-0 F9 ①		0-0 F9 ②		0-0 FC6-4 1B ②		0-0 F8 ②		0-0 F8 ③	5 0 1 0 0 0 2	<b>Chicago Cubs @ Los Angeles Dodgers</b> Dodger Stadium, Los Angeles, CA Sun Sep 02 1979, 3:33 AM PDT Att: 27,092 - Unknown  livebaseballscores.com														
Ivan De Jesus, R OBP: 0.341, SLG: 0.372 (1, 6) x	0-0 F3 ②		0-0 F7 ③		0-0 FC6-4 FC1-2 ②		0-0 6-3 ③		0-0	4 0 0 1 0 0 3															
Bill Buckner, L OBP: 0.315, SLG: 0.439 (1, 3) x Scot Thompson, L OBP: 0.355, SLG: 0.427 (8, PR) (8, 9)	0-0 P4 ③			0-0 L6 ① x	0-0 FC1-2 ③			0-0 1B		4 0 1 0 0 0 2 0 0 0 0 0 0 0															
Dave Kingman, R OBP: 0.354, SLG: 0.641 (1, 7)		0-0 F9 ①		0-0 F3 ②		0-0 1B 1B		0-0 F2 ①		4 0 1 0 0 0 1															
Larry Bittner, L OBP: 0.365, SLG: 0.438 (1, 9) (8, 3)		0-0 4-3 ②		0-0 1B ③		0-0 F7 ①		0-0 F7 ②		4 0 1 0 0 0 2															
Steve Ontiveros, S OBP: 0.376, SLG: 0.382 (1, 5) Mick Kelleher, R OBP: 0.308, SLG: 0.302 (8, 5)		0-0 P6 ③		0-0 F8 ③		0-0 1B ③		0-0 F9 ③		4 0 1 0 0 0 2 0 0 0 0 0 0 0															
Barry Foote, R OBP: 0.314, SLG: 0.425 (1, 2) Tim Blackwell, S OBP: 0.345, SLG: 0.226 (9, 2)			0-0 HR		0-0 L8 FC6-4 2B	0-0 P4 ②		0-0 F8 ①		4 2 2 1 0 0 2 0 0 0 0 0 0 0															
Steve Macko, L OBP: 0.300, SLG: 0.278 (1, 4)		0-3 K ①		0-0 FC6-4 FC1-2 1B BB	4-0 4-3 ③			0-0 4-3 ②		3 0 1 0 1 1 2															
Lynn McGlothen, L OBP: 0.241, SLG: 0.281 (1, 1) Bruce Sutter, R OBP: 0.273, SLG: 0.200 (8, 1)			0-0 1B		0-0 L8 ①		0-0 F5 ①		0-0 4-3 ②	3 0 1 0 0 0 2 1 0 0 0 0 0 1															
<b>Inning Stats</b>	R: 0 E: 0 K: 0 S: 3	H: 0 LOB: 0 BB: 0 P: 3	R: 0 E: 0 K: 0 S: 3	H: 0 LOB: 0 BB: 0 P: 3	R: 1 E: 0 K: 1 S: 7	H: 2 LOB: 1 BB: 0 P: 7	R: 0 E: 0 K: 0 S: 4	H: 1 LOB: 1 BB: 0 P: 4	R: 1 E: 0 K: 0 S: 5	H: 2 LOB: 2 BB: 1 P: 9	R: 0 E: 0 K: 0 S: 5	H: 2 LOB: 2 BB: 0 P: 5	R: 0 E: 0 K: 0 S: 3	H: 0 LOB: 0 BB: 0 P: 3	R: 0 E: 0 K: 0 S: 4	H: 1 LOB: 1 BB: 0 P: 4	R: 0 E: 0 K: 0 S: 4	H: 1 LOB: 1 BB: 0 P: 4	1B: 6 2B: 2 3B: 0 HR: 1	SF: 0 SAC: 0 DP: 0 HBP: 0	WP: 0 PB: 0 SB: 1 CS: 0	PA: 37			
<b>PITCHER</b>	IP WLS BF H R ER SO BB IBB HBP BLK WP HR S P ERA WHIP																								
Charlie Hough, R ERA: 4.94 (1, 1)	7.1		31	8	2	2	1	1	0	0	0	0	1	32	36	2.46	1.227								
Ken Brett, L ERA: 3.71 (8, 1)	0.2		2	0	0	0	0	0	0	0	0	0	0	2	2	0.00	0.000								
Lerrin LaCrow, R ERA: 6.39 (9, 1)	1.0	W	4	1	0	0	0	0	0	0	0	0	0	4	4	0.00	1.000								

**Chicago Cubs @ Los Angeles Dodgers**  
 Dodger Stadium, Los Angeles, CA  
 Sun Sep 02 1979, 3:33 AM PDT  
 Att: 27,092 - Unknown






Batter	1	2	3	4	5	6	7	8	9	AB R H RBI BB SO LOB
Davey Lopes, R (1, 4) OBP: 0.371, SLG: 0.485	0-0 5-3		4-0 BB		4-0 BB			0-0 SH1-4	0-0 HR	2 1 1 4 2 0 0
Derrel Thomas, S (1, 8) OBP: 0.329, SLG: 0.355	0-0 F5		0-0 F8		0-3 K			0-3 K		4 0 0 0 0 2 4
Steve Garvey, R (1, 3) OBP: 0.349, SLG: 0.491	0-3 K			0-0 F2			0-0 6-3	0-0 5-3		4 0 0 0 0 1 2
Ron Cey, R (1, 5) OBP: 0.387, SLG: 0.489		0-0 1B		0-0 2B 1B		0-3 K		4-0 1B SH1-4 1B BB		3 2 2 0 1 1 0
Dusty Baker Jr., R (1, 7) OBP: 0.343, SLG: 0.471		0-3 K		0-0 2B		0-3 K		0-0 SH1-4		3 0 1 1 0 2 1
Mickey Hatcher, R (1, 9) OBP: 0.411, SLG: 0.490		0-3 K		0-0 P4			0-3 K	0-0 1B 1B HR 1B		3 0 0 0 0 2 2
Bill Russell, R (8, 6) OBP: 0.289, SLG: 0.347								2-3 1B		1 1 1 0 0 0 0
Johnny Oates, L (1, 2) OBP: 0.156, SLG: 0.069		0-0 F9		0-0 P5			0-3 K	0-0 1B HR 1B		2 0 0 0 0 0 2
Gary Thomasson, L (7, PH) (8, 9) OBP: 0.345, SLG: 0.415								1-2 3-H 1B		2 1 1 1 0 1 0
Ted Martinez, R (1, 6) OBP: 0.319, SLG: 0.348			0-0 F8		0-0 5-3		0-0 4-3	0-0 HR 1B		2 0 0 0 0 0 0
Vic Davalillo, L (7, PH) (8, 2) OBP: 0.250, SLG: 0.222								1-2 2-3 1B		1 0 0 0 0 0 0
Steve Yeager, R (8, 2) OBP: 0.292, SLG: 0.388								0-0 HR 1B		1 1 1 0 0 0 0
Charlie Hough, R (1, 1) OBP: 0.160, SLG: 0.200			0-3 K		0-0 F7			0-0 SH1-4 1B		2 0 0 0 0 0 1 0
Ken Brett, L (8, 1) OBP: 0.300, SLG: 0.300										0 0 0 0 0 0 0 0
Manny Mota, R (8, PH) (8, PH) OBP: 0.386, SLG: 0.333										1 0 1 0 0 0 0 0
Von Joshua, L (8, PH) (8, PH) OBP: 0.366, SLG: 0.416										0 0 0 0 0 0 0 0
Lerrin LaGrow, R (9, 1) (9, PH) OBP: 0.371, SLG: 0.453										0 0 0 0 0 0 0 0
Joe Ferguson, R (9, PH) OBP: 0.371, SLG: 0.453										1 0 0 0 0 0 1 3

Inning Stats	R: 0	H: 0	E: 0	K: 1	S: 5	R: 0	H: 1	E: 0	K: 2	S: 8	R: 0	H: 0	E: 0	K: 1	S: 5	R: 1	H: 2	E: 0	K: 0	S: 5	R: 0	H: 0	E: 0	K: 2	S: 7	R: 0	H: 0	E: 0	K: 2	S: 7	R: 0	H: 1	E: 0	K: 1	S: 6	R: 5	H: 4	E: 0	K: 1	S: 8	1B: 6	SF: 0	2B: 1	SAC: 2	3B: 0	DP: 0	HR: 1	HBP: 0	WP: 0	PA: 37
--------------	------	------	------	------	------	------	------	------	------	------	------	------	------	------	------	------	------	------	------	------	------	------	------	------	------	------	------	------	------	------	------	------	------	------	------	------	------	------	------	------	-------	-------	-------	--------	-------	-------	-------	--------	-------	--------

PITCHER	IP	WLS	BF	H	R	ER	SO	BB	IBB	HBP	BLK	WP	HR	S	P	ERA	WHIP
Lynn McGlothen, R (1, 1) ERA: 3.95	7.0		27	4	1	1	9	2	0	0	0	0	0	43	51	1.29	0.857
Bruce Sutter, R (8, 1) ERA: 1.81	1.2	L	10	4	5	5	2	1	0	0	0	0	1	13	17	27.00	3.000

**Chicago Cubs @ Los Angeles Dodgers**  
**Dodger Stadium, Los Angeles, CA**  
 Sun Sep 02 1979, 3:33 AM PDT  
 Att. 27,092 - Unknown

<b>AB</b>	<b>32</b>
<b>R</b>	<b>6</b>
<b>H</b>	<b>8</b>
<b>RBI</b>	<b>6</b>
<b>BB</b>	<b>3</b>
<b>SO</b>	<b>11</b>
<b>LOB</b>	<b>14</b>



Batter	1	2	3	4	5	6	7	8	9	AB R H RBI BB SO LOB	TOP
Davey Lopes, R OBP: 0.372, SLG: 0.488 (1, 4) BB	4-0 FC5-4 BB		0-0 4-3			0-0 3B		0-0 F5		3 0 1 0 1 0 0	
Bill Russell, R OBP: 0.287, SLG: 0.345 (1, 6) X	0-0 FC5-4 L1-6 PB 1-2f			0-0 F9		0-0 F6		0-0 F8		4 0 0 0 0 0 2	
Steve Garvey, R OBP: 0.347, SLG: 0.488 (1, 3) X	0-0 L1-6 1-3			0-0 F9			0-0 4-3		0-0 5-3	4 0 0 0 0 0 1	
Ron Cey, R OBP: 0.387, SLG: 0.490 (1, 5)		0-3 K		0-0 F8			0-0 BB WP 1B		0-0 1B	4 0 2 0 0 1 0	
Dusty Baker Jr., R OBP: 0.342, SLG: 0.468 (1, 7)		0-0 F9			0-0 F5		4-0 BB BB 1-3 1B WP BB		0-0 F4	3 1 0 0 1 0 1	
Joe Ferguson, R OBP: 0.374, SLG: 0.453 (1, 9)		4-0 BB			0-0 6-3		0-0 1-H 1B			2 0 1 1 1 0 0	
Derrel Thomas, S OBP: 0.326, SLG: 0.352 (1, 8)		0-0 G3			0-3 K		0-0 F9			3 0 0 0 0 1 2	
Johnny Oates, L OBP: 0.171, SLG: 0.094 (1, 2)			0-0 4-3			0-0 B1-6-4 1B		0-0 4-3		3 0 1 0 0 0 0	
Steve Yeager, R OBP: 0.282, SLG: 0.388 (8, 2)										0 0 0 0 0 0 0	
Jerry Reuss, L OBP: 0.143, SLG: 0.121 (1, 1)			0-0 1-3			0-0 B1-6-4 1-2f		0-0 1-3		3 0 0 0 0 0 1	
<b>Inning Stats</b>	R: 0 E: 0 K: 0 S: 2 H: 0 LOB: 0 BB: 1 P: 6	R: 0 E: 0 K: 1 S: 5 H: 0 LOB: 1 BB: 1 P: 9	R: 0 E: 0 K: 0 S: 3 H: 0 LOB: 0 BB: 0 P: 3	R: 0 E: 0 K: 0 S: 3 H: 0 LOB: 0 BB: 0 P: 3	R: 0 E: 0 K: 1 S: 5 H: 0 LOB: 0 BB: 0 P: 5	R: 0 E: 0 K: 0 S: 4 H: 2 LOB: 1 BB: 0 P: 4	R: 1 E: 0 K: 0 S: 4 H: 2 LOB: 1 BB: 1 P: 8	R: 0 E: 0 K: 0 S: 3 H: 0 LOB: 0 BB: 0 P: 3	R: 0 E: 0 K: 0 S: 4 H: 1 LOB: 1 BB: 0 P: 4	1B: 4 2B: 1 3B: 1 HR: 0 SF: 0 SAC: 0 DP: 2 HBP: 0	WP: 2 PB: 1 SB: 0 CS: 0 PA: 32
<b>PITCHER</b> Joe Niekro, R ERA: 2.98 (1, 1)	IP: 9.0 WLS: L BF: 32 H: 5 R: 1 ER: 1 SO: 2 BB: 3 IBB: 0 HBP: 0 BLK: 0 WP: 2 HR: 0 S: 33 P: 45 ERA: 1.00 WHIP: 0.889										

**Los Angeles Dodgers @ Houston Astros**  
 Astrodome, Houston, TX  
 Mon Sep 03 1979, 8:05 PM EDT  
 Att: 19,280 - Unknown

[livebaseballscorecards.com](http://livebaseballscorecards.com)

**AB** 29  
**R** 1  
**H** 5  
**RBI** 1  
**BB** 3  
**SO** 2  
**LOB** 7



Batter	1	2	3	4	5	6	7	8	9	AB R H RBI BB SO LOB	BOTTOM
--------	---	---	---	---	---	---	---	---	---	----------------------	--------

<b>Rafael Landestoy, S</b> (1, 4) <small>OBP: 0.277, SLG: 0.247</small> <b>Art Howe, R</b> (9, PH) <small>OBP: 0.319, SLG: 0.364</small>	0-0 <b>5-3</b>			0-0 <b>5-3</b>		0-0 <b>F3</b>		0-3 <b>K</b>	3 0 0 0 0 0 0 1 0 0 0 0 1 0	<b>Los Angeles Dodgers @ Houston Astros</b> Astrodome, Houston, TX Mon Sep 03 1979, 8:05 PM EDT Att. 19,280 - Unknown
---	-------------------	--	--	-------------------	--	------------------	--	-----------------	--------------------------------	--

<b>Craig Reynolds, L</b> (1, 6) <small>OBP: 0.286, SLG: 0.336</small>	0-0 <b>4-3</b>			0-0 <b>4-3</b>		0-0 <b>5-3</b>		0-0 <b>F3</b>	4 0 0 0 0 0 0
--	-------------------	--	--	-------------------	--	-------------------	--	------------------	---------------

<b>Terry Puhl, L</b> (1, 8) <small>OBP: 0.349, SLG: 0.379</small>	0-3 <b>K</b>			0-0 <b>1-3</b>			0-0 <b>4-3</b>		3 0 0 0 0 1 0
--	-----------------	--	--	-------------------	--	--	-------------------	--	---------------

<b>Cesar Cedeño, R</b> (1, 3) <small>OBP: 0.357, SLG: 0.385</small>		0-0 <b>4-3</b>		0-0 <b>5-3</b>			0-3 <b>K</b>		3 0 0 0 0 1 0
--	--	-------------------	--	-------------------	--	--	-----------------	--	---------------

<b>Enos Cabell, R</b> (1, 5) <small>OBP: 0.296, SLG: 0.360</small>		0-0 <b>6-3</b>		0-3 <b>K</b>			0-0 <b>F7</b>		3 0 0 0 0 1 0
---	--	-------------------	--	-----------------	--	--	------------------	--	---------------

<b>Jeffrey Leonard, R</b> (1, 9) <small>OBP: 0.363, SLG: 0.366</small>		0-0 <b>4-3</b>		0-0 <b>1B</b>			0-0 <b>F3</b>		3 0 1 0 0 0 0
---	--	-------------------	--	------------------	--	--	------------------	--	---------------

<b>Jose Cruz, L</b> (1, 7) <small>OBP: 0.371, SLG: 0.423</small>			0-0 <b>G3</b>	0-0 <b>1B</b>			0-0 <b>4-3</b>		3 0 1 0 0 0 0
---	--	--	------------------	------------------	--	--	-------------------	--	---------------

<b>Luis Pujols, R</b> (1, 2)			0-0 <b>F3</b>	0-0 <b>1B</b>			0-0 <b>6-3</b>		3 0 0 0 0 0 2
------------------------------	--	--	------------------	------------------	--	--	-------------------	--	---------------

<b>Joe Niekro, R</b> (1, 1) <small>OBP: 0.149, SLG: 0.155</small> <b>Jesus Alou, R</b> (9, PH) <small>OBP: 0.300, SLG: 0.278</small>			0-3 <b>K</b>	0-3 <b>K2-3</b>			0-3 <b>K</b>		2 0 0 0 0 2 0 1 0 0 0 0 1 0
---	--	--	-----------------	--------------------	--	--	-----------------	--	--------------------------------

<b>Inning Stats</b>	R: 0 H: 0 E: 0 LOB: 0 K: 1 BB: 0 S: 5 P: 5	R: 0 H: 0 E: 0 LOB: 0 K: 0 BB: 0 S: 3 P: 3	R: 0 H: 0 E: 0 LOB: 0 K: 1 BB: 0 S: 5 P: 5	R: 0 H: 0 E: 0 LOB: 0 K: 0 BB: 0 S: 3 P: 3	R: 0 H: 2 E: 0 LOB: 2 K: 1 BB: 0 S: 7 P: 7	R: 0 H: 0 E: 0 LOB: 0 K: 1 BB: 0 S: 5 P: 5	R: 0 H: 0 E: 0 LOB: 0 K: 0 BB: 0 S: 3 P: 5	R: 0 H: 0 E: 0 LOB: 0 K: 2 BB: 0 S: 7 P: 7	1B: 2 SF: 0 2B: 0 SAC: 0 3B: 0 DP: 0 HR: 0 HBP: 0	WP: 0 PA: 29 PB: 0 SB: 0 CS: 0
---------------------	---	---	---	---	---	---	---	---	--	---

<b>PITCHER</b> <b>Jerry Reuss, L</b> (1, 1) <small>ERA: 4.08</small>	IP 9.0 WLS W BF 29 H 2 R 0 ER 0 SO 7 BB 0 IBB 0 HBP 0 BLK 0 WP 0 HR 0 S 43 P 43 ERA 0.00 WHIP 0.222	<b>PITCHER</b>	IP WLS BF H R ER SO BB IBB HBP BLK WP HR S P ERA WHIP
--	---	----------------	---

livebaseballscorecards.com

<b>AB</b>	<b>29</b>
<b>R</b>	<b>0</b>
<b>H</b>	<b>2</b>
<b>RBI</b>	<b>0</b>
<b>BB</b>	<b>0</b>
<b>SO</b>	<b>7</b>
<b>LOB</b>	<b>2</b>



Batter	1	2	3	4	5	6	7	8	9	AB R H RBI BB SO LOB	TOP	
Davey Lopes, R OBP: 0.374, SLG: 0.488 (1, 4) X	0-0 SH5-3 BLK 1B		0-0 G4-6-3 1B		0-0 G4-6-3 1-2f		4-0 SF9 1B BB BB BB 1-2		0-0 L4	4 1 2 0 1 0 2		
Bill Russell, R OBP: 0.286, SLG: 0.343 (1, 6) X	0-0 SH5-3		0-0 G4-6-3 1-2f			0-0 6-3	0-0 1-2 2-3 1B			2 0 0 0 0 0 1		
Ted Martinez, R OBP: 0.329, SLG: 0.357 (6, 6)	1-3									1 0 1 0 0 0 0		
Steve Garvey, R OBP: 0.348, SLG: 0.488 (1, 3) X	0-0 3-H 1B		0-3 K			4-0 HR BB	0-0 SF9 2-3 3-H			2 1 1 2 1 1 0		
Ron Cey, R OBP: 0.384, SLG: 0.485 (1, 5) X	0-0 L7			0-3 K		0-3 K	0-0 F4			4 0 0 0 0 2 4		
Dusty Baker Jr., R OBP: 0.342, SLG: 0.472 (1, 7) X	0-0 F6			0-0 6-3		0-0 HR		0-3 K		4 1 1 2 0 1 1		
Joe Ferguson, R OBP: 0.375, SLG: 0.453 (1, 9) X		0-0 4-3 1B		0-0 F8		0-0 E6 1B		0-3 K		4 0 2 0 0 1 0		
Derrel Thomas, S OBP: 0.325, SLG: 0.350 (1, 8) X		0-0 4-3			0-0 F9 E 1B	0-0 F5		0-0 F8		4 0 1 0 0 0 2		
Johnny Oates, L OBP: 0.154, SLG: 0.083 (1, 2) X		0-0 5-3			0-0 E3 G4-6-3 1-2		0-0 F4		0-0 4-3	4 0 0 0 0 0 2		
Burt Hooton, R OBP: 0.158, SLG: 0.187 (1, 1) X		0-3 K			0-0 F9		0-0 1B BB SF9 1B		0-0 5-3	0 0 0 0 0 0 0		
Joe Beckwith, L OBP: 0.344, SLG: 0.414 (5, PH)										1 0 0 0 0 0 1 1		
Gary Thomasson, L OBP: 0.314, SLG: 0.421 (5, 1)										1 0 0 0 0 0 2		
Dave Patterson, R OBP: 0.314, SLG: 0.421 (7, PH)										0 0 0 0 0 0 0		
Von Joshua, L OBP: 0.314, SLG: 0.421 (7, 1)										1 1 1 0 0 0 0		
Lerrin LaGrone, R OBP: 0.404, SLG: 0.480 (9, PH)										0 0 0 0 0 0 0		
Mickey Hatcher, R OBP: 0.404, SLG: 0.480 (9, PH)										1 0 0 0 0 0 0		
<b>Inning Stats</b>	R: 1 H: 2 E: 0 LOB: 1 K: 0 BB: 0 S: 5 P: 5	R: 0 H: 1 E: 0 LOB: 1 K: 1 BB: 0 S: 6 P: 6	R: 0 H: 1 E: 0 LOB: 0 K: 1 BB: 0 S: 5 P: 5	R: 0 H: 0 E: 0 LOB: 0 K: 1 BB: 0 S: 5 P: 5	R: 0 H: 1 E: 1 LOB: 1 K: 0 BB: 0 S: 4 P: 4	R: 2 H: 2 E: 1 LOB: 1 K: 1 BB: 1 S: 7 P: 11	R: 1 H: 2 E: 0 LOB: 2 K: 0 BB: 1 S: 5 P: 9	R: 0 H: 0 E: 0 LOB: 0 K: 2 BB: 0 S: 7 P: 7	R: 0 H: 0 E: 0 LOB: 0 K: 0 BB: 0 S: 3 P: 3	1B: 8 SF: 1 2B: 0 SAC: 1 3B: 0 DP: 2 HR: 1 HBP: 0	WP: 0 PA: 37 PB: 0 SB: 0 CS: 0	
<b>PITCHER</b>	IP WLS BF H R ER SO BB IBB HBP BLK WP HR S P ERA WHIP											
Rick Williams, R ERA: 3.15 (1, 1)	5.2 W 24 7 3 3 4 1 0 0 1 0 0 1 31 35 4.76 1.412											
Pete Ladd, R ERA: 1.93 (6, 1)	0.2 5 2 1 1 0 1 0 0 0 0 0 4 8 13.50 4.500											
Joaquin Andujar, R ERA: 3.09 (7, 1)	2.2 S 8 0 0 0 2 0 0 0 0 0 0 0 12 12 0.00 0.000											

**Los Angeles Dodgers @ Houston Astros**  
 Astrodome, Houston, TX  
 Tue Sep 04 1979, 8:05 PM EDT  
 Att. 14,404 - Unknown

livebaseballscorecards.com

**AB 33**  
**R 4**  
**H 9**  
**RBI 4**  
**BB 2**  
**SO 6**  
**LOB 15**



Batter	1	2	3	4	5	6	7	8	9	AB	R	H	RBI	BB	SO	LOB
Cesar Cedeno, R OBP: 0.359, SLG: 0.389 (1, 3)	0-0 F8	4-0 BB	0-0 F4			4-0 BB	0-0 SF8 3B			3	1	1	0	2	0	1
Craig Reynolds, L OBP: 0.285, SLG: 0.334 (1, 6)	4-0 BB 1B	0-0 F4	0-0 F7			0-0 3-2	0-0 SF8			3	1	0	1	1	0	6
Terry Puhl, L OBP: 0.349, SLG: 0.378 (1, 8)	4-0 FC6-4 1B BB	0-0 F8			0-0 3-1	0-0 S 2B 1B	0-0 F5			4	1	1	0	1	0	3
Jose Cruz, L OBP: 0.373, SLG: 0.426 (1, 7)	0-0 FC6-4 1B		0-0 S E 1B		0-0 PB S 2B 1B	0-0 6-3 CS 2B	0-0 4-3			2	1	2	1	0	0	0
Denny Walling, L OBP: 0.373, SLG: 0.492 (4, 7)	1-2 2-H									3	1	2	1	0	0	0
Enos Cabell, R OBP: 0.297, SLG: 0.363 (1, 5)	0-0 FC6-4		0-0 E2 1B		0-0 1B 2B	0-0 6-3		0-0 4-3		5	1	2	2	0	0	3
Jeffrey Leonard, R OBP: 0.369, SLG: 0.369 (1, 9)	0-0 1-3		0-0 3B 1B		0-0 G5-4-3 1B	4-0 CS 2B IBB		4-0 S BB		3	2	2	1	2	0	2
Luis Pujols, R OBP: 0.250, SLG: 0.625 (1, 2)		0-3 K	0-0 1B 3B		0-0 G5-4-3	0-0 1H 2B		0-0 F9		5	1	2	2	0	1	3
Rafael Landestoy, S OBP: 0.294, SLG: 0.269 (1, 4)		0-0 BB 1B 1B	0-0 SH2-4 1B		0-0 3-2 3B	4-0 IBB		4-0 BB		3	0	3	1	2	0	0
Rick Williams, R OBP: 0.323, SLG: 0.286 (1, 1)		0-0 BB 1B	0-0 SH2-4		0-3 K	0-0 1-3		0-0 F2		2	0	1	0	0	1	1
Pete Ladd, R (6, 1)										1	0	0	0	0	0	2
Joaquin Andujar, S OBP: 0.117, SLG: 0.211 (7, 1)	1-2 1B									1	0	0	0	0	0	2

Inning Stats	R: 1	H: 1	E: 0	K: 0	S: 4	LOB: 2	BB: 2	P: 12	R: 0	H: 2	E: 0	K: 1	S: 7	LOB: 3	BB: 1	P: 11	R: 4	H: 5	E: 1	K: 0	S: 8	LOB: 1	BB: 0	P: 8	R: 1	H: 3	E: 0	K: 0	S: 5	LOB: 1	BB: 0	P: 5	R: 0	H: 1	E: 0	K: 1	S: 5	LOB: 1	BB: 1	P: 9	R: 2	H: 3	E: 0	K: 0	S: 5	LOB: 2	BB: 2	P: 13	R: 1	H: 1	E: 0	K: 0	S: 4	LOB: 0	BB: 0	P: 4	R: 0	H: 0	E: 0	K: 0	S: 3	LOB: 2	BB: 2	P: 11
--------------	------	------	------	------	------	--------	-------	-------	------	------	------	------	------	--------	-------	-------	------	------	------	------	------	--------	-------	------	------	------	------	------	------	--------	-------	------	------	------	------	------	------	--------	-------	------	------	------	------	------	------	--------	-------	-------	------	------	------	------	------	--------	-------	------	------	------	------	------	------	--------	-------	-------

PITCHER	IP	WLS	BF	H	R	ER	SO	BB	IBB	HBP	BLK	WP	HR	S	P	ERA	WHIP
Burt Hooton, R ERA: 2.97 (1, 1)	0.1		2	0	1	1	0	1	0	0	0	0	0	1	5	27.00	3.000
Joe Beckwith, R ERA: 6.17 (1, 1)	3.2	L	23	11	5	5	1	2	0	0	0	0	0	23	31	12.27	3.545
Dave Patterson, R ERA: 5.15 (5, 1)	2.0		11	4	2	2	1	1	2	0	0	0	0	10	22	9.00	2.500
Lerrin LaGrow, R ERA: 6.31 (7, 1)	2.0		9	1	1	1	0	2	0	0	0	0	0	7	15	4.50	1.500

**Los Angeles Dodgers @ Houston Astros**  
Astrodome, Houston, TX  
Tue Sep 04 1979, 8:05 PM EDT  
Att. 14,404 - Unknown

AB	35
R	9
H	16
RBI	9
BB	8
SO	2
LOB	23



WP	HR	S	P	ERA	WHIP
0	0	0	0	0	0

**Los Angeles Dodgers @ Atlanta Braves**  
 Atlanta-Fulton County Stadium, Atlanta, GA

Wed Sep 05 1979, 7:05 PM EDT  
 Att. 2,606 - Unknown - 85 F

livebaseballscorecards.com

AB	37
R	5
H	12
RBI	3
BB	2
SO	4
LOB	15



AB R H RBI BB SO LOB

4	0	0	0	0	0	2
5	1	3	0	0	0	2
5	1	2	2	0	1	3
4	0	1	0	1	1	2
5	0	1	0	0	0	3
3	0	1	0	1	0	0
3	1	1	0	0	0	1
1	0	0	0	0	0	1
0	0	0	0	0	0	0
4	1	1	0	0	1	1
2	0	1	1	0	1	0
0	0	0	0	0	0	0
1	1	1	0	0	0	0
0	0	0	0	0	0	0

WP:	0	PA:	41
PB:	0		
SB:	1		
CS:	0		

Batter	1	2	3	4	5	6	7	8	9	10
Davey Lopes, R (1, 4) OBP: 0.373, SLG: 0.484	L7		G5-4-3		F8			FC3-6 HBP		1-3
Derrel Thomas, S (1, 8) OBP: 0.329, SLG: 0.357	G4-6-3 1B			S 1B				FC3-6 2B		6-3
Steve Garvey, R (1, 3) OBP: 0.348, SLG: 0.489	G4-6-3			K 1-2				L6 2B		E 1B 1B
Ron Cey, R (1, 5) OBP: 0.385, SLG: 0.483		1-3		G6-4-3 BB				6-3		E2 2B 1B
Dusty Baker Jr., R (1, 7) OBP: 0.340, SLG: 0.471		5-3		G6-4-3				1-3		F8 2B
Joe Ferguson, R (1, 9) OBP: 0.376, SLG: 0.452					F8			F3		FC4-6 1B
Ted Martinez, R (1, 6) OBP: 0.329, SLG: 0.356								P6		FC4-6 FC6-4
Gary Thomasson, L (9, PH) OBP: 0.343, SLG: 0.412										
Bill Russell, R (9, 6) OBP: 0.286, SLG: 0.343										
Steve Yeager, R (1, 2) OBP: 0.292, SLG: 0.386					E6 SF8 1B			4-3		FC6-4
Rick Sutcliffe, L (1, 1) OBP: 0.236, SLG: 0.324										
Lerrin LaGrow, R (8, 1)										
Von Joshua, L (10, PH) OBP: 0.319, SLG: 0.426										
Dave Patterson, R (10, 1)										

Inning Stats	R: 0	H: 1	R: 0	H: 0	R: 0	H: 1	R: 2	H: 2	R: 0	H: 1	R: 0	H: 0	R: 1	H: 1	R: 0	H: 1	R: 2	H: 4	1B: 9	SF: 1
	E: 0	LOB: 0	E: 0	LOB: 1	E: 0	LOB: 0	E: 1	LOB: 0	E: 0	LOB: 1	E: 0	LOB: 0	E: 0	LOB: 1	E: 1	LOB: 2	E: 1	LOB: 2	2B: 3	SAC: 0
	K: 0	BB: 0	K: 0	BB: 1	K: 1	BB: 0	K: 0	BB: 0	K: 0	BB: 0	K: 2	BB: 0	K: 2	BB: 0	K: 0	BB: 0	K: 0	BB: 0	3B: 0	DP: 3
	S: 3	P: 3	S: 3	P: 7	S: 5	P: 5	S: 5	P: 9	S: 4	P: 4	S: 3	P: 3	S: 8	P: 9	S: 4	P: 4	S: 6	P: 6	HR: 0	HBP: 1

PITCHER	IP	WLS	BF	H	R	ER	SO	BB	IBB	HBP	BLK	WP	HR	S	P	ERA	WHIP
Phil Niekro, R (1, 1) ERA: 3.56	8.0		31	7	3	1	4	2	0	1	0	0	0	36	45	1.12	1.125
Gene Garber, R (9, 1) ERA: 4.47	2.0	L	10	5	2	2	0	0	0	0	0	0	0	10	10	9.00	2.500

Los Angeles Dodgers @ Atlanta Braves  
Atlanta-Fulton County Stadium, Atlanta, GA

Wed Sep 05 1979, 7:05 PM EDT  
Att. 2,606 - Unknown - 85 F

livebaseballscorecards.com

AB	36
R	3
H	6
RBI	3
BB	3
SO	6
LOB	10



WP:	0	PA:	39
PB:	0		
SB:	2		
CS:	0		

AB	R	H	RBI	BB	SO	LOB
5	0	0	0	0	1	1
5	1	1	0	0	0	1
4	0	1	1	1	0	1
4	0	0	0	0	2	2
4	0	1	0	0	1	1
3	0	1	0	1	1	2
4	0	0	0	0	1	2
2	0	0	0	0	0	0
2	1	1	0	0	0	0
2	0	0	0	0	0	0
1	1	1	2	0	0	0
0	0	0	0	0	0	0
0	0	0	0	1	0	0

1B:	4	SF:	0
2B:	0	SAC:	0
3B:	1	DP:	0
HR:	1	HBP:	0

Batter	1	2	3	4	5	6	7	8	9	10
Eddie Miller, S OBP: 0.381, SLG: 0.350 (1, 8)	F8		F8			3-1		F8		K
Jerry Royster, R OBP: 0.329, SLG: 0.339 (1, 4)	F8			6-3		F7		1B 3B		1-3
Gary Matthews, R OBP: 0.371, SLG: 0.521 (1, 9)	F9			1B BB		F8		1B		6-3
Bob Horner, R OBP: 0.350, SLG: 0.547 (1, 5)		F7		K		F7		K		
Dale Murphy, R OBP: 0.362, SLG: 0.498 (1, 3)		F7		1-2 1B		6-3		K		
Barry Bonnell, R OBP: 0.310, SLG: 0.435 (1, 7)		S BB		K		FC6-4 1B		F9		
Pepe Frias, R OBP: 0.297, SLG: 0.334 (1, 6)		6-3			4-3	FC6-4		K		
Bruce Benedict, R OBP: 0.328, SLG: 0.281 (1, 2)			F7					HR 1B		6-3
Joe Nolan, L OBP: 0.335, SLG: 0.365 (8, PH) (9, 2)					F3					
Phil Niekro, R OBP: 0.215, SLG: 0.243 (1, 1)			5-3			4-3		HR		
Mike Lum, L OBP: 0.297, SLG: 0.354 (8, PH)										1-3 BB
Gene Garber, R OBP: 0.500, SLG: 0.333 (9, 1)										
Rowland Office, L OBP: 0.324, SLG: 0.343 (10, PH)										

Inning Stats	R: 0	H: 0	E: 0	K: 0	S: 3	R: 0	H: 0	E: 0	K: 0	S: 3	R: 0	H: 0	E: 0	K: 0	S: 3	R: 0	H: 1	E: 0	K: 2	S: 8	R: 0	H: 0	E: 0	K: 0	S: 3	R: 0	H: 0	E: 0	K: 0	S: 3	R: 0	H: 1	E: 0	K: 0	S: 4	R: 0	H: 1	E: 0	K: 0	S: 4	R: 3	H: 4	E: 0	K: 2	S: 11	R: 0	H: 0	E: 0	K: 1	S: 5	R: 0	H: 0	E: 0	K: 1	S: 5	R: 0	H: 0	E: 0	K: 1	S: 5	1B: 4	2B: 0	3B: 1	HR: 1	SF: 0	SAC: 0	DP: 0	HBP: 0	WP: 0	PA: 39
--------------	------	------	------	------	------	------	------	------	------	------	------	------	------	------	------	------	------	------	------	------	------	------	------	------	------	------	------	------	------	------	------	------	------	------	------	------	------	------	------	------	------	------	------	------	-------	------	------	------	------	------	------	------	------	------	------	------	------	------	------	------	-------	-------	-------	-------	-------	--------	-------	--------	-------	--------

PITCHER	IP	WLS	BF	H	R	ER	SO	BB	IBB	HBP	BLK	WP	HR	S	P	ERA	WHIP
Rick Sutcliffe, R ERA: 3.84 (1, 1)	7.1		29	5	3	3	2	2	0	0	0	0	1	31	39	3.68	0.955
Lerrin LaGrow, R ERA: 6.08 (8, 1)	1.2	W	6	1	0	0	3	0	0	0	0	0	0	12	12	0.00	0.600
Dave Patterson, R ERA: 5.04 (10, 1)	1.0	S	4	0	0	0	1	1	0	0	0	0	0	5	9	0.00	1.000

Batter	1	2	3	4	5	6	7	8	9	AB R H RBI BB SO LOB	TOP											
Davey Lopes, R (1, 4) OBP: 0.374, SLG: 0.483	0-0 F7		4-0 1B BB		0-3 K		4-0 S BB			2 0 0 0 2 1 0	<b>Los Angeles Dodgers @ Atlanta Braves</b> Atlanta-Fulton County Stadium, Atlanta, GA Thu Sep 06 1979, 7:05 PM EDT Att: 2,583 - Unknown - 82 F <a href="http://livebaseballscorecards.com">livebaseballscorecards.com</a>											
Derrel Thomas, S (1, 8) OBP: 0.333, SLG: 0.364	0-0 2B		0-0 1B		0-0 2B 1B		0-0 4-3			4 1 3 0 0 0 1												
Steve Garvey, R (1, 3) OBP: 0.348, SLG: 0.489	0-3 K		0-0 4-3		0-0 2B			0-0 6-3		4 0 1 1 0 1 3												
Ron Cey, R (1, 5) OBP: 0.382, SLG: 0.478	0-0 F2			0-0 6-3	0-0 F9			0-0 6-3		4 0 0 0 0 0 2												
Dusty Baker Jr., R (1, 7) OBP: 0.340, SLG: 0.469		4-0 BB G1-4-3		0-0 L3		0-0 6-3		0-0 F7		3 0 0 0 1 0 0												
Mickey Hatcher, R (1, 9) OBP: 0.407, SLG: 0.481 Gary Thomasson, L (4, PR) OBP: 0.347, SLG: 0.417 (4, 9)		0-0 G1-4-3		0-0 1B 1B		0-0 1B G4-6-3		0-0 1B G6-4-3		2 0 1 0 0 0 1 2 1 2 0 0 0 0												
Ted Martinez, R (1, 6) OBP: 0.338, SLG: 0.364		0-0 6-3		0-0 1B		0-0 G4-6-3		0-0 1B G6-4-3		4 0 2 0 0 0 1												
Steve Yeager, R (1, 2) OBP: 0.289, SLG: 0.382 Von Joshua, L (9, PH) OBP: 0.317, SLG: 0.422			0-3 K	0-3 K			0-0 F7	0-0 G6-4-3		3 0 0 0 0 2 2 1 0 0 0 0 0 1												
Don Sutton, R (1, 1) OBP: 0.158, SLG: 0.147 Pedro Guerrero, R (7, PH) OBP: 0.182, SLG: 0.182 Bob Welch, R (7, 1) OBP: 0.188, SLG: 0.133 Bobby Castillo, R (8, 1) Joe Ferguson, R (9, PH) OBP: 0.375, SLG: 0.451			0-3 K		0-0 6-3		0-0 L9	0-0 6-3		2 0 0 0 0 1 0 1 0 1 0 0 0 0 0 0												
<b>Inning Stats</b>	R: 0 E: 0 K: 1 S: 6	H: 1 LOB: 1 BB: 0 P: 6	R: 0 E: 0 K: 0 S: 2	H: 0 LOB: 0 BB: 1 P: 6	R: 0 E: 0 K: 2 S: 8	H: 1 LOB: 2 BB: 1 P: 12	R: 0 E: 0 K: 1 S: 7	H: 2 LOB: 2 BB: 0 P: 7	R: 1 E: 0 K: 1 S: 7	H: 2 LOB: 1 BB: 0 P: 7		R: 0 E: 0 K: 0 S: 3	H: 1 LOB: 0 BB: 0 P: 3	R: 0 E: 0 K: 0 S: 3	H: 0 LOB: 1 BB: 1 P: 7	R: 0 E: 0 K: 0 S: 3	H: 0 LOB: 0 BB: 0 P: 3	R: 1 E: 0 K: 0 S: 4	H: 2 LOB: 0 BB: 0 P: 4	1B: 7 2B: 2 3B: 0 HR: 0	SF: 0 SAC: 0 DP: 3 HBP: 0	WP: 0 PB: 0 SB: 1 CS: 0
<b>PITCHER</b>	IP WLS BF H R ER SO BB IBB HBP BLK WP HR S P ERA WHIP																					
Preston Hanna, R (1, 1) ERA: 2.96	7.0 W 29 7 1 1 5 3 0 0 0 0 0 0 36 48 1.29 1.429																					
Joey McLaughlin, R (8, 1) ERA: 2.34	2.0 S 7 2 1 1 0 0 0 0 0 0 0 0 7 7 4.50 1.000																					

**Los Angeles Dodgers @ Atlanta Braves**  
Atlanta-Fulton County Stadium, Atlanta, GA  
Thu Sep 06 1979, 7:05 PM EDT  
Att: 2,583 - Unknown - 82 F

AB	33
R	2
H	9
RBI	1
BB	3
SO	5
LOB	11





Batter	1	2	3	4	5	6	7	8	9
Eddie Miller, S OBP: 0.440, SLG: 0.417 (1, 8)	0-0 S 1B		0-0 1B S 1B		0-0 3-1			0-0 S 1B	
Jerry Royster, R OBP: 0.330, SLG: 0.340 (1, 4)	0-0 4-3 1-2		0-0 1-3 S 1B 1B			0-0 P4		0-0 1-H BB 1B 1B	
Gary Matthews, R OBP: 0.372, SLG: 0.520 (1, 9)	0-0 2-H S 1B		0-3 1-2 K			0-0 6-3		4-0 1-2 1B BB	
Bob Horner, R OBP: 0.351, SLG: 0.546 (1, 5)	0-3 1-2 K		0-0 2-H 3-H 1B			0-0 F8		0-0 1-2 2-H 1B 1B	
Dale Murphy, R OBP: 0.360, SLG: 0.495 (1, 3)	0-3 K			0-3 K			0-0 L4	0-0 1-2 2-H 1B	
Barry Bonnell, R OBP: 0.310, SLG: 0.433 (1, 7)		0-0 5-3		0-0 1-3			0-0 CS 1B	0-0 1-3	
Joe Nolan, L OBP: 0.330, SLG: 0.360 (1, 2)		0-0 F9		0-0 G3			0-3 1-2 K		
Darrel Chaney, S OBP: 0.235, SLG: 0.153 (1, 6)		0-0 G1			0-0 F7			0-3 K	
Preston Hanna, R Joey McLaughlin, R OBP: 0.200, SLG: 0.300 (1, 1) (8, 1)			0-3 K		0-0 F8			0-3 K	

AB	R	H	RBI	BB	SO	LOB
4	3	3	0	0	0	0
4	2	2	1	0	0	1
3	1	1	1	1	1	2
4	0	2	3	0	1	1
4	0	1	1	0	2	1
4	0	1	0	0	0	2
3	0	0	0	0	1	1
3	0	0	0	0	1	0
2	0	0	0	0	1	0
1	0	0	0	0	1	0

**BOTTOM**

**Los Angeles Dodgers @ Atlanta Braves**  
Atlanta-Fulton County Stadium, Atlanta, GA

Thu Sep 06 1979, 7:05 PM EDT  
Att. 2,583 - Unknown - 82 F

AB	32
R	6
H	10
RBI	6
BB	1
SO	8
LOB	8

livebaseballscorecards.com

1B:	10	SF:	0	WP:	0	PA:	33
2B:	1	SAC:	0	PB:	0		
3B:	0	DP:	1	SB:	5		
HR:	0	HBP:	0	CS:	1		

Inning Stats		R: 1	H: 2	E: 0	K: 2	S: 9	R: 0	H: 0	E: 0	K: 0	S: 3	R: 2	H: 3	E: 0	K: 2	S: 9	R: 0	H: 0	E: 0	K: 1	S: 5	R: 0	H: 0	E: 0	K: 0	S: 3	R: 0	H: 1	E: 0	K: 1	S: 5	R: 3	H: 4	E: 0	K: 2	S: 11
PITCHER		IP	WLS	BF	H	R	ER	SO	BB	IBB	HBP	BLK	WP	HR	S	P	ERA	WHIP																		
Don Sutton, R	(1, 1)	6.0	L	22	5	3	3	5	0	0	0	0	0	0	32	32	4.50	0.833																		
Bob Welch, R	(7, 1)	1.2		8	3	3	3	3	1	0	0	0	0	0	13	17	16.20	2.400																		
Bobby Castillo, R	(8, 1)	0.1		3	2	0	0	0	0	0	0	0	0	0	3	3	0.00	6.000																		



Batter	1	2	3	4	5	6	7	8	9	AB R H RBI BB SO LOB	TOP														
Davey Lopes, R (1, 4) OBP: 0.374, SLG: 0.481	0-0 F8		0-0 E9 SF8 1B	4-0 BB 1-2 2-3 3-H BB		0-0 F8		0-3 K		4 1 1 1 1 1 3															
Derrel Thomas, S (1, 8) OBP: 0.334, SLG: 0.364	1-0 G1-6-3 HBP		0-0 SF8	0-0 F7			0-0 FC4-6 1B	0-3 K		3 0 1 1 0 1 6															
Steve Garvey, R (1, 3) OBP: 0.346, SLG: 0.486	0-0 G1-6-3 1-2f		0-0 6-3		0-0 6-3		0-0 FC4-6 1-2f		0-0 1B SF8 1B	5 1 1 0 0 0 2															
Ron Cey, R (1, 5) OBP: 0.384, SLG: 0.485		0-0 6-3		4-0 2B 4-3 BB	0-0 HR		0-0 F8		0-0 1B 1B 1B	4 2 2 1 1 0 1															
Dusty Baker Jr., R (1, 7) OBP: 0.342, SLG: 0.470		4-0 S BB		0-0 1B WP 2B	4-0 FC5-4 BB		0-0 2-3		0-0 P3	3 1 1 0 2 0 3															
Joe Ferguson, R (1, 2) OBP: 0.374, SLG: 0.448		0-0 F9		0-0 4-3	0-0 FC5-4			0-0 SH2-4 BB 1B	0-0 1B	4 0 1 1 0 0 3															
Ted Martinez, R (8, PR) OBP: 0.338, SLG: 0.364		1-2		1-2f				1-2 2-3 1B	1-2 2-3 1B	0 0 0 0 0 0 0															
Steve Yeager, R (8, 2) OBP: 0.291, SLG: 0.384		0-0		3-H	1-2f					1 0 1 0 0 0 0															
Gary Thomasson, L (1, 9) OBP: 0.345, SLG: 0.412		0-3 K		0-0 1-3	0-0 F7			4-0 SH2-4 BB	0-0 SF8	3 0 0 1 1 1 3															
Bill Russell, R (1, 6) OBP: 0.289, SLG: 0.347			0-0 E 2B	4-0 WP 1B IBB		0-0 F3		0-0 SH2-4	0-0 1B	3 1 2 0 1 0 0															
Charlie Hough, R (1, 1) OBP: 0.179, SLG: 0.214			0-3 K	0-0 WP 1B		0-3 K		4-0 IBB	0-0 F9	3 0 1 0 0 2 1															
Ken Brett, L (8, 1) OBP: 0.300, SLG: 0.300										0 0 0 0 0 0 0															
Lerrin LaGrow, R (7, 1) OBP: 0.322, SLG: 0.422										0 0 0 0 0 0 0															
Von Joshua, L (8, PH) OBP: 0.357, SLG: 0.325				1-2 2-3 1B						0 0 0 0 0 0 0															
Bobby Castillo, R (8, 1) OBP: 0.357, SLG: 0.325										1 0 0 0 0 0 3															
Manny Mota, R (8, PH) OBP: 0.357, SLG: 0.325										0 0 0 0 0 0 0															
Gerry Hahnle, L (9, 1) OBP: 0.357, SLG: 0.325										0 0 0 0 0 0 0															
<b>Inning Stats</b>	R: 0 E: 0 K: 0 S: 2	H: 0 LOB: 0 BB: 0 P: 3	R: 0 E: 0 K: 1 S: 5	H: 0 LOB: 1 BB: 1 P: 9	R: 2 E: 1 K: 1 S: 7	H: 2 LOB: 0 BB: 0 P: 7	R: 2 E: 0 K: 0 S: 5	H: 2 LOB: 3 BB: 3 P: 17	R: 1 E: 0 K: 0 S: 4	H: 1 LOB: 1 BB: 1 P: 8	R: 0 E: 0 K: 1 S: 5	H: 0 LOB: 0 BB: 0 P: 5	R: 0 E: 0 K: 0 S: 4	H: 1 LOB: 1 BB: 0 P: 4	R: 0 E: 0 K: 2 S: 8	H: 1 LOB: 3 BB: 2 P: 16	R: 1 E: 0 K: 0 S: 7	H: 4 LOB: 3 BB: 0 P: 7	1B: 8 2B: 2 3B: 0 HR: 1	SF: 2 SAC: 1 DP: 1 HBP: 1	WP: 1 PB: 0 SB: 1 CS: 0	PA: 45			
<b>PITCHER</b>	IP WLS BF H R ER SO BB IBB HBP BLK WP HR S P ERA WHIP																								
Michael LaCoss, R (1, 1) ERA: 3.21	5.0		25	5	5	4	2	4	1	1	0	1	1	23	44	7.20	1.800								
Manny Sarmiento, R (6, 1) ERA: 5.45	2.0		7	1	0	0	1	0	0	0	0	0	0	9	9	0.00	0.500								
Doug Bair, R (8, 1) ERA: 3.84	1.0		6	1	0	0	2	1	1	0	0	0	0	8	16	0.00	2.000								
Tom Hume, R (9, 1) ERA: 2.81	1.0	L	7	4	1	1	0	0	0	0	0	0	0	7	7	9.00	4.000								

Los Angeles Dodgers @ Cincinnati Reds  
Riverfront Stadium, Cincinnati, OH  
Fri Sep 07 1979, 7:05 PM EDT  
Att: 33,937 - Unknown

livebaseballscorecards.com

AB	34
R	6
H	11
RBI	5
BB	7
SO	5
LOB	25



BOTTOM

Los Angeles Dodgers @ Cincinnati Reds  
Riverfront Stadium, Cincinnati, OH

livebaseballscorecards.com

AB 36  
R 5  
H 10  
RBI 5  
BB 3  
SO 8  
LOB 18



WP: 0 PA: 40  
PB: 1  
SB: 1  
CS: 0

Fri Sep 07 1979, 7:05 PM EDT  
Att. 33,937 - Unknown

AB R H RBI BB SO LOB

4 0 2 0 0 1 1  
0 1 0 0 0 0 0  
0 0 0 0 0 0 0  
1 0 0 0 0 0 0  
0 0 0 0 0 0 0

5 0 3 0 0 2 1

4 0 0 0 1 1 5

5 1 2 1 0 1 3

3 0 0 0 1 0 3

4 2 2 1 0 1 2

2 0 0 0 0 0 0  
2 1 1 2 0 0 1

4 0 0 0 0 1 2


1 0 0 0 0 0 0  
0 0 0 0 1 0 0  
0 0 0 0 0 0 0  
1 0 0 1 0 1 0

1B: 7 SF: 1  
2B: 1 SAC: 0  
3B: 1 DP: 0  
HR: 1 HBP: 0

Main game log table with columns for Batter, Inning (1-9), and various statistics. Includes player names, stats, and play diagrams.

Inning Stats table with columns for R, H, E, K, S, LOB, BB, P, and SO.

Pitcher log table with columns for PITCHER, IP, WLS, BF, H, R, ER, SO, BB, IBB, HBP, BLK, WP, HR, S, P, ERA, WHIP.

Batter	1	2	3	4	5	6	7	8	9	AB R H RBI BB SO LOB	TOP
<b>Davey Lopes, R</b> (1, 4) OBP: 0.374, SLG: 0.479	4-0 BB G4-6-3		0-0 1B FC6-5		0-0 P6		0-3 K		0-0 FC6	4 0 1 0 1 1 3	
<b>Bill Russell, R</b> (1, 6) OBP: 0.289, SLG: 0.346	0-0 1-2f G4-6-3		0-0 1-2 2-3f FC6-5		0-0 F8			0-0 2B 1B		4 1 1 0 0 0 4	
<b>Steve Garvey, R</b> (1, 3) OBP: 0.344, SLG: 0.483	0-0 4-3		0-0 4-3		0-0 F3			0-3 K		4 0 0 0 0 1 4	
<b>Ron Cey, R</b> (1, 5) OBP: 0.386, SLG: 0.489		0-0 1B G4-6-3		4-0 BB 6-3		0-0 4-3		0-0 1-H 2B		3 0 2 1 1 0 0	
<b>Dusty Baker Jr., R</b> (1, 7) OBP: 0.339, SLG: 0.466		0-0 1-2f G4-6-3		0-0 1-2 6-3		0-0 F9		0-0 G5-4-3 E6		4 0 0 0 0 0 3	
<b>Joe Ferguson, R</b> (1, 9) OBP: 0.373, SLG: 0.446		0-0 1B		0-0 L9		0-0 P4		0-0 1-2f G5-4-3		4 0 1 0 0 0 3	
<b>Derrel Thomas, S</b> (1, 8) OBP: 0.338, SLG: 0.363		0-0 4-3		4-0 BB FC6-4		4-0 BB		4-0 BB FC6		1 0 0 0 3 0 1	
<b>Steve Yeager, R</b> (1, 2) OBP: 0.288, SLG: 0.380			0-0 1-3		0-0 FC6-4		0-0 F8		0-0 F8	3 0 0 0 0 0 3	
<b>Vic Davalillo, L</b> (9, PH) OBP: 0.238, SLG: 0.211			0-0 1-2f FC6-5		0-0 1B		0-0 P6		0-0 F7	1 0 0 0 0 0 1	
<b>Jerry Reuss, L</b> (1, 1) OBP: 0.189, SLG: 0.147			0-0 1B		4-0 BB		0-0 P6		0-0 F7	1 0 1 0 1 0 0	
<b>Gary Thomasson, L</b> (7, PH) OBP: 0.344, SLG: 0.411										1 0 0 0 0 0 1	
<b>Dave Patterson, R</b> (7, 1)										0 0 0 0 0 0 0	
<b>Von Joshua, L</b> (9, PH) OBP: 0.320, SLG: 0.419										1 0 0 0 0 0 1	
<b>Inning Stats</b>	R: 0 E: 0 K: 0 S: 2 H: 0 LOB: 0 BB: 1 P: 6	R: 0 E: 0 K: 0 S: 4 H: 2 LOB: 1 BB: 0 P: 4	R: 0 E: 0 K: 0 S: 5 H: 2 LOB: 2 BB: 0 P: 5	R: 0 E: 0 K: 0 S: 3 H: 0 LOB: 2 BB: 2 P: 11	R: 0 E: 0 K: 0 S: 3 H: 0 LOB: 1 BB: 1 P: 7	R: 0 E: 0 K: 0 S: 3 H: 0 LOB: 0 BB: 0 P: 3	R: 0 E: 0 K: 1 S: 5 H: 0 LOB: 1 BB: 1 P: 9	R: 1 E: 1 K: 1 S: 7 H: 2 LOB: 1 BB: 0 P: 7	R: 0 E: 0 K: 0 S: 3 H: 0 LOB: 1 BB: 1 P: 7	1B: 5 2B: 1 3B: 0 HR: 0 SF: 0 SAC: 0 DP: 3 HBP: 0	WP: 0 PB: 0 SB: 0 CS: 0 PA: 37
<b>PITCHER</b>	IP WLS BF H R ER SO BB IBB HBP BLK WP HR S P ERA WHIP										
<b>Bill Bonham, R</b> (1, 1) ERA: 3.82	7.1 W 31 6 1 1 2 5 0 0 0 0 0 0 30 50 1.23 1.500										
<b>Tom Hume, R</b> (8, 1) ERA: 2.78	1.2 S 6 0 0 0 0 1 0 0 0 0 0 0 5 9 0.00 0.600										

**Los Angeles Dodgers @ Cincinnati Reds**  
Riverfront Stadium, Cincinnati, OH  
Sat Sep 08 1979, 3:33 AM EDT  
Att: 40,345 - Unknown

<b>AB</b>	<b>31</b>
<b>R</b>	<b>1</b>
<b>H</b>	<b>6</b>
<b>RBI</b>	<b>1</b>
<b>BB</b>	<b>6</b>
<b>SO</b>	<b>2</b>
<b>LOB</b>	<b>24</b>




Batter	1	2	3	4	5	6	7	8	9
<b>Dave Collins, S</b> (1, 9) <small>OBP: 0.367, SLG: 0.403</small> <b>Cesar Geronimo, L</b> (8, 8) <small>OBP: 0.320, SLG: 0.342</small> <b>Sam Mejias, R</b> (9, 8) <small>OBP: 0.286, SLG: 0.167</small>	0-3 <b>K</b>		0-0 <b>6-3</b>		0-3 <b>K</b>		0-0 <b>F8</b>		
<b>Joe Morgan, L</b> (1, 4) <small>OBP: 0.392, SLG: 0.389</small>	0-0 <b>6-3</b>			0-0 <b>F7</b>	0-0 <b>E4</b> 1B		0-0 <b>4-3</b>		
<b>Dave Concepcion, R</b> (1, 6) <small>OBP: 0.357, SLG: 0.424</small>	4-0 <b>BB</b>			0-0 <b>S</b> 1B	0-0 <b>BB</b> 1B		0-3 <b>K</b>		
<b>George Foster, R</b> (1, 7) <small>OBP: 0.400, SLG: 0.590</small>	0-3 <b>K</b>			0-0 <b>F9</b>	0-0 <b>BB</b> 1B		0-0 <b>CS</b> 1B		
<b>Johnny Bench, R</b> (1, 2) <small>OBP: 0.366, SLG: 0.447</small>		0-0 <b>6-3</b>		0-0 <b>P6</b>	4-0 <b>BB</b>		0-0 <b>F8</b>		
<b>Ray Knight, R</b> (1, 5) <small>OBP: 0.358, SLG: 0.449</small> <b>Rick Auerbach, R</b> (6, 5) <small>OBP: 0.317, SLG: 0.333</small>		0-0 <b>4-3</b>			0-0 <b>SH</b> 1B		0-3 <b>K</b>		
<b>Dan Driessen, L</b> (1, 3) <small>OBP: 0.332, SLG: 0.416</small>		0-0 <b>F8</b>			4-0 <b>SH</b> 1B	0-0 <b>F3</b>			
<b>Hector Cruz, R</b> (1, 8) <small>OBP: 0.330, SLG: 0.366</small> (8, 9)			0-3 <b>K</b>		0-0 <b>F8</b>	0-3 <b>K</b>			
<b>Bill Bonham, R</b> (1, 1) <small>OBP: 0.148, SLG: 0.185</small> <b>Tom Hume, R</b> (8, 1) <small>OBP: 0.182, SLG: 0.186</small>			0-0 <b>6-3</b>		0-0 <b>SH</b> 1B	0-0 <b>F7</b>			

AB	R	H	RBI	BB	SO	LOB
4	0	0	0	0	2	2
0	0	0	0	0	0	0
0	0	0	0	0	0	0
4	1	0	0	0	0	2
3	0	2	2	1	1	0
4	0	2	1	0	1	2
3	0	0	0	1	0	2
3	1	1	0	0	0	3
1	0	0	0	0	1	0
2	1	0	0	1	0	0
3	0	0	0	0	2	2
2	1	0	0	0	0	0
0	0	0	0	0	0	0

**Los Angeles Dodgers @ Cincinnati Reds**  
Riverfront Stadium, Cincinnati, OH  
Sat Sep 08 1979, 3:33 AM EDT  
Att. 40,345 - Unknown

<b>AB</b>	<b>29</b>
<b>R</b>	<b>4</b>
<b>H</b>	<b>5</b>
<b>RBI</b>	<b>3</b>
<b>BB</b>	<b>3</b>
<b>SO</b>	<b>7</b>
<b>LOB</b>	<b>13</b>



Inning Stats		R: 0	H: 0	R: 0	H: 0	R: 0	H: 1	R: 4	H: 3	R: 0	H: 0	R: 0	H: 1
		E: 0	LOB: 1	E: 0	LOB: 0	E: 0	LOB: 1	E: 2	LOB: 3	E: 0	LOB: 0	E: 0	LOB: 0
		K: 2	BB: 1	K: 0	BB: 0	K: 0	BB: 0	K: 1	BB: 2	K: 1	BB: 0	K: 1	BB: 0
		S: 7	P: 11	S: 3	P: 3	S: 5	P: 5	S: 10	P: 18	S: 5	P: 5	S: 5	P: 5

PITCHER		IP	WLS	BF	H	R	ER	SO	BB	IBB	HBP	BLK	WP	HR	S	P	ERA	WHIP
<b>Jerry Reuss, L</b> (1, 1)	ERA: 3.9	6.0	L	27	4	4	0	5	3	0	0	0	0	0	34	46	0.00	1.167
<b>Dave Patterson, R</b> (7, 1)	ERA: 4.82	2.0		6	1	0	0	2	0	0	0	0	0	0	10	10	0.00	0.500

WP	PA	33
WP: 0	PA: 33	
PB: 0	SB: 1	CS: 1
1B: 5	SF: 0	
2B: 0	SAC: 1	
3B: 0	DP: 0	
HR: 0	HBP: 0	

# Los Angeles Dodgers @ Cincinnati Reds

## Riverfront Stadium, Cincinnati, OH

Sun Sep 09 1979, 3:33 AM EDT  
Att: 39,066 - Unknown

[livebaseballscorecards.com](http://livebaseballscorecards.com)

<b>AB</b>	<b>30</b>
<b>R</b>	<b>3</b>
<b>H</b>	<b>7</b>
<b>RBI</b>	<b>3</b>
<b>BB</b>	<b>2</b>
<b>SO</b>	<b>7</b>
<b>LOB</b>	<b>13</b>



<b>WP:</b>	0	<b>PA:</b>	35
<b>PB:</b>	1		
<b>SB:</b>	0		
<b>CS:</b>	0		

AB R H RBI BB SO LOB

3	0	1	1	0	0	0
3	0	0	0	0	0	1
3	1	1	1	1	1	1
4	1	2	0	0	1	1
0	0	0	0	0	0	0
0	0	0	0	0	0	0
4	0	1	0	0	0	2
3	0	1	1	0	1	2
3	0	0	0	1	1	2
4	1	1	0	0	2	3
2	0	0	0	0	1	0
1	0	0	0	0	0	1
0	0	0	0	0	0	0

Batter	1	2	3	4	5	6	7	8	9
<b>Davey Lopes, R</b> (1, 4) OBP: 0.373, SLG: 0.478	0-0 G6-4-3 1B		0-0 F7			0-0 5-3		0-0 SF8	
<b>Bill Russell, R</b> (1, 6) OBP: 0.288, SLG: 0.344	0-0 G6-4-3 1-2f			0-0 F3		0-0 F8		1-0 HBP	
<b>Steve Garvey, R</b> (1, 3) OBP: 0.345, SLG: 0.487	0-0 5-3			4-0 FC6-4 BB			0-0 HR	0-3 K	
<b>Ron Cey, R</b> (1, 5) OBP: 0.387, SLG: 0.493		0-0 1B SF8 2B		0-3 K		0-0 F8		0-0 PB 2B	
<b>Von Joshua, L</b> (9, PR) OBP: 0.320, SLG: 0.419									
<b>Mickey Hatcher, R</b> (9, 5) OBP: 0.407, SLG: 0.481									
<b>Dusty Baker Jr., R</b> (1, 7) OBP: 0.339, SLG: 0.464		0-0 G1-4-3 2-3 1B		0-0 FC6-4 1-2f		0-0 6-3		0-0 L4	
<b>Joe Ferguson, R</b> (1, 9) OBP: 0.372, SLG: 0.445		0-0 SF8			0-0 F7		0-0 1B	0-3 K	
<b>Derrel Thomas, S</b> (1, 8) OBP: 0.338, SLG: 0.360		0-0 G1-4-3 1-2f			0-0 5-3		0-3 K	4-0 BB	
<b>Steve Yeager, R</b> (1, 2) OBP: 0.288, SLG: 0.381			0-0 6-3		0-3 K			0-0 G3 SF8 2B	0-3 K
<b>Rick Sutcliffe, L</b> (1, 1) OBP: 0.230, SLG: 0.315						0-0 G3			
<b>Vic Davalillo, L</b> (8, PH) OBP: 0.227, SLG: 0.200									
<b>Lerrin LaGrow, R</b> (8, 1) OBP: 0.227, SLG: 0.200								0-0 G3 2-3	

Inning Stats	R: 0 H: 1 E: 0 LOB: 0 K: 0 BB: 0 S: 3 P: 3	R: 1 H: 2 E: 0 LOB: 0 K: 0 BB: 0 S: 4 P: 4	R: 0 H: 0 E: 0 LOB: 0 K: 1 BB: 0 S: 5 P: 5	R: 0 H: 0 E: 0 LOB: 1 K: 1 BB: 1 S: 5 P: 9	R: 0 H: 0 E: 0 LOB: 0 K: 1 BB: 0 S: 5 P: 5	R: 0 H: 0 E: 0 LOB: 0 K: 0 BB: 0 S: 3 P: 3	R: 1 H: 2 E: 0 LOB: 1 K: 1 BB: 0 S: 7 P: 7	R: 1 H: 1 E: 0 LOB: 1 K: 1 BB: 0 S: 6 P: 7	R: 0 H: 1 E: 0 LOB: 3 K: 2 BB: 1 S: 8 P: 12
--------------	--	--	--	--	--	--	--	--	---

PITCHER	IP	WLS	BF	H	R	ER	SO	BB	IBB	HBP	BLK	WP	HR	S	P	ERA	WHIP
<b>Fred Norman, L</b> (1, 1) ERA: 3.62	7.0	L	25	5	2	2	4	1	0	0	0	0	1	32	36	2.57	0.857
<b>Doug Bair, R</b> (8, 1) ERA: 3.86	2.0		10	2	1	1	3	1	0	1	0	0	0	14	19	4.50	1.500

PITCHER	IP	WLS	BF	H	R	ER	SO	BB	IBB	HBP	BLK	WP	HR	S	P	ERA	WHIP
---------	----	-----	----	---	---	----	----	----	-----	-----	-----	----	----	---	---	-----	------


Batter	1	2	3	4	5	6	7	8	9	AB R H RBI BB SO LOB
<b>Dave Collins, S</b> (1, 9) OBP: 0.362, SLG: 0.397	0-0 F7	0-0 F2			0-0 F9		0-0 F9		0-0 4-3	5 0 0 0 0 0 5
<b>Joe Morgan, L</b> (1, 4) OBP: 0.391, SLG: 0.386	4-0 S BB	0-3 K			0-0 G3		0-0 F8			3 0 0 0 1 1 4
<b>Dave Concepcion, R</b> (1, 6) OBP: 0.358, SLG: 0.424	0-0 4-3		0-3 K		0-0 1B			4-0 BB		3 0 1 0 1 1 1
<b>George Foster, R</b> (1, 7) OBP: 0.396, SLG: 0.584	0-0 6-3		0-0 P6		0-0 F2			0-0 F7		4 0 0 0 0 0 3
<b>Johnny Bench, R</b> (1, 2) OBP: 0.365, SLG: 0.445		0-0 WP 1B BB 1B	0-0 6-3			0-0 F8		0-0 P5		4 1 1 0 0 0 1
<b>Dan Driessen, L</b> (1, 3) OBP: 0.333, SLG: 0.419		0-0 BB WP 1B		0-0 2B		0-0 P6		0-0 4-3		4 0 2 0 0 0 1
<b>Ray Knight, R</b> (1, 5) OBP: 0.358, SLG: 0.448		0-3 K		0-0 F7		0-0 L5			0-0 FC6-4 1B	4 0 1 0 0 1 3
<b>Ron Oester, S</b> (9, PR)		1-2 2-3		0-0 F7						0 0 0 0 0 0 0
<b>Hector Cruz, R</b> (1, 8) OBP: 0.333, SLG: 0.365		4-0 BB BB		0-3 K			0-0 1B		0-0 FC6-4	3 0 1 0 1 1 2
<b>Fred Norman, S</b> (1, 1) OBP: 0.242, SLG: 0.161		4-0 BB BB		0-0 F5			0-0 B3		0-0 F5	1 0 0 1 1 0 1
<b>Rafael Santo Domingo, S</b> (7, PH)										1 0 0 0 0 0 1
<b>Doug Bair, R</b> (8, 1)										0 0 0 0 0 0 0
<b>Harry Spilman, L</b> (9, PH) OBP: 0.345, SLG: 0.298		1-2 2-3 3-H								1 0 0 0 0 0 1

Inning Stats	R: 0	H: 0	E: 0	K: 0	S: 3	R: 1	H: 2	E: 0	K: 2	S: 9	R: 0	H: 0	E: 0	K: 1	S: 5	R: 0	H: 1	E: 0	K: 0	S: 4	R: 0	H: 0	E: 0	K: 0	S: 3	R: 0	H: 0	E: 0	K: 0	S: 4	R: 0	H: 0	E: 0	K: 0	S: 3	R: 0	H: 1	E: 0	K: 0	S: 4	R: 0	H: 0	E: 0	K: 0	S: 4	R: 0	H: 1	E: 0	K: 0	S: 4	R: 0	H: 1	E: 0	K: 0	S: 4	1B: 5	SF: 0	2B: 1	SAC: 0	3B: 0	DP: 0	HR: 0	HBP: 0	WP: 1	PA: 37
<b>PITCHER</b>	IP	WLS	BF	H	R	ER	SO	BB	IBB	HBP	BLK	WP	HR	S	P	ERA	WHIP																																																
<b>Rick Sutcliffe, R</b> (1, 1) ERA: 3.75	7.0	W	29	5	1	1	4	3	0	0	0	1	0	34	46	1.29	1.143																																																
<b>Lerrin LaGrow, R</b> (8, 1) ERA: 5.8	2.0	S	8	1	0	0	0	1	0	0	0	0	0	7	11	0.00	1.000																																																

**Los Angeles Dodgers @ Cincinnati Reds**  
Riverfront Stadium, Cincinnati, OH

Sun Sep 09 1979, 3:33 AM EDT  
Att. 39,066 - Unknown

<b>AB</b>	<b>33</b>
<b>R</b>	<b>1</b>
<b>H</b>	<b>6</b>
<b>RBI</b>	<b>1</b>
<b>BB</b>	<b>4</b>
<b>SO</b>	<b>4</b>
<b>LOB</b>	<b>23</b>



Batter	1	2	3	4	5	6	7	8	9	AB R H RBI BB SO LOB	TOP
Gene Richards, L (1, 8) OBP: 0.330, SLG: 0.346 Brian Greer, R (9, 8)	0-0 5-3		0-0 E S 1B		0-0 4-3		0-0 L4			4 0 1 1 0 0 0 0 0 0 0 0 0 0	<b>San Diego Padres @ Los Angeles Dodgers</b> Dodger Stadium, Los Angeles, CA Tue Sep 11 1979, 7:05 PM PDT Att: 20,870 - Unknown <a href="http://livebaseballscorecards.com">livebaseballscorecards.com</a>
Tim Flannery, L (1, 4) OBP: 0.200, SLG: 0.156	0-0 F8		0-0 3-H F7		0-0 6-3 1B		0-0 3-H F5			4 0 1 0 0 0 1	
Paul Dade, R (1, 5) OBP: 0.311, SLG: 0.369	4-0 FC6-4 BB		0-3 K		0-0 6-3		0-3 K			3 0 0 0 1 2 2	
Dave Winfield, R (1, 9) OBP: 0.394, SLG: 0.549	0-0 FC6-4 1-2f			0-0 1-3 BB SF8 1B	0-0 2-H 1B		0-0 F9			4 1 2 0 0 0 1	
Jerry Turner, L (1, 7) OBP: 0.301, SLG: 0.372 Jay Johnstone, L (8, 7) OBP: 0.329, SLG: 0.347		0-0 F4		4-0 1-2 BB		0-0 F8		0-0 F8		3 0 0 0 1 0 0 0 0 0 0 0 0 0	
Gene Tenace, R (1, 3) OBP: 0.404, SLG: 0.445		0-0 F4		0-0 1-3		0-0 5-3		0-3 K		4 0 0 0 0 1 2	
Bill Fahey, L (1, 2) OBP: 0.376, SLG: 0.431		0-0 1-3		0-0 2-3 SF8		0-0 G3		0-0 L1		3 0 0 1 0 0 0	
Ozzie Smith, S (1, 6) OBP: 0.259, SLG: 0.263			0-0 SH1-4 1B 2B	4-0 IBB		0-0 E4 SH1-4 CS		0-0 S 1B		3 2 2 0 1 0 0	
Bob Owchinko, L (1, 1) OBP: 0.161, SLG: 0.103 Steve Mura, R (8, 1)			0-0 SH1-4	0-0 5-3		0-0 SH1-4		0-3 K		1 0 0 0 0 0 2 1 0 0 0 0 1 1	
<b>Inning Stats</b>	R: 0 H: 0 E: 0 LOB: 1 K: 0 BB: 1 S: 3 P: 7	R: 0 H: 0 E: 0 LOB: 0 K: 0 BB: 0 S: 3 P: 3	R: 1 H: 2 E: 0 LOB: 1 K: 1 BB: 0 S: 7 P: 7	R: 1 H: 1 E: 0 LOB: 2 K: 0 BB: 2 S: 4 P: 12	R: 0 H: 2 E: 0 LOB: 2 K: 0 BB: 0 S: 4 P: 4	R: 0 H: 0 E: 0 LOB: 0 K: 0 BB: 0 S: 3 P: 3	R: 1 H: 0 E: 1 LOB: 0 K: 0 BB: 0 S: 4 P: 4	R: 0 H: 0 E: 0 LOB: 0 K: 1 BB: 0 S: 5 P: 5	R: 0 H: 1 E: 0 LOB: 1 K: 2 BB: 0 S: 8 P: 8	1B: 5 SF: 1 2B: 1 SAC: 2 3B: 0 DP: 0 HR: 0 HBP: 0	
<b>PITCHER</b> Don Sutton, R (1, 1) ERA: 3.86 Joe Beckwith, R (9, 1) ERA: 5.92	IP WLS BF H R ER SO BB IBB HBP BLK WP HR S P ERA WHIP										
	8.0 L 32 5 3 2 2 2 2 1 0 0 0 0 0 33 45 2.25 0.875										
	1.0 4 1 0 0 2 0 0 0 0 0 0 0 8 8 0.00 1.000										

AB	30
R	3
H	6
RBI	2
BB	3
SO	4
LOB	9





Batter	1	2	3	4	5	6	7	8	9	AB R H RBI BB SO LOB
<b>Davey Lopes, R</b> OBP: 0.372, SLG: 0.477 (1, 4)	0-0 CS 1B			0-0 4-3		0-0 F8		0-0 FC6-4		4 0 1 0 0 0 3
<b>Bill Russell, R</b> OBP: 0.288, SLG: 0.344 (1, 6)	0-0 F9 1-2			0-0 6-3		0-0 6-3			BB 1B 1B	4 0 1 0 0 0 2
<b>Steve Garvey, R</b> OBP: 0.344, SLG: 0.491 (1, 3)	0-0 6-3			0-0 HR		0-0 1-3		0-0 F9		4 1 1 1 0 0 1
<b>Dusty Baker Jr., R</b> OBP: 0.338, SLG: 0.463 (1, 7)		0-0 6-3		0-0 P6		0-0 1-3		0-0 1-2 BB 1B		4 0 1 0 0 0 0
<b>Mickey Hatcher, R</b> OBP: 0.403, SLG: 0.473 (1, 5) (9, 9)		0-0 CS 1B		0-0 2-3		0-0 F9		0-3 K		3 0 1 0 0 0 0 1 0 0 0 0 1 2
<b>Gary Thomasson, L</b> OBP: 0.343, SLG: 0.409 (9, PH)										
<b>Pedro Guerrero, R</b> OBP: 0.143, SLG: 0.143 (1, 9) <b>Joe Ferguson, R</b> OBP: 0.373, SLG: 0.445 (9, 2)		0-3 K 1-2		0-0 5-3		0-0 F9		0-0 F9 BB BB	4-0 BB BB 1-2 2-3 BB	3 0 0 0 0 1 1 0 0 0 0 1 0 0
<b>Derrel Thomas, S</b> OBP: 0.334, SLG: 0.356 (1, 8)			0-0 5-3		0-0 F7		0-0 F9	0-0 F9	0-0 G3	4 0 0 0 0 0 3
<b>Steve Yeager, R</b> OBP: 0.288, SLG: 0.381 (1, 2) <b>Ted Martinez, R</b> OBP: 0.338, SLG: 0.364 (8, PR) <b>Joe Beckwith, L</b> (9, 1)			0-0 F9		0-0 E1 SH2-3		0-0 E6 1B			3 0 1 0 0 0 0 0 0 0 0 0 0 0 0 0 0 0 0 0 0
<b>Don Sutton, R</b> OBP: 0.156, SLG: 0.145 (1, 1) <b>Ron Cey, R</b> OBP: 0.388, SLG: 0.493 (8, PH) (9, 5)			0-0 L3		0-0 SH2-3		4-0 FC6-4 BB			1 0 0 0 0 0 0 0 0 0 0 1 0 0

Inning Stats		R: 0	H: 1	R: 0	H: 1	R: 0	H: 0	R: 0	H: 0	R: 0	H: 0	R: 0	H: 1	R: 0	H: 2	1B: 5	SF: 0	WP: 0	PA: 34
		E: 0	LOB: 0	E: 0	LOB: 0	E: 0	LOB: 0	E: 0	LOB: 0	E: 1	LOB: 1	E: 0	LOB: 2	E: 0	LOB: 3	2B: 0	SAC: 1	PB: 0	
		K: 0	BB: 0	K: 1	BB: 0	K: 0	BB: 0	K: 0	BB: 0	K: 0	BB: 0	K: 0	BB: 1	K: 1	BB: 1	3B: 0	DP: 0	SB: 0	
		S: 3	P: 3	S: 5	P: 5	S: 3	P: 3	S: 4	P: 3	S: 4	P: 4	S: 3	P: 8	S: 7	P: 11	HR: 1	HBP: 0	CS: 2	


PITCHER										PITCHER										PITCHER														
IP	WLS	BF	H	R	ER	SO	BB	IBB	HBP	BLK	WP	HR	S	P	ERA	WHIP	IP	WLS	BF	H	R	ER	SO	BB	IBB	HBP	BLK	WP	HR	S	P	ERA	WHIP	
<b>Bob Owchinko, L</b> ERA: 3.83 (1, 1)	7.2	W	27	4	1	1	1	0	0	0	0	1	28	32	1.17	0.652																		
<b>Steve Mura, R</b> ERA: 2.66 (8, 1)	1.1	S	7	2	0	0	1	0	0	0	0	0	8	12	0.00	2.250																		

**BOTTOM**

**San Diego Padres @ Los Angeles Dodgers**  
Dodger Stadium, Los Angeles, CA

Tue Sep 11 1979, 7:05 PM PDT  
Att. 20,870 - Unknown

<b>AB</b>	<b>31</b>
<b>R</b>	<b>1</b>
<b>H</b>	<b>6</b>
<b>RBI</b>	<b>1</b>
<b>BB</b>	<b>2</b>
<b>SO</b>	<b>2</b>
<b>LOB</b>	<b>12</b>



Batter	1	2	3	4	5	6	7	8	9	AB R H RBI BB SO LOB	TOP	
Gene Richards, L (1, 8) OBP: 0.335, SLG: 0.351	0-0 1B FC5-2 1B		0-0 F9 1B			0-0 G6-4-3 1B		0-0 2-H 1B		4 0 4 1 0 0 0	<b>San Diego Padres @ Los Angeles Dodgers</b> <b>Dodger Stadium, Los Angeles, CA</b> Wed Sep 12 1979, 7:05 PM PDT Att: 20,600 - Unknown	
Tim Flannery, L (1, 4) OBP: 0.211, SLG: 0.171 Dan Briggs, L (8, PH) OBP: 0.276, SLG: 0.357 John D'Acquisto, R (8, 1) OBP: 0.229, SLG: 0.194	0-0 PB FC5-2 1-3 1B		0-0 F9 1-2			0-0 G6-4-3 1-2f		0-0 P6		3 0 1 0 0 0 2 1 0 0 0 0 0 1 0 0 0 0 0 0 0		
Paul Dade, R (1, 5) OBP: 0.308, SLG: 0.365	0-0 FC5-2 PB 1-2 3-H				0-0 F9		0-0 F8		0-3 K	4 0 0 0 0 1 3		
Dave Winfield, R (1, 9) OBP: 0.393, SLG: 0.553	0-0 F2 1-2 2-3				0-0 1-3		0-0 HR		0-0 F7	4 1 1 1 0 0 2		
Jerry Turner, L (1, 7) OBP: 0.299, SLG: 0.369	0-0 F7				0-3 K		0-0 4-3		0-3 K	4 0 0 0 0 2 2		
Gene Tenace, R (1, 3) OBP: 0.405, SLG: 0.443		4-0 BB BB BB BB			0-0 F7		0-3 K		4-0 1B BB	2 0 0 0 2 1 0		
Bill Fahey, L (1, 2) OBP: 0.379, SLG: 0.433		0-3 K 1-2			0-0 FC6-4 1B		0-0 F8		0-0 1-3 1B	4 0 2 0 0 1 1		
Ozzie Smith, S (1, 6) OBP: 0.258, SLG: 0.261		0-0 F9			0-0 L6				0-0 E6 4-3 1B	4 1 0 0 0 0 3		
Eric Rasmussen, R (1, 1) OBP: 0.121, SLG: 0.033 Mark Lee, R (5, 1) OBP: 0.333, SLG: 0.333 Broderrick Perkins, L (8, PH) OBP: 0.293, SLG: 0.250 Sam Perlozzo, R (8, 4)			0-0 F7		0-0 FC6-4 1-2f			0-0 4-3		2 0 0 0 0 0 1 0 0 0 0 0 0 0 1 0 0 0 0 0 1 0 0 0 0 0 0 0		
<b>Inning Stats</b>	R: 0 H: 2 E: 0 LOB: 2 K: 0 BB: 0 S: 5 P: 5	R: 0 H: 0 E: 0 LOB: 0 K: 1 BB: 1 S: 4 P: 8	R: 0 H: 1 E: 0 LOB: 0 K: 0 BB: 0 S: 3 P: 3	R: 0 H: 0 E: 0 LOB: 0 K: 1 BB: 0 S: 5 P: 5	R: 0 H: 1 E: 0 LOB: 1 K: 0 BB: 0 S: 4 P: 4	R: 0 H: 1 E: 0 LOB: 0 K: 0 BB: 0 S: 3 P: 3	R: 1 H: 1 E: 0 LOB: 0 K: 1 BB: 0 S: 6 P: 6	R: 1 H: 1 E: 1 LOB: 1 K: 1 BB: 0 S: 7 P: 7	R: 0 H: 1 E: 0 LOB: 2 K: 1 BB: 1 S: 6 P: 10	1B: 7 SF: 0 2B: 1 SAC: 0 3B: 0 DP: 2 HR: 1 HBP: 0	WP: 0 PA: 35 PB: 1 SB: 0 CS: 1	
<b>PITCHER</b>	IP WLS BF H R ER SO BB IBB HBP BLK WP HR S P ERA WHIP											
Charlie Hough, R (1, 1) ERA: 4.68 Bobby Castillo, R (8, 1) ERA: 0.92	7.1 W 28 7 2 1 3 1 0 0 0 0 0 1 33 37 1.23 1.091											

livebaseballscores.com

AB	33
R	2
H	8
RBI	2
BB	2
SO	5
LOB	16



Batter	1	2	3	4	5	6	7	8	9	AB	R	H	RBI	BB	SO	LOB
Davey Lopes, R OBP: 0.370, SLG: 0.473 (1, 4)	0-0 L8		0-0 4-3		0-0 F8	0-0 5-3				4	0	0	0	0	0	2
Bill Russell, R OBP: 0.291, SLG: 0.350 (1, 6)	0-0 1B		0-0 1B S 1B		0-0 1B 3B		0-3 K			4	2	3	1	0	1	0
Steve Garvey, R OBP: 0.347, SLG: 0.492 (1, 3)	0-0 F9		0-0 1B 1B		0-0 1B 1B		0-0 G6-4-3 1B			4	0	3	1	0	0	1
Ron Cey, R OBP: 0.389, SLG: 0.493 (1, 5)	0-0 F6		0-0 1-2 3-H 1B		0-0 1-2 FC6-4 1B		0-0 G6-4-3 1-2f			4	0	2	1	0	0	2
Dusty Baker Jr., R OBP: 0.338, SLG: 0.463 (1, 7)		0-3 K	0-0 F3		0-0 FC6-4 1-2f			0-0 E 2B		4	1	1	0	0	1	4
Pedro Guerrero, R OBP: 0.167, SLG: 0.222 (1, 9)		0-0 F8		0-0 F9		0-0 G3 2B 2B		0-3 K		4	1	1	0	0	1	1
Gary Thomasson, L OBP: 0.343, SLG: 0.409 (9, 9)										0	0	0	0	0	0	0
Derrel Thomas, S OBP: 0.333, SLG: 0.353 (1, 8)		0-0 F8		0-0 L3		0-0 G3		4-0 FC6-4 BB		3	0	0	0	1	0	1
Johnny Oates, L OBP: 0.186, SLG: 0.128 (1, 2)			4-0 4-3 1B BB	0-0 4-3		0-0 2B		0-0 FC6-4		3	1	1	1	1	0	1
Charlie Hough, R OBP: 0.161, SLG: 0.194 (1, 1)			0-0 4-3		0-0 P4	0-3 K		0-3 K		3	0	0	0	0	1	2
Bobby Castillo, R (8, 1)			1-2							1	0	0	0	0	1	1

Inning Stats		R: 0	H: 1	E: 0	K: 0	S: 4	R: 0	H: 0	E: 0	K: 1	S: 5	R: 2	H: 3	E: 0	K: 0	S: 6	R: 0	H: 0	E: 0	K: 0	S: 3	R: 1	H: 3	E: 0	K: 0	S: 6	R: 1	H: 2	E: 0	K: 1	S: 7	R: 0	H: 1	E: 0	K: 1	S: 5	R: 1	H: 1	E: 1	K: 2	S: 8											
IP	WLS	BF	H	R	ER	SO	BB	IBB	HBP	BLK	WP	HR	S	P	ERA	WHIP	IP	WLS	BF	H	R	ER	SO	BB	IBB	HBP	BLK	WP	HR	S	P	ERA	WHIP	IP	WLS	BF	H	R	ER	SO	BB	IBB	HBP	BLK	WP	HR	S	P	ERA	WHIP		
Eric Rasmussen, R (1, 1) ERA: 3.79	4.2	L	22	7	3	3	1	1	0	0	0	0	0	23	27	5.79	1.714																																			
Mark Lee, R (5, 1) ERA: 4.24	2.1		9	3	1	1	2	0	0	0	0	0	0	13	13	3.86	1.286																																			
John D'Acquisto, R (8, 1) ERA: 4.74	1.0		5	1	1	0	2	1	0	0	0	0	0	8	12	0.00	2.000																																			

**BOTTOM**

**San Diego Padres @ Los Angeles Dodgers**  
**Dodger Stadium, Los Angeles, CA**

Wed Sep 12 1979, 7:05 PM PDT  
 Att. 20,600 - Unknown

livebaseballscorecards.com

AB	34
R	5
H	11
RBI	4
BB	2
SO	5
LOB	15



WP: 0	PA: 36
PB: 0	
SB: 1	
CS: 0	

Batter	1	2	3	4	5	6	7	8	9	AB R H RBI BB SO LOB	TOP		
Gene Richards, L (1, 8) OBP: 0.336, SLG: 0.352	0-0 S 1B 5-3 1B		0-0 F9		0-0 FC4-6			0-0 E 4-3 HR 1B		4 2 2 1 0 0 1	<b>San Diego Padres @ Los Angeles Dodgers</b> <b>Dodger Stadium, Los Angeles, CA</b> Thu Sep 13 1979, 7:05 PM PDT Att: 21,972 - Unknown <a href="http://livebaseballscorecards.com">livebaseballscorecards.com</a>		
Sam Perlozzo, R (1, 4) Tim Flannery, L (5, 4) OBP: 0.205, SLG: 0.167	0-0 P5		4-0 BB		0-0 FC6-4			0-0 4-3		2 0 0 0 1 0 2 1 0 0 0 0 0 2			
Paul Dade, R (1, 5) OBP: 0.307, SLG: 0.364	0-0 5-3 S 1-2 1B		0-0 L4		0-3 K			0-0 E6 HR		4 1 1 1 0 1 2			
Dave Winfield, R (1, 9) OBP: 0.392, SLG: 0.556	0-0 5-3		0-0 F8		0-0 1-3			0-0 HR		4 1 1 4 0 0 1			
Gene Tenace, R (1, 3) John D'Acquisto, R (8, 1) OBP: 0.403, SLG: 0.439 OBP: 0.229, SLG: 0.194	0-0 F8		0-3 K		0-0 5-3			0-0 B5-3		3 0 0 0 0 1 1 0 0 0 0 0 0 0			
Don Reynolds, R (1, 7) OBP: 0.333, SLG: 0.333		0-0 6-3		0-0 4-3				0-3 K		4 0 1 0 0 1 0			
Bill Fahey, L (1, 2) OBP: 0.371, SLG: 0.423		0-0 6-3			0-0 1-3			0-0 F7		4 0 0 0 0 0 1			
Ozzie Smith, S (1, 6) OBP: 0.257, SLG: 0.261		0-0 6-3			0-0 1B FC4-6 1B			0-0 F9		4 1 1 0 0 0 1			
Bob Shirley, R (1, 1) OBP: 0.157, SLG: 0.125 Fernando Gonzalez, R (5, PH) OBP: 0.256, SLG: 0.359 Mickey Lolich, S (5, 1) Mark Lee, R (6, 1) OBP: 0.333, SLG: 0.333 Broderick Perkins, L (6, 3) OBP: 0.301, SLG: 0.260 Jay Johnston, L (8, PH) OBP: 0.328, SLG: 0.345 Kurt Bevacqua, R (9, PH) OBP: 0.341, SLG: 0.335			0-3 K		0-0 1B FC4-6 1B			0-0 4-3 1B E 1B		1 0 0 0 0 0 1 0 1 0 1 0 1 1 1 0 0 0 0 0 1 0 0 0 0 0 0 0 1 0 0 0 0 0 0 0			
<b>Inning Stats</b>	R: 1 H: 2 E: 0 LOB: 1 K: 0 BB: 0 S: 5 P: 5	R: 0 H: 0 E: 0 LOB: 0 K: 0 BB: 0 S: 3 P: 3	R: 0 H: 0 E: 0 LOB: 1 K: 1 BB: 1 S: 5 P: 9	R: 0 H: 0 E: 0 LOB: 0 K: 1 BB: 0 S: 5 P: 5	R: 1 H: 2 E: 0 LOB: 1 K: 0 BB: 0 S: 5 P: 5	R: 0 H: 0 E: 0 LOB: 0 K: 1 BB: 0 S: 5 P: 5	R: 0 H: 1 E: 0 LOB: 0 K: 0 BB: 0 S: 3 P: 3	R: 4 H: 3 E: 1 LOB: 0 K: 1 BB: 0 S: 9 P: 9	R: 0 H: 0 E: 0 LOB: 0 K: 0 BB: 0 S: 3 P: 3	1B: 7 SF: 0 2B: 0 SAC: 0 3B: 0 DP: 1 HR: 1 HBP: 0	WP: 0 PA: 36 PB: 0 SB: 2 CS: 0		
<b>PITCHER</b>	IP WLS BF H R ER SO BB IBB HBP BLK WP HR S P ERA WHIP											<b>PITCHER</b>	IP WLS BF H R ER SO BB IBB HBP BLK WP HR S P ERA WHIP
Jerry Reuss, L (1, 1) ERA: 3.89	5.0 W 20 4 2 2 2 1 0 0 0 0 0 0 23 27 3.60 1.000												
Dave Patterson, R (6, 1) ERA: 5.14	2.1 11 4 4 3 1 0 0 0 0 0 0 1 13 13 11.57 1.714												
Ken Brett, L (8, 1) ERA: 3.65	1.2 S 5 0 0 0 1 0 0 0 0 0 0 0 7 7 0.00 0.000												

Batter	1	2	3	4	5	6	7	8	9	AB	R	H	RBI	BB	SO	LOB
Davey Lopes, R OBP: 0.370, SLG: 0.474 (1, 4)	0-0 6-3		0-0 HR 1B		0-0 SF8 1B 2B	0-0 L5		0-0 F7		5	2	2	0	0	0	1
Bill Russell, R OBP: 0.291, SLG: 0.355 (1, 6)	0-0 6-3		0-0 HR		0-0 SF8		0-0 F8			3	1	1	3	0	0	0
Steve Garvey, R OBP: 0.346, SLG: 0.491 (1, 3)	0-0 F7		0-3 K		0-0 FC6-4 1B		0-0 F8			4	0	1	1	0	1	0
Ron Cey, R OBP: 0.390, SLG: 0.492 (1, 5)		0-0 BB 2B 1B	0-3 K		0-0 FC6-4		4-0 BB BB BB			3	1	1	0	1	1	1
Mickey Hatcher, R OBP: 0.403, SLG: 0.473 (7, PR) (8, 5)					1-2f					0	0	0	0	0	0	0
Dusty Baker Jr., R OBP: 0.340, SLG: 0.463 (1, 7)		4-0 BB 2B 1B		0-0 5-3		0-0 2B 1B		4-0 BB BB		2	1	1	0	2	0	0
Joe Ferguson, R OBP: 0.377, SLG: 0.453 (1, 2)		0-0 SF8 2B		0-0 F8		0-0 1B 2B		4-0 BB BB		3	2	2	2	1	0	0
Pedro Guerrero, R OBP: 0.136, SLG: 0.190 (1, 9)		0-0 SF8		0-3 K		0-0 6-3		0-0 F8		3	0	0	1	0	1	4
Derrel Thomas, S OBP: 0.335, SLG: 0.355 (1, 8)		0-0 5-3			0-0 5-3		0-0 6-3 1B		0-0 G3-6-3 1B	4	0	2	1	0	0	0
Jerry Reuss, L OBP: 0.205, SLG: 0.167 (1, 1)			0-0 F7		0-0		0-0 6-3		0-0 G3-6-3	2	0	1	0	0	0	0
Burt Hooton, R OBP: 0.158, SLG: 0.187 (5, PR)					0-0 2B SF8 1B					0	1	0	0	0	0	0
Dave Patterson, R (6, 1)										1	0	0	0	0	0	1
Ken Brett, L OBP: 0.273, SLG: 0.273 (8, 1)										1	0	0	0	0	0	1

Inning Stats	R: 0	H: 0	E: 0	K: 0	S: 3	LOB: 0	BB: 0	P: 3	R: 2	H: 2	E: 0	K: 0	S: 4	LOB: 0	BB: 1	P: 8	R: 2	H: 2	E: 0	K: 2	S: 9	LOB: 0	BB: 0	P: 9	R: 0	H: 0	E: 0	K: 1	S: 5	LOB: 0	BB: 0	P: 5	R: 2	H: 3	E: 0	K: 0	S: 6	LOB: 1	BB: 0	P: 6	R: 2	H: 3	E: 0	K: 0	S: 6	LOB: 1	BB: 0	P: 6	R: 0	H: 0	E: 0	K: 0	S: 3	LOB: 3	BB: 3	P: 15	R: 0	H: 1	E: 0	K: 0	S: 3	LOB: 0	BB: 0	P: 3
1B: 7	SF: 2	WP: 0	PA: 37																																																													
2B: 3	SAC: 0	PB: 0																																																														
3B: 0	DP: 1	SB: 0																																																														
HR: 1	HBP: 0	CS: 0																																																														

PITCHER	IP	WLS	BF	H	R	ER	SO	BB	IBB	HBP	BLK	WP	HR	S	P	ERA	WHIP
Bob Shirley, L ERA: 3.53 (1, 1)	4.0	L	16	4	4	4	3	1	0	0	0	0	1	21	25	9.00	1.250
Mickey Lolich, L ERA: 4.66 (5, 1)	1.0		8	5	4	4	0	0	0	0	0	0	0	8	8	36.00	5.000
Mark Lee, R ERA: 4.1 (6, 1)	2.0		10	1	0	0	0	3	0	0	0	0	0	7	19	0.00	2.000
John D'Acquisto, R ERA: 4.7 (8, 1)	1.0		3	1	0	0	0	0	0	0	0	0	0	3	3	0.00	1.000

BOTTOM

San Diego Padres @ Los Angeles Dodgers  
 Dodger Stadium, Los Angeles, CA

Thu Sep 13 1979, 7:05 PM PDT  
 Att. 21,972 - Unknown

livebaseballscores.com

AB	31
R	8
H	11
RBI	8
BB	4
SO	3
LOB	8



Batter	1	2	3	4	5	6	7	8	9	AB R H RBI BB SO LOB	TOP																									
<b>Dave Collins, S</b> (1, 9) OBP: 0.366, SLG: 0.399	0-0 G3		0-0 4-3			0-0 1-3			0-0 G4-6-3 1B	4 0 1 0 0 0 1																										
<b>Joe Morgan, L</b> (1, 4) OBP: 0.387, SLG: 0.386	0-0 P6			0-0 F5		0-0 F9			0-0 G4-6-3 1-2f	4 0 0 0 0 0 1																										
<b>Dave Concepcion, R</b> (1, 6) OBP: 0.360, SLG: 0.433	0-0 F9			0-0 6-3			0-0 F9		0-0 BB 1B	4 0 1 0 0 0 0																										
<b>George Foster, R</b> (1, 7) OBP: 0.404, SLG: 0.589		0-0 6-3		4-0 BB		0-0 1B		0-0 1B	4-0 1-2 BB	2 0 1 0 2 0 0																										
<b>Dan Driessen, L</b> (1, 3) OBP: 0.331, SLG: 0.415		0-0 L4		0-0 P3		0-0 F8		0-0 F8	0-0 P6	4 0 0 0 0 0 4																										
<b>Ray Knight, R</b> (1, 5) OBP: 0.360, SLG: 0.452		0-0 6-3			0-0 F8		0-0 2-3			3 0 0 0 0 0 1																										
<b>Hector Cruz, R</b> (1, 8) OBP: 0.333, SLG: 0.357			0-0 6-3		4-0 BB			0-0 F7		2 0 0 0 1 0 0																										
<b>Vic Correll, R</b> (1, 2) OBP: 0.324, SLG: 0.365			4-0 SH3 BB		0-0 G5-4-3			0-0 L7		2 0 0 0 1 0 1																										
<b>Bill Bonham, R</b> (1, 1) OBP: 0.145, SLG: 0.182			0-0 SH3		0-3 K			0-0 F7		1 0 0 0 0 1 0																										
<b>Harry Spilman, L</b> (8, PH) OBP: 0.339, SLG: 0.292			1-2							1 0 0 0 0 0 0																										
<b>Tom Hume, R</b> (8, 1) OBP: 0.200, SLG: 0.205										0 0 0 0 0 0 0																										
<b>Inning Stats</b>	R: 0 E: 0 K: 0 S: 3	H: 0 LOB: 0 BB: 0 P: 3	R: 0 E: 0 K: 0 S: 3	H: 0 LOB: 0 BB: 0 P: 3	R: 0 E: 0 K: 0 S: 3	H: 0 LOB: 1 BB: 1 P: 7	R: 0 E: 0 K: 0 S: 3	H: 0 LOB: 1 BB: 1 P: 7	R: 0 E: 0 K: 1 S: 5	H: 0 LOB: 0 BB: 0 P: 5	R: 0 E: 0 K: 0 S: 4	H: 1 LOB: 1 BB: 0 P: 4	R: 0 E: 0 K: 0 S: 3	H: 0 LOB: 0 BB: 0 P: 3	R: 0 E: 0 K: 0 S: 4	H: 2 LOB: 2 BB: 1 P: 8	1B: 3 2B: 0 3B: 0 HR: 0	SF: 0 SAC: 1 DP: 2 HBP: 0	WP: 0 PB: 0 SB: 0 CS: 0	PA: 32																
<b>PITCHER</b> <b>Rick Sutcliffe, R</b> (1, 1) ERA: 3.6	IP: 9.0 WLS: W BF: 32 H: 3 R: 0 ER: 0 SO: 1 BB: 4 IBB: 0 HBP: 0 BLK: 0 WP: 0 HR: 0 S: 30 P: 46 ERA: 0.00 WHIP: 0.778																																			
<b>PITCHER</b>	IP	WLS	BF	H	R	ER	SO	BB	IBB	HBP	BLK	WP	HR	S	P	ERA	WHIP																			

Cincinnati Reds @ Los Angeles Dodgers  
 Dodger Stadium, Los Angeles, CA  
 Fri Sep 14 1979, 7:05 PM PDT  
 Att: 37,514 - Unknown

livebaseballscorecards.com

AB	27
R	0
H	3
RBI	0
BB	4
SO	1
LOB	8



Batter	1	2	3	4	5	6	7	8	9	AB	R	H	RBI	BB	SO	LOB
<b>Davey Lopes, R</b> OBP: 0.371, SLG: 0.473 (1, 4)	4-0 FC6-5 S BB	0-0 1B		0-0 F5			0-0 F8			3	0	1	0	1	0	0
<b>Bill Russell, R</b> OBP: 0.291, SLG: 0.354 (1, 6)	0-0 FC6-5 E BLK FC1-2	0-0 1B			0-0 F7		0-0 6-3			4	0	1	1	0	0	1
<b>Steve Garvey, R</b> OBP: 0.347, SLG: 0.491 (1, 3)	0-0 E4 FC1-2 BB	0-3 K			0-0 G5-3 E 1B			0-0 1-3 1B 1B		4	1	2	0	0	1	3
<b>Ron Cey, R</b> OBP: 0.391, SLG: 0.491 (1, 5)	4-0 FC1-2 BB		0-0 P6		0-0 E5			0-0 1B 1-3 1B		3	0	1	0	1	0	1
<b>Dusty Baker Jr., R</b> OBP: 0.338, SLG: 0.459 (1, 7)	0-0 FC1-2		0-0 5-3		0-0 G5-3			0-0 1-3		4	0	0	0	0	0	7
<b>Joe Ferguson, R</b> OBP: 0.378, SLG: 0.452 (1, 9)	0-0 F7		0-0 1B			0-0 F8		4-0 1B		3	0	1	0	1	0	3
<b>Derrel Thomas, S</b> OBP: 0.337, SLG: 0.356 (1, 8)		0-3 K	0-0 F9			0-0 CS 1B		0-0 1-2 2-3 3-H 1B		4	0	2	1	0	1	1
<b>Steve Yeager, R</b> OBP: 0.284, SLG: 0.375 (1, 2)		0-0 6-3		0-0 F5		0-3 K		0-0 G5-4-3		4	0	0	0	0	1	4
<b>Rick Sutcliffe, L</b> OBP: 0.234, SLG: 0.307 (1, 1)		4-0 1B BB		0-0 4-3			0-0 F7			2	1	0	0	1	0	0

Inning Stats	R: 0	H: 0	E: 1	K: 0	S: 4	LOB: 3	BB: 2	P: 12	R: 1	H: 2	E: 0	K: 2	S: 9	LOB: 2	BB: 1	P: 13	R: 0	H: 1	E: 0	K: 0	S: 4	LOB: 0	BB: 0	P: 4	R: 0	H: 1	E: 1	K: 0	S: 4	LOB: 1	BB: 0	P: 4	R: 0	H: 1	E: 0	K: 1	S: 5	LOB: 0	BB: 0	P: 5	R: 0	H: 0	E: 0	K: 0	S: 3	LOB: 0	BB: 0	P: 3	R: 1	H: 3	E: 0	K: 0	S: 5	LOB: 2	BB: 1	P: 9
--------------	------	------	------	------	------	--------	-------	-------	------	------	------	------	------	--------	-------	-------	------	------	------	------	------	--------	-------	------	------	------	------	------	------	--------	-------	------	------	------	------	------	------	--------	-------	------	------	------	------	------	------	--------	-------	------	------	------	------	------	------	--------	-------	------

PITCHER	IP	WLS	BF	H	R	ER	SO	BB	IBB	HBP	BLK	WP	HR	S	P	ERA	WHIP
<b>Bill Bonham, R</b> ERA: 3.71 (1, 1)	7.0	L	29	5	1	1	3	3	0	0	1	0	0	32	44	1.29	1.143
<b>Tom Hume, R</b> ERA: 2.81 (8, 1)	1.0		6	3	1	1	0	0	1	0	0	0	0	5	9	9.00	3.000

**BOTTOM**

**Cincinnati Reds @ Los Angeles Dodgers**  
 Dodger Stadium, Los Angeles, CA

Fri Sep 14 1979, 7:05 PM PDT  
 Att. 37,514 - Unknown

<b>AB</b>	<b>31</b>
<b>R</b>	<b>2</b>
<b>H</b>	<b>8</b>
<b>RBI</b>	<b>2</b>
<b>BB</b>	<b>4</b>
<b>SO</b>	<b>3</b>
<b>LOB</b>	<b>20</b>



<b>WP: 0</b>	<b>PA: 35</b>
<b>PB: 0</b>	
<b>SB: 1</b>	
<b>CS: 1</b>	

PITCHER	IP	WLS	BF	H	R	ER	SO	BB	IBB	HBP	BLK	WP	HR	S	P	ERA	WHIP
---------	----	-----	----	---	---	----	----	----	-----	-----	-----	----	----	---	---	-----	------

Batter	1	2	3	4	5	6	7	8	9	AB R H RBI BB SO LOB	TOP	
<b>Dave Collins, S</b> (1, 9) <small>OBP: 0.368, SLG: 0.412</small> <b>Sam Mejias, R</b> (9, 8) <small>OBP: 0.286, SLG: 0.167</small>	0-3 		0-0 			0-0 		0-0 		4 1 2 1 0 1 0 0 0 0 0 0 0 0	<b>Cincinnati Reds @ Los Angeles Dodgers</b> Dodger Stadium, Los Angeles, CA Sat Sep 15 1979, 3:33 AM PDT Att: 27,892 - Unknown <a href="http://livebaseballscorecards.com">livebaseballscorecards.com</a>	
<b>Junior Kennedy, R</b> (1, 4) <small>OBP: 0.346, SLG: 0.308</small>	0-0 		0-0 			4-0 		0-0 		3 0 0 0 1 0 1		
<b>Dave Concepcion, R</b> (1, 6) <small>OBP: 0.358, SLG: 0.430</small>	0-0 					0-3 		0-3 		4 0 0 0 0 2 1		
<b>George Foster, R</b> (1, 7) <small>OBP: 0.402, SLG: 0.585</small>		0-3 				0-0 			0-0 	4 0 1 0 0 1 1		
<b>Johnny Bench, R</b> (1, 2) <small>OBP: 0.364, SLG: 0.443</small>		4-0 				0-0 			0-0 	3 0 0 0 1 0 1		
<b>Dan Driessen, L</b> (1, 3) <small>OBP: 0.331, SLG: 0.420</small>		0-0 				0-0 			0-0 	4 1 1 1 0 0 2		
<b>Ray Knight, R</b> (1, 5) <small>OBP: 0.359, SLG: 0.450</small>		0-0 				0-0 		0-0 	0-0 	4 0 1 0 0 0 1		
<b>Hector Cruz, R</b> (1, 8) <small>OBP: 0.333, SLG: 0.356</small> (9, 9)			0-0 			0-0 		0-0 		3 0 1 0 0 0 1		
<b>Fred Norman, S</b> (1, 1) <small>OBP: 0.234, SLG: 0.155</small> <b>Harry Spilman, L</b> (8, PH) <small>OBP: 0.333, SLG: 0.286</small> <b>Mario Soto, R</b> (8, 1) <small>OBP: 0.667, SLG: 0.667</small>			0-0 			0-0 		0-3 		2 0 0 0 0 0 1 1 0 0 0 0 1 0 0 0 0 0 0 0 0		
<b>Inning Stats</b>	R: 0 H: 0 E: 0 LOB: 0 K: 1 BB: 0 S: 5 P: 5	R: 0 H: 0 E: 0 LOB: 1 K: 1 BB: 1 S: 5 P: 9	R: 0 H: 2 E: 0 LOB: 1 K: 0 BB: 0 S: 4 P: 4	R: 0 H: 1 E: 0 LOB: 1 K: 0 BB: 0 S: 4 P: 4	R: 0 H: 0 E: 0 LOB: 0 K: 0 BB: 0 S: 3 P: 3	R: 0 H: 0 E: 0 LOB: 1 K: 1 BB: 1 S: 5 P: 9	R: 0 H: 1 E: 0 LOB: 1 K: 0 BB: 0 S: 4 P: 4	R: 1 H: 1 E: 0 LOB: 0 K: 2 BB: 0 S: 8 P: 8	R: 1 H: 1 E: 0 LOB: 0 K: 0 BB: 0 S: 4 P: 4	1B: 3 SF: 0 2B: 1 SAC: 0 3B: 0 DP: 1 HR: 2 HBP: 0	WP: 0 PA: 34 PB: 0 SB: 0 CS: 0	
<b>PITCHER</b> <b>Bob Welch, R</b> (1, 1) <small>ERA: 4.05</small> <b>Joe Beckwith, R</b> (5, 1) <small>ERA: 5.52</small>	IP WLS BF H R ER SO BB IBB HBP BLK WP HR S P ERA WHIP 4.0 0 15 3 0 0 2 1 0 0 0 0 0 2 22 0.00 1.000											<b>PITCHER</b> IP WLS BF H R ER SO BB IBB HBP BLK WP HR S P ERA WHIP 5.0 L 19 3 2 2 3 1 0 0 0 0 0 2 24 28 3.60 0.800







Batter	1	2	3	4	5	6	7	8	9	AB R H RBI BB SO LOB	TOP
Dave Collins, S (1, 9) OBP: 0.364, SLG: 0.407 Sam Mejias, R (9, 8) OBP: 0.286, SLG: 0.167	0-0 F8		0-0 F5		0-3 K		0-0 FC6-4			4 0 0 0 0 1 5 0 0 0 0 0 0 0	
Joe Morgan, L (1, 4) OBP: 0.383, SLG: 0.382	0-0 P4			0-0 6-3	0-0 G6-3			0-0 F8		4 0 0 0 0 0 3	
Dave Concepcion, R (1, 6) OBP: 0.356, SLG: 0.426	0-3 K			0-0 F9		0-0 6-3		0-0 5-3		4 0 0 0 0 1 0	
George Foster, R (1, 7) OBP: 0.399, SLG: 0.579		0-0 4-3		0-0 F8		0-3 K		0-0 5-3		4 0 0 0 0 1 0	
Johnny Bench, R (1, 2) OBP: 0.365, SLG: 0.444						0-0 1B 2B 1B		0-0 5-3		4 1 2 0 0 0 0	
Dan Driessen, L (1, 3) OBP: 0.332, SLG: 0.420						0-0 2B 1B 1B		4-0 FC1-5 1B BB		3 1 1 0 1 0 1	
Ray Knight, R (1, 5) OBP: 0.360, SLG: 0.453						0-0 1B 2B		0-3 K		4 0 2 1 0 2 2	
Hector Cruz, R (1, 8) OBP: 0.341, SLG: 0.362					0-3 K			0-0 FC1-5 1B		3 0 2 1 1 1 0	
Tom Seaver, R (1, 1) OBP: 0.183, SLG: 0.300					0-3 K			0-0 FC1-5 FC6-4		4 0 1 0 0 1 4	
<b>Inning Stats</b>	R: 0 H: 0 E: 0 LOB: 0 K: 1 BB: 0 S: 5 P: 5	R: 0 H: 1 E: 0 LOB: 1 K: 1 BB: 0 S: 6 P: 6	R: 0 H: 0 E: 0 LOB: 0 K: 2 BB: 0 S: 7 P: 7	R: 0 H: 0 E: 0 LOB: 0 K: 0 BB: 0 S: 3 P: 3	R: 2 H: 5 E: 0 LOB: 2 K: 1 BB: 0 S: 9 P: 9	R: 0 H: 0 E: 0 LOB: 0 K: 1 BB: 0 S: 5 P: 5	R: 0 H: 1 E: 0 LOB: 2 K: 1 BB: 1 S: 6 P: 10	R: 0 H: 0 E: 0 LOB: 0 K: 0 BB: 0 S: 3 P: 3	R: 0 H: 1 E: 1 LOB: 2 K: 0 BB: 1 S: 4 P: 8	1B: 7 SF: 0 2B: 1 SAC: 0 3B: 0 DP: 1 HR: 0 HBP: 0	WP: 0 PA: 36 PB: 0 SB: 0 CS: 0
<b>PITCHER</b>	IP WLS BF H R ER SO BB IBB HBP BLK WP HR S P ERA WHIP										
Don Sutton, R (1, 1) ERA: 3.84	6.0 L 23 6 2 2 6 0 0 0 0 0 0 0 35 35 3.00 1.000										
Gerry Hannahs, L (7, 1) ERA:	3.0 13 2 0 0 1 1 1 0 0 0 0 0 13 21 0.00 1.000										

Cincinnati Reds @ Los Angeles Dodgers  
Dodger Stadium, Los Angeles, CA  
Sun Sep 16 1979, 3:33 AM PDT  
Att: 28,322 - Unknown

AB	34
R	2
H	8
RBI	2
BB	2
SO	7
LOB	15



Batter	1	2	3	4	5	6	7	8	9	AB R H RBI BB SO LOB
<b>Davey Lopes, R</b> OBP: 0.371, SLG: 0.470 (1, 4) BBB	4-0 G4-6-3 BB			x 0-0 F9		BBB 4-0 1-2 G6-4-3 BB		x 0-0 F2	2 0 0 0 2 0 0	
<b>Bill Russell, R</b> OBP: 0.292, SLG: 0.356 (1, 6) x	0-0 P6		x 0-0 5-3		x 0-0 G6-4-3 1-2f		x 0-0 4-3	4 0 0 0 0 0 3		
<b>Steve Garvey, R</b> OBP: 0.345, SLG: 0.487 (1, 3) x	0-0 G4-6-3 1-2f		SSS 0-3 K		x 0-0 4-3		x 0-0 5-3	3 0 0 0 0 1 1		
<b>Ron Cey, R</b> OBP: 0.386, SLG: 0.484 (1, 5) SSS		0-3 K		x 0-0 6-3		x 0-0 5-3		3 0 0 0 0 1 0		
<b>Dusty Baker Jr., R</b> OBP: 0.337, SLG: 0.462 (1, 7) x		0-0 P6		SSS 0-3 K		x 0-0 F8		3 0 0 0 0 1 0		
<b>Joe Ferguson, R</b> OBP: 0.374, SLG: 0.446 (1, 2) x		0-0 1-3		x 0-0 1B		x 0-0 F2		3 0 1 0 0 0 0		
<b>Gary Thomasson, L</b> OBP: 0.343, SLG: 0.408 (1, 9) x			0-0 G1-6-4 1B		SSS 0-3 K2-3		x 0-0 F9	3 0 1 0 0 1 1		
<b>Derrel Thomas, S</b> OBP: 0.332, SLG: 0.350 (1, 8) x			0-0 F7		x 0-0 F9		x 0-0 G3	3 0 0 0 0 0 1		
<b>Don Sutton, R</b> OBP: 0.154, SLG: 0.143 (1, 1) <b>Pedro Guerrero, R</b> OBP: 0.174, SLG: 0.227 (6, PH) <b>Gerry Hannahs, L</b> (7, 1) <b>Von Joshua, L</b> OBP: 0.317, SLG: 0.415 (9, PH)			0-0 G1-6-4 1-2f		x 0-0 BB 1B		x 0-0 1-3	1 0 0 0 0 0 1 1 0 1 0 0 0 0 0 0 0 0 0 0 0 1 0 0 0 0 0 0		

Inning Stats	R: 0	H: 0	E: 0	LOB: 0	K: 0	BB: 1	S: 2	R: 0	H: 0	E: 0	LOB: 0	K: 1	BB: 0	S: 5	R: 0	H: 0	E: 0	LOB: 0	K: 1	BB: 0	S: 5	R: 0	H: 1	E: 0	LOB: 1	K: 2	BB: 0	S: 8	R: 0	H: 1	E: 0	LOB: 1	K: 0	BB: 1	S: 3	R: 0	H: 0	E: 0	LOB: 0	K: 0	BB: 0	S: 3	R: 0	H: 0	E: 0	LOB: 0	K: 0	BB: 0	S: 3	R: 0	H: 0	E: 0	LOB: 0	K: 0	BB: 0	S: 3	R: 0	H: 0	E: 0	LOB: 0	K: 0	BB: 0	S: 3
	0	0	0	0	0	1	2	0	0	0	0	1	0	5	0	0	0	0	1	0	0	5	0	1	1	0	8	0	0	0	0	0	1	1	0	0	0	0	3	0	0	0	0	3	0	0	0	0	3	0	0	0	0	3	0	0	0	0	3				

PITCHER	IP	WLS	BF	H	R	ER	SO	BB	IBB	HBP	BLK	WP	HR	S	P	ERA	WHIP	PITCHER	IP	WLS	BF	H	R	ER	SO	BB	IBB	HBP	BLK	WP	HR	S	P	ERA	WHIP																				
<b>Tom Seaver, R</b> ERA: 3.27 (1, 1)	9.0	W	29	3	0	0	4	2	0	0	0	0	0	35	43	0.00	0.556																																						

**BOTTOM**

**Cincinnati Reds @ Los Angeles Dodgers**  
Dodger Stadium, Los Angeles, CA

Sun Sep 16 1979, 3:33 AM PDT  
Att. 28,322 - Unknown

livebaseballscorecards.com

<b>AB</b>	<b>27</b>
<b>R</b>	<b>0</b>
<b>H</b>	<b>3</b>
<b>RBI</b>	<b>0</b>
<b>BB</b>	<b>2</b>
<b>SO</b>	<b>4</b>
<b>LOB</b>	<b>7</b>



WP	PA	ERA	WHIP
0	29		

Batter	1	2	3	4	5	6	7	8	9	AB R H RBI BB SO LOB	TOP											
<b>Eddie Miller, S</b> (1, 8) OBP: 0.359, SLG: 0.328	0-0 E1 2B 1B		0-0 1-3 FC5-2 1B		0-0 FC5-4 1B	0-0 1-2 2-3 1B		0-3 K		5 1 4 0 0 1 2	<b>Atlanta Braves @ Los Angeles Dodgers</b> <b>Dodger Stadium, Los Angeles, CA</b> Mon Sep 17 1979, 7:05 PM PDT Att: 16,700 - Unknown											
<b>Jerry Royster, R</b> (1, 4) OBP: 0.336, SLG: 0.343	0-0 2B		0-0 1-3		0-0 F9	0-0 F9		0-0 F7		5 0 1 1 0 0 7												
<b>Gary Matthews, R</b> (1, 9) OBP: 0.366, SLG: 0.506	0-0 6-3		0-0 FC5-2 3-H		0-0 F8		0-0 E5 G6-4-3		0-0 F7	5 0 0 0 0 0 3												
<b>Bob Homer, R</b> (1, 5) OBP: 0.341, SLG: 0.532	0-0 F3			0-0 F7	0-0 FC5-4 1-2f		0-0 F3		0-0 1B BB 1B	5 0 1 0 0 0 3												
<b>Dale Murphy, R</b> (1, 3) OBP: 0.359, SLG: 0.507	0-0 6-3			0-0 E E 1B		0-0 6-3 PB 2B	0-0 G6-4-3 1-2f		4-0 1B BB	4 2 2 0 1 0 2												
<b>Larry Whisenton, L</b> (1, 7) OBP: 0.294, SLG: 0.333		0-3 K		0-0 F7		0-0 F9		0-0 5-3	0-3 K	5 0 0 0 0 2 4												
<b>Pepe Frias, R</b> (1, 6) OBP: 0.292, SLG: 0.325		0-0 6-3		0-0 E5 1-3		0-0 6-3		4-0 1B WP BB	0-0 1B	3 0 0 0 0 0 2												
<b>Biff Pocoroba, S</b> (8, PH) OBP: 0.452, SLG: 0.457									1-2 2-3 1B	0 1 0 0 1 0 0												
<b>Joe Nolan, L</b> (8, 2) OBP: 0.329, SLG: 0.368									1-2 2-3 1B	1 0 1 0 0 0 0												
<b>Bruce Benedict, R</b> (1, 2) OBP: 0.329, SLG: 0.277		0-0 F7		0-0 E6 1-2 3-H		4-0 1B 1B BB		0-0 BB 1B	0-0 F8	2 0 0 0 1 0 1												
<b>Mike Lum, L</b> (8, PH) OBP: 0.303, SLG: 0.360										1 0 1 1 0 0 0												
<b>Darrel Chaney, S</b> (8, 6) OBP: 0.223, SLG: 0.144										1 0 0 0 0 0 3												
<b>Phil Niekro, R</b> (1, 1) OBP: 0.217, SLG: 0.243			0-0 F9		0-0 1-3		0-0 1B 1B			3 0 1 0 0 0 2												
<b>Bob Beall, S</b> (8, PH) OBP: 0.500, SLG: 0.500								4-0 1-2 BB		0 0 0 0 1 0 0												
<b>Rick Mahler, R</b> (8, 1)										0 0 0 0 0 0 0												
<b>Inning Stats</b>	R: 1 E: 1 K: 0 S: 5	H: 2 LOB: 1 BB: 0 P: 5	R: 0 E: 0 K: 1 S: 5	H: 0 LOB: 0 BB: 0 P: 5	R: 0 E: 0 K: 0 S: 4	H: 1 LOB: 1 BB: 0 P: 4	R: 1 E: 2 K: 0 S: 6	H: 1 LOB: 2 BB: 0 P: 6	R: 0 E: 0 K: 0 S: 4	H: 1 LOB: 1 BB: 0 P: 4	R: 1 E: 0 K: 0 S: 6	H: 3 LOB: 3 BB: 1 P: 10	R: 0 E: 1 K: 0 S: 3	H: 0 LOB: 0 BB: 0 P: 3	R: 1 E: 0 K: 1 S: 6	H: 1 LOB: 2 BB: 2 P: 14	R: 0 E: 0 K: 1 S: 7	H: 2 LOB: 3 BB: 1 P: 11	1B: 9 2B: 2 3B: 0 HR: 0	SF: 0 SAC: 0 DP: 1 HBP: 0	WP: 1 PB: 1 SB: 1 CS: 0	PA: 44
<b>PITCHER</b>	IP WLS BF H R ER SO BB IBB HBP BLK WP HR S P ERA WHIP																					
<b>Charlie Hough, R</b> (1, 1) ERA: 4.63	7.1 W 35 9 4 3 1 2 0 0 0 1 0 35 43 3.68 1.500																					
<b>Bobby Castillo, R</b> (8, 1) ERA: 0.84	1.2 9 2 0 0 2 2 0 0 0 0 0 11 19 0.00 2.400																					

livebaseballscorecards.com

<b>AB</b>	40
<b>R</b>	4
<b>H</b>	11
<b>RBI</b>	2
<b>BB</b>	4
<b>SO</b>	3
<b>LOB</b>	29



Batter	1	2	3	4	5	6	7	8	9	AB	R	H	RBI	BB	SO	LOB	
Davey Lopes, R OBP: 0.371, SLG: 0.468 (1, 4)	1-0 5-3 HBP	0-0 F5		0-0 F8			0-0 SH1-3 HR 1B	0-0 F8		4	1	1	0	0	0	5	
Bill Russell, R OBP: 0.291, SLG: 0.357 (1, 6)	0-0 F4	0-0 E 1-3 2-H 3-H 2B		0-3 K			0-0 SH1-3 1-2	0-0 F8		4	1	1	2	0	1	3	
Steve Garvey, R OBP: 0.346, SLG: 0.492 (1, 3)	0-0 5-3 1-2	0-0 E4 1B 2-H 3-H			0-0 HR		0-0 F7			4	1	2	2	0	0	2	
Dusty Baker Jr., R OBP: 0.337, SLG: 0.466 (1, 7)	0-0 5-3	0-0 F8			0-0 6-3		0-0 HR 2-H			4	1	1	2	0	0	2	
Mickey Hatcher, R OBP: 0.379, SLG: 0.441 (1, 5)		0-0 F9	0-3 K		0-0 F8		0-3 K			4	0	0	0	0	2	0	
Bobby Castillo, R (8, 1)										0	0	0	0	0	0	0	
Joe Ferguson, R OBP: 0.378, SLG: 0.465 (1, 2)		0-0 HR	4-0 FC5-4 BB		0-0 P5			0-0 HR		3	2	2	2	1	0	0	
Pedro Guerrero, R OBP: 0.148, SLG: 0.192 (1, 9)		0-0 E5 1B 2B 1B	0-0 FC5-4 S 1-2f		0-0 6-3			0-0 F8		4	1	0	0	0	0	1	
Derrel Thomas, S OBP: 0.333, SLG: 0.352 (1, 8)		0-0 1B 2B 1B	0-0 G3		0-0 4-3			0-0 1B 1B		4	1	2	0	0	0	1	
Charlie Hough, R OBP: 0.176, SLG: 0.206 (1, 1)		0-0 2B 1B 1B		0-3 K		0-3 K		0-0 1B		3	1	1	0	0	2	0	
Ron Cey, R OBP: 0.387, SLG: 0.485 (8, 5)										1	0	1	0	0	0	0	
Inning Stats	R: 0 E: 0 K: 0 S: 3	H: 0 LOB: 1 BB: 0 P: 4	R: 5 E: 2 K: 0 S: 9	H: 5 LOB: 1 BB: 0 P: 9	R: 0 E: 0 K: 1 S: 5	H: 0 LOB: 1 BB: 1 P: 9	R: 0 E: 0 K: 2 S: 7	H: 0 LOB: 0 BB: 0 P: 7	R: 1 E: 0 K: 0 S: 4	H: 1 LOB: 0 BB: 0 P: 4	R: 0 E: 0 K: 1 S: 5	H: 0 LOB: 0 BB: 0 P: 5	R: 2 E: 0 K: 1 S: 7	H: 2 LOB: 0 BB: 0 P: 7	R: 1 E: 0 K: 0 S: 6	H: 3 LOB: 2 BB: 0 P: 6	
PITCHER	IP	WLS	BF	H	R	ER	SO	BB	IBB	HBP	BLK	WP	HR	S	P	ERA	WHIP
Phil Niekro, R ERA: 3.51 (1, 1)	7.0	L	32	8	8	4	5	1	0	1	0	0	0	3	45	5.14	1.286
Rick Mahler, R ERA: 6.43 (8, 1)	1.0		6	3	1	1	0	0	0	0	0	0	1	6	6	9.00	3.000

BOTTOM

Atlanta Braves @ Los Angeles Dodgers  
Dodger Stadium, Los Angeles, CA

Mon Sep 17 1979, 7:05 PM PDT  
Att. 16,700 - Unknown

livebaseballscorecards.com

AB 35  
R 9  
H 11  
RBI 8  
BB 1  
SO 5  
LOB 14



WP: 0 PA: 38  
PB: 0  
SB: 1  
CS: 0

Batter	1	2	3	4	5	6	7	8	9	AB R H RBI BB SO LOB	TOP	
Eddie Miller, S OBP: 0.353, SLG: 0.323 (1, 8) X	0-0 FC4-6 1B		0-0 4-3			0-0 6-3		0-0 FC5 1-2 2-3f		4 0 1 0 0 0 2		
Jerry Royster, R OBP: 0.334, SLG: 0.341 (1, 4) X	0-0 FC4-6 1B 1-2f			0-3 K		0-0 F7			0-0 4-3	4 0 0 0 0 1 1		
Gary Matthews, R OBP: 0.366, SLG: 0.504 (1, 9) X	0-0 G5-4-3 1B 1-2			0-0 6-3			0-0 F9		0-0 5-3	4 0 1 0 0 0 0		
Bob Homer, R OBP: 0.340, SLG: 0.536 (1, 5) X	0-0 G5-4-3 1-2f			0-0 HR			0-0 F9		0-0 6-3	4 1 1 1 0 0 2		
Dale Murphy, R OBP: 0.356, SLG: 0.503 (1, 3)		0-0 F3		0-0 4-3			0-0 5-3			3 0 0 0 0 0 0		
Barry Bonnell, R OBP: 0.300, SLG: 0.421 (1, 7)		0-0 1-3			0-0 6-3			0-3 K		3 0 0 0 0 1 0		
Pepe Frias, R OBP: 0.293, SLG: 0.323 (1, 6)		0-3 K			0-0 F8			4-0 FC5 1B BB		2 0 0 0 1 1 0		
Bruce Benedict, R OBP: 0.329, SLG: 0.278 (1, 2)			0-0 5-3		0-0 5-3			0-0 FC5 1B 1-2		3 0 1 0 0 0 0		
Eddie Solomon, R OBP: 0.220, SLG: 0.259 Bo McLaughlin, R (7, 1) Charlie Spikes, R OBP: 0.313, SLG: 0.467 (8, PH) Joey McLaughlin, R OBP: 0.182, SLG: 0.273 (8, 1)			0-0 4-3			0-0 4-3		0-3 K		2 0 0 0 0 0 0 0 0 0 0 0 0 0 1 0 0 0 0 1 2 0 0 0 0 0 0 0		
<b>Inning Stats</b>	R: 0 H: 2 E: 0 LOB: 1 K: 0 BB: 0 S: 4 P: 4	R: 0 H: 0 E: 0 LOB: 0 K: 1 BB: 0 S: 5 P: 5	R: 0 H: 0 E: 0 LOB: 0 K: 0 BB: 0 S: 3 P: 3	R: 1 H: 1 E: 0 LOB: 0 K: 1 BB: 0 S: 6 P: 6	R: 0 H: 0 E: 0 LOB: 0 K: 0 BB: 0 S: 3 P: 3	R: 0 H: 0 E: 0 LOB: 0 K: 0 BB: 0 S: 3 P: 3	R: 0 H: 0 E: 0 LOB: 0 K: 0 BB: 0 S: 3 P: 3	R: 0 H: 1 E: 0 LOB: 2 K: 2 BB: 1 S: 8 P: 12	R: 0 H: 0 E: 0 LOB: 0 K: 0 BB: 0 S: 3 P: 3	1B: 3 SF: 0 2B: 0 SAC: 0 3B: 0 DP: 1 HR: 1 HBP: 0	WP: 0 PA: 31 PB: 0 SB: 0 CS: 0	
<b>PITCHER</b> Jerry Reuss, L ERA: 3.71 (1, 1)	IP WLS BF H R ER SO BB IBB HBP BLK WP HR S P ERA WHIP	9.0 W 31 4 1 1 4 1 0 0 0 0 0 1 38 42 1.00 0.556										

Atlanta Braves @ Los Angeles Dodgers  
Dodger Stadium, Los Angeles, CA  
Tue Sep 18 1979, 7:05 PM PDT  
Att: 21,591 - Unknown

livebaseballscorecards.com

AB	30
R	1
H	4
RBI	1
BB	1
SO	4
LOB	7



Batter	1	2	3	4	5	6	7	8	9	AB	R	H	RBI	BB	SO	LOB
Davey Lopes, R OBP: 0.371, SLG: 0.468 Manny Mota, R OBP: 0.372, SLG: 0.325 Ted Martinez, R OBP: 0.338, SLG: 0.364 (1, 4) (7, PH) (7, PR) (8, 4)	0-0 P6			0-0 1B	0-3 K		4-0 1B BB			3	0	1	0	0	1	1
Bill Russell, R OBP: 0.291, SLG: 0.356 (1, 6)	0-0 6-3			0-3 K	0-3 K		0-0 1B BB			4	0	1	0	0	2	1
Steve Garvey, R OBP: 0.347, SLG: 0.492 (1, 3)	0-0 6-3			0-0 1B		0-0 6-3	0-0 FC6-4			4	0	2	2	0	0	0
Ron Cey, R OBP: 0.387, SLG: 0.484 Mickey Hatcher, R OBP: 0.373, SLG: 0.433 (1, 5) (7, 5)		0-0 5-3		0-0 F8		0-0 FC4-6	0-0 FC6-4			3	0	1	0	0	0	1
Dusty Baker Jr., R OBP: 0.336, SLG: 0.464 (1, 7)		0-0 F9			0-0 1B 1B 2B	0-0 FC4-6		0-0 4-3		4	1	1	0	0	0	1
Joe Ferguson, R OBP: 0.377, SLG: 0.463 Johnny Oates, L OBP: 0.205, SLG: 0.175 (1, 2) (8, 2)		0-0 4-3			0-0 1B 2B	0-0 6-3		0-0 1B 2B		3	1	1	0	0	0	1
Pedro Guerrero, R OBP: 0.194, SLG: 0.233 (1, 9)			0-0 F7		0-0 2B SH6-3		0-0 G3	0-0 6-3		4	1	2	0	0	0	0
Derrel Thomas, S OBP: 0.333, SLG: 0.354 (1, 8)			0-0 F9		0-0 SH6-3		0-3 K	0-0 6-3		4	0	1	3	0	1	1
Jerry Reuss, L OBP: 0.214, SLG: 0.179 (1, 1)			0-0 4-3		0-0 SH6-3		0-0 1B BB	0-3 K		3	1	1	1	0	1	1

Inning Stats	R: 0	H: 0	E: 0	K: 0	S: 3	R: 0	H: 0	E: 0	K: 0	S: 3	R: 0	H: 0	E: 0	K: 0	S: 3	R: 0	H: 2	E: 0	K: 1	S: 6	R: 3	H: 4	E: 0	K: 2	S: 11	R: 0	H: 1	E: 0	K: 0	S: 4	R: 2	H: 3	E: 0	K: 1	S: 8	R: 1	H: 2	E: 0	K: 1	S: 7
	LOB: 0	BB: 0	P: 3	LOB: 0	BB: 0	LOB: 0	BB: 0	LOB: 0	BB: 0	P: 3	LOB: 1	BB: 0	LOB: 1	BB: 0	P: 6	LOB: 1	BB: 0	LOB: 1	BB: 0	P: 4	LOB: 2	BB: 1	LOB: 2	BB: 1	P: 12	LOB: 1	BB: 0	LOB: 1	BB: 0	P: 7	LOB: 0	SAC: 1	DP: 0	HBP: 0	1B: 10	SF: 0	2B: 2	3B: 0	HR: 0	

PITCHER	IP	WLS	BF	H	R	ER	SO	BB	IBB	HBP	BLK	WP	HR	S	P	ERA	WHIP
Eddie Solomon, R ERA: 4.42 (1, 1)	6.2	L	30	10	5	5	4	1	0	0	0	0	0	37	41	6.75	1.650
Bo McLaughlin, R ERA: 4.79 (7, 1)	0.1		1	0	0	0	0	0	0	0	0	0	0	1	1	0.00	0.000
Joey McLaughlin, R ERA: 2.27 (8, 1)	1.0		5	2	1	1	1	0	0	0	0	0	0	7	7	9.00	2.000

BOTTOM

Atlanta Braves @ Los Angeles Dodgers  
Dodger Stadium, Los Angeles, CA  
Tue Sep 18 1979, 7:05 PM PDT  
Att. 21,591 - Unknown

livebaseballscores.com

AB	34
R	6
H	12
RBI	6
BB	1
SO	5
LOB	9



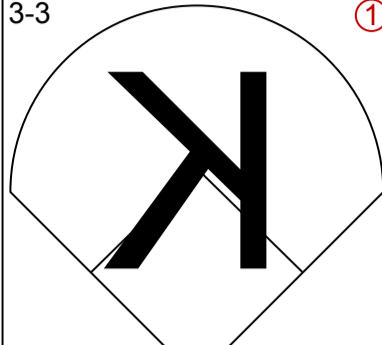
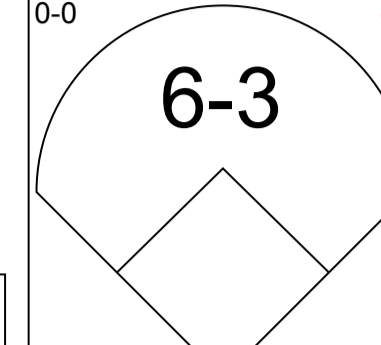
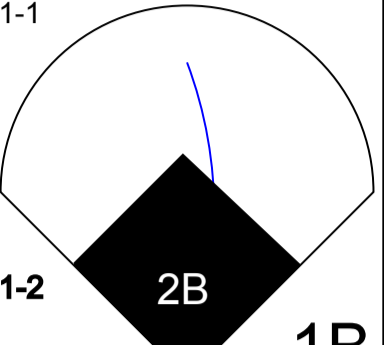
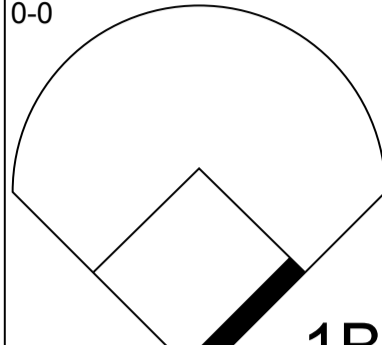
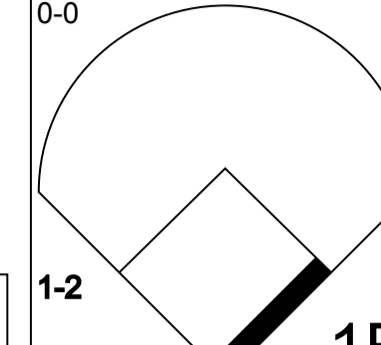
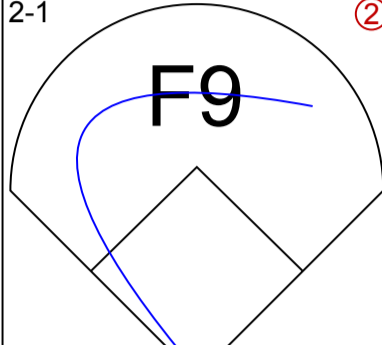
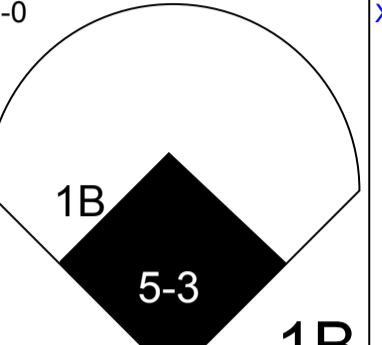
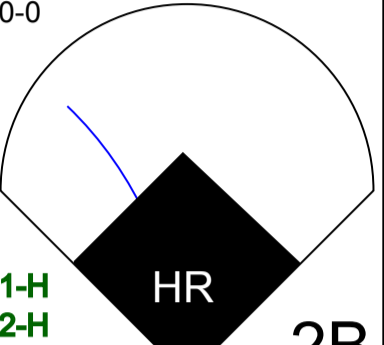
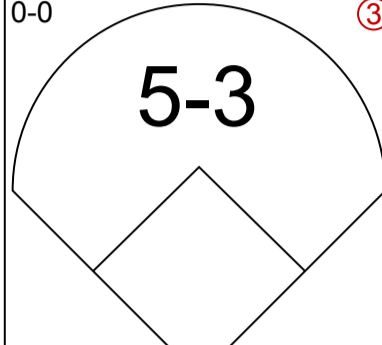
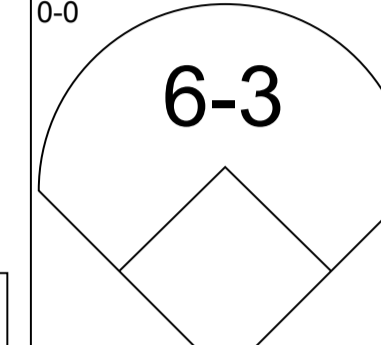
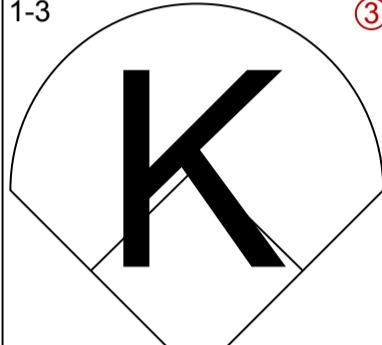
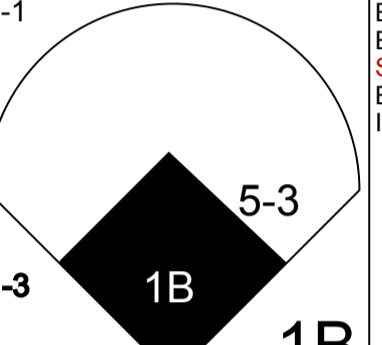
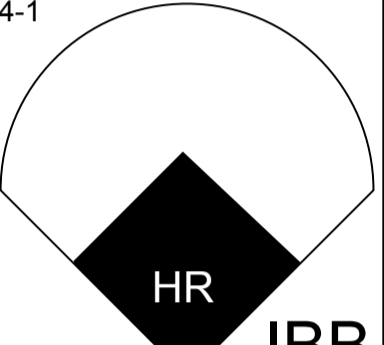
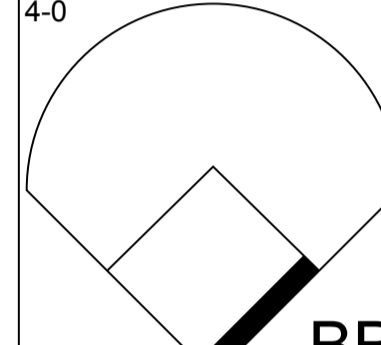
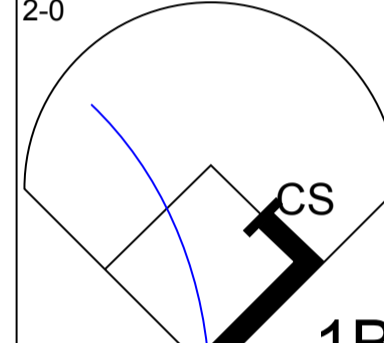
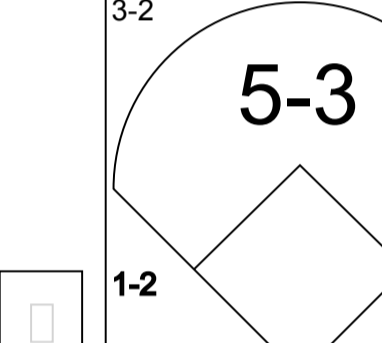
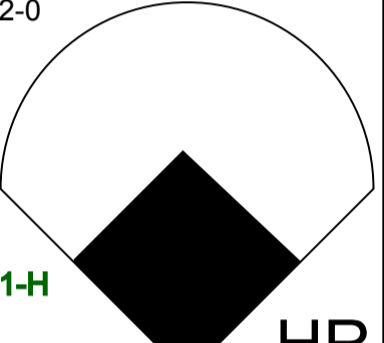
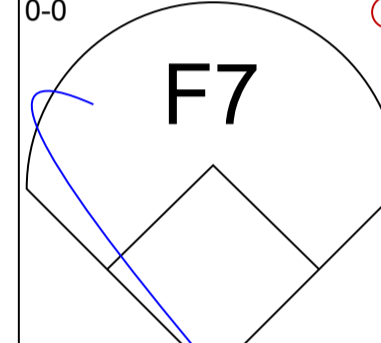
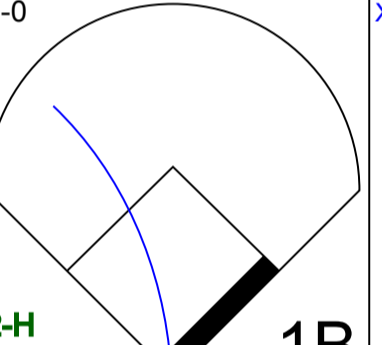
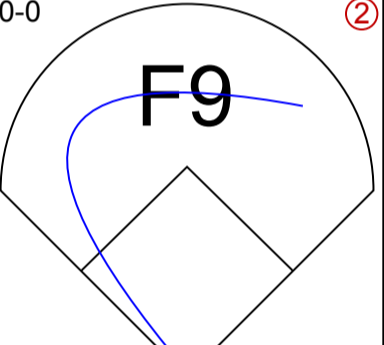
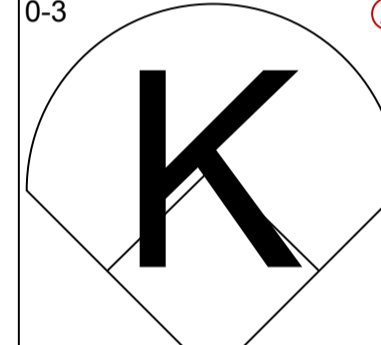
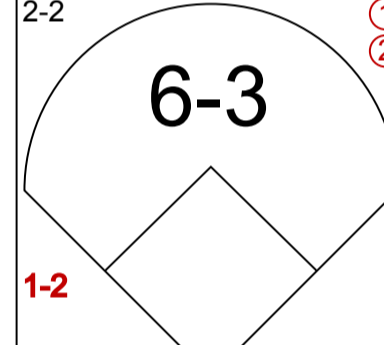
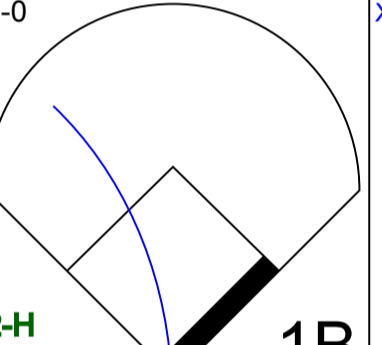
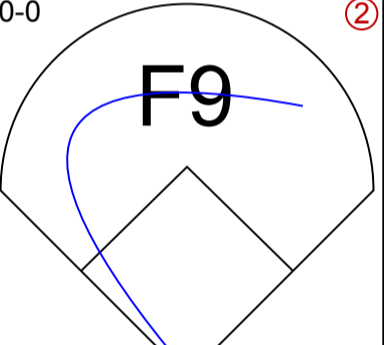
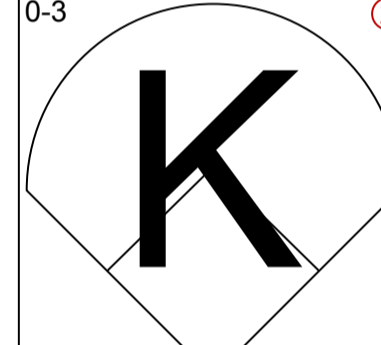
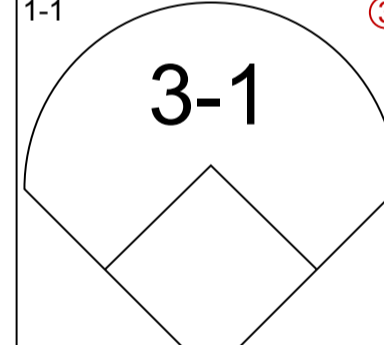
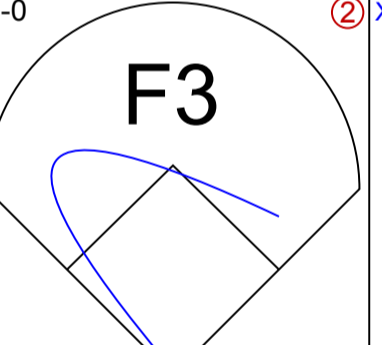
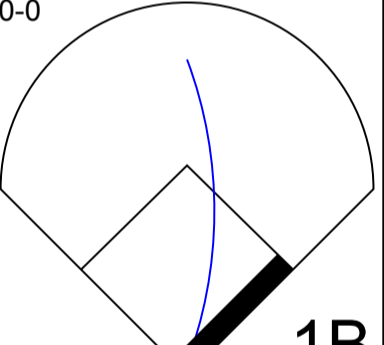
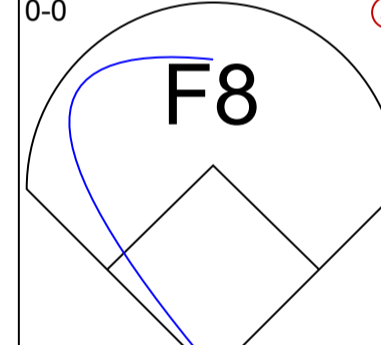
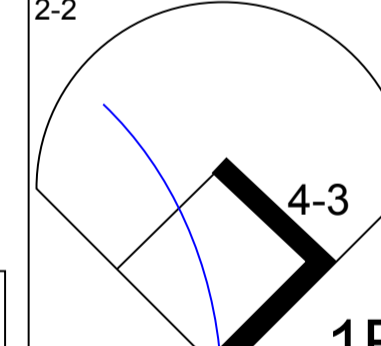
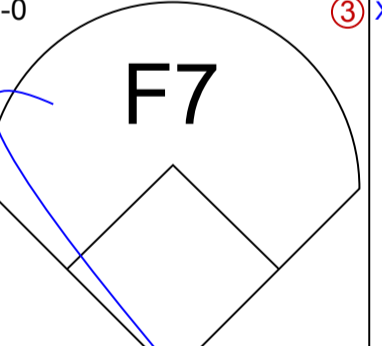
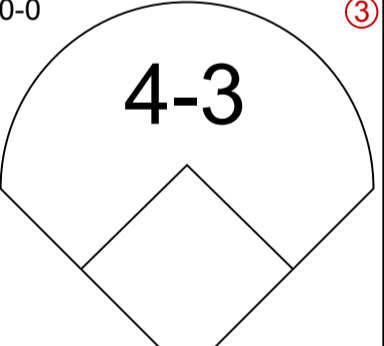
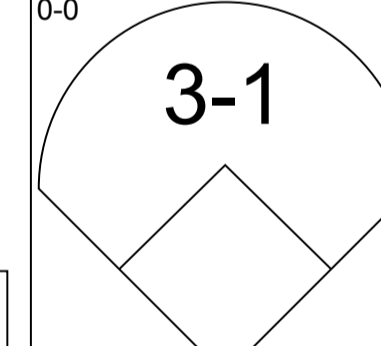
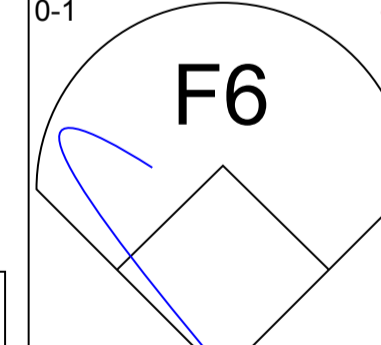
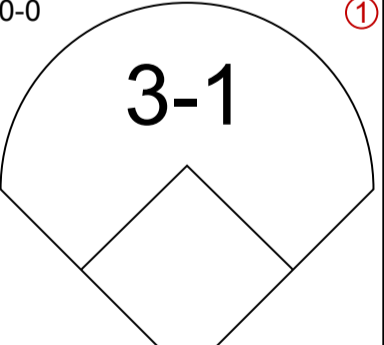
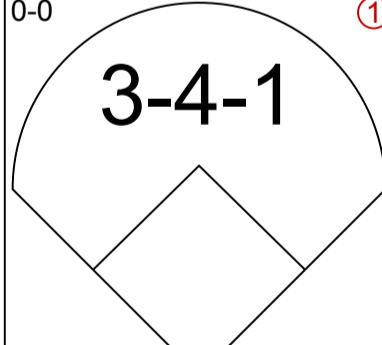
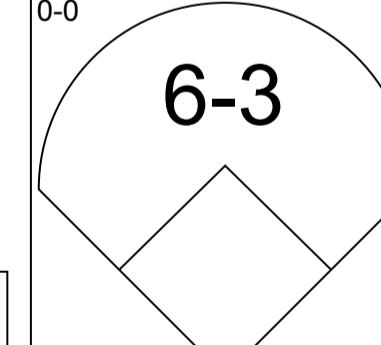
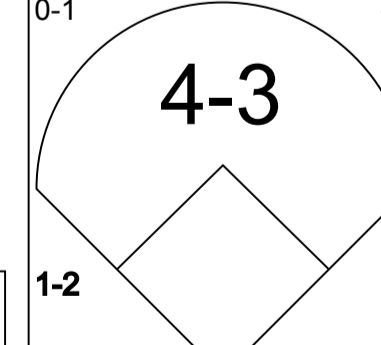
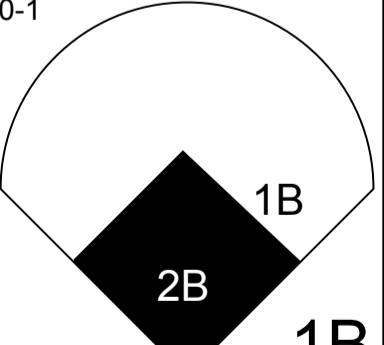
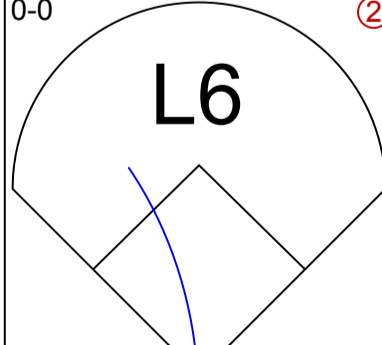
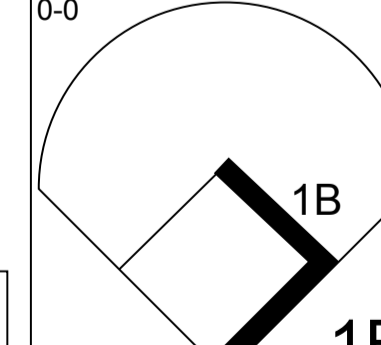
WP: 0	PA: 36
PB: 0	
SB: 0	
CS: 0	

Batter	1	2	3	4	5	6	7	8	9	AB R H RBI BB SO LOB	TOP
<b>Bill North, S</b> (1, 8) OBP: 0.391, SLG: 0.352 <b>Ed Plank, R</b> (8, 1)	1-0 			1-3 		1-2 		4-0 		3 0 0 0 1 1 0 0 0 0 0 0 0 0	<b>San Francisco Giants @ Los Angeles Dodgers</b> <b>Dodger Stadium, Los Angeles, CA</b> Wed Sep 19 1979, 7:05 PM PDT Att: 20,827 - Unknown
<b>Joe Strain, R</b> (1, 4) OBP: 0.291, SLG: 0.305 <b>Willie McCovey, L</b> (8, PH) OBP: 0.330, SLG: 0.422 <b>Rob Andrews, R</b> (8, PR) OBP: 0.298, SLG: 0.329 (8, 4)	3-2 		2-1 	1-1 		0-0 		0-0 		3 0 1 0 0 0 0 1 0 1 2 0 0 0 0 0 0 0 0 0 0	
<b>Mike Ivie, R</b> (1, 3) OBP: 0.367, SLG: 0.562	0-3 		1-3 	1-2 		2-3 	0-0 		4 0 0 0 0 3 3		
<b>Darrell Evans, L</b> (1, 5) OBP: 0.359, SLG: 0.406		0-0 		4-0 		1-2 		0-0 		3 0 1 0 1 0 0	
<b>Max Venable, L</b> (1, 9) OBP: 0.291, SLG: 0.221		2-3 	1-3 		2-1 		0-0 		4 0 0 0 0 2 3		
<b>Larry Herndon, R</b> (1, 7) OBP: 0.310, SLG: 0.388 (8, 8)		0-1 		1-2 		0-1 	0-0 	1-2 		4 0 1 0 0 0 0	
<b>Johnnie LeMaster, R</b> (1, 6) OBP: 0.304, SLG: 0.321			0-0 	0-0 		1-0 	4-0 	1-2 		3 1 1 0 1 0 0	
<b>Dennis Littlejohn, R</b> (1, 2) OBP: 0.274, SLG: 0.262			2-2 	1-3 		4-0 	0-0 	1-2 		3 1 0 0 1 1 3	
<b>Ed Halicki, R</b> (1, 1) OBP: 0.235, SLG: 0.242 <b>Pedro Borbon, R</b> (5, 1) OBP: 0.333, SLG: 0.333 <b>Greg Johnston, L</b> (6, PH) OBP: 0.215, SLG: 0.270 <b>Tom Griffin, R</b> (6, 1) OBP: 0.077, SLG: 0.077 <b>Terry Whitfield, L</b> (8, PH) OBP: 0.353, SLG: 0.394 (8, 7)			1-3 	2-1 		0-3 				1 0 0 0 0 1 0 0 0 0 0 0 0 0 1 0 0 0 0 0 0 0 0 0 0 0 0 0 1 0 0 0 0 1 2	
<b>Inning Stats</b>	R: 0 H: 0 E: 0 LOB: 0 K: 1 BB: 0 S: 11 P: 15	R: 0 H: 0 E: 0 LOB: 0 K: 1 BB: 0 S: 6 P: 8	R: 0 H: 0 E: 0 LOB: 0 K: 1 BB: 0 S: 7 P: 10	R: 0 H: 1 E: 0 LOB: 2 K: 3 BB: 1 S: 11 P: 20	R: 0 H: 0 E: 0 LOB: 0 K: 1 BB: 0 S: 9 P: 11	R: 0 H: 0 E: 0 LOB: 0 K: 0 BB: 0 S: 7 P: 11	R: 0 H: 0 E: 0 LOB: 0 K: 1 BB: 0 S: 9 P: 14	R: 2 H: 2 E: 0 LOB: 2 K: 1 BB: 2 S: 8 P: 17	R: 0 H: 2 E: 0 LOB: 2 K: 0 BB: 1 S: 4 P: 8	1B: 5 SF: 0 2B: 0 SAC: 0 3B: 0 DP: 1 HR: 0 HBP: 0	WP: 0 PA: 35 PB: 0 SB: 1 CS: 0
<b>PITCHER</b> <b>Rick Sutcliffe, R</b> (1, 1) ERA: 3.55 <b>Lerrin LaGrow, R</b> (8, 1) ERA: 5.65	IP WLS BF H R ER SO BB IBB HBP BLK WP HR S P ERA WHIP 7.2 W 29 3 2 2 9 2 1 0 0 0 0 67 105 2.35 0.652										

<b>AB</b>	31
<b>R</b>	2
<b>H</b>	5
<b>RBI</b>	2
<b>BB</b>	4
<b>SO</b>	9
<b>LOB</b>	11





Batter	1	2	3	4	5	6	7	8	9
<b>Davey Lopes, R</b> OBP: 0.372, SLG: 0.468 (1, 4)	3-3 		0-0 6-3 		1-1 2B 1B 	0-0 1B 		0-0 1B 	
<b>Ted Martinez, R</b> OBP: 0.346, SLG: 0.372 (7, 4)									
<b>Bill Russell, R</b> OBP: 0.292, SLG: 0.358 (1, 6)	2-1 F9 			1-0 1B 5-3 1B 	0-0 1B HR 2B 	0-0 5-3 		0-0 6-3 	
<b>Steve Garvey, R</b> OBP: 0.350, SLG: 0.492 (1, 3)	1-3 K 			1-1 1B 5-3 1B 	4-1 HR IBB 		4-0 BB 		
<b>Ron Cey, R</b> OBP: 0.388, SLG: 0.492 (1, 5)		2-0 CS 1B 		3-2 5-3 	2-0 HR 		0-0 F7 		
<b>Gary Thomasson, L</b> OBP: 0.341, SLG: 0.407 (7, 9)				1-2 3-H 0-0 2-H 1B 	1-1 HR 		0-3 K 		
<b>Mickey Hatcher, R</b> OBP: 0.366, SLG: 0.422 (1, 9) (7, 5)		2-2 6-3 1-2 		0-0 2-H 1B 	0-0 F9 		0-0 K 		
<b>Pedro Guerrero, R</b> OBP: 0.200, SLG: 0.235 (1, 7)		1-1 3-1 		1-0 F3 	0-0 1B 		0-0 F8 		
<b>Derrel Thomas, S</b> OBP: 0.332, SLG: 0.352 (1, 8)			2-2 4-3 1B 	0-0 F7 	0-0 4-3 		0-0 3-1 		
<b>Johnny Oates, L</b> OBP: 0.191, SLG: 0.163 (1, 2)			0-1 F6 		0-0 3-1 	0-0 3-4-1 		0-0 6-3 	
<b>Steve Yeager, R</b> OBP: 0.281, SLG: 0.370 (7, 2)									
<b>Rick Sutcliffe, L</b> OBP: 0.238, SLG: 0.308 (1, 1)			0-1 4-3 1B 		0-1 1B 2B 1B 	0-0 L6 		0-0 1B 	
<b>Lerrin LaGrow, R</b> OBP: 0.333, SLG: 0.333 (8, 1)									

AB	R	H	RBI	BB	SO	LOB
4	1	2	0	0	1	1
1	0	1	0	0	0	0
5	2	2	2	0	0	3
2	2	1	0	2	1	0
3	1	2	4	0	0	1
1	0	0	0	0	0	1
4	0	1	1	0	1	2
4	0	1	0	0	0	2
4	0	1	0	0	0	2
3	0	0	0	0	0	1
1	0	0	0	0	0	0
3	1	1	0	0	0	1
1	0	1	0	0	0	0
1B: 11	SF: 0	2B: 1	SAC: 0	3B: 0	DP: 0	HR: 1
BB: 2	HBP: 0	SO: 3				


**BOTTOM**

**San Francisco Giants @ Los Angeles Dodgers**  
**Dodger Stadium, Los Angeles, CA**

Wed Sep 19 1979, 7:05 PM PDT  
 Att. 20,827 - Unknown

livebaseballscores.com

<b>AB</b>	<b>36</b>
<b>R</b>	<b>7</b>
<b>H</b>	<b>13</b>
<b>RBI</b>	<b>7</b>
<b>BB</b>	<b>2</b>
<b>SO</b>	<b>3</b>
<b>LOB</b>	<b>14</b>



Inning Stats		R: 0	H: 0	E: 0	K: 2	S: 8	R: 0	H: 1	E: 0	K: 0	S: 6	R: 0	H: 1	E: 0	K: 0	S: 8	R: 2	H: 3	E: 0	K: 0	S: 10	R: 5	H: 5	E: 0	K: 0	S: 11	R: 0	H: 1	E: 0	K: 1	S: 4	R: 0	H: 0	E: 0	K: 1	S: 5	R: 0	H: 2	E: 0	K: 0	S: 5
PITCHER		IP	WLS	BF	H	R	ER	SO	BB	IBB	HBP	BLK	WP	HR	S	P	ERA	WHIP	PITCHER		IP	WLS	BF	H	R	ER	SO	BB	IBB	HBP	BLK	WP	HR	S	P	ERA	WHIP				
<b>Ed Halicki, R</b> ERA: 4.54 (1, 1)	4.1	L	21	8	6	6	2	2	0	0	0	0	0	0	39	63	12.46	1.846	<b>Ed Halicki, R</b> ERA: 4.54 (1, 1)	4.1	L	21	8	6	6	2	0	0	0	0	0	39	63	12.46	1.846						
<b>Pedro Borbon, R</b> ERA: 4.09 (5, 1)	0.2		4	2	1	1	0	0	0	0	0	0	0	1	4	6	13.50	3.000	<b>Pedro Borbon, R</b> ERA: 4.09 (5, 1)	0.2		4	2	1	1	0	0	0	0	0	1	4	6	13.50	3.000						
<b>Tom Griffin, R</b> ERA: 3.58 (6, 1)	2.0		8	1	0	0	1	1	0	0	0	0	0	0	9	13	0.00	1.000	<b>Tom Griffin, R</b> ERA: 3.58 (6, 1)	2.0		8	1	0	0	1	0	0	0	9	13	0.00	1.000								
<b>Ed Plank, R</b> ERA: (8, 1)	1.0		5	2	0	0	0	0	0	0	0	0	0	0	5	5	0.00	2.000	<b>Ed Plank, R</b> ERA: (8, 1)	1.0		5	2	0	0	0	0	0	0	5	5	0.00	2.000								

Batter	1	2	3	4	5	6	7	8	9	AB R H RBI BB SO LOB	TOP											
Larry Herndon, R (1, 8) OBP: 0.315, SLG: 0.393	0-0 4-3 1B		0-0 SH5-4 1B		0-3 K			0-0 E6 1B		4 0 3 0 0 1 0	<b>San Francisco Giants @ Los Angeles Dodgers</b> <b>Dodger Stadium, Los Angeles, CA</b> Thu Sep 20 1979, 7:05 PM PDT Att. 24,522 - Unknown											
Joe Strain, R (1, 4) OBP: 0.288, SLG: 0.301	0-0 F8		0-0 SH5-4			0-0 F3		0-3 K		3 0 0 0 0 1 2												
Mike Ivie, R (1, 7) OBP: 0.363, SLG: 0.556	0-0 4-3		0-0 F3			0-0 F8		0-0 F8		4 0 0 0 0 0 4												
Willie McCovey, L (1, 3) OBP: 0.326, SLG: 0.417	0-0 4-3		0-0 G3			0-0 F8		0-0 F7		4 0 0 0 0 0 3												
Darrell Evans, L (1, 5) OBP: 0.358, SLG: 0.407		0-0 4-3 2B		0-0 F8			0-0 G3		0-0 F3	4 0 1 0 0 0 0												
Greg Johnston, L (1, 9) OBP: 0.217, SLG: 0.269		0-3 K		0-0 F7			0-0 3-1		0-0 1B	4 0 1 0 0 1 1												
Johnnie LeMaster, R (1, 6) OBP: 0.306, SLG: 0.323		0-0 4-3		0-0 PO 1B			0-0 1B		0-3 K	4 0 2 0 0 1 2												
Dennis Littlejohn, R (1, 2) OBP: 0.269, SLG: 0.257		0-0 F9		0-0 PO	0-0 5-3		0-0 F9			3 0 0 0 0 0 2												
Bob Knepper, L (1, 1) OBP: 0.209, SLG: 0.292			1-0 SH5-4 1B HBP		0-0 G3			0-0 F7		1 0 0 0 0 0 0												
Bill North, S (8, PH) OBP: 0.390, SLG: 0.352										1 0 0 0 0 0 0												
Tom Griffin, R (8, 1) OBP: 0.077, SLG: 0.077										0 0 0 0 0 0 0												
<b>Inning Stats</b>	R: 0 E: 0 K: 0 S: 4	H: 1 LOB: 1 BB: 0 P: 4	R: 0 E: 0 K: 1 S: 6	H: 1 LOB: 1 BB: 0 P: 6	R: 0 E: 0 K: 0 S: 4	H: 1 LOB: 2 BB: 0 P: 5	R: 0 E: 0 K: 0 S: 3	H: 0 LOB: 0 BB: 0 P: 3	R: 0 E: 0 K: 1 S: 5	H: 0 LOB: 0 BB: 0 P: 5	R: 0 E: 0 K: 0 S: 3	H: 0 LOB: 0 BB: 0 P: 3	R: 0 E: 0 K: 0 S: 4	H: 1 LOB: 1 BB: 0 P: 4	R: 0 E: 1 K: 1 S: 6	H: 1 LOB: 1 BB: 0 P: 6	R: 0 E: 0 K: 1 S: 6	H: 1 LOB: 1 BB: 0 P: 6	1B: 6 2B: 1 3B: 0 HR: 0	SF: 0 SAC: 1 DP: 0 HBP: 1	WP: 0 PB: 0 SB: 0 CS: 0	PA: 35
<b>PITCHER</b>	IP WLS BF H R ER SO BB IBB HBP BLK WP HR S P ERA WHIP																					
Bob Welch, R (1, 1) ERA: 3.79	5.0 W 19 4 0 0 2 0 0 1 0 0 0 0 22 23 0.00 0.800																					
Joe Beckwith, R (6, 1) ERA: 4.86	4.0 S 15 3 0 0 2 0 0 0 0 0 0 0 19 19 0.00 0.750																					

livebaseballscorecards.com

<b>AB</b>	32
<b>R</b>	0
<b>H</b>	7
<b>RBI</b>	0
<b>BB</b>	0
<b>SO</b>	4
<b>LOB</b>	14



Batter	1	2	3	4	5	6	7	8	9
<b>Davey Lopes, R</b> OBP: 0.373, SLG: 0.469 (1, 4)	0-0 6-3 S 2B		0-0 S 2B		1-2 5-3 S 2B		4-2 BB		
<b>Pedro Guerrero, R</b> OBP: 0.231, SLG: 0.289 (1, 8) (4, 9)	0-1 S 1B		3-2 1B SF9 2B 2-H		1-3 K		0-0 F8		
<b>Steve Garvey, R</b> OBP: 0.349, SLG: 0.490 (1, 3)	1-1 5-3 1-2		0-0 BB 1B 2-3		2-1 F9		1-1 F7		
<b>Ron Cey, R</b> OBP: 0.389, SLG: 0.492 <b>Derrel Thomas, S</b> OBP: 0.333, SLG: 0.352 (1, 5) (4, 8)	4-0 BB		0-0 SF9 3-H		0-0 F7		4-0 S BB		
<b>Dusty Baker Jr., R</b> OBP: 0.336, SLG: 0.462 (1, 7)	3-2 6-3		4-0 1-2 BB		1-1 F8		0-0 P6		
<b>Mickey Hatcher, R</b> OBP: 0.360, SLG: 0.426 (1, 9) (4, 5)		0-1 4-3	2-3 K		0-0 1B 2B		0-0 F7 1-2		
<b>Steve Yeager, R</b> OBP: 0.280, SLG: 0.368 (1, 2)		0-0 F8		1-1 F8		0-2 S 1B 2-H	0-3 K		
<b>Ted Martinez, R</b> OBP: 0.333, SLG: 0.358 (1, 6)		0-0 L9		0-0 P4		0-1 4-3			
<b>Bob Welch, R</b> OBP: 0.158, SLG: 0.111 <b>Joe Beckwith, L</b> (6, 1)			2-2 6-3	0-1 4-3		1-3 K			

AB	R	H	RBI	BB	SO	LOB
3	1	1	0	1	0	0
4	1	2	1	0	1	1
4	0	1	0	0	0	2
0	0	0	1	1	0	0
1	0	0	0	1	0	0
3	0	0	0	1	0	3
4	1	1	0	0	1	3
4	0	1	1	0	1	1
3	0	0	0	0	0	1
2	0	0	0	0	0	0
1	0	0	0	0	1	0


**BOTTOM**

**San Francisco Giants @ Los Angeles Dodgers**  
Dodger Stadium, Los Angeles, CA

Thu Sep 20 1979, 7:05 PM PDT  
Att. 24,522 - Unknown

livebaseballscorecards.com

<b>AB</b>	<b>29</b>
<b>R</b>	<b>3</b>
<b>H</b>	<b>6</b>
<b>RBI</b>	<b>3</b>
<b>BB</b>	<b>4</b>
<b>SO</b>	<b>4</b>
<b>LOB</b>	<b>11</b>



Inning Stats		R: 0	H: 1	E: 0	K: 0	S: 8	R: 0	H: 0	E: 0	K: 0	S: 4	R: 0	H: 3	E: 0	K: 1	S: 15	R: 0	H: 0	E: 0	K: 0	S: 5	R: 0	H: 0	E: 0	K: 1	S: 8	R: 1	H: 2	E: 0	K: 0	S: 9	R: 0	H: 0	E: 0	K: 1	S: 9	R: 0	H: 0	E: 0	K: 1	S: 5									
<b>IP</b>	<b>WLS</b>	<b>BF</b>	<b>H</b>	<b>R</b>	<b>ER</b>	<b>SO</b>	<b>BB</b>	<b>IBB</b>	<b>HBP</b>	<b>BLK</b>	<b>WP</b>	<b>HR</b>	<b>S</b>	<b>P</b>	<b>ERA</b>	<b>WHIP</b>	<b>IP</b>	<b>WLS</b>	<b>BF</b>	<b>H</b>	<b>R</b>	<b>ER</b>	<b>SO</b>	<b>BB</b>	<b>IBB</b>	<b>HBP</b>	<b>BLK</b>	<b>WP</b>	<b>HR</b>	<b>S</b>	<b>P</b>	<b>ERA</b>	<b>WHIP</b>	<b>IP</b>	<b>WLS</b>	<b>BF</b>	<b>H</b>	<b>R</b>	<b>ER</b>	<b>SO</b>	<b>BB</b>	<b>IBB</b>	<b>HBP</b>	<b>BLK</b>	<b>WP</b>	<b>HR</b>	<b>S</b>	<b>P</b>	<b>ERA</b>	<b>WHIP</b>
7.0	L	30	6	3	3	3	3	0	0	0	0	0	58	89	3.86	1.286	1.0		4	0	0	0	1	1	0	0	0	0	0	0	5	9	0.00	1.000																

<b>WP:</b> 0	<b>PA:</b> 34
<b>PB:</b> 0	
<b>SB:</b> 3	
<b>CS:</b> 0	

Batter	1	2	3	4	5	6	7	8	9	AB R H RBI BB SO LOB
--------	---	---	---	---	---	---	---	---	---	----------------------

Ted Martinez, R OBP: 0.318, SLG: 0.341 (1, 4)	0-0 4-3		0-0 P4		0-3 K			0-0 5-3		4 0 0 0 0 1 1
Bill Russell, R OBP: 0.292, SLG: 0.358 (1, 6)	0-0 6-3		0-0 6-3			0-0 G6-4-3 1B		0-0 F8		4 0 1 0 0 0 0
Steve Garvey, R OBP: 0.348, SLG: 0.488 (1, 3)	4-0 BB		0-3 K			0-0 G6-4-3 1-2f		0-0 G3		3 0 0 0 1 1 1
Dusty Baker Jr., R OBP: 0.337, SLG: 0.460 (1, 7)	0-3 K			4-0 G4-6-3 BB		4-0 BB BB		0-0 6-3		2 0 0 0 2 1 1
Gary Thomasson, L OBP: 0.340, SLG: 0.405 (1, 8)		0-0 G5-4-3 BB 1B		0-3 K		0-3 K 1-2		0-3 K		4 1 1 0 0 3 2
Von Joshua, L OBP: 0.317, SLG: 0.408 (1, 9)		4-0 BB BB BB BB BB BB 1-2 BB		0-0 G4-6-3 1-2f			0-0 L9			2 0 0 0 1 0 1
Ron Cey, R OBP: 0.389, SLG: 0.492 Mickey Hatcher, R OBP: 0.346, SLG: 0.408 (2, PH) (2, 5)		0-0 G5-4-3 1-2f 2-3		0-0 G3		0-0 6-3		0-0 6-3		0 0 0 0 0 0 0 3 0 0 0 0 0 2
Steve Yeager, R OBP: 0.284, SLG: 0.372 (1, 2)		0-0 BB BB BB BB BB BB BB BB 1B		0-0 FC1-6 1B		0-0 F7		0-0 F7		3 0 2 1 0 0 0
Gerry Hannahs, L (1, 1) Vic Davalillo, L OBP: 0.217, SLG: 0.190 (8, PH) Ken Brett, L OBP: 0.273, SLG: 0.273 (8, 1)		0-3 K		0-0 FC1-6 1-2f			0-0 4-3			2 0 0 0 0 1 2 1 0 0 0 0 0 0 0 0 0 0 0 0 0

**TOP**

**Los Angeles Dodgers @ San Diego Padres**  
San Diego Stadium, San Diego, CA

Fri Sep 21 1979, 10:05 PM EDT  
Att. 16,514 - Unknown

<b>AB</b>	28
<b>R</b>	1
<b>H</b>	4
<b>RBI</b>	1
<b>BB</b>	4
<b>SO</b>	7
<b>LOB</b>	10

Inning Stats	R: 0	H: 0	E: 0	K: 1	S: 5	P: 9	R: 1	H: 2	E: 0	K: 1	S: 6	P: 10	R: 0	H: 0	E: 0	K: 1	S: 5	P: 5	R: 0	H: 1	E: 0	K: 1	S: 6	P: 6	R: 0	H: 1	E: 0	K: 1	S: 5	P: 9	R: 0	H: 0	E: 0	K: 0	S: 3	P: 3	R: 0	H: 0	E: 0	K: 0	S: 3	P: 3	R: 0	H: 0	E: 0	K: 1	S: 5	P: 5	1B: 4	2B: 0	3B: 0	HR: 0	SF: 0	SAC: 0	DP: 3	HBP: 0	WP: 0	PA: 32
--------------	------	------	------	------	------	------	------	------	------	------	------	-------	------	------	------	------	------	------	------	------	------	------	------	------	------	------	------	------	------	------	------	------	------	------	------	------	------	------	------	------	------	------	------	------	------	------	------	------	-------	-------	-------	-------	-------	--------	-------	--------	-------	--------

PITCHER	IP	WLS	BF	H	R	ER	SO	BB	IBB	HBP	BLK	WP	HR	S	P	ERA	WHIP
Juan Eichelberger, R ERA: 3.86 (1, 1)	9.0	W	32	4	1	1	7	4	0	0	0	0	0	42	58	1.00	0.889

PITCHER	IP	WLS	BF	H	R	ER	SO	BB	IBB	HBP	BLK	WP	HR	S	P	ERA	WHIP
---------	----	-----	----	---	---	----	----	----	-----	-----	-----	----	----	---	---	-----	------

Batter	1	2	3	4	5	6	7	8	9	AB	R	H	RBI	BB	SO	LOB
Paul Dade, R OBP: 0.308, SLG: 0.359 (1, 5)	4-0 G5-3 1B BB	0-0 F8		0-0 F9			0-0 F8			3	0	0	0	1	0	3
Ozzie Smith, S OBP: 0.264, SLG: 0.268 (1, 6)	0-0 1-2 1B G5-3	0-0 FC6-4 1-2f		0-0 FC6-4 1-2f			0-0 5-3			4	1	1	0	0	0	3
Don Reynolds, R OBP: 0.326, SLG: 0.308 (1, 7)	0-0 1-2 2-3f G5-3		4-0 HR BB		0-0 L5			0-0 3-1		3	1	0	0	1	0	2
Dave Winfield, R OBP: 0.390, SLG: 0.553 (1, 9)	0-0 2-H 1B S		0-0 1-H HR		0-0 6-3			0-0 F5		4	1	2	3	0	0	0
Gene Tenace, R OBP: 0.404, SLG: 0.442 (1, 3)	4-0 1-2 BB		0-3 K		0-3 K			0-0 1B 1B		2	0	0	0	1	2	0
Broderick Perkins, L OBP: 0.330, SLG: 0.277 (6, 3)										1	0	1	0	0	0	0
Jim Wilhelm, R OBP: 0.245, SLG: 0.333 (1, 8)	0-0 1-3		0-0 L6		0-0 5-3			0-0 1-2 1B		4	0	1	0	0	0	2
Bill Fahey, L OBP: 0.362, SLG: 0.402 (1, 2)		4-0 4-3 BB	0-0 F8		0-0 4-3			0-0 4-3		3	0	0	0	1	0	2
Tim Flannery, L OBP: 0.222, SLG: 0.207 (1, 4)		0-0 4-3 1-2		0-0 L9		0-0 P5				3	0	0	0	0	0	1
Juan Eichelberger, R OBP: 0.500, SLG: 0.333 (1, 1)		4-0 FC6-4 BB		0-0 FC6-4 1B			0-0 4-3			2	0	1	0	1	0	0

Inning Stats	R: 1	H: 2	E: 0	K: 0	S: 4	LOB: 2	BB: 2	P: 12	R: 0	H: 0	E: 0	K: 0	S: 3	LOB: 2	BB: 2	P: 11	R: 2	H: 1	E: 0	K: 1	S: 6	LOB: 0	BB: 1	P: 10	R: 0	H: 1	E: 0	K: 0	S: 4	LOB: 1	BB: 0	P: 4	R: 0	H: 0	E: 0	K: 1	S: 5	LOB: 0	BB: 0	P: 5	R: 0	H: 0	E: 0	K: 0	S: 3	LOB: 0	BB: 0	P: 3	R: 0	H: 0	E: 0	K: 0	S: 3	LOB: 0	BB: 0	P: 3	R: 0	H: 2	E: 0	K: 0	S: 5	LOB: 2	BB: 0	P: 5
<b>Gerry Hannahs, L</b> ERA: 2.45 (1, 1)	7.0	WLS: L	BF: 29	H: 4	R: 3	ER: 3	SO: 2	BB: 5	IBB: 0	HBP: 0	BLK: 0	WP: 0	HR: 1	S: 28	P: 48	ERA: 3.86	WHIP: 1.286																																															
<b>Ken Brett, L</b> ERA: 3.59 (8, 1)	1.0		BF: 5	H: 2	R: 0	ER: 0	SO: 0	BB: 0	IBB: 0	HBP: 0	BLK: 0	WP: 0	HR: 0	S: 5	P: 5	ERA: 0.00	WHIP: 2.000																																															

**BOTTOM**

**Los Angeles Dodgers @ San Diego Padres**  
San Diego Stadium, San Diego, CA

AB	29
R	3
H	6
RBI	3
BB	5
SO	2
LOB	13



WP: 0	PA: 34
PB: 0	CS: 0
SB: 1	
ERA	WHIP

Fri Sep 21 1979, 10:05 PM EDT  
Att. 16,514 - Unknown

livebaseballscorecards.com

Batter	1	2	3	4	5	6	7	8	9	AB R H RBI BB SO LOB	TOP														
<b>Derrel Thomas, S</b> (1, 8) OBP: 0.331, SLG: 0.350	0-0 F8		0-0 F7			0-0 F8	0-3 K		0-0 1B	5 1 1 0 0 1 1															
<b>Bill Russell, R</b> (1, 6) OBP: 0.293, SLG: 0.357	0-0 F9			0-0 6-3		4-0 FC5-4 BB	0-0 F8		0-0 1B	4 0 1 0 1 0 1															
<b>Steve Garvey, R</b> (1, 3) OBP: 0.350, SLG: 0.494	0-0 HR			0-0 1B		0-0 FC5-4 1-2f		0-0 F9	0-0 1B	5 1 3 2 0 0 1															
<b>Ron Cey, R</b> (1, 5) OBP: 0.388, SLG: 0.497	0-0 F3			0-0 P4			0-0 HR	0-0 1B	0-0 1B	3 1 1 1 0 0 1															
<b>Mickey Hatcher, R</b> (7, 5) OBP: 0.350, SLG: 0.411									G6-4-3 1-2f	2 1 1 0 0 0 2															
<b>Dusty Baker Jr., R</b> (1, 7) OBP: 0.338, SLG: 0.459		0-0 CS E 1B		0-3 K			0-0 F8	4-0 1B		3 1 1 0 1 1 1															
<b>Joe Ferguson, R</b> (1, 2) OBP: 0.378, SLG: 0.462		0-0 1-3		0-0 F3			0-0 HR	4-0 1B	BB BB	3 1 1 0 1 0 1															
<b>Pedro Guerrero, R</b> (1, 9) OBP: 0.256, SLG: 0.381		0-0 5-3		0-3 K			0-0 HR	0-0 1B	1-2 2-3 BB	4 1 2 4 0 1 0															
<b>Ted Martinez, R</b> (1, 4) OBP: 0.315, SLG: 0.360			0-3 K		0-3 K		0-0 1B	0-0 FC4		4 1 1 0 0 2 1															
<b>Charlie Hough, R</b> (1, 1) OBP: 0.167, SLG: 0.194			0-0 6-3			0-0 F9			0-0 F7	2 0 0 0 0 0 0															
<b>Bobby Castillo, R</b> (6, 1)							3-4 1B			0 0 0 0 0 0 0															
<b>Vic Davalillo, L</b> (7, PH) OBP: 0.250, SLG: 0.227										1 0 1 1 0 0 0															
<b>Dave Patterson, R</b> (7, 1)										0 0 0 0 0 0 0															
<b>Ken Brett, L</b> (7, 1) OBP: 0.273, SLG: 0.273										0 0 0 0 0 0 0															
<b>Von Joshua, L</b> (8, PH) OBP: 0.315, SLG: 0.405										1 0 0 0 0 0 0															
<b>Inning Stats</b>	R: 1 E: 0 K: 0 S: 4	H: 1 LOB: 0 BB: 0 P: 4	R: 0 E: 1 K: 0 S: 3	H: 1 LOB: 0 BB: 0 P: 3	R: 0 E: 0 K: 1 S: 5	H: 0 LOB: 0 BB: 0 P: 5	R: 0 E: 0 K: 1 S: 6	H: 1 LOB: 1 BB: 0 P: 6	R: 0 E: 0 K: 2 S: 7	H: 0 LOB: 0 BB: 0 P: 7	R: 0 E: 0 K: 0 S: 3	H: 0 LOB: 1 BB: 1 P: 7	R: 4 E: 0 K: 1 S: 10	H: 5 LOB: 1 BB: 0 P: 10	R: 2 E: 0 K: 0 S: 4	H: 2 LOB: 1 BB: 2 P: 12	R: 1 E: 0 K: 0 S: 5	H: 3 LOB: 1 BB: 0 P: 5	1B: 9 2B: 0 3B: 1 HR: 3	SF: 0 SAC: 0 DP: 1 HBP: 0	WP: 0 PB: 0 SB: 1 CS: 1	PA: 40			
<b>PITCHER</b>	IP WLS BF H R ER SO BB IBB HBP BLK WP HR S P ERA WHIP																								
<b>Bob Owchinko, L</b> (1, 1) ERA: 3.73	6.1		25	6	4	4	4	1	0	0	0	0	3	32	36	5.68	1.105								
<b>Steve Mura, R</b> (7, 1) ERA: 2.99	0.2	W	4	2	1	1	1	0	0	0	0	0	0	6	6	13.50	3.000								
<b>John D'Acquisto, R</b> (8, 1) ERA: 4.92	0.1		4	1	2	2	0	2	0	0	0	0	0	2	10	54.00	9.000								
<b>Mark Lee, R</b> (8, 1) ERA: 4.43	1.2	S	7	4	1	1	0	0	0	0	0	0	0	7	7	5.40	2.400								

Los Angeles Dodgers @ San Diego Padres  
San Diego Stadium, San Diego, CA  
Sat Sep 22 1979, 10:05 PM EDT  
Att: 16,299 - Unknown

AB	37
R	8
H	13
RBI	8
BB	3
SO	5
LOB	9



Batter	1	2	3	4	5	6	7	8	9
Gene Richards, L (1, 8) OBP: 0.337, SLG: 0.350	0-0 4-3	0-0 P4			H 1-0 CS HBP	0-0 1B	0-0 1-3		
Ozzie Smith, S (1, 6) OBP: 0.263, SLG: 0.267	0-0 1B		0-0 F8		0-0 2-3	0-0 1-3		0-0 5-3	
Paul Dade, R (1, 5) OBP: 0.315, SLG: 0.369	0-0 1B		H 1-0 HBP			0-0 2B	0-0 1B	0-0 2B	
Dave Winfield, R (1, 9) OBP: 0.391, SLG: 0.551	0-0 FC6-5-4		0-0 F7		B 4-0 2B	B 4-0 2B	0-0 1B	4-0 2B	
Gene Tenace, R (1, 3) OBP: 0.403, SLG: 0.439	0-3 K		0-3 K		S 0-3 K	S 0-3 K	0-0 SF9	0-0 F8	
Jay Johnstone, L (1, 7) OBP: 0.332, SLG: 0.354		B 4-0 1B		S 0-3 K	X 0-0 1B	X 0-0 1B	X 0-0 G3	0-0 2B	
Bill Fahey, L (1, 2) OBP: 0.358, SLG: 0.396		X 0-0 P5		X 0-0 F7			0-0 SF9	0-0 4-3	
Tim Flannery, L (1, 4) OBP: 0.212, SLG: 0.197		X 0-0 F8		X 0-0 F8		S 0-3 K	4-0 G3		
Fernando Gonzalez, R (7, PH) OBP: 0.258, SLG: 0.359									
Bob Owchinko, L (1, 1) OBP: 0.194, SLG: 0.121		X 0-0 1B			S 0-3 K	B 4-0 1B	X 0-0 G3		
Steve Mura, R (7, 1)									
Kurt Bevacqua, R (7, PH) OBP: 0.338, SLG: 0.331									
John D'Acquisto, R (8, 1) OBP: 0.229, SLG: 0.194									
Mark Lee, R (8, 1) OBP: 0.333, SLG: 0.333									

Inning Stats	R: 1 E: 0 K: 1 S: 7	H: 2 LOB: 1 BB: 0 P: 7	R: 0 E: 0 K: 0 S: 4	H: 1 LOB: 2 BB: 1 P: 8	R: 0 E: 0 K: 1 S: 5	H: 0 LOB: 1 BB: 0 P: 6	R: 0 E: 0 K: 1 S: 5	H: 0 LOB: 0 BB: 0 P: 5	R: 0 E: 0 K: 1 S: 4	H: 0 LOB: 0 BB: 0 P: 5	R: 4 E: 0 K: 2 S: 10	H: 3 LOB: 2 BB: 3 P: 22	R: 3 E: 0 K: 0 S: 6	H: 3 LOB: 2 BB: 2 P: 14	R: 2 E: 0 K: 0 S: 5	H: 2 LOB: 1 BB: 1 P: 9
1B: 7 2B: 4 3B: 0 HR: 0	SF: 1 SAC: 0 DP: 0 HBP: 2	WP: 0 PA: 43														

PITCHER	IP	WLS	BF	H	R	ER	SO	BB	IBB	HBP	BLK	WP	HR	S	P	ERA	WHIP
Charlie Hough, R (1, 1) ERA: 4.71	5.1		24	5	4	4	5	2	0	2	0	0	0	30	40	6.75	1.312
Bobby Castillo, R (6, 1) ERA: 1.23	0.2		5	1	1	1	1	1	1	0	0	0	0	5	13	13.50	3.000
Dave Patterson, R (7, 1) ERA: 5.69	0.0	L	3	2	3	3	0	1	0	0	0	0	0	2	6	∞	∞
Ken Brett, L (7, 1) ERA: 3.77	2.0		11	3	2	2	0	0	2	0	0	0	0	9	17	9.00	1.500

BOTTOM

Los Angeles Dodgers @ San Diego Padres  
San Diego Stadium, San Diego, CA  
Sat Sep 22 1979, 10:05 PM EDT  
Att. 16,299 - Unknown

AB	33
R	10
H	11
RBI	10
BB	7
SO	6
LOB	22



WP: 0	PA: 43
PB: 0	
SB: 6	
CS: 1	

PITCHER	IP	WLS	BF	H	R	ER	SO	BB	IBB	HBP	BLK	WP	HR	S	P	ERA	WHIP
Charlie Hough, R (1, 1) ERA: 4.71	5.1		24	5	4	4	5	2	0	2	0	0	0	30	40	6.75	1.312
Bobby Castillo, R (6, 1) ERA: 1.23	0.2		5	1	1	1	1	1	1	0	0	0	0	5	13	13.50	3.000
Dave Patterson, R (7, 1) ERA: 5.69	0.0	L	3	2	3	3	0	1	0	0	0	0	0	2	6	∞	∞
Ken Brett, L (7, 1) ERA: 3.77	2.0		11	3	2	2	0	0	2	0	0	0	0	9	17	9.00	1.500

Batter	1	2	3	4	5	6	7	8	9	AB R H RBI BB SO LOB	TOP														
<b>Derrel Thomas, S</b> (1, 8) OBP: 0.330, SLG: 0.349	0-0 F9			0-0 5-3 1B		0-3 K		0-0 SH SH5-4 2-H S SF	0-0 F9	4 1 1 0 0 1 3	<b>Los Angeles Dodgers @ San Diego Padres</b> San Diego Stadium, San Diego, CA Sun Sep 23 1979, 6:33 AM EDT Att: 15,171 - Unknown <a href="http://livebaseballscorecards.com">livebaseballscorecards.com</a>														
<b>Bill Russell, R</b> (1, 6) OBP: 0.292, SLG: 0.356	0-0 5-3			0-0 F9		0-0 G6-4-3 1-2f		0-0 SH5-4 1-3	0-0 1B 1-2 2-H	4 0 1 0 0 0 2															
<b>Steve Garvey, R</b> (1, 3) OBP: 0.351, SLG: 0.493	0-3 K			0-0 5-3 1-2			0-0 HR 1B	4-0 G5-3 SF IBB		3 1 1 0 0 1 1															
<b>Gary Thomasson, L</b> (1, 9) OBP: 0.340, SLG: 0.414			0-0 4-3				0-0 HR 1B	0-0 SF		3 1 1 2 0 1 1															
<b>Dusty Baker Jr., R</b> (8, PH) OBP: 0.337, SLG: 0.459 (8, 7)				0-3 K			0-0 HR	1-2 3-H		0 0 0 1 0 0 0															
<b>Pedro Guerrero, R</b> (1, 7) OBP: 0.234, SLG: 0.348 (8, 9)			0-0 F8		0-0 F7		0-0 F7	0-0 G5-3 2-3f		4 0 0 0 0 0 2															
<b>Ron Cey, R</b> (1, 5) OBP: 0.388, SLG: 0.497			0-0 5-3		0-0		0-3 K		0-0 6-3	0 0 0 0 0 0 0															
<b>Mickey Hatcher, R</b> (2, PH) OBP: 0.345, SLG: 0.403 (2, 5)				FC6-4 1B			0-0 K			4 0 1 0 0 1 0															
<b>Steve Yeager, R</b> (1, 2) OBP: 0.283, SLG: 0.380			0-0 5-3		0-3 K		0-0 E5		0-0 HR	4 1 1 1 0 1 1															
<b>Ted Martinez, R</b> (1, 4) OBP: 0.313, SLG: 0.355			0-0 4-3		0-0 FC6-4 1-2f		0-0 1-4-3		0-0 1B 1B 1B	4 0 1 0 0 0 2															
<b>Jerry Reuss, L</b> (1, 1) OBP: 0.227, SLG: 0.195			0-0 4-3		0-0		0-0 G6-4-3 1B	0-0 SH 2B	0-0 1B 1-2	2 0 1 0 0 0 0 0 0 0 0 0 0 0 1 1 1 0 0 0 0 0 0 0 0 0 0 0 1 0 1 0 0 0 0 0 0 0 0 0 0 0															
<b>Lerrin LaGrew, R</b> (7, 1) OBP: 0.333, SLG: 0.333																									
<b>Von Joshua, L</b> (8, PH) OBP: 0.930, SLG: 0.418																									
<b>Joe Beckwith, L</b> (8, 1) OBP: 0.380, SLG: 0.464																									
<b>Joe Ferguson, R</b> (9, PH) OBP: 0.380, SLG: 0.464																									
<b>Don Sutton, R</b> (9, 1) OBP: 0.154, SLG: 0.143																									
<b>Inning Stats</b>	R: 0 E: 0 K: 1 S: 5	H: 0 LOB: 0 BB: 0 P: 5	R: 0 E: 0 K: 0 S: 3	H: 0 LOB: 0 BB: 0 P: 3	R: 0 E: 0 K: 0 S: 3	H: 0 LOB: 0 BB: 0 P: 3	R: 0 E: 0 K: 1 S: 6	H: 1 LOB: 1 BB: 0 P: 6	R: 0 E: 0 K: 1 S: 6	H: 1 LOB: 1 BB: 0 P: 6	R: 0 E: 0 K: 1 S: 5	H: 1 LOB: 0 BB: 0 P: 5	R: 2 E: 1 K: 1 S: 8	H: 2 LOB: 1 BB: 0 P: 8	R: 2 E: 2 K: 0 S: 5	H: 1 LOB: 1 BB: 1 P: 9	R: 1 E: 0 K: 0 S: 6	H: 4 LOB: 2 BB: 0 P: 6	1B: 7 2B: 1 3B: 0 HR: 2	SF: 1 SAC: 2 DP: 2 HBP: 0	WP: 0 PB: 0 SB: 1 CS: 0	PA: 38			
<b>PITCHER</b>	IP	WLS	BF	H	R	ER	SO	BB	IBB	HBP	BLK	WP	HR	S	P	ERA	WHIP								
<b>Eric Rasmussen, R</b> (1, 1) ERA: 3.47	7.0		26	5	2	2	5	0	0	0	0	0	1	36	36	2.57	0.714								
<b>Steve Mura, R</b> (8, 1) ERA: 3.1	0.1	L	4	1	2	1	0	0	1	0	0	0	0	3	7	27.00	3.000								
<b>Mickey Lolich, L</b> (8, 1) ERA: 4.74	1.0		6	3	1	1	0	0	0	0	0	0	1	6	6	9.00	3.000								
<b>Mark Lee, R</b> (9, 1) ERA: 4.38	0.2		2	1	0	0	0	0	0	0	0	0	0	2	2	0.00	1.500								






Batter	1	2	3	4	5	6	7	8	9	AB R H RBI BB SO LOB
Gene Richards, L (1, 8) OBP: 0.341, SLG: 0.354	4-0 G6-3 BB		4-0 4-3 6-3 1B BB		0-0 SH1-4 1-2		0-0 FC6-4 1-3 2B		0-0 FC4-6 1B	2 1 2 0 2 0 0
Ozzie Smith, S (1, 6) OBP: 0.263, SLG: 0.265	0-0 G6-3 1-2f		0-0 6-3 1-2		0-0 6-3 2-3		4-0 FC6-4 BB		0-0 FC4-6 3-1 1-2f	4 0 0 0 1 0 4
Paul Dade, R (1, 5) OBP: 0.317, SLG: 0.369	0-0		0-0 4-3		4-0 FC6-4 BB		0-0 FC6-4 1-2f 2-3 3-H		0-0 3-1 1-2	3 0 1 1 1 0 3
Steve Mura, R (8, 1)	E									0 0 0 0 0 0 0
Mickey Lolich, S (8, 1)	1B									0 0 0 0 0 0 0
Dan Briggs, L (9, 7) OBP: 0.277, SLG: 0.357										1 0 0 0 0 0 1
Dave Winfield, R (1, 9) OBP: 0.390, SLG: 0.548	0-0 E5 FC5-4 1-2		0-0 3-H 1B		0-0 FC6-4 1-2f		0-3 K		0-0 6-3	5 0 1 1 0 1 6
Gene Tenace, R (1, 3) OBP: 0.400, SLG: 0.436	0-0 FC5-4 1-2f		0-3 K			0-3 K		0-0 E5 1B		4 0 0 0 0 2 3
Jay Johnstone, L (1, 7) OBP: 0.331, SLG: 0.350		0-0 5-3		4-0 CS BB		0-0 6-3		0-0 F7		3 0 0 0 1 0 1
Fred Kendall, R (1, 2) OBP: 0.259, SLG: 0.227		4-0		0-0 5-3		0-0 6-3		0-0 1B		2 0 0 0 1 0 1
Bill Fahey, L (8, PH) OBP: 0.361, SLG: 0.399				1-2						1 0 1 0 0 0 0
Bill Almon, R (8, PR) OBP: 0.291, SLG: 0.250										0 0 0 0 0 0 0
Tim Flannery, L (1, 4) OBP: 0.206, SLG: 0.190		0-0 F7		0-0 P6			0-0 5-3	0-0 P4		2 0 0 0 0 0 1
Don Reynolds, R (7, PH) OBP: 0.319, SLG: 0.300										1 0 0 0 0 0 0
Fernando Gonzalez, R (8, 4) OBP: 0.258, SLG: 0.359										0 0 0 0 0 0 0
Jerry Turner, L (8, PH) OBP: 0.290, SLG: 0.367										1 0 0 0 0 0 2
Mark Lee, R (9, 1) OBP: 0.333, SLG: 0.333										0 0 0 0 0 0 0
Eric Rasmussen, R (1, 1) OBP: 0.135, SLG: 0.059		0-0 5-3			0-0 6-3 SH1-4 1B		0-0 2B FC6-4 1B	0-0 6-3		2 0 1 0 0 0 1
Kurt Bevacqua, R (7, PH) OBP: 0.339, SLG: 0.332										2 1 1 0 0 0 2


Inning Stats	R: 0	H: 1	E: 1	LOB: 2	K: 0	BB: 1	S: 4	P: 8	R: 0	H: 0	E: 0	LOB: 0	K: 0	BB: 0	S: 2	P: 6	R: 0	H: 1	E: 0	LOB: 2	K: 0	BB: 1	S: 4	P: 8	R: 0	H: 0	E: 0	LOB: 0	K: 1	BB: 0	S: 5	P: 5	R: 1	H: 2	E: 0	LOB: 2	K: 1	BB: 1	S: 7	P: 11	R: 0	H: 1	E: 1	LOB: 2	K: 0	BB: 0	S: 5	P: 5	R: 0	H: 1	E: 0	LOB: 1	K: 0	BB: 0	S: 4	P: 4	1B: 6	SF: 0	2B: 1	SAC: 1	3B: 0	DP: 1	HR: 0	HBP: 0	WP: 0	PA: 40
--------------	------	------	------	--------	------	-------	------	------	------	------	------	--------	------	-------	------	------	------	------	------	--------	------	-------	------	------	------	------	------	--------	------	-------	------	------	------	------	------	--------	------	-------	------	-------	------	------	------	--------	------	-------	------	------	------	------	------	--------	------	-------	------	------	-------	-------	-------	--------	-------	-------	-------	--------	-------	--------

PITCHER	IP	WLS	BF	H	R	ER	SO	BB	IBB	HBP	BLK	WP	HR	S	P	ERA	WHIP
Jerry Reuss, L (1, 1) ERA: 3.67	6.1		29	5	2	2	2	6	0	0	0	0	0	27	51	2.84	1.737
Lerrin LaGrow, R (7, 1) ERA: 5.57	0.2	W	2	0	0	0	1	0	0	0	0	0	0	4	4	0.00	0.000
Joe Beckwith, R (8, 1) ERA: 4.72	1.0		5	1	0	0	0	0	0	0	0	0	0	5	5	0.00	1.000
Don Sutton, R (9, 1) ERA: 3.82	1.0	S	4	1	0	0	0	0	0	0	0	0	0	4	4	0.00	1.000

**Los Angeles Dodgers @ San Diego Padres**  
San Diego Stadium, San Diego, CA  
Sun Sep 23 1979, 6:33 AM EDT  
Att. 15,171 - Unknown

AB	33
R	2
H	7
RBI	2
BB	6
SO	3
LOB	25



Batter	1	2	3	4	5	6	7	8	9	AB R H RBI BB SO LOB	TOP									
Davey Lopes, R (1, 4) OBP: 0.371, SLG: 0.467	2-2 5-3	0-0 E1 HR	0-0 F7			0-0 2B 1B		0-0 F3		5 2 1 0 0 0 1	<p>Los Angeles Dodgers @ San Francisco Giants</p> <p>Candlestick Park, San Francisco, CA</p> <p>Tue Sep 25 1979, 10:05 PM EDT</p> <p>Att. 8,694 - Unknown</p>									
Ted Martinez, R (1, 6) OBP: 0.307, SLG: 0.347	1-0 2B 1B	1-0 F8		0-3 K		0-3 K		0-3 K		5 1 1 0 0 3 3										
Steve Garvey, R (1, 3) OBP: 0.352, SLG: 0.496	3-2 2B	2-1 E6 HR		0-0 5-3		0-0 2B		0-0 F7		4 1 2 2 0 0 2										
Pedro Guerrero, R (6, PR) OBP: 0.229, SLG: 0.340		1-2 2-3 HR				1-H 2B				1 0 0 0 0 0 0										
Ron Cey, R (1, 5) OBP: 0.389, SLG: 0.503	2-3 K	0-0 HR		0-0 P4		0-0 F2				2 1 1 4 0 1 1										
Mickey Hatcher, R (4, PH) OBP: 0.345, SLG: 0.400		1-H 2-H 3-H HR								3 1 1 0 0 0 1										
Dusty Baker Jr., R (1, 7) OBP: 0.339, SLG: 0.459	0-0 L5	2-2 HR 1B			4-0 2B BB	4-0 BB				2 1 1 0 2 0 2										
Gary Thomasson, L (1, 8)					0-0 F8	0-0 F9				3 1 1 0 2 0 2										
Von Joshua, L (1, 9) OBP: 0.323, SLG: 0.425					0-0 F8		0-3 K			5 2 2 2 0 0 4										
Steve Yeager, R (1, 2) OBP: 0.285, SLG: 0.387		1-3 K	0-3 K		0-0 F8		0-3 K			5 1 2 2 0 2 1										
Rick Sutcliffe, L (1, 1) OBP: 0.238, SLG: 0.305		0-0 E HR 1B	0-0 6-3		0-0 2B		0-0 F7			5 0 2 0 0 2 1										
Bobby Castillo, R (8, 1)		2-H HR 1B	0-0 6-3		0-0 4-3		0-3 K			5 0 2 0 0 2 1										
										4 1 1 1 0 1 2										
										1 0 0 0 0 0 2										
<b>Inning Stats</b>	R: 1 E: 0 K: 1 S: 12	H: 2 LOB: 1 BB: 0 P: 20	R: 8 E: 2 K: 2 S: 21	H: 6 LOB: 0 BB: 0 P: 28	R: 0 E: 0 K: 1 S: 5	H: 0 LOB: 0 BB: 0 P: 5	R: 0 E: 0 K: 1 S: 5	H: 1 LOB: 2 BB: 1 P: 8	R: 1 E: 0 K: 1 S: 7	H: 2 LOB: 2 BB: 1 P: 11	R: 0 E: 0 K: 2 S: 7	H: 0 LOB: 0 BB: 0 P: 7	R: 0 E: 0 K: 1 S: 5	H: 0 LOB: 0 BB: 0 P: 5	R: 1 E: 0 K: 0 S: 6	H: 3 LOB: 2 BB: 0 P: 6	1B: 6 2B: 6 3B: 0 HR: 2	SF: 0 SAC: 0 DP: 0 HBP: 0	WP: 0 PB: 0 SB: 1 CS: 0	PA: 45
<b>PITCHER</b>	IP WLS BF H R ER SO BB IBB HBP BLK WP HR S P ERA WHIP																			
Ed Halicki, R (1, 1) ERA: 4.7	1.2 L 14 7 8 4 2 0 0 0 0 0 0 1 29 44 21.60 4.200																			
Philip Nastu, L (2, 1) ERA: 4.32	3.2 16 4 2 1 4 1 0 0 0 0 0 1 23 27 2.46 1.364																			
Pedro Borbon, R (6, 1) ERA: 4.17	0.2 3 0 0 0 0 1 0 0 0 0 0 0 2 6 0.00 1.500																			
Al Holland, L (7, 1) ERA:	2.0 6 0 0 0 3 0 0 0 0 0 0 0 12 12 0.00 0.000																			
Randy Moffitt, R (9, 1) ERA: 7.71	1.0 6 3 1 1 0 0 0 0 0 0 0 0 6 6 9.00 3.000																			

livebaseballscorecards.com

AB 43  
R 11  
H 14  
RBI 11  
BB 2  
SO 9  
LOB 20

Batter	1	2	3	4	5	6	7	8	9	AB	R	H	RBI	BB	SO	LOB	
<b>Bill North, S</b> (1, 8) <small>OBP: 0.385, SLG: 0.344</small> <b>Al Holland, R</b> (7, 1) <b>Greg Johnston, L</b> (8, PH) <small>OBP: 0.239, SLG: 0.290</small> <b>Randy Moffitt, R</b> (9, 1)	1-1 <b>6-3</b> 		0-0 <b>3-1</b> 			0-0 <b>4-3</b> 		0-0 <b>BB</b> <b>1B</b> 		3	0	0	0	0	0	1	
<b>Joe Strain, R</b> (1, 4) <small>OBP: 0.295, SLG: 0.305</small>	1-0 			0-0 <b>F7</b> 		0-0 <b>5-3</b> 		0-0 		4	0	2	0	0	0	1	
<b>Mike Ivie, R</b> (1, 3) <small>OBP: 0.363, SLG: 0.553</small>	1-2 <b>F5</b> 			0-0 <b>P3</b> 			0-3 <b>K</b> 	4-0 		3	0	0	0	1	1	1	
<b>Darrell Evans, L</b> (1, 5) <small>OBP: 0.352, SLG: 0.398</small>	2-2 <b>F2</b> 			0-0 <b>F9</b> 			0-0 <b>F9</b> 	0-0 <b>F9</b> 		4	0	0	0	0	0	4	
<b>Larry Herndon, R</b> (1, 7) <small>OBP: 0.311, SLG: 0.384</small> (7, 8)		0-3 <b>K</b> 			0-0 <b>5-3</b> 		0-0 <b>P6</b> 		0-3 <b>K</b> 		4	0	0	0	0	2	0
<b>Max Venable, L</b> (1, 9) <small>OBP: 0.282, SLG: 0.216</small>		0-0 <b>L9</b> 			0-0 <b>4-3</b> 			0-0 <b>HR</b> 	0-3 <b>K</b> 		4	1	1	0	0	1	0
<b>Johnnie LeMaster, R</b> (1, 6) <small>OBP: 0.302, SLG: 0.318</small>		0-0 <b>6-3</b> 			0-0 <b>F7</b> 			0-0 <b>F2</b> 	0-0 <b>F9</b> 		4	0	0	0	0	0	1
<b>Dennis Littlejohn, R</b> (1, 2) <small>OBP: 0.270, SLG: 0.254</small> <b>Bob Kearney, R</b> (9, 2)			0-0 <b>3-1</b> 			4-0 <b>4-3</b> <b>G3</b> 		0-3 <b>K</b> 		2	0	0	0	1	1	1	
<b>Ed Halicki, R</b> (1, 1) <small>OBP: 0.235, SLG: 0.242</small> <b>Philip Nastu, L</b> (2, 1) <small>OBP: 0.148, SLG: 0.042</small> <b>Pedro Borbon, R</b> (6, 1) <small>OBP: 0.333, SLG: 0.333</small> <b>Terry Whitfield, L</b> (6, PH) <small>OBP: 0.352, SLG: 0.401</small> (7, 7)			0-0 <b>F5</b> 			0-0 <b>G3</b> 		0-0 <b>HR</b> 		0	0	0	0	0	0	0	
										1	0	0	0	0	0	0	
										0	0	0	0	0	0	0	
										2	1	1	2	0	0	1	

Inning Stats	R: 0	H: 1	E: 0	LOB: 1	K: 0	BB: 0	S: 10	R: 0	H: 0	E: 0	LOB: 0	K: 1	BB: 0	S: 5	R: 0	H: 0	E: 0	LOB: 0	K: 0	BB: 0	S: 3	R: 0	H: 0	E: 0	LOB: 0	K: 0	BB: 0	S: 3	R: 0	H: 0	E: 0	LOB: 1	K: 0	BB: 1	S: 3	R: 0	H: 0	E: 0	LOB: 0	K: 1	BB: 0	S: 5	R: 2	H: 4	E: 0	LOB: 3	K: 1	BB: 1	S: 9	R: 0	H: 0	E: 0	LOB: 0	K: 2	BB: 0	S: 7	1B: 4	SF: 0	2B: 0	SAC: 0	3B: 0	DP: 0	HR: 1	HBP: 0	WP: 0	PA: 34
--------------	------	------	------	--------	------	-------	-------	------	------	------	--------	------	-------	------	------	------	------	--------	------	-------	------	------	------	------	--------	------	-------	------	------	------	------	--------	------	-------	------	------	------	------	--------	------	-------	------	------	------	------	--------	------	-------	------	------	------	------	--------	------	-------	------	-------	-------	-------	--------	-------	-------	-------	--------	-------	--------

PITCHER	IP	WLS	BF	H	R	ER	SO	BB	IBB	HBP	BLK	WP	HR	S	P	ERA	WHIP
<b>Rick Sutcliffe, R</b> (1, 1) <small>ERA: 3.52</small>	7.2	W	28	4	2	2	3	1	0	0	0	0	0	39	48	2.35	0.652
<b>Bobby Castillo, R</b> (8, 1) <small>ERA: 1.16</small>	1.1		6	1	0	0	2	1	0	0	0	0	0	9	13	0.00	1.500

**Los Angeles Dodgers @ San Francisco Giants**  
**Candlestick Park, San Francisco, CA**

Tue Sep 25 1979, 10:05 PM EDT  
 Att. 8,694 - Unknown

<b>AB</b>	<b>32</b>
<b>R</b>	<b>2</b>
<b>H</b>	<b>5</b>
<b>RBI</b>	<b>2</b>
<b>BB</b>	<b>2</b>
<b>SO</b>	<b>5</b>
<b>LOB</b>	<b>10</b>

Batter	1	2	3	4	5	6	7	8	9	AB	R	H	RBI	BB	SO	LOB	TOP								
<b>Davey Lopes, R</b> (1, 4) OBP: 0.374, SLG: 0.468	2-2 F9	0-1 1B		0-0 1B	0-0 BB		0-0 F7		4-0 1B	5	1	3	2	1	0	0									
<b>Bill Russell, R</b> (1, 6) OBP: 0.295, SLG: 0.358	0-2 5-3	0-0 1B		0-0 1B	4-0 BB		0-0 6-3		0-0 1-3	3	0	2	2	1	0	0									
<b>Ted Martinez, R</b> (5, 6) OBP: 0.301, SLG: 0.340		1-2 2-H 1B		1-3 3-H 1B	1-2 2-3 BB				1-2 2-3	2	0	0	0	0	0	2									
<b>Steve Garvey, R</b> (1, 3) OBP: 0.352, SLG: 0.496	2-2 BB	0-0 L5		4-0 1B	0-3 K		0-3 K		0-0 1B	2	0	1	0	0	0	2									
<b>Pedro Guerrero, R</b> (2, 3) OBP: 0.250, SLG: 0.340									2-H 3-H	3	0	1	2	1	2	3									
<b>Ron Cey, R</b> (1, 5) OBP: 0.391, SLG: 0.503	4-2 1-2 BB			0-0 F5	0-0 F8				0-0 1-3	0	0	0	0	2	0	0									
<b>Mickey Hatcher, R</b> (3, PR) OBP: 0.330, SLG: 0.381				G1-6-3 BB						4	0	0	0	0	0	7									
<b>Dusty Baker Jr., R</b> (1, 7) OBP: 0.340, SLG: 0.458	3-3 K			0-0 5-3					0-0 BB	5	0	2	0	0	1	6									
<b>Gary Thomasson, L</b> (1, 8) OBP: 0.345, SLG: 0.430									0-0 1B	3	2	1	0	2	2	2									
<b>Von Joshua, L</b> (1, 9) OBP: 0.326, SLG: 0.432		2-1 G3 1B		0-3 K					0-3 K	5	2	2	1	0	1	4									
<b>Lerrin LaGrow, R</b> (8, 1) OBP: 0.333, SLG: 0.333		2-2 G3		0-0 1B	0-0 1B		0-0 F7		0-3 K	0	0	0	0	0	0	0									
<b>Steve Yeager, R</b> (1, 2) OBP: 0.281, SLG: 0.381		0-3 K		0-0 F7	0-0 F9		0-3 K		0-0 F8	5	0	0	0	0	2	5									
<b>Bob Welch, R</b> (1, 1) OBP: 0.200, SLG: 0.158		2-0 1B		0-0 1B	0-0 1B		0-3 K		0-0 1B	1	1	1	1	0	0	0									
<b>Vic Davalillo, L</b> (4, PH) OBP: 0.280, SLG: 0.261										1	1	1	0	0	0	0									
<b>Dave Patterson, R</b> (4, 1) OBP: 0.143, SLG: 0.143										2	0	1	0	0	1	2									
<b>Joe Ferguson, R</b> (8, 9) OBP: 0.381, SLG: 0.468		3-H 1B								1	1	1	0	0	0	0									
<b>Inning Stats</b>	R: 0 E: 0 K: 1 S: 16	H: 1 LOB: 2 BB: 1 P: 27	R: 2 E: 0 K: 1 S: 13	H: 4 LOB: 2 BB: 0 P: 19	R: 0 E: 0 K: 1 S: 4	H: 0 LOB: 1 BB: 1 P: 9	R: 2 E: 0 K: 0 S: 7	H: 4 LOB: 3 BB: 1 P: 11	R: 2 E: 0 K: 1 S: 8	H: 3 LOB: 3 BB: 2 P: 16	R: 0 E: 0 K: 2 S: 8	H: 1 LOB: 2 BB: 1 P: 12	R: 0 E: 0 K: 1 S: 5	H: 0 LOB: 0 BB: 0 P: 5	R: 0 E: 0 K: 2 S: 8	H: 1 LOB: 1 BB: 0 P: 8	R: 2 E: 0 K: 0 S: 5	H: 2 LOB: 1 BB: 1 P: 9	1B: 13 2B: 3 3B: 0 HR: 0	SF: 0 SAC: 0 DP: 1 HBP: 0	WP: 0 PB: 0 SB: 1 CS: 0	PA: 49			
<b>PITCHER</b>	IP	WLS	BF	H	R	ER	SO	BB	IBB	HBP	BLK	WP	HR	S	P	ERA	WHIP								
<b>Tom Griffin, R</b> (1, 1) ERA: 3.95	4.0	L	25	10	6	6	3	3	1	0	0	0	0	41	71	13.50	3.250								
<b>Al Holland, L</b> (5, 1) ERA:	2.0		11	3	0	0	3	2	0	0	0	0	0	15	23	0.00	2.500								
<b>Gary Lavelle, L</b> (7, 1) ERA: 2.4	3.0		13	3	2	2	3	0	1	0	0	0	0	18	22	6.00	1.000								

Los Angeles Dodgers @ San Francisco Giants  
 Candlestick Park, San Francisco, CA  
 Wed Sep 26 1979, 10:05 PM EDT  
 Att: 10,791 - Unknown

livebaseballscorecards.com

AB 42  
 R 8  
 H 16  
 RBI 8  
 BB 7  
 SO 9  
 LOB 33



Batter	1	2	3	4	5	6	7	8	9	AB	R	H	RBI	BB	SO	LOB
Bill North, S OBP: 0.386, SLG: 0.344 (1, 8)	0-0 G6-4-3 1B		0-0 F7		0-0 4-3			4-0 S E BB		3	1	1	0	1	0	0
Joe Strain, R OBP: 0.290, SLG: 0.300 (1, 4)	0-0 G6-4-3 1-2f		0-0 F8		0-0 6-3			0-3 K 1-H		4	0	0	0	0	1	1
Mike Ivie, R OBP: 0.362, SLG: 0.550 (1, 3)	0-0 5-3		0-0 1B					0-0 F2		4	0	1	0	0	0	0
Darrell Evans, L OBP: 0.351, SLG: 0.396 (1, 5)		4-0 BB 1B HR BB	0-0 2-3					0-0 3-1		3	1	0	0	1	0	1
Larry Herndon, R OBP: 0.318, SLG: 0.391 (1, 9)		0-0 1-2 HR 1B		0-0 CS 1B				0-0 1B		4	1	4	0	0	0	0
Terry Whitfield, L OBP: 0.353, SLG: 0.400 (1, 7)		0-3 K		4-0 BB BB BB BB				0-0 6-3		1	0	0	0	1	1	2
Gary Lavelle, S OBP: 0.250, SLG: 0.250 (7, 1)				1-2 FC6-4 BB						0	0	0	0	0	0	0
Roger Metzger, S OBP: 0.307, SLG: 0.328 (9, PH)								1-2 1B		1	0	1	0	0	0	0
Johnnie LeMaster, R OBP: 0.302, SLG: 0.327 (1, 6)		0-0 1-H 2-H HR		0-3 K				0-0 F7		3	1	1	3	0	1	1
Willie McCovey, L OBP: 0.321, SLG: 0.407 (9, PH)				0-0 K						1	0	0	0	0	1	2
Dennis Littlejohn, R OBP: 0.266, SLG: 0.250 (1, 2)		0-0 6-3		0-0 FC6-4				0-0 5-3		3	0	0	0	0	0	1
Rob Andrews, R OBP: 0.289, SLG: 0.318 (9, PH)				1-2f						1	0	0	0	0	1	2
Tom Griffin, R OBP: 0.071, SLG: 0.071 (1, 1)		0-0 6-3						0-0 F8		1	0	0	0	0	0	0
Al Holland, R (5, 1)										0	0	0	0	0	0	0
Max Venable, L OBP: 0.273, SLG: 0.208 (5, 7)										3	0	0	0	0	1	2
Greg Johnston, L OBP: 0.236, SLG: 0.286 (6, PH)										1	0	0	0	0	0	1

Inning Stats	R: 0	H: 1	E: 0	K: 0	S: 3	R: 3	H: 2	E: 0	K: 1	S: 7	R: 0	H: 1	E: 0	K: 0	S: 4	R: 0	H: 1	E: 0	K: 1	S: 5	R: 0	H: 0	E: 0	K: 1	S: 5	R: 0	H: 1	E: 0	K: 0	S: 4	R: 0	H: 0	E: 0	K: 0	S: 3	R: 1	H: 0	E: 0	K: 1	S: 5	R: 0	H: 2	E: 0	K: 2	S: 9	1B: 7	2B: 0	3B: 0	HR: 1	SF: 0	SAC: 0	DP: 1	HBP: 0	WP: 0	PB: 0	SB: 1	CS: 1	PA: 36
--------------	------	------	------	------	------	------	------	------	------	------	------	------	------	------	------	------	------	------	------	------	------	------	------	------	------	------	------	------	------	------	------	------	------	------	------	------	------	------	------	------	------	------	------	------	------	-------	-------	-------	-------	-------	--------	-------	--------	-------	-------	-------	-------	--------

PITCHER	IP	WLS	BF	H	R	ER	SO	BB	IBB	HBP	BLK	WP	HR	S	P	ERA	WHIP
Bob Welch, R ERA: 3.98 (1, 1)	3.0		13	4	3	3	1	1	0	0	0	0	1	14	18	9.00	1.667
Dave Patterson, R ERA: 5.26 (4, 1)	4.0	W	14	2	0	0	2	1	0	0	0	0	0	17	21	0.00	0.750
Lerrin LaGrow, R ERA: 5.37 (8, 1)	2.0	S	9	2	1	0	3	1	0	0	0	0	0	14	18	0.00	1.500


**BOTTOM**

**Los Angeles Dodgers @ San Francisco Giants**  
**Candlestick Park, San Francisco, CA**  
 Wed Sep 26 1979, 10:05 PM EDT  
 Att. 10,791 - Unknown

livebaseballscorecards.com

<b>AB</b>	<b>33</b>
<b>R</b>	<b>4</b>
<b>H</b>	<b>8</b>
<b>RBI</b>	<b>3</b>
<b>BB</b>	<b>3</b>
<b>SO</b>	<b>6</b>
<b>LOB</b>	<b>13</b>



Batter	1	2	3	4	5	6	7	8	9	AB R H RBI BB SO LOB	TOP																										
Davey Lopes, R OBP: 0.373, SLG: 0.466 (1, 4)	1-3 K		1-0 SH2-4 1B		2-0 F7		3-3 K		0-3 K	5 0 1 0 0 3 2																											
Ted Martinez, R OBP: 0.311, SLG: 0.343 (1, 6)	0-0 G6-4-3 1B		0-0 SH2-4		4-0 BB 1B BB		1-0 L1			2 1 1 0 1 0 0																											
Steve Garvey, R OBP: 0.352, SLG: 0.496 Von Joshua, L OBP: 0.324, SLG: 0.429 (1, 3) (5, 9)	1-0 G6-4-3 1-2f		1-1 SF8		0-1 BB 1B		0-0 5-3			2 0 1 1 0 0 1 1 0 0 0 0 0 0																											
Ron Cey, R OBP: 0.391, SLG: 0.503 Mickey Hatcher, R OBP: 0.333, SLG: 0.376 (1, 5) (3, 5)		1-0 BB 1B	0-0 F3		4-0 1B BB		0-2 L9			2 0 1 0 0 0 1 1 0 0 0 1 0 0																											
Dusty Baker Jr., R OBP: 0.342, SLG: 0.458 Vic Davalillo, L OBP: 0.269, SLG: 0.250 (1, 7) (7, 7)		4-2 BB		0-0 1-3	0-0 1B		0-0 F7			2 0 1 1 1 0 0 1 0 0 0 0 0 0																											
Pedro Guerrero, R OBP: 0.250, SLG: 0.389 (1, 9) (5, 3)		1-3 K		2-1 6-3		0-0 HR		1-0 1-3		4 1 1 1 0 1 2																											
Steve Yeager, R OBP: 0.284, SLG: 0.378 (1, 2)		0-0 F9		4-0 BB		4-1 FC4-6 BB			0-0 F3	2 0 0 0 2 0 2	AB 29 R 3 H 8 RBI 3 BB 6 SO 6 LOB 13																										
Gary Thomasson, L OBP: 0.344, SLG: 0.431 (1, 8)		0-0 F5		1-0 4-3		1-1 FC4-6 CS			0-0 2B	4 0 1 0 0 0 4																											
Gerry Hannahs, L OBP: 0.250, SLG: 0.250 Joe Ferguson, R OBP: 0.380, SLG: 0.467 Joe Beckwith, L (6, PH) Bill Russell, R OBP: 0.296, SLG: 0.358 Dave Patterson, R OBP: 0.143, SLG: 0.143 (6, 1) (9, PH) (9, PR)			1-2 SH2-4 1B SF8 1B		2-3 K	1-3 K			4-0 CS BB	2 1 1 0 0 1 0 1 0 0 0 0 1 1 0 0 0 0 0 0 0 0 0 0 0 1 0 0 0 0 0 0 0 0 0																											
Inning Stats	R: 0 E: 0 K: 1 S: 5	H: 1 LOB: 0 BB: 0 P: 7	R: 0 E: 0 K: 1 S: 9	H: 1 LOB: 2 BB: 1 P: 15	R: 1 E: 0 K: 0 S: 8	H: 2 LOB: 1 BB: 0 P: 11	R: 0 E: 0 K: 0 S: 4	H: 0 LOB: 1 BB: 1 P: 11	R: 1 E: 0 K: 1 S: 7	H: 2 LOB: 2 BB: 2 P: 19	R: 1 E: 0 K: 1 S: 7	H: 1 LOB: 1 BB: 1 P: 13	R: 0 E: 0 K: 1 S: 5	H: 0 LOB: 0 BB: 0 P: 9	R: 0 E: 0 K: 0 S: 5	H: 0 LOB: 0 BB: 0 P: 6	R: 0 E: 0 K: 1 S: 5	H: 1 LOB: 2 BB: 1 P: 9	1B: 6 2B: 3 3B: 0 HR: 1	SF: 1 SAC: 1 DP: 3 HBP: 0	WP: 0 PB: 0 SB: 0 CS: 2	PA: 37															
PITCHER	IP WLS BF H R ER SO BB IBB HBP BLK WP HR S P ERA WHIP																																				
Vida Blue, L ERA: 5.01 Greg Minton, R ERA: 1.88	(1, 1) (9, 1)	8.1 0.2	W S	35 2	8 0	3 0	3 0	5 1	5 1	0 0	0 0	0 0	0 0	0 3	1 7	3.24 0.00	1.560 1.500																				

Los Angeles Dodgers @ San Francisco Giants  
Candlestick Park, San Francisco, CA  
Thu Sep 27 1979, 10:05 PM EDT  
Att. 8,381 - Unknown

livebaseballscorecards.com

Batter	1	2	3	4	5	6	7	8	9	AB	R	H	RBI	BB	SO	LOB
Bill North, S OBP: 0.388, SLG: 0.345 (1, 8)	3-2 4-3 S HR 1B	2-0 FC5-4 1-2f		4-0 1-2 2-3 BB		0-0 CS 1B		0-0 4-3 2		4	1	2	0	1	0	1
Joe Strain, R OBP: 0.288, SLG: 0.299 (1, 4)	2-0 4-3 1-3		0-0 L4 1	0-0 SF9 3-H		0-0 E BB 1B 1-2		0-3 K 3		4	0	1	1	0	1	1
Mike Ivie, R OBP: 0.365, SLG: 0.558 (1, 7)	3-1 HR 3-H		4-0 BB E BB	0-0 P6		4-0 E BB 1-2				2	2	1	2	2	0	2
Willie McCovey, L OBP: 0.320, SLG: 0.403 (1, 3)	0-1 4-3 2		4-0 E6 1-2 BB		0-0 E3 G3 WP 1B		0-0 4-3 3			3	1	0	0	1	0	2
Darrell Evans, L OBP: 0.352, SLG: 0.395 (1, 5)	4-1 BB		0-0 F6		0-0 F9		4-0 BB			2	0	0	0	2	0	3
Larry Herndon, R OBP: 0.315, SLG: 0.387 (1, 9)	1-2 F2 3		0-0 E6 1-3 2-H		1-0 G3 1-3		0-3 K 1			4	0	0	0	0	1	4
Johnnie LeMaster, R OBP: 0.304, SLG: 0.327 (1, 6)		0-0 F8 1		4-0 FC1-5 1B BB		0-0 1B 3-H		0-3 K 2		3	0	1	1	1	1	1
Dennis Littlejohn, R OBP: 0.271, SLG: 0.251 (1, 2)		4-2 FC5-6 BB		0-0 BB FC1-5 SF9 1B 1-2		0-0 5-3 3		0-0 F7 3		3	1	1	0	1	0	2
Vida Blue, S OBP: 0.180, SLG: 0.169 (1, 1) Greg Minton, S (9, 1)		1-0 FC5-6 FC5-4 1-2f		0-0 FC1-5 BB 1-2 2-3f		0-3 K 3		0-3 K 1		4	0	0	0	0	2	3
										0	0	0	0	0	0	0

Inning Stats	R: 2	H: 2	E: 0	K: 0	S: 14	LOB: 1	BB: 1	P: 27	R: 0	H: 0	E: 0	K: 0	S: 5	LOB: 1	BB: 1	P: 12	R: 1	H: 0	E: 1	K: 0	S: 3	LOB: 1	BB: 2	P: 11	R: 1	H: 1	E: 0	K: 0	S: 4	LOB: 2	BB: 2	P: 12	R: 1	H: 1	E: 1	K: 0	S: 5	LOB: 1	BB: 0	P: 6	R: 0	H: 2	E: 1	K: 1	S: 6	LOB: 2	BB: 1	P: 10	R: 0	H: 0	E: 0	K: 2	S: 7	LOB: 1	BB: 1	P: 11	R: 0	H: 0	E: 0	K: 2	S: 7	LOB: 0	BB: 0	P: 7
--------------	------	------	------	------	-------	--------	-------	-------	------	------	------	------	------	--------	-------	-------	------	------	------	------	------	--------	-------	-------	------	------	------	------	------	--------	-------	-------	------	------	------	------	------	--------	-------	------	------	------	------	------	------	--------	-------	-------	------	------	------	------	------	--------	-------	-------	------	------	------	------	------	--------	-------	------

PITCHER	IP	WLS	BF	H	R	ER	SO	BB	IBB	HBP	BLK	WP	HR	S	P	ERA	WHIP
Gerry Hannahs, L ERA: 3.38 (1, 1)	5.0	L	26	4	5	3	0	6	0	0	0	1	1	31	68	5.40	2.000
Joe Beckwith, R ERA: 4.34 (6, 1)	3.0		12	2	0	0	5	2	0	0	0	0	0	20	28	0.00	1.333

**BOTTOM**

Los Angeles Dodgers @ San Francisco Giants  
Candlestick Park, San Francisco, CA

Thu Sep 27 1979, 10:05 PM EDT  
Att. 8,381 - Unknown

AB	29
R	5
H	6
RBI	4
BB	8
SO	5
LOB	19

WP: 1 PA: 38  
PB: 0  
SB: 1  
CS: 1



PITCHER	IP	WLS	BF	H	R	ER	SO	BB	IBB	HBP	BLK	WP	HR	S	P	ERA	WHIP
---------	----	-----	----	---	---	----	----	----	-----	-----	-----	----	----	---	---	-----	------

Batter	1	2	3	4	5	6	7	8	9	AB R H RBI BB SO LOB	TOP									
Terry Puhl, L (1, 8) OBP: 0.353, SLG: 0.377	0-0 4-3		0-3 K			0-0 F8		0-0 HR 1B		4 1 1 0 0 1 0										
Craig Reynolds, L (1, 6) OBP: 0.291, SLG: 0.333	0-0 G6-4-3 1B			0-0 F2			0-0 CS 1B	0-3 K		4 0 2 0 0 1 2										
Cesar Cedeno, R (1, 3) OBP: 0.348, SLG: 0.374	0-0 G6-4-3 1-2f			0-0 P5			0-3 K	0-0 HR		4 1 1 3 0 1 2										
Jose Cruz, L (1, 7) OBP: 0.368, SLG: 0.422		0-0 F9		0-0 P4			0-0 3B 1B	0-0 F7		4 1 1 0 0 0 1										
Enos Cabell, R (1, 5) OBP: 0.300, SLG: 0.369		0-0 6-3			0-0 F8		0-0 1-H 3B		4-0 CS BB	3 0 1 1 1 0 0										
Jeffrey Leonard, R (1, 9) OBP: 0.360, SLG: 0.351		0-0 1B			0-0 F8		0-0 L1		0-3 K	4 0 1 0 0 1 2										
Bruce Bochy, R (1, 2) OBP: 0.294, SLG: 0.271		0-0 5-3			0-0 F7			4-0 SH3-4 1B BB	0-0 3-1	2 0 0 0 1 0 1										
Jimmy Sexton, R (8, PR) OBP: 0.262, SLG: 0.162										0 1 0 0 0 0 0										
Luis Pujols, R (8, 2) OBP: 0.257, SLG: 0.294										0 0 0 0 0 0 0										
Denny Walling, L (9, PH) OBP: 0.391, SLG: 0.500										1 0 0 0 0 0 0										
Rafael Landestoy, S (1, 4) OBP: 0.342, SLG: 0.345			0-0 F5			0-0 F2		0-0 SH3-4		2 0 0 0 0 0 0										
Ken Forsch, R (1, 1) OBP: 0.194, SLG: 0.155			0-0 F7			0-0 5-3		0-0 1B HR 1B		2 0 0 0 0 0 0										
Dave Bergman, L (8, PH) OBP: 0.500, SLG: 0.800										1 1 1 1 0 0 0										
Vern Ruhle, R (8, 1) OBP: 0.100, SLG: 0.105										0 0 0 0 0 0 0										
Frank LaCorte, R (8, 1)										0 0 0 0 0 0 0										
<b>Inning Stats</b>	R: 0 E: 0 K: 0 S: 3	H: 1 LOB: 0 BB: 0 P: 3	R: 0 E: 0 K: 0 S: 4	H: 1 LOB: 1 BB: 0 P: 4	R: 0 E: 0 K: 1 S: 5	H: 0 LOB: 0 BB: 0 P: 5	R: 0 E: 0 K: 0 S: 3	H: 0 LOB: 0 BB: 0 P: 3	R: 0 E: 0 K: 0 S: 3	H: 0 LOB: 0 BB: 0 P: 3	R: 1 E: 0 K: 1 S: 7	H: 3 LOB: 1 BB: 0 P: 7	R: 4 E: 0 K: 1 S: 8	H: 3 LOB: 1 BB: 1 P: 12	R: 0 E: 0 K: 1 S: 4	H: 0 LOB: 0 BB: 1 P: 8	1B: 6 2B: 0 3B: 1 HR: 1	SF: 0 SAC: 1 DP: 1 HBP: 0	WP: 0 PB: 0 SB: 1 CS: 2	PA: 34
<b>PITCHER</b>	IP WLS BF H R ER SO BB IBB HBP BLK WP HR S P ERA WHIP																			
Charlie Hough, R (1, 1) ERA: 4.76	8.0 W 31 8 5 5 3 1 0 0 0 0 0 1 36 40 5.62 1.125																			
Bobby Castillo, R (9, 1) ERA: 1.11	1.0 S 3 0 0 0 1 1 0 0 0 0 0 0 4 8 0.00 1.000																			

Houston Astros @ Los Angeles Dodgers  
Dodger Stadium, Los Angeles, CA  
Fri Sep 28 1979, 7:05 PM PDT  
Att: 27,719 - Unknown

livebaseballscorecards.com

AB 31  
R 5  
H 8  
RBI 5  
BB 2  
SO 4  
LOB 8





Batter	1	2	3	4	5	6	7	8	9	AB	R	H	RBI	BB	SO	LOB	BOTTOM
<b>Davey Lopes, R</b> (1, 4) <small>OBP: 0.372, SLG: 0.464</small> <b>Von Joshua, L</b> (6, PH) <small>OBP: 0.326, SLG: 0.430</small> (7, 9)	0-0 <b>1-3</b>		0-0 <b>P3</b>			0-0 <b>F7</b>		0-0 <b>HR</b> 1B 1-2 3-H		2	0	0	0	0	0	0	<b>Houston Astros @ Los Angeles Dodgers</b> Dodger Stadium, Los Angeles, CA Fri Sep 28 1979, 7:05 PM PDT Att. 27,719 - Unknown
<b>Derrel Thomas, S</b> (1, 8) <small>OBP: 0.332, SLG: 0.350</small> (7, 6)	0-0 <b>F8</b>		0-3 <b>K</b>			0-0 <b>1B</b>		0-0 <b>HR</b> 1B 1-2 2-3		4	1	2	0	0	1	0	
<b>Steve Garvey, R</b> (1, 3) <small>OBP: 0.352, SLG: 0.499</small>	0-0 <b>F7</b>			0-0 <b>F9</b>		0-0 <b>F3</b>		0-0 <b>HR</b> 1-H 2-H 3-H		4	1	1	4	0	0	1	
<b>Ron Cey, R</b> (1, 5) <small>OBP: 0.389, SLG: 0.499</small>		0-0 <b>F9</b>		0-0 <b>5-3</b>		0-0 <b>F7</b>		0-3 <b>K</b>		4	0	0	0	0	1	0	
<b>Dusty Baker Jr., R</b> (1, 7) <small>OBP: 0.341, SLG: 0.456</small>		0-0 <b>6-3</b>		0-0 <b>5-3</b>		0-3 <b>K</b>		4-0 <b>BB</b>		3	0	0	0	1	1	0	
<b>Gary Thomasson, L</b> (1, 9) <small>OBP: 0.343, SLG: 0.429</small> (7, 8)		0-0 <b>1B</b>			0-0 <b>F7</b>		0-0 <b>F8</b>	0-0 <b>F7</b>		4	0	1	0	0	0	1	
<b>Ted Martinez, R</b> (1, 6) <small>OBP: 0.312, SLG: 0.352</small> (7, 4)		0-0 <b>F8</b>			0-0 <b>6-3</b>			0-0 <b>1B</b> 1B 2B		3	1	1	0	0	0	1	
<b>Steve Yeager, R</b> (1, 2) <small>OBP: 0.284, SLG: 0.388</small>			0-0 <b>HR</b>		0-0 <b>F9</b>			0-0 <b>F8</b>		3	1	1	1	0	0	1	
<b>Charlie Hough, R</b> (1, 1) <small>OBP: 0.158, SLG: 0.184</small> <b>Vic Davalillo, L</b> (8, PH) <small>OBP: 0.296, SLG: 0.280</small> <b>Bobby Castillo, R</b> (9, 1)			0-0 <b>P3</b>			0-0 <b>6-3</b>		0-0 <b>1B</b> 1B 2-3 <b>HR</b> 1B		2	0	0	0	0	0	0	
<b>Inning Stats</b>	R: 0 H: 0 E: 0 LOB: 0 K: 0 BB: 0 S: 3 P: 3	R: 0 H: 1 E: 0 LOB: 1 K: 0 BB: 0 S: 4 P: 4	R: 1 H: 1 E: 0 LOB: 0 K: 1 BB: 0 S: 6 P: 6	R: 0 H: 0 E: 0 LOB: 0 K: 0 BB: 0 S: 3 P: 3	R: 0 H: 0 E: 0 LOB: 0 K: 0 BB: 0 S: 3 P: 3	R: 0 H: 1 E: 0 LOB: 1 K: 0 BB: 0 S: 4 P: 4	R: 0 H: 0 E: 0 LOB: 0 K: 1 BB: 0 S: 5 P: 5	R: 5 H: 5 E: 0 LOB: 1 K: 1 BB: 1 S: 10 P: 14		1B: 5 SF: 0 2B: 1 SAC: 0 3B: 0 DP: 0 HR: 2 HBP: 0	WP: 0 PA: 33 PB: 0 SB: 1 CS: 0						
<b>PITCHER</b> <b>Ken Forsch, R</b> (1, 1) <small>ERA: 3.04</small> <b>Vern Ruhle, R</b> (8, 1) <small>ERA: 4.07</small> <b>Frank LaCorte, R</b> (8, 1) <small>ERA: 5.6</small>	IP 7.0 WLS L BF 24 H 5 R 5 ER 5 SO 0 BB 1 IBB 0 HBP 0 BLK 0 WP 0 HR 1 S 28 P 6 ERA 135.00 WHIP 15.000	IP 0.1 WLS L BF 3 H 0 R 0 ER 0 SO 1 BB 0 IBB 0 HBP 0 BLK 0 WP 0 HR 0 S 4 P 8 ERA 0.00 WHIP 1.500				<b>PITCHER</b> IP 0.2 WLS L BF 3 H 0 R 0 ER 0 SO 1 BB 0 IBB 0 HBP 0 BLK 0 WP 0 HR 0 S 4 P 8 ERA 0.00 WHIP 1.500											

livebaseballscorecards.com

**AB 32**  
**R 6**  
**H 8**  
**RBI 6**  
**BB 1**  
**SO 3**  
**LOB 4**



Batter	1	2	3	4	5	6	7	8	9	AB R H RBI BB SO LOB	TOP											
Rafael Landestoy, S (1, 4) OBP: 0.341, SLG: 0.348	0-0 4-3		0-0 FC1-5 2B	0-0 FC6		0-0 SH5-3		0-0 4-3		4 0 1 0 0 0 2	<b>Houston Astros @ Los Angeles Dodgers</b> <b>Dodger Stadium, Los Angeles, CA</b> Sat Sep 29 1979, 3:33 AM PDT Att. 20,647 - Unknown <a href="http://livebaseballscorecards.com">livebaseballscorecards.com</a>											
Julio Gonzalez, R (1, 5) OBP: 0.282, SLG: 0.300 Enos Cabell, R (9, 5) OBP: 0.300, SLG: 0.369	0-0 6-3		0-0 4-3		0-0 1-3	0-0 G3		0-0 G3		5 0 0 0 0 0 2 0 0 0 0 0 0 0												
Jeffrey Leonard, R (1, 8) OBP: 0.359, SLG: 0.349	0-0 1B		0-0 FC1-5 E		0-0 L5	0-3 K		0-0 F8		5 1 1 0 0 1 2												
Jesus Alou, R (1, 7) OBP: 0.347, SLG: 0.349 Terry Puhl, L (9, 7) OBP: 0.353, SLG: 0.377	0-0 1-3 1B		0-0 E6		0-0 E5 1B		0-0 6-3		0-0 F7	5 1 1 0 0 0 0 0 0 0 0 0 0 0												
Art Howe, R (1, 3) OBP: 0.314, SLG: 0.350 Dave Bergman, L (8, 3) OBP: 0.545, SLG: 0.818	0-3 K		0-0 1-3		0-0 1B	4-0 1B BB		0-0 1B		3 1 1 1 1 1 3 1 0 1 0 0 0 0												
Tom Wiedenbauer, R (1, 9) OBP: 0.667, SLG: 0.833		0-3 K2-3		0-0 1B	0-0 BB	0-0 1B	0-0 1-3 1B	0-3 K		5 0 3 0 0 2 1												
Jimmy Sexton, R (1, 6) OBP: 0.298, SLG: 0.195		0-0 FC4-6 1B		0-0 FC6 1B	4-0 BB	0-3 K		0-3 K		4 0 2 0 1 2 3												
Luis Pujols, R (1, 2) OBP: 0.257, SLG: 0.292		0-0 FC4-6		0-0 F8	0-0 G3		0-0 1-3 1B			4 0 1 1 0 0 6												
J.R. Richard, R (1, 1) OBP: 0.134, SLG: 0.221 Joe Sambito, L (8, 1) OBP: 0.583, SLG: 0.429	0-0 4-3		0-3 K		0-0 SH5-3 2B	0-0 L9				4 0 1 0 0 1 5 0 0 0 0 0 0 0												
<b>Inning Stats</b>	R: 0 E: 0 K: 1 S: 7	H: 2 LOB: 2 BB: 0 P: 7	R: 0 E: 0 K: 1 S: 6	H: 1 LOB: 1 BB: 0 P: 6	R: 1 E: 1 K: 0 S: 5	H: 1 LOB: 1 BB: 0 P: 5	R: 0 E: 0 K: 1 S: 7	H: 2 LOB: 2 BB: 0 P: 7	R: 1 E: 1 K: 0 S: 6	H: 2 LOB: 3 BB: 1 P: 10	R: 0 E: 0 K: 1 S: 6	H: 1 LOB: 1 BB: 0 P: 6	R: 1 E: 0 K: 1 S: 7	H: 2 LOB: 2 BB: 1 P: 11	R: 0 E: 0 K: 0 S: 3	H: 0 LOB: 0 BB: 0 P: 3	R: 0 E: 0 K: 2 S: 8	H: 1 LOB: 1 BB: 0 P: 8	1B: 10 2B: 2 3B: 0 HR: 0	SF: 0 SAC: 1 DP: 0 HBP: 0	WP: 0 PB: 0 SB: 0 CS: 0	PA: 43
<b>PITCHER</b>	IP WLS BF H R ER SO BB IBB HBP BLK WP HR S P ERA WHIP																					
Jerry Reuss, L (1, 1) ERA: 3.54 Lerrin LaGrow, R (9, 1) ERA: 5.27	8.0 L 39 11 3 1 5 2 0 0 0 0 0 0 0 47 55 1.12 1.625																					
	1.0 4 1 0 0 2 0 0 0 0 0 0 0 8 8 0.00 1.000																					



Batter	1	2	3	4	5	6	7	8	9	AB R H RBI BB SO LOB
Derrel Thomas, S (1, 6) OBP: 0.331, SLG: 0.352	0-0 E 2B		0-3 K		0-0 F7			0-0 F7		4 0 1 0 0 1 2
Von Joshua, L (1, 9) OBP: 0.324, SLG: 0.420	0-0 F7 2-3		4-0 E 1-2 BB			0-0 4-3		0-0 F7		3 0 0 0 1 0 2
Steve Garvey, R (1, 3) Vic Davalillo, L (3, PR) OBP: 0.351, SLG: 0.498 OBP: 0.310, SLG: 0.296	0-0 F9		0-0 E6 L3 1-2 2-3			0-0 WP 1B		0-0 4-3		2 0 0 0 0 0 3 2 0 1 0 0 0 1
Ron Cey, R (1, 5) Mickey Hatcher, R (1, PH) OBP: 0.389, SLG: 0.499 OBP: 0.320, SLG: 0.360	0-3 K		0-0 L3 1-2			0-0 F9 1-2		0-0 4-3		0 0 0 0 0 0 0 4 0 0 0 0 1 5
Pedro Guerrero, R (1, 7) OBP: 0.250, SLG: 0.379		0-3 K		0-0 6-3		0-3 K		0-0 G4-6-3 1B		4 0 1 0 0 2 1
Gary Thomasson, L (1, 8) OBP: 0.342, SLG: 0.426		0-0 S 1B		0-3 K		0-3 K		0-0 G4-6-3 1-2f		4 0 1 0 0 2 1
Ted Martinez, R (1, 4) OBP: 0.304, SLG: 0.343		0-3 K 1-2		0-3 K		0-0 F9				3 0 0 0 0 2 1
Steve Yeager, R (1, 2) OBP: 0.282, SLG: 0.384		0-3 K		0-3 K		0-0 F2				3 0 0 0 0 2 1
Jerry Reuss, L (1, 1) Manny Mota, R (8, PH) Lerrin LaGrow, R (9, 1) OBP: 0.239, SLG: 0.190 OBP: 0.386, SLG: 0.341 OBP: 0.333, SLG: 0.333			4-0 E BB BB		0-3 K			0-0 1B		1 0 0 0 1 1 0 1 0 1 0 0 0 0 0 0 0 0 0 0 0

Inning Stats	R: 0 E: 1 K: 1 S: 6	H: 1 LOB: 1 BB: 0 P: 6	R: 0 E: 0 K: 3 S: 10	H: 1 LOB: 1 BB: 0 P: 10	R: 0 E: 1 K: 1 S: 5	H: 0 LOB: 3 BB: 2 P: 13	R: 0 E: 0 K: 2 S: 7	H: 0 LOB: 0 BB: 0 P: 7	R: 0 E: 0 K: 2 S: 7	H: 0 LOB: 0 BB: 0 P: 7	R: 0 E: 0 K: 1 S: 6	H: 1 LOB: 1 BB: 0 P: 6	R: 0 E: 0 K: 1 S: 5	H: 0 LOB: 0 BB: 0 P: 5	R: 0 E: 0 K: 0 S: 4	H: 1 LOB: 1 BB: 0 P: 4	R: 0 E: 0 K: 0 S: 3	H: 1 LOB: 0 BB: 0 P: 3	1B: 4 2B: 2 3B: 0 HR: 0	SF: 0 SAC: 0 DP: 2 HBP: 0	WP: 1 PB: 0 SB: 1 CS: 0	PA: 33	
PITCHER	IP	WLS	BF	H	R	ER	SO	BB	IBB	HBP	BLK	WP	HR	S	P	ERA	WHIP					ERA	WHIP
J.R. Richard, R (1, 1) ERA: 2.71	7.0	W	26	3	0	0	11	2	0	0	0	1	0	46	54	0.00	0.714						
Joe Sambito, L (8, 1) ERA: 1.79	2.0	S	7	2	0	0	0	0	0	0	0	0	0	7	7	0.00	1.000						

BOTTOM

Houston Astros @ Los Angeles Dodgers  
 Dodger Stadium, Los Angeles, CA  
 Sat Sep 29 1979, 3:33 AM PDT  
 Att. 20,647 - Unknown

livebaseballscorecards.com

AB	31
R	0
H	5
RBI	0
BB	2
SO	11
LOB	17



Batter	1	2	3	4	5	6	7	8	9	AB	R	H	RBI	BB	SO	LOB	TOP	
Rafael Landestoy, S (1, 4) OBP: 0.338, SLG: 0.344	0-0 F8		0-0 6-3			0-0 B2-3		0-0 SH2-3		3	0	0	0	0	0	0		
Jeffrey Leonard, R (1, 8) OBP: 0.360, SLG: 0.350	0-0 F8		0-3 K			0-0 1B		0-0 1B		4	2	2	1	0	1	0		
Denny Walling, L (1, 9) OBP: 0.394, SLG: 0.497	0-0 2-3				0-0 L9			4-0 1B		3	0	1	1	1	0	0		
Danny Heep, L (1, 7) OBP: 0.176, SLG: 0.143		0-0 1B			0-3 K		0-0 1B	0-0 SF8		3	0	1	1	0	1	1		
Dave Bergman, L (1, 3) OBP: 0.400, SLG: 0.600		0-3 K			0-0 F5		0-0 F2	0-0 L3		4	0	0	0	0	1	3		
Enos Cabell, R (1, 5) OBP: 0.299, SLG: 0.368		0-3 K			0-3 K		0-0 P4		0-0 1B	1	0	0	0	0	1	1		
Julio Gonzalez, R (2, 5) OBP: 0.280, SLG: 0.298										1	0	0	0	0	1	0		
Terry Puhl, L (7, PH) OBP: 0.352, SLG: 0.377										1	0	0	0	0	0	0		
Art Howe, R (7, 5) OBP: 0.316, SLG: 0.352										1	0	1	0	0	0	0		
Jimmy Sexton, R (1, 6) OBP: 0.320, SLG: 0.209		4-0 BB			0-0 1B		0-3 K		0-0 P5	2	0	1	0	1	1	0		
Alan Knicely, R (8, 2)					5-3 1B					1	0	0	0	0	0	1		
Luis Pujols, R (1, 2) OBP: 0.247, SLG: 0.280		0-0 4-3			0-0 5-3		0-3 K		0-0 F7	3	0	0	0	0	1	3		
Bobby Sprowl, L (8, 1)										0	0	0	0	0	0	0		
Jose Cruz, L (9, PH) OBP: 0.367, SLG: 0.421					1-2 K					1	0	0	0	0	0	1		
Joe Sambito, L (9, 1) OBP: 0.583, SLG: 0.429										0	0	0	0	0	0	0		
Joe Niekro, R (1, 1) OBP: 0.140, SLG: 0.145			0-0 F7		0-0 6-3			0-0 1B		2	0	0	0	0	0	1		
Craig Reynolds, L (8, PH) OBP: 0.292, SLG: 0.333									0-0 F9	2	1	1	0	0	0	1		
										1B: 7	SF: 1	WP: 1	PA: 36					
										2B: 0	SAC: 1	PB: 0						
										3B: 0	DP: 0	SB: 3						
										HR: 0	HBP: 0	CS: 0						
Inning Stats	R: 0 E: 0 K: 0 S: 3	H: 0 LOB: 0 BB: 0 P: 3	R: 0 E: 0 K: 2 S: 8	H: 1 LOB: 2 BB: 1 P: 12	R: 0 E: 0 K: 1 S: 5	H: 0 LOB: 0 BB: 0 P: 5	R: 0 E: 0 K: 1 S: 5	H: 0 LOB: 0 BB: 0 P: 5	R: 0 E: 0 K: 2 S: 7	H: 0 LOB: 0 BB: 0 P: 7	R: 2 E: 0 K: 2 S: 5	H: 2 LOB: 1 BB: 1 P: 9	R: 0 E: 0 K: 0 S: 4	H: 1 LOB: 1 BB: 0 P: 4	1B: 7	SF: 1	WP: 1	PA: 36
PITCHER Rick Sutcliffe, R (1, 1) ERA: 3.46	IP 9.0	WLS L	BF 36	H 7	R 3	ER 2	SO 7	BB 2	IBB 0	HBP 0	BLK 0	WP 1	HR 0	S 48	P 56	ERA 2.00	WHIP 1.000	

Houston Astros @ Los Angeles Dodgers  
Dodger Stadium, Los Angeles, CA

Sun Sep 30 1979, 3:33 AM PDT  
Att. 46,741 - Cloudy - 78 F

AB	32
R	3
H	7
RBI	3
BB	2
SO	7
LOB	12



Batter	1	2	3	4	5	6	7	8	9	AB	R	H	RBI	BB	SO	LOB
Derrel Thomas, S OBP: 0.330, SLG: 0.350 (1, 6)	0-0 S 1B	0-0 FC4-6 1-2f		0-3 K			0-3 K		0-0 FC5 2-3f	5	1	1	0	0	2	5
Von Joshua, L OBP: 0.315, SLG: 0.408 (1, 9) (9, 8)	0-0 F7 1-2		0-0 P6		0-0 F8			0-0 F8		4	0	0	0	0	0	1
Steve Garvey, R OBP: 0.351, SLG: 0.497 Vic Davalillo, L OBP: 0.310, SLG: 0.296 Joe Ferguson, R OBP: 0.380, SLG: 0.466 (1, 3) (6, 7) (8, PH) (9, 9)	0-3 K		0-0 1B		0-0 F7			0-3 K		3	0	1	0	0	1	1
Ron Cey, R OBP: 0.389, SLG: 0.499 Mickey Hatcher, R OBP: 0.327, SLG: 0.366 (1, 5) (1, PH) (2, 5)	0-0 1B 2-H		0-0 L9		0-0 6-3			0-0 1B		0	0	0	0	0	0	0
Gary Thomasson, L OBP: 0.339, SLG: 0.422 Dusty Baker Jr., R OBP: 0.340, SLG: 0.455 (1, 8) (8, PH) (9, 7)	0-0 P4		0-0 F7		0-0 F7			0-3 K		3	0	0	0	0	0	2
Pedro Guerrero, R OBP: 0.250, SLG: 0.371 (1, 7) (6, 3)		0-0 6-3 1B		0-0 F7		0-0 L8			0-0 F3	4	1	1	0	0	0	0
Ted Martinez, R OBP: 0.293, SLG: 0.330 (1, 4)		0-0 6-3 1-2		0-0 F8		0-0 F9			0-0 1-3	4	0	0	0	0	0	1
Johnny Oates, L OBP: 0.200, SLG: 0.174 Manny Mota, R OBP: 0.400, SLG: 0.357 (1, 2) (9, PH)		0-0 P6		0-0 1B 1B		0-0 F5			0-0 FC5 1B 1B	3	0	1	0	0	0	1
Rick Sutcliffe, L OBP: 0.253, SLG: 0.318 Bill Russell, R OBP: 0.297, SLG: 0.359 (1, 1) (9, PH)		0-0 FC4-6 1B 2-H		0-0 1B 1-2		0-3 K			0-0 1B 1-2	3	0	2	1	0	1	0

Inning Stats	R: 1	H: 2	E: 0	K: 1	S: 7	H: 2	LOB: 1	BB: 0	P: 7	R: 1	H: 2	E: 0	K: 0	S: 5	H: 1	LOB: 1	BB: 0	P: 5	R: 0	H: 1	E: 0	K: 0	S: 4	H: 2	LOB: 2	BB: 0	P: 4	R: 0	H: 0	E: 0	K: 0	S: 3	H: 0	LOB: 0	BB: 0	P: 3	R: 0	H: 0	E: 0	K: 0	S: 3	H: 0	LOB: 0	BB: 0	P: 3	R: 0	H: 0	E: 0	K: 2	S: 7	H: 0	LOB: 0	BB: 0	P: 7	R: 0	H: 1	E: 0	K: 2	S: 8	H: 1	LOB: 1	BB: 0	P: 8	R: 0	H: 2	E: 0	K: 0	S: 5	H: 2	LOB: 2	BB: 0	P: 5	1B: 10	SF: 0	2B: 0	SAC: 0	3B: 0	DP: 0	HR: 0	HBP: 0	WP: 0	PA: 37
--------------	------	------	------	------	------	------	--------	-------	------	------	------	------	------	------	------	--------	-------	------	------	------	------	------	------	------	--------	-------	------	------	------	------	------	------	------	--------	-------	------	------	------	------	------	------	------	--------	-------	------	------	------	------	------	------	------	--------	-------	------	------	------	------	------	------	------	--------	-------	------	------	------	------	------	------	------	--------	-------	------	--------	-------	-------	--------	-------	-------	-------	--------	-------	--------

PITCHER	IP	WLS	BF	H	R	ER	SO	BB	IBB	HBP	BLK	WP	HR	S	P	ERA	WHIP
Joe Niekro, R ERA: 3.0 (1, 1)	7.0	W	28	7	2	2	4	0	0	0	0	0	0	36	36	2.57	1.000
Bobby Sprowl, L ERA: (8, 1)	1.0		4	1	0	0	2	0	0	0	0	0	0	8	8	0.00	1.000
Joe Sambito, L ERA: 1.77 (9, 1)	1.0	S	5	2	0	0	0	0	0	0	0	0	0	5	5	0.00	2.000

**BOTTOM**

**Houston Astros @ Los Angeles Dodgers**  
**Dodger Stadium, Los Angeles, CA**

Sun Sep 30 1979, 3:33 AM PDT  
 Att: 46,741 - Cloudy - 78 F

livebaseballscorecards.com

<b>AB</b>	<b>37</b>
<b>R</b>	<b>2</b>
<b>H</b>	<b>10</b>
<b>RBI</b>	<b>2</b>
<b>BB</b>	<b>0</b>
<b>SO</b>	<b>6</b>
<b>LOB</b>	<b>13</b>

