

Los Angeles Dodgers - 1980

Batter	1	2	3	4	5	6	7	8	9	AB R H RBI BB SO LOB	TOP									
Davey Lopes, R (1, 4)	0-3 K			0-3 K			x 0-0 4-3		x 0-0 F7	4 0 0 0 0 2 0	Los Angeles Dodgers @ Houston Astros Astrodome, Houston, TX Thu Apr 10 1980, 7:05 PM EST Att. 33,270 - Unknown livebaseballscorecards.com									
Rudy Law, L (1, 8) OBP: 0.250, SLG: 0.250	0-0 4-3			0-0 5-3		x 0-0 2B E 1B	x 0-0 6-3	x 0-0 6-3	4 1 1 0 0 0 0											
Reggie Smith, S (1, 9) OBP: 0.250, SLG: 0.500	0-3 K			0-0 4-1		x 0-0 E SF8 2B	x 0-0 5-3	x 0-0 5-3	4 1 1 0 0 1 0											
Steve Garvey, R (1, 3)		0-3 K		0-3 K		x 0-0 E5 S			3 0 0 1 0 2 1											
Dusty Baker Jr., R (1, 7)		0-3 K		0-0 F8		x 0-0 SF8			2 0 0 1 0 1 0											
Ron Cey, R (1, 5)		0-3 K		0-3 K		x 0-3 K			3 0 0 0 0 3 1											
Derrel Thomas, S (1, 6)			x 0-0 6-3		x 0-3 K		x 0-0 F7		3 0 0 0 0 1 0											
Steve Yeager, R (1, 2)			0-3 K		x 0-0 6-3		x 0-3 K		2 0 0 0 0 1 0											
Jay Johnstone, L (8, PH)									1 0 0 0 0 1 0											
Joe Ferguson, R (8, 2)									0 0 0 0 0 0 0											
Burt Hooton, R (1, 1)			0-3 K		x 0-0 6-3		x 0-0 4-3		0 0 0 0 0 0 0											
Rick Monday, L (3, PH)									1 0 0 0 0 1 0											
Jerry Reuss, L (3, 1)									1 0 0 0 0 0 0											
Gary Thomasson, L (8, PH)									1 0 0 0 0 0 0											
Bobby Castillo, R (8, 1)									0 0 0 0 0 0 0											
Inning Stats	R: 0 E: 0 K: 2 S: 7	H: 0 LOB: 0 BB: 0 P: 7	R: 0 E: 0 K: 3 S: 9	H: 0 LOB: 0 BB: 0 P: 9	R: 0 E: 0 K: 2 S: 7	H: 0 LOB: 0 BB: 0 P: 7	R: 0 E: 0 K: 1 S: 5	H: 0 LOB: 0 BB: 0 P: 5	R: 0 E: 0 K: 1 S: 5	H: 0 LOB: 0 BB: 0 P: 5	R: 2 E: 1 K: 1 S: 8	H: 2 LOB: 1 BB: 0 P: 8	R: 0 E: 0 K: 1 S: 5	H: 0 LOB: 0 BB: 0 P: 5	R: 0 E: 0 K: 0 S: 3	H: 0 LOB: 0 BB: 0 P: 3	1B: 1 2B: 1 3B: 0 HR: 0	SF: 1 SAC: 0 DP: 0 HBP: 0	WP: 0 PB: 0 SB: 1 CS: 0	PA: 30
PITCHER	IP WLS BF H R ER SO BB IBB HBP BLK WP HR S P ERA WHIP																			
J.R. Richard, R (1, 1) ERA: 1.13	8.0 W 27 2 2 1 13 0 0 0 0 0 0 0 53 53 1.12 0.250																			
Joe Sambito, L (9, 1) ERA:	1.0 S 3 0 0 0 0 0 0 0 0 0 0 0 3 3 0.00 0.000																			



Batter	1	2	3	4	5	6	7	8	9
Terry Puhl, L OBP: 0.250, SLG: 1.000 (1, 9)	0-0 HR		0-0 4-3		0-0 P6			0-3 K	
Craig Reynolds, L (1, 6)	0-0 E6 G5-4-3		0-0 6-3		0-0 3-1			0-0 L3-6	
Cesar Cedeno, R (1, 8)	0-0 G5-4-3 1-2f		4-0 1B BB						
Joe Morgan, L OBP: 0.333, SLG: 0.333 (1, 4)	0-0 4-3		0-0 1-2 1B						
Jose Cruz, L OBP: 0.333, SLG: 1.333 (1, 7)		0-0 HR	0-0 1-3						
Enos Cabell, R (1, 5)		0-0 G3		0-0 1-3					
Art Howe, R OBP: 0.333, SLG: 1.000 (1, 3)		0-0 1B 3B		0-0 F8					
Alan Ashby, S OBP: 0.333, SLG: 0.333 (1, 2)		0-0 K2-3 1B 3-H		0-3 K					
J.R. Richard, R OBP: 0.333, SLG: 0.333 (1, 1)		0-3 K2-3			0-3 K				
Joe Sambito, L (9, 1)		0-0 K2-3						0-0 L3-6 1B	

Inning Stats	R: 1	H: 1	E: 1	K: 0	S: 4	LOB: 0	BB: 0	P: 4
	R: 2	H: 3	E: 0	K: 1	S: 7	LOB: 0	BB: 0	P: 7
	R: 0	H: 1	E: 0	K: 0	S: 4	LOB: 2	BB: 1	P: 8
	R: 0	H: 0	E: 0	K: 1	S: 5	LOB: 0	BB: 0	P: 5
	R: 0	H: 0	E: 0	K: 1	S: 5	LOB: 0	BB: 0	P: 5
	R: 0	H: 0	E: 0	K: 0	S: 3	LOB: 0	BB: 0	P: 3
	R: 0	H: 0	E: 0	K: 0	S: 3	LOB: 0	BB: 0	P: 3
	R: 0	H: 1	E: 0	K: 1	S: 5	LOB: 0	BB: 0	P: 5

PITCHER	IP	WLS	BF	H	R	ER	SO	BB	IBB	HBP	BLK	WP	HR	S	P	ERA	WHIP
Burt Hooton, R ERA: 13.5 (1, 1)	2.0	L	9	4	3	3	1	0	0	0	0	0	2	11	11	13.50	2.000
Jerry Reuss, L ERA: (3, 1)	5.0		17	1	0	0	2	1	0	0	0	0	0	20	24	0.00	0.400
Bobby Castillo, R ERA: (8, 1)	1.0		3	1	0	0	1	0	0	0	0	0	0	5	5	0.00	1.000

BOTTOM

Los Angeles Dodgers @ Houston Astros
Astrodome, Houston, TX

Thu Apr 10 1980, 7:05 PM EST
Att. 33,270 - Unknown

AB	R	H	RBI	BB	SO	LOB
4	1	1	1	0	1	1
4	0	0	0	0	0	1
2	0	0	0	1	0	1
3	0	1	0	0	0	0
3	1	1	1	0	0	2
3	0	0	0	0	0	0
3	1	1	0	0	0	0
3	0	0	0	0	0	0
3	1	1	0	0	0	0
3	0	1	1	0	1	0
3	0	1	0	0	2	1
0	0	0	0	0	0	0

AB	28
R	3
H	6
RBI	3
BB	1
SO	4
LOB	6

livebaseballscorecards.com

WP: 0 PA: 29
PB: 0 SB: 0 CS: 0



Batter	1	2	3	4	5	6	7	8	9	AB R H RBI BB SO LOB	TOP														
Davey Lopes, R (1, 4) BBB	4-0 E 1B BB		0-3 K	4-0 1B BB 1-2 2-3 3-H		0-3 K		4-0 1B BB 1-2		2 1 0 1 3 2 0															
Rudy Law, L (1, 8) OBP: 0.222, SLG: 0.222	0-0 E3 1B SF7		0-0 F8	0-0 F7		0-0 L4		0-0 1B 1-2 2-3		5 1 1 0 0 0 4															
Reggie Smith, S (1, 9) OBP: 0.556, SLG: 0.667	0-0 1-3 1B		0-0	0-0 1B 1-3 2-H 3-H		0-0 CS 1B		0-0 F2		5 0 4 3 0 0 3															
Steve Garvey, R (1, 3)	0-0 1-3 1-2		0-0 4-3	0-0 P4		0-0 CS 1-2		0-0 1-3 6-3		5 0 0 0 0 0 8															
Dusty Baker Jr., R (1, 7) OBP: 0.375, SLG: 0.400	0-0 SF7 3-H			0-0 1B E 1B		0-0 F2		0-0 FC5-4 1B	4-0 BB G4-3	3 1 2 1 1 0 0															
Ron Cey, R (1, 5) SSS	0-3 K		0-0 P4	0-0 2-3		0-0 F7		0-3 K		5 0 0 0 0 2 4															
Derrel Thomas, S (1, 6) OBP: 0.125, SLG: 0.250		0-3 K		0-0 E5 E 1B BB		0-0 2B		0-0 FC5-4 1-2f	0-0 BB G4-3	5 1 1 0 0 1 3															
Steve Yeager, R (1, 2) OBP: 0.333, SLG: 0.200		0-3 K		0-0 BB E 1B 1-2 2-3		4-0 BB		0-3 K		3 1 1 0 1 2 0															
Rick Sutcliffe, L (1, 1)			0-0 F8		0-0 E6 BB		0-0 L6		4-0 1B BB BB	3 1 0 1 0 0 4															
Don Stanhouse, R (7, 1)										0 0 0 0 1 0 0															
Steve Howe, L (8, 1)										0 0 0 0 0 0 0															
Inning Stats	R: 2 E: 1 K: 1 S: 7	H: 1 LOB: 1 BB: 1 P: 11	R: 0 E: 0 K: 1 S: 7	H: 0 LOB: 0 BB: 0 P: 7	R: 0 E: 0 K: 1 S: 6	H: 1 LOB: 1 BB: 0 P: 6	R: 4 E: 2 K: 0 S: 8	H: 3 LOB: 2 BB: 1 P: 12	R: 0 E: 0 K: 0 S: 4	H: 1 LOB: 2 BB: 1 P: 8	R: 0 E: 0 K: 1 S: 5	H: 1 LOB: 0 BB: 0 P: 5	R: 0 E: 0 K: 0 S: 4	H: 1 LOB: 1 BB: 0 P: 4	R: 0 E: 0 K: 1 S: 6	H: 1 LOB: 3 BB: 2 P: 14	R: 0 E: 0 K: 1 S: 4	H: 0 LOB: 0 BB: 1 P: 8	1B: 8 2B: 1 3B: 0 HR: 0	SF: 1 SAC: 0 DP: 1 HBP: 0	WP: 0 PB: 0 SB: 0 CS: 1	PA: 44			
PITCHER	IP WLS BF H R ER SO BB IBB HBP BLK WP HR S P ERA WHIP																								
Joe Niekro, R (1, 1) ERA: 1.8	5.0		27	6	6	1	4	3	0	0	0	0	0	32	44	1.80	1.800								
Joaquin Andujar, R (6, 1) ERA:	2.0		7	2	0	0	1	0	0	0	0	0	0	9	9	0.00	1.000								
Dave Smith, R (8, 1) ERA:	1.0	W	6	1	0	0	1	2	0	0	0	0	0	6	14	0.00	3.000								
Frank LaCorte, R (9, 1) ERA:	1.0		3	0	0	0	1	1	0	0	0	0	0	4	8	0.00	1.000								

Los Angeles Dodgers @ Houston Astros
 Astrodome, Houston, TX
 Fri Apr 11 1980, 7:05 PM EST
 Att: 30,701 - Unknown

livebaseballscorecards.com

AB 36
R 6
H 9
RBI 6
BB 6
SO 7
LOB 26



Batter	1	2	3	4	5	6	7	8	9
Terry Puhl, L OBP: 0.111, SLG: 0.444 (1, 9)	0-0 P4	0-3 K			0-0 F9		0-0 F8	0-0 4-3	
Craig Reynolds, L OBP: 0.250, SLG: 0.625 (1, 6)	0-0 F7		0-0 G6-4-3 1B			0-0 P3		0-0 HR	
Cesar Cedeno, R OBP: 0.429, SLG: 0.200 (1, 8)	4-0 CS BB		0-0 G6-4-3 1-2f			0-3 K		0-0 1B 2B 1B	
Joe Morgan, L OBP: 0.286, SLG: 0.286 (1, 4)	0-0 CS	0-0 1B 1B	0-0 4-3			0-0 G3		0-0 P5	
Jose Cruz, L OBP: 0.714, SLG: 1.200 (1, 7)		0-0 1B S E 1B		4-0 G6-4-3 BB			0-0 1B 2B 1B	4-0 1B 2B IBB	
Enos Cabell, R OBP: 0.429, SLG: 0.429 (1, 5)		0-0 1-3 E 1B		0-0 G6-4-3 1-2f			0-0 1-2 2B 1B	0-0 1-2 2-3 E 1B	
Frank LaCorte, R (9, 1)		0-0 3-H 1B		0-0 1-2f			0-0 1-2 2B 1B	0-0 1-2 2-3 E 1B	
Dave Bergman, L (1, 3)		0-0 P5		0-0 P5			0-0 F8	0-0 L6	
Dave Smith, R (8, 1)		0-0 P5		0-0 P5			0-0 F8	0-0 L6	
Denny Walling, L (8, PH) (9, 3)		0-0 P5		0-0 P5			0-0 F8	0-0 L6	
Alan Ashby, S (1, 2)		0-0 1-3		0-3 K			0-0 1-H 2-H 2B	0-0 E6 1B 2B	
Julio Gonzalez, R (7, PR)		0-0 1-3		0-3 K			0-0 1-H 2-H 2B	0-0 E6 1B 2B	
Luis Pujols, R (8, 2)		0-0 1-3		0-3 K			0-0 1-H 2-H 2B	0-0 E6 1B 2B	
Joe Niekro, R (1, 1)		0-0 E2		0-0 6-3			0-0 4-3	0-0 S 1B	
Jeffrey Leonard, R (5, PH)		0-0 E2		0-0 6-3			0-0 4-3	0-0 S 1B	
Joaquin Andujar, S (6, 1)		0-0 E2		0-0 6-3			0-0 4-3	0-0 S 1B	
Art Howe, R (7, PH) (8, 3) (9, 5)		0-0 E2		0-0 6-3			0-0 4-3	0-0 S 1B	

AB	R	H	RBI	BB	SO	LOB
5	0	0	0	0	1	3
4	1	2	1	0	0	0
3	1	1	0	1	1	1
4	1	1	0	0	0	1
2	3	2	0	2	0	0
4	3	3	1	0	0	1
0	0	0	0	0	0	0
3	0	0	0	0	0	4
0	0	0	0	0	0	0
1	0	0	0	0	0	3
3	0	1	2	0	1	2
0	0	0	0	0	0	0
1	1	1	2	0	0	0
1	0	1	2	0	0	0
1	0	0	0	0	0	0
0	0	0	0	0	0	0
2	0	1	1	0	0	1

Los Angeles Dodgers @ Houston Astros
Astrodome, Houston, TX
Fri Apr 11 1980, 7:05 PM EST
Att. 30,701 - Unknown

AB	34
R	10
H	13
RBI	9
BB	3
SO	3
LOB	16



Inning Stats	R	H	E	K	S	R	H	E	K	S	R	H	E	K	S	R	H	E	K	S
	0	0	0	0	2	3	4	1	1	9	0	0	0	0	3	0	0	0	0	0
	0	0	0	0	2	0	1	0	0	3	0	0	0	0	0	0	0	0	0	0
	0	0	0	0	2	0	0	0	0	6	0	0	0	0	0	0	0	0	0	0
	0	0	0	0	2	0	0	0	0	6	0	0	0	0	0	0	0	0	0	0
	0	0	0	0	2	0	0	0	0	6	0	0	0	0	0	0	0	0	0	0
	0	0	0	0	2	0	0	0	0	6	0	0	0	0	0	0	0	0	0	0
	0	0	0	0	2	0	0	0	0	6	0	0	0	0	0	0	0	0	0	0
	0	0	0	0	2	0	0	0	0	6	0	0	0	0	0	0	0	0	0	0
	0	0	0	0	2	0	0	0	0	6	0	0	0	0	0	0	0	0	0	0
	0	0	0	0	2	0	0	0	0	6	0	0	0	0	0	0	0	0	0	0

WP	HR	S	P	ERA	WHIP
0	0	0	38	7.11	1.579
0	1	6	10	36.00	3.000
0	0	4	4	13.50	3.000

Batter	1	2	3	4	5	6	7	8	9	10	11	12	13	14	15	16	17	AB	R	H	RBI	BB	SO	LOB	TOP											
Davey Lopes, R (1, 4)	6-3		K			3-1			F8		6-3		4-3			6-3		7	0	0	0	1	1	2												
Rudy Law, L (1, 8) Pedro Guerrero, R (9, PH) Derrel Thomas, S (9, PR)	F8		HR		F7		1-3		1B 2B		K		FC6-4 1B			1B BB		3	1	0	0	1	0	1	3 1 0 0 1 0 1 0 0 0 0 1 0 0 2 1 1 0 1 1 0											
Reggie Smith, S (1, 9)	1B		HR		K		G3		F8		1-3		K			1B		8	1	3	2	0	2	3												
Steve Garvey, R (1, 3)	F9		6-3		6-3		F9		2B 1B			G6-4-3 BB		K		4-3		7	0	1	0	1	1	5												
Dusty Baker Jr., R (1, 7)		HR	P4			5-3		BB 1B			G6-4-3 1B		FC6-4			4-3 SH3-4 1B		8	2	4	2	0	0	2												
Ron Cey, R (1, 5) Don Slanhouse, R (9, 1) Rick Sutcliffe, L (12, PH) Bob Welch, R (12, PR) Steve Howe, L (12, 1) Burt Hooton, R (17, PH)		K		F9		6-3		F7	K			FC6-4 1B		L6		SH3-4		5	0	0	0	0	0	2	4	0 0 0 0 0 0 0 0 1 0 0 1 0 0 0 0 0 0 0 0 0 0 0 0 1 0 0 0 0 0 0 0 0 0 0 0 0 0 0 0										
Bill Russell, R (1, 6)		1B F9 BB		5-3		BB 1B		BB 1B	F8			FC6-4		5-3		4-3		7	1	2	0	1	0	2												
Steve Yeager, R (1, 2) Gary Thomasson, L (8, PH) Charlie Hough, R (8, 1) Mickey Hatcher, R (9, 5)		F9 1B				1B BB		1-2 2-3 BB	F8				F9		P3		1B		1	0	1	0	2	0	0	1 0 1 0 2 0 0 0 0 0 0 1 0 0 0 0 0 0 0 0 0 4 0 1 1 0 0 0										
Don Sutton, R (1, 1) Jay Johnstone, L (8, PH) Bobby Castillo, R (8, 1) Rick Monday, L (8, PH) Joe Ferguson, R (8, 2)		F9		3-1		1-3 2H 1B		G1-2-3	6-3				6-3			6-3		2	0	0	0	0	0	3		2 0 0 0 0 0 0 3 1 0 0 1 1 0 0 0 0 0 0 0 0 0 0 0 0 0 0 0 0 0 0 0 5 0 0 0 0 0 1 4										
Inning Stats	R: 0 E: 0 K: 0 S: 4	H: 1 LOB: 1 BB: 0 P: 4	R: 1 E: 0 K: 1 S: 6	H: 2 LOB: 2 BB: 1 P: 10	R: 2 E: 0 K: 1 S: 6	H: 1 LOB: 0 BB: 1 P: 10	R: 0 E: 0 K: 0 S: 3	H: 0 LOB: 1 BB: 1 P: 7	R: 0 E: 0 K: 1 S: 5	H: 0 LOB: 1 BB: 1 P: 9	R: 1 E: 0 K: 0 S: 5	H: 2 LOB: 2 BB: 1 P: 9	R: 0 E: 0 K: 0 S: 4	H: 0 LOB: 0 BB: 0 P: 5	R: 0 E: 0 K: 0 S: 3	H: 1 LOB: 1 BB: 1 P: 7	R: 0 E: 0 K: 2 S: 8	H: 0 LOB: 0 BB: 0 P: 8	R: 0 E: 0 K: 0 S: 3	H: 0 LOB: 0 BB: 0 P: 3	R: 0 E: 0 K: 0 S: 4	H: 1 LOB: 1 BB: 1 P: 8	R: 0 E: 0 K: 0 S: 4	H: 0 LOB: 0 BB: 0 P: 3	R: 0 E: 0 K: 0 S: 4	H: 1 LOB: 2 BB: 1 P: 8	R: 1 E: 0 K: 1 S: 7	H: 2 LOB: 1 BB: 0 P: 7	1B: 12 2B: 1 3B: 0 HR: 2	SF: 0 SAC: 1 DP: 2 HBP: 0	WP: 0 PB: 0 SB: 2 CS: 0	PA: 72				
PITCHER	IP WLS BF H R ER SO BB IBB HBP BLK WP HR S P ERA WHIP																		IP WLS BF H R ER SO BB IBB HBP BLK WP HR S P ERA WHIP																	
Nolan Ryan, R (1, 1) ERA: 6.0	6.0	28	6	4	4	3	5	0	0	0	0	0	0	0	0	0	0	6.00	1.833																	
Vern Ruhle, R (7, 1) ERA:	1.1	7	2	0	0	0	1	0	0	0	0	0	0	0	0	0	0	0.00	2.250																	
Joe Sambito, L (8, 1) ERA: 1.33	3.2	13	2	1	1	2	1	0	0	0	0	0	0	0	0	0	0	2.46	0.818																	
Frank LaCorte, R (12, 1) ERA:	2.0	7	1	0	0	0	1	0	0	0	0	0	0	0	0	0	0	0.00	1.000																	
Dave Smith, R (14, 1) ERA: 1.8	4.0	L 17	4	1	1	3	1	0	0	0	0	0	0	0	0	0	0	2.25	1.250																	

Los Angeles Dodgers @ Houston Astros
Astrodome, Houston, TX
Sat Apr 12 1980, 4:33 AM EST
Att. 24,609 - Unknown

AB 62
R 6
H 15
RBI 6
BB 9
SO 8
LOB 26



livebaseballscorecards.com

Batter	1	2	3	4	5	6	7	8	9	10	11	12	13	14	15	16	17	AB	R	H	RBI	BB	SO	LOB	
Terry Puhl, L OBP: 0.250, SLG: 0.467 Dave Smith, R (1, 9) (14, 1)	0-0 P3		0-0 4-3	0-3 K		0-0 3-1			0-0 F8 2B		0-0 1B		4-0 FC4-6 BB			0-0 SH2-4		6	0	2	0	1	1	1	
Craig Reynolds, L OBP: 0.313, SLG: 0.625 (1, 6)	0-0 4-1		0-0 FC6-4 1B	0-0 F8			0-0 9-2 3B		0-0 F7		0-0 1B		0-0 FC4-6			0-0 4-3		8	0	3	0	0	0	3	
Cesar Cedeño, R OBP: 0.333, SLG: 0.250 (1, 8)	0-0 5-3		0-0 FC6-4		0-0 3-1 2B		0-0 1-3		0-0 F8		0-0 P3			0-0 4-3		4-0 IBB		7	1	1	0	1	0	5	
Joe Morgan, L OBP: 0.267, SLG: 0.154 (1, 4)		4-0 FC6-4 1B BB	0-3 K		0-0 3-1 2B		0-0 9-2		0-0 IBB		0-0 F9			0-0 4-3		0-0 4-3		6	0	0	0	2	1	7	
Jose Cruz, L OBP: 0.533, SLG: 0.769 (1, 7)		0-0 FC6-4 1B		0-0 1B FC1-4 2B	0-0 3-1 2B		0-0 3-1 2B		0-0 F8		0-0 6-3		0-0 F8		0-3 K		0-0 SH3-4 1B		8	1	3	1	0	1	2
Enos Cabell, R OBP: 0.364, SLG: 0.364 Julio Gonzalez, R (1, 5) (9, 5)		0-0 FC6-4		0-0 FC1-4 1B	0-0 F9			0-0 F8		0-0 4-3		0-0 G3			0-0 4-3		0-0 SH3-4		4	0	1	0	0	0	2
Art Howe, R OBP: 0.231, SLG: 0.333 (1, 3)		0-3 K		0-0 FC1-4 HR		0-0 P4		4-0 1B BB		0-0 L4		0-0 F8			0-0 6-3		0-3 K		7	1	0	1	1	2	4
Alan Ashby, S OBP: 0.455, SLG: 0.444 Jeffrey Leonard, R (1, 2) (13, PH) (14, 9)		4-0 IBB		0-0 E1 HR		4-0 4-3 BB		0-0 1B		0-0 4-3			0-0 4-3		0-0 6-3		0-0 F7		3	1	1	0	2	0	1
Nolan Ryan, R OBP: 0.667, SLG: 1.000 Dave Bergman, L ERA: 9.0 Vern Riffe, R (8, PH) Joe Sambito, L (7, 1) Denny Walling, L (11, PH) Frank LaCorte, R (12, 1) Luis Pujols, R (13, PH) (14, 2)		0-0 F3		0-0 HR		0-0 4-3		0-3 K			0-0 4-3		0-0 4-3			0-0 SH2-4 1B		2	1	1	3	0	0	3	

Inning Stats	R: 0	H: 1	E: 0	LOB: 0	K: 0	BB: 0	S: 3	P: 3										
PITCHER	IP	WLS	BF	H	R	ER	SO	BB	IBB	HBP	BLK	WP	HR	S	P	ERA	WHIP	
Don Sutton, R ERA: 7.2 Bobby Castillo, R ERA: Charlie Hough, R ERA: Don Stanhouse, R ERA: 9.0 Steve Howe, L ERA: 1.59	(1, 1) (6, 1) (8, 1) (9, 1) (12, 1)	5.0 2.0 1.0 3.0 5.0	24 7 5 13 18	6 1 1 3 1	5 0 0 0 0	4 0 0 0 0	3 0 0 0 1	1 1 0 1 1	1 0 0 1 1	1 0 0 0 0	0 0 0 0 0	0 0 0 0 0	0 0 0 0 0	1 0 0 0 0	28 6 6 12 18	36 10 10 16 26	7.20 0.00 0.00 0.00 0.00	1.400 1.000 2.000 1.000 0.400
Burt Hooton, R ERA: 9.0	(17, 1)	1.0	4	1	0	0	1	0	0	0	0	0	0	6	6	0.00	1.000	
PITCHER	IP	WLS	BF	H	R	ER	SO	BB	IBB	HBP	BLK	WP	HR	S	P	ERA	WHIP	
Burt Hooton, R ERA: 9.0	(17, 1)	1.0	4	1	0	0	1	0	0	0	0	0	0	6	6	0.00	1.000	

Los Angeles Dodgers @ Houston Astros
Astrodome, Houston, TX
Sat Apr 12 1980, 4:33 AM EST
Att. 24,609 - Unknown

AB 62
R 5
H 13
RBI 5
BB 7
SO 6
LOB 32



WP: 0 PA: 71
PB: 0
SB: 2
CS: 0

Batter	1	2	3	4	5	6	7	8	9	AB R H RBI BB SO LOB	TOP		
Davey Lopes, R (1, 4) OBP: 0.333, SLG: 0.176	0-0 F8 1B		0-0 P3			0-0 1B		0-0 BB 1B		4 1 3 0 0 0 0			
Rudy Law, L (1, 8) OBP: 0.176, SLG: 0.125	0-0 F8 1-2		0-0 F9			0-3 K		0-0 F2		4 0 0 0 0 1 3			
Reggie Smith, S (1, 9) OBP: 0.524, SLG: 0.737	0-0 2B			4-0 BB G1-4-3		0-0 F8		4-0 1B BB		2 0 1 0 2 0 1			
Steve Garvey, R (1, 3) OBP: 0.150, SLG: 0.105	0-0 F8			0-0 G1-4-3 1-2f			0-0 L6	0-0 1B 1-2 2-H		4 0 1 1 0 0 2			
Dusty Baker Jr., R (1, 7) OBP: 0.400, SLG: 0.706		0-3 K		0-0 F8			0-0 1B 2B	0-0 5-3		4 1 1 0 0 1 2			
Ron Cey, R (1, 5) OBP: 0.059, SLG: 0.059		0-0 F7			0-0 L5		0-0 1-6-3 1B 2-H	0-0 F7		4 0 1 1 0 0 0			
Bill Russell, R (1, 6) OBP: 0.333, SLG: 0.200		1-0 HBP			0-0 P6		0-0 1-6-3 1-2	0-0 5-3		3 0 0 0 0 0 1			
Joe Ferguson, R (1, 2) Derrel Thomas, S (9, PR) OBP: 0.273, SLG: 0.300		0-3 K			0-0 F8		0-0 5-3	4-0 BB		3 0 0 0 1 1 2 0 0 0 0 0 0 0			
Dave Goltz, R (1, 1) Gary Thomasson, L (8, PH) Charlie Hough, R (8, 1) Jay Johnstone, L (9, PH) OBP: 0.333, SLG: 0.333			0-3 K			0-0 1-3		0-0 F5	0-0 1-3	2 0 0 0 0 1 0 1 0 0 0 0 0 0 0 0 0 0 0 0 0 1 0 0 0 0 0 1			
Inning Stats	R: 0 H: 2 E: 0 LOB: 1 K: 0 BB: 0 S: 4 P: 4	R: 0 H: 0 E: 0 LOB: 1 K: 2 BB: 0 S: 7 P: 8	R: 0 H: 0 E: 0 LOB: 0 K: 1 BB: 0 S: 5 P: 5	R: 0 H: 0 E: 0 LOB: 0 K: 0 BB: 1 S: 2 P: 6	R: 0 H: 0 E: 0 LOB: 0 K: 0 BB: 0 S: 3 P: 3	R: 0 H: 1 E: 0 LOB: 1 K: 1 BB: 0 S: 6 P: 6	R: 1 H: 2 E: 0 LOB: 1 K: 0 BB: 0 S: 5 P: 5	R: 1 H: 2 E: 0 LOB: 2 K: 0 BB: 1 S: 5 P: 9	R: 0 H: 0 E: 0 LOB: 1 K: 0 BB: 1 S: 3 P: 7	1B: 5 SF: 0 2B: 2 SAC: 0 3B: 0 DP: 1 HR: 0 HBP: 1	WP: 0 PA: 36 PB: 0 SB: 0 CS: 0		
PITCHER	IP WLS BF H R ER SO BB IBB HBP BLK WP HR S P ERA WHIP											PITCHER	IP WLS BF H R ER SO BB IBB HBP BLK WP HR S P ERA WHIP
Ken Forsch, R (1, 1) ERA: 2.35	7.2 W 31 7 2 2 4 2 0 1 0 0 0 0 36 45 2.35 1.174												
Frank LaCorte, R (8, 1) ERA:	1.1 S 5 0 0 0 0 1 0 0 0 0 0 0 4 8 0.00 0.750												

Los Angeles Dodgers @ Houston Astros
 Astrodome, Houston, TX
 Sun Apr 13 1980, 4:33 AM EST
 Att. 33,676 - Unknown

AB	32
R	2
H	7
RBI	2
BB	3
SO	4
LOB	12



WP: 0	PA: 36
PB: 0	
SB: 0	
CS: 0	

Batter	1	2	3	4	5	6	7	8	9	AB	R	H	RBI	BB	SO	LOB	BOTTOM			
Rafael Landestoy, S (1, 4) X	0-0 1-3	0-3 K		0-0 P6		0-0 5-3		4-0 BB		4	0	0	0	1	1	2	Los Angeles Dodgers @ Houston Astros Astrodome, Houston, TX Sun Apr 13 1980, 4:33 AM EST Att. 33,676 - Unknown livebaseballscorecards.com AB 33 R 4 H 11 RBI 4 BB 4 SO 4 LOB 22			
Craig Reynolds, L (1, 6) X OBP: 0.286, SLG: 0.524	0-0 4-3	0-0 FC6-4		0-0 G2			0-0 F9 SH3-4 1B	0-0 G3		5	0	1	0	0	0	4				
Terry Puhl, L (1, 8) X OBP: 0.263, SLG: 0.500	0-0 4-3		0-0 1-3 1B 2B		0-0 6-3		0-0 SH3-4 1-2			3	1	1	0	0	0	0				
Jose Cruz, L (1, 7) X OBP: 0.579, SLG: 0.750		0-0 1B 1B	4-0 1B FC6-2 1B BB		0-0 CS 1B		0-0 F9 2-3			3	1	2	0	1	0	1				
Denny Walling, L (1, 3) X OBP: 0.500, SLG: 0.250		0-0 1B 1B 1B	0-0 1-3 2-3	0-0 1-3 2-3	0-0 1B BB		4-0 FC5-4 BB			2	1	1	0	2	0	2				
Enos Cabell, R (1, 5) X OBP: 0.467, SLG: 0.467		0-0 1B 1B	0-0 FC6-2 S 1B	0-0 2-3 3-H	0-0 1B		0-0 FC5-4 1-2f			4	1	3	2	0	0	2				
Jeffrey Leonard, R (1, 9) X OBP: 0.250, SLG: 0.375		0-0 1B 1B	0-0 FC6-2 FC6-4	0-0 1-3 3-H	0-0 F8			0-0 2B		4	0	2	0	0	0	4				
Luis Pujols, R (1, 2) X OBP: 0.286, SLG: 0.429		0-0 F8	0-0 FC6-4	0-0 1-2f		0-0 6-3		0-3 K		4	0	0	0	0	1	6				
Ken Forsch, R (1, 1) X OBP: 0.333, SLG: 0.333		0-0 FC6-4 1B		0-3 K		0-0 F8		0-3 K		3	0	1	2	0	1	0				
Frank LaCorte, R (8, 1) X		1-3 2-H 3-H								1	0	0	0	0	1	1				
Inning Stats	R: 0 E: 0 K: 0 S: 3	H: 0 LOB: 0 BB: 0 P: 3	R: 3 E: 0 K: 1 S: 10	H: 5 LOB: 2 BB: 0 P: 10	R: 1 E: 0 K: 0 S: 5	H: 2 LOB: 2 BB: 1 P: 9	R: 0 E: 0 K: 1 S: 5	H: 0 LOB: 0 BB: 0 P: 5	R: 0 E: 0 K: 0 S: 3	H: 0 LOB: 0 BB: 0 P: 3	R: 0 E: 0 K: 0 S: 4	H: 1 LOB: 2 BB: 1 P: 8	R: 0 E: 0 K: 2 S: 8	H: 1 LOB: 2 BB: 1 P: 12	1B: 9 2B: 2 3B: 0 HR: 0	SF: 0 SAC: 1 DP: 0 HBP: 0	WP: 0 PB: 0 SB: 1 CS: 1	PA: 38		
PITCHER Dave Goltz, R (1, 1) ERA: 5.14	IP: 7.0 WLS: L	WLS: L BF: 33	H: 10 R: 4 ER: 4 SO: 2 BB: 3	R: 4 LOB: 4 ER: 2 SO: 2 BB: 1	R: 0 LOB: 0 K: 0 S: 5	R: 0 LOB: 0 K: 1 S: 5	R: 0 LOB: 0 K: 0 S: 3	R: 0 LOB: 0 K: 0 S: 3	R: 0 LOB: 2 K: 0 S: 4	R: 0 LOB: 2 K: 0 S: 4	R: 0 LOB: 2 K: 0 S: 4	R: 0 LOB: 2 K: 2 S: 8	R: 0 LOB: 2 K: 2 S: 8	R: 0 LOB: 2 K: 2 S: 8	IP: 7.0 WLS: L BF: 33 H: 10 R: 4 ER: 4 SO: 2 BB: 3	IP: 1.0 WLS: L BF: 5 H: 1 R: 0 ER: 0 SO: 2 BB: 1	IP: 5.14 WLS: L BF: 33 H: 10 R: 4 ER: 4 SO: 2 BB: 3	IP: 8.1 WLS: L BF: 33 H: 10 R: 4 ER: 4 SO: 2 BB: 3	ERA: 5.14 WHIP: 1.857	ERA: 0.00 WHIP: 2.000



Batter	1	2	3	4	5	6	7	8	9	AB R H RBI BB SO LOB	TOP					
Davey Lopes, R (1, 4) OBP: 0.280, SLG: 0.143	0-0 5-3		0-0 6-3			0-0 1-3		0-3 K		4 0 0 0 0 1 1	Los Angeles Dodgers @ San Diego Padres San Diego Stadium, San Diego, CA Mon Apr 14 1980, 9:05 PM EST Att: 28,650 - Unknown livebaseballscorecards.com					
Rudy Law, L (1, 8) OBP: 0.190, SLG: 0.150	0-0 1-3			0-0 6-3		0-0 FC6-4 1B		0-0 4-3	4 0 1 0 0 0 0							
Reggie Smith, S (1, 9) OBP: 0.560, SLG: 0.739	0-0 FC6-4 1B			0-0 G6-4-3 1B		0-0 P4		0-0 E SF8 1B	4 1 3 0 0 0 2							
Steve Garvey, R (1, 3) OBP: 0.167, SLG: 0.130	0-0 FC6-4 1-2f			0-0 G6-4-3 1-2f		0-0 FC6-4 1-2f		0-0 E7 1B	4 0 1 0 0 0 4							
Dusty Baker Jr., R (1, 7) OBP: 0.333, SLG: 0.600		0-3 K			0-0 G3		0-0 F7	0-0 SF8	3 0 0 1 0 1 0							
Ron Cey, R (1, 5) OBP: 0.048, SLG: 0.048		0-0 6-3			0-0 6-3		0-0 F8	0-3 3-H K	4 0 0 0 0 1 1							
Joe Ferguson, R (1, 2) OBP: 0.167, SLG: 0.091		0-0 4-1			0-0 1B		0-3 K		3 0 1 0 0 1 0							
Bill Russell, R (1, 6) OBP: 0.267, SLG: 0.154			0-0 F7		0-0 1-3		0-0 5-3		3 0 0 0 0 0 1							
Bob Welch, R (1, 1) OBP: 0.500, SLG: 0.500			0-0 P6			0-0 1B 1-3 1B		0-3 K	2 0 1 0 0 0 0							
Jay Johnstone, L (8, PH) OBP: 0.250, SLG: 0.250									1 0 0 0 0 1 0							
Bobby Castillo, R (8, 1)									0 0 0 0 0 0 0							
Inning Stats	R: 0 H: 1 E: 0 LOB: 1 K: 0 BB: 0 S: 4 P: 4	R: 0 H: 0 E: 0 LOB: 0 K: 1 BB: 0 S: 5 P: 5	R: 0 H: 0 E: 0 LOB: 0 K: 0 BB: 0 S: 3 P: 3	R: 0 H: 1 E: 0 LOB: 0 K: 0 BB: 0 S: 3 P: 3	R: 0 H: 1 E: 0 LOB: 1 K: 0 BB: 0 S: 4 P: 4	R: 0 H: 2 E: 0 LOB: 2 K: 0 BB: 0 S: 5 P: 5	R: 0 H: 0 E: 0 LOB: 0 K: 1 BB: 0 S: 5 P: 5	R: 0 H: 0 E: 0 LOB: 0 K: 2 BB: 0 S: 7 P: 7	R: 1 H: 2 E: 1 LOB: 1 K: 1 BB: 0 S: 7 P: 7	1B: 7 SF: 1 2B: 0 SAC: 0 3B: 0 DP: 1 HR: 0 HBP: 0	WP: 0 PA: 33 PB: 0 SB: 0 CS: 0					
PITCHER	IP WLS BF H R ER SO BB IBB HBP BLK WP HR S P ERA WHIP															
Randy Jones, L (1, 1) ERA: 2.57	7.0	25	5	0	0	2	0	0	0	0	0	0	29	29	0.00	0.714
Rollie Fingers, R (8, 1) ERA:	2.0	W	8	2	1	0	3	0	0	0	0	0	14	14	0.00	1.000



Batter	1	2	3	4	5	6	7	8	9
Ozzie Smith, S OBP: 0.381, SLG: 0.333 (1, 6)	0-0 1B		0-0 9-3			0-0 4-3		4-0 BB WP 4-3 BB	
Dave Cash, R OBP: 0.286, SLG: 0.222 (1, 4)	0-0 F8			0-0 F8		0-0 F9		0-0 4-3	
Gene Richards, L OBP: 0.400, SLG: 0.389 (1, 7)	0-0 F9			4-0 BB BB		0-0 2B		4-0 WP BB SF8 BB	
Dave Winfield, R OBP: 0.400, SLG: 0.500 (1, 9)	0-0 F3			4-0 FC6 BB		0-0 F5		4-0 SF8 WP BB	
Willie Montanez, L OBP: 0.267, SLG: 0.429 (1, 3)		0-0 5-3		0-0 F9		0-0 P6		0-0 SF8	
Jerry Mumphrey, S OBP: 0.313, SLG: 0.214 (1, 8)		0-3 K		0-0 FC6		0-0 1B		0-0 G3	
Gene Tenace, R OBP: 0.400, SLG: 0.100 (1, 2)		0-0 F9			0-0 G1-6-3 1B		0-0 F7		
Aurelio Rodriguez, R OBP: 0.200, SLG: 0.200 (1, 5) Jerry Turner, L (7, PH) Barry Evans, R OBP: 0.333, SLG: 0.333 (8, 5)			0-0 5-3		0-0 G1-6-3		4-0 FC6 IBB		
Randy Jones, R (1, 1) Von Joshua, L (7, PH) Rollie Fingers, R (8, 1)			0-0 E6		0-0 F8		0-0 FC6		

Inning Stats	R: 0	H: 1	E: 0	LOB: 1	K: 0	BB: 0	S: 4	P: 4
	R: 0	H: 0	E: 0	LOB: 0	K: 1	BB: 0	S: 5	P: 5
	R: 0	H: 0	E: 1	LOB: 0	K: 0	BB: 0	S: 3	P: 3
	R: 0	H: 0	E: 0	LOB: 2	K: 0	BB: 2	S: 3	P: 11
	R: 0	H: 1	E: 0	LOB: 0	K: 0	BB: 0	S: 3	P: 3
	R: 0	H: 1	E: 0	LOB: 1	K: 0	BB: 0	S: 4	P: 4
	R: 0	H: 1	E: 0	LOB: 2	K: 0	BB: 1	S: 4	P: 8
	R: 2	H: 0	E: 0	LOB: 1	K: 0	BB: 3	S: 3	P: 15

PITCHER	IP	WLS	BF	H	R	ER	SO	BB	IBB	HBP	BLK	WP	HR	S	P	ERA	WHIP
Bob Welch, R (1, 1)	7.0		27	4	0	0	1	2	1	0	0	0	0	26	38	0.00	0.857
Bobby Castillo, R (8, 1)	1.0	L	6	0	2	2	0	3	0	0	0	1	0	3	15	18.00	3.000

BOTTOM

Los Angeles Dodgers @ San Diego Padres
San Diego Stadium, San Diego, CA

Mon Apr 14 1980, 9:05 PM EST
Att. 28,650 - Unknown

AB	R	H	RBI	BB	SO	LOB
3	1	1	0	1	0	1
4	0	0	0	0	0	2
2	1	1	0	2	0	1
2	0	0	0	2	0	2
3	0	0	1	0	0	2
4	0	1	0	0	1	3
3	0	1	0	0	0	1
2	0	0	0	0	0	1
0	0	0	0	1	0	0
0	0	0	0	0	0	0
2	0	0	0	0	0	0
1	0	0	0	0	0	2
0	0	0	0	0	0	0

AB	26
R	2
H	4
RBI	1
BB	6
SO	1
LOB	15

WP: 1 PA: 33
PB: 0
SB: 2
CS: 0



1B	2B	3B	HR	SF	SAC	DP	HBP
3	2	0	0	1	0	2	0

Batter	1	2	3	4	5	6	7	8	9	AB R H RBI BB SO LOB	TOP		
Davey Lopes, R (1, 4) OBP: 0.300, SLG: 0.280	0-0 6-3		0-0 6-3		0-0 HR		4-0 SF9 BB		0-0 6-3	4 2 1 1 1 0 0	Los Angeles Dodgers @ San Diego Padres San Diego Stadium, San Diego, CA Tue Apr 15 1980, 9:05 PM EST Att: 19,325 - Unknown livebaseballscorecards.com		
Rudy Law, L (1, 8) OBP: 0.308, SLG: 0.360	0-0 6-3 3B		0-0 1B		0-0 1B 4-3		0-0 E1		0-0 1B	5 2 4 0 0 0 1			
Reggie Smith, S (1, 9) OBP: 0.533, SLG: 0.692	0-0 6-3		4-0 1B		0-0 1B 4-3		0-0 SF9		0-0 4-3	3 0 1 2 1 0 1			
Steve Garvey, R (1, 3) OBP: 0.143, SLG: 0.111	0-0 1-3		0-0 F8		0-0 4-3		0-0 G3			4 0 0 1 0 0 4			
Dusty Baker Jr., R (1, 7) OBP: 0.357, SLG: 0.625		0-0 1B 2B		0-0 FC5-4 1B		0-0 F8		0-0 F8		4 1 2 0 0 0 1			
Ron Cey, R (1, 5) OBP: 0.160, SLG: 0.125		0-0 1B G4-6-3		0-0 F8		0-0 FC1-4-6 1B		4-0 BB		3 0 2 1 1 0 1			
Joe Ferguson, R (1, 2) OBP: 0.143, SLG: 0.077		0-0 G4-6-3		0-0 FC5-4		0-0 FC1-4-6		0-0 F8		2 0 0 0 0 0 2			
Derrel Thomas, S (6, PH) OBP: 0.231, SLG: 0.250		0-0 1-2f		0-0 FC6-4		0-0 G1-6-3		0-0 F8		2 0 0 0 0 0 2			
Bill Russell, R (1, 6) OBP: 0.211, SLG: 0.118		0-0 5-3		0-0 FC6-4		0-0 G1-6-3		0-0 1-3		4 0 0 0 0 0 3			
Rick Sutcliffe, L (1, 1) OBP: 0.200, SLG: 0.200			0-0 6-3		0-3 K		0-3 K		0-0 P4	1 0 0 0 0 0 0			
Charlie Hough, R (3, 1)										1 0 0 0 0 1 0			
Rick Monday, L (7, PH)										1 0 0 0 0 1 0			
Bobby Castillo, R (7, 1)										0 0 0 0 0 0 0			
Jay Johnstone, L (9, PH) OBP: 0.200, SLG: 0.200										1 0 0 0 0 0 0			
Inning Stats	R: 1 H: 1 E: 0 LOB: 0 K: 0 BB: 0 S: 4 P: 4	R: 1 H: 2 E: 0 LOB: 0 K: 0 BB: 0 S: 4 P: 4	R: 0 H: 1 E: 0 LOB: 2 K: 0 BB: 1 S: 4 P: 8	R: 0 H: 1 E: 0 LOB: 1 K: 0 BB: 0 S: 4 P: 4	R: 2 H: 3 E: 0 LOB: 1 K: 1 BB: 0 S: 8 P: 8	R: 0 H: 1 E: 0 LOB: 0 K: 0 BB: 0 S: 3 P: 3	R: 1 H: 0 E: 1 LOB: 1 K: 1 BB: 1 S: 6 P: 10	R: 0 H: 0 E: 0 LOB: 1 K: 0 BB: 1 S: 3 P: 7	R: 0 H: 1 E: 0 LOB: 1 K: 0 BB: 0 S: 4 P: 4	1B: 7 SF: 1 2B: 1 SAC: 0 3B: 1 DP: 2 HR: 1 HBP: 0	WP: 0 PA: 39 PB: 0 SB: 2 CS: 0		
PITCHER	IP WLS BF H R ER SO BB IBB HBP BLK WP HR S P ERA WHIP											PITCHER	IP WLS BF H R ER SO BB IBB HBP BLK WP HR S P ERA WHIP
Rick Wise, R (1, 1) ERA: 5.56	5.0 W 24 9 4 4 1 1 0 0 0 0 0 1 25 29 7.20 2.000												
Steve Mura, R (6, 1) ERA:	4.0 S 15 1 1 0 1 2 0 0 0 0 0 0 15 23 0.00 0.750												

Los Angeles Dodgers @ San Diego Padres
San Diego Stadium, San Diego, CA
Tue Apr 15 1980, 9:05 PM EST
Att: 19,325 - Unknown

AB	35
R	5
H	10
RBI	5
BB	3
SO	2
LOB	15



Batter	1	2	3	4	5	6	7	8	9
Ozzie Smith, S OBP: 0.400, SLG: 0.353 (1, 6)	4-0 E S 1B BB	0-0 4-3		0-0 SH5-3 1-2		0-0 SF8 2-H		0-0 1B	
Dave Cash, R OBP: 0.308, SLG: 0.227 (1, 4)	0-0 G5-4-3 1-H 1B		4-0 1B WP BB	0-0 F8		0-0 F8		0-0 G3	
Gene Richards, L OBP: 0.417, SLG: 0.409 (1, 7)	0-0 F8		0-0 WP S 1-3 BLK 1B	0-0 1B		0-0 4-3			
Dave Winfield, R OBP: 0.375, SLG: 0.421 (1, 9)	0-0 G5-4-3 1-2f		4-0 S BLK 1-3 SF9 3-H BB	0-0 F9			0-3 K		
Willie Montanez, L OBP: 0.368, SLG: 0.471 (1, 3)		0-0 S 1B 2B 1B	4-0 S 1-2 BB		0-0 G4-6-3 1B		0-0 G3		
Jerry Mumphrey, S OBP: 0.300, SLG: 0.222 (1, 8)		0-0 S 1-2 2B 1B	0-3 K	0-0 G4-6-3 1-2f		0-3 K			
Gene Tenace, R OBP: 0.368, SLG: 0.385 (1, 2)		0-3 K	0-0 SF9	0-0 F2			0-0 HR		
Aurelio Rodriguez, R OBP: 0.214, SLG: 0.214 (1, 5)		0-3 K	0-0 5-3			0-0 2B 1B		0-0 3-1	
Rick Wise, R OBP: 0.500, SLG: 0.667 (1, 1)		0-0 2B		4-0 1B SH5-3 BB		0-0 PB 1-H SF8 2B		0-3 K	
Steve Mura, R OBP: 0.500, SLG: 1.000 (6, 1)									

Inning Stats	R: 1	H: 1	E: 0	K: 0	S: 3	LOB: 0	BB: 1	P: 7
	R: 2	H: 3	E: 0	K: 2	S: 10 <td>LOB: 1</td> <td>BB: 0</td> <td>P: 10</td>	LOB: 1	BB: 0	P: 10
	R: 3	H: 1	E: 0	K: 1	S: 6 <td>LOB: 1</td> <td>BB: 3</td> <td>P: 18</td>	LOB: 1	BB: 3	P: 18
	R: 0	H: 1	E: 0	K: 0	S: 4 <td>LOB: 2</td> <td>BB: 1</td> <td>P: 8</td>	LOB: 2	BB: 1	P: 8
	R: 0	H: 1	E: 0	K: 0	S: 3 <td>LOB: 0</td> <td>BB: 0</td> <td>P: 3</td>	LOB: 0	BB: 0	P: 3
	R: 2	H: 2	E: 0	K: 0	S: 5 <td>LOB: 0</td> <td>BB: 0</td> <td>P: 5</td>	LOB: 0	BB: 0	P: 5
	R: 0	H: 0	E: 0	K: 2	S: 7 <td>LOB: 0</td> <td>BB: 0</td> <td>P: 7</td>	LOB: 0	BB: 0	P: 7
	R: 1	H: 2	E: 0	K: 1	S: 7 <td>LOB: 1</td> <td>BB: 0</td> <td>P: 7</td>	LOB: 1	BB: 0	P: 7

PITCHER	IP	WLS	BF	H	R	ER	SO	BB	IBB	HBP	BLK	WP	HR	S	P	ERA	WHIP
Rick Sutcliffe, R ERA: 11.88 (1, 1)	2.0	L	14	5	6	6	2	4	0	0	1	1	0	14	30	27.00	4.500
Charlie Hough, R ERA: 1.5 (3, 1)	4.0		16	4	2	1	1	1	0	0	0	0	0	17	21	2.25	1.250
Bobby Castillo, R ERA: 4.5 (7, 1)	2.0		8	2	1	1	3	0	0	0	0	0	1	14	14	4.50	1.000

AB R H RBI BB SO LOB

BOTTOM

2	1	1	1	1	0	1
4	1	1	1	1	0	2
4	1	2	0	0	0	1
3	1	0	0	1	1	3
3	1	2	0	1	0	0
4	1	1	0	0	2	3
3	1	1	2	0	1	2
4	1	1	0	0	1	3
1	0	1	2	1	0	0
2	1	1	1	0	1	0

AB	30
R	9
H	11
RBI	7
BB	5
SO	6
LOB	15




WP	PA
1	38
1	
6	
0	

PITCHER	IP	WLS	BF	H	R	ER	SO	BB	IBB	HBP	BLK	WP	HR	S	P	ERA	WHIP
---------	----	-----	----	---	---	----	----	----	-----	-----	-----	----	----	---	---	-----	------

Los Angeles Dodgers @ San Diego Padres
 San Diego Stadium, San Diego, CA
 Tue Apr 15 1980, 9:05 PM EST
 Att. 19,325 - Unknown

livebaseballscorecards.com

Batter	1	2	3	4	5	6	7	8	9	AB R H RBI BB SO LOB	TOP											
Davey Lopes, R OBP: 0.333, SLG: 0.400 (1, 4)	0-0 4-3		0-0 P4	0-0 HR	0-0 1-3		4-0 BB		0-0 BB 1B	5 2 2 1 1 0 2												
Rudy Law, L OBP: 0.313, SLG: 0.333 (1, 8)	0-0 4-3		4-0 E 1B HR BB	0-0 4-3	0-0 F7		0-0 F9		0-0 6-3 BB 1B	5 1 1 0 1 0 3												
Reggie Smith, S OBP: 0.571, SLG: 0.690 (1, 9)	4-0 BB		0-0 E8 HR 1B	0-0 P3		4-0 G6-4-3 E 2B BB		0-0 1B 1B	4-0 6-3 BB	3 3 2 0 2 0 0 0 0 0 0 1 0 0												
Pedro Guerrero, R (8, 7)			1-3 HR 1B	0-0 P3				0-0 1B 1B	1-2 2-3 BB													
Steve Garvey, R OBP: 0.147, SLG: 0.212 (1, 3)	0-3 K		0-0 HR	0-0 F9		0-0 E4 G6-4-3		0-3 K	0-0 6-3	6 1 1 4 0 2 5												
Dusty Baker Jr., R OBP: 0.424, SLG: 0.750 (1, 7)		4-0 BB	0-0 1B 3B		0-0 1B E 2B	0-0 G6-4-3		0-0 BB 1B	4-0 FC6-4 IBB	4 2 3 0 1 0 2 0 0 0 0 1 0 0												
Gary Thomasson, L (8, PR)								1-2 1B 1B														
Ron Cey, R OBP: 0.300, SLG: 0.259 (1, 5)		4-0 FC6-4 BB	4-0 1B BB		0-0 E 1B	0-0 2B		0-0 BB 1B	0-0 FC6-4	3 1 3 2 2 0 0 1 0 0 0 0 0 3												
Don Stanhouse, R (8, 1)					2-3 1B	3-H 2B		1-2 2-H 1B	1-2 FC6-4													
Derrel Thomas, S OBP: 0.278, SLG: 0.250 (1, 2)		0-3 K	0-0 1B		0-0 E2 FC1-5 1B	0-3 K		4-0 G6-4-3 BB		4 0 1 1 1 2 4	AB 41 R 10 H 14 RBI 9 BB 10 SO 6 LOB 32											
Bill Russell, R OBP: 0.208, SLG: 0.136 (1, 6)		0-3 K	0-0 F3		0-0 1B			0-0 1-3	0-0 G6-4-3	5 0 1 1 0 1 7												
Burt Hooton, R (1, 1)		0-0 FC6-4	0-0 F9		0-0 FC1-5 1-3			0-0 L3	0-3 K	4 0 0 0 0 0 6 1 0 0 0 0 1 0												
Mickey Hatcher, R OBP: 0.200, SLG: 0.200 (8, 5)																						
Inning Stats	R: 0 E: 0 K: 1 S: 5	H: 0 LOB: 1 BB: 1 P: 9	R: 0 E: 0 K: 2 S: 7	H: 0 LOB: 2 BB: 2 P: 15	R: 4 E: 1 K: 0 S: 7	H: 4 LOB: 2 BB: 2 P: 15	R: 1 E: 0 K: 0 S: 4	H: 1 LOB: 0 BB: 0 P: 4	R: 2 E: 1 K: 1 S: 7	H: 3 LOB: 2 BB: 0 P: 7	R: 1 E: 1 K: 1 S: 6	H: 1 LOB: 1 BB: 1 P: 10	R: 0 E: 0 K: 0 S: 3	H: 0 LOB: 1 BB: 1 P: 7	R: 1 E: 0 K: 1 S: 7	H: 3 LOB: 3 BB: 1 P: 11	R: 1 E: 0 K: 1 S: 7	H: 2 LOB: 3 BB: 2 P: 15	1B: 9 2B: 2 3B: 1 HR: 2	SF: 0 SAC: 0 DP: 2 HBP: 0	WP: 0 PB: 0 SB: 0 CS: 0	PA: 51
PITCHER	IP WLS BF H R ER SO BB IBB HBP BLK WP HR S P ERA WHIP																					
John Curtis, L ERA: 5.23 (1, 1)	2.1 L 16 4 4 4 3 5 0 0 0 0 0 1 17 37 15.43 3.857																					
Dennis Kinney, L ERA: 11.57 (3, 1)	1.2 10 4 3 2 0 0 0 0 0 0 0 1 10 10 10.80 2.400																					
John D'Acquisto, R ERA: 3.38 (5, 1)	4.0 18 4 2 2 2 3 0 0 0 0 0 0 19 31 4.50 1.750																					
Gary Lucas, L ERA: 9.0 (9, 1)	1.0 7 2 1 1 1 1 1 0 0 0 0 0 7 15 9.00 3.000																					

Los Angeles Dodgers @ San Diego Padres
San Diego Stadium, San Diego, CA
Wed Apr 16 1980, 9:05 PM EST
Att. 24,861 - Unknown

livebaseballscorecards.com

Batter	1	2	3	4	5	6	7	8	9	AB R H RBI BB SO LOB
Ozzie Smith, S OBP: 0.367, SLG: 0.286 (1, 6)	0-3 K		0-0 P6		0-0 L3			4-0 1B BB BB BB	0-0 P5	4 1 0 0 1 1 2
Dave Cash, R OBP: 0.267, SLG: 0.192 (1, 4)	0-0 5-3		0-0 G4-6-3			0-0 1-3		0-0 P6		4 0 0 0 0 0 3
Gene Richards, L OBP: 0.357, SLG: 0.346 (1, 7)	0-0 6-3			0-0 F5		0-0 4-3		0-3 K		4 0 0 0 0 1 2
Dave Winfield, R OBP: 0.393, SLG: 0.409 (1, 9)		4-0 HR BB		0-0 F9		0-0 F7		0-0 BB 1B		3 1 1 1 1 0 0
Willie Montanez, L OBP: 0.435, SLG: 0.667 (1, 3)		0-0 1-H HR		0-0 1B		0-0 F4		0-0 BB 1B		4 1 3 2 0 0 0
Jerry Mumphrey, S OBP: 0.333, SLG: 0.200 (1, 8)		0-0 F7		0-0 1-3		4-0 BB		4-0 BB		2 0 0 1 2 0 1
Bill Fahey, L OBP: 0.091, SLG: 0.091 (1, 2)		0-0 F8		0-3 K		0-3 K		0-0 F7		4 0 0 0 0 2 4
Barry Evans, R OBP: 0.400, SLG: 0.400 (1, 5)	0-0 5-3			0-0 SH2-3 1B		0-0 4-3			0-0 L3	2 0 1 0 0 0 0
Jerry Turner, L (7, PH)										1 0 0 0 0 0 1
Paul Dade, R (8, 5)										1 0 0 0 0 0 0
John Curtis, L (1, 1)			4-0 G4-6-3 BB		0-0 SH2-3			0-0 BB 1B		0 0 0 0 0 0 0
Dennis Kinney, L (3, 1)										0 0 0 0 1 0 0
John D'Acquisto, R (5, 1)										0 0 0 0 0 0 0
Von Joshua, L (8, PH)										1 1 1 0 0 0 0
Gary Lucas, L (9, 1)										0 0 0 0 0 0 0
Kurt Bevacqua, R (9, PH)										1 0 0 0 0 0 0

Inning Stats	R: 0	H: 0	E: 0	K: 1	S: 5	LOB: 0	BB: 0	P: 5	R: 2	H: 1	E: 0	K: 0	S: 4	LOB: 0	BB: 1	P: 8	R: 0	H: 0	E: 0	K: 0	S: 2	LOB: 0	BB: 1	P: 6	R: 0	H: 1	E: 0	K: 1	S: 6	LOB: 1	BB: 0	P: 6	R: 0	H: 0	E: 0	K: 0	S: 3	LOB: 0	BB: 0	P: 3	R: 0	H: 0	E: 0	K: 1	S: 5	LOB: 1	BB: 1	P: 9	R: 2	H: 3	E: 0	K: 1	S: 8	LOB: 3	BB: 2	P: 16	R: 0	H: 0	E: 0	K: 0	S: 3	LOB: 0	BB: 0	P: 3	1B: 5	SF: 0	2B: 0	SAC: 1	3B: 0	DP: 1	HR: 1	HBP: 0	WP: 0	PA: 37
--------------	------	------	------	------	------	--------	-------	------	------	------	------	------	------	--------	-------	------	------	------	------	------	------	--------	-------	------	------	------	------	------	------	--------	-------	------	------	------	------	------	------	--------	-------	------	------	------	------	------	------	--------	-------	------	------	------	------	------	------	--------	-------	-------	------	------	------	------	------	--------	-------	------	-------	-------	-------	--------	-------	-------	-------	--------	-------	--------

PITCHER	IP	WLS	BF	H	R	ER	SO	BB	IBB	HBP	BLK	WP	HR	S	P	ERA	WHIP
Burt Hooton, R (1, 1)	7.0	W	26	3	2	2	3	3	0	0	0	0	1	29	41	2.57	0.857
Don Stanhouse, R (8, 1)	2.0		11	3	2	2	1	2	0	0	0	0	0	11	19	9.00	2.500

BOTTOM

Los Angeles Dodgers @ San Diego Padres
San Diego Stadium, San Diego, CA

Wed Apr 16 1980, 9:05 PM EST
Att. 24,861 - Unknown

AB	31
R	4
H	6
RBI	4
BB	5
SO	4
LOB	13



Batter	1	2	3	4	5	6	7	8	9	AB R H RBI BB SO LOB	TOP															
Terry Puhl, L (1, 9) OBP: 0.357, SLG: 0.600	0-0 HR		0-0 1B		0-0 F4		0-0 F7		0-0 3-1	5 1 2 1 0 0 0																
Craig Reynolds, L (1, 6) OBP: 0.300, SLG: 0.448	0-0 1B		4-0 BB		0-0 4-3			0-0 4-3		3 0 1 0 1 0 0																
Cesar Cedeno, R (1, 8) OBP: 0.393, SLG: 0.400	0-0 1-2f G1-4-3		0-3 K		0-3 K			0-0 4-3		4 1 1 0 0 2 3																
Joe Morgan, L (1, 4) OBP: 0.393, SLG: 0.238	4-0 BB		0-0 F2			4-0 1B		4-0 BB		1 1 0 0 3 0 2																
Jose Cruz, L (1, 7) OBP: 0.531, SLG: 0.583	0-3 1-2 K			4-0 1B		0-0 1-3 F9		0-0 1-2 2-H 4-3		3 1 0 1 1 1 3																
Enos Cabell, R (1, 5) OBP: 0.429, SLG: 0.462		0-0 6-3		0-0 1-2 F9		0-0 3-H 1B		4-0 IBB		3 0 1 1 1 0 1																
Art Howe, R (1, 3) OBP: 0.200, SLG: 0.217		0-3 K		0-0 6-3		0-0 1-2 6-3		0-0 1-3		4 0 0 0 0 1 4																
Luis Pujols, R (1, 2) OBP: 0.333, SLG: 0.467		0-0 F7		0-0 2-H 1B			0-0 6-3		0-3 K	4 0 1 1 0 1 0																
Nolan Ryan, R (1, 1) OBP: 0.250, SLG: 1.000			0-3 K		0-3 K		0-0 F8		0-3 K	2 0 0 0 0 2 1																
Julio Gonzalez, R (7, PH) OBP: 0.222, SLG: 0.333										1 0 0 0 0 0 0																
Dave Smith, R (7, 1)										0 0 0 0 0 0 0																
Frank LaCorte, R (8, 1)										0 0 0 0 0 0 0																
Rafael Landestoy, S (9, PH)										1 0 0 0 0 1 0																
Inning Stats	R: 1 E: 0 K: 1 S: 6	H: 2 LOB: 1 BB: 1 P: 10	R: 0 E: 0 K: 1 S: 5	H: 0 LOB: 0 BB: 0 P: 5	R: 0 E: 0 K: 2 S: 8	H: 1 LOB: 2 BB: 1 P: 12	R: 1 E: 0 K: 1 S: 6	H: 1 LOB: 1 BB: 1 P: 10	R: 0 E: 0 K: 1 S: 5	H: 0 LOB: 0 BB: 0 P: 5	R: 1 E: 0 K: 0 S: 3	H: 1 LOB: 0 BB: 1 P: 7	R: 0 E: 0 K: 0 S: 3	H: 0 LOB: 0 BB: 0 P: 3	R: 1 E: 0 K: 0 S: 4	H: 1 LOB: 2 BB: 2 P: 12	R: 0 E: 0 K: 2 S: 7	H: 0 LOB: 0 BB: 0 P: 7	1B: 5 2B: 0 3B: 0 HR: 1	SF: 0 SAC: 0 DP: 1 HBP: 0	WP: 0 PB: 0 SB: 7 CS: 1	PA: 37				
PITCHER	IP WLS BF H R ER SO BB IBB HBP BLK WP HR S P ERA WHIP																									
Don Sutton, R (1, 1) ERA: 5.73	6.0	25	5	3	3	6	4	0	0	0	0	1	33	49	4.50	1.500										
Jerry Reuss, L (7, 1) ERA: 1.13	3.0	W	12	1	1	1	2	1	1	0	0	0	14	22	3.00	0.667										

Houston Astros @ Los Angeles Dodgers
Dodger Stadium, Los Angeles, CA
Thu Apr 17 1980, 3:33 AM PST
Att: 45,476 - Unknown

livebaseballscorecards.com

AB 31
R 4
H 6
RBI 4
BB 6
SO 8
LOB 14



Batter	1	2	3	4	5	6	7	8	9	AB	R	H	RBI	BB	SO	LOB
Davey Lopes, R OBP: 0.325, SLG: 0.382 (1, 4)	F9		3B 1B	5-3			5-3			4	1	1	0	0	0	0
Rudy Law, L OBP: 0.306, SLG: 0.382 (1, 8)	L6		1B 3B			4-3	K			4	1	1	1	0	1	0
Reggie Smith, S OBP: 0.564, SLG: 0.697 (1, 9)			CS 1B			K	4-3			4	0	2	1	0	1	0
Steve Garvey, R OBP: 0.211, SLG: 0.229 (1, 3)	BB BB BB	4-0	HR BB			F9		2B 1B		2	2	1	0	2	0	0
Dusty Baker Jr., R OBP: 0.432, SLG: 0.781 (1, 7)	F9		K	1-2 2-3			SH3-4 2B	1B 2B		4	1	2	0	0	1	4
Ron Cey, R OBP: 0.382, SLG: 0.433 (1, 5)		1B CS				SH3-4 BB		CS 1B		3	1	3	4	1	0	0
Mickey Hatcher, R OBP: 0.200, SLG: 0.200 (8, PR) (9, 5)			2-H HR					2-H 3-H 1B		0	0	0	0	0	0	0
Derrel Thomas, S OBP: 0.333, SLG: 0.316 (1, 2)		1-3 1B	K			SH3-4	1-2 2-3	5-3 1B		3	0	2	0	0	1	0
Bill Russell, R OBP: 0.179, SLG: 0.115 (1, 6)		3-H K			F8	5-3		5-3		4	0	0	0	0	1	5
Don Sutton, R (1, 1)		3-H K			F2	4-3		6-3		2	0	0	0	0	1	1
Jay Johnstone, L (6, PH)										1	0	0	0	0	0	2
Jerry Reuss, L (7, 1)										1	0	0	0	0	0	2

Inning Stats	R: 0	H: 1	E: 0	K: 0	S: 4	H: 2	LOB: 1	BB: 0	P: 8	R: 4	H: 4	E: 0	K: 2	S: 10	R: 0	H: 0	E: 0	K: 0	S: 3	R: 0	H: 0	E: 0	K: 1	S: 5	R: 0	H: 1	E: 0	K: 0	S: 4	R: 0	H: 0	E: 0	K: 1	S: 5	R: 2	H: 4	E: 0	K: 0	S: 6	H: 4	LOB: 2	BB: 0	P: 6
--------------	------	------	------	------	------	------	--------	-------	------	------	------	------	------	-------	------	------	------	------	------	------	------	------	------	------	------	------	------	------	------	------	------	------	------	------	------	------	------	------	------	------	--------	-------	------

PITCHER	IP	WLS	BF	H	R	ER	SO	BB	IBB	HBP	BLK	WP	HR	S	P	ERA	WHIP
Nolan Ryan, R ERA: 6.0 (1, 1)	6.0		27	8	4	4	5	3	0	0	0	0	1	34	46	6.00	1.833
Dave Smith, R ERA: 4.26 (7, 1)	1.1	L	7	4	2	2	1	0	0	0	0	0	0	9	9	13.50	3.000
Frank LaCorte, R ERA: (8, 1)	0.2		2	0	0	0	0	0	0	0	0	0	0	2	2	0.00	0.000

BOTTOM

Houston Astros @ Los Angeles Dodgers
Dodger Stadium, Los Angeles, CA

Thu Apr 17 1980, 3:33 AM PST
 Att. 45,476 - Unknown

livebaseballscorecards.com

AB	32
R	6
H	12
RBI	6
BB	3
SO	6
LOB	14



WP: 0	PA: 36
PB: 0	
SB: 0	
CS: 4	

Batter	1	2	3	4	5	6	7	8	9	AB R H RBI BB SO LOB	TOP	
Terry Puhl, L (1, 9) OBP: 0.412, SLG: 0.586	0-3 K		4-0 FC1-2 1B BB		0-0 BB BB 1-2 1B	4-0 BB BB BB		0-0 SH1-4 1B 1B	0-0 F7 2-3	4 1 2 0 2 1 1		
Craig Reynolds, L (1, 6) OBP: 0.294, SLG: 0.424	0-0 1-3		0-0 FC1-2 4-3 1-2 1B		0-0 F8	0-0 4-3		0-0 SH1-4		4 0 1 0 0 0 4		
Cesar Cedeno, R (1, 8) OBP: 0.364, SLG: 0.345	0-3 K		0-0 4-3		0-3 K		0-0 F7	4-0 1B PB IBB		4 1 0 0 1 2 4		
Joe Morgan, L (1, 4) OBP: 0.424, SLG: 0.250		0-0 6-3	0-0 FC1-2		4-0 BB 1-2 2-3 BB		4-0 1B 1B BB	0-0 PB SF9 1B		3 2 1 1 2 0 2		
Jose Cruz, L (1, 7) OBP: 0.541, SLG: 0.593		0-0 1B 1B	0-0 1-3		4-0 FC6-4 1-2 2-3 3-H BB		0-0 1B WP 1B	0-0 SF9		3 2 2 2 1 0 2		
Enos Cabell, R (1, 5) OBP: 0.424, SLG: 0.452		0-0 1B 1-2 1B		0-0 5-3	0-0 FC6-4 1-2f		0-0 WP FC1-5 1B	0-0 F9		5 0 2 1 0 0 3		
Denny Walling, L (1, 3) OBP: 0.545, SLG: 0.500		0-0 1-3 2-H 1B		0-0 4-3		0-0 WP 2B	4-0 FC5 1-3 2-H IBB		0-3 K2-3	4 0 2 1 1 1 0		
Luis Pujols, R (1, 2) OBP: 0.250, SLG: 0.350		0-3 K		0-0 4-3		0-0 6-3	0-0 FC1-5		0-0 E5 PB SH3-4	5 0 0 0 0 1 5		
Ken Forsch, R (1, 1) OBP: 0.333, SLG: 0.333		0-3 K			0-0 BB 1B BB 1B	0-3 K	0-0 FC5 2-3f		0-0 SH3-4	3 1 1 0 0 2 3		
Jeffrey Leonard, R (7, PH) OBP: 0.267, SLG: 0.333										1 0 0 0 0 0 2		
Joaquin Andujar, S (7, 1)										0 0 0 0 0 0 0		
Inning Stats	R: 0 E: 0 K: 2 S: 7 H: 0 LOB: 0 BB: 0 P: 7	R: 1 E: 0 K: 2 S: 10 H: 3 LOB: 2 BB: 0 P: 10	R: 0 E: 0 K: 0 S: 4 H: 1 LOB: 2 BB: 1 P: 8	R: 0 E: 0 K: 0 S: 3 H: 0 LOB: 0 BB: 0 P: 3	R: 1 E: 0 K: 1 S: 7 H: 2 LOB: 3 BB: 2 P: 15	R: 0 E: 0 K: 1 S: 6 H: 1 LOB: 2 BB: 1 P: 10	R: 2 E: 0 K: 0 S: 5 H: 2 LOB: 2 BB: 2 P: 13	R: 3 E: 0 K: 0 S: 5 H: 2 LOB: 0 BB: 1 P: 9	R: 0 E: 1 K: 1 S: 6 H: 0 LOB: 1 BB: 0 P: 6	1B: 10 2B: 1 3B: 0 HR: 0 SF: 1 SAC: 2 DP: 0 HBP: 0	WP: 3 PB: 2 SB: 0 CS: 0 PA: 46	
PITCHER	IP WLS BF H R ER SO BB IBB HBP BLK WP HR S P ERA WHIP											
Dave Goltz, R (1, 1) ERA: 5.4	6.1 L 33 9 4 4 6 5 0 0 0 1 0 40 60 5.68 2.211											
Bobby Castillo, R (7, 1) ERA: 4.05	0.2 3 0 0 0 0 0 1 0 0 1 0 2 6 0.00 0.000											
Steve Howe, L (8, 1) ERA: 4.05	1.0 6 2 3 2 0 0 1 0 0 0 0 5 9 18.00 2.000											
Charlie Hough, R (9, 1) ERA: 1.29	1.0 4 0 0 0 1 0 0 0 0 0 0 6 6 0.00 0.000											

Houston Astros @ Los Angeles Dodgers
Dodger Stadium, Los Angeles, CA

Fri Apr 18 1980, 6:05 PM PST
Att: 41,112 - Unknown

livebaseballscorecards.com

AB 36
R 7
H 11
RBI 5
BB 7
SO 7
LOB 26



Batter	1	2	3	4	5	6	7	8	9	AB R H RBI BB SO LOB
Davey Lopes, R OBP: 0.333, SLG: 0.385 (1, 4)	0-0 5-3		0-0 F2		0-0 FC4 1B		0-0 FC4-6 1B		0-3 K	5 0 2 0 0 1 0
Rudy Law, L OBP: 0.341, SLG: 0.410 (1, 8)	0-0 1B 1B		0-0 1B 1B		0-0 FC4 1B 1-2f		0-0 FC4-6 1-2f		0-0 4-3 WP 1B	5 2 3 0 0 0 2
Reggie Smith, S OBP: 0.523, SLG: 0.632 (1, 9)	0-0 F7		0-0 1-3 1B		0-0 F8		0-3 K		0-0 4-3	5 0 1 0 0 1 4
Steve Garvey, R OBP: 0.233, SLG: 0.250 (1, 3)	0-0 1-H 1B		0-0 F9		0-0 1-3 1B			0-0 6-3	0-0 E5	5 0 2 1 0 0 2
Dusty Baker Jr., R OBP: 0.405, SLG: 0.703 (1, 7)		0-0 5-3		0-0 1B SF7 1B		0-0 5-3		0-3 K	0-0 L6	5 1 1 0 0 1 3
Ron Cey, R OBP: 0.368, SLG: 0.412 (1, 5)		0-3 K		0-0 F7		0-3 K		0-0 1B 1B 1B		4 0 1 0 0 2 1
Derrel Thomas, S OBP: 0.400, SLG: 0.522 (1, 2)		0-0 HR		0-0 FC6-4 1-3 1B		0-0 F7		0-0 1B 1B		4 1 3 1 0 0 0
Bill Russell, R OBP: 0.188, SLG: 0.138 (1, 6)		0-0 6-3		0-0 SF7		0-0 5-3		0-0 1-2 2-3 1B		3 0 1 1 0 0 0
Dave Goltz, R Bobby Castillo, R Rick Monday, L Steve Howe, L Jay Johnstone, L Charlie Hough, R			0-3 K	0-0 FC6-4 1-2f		0-3 K		0-0 P4		2 0 0 0 0 0 1 1 0 0 0 0 0 0 0 0 1 0 0 0 0 0 1 0 0 0 0 0 0 0 0 0 1 0 0 0 0 0 0 3 0 0 0 0 0 0 0 0

Inning Stats	R: 1 E: 0 K: 0 S: 4	H: 2 LOB: 1 BB: 0 P: 4	R: 1 E: 0 K: 1 S: 6	H: 1 LOB: 0 BB: 0 P: 6	R: 0 E: 0 K: 1 S: 7	H: 2 LOB: 2 BB: 0 P: 7	R: 1 E: 0 K: 0 S: 5	H: 2 LOB: 1 BB: 0 P: 5	R: 0 E: 0 K: 0 S: 5	H: 0 LOB: 0 BB: 0 P: 5	R: 0 E: 0 K: 2 S: 8	H: 1 LOB: 1 BB: 0 P: 8	R: 0 E: 0 K: 1 S: 8	H: 3 LOB: 3 BB: 0 P: 8	R: 1 E: 1 K: 1 S: 7	H: 1 LOB: 1 BB: 0 P: 7	1B: 13 2B: 0 3B: 0 HR: 1	SF: 1 SAC: 0 DP: 0 HBP: 0	WP: 1 PB: 1 SB: 0 CS: 0	PA: 41	
PITCHER	IP	WLS	BF	H	R	ER	SO	BB	IBB	HBP	BLK	WP	HR	S	P	ERA	WHIP				
Ken Forsch, R ERA: 3.29 (1, 1)	6.0	W	26	9	3	3	3	0	0	0	0	0	1	32	32	4.50	1.500				
Joaquin Andujar, R ERA: 1.8 (7, 1)	3.0	S	15	5	1	1	4	0	0	0	0	1	0	23	23	3.00	1.667				

BOTTOM

Houston Astros @ Los Angeles Dodgers
Dodger Stadium, Los Angeles, CA

Fri Apr 18 1980, 6:05 PM PST
Att. 41,112 - Unknown

livebaseballscorecards.com

AB 40
R 4
H 14
RBI 3
BB 0
SO 7
LOB 16



Batter	1	2	3	4	5	6	7	8	9	AB R H RBI BB SO LOB	TOP
Terry Puhl, L (1, 9) OBP: 0.395, SLG: 0.531	0-0 F2			4-0 1B SH2-3 SF9 BB		0-0 1-4-3		0-0 P4		3 1 0 0 1 0 0	
Craig Reynolds, L (1, 6) OBP: 0.270, SLG: 0.389	0-3 K			0-0 SH2-3		0-0 4-3		0-3 K		3 0 0 0 0 2 0	
Cesar Cedeno, R (1, 8) OBP: 0.351, SLG: 0.333	0-0 L1			0-0 SF9 1B		0-0 6-3		0-0 5-3		4 1 1 0 0 0 1	
Joe Morgan, L (1, 4) OBP: 0.378, SLG: 0.222		0-0 P5		0-0 SF9		0-0 F9		0-0 4-3		3 0 0 1 0 0 1	
Jose Cruz, L (1, 7) OBP: 0.512, SLG: 0.548		0-0 6-3		0-0 1B		0-0 F7		0-3 K		4 0 1 1 0 1 1	
Enos Cabell, R (1, 5) OBP: 0.417, SLG: 0.424		0-0 F9		0-0 P4		4-0 BB				2 0 0 0 1 0 1	
Denny Walling, L (1, 3) OBP: 0.429, SLG: 0.364			0-0 F8		0-0 F5		0-0 5-3			3 0 0 0 0 0 1	
Luis Pujols, R (1, 2) OBP: 0.217, SLG: 0.304			0-3 K		0-0 F8		0-0 F8			3 0 0 0 0 1 0	
J.R. Richard, R (1, 1) OBP: 0.143, SLG: 0.143			0-3 K		0-3 K		0-3 K			3 0 0 0 0 3 0	
Inning Stats	R: 0 H: 0 E: 0 LOB: 0 K: 1 BB: 0 S: 5 P: 5	R: 0 H: 0 E: 0 LOB: 0 K: 0 BB: 0 S: 3 P: 3	R: 0 H: 0 E: 0 LOB: 0 K: 2 BB: 0 S: 7 P: 7	R: 2 H: 2 E: 0 LOB: 1 K: 0 BB: 1 S: 5 P: 9	R: 0 H: 0 E: 0 LOB: 0 K: 1 BB: 0 S: 5 P: 5	R: 0 H: 0 E: 0 LOB: 0 K: 0 BB: 0 S: 3 P: 3	R: 0 H: 0 E: 1 LOB: 1 K: 0 BB: 1 S: 3 P: 7	R: 0 H: 0 E: 0 LOB: 0 K: 1 BB: 0 S: 5 P: 5	R: 0 H: 0 E: 0 LOB: 1 K: 2 BB: 0 S: 8 P: 8	1B: 2 SF: 1 2B: 0 SAC: 1 3B: 0 DP: 0 HR: 0 HBP: 0	WP: 0 PA: 32 PB: 1 SB: 0 CS: 0
PITCHER Bob Welch, R (1, 1) ERA: 1.2 Steve Howe, L (9, 1) ERA: 3.52	IP WLS BF H R ER SO BB IBB HBP BLK WP HR S P ERA WHIP	8.0 L 28 2 2 2 5 2 0 0 0 0 0 0 0 36 44 2.25 0.500	1.0 4 0 0 0 2 0 0 0 0 0 0 0 0 8 8 0.00 0.000								

Houston Astros @ Los Angeles Dodgers
Dodger Stadium, Los Angeles, CA
Sat Apr 19 1980, 6:05 PM PST
Att: 50,112 - Unknown

livebaseballscorecards.com

AB 28
R 2
H 2
RBI 2
BB 2
SO 7
LOB 5



Batter	1	2	3	4	5	6	7	8	9	AB R H RBI BB SO LOB
Davey Lopes, R OBP: 0.306, SLG: 0.349 (1, 4)	0-3 K			0-0 5-3	0-3 K			0-0 F3		4 0 0 0 0 2 1
Rudy Law, L OBP: 0.333, SLG: 0.381 (1, 8)	0-0 6-3			0-0 F7		0-0 4-3			4-0 3-1 S BB	3 0 0 0 1 0 0
Reggie Smith, S OBP: 0.500, SLG: 0.595 (1, 9)	0-0 F8			0-0 E 1B		0-3 K			0-0 3-1	4 0 1 0 0 1 1
Steve Garvey, R OBP: 0.213, SLG: 0.227 (1, 3)			0-3 K	0-0 E9 BB		0-3 K			0-3 K	4 0 0 0 0 3 2
Dusty Baker Jr., R OBP: 0.391, SLG: 0.650 (1, 7)			0-0 1-3	4-0 BB					0-0 F8	3 0 0 0 1 1 1
Ron Cey, R OBP: 0.341, SLG: 0.378 (1, 5)			0-3 K	0-0 P4			0-0 6-3			3 0 0 0 0 1 3
Bill Russell, R OBP: 0.200, SLG: 0.129 (1, 6)			0-0 P6		4-0 SH3 BB		0-3 K			2 0 0 0 1 1 0
Steve Yeager, R OBP: 0.455, SLG: 0.250 (1, 2)			0-0 5-3		0-3 K			0-0 4-3		2 0 0 0 0 1 1
Jay Johnstone, L OBP: 0.125, SLG: 0.125 (8, PH)										1 0 0 0 0 0 0
Derrel Thomas, S OBP: 0.400, SLG: 0.522 (9, 2)										0 0 0 0 0 0 0
Bob Welch, R OBP: 0.333, SLG: 0.333 (1, 1)			0-3 K		0-0 SH3			0-3 K		1 0 0 0 0 1 0
Gary Thomasson, L (8, PH)					1-2					1 0 0 0 0 1 0
Steve Howe, L (9, 1)										0 0 0 0 0 0 0

Inning Stats	R: 0	H: 0	E: 0	K: 1	S: 5	R: 0	H: 0	E: 0	K: 2	S: 7	R: 0	H: 0	E: 0	K: 1	S: 5	R: 0	H: 1	E: 1	K: 0	S: 5	R: 0	H: 0	E: 0	K: 2	S: 7	R: 0	H: 0	E: 0	K: 2	S: 7	R: 0	H: 0	E: 0	K: 1	S: 5	R: 0	H: 0	E: 0	K: 1	S: 5	R: 0	H: 0	E: 0	K: 1	S: 5	1B: 1	2B: 0	3B: 0	HR: 0	SF: 0	SAC: 1	DP: 0	HBP: 0	WP: 0	PB: 0	SB: 1	CS: 0	PA: 32
PITCHER J.R. Richard, R ERA: 0.82 (1, 1)	IP	WLS	BF	H	R	ER	SO	BB	IBB	HBP	BLK	WP	HR	S	P	ERA	WHIP																			PITCHER	IP	WLS	BF	H	R	ER	SO	BB	IBB	HBP	BLK	WP	HR	S	P	ERA	WHIP					


BOTTOM

Houston Astros @ Los Angeles Dodgers
Dodger Stadium, Los Angeles, CA

Sat Apr 19 1980, 6:05 PM PST
Att. 50,112 - Unknown

livebaseballscorecards.com

AB	28
R	0
H	1
RBI	0
BB	3
SO	12
LOB	9



Batter	1	2	3	4	5	6	7	8	9	AB R H RBI BB SO LOB	TOP									
Rafael Landestoy, S OBP: 0.222, SLG: 0.250 Joe Morgan, L OBP: 0.359, SLG: 0.214	0-0 F8		0-0 2B		0-0 F7		0-0 SF7		0-3 K	3 0 1 0 0 0 0 1 0 0 1 0 1 1										
Craig Reynolds, L OBP: 0.268, SLG: 0.375	0-0 F2		0-0 F5			0-0 L3 1B	0-0 F8			4 0 1 0 0 0 3										
Terry Puhl, L OBP: 0.357, SLG: 0.472	0-0 F9		0-0 F2			0-0 F8		0-0 4-3		4 0 0 0 0 0 2										
Jose Cruz, L OBP: 0.467, SLG: 0.486		0-0 F5		0-0 5-3		0-0 L3		0-3 K		4 0 0 0 0 1 1										
Denny Walling, L OBP: 0.500, SLG: 0.385		4-0 G3 BB		4-0 S BB			0-0 G3	0-0 FC4 1B		2 0 1 0 2 0 0										
Enos Cabell, R OBP: 0.400, SLG: 0.432		0-0 G3 1-2		0-0 5-3 1-2			0-0 1B 2B	0-0 FC4 1-2f		4 1 1 0 0 0 3										
Jeffrey Leonard, R OBP: 0.316, SLG: 0.333		4-0 BB		0-0 6-3			0-0 1B BLK SF7 1B		0-0 4-3	3 1 1 1 1 0 1	AB 32 R 2 H 7 RBI 2 BB 3 SO 3 LOB 14									
Luis Pujols, R OBP: 0.259, SLG: 0.308		0-3 K			0-0 5-3		1-0 1B HBP		0-0 1B	3 0 1 0 0 1 2										
Joe Niekro, R OBP: 0.333, SLG: 0.333 Art Howe, R OBP: 0.192, SLG: 0.208			0-0 F3		0-0 5-3		0-0 1B		0-0 F8	3 0 1 0 0 0 0 1 0 0 0 0 0 1										
Inning Stats	R: 0 E: 0 K: 0 S: 3	H: 0 LOB: 0 BB: 0 P: 3	R: 0 E: 0 K: 1 S: 5	H: 0 LOB: 2 BB: 2 P: 13	R: 0 E: 0 K: 0 S: 4	H: 1 LOB: 1 BB: 0 P: 4	R: 0 E: 0 K: 0 S: 3	H: 0 LOB: 1 BB: 1 P: 7	R: 0 E: 0 K: 0 S: 3	H: 1 LOB: 0 BB: 0 P: 3	R: 2 E: 0 K: 0 S: 6	H: 3 LOB: 2 BB: 0 P: 7	R: 0 E: 0 K: 1 S: 6	H: 1 LOB: 1 BB: 0 P: 6	R: 0 E: 0 K: 1 S: 6	H: 1 LOB: 1 BB: 0 P: 6	1B: 5 2B: 3 3B: 0 HR: 0	SF: 1 SAC: 0 DP: 1 HBP: 1	WP: 0 PB: 0 SB: 1 CS: 0	PA: 37
PITCHER	IP WLS BF H R ER SO BB IBB HBP BLK WP HR S P ERA WHIP																			
Rick Sutcliffe, R ERA: 7.98 Jerry Reuss, L ERA: 0.84	(1, 1) 6.1 27 5 2 2 1 3 0 0 1 1 0 0 25 38 2.84 1.263																			
	(7, 1) 2.2 10 2 0 0 2 0 0 0 0 0 0 14 14 0.00 0.750																			

Houston Astros @ Los Angeles Dodgers
Dodger Stadium, Los Angeles, CA
Sun Apr 20 1980, 3:33 AM PST
Att: 39,442 - Unknown

livebaseballscorecards.com



Batter	1	2	3	4	5	6	7	8	9	AB	R	H	RBI	BB	SO	LOB
--------	---	---	---	---	---	---	---	---	---	----	---	---	-----	----	----	-----

Davey Lopes, R OBP: 0.308, SLG: 0.391 (1, 4)	0-0 SF7 3B		0-0 5-3		0-0 6-3			0-0 SH3-4		3	1	1	0	0	0	0
Rudy Law, L OBP: 0.347, SLG: 0.386 (1, 8)	0-0 SF7		0-0 F8			4-0 G6-4-3 BB		0-0 SF8 1B		2	1	1	2	1	0	0
Dusty Baker Jr., R OBP: 0.380, SLG: 0.605 (1, 7)	0-3 K			0-0 F7		0-0 G6-4-3 1-2f		4-0 IBB		3	0	0	0	1	1	1
Steve Garvey, R OBP: 0.255, SLG: 0.255 (1, 3)	0-0 F8			0-0 HBP 1B		0-0 1B		4-0 IBB		3	0	2	0	1	0	0
Ron Cey, R OBP: 0.311, SLG: 0.350 (1, 5)		0-3 K		0-0 F8		0-0 5-3		0-0 SF8		3	0	0	1	0	1	2
Rick Monday, L (1, 9)		0-0 F7		1-0 FC6-4 HBP			0-0 F7	0-0 4-3		3	0	0	0	0	0	2
Bill Russell, R OBP: 0.184, SLG: 0.118 (1, 6)		0-3 K		0-0 FC6-4 1-2f			0-0 6-3			3	0	0	0	0	1	2
Mike Scioscia, L OBP: 0.333, SLG: 0.667 (1, 2)			0-0 SH5-4 WP 2B		0-0 6-3		0-0 F6			3	1	1	0	0	0	0
Rick Sutcliffe, L OBP: 0.167, SLG: 0.167 (1, 1)			0-0 SH5-4		0-0 1-4-3			0-0 E7 SH3-4 1B		1	0	0	0	0	0	0
Jerry Reuss, L (7, 1)										1	1	0	0	0	0	0

Inning Stats	R: 1	H: 1	E: 0	LOB: 0	K: 1	P: 6	R: 0	H: 0	E: 0	LOB: 0	K: 2	P: 7	R: 0	H: 1	E: 0	LOB: 2	K: 0	P: 5	R: 0	H: 0	E: 0	LOB: 0	K: 0	P: 3	R: 0	H: 1	E: 0	LOB: 1	K: 0	P: 7	R: 0	H: 0	E: 0	LOB: 0	K: 0	P: 3	R: 2	H: 1	E: 1	LOB: 2	K: 0	P: 13	1B: 3	SF: 2	2B: 1	SAC: 2	3B: 1	DP: 1	HR: 0	HBP: 1	WP: 1	PA: 33
--------------	------	------	------	--------	------	------	------	------	------	--------	------	------	------	------	------	--------	------	------	------	------	------	--------	------	------	------	------	------	--------	------	------	------	------	------	--------	------	------	------	------	------	--------	------	-------	-------	-------	-------	--------	-------	-------	-------	--------	-------	--------

PITCHER	IP	WLS	BF	H	R	ER	SO	BB	IBB	HBP	BLK	WP	HR	S	P	ERA	WHIP	PITCHER	IP	WLS	BF	H	R	ER	SO	BB	IBB	HBP	BLK	WP	HR	S	P	ERA	WHIP																	
Joe Niekro, R ERA: 2.05 (1, 1)	8.0	L	33	5	4	2	3	1	2	1	0	1	0	35	48	2.25	0.750																																			


BOTTOM

Houston Astros @ Los Angeles Dodgers
 Dodger Stadium, Los Angeles, CA
 Sun Apr 20 1980, 3:33 AM PST
 Att. 39,442 - Unknown

livebaseballscores.com

AB	25
R	4
H	5
RBI	3
BB	3
SO	3
LOB	7



Batter	1	2	3	4	5	6	7	8	9	AB R H RBI BB SO LOB	TOP											
Darrell Evans, L (1, 5) OBP: 0.347, SLG: 0.381	0-0 SH1-4 E 1B		0-3 K		0-0 3-1			0-0 1B SH1-4 1B		4 1 2 0 0 1 0	<p>San Francisco Giants @ Los Angeles Dodgers Dodger Stadium, Los Angeles, CA</p> <p>Mon Apr 21 1980, 6:05 PM PST Att: 29,779 - Unknown</p>											
Joe Strain, R (1, 4) OBP: 0.455, SLG: 0.455	0-0 SH1-4 1-2		0-3 K		0-0 6-3			0-0 SH1-4 1-2		2 0 0 0 0 1 0												
Larry Herndon, R (1, 8) OBP: 0.350, SLG: 0.500	0-0 E7 F8 2-H 1B			0-0 G3 G1 1B 1B	0-0 F8			0-0 2-3 1B		4 1 3 0 0 0 0												
Willie McCovey, L (1, 3) OBP: 0.311, SLG: 0.308	0-0 F8 2-3			0-0 G1 1-2		0-0 4-3		0-0 4-3		4 0 0 0 0 0 3												
Jack Clark, R (1, 9) OBP: 0.317, SLG: 0.257	0-0 5-3			0-0 G3 2-3		4-0 BB BB BB CS BB		0-0 6-3		3 0 0 0 1 0 2												
Terry Whitfield, L (1, 7) OBP: 0.300, SLG: 0.333		0-0 L9		0-0 BB 1B 1B		0-0 F7 1-2		0-0 4-3		3 1 1 1 0 0 1												
Jim Wohlford, R (9, PH) OBP: 0.118, SLG: 0.118				3-H BB BB BB BB						1 0 0 0 0 0 0												
Milt May, L (1, 2) OBP: 0.353, SLG: 0.613		0-0 6-3		4-0 1B 1-2 BB			0-0 6-3			2 0 0 0 1 0 0												
Mike Ivie, R (9, PH) OBP: 0.333, SLG: 0.500				1-2 2-H 1B			0-3 K			1 0 0 0 0 1 0												
Johnnie LeMaster, R (1, 6) OBP: 0.244, SLG: 0.244		0-0 P3		0-0 1-2 2-H 1B			0-3 K			3 0 1 1 0 1 0												
Vida Blue, S (1, 1) Rennie Stennett, R (7, PH) Greg Minton, S (7, 1)			0-3 K	0-3 K			0-0 F8			2 0 0 0 0 2 2												
										1 0 0 0 0 0 0												
										0 0 0 0 0 0 0												
Inning Stats	R: 1 E: 1 K: 0 S: 5	H: 2 LOB: 1 BB: 0 P: 5	R: 0 E: 0 K: 0 S: 3	H: 0 LOB: 0 BB: 0 P: 3	R: 0 E: 0 K: 3 S: 9	H: 0 LOB: 0 BB: 0 P: 9	R: 2 E: 0 K: 1 S: 8	H: 3 LOB: 2 BB: 1 P: 12	R: 0 E: 0 K: 0 S: 3	H: 0 LOB: 0 BB: 0 P: 3	R: 0 E: 0 K: 0 S: 2	H: 0 LOB: 0 BB: 1 P: 6	R: 0 E: 0 K: 1 S: 5	H: 0 LOB: 0 BB: 0 P: 5	R: 0 E: 0 K: 0 S: 4	H: 2 LOB: 1 BB: 0 P: 4	R: 0 E: 0 K: 1 S: 5	H: 0 LOB: 0 BB: 0 P: 5	1B: 7 2B: 0 3B: 0 HR: 0	SF: 0 SAC: 2 DP: 0 HBP: 0	WP: 0 PB: 0 SB: 0 CS: 1	PA: 34
PITCHER	IP WLS BF H R ER SO BB IBB HBP BLK WP HR S P ERA WHIP	IP WLS BF H R ER SO BB IBB HBP BLK WP HR S P ERA WHIP																				
Burt Hooton, R (1, 1) ERA: 4.24	7.0 W 27 5 3 3 5 2 0 0 0 0 0 0 35 43 3.86 1.000																					
Steve Howe, L (8, 1) ERA: 2.79	2.0 S 7 2 0 0 1 0 0 0 0 0 0 0 9 9 0.00 1.000																					

Batter	1	2	3	4	5	6	7	8	9	AB	R	H	RBI	BB	SO	LOB
--------	---	---	---	---	---	---	---	---	---	----	---	---	-----	----	----	-----

Davey Lopes, R <small>(1, 4) OBP: 0.286, SLG: 0.360</small>	0-0 5-3	0-0 5-3		0-0 P2		0-0 6-3				4	0	0	0	0	0	1
Rudy Law, L <small>(1, 8) OBP: 0.377, SLG: 0.404</small>	0-0 HR	4-0 BB		0-0 1B			0-0 4-3			3	1	2	0	1	0	0
Reggie Smith, S <small>(1, 9) OBP: 0.481, SLG: 0.630</small>	0-0 HR	0-3 K		0-0 F8			0-0 3-1			4	1	1	2	0	1	3
Steve Garvey, R <small>(1, 3) OBP: 0.255, SLG: 0.275</small>	0-0 HR		0-0 F2		0-0 F2		0-0 6-3			4	1	1	0	0	0	0
Dusty Baker Jr., R <small>(1, 7) OBP: 0.352, SLG: 0.553</small>	0-0 4-3		0-0 F8		0-0 1-4-3			0-0 F9		4	0	0	0	0	0	1
Ron Cey, R <small>(1, 5) OBP: 0.347, SLG: 0.429</small>	0-0 HR		4-0 BB		4-0 BB		0-0 4-3			2	1	1	2	2	0	0
Bill Russell, R <small>(1, 6) OBP: 0.190, SLG: 0.132</small>	0-0 FC4		0-0 5-3		0-3 K		0-0 6-3			4	0	1	0	0	1	2
Mike Scioscia, L <small>(1, 2) OBP: 0.333, SLG: 0.500</small>	0-0 FC4			0-0 1B SH1-4		0-0 F2				3	0	1	0	0	0	1
Burt Hooton, R <small>(1, 1)</small>		0-0 F9		0-0 SH1-4		0-0 6-3				2	0	0	0	0	0	0
Steve Howe, L <small>(8, 1)</small>				1-2						0	0	0	0	0	0	0

Inning Stats	R: 4	H: 5	E: 0	LOB: 1	K: 0	BB: 0	S: 8	P: 8	R: 0	H: 0	E: 0	LOB: 1	K: 1	BB: 1	S: 5	P: 9	R: 0	H: 0	E: 0	LOB: 1	K: 0	BB: 1	S: 3	P: 7	R: 0	H: 2	E: 0	LOB: 2	K: 0	BB: 0	S: 5	P: 5	R: 0	H: 0	E: 0	LOB: 1	K: 1	BB: 1	S: 5	P: 9	R: 0	H: 0	E: 0	LOB: 0	K: 0	BB: 0	S: 3	P: 3	R: 0	H: 0	E: 0	LOB: 0	K: 0	BB: 0	S: 3	P: 3	R: 0	H: 0	E: 0	LOB: 0	K: 0	BB: 0	S: 3	P: 3
1B: 4 2B: 1 3B: 0 HR: 2	SF: 0 SAC: 1 DP: 0 HBP: 0	WP: 0 PB: 0 SB: 1 CS: 0																																																														
PITCHER Vida Blue, L <small>ERA: 3.27</small>	IP 6.0 WLS L BF 28 H 7 R 4 ER 4 SO 2	BB 3 IBB 0 HBP 0 BLK 0 WP 0 HR 2 S 29 P 41	ERA 6.00 WHIP 1.667	PITCHER Greg Minton, R <small>ERA:</small>	IP 2.0 WLS L BF 6 H 0 R 0 ER 0 SO 0	BB 0 IBB 0 HBP 0 BLK 0 WP 0 HR 0 S 6 P 6	ERA 0.00 WHIP 0.000																																																									

BOTTOM

San Francisco Giants @ Los Angeles Dodgers
Dodger Stadium, Los Angeles, CA
 Mon Apr 21 1980, 6:05 PM PST
 Att. 29,779 - Unknown

AB	30
R	4
H	7
RBI	4
BB	3
SO	2
LOB	8



WP: 0	PA: 34
PB: 0	
SB: 1	
CS: 0	

livebaseballscorecards.com

Batter	1	2	3	4	5	6	7	8	9	AB R H RBI BB SO LOB	TOP											
Darrell Evans, L (1, 5) OBP: 0.321, SLG: 0.348	0-0 F5		0-3 K			0-0 F9			0-0 1-3	4 0 0 0 0 1 0	San Francisco Giants @ Los Angeles Dodgers Dodger Stadium, Los Angeles, CA Tue Apr 22 1980, 6:05 PM PST Att: 21,691 - Unknown											
Terry Whitfield, L (1, 7) OBP: 0.294, SLG: 0.323	0-0 6-3			0-3 K		0-0 1B		0-0 P4	4 0 1 0 0 1 0													
Larry Herndon, R (1, 8) OBP: 0.341, SLG: 0.476	0-3 K			0-0 P4		0-0 F7		0-0 FC5-4 1B	4 0 1 0 0 1 1													
Mike Ivie, R (1, 3) OBP: 0.400, SLG: 0.500		0-0 CS 1B		0-0 1B		0-0 F8		0-0 FC5-4 1-2f	4 0 2 0 0 0 1													
Jack Clark, R (1, 9) OBP: 0.318, SLG: 0.243		4-0 1-2 BB		0-3 K		0-0 F3			2 0 0 0 1 1 1													
Rennie Stennett, R (1, 4) OBP: 0.300, SLG: 0.342		0-0 F8			0-0 6-3		0-0 F8		3 0 0 0 0 0 1													
Milt May, L (1, 2) OBP: 0.324, SLG: 0.559		0-3 K			0-0 5-3		0-0 F7		3 0 0 0 0 1 1													
Johnnie LeMaster, R (1, 6) OBP: 0.234, SLG: 0.233 Roger Metzger, S (8, PH)			0-0 P4		0-3 K		0-0 4-3		2 0 0 0 0 1 0 1 0 0 0 0 0 0													
Bob Knepper, L (1, 1) OBP: 0.333, SLG: 0.444 Joe Strain, R (6, PH) Tom Griffin, R (6, 1) Willie McCovey, L (8, PH) Ed Halicki, R (8, 1)		0-0 6-3			0-3 K		0-3 K		1 0 0 0 0 0 0 1 0 0 0 0 1 0 0 0 0 0 0 0 0 1 0 0 0 0 1 0 0 0 0 0 0 0 0													
Inning Stats	R: 0 E: 0 K: 1 S: 5	H: 0 LOB: 0 BB: 0 P: 5	R: 0 E: 0 K: 1 S: 5	H: 1 LOB: 1 BB: 1 P: 9	R: 0 E: 0 K: 1 S: 5	H: 0 LOB: 0 BB: 0 P: 5	R: 0 E: 0 K: 2 S: 8	H: 1 LOB: 1 BB: 0 P: 8	R: 0 E: 0 K: 1 S: 5	H: 0 LOB: 0 BB: 0 P: 5	R: 0 E: 0 K: 1 S: 6	H: 1 LOB: 1 BB: 0 P: 6	R: 0 E: 0 K: 0 S: 3	H: 0 LOB: 0 BB: 0 P: 3	R: 0 E: 0 K: 1 S: 5	H: 0 LOB: 0 BB: 0 P: 5	R: 0 E: 0 K: 0 S: 4	H: 1 LOB: 1 BB: 0 P: 4	1B: 4 2B: 0 3B: 0 HR: 0	SF: 0 SAC: 0 DP: 0 HBP: 0	WP: 0 PB: 0 SB: 0 CS: 1	PA: 31
PITCHER Don Sutton, R (1, 1) ERA: 3.15	IP: 9.0 WLS: W BF: 31 H: 4 R: 0 ER: 0 SO: 8 BB: 1 IBB: 0 HBP: 0 BLK: 0 WP: 0 HR: 0 S: 46 P: 50 ERA: 0.00 WHIP: 0.556											PITCHER	IP: 9.0 WLS: W BF: 31 H: 4 R: 0 ER: 0 SO: 8 BB: 1 IBB: 0 HBP: 0 BLK: 0 WP: 0 HR: 0 S: 46 P: 50 ERA: 0.00 WHIP: 0.556									

livebaseballscorecards.com

AB	30
R	0
H	4
RBI	0
BB	1
SO	8
LOB	5



Batter	1	2	3	4	5	6	7	8	9	AB	R	H	RBI	BB	SO	LOB	BOTTOM		
Davey Lopes, R (1, 4) OBP: 0.295, SLG: 0.352	0-0 F4		0-0 1B 1B	0-0 F5		4-0 1B SF8 BB	0-3 K			4	2	1	0	1	1	2			
Rudy Law, L (1, 8) OBP: 0.397, SLG: 0.423	0-0 5-3		0-0 BB 1B 1B		0-0 F8 HR 1B	0-0 S 1B		0-0 5-3		5	1	3	0	0	0	0			
Reggie Smith, S (1, 9) OBP: 0.456, SLG: 0.580	0-0 F7		0-0 F7		0-0 F8	0-3 K		4-0 FC5-4 BB		4	0	0	0	1	1	5			
Steve Garvey, R (1, 3) OBP: 0.267, SLG: 0.345		0-0 E6 1B	0-0 BB 1B		0-0 HR	0-0 SF8		0-0 FC5-4 1B		4	1	2	4	0	0	1			
Ron Cey, R (1, 5) OBP: 0.377, SLG: 0.432		0-0	4-0		3-H	4-0		0-0		2	1	1	0	2	1	1			
Mickey Hatcher, R (8, PH) OBP: 0.333, SLG: 0.333 (9, 5)		1-2 1B	1-2 2-3 BB		4-0 1B E BB	0-3 K		1-2 1B		1	0	1	0	0	0	0			
Pedro Guerrero, R (1, 7) OBP: 0.600, SLG: 0.333		0-3 K	0-3 K		1-2 E 1B			0-3 K		3	0	1	0	0	2	5			
Gary Thomasson, L (7, PH) OBP: 0.333, SLG: 0.333 (8, 7)										2	0	0	0	0	2	2			
Bill Russell, R (1, 6) OBP: 0.196, SLG: 0.167	0-0 P6			0-0 F7	0-0 P4		0-0 1B 2B			4	1	1	0	0	0	4	AB 37		
Mike Scioscia, L (1, 2) OBP: 0.300, SLG: 0.400	0-0 1-3			0-0 6-3	0-0 E1		0-0 1B			4	0	1	1	0	0	3	R 6		
Don Sutton, R (1, 1) OBP: 0.125, SLG: 0.125			0-0 4-3	0-0 1B	0-3 K		0-0 F9										H 12		
																	RBI 5		
																	BB 4		
																	SO 8		
																	LOB 26		
Inning Stats	R: 0 H: 0 E: 0 K: 3 S: 3	R: 0 H: 1 E: 1 K: 1 S: 7	R: 1 H: 3 E: 0 K: 1 S: 8	R: 0 H: 1 E: 0 K: 0 S: 4	R: 3 H: 3 E: 1 K: 1 S: 9	R: 1 H: 1 E: 0 K: 2 S: 8	R: 1 H: 2 E: 0 K: 2 S: 9	R: 0 H: 1 E: 0 K: 1 S: 6		1B: 10 SF: 1 2B: 1 SAC: 0 3B: 0 DP: 0 HR: 1 HBP: 0	WP: 0 PA: 42								
PITCHER	IP WLS BF H R ER SO BB IBB HBP BLK WP HR S P ERA WHIP																		
Bob Knepper, L (1, 1) ERA: 4.67	5.0 L 27 8 4 3 3 2 0 0 0 0 0 31 39 5.40 2.000																		
Tom Griffin, R (6, 1) ERA: 6.43	2.0 10 3 2 2 4 1 0 0 0 0 0 17 21 9.00 2.000																		
Ed Halicki, R (8, 1) ERA:	1.0 5 1 0 0 1 1 0 0 0 0 0 6 10 0.00 2.000																		

San Francisco Giants @ Los Angeles Dodgers
Dodger Stadium, Los Angeles, CA
 Tue Apr 22 1980, 6:05 PM PST
 Att. 21,691 - Unknown

livebaseballscorecards.com



Batter	1	2	3	4	5	6	7	8	9	AB R H RBI BB SO LOB	TOP																			
Darrell Evans, L (1, 5) OBP: 0.298, SLG: 0.320	0-0 F9		0-0 F8		0-0 4-3		0-0 6-3			4 0 0 0 0 0 1	San Francisco Giants @ Los Angeles Dodgers Dodger Stadium, Los Angeles, CA Wed Apr 23 1980, 6:05 PM PST Att. 24,822 - Unknown																			
Terry Whitfield, L (1, 7) OBP: 0.289, SLG: 0.314	0-0 FC5-4 1B		0-0 1-3			0-0 4-3		0-0 4-3		4 0 1 0 0 0 0																				
Larry Herndon, R (1, 8) OBP: 0.333, SLG: 0.457	0-0 FC5-4 1-2f		0-0 S 1B			0-0 4-3		0-0 F8		4 0 1 0 0 0 1																				
Mike Ivie, R (1, 3) OBP: 0.357, SLG: 0.429	0-0 FC5-4 1-2f		0-3 S S K		0-0 BB 1B		0-0 BB 1B	0-0 F9		4 0 1 0 0 1 2																				
Jack Clark, R (1, 9) OBP: 0.333, SLG: 0.231		0-3 S S K		4-0 BB BB BB BB G6-4-3 BB		4-0 BB BB BB BB FC6-4 BB		0-0 F2		2 0 0 0 2 1 0																				
Rennie Stennett, R (1, 4) OBP: 0.295, SLG: 0.357		0-0 6-3		0-0 1-2f G6-4-3		0-0 1-2f FC6-4		0-0 2B		4 0 1 0 0 0 3																				
Milt May, L (1, 2) OBP: 0.366, SLG: 0.556 Bill North, S (9, PR) OBP: 0.448, SLG: 0.333		4-0 BB BB BB BB 1B BB		0-3 S S S K			0-0 FC5-4 1B	4-0 BB BB BB BB G6-3 BB		2 0 1 0 2 1 0 0 0 0 0 0 0 0																				
Johnnie LeMaster, R (1, 6) OBP: 0.240, SLG: 0.239 Roger Metzger, S (9, PH)		0-0 1-2 1B			0-0 5-3		0-0 P3	0-0 G6-3 1-2f		3 0 1 0 0 0 1 1 0 0 0 0 0 2																				
Ed Whitson, R (1, 1) Ed Halicki, R (4, 1) Joe Strain, R (7, PH) OBP: 0.385, SLG: 0.385 Gary Lavelle, S (7, 1)		0-0 1-3			0-3 K		0-0 FC5-4 1-2f			1 0 0 0 0 0 2 1 0 0 0 0 1 0 1 0 0 0 0 0 1 0 0 0 0 0 0 0																				
Inning Stats	R: 0 E: 0 K: 0 S: 4	H: 1 LOB: 1 BB: 0 P: 4	R: 0 E: 0 K: 1 S: 6	H: 1 LOB: 2 BB: 1 P: 10	R: 0 E: 0 K: 1 S: 6	H: 0 LOB: 0 BB: 1 P: 8	R: 0 E: 0 K: 1 S: 5	H: 0 LOB: 0 BB: 0 P: 5	R: 0 E: 0 K: 0 S: 4	H: 1 LOB: 2 BB: 1 P: 8		R: 0 E: 1 K: 0 S: 4	H: 1 LOB: 1 BB: 0 P: 4	R: 0 E: 0 K: 0 S: 3	H: 0 LOB: 0 BB: 0 P: 3	R: 0 E: 0 K: 0 S: 3	H: 1 LOB: 2 BB: 1 P: 7	1B: 5 2B: 1 3B: 0 HR: 0	SF: 0 SAC: 0 DP: 2 HBP: 0	WP: 0 PB: 0 SB: 1 CS: 0	PA: 35									
PITCHER Dave Goltz, R (1, 1) ERA: 3.22	IP 9.0	WLS W	BF 35	H 6	R 0	ER 0	SO 4	BB 4	IBB 0	HBP 0	BLK 0	WP 0	HR 0	S 39	P 55	ERA 0.00	WHIP 1.111													
											PITCHER	IP	WLS	BF	H	R	ER	SO	BB	IBB	HBP	BLK	WP	HR	S	P	ERA	WHIP		

livebaseballscorecards.com

AB	31
R	0
H	6
RBI	0
BB	4
SO	4
LOB	13



Batter	1	2	3	4	5	6	7	8	9
Davey Lopes, R <small>OBP: 0.295, SLG: 0.352</small> Derrel Thomas, S <small>OBP: 0.400, SLG: 0.481</small> (1, 4) X (1, PH) (2, 4)	0-0 	0-0 F7 		1-0 1B 		0-0 1-3 		0-0 F8 	
Rudy Law, L <small>OBP: 0.397, SLG: 0.421</small> (1, 8) X	0-0 G3 		0-0 G3 	0-0 			0-0 6-3 	0-0 6-3 	
Reggie Smith, S <small>OBP: 0.426, SLG: 0.547</small> (1, 9) X	0-0 SF7 		0-0 G3 	0-0 F8 			0-3 K2-3 		
Steve Garvey, R <small>OBP: 0.281, SLG: 0.356</small> (1, 3) S S S	0-3 K 		0-0 		0-0 6-3 		0-0 		
Dusty Baker Jr., R <small>OBP: 0.345, SLG: 0.529</small> (1, 7) X		0-0 4-3 	0-0 F7 		0-0 5-3 		0-0 		
Ron Cey, R <small>OBP: 0.351, SLG: 0.396</small> (1, 5) X		0-0 5-3 		0-0 E3 	0-3 K 		0-0 P4 		
Bill Russell, R <small>OBP: 0.240, SLG: 0.200</small> (1, 6) B B B B		4-0 		0-0 		0-0 P2 		0-0 	
Mike Scioscia, L <small>OBP: 0.357, SLG: 0.417</small> (1, 2) B B B B		4-0 		0-0 SF9 		0-0 F9 		0-0 	
Dave Goltz, R <small>OBP: 0.250, SLG: 0.143</small> (1, 1) B B B B		4-0 		0-3 K 		0-0 		0-3 K 	

AB	R	H	RBI	BB	SO	LOB
0	0	0	0	0	0	0
4	1	1	0	0	0	6
5	1	2	1	0	0	3
3	0	0	1	0	1	3
4	0	2	1	0	1	0
4	0	1	0	0	0	0
4	1	0	0	0	1	2
3	1	2	0	1	0	0
2	0	1	1	1	0	0
3	0	1	0	1	2	3

BOTTOM

San Francisco Giants @ Los Angeles Dodgers
Dodger Stadium, Los Angeles, CA
 Wed Apr 23 1980, 6:05 PM PST
 Att. 24,822 - Unknown

livebaseballscorecards.com

AB	32
R	4
H	10
RBI	4
BB	3
SO	5
LOB	17




Inning Stats														
R	H	E	K	S	R	H	E	K	S	R	H	E	K	S
1	1	0	6	6	0	0	0	3	15	1	2	0	4	4
2	0	0	0	0	0	0	0	0	0	0	0	0	0	0
3	0	0	0	0	0	0	0	0	0	0	0	0	0	0
4	0	0	0	0	0	0	0	0	0	0	0	0	0	0
5	0	0	0	0	0	0	0	0	0	0	0	0	0	0
6	0	0	0	0	0	0	0	0	0	0	0	0	0	0
7	0	0	0	0	0	0	0	0	0	0	0	0	0	0
8	0	0	0	0	0	0	0	0	0	0	0	0	0	0
9	0	0	0	0	0	0	0	0	0	0	0	0	0	0

PITCHER														
IP	WLS	BF	H	R	ER	SO	BB	IBB	HBP	BLK	WP	HR	S	P
3.2	L	20	5	4	2	2	2	2	1	0	0	0	20	33
2.1		8	1	0	0	1	0	0	0	0	0	0	10	10
2.0		10	4	0	0	2	0	0	0	0	0	0	14	14

PITCHER														
IP	WLS	BF	H	R	ER	SO	BB	IBB	HBP	BLK	WP	HR	S	P
4.91														
0.00														
0.00														

WP	PA	ERA	WHIP
0	38		
0			
4			

Batter	1	2	3	4	5	6	7	8	9	10	AB R H RBI BB SO LOB	TOP					
Darrell Evans, L (1, 5) OBP: 0.290, SLG: 0.309	0-0 F5		0-0 4-3		0-0 1B			0-0 4-3		0-3 K	5 0 1 0 0 1 0	<p>San Francisco Giants @ Los Angeles Dodgers Dodger Stadium, Los Angeles, CA</p> <p>Thu Apr 24 1980, 6:05 PM PST Att. 30,687 - Unknown</p> <p>livebaseballscorecards.com</p> <p>AB 35 R 2 H 6 RBI 2 BB 3 SO 7 LOB 13</p> 					
Terry Whitfield, L (1, 7) OBP: 0.268, SLG: 0.289 Jim Wohlford, R (8, PH) OBP: 0.158, SLG: 0.158	0-0 F7		0-0 1-3		0-0 L6			0-0 L1		0-0 1B	3 0 0 0 0 0 1 2 0 1 0 0 0 0						
Larry Herndon, R (1, 8) OBP: 0.302, SLG: 0.412	0-3 K		0-3 K					0-0 6-3		0-3 K	5 0 0 0 0 4 1						
Mike Ivie, R (1, 3) OBP: 0.389, SLG: 0.444		0-0 BB 1B SF8 1B		0-0 F8				0-0 6-3		0-0 FC1-5 BB 1B	4 1 2 0 0 0 0						
Jack Clark, R (1, 9) OBP: 0.346, SLG: 0.310		0-0 F7		0-0 HR				0-0 P6		4-0 3-1 FC1-5 1-2 BB	3 1 1 1 1 0 1						
Rennie Stennett, R (1, 4) OBP: 0.292, SLG: 0.348		0-0 BB 1B		0-0 F9				0-0 1-3		0-0 FC1-5 3-1 1-2 2-3f	4 0 1 0 0 0 2						
Milt May, L (1, 2) OBP: 0.386, SLG: 0.541 Mike Sadek, R (7, PR) (7, 2) Marc Hill, R (9, PH) OBP: 0.231, SLG: 0.231		4-0 BB 1B		0-0 P4				4-0 BB		0-0 3-1	1 0 0 0 2 0 0 0 0 0 0 0 0 0 1 0 0 0 0 0 2						
Johnnie LeMaster, R (1, 6) OBP: 0.222, SLG: 0.224		0-0 SF8		0-0 F7				0-0 F9		0-3 K	3 0 0 1 0 1 3						
John Montefusco, R (1, 1) OBP: 0.222, SLG: 0.125 Willie McCovey, L (7, PH) OBP: 0.298, SLG: 0.293 Al Holland, R (7, 1) Greg Minton, S (8, 1) Bill North, S (10, PH) OBP: 0.433, SLG: 0.318 Gary Lavell, S (10, 1) Randy Moffitt, R (10, 1)		0-0 F7		0-0 6-3				0-3 K		0-0 6-3	2 0 0 0 0 0 2 1 0 0 0 0 1 1 0 0 0 0 0 0 0 0 0 0 0 0 0 0 1 0						
Inning Stats	R: 0 H: 0 E: 0 LOB: 0 K: 1 BB: 0 S: 5 P: 5	R: 1 H: 2 E: 0 LOB: 2 K: 0 BB: 1 S: 5 P: 9	R: 0 H: 0 E: 0 LOB: 0 K: 1 BB: 0 S: 5 P: 5	R: 1 H: 1 E: 0 LOB: 0 K: 0 BB: 0 S: 4 P: 4	R: 0 H: 1 E: 0 LOB: 1 K: 0 BB: 0 S: 4 P: 4	R: 0 H: 0 E: 0 LOB: 0 K: 1 BB: 0 S: 5 P: 5	R: 0 H: 0 E: 0 LOB: 1 K: 1 BB: 1 S: 5 P: 9	R: 0 H: 0 E: 0 LOB: 0 K: 0 BB: 0 S: 3 P: 3	R: 0 H: 1 E: 0 LOB: 2 K: 1 BB: 1 S: 6 P: 10	R: 0 H: 1 E: 0 LOB: 1 K: 2 BB: 0 S: 8 P: 8	1B: 5 SF: 1 2B: 0 SAC: 0 3B: 0 DP: 0 HR: 1 HBP: 0		WP: 0 PA: 39 PB: 0 SB: 0 CS: 0				
PITCHER	IP WLS BF H R ER SO BB IBB HBP BLK WP HR S P ERA WHIP																
Bob Welch, R (1, 1) ERA: 1.64	7.0	27	4	2	2	4	2	0	0	0	0	0	0	0	0	2.57	0.857
Jerry Reuss, L (8, 1) ERA: 0.66	3.0	12	2	0	0	3	1	0	0	0	0	0	0	0	0	0.00	1.000

BOTTOM

San Francisco Giants @ Los Angeles Dodgers
Dodger Stadium, Los Angeles, CA

Thu Apr 24 1980, 6:05 PM PST
 Att: 30,687 - Unknown

livebaseballscorecards.com

AB	37
R	5
H	11
RBI	5
BB	4
SO	1
LOB	15



WP: 0	PA: 42
PB: 0	
SB: 1	
CS: 1	

Batter	1	2	3	4	5	6	7	8	9	10	AB	R	H	RBI	BB	SO	LOB
Derrel Thomas, S (1.4) OBP: 0.429, SLG: 0.516	F7		2B		1B		F2		CS		4	0	2	1	1	0	1
Rudy Law, L (1.8) OBP: 0.382, SLG: 0.403	F9		4-3		1B		P2		CS	6-3	5	0	1	0	0	0	3
Reggie Smith, S (1.9) OBP: 0.439, SLG: 0.596	F9			HR	P6			4-3		1B	4	2	2	1	1	0	2
Steve Garvey, R (1.3) OBP: 0.275, SLG: 0.344		6-3		F9		P2		4-3		1B	5	1	1	0	0	0	1
Dusty Baker Jr., R (1.7) OBP: 0.333, SLG: 0.554		F5		F8		6-3		5-3		1B	5	1	1	3	0	0	1
Ron Cey, R (1.5) OBP: 0.393, SLG: 0.440							FC5-4			HR	2	0	2	0	2	0	0
Bill Russell, R (1.6) OBP: 0.241, SLG: 0.204							FC5-4		L3		4	1	1	0	0	0	4
Mike Scioscia, L (1.2) OBP: 0.313, SLG: 0.357			L6		F7				L5		2	0	0	0	0	0	1
Steve Yeager, R (7. PH) OBP: 0.462, SLG: 0.300											2	0	1	0	0	0	0
Bob Welch, R (1.1) OBP: 0.167, SLG: 0.167											3	0	0	0	0	1	2
Pedro Guerrero, R (7. PR) OBP: 0.600, SLG: 0.333			F8		K				6-3		0	0	0	0	0	0	0
Jerry Reuss, L (8.1) OBP: 0.462, SLG: 0.300											1	0	0	0	0	0	0

Inning Stats	R: 0	H: 0	E: 0	K: 0	S: 3	R: 0	H: 1	E: 0	K: 0	S: 4	R: 0	H: 1	E: 0	K: 0	S: 4	R: 1	H: 2	E: 0	K: 0	S: 4	R: 1	H: 3	E: 0	K: 1	S: 8	R: 0	H: 0	E: 0	K: 0	S: 3	R: 0	H: 1	E: 0	K: 0	S: 4	R: 0	H: 0	E: 0	K: 0	S: 3	R: 0	H: 0	E: 0	K: 0	S: 2	R: 3	H: 3	E: 0	K: 0	S: 4	1B: 7	2B: 2	3B: 0	HR: 2	SF: 0	SAC: 0	DP: 0	HBP: 0	WP: 0	PA: 42
--------------	------	------	------	------	------	------	------	------	------	------	------	------	------	------	------	------	------	------	------	------	------	------	------	------	------	------	------	------	------	------	------	------	------	------	------	------	------	------	------	------	------	------	------	------	------	------	------	------	------	------	-------	-------	-------	-------	-------	--------	-------	--------	-------	--------

PITCHER	IP	WLS	BF	H	R	ER	SO	BB	IBB	HBP	BLK	WP	HR	S	P	ERA	WHIP
John Montefusco, R (1.1) ERA: 3.86	6.0		25	7	2	2	1	1	0	0	0	0	1	26	30	3.00	1.333
Al Holland, L (7.1) ERA:	1.0		5	1	0	0	0	1	0	0	0	0	0	4	8	0.00	2.000
Greg Minton, R (8.1) ERA:	2.0		7	0	0	0	0	1	1	0	0	0	0	5	13	0.00	0.500
Gary Lavelle, L (10.1) ERA: 6.0	0.1	L	2	1	1	1	0	0	0	0	0	0	0	2	2	27.00	3.000
Randy Moffitt, R (10.1) ERA: 7.71	0.0		2	2	2	2	0	0	0	0	0	0	1	2	2	∞	∞

Batter	1	2	3	4	5	6	7	8	9	AB R H RBI BB SO LOB	TOP																
Ozzie Smith, S (1, 6) OBP: 0.358, SLG: 0.315	0-0 G3		0-0 1-H 2B		0-0 5-3		4-0 G3 S BB		0-0 F8	4 0 1 0 1 0 2																	
Dave Cash, R (1, 4) OBP: 0.286, SLG: 0.273	0-0 6-3			0-0 6-3	0-0 1B 8-2 2B		0-3 K		0-0 5-3	5 0 1 0 0 1 3																	
Gene Richards, L (1, 7) OBP: 0.254, SLG: 0.298 Kurt Bevacqua, R (9, PH) OBP: 0.364, SLG: 0.500	0-3 K			0-0 L6	0-0 2-3 1B		0-0 G3		0-0 5-3	4 0 1 0 0 1 1 1 0 0 0 0 0 2																	
Dave Winfield, R (1, 9) OBP: 0.387, SLG: 0.440		0-0 4-3		0-0 HR	0-0 8-2		0-0 4-3			4 1 1 1 0 0 3																	
Willie Montanez, L (1, 3) OBP: 0.298, SLG: 0.434		0-0 P6		0-0 1B 2B		0-0 P4		0-0 P5		4 1 1 0 0 0 0																	
Jerry Mumphy, S (1, 8) OBP: 0.294, SLG: 0.239		0-3 K		0-0 2-H 1B 1B		0-0 1B 1B		0-3 K2-3		4 1 2 1 0 2 0																	
Bill Fahey, L (1, 2) OBP: 0.280, SLG: 0.250				0-0 G3	0-0 2-H 1B		0-0 1-2 1B		0-0 F8	4 0 2 1 0 0 0																	
Aurelio Rodriguez, R (1, 5) OBP: 0.273, SLG: 0.238 Von Joshua, L (9, PH) OBP: 0.286, SLG: 0.286				0-0 2B 1B	4-0 BB BB BB BB		0-0 F7		0-0 PB 1B 1B	2 0 1 0 1 0 2 1 0 1 0 0 0 0																	
Rick Wise, R (1, 1) OBP: 0.286, SLG: 0.333 Dennis Kinney, L (7, 1) Steve Mura, R (7, 1) OBP: 0.500, SLG: 1.000 Jerry Turner, L (9, PH) OBP: 0.381, SLG: 0.316				0-3 K	0-3 K		0-0 F7		0-0 PB 1B	3 0 0 0 0 2 5 0 0 0 0 0 0 0 0 0 0 0 0 0 0 1 0 1 0 0 0 0																	
Inning Stats	R: 0 E: 0 K: 1 S: 5	H: 0 LOB: 0 BB: 0 P: 5	R: 0 E: 0 K: 1 S: 5	H: 0 LOB: 0 BB: 0 P: 5	R: 0 E: 0 K: 1 S: 6	H: 2 LOB: 2 BB: 0 P: 6	R: 3 E: 0 K: 1 S: 9	H: 4 LOB: 2 BB: 1 P: 13	R: 0 E: 0 K: 0 S: 4	H: 2 LOB: 1 BB: 0 P: 4	R: 0 E: 0 K: 0 S: 5	H: 2 LOB: 2 BB: 0 P: 5	R: 0 E: 0 K: 1 S: 5	H: 0 LOB: 1 BB: 1 P: 9	R: 0 E: 0 K: 1 S: 5	H: 0 LOB: 0 BB: 0 P: 5	R: 0 E: 0 K: 0 S: 5	H: 2 LOB: 2 BB: 0 P: 5	1B: 8 2B: 4 3B: 0 HR: 1	SF: 0 SAC: 0 DP: 1 HBP: 0	WP: 0 PB: 1 SB: 1 CS: 0	PA: 39					
PITCHER	IP	WLS	BF	H	R	ER	SO	BB	IBB	HBP	BLK	WP	HR	S	P	ERA	WHIP										
Rick Sutcliffe, R (1, 1) ERA: 6.97	6.0		28	10	3	3	4	2	0	0	0	0	1	34	42	4.50	2.000										
Bobby Castillo, R (7, 1) ERA: 3.52	1.0	W	3	0	0	0	1	0	0	0	0	0	0	5	5	0.00	0.000										
Charlie Hough, R (8, 1) ERA: 1.04	1.2		7	2	0	0	1	0	0	0	0	0	0	9	9	0.00	1.200										
Steve Howe, L (9, 1) ERA: 2.7	0.1	S	1	0	0	0	0	0	0	0	0	0	0	1	1	0.00	0.000										

San Diego Padres @ Los Angeles Dodgers
 Dodger Stadium, Los Angeles, CA
 Fri Apr 25 1980, 6:05 PM PST
 Att: 39,720 - Unknown

AB	37
R	3
H	12
RBI	3
BB	2
SO	6
LOB	18



BOTTOM

San Diego Padres @ Los Angeles Dodgers
Dodger Stadium, Los Angeles, CA

livebaseballscorecards.com

AB 32
R 6
H 11
RBI 6
BB 3
SO 6
LOB 8



WP: 0 PA: 36
PB: 0
SB: 0
CS: 1

Fri Apr 25 1980, 6:05 PM PST
Att. 39,720 - Unknown

AB	R	H	RBI	BB	SO	LOB
4	1	1	0	0	1	1
3	0	0	0	0	1	0
0	0	0	0	0	0	0
1	1	1	1	0	0	0
0	0	0	0	0	0	0
0	0	0	0	0	0	0
3	2	1	1	1	0	0
4	1	1	3	0	1	0
4	1	2	1	0	1	0
2	0	1	0	2	0	0
3	0	2	0	0	0	1
4	0	1	0	0	1	3
0	0	0	0	0	0	0
2	0	1	0	0	1	2
0	0	0	0	0	0	0
1	0	0	0	0	0	0
1	0	0	0	0	0	1
1B: 7	SF: 0					
2B: 1	SAC: 1					
3B: 0	DP: 1					
HR: 3	HBP: 0					

Batter	1	2	3	4	5	6	7	8	9
Davey Lopes, R (1, 4) OBP: 0.292, SLG: 0.345	0-0 F7		0-0 G4-6-3		0-3 K		0-0 2B 1B		
Rudy Law, L (1, 8) OBP: 0.366, SLG: 0.385	0-3 K		0-0 F8		0-0 4-3		0-0 HR 2B		
Rick Monday, L (7, 8)									
Pedro Guerrero, R (7, PH) OBP: 0.667, SLG: 0.750									
Charlie Hough, R (8, 1)									
Steve Yeager, R (9, 2) OBP: 0.482, SLG: 0.300									
Reggie Smith, S (1, 9) OBP: 0.443, SLG: 0.633	0-0 F9			0-0 HR	0-0 4-3		4-0 HR IBB		
Steve Garvey, R (1, 3) OBP: 0.274, SLG: 0.382		0-0 1-3		0-0 F9		0-3 K	0-0 HR		
Dusty Baker Jr., R (1, 7) OBP: 0.343, SLG: 0.600		0-0 CS 1B		0-0 HR		0-0 P6	0-3 K		
Ron Cey, R (1, 5) OBP: 0.415, SLG: 0.442		0-0 1B 1B		0-0 6-3		4-0 FC4-6 BB		4-0 SH1-3 BB	
Bill Russell, R (1, 6) OBP: 0.263, SLG: 0.231		0-0 1B 1B		0-0 1B 1B		0-0 FC4-6		0-0 SH1-3	
Mike Scioscia, L (1, 2) OBP: 0.300, SLG: 0.333		0-0 3-1		0-0 1B		0-0 P5	0-3 K		
Steve Howe, L (9, 1)				0-0 1B					
Rick Sutcliffe, L (1, 1) OBP: 0.250, SLG: 0.250			0-0 G4-6-3 1B		0-3 K		0-0 5-3	0-0 4-3	
Bobby Castillo, R (7, 1)									
Jay Johnstone, L (7, PH) OBP: 0.111, SLG: 0.111									
Derrel Thomas, S (8, 8) OBP: 0.417, SLG: 0.500									

Inning Stats	R: 0	H: 0	E: 0	K: 1	S: 5	H: 0	LOB: 0	BB: 0	P: 5	R: 0	H: 3	E: 0	K: 0	S: 5	R: 0	H: 1	E: 0	K: 0	S: 3	R: 2	H: 4	E: 0	K: 1	S: 9	R: 0	H: 0	E: 0	K: 1	S: 5	R: 0	H: 0	E: 0	K: 1	S: 5	R: 4	H: 3	E: 0	K: 1	S: 8	R: 0	H: 0	E: 0	K: 1	S: 5	R: 0	H: 0	E: 0	K: 1	S: 9
--------------	------	------	------	------	------	------	--------	-------	------	------	------	------	------	------	------	------	------	------	------	------	------	------	------	------	------	------	------	------	------	------	------	------	------	------	------	------	------	------	------	------	------	------	------	------	------	------	------	------	------

PITCHER	IP	WLS	BF	H	R	ER	SO	BB	IBB	HBP	BLK	WP	HR	S	P	ERA	WHIP
Rick Wise, R (1, 1) ERA: 5.89	6.2		28	9	3	3	4	1	0	0	0	0	2	35	39	4.05	1.500
Dennis Kinney, L (7, 1) ERA: 10.38	0.0	L	1	1	0	0	0	0	0	0	0	0	0	1	1	∞	∞
Steve Mura, R (7, 1) ERA: 2.38	1.1		7	1	3	3	2	1	1	0	0	0	1	9	17	20.25	1.500

Batter	1	2	3	4	5	6	7	8	9	AB R H RBI BB SO LOB	TOP																									
Ozzie Smith, S OBP: 0.366, SLG: 0.316 (1, 6) X	0-0 F8		0-3 K			4-0 1B BB		0-0 SF8 1B 1B		3 1 1 0 1 1 0	San Diego Padres @ Los Angeles Dodgers Dodger Stadium, Los Angeles, CA Sat Apr 26 1980, 7:05 PM PST Att. 48,568 - Unknown livebaseballscorecards.com																									
Dave Cash, R OBP: 0.299, SLG: 0.288 (1, 4) X	0-0 F7			0-0 6-3		0-0 1B G4-6-3		0-0 1B 1B		4 0 2 0 0 0 0																										
Gene Richards, L OBP: 0.242, SLG: 0.283 Kurt Bevacqua, R OBP: 0.333, SLG: 0.500 Von Joshua, L OBP: 0.286, SLG: 0.286 (1, 7) X (8, PH) (8, 7)	0-0 4-3			0-0 6-3		0-0 G4-6-3 1-2f		0-0 SF8		3 0 0 0 0 0 2 0 0 0 1 0 0 0 0 0 0 0 0 0 0																										
Dave Winfield, R OBP: 0.379, SLG: 0.426 (1, 9) X		0-0 F8		0-0 F7			0-3 K	0-0 1B		4 0 1 1 0 1 0																										
Willie Montanez, L OBP: 0.279, SLG: 0.404 (1, 3) X		0-0 1-3			0-0 F8		0-0 F7	0-0 P6		4 0 0 0 0 0 2																										
Jerry Mumphrey, S OBP: 0.327, SLG: 0.300 (1, 8) X		0-0 1B			0-0 4-3 1B		0-0 1B 2B	0-0 4-3		4 1 3 0 0 0 2																										
Bill Fahey, L OBP: 0.286, SLG: 0.259 Paul Dade, R OBP: 0.286, SLG: 0.250 (7, PR) (7, 5) Rollie Fingers, R (7, 1)	0-0 F7				0-0 4-3		0-0 1B			3 0 1 1 0 0 2 0 0 0 0 0 0 0																										
Aurelio Rodriguez, R OBP: 0.250, SLG: 0.217 Jerry Turner, L OBP: 0.364, SLG: 0.300 Gene Tenace, R OBP: 0.385, SLG: 0.467 (1, 5) (7, PH) (7, 2)			0-3 K2-3		0-0 F8		0-3 K			2 0 0 0 0 1 1 1 0 0 0 0 1 1 1 0 0 0 0 0 0																										
Gary Lucas, L OBP: 0.200, SLG: 0.200 Barry Evans, R OBP: 0.467, SLG: 0.333 (1, 1) (7, 5)			0-0 6-3			0-3 K		4-0 1B SF8 1B BB	0-0 4-3	2 0 0 0 0 1 0 1 1 0 0 1 0 0																										
Inning Stats	R: 0 E: 0 K: 0 S: 3	H: 0 LOB: 0 BB: 0 P: 3	R: 0 E: 0 K: 0 S: 4	H: 1 LOB: 1 BB: 0 P: 4	R: 0 E: 0 K: 2 S: 7	H: 0 LOB: 0 BB: 0 P: 7	R: 0 E: 0 K: 0 S: 3	H: 0 LOB: 0 BB: 0 P: 3	R: 0 E: 0 K: 0 S: 4	H: 1 LOB: 1 BB: 0 P: 4		R: 0 E: 0 K: 1 S: 5	H: 1 LOB: 1 BB: 1 P: 9	R: 1 E: 0 K: 2 S: 9	H: 2 LOB: 1 BB: 0 P: 9	R: 2 E: 0 K: 0 S: 6	H: 3 LOB: 2 BB: 1 P: 10	R: 0 E: 0 K: 1 S: 5	H: 0 LOB: 0 BB: 0 P: 5	1B: 7 2B: 1 3B: 0 HR: 0	SF: 1 SAC: 0 DP: 1 HBP: 0	WP: 0 PB: 0 SB: 0 CS: 0	PA: 36													
PITCHER	IP WLS BF H R ER SO BB IBB HBP BLK WP HR S P ERA WHIP																																			
Burt Hooton, R ERA: 4.13 (1, 1)	7.0	28	6	3	3	5	2	0	0	0	0	0	0	36	44	3.86	1.143																			
Steve Howe, L ERA: 2.61 (8, 1)	0.1	2	1	0	0	0	0	0	0	0	0	0	0	2	2	0.00	3.000																			
Joe Beckwith, R ERA: (8, 1)	1.2	W	6	1	0	0	1	0	0	0	0	0	0	8	8	0.00	0.600																			



Batter	1	2	3	4	5	6	7	8	9	AB R H RBI BB SO LOB
Davey Lopes, R OBP: 0.304, SLG: 0.355 (1, 4)	0-0 1-3 1B		0-0 6-3			0-0 CS 1B		0-0 F7		4 1 2 0 0 0 0
Derrel Thomas, S OBP: 0.400, SLG: 0.457 (1, 8)	0-0 1-3 1-2		0-3 K			0-0 F8 1-2		4-0 BB 4-3		3 0 0 0 1 1 2
Reggie Smith, S OBP: 0.432, SLG: 0.609 (1, 9)	0-0 1-3 2-H 1B		0-0 F9			0-0 F8		0-0 4-3 1-2		4 0 1 1 0 0 1
Steve Garvey, R OBP: 0.260, SLG: 0.361 (1, 3)	0-0 1-3 2-3			0-0 4-3			0-0 6-3	0-0 L6		4 0 0 0 0 0 2
Dusty Baker Jr., R OBP: 0.338, SLG: 0.578 (1, 7)	0-0 F8			0-0 6-3			0-0 F7		0-0 1B SH1-4 1B	4 1 1 0 0 0 1
Ron Cey, R OBP: 0.412, SLG: 0.436 (1, 5)		0-0 6-3		0-0 6-3			0-0 1B 1B		0-0 SH1-4 1-2	3 1 1 0 0 0 0
Bill Russell, R OBP: 0.283, SLG: 0.255 (1, 6)					0-0 1-3		0-0 1B 1B		0-0 1B 1B	3 0 2 0 0 0 0
Jay Johnstone, L OBP: 0.200, SLG: 0.200 (9, PH)							1-2 1B 1B		2-3 1B 1B	1 1 1 0 0 0 0
Steve Yeager, R OBP: 0.438, SLG: 0.308 (1, 2)							0-0 6-3		0-0 1B 1B	3 0 1 1 0 0 1
Gary Thomasson, L OBP: 0.375, SLG: 0.167 (9, PH)							1-2 2-H 1B		1-2 3-H 1B	1 0 1 1 0 0 0
Burt Hooton, R (1, 1)							0-0 F8		0-0 1B	3 0 0 0 0 0 3
Steve Howe, L (8, 1)										0 0 0 0 0 0 0
Joe Beckwith, L (8, 1)										0 0 0 0 0 0 0
Rick Monday, L OBP: 0.250, SLG: 0.143 (9, PH)									1-2 2-H 1B	1 0 1 1 0 0 0

Inning Stats	R: 1	H: 2	E: 0	K: 0	S: 5	H: 2	LOB: 1	BB: 0	P: 5	R: 0	H: 1	E: 0	K: 0	S: 4	H: 0	LOB: 1	BB: 0	P: 4	R: 0	H: 0	E: 0	K: 1	S: 5	H: 0	LOB: 0	BB: 0	P: 5	R: 0	H: 0	E: 0	K: 0	S: 3	H: 0	LOB: 0	BB: 0	P: 3	R: 0	H: 0	E: 0	K: 0	S: 3	R: 0	H: 1	E: 0	K: 0	S: 3	H: 3	LOB: 2	BB: 0	P: 6	R: 0	H: 0	E: 0	K: 0	S: 3	H: 0	LOB: 1	BB: 1	P: 7	R: 2	H: 4	E: 0	K: 0	S: 5	H: 4	LOB: 2	BB: 0	P: 5	1B: 11	SF: 0	2B: 0	SAC: 1	3B: 0	DP: 0	HR: 0	HBP: 0	WP: 0	PA: 36
PITCHER	IP	WLS	BF	H	R	ER	SO	BB	IBB	HBP	BLK	WP	HR	S	P	ERA	WHIP																																																													
Gary Lucas, L ERA: 1.72 (1, 1)	6.2		26	7	2	2	1	0	0	0	0	0	0	28	28	2.70	1.050																																																													
Rollie Fingers, R ERA: 3.38 (7, 1)	1.2	L	10	4	2	2	0	1	0	0	0	0	0	9	13	10.80	3.000																																																													

BOTTOM

San Diego Padres @ Los Angeles Dodgers
 Dodger Stadium, Los Angeles, CA
 Sat Apr 26 1980, 7:05 PM PST
 Att. 48,568 - Unknown

livebaseballscorecards.com

AB	34
R	4
H	11
RBI	4
BB	1
SO	1
LOB	10



Batter	1	2	3	4	5	6	7	8	9	AB R H RBI BB SO LOB	TOP									
Ozzie Smith, S OBP: 0.360, SLG: 0.311 (1, 6)	0-3 K		0-0 FC3-6 1-2 1B			0-0 5-3		0-0 4-3		4 0 1 0 0 1 0	San Diego Padres @ Los Angeles Dodgers Dodger Stadium, Los Angeles, CA Sun Apr 27 1980, 3:33 AM PDT Att: 42,756 - Unknown livebaseballscorecards.com									
Dave Cash, R OBP: 0.296, SLG: 0.274 (1, 4)	4-0 4-3 BB		0-0 FC3-6 1-2 2-3			0-0 6-3		0-0 6-3		3 0 0 0 1 0 2										
Jerry Mumphrey, S OBP: 0.305, SLG: 0.278 (1, 8)	0-0 4-3 1-2		0-0 6-3			0-3 K			0-3 K	4 0 0 0 0 2 3										
Dave Winfield, R OBP: 0.371, SLG: 0.466 (1, 9)	0-0 5-3			0-0 P3			0-0 HR		0-0 F7	4 1 1 1 0 0 1										
Jerry Turner, L OBP: 0.308, SLG: 0.250 (1, 7)		0-0 4-3		0-0 3-1			0-0 4-3		0-0 4-3	4 0 0 0 0 0 0										
Gene Tenace, R OBP: 0.381, SLG: 0.485 (1, 3)		0-0 F8		0-0 F7			0-0 2B			3 0 1 0 0 0 0										
Bill Fahey, L OBP: 0.258, SLG: 0.233 (1, 2)		0-0 P2			0-0 L8		0-0 F7			3 0 0 0 0 0 1										
Barry Evans, R OBP: 0.412, SLG: 0.286 (1, 5)			0-0 P5		0-0 F8		0-0 6-3			2 0 0 0 0 0 0										
Willie Montanez, L OBP: 0.274, SLG: 0.397 (7, PH)										1 0 0 0 0 0 1										
Aurelio Rodriguez, R OBP: 0.250, SLG: 0.217 (7, 5)										0 0 0 0 0 0 0										
John Curtis, L OBP: 0.143, SLG: 0.143 (1, 1)			0-0 FC3-6 1B		0-3 K			0-0 5-3		2 0 1 0 0 1 0										
Steve Mura, R OBP: 0.500, SLG: 1.000 (7, 1)										0 0 0 0 0 0 0										
Gene Richards, L OBP: 0.238, SLG: 0.279 (8, PH)										1 0 0 0 0 0 0										
Bob Shirley, R (8, 1)										0 0 0 0 0 0 0										
Inning Stats	R: 0 E: 0 K: 1 S: 5	H: 0 LOB: 1 BB: 1 P: 9	R: 0 E: 0 K: 0 S: 3	H: 0 LOB: 0 BB: 0 P: 3	R: 0 E: 0 K: 0 S: 5	H: 2 LOB: 2 BB: 0 P: 5	R: 0 E: 0 K: 0 S: 3	H: 0 LOB: 0 BB: 0 P: 3	R: 0 E: 0 K: 0 S: 5	H: 0 LOB: 0 BB: 0 P: 5	R: 1 E: 0 K: 0 S: 5	H: 2 LOB: 1 BB: 0 P: 5	R: 0 E: 0 K: 0 S: 3	H: 0 LOB: 0 BB: 0 P: 3	R: 0 E: 0 K: 1 S: 5	H: 0 LOB: 0 BB: 0 P: 5	1B: 2 2B: 1 3B: 0 HR: 1	SF: 0 SAC: 0 DP: 0 HBP: 0	WP: 0 PB: 0 SB: 0 CS: 0	PA: 32
PITCHER	IP WLS BF H R ER SO BB IBB HBP BLK WP HR S P ERA WHIP																			
Don Sutton, R ERA: 2.67 (1, 1)	7.0 W 26 4 1 1 3 1 0 0 0 0 0 1 31 35 1.29 0.714																			
Charlie Hough, R ERA: 0.84 (8, 1)	2.0 S 6 0 0 0 1 0 0 0 0 0 0 0 8 8 0.00 0.000																			

Batter	1	2	3	4	5	6	7	8	9	AB	R	H	RBI	BB	SO	LOB
Davey Lopes, R (1, 4) OBP: 0.342, SLG: 0.446	0-0 HR	4-0 BB			0-0 1B		0-0 2B			3	2	3	1	1	0	0
Derrel Thomas, S (1, 8) OBP: 0.386, SLG: 0.436	0-0 1B	0-0 FC5			0-0 E6		0-0 5-3			4	0	1	0	0	0	4
Reggie Smith, S (1, 9) OBP: 0.436, SLG: 0.618	0-0 1B		0-0 6-3		0-0 4-3		0-0 2B			4	0	2	1	0	0	2
Steve Garvey, R (1, 3) OBP: 0.247, SLG: 0.342	0-3 K		0-0 5-3		0-0 6-3		0-0 F8			4	0	0	0	0	1	5
Dusty Baker Jr., R (1, 7) OBP: 0.320, SLG: 0.544	0-0 5-3		0-0 6-3			0-0 F7		0-0 P2		4	0	0	0	0	0	1
Ron Cey, R (1, 5) OBP: 0.403, SLG: 0.414		4-0 BB		0-0 F8		0-0 F8		0-3 K		3	1	0	0	1	1	0
Bill Russell, R (1, 6) OBP: 0.297, SLG: 0.271		0-0 1B		0-0 6-3		0-0 1B		0-0 P2		4	0	2	0	0	0	0
Steve Yeager, R (1, 2) OBP: 0.421, SLG: 0.313		0-0 1B		0-0 5-3		0-0 F7				3	0	1	1	0	0	1
Don Sutton, R (1, 1) OBP: 0.100, SLG: 0.100		0-0 FC3-6			0-0 F7			0-0 4-3		2	0	0	0	0	0	2
Mickey Hatcher, R (7, PH) OBP: 0.286, SLG: 0.286										1	0	0	0	0	0	0
Charlie Hough, R (8, 1)										0	0	0	0	0	0	0

Inning Stats	R: 1	H: 3	E: 0	K: 1	S: 7	H: 3	LOB: 1	BB: 0	P: 7	R: 1	H: 2	E: 0	K: 0	S: 4	H: 2	LOB: 2	BB: 2	P: 12	R: 0	H: 0	E: 0	K: 0	S: 3	H: 0	LOB: 0	BB: 0	P: 3	R: 0	H: 0	E: 1	K: 0	S: 5	H: 1	LOB: 2	BB: 0	P: 5	R: 0	H: 1	E: 0	K: 0	S: 4	H: 1	LOB: 1	BB: 0	P: 4	R: 1	H: 2	E: 0	K: 0	S: 5	H: 2	LOB: 1	BB: 0	P: 5	R: 0	H: 0	E: 0	K: 1	S: 5	H: 0	LOB: 0	BB: 0	P: 5
1B: 6	SF: 0	2B: 3	SAC: 0	3B: 0	DP: 1	HR: 1	HBP: 0	WP: 0	PA: 34																																																						

PITCHER	IP	WLS	BF	H	R	ER	SO	BB	IBB	HBP	BLK	WP	HR	S	P	ERA	WHIP
John Curtis, L (1, 1) ERA: 3.86	6.2	L	30	9	3	3	1	2	0	0	0	0	1	30	38	4.05	1.650
Steve Mura, R (7, 1) ERA: 2.31	0.1		1	0	0	0	0	0	0	0	0	0	0	1	1	0.00	0.000
Bob Shirley, L (8, 1) ERA: 2.19	1.0		3	0	0	0	1	0	0	0	0	0	0	5	5	0.00	0.000

BOTTOM

San Diego Padres @ Los Angeles Dodgers
 Dodger Stadium, Los Angeles, CA
 Sun Apr 27 1980, 3:33 AM PDT
 Att. 42,756 - Unknown

livebaseballscores.com

AB	32
R	3
H	9
RBI	3
BB	2
SO	2
LOB	15



Batter	1	2	3	4	5	6	7	8	9	AB R H RBI BB SO LOB	TOP		
Davey Lopes, R OBP: 0.351, SLG: 0.449 (1, 4) X	0-0 1B SF8 1B	0-0 4-3			0-0 4-3			0-0 1B 1B 1B		4 1 2 0 0 0 0	<p>Los Angeles Dodgers @ San Francisco Giants</p> <p>Candlestick Park, San Francisco, CA</p> <p>Tue Apr 29 1980, 10:05 PM EDT</p> <p>Att. 16,940 - Unknown</p>		
Rudy Law, L OBP: 0.373, SLG: 0.391 (1, 8) X	0-0 1B HR 1B		0-3 K			0-0 CS 1B		0-0 P2-6 2-3f		4 1 2 0 0 1 2			
Reggie Smith, S OBP: 0.427, SLG: 0.606 (1, 9) X	0-0 SF8		0-0 5-3			0-0 F8 1-2		0-0 1B 1B		3 0 1 1 0 0 1			
Steve Garvey, R OBP: 0.259, SLG: 0.350 (1, 3) X	0-0 HR 1B		0-0 F8			0-0 F9		0-0 1B 1-2 2-H		4 1 2 0 0 0 0			
Dusty Baker Jr., R OBP: 0.316, SLG: 0.569 (1, 7) X	0-0 F8			0-0 L5			0-0 HR		0-3 K	4 1 1 1 0 1 2			
Ron Cey, R OBP: 0.408, SLG: 0.468 (1, 5) X	0-0 HR			0-0 P5			0-0 F7		0-0 G1-6-3 1B	4 1 2 3 0 0 0			
Bill Russell, R OBP: 0.279, SLG: 0.254 (1, 6) X	0-0 F8			0-0 P2			0-0 G3		0-0 G1-6-3 1-2f	4 0 0 0 0 0 1			
Mike Scioscia, L OBP: 0.261, SLG: 0.286 (1, 2) X					0-3 K					3 0 0 0 0 1 0			
Dave Goltz, R OBP: 0.273, SLG: 0.111 (1, 1)					0-3 K			4-0 P2-6 1B BB		2 0 0 0 1 2 0			
Inning Stats	R: 4 E: 0 K: 0 S: 7 H: 4 LOB: 0 BB: 0 P: 7	R: 0 E: 0 K: 1 S: 5 H: 0 LOB: 0 BB: 0 P: 5	R: 0 E: 0 K: 1 S: 5 H: 0 LOB: 0 BB: 0 P: 5	R: 0 E: 0 K: 0 S: 3 H: 0 LOB: 0 BB: 0 P: 3	R: 0 E: 0 K: 0 S: 7 H: 0 LOB: 0 BB: 0 P: 7	R: 0 E: 0 K: 0 S: 3 H: 1 LOB: 0 BB: 0 P: 3	R: 1 E: 0 K: 0 S: 4 H: 1 LOB: 0 BB: 0 P: 4	R: 0 E: 0 K: 0 S: 4 H: 3 LOB: 3 BB: 1 P: 8	R: 0 E: 0 K: 1 S: 5 H: 1 LOB: 0 BB: 0 P: 5	1B: 8 2B: 1 3B: 0 HR: 2 SF: 1 SAC: 0 DP: 2 HBP: 0		WP: 0 PB: 0 SB: 0 CS: 1 PA: 34	
PITCHER	IP WLS BF H R ER SO BB IBB HBP BLK WP HR S P ERA WHIP											PITCHER	IP WLS BF H R ER SO BB IBB HBP BLK WP HR S P ERA WHIP
John Montefusco, R ERA: 4.24 (1, 1)	6.0 L 22 5 4 4 4 0 0 0 0 0 1 30 30 6.00 0.833												
Ed Halicki, R ERA: 1.69 (7, 1)	2.0 9 4 1 1 0 1 0 0 0 0 1 8 12 4.50 2.500												
Randy Moffitt, R ERA: 5.4 (9, 1)	1.0 3 1 0 0 0 1 0 0 0 0 0 0 5 5 0.00 1.000												

livebaseballscorecards.com

AB	32
R	5
H	10
RBI	5
BB	1
SO	5
LOB	6





Batter	1	2	3	4	5	6	7	8	9	AB	R	H	RBI	BB	SO	LOB	BOTTOM														
Bill North, S OBP: 0.447, SLG: 0.351 (1, 8)	0-0 6-3		0-0 1B			0-0 F7		0-0 L5		4	0	1	0	0	0	1	Los Angeles Dodgers @ San Francisco Giants Candlestick Park, San Francisco, CA Tue Apr 29 1980, 10:05 PM EDT Att. 16,940 - Unknown														
Darrell Evans, L OBP: 0.295, SLG: 0.300 (1, 5)	0-0 4-3		0-0 F7			0-0 F7			4-0 1B 1B BB	3	0	0	0	1	0	2															
Larry Herndon, R OBP: 0.290, SLG: 0.359 (1, 7)	0-0 6-3			0-0 L5		0-0 5-3			0-0 1B 1B	4	0	1	0	0	0	1															
Mike Ivie, R OBP: 0.333, SLG: 0.344 (1, 3)		0-0 1B		0-0 F7			0-0 F8		0-0 F9	4	0	1	0	0	0	2															
Jack Clark, R OBP: 0.313, SLG: 0.357 (1, 9)		0-3 K		0-3 K			0-0 F8		0-3 K	4	0	0	0	0	3	3															
Rennie Stennett, R OBP: 0.270, SLG: 0.328 (1, 4)		0-0 F8			0-0 P6		0-0 FC5-4 1B		0-0 1B	4	0	2	0	0	0	1															
Marc Hill, R OBP: 0.200, SLG: 0.250 (1, 2) Willie McCovey, L OBP: 0.280, SLG: 0.273 (9, PH)		0-3 K			0-3 K		0-0 FC5-4		0-0 1-3	3 1	0	0	0	0	2 0	2 3															
Roger Metzger, S (1, 6)			0-0 4-3		0-0 6-3			0-0 3-1		3	0	0	0	0	0	0															
John Montefusco, R OBP: 0.200, SLG: 0.111 (1, 1) Joe Strain, R OBP: 0.429, SLG: 0.429 (6, PH) Ed Halicki, R (7, 1) Terry Whitfield, L OBP: 0.250, SLG: 0.268 (8, PH) Randy Moffitt, R (9, 1)			0-0 F7			0-0 1B		0-0 F8		1 1 0 1	0 0 0 0	0 1 0 0	0 0 0 0	0 0 0 0	0 0 0 0	0 0 0 0															
Inning Stats	R: 0 E: 0 K: 0 S: 3	H: 0 LOB: 0 BB: 0 P: 3	R: 0 E: 0 K: 2 S: 8	H: 1 LOB: 1 BB: 0 P: 8	R: 0 E: 0 K: 0 S: 4	H: 1 LOB: 1 BB: 0 P: 4	R: 0 E: 0 K: 1 S: 5	H: 0 LOB: 0 BB: 0 P: 5	R: 0 E: 0 K: 1 S: 5	H: 0 LOB: 0 BB: 0 P: 5	R: 0 E: 0 K: 0 S: 4	H: 1 LOB: 1 BB: 0 P: 4	R: 0 E: 0 K: 0 S: 4	H: 0 LOB: 1 BB: 0 P: 4	R: 0 E: 0 K: 0 S: 3	H: 0 LOB: 0 BB: 0 P: 3		R: 0 E: 0 K: 1 S: 7	H: 2 LOB: 3 BB: 1 P: 11	1B: 6 2B: 0 3B: 0 HR: 0	SF: 0 SAC: 0 DP: 0 HBP: 0	WP: 0 PB: 0 SB: 0 CS: 0	PA: 34								
PITCHER Dave Goltz, R ERA: 2.3 (1, 1)	IP 9.0	WLS W	BF 34	H 6	R 0	ER 0	SO 5	BB 1	IBB 0	HBP 0	BLK 0	WP 0	HR 0	S 43	P 47	ERA 0.00	WHIP 0.778														
											PITCHER																				
											IP	WLS	BF	H	R	ER	SO	BB	IBB	HBP	BLK	WP	HR	S	P	ERA	WHIP				

livebaseballscorecards.com

AB 33
R 0
H 6
RBI 0
BB 1
SO 5
LOB 15



Batter	1	2	3	4	5	6	7	8	9	AB R H RBI BB SO LOB	TOP																	
Davey Lopes, R OBP: 0.341, SLG: 0.432 (1, 4) X	0-0 5-3		0-0 E6 BB S		0-0 1B 1B		0-0 F7		0-0 E6 4-3	5 1 1 1 0 0 2	<p>Los Angeles Dodgers @ San Francisco Giants Candlestick Park, San Francisco, CA</p> <p>Wed Apr 30 1980, 10:05 PM EDT Att: 19,006 - Unknown</p> <p>livebaseballscorecards.com</p>																	
Rudy Law, L OBP: 0.375, SLG: 0.384 (1, 8) X	0-0 1-4-3		4-0 BB 1-2 BB		0-0 1B 1B		0-0 1-3		0-0 4-3 2-3 3-H	4 1 1 1 1 0 1																		
Reggie Smith, S OBP: 0.437, SLG: 0.600 (1, 9) X	0-0 1B		4-0 1-2 2-3 BB		0-0 1B		0-0 F8		0-0 6-3 1-2 3-H	4 0 2 1 1 0 2																		
Steve Garvey, R OBP: 0.258, SLG: 0.345 (1, 3) X	0-0 F9		0-0 P4		0-0 1B				0-0 1-3	4 0 1 1 0 0 4																		
Dusty Baker Jr., R OBP: 0.301, SLG: 0.539 (1, 7) X		0-0 P4		0-0 F8		0-0 F8			0-0 1-3	4 0 0 0 0 0 1																		
Ron Cey, R OBP: 0.388, SLG: 0.439 (1, 5) X		0-0 F8		0-0 P4		0-0 F3			0-0 1-3	4 0 0 0 0 0 0																		
Bill Russell, R OBP: 0.296, SLG: 0.303 (1, 6) X		0-0 F8		0-0 FC6-4 1B		0-0 3B			0-0 SH3-4 E 1B 1B	3 0 2 0 0 0 0 1 0 1 0 0 0 0 0 1 0 0 0 0 0																		
Jay Johnstone, L OBP: 0.273, SLG: 0.273 (9, PH)									0-0 E SH3-4 1B	3 0 0 0 0 0 1 2 1 1 1 0 0 0 0 0 0 0 0 0 0 0																		
Derrel Thomas, S OBP: 0.386, SLG: 0.436 (9, PR) (9, 6) X									0-0 E SH3-4 1B 1B	3 0 0 0 0 0 0 1 1 1 0 0 0 0 0 0 0 0 0 0 0																		
Steve Yeager, R OBP: 0.384, SLG: 0.263 (1, 2) X			0-0 5-3		0-0 FC6-4 1-2f		0-3 K		0-0 SH3-4 1B	3 0 0 0 0 0 2 1 0																		
Gary Thomasson, L OBP: 0.444, SLG: 0.286 (9, PH)									0-0 SH3-4	3 0																		
Mike Scioscia, L OBP: 0.261, SLG: 0.286 (9, 2) X									0-0 SH3-4 1-2 2-3	3 0																		
Bob Welch, R OBP: 0.111, SLG: 0.111 (1, 1) X																												
Rick Monday, L OBP: 0.250, SLG: 0.143 (9, PH)																												
Mickey Hatcher, R OBP: 0.286, SLG: 0.286 (9, PH)																												
Steve Howe, L OBP: 0.286, SLG: 0.286 (9, 1) X																												
Inning Stats	R: 0 E: 0 K: 0 S: 4	H: 1 LOB: 1 BB: 0 P: 4	R: 0 E: 0 K: 0 S: 3	H: 0 LOB: 0 BB: 0 P: 3	R: 0 E: 1 K: 1 S: 6	H: 0 LOB: 3 BB: 2 P: 14	R: 0 E: 0 K: 0 S: 4	H: 1 LOB: 1 BB: 0 P: 4	R: 2 E: 0 K: 1 S: 8	H: 4 LOB: 1 BB: 0 P: 8	R: 0 E: 0 K: 1 S: 6	H: 1 LOB: 1 BB: 0 P: 6	R: 0 E: 0 K: 0 S: 3	H: 0 LOB: 0 BB: 0 P: 3	R: 0 E: 0 K: 0 S: 3	H: 0 LOB: 0 BB: 0 P: 3	R: 2 E: 1 K: 0 S: 6	H: 2 LOB: 2 BB: 0 P: 6	1B: 8 2B: 0 3B: 1 HR: 0	SF: 0 SAC: 1 DP: 0 HBP: 0	WP: 0 PB: 0 SB: 1 CS: 0	PA: 39						
PITCHER	IP WLS BF H R ER SO BB IBB HBP BLK WP HR S P ERA WHIP																											
Vida Blue, L ERA: 3.25 (1, 1)	7.0		30	7	2	2	3	2	0	0	0	0	0	0	34	42	2.57	1.286										
Greg Minton, R ERA: 0.82 (8, 1)	1.0	L	5	2	2	1	0	0	0	0	0	0	0	5	5	9.00	2.000											
Gary Lavelle, L ERA: 5.14 (9, 1)	1.0		4	0	0	0	0	0	0	0	0	0	0	4	4	0.00	0.000											

Batter	1	2	3	4	5	6	7	8	9	AB R H RBI BB SO LOB	TOP																	
Davey Lopes, R (1, 4) OBP: 0.356, SLG: 0.449	4-0 BB		0-0 F8		0-0 6-3		0-0 2-H 2B		0-0 1-2 BB 1B	4 0 2 1 1 0 0	Los Angeles Dodgers @ Philadelphia Phillies Veterans Stadium, Philadelphia, PA Fri May 02 1980, 7:05 PM EDT Att: 30,294 - Unknown																	
Rudy Law, L (1, 8) OBP: 0.353, SLG: 0.359	0-0 F7		0-0 1-3		0-0 4-3		0-0 4-3		0-0 L6	5 0 0 0 0 0 4																		
Reggie Smith, S (1, 9) OBP: 0.457, SLG: 0.654	0-3 K		0-0 HR		0-0 4-3 2B		4-0 HR BB		4-0 1-2 2-3 BB	3 3 2 1 2 1 1																		
Steve Garvey, R (1, 3) OBP: 0.255, SLG: 0.371	0-0 3-1		0-3 K		0-0 4-3 2-3		0-0 1-H HR		0-0 F7	5 1 1 2 0 1 5																		
Dusty Baker Jr., R (1, 7) OBP: 0.310, SLG: 0.538		0-0 1B 1B		0-0 1B		0-0 6-3 3-H		0-3 K		4 0 2 1 0 1 0																		
Ron Cey, R (1, 5) OBP: 0.369, SLG: 0.414		0-0 P4		0-0 F8		0-0 L6		0-0 P6		4 0 0 0 0 0 2																		
Bill Russell, R (1, 6) OBP: 0.293, SLG: 0.300		0-0 1-2 1B		0-0 F7		0-0 F8		0-0 6-3		4 0 1 0 0 0 1																		
Mike Scioscia, L (1, 2) OBP: 0.231, SLG: 0.250		0-0 F8		0-0 4-3		0-0 F8		0-0 F7		3 0 0 0 0 0 3																		
Jay Johnstone, L (9, PH) OBP: 0.250, SLG: 0.250		0-0 4-3		0-0 F8		0-0 2B 2B		4-0 BB 1B BB		1 0 0 0 0 0 0																		
Rick Sutcliffe, L (1, 1) OBP: 0.200, SLG: 0.200										2 0 0 0 0 0 0 2																		
Bobby Castillo, R (6, 1)										0 0 0 0 0 0 0 0																		
Rick Monday, L (7, PH) OBP: 0.333, SLG: 0.375										1 1 1 0 0 0 0 0																		
Charlie Hough, R (7, 1)										0 0 0 0 0 0 0 0																		
Joe Beckwith, L (8, 1)										0 0 0 0 0 0 0 0																		
Gary Thomasson, L (9, PH) OBP: 0.500, SLG: 0.286										0 0 0 0 0 1 0 0																		
Inning Stats	R: 0 E: 0 K: 1 S: 5	H: 0 LOB: 1 BB: 1 P: 9	R: 0 E: 0 K: 0 S: 5	H: 2 LOB: 2 BB: 0 P: 5	R: 1 E: 0 K: 1 S: 6	H: 1 LOB: 0 BB: 0 P: 6	R: 0 E: 0 K: 0 S: 4	H: 1 LOB: 1 BB: 0 P: 4	R: 0 E: 0 K: 0 S: 3	H: 0 LOB: 0 BB: 0 P: 3		R: 1 E: 0 K: 0 S: 4	H: 1 LOB: 0 BB: 0 P: 4	R: 1 E: 0 K: 0 S: 5	H: 2 LOB: 1 BB: 0 P: 5	R: 2 E: 0 K: 1 S: 6	H: 1 LOB: 0 BB: 1 P: 10	R: 0 E: 0 K: 0 S: 4	H: 1 LOB: 3 BB: 2 P: 12	1B: 4 2B: 3 3B: 0 HR: 2	SF: 0 SAC: 0 DP: 0 HBP: 0	WP: 0 PB: 0 SB: 0 CS: 0	PA: 40					
PITCHER	IP	WLS	BF	H	R	ER	SO	BB	IBB	HBP		BLK	WP	HR	S	P	ERA	WHIP										
Dick Ruthven, R (1, 1) ERA: 7.89	6.0		24	5	2	2	2	1	0	0		0	0	1	27	31	3.00	1.000										
Ron Reed, R (7, 1) ERA: 5.91	2.0	W	10	3	3	3	1	1	0	0	0	0	1	11	15	13.50	2.000											
Dickie Noles, R (9, 1) ERA:	1.0		6	1	0	0	0	2	0	0	0	0	0	4	12	0.00	3.000											

livebaseballscorecards.com

AB	36
R	5
H	9
RBI	5
BB	4
SO	3
LOB	18

Batter	1	2	3	4	5	6	7	8	9
Pete Rose, S OBP: 0.299, SLG: 0.284 (1, 3)	0-0 F8	0-1 CI 2B			0-0 1-3		4-0 G6-4-3 BB	4-0 1B BB	
Bake McBride, L OBP: 0.283, SLG: 0.441 (1, 9)	0-3 K	0-0 2B 1-H 2-H			0-0 F9		0-0 G6-4-3 1-2f	0-0 1B 1-3 2-H 3-H	
Garry Maddox, R OBP: 0.280, SLG: 0.362 (1, 8)	4-0 HR BB				0-0 4-3		0-0 4-3	0-0 F9	
Mike Schmidt, R OBP: 0.360, SLG: 0.565 (1, 5)	0-0 HR 1-H				0-3 K		0-0 HR 1B	0-3 K	
Greg Luzinski, R OBP: 0.356, SLG: 0.547 (1, 7)	0-0 1B				4-0 BB		0-0 HR 1B	4-0 WP BB 1B BB	
Dickie Noles, R OBP: 0.500, SLG: 0.500 (9, 1)									
Bob Boone, R OBP: 0.318, SLG: 0.361 (1, 2)	0-0 F7				0-0 P4		0-0 4-3	4-0 WP 1B BB	
Larry Bowa, S OBP: 0.231, SLG: 0.286 (1, 6)					0-0 F8		0-0 5-3	0-0 P4 1-2 2-3	
Luis Aguayo, R OBP: 0.314, SLG: 0.469 (1, 4)					0-0 F7		0-0 2B	4-0 BB 1B 1B BB	
Dick Ruthven, R OBP: 0.333, SLG: 0.500 (1, 1)					0-3 K		0-0 F7	0-0 BB 1B BB	
George Vukovich, L OBP: 0.250, SLG: 0.500 (6, PH)									
Ron Reed, R (7, 1)									
Greg Gross, L OBP: 0.217, SLG: 0.273 (8, PH) (9, 7)								1-2 2-H 3-H 1B 1B	

AB	R	H	RBI	BB	SO	LOB
2	0	0	0	2	0	0
5	0	2	3	0	1	1
4	1	0	0	1	1	2
4	2	2	2	0	2	0
2	2	2	2	2	0	0
0	0	0	0	0	0	0
3	1	0	0	1	0	2
4	0	0	0	0	0	2
3	1	1	0	1	1	0
2	1	1	0	0	1	0
1	0	0	0	0	0	1
0	0	0	0	0	0	0
1	1	1	2	0	0	0

BOTTOM

Los Angeles Dodgers @ Philadelphia Phillies
Veterans Stadium, Philadelphia, PA
 Fri May 02 1980, 7:05 PM EDT
 Att. 30,294 - Unknown

AB	31
R	9
H	9
RBI	9
BB	7
SO	6
LOB	8



1B: 5	SF: 0	WP: 1	PA: 39
2B: 2	SAC: 0	PB: 0	
3B: 0	DP: 1	SB: 1	
HR: 2	HBP: 0	CS: 0	

Inning Stats	R: 2	H: 2	E: 0	K: 1	S: 7	H: 2	LOB: 1	BB: 1	P: 11	R: 1	H: 2	E: 1	K: 1	S: 7	R: 0	H: 0	E: 0	K: 1	S: 5	R: 0	H: 0	E: 0	K: 0	S: 3	R: 0	H: 3	E: 0	K: 0	S: 6	R: 0	H: 0	E: 0	K: 1	S: 4	R: 4	H: 2	E: 0	K: 1	S: 7
PITCHER	IP	WLS	BF	H	R	ER	SO	BB	IBB	HBP	BLK	WP	HR	S	P	ERA	WHIP																						
Rick Sutcliffe, R ERA: 7.01 (1, 1)	5.0		23	6	5	4	4	2	0	0	0	0	0	4	4	7.20	1.600																						
Bobby Castillo, R ERA: 3.12 (6, 1)	1.0		4	1	0	0	0	0	0	0	0	0	0	4	4	0.00	1.000																						
Charlie Hough, R ERA: 3.65 (7, 1)	1.2	L	10	1	4	4	2	5	0	0	0	1	0	9	29	21.60	3.600																						
Joe Beckwith, R ERA: (8, 1) (9, 7)	0.1		2	1	0	0	0	0	0	0	0	0	0	2	2	0.00	3.000																						

Batter	1	2	3	4	5	6	7	8	9	AB R H RBI BB SO LOB	TOP
Davey Lopes, R (1, 4) OBP: 0.380, SLG: 0.457	0-0 L5		4-0 BB			0-0 FC6-4 1B	4-0 1B BB		0-0 G4-6-3 1B	3 0 2 1 2 0 0	
Rudy Law, L (1, 8) OBP: 0.344, SLG: 0.349	0-0 4-3		0-0 F7			0-0 F8	0-0 1B BB		0-0 G4-6-3 1B	5 0 1 1 0 0 3	
Reggie Smith, S (1, 9) OBP: 0.438, SLG: 0.622	0-3 K			0-0 4-3		0-0 F8	0-0 6-3			4 0 0 0 0 1 4	
Steve Garvey, R (1, 3) OBP: 0.255, SLG: 0.366		0-0 E2		0-0 P3		0-0 FC6-4 1-2f		0-0 1B		4 0 1 0 0 0 1	
Dusty Baker Jr., R (1, 7) OBP: 0.297, SLG: 0.512		0-0 P6		0-0 L6						4 0 0 0 0 2 2	
Ron Cey, R (1, 5) OBP: 0.375, SLG: 0.419		0-3 K 1-2			0-0 4-3 WP 1B					4 1 2 0 0 1 2	
Bill Russell, R (1, 6) OBP: 0.291, SLG: 0.297		0-0 F9			0-0 L6					4 1 1 0 0 1 3	
Mike Scioscia, L (1, 2) OBP: 0.267, SLG: 0.333			0-0 4-3		0-0 4-3					3 1 1 0 1 0 1	
Burt Hooton, R (1, 1) Bobby Castillo, R (2, 1) Rick Monday, L (5, PH) Joe Beckwith, L (5, 1) Gary Thomasson, L (7, PH) Jerry Reuss, L (7, 1) Jay Johnstone, L (9, PH)			0-0 4-3		0-3 K					0 0 0 0 0 0 0 1 0 0 0 0 0 0 1 0 0 0 0 0 1 1 0 0 0 0 0 0 0 1 0 0 1 0 0 2 0 0 0 0 0 0 0 1 0 0 0 0 1 1	
Inning Stats	R: 0 H: 0 E: 0 LOB: 0 K: 1 BB: 0 S: 5 P: 5	R: 0 H: 0 E: 1 LOB: 1 K: 1 BB: 0 S: 6 P: 6	R: 0 H: 0 E: 0 LOB: 1 K: 0 BB: 1 S: 3 P: 7	R: 0 H: 0 E: 0 LOB: 0 K: 0 BB: 0 S: 3 P: 3	R: 0 H: 1 E: 0 LOB: 1 K: 1 BB: 0 S: 6 P: 6	R: 0 H: 1 E: 0 LOB: 1 K: 0 BB: 0 S: 4 P: 4	R: 2 H: 3 E: 0 LOB: 3 K: 1 BB: 2 S: 8 P: 16	R: 0 H: 1 E: 0 LOB: 1 K: 2 BB: 0 S: 8 P: 8	R: 1 H: 2 E: 0 LOB: 0 K: 1 BB: 0 S: 6 P: 6	1B: 7 SF: 0 2B: 0 SAC: 0 3B: 1 DP: 1 HR: 0 HBP: 0	WP: 1 PA: 38 PB: 0 SB: 1 CS: 0
PITCHER	IP WLS BF H R ER SO BB IBB HBP BLK WP HR S P ERA WHIP										
Larry Christenson, R (1, 1) ERA: 5.09	6.2 W 28 4 2 2 4 3 0 0 0 1 0 33 45 2.70 1.050										
Lerrin LaGrow, R (7, 1) ERA: 1.8	2.1 10 4 1 1 3 0 0 0 0 0 0 16 16 3.86 1.714										

Los Angeles Dodgers @ Philadelphia Phillies
Veterans Stadium, Philadelphia, PA
Sat May 03 1980, 3:33 AM EDT
Att: 35,011 - Unknown

livebaseballscorecards.com

AB	35
R	3
H	8
RBI	3
BB	3
SO	7
LOB	20



Batter	1	2	3	4	5	6	7	8	9
Pete Rose, S OBP: 0.309, SLG: 0.300 (1, 3)	0-0 4-3	4-0 1B SF9 BB		0-0 1-3 2B		0-3 K			
Bake McBride, L OBP: 0.281, SLG: 0.429 (1, 9)	0-0 6-3	0-0 1-3 2-H BB 1B		0-0 L3			0-0 L4		
Garry Maddox, R OBP: 0.266, SLG: 0.352 (1, 8) George Vukovich, L OBP: 0.250, SLG: 0.500 (9, 7)	0-0 5-3	0-0 3-H SF9		0-0 3-H SF7			0-0 4-3		
Mike Schmidt, R OBP: 0.367, SLG: 0.597 (1, 5) John Vukovich, R (8, 5)		0-0 HR		0-0 6-3			0-0 6-3		
Greg Luzinski, R OBP: 0.351, SLG: 0.574 (1, 7) Del Unser, L OBP: 0.667, SLG: 1.000 (9, 7) (9, 8)		0-0 HR		0-0 K		0-3 K		0-0 P6	
Bob Boone, R OBP: 0.329, SLG: 0.400 (1, 2)		0-0 1B 3B		0-0 F2 1-5-3 1B			0-0 F8		
Larry Bowa, S OBP: 0.235, SLG: 0.288 (1, 6) Ramon Aviles, R OBP: 0.500, SLG: 0.500 (8, PH) (9, 6)		0-0 3-H S 1B 1B		0-0 F7 1-2		0-0 L5-3		0-0 FC6-4 1B	
Luis Aguayo, R OBP: 0.308, SLG: 0.444 (1, 4)		0-0 1-H SH1-4 1B 1B		0-0 5-3		0-0 5-3		0-0 FC6-4 1-2f	
Larry Christenson, R OBP: 0.600, SLG: 0.500 (1, 1) Lerrin LaGrow, R (7, 1)		0-0 1-2 SH1-4		0-0 2B SF7 1B		0-3 K			

AB	R	H	RBI	BB	SO	LOB
3	1	1	0	1	1	0
4	0	1	1	0	0	2
2	0	0	2	0	0	0
0	0	0	0	0	0	0
3	1	1	1	1	0	1
0	0	0	0	0	0	0
4	1	1	1	0	2	2
0	0	0	0	0	0	0
4	1	2	0	0	0	0
3	1	1	1	0	0	1
1	0	1	0	0	0	0
4	1	1	1	0	0	1
2	1	1	0	0	1	0
0	0	0	0	0	0	0
1B: 6	SF: 2	WP: 0	PA: 35			
2B: 2	SAC: 1	PB: 0				
3B: 1	DP: 1	SB: 1				
HR: 2	HBP: 0	CS: 0				

BOTTOM

Los Angeles Dodgers @ Philadelphia Phillies
Veterans Stadium, Philadelphia, PA
Sat May 03 1980, 3:33 AM EDT
Att. 35,011 - Unknown

livebaseballscorecards.com

AB	30
R	7
H	10
RBI	7
BB	2
SO	4
LOB	7



Inning Stats	R: 0	H: 0	E: 0	K: 0	S: 3	LOB: 0	BB: 0	P: 3
R: 6	H: 6	E: 0	K: 1	S: 11	LOB: 2	BB: 2	P: 19	
R: 0	H: 0	E: 0	K: 0	S: 3	LOB: 0	BB: 0	P: 3	
R: 1	H: 2	E: 0	K: 0	S: 5	LOB: 1	BB: 0	P: 5	
R: 0	H: 1	E: 0	K: 1	S: 5	LOB: 0	BB: 0	P: 5	
R: 0	H: 0	E: 0	K: 2	S: 7	LOB: 0	BB: 0	P: 7	
R: 0	H: 0	E: 0	K: 0	S: 3	LOB: 0	BB: 0	P: 3	
R: 0	H: 1	E: 0	K: 0	S: 4	LOB: 1	BB: 0	P: 4	

PITCHER	IP	WLS	BF	H	R	ER	SO	BB	IBB	HBP	BLK	WP	HR	S	P	ERA	WHIP
Burt Hooton, R ERA: 6.04 (1, 1)	1.1	L	11	6	6	6	0	0	1	0	0	0	2	10	14	40.50	5.250
Bobby Castillo, R ERA: 3.18 (2, 1)	2.2		11	2	1	1	1	1	0	0	0	0	0	12	16	3.38	1.125
Joe Beckwith, R ERA: (5, 1)	2.0		6	1	0	0	3	0	0	0	0	0	0	12	12	0.00	0.500
Jerry Reuss, L ERA: 0.57 (7, 1)	2.0		7	1	0	0	0	0	0	0	0	0	0	7	7	0.00	0.500

Batter	1	2	3	4	5	6	7	8	9	AB R H RBI BB SO LOB	TOP																									
Davey Lopes, R (1, 4) OBP: 0.378, SLG: 0.442	0-0 E 1B	0-3 K		0-0 4-3		4-0 BB		0-0 P4	0-3 K	5 1 1 1 1 2 4																										
Rudy Law, L (1, 8) Derrel Thomas, S (1, 8) OBP: 0.341, SLG: 0.345 OBP: 0.396, SLG: 0.476	0-0 E4 HR		0-0 WP 2B		0-3 K	0-0 SF8			0-0 1B PB 1B	1 1 0 0 0 0 1 3 2 2 1 0 1 0																										
Reggie Smith, S (1, 9) Gary Thomasson, L (6, 9) OBP: 0.420, SLG: 0.593 OBP: 0.500, SLG: 0.333	0-0 P4		0-3 K G6-4-3		0-0 5-3	0-0 P6			0-0 PB 1B 2B 1B	4 0 0 0 0 1 4 1 1 1 0 0 0 0																										
Steve Garvey, R (1, 3) OBP: 0.262, SLG: 0.367	0-0 HR 1B		0-0 G6-4-3		0-0 L6	0-0 F9			0-0 PB 2B 1B	5 2 2 1 0 0 3																										
Ron Cey, R (1, 5) Mickey Hatcher, R (6, 5) OBP: 0.385, SLG: 0.442 OBP: 0.444, SLG: 0.556	0-0 F2		0-0 1B		0-0 HR 2B	0-0 L5-3 1B			0-0 SH5-4 1B 2B	3 1 2 0 0 0 2 2 0 2 2 0 0 0																										
Dusty Baker Jr., R (1, 7) OBP: 0.313, SLG: 0.580	0-0 HR		0-0 1-3		0-0 HR 2B	0-0 L5-3			0-0 SH5-4 IBB	4 2 2 5 1 0 2																										
Bill Russell, R (1, 6) OBP: 0.289, SLG: 0.295	0-0 4-3		0-0 F7		0-0 WP 1B BB 1B	0-0 F8			0-0 SH5-4	4 1 1 0 0 0 0																										
Steve Yeager, R (1, 2) OBP: 0.370, SLG: 0.261		0-0 L6		0-0 P5		0-0 BB WP SF8 1B		0-3 K	4-0 IBB	4 1 1 0 1 1 0																										
Dave Goltz, R (1, 1) Charlie Hough, R (7, 1) Steve Howe, L (7, 1) Joe Beckwith, L (8, 1) Pedro Guerrero, R (9, PH) Jerry Reuss, L (9, 1) OBP: 0.357, SLG: 0.182		0-0 1-3		0-0 1B		4-0 BB BB		0-0 6-3	0-3 K	2 0 1 0 1 0 0 0 0 0 0 0 0 0 1 0 0 0 0 0 0 0 0 0 0 0 0 0 1 0 0 0 0 1 3 0 0 0 0 0 0 0																										
Inning Stats	R: 4 E: 1 K: 0 S: 7	H: 3 LOB: 0 BB: 0 P: 7	R: 0 E: 0 K: 1 S: 5	H: 0 LOB: 0 BB: 0 P: 5	R: 1 E: 1 K: 1 S: 7	H: 2 LOB: 1 BB: 0 P: 7	R: 0 E: 0 K: 0 S: 4	H: 1 LOB: 1 BB: 0 P: 4	R: 0 E: 0 K: 1 S: 5	H: 0 LOB: 0 BB: 0 P: 5	R: 4 E: 0 K: 0 S: 7	H: 4 LOB: 2 BB: 2 P: 15	R: 0 E: 0 K: 0 S: 3	H: 1 LOB: 0 BB: 0 P: 3	R: 0 E: 0 K: 1 S: 5	H: 0 LOB: 0 BB: 0 P: 5	R: 3 E: 0 K: 2 S: 11	H: 4 LOB: 3 BB: 2 P: 19	1B: 10 2B: 4 3B: 0 HR: 2	SF: 1 SAC: 1 DP: 2 HBP: 0	WP: 2 PB: 1 SB: 1 CS: 0	PA: 46														
PITCHER	IP WLS BF H R ER SO BB IBB HBP BLK WP HR S P ERA WHIP																																			
Randy Lerch, L (1, 1) ERA: 4.86	5.0		25	9	8	4	3	0	0	0	0	1	2	31	31	7.20	1.800																			
Scott Munninghoff, R (6, 1) ERA: 4.5	0.0		3	1	0	0	0	2	0	0	0	1	0	1	9	∞	∞																			
Ron Reed, R (6, 1) ERA: 4.97	2.0		6	1	1	1	0	0	0	0	0	0	0	6	6	4.50	0.500																			
Kevin Saucier, L (8, 1) ERA: 4.91	1.0		3	0	0	0	1	0	0	0	0	0	0	5	5	0.00	0.000																			
Dickie Noles, R (9, 1) ERA: 2.53	0.0	L	5	4	3	3	0	0	1	0	0	0	0	4	8	∞	∞																			
PITCHER	IP WLS BF H R ER SO BB IBB HBP BLK WP HR S P ERA WHIP																																			
Tug McGraw, L (9, 1) ERA: 2.89	1.0		4	0	0	0	2	0	0	0	0	0	0	7	11	0.00	0.000																			

Los Angeles Dodgers @ Philadelphia Phillies
Veterans Stadium, Philadelphia, PA
Sun May 04 1980, 3:33 AM EDT
Att: 34,027 - Unknown

livebaseballscorecards.com

AB	40
R	12
H	15
RBI	10
BB	4
SO	6
LOB	19



Batter	1	2	3	4	5	6	7	8	9	AB	R	H	RBI	BB	SO	LOB						
Pete Rose, S OBP: 0.302, SLG: 0.284 (1, 3)	0-0 6-3		0-0 F7		0-0 6-3		0-0 E5 1B	4-0 1B BB		4	2	0	0	1	0	0						
Bake McBride, L OBP: 0.290, SLG: 0.426 (1, 9)	0-0 4-3		0-0 F8			0-0 G3	0-0 3B 1B	0-0 1B 1B		5	2	2	1	0	0	0						
Del Unser, L OBP: 0.600, SLG: 1.000 (1, 8)	0-3 K									4	2	2	1	0	2	0						
Kevin Saucier, L (8, 1)																						
John Vukovich, R OBP: 0.500, SLG: 0.500 (8, PH)																						
Dickie Noles, R OBP: 0.500, SLG: 0.500 (9, 1)																						
Tug McGraw, R OBP: 1.000, SLG: 1.000 (9, 1)																						
Mike Schmidt, R OBP: 0.357, SLG: 0.592 (1, 5)		0-0 P6		0-0 L3		0-0 HR 2B	0-0 SF7	0-0 K 1B		4	1	1	1	0	1	1						
Greg Luzinski, R OBP: 0.366, SLG: 0.630 (1, 7)		0-0 6-3		0-0 E 2B		0-0 HR	0-3 K HBP WP		0-0 FC4-6 PB SF8 1B	5	2	3	3	0	1	0						
Bob Boone, R OBP: 0.351, SLG: 0.456 (1, 2)	0-0 FC5 1B	0-0 FC5 1B	0-0 E6 FC6-4 1B	0-0 E6 FC6-4 1B		0-0 HR	4-0 HBP BB	0-0 FC4-6 1B	0-0 FC4-6 1B	3	1	2	1	1	0	1						
Lonnie Smith, R OBP: 0.333, SLG: 0.333 (7, PR)																						
Larry Bowa, S OBP: 0.247, SLG: 0.286 (1, 6)																						
Luis Aguayo, R OBP: 0.300, SLG: 0.432 (1, 4)																						
Ramon Aviles, R OBP: 0.167, SLG: 0.200 (4, 4)																						
Randy Lerch, L OBP: 0.462, SLG: 0.400 (1, 1)		0-0 FC5		0-0 FC6-4 1B		0-0 4-3	1-0 HBP	0-0 FC4-6 1B		4	0	1	0	0	0	4						
Scott Munninghoff, R OBP: 1.000, SLG: 3.000 (6, 1)	0-0 F7		0-0 F7			0-0 5-3	0-0 5-3	0-0 F8	0-0 SF8	1	0	0	0	0	0	2						
Ron Reed, R (6, 1)																						
Greg Gross, L OBP: 0.208, SLG: 0.261 (7, PH)																						
Keith Moreland, R OBP: 0.222, SLG: 0.333 (8, 2)																						
Steve Howe, L OBP: 0.208, SLG: 0.261 (7, PH)																						
Jerry Reuss, L ERA: 1.08 (9, 1)		0-0 P6		0-0 P6		0-0 5-3	0-0 5-3	0-0 F8	0-3 K	2	0	0	0	0	0	0						
Scott Munninghoff, R OBP: 1.000, SLG: 3.000 (6, 1)	R: 0 E: 0 K: 1 S: 5	H: 0 LOB: 0 BB: 0 P: 5	R: 0 E: 0 K: 0 S: 5	H: 2 LOB: 2 BB: 0 P: 5	R: 0 E: 0 K: 0 S: 3	H: 0 LOB: 0 BB: 0 P: 3	R: 0 E: 1 K: 1 S: 7	H: 1 LOB: 2 BB: 0 P: 7	R: 0 E: 0 K: 0 S: 3	H: 0 LOB: 0 BB: 0 P: 3	R: 4 E: 0 K: 0 S: 7	H: 4 LOB: 0 BB: 0 P: 7	R: 3 E: 1 K: 1 S: 9	H: 2 LOB: 3 BB: 1 P: 14	R: 2 E: 0 K: 1 S: 6	H: 2 LOB: 1 BB: 1 P: 10	R: 1 E: 0 K: 1 S: 7	H: 2 LOB: 1 BB: 0 P: 7	1B: 8 2B: 3 3B: 1 HR: 2	SF: 2 SAC: 0 DP: 1 HBP: 1	WP: 1 PB: 2 SB: 0 CS: 1	PA: 45
Greg Gross, L OBP: 0.208, SLG: 0.261 (7, PH)																						
Keith Moreland, R OBP: 0.222, SLG: 0.333 (8, 2)																						
Steve Howe, L OBP: 0.208, SLG: 0.261 (7, PH)																						
Jerry Reuss, L ERA: 1.08 (9, 1)																						

BOTTOM

Los Angeles Dodgers @ Philadelphia Phillies
Veterans Stadium, Philadelphia, PA
Sun May 04 1980, 3:33 AM EDT
Att. 34,027 - Unknown

livebaseballscores.com

AB	40
R	10
H	13
RBI	10
BB	2
SO	5
LOB	12



INNING STATS										PITCHER																
R	H	E	K	S	H	LOB	BB	P	IP	WLS	BF	H	R	ER	SO	BB	IBB	HBP	BLK	WP	HR	S	P	ERA	WHIP	
0	0	0	1	5	2	2	0	5	6.1		30	9	7	5	2	0	0	0	0	0	0	2	34	34	7.11	1.421
0	0	0	0	5	0	0	0	5	0.1		4	0	0	0	1	1	0	1	0	1	0	4	9	0.00	3.000	
0	0	0	0	5	2	2	0	5	0.2		5	2	2	2	0	1	0	0	0	0	0	4	8	27.00	4.500	
0	0	0	0	5	0	0	0	5	0.2	W	1	0	0	0	1	0	0	0	0	0	0	3	3	0.00	0.000	
0	0	0	0	5	2	1	1	5	1.0	S	5	2	1	1	1	0	0	0	0	0	0	7	7	9.00	2.000	

Batter	1	2	3	4	5	6	7	8	9	AB R H RBI BB SO LOB	TOP																								
Davey Lopes, R (1, 4) OBP: 0.376, SLG: 0.438	0-0 E4 FC4-6		0-0 1-3			0-0 FC5-4 1B		0-0 SH3-4 1-2		3 0 1 0 0 0 0	Los Angeles Dodgers @ Pittsburgh Pirates Three Rivers Stadium, Pittsburgh, PA Tue May 06 1980, 7:05 PM EDT Att. 9,817 - Unknown																								
Rudy Law, L (1, 8) OBP: 0.337, SLG: 0.341	0-3 K		0-0 G6-4-3 1B			0-0 FC5-4 1B 1-2f		0-0 6-3		4 1 1 0 0 1 3																									
Reggie Smith, S (1, 9) OBP: 0.413, SLG: 0.573	0-0 L6		0-0 G6-4-3 1-2f			4-0 1B 1-2 BB		0-3 K		3 0 0 0 1 1 3																									
Steve Garvey, R (1, 3) OBP: 0.262, SLG: 0.363	0-0 FC4-6 1-2f				0-0 5-3	0-0 G5-4-3 1B 1-3 2-H		0-0 1-3		4 0 1 1 0 0 1																									
Dusty Baker Jr., R (1, 7) OBP: 0.310, SLG: 0.565		0-0 F9			0-0 F9	0-0 G5-4-3 1-2f		0-0 G5-4-3 1B		4 0 1 0 0 0 2																									
Ron Cey, R (1, 5) OBP: 0.379, SLG: 0.432		0-0 1B 1B			0-0 5-3		0-0 F9	0-0 G5-4-3 1-2f		4 0 1 0 0 0 1																									
Bill Russell, R (1, 6) OBP: 0.279, SLG: 0.284		0-0 F8			0-0 6-3		0-0 6-3			3 0 0 0 0 0 1																									
Steve Yeager, R (1, 2) OBP: 0.400, SLG: 0.280		0-0 1-2 1B			4-0 G6-4-3 BB		0-0 F9			2 0 1 0 1 0 0																									
Don Sutton, R (1, 1) OBP: 0.083, SLG: 0.083		0-0 1-3			0-0 G6-4-3 1-2f		0-0 SH3-4 1B			2 0 0 0 0 0 3																									
Mickey Hatcher, R (8, PH) OBP: 0.500, SLG: 0.600										1 0 1 0 0 0 0																									
Steve Howe, L (8, 1)										0 0 0 0 0 0 0																									
Joe Beckwith, L (9, 1)										0 0 0 0 0 0 0																									
Inning Stats	R: 0 E: 1 K: 1 S: 6	H: 0 LOB: 1 BB: 0 P: 6	R: 0 E: 0 K: 0 S: 5	H: 2 LOB: 2 BB: 0 P: 5	R: 0 E: 0 K: 0 S: 3	H: 1 LOB: 0 BB: 0 P: 3	R: 0 E: 0 K: 0 S: 3	H: 0 LOB: 0 BB: 1 P: 3	R: 0 E: 0 K: 0 S: 2	H: 0 LOB: 0 BB: 1 P: 6	R: 1 E: 0 K: 0 S: 4	H: 2 LOB: 1 BB: 1 P: 8	R: 0 E: 0 K: 0 S: 3	H: 0 LOB: 0 BB: 0 P: 3	R: 0 E: 0 K: 1 S: 6	H: 1 LOB: 1 BB: 0 P: 6	R: 0 E: 0 K: 0 S: 3	H: 1 LOB: 0 BB: 0 P: 3	1B: 7 2B: 0 3B: 0 HR: 0	SF: 0 SAC: 1 DP: 4 HBP: 0	WP: 0 PB: 0 SB: 0 CS: 0	PA: 33													
PITCHER	IP WLS BF H R ER SO BB IBB HBP BLK WP HR S P ERA WHIP																																		
John Candelaria, L (1, 1) ERA: 2.93	8.0	30	6	1	1	2	2	0	0	1	0	0	32	40	1.12	1.000																			
Kent Tekulve, R (9, 1) ERA: 1.5	1.0	W	3	1	0	0	0	0	0	0	0	0	3	3	0.00	1.000																			

livebaseballscorecards.com

AB	30
R	1
H	7
RBI	1
BB	2
SO	2
LOB	14



Batter	1	2	3	4	5	6	7	8	9	AB	R	H	RBI	BB	SO	LOB
Omar Moreno, L (1, 8) OBP: 0.316, SLG: 0.360	0-0 1B BLK 1B		0-0 G3		0-0 F2			0-0 1-3		4	1	1	0	0	0	0
Tim Foli, R (1, 6) OBP: 0.344, SLG: 0.337 Matt Alexander, S (8, PR) Kent Tekulve, R (9, 1)	0-0 1B 1-3 9-2 1B		0-0 8-4 1B 1B		0-0 6-3			0-0 4-3 2B		4	0	3	0	0	0	0
Dave Parker, L (1, 9) OBP: 0.323, SLG: 0.511	0-0 P4		0-0 1-2 1B		0-0 4-3			0-0 4-3 2-3		4	0	1	0	0	0	3
Willie Stargell, L (1, 3) OBP: 0.411, SLG: 0.521	0-0 1-3 BB 1B		0-0 8-4 2-3f		0-0 F9			0-3 K		4	0	1	1	0	1	4
Mike Easler, L (1, 7) OBP: 0.429, SLG: 0.667 Bill Robinson, R (9, 7) OBP: 0.354, SLG: 0.578	4-0 1-2 BB				0-0 4-3			0-0 F8		2	0	0	0	1	0	0
Bill Madlock, R (1, 5) OBP: 0.273, SLG: 0.318	0-0 9-2 3-Hf				0-0 F8			0-0 F8		1	1	1	0	0	0	0
Ed Ott, L (1, 2) OBP: 0.380, SLG: 0.381 Lee Lacy, R (9, PH) OBP: 0.583, SLG: 0.682		0-0 P5			0-0 BB 1B			0-0 4-3		3	0	1	0	0	0	0
Phil Garner, R (1, 4) OBP: 0.405, SLG: 0.507		0-0 5-3			4-0 1-2 BB			0-0 P6		3	0	1	1	1	0	0
John Candelaria, L (1, 1) OBP: 0.313, SLG: 0.286 Dale Berra, R (9, 6)		0-0 4-3			0-0 F7			0-0 5-3		3	0	0	0	0	0	2

Inning Stats	R: 1	H: 3	E: 0	K: 0	S: 5	LOB: 2	BB: 1	P: 9	R: 0	H: 0	E: 0	K: 0	S: 3	LOB: 0	BB: 0	P: 3	R: 0	H: 0	E: 0	K: 0	S: 4	LOB: 0	BB: 0	P: 3	R: 0	H: 0	E: 0	K: 0	S: 3	LOB: 0	BB: 0	P: 3	R: 0	H: 1	E: 0	K: 1	S: 6	LOB: 2	BB: 0	P: 6	R: 1	H: 3	E: 0	K: 0	S: 3	LOB: 3	BB: 1	P: 7	1B: 9	2B: 3	3B: 0	HR: 0	SF: 0	SAC: 0	DP: 2	HBP: 0
--------------	------	------	------	------	------	--------	-------	------	------	------	------	------	------	--------	-------	------	------	------	------	------	------	--------	-------	------	------	------	------	------	------	--------	-------	------	------	------	------	------	------	--------	-------	------	------	------	------	------	------	--------	-------	------	-------	-------	-------	-------	-------	--------	-------	--------


PITCHER	IP	WLS	BF	H	R	ER	SO	BB	IBB	HBP	BLK	WP	HR	S	P	ERA	WHIP
Don Sutton, R (1, 1) ERA: 2.38	7.0		27	6	1	1	0	2	0	0	1	0	0	25	33	1.29	1.143
Steve Howe, L (8, 1) ERA: 4.15	1.0	L	7	3	1	1	1	0	1	0	0	0	0	8	12	9.00	3.000
Joe Beckwith, R (9, 1) ERA:	0.0		1	1	0	0	0	0	0	0	0	0	0	1	1	∞	∞

BOTTOM

Los Angeles Dodgers @ Pittsburgh Pirates
Three Rivers Stadium, Pittsburgh, PA

Tue May 06 1980, 7:05 PM EDT
 Att. 9,817 - Unknown

AB	32
R	2
H	10
RBI	2
BB	3
SO	1
LOB	12



WP	HR	S	P	ERA	WHIP
0	0	0	0	0	0

Batter	1	2	3	4	5	6	7	8	9	AB R H RBI BB SO LOB	TOP														
Davey Lopes, R (1, 4) OBP: 0.377, SLG: 0.430	0-0 F8			0-0 1B		0-0 F8	4-0 E 1B BB		0-0 4-3	4 1 1 1 1 0 1															
Rudy Law, L (1, 8) OBP: 0.337, SLG: 0.341	0-0 4-3			0-0 F8		0-0 1B SF7	0-3 K		0-0	3 1 1 0 0 0 1															
Mickey Hatcher, R (7, PH) OBP: 0.455, SLG: 0.545										1 0 0 0 0 1 3															
Charlie Hough, R (7, 1)										0 0 0 0 0 0 0															
Steve Howe, L (7, 1)										0 0 0 0 0 0 0															
Gary Thomasson, L (9, PH) OBP: 0.538, SLG: 0.400										1 0 1 0 0 0 0															
Reggie Smith, S (1, 9) OBP: 0.413, SLG: 0.564	0-0 L6			0-0 G6-4-3 1B		0-0 1B	0-0 E5 1B		0-0 F8	5 0 2 1 0 0 2															
Steve Garvey, R (1, 3) OBP: 0.270, SLG: 0.371		0-0 CS 1B				0-0 SF7	0-0 FC5-4 1B			3 0 2 2 0 0 2															
Dusty Baker Jr., R (1, 7) OBP: 0.308, SLG: 0.547						0-0 HBP	0-0 6-3			3 0 0 0 0 0 4															
Ron Cey, R (1, 5) OBP: 0.374, SLG: 0.417										3 1 0 0 1 2 1															
Bill Russell, R (1, 6) OBP: 0.278, SLG: 0.282										4 1 1 0 0 0 1															
Steve Yeager, R (1, 2) OBP: 0.412, SLG: 0.310										4 1 2 0 0 1 1															
Bob Welch, R (1, 1) OBP: 0.100, SLG: 0.100										1 0 0 0 0 1 1															
Jay Johnstone, L (6, PH) OBP: 0.286, SLG: 0.286										1 1 1 0 0 0 0															
Bobby Castillo, R (6, 1)										0 0 0 0 0 0 0															
Rick Monday, L (7, PH) OBP: 0.273, SLG: 0.300										1 0 0 0 0 1 3															
Derrel Thomas, S (7, 8) OBP: 0.388, SLG: 0.465										1 0 0 0 0 0 0															
Inning Stats	R: 0 E: 0 K: 0 S: 3	H: 0 LOB: 0 BB: 0 P: 3	R: 0 E: 0 K: 1 S: 5	H: 1 LOB: 0 BB: 0 P: 5	R: 0 E: 0 K: 1 S: 5	H: 1 LOB: 0 BB: 0 P: 5	R: 0 E: 0 K: 0 S: 4	H: 2 LOB: 1 BB: 0 P: 4	R: 0 E: 0 K: 0 S: 7	H: 0 LOB: 1 BB: 0 P: 8	R: 2 E: 0 K: 0 S: 6	H: 3 LOB: 1 BB: 0 P: 6	R: 4 E: 1 K: 2 S: 11	H: 3 LOB: 2 BB: 2 P: 19	R: 0 E: 0 K: 0 S: 3	H: 0 LOB: 0 BB: 0 P: 3	R: 0 E: 0 K: 0 S: 4	H: 1 LOB: 1 BB: 0 P: 4	1B: 11 2B: 0 3B: 0 HR: 0	SF: 1 SAC: 0 DP: 1 HBP: 1	WP: 0 PB: 0 SB: 0 CS: 2	PA: 39			
PITCHER	IP	WLS	BF	H	R	ER	SO	BB	IBB	HBP	BLK	WP	HR	S	P	ERA	WHIP								
Pascual Perez, R (1, 1) ERA: 4.5	6.0		24	7	3	3	4	1	0	1	0	0	0	30	35	4.50	1.333								
Enrique Romo, R (7, 1) ERA: 1.84	0.1		4	2	0	0	1	1	0	0	0	0	0	5	9	0.00	9.000								
Grant Jackson, L (7, 1) ERA: 3.86	0.1		2	0	2	0	1	0	0	0	0	0	0	4	4	0.00	0.000								
Kent Tekulve, R (7, 1) ERA: 1.26	2.1	W	9	2	1	0	0	0	0	0	0	0	0	9	9	0.00	0.857								

Los Angeles Dodgers @ Pittsburgh Pirates
 Three Rivers Stadium, Pittsburgh, PA
 Wed May 07 1980, 7:05 PM EDT
 Att: 11,404 - Unknown

AB	35
R	6
H	11
RBI	4
BB	2
SO	6
LOB	20



Batter	1	2	3	4	5	6	7	8	9
Omar Moreno, L (1, 8) OBP: 0.330, SLG: 0.383	0-0 6-3 K		0-0 2B		0-0 SH3 HR 1B		0-0 K 1B	0-3 K	
Tim Foli, R (1, 6) OBP: 0.333, SLG: 0.326	0-0 4-3		0-0 P3		0-0 SH3		0-3 K		
Dave Parker, L (1, 9) OBP: 0.330, SLG: 0.543	0-0 1B		0-0 4-3		0-0 P4		0-0 HR		
Willie Stargell, L (1, 3) OBP: 0.417, SLG: 0.577	0-0 F9			0-0 P3	0-0 HR		0-0 BB 1B		
Mike Easler, L (1, 7) OBP: 0.421, SLG: 0.636		0-0 F8		0-0 HR 1B	0-0 F9		4-0 BB BB		
Bill Robinson, R (6, 7) OBP: 0.367, SLG: 0.578							1-2 BB BB		
Bill Madlock, R (1, 5) OBP: 0.283, SLG: 0.352		0-0 F8		0-0 HR		0-0 5-3	4-0 BB BB		
Dale Berra, R (7, PR) (8, 5)				1-H			1-2 BB		
Ed Ott, L (1, 2) OBP: 0.373, SLG: 0.418		0-0 HR		0-3 K		0-0 F9	0-0 G3		
Phil Garner, R (1, 4) OBP: 0.398, SLG: 0.494		0-0 F7		0-0 F8		0-0 1B		0-0 4-3	
Pascual Perez, R (1, 1) OBP: 0.333, SLG: 0.333			0-3 K			0-0 SH3 1B HR 1B		0-3 K	
Enrique Romo, R (7, 1) OBP: 1.000, SLG: 1.000									
Grant Jackson, S (7, 1)									
Kent Tekulve, R (7, 1)									


Inning Stats	R: 0 E: 0 K: 0 S: 4	H: 1 LOB: 1 BB: 0 P: 4	R: 1 E: 0 K: 0 S: 4	H: 1 LOB: 0 BB: 0 P: 4	R: 0 E: 0 K: 1 S: 6	H: 1 LOB: 1 BB: 0 P: 6	R: 2 E: 0 K: 1 S: 7	H: 2 LOB: 0 BB: 0 P: 7	R: 3 E: 0 K: 0 S: 6	H: 3 LOB: 0 BB: 0 P: 6	R: 0 E: 0 K: 1 S: 6	H: 1 LOB: 1 BB: 0 P: 6	R: 1 E: 0 K: 1 S: 7	H: 3 LOB: 3 BB: 2 P: 15	R: 0 E: 0 K: 2 S: 7	H: 0 LOB: 0 BB: 0 P: 7
1B: 7 2B: 1 3B: 0 HR: 4	SF: 0 SAC: 1 DP: 0 HBP: 0	WP: 0 PB: 0 SB: 1 CS: 0														

PITCHER	IP	WLS	BF	H	R	ER	SO	BB	IBB	HBP	BLK	WP	HR	S	P	ERA	WHIP
Bob Welch, R (1, 1) ERA: 3.34	5.0		23	8	6	6	2	0	0	0	0	0	3	27	27	10.80	1.600
Bobby Castillo, R (6, 1) ERA: 2.92	1.0		4	1	0	0	1	0	0	0	0	0	0	6	6	0.00	1.000
Charlie Hough, R (7, 1) ERA: 4.05	0.2	L	6	3	1	1	1	2	0	0	0	0	1	6	14	13.50	7.500
Steve Howe, L (7, 1) ERA: 3.77	1.1		4	0	0	0	2	0	0	0	0	0	0	8	8	0.00	0.000

BOTTOM

Los Angeles Dodgers @ Pittsburgh Pirates
Three Rivers Stadium, Pittsburgh, PA
 Wed May 07 1980, 7:05 PM EDT
 Att. 11,404 - Unknown

AB	34
R	7
H	12
RBI	7
BB	2
SO	6
LOB	10



WP	HR	S	P	ERA	WHIP
0	0	0	0	0	0

Los Angeles Dodgers @ St. Louis Cardinals

Busch Stadium, St. Louis, MO

Fri May 09 1980, 7:05 PM CDT
Att. 23,394 - Unknown

livebaseballscores.com

AB	39
R	7
H	13
RBI	6
BB	3
SO	5
LOB	21



WP:	0	PA:	44
PB:	0		
SB:	2		
CS:	0		

AB R H RBI BB SO LOB

3	1	1	0	1	0	1
1	0	0	0	0	0	0
5	2	2	0	0	0	4
3	1	1	2	0	1	2
5	1	2	2	0	0	3
4	1	2	2	0	0	1
1	0	0	0	0	0	0
5	0	2	0	0	1	1
4	0	2	0	1	0	3
5	0	0	0	0	2	4
1	0	0	0	0	0	1
1	0	1	0	0	0	0
0	1	0	0	1	0	0
0	0	0	0	0	0	0
1	0	0	0	0	1	1

Batter	1	2	3	4	5	6	7	8	9
Davey Lopes, R (1, 4) OBP: 0.382, SLG: 0.427 Pedro Guerrero, R (7, 4) OBP: 0.500, SLG: 0.500	0-0 4-3 S 1B		0-0 FC1-6 1B		0-0 FC6-4 2B	4-0 E BB		0-0 F8	
Rudy Law, L (1, 8) OBP: 0.340, SLG: 0.365	0-0 F9 S 1B		0-0 FC1-6 FC6 1-2f		0-0 F8	0-0 E1 FC6-4		0-0 SF8 3B	
Reggie Smith, S (1, 9) OBP: 0.404, SLG: 0.557	0-0 F9 1-3		0-3 K		0-0 2B 1B	0-0 SF7		0-0 SF8	
Steve Garvey, R (1, 3) OBP: 0.276, SLG: 0.382	0-0 S 1B		0-0 FC6 1-2f		0-0 1B 2B	0-0 FC6-4 1-2f		0-0 F8	
Ron Cey, R (1, 5) OBP: 0.379, SLG: 0.432 Mickey Hatcher, R (7, 5) OBP: 0.417, SLG: 0.500	0-0 P1 1-2			0-0 F8	0-0 1B 1B		0-0 E 2B		0-0 6-3
Gary Thomasson, L (1, 7) OBP: 0.500, SLG: 0.400		0-0 F7		0-3 K	0-0 1B		0-0 P6		0-0 1B
Bill Russell, R (1, 6) OBP: 0.295, SLG: 0.303		4-0 BB		0-0 2B	0-0 4-3		0-0 E6 1B		0-0 P3
Steve Yeager, R (1, 2) OBP: 0.389, SLG: 0.265		0-0 F9		0-3 K		0-0 4-3		0-0 F9	
Rick Sutcliffe, L (1, 1) OBP: 0.182, SLG: 0.182 Bobby Castillo, R (2, 1) OBP: 0.500, SLG: 0.500 Rick Monday, L (6, PH) OBP: 0.333, SLG: 0.300 Charlie Hough, R (6, 1) Joe Beckwith, L (6, 1)		0-0 G3			0-0 FC6-4 1B	4-0 E BB SF7 BB			

Inning Stats	R: 1	H: 2	R: 0	H: 0	R: 0	H: 1	R: 3	H: 5	R: 1	H: 0	R: 1	H: 2	R: 1	H: 1	R: 0	H: 1	
E: 0	LOB: 1	E: 0	LOB: 1	E: 0	LOB: 1	E: 0	LOB: 2	E: 1	LOB: 2	E: 1	LOB: 1	E: 0	LOB: 0	E: 0	LOB: 1	E: 0	LOB: 1
K: 0	BB: 0	K: 0	BB: 1	K: 1	BB: 0	K: 2	BB: 0	K: 0	BB: 2	K: 2	BB: 0	K: 2	BB: 0	K: 0	BB: 0	K: 0	BB: 0
S: 5	P: 5	S: 3	P: 7	S: 6	P: 6	S: 8	P: 8	S: 8	P: 8	S: 4	P: 12	S: 9	P: 9	S: 4	P: 4	S: 4	P: 4

PITCHER	IP	WLS	BF	H	R	ER	SO	BB	IBB	HBP	BLK	WP	HR	S	P	ERA	WHIP
Roy Thomas, R (1, 1) ERA: 6.61	4.2		23	8	4	4	3	1	0	0	0	0	0	28	32	7.71	1.929
Pedro Borbon, R (5, 1) ERA: 1.0	3.1	W	17	4	3	1	2	2	0	0	0	0	0	19	27	2.70	1.800
Mark Littell, R (9, 1) ERA: 7.0	1.0		4	1	0	0	0	0	0	0	0	0	0	4	4	0.00	1.000

BOTTOM

Los Angeles Dodgers @ St. Louis Cardinals
 Busch Stadium, St. Louis, MO

livebaseballscorecards.com

AB	40
R	15
H	18
RBI	15
BB	6
SO	3
LOB	16



WP: 1	PA: 46
PB: 0	
SB: 3	
CS: 0	

Fri May 09 1980, 7:05 PM CDT
 Att. 23,394 - Unknown

AB	R	H	RBI	BB	SO	LOB
6	2	3	3	0	0	3
3	3	3	0	2	0	0
4	3	2	1	1	0	3
4	2	2	5	1	0	1
4	1	1	1	1	1	2
5	2	2	3	0	0	1
4	0	1	1	1	0	1
0	0	0	0	0	0	0
5	2	3	0	0	0	1
2	0	1	0	0	1	1
2	0	0	1	0	1	2
1	0	0	0	0	0	1
1B: 14	SF: 0					
2B: 1	SAC: 0					
3B: 0	DP: 1					
HR: 3	HBP: 0					

Batter	1	2	3	4	5	6	7	8	9							
Garry Templeton, S OBP: 0.364, SLG: 0.446 (1, 6)	0-0 1B 1B	0-0 2-H HR		0-0 1-2f G5-4-3	0-0 6-3	0-0 2-H 1B 1B		0-0 4-3								
Ken Oberkfell, L OBP: 0.402, SLG: 0.386 (1, 4)	0-0 1B WP G3 1B	0-0 S 1B		4-0 1B HR BB		BB 1B BB										
Keith Hernandez, L OBP: 0.394, SLG: 0.490 (1, 3)	0-0 G3 2B 1B	0-0 F7		0-0 1-2 HR 1B		BB 1B BB										
Ted Simmons, S OBP: 0.442, SLG: 0.536 (1, 2)	0-0 G3	4-0 FC6-4 BB		0-0 1-H 2-H HR		0-0 1-3 2-H 1B 1B	0-0 L8									
Bobby Bonds, R OBP: 0.300, SLG: 0.375 (1, 7)	0-0 2B	0-0 FC6-4		0-0 6-3		4-0 1B 1B BB	0-3 K									
George Hendrick, R OBP: 0.408, SLG: 0.634 (1, 9)	0-0 5-3		0-0 F7		0-0 HR	0-0 1B 1-3 1B	0-0 F8									
Ken Reitz, R OBP: 0.450, SLG: 0.534 (1, 5)	0-0 F8		0-0 F9		4-0 FC5-4 BB	0-0 1B 1-2 1B		0-0 6-3								
Mark Littell, L (9, 1)						1-2 3-H 1B										
Tony Scott, S OBP: 0.283, SLG: 0.267 (1, 8)		0-0 S HR 1B	0-0 F9		0-0 FC5-4 S	0-0 1-3 1B 1B		0-0 1B								
Roy Thomas, R OBP: 0.500, SLG: 0.500 (1, 1)		0-3 K		0-0 G5-4-3 1B	0-3 K	0-0 1-3		0-0 F7								
Pedro Borbon, R OBP: 0.333, SLG: 0.333 (5, 1)						1-2 3-H										
Mike Phillips, L (8, PH)																
Mike Phillips, L (9, 5)																
Inning Stats	R: 3 E: 0 K: 0 S: 7	H: 4 LOB: 1 BB: 0 P: 7	R: 2 E: 0 K: 1 S: 8	H: 3 LOB: 2 BB: 1 P: 12	R: 0 E: 0 K: 0 S: 3	H: 0 LOB: 0 BB: 0 P: 3	R: 3 E: 0 K: 0 S: 5	H: 3 LOB: 0 BB: 1 P: 9	R: 1 E: 0 K: 1 S: 6	H: 1 LOB: 1 BB: 1 P: 10	R: 6 E: 0 K: 0 S: 8	H: 6 LOB: 2 BB: 3 P: 20	R: 0 E: 0 K: 1 S: 5	H: 0 LOB: 0 BB: 0 P: 5	R: 0 E: 0 K: 0 S: 4	H: 1 LOB: 1 BB: 0 P: 4

PITCHER	IP	WLS	BF	H	R	ER	SO	BB	IBB	HBP	BLK	WP	HR	S	P	ERA	WHIP
Rick Sutcliffe, R ERA: 8.33 (1, 1)	1.1	L	11	7	5	5	1	0	0	0	0	1	1	13	13	33.75	5.250
Bobby Castillo, R ERA: 4.5 (2, 1)	3.2		17	4	4	4	1	3	0	0	0	0	2	16	28	9.82	1.909
Charlie Hough, R ERA: 7.43 (6, 1)	0.0		6	3	6	6	0	3	0	0	0	0	0	3	15	∞	∞
Joe Beckwith, R ERA: 1.17 (6, 1)	3.0		12	4	0	0	1	0	0	0	0	0	0	14	14	0.00	1.333

Batter	1	2	3	4	5	6	7	8	9	AB R H RBI BB SO LOB	TOP										
Davey Lopes, R (1, 4) OBP: 0.383, SLG: 0.426	0-3 K		0-0 5-3			0-0 FC6-4 1B	0-0 1B		0-0 F8	5 1 2 1 0 1 0	Los Angeles Dodgers @ St. Louis Cardinals Busch Stadium, St. Louis, MO Sat May 10 1980, 7:05 PM CDT Att: 27,450 - Unknown livebaseballscorecards.com										
Rudy Law, L (1, 8) OBP: 0.343, SLG: 0.366	0-0 L8		0-0 F7			0-0 FC6-4 1B	0-0 2-H 1B		0-0 4-3	5 0 2 0 0 0 0											
Reggie Smith, S (1, 9) OBP: 0.395, SLG: 0.539	0-3 K			0-0 3-1		0-0 3-1		0-0 6-3 2B 1B	5 1 1 0 0 1 2												
Steve Garvey, R (1, 3) OBP: 0.283, SLG: 0.381		0-0 BB 1B		0-0 4-3		4-0 FC6-4 IBB		0-0 6-3	3 1 1 0 1 0 1												
Ron Cey, R (1, 5) OBP: 0.374, SLG: 0.435		0-0 F6		0-0 5-3		0-0 FC6-4		0-0 2B 2B	4 1 1 2 0 0 3												
Gary Thomasson, L (1, 7) OBP: 0.476, SLG: 0.353		4-0 BB BB BB BB			0-0 L4	0-0 F9		0-0 4-3 2B	2 0 0 0 1 0 2												
Pedro Guerrero, R (8, PH) OBP: 0.556, SLG: 0.714		G5-3 1B BB							1 0 1 1 0 0 0												
Bill Russell, R (8, 6) OBP: 0.295, SLG: 0.303		1-2 BB							0 0 0 0 0 0 0												
Derrel Thomas, S (1, 6) OBP: 0.415, SLG: 0.467		0-0 1-2 2-H 1B			4-0 BB BB BB	4-0 5-3 BB	4-0 CS BB	0-0 4-3	2 0 1 1 2 0 1												
Steve Yeager, R (1, 2) OBP: 0.372, SLG: 0.270		0-0 G5-3			0-0 5-3	0-0 1-2	0-0 SH3-4 1B	4-0 IBB	3 1 1 0 1 0 3												
Burt Hooton, R (1, 1)			0-0 6-3		0-0 P3		0-0 SH3-4	0-0 6-3	2 0 0 0 0 0 1												
Jerry Reuss, L (7, 1)									1 0 0 0 0 0 2												
Inning Stats	R: 0 E: 0 K: 2 S: 7	H: 0 LOB: 0 BB: 0 P: 7	R: 1 E: 0 K: 0 S: 4	H: 2 LOB: 1 BB: 1 P: 8	R: 0 E: 0 K: 0 S: 3	H: 0 LOB: 0 BB: 0 P: 3	R: 0 E: 0 K: 0 S: 3	H: 0 LOB: 1 BB: 1 P: 7	R: 1 E: 0 K: 0 S: 5	H: 2 LOB: 2 BB: 1 P: 9	R: 1 E: 0 K: 0 S: 4	H: 3 LOB: 2 BB: 1 P: 8	R: 2 E: 0 K: 0 S: 6	H: 3 LOB: 2 BB: 1 P: 10	R: 0 E: 0 K: 0 S: 3	H: 0 LOB: 0 BB: 0 P: 3	1B: 8 2B: 2 3B: 0 HR: 0	SF: 0 SAC: 1 DP: 1 HBP: 0	WP: 0 PB: 0 SB: 0 CS: 1	PA: 39	
PITCHER	IP WLS BF H R ER SO BB IBB HBP BLK WP HR S P ERA WHIP																			PITCHER	IP WLS BF H R ER SO BB IBB HBP BLK WP HR S P ERA WHIP
Pete Vuckovich, R (1, 1) ERA: 2.56	7.0 L 29 7 3 3 2 3 1 0 0 0 0 29 45 3.86 1.429																				
Donnie Moore, R (8, 1) ERA: 7.2	0.1 3 2 2 2 0 0 0 0 0 0 0 0 3 3 54.00 6.000																				
Jim Kaat, L (8, 1) ERA: 4.05	1.2 7 1 0 0 0 0 0 1 0 0 0 0 6 10 0.00 0.600																				



BOTTOM

Los Angeles Dodgers @ St. Louis Cardinals
 Busch Stadium, St. Louis, MO
 Sat May 10 1980, 7:05 PM CDT
 Att. 27,450 - Unknown

AB	33
R	3
H	9
RBI	3
BB	4
SO	3
LOB	17



WP:	0	PA:	38
PB:	0	SB:	1
CS:	0		

AB R H RBI BB SO LOB

5	0	3	3	0	0	1
2	0	0	0	0	0	2
3	0	0	0	0	0	2
2	0	0	0	2	1	0
3	0	1	0	1	0	1
4	0	0	0	0	2	4
4	0	1	0	0	0	3
4	1	2	0	0	0	2
4	2	2	0	0	0	1
1	0	0	0	0	0	0
0	0	0	0	1	0	0
0	0	0	0	0	0	0
0	0	0	0	0	0	0
1	0	0	0	0	0	1

Batter	1	2	3	4	5	6	7	8	9
Garry Templeton, S (1, 6) OBP: 0.374, SLG: 0.462	0-0 BB S 1B		0-0 L6-4 2B		0-0 1-3		0-0 1-2 2-H 3-H 1B		0-0 4-3
Ken Oberkfell, L (1, 4) OBP: 0.393, SLG: 0.375	0-0 F9		0-0 L6-4 2-3			0-0 4-3	0-0 1-3		0-0 F2
Tom Herr, S (6, 4) OBP: 0.250, SLG: 0.333									
Keith Hernandez, L (1, 3) OBP: 0.398, SLG: 0.480	4-0 BB 1-2 BB		0-3 K			0-0 6-3		4-0 1B BB	
Ted Simmons, S (1, 2) OBP: 0.444, SLG: 0.528	4-0 1-2 2-3 BB			0-0 4-3		0-0 1B		0-0 F8	
Bobby Bonds, R (1, 7) OBP: 0.286, SLG: 0.355	0-3 K			0-0 F7			0-0 F9	0-3 K	
George Hendrick, R (1, 9) OBP: 0.402, SLG: 0.619	0-0 P5			0-0 F5			0-0 5-3	0-0 FC5-4 1-3 1B	
Ken Reitz, R (1, 5) OBP: 0.452, SLG: 0.533		0-0 F9			0-0 FC5-4 1B		0-0 BB 1B 1B	0-0 FC5-4 1-2f	
Tony Scott, S (1, 8) OBP: 0.291, SLG: 0.287		0-0 L8			0-0 FC5-4 SH5-4 1-2f		0-0 1-2 BB 1B	0-0 4-3 4-3 2B	
Pete Vuckovich, R (1, 1) OBP: 0.167, SLG: 0.176		0-0 F8			0-0 SH5-4		4-0 1-2 2-3 BB	0-0 4-3	
Dane Iorg, L (7, PH) OBP: 0.375, SLG: 0.533									
Donnie Moore, L (8, 1) OBP: 1.000, SLG: 1.500									
Jim Kaat, L (8, 1)									
Bernie Carbo, L (9, PH)									

Inning Stats	R: 0 E: 0 K: 1 S: 6	H: 1 LOB: 3 BB: 2 P: 14	R: 0 E: 0 K: 0 S: 3	H: 0 LOB: 0 BB: 0 P: 3	R: 0 E: 0 K: 1 S: 5	H: 1 LOB: 0 BB: 0 P: 5	R: 0 E: 0 K: 0 S: 3	H: 0 LOB: 0 BB: 0 P: 3	R: 0 E: 0 K: 0 S: 4	H: 1 LOB: 1 BB: 0 P: 4	R: 0 E: 0 K: 0 S: 3	H: 1 LOB: 1 BB: 0 P: 3	R: 2 E: 0 K: 0 S: 6	H: 3 LOB: 2 BB: 1 P: 10	R: 0 E: 0 K: 1 S: 6	H: 1 LOB: 2 BB: 1 P: 10	R: 1 E: 0 K: 0 S: 4	H: 1 LOB: 0 BB: 0 P: 4	1B: 7 2B: 3 3B: 0 HR: 0	SF: 0 SAC: 1 DP: 1 HBP: 0
--------------	------------------------------	----------------------------------	------------------------------	---------------------------------	------------------------------	---------------------------------	------------------------------	---------------------------------	------------------------------	---------------------------------	------------------------------	---------------------------------	------------------------------	----------------------------------	------------------------------	----------------------------------	------------------------------	---------------------------------	----------------------------------	------------------------------------

PITCHER	IP	WLS	BF	H	R	ER	SO	BB	IBB	HBP	BLK	WP	HR	S	P	ERA	WHIP
Burt Hooton, R (1, 1) ERA: 5.34	6.2	W	27	6	2	2	2	3	0	0	0	0	0	28	40	2.70	1.350
Jerry Reuss, L (7, 1) ERA: 1.42	2.1	S	11	3	1	1	1	1	0	0	0	0	0	12	16	3.86	1.714

Batter	1	2	3	4	5	6	7	8	9	AB	R	H	RBI	BB	SO	LOB
Garry Templeton, S (1, 6) OBP: 0.391, SLG: 0.475	0-0 1B 1B		0-0 S 1B		0-0 1B		0-0 1-2f G6-4-3		0-0 1-2 1B	5	0	4	0	0	0	1
Tony Scott, S (1, 8) OBP: 0.306, SLG: 0.303	0-0 S 1B		0-3 K 1-2		0-0 1-2 1B		0-0 1B		0-0 P3	5	0	3	1	0	1	3
Keith Hernandez, L (1, 3) OBP: 0.385, SLG: 0.462	0-0 F7 1-2		0-0 F7		0-0 G4-6-3 1-2f		0-0 4-3			4	0	0	0	0	0	6
Dane Iorg, L (1, 7) OBP: 0.389, SLG: 0.545	4-0 BB BB BB BB G6-4-3			0-0 G3		0-0 3-1 1B 2B		0-0 1-4-3		3	1	1	0	1	0	0
Terry Kennedy, L (1, 2) OBP: 0.357, SLG: 0.480	0-0 G6-4-3 1-2f			0-0 F8		0-0 3-1		0-0 5-3		4	0	0	0	0	0	4
George Hendrick, R (1, 9) OBP: 0.405, SLG: 0.624		0-0 6-3		0-0 2B		0-0 1B 1B		0-0 6-3		4	0	2	1	0	0	0
Ken Reitz, R (1, 5) OBP: 0.444, SLG: 0.521		0-0 F8		0-0 5-3		0-0 1B 1B G6-4-3		0-0 5-3		4	0	1	0	0	0	1
Tom Herr, S (1, 4) OBP: 0.258, SLG: 0.310		0-0 6-3			4-0 1B 1B SH1-4 BB		0-0 G6-4-3		0-0 F7	2	1	0	0	1	0	2
Bobby Bonds, R (9, PH) OBP: 0.282, SLG: 0.351		0-0 6-3				0-0 SH1-4		0-0 G6-4-3		1	0	0	0	0	0	0
Bob Forsch, R (1, 1) OBP: 0.353, SLG: 0.750			0-0 6-3				0-0 G6-4-3		0-0 1B	1	0	1	0	0	0	0
Bernie Carbo, L (7, PH) OBP: 0.143, SLG: 0.143									0-0 1B	0	0	0	0	0	0	0
Pedro Borbon, R (8, 1) OBP: 0.333, SLG: 0.333										0	0	0	0	0	0	0
Ted Simmons, S (9, PH) OBP: 0.451, SLG: 0.534										1	0	1	0	0	0	0
Mike Ramsey, S (9, PR)										0	0	0	0	0	0	0

Inning Stats	R: 0 E: 0 K: 0 S: 4	H: 2 LOB: 2 BB: 1 P: 8	R: 0 E: 0 K: 0 S: 3	H: 0 LOB: 0 BB: 0 P: 3	R: 0 E: 0 K: 1 S: 6	H: 1 LOB: 1 BB: 0 P: 6	R: 0 E: 0 K: 0 S: 4	H: 1 LOB: 1 BB: 0 P: 4	R: 1 E: 0 K: 0 S: 4	H: 2 LOB: 1 BB: 1 P: 8	R: 1 E: 0 K: 0 S: 5	H: 3 LOB: 1 BB: 0 P: 5	R: 0 E: 0 K: 0 S: 4	H: 2 LOB: 1 BB: 0 P: 4	R: 0 E: 0 K: 0 S: 3	H: 0 LOB: 0 BB: 0 P: 3	R: 0 E: 0 K: 0 S: 5	H: 2 LOB: 2 BB: 0 P: 5	1B: 11 2B: 2 3B: 0 HR: 0	SF: 0 SAC: 1 DP: 4 HBP: 0
--------------	------------------------------	---------------------------------	------------------------------	---------------------------------	------------------------------	---------------------------------	------------------------------	---------------------------------	------------------------------	---------------------------------	------------------------------	---------------------------------	------------------------------	---------------------------------	------------------------------	---------------------------------	------------------------------	---------------------------------	-----------------------------------	------------------------------------

PITCHER	IP	WLS	BF	H	R	ER	SO	BB	IBB	HBP	BLK	WP	HR	S	P	ERA	WHIP
Dave Goltz, R (1, 1) ERA: 3.14	5.1	W	25	9	2	2	1	2	0	0	0	0	0	25	33	3.38	2.062
Steve Howe, L (6, 1) ERA: 3.06	3.1		12	4	0	0	0	0	0	0	0	0	0	12	12	0.00	1.200
Jerry Reuss, L (9, 1) ERA: 1.4	0.1	S	1	0	0	0	0	0	0	0	0	0	0	1	1	0.00	0.000

BOTTOM

Los Angeles Dodgers @ St. Louis Cardinals
 Busch Stadium, St. Louis, MO
 Sun May 11 1980, 3:33 AM CDT
 Att. 17,696 - Unknown

livebaseballscores.com

AB	35
R	2
H	13
RBI	2
BB	2
SO	1
LOB	17



WP: 0	PA: 38
PB: 0	
SB: 2	
CS: 0	

Batter	1	2	3	4	5	6	7	8	9	AB R H RBI BB SO LOB	TOP											
Lenny Randle, S (1, 5) OBP: 0.378, SLG: 0.494	0-0 HR		0-0 4-3		0-0 1-2 1B		4-0 BB		0-0 G6-3 1-2f	4 1 2 1 1 0 1	Chicago Cubs @ Los Angeles Dodgers Dodger Stadium, Los Angeles, CA Mon May 12 1980, 7:05 PM PDT Att: 36,401 - Unknown											
Ivan De Jesus, R (1, 6) OBP: 0.342, SLG: 0.434	0-0 5-3 2B		0-0 4-3 S 1B		0-0 F9		0-3 K			4 0 2 0 0 1 3												
Bill Buckner, L (1, 3) OBP: 0.383, SLG: 0.495	0-0 5-3 2-3		0-0 4-3 1-3		0-0 3-1			0-0 6-3		4 0 0 0 0 0 4												
Jerry Martin, R (1, 8) OBP: 0.369, SLG: 0.588	0-3 K		0-3 K		0-0 F8			4-0 1B BB		3 0 0 0 1 2 2												
Larry Bittner, L (1, 7) OBP: 0.326, SLG: 0.368	0-0 6-3			0-0 L4-3 1B		4-0 BB CS		0-3 K		3 0 1 0 1 1 2												
Scot Thompson, L (1, 9) OBP: 0.435, SLG: 0.421		0-0 F7 CS 1B		0-0 L4-3 1-2		4-0 BB E S		0-0 1-2 1B		3 0 2 0 1 0 1												
Tim Blackwell, S (1, 2) OBP: 0.276, SLG: 0.280		0-0 CS 1B		0-0 F9		0-3 K		0-3 K		4 0 1 0 0 2 3												
Steve Dillard, R (1, 4) OBP: 0.400, SLG: 0.444		0-0 F7			0-0 1B		0-3 K		0-0 G6-3 1B	3 0 1 0 0 1 2												
Jesus Figueroa, L (9, PH) OBP: 0.538, SLG: 0.455		2-3			0-0 1B					1 0 1 0 0 0 0												
Rick Reuschel, R (1, 1) OBP: 0.133, SLG: 0.133		0-3 K			0-3 K				0-3 K	2 0 0 0 0 2 3												
Mike Vail, R (7, PH) OBP: 0.387, SLG: 0.600										1 0 0 0 0 1 0												
Dick Tidrow, R (7, 1)										0 0 0 0 0 0 0												
Dave Kingman, R (9, PH) OBP: 0.337, SLG: 0.551		1-2 3-H								1 0 0 0 0 1 1												
Inning Stats	R: 1 E: 0 K: 1 S: 7	H: 2 LOB: 1 BB: 0 P: 7	R: 0 E: 0 K: 1 S: 6	H: 2 LOB: 1 BB: 0 P: 6	R: 0 E: 0 K: 1 S: 6	H: 1 LOB: 1 BB: 0 P: 6	R: 0 E: 0 K: 0 S: 3	H: 1 LOB: 0 BB: 0 P: 3	R: 0 E: 0 K: 1 S: 7	H: 2 LOB: 2 BB: 0 P: 7	R: 0 E: 0 K: 3 S: 9	H: 0 LOB: 1 BB: 2 P: 12	R: 0 E: 0 K: 3 S: 9	H: 0 LOB: 1 BB: 1 P: 13	R: 0 E: 0 K: 2 S: 8	H: 1 LOB: 2 BB: 1 P: 12	R: 0 E: 0 K: 1 S: 5	H: 1 LOB: 0 BB: 0 P: 5	1B: 8 2B: 2 3B: 0 HR: 1	SF: 0 SAC: 0 DP: 2 HBP: 0	WP: 0 PB: 0 SB: 2 CS: 3	PA: 37
PITCHER	IP WLS BF H R ER SO BB IBB HBP BLK WP HR S P ERA WHIP																					
Don Sutton, R (1, 1) ERA: 2.25	6.0 W 25 8 1 1 5 2 0 0 0 0 0 1 33 41 1.50 1.667																					
Bobby Castillo, R (7, 1) ERA: 3.79	3.0 S 12 2 0 0 6 2 0 0 0 0 0 0 22 30 0.00 1.333																					

livebaseballscorecards.com

AB	33
R	1
H	10
RBI	1
BB	4
SO	11
LOB	22



Batter	1	2	3	4	5	6	7	8	9
Davey Lopes, R OBP: 0.371, SLG: 0.418 (1, 4)	0-0 6-3		0-0 2B	0-0 5-3			0-0 F7		
Rudy Law, L OBP: 0.350, SLG: 0.376 (1, 8)	0-0 1B		0-0 2B		0-0 E6		1-0 HBP		
Reggie Smith, S OBP: 0.390, SLG: 0.524 (1, 9)	0-0 F8		4-0 BB		0-0 F8		0-3 K		
Steve Garvey, R OBP: 0.266, SLG: 0.355 (1, 3)	0-0 F9		0-0 6-3		0-0 5-3		0-0 P4		
Ron Cey, R OBP: 0.374, SLG: 0.424 (1, 5)		4-0 BB	0-0 6-3		0-3 K		0-0 6-3		
Gary Thomasson, L OBP: 0.429, SLG: 0.333 (1, 7)		0-0 1B	0-3 K		0-0 4-3		0-3 K		
Bobby Castillo, R OBP: 0.333, SLG: 0.333 (7, 1)		1-2 1B							
Bill Russell, R OBP: 0.333, SLG: 0.358 (1, 6)		0-0 1B		0-0 SH5-4 1B		0-0 F9			
Steve Yeager, R OBP: 0.340, SLG: 0.233 (1, 2)		0-3 K		0-3 K		0-0 F8			
Don Sutton, R OBP: 0.077, SLG: 0.077 (1, 1)		0-0 G3		0-0 SH5-4			0-0 F2		
Rick Monday, L OBP: 0.308, SLG: 0.273 (7, 7)				1-2					


Inning Stats		R: 0	H: 1	E: 0	LOB: 1	K: 0	P: 4	R: 0	H: 2	E: 0	LOB: 2	K: 1	P: 10	R: 0	H: 2	E: 0	LOB: 1	K: 1	P: 11	R: 0	H: 1	E: 0	LOB: 1	K: 1	P: 6	R: 0	H: 0	E: 1	LOB: 1	K: 1	P: 6	R: 0	H: 0	E: 0	LOB: 0	K: 0	P: 3	R: 0	H: 0	E: 0	LOB: 1	K: 1	P: 6	R: 0	H: 0	E: 0	LOB: 0	K: 1	P: 5								
PITCHER	IP	WLS	BF	H	R	ER	SO	BB	IBB	HBP	BLK	WP	HR	S	P	ERA	WHIP													PITCHER	IP	WLS	BF	H	R	ER	SO	BB	IBB	HBP	BLK	WP	HR	S	P	ERA	WHIP										
Rick Reuschel, R ERA: 3.88 (1, 1)	6.0	L	26	6	2	2	4	2	0	0	0	0	0	32	40	3.00	1.333																																								
Dick Tidrow, R ERA: 1.8 (7, 1)	2.0		7	0	0	0	2	0	0	1	0	0	0	10	11	0.00	0.000																																								

BOTTOM

Chicago Cubs @ Los Angeles Dodgers
Dodger Stadium, Los Angeles, CA
 Mon May 12 1980, 7:05 PM PDT
 Att. 36,401 - Unknown

AB	R	H	RBI	BB	SO	LOB
4	1	1	0	0	0	1
3	1	2	1	0	0	0
3	0	0	0	1	1	3
4	0	0	1	0	0	3
3	0	0	0	1	1	2
3	0	1	0	0	1	1
1	0	0	0	0	1	0
3	0	2	0	0	0	0
3	0	0	0	0	2	3
1	0	0	0	0	0	2
1	0	0	0	0	0	0

AB 29
R 2
H 6
RBI 2
BB 2
SO 6
LOB 15



WP: 0 PA: 33
 PB: 0
 SB: 5
 CS: 1

livebaseballscorecards.com

Batter	1	2	3	4	5	6	7	8	9	AB R H RBI BB SO LOB	TOP	
Lenny Randle, S OBP: 0.373, SLG: 0.484 (1, 5) X	0-0 G3 ① X	0-0 4-3 ③ X			0-0 5-3 1B X		0-0 P4 ③ X			4 0 1 0 0 0 3		
Ivan De Jesus, R OBP: 0.339, SLG: 0.427 (1, 6) X	0-0 HR 1B X		0-0 5-3 ① X		0-0 5-3 1-2 X			0-0 F8 ① X		4 1 1 0 0 0 1		
Bill Buckner, L OBP: 0.369, SLG: 0.476 (1, 3) X	0-0 F7 X		0-0 6-3 ② X		0-0 F9 ③ X			0-0 F9 ② X		4 0 0 0 0 0 2		
Dave Kingman, R OBP: 0.344, SLG: 0.585 Carlos Lezcano, R OBP: 0.313, SLG: 0.390 (8, PR) (8, 8) X	0-0 1-H HR X		0-0 5-3 ③ X			0-0 1-3 ① X		0-0 1B 1B X		4 1 2 2 0 0 0 0 0 0 0 0 0 0		
Jerry Martin, R OBP: 0.365, SLG: 0.575 (1, 8) S (8, 7) S	0-3 K ③ X			0-3 K ① S S S		0-0 5-3 ② X		0-0 1-2 1B X		4 0 1 0 0 2 0		
Barry Foote, R OBP: 0.310, SLG: 0.538 (1, 2) X		0-0 1B 1B X		0-0 F2 ② X		0-0 P6 ③ X		0-0 F9 ③ X		4 0 1 0 0 0 2		
Scot Thompson, L OBP: 0.420, SLG: 0.390 (1, 9) X		0-0 F7 ① X		4-0 1B PO BB B B B B		0-3 K ① S S S S		0-0 F8 ① X		3 0 0 0 1 1 1		
Steve Dillard, R OBP: 0.391, SLG: 0.429 Mike Vail, R OBP: 0.375, SLG: 0.581 (9, PH) X		0-0 F3 ② X		0-0 S 1B 1-3		0-3 K ② S S S S		0-0 F9 ② X		3 0 1 0 0 1 1 1 0 0 0 0 0 0		
Dennis Lamp, R OBP: 0.333, SLG: 0.273 Bill Caudill, R (5, 1) Jesus Figueroa, L OBP: 0.571, SLG: 0.500 Dick Tidrow, R (7, 1) Larry Blittner, L OBP: 0.318, SLG: 0.359 (9, PH) X		0-0 1B 1-2 X		0-0 PO ③ X	0-0 1-3 ① X		0-0 1B X		0-3 K ③ S S S S		2 0 1 0 0 0 0 0 0 0 0 0 0 0 1 0 1 0 0 0 0 0 0 0 0 0 0 0 1 0 0 0 0 1 0	
Inning Stats	R: 2 E: 0 K: 1 S: 7 H: 2 LOB: 0 BB: 0 P: 7	R: 0 E: 0 K: 0 S: 5 H: 2 LOB: 2 BB: 0 P: 5	R: 0 E: 0 K: 0 S: 3 H: 0 LOB: 0 BB: 0 P: 3	R: 0 E: 0 K: 1 S: 5 H: 1 LOB: 1 BB: 1 P: 9	R: 0 E: 0 K: 0 S: 4 H: 1 LOB: 1 BB: 0 P: 4	R: 0 E: 0 K: 0 S: 3 H: 0 LOB: 0 BB: 0 P: 3	R: 0 E: 0 K: 2 S: 8 H: 1 LOB: 1 BB: 0 P: 8	R: 0 E: 0 K: 0 S: 5 H: 2 LOB: 2 BB: 0 P: 5	R: 0 E: 0 K: 1 S: 5 H: 0 LOB: 0 BB: 0 P: 5	1B: 8 2B: 0 3B: 0 HR: 1 SF: 0 SAC: 0 DP: 0 HBP: 0	WP: 0 PB: 0 SB: 1 CS: 0 PA: 37	
PITCHER Bob Welch, R ERA: 3.07 (1, 1)	IP 9.0 WLS W BF 36 H 9 R 2 ER 2 SO 5 BB 1 IBB 0 HBP 0 BLK 0 WP 0 HR 1 S 45 P 49 ERA 2.00 WHIP 1.111	PITCHER IP WLS BF H R ER SO BB IBB HBP BLK WP HR S P ERA WHIP										

Chicago Cubs @ Los Angeles Dodgers
Dodger Stadium, Los Angeles, CA
Tue May 13 1980, 7:05 PM PDT
Att: 32,331 - Unknown

livebaseballscorecards.com

AB	35
R	2
H	9
RBI	2
BB	1
SO	5
LOB	10



Batter	1	2	3	4	5	6	7	8	9	AB	R	H	RBI	BB	SO	LOB
Davey Lopes, R OBP: 0.367, SLG: 0.407 (1, 4)	0-0 5-3		4-0 1B BB	0-0 FC6-4		0-0 P4				3	1	0	0	1	0	2
Rudy Law, L OBP: 0.339, SLG: 0.363 (1, 8)	0-0 F8		0-0 2-3		0-0 4-3	0-3 K				4	0	0	0	0	1	2
Reggie Smith, S OBP: 0.402, SLG: 0.556 (1, 9)	0-0 HR		0-0 1B 1B		4-0 WP 1B BB		0-3 K			3	3	2	2	1	1	0
Steve Garvey, R OBP: 0.280, SLG: 0.363 (1, 3)	4-0 BB		0-0 1B 1B		0-0 BB WP 1B		0-3 K			3	0	2	0	1	1	0
Ron Cey, R OBP: 0.378, SLG: 0.422 (1, 5)	0-3 K		0-0 1B		4-0 1-2 2-3 BB		0-3 K			3	0	1	1	1	2	1
Gary Thomasson, L OBP: 0.438, SLG: 0.370 (1, 7)		0-0 4-3	0-0 4-3		4-0 1-2 2-3 3-H BB			0-0 4-3 FC1-2 2B		3	0	1	1	1	0	2
Derrel Thomas, S OBP: 0.415, SLG: 0.467 (8, PR) (9, 7)										0	0	0	0	0	0	0
Bill Russell, R OBP: 0.321, SLG: 0.343 (1, 6)	0-0 F9		0-3 K		0-0 G4-6-3			0-0 4-3		4	0	0	0	0	1	4
Steve Yeager, R OBP: 0.333, SLG: 0.234 (1, 2)	0-0 P4		0-0 L6			0-0 S 1B		0-0 FC1-2		4	0	1	0	0	0	2
Bob Welch, R OBP: 0.143, SLG: 0.143 (1, 1)			0-0 6-3		0-0 FC6-4 1B			0-0 5-3		4	0	1	0	0	0	3

Inning Stats	R: 1	H: 1	E: 0	K: 1	S: 6	LOB: 1	BB: 1	P: 10	R: 0	H: 0	E: 0	K: 0	S: 3	LOB: 0	BB: 0	P: 3	R: 2	H: 3	E: 0	K: 0	S: 6	LOB: 2	BB: 1	P: 10	R: 0	H: 1	E: 0	K: 1	S: 6	LOB: 1	BB: 0	P: 6	R: 1	H: 1	E: 0	K: 0	S: 3	LOB: 2	BB: 3	P: 15	R: 0	H: 1	E: 0	K: 1	S: 6	LOB: 1	BB: 0	P: 6	R: 0	H: 0	E: 0	K: 3	S: 9	LOB: 0	BB: 0	P: 9	R: 0	H: 1	E: 0	K: 0	S: 4	LOB: 2	BB: 0	P: 4	1B: 6	SF: 0	2B: 1	SAC: 0	3B: 0	DP: 1	HR: 1	HBP: 0	WP: 1	PA: 36
--------------	------	------	------	------	------	--------	-------	-------	------	------	------	------	------	--------	-------	------	------	------	------	------	------	--------	-------	-------	------	------	------	------	------	--------	-------	------	------	------	------	------	------	--------	-------	-------	------	------	------	------	------	--------	-------	------	------	------	------	------	------	--------	-------	------	------	------	------	------	------	--------	-------	------	-------	-------	-------	--------	-------	-------	-------	--------	-------	--------

PITCHER	IP	WLS	BF	H	R	ER	SO	BB	IBB	HBP	BLK	WP	HR	S	P	ERA	WHIP
Dennis Lamp, R ERA: 7.39 (1, 1)	4.1	L	23	6	4	4	2	4	0	0	0	1	1	23	39	8.31	2.308
Bill Caudill, R ERA: 2.08 (5, 1)	1.2		6	1	0	0	1	1	0	0	0	0	0	7	11	0.00	1.200
Dick Tidrow, R ERA: 1.64 (7, 1)	2.0		7	1	0	0	3	0	0	0	0	0	0	13	13	0.00	0.500


BOTTOM

Chicago Cubs @ Los Angeles Dodgers
 Dodger Stadium, Los Angeles, CA

Tue May 13 1980, 7:05 PM PDT
 Att. 32,331 - Unknown

livebaseballscorecards.com

AB	31
R	4
H	8
RBI	4
BB	5
SO	6
LOB	16



Batter	1	2	3	4	5	6	7	8	9	AB R H RBI BB SO LOB	TOP											
Lenny Randle, S OBP: 0.358, SLG: 0.463 (1, 5)	0-3 K		0-0 F8		0-0 F5			0-0 F7		4 0 0 0 0 1 1												
Ivan De Jesus, R OBP: 0.336, SLG: 0.430 (1, 6)	0-0 F7		0-0 5-3		0-0 5-3			0-0 WP 1B 2B		4 1 1 0 0 0 1												
Bill Buckner, L OBP: 0.374, SLG: 0.495 (1, 3)	0-0 1B		0-0 HR 3B		0-0 4-3			0-3 K 1B 2-3		4 1 2 1 0 1 1												
Dave Kingman, R OBP: 0.351, SLG: 0.616 Carlos Lezcano, R OBP: 0.313, SLG: 0.390 (1, 7) (8, PR) (8, 7) (8, 8)	0-0 F8		0-0 HR		0-3 K			0-0 1B 1B		4 1 2 3 0 1 1 0 0 0 0 0 0 0												
Jerry Martin, R OBP: 0.361, SLG: 0.564 (1, 8) (8, 7)		0-0 4-3	0-0 1-3		0-0 F7			0-0 1B		4 0 1 0 0 0 0												
Barry Foote, R OBP: 0.307, SLG: 0.518 (1, 2)		4-0 FC5-4 BB		0-0 F7		0-0 6-3		0-0 P6		3 0 0 0 1 0 0												
Scot Thompson, L OBP: 0.407, SLG: 0.378 (1, 9)		0-0 FC5-4 CS		0-0 L6		0-3 K		0-0 S 1B		4 0 1 0 0 1 1												
Steve Dillard, R OBP: 0.370, SLG: 0.520 (1, 4)		0-0 CS	0-0 HR	0-3 K		0-0 6-3		0-3 K		4 1 1 1 0 2 1												
Lynn McGlothen, L OBP: 0.714, SLG: 0.833 Bill Caudill, R OBP: 0.659, SLG: 0.482 Jesus Figueroa, L OBP: 0.351, SLG: 0.300 Dick Tidrow, R OBP: 0.351, SLG: 0.300 Steve Ontiveros, S OBP: 0.351, SLG: 0.300 Bruce Sutter, R OBP: 0.351, SLG: 0.300 (1, 1) (7, 1) (8, PH) (8, 1) (9, PH) (9, 1)			0-0 5-3 3B 1B		0-3 K			0-0 4-3	0-0 F9	2 1 1 0 0 1 0 0 0 0 0 0 0 0 1 0 0 0 0 0 0 0 0 0 0 0 0 0 1 0 0 0 0 0 1 0 0 0 0 0 0 0												
Inning Stats	R: 0 E: 0 K: 1 S: 6	H: 1 LOB: 1 BB: 0 P: 6	R: 0 E: 0 K: 0 S: 2	H: 0 LOB: 0 BB: 1 P: 6	R: 4 E: 0 K: 0 S: 7	H: 4 LOB: 0 BB: 0 P: 7	R: 0 E: 0 K: 1 S: 5	H: 0 LOB: 0 BB: 0 P: 5	R: 0 E: 0 K: 1 S: 5	H: 0 LOB: 0 BB: 0 P: 5	R: 0 E: 0 K: 1 S: 5	H: 0 LOB: 0 BB: 0 P: 5	R: 0 E: 0 K: 1 S: 5	H: 0 LOB: 0 BB: 0 P: 5	R: 1 E: 0 K: 1 S: 8	H: 3 LOB: 2 BB: 0 P: 8	R: 0 E: 0 K: 1 S: 6	H: 1 LOB: 1 BB: 0 P: 6	1B: 5 2B: 1 3B: 1 HR: 2	SF: 0 SAC: 0 DP: 0 HBP: 0	WP: 1 PB: 0 SB: 1 CS: 1	PA: 37
PITCHER	IP WLS BF H R ER SO BB IBB HBP BLK WP HR S P ERA WHIP																				PITCHER	IP WLS BF H R ER SO BB IBB HBP BLK WP HR S P ERA WHIP
Burt Hooton, R ERA: 5.45 (1, 1)	6.0 L 23 5 4 4 4 1 0 0 0 0 2 30 34 6.00 1.000																					
Joe Beckwith, R ERA: 1.86 (7, 1)	2.0 9 3 1 1 2 0 0 0 0 1 0 13 13 4.50 1.500																					
Rick Sutcliffe, R ERA: 8.04 (9, 1)	1.0 4 1 0 0 1 0 0 0 0 0 0 6 6 0.00 1.000																					

Chicago Cubs @ Los Angeles Dodgers
 Dodger Stadium, Los Angeles, CA
 Wed May 14 1980, 7:05 PM PDT
 Att: 29,001 - Unknown

livebaseballscorecards.com

AB	35
R	5
H	9
RBI	5
BB	1
SO	7
LOB	7



Batter	1	2	3	4	5	6	7	8	9	AB R H RBI BB SO LOB
Davey Lopes, R (1, 4) OBP: 0.364, SLG: 0.402	0-0 1B		0-0 L7			0-0 F7		0-3 K		4 0 1 0 0 1 0
Rudy Law, L (1, 8) OBP: 0.336, SLG: 0.353	0-0 F7			0-3 K			4-0 HR BB	0-3 K	3 1 0 0 1 2 1	
Reggie Smith, S (1, 9) OBP: 0.389, SLG: 0.536	0-0 F8			0-0 F7			0-0 4-3	0-3 K	4 0 0 0 0 1 2	
Steve Garvey, R (1, 3) OBP: 0.279, SLG: 0.383	0-0 5-3			0-0 F7			0-0 HR	0-3 K	4 1 1 2 0 1 1	
Ron Cey, R (1, 5) OBP: 0.377, SLG: 0.419		0-0 L5			0-3 K		0-0 1B		3 0 1 0 0 1 0	
Derrel Thomas, S (1, 7) OBP: 0.411, SLG: 0.458		0-0 L9-3 1B			0-0 6-3		0-0 F8		3 0 1 0 0 0 1	
Bill Russell, R (1, 6) OBP: 0.312, SLG: 0.333		0-0 L9-3			0-0 6-3		0-0 F8		3 0 0 0 0 0 2	
Steve Yeager, R (1, 2) OBP: 0.321, SLG: 0.224			0-0 P4			0-0 6-3		0-0 F8	2 0 0 0 0 0 0	
Jay Johnstone, L (8, PH) OBP: 0.316, SLG: 0.278									1 0 0 0 0 0 0	
Joe Ferguson, R (9, 2) OBP: 0.143, SLG: 0.077									0 0 0 0 0 0 0	
Burt Hooton, R (1, 1)			0-0 P4			0-0 6-3		0-3 K	1 0 0 0 0 0 0	
Rick Monday, L (6, PH) OBP: 0.286, SLG: 0.250									1 0 0 0 0 0 0	
Joe Beckwith, L (7, 1)									0 0 0 0 0 0 0	
Gary Thomasson, L (8, PH) OBP: 0.424, SLG: 0.357									1 0 0 0 0 1 0	
Rick Sutcliffe, L (9, 1) OBP: 0.182, SLG: 0.182									0 0 0 0 0 0 0	


Inning Stats	R: 0 E: 0 K: 4	H: 1 LOB: 1 BB: 0 P: 4	R: 0 E: 0 K: 3	H: 1 LOB: 0 BB: 0 P: 3	R: 0 E: 0 K: 3	H: 0 LOB: 0 BB: 0 P: 3	R: 0 E: 0 K: 5	H: 0 LOB: 0 BB: 0 P: 5	R: 0 E: 0 K: 5	H: 0 LOB: 0 BB: 0 P: 5	R: 2 E: 0 K: 5	H: 2 LOB: 1 BB: 1 P: 9	R: 0 E: 0 K: 7	H: 0 LOB: 0 BB: 0 P: 7	R: 0 E: 0 K: 9	H: 0 LOB: 0 BB: 0 P: 9	1B: 3 2B: 1 3B: 0 HR: 1	SF: 0 SAC: 0 DP: 1 HBP: 0
--------------	----------------------	---------------------------------	----------------------	---------------------------------	----------------------	---------------------------------	----------------------	---------------------------------	----------------------	---------------------------------	----------------------	---------------------------------	----------------------	---------------------------------	----------------------	---------------------------------	----------------------------------	------------------------------------

PITCHER	IP	WLS	BF	H	R	ER	SO	BB	IBB	HBP	BLK	WP	HR	S	P	ERA	WHIP
Lynn McGlothen, R (1, 1) ERA: 7.62	6.0		20	2	1	1	2	1	0	0	0	0	0	23	27	1.50	0.500
Bill Caudill, R (7, 1) ERA: 2.38	1.0		5	2	1	1	0	0	0	0	0	0	1	5	5	9.00	2.000
Dick Tidrow, R (8, 1) ERA: 1.57	1.0		3	0	0	0	2	0	0	0	0	0	0	7	7	0.00	0.000
Bruce Sutter, R (9, 1) ERA: 3.38	1.0	S	3	0	0	0	3	0	0	0	0	0	0	9	9	0.00	0.000

BOTTOM

Chicago Cubs @ Los Angeles Dodgers
Dodger Stadium, Los Angeles, CA
 Wed May 14 1980, 7:05 PM PDT
 Att. 29,001 - Unknown

AB	30
R	2
H	4
RBI	2
BB	1
SO	7
LOB	7



WP: 0	PA: 31
PB: 0	
SB: 0	
CS: 0	

Batter	1	2	3	4	5	6	7	8	9	AB R H RBI BB SO LOB	TOP									
Omar Moreno, L (1, 8) OBP: 0.299, SLG: 0.362	0-0 4-3	0-0 SF7		0-0 F7			0-0 L1-3 1B		0-0 4-3 S 1B	4 0 2 1 0 0 0	Pittsburgh Pirates @ Los Angeles Dodgers Dodger Stadium, Los Angeles, CA Fri May 16 1980, 7:05 PM PDT Att: 47,929 - Unknown livebaseballscorecards.com									
Tim Foli, R (1, 6) OBP: 0.319, SLG: 0.315	0-0 5-3	0-0 3-H 1-2 1B			0-0 6-3		0-0 L1-3 1-2		0-0 F8 1-2	5 0 1 0 0 0 2										
Dave Parker, L (1, 9) OBP: 0.302, SLG: 0.492	0-0 HR 1B	0-0 4-3			0-0 G3			0-0 1B 2B	0-0 4-3 2-3	5 2 2 0 0 0 3										
Bill Robinson, R (1, 3) OBP: 0.324, SLG: 0.603	0-0 1-H HR		0-0 5-3		0-0 5-3			0-0 F8	0-0 P3	5 1 1 2 0 0 2										
Bill Madlock, R (1, 5) OBP: 0.322, SLG: 0.389	0-0 4-3		0-0 E5 1B			0-0 FC5-4 1B		0-0 F8		4 0 1 0 0 0 1										
Lee Lacy, R (1, 7) OBP: 0.488, SLG: 0.537		0-0 S 1B	0-0 G6-4-3 1B			0-0 FC5-4 1-2f		0-0 E S 1B		4 2 3 1 0 0 1										
Phil Garner, R (1, 4) OBP: 0.371, SLG: 0.430		4-0 BB 1B SF7 BB	0-0 G6-4-3 1-2f			0-0 FC4-6 1-2f		4-0 BB 1B BB		2 1 0 0 2 0 3										
Steve Nicosia, R (1, 2) OBP: 0.290, SLG: 0.160		0-0 FC1-6 1B		0-0 F9		0-0 F9		0-0 S 1B		3 0 1 1 0 0 1										
John Milner, L (8, PH) OBP: 0.268, SLG: 0.194		1-3 2-H						1-3 3-H		1 0 1 1 0 0 0										
Matt Alexander, S (8, PR)										0 0 0 0 0 0 0										
Enrique Romo, R (8, 1) OBP: 0.667, SLG: 0.667										0 0 0 0 0 0 0										
John Candelaria, L (1, 1) OBP: 0.250, SLG: 0.222		0-0 FC1-6 1B		0-0 5-3			0-3 K	0-0 4-3		3 0 0 0 0 1 2										
Kent Tekulve, R (7, 1)										0 0 0 0 0 0 0										
Grant Jackson, S (7, 1)										0 0 0 0 0 0 0										
Ed Ott, L (8, PH) OBP: 0.360, SLG: 0.410		1-2f								1 0 0 0 0 0 2										
Inning Stats	R: 2 E: 0 K: 0 S: 5	H: 2 LOB: 0 BB: 0 P: 5	R: 2 E: 0 K: 0 S: 6	H: 3 LOB: 2 BB: 1 P: 10	R: 0 E: 1 K: 0 S: 4	H: 1 LOB: 1 BB: 0 P: 4	R: 0 E: 0 K: 0 S: 3	H: 0 LOB: 0 BB: 0 P: 3	R: 0 E: 0 K: 0 S: 4	H: 1 LOB: 1 BB: 0 P: 4	R: 0 E: 0 K: 1 S: 5	H: 1 LOB: 0 BB: 0 P: 5	R: 2 E: 0 K: 0 S: 6	H: 3 LOB: 3 BB: 1 P: 10	R: 0 E: 0 K: 0 S: 4	H: 1 LOB: 1 BB: 0 P: 4	1B: 10 2B: 2 3B: 0 HR: 1	SF: 1 SAC: 0 DP: 2 HBP: 0	WP: 0 PB: 0 SB: 4 CS: 0	PA: 40
PITCHER	IP WLS BF H R ER SO BB IBB HBP BLK WP HR S P ERA WHIP																			
Jerry Reuss, L (1, 1) ERA: 2.39	7.0 W 29 8 4 4 1 1 0 0 0 0 0 1 30 34 5.14 1.286																			
Bobby Castillo, R (8, 1) ERA: 4.58	0.2 5 2 2 2 0 1 0 0 0 0 0 0 4 8 27.00 4.500																			
Steve Howe, L (8, 1) ERA: 2.89	1.0 5 2 0 0 0 0 0 0 0 0 0 0 5 5 0.00 2.000																			
Rick Sutcliffe, R (9, 1) ERA: 7.94	0.1 S 1 0 0 0 0 0 0 0 0 0 0 0 1 1 0.00 0.000																			

AB	37
R	6
H	12
RBI	6
BB	2
SO	1
LOB	17



Batter	1	2	3	4	5	6	7	8	9
Davey Lopes, R OBP: 0.360, SLG: 0.392 (1, 4)	0-0 F7		0-0 G3			0-0 6-3	4-0 1B BB		
Rudy Law, L OBP: 0.333, SLG: 0.350 (1, 8)	0-0 6-3		0-0 1-3			0-0 G3	0-0 1B 1-3 2-H 3-H		
Reggie Smith, S OBP: 0.393, SLG: 0.534 (1, 9)	0-0 4-3			0-0 1B 1B		0-0 L6	0-0 1B 1-3 3-H		
Steve Garvey, R OBP: 0.271, SLG: 0.371 (1, 3)		0-0 6-3		0-0 F8			F2 K		
Dusty Baker Jr., R OBP: 0.315, SLG: 0.556 (1, 7)		0-0 HR 1B		0-0 F8			0-0 1B 2B	0-0 P6	
Ron Cey, R OBP: 0.381, SLG: 0.422 (1, 5)		0-0 P4		0-0 1B 1-3			0-0 1B 2B 1B	0-0 F3	
Bill Russell, R OBP: 0.327, SLG: 0.371 (1, 6)		0-0 HR			0-0 4-3		4-0 1B 2B BB	0-0 BB 1B	
Joe Ferguson, R OBP: 0.222, SLG: 0.125 (1, 2)		0-0 1-3			0-0 1-3		0-0 2B 1B 1-2 2-3 3-H	4-0 BB BB 1-2 BB	
Jerry Reuss, L (1, 1)			0-0 L7			0-0 F8	0-0 1B 2B 1-3 2-H 3-H	0-0 3-1	
Gary Thomasson, L OBP: 0.441, SLG: 0.414 (7, PH)									
Bobby Castillo, R OBP: 0.333, SLG: 0.333 (8, 1)									
Steve Howe, L (8, 1)									
Rick Sutcliffe, L OBP: 0.182, SLG: 0.182 (9, 1)									

Inning Stats	R: 0 E: 0 K: 0 S: 3	H: 0 LOB: 0 BB: 0 P: 3	R: 2 E: 0 K: 0 S: 5	H: 2 LOB: 0 BB: 0 P: 5	R: 0 E: 0 K: 0 S: 3	H: 0 LOB: 0 BB: 0 P: 3	R: 0 E: 0 K: 0 S: 4	H: 2 LOB: 2 BB: 0 P: 4	R: 0 E: 0 K: 0 S: 3	H: 0 LOB: 0 BB: 0 P: 3	R: 0 E: 0 K: 0 S: 3	H: 0 LOB: 0 BB: 0 P: 3	R: 6 E: 0 K: 1 S: 10	H: 6 LOB: 1 BB: 2 P: 18	R: 0 E: 0 K: 0 S: 4	H: 1 LOB: 2 BB: 1 P: 8	
1B: 8 2B: 2 3B: 0 HR: 1	SF: 0 SAC: 0 DP: 0 HBP: 0	WP: 0 PB: 0 SB: 0 CS: 0	1B: 8 2B: 2 3B: 0 HR: 1	SF: 0 SAC: 0 DP: 0 HBP: 0	WP: 0 PB: 0 SB: 0 CS: 0	1B: 8 2B: 2 3B: 0 HR: 1	SF: 0 SAC: 0 DP: 0 HBP: 0	WP: 0 PB: 0 SB: 0 CS: 0	1B: 8 2B: 2 3B: 0 HR: 1	SF: 0 SAC: 0 DP: 0 HBP: 0	WP: 0 PB: 0 SB: 0 CS: 0	1B: 8 2B: 2 3B: 0 HR: 1	SF: 0 SAC: 0 DP: 0 HBP: 0	WP: 0 PB: 0 SB: 0 CS: 0	1B: 8 2B: 2 3B: 0 HR: 1	SF: 0 SAC: 0 DP: 0 HBP: 0	WP: 0 PB: 0 SB: 0 CS: 0

PITCHER	IP	WLS	BF	H	R	ER	SO	BB	IBB	HBP	BLK	WP	HR	S	P	ERA	WHIP
John Candelaria, L ERA: 2.88 (1, 1)	6.1		23	5	3	1	0	0	0	0	0	0	1	23	23	1.42	0.789
Kent Tekulve, R ERA: 4.05 (7, 1)	0.0	L	5	3	2	2	0	2	0	0	0	0	0	3	11	∞	∞
Grant Jackson, L ERA: 2.7 (7, 1)	0.2		3	2	3	3	1	0	0	0	0	0	0	5	5	40.50	3.000
Enrique Romo, R ERA: 2.08 (8, 1)	1.0		5	1	0	0	0	1	0	0	0	0	0	4	8	0.00	2.000

BOTTOM

Pittsburgh Pirates @ Los Angeles Dodgers
Dodger Stadium, Los Angeles, CA
Fri May 16 1980, 7:05 PM PDT
Att. 47,929 - Unknown

livebaseballscorecards.com

AB	33
R	8
H	11
RBI	8
BB	3
SO	1
LOB	6



WP	PA
36	

Batter	1	2	3	4	5	6	7	8	9	AB R H RBI BB SO LOB	TOP														
Omar Moreno, L (1, 8) OBP: 0.291, SLG: 0.351	0-0 E4 1B		0-3 K			0-3 K			0-0 4-3	4 0 0 0 0 2 1	Pittsburgh Pirates @ Los Angeles Dodgers Dodger Stadium, Los Angeles, CA Sat May 17 1980, 7:05 PM PDT Att: 50,082 - Unknown livebaseballscorecards.com														
Tim Foli, R (1, 6) OBP: 0.317, SLG: 0.313	0-0 1-2 1B		0-0 F8			0-0 F4			0-0 6-3	4 0 1 0 0 0 1															
Dave Parker, L (1, 9) OBP: 0.293, SLG: 0.477	0-3 K			0-0 F9			0-0 5-3		0-0 1-3	4 0 0 0 0 1 1															
John Milner, L (1, 3) OBP: 0.250, SLG: 0.179	0-0 4-3			0-0 G3			0-0 F9			3 0 0 0 0 0 1															
Mike Easler, L (1, 7) OBP: 0.370, SLG: 0.525		0-0 4-3		0-3 K			0-0 4-3			3 0 0 0 0 1 0															
Bill Madlock, R (1, 5) OBP: 0.322, SLG: 0.414		0-0 F8			0-0 L5			HR		3 1 1 1 0 0 0															
Ed Ott, L (1, 2) OBP: 0.348, SLG: 0.395		0-0 P6			0-0 G3			F9		3 0 0 0 0 0 0															
Phil Garner, R (1, 4) OBP: 0.370, SLG: 0.427			0-0 SH3-4 1B		0-3 K			F8		3 0 1 0 0 1 0															
Bert Blyleven, R (1, 1) OBP: 0.091, SLG: 0.091			0-0 SH3-4		0-3 K			F2		1 0 0 0 0 1 0															
Willie Stargell, L (8, PH) OBP: 0.389, SLG: 0.500			1-2							1 0 0 0 0 0 0															
Kent Tekulve, R (8, 1)										0 0 0 0 0 0 0															
Inning Stats	R: 0 E: 1 K: 1 S: 6	H: 1 LOB: 1 BB: 0 P: 6	R: 0 E: 0 K: 0 S: 3	H: 0 LOB: 0 BB: 0 P: 3	R: 0 E: 0 K: 1 S: 6	H: 1 LOB: 1 BB: 0 P: 6	R: 0 E: 0 K: 1 S: 5	H: 0 LOB: 0 BB: 0 P: 5	R: 0 E: 0 K: 1 S: 5	H: 0 LOB: 0 BB: 0 P: 5	R: 0 E: 0 K: 2 S: 7	H: 0 LOB: 0 BB: 0 P: 7	R: 0 E: 0 K: 0 S: 3	H: 0 LOB: 0 BB: 0 P: 3	R: 1 E: 0 K: 0 S: 4	H: 1 LOB: 0 BB: 0 P: 4	R: 0 E: 0 K: 0 S: 3	H: 0 LOB: 0 BB: 0 P: 3	1B: 2 2B: 0 3B: 0 HR: 1	SF: 0 SAC: 1 DP: 0 HBP: 0	WP: 0 PB: 0 SB: 0 CS: 0	PA: 30			
PITCHER Don Sutton, R (1, 1) ERA: 2.06 Steve Howe, L (9, 1) ERA: 2.75	IP 8.0	WLS W	BF 27	H 3	R 1	ER 1	SO 6	BB 0	IBB 0	HBP 0	BLK 0	WP 0	HR 1	S 39	P 39	ERA 1.12	WHIP 0.375					ERA 0.00	WHIP 0.000		



Batter	1	2	3	4	5	6	7	8	9
Davey Lopes, R (1, 4) OBP: 0.355, SLG: 0.379	4-0 1B BB	0-0 F7		0-3 K		0-0 FC6-4		0-0 F8	
Rudy Law, L (1, 8) OBP: 0.331, SLG: 0.347	0-0 1B FC6-4 1B	0-0 6-3		0-0 1-3		0-0 F9			
Reggie Smith, S (1, 9) OBP: 0.403, SLG: 0.538 Derrel Thomas, S (8, 9) OBP: 0.411, SLG: 0.458	0-0 FC6-4 1B	4-0			0-0 1B 1B		0-0 F8		
Steve Garvey, R (1, 3) OBP: 0.271, SLG: 0.368	0-0 FC6-4 1B	0-0 P4			0-0 P6 1B 1B		0-3 K		
Dusty Baker Jr., R (1, 7) OBP: 0.321, SLG: 0.553	0-0 1B 1B		0-3 K		0-0 FC6-4 1B		0-0 4-3		
Ron Cey, R (1, 5) OBP: 0.369, SLG: 0.407	0-3 K		0-0 P6		0-0 P6		0-0 6-3		
Bill Russell, R (1, 6) OBP: 0.333, SLG: 0.376	0-0 1B		0-0 S 1B		0-0 FC6-4		0-0 4-3		
Joe Ferguson, R (1, 2) OBP: 0.318, SLG: 0.167 Pedro Guerrero, R (8, PR) OBP: 0.556, SLG: 0.714 Steve Yeager, R (9, 2) OBP: 0.321, SLG: 0.224	4-0 IBB		0-3 K		4-0 FC6-4 SH3-4 BB		0-0 BB 1B		
Don Sutton, R (1, 1) OBP: 0.067, SLG: 0.067 Gary Thomasson, L (8, PH) OBP: 0.457, SLG: 0.414 Steve Howe, L (9, 1)	0-0 4-3		0-0 F8		0-0 SH3-4		4-0 BB		

Inning Stats	R: 3 E: 0 K: 1 S: 9	H: 4 LOB: 3 BB: 2 P: 17	R: 0 E: 0 K: 0 S: 3	H: 0 LOB: 1 BB: 1 P: 7	R: 0 E: 0 K: 2 S: 8	H: 1 LOB: 1 BB: 0 P: 8	R: 0 E: 0 K: 1 S: 5	H: 0 LOB: 0 BB: 0 P: 5	R: 0 E: 0 K: 0 S: 5	H: 3 LOB: 2 BB: 0 P: 5	R: 0 E: 0 K: 0 S: 3	H: 0 LOB: 1 BB: 1 P: 7	R: 0 E: 0 K: 1 S: 5	H: 0 LOB: 0 BB: 0 P: 5	R: 0 E: 0 K: 0 S: 4	H: 1 LOB: 2 BB: 1 P: 8
--------------	------------------------------	----------------------------------	------------------------------	---------------------------------	------------------------------	---------------------------------	------------------------------	---------------------------------	------------------------------	---------------------------------	------------------------------	---------------------------------	------------------------------	---------------------------------	------------------------------	---------------------------------

PITCHER	IP	WLS	BF	H	R	ER	SO	BB	IBB	HBP	BLK	WP	HR	S	P	ERA	WHIP
Bert Blyleven, R (1, 1) ERA: 3.28	7.0	L	32	8	3	3	5	3	1	0	0	0	0	38	54	3.86	1.571
Kent Tekulve, R (8, 1) ERA: 3.86	1.0		5	1	0	0	0	1	0	0	0	0	0	4	8	0.00	2.000

BOTTOM


Pittsburgh Pirates @ Los Angeles Dodgers
Dodger Stadium, Los Angeles, CA

Sat May 17 1980, 7:05 PM PDT
Att. 50,082 - Unknown

AB	R	H	RBI	BB	SO	LOB
4	1	0	0	1	1	3
4	1	1	0	0	0	1
3	0	2	1	1	0	0
0	0	0	0	0	0	0
4	1	1	1	0	1	2
4	0	2	0	0	1	0
4	0	0	0	0	1	5
4	0	2	1	0	0	2
2	0	1	0	2	1	1
0	0	0	0	0	0	0
0	0	0	0	0	0	0
2	0	0	0	0	0	3
0	0	0	0	1	0	0
0	0	0	0	0	0	0

AB	31
R	3
H	9
RBI	3
BB	5
SO	5
LOB	17

WP: 0 PA: 37
PB: 0
SB: 1
CS: 0



Batter	1	2	3	4	5	6	7	8	9	AB R H RBI BB SO LOB	TOP									
Omar Moreno, L (1, 8) OBP: 0.283, SLG: 0.341	0-0 F7		0-3 K			0-0 E3			0-0 F8	4 0 0 0 0 1 2	Pittsburgh Pirates @ Los Angeles Dodgers Dodger Stadium, Los Angeles, CA Sun May 18 1980, 7:05 PM PDT Att: 49,867 - Unknown livebaseballscorecards.com									
Tim Foli, R (1, 6) OBP: 0.315, SLG: 0.310	0-0 G4-6-3 1B		0-0 F7			0-0 L4-3			0-0 F8	4 0 1 0 0 0 3										
Dave Parker, L (1, 9) OBP: 0.292, SLG: 0.470	0-0 G4-6-3 1-2f				0-0 P5				0-0 F8	4 0 1 0 0 0 1										
Willie Stargell, L (1, 3) OBP: 0.368, SLG: 0.470		0-3 K			0-0 4-3				0-0 F2	4 0 0 0 0 1 1										
Mike Easler, L (1, 7) OBP: 0.367, SLG: 0.512		0-0 F8			0-0 4-3				0-0 G2	3 0 1 0 0 0 0										
Bill Madlock, R (1, 5) OBP: 0.315, SLG: 0.404		0-0 F9							0-0 1B	3 0 0 0 0 0 1										
Ed Ott, L (1, 2) OBP: 0.348, SLG: 0.386			4-0 E BB			0-0 F7			0-0 F7	2 0 0 0 1 0 0										
Phil Garner, R (1, 4) OBP: 0.361, SLG: 0.415			0-0 E6 SH1-4			0-0 F8			0-0 F9	3 0 0 0 0 0 1										
Jim Bibby, R (1, 1) OBP: 0.261, SLG: 0.250 Grant Jackson, S (7, 1) John Milner, L (8, PH) OBP: 0.244, SLG: 0.175 Kent Tekulve, R (8, 1)			0-0 SH1-4			0-0 F4			0-0 F8	1 0 0 0 0 0 0										
			1-2						0-0 4-3	0 0 0 0 0 0 0										
										1 0 0 0 0 0 0										
										0 0 0 0 0 0 0										
										1 0 0 0 0 0 0										
										0 0 0 0 0 0 0										
Inning Stats	R: 0 E: 0 K: 0 S: 3	H: 1 LOB: 0 BB: 0 P: 3	R: 0 E: 0 K: 1 S: 5	H: 0 LOB: 0 BB: 0 P: 5	R: 0 E: 1 K: 1 S: 6	H: 0 LOB: 2 BB: 1 P: 10	R: 0 E: 0 K: 0 S: 3	H: 0 LOB: 0 BB: 0 P: 3	R: 0 E: 0 K: 0 S: 3	H: 0 LOB: 0 BB: 0 P: 3	R: 0 E: 1 K: 0 S: 4	H: 1 LOB: 1 BB: 0 P: 4	R: 0 E: 0 K: 0 S: 3	H: 0 LOB: 0 BB: 0 P: 3	R: 0 E: 0 K: 0 S: 4	H: 1 LOB: 1 BB: 0 P: 4	1B: 3 2B: 1 3B: 0 HR: 0	SF: 0 SAC: 1 DP: 2 HBP: 0	WP: 0 PB: 0 SB: 0 CS: 0	PA: 31
PITCHER	IP WLS BF H R ER SO BB IBB HBP BLK WP HR S P ERA WHIP																			
Bob Welch, R (1, 1) ERA: 2.56	8.2 W 30 3 0 0 2 1 0 0 0 0 0 0 33 37 0.00 0.462																			
Steve Howe, L (9, 1) ERA: 2.7	0.1 S 1 0 0 0 0 0 0 0 0 0 0 0 1 1 0.00 0.000																			

AB	29
R	0
H	3
RBI	0
BB	1
SO	2
LOB	9



Batter	1	2	3	4	5	6	7	8	9
Davey Lopes, R OBP: 0.359, SLG: 0.373 (1, 4)	0-3 K		0-0 F9		4-0 1B BB		4-0 FC4-6 BB		
Rudy Law, L OBP: 0.328, SLG: 0.344 (1, 8)	0-0 F7		0-0 F7		0-0 1B		0-0 FC4-6		
Dusty Baker Jr., R OBP: 0.319, SLG: 0.542 (1, 7)	0-0 CS 1B			0-3 K		0-0 6-3		0-0 F9	
Steve Garvey, R OBP: 0.284, SLG: 0.396 (1, 3)	0-0 CS	4-0 1B BB		0-0 1B		0-0 HR		0-0 F8	
Ron Cey, R OBP: 0.373, SLG: 0.410 (1, 5)		0-0 1B		0-0 F8		0-0 F8		0-0 E 1B 1B	
Gary Thomasson, L OBP: 0.436, SLG: 0.394 (1, 9)		0-3 K		0-3 K		0-3 K		0-0 E8 1B 1B	
Derrel Thomas, S OBP: 0.411, SLG: 0.458 (8, PR) (9, 9)								1-3	
Bill Russell, R OBP: 0.331, SLG: 0.372 (1, 6)		0-0 F7			0-0 F7		0-0 F9	0-0 1B	
Joe Ferguson, R OBP: 0.320, SLG: 0.150 (1, 2)		0-0 4-3			4-0 S 1B BB		0-0 E4 SH1-4	0-3 K	
Pedro Guerrero, R OBP: 0.556, SLG: 0.714 (7, PR)									
Steve Yeager, R OBP: 0.316, SLG: 0.220 (8, 2)									
Bob Welch, R OBP: 0.125, SLG: 0.125 (1, 1)			0-0 P1		0-0 6-3		0-0 SH1-4		
Steve Howe, L (9, 1)									

Inning Stats	R: 0	H: 1	E: 0	LOB: 0	K: 1	BB: 0	S: 5	P: 5
	R: 0	H: 1	E: 0	LOB: 2	K: 1	BB: 1	S: 6	P: 10
	R: 0	H: 0	E: 0	LOB: 0	K: 0	BB: 0	S: 3	P: 3
	R: 0	H: 1	E: 0	LOB: 1	K: 2	BB: 0	S: 8	P: 8
	R: 0	H: 1	E: 0	LOB: 2	K: 0	BB: 2	S: 3	P: 11
	R: 1	H: 1	E: 0	LOB: 0	K: 1	BB: 0	S: 6	P: 6
	R: 0	H: 0	E: 1	LOB: 2	K: 0	BB: 1	S: 4	P: 8
	R: 1	H: 3	E: 1	LOB: 2	K: 1	BB: 0	S: 8	P: 8

PITCHER	IP	WLS	BF	H	R	ER	SO	BB	IBB	HBP	BLK	WP	HR	S	P	ERA	WHIP
Jim Bibby, R ERA: 3.2 (1, 1)	6.2	L	28	5	1	1	5	4	0	0	0	0	1	34	50	1.35	1.350
Grant Jackson, L ERA: 2.63 (7, 1)	0.1		1	0	0	0	0	0	0	0	0	0	0	1	1	0.00	0.000
Kent Tekulve, R ERA: 3.68 (8, 1)	1.0		6	3	1	0	1	0	0	0	0	0	0	8	8	0.00	3.000


BOTTOM

Pittsburgh Pirates @ Los Angeles Dodgers
Dodger Stadium, Los Angeles, CA

Sun May 18 1980, 7:05 PM PDT
Att. 49,867 - Unknown

AB	30
R	2
H	8
RBI	2
BB	4
SO	6
LOB	13

livebaseballscorecards.com



1B	2B	3B	HR	SF	SAC	DP	HBP	WP	PA
7	0	0	1	0	0	0	0	0	36

WP	HR	S	P	ERA	WHIP
0	1	0	1	0.00	0.000

Batter	1	2	3	4	5	6	7	8	9	AB R H RBI BB SO LOB	TOP									
Garry Templeton, S (1, 6) OBP: 0.367, SLG: 0.437	0-0 F8		0-0 L3		0-0 P6			0-0 4-3		4 0 0 0 0 0 0										
Tony Scott, S (1, 8) OBP: 0.279, SLG: 0.266	0-0 G3		0-3 K			0-0 4-3		0-0 F8		4 0 0 0 0 1 0										
Keith Hernandez, L (1, 3) OBP: 0.377, SLG: 0.447	4-0 BB		0-0 4-3			0-0 F8			0-0 G1	3 0 0 0 1 0 0										
Ted Simmons, S (1, 2) OBP: 0.427, SLG: 0.495	0-0 L3			0-0 P4		0-0 G3			0-0 F8	4 0 0 0 0 0 1										
Dane Iorg, L (1, 7) OBP: 0.400, SLG: 0.489		4-0 1B BB		0-0 1B			0-0 F9		0-0 FC5-4 1B	3 0 2 0 1 0 0										
George Hendrick, R (1, 9) OBP: 0.391, SLG: 0.591		0-0 1-2 1B		0-0 F5			0-0 HR		0-0 FC5-4 1-2f	4 1 2 1 0 0 2										
Ken Reitz, R (1, 5) OBP: 0.425, SLG: 0.517		0-0 F8		0-0 F3			0-0 G3-6 1B			3 0 1 0 0 0 3										
Mike Phillips, L (1, 4)		0-0 F8			0-0 F7		0-0 G3-6			3 0 0 0 0 0 3										
Roy Thomas, R (1, 1) OBP: 0.250, SLG: 0.250		0-3 K			0-0 F7			0-0 F8		1 0 0 0 0 1 2										
Bernie Carbo, L (5, PH) OBP: 0.111, SLG: 0.111										1 0 0 0 0 0 0										
Pedro Borbon, R (5, 1) OBP: 0.250, SLG: 0.250										0 0 0 0 0 0 0										
Tom Herr, S (8, PH) OBP: 0.280, SLG: 0.304										1 0 0 0 0 0 0										
Mark Littell, L (8, 1)										0 0 0 0 0 0 0										
Inning Stats	R: 0 E: 0 K: 0 S: 3	H: 0 LOB: 1 BB: 1 P: 7	R: 0 E: 0 K: 1 S: 6	H: 1 LOB: 2 BB: 1 P: 10	R: 0 E: 0 K: 1 S: 5	H: 0 LOB: 0 BB: 0 P: 5	R: 0 E: 0 K: 0 S: 4	H: 1 LOB: 1 BB: 0 P: 4	R: 0 E: 0 K: 0 S: 3	H: 0 LOB: 0 BB: 0 P: 3	R: 1 E: 0 K: 0 S: 4	H: 2 LOB: 0 BB: 0 P: 4	R: 0 E: 0 K: 0 S: 3	H: 0 LOB: 0 BB: 0 P: 3	R: 0 E: 0 K: 0 S: 4	H: 1 LOB: 1 BB: 0 P: 4	1B: 4 2B: 0 3B: 0 HR: 1	SF: 0 SAC: 0 DP: 1 HBP: 0	WP: 0 PB: 0 SB: 0 CS: 0	PA: 33
PITCHER Burt Hooton, R (1, 1) ERA: 4.6	IP: 9.0 WLS: W BF: 33 H: 5 R: 1 ER: 1 SO: 2 BB: 2 IBB: 0 HBP: 0 BLK: 0 WP: 0 HR: 1 S: 35 P: 43 ERA: 1.00 WHIP: 0.778																			

St. Louis Cardinals @ Los Angeles Dodgers
Dodger Stadium, Los Angeles, CA
Mon May 19 1980, 7:05 PM PDT
Att: 34,297 - Unknown

AB	31
R	1
H	5
RBI	1
BB	2
SO	2
LOB	11



Batter	1	2	3	4	5	6	7	8	9
Davey Lopes, R OBP: 0.362, SLG: 0.380 (1, 4)	0-0 F8		4-0 FC3-6 1B CS 1-2 2-3 BB		0-0 F5		0-0 SH SF8 2B		
Rudy Law, L OBP: 0.329, SLG: 0.344 (1, 8)	0-0 4-3		0-0 FC3-6 1-2 2-3 1B		0-0 G3		0-0 SH CS 2-3		
Reggie Smith, S OBP: 0.392, SLG: 0.525 (1, 9)	0-0 F7		0-0 FC3-6 1-2f 2-3 3-H		0-0 G3		0-0 SF8 1-2 3-H		
Steve Garvey, R OBP: 0.296, SLG: 0.444 (1, 3)		0-0 F9	0-0 CS 3-H	0-0 HR		0-0 HR	4-0 WP BB		
Dusty Baker Jr., R OBP: 0.317, SLG: 0.527 (1, 7)		0-0 L7		4-0 FC6-4 1B BB		0-0 6-3	0-0 5-3 1-2		
Ron Cey, R OBP: 0.362, SLG: 0.397 (1, 5)		0-0 5-3		0-0 F3		0-0 5-3		0-3 K	
Bill Russell, R OBP: 0.344, SLG: 0.379 (1, 6)			4-0 FC1-6 1B BB	0-0 FC6-4 1-2 1B		0-0 S 1B		0-0 6-3	
Joe Ferguson, R OBP: 0.379, SLG: 0.182 (1, 2)			0-0 BB FC1-6 1-2 1B	0-0 FC6-4 1-2f 2-3		4-0 FC6-4 1-2 IBB		4-0 BB	
Burt Hooton, R (1, 1)			0-0 FC1-6 1B BB FC3-6 1-2 2-3f	0-0 FC6-4 1-2f		0-0 FC6-4 1-2f		0-0 L7	

Inning Stats	R: 0	H: 0	E: 0	K: 0	S: 3	LOB: 0	BB: 0	P: 3
	R: 0	H: 0	E: 0	K: 0	S: 3	LOB: 0	BB: 0	P: 3
	R: 2	H: 2	E: 0	K: 0	S: 4	LOB: 1	BB: 2	P: 12
	R: 1	H: 2	E: 0	K: 0	S: 5	LOB: 2	BB: 1	P: 9
	R: 0	H: 0	E: 0	K: 0	S: 3	LOB: 0	BB: 0	P: 3
	R: 1	H: 2	E: 0	K: 0	S: 5	LOB: 2	BB: 1	P: 9
	R: 1	H: 1	E: 0	K: 0	S: 4	LOB: 1	BB: 1	P: 8
	R: 0	H: 0	E: 0	K: 1	S: 5	LOB: 1	BB: 1	P: 9

AB	R	H	RBI	BB	SO	LOB
3	1	1	0	1	0	0
3	0	1	1	0	0	0
3	0	0	2	0	0	2
3	2	2	2	1	0	0
3	0	0	0	1	0	1
4	0	0	0	0	1	1
3	0	2	0	1	0	0
2	1	1	0	2	0	2
4	1	0	0	0	0	7

WP	HR	S	P	ERA	WHIP
1	0	1	37	6.75	1.750
1	1	12	20	6.00	1.333
0	0	5	9	0.00	1.000


BOTTOM

St. Louis Cardinals @ Los Angeles Dodgers
Dodger Stadium, Los Angeles, CA

Mon May 19 1980, 7:05 PM PDT
Att. 34,297 - Unknown

livebaseballscorecards.com

AB	28
R	5
H	7
RBI	5
BB	6
SO	1
LOB	13



PITCHER	IP	WLS	BF	H	R	ER	SO	BB	IBB	HBP	BLK	WP	HR	S	P	ERA	WHIP
Roy Thomas, R ERA: 5.27 (1, 1)	4.0	L	18	4	3	3	0	3	0	0	0	0	1	15	27	6.75	1.750
Pedro Borbon, R ERA: 2.12 (5, 1)	3.0		14	3	2	2	0	1	1	0	0	1	1	12	20	6.00	1.333
Mark Littell, R ERA: 6.1 (8, 1)	1.0		4	0	0	0	1	1	0	0	0	0	0	5	9	0.00	1.000

Batter	1	2	3	4	5	6	7	8	9	AB R H RBI BB SO LOB	TOP		
Garry Templeton, S (1, 6) OBP: 0.362, SLG: 0.429	0-0 4-3		0-0 2-3	0-0 F9			0-0 FC 2B 1B		0-0 P6	5 1 1 0 0 0 2	St. Louis Cardinals @ Los Angeles Dodgers Dodger Stadium, Los Angeles, CA Tue May 20 1980, 7:05 PM PDT Att: 29,710 - Unknown livebaseballscorecards.com		
Tom Herr, S (1, 4) OBP: 0.259, SLG: 0.280 Bernie Carbo, L (9, PH) OBP: 0.200, SLG: 0.111 Mike Phillips, L (9, PR)	0-0 G3		0-0 4-3	0-0 F9			0-0 FC 2B	BB BB BB 4-0 FC6-4 1B BB	4 1 0 0 0 0 3 0 0 0 0 1 0 0 0 0 0 0 0 0 0				
Keith Hernandez, L (1, 3) OBP: 0.391, SLG: 0.467	0-0 1B		0-0 1B 1B		0-0 P4		0-0 1-2 2B	0-0 1-2 FC6-4 1B	5 1 4 2 0 0 0				
Ted Simmons, S (1, 2) OBP: 0.418, SLG: 0.480 Don Hood, L (9, PR) OBP: 0.143, SLG: 0.143	0-0 F2		0-0 1B 1B		0-0 F8		0-0 P4	0-0 FC6-4	5 0 1 0 0 0 4 0 0 0 0 0 0 0				
George Hendrick, R (1, 9) OBP: 0.385, SLG: 0.576		0-0 F8	0-0 1B 1B		0-0 F5		0-3 K	0-0 F8	5 0 1 1 0 1 3				
Ken Reitz, R (1, 5) OBP: 0.413, SLG: 0.500		0-0 L8	0-0 F9			0-0 6-3		0-0 6-3	4 0 0 0 0 0 2				
Bobby Bonds, R (1, 7) OBP: 0.308, SLG: 0.366		0-0 1B 1B		0-0 1B 1B		0-0 5-3		4-0 E S BB	3 0 2 0 1 0 0				
Tony Scott, S (1, 8) OBP: 0.286, SLG: 0.273		0-0 1B		0-0 1B		0-3 K		0-3 K	4 0 2 0 0 2 1				
Pete Vuckovich, R (1, 1) OBP: 0.136, SLG: 0.143 Mike Ramsey, S (7, PH) OBP: 0.500, SLG: 0.500 Silvio Martinez, R (7, 1) Dane Iorg, L (8, PH) OBP: 0.392, SLG: 0.478 Jim Kaat, L (8, 1)		0-0 3-1		0-0 F2			0-0 5-3	0-0 G3	2 0 0 0 0 0 4 1 0 0 0 0 0 0 0 0 0 0 0 0 0 1 0 0 0 0 0 1 0 0 0 0 0 0 0				
Inning Stats	R: 0 E: 0 K: 0 S: 4 H: 1 LOB: 1 BB: 0 P: 4	R: 0 E: 0 K: 0 S: 5 H: 2 LOB: 2 BB: 0 P: 5	R: 1 E: 0 K: 0 S: 6 H: 3 LOB: 2 BB: 0 P: 6	R: 0 E: 0 K: 0 S: 5 H: 2 LOB: 2 BB: 0 P: 5	R: 0 E: 0 K: 0 S: 3 H: 0 LOB: 0 BB: 0 P: 3	R: 0 E: 0 K: 1 S: 5 H: 0 LOB: 0 BB: 0 P: 5	R: 2 E: 0 K: 1 S: 8 H: 2 LOB: 1 BB: 0 P: 8	R: 0 E: 0 K: 1 S: 5 H: 0 LOB: 1 BB: 1 P: 9	R: 0 E: 0 K: 0 S: 4 H: 1 LOB: 2 BB: 1 P: 8	1B: 10 2B: 1 3B: 0 HR: 0 SF: 0 SAC: 0 DP: 0 HBP: 0		WP: 0 PB: 0 SB: 1 CS: 0 PA: 41	
PITCHER	IP WLS BF H R ER SO BB IBB HBP BLK WP HR S P ERA WHIP											PITCHER	IP WLS BF H R ER SO BB IBB HBP BLK WP HR S P ERA WHIP
Jerry Reuss, L (1, 1) ERA: 2.7	7.0 W 32 10 3 3 2 0 0 0 0 0 0 36 36 3.86 1.429												
Bobby Castillo, R (8, 1) ERA: 4.29	1.1 6 0 0 0 1 2 0 0 0 0 0 0 6 14 0.00 1.500												
Steve Howe, L (9, 1) ERA: 2.66	0.1 2 1 0 0 0 0 0 0 0 0 0 0 2 2 0.00 3.000												
Rick Sutcliffe, R (9, 1) ERA: 7.85	0.1 S 1 0 0 0 0 0 0 0 0 0 0 1 1 0.00 0.000												



Batter	1	2	3	4	5	6	7	8	9	AB	R	H	RBI	BB	SO	LOB	BOTTOM			
Davey Lopes, R OBP: 0.359, SLG: 0.371 (1, 4)	0-0 6-3 ①		0-0 P4 ③			4-0 WP HR BB ②	0-0 FC6-4 1-2f ③			3	1	0	0	1	0	1				
Rudy Law, L OBP: 0.322, SLG: 0.336 (1, 8) Derrel Thomas, S OBP: 0.404, SLG: 0.449 (7, 8)	0-0 F8 ②			0-0 4-3 ①		0-0 4-3 1-2 ②		0-0 4-3 ①		3	0	0	0	0	0	1				
Reggie Smith, S OBP: 0.395, SLG: 0.544 (1, 9)	0-0 P4 ③			0-0 HR ②		4-0 HR BB ②		0-0 5-3 ②		3	2	1	1	1	0	0				
Steve Garvey, R OBP: 0.295, SLG: 0.459 (1, 3)		0-0 6-3 ①		0-0 L6 ②		0-0 HR ③		0-0 F8 ③		4	1	1	3	0	0	0				
Dusty Baker Jr., R OBP: 0.317, SLG: 0.522 (1, 7)		0-0 F8 ②		0-0 P4 ③		0-0 1B ③				3	0	1	0	0	0	0				
Ron Cey, R OBP: 0.362, SLG: 0.390 (1, 5)		4-0 BB ③		0-3 K ①		0-0 P2 ③				2	0	0	0	1	1	1				
Bill Russell, R OBP: 0.336, SLG: 0.370 (1, 6)		0-3 K ③		0-3 K ③		0-0 6-3 ②		0-0 6-3 ①		3	0	0	0	0	1	1				
Joe Ferguson, R OBP: 0.375, SLG: 0.167 (1, 2) Steve Yeager, R OBP: 0.316, SLG: 0.220 (9, 2)			0-3 K ①		0-3 K ③		4-0 FC6-4 BB ②			2	0	0	0	1	2	0				
Jerry Reuss, L (1, 1) Gary Thomasson, L (7, PH) OBP: 0.425, SLG: 0.382 Bobby Castillo, R OBP: 0.333, SLG: 0.333 (8, 1) Steve Howe, L (9, 1) Rick Sutcliffe, L OBP: 0.182, SLG: 0.182 (9, 1)		0-0 6-3 ②		0-0 6-3 ②		0-0 F8 ①	0-0 F7 ②			2	0	0	0	0	0	0				
Inning Stats	R: 0 E: 0 K: 0 S: 3	H: 0 LOB: 0 BB: 0 P: 3	R: 0 E: 0 K: 1 S: 5	H: 0 LOB: 1 BB: 1 P: 9	R: 0 E: 0 K: 1 S: 5	H: 0 LOB: 0 BB: 0 P: 5	R: 1 E: 0 K: 0 S: 4	H: 1 LOB: 0 BB: 0 P: 4	R: 0 E: 0 K: 2 S: 7	H: 0 LOB: 0 BB: 0 P: 7	R: 3 E: 0 K: 0 S: 5	H: 2 LOB: 1 BB: 2 P: 13	R: 0 E: 0 K: 0 S: 3	H: 0 LOB: 1 BB: 1 P: 7	R: 0 E: 0 K: 0 S: 3	H: 0 LOB: 0 BB: 0 P: 3	1B: 1 2B: 0 3B: 0 HR: 2	SF: 0 SAC: 0 DP: 0 HBP: 0	WP: 1 PB: 0 SB: 1 CS: 0	PA: 31 ERA WHIP
PITCHER	IP WLS BF H R ER SO	IP WLS BF H R ER SO	IP WLS BF H R ER SO	IP WLS BF H R ER SO	IP WLS BF H R ER SO	IP WLS BF H R ER SO	IP WLS BF H R ER SO	IP WLS BF H R ER SO	IP WLS BF H R ER SO	IP WLS BF H R ER SO	IP WLS BF H R ER SO	IP WLS BF H R ER SO	IP WLS BF H R ER SO	IP WLS BF H R ER SO	IP WLS BF H R ER SO	IP WLS BF H R ER SO	WP HR S P	ERA WHIP	ERA WHIP	
Pete Vuckovich, R ERA: 2.84 (1, 1)	6.0 L	24	3	4	4	4	3	3	3	6.00	1.000									
Silvio Martinez, R ERA: 3.09 (7, 1)	1.0	4	0	0	0	0	1	0	0	0.00	1.000									
Jim Kaat, L ERA: 4.02 (8, 1)	1.0	3	0	0	0	0	0	0	0	0.00	0.000									

St. Louis Cardinals @ Los Angeles Dodgers
Dodger Stadium, Los Angeles, CA

Tue May 20 1980, 7:05 PM PDT
Att. 29,710 - Unknown

livebaseballscorecards.com

AB	27
R	4
H	3
RBI	4
BB	4
SO	4
LOB	5



Batter	1	2	3	4	5	6	7	8	9	AB R H RBI BB SO LOB	TOP								
Garry Templeton, S (1, 6) OBP: 0.365, SLG: 0.428	4-0 CS BB			6-3		4-3		G4-3 1B		3 0 1 1 1 0 0	St. Louis Cardinals @ Los Angeles Dodgers Dodger Stadium, Los Angeles, CA Wed May 21 1980, 7:05 PM PDT Att: 31,174 - Unknown livebaseballscorecards.com								
Tony Scott, S (1, 8) OBP: 0.278, SLG: 0.265	0-3 K 1-2			6-3		G3		G4-3 1-2f		4 0 0 0 0 1 2									
Keith Hernandez, L (1, 3) OBP: 0.400, SLG: 0.471	0-0 F8			HR 1B			4-0 CS BB	L4-6 1B 1B		3 1 2 0 1 0 0									
Ted Simmons, S (1, 2) OBP: 0.421, SLG: 0.509		0-0 F7		HR 1B			0-0 F8	1-2 1B		4 1 2 2 0 0 1									
George Hendrick, R (1, 9) OBP: 0.381, SLG: 0.566		0-0 5-3		K			0-0 1B 1-2	P4		4 0 1 0 0 1 2									
Ken Reitz, R (1, 5) OBP: 0.408, SLG: 0.492		0-0 F3					0-0 FC6-4 1B	L4-6 2-3		4 0 1 0 0 0 2									
Bobby Bonds, R (1, 7) OBP: 0.308, SLG: 0.365			0-0 G5-4-3 1B		0-3 K		0-0 FC6-4 1-2f			3 0 1 0 0 1 2									
Mike Phillips, L (1, 4) Bernie Carbo, L (8, PH) Tom Herr, S (8, PR)			0-0 G5-4-3 1-2f		0-0 1-3			SH1-4 E 1B 1B		2 0 0 0 0 0 1 1 0 1 0 0 0 0 0 1 0 0 0 0 0									
Bob Forsch, R (1, 1) Jim Kaat, L (8, 1) Mark Littell, L (8, 1)			0-0 6-3		0-3 K			SH1-4 1-3		2 0 0 0 0 1 0 0 0 0 0 0 0 0 0 0 0 0 0 0 0									
Inning Stats	R: 0 E: 0 K: 1 S: 4	H: 0 LOB: 0 BB: 1 P: 8	R: 0 E: 0 K: 0 S: 3	H: 1 LOB: 0 BB: 0 P: 3	R: 2 E: 0 K: 1 S: 7	H: 2 LOB: 0 BB: 0 P: 7	R: 0 E: 0 K: 1 S: 5	H: 0 LOB: 0 BB: 0 P: 5	R: 0 E: 0 K: 0 S: 4	H: 2 LOB: 2 BB: 1 P: 8		R: 1 E: 1 K: 0 S: 4	H: 2 LOB: 1 BB: 0 P: 4	R: 0 E: 0 K: 0 S: 4	H: 2 LOB: 1 BB: 0 P: 4	1B: 8 2B: 2 3B: 0 HR: 1	SF: 0 SAC: 1 DP: 4 HBP: 0	WP: 0 PB: 0 SB: 0 CS: 2	PA: 33
PITCHER	IP WLS BF H R ER SO BB IBB HBP BLK WP HR S P ERA WHIP																		
Dave Goltz, R (1, 1) ERA: 3.08	6.2		24	5	2	2	4	2	0	0	0	0	0	0	1	30	38	2.70	1.050
Joe Beckwith, R (7, 1) ERA: 1.64	1.1	W	5	2	1	0	0	0	0	0	0	0	0	0	5	5	0.00	1.500	
Rick Sutcliffe, R (9, 1) ERA: 7.76	0.1		3	2	0	0	0	0	0	0	0	0	0	3	3	0.00	6.000		
Bobby Castillo, R (9, 1) ERA: 4.15	0.2	S	1	0	0	0	0	0	0	0	0	0	0	1	1	0.00	0.000		




Batter	1	2	3	4	5	6	7	8	9	AB R H RBI BB SO LOB
Davey Lopes, R (1, 4) OBP: 0.363, SLG: 0.370	0-0 6-3		0-0 6-3			0-0 SF8 E 1B		4-0 1B BB		3 2 1 0 1 0 1
Derrel Thomas, S (1, 8) OBP: 0.377, SLG: 0.415	0-3 K			0-0 6-3		0-0 E4 F9 S 1-3		0-3 K		4 0 0 0 0 2 2
Reggie Smith, S (1, 9) OBP: 0.397, SLG: 0.543	0-3 K			4-0 FC6-4 BB		0-0 SF8		0-0 1B HR 1B		2 1 1 1 1 1 0
Steve Garvey, R (1, 3) OBP: 0.300, SLG: 0.460		0-0 G6-3 1B		0-0 FC6-4		0-0 F9		0-0 HR 1B		4 1 2 1 0 0 2
Dusty Baker Jr., R (1, 7) OBP: 0.315, SLG: 0.538		0-0 G6-3 1-2f		0-3 K		0-0 F3		0-0 HR		4 1 1 3 0 1 3
Ron Cey, R (1, 5) OBP: 0.352, SLG: 0.378		0-0 4-3			0-0 6-3		0-0 P6	0-0 F8		4 0 0 0 0 0 0
Bobby Castillo, R (9, 1) OBP: 0.333, SLG: 0.333										0 0 0 0 0 0 0
Bill Russell, R (1, 6) OBP: 0.336, SLG: 0.369			0-0 SH2-4 1B		0-0 4-3		0-0 6-3			3 0 1 0 0 0 0
Joe Ferguson, R (1, 2) OBP: 0.371, SLG: 0.154			0-3 K		4-0		0-0 6-3			2 0 0 0 1 1 1
Dave Goltz, R (1, 1) OBP: 0.294, SLG: 0.143			0-0 SH2-4		0-3 K			0-0 L4		1 0 0 0 0 1 1
Joe Beckwith, L (7, 1)										0 0 0 0 0 0 0
Jay Johnstone, L (8, PH) OBP: 0.300, SLG: 0.263			1-2							1 0 0 0 0 0 0
Rick Sutcliffe, L (9, 1) OBP: 0.182, SLG: 0.182										0 0 0 0 0 0 0
Mickey Hatcher, R (9, 5) OBP: 0.417, SLG: 0.500										0 0 0 0 0 0 0

Inning Stats		R: 0	H: 0	E: 0	K: 2	S: 7	R: 0	H: 1	E: 0	K: 0	S: 3	R: 0	H: 1	E: 0	K: 1	S: 6	R: 0	H: 0	E: 0	K: 1	S: 5	R: 0	H: 0	E: 0	K: 1	S: 5	R: 1	H: 1	E: 1	K: 0	S: 5	R: 0	H: 0	E: 0	K: 0	S: 3	R: 4	H: 3	E: 0	K: 1	S: 8	1B: 5	SF: 1	2B: 0	SAC: 1	3B: 0	DP: 1	HR: 1	HBP: 0						
IP	WLS	BF	H	R	ER	SO	BB	IBB	HBP	BLK	WP	HR	S	P	ERA	WHIP	IP	WLS	BF	H	R	ER	SO	BB	IBB	HBP	BLK	WP	HR	S	P	ERA	WHIP	IP	WLS	BF	H	R	ER	SO	BB	IBB	HBP	BLK	WP	HR	S	P	ERA	WHIP					
Bob Forsch, R (1, 1)	7.1		28	3	2	1	5	3	0	0	0	0	0	47	1.23	0.818																																							
Jim Kaat, L (8, 1)	0.1		2	1	0	1	0	0	0	0	0	0	0	4	0.00	3.000																																							
Mark Littell, R (8, 1)	0.1	L	3	2	3	0	0	0	0	0	0	0	1	3	81.00	6.000																																							


BOTTOM

St. Louis Cardinals @ Los Angeles Dodgers
Dodger Stadium, Los Angeles, CA
 Wed May 21 1980, 7:05 PM PDT
 Att. 31,174 - Unknown

AB 28
R 5
H 6
RBI 5
BB 3
SO 6
LOB 10



WP: 0	PA: 33
WP: 0	PA: 33
PB: 0	
SB: 1	
CS: 0	

Batter	1	2	3	4	5	6	7	8	9	AB R H RBI BB SO LOB	TOP
Davey Lopes, R (1, 4) OBP: 0.354, SLG: 0.360	0-0 F8		0-3 K		0-0 F8			0-0 F5		4 0 0 0 0 1 1	
Derrel Thomas, S (1, 8) OBP: 0.369, SLG: 0.404	0-0 5-3		0-0 6-3			0-0 B4-3		0-0 CS 1B		4 0 1 0 0 0 0	
Reggie Smith, S (1, 9) OBP: 0.394, SLG: 0.542	0-0 6-3		0-0 F7			0-0 2B		0-3 K 1-2		4 0 1 0 0 1 1	
Steve Garvey, R (1, 3) OBP: 0.305, SLG: 0.458		0-0 F8		0-0 G6-4-3 1B		4-0 BB		0-0 F8		3 0 1 0 1 0 0	
Dusty Baker Jr., R (1, 7) OBP: 0.305, SLG: 0.521		0-3 K		0-0 P4		0-0 F7		0-0 E9 F8		4 0 0 0 0 1 3	
Ron Cey, R (1, 5) OBP: 0.349, SLG: 0.369		4-0 2B BB		0-0 G6-4-3 1-2f		0-0 F7		0-0 F8 2-3		3 0 0 0 1 0 4	
Bill Russell, R (1, 6) OBP: 0.333, SLG: 0.373					0-3 K		0-0 4-3		0-3 K	4 0 1 0 0 2 1	
Joe Ferguson, R (1, 2) OBP: 0.385, SLG: 0.148		4-0 IBB			4-0 SH2-4 BB		0-0 F9			1 0 0 0 2 0 0	
Don Sutton, R (1, 1) OBP: 0.063, SLG: 0.063					0-0 SH2-4					1 0 0 0 0 0 3	
Rick Monday, L (7, PH) OBP: 0.267, SLG: 0.231										1 0 0 0 0 1 0	
Bobby Castillo, R (7, 1) OBP: 0.333, SLG: 0.333					1-2 K					0 0 0 0 0 0 0	
Inning Stats	R: 0 E: 0 K: 0 S: 3 H: 0 LOB: 0 BB: 0 P: 3	R: 0 E: 0 K: 1 S: 6 H: 1 LOB: 3 BB: 2 P: 14	R: 0 E: 0 K: 1 S: 5 H: 0 LOB: 0 BB: 0 P: 5	R: 0 E: 0 K: 0 S: 3 H: 1 LOB: 0 BB: 0 P: 3	R: 0 E: 0 K: 1 S: 5 H: 0 LOB: 1 BB: 1 P: 9	R: 0 E: 0 K: 0 S: 4 H: 1 LOB: 2 BB: 1 P: 8	R: 0 E: 0 K: 1 S: 5 H: 0 LOB: 0 BB: 0 P: 5	R: 0 E: 0 K: 1 S: 5 H: 1 LOB: 1 BB: 0 P: 5	R: 0 E: 1 K: 1 S: 6 H: 0 LOB: 1 BB: 0 P: 6	1B: 2 2B: 3 3B: 0 HR: 0 SF: 0 SAC: 1 DP: 2 HBP: 0	WP: 0 PB: 0 SB: 0 CS: 1 PA: 34
PITCHER Dennis Lamp, R (1, 1) ERA: 5.51	IP: 9.0 WLS: W BF: 34 H: 4 R: 0 ER: 0 SO: 6 BB: 3 IBB: 1 HBP: 0 BLK: 0 WP: 0 HR: 0 S: 42 P: 58 ERA: 0.00 WHIP: 0.778										
	PITCHER										
	IP: 9.0 WLS: W BF: 34 H: 4 R: 0 ER: 0 SO: 6 BB: 3 IBB: 1 HBP: 0 BLK: 0 WP: 0 HR: 0 S: 42 P: 58 ERA: 0.00 WHIP: 0.778										

Los Angeles Dodgers @ Chicago Cubs
Wrigley Field, Chicago, IL
Fri May 23 1980, 3:33 AM CDT
Att. 7,482 - Unknown

livebaseballscorecards.com

AB	29
R	0
H	4
RBI	0
BB	4
SO	6
LOB	13

Batter	1	2	3	4	5	6	7	8	9	AB	R	H	RBI	BB	SO	LOB
Lenny Randle, S (1, 5) OBP: 0.338, SLG: 0.420 Mick Kelleher, R (9, 5) OBP: 0.258, SLG: 0.207	0-0 P6		0-0 G3 SF7 1B		0-0 L4-3			0-0 B5-3		4	1	1	0	0	0	1
										0	0	0	0	0	0	0
Ivan De Jesus, R (1, 6) OBP: 0.310, SLG: 0.392	0-0 5-3		0-0 G3			0-0 F8		0-0 F9		4	0	0	0	0	0	1
Bill Buckner, L (1, 3) OBP: 0.333, SLG: 0.431	4-0 BB 1B BB		0-0 SF7			0-0 L4		0-0 G3		2	0	0	1	1	0	0
Mike Vail, R (1, 7) OBP: 0.359, SLG: 0.526 Jesus Figueroa, L (9, 7) OBP: 0.474, SLG: 0.412	0-0 BB 1B		0-0 F7			0-0 F7				3	0	1	0	0	0	0
										0	0	0	0	0	0	0
Jerry Martin, R (1, 8) OBP: 0.353, SLG: 0.524	4-0 BB 1B			0-0 6-3			0-0 5-3			2	0	0	0	1	0	0
Scot Thompson, L (1, 9) OBP: 0.397, SLG: 0.406	0-3 K			0-3 K			0-0 CS 1B			3	0	1	0	0	2	3
Steve Dillard, R (1, 4) OBP: 0.375, SLG: 0.465		0-0 3-1		0-0 6-3			0-0 1B 2B			3	1	1	0	0	0	0
Tim Blackwell, S (1, 2) OBP: 0.238, SLG: 0.216		0-3 K			0-0 G3		0-0 1B			3	0	1	1	0	1	0
Dennis Lamp, R (1, 1) OBP: 0.278, SLG: 0.188		0-0 6-3			4-0 BB		0-0 4-3			2	0	0	0	1	0	1
Inning Stats	R: 0 H: 1 E: 0 K: 1 S: 6	H: 1 LOB: 3 BB: 2 P: 14	R: 0 H: 0 E: 0 K: 1 S: 5	H: 0 LOB: 0 BB: 0 P: 5	R: 1 H: 1 E: 0 K: 0 S: 4	H: 1 LOB: 0 BB: 0 P: 4	R: 0 H: 0 E: 0 K: 1 S: 5	H: 0 LOB: 0 BB: 0 P: 5	R: 0 H: 0 E: 0 K: 0 S: 3	H: 0 LOB: 0 BB: 0 P: 3	R: 1 H: 3 E: 0 K: 0 S: 5	H: 3 LOB: 1 BB: 0 P: 5	R: 0 H: 0 E: 0 K: 0 S: 3	H: 0 LOB: 0 BB: 0 P: 3	1B: 4 2B: 2 3B: 0 HR: 0	SF: 1 SAC: 0 DP: 1 HBP: 0

BOTTOM

Los Angeles Dodgers @ Chicago Cubs
 Wrigley Field, Chicago, IL
 Fri May 23 1980, 3:33 AM CDT
 Att. 7,482 - Unknown

AB	26
R	2
H	5
RBI	2
BB	3
SO	3
LOB	6



PITCHER	IP	WLS	BF	H	R	ER	SO	BB	IBB	HBP	BLK	WP	HR	S	P	ERA	WHIP
Don Sutton, R (1, 1) ERA: 2.0	6.0	L	22	2	1	1	3	3	0	0	0	0	0	25	37	1.50	0.833
Bobby Castillo, R (7, 1) ERA: 4.18	2.0		8	3	1	1	0	0	0	0	0	0	0	8	8	4.50	1.500

Batter	1	2	3	4	5	6	7	8	9	AB R H RBI BB SO LOB	TOP	
Davey Lopes, R OBP: 0.355, SLG: 0.357 (1, 4) X	0-0 F7 1		0-0 E8 F8 1B	4-0 BB		0-3 K 3			0-3 K 2	4 0 1 0 1 2 2		
Derrel Thomas, S OBP: 0.357, SLG: 0.377 (1, 8) BBB	4-0 CS BB		0-0 F8 2-3	0-0 4-3 3			0-0 F9 1		0-3 K 3	4 0 0 0 1 1 4		
Reggie Smith, S OBP: 0.390, SLG: 0.556 (1, 9) X	0-0 F7 1-2		0-3 K 3		0-3 K 1		0-0 HR			4 1 1 1 0 2 2		
Steve Garvey, R OBP: 0.304, SLG: 0.449 (1, 3)		0-0 4-3 1		4-0 S E 1B BB		0-0 F9 2		0-0 F2 2		3 1 0 0 1 0 0		
Dusty Baker Jr., R OBP: 0.304, SLG: 0.512 (1, 7)		0-0 F7 2		0-0 S S 1-2 1B		0-0 F8 3		0-0 F9 3		4 1 1 0 0 0 0		
Ron Cey, R OBP: 0.346, SLG: 0.388 (1, 5)		0-0 HR		0-3 K 1-H 2-H		0-0 P4 1		0-0 F7 1		4 1 1 1 0 1 0		
Bill Russell, R OBP: 0.338, SLG: 0.377 (1, 6) X		0-0 1B		0-0 E 1B		0-0 P5 2		0-0 P4 2		4 0 2 0 0 0 0		
Steve Yeager, R OBP: 0.311, SLG: 0.208 (1, 2) SSSS		0-3 K 3		0-3 K 2		4-0 BB BB		0-3 K 3		3 0 0 0 1 3 2		
Bob Welch, R OBP: 0.167, SLG: 0.167 (1, 1) Rick Monday, L OBP: 0.313, SLG: 0.231 (6, PH) Rick Sutcliffe, L OBP: 0.167, SLG: 0.167 (6, 1) SSSS			0-3 K 1	0-0 E9 1-3 1B		4-0 BB BB		0-3 K 1		2 0 1 0 0 1 0 0 0 0 0 1 0 0 1 0 0 0 0 1 0		
Inning Stats	R: 0 E: 0 K: 0 S: 2 H: 0 LOB: 0 BB: 1 P: 6	R: 1 E: 0 K: 1 S: 7 H: 2 LOB: 1 BB: 0 P: 7	R: 0 E: 1 K: 2 S: 8 H: 1 LOB: 1 BB: 0 P: 8	R: 2 E: 1 K: 2 S: 10 H: 3 LOB: 3 BB: 2 P: 18	R: 0 E: 0 K: 1 S: 5 H: 0 LOB: 0 BB: 0 P: 5	R: 0 E: 0 K: 1 S: 5 H: 0 LOB: 2 BB: 2 P: 13	R: 1 E: 0 K: 0 S: 4 H: 1 LOB: 0 BB: 0 P: 4	R: 0 E: 0 K: 1 S: 5 H: 0 LOB: 0 BB: 0 P: 5	R: 0 E: 0 K: 3 S: 9 H: 0 LOB: 0 BB: 0 P: 9	1B: 5 2B: 0 3B: 0 HR: 2 SF: 0 SAC: 0 DP: 0 HBP: 0	WP: 0 PB: 0 SB: 3 CS: 1 PA: 38	
PITCHER	IP WLS BF H R ER SO BB IBB HBP BLK WP HR S P ERA WHIP	IP WLS BF H R ER SO BB IBB HBP BLK WP HR S P ERA WHIP	IP WLS BF H R ER SO BB IBB HBP BLK WP HR S P ERA WHIP	IP WLS BF H R ER SO BB IBB HBP BLK WP HR S P ERA WHIP	IP WLS BF H R ER SO BB IBB HBP BLK WP HR S P ERA WHIP	IP WLS BF H R ER SO BB IBB HBP BLK WP HR S P ERA WHIP	IP WLS BF H R ER SO BB IBB HBP BLK WP HR S P ERA WHIP	IP WLS BF H R ER SO BB IBB HBP BLK WP HR S P ERA WHIP	IP WLS BF H R ER SO BB IBB HBP BLK WP HR S P ERA WHIP	IP WLS BF H R ER SO BB IBB HBP BLK WP HR S P ERA WHIP	IP WLS BF H R ER SO BB IBB HBP BLK WP HR S P ERA WHIP	
Mike Krukow, R ERA: 3.05 (1, 1)	4.0 L											
Bill Caudill, R ERA: 2.36 (5, 1)	2.0											
Dick Tidrow, R ERA: 1.78 (7, 1)	2.0											
Bruce Sutter, R ERA: 3.68 (9, 1)	1.0											

Los Angeles Dodgers @ Chicago Cubs
Wrigley Field, Chicago, IL
Sat May 24 1980, 3:33 AM CDT
Att: 22,543 - Unknown

AB	33
R	4
H	7
RBI	2
BB	5
SO	11
LOB	10



Batter	1	2	3	4	5	6	7	8	9	AB R H RBI BB SO LOB
Rudy Law, L (1, 8) x OBP: 0.317, SLG: 0.331 Rick Monday, L (3, 8) OBP: 0.263, SLG: 0.188 Steve Howe, L (9, 1)	0-0 3-1	0-0 4-3			0-0 F2		0-0 3-1		0-0 FC2-6 CS 1-2f	2 0 0 0 0 0 2 3 0 0 0 0 0 1 0 0 0 0 0 0 0
Derrel Thomas, S (1, 4) x OBP: 0.373, SLG: 0.385 (9, 8)	0-0 1B		0-0 F2		4-0 WP S BB		0-0 1B		0-3 K 1-2	4 0 2 0 1 1 1
Reggie Smith, S (1, 9) x OBP: 0.393, SLG: 0.551	0-0 1-3 1B		4-0 4-6-3 BB		0-3 K 1-3		0-3 K			3 0 1 0 1 2 2
Steve Garvey, R (1, 3) x OBP: 0.297, SLG: 0.438	0-0 6-3		0-0 4-6-3 1-2		0-3 K		0-0 6-3			4 0 0 0 0 1 4
Dusty Baker Jr., R (1, 7) x OBP: 0.309, SLG: 0.512		0-0 1B	0-0 5-3		0-3 K		0-0 S		0-0 S	4 1 2 0 0 1 1
Ron Cey, R (1, 5) OBP: 0.344, SLG: 0.380		0-3 K		0-0 F7		4-0 1B BB		0-0 F9 1-2		3 0 0 0 1 1 2
Bill Russell, R (1, 6) OBP: 0.350, SLG: 0.388		0-0 SH1-4 1-3 1B		0-0 1B		0-0 1-2 1B		0-0 F8		4 0 3 0 0 0 1
Steve Yeager, R (1, 2) OBP: 0.308, SLG: 0.211		0-0 SH1-4 1-2 3-H 1B		0-0 P4		0-3 K		0-0 5-3		4 0 1 1 0 1 4
Burt Hooton, R (1, 1) Bobby Castillo, R (7, 1) OBP: 0.333, SLG: 0.333 Jay Johnstone, L (9, PH) OBP: 0.333, SLG: 0.300 Davey Lopes, R (9, 4) OBP: 0.355, SLG: 0.357		0-0 SH1-4 1-2 2-3		0-0 5-3		0-0 P6			0-0 FC2-6 1B	2 0 0 0 0 0 3 0 0 0 0 0 0 0 1 0 1 0 0 0 0 0 0 0 0 0 0 0

Batter	1	2	3	4	5	6	7	8	9	AB R H RBI BB SO LOB	
Inning Stats	R: 0 H: 2 E: 0 LOB: 1 K: 0 BB: 0 S: 4 P: 4	R: 1 H: 3 E: 0 LOB: 2 K: 1 BB: 0 S: 8 P: 8	R: 0 H: 0 E: 0 LOB: 1 K: 0 BB: 1 S: 3 P: 7	R: 0 H: 1 E: 0 LOB: 1 K: 0 BB: 0 S: 4 P: 4	R: 0 H: 0 E: 0 LOB: 1 K: 2 BB: 1 S: 7 P: 11	R: 0 H: 1 E: 0 LOB: 2 K: 2 BB: 1 S: 8 P: 12	R: 0 H: 1 E: 0 LOB: 1 K: 1 BB: 0 S: 6 P: 6	R: 0 H: 1 E: 0 LOB: 1 K: 0 BB: 0 S: 4 P: 4	R: 0 H: 1 E: 0 LOB: 0 K: 1 BB: 0 S: 5 P: 5	1B: 10 SF: 0 2B: 0 SAC: 1 3B: 0 DP: 0 HR: 0 HBP: 0	WP: 1 PA: 38

Batter	1	2	3	4	5	6	7	8	9	AB R H RBI BB SO LOB	
Rick Reuschel, R (1, 1) ERA: 3.41 Dick Tidrow, R (8, 1) ERA: 1.71 Bruce Sutter, R (9, 1) ERA: 3.52	IP WLS BF H R ER SO BB IBB HBP BLK WP HR S P ERA WHIP	7.0 3 31 8 1 1 6 3 0 0 0 1 0 40 52 1.29 1.571	1.0 4 1 0 0 0 0 0 0 0 0 0 0 4 4 0.00 1.000	1.0 W 3 1 0 0 1 0 0 0 0 0 0 0 5 5 0.00 1.000							

Los Angeles Dodgers @ Chicago Cubs
Wrigley Field, Chicago, IL
Sun May 25 1980, 3:33 AM CDT
Att. 27,226 - Unknown

AB 34
R 1
H 10
RBI 1
BB 3
SO 7
LOB 21



BOTTOM

Los Angeles Dodgers @ Chicago Cubs
Wrigley Field, Chicago, IL
Sun May 25 1980, 3:33 AM CDT
Att. 27,226 - Unknown

livebaseballscorecards.com

AB 36
R 2
H 10
RBI 0
BB 3
SO 2
LOB 18



WP: 0 PA: 39
PB: 0
SB: 0
CS: 1

AB R H RBI BB SO LOB

5	1	2	0	0	0	4
5	0	0	0	0	1	3
4	0	0	0	1	0	0
4	0	3	0	0	0	0
4	0	1	0	0	1	3
3	0	1	0	0	0	0
0	0	0	0	0	0	0
0	0	0	0	1	0	0
0	0	0	0	0	0	0
3	0	0	0	0	0	1
1	0	0	0	0	0	3
2	0	1	0	0	0	0
1	0	0	0	0	0	3
0	0	0	0	0	0	0
1	0	0	0	0	0	0
2	0	1	0	0	0	0
1	1	1	0	0	0	0

Batter	1	2	3	4	5	6	7	8	9
Lenny Randle, S OBP: 0.336, SLG: 0.406 (1, 4) (9, 5)	0-0 CS 1B		0-0 6-3		0-0 F8		0-0 F8		0-0 F7 E 1B
Bill Buckner, L OBP: 0.324, SLG: 0.414 (1, 3)	0-3 K 1-2		0-0 F8			0-0 3-1		0-0 F7	0-0 F7 1-2
Larry Bittner, L OBP: 0.345, SLG: 0.367 (1, 7)	4-0 2B BB		0-0 G3			0-0 F7		0-0 F9	0-0 E6 2-H 3-H
Mike Vail, R OBP: 0.396, SLG: 0.553 (1, 9)	0-0 1-3 2B			0-0 G6-4-3 1B		0-0 P6		0-0 BB 1B	
Jerry Martin, R OBP: 0.354, SLG: 0.511 (1, 8)	0-3 K			0-0 G6-4-3 1-2f			0-0 F7	0-0 BB 1B	
Barry Foote, R OBP: 0.296, SLG: 0.495 (1, 2)		0-0 F7		0-0 5-3			0-0 E 2B	4-0 1-2 2-3 BB	
Mick Kelleher, R OBP: 0.258, SLG: 0.207 (7, PR) (8, 6)									
Ken Henderson, S OBP: 0.240, SLG: 0.182 (8, PH)									
Bruce Sutter, R (9, 1)									
Steve Ontiveros, S OBP: 0.317, SLG: 0.265 (1, 5)		0-0 F7			0-0 F7		0-0 F7		0-0 F7
Steve Dillard, R OBP: 0.346, SLG: 0.426 (7, PR) (8, 5) (9, 6)							0-0 E4 BB	0-0 3-1	
Ivan De Jesus, R OBP: 0.315, SLG: 0.390 (1, 6)							0-0 F2		0-0 5-3
Jesus Figueroa, L OBP: 0.476, SLG: 0.389 (7, PH)									
Dick Tidrow, R (8, 1)									
Mike Tyson, R OBP: 0.282, SLG: 0.378 (9, 4)									0-0 1B
Rick Reuschel, R OBP: 0.143, SLG: 0.143 (1, 1)									0-0 F8
Scot Thompson, L OBP: 0.385, SLG: 0.382 (7, PH)									
Tim Blackwell, S OBP: 0.255, SLG: 0.262 (8, 2)									0-0 1B E 2B

Inning Stats	R: 0	H: 2	E: 0	LOB: 2	K: 2	S: 8	P: 12	R: 0	H: 1	E: 0	LOB: 1	K: 0	S: 4	P: 4	R: 0	H: 0	E: 0	LOB: 0	K: 0	S: 3	P: 3	R: 0	H: 1	E: 0	LOB: 1	K: 0	S: 4	P: 4	R: 0	H: 0	E: 0	LOB: 0	K: 0	S: 3	P: 3	R: 0	H: 1	E: 1	LOB: 3	K: 0	S: 5	P: 9	R: 0	H: 2	E: 0	LOB: 3	K: 0	S: 5	P: 9	R: 2	H: 2	E: 1	LOB: 1	K: 0	S: 5	P: 5	1B: 7	SF: 0	2B: 3	SAC: 0	3B: 0	DP: 1	HR: 0	HBP: 0	WP: 0	PA: 39
--------------	------	------	------	--------	------	------	-------	------	------	------	--------	------	------	------	------	------	------	--------	------	------	------	------	------	------	--------	------	------	------	------	------	------	--------	------	------	------	------	------	------	--------	------	------	------	------	------	------	--------	------	------	------	------	------	------	--------	------	------	------	-------	-------	-------	--------	-------	-------	-------	--------	-------	--------

PITCHER	IP	WLS	BF	H	R	ER	SO	BB	IBB	HBP	BLK	WP	HR	S	P	ERA	WHIP
Burt Hooton, R ERA: 4.02 (1, 1)	6.2		27	6	0	0	2	2	0	0	0	0	0	29	37	0.00	1.200
Bobby Castillo, R ERA: 3.96 (7, 1)	1.1		7	2	0	0	0	1	0	0	0	0	0	6	10	0.00	2.250
Steve Howe, L ERA: 2.57 (9, 1)	0.2	L	5	2	2	0	0	0	0	0	0	0	0	5	5	0.00	3.000

Batter	1	2	3	4	5	6	7	8	9	AB R H RBI BB SO LOB	TOP											
Davey Lopes, R (1, 4) OBP: 0.357, SLG: 0.354	0-3 K		0-0 BB SF8 1B	0-0 G6-4-3		4-0 BB		0-3 K		4 1 1 0 1 2 3												
Bill Russell, R (1, 6) OBP: 0.358, SLG: 0.403	0-0 1B		0-0 5-3		0-0 WP SF7 2B	0-0 F2		0-0 1B		5 1 3 0 0 0 4												
Reggie Smith, S (1, 9) OBP: 0.393, SLG: 0.542	0-0 G6-4-3 1B		4-0 SF8 BB		0-3 K		0-3 K	0-3 K		4 0 1 0 1 3 2												
Steve Garvey, R (1, 3) OBP: 0.299, SLG: 0.429	0-0 G6-4-3 1-2f		4-0 SF8 BB		4-0 WP BB		0-0 P6	0-3 K		3 0 0 1 2 1 3												
Dusty Baker Jr., R (1, 7) OBP: 0.299, SLG: 0.500		0-0 F3	0-0 SF8		0-0 SF7		0-3 K	0-0 5-3		3 0 0 2 0 1 1												
Ron Cey, R (1, 5) OBP: 0.348, SLG: 0.400		0-0 HR	4-0 BB		0-0 F8		0-3 K			3 1 1 1 1 1 1												
Gary Thomasson, L (1, 8) OBP: 0.409, SLG: 0.351		0-0 6-3	0-0 4-3		0-0 F8		4-0 BB BB			3 0 0 0 1 0 3												
Derrel Thomas, S (8, PR) (8, 8) OBP: 0.373, SLG: 0.385										0 0 0 0 0 0 0												
Joe Ferguson, R (1, 2) OBP: 0.381, SLG: 0.194		0-3 K		0-3 K		0-0 2B		0-3 K		4 0 1 0 0 3 1												
Jerry Reuss, L (1, 1) OBP: 0.231, SLG: 0.182			0-0 1B BB 2B	4-0 G6-4-3 BB		0-0 4-3		4-0 1-2 BB		2 1 1 0 2 0 1												
Inning Stats	R: 0 E: 0 K: 1 S: 6	H: 2 LOB: 1 BB: 0 P: 6	R: 1 E: 0 K: 1 S: 6	H: 1 LOB: 0 BB: 0 P: 6	R: 2 E: 0 K: 0 S: 5	H: 2 LOB: 3 BB: 3 P: 17	R: 0 E: 0 K: 1 S: 4	H: 0 LOB: 0 BB: 1 P: 8	R: 1 E: 0 K: 1 S: 6	H: 1 LOB: 1 BB: 1 P: 10	R: 0 E: 0 K: 0 S: 4	H: 1 LOB: 2 BB: 1 P: 8	R: 0 E: 0 K: 2 S: 7	H: 0 LOB: 0 BB: 0 P: 7	R: 0 E: 0 K: 3 S: 9	H: 0 LOB: 2 BB: 2 P: 17	R: 0 E: 0 K: 2 S: 8	H: 1 LOB: 1 BB: 0 P: 8	1B: 4 2B: 3 3B: 0 HR: 1	SF: 2 SAC: 0 DP: 2 HBP: 0	WP: 2 PB: 0 SB: 1 CS: 0	PA: 41
PITCHER	IP WLS BF H R ER SO BB IBB HBP BLK WP HR S P ERA WHIP																					
Tom Seaver, R (1, 1) ERA: 4.47	5.0 L 24 6 4 4 4 5 0 0 0 2 1 27 47 7.20 2.200																					
Mario Soto, R (6, 1) ERA: 3.53	3.0 13 1 0 0 5 3 0 0 0 0 0 20 32 0.00 1.333																					
Doug Bair, R (9, 1) ERA: 2.59	1.0 4 1 0 0 2 0 0 0 0 0 0 8 8 0.00 1.000																					

Los Angeles Dodgers @ Cincinnati Reds
 Riverfront Stadium, Cincinnati, OH
 Mon May 26 1980, 3:33 AM EDT
 Unknown

livebaseballscorecards.com

AB	31
R	4
H	8
RBI	4
BB	8
SO	11
LOB	19



Batter	1	2	3	4	5	6	7	8	9	AB	R	H	RBI	BB	SO	LOB
Dave Collins, S OBP: 0.324, SLG: 0.364 (1, 8)	0-3 K		0-0 6-3		0-0 FC6-4			0-0 2B		4	0	1	0	0	1	1
Junior Kennedy, R OBP: 0.358, SLG: 0.413 (1, 4)	0-0 3-1		0-0 6-3			0-0 6-3		0-0 1-3		2	0	0	0	0	0	0
Ron Oester, S OBP: 0.318, SLG: 0.429 (5, 4)										2	0	0	0	0	0	1
Dave Concepcion, R OBP: 0.257, SLG: 0.331 (1, 6)	0-0 FC6-4 1B			0-0 F9		0-0 F7			0-0 5-3	4	0	1	0	0	0	0
George Foster, R OBP: 0.333, SLG: 0.418 (1, 7)	0-0 FC6-4			0-0 G3		0-3 K			0-0 6-3	4	0	0	0	0	1	1
Ray Knight, R OBP: 0.325, SLG: 0.497 (1, 5)		0-0 6-3		0-0 E1			0-0 F9		0-3 K	4	0	0	0	0	1	0
Johnny Bench, R OBP: 0.298, SLG: 0.343 (1, 2)		0-0 F7		0-0 F8			0-3 K			3	0	0	0	0	1	1
Dan Driessen, L OBP: 0.373, SLG: 0.391 (1, 3)		0-0 FC5-4 2B			0-0 6-3			0-0 5-3		3	0	1	0	0	0	0
Sam Mejias, R OBP: 0.357, SLG: 0.425 (1, 9)		0-0 FC5-4			0-0 FC5-4 1B			0-0 P4		3	0	1	0	0	0	1
Tom Seaver, R OBP: 0.235, SLG: 0.143 (1, 1)			0-3 K		0-0 FC5-4			0-0 5-3		1	0	0	0	0	1	0
Rick Auerbach, R OBP: 0.389, SLG: 0.400 (5, PH)										1	0	0	0	0	0	1
Mario Soto, R (6, 1)										0	0	0	0	0	0	0
Hector Cruz, R OBP: 0.216, SLG: 0.257 (8, PH)										1	0	0	0	0	0	0
Doug Bair, R (9, 1)										0	0	0	0	0	0	0

Inning Stats	R: 0	H: 1	E: 0	LOB: 1	K: 1	BB: 0	S: 6	P: 6	R: 0	H: 1	E: 0	LOB: 1	K: 0	BB: 0	S: 4	P: 4	R: 0	H: 0	E: 1	LOB: 1	K: 0	BB: 0	S: 4	P: 4	R: 0	H: 1	E: 0	LOB: 1	K: 0	BB: 0	S: 4	P: 4	R: 0	H: 0	E: 0	LOB: 0	K: 1	BB: 0	S: 5	P: 5	R: 0	H: 0	E: 0	LOB: 0	K: 1	BB: 0	S: 5	P: 5	R: 0	H: 1	E: 0	LOB: 1	K: 0	BB: 0	S: 4	P: 4	R: 0	H: 0	E: 0	LOB: 0	K: 0	BB: 0	S: 5	P: 5	R: 0	H: 0	E: 0	LOB: 0	K: 0	BB: 0	S: 4	P: 4	R: 0	H: 0	E: 0	LOB: 0	K: 1	BB: 0	S: 5	P: 5
--------------	------	------	------	--------	------	-------	------	------	------	------	------	--------	------	-------	------	------	------	------	------	--------	------	-------	------	------	------	------	------	--------	------	-------	------	------	------	------	------	--------	------	-------	------	------	------	------	------	--------	------	-------	------	------	------	------	------	--------	------	-------	------	------	------	------	------	--------	------	-------	------	------	------	------	------	--------	------	-------	------	------	------	------	------	--------	------	-------	------	------

PITCHER	IP	WLS	BF	H	R	ER	SO	BB	IBB	HBP	BLK	WP	HR	S	P	ERA	WHIP
Jerry Reuss, L ERA: 2.13 (1, 1)	9.0	W	32	4	0	0	5	0	0	0	0	0	0	42	42	0.00	0.444

BOTTOM

Los Angeles Dodgers @ Cincinnati Reds
 Riverfront Stadium, Cincinnati, OH
 Mon May 26 1980, 3:33 AM EDT
 Unknown

AB	32
R	0
H	4
RBI	0
BB	0
SO	5
LOB	6



WP: 0	PA: 32
PB: 0	SB: 0
CS: 0	

Batter	1	2	3	4	5	6	7	8	9	AB R H RBI BB SO LOB	TOP
Davey Lopes, R (1, 4) OBP: 0.352, SLG: 0.351	0-0 G3		0-3 K		0-0 F8		0-0 SF9		0-0 1B	4 0 1 1 0 1 1	
Bill Russell, R (1, 6) OBP: 0.349, SLG: 0.392 Dusty Baker Jr., R (9, PH) OBP: 0.297, SLG: 0.496	0-3 K			0-0 5-3		0-3 K	0-0 F5		0-0 F7	4 0 0 0 0 2 1 1 0 0 0 0 0 1	
Jay Johnstone, L (1, 7) OBP: 0.360, SLG: 0.391	0-0 F9			0-0 1B 3B		0-0 F9		4-0 SH1 1B 3-1 BB		3 2 1 0 1 0 0	
Pedro Guerrero, R (1, 3) OBP: 0.615, SLG: 0.727		0-3 K		0-0 1B 1B		0-0 1B		0-0 3-1 SH1 1B 1-2		4 0 3 1 0 1 0	
Mickey Hatcher, R (1, 5) OBP: 0.333, SLG: 0.400		0-3 K		0-3 K		0-3 K		0-0 SH1 1-2 2-3		3 0 0 0 0 3 2	
Rick Monday, L (1, 9) OBP: 0.304, SLG: 0.250		0-3 K		0-0 1B			0-0 1B 1B	0-0 3-1 2-3 3-H		4 1 2 1 0 1 1	
Derrel Thomas, S (1, 8) OBP: 0.380, SLG: 0.391			0-0 SH1-4 1B	0-0 P5			0-0 1B SF9 1B	0-3 K		4 1 2 0 0 1 3	
Steve Yeager, R (1, 2) OBP: 0.299, SLG: 0.203 Gary Thomasson, L (7, PH) OBP: 0.400, SLG: 0.342 Charlie Hough, R (7, 1) Steve Garvey, R (9, PH) OBP: 0.298, SLG: 0.427			0-0 F7		0-0 F7		0-0 F7		0-0 P4	2 0 0 0 0 0 1 1 0 0 0 0 0 2 0 0 0 0 0 0 0 1 0 0 0 0 0 0	
Dave Goltz, R (1, 1) OBP: 0.278, SLG: 0.133 Joe Beckwith, L (5, 1) Reggie Smith, S (7, PH) OBP: 0.396, SLG: 0.545 Joe Ferguson, R (7, 2) OBP: 0.372, SLG: 0.188			0-0 SH1-4	0-3 K		0-0 K	0-0 1B 1-3 2-H		0-3 K	1 0 0 0 0 1 0 0 0 0 0 0 0 0 1 0 1 1 0 0 0 1 0 0 0 0 1 0	
Inning Stats	R: 0 E: 0 K: 1 S: 5 H: 0 LOB: 0 BB: 0 P: 5	R: 0 E: 0 K: 3 S: 9 H: 0 LOB: 0 BB: 0 P: 9	R: 0 E: 0 K: 1 S: 6 H: 1 LOB: 1 BB: 0 P: 6	R: 1 E: 0 K: 1 S: 8 H: 3 LOB: 2 BB: 0 P: 8	R: 0 E: 0 K: 1 S: 5 H: 0 LOB: 0 BB: 0 P: 5	R: 0 E: 0 K: 2 S: 8 H: 1 LOB: 1 BB: 0 P: 8	R: 2 E: 0 K: 0 S: 6 H: 3 LOB: 1 BB: 0 P: 6	R: 1 E: 0 K: 1 S: 6 H: 1 LOB: 1 BB: 1 P: 10	R: 0 E: 0 K: 1 S: 6 H: 1 LOB: 1 BB: 0 P: 6	1B: 9 2B: 0 3B: 1 HR: 0 SF: 1 SAC: 2 DP: 0 HBP: 0	WP: 0 PB: 0 SB: 0 CS: 0 PA: 38
PITCHER	IP WLS BF H R ER SO BB IBB HBP BLK WP HR S P ERA WHIP	IP WLS BF H R ER SO BB IBB HBP BLK WP HR S P ERA WHIP	IP WLS BF H R ER SO BB IBB HBP BLK WP HR S P ERA WHIP	IP WLS BF H R ER SO BB IBB HBP BLK WP HR S P ERA WHIP	IP WLS BF H R ER SO BB IBB HBP BLK WP HR S P ERA WHIP	IP WLS BF H R ER SO BB IBB HBP BLK WP HR S P ERA WHIP	IP WLS BF H R ER SO BB IBB HBP BLK WP HR S P ERA WHIP	IP WLS BF H R ER SO BB IBB HBP BLK WP HR S P ERA WHIP	IP WLS BF H R ER SO BB IBB HBP BLK WP HR S P ERA WHIP	IP WLS BF H R ER SO BB IBB HBP BLK WP HR S P ERA WHIP	IP WLS BF H R ER SO BB IBB HBP BLK WP HR S P ERA WHIP
Paul Moskau, R (1, 1) ERA: 3.25 Tom Hume, R (7, 1) ERA: 2.87 Doug Bair, R (8, 1) ERA: 2.42	6.0 W 25 7 3 3 9 0 0 0 0 0 0 43 43 4.50 1.167	1.1 S 7 2 1 1 0 1 0 0 0 0 0 6 10 6.75 2.250	1.2 S 6 1 0 0 2 0 0 0 0 0 0 10 10 0.00 0.600								

Los Angeles Dodgers @ Cincinnati Reds
Riverfront Stadium, Cincinnati, OH
Mon May 26 1980, 3:38 AM EDT
Att: 29,483 - Unknown

AB	34
R	4
H	10
RBI	4
BB	1
SO	11
LOB	12



Batter	1	2	3	4	5	6	7	8	9
Dave Collins, S (1, 8) OBP: 0.333, SLG: 0.363 Cesar Geronimo, L (9, 8) OBP: 0.308, SLG: 0.350	0-0 5-3		4-0 5-3 BB		0-0 1B HR 1B	0-0 1-3		4-0 2-3 S BB	
Dave Concepcion, R (1, 6) OBP: 0.256, SLG: 0.327	0-0 E5 G4-6-3		0-0 5-3 1-2		0-0 1-3 HR 1B	0-0 5-3		0-3 1-2 K	
Ken Griffey, L (1, 9) OBP: 0.394, SLG: 0.431	0-0 G4-6-3 1-2f		4-0 FC6-4 BB		4-0 1-2 HR BB		0-0 PB 2B	4-0 BB	
George Foster, R (1, 7) OBP: 0.328, SLG: 0.435		0-0 6-3	0-0 FC6-4 1-2f		0-0 1-1 2-H 3-H HR		0-3 K	0-3 K	
Dan Driessen, L (1, 3) OBP: 0.382, SLG: 0.405		0-0 2B		0-0 S 1B	0-0 4-3		1-0 PB HBP		
Ray Knight, R (1, 5) OBP: 0.329, SLG: 0.500		0-0 F8 2-H 2B		0-3 K	4-0 BB		0-0 4-3 1-2 2-3		
Ron Oester, S (1, 4) OBP: 0.269, SLG: 0.360 Doug Bair, R (8, 1)		0-0 F8 2-3		0-0 6-3	0-0 F7		0-0 4-3		
Don Werner, R (1, 2) OBP: 0.306, SLG: 0.214		0-0 L5		4-0 BB	0-0 5-3			0-0 WP SH3-4 1B	
Paul Moskau, R (1, 1) Tom Hume, R (7, 1) Rick Auerbach, R (8, 4) OBP: 0.389, SLG: 0.400			0-3 K	0-0 6-3		0-0 6-3		0-0 1-2 SH3-4	

Inning Stats	R: 0 E: 1 K: 0 S: 3	H: 0 LOB: 0 BB: 0 P: 3	R: 1 E: 0 K: 0 S: 5	H: 2 LOB: 1 BB: 0 P: 5	R: 0 E: 0 K: 1 S: 5	H: 0 LOB: 2 BB: 2 P: 13	R: 0 E: 0 K: 1 S: 6	H: 1 LOB: 2 BB: 1 P: 10	R: 4 E: 0 K: 0 S: 6	H: 3 LOB: 1 BB: 2 P: 14	R: 0 E: 0 K: 0 S: 3	H: 0 LOB: 0 BB: 0 P: 3	R: 0 E: 0 K: 1 S: 6	H: 1 LOB: 2 BB: 0 P: 7	R: 0 E: 0 K: 2 S: 8	H: 1 LOB: 3 BB: 2 P: 16
1B: 4 2B: 3 3B: 0 HR: 1	SF: 0 SAC: 1 DP: 1 HBP: 1	WP: 1 PB: 1 SB: 2 CS: 0														

PITCHER	IP	WLS	BF	H	R	ER	SO	BB	IBB	HBP	BLK	WP	HR	S	P	ERA	WHIP
Dave Goltz, R (1, 1) ERA: 3.52	4.0	L	21	5	4	4	2	4	0	0	0	0	0	21	37	9.00	2.250
Joe Beckwith, R (5, 1) ERA: 2.08	2.0		8	1	1	1	0	1	0	0	0	0	1	7	11	4.50	1.000
Charlie Hough, R (7, 1) ERA: 6.46	2.0		11	2	0	0	3	2	0	1	0	1	0	14	23	0.00	2.000

BOTTOM

AB	R	H	RBI	BB	SO	LOB
3	1	1	0	2	0	0
0	0	0	0	0	0	0
5	1	1	0	0	1	3
2	1	1	0	3	0	1
5	1	1	4	0	2	6
3	1	2	0	0	0	0
3	0	1	1	1	1	3
4	0	0	0	0	0	5
0	0	0	0	0	0	0
3	0	1	0	1	0	2
3	0	0	0	0	1	2
0	0	0	0	0	0	0
0	0	0	0	0	0	0


AB	31
R	5
H	8
RBI	5
BB	7
SO	5
LOB	22



WP	HR	S	P	ERA	WHIP
1	1	16	40		

Los Angeles Dodgers @ Cincinnati Reds
 Riverfront Stadium, Cincinnati, OH
 Mon May 26 1980, 3:38 AM EDT
 Att. 29,483 - Unknown

livebaseballscorecards.com

Batter	1	2	3	4	5	6	7	8	9	AB R H RBI BB SO LOB	TOP	
Davey Lopes, R (1, 4) OBP: 0.344, SLG: 0.342	0-0 F9		0-0 6-3		0-0 5-3			0-0 6-3		4 0 0 0 0 0 2		
Derrel Thomas, S (1, 6) OBP: 0.373, SLG: 0.384	0-0 G6-4-3 1B		0-0 4-3			0-0 F9		0-0 5-3		4 0 1 0 0 0 1		
Reggie Smith, S (1, 9) OBP: 0.393, SLG: 0.537 (7, 8)	0-0 G6-4-3 1-2f		0-0 4-3			0-0 4-3		0-0 FC6-4 1B		4 0 1 1 0 0 1		
Steve Garvey, R (1, 3) OBP: 0.297, SLG: 0.423		0-0 3-1 1B		0-0 F8		0-0 6-3		0-0 FC6-4 1-2f		4 0 1 0 0 0 1		
Dusty Baker Jr., R (1, 7) OBP: 0.289, SLG: 0.482		0-0 F8		0-0 L6			0-0 F3		0-0 5-3	4 0 0 0 0 0 1		
Ron Cey, R (1, 5) OBP: 0.345, SLG: 0.396		0-0 3-1 1-2 1B		0-0 F9			0-0 F9		0-0 6-3	4 0 1 0 0 0 0		
Gary Thomasson, L (1, 8) OBP: 0.396, SLG: 0.341 Charlie Hough, R (7, 1) Jay Johnstone, L (9, PH) OBP: 0.385, SLG: 0.417		0-0 3-1			0-0 E5 5-3		0-0 1B		0-0 E9 1B	3 0 1 0 0 0 2 0 0 0 0 0 0 0 1 0 1 0 0 0 0	AB 34 R 1 H 7 RBI 1 BB 1 SO 1 LOB 15	
Joe Ferguson, R (1, 2) OBP: 0.362, SLG: 0.171		4-0 IBB			0-0 F9		0-0 F8		0-0 4-3	3 0 0 0 1 0 3		
Don Sutton, R (1, 1) OBP: 0.059, SLG: 0.059 Rick Monday, L (5, PH) OBP: 0.292, SLG: 0.238 Joe Beckwith, L (5, 1) Pedro Guerrero, R (7, 9) OBP: 0.643, SLG: 0.833		0-3 K			0-0 5-3			0-0 6-3 1B 2B		1 0 0 0 0 1 3 1 0 0 0 0 0 1 0 0 0 0 0 0 0 1 1 1 0 0 0 0		
Inning Stats	R: 0 H: 1 E: 0 LOB: 0 K: 0 BB: 0 S: 3 P: 3	R: 0 H: 2 E: 0 LOB: 3 K: 1 BB: 1 S: 7 P: 11	R: 0 H: 0 E: 0 LOB: 0 K: 0 BB: 0 S: 3 P: 3	R: 0 H: 0 E: 0 LOB: 0 K: 0 BB: 0 S: 3 P: 3	R: 0 H: 0 E: 1 LOB: 1 K: 0 BB: 0 S: 4 P: 4	R: 0 H: 0 E: 0 LOB: 0 K: 0 BB: 0 S: 3 P: 3	R: 0 H: 1 E: 0 LOB: 1 K: 0 BB: 0 S: 4 P: 4	R: 1 H: 2 E: 0 LOB: 1 K: 0 BB: 0 S: 5 P: 5	R: 0 H: 1 E: 1 LOB: 1 K: 0 BB: 0 S: 4 P: 4	1B: 6 SF: 0 2B: 1 SAC: 0 3B: 0 DP: 1 HR: 0 HBP: 0	WP: 0 PA: 35 PB: 0 SB: 0 CS: 0	
PITCHER Michael LaCoss, R (1, 1) ERA: 5.04	IP WLS BF H R ER SO BB IBB HBP BLK WP HR S P ERA WHIP	9.0 W 35 7 1 1 1 0 1 0 0 0 0 0 36 40 1.00 0.778										

Los Angeles Dodgers @ Cincinnati Reds
Riverfront Stadium, Cincinnati, OH
Tue May 27 1980, 7:05 PM EDT
Att. 20,296 - Unknown

livebaseballscorecards.com



Batter	1	2	3	4	5	6	7	8	9
Dave Collins, S (1, 8) OBP: 0.331, SLG: 0.355 Cesar Geronimo, L (8, 8) OBP: 0.308, SLG: 0.350	0-0 F2		4-0 HR BB		0-3 K	0-0 FC4-6			
Dave Concepcion, R (1, 6) OBP: 0.261, SLG: 0.327	0-3 K		4-0 HR BB		0-0 1B		0-0 F2		
Ken Griffey, L (1, 9) OBP: 0.402, SLG: 0.457	4-0 BB		0-0 HR		0-3 K		0-0 1B		
George Foster, R (1, 7) OBP: 0.326, SLG: 0.454	0-0 F5		0-0 HR		0-0 P4		0-0 F8		
Dan Driessen, L (1, 3) OBP: 0.385, SLG: 0.430		0-0 F7	0-0 HR			0-0 1B 1B	0-0 F2		
Ray Knight, R (1, 5) OBP: 0.328, SLG: 0.494		0-0 F8	0-3 K			0-0 1B 1B	0-0 F8		
Johnny Bench, R (1, 2) OBP: 0.297, SLG: 0.333		0-3 K		0-0 5-3		0-0 F9	4-0 1-3 BB		
Ron Oester, S (1, 4) OBP: 0.267, SLG: 0.345			0-3 K	0-0 P3		0-0 FC4-6 1B	0-0 1-3		
Michael LaCoss, R (1, 1) OBP: 0.136, SLG: 0.182			0-3 K	0-3 K		0-3 K	0-3 K		

Inning Stats	R: 0	H: 0	E: 0	K: 1	S: 5	LOB: 1	BB: 1	P: 9
	R: 0	H: 0	E: 0	K: 1	S: 5	LOB: 0	BB: 0	P: 5
	R: 5	H: 3	E: 0	K: 3	S: 12	LOB: 0	BB: 2	P: 20
	R: 0	H: 0	E: 0	K: 1	S: 5	LOB: 0	BB: 0	P: 5
	R: 0	H: 1	E: 0	K: 2	S: 8	LOB: 1	BB: 0	P: 8
	R: 1	H: 3	E: 0	K: 1	S: 8	LOB: 2	BB: 0	P: 8
	R: 0	H: 1	E: 0	K: 0	S: 4	LOB: 1	BB: 0	P: 4
	R: 0	H: 0	E: 0	K: 1	S: 5	LOB: 1	BB: 1	P: 9

PITCHER	IP	WLS	BF	H	R	ER	SO	BB	IBB	HBP	BLK	WP	HR	S	P	ERA	WHIP
Don Sutton, R (1, 1) ERA: 2.64	4.0	L	18	3	5	5	6	3	0	0	0	0	3	27	39	11.25	1.500
Joe Beckwith, R (5, 1) ERA: 2.4	2.0		10	4	1	1	3	0	0	0	0	0	0	16	16	4.50	2.000
Charlie Hough, R (7, 1) ERA: 5.71	2.0		8	1	0	0	1	1	0	0	0	0	0	9	13	0.00	1.000

AB R H RBI BB SO LOB

3	1	0	0	1	1	2
0	0	0	0	0	0	0
3	1	1	0	1	1	0
3	1	2	3	1	1	1
4	1	1	1	0	0	3
4	2	2	1	0	0	1
4	0	1	0	0	1	0
3	0	0	0	1	1	2
4	0	1	1	0	1	1
4	0	0	0	0	4	3

1B: 5	SF: 0	WP: 0	PA: 36
2B: 0	SAC: 0	PB: 0	
3B: 0	DP: 0	SB: 1	
HR: 3	HBP: 0	CS: 0	
WP: 0	PA: 36	ERA	WHIP

Los Angeles Dodgers @ Cincinnati Reds
 Riverfront Stadium, Cincinnati, OH
 Tue May 27 1980, 7:05 PM EDT
 Att. 20,296 - Unknown

livebaseballscorecards.com

AB	32
R	6
H	8
RBI	6
BB	4
SO	10
LOB	13



Batter	1	2	3	4	5	6	7	8	9	AB R H RBI BB SO LOB	TOP								
Jerry Royster, R (1, 4) OBP: 0.294, SLG: 0.290	0-3 K			0-0 F7			0-0 P6			3 0 0 0 0 1 0	<p>Atlanta Braves @ Los Angeles Dodgers Dodger Stadium, Los Angeles, CA</p> <p>Thu May 29 1980, 7:05 PM PDT Att. 24,630 - Unknown</p> <p>livebaseballscorecards.com</p>								
Larvell Blanks, R (1, 5) OBP: 0.252, SLG: 0.270	0-3 K			0-0 G4-6-3 1B			0-0 F9			3 0 1 0 0 1 0									
Chris Chambliss, L (1, 3) OBP: 0.314, SLG: 0.421	0-0 5-3			0-0 G4-6-3 1-2f			0-0 F5			3 0 0 0 0 0 1									
Gary Matthews, R (1, 9) OBP: 0.325, SLG: 0.400		0-0 F8			0-3 K			0-0 4-3		3 0 0 0 0 1 0									
Dale Murphy, R (1, 8) OBP: 0.344, SLG: 0.452		0-0 L6			0-0 P6			0-0 F7		3 0 0 0 0 0 0									
Brian Asselstine, L (1, 7) OBP: 0.276, SLG: 0.328		0-3 K			0-0 F7			0-0 G3		3 0 0 0 0 1 0									
Bruce Benedict, R (1, 2) OBP: 0.292, SLG: 0.326			0-0 P5			0-0 F9			0-0 P6	3 0 0 0 0 0 0									
Luis Gomez, R (1, 6) OBP: 0.243, SLG: 0.176			0-0 F8			0-0 F9			0-3 K	2 0 0 0 0 0 0 1 0 0 0 0 1 0									
Joe Nolan, L (9, PH) OBP: 0.348, SLG: 0.333			0-0 6-3			0-3 K			0-3 K	2 0 0 0 0 1 0 1 0 0 0 0 1 0									
Phil Niekro, R (1, 1) OBP: 0.080, SLG: 0.120											<p>Braves</p>								
Mike Lum, L (9, PH) OBP: 0.231, SLG: 0.217																			
Inning Stats	R: 0 E: 0 K: 2 S: 7	H: 0 LOB: 0 BB: 0 P: 7	R: 0 E: 0 K: 1 S: 5	H: 0 LOB: 0 BB: 0 P: 5	R: 0 E: 0 K: 0 S: 3	H: 0 LOB: 0 BB: 0 P: 3	R: 0 E: 0 K: 0 S: 3	H: 1 LOB: 0 BB: 0 P: 3	R: 0 E: 0 K: 1 S: 5	H: 0 LOB: 0 BB: 0 P: 5	R: 0 E: 0 K: 0 S: 3	H: 0 LOB: 0 BB: 0 P: 3	R: 0 E: 0 K: 2 S: 7	H: 0 LOB: 0 BB: 0 P: 7	1B: 1 2B: 0 3B: 0 HR: 0	SF: 0 SAC: 0 DP: 1 HBP: 0	WP: 0 PB: 0 SB: 0 CS: 0	PA: 27	
PITCHER Bob Welch, R (1, 1) ERA: 2.16	IP 9.0	WLS W	BF 27	H 1	R 0	ER 0	SO 7	BB 0	IBB 0	HBP 0	BLK 0	WP 0	HR 0	S 41	P 41	ERA 0.00	WHIP 0.111		
PITCHER	IP	WLS	BF	H	R	ER	SO	BB	IBB	HBP	BLK	WP	HR	S	P	ERA	WHIP		

Batter	1	2	3	4	5	6	7	8	9
Davey Lopes, R OBP: 0.342, SLG: 0.335 (1, 4) X	0-0 5-3 ① X	0-0 6-3 ③		0-0 F8 ③		4-0 FC6-4 BB			
Derrel Thomas, S OBP: 0.368, SLG: 0.377 (1, 8) X	0-0 5-3 ②		0-0 1B G5-4-3 1B		0-3 K ① X	0-0 FC6-4 1-2f ③			
Reggie Smith, S OBP: 0.401, SLG: 0.570 (1, 9) X	0-0 HR		0-0 1B G5-4-3 1-3		0-0 2B		0-0 L3 ①		
Steve Garvey, R OBP: 0.296, SLG: 0.419 (1, 3) X	0-0 1B		0-0 G5-4-3 1-2f 3-H		0-0 P5 ②		0-0 F9 ②		
Dusty Baker Jr., R OBP: 0.288, SLG: 0.471 (1, 7) X	0-0 F8 ③		4-0 BB BB		0-3 K ③		0-3 K ③		
Ron Cey, R OBP: 0.349, SLG: 0.395 (1, 5)		0-0 1B 1B	4-0 1-2 BB		0-0 6-3 ①		0-0 F2 ①		
Bill Russell, R OBP: 0.346, SLG: 0.388 (1, 6)		0-0 SH1-3 1B 1-3	0-0 5-3 ③		0-3 K ②		0-0 6-3 ②		
Joe Ferguson, R OBP: 0.353, SLG: 0.256 (1, 2)		0-0 P5 ①		0-3 K ①		0-0 HR		0-3 K ③	
Bob Welch, R OBP: 0.200, SLG: 0.200 (1, 1) X		0-0 SH1-3 1-2		0-0 5-3 ②		0-0 BB 1B			

Inning Stats	R: 1	H: 2	E: 0	LOB: 1	K: 0	S: 5	P: 5	R: 0	H: 2	E: 0	LOB: 2	K: 0	S: 5	R: 0	H: 2	E: 0	LOB: 0	K: 1	S: 5	R: 0	H: 1	E: 0	LOB: 1	K: 2	S: 8	R: 1	H: 2	E: 0	LOB: 2	K: 1	S: 7	R: 0	H: 0	E: 0	LOB: 0	K: 1	S: 5	R: 0	H: 0	E: 0	LOB: 0	K: 1	S: 5	R: 0	H: 0	E: 0	LOB: 0	K: 1	S: 5
	1B: 6	SF: 0	2B: 1	SAC: 1	3B: 0	DP: 1	HR: 2	HBP: 0	WP: 0	PA: 35	PB: 0	SB: 0	CS: 0																																				

PITCHER	IP	WLS	BF	H	R	ER	SO	BB	IBB	HBP	BLK	WP	HR	S	P	ERA	WHIP	PITCHER	IP	WLS	BF	H	R	ER	SO	BB	IBB	HBP	BLK	WP	HR	S	P	ERA	WHIP												
Phil Niekro, R ERA: 3.84 (1, 1)	8.0	L	35	9	3	3	6	3	0	0	0	0	2	44	56	3.38	1.500																														

BOTTOM

Atlanta Braves @ Los Angeles Dodgers
Dodger Stadium, Los Angeles, CA
 Thu May 29 1980, 7:05 PM PDT
 Att. 24,630 - Unknown

livebaseballscorecards.com

AB	31
R	3
H	9
RBI	2
BB	3
SO	6
LOB	12



Batter	1	2	3	4	5	6	7	8	9	AB R H RBI BB SO LOB	TOP																							
Jerry Royster, R (1, 4) OBP: 0.303, SLG: 0.295	0-0 E1 HR 1B	0-0 1-3			0-0 F7		0-0 FC5-4 1B		4-0 BB BB BB BB	4 1 2 0 1 0 2	<p>Atlanta Braves @ Los Angeles Dodgers Dodger Stadium, Los Angeles, CA</p> <p>Fri May 30 1980, 7:05 PM PDT Att. 32,200 - Unknown</p> <p><i>Braves</i></p>																							
Larvell Blanks, R (1, 5) OBP: 0.243, SLG: 0.260	0-3 K		0-0 4-3		0-0 6-3		0-0 FC5-4 1-2f	0-0 F9	5 0 0 0 0 1 3																									
Chris Chambliss, L (1, 3) OBP: 0.313, SLG: 0.436	0-0 P4		0-0 F9		0-0 G3			0-0 HR	4 1 1 1 0 0 1																									
Gary Matthews, R (1, 9) OBP: 0.339, SLG: 0.463	0-0 1-H HR		0-0 5-3			0-0 HR		4-0 BB BB BB BB	3 2 2 3 1 0 0																									
Dale Murphy, R (1, 8) OBP: 0.342, SLG: 0.442	0-0 5-3			4-0 BB BB BB BB	0-0 G5-4-3 1B BB	0-0 5-3		0-0 F3	3 0 0 0 1 0 1																									
Brian Asselstine, L (1, 7) OBP: 0.275, SLG: 0.325		0-0 F8		0-0 1-2 1B	0-0 G5-4-3 1B	0-0 F8		0-0 FC4-6 1-2f	4 0 1 0 0 0 1																									
Bruce Benedict, R (1, 2) OBP: 0.290, SLG: 0.315		4-0 BB BB BB BB		0-0 G5-4-3 1-2f 2-3	0-0 L7		0-0 1-3		3 0 0 0 1 0 3																									
Luis Gomez, R (1, 6) OBP: 0.254, SLG: 0.183		0-0 1-2 1B		4-0 BB BB BB BB	4-0 BB BB	0-3 K		0-0 F9	2 0 1 0 1 1 0																									
Jeff Burroughs, R (9, PH) OBP: 0.387, SLG: 0.359									1 0 0 0 0 0 0																									
Rick Matula, R (1, 1) OBP: 0.059, SLG: 0.059		0-0 P3		0-0 3-1		0-0 L1		0-3 BB BB BB BB	0-0 K	1 0 0 0 0 0 2																								
Rick Camp, R (3, 1)									0 0 0 0 0 0 0																									
Joe Nolan, L (4, PH) OBP: 0.133, SLG: 0.318									1 0 0 0 0 0 2																									
Al Hrabosky, R (4, 1)									0 0 0 0 0 0 0																									
Mike Lum, L (7, PH) OBP: 0.222, SLG: 0.208									1 0 0 0 0 0 0																									
Gene Gardner, R (7, 1)									0 0 0 0 0 0 0																									
Charlie Spikes, R (9, PH) OBP: 0.462, SLG: 0.462									1 0 0 0 0 1 0																									
Inning Stats	R: 2 E: 1 K: 1 S: 7	H: 2 LOB: 0 BB: 0 P: 7	R: 0 E: 0 K: 0 S: 4	H: 1 LOB: 2 BB: 1 P: 8	R: 0 E: 0 K: 0 S: 3	H: 0 LOB: 0 BB: 0 P: 3	R: 0 E: 0 K: 0 S: 3	H: 1 LOB: 2 BB: 2 P: 11	R: 0 E: 0 K: 0 S: 4	H: 0 LOB: 0 BB: 0 P: 4	R: 0 E: 0 K: 1 S: 6	H: 1 LOB: 1 BB: 0 P: 6	R: 1 E: 0 K: 0 S: 4	H: 1 LOB: 0 BB: 0 P: 4	R: 0 E: 0 K: 1 S: 6	H: 1 LOB: 1 BB: 0 P: 6	R: 1 E: 0 K: 0 S: 4	H: 1 LOB: 1 BB: 1 P: 8	R: 0 E: 0 K: 1 S: 5	H: 0 LOB: 1 BB: 1 P: 9	1B: 4 2B: 0 3B: 0 HR: 3	SF: 0 SAC: 0 DP: 1 HBP: 0	WP: 0 PB: 0 SB: 0 CS: 0	PA: 38										
PITCHER Burt Hooton, R (1, 1) ERA: 4.15 Rick Sutcliffe, R (8, 1) ERA: 6.43	IP 7.0	WLS W	BF 31	H 7	R 4	ER 4	SO 2	BB 4	IBB 0	HBP 0	BLK 0	WP 0	HR 3	S 31	P 47	ERA 5.14	WHIP 1.571																	
																	PITCHER	IP	WLS	BF	H	R	ER	SO	BB	IBB	HBP	BLK	WP	HR	S	P	ERA	WHIP

Batter	1	2	3	4	5	6	7	8	9	AB	R	H	RBI	BB	SO	LOB
Davey Lopes, R OBP: 0.335, SLG: 0.329 (1, 4)	0-0 P4	0-0 SF9	0-0 5-3			0-3 K				3	0	0	1	0	1	1
Derrel Thomas, S OBP: 0.363, SLG: 0.370 (1, 8)	0-0 1B HR 1B	0-0 F9		0-0 F7		0-0 6-3				4	1	1	0	0	0	1
Reggie Smith, S OBP: 0.403, SLG: 0.565 (1, 9)	0-0 1B HR 1B		0-0 L1	4-0 1B BB		0-3 K				3	1	1	0	1	1	0
Steve Garvey, R OBP: 0.300, SLG: 0.420 (1, 3)	0-0 F2		0-0 1B 2B 1B	0-0 1B			0-0 5-3			4	1	2	0	0	0	2
Dusty Baker Jr., R OBP: 0.293, SLG: 0.493 (1, 7)	0-0 1B HR		0-0 2B BB 1B	0-0 F3			0-0 1-3			4	2	2	3	0	0	2
Ron Cey, R OBP: 0.347, SLG: 0.387 (1, 5)	0-0 F8		4-0 2B FC5-4 BB	0-0 L5			0-3 K			3	1	0	0	1	1	2
Bill Russell, R OBP: 0.350, SLG: 0.397 (1, 6)		0-0 SH2-4 BB SF9	0-0 E	0-0 4-3				0-0 G5-4-3 1B		4	2	2	2	0	0	0
Joe Ferguson, R OBP: 0.364, SLG: 0.244 (1, 2)		4-0 SH2-4 BB	4-0 FC5-4 IBB	0-3 K				0-0 G5-4-3		2	0	0	0	2	1	1
Burt Hooton, R (1, 1)		0-0 SH2-4	0-0 FC5-4	0-3 K				0-0 G3		2	0	0	1	0	1	1
Rick Sutcliffe, L (8, 1)		1-2 2-3	1-2 2-H 3-H							1	0	0	0	0	0	0

Inning Stats	R: 3	H: 3	E: 0	LOB: 0	K: 0	S: 6	P: 6	R: 1	H: 0	E: 1	LOB: 1	K: 0	S: 4	P: 8	R: 4	H: 3	E: 1	LOB: 1	K: 0	S: 6	P: 14	R: 0	H: 1	E: 0	LOB: 2	K: 0	S: 4	P: 8	R: 0	H: 0	E: 0	LOB: 0	K: 2	S: 7	P: 7	R: 0	H: 0	E: 0	LOB: 0	K: 1	S: 5	P: 5	R: 0	H: 1	E: 0	LOB: 0	K: 0	S: 3	P: 3	
1B: 6	SF: 1	3B: 0	SAC: 1	HR: 1	DP: 1	HBP: 0	WP: 0	PA: 36	PB: 0	SB: 0	CS: 0																																							

PITCHER	IP	WLS	BF	H	R	ER	SO	BB	IBB	HBP	BLK	WP	HR	S	P	ERA	WHIP
Rick Matula, R (1, 1)	2.1	L	15	5	7	6	0	0	2	0	0	0	1	13	21	23.14	3.000
Rick Camp, R (3, 1)	0.2		4	1	1	0	0	0	1	0	0	0	0	3	7	0.00	1.500
Al Hrabosky, L (4, 1)	3.0		11	1	0	0	4	1	0	0	0	0	0	18	22	0.00	0.667
Gene Garber, R (7, 1)	2.0		6	1	0	0	1	0	0	0	0	0	0	8	8	0.00	0.500

BOTTOM

Atlanta Braves @ Los Angeles Dodgers
Dodger Stadium, Los Angeles, CA
 Fri May 30 1980, 7:05 PM PDT
 Att. 32,200 - Unknown

livebaseballscorecards.com

AB	30
R	8
H	8
RBI	7
BB	4
SO	5
LOB	10



Batter	1	2	3	4	5	6	7	8	9	AB R H RBI BB SO LOB	TOP	
Larvell Blanks, R (1, 4) OBP: 0.248, SLG: 0.259	0-0 SH1-3 1B 1B	0-0 5-3		0-0 E5 1-2 2-3 G6-4-3		0-0 F7		4-0 BB BB BB G5-4-3 BB		4 1 1 0 1 0 3		
Dale Murphy, R (1, 8) OBP: 0.350, SLG: 0.455	0-0 1B SH1-3 1-2 SF7 1B		0-0 2B	0-0 G6-4-3 1-2f		0-0 1B 1B		0-0 G5-4-3 1-2f		5 1 3 0 0 0 4		
Chris Chambliss, L (1, 3) OBP: 0.317, SLG: 0.437	0-0 SH1-3 1-2 2-3		0-0 F8		0-0 1B 1B	0-0 1B 1B	0-0 1-2 1B	0-3 K		4 1 2 0 0 1 1		
Gary Matthews, R (1, 9) OBP: 0.333, SLG: 0.451	0-0 FC4-6 2-3 3-H 1B		0-0 L5		0-0 L6 S S S	0-3 K		0-0 E4 HBP BB 1B		5 1 1 1 0 1 4		
Bob Horner, R (1, 5) OBP: 0.151, SLG: 0.180	0-0 SF7 3-H		0-0 F7		0-0 1B 1-2 1B	0-0 F2		0-3 K		4 1 1 1 0 1 4 0 0 0 0 0 0 0		
Brian Assettine, L (9, 7) OBP: 0.275, SLG: 0.325												
Jeff Burroughs, R (1, 7) OBP: 0.398, SLG: 0.373	0-0 FC4-6 1-2f		0-0 5-3		0-0 1B 1-2 2-3 1B		0-0 5-3 1B		0-0 BB HBP G1-2-3 1B	5 0 3 0 0 0 1 0 0 0 0 0 0 0		
Chico Ruiz, R (9, PR) OBP: 0.385, SLG: 0.500												
Bill Nahorodny, R (1, 2) OBP: 0.227, SLG: 0.429		0-0 FC1-6-5 2B		0-0 HR		0-0 P4		0-0 5-3 1-2	H 1-0 BB HBP	4 1 2 1 0 0 4		
Luis Gomez, R (1, 6) OBP: 0.269, SLG: 0.194		0-0 FC1-6-5 WP 2-3		0-0 E 1B		0-0 1-2 2-H 3-H 1B		0-0 5-3	B B B B 4-0 1-2 2-3 3-H BB	4 0 2 3 1 0 2		
Tommy Boggs, R (1, 1) OBP: 0.133, SLG: 0.143		0-3 K		0-0 E 1B		0-0 F3		0-0 6-3	0-0 G1-2-3 3-Hf	4 0 1 0 0 1 4 1 0 0 0 0 0 3 0 0 0 0 0 0 0		
Larry Bradford, R (7, 1)												
Gene Garber, R (9, 1)												
Inning Stats	R: 2 H: 3 E: 0 LOB: 1 K: 0 BB: 0 S: 6 P: 6	R: 0 H: 1 E: 0 LOB: 1 K: 1 BB: 0 S: 6 P: 6	R: 0 H: 1 E: 0 LOB: 1 K: 0 BB: 0 S: 4 P: 4	R: 1 H: 3 E: 1 LOB: 2 K: 0 BB: 0 S: 6 P: 6	R: 2 H: 4 E: 0 LOB: 2 K: 0 BB: 0 S: 7 P: 7	R: 0 H: 2 E: 0 LOB: 2 K: 1 BB: 0 S: 7 P: 7	R: 0 H: 1 E: 0 LOB: 1 K: 0 BB: 0 S: 4 P: 4	R: 0 H: 0 E: 0 LOB: 0 K: 1 BB: 1 S: 4 P: 8	R: 1 H: 1 E: 1 LOB: 2 K: 1 BB: 1 S: 6 P: 11	1B: 13 SF: 1 2B: 2 SAC: 1 3B: 0 DP: 3 HR: 1 HBP: 1	WP: 1 PA: 45 PB: 0 SB: 0 CS: 0	
PITCHER	IP WLS BF H R ER SO BB IBB HBP BLK WP HR S P ERA WHIP											
Jerry Reuss, L (1, 1) ERA: 2.85	5.0 L 27 12 5 5 1 0 0 0 0 0 1 1 29 29 9.00 2.400											
Charlie Hough, R (6, 1) ERA: 5.12	2.0 9 3 0 0 1 0 0 0 0 0 0 0 11 11 0.00 1.500											
Joe Beckwith, R (8, 1) ERA: 2.2	1.1 8 1 1 0 2 2 0 1 0 0 0 9 18 0.00 2.250											
Bobby Castillo, R (9, 1) ERA: 3.86	0.2 1 0 0 0 0 0 0 0 0 0 0 0 1 1 0.00 0.000											

Atlanta Braves @ Los Angeles Dodgers
Dodger Stadium, Los Angeles, CA
Sat May 31 1980, 7:05 PM PDT
Att: 40,161 - Unknown

AB	40
R	6
H	16
RBI	6
BB	2
SO	4
LOB	30



Batter	1	2	3	4	5	6	7	8	9	AB R H RBI BB SO LOB
Davey Lopes, R OBP: 0.342, SLG: 0.333 (1, 4)	4-0 BB S		0-0 6-3		0-0 F3		0-0 1B 1-2 2-H		0-0 BB 1B	4 1 2 1 1 0 1
Derrel Thomas, S OBP: 0.351, SLG: 0.357 Gary Thomasson, L OBP: 0.420, SLG: 0.357 (7, PH) (8, 8)	0-0 F7 1-2		0-0 F2			0-3 K	0-0 1B 1-3 2-H		4-0 BB 1B	3 0 0 0 0 1 1 1 0 1 1 1 0 0
Reggie Smith, S OBP: 0.398, SLG: 0.553 (1, 9)	0-0 F7			0-0 F8		0-0 F8	0-3 K		0-0 BB 1B	5 0 1 2 0 1 3
Steve Garvey, R OBP: 0.303, SLG: 0.436 (1, 3)	0-0 6-3			0-0 FC5-4 1B		0-0 HR		0-3 K	0-0 F7	5 1 2 1 0 1 3
Dusty Baker Jr., R OBP: 0.286, SLG: 0.480 (1, 7)		0-0 F8		0-0 FC5-4 1-2f		0-3 K		0-0 P6		4 0 0 0 0 1 1
Ron Cey, R OBP: 0.339, SLG: 0.377 (1, 5)		0-0 F9		0-0 F7			0-0 6-3	0-0 F9		4 0 0 0 0 0 1
Bill Russell, R OBP: 0.354, SLG: 0.406 (1, 6)		0-0 2B			0-0 L7		0-0 BB 1B		0-0 5-3	4 1 2 0 0 0 0
Joe Ferguson, R OBP: 0.356, SLG: 0.227 (1, 2)		0-3 K			0-0 6-3		4-0 BB 1B		0-0 5-3	3 1 0 0 1 1 1
Jerry Reuss, L OBP: 0.214, SLG: 0.167 Rick Monday, L OBP: 0.320, SLG: 0.238 Charlie Hough, R (6, 1) Jay Johnstone, L OBP: 0.370, SLG: 0.400 Joe Beckwith, L (8, 1) Bobby Castillo, R OBP: 0.333, SLG: 0.333 Pedro Guerrero, R OBP: 0.667, SLG: 0.846 (9, PH)			0-3 K		4-0 BB		0-0 F8		0-0 BB 1B	1 0 0 0 0 0 1 0 0 0 0 0 0 1 0 0 0 0 0 0 0 0 0 0 1 0 0 0 0 0 0 2 0 0 0 0 0 0 0 0 0 0 0 0 0 0 0 0 1 1 1 0 0 0 0 0

Inning Stats	R: 0	H: 0	E: 0	K: 3	S: 3	R: 0	H: 1	E: 0	K: 1	S: 6	R: 0	H: 0	E: 0	K: 1	S: 5	R: 0	H: 1	E: 0	K: 0	S: 4	R: 0	H: 0	E: 0	K: 0	S: 3	R: 1	H: 1	E: 0	K: 2	S: 8	R: 2	H: 3	E: 0	K: 1	S: 8	R: 0	H: 0	E: 0	K: 1	S: 5	R: 2	H: 3	E: 0	K: 0	S: 6	1B: 7	SF: 0	2B: 1	SAC: 0	3B: 0	DP: 0	HR: 1	HBP: 0	WP: 0	PA: 40
--------------	------	------	------	------	------	------	------	------	------	------	------	------	------	------	------	------	------	------	------	------	------	------	------	------	------	------	------	------	------	------	------	------	------	------	------	------	------	------	------	------	------	------	------	------	------	-------	-------	-------	--------	-------	-------	-------	--------	-------	--------

PITCHER	IP	WLS	BF	H	R	ER	SO	BB	IBB	HBP	BLK	WP	HR	S	P	ERA	WHIP
Tommy Boggs, R ERA: 3.77 (1, 1)	6.2	W	29	6	3	3	4	3	0	0	0	0	1	34	46	4.05	1.350
Larry Bradford, L ERA: 1.59 (7, 1)	2.0		10	3	2	2	2	1	0	0	0	0	0	13	17	9.00	2.000
Gene Garber, R ERA: 5.31 (9, 1)	0.1	S	1	0	0	0	0	0	0	0	0	0	0	1	1	0.00	0.000

BOTTOM


Atlanta Braves @ Los Angeles Dodgers
Dodger Stadium, Los Angeles, CA

Sat May 31 1980, 7:05 PM PDT
Att. 40,161 - Unknown

AB	36
R	5
H	9
RBI	5
BB	4
SO	6
LOB	13

livebaseballscorecards.com



Batter	1	2	3	4	5	6	7	8	9	AB R H RBI BB SO LOB	TOP			
Glenn Hubbard, R (1, 4) OBP: 0.800, SLG: 1.250	0-0 1B 2B		0-0 1B 2B	0-3 K		4-0 BB		0-0 1B		4 2 3 0 1 1 0				
Dale Murphy, R (1, 8) OBP: 0.364, SLG: 0.463	0-0 G4-6-3 1B 2-3 1B		0-0 CS 1B 2-H		4-0 2B SF9 BB	0-0 F7		0-0 1B 1-2 2-H		4 1 3 2 1 0 1				
Chris Chambliss, L (1, 3) OBP: 0.319, SLG: 0.442	0-0 G4-6-3 1B 1-2 3-H		0-0 F9 1-2		0-0 SF9 SF7 2B		0-3 K	0-0 F8		5 1 2 1 0 1 3				
Gary Matthews, R (1, 9) OBP: 0.328, SLG: 0.444	0-0 G4-6-3 1-2f 2-3		0-0 HR 1B		0-0 SF9 2-3 3-H		0-0 F8		0-3 K	4 1 1 1 0 1 2				
Bob Horner, R (1, 5) OBP: 0.193, SLG: 0.327 Larvell Blanks, R (7, 5) OBP: 0.247, SLG: 0.257	4-0 BB		0-0 HR		0-0 SF7 3-H		0-0 HR		0-0 4-3	2 2 2 4 1 0 0 1 0 0 0 0 0 0				
Jeff Burroughs, R (1, 7) OBP: 0.388, SLG: 0.356	0-0 F9		4-0 BB		0-0 5-3		0-0 L5		0-3 K	4 0 0 0 1 1 2				
Bill Nahorodny, R (1, 2) OBP: 0.269, SLG: 0.417		4-0 FC4-6 BB	0-0 F7		0-0 F6			0-0 1B 1B		3 1 1 0 1 0 1	AB 35 R 9 H 13 RBI 8 BB 5 SO 5 LOB 13			
Luis Gomez, R (1, 6) OBP: 0.268, SLG: 0.205		0-0 FC4-6 CS 1-2f		0-0 6-3		0-0 WP 2B		0-0 F8		4 1 1 0 0 0 2				
Doyle Alexander, R (1, 1) OBP: 0.136, SLG: 0.136 Rick Camp, R (6, 1)		0-0 F9 1-2		0-0 6-3		0-0 1-3		0-3 K		3 0 0 0 0 0 1 1 0 0 0 0 1 1				
Inning Stats	R: 1 E: 0 K: 0 S: 5 H: 3 LOB: 2 BB: 1 P: 9	R: 0 E: 0 K: 0 S: 2 H: 0 LOB: 0 BB: 1 P: 6	R: 3 E: 0 K: 0 S: 6 H: 4 LOB: 1 BB: 1 P: 10	R: 0 E: 0 K: 1 S: 5 H: 0 LOB: 0 BB: 0 P: 5	R: 2 E: 0 K: 0 S: 4 H: 1 LOB: 0 BB: 1 P: 8	R: 1 E: 0 K: 0 S: 4 H: 1 LOB: 1 BB: 1 P: 8	R: 1 E: 0 K: 1 S: 6 H: 1 LOB: 0 BB: 0 P: 6	R: 1 E: 0 K: 1 S: 8 H: 3 LOB: 2 BB: 0 P: 8	R: 0 E: 0 K: 2 S: 7 H: 0 LOB: 0 BB: 0 P: 7	1B: 7 2B: 4 3B: 0 HR: 2 SF: 2 SAC: 0 DP: 1 HBP: 0	WP: 2 PB: 0 SB: 0 CS: 2 PA: 42			
PITCHER	IP WLS BF H R ER SO BB IBB HBP BLK WP HR S P ERA WHIP												PITCHER	IP WLS BF H R ER SO BB IBB HBP BLK WP HR S P ERA WHIP
Dave Goltz, R (1, 1) ERA: 4.14	5.0 L 24 8 6 6 1 4 0 0 0 0 1 22 38 10.80 2.400													
Joe Beckwith, R (6, 1) ERA: 2.6	1.0 5 1 1 1 0 1 0 0 0 0 1 0 4 8 9.00 2.000													
Charlie Hough, R (7, 1) ERA: 5.48	2.0 10 4 2 2 2 0 0 0 0 0 0 1 14 14 9.00 2.000													
Steve Howe, L (9, 1) ERA: 2.45	1.0 3 0 0 0 0 2 0 0 0 0 0 0 7 7 0.00 0.000													

Atlanta Braves @ Los Angeles Dodgers
Dodger Stadium, Los Angeles, CA
Sun Jun 01 1980, 3:33 AM PDT
Att: 49,320 - Unknown

livebaseballscorecards.com

Batter	1	2	3	4	5	6	7	8	9	AB	R	H	RBI	BB	SO	LOB
Davey Lopes, R (1, 4) OBP: 0.343, SLG: 0.331	0-0 F7		0-0 L3		0-3 K	4-0 FC6-4 BB		0-0 1B		4	0	1	0	1	1	0
Bill Russell, R (1, 6) OBP: 0.343, SLG: 0.394	0-0 5-3		0-0 6-3		0-0 5-3	0-0 FC6-4		0-0 F8		5	0	0	0	0	0	4
Jay Johnstone, L (1, 9) OBP: 0.438, SLG: 0.429	4-0 1B BB		4-0 HR BB			0-0 1B HR	0-0 1B		0-0 4-3	3	2	2	0	2	0	0
Steve Garvey, R (1, 3) OBP: 0.315, SLG: 0.462	0-0 BB 1-3 1B		0-0 HR			0-0 1-3 HR 1B	0-0 F3		0-0 1B 1B	5	2	4	2	0	0	1
Dusty Baker Jr., R (1, 7) OBP: 0.289, SLG: 0.493	4-0 1-2 BB		0-3 K			0-0 1-4 HR	0-0 F7		0-0 F8	4	1	1	3	1	1	2
Ron Cey, R (1, 5) OBP: 0.346, SLG: 0.384	0-0 F8			0-0 F9		0-0 SH1-3 1B	0-0 1-2 1B		0-0 1-3 1B	5	0	3	0	0	0	3
Gary Thomasson, L (1, 8) OBP: 0.400, SLG: 0.340		0-0 F8		0-3 K		0-0 SH1-3 1B	0-0 F7		0-0 3-1	5	0	1	0	0	1	4
Mike Scioscia, L (1, 2) OBP: 0.242, SLG: 0.300		0-0 L3		0-0 G3		0-0 SH1-3		0-0 F8		3	0	0	0	0	0	0
Dave Goltz, R (1, 1) OBP: 0.263, SLG: 0.125 Rudy Law, L (5, PH) OBP: 0.315, SLG: 0.328 Joe Beckwith, L (6, 1) Rick Monday, L (6, PH) OBP: 0.308, SLG: 0.227 Charlie Hough, R (7, 1) Derrel Thomas, S (8, PH) OBP: 0.347, SLG: 0.353 Steve Howe, L (9, 1)		0-0 F8			0-0 F4	0-3 K		0-0 1-6-3		1	0	0	0	0	0	0

BOTTOM

Atlanta Braves @ Los Angeles Dodgers
Dodger Stadium, Los Angeles, CA

Sun Jun 01 1980, 3:33 AM PDT
Att. 49,320 - Unknown

AB	38
R	5
H	12
RBI	5
BB	4
SO	4
LOB	16



Inning Stats	R: 0	H: 1	E: 0	LOB: 3	K: 0	P: 12	R: 0	H: 0	E: 0	LOB: 0	K: 0	P: 3	R: 2	H: 1	E: 0	LOB: 0	K: 1	P: 10	R: 0	H: 0	E: 0	LOB: 0	K: 1	P: 5	R: 0	H: 0	E: 0	LOB: 0	K: 1	P: 5	R: 3	H: 5	E: 0	LOB: 3	K: 1	P: 14	R: 0	H: 2	E: 0	LOB: 2	K: 0	P: 5	R: 0	H: 1	E: 0	LOB: 1	K: 0	P: 4	R: 0	H: 2	E: 0	LOB: 2	K: 0	P: 5	1B: 10	SF: 0	2B: 0	SAC: 1	3B: 0	DP: 0	HR: 2	HBP: 0	WP: 0	PA: 43	PB: 0	SB: 0	CS: 0
--------------	------	------	------	--------	------	-------	------	------	------	--------	------	------	------	------	------	--------	------	-------	------	------	------	--------	------	------	------	------	------	--------	------	------	------	------	------	--------	------	-------	------	------	------	--------	------	------	------	------	------	--------	------	------	------	------	------	--------	------	------	--------	-------	-------	--------	-------	-------	-------	--------	-------	--------	-------	-------	-------

PITCHER	IP	WLS	BF	H	R	ER	SO	BB	IBB	HBP	BLK	WP	HR	S	P	ERA	WHIP
Doyle Alexander, R (1, 1) ERA: 4.42	5.2	W	28	7	5	5	4	4	0	0	0	0	2	32	48	7.94	1.941
Rick Camp, R (6, 1) ERA: 2.3	3.1	S	15	5	0	0	0	0	0	0	0	0	0	15	15	0.00	1.500

WP: 0 PA: 43

PB: 0
SB: 0
CS: 0

ERA WHIP

Batter	1	2	3	4	5	6	7	8	9	AB R H RBI BB SO LOB	TOP
Dave Collins, S (1, 8) <small>OBP: 0.331, SLG: 0.363</small> Cesar Geronimo, L (8, 8) <small>OBP: 0.308, SLG: 0.350</small>	0-0 P6 		0-0 F5 		0-0 L8 			0-0 4-3 		4 0 0 0 0 0 2 0 0 0 0 0 0 0	
Dave Concepcion, R (1, 6) <small>OBP: 0.263, SLG: 0.315</small>	0-0 F8 		0-0 		0-0 F9 			4-0 		3 1 1 1 1 0 1	
Ken Griffey, L (1, 9) <small>OBP: 0.392, SLG: 0.447</small>	0-0 F6 		0-0 				0-0 L4 	0-0 6-3 		4 0 1 0 0 0 1	
George Foster, R (1, 7) <small>OBP: 0.307, SLG: 0.428</small>		0-3 K 	0-0 F8 				0-0 P4 	0-0 		4 0 1 1 0 1 2	
Dan Driessen, L (1, 3) <small>OBP: 0.374, SLG: 0.400</small>		4-0 		0-0 1-3 			0-0 4-3 	0-0 F8 		3 0 0 0 1 0 1	
Ray Knight, R (1, 5) <small>OBP: 0.332, SLG: 0.494</small>		0-0 F2 		0-0 			0-0 F9 		0-0 L8 	4 0 1 0 0 0 1	
Johnny Bench, R (1, 2) <small>OBP: 0.324, SLG: 0.440</small> Don Werner, R (9, PR) <small>OBP: 0.327, SLG: 0.250</small>		0-0 FC5-4 		0-0 G4-3 			4-0 		0-0 	3 0 1 0 1 0 2 0 0 0 0 0 0 0	
Ron Oester, S (1, 4) <small>OBP: 0.348, SLG: 0.409</small>			0-0 				0-3 K 		0-0 F8 	4 1 2 0 0 1 2	
Michael LaCoss, R (1, 1) <small>OBP: 0.120, SLG: 0.160</small> Harry Spilman, L (9, PH) <small>OBP: 0.311, SLG: 0.452</small> Doug Bair, R (9, 1)			0-0 6-3 		0-3 K 		0-3 K 		0-3 K 	3 0 0 0 0 2 3 1 0 0 0 0 1 1 0 0 0 0 0 0 0	
Inning Stats	R: 0 H: 0 E: 0 LOB: 0 K: 0 BB: 0 S: 3 P: 3	R: 0 H: 0 E: 0 LOB: 1 K: 1 BB: 1 S: 5 P: 9	R: 1 H: 3 E: 0 LOB: 2 K: 0 BB: 0 S: 6 P: 6	R: 0 H: 1 E: 0 LOB: 0 K: 0 BB: 0 S: 3 P: 3	R: 0 H: 1 E: 0 LOB: 1 K: 1 BB: 0 S: 6 P: 6	R: 0 H: 0 E: 0 LOB: 0 K: 0 BB: 0 S: 3 P: 3	R: 0 H: 0 E: 0 LOB: 1 K: 2 BB: 1 S: 7 P: 11	R: 1 H: 1 E: 0 LOB: 1 K: 0 BB: 1 S: 4 P: 8	R: 0 H: 1 E: 0 LOB: 1 K: 1 BB: 0 S: 6 P: 6	1B: 6 SF: 0 2B: 1 SAC: 0 3B: 0 DP: 1 HR: 0 HBP: 0	WP: 0 PA: 36 PB: 0 SB: 0 CS: 0
PITCHER Don Sutton, R (1, 1) <small>ERA: 2.49</small> Rick Sutcliffe, R (8, 1) <small>ERA: 6.32</small>	IP WLS BF H R ER SO BB IBB HBP BLK WP HR S P ERA WHIP 7.0 27 5 1 1 4 2 0 0 0 0 0 0 33 41 1.29 1.000 2.0 W 9 2 1 1 1 1 0 0 0 0 0 0 10 14 4.50 1.500										

Cincinnati Reds @ Los Angeles Dodgers
Dodger Stadium, Los Angeles, CA
 Mon Jun 02 1980, 7:05 PM PDT
 Att: 31,368 - Unknown

AB	33
R	2
H	7
RBI	2
BB	3
SO	5
LOB	16



Batter	1	2	3	4	5	6	7	8	9
Davey Lopes, R OBP: 0.347, SLG: 0.353 (1, 4)	0-0 1B		0-0 P6		0-0 5-3		0-0 HR		
Rudy Law, L OBP: 0.313, SLG: 0.326 (1, 8)	0-0 F7		0-0 G3		0-0 F9		0-0 1B		
Reggie Smith, S OBP: 0.395, SLG: 0.546 (1, 9)	0-3 K		0-0 1B		0-0 G3		0-3 K		
Steve Garvey, R OBP: 0.319, SLG: 0.463 (1, 3)	0-0 6-3		0-0 1B		0-0 1-3		0-3 K		
Dusty Baker Jr., R OBP: 0.288, SLG: 0.487 (1, 7)		0-0 FC6-4 1B	0-0 L5		0-0 1-3		0-0 6-3		
Ron Cey, R OBP: 0.344, SLG: 0.380 (1, 5)		0-0 FC6-4 1B		0-0 F9		0-0 5-3	0-3 K		
Bill Russell, R OBP: 0.347, SLG: 0.393 (1, 6)		0-0 FC6-4 1-2f 2-3		0-0 G4-6-3 1B		4-0 SH3-4 HR BB	0-3 K		
Mike Scioscia, L OBP: 0.229, SLG: 0.281 (1, 2)		0-0 P6		0-0 G4-6-3		0-0 SH3-4	0-0 HR		
Rick Monday, L OBP: 0.333, SLG: 0.391 (9, PH)				1-2f		1-2			
Don Sutton, R OBP: 0.053, SLG: 0.053 (1, 1)		0-0 L4			0-0 L8		0-0 P4		
Jay Johnstone, L OBP: 0.424, SLG: 0.414 (7, PH)									
Rick Sutcliffe, L OBP: 0.154, SLG: 0.154 (8, 1)									

Inning Stats	R: 0	H: 1	E: 0	K: 1	S: 6	P: 6	R: 0	H: 2	E: 0	K: 0	S: 5	R: 0	H: 2	E: 0	K: 0	S: 5	R: 0	H: 1	E: 0	K: 0	S: 3	R: 0	H: 0	E: 0	K: 0	S: 3	R: 0	H: 1	E: 0	K: 0	S: 4	R: 2	H: 2	E: 0	K: 1	S: 7	R: 0	H: 0	E: 0	K: 2	S: 7	R: 1	H: 1	E: 0	K: 1	S: 4	1B: 8	2B: 0	3B: 0	HR: 2	SF: 0	SAC: 1	DP: 1	HBP: 0	WP: 0	PB: 0	SB: 2	CS: 0	PA: 35
--------------	------	------	------	------	------	------	------	------	------	------	------	------	------	------	------	------	------	------	------	------	------	------	------	------	------	------	------	------	------	------	------	------	------	------	------	------	------	------	------	------	------	------	------	------	------	------	-------	-------	-------	-------	-------	--------	-------	--------	-------	-------	-------	-------	--------

PITCHER	IP	WLS	BF	H	R	ER	SO	BB	IBB	HBP	BLK	WP	HR	S	P	ERA	WHIP
Michael LaCoss, R ERA: 4.69 (1, 1)	8.0		33	9	2	2	4	1	0	0	0	0	1	40	44	2.25	1.250
Doug Bair, R ERA: 3.3 (9, 1)	0.1	L	2	1	1	1	1	0	0	0	0	0	1	4	4	27.00	3.000

BOTTOM

Cincinnati Reds @ Los Angeles Dodgers
Dodger Stadium, Los Angeles, CA
 Mon Jun 02 1980, 7:05 PM PDT
 Att. 31,368 - Unknown

AB 33
 R 3
 H 10
 RBI 3
 BB 1
 SO 5
 LOB 16



PITCHER	IP	WLS	BF	H	R	ER	SO	BB	IBB	HBP	BLK	WP	HR	S	P	ERA	WHIP
---------	----	-----	----	---	---	----	----	----	-----	-----	-----	----	----	---	---	-----	------

Batter	1	2	3	4	5	6	7	8	9	AB R H RBI BB SO LOB	TOP	
Dave Collins, S (1, 9) OBP: 0.339, SLG: 0.366	4-0 WP S BB		0-0 F8		0-0 1B G3 1B		0-0 SH5-3 1B		0-0 F9	4 0 2 0 1 0 0		
Ron Oester, S (1, 4) OBP: 0.340, SLG: 0.396	0-3 K		0-0 P6		0-0 G3		0-0 SH5-3		0-0 FC4-6 1B	4 0 1 0 0 1 3		
Dave Concepcion, R (1, 6) OBP: 0.266, SLG: 0.314	0-0 F3		0-0 F3		0-0 1B		4-0 BB		0-0 FC4-6 BB	4 0 1 1 1 0 2		
George Foster, R (1, 7) OBP: 0.310, SLG: 0.418	4-0 WP BB			0-3 K	0-3 K		0-3 K		4-0 BB	3 0 0 0 2 3 4		
Dan Driessen, L (1, 3) OBP: 0.374, SLG: 0.396	4-0 BB			0-0 1B		0-0 F8		0-0 F9	0-0 G1	4 0 1 0 1 0 2		
Ray Knight, R (1, 5) OBP: 0.325, SLG: 0.483	0-3 K			0-0 F8		0-0 P6		0-0 F9		4 0 0 0 0 1 4		
Cesar Geronimo, L (1, 8) OBP: 0.319, SLG: 0.349		0-0 5-3		0-0 F5		4-0 BB		0-0 1B 1B		3 0 1 0 1 0 1		
Don Werner, R (1, 2) OBP: 0.309, SLG: 0.234		0-3 K				0-0 F8		0-0 F9		3 0 0 0 0 1 1		
Johnny Bench, R (8, PH) OBP: 0.329, SLG: 0.444						0-0 F9		1-2 1B		1 0 1 0 0 0 0		
Tom Seaver, R (1, 1) OBP: 0.263, SLG: 0.133		0-0 F5				4-0 G3 1B 1B BB		0-0 P6	0-0 P4	1 1 0 0 0 1 0 0 0 0 0 0 0 0 0 0 1 0 1 0 0 0 0 0 0 2 0 0 0 0 0 0 0 0 0 0 0 0 0 0 0 0		
Mario Soto, R (6, 1) OBP: 0.350, SLG: 0.444												
Ken Griffey, L (7, PH) OBP: 0.311, SLG: 0.452												
Tom Hume, R (7, 1) OBP: 0.311, SLG: 0.452												
Harry Spilman, L (8, PH) OBP: 0.311, SLG: 0.452												
Rick Auerbach, R (8, PH) OBP: 0.444, SLG: 0.500												
Doug Bair, R (8, 1) OBP: 0.444, SLG: 0.500												
Dave Tomlin, L (8, 1) OBP: 0.444, SLG: 0.500												
Inning Stats	R: 0 H: 0 E: 0 LOB: 3 K: 2 BB: 3 S: 7 P: 19	R: 0 H: 0 E: 0 LOB: 0 K: 1 BB: 0 S: 5 P: 5	R: 0 H: 0 E: 0 LOB: 0 K: 0 BB: 0 S: 3 P: 3	R: 0 H: 1 E: 0 LOB: 1 K: 1 BB: 0 S: 6 P: 6	R: 1 H: 2 E: 0 LOB: 2 K: 1 BB: 1 S: 7 P: 11	R: 0 H: 0 E: 0 LOB: 1 K: 0 BB: 1 S: 3 P: 7	R: 0 H: 1 E: 0 LOB: 2 K: 1 BB: 1 S: 6 P: 10	R: 0 H: 2 E: 0 LOB: 2 K: 0 BB: 0 S: 5 P: 5	R: 0 H: 1 E: 0 LOB: 2 K: 0 BB: 1 S: 4 P: 8	1B: 7 SF: 0 2B: 0 SAC: 1 3B: 0 DP: 0 HR: 0 HBP: 0	WP: 1 PA: 41 PB: 0 SB: 1 CS: 0	
PITCHER	IP WLS BF H R ER SO BB IBB HBP BLK WP HR S P ERA WHIP											
Bob Welch, R (1, 1) ERA: 2.06	7.2 W 35 6 1 1 6 6 0 0 0 1 0 41 65 1.17 1.565											
Steve Howe, L (8, 1) ERA: 2.31	1.1 S 6 1 0 0 0 1 0 0 0 0 0 5 9 0.00 1.500											

Cincinnati Reds @ Los Angeles Dodgers
 Dodger Stadium, Los Angeles, CA
 Tue Jun 03 1980, 7:05 PM PDT
 Att. 44,962 - Unknown

AB	33
R	1
H	7
RBI	1
BB	7
SO	6
LOB	19



livebaseballscorecards.com

Batter	1	2	3	4	5	6	7	8	9
Davey Lopes, R OBP: 0.345, SLG: 0.350 (1, 4)	0-3 K		0-0 5-3			0-3 K		0-0 1B 1B	
Rudy Law, L OBP: 0.318, SLG: 0.331 (1, 8)	0-0 F9		0-0 F5			0-0 4-3 1B		0-0 1B 1B	
Reggie Smith, S OBP: 0.392, SLG: 0.536 (1, 9)	0-0 F5			0-0 F7		0-0 4-3		4-0 FC5 1B BB	
Steve Garvey, R OBP: 0.317, SLG: 0.459 (1, 3)		0-0 6-3		0-0 1-3		0-0 1-3		0-0 1B	
Dusty Baker Jr., R OBP: 0.287, SLG: 0.478 (1, 7)		4-0 HR BB		0-0 F8			0-0 5-3	0-0 L7	
Ron Cey, R OBP: 0.342, SLG: 0.395 (1, 5)		0-0 HR			0-0 P6		0-0 F2	0-0 FC5	
Bill Russell, R OBP: 0.341, SLG: 0.386 (1, 6)		0-0 6-3			0-0 1-3		0-3 K		
Mike Scioscia, L OBP: 0.237, SLG: 0.286 (1, 2)		0-0 4-3				0-0 1B		0-3 K	
Bob Welch, R OBP: 0.182, SLG: 0.182 (1, 1)			0-0 4-3			0-0 P4		0-0 1B 1B	
Steve Howe, L OBP: 0.200, SLG: 0.200 (8, 1)									

Inning Stats	R: 0	H: 0	E: 0	K: 1	S: 5	R: 2	H: 1	E: 0	K: 0	S: 4	R: 0	H: 0	E: 0	K: 0	S: 3	R: 0	H: 0	E: 0	K: 0	S: 3	R: 0	H: 1	E: 0	K: 0	S: 4	R: 0	H: 1	E: 0	K: 1	S: 6	R: 0	H: 0	E: 0	K: 1	S: 5	R: 3	H: 4	E: 0	K: 1	S: 9
	LOB: 0	BB: 0	P: 5	LOB: 0	BB: 1	P: 8	LOB: 0	BB: 0	P: 3	LOB: 0	BB: 0	P: 3	LOB: 1	BB: 0	P: 4	LOB: 1	BB: 0	P: 6	LOB: 0	BB: 0	P: 5	LOB: 2	BB: 1	P: 13	LOB: 0	BB: 0	P: 5	LOB: 0	BB: 0	P: 6	LOB: 0	BB: 0	P: 5	LOB: 2	BB: 1	P: 13				

PITCHER	IP	WLS	BF	H	R	ER	SO	BB	IBB	HBP	BLK	WP	HR	S	P	ERA	WHIP
Tom Seaver, R ERA: 4.37 (1, 1)	5.1	L	19	2	2	2	2	1	0	0	0	0	1	22	26	3.38	0.562
Mario Soto, R ERA: 3.73 (6, 1)	0.2		3	1	0	0	0	0	0	0	0	0	0	3	3	0.00	1.500
Tom Hume, R ERA: 3.27 (7, 1)	1.0		3	0	0	0	1	0	0	0	0	0	0	5	5	0.00	0.000
Doug Bair, R ERA: 4.15 (8, 1)	0.1		6	4	3	3	1	1	0	0	0	0	0	7	11	81.00	15.000
Dave Tomlin, L ERA: 5.73 (8, 1)	0.2		2	0	0	0	0	0	0	0	0	0	0	2	2	0.00	0.000

BOTTOM

AB	R	H	RBI	BB	SO	LOB
4	1	1	0	0	2	0
4	1	2	1	0	0	0
3	0	0	0	1	0	1
4	0	1	2	0	0	1
3	1	0	0	1	0	2
4	1	1	2	0	0	2
3	0	0	0	0	1	0
3	0	1	0	0	1	0
2	0	0	0	0	0	1
1	1	1	0	0	0	0

AB 31
R 5
H 7
RBI 5
BB 2
SO 4
LOB 7



WP	HR	S	P	ERA	WHIP
0	0	0	33		
0	0	0	0		
0	0	0	0		
0	0	0	0		
0	0	0	0		

Cincinnati Reds @ Los Angeles Dodgers
Dodger Stadium, Los Angeles, CA
 Tue Jun 03 1980, 7:05 PM PDT
 Att. 44,962 - Unknown

livebaseballscores.com

Batter	1	2	3	4	5	6	7	8	9	AB R H RBI BB SO LOB	TOP		
Dave Collins, S (1, 8) X OBP: 0.341, SLG: 0.363 Cesar Geronimo, L (9, 8) X OBP: 0.319, SLG: 0.349	0-0 4-3 ①		4-0 1B BB	0-0 1B			0-0 F8 ①		0-0 G1 ③	4 1 1 0 1 0 0 0 0 0 0 0 0 0			
Dave Concepcion, R (1, 6) X OBP: 0.266, SLG: 0.312	0-0 5-3 ②		0-0 L9 ① 1-2	0-3 K ③			0-0 FC6-4 1B			4 0 1 0 0 1 2			
Ken Griffey, L (1, 9) S S S OBP: 0.387, SLG: 0.440	0-3 K ③		0-0 BB HR 1B ① 2-H			0-0 4-3 ①	0-0 F5 ②			4 1 1 1 0 1 1			
George Foster, R (1, 7) X OBP: 0.309, SLG: 0.410		0-0 6-3 ① B B B	4-0 HR BB ① 1-2		0-3 K ② S S S		0-0 FC6-4 ③ 1-2f			3 1 0 0 1 1 1			
Dan Driessen, L (1, 3) B B B OBP: 0.372, SLG: 0.388		4-0 1B BB ① B B B	0-0 F7 ②		0-0 4-3 ③			0-3 K ① S S		3 1 0 0 1 1 2			
Ray Knight, R (1, 5) X OBP: 0.338, SLG: 0.514		0-0 1B BB ① 1-3	0-0 HR ① 1-H 2-H			0-0 3-1 2B		4-0 0-4-3 BB		3 1 3 3 1 0 0			
Ron Oester, S (1, 4) X OBP: 0.333, SLG: 0.385		0-0 1B ① 2-3 3-H	0-0 2-3 ③			0-0 3-1 ① 2-3		0-0 9-4-3 ② 1-2f		4 0 1 1 0 0 2			
Don Werner, R (1, 2) X OBP: 0.288, SLG: 0.216		0-0 F8 ②		0-0 F8 ①		0-0 5-3 ②		0-0 4-3 ①		4 0 0 0 0 0 3			
Charlie Leibrandt, R (1, 1) X OBP: 0.240, SLG: 0.273 Paul Moskau, R (4, 1) Sheldon Burnside, R (8, 1) Tom Hume, R (8, 1) Junior Kennedy, R (8, 4) X		0-0 F2 ③		0-0 F7 ②		0-0 F2 ③		0-3 K ② S S S		2 0 0 0 0 0 2 1 0 0 0 0 0 1 0 0 0 0 0 0 0 0 0 0 0 0 0 0 1 0 0 0 0 1 0			
Inning Stats	R: 0 H: 0 E: 0 LOB: 0 K: 1 BB: 0 S: 5 P: 5	R: 1 H: 2 E: 0 LOB: 2 K: 0 BB: 1 S: 5 P: 9	R: 4 H: 2 E: 0 LOB: 0 K: 0 BB: 2 S: 5 P: 13	R: 0 H: 1 E: 0 LOB: 1 K: 1 BB: 0 S: 6 P: 6	R: 0 H: 0 E: 0 LOB: 0 K: 1 BB: 0 S: 5 P: 5	R: 0 H: 1 E: 0 LOB: 1 K: 0 BB: 0 S: 4 P: 4	R: 0 H: 1 E: 0 LOB: 1 K: 0 BB: 0 S: 4 P: 4	R: 0 H: 0 E: 0 LOB: 0 K: 1 BB: 1 S: 4 P: 8	R: 0 H: 0 E: 0 LOB: 0 K: 1 BB: 0 S: 5 P: 5	1B: 5 SF: 0 2B: 2 SAC: 0 3B: 0 DP: 1 HR: 1 HBP: 0	WP: 0 PA: 37 PB: 0 SB: 1 CS: 0		
PITCHER	IP WLS BF H R ER SO BB IBB HBP BLK WP HR S P ERA WHIP											PITCHER	IP WLS BF H R ER SO BB IBB HBP BLK WP HR S P ERA WHIP
Charlie Hough, R (1, 1) ERA: 6.39 Joe Beckwith, R (5, 1) ERA: 2.33 Bobby Castillo, R (7, 1) ERA: 3.58 Rick Sutcliffe, R (9, 1) ERA: 6.16	4.0 L 20 5 5 5 2 3 0 0 0 0 0 1 21 33 11.25 2.000												

Cincinnati Reds @ Los Angeles Dodgers
 Dodger Stadium, Los Angeles, CA
 Wed Jun 04 1980, 7:05 PM PDT
 Att: 45,541 - Unknown

AB	33
R	5
H	7
RBI	5
BB	4
SO	5
LOB	14



BOTTOM

Cincinnati Reds @ Los Angeles Dodgers
Dodger Stadium, Los Angeles, CA

livebaseballscorecards.com

AB	39
R	4
H	14
RBI	4
BB	4
SO	6
LOB	21



WP:	0	PA:	43
PB:	0		
SB:	1		
CS:	0		

Wed Jun 04 1980, 7:05 PM PDT
Att. 45,541 - Unknown

AB R H RBI BB SO LOB

5 1 3 2 0 0 1
4 0 2 1 0 1 2
1 0 1 0 0 0 0

4 0 1 0 1 0 6

5 0 1 0 0 0 2

4 1 1 0 1 1 1

5 1 2 0 0 1 3

5 0 1 0 0 2 4

2 1 0 0 1 1 2
1 0 0 0 0 0 0
0 0 0 0 0 0 0

1 0 1 1 0 0 0
0 0 0 0 1 0 0
0 0 0 0 0 0 0
1 0 1 0 0 0 0
0 0 0 0 0 0 0
1 0 0 0 0 0 0
0 0 0 0 0 0 0

1B: 11 SF: 0
2B: 3 SAC: 0
3B: 0 DP: 2
HR: 0 HBP: 0

Batter	1	2	3	4	5	6	7	8	9
Davey Lopes, R OBP: 0.351, SLG: 0.357 (1, 4)	0-0 F2	0-0 1B		0-0 1B		0-0 FC4-6 1B		0-0 1B	
Rudy Law, L OBP: 0.323, SLG: 0.336 (1, 8)	0-3 K	0-0 1-3		0-0 1B		0-0 1B		0-0 1B	
Pedro Guerrero, R OBP: 0.688, SLG: 0.857 (8, PH)				1-2 2-3 1B		1-H 1B		1-2 1B	
Reggie Smith, S OBP: 0.392, SLG: 0.529 (1, 9)	0-0 1B		4-0 BB	0-0 F5		0-0 F8		0-0 4-3	
Steve Garvey, R OBP: 0.315, SLG: 0.457 (1, 3)	0-0 5-3		0-0 G6-3		0-0 2B		0-0 F7	0-0 F7	
Dusty Baker Jr., R OBP: 0.291, SLG: 0.479 (1, 7)		0-0 6-3 1B	0-0 6-3		0-0 F8		4-0 BB	0-3 K	
Ron Cey, R OBP: 0.344, SLG: 0.401 (1, 5)		0-0 5-3		0-0 6-4-3 1B	0-3 K		0-0 F8	0-0 2B	
Bill Russell, R OBP: 0.337, SLG: 0.380 (1, 6)		0-0 6-3		0-0 G6-4-3 1B	0-0 L6		0-3 K	0-3 K	
Steve Yeager, R OBP: 0.300, SLG: 0.197 (1, 2)		4-0 1B		0-0 G6-4-3		0-3 K		0-0 F8	
Jay Johnstone, L OBP: 0.412, SLG: 0.400 (8, PH)		1B		1-2 2-3 1B		0-0 FC4-6 1B		0-0 P6	
Mike Scioscia, L OBP: 0.237, SLG: 0.286 (9, 2)		BB		1-2 2-3 1B					
Charlie Hough, R OBP: 0.060, SLG: 0.500 (1, 1)		0-0 1B		4-0 1B					
Joe Ferguson, R OBP: 0.367, SLG: 0.227 (4, PH)									
Joe Beckwith, L OBP: 0.333, SLG: 0.333 (5, 1)									
Rick Monday, L OBP: 0.357, SLG: 0.417 (8, PH)		1B							
Bobby Castillo, R OBP: 0.393, SLG: 0.333 (7, 1)									
Gary Thomasson, L OBP: 0.393, SLG: 0.333 (8, PH)									
Rick Sutcliffe, R OBP: 0.154, SLG: 0.154 (9, 1)		1-3 3-H 1B							

Inning Stats	R: 0	H: 1	E: 0	K: 1	S: 6	H: 1	LOB: 1	BB: 0	P: 6	R: 2	H: 3	E: 0	K: 0	S: 6	R: 0	H: 0	E: 0	K: 0	S: 2	R: 1	H: 4	E: 0	K: 0	S: 6	R: 0	H: 1	E: 0	K: 1	S: 6	R: 1	H: 2	E: 0	K: 1	S: 7	R: 0	H: 0	E: 0	K: 1	S: 5	R: 0	H: 2	E: 0	K: 0	S: 5	R: 0	H: 1	E: 0	K: 2	S: 8
--------------	------	------	------	------	------	------	--------	-------	------	------	------	------	------	------	------	------	------	------	------	------	------	------	------	------	------	------	------	------	------	------	------	------	------	------	------	------	------	------	------	------	------	------	------	------	------	------	------	------	------

PITCHER	IP	WLS	BF	H	R	ER	SO	BB	IBB	HBP	BLK	WP	HR	S	P	ERA	WHIP
Charlie Leibrandt, L ERA: 4.04 (1, 1)	3.2		18	6	3	3	1	3	0	0	0	0	0	17	29	7.36	2.455
Paul Moskau, R ERA: 3.52 (4, 1)	4.0	W	19	6	1	1	3	1	0	0	0	0	0	24	28	2.25	1.750
Sheldon Burnside, L ERA: 3.86 (8, 1)	0.0		1	1	0	0	0	0	0	0	0	0	0	1	1	∞	∞
Tom Hume, R ERA: 3.16 (8, 1)	1.1	S	5	1	0	0	2	0	0	0	0	0	0	9	9	0.00	0.750

Batter	1	2	3	4	5	6	7	8	9	AB R H RBI BB SO LOB	TOP		
Davey Lopes, R (1, 4) OBP: 0.347, SLG: 0.349	0-0 F4		0-3 K		0-3 K			0-0 E5 SH2-3 2B	4-0 BB	4 1 0 0 1 2 0			
Rudy Law, L (1, 8) OBP: 0.315, SLG: 0.327	0-0 F6		0-0 4-3			0-0 E5 FC5-4		0-0 SH2-3	0-0 G3	4 0 0 0 0 0 2			
Reggie Smith, S (1, 9) OBP: 0.394, SLG: 0.543	4-0 FC6-4 BB		0-0 HR			0-0 FC5-4 G4-6-3 1-2f		0-0 F5		3 1 1 1 1 0 2			
Steve Garvey, R (1, 3) OBP: 0.313, SLG: 0.450	0-0 FC6-4 1-2f		0-0 5-3			0-0 G4-6-3 1-2f		4-0 2B BB		3 0 0 0 1 0 2			
Dusty Baker Jr., R (1, 7) OBP: 0.295, SLG: 0.491		0-0 5-3		0-0 F8			0-0 HR 2B	0-0 1-3 2-H 2B		4 1 2 1 0 0 0			
Ron Cey, R (1, 5) OBP: 0.347, SLG: 0.420		0-0 1B 5-3 1B		0-3 K			0-0 2-H HR	0-3 K		4 2 2 2 0 2 2			
Bill Russell, R (1, 6) OBP: 0.335, SLG: 0.377		0-0 1B 5-3 1B		0-0 5-3			0-3 K		0-0 6-3	4 0 1 0 0 1 0			
Joe Ferguson, R (1, 2) OBP: 0.359, SLG: 0.229		0-0 5-3			0-0 F6		0-3 K		0-0 BB 1B	4 0 1 1 0 1 1			
Jerry Reuss, L (1, 1) OBP: 0.222, SLG: 0.188		0-0 1B		0-0 4-3			0-0 F7		0-3 K	4 0 1 0 0 1 1			
Inning Stats	R: 0 E: 0 K: 0 S: 3 H: 0 LOB: 1 BB: 1 P: 7	R: 1 E: 0 K: 0 S: 5 H: 3 LOB: 2 BB: 0 P: 5	R: 1 E: 0 K: 1 S: 6 H: 1 LOB: 0 BB: 0 P: 6	R: 0 E: 0 K: 1 S: 5 H: 0 LOB: 0 BB: 0 P: 5	R: 0 E: 0 K: 1 S: 5 H: 0 LOB: 0 BB: 0 P: 5	R: 0 E: 1 K: 0 S: 3 H: 0 LOB: 0 BB: 0 P: 3	R: 2 E: 0 K: 2 S: 9 H: 2 LOB: 0 BB: 0 P: 9	R: 1 E: 1 K: 1 S: 7 H: 1 LOB: 2 BB: 1 P: 11	R: 0 E: 0 K: 1 S: 6 H: 1 LOB: 2 BB: 1 P: 10	1B: 4 2B: 2 3B: 0 HR: 2 SF: 0 SAC: 1 DP: 1 HBP: 0	WP: 0 PB: 0 SB: 0 CS: 0 PA: 38		
PITCHER	IP WLS BF H R ER SO BB IBB HBP BLK WP HR S P ERA WHIP											PITCHER	IP WLS BF H R ER SO BB IBB HBP BLK WP HR S P ERA WHIP
Phil Niekro, R (1, 1) ERA: 3.73	8.0 L 33 7 5 4 6 2 0 0 0 0 0 2 43 51 4.50 1.125												
Al Hrabosky, L (9, 1) ERA: 3.54	1.0 5 1 0 0 1 1 0 0 0 0 0 0 6 10 0.00 2.000												

Los Angeles Dodgers @ Atlanta Braves
Atlanta-Fulton County Stadium, Atlanta, GA

Fri Jun 06 1980, 7:05 PM EDT
Att. 18,331 - Unknown

livebaseballscorecards.com

AB 34
R 5
H 8
RBI 5
BB 3
SO 7
LOB 10



Batter	1	2	3	4	5	6	7	8	9	AB	R	H	RBI	BB	SO	LOB
Glenn Hubbard, R (1, 4) OBP: 0.391, SLG: 0.714	0-0 F9 ①		0-0 F9 ③			0-0 F9 ②		0-0 F8 ②		4	0	0	0	0	0	3
Dale Murphy, R (1, 8) OBP: 0.346, SLG: 0.442	0-3 K ②			0-0 F7 ①		0-0 4-3 ③		0-0 F8 ③		4	0	0	0	0	1	2
Chris Chambliss, L (1, 3) OBP: 0.317, SLG: 0.450	0-0 4-3 ③			0-0 E4 FC5-4			0-3 K ①		0-0 G1 ①	4	0	0	0	0	1	0
Gary Matthews, R (1, 9) OBP: 0.326, SLG: 0.444		0-0 F7 ①		0-0 FC5-4 ②		0-0 5-3 ②		0-0 5-3 ②		4	0	0	0	0	0	1
Jeff Burroughs, R (1, 7) OBP: 0.378, SLG: 0.368		0-3 K ②		0-0 4-3 ③			0-0 2B		0-0 6-3 ③	4	0	1	0	0	1	1
Larvell Blanks, R (1, 5) OBP: 0.242, SLG: 0.252 (9, 6)		0-0 4-3 ③			0-0 6-3 ①		0-3 K ③			3	0	0	0	0	1	1
Bruce Benedict, R (1, 2) OBP: 0.279, SLG: 0.300			0-0 4-3 ①		0-0 5-3 ②			0-0 1B 1B		3	0	1	0	0	0	0
Luis Gomez, R (1, 6) OBP: 0.270, SLG: 0.208			4-0 BB		0-0 6-3 ③			0-0 F9 ①		1	0	0	0	1	0	0
Jerry Royster, R (8, PH) OBP: 0.301, SLG: 0.293 (9, 5)										1	0	0	0	0	0	1
Phil Niekro, R (1, 1) OBP: 0.097, SLG: 0.129			0-3 K ②			0-0 F4 ①		0-0 1B		2	0	0	0	0	1	1
Charlie Spikes, R (8, PH) OBP: 0.500, SLG: 0.500										1	0	1	0	0	0	0
Al Hrabosky, R (9, 1)										0	0	0	0	0	0	0

Inning Stats	R: 0 E: 0 K: 1 S: 5	H: 0 LOB: 0 BB: 0 P: 5	R: 0 E: 0 K: 1 S: 5	H: 0 LOB: 0 BB: 0 P: 5	R: 0 E: 0 K: 1 S: 5	H: 0 LOB: 1 BB: 1 P: 9	R: 0 E: 1 K: 0 S: 4	H: 0 LOB: 1 BB: 0 P: 4	R: 0 E: 0 K: 0 S: 3	H: 0 LOB: 0 BB: 0 P: 3	R: 0 E: 0 K: 2 S: 8	H: 1 LOB: 1 BB: 0 P: 8	R: 0 E: 0 K: 0 S: 5	H: 2 LOB: 2 BB: 0 P: 5	R: 0 E: 0 K: 0 S: 3	H: 0 LOB: 0 BB: 0 P: 3	1B: 2 2B: 1 3B: 0 HR: 0	SF: 0 SAC: 0 DP: 0 HBP: 0
---------------------	------------------------------	---------------------------------	------------------------------	---------------------------------	------------------------------	---------------------------------	------------------------------	---------------------------------	------------------------------	---------------------------------	------------------------------	---------------------------------	------------------------------	---------------------------------	------------------------------	---------------------------------	----------------------------------	------------------------------------

PITCHER Jerry Reuss, L (1, 1) ERA: 2.4	IP: 9.0 WLS: W BF: 32 H: 3 R: 0 ER: 0 SO: 5 BB: 1 IBB: 0 HBP: 0 BLK: 0 WP: 0 HR: 0 S: 41 P: 45 ERA: 0.00 WHIP: 0.444	PITCHER	IP: 9.0 WLS: W BF: 32 H: 3 R: 0 ER: 0 SO: 5 BB: 1 IBB: 0 HBP: 0 BLK: 0 WP: 0 HR: 0 S: 41 P: 45 ERA: 0.00 WHIP: 0.444
---	--	----------------	--

BOTTOM

Los Angeles Dodgers @ Atlanta Braves
Atlanta-Fulton County Stadium, Atlanta, GA


AB	31
R	0
H	3
RBI	0
BB	1
SO	5
LOB	10



WP: 0	PA: 32
PB: 0	
SB: 0	
CS: 0	

Fri Jun 06 1980, 7:05 PM EDT
Att. 18,331 - Unknown

livebaseballscores.com

Batter	1	2	3	4	5	6	7	8	9	AB R H RBI BB SO LOB	TOP											
Davey Lopes, R (1, 4) OBP: 0.339, SLG: 0.340	0-0 5-3		0-0 6-3		0-0 F9		0-0 6-3		0-0 G5-4-3 1-2f	5 0 0 0 0 0 2	Los Angeles Dodgers @ Atlanta Braves Atlanta-Fulton County Stadium, Atlanta, GA Sat Jun 07 1980, 7:05 PM EDT Att: 25,723 - Unknown livebaseballscorecards.com											
Rudy Law, L (1, 8) OBP: 0.317, SLG: 0.335	0-0 E4 1B		0-0 E7 1B		0-0 4-3		0-0 2B		0-0 F8	5 0 2 0 0 0 1												
Reggie Smith, S (1, 9) OBP: 0.401, SLG: 0.563	0-0 G4-6-3 1-2 1B		4-0 BB			0-0 HR	0-0 F3			3 1 2 1 1 0 1												
Steve Garvey, R (1, 3) OBP: 0.308, SLG: 0.442	0-0 G4-6-3 1-2f		0-0 1-3			0-0 F7		0-0 3-1		4 0 0 0 0 0 4												
Dusty Baker Jr., R (1, 7) OBP: 0.299, SLG: 0.497		0-0 2B		0-0 F9		0-0 F8		0-0 2B 1B		4 0 2 0 0 0 0												
Ron Cey, R (1, 5) OBP: 0.345, SLG: 0.417		0-0 P6		0-0 6-3		0-0 1B 1B		0-0 F8		4 0 1 0 0 0 2												
Bill Russell, R (1, 6) OBP: 0.339, SLG: 0.385		0-0 F5		0-0 6-3		0-0 1-2 1B		0-0 1-3 2B		4 0 2 0 0 0 1												
Mike Scioscia, L (1, 2) OBP: 0.244, SLG: 0.316		0-0 F6			0-0 2B		0-0 3-1		0-3 K	3 0 1 0 0 0 3												
Rick Monday, L (8, PH) OBP: 0.345, SLG: 0.400										1 0 0 0 0 1 2												
Steve Yeager, R (8, 2) OBP: 0.300, SLG: 0.197										0 0 0 0 0 0 0												
Dave Goltz, R (1, 1) OBP: 0.250, SLG: 0.118			0-0 3-1		0-0 F8		0-0 F8		1-0 G5-4-3 HBP	1 0 0 0 0 0 0												
Derrel Thomas, S (5, PH) OBP: 0.344, SLG: 0.349										1 0 0 0 0 0 1												
Charlie Hough, R (5, 1) OBP: 0.500, SLG: 0.500										0 0 0 0 0 0 0												
Jay Johnstone, L (7, PH) OBP: 0.400, SLG: 0.387										1 0 0 0 0 0 0												
Joe Beckwith, L (7, 1) OBP: 0.400, SLG: 0.387										0 0 0 0 0 0 0												
Gary Thomasson, L (8, PH) OBP: 0.404, SLG: 0.333										0 0 0 0 0 0 0												
Inning Stats	R: 0 E: 1 K: 0 S: 4	H: 1 LOB: 1 BB: 0 P: 4	R: 0 E: 0 K: 0 S: 4	H: 1 LOB: 1 BB: 0 P: 4	R: 0 E: 1 K: 0 S: 4	H: 1 LOB: 2 BB: 1 P: 8	R: 0 E: 0 K: 0 S: 3	H: 0 LOB: 0 BB: 0 P: 3	R: 0 E: 0 K: 0 S: 4	H: 1 LOB: 1 BB: 0 P: 4	R: 1 E: 0 K: 0 S: 6	H: 3 LOB: 2 BB: 0 P: 6	R: 0 E: 0 K: 0 S: 4	H: 1 LOB: 1 BB: 0 P: 4	R: 0 E: 0 K: 1 S: 7	H: 2 LOB: 2 BB: 0 P: 7	R: 0 E: 0 K: 0 S: 2	H: 0 LOB: 0 BB: 0 P: 3	1B: 5 2B: 4 3B: 0 HR: 1	SF: 0 SAC: 0 DP: 2 HBP: 1	WP: 0 PB: 0 SB: 0 CS: 0	PA: 38
PITCHER Doyle Alexander, R (1, 1) ERA: 3.97	IP: 9.0 WLS: W BF: 38 H: 10 R: 1 ER: 1 SO: 1 BB: 1 IBB: 0 HBP: 1 BLK: 0 WP: 0 HR: 1 S: 38 P: 43 ERA: 1.00 WHIP: 1.222											PITCHER	IP: WLS: BF: H: R: ER: SO: BB: IBB: HBP: BLK: WP: HR: S: P: ERA: WHIP:									

Batter	1	2	3	4	5	6	7	8	9
Glenn Hubbard, R OBP: 0.333, SLG: 0.600 (1, 4)	0-0 P6	0-0 F9		0-0 1-3			0-0 E5		
Dale Murphy, R OBP: 0.349, SLG: 0.440 (1, 8)	0-0 1B 2B 1B	0-3 K			0-0 F8		4-0 G3 BB		
Chris Chambliss, L OBP: 0.320, SLG: 0.451 (1, 3)	0-0 1B 2B 1B		0-0 HR		0-0 G3		0-0 G3		
Gary Matthews, R OBP: 0.331, SLG: 0.467 (1, 9)	0-0 1B 2B		0-0 HR		0-0 5-3		0-0 F7		
Brian Asselstine, L OBP: 0.301, SLG: 0.376 (1, 7)	0-3 K		0-0 3-1		0-0 FC5-4 1B		0-0 6-3		
Larvell Blanks, R OBP: 0.248, SLG: 0.260 (1, 5)	0-0 1B 2B		0-0 6-3		0-0 P3		4-0 BB BB		
Bruce Benedict, R OBP: 0.278, SLG: 0.298 (1, 2)	0-0 1B		0-0 6-3		0-3 K		0-0 F7		
Luis Gomez, R OBP: 0.270, SLG: 0.203 (1, 6)		0-0 4-3		0-3 K		0-0 FC5-4	4-0 BB BB	1-2 BB	
Doyle Alexander, R OBP: 0.154, SLG: 0.154 (1, 1)		0-0 1B		0-0 6-3		0-0 F3	0-0 F9		

Inning Stats	R: 4	H: 5	E: 0	K: 1	S: 9	LOB: 1	BB: 0	P: 9	R: 0	H: 1	E: 0	K: 1	S: 6	LOB: 1	BB: 0	P: 6	R: 2	H: 2	E: 0	K: 0	S: 5	LOB: 0	BB: 0	P: 5	R: 0	H: 0	E: 0	K: 0	S: 3	LOB: 0	BB: 0	P: 3	R: 0	H: 1	E: 0	K: 1	S: 6	LOB: 1	BB: 0	P: 6	R: 0	H: 0	E: 1	K: 0	S: 4	LOB: 2	BB: 1	P: 8	R: 0	H: 0	E: 0	K: 0	S: 3	LOB: 2	BB: 2	P: 11
--------------	------	------	------	------	------	--------	-------	------	------	------	------	------	------	--------	-------	------	------	------	------	------	------	--------	-------	------	------	------	------	------	------	--------	-------	------	------	------	------	------	------	--------	-------	------	------	------	------	------	------	--------	-------	------	------	------	------	------	------	--------	-------	-------

PITCHER	IP	WLS	BF	H	R	ER	SO	BB	IBB	HBP	BLK	WP	HR	S	P	ERA	WHIP
Dave Goltz, R ERA: 4.74 (1, 1)	4.0	L	19	8	6	6	3	0	0	0	0	0	1	25	25	13.50	2.000
Charlie Hough, R ERA: 5.93 (5, 1)	2.0		7	1	0	0	1	0	0	0	0	0	0	9	9	0.00	0.500
Joe Beckwith, R ERA: 2.11 (7, 1)	2.0		10	0	0	0	0	3	0	0	0	0	0	7	19	0.00	1.500

AB R H RBI BB SO LOB

4	0	0	0	0	0	1
3	1	1	0	1	1	1
4	2	2	0	0	0	2
4	2	2	2	0	0	2
4	0	1	0	0	1	3
3	1	1	3	1	0	1
4	0	1	1	0	1	2
3	0	0	0	1	1	1
4	0	1	0	0	0	2

1B: 7	SF: 0	WP: 0	PA: 36
2B: 1	SAC: 0	PB: 0	
3B: 0	DP: 0	SB: 1	
HR: 1	HBP: 0	CS: 0	

Los Angeles Dodgers @ Atlanta Braves
Atlanta-Fulton County Stadium, Atlanta, GA

livebaseballscores.com

AB	33
R	6
H	9
RBI	6
BB	3
SO	4
LOB	15



PITCHER	IP	WLS	BF	H	R	ER	SO	BB	IBB	HBP	BLK	WP	HR	S	P	ERA	WHIP
---------	----	-----	----	---	---	----	----	----	-----	-----	-----	----	----	---	---	-----	------

Sat Jun 07 1980, 7:05 PM EDT
Att. 25,723 - Unknown

Batter	1	2	3	4	5	6	7	8	9	AB R H RBI BB SO LOB	TOP											
Rudy Law, L OBP: 0.316, SLG: 0.329 (1, 8) X	0-0 4-3		4-0 BB S BB		0-0 4-3		0-0 6-3			3 0 0 0 1 0 1												
Derrel Thomas, S OBP: 0.330, SLG: 0.333 (1, 4) X	0-0 4-3		0-0 2-3 1-2			0-0 6-3		0-0 1-3		4 0 0 0 0 0 1												
Reggie Smith, S OBP: 0.403, SLG: 0.564 (1, 9) X	0-0 F8			4-0 BB BB BB 6-3 BB		0-0 2B		0-0 5-3		3 1 1 0 1 0 0												
Steve Garvey, R OBP: 0.307, SLG: 0.443 (1, 3)		0-0 6-3		0-0 1-3 2B		0-3 K		0-0 F8		4 0 1 0 0 1 1												
Dusty Baker Jr., R OBP: 0.298, SLG: 0.509 (1, 7)		0-0 HR		0-0 6-3		0-0 4-3		0-0 F2		4 1 1 2 0 0 2												
Ron Cey, R OBP: 0.343, SLG: 0.410 (1, 5)		0-0 F7		0-0 3-H F8				0-3 K		3 1 0 0 1 1 1												
Bill Russell, R OBP: 0.337, SLG: 0.383 (1, 6)		0-0 5-3		0-0 6-3				0-0 5-3		4 0 1 0 0 0 1												
Joe Ferguson, R OBP: 0.343, SLG: 0.216 (1, 2)			0-0 P6		0-0 5-3		0-3 K			3 0 0 0 0 1 2												
Don Sutton, R OBP: 0.048, SLG: 0.048 (1, 1)			0-0 6-3		0-0 5-3		0-0 SH1			2 0 0 1 0 0 0												
Rick Sutcliffe, L OBP: 0.154, SLG: 0.154 (7, 1)							2-3 3-H			0 0 0 0 0 0 0												
Inning Stats	R: 0 E: 0 K: 0 S: 3	H: 0 LOB: 0 BB: 0 P: 3	R: 1 E: 0 K: 0 S: 4	H: 1 LOB: 0 BB: 0 P: 4	R: 0 E: 0 K: 0 S: 3	H: 0 LOB: 1 BB: 1 P: 7	R: 1 E: 0 K: 0 S: 4	H: 1 LOB: 1 BB: 1 P: 8	R: 0 E: 0 K: 1 S: 6	H: 1 LOB: 1 BB: 0 P: 6	R: 1 E: 0 K: 1 S: 6	H: 1 LOB: 1 BB: 1 P: 10	R: 0 E: 0 K: 0 S: 3	H: 0 LOB: 0 BB: 0 P: 3	R: 0 E: 0 K: 1 S: 5	H: 0 LOB: 0 BB: 0 P: 5	R: 0 E: 0 K: 1 S: 5	H: 0 LOB: 0 BB: 0 P: 5	1B: 1 2B: 2 3B: 0 HR: 1	SF: 0 SAC: 1 DP: 0 HBP: 0	WP: 0 PB: 0 SB: 2 CS: 0	PA: 34
PITCHER	IP WLS BF H R ER SO BB IBB HBP BLK WP HR S P ERA WHIP																					
Tommy Boggs, R ERA: 3.78 (1, 1)	7.0 L 28 4 3 3 2 3 0 0 0 0 0 1 29 41 3.86 1.000																					
Gene Garber, R ERA: 4.84 (8, 1)	2.0 6 0 0 0 1 0 0 0 0 0 0 0 8 8 0.00 0.000																					

Los Angeles Dodgers @ Atlanta Braves
Atlanta-Fulton County Stadium, Atlanta, GA

AB	30
R	3
H	4
RBI	3
BB	3
SO	3
LOB	9



Sun Jun 08 1980, 7:05 PM EDT
Att. 12,543 - Unknown

BOTTOM

Los Angeles Dodgers @ Atlanta Braves
Atlanta-Fulton County Stadium, Atlanta, GA

Sun Jun 08 1980, 7:05 PM EDT
Att. 12,543 - Unknown

livebaseballscorecards.com

AB	31
R	1
H	5
RBI	1
BB	2
SO	6
LOB	9



WP: 0	PA: 35
PB: 0	
SB: 0	
CS: 0	

AB	R	H	RBI	BB	SO	LOB
4	0	0	0	0	0	2
4	0	0	0	0	1	1
3	0	1	0	1	0	0
4	0	0	0	0	1	3
4	0	0	0	0	1	1
4	1	1	0	0	0	0
4	0	2	1	0	2	0
2	0	0	0	0	1	1
0	0	0	0	1	0	0
0	0	0	0	0	0	0
1	0	0	0	0	0	1
1	0	1	0	0	0	0
0	0	0	0	0	0	0

Batter	1	2	3	4	5	6	7	8	9
Glenn Hubbard, R (1, 4) OBP: 0.290, SLG: 0.517	0-0 6-3 ①		0-0 6-3 ③			0-0 6-3 ①		0-0 P6 ①	
Dale Murphy, R (1, 8) OBP: 0.342, SLG: 0.429	0-0 5-3 ②			0-0 6-3 ①		0-0 F7 ②		0-3 K ②	
Chris Chambliss, L (1, 3) OBP: 0.324, SLG: 0.449	0-0 F7 ③			0-0 1B		0-0 G3 ③		4-0 BB ①-2	
Gary Matthews, R (1, 9) OBP: 0.322, SLG: 0.454		0-0 4-3 ①		0-3 K ②		0-0 F8 ①		0-0 F9 ③	
Brian Aselstine, L (1, 7) OBP: 0.293, SLG: 0.365		0-0 4-3 ②		0-0 4-3 ③		0-3 K ②		0-0 F9 ①	
Larvell Blanks, R (1, 5) OBP: 0.248, SLG: 0.267 (8, 6)		0-0 F7 ③			0-0 F9 ①		1B 2B	0-0 F7 ②	
Bill Nahorodny, R (1, 2) OBP: 0.294, SLG: 0.500			0-0 SH1-4 1B		0-3 K2-3 ②		BB 1B 2-H	0-3 K ③	
Luis Gomez, R (1, 6) OBP: 0.266, SLG: 0.200 Mike Lum, L (7, PH) OBP: 0.250, SLG: 0.208 Gene Garber, R (8, 1)			0-3 K ①		0-0 E6		4-0 PO BB 1-2		
Tommy Boggs, R (1, 1) OBP: 0.125, SLG: 0.133 Bob Horner, R (7, PH) OBP: 0.197, SLG: 0.311 (8, 5) Jerry Royster, R (8, PR) OBP: 0.301, SLG: 0.293 (9, 5)			0-0 SH1-4 ②		0-0 F7 ③		0-0 PO ③	0-0 BB 1B	

Inning Stats	R: 0	H: 0	E: 0	K: 0	S: 3	LOB: 0	BB: 0	P: 3	R: 0	H: 0	E: 0	K: 0	S: 3	LOB: 0	BB: 0	P: 3	R: 0	H: 1	E: 0	K: 1	S: 6	LOB: 1	BB: 0	P: 6	R: 0	H: 1	E: 0	K: 1	S: 6	LOB: 1	BB: 0	P: 6	R: 0	H: 0	E: 0	K: 0	S: 3	LOB: 0	BB: 0	P: 3	R: 1	H: 2	E: 0	K: 1	S: 6	LOB: 1	BB: 1	P: 10	R: 0	H: 1	E: 0	K: 1	S: 6	LOB: 2	BB: 1	P: 10	R: 0	H: 0	E: 0	K: 1	S: 5	LOB: 0	BB: 0	P: 5	1B: 4	SF: 0	2B: 1	SAC: 1	3B: 0	DP: 0	HR: 0	HBP: 0	WP: 0	PA: 35
--------------	------	------	------	------	------	--------	-------	------	------	------	------	------	------	--------	-------	------	------	------	------	------	------	--------	-------	------	------	------	------	------	------	--------	-------	------	------	------	------	------	------	--------	-------	------	------	------	------	------	------	--------	-------	-------	------	------	------	------	------	--------	-------	-------	------	------	------	------	------	--------	-------	------	-------	-------	-------	--------	-------	-------	-------	--------	-------	--------

PITCHER	IP	WLS	BF	H	R	ER	SO	BB	IBB	HBP	BLK	WP	HR	S	P	ERA	WHIP
Don Sutton, R (1, 1) ERA: 2.39	6.2	W	26	4	1	1	4	1	0	0	0	0	0	33	37	1.35	0.750
Rick Sutcliffe, R (7, 1) ERA: 5.8	2.1	S	8	1	0	0	2	1	0	0	0	0	0	11	15	0.00	0.857

Batter	1	2	3	4	5	6	7	8	9	AB R H RBI BB SO LOB	TOP																									
Davey Lopes, R (1, 4) OBP: 0.333, SLG: 0.333	0-0 5-3		0-0 F8		0-3 K		0-0 1-3			4 0 0 0 0 1 0																										
Rudy Law, L (1, 8) OBP: 0.309, SLG: 0.321	0-0 F4-3		0-0 F8		0-0 F4-3		0-0 F4			4 0 0 0 0 0 0																										
Reggie Smith, S (1, 9) OBP: 0.400, SLG: 0.557	0-0 G3		0-3 K		0-0 1B			0-3 K		4 0 1 0 0 2 0																										
Steve Garvey, R (1, 3) OBP: 0.314, SLG: 0.467		0-0 HR		0-0 HR 1B		0-0 F8		0-0 2B		4 2 3 1 0 0 1																										
Dusty Baker Jr., R (1, 7) OBP: 0.308, SLG: 0.547		0-0 HR		0-0 HR 1B		0-0 1B		0-0 5-3		4 2 3 3 0 0 1																										
Ron Cey, R (1, 5) OBP: 0.346, SLG: 0.410		1-0 HBP		0-0 F8		0-3 K 1-2		0-0 6-3		0 0 0 0 0 0 0																										
Pedro Guerrero, R (2, PR) OBP: 0.579, SLG: 0.706										3 0 0 0 0 1 2																										
Bill Russell, R (1, 6) OBP: 0.335, SLG: 0.380		0-0 P3		0-0 1B		0-0 6-3			0-0 5-3	4 0 1 0 0 0 2	AB 35																									
Steve Yeager, R (1, 2) OBP: 0.288, SLG: 0.188		0-0 F7		0-3 K		0-0 F8			0-0 L3	3 0 0 0 0 1 3	R 4																									
Jay Johnstone, L (9, PH) OBP: 0.389, SLG: 0.375										1 0 0 0 0 0 0	H 8																									
Bob Welch, R (1, 1) OBP: 0.167, SLG: 0.167		0-0 F8		0-0 F6			0-0 F6		0-0 3-1	2 0 0 0 0 0 2	RBI 4																									
Rick Monday, L (7, PH) OBP: 0.333, SLG: 0.385										1 0 0 0 0 0 0	BB 0																									
Bobby Castillo, R (7, 1) OBP: 0.333, SLG: 0.333										0 0 0 0 0 0 0	SO 5																									
Gary Thomasson, L (9, PH) OBP: 0.397, SLG: 0.327										1 0 0 0 0 0 0	LOB 11																									
Inning Stats	R: 0 E: 0 K: 0 S: 3	H: 0 LOB: 0 BB: 0 P: 3	R: 2 E: 0 K: 0 S: 5	H: 2 LOB: 1 BB: 0 P: 6	R: 0 E: 0 K: 1 S: 5	H: 0 LOB: 0 BB: 0 P: 5	R: 2 E: 0 K: 1 S: 8	H: 3 LOB: 1 BB: 0 P: 8	R: 0 E: 0 K: 1 S: 6	H: 1 LOB: 1 BB: 0 P: 6	R: 0 E: 0 K: 0 S: 3	H: 0 LOB: 0 BB: 0 P: 3	R: 0 E: 0 K: 1 S: 6	H: 1 LOB: 1 BB: 0 P: 6	R: 0 E: 0 K: 0 S: 3	H: 0 LOB: 0 BB: 0 P: 3	1B: 4 2B: 1 3B: 0 HR: 3	SF: 0 SAC: 0 DP: 0 HBP: 1	WP: 0 PB: 0 SB: 1 CS: 0	PA: 36																
PITCHER	IP WLS BF H R ER SO BB IBB HBP BLK WP HR S P ERA WHIP																																			
Pat Zachry, R (1, 1) ERA: 3.19	4.0		18	5	4	4	2	0	0	1	0	0	3	21	22	9.00	1.250																			
Tom Hausman, R (5, 1) ERA: 4.26	5.0	W	18	3	0	0	3	0	0	0	0	0	0	24	24	0.00	0.600																			

Los Angeles Dodgers @ New York Mets
 Shea Stadium, Flushing, NY
 Tue Jun 10 1980, 7:05 PM EDT
 Att: 14,759 - Unknown

livebaseballscorecards.com



Batter	1	2	3	4	5	6	7	8	9	AB	R	H	RBI	BB	SO	LOB
Lee Mazzilli, S OBP: 0.372, SLG: 0.343 (1, 8)	0-3 K			0-0 BB 1B 1B 1B	0-0 4-3		0-3 K			4	1	1	0	0	2	0
Frank Taveras, R OBP: 0.336, SLG: 0.349 (1, 6)	0-0 4-3			0-0 BB 1B 1-2 1B 1B	0-0 3-1		0-3 K			4	1	1	0	0	1	0
Steve Henderson, R OBP: 0.409, SLG: 0.437 (1, 7)	1-0 CS HBP			4-0 E 1B SF9 BB 1-2 2-3	0-3 K		0-0 F9			2	1	0	0	1	1	0
John Stearns, R OBP: 0.362, SLG: 0.423 (1, 2)	0-0 CS	0-0 F7		0-0 E8 SF9 SF7 1B 1-3 2-H 3-H		0-0 5-3		0-0 F2		4	1	1	2	0	0	0
Joel Youngblood, R OBP: 0.320, SLG: 0.355 (1, 9)		0-3 K		0-0 SF9		0-0 5-3		0-0 6-3		3	0	0	1	0	1	0
Mike Jorgensen, L OBP: 0.350, SLG: 0.411 (1, 3)		0-0 4-3		4-0 1B BB		0-0 BB 1B 1B 1B		0-0 F4		3	1	1	0	1	0	0
Elliott Maddox, R OBP: 0.389, SLG: 0.305 (1, 5)			4-0 F5-3 BB	0-0 SF7		4-0 1B BB 1-2 BB				0	0	0	1	2	0	0
Doug Flynn, R OBP: 0.266, SLG: 0.263 (1, 4)			0-0 F5-3	0-0 3-H		0-0 1-2 1B		0-0 1-2 2-H 1B		3	0	2	1	0	0	1
Pat Zachry, R (1, 1)			0-3 K	0-3 K		0-3 K				1	0	0	0	0	1	0
Ron Hodges, L (4, PH)										1	0	0	0	0	1	2
Tom Hausman, R (5, 1)										1	0	0	0	0	1	2

Inning Stats	R: 0	H: 0	R: 0	H: 0	R: 0	H: 0	R: 0	H: 0	R: 0	H: 0	R: 0	H: 0	R: 0	H: 0	R: 0	H: 0
	E: 0	LOB: 0	E: 0	LOB: 0	E: 0	LOB: 0	E: 0	LOB: 0	E: 0	LOB: 0	E: 0	LOB: 0	E: 0	LOB: 0	E: 0	LOB: 0
	K: 1	BB: 0	K: 1	BB: 0	K: 1	BB: 1	K: 1	BB: 0	K: 2	BB: 0	K: 0	BB: 0	K: 0	BB: 0	K: 0	BB: 0
	S: 4	P: 5	S: 5	P: 5	S: 4	P: 8	S: 9	P: 17	S: 5	P: 5	S: 7	P: 11	S: 7	P: 7	S: 3	P: 3


PITCHER	IP	WLS	BF	H	R	ER	SO	BB	IBB	HBP	BLK	WP	HR	S	P	ERA	WHIP
Bob Welch, R (1, 1)	6.0	L	27	6	5	5	6	4	0	1	0	0	0	34	51	7.50	1.667
Bobby Castillo, R (7, 1)	2.0		6	0	0	0	2	0	0	0	0	0	0	10	10	0.00	0.000

BOTTOM

Los Angeles Dodgers @ New York Mets
 Shea Stadium, Flushing, NY
 Tue Jun 10 1980, 7:05 PM EDT
 Att. 14,759 - Unknown

AB	26
R	5
H	6
RBI	5
BB	4
SO	8
LOB	5

WP: 0 PA: 34
 PB: 0
 SB: 0
 CS: 1



PITCHER	IP	WLS	BF	H	R	ER	SO	BB	IBB	HBP	BLK	WP	HR	S	P	ERA	WHIP
---------	----	-----	----	---	---	----	----	----	-----	-----	-----	----	----	---	---	-----	------

Los Angeles Dodgers @ New York Mets
 Shea Stadium, Flushing, NY
 Wed Jun 11 1980, 7:05 PM EDT
 Att. 23,540 - Unknown

AB	35
R	2
H	6
RBI	2
BB	1
SO	6
LOB	7



WP:	0	PA:	37
PB:	0		
SB:	0		
CS:	0		

Batter	1	2	3	4	5	6	7	8	9	10	AB	R	H	RBI	BB	SO	LOB
Davey Lopes, R (1, 4) OBP: 0.330, SLG: 0.330	0-0 6-3		0-0 6-3			0-0 P5		0-0 1B		0-0 F4	5	0	1	0	0	0	2
Rudy Law, L (1, 8) OBP: 0.302, SLG: 0.314	0-0 6-3		0-0 F4-3			0-0 2-3		0-0 F7			4	0	0	0	0	0	1
Reggie Smith, S (1, 9) OBP: 0.397, SLG: 0.548	4-0 1B BB		0-0 F4			0-0 3-1			0-0 F7		3	0	0	0	1	0	0
Steve Garvey, R (1, 3) OBP: 0.318, SLG: 0.482	0-0 1-3 1B			0-0 6-3			0-0 6-3		0-0 HR		4	1	2	1	0	0	0
Dusty Baker Jr., R (1, 7) OBP: 0.307, SLG: 0.557	0-3 K			0-3 K			0-0 HR		0-0 F7		4	1	1	1	0	2	2
Ron Cey, R (1, 5) OBP: 0.340, SLG: 0.401		0-3 K		0-0 F8			0-0 F8		0-0 F8		4	0	0	0	0	1	0
Bill Russell, R (1, 6) OBP: 0.333, SLG: 0.382		0-0 2B			0-3 K		0-0 6-3			0-0 F4	4	0	1	0	0	1	0
Steve Yeager, R (1, 2) OBP: 0.280, SLG: 0.182		0-0 F3			0-0 F7			0-0 F6		0-0 SH3-4 1B	2	0	0	0	0	0	1
Jay Johnstone, L (8, PH) OBP: 0.378, SLG: 0.364											1	0	0	0	0	0	0
Mike Scioscia, L (8, 2) OBP: 0.262, SLG: 0.333											1	0	1	0	0	0	0
Pedro Guerrero, R (10, PR) OBP: 0.579, SLG: 0.706											0	0	0	0	0	0	0
Joe Ferguson, R (10, 2) OBP: 0.343, SLG: 0.216											0	0	0	0	0	0	0
Jerry Reuss, L (1, 1) OBP: 0.200, SLG: 0.167		0-0 F7			0-3 K			0-3 K		0-0 SH3-4 1-2	2	0	0	0	0	1	1
Gary Thomasson, L (8, PH) OBP: 0.390, SLG: 0.320											1	0	0	0	0	1	0
Steve Howe, L (8, 1) OBP: 0.200, SLG: 0.200											0	0	0	0	0	0	0
Rick Sutcliffe, L (9, 1) OBP: 0.154, SLG: 0.154											0	0	0	0	0	0	0

Inning Stats	R: 0	H: 1	R: 0	H: 1	R: 0	H: 0	R: 0	H: 0	R: 0	H: 0	R: 1	H: 1	R: 0	H: 1	R: 1	H: 1	R: 0	H: 1	R: 0	H: 1	1B: 3	SF: 0	WP: 0	PA: 37
	E: 0	LOB: 2	E: 0	LOB: 1	E: 0	LOB: 0	E: 0	LOB: 0	E: 0	LOB: 0	E: 0	LOB: 0	E: 0	LOB: 1	E: 0	LOB: 0	E: 0	LOB: 2	E: 0	LOB: 2	2B: 1 <td>SAC: 1 <td>PB: 0 <td></td> </td></td>	SAC: 1 <td>PB: 0 <td></td> </td>	PB: 0 <td></td>	
	K: 1	BB: 1	K: 1	BB: 0	K: 0	BB: 0	K: 1	BB: 0	K: 2	BB: 0	K: 0	BB: 0	K: 1	BB: 0	K: 0	BB: 0	K: 0	BB: 0	K: 0	BB: 0	3B: 0	DP: 0	SB: 0	
	S: 6	P: 10	S: 6	P: 6	S: 3	P: 3	S: 5	P: 5	S: 7	P: 7	S: 4	P: 4	S: 6	P: 6	S: 4	P: 4	S: 4	P: 4	S: 4	P: 4	HR: 2	HBP: 0	CS: 0	

PITCHER	IP	WLS	BF	H	R	ER	SO	BB	IBB	HBP	BLK	WP	HR	S	P	ERA	WHIP
Craig Swan, R (1, 1) ERA: 2.21	10.0	W	37	6	2	2	6	1	0	0	0	0	2	48	52	1.80	0.700

BOTTOM

Los Angeles Dodgers @ New York Mets
Shea Stadium, Flushing, NY
Wed Jun 11 1980, 7:05 PM EDT
Att: 23,540 - Unknown

livebaseballscorecards.com

AB	36
R	6
H	9
RBI	6
BB	4
SO	9
LOB	16



WP:	0	PA:	41
PB:	0		
SB:	1		
CS:	1		

AB	4	R	1	H	0	RBI	0	BB	1	SO	2	LOB	2
----	---	---	---	---	---	-----	---	----	---	----	---	-----	---

AB	5	R	0	H	1	RBI	0	BB	0	SO	2	LOB	2
----	---	---	---	---	---	-----	---	----	---	----	---	-----	---

AB	4	R	1	H	0	RBI	0	BB	1	SO	2	LOB	1
----	---	---	---	---	---	-----	---	----	---	----	---	-----	---

AB	4	R	0	H	1	RBI	0	BB	0	SO	1	LOB	1
----	---	---	---	---	---	-----	---	----	---	----	---	-----	---

AB	1	R	1	H	1	RBI	4	BB	0	SO	0	LOB	0
----	---	---	---	---	---	-----	---	----	---	----	---	-----	---

AB	1	R	1	H	1	RBI	0	BB	0	SO	0	LOB	0
----	---	---	---	---	---	-----	---	----	---	----	---	-----	---

AB	3	R	1	H	2	RBI	0	BB	0	SO	0	LOB	0
----	---	---	---	---	---	-----	---	----	---	----	---	-----	---

AB	4	R	0	H	1	RBI	1	BB	0	SO	1	LOB	3
----	---	---	---	---	---	-----	---	----	---	----	---	-----	---

AB	4	R	0	H	0	RBI	0	BB	0	SO	0	LOB	4
----	---	---	---	---	---	-----	---	----	---	----	---	-----	---

AB	2	R	1	H	1	RBI	0	BB	2	SO	0	LOB	0
----	---	---	---	---	---	-----	---	----	---	----	---	-----	---

AB	3	R	0	H	1	RBI	1	BB	1	SO	2	LOB	2
----	---	---	---	---	---	-----	---	----	---	----	---	-----	---

AB	1	R	0	H	0	RBI	0	BB	0	SO	1	LOB	1
----	---	---	---	---	---	-----	---	----	---	----	---	-----	---

1B:	6	SF:	0
2B:	2	SAC:	0
3B:	1	DP:	2
HR:	1	HBP:	0

Batter	1	2	3	4	5	6	7	8	9	10
Lee Mazzilli, S (1, 8) OBP: 0.368, SLG: 0.335	0-0 6-3		0-0 4-3		0-0 1-3			0-0 4-3		4-0 BB HR IBB
Frank Taveras, R (1, 6) OBP: 0.333, SLG: 0.346	0-0 5-3		0-3 K		0-0 6-3			0-0 FC5-4 1B		0-3 K
Steve Henderson, R (1, 7) OBP: 0.403, SLG: 0.426	0-3 K		0-0 6-3		0-0 5-3			0-3 K		4-0 1-2 2-3 HR BB
John Stearns, R (1, 3) OBP: 0.360, SLG: 0.419		0-3 K		0-0 F6				0-0 FC5-4		0-0 1-H 2-H 3-H HR
Mike Jorgensen, L (9, 3) OBP: 0.354, SLG: 0.438										
Joel Youngblood, R (1, 9) OBP: 0.323, SLG: 0.370		0-0 1B			0-0 1B					
Jerry Morales, R (5, 9) OBP: 0.266, SLG: 0.278					0-0 2B					
Alex Trevino, R (1, 2) OBP: 0.408, SLG: 0.400		0-0 3B			0-3 K					
Elliott Maddox, R (1, 5) OBP: 0.380, SLG: 0.297		0-0 1B			0-0 F7					
Doug Flynn, R (1, 4) OBP: 0.276, SLG: 0.265					0-0 F9					
Craig Swan, R (1, 1) OBP: 0.346, SLG: 0.227					4-0 F4					
Claudell Washington, L (10, PH) OBP: 0.330, SLG: 0.407					0-0 1B					

Inning Stats	R: 0	H: 0	E: 0	K: 1	S: 5	P: 5	R: 1	H: 2	E: 0	K: 1	S: 6	P: 6	R: 0	H: 0	E: 0	K: 1	S: 5	R: 1	H: 2	E: 0	K: 1	S: 7	P: 11	R: 0	H: 1	E: 0	K: 0	S: 3	R: 0	H: 1	E: 0	K: 1	S: 6	R: 0	H: 1	E: 0	K: 0	S: 3	R: 0	H: 1	E: 0	K: 0	S: 3	R: 4	H: 2	E: 0	K: 2	S: 8	R: 0	H: 0	E: 0	K: 1	S: 8
--------------	------	------	------	------	------	------	------	------	------	------	------	------	------	------	------	------	------	------	------	------	------	------	-------	------	------	------	------	------	------	------	------	------	------	------	------	------	------	------	------	------	------	------	------	------	------	------	------	------	------	------	------	------	------

PITCHER	IP	WLS	BF	H	R	ER	SO	BB	IBB	HBP	BLK	WP	HR	S	P	ERA	WHIP
Jerry Reuss, L (1, 1) ERA: 2.42	7.0		27	5	2	2	6	0	2	0	0	0	0	37	45	2.57	0.714
Steve Howe, L (8, 1) ERA: 2.22	1.0		4	1	0	0	1	0	0	0	0	0	0	6	6	0.00	1.000
Rick Sutcliffe, R (9, 1) ERA: 6.43	1.2	L	9	3	4	4	2	1	1	0	0	0	1	11	19	21.60	2.400

PITCHER	IP	WLS	BF	H	R	ER	SO	BB	IBB	HBP	BLK	WP	HR	S	P	ERA	WHIP
Jerry Reuss, L (1, 1) ERA: 2.42	7.0		27	5	2	2	6	0	2	0	0	0	0	37	45	2.57	0.714
Steve Howe, L (8, 1) ERA: 2.22	1.0		4	1	0	0	1	0	0	0	0	0	0	6	6	0.00	1.000
Rick Sutcliffe, R (9, 1) ERA: 6.43	1.2	L	9	3	4	4	2	1	1	0	0	0	1	11	19	21.60	2.400

Batter	1	2	3	4	5	6	7	8	9	AB R H RBI BB SO LOB	TOP				
Davey Lopes, R (1, 4) OBP: 0.332, SLG: 0.328	4-0 CS BLK BB		0-0 F3	0-0 1B		0-0 F9		0-3 K		4 0 1 0 1 1 3					
Bill Russell, R (1, 6) OBP: 0.330, SLG: 0.383	0-0 F9		0-0 1B	0-0 F3		0-0 F3		0-0 F3		5 1 1 0 0 0 3					
Reggie Smith, S (1, 9) OBP: 0.397, SLG: 0.545	0-3 K		0-0 1B WP HR	0-0 1B			0-3 K	0-3 K		5 1 2 1 0 3 1					
Steve Garvey, R (1, 3) OBP: 0.324, SLG: 0.489		0-0 F9	0-0 HR		0-0 F8		0-0 CS 1B	0-0 2B		5 1 3 0 0 0 0					
Dusty Baker Jr., R (1, 7) OBP: 0.314, SLG: 0.574		0-0 BB 2B	0-0 HR		0-0 1B		0-0 F7	0-0 F6		5 2 3 3 0 0 2					
Ron Cey, R (1, 5) OBP: 0.343, SLG: 0.400		4-0 2B BB	0-0 F6		0-3 K		0-0 G3 1B			3 0 1 0 1 1 1					
Gary Thomasson, L (1, 8) OBP: 0.381, SLG: 0.302		0-0 F8	4-0 BB		0-3 K		0-0 G3			3 0 0 0 1 1 4					
Mike Scioscia, L (1, 2) OBP: 0.283, SLG: 0.357		0-0 1-3 2-H 2B	0-0 F4-3		4-0 FC3-6 BB		0-0 G3			3 0 1 1 1 0 2					
Dave Goltz, R (1, 1) OBP: 0.227, SLG: 0.105		0-3 K		0-3 K		0-0 FC3-6		4-0 BB		2 0 0 0 0 2 2					
Bobby Castillo, R (5, 1) OBP: 0.250, SLG: 0.250										1 0 0 0 0 0 1					
Jay Johnstone, L (8, PH) OBP: 0.395, SLG: 0.364										0 0 0 0 1 0 0					
Joe Beckwith, L (8, 1)										0 0 0 0 0 0 0					
Inning Stats	R: 0 E: 0 K: 1 S: 4 H: 0 LOB: 0 BB: 1 P: 8	R: 1 E: 0 K: 1 S: 7 H: 2 LOB: 2 BB: 1 P: 11	R: 4 E: 0 K: 0 S: 7 H: 4 LOB: 1 BB: 1 P: 11	R: 0 E: 0 K: 1 S: 6 H: 2 LOB: 2 BB: 0 P: 6	R: 0 E: 0 K: 2 S: 8 H: 1 LOB: 1 BB: 0 P: 8	R: 0 E: 0 K: 0 S: 3 H: 0 LOB: 1 BB: 1 P: 7	R: 0 E: 0 K: 1 S: 5 H: 1 LOB: 0 BB: 0 P: 5	R: 0 E: 0 K: 1 S: 6 H: 1 LOB: 2 BB: 1 P: 10	R: 0 E: 0 K: 1 S: 6 H: 1 LOB: 1 BB: 0 P: 6	1B: 8 2B: 3 3B: 0 HR: 1 SF: 0 SAC: 0 DP: 0 HBP: 0	WP: 1 PB: 0 SB: 0 CS: 2 PA: 41				
PITCHER	IP WLS BF H R ER SO BB IBB HBP BLK WP HR S P ERA WHIP											PITCHER	IP WLS BF H R ER SO BB IBB HBP BLK WP HR S P ERA WHIP		
John Pacella, R (1, 1) ERA: 5.06	3.0		17 6 5 5 2 3 0 0 0 1 1 1 18 30 15.00 3.000												
Mark Bomback, R (4, 1) ERA: 4.37	2.0		8 3 0 0 3 0 0 0 0 0 0 0 14 14 0.00 1.500												
Jeff Reardon, R (6, 1) ERA: 3.3	1.0	W	4 0 0 0 0 1 0 0 0 0 0 0 3 7 0.00 1.000												
Neil Allen, R (7, 1) ERA: 4.1	3.0	S	12 3 0 0 3 1 0 0 0 0 0 0 17 21 0.00 1.333												

Los Angeles Dodgers @ New York Mets
 Shea Stadium, Flushing, NY
 Thu Jun 12 1980, 7:05 PM EDT
 Att: 19,501 - Unknown

livebaseballscorecards.com

AB	36
R	5
H	12
RBI	5
BB	5
SO	8
LOB	19



Batter	1	2	3	4	5	6	7	8	9	AB	R	H	RBI	BB	SO	LOB	BOTTOM
--------	---	---	---	---	---	---	---	---	---	----	---	---	-----	----	----	-----	--------

Lee Mazzilli, S OBP: 0.370, SLG: 0.339 (1, 8) X	0-0 L4 1		X 0-0 1B		X 0-0 1B	X 0-0 E 1B 1-2 3-H		X 0-0 F6		4	1	2	1	0	0	1	Los Angeles Dodgers @ New York Mets Shea Stadium, Flushing, NY Thu Jun 12 1980, 7:05 PM EDT Att. 19,501 - Unknown
---	----------------	--	-------------	--	-------------	--------------------------------	--	-------------	--	---	---	---	---	---	---	---	---

Frank Taveras, R OBP: 0.332, SLG: 0.344 (1, 6) S S S	0-3 K 2		X 0-0 F7 3		X 0-0 FC4-6 1B 1-2 2-H			X 0-0 5-3		4	0	1	1	0	1	1	
--	---------------	--	------------------	--	------------------------------------	--	--	--------------	--	---	---	---	---	---	---	---	--

Claudell Washington, L OBP: 0.317, SLG: 0.389 (1, 9) X	0-0 F8 3			X 0-0 4-3	X 0-0 FC4-6 FC6-4 1-2f 2-H			X 0-0 F6 2		4	0	0	0	0	0	1	
--	----------------	--	--	--------------	--	--	--	------------------	--	---	---	---	---	---	---	---	--

Steve Henderson, R OBP: 0.406, SLG: 0.428 (1, 7)		X 0-0 CS G1 1B		X 0-0 G6-3 1B 1-2f	X 0-0 FC6-4 1-2f			X 0-3 K 3		4	0	2	0	0	1	1	
--	--	-------------------------	--	-----------------------------	------------------------	--	--	-----------------	--	---	---	---	---	---	---	---	--

Mike Jorgensen, L OBP: 0.358, SLG: 0.436 (1, 3) X		0-0 G1 1-2		X 0-0 G6-3 1-2f		BBB B	4-0 1B BB E BB		X 0-0 CS 1B	3	1	1	0	1	0	2	
---	--	------------------	--	-----------------------	--	-------	----------------------------	--	-------------------	---	---	---	---	---	---	---	--

John Stearns, R OBP: 0.373, SLG: 0.431 (1, 2) B B B B		4-0 CS BB			X 0-0 1B E 1B	BBB B	4-0 1B E BB		X 0-0 FC5 1-2 2B	2	2	2	0	2	0	0	
---	--	-----------------	--	--	------------------------	-------	----------------------	--	---------------------------	---	---	---	---	---	---	---	--

Elliott Maddox, R OBP: 0.388, SLG: 0.304 (1, 5) X		0-0 1-3 1-2 2-3			X 0-0 E 1B 1B	X 0-0 SH1-3 1H 2-H 1B		B B B B	4-0 BB	3	1	2	0	1	0	2	
---	--	--------------------------	--	--	------------------------	-----------------------------------	--	---------	-----------	---	---	---	---	---	---	---	--

Doug Flynn, R OBP: 0.272, SLG: 0.261 (1, 4) X			X 0-0 F6-3 1		X 0-0 F5 1-3 3-H	X 0-0 SH1-3 2-3		X 0-0 F8 2		3	0	0	0	0	0	3	
---	--	--	--------------------	--	---------------------------	-----------------------	--	------------------	--	---	---	---	---	---	---	---	--

John Pacella, R OBP: 0.333, SLG: 0.333 (1, 1)			X 0-0 5-3 2		X 0-0 1B 1B BB	BBB B	0-3 K 2		X 0-0 FC5 2-3f	0	0	0	0	0	0	0	
Dan North, R OBP: 0.195, SLG: 0.317 (3, PH)							S S S			1	0	0	0	0	0	0	
Mark Bombardieri, R OBP: 0.333, SLG: 0.333 (4, 1)										0	0	0	0	0	0	0	
Ron Hodges, L OBP: 0.279, SLG: 0.310 (5, PH)										0	1	0	0	1	0	0	
Jeff Reardon, R OBP: 0.322, SLG: 0.388 (6, 1)										0	0	0	0	0	0	0	
Joel Youngblood, R OBP: 0.322, SLG: 0.388 (6, PH)										1	0	0	0	0	1	1	
Neil Allen, R OBP: 0.322, SLG: 0.388 (7, 1)										1	0	0	0	0	0	2	


Inning Stats	R: 0 E: 0 K: 1 S: 5	H: 0 LOB: 0 BB: 0 P: 5	R: 0 E: 0 K: 0 S: 3	H: 1 LOB: 1 BB: 1 P: 7	R: 0 E: 0 K: 0 S: 4	H: 1 LOB: 1 BB: 0 P: 4	R: 0 E: 0 K: 0 S: 3	H: 1 LOB: 0 BB: 0 P: 3	R: 4 E: 2 K: 0 S: 7	H: 4 LOB: 1 BB: 1 P: 11	R: 2 E: 1 K: 1 S: 6	H: 1 LOB: 1 BB: 2 P: 14	R: 0 E: 0 K: 1 S: 5	H: 0 LOB: 0 BB: 0 P: 5	R: 0 E: 0 K: 0 S: 4	H: 2 LOB: 2 BB: 1 P: 8	1B: 9 2B: 1 3B: 0 HR: 0	SF: 0 SAC: 1 DP: 1 HBP: 0	WP: 0 PB: 0 SB: 0 CS: 3	PA: 36
--------------	------------------------------	---------------------------------	------------------------------	---------------------------------	------------------------------	---------------------------------	------------------------------	---------------------------------	------------------------------	----------------------------------	------------------------------	----------------------------------	------------------------------	---------------------------------	------------------------------	---------------------------------	----------------------------------	------------------------------------	----------------------------------	--------

PITCHER	IP	WLS	BF	H	R	ER	SO	BB	IBB	HBP	BLK	WP	HR	S	P	ERA	WHIP
Dave Goltz, R ERA: 4.84 (1, 1)	4.1		19	6	4	3	1	2	0	0	0	0	0	19	27	6.23	1.846
Bobby Castillo, R ERA: 3.34 (5, 1)	2.2	L	12	2	2	1	2	2	0	0	0	0	0	14	22	3.38	1.500
Joe Beckwith, R ERA: 2.01 (8, 1)	1.0		5	2	0	0	0	1	0	0	0	0	0	4	8	0.00	3.000

livebaseballscores.com

AB	30
R	6
H	10
RBI	2
BB	5
SO	3
LOB	14



Batter	1	2	3	4	5	6	7	8	9	AB R H RBI BB SO LOB	TOP									
Rudy Law, L (1, 8) OBP: 0.295, SLG: 0.306	0-0 E6 1B	0-0 6-3			0-0 6-3		0-0 5-3			4 1 0 0 0 0 2										
Davey Lopes, R (1, 4) OBP: 0.331, SLG: 0.324	4-0 1B 1-2 BB		0-0 P3		0-0 F8			0-0 6-3		3 1 0 0 1 0 0										
Reggie Smith, S (1, 9) OBP: 0.404, SLG: 0.564	0-0 3-1 1-H 2-H 1B		0-0 1B 1B			0-0 HR		0-0 4-3		4 1 3 3 0 0 0										
Steve Garvey, R (1, 3) OBP: 0.322, SLG: 0.485	0-0 3-1 1-3		0-3 K			0-0 6-3		0-0 1B		4 0 1 0 0 1 2										
Dusty Baker Jr., R (1, 7) OBP: 0.313, SLG: 0.568	0-0 5-3		0-0 1-3 CS 1B			0-0 5-3		0-0 F7		4 0 1 0 0 0 2										
Ron Cey, R (1, 5) OBP: 0.341, SLG: 0.397	0-0 6-3		0-0 CS		0-0 P6		0-0 5-3		0-0 E6 1B	4 0 1 0 0 0 1 0 0 0 0 0 0 0										
Derrel Thomas, S (9, PR) OBP: 0.330, SLG: 0.333			1-2																	
Bill Russell, R (1, 6) OBP: 0.329, SLG: 0.380		0-0 L5			0-0 F8		0-0 4-3 SH1-3 1B		0-0 6-3	4 0 1 0 0 0 1	AB 32 R 3 H 7 RBI 3 BB 2 SO 2 LOB 11									
Mike Scioscia, L (1, 2) OBP: 0.292, SLG: 0.349		4-0 SH3 BB			0-0 3-1		0-0 SH1-3		0-0 6-3	1 0 0 0 1 0 0 1 0 0 0 0 0 1										
Gary Thomasson, L (9, PH) OBP: 0.375, SLG: 0.296																				
Don Sutton, R (1, 1) OBP: 0.045, SLG: 0.045		0-0 SH3				0-0 F3		0-0 4-3	0-3 K	1 0 0 0 0 0 0 1 0 0 0 0 0 1 0 0 0 0 0 0 0 1 0 0 0 0 1 1										
Jay Johnstone, L (7, PH) OBP: 0.385, SLG: 0.353																				
Steve Howe, L (7, 1) OBP: 0.200, SLG: 0.200																				
Rick Monday, L (9, PH) OBP: 0.323, SLG: 0.370		1-2																		
Inning Stats	R: 2 E: 1 K: 0 S: 5	H: 1 LOB: 1 BB: 1 P: 9	R: 0 E: 0 K: 0 S: 3	H: 0 LOB: 1 BB: 1 P: 7	R: 0 E: 0 K: 1 S: 6	H: 2 LOB: 1 BB: 0 P: 6	R: 0 E: 0 K: 0 S: 3	H: 0 LOB: 0 BB: 0 P: 3	R: 0 E: 0 K: 0 S: 3	H: 0 LOB: 0 BB: 0 P: 3	R: 1 E: 0 K: 0 S: 4	H: 1 LOB: 0 BB: 0 P: 4	R: 0 E: 0 K: 0 S: 4	H: 1 LOB: 1 BB: 0 P: 4	R: 0 E: 0 K: 1 S: 6	H: 1 LOB: 1 BB: 0 P: 6	1B: 6 2B: 0 3B: 0 HR: 1	SF: 0 SAC: 2 DP: 0 HBP: 0	WP: 0 PB: 0 SB: 2 CS: 1	PA: 37
PITCHER Steve Rogers, R (1, 1) ERA: 3.1	IP 9.0 WLS W BF 36 H 7 R 3 ER 2 SO 2 BB 2 IBB 0 HBP 0 BLK 0 WP 0 HR 1 S 38 P 46 ERA 2.00 WHIP 1.000																			
PITCHER	IP WLS BF H R ER SO BB IBB HBP BLK WP HR S P ERA WHIP																			

Los Angeles Dodgers @ Montreal Expos
Olympic Stadium, Montreal, QB
Fri Jun 13 1980, 7:05 PM EDT
Att. 34,655 - Unknown

livebaseballscorecards.com

Batter	1	2	3	4	5	6	7	8	9	AB R H RBI BB SO LOB
--------	---	---	---	---	---	---	---	---	---	----------------------

<p>Ron LeFlore, R (1, 7) OBP: 0.338, SLG: 0.341</p>	<p>0-0</p>		<p>0-0</p>		<p>0-0</p>		<p>0-0</p>		<p>0-0</p>	4 1 2 0 0 0 0
<p>Rodney Scott, S (1, 4) OBP: 0.320, SLG: 0.295</p>	<p>0-0</p>		<p>0-0</p>		<p>0-0</p>		<p>0-0</p>		<p>0-0</p>	4 1 2 0 0 0 1
<p>Brad Mills, L (1, 5) OBP: 0.571, SLG: 0.538</p>	<p>0-0</p>		<p>0-0</p>		<p>0-0</p>		<p>0-0</p>		<p>0-0</p>	4 0 1 1 0 0 3
<p>Gary Carter, R (1, 2) OBP: 0.310, SLG: 0.471</p>	<p>0-3</p>		<p>0-0</p>		<p>0-3</p>		<p>4-0</p>		<p>4-0</p>	3 0 0 0 1 2 3
<p>Warren Cromartie, L (1, 3) OBP: 0.335, SLG: 0.444</p>		<p>0-0</p>		<p>0-0</p>		<p>0-0</p>		<p>0-0</p>	<p>0-0</p>	4 2 4 1 0 0 0
<p>Jerry White, S (1, 9) OBP: 0.389, SLG: 0.574</p>	<p>0-3</p>		<p>0-3</p>		<p>0-0</p>		<p>0-0</p>		<p>0-0</p>	4 0 1 0 0 2 4
<p>Rowland Office, L (1, 8) OBP: 0.327, SLG: 0.375</p>	<p>0-0</p>		<p>0-0</p>		<p>0-0</p>		<p>0-0</p>		<p>0-0</p>	4 0 2 2 0 0 1
<p>Bill Almon, R (1, 6) OBP: 0.282, SLG: 0.351</p> <p>Tony Bernazard, S (6, PH) OBP: 0.306, SLG: 0.337</p>	<p>0-0</p>		<p>0-0</p>		<p>0-0</p>		<p>0-0</p>		<p>0-0</p>	2 0 0 0 0 0 3
<p>Steve Rogers, R (1, 1) OBP: 0.313, SLG: 0.185</p>	<p>0-3</p>		<p>0-0</p>		<p>0-3</p>		<p>0-0</p>		<p>0-3</p>	2 0 0 0 0 0 1
<p>Steve Rogers, R (1, 1) OBP: 0.313, SLG: 0.185</p>	<p>0-0</p>		<p>0-0</p>		<p>0-3</p>		<p>0-0</p>		<p>0-3</p>	4 0 0 0 0 2 2

<p>Inning Stats</p> <p>R: 0 H: 1 E: 0 K: 1 S: 6</p> <p>R: 0 H: 2 E: 0 K: 1 S: 6</p> <p>R: 1 H: 2 E: 0 K: 0 S: 5</p> <p>R: 1 H: 2 E: 0 K: 2 S: 9</p> <p>R: 0 H: 1 E: 0 K: 1 S: 6</p> <p>R: 1 H: 2 E: 0 K: 0 S: 5</p> <p>R: 1 H: 2 E: 0 K: 0 S: 9</p> <p>R: 0 H: 1 E: 0 K: 1 S: 6</p> <p>R: 1 H: 2 E: 0 K: 1 S: 5</p> <p>R: 0 H: 0 E: 0 K: 1 S: 5</p>	<p>R: 0 H: 2 E: 0 K: 1 S: 6</p> <p>R: 0 H: 1 E: 0 K: 1 S: 6</p> <p>R: 1 H: 2 E: 0 K: 0 S: 5</p> <p>R: 1 H: 2 E: 0 K: 2 S: 9</p> <p>R: 0 H: 1 E: 0 K: 1 S: 6</p> <p>R: 1 H: 2 E: 0 K: 0 S: 5</p> <p>R: 1 H: 2 E: 0 K: 1 S: 5</p> <p>R: 0 H: 0 E: 0 K: 1 S: 5</p>	<p>R: 10 SF: 0 2B: 2 SAC: 0 3B: 0 DP: 1 HR: 0 HBP: 0</p> <p>1B: 10 SF: 0 2B: 2 SAC: 0 3B: 0 DP: 1 HR: 0 HBP: 0</p>	<p>WP: 0 PA: 36</p> <p>PB: 0 SB: 2 CS: 0</p>
<p>PITCHER</p> <p>Don Sutton, R (1, 1) ERA: 2.55</p> <p>Steve Howe, L (7, 1) ERA: 2.39</p> <p>IP WLS BF H R ER SO BB IBB HBP BLK WP HR S P ERA WHIP</p> <p>6.0 1 27 10 3 3 5 0 0 0 0 0 0 37 37 4.50 1.667</p> <p>2.0 L 9 2 1 1 1 0 1 0 0 0 0 0 10 14 4.50 1.000</p>	<p>PITCHER</p> <p>IP WLS BF H R ER SO BB IBB HBP BLK WP HR S P ERA WHIP</p>		

BOTTOM

Los Angeles Dodgers @ Montreal Expos
Olympic Stadium, Montreal, QB
Fri Jun 13 1980, 7:05 PM EDT
Att. 34,655 - Unknown

AB	35
R	4
H	12
RBI	4
BB	1
SO	6
LOB	18



Batter	1	2	3	4	5	6	7	8	9	AB R H RBI BB SO LOB	TOP			
Derrel Thomas, S (1, 4) OBP: 0.324, SLG: 0.337	0-0 SH1-3 SF9 2B	0-0 6-3		0-0 3-1		0-0 F8			0-0 G3	5 1 1 0 0 0 3				
Bill Russell, R (1, 6) OBP: 0.327, SLG: 0.392	0-0 SH1-3 2-3		0-0 HR	0-0 6-3		0-0 L3			0-0 5-3	4 1 1 1 0 0 1				
Reggie Smith, S (1, 8) OBP: 0.403, SLG: 0.568	0-0 SF9 3-H		0-0 CS 1B		0-3 K				0-0 P4 3-5 2B	4 0 2 1 0 1 0				
Steve Garvey, R (1, 3) OBP: 0.321, SLG: 0.481	0-3 K		0-0 1B HR 1B	0-0 4-3		0-0 3-5 2-3f			0-0 3-5 2-3f	4 1 1 0 0 1 1				
Dusty Baker Jr., R (1, 7) OBP: 0.316, SLG: 0.566		0-0 E FC5-2 1B	0-0 1-2 HR 1B	0-0 6-3		0-0 F7			0-0 F7	4 1 2 0 0 0 0				
Ron Cey, R (1, 5) OBP: 0.344, SLG: 0.414		0-0 FC5-2 SH3 1B	0-0 F7		0-0 HR				0-0 P4	4 2 2 1 0 0 2				
Pedro Guerrero, R (1, 9) OBP: 0.565, SLG: 0.857		0-0 E6 SH3 FC5-2 1-2 2-3	0-0 1-H 2-H HR		0-0 1B 2B				0-0 P6	4 2 2 3 0 0 2				
Steve Yeager, R (1, 2) OBP: 0.281, SLG: 0.200		0-0 FC5-2 SH3 1-2 2-3 3-H	0-0 F7		0-0 1B				0-0 1B	4 0 2 1 0 0 3				
Burt Hooton, R (1, 1)		0-0 SH3 1-2 2-3 3-H		0-3 K		0-0 F3			0-0 P3	3 0 0 1 0 1 2				
Inning Stats	R: 1 E: 0 K: 1 S: 6 H: 1 LOB: 0 BB: 0 P: 6	R: 1 E: 1 K: 0 S: 6 H: 2 LOB: 2 BB: 0 P: 6	R: 4 E: 0 K: 0 S: 7 H: 5 LOB: 0 BB: 0 P: 7	R: 0 E: 0 K: 1 S: 5 H: 0 LOB: 0 BB: 0 P: 5	R: 0 E: 0 K: 1 S: 5 H: 0 LOB: 0 BB: 0 P: 5	R: 2 E: 0 K: 0 S: 6 H: 3 LOB: 1 BB: 0 P: 6	R: 0 E: 0 K: 0 S: 3 H: 1 LOB: 0 BB: 0 P: 3	R: 0 E: 0 K: 0 S: 4 H: 1 LOB: 1 BB: 0 P: 4	R: 0 E: 0 K: 0 S: 3 H: 0 LOB: 0 BB: 0 P: 3	1B: 7 2B: 4 3B: 0 HR: 3 SF: 1 SAC: 2 DP: 1 HBP: 0	WP: 0 PB: 0 SB: 0 CS: 1 PA: 39			
PITCHER	IP WLS BF H R ER SO BB IBB HBP BLK WP HR S P ERA WHIP												PITCHER	IP WLS BF H R ER SO BB IBB HBP BLK WP HR S P ERA WHIP
Ross Grimsley, L (1, 1) ERA: 6.29	3.0 L 17 8 6 5 1 0 0 0 0 0 0 2 19 19 15.00 2.667													
Stan Bahnsen, R (4, 1) ERA: 1.43	2.0 6 0 0 0 2 0 0 0 0 0 0 0 10 10 0.00 0.000													
Fred Norman, L (6, 1) ERA: 6.83	3.0 13 5 2 2 0 0 0 0 0 0 0 1 13 13 6.00 1.667													
Elias Sosa, R (9, 1) ERA: 2.32	1.0 3 0 0 0 0 0 0 0 0 0 0 0 3 3 0.00 0.000													

Los Angeles Dodgers @ Montreal Expos
Olympic Stadium, Montreal, QB
Sat Jun 14 1980, 7:05 PM EDT
Att. 44,585 - Unknown

livebaseballscorecards.com

AB	36
R	8
H	13
RBI	8
BB	0
SO	3
LOB	14



Batter	1	2	3	4	5	6	7	8	9	AB R H RBI BB SO LOB
Ron LeFlore, R OBP: 0.336, SLG: 0.337 (1, 7)	4-0 1B S BB		0-0 F7			0-0 6-3		0-3 K		3 0 0 0 1 1 1
Rodney Scott, S OBP: 0.314, SLG: 0.288 (1, 4)	0-0 F5 1-2		0-0 4-3			0-3 K		0-0 3-1		4 0 0 0 0 1 2
Brad Mills, L OBP: 0.611, SLG: 0.588 (1, 5)	0-0 G5-4-3 1B 2-3			0-0 4-3		0-0 1B			0-0 1B	4 0 3 0 0 0 0
Gary Carter, R OBP: 0.305, SLG: 0.462 (1, 2)	0-0 G5-4-3 1-2f			0-0 F9		0-0 P4			0-0 F9	4 0 0 0 0 0 4
Warren Cromartie, L OBP: 0.333, SLG: 0.441 (1, 3)		0-0 F5		0-0 1-3			0-0 G3-6-3 1B		0-0 F7	4 0 1 0 0 0 1
Jerry White, S OBP: 0.379, SLG: 0.549 (1, 9)		0-0 F7			0-0 1B		0-0 G3-6-3 1-2f		0-0 F8	4 0 1 0 0 0 2
Rowland Office, L OBP: 0.327, SLG: 0.367 (1, 8)		4-0 BB			0-0 F9		0-0 G3			2 0 0 0 1 0 1
Tony Bernazard, S OBP: 0.297, SLG: 0.327 (1, 6)		0-0 3-1			0-0 F7			0-3 K		3 0 0 0 0 1 2
Ross Grimsley, L OBP: 0.222, SLG: 0.333 (1, 1)			0-0 4-3		0-3 K			0-0 1B		0 0 0 0 0 0 0
Bill Almon, R OBP: 0.276, SLG: 0.342 (3, PH)										1 0 0 0 0 0 0
Stan Sahnisen, R OBP: 0.179, SLG: 0.120 (4, 1)										0 0 0 0 0 0 0
Tom Hutton, L OBP: 0.179, SLG: 0.120 (5, PH)										1 0 0 0 0 1 1
Fred Norman, S OBP: 0.316, SLG: 0.316 (6, 1)										0 0 0 0 0 0 0
John Tamargo, S OBP: 0.316, SLG: 0.316 (8, PH)										1 0 1 0 0 0 0
Elias Sosa, R OBP: 0.333, SLG: 0.333 (9, 1)										0 0 0 0 0 0 0

Inning Stats	R: 0	H: 1	E: 0	K: 0	S: 3	LOB: 1	BB: 1	P: 7	R: 0	H: 0	E: 0	K: 0	S: 3	LOB: 0	BB: 0	P: 7	R: 0	H: 0	E: 0	K: 0	S: 3	LOB: 0	BB: 0	P: 3	R: 0	H: 1	E: 0	K: 1	S: 6	LOB: 1	BB: 0	P: 6	R: 0	H: 1	E: 0	K: 1	S: 6	LOB: 1	BB: 0	P: 6	R: 0	H: 1	E: 0	K: 0	S: 3	LOB: 0	BB: 0	P: 3	R: 0	H: 1	E: 0	K: 2	S: 8	LOB: 1	BB: 0	P: 8	R: 0	H: 1	E: 0	K: 0	S: 4	LOB: 1	BB: 0	P: 4	1B: 6	SF: 0	2B: 0	SAC: 0	3B: 0	DP: 2	HR: 0	HBP: 0	WP: 0	PA: 33
PITCHER Burt Hooton, R ERA: 3.62 (1, 1)	IP	WLS	BF	H	R	ER	SO	BB	IBB	HBP	BLK	WP	HR	S	P	ERA	WHIP	IP	WLS	BF	H	R	ER	SO	BB	IBB	HBP	BLK	WP	HR	S	P	ERA	WHIP	IP	WLS	BF	H	R	ER	SO	BB	IBB	HBP	BLK	WP	HR	S	P	ERA	WHIP																							

BOTTOM

Los Angeles Dodgers @ Montreal Expos
Olympic Stadium, Montreal, QB
Sat Jun 14 1980, 7:05 PM EDT
Att. 44,585 - Unknown

AB	31
R	0
H	6
RBI	0
BB	2
SO	4
LOB	14



Batter	1	2	3	4	5	6	7	8	9	AB R H RBI BB SO LOB	TOP		
Rudy Law, L OBP: 0.299, SLG: 0.311 (1, 8) X	0-0 S 1B		0-0 G3			0-0 S SH3-4 FC1-2 1B		0-0 F9		4 0 2 0 0 0 0			
Davey Lopes, R OBP: 0.331, SLG: 0.321 (1, 4) X	0-0 F8 1-2			4-0 1-3 S BB		0-0 SH3-4		0-0 6-3		2 0 0 0 1 0 1			
Reggie Smith, S OBP: 0.405, SLG: 0.562 (1, 9) X	0-0 F8			4-0 1-3 BB		4-0 FC1-2 S 1B BB		0-3 K		2 1 0 0 2 1 1			
Steve Garvey, R OBP: 0.316, SLG: 0.472 (1, 3) X	0-0 F2			0-0 1-3		0-0 FC1-2 1B		0-0 F5		4 0 0 0 0 0 5			
Dusty Baker Jr., R OBP: 0.319, SLG: 0.565 (1, 7) X		0-0 F8		0-0 F2		0-0 1-2 1B		0-0 S 1B		4 0 2 1 0 0 2			
Ron Cey, R OBP: 0.338, SLG: 0.406 (1, 5) X		0-0 L6		0-3 K		0-0 4-3		0-0 5-3		4 0 0 0 0 1 5			
Bill Russell, R OBP: 0.321, SLG: 0.385 (1, 6) X		0-0 F8			0-0 F7		0-0 4-3		0-0 6-3	4 0 0 0 0 0 1			
Mike Scioscia, L OBP: 0.275, SLG: 0.326 (1, 2) X			0-0 F7		0-0 4-3		0-0 P4			3 0 0 0 0 0 0			
Bob Welch, R OBP: 0.148, SLG: 0.148 (1, 1) X			0-0 6-3		0-0 P3		0-3 K			3 0 0 0 0 1 0			
Inning Stats	R: 0 H: 1 E: 0 LOB: 1 K: 0 BB: 0 S: 4 P: 4	R: 0 H: 0 E: 0 LOB: 0 K: 0 BB: 0 S: 3 P: 3	R: 0 H: 0 E: 0 LOB: 0 K: 0 BB: 0 S: 3 P: 3	R: 0 H: 0 E: 0 LOB: 2 K: 1 BB: 2 S: 5 P: 13	R: 0 H: 0 E: 0 LOB: 0 K: 0 BB: 0 S: 3 P: 3	R: 1 H: 2 E: 0 LOB: 2 K: 0 BB: 1 S: 5 P: 9	R: 0 H: 0 E: 0 LOB: 0 K: 1 BB: 0 S: 5 P: 5	R: 0 H: 0 E: 0 LOB: 0 K: 1 BB: 0 S: 5 P: 5	R: 0 H: 1 E: 0 LOB: 1 K: 0 BB: 0 S: 4 P: 4	1B: 4 SF: 0 2B: 0 SAC: 1 3B: 0 DP: 0 HR: 0 HBP: 0	WP: 0 PA: 34 PB: 0 SB: 5 CS: 0		
PITCHER	IP WLS BF H R ER SO BB IBB HBP BLK WP HR S P ERA WHIP											PITCHER	IP WLS BF H R ER SO BB IBB HBP BLK WP HR S P ERA WHIP
Bill Gullickson, R ERA: 3.44 (1, 1)	8.0 L 30 3 1 1 3 3 0 0 0 0 0 0 33 45 1.12 0.750												
Elias Sosa, R ERA: 2.25 (9, 1)	1.0 4 1 0 0 0 0 0 0 0 0 0 0 4 4 0.00 1.000												

Los Angeles Dodgers @ Montreal Expos
Olympic Stadium, Montreal, QB
Sun Jun 15 1980, 3:33 AM EDT
Att. 36,176 - Unknown

AB	30
R	1
H	4
RBI	1
BB	3
SO	3
LOB	15




WP: 0	PA: 34
PB: 0	
SB: 5	
CS: 0	

Batter	1	2	3	4	5	6	7	8	9	AB R H RBI BB SO LOB
Ron LeFlore, R OBP: 0.339, SLG: 0.336 (1, 7)	0-0 BLK 1B		0-0 F9			0-0 F9		4-0 BB		3 0 1 0 1 0 0
Rodney Scott, S OBP: 0.308, SLG: 0.282 (1, 4)	0-0 1-3 1-2		0-0 F8			0-3 K		0-0 F8		4 0 0 0 0 1 3
Brad Mills, L OBP: 0.545, SLG: 0.524 (1, 5) Bob Pate, R OBP: 0.429, SLG: 0.400 (9, PR)	0-0 L3			0-3 K		0-0 P2		0-0 1B		4 0 1 0 0 1 1 0 0 0 0 0 0 0
John Tamargo, S OBP: 0.269, SLG: 0.261 (1, 2)	0-0 F8			0-0 F9			0-0 4-3		0-0 P6	4 0 0 0 0 0 2
Warren Cromartie, L OBP: 0.332, SLG: 0.435 (1, 3)		0-0 F7		4-0 BB			0-0 F9		0-0 F7	3 0 0 0 1 0 1
Jerry White, S OBP: 0.371, SLG: 0.519 (1, 9)		4-0 BB		0-0 P5			0-0 F7		0-0 F9	3 0 0 0 1 0 2
Rowland Office, L OBP: 0.318, SLG: 0.355 (1, 8)		0-0 F5			0-0 4-3			0-0 F7		3 0 0 0 0 0 1
Tony Bernazard, S OBP: 0.292, SLG: 0.320 (1, 6) Tom Hutton, L OBP: 0.207, SLG: 0.154 (8, PH) Andre Dawson, R OBP: 0.382, SLG: 0.503 (8, PR) Bill Almon, R OBP: 0.275, SLG: 0.342 (9, 6)		0-3 K			0-3 K			0-0 1B		2 0 0 0 0 2 1 1 0 1 0 0 0 0 0 0 0 0 0 0 0 0 0 0 0 0 0 0
Bill Gullickson, R OBP: 0.333, SLG: 0.333 (1, 1) Gary Carter, R OBP: 0.303, SLG: 0.459 (8, PH) Elias Sosa, R OBP: 0.333, SLG: 0.333 (9, 1)			0-3 K		0-3 K			0-3 K		2 0 0 0 0 2 0 1 0 0 0 0 1 1 0 0 0 0 0 0 0

Inning Stats	R: 0 H: 1 E: 0 K: 4 S: 4	H: 0 LOB: 1 BB: 0 P: 4	R: 0 H: 0 E: 0 K: 1 S: 5	H: 0 LOB: 1 BB: 1 P: 9	R: 0 H: 0 E: 0 K: 1 S: 5	H: 0 LOB: 1 BB: 1 P: 9	R: 0 H: 0 E: 0 K: 2 S: 7	H: 0 LOB: 0 BB: 0 P: 7	R: 0 H: 0 E: 0 K: 1 S: 5	H: 0 LOB: 0 BB: 0 P: 5	R: 0 H: 0 E: 0 K: 0 S: 3	H: 1 LOB: 2 BB: 1 P: 10	R: 0 H: 1 E: 0 K: 0 S: 4	H: 1 LOB: 1 BB: 0 P: 4	1B: 3 2B: 0 3B: 0 HR: 0	SF: 0 SAC: 0 DP: 0 HBP: 0
PITCHER	Bob Welch, R ERA: 2.22 (1, 1)	IP: 9.0 WLS: W BF: 33 H: 3 R: 0 ER: 0 SO: 7 BB: 3 IBB: 0 HBP: 0 BLK: 1 WP: 0 HR: 0 S: 44 P: 56 ERA: 0.00 WHIP: 0.667														WP: 0 PA: 33 PB: 0 SB: 2 CS: 0

Los Angeles Dodgers @ Montreal Expos
Olympic Stadium, Montreal, QB
Sun Jun 15 1980, 3:33 AM EDT
Att. 36,176 - Unknown

AB	30
R	0
H	3
RBI	0
BB	3
SO	7
LOB	12



Batter	1	2	3	4	5	6	7	8	9	10	11	12	AB R H RBI BB SO LOB	TOP																
Lonnie Smith, R (1, 9) OBP: 0.413, SLG: 0.512 Bake McBride, L (4, 9) OBP: 0.314, SLG: 0.462	0-0 5-3			0-0 6-3		0-0 SH1-3		0-0 G3			0-0 F8		2 0 0 0 0 0 0 2 0 0 0 0 0 1																	
Pete Rose, S (1, 3) OBP: 0.372, SLG: 0.383	0-0 1-3			0-0 2B BLK 1B		0-0 1-3			0-0 G3		0-0 F8		5 1 1 0 0 0 1																	
Mike Schmidt, R (1, 5) OBP: 0.378, SLG: 0.675	0-0 1B			0-0 BLK SF9 2B		0-0 F8			0-0 E8 1B		4-0 S BB		4 1 3 0 1 0 1																	
Greg Luzinski, R (1, 7) OBP: 0.386, SLG: 0.579		0-3 K		0-0 SF9		0-3 K			4-0 IBB		4-0 1-2 IBB		2 0 0 1 2 2 0																	
Keith Moreland, R (1, 2) OBP: 0.235, SLG: 0.375	0-0 F8			0-0 P4		0-3 K			0-0 L9		0-0 L8		5 0 0 0 0 1 4																	
Garry Maddox, R (1, 8) OBP: 0.277, SLG: 0.398	0-0 5-3				0-0 6-3		0-0 6-3		0-0 F7			0-0 F4	5 0 0 0 0 0 2																	
Larry Bowa, S (1, 6) OBP: 0.262, SLG: 0.328		0-0 6-3			0-0 6-3			0-3 K		0-0 F8		0-0 BLK 2B 1B	5 1 1 0 0 1 0																	
Manny Trillo, R (1, 4) OBP: 0.368, SLG: 0.397		0-0 1-3			0-0 F7			0-0 E4		0-0 6-3		0-0 8-4 2B	5 0 1 1 0 0 0																	
Randy Lerch, L (1, 1) OBP: 0.464, SLG: 0.435 Ron Reed, R (11, 1) Greg Gross, L (12, PH) OBP: 0.204, SLG: 0.204 Bob Boone, R (12, PH) OBP: 0.295, SLG: 0.372 Tug McGraw, R (12, 1) OBP: 0.500, SLG: 0.500		0-0 F2				0-0 SH1-3 1B		0-3 K		0-0 6-3		0-0 8-4 2-3f	4 0 1 0 0 1 1 0 0 0 0 0 0 0 0 0 0 0 0 0 0 1 0 0 0 0 0 1 0 0 0 0 0 0 0																	
Inning Stats	R: 0 E: 0 K: 3 S: 3	H: 1 LOB: 1 BB: 0 P: 3	R: 0 E: 0 K: 1 S: 5	H: 0 LOB: 0 BB: 0 P: 5	R: 0 E: 0 K: 3 S: 3	H: 0 LOB: 0 BB: 0 P: 3	R: 0 E: 0 K: 0 S: 3	H: 0 LOB: 0 BB: 0 P: 3	R: 0 E: 0 K: 2 S: 4	H: 1 LOB: 1 BB: 0 P: 4	R: 0 E: 1 K: 2 S: 8	H: 0 LOB: 1 BB: 0 P: 8	R: 0 E: 1 K: 0 S: 4	H: 1 LOB: 2 BB: 1 P: 8	R: 0 E: 0 K: 0 S: 3	H: 0 LOB: 0 BB: 0 P: 3	R: 0 E: 0 K: 0 S: 3	H: 0 LOB: 2 BB: 2 P: 11	R: 1 E: 0 K: 0 S: 4	H: 2 LOB: 0 BB: 0 P: 4	1B: 5 2B: 3 3B: 0 HR: 0	SF: 1 SAC: 1 DP: 1 HBP: 0	WP: 0 PB: 0 SB: 1 CS: 0	PA: 45						
PITCHER	IP WLS BF H R ER SO BB IBB HBP BLK WP HR S P ERA WHIP																													
Jerry Reuss, L (1, 1) ERA: 2.33	10.0																													
Rick Sutcliffe, R (11, 1) ERA: 6.44	1.1	L	8	2	1	1	0	1	1	0	1	0	0	6	14	6.75	2.250													
Steve Howe, L (12, 1) ERA: 2.33	0.2		1	0	0	0	0	0	0	0	0	0	0	1	1	0.00	0.000													

Philadelphia Phillies @ Los Angeles Dodgers
 Dodger Stadium, Los Angeles, CA
 Mon Jun 16 1980, 7:05 PM PDT
 Att. 41,340 - Unknown

AB	40
R	3
H	7
RBI	2
BB	3
SO	5
LOB	11



Batter	1	2	3	4	5	6	7	8	9	10	11	12	AB	R	H	RBI	BB	SO	LOB
Davey Lopes, R OBP: 0.332, SLG: 0.322 (1, 4) X	0-0 F9 ①		0-0 1B 6-3 1B		0-0 1-3 ①		0-0 6-3 ③			0-0 CS 1B			5	1	2	0	0	0	0
Bill Russell, R OBP: 0.318, SLG: 0.380 (1, 6) X	0-0 1B 1B		0-0 6-3 ②		0-0 L7 ②			0-0 F8 ①		0-0 CS ③	0-0 F7 ①		5	0	1	0	0	0	1
Reggie Smith, S OBP: 0.401, SLG: 0.553 (1, 8) X (7, 9)	0-0 F3 ②		0-0 2B 1B 2-H		0-3 K ③			0-0 E6 L4-3			0-0 F8 ②		5	1	1	1	0	1	1
Steve Garvey, R OBP: 0.325, SLG: 0.485 (1, 3) X	0-0 1B 1-2		0-0 2B 1-H			0-0 F9 2B		0-0 L4-3 ② ③			4-0 BB		4	0	3	1	1	0	1
Dusty Baker Jr., R OBP: 0.312, SLG: 0.551 (1, 7) X	0-0 F5 ③		0-0 5-3 ③			0-0 F9 ①			0-0 F8 ①		0-0 F9 ③		5	0	0	0	0	0	5
Ron Cey, R OBP: 0.335, SLG: 0.401 Rudy Law, L OBP: 0.299, SLG: 0.311 (1, 5) X (12, PR)		0-0 P5 ①		0-0 6-3 ①		0-0 F8 ②			0-0 L4 ②			0-0 FC1-6 1B	5	0	1	0	0	0	1
Pedro Guerrero, R OBP: 0.500, SLG: 0.750 Derrel Thomas, S OBP: 0.318, SLG: 0.330 (1, 9) X (7, 8)		0-0 F8 ②		0-0 5-3 ②		0-0 4-3 ③			0-3 K ③			0-0 FC1-6 ①	3	0	0	0	0	0	1
Steve Yeager, R OBP: 0.286, SLG: 0.189 (1, 2) X		0-3 K ③		4-0 FC4 BB			0-0 5-3 ①			0-0 1-3 ①		0-3 K ②	4	0	0	0	1	2	1
Jerry Reuss, L OBP: 0.174, SLG: 0.143 Joe Ferguson, R OBP: 0.338, SLG: 0.212 Rick Sutcliffe, L OBP: 0.154, SLG: 0.154 Steve Howe, L OBP: 0.200, SLG: 0.200 Jay Johnstone, L OBP: 0.375, SLG: 0.343 (1, 1) X (10, PH) (11, 1) (12, 1) (12, PH)			0-3 K ①	0-0 FC4 ③		0-3 K ②			0-3 K ②		0-0 F9 ②	0-0 L6 ③	3	0	0	0	0	2	1

Inning Stats	R: 0	H: 2	E: 0	K: 5	LOB: 2	BB: 0	P: 5	R: 0	H: 0	E: 0	K: 5	LOB: 0	BB: 0	P: 5	R: 2	H: 3	E: 0	K: 8	LOB: 1	BB: 8	P: 8	R: 0	H: 0	E: 0	K: 3	LOB: 1	BB: 1	P: 7	R: 0	H: 0	E: 0	K: 5	LOB: 0	BB: 0	P: 5	R: 0	H: 1	E: 0	K: 4	LOB: 1	BB: 0	P: 4	R: 0	H: 0	E: 1	K: 3	LOB: 0	BB: 0	P: 3	R: 0	H: 0	E: 0	K: 5	LOB: 0	BB: 0	P: 5	R: 0	H: 1	E: 0	K: 3	LOB: 0	BB: 0	P: 3	R: 0	H: 0	E: 0	K: 5	LOB: 0	BB: 0	P: 5	R: 0	H: 1	E: 0	K: 3	LOB: 0	BB: 0	P: 7	R: 0	H: 1	E: 0	K: 6	LOB: 1	BB: 0	P: 6	1B: 6	2B: 3	3B: 0	HR: 0	SF: 0	SAC: 0	DP: 1	HBP: 0	WP: 0	PA: 46
PITCHER	IP	WLS	BF	H	R	ER	SO	BB	IBB	HBP	BLK	WP	HR	S	P	ERA	WHIP																																																																													
Randy Lerch, L ERA: 4.59 (1, 1)	10.0		37	7	2	2	5	1	0	0	0	0	0	0	50	1.80	0.800																																																																													
Ron Reed, R ERA: 2.58 (11, 1)	1.0	W	4	0	0	0	0	1	0	0	0	0	0	3	7	0.00	1.000																																																																													
Tug McGraw, L ERA: 2.91 (12, 1)	1.0	S	4	1	0	0	1	0	0	0	0	0	0	6	6	0.00	1.000																																																																													

Philadelphia Phillies @ Los Angeles Dodgers
Dodger Stadium, Los Angeles, CA
 Mon Jun 16 1980, 7:05 PM PDT
 Att: 41,340 - Unknown

AB	43
R	2
H	8
RBI	2
BB	2
SO	6
LOB	14

Batter	1	2	3	4	5	6	7	8	9	AB	R	H	RBI	BB	SO	LOB	TOP										
Pete Rose, S (1, 3) OBP: 0.377, SLG: 0.388	0-0 S 1B	0-0 1B		0-0 1-3			0-0 2B 1B	0-0 5-3		5	2	3	2	0	0	2											
Bake McBride, L (1, 9) OBP: 0.311, SLG: 0.455 Tug McGraw, R (8, 1) OBP: 0.500, SLG: 0.500	0-0 F7	0-0 1B			0-0 4-3		0-0 L8	0-0 3-1		5	0	1	0	0	0	3											
Mike Schmidt, R (1, 5) OBP: 0.379, SLG: 0.665	4-0 1B BB	0-3 K			0-0 F9		4-0 2B 5-3 BB		0-0 G3	3	1	0	0	2	1	2											
Greg Luzinski, R (1, 7) OBP: 0.391, SLG: 0.583	0-0 G5-4-3 1B		0-0 F9		4-0 1B BB		0-0 1-3 2-H 2B		0-0 P2	4	0	2	2	1	0	0											
Bob Boone, R (1, 2) OBP: 0.297, SLG: 0.369	0-0 G5-4-3		4-0 G6-4-3 BB		0-0 FC6-4 1B		0-0 5-3		0-0 F8	4	0	1	1	1	0	3											
Garry Maddox, R (1, 8) OBP: 0.272, SLG: 0.390		0-0 5-3	0-0 G6-4-3		0-0 FC6-4		0-0 F8			4	0	0	0	0	0	4											
Larry Bowa, S (1, 6) OBP: 0.271, SLG: 0.337		0-0 2B 1B 1B		0-0 F6		0-0 G6-4-3 1B		0-0 1B 1B		4	2	3	0	0	0	0											
Manny Trillo, R (1, 4) OBP: 0.378, SLG: 0.414		0-0 1B 2B		0-0 SH3-4 1B		0-0 G6-4-3		0-0 1B 1B		4	1	3	0	0	0	1											
Dickie Noles, R (1, 1) OBP: 0.600, SLG: 0.600 Lerin LaGrew, R (5, 1) OBP: 0.333, SLG: 0.333 George Vukovich, L (6, PH) OBP: 0.250, SLG: 0.354 Ron Reed, R (6, 1) Greg Gross, L (8, PH) OBP: 0.218, SLG: 0.220		0-0 5-3		0-0 SH3-4		0-0 4-3		0-0 1-3 3-H 1B		1	0	0	0	0	0	2											
Inning Stats	R: 1 E: 0 K: 0 S: 4	H: 2 LOB: 1 BB: 1 P: 8	R: 2 E: 0 K: 1 S: 9	H: 4 LOB: 2 BB: 0 P: 9	R: 0 E: 0 K: 0 S: 2	H: 0 LOB: 0 BB: 1 P: 6	R: 0 E: 0 K: 0 S: 4	H: 1 LOB: 1 BB: 0 P: 4	R: 0 E: 0 K: 0 S: 4	H: 1 LOB: 2 BB: 1 P: 8	R: 0 E: 0 K: 0 S: 3	H: 1 LOB: 0 BB: 0 P: 3	R: 2 E: 0 K: 0 S: 5	H: 2 LOB: 1 BB: 1 P: 9	R: 1 E: 0 K: 0 S: 5	H: 3 LOB: 1 BB: 0 P: 5	R: 0 E: 0 K: 0 S: 3	H: 0 LOB: 0 BB: 0 P: 3	1B: 12 2B: 2 3B: 0 HR: 0	SF: 0 SAC: 1 DP: 3 HBP: 0	WP: 0 PB: 0 SB: 1 CS: 0	PA: 41					
PITCHER	IP	WLS	BF	H	R	ER	SO	BB	IBB	HBP	BLK	WP	HR	S	P	ERA	WHIP										
Dave Goltz, R (1, 1) ERA: 5.03	6.1		31	11	5	5	1	4	0	0	0	0	0	29	45	7.11	2.368										
Bobby Castillo, R (7, 1) ERA: 3.44	1.2	L	7	3	1	1	0	0	0	0	0	0	0	7	7	5.40	1.800										
Joe Beckwith, R (9, 1) ERA: 1.93	1.0		3	0	0	0	0	0	0	0	0	0	0	3	3	0.00	0.000										

Philadelphia Phillies @ Los Angeles Dodgers
Dodger Stadium, Los Angeles, CA
Tue Jun 17 1980, 7:05 PM PDT
Att: 40,786 - Unknown

livebaseballscorecards.com

AB	36
R	6
H	14
RBI	6
BB	4
SO	1
LOB	17



Batter	1	2	3	4	5	6	7	8	9	AB R H RBI BB SO LOB	BOTTOM
--------	---	---	---	---	---	---	---	---	---	----------------------	--------

Rudy Law, L <small>OBP: 0.309, SLG: 0.317</small> (1, 8)	0-0 CS		0-0 FC5-2 SH5-4		0-0 SH5-4	4-0 IBB			0-0 F3	3 0 2 0 1 0 0	Philadelphia Phillies @ Los Angeles Dodgers Dodger Stadium, Los Angeles, CA <small>Tue Jun 17 1980, 7:05 PM PDT</small> <small>Att. 40,786 - Unknown</small>
Davey Lopes, R <small>OBP: 0.327, SLG: 0.317</small> (1, 4)	0-3 1-2		0-0 SH5-4		0-0 F7	0-0 F2			0-3 K	4 0 0 0 0 2 5	
Reggie Smith, S <small>OBP: 0.397, SLG: 0.543</small> (1, 9)	4-0 BB		0-0 FC5-2		0-0 E1 HR	0-3 K			0-0 F8	4 1 0 0 1 1 6	
Steve Garvey, R <small>OBP: 0.324, SLG: 0.494</small> (1, 3)	0-0 F8		0-0 4-3		0-0 1-H 3-H HR			0-0 L6	4 1 1 3 0 0 3		
Dusty Baker Jr., R <small>OBP: 0.316, SLG: 0.563</small> (1, 7)		0-0 5-3		0-0 HR		4-0 BB		0-3 K	3 1 1 1 1 1 0		
Ron Cey, R <small>OBP: 0.333, SLG: 0.412</small> (1, 5)		0-0 HR		0-3 K		0-0 L7		0-3 K	4 1 1 1 0 2 1		
Bill Russell, R <small>OBP: 0.317, SLG: 0.382</small> (1, 6)		0-3 K		0-0 F9				0-3 K	4 0 1 0 0 2 0		
Mike Scioscia, L <small>OBP: 0.278, SLG: 0.150</small> (1, 2)				0-0 G3		0-0 F9		0-3 K	3 0 1 0 0 0 0		
Joe Ferguson, R <small>OBP: 0.333, SLG: 0.208</small> (8, PH)					0-0 F9			0-3 K	1 0 0 0 0 1 0		
Joe Beckwith, L <small>OBP: 0.481, SLG: 0.720</small> (9, 1)			0-0 SH5-4 FC5-2 1B		4-0 E SH5-4 HR	0-0 BB		0-3 K	1 1 1 0 1 0 0		

Inning Stats	R: 0 H: 1 E: 0 LOB: 1 K: 1 BB: 1 S: 5 P: 9	R: 1 H: 1 E: 0 LOB: 0 K: 1 BB: 0 S: 6 P: 6	R: 0 H: 2 E: 0 LOB: 2 K: 0 BB: 0 S: 5 P: 5	R: 1 H: 1 E: 0 LOB: 0 K: 1 BB: 0 S: 6 P: 6	R: 3 H: 1 E: 1 LOB: 1 K: 0 BB: 2 S: 5 P: 13	R: 0 H: 2 E: 0 LOB: 3 K: 1 BB: 1 S: 7 P: 11	R: 0 H: 0 E: 0 LOB: 0 K: 2 BB: 0 S: 7 P: 7	R: 0 H: 0 E: 0 LOB: 0 K: 3 BB: 0 S: 9 P: 9	R: 0 H: 0 E: 0 LOB: 0 K: 1 BB: 0 S: 5 P: 5	1B: 4 SF: 0 2B: 1 SAC: 3 3B: 0 DP: 0 HR: 3 HBP: 0	WP: 0 PA: 39 PB: 0 SB: 0 CS: 1
---------------------	---	---	---	---	--	--	---	---	---	--	---

PITCHER	IP	WLS	BF	H	R	ER	SO	BB	IBB	HBP	BLK	WP	HR	S	P	ERA	WHIP
Dickie Noles, R <small>ERA: 2.48</small> (1, 1)	4.2		23	6	5	2	3	3	0	0	0	0	3	26	38	3.86	1.929
Lerrin LaGrow, R <small>ERA: 4.05</small> (5, 1)	0.1		1	0	0	0	0	0	0	0	0	0	0	1	1	0.00	0.000
Ron Reed, R <small>ERA: 2.45</small> (6, 1)	2.0	W	9	2	0	0	3	0	1	0	0	0	0	14	18	0.00	1.000
Tug McGraw, L <small>ERA: 2.75</small> (8, 1)	2.0	S	6	0	0	0	4	0	0	0	0	0	0	14	14	0.00	0.000

AB	32
R	5
H	8
RBI	5
BB	4
SO	10
LOB	15



Batter	1	2	3	4	5	6	7	8	9	AB R H RBI BB SO LOB	TOP																									
Ron LeFlore, R OBP: 0.337, SLG: 0.363 (1, 7)	0-0 HR	0-0 HR		0-0 SF8 1-3 3-H 2B	0-3 K		0-3 K			5 3 3 3 0 2 4																										
Rodney Scott, S OBP: 0.290, SLG: 0.264 (1, 4)	0-0 4-3	0-0 P4		0-0 SF8	0-0 F7			0-0 F7		4 0 0 1 0 0 3																										
Andre Dawson, R OBP: 0.382, SLG: 0.494 (1, 8)	4-0 BB 1B BB	0-0 F8		4-0 E S BB		0-0 1-3		0-0 4-3		3 1 0 0 2 0 0																										
Gary Carter, R OBP: 0.308, SLG: 0.466 (1, 2)	4-0 BB 1B 1-2 BB		0-0 F8	0-3 K 1-3 3-H		0-0 F7		0-0 L1		4 0 0 0 1 1 1																										
Warren Cromartie, L OBP: 0.339, SLG: 0.441 (1, 3)	0-0 BB 1-2 2-H 1B		0-0 F8		0-0 4-3 1B 2B	0-0 1B		0-0 FC4-6 1B		5 1 4 1 0 0 0																										
Brad Mills, L OBP: 0.433, SLG: 0.414 (1, 5)	0-3 K		0-0 F5		0-0 4-3	0-0 6-3		0-0 FC4-6		4 0 0 0 0 1 4																										
Ken Macha, R OBP: 0.385, SLG: 0.429 (9, PH)								1-2		1 0 0 0 0 0 1																										
Rowland Office, L OBP: 0.333, SLG: 0.357 (1, 9)	4-0 FC6-4 1-2 2-3 BB			0-0 1B 2B 1B	4-0 SH 1B BB		0-0 4-3		0-3 K	2 1 1 0 2 0 0	AB 37																									
Jerry White, S OBP: 0.357, SLG: 0.525 (9, PH)										1 0 0 0 0 1 1	R 7																									
Chris Speier, R OBP: 0.364, SLG: 0.379 (1, 6)	0-0 FC6-4 1-2f			0-3 K	0-0 SH 1B		0-0 4-3		0-0 5-3	5 0 1 1 0 1 5	H 11																									
Steve Rogers, R OBP: 0.324, SLG: 0.207 (1, 1)		0-0 6-3		0-0 2B SF8 1B	0-0 SH		0-0 1B			2 1 1 0 0 0 0	RBI 6																									
Tony Bernazard, S OBP: 0.291, SLG: 0.318 (7, PH)										1 0 1 0 0 0 0	BB 5																									
Stan Bahnsen, R (7, 1)										0 0 0 0 0 0 0	SO 6																									
Elias Sosa, R OBP: 0.333, SLG: 0.333 (7, 1)										0 0 0 0 0 0 0	LOB 19																									
Steve Howe, L ERA: 2.17 (8, 1)																																				
Inning Stats	R: 2 E: 0 K: 1 S: 7	H: 2 LOB: 3 BB: 3 P: 19	R: 1 E: 0 K: 0 S: 4	H: 1 LOB: 0 BB: 0 P: 4	R: 0 E: 0 K: 0 S: 3	H: 0 LOB: 0 BB: 0 P: 3	R: 3 E: 0 K: 2 S: 10	H: 3 LOB: 1 BB: 1 P: 14	R: 1 E: 1 K: 1 S: 8	H: 2 LOB: 3 BB: 1 P: 12	R: 0 E: 0 K: 0 S: 4	H: 1 LOB: 1 BB: 0 P: 4	R: 0 E: 0 K: 1 S: 6	H: 1 LOB: 1 BB: 0 P: 6	R: 0 E: 0 K: 0 S: 3	H: 0 LOB: 0 BB: 0 P: 3	R: 0 E: 0 K: 1 S: 6	H: 1 LOB: 1 BB: 0 P: 6	1B: 7 2B: 2 3B: 0 HR: 2	SF: 1 SAC: 1 DP: 0 HBP: 0	WP: 0 PB: 0 SB: 2 CS: 0	PA: 44														
PITCHER	IP WLS BF H R ER SO BB IBB HBP BLK WP HR S P ERA WHIP																																			
Don Sutton, R ERA: 2.65 (1, 1)	0.1		2	1	1	1	0	0	0	0	0	0	1	2	2	27.00	3.000																			
Rick Sutcliffe, R ERA: 6.99 (1, 1)	3.0		17	5	5	5	2	3	0	0	0	0	1	18	30	15.00	2.667																			
Joe Beckwith, R ERA: 2.16 (4, 1)	1.2		10	2	1	1	2	2	0	0	0	0	0	12	20	5.40	2.400																			
Charlie Hough, R ERA: 5.52 (6, 1)	2.0	W	8	2	0	0	1	0	0	0	0	0	0	10	10	0.00	1.000																			
Steve Howe, L ERA: 2.17 (8, 1)	2.0	S	7	1	0	0	1	0	0	0	0	0	0	9	9	0.00	0.500																			

Montreal Expos @ Los Angeles Dodgers
Dodger Stadium, Los Angeles, CA
Wed Jun 18 1980, 7:05 PM PDT
Att: 41,229 - Unknown

livebaseballscores.com



Batter	1	2	3	4	5	6	7	8	9
Rudy Law, L (1, 8) OBP: 0.301, SLG: 0.308	0-0 5-3		0-0 FC1-4			0-0 4-3	0-0 FC4	0-0 4-3	
Davey Lopes, R (1, 4) OBP: 0.325, SLG: 0.315	0-0 F3		0-0 CS	0-3 K		0-0 4-3	0-0 1B		
Reggie Smith, S (1, 9) OBP: 0.398, SLG: 0.542	0-3 K			0-0 F7		0-0 1B	0-0 1B		
Steve Garvey, R (1, 3) OBP: 0.323, SLG: 0.490		0-0 F8		0-0 5-3		0-0 F7	0-0 1B		
Dusty Baker Jr., R (1, 7) OBP: 0.314, SLG: 0.555		0-0 6-3			0-0 F8		0-0 K		
Ron Cey, R (1, 5) OBP: 0.340, SLG: 0.427		0-0 HR			4-0 2B		0-0 K		
Steve Howe, L (8, 1) OBP: 0.200, SLG: 0.200							0-0 K		
Bill Russell, R (1, 6) OBP: 0.316, SLG: 0.394		0-0 5-3			0-0 F9		0-0 HR	0-0 F7	
Mike Scioscia, L (1, 2) OBP: 0.316, SLG: 0.373			0-0 FC1-4		0-0 2B		4-0 1B	0-0 2B	
Derrel Thomas, S (7, PR) OBP: 0.324, SLG: 0.347					0-3 K		0-0 1B	0-3 K	
Don Sutton, R (1, 1) OBP: 0.045, SLG: 0.045							0-0 FC4		
Rick Sutcliffe, L (1, 1) OBP: 0.143, SLG: 0.143									
Joe Beckwith, L (4, 1) OBP: 0.291, SLG: 0.291									
Gary Thomasson, L (5, PH) OBP: 0.369, SLG: 0.500									
Charlie Hough, R (6, 1) OBP: 0.390, SLG: 0.361									
Jay Johnstone, L (7, PH) OBP: 0.390, SLG: 0.361									
Steve Yeager, R (8, 2) OBP: 0.282, SLG: 0.187									

AB	R	H	RBI	BB	SO	LOB	BOTTOM	
5	1	0	1	0	0	3		
4	1	1	0	0	1	0		
4	0	2	1	0	1	0		
4	0	1	1	0	0	1		
3	1	0	0	1	1	2		
2	3	1	1	2	1	2		
0	0	0	0	0	0	0		
4	1	1	3	0	0	1		
2	0	2	1	1	0	0		
1	1	1	0	0	0	0		
0	0	0	0	0	0	0		
1	0	0	0	0	0	1		
1	0	1	0	0	0	0		
1	0	0	0	0	1	1		

Montreal Expos @ Los Angeles Dodgers
Dodger Stadium, Los Angeles, CA
 Wed Jun 18 1980, 7:05 PM PDT
 Att. 41,229 - Unknown

livebaseballscorecards.com

AB	33
R	8
H	10
RBI	8
BB	4
SO	6
LOB	12



Inning Stats	R: 0	H: 0	E: 0	K: 1	S: 5	H: 0	LOB: 0	BB: 0	P: 5	R: 1	H: 1	E: 0	K: 0	S: 4	R: 0	H: 1	E: 0	K: 0	S: 3	R: 0	H: 0	E: 0	K: 1	S: 5	R: 1	H: 1	E: 0	K: 1	S: 6	R: 0	H: 1	E: 0	K: 0	S: 4	R: 6	H: 5	E: 0	K: 2	S: 12	R: 0	H: 1	E: 0	K: 1	S: 6	1B: 6	SF: 0	2B: 2	SAC: 0	3B: 0	DP: 0	HR: 2	HBP: 0	WP: 0	PA: 38
PITCHER	IP	WLS	BF	H	R	ER	SO	BB	IBB	HBP	BLK	WP	HR	S	P	ERA	WHIP																																					
Steve Rogers, R (1, 1) ERA: 3.09	6.0		22	4	2	2	3	1	0	0	0	0	1	27	31	3.00	0.833																																					
Stan Bahnsen, R (7, 1) ERA: 2.15	0.0		3	1	3	3	0	2	0	0	0	0	1	1	9	∞	∞																																					
Elias Sosa, R (7, 1) ERA: 3.34	2.0	L	12	5	3	3	3	1	0	0	0	0	0	17	21	13.50	3.000																																					

Batter	1	2	3	4	5	6	7	8	9	10	AB R H RBI BB SO LOB	TOP												
Ron LeFlore, R OBP: 0.336, SLG: 0.361 (1, 7)	0-3 K		0-0 4-3		0-3 K			0-0 1B			4 1 1 0 0 2 1	Montreal Expos @ Los Angeles Dodgers Dodger Stadium, Los Angeles, CA Thu Jun 19 1980, 7:05 PM PDT Att. 35,819 - Unknown												
Rodney Scott, S OBP: 0.293, SLG: 0.279 (1, 4)	0-0 E4 FC6-4			0-0 HR 3B		0-0 G3		0-0 1B			4 1 2 1 0 0 0													
Andre Dawson, R OBP: 0.380, SLG: 0.505 (1, 8)	0-0 FC6-4 1-2r			0-0 HR 3-H		0-0 5-3		0-0 P6			4 1 1 2 0 0 2													
Gary Carter, R OBP: 0.307, SLG: 0.462 (1, 2)	0-0 P6			0-0 L4-3 1B		0-0 5-3			0-0 5-3		4 0 1 0 0 0 1													
Warren Cromartie, L OBP: 0.337, SLG: 0.437 Tom Hutton, L OBP: 0.233, SLG: 0.185 (1, 3) (9, 3)		0-0 FC5-4 1B		0-3 K		0-0 F2			0-0 3-1		4 0 1 0 0 1 1 0 0 0 0 0 0 0													
Brad Mills, L OBP: 0.382, SLG: 0.364 (1, 5)		0-0 FC5-4 CS 1-2r		0-0 L4-3 1-2		0-0 L4			0-0 F7		4 0 0 0 0 0 2													
Rowland Office, L OBP: 0.322, SLG: 0.343 (1, 9)		0-0 F9 1-2		0-0 L4		0-0 3-1				0-0 F5	4 0 0 0 0 0 1													
Chris Speier, R OBP: 0.360, SLG: 0.374 (1, 6)			0-0 6-3		0-0 SH3-4 1B			0-0 F8		0-0 6-3	4 0 1 0 0 0 0													
Bill Gullickson, R OBP: 0.200, SLG: 0.200 Woodie Fryman, R (9, 1)			0-0 4-3		0-0 SH3-4 1-2			0-0 F7		0-0 1-3	2 0 0 0 0 0 0 1 0 0 0 0 0 0													
Inning Stats	R: 0 E: 1 K: 1 S: 6	H: 0 LOB: 1 BB: 0 P: 6	R: 0 E: 0 K: 0 S: 3	H: 1 LOB: 0 BB: 0 P: 3	R: 0 E: 0 K: 0 S: 3	H: 0 LOB: 0 BB: 0 P: 3	R: 2 E: 0 K: 1 S: 7	H: 3 LOB: 0 BB: 0 P: 7	R: 0 E: 0 K: 1 S: 6	H: 1 LOB: 1 BB: 0 P: 6	R: 0 E: 0 K: 0 S: 3		H: 0 LOB: 0 BB: 0 P: 3	R: 0 E: 0 K: 0 S: 3	H: 0 LOB: 0 BB: 0 P: 3	R: 0 E: 0 K: 0 S: 3	H: 0 LOB: 0 BB: 0 P: 3	R: 0 E: 0 K: 0 S: 3	H: 0 LOB: 0 BB: 0 P: 3	R: 0 E: 0 K: 0 S: 3	H: 0 LOB: 0 BB: 0 P: 3	1B: 5 2B: 1 3B: 1 HR: 1	SF: 0 SAC: 1 DP: 1 HBP: 0	WP: 0 PB: 0 SB: 1 CS: 1
PITCHER	IP WLS BF H R ER SO BB IBB HBP BLK WP HR S P ERA WHIP																							
Burt Hooton, R ERA: 3.55 Bobby Castillo, R ERA: 3.34	(1, 1) (10, 1)	9.0 W 3	33 0	7 0	3 0	3 0	3 0	0 0	0 0	0 0	0 0	0 0	0 0	0 0	0 0	0 0	0 0	0 0	0 0	0 0	0 0	0 0	0 0	0 0

livebaseballscores.com

AB 35
R 3
H 7
RBI 3
BB 0
SO 3
LOB 8



BOTTOM

Montreal Expos @ Los Angeles Dodgers
Dodger Stadium, Los Angeles, CA
Thu Jun 19 1980, 7:05 PM PDT
Att. 35,819 - Unknown

livebaseballscorecards.com

AB 35
R 5
H 9
RBI 5
BB 3
SO 4
LOB 20



WP: 0 PA: 42
PB: 0
SB: 2
CS: 0

AB	R	H	RBI	BB	SO	LOB
3	0	0	0	1	0	1
0	0	0	1	0	0	0
0	0	0	0	0	0	0

4	1	1	0	0	0	1
---	---	---	---	---	---	---

4	1	1	0	0	1	2
1	0	0	0	0	0	1
0	0	0	0	0	0	0

4	0	0	0	1	0	4
---	---	---	---	---	---	---

5	1	3	2	0	1	1
---	---	---	---	---	---	---

3	0	0	0	1	0	2
1	1	1	2	0	0	0

4	0	1	0	0	0	1
---	---	---	---	---	---	---

3	0	1	0	0	1	4
1	1	1	0	0	0	0

2	0	0	0	0	1	3
0	0	0	0	0	0	0

1B	6	SF	1
2B	2	SAC	2
3B	0	DP	0
HR	1	HBP	1

Batter	1	2	3	4	5	6	7	8	9	10
Rudy Law, L OBP: 0.300, SLG: 0.303 Dusty Baker Jr., R OBP: 0.313, SLG: 0.555 Steve Yeager, R OBP: 0.282, SLG: 0.187	P3		P5	F5			BB		SF9	
Davey Lopes, R OBP: 0.327, SLG: 0.314	6-3		1B 2B 1B		6-3		1-2 HBP		P6	
Jay Johnstone, L OBP: 0.378, SLG: 0.350 Pedro Guerrero, R OBP: 0.464, SLG: 0.692 Bobby Castillo, R OBP: 0.250, SLG: 0.250	K		1-3 2B 1B		F3		F3		P4	
Steve Garvey, R OBP: 0.321, SLG: 0.482		BB BB BB	F2		6-3		L8		F9	
Ron Cey, R OBP: 0.346, SLG: 0.436	F8		2-H 3-H 2B				1B		HR	1B
Gary Thomasson, L OBP: 0.362, SLG: 0.276 Joe Ferguson, R OBP: 0.343, SLG: 0.278		BB BB BB	P6		F6		F6		4-3	1-H HR
Bill Russell, R OBP: 0.315, SLG: 0.391					6-3		F7		5-3	
Mike Scioscia, L OBP: 0.317, SLG: 0.370 Reggie Smith, S OBP: 0.401, SLG: 0.549		BB BB BB	K				F8		SH SF9 2B	
Burt Hooton, R Derrel Thomas, S OBP: 0.324, SLG: 0.347			F9		SH1-4		K		SH	

Inning Stats	R: 0	H: 0	E: 0	K: 1	S: 5	R: 0	H: 1	E: 0	K: 1	S: 6	R: 2	H: 3	E: 0	K: 0	S: 6	R: 0	H: 1	E: 0	K: 0	S: 4	R: 0	H: 1	E: 0	K: 0	S: 4	R: 0	H: 0	E: 0	K: 1	S: 5	R: 0	H: 2	E: 0	K: 1	S: 5	R: 1	H: 1	E: 0	K: 0	S: 5	R: 2	H: 2	E: 0	K: 0	S: 3	1B: 6	SF: 1	2B: 2	SAC: 2	3B: 0	DP: 0	HR: 1	HBP: 1
--------------	------	------	------	------	------	------	------	------	------	------	------	------	------	------	------	------	------	------	------	------	------	------	------	------	------	------	------	------	------	------	------	------	------	------	------	------	------	------	------	------	------	------	------	------	------	-------	-------	-------	--------	-------	-------	-------	--------

PITCHER	IP	WLS	BF	H	R	ER	SO	BB	IBB	HBP	BLK	WP	HR	S	P	ERA	WHIP
Bill Gullickson, R ERA: 3.42	(1, 1)	8.0	35	7	3	3	4	3	0	1	0	0	0	39	52	3.38	1.250
Woodie Fryman, L ERA: 1.93	(9, 1)	1.1	7	2	2	2	0	0	0	0	0	0	1	7	7	13.50	1.500

Batter	1	2	3	4	5	6	7	8	9	AB R H RBI BB SO LOB	TOP										
Lee Mazzilli, S OBP: 0.357, SLG: 0.326 (1, 8) X	0-0 S E 1B	0-0 S 1B		0-0 F7			4-0 G3 SH1-4 BB		0-3 K	4 1 2 0 1 1 1	New York Mets @ Los Angeles Dodgers Dodger Stadium, Los Angeles, CA Fri Jun 20 1980, 7:05 PM PDT Att: 48,608 - Unknown livebaseballscorecards.com										
Frank Taveras, R OBP: 0.322, SLG: 0.327 (1, 6) X	0-0 E5 1B 1-H	0-0 F2 1-2			0-0 4-3		0-0 SH1-4 1-2	0-0 6-3 1-2	4 1 0 0 0 0 2												
Claudell Washington, L OBP: 0.302, SLG: 0.355 (1, 7) B B B	4-0 FC6-4 1B BB	0-3 K			0-0 P6		0-0 G3 2-3	0-0 G3	4 1 0 0 1 1 3												
John Stearns, R OBP: 0.359, SLG: 0.398 (1, 2) X	0-0 FC6-4 1-2 3-H 1B		0-0 P4		0-0 E S 1B		0-0 F9		4 0 2 1 0 0 1												
Mike Jorgensen, L OBP: 0.358, SLG: 0.430 (1, 3) S S S	0-3 K		4-0 2B BB		0-3 K 1-3			0-0 6-3	3 0 0 0 1 2 3												
Joel Youngblood, R OBP: 0.321, SLG: 0.383 (1, 9) X	0-0 FC6-4 1B 1-2f 2-3		0-0 2B		0-0 5-3			0-3 K	4 0 1 0 0 1 2												
Elliott Maddox, R OBP: 0.394, SLG: 0.331 (1, 5) X	0-0 1-2 3-H 1B		0-0 F9		0-0 5-3			4-0 BB	3 0 1 1 1 0 1												
Doug Flynn, R OBP: 0.271, SLG: 0.251 (1, 4) X	0-0 F3			0-0 F4		0-0 F4-3 1B		0-0 F4-3	4 0 1 0 0 0 3												
Pat Zachry, R OBP: 0.182, SLG: 0.100 Jeff Reardon, R (9, 1)		0-0 F9		0-0 F8		0-0 F9		4-0 6-3 BB	3 0 0 0 1 0 1 0 0 0 0 0 0 0												
Inning Stats	R: 3 E: 1 K: 1 S: 9	H: 3 LOB: 2 BB: 1 P: 13	R: 0 E: 0 K: 1 S: 6	H: 1 LOB: 1 BB: 0 P: 6	R: 0 E: 0 K: 0 S: 3	H: 1 LOB: 1 BB: 1 P: 7	R: 0 E: 0 K: 0 S: 3	H: 0 LOB: 0 BB: 0 P: 3	R: 0 E: 0 K: 0 S: 4	H: 1 LOB: 1 BB: 0 P: 4		R: 0 E: 0 K: 0 S: 3	H: 0 LOB: 1 BB: 1 P: 7	R: 0 E: 0 K: 1 S: 5	H: 0 LOB: 1 BB: 1 P: 9	R: 0 E: 0 K: 1 S: 5	H: 0 LOB: 1 BB: 1 P: 9	1B: 6 2B: 1 3B: 0 HR: 0	SF: 0 SAC: 1 DP: 0 HBP: 0	WP: 0 PB: 0 SB: 3 CS: 0	PA: 39
PITCHER Bob Welch, R ERA: 2.13 Steve Howe, L ERA: 2.1	IP 8.0 (9, 1)	WLS 35 W 4	BF 7 0	H 3 0	R 3 0	ER 1 0	SO 4 1	BB 4 1	IBB 0 0	HBP 0 0	BLK 0 0	WP 0 0	HR 0 0	S 39 5	P 55 9	ERA 1.12 0.00	WHIP 1.375 1.000				



Batter	1	2	3	4	5	6	7	8	9	AB R H RBI BB SO LOB
Rudy Law, L (1, 8) OBP: 0.299, SLG: 0.302 Steve Yeager, R (7, 2) OBP: 0.282, SLG: 0.187 Reggie Smith, S (9, PH) OBP: 0.399, SLG: 0.546	0-0 S 2B 1B	0-0 P5		0-0 P3		0-0 FC3-6 FC6-4 1-2f			0-0 P6	4 1 1 0 0 0 4 0 0 0 0 0 0 0 1 0 0 0 0 0 0
Davey Lopes, R (1, 4) OBP: 0.321, SLG: 0.307	0-0 F2 1-2	0-0 F8		0-0 F4-3		0-0 FC6-4 1-2f			0-0 F9	5 0 0 0 0 0 5
Jay Johnstone, L (1, 9) OBP: 0.400, SLG: 0.400	0-0 1B 2B 2-H	0-0 F8			0-0 6-3 1B				0-0 1B 2B 1B	5 2 3 1 0 0 2
Steve Garvey, R (1, 3) OBP: 0.319, SLG: 0.477	0-0 5-3		0-0 F4		0-0 6-3 1-2				0-0 2B 1B 1-2	5 1 1 0 0 0 2
Dusty Baker Jr., R (1, 7) OBP: 0.319, SLG: 0.558	0-0 1B 1B 2-H		0-0 F9		0-0 6-3				0-0 BB BB BB BB 2B 1-H 2-H	4 0 2 3 1 0 1
Ron Cey, R (1, 5) OBP: 0.352, SLG: 0.436	0-0 1-2 1B		4-0 BB		4-0 BB				0-0 F7	2 0 1 0 2 0 1
Bill Russell, R (1, 6) OBP: 0.310, SLG: 0.384	0-3 K		0-0 F9		0-0 F7				0-0 6-3	4 0 0 0 0 1 5
Mike Scioscia, L (1, 2) OBP: 0.349, SLG: 0.404 Derrel Thomas, S (6, PR) OBP: 0.324, SLG: 0.347 (7, 8) Gary Thomasson, L (8, PH) OBP: 0.357, SLG: 0.271 Steve Howe, L (9, 1) OBP: 0.200, SLG: 0.200		0-0 1B 1B		0-0 SH3-4 1B		0-0 FC2-6 1B			0-0 F9	3 0 3 0 0 0 0 0 0 0 0 0 0 0 1 0 0 0 0 0 0 0 0 0 0 0 0 0
Bob Welch, R (1, 1) OBP: 0.172, SLG: 0.172 Rick Monday, L (8, PH) OBP: 0.313, SLG: 0.357 (9, 8)		0-0 1-2 1B		0-0 SH3-4 1-2		0-0 FC2-6 FC3-6 1-2f			0-0 F9	2 0 1 0 0 0 1 1 0 0 0 0 0 0

Inning Stats	R: 2 E: 0 K: 1 S: 9	H: 4 LOB: 2 BB: 0 P: 9	R: 0 E: 0 K: 0 S: 5	H: 2 LOB: 2 BB: 0 P: 5	R: 0 E: 0 K: 0 S: 3	H: 0 LOB: 1 BB: 1 P: 7	R: 0 E: 0 K: 0 S: 4	H: 1 LOB: 1 BB: 0 P: 4	R: 0 E: 0 K: 0 S: 4	H: 1 LOB: 2 BB: 1 P: 8	R: 0 E: 0 K: 0 S: 4	H: 1 LOB: 1 BB: 0 P: 4	R: 0 E: 0 K: 0 S: 3	H: 0 LOB: 1 BB: 1 P: 7	R: 0 E: 0 K: 0 S: 3	H: 0 LOB: 0 BB: 0 P: 3	R: 2 E: 0 K: 0 S: 5	H: 3 LOB: 1 BB: 0 P: 5	1B: 10 2B: 2 3B: 0 HR: 0	SF: 0 SAC: 1 DP: 0 HBP: 0	WP: 0 PB: 0 SB: 1 CS: 0	PA: 41
PITCHER	IP	WLS	BF	H	R	ER	SO	BB	IBB	HBP	BLK	WP	HR	S	P	ERA	WHIP					
Pat Zachry, R (1, 1) ERA: 3.63	8.2	L	40	11	4	4	1	3	0	0	0	0	0	39	51	4.15	1.615					
Jeff Reardon, R (9, 1) ERA: 3.34	0.0		1	1	0	0	0	0	0	0	0	0	0	1	1	∞	∞					

NEW YORK METS @ LOS ANGELES DODGERS
 Dodger Stadium, Los Angeles, CA
 Fri Jun 20 1980, 7:05 PM PDT
 Att. 48,608 - Unknown

AB	37
R	4
H	12
RBI	4
BB	3
SO	1
LOB	21



PITCHER	IP	WLS	BF	H	R	ER	SO	BB	IBB	HBP	BLK	WP	HR	S	P	ERA	WHIP
Pat Zachry, R (1, 1) ERA: 3.63	8.2	L	40	11	4	4	1	3	0	0	0	0	0	39	51	4.15	1.615
Jeff Reardon, R (9, 1) ERA: 3.34	0.0		1	1	0	0	0	0	0	0	0	0	0	1	1	∞	∞

Batter	1	2	3	4	5	6	7	8	9	AB R H RBI BB SO LOB
Frank Taveras, R (1, 6) OBP: 0.317, SLG: 0.322	0-3 K		0-0 F9			0-0 F9		0-0 G4-6-3		4 0 0 0 0 1 2
Elliott Maddox, R (1, 5) OBP: 0.387, SLG: 0.324	0-0 5-3		0-0 6-3			0-0 5-3		0-0 P4		4 0 0 0 0 0 1
Steve Henderson, R (1, 7) OBP: 0.383, SLG: 0.411	0-3 K			0-0 4-3		0-0 1B		0-0 L6		4 0 1 0 0 1 0
John Stearns, R (1, 3) OBP: 0.357, SLG: 0.395 (7, 2)		0-0 5-3		0-0 6-3		0-0 F2		0-0 G4-3 1B		4 0 1 0 0 0 1
Joel Youngblood, R (1, 9) OBP: 0.316, SLG: 0.376	0-3 K			0-0 6-3			0-0 P6	0-0 G4-3		4 0 0 0 0 1 1
Jerry Morales, R (1, 8) OBP: 0.280, SLG: 0.292		0-0 1B			0-0 FC5-4 1B		0-0 6-3			3 0 2 0 0 0 0
Alex Trevino, R (1, 2) OBP: 0.384, SLG: 0.338 Jeff Reardon, R (7, 1)		0-0 1B			0-0 FC5-4 F5-3		0-3 K			3 0 1 0 0 1 1 0 0 0 0 0 0 0
Doug Flynn, R (1, 4) OBP: 0.272, SLG: 0.252		0-0 F4-3			0-0 F5-3			0-0 G4-6-3 BB 1B		3 0 1 0 0 0 3
Craig Swan, R (1, 1) OBP: 0.345, SLG: 0.240 Dan Norman, R (5, PH) OBP: 0.196, SLG: 0.304 Tom Hausman, R (5, 1) Jose Cardenal, R (7, 3) OBP: 0.278, SLG: 0.161			0-0 6-3		0-0 4-3			4-0 BB		1 0 0 0 0 0 0 1 0 0 0 0 0 1 0 0 0 0 0 0 0 0 0 0 0 1 0 0

New York Mets @ Los Angeles Dodgers
 Dodger Stadium, Los Angeles, CA
 Sat Jun 21 1980, 7:05 PM PDT
 Att: 41,605 - Unknown

livebaseballscorecards.com

AB 31
 R 0
 H 6
 RBI 0
 BB 1
 SO 4
 LOB 10



Inning Stats	R: 0 E: 0 K: 2 S: 7	H: 0 LOB: 0 BB: 0 P: 7	R: 0 E: 0 K: 1 S: 7	H: 2 LOB: 2 BB: 0 P: 7	R: 0 E: 0 K: 0 S: 3	H: 0 LOB: 0 BB: 0 P: 3	R: 0 E: 0 K: 0 S: 3	H: 0 LOB: 0 BB: 0 P: 3	R: 0 E: 0 K: 0 S: 4	H: 1 LOB: 1 BB: 0 P: 4	R: 0 E: 0 K: 1 S: 5	H: 1 LOB: 0 BB: 0 P: 5	R: 0 E: 0 K: 0 S: 3	H: 1 LOB: 1 BB: 1 P: 7	R: 0 E: 0 K: 0 S: 3	H: 1 LOB: 0 BB: 0 P: 3	1B: 6 2B: 0 3B: 0 HR: 0	SF: 0 SAC: 0 DP: 2 HBP: 0	WP: 0 PB: 0 SB: 0 CS: 0	PA: 32
--------------	------------------------------	---------------------------------	------------------------------	---------------------------------	------------------------------	---------------------------------	------------------------------	---------------------------------	------------------------------	---------------------------------	------------------------------	---------------------------------	------------------------------	---------------------------------	------------------------------	---------------------------------	----------------------------------	------------------------------------	----------------------------------	--------

PITCHER	IP	WLS	BF	H	R	ER	SO	BB	IBB	HBP	BLK	WP	HR	S	P	ERA	WHIP										
Jerry Reuss, L (1, 1) ERA: 2.08	9.0	W	32	6	0	0	4	1	0	0	0	0	0	39	43	0.00	0.778										
PITCHER	IP	WLS	BF	H	R	ER	SO	BB	IBB	HBP	BLK	WP	HR	S	P	ERA	WHIP										

BOTTOM

New York Mets @ Los Angeles Dodgers
 Dodger Stadium, Los Angeles, CA
 Sat Jun 21 1980, 7:05 PM PDT
 Att. 41,605 - Unknown

livebaseballscores.com

AB 36
 R 5
 H 13
 RBI 5
 BB 1
 SO 6
 LOB 17



WP: 0 PA: 38
 PB: 0
 SB: 2
 CS: 1

AB R H RBI BB SO LOB

5 0 3 0 0 0 3

5 1 1 0 0 2 5

4 2 1 0 0 1 2

4 1 1 3 0 2 1

4 1 3 2 0 0 0

4 0 1 0 0 0 2

4 0 2 0 0 0 1

3 0 1 0 1 0 1

3 0 0 0 0 1 2

1B: 9 SF: 0
 2B: 2 SAC: 1
 3B: 0 DP: 0
 HR: 2 HBP: 0

Batter	1	2	3	4	5	6	7	8	9
Rudy Law, L OBP: 0.306, SLG: 0.310 (1, 8)	0-0 E1 1B FC3-2 1B	0-0 CS 1B		0-0 1-2 1B		0-0 FC4-2 2-3 3-H		0-0 F8	
Davey Lopes, R OBP: 0.320, SLG: 0.306 (1, 4)	0-0 FC3-2 HR 1B	0-0 F 1-2	0-3 K	0-0 F9		0-3 K			
Jay Johnstone, L OBP: 0.389, SLG: 0.408 (1, 9)	0-0 FC3-2 HR 1-3 3-H		0-0 1B 2B		0-3 K		0-0 F9		
Steve Garvey, R OBP: 0.318, SLG: 0.485 (1, 3)	0-0 HR 1-H 3-H		0-0 L7		0-3 K		0-3 K		
Dusty Baker Jr., R OBP: 0.326, SLG: 0.575 (1, 7)	0-0 P6		0-0 FC5-4 1B 2-H		0-0 FC5-4 1B		0-0 HR		
Ron Cey, R OBP: 0.350, SLG: 0.433 (1, 5)	0-0 1B		0-0 FC5-4 1-2f		0-0 FC5-4 1-2f		0-0 5-3		
Bill Russell, R OBP: 0.313, SLG: 0.391 (1, 6)	0-0 F7		0-0 6-3		0-0 1B FC4-2 1B		0-0 2B		
Mike Scioscia, L OBP: 0.358, SLG: 0.400 (1, 2)		0-0 5-3	4-0 FC3-6 BB		0-0 FC4-2 SH2-4 1B 1-3		0-0 F3		
Jerry Reuss, L OBP: 0.154, SLG: 0.125 (1, 1)		0-3 K	0-0 FC3-6 1B 1-2f		0-0 SH2-4 1-2		0-0 F8		

Inning Stats	R: 3	H: 4	E: 1	K: 0	S: 7	H: 4	LOB: 1	BB: 0	P: 7	R: 0	H: 1	E: 0	K: 1	S: 5	R: 0	H: 2	E: 0	K: 1	S: 7	R: 0	H: 1	E: 0	K: 2	S: 8	R: 0	H: 2	E: 0	K: 1	S: 7	R: 1	H: 1	E: 0	K: 0	S: 4	R: 0	H: 2	E: 0	K: 1	S: 7	R: 0	H: 1	E: 0	K: 0	S: 4	R: 0	H: 1	E: 0	K: 0	S: 4
--------------	------	------	------	------	------	------	--------	-------	------	------	------	------	------	------	------	------	------	------	------	------	------	------	------	------	------	------	------	------	------	------	------	------	------	------	------	------	------	------	------	------	------	------	------	------	------	------	------	------	------

PITCHER	IP	WLS	BF	H	R	ER	SO	BB	IBB	HBP	BLK	WP	HR	S	P	ERA	WHIP
Craig Swan, R ERA: 2.55 (1, 1)	4.0	L	21	8	4	4	2	1	0	0	0	0	1	23	27	9.00	2.250
Tom Hausman, R ERA: 3.79 (5, 1)	2.0		9	3	0	0	3	0	0	0	0	0	0	15	15	0.00	1.500
Jeff Reardon, R ERA: 3.41 (7, 1)	2.0		8	2	1	1	1	0	0	0	0	0	1	10	10	4.50	1.000

WP	HR	S	P	ERA	WHIP
0	1	10	10	4.50	1.000

Batter	1	2	3	4	5	6	7	8	9	AB R H RBI BB SO LOB	TOP											
Joel Youngblood, R (1, 8) OBP: 0.309, SLG: 0.366	0-0 6-3		0-0 F2		0-0 F9	0-3 K			0-0 F9	5 0 0 0 0 1 0	New York Mets @ Los Angeles Dodgers Dodger Stadium, Los Angeles, CA Sun Jun 22 1980, 3:33 AM PDT Att: 43,298 - Unknown livebaseballscorecards.com											
Elliott Maddox, R (1, 5) OBP: 0.389, SLG: 0.333 Frank Taveras, R (8, 6) OBP: 0.316, SLG: 0.320	0-0 HR 2B		0-0 F8		0-0 HR 1B		0-3 K		0-0 6-3	4 2 2 0 0 1 0 1 0 0 0 0 0 0												
Claudell Washington, L (1, 9) OBP: 0.322, SLG: 0.455	0-0 HR 2-H		0-3 K		0-0 HR 1-H		0-0 HR		0-0 S 1B	5 3 4 5 0 1 0												
Steve Henderson, R (1, 7) OBP: 0.384, SLG: 0.421	0-0 5-3			0-0 BLK 3B 1B	0-0 FC6-4 3B		0-0 6-3		0-0 P4	5 2 2 0 0 0 1												
Mike Jorgensen, L (1, 3) OBP: 0.362, SLG: 0.428	0-0 5-3			0-0 F7 1-2	4-0 FC6-4 IBB		0-0 1B			3 0 1 0 1 0 1												
John Stearns, R (1, 2) OBP: 0.355, SLG: 0.390		0-0 P6		4-0 3B BB	0-0 FC6-4 1-2f 3-H		0-3 K			3 1 0 1 1 1 2												
Jose Moreno, S (1, 4) OBP: 0.313, SLG: 0.667 Alex Trevino, R (8, 5) OBP: 0.384, SLG: 0.338		0-0 F8		0-0 SF8 3B 1-H 2-H	0-0 F9			0-0 G3		4 1 1 2 0 0 1 0 0 0 0 0 0 0												
Doug Flynn, R (1, 6) OBP: 0.272, SLG: 0.253		0-0 1B		0-0 SF8 3-H		0-0 F3		0-0 F4		3 0 1 1 0 0 0												
John Pacella, R (1, 1) OBP: 0.167, SLG: 0.167 Mark Bomback, R (2, 1) OBP: 0.333, SLG: 0.286 Ed Glynn, R (4, 1) Neil Allen, R (7, 1) OBP: 0.091, SLG: 0.091		0-3 K		0-3 K		0-0 6-3		0-0 F7		1 0 0 0 0 1 1 1 0 0 0 0 1 0 1 0 0 0 0 0 0 1 0 0 0 0 0 0												
Inning Stats	R: 2 E: 0 K: 0 S: 5	H: 2 LOB: 0 BB: 0 P: 5	R: 0 E: 0 K: 1 S: 6	H: 1 LOB: 1 BB: 0 P: 6	R: 0 E: 0 K: 1 S: 5	H: 0 LOB: 0 BB: 0 P: 5	R: 3 E: 0 K: 1 S: 7	H: 2 LOB: 0 BB: 1 P: 11	R: 3 E: 0 K: 0 S: 6	H: 3 LOB: 1 BB: 1 P: 10		R: 0 E: 0 K: 1 S: 5	H: 0 LOB: 0 BB: 0 P: 5	R: 1 E: 0 K: 2 S: 9	H: 2 LOB: 1 BB: 0 P: 9	R: 0 E: 0 K: 0 S: 3	H: 0 LOB: 0 BB: 0 P: 3	R: 0 E: 0 K: 0 S: 4	H: 1 LOB: 1 BB: 0 P: 4	1B: 5 2B: 1 3B: 2 HR: 3	SF: 1 SAC: 0 DP: 0 HBP: 0	WP: 0 PB: 0 SB: 1 CS: 0
PITCHER	IP WLS BF H R ER SO BB IBB HBP BLK WP HR S P ERA WHIP																					
Dave Goltz, R (1, 1) ERA: 5.68	4.1 L 23 8 8 8 3 1 1 0 1 0 2 27 35 16.61 2.077																					
Joe Beckwith, R (5, 1) ERA: 2.03	1.2 5 0 0 0 1 0 0 0 0 0 0 7 7 0.00 0.000																					
Charlie Hough, R (7, 1) ERA: 5.46	2.0 8 2 1 1 2 0 0 0 0 0 1 12 12 4.50 1.000																					
Bobby Castillo, R (9, 1) ERA: 3.25	1.0 4 1 0 0 0 0 0 0 0 0 0 4 4 0.00 1.000																					

New York Mets @ Los Angeles Dodgers
Dodger Stadium, Los Angeles, CA
Sun Jun 22 1980, 3:33 AM PDT
Att: 43,298 - Unknown
livebaseballscorecards.com

AB 37
R 9
H 11
RBI 9
BB 2
SO 6
LOB 6



Batter	1	2	3	4	5	6	7	8	9	AB	R	H	RBI	BB	SO	LOB
Rudy Law, L (1, 8) OBP: 0.313, SLG: 0.317	F8	1B		E4			2B 1B	FC6-4 1B		5	1	3	1	0	0	0
Davey Lopes, R (1, 4) OBP: 0.325, SLG: 0.321	2B	1B		F9			1B 2B	FC6-4 1B		5	1	3	0	0	0	2
Jay Johnstone, L (1, 9) OBP: 0.386, SLG: 0.392	F7			4-3			1B SF8 1B			2	0	0	0	1	0	2
Pedro Guerrero, R (7, PH) OBP: 0.500, SLG: 0.750										2	1	2	1	0	0	0
Bob Welch, R (9, PR) OBP: 0.172, SLG: 0.172										0	0	0	0	0	0	0
Steve Garvey, R (1, 3) OBP: 0.316, SLG: 0.479	K			FC6-4 CS			1B FC5-4 1B	F8		5	0	1	1	0	2	3
Dusty Baker Jr., R (1, 7) OBP: 0.328, SLG: 0.572		BB BB FC6-4 1B		BB BB			SF8	F9		3	1	1	1	1	0	1
Ron Cey, R (1, 5) OBP: 0.351, SLG: 0.427		BB BB FC6-4 1B BB		BB BB			P3	P2		3	1	0	0	2	0	2
Derrel Thomas, S (1, 6) OBP: 0.313, SLG: 0.333		BB BB K		L4			P3	K		4	0	0	0	0	2	5
Steve Yeager, R (1, 2) OBP: 0.295, SLG: 0.208		BB BB FC6-4 BB					K	F4-3		2	1	1	0	1	1	0
Rick Monday, L (8, PH) OBP: 0.303, SLG: 0.345				E			K			1	0	0	0	0	0	0
Mike Scioscia, L (9, 2) OBP: 0.358, SLG: 0.400				2B						0	0	0	0	0	0	0
Dave Goltz, R (1, 1) OBP: 0.289, SLG: 0.136		FC6-4		P1			K	3-1		2	0	0	1	0	0	3
Joe Beckwith, L (5, 1)										0	0	0	0	0	0	0
Joe Ferguson, R (6, PH) OBP: 0.338, SLG: 0.273		FC6-4 1B								1	0	0	0	0	1	0
Charlie Hough, R (7, 1) OBP: 0.500, SLG: 0.500										0	0	0	0	0	0	0
Gary Thomsom, L (8, PH) OBP: 0.382, SLG: 0.267										1	0	0	0	0	0	0
Bobby Castillo, R (9, 1) OBP: 0.290, SLG: 0.290		1B								0	0	0	0	0	0	0

Inning Stats	R: 0 E: 0 K: 1 S: 6	H: 1 LOB: 1 BB: 0 P: 6	R: 2 E: 0 K: 1 S: 7	H: 3 LOB: 2 BB: 2 P: 15	R: 0 E: 0 K: 0 S: 2	H: 0 LOB: 2 BB: 3 P: 14	R: 1 E: 1 K: 0 S: 5	H: 1 LOB: 1 BB: 0 P: 5	R: 0 E: 0 K: 1 S: 5	H: 0 LOB: 0 BB: 0 P: 5	R: 0 E: 0 K: 2 S: 7	H: 0 LOB: 0 BB: 0 P: 7	R: 3 E: 0 K: 1 S: 9	H: 4 LOB: 1 BB: 0 P: 9	R: 0 E: 0 K: 0 S: 4	H: 1 LOB: 1 BB: 0 P: 4	R: 0 E: 0 K: 0 S: 4	H: 1 LOB: 1 BB: 0 P: 4	1B: 7 2B: 4 3B: 0 HR: 0	SF: 1 SAC: 0 DP: 0 HBP: 0	WP: 0 PB: 0 SB: 0 CS: 1	PA: 42
--------------	------------------------------	---------------------------------	------------------------------	----------------------------------	------------------------------	----------------------------------	------------------------------	---------------------------------	------------------------------	---------------------------------	------------------------------	---------------------------------	------------------------------	---------------------------------	------------------------------	---------------------------------	------------------------------	---------------------------------	----------------------------------	------------------------------------	----------------------------------	--------


PITCHER	IP	WLS	BF	H	R	ER	SO	BB	IBB	HBP	BLK	WP	HR	S	P	ERA	WHIP
John Pacella, R (1, 1) ERA: 4.72	1.2		10	3	2	2	2	2	2	0	0	0	0	12	20	10.80	3.000
Mark Bomback, R (2, 1) ERA: 4.14	2.0	W	10	2	1	0	0	3	0	0	0	0	0	7	19	0.00	2.500
Ed Glynn, L (4, 1) ERA: 3.51	2.1		10	3	3	3	3	0	0	0	0	0	0	16	16	11.57	1.286
Neil Allen, R (7, 1) ERA: 3.75	3.0	S	12	3	0	0	1	0	0	0	0	0	0	14	14	0.00	1.000

BOTTOM

New York Mets @ Los Angeles Dodgers
Dodger Stadium, Los Angeles, CA
Sun Jun 22 1980, 3:33 AM PDT
Att. 43,298 - Unknown

AB	36
R	6
H	11
RBI	5
BB	5
SO	6
LOB	18

livebaseballscores.com



Batter	1	2	3	4	5	6	7	8	9	AB R H RBI BB SO LOB	TOP
--------	---	---	---	---	---	---	---	---	---	----------------------	-----

Rudy Law, L OBP: 0.307, SLG: 0.311 (1, 8) X	0-0 4-3 ①			X 0-0 F9 ①	X 0-0 F7 ②		0-3 K ③			4 0 0 0 0 1 3	
Davey Lopes, R OBP: 0.320, SLG: 0.316 (1, 4) X	0-0 5-3 ②			X 0-0 4-3 ②	X 0-0 FC6-4 ③			X 0-0 F7 ①		4 0 0 0 0 0 2	
Jay Johnstone, L OBP: 0.377, SLG: 0.382 Derrel Thomas, S OBP: 0.313, SLG: 0.333 (1, 9) X (8, 9)	0-0 G3 ③			0-3 K ③		X 0-0 CS 1B		X 0-0 F5 ②		4 0 1 0 0 1 0 0 0 0 0 0 0 0	

Steve Garvey, R OBP: 0.318, SLG: 0.480 (1, 3) X		0-0 G3 ①			X 0-0 BB 2B 1B	X 0-0 F8 ③		X 0-0 1B		4 1 2 0 0 0 1	
Dusty Baker Jr., R OBP: 0.327, SLG: 0.571 (1, 7) X		0-0 6-3 ②			X 0-0 F3 ①	X 0-0 2B		X 0-0 F8 ③		4 0 1 0 0 0 2	
Ron Cey, R OBP: 0.350, SLG: 0.422 (1, 5) X		0-3 K ③			B 4-0 2B 1B BB	X 0-0 6-3 ③		X 0-0 6-3 ①		3 1 0 0 1 1 1	

Bill Russell, R OBP: 0.316, SLG: 0.397 (1, 6) X			X 0-0 6-3 ①		X 0-0 1-3 2-H 1B 2B		X 0-0 S 1B		X 0-0 F4 ②	4 1 2 1 0 0 0	
Steve Yeager, R OBP: 0.304, SLG: 0.225 (1, 2) X			0-0 G3 ②		B 4-0 1B BB		X 0-0 F9 ①		X 0-0 2B ③	3 0 1 0 1 0 1	
Rick Sutcliffe, L OBP: 0.176, SLG: 0.176 (1, 1) X			0-0 L9 ③		X 0-0 1-2 2-H 3-H FC6-4 1B		0-3 K ②			3 0 1 2 0 1 1	

Inning Stats	R: 0 E: 0 K: 0 S: 3	H: 0 LOB: 0 BB: 0 P: 3	R: 0 E: 0 K: 1 S: 5	H: 0 LOB: 0 BB: 0 P: 5	R: 0 E: 0 K: 0 S: 3	H: 0 LOB: 0 BB: 0 P: 3	R: 0 E: 0 K: 1 S: 5	H: 0 LOB: 0 BB: 0 P: 5	R: 3 E: 0 K: 0 S: 6	H: 3 LOB: 2 BB: 2 P: 14	R: 0 E: 0 K: 0 S: 4	H: 2 LOB: 1 BB: 0 P: 4	R: 0 E: 0 K: 2 S: 8	H: 1 LOB: 1 BB: 0 P: 8	R: 0 E: 0 K: 0 S: 4	H: 1 LOB: 1 BB: 0 P: 4	R: 0 E: 0 K: 0 S: 3	H: 1 LOB: 1 BB: 0 P: 3	1B: 5 2B: 3 3B: 0 HR: 0	SF: 0 SAC: 0 DP: 0 HBP: 0	WP: 0 PB: 0 SB: 1 CS: 1	PA: 35
---------------------	------------------------------	---------------------------------	------------------------------	---------------------------------	------------------------------	---------------------------------	------------------------------	---------------------------------	------------------------------	----------------------------------	------------------------------	---------------------------------	------------------------------	---------------------------------	------------------------------	---------------------------------	------------------------------	---------------------------------	----------------------------------	------------------------------------	----------------------------------	--------

PITCHER																		PITCHER																				
(1, 1)	(5, 1)	(7, 1)	(9, 1)	IP	WLS	BF	H	R	ER	SO	BB	IBB	HBP	BLK	WP	HR	S	P	ERA	WHIP	IP	WLS	BF	H	R	ER	SO	BB	IBB	HBP	BLK	WP	HR	S	P	ERA	WHIP	
Joaquin Andujar, R ERA: 3.74				4.1	L	18	3	3	3	2	2	0	0	0	0	0	20	28	6.23	1.154																		
Randy Niemann, L ERA: 3.0				1.2		6	2	0	0	0	0	0	0	0	0	0	6	6	0.00	1.200																		
Dave Smith, R ERA: 1.84				2.0		8	2	0	0	2	0	0	0	0	0	0	12	12	0.00	1.000																		
Frank LaCorte, R ERA: 0.59				1.0		3	1	0	0	0	0	0	0	0	0	0	3	3	0.00	1.000																		

Los Angeles Dodgers @ Houston Astros
 Astrodome, Houston, TX
 Mon Jun 23 1980, 8:05 PM EDT
 Att. 29,753 - Unknown

AB	33
R	3
H	8
RBI	3
BB	2
SO	4
LOB	11



WP: 0	PA: 35
PB: 0	
SB: 1	
CS: 1	

Batter	1	2	3	4	5	6	7	8	9	10	11	12	AB	R	H	RBI	BB	SO	LOB	TOP													
Rudy Law, L OBP: 0.304, SLG: 0.307 (1, 8)	K 0-3	E1 1B 1-2 2-H		6-3 0-0			K 1B 0-0		G3 0-0		F6 0-0		6	0	1	0	0	1	2	Los Angeles Dodgers @ Houston Astros Astrodome, Houston, TX Tue Jun 24 1980, 8:05 PM EDT Att. 34,388 - Unknown													
Davey Lopes, R OBP: 0.320, SLG: 0.316 (1, 4)	1B E 0-0	1B 1-2 2-H 0-0		4-3 0-0			K 1-2 0-3		5-3 0-0		6-3 0-0		6	1	2	1	0	1	2														
Jay Johnstone, L OBP: 0.369, SLG: 0.362 Derrel Thomas, S OBP: 0.307, SLG: 0.327 (9, PH) (9, 9)	F9 1-2 0-0	F8 0-0			HBP 1-0		F9 0-0		K 0-3			4-3 0-0	3	0	0	0	0	0	3														
Steve Garvey, R OBP: 0.315, SLG: 0.473 (1, 3)	BB 1B 2-H 0-0	F6 0-0			F9 0-0		6-3 0-0		6-3 0-0			6-3 0-0	6	0	1	1	0	0	3														
Dusty Baker Jr., R OBP: 0.323, SLG: 0.558 (1, 7)	BB 1-2 4-0		5-3 0-0		F7 0-0		E6 1B S 0-0		K 0-3			K 0-3	5	1	0	0	1	2	1														
Ron Cey, R OBP: 0.347, SLG: 0.417 (1, 5)	L9 0-0		K 0-3		K 0-3		F7 1-2 0-0		2B 1B 0-0				5	0	1	0	0	2	4														
Bill Russell, R OBP: 0.321, SLG: 0.407 (1, 6)		E 2B 0-0	F7 0-0		F9 0-0		1B BB 4-0		2B 1B 0-0				4	1	2	0	1	0	0														
Steve Yeager, R OBP: 0.266, SLG: 0.217 Reggie Smith, S OBP: 0.192, SLG: 0.548 Rick Sutcliffe, L OBP: 0.176, SLG: 0.178 Mike Scioscia, L OBP: 0.358, SLG: 0.400 Joe Ferguson, R OBP: 0.333, SLG: 0.288 (1, 2) (8, PH) (8, PH) (8, 2) (10, PH) (10, 2)	F6 0-0		E3 SH3-4 0-0		F5 0-0		1B 1-3 2-H 0-0		F8 0-0				3	0	0	0	0	0	1														
Burt Hooton, R OBP: 0.167, SLG: 0.167 Steve Howe, L OBP: 0.250, SLG: 0.250 Bobby Castillo, R OBP: 0.294, SLG: 0.333 Rick Monday, L OBP: 0.294, SLG: 0.333 Joe Beckwith, L (1, 1) (7, 1) (9, 1) (11, PH) (11, 1)	BB E 4-0	BB SH3-4 0-0	SH3-4 1-2 0-0		F9 0-0		K 0-3		K 0-0		F8 0-0		1	1	0	0	1	0	0														
Inning Stats	R: 1 E: 1 K: 1 S: 7	H: 2 LOB: 2 BB: 1 P: 11	R: 2 E: 1 K: 0 S: 6	H: 2 LOB: 2 BB: 1 P: 10	R: 0 E: 0 K: 1 S: 5	H: 0 LOB: 0 BB: 0 P: 5	R: 0 E: 1 K: 0 S: 4	H: 0 LOB: 1 BB: 0 P: 4	R: 0 E: 0 K: 1 S: 5	H: 0 LOB: 1 BB: 0 P: 6	R: 0 E: 0 K: 1 S: 5	H: 1 LOB: 0 BB: 0 P: 5	R: 1 E: 1 K: 1 S: 7	H: 1 LOB: 2 BB: 1 P: 11	R: 0 E: 0 K: 1 S: 5	H: 0 LOB: 0 BB: 0 P: 5	R: 0 E: 0 K: 1 S: 7	H: 2 LOB: 2 BB: 0 P: 7	R: 0 E: 0 K: 0 S: 3		H: 0 LOB: 0 BB: 0 P: 3	R: 0 E: 0 K: 1 S: 5	H: 0 LOB: 0 BB: 0 P: 5	1B: 6 2B: 2 3B: 0 HR: 0	SF: 0 SAC: 1 DP: 0 HBP: 1	WP: 0 PB: 0 SB: 1 CS: 0	PA: 50						
PITCHER	IP WLS BF H R ER SO BB IBB HBP BLK WP HR S P ERA WHIP																																
Nolan Ryan, R ERA: 2.49 (1, 1)	8.0	36	6	4	1	5	3	0	0	0	0	0	0	0	0	11	11	0.00	1.200														
Joe Sambito, L ERA: 2.64 (9, 1)	1.2	7	2	0	0	2	0	0	0	0	0	0	0	0	0	0	0	0.00	0.000														
Frank LaCorte, R ERA: 0.55 (10, 1)	2.1	7	0	0	0	1	0	0	0	0	0	0	0	0	0	9	9	0.00	0.000														

AB	45
R	4
H	8
RBI	3
BB	3
SO	8
LOB	20




Batter	1	2	3	4	5	6	7	8	9	10	11	12
Rafael Landestoy, S OBP: 0.303, SLG: 0.374	0-0 F9 S 1B	0-0 6-3		0-3 K2-3		4-0 CS BB		0-0 FC4-6		0-0 F8		
Terry Puhl, L OBP: 0.363, SLG: 0.447	0-0 F9		0-0 1-3		4-0 S 2B BB	0-0 CS	4-0 SH1-4 BB	0-0 1-3		0-0 F4		
Joe Morgan, L OBP: 0.342, SLG: 0.377	0-0 F9		0-3 K		0-0 F8		0-0 SH1-4		0-0 HR	0-0 F4		
Jose Cruz, L OBP: 0.360, SLG: 0.402	0-3 K		0-0 E5 1B		0-3 K		0-3 K		0-0 3-1	0-0 G3		
Cesar Cedeno, R OBP: 0.397, SLG: 0.500		0-0 1B S 1B	0-0 S 1B		0-0 2B		4-0 IBB		0-0 L6 1B		0-0 SH 2B	
Denny Walling, L OBP: 0.409, SLG: 0.420		0-0 WP 1B	4-0 FC6-4 BB		4-0 BB		0-0 F9		0-0 1B		4-0 SH IBB	
Art Howe, R OBP: 0.326, SLG: 0.410		1-3 1B	1-2 BB		0-0 BB				1-2 1B			
Enos Cabell, R OBP: 0.295, SLG: 0.329		0-3 K	0-0 FC6-4		0-3 K			0-0 FC4-6 1B	0-0 L6		0-0 SH	
Frank LaCorte, R OBP: 0.250, SLG: 0.250			1-2 BB						2-3		1-2 2-H	
Craig Reynolds, L OBP: 0.218, SLG: 0.279												
Alan Ashby, S OBP: 0.322, SLG: 0.346		0-0 WP 1B		0-0 F8		0-0 6-3		0-0 5-3		0-0 6-3		
Jeffrey Leonard, R OBP: 0.274, SLG: 0.289		1-2 3-H 1B						1-2				
Joe Sambito, L OBP: 0.205, SLG: 0.143		0-3 K		0-3 K		0-0 5-3		1-0 FC4-6 HBP		0-0 5-3		
Dave Bergman, L OBP: 0.184, SLG: 0.176												
Bruce Bochy, R OBP: 0.545, SLG: 0.167												

AB	R	H	RBI	BB	SO	LOB
5	0	1	0	1	1	4
4	1	0	0	2	0	3
5	1	1	1	0	1	2
6	1	0	0	0	3	3
5	2	5	2	1	0	0
1	0	1	0	2	0	0
2	0	1	0	1	0	2
5	0	1	0	0	2	8
0	0	0	0	0	0	0
0	0	0	0	0	0	0
3	0	1	1	0	0	0
1	0	0	0	0	0	1
0	0	0	0	0	0	0
1	0	0	0	0	0	0
3	0	0	0	0	2	2
1	0	0	0	0	0	0

Los Angeles Dodgers @ Houston Astros
Astrodome, Houston, TX
Tue Jun 24 1980, 8:05 PM EDT
Att: 34,388 - Unknown

AB	42
R	5
H	11
RBI	4
BB	7
SO	9
LOB	25



Inning Stats	R	H	E	K	S	P	IP	WLS	BF	H	R	ER	SO	BB	IBB	HBP	BLK	WP	HR	S	P	ERA	WHIP
	0	1	0	6	6		6.0		29	6	3	2	8	5	0	0	0	1	0	40	60	3.00	1.833
	0	1	0	6	6		2.1		13	4	1	1	1	0	1	1	0	0	1	13	18	3.86	1.714
	0	1	0	6	6		1.2		4	0	0	0	0	0	0	0	0	0	0	4	4	0.00	0.000
	0	1	0	6	6		1.0	L	6	1	1	0	0	0	1	0	0	0	0	5	9	0.00	1.000

Batter	1	2	3	4	5	6	7	8	9	AB	R	H	RBI	BB	SO	LOB	TOP								
Davey Lopes, R OBP: 0.321, SLG: 0.314 (1, 4) X	0-0 5-3	0-0 1B		0-0 E3 4-3		0-0 6-3	4-0 BB 1-2 BB	0-0 F9		5	0	1	0	1	0	3									
Rudy Law, L OBP: 0.313, SLG: 0.313 (1, 8) X	0-0 2B 1B	4-0 1B BB		0-0 4-3		0-0 1B	0-0 F8		0-0 1B 1B	5	2	3	0	1	0	3									
Jay Johnstone, L OBP: 0.400, SLG: 0.419 (1, 9) X Derrel Thomas, S OBP: 0.313, SLG: 0.333 (8, PR) (8, 9)	0-0 1B 2B	0-0 1B		1-0 FC5-4 HBP		0-0 F8		0-0 FC6-5 2B	0-0 1B 1B	4	1	3	1	0	0	1									
Steve Garvey, R OBP: 0.319, SLG: 0.471 (1, 3) X Pedro Guerrero, R OBP: 0.500, SLG: 0.750 (9, PR) (9, 3)	0-0 1B 1B		0-3 K	0-0 FC5-4		4-0 6-3 HR BB	0-0 FC6-5 1B	0-0 G6-4-3 1B	0-0 1B 1B	5	2	2	3	1	1	3									
Dusty Baker Jr., R OBP: 0.335, SLG: 0.574 (1, 7) X	0-0 1B		0-0 E 2B		0-0 4-3 2B		0-0 F8	0-0 1B 1B	0-0 G6-4-3 1B	6	1	5	0	0	0	1									
Ron Cey, R OBP: 0.343, SLG: 0.411 (1, 5) X	0-0 F5		0-0 F4		0-0 6-3		0-0 E5 6-3 HR	0-0 BB 1B 1B	0-0 G6-4-3	6	1	1	1	0	0	7									
Bill Russell, R OBP: 0.318, SLG: 0.401 (1, 6) S S S	0-3 K		0-0 E5		0-0 4-3		0-0 6-3	0-0 BB 1B	0-3 K	6	0	1	1	0	2	8									
Steve Yeager, R OBP: 0.280, SLG: 0.250 (1, 2) X		0-0 F5	0-0 F8		0-0 F8		0-0 HR	0-0 F8		5	1	1	3	0	0	5									
Bob Welch, R OBP: 0.182, SLG: 0.182 (1, 1) X Reggie Smith, S OBP: 0.404, SLG: 0.548 (8, PH) Bobby Castillo, R OBP: 0.250, SLG: 0.250 (8, 1)		0-0 4-3		0-3 K		0-0 F2	0-0 BB 1B	4-0 BB		4	0	1	0	0	1	0									
Inning Stats	R: 2 E: 0 K: 1 S: 9	H: 4 LOB: 2 BB: 0 P: 9	R: 0 E: 0 K: 0 S: 4	H: 2 LOB: 2 BB: 1 P: 8	R: 0 E: 1 K: 1 S: 7	H: 1 LOB: 2 BB: 0 P: 7	R: 0 E: 1 K: 1 S: 6	H: 0 LOB: 2 BB: 0 P: 7	R: 0 E: 0 K: 0 S: 4	H: 1 LOB: 1 BB: 0 P: 4	R: 0 E: 0 K: 0 S: 4	H: 1 LOB: 1 BB: 0 P: 4	R: 3 E: 1 K: 0 S: 6	H: 2 LOB: 2 BB: 2 P: 14	R: 2 E: 0 K: 0 S: 7	H: 4 LOB: 3 BB: 1 P: 11	R: 2 E: 0 K: 1 S: 8	H: 4 LOB: 2 BB: 0 P: 8	1B: 14 2B: 4 3B: 0 HR: 1	SF: 0 SAC: 0 DP: 1 HBP: 1	WP: 0 PB: 0 SB: 4 CS: 0	PA: 52			
PITCHER	IP	WLS	BF	H	R	ER	SO	BB	IBB	HBP	BLK	WP	HR	S	P	ERA	WHIP								
Ken Forsch, R ERA: 3.28 (1, 1)	6.2	L	37	11	5	2	3	3	0	1	0	0	1	39	52	2.70	2.100								
Dave Smith, R ERA: 2.35 (7, 1)	1.1		9	4	2	2	0	1	0	0	0	0	0	8	12	13.50	3.750								
Vern Ruhle, R ERA: 2.79 (9, 1)	1.0		6	4	2	2	1	0	0	0	0	0	0	8	8	18.00	4.000								

Los Angeles Dodgers @ Houston Astros
Astrodome, Houston, TX
Wed Jun 25 1980, 8:05 PM EDT
Att. 34,416 - Unknown

AB	47
R	9
H	19
RBI	9
BB	4
SO	4
LOB	31



livebaseballscorecards.com

Batter	1	2	3	4	5	6	7	8	9	AB R H RBI BB SO LOB
Rafael Landestoy, S OBP: 0.300, SLG: 0.368 (1, 6)	0-0 F7	0-0 2-H 1B			0-0 F7		0-0 5-3		0-0 3-1	5 0 1 0 0 0 0
Terry Puhl, L OBP: 0.356, SLG: 0.437 (1, 8)	0-0 F8		0-0 F2		0-0 1-3		0-0 4-3		0-3 K	5 0 0 0 0 1 0
Joe Morgan, L OBP: 0.353, SLG: 0.383 (1, 4)	4-0 BB		0-0 1B		0-0 1B		4-0 1B BB			2 0 2 0 2 0 0
Jose Cruz, L OBP: 0.362, SLG: 0.407 (1, 7)	0-3 K		0-0 PO 2B		0-0 F8		0-0 1-2 1B			4 0 2 0 0 1 2
Denny Walling, L OBP: 0.411, SLG: 0.423 (1, 9)		0-0 4-3	0-0 PO 2-3	0-0 G3 1B 1B		0-0 4-3 1B	0-0 4-3			4 0 2 0 0 0 2
Enos Cabell, R OBP: 0.298, SLG: 0.332 (1, 5)		0-0 1B 1B		0-0 1-2 G3 1B		0-0 4-3 1-2	0-0 4-3			4 1 2 0 0 0 1
Art Howe, R OBP: 0.323, SLG: 0.405 (1, 3)		0-0 1-2 1B 1B		0-3 K		0-0 1-3	0-0 F7			4 0 1 0 0 1 3
Alan Ashby, S OBP: 0.327, SLG: 0.345 (1, 2)		0-0 1-H 2-H 2B 1B		0-0 G3 1-2 2-3		4-0 IBB	0-0 F9			3 1 1 1 1 0 2 0 0 0 0 0 0 0
Vern Ruhle, R OBP: 0.333, SLG: 0.357 (9, 1)										
Ken Forsch, R OBP: 0.293, SLG: 0.366 (1, 1)		0-0 2-H 1B 2B		0-3 K		0-3 K			0-0 1-3	3 0 1 1 0 2 4 0 0 0 0 0 0 0 1 0 0 0 0 0 0
Dave Smith, R (7, 1)										
Bruce Bochy, R OBP: 0.500, SLG: 0.143 (9, 2)										

Inning Stats	R: 0	H: 0	E: 0	K: 1	S: 5	R: 2	H: 5	E: 0	K: 0	S: 6	R: 0	H: 2	E: 0	K: 0	S: 3	R: 0	H: 2	E: 0	K: 2	S: 9	R: 0	H: 1	E: 0	K: 0	S: 4	R: 0	H: 1	E: 0	K: 1	S: 6	R: 0	H: 1	E: 0	K: 0	S: 4	R: 0	H: 0	E: 0	K: 0	S: 3	R: 0	H: 0	E: 0	K: 1	S: 5	1B: 10	SF: 0	2B: 2	SAC: 0	3B: 0	DP: 0	HR: 0	HBP: 0	WP: 0	PA: 39
--------------	------	------	------	------	------	------	------	------	------	------	------	------	------	------	------	------	------	------	------	------	------	------	------	------	------	------	------	------	------	------	------	------	------	------	------	------	------	------	------	------	------	------	------	------	------	--------	-------	-------	--------	-------	-------	-------	--------	-------	--------

PITCHER	IP	WLS	BF	H	R	ER	SO	BB	IBB	HBP	BLK	WP	HR	S	P	ERA	WHIP
Bob Welch, R ERA: 2.16 (1, 1)	7.0	W	32	12	2	2	4	2	1	0	0	0	0	37	49	2.57	2.000
Bobby Castillo, R ERA: 2.95 (8, 1)	2.0		6	0	0	0	1	0	0	0	0	0	0	8	8	0.00	0.000

BOTTOM

Los Angeles Dodgers @ Houston Astros
Astrodome, Houston, TX
Wed Jun 25 1980, 8:05 PM EDT
Att. 34,416 - Unknown

livebaseballscorecards.com

AB	35
R	2
H	12
RBI	2
BB	3
SO	5
LOB	14



Batter	1	2	3	4	5	6	7	8	9	AB	R	H	RBI	BB	SO	LOB	TOP
Davey Lopes, R OBP: 0.325, SLG: 0.327 (1, 4) X	0-0 E S 1B 1B		0-0 4-3 3B		0-0 K 2B	0-0 F8 1B		0-0 FC3-6 1B		5	2	3	0	0	1	0	
Rudy Law, L OBP: 0.319, SLG: 0.324 (1, 8) X	0-0 1-H CS 1B		0-0 4-3		0-0 1B 2B	0-0 4-3		0-0 1-2 FC3-6 1B		5	1	3	2	0	0	0	
Reggie Smith, S OBP: 0.402, SLG: 0.543 Pedro Guerrero, R OBP: 0.484, SLG: 0.724 Derrel Thomas, S OBP: 0.313, SLG: 0.333 (1, 9) S S S (6, 9) (9, 9)	0-3 1-2 K 1B		0-0 5-3		0-0 2-H HR 1B	0-0 6-3		0-0 F8		4	1	1	1	0	1	1	
Steve Garvey, R OBP: 0.320, SLG: 0.481 (1, 3) X	0-0 F3		0-0 6-3		0-0 1-2 HR 1B		0-0 HR	0-0 FC3-6 1-2f 2-3		5	2	2	1	0	0	2	
Dusty Baker Jr., R OBP: 0.332, SLG: 0.579 (1, 7) X		0-0 F9		0-0 6-3	0-0 1-H 2-H HR		0-0 F9	0-0 F3		5	1	1	3	0	0	2	
Ron Cey, R OBP: 0.344, SLG: 0.419 (1, 5) X		0-0 2B		0-3 K 2B	0-0 E7 1B 2B		0-0 5-3	0-0 F9		5	1	2	0	0	1	0	
Bill Russell, R OBP: 0.323, SLG: 0.405 (1, 6) X		0-0 F7		0-0 FC6-4 1B	0-0 3-H 1B 1B		0-0 2B 1B	0-0 F8		5	0	3	1	0	0	1	
Steve Yeager, R OBP: 0.305, SLG: 0.272 (1, 2) X		4-0 IBB		0-0 FC6-4 1-2f	0-0 1-3 1B		0-0 1-3 2B	0-0 5-3		4	0	2	0	1	0	1	
Jerry Reuss, L OBP: 0.133, SLG: 0.107 (1, 1) X		0-0 G3		0-0 K F5			0-0 4-3			4	0	0	0	0	1	6	
Inning Stats	R: 1 E: 0 K: 1 S: 6 H: 2 LOB: 0 BB: 0 P: 6	R: 0 E: 0 K: 0 S: 4 H: 1 LOB: 2 BB: 1 P: 8	R: 1 E: 0 K: 0 S: 4 H: 1 LOB: 0 BB: 0 P: 4	R: 0 E: 0 K: 1 S: 6 H: 1 LOB: 1 BB: 0 P: 6	R: 5 E: 1 K: 2 S: 14 H: 7 LOB: 2 BB: 0 P: 14	R: 0 E: 0 K: 0 S: 3 H: 0 LOB: 0 BB: 0 P: 3	R: 1 E: 0 K: 0 S: 6 H: 3 LOB: 2 BB: 0 P: 6	R: 0 E: 0 K: 0 S: 5 H: 2 LOB: 2 BB: 0 P: 5	R: 0 E: 0 K: 0 S: 3 H: 0 LOB: 0 BB: 0 P: 3	1B: 10 2B: 4 3B: 1 HR: 2 SF: 0 SAC: 0 DP: 0 HBP: 0	WP: 0 PB: 0 SB: 1 CS: 1	PA: 44					
PITCHER	IP WLS BF H R ER SO BB IBB HBP BLK WP HR S P ERA WHIP	IP WLS BF H R ER SO BB IBB HBP BLK WP HR S P ERA WHIP	IP WLS BF H R ER SO BB IBB HBP BLK WP HR S P ERA WHIP	IP WLS BF H R ER SO BB IBB HBP BLK WP HR S P ERA WHIP	IP WLS BF H R ER SO BB IBB HBP BLK WP HR S P ERA WHIP	IP WLS BF H R ER SO BB IBB HBP BLK WP HR S P ERA WHIP	IP WLS BF H R ER SO BB IBB HBP BLK WP HR S P ERA WHIP	IP WLS BF H R ER SO BB IBB HBP BLK WP HR S P ERA WHIP	IP WLS BF H R ER SO BB IBB HBP BLK WP HR S P ERA WHIP	IP WLS BF H R ER SO BB IBB HBP BLK WP HR S P ERA WHIP	IP WLS BF H R ER SO BB IBB HBP BLK WP HR S P ERA WHIP	IP WLS BF H R ER SO BB IBB HBP BLK WP HR S P ERA WHIP					
Vida Blue, L ERA: 3.02 (1, 1)	4.2 L 24 10 7 6 4 0 0 0 0 0 1 31 35 11.57 2.143																
Tom Griffin, R ERA: 5.06 (5, 1)	1.1 6 2 0 0 0 0 0 0 0 0 0 6 6 0.00 1.500																
Gary Lavelle, L ERA: 2.91 (7, 1)	3.0 14 5 1 1 0 0 0 0 0 0 0 1 14 14 3.00 1.667																

Los Angeles Dodgers @ San Francisco Giants
Candlestick Park, San Francisco, CA
Fri Jun 27 1980, 10:05 PM EDT
Att: 20,285 - Unknown

livebaseballscorecards.com

AB	43
R	8
H	17
RBI	8
BB	1
SO	4
LOB	15



Batter	1	2	3	4	5	6	7	8	9	AB R H RBI BB SO LOB
--------	---	---	---	---	---	---	---	---	---	----------------------

Bill North, S <small>(1, 8)</small> <small>OBP: 0.367, SLG: 0.293</small>	0-0 4-3 		0-0 6-3 			0-0 F7 			0-0 1-3 	4 0 0 0 0 0 0
--	-----------------------	--	-----------------------	--	--	----------------------	--	--	-----------------------	---------------

Darrell Evans, L <small>(1, 5)</small> <small>OBP: 0.337, SLG: 0.372</small>	0-0 F7 			0-0 F5 		0-0 F5 				3 0 0 0 0 0 0
---	----------------------	--	--	----------------------	--	----------------------	--	--	--	---------------

Jack Clark, R <small>(1, 9)</small> <small>OBP: 0.373, SLG: 0.556</small> Jim Wohlford, R <small>(6, 9)</small> <small>OBP: 0.252, SLG: 0.308</small>	0-0 E6 			0-0 1-3 		0-0 F9 				2 0 0 0 0 0 0 1 0 0 0 0 0 0
--	----------------------	--	--	-----------------------	--	----------------------	--	--	--	--------------------------------

Rich Murray, R <small>(1, 3)</small> <small>OBP: 0.293, SLG: 0.375</small>	0-0 FC6-4 			0-0 1-3 		0-0 6-3 				3 0 0 0 0 0 1
---	-------------------------	--	--	-----------------------	--	-----------------------	--	--	--	---------------

Larry Herndon, R <small>(1, 7)</small> <small>OBP: 0.272, SLG: 0.350</small>		0-0 4-3 		0-0 6-3 		0-0 5-3 				3 0 0 0 0 0 0
---	--	-----------------------	--	-----------------------	--	-----------------------	--	--	--	---------------

Joe Strain, R <small>(1, 4)</small> <small>OBP: 0.336, SLG: 0.345</small>		0-0 6-3 		0-0 F8 		0-0 6-3 				3 0 0 0 0 0 0
--	--	-----------------------	--	----------------------	--	-----------------------	--	--	--	---------------

Johnnie LeMaster, R <small>(1, 6)</small> <small>OBP: 0.247, SLG: 0.345</small>		0-0 5-3 		0-0 F9 		0-0 6-3 				3 0 0 0 0 0 0
--	--	-----------------------	--	----------------------	--	-----------------------	--	--	--	---------------

Mike Sadek, R <small>(1, 2)</small> <small>OBP: 0.390, SLG: 0.324</small>		0-3 K 		0-3 K 		0-0 5-3 				3 0 0 0 0 2 0
--	--	---------------------	--	---------------------	--	-----------------------	--	--	--	---------------

Vida Blue, S <small>(1, 1)</small> <small>OBP: 0.152, SLG: 0.136</small> Tom Griffin, R <small>(5, 1)</small> Terry Whitfield, L <small>(6, PH)</small> <small>OBP: 0.297, SLG: 0.326</small> Gary Lavelle, S <small>(7, 1)</small> Rennie Stennett, R <small>(9, PH)</small> <small>OBP: 0.275, SLG: 0.355</small>		0-0 F7 		0-0 6-3 		0-0 6-3 				1 0 0 0 0 0 0 0 0 0 0 0 0 0 1 0 0 0 0 0 0 0 0 0 0 0 0 0 1 0 0 0 0 0 0
--	--	----------------------	--	-----------------------	--	-----------------------	--	--	--	---

Inning Stats	R: 0 H: 0 E: 1 LOB: 1 K: 0 BB: 0 S: 4 P: 4	R: 0 H: 0 E: 0 LOB: 0 K: 0 BB: 0 S: 3 P: 3	R: 0 H: 0 E: 0 LOB: 0 K: 1 BB: 0 S: 5 P: 5	R: 0 H: 0 E: 0 LOB: 0 K: 0 BB: 0 S: 3 P: 3	R: 0 H: 0 E: 0 LOB: 0 K: 0 BB: 0 S: 3 P: 3	R: 0 H: 0 E: 0 LOB: 0 K: 1 BB: 0 S: 5 P: 5	R: 0 H: 0 E: 0 LOB: 0 K: 0 BB: 0 S: 3 P: 3	R: 0 H: 0 E: 0 LOB: 0 K: 0 BB: 0 S: 3 P: 3	R: 0 H: 0 E: 0 LOB: 0 K: 0 BB: 0 S: 3 P: 3	R: 0 H: 0 E: 0 LOB: 0 K: 0 BB: 0 S: 3 P: 3	R: 0 H: 0 E: 0 LOB: 0 K: 0 BB: 0 S: 3 P: 3	1B: 0 SF: 0 2B: 0 SAC: 0 3B: 0 DP: 0 HR: 0 HBP: 0
--------------	---	---	---	---	---	---	---	---	---	---	---	--

PITCHER Jerry Reuss, L <small>(1, 1)</small> <small>ERA: 1.87</small>	IP 9.0 WLS W BF 28 H 0 R 0 ER 0 SO 2 BB 0 IBB 0 HBP 0 BLK 0 WP 0 HR 0 S 32 P 32 ERA 0.00 WHIP 0.000	PITCHER IP WLS BF H R ER SO BB IBB HBP BLK WP HR S P ERA WHIP	WP: 0 PA: 28 PB: 0 SB: 0 CS: 0
--	---	---	---

BOTTOM

Los Angeles Dodgers @ San Francisco Giants
 Candlestick Park, San Francisco, CA
 Fri Jun 27 1980, 10:05 PM EDT
 Att. 20,285 - Unknown

livebaseballscorecards.com

AB	28
R	0
H	0
RBI	0
BB	0
SO	2
LOB	1



Batter	1	2	3	4	5	6	7	8	9	10	11	AB R H RBI BB SO LOB	TOP																		
Davey Lopes, R (1, 4) OBP: 0.326, SLG: 0.322	0-0 F9	4-0 BB			0-0 6-3		0-3 K		0-0 F9	4-0 IBB		4 0 0 0 2 1 1	Los Angeles Dodgers @ San Francisco Giants Candlestick Park, San Francisco, CA Sat Jun 28 1980, 6:33 AM EDT Att. 25,145 - Unknown																		
Rudy Law, L (1, 8) OBP: 0.325, SLG: 0.324	4-0 1B	0-0 L4			0-0 4-3		0-0 1B		1-0 HBP	0-3 K		3 1 1 0 1 0 3																			
Steve Yeager, R (10, PH) OBP: 0.302, SLG: 0.269	1B BB											1 0 0 0 0 1 3																			
Reggie Smith, S (1, 9) OBP: 0.408, SLG: 0.556	0-0 1B			0-0 HR			1-0 F8		4-0 BB		0-0 1-3	4 1 2 2 1 0 1																			
Steve Garvey, R (1, 3) OBP: 0.317, SLG: 0.472	4-0 BB			0-0 5-3			0-0 L4		0-3 K		0-0 F7	5 0 0 0 1 2 5																			
Dusty Baker Jr., R (1, 7) OBP: 0.328, SLG: 0.569	0-3 K			0-0 1-3				0-0 F8		0-0 F8	0-0 6-3	6 0 1 0 0 1 2																			
Ron Cey, R (1, 5) OBP: 0.343, SLG: 0.416		0-3 K		0-0 F8				0-3 K		4-0 2B		4 0 1 0 0 2 0																			
Steve Howe, L (8, 1) OBP: 0.167, SLG: 0.167												0 0 0 0 0 0 0																			
Pedro Guerrero, R (10, PH) OBP: 0.500, SLG: 0.724												0 1 0 0 1 0 0																			
Gary Thomasson, L (10, 8) OBP: 0.352, SLG: 0.267												0 0 0 0 0 0 0																			
Bill Russell, R (1, 6) OBP: 0.321, SLG: 0.401		0-0 1B			0-3 K		0-0 F9		0-0 F8		0-0 4-3	5 0 1 0 0 1 3																			
Joe Ferguson, R (1, 2) OBP: 0.325, SLG: 0.250		0-3 K			0-0 F3		0-0 F9		0-0 E5	4-0 2B		4 0 0 0 1 1 3																			
Bobby Castillo, R (10, 1) OBP: 0.250, SLG: 0.250		1-2 K							SH1-4		4-0 IBB	0 0 0 0 0 0 0																			
Rick Sutcliffe, L (10, 1) OBP: 0.176, SLG: 0.176												0 0 0 0 0 0 0																			
Dave Goltz, R (1, 1) OBP: 0.276, SLG: 0.125		4-0 BB			0-3 K		0-3 K		0-0 SH1-4		0-0 2B	2 0 0 0 1 2 2																			
Derrel Thomas, S (8, 5) OBP: 0.319, SLG: 0.349											1-3 2-H	1 0 1 1 0 0 0																			
Inning Stats	R: 1 E: 0 K: 1 S: 5	H: 1 LOB: 2 BB: 2 P: 13	R: 0 E: 0 K: 2 S: 8	H: 1 LOB: 3 BB: 2 P: 16	R: 1 E: 0 K: 0 S: 4	H: 1 LOB: 0 BB: 0 P: 4	R: 0 E: 0 K: 2 S: 7	H: 0 LOB: 0 BB: 0 P: 7	R: 0 E: 0 K: 0 S: 3	H: 0 LOB: 1 BB: 0 P: 4	R: 0 E: 0 K: 1 S: 7	H: 2 LOB: 2 BB: 0 P: 7	R: 0 E: 0 K: 2 S: 8	H: 1 LOB: 1 BB: 0 P: 8	R: 0 E: 0 K: 1 S: 5	H: 0 LOB: 0 BB: 0 P: 5	R: 0 E: 1 K: 1 S: 6	H: 0 LOB: 3 BB: 1 P: 11	R: 1 E: 0 K: 1 S: 6	H: 1 LOB: 3 BB: 3 P: 18	R: 0 E: 0 K: 0 S: 3	H: 0 LOB: 0 BB: 0 P: 3	1B: 5 2B: 2 3B: 0 HR: 1	SF: 0 SAC: 1 DP: 1 HBP: 2	WP: 0 PB: 0 SB: 2 CS: 1	PA: 50					
PITCHER	IP WLS BF H R ER SO BB IBB HBP BLK WP HR S P ERA WHIP																														
John Montefusco, R (1, 1) ERA: 3.95	8.0	34	6	2	2	9	4	0	1	0	0	0	0	0	3	3	0.00	0.000													
Greg Minton, R ERA: 3.27	(9, 1)	0.2	3	0	0	0	0	0	0	0	0	0	0	0	3	3	0.00	0.000													
Al Holland, L ERA: 1.23	(9, 1)	1.1	10	1	1	1	2	2	2	1	0	0	0	0	9	26	6.75	2.250													
Tom Griffin, R ERA: 4.84	(11, 1)	1.0	W 3	0	0	0	0	0	0	0	0	0	0	0	3	3	0.00	0.000													

livebaseballscorecards.com

AB	39
R	3
H	7
RBI	3
BB	8
SO	11
LOB	23



Batter	1	2	3	4	5	6	7	8	9	10	11	AB	R	H	RBI	BB	SO	LOB	BOTTOM
Bill North, S (1, 8) OBP: 0.369, SLG: 0.298 Willie McCovey, L (10, PH) OBP: 0.279, SLG: 0.290 Roger Metzger, S (10, PR) OBP: 0.130, SLG: 0.048 Tom Griffin, R (11, 1)												4	1	2	0	0	1	1	
Max Venable, L (1, 9) OBP: 0.333, SLG: 0.333 Jim Wohlford, R (9, PH) OBP: 0.265, SLG: 0.315												3	0	1	0	0	1	0	
Larry Herndon, R (1, 7) OBP: 0.276, SLG: 0.353												4	0	2	1	0	1	1	
Darrell Evans, L (1, 5) OBP: 0.334, SLG: 0.369												5	0	1	1	0	0	3	
Milt May, L (1, 2) OBP: 0.328, SLG: 0.359												5	0	0	0	0	0	3	
Rennie Stennett, R (1, 4) OBP: 0.279, SLG: 0.353												4	0	1	0	1	1	2	
Rich Murray, R (1, 3) OBP: 0.288, SLG: 0.355												4	1	0	0	1	1	3	
Johnnie LeMaster, R (1, 6) OBP: 0.246, SLG: 0.342												5	0	1	0	0	1	0	
John Montefusco, R (1, 1) OBP: 0.115, SLG: 0.042 Joe Sisk, R (8, PH) OBP: 0.342, SLG: 0.351 Greg Minton, S (9, 1) Al Holland, R (9, 1) Terry Whitfield, L (10, PH) OBP: 0.306, SLG: 0.336												2	0	0	0	0	1	0	
Inning Stats	R: 1 H: 2 E: 0 LOB: 0 K: 0 BB: 0 S: 4 P: 4	R: 0 H: 1 E: 0 LOB: 0 K: 0 BB: 0 S: 3 P: 3	R: 0 H: 0 E: 0 LOB: 0 K: 1 BB: 0 S: 5 P: 5	R: 0 H: 0 E: 0 LOB: 0 K: 1 BB: 0 S: 5 P: 5	R: 0 H: 0 E: 0 LOB: 0 K: 1 BB: 0 S: 5 P: 5	R: 0 H: 1 E: 0 LOB: 0 K: 1 BB: 0 S: 5 P: 5	R: 0 H: 2 E: 0 LOB: 2 K: 1 BB: 0 S: 7 P: 7	R: 0 H: 1 E: 0 LOB: 1 K: 1 BB: 0 S: 6 P: 6	R: 1 H: 2 E: 0 LOB: 2 K: 1 BB: 1 S: 7 P: 11	R: 1 H: 1 E: 0 LOB: 2 K: 0 BB: 2 S: 4 P: 12	R: 1 H: 2 E: 0 LOB: 2 K: 0 BB: 1 S: 4 P: 8	1B: 12 SF: 1 2B: 0 SAC: 0 3B: 0 DP: 2 HR: 0 HBP: 0	WP: 1 PA: 46 PB: 0 SB: 0 CS: 1						
PITCHER	IP WLS BF H R ER SO BB IBB HBP BLK WP HR S P ERA WHIP Dave Goltz, R (1, 1) ERA: 5.31 Steve Howe, L (8, 1) ERA: 2.36 Bobby Castillo, R (10, 1) ERA: 3.15 Rick Sutcliffe, R (10, 1) ERA: 5.88																		

Los Angeles Dodgers @ San Francisco Giants
 Candlestick Park, San Francisco, CA
 Sat Jun 28 1980, 6:33 AM EDT
 Att. 25,145 - Unknown

AB	40
R	4
H	12
RBI	3
BB	4
SO	7
LOB	13



Batter	1	2	3	4	5	6	7	8	9	AB R H RBI BB SO LOB	TOP	
Davey Lopes, R OBP: 0.328, SLG: 0.336 (1, 4) X	0-0 HR		0-0 SH1-3 1B		0-0 F8			0-0 4-3		4 2 2 1 0 0 0	<p>Los Angeles Dodgers @ San Francisco Giants Candlestick Park, San Francisco, CA</p> <p>Sun Jun 29 1980, 6:33 AM EDT Unknown</p>	
Derrel Thomas, S OBP: 0.311, SLG: 0.339 (1, 8) X	0-0 1-3		0-0 SH1-3 1-2		0-0 1-3			0-0 1-3		3 0 0 0 0 0 0		
Dusty Baker Jr., R OBP: 0.327, SLG: 0.563 (1, 7) X	0-0 F3		0-3 K			0-0 F7		0-0 3-6 1B		4 0 1 0 0 1 1		
Steve Garvey, R OBP: 0.316, SLG: 0.469 (1, 3) X	0-0 F8		0-0 1B			0-0 F3		0-0 3-6 1-2	0-0 F3	4 0 1 1 0 0 0		
Ron Cey, R OBP: 0.341, SLG: 0.425 (1, 5) X		0-0 F8	0-0 F4			0-0 HR			0-0 F7	4 1 1 1 0 0 1		
Pedro Guerrero, R OBP: 0.500, SLG: 0.688 Bobby Castillo, R OBP: 0.250, SLG: 0.250 (1, 9) (9, 1)		4-0 BB			0-0 F8		0-0 F8		0-0 1B	3 0 1 0 1 0 0 0 0 0 0 0 0 0		
Bill Russell, R OBP: 0.316, SLG: 0.395 (1, 6) X		0-0 1-3			0-0 F4		0-0 6-3		0-0 F3	4 0 0 0 0 0 2		
Steve Yeager, R OBP: 0.303, SLG: 0.263 (1, 2) X		4-0 IBB			0-3 K		0-3 K			2 0 0 0 1 2 0		
Don Sutton, R OBP: 0.040, SLG: 0.040 Reggie Smith, S OBP: 0.408, SLG: 0.556 (1, 1) (9, 9) X		0-0 4-3			0-3 K		0-0 4-3			3 0 0 0 0 1 2 0 0 0 0 0 0 0		
Inning Stats	R: 1 H: 1 E: 0 LOB: 0 K: 0 BB: 0 S: 4 P: 4	R: 0 H: 0 E: 0 LOB: 2 K: 0 BB: 2 S: 3 P: 11	R: 1 H: 2 E: 0 LOB: 1 K: 1 BB: 0 S: 7 P: 7	R: 0 H: 0 E: 0 LOB: 0 K: 1 BB: 0 S: 5 P: 5	R: 0 H: 0 E: 0 LOB: 0 K: 1 BB: 0 S: 5 P: 5	R: 1 H: 1 E: 0 LOB: 0 K: 0 BB: 0 S: 4 P: 4	R: 0 H: 0 E: 0 LOB: 0 K: 1 BB: 0 S: 5 P: 5	R: 0 H: 1 E: 0 LOB: 1 K: 0 BB: 0 S: 3 P: 3	R: 0 H: 1 E: 0 LOB: 1 K: 0 BB: 0 S: 4 P: 4	1B: 4 SF: 0 2B: 0 SAC: 1 3B: 0 DP: 0 HR: 2 HBP: 0	WP: 0 PA: 34 PB: 0 SB: 0 CS: 0	
PITCHER Bob Knepper, L ERA: 4.19 (1, 1)	IP WLS BF H R ER SO BB IBB HBP BLK WP HR S P ERA WHIP											PITCHER IP WLS BF H R ER SO BB IBB HBP BLK WP HR S P ERA WHIP
	9.0 W 35 6 3 3 4 1 1 0 0 0 2 40 48 3.00 0.778											

livebaseballscorecards.com

AB	31
R	3
H	6
RBI	3
BB	2
SO	4
LOB	6



Batter	1	2	3	4	5	6	7	8	9	AB R H RBI BB SO LOB	TOP											
Davey Lopes, R (1, 4) OBP: 0.333, SLG: 0.337	0-3 K		0-0 1B			4-0 1B WP BB	0-0 SH3-4		4-0 IBB	2 1 1 1 2 1 0												
Rudy Law, L (1, 8) OBP: 0.324, SLG: 0.323	0-0 1-3		0-0 F9			0-0 1B WP	0-3 K		0-0 F7	4 0 1 0 0 1 2												
Steve Yeager, R (7, 2) OBP: 0.300, SLG: 0.260										1 0 0 0 0 0 2												
Reggie Smith, S (1, 9) OBP: 0.403, SLG: 0.548	0-0 F4				0-3 K	0-0 1-3		0-3 K	0-0 F8	3 0 0 0 0 1 1												
Gary Thomasson, L (7, 9) OBP: 0.347, SLG: 0.262						1-2				1 0 0 0 0 1 0												
Dusty Baker Jr., R (9, PH) OBP: 0.326, SLG: 0.561						3-H				1 0 0 0 0 0 2												
Steve Garvey, R (1, 3) OBP: 0.319, SLG: 0.470		0-0 F6			0-0 1B	0-0 F2		0-0 BB 1B		4 0 2 0 0 0 1												
Jay Johnstone, L (1, 7) OBP: 0.419, SLG: 0.413		4-0 6-3 BB			0-0 F9	4-0 IBB		4-0 1-2 BB		1 0 0 0 3 0 1												
Pedro Guerrero, R (1, 5) OBP: 0.450, SLG: 0.611		0-0 6-3			0-0 F8	0-0 F6		0-3 K		4 0 0 0 0 1 6												
Derrel Thomas, S (1, 6) OBP: 0.309, SLG: 0.336		0-0 F4				0-0 F7	0-0 BLK 2B 1B	0-0 F7		4 1 1 0 0 0 3												
Mike Scioscia, L (1, 2) OBP: 0.357, SLG: 0.413			0-0 G3			0-0 F9			0-0 E6	3 0 1 1 0 0 0												
Bill Russell, R (7, PR) OBP: 0.315, SLG: 0.393							0-0 SH1-4 SH3-4 2B		0-0 SH3-4	1 1 0 0 0 0 0												
Burt Hooton, R (1, 1)			0-0 F9			0-3 K		0-0 SH1-4	0-0 SH3-4	2 0 0 0 0 1 0												
Inning Stats	R: 0 E: 0 K: 1 S: 5	H: 0 LOB: 0 BB: 0 P: 5	R: 0 E: 0 K: 0 S: 3	H: 0 LOB: 1 BB: 1 P: 7	R: 0 E: 0 K: 0 S: 4	H: 1 LOB: 1 BB: 0 P: 4	R: 0 E: 0 K: 1 S: 6	H: 1 LOB: 1 BB: 0 P: 6	R: 0 E: 0 K: 1 S: 5	H: 0 LOB: 0 BB: 0 P: 5	R: 1 E: 0 K: 0 S: 4	H: 1 LOB: 2 BB: 2 P: 12	R: 2 E: 0 K: 1 S: 7	H: 2 LOB: 1 BB: 0 P: 7	R: 0 E: 0 K: 2 S: 8	H: 1 LOB: 2 BB: 1 P: 12	R: 0 E: 1 K: 0 S: 4	H: 0 LOB: 2 BB: 1 P: 8	1B: 5 2B: 1 3B: 0 HR: 0	SF: 0 SAC: 3 DP: 0 HBP: 0	WP: 1 PB: 0 SB: 0 CS: 0	PA: 39
PITCHER	IP WLS BF H R ER SO BB IBB HBP BLK WP HR S P ERA WHIP																					
Allen Ripley, R (1, 1) ERA: 3.18	6.0 L 26 5 3 3 3 2 1 0 0 1 1 0 29 41 4.50 1.167																					
Tom Griffin, R (7, 1) ERA: 4.44	2.0 8 1 0 0 3 1 0 0 0 0 0 0 13 17 0.00 1.000																					
Gary Lavelle, L (9, 1) ERA: 2.86	0.2 4 0 0 0 0 0 0 1 0 0 0 0 3 7 0.00 0.000																					
Greg Minton, R (9, 1) ERA: 3.24	0.1 1 0 0 0 0 0 0 0 0 0 0 0 1 1 0.00 0.000																					

Los Angeles Dodgers @ San Francisco Giants
 Candlestick Park, San Francisco, CA
 Sun Jun 29 1980, 6:38 AM EDT
 Att: 50,229 - Unknown

AB	31
R	3
H	6
RBI	2
BB	5
SO	6
LOB	18



WP: 1	PA: 39
PB: 0	
SB: 0	
CS: 0	

ERA	WHIP

Batter	1	2	3	4	5	6	7	8	9
Bill North, S (1, 8) <small>OBP: 0.369, SLG: 0.297</small> Gary Lavelle, S (9, 1) Greg Minton, S (9, 1)	0-0 6-3		0-0 1B			0-3 K		0-0 6-3	
Joe Strain, R (1, 5) <small>OBP: 0.336, SLG: 0.345</small>	0-0 L3		0-0 L6			0-0 F9		0-0 F4	
Max Venable, L (1, 9) <small>OBP: 0.273, SLG: 0.273</small>	0-0 F9			0-0 4-3		0-0 1B		0-0 3-1	
Rich Murray, R (1, 3) <small>OBP: 0.261, SLG: 0.321</small>		0-3 K		0-0 G3		0-3 K		0-0 F9	
Rennie Stennett, R (1, 4) <small>OBP: 0.279, SLG: 0.350</small>		0-0 6-3		0-0 1B		0-0 5-3			
Larry Herndon, R (1, 7) <small>OBP: 0.271, SLG: 0.346</small> (9, 8)		0-0 1-3		0-0 FC6-4		0-0 F8			
Mike Sadek, R (1, 2) <small>OBP: 0.364, SLG: 0.297</small>			0-0 F9		0-0 F8		0-0 F3		
Roger Metzger, S (1, 6) <small>OBP: 0.120, SLG: 0.043</small> Darrell Evans, L (8, PH) <small>OBP: 0.337, SLG: 0.368</small> Johnnie Leflaster, R (9, 6) <small>OBP: 0.242, SLG: 0.336</small>			0-3 K		0-0 F4		0-0 F8		
Allen Ripley, R (1, 1) <small>OBP: 0.125, SLG: 0.125</small> Tom Griffin, R (7, 1) Terry Whitfield, L (8, PH) <small>OBP: 0.304, SLG: 0.333</small> (9, 7)			0-0 1B		0-0 4-3		0-3 K		

AB	R	H	RBI	BB	SO	LOB
4	0	1	0	0	1	0
0	0	0	0	0	0	0
0	0	0	0	0	0	0
4	0	0	0	0	0	2
4	0	1	0	0	0	0
4	0	0	0	0	2	1
3	0	1	0	0	0	0
3	0	0	0	0	0	1
3	0	0	0	0	0	0
2	0	0	0	0	1	0
1	0	0	0	0	0	0
0	0	0	0	0	0	0
2	0	1	0	0	0	0
0	0	0	0	0	0	0
1	0	0	0	0	1	0

BOTTOM

Los Angeles Dodgers @ San Francisco Giants
Candlestick Park, San Francisco, CA
Sun Jun 29 1980, 6:38 AM EDT
Att. 50,229 - Unknown

livebaseballscorecards.com

AB	31
R	0
H	4
RBI	0
BB	0
SO	5
LOB	4



Inning Stats	R: 0	H: 0	E: 0	K: 0	S: 3	R: 0	H: 0	E: 0	K: 1	S: 5	R: 0	H: 2	E: 0	K: 1	S: 7	R: 0	H: 1	E: 0	K: 0	S: 4	R: 0	H: 0	E: 0	K: 0	S: 3	R: 0	H: 1	E: 0	K: 2	S: 8	R: 0	H: 0	E: 0	K: 0	S: 3	R: 0	H: 0	E: 0	K: 1	S: 5	R: 0	H: 0	E: 0	K: 0	S: 3																		
IP	9.0	WLS	W	BF	31	H	4	R	0	ER	0	SO	5	BB	0	IBB	0	HBP	0	BLK	0	WP	0	HR	0	S	41	P	41	ERA	0.00	WHIP	0.444	IP		WLS		BF		H		R		ER		SO		BB		IBB		HBP		BLK		WP		HR		S		P	

WP: 0	PA: 31
PB: 0	
SB: 1	
CS: 0	

Batter	1	2	3	4	5	6	7	8	9	AB R H RBI BB SO LOB	TOP		
Gene Richards, L (1, 7) OBP: 0.354, SLG: 0.343	4-0 G3 BB BB		0-0 1B 1B		4-0 1B S BB	4-0 IBB		0-0 F7		2 1 1 0 3 0 0	San Diego Padres @ Los Angeles Dodgers Dodger Stadium, Los Angeles, CA Mon Jun 30 1980, 7:05 PM PDT Att. 29,756 - Unknown		
Ozzie Smith, S (1, 6) OBP: 0.335, SLG: 0.283	4-0 G3 1-2 BB		0-0 CS 1B		0-0 1-3 1B	0-0 F9		0-0 F9	4 0 2 1 1 0 3				
Jerry Turner, L (1, 9) OBP: 0.313, SLG: 0.392 Jerry Mumphrey, S (8, 8) OBP: 0.320, SLG: 0.321	0-0 G3 1-2 2-3		0-0 6-3		0-0 1-3		0-0 P6		4 0 0 0 0 0 5 1 0 0 0 0 1 0				
Dave Winfield, R (1, 8) OBP: 0.382, SLG: 0.433 (8, 9)	0-0 P3			0-0 F8	0-3 K		0-0 BB 1B		5 1 1 0 0 1 3				
Willie Montanez, L (1, 3) OBP: 0.301, SLG: 0.336	0-0 F5			4-0 BB 1B BB		0-0 1B 1B	4-0 1B G1-2-3 BB	0-0 4-3	3 2 1 0 2 0 2				
Tim Flannery, L (1, 5) OBP: 0.423, SLG: 0.439 Aurelio Rodriguez, R (7, PH) OBP: 0.235, SLG: 0.328 (7, 5)		0-0 G3		4-0 1B 1-2 BB		0-0 SH1 1B 1B	0-0 1-3 2-H 1B		2 0 1 0 1 0 0 1 0 1 1 0 0 0				
Bill Fahey, L (1, 2) OBP: 0.322, SLG: 0.288		0-0 F3		0-0 G6-4-3 1-2 2-H 1B		0-0 F8	4-0 1-2 IBB		3 0 1 1 1 0 2				
Dave Cash, R (1, 4) OBP: 0.292, SLG: 0.272		0-0 F9		0-0 G6-4-3 1-2f		0-0 SH1 1B	0-0 G1-2-3		4 0 1 1 0 0 5				
Juan Eichelberger, R (1, 1) Bob Shirley, R (7, 1)			0-3 K		0-3 K	0-0 SH1		0-3 K	2 0 0 0 0 2 0 1 0 0 0 0 1 0				
Inning Stats	R: 0 H: 0 E: 0 LOB: 2 K: 0 BB: 2 S: 3 P: 11	R: 0 H: 0 E: 0 LOB: 0 K: 0 BB: 0 S: 3 P: 3	R: 0 H: 2 E: 0 LOB: 1 K: 1 BB: 0 S: 6 P: 6	R: 1 H: 1 E: 0 LOB: 1 K: 0 BB: 2 S: 3 P: 11	R: 1 H: 1 E: 0 LOB: 1 K: 2 BB: 1 S: 8 P: 12	R: 1 H: 3 E: 0 LOB: 3 K: 0 BB: 1 S: 6 P: 10	R: 1 H: 2 E: 0 LOB: 2 K: 0 BB: 2 S: 4 P: 12	R: 0 H: 0 E: 0 LOB: 0 K: 1 BB: 0 S: 5 P: 5	R: 0 H: 0 E: 0 LOB: 0 K: 1 BB: 0 S: 5 P: 5	1B: 9 SF: 0 2B: 0 SAC: 1 3B: 0 DP: 2 HR: 0 HBP: 0		WP: 0 PA: 41 PB: 0 SB: 1 CS: 1	
PITCHER	IP WLS BF H R ER SO BB IBB HBP BLK WP HR S P ERA WHIP											PITCHER	IP WLS BF H R ER SO BB IBB HBP BLK WP HR S P ERA WHIP
Bob Welch, R (1, 1) ERA: 2.34	7.0 L 35 9 4 4 3 6 2 0 0 0 0 0 33 65 5.14 2.143												
Joe Beckwith, R (8, 1) ERA: 1.82	2.0 6 0 0 0 2 0 0 0 0 0 0 0 10 10 0.00 0.000												

livebaseballscorecards.com

AB	32
R	4
H	9
RBI	4
BB	8
SO	5
LOB	20



Batter	1	2	3	4	5	6	7	8	9	AB R H RBI BB SO LOB	TOP
Gene Richards, L (1, 7) OBP: 0.359, SLG: 0.347	4-0 E FC1 4-3 BB		X 0-0 4-3 S E 1B		0-0 K		X 0-0 1-2 2-3 1B			3 2 2 0 1 1 0	San Diego Padres @ Los Angeles Dodgers Dodger Stadium, Los Angeles, CA Tue Jul 01 1980, 7:05 PM PDT Att: 38,801 - Unknown
Ozzie Smith, S (1, 6) OBP: 0.331, SLG: 0.279	X 0-0 FC1 4-3 1-3		X 0-0 4-3		X 0-0 4-3		X 0-0 F7			4 0 0 0 0 0 5	
Jerry Mumphrey, S (1, 8) OBP: 0.316, SLG: 0.315	S 0-3 K		X 0-0 E6 HR		X 0-0 5-3		X 0-0 F7			4 1 0 0 0 1 2	
Dave Winfield, R (1, 9) OBP: 0.380, SLG: 0.441	X 0-0 4-3		X 0-0 3-H 1-H HR		X 0-0 5-3		X 0-0 3-1			4 1 1 3 0 0 1	
Willie Montanez, L (1, 3) OBP: 0.297, SLG: 0.331	X 0-0 2-3 3-H 1-3		X 0-0 F7		X 0-0 1-3		X 0-0 P6			4 0 0 0 0 0 1	
Gene Tenace, R (1, 2) OBP: 0.388, SLG: 0.376		X 0-0 6-3		B 4-0 CS BB		X 0-0 FC5-4 1B		B 4-0 FC4-6 BB		2 0 1 0 2 0 0	
Aurelio Rodriguez, R (1, 5) OBP: 0.228, SLG: 0.318		X 0-0 5-3		X 0-0 1-3 1-2		X 0-0 F7		X 0-0 FC4-6 G4-3 1-2f		4 0 0 0 0 0 3	
Dave Cash, R (1, 4) OBP: 0.288, SLG: 0.268		X 0-0 6-3		X 0-0 5-3		X 0-0 FC5-4 1B BB 1-2f		X 0-0 G4-3 1-2f		4 0 0 0 0 0 2	
Steve Mura, R (1, 1) OBP: 0.200, SLG: 0.154			X 0-0 6-3		0-0 K		B 4-0 1B 1-2			2 0 0 0 1 1 0	
Dennis Kinney, L (7, 1) OBP: 0.286, SLG: 0.167										0 0 0 0 0 0 0	
Rollie Fingers, R (7, 1) OBP: 0.250, SLG: 0.500										0 0 0 0 0 0 0	
Inning Stats	R: 1 H: 0 E: 1 LOB: 1 K: 1 BB: 1 S: 6 P: 10	R: 0 H: 0 E: 0 LOB: 0 K: 0 BB: 0 S: 3 P: 3	R: 3 H: 2 E: 1 LOB: 0 K: 0 BB: 0 S: 6 P: 6	R: 0 H: 0 E: 0 LOB: 0 K: 0 BB: 1 S: 2 P: 6	R: 0 H: 0 E: 0 LOB: 0 K: 2 BB: 0 S: 7 P: 7	R: 0 H: 0 E: 0 LOB: 0 K: 0 BB: 0 S: 3 P: 3	R: 0 H: 2 E: 0 LOB: 3 K: 0 BB: 1 S: 5 P: 9	R: 0 H: 0 E: 0 LOB: 0 K: 0 BB: 0 S: 3 P: 3	R: 0 H: 0 E: 0 LOB: 0 K: 0 BB: 1 S: 2 P: 6	1B: 3 SF: 0 2B: 0 SAC: 0 3B: 0 DP: 1 HR: 1 HBP: 0	WP: 0 PA: 35 PB: 0 SB: 1 CS: 1
PITCHER	IP WLS BF H R ER SO BB IBB HBP BLK WP HR S P ERA WHIP										
Jerry Reuss, L (1, 1) ERA: 1.74	7.0 L 29 4 4 0 3 3 0 0 0 0 0 1 32 44 0.00 1.000										
Bobby Castillo, R (8, 1) ERA: 3.16	2.0 6 0 0 0 0 1 0 0 0 0 0 0 5 9 0.00 0.500										

livebaseballscorecards.com

AB	31
R	4
H	4
RBI	3
BB	4
SO	3
LOB	14



Batter	1	2	3	4	5	6	7	8	9	AB R H RBI BB SO LOB
Rudy Law, L OBP: 0.335, SLG: 0.323 (1, 8)	4-0 CS BB		0-0 G3		0-0 L4-6 2-3		4-0 BB		4-0 WP 1B BB	2 0 0 0 3 0 2
Bill Russell, R OBP: 0.316, SLG: 0.393 (1, 6)	0-0 6-3 1-2		0-0 1B			0-0 2B	0-0 F8		0-0 F5	5 0 2 0 0 0 4
Reggie Smith, S OBP: 0.394, SLG: 0.532 (1, 9)	0-0 F8		0-0 F8			0-0 F8		0-3 K	0-0 WP 1B	5 0 1 0 0 1 2
Steve Garvey, R OBP: 0.316, SLG: 0.472 (1, 3)		0-0 1B 1B		0-0 5-3		0-0 F7		0-3 K	0-3 K	5 0 1 0 0 2 3
Dusty Baker Jr., R OBP: 0.338, SLG: 0.575 (1, 7)		0-0 1B		4-0 G6-4-3 BB		4-0 FC6-4 BB		0-0 1B 1B		2 0 2 0 2 0 0
Ron Cey, R OBP: 0.336, SLG: 0.416 (1, 5)		0-3 K		0-0 G6-4-3 1-2f		0-0 FC6-4 1-2f		0-0 1B		4 0 1 0 0 1 5
Pedro Guerrero, R OBP: 0.468, SLG: 0.595 (1, 4)		0-3 K			0-0 L4-6 1B 1B		4-0 G6-4-3 BB BB	0-3 K		3 0 1 0 1 2 4
Steve Yeager, R OBP: 0.301, SLG: 0.263 (1, 2)		0-0 F2			0-0	0-0	4-0 G6-4-3 BB		0-0 F5	2 0 1 0 0 0 2
Rick Monday, L OBP: 0.314, SLG: 0.333 (7, PH)					1-2 1B					0 0 0 0 1 0 0
Bobby Castillo, R OBP: 0.250, SLG: 0.250 (8, 1)							0-0 G6-4-3 BB			0 0 0 0 0 0 0
Gary Thomasson, L OBP: 0.342, SLG: 0.258 (9, PH)							0-0 G6-4-3 1-2f 2-3			1 0 0 0 0 0 0
Jerry Reuss, L OBP: 0.125, SLG: 0.100 (1, 1)			0-3 K			0-3 K			0-0 HR	2 0 0 0 0 2 2
Jay Johnstone, L OBP: 0.413, SLG: 0.406 (7, PH)										0 0 0 0 0 0 0
Joe Ferguson, R OBP: 0.338, SLG: 0.306 (7, PH)										2 1 1 1 0 0 2

BOTTOM

San Diego Padres @ Los Angeles Dodgers
 Dodger Stadium, Los Angeles, CA
 Tue Jul 01 1980, 7:05 PM PDT
 Att. 38,801 - Unknown

livebaseballscorecards.com

AB	33
R	1
H	10
RBI	1
BB	7
SO	8
LOB	26



Inning Stats	R: 0	H: 0	E: 0	K: 0	S: 2	H: 2	LOB: 0	BB: 1	P: 6	R: 0	H: 2	E: 0	K: 2	S: 9	R: 0	H: 1	E: 0	K: 1	S: 6	R: 0	H: 0	E: 0	K: 0	S: 2	R: 0	H: 2	E: 0	K: 1	S: 6	R: 0	H: 1	E: 0	K: 0	S: 4	R: 0	H: 0	E: 0	K: 3	S: 11	R: 1	H: 2	E: 0	K: 1	S: 7	1B: 8	2B: 2	3B: 0	HR: 1	SF: 0	SAC: 0	DP: 3	HBP: 0	WP: 1	PB: 0	SB: 0	CS: 1	PA: 40
--------------	------	------	------	------	------	------	--------	-------	------	------	------	------	------	------	------	------	------	------	------	------	------	------	------	------	------	------	------	------	------	------	------	------	------	------	------	------	------	------	-------	------	------	------	------	------	-------	-------	-------	-------	-------	--------	-------	--------	-------	-------	-------	-------	--------

PITCHER	IP	WLS	BF	H	R	ER	SO	BB	IBB	HBP	BLK	WP	HR	S	P	ERA	WHIP
Steve Mura, R ERA: 3.96 (1, 1)	6.0	W	26	6	0	0	4	5	0	0	0	0	0	29	49	0.00	1.833
Dennis Kinney, L ERA: 3.41 (7, 1)	0.2		2	0	0	0	0	1	0	0	0	0	0	1	5	0.00	1.500
Rollie Fingers, R ERA: 2.94 (7, 1)	2.1	S	12	4	1	1	4	1	0	0	0	1	1	19	23	3.86	2.143

Batter	1	2	3	4	5	6	7	8	9	AB	R	H	RBI	BB	SO	LOB
Rudy Law, L OBP: 0.336, SLG: 0.322 (1, 8)	0-0 G3		4-0 L4-6 1B BB	0-0 4-3		0-0 CS 1B	0-0 G1			4	0	1	0	1	0	3
Derrel Thomas, S OBP: 0.313, SLG: 0.347 (1, 4)	0-0 6-3		0-0 1-2 1B		0-0 E7 1B 2B	0-0 F9 1-2		0-0 P4		5	1	2	0	0	0	1
Dusty Baker Jr., R OBP: 0.332, SLG: 0.564 (1, 7)	0-0 6-3		0-0 L4-6 2-3		0-0 E5 1B 1B	0-3 K		0-0 F8		5	1	0	0	0	1	3
Steve Garvey, R OBP: 0.320, SLG: 0.484 (1, 3)		0-0 HR	0-0 6-3		0-0 1-2 1B 1B		0-0 SH1-3 HR 1B	0-0 F8		5	3	3	2	0	0	1
Ron Cey, R OBP: 0.339, SLG: 0.417 (1, 5)		4-0 1B 5-3 BB		0-0 5-3	0-0 1-3 2-H 1B 1B		0-0 SH1-3			2	2	1	1	1	0	0
Pedro Guerrero, R OBP: 0.471, SLG: 0.644 (1, 9)		0-0 1-2 5-3		0-0 1-2 5-3	4-0 CS 1B BB		0-0 2-H HR			3	1	1	2	1	0	1
Bill Russell, R OBP: 0.322, SLG: 0.396 (1, 6)		0-0 2-H 1B		4-0 HR BB	0-0 1-2 2-H 3-H 1B		0-0 F8			3	1	2	3	1	0	0
Joe Ferguson, R OBP: 0.345, SLG: 0.354 (1, 2)		0-0 P6		0-0 1-H HR	0-3 K 1-2 2-3		4-0 BB BB			3	1	1	2	1	1	3
Dave Goltz, R OBP: 0.267, SLG: 0.120 (1, 1)		0-3 K		4-0 BB BB	0-3 K		4-0 BB BB			1	0	0	0	0	1	1
Gary Thomasson, L (4, PH) OBP: 0.351, SLG: 0.258										0	0	0	0	1	0	0
Charlie Hough, R (5, 1) OBP: 0.500, SLG: 0.500										0	0	0	0	0	0	0
Rick Monday, L (5, PH) OBP: 0.306, SLG: 0.323										1	0	0	0	0	1	1
Rick Sutcliffe, L (6, 1) OBP: 0.222, SLG: 0.176								1-2 BB		0	0	0	0	1	0	0

Inning Stats	R: 0	H: 0	E: 0	K: 0	S: 3	H: 0	LOB: 0	P: 3	R: 2	H: 2	E: 0	K: 1	S: 7	R: 0	H: 1	E: 0	K: 0	S: 3	R: 2	H: 1	E: 0	K: 0	S: 4	R: 4	H: 4	E: 2	K: 2	S: 11	R: 0	H: 1	E: 0	K: 1	S: 5	R: 2	H: 2	E: 0	K: 0	S: 5	R: 0	H: 0	E: 0	K: 0	S: 3				
	0	0	0	0	3	0	0	3	2	2	0	1	7	0	1	0	0	0	2	0	1	0	4	0	0	0	0	0	0	0	0	0	0	0	0	0	0	0	0	0	0	0	0	0	0	0	0


PITCHER	IP	WLS	BF	H	R	ER	SO	BB	IBB	HBP	BLK	WP	HR	S	P	ERA	WHIP
John Curtis, L (1, 1) ERA: 4.45	4.0		21	5	6	6	1	4	0	0	0	0	2	19	35	13.50	2.250
Dennis Blair, R (5, 1) ERA: 5.59	0.0	L	2	2	0	0	0	0	0	0	0	0	0	2	2	∞	∞
John D'Acquisto, R (5, 1) ERA: 2.63	2.2		13	4	4	3	3	3	0	0	0	0	1	16	28	10.12	2.625
Dennis Kinney, L (7, 1) ERA: 3.38	0.1		1	0	0	0	0	0	0	0	0	0	0	1	1	0.00	0.000
Bob Shirley, L (8, 1) ERA: 2.72	1.0		3	0	0	0	0	0	0	0	0	0	0	3	3	0.00	0.000

BOTTOM

San Diego Padres @ Los Angeles Dodgers
Dodger Stadium, Los Angeles, CA

Wed Jul 02 1980, 7:05 PM PDT
 Att. 33,232 - Unknown

AB	32
R	10
H	11
RBI	10
BB	7
SO	4
LOB	14



1B:	7	SF:	0	WP:	0	PA:	40
2B:	3	SAC:	1	PB:	0		
3B:	0	DP:	2	SB:	0		
HR:	3	HBP:	0	CS:	3		

Batter	1	2	3	4	5	6	7	8	9	10	AB	R	H	RBI	BB	SO	LOB	TOP										
Gene Richards, L (1, 7) X OBP: 0.359, SLG: 0.350 Dennis Kinney, L (7, 1) OBP: 0.286, SLG: 0.167 Rollie Fingers, R (7, 1) OBP: 0.222, SLG: 0.444 Bob Shirley, R (10, 1)	0-0 4-3 1B 1B		0-3 K		0-3 K		0-0 1-3		0-0 F9		4	0	1	0	0	2	3											
Ozzie Smith, S (1, 6) S OBP: 0.328, SLG: 0.275	0-3 K		0-0 6-4			0-0 5-3		4-0 S 2B BB	0-0 4-3		4	1	0	0	1	1	3											
Jerry Turner, L (1, 9) X OBP: 0.305, SLG: 0.380	0-0 4-3			0-0 1B S 1B		0-3 K		0-0 F9	0-0 F7		5	0	1	0	0	1	2											
Dave Winfield, R (1, 8) X OBP: 0.390, SLG: 0.466	0-0 2-H 1B			0-0 L6 1-2		0-0 F2		0-0 2-H 1B 2B		0-3 K	5	1	2	1	0	1	1											
Willie Montanez, L (1, 3) OBP: 0.304, SLG: 0.345		0-3 K		0-0 2-3 1B			0-0 HR 1B	0-0 2-H E 1B 1B		0-3 K	5	1	3	1	0	2	0											
Bill Fahey, L (1, 2) OBP: 0.315, SLG: 0.281 Kurt Bevacqua, R (8, PH) OBP: 0.361, SLG: 0.455 Gene Tenace, R (8, 2) OBP: 0.389, SLG: 0.368		0-0 F7		0-0 P6			0-0 L3	0-0 1-2 E 1B		4-0 BB	3	0	0	0	0	0	3											
Aurelio Rodriguez, R (1, 5) OBP: 0.225, SLG: 0.313 Tim Flannery, L (7, PH) OBP: 0.397, SLG: 0.411		0-0 5-3		0-3 K			0-0 F7	0-0 1-2 2-3 E6		0-0 F8	2	0	0	0	0	1	2											
Dave Cash, R (1, 4) OBP: 0.287, SLG: 0.267 Jerry Mumphrey, S (7, PH) OBP: 0.319, SLG: 0.331			0-0 6-4 1B 1B		0-0 F9		0-0 1-H HR	0-3 K			2	0	1	0	0	0	0											
Gary Lucas, L (1, 1) OBP: 0.250, SLG: 0.217 Von Joshua, L (7, PH) OBP: 0.333, SLG: 0.447 Paul Dade, R (7, 5) OBP: 0.340, SLG: 0.225			0-0 1-2 1B		0-0 6-3		0-0 1B	0-0 5-3			2	0	1	0	0	0	0											
Inning Stats	R: 0 E: 0 K: 1 S: 6	H: 2 LOB: 2 BB: 0 P: 6	R: 0 E: 0 K: 1 S: 5	H: 0 LOB: 0 BB: 0 P: 5	R: 0 E: 0 K: 1 S: 6	H: 2 LOB: 1 BB: 0 P: 6	R: 0 E: 0 K: 1 S: 7	H: 2 LOB: 2 BB: 0 P: 7	R: 0 E: 0 K: 1 S: 5	H: 0 LOB: 0 BB: 0 P: 5	R: 0 E: 0 K: 1 S: 5	H: 0 LOB: 0 BB: 0 P: 5	R: 2 E: 0 K: 0 S: 6	H: 3 LOB: 1 BB: 0 P: 6	R: 2 E: 1 K: 1 S: 9	H: 3 LOB: 3 BB: 1 P: 13	R: 0 E: 0 K: 0 S: 3	H: 0 LOB: 0 BB: 0 P: 3	R: 0 E: 0 K: 2 S: 7	H: 0 LOB: 1 BB: 1 P: 11	1B: 10 2B: 2 3B: 0 HR: 1	SF: 0 SAC: 0 DP: 1 HBP: 0	WP: 0 PB: 0 SB: 2 CS: 0	PA: 43				
PITCHER	IP WLS BF H R ER SO BB IBB HBP BLK WP HR S P ERA WHIP																											
Burt Hooton, R (1, 1) ERA: 3.3	7.1		31	10	4	4	6	1	0	0	0	0	0	0	0	0	46	4.91	1.500									
Steve Howe, L (8, 1) ERA: 2.25	1.2		8	2	0	0	1	0	0	0	0	0	0	0	0	0	10	0.00	1.200									
Bobby Castillo, R (10, 1) ERA: 3.09	1.0	W	4	0	0	0	2	1	0	0	0	0	0	0	0	7	11	0.00	1.000									

San Diego Padres @ Los Angeles Dodgers
 Dodger Stadium, Los Angeles, CA
 Thu Jul 03 1980, 3:33 AM PDT
 Att. 31,375 - Unknown

AB	41
R	4
H	12
RBI	4
BB	2
SO	9
LOB	24



BOTTOM

San Diego Padres @ Los Angeles Dodgers
Dodger Stadium, Los Angeles, CA

Thu Jul 03 1980, 3:33 AM PDT
Att. 31,375 - Unknown

livebaseballscorecards.com

AB 36
R 5
H 11
RBI 5
BB 3
SO 4
LOB 10



WP: 1 PA: 41
PB: 0
SB: 0
CS: 0

AB R H RBI BB SO LOB

4 1 1 1 0 0 2

5 1 2 0 0 0 0

4 2 2 1 1 0 1

5 0 3 2 0 0 1

4 0 1 1 1 0 1

4 0 0 0 0 2 3

3 0 1 0 0 0 0

1 0 0 0 0 0 0

3 1 1 0 1 1 0

0 0 0 0 0 0 0

2 0 0 0 0 0 2

0 0 0 0 0 0 0

1 0 0 0 0 1 0

0 0 0 0 0 0 0


1B: 7 SF: 1
2B: 4 SAC: 1
3B: 0 DP: 2
HR: 0 HBP: 0

Batter	1	2	3	4	5	6	7	8	9	10
Davey Lopes, R OBP: 0.329, SLG: 0.333 (1, 4)	0-0 1B 2B 1B		0-0 G3		0-0 SF8		0-0 F7			0-0 6-3
Bill Russell, R OBP: 0.323, SLG: 0.399 (1, 6)	0-0 2B 1-2 1B 1B		0-0 2B		0-0 6-3			0-0 6-3		0-0 F7
Reggie Smith, S OBP: 0.397, SLG: 0.535 (1, 8) (8, 9)	0-0 1B 1-3 2-H 2B		0-0 6-3			0-0 6-3		0-0 2B 1B		4-0 1B BB
Steve Garvey, R OBP: 0.324, SLG: 0.489 (1, 3)	0-0 G5-4-3 2-H 3-H 1B		0-0 6-3			0-0 F8		0-0 1-3 2B		0-0 1-2 1B
Dusty Baker Jr., R OBP: 0.333, SLG: 0.560 (1, 7)	0-0 G5-4-3 1-2f			0-0 6-3		0-0 6-3		4-0 G6-4-3 IBB		0-0 1-2 2-H 1B
Ron Cey, R OBP: 0.334, SLG: 0.410 (1, 5)	0-3 K			0-3 K			0-0 F8	0-0 G6-4-3 1-2f		
Pedro Guerrero, R OBP: 0.463, SLG: 0.625 (1, 9)		0-0 P3			0-0 F7		0-0 WP 1B		0-0 F2	
Rudy Law, L OBP: 0.335, SLG: 0.321 (7, PR) (8, 8)										
Joe Ferguson, R OBP: 0.352, SLG: 0.368 (1, 2)		0-0 6-3			0-0 SH1-4 SF8 2B		4-0 1-2 IBB		0-3 K	
Steve Yeager, R OBP: 0.301, SLG: 0.263 (10, 2)										
Burt Hooton, R (1, 1)		0-0 P2			0-0 SH1-4 2-3		0-0 P1		0-3 K	
Steve Howe, L OBP: 0.167, SLG: 0.167 (8, 1)										
Gary Thomasson, L OBP: 0.347, SLG: 0.254 (9, PH)										
Bobby Castillo, R OBP: 0.250, SLG: 0.250 (10, 1)										

Inning Stats	R: 3	H: 4	E: 0	K: 1	S: 8	H: 4	LOB: 0	BB: 0	P: 8	R: 0	H: 0	E: 0	K: 0	S: 3	R: 0	H: 1	E: 0	K: 0	S: 4	R: 0	H: 0	E: 0	K: 1	S: 5	R: 1	H: 1	E: 0	K: 0	S: 4	R: 0	H: 0	E: 0	K: 0	S: 3	R: 0	H: 1	E: 0	K: 0	S: 4	R: 0	H: 2	E: 0	K: 0	S: 4	R: 0	H: 0	E: 0	K: 2	S: 7	R: 1	H: 2	E: 0	K: 0	S: 4
--------------	------	------	------	------	------	------	--------	-------	------	------	------	------	------	------	------	------	------	------	------	------	------	------	------	------	------	------	------	------	------	------	------	------	------	------	------	------	------	------	------	------	------	------	------	------	------	------	------	------	------	------	------	------	------	------

PITCHER	IP	WLS	BF	H	R	ER	SO	BB	IBB	HBP	BLK	WP	HR	S	P	ERA	WHIP
Gary Lucas, L ERA: 3.52 (1, 1)	6.0		23	6	4	4	2	0	0	0	0	0	0	27	27	6.00	1.000
Dennis Kinney, L ERA: 3.35 (7, 1)	0.1		2	1	0	0	0	0	0	0	0	0	0	2	2	0.00	3.000
Rollie Fingers, R ERA: 2.79 (7, 1)	2.2		11	2	0	0	2	0	2	0	0	1	0	13	21	0.00	0.750
Bob Shirley, L ERA: 2.85 (10, 1)	0.2	L	5	2	1	1	0	1	0	0	0	0	0	4	8	13.50	4.500

PITCHER	IP	WLS	BF	H	R	ER	SO	BB	IBB	HBP	BLK	WP	HR	S	P	ERA	WHIP
---------	----	-----	----	---	---	----	----	----	-----	-----	-----	----	----	---	---	-----	------

Batter	1	2	3	4	5	6	7	8	9	AB R H RBI BB SO LOB	TOP														
Bill North, S OBP: 0.363, SLG: 0.285 (1, 8) X	0-0 ① 4-3		X 0-0 ① F2		X 0-0 ③ 4-3			X 0-0 ② 6-3		4 0 0 0 0 0 2	<p>San Francisco Giants @ Los Angeles Dodgers Dodger Stadium, Los Angeles, CA</p> <p>livebaseballscorecards.com</p> <table border="1"> <tr><td>AB</td><td>32</td></tr> <tr><td>R</td><td>0</td></tr> <tr><td>H</td><td>4</td></tr> <tr><td>RBI</td><td>0</td></tr> <tr><td>BB</td><td>0</td></tr> <tr><td>SO</td><td>3</td></tr> <tr><td>LOB</td><td>9</td></tr> </table> 	AB	32	R	0	H	4	RBI	0	BB	0	SO	3	LOB	9
AB	32																								
R	0																								
H	4																								
RBI	0																								
BB	0																								
SO	3																								
LOB	9																								
Max Venable, L OBP: 0.259, SLG: 0.259 (1, 7) X	0-0 ② F9		X 0-0 ② FC6-4			X 0-0 ① 6-3		X 0-3 ③ K		4 0 0 0 0 1 1															
Jack Clark, R OBP: 0.381, SLG: 0.559 (1, 9) X	0-0 1B		X 0-0 ③ F9			X 0-0 ② F8		X 0-0 ① F7		4 0 1 0 0 0 1															
Darrell Evans, L OBP: 0.334, SLG: 0.365 (1, 5) X	0-0 ③ F8		X 0-0 ① F2			X 0-0 FC4-6 1B		X 0-0 ② F7		4 0 1 0 0 0 1															
Rennie Stennett, R OBP: 0.276, SLG: 0.343 (1, 4) X		X 0-0 FC6-4 1B		X 0-0 ② F8		X 0-0 ③ FC4-6		X 0-0 ③ F8		4 0 1 0 0 0 1															
Rich Murray, R OBP: 0.262, SLG: 0.374 (1, 3) X		X 0-3 K		X 0-0 ③ F9			X 0-0 ① 4-3			3 0 0 0 0 1 1															
Johnnie LeMaster, R OBP: 0.231, SLG: 0.319 (1, 6) X		X 0-0 ② P3			X 0-0 ① F8		X 0-0 ② F6			3 0 0 0 0 0 1															
Mike Sadek, R OBP: 0.377, SLG: 0.311 (1, 2) X		X 0-0 ③ FC6-4			X 0-0 ② F7		X 0-3 ③ K			3 0 0 0 0 1 1															
Allen Ripley, R OBP: 0.200, SLG: 0.200 (1, 1) X			X 0-0 E1		X 0-0 1B			X 0-0 ① 6-3		2 0 1 0 0 0 0															
Joe Strain, R OBP: 0.343, SLG: 0.336 (8, PH)										1 0 0 0 0 0 0															
Tom Griffin, R (8, 1)										0 0 0 0 0 0 0															
Inning Stats	R: 0 H: 1 E: 0 LOB: 1 K: 0 BB: 0 S: 4 P: 4	R: 0 H: 1 E: 0 LOB: 1 K: 1 BB: 0 S: 6 P: 6	R: 0 H: 0 E: 1 LOB: 1 K: 0 BB: 0 S: 4 P: 4	R: 0 H: 0 E: 0 LOB: 0 K: 0 BB: 0 S: 3 P: 3	R: 0 H: 1 E: 0 LOB: 1 K: 0 BB: 0 S: 4 P: 4	R: 0 H: 1 E: 0 LOB: 1 K: 0 BB: 0 S: 4 P: 4	R: 0 H: 0 E: 0 LOB: 0 K: 1 BB: 0 S: 5 P: 5	R: 0 H: 0 E: 0 LOB: 0 K: 1 BB: 0 S: 5 P: 5	R: 0 H: 0 E: 0 LOB: 0 K: 0 BB: 0 S: 3 P: 3	1B: 4 SF: 0 2B: 0 SAC: 0 3B: 0 DP: 0 HR: 0 HBP: 0	WP: 0 PA: 32 PB: 0 SB: 0 CS: 0														
PITCHER Don Sutton, R ERA: 2.27 (1, 1)	IP WLS BF H R ER SO BB IBB HBP BLK WP HR S P ERA WHIP	9.0 W 32 4 0 0 3 0 0 0 0 0 0 0 38 38 0.00 0.444																							

Fri Jul 04 1980, 7:05 PM PDT
Att: 49,846 - Unknown

Batter	1	2	3	4	5	6	7	8	9
Davey Lopes, R OBP: 0.328, SLG: 0.330 (1, 4) BBB	4-0 F9 S E BB		0-0 4-3 ①		0-0 F8 ②		0-3 K ②		
Rudy Law, L OBP: 0.333, SLG: 0.332 (1, 8) X	0-0 F9 1-3		0-0 G3 ②		0-0 HR 1-H		0-0 4-3 ③		
Reggie Smith, S OBP: 0.399, SLG: 0.551 (1, 9) X	0-0 HR 3-H		0-0 G3 ③		0-0 G3 ③			0-0 2B 4-3	
Steve Garvey, R OBP: 0.326, SLG: 0.492 (1, 3) X	0-0 2B			0-0 1B CS		0-0 F8 ①		0-0 4-3 ①	
Dusty Baker Jr., R OBP: 0.332, SLG: 0.554 (1, 7) X	0-0 P6 ②			0-0 L6 1-2		0-0 F7 ②		1-0 HBP	
Ron Cey, R OBP: 0.337, SLG: 0.410 (1, 5) X	0-0 1-3 ③			0-0 1B		4-0 BB		0-0 P4 ②	
Bill Russell, R OBP: 0.319, SLG: 0.394 (1, 6) Derrel Thomas, S OBP: 0.313, SLG: 0.347 (9, 6)		0-3 K ①		0-0 F8 ③		0-3 K ③		0-0 P6 ③	
Steve Yeager, R OBP: 0.293, SLG: 0.255 (1, 2)		0-0 F8 ②			0-3 K ①		0-0 E5 SH3-4		
Don Sutton, R OBP: 0.074, SLG: 0.074 (1, 1)		0-0 6-3 ③			0-0 HR 1B		0-0 SH3-4 1-2		

Inning Stats	R: 2 E: 1 K: 0 S: 5	H: 2 LOB: 1 BB: 1 P: 9	R: 0 E: 0 K: 1 S: 5	H: 0 LOB: 0 BB: 0 P: 5	R: 0 E: 0 K: 0 S: 3	H: 0 LOB: 0 BB: 0 P: 3	R: 0 E: 0 K: 0 S: 4	H: 2 LOB: 1 BB: 0 P: 4	R: 2 E: 0 K: 1 S: 7	H: 2 LOB: 0 BB: 0 P: 7	R: 0 E: 0 K: 1 S: 5	H: 0 LOB: 1 BB: 1 P: 9	R: 0 E: 1 K: 1 S: 6	H: 0 LOB: 1 BB: 0 P: 6	R: 0 E: 0 K: 0 S: 4	H: 1 LOB: 2 BB: 0 P: 5
1B: 3 2B: 2 3B: 0 HR: 2	SF: 0 SAC: 1 DP: 0 HBP: 1	WP: 0 PB: 0 SB: 1 CS: 1	PA: 34													

PITCHER	IP	WLS	BF	H	R	ER	SO	BB	IBB	HBP	BLK	WP	HR	S	P	ERA	WHIP
Allen Ripley, R ERA: 3.57 (1, 1)	7.0	L	29	6	4	4	4	2	0	0	0	0	2	35	43	5.14	1.143
Tom Griffin, R ERA: 4.26 (8, 1)	1.0		5	1	0	0	0	0	0	1	0	0	0	4	5	0.00	1.000

BOTTOM

AB	R	H	RBI	BB	SO	LOB
3	1	0	0	1	1	2
4	1	1	2	0	0	2
4	1	2	1	0	0	0
4	0	2	0	0	0	1
3	0	0	0	0	0	2
3	0	1	0	1	0	3
4	0	0	0	0	2	4
0	0	0	0	0	0	0
3	0	0	0	0	1	0
2	1	1	0	0	0	0

AB	30
R	4
H	7
RBI	3
BB	2
SO	4
LOB	14



San Francisco Giants @ Los Angeles Dodgers
 Dodger Stadium, Los Angeles, CA
 Fri Jul 04 1980, 7:05 PM PDT
 Att. 49,846 - Unknown

livebaseballscorecards.com

Batter	1	2	3	4	5	6	7	8	9	AB R H RBI BB SO LOB	TOP											
Bill North, S (1, 8) <small>OBP: 0.361, SLG: 0.284</small>	0-3 K			0-3 K		X 0-0 CS 1B		X 0-0 F4		4 0 1 0 0 2 0	San Francisco Giants @ Los Angeles Dodgers Dodger Stadium, Los Angeles, CA Sat Jul 05 1980, 7:05 PM PDT Att: 41,587 - Unknown											
Max Venable, L (1, 7) <small>OBP: 0.323, SLG: 0.323</small>	0-0 CS 1B			0-0 L3		0-0 CS 1-2	X 0-0 FC4-6 1B	X 0-0 1B		4 0 3 0 0 0 0												
Jack Clark, R (1, 9) <small>OBP: 0.376, SLG: 0.550</small>	0-0 L6			0-0 1-3			X 0-0 FC4-6 BB G3 BB 1-2f	0-3 K		4 1 0 0 0 1 3												
Darrell Evans, L (1, 5) <small>OBP: 0.330, SLG: 0.360</small>	0-0 CS 1-2	X 0-0 F8			X 0-0 F8		X 0-0 G3 1-2	X 0-0 F9		4 0 0 0 0 0 1												
Milt May, L (1, 2) Tom Griffin, R (9, PR)		X 0-0 F8			X 0-0 HR		H 1-0 BB BB HBP	X 0-0 6-3 2B		3 1 2 1 0 0 0 0 0 0 0 0 0 0												
Rennie Stennett, R (1, 4) Willie McCovey, L (7, PH) Joe Strain, R (7, PR)		0-3 K			X 0-0 F9		B BB BB 4-0 1-2 2-3 BB BB	X 0-0 6-3 2-3		2 0 0 0 0 1 0 0 0 0 0 1 0 0 1 0 0 0 0 0 1												
Rich Murray, R (1, 3) <small>OBP: 0.262, SLG: 0.363</small>			X 0-0 L3		X 0-0 F4		B BB BB 4-0 1-2 2-3 3-H BB	X 0-0 6-3		3 0 0 1 1 0 2												
Johnnie LeMaster, R (1, 6) Jim Wohlford, R (7, PH) Roger Metzger, S (7, 6)			X 0-0 4-3			X 0-3 K	X 0-0 1-3			2 0 0 0 0 1 0 1 0 0 0 0 0 3 0 0 0 0 0 0 0												
Ed Whitson, R (1, 1) Terry Whitfield, L (8, PH) Al Holland, R (8, 1)			X 0-0 F8			X 0-3 K		X 0-0 6-3		2 0 0 0 0 1 0 1 0 0 0 0 0 0 0 0 0 0 0 0 0												
Inning Stats	R: 0 E: 0 K: 1 S: 5	H: 1 LOB: 0 BB: 0 P: 5	R: 0 E: 0 K: 1 S: 5	H: 0 LOB: 0 BB: 0 P: 5	R: 0 E: 0 K: 0 S: 3	H: 0 LOB: 0 BB: 0 P: 3	R: 0 E: 0 K: 1 S: 5	H: 0 LOB: 0 BB: 0 P: 5	R: 1 E: 0 K: 0 S: 4	H: 1 LOB: 0 BB: 0 P: 4		R: 0 E: 0 K: 2 S: 7	H: 1 LOB: 0 BB: 0 P: 7	R: 1 E: 0 K: 0 S: 4	H: 1 LOB: 3 BB: 2 P: 13	R: 0 E: 0 K: 1 S: 6	H: 1 LOB: 1 BB: 0 P: 6	R: 0 E: 0 K: 0 S: 4	H: 1 LOB: 2 BB: 0 P: 4	1B: 4 2B: 1 3B: 0 HR: 1	SF: 0 SAC: 0 DP: 0 HBP: 1	WP: 0 PB: 0 SB: 0 CS: 2
PITCHER Bob Welch, R (1, 1) <small>ERA: 2.36</small> Bobby Castillo, R (7, 1) <small>ERA: 2.93</small>	IP 6.2	WLS W	BF 25	H 4	R 2	ER 2	SO 5	BB 2	IBB 0	HBP 1	BLK 0	WP 0	HR 1	S 32	P 41	ERA 2.70	WHIP 0.900					

livebaseballscorecards.com

AB	31
R	2
H	6
RBI	2
BB	2
SO	6
LOB	10



Batter	1	2	3	4	5	6	7	8	9
Davey Lopes, R OBP: 0.324, SLG: 0.325 (1, 4)	0-0 5-3		0-0 F3		0-3 K		0-0 6-3		
Rudy Law, L OBP: 0.336, SLG: 0.332 (1, 8)	4-0 BB		0-0 5-3			0-0 E S 1B 1B		0-0 6-3	
Reggie Smith, S OBP: 0.400, SLG: 0.560 (1, 9)	0-0 F5			0-0 HR		4-0 1B E 1-2 SF8 BB		0-0 5-3	
Steve Garvey, R OBP: 0.326, SLG: 0.489 (1, 3)	0-0 G3		0-3 K			0-0 FC4-6 1-3 2-H 1B		0-3 K2-3	
Dusty Baker Jr., R OBP: 0.329, SLG: 0.549 (1, 7)		0-0 5-3		0-0 F4		0-0 SF8			
Ron Cey, R OBP: 0.337, SLG: 0.409 (1, 5)		0-0 G4-6-3 1B		0-0 5-3		0-0 F7			
Derrel Thomas, S OBP: 0.313, SLG: 0.355 (1, 6)		0-0 G4-6-3 1-2f			0-0 2B	0-0 FC4-6 1-2f			
Mike Scioscia, L OBP: 0.342, SLG: 0.382 (1, 2)			0-0 F8		0-0 L4		0-0 5-3		
Bob Welch, R OBP: 0.216, SLG: 0.222 (1, 1)			0-0		0-0 6-3		0-3 K		
Bobby Castillo, R OBP: 0.200, SLG: 0.200 (7, 1)									

Inning Stats	R: 0	H: 0	E: 0	K: 0	S: 3	R: 0	H: 1	E: 0	K: 0	S: 3	R: 0	H: 1	E: 0	K: 0	S: 4	R: 1	H: 1	E: 0	K: 1	S: 6	R: 0	H: 1	E: 0	K: 1	S: 6	R: 2	H: 2	E: 1	K: 0	S: 5	R: 0	H: 0	E: 0	K: 1	S: 5	R: 0	H: 0	E: 0	K: 1	S: 5
	LOB: 1	BB: 1	P: 7	LOB: 0	BB: 0	P: 3	LOB: 1	BB: 0	P: 4	LOB: 0	BB: 0	LOB: 1	BB: 0	P: 6	LOB: 1	BB: 0	LOB: 1	BB: 0	P: 6	LOB: 1	BB: 0	LOB: 0	BB: 0	P: 6	LOB: 1	BB: 1	P: 9	LOB: 0	BB: 0	P: 5	LOB: 0	BB: 0	P: 5	LOB: 0	BB: 0	P: 5				

PITCHER	IP	WLS	BF	H	R	ER	SO	BB	IBB	HBP	BLK	WP	HR	S	P	ERA	WHIP
Ed Whitson, R ERA: 3.1 (1, 1)	7.0	L	28	6	3	3	3	2	0	0	0	0	1	32	40	3.86	1.143
Al Holland, L ERA: 1.41 (8, 1)	1.0		3	0	0	0	1	0	0	0	0	0	0	5	5	0.00	0.000

PITCHER	IP	WLS	BF	H	R	ER	SO	BB	IBB	HBP	BLK	WP	HR	S	P	ERA	WHIP

BOTTOM

AB	R	H	RBI	BB	SO	LOB
4	0	0	0	0	1	2
3	1	1	0	1	0	1
3	2	1	1	1	0	1
4	0	1	1	0	2	1
2	0	0	1	0	0	0
3	0	1	0	0	0	1
3	0	1	0	0	0	2
3	0	0	0	0	0	1
2	0	1	0	0	0	1
1	0	0	0	0	1	0

AB	28
R	3
H	6
RBI	3
BB	2
SO	4
LOB	10



WP	PA
31	

San Francisco Giants @ Los Angeles Dodgers
 Dodger Stadium, Los Angeles, CA
 Sat Jul 05 1980, 7:05 PM PDT
 Att. 41,587 - Unknown

livebaseballscorecards.com

Batter	1	2	3	4	5	6	7	8	9	10	AB R H RBI BB SO LOB	TOP										
Bill North, S (1, 8) OBP: 0.361, SLG: 0.297	0-0 2B		0-0 G3			0-0 F9	0-0 1-3		0-0 2B	0-0 PO	5 0 2 0 0 0 2	<p>San Francisco Giants @ Los Angeles Dodgers Dodger Stadium, Los Angeles, CA</p> <p>Sun Jul 06 1980, 3:33 AM PDT Att. 46,244 - Unknown</p>										
Darrell Evans, L (1, 5) OBP: 0.328, SLG: 0.368	0-0 F5		0-0 L9			0-0 HR		0-0 3-1	0-0 F8		5 1 1 1 0 0 3											
Jack Clark, R (1, 9) OBP: 0.377, SLG: 0.545	0-0 5-3			0-3 K		0-0 6-3		4-0 1B SF8 BB		0-0 SH 1B FC9-2 1B	4 1 1 0 1 1 1											
Rich Murray, R (1, 3) OBP: 0.277, SLG: 0.374	0-3 K			0-0 4-3			0-0 FC4-6 1B	0-0 1-3 1B		0-0 FC9-2 1B SH 1B	5 1 3 0 0 1 1											
Rennie Stennett, R (1, 4) OBP: 0.270, SLG: 0.335 Willie McCovey, L (8, PH) OBP: 0.285, SLG: 0.301 Greg Minton, S (8, 1) Al Holland, R (8, 1)		0-0 6-3		0-0 5-3			0-0 FC4-6 HR	0-0 SF8		0-0 SH 1B FC9-2 1B	3 1 0 0 0 0 1 0 0 0 1 0 0 0 0 0 0 0 0 0 0 0 1 0 0 0 0 0											
Larry Herndon, R (1, 7) OBP: 0.266, SLG: 0.348		0-0 E7			0-3 K		0-0 HR	0-0 1-3		0-0 FC9-2 1B	5 2 1 2 0 1 4											
Johnnie LeMaster, R (1, 6) OBP: 0.233, SLG: 0.319 Terry Whitfield, L (10, PH) OBP: 0.298, SLG: 0.327 Roger Metzger, S (10, 6) OBP: 0.120, SLG: 0.043		0-3 K		0-0 F4			0-0 4-3 1B 1B		0-0 2B 1B	0-0 F4	4 0 2 0 0 1 1 1 0 0 0 0 0 3 0 0 0 0 0 0 0											
Mike Sadek, R (1, 2) OBP: 0.368, SLG: 0.306 Milt May, L (10, PH) OBP: 0.341, SLG: 0.407		0-0 4-3		0-0 F7			0-0 4-3 1B		0-0 F3	0-0 PO 1B 1B	4 0 1 0 0 0 2 1 0 1 1 0 0 0											
John Montefusco, R (1, 1) OBP: 0.103, SLG: 0.037 Max Venable, L (6, PH) OBP: 0.313, SLG: 0.313 Tom Griffin, R (6, 1) Jim Wohlford, R (7, PH) OBP: 0.289, SLG: 0.319 Gary Lavelle, S (7, 1) Joe Strain, R (8, 4) OBP: 0.343, SLG: 0.336			0-3 K			0-0 6-3	0-0 4-3		0-0 F7	0-0 1-2 2-3 3-H 1B	1 0 0 0 0 1 0 1 0 0 0 0 0 0 0 0 0 0 0 0 0 1 0 0 0 0 0 2 0 0 0 0 0 0 0 2 0 1 2 0 0 1											
Inning Stats	R: 0 E: 0 K: 1 S: 6	H: 1 LOB: 1 BB: 0 P: 6	R: 0 E: 1 K: 1 S: 6	H: 0 LOB: 1 BB: 0 P: 6	R: 0 E: 0 K: 1 S: 5	H: 0 LOB: 0 BB: 0 P: 5	R: 0 E: 0 K: 1 S: 5	H: 0 LOB: 0 BB: 0 P: 5	R: 1 E: 0 K: 0 S: 4	H: 1 LOB: 0 BB: 0 P: 4	R: 2 E: 0 K: 0 S: 7		H: 4 LOB: 2 BB: 0 P: 7	R: 1 E: 0 K: 0 S: 4	H: 1 LOB: 1 BB: 1 P: 8	R: 0 E: 0 K: 0 S: 5	H: 2 LOB: 2 BB: 0 P: 5	R: 3 E: 1 K: 0 S: 7	H: 4 LOB: 1 BB: 0 P: 7	1B: 9 2B: 2 3B: 0 HR: 2	SF: 1 SAC: 1 DP: 0 HBP: 0	WP: 0 PB: 0 SB: 0 CS: 0
PITCHER	IP WLS BF H R ER SO BB IBB HBP BLK WP HR S P ERA WHIP																					
Jerry Reuss, L (1, 1) ERA: 1.96	7.1		7	4	4	5	1	0	0	0	0	0	0	2	44	4.91	1.091					
Rick Sutcliffe, R (8, 1) ERA: 5.43	0.2		2	0	0	0	0	0	0	0	0	0	0	2	2	0.00	0.000					
Steve Howe, L (9, 1) ERA: 2.19	1.0	L	8	4	3	0	0	0	0	0	0	0	0	8	8	0.00	4.000					
Bobby Castillo, R (10, 1) ERA: 2.87	1.0		4	2	0	0	0	0	0	0	0	0	0	4	4	0.00	2.000					

livebaseballscores.com

AB	42
R	7
H	13
RBI	7
BB	1
SO	5
LOB	21



BOTTOM

San Francisco Giants @ Los Angeles Dodgers
Dodger Stadium, Los Angeles, CA
 Sun Jul 06 1980, 3:33 AM PDT
 Att: 46,244 - Unknown

livebaseballscorecards.com

AB	38
R	4
H	10
RBI	4
BB	4
SO	7
LOB	18



WP:	1	PA:	43
PB:	0		
SB:	1		
CS:	0		

Batter	1	2	3	4	5	6	7	8	9	10	AB	R	H	RBI	BB	SO	LOB
Davey Lopes, R (1, 4) OBP: 0.322, SLG: 0.323	F8		K		6-3		2B 1B		K		5	0	1	0	0	2	2
Rudy Law, L (1, 8) OBP: 0.337, SLG: 0.337	4-3		F5				1B		L7		5	0	2	0	0	0	2
Reggie Smith, S (1, 9) OBP: 0.397, SLG: 0.553	F4		L4		F7				5-3		5	1	1	0	0	0	3
Steve Garvey, R (1, 3) OBP: 0.324, SLG: 0.488		6-3		5-3	1-3			6-3			5	0	1	0	0	0	2
Dusty Baker Jr., R (1, 7) OBP: 0.330, SLG: 0.547		K		HR			F9	WP BB	5-3		5	1	2	1	0	1	1
Ron Cey, R (1, 5) OBP: 0.344, SLG: 0.422					HR		F8	WP BB	G4-6-3		3	1	2	2	2	0	0
Derrel Thomas, S (1, 6) OBP: 0.301, SLG: 0.341			F7		6-3		K		G4-6-3		5	0	0	0	0	2	5
Mike Scioscia, L (1, 2) OBP: 0.359, SLG: 0.435							F6				1	1	1	1	1	0	0
Joe Ferguson, R (7, PH) OBP: 0.348, SLG: 0.362											1	0	0	0	0	0	0
Jay Johnstone, L (8, PH) OBP: 0.413, SLG: 0.406			SH								0	0	0	0	0	0	0
Pedro Guerrero, R (8, PH) OBP: 0.473, SLG: 0.625					HR						0	0	0	0	1	0	0
Steve Howe, L (9, 1) OBP: 0.167, SLG: 0.167											0	0	0	0	0	0	0
Bobby Castillo, R (10, 1) OBP: 0.200, SLG: 0.200											0	0	0	0	0	0	0
Jerry Reuss, L (1, 1) OBP: 0.118, SLG: 0.094			SH		5-3		K		K		2	0	0	0	0	1	0
Rick Sutcliffe, L (8, 1) OBP: 0.222, SLG: 0.176											0	0	0	0	0	0	0
Steve Yeager, R (8, PH) OBP: 0.291, SLG: 0.252											1	0	0	0	0	1	3

Inning Stats	R: 0	H: 0	E: 0	K: 0	S: 3	P: 3	R: 0	H: 1	E: 0	K: 1	S: 6	P: 6	R: 0	H: 0	E: 0	K: 1	S: 6	R: 3	H: 3	E: 0	K: 0	S: 6	P: 6	R: 0	H: 1	E: 0	K: 1	S: 4	P: 4	R: 0	H: 0	E: 0	K: 1	S: 5	R: 0	H: 2	E: 0	K: 1	S: 6	R: 1	H: 2	E: 0	K: 2	S: 9	P: 17	R: 0	H: 0	E: 0	K: 1	S: 5	P: 5	R: 0	H: 1	E: 0	K: 0	S: 3	P: 7	R: 0	H: 1	E: 0	K: 0	S: 3	P: 7	1B: 6	SF: 0	2B: 2	SAC: 1	3B: 0	DP: 1	HR: 2	HBP: 0	WP: 1	PA: 43
--------------	------	------	------	------	------	------	------	------	------	------	------	------	------	------	------	------	------	------	------	------	------	------	------	------	------	------	------	------	------	------	------	------	------	------	------	------	------	------	------	------	------	------	------	------	-------	------	------	------	------	------	------	------	------	------	------	------	------	------	------	------	------	------	------	-------	-------	-------	--------	-------	-------	-------	--------	-------	--------

PITCHER	IP	WLS	BF	H	R	ER	SO	BB	IBB	HBP	BLK	WP	HR	S	P	ERA	WHIP
John Montefusco, R (1, 1) ERA: 3.92	5.0		22	5	3	3	2	1	0	0	0	0	2	25	29	5.40	1.200
Tom Griffin, R (6, 1) ERA: 4.1	1.0		3	0	0	0	1	0	0	0	0	0	0	5	5	0.00	0.000
Gary Lavelle, L (7, 1) ERA: 2.79	1.0		4	2	0	0	1	0	0	0	0	0	0	6	6	0.00	2.000
Greg Minton, R (8, 1) ERA: 3.16	0.2		5	2	1	1	1	1	0	0	0	0	0	6	10	13.50	4.500
Al Holland, L (8, 1) ERA: 1.31	2.1	W	9	1	0	0	2	1	1	0	0	1	0	11	19	0.00	0.857

Batter	1	2	3	4	5	6	7	8	9	AB R H RBI BB SO LOB	TOP																										
Terry Puhl, L (1, 9) OBP: 0.362, SLG: 0.444	0-0 F2		0-0 SF7 S 1B		0-0 F5		0-0 L5		0-0 P4	5 1 1 0 0 0 0																											
Joe Morgan, L (1, 4) Rafael Landestoy, S (7, 4) OBP: 0.343, SLG: 0.364 OBP: 0.292, SLG: 0.354	0-0 F4		4-0 S 1-3 BB		0-0 4-3		0-0 4-3		0-0 4-3	3 0 0 0 1 0 0 1 0 0 0 0 0 0																											
Denny Walling, L (1, 3) Dave Bergman, L (7, 3) OBP: 0.383, SLG: 0.415 OBP: 0.222, SLG: 0.150	0-0 F6		0-0 SF7 1-2 3-H		0-0 BB 1B		0-0 6-3		0-0 L9	3 0 1 1 0 0 0 1 0 0 0 0 0 0																											
Jose Cruz, L (1, 7) OBP: 0.368, SLG: 0.437		0-0 4-3			4-0 BB 1-2			0-0 S 1B 1B		3 1 1 0 1 0 1																											
Cesar Cedeno, R (1, 8) OBP: 0.374, SLG: 0.484		0-0 1B 1B			0-0 4-3 1B 2B			0-0 L9 1-2		4 1 2 0 0 1 3																											
Enos Cabell, R (1, 5) OBP: 0.303, SLG: 0.351		0-0 1-2 1B			0-0 4-3			0-0 S 1B 2-H		4 0 2 1 0 0 1																											
Alan Ashby, S (1, 2) OBP: 0.314, SLG: 0.341		0-0 F9			0-0 FC6 1B 3-H		0-0 F5 1-2	0-3 K 1-2		4 0 1 1 0 1 4																											
Craig Reynolds, L (1, 6) Julio Gonzalez, R (8, PH) OBP: 0.211, SLG: 0.259 OBP: 0.116, SLG: 0.119		0-3 K			0-0 P5 3-H		0-3 K 2	4-0 IBB		3 0 0 0 0 2 4 0 0 0 0 1 0 0																											
Nolan Ryan, R (1, 1) Dave Smith, R (9, 1) OBP: 0.178, SLG: 0.171			0-0 4-3		0-0 FC6 1-2f		0-3 K 3	0-3 K 3		4 0 0 0 0 2 4 0 0 0 0 0 0 0																											
Inning Stats	R: 0 E: 0 K: 0 S: 3	H: 0 LOB: 0 BB: 0 P: 3	R: 0 E: 0 K: 1 S: 7	H: 2 LOB: 2 BB: 0 P: 7	R: 1 E: 0 K: 0 S: 4	H: 1 LOB: 1 BB: 1 P: 8	R: 1 E: 0 K: 0 S: 5	H: 2 LOB: 1 BB: 0 P: 5	R: 0 E: 0 K: 1 S: 6	H: 1 LOB: 2 BB: 1 P: 10	R: 0 E: 1 K: 2 S: 8	H: 0 LOB: 1 BB: 0 P: 8	R: 0 E: 0 K: 0 S: 3	H: 0 LOB: 0 BB: 0 P: 3	R: 1 E: 0 K: 2 S: 9	H: 2 LOB: 2 BB: 1 P: 13	R: 0 E: 0 K: 0 S: 3	H: 0 LOB: 0 BB: 0 P: 3	1B: 7 2B: 1 3B: 0 HR: 0	SF: 1 SAC: 0 DP: 0 HBP: 0	WP: 0 PB: 1 SB: 5 CS: 0	PA: 39															
PITCHER	IP WLS BF H R ER SO BB IBB HBP BLK WP HR S P ERA WHIP																																				
Burt Hooton, R (1, 1) ERA: 3.2	6.0		27	6	2	1	4	2	0	0	0	0	0	0	33	41	1.50	1.333																			
Dave Goltz, R (7, 1) ERA: 5.62	1.0		3	0	0	0	0	0	0	0	0	0	0	3	3	0.00	0.000																				
Rick Sutcliffe, R (8, 1) ERA: 5.55	0.1		3	2	1	1	0	0	0	0	0	0	0	3	3	27.00	6.000																				
Steve Howe, L (8, 1) ERA: 2.09	1.2	W	6	0	0	0	2	0	1	0	0	0	0	9	13	0.00	0.000																				

Houston Astros @ Los Angeles Dodgers
Dodger Stadium, Los Angeles, CA

Thu Jul 10 1980, 7:05 PM PDT
Att: 49,692 - Unknown

livebaseballscorecards.com

AB 35
R 3
H 8
RBI 3
BB 3
SO 6
LOB 17



Batter	1	2	3	4	5	6	7	8	9	AB	R	H	RBI	BB	SO	LOB
Davey Lopes, R OBP: 0.320, SLG: 0.321 (1, 4)	0-0 5-3		0-0 F8			0-0 G6-3		0-0 P6	0-0 1B	5	0	1	1	0	0	1
Rudy Law, L OBP: 0.332, SLG: 0.332 (1, 8)	0-3 K			0-3 K		0-0 6-3		0-0 6-3		4	0	0	0	0	2	0
Reggie Smith, S OBP: 0.395, SLG: 0.549 (1, 9)	0-0 1B			0-3 K			0-0 G3	0-3 K		4	0	1	0	0	2	0
Steve Garvey, R OBP: 0.329, SLG: 0.491 Derrel Thomas, S OBP: 0.301, SLG: 0.341 (1, 3) (9, PR)	0-0 F3			0-0 WP 1B			0-0 1B 2B 1B		0-0 1B 2B 1B	4	1	3	0	0	0	1
Dusty Baker Jr., R OBP: 0.326, SLG: 0.539 (1, 7)		0-0 F7		0-0 4-3			0-0 F9		0-3 K	4	0	0	0	0	1	3
Ron Cey, R OBP: 0.346, SLG: 0.423 (1, 5)		0-0 6-3			0-0 F2		0-0 2B 1B		0-0 2B 1B	4	2	2	0	0	0	0
Bill Russell, R OBP: 0.321, SLG: 0.402 (1, 6)		0-0 F3			0-0 F7		0-0 2B		0-0 1B 2B	4	0	2	3	0	0	0
Steve Yeager, R OBP: 0.286, SLG: 0.248 Gary Thomasson, L OBP: 0.355, SLG: 0.254 Mike Scioscia, L OBP: 0.367, SLG: 0.435 (1, 2) (7, PH) (8, 2)			0-3 K		0-3 K		4-0 BB		4-0 1B IBB	2	0	0	0	0	2	0
Burt Hooton, R OBP: 0.324, SLG: 0.344 Rick Monday, L OBP: 0.267, SLG: 0.120 Dave Goltz, R OBP: 0.498, SLG: 0.400 Jay Johnstone, L OBP: 0.222, SLG: 0.176 Rick Sutcliffe, L OBP: 0.187, SLG: 0.167 Steve Howe, L OBP: 0.464, SLG: 0.612 (1, 1) (6, PH) (7, 1) (7, PH) (8, 1) (8, 1) (9, PH)			0-0 F3			0-0 G6-3 1B		0-0 4-3		0-3 K	1	0	0	0	0	0

Inning Stats	R: 0	H: 1	E: 0	K: 1	S: 6	LOB: 1	BB: 0	P: 6	R: 0	H: 0	E: 0	K: 0	S: 3	LOB: 0	BB: 0	P: 3	R: 0	H: 0	E: 0	K: 1	S: 5	LOB: 0	BB: 0	P: 5	R: 0	H: 1	E: 0	K: 0	S: 3	LOB: 0	BB: 0	P: 3	R: 2	H: 3	E: 0	K: 0	S: 6	LOB: 2	BB: 1	P: 10	R: 0	H: 0	E: 0	K: 1	S: 5	LOB: 0	BB: 0	P: 5	R: 2	H: 4	E: 0	K: 2	S: 10	LOB: 3	BB: 1	P: 14	1B: 8	SF: 0	2B: 2	SAC: 0	3B: 0	DP: 1	HR: 0	HBP: 0	WP: 1	PA: 37
--------------	------	------	------	------	------	--------	-------	------	------	------	------	------	------	--------	-------	------	------	------	------	------	------	--------	-------	------	------	------	------	------	------	--------	-------	------	------	------	------	------	------	--------	-------	-------	------	------	------	------	------	--------	-------	------	------	------	------	------	-------	--------	-------	-------	-------	-------	-------	--------	-------	-------	-------	--------	-------	--------

PITCHER	IP	WLS	BF	H	R	ER	SO	BB	IBB	HBP	BLK	WP	HR	S	P	ERA	WHIP
Nolan Ryan, R ERA: 3.32 (1, 1)	8.1	L	34	9	4	4	7	1	0	0	0	1	0	47	51	4.32	1.200
Dave Smith, R ERA: 2.29 (9, 1)	0.1		3	1	0	0	1	0	1	0	0	0	0	4	8	0.00	3.000

BOTTOM

Houston Astros @ Los Angeles Dodgers
 Dodger Stadium, Los Angeles, CA
 Thu Jul 10 1980, 7:05 PM PDT
 Att. 49,692 - Unknown

livebaseballscores.com

AB	35
R	4
H	10
RBI	4
BB	2
SO	8
LOB	10



Batter	1	2	3	4	5	6	7	8	9	AB R H RBI BB SO LOB	TOP									
Rafael Landestoy, S (1, 4) OBP: 0.286, SLG: 0.346 Frank LaCorte, R (8, 1) OBP: 0.200, SLG: 0.200	0-0 4-3		0-0 3-1			0-0 5-3 1-2		0-0 FC6-4 1-2f		4 0 0 0 0 0 3 0 0 0 0 0 0 0										
Terry Puhl, L (1, 9) OBP: 0.357, SLG: 0.438	0-0 4-3			0-0 4-3		0-0 3-1		0-3 K2-3		4 0 0 0 0 1 2										
Jose Cruz, L (1, 7) OBP: 0.364, SLG: 0.431	0-3 K			0-0 5-3			0-0 F7		0-0 6-3	4 0 0 0 0 1 0										
Cesar Cedeno, R (1, 8) OBP: 0.381, SLG: 0.486		0-0 CS 1B		0-0 4-3			0-0 FC5-4 S 1B		4-0 1B 1B BB	3 1 2 0 1 0 0										
Art Howe, R (1, 6) OBP: 0.342, SLG: 0.425		0-0 4-3 1-2			0-0 G5-4-3 1B		4-0 FC5-4 1-2 BB		0-0 1B SF9 1B	3 1 2 0 1 0 1										
Enos Cabell, R (1, 5) OBP: 0.302, SLG: 0.350		0-3 K			0-0 G5-4-3 1-2f		0-0 FC5-4 1-2f 2-3		0-0 SF9 1B 1-3 3-H	4 0 1 1 0 1 3										
Jeffrey Leonard, R (1, 3) OBP: 0.271, SLG: 0.303			0-0 3-1		0-0 F9		0-3 K		0-0 SF9 2-3 3-H	3 0 0 1 0 1 2										
Luis Pujols, R (1, 2) OBP: 0.255, SLG: 0.234 Joe Morgan, L (8, PH) OBP: 0.345, SLG: 0.365 (8, 4)			0-0 E6 SH1-4			4-0 5-3 BB		0-0 FC6-4 1B	0-3 K	1 0 0 0 1 0 0 2 0 1 0 0 1 1										
Ken Forsch, R (1, 1) OBP: 0.289, SLG: 0.356 Denny Walling, L (8, PH) OBP: 0.381, SLG: 0.412 Alan Ashby, S (8, 2) OBP: 0.314, SLG: 0.341			0-0 SH1-4			0-3 K		0-0 F7		1 0 0 0 0 1 1 1 0 0 0 0 0 1 0 0 0 0 0 0 0										
Inning Stats	R: 0 E: 0 K: 1 S: 5	H: 0 LOB: 0 BB: 0 P: 5	R: 0 E: 0 K: 1 S: 5	H: 1 LOB: 0 BB: 0 P: 5	R: 0 E: 1 K: 0 S: 4	H: 0 LOB: 1 BB: 0 P: 4	R: 0 E: 0 K: 0 S: 3	H: 0 LOB: 0 BB: 0 P: 3	R: 0 E: 0 K: 1 S: 5	H: 1 LOB: 0 BB: 0 P: 3	R: 0 E: 0 K: 1 S: 6	H: 1 LOB: 2 BB: 1 P: 10	R: 0 E: 0 K: 1 S: 6	H: 1 LOB: 1 BB: 0 P: 6	R: 2 E: 0 K: 1 S: 7	H: 2 LOB: 1 BB: 1 P: 11	1B: 6 2B: 0 3B: 0 HR: 0	SF: 1 SAC: 1 DP: 1 HBP: 0	WP: 0 PB: 0 SB: 1 CS: 1	PA: 35
PITCHER	IP WLS BF H R ER SO BB IBB HBP BLK WP HR S P ERA WHIP																			
Jerry Reuss, L (1, 1) ERA: 1.84	7.0 W 25 3 0 0 4 2 0 0 0 0 0 0 31 39 0.00 0.714																			
Bobby Castillo, R (8, 1) ERA: 3.17	1.1 8 3 2 2 1 1 0 0 0 0 0 0 9 13 13.50 3.000																			
Dave Goltz, R (9, 1) ERA: 5.6	0.1 1 0 0 0 0 0 0 0 0 0 0 0 1 1 0.00 0.000																			
Steve Howe, L (9, 1) ERA: 2.08	0.1 S 1 0 0 0 1 0 0 0 0 0 0 0 3 3 0.00 0.000																			

Houston Astros @ Los Angeles Dodgers
Dodger Stadium, Los Angeles, CA
Fri Jul 11 1980, 3:33 AM PDT
Att: 42,754 - Unknown

livebaseballscorecards.com

AB	30
R	2
H	6
RBI	2
BB	3
SO	6
LOB	14



Batter	1	2	3	4	5	6	7	8	9	AB	R	H	RBI	BB	SO	LOB
Davey Lopes, R OBP: 0.320, SLG: 0.320 (1, 4)	0-0 5-3		0-0 S 1B		0-0 6-3		0-0 E5 1-H			4	0	1	0	0	0	0
Rudy Law, L OBP: 0.327, SLG: 0.327 (1, 8)	0-3 K		0-3 K 1-2			0-0 2-3	0-0 4-3			4	0	0	0	0	2	2
Reggie Smith, S OBP: 0.396, SLG: 0.548 (1, 9)	0-0 1B			0-0 1B 1B		0-0 F9		0-3 K		4	0	2	0	0	1	0
Steve Garvey, R OBP: 0.331, SLG: 0.491 (1, 3)	0-0 1-3			0-0 F9		0-0 BB 1B		0-0 HR 1B		4	1	2	0	0	0	2
Dusty Baker Jr., R OBP: 0.334, SLG: 0.554 (1, 7)		0-0 G5-4-3 1B		0-0 1-2 1B		4-0 BB 1-2 BB		0-0 HR 1-H HR		3	1	3	2	1	0	0
Ron Cey, R OBP: 0.342, SLG: 0.418 (1, 5)		0-0 G5-4-3 1-2		0-0 F7		0-0 P4		0-0 F8		4	0	0	0	0	0	5
Bill Russell, R OBP: 0.320, SLG: 0.398 (1, 6)		0-0 F9		0-0 6-3			0-0 6-3	4-0 BB BB BB		3	0	0	0	1	0	2
Mike Scioscia, L OBP: 0.349, SLG: 0.411 (1, 2)			0-0 4-3		0-0 G3		0-0 F8	0-3 K		4	0	0	0	0	1	1
Steve Howe, L OBP: 0.167, SLG: 0.167 (9, 1)										0	0	0	0	0	0	0
Jerry Reuss, L OBP: 0.139, SLG: 0.118 (1, 1)			0-0 2		0-3 K		4-0 BB BB BB			2	0	1	0	0	1	0
Rick Monday, L OBP: 0.342, SLG: 0.344 (7, PH)										0	1	0	0	1	0	0
Bobby Castillo, R OBP: 0.200, SLG: 0.200 (8, 1)										0	0	0	0	0	0	0
Dave Goltz, R OBP: 0.267, SLG: 0.120 (9, 1)										0	0	0	0	0	0	0
Joe Ferguson, R OBP: 0.348, SLG: 0.362 (9, 2)										0	0	0	0	0	0	0

Inning Stats	R: 0	H: 1	R: 0	H: 1	R: 0	H: 2	R: 0	H: 0	R: 0	H: 1	R: 1	H: 0	R: 2	H: 2	1B: 8	SF: 0
	E: 0	LOB: 1	E: 0	LOB: 0	E: 0	LOB: 2	E: 0	LOB: 0	E: 0	LOB: 2	E: 1	LOB: 1	E: 0	LOB: 1	2B: 0	SAC: 0
	K: 1	BB: 0	K: 0	BB: 0	K: 0	BB: 0	K: 1	BB: 0	K: 0	BB: 1	K: 0	BB: 1	K: 2	BB: 1	3B: 0	DP: 1
	S: 6	P: 6	S: 3	P: 3	S: 5	P: 5	S: 5	P: 5	S: 4	P: 8	S: 4	P: 8	S: 9	P: 13	HR: 1	HBP: 0

PITCHER	IP	WLS	BF	H	R	ER	SO	BB	IBB	HBP	BLK	WP	HR	S	P	ERA	WHIP
Ken Forsch, R ERA: 3.21 (1, 1)	7.0	L	29	7	1	0	3	2	0	0	0	0	0	33	41	0.00	1.286
Frank LaCorte, R ERA: 1.32 (8, 1)	1.0		6	2	2	2	2	1	0	0	0	0	1	9	13	18.00	3.000

BOTTOM

Houston Astros @ Los Angeles Dodgers
Dodger Stadium, Los Angeles, CA

Fri Jul 11 1980, 3:33 AM PDT
Att. 42,754 - Unknown

AB	32
R	3
H	9
RBI	2
BB	3
SO	5
LOB	12

livebaseballscorecards.com

WP	PA
0	35
0	
2	
0	

Batter	1	2	3	4	5	6	7	8	9	10	11	12	AB R H RBI BB SO LOB	TOP							
Davey Lopes, R OBP: 0.320, SLG: 0.325 (1, 4)	G3		F8		F8			6-3		FC6-4 BB		6-3	5 1 1 0 1 0 0	Los Angeles Dodgers @ San Diego Padres San Diego Stadium, San Diego, CA Sat Jul 12 1980, 10:05 PM EDT Att. 39,605 - Unknown livebaseballscorecards.com							
Rudy Law, L OBP: 0.328, SLG: 0.327 (1, 8)	4-3		F3		F3			2B 1B		FC6-4 1-2f		K	6 1 2 1 0 1 1								
Reggie Smith, S OBP: 0.396, SLG: 0.547 (1, 9)	L6		F9		F9			1B BB				F4	4 0 1 1 1 0 1								
Steve Garvey, R OBP: 0.326, SLG: 0.484 (1, 3)		4-3		4-3				F6				F8	5 0 0 0 0 0 1								
Dusty Baker Jr., R OBP: 0.339, SLG: 0.555 (1, 7)		6-3		5-3 1B				1-2 1B				F8	5 0 3 0 0 0 0								
Ron Cey, R OBP: 0.344, SLG: 0.419 Bobby Castillo, R OBP: 0.200, SLG: 0.200 Pedro Guerrero, R OBP: 0.474, SLG: 0.620 Steve Yeager, R OBP: 0.286, SLG: 0.248 (1, 5) (9, 1) (11, PH) (11, 2)				5-3 1B				F8				1B 1B	4 0 2 0 0 0 3 0 0 0 0 0 0 0 1 0 1 0 0 0 0 0 0 0 0 0 0 0								
Bill Russell, R OBP: 0.318, SLG: 0.395 (1, 6)		1-3		F2				F7		G6-4-3 1B		1B	5 0 1 0 0 0 3								
Mike Scioscia, L OBP: 0.333, SLG: 0.390 Joe Ferguson, R OBP: 0.344, SLG: 0.357 Joe Beckwith, L (11, 1) (11, 1)			4-3		4-3			F7				F5	4 0 0 0 0 0 0 1 0 0 0 0 0 3 0 0 0 0 0 0 0								
Don Sutton, R OBP: 0.069, SLG: 0.069 Rick Monday, L OBP: 0.333, SLG: 0.333 Dave Goltz, R OBP: 0.267, SLG: 0.120 Derrel Thomas, S OBP: 0.297, SLG: 0.336 (1, 1) (7, PH) (7, 1) (9, 5)			K		6-3			6-3				K	2 0 0 0 0 1 0 1 0 0 0 0 0 0 0 0 0 0 0 0 0 2 0 0 0 0 1 0								
Inning Stats	R: 0 E: 0 K: 0 S: 3	H: 0 LOB: 0 BB: 0 P: 3	R: 0 E: 0 K: 0 S: 4	H: 1 LOB: 1 BB: 0 P: 4	R: 1 E: 0 K: 1 S: 7	H: 2 LOB: 1 BB: 0 P: 7	R: 0 E: 0 K: 0 S: 4	H: 1 LOB: 1 BB: 0 P: 4	R: 0 E: 0 K: 0 S: 3	H: 0 LOB: 0 BB: 0 P: 3	R: 0 E: 0 K: 0 S: 3	H: 0 LOB: 0 BB: 0 P: 3	R: 0 E: 0 K: 1 S: 5		H: 3 LOB: 3 BB: 0 P: 6	R: 0 E: 0 K: 1 S: 5	H: 0 LOB: 0 BB: 0 P: 5	1B: 9 2B: 1 3B: 1 HR: 0	SF: 0 SAC: 0 DP: 1 HBP: 0	WP: 0 PB: 0 SB: 1 CS: 0	PA: 47
PITCHER	IP WLS BF H R ER SO BB IBB HBP BLK WP HR S P ERA WHIP															IP WLS BF H R ER SO BB IBB HBP BLK WP HR S P ERA WHIP					
Rick Wise, R ERA: 3.35 (1, 1)	6.0	24	5	1	1	0	1	0	0	0	0	0	0		0	0	0	1.50	1.000		
Rollie Fingers, R ERA: 2.91 (7, 1)	2.0	7	2	1	1	0	0	0	0	0	0	0	0	0	0	0	4.50	1.000			
John D'Acquisto, R ERA: 2.91 (9, 1)	2.0	7	1	0	0	1	1	0	0	0	0	0	0	0	0	0	0.00	1.000			
Bob Shirley, L ERA: 3.0 (11, 1)	1.0	6	3	0	0	0	0	0	0	0	0	0	0	0	0	0	0.00	3.000			
Eric Rasmussen, R ERA: 5.13 (12, 1)	1.0	W 3	0	0	0	1	0	0	0	0	0	0	0	0	0	0	0.00	0.000			




Batter	1	2	3	4	5	6	7	8	9	10	11	12	AB	R	H	RBI	BB	SO	LOB				
Gene Richards, L (1, 7) X OBP: 0.368, SLG: 0.379	0-0 4-3 S 1B	0-0 G3			0-0 F5		0-0 E 3B	0-0 1-2 1B		0-0 FC6 1-2f		4-0 WP S IBB	6	1	3	0	1	0	4				
Ozzie Smith, S (1, 6) S OBP: 0.315, SLG: 0.265	0-3 K 1-2		0-0 6-3		0-0 G3		0-0 E6 S BB G1-2-3	0-0 6-3			0-0 F7	0-0 WP	7	0	0	1	0	1	4				
Jerry Mumphrey, S (1, 8) X OBP: 0.325, SLG: 0.342	0-0 4-3 2-3		0-0 F7		0-0 1B		4-0 G1-2-3 S 1-2 BB		0-0 F6		0-0 BB 2B		5	0	2	0	1	0	1				
Dave Winfield, R (1, 9) S OBP: 0.390, SLG: 0.460	0-3 K		0-0 3B		0-0 F6		4-0 G1-2-3 BB 1-2 2-3		0-3 K		4-0 BB IBB		4	0	1	0	2	2	2				
Willie Montanez, L (1, 3) Fred Kendall, R (11, 2) OBP: 0.299, SLG: 0.338 OBP: 0.273, SLG: 0.273		0-0 3-1 G3 2B	0-0 L6			4-0 G3 1B BB	0-0 G1-2-3 1-2 2-3 3-H		0-0 F9		0-0 F7		4	1	1	0	1	0	4				
Tim Flannery, L (1, 5) S OBP: 0.362, SLG: 0.375		0-0 3-1 2-3		0-0 2B		0-0 G3 1-2	0-0 3-1			0-0 4-3	4-0 1-2 2-3 BB		5	0	1	0	1	0	4				
Bill Fahey, L (1, 2) Steve Mura, R (10, PR) Bob Shirley, R (11, 1) Kurt Bevacqua, R (11, PH) Eric Rasmussen, R (12, 1) Dave Cash, R (1, 4) OBP: 0.312, SLG: 0.275 OBP: 0.235, SLG: 0.200 OBP: 0.343, SLG: 0.426 OBP: 0.125, SLG: 0.250 OBP: 0.290, SLG: 0.270		0-0 G3		0-0 L7		0-0 F5		0-0 4-3		4-0 1B BB	0-0 F9		4	0	0	1	1	0	2				
Rick Wise, R (1, 1) Jerry Lutzer, L (6, PH) Rollie Fingers, R (7, 1) Gene Lerner, R (8, PR) John D'Acquisto, R (8, 1) Von Joshua, L (10, PH) OBP: 0.143, SLG: 0.185 OBP: 0.306, SLG: 0.381 OBP: 0.300, SLG: 0.500 OBP: 0.387, SLG: 0.372 OBP: 0.340, SLG: 0.478		0-0 1B		0-0 F8		0-0 1B IBB	0-0 1-2 2-H 1B		0-0 F8		0-0 FC6 1-2 1B	0-0 F7	2	0	1	0	0	0	1				
		0-0 1B		0-0 F8		0-0 1B IBB	0-0 1-2 2-H 1B		0-0 F9		0-0 WP 3B		2	0	1	0	0	0	0				
Inning Stats	R: 0 E: 0 K: 2 S: 8	H: 1 LOB: 1 BB: 0 P: 8	R: 1 E: 0 K: 0 S: 6	H: 3 LOB: 2 BB: 0 P: 6	R: 0 E: 0 K: 0 S: 4	H: 1 LOB: 1 BB: 0 P: 4	R: 0 E: 0 K: 0 S: 4	H: 1 LOB: 1 BB: 0 P: 4	R: 0 E: 0 K: 0 S: 3	H: 1 LOB: 2 BB: 2 P: 11	R: 1 E: 1 K: 0 S: 4	H: 1 LOB: 2 BB: 2 P: 12	R: 0 E: 0 K: 1 S: 5	H: 0 LOB: 0 BB: 0 P: 5	R: 0 E: 0 K: 0 S: 4	H: 1 LOB: 2 BB: 1 P: 8	R: 0 E: 0 K: 0 S: 4	H: 1 LOB: 3 BB: 2 P: 12	R: 1 E: 0 K: 0 S: 2	H: 1 LOB: 1 BB: 1 P: 6	1B: 8 2B: 3 3B: 3 HR: 0	SF: 0 SAC: 0 DP: 1 HBP: 0	WP: 1 PA: 56 PB: 0 SB: 4 CS: 0

PITCHER	IP	WLS	BF	H	R	ER	SO	BB	IBB	HBP	BLK	WP	HR	S	P	ERA	WHIP
Don Sutton, R (1, 1) ERA: 2.23	6.0		27	8	1	1	2	1	1	0	0	0	0	29	37	1.50	1.500
Dave Goltz, R (7, 1) ERA: 5.48	2.0		11	3	1	0	0	2	0	0	0	0	0	9	17	0.00	2.500
Bobby Castillo, R (9, 1) ERA: 3.04	2.0		8	1	0	0	1	1	0	0	0	0	0	9	13	0.00	1.000
Joe Beckwith, R (11, 1) ERA: 2.03	1.1	L	10	2	1	1	0	1	2	0	0	1	0	6	18	6.75	2.250

Los Angeles Dodgers @ San Diego Padres
San Diego Stadium, San Diego, CA
Sat Jul 12 1980, 10:05 PM EDT
Att: 39,605 - Unknown

AB 48
R 3
H 14
RBI 2
BB 8
SO 3
LOB 30



Batter	1	2	3	4	5	6	7	8	9	10	11	12	13	14	15	AB	R	H	RBI	BB	SO	LOB	TOP			
Davey Lopes, R OBP: 0.322, SLG: 0.330 (1, 4)	F7		5-3		2B		6-3		1B			4-3		SH3-4	1B	7	0	3	1	0	0	2				
Rick Monday, L OBP: 0.318, SLG: 0.297 (8, 9)	K			1B	K			F7	K			K		1B	1B	4	0	0	0	1	3	2				
Steve Howe, L OBP: 0.143, SLG: 0.143 Joe Ferguson, R OBP: 0.359, SLG: 0.357 (14, PH)	K			BB	K			F7	K			K		1B	BB	1	0	0	0	0	1	0				
Jay Johnstone, L OBP: 0.400, SLG: 0.391 Rudy Law, L OBP: 0.328, SLG: 0.327 Joe Beckwith, L (14, 1)	F9			F5		G6-4-3		E9		G3			G3	FC5-4	1-3	4	0	1	0	0	0	1				
Steve Garvey, R OBP: 0.325, SLG: 0.481 (1, 3)		K		F4		G6-4-3		SF9		4-3			FC5-4	K		6	0	2	1	0	2	4				
Dusty Baker Jr., R OBP: 0.340, SLG: 0.552 (14, 8)	L7			1B		G6-4-3		1B		1B			FC5-4	FC5-4		7	0	3	0	0	0	6				
Ron Cey, R OBP: 0.345, SLG: 0.417 (1, 5)	6-3			F7		F8		1B				F8		WP	1B	6	1	2	0	1	0	3				
Derrel Thomas, S OBP: 0.294, SLG: 0.326 (9, 9)			F7		F8			4-3		4-3			4-3			4	0	0	0	1	0	2				
Pedro Guerrero, R OBP: 0.483, SLG: 0.620 (13, PH)						SH1-4		4-3					1-2	IBB		0	0	0	0	1	0	0				
Mike Scioscia, L OBP: 0.326, SLG: 0.380 Steve Yeager, R OBP: 0.276, SLG: 0.239 (7, 2)			G3		6-3			SH1-4				K		K		2	0	0	0	0	0	0				
Bob Welch, R OBP: 0.256, SLG: 0.316 Reggie Smith, S OBP: 0.395, SLG: 0.545 Bobby Castillo, R OBP: 0.200, SLG: 0.200 Gary Thomasson, L OBP: 0.351, SLG: 0.250 Bill Russell, R OBP: 0.318, SLG: 0.394 (9, 6)					2B			K		4-3				1B	SH3-4	2	1	2	0	0	0	0				
Inning Stats	R: 0 E: 0 K: 1 S: 5	H: 0 LOB: 0 BB: 0 P: 5	R: 0 E: 0 K: 1 S: 5	H: 0 LOB: 0 BB: 0 P: 5	R: 0 E: 0 K: 0 S: 4	H: 1 LOB: 1 BB: 0 P: 4	R: 0 E: 0 K: 0 S: 4	H: 1 LOB: 2 BB: 1 P: 8	R: 1 E: 0 K: 1 S: 7	H: 2 LOB: 1 BB: 0 P: 7	R: 0 E: 0 K: 0 S: 4	H: 2 LOB: 1 BB: 0 P: 4	R: 0 E: 0 K: 1 S: 5	H: 0 LOB: 0 BB: 0 P: 5	R: 0 E: 0 K: 1 S: 5	H: 0 LOB: 0 BB: 0 P: 5	R: 0 E: 0 K: 1 S: 6	H: 1 LOB: 3 BB: 2 P: 14	R: 0 E: 0 K: 1 S: 7	H: 2 LOB: 3 BB: 1 P: 11	R: 1 E: 1 K: 0 S: 6	H: 2 LOB: 3 BB: 1 P: 10	1B: 12 2B: 3 3B: 0 HR: 0	SF: 1 SAC: 3 DP: 1 HBP: 0	WP: 1 PB: 0 SB: 1 CS: 0	PA: 66
PITCHER	IP	WLS	BF	H	R	ER	SO	BB	IBB	HBP	BLK	WP	HR	S	P	ERA	WHIP									
Juan Eichelberger, R ERA: 2.65 (1, 1)	10.0		41	10	2	1	5	2	0	0	0	0	0	49	57	0.90	1.200									
Rollie Fingers, R ERA: 2.31 (11, 1)	2.0		6	0	0	0	2	0	0	0	0	0	0	10	10	0.00	0.000									
Bob Shirley, L ERA: 2.97 (13, 1)	0.2		4	1	0	0	0	1	0	0	0	0	0	3	7	0.00	3.000									
Eric Rasmussen, R ERA: 5.98 (13, 1)	0.2		5	1	0	0	1	1	1	0	0	1	0	5	13	0.00	3.000									
Dennis Kinney, L ERA: 2.8 (14, 1)	1.2	W	10	3	1	0	1	0	1	0	0	0	0	11	15	0.00	1.800									

Los Angeles Dodgers @ San Diego Padres
San Diego Stadium, San Diego, CA

AB 56
R 3
H 15
RBI 2
BB 6
SO 9
LOB 28



Sun Jul 13 1980, 6:33 AM EDT
Att: 18,232 - Unknown

livebaseballscores.com

Batter	1	2	3	4	5	6	7	8	9	10	11	12	13	14	15	AB R H RBI BB SO LOB	BOTTOM
Gene Richards, L (1, 7) OBP: 0.369, SLG: 0.380	0-0 WP S 1B		0-0 S 1B		0-0 6-3		0-0 F8			0-0 5-3		0-0 4-3			0-0 S 1B	7 3 3 1 0 0 0	Los Angeles Dodgers @ San Diego Padres San Diego Stadium, San Diego, CA Sun Jul 13 1980, 6:33 AM EDT Att: 18,232 - Unknown livebaseballscorecards.com
Ozzie Smith, S (1, 6) OBP: 0.320, SLG: 0.269	0-3 K		4-0 1B CS BB		0-0 1B			0-0 E S 1B		0-0 F8		0-0 4-3		0-0 1B	6 0 3 1 1 1 1		
Jerry Mumphrey, S (1, 8) OBP: 0.332, SLG: 0.344	4-0 S BB		0-0 CS 1B		0-0 F9			4-0 L1-3 BB		0-0 FC4-6 1B		0-0 F9			4 0 2 1 2 0 1		
Dave Winfield, R (1, 9) OBP: 0.386, SLG: 0.454	0-0 F9		0-0 F9			0-0 F9 BLK 1B		0-0 L1-3		0-0 FC4-6		0-0 6-3			6 0 1 0 0 0 6		
Willie Montanez, L (1, 3) OBP: 0.299, SLG: 0.333	0-0 F7			4-0 FC1-5 1B BB		0-0 F9		4-0 FC5-4 IBB		0-0 F7				0-3 K	4 0 0 0 2 1 2		
Tim Flannery, L (1, 5) OBP: 0.357, SLG: 0.370		0-3 K		0-0 FC1-5 1B		0-3 K		0-0 FC5-4		0-3 K				0-0 F4	4 0 1 0 0 0 2 3		
Aurelio Rodriguez, R (11, PH) OBP: 0.220, SLG: 0.297				1-2 FC1-5 1B				1-2 FC5-4							2 0 0 0 0 1 0		
Bill Fahey, L (1, 2) OBP: 0.306, SLG: 0.269		0-0 P6		0-0 FC1-5		0-0 F8		0-0 5-3		0-0 F9				0-3 K	3 0 0 0 0 0 3		
Gene Tenace, R (9, PH) OBP: 0.381, SLG: 0.364				1-2 G6-3											3 0 0 0 0 1 0		
Dave Cash, R (1, 4) OBP: 0.284, SLG: 0.265		0-0 G3		0-0 G6-3		0-0 5-3		0-0 F9		0-0 F8				0-0 E9 1B	6 1 0 0 0 0 2		
Juan Eichelberger, R (1, 1) OBP: 0.300, SLG: 0.300			0-3 K		0-3 K		0-3 K		0-3 K					0-0 L9	4 0 0 0 0 0 4 0		
Rollie Fingers, R (11, PH) OBP: 0.330, SLG: 0.419															0 0 0 0 0 0 0 0		
Kurt Sewald, R (12, PH) OBP: 0.330, SLG: 0.419															1 0 0 0 0 0 0 0		
Bob Shirley, R (13, 11) OBP: 0.125, SLG: 0.250															0 0 0 0 0 0 0 0		
Eric Rasmussen, R (14, 11) OBP: 0.280, SLG: 0.167															0 0 0 0 0 0 0 0		
Dennis Kinney, L (15, PH) OBP: 0.306, SLG: 0.377															1 0 0 0 0 0 0 1		
Jerry Turney, L (15, PH) OBP: 0.306, SLG: 0.377															1 0 0 0 0 0 0 1		

Inning Stats	R: 1	H: 1	E: 0	K: 1	S: 6	H: 1	LOB: 1	BB: 1	P: 10	R: 0	H: 0	E: 0	K: 1	S: 5	H: 0	LOB: 0	BB: 0	P: 5	R: 1	H: 2	E: 0	K: 1	S: 6	H: 2	LOB: 1	BB: 1	P: 10	R: 0	H: 1	E: 0	K: 1	S: 3	H: 1	LOB: 1	BB: 1	P: 7	R: 0	H: 1	E: 0	K: 1	S: 6	H: 1	LOB: 1	BB: 0	P: 6	R: 0	H: 0	E: 0	K: 1	S: 5	H: 0	LOB: 0	BB: 0	P: 5	R: 0	H: 1	E: 0	K: 0	S: 3	H: 1	LOB: 2	BB: 2	P: 11	R: 0	H: 0	E: 0	K: 1	S: 5	H: 0	LOB: 0	BB: 0	P: 5	R: 0	H: 1	E: 0	K: 0	S: 4	H: 1	LOB: 1	BB: 0	P: 4	R: 0	H: 0	E: 0	K: 1	S: 5	H: 0	LOB: 0	BB: 0	P: 5	R: 0	H: 0	E: 0	K: 0	S: 3	H: 0	LOB: 0	BB: 0	P: 3	R: 0	H: 0	E: 0	K: 2	S: 7	H: 0	LOB: 0	BB: 0	P: 7	R: 2	H: 2	E: 1	K: 0	S: 4	H: 2	LOB: 1	BB: 0	P: 4	1B: 10	SF: 0	2B: 1	SAC: 0	3B: 0	DP: 2	HR: 0	HBP: 0	WP: 1	PA: 56
PITCHER	IP	WLS	BF	H	R	ER	SO	BB	IBB	HBP	BLK	WP	HR	S	P	ERA	WHIP	PITCHER																		IP	WLS	BF	H	R	ER	SO	BB	IBB	HBP	BLK	WP	HR	S	P	ERA	WHIP																																																																											
Bob Welch, R (1, 1) ERA: 2.4	6.0		25	6	2	2	5	3	0	0	1	1	0	32	44	3.00	1.500																			6.0		25	6	2	2	5	3	0	0	1	1	0	32	44	3.00	1.500																																																																											
Bobby Castillo, R (7, 1) ERA: 2.92	2.0		8	1	0	0	1	1	1	0	0	0	0	8	16	0.00	1.000																			2.0		8	1	0	0	1	1	1	0	0	8	16	0.00	1.000																																																																													
Steve Howe, L (9, 1) ERA: 1.84	5.0		16	1	0	0	2	0	0	0	0	0	0	20	20	0.00	0.200																			5.0		16	1	0	0	2	0	0	0	0	20	20	0.00	0.200																																																																													
Joe Beckwith, R (14, 1) ERA: 2.23	1.1	L	7	2	2	1	2	0	0	0	0	0	0	11	11	6.75	1.500																			1.1	L	7	2	2	1	2	0	0	0	0	11	11	6.75	1.500																																																																													



Batter	1	2	3	4	5	6	7	8	9	AB R H RBI BB SO LOB	TOP						
Rudy Law, L (1, 8) OBP: 0.327, SLG: 0.324	0-0 4-3		4-0 1B S 1B BB	0-0 FC4-6			0-0 F8			3 1 0 0 1 0 1	Los Angeles Dodgers @ San Diego Padres San Diego Stadium, San Diego, CA Mon Jul 14 1980, 6:33 AM EDT Att. 22,370 - Unknown livebaseballscorecards.com						
Bill Russell, R (1, 6) OBP: 0.317, SLG: 0.390	0-3 K		4-0 1B 1-2 BB		0-0 E6			0-0 6-3		3 1 0 0 1 1 0							
Reggie Smith, S (1, 9) Terry Forster, L (8, 1) OBP: 0.393, SLG: 0.541	0-3 K		0-0 1B 1-2 1B 2-3		0-0 G6-4-3			0-0 F7		4 1 1 0 0 1 1 0 0 0 0 0 0 0							
Steve Garvey, R (1, 3) OBP: 0.324, SLG: 0.479		0-0 F9	0-0 1B 1-3 2-H 3-H		0-0 F9			0-0 F6		4 0 1 2 0 0 0							
Dusty Baker Jr., R (1, 7) OBP: 0.339, SLG: 0.548	0-3 K		0-0 1B 1-2 3-H		0-0 4-3			0-0 F8		4 0 1 1 0 1 0							
Ron Cey, R (1, 5) OBP: 0.347, SLG: 0.421		0-0 1B	0-0 F9		0-0 1-3			0-0 1B 2B		4 0 2 0 0 0 2							
Pedro Guerrero, R (1, 4) OBP: 0.452, SLG: 0.574	0-0 F3			0-3 K		0-0 L8		0-3 K		4 0 0 0 0 2 2							
Joe Ferguson, R (1, 2) OBP: 0.354, SLG: 0.351			0-0 L8	0-0 F7			0-0 6-3		0-0 2-3 1B	4 0 1 0 0 0 0							
Rick Sutcliffe, L (1, 1) Gary Thomasson, L (8, 9) OBP: 0.238, SLG: 0.158 OBP: 0.346, SLG: 0.246			0-3 K	4-0 FC4-6 BB			0-0 4-3		0-0 F8	2 0 0 0 1 1 0 1 0 0 0 0 0 2							
Inning Stats	R: 0 E: 0 K: 2 S: 7 H: 0 LOB: 0 BB: 0 P: 7	R: 0 E: 0 K: 1 S: 6 H: 1 LOB: 1 BB: 0 P: 6	R: 3 E: 0 K: 1 S: 8 H: 3 LOB: 2 BB: 2 P: 16	R: 0 E: 0 K: 1 S: 5 H: 0 LOB: 1 BB: 1 P: 9	R: 0 E: 1 K: 0 S: 3 H: 0 LOB: 0 BB: 0 P: 3	R: 0 E: 0 K: 0 S: 3 H: 0 LOB: 0 BB: 0 P: 3	R: 0 E: 0 K: 0 S: 3 H: 0 LOB: 0 BB: 0 P: 3	R: 0 E: 0 K: 0 S: 3 H: 0 LOB: 0 BB: 0 P: 3	R: 0 E: 0 K: 1 S: 7 H: 2 LOB: 2 BB: 0 P: 7	1B: 5 2B: 1 3B: 0 HR: 0 SF: 0 SAC: 0 DP: 1 HBP: 0	WP: 0 PB: 0 SB: 1 CS: 0 PA: 36						
PITCHER Steve Mura, R (1, 1) ERA: 3.93	IP: 9.0 WLS: W BF: 36 H: 6 R: 3 ER: 3 SO: 6 BB: 3 IBB: 0 HBP: 0 BLK: 0 WP: 0 HR: 0 S: 45 P: 57 ERA: 3.00 WHIP: 1.000																
PITCHER	IP	WLS	BF	H	R	ER	SO	BB	IBB	HBP	BLK	WP	HR	S	P	ERA	WHIP



Batter	1	2	3	4	5	6	7	8	9
Gene Richards, L (1, 7) OBP: 0.376, SLG: 0.389	0-0 SH1-3 SF7 2B	0-0 1B BLK 1B			0-0 S 2B 1B		4-0 S 4-3 BB		
Ozzie Smith, S (1, 6) OBP: 0.323, SLG: 0.276	0-0 SH1-3 2-3	0-0 BLK 1B			0-0 1B 2B		0-3 K 1-2		
Jerry Mumphrey, S (1, 8) OBP: 0.328, SLG: 0.341	0-0 SF7 3-H	0-3 K 1-2 3-H			0-0 F5		0-0 4-3 2-3		
Jerry Turner, L (1, 9) OBP: 0.320, SLG: 0.385	0-0 1B		0-0 6-3		0-0 S 1B		4-0 FC6-4 BB		
Willie Montanez, L (8, 3) OBP: 0.299, SLG: 0.333									
Von Joshua, L (1, 3) OBP: 0.315, SLG: 0.440	0-0 5-3		0-3 K		0-3 K 2-3		0-0 FC6-4 1-2f		
Aurelio Rodriguez, R (8, 5) OBP: 0.220, SLG: 0.297									
Tim Flannery, L (1, 5) OBP: 0.347, SLG: 0.358		0-0 F8	0-0 4-3		0-3 K		0-3 K		
Dave Winfield, R (8, 9) OBP: 0.385, SLG: 0.453									
Bill Fahey, L (1, 2) OBP: 0.305, SLG: 0.268		0-0 4-3 1B 1B		0-0 F8		0-0 4-3		0-0 1-3	
Dave Cash, R (1, 4) OBP: 0.281, SLG: 0.261		0-0 4-3 1-2		0-0 F8		0-0 6-3		0-0 6-3	
Steve Mura, R (1, 1) OBP: 0.250, SLG: 0.222		0-0 1B 1B 1B		0-0 F9		0-0 F3			

Inning Stats	R: 1	H: 2	E: 0	K: 0	S: 5	H: 2	LOB: 1	BB: 0	P: 5	R: 3	H: 4	E: 0	K: 1	S: 9	H: 0	LOB: 0	BB: 0	P: 9	R: 0	H: 0	E: 0	K: 1	S: 5	R: 0	H: 0	E: 0	K: 0	S: 3	R: 2	H: 3	E: 0	K: 2	S: 10	R: 0	H: 0	E: 0	K: 0	S: 3	R: 0	H: 0	E: 0	K: 1	S: 5	R: 0	H: 0	E: 0	K: 1	S: 5	R: 0	H: 0	E: 0	K: 1	S: 5
--------------	------	------	------	------	------	------	--------	-------	------	------	------	------	------	------	------	--------	-------	------	------	------	------	------	------	------	------	------	------	------	------	------	------	------	-------	------	------	------	------	------	------	------	------	------	------	------	------	------	------	------	------	------	------	------	------

PITCHER	IP	WLS	BF	H	R	ER	SO	BB	IBB	HBP	BLK	WP	HR	S	P	ERA	WHIP
Rick Sutcliffe, R (1, 1) ERA: 5.77	7.0	L	32	9	6	6	5	2	0	0	1	0	0	40	48	7.71	1.571
Terry Forster, L (8, 1) ERA:	1.0		3	0	0	0	1	0	0	0	0	0	0	5	5	0.00	0.000

BOTTOM

Los Angeles Dodgers @ San Diego Padres
San Diego Stadium, San Diego, CA

Mon Jul 14 1980, 6:33 AM EDT
Att. 22,370 - Unknown

AB	31
R	6
H	9
RBI	5
BB	2
SO	6
LOB	10

livebaseballscores.com



1B: 7	SF: 1	WP: 0	PA: 35
2B: 2	SAC: 1	PB: 0	
3B: 0	DP: 0	SB: 3	
HR: 0	HBP: 0	CS: 0	

PITCHER	IP	WLS	BF	H	R	ER	SO	BB	IBB	HBP	BLK	WP	HR	S	P	ERA	WHIP
---------	----	-----	----	---	---	----	----	----	-----	-----	-----	----	----	---	---	-----	------

Batter	1	2	3	4	5	6	7	8	9	AB R H RBI BB SO LOB	TOP									
Davey Lopes, R OBP: 0.326, SLG: 0.344 (1, 4) X	0-0 HR	0-0 6-3 1-2 3-H	0-0 1-3 2-H			0-0 CS 1B		0-0 4-3		5 1 3 3 0 0 3										
Rudy Law, L OBP: 0.324, SLG: 0.321 (1, 8) X	0-0 1-3	0-0 FC6-4 2-H 1B	0-0 1-3			0-0 4-3 1-2		0-0 4-3		5 0 1 1 0 0 3										
Reggie Smith, S OBP: 0.396, SLG: 0.540 (1, 9) X	0-0 2B 1B	0-0 FC6-4 1-2 1B					0-3 K	4-0 CS BB		4 1 2 0 1 1 0										
Steve Garvey, R OBP: 0.323, SLG: 0.478 (1, 3) X	0-0 1B 2B	0-0 FC6-4 1-2f 2-3					0-3 K	0-0 1-3 1-2		5 1 1 1 0 1 3										
Dusty Baker Jr., R OBP: 0.335, SLG: 0.541 (1, 7) S S S	0-3 K	0-3 K					0-0 4-3			4 0 0 0 0 2 3										
Ron Cey, R OBP: 0.349, SLG: 0.426 (1, 5) X	0-0 FC5-4 2-H 1B		0-3 K			0-0 F8		0-0 SH1-3 2B		4 0 2 1 0 1 0										
Bill Russell, R OBP: 0.314, SLG: 0.386 (1, 6) X	0-0 FC5-4 1-2f		0-0 6-3			0-0 F8		0-0 SH1-3 2-3		3 0 0 0 0 0 1										
Joe Ferguson, R OBP: 0.370, SLG: 0.355 (1, 2) X		0-0 E 6-3 1B	4-0 1B 1B BB			0-0 5-3		4-0 SH3-4 IBB		2 2 1 0 2 0 0										
Burt Hooton, R OBP: 0.057, SLG: 0.029 (1, 1) X		0-0 E1 6-3 1B	0-0 1B 1-2 1B			0-0 6-3		0-0 SH3-4 1-2		3 1 1 0 0 0 1										
Dave Goltz, R OBP: 0.267, SLG: 0.120 (7, 1) X										0 0 0 0 0 0 0										
Inning Stats	R: 3 E: 0 K: 1 S: 9	H: 4 LOB: 1 BB: 0 P: 9	R: 2 E: 1 K: 1 S: 9	H: 3 LOB: 2 BB: 0 P: 9	R: 1 E: 0 K: 1 S: 7	H: 2 LOB: 2 BB: 1 P: 11	R: 0 E: 0 K: 0 S: 3	H: 0 LOB: 0 BB: 0 P: 3	R: 0 E: 0 K: 0 S: 3	H: 1 LOB: 0 BB: 0 P: 3	R: 0 E: 0 K: 2 S: 7	H: 0 LOB: 0 BB: 0 P: 7	R: 0 E: 0 K: 0 S: 4	H: 1 LOB: 2 BB: 1 P: 8	R: 0 E: 0 K: 0 S: 2	H: 0 LOB: 0 BB: 1 P: 6	1B: 8 2B: 2 3B: 0 HR: 1	SF: 0 SAC: 2 DP: 0 HBP: 0	WP: 0 PB: 0 SB: 0 CS: 2	PA: 40
PITCHER	IP WLS BF H R ER SO BB IBB HBP BLK WP HR S P ERA WHIP																			
Lynn McGlothen, R ERA: 5.76 (1, 1)	1.1 L 11 6 5 4 1 0 0 0 0 0 0 1 13 13 27.00 4.500																			
Willie Hernandez, L ERA: 4.46 (2, 1)	3.2 15 3 1 1 2 1 0 0 0 0 0 0 18 22 2.46 1.091																			
Bill Caudill, R ERA: 2.0 (6, 1)	2.0 6 1 0 0 2 0 0 0 0 0 0 0 10 10 0.00 0.500																			
Dick Tidrow, R ERA: 1.96 (8, 1)	2.0 8 1 0 0 0 1 1 0 0 0 0 0 6 14 0.00 1.000																			

Los Angeles Dodgers @ Chicago Cubs
 Wrigley Field, Chicago, IL
 Tue Jul 15 1980, 3:33 AM CDT
 Att. 20,257 - Unknown

livebaseballscorecards.com

AB	35
R	6
H	11
RBI	6
BB	3
SO	5
LOB	14



Batter	1	2	3	4	5	6	7	8	9	AB	R	H	RBI	BB	SO	LOB	BOTTOM		
Ivan De Jesus, R OBP: 0.346, SLG: 0.377 (1, 6)	0-0 F8			0-0 6-3	0-0 F8		0-0 L7			4	0	0	0	0	0	4	Los Angeles Dodgers @ Chicago Cubs Wrigley Field, Chicago, IL Tue Jul 15 1980, 3:33 AM CDT Att. 20,257 - Unknown		
Steve Dillard, R OBP: 0.287, SLG: 0.349 (1, 5)	0-0 1-3			0-0 5-3	0-0 6-3			0-0 4-3		4	0	0	0	0	0	2			
Bill Buckner, L OBP: 0.351, SLG: 0.442 (1, 7)	0-0 3-1			0-0 1B		0-0 F3		0-0 6-3		4	0	1	0	0	0	0			
Cliff Johnson, R OBP: 0.327, SLG: 0.409 (1, 3)		0-0 6-3		0-3 K		0-0 1B		0-3 K		4	0	1	0	0	2	1			
Mike Vail, R OBP: 0.362, SLG: 0.432 (1, 9)		0-0 6-3			0-0 HR		0-0 G1-6-3		0-3 K	4	1	1	0	0	1	1			
Jerry Martin, R OBP: 0.287, SLG: 0.464 (1, 8)		0-0 F8			0-0 F8			0-0 BB	0-0 F7	4	0	1	0	0	0	1			
Tim Blackwell, S OBP: 0.286, SLG: 0.347 (1, 2)			0-0 5-3		0-0 HR		0-0 F5		0-0 FC6-4	4	1	2	2	0	0	1			
Mike Tyson, R OBP: 0.295, SLG: 0.353 Jesus Figueroa, L OBP: 0.397, SLG: 0.353 (9, PH)			0-0 5-3		0-0 BLK		0-0 F9		0-0 FC6-4	3	0	1	0	0	0	1			
Lynn McGlothen, L OBP: 0.296, SLG: 0.385 Willie Hernandez, L OBP: 0.221, SLG: 0.308 Larry Gintner, L OBP: 0.327, SLG: 0.358 Bill Caudill, R Ken Henderson, S OBP: 0.533, SLG: 0.313 Dick Tidrow, R			0-0 P4		0-0 BLK		4-0 BB			0	0	0	0	0	0	0			
Inning Stats	R: 0 E: 0 K: 0 S: 3	H: 0 LOB: 0 BB: 0 P: 3	R: 0 E: 0 K: 0 S: 3	H: 0 LOB: 0 BB: 0 P: 3	R: 0 E: 0 K: 0 S: 3	H: 1 LOB: 1 BB: 0 P: 6	R: 2 E: 0 K: 0 S: 7	H: 4 LOB: 2 BB: 0 P: 7	R: 0 E: 0 K: 0 S: 3	H: 1 LOB: 0 BB: 0 P: 3	R: 0 E: 0 K: 1 S: 5	H: 0 LOB: 0 BB: 0 P: 5	R: 0 E: 0 K: 1 S: 6	H: 1 LOB: 1 BB: 0 P: 6	1B: 7 2B: 0 3B: 0 HR: 1	SF: 0 SAC: 0 DP: 1 HBP: 0		WP: 0 PB: 0 SB: 0 CS: 0	PA: 35
PITCHER Burt Hooton, R ERA: 3.17 Dave Goltz, R ERA: 5.34	IP 6.2 WLS W BF 27 H 7 R 2 ER 2 SO 1 BB 1 IBB 0 HBP 0 BLK 1 WP 0 HR 1 S 28 P 32 ERA 2.70 WHIP 1.200																		

livebaseballscores.com

AB 34
R 2
H 8
RBI 2
BB 1
SO 3
LOB 12



Batter	1	2	3	4	5	6	7	8	9	AB R H RBI BB SO LOB	TOP											
Davey Lopes, R (1, 4) OBP: 0.328, SLG: 0.344	0-0 5-3		4-0 BB S BB		0-3 K		0-0 FC3-6 1-2 1B			3 0 1 0 1 1 0	Los Angeles Dodgers @ Chicago Cubs Wrigley Field, Chicago, IL Wed Jul 16 1980, 3:33 AM CDT Att: 18,638 - Unknown											
Rudy Law, L (1, 8) OBP: 0.323, SLG: 0.320	0-0 5-3		0-0 F8 1-2			0-0 CS 1B 1B	0-0 FC3-6 1-2f 2-3			4 0 1 0 0 0 3												
Reggie Smith, S (1, 9) OBP: 0.398, SLG: 0.538 Derrel Thomas, S (7, 9) OBP: 0.294, SLG: 0.326	0-3 K		4-0 FC6-4 BB			0-0 1B CS SF8 1-2 1B	0-3 K			3 1 1 0 1 2 2 0 0 0 0 0 0 0												
Steve Garvey, R (1, 3) OBP: 0.325, SLG: 0.478		0-0 BB 1B	0-0 FC6-4 1-2f			0-0 WP 1-3 2-3 1B		0-0 5-3		4 0 2 0 0 0 2												
Dusty Baker Jr., R (1, 7) OBP: 0.334, SLG: 0.539		0-0 F9		0-0 6-3		0-0 SF8 3-H		0-0 G6-4-3 1B		3 0 1 1 0 0 1												
Ron Cey, R (1, 5) OBP: 0.351, SLG: 0.423		4-0 BB 1-2		0-0 5-3		4-0 1-2 IBB		0-0 G6-4-3 1-2f		2 0 0 0 2 0 1												
Bill Russell, R (1, 6) OBP: 0.311, SLG: 0.381		0-3 K		0-0 6-3		0-0 F8		0-3 K		4 0 0 0 0 2 4												
Joe Ferguson, R (1, 2) OBP: 0.356, SLG: 0.338		0-3 K			0-0 F8		0-3 K		0-0 F9	4 0 0 0 0 2 2												
Jerry Reuss, L (1, 1) OBP: 0.132, SLG: 0.111 Gary Thomasson, L (7, PH) OBP: 0.354, SLG: 0.258 Joe Beckwith, L (7, 1) Jay Johnstone, L (9, PH) OBP: 0.395, SLG: 0.386			0-3 K		0-0 4-3		0-0 FC3-6 1B 1B		0-0 F7	2 0 0 0 0 1 0 1 0 1 0 0 0 0 0 0 0 0 0 0 0 1 0 0 0 0 0 0												
Inning Stats	R: 0 E: 0 K: 1 S: 5	H: 0 LOB: 0 BB: 0 P: 5	R: 0 E: 0 K: 2 S: 8	H: 1 LOB: 2 BB: 1 P: 12	R: 0 E: 0 K: 1 S: 5	H: 0 LOB: 2 BB: 2 P: 13	R: 0 E: 0 K: 0 S: 3	H: 0 LOB: 0 BB: 0 P: 3	R: 0 E: 0 K: 1 S: 5	H: 0 LOB: 0 BB: 0 P: 5	R: 1 E: 0 K: 0 S: 5	H: 3 LOB: 2 BB: 1 P: 9	R: 0 E: 0 K: 2 S: 9	H: 2 LOB: 2 BB: 0 P: 9	R: 0 E: 0 K: 0 S: 3	H: 1 LOB: 0 BB: 0 P: 3	R: 0 E: 0 K: 1 S: 5	H: 0 LOB: 0 BB: 0 P: 5	1B: 7 2B: 0 3B: 0 HR: 0	SF: 1 SAC: 0 DP: 1 HBP: 0	WP: 1 PB: 0 SB: 1 CS: 2	PA: 36
PITCHER Rick Reuschel, R (1, 1) ERA: 4.14	IP 9.0 WLS W BF 36 H 7 R 1 ER 1 SO 8 BB 3 IBB 1 HBP 0 BLK 0 WP 1 HR 0 S 48 P 64 ERA 1.00 WHIP 1.111											PITCHER	IP WLS BF H R ER SO BB IBB HBP BLK WP HR S P ERA WHIP									

AB	31
R	1
H	7
RBI	1
BB	4
SO	8
LOB	15



livebaseballscorecards.com

Batter	1	2	3	4	5	6	7	8	9	AB	R	H	RBI	BB	SO	LOB
Ivan De Jesus, R OBP: 0.345, SLG: 0.375 (1, 6)	0-3 K		0-3 K2-3		0-0 S 1B		0-3 K			4	0	1	0	0	3	0
Lenny Randle, S OBP: 0.355, SLG: 0.384 Mick Kelleher, R OBP: 0.211, SLG: 0.170 (1, 5) (8, 5)	0-0 6-3		0-0 5-3		0-0 F9 1-2		0-3 K			4	0	0	0	0	1	1
Bill Buckner, L OBP: 0.356, SLG: 0.450 (1, 7) (9, 3)	0-0 1B 2B		0-0 FC5-4 1B		0-0 E 1B		0-0 4-3			4	2	3	0	0	0	0
Cliff Johnson, R OBP: 0.325, SLG: 0.406 Ken Henderson, S OBP: 0.333, SLG: 0.313 (1, 3) (9, 7)	0-0 1B 2-H		0-0 FC5-4 1-2f		0-0 F8		0-3 K			4	0	1	1	0	1	2
Mike Vail, R OBP: 0.364, SLG: 0.438 (1, 9)	0-0 1-2 1B		0-0 6-3		0-0 E6 1-H FC6-4		0-0 1B 2B			4	2	2	0	0	0	0
Jerry Martin, R OBP: 0.289, SLG: 0.463 (1, 8)	0-0 F8		0-0 4-3		0-0 FC6-4 IBB		0-0 1B			3	0	1	1	1	0	2
Tim Blackwell, S OBP: 0.279, SLG: 0.338 (1, 2)		0-0 6-3		0-3 K		0-0 FC6-4 1-2f 3-H		0-0 1-3		4	0	0	1	0	1	2
Mike Tyson, R OBP: 0.289, SLG: 0.345 (1, 4)		0-0 5-3		0-0 L9		0-0 F6				3	0	0	0	0	0	1
Rick Reuschel, R OBP: 0.163, SLG: 0.233 (1, 1)		0-0 5-3		0-0 5-3		0-3 K				3	0	0	0	0	1	0

Inning Stats	R: 1	H: 3	E: 0	K: 1	S: 8	H: 3	LOB: 2	BB: 0	P: 8	R: 0	H: 0	E: 0	K: 0	S: 3	H: 0	LOB: 0	BB: 0	P: 3	R: 0	H: 1	E: 0	K: 1	S: 6	H: 1	LOB: 1	BB: 0	P: 6	R: 0	H: 0	E: 0	K: 1	S: 5	H: 0	LOB: 0	BB: 0	P: 5	R: 0	H: 1	E: 1	K: 3	S: 9	H: 1	LOB: 1	BB: 1	P: 9	R: 0	H: 0	E: 0	K: 3	S: 9	H: 0	LOB: 0	BB: 0	P: 9	R: 1	H: 2	E: 0	K: 1	S: 7	H: 2	LOB: 1	BB: 0	P: 7
1B: 6	SF: 0	2B: 2	SAC: 0	3B: 0	DP: 0	HR: 0	HBP: 0	WP: 0	PA: 34																																																						

PITCHER	IP	WLS	BF	H	R	ER	SO	BB	IBB	HBP	BLK	WP	HR	S	P	ERA	WHIP
Jerry Reuss, L ERA: 1.82 (1, 1)	6.0	L	26	6	3	1	3	0	0	0	0	0	0	31	35	1.50	1.000
Joe Beckwith, R ERA: 2.36 (7, 1)	2.0		8	2	1	1	4	0	0	0	0	0	0	16	16	4.50	1.000

BOTTOM

Los Angeles Dodgers @ Chicago Cubs
 Wrigley Field, Chicago, IL
 Wed Jul 16 1980, 3:33 AM CDT
 Att. 18,638 - Unknown

livebaseballscorecards.com

AB	33
R	4
H	8
RBI	3
BB	1
SO	7
LOB	8



Batter	1	2	3	4	5	6	7	8	9	AB R H RBI BB SO LOB	TOP		
Davey Lopes, R OBP: 0.329, SLG: 0.345 (1, 4) X	0-0 1B 1B	0-0 6-3		0-0 FC4-6 2-H 1B		0-0 6-3			0-0 F8	5 1 2 1 0 0 1			
Rudy Law, L OBP: 0.321, SLG: 0.318 (1, 8) X	0-0 1B 2B 1B	0-0 4-3		0-0 FC4-6 1-2f			0-3 K		0-0 6-3	5 1 1 0 0 1 1			
Reggie Smith, S OBP: 0.396, SLG: 0.534 (1, 9) X	0-0 2B 1-2 3-H 1B		0-0 G3		0-0 F7		0-3 K			4 0 1 1 0 1 0			
Steve Garvey, R OBP: 0.329, SLG: 0.484 (1, 3) X	0-0 1-3 2-H 2B		0-0 P4		0-0 1B		0-0 FC6-4 1B			4 0 3 1 0 0 0			
Dusty Baker Jr., R OBP: 0.333, SLG: 0.534 (1, 7) X	0-0 5-3		4-0 BB		0-0 L7		0-0 FC6-4 1-2f			3 0 0 0 1 0 4			
Ron Cey, R OBP: 0.350, SLG: 0.419 (1, 5) X	4-0 FC6-4 IBB		0-0 F9		0-0 F3		0-3 K			3 0 0 0 1 1 2			
Bill Russell, R OBP: 0.307, SLG: 0.376 (1, 6) X	0-0 P6			0-0 2-3		0-0 6-3		0-0 6-3		4 0 0 0 0 0 3			
Joe Ferguson, R OBP: 0.361, SLG: 0.361 (1, 2) X	0-0 FC6-4 1-2f		4-0 BB SH3 1B BB		0-0 3B		0-0 F9			3 1 1 0 1 0 3			
Don Sutton, R OBP: 0.063, SLG: 0.063 (1, 1) X		0-0 5-3		0-0 SH3 1-2		0-3 K		0-3 K		3 0 0 0 0 2 1			
Inning Stats	R: 2 E: 0 K: 0 S: 7 H: 4 LOB: 3 BB: 1 P: 11	R: 0 E: 0 K: 0 S: 3 H: 0 LOB: 0 BB: 0 P: 3	R: 0 E: 0 K: 0 S: 3 H: 0 LOB: 1 BB: 1 P: 7	R: 1 E: 0 K: 0 S: 4 H: 1 LOB: 1 BB: 1 P: 8	R: 0 E: 0 K: 0 S: 4 H: 1 LOB: 1 BB: 0 P: 4	R: 0 E: 0 K: 1 S: 6 H: 1 LOB: 1 BB: 0 P: 6	R: 0 E: 0 K: 2 S: 8 H: 1 LOB: 1 BB: 0 P: 8	R: 0 E: 0 K: 1 S: 5 H: 0 LOB: 0 BB: 0 P: 5	R: 0 E: 0 K: 1 S: 5 H: 0 LOB: 0 BB: 0 P: 5	1B: 6 2B: 1 3B: 1 HR: 0 SF: 0 SAC: 1 DP: 0 HBP: 0	WP: 0 PB: 0 SB: 0 CS: 0 PA: 38		
PITCHER Dennis Lamp, R ERA: 5.01 Bill Caudill, R ERA: 1.91	IP WLS BF H R ER SO BB IBB HBP BLK WP HR S P ERA WHIP											PITCHER IP WLS BF H R ER SO BB IBB HBP BLK WP HR S P ERA WHIP	
(1, 1)	6.0 L 28 7 3 3 1 2 1 0 0 0 0 0 27 39 4.50 1.500											(7, 1)	3.0 10 1 0 0 4 0 0 0 0 0 0 0 18 18 0.00 0.333

Los Angeles Dodgers @ Chicago Cubs
 Wrigley Field, Chicago, IL
 Thu Jul 17 1980, 3:33 AM CDT
 Att. 21,389 - Unknown

AB	34
R	3
H	8
RBI	3
BB	3
SO	5
LOB	15



livebaseballscorecards.com

Batter	1	2	3	4	5	6	7	8	9	AB	R	H	RBI	BB	SO	LOB
Ivan De Jesus, R OBP: 0.341, SLG: 0.371 (1, 6)	0-0 F9			0-0 L8		0-0 F7			0-0 1-3	4	0	0	0	0	0	1
Lenny Randle, S OBP: 0.354, SLG: 0.382 (1, 5)	0-0 1-3			0-0 L8			0-0 F8		0-0 1B	4	0	1	1	0	0	0
Bill Buckner, L OBP: 0.355, SLG: 0.447 (1, 7)	0-0 G3			0-0 1B			0-0 4-3		0-0 6-3	4	0	1	0	0	0	1
Cliff Johnson, R OBP: 0.322, SLG: 0.401 (1, 3)		0-0 5-3		0-3 K			0-0 L6			3	0	0	0	0	1	1
Mike Vail, R OBP: 0.360, SLG: 0.432 (1, 9)		0-0 6-3			0-0 F9			0-0 F9		3	0	0	0	0	0	0
Jerry Martin, R OBP: 0.290, SLG: 0.460 (1, 8)		0-0 4-3			0-0 6-3			4-0 BB		2	0	0	0	1	0	0
Tim Blackwell, S OBP: 0.275, SLG: 0.333 (1, 2)			0-3 K		0-0 G3			0-0 L4-3		2	0	0	0	0	1	0
Larry Bittner, L OBP: 0.325, SLG: 0.355 (8, PH)										1	0	0	0	0	0	1
Mike O'Berry, R OBP: 0.200, SLG: 0.200 (9, 2)										0	0	0	0	0	0	0
Mike Tyson, R OBP: 0.290, SLG: 0.345 (1, 4)			0-3 K			0-0 F7			0-0 1B	3	1	1	0	0	1	0
Dennis Lamp, R OBP: 0.190, SLG: 0.128 (1, 1)									0-3 1B	1	0	0	0	0	0	0
Jesus Figueroa, L OBP: 0.390, SLG: 0.346 (6, PH)										1	0	0	0	0	0	0
Bill Caudill, R (7, 1)										0	0	0	0	0	0	0
Ken Henderson, S OBP: 0.330, SLG: 0.309 (9, PH)										1	0	0	0	0	1	1

Inning Stats	R: 0	H: 0	R: 0	H: 0	R: 0	H: 1	R: 0	H: 0	R: 0	H: 0	R: 0	H: 0	R: 0	H: 0	R: 1	H: 2	1B: 3	SF: 0
	E: 0	LOB: 0	E: 0	LOB: 0	E: 0	LOB: 1	E: 0	LOB: 0	E: 0	LOB: 0	E: 0	LOB: 0	E: 0	LOB: 0	E: 0	LOB: 1	2B: 1	SAC: 0
	K: 0	BB: 0	K: 0	BB: 0	K: 1	BB: 0	K: 0	BB: 0	K: 0	BB: 0	K: 0	BB: 0	K: 0	BB: 1	K: 1	BB: 0	3B: 0	DP: 1
	S: 3	P: 3	S: 3	P: 3	S: 7	P: 7	S: 6	P: 6	S: 3	P: 3	S: 3	P: 3	S: 2	P: 6	S: 7	P: 7	HR: 0	HBP: 0

PITCHER	IP	WLS	BF	H	R	ER	SO	BB	IBB	HBP	BLK	WP	HR	S	P	ERA	WHIP
Don Sutton, R ERA: 2.13 (1, 1)	9.0	W	30	3	1	1	4	1	0	0	0	0	0	37	41	1.00	0.444

BOTTOM

Los Angeles Dodgers @ Chicago Cubs
 Wrigley Field, Chicago, IL
 Thu Jul 17 1980, 3:33 AM CDT
 Att. 21,389 - Unknown

livebaseballscorecards.com

AB	29
R	1
H	3
RBI	1
BB	1
SO	4
LOB	5



WP: 0	PA: 30
PB: 0	
SB: 0	
CS: 0	

Batter	1	2	3	4	5	6	7	8	9	AB R H RBI BB SO LOB	TOP											
Davey Lopes, R (1, 4) OBP: 0.330, SLG: 0.344	0-0 F9	0-0 1B		4-0 BB		0-3 K			0-0 4-3	4 0 1 0 1 1 1												
Rudy Law, L (1, 8) OBP: 0.316, SLG: 0.313	0-0 6-3	0-0 4-3		0-0 4-3			0-0 6-3		0-0 6-3	5 0 0 0 0 0 4												
Reggie Smith, S (1, 9) OBP: 0.397, SLG: 0.533	0-3 K		0-0 F8		0-0 E 1B		0-0 1B			4 0 2 0 0 1 0												
Steve Garvey, R (1, 3) OBP: 0.328, SLG: 0.480		1-0 1B HBP	0-0 2-3		0-0 E6 G6-3		0-3 K			3 1 0 0 0 1 2												
Dusty Baker Jr., R (1, 7) OBP: 0.335, SLG: 0.532		0-0 1B 1B	4-0 S 1B BB		0-0 F8		0-0 5-3			3 2 1 0 1 0 3												
Ron Cey, R (1, 5) OBP: 0.351, SLG: 0.420		0-0 1B SF8 1B	0-0 1-H 1B		0-0 G6-3			0-0 F8		4 1 2 2 0 0 2												
Bill Russell, R (1, 6) OBP: 0.309, SLG: 0.378		0-0 FC1-6 1B		0-0 6-3		0-0 G5-4-3 1B		0-0 P5		4 0 2 1 0 0 0												
Joe Ferguson, R (1, 2) OBP: 0.357, SLG: 0.360		0-0 SF8		0-0 S 1B		0-0 G5-4-3		0-0 P5		3 0 1 1 0 0 1												
Bob Welch, R (1, 1) OBP: 0.262, SLG: 0.317		0-0 FC1-6		0-3 K		0-0 1B		0-0 F8		3 0 1 0 0 1 2												
Joe Beckwith, L (6, 1)										0 0 0 0 0 0 0												
Gary Thomasson, L (9, PH) OBP: 0.350, SLG: 0.254										1 0 0 0 0 0 0												
Inning Stats	R: 0 E: 0 K: 1 S: 5	H: 0 LOB: 0 BB: 0 P: 5	R: 3 E: 0 K: 0 S: 7	H: 4 LOB: 2 BB: 0 P: 8	R: 1 E: 0 K: 0 S: 3	H: 1 LOB: 1 BB: 1 P: 7	R: 0 E: 0 K: 1 S: 6	H: 1 LOB: 2 BB: 1 P: 10	R: 0 E: 1 K: 0 S: 4	H: 1 LOB: 1 BB: 0 P: 4	R: 0 E: 0 K: 1 S: 6	H: 2 LOB: 1 BB: 0 P: 6	R: 0 E: 0 K: 1 S: 6	H: 1 LOB: 1 BB: 0 P: 6	R: 0 E: 0 K: 0 S: 3	H: 0 LOB: 0 BB: 0 P: 3	R: 0 E: 0 K: 0 S: 3	H: 0 LOB: 0 BB: 0 P: 3	1B: 10 2B: 0 3B: 0 HR: 0	SF: 1 SAC: 0 DP: 2 HBP: 1	WP: 0 PB: 0 SB: 2 CS: 0	PA: 38
PITCHER	IP WLS BF H R ER SO BB IBB HBP BLK WP HR S P ERA WHIP																					
Rick Rhoden, R (1, 1) ERA: 6.0	6.0 W 28 9 4 4 3 2 0 1 0 0 0 0 31 40 6.00 1.833																					
Enrique Romo, R (7, 1) ERA: 3.14	3.0 S 10 1 0 0 1 0 0 0 0 0 0 0 12 12 0.00 0.333																					

Los Angeles Dodgers @ Pittsburgh Pirates
 Three Rivers Stadium, Pittsburgh, PA
 Fri Jul 18 1980, 7:05 PM EDT
 Att: 30,131 - Unknown

AB	34
R	4
H	10
RBI	4
BB	2
SO	4
LOB	15




WP: 0	PA: 38
-------	--------

Batter	1	2	3	4	5	6	7	8	9
Omar Moreno, L (1, 8) OBP: 0.319, SLG: 0.348	0-0 SH1-3 S 6-3 1B	0-0 6-3			0-0 G3		0-0 P6	0-0 FC4-6 1-2f	
Tim Foli, R (1, 6) OBP: 0.313, SLG: 0.359	0-0 SH1-3 1-3		0-3 K			0-0 4-3	0-0 1B 1B		
Dave Parker, L (1, 9) OBP: 0.323, SLG: 0.452	0-0 6-3 3-H		0-0 F8			0-0 F5	0-0 F8		
John Milner, L (1, 3) OBP: 0.364, SLG: 0.383	0-0 F8		0-0 6-3			0-0 HR	0-0 1B		
Mike Easter, L (1, 7) OBP: 0.444, SLG: 0.675		0-0 1B 2B 1B			0-0 F8	0-0 E 1B WP 1B	0-0 1-3		
Bill Madlock, R (1, 5) OBP: 0.286, SLG: 0.328		0-0 2B 1-2 4-3 1B			0-0 F9	4-0 B B B 1-2 E 1B BB	0-3 K		
Ed Ott, L (1, 2) OBP: 0.349, SLG: 0.383		0-0 4-3 1-3 2-H 2B			0-0 6-3	0-0 E3 1B 1-2 2-3	0-0 4-3		
Phil Garner, R (1, 4) OBP: 0.330, SLG: 0.376		0-3 K			0-0 F8	0-0 1B 1-3 2-H 3-H	4-0 B B B 1B BB		
Rick Rhoden, R (1, 1) OBP: 0.444, SLG: 0.375		0-0 4-3			0-0 L6	0-3 K	0-0 FC4-6 1B		
Bill Robinson, R (6, PH) OBP: 0.293, SLG: 0.446									
Enrique Romo, R (7, 1) OBP: 0.556, SLG: 0.500		2-3 3-H							

Inning Stats	R: 1	H: 1	E: 0	LOB: 0	K: 0	P: 4	R: 2	H: 3	E: 0	LOB: 1	K: 1	P: 8	R: 0	H: 0	E: 0	LOB: 0	K: 1	P: 5	R: 0	H: 0	E: 0	LOB: 0	K: 0	P: 3	R: 0	H: 0	E: 0	LOB: 0	K: 0	P: 3	R: 3	H: 3	E: 1	LOB: 2	K: 1	P: 9	R: 0	H: 2	E: 0	LOB: 2	K: 0	P: 5	R: 0	H: 1	E: 0	LOB: 2	K: 1	P: 6
	S: 4	BB: 0	S: 8	BB: 0	S: 5	BB: 0	S: 3	BB: 0	S: 3	BB: 0	S: 3	BB: 0	S: 3	BB: 0	S: 3	BB: 0	S: 3	BB: 0	S: 9	BB: 1	S: 5	BB: 0	S: 6	BB: 1	S: 6	BB: 1	S: 6	BB: 1	S: 6	BB: 1	S: 6	BB: 1	S: 6	BB: 1	S: 6	BB: 1	S: 6	BB: 1	S: 6	BB: 1	S: 6	BB: 1	S: 6	BB: 1	S: 6	BB: 1	S: 6	BB: 1

PITCHER	IP	WLS	BF	H	R	ER	SO	BB	IBB	HBP	BLK	WP	HR	S	P	ERA	WHIP
Bob Welch, R (1, 1) ERA: 2.57	5.2	L	26	7	6	4	2	1	0	0	0	1	1	29	33	6.35	1.412
Joe Beckwith, R (6, 1) ERA: 2.21	2.1		11	3	0	0	2	1	0	0	0	0	0	14	18	0.00	1.714

AB	R	H	RBI	BB	SO	LOB
5	1	1	0	0	0	3
3	0	1	0	0	1	0
4	0	0	1	0	0	1
4	1	2	1	0	0	0
4	2	2	0	0	0	2
3	2	1	0	1	1	0
4	0	1	1	0	0	2
3	0	1	2	1	1	2
2	0	0	1	0	0	1
1	0	0	0	0	1	2
1	0	1	0	0	0	0

BOTTOM	
Los Angeles Dodgers @ Pittsburgh Pirates	
Three Rivers Stadium, Pittsburgh, PA	
Fri Jul 18 1980, 7:05 PM EDT	
Att. 30,131 - Unknown	
	livebaseballscorecards.com
AB	34
R	6
H	10
RBI	6
BB	2
SO	4
LOB	13
	
WP: 1	PA: 37
PB: 0	
SB: 1	
CS: 0	

PITCHER	IP	WLS	BF	H	R	ER	SO	BB	IBB	HBP	BLK	WP	HR	S	P	ERA	WHIP
Bob Welch, R (1, 1) ERA: 2.57	5.2	L	26	7	6	4	2	1	0	0	0	1	1	29	33	6.35	1.412
Joe Beckwith, R (6, 1) ERA: 2.21	2.1		11	3	0	0	2	1	0	0	0	0	0	14	18	0.00	1.714

Los Angeles Dodgers @ Pittsburgh Pirates

Three Rivers Stadium, Pittsburgh, PA

Sat Jul 19 1980, 3:33 AM EDT
Att: 28,731 - Unknown

AB	31
R	3
H	6
RBI	3
BB	5
SO	3
LOB	14



WP:	0	PA:	38
PB:	0		
SB:	0		
CS:	0		

Batter	1	2	3	4	5	6	7	8	9	AB	R	H	RBI	BB	SO	LOB											
Davey Lopes, R (1, 4) OBP: 0.332, SLG: 0.347 Pedro Guerrero, R (7, 4) OBP: 0.444, SLG: 0.564	0-0 F8	4-0 FC5-4 BB			0-0 G4-6-3 2B		0-0 5-3		0-0 P4	3	0	1	0	1	0	0											
Bill Russell, R (1, 6) OBP: 0.311, SLG: 0.377 Derrel Thomas, S (7, 6) OBP: 0.292, SLG: 0.323	0-0 1B FC 1B	0-0 FC5-4			4-0 G4-6-3 BB		0-0 F7		0-0 P2	3	1	1	0	1	0	2											
Reggie Smith, S (1, 9) OBP: 0.398, SLG: 0.531 Rudy Law, L (7, PR) OBP: 0.316, SLG: 0.313	0-0 HBP FC 1B		0-3 K		0-0 G4-6-3 1-2f 2-3		0-0 HR BB			3	0	1	0	1	1	2											
Steve Garvey, R (1, 3) OBP: 0.330, SLG: 0.488	0-0 FC HBP 1-2 3-H		0-0 FC3-4 1B		0-0 5-3		0-0 HR			4	1	2	3	0	0	2											
Dusty Baker Jr., R (1, 7) OBP: 0.334, SLG: 0.527	1-0 HBP G5-4-3 1-2 2-3		0-0 FC3-4 FC6-4 1-2f				0-0 F8		0-0 P4	3	0	0	0	0	0	2											
Ron Cey, R (1, 5) OBP: 0.347, SLG: 0.415	0-0 G5-4-3 1-2f		0-0 FC6-4 1-2f				0-0 5-3		0-0 5-3	4	0	0	0	0	0	4											
Gary Thomasson, L (1, 8) OBP: 0.345, SLG: 0.268		0-0 3-1		0-3 K		0-0 2B		0-0 F7		4	0	1	0	0	1	0											
Joe Ferguson, R (1, 2) OBP: 0.365, SLG: 0.356 Mike Scioscia, L (6, 2) OBP: 0.322, SLG: 0.375 Bobby Castillo, R (8, 1) OBP: 0.200, SLG: 0.200		4-0 SH3-4 BB		0-0 F8		4-0 BB		0-0 4-3		1	0	0	0	2	0	0											
Rick Sutcliffe, L (1, 1) OBP: 0.227, SLG: 0.150 Joe Beckwith, L (4, 1) Rick Monday, L (6, PH) OBP: 0.311, SLG: 0.289 Terry Forster, L (6, 1) Steve Yeager, R (8, 2) OBP: 0.274, SLG: 0.236		0-0 SH3-4		0-0 3-1		0-3 K		0-0 F8		1	0	0	0	0	0	0											
Inning Stats	R: 1 E: 0 K: 0 S: 5	H: 2 LOB: 2 BB: 0 P: 6	R: 0 E: 0 K: 0 S: 3	H: 0 LOB: 2 BB: 2 P: 11	R: 0 E: 0 K: 1 S: 6	H: 1 LOB: 1 BB: 0 P: 6	R: 0 E: 0 K: 1 S: 5	H: 0 LOB: 0 BB: 0 P: 5	R: 0 E: 0 K: 0 S: 3	H: 1 LOB: 1 BB: 1 P: 7	R: 0 E: 0 K: 1 S: 6	H: 1 LOB: 2 BB: 1 P: 10	R: 2 E: 0 K: 0 S: 4	H: 1 LOB: 1 BB: 1 P: 8	R: 0 E: 0 K: 0 S: 3	H: 0 LOB: 0 BB: 0 P: 3	R: 0 E: 0 K: 0 S: 3	H: 0 LOB: 0 BB: 0 P: 3	1B: 3 2B: 2 3B: 0 HR: 1	SF: 0 SAC: 1 DP: 2 HBP: 1	WP: 0 PB: 0 SB: 0 CS: 0	PA: 38					
PITCHER	IP	WLS	BF	H	R	ER	SO	BB	IBB	HBP	BLK	WP	HR	S	P	ERA	WHIP										
Don Robinson, R (1, 1) ERA: 4.2	1.0		6	2	1	1	0	0	0	1	0	0	0	5	6	9.00	2.000										
Eddie Solomon, R (2, 1) ERA: 2.74	6.0	W	26	4	2	2	3	5	0	0	0	0	1	27	47	3.00	1.500										
Grant Jackson, L (8, 1) ERA: 2.0	2.0		6	0	0	0	0	0	0	0	0	0	0	6	6	0.00	0.000										

livebaseballscores.com

BOTTOM

Los Angeles Dodgers @ Pittsburgh Pirates
Three Rivers Stadium, Pittsburgh, PA

Sat Jul 19 1980, 3:33 AM EDT
Att. 28,731 - Unknown

livebaseballscores.com

AB	32
R	7
H	11
RBI	7
BB	4
SO	4
LOB	13




WP:	0	PA:	36
PB:	0	SB:	1
CS:	1		

AB R H RBI BB SO LOB

2	2	0	0	2	0	0	
4	0	2	1	0	1	1	
3	2	2	1	1	0	0	
4	1	1	2	0	0	4	
4	1	3	2	0	0	0	
4	0	1	1	0	0	2	
3	0	1	0	1	0	0	
4	1	1	0	0	0	3	
0	0	0	0	0	0	0	
3	0	0	0	0	2	3	
1	0	0	0	0	1	0	
1B:	7	SF:	0	WP:	0	PA:	36
2B:	3	SAC:	0	PB:	0	SB:	1
3B:	0	DP:	0	CS:	1		
HR:	1	HBP:	0				

WP	HR	S	P	ERA	WHIP
----	----	---	---	-----	------

Batter	1	2	3	4	5	6	7	8	9
Omar Moreno, L OBP: 0.320, SLG: 0.347 (1, 8)	4-0 F9 BLK 2B BB		0-0 F8	4-0 1B BB		0-0 6-3			
Tim Foli, R OBP: 0.315, SLG: 0.361 (1, 6)	0-3 K 1-2		0-0 1B	0-0 1B 1B		0-0 6-3			
Dave Parker, L OBP: 0.328, SLG: 0.457 (1, 9)	4-0 2B BB		0-0 HR 2B	0-0 1B 1B		0-0 P5			
John Milner, L OBP: 0.361, SLG: 0.403 (1, 3)	0-0 F9 2-3		0-0 HR	0-0 3-1		0-0 G3			
Mike Easler, L OBP: 0.450, SLG: 0.683 (1, 7)	0-0 1-H 3-H 2B		0-0 1B 1B	0-0 FC4 1B		0-0 6-3			
Bill Madlock, R OBP: 0.285, SLG: 0.327 (1, 5)	0-0 F7		0-0 1B	0-0 FC4 1B		0-0 5-3			
Ed Ott, L OBP: 0.352, SLG: 0.382 (1, 2)		4-0 CS BB		0-0 4-3		0-0 1B		0-0 L4	
Phil Garner, R OBP: 0.330, SLG: 0.378 (1, 4)		0-0 F9 1-2		0-0 F9 1B 2B		0-0 F8		0-0 5-3	
Don Robinson, R OBP: 0.393, SLG: 0.500 Eddie Solomon, R OBP: 0.182, SLG: 0.182 Grant Jackson, S (8, 1)		0-3 K		0-0 F9		0-3 K		0-3 K	
Inning Stats	R: 2 H: 1 E: 0 LOB: 1 K: 1 BB: 2 S: 6 P: 14	R: 0 H: 0 E: 0 LOB: 0 K: 1 BB: 1 S: 4 P: 8	R: 3 H: 5 E: 0 LOB: 1 K: 0 BB: 0 S: 6 P: 6	R: 2 H: 3 E: 0 LOB: 2 K: 0 BB: 1 S: 6 P: 10	R: 0 H: 2 E: 0 LOB: 2 K: 1 BB: 0 S: 7 P: 7	R: 0 H: 0 E: 0 LOB: 0 K: 0 BB: 0 S: 3 P: 3	R: 0 H: 0 E: 0 LOB: 0 K: 0 BB: 0 S: 3 P: 3	R: 0 H: 0 E: 0 LOB: 0 K: 1 BB: 0 S: 5 P: 5	1B: 7 SF: 0 2B: 3 SAC: 0 3B: 0 DP: 0 HR: 1 HBP: 0
PITCHER	IP WLS BF H R ER SO BB IBB HBP BLK WP HR S P ERA WHIP								
Rick Sutcliffe, R ERA: 6.35 (1, 1)	3.2 L 20 8 7 7 2 4 0 0 0 1 0 20 36 17.18 3.273								
Joe Beckwith, R ERA: 2.13 (4, 1)	1.1 7 3 0 0 1 0 0 0 0 0 9 9 0.00 2.250								
Terry Forster, L ERA: (6, 1)	2.0 6 0 0 0 0 0 0 0 0 0 6 6 0.00 0.000								
Bobby Castillo, R ERA: 2.87 (8, 1)	1.0 3 0 0 0 1 0 0 0 0 0 5 5 0.00 0.000								

Batter	1	2	3	4	5	6	7	8	9	AB R H RBI BB SO LOB	TOP														
Davey Lopes, R OBP: 0.331, SLG: 0.348 (1, 4)	0-0 SH5-3 1B 2B		0-0 F7		0-0 F8		0-0 F8			4 1 1 0 0 0 0															
Bill Russell, R OBP: 0.315, SLG: 0.378 (1, 6)	0-0 SH5-3 2-3		0-0 1B			4-0 G5-4-3 1B BB		0-0 4-3		2 1 1 0 1 0 0															
Reggie Smith, S OBP: 0.399, SLG: 0.529 (1, 8) (7, 9)	0-0 CS 1B		0-0 P4			4-0 G5-4-3 1-2 BB		0-0 F7		3 0 1 1 1 0 1															
Steve Garvey, R OBP: 0.329, SLG: 0.488 (1, 3)	0-0 F9 1-2			0-0 F9		0-0 G5-4-3 1-2f 2-3		0-0 3B 2B		4 1 1 0 0 0 3															
Dusty Baker Jr., R OBP: 0.339, SLG: 0.536 (1, 7)		0-0 6-3		0-0 FC5-4 1B		0-0 FC6-4 1B		0-0 3B		4 0 3 2 0 0 0															
Ron Cey, R OBP: 0.346, SLG: 0.411 (1, 5)		4-0 BB		0-0 FC5-4 FC4-6 1-2f		0-0 FC6-4 1-2f		0-0 6-3		3 0 0 0 1 0 3															
Pedro Guerrero, R OBP: 0.424, SLG: 0.534 Derrel Thomas, S OBP: 0.290, SLG: 0.321 (1, 9) (7, 8)		0-0 F8		0-0 FC4-6 1-2f			0-0 6-3		0-0 E5 FC4	3 0 0 0 0 0 2 1 0 0 0 0 0 0	AB 32 R 4 H 8 RBI 4 BB 3 SO 0 LOB 12														
Steve Yeager, R OBP: 0.273, SLG: 0.263 (1, 2)		0-0 F8			0-0 F3		0-0 HR		0-0 FC4 CS 1-2f	4 1 1 1 0 0 2															
Burt Hooton, R OBP: 0.053, SLG: 0.027 Steve Howe, L OBP: 0.125, SLG: 0.125 (1, 1) (8, 1)			0-0 F8		0-0 6-3		0-0 6-3		0-0 P5 1-2	3 0 0 0 0 0 0 1 0 0 0 0 0 1															
Inning Stats	R: 1 E: 0 K: 0 S: 4	H: 2 LOB: 0 BB: 0 P: 4	R: 0 E: 0 K: 0 S: 3	H: 0 LOB: 1 BB: 1 P: 7	R: 0 E: 0 K: 0 S: 4	H: 1 LOB: 1 BB: 0 P: 4	R: 0 E: 0 K: 0 S: 4	H: 1 LOB: 1 BB: 0 P: 4	R: 0 E: 0 K: 0 S: 3	H: 0 LOB: 0 BB: 0 P: 3	R: 1 E: 0 K: 0 S: 3	H: 1 LOB: 1 BB: 2 P: 11	R: 1 E: 0 K: 0 S: 4	H: 1 LOB: 0 BB: 0 P: 4	R: 1 E: 0 K: 0 S: 5	H: 2 LOB: 1 BB: 0 P: 5	R: 0 E: 1 K: 0 S: 3	H: 0 LOB: 0 BB: 0 P: 3	1B: 4 2B: 2 3B: 1 HR: 1	SF: 0 SAC: 1 DP: 1 HBP: 0	WP: 0 PB: 0 SB: 0 CS: 2	PA: 36			
PITCHER	IP WLS BF H R ER SO BB IBB HBP BLK WP HR S P ERA WHIP	IP WLS BF H R ER SO BB IBB HBP BLK WP HR S P ERA WHIP											IP WLS BF H R ER SO BB IBB HBP BLK WP HR S P ERA WHIP												
John Candelaria, L ERA: 3.68 (1, 1)	7.0 L 28 6 3 3 0 3 0 0 0 0 1 25 37 3.86 1.286																								
Kent Tekulve, R ERA: 3.0 (8, 1)	2.0 8 2 1 1 0 0 0 0 0 0 0 0 8 8 4.50 1.000																								

Los Angeles Dodgers @ Pittsburgh Pirates
 Three Rivers Stadium, Pittsburgh, PA
 Sun Jul 20 1980, 3:33 AM EDT
 Unknown


livebaseballscorecards.com

Batter	1	2	3	4	5	6	7	8	9	AB	R	H	RBI	BB	SO	LOB
Omar Moreno, L (1, 8) OBP: 0.317, SLG: 0.343	0-3 K		0-0 L7		0-3 K			0-0 F7		4	0	0	0	0	2	1
Tim Foli, R (1, 6) OBP: 0.314, SLG: 0.360	0-0 P4		0-0 F8		0-0 F2			0-0 3-1 1B		4	0	1	0	0	0	1
Dave Parker, L (1, 9) OBP: 0.328, SLG: 0.459 Lee Lacy, R (8, 7) OBP: 0.401, SLG: 0.513	0-0 F7			0-0 F8		0-0 8-4 2B		0-0 3-1 1B		3	0	1	0	0	0	0
John Milner, L (1, 3) OBP: 0.358, SLG: 0.394		0-0 G3		4-0 HR BB		0-0 8-4		0-0 3-1		3	1	0	0	1	0	3
Mike Easler, L (1, 7) OBP: 0.451, SLG: 0.696 (8, 9)		0-0 5-3 1B		0-0 HR		0-0 F7		0-0 6-3		4	1	2	2	0	0	2
Bill Madlock, R (1, 5) OBP: 0.285, SLG: 0.326		0-0 5-3		0-0 F9			0-0 SH5-3 1B		0-0 F7	4	0	1	0	0	0	1
Ed Ott, L (1, 2) OBP: 0.351, SLG: 0.382		0-0 P5		0-0 1B			0-0 SH5-3		0-3 K	3	0	1	0	0	1	1
Phil Garner, R (1, 4) OBP: 0.326, SLG: 0.373			0-0 1-3	0-0 P4			0-0 F7		0-0 5-3	4	0	0	0	0	0	2
John Candelaria, L (1, 1) OBP: 0.217, SLG: 0.186 Manny Sanguillen, R (7, PH) OBP: 0.370, SLG: 0.462 Kent Tekulve, R (8, 1)			4-0 BB		0-0 F7		0-0 6-3			1	0	0	0	1	0	0

Inning Stats	R: 0	H: 0	E: 0	K: 1	S: 5	R: 0	H: 1	E: 0	K: 0	S: 4	R: 0	H: 0	E: 0	K: 0	S: 3	R: 2	H: 2	E: 0	K: 0	S: 5	R: 0	H: 0	E: 0	K: 1	S: 5	R: 0	H: 1	E: 0	K: 0	S: 3	R: 0	H: 2	E: 0	K: 0	S: 5	R: 0	H: 0	E: 0	K: 1	S: 5	1B: 5	SF: 0	2B: 2	SAC: 1	3B: 0	DP: 1	HR: 1	HBP: 0	WP: 0	PA: 35							
PITCHER	IP	WLS	BF	H	R	ER	SO	BB	IBB	HBP	BLK	WP	HR	S	P	ERA	WHIP													IP	WLS	BF	H	R	ER	SO	BB	IBB	HBP	BLK	WP	HR	S	P	ERA	WHIP											
Burt Hooton, R (1, 1) ERA: 3.12	7.1	W	30	7	2	2	2	2	0	0	0	0	1	32	40	2.46	1.227																																								
Steve Howe, L (8, 1) ERA: 1.77	1.2	S	5	0	0	0	1	0	0	0	0	0	0	7	7	0.00	0.000																																								

Los Angeles Dodgers @ Pittsburgh Pirates
 Three Rivers Stadium, Pittsburgh, PA
 Sun Jul 20 1980, 3:33 AM EDT
 Unknown

AB	32
R	2
H	7
RBI	2
BB	2
SO	3
LOB	12



WP	PA
0	35

Batter	1	2	3	4	5	6	7	8	9	AB	R	H	RBI	BB	SO	LOB
Omar Moreno, L OBP: 0.321, SLG: 0.351 (1, 8)	0-0 S 2B 1B	0-0 6-3		0-0 2-H 3B		0-0 CS 1B		0-3 K		5	1	3	1	0	1	0
Phil Garner, R OBP: 0.327, SLG: 0.370 (1, 4)	4-0 1-2 2B BB		0-0 6-3	0-0 F9		0-0 CS 1-2	0-0 5-3		4-0 SH3-4 1B BB BB	3	2	0	0	2	0	1
Lee Lacy, R OBP: 0.419, SLG: 0.548 (1, 7)	0-0 1-H 2-H HR 2B		0-0 1B 1B		0-0 FC5-4 3B		0-0 BB S 1B		0-0 BB SH3-4 1B 1B	5	3	5	2	0	0	0
Bill Robinson, R OBP: 0.297, SLG: 0.462 (1, 9) (9, 3)	0-0 2-H HR		0-0 1-2 FC5-4 1B		0-0 P6		0-3 K		0-0 SH3-4	4	1	2	2	0	1	2
Bill Madlock, R OBP: 0.290, SLG: 0.323 (1, 5)	0-0 F8		0-3 K		4-0 FC5-4 IBB		4-0 BB IBB		4-0 1B BB IBB	2	0	0	0	3	1	2
Manny Sanguillen, R OBP: 0.333, SLG: 0.414 John Milner, L OBP: 0.367, SLG: 0.394 (1, 3) (7, PH) (8, 3) (9, 9)	0-0 3-1		0-0 FC5-4 1-2f		0-0 FC5-4		4-0 1-2 2-3 BB		4-0 1B BB	3	0	0	1	0	0	3
Steve Nicosia, R OBP: 0.292, SLG: 0.262 Ed Ott, L OBP: 0.353, SLG: 0.383 (1, 2) (7, PH) (8, 2)	0-0 F8		0-0 5-3		0-0 F8		0-0 F9		0-0 1-2 2-3 3-H 1B	3	0	0	0	0	0	1
Dale Berra, R OBP: 0.275, SLG: 0.333 (1, 6)		0-0 F8		0-0 SH3-4 3B 1B		0-0 L5		0-0 1-3		4	1	1	0	0	0	0
Bert Blyleven, R OBP: 0.079, SLG: 0.054 Enrique Romo, R OBP: 0.556, SLG: 0.500 Dave Parker, L OBP: 0.327, SLG: 0.458 Grant Jackson, S (1, 1) (7, 1) (8, PH) (9, 1)		0-3 K		0-0 SH3-4 1-2		0-0 L5		0-3 K		2	0	0	0	0	1	0
										0	0	0	0	0	0	0
										1	0	0	0	0	1	0
										0	0	0	0	0	0	0

Inning Stats	R: 4	H: 3	E: 0	K: 0	S: 6	LOB: 0	BB: 1	P: 10	R: 0	H: 0	E: 0	K: 1	S: 5	LOB: 0	BB: 0	P: 5	R: 0	H: 2	E: 0	K: 1	S: 7	LOB: 2	BB: 0	P: 7	R: 1	H: 2	E: 0	K: 0	S: 5	LOB: 1	BB: 0	P: 5	R: 1	H: 1	E: 0	K: 0	S: 4	LOB: 1	BB: 1	P: 8	R: 0	H: 1	E: 0	K: 0	S: 3	LOB: 0	BB: 0	P: 3	R: 0	H: 1	E: 0	K: 1	S: 6	LOB: 3	BB: 2	P: 14	R: 0	H: 0	E: 0	K: 2	S: 7	LOB: 0	BB: 0	P: 7	R: 2	H: 2	E: 0	K: 0	S: 3	LOB: 3	BB: 3	P: 15	1B: 8	SF: 0	2B: 1	SAC: 2	3B: 2	DP: 0	HR: 1	HBP: 0
--------------	------	------	------	------	------	--------	-------	-------	------	------	------	------	------	--------	-------	------	------	------	------	------	------	--------	-------	------	------	------	------	------	------	--------	-------	------	------	------	------	------	------	--------	-------	------	------	------	------	------	------	--------	-------	------	------	------	------	------	------	--------	-------	-------	------	------	------	------	------	--------	-------	------	------	------	------	------	------	--------	-------	-------	-------	-------	-------	--------	-------	-------	-------	--------

PITCHER	IP	WLS	BF	H	R	ER	SO	BB	IBB	HBP	BLK	WP	HR	S	P	ERA	WHIP
Jerry Reuss, L ERA: 2.15 (1, 1)	6.2		33	10	6	6	3	2	2	0	0	0	1	35	51	8.10	1.800
Bobby Castillo, R ERA: 3.11 (7, 1)	1.2	L	8	1	2	2	2	1	1	0	0	0	0	10	18	10.80	1.200
Steve Howe, L ERA: 1.77 (9, 1)	0.0		2	1	0	0	0	1	0	0	0	0	0	1	5	∞	∞


BOTTOM

Los Angeles Dodgers @ Pittsburgh Pirates
 Three Rivers Stadium, Pittsburgh, PA

Sun Jul 20 1980, 3:38 AM EDT
 Att. 41,932 - Unknown

AB	34
R	8
H	12
RBI	8
BB	7
SO	5
LOB	12

livebaseballscores.com



Batter	1	2	3	4	5	6	7	8	9	AB R H RBI BB SO LOB	TOP											
Rick Monday, L (1, 8) OBP: 0.327, SLG: 0.467	0-0 F9			0-0 HR		0-3 K	0-0 PO	0-0 F7		4 1 1 1 0 1 0	Los Angeles Dodgers @ St. Louis Cardinals Busch Stadium, St. Louis, MO Mon Jul 21 1980, 7:05 PM CDT Att: 20,224 - Unknown livebaseballscores.com											
Bill Russell, R (1, 6) OBP: 0.311, SLG: 0.373	0-0 L1			0-0 6-3		0-3 K		0-0 6-3		4 0 0 0 0 1 0												
Reggie Smith, S (1, 9) OBP: 0.398, SLG: 0.525	0-0 F9			0-0 1-3		0-0 2B 1B		0-0 4-3		4 0 1 0 0 0 0												
Steve Garvey, R (1, 3) OBP: 0.330, SLG: 0.487		4-0 BB BB BB BB		0-0 F8		0-0 2B		0-0 F7		3 0 1 0 1 0 0												
Dusty Baker Jr., R (1, 7) OBP: 0.334, SLG: 0.528			0-0 F7		0-3 K	0-0 5-3		0-0 5-3		4 0 0 0 0 1 3												
Ron Cey, R (1, 5) OBP: 0.348, SLG: 0.418			0-0 F7		0-0 F9 2B		0-0 1B 2B		0-0 F7	4 1 2 0 0 0 0												
Pedro Guerrero, R (1, 4) OBP: 0.425, SLG: 0.600			0-0 G5-4-3 1B		0-0 F9 2-3		0-0 6-3			3 0 1 0 0 0 2												
Joe Ferguson, R (1, 2) OBP: 0.370, SLG: 0.360			0-0 G5-4-3		4-0 BB BB BB BB		0-0 PO 1B			2 0 1 1 1 0 1												
Dave Goltz, R (1, 1) OBP: 0.250, SLG: 0.111			0-0 6-3		0-3 K		0-0 F5			2 0 0 0 0 1 2												
Jay Johnstone, L (7, PH) OBP: 0.372, SLG: 0.360										1 0 0 0 0 0 1												
Rick Sutcliffe, L (7, 1) OBP: 0.227, SLG: 0.150										0 0 0 0 0 0 0												
Inning Stats	R: 0 E: 0 K: 0 S: 3	H: 0 LOB: 0 BB: 0 P: 3	R: 0 E: 0 K: 0 S: 2	H: 0 LOB: 0 BB: 1 P: 6	R: 0 E: 0 K: 0 S: 3	H: 1 LOB: 0 BB: 0 P: 3	R: 1 E: 0 K: 0 S: 4	H: 1 LOB: 0 BB: 0 P: 4	R: 0 E: 0 K: 2 S: 8	H: 1 LOB: 2 BB: 1 P: 12	R: 0 E: 0 K: 2 S: 9	H: 2 LOB: 2 BB: 0 P: 9	R: 1 E: 0 K: 0 S: 4	H: 2 LOB: 0 BB: 0 P: 4	R: 0 E: 0 K: 0 S: 3	H: 0 LOB: 0 BB: 0 P: 3	R: 0 E: 0 K: 0 S: 3	H: 0 LOB: 0 BB: 0 P: 3	1B: 3 2B: 3 3B: 0 HR: 1	SF: 0 SAC: 0 DP: 1 HBP: 0	WP: 0 PB: 0 SB: 0 CS: 1	PA: 34
PITCHER	IP WLS BF H R ER SO BB IBB HBP BLK WP HR S P ERA WHIP												IP WLS BF H R ER SO BB IBB HBP BLK WP HR S P ERA WHIP									
Pete Vuckovich, R (1, 1) ERA: 2.86	7.0 W 27 7 2 2 4 2 0 0 0 0 1 33 41 2.57 1.286																					
John Littlefield, R (8, 1) ERA: 2.56	2.0 S 6 0 0 0 0 0 0 0 0 0 0 6 6 0.00 0.000																					




Batter	1	2	3	4	5	6	7	8	9
Garry Templeton, S (1, 6) OBP: 0.351, SLG: 0.416	0-0 6-3		0-3 K		0-0 F8		0-0 P6		
Leon Durham, L (1, 9) OBP: 0.274, SLG: 0.381 Tony Scott, S (7, 8) OBP: 0.299, SLG: 0.281	0-0 F7		0-0 F7			0-0 1B HR 2B	0-0 F7		
Keith Hernandez, L (1, 3) OBP: 0.395, SLG: 0.484	0-3 K			0-0 6-3		0-0 HR 1B		0-0 F8	
Ted Simmons, S (1, 2) OBP: 0.373, SLG: 0.507		0-0 F2		0-0 HR		0-0 F8		4-0 BB BB BB BB BB	
George Hendrick, R (1, 8) OBP: 0.357, SLG: 0.564 (7, 9)		0-0 4-3		0-0 F7		0-3 K		0-0 E4	
Dane Iorg, L (1, 7) OBP: 0.354, SLG: 0.446		0-0 2B 1B		0-0 L5		0-0 HR		0-0 P6	
Ken Reitz, R (1, 5) OBP: 0.318, SLG: 0.396		0-0 1-H 2B			0-0 F9	0-0 5-3		0-3 K	
Ken Oberkfell, L (1, 4) OBP: 0.394, SLG: 0.413		0-0 6-3			0-0 1B		0-0 FC1-6 1B		
Pete Vuckovich, R (1, 1) OBP: 0.167, SLG: 0.234 Bob Forsch, R (7, PH) OBP: 0.320, SLG: 0.551 John Littlefield, R (8, 1)			0-0 6-3		0-3 K		0-0 FC1-6 1-2f		

AB	R	H	RBI	BB	SO	LOB
4	0	0	0	0	1	2
3	1	1	0	0	0	0
1	0	0	0	0	0	1
4	1	1	0	0	1	0
3	1	1	1	1	0	2
4	0	0	0	0	1	3
4	2	2	3	0	0	2
4	0	1	1	0	1	2
3	0	2	0	0	0	1
2	0	0	0	0	1	1
1	0	0	0	0	0	1
0	0	0	0	0	0	0

BOTTOM

Los Angeles Dodgers @ St. Louis Cardinals
 Busch Stadium, St. Louis, MO
 Mon Jul 21 1980, 7:05 PM CDT
 Att. 20,224 - Unknown

AB	33
R	5
H	8
RBI	5
BB	1
SO	5
LOB	15



Inning Stats		R: 0	H: 0	R: 1	H: 2	R: 0	H: 0	R: 1	H: 1	R: 0	H: 1	R: 3	H: 3	R: 0	H: 1	R: 0	H: 0
E: 0	LOB: 0	E: 0	LOB: 1	E: 0	LOB: 0	E: 0	LOB: 0	E: 0	LOB: 0	E: 0	LOB: 1	E: 0	LOB: 0	E: 0	LOB: 1	E: 1	LOB: 2
K: 1	BB: 0	K: 0	BB: 0	K: 1	BB: 0	K: 0	BB: 0	K: 1	BB: 0	K: 1	BB: 0	K: 1	BB: 0	K: 0	BB: 0	K: 1	BB: 1
S: 5	P: 5	S: 5	P: 5	S: 5	P: 5	S: 4	P: 4	S: 6	P: 6	S: 8	P: 8	S: 4	P: 4	S: 6	P: 10	S: 6	P: 10

PITCHER		IP	WLS	BF	H	R	ER	SO	BB	IBB	HBP	BLK	WP	HR	S	P	ERA	WHIP
Dave Goltz, R (1, 1) ERA: 5.47	(1, 1)	6.0	L	25	7	5	5	4	0	0	0	0	0	2	33	33	7.50	1.167
Rick Sutcliffe, R (7, 1) ERA: 6.17	(7, 1)	2.0		9	1	0	0	1	1	0	0	0	0	0	10	14	0.00	1.000

WP	PA	ERA	WHIP
0	34	0	0
0	0	0	0
0	0	0	0

Batter	1	2	3	4	5	6	7	8	9	AB R H RBI BB SO LOB	TOP									
Pedro Guerrero, R (1, 4) OBP: 0.410, SLG: 0.571	0-0 5-3	0-0 2-H 1B		0-3 K		0-0 FC5-4 1-2f			0-0 G1-6-3 1-2f	5 0 1 1 0 1 3										
Bill Russell, R (1, 6) OBP: 0.310, SLG: 0.372	0-0 1B 1B	0-0 F7			0-0 6-3			0-0 F9		4 0 1 0 0 0 1										
Reggie Smith, S (1, 8) OBP: 0.399, SLG: 0.522	0-3 K			4-0 F8 1B BB		4-0 BB BB BB		0-0 F8		2 0 0 0 2 1 1										
Steve Garvey, R (1, 3) OBP: 0.332, SLG: 0.487	0-0 1-2 1B			0-0 BB 1B		0-0 F9		0-0 F8		4 0 2 0 0 0 1										
Dusty Baker Jr., R (1, 7) OBP: 0.331, SLG: 0.521	0-0 F9			0-0 F8 2-3		0-3 K		0-0 F9		4 0 0 0 0 1 5										
Ron Cey, R (1, 5) OBP: 0.350, SLG: 0.426				0-0 HR		0-3 K		0-0 6-3		3 1 1 1 1 1 0										
Mickey Hatcher, R (1, 9) OBP: 0.368, SLG: 0.421				0-0 SH1-4 1B 1B		0-0 G4-6-3		0-0 F8		4 1 2 0 0 0 3										
Steve Yeager, R (1, 2) OBP: 0.287, SLG: 0.256				0-0 F9		0-0 F9		0-0 FC6-4 1B		3 0 0 0 0 0 1 2										
Rick Monday, L (9, PH) OBP: 0.340, SLG: 0.478						0-3 K				1 0 1 0 0 0 0										
Rudy Law, L (9, PR) OBP: 0.316, SLG: 0.313										0 0 0 0 0 0 0										
Don Sutton, R (1, 1) OBP: 0.088, SLG: 0.088				0-0 SH1-4		0-0 F9		0-0 FC6-4		2 0 1 0 0 0 0										
Jay Johnstone, L (9, PH) OBP: 0.368, SLG: 0.355				1-2		1-2 FC5-4 1B		1-2 FC6-4 G1-6-3		1 0 0 0 0 0 1										
Inning Stats	R: 0 E: 0 K: 1 S: 7	H: 2 LOB: 2 BB: 0 P: 7	R: 2 E: 0 K: 0 S: 6	H: 3 LOB: 1 BB: 0 P: 6	R: 0 E: 0 K: 0 S: 3	H: 1 LOB: 2 BB: 2 P: 11	R: 0 E: 0 K: 1 S: 5	H: 0 LOB: 0 BB: 0 P: 5	R: 0 E: 0 K: 2 S: 9	H: 2 LOB: 2 BB: 0 P: 9	R: 0 E: 0 K: 0 S: 3	H: 0 LOB: 0 BB: 0 P: 3	R: 0 E: 0 K: 0 S: 3	H: 0 LOB: 0 BB: 0 P: 3	R: 0 E: 0 K: 0 S: 3	H: 1 LOB: 1 BB: 0 P: 3	1B: 8 2B: 0 3B: 0 HR: 1	SF: 0 SAC: 1 DP: 2 HBP: 0	WP: 0 PB: 0 SB: 0 CS: 0	PA: 37
PITCHER	IP WLS BF H R ER SO BB IBB HBP BLK WP HR S P ERA WHIP																			
Jim Kaat, L (1, 1) ERA: 3.69	2.1 15 6 2 2 1 2 0 0 0 0 1 15 23 7.71 3.429																			
John Urrea, R ERA: 3.66	(3, 1) 4.2 W 16 2 0 0 4 1 0 0 0 0 0 23 27 0.00 0.643																			
John Littlefield, R ERA: 2.41	(8, 1) 2.0 S 6 1 0 0 0 0 0 0 0 0 0 0 6 6 0.00 0.500																			

Los Angeles Dodgers @ St. Louis Cardinals
 Busch Stadium, St. Louis, MO
 Tue Jul 22 1980, 7:05 PM CDT
 Att. 25,174 - Unknown

AB	33
R	2
H	9
RBI	2
BB	3
SO	5
LOB	17



WP: 0	PA: 37
-------	--------

Batter	1	2	3	4	5	6	7	8	9	AB R H RBI BB SO LOB	TOP														
Rick Monday, L (1, 8) OBP: 0.345, SLG: 0.480	0-3 K		0-0 1B 2B		0-0 F5		0-0 F7		4-0 1B BB	4 1 1 0 1 1 0															
Bill Russell, R (1, 6) OBP: 0.314, SLG: 0.375	0-0 WP 1B		0-0 2B 1B		0-0 6-3		0-0 F9	0-0 F9	0-0 1B	5 0 3 1 0 0 0															
Reggie Smith, S (1, 9) OBP: 0.396, SLG: 0.517	0-0 L9		0-3 K		0-0 F9		0-0 F9	4-0 2B BB	0-0 SF8	3 0 0 1 1 1 3															
Steve Garvey, R (1, 3) OBP: 0.335, SLG: 0.492	4-0 BB		0-0 1-3 2B		0-0 5-3		0-0 5-3	0-0 1-3 2B	0-0 4-3	4 0 2 1 1 0 2															
Ron Cey, R (1, 5) OBP: 0.346, SLG: 0.421	0-0 F7		0-0 F3		0-0 F8		0-0 F8	0-0 1-3		4 0 0 0 0 0 6															
Gary Thomasson, L (1, 7) OBP: 0.348, SLG: 0.299		0-0 F9	0-0 P6		0-0 F8		4-0 BB	0-0 F7		3 0 0 0 1 0 4															
Pedro Guerrero, R (1, 4) OBP: 0.390, SLG: 0.541		0-0 5-3		0-0 5-3		0-0 F8		0-0 F8	0-3 K	4 0 0 0 0 1 1															
Steve Yeager, R (1, 2) OBP: 0.289, SLG: 0.252		4-0 BB		0-0 5-3		0-0 P6		0-0 P6	4-0 1B BB	2 0 0 0 1 0 0															
Rudy Law, L (9, PH) OBP: 0.318, SLG: 0.313										0 1 0 0 1 0 0															
Bob Welch, R (1, 1) OBP: 0.250, SLG: 0.302		0-0 P6		0-0 F9		0-0 F7		0-0 F7	0-0 1B BB	2 0 0 0 0 0 1															
Joe Beckwith, L (4, 1)										0 0 0 0 0 0 0															
Mickey Hatcher, R (7, PH) OBP: 0.350, SLG: 0.400										1 0 0 0 0 0 0															
Terry Forster, L (7, 1)										0 0 0 0 0 0 0															
Jay Johnstone, L (9, PH) OBP: 0.375, SLG: 0.364									1-3 SF8 1B	1 1 1 0 0 0 0															
Inning Stats	R: 0 E: 0 K: 1 S: 6	H: 1 LOB: 2 BB: 1 P: 10	R: 0 E: 0 K: 0 S: 3	H: 0 LOB: 1 BB: 1 P: 7	R: 1 E: 0 K: 1 S: 8	H: 3 LOB: 2 BB: 0 P: 8	R: 0 E: 0 K: 0 S: 3	H: 0 LOB: 0 BB: 0 P: 3	R: 0 E: 0 K: 0 S: 3	H: 0 LOB: 0 BB: 0 P: 3	R: 0 E: 0 K: 0 S: 3	H: 0 LOB: 1 BB: 1 P: 7	R: 0 E: 0 K: 0 S: 3	H: 0 LOB: 0 BB: 0 P: 3	R: 0 E: 0 K: 0 S: 4	H: 1 LOB: 2 BB: 1 P: 8	R: 2 E: 0 K: 1 S: 7	H: 2 LOB: 2 BB: 2 P: 15	1B: 4 2B: 3 3B: 0 HR: 0	SF: 1 SAC: 0 DP: 0 HBP: 0	WP: 1 PB: 0 SB: 0 CS: 0	PA: 40			
PITCHER	IP	WLS	BF	H	R	ER	SO	BB	IBB	HBP	BLK	WP	HR	S	P	ERA	WHIP								
Silvio Martinez, R (1, 1) ERA: 4.28	8.0	W	33	5	1	1	2	4	0	0	0	1	0	33	49	1.12	1.125								
Jim Otten, R (9, 1) ERA: 8.44	0.1		4	1	2	2	1	2	0	0	0	0	0	4	12	54.00	9.000								
John Littlefield, R (9, 1) ERA: 2.36	0.2		3	1	0	0	0	0	0	0	0	0	0	3	3	0.00	1.500								

Los Angeles Dodgers @ St. Louis Cardinals
 Busch Stadium, St. Louis, MO
 Wed Jul 23 1980, 7:05 PM CDT
 Att: 28,654 - Unknown

AB	33
R	3
H	7
RBI	3
BB	6
SO	3
LOB	17



Batter	1	2	3	4	5	6	7	8	9	AB R H RBI BB SO LOB	TOP				
Ivan De Jesus, R OBP: 0.349, SLG: 0.368 (1, 6)	4-0 PB S SF8 BB	4-0 1-2 BB		0-0 P4		0-0 1B 1B	0-3 K			3 1 1 0 2 1 3					
Lenny Randle, S OBP: 0.347, SLG: 0.366 (1, 5)	4-0 SF8 PB 1B BB	0-3 K			0-0 5-3	0-3 K		0-0 CS 1B		4 1 1 0 1 2 4					
Bill Buckner, L OBP: 0.363, SLG: 0.461 (1, 7)	0-0 SF8 1-3 2-H		0-0 1B 1B		0-0 E9 SF8 2B	0-0 1-2 2-3 1B		0-0 L5 1-2		4 1 3 1 0 0 1					
Jerry Martin, R OBP: 0.297, SLG: 0.451 (1, 8)	0-3 K		0-0 1B 1B		0-0 SF8 3-H	0-0 F8		0-0 F3		4 1 1 1 0 1 4					
Larry Bittner, L OBP: 0.329, SLG: 0.355 (1, 3)	0-0 1B 3-H		0-0 G3 1B 2-H		0-0 F5 3-H		0-0 1B 2B		0-0 6-3	5 0 3 2 0 0 0					
Mike Vail, R OBP: 0.348, SLG: 0.431 (1, 9)	0-3 K		0-0 G3 2-3			0-0 HR	0-3 K		0-0 1B L4-5 1B	5 1 2 1 0 2 3					
Mike Tyson, R OBP: 0.294, SLG: 0.344 Jesus Figueroa, L OBP: 0.356, SLG: 0.318 Mick Kelleher, R OBP: 0.237, SLG: 0.200 (1, 4) (7, PH) (7, 4)		0-3 K	0-0 6-3		0-0 F7	0-0 1B FC4-6 1B	0-0 BB 1B		0-0 L4-5 3-H	3 1 1 0 0 1 1 1 0 1 0 0 0 0 1 0 1 0 0 0 0	AB 38 R 6 H 16 RBI 6 BB 4 SO 7 LOB 22				
Tim Blackwell, S OBP: 0.283, SLG: 0.348 Barry Foote, R OBP: 0.291, SLG: 0.424 (1, 2) (9, PH) (9, 2)		0-0 G3		0-0 F7		0-0 FC4-6 1B	4-0 BB BB			3 0 1 0 1 0 0 1 0 0 0 0 0 2					
Mike Krukow, R OBP: 0.186, SLG: 0.167 Dick Tidrow, R OBP: 0.321, SLG: 0.406 Bill Caudill, R OBP: 0.200, SLG: 0.200 (1, 1) (6, 1) (6, 1) (7, PH) (7, 1)		0-0 BB 1B		0-0 5-3		0-0 FC4-6 1B 1B	0-0 F8			3 0 1 1 0 0 1 0 0 0 0 0 0 0 0 0 0 0 0 0 0 1 0 0 0 0 0 3 0 0 0 0 0 0 0	WP: 0 PA: 44 PB: 1 SB: 1 CS: 1				
Inning Stats	R: 2 H: 1 E: 0 LOB: 1 K: 2 BB: 2 S: 8 P: 16	R: 0 H: 1 E: 0 LOB: 2 K: 2 BB: 1 S: 8 P: 12	R: 1 H: 3 E: 0 LOB: 1 K: 0 BB: 0 S: 5 P: 5	R: 0 H: 0 E: 0 LOB: 0 K: 0 BB: 0 S: 3 P: 3	R: 1 H: 1 E: 1 LOB: 0 K: 0 BB: 0 S: 4 P: 4	R: 2 H: 5 E: 0 LOB: 3 K: 1 BB: 0 S: 10 P: 10	R: 0 H: 2 E: 0 LOB: 3 K: 2 BB: 1 S: 9 P: 13	R: 0 H: 1 E: 0 LOB: 0 K: 0 BB: 0 S: 3 P: 3	R: 0 H: 2 E: 0 LOB: 1 K: 0 BB: 0 S: 4 P: 4	1B: 13 SF: 2 2B: 3 SAC: 0 3B: 0 DP: 1 HR: 1 HBP: 0	WP: 0 PA: 44 PB: 1 SB: 1 CS: 1				
PITCHER	IP WLS BF H R ER SO BB IBB HBP BLK WP HR S P ERA WHIP											PITCHER	IP WLS BF H R ER SO BB IBB HBP BLK WP HR S P ERA WHIP		
Burt Hooton, R ERA: 3.29 (1, 1)	5.0		9 6 4 4 3 0 0 0 0 0 0 1 31 43 7.20 2.400												
Rick Sutcliffe, R ERA: 6.09 (6, 1)	1.0		5 2 0 0 1 0 0 0 0 0 0 0 7 7 0.00 2.000												
Dave Goltz, R ERA: 5.36 (7, 1)	2.0		9 3 0 0 2 1 0 0 0 0 0 0 12 16 0.00 2.000												
Steve Howe, L ERA: 1.74 (9, 1)	1.0	W	4 2 0 0 0 0 0 0 0 0 0 0 4 4 0.00 2.000												

Chicago Cubs @ Los Angeles Dodgers
Dodger Stadium, Los Angeles, CA
Fri Jul 25 1980, 7:05 PM PDT
Att: 50,546 - Unknown

livebaseballscorecards.com



Batter	1	2	3	4	5	6	7	8	9	AB	R	H	RBI	BB	SO	LOB
Rudy Law, L OBP: 0.320, SLG: 0.310 (1, 8)	4-0 WP S 5-3 BB		4-0 9-3 BB		0-0 G3	0-0 P4		0-3 K		3	1	0	0	2	1	3
Bill Russell, R OBP: 0.313, SLG: 0.373 (1, 6)	0-0 5-3 1-H		0-0 F9		0-0 F8	0-0 P6			0-0 E 1B	5	1	1	1	0	0	3
Reggie Smith, S OBP: 0.399, SLG: 0.518 (1, 9)	0-0 S 1B		0-0 9-3 1-2f			0-0 1B FC5-2 1B	0-3 K		0-0 E4 1B 1B	5	1	3	0	0	1	1
Steve Garvey, R OBP: 0.340, SLG: 0.494 (1, 3)	0-0 CS 1B			0-0 4-3		0-0 FC5-2 1B 1B	4-0 BB		4-0 1B IBB	3	1	2	1	2	0	0
Dusty Baker Jr., R OBP: 0.332, SLG: 0.519 (1, 7)	0-3 K 1-2			0-0 5-3		0-0 1B FC5-2 1B	0-0 F8		0-0 1B 1-2 2-3 3-H	5	1	2	1	0	1	2
Ron Cey, R OBP: 0.347, SLG: 0.423 (1, 5)		0-0 2B		4-0 1B BB		0-0 FC5-2 1B 1B BB	0-0 F3			3	1	1	0	1	0	4
Pedro Guerrero, R OBP: 0.407, SLG: 0.551 (1, 4)		0-3 K		0-0 1B		0-0 BB WP 1B		0-0 SH2-4 1B		4	1	3	1	0	1	1
Joe Ferguson, R OBP: 0.369, SLG: 0.359 (1, 2)		0-3 K		0-3 K		0-0 WP BB 1B		0-0 SH2-4		3	0	1	1	0	2	3
Burt Hooton, R OBP: 0.050, SLG: 0.026 (6, 1) Rick Sutcliffe, L OBP: 0.227, SLG: 0.150 (6, PH) Jay Johnstone, L OBP: 0.382, SLG: 0.364 (7, 1) Dave Goliz, R OBP: 0.250, SLG: 0.111 (8, PH) Rick Monday, L OBP: 0.336, SLG: 0.471 (9, 1) Steve Howe, L OBP: 0.125, SLG: 0.125		0-0 F8			0-0 6-3	4-0 WP BB		0-3 K		2	0	0	0	0	0	1

Inning Stats	R: 2	H: 2	E: 0	K: 1	S: 6	LOB: 1	BB: 1	P: 10	R: 0	H: 1	E: 0	K: 2	S: 8	LOB: 1	BB: 0	P: 8	R: 0	H: 0	E: 0	K: 0	S: 2	LOB: 0	BB: 1	P: 6	R: 0	H: 1	E: 0	K: 1	S: 6	LOB: 2	BB: 1	P: 10	R: 0	H: 0	E: 0	K: 0	S: 3	LOB: 0	BB: 0	P: 3	R: 4	H: 5	E: 0	K: 0	S: 8	LOB: 2	BB: 1	P: 12	R: 0	H: 0	E: 0	K: 1	S: 5	LOB: 1	BB: 1	P: 9	R: 0	H: 1	E: 0	K: 2	S: 8	LOB: 1	BB: 0	P: 8	R: 1	H: 3	E: 1	K: 0	S: 3	LOB: 3	BB: 1	P: 7	1B: 12	2B: 3	3B: 0	HR: 0	SF: 0	SAC: 1	DP: 2	HBP: 0	WP: 2	PB: 0	SB: 2	CS: 1	PA: 41
PITCHER	IP	WLS	BF	H	R	ER	SO	BB	IBB	HBP	BLK	WP	HR	S	P	ERA	WHIP																																																																				
Mike Krukow, R ERA: 4.15 (1, 1)	5.0		22	6	4	4	4	3	0	0	0	1	0	27	39	7.20	1.800																																																																				
Dick Tidrow, R ERA: 2.15 (6, 1)	0.1		3	2	0	0	0	0	0	0	0	0	0	3	3	0.00	6.000																																																																				
Bill Caudill, R ERA: 2.11 (6, 1)	0.2		4	1	2	2	0	1	0	0	0	1	0	3	7	27.00	3.000																																																																				
Bruce Sutter, R ERA: 2.81 (7, 1)	2.0	L	12	4	1	1	3	1	1	0	0	0	0	16	24	4.50	2.500																																																																				

BOTTOM

Chicago Cubs @ Los Angeles Dodgers
Dodger Stadium, Los Angeles, CA

Fri Jul 25 1980, 7:05 PM PDT
Att. 50,546 - Unknown

livebaseballscores.com

AB	34
R	7
H	13
RBI	6
BB	6
SO	7
LOB	19




Batter	1	2	3	4	5	6	7	8	9	AB R H RBI BB SO LOB	TOP		
Ivan De Jesus, R (1, 6) OBP: 0.348, SLG: 0.367	0-0 4-3		0-0 SH5-3		0-0 F9		0-0 1B		0-0 5-3	4 0 1 1 0 0 0	Chicago Cubs @ Los Angeles Dodgers Dodger Stadium, Los Angeles, CA Sat Jul 26 1980, 7:05 PM PDT Att: 50,125 - Unknown livebaseballscorecards.com		
Mike Tyson, R (1, 4) Mick Kelleher, R (9, 4) OBP: 0.293, SLG: 0.342 OBP: 0.237, SLG: 0.200	0-0 1B		0-0 6-3		0-3 K		0-3 K			4 0 1 1 0 2 2 0 0 0 0 0 0 0			
Bill Buckner, L (1, 7) OBP: 0.361, SLG: 0.458	0-0 G1-6-3		0-0 F7							4 0 1 0 0 0 2			
Cliff Johnson, R (1, 3) Larry Biittner, L (6, PR) OBP: 0.321, SLG: 0.405 OBP: 0.333, SLG: 0.359		0-0 4-3		0-0 F8		0-0 1B		0-0 2B 1B		3 0 1 0 0 0 0 1 1 1 0 0 0 0			
Jerry Martin, R (1, 8) OBP: 0.299, SLG: 0.454		0-0 1B		0-0 E1		0-3 K		0-0 2B		4 1 2 1 0 1 1			
Mike Vail, R (1, 9) OBP: 0.343, SLG: 0.424		0-0 G6-4-3		0-0 5-3		0-0 F9		0-0 5-3		4 0 0 0 0 0 4			
Barry Foote, R (1, 2) OBP: 0.296, SLG: 0.422			4-0 1B BB		0-0 E8		0-0 6-3	0-0 F7		3 1 1 1 1 0 1			
Steve Dillard, R (1, 5) OBP: 0.282, SLG: 0.333			0-0 SH5-3 1B		0-0 4-3		0-0 SH1-4 1B		0-0 4-3	4 2 2 0 0 0 1			
Lynn McGlothen, L (1, 1) Bruce Sutter, R (9, 1) OBP: 0.290, SLG: 0.367 OBP: 0.200, SLG: 0.200			0-0 6-3 SH5-3 1B		0-3 K		0-0 SH1-4		0-0 L4	3 0 1 1 0 1 0 0 0 0 0 0 0 0			
Inning Stats	R: 0 H: 1 E: 0 LOB: 0 K: 0 BB: 0 S: 3 P: 3	R: 0 H: 1 E: 0 LOB: 0 K: 0 BB: 0 S: 3 P: 3	R: 2 H: 2 E: 0 LOB: 1 K: 0 BB: 1 S: 5 P: 9	R: 1 H: 1 E: 2 LOB: 1 K: 0 BB: 0 S: 5 P: 5	R: 0 H: 0 E: 0 LOB: 0 K: 2 BB: 0 S: 7 P: 7	R: 0 H: 2 E: 0 LOB: 1 K: 1 BB: 0 S: 6 P: 6	R: 1 H: 2 E: 0 LOB: 1 K: 1 BB: 0 S: 7 P: 7	R: 1 H: 2 E: 0 LOB: 1 K: 0 BB: 0 S: 5 P: 5	R: 0 H: 0 E: 0 LOB: 0 K: 0 BB: 0 S: 3 P: 3	1B: 10 SF: 0 2B: 1 SAC: 2 3B: 0 DP: 2 HR: 0 HBP: 0	WP: 0 PA: 37 PB: 0 SB: 0 CS: 0		
PITCHER	IP WLS BF H R ER SO BB IBB HBP BLK WP HR S P ERA WHIP											PITCHER	IP WLS BF H R ER SO BB IBB HBP BLK WP HR S P ERA WHIP
Jerry Reuss, L (1, 1) ERA: 2.21	5.0 L 20 5 3 2 2 1 0 0 0 0 0 0 23 27 3.60 1.200												
Rick Sutcliffe, R (6, 1) ERA: 6.05	2.0 9 4 1 1 2 0 0 0 0 0 0 0 13 13 4.50 2.000												
Terry Forster, L (8, 1) ERA: 1.29	2.0 8 2 1 1 0 0 0 0 0 0 0 0 8 8 4.50 1.000												

Batter	1	2	3	4	5	6	7	8	9	AB R H RBI BB SO LOB
Davey Lopes, R (1, 4) OBP: 0.326, SLG: 0.341 Pedro Guerrero, R (9, PH) OBP: 0.414, SLG: 0.557	0-3 K		4-0 BB		0-0 G6-4-3		0-0 4-3		0-0 1B 1B	3 0 0 0 1 1 3 1 0 1 1 0 0 0
Rudy Law, L (1, 8) OBP: 0.321, SLG: 0.311	0-0 4-3		0-0 F8			0-0 FC3-6 1B		0-0 F8	0-0 1B	5 0 2 1 0 0 2
Reggie Smith, S (1, 9) OBP: 0.393, SLG: 0.510	0-3 K			0-0 4-3		0-0 FC3-6 2B		0-3 K	0-0 3-1	5 1 0 0 0 2 4
Steve Garvey, R (1, 3) OBP: 0.337, SLG: 0.489		0-0 5-3		0-3 K		0-0 F7		0-0 6-3		4 0 0 0 0 1 1
Dusty Baker Jr., R (1, 7) OBP: 0.331, SLG: 0.519		0-0 5-3		0-0 F9		0-0 2B			0-0 6-3	4 0 1 1 0 0 0
Ron Cey, R (1, 5) OBP: 0.349, SLG: 0.423		0-3 K			0-0 1B 1B 1B	4-0 FC5-4 BB			0-0 5-3	3 0 1 0 1 1 0
Bill Russell, R (1, 6) OBP: 0.312, SLG: 0.374			0-0 F3		0-0 F9	0-0 FC5-4			0-0 BB 2B	4 1 1 0 0 0 3
Joe Ferguson, R (1, 2) OBP: 0.381, SLG: 0.368			0-0 BB 1B		0-0 1B 1B		0-3 K		4-0 1B BB 1B BB	3 1 2 0 1 1 0
Jerry Reuss, L (1, 1) OBP: 0.143, SLG: 0.103 Jay Johnstone, L (5, PH) OBP: 0.369, SLG: 0.372 Rick Sutcliffe, L (6, 1) OBP: 0.227, SLG: 0.150 Gary Thomasson, L (7, PH) OBP: 0.344, SLG: 0.295 Terry Forster, L (8, 1) Rick Monday, L (9, PH) OBP: 0.350, SLG: 0.471			0-0 F7		0-0 G6-4-3 1B		0-0 P5		4-0 1B 1B BB	1 0 0 0 0 0 1 1 0 1 0 0 0 0 0 0 0 0 0 0 0 1 0 0 0 0 0 0 0 0 0 0 0 0 0 0 0 0 0 1 0 0

Inning Stats	R: 0 E: 0 K: 2 S: 7	H: 0 LOB: 0 BB: 0 P: 7	R: 0 E: 0 K: 1 S: 5	H: 0 LOB: 0 BB: 0 P: 5	R: 0 E: 0 K: 0 S: 4	H: 1 LOB: 2 BB: 1 P: 8	R: 0 E: 0 K: 1 S: 5	H: 0 LOB: 0 BB: 0 P: 5	R: 0 E: 0 K: 0 S: 5	H: 3 LOB: 2 BB: 0 P: 5	R: 1 E: 0 K: 0 S: 5	H: 2 LOB: 2 BB: 1 P: 9	R: 0 E: 0 K: 1 S: 5	H: 0 LOB: 0 BB: 0 P: 5	R: 0 E: 0 K: 1 S: 5	H: 0 LOB: 0 BB: 0 P: 5	R: 2 E: 0 K: 0 S: 6	H: 3 LOB: 3 BB: 2 P: 14	1B: 7 2B: 2 3B: 0 HR: 0	SF: 0 SAC: 0 DP: 1 HBP: 0	WP: 0 PB: 0 SB: 0 CS: 0	PA: 39
PITCHER	IP	WLS	BF	H	R	ER	SO	BB	IBB	HBP	BLK	WP	HR	S	P	ERA	WHIP					
Lynn McGlothen, R (1, 1) ERA: 5.05	8.2	W	36	7	3	3	6	4	0	0	0	0	0	44	60	3.12	1.269					
Bruce Sutter, R (9, 1) ERA: 2.79	0.1	S	3	2	0	0	0	0	0	0	0	0	0	3	3	0.00	6.000					

Chicago Cubs @ Los Angeles Dodgers
 Dodger Stadium, Los Angeles, CA
 Sat Jul 26 1980, 7:05 PM PDT
 Att. 50,125 - Unknown

AB	35
R	3
H	9
RBI	3
BB	4
SO	6
LOB	14



Batter	1	2	3	4	5	6	7	8	9	10	11	12	AB R H RBI BB SO LOB	TOP							
Ivan De Jesus, R (1, 6) OBP: 0.345, SLG: 0.364	0-0 5-3		0-0 6-3		0-3 K		0-3 K			0-0 4-3		0-0 4-3	6 0 1 0 0 2 3								
Mike Tyson, R (1, 4) OBP: 0.300, SLG: 0.347	0-0 1B		0-0 3-6		0-0 F8		0-0 FC6-4			0-0 F3		0-0 1B	6 1 3 0 0 0 4								
Bill Buckner, L (1, 7) OBP: 0.361, SLG: 0.455	0-0 1B		0-0 3-6		0-3 K		0-0 6-3			0-0 4-3		0-0 1B	6 0 2 0 0 1 2								
Jerry Martin, R (1, 9) OBP: 0.294, SLG: 0.446	0-3 K		0-0 F3		0-0 P3		0-0 5-3			0-0 6-3		0-0 P6	6 0 0 0 0 1 5								
Bill Caudill, R (12, 1)													0 0 0 0 0 0 0								
Larry Bittner, L (1, 3) OBP: 0.341, SLG: 0.367	0-0 1B		0-0 1B		0-0 F8		0-0 1B					0-0 1-3	5 0 3 1 0 0 0								
Barry Foote, R (1, 2) OBP: 0.288, SLG: 0.410	0-0 F9		0-0 L7		0-3 K		0-0 L5					0-0 6-3	5 0 0 0 0 1 4								
Jesus Figueroa, L (1, 8) OBP: 0.346, SLG: 0.324			0-0 F8		0-0 F7		0-0 1B			0-0 B1-3		0-0 E3	5 1 1 0 0 0 1								
Steve Dillard, R (1, 5) OBP: 0.286, SLG: 0.337			0-3 K2-3		0-0 E5		0-0 SH			0-0 F8		0-0 F9	2 0 1 0 0 1 0								
Lenny Randle, S (7, PH) OBP: 0.347, SLG: 0.366					2-3 1B		2-H 1B						3 0 1 1 0 0 1								
Rick Reuschel, R (1, 1) OBP: 0.152, SLG: 0.217			0-0 F9		0-0 2-3		0-0 SH			0-3 K		0-0 F9	2 0 0 0 0 0 1								
Jim Tracy, L (9, PH) OBP: 0.182, SLG: 0.364							1-2 FC6-4						1 0 0 0 0 1 0								
Dick Tidrow, R (9, 1)													0 0 0 0 0 0 0								
Mike Vail, R (12, PH) OBP: 0.341, SLG: 0.422													1 0 0 0 0 0 0								
Inning Stats	R: 1 E: 0 K: 1 S: 8	H: 3 LOB: 2 BB: 0 P: 8	R: 0 E: 0 K: 1 S: 5	H: 0 LOB: 0 BB: 0 P: 5	R: 0 E: 0 K: 0 S: 3	H: 1 LOB: 1 BB: 0 P: 4	R: 0 E: 1 K: 1 S: 6	H: 1 LOB: 1 BB: 0 P: 6	R: 0 E: 0 K: 1 S: 5	H: 0 LOB: 0 BB: 0 P: 5	R: 0 E: 0 K: 1 S: 5	H: 0 LOB: 1 BB: 0 P: 4	R: 0 E: 1 K: 0 S: 4	H: 0 LOB: 1 BB: 0 P: 4	R: 0 E: 0 K: 0 S: 5	H: 2 LOB: 2 BB: 0 P: 5	1B: 11 2B: 2 3B: 0 HR: 0	SF: 0 SAC: 1 DP: 1 HBP: 0	WP: 0 PB: 0 SB: 1 CS: 0	PA: 49	
PITCHER	IP WLS BF H R ER SO BB IBB HBP BLK WP HR S P ERA WHIP															IP WLS BF H R ER SO BB IBB HBP BLK WP HR S P ERA WHIP					
Don Sutton, R (1, 1) ERA: 2.23	7.0																				
Don Stanhouse, R (8, 1) ERA: 6.75	2.0																				
Steve Howe, L (10, 1) ERA: 1.63	3.0	W	13	3	0	0	0	0	0	0	0	0	0	0	0	0					

Chicago Cubs @ Los Angeles Dodgers
Dodger Stadium, Los Angeles, CA
Sun Jul 27 1980, 3:33 AM PDT
Att. 42,363 - Unknown

AB	48
R	2
H	12
RBI	2
BB	0
SO	7
LOB	21



1B	11	SF	0
2B	2	SAC	1
3B	0	DP	1
HR	0	HBP	0

livebaseballscorecards.com

Batter	1	2	3	4	5	6	7	8	9	10	11	12	AB	R	H	RBI	BB	SO	LOB	BOTTOM							
Rick Monday, L OBP: 0.338, SLG: 0.446 (1, 8) X	0-0 E3 3-1 1B		0-0 F7		0-0 1-3		0-0 1B			0-0 3-1			5	1	1	0	0	0	0								
Bill Russell, R OBP: 0.310, SLG: 0.372 (1, 6) S	0-3 K 1-2		0-0 1B SF8 1B		0-3 K		0-0 6-3			0-0 5-3			5	1	1	0	0	2	2								
Jay Johnstone, L OBP: 0.379, SLG: 0.361 (1, 9) X	0-0 3-1 2-3		0-0 FC1-6 1B		0-0 4-3				0-0 6-3			0-0 P5	5	0	1	0	0	0	1								
Steve Garvey, R OBP: 0.343, SLG: 0.494 (1, 3) X	0-0 1B		0-0 SF8					0-0 4-3 1B		0-0 CS 1B		0-0 CS 1B	4	0	4	2	0	0	0								
Dusty Baker Jr., R OBP: 0.326, SLG: 0.512 (1, 7) X	0-0 4-3		0-0 FC1-6 1-2					0-0 4-3 1-2		0-3 K 1-2		0-3 K 1-2	5	0	0	0	0	2	5								
Pedro Guerrero, R OBP: 0.391, SLG: 0.524 (1, 4) X		0-0 6-3		0-0 6-3				0-0 P4		0-0 F2		0-0 F7	5	0	0	0	0	0	1								
Mickey Hatcher, R OBP: 0.292, SLG: 0.333 Steve Howe, L OBP: 0.125, SLG: 0.125 Rudy Law, L OBP: 0.323, SLG: 0.313 (1, 5) X		0-0 6-3		0-0 6-3				0-0 6-3		0-3 K		0-0 SF9 1B	4	0	0	0	0	1	1								
Joe Ferguson, R OBP: 0.374, SLG: 0.364 (1, 2) X		0-0 1B		0-0 E5				0-0 5-3		0-3 K		0-0 SF9	4	0	1	1	0	1	0								
Don Sutton, R OBP: 0.083, SLG: 0.083 Gary Thomasson, L OBP: 0.340, SLG: 0.291 Don Stanhouse, R OBP: 0.348, SLG: 0.421 (1, 1) X		0-3 K		0-3 K				0-0 4-3		0-3 K		0-3 K	2	0	0	0	0	2	2								
Inning Stats	R: 1 E: 1 K: 1 S: 7	H: 1 LOB: 1 BB: 0 P: 7	R: 0 E: 0 K: 1 S: 6	H: 1 LOB: 1 BB: 0 P: 6	R: 1 E: 0 K: 0 S: 5	H: 2 LOB: 1 BB: 0 P: 5	R: 0 E: 1 K: 1 S: 6	H: 0 LOB: 1 BB: 0 P: 6	R: 0 E: 0 K: 1 S: 5	H: 0 LOB: 0 BB: 0 P: 5	R: 0 E: 0 K: 0 S: 4	H: 1 LOB: 1 BB: 0 P: 4	R: 0 E: 0 K: 0 S: 4	H: 1 LOB: 0 BB: 0 P: 5	R: 0 E: 0 K: 2 S: 7	H: 0 LOB: 0 BB: 0 P: 7	R: 0 E: 0 K: 1 S: 5	H: 1 LOB: 1 BB: 0 P: 5	R: 1 E: 0 K: 0 S: 3	H: 1 LOB: 0 BB: 0 P: 3	1B: 9 2B: 1 3B: 0 HR: 0	SF: 2 SAC: 0 DP: 1 HBP: 0	WP: 0 PA: 44 PB: 0 SB: 2 CS: 2				
PITCHER	IP	WLS	BF	H	R	ER	SO	BB	IBB	HBP	BLK	WP	HR	S	P	ERA	WHIP										
Rick Reuschel, R ERA: 3.76 (1, 1)	8.0		32	7	2	1	5	0	0	0	0	0	0	42	42	1.12	0.875										
Dick Tidrow, R ERA: 2.06 (9, 1)	3.0		9	1	0	0	4	0	0	0	0	0	0	17	17	0.00	0.333										
Bill Caudill, R ERA: 2.09 (12, 1)	0.2	L	3	1	1	0	0	0	0	0	0	0	0	3	3	0.00	1.500										

Chicago Cubs @ Los Angeles Dodgers
Dodger Stadium, Los Angeles, CA

Sun Jul 27 1980, 3:33 AM PDT
Att: 42,363 - Unknown

livebaseballscorecards.com

AB	42
R	3
H	9
RBI	3
BB	0
SO	9
LOB	12



Batter	1	2	3	4	5	6	7	8	9	AB R H RBI BB SO LOB	TOP	
Omar Moreno, L (1, 8) OBP: 0.316, SLG: 0.344	0-0 F3 S 6-3 1B		0-0 BLK 1B		0-0 4-3		0-0 F8		0-0 G3	5 1 2 1 0 0 1	Pittsburgh Pirates @ Los Angeles Dodgers Dodger Stadium, Los Angeles, CA Mon Jul 28 1980, 7:05 PM PDT Att: 46,973 - Unknown livebaseballscorecards.com	
Tim Foli, R (1, 6) OBP: 0.324, SLG: 0.362	0-0 F3 1-3		0-0 F8 1-2		0-0 1B		0-0 F8			4 0 1 0 0 0 3		
Dave Parker, L (1, 9) OBP: 0.324, SLG: 0.456 Lee Lacy, R (8, 7) OBP: 0.429, SLG: 0.559	0-0 6-3		0-3 K		0-3 K		0-3 K			4 0 0 1 0 3 3 0 0 0 0 0 0 0		
John Milner, L (1, 3) OBP: 0.356, SLG: 0.370	0-0 P5		0-0 5-3		0-0 F9		0-0 F9			4 0 0 0 0 0 1		
Mike Easler, L (1, 7) OBP: 0.435, SLG: 0.658 (8, 9)		0-0 3-1 3B		0-0 F7		0-0 HR 1B		0-0 G3		4 2 2 0 0 0 0		
Bill Madlock, R (1, 5) OBP: 0.293, SLG: 0.327		0-0 3-1		0-0 F9		0-0 F8		4-0 BB		3 0 0 1 1 0 1		
Ed Ott, L (1, 2) OBP: 0.352, SLG: 0.410		0-0 HR		0-3 K		0-0 HR 1-H		0-0 F7		4 2 2 3 0 1 1		
Phil Garner, R (1, 4) OBP: 0.323, SLG: 0.370		0-0 F9		0-0 SH1 WP 4-3 1B		0-0 5-3		0-3 K		4 1 1 0 0 1 0		
Rick Rhoden, R (1, 1) OBP: 0.385, SLG: 0.333 Kent Tekulve, R (8, 1)		0-0 6-3		0-0 SH1 1-3		0-0 1B		0-3 K		2 0 1 0 0 0 0 1 0 0 0 0 1 0		
Inning Stats	R: 1 H: 1 E: 0 LOB: 0 K: 0 BB: 0 S: 4 P: 4	R: 2 H: 2 E: 0 LOB: 0 K: 0 BB: 0 S: 5 P: 5	R: 0 H: 1 E: 0 LOB: 1 K: 1 BB: 0 S: 6 P: 6	R: 0 H: 0 E: 0 LOB: 0 K: 1 BB: 0 S: 5 P: 5	R: 1 H: 2 E: 0 LOB: 1 K: 1 BB: 0 S: 7 P: 7	R: 2 H: 2 E: 0 LOB: 0 K: 0 BB: 0 S: 5 P: 5	R: 0 H: 1 E: 0 LOB: 1 K: 1 BB: 0 S: 6 P: 6	R: 0 H: 0 E: 0 LOB: 1 K: 0 BB: 1 S: 3 P: 7	R: 0 H: 0 E: 0 LOB: 0 K: 2 BB: 0 S: 7 P: 7	1B: 6 SF: 0 2B: 0 SAC: 1 3B: 1 DP: 0 HR: 2 HBP: 0	WP: 1 PA: 37 PB: 0 SB: 1 CS: 0	
PITCHER	IP WLS BF H R ER SO BB IBB HBP BLK WP HR S P ERA WHIP											
Bob Welch, R (1, 1) ERA: 3.22	7.0 L 30 9 6 6 4 0 0 0 0 1 2 38 38 7.71 1.286											
Rick Sutcliffe, R (8, 1) ERA: 5.9	2.0 7 0 0 0 2 1 0 0 0 0 0 10 14 0.00 0.500											

Batter	1	2	3	4	5	6	7	8	9	AB	R	H	RBI	BB	SO	LOB					
Rudy Law, L OBP: 0.321, SLG: 0.311 (1, 8)	0-0 6-3		0-0 1B		0-0 4-3			0-0 F9	0-0 1-3	5	1	1	0	0	0	1					
Bill Russell, R OBP: 0.309, SLG: 0.368 (1, 6)	4-0 1B WP BB		0-3 K		0-0 F8			0-0 6-3	0-3 K	4	1	0	0	1	2	3					
Jay Johnstone, L OBP: 0.394, SLG: 0.379 (1, 9)	0-3 K		0-0 1B		0-0 E9			0-0 E 1B		4	1	3	1	0	1	1					
Steve Garvey, R OBP: 0.344, SLG: 0.494 (1, 3)	0-0 1B		0-0 4-3		0-0 B5			0-0 E 1B		4	0	2	1	0	0	2					
Dusty Baker Jr., R OBP: 0.328, SLG: 0.511 (1, 7)	0-0 F9		0-0 CS 1B		0-0 1B			0-0 E6		4	0	2	1	0	0	3					
Ron Cey, R OBP: 0.345, SLG: 0.416 (1, 5)		0-3 K	0-0 CS	0-0 6-3		0-0 F9		0-0 4-3		4	0	0	0	0	1	5					
Pedro Guerrero, R OBP: 0.385, SLG: 0.545 (1, 4)		0-0 P4		0-0 F7			0-0 F9		0-0 HR	4	1	1	1	0	0	0					
Joe Ferguson, R OBP: 0.370, SLG: 0.359 (1, 2)		0-0 FC6-4 1B		0-0 5-3			0-0 6-3		0-3 K	4	0	1	0	0	1	0					
Bob Welch, R OBP: 0.239, SLG: 0.289 (1, 1)		0-0 FC6-4		0-0 1-3			0-3 K		4-0 BB	2	0	0	0	0	0	1					
Gary Thomasson, L (7, PH) OBP: 0.337, SLG: 0.288										1	0	0	0	0	1	0					
Rick Sutcliffe, L (8, 1) OBP: 0.227, SLG: 0.150										0	0	0	0	0	0	0					
Rick Monday, L (9, PH) OBP: 0.348, SLG: 0.446										0	0	0	0	1	0	0					
Davey Lopes, R (9, PR) OBP: 0.326, SLG: 0.341										0	0	0	0	0	0	0					
Inning Stats	R: 1 E: 0 K: 1 S: 6	H: 1 LOB: 1 BB: 1 P: 10	R: 0 E: 0 K: 1 S: 6	H: 1 LOB: 1 BB: 0 P: 6	R: 2 E: 0 K: 1 S: 7	H: 3 LOB: 0 BB: 0 P: 7	R: 0 E: 0 K: 0 S: 3	H: 0 LOB: 0 BB: 0 P: 3	R: 0 E: 1 K: 0 S: 4	H: 2 LOB: 2 BB: 0 P: 4	R: 0 E: 0 K: 1 S: 5	H: 0 LOB: 0 BB: 0 P: 5	R: 0 E: 1 K: 0 S: 6	H: 2 LOB: 3 BB: 0 P: 6	R: 1 E: 0 K: 2 S: 8	H: 1 LOB: 2 BB: 1 P: 12	1B: 9 2B: 0 3B: 0 HR: 1	SF: 0 SAC: 0 DP: 0 HBP: 0	WP: 1 PB: 0 SB: 1 CS: 1	PA: 39	
PITCHER	IP	WLS	BF	H	R	ER	SO	BB	IBB	HBP	BLK	WP	HR	S	P	ERA	WHIP				
Rick Rhoden, R (1, 1) ERA: 5.15	7.2	W	31	9	3	3	4	1	0	0	0	1	0	38	42	3.52	1.304				
Kent Tekulve, R (8, 1) ERA: 2.87	1.1	S	7	1	1	1	2	1	0	0	0	0	1	10	14	6.75	1.500				

BOTTOM

Pittsburgh Pirates @ Los Angeles Dodgers
Dodger Stadium, Los Angeles, CA

Mon Jul 28 1980, 7:05 PM PDT
Att. 46,973 - Unknown

livebaseballscorecards.com

AB	36
R	4
H	10
RBI	4
BB	2
SO	6
LOB	16



Batter	1	2	3	4	5	6	7	8	9	AB R H RBI BB SO LOB	TOP
Omar Moreno, L (1, 8) OBP: 0.313, SLG: 0.340	0-0 F6		0-0 G4-6-3			0-3 K	0-0 3-1		0-0 F8	5 0 0 1 0 1 5	Pittsburgh Pirates @ Los Angeles Dodgers Dodger Stadium, Los Angeles, CA Tue Jul 29 1980, 7:05 PM PDT Att: 47,013 - Unknown
Tim Foli, R (1, 6) OBP: 0.323, SLG: 0.360 Rod Scurry, L (7, 1) OBP: 0.333, SLG: 0.333	0-0 1-3 1B			0-0 6-3		0-0 5-3	0-0 F2			4 0 1 0 0 0 2 0 0 0 0 0 0 0	
Mike Easler, L (1, 9) OBP: 0.427, SLG: 0.644	0-0 1-3 1-2			0-0 1-3		0-3 K BB		0-3 K		4 0 0 0 0 2 1	
John Milner, L (1, 3) OBP: 0.353, SLG: 0.362	0-0 F9			0-0 G3		4-0 BB		0-0 4-3		3 0 0 0 1 0 1	
Bill Madlock, R (1, 5) OBP: 0.290, SLG: 0.322		0-3 K			0-0 6-3	0-3 K		0-0 6-3		4 0 0 0 0 2 2	
Lee Lacy, R (1, 7) OBP: 0.426, SLG: 0.550		0-0 P3			4-0 1B FC4 BB		0-3 K		0-0 F9	3 1 0 0 1 1 0	
Ed Ott, L (1, 2) OBP: 0.358, SLG: 0.420		0-0 L3			0-0 FC4 1-3 1B		0-0 BB 3-1 2B		0-0 FC4-6 1B 1B	4 1 3 0 0 0 0	
Phil Garner, R (1, 4) OBP: 0.327, SLG: 0.374			0-0 G4-6-3 1B		0-0 FC4 1-2f 3-H		0-0 3-1 BB 1B		0-0 FC4-6 1B 1B	4 0 3 1 0 0 1	
Bert Blyleven, R (1, 1) OBP: 0.071, SLG: 0.049 Vance Law, R (7, PH) OBP: 0.273, SLG: 0.293			0-3 K		0-3 K		4-0 3-1 BB		0-0 FC4-6 1-2f 2-3	2 0 0 0 0 2 2 1 0 0 0 1 0 2	
Inning Stats	R: 0 E: 0 K: 0 S: 4 H: 1 LOB: 1 BB: 0 P: 4	R: 0 E: 0 K: 1 S: 5 H: 0 LOB: 0 BB: 0 P: 5	R: 0 E: 0 K: 1 S: 5 H: 1 LOB: 0 BB: 0 P: 5	R: 0 E: 0 K: 0 S: 3 H: 0 LOB: 0 BB: 0 P: 3	R: 1 E: 0 K: 1 S: 6 H: 1 LOB: 1 BB: 1 P: 10	R: 0 E: 0 K: 3 S: 10 H: 0 LOB: 2 BB: 1 P: 14	R: 1 E: 0 K: 1 S: 7 H: 2 LOB: 2 BB: 1 P: 11	R: 0 E: 0 K: 1 S: 5 H: 0 LOB: 0 BB: 0 P: 5	R: 0 E: 0 K: 0 S: 5 H: 2 LOB: 2 BB: 0 P: 5	1B: 6 2B: 1 3B: 0 HR: 0 SF: 0 SAC: 0 DP: 1 HBP: 0	WP: 1 PB: 0 SB: 0 CS: 0 PA: 37
PITCHER Burt Hooton, R (1, 1) ERA: 3.2	IP: 9.0 WLS: W BF: 37 H: 7 R: 2 ER: 2 SO: 8 BB: 3 IBB: 0 HBP: 0 BLK: 0 WP: 1 HR: 0 S: 50 P: 62 ERA: 2.00 WHIP: 1.111										

livebaseballscores.com

AB	34
R	2
H	7
RBI	2
BB	3
SO	8
LOB	16



Batter	1	2	3	4	5	6	7	8	9
Rudy Law, L OBP: 0.322, SLG: 0.311 (1, 8)	0-0 4-3	0-0 CS 1B		0-0 4-3		0-0 4-3		1-0 HBP	
Bill Russell, R OBP: 0.310, SLG: 0.368 (1, 6)	0-0 2B 1B	0-0 CS 1-2	0-0 2B 1B		0-0 6-3		0-3 K	0-0 F9	
Jay Johnstone, L OBP: 0.402, SLG: 0.411 (1, 9)	0-0 1B 2B		0-0 3-1 2B		0-0 4-3		0-0 5-3		
Mickey Hatcher, R OBP: 0.280, SLG: 0.320 (7, PH) (8, 9)	1-3		1-H						
Steve Garvey, R OBP: 0.343, SLG: 0.491 (1, 3)	0-0 CS 1B		0-0 3-1		0-0 6-3		0-0 F2		
Dusty Baker Jr., R OBP: 0.325, SLG: 0.506 (1, 7)	0-3 K 1-2		0-0 1-3			0-0 F8		0-0 5-3	
Ron Cey, R OBP: 0.349, SLG: 0.435 (1, 5)		0-0 2B 2B	0-3 K		0-0 HR		0-0 HR 2B		
Pedro Guerrero, R OBP: 0.400, SLG: 0.560 (1, 4)		0-0 6-3 1B 2B		4-0 S BB	0-0 2B SH2-4 1B		0-0 P4		
Steve Yeager, R OBP: 0.275, SLG: 0.262 (1, 2)		0-0 5-3		0-0 F8 1-2	0-0 SH2-4 1-3 2B		4-0 HR IBB		
Burt Hooton, R OBP: 0.070, SLG: 0.119 (1, 1)		0-0 6-3		0-3 K	0-0 SH2-4		0-0 1-H 2-H HR		


Inning Stats	R: 2	H: 3	E: 0	LOB: 1	K: 1	S: 7	P: 7	R: 2	H: 3	E: 0	LOB: 0	K: 0	S: 5	R: 1	H: 2	E: 0	LOB: 1	K: 1	S: 7	R: 0	H: 0	E: 0	LOB: 1	K: 1	S: 5	R: 0	H: 0	E: 0	LOB: 0	K: 0	S: 3	R: 2	H: 3	E: 0	LOB: 1	K: 0	S: 6	R: 0	H: 0	E: 0	LOB: 0	K: 1	S: 5	R: 3	H: 2	E: 0	LOB: 1	K: 0	S: 5					
Bert Blyleven, R ERA: 4.01 (1, 1)	6.0	WLS L	28	11	7	7	3	BB 1	IBB 0	HBP 0	BLK 0	WP 0	HR 1	S 33	P 37	ERA 10.50	WHIP 2.000																																					
Rod Scurry, L ERA: 2.73 (7, 1)	2.0	WLS L	10	2	3	3	1	BB 0	IBB 1	HBP 1	BLK 0	WP 0	HR 1	S 10	P 15	ERA 13.50	WHIP 1.000																																					

BOTTOM

Pittsburgh Pirates @ Los Angeles Dodgers
Dodger Stadium, Los Angeles, CA

Tue Jul 29 1980, 7:05 PM PDT
Att. 47,013 - Unknown

AB	34
R	10
H	13
RBI	10
BB	2
SO	4
LOB	12



1B: 5	SF: 0	WP: 0	PA: 39
2B: 7	SAC: 1	PB: 0	
3B: 0	DP: 1	SB: 1	
HR: 2	HBP: 1	CS: 2	

Batter	1	2	3	4	5	6	7	8	9	AB R H RBI BB SO LOB	TOP										
Omar Moreno, L (1, 8) OBP: 0.314, SLG: 0.340	0-0 F7		0-0 FC6-4 1B			0-0 1-3			4-0 S BB	3 0 1 0 1 0 0	Pittsburgh Pirates @ Los Angeles Dodgers Dodger Stadium, Los Angeles, CA Wed Jul 30 1980, 7:05 PM PDT Att: 50,308 - Unknown livebaseballscorecards.com										
Tim Foli, R (1, 6) OBP: 0.319, SLG: 0.356	0-0 G3		0-0 FC6-4 1-2f			0-0 5-3		0-3 K	4 0 0 0 0 1 3												
Lee Lacy, R (1, 7) OBP: 0.422, SLG: 0.543	0-0 L3			0-0 G5-4-3 1B			0-0 5-3	0-0 5-3	4 0 1 0 0 0 1												
Bill Madlock, R (1, 3) OBP: 0.290, SLG: 0.322		0-3 K		0-0 G5-4-3 1-2f		0-0 G6-4-3 1B			3 0 1 0 0 1 1												
Mike Easler, L (1, 9) OBP: 0.422, SLG: 0.635		0-3 K		0-0 P4		0-0 G6-4-3 1-2f			3 0 0 0 0 1 1												
Phil Garner, R (1, 4) OBP: 0.325, SLG: 0.371		0-0 5-3			0-0 2-3		0-0 F7		3 0 0 0 0 0 0												
Steve Nicosia, R (1, 2) OBP: 0.300, SLG: 0.285			0-0 1B 1B		0-0 6-3		0-0 5-3		3 0 1 0 0 0 0												
Dale Berra, R (1, 5) OBP: 0.284, SLG: 0.359			0-0 F8		0-0 6-3		0-0 F7		3 0 0 0 0 0 1												
John Candelaria, L (1, 1) OBP: 0.231, SLG: 0.188 Manny Sanguillen, R (9, PH) OBP: 0.333, SLG: 0.406			0-3 K			0-0 6-3		0-0 L4	2 0 0 0 0 1 1 1 0 0 0 0 0 0												
Inning Stats	R: 0 E: 0 K: 0 S: 3	H: 0 LOB: 0 BB: 0 P: 3	R: 0 E: 0 K: 2 S: 7	H: 0 LOB: 0 BB: 0 P: 7	R: 0 E: 0 K: 1 S: 7	H: 2 LOB: 2 BB: 0 P: 7	R: 0 E: 0 K: 0 S: 3	H: 1 LOB: 0 BB: 0 P: 3	R: 0 E: 0 K: 0 S: 3	H: 0 LOB: 0 BB: 0 P: 3	R: 0 E: 0 K: 0 S: 3	H: 1 LOB: 0 BB: 0 P: 3	R: 0 E: 0 K: 0 S: 3	H: 0 LOB: 0 BB: 0 P: 3	R: 0 E: 0 K: 1 S: 5	H: 0 LOB: 1 BB: 1 P: 9	1B: 4 2B: 0 3B: 0 HR: 0	SF: 0 SAC: 0 DP: 2 HBP: 0	WP: 0 PB: 0 SB: 1 CS: 0	PA: 30	
PITCHER Jerry Reuss, L (1, 1) ERA: 2.07	IP 9.0	WLS W	BF 30	H 4	R 0	ER 0	SO 4	BB 1	IBB 0	HBP 0	BLK 0	WP 0	HR 0	S 37	P 41	ERA 0.00	WHIP 0.556				
PITCHER	IP	WLS	BF	H	R	ER	SO	BB	IBB	HBP	BLK	WP	HR	S	P	ERA	WHIP				



Batter	1	2	3	4	5	6	7	8	9
Davey Lopes, R OBP: 0.328, SLG: 0.343 (1, 4)	0-0 SH1-3 S E 1B	0-0 G6-4-3 2-3 3-H 1B		0-0 6-3		0-0 FC6-4 1-2f			
Bill Russell, R OBP: 0.308, SLG: 0.365 (1, 6)	0-0 SH1-3 1-3	0-0 G6-4-3 1-2f			0-0 1-3		0-0 F3		
Dusty Baker Jr., R OBP: 0.326, SLG: 0.506 (1, 7)	0-0 E6 1B 3-H		0-0 1B 1B		0-0 1B 1B		0-0 6-3		
Steve Garvey, R OBP: 0.345, SLG: 0.492 (1, 3)	0-0 F8		0-0 1-2 1B		0-0 1-2 1B		0-0 5-3		
Ron Cey, R OBP: 0.348, SLG: 0.433 (1, 5)	0-0 1-2 1B		0-0 F7		0-0 L8		0-0 F8		
Pedro Guerrero, R OBP: 0.394, SLG: 0.579 (1, 8)	0-3 K		0-0 F7		0-0 L5		0-0 HR		
Mickey Hatcher, R OBP: 0.276, SLG: 0.310 (1, 9)		0-0 2B 1B 1B	0-0 F9		0-0 F8		0-0 F7		
Steve Yeager, R OBP: 0.275, SLG: 0.270 (1, 2)		0-0 1B 1-3 2B		0-0 F9		0-0 1-3	0-0 F7		
Jerry Reuss, L OBP: 0.156, SLG: 0.119 (1, 1)		0-0 F9		0-3 K		0-0 FC6-4 1B			

Inning Stats	R: 1	H: 2	E: 1	LOB: 2	K: 1	BB: 0	S: 8	P: 8
	R: 1	H: 3	E: 0	LOB: 1	K: 0	BB: 0	S: 5	P: 5
	R: 0	H: 2	E: 0	LOB: 2	K: 0	BB: 0	S: 5	P: 5
	R: 0	H: 0	E: 0	LOB: 0	K: 1	BB: 0	S: 5	P: 5
	R: 0	H: 2	E: 0	LOB: 2	K: 0	BB: 0	S: 5	P: 5
	R: 0	H: 1	E: 0	LOB: 1	K: 0	BB: 0	S: 4	P: 4
	R: 0	H: 0	E: 0	LOB: 0	K: 0	BB: 0	S: 3	P: 3
	R: 1	H: 1	E: 0	LOB: 0	K: 0	BB: 0	S: 4	P: 4

PITCHER	IP	WLS	BF	H	R	ER	SO	BB	IBB	HBP	BLK	WP	HR	S	P	ERA	WHIP
John Candelaria, L ERA: 3.51 (1, 1)	8.0	L	35	11	3	3	2	0	0	0	0	0	1	39	39	3.38	1.375

AB R H RBI BB SO LOB

4	1	2	1	0	0	1
3	0	0	0	0	0	2
4	0	2	1	0	0	0
4	0	2	0	0	0	1
4	0	1	0	0	0	4
4	1	1	1	0	1	6
4	1	1	0	0	0	2
4	0	1	0	0	0	0
3	0	1	0	0	1	2

1B: 9	SF: 0	WP: 0	PA: 35
2B: 1	SAC: 1	PB: 0	
3B: 0	DP: 1	SB: 1	
HR: 1	HBP: 0	CS: 0	

ERA	WHIP

Pittsburgh Pirates @ Los Angeles Dodgers
Dodger Stadium, Los Angeles, CA
 Wed Jul 30 1980, 7:05 PM PDT
 Att. 50,308 - Unknown


livebaseballscores.com

AB	34
R	3
H	11
RBI	3
BB	0
SO	2
LOB	18



Batter	1	2	3	4	5	6	7	8	9	10	AB R H RBI BB SO LOB	TOP
Ken Oberkfell, L (1, 4) x OBP: 0.365, SLG: 0.383	0-0 5-3 ①		x 0-0 3-1 ③			x 0-0 6-3 ②			x 0-3 K ②		4 0 0 0 0 1 0	St. Louis Cardinals @ Los Angeles Dodgers Dodger Stadium, Los Angeles, CA Fri Aug 01 1980, 7:05 PM PDT Att. 43,549 - Unknown livebaseballscores.com
Leon Durham, L (1, 9) x OBP: 0.286, SLG: 0.390 Tony Scott, S (9, 8) OBP: 0.293, SLG: 0.275	0-0 F2		0-0 K ①			x 0-0 P6 ③			x 0-0 F7 ③		4 0 0 0 0 1 0 0 0 0 0 0 0 0	
Keith Hernandez, L (1, 3) x OBP: 0.392, SLG: 0.472	0-0 F9 ③			x 0-0 6-3 ②				x 0-0 3-1 ①		x 0-0 6-3 ①	4 0 0 0 0 0 0	
Ted Simmons, S (1, 2) OBP: 0.381, SLG: 0.523		0-3 K ①		x 0-0 F8 ③				x 0-0 F7 ②		x 0-0 F7 ②	4 0 0 0 0 1 0	
George Hendrick, R (1, 8) (9, 9) OBP: 0.362, SLG: 0.563		x 0-0 F8 ②			x 0-0 HR			x 0-0 F9 ③		x 0-0 1B	4 1 2 1 0 0 0	
Dane Iorg, L (1, 7) (9, 9) OBP: 0.346, SLG: 0.436		x 0-0 1B			x 0-3 K ①			x 0-0 L4 ①		x 0-0 4-3 ③	4 0 1 0 0 1 1	
Ken Reitz, R (1, 5) (9, 9) OBP: 0.298, SLG: 0.369		x 0-0 F7 ③			x 0-0 F7 ②			x 0-3 K ②			3 0 0 0 0 1 1	
Mike Phillips, L (1, 6) (9, 9) OBP: 0.224, SLG: 0.268			x 0-0 L1 ①		x 0-0 F7 ③			x 0-0 F5 ③			3 0 0 0 0 0 0	
Bob Forsch, R (1, 1) (9, 9) OBP: 0.304, SLG: 0.527			x 0-0 F7 ②			x 0-0 G2 ①			x 0-0 5-3 ①		3 0 0 0 0 0 0	AB 33 R 1 H 3 RBI 1 BB 0 SO 5 LOB 2
Inning Stats	R: 0 H: 0 E: 0 LOB: 0 K: 0 BB: 0 S: 3 P: 3	R: 0 H: 1 E: 0 LOB: 1 K: 1 BB: 0 S: 6 P: 6	R: 0 H: 0 E: 0 LOB: 0 K: 0 BB: 0 S: 3 P: 3	R: 0 H: 0 E: 0 LOB: 0 K: 1 BB: 0 S: 5 P: 5	R: 1 H: 1 E: 0 LOB: 0 K: 1 BB: 0 S: 6 P: 6	R: 0 H: 0 E: 0 LOB: 0 K: 0 BB: 0 S: 3 P: 3	R: 0 H: 0 E: 0 LOB: 0 K: 0 BB: 0 S: 3 P: 3	R: 0 H: 0 E: 0 LOB: 0 K: 1 BB: 0 S: 5 P: 5	R: 0 H: 0 E: 0 LOB: 0 K: 1 BB: 0 S: 5 P: 5	R: 0 H: 1 E: 0 LOB: 1 K: 0 BB: 0 S: 4 P: 4	1B: 2 SF: 0 2B: 0 SAC: 0 3B: 0 DP: 0 HR: 1 HBP: 0	WP: 0 PA: 33 PB: 0 SB: 0 CS: 0
PITCHER	IP WLS BF H R ER SO BB IBB HBP BLK WP HR S P ERA WHIP											
Don Sutton, R (1, 1) ERA: 2.17 Dave Goltz, R (9, 1) ERA: 5.26	8.0 26 2 1 1 4 0 0 0 0 0 1 34 34 1.12 0.250											



Batter	1	2	3	4	5	6	7	8	9	10	AB R H RBI BB SO LOB	BOTTOM										
Davey Lopes, R (1, 4) OBP: 0.325, SLG: 0.339	0-0 P6		0-0 6-3		0-0 F5			0-0 G6-4-3			4 0 0 0 0 0 2	St. Louis Cardinals @ Los Angeles Dodgers Dodger Stadium, Los Angeles, CA Fri Aug 01 1980, 7:05 PM PDT Att: 43,549 - Unknown livebaseballscorecards.com										
Bill Russell, R (1, 6) OBP: 0.307, SLG: 0.364	0-0 1B		0-0 6-3			0-0 5-3			0-0 F2		4 0 1 0 0 0 0											
Jay Johnstone, L (1, 9) OBP: 0.396, SLG: 0.436	0-0 F7		0-0 4-3			0-0 5-3			0-0 HR		4 1 1 1 0 0 1											
Steve Garvey, R (1, 3) OBP: 0.344, SLG: 0.489	0-0 4-3			0-0 F3		0-0 6-3			0-0 2B G5-2-3 1B		4 0 1 0 0 0 1											
Dusty Baker Jr., R (1, 7) OBP: 0.326, SLG: 0.506		0-3 K		0-0 5-3			0-0 5-3		0-0 2B G5-2-3 1-3		4 0 1 0 0 1 0											
Ron Cey, R (1, 5) OBP: 0.349, SLG: 0.432		0-0 FC4-6 1B 1B		0-0 F8			0-3 K		4-0 G5-2-3 IBB		3 0 1 0 1 1 0											
Pedro Guerrero, R (1, 8) OBP: 0.389, SLG: 0.566		0-0 FC4-6 1-2 1B			0-0 5-3		0-3 K		0-0 G5-2-3 1-2 2-3 3-Hf		4 0 1 0 0 1 3											
Steve Yeager, R (1, 2) OBP: 0.278, SLG: 0.273		0-0 FC4-6			0-0 P3			0-0 6-3		0-0 HR	2 0 1 0 0 0 2											
Rudy Law, L (8, PH) OBP: 0.321, SLG: 0.310		0-0 1-2f 2-3									1 0 0 0 0 0 0											
Joe Ferguson, R (9, 2) OBP: 0.375, SLG: 0.394											1 1 1 1 0 0 0											
Don Sutton, R (1, 1) OBP: 0.079, SLG: 0.079		0-3 K									2 0 0 0 0 1 3											
Rick Monday, L (8, PH) OBP: 0.358, SLG: 0.456											1 0 1 0 0 0 0											
Reggie Smith, S (8, PR) OBP: 0.393, SLG: 0.510											0 0 0 0 0 0 0	WP: 0 PA: 35 FB: 0 SB: 0 CS: 0										
Dave Goltz, R (9, 1) OBP: 0.250, SLG: 0.111											0 0 0 0 0 0 0											
Inning Stats	R: 0 E: 0 K: 0 S: 4	H: 1 LOB: 1 BB: 0 P: 4	R: 0 E: 0 K: 2 S: 9	H: 2 LOB: 2 BB: 0 P: 9	R: 0 E: 0 K: 0 S: 3	H: 0 LOB: 0 BB: 0 P: 3	R: 0 E: 0 K: 0 S: 3	H: 0 LOB: 0 BB: 0 P: 3	R: 0 E: 0 K: 2 S: 7	H: 0 LOB: 0 BB: 0 P: 7	R: 0 E: 0 K: 0 S: 3	H: 1 LOB: 1 BB: 0 P: 3	R: 1 E: 0 K: 0 S: 5	H: 3 LOB: 2 BB: 1 P: 9	R: 1 E: 0 K: 0 S: 1	H: 1 LOB: 0 BB: 0 P: 1	1B: 6 2B: 1 3B: 0 HR: 2	SF: 0 SAC: 0 DP: 2 HBP: 0				
PITCHER Bob Forsch, R (1, 1) ERA: 3.57	IP: 9.0 WLS: L BF: 35 H: 9 R: 2 ER: 2 SO: 4 BB: 0 IBB: 1 HBP: 0 BLK: 0 WP: 0 HR: 2 S: 42 P: 46 ERA: 2.00 WHIP: 1.000	PITCHER										IP: 9.0 WLS: L BF: 35 H: 9 R: 2 ER: 2 SO: 4 BB: 0 IBB: 1 HBP: 0 BLK: 0 WP: 0 HR: 2 S: 42 P: 46 ERA: 2.00 WHIP: 1.000	PITCHER									

Batter	1	2	3	4	5	6	7	8	9	AB R H RBI BB SO LOB	TOP											
Tony Scott, S (1, 8) OBP: 0.288, SLG: 0.271	0-0 F8		0-3 K		0-3 K			0-0 6-3		4 0 0 0 0 2 0												
Ken Oberkfell, L (1, 4) OBP: 0.363, SLG: 0.381	0-0 BB 1B		0-0 4-3		0-0 F7			0-0 F8		4 0 1 0 0 0 0												
Keith Hernandez, L (1, 3) OBP: 0.391, SLG: 0.470	0-0 F8			0-0 S 1B 1B		0-0 3-1		0-0 1-3		4 1 1 0 0 0 1												
Ted Simmons, S (1, 2) OBP: 0.382, SLG: 0.522 Tom Herr, S (9, PR) OBP: 0.194, SLG: 0.269	4-0 BB 1-2 BB			0-0 F9		0-0 P5		0-0 1B 1B		3 0 1 0 1 0 1 0 0 0 0 0 0 0												
George Hendrick, R (1, 9) OBP: 0.361, SLG: 0.559	0-3 K			0-0 3-1 1B 1B		0-3 K		0-0 F3		4 1 1 1 0 2 3												
Terry Kennedy, L (1, 7) OBP: 0.333, SLG: 0.405		0-0 L9		0-0 3-1		0-0 G3		0-0 1-3 1B		4 0 1 0 0 0 1												
Ken Reitz, R (1, 5) OBP: 0.298, SLG: 0.369 Leon Durham, L (9, PH) OBP: 0.284, SLG: 0.387		0-0 P4		0-0 2-H 1B		0-0 F9		0-0 F7		3 0 1 1 0 0 0 1 0 0 0 0 0 2												
Mike Phillips, L (1, 6) OBP: 0.213, SLG: 0.254		0-0 1-3		0-3 K		0-3 K				3 0 0 0 0 2 1												
Pete Vuckovich, R (1, 1) OBP: 0.157, SLG: 0.220 Keith Smith, R (8, PH) OBP: 0.267, SLG: 0.333 John Littlefield, R (8, 1)			0-3 K		0-0 6-3			0-0 6-3		2 0 0 0 0 1 0 1 0 0 0 0 0 0 0 0 0 0 0 0 0												
Inning Stats	R: 0 E: 0 K: 1 S: 6	H: 1 LOB: 2 BB: 1 P: 10	R: 0 E: 0 K: 0 S: 3	H: 0 LOB: 0 BB: 0 P: 3	R: 0 E: 0 K: 2 S: 7	H: 0 LOB: 0 BB: 0 P: 7	R: 2 E: 0 K: 1 S: 8	H: 3 LOB: 1 BB: 0 P: 8	R: 0 E: 0 K: 1 S: 5	H: 0 LOB: 0 BB: 0 P: 5	R: 0 E: 0 K: 1 S: 5	H: 0 LOB: 0 BB: 0 P: 5	R: 0 E: 0 K: 1 S: 5	H: 0 LOB: 0 BB: 0 P: 5	R: 0 E: 0 K: 0 S: 3	H: 0 LOB: 0 BB: 0 P: 3	R: 0 E: 0 K: 0 S: 5	H: 2 LOB: 2 BB: 0 P: 5	1B: 6 2B: 0 3B: 0 HR: 0	SF: 0 SAC: 0 DP: 0 HBP: 0	WP: 0 PB: 0 SB: 1 CS: 0	PA: 34
PITCHER	IP WLS BF H R ER SO BB IBB HBP BLK WP HR S P ERA WHIP																					
Bob Welch, R (1, 1) ERA: 3.19	7.0 W 26 4 2 2 7 1 0 0 0 0 0 0 39 43 2.57 0.714																					
Steve Howe, L (8, 1) ERA: 1.59	1.1 5 1 0 0 0 0 0 0 0 0 0 0 5 5 0.00 0.750																					
Don Stanhouse, R (9, 1) ERA: 6.23	0.2 S 3 1 0 0 0 0 0 0 0 0 0 0 3 3 0.00 1.500																					

St. Louis Cardinals @ Los Angeles Dodgers
Dodger Stadium, Los Angeles, CA
Sat Aug 02 1980, 7:05 PM PDT
Att: 49,520 - Unknown

AB	33
R	2
H	6
RBI	2
BB	1
SO	7
LOB	9



Batter	1	2	3	4	5	6	7	8	9	AB	R	H	RBI	BB	SO	LOB	BOTTOM		
Davey Lopes, R OBP: 0.324, SLG: 0.347 (1, 4) X	0-0 5-3 		0-0 HR 		0-0 P5 			0-0 6-3 		4	1	1	1	0	0	0	St. Louis Cardinals @ Los Angeles Dodgers Dodger Stadium, Los Angeles, CA Sat Aug 02 1980, 7:05 PM PDT Att. 49,520 - Unknown		
Bill Russell, R OBP: 0.306, SLG: 0.362 (1, 6) X	0-0 F8 		0-0 F9 		0-0 1B 			0-0 F7 		4	0	1	0	0	0	0			
Jay Johnstone, L OBP: 0.400, SLG: 0.433 (1, 9) X	0-0 3-1 		4-0 FC6-4 BB 		0-0 F9 			0-0 1B 		3	0	1	0	1	0	1			
Steve Garvey, R OBP: 0.341, SLG: 0.485 (1, 3) X		0-0 F5 	0-0 FC6-4 1-2f 		0-0 F7 			0-0 4-3 		4	0	0	0	0	0	2			
Dusty Baker Jr., R OBP: 0.328, SLG: 0.506 (1, 7) X		0-0 HR 1B 		0-0 L5 		4-0 G5-4-3 BB 				2	1	1	0	1	0	0			
Ron Cey, R OBP: 0.349, SLG: 0.439 (1, 5) X		0-0 HR 1-H 		0-0 L9 		0-0 G5-4-3 1-2f 				3	1	1	2	0	0	1			
Pedro Guerrero, R OBP: 0.387, SLG: 0.559 (1, 8) X		0-0 P3 		0-0 S 1B 				0-0 F7 		3	0	1	0	0	0	0			
Steve Yeager, R OBP: 0.272, SLG: 0.267 (1, 2) X		0-0 P4 		0-3 K 1-2 				0-3 K 		3	0	0	0	0	2	1			
Bob Welch, R OBP: 0.229, SLG: 0.277 (1, 1) X			0-0 6-3 		0-0 L5 			0-0 F7 		2	0	0	0	0	0	0			
Gary Thomasson, L OBP: 0.333, SLG: 0.284 (7, PH) X										1	0	0	0	0	0	0			
Steve Howe, L OBP: 0.125, SLG: 0.125 (8, 1) X										0	0	0	0	0	0	0			
Don Stanhouse, R (9, 1) X										0	0	0	0	0	0	0			
Inning Stats	R: 0 E: 0 K: 0 S: 3	H: 0 LOB: 0 BB: 0 P: 3	R: 2 E: 0 K: 0 S: 5	H: 2 LOB: 0 BB: 0 P: 5	R: 1 E: 0 K: 0 S: 4	H: 1 LOB: 1 BB: 1 P: 8	R: 0 E: 0 K: 1 S: 6	H: 1 LOB: 1 BB: 0 P: 6	R: 0 E: 0 K: 0 S: 2	H: 0 LOB: 0 BB: 1 P: 6	R: 0 E: 0 K: 1 S: 5	H: 0 LOB: 0 BB: 0 P: 5	R: 0 E: 0 K: 0 S: 4	H: 1 LOB: 1 BB: 0 P: 4	1B: 4 2B: 0 3B: 0 HR: 2		SF: 0 SAC: 0 DP: 1 HBP: 0	WP: 0 PB: 0 SB: 1 CS: 0	PA: 31
PITCHER	IP WLS L	WLS L	H R ER SO	H R ER SO	BB IBB HBP BLK	BB IBB HBP BLK	WP HR S P	ERA WHIP	PITCHER	IP WLS L	H R ER SO	BB IBB HBP BLK	WP HR S P	ERA WHIP					
Pete Vuckovich, R ERA: 2.96 (1, 1)	7.0	27	5 3 3 2	5 3 3 2	2 0 0 0	2 0 0 0	0 2 29 37	3.86 1.000	John Littlefield, R ERA: 2.11 (8, 1)	1.0	4	1 0 0 0	0 0 0 0	0 0 4 4	0.00 1.000				

livebaseballscorecards.com

AB	29
R	3
H	6
RBI	3
BB	2
SO	2
LOB	5



Batter	1	2	3	4	5	6	7	8	9	AB R H RBI BB SO LOB	TOP
Tom Herr, S (1, 4) OBP: 0.205, SLG: 0.287	0-0 F8		0-0 HR S 1B		0-0 3-1 2B		0-0 4-3		0-0 SH1-3	4 1 2 1 0 0 0	
Leon Durham, L (1, 9) Tony Scott, S (7, 8) OBP: 0.283, SLG: 0.390 OBP: 0.287, SLG: 0.270	0-0 1B 2B		0-0 F9 1-2		0-0 3-1 2-3		0-0 4-3		0-0 K 3-H 0-3	4 1 1 0 0 0 2 1 0 0 0 0 1 1	
Keith Hernandez, L (1, 3) OBP: 0.389, SLG: 0.475	0-0 L9		0-0 HR 2-H		0-3 K		0-3 K			4 1 1 2 0 2 2	
George Hendrick, R (1, 8) OBP: 0.362, SLG: 0.559 (7, 9)	0-0 BB 2-H 1B		0-0 L5		0-0 6-3			0-0 FC1-6 1B		4 0 2 1 0 0 1	
Dane Iorg, L (1, 7) OBP: 0.344, SLG: 0.427	4-0 1-2 BB		0-0 F7		0-3 K			0-0 FC1-6 G5-4-3 1-2f		3 0 0 0 1 1 1	
Terry Kennedy, L (1, 2) OBP: 0.326, SLG: 0.395	0-0 F8		0-0 F9		0-0 6-3			0-0 G5-4-3 1-2f		4 0 0 0 0 0 3	
Ken Oberkfell, L (1, 5) Ken Reitz, R (9, 5) OBP: 0.365, SLG: 0.388 OBP: 0.298, SLG: 0.369		0-0 F7		0-3 K		0-0 2B			0-0 E SH1-3 6-3 1B	4 1 2 0 0 1 0 0 0 0 0 0 0 0	AB 34 R 4 H 9 RBI 4 BB 3 SO 7 LOB 14
Mike Phillips, L (1, 6) OBP: 0.231, SLG: 0.258		0-0 3-1		0-0 1B		4-0 IBB			0-0 6-3 1-2	3 0 1 0 1 0 1	
Silvio Martinez, R (1, 1) OBP: 0.160, SLG: 0.087		0-3 K		0-3 K		0-0 6-3			4-0 SH1-3 BB 2-3	3 0 0 0 1 2 3	
Inning Stats	R: 1 H: 2 E: 0 LOB: 2 K: 0 BB: 1 S: 5 P: 9	R: 0 H: 0 E: 0 LOB: 0 K: 1 BB: 0 S: 5 P: 5	R: 2 H: 2 E: 0 LOB: 0 K: 0 BB: 0 S: 5 P: 5	R: 0 H: 1 E: 0 LOB: 1 K: 2 BB: 0 S: 8 P: 8	R: 0 H: 1 E: 0 LOB: 1 K: 1 BB: 0 S: 6 P: 6	R: 0 H: 1 E: 0 LOB: 2 K: 1 BB: 1 S: 6 P: 10	R: 0 H: 0 E: 0 LOB: 0 K: 1 BB: 0 S: 5 P: 5	R: 0 H: 1 E: 0 LOB: 0 K: 0 BB: 0 S: 3 P: 3	R: 1 H: 1 E: 0 LOB: 1 K: 1 BB: 1 S: 6 P: 10	1B: 5 SF: 0 2B: 3 SAC: 1 3B: 0 DP: 1 HR: 1 HBP: 0	WP: 0 PA: 38 PB: 0 SB: 1 CS: 0
PITCHER	IP WLS BF H R ER SO BB IBB HBP BLK WP HR S P ERA WHIP										
Burt Hooton, R (1, 1) ERA: 3.28	5.0 L 22 6 3 3 4 1 0 0 0 0 0 1 29 33 5.40 1.400										
Bobby Castillo, R (6, 1) ERA: 3.0	2.0 8 1 0 0 2 0 1 0 0 0 0 0 11 15 0.00 0.500										
Rick Sutcliffe, R (8, 1) ERA: 5.75	2.0 8 2 1 0 1 1 0 0 0 0 0 0 9 13 0.00 1.500										

St. Louis Cardinals @ Los Angeles Dodgers
 Dodger Stadium, Los Angeles, CA
 Sun Aug 03 1980, 3:33 AM PDT
 Att: 31,833 - Unknown

AB	34
R	4
H	9
RBI	4
BB	3
SO	7
LOB	14




WP: 0	PA: 38
PB: 0	
SB: 1	
CS: 0	

PITCHER	IP	WLS	BF	H	R	ER	SO	BB	IBB	HBP	BLK	WP	HR	S	P	ERA	WHIP
Burt Hooton, R	5.0	L	22	6	3	3	4	1	0	0	0	0	1	29	33	5.40	1.400
Bobby Castillo, R	2.0		8	1	0	0	2	0	1	0	0	0	0	11	15	0.00	0.500
Rick Sutcliffe, R	2.0		8	2	1	0	1	1	0	0	0	0	0	9	13	0.00	1.500

Batter	1	2	3	4	5	6	7	8	9	AB	R	H	RBI	BB	SO	LOB	BOTTOM																		
Davey Lopes, R OBP: 0.321, SLG: 0.343 (1, 4)	0-0 6-3		0-0 F8		0-0 FC6			0-0 F8		4	0	0	0	0	0	1	St. Louis Cardinals @ Los Angeles Dodgers Dodger Stadium, Los Angeles, CA Sun Aug 03 1980, 3:33 AM PDT Att. 31,833 - Unknown AB 31 R 1 H 7 RBI 1 BB 2 SO 4 LOB 13																		
Bill Russell, R OBP: 0.306, SLG: 0.361 (1, 6)	0-0 S 1B		0-0 5-3			0-0 6-3		0-0 5-3		4	0	1	0	0	0	0																			
Jay Johnstone, L OBP: 0.407, SLG: 0.444 (1, 9)	4-0 1-2 BB			0-0 4-3 SF7 2B		0-3 K		0-3 K		2	1	1	0	1	1	0																			
Mickey Hatcher, R OBP: 0.267, SLG: 0.300 (7, 9)										1	0	0	0	0	1	0																			
Steve Garvey, R OBP: 0.340, SLG: 0.482 (1, 3)	0-0 F7			0-0 4-3		0-0 BB 1B		0-0 F5		4	0	1	0	0	0	3																			
Dusty Baker Jr., R OBP: 0.330, SLG: 0.505 (1, 7)	0-0 P4			0-0 SF7		4-0 BB BB 1-2 BB		0-0 BB 1B		2	0	1	1	1	0	2																			
Ron Cey, R OBP: 0.346, SLG: 0.435 (1, 5)		0-0 6-3		0-0 5-3		0-0 P4		0-0 F2		4	0	0	0	0	0	3																			
Pedro Guerrero, R OBP: 0.383, SLG: 0.547 (1, 8)		0-0 G6-4-3 1B			0-3 K		0-0 5-3		0-0 F8	4	0	1	0	0	1	1																			
Steve Yeager, R OBP: 0.280, SLG: 0.276 (1, 2)		0-0 G6-4-3			0-0 FC6 1B		0-0 G4-3 1B			3	0	2	0	0	0	1																			
Burt Hooton, R OBP: 0.068, SLG: 0.116 (1, 1)			0-3 K			0-0 F7		0-0 G4-3		1	0	0	0	0	0	1																			
Rick Monday, L OBP: 0.353, SLG: 0.448 (5, PH)										1	0	0	0	0	0	1																			
Bobby Castillo, R OBP: 0.167, SLG: 0.167 (6, 1)										0	0	0	0	0	0	0																			
Rudy Law, L OBP: 0.320, SLG: 0.309 (7, PH)										1	0	0	0	0	0	1																			
Rick Sutcliffe, L OBP: 0.227, SLG: 0.150 (8, 1)										0	0	0	0	0	0	0																			
Inning Stats	R: 0 E: 0 K: 0 S: 4	H: 1 LOB: 2 BB: 1 P: 8	R: 0 E: 0 K: 0 S: 3	H: 1 LOB: 0 BB: 0 P: 3	R: 0 E: 0 K: 1 S: 5	H: 0 LOB: 0 BB: 0 P: 5	R: 1 E: 0 K: 0 S: 4	H: 1 LOB: 0 BB: 0 P: 4	R: 0 E: 0 K: 1 S: 6	H: 1 LOB: 1 BB: 0 P: 6	R: 0 E: 0 K: 1 S: 6	H: 1 LOB: 2 BB: 1 P: 10	R: 0 E: 0 K: 0 S: 3	H: 1 LOB: 0 BB: 0 P: 3	R: 0 E: 0 K: 1 S: 5	H: 0 LOB: 0 BB: 0 P: 5	R: 0 E: 0 K: 0 S: 4	H: 1 LOB: 1 BB: 0 P: 4	1B: 6 2B: 1 3B: 0 HR: 0	SF: 1 SAC: 0 DP: 2 HBP: 0	WP: 0 PB: 0 SB: 1 CS: 0	PA: 34													
PITCHER Silvio Martinez, R ERA: 4.03 (1, 1)	IP 9.0	WLS W	BF 34	H 7	R 1	ER 1	SO 4	BB 2	IBB 0	HBP 0	BLK 0	WP 0	HR 0	S 40	P 48	ERA 1.00	WHIP 1.000	PITCHER	IP 9.0	WLS W	BF 34	H 7	R 1	ER 1	SO 4	BB 2	IBB 0	HBP 0	BLK 0	WP 0	HR 0	S 40	P 48	ERA 1.00	WHIP 1.000



Batter	1	2	3	4	5	6	7	8	9	AB R H RBI BB SO LOB	TOP														
Davey Lopes, R (1, 4) OBP: 0.317, SLG: 0.338	0-0 5-3		0-3 K		0-0 F9	0-0 4-3			0-0 4-3	5 0 0 0 0 1 2	<p>Los Angeles Dodgers @ Atlanta Braves Atlanta-Fulton County Stadium, Atlanta, GA</p> <p>Mon Aug 04 1980, 7:05 PM EDT Att: 30,330 - Unknown</p> <p>livebaseballscorecards.com</p> <table> <tr><td>AB</td><td>33</td></tr> <tr><td>R</td><td>5</td></tr> <tr><td>H</td><td>10</td></tr> <tr><td>RBI</td><td>5</td></tr> <tr><td>BB</td><td>3</td></tr> <tr><td>SO</td><td>5</td></tr> <tr><td>LOB</td><td>13</td></tr> </table> 	AB	33	R	5	H	10	RBI	5	BB	3	SO	5	LOB	13
AB	33																								
R	5																								
H	10																								
RBI	5																								
BB	3																								
SO	5																								
LOB	13																								
Bill Russell, R (1, 6) OBP: 0.307, SLG: 0.360	0-0 CS 1B		0-0 4-3		0-0 P6		4-0 BB	0-0 L3	4 0 1 0 1 0 1																
Jay Johnstone, L (1, 9) Derrel Thomas, S (7, 8) OBP: 0.402, SLG: 0.437 OBP: 0.280, SLG: 0.309	0-3 K			0-0 3-1	0-0 1B 1B		0-0 G4-6-3 1-2f	0-3 K	4 0 1 0 0 1 2 1 0 0 0 0 1 0																
Steve Garvey, R (1, 3) OBP: 0.344, SLG: 0.492		0-0 HR		0-0 HR 1B	0-0 1-2 1B		0-0 6-3		4 2 3 1 0 0 0																
Dusty Baker Jr., R (1, 7) OBP: 0.332, SLG: 0.512		0-0 F8		0-0 1-H HR	0-0 F9		4-0 SH5-4 SF9 BB		3 2 1 2 1 0 2																
Ron Cey, R (1, 5) OBP: 0.346, SLG: 0.432		0-0 F8		4-0 1B BB		0-0 P4	0-0 SH5-4 1-3		2 0 0 0 1 0 0																
Pedro Guerrero, R (1, 8) (7, 9) OBP: 0.387, SLG: 0.550		0-0 5-3		0-0 1-2 1B		0-0 WP 2B 1B	0-0 SF9		3 1 2 1 0 0 0																
Steve Yeager, R (1, 2) OBP: 0.286, SLG: 0.290			0-0 SH5-4 1B	0-3 K	0-0 6-3 1-H 2B		0-0 E6		4 0 2 1 0 1 2																
Jerry Reuss, L (1, 1) Rick Monday, L (8, PH) Don Stanhouse, R (8, 1) OBP: 0.149, SLG: 0.114 OBP: 0.348, SLG: 0.441			0-0 SH5-4 1-2	0-3 K	0-0 6-3 2-3		0-0 G3		2 0 0 0 0 1 3 1 0 0 0 0 0 1 0 0 0 0 0 0 0																
Inning Stats	R: 0 E: 0 K: 1 S: 5	H: 1 LOB: 0 BB: 0 P: 5	R: 1 E: 0 K: 0 S: 4	H: 1 LOB: 0 BB: 0 P: 4	R: 0 E: 0 K: 1 S: 6	H: 1 LOB: 1 BB: 0 P: 6	R: 2 E: 0 K: 2 S: 10	H: 3 LOB: 2 BB: 1 P: 14	R: 0 E: 0 K: 0 S: 5	H: 2 LOB: 2 BB: 0 P: 5	R: 1 E: 0 K: 0 S: 5	H: 2 LOB: 1 BB: 0 P: 5	R: 0 E: 0 K: 0 S: 2	H: 0 LOB: 0 BB: 1 P: 6	R: 1 E: 1 K: 0 S: 4	H: 0 LOB: 1 BB: 1 P: 8	R: 0 E: 0 K: 1 S: 5	H: 0 LOB: 0 BB: 0 P: 5	1B: 7 2B: 1 3B: 0 HR: 2	SF: 1 SAC: 2 DP: 1 HBP: 0	WP: 1 PB: 0 SB: 1 CS: 1	PA: 39			
PITCHER	IP WLS BF H R ER SO BB IBB HBP BLK WP HR S P ERA WHIP																								
Tommy Boggs, R (1, 1) ERA: 3.72	6.0 L 28 10 4 4 4 4 1 0 0 0 1 2 35 39 6.00 1.833																								
Preston Hanna, R (7, 1) ERA: 4.1	2.0 8 0 1 1 0 2 0 0 0 0 0 0 6 14 4.50 1.000																								
Gene Garber, R (9, 1) ERA: 4.28	1.0 3 0 0 0 0 1 0 0 0 0 0 0 5 5 0.00 0.000																								

Batter	1	2	3	4	5	6	7	8	9	AB	R	H	RBI	BB	SO	LOB
Glenn Hubbard, R (1, 4) OBP: 0.328, SLG: 0.410	0-0 E5 PB		0-0 F7		4-0 1B 1B FC3-6 BB	0-0 FC6-4 1-2f			0-0 L8	4	1	0	0	1	0	2
Gary Matthews, R (1, 9) OBP: 0.315, SLG: 0.417	0-0 F8 1-2		0-0 5-3		0-0 FC3-6 1B 1-2 2-3 1B			0-0 FC3-6 1B	0-0 F8	5	0	2	0	0	0	2
Chris Chambliss, L (1, 3) OBP: 0.343, SLG: 0.448	0-3 K		0-0 1-3		0-3 K			0-0 FC3-6 1-2f G5-4-3		4	0	0	0	0	2	5
Bob Horner, R (1, 5) OBP: 0.301, SLG: 0.552	0-0 6-3			0-0 F9	0-0 FC3-6 1-2 2-3 3-H 1B			0-0 G5-4-3 1-2f		4	0	1	1	0	0	2
Dale Murphy, R (1, 8) OBP: 0.345, SLG: 0.467		0-3 K		0-0 E 1B 1B	0-0 FC3-6 FC5-4 1-2f 2-3 3-H			0-0 5-3		4	1	1	1	0	1	2
Jeff Burroughs, R (1, 7) OBP: 0.343, SLG: 0.434		0-0 6-3		0-3 K	0-0 FC5-4 1-2f			4-0 G1-6-3 BB		3	0	0	0	1	1	3
Bill Nahorodny, R (1, 2) OBP: 0.301, SLG: 0.465		0-0 E5 BB		0-0 E8 1-H 1B		0-0 1-3		0-0 G1-6-3 1-2f		3	0	1	0	0	0	0
Brian Asselstine, L (8, PH) OBP: 0.316, SLG: 0.398										1	0	0	0	0	0	1
Bruce Benedict, R (9, 2) OBP: 0.300, SLG: 0.310										0	0	0	0	0	0	0
Luis Gomez, R (1, 6) OBP: 0.249, SLG: 0.221		4-0 BB		0-0 6-3		0-0 FC6-4 1B			0-0 L7	2	0	1	0	1	0	1
Biff Pocaroba, S (9, PH) OBP: 0.344, SLG: 0.375		1-2 BB								1	0	0	0	0	0	0
Tommy Boggs, R (1, 1) OBP: 0.135, SLG: 0.139		0-0 6-3			0-0 1B BB 1B		0-0 F8		4-0 BB	2	1	1	0	0	0	2
Charlie Spikes, R (6, PH) OBP: 0.333, SLG: 0.345										1	0	0	0	0	0	1
Preston Hanna, R (7, 1) OBP: 0.222, SLG: 0.444										0	0	0	0	0	0	0
Gene Garber, R (9, 1) OBP: 0.229, SLG: 0.220										0	0	0	0	0	0	0
Mike Lum, T (9, PH) OBP: 0.229, SLG: 0.220										0	0	0	0	1	0	0
Rafael Ramirez, R (9, PR)										0	0	0	0	0	0	0

BOTTOM														
Los Angeles Dodgers @ Atlanta Braves Atlanta-Fulton County Stadium, Atlanta, GA Mon Aug 04 1980, 7:05 PM EDT Att. 30,330 - Unknown														
livebaseballscorecards.com														
AB	34													
R	3													
H	7													
RBI	2													
BB	4													
SO	4													
LOB	21													
WP: 0	PA: 38													
PB: 1														
SB: 0														
CS: 0														

Inning Stats	R: 0	H: 0	E: 1	LOB: 1	K: 1	BB: 0	S: 6	P: 6	R: 0	H: 0	E: 1	LOB: 2	K: 1	BB: 1	S: 6	P: 10	R: 0	H: 0	E: 0	LOB: 0	K: 0	BB: 0	S: 3	P: 3	R: 1	H: 2	E: 1	LOB: 1	K: 1	BB: 0	S: 7	P: 7	R: 2	H: 3	E: 0	LOB: 2	K: 1	BB: 1	S: 8	P: 12	R: 0	H: 1	E: 0	LOB: 1	K: 0	BB: 0	S: 4	P: 4	R: 0	H: 1	E: 0	LOB: 0	K: 0	BB: 0	S: 3	P: 3	R: 0	H: 0	E: 0	LOB: 0	K: 0	BB: 1	S: 2	P: 6	R: 0	H: 0	E: 0	LOB: 1	K: 0	BB: 1	S: 3	P: 7	1B: 7	2B: 0	3B: 0	HR: 0	SF: 0	SAC: 0	DP: 2	HBP: 0	WP: 0	PA: 38	ERA	WHIP
PITCHER																																		PITCHER																																																		
Jerry Reuss, L (1, 1) ERA: 2.09	IP: 7.0	WLS: W	BF: 31	H: 7	R: 3	ER: 2	SO: 4	BB: 2	IBB: 0	HBP: 0	BLK: 0	WP: 0	HR: 0	S: 37	P: 45	ERA: 2.57	WHIP: 1.286																																																																			
Don Stanhouse, R (8, 1) ERA: 5.06	2.0	S	7	0	0	0	0	2	0	0	0	0	0	5	13	0.00	1.000																																																																			



Batter	1	2	3	4	5	6	7	8	9	AB R H RBI BB SO LOB	TOP									
Davey Lopes, R (1, 4) OBP: 0.316, SLG: 0.334	0-0 F2	0-0 FC5		4-0 BB			0-0 L6		0-0 1-3	4 0 0 0 1 0 3	Los Angeles Dodgers @ Atlanta Braves Atlanta-Fulton County Stadium, Atlanta, GA Tue Aug 05 1980, 7:05 PM EDT Att: 10,187 - Unknown livebaseballscorecards.com									
Bill Russell, R (1, 6) OBP: 0.304, SLG: 0.356	0-0 1-3		0-0 6-3	0-3 K			0-0 5-3			4 0 0 0 0 1 2										
Dusty Baker Jr., R (1, 7) OBP: 0.328, SLG: 0.507	0-0 5-3		0-0 L4		0-0 P3		0-0 6-3			4 0 0 0 0 0 0										
Steve Garvey, R (1, 3) OBP: 0.345, SLG: 0.491		0-0 F9	0-0 F8		4-0 FC6-4 BB		0-0 G6-4-3 1B			3 0 1 0 1 0 0										
Ron Cey, R (1, 5) OBP: 0.345, SLG: 0.429		4-0 1B BB 1B BB		0-0 E6 HR	0-0 FC6-4 1-2f		0-0 G6-4-3 1-2f			3 2 0 0 1 0 2										
Rick Monday, L (1, 9) OBP: 0.356, SLG: 0.484		4-0 1B 1B BB		0-0 K HR	0-0 4-3		0-3 K			3 2 1 2 1 1 1										
Derrel Thomas, S (8, 8) OBP: 0.280, SLG: 0.309		1-2 1B BB		1-H K HR						0 0 0 0 0 0 0										
Pedro Guerrero, R (1, 8) OBP: 0.382, SLG: 0.540		0-0 FC5 1B 1B		0-0 E3 G3 6-3	0-0 6-3		0-0 4-3			4 0 1 0 0 0 0										
Steve Yeager, R (1, 2) OBP: 0.285, SLG: 0.289		0-3 K		0-0 6-3 1-2	0-0 5-3		0-0 FC6-4 1B			4 0 1 0 0 1 4										
Dave Goltz, R (1, 1) OBP: 0.257, SLG: 0.133		0-0 K 1B		0-0 G3	0-0 6-3		0-0 FC6-4 1-2f			3 0 1 2 0 0 1										
Rick Sutcliffe, L (6, 1) OBP: 0.217, SLG: 0.143				1-2 2-H 3-H						1 0 0 0 0 0 1										
Steve Howe, L (9, 1) OBP: 0.125, SLG: 0.125										0 0 0 0 0 0 0										
Don Stanhouse, R (9, 1)				2-3						0 0 0 0 0 0 0										
Inning Stats	R: 0 E: 0 K: 0 S: 3	H: 0 LOB: 0 BB: 0 P: 3	R: 2 E: 0 K: 1 S: 7	H: 2 LOB: 2 BB: 2 P: 15	R: 0 E: 0 K: 0 S: 3	H: 0 LOB: 0 BB: 0 P: 3	R: 2 E: 2 K: 1 S: 8	H: 1 LOB: 2 BB: 1 P: 12	R: 0 E: 0 K: 0 S: 3	H: 0 LOB: 1 BB: 1 P: 7	R: 0 E: 0 K: 0 S: 3	H: 0 LOB: 0 BB: 0 P: 3	R: 0 E: 0 K: 1 S: 5	H: 1 LOB: 0 BB: 0 P: 5	R: 0 E: 0 K: 0 S: 4	H: 1 LOB: 1 BB: 0 P: 4	1B: 4 2B: 0 3B: 0 HR: 1	SF: 0 SAC: 0 DP: 1 HBP: 0	WP: 0 PB: 0 SB: 0 CS: 0	PA: 37
PITCHER	IP WLS BF H R ER SO BB IBB HBP BLK WP HR S P ERA WHIP																			ERA WHIP
Phil Niekro, R (1, 1) ERA: 4.09	8.0 33 4 4 3 3 4 0 0 0 0 1 35 51 3.38 1.000																			
Rick Camp, R (9, 1) ERA: 2.64	1.0 W 4 1 0 0 0 0 0 0 0 0 4 4 0.00 1.000																			



Batter	1	2	3	4	5	6	7	8	9	AB R H RBI BB SO LOB
Glenn Hubbard, R (1, 4) OBP: 0.333, SLG: 0.431	0-0 5-3		0-0 1B			0-0 1B 2B		0-0 F7	0-0 HR	5 2 3 3 0 0 0
Gary Matthews, R (1, 9) OBP: 0.317, SLG: 0.417	0-0 F9		0-0 P4			0-0 2-H 1B		4-0 FC6 BB		3 0 1 1 1 0 2
Chris Chambliss, L (1, 3) OBP: 0.340, SLG: 0.444	0-0 F7				0-0 4-3	0-0 F8		0-0 FC6		4 0 0 0 0 0 2
Bob Horner, R (1, 5) OBP: 0.297, SLG: 0.543		0-0 5-3			0-0 F7	0-0 F8		0-0 F8		4 0 0 0 0 0 1
Dale Murphy, R (1, 8) OBP: 0.344, SLG: 0.463		0-3 K			4-0 BB	0-0 P6		0-3 K		3 0 0 0 1 2 1
Jeff Burroughs, R (1, 7) OBP: 0.338, SLG: 0.427		0-3 K			0-0 F9		0-0 F9	0-0 E5 BB 1B		4 1 0 0 0 1 1
Bruce Benedict, R (1, 2) OBP: 0.296, SLG: 0.305 Mike Lum, L (9, PH) OBP: 0.338, SLG: 0.220			0-0 6-3		0-3 K		0-0 P6	4-0 1B BB		3 0 0 0 0 1 0 0 1 0 0 1 0 0
Rafael Ramirez, R (1, 6) Brian Asselstine, L (9, PH) Charlie Spikes, R (9, PH) OBP: 0.355, SLG: 0.367			0-0 6-3		0-0 F7		0-0 F8	0-0 1B HR 1B		3 0 0 0 0 0 0 0 0 0 0 0 0 0 1 1 1 1 0 0 0
Phil Niekro, R (1, 1) OBP: 0.148, SLG: 0.197 Biff Pocoroba, S (8, PH) OBP: 0.338, SLG: 0.368 Rick Camp, R (9, 1) Jerry Royster, R (9, PH) OBP: 0.319, SLG: 0.311			0-0 1B 1B		0-0 6-3		0-0 F5	0-0 1B HR 1B		2 0 1 0 0 0 0 1 0 0 0 0 0 0 0 0 0 0 0 0 0 1 1 1 1 0 0 0

Inning Stats	R: 0 E: 0 K: 0 S: 3	H: 0 LOB: 0 BB: 0 P: 3	R: 0 E: 0 K: 2 S: 7	H: 0 LOB: 0 BB: 0 P: 7	R: 0 E: 0 K: 0 S: 5	H: 2 LOB: 2 BB: 0 P: 5	R: 0 E: 0 K: 0 S: 3	H: 0 LOB: 1 BB: 1 P: 7	R: 0 E: 0 K: 1 S: 5	H: 0 LOB: 0 BB: 0 P: 5	R: 1 E: 0 K: 0 S: 5	H: 2 LOB: 1 BB: 0 P: 5	R: 0 E: 0 K: 0 S: 3	H: 0 LOB: 0 BB: 0 P: 3	R: 0 E: 0 K: 0 S: 3	H: 0 LOB: 1 BB: 1 P: 7	R: 5 E: 1 K: 1 S: 8	H: 3 LOB: 0 BB: 1 P: 12	1B: 5 2B: 1 3B: 0 HR: 1	SF: 0 SAC: 0 DP: 0 HBP: 0
--------------	------------------------------	---------------------------------	------------------------------	---------------------------------	------------------------------	---------------------------------	------------------------------	---------------------------------	------------------------------	---------------------------------	------------------------------	---------------------------------	------------------------------	---------------------------------	------------------------------	---------------------------------	------------------------------	----------------------------------	----------------------------------	------------------------------------

PITCHER	IP	WLS	BF	H	R	ER	SO	BB	IBB	HBP	BLK	WP	HR	S	P	ERA	WHIP
Dave Goltz, R (1, 1) ERA: 5.09	5.1		21	4	1	1	3	1	0	0	0	0	0	26	30	1.69	0.938
Rick Sutcliffe, R (6, 1) ERA: 5.53	3.1		13	0	2	2	1	2	0	0	0	0	0	13	21	5.40	0.600
Steve Howe, L (9, 1) ERA: 1.76	0.0		1	1	0	0	0	0	0	0	0	0	0	1	1	∞	∞
Don Stanhouse, R (9, 1) ERA: 6.75	0.0	L	2	2	3	1	0	0	0	0	0	0	1	2	2	∞	∞

BOTTOM

Los Angeles Dodgers @ Atlanta Braves
Atlanta-Fulton County Stadium, Atlanta, GA

Tue Aug 05 1980, 7:05 PM EDT
Att. 10,187 - Unknown

livebaseballscorecards.com

AB	34
R	6
H	7
RBI	6
BB	3
SO	4
LOB	7

Braves

WP: 0	PA: 37
PB: 0	
SB: 0	
CS: 0	

Batter	1	2	3	4	5	6	7	8	9	AB R H RBI BB SO LOB	TOP		
Davey Lopes, R OBP: 0.314, SLG: 0.332 (1, 4)	0-0 F9	0-0 1-2 1B		0-0 5-3			0-0 P5		0-0 5-3	5 0 1 0 0 0 0	Los Angeles Dodgers @ Atlanta Braves Atlanta-Fulton County Stadium, Atlanta, GA Wed Aug 06 1980, 7:05 PM EDT Att. 9,441 - Unknown livebaseballscorecards.com		
Bill Russell, R OBP: 0.305, SLG: 0.357 (1, 6)	0-0 6-3	0-0 1-3			0-0 L5		0-0 1B 1B		0-0 4-6-3 1B HR 1B	5 1 2 0 0 0 2			
Dusty Baker Jr., R OBP: 0.337, SLG: 0.523 (1, 7)	0-0 1B 2B		0-0 HR		4-0 FC5-4 BB		0-0 1-3 1B		0-0 4-6-3 1B HR	4 3 4 1 1 0 0			
Steve Garvey, R OBP: 0.345, SLG: 0.490 (1, 3)	0-0 2-H 1B		0-0 1B		0-0 F8		0-0 F2		0-0 4-6-3 1B	5 0 2 1 0 0 5			
Ron Cey, R OBP: 0.343, SLG: 0.434 (1, 5) Gary Thomasson, L OBP: 0.333, SLG: 0.284 (9, 9)	0-0 F8		0-3 K		0-0 FC5-4		0-0 F7		0-0 2-H 3-H HR	5 1 1 3 0 0 1 5 0 0 0 0 0 0 0			
Rick Monday, L OBP: 0.351, SLG: 0.470 (1, 9) Mickey Hatcher, R OBP: 0.258, SLG: 0.290 (9, 5)		0-0 1B SF7 1B	0-0 F7			0-0 6-3		0-0 F9	0-0 3-1	4 1 1 0 0 0 1 1 0 0 0 0 0 0			
Pedro Guerrero, R OBP: 0.386, SLG: 0.538 (1, 8)		0-0 1-3 1B 1B	0-3 K			0-0 E5		0-0 4-3 1B		4 0 2 0 0 1 1			
Steve Yeager, R OBP: 0.284, SLG: 0.290 (1, 2)		0-0 SF7		0-0 G3-6-4 1B		0-0 F8		0-0 4-3		3 0 1 1 0 0 2			
Don Sutton, R OBP: 0.073, SLG: 0.073 (1, 1) Jay Johnstone, L OBP: 0.398, SLG: 0.433 (8, PH) Bobby Castillo, R OBP: 0.167, SLG: 0.167 (8, 1)		0-0 3-H G2		0-0 G3-6-4		0-3 K		0-0 F9		3 0 0 0 0 1 3 1 0 0 0 0 0 1 0 0 0 0 0 0 0			
Inning Stats	R: 1 E: 0 K: 0 S: 5 H: 2 LOB: 1 BB: 0 P: 5	R: 1 E: 0 K: 2 S: 6 H: 3 LOB: 2 BB: 0 P: 6	R: 1 E: 0 K: 2 S: 9 H: 2 LOB: 1 BB: 0 P: 9	R: 0 E: 0 K: 2 S: 3 H: 1 LOB: 0 BB: 0 P: 3	R: 0 E: 0 K: 0 S: 3 H: 0 LOB: 1 BB: 1 P: 7	R: 0 E: 1 K: 1 S: 6 H: 0 LOB: 1 BB: 0 P: 6	R: 0 E: 0 K: 0 S: 5 H: 2 LOB: 2 BB: 0 P: 5	R: 0 E: 0 K: 0 S: 4 H: 1 LOB: 1 BB: 0 P: 4	R: 3 E: 0 K: 0 S: 6 H: 3 LOB: 0 BB: 0 P: 6	1B: 11 2B: 1 3B: 0 HR: 2 SF: 1 SAC: 0 DP: 1 HBP: 0		WP: 0 PB: 0 SB: 0 CS: 0 PA: 42	
PITCHER	IP WLS BF H R ER SO BB IBB HBP BLK WP HR S P ERA WHIP											PITCHER	IP WLS BF H R ER SO BB IBB HBP BLK WP HR S P ERA WHIP
Rick Matula, R ERA: 4.82 (1, 1)	7.0 L 32 10 3 3 3 1 0 0 0 0 1 37 41 3.86 1.571												
Gene Garber, R ERA: 4.68 (8, 1)	1.2 9 4 3 3 0 0 0 0 0 0 0 1 9 9 16.20 2.400												
Larry Bradford, L ERA: 3.35 (9, 1)	0.1 1 0 0 0 0 0 0 0 0 0 0 0 1 1 0.00 0.000												

Los Angeles Dodgers @ Atlanta Braves
Atlanta-Fulton County Stadium, Atlanta, GA
Wed Aug 06 1980, 7:05 PM EDT
Att. 9,441 - Unknown

AB	40
R	6
H	14
RBI	6
BB	1
SO	3
LOB	20



Batter	1	2	3	4	5	6	7	8	9	AB R H RBI BB SO LOB	TOP
Davey Lopes, R OBP: 0.311, SLG: 0.329 (1, 4) X	0-0 F7	0-0 F9			0-0 G3			0-0 F9		4 0 0 0 0 0 0	Los Angeles Dodgers @ Atlanta Braves Atlanta-Fulton County Stadium, Atlanta, GA Thu Aug 07 1980, 7:05 PM EDT Att: 10,056 - Unknown livebaseballscorecards.com
Bill Russell, R OBP: 0.307, SLG: 0.358 (1, 6) X	0-0 1B		0-0 F3		0-0 5-3			0-0 1B		4 1 2 0 0 0 0	
Dusty Baker Jr., R OBP: 0.336, SLG: 0.519 (1, 7) B B B	4-0 1B		0-0 5-3		0-3 K			0-0 G4-6-3		3 1 0 0 1 1 1	
Steve Garvey, R OBP: 0.345, SLG: 0.488 (1, 3) X	0-0 FC6-4		0-0 6-3					0-0 6-3		4 0 1 1 0 0 0	
Ron Cey, R OBP: 0.342, SLG: 0.432 (1, 5) X	0-0 FC6-4			0-0 6-3		0-3 K		0-0 CS		4 0 1 1 0 1 1	
Rudy Law, L OBP: 0.320, SLG: 0.309 (9, PR)	1-2 1B							0-0 1B		0 0 0 0 0 0 0	
Rick Monday, L OBP: 0.370, SLG: 0.486 (1, 9) X	0-0 1B		0-0 F7			0-3 K		0-0 1B		4 1 3 0 0 1 0	
Pedro Guerrero, R OBP: 0.374, SLG: 0.521 (1, 8) X	0-0 L6		0-0 F7					0-0 P3		4 0 0 0 0 0 4	
Joe Ferguson, R OBP: 0.374, SLG: 0.393 (1, 2) S S S		0-3 K		0-0 1B				0-0 5-3		3 0 1 1 0 1 0	
Bob Welch, R OBP: 0.220, SLG: 0.265 (1, 1)			0-0 4-3		0-0 P6			0-3 K		2 0 0 0 0 0 1	
Gary Thomasson, L OBP: 0.330, SLG: 0.280 (7, PH)										1 0 0 0 0 1 0	
Joe Beckwith, L OBP: 0.330, SLG: 0.280 (7, 1)										0 0 0 0 0 0 0	
Inning Stats	R: 2 H: 3 E: 0 LOB: 2 K: 0 BB: 1 S: 6 P: 10	R: 0 H: 0 E: 0 LOB: 0 K: 1 BB: 0 S: 5 P: 5	R: 0 H: 0 E: 0 LOB: 0 K: 0 BB: 0 S: 3 P: 3	R: 1 H: 2 E: 0 LOB: 1 K: 0 BB: 0 S: 5 P: 5	R: 0 H: 0 E: 0 LOB: 0 K: 1 BB: 0 S: 5 P: 5	R: 0 H: 0 E: 0 LOB: 0 K: 2 BB: 0 S: 7 P: 7	R: 0 H: 0 E: 0 LOB: 0 K: 1 BB: 0 S: 5 P: 5	R: 0 H: 1 E: 0 LOB: 0 K: 0 BB: 0 S: 3 P: 3	R: 0 H: 2 E: 0 LOB: 1 K: 0 BB: 0 S: 4 P: 4	1B: 8 SF: 0 2B: 0 SAC: 0 3B: 0 DP: 1 HR: 0 HBP: 0	WP: 0 PA: 34 PB: 0 SB: 1 CS: 1
PITCHER Doyle Alexander, R ERA: 3.76 (1, 1)	IP 7.1 WLS W BF H R ER SO BB IBB HBP BLK WP HR S P ERA WHIP	7.1 W 29 6 3 3 5 1 0 0 0 0 0 0 38 42 3.68 0.955									
PITCHER Rick Camp, R ERA: 2.58 (8, 1)	IP 1.2 WLS S BF H R ER SO BB IBB HBP BLK WP HR S P ERA WHIP	1.2 S 5 2 0 0 0 0 0 0 0 0 0 0 5 5 0.00 1.200									



Los Angeles Dodgers @ Cincinnati Reds

Riverfront Stadium, Cincinnati, OH

Fri Aug 08 1980, 7:05 PM EDT
Att: 40,339 - Unknown

livebaseballscorecards.com

AB	34
R	5
H	10
RBI	5
BB	2
SO	5
LOB	12



WP: 1	PA: 38
PB: 0	
SB: 1	
CS: 0	


Batter		1	2	3	4	5	6	7	8	9	AB	R	H	RBI	BB	SO	LOB								
Davey Lopes, R OBP: 0.312, SLG: 0.331 (1, 4)	X	0-0 E SF9 1B		0-0 S 2B 1B		0-3 K	0-0 SF7			0-0 F8	4	2	2	1	0	1	0								
Bill Russell, R OBP: 0.308, SLG: 0.361 (1, 6)	X	0-0 E5 G6-4-3 1B		0-0 1-H 2B		0-0 1-3	0-3 K			0-0 F8	5	0	2	1	0	1	2								
Dusty Baker Jr., R OBP: 0.335, SLG: 0.516 (1, 7)	X	0-0 SF9		0-0 5-3		4-0 FC5-4 BB				0-0 P6	2	0	0	1	1	0	1								
Steve Garvey, R OBP: 0.342, SLG: 0.483 (1, 3)	X	0-0 G6-4-3 1-2f		0-0 F9		0-0 FC5-4 1-2f				0-3 K	4	0	0	0	0	1	3								
Ron Cey, R OBP: 0.344, SLG: 0.435 (1, 5)			X	0-0 F8 2B		0-0 P4				0-0 P4	4	0	2	0	0	0	0								
Rick Monday, L OBP: 0.365, SLG: 0.473 Don Stanhouse, R (8, 1)				0-3 K		0-0 P6				0-0 6-3	4	1	1	0	0	1	1								
Pedro Guerrero, R OBP: 0.370, SLG: 0.512 (1, 8)			X	0-0 F8 2-3		0-0 WP 1B 1B				0-0 6-3	4	2	1	0	0	0	3								
Steve Yeager, R OBP: 0.289, SLG: 0.295 (1, 2)				0-3 K		0-0 FC6-4 1-H 1B				0-0 1-3	4	0	2	2	0	1	1								
Burt Hooton, R OBP: 0.065, SLG: 0.111 Jay Johnstone, L OBP: 0.403, SLG: 0.433 Bobby Castillo, R OBP: 0.167, SLG: 0.167 Gary Thomasson, L OBP: 0.327, SLG: 0.277 (1, 1) (6, PH) (6, 1) (8, 9)			X	0-0 5-3		0-0 FC6-4 1-2f				0-0 L5	2	0	0	0	0	0	1								
Inning Stats		R: 1 E: 1 K: 0 S: 4	H: 2 LOB: 0 BB: 0 P: 4	R: 0 E: 0 K: 2 S: 8	H: 1 LOB: 1 BB: 0 P: 8	R: 1 E: 0 K: 0 S: 5	H: 2 LOB: 1 BB: 0 P: 5	R: 1 E: 0 K: 1 S: 5	H: 2 LOB: 1 BB: 1 P: 5	R: 0 E: 0 K: 1 S: 5	H: 0 LOB: 1 BB: 1 P: 9	R: 2 E: 0 K: 1 S: 8	H: 3 LOB: 2 BB: 1 P: 12	R: 0 E: 0 K: 1 S: 5	H: 0 LOB: 0 BB: 0 P: 5	R: 0 E: 0 K: 0 S: 3	H: 0 LOB: 0 BB: 0 P: 3	R: 0 E: 0 K: 0 S: 3	H: 0 LOB: 0 BB: 0 P: 3	1B: 8 2B: 2 3B: 0 HR: 0	SF: 2 SAC: 0 DP: 1 HBP: 0	WP: 1 PB: 0 SB: 1 CS: 0	PA: 38		
PITCHER		IP	WLS	BF	H	R	ER	SO	BB	IBB	HBP	BLK	WP	HR	S	P	ERA	WHIP							
Michael LaCoss, R ERA: 4.88 (1, 1)		5.1		26	10	5	4	3	1	0	0	0	1	0	31	35	6.75	2.062							
Mario Soto, R ERA: 4.03 (6, 1)		1.2		6	0	0	0	2	1	0	0	0	0	0	9	13	0.00	0.600							
Tom Hume, R ERA: 2.74 (8, 1)		2.0	W	6	0	0	0	0	0	0	0	0	0	0	6	6	0.00	0.000							

Batter	1	2	3	4	5	6	7	8	9
Dave Collins, S (1, 8) OBP: 0.359, SLG: 0.358 Cesar Geronimo, L (9, 8) OBP: 0.328, SLG: 0.330	0-0 1B S FC5-4 1B		0-3 K		0-0 2-H 2B			0-0 4-3	
Ray Knight, R (1, 5) OBP: 0.330, SLG: 0.457	0-0 1-3 FC5-4 1B		0-3 K		0-0 F8			4-0 1B FC5-2-5-1 BB	
Ken Griffey, L (1, 9) OBP: 0.381, SLG: 0.444	0-0 1-2f 3-H FC5-4 HR		0-0 4-3		0-0 F8			0-0 1-3 BB FC5-2-5-1 HR 1B	
George Foster, R (1, 7) OBP: 0.341, SLG: 0.439	0-0 F9			0-0 P3				0-0 BB FC5-2-5-1 HR	
Dan Driessen, L (1, 3) OBP: 0.398, SLG: 0.460	0-0 1-H HR			0-0 F8				4-0 1-2 3-H HR BB	
Johnny Bench, R (1, 2) OBP: 0.342, SLG: 0.502	0-0 F7			0-3 K				0-0 1-2 2-3 HR BB	
Dave Concepcion, R (1, 6) OBP: 0.299, SLG: 0.357		0-3 K			0-0 2B			0-0 P3	
Ron Oester, S (1, 4) OBP: 0.341, SLG: 0.429		0-3 K			0-0 L6			0-0 4-3	
Michael LaCoss, R (1, 1) OBP: 0.111, SLG: 0.093 Mario Soto, R (6, 1) Harry Spilman, L (7, PH) OBP: 0.337, SLG: 0.444 Tom Hume, R (8, 1) OBP: 0.200, SLG: 0.300		0-3 K			0-3 K2-3			0-0 G3	

AB	R	H	RBI	BB	SO	LOB
4	1	2	1	0	1	0
0	0	0	0	0	0	0
3	0	1	0	1	1	1
4	2	1	1	0	0	1
3	1	0	0	1	0	3
3	2	1	2	1	0	1
4	1	1	4	0	2	1
4	1	1	0	0	1	0
3	0	0	0	0	1	1
2	0	0	0	0	2	1
0	0	0	0	0	0	0
1	0	0	0	0	0	0
0	0	0	0	0	0	0

Los Angeles Dodgers @ Cincinnati Reds
Riverfront Stadium, Cincinnati, OH
Fri Aug 08 1980, 7:05 PM EDT
Att. 40,339 - Unknown

AB	31
R	8
H	7
RBI	8
BB	3
SO	8
LOB	9



Inning Stats		R: 3	H: 3	LOB: 0	K: 0	S: 6	P: 6	R: 0	H: 0	LOB: 0	K: 3	S: 9	R: 0	H: 0	LOB: 0	K: 2	S: 7	R: 0	H: 0	LOB: 0	K: 1	S: 5	R: 1	H: 2	LOB: 1	K: 1	S: 7	R: 0	H: 0	LOB: 1	K: 0	S: 3	R: 4	H: 2	LOB: 0	K: 0	S: 5	P: 13
PITCHER		IP	WLS	BF	H	R	ER	SO	BB	IBB	HBP	BLK	WP	HR	S	P	ERA	WHIP																				
Burt Hooton, R (1, 1) ERA: 3.41		5.0		20	5	4	4	7	0	0	0	0	0	1	34	34	7.20	1.000																				
Bobby Castillo, R (6, 1) ERA: 3.21		2.2	L	12	1	3	3	1	3	0	0	0	0	0	11	23	10.12	1.500																				
Don Stanhouse, R (8, 1) ERA: 7.36		0.1		2	1	1	1	0	0	0	0	0	0	1	2	2	27.00	3.000																				

WP: 0	PA: 34
PB: 0	
SB: 1	
CS: 0	
1B: 3	SF: 0
2B: 2	SAC: 0
3B: 0	DP: 0
HR: 2	HBP: 0
WP: 0	PA: 34
ERA	WHIP

Batter	1	2	3	4	5	6	7	8	9	AB R H RBI BB SO LOB	TOP											
Davey Lopes, R (1, 4) OBP: 0.319, SLG: 0.345	0-0 HR	0-0 F9			0-0 SH1-3 HR 1B		0-0 F8 1B	0-0 E 1B		5 3 4 2 0 0 1												
Derrel Thomas, S (1, 6) OBP: 0.291, SLG: 0.322	0-3 K			4-0 1B BB	0-0 SH1-3		0-0 FC6-4 1B	0-0 E6 1B		3 0 2 2 1 1 0												
Jay Johnstone, L (1, 9) OBP: 0.395, SLG: 0.422	0-0 3-1			0-0 G6-4-3 1B	0-0 F7		0-0 F8	0-0 G3		5 0 1 0 0 0 4												
Steve Garvey, R (1, 3) OBP: 0.345, SLG: 0.488	4-0 BB BB			0-0 F9	0-0 HR		0-0 FC6-4		1-0 5-3 HBP	3 1 1 2 1 0 4												
Ron Cey, R (1, 5) OBP: 0.343, SLG: 0.438	4-0 FC6-4 BB			0-0 G6-4-3	0-0 F7			4-0 1B 1B	0-0 5-3	3 1 0 0 2 0 3												
Pedro Guerrero, R (1, 8) OBP: 0.361, SLG: 0.500	0-0 FC6-4			0-0 F7		0-0 5-3		0-0 6-3 1B 1B	0-0 2-3	5 1 1 0 0 0 3												
Gary Thomasson, L (1, 7) OBP: 0.324, SLG: 0.267		4-0 SH2-4 BB		0-3 K		0-0 4-3		0-0 P6	0-0 4-3	2 0 0 0 1 1 0												
Rudy Law, L (8, PH) OBP: 0.319, SLG: 0.307										2 0 0 0 0 0 3												
Steve Yeager, R (1, 2) OBP: 0.289, SLG: 0.303		0-0 F9		4-0 BB BB	4-0 BB	0-0 5-3		0-0 1B E 6-3 1B		3 1 1 1 1 0 1												
Dave Goltz, R (1, 1) OBP: 0.243, SLG: 0.125		0-0 SH2-4		0-0 4-3			0-0 1-3	0-0 6-3		2 0 0 0 0 0 1												
Rick Monday, L (8, PH) OBP: 0.367, SLG: 0.506										1 0 0 0 0 0 2												
Steve Howe, L (8, 1) OBP: 0.125, SLG: 0.125		1-2						1-2 2-3		0 0 0 0 0 0 0												
Inning Stats	R: 1 E: 0 K: 1 S: 6	H: 1 LOB: 2 BB: 2 P: 14	R: 0 E: 0 K: 0 S: 3	H: 0 LOB: 1 BB: 1 P: 7	R: 0 E: 0 K: 0 S: 3	H: 1 LOB: 1 BB: 1 P: 7	R: 0 E: 0 K: 1 S: 5	H: 0 LOB: 1 BB: 1 P: 9	R: 2 E: 0 K: 0 S: 5	H: 2 LOB: 0 BB: 0 P: 5	R: 0 E: 0 K: 0 S: 3	H: 0 LOB: 0 BB: 0 P: 3	R: 0 E: 0 K: 0 S: 5	H: 2 LOB: 2 BB: 0 P: 5	R: 4 E: 1 K: 0 S: 7	H: 4 LOB: 1 BB: 1 P: 11	R: 0 E: 0 K: 0 S: 3	H: 0 LOB: 1 BB: 0 P: 4	1B: 8 2B: 0 3B: 0 HR: 2	SF: 0 SAC: 2 DP: 1 HBP: 1	WP: 0 PB: 0 SB: 0 CS: 0	PA: 43
PITCHER	IP WLS BF H R ER SO BB IBB HBP BLK WP HR S P ERA WHIP																					
Paul Moskau, R (1, 1) ERA: 3.67	5.0 L 23 4 3 3 2 5 0 0 0 0 0 2 22 42 5.40 1.800																					
Mario Soto, R (6, 1) ERA: 4.05	2.0 10 3 2 2 0 1 0 0 0 0 0 0 9 13 9.00 2.000																					
Tom Hume, R (8, 1) ERA: 2.9	1.0 6 3 2 2 0 0 0 0 0 0 0 0 6 6 18.00 3.000																					
Jay Howell, R (9, 1) ERA:	1.0 4 0 0 0 0 0 0 0 1 0 0 0 3 4 0.00 0.000																					

Los Angeles Dodgers @ Cincinnati Reds
 Riverfront Stadium, Cincinnati, OH
 Sun Aug 10 1980, 3:33 AM EDT
 Att: 35,179 - Unknown

livebaseballscorecards.com

AB	34
R	7
H	10
RBI	7
BB	6
SO	2
LOB	22



Batter	1	2	3	4	5	6	7	8	9	AB	R	H	RBI	BB	SO	LOB
Dave Collins, S OBP: 0.360, SLG: 0.360 (1, 8)	0-0 4-3		0-0 E7 CS 2-H 1B		0-3 K			0-0 P4		4	0	1	0	0	1	2
Ray Knight, R OBP: 0.323, SLG: 0.447 (1, 5)	0-0 5-3		0-3 K 1-2		0-0 F8			0-0 F8		4	0	0	0	0	1	3
Ken Griffey, L OBP: 0.378, SLG: 0.441 (1, 9)	4-0 S BB			0-0 4-3				0-0 4-3		3	0	0	0	1	0	1
George Foster, R OBP: 0.339, SLG: 0.433 (1, 7)	0-0 5-3 1-2			0-0 F9 1B 1B				0-0 6-3		4	0	1	0	0	0	1
Dan Driessen, L OBP: 0.400, SLG: 0.462 (1, 3)		0-0 3-1		0-0 1-2 1B				0-0 F7		4	0	1	0	0	1	0
Joe Nolan, L OBP: 0.379, SLG: 0.420 (1, 2)		0-0 F7		0-0 F9 2-3				0-0 5-3		4	0	1	0	0	0	2
Dave Concepcion, R OBP: 0.299, SLG: 0.354 (1, 6)		0-3 K		0-0 P6				0-3 K		4	0	0	0	0	3	3
Ron Oester, S OBP: 0.346, SLG: 0.432 (1, 4)			4-0 SH2-4 E BB		0-0 2B			0-0 4-3		2	1	1	0	1	0	0
Jay Howell, R (9, 1)										0	0	0	0	0	0	0
Paul Moskau, R OBP: 0.147, SLG: 0.152 (1, 1)			0-0 SH2-4		0-0 1-3			0-0 2B		0	0	0	0	0	0	0
Cesar Geronimo, L OBP: 0.326, SLG: 0.328 (5, PH)										1	0	0	0	0	0	1
Mario Soto, R (6, 1)										0	0	0	0	0	0	0
Tom Hume, R OBP: 0.200, SLG: 0.300 (8, 1)										0	0	0	0	0	0	0
Junior Kennedy, R OBP: 0.330, SLG: 0.343 (8, 4)										1	0	1	0	0	0	0

Inning Stats	R: 0	H: 0	E: 0	K: 0	S: 3	H: 0	LOB: 1	BB: 1	P: 7	R: 0	H: 0	E: 0	K: 1	S: 5	H: 0	LOB: 0	BB: 0	P: 5	R: 1	H: 1	E: 1	K: 1	S: 5	H: 1	LOB: 0	BB: 1	P: 9	R: 0	H: 2	E: 0	K: 0	S: 5	H: 0	LOB: 2	BB: 0	P: 5	R: 0	H: 1	E: 0	K: 1	S: 6	H: 0	LOB: 0	BB: 0	P: 3	R: 0	H: 0	E: 0	K: 1	S: 5	H: 0	LOB: 0	BB: 0	P: 5	R: 0	H: 1	E: 0	K: 0	S: 4	H: 1	LOB: 1	BB: 0	P: 4	R: 0	H: 1	E: 0	K: 2	S: 8	H: 1	LOB: 1	BB: 0	P: 8	1B: 4	SF: 0	2B: 2	SAC: 1	3B: 0	DP: 0	HR: 0	HBP: 0	WP: 0	PA: 34
--------------	------	------	------	------	------	------	--------	-------	------	------	------	------	------	------	------	--------	-------	------	------	------	------	------	------	------	--------	-------	------	------	------	------	------	------	------	--------	-------	------	------	------	------	------	------	------	--------	-------	------	------	------	------	------	------	------	--------	-------	------	------	------	------	------	------	------	--------	-------	------	------	------	------	------	------	------	--------	-------	------	-------	-------	-------	--------	-------	-------	-------	--------	-------	--------

PITCHER	IP	WLS	BF	H	R	ER	SO	BB	IBB	HBP	BLK	WP	HR	S	P	ERA	WHIP
Dave Goltz, R ERA: 4.78 (1, 1)	7.0	W	26	4	1	0	4	2	0	0	0	0	0	32	40	0.00	0.857
Steve Howe, L ERA: 1.7 (8, 1)	2.0		8	2	0	0	2	0	0	0	0	0	0	12	12	0.00	1.000

BOTTOM

Los Angeles Dodgers @ Cincinnati Reds
Riverfront Stadium, Cincinnati, OH
Sun Aug 10 1980, 3:33 AM EDT
Att. 35,179 - Unknown

AB	31
R	1
H	6
RBI	0
BB	2
SO	6
LOB	13



WP: 0	PA: 34
PB: 0	
SB: 1	
CS: 1	

PITCHER	IP	WLS	BF	H	R	ER	SO	BB	IBB	HBP	BLK	WP	HR	S	P	ERA	WHIP
---------	----	-----	----	---	---	----	----	----	-----	-----	-----	----	----	---	---	-----	------

Batter	1	2	3	4	5	6	7	8	9	AB R H RBI BB SO LOB	TOP											
Jerry Royster, R OBP: 0.321, SLG: 0.315 (1, 7) (8, 5)	0-0 6-3		0-0 F8		0-0 F7			0-0 FC1-6 1B	0-0 2B	5 1 1 0 0 0 2												
Rafael Ramirez, R OBP: 0.300, SLG: 0.300 (1, 6)	0-0 F9			0-0 F8		0-0 F7		0-0 1B 2B	0-0 4-3	5 1 1 0 0 0 2												
Gary Matthews, R OBP: 0.321, SLG: 0.423 (1, 9)	0-3 K			0-0 F9		0-0 6-3		0-0 2B 1B		4 1 1 1 0 1 0												
Bob Homer, R OBP: 0.288, SLG: 0.522 Mike Lum, L OBP: 0.367, SLG: 0.258 (1, 5) (8, 7)		0-0 F2		0-0 1B 1B		0-3 K		0-0 F8		4 0 1 0 0 1 2 0 0 0 0 0 0 0												
Chris Chambliss, L OBP: 0.339, SLG: 0.439 (1, 3)		0-0 4-3		0-0 1B FC6-4			0-0 G3	0-0 2B		4 0 2 2 0 0 0												
Dale Murphy, R OBP: 0.354, SLG: 0.477 (1, 8)		0-0 E9 1B		0-0 FC6-4			0-3 K	0-0 F8		4 0 1 0 0 1 3												
Glenn Hubbard, R OBP: 0.319, SLG: 0.416 (1, 4)		0-3 K			0-0 6-3		0-0 1B		0-0 5-3	4 0 1 0 0 1 1												
Bruce Benedict, R OBP: 0.294, SLG: 0.323 (1, 2)			0-0 F8		0-0 E5 SH3		0-0 L6		0-0 5-3	4 0 0 0 0 0 1												
Rick Matula, R OBP: 0.116, SLG: 0.116 Rick Camp, R (1, 1) (9, 1)			0-3 K		0-0 SH3			0-0 FC1-6 1B	0-0 2B 1B	3 0 2 0 0 1 0 0 0 0 0 0 0 0												
Inning Stats	R: 0 E: 0 K: 1 S: 5	H: 0 LOB: 0 BB: 0 P: 5	R: 0 E: 1 K: 1 S: 6	H: 1 LOB: 1 BB: 0 P: 6	R: 0 E: 0 K: 1 S: 5	H: 0 LOB: 0 BB: 0 P: 5	R: 0 E: 0 K: 0 S: 5	H: 2 LOB: 2 BB: 0 P: 5	R: 0 E: 1 K: 0 S: 4	H: 0 LOB: 1 BB: 0 P: 4	R: 0 E: 0 K: 1 S: 5	H: 0 LOB: 0 BB: 0 P: 5	R: 0 E: 0 K: 1 S: 6	H: 1 LOB: 1 BB: 0 P: 6	R: 3 E: 0 K: 0 S: 7	H: 4 LOB: 1 BB: 0 P: 7	R: 0 E: 0 K: 0 S: 5	H: 2 LOB: 2 BB: 0 P: 5	1B: 8 2B: 2 3B: 0 HR: 0	SF: 0 SAC: 1 DP: 0 HBP: 0	WP: 0 PB: 0 SB: 0 CS: 0	PA: 38
PITCHER	IP WLS BF H R ER SO BB IBB HBP BLK WP HR S P ERA WHIP												PITCHER	IP WLS BF H R ER SO BB IBB HBP BLK WP HR S P ERA WHIP								
Don Sutton, R ERA: 2.25 (1, 1)	8.0 L 33 8 3 3 5 0 0 0 0 0 0 0 43 43 3.38 1.000																					
Bobby Castillo, R ERA: 3.16 (9, 1)	1.0 5 2 0 0 0 0 0 0 0 0 0 0 5 5 0.00 2.000																					

Atlanta Braves @ Los Angeles Dodgers
Dodger Stadium, Los Angeles, CA
Mon Aug 11 1980, 3:33 AM PDT
Att: 32,118 - Unknown

livebaseballscores.com

AB	37
R	3
H	10
RBI	3
BB	0
SO	5
LOB	11



Batter	1	2	3	4	5	6	7	8	9	AB R H RBI BB SO LOB
Davey Lopes, R OBP: 0.318, SLG: 0.344 (1, 4)	0-0 5-3		0-0 1B			0-0 F7		0-0 FC5-4		4 0 1 0 0 0 1
Derrel Thomas, S OBP: 0.290, SLG: 0.320 (1, 6)	0-0 1B		0-0 L6			0-0 6-3			0-0 G3	4 0 1 0 0 0 1
Rick Monday, L OBP: 0.362, SLG: 0.488 (1, 9)	0-3 K				0-3 K				4-0 BB BB BB BB 1B	3 1 0 0 1 2 1
Steve Garvey, R OBP: 0.346, SLG: 0.487 (1, 3)		0-0 1B 2-3 1B			0-0 6-3			0-0 5-3	4-0 BB BB 1B BB	3 1 1 0 1 0 0
Ron Cey, R OBP: 0.342, SLG: 0.434 (1, 5)		0-0 2-3			0-0 F8			0-0 1-3	4-0 FC4 1B BB	3 0 0 0 1 0 1
Reggie Smith, S OBP: 0.383, SLG: 0.510 (9, PR)		1-2							1-2 2-3 BB	0 0 0 0 0 0 0
Pedro Guerrero, R OBP: 0.365, SLG: 0.500 (1, 8)		0-0 G5-4-3 2-3 1B			0-0 6-3			0-0 5-3	0-0 FC4 1B	4 0 2 2 0 0 0
Mickey Hatcher, R OBP: 0.235, SLG: 0.265 (1, 7)		0-0 G5-4-3			0-0 5-3			0-0 4-3	0-0 FC4	2 0 0 0 0 0 2
Rudy Law, L OBP: 0.317, SLG: 0.305 (8, PH)		1-2f							1-2f 2-3	2 0 0 0 0 0 2
Steve Yeager, R OBP: 0.301, SLG: 0.301 (1, 2)			0-3 K			4-0 BB		4-0 FC5-4 BB	0-0 5-3	1 0 0 0 1 1 0
Jay Johnstone, L OBP: 0.400, SLG: 0.422 (8, PH)										0 0 0 0 1 0 0
Joe Ferguson, R OBP: 0.371, SLG: 0.389 (9, 2)										1 0 0 0 0 0 2
Don Sutton, R OBP: 0.070, SLG: 0.070 (1, 1)			0-0 5-3			0-0 5-3		0-3 K		2 0 0 0 0 0 1
Gary Thomasson, L OBP: 0.320, SLG: 0.264 (8, PH)										1 0 0 0 0 1 1
Bobby Castillo, R OBP: 0.167, SLG: 0.167 (9, 1)										0 0 0 0 0 0 0

Inning Stats	R: 0	H: 1	E: 0	K: 1	S: 5	LOB: 1	BB: 0	P: 5	R: 0	H: 2	E: 0	K: 0	S: 4	LOB: 1	BB: 0	P: 4	R: 0	H: 0	E: 0	K: 1	S: 5	LOB: 0	BB: 0	P: 5	R: 0	H: 0	E: 0	K: 0	S: 3	LOB: 1	BB: 1	P: 7	R: 0	H: 0	E: 0	K: 0	S: 3	LOB: 0	BB: 0	P: 3	R: 0	H: 0	E: 0	K: 0	S: 3	LOB: 0	BB: 0	P: 3	R: 0	H: 0	E: 0	K: 1	S: 5	LOB: 1	BB: 1	P: 9	R: 2	H: 1	E: 0	K: 0	S: 4	LOB: 2	BB: 3	P: 16	1B: 5	SF: 0	2B: 1	SAC: 0	3B: 0	DP: 2	HR: 0	HBP: 0	WP: 0	PA: 35
--------------	------	------	------	------	------	--------	-------	------	------	------	------	------	------	--------	-------	------	------	------	------	------	------	--------	-------	------	------	------	------	------	------	--------	-------	------	------	------	------	------	------	--------	-------	------	------	------	------	------	------	--------	-------	------	------	------	------	------	------	--------	-------	------	------	------	------	------	------	--------	-------	-------	-------	-------	-------	--------	-------	-------	-------	--------	-------	--------

PITCHER	IP	WLS	BF	H	R	ER	SO	BB	IBB	HBP	BLK	WP	HR	S	P	ERA	WHIP
Rick Matula, R ERA: 4.65 (1, 1)	8.1	W	31	4	2	2	4	4	0	0	0	0	0	35	51	2.16	0.960
Rick Camp, R ERA: 2.45 (9, 1)	0.2	S	4	1	0	0	0	1	0	0	0	0	0	3	7	0.00	3.000

BOTTOM

Atlanta Braves @ Los Angeles Dodgers
Dodger Stadium, Los Angeles, CA

Mon Aug 11 1980, 3:33 AM PDT
Att. 32,118 - Unknown

AB	30
R	2
H	5
RBI	2
BB	5
SO	4
LOB	12



PITCHER	IP	WLS	BF	H	R	ER	SO	BB	IBB	HBP	BLK	WP	HR	S	P	ERA	WHIP
---------	----	-----	----	---	---	----	----	----	-----	-----	-----	----	----	---	---	-----	------

Batter	1	2	3	4	5	6	7	8	9	AB R H RBI BB SO LOB	TOP														
Jerry Royster, R OBP: 0.315, SLG: 0.308 (1, 7) (7, 5)	0-3 K		0-0 6-3	0-0 FC1-4		0-0 G3			0-0 3-1	5 0 0 0 0 1 6															
Rafael Ramirez, R OBP: 0.292, SLG: 0.333 Jeff Burroughs, R OBP: 0.339, SLG: 0.431 Rick Camp, R (9, 1)	0-0 P4		0-0 HR 2B		0-3 K		0-0 5-3		0-0 HR	4 1 1 0 0 1 0 1 1 1 3 0 0 0 0 0 0 0 0 0 0															
Gary Matthews, R OBP: 0.322, SLG: 0.420 (1, 9)	4-0 1B BB		4-0 HR BB		0-3 K		0-0 F8		0-0 F9	3 1 0 0 2 1 1															
Bob Homer, R OBP: 0.291, SLG: 0.533 Mike Lum, L OBP: 0.363, SLG: 0.254 (1, 5) (7, 7)	0-0 1-2 1B		0-0 1-H 2-H HR		0-0 F7		0-0 5-3		0-0 4-3	4 1 2 3 0 0 0 1 0 0 0 0 0 1															
Chris Chambliss, L OBP: 0.336, SLG: 0.435 (1, 3)	0-0 F8		0-3 K			0-0 3-1		0-0 4-3		4 0 0 0 0 1 2															
Dale Murphy, R OBP: 0.356, SLG: 0.485 (1, 8)		0-0 HR	0-0 CS 1B			0-0 P5		0-0 6-3		4 1 2 1 0 0 0															
Glenn Hubbard, R OBP: 0.318, SLG: 0.414 (1, 4)		0-3 K	0-0 CS 1-2	0-0 F9		0-0 WP BLK 1B		0-3 K		4 0 1 0 0 2 0															
Bruce Benedict, R OBP: 0.295, SLG: 0.320 Biff Pocoroba, S OBP: 0.368, SLG: 0.368 Bill Nahorodny, R OBP: 0.306, SLG: 0.456 (1, 2) (9, PH) (9, 2)		0-0 5-3		0-0 F2		4-0 WP IBB			4-0 3-1 1B HR BB	2 0 0 0 1 0 0 0 1 0 0 1 0 0 0 0 0 0 0 0 0															
Doyle Alexander, R OBP: 0.188, SLG: 0.194 Gene Garber, R (7, 1) Brian Asselstine, L OBP: 0.317, SLG: 0.399 Luis Gomez, R OBP: 0.247, SLG: 0.220 (9, PR) (9, 6)		0-0 5-3		4-0 FC1-4 BB		0-3 K			0-0 1-2 HR 1B	2 0 0 0 1 1 2 0 0 0 0 0 0 0 1 0 1 0 0 0 0 0 1 0 0 0 0 0															
Inning Stats	R: 0 E: 0 K: 1 S: 6	H: 1 LOB: 2 BB: 1 P: 10	R: 1 E: 0 K: 1 S: 6	H: 1 LOB: 0 BB: 0 P: 6	R: 3 E: 0 K: 1 S: 7	H: 3 LOB: 0 BB: 1 P: 11	R: 0 E: 0 K: 0 S: 3	H: 0 LOB: 1 BB: 1 P: 7	R: 0 E: 0 K: 2 S: 7	H: 0 LOB: 0 BB: 0 P: 7	R: 0 E: 0 K: 1 S: 7	H: 1 LOB: 3 BB: 1 P: 11	R: 0 E: 0 K: 0 S: 3	H: 0 LOB: 0 BB: 0 P: 3	R: 0 E: 0 K: 1 S: 5	H: 0 LOB: 0 BB: 0 P: 5	R: 3 E: 0 K: 0 S: 5	H: 2 LOB: 1 BB: 1 P: 9	1B: 4 2B: 1 3B: 0 HR: 3	SF: 0 SAC: 0 DP: 0 HBP: 0	WP: 1 PB: 0 SB: 0 CS: 1	PA: 41			
PITCHER Bob Welch, R ERA: 3.38 Rick Sutcliffe, R ERA: 5.52	IP 7.0 (1, 1) (8, 1)	WLS 31 L 9	BF 31 9	H 6 2	R 4 3	ER 4 3	SO 6 1	BB 3 1	IBB 1 0	HBP 0 0	BLK 1 0	WP 1 0	HR 2 1	S 39 10	P 55 14	ERA 5.14 13.50	WHIP 1.286 1.500								

Atlanta Braves @ Los Angeles Dodgers
Dodger Stadium, Los Angeles, CA
Tue Aug 12 1980, 7:05 PM PDT
Att: 35,905 - Unknown

livebaseballscorecards.com

AB	35
R	7
H	8
RBI	7
BB	5
SO	7
LOB	12



Batter	1	2	3	4	5	6	7	8	9	AB R H RBI BB SO LOB
Davey Lopes, R OBP: 0.319, SLG: 0.348 (1, 4)	0-0 E4 CS		0-0 P6		0-0 2B		0-0 1B 1B		0-0 6-3	5 1 2 1 0 0 0
Derrel Thomas, S OBP: 0.287, SLG: 0.316 (1, 6) (8, 8)	0-0 F7 1-2		0-0 1B		0-3 K		0-0 F9 2-3		0-0 F7	5 0 1 0 0 1 4
Jay Johnstone, L OBP: 0.395, SLG: 0.416 (1, 9) Rick Sutcliffe, L OBP: 0.250, SLG: 0.182 (8, 1) Joe Ferguson, R OBP: 0.369, SLG: 0.385 (9, PH)	0-3 K		0-0 4-3		0-0 L4		0-0 1B 1B 1-3 3-H		0-0 1-3	4 1 1 1 0 1 2 0 0 0 0 0 0 0 1 0 0 0 0 0 0
Steve Garvey, R OBP: 0.348, SLG: 0.487 (1, 3)		0-0 F8		0-0 F9 1B 1-3 1B		0-0 F8	0-0 1B 1B 1-2 3-H			4 1 2 1 0 0 0
Dusty Baker Jr., R OBP: 0.338, SLG: 0.514 (1, 7)		0-3 K		0-0 1-3 1B 1-2		0-0 F7	0-0 1B 1B 1-3 2-H			4 0 2 1 0 1 0
Ron Cey, R OBP: 0.342, SLG: 0.440 (1, 5)		0-0 HR		0-0 F9 2-3		0-0 L4	0-3 K 1-2			4 1 1 1 0 1 4
Rick Monday, L OBP: 0.367, SLG: 0.482 (1, 8) (8, 9)		4-0 FC6-4 BB		0-0 1-3 1-2 3-H			0-3 K 1B G1-6-4	0-0 1B		3 0 1 1 1 1 1
Steve Yeager, R OBP: 0.294, SLG: 0.294 (1, 2)		0-0 FC6-4 1-2f		0-0 1-3			0-0 E6 1B BB	0-0 G1-6-4 1-2f		4 1 0 0 0 0 3
Bob Welch, R OBP: 0.212, SLG: 0.255 (1, 1) Rudy Law, L OBP: 0.319, SLG: 0.305 (7, PH) Bill Russell, R OBP: 0.307, SLG: 0.359 (8, 6)			0-0 1-3		0-0 F8		4-0 F9 1B 1B BB	0-0 6-3		2 0 0 0 0 0 0 0 1 0 0 1 0 0 1 0 0 0 0 0 0

Inning Stats	R: 0 E: 1 K: 1 S: 5	H: 0 LOB: 0 BB: 0 P: 5	R: 1 E: 0 K: 1 S: 6	H: 1 LOB: 1 BB: 1 P: 10	R: 0 E: 0 K: 0 S: 4	H: 1 LOB: 1 BB: 0 P: 4	R: 1 E: 0 K: 0 S: 5	H: 2 LOB: 1 BB: 0 P: 5	R: 0 E: 0 K: 1 S: 6	H: 1 LOB: 1 BB: 0 P: 6	R: 0 E: 0 K: 0 S: 3	H: 0 LOB: 0 BB: 0 P: 3	R: 4 E: 1 K: 2 S: 12	H: 4 LOB: 2 BB: 1 P: 16	R: 0 E: 0 K: 0 S: 3	H: 1 LOB: 0 BB: 0 P: 3	R: 0 E: 0 K: 0 S: 3	H: 0 LOB: 0 BB: 0 P: 3	1B: 8 2B: 1 3B: 0 HR: 1	SF: 0 SAC: 0 DP: 1 HBP: 0	WP: 0 PB: 0 SB: 1 CS: 1	PA: 39
--------------	------------------------------	---------------------------------	------------------------------	----------------------------------	------------------------------	---------------------------------	------------------------------	---------------------------------	------------------------------	---------------------------------	------------------------------	---------------------------------	-------------------------------	----------------------------------	------------------------------	---------------------------------	------------------------------	---------------------------------	----------------------------------	------------------------------------	----------------------------------	--------

PITCHER	IP	WLS	BF	H	R	ER	SO	BB	IBB	HBP	BLK	WP	HR	S	P	ERA	WHIP
Doyle Alexander, R ERA: 3.72 (1, 1)	6.2		30	7	6	2	4	2	0	0	0	0	1	36	44	2.70	1.350
Gene Garber, R ERA: 4.56 (7, 1)	1.1	W	6	3	0	0	1	0	0	0	0	0	0	8	8	0.00	2.250
Rick Camp, R ERA: 2.42 (9, 1)	1.0	S	3	0	0	0	0	0	0	0	0	0	0	3	3	0.00	0.000

BOTTOM

Atlanta Braves @ Los Angeles Dodgers
Dodger Stadium, Los Angeles, CA
Tue Aug 12 1980, 7:05 PM PDT
Att. 35,905 - Unknown

livebaseballscorecards.com

AB	37
R	6
H	10
RBI	6
BB	2
SO	5
LOB	14



Batter	1	2	3	4	5	6	7	8	9	AB R H RBI BB SO LOB	TOP										
Jerry Royster, R OBP: 0.313, SLG: 0.310 (1, 7) (7, 5)	0-0 6-3	0-0 1-3 2B		0-0 P4		0-0 G4-6-3		0-0 F6		5 0 1 0 0 0 6											
Rafael Ramirez, R OBP: 0.310, SLG: 0.379 Luis Gomez, R OBP: 0.247, SLG: 0.220 (1, 6) (9, 6)	0-0 5-3	0-0 6-3			0-0 2B		0-0 FC6-4 1B	0-0 P6	0-0 P6	5 0 2 0 0 0 2 0 0 0 0 0 0 0											
Gary Matthews, R OBP: 0.318, SLG: 0.414 (1, 9)	0-0 E1		0-0 6-3		0-0 P6		0-0 F3	0-3 K	0-3 K	5 0 0 0 0 1 2											
Bob Homer, R OBP: 0.287, SLG: 0.525 Mike Lum, L OBP: 0.358, SLG: 0.250 (1, 5) (7, 7)	0-0 P6		0-0 P4		0-0 L7		0-0 F9	0-0 F2	0-0 F2	4 0 0 0 0 0 3 1 0 0 0 0 0 0											
Chris Chambliss, L OBP: 0.335, SLG: 0.433 (1, 3)		0-0 3-1	0-0 P4		0-3 K		0-0 FC6-4			4 0 1 0 0 1 2											
Dale Murphy, R OBP: 0.357, SLG: 0.483 (1, 8)		0-0 HR 1B	0-0 F8			4-0 SH S BB		0-0 6-3		3 1 1 0 1 0 1											
Glenn Hubbard, R OBP: 0.324, SLG: 0.425 (1, 4)		0-0 1-H HR		0-0 4-3		4-0 FC1-4-2 SH BB		4-0 CS BB		2 1 1 2 2 0 0											
Bruce Benedict, R OBP: 0.300, SLG: 0.318 (1, 2)		0-0 6-3		4-0 SH2-4 BB		0-0 SH FC1-4-2		4-0 1B BB		1 0 0 0 2 0 0											
Tommy Boggs, R OBP: 0.171, SLG: 0.175 (1, 1)		0-0 2B 1B		0-0 SH2-4		0-0 FC1-4-2 G4-6-3		0-0 1B		3 0 2 0 0 0 3											
Inning Stats	R: 0 E: 1 K: 0 S: 4	H: 0 LOB: 1 BB: 0 P: 4	R: 2 E: 0 K: 0 S: 7	H: 4 LOB: 2 BB: 0 P: 7	R: 0 E: 0 K: 0 S: 4	H: 1 LOB: 1 BB: 0 P: 4	R: 0 E: 0 K: 0 S: 3	H: 0 LOB: 1 BB: 1 P: 7	R: 0 E: 0 K: 0 S: 3	H: 0 LOB: 2 BB: 2 P: 11	R: 0 E: 0 K: 0 S: 4	H: 1 LOB: 1 BB: 0 P: 4	R: 0 E: 0 K: 0 S: 3	H: 1 LOB: 2 BB: 2 P: 11	R: 0 E: 0 K: 1 S: 5	H: 0 LOB: 0 BB: 0 P: 5	1B: 5 2B: 2 3B: 0 HR: 1	SF: 0 SAC: 2 DP: 1 HBP: 0	WP: 0 PB: 0 SB: 1 CS: 1	PA: 40	
PITCHER	IP WLS BF H R ER SO BB IBB HBP BLK WP HR S P ERA WHIP																			PITCHER	IP WLS BF H R ER SO BB IBB HBP BLK WP HR S P ERA WHIP
Burt Hooton, R ERA: 3.4 (1, 1)	6.0 L 28 6 2 2 1 3 0 0 0 0 1 27 39 3.00 1.500																				
Joe Beckwith, R ERA: 1.8 (7, 1)	2.0 9 2 0 0 0 2 0 0 0 0 0 0 7 15 0.00 2.000																				
Bobby Castillo, R ERA: 3.11 (9, 1)	1.0 3 0 0 0 0 1 0 0 0 0 0 0 5 5 0.00 0.000																				

Atlanta Braves @ Los Angeles Dodgers
Dodger Stadium, Los Angeles, CA
 Wed Aug 13 1980, 7:05 PM PDT
 Att: 36,345 - Unknown

AB	33
R	2
H	8
RBI	2
BB	5
SO	2
LOB	19



livebaseballscorecards.com

Batter	1	2	3	4	5	6	7	8	9	AB	R	H	RBI	BB	SO	LOB
Davey Lopes, R OBP: 0.318, SLG: 0.347 (1, 4)	0-0 F2		0-0 P4			0-0 1B		0-3 K		4	0	1	0	0	1	1
Derrel Thomas, S OBP: 0.287, SLG: 0.314 (1, 6)	0-0 G3			0-0 G4-6-3 1B		0-0 F7		0-0 6-3		4	0	1	0	0	0	1
Jay Johnstone, L OBP: 0.383, SLG: 0.402 (1, 9)	0-0 F7			0-0 G4-6-3 1-2f		0-0 F8			0-0 6-3	4	0	0	0	0	0	2
Steve Garvey, R OBP: 0.347, SLG: 0.485 (1, 3)		0-0 P3		0-0 F2			0-0 1B		0-0 F7	4	0	1	0	0	0	0
Dusty Baker Jr., R OBP: 0.335, SLG: 0.509 (1, 7)		0-0 6-3			0-0 F4		0-0 P6		0-0 F8	4	0	0	0	0	0	1
Ron Cey, R OBP: 0.342, SLG: 0.438 (1, 5)		0-0 F7			1-0 FC4-6 HBP		0-3 K			2	0	0	0	0	1	1
Rick Monday, L OBP: 0.376, SLG: 0.489 (1, 8)			0-0 G5-4-3 1B		0-0 FC4-6 FC6-4 1-2f		0-0 1B			3	0	2	0	0	0	1
Joe Ferguson, R OBP: 0.361, SLG: 0.375 (1, 2)			0-0 G5-4-3 1-2f		0-0 FC6-4 1-2f		0-0 F7			3	0	0	0	0	0	4
Burt Hooton, R OBP: 0.085, SLG: 0.111 (1, 1)			4-0 BB			0-3 K		0-3 K		0	0	0	0	1	0	0
Rudy Law, L OBP: 0.318, SLG: 0.304 (6, PH)										1	0	0	0	0	1	0
Joe Beckwith, L (7, 1)										0	0	0	0	0	0	0
Reggie Smith, S OBP: 0.392, SLG: 0.508 (8, PH)										1	0	0	0	0	1	0
Bobby Castillo, R OBP: 0.167, SLG: 0.167 (9, 1)										0	0	0	0	0	0	0

Inning Stats	R: 0	H: 0	E: 0	K: 0	S: 3	R: 0	H: 0	E: 0	K: 0	S: 3	R: 0	H: 1	E: 0	K: 0	S: 3	R: 0	H: 1	E: 0	K: 0	S: 3	R: 0	H: 0	E: 0	K: 1	S: 6	R: 0	H: 2	E: 0	K: 1	S: 7	R: 0	H: 0	E: 0	K: 2	S: 7	R: 0	H: 0	E: 0	K: 0	S: 3
	LOB: 0	BB: 0	P: 3	LOB: 0	BB: 0	LOB: 1	BB: 1	LOB: 0	BB: 0	P: 3	LOB: 1	BB: 0	P: 4	LOB: 1	BB: 0	LOB: 2	BB: 0	P: 7	LOB: 0	BB: 0	P: 3	LOB: 0	BB: 0	P: 3	LOB: 0	BB: 0	LOB: 1	BB: 0	P: 6	LOB: 2	BB: 0	P: 7	LOB: 0	BB: 0	P: 7	LOB: 0	BB: 0	P: 3		

PITCHER	IP	WLS	BF	H	R	ER	SO	BB	IBB	HBP	BLK	WP	HR	S	P	ERA	WHIP
Tommy Boggs, R ERA: 3.6 (1, 1)	9.0	W	32	5	0	0	4	1	0	1	0	0	0	38	43	0.00	0.667

BOTTOM

Atlanta Braves @ Los Angeles Dodgers
Dodger Stadium, Los Angeles, CA

Wed Aug 13 1980, 7:05 PM PDT
Att. 36,345 - Unknown

AB	30
R	0
H	5
RBI	0
BB	1
SO	4
LOB	11



WP: 0	PA: 32
PB: 0	
SB: 0	
CS: 0	

livebaseballscorecards.com

Batter	1	2	3	4	5	6	7	8	9	AB R H RBI BB SO LOB	TOP											
Dave Collins, S (1, 8) OBP: 0.361, SLG: 0.362	0-3 K		0-0 F9			0-0 CS 1B			0-0 6-3	4 0 1 0 0 1 0	Cincinnati Reds @ Los Angeles Dodgers Dodger Stadium, Los Angeles, CA Fri Aug 15 1980, 7:05 PM PDT Att: 50,933 - Unknown livebaseballscorecards.com											
Ray Knight, R (1, 5) OBP: 0.322, SLG: 0.450	0-0 1B		0-0 5-3			0-0 L7 1-2			0-0 BB 1B	4 0 2 0 0 0 1												
Ken Griffey, L (1, 9) OBP: 0.375, SLG: 0.435	0-3 K				0-0 1-3	0-0 F8			0-0 L3	4 0 0 0 0 1 2												
George Foster, R (1, 7) OBP: 0.343, SLG: 0.427	0-3 K				0-3 K				4-0 BB 1-2 BB	3 0 0 0 1 2 1												
Dan Driessen, L (1, 3) OBP: 0.394, SLG: 0.450		0-0 6-3			0-0 1B				0-0 3-1	4 0 1 0 0 0 2												
Johnny Bench, R (1, 2) OBP: 0.340, SLG: 0.502		0-0 HR			0-0 L4				0-0 5-3	3 1 1 1 0 0 1												
Dave Concepcion, R (1, 6) OBP: 0.293, SLG: 0.347		0-0 F9			0-3 K				0-0 5-3	3 0 0 0 0 1 0												
Ron Oester, S (1, 4) OBP: 0.333, SLG: 0.432		0-0 4-3			0-0 5-3				0-0 6-3	3 0 0 0 0 0 0												
Tom Seaver, R (1, 1) OBP: 0.241, SLG: 0.087 Hector Cruz, R (8, PH) OBP: 0.303, SLG: 0.362 Tom Hume, R (8, 1) OBP: 0.182, SLG: 0.273			0-0 4-3		0-0 L9				0-3 K	2 0 0 0 0 0 0 1 0 0 0 0 1 0 0 0 0 0 0 0 0												
Inning Stats	R: 0 E: 0 K: 3 S: 10	H: 1 LOB: 1 BB: 0 P: 10	R: 1 E: 0 K: 0 S: 4	H: 1 LOB: 0 BB: 0 P: 4	R: 0 E: 0 K: 0 S: 3	H: 0 LOB: 0 BB: 0 P: 3	R: 0 E: 0 K: 1 S: 6	H: 1 LOB: 1 BB: 0 P: 6	R: 0 E: 0 K: 1 S: 5	H: 0 LOB: 0 BB: 0 P: 5	R: 0 E: 0 K: 0 S: 3	H: 1 LOB: 0 BB: 0 P: 3	R: 0 E: 0 K: 0 S: 3	H: 0 LOB: 0 BB: 0 P: 3	R: 0 E: 0 K: 1 S: 5	H: 0 LOB: 0 BB: 0 P: 5	R: 0 E: 0 K: 0 S: 4	H: 1 LOB: 2 BB: 1 P: 8	1B: 4 2B: 0 3B: 0 HR: 1	SF: 0 SAC: 0 DP: 0 HBP: 0	WP: 0 PB: 0 SB: 0 CS: 1	PA: 32
PITCHER Jerry Reuss, L (1, 1) ERA: 2.18	IP: 9.0 WLS: W BF: 32 H: 5 R: 1 ER: 1 SO: 6 BB: 1 IBB: 0 HBP: 0 BLK: 0 WP: 0 HR: 1 S: 43 P: 47 ERA: 1.00 WHIP: 0.667											PITCHER	IP: 9.0 WLS: W BF: 32 H: 5 R: 1 ER: 1 SO: 6 BB: 1 IBB: 0 HBP: 0 BLK: 0 WP: 0 HR: 1 S: 43 P: 47 ERA: 1.00 WHIP: 0.667									



Batter	1	2	3	4	5	6	7	8	9
Davey Lopes, R OBP: 0.318, SLG: 0.344 (1, 4) X	0-0 4-3 ①		4-0 1B BB		0-0 6-3 ②		0-3 K ③		
Bill Russell, R OBP: 0.306, SLG: 0.358 (1, 6) X	0-0 G3 ②		0-3 K ②		0-0 1B			0-0 F7 ①	
Pedro Guerrero, R OBP: 0.362, SLG: 0.493 (1, 8) X	0-0 F9 ③		0-0 1B 1-H		0-3 K ③			0-0 1-3 ②	
Steve Garvey, R OBP: 0.346, SLG: 0.482 (1, 3)		4-0 WP BB	0-0 6-3 ③		0-0 B1-3 ①			0-0 6-3 ③	
Dusty Baker Jr., R OBP: 0.337, SLG: 0.525 (1, 7)		0-3 K 1-2		0-0 HR		0-0 HR			
Ron Cey, R OBP: 0.339, SLG: 0.434 (1, 5)		0-3 K ②		0-0 F8 ①		0-0 5-3 ②			
Rick Monday, L OBP: 0.375, SLG: 0.478 (1, 9)		4-0 IBB		0-3 K ②		0-3 K ③			
Steve Yeager, R OBP: 0.290, SLG: 0.288 (1, 2)		0-3 K ③		0-0 6-3 ③			0-0 F8 ①		
Jerry Reuss, L OBP: 0.132, SLG: 0.100 (1, 1)			0-0 F7 ①		0-0 4-3 ①		0-0 F8 ②		

Inning Stats		R: 0	H: 0	E: 0	LOB: 0	K: 0	BB: 0	S: 3	P: 3
Inning Stats		R: 0	H: 0	E: 0	LOB: 2	K: 3	BB: 2	S: 9	P: 17
Inning Stats		R: 1	H: 1	E: 0	LOB: 1	K: 1	BB: 1	S: 6	P: 10
Inning Stats		R: 1	H: 1	E: 0	LOB: 0	K: 1	BB: 0	S: 6	P: 6
Inning Stats		R: 0	H: 1	E: 0	LOB: 1	K: 1	BB: 0	S: 6	P: 6
Inning Stats		R: 1	H: 1	E: 0	LOB: 0	K: 1	BB: 0	S: 6	P: 6
Inning Stats		R: 0	H: 0	E: 0	LOB: 0	K: 1	BB: 0	S: 5	P: 5
Inning Stats		R: 0	H: 0	E: 0	LOB: 0	K: 0	BB: 0	S: 3	P: 3


AB	R	H	RBI	BB	SO	LOB
3	1	0	0	1	1	0
4	0	1	0	0	1	1
4	0	1	1	0	1	1
3	0	0	0	1	0	1
3	2	2	2	0	1	1
3	0	0	0	0	1	1
2	0	0	0	1	2	0
3	0	0	0	0	1	2
3	0	0	0	0	0	0

BOTTOM

Cincinnati Reds @ Los Angeles Dodgers
 Dodger Stadium, Los Angeles, CA
 Fri Aug 15 1980, 7:05 PM PDT
 Att. 50,933 - Unknown

livebaseballscorecards.com

AB	28
R	3
H	4
RBI	3
BB	3
SO	8
LOB	7



WP: 1	PA: 31
PB: 0	SB: 1
CS: 0	

Batter	1	2	3	4	5	6	7	8	9	AB R H RBI BB SO LOB	TOP	
Dave Collins, S (1, 8) <small>OBP: 0.362, SLG: 0.363</small> Cesar Geronimo, L (8, 8) <small>OBP: 0.326, SLG: 0.328</small>	0-0 1B		0-0 B1-3		0-3 K			0-0 SH1-4 1B	0-0 P6	4 1 2 0 0 1 1 1 0 0 0 0 0 1		
Ray Knight, R (1, 5) <small>OBP: 0.320, SLG: 0.447</small>	0-0 F9		0-0 F7		0-0 F8			0-0 SH1-4 1-2		3 0 0 0 0 0 2		
Ken Griffey, L (1, 9) <small>OBP: 0.374, SLG: 0.432</small>	4-0 BB 1-2 BB		0-0 3-1			0-0 F8		0-0 1-3		3 0 0 0 1 0 1		
George Foster, R (1, 7) <small>OBP: 0.342, SLG: 0.425</small>	0-0 F8 2-3			0-0 5-3		0-3 K		0-0 1B 2-H		4 0 1 1 0 1 2		
Dan Driessen, L (1, 3) <small>OBP: 0.393, SLG: 0.447</small>	4-0 1-2 BB			0-0 F5		0-0 6-3		0-0 G3		3 0 0 0 1 0 1		
Johnny Bench, R (1, 2) <small>OBP: 0.342, SLG: 0.513</small>	0-0 1-3			0-0 HR			0-0 F7		0-0 SH1-4 2B 1B	4 2 2 1 0 0 3		
Dave Concepcion, R (1, 6) <small>OBP: 0.294, SLG: 0.347</small>		0-0 F9		0-0 F8			0-0 1B		0-0 SH1-4 1-2	3 0 1 0 0 0 0		
Ron Oester, S (1, 4) <small>OBP: 0.338, SLG: 0.441</small>		0-0 F7			0-0 SH1-4 1B		0-0 F7		0-0 2B 2-H	4 0 2 1 0 0 1		
Paul Moskau, R (1, 1) <small>OBP: 0.143, SLG: 0.147</small> Harry Spilman, L (7, PH) <small>OBP: 0.333, SLG: 0.434</small> Tom Hume, R (7, 1) <small>OBP: 0.167, SLG: 0.250</small>			0-3 K		0-0 SH1-4 1-2		0-0 P4		0-0 4-3	1 0 0 0 0 1 0 1 0 0 0 0 0 1 1 0 0 0 0 0 1		
Inning Stats	R: 0 H: 1 E: 0 LOB: 3 K: 0 BB: 2 S: 4 P: 12	R: 0 H: 0 E: 0 LOB: 0 K: 1 BB: 0 S: 5 P: 5	R: 0 H: 0 E: 0 LOB: 0 K: 0 BB: 0 S: 3 P: 3	R: 1 H: 1 E: 0 LOB: 0 K: 0 BB: 0 S: 4 P: 4	R: 0 H: 1 E: 0 LOB: 1 K: 1 BB: 0 S: 6 P: 6	R: 0 H: 0 E: 0 LOB: 0 K: 1 BB: 0 S: 5 P: 5	R: 0 H: 1 E: 0 LOB: 1 K: 0 BB: 0 S: 4 P: 4	R: 1 H: 2 E: 0 LOB: 1 K: 0 BB: 0 S: 5 P: 5	R: 1 H: 2 E: 0 LOB: 1 K: 0 BB: 0 S: 5 P: 5	1B: 6 SF: 0 2B: 1 SAC: 3 3B: 0 DP: 0 HR: 1 HBP: 0	WP: 0 PA: 37 PB: 0 SB: 1 CS: 0	
PITCHER Don Sutton, R (1, 1) <small>ERA: 2.21</small> Steve Howe, L (8, 1) <small>ERA: 1.96</small>	IP WLS BF H R ER SO BB IBB HBP BLK WP HR S P ERA WHIP 7.0 0 27 4 1 1 3 2 0 0 0 0 1 31 39 1.29 0.857 2.0 L 10 4 2 2 0 0 0 0 0 0 0 0 10 10 9.00 2.000											PITCHER IP WLS BF H R ER SO BB IBB HBP BLK WP HR S P ERA WHIP

Cincinnati Reds @ Los Angeles Dodgers
Dodger Stadium, Los Angeles, CA
 Sat Aug 16 1980, 3:33 AM PDT
 Att: 42,743 - Unknown

AB	32
R	3
H	8
RBI	3
BB	2
SO	3
LOB	14



Batter	1	2	3	4	5	6	7	8	9	AB	R	H	RBI	BB	SO	LOB
Davey Lopes, R OBP: 0.319, SLG: 0.346 (1, 4)	0-0 1B BLK SF8 1B	0-0 6-3			0-0 5-3			0-0 1B		4	1	2	0	0	0	0
Bill Russell, R OBP: 0.306, SLG: 0.357 (1, 6)	0-0 1-3 S 1B		0-0 F3			0-0 6-3		0-0 F5		4	1	1	0	0	0	1
Pedro Guerrero, R OBP: 0.353, SLG: 0.483 (1, 8)	0-0 SF8		0-3 K			0-0 F9		0-0 F8		3	0	0	1	0	1	1
Steve Garvey, R OBP: 0.343, SLG: 0.478 (1, 3)	0-0 3-H P5		0-3 K			0-3 K			0-0 6-3	4	0	0	0	0	2	1
Dusty Baker Jr., R OBP: 0.336, SLG: 0.521 (1, 7)	4-0 1B BB			0-0 4-3			0-0 6-3		0-3 K	3	0	0	0	1	1	0
Ron Cey, R OBP: 0.338, SLG: 0.433 (1, 5)	0-0 1-2 2-H FC4-6 1B			0-0 F7			0-0 G3		0-0 P4	4	0	1	1	0	0	0
Rick Monday, L OBP: 0.374, SLG: 0.473 Steve Howe, L OBP: 0.125, SLG: 0.125 (1, 9) (8, 1)	0-0 1-2f FC4-6			0-0 F8			0-0 1B			3	0	1	0	0	0	2
Steve Yeager, R OBP: 0.290, SLG: 0.289 (1, 2)					0-0 5-3			0-0 P4		3	0	1	0	0	0	1
Don Sutton, R OBP: 0.067, SLG: 0.067 Jay Johnstone, L OBP: 0.381, SLG: 0.398 Derrel Thomas, S OBP: 0.287, SLG: 0.314 (1, 1) (8, 9) (9, 9)			0-0 G6-3 1B			0-3 K		0-3 K		2	0	0	0	0	1	1
			0-0 G6-3							1	0	0	0	0	1	0
			1-2f							0	0	0	0	0	0	0

BOTTOM	
Cincinnati Reds @ Los Angeles Dodgers Dodger Stadium, Los Angeles, CA Sat Aug 16 1980, 3:33 AM PDT Att. 42,743 - Unknown	
AB 31	
R 2	
H 6	
RBI 2	
BB 1	
SO 6	
LOB 7	
	
WP: 0 PA: 33 PB: 0 SB: 1 CS: 0	

Inning Stats																																							
R: 2 H: 3 E: 0 K: 0 S: 6		H: 3 LOB: 2 BB: 1 P: 10		R: 0 H: 1 E: 0 K: 0 S: 3		H: 1 LOB: 0 BB: 0 P: 3		R: 0 H: 0 E: 0 K: 2 S: 7		H: 0 LOB: 0 BB: 0 P: 7		R: 0 H: 0 E: 0 K: 0 S: 3		H: 0 LOB: 0 BB: 0 P: 3		R: 0 H: 0 E: 0 K: 1 S: 5		H: 0 LOB: 0 BB: 0 P: 5		R: 0 H: 1 E: 0 K: 0 S: 4		H: 1 LOB: 1 BB: 0 P: 4		R: 0 H: 1 E: 0 K: 1 S: 6		H: 1 LOB: 1 BB: 0 P: 6		R: 0 H: 0 E: 0 K: 1 S: 5		H: 0 LOB: 0 BB: 0 P: 5		1B: 6 2B: 0 3B: 0 HR: 0		SF: 1 SAC: 0 DP: 1 HBP: 0		WP: 0 PB: 0 SB: 1 CS: 0		PA: 33	
PITCHER		IP	WLS	BF	H	R	ER	SO	BB	IBB	HBP	BLK	WP	HR	S	P	ERA	WHIP																					
Paul Moskau, R ERA: 3.64		(1, 1)	6.0	22	4	2	2	4	1	0	0	1	0	0	29	33	3.00	0.833																					
Tom Hume, R ERA: 2.71		(7, 1)	3.0	11	2	0	0	2	0	0	0	0	0	0	15	15	0.00	0.667																					

Batter	1	2	3	4	5	6	7	8	9	AB R H RBI BB SO LOB	TOP																									
Dave Collins, S (1, 8) <small>OBP: 0.363, SLG: 0.363</small> Cesar Geronimo, L (7, 8) <small>OBP: 0.323, SLG: 0.325</small>	4-0 F9 BB		0-3 K		0-0 FC1-5 G6-3		0-0 1B BB 1B	0-3 K		3 1 1 0 1 1 2 1 0 0 0 0 1 1																										
Ray Knight, R (1, 5) <small>OBP: 0.321, SLG: 0.447</small>	0-0 F9 1-2		0-0 1B		0-0 G6-3 1-2f		0-0 BB BB SF9 1B	0-0 5-3		5 1 2 0 0 0 4																										
Ken Griffey, L (1, 9) <small>OBP: 0.374, SLG: 0.430</small>	0-3 K		0-0 F8				4-0 SF9 BB 1B BB		0-0 1B PB FC5-2 1B	4 1 1 0 1 1 1																										
George Foster, R (1, 7) <small>OBP: 0.348, SLG: 0.438</small>		0-0 HR	0-0 L8			0-0 BB 2B	4-0 1B BB		4-0 FC5-2 1B BB	3 2 2 2 2 0 1																										
Dan Driessen, L (1, 3) <small>OBP: 0.393, SLG: 0.444</small>		4-0 E S SF9 BB		0-3 K		4-0 BB IBB	0-0 SF9		0-0 F7	2 1 0 1 2 1 2																										
Joe Nolan, L (1, 2) <small>OBP: 0.388, SLG: 0.432</small>		0-0 SF9 1-H		0-0 F2		0-0 P6	0-0 1B		0-0 BB FC5-2 1B	4 0 2 2 0 0 2																										
Dave Concepcion, R (1, 6) <small>OBP: 0.295, SLG: 0.346</small> Junior Kennedy, R (7, 4) <small>OBP: 0.329, SLG: 0.342</small>		0-0 FC6-4 1B		0-3 K		4-0 1-2 2-3 BB	0-3 K		0-0 FC5-2 BB	3 0 1 0 1 2 2 1 0 0 0 0 0 3																										
Ron Oester, S (1, 4) <small>OBP: 0.346, SLG: 0.442</small> (7, 6)		0-3 K			0-0 FC1-5 SH 1B	0-0 6-3		0-0 SH3 1B	4-0 FC6-4 BB	4 0 2 1 1 1 4																										
Mario Soto, R (1, 1) Tom Hume, R (8, 1) <small>OBP: 0.154, SLG: 0.231</small>		0-0 FC6-4 1-2f			0-0 SH FC1-5 1-2		0-3 K	0-0 SH3	0-0 FC6-4	2 0 0 0 0 1 1 1 0 0 0 0 0 3																										
Inning Stats	R: 0 E: 0 K: 1 S: 4	H: 0 LOB: 0 BB: 1 P: 8	R: 2 E: 0 K: 1 S: 7	H: 2 LOB: 1 BB: 1 P: 11	R: 0 E: 0 K: 1 S: 6	H: 1 LOB: 1 BB: 0 P: 6	R: 0 E: 0 K: 2 S: 7	H: 0 LOB: 0 BB: 0 P: 7	R: 0 E: 0 K: 0 S: 4	H: 1 LOB: 3 BB: 2 P: 12	R: 3 E: 0 K: 2 S: 10	H: 3 LOB: 2 BB: 2 P: 18	R: 0 E: 0 K: 1 S: 6	H: 1 LOB: 1 BB: 0 P: 6	R: 1 E: 0 K: 0 S: 5	H: 2 LOB: 3 BB: 2 P: 13	1B: 9 2B: 1 3B: 0 HR: 1	SF: 2 SAC: 2 DP: 1 HBP: 0	WP: 0 PB: 1 SB: 1 CS: 0	PA: 45																
PITCHER	IP WLS BF H R ER SO BB IBB HBP BLK WP HR S P ERA WHIP																																			
Bob Welch, R (1, 1) <small>ERA: 3.47</small> Bobby Castillo, R (7, 1) <small>ERA: 3.23</small> Dave Goltz, R (7, 1) <small>ERA: 4.77</small> Joe Beckwith, R (8, 1) <small>ERA: 1.76</small> Rick Sutcliffe, R (9, 1) <small>ERA: 5.56</small>	6.1 L	29	7	4	4	6	3	1	0	0	0	0	1	37	53	5.68	1.579																			

Cincinnati Reds @ Los Angeles Dodgers
Dodger Stadium, Los Angeles, CA
Sun Aug 17 1980, 3:33 AM PDT
Att: 47,177 - Unknown

AB	33
R	6
H	11
RBI	6
BB	8
SO	8
LOB	26



Batter	1	2	3	4	5	6	7	8	9	AB	R	H	RBI	BB	SO	LOB
Derrel Thomas, S (1, 4) OBP: 0.290, SLG: 0.313	4-0 SH5-3 S SF8 BB	0-3 K			0-0 1B		0-0 L8	0-0 L7		4	1	1	0	1	1	7
Bill Russell, R (1, 6) OBP: 0.303, SLG: 0.354	0-0 SH5-3 1-3		0-0 5-3		0-0 F8		0-0 F9		0-0 F9	4	0	0	0	0	0	2
Pedro Guerrero, R (1, 8) OBP: 0.348, SLG: 0.473	0-0 SF8 3-H		0-0 F2			0-0 1-3	4-0 1-2 BB		0-0 F3	3	0	0	1	1	0	0
Steve Garvey, R (1, 3) OBP: 0.342, SLG: 0.475	0-0 5-3		0-0 F8			0-0 2B 1B	0-3 K		0-0 1-3	5	1	1	0	0	1	2
Dusty Baker Jr., R (1, 7) OBP: 0.336, SLG: 0.521		0-0 BB 2B		0-0 1-3		0-0 L8		0-3 K		4	0	1	0	0	1	1
Ron Cey, R (1, 5) OBP: 0.342, SLG: 0.435		4-0 BB BB		0-3 K		0-0 1-H 2B		4-0 1B BB BB		2	0	1	1	2	1	0
Rick Monday, L (1, 9) OBP: 0.387, SLG: 0.468		4-0 1-2 2-3 BB		0-0 F7		4-0 IBB		4-0 1-2 1B BB		1	0	0	0	3	0	0
Steve Yeager, R (1, 2) OBP: 0.286, SLG: 0.284		0-0 F9			0-0 F2	0-0 1-3		0-0 1-2 2-3 1B		3	0	0	0	0	0	5
Jay Johnstone, L (8, PH) OBP: 0.385, SLG: 0.403										1	0	1	0	0	0	0
Joe Ferguson, R (9, 2) OBP: 0.361, SLG: 0.375										0	0	0	0	0	0	0
Bob Welch, R (1, 1) OBP: 0.254, SLG: 0.245		0-3 K			0-0 F9			0-0 BB 1B		2	0	0	0	0	1	3
Bobby Castillo, R (7, 1) OBP: 0.167, SLG: 0.167										0	0	0	0	0	0	0
Dave Goltz, R (7, 1) OBP: 0.243, SLG: 0.125										0	0	0	0	0	0	0
Rudy Law, L (7, PH) OBP: 0.320, SLG: 0.306										1	0	1	0	0	0	0
Joe Beckwith, L (8, 1)										0	0	0	0	0	0	0
Gary Thomasson, L (8, PH) OBP: 0.317, SLG: 0.261										1	0	0	0	0	1	3
Rick Sutcliffe, L (9, 1) OBP: 0.280, SLG: 0.182										0	0	0	0	0	0	0

Inning Stats	R: 1	H: 0	E: 0	K: 0	S: 3	H: 0	LOB: 0	BB: 1	P: 7	R: 0	H: 1	E: 0	K: 2	S: 8	H: 0	LOB: 3	BB: 2	P: 16	R: 0	H: 0	E: 0	K: 0	S: 3	H: 0	LOB: 0	BB: 0	P: 3	R: 0	H: 0	E: 0	K: 1	S: 5	H: 1	LOB: 1	BB: 0	P: 4	R: 1	H: 2	E: 0	K: 0	S: 5	H: 2	LOB: 2	BB: 1	P: 9	R: 0	H: 1	E: 0	K: 1	S: 6	H: 1	LOB: 2	BB: 1	P: 10	R: 0	H: 1	E: 0	K: 2	S: 8	H: 1	LOB: 3	BB: 2	P: 16	R: 0	H: 0	E: 0	K: 0	S: 3	H: 0	LOB: 0	BB: 0	P: 3	1B: 4	SF: 1	2B: 2	3B: 0	HR: 0	SAC: 1	DP: 0	HBP: 0	WP: 0	PB: 0	SB: 1	CS: 0	PA: 40
PITCHER	IP	WLS	BF	H	R	ER	SO	BB	IBB	HBP	BLK	WP	HR	S	P	ERA	WHIP																																																																				
Mario Soto, R (1, 1) ERA: 3.87	7.1	W	34	5	2	2	5	6	1	0	0	0	0	37	65	2.46	1.500																																																																				
Tom Hume, R (8, 1) ERA: 2.66	1.2	S	6	1	0	0	1	0	0	0	0	0	0	8	8	0.00	0.600																																																																				

BOTTOM

Cincinnati Reds @ Los Angeles Dodgers
 Dodger Stadium, Los Angeles, CA
 Sun Aug 17 1980, 3:33 AM PDT
 Att. 47,177 - Unknown

livebaseballscores.com

AB	31
R	2
H	6
RBI	2
BB	7
SO	6
LOB	23



Batter 1 2 3 4 5 6 7 8 9 AB R H RBI BB SO LOB TOP

Davey Lopes, R (1, 4) x 0-0 5-3 ① F7 0-0 1B 0-3 K ② x 0-0 1B ③ 5 0 2 1 0 1 0

Bill Russell, R (1, 6) x 0-0 5-3 ② 6-3 ① 0-0 1B 0-0 2B 3B 1B 4 1 2 0 0 0 0

Dusty Baker Jr., R (1, 7) x 0-0 6-3 ③ F8 0-0 1B L5 0-0 3B 2B 4 1 1 0 0 0 2

Steve Garvey, R (1, 3) x 0-0 5-3 ① 4-3 ③ 0-0 5-3 ① x 0-0 3B ② x 0-0 3B ③ 4 0 1 2 0 0 0

Ron Cey, R (1, 5) 0-0 BB 4-0 BB 5-3 ① 0-3 K ② S S 0-3 K ③ 3 0 0 0 1 2 1

Rick Monday, L (1, 9) x 0-0 F7 ② 4-3 ② 0-0 E 1B 1B 0-3 K ① 4 0 1 0 0 1 1

Pedro Guerrero, R (1, 8) x 0-0 F9 ③ 5-3 ③ 0-0 E7 1B 1B 0-0 4-3 ② 4 0 1 0 0 0 1

Joe Ferguson, R (1, 2) 0-3 K ① 0-3 K ① x 0-0 6-3 ③ 0-0 1B 1B 2 0 0 0 0 2 0

Burt Hooton, R (1, 1) x 0-0 5-3 ② 6-3 ② 0-3 K ① x 0-0 1B 1B 2 0 0 0 0 0 0

Inning Stats table with columns for R, H, E, K, S and P, BB, IBB, HBP, BLK, WP, HR, S, P, ERA, WHIP for each inning.

PITCHER table with columns for IP, WLS, BF, H, R, ER, SO, BB, IBB, HBP, BLK, WP, HR, S, P, ERA, WHIP for Charlie Lea, Woodie Fryman, and Elias Sosa.

Los Angeles Dodgers @ Montreal Expos
Olympic Stadium, Montreal, QB
Tue Aug 19 1980, 7:05 PM EDT
Att: 45,320 - Unknown

Summary statistics table: AB 36, R 3, H 10, RBI 3, BB 1, SO 7, LOB 7



Batter	1	2	3	4	5	6	7	8	9	AB	R	H	RBI	BB	SO	LOB
Ron LeFlore, R (1, 7) OBP: 0.335, SLG: 0.353 Jerry White, S (8, 7) OBP: 0.346, SLG: 0.457	4-0 SH5-3 S BB		0-0 F8	0-0 F9			0-0 F9		0-0 L1-3	3	0	0	0	1	0	1
Rodney Scott, S (1, 4) OBP: 0.317, SLG: 0.310	0-0 SH5-3 1-3		0-0 G3			0-0 G6-4-3 1B		4-0 S 5-3 1-4-3 BB		2	1	1	0	1	0	0
Andre Dawson, R (1, 8) OBP: 0.360, SLG: 0.459	0-3 K2-3		0-0 1B 2B 1B			0-0 G6-4-3 1-2f		0-0 5-3 1-2		4	1	1	0	0	1	3
Ellis Valentine, R (1, 9) OBP: 0.363, SLG: 0.517	4-0 BB		0-0 2B 1-2 1B			0-0 5-3		0-0 1-4-3 2-H		3	0	1	1	1	0	0
Warren Cromartie, L (1, 3) OBP: 0.352, SLG: 0.441	0-0 4-3		0-0 1-3 2-H 2B			0-0 F5		0-0 3B		4	0	2	1	0	0	2
Gary Carter, R (1, 2) OBP: 0.311, SLG: 0.459		0-0 F2	0-0 F8			0-0 F2		0-3 K		4	0	0	0	0	1	3
Larry Parrish, R (1, 5) OBP: 0.333, SLG: 0.479		0-0 F8		0-0 P4		0-3 K		0-0 P4		4	0	0	0	0	1	0
Chris Speier, R (1, 6) OBP: 0.324, SLG: 0.298 Rowland Office, L (9, PH) OBP: 0.339, SLG: 0.427		0-0 1B		0-0 1B			0-0 F8		4-0 1B BB	3	0	2	0	0	0	0
Charlie Lea, R (1, 1) OBP: 0.069, SLG: 0.107 Woodie Fryman, R (7, 1) OBP: 0.182, SLG: 0.182 Elias Sosa, R (8, 1) OBP: 0.167, SLG: 0.167 John Tamargo, S (9, PH) OBP: 0.302, SLG: 0.350 Tony Bernazard, S (9, PR) OBP: 0.282, SLG: 0.351		0-0 1-3		0-3 K			0-0 5-3		0-0 L1-3 1B	2	0	0	0	0	1	2

Inning Stats	R: 0	H: 0	E: 0	K: 1	S: 5	R: 0	H: 1	E: 0	K: 0	S: 4	R: 1	H: 3	E: 0	K: 0	S: 6	R: 0	H: 1	E: 0	K: 1	S: 6	R: 0	H: 0	E: 0	K: 1	S: 5	R: 0	H: 0	E: 0	K: 0	S: 3	R: 0	H: 0	E: 0	K: 0	S: 3	R: 1	H: 1	E: 0	K: 1	S: 6	R: 0	H: 1	E: 0	K: 0	S: 3	R: 0	H: 1	E: 0	K: 0	S: 7	R: 0	H: 1	E: 0	K: 0	S: 3	1B: 6	2B: 2	3B: 1	HR: 0	SF: 0	SAC: 1	DP: 2	HBP: 0	WP: 0	PB: 0	SB: 2	CS: 0	PA: 37
--------------	------	------	------	------	------	------	------	------	------	------	------	------	------	------	------	------	------	------	------	------	------	------	------	------	------	------	------	------	------	------	------	------	------	------	------	------	------	------	------	------	------	------	------	------	------	------	------	------	------	------	------	------	------	------	------	-------	-------	-------	-------	-------	--------	-------	--------	-------	-------	-------	-------	--------

PITCHER	IP	WLS	BF	H	R	ER	SO	BB	IBB	HBP	BLK	WP	HR	S	P	ERA	WHIP
Burt Hooton, R (1, 1) ERA: 3.3	7.0		28	6	1	1	3	2	0	0	0	0	0	32	40	1.29	1.143
Dave Goltz, R (8, 1) ERA: 4.82	0.2		4	1	1	1	0	1	0	0	0	0	0	3	7	13.50	3.000
Don Stanhouse, R (8, 1) ERA: 6.57	1.1	W	5	1	0	0	1	1	0	0	0	0	0	6	10	0.00	1.500


BOTTOM

Los Angeles Dodgers @ Montreal Expos
Olympic Stadium, Montreal, QB

Tue Aug 19 1980, 7:05 PM EDT
Att. 45,320 - Unknown

livebaseballscorecards.com

AB	32
R	2
H	8
RBI	2
BB	4
SO	4
LOB	13



Batter	1	2	3	4	5	6	7	8	9	AB R H RBI BB SO LOB	TOP
Davey Lopes, R (1, 4) OBP: 0.325, SLG: 0.352 Derrel Thomas, S (5, 4) OBP: 0.291, SLG: 0.313	0-0 G3 3B 2B		4-0 6-3 BB		0-0 SH3-4 1B 1B		0-3 K			2 2 2 0 1 0 0 1 0 0 0 0 1 0	
Bill Russell, R (1, 6) OBP: 0.303, SLG: 0.353	0-0 G3 2-3		0-0 6-3 1-2		0-0 SH3-4 1-2		0-0 F8			3 0 0 0 0 0 2	
Dusty Baker Jr., R (1, 7) OBP: 0.336, SLG: 0.526	0-0 1B 3B		0-0 6-3		0-0 1B 2-H		0-0 F8			4 1 2 2 0 0 1	
Steve Garvey, R (1, 3) OBP: 0.340, SLG: 0.477	0-3 K		0-0 1-3		0-0 2B		0-0 4-3			4 0 1 0 0 1 2	
Ron Cey, R (1, 5) OBP: 0.343, SLG: 0.431	0-0 1B			4-0 BB E BB		0-0 F8		0-3 K		3 1 1 1 1 1 1	
Rick Monday, L (1, 9) OBP: 0.378, SLG: 0.446	0-3 K		4-0 E 1B BB		0-0 G3		0-0 4-3			3 1 0 0 1 1 1	
Pedro Guerrero, R (1, 8) OBP: 0.337, SLG: 0.455		0-0 6-3		0-0 F8		0-0 F8		0-0 6-3		4 0 0 0 0 0 1	
Steve Yeager, R (1, 2) OBP: 0.289, SLG: 0.287		0-0 6-3		0-0 8-3 1B		0-3 K		0-3 K		4 0 1 1 0 2 0	
Jerry Reuss, L (1, 1) OBP: 0.125, SLG: 0.094		0-3 K		0-0 8-3 1-2f		0-3 K				3 0 0 0 0 2 1	
Inning Stats	R: 2 H: 3 E: 0 LOB: 1 K: 2 BB: 0 S: 10 P: 10	R: 0 H: 0 E: 0 LOB: 0 K: 1 BB: 0 S: 5 P: 5	R: 0 H: 0 E: 0 LOB: 1 K: 0 BB: 1 S: 3 P: 7	R: 2 H: 1 E: 1 LOB: 0 K: 0 BB: 2 S: 3 P: 11	R: 1 H: 3 E: 0 LOB: 1 K: 0 BB: 0 S: 5 P: 5	R: 0 H: 0 E: 0 LOB: 0 K: 1 BB: 0 S: 5 P: 5	R: 0 H: 0 E: 0 LOB: 0 K: 2 BB: 0 S: 7 P: 7	R: 0 H: 0 E: 0 LOB: 0 K: 1 BB: 0 S: 5 P: 5	R: 0 H: 0 E: 0 LOB: 0 K: 1 BB: 0 S: 5 P: 5	1B: 4 SF: 0 2B: 3 SAC: 1 3B: 1 DP: 1 HR: 0 HBP: 0	WP: 0 PA: 35 PB: 0 SB: 0 CS: 0
PITCHER	IP WLS BF H R ER SO BB IBB HBP BLK WP HR S P ERA WHIP										
Steve Rogers, R (1, 1) ERA: 3.27	5.0 L 23 7 5 4 3 3 0 0 0 0 0 0 26 38 7.20 2.000										
John D'Acquisto, R (6, 1) ERA: 3.66	3.0 9 0 0 0 4 0 0 0 0 0 0 0 17 17 0.00 0.000										
Elias Sosa, R (9, 1) ERA: 3.25	1.0 3 0 0 0 1 0 0 0 0 0 0 0 5 5 0.00 0.000										

Los Angeles Dodgers @ Montreal Expos
Olympic Stadium, Montreal, QB
Wed Aug 20 1980, 7:05 PM EDT
Att: 32,630 - Unknown

AB	31
R	5
H	7
RBI	4
BB	3
SO	8
LOB	9



Batter 1 2 3 4 5 6 7 8 9 AB R H RBI BB SO LOB

Ron LeFlore, R (1, 7) OBP: 0.335, SLG: 0.352	0-0 ① 4-3		0-0 ③ 6-3		0-0 ① 6-3		0-0 ③ 5-3		4 0 1 0 0 0 0
Rodney Scott, S (1, 4) OBP: 0.315, SLG: 0.307	0-3 ② K			0-0 ① 6-3		0-0 ③ G6-4-3 1B		0-0 ① 6-3	4 0 0 0 0 1 1
Andre Dawson, R (1, 8) OBP: 0.361, SLG: 0.462	0-0 1B			0-3 ② K		0-0 ③ 5-3		0-0 2B	4 0 2 0 0 1 0
Ellis Valentine, R (1, 9) OBP: 0.384, SLG: 0.523	0-0 ③ F9			0-0 3B		0-0 FC1-6 1B		0-0 E1 G4-6-3	2 0 1 0 0 0 1
Rowland Office, L (5, 9) OBP: 0.340, SLG: 0.428				0-0 ③ P6		0-0 ① FC1-6 1B		0-0 ② G4-6-3	2 0 1 0 0 0 1
Warren Cromartie, L (1, 3) OBP: 0.349, SLG: 0.437		0-3 ① K		0-0 ② 6-3		0-0 ② FC5-4 1B		0-0 ③ G4-6-3	4 0 0 0 0 1 4
Gary Carter, R (1, 2) OBP: 0.311, SLG: 0.466				0-0 ① HR		0-0 ② FC5-4			3 1 1 1 0 0 1
Larry Parrish, R (1, 5) OBP: 0.330, SLG: 0.475				0-0 ③ F8		0-0 ③ FC5-4			3 0 0 0 0 0 1
Chris Speier, R (1, 6) OBP: 0.321, SLG: 0.295			0-0 ① 4-3		0-0 ② 6-3			0-0 ① F9	3 0 0 0 0 0 0
Steve Rogers, R (1, 1) OBP: 0.273, SLG: 0.172		0-3 ② K		0-0 ③ K				0-0 ② L3	1 0 0 0 0 1 0
Ken Macha, R (5, PH) OBP: 0.371, SLG: 0.391									1 0 0 0 0 1 0
John D'Acquisto, R (6, 1)									0 0 0 0 0 0 0
John Tamargo, S (8, PH) OBP: 0.295, SLG: 0.341									1 0 0 0 0 0 0
Elias Sosa, R (9, 1) OBP: 0.167, SLG: 0.167									0 0 0 0 0 0 0

Inning Stats	R: 0 E: 0 K: 1 S: 6	H: 1 LOB: 1 BB: 0 P: 6	R: 0 E: 0 K: 1 S: 5	H: 0 LOB: 0 BB: 0 P: 5	R: 0 E: 0 K: 1 S: 5	H: 0 LOB: 0 BB: 0 P: 5	R: 0 E: 0 K: 1 S: 6	H: 1 LOB: 1 BB: 0 P: 6	R: 1 E: 0 K: 1 S: 6	H: 1 LOB: 0 BB: 0 P: 6	R: 0 E: 0 K: 0 S: 3	H: 1 LOB: 0 BB: 0 P: 3	R: 0 E: 0 K: 0 S: 3	H: 0 LOB: 0 BB: 0 P: 3	R: 0 E: 1 K: 0 S: 4	H: 1 LOB: 1 BB: 0 P: 4	1B: 3 2B: 1 3B: 1 HR: 1	SF: 0 SAC: 0 DP: 2 HBP: 0	WP: 0 PB: 0 SB: 0 CS: 0	PA: 32
--------------	------------------------------	---------------------------------	------------------------------	---------------------------------	------------------------------	---------------------------------	------------------------------	---------------------------------	------------------------------	---------------------------------	------------------------------	---------------------------------	------------------------------	---------------------------------	------------------------------	---------------------------------	----------------------------------	------------------------------------	----------------------------------	--------

PITCHER Jerry Reuss, L (1, 1) ERA: 2.11	IP 9.0 WLS W BF 32 H 6 R 1 ER 1 SO 5 BB 0 IBB 0 HBP 0 BLK 0 WP 0 HR 1 S 42 P 42 ERA 1.00 WHIP 0.667	PITCHER	IP WLS BF H R ER SO BB IBB HBP BLK WP HR S P ERA WHIP
---	---	---------	---

BOTTOM

Los Angeles Dodgers @ Montreal Expos
Olympic Stadium, Montreal, QB
Wed Aug 20 1980, 7:05 PM EDT
Att. 32,630 - Unknown

livebaseballscorecards.com

AB	32
R	1
H	6
RBI	1
BB	0
SO	5
LOB	9



Batter	1	2	3	4	5	6	7	8	9	10	AB R H RBI BB SO LOB	TOP											
Davey Lopes, R OBP: 0.326, SLG: 0.351 (1, 4)	0-3 K		0-0 E6 1B		4-0 WP BB		0-0 L1 2-3		0-0 F3		4 0 1 0 1 1 1												
Bill Russell, R OBP: 0.300, SLG: 0.350 Rudy Law, L OBP: 0.318, SLG: 0.304 (8, PH) (8, 8)	0-0 P3		0-3 K		0-0 F8 1-2			0-3 K	0-0 F8		3 0 0 0 0 1 2 2 0 0 0 0 1 0												
Dusty Baker Jr., R OBP: 0.337, SLG: 0.523 (1, 7)	4-0 BB			0-0 P4	0-0 4-3			0-0 S 1B	0-0 P4		4 1 1 0 1 0 1												
Steve Garvey, R OBP: 0.345, SLG: 0.487 (1, 3)	0-0 P4			0-0 1B 1B		0-0 G6-4-3 1B		0-0 BB BB 1B 1B		0-0 HR	5 3 4 2 0 0 1												
Ron Cey, R OBP: 0.343, SLG: 0.431 (1, 5)		0-3 K		0-0 1B 1B		0-0 G6-4-3 1-2f		0-3 K		0-0 HR	5 0 2 0 0 2 2												
Rick Monday, L OBP: 0.371, SLG: 0.429 (1, 9)		0-0 4-3		0-3 K		0-0 F9		4-0 BB 1B BB		0-0 FC5-4 1B	4 1 0 0 1 1 3												
Pedro Guerrero, R OBP: 0.343, SLG: 0.465 Derrel Thomas, S OBP: 0.293, SLG: 0.311 (7, PR) (7, 8) (8, 6)		0-3 K		0-0 1B 3-H			0-0 WP 2B	4-0 1B BB		0-0 F7	3 0 2 1 0 1 0 1 0 0 0 1 0 1												
Steve Yeager, R OBP: 0.291, SLG: 0.291 (1, 2)			0-3 K	0-0 F8			0-3 K	0-0 1B		0-0 1B	5 0 2 2 0 2 3												
Don Sutton, R OBP: 0.054, SLG: 0.054 Jay Johnstone, L OBP: 0.392, SLG: 0.400 Joe Beckwith, L (7, 1) Mickey Hatcher, R OBP: 0.222, SLG: 0.250 Don Stanhouse, R (8, 1) Steve Howe, L OBP: 0.111, SLG: 0.111 (8, 1)			0-0 2-3		0-3 K		0-0 F4	0-0 1-3 2-H 3-H	0-0 1-3		2 0 0 0 0 1 0 1 0 0 0 0 0 1 0 0 0 0 0 0 0 1 0 0 0 0 0 2 0 0 0 0 0 0 0 1 0 0 0 0 1 2												
Inning Stats	R: 0 E: 0 K: 1 S: 5	H: 0 LOB: 1 BB: 1 P: 9	R: 0 E: 0 K: 2 S: 7	H: 0 LOB: 0 BB: 0 P: 7	R: 0 E: 1 K: 2 S: 8	H: 1 LOB: 1 BB: 0 P: 8	R: 1 E: 0 K: 1 S: 8	H: 3 LOB: 2 BB: 0 P: 8	R: 0 E: 0 K: 1 S: 5	H: 1 LOB: 0 BB: 0 P: 3	R: 0 E: 0 K: 1 S: 6	H: 1 LOB: 2 BB: 0 P: 6	R: 3 E: 0 K: 2 S: 10	H: 3 LOB: 2 BB: 2 P: 18	R: 0 E: 0 K: 0 S: 3	H: 0 LOB: 0 BB: 0 P: 3	R: 1 E: 0 K: 1 S: 8	H: 3 LOB: 2 BB: 0 P: 8	1B: 10 2B: 1 3B: 0 HR: 1	SF: 0 SAC: 0 DP: 1 HBP: 0	WP: 2 PB: 0 SB: 1 CS: 0	PA: 45	
PITCHER	IP WLS BF H R ER SO BB IBB HBP BLK WP HR S P ERA WHIP	IP WLS BF H R ER SO BB IBB HBP BLK WP HR S P ERA WHIP	IP WLS BF H R ER SO BB IBB HBP BLK WP HR S P ERA WHIP	IP WLS BF H R ER SO BB IBB HBP BLK WP HR S P ERA WHIP	IP WLS BF H R ER SO BB IBB HBP BLK WP HR S P ERA WHIP	IP WLS BF H R ER SO BB IBB HBP BLK WP HR S P ERA WHIP	IP WLS BF H R ER SO BB IBB HBP BLK WP HR S P ERA WHIP	IP WLS BF H R ER SO BB IBB HBP BLK WP HR S P ERA WHIP	IP WLS BF H R ER SO BB IBB HBP BLK WP HR S P ERA WHIP	IP WLS BF H R ER SO BB IBB HBP BLK WP HR S P ERA WHIP	IP WLS BF H R ER SO BB IBB HBP BLK WP HR S P ERA WHIP	IP WLS BF H R ER SO BB IBB HBP BLK WP HR S P ERA WHIP	IP WLS BF H R ER SO BB IBB HBP BLK WP HR S P ERA WHIP	IP WLS BF H R ER SO BB IBB HBP BLK WP HR S P ERA WHIP	IP WLS BF H R ER SO BB IBB HBP BLK WP HR S P ERA WHIP	IP WLS BF H R ER SO BB IBB HBP BLK WP HR S P ERA WHIP	IP WLS BF H R ER SO BB IBB HBP BLK WP HR S P ERA WHIP	IP WLS BF H R ER SO BB IBB HBP BLK WP HR S P ERA WHIP	IP WLS BF H R ER SO BB IBB HBP BLK WP HR S P ERA WHIP	IP WLS BF H R ER SO BB IBB HBP BLK WP HR S P ERA WHIP	IP WLS BF H R ER SO BB IBB HBP BLK WP HR S P ERA WHIP	IP WLS BF H R ER SO BB IBB HBP BLK WP HR S P ERA WHIP	IP WLS BF H R ER SO BB IBB HBP BLK WP HR S P ERA WHIP
Scott Sanderson, R ERA: 3.34 (1, 1)	7.2																						
Woodie Fryman, L ERA: 2.19 (8, 1)	0.1	L	2	1	0	0	0	0	0	0													
Stan Bahnsen, R ERA: 3.26 (9, 1)	2.0		9	3	1	1	1	0	0	0													

Los Angeles Dodgers @ Montreal Expos
 Olympic Stadium, Montreal, QB
 Thu Aug 21 1980, 7:05 PM EDT
 Att. 33,523 - Unknown

livebaseballscorecards.com

AB	41
R	5
H	12
RBI	5
BB	4
SO	11
LOB	19



BOTTOM

Los Angeles Dodgers @ Montreal Expos
Olympic Stadium, Montreal, QB
Thu Aug 21 1980, 7:05 PM EDT
Att: 33,523 - Unknown

livebaseballscorecards.com

AB	39
R	4
H	9
RBI	4
BB	4
SO	6
LOB	14



WP	0	PA	43
PB	0		
SB	1		
CS	0		

AB R H RBI BB SO LOB

4	0	1	0	0	1	0
1	0	0	0	0	1	0
5	0	0	0	0	1	2
3	2	1	1	2	0	0
5	2	3	2	0	0	1
5	0	2	0	0	1	1
4	0	0	1	1	0	2
4	0	1	0	1	0	0
4	0	1	0	0	0	5
3	0	0	0	0	2	1
0	0	0	0	0	0	0
1	0	0	0	0	0	2
0	0	0	0	0	0	0

1B	5	SF	0
2B	1	SAC	0
3B	1	DP	0
HR	2	HBP	0

Batter	1	2	3	4	5	6	7	8	9	10																	
Ron LeFlore, R (1, 7) OBP: 0.334, SLG: 0.351 Jerry White, S (8, 7) OBP: 0.344, SLG: 0.453	0-0 4-3		0-0 F8		0-0 1-3 1B		0-3 K		0-3 K																		
Rodney Scott, S (1, 4) OBP: 0.311, SLG: 0.304	0-0 F5		0-0 1-3		0-0 4-3		0-3 K		0-0 L6																		
Rowland Office, L (1, 9) OBP: 0.347, SLG: 0.444	4-0 HR BB		0-0 3-1		0-0 4-3		0-0 4-3	0-0 HR	4-0 BB																		
Andre Dawson, R (1, 8) OBP: 0.363, SLG: 0.478	0-0 1-H HR		0-0 F7		0-0 3B		0-0 FC1-6 2B	0-0 F9																			
Larry Parrish, R (1, 5) OBP: 0.331, SLG: 0.473	0-0 1B		0-0 4-3		0-3 K		0-0 FC1-6 1B		0-0 F9																		
Warren Cromartie, L (1, 3) OBP: 0.348, SLG: 0.434	0-0 F8		0-0 4-3		4-0 BB IBB		0-0 FC1-6 FC4-6 1B		0-0 F5																		
Gary Carter, R (1, 2) OBP: 0.312, SLG: 0.463		0-0 F2		0-0 F7		4-0 1-2 BB		0-0 FC4-6 1B		0-0 P3																	
Chris Speier, R (1, 6) OBP: 0.320, SLG: 0.294		0-0 1-3		0-0 1B 1B		0-0 F2		0-0 FC4-6																			
Scott Sanderson, R (1, 1) OBP: 0.082, SLG: 0.125 Woodie Fryman, R (8, 1) OBP: 0.182, SLG: 0.182 John Tamargo, S (8, PH) OBP: 0.289, SLG: 0.333 Stan Bahnsen, R (9, 1) OBP: 0.364, SLG: 0.250		0-3 K		0-3 K		0-0 F9		0-0 4-3																			
Inning Stats	R: 2 E: 0 K: 0 S: 5	H: 2 LOB: 1 BB: 1 P: 9	R: 0 E: 0 K: 1 S: 5	H: 0 LOB: 0 BB: 0 P: 5	R: 0 E: 0 K: 0 S: 3	H: 0 LOB: 0 BB: 0 P: 3	R: 0 E: 0 K: 1 S: 7	H: 2 LOB: 2 BB: 0 P: 7	R: 0 E: 0 K: 2 S: 7	H: 0 LOB: 0 BB: 0 P: 7	R: 2 E: 0 K: 0 S: 7	H: 4 LOB: 2 BB: 0 P: 7	R: 0 E: 0 K: 1 S: 5	H: 0 LOB: 1 BB: 1 P: 9	R: 0 E: 0 K: 0 S: 3	H: 0 LOB: 0 BB: 0 P: 3	1B: 5 2B: 1 3B: 1 HR: 2	SF: 0 SAC: 0 DP: 0 HBP: 0	WP: 0 PA: 43								
PITCHER	IP	WLS	BF	H	R	ER	SO	BB	IBB	HBP	BLK	WP	HR	S	P	ERA	WHIP										
Don Sutton, R (1, 1) ERA: 2.24	6.0		26	5	2	2	3	2	1	0	0	0	1	29	41	3.00	1.167										
Joe Beckwith, R (7, 1) ERA: 1.72	1.0		3	0	0	0	2	0	0	0	0	0	0	7	7	0.00	0.000										
Don Stanhouse, R (8, 1) ERA: 8.03	0.0		3	3	2	2	0	0	0	0	0	0	1	3	3	∞	∞										
Steve Howe, L (8, 1) ERA: 1.86	3.0	W	11	1	0	0	1	1	0	0	0	0	0	12	16	0.00	0.667										

Los Angeles Dodgers @ New York Mets
 Shea Stadium, Flushing, NY
 Fri Aug 22 1980, 7:05 PM EDT
 Att: 21,936 - Unknown

livebaseballscorecards.com

AB	34
R	2
H	9
RBI	2
BB	1
SO	4
LOB	12



Batter	1	2	3	4	5	6	7	8	9	AB	R	H	RBI	BB	SO	LOB
Davey Lopes, R (1, 4) OBP: 0.326, SLG: 0.351 Bill Russell, R (7, 6) OBP: 0.300, SLG: 0.349	0-0 F7		0-0 G6-4-3			0-0 4-3 1B		0-0 F7		3	0	1	0	0	0	1
Rudy Law, L (1, 8) OBP: 0.314, SLG: 0.300	0-0 F6		0-0 F7			0-0 4-3 1-2		0-0 F7		4	0	0	0	0	0	1
Dusty Baker Jr., R (1, 7) OBP: 0.338, SLG: 0.525	0-0 2B			0-3 K		0-0 6-3		0-0 FC5-4 1B		4	0	2	0	0	1	1
Steve Garvey, R (1, 3) OBP: 0.344, SLG: 0.485	0-0 P4			0-3 K			0-0 2B 4-3 1B	0-0 FC5-4		4	1	1	0	0	1	2
Ron Cey, R (1, 5) OBP: 0.340, SLG: 0.427		0-0 F8		0-0 6-3			0-3 K		0-0 F9	4	0	0	0	0	1	1
Rick Monday, L (1, 9) OBP: 0.375, SLG: 0.440		0-0 FC6-4 1B			0-0 F8		0-0 4-3 2B	0-3 K		4	1	2	0	0	1	0
Derrel Thomas, S (1, 6) OBP: 0.297, SLG: 0.312		0-0 FC6-4			0-0 FC6-4 1B		0-0 4-3	4-0 BB		3	0	1	1	1	0	2
Steve Yeager, R (1, 2) OBP: 0.282, SLG: 0.297 Gary Thomasson, L (9, PH) OBP: 0.314, SLG: 0.258	0-0 F8			0-0 G6-4-3 1B		0-0 G6-4-3 1B	0-0 2-3 3-H 2B	0-0 F7		3	0	1	1	0	0	2
Bob Welch, R (1, 1) OBP: 0.214, SLG: 0.255 Jay Johnstone, L (7, PH) OBP: 0.380, SLG: 0.397 Joe Beckwith, L (7, 1)			0-0 G6-4-3 1B			0-0 6-3	0-0 F8			2	0	1	0	0	0	0
										1	0	0	0	0	0	1
										0	0	0	0	0	0	0

Inning Stats	R: 0	H: 1	E: 0	K: 0	S: 4	P: 4	R: 0	H: 1	E: 0	K: 0	S: 4	P: 4	R: 0	H: 1	E: 0	K: 0	S: 3	P: 3	R: 0	H: 0	E: 0	K: 2	S: 7	P: 7	R: 0	H: 1	E: 0	K: 0	S: 3	P: 3	R: 2	H: 3	E: 0	K: 1	S: 8	P: 8	R: 0	H: 1	E: 0	K: 0	S: 4	P: 4	R: 0	H: 0	E: 0	K: 1	S: 5	P: 9	1B: 6	SF: 0	2B: 3	SAC: 0	3B: 0	DP: 2	HR: 0	HBP: 0	WP: 0	PA: 35
--------------	------	------	------	------	------	------	------	------	------	------	------	------	------	------	------	------	------	------	------	------	------	------	------	------	------	------	------	------	------	------	------	------	------	------	------	------	------	------	------	------	------	------	------	------	------	------	------	------	-------	-------	-------	--------	-------	-------	-------	--------	-------	--------

PITCHER	IP	WLS	BF	H	R	ER	SO	BB	IBB	HBP	BLK	WP	HR	S	P	ERA	WHIP	PITCHER	IP	WLS	BF	H	R	ER	SO	BB	IBB	HBP	BLK	WP	HR	S	P	ERA	WHIP
Ray Burris, R (1, 1) ERA: 3.51	7.0	W	27	8	2	2	3	0	0	0	0	0	0	33	33	2.57	1.143	Neil Allen, R (8, 1) ERA: 3.49	2.0	S	8	1	0	0	1	1	0	0	0	0	9	13	0.00	1.000	

Batter	1	2	3	4	5	6	7	8	9	AB R H RBI BB SO LOB	TOP																									
Derrel Thomas, S (1, 4) OBP: 0.295, SLG: 0.314	0-3 K			0-0 4-3		0-0 4-3		0-0 G3	0-0 2B	5 0 1 1 0 1 0																										
Jay Johnstone, L (1, 9) OBP: 0.387, SLG: 0.408	0-3 K			0-0 1B 1B		0-0 1B 2B		0-0 FC6-4 BB	0-0 F5	4 2 2 0 1 1 1																										
Dusty Baker Jr., R (1, 7) OBP: 0.340, SLG: 0.525	0-0 CS 1B			0-0 1B 1B		0-3 K		0-0 FC6-4 1B 2B		4 1 2 0 0 1 2																										
Steve Garvey, R (1, 3) OBP: 0.347, SLG: 0.486	0-0 CS 1-2	0-3 K2-3		0-0 1B 1B		4-0 1B IBB		0-0 2B 1B		3 0 2 1 1 1 0																										
Ron Cey, R (1, 5) OBP: 0.342, SLG: 0.430				0-0 L5		0-0 1B		0-0 1B 2B		4 0 2 2 0 0 2																										
Rick Monday, L (1, 8) OBP: 0.364, SLG: 0.425				0-0 4-3		0-0 F7		0-3 K		4 0 0 0 0 2 6																										
Don Stanhouse, R (8, 1)										0 0 0 0 0 0 0																										
Steve Howe, L (9, 1) OBP: 0.111, SLG: 0.111										0 0 0 0 0 0 0																										
Bill Russell, R (1, 6) OBP: 0.299, SLG: 0.348				0-3 K		0-0 G6-4-3 1B		0-0 5-3	0-0 5-3	4 0 1 0 0 1 0																										
Steve Yeager, R (1, 2) OBP: 0.286, SLG: 0.290				0-3 K		0-0 G6-4-3 1-2f		0-0 5-3	0-3 K	4 0 0 0 0 2 1																										
Dave Goltz, R (1, 1) OBP: 0.225, SLG: 0.114				0-3 K		0-0 G3		0-3 K	0-0 2B 1B	3 0 0 0 0 2 0																										
Rudy Law, L (8, 8) OBP: 0.316, SLG: 0.302										1 1 1 0 0 0 0																										
Inning Stats	R: 0 E: 0 K: 2 S: 7	H: 1 LOB: 0 BB: 0 P: 7	R: 0 E: 0 K: 2 S: 7	H: 0 LOB: 0 BB: 0 P: 7	R: 0 E: 0 K: 3 S: 9	H: 0 LOB: 0 BB: 0 P: 9	R: 1 E: 0 K: 0 S: 6	H: 3 LOB: 2 BB: 0 P: 6	R: 0 E: 0 K: 0 S: 3	H: 1 LOB: 0 BB: 0 P: 3	R: 1 E: 0 K: 1 S: 7	H: 2 LOB: 2 BB: 1 P: 11	R: 0 E: 0 K: 1 S: 5	H: 0 LOB: 0 BB: 0 P: 5	R: 1 E: 0 K: 1 S: 7	H: 2 LOB: 2 BB: 1 P: 11	R: 1 E: 0 K: 1 S: 7	H: 2 LOB: 1 BB: 0 P: 7	1B: 8 2B: 3 3B: 0 HR: 0	SF: 0 SAC: 0 DP: 1 HBP: 0	WP: 0 PB: 0 SB: 0 CS: 1	PA: 39														
PITCHER	IP WLS BF H R ER SO BB IBB HBP BLK WP HR S P ERA WHIP																				PITCHER	IP WLS BF H R ER SO BB IBB HBP BLK WP HR S P ERA WHIP														
Roy Lee Jackson, R (1, 1) ERA: 4.57	5.2		23	7	2	2	8	0	1	0	0	0	0	38	42	3.18	1.235																			
Tom Hausman, R (6, 1) ERA: 3.31	2.0	L	9	2	1	1	1	1	0	0	0	0	0	10	14	4.50	1.500																			
Jeff Reardon, R (8, 1) ERA: 2.7	0.1		1	0	0	0	1	0	0	0	0	0	0	3	3	0.00	0.000																			
Dyar Miller, R (9, 1) ERA: 1.96	1.0		5	2	1	1	1	0	0	0	0	0	0	7	7	9.00	2.000																			

Los Angeles Dodgers @ New York Mets
 Shea Stadium, Flushing, NY
 Sat Aug 23 1980, 3:33 AM EDT
 Att: 32,440 - Unknown


AB	36
R	4
H	11
RBI	4
BB	2
SO	11
LOB	12



livebaseballscorecards.com

Batter	1	2	3	4	5	6	7	8	9	AB R H RBI BB SO LOB
Joel Youngblood, R (1, 4) OBP: 0.344, SLG: 0.385 x 0-0 ①	5-3			5-3		K 0-3 ①		G6-4-3 0-0 ① ② 1-2f		4 0 0 0 0 1 1
Jose Moreno, S (1, 5) OBP: 0.207, SLG: 0.393 x 0-0 ②	6-3			4-3		G4-6-3 0-0 ② 1B		F8 0-0 ③		4 0 1 0 0 0 0
Lee Mazzilli, S (1, 8) OBP: 0.373, SLG: 0.457 SS 0-3 ③	K			1B S 1B		G4-6-3 0-0 ③ ② 1-2f		4-3 0-0 ①		4 0 1 0 0 1 1
Claudell Washington, L (1, 9) OBP: 0.344, SLG: 0.489 0-3 ①		K		FC4-6 1B 1-3		K 0-3 ①		BB BB 4-0 BB BB		3 0 1 0 1 2 0
Steve Henderson, R (1, 7) OBP: 0.370, SLG: 0.421 x 0-0 ②		6-3		FC4-6 1-2f		2B BB 4-0		1-2 BB 4-0		2 1 0 0 2 0 2
Mike Jorgensen, L (1, 3) OBP: 0.353, SLG: 0.380 Elliott Maddox, R (9, PH) OBP: 0.342, SLG: 0.341 x 0-0 ③		F7		K 0-3 ①		1B 2B 1-H		K 0-3 ② SS		3 1 1 1 0 1 0 1 0 0 0 0 1 2
Alex Trevino, R (1, 2) OBP: 0.298, SLG: 0.290 x 0-0 ①			5-3	1-3		1B G2-6-3 2-H		P6 0-0 ③		4 0 1 1 0 0 2
Mario Ramirez, R (1, 6) OBP: 0.286, SLG: 0.231 x 0-0 ②			F8	1B 0-0		G2-6-3 0-0 ③ ② 1-2f				3 0 1 0 0 0 1
Roy Lee Jackson, R (1, 1) OBP: 0.143, SLG: 0.286 Tom Hausman, R (6, 1) OBP: 0.063, SLG: 0.063 Jeff Reardon, R (8, 1) Jerry Morales, R (8, PH) OBP: 0.309, SLG: 0.374 Dyar Miller, R (9, 1) 0-3 ③			K	5-3		G6-4-3 0-0 1B				2 0 0 0 0 1 1 0 0 0 0 0 0 0 0 0 0 0 0 0 0 1 0 1 0 0 0 0 0 0 0 0 0 0 0

Inning Stats	R: 0 E: 0 K: 1 S: 5	H: 0 LOB: 0 BB: 0 P: 5	R: 0 E: 0 K: 1 S: 5	H: 0 LOB: 0 BB: 0 P: 5	R: 0 E: 0 K: 1 S: 5	H: 0 LOB: 0 BB: 0 P: 5	R: 0 E: 0 K: 0 S: 5	H: 2 LOB: 2 BB: 0 P: 5	R: 0 E: 0 K: 1 S: 6	H: 1 LOB: 1 BB: 0 P: 6	R: 0 E: 0 K: 1 S: 5	H: 1 LOB: 0 BB: 0 P: 5	R: 2 E: 0 K: 1 S: 6	H: 2 LOB: 0 BB: 1 P: 10	R: 0 E: 0 K: 0 S: 3	H: 1 LOB: 0 BB: 0 P: 3	R: 0 E: 0 K: 1 S: 5	H: 0 LOB: 2 BB: 2 P: 13	1B: 6 2B: 1 3B: 0 HR: 0	SF: 0 SAC: 0 DP: 3 HBP: 0
--------------	------------------------------	---------------------------------	------------------------------	---------------------------------	------------------------------	---------------------------------	------------------------------	---------------------------------	------------------------------	---------------------------------	------------------------------	---------------------------------	------------------------------	----------------------------------	------------------------------	---------------------------------	------------------------------	----------------------------------	----------------------------------	------------------------------------

BOTTOM		
Los Angeles Dodgers @ New York Mets Shea Stadium, Flushing, NY Sat Aug 23 1980, 3:33 AM EDT Att. 32,440 - Unknown		
		AB 31
		R 2
		H 7
		RBI 2
		BB 3
		SO 7
		LOB 10
		
		WP: 0 PA: 34 PB: 0 SB: 1 CS: 0

PITCHER	IP	WLS	BF	H	R	ER	SO	BB	IBB	HBP	BLK	WP	HR	S	P	ERA	WHIP										
Dave Goltz, R (1, 1) ERA: 4.69	7.0	W	26	6	2	2	6	1	0	0	0	0	0	37	41	2.57	1.000										
Don Stanhouse, R (8, 1) ERA: 7.24	1.1		6	1	0	0	0	2	0	0	0	0	0	4	12	0.00	2.250										
Steve Howe, L (9, 1) ERA: 1.84	0.2	S	2	0	0	0	1	0	0	0	0	0	0	4	4	0.00	0.000										

Batter	1	2	3	4	5	6	7	8	9	AB R H RBI BB SO LOB	TOP											
Derrel Thomas, S OBP: 0.308, SLG: 0.326 (1, 4)	0-3 K2-3	4-0 BB		1-3 2-H 2B		4-0 1-2 2-3 BB		0-0 1B 1B		3 0 2 1 2 1 0												
Jay Johnstone, L OBP: 0.381, SLG: 0.400 (1, 9)	0-0 4-3	0-0 P3		0-0 1-3		0-0 F9		0-0 1-3 1B		5 0 1 0 0 0 7												
Rudy Law, L OBP: 0.316, SLG: 0.302 (8, PR) (8, 8)										0 0 0 0 0 0 0												
Dusty Baker Jr., R OBP: 0.340, SLG: 0.531 (1, 7)	0-0 HR		0-0 CS 1B		0-0 5-3		0-0 6-3	0-0 P6		5 1 2 1 0 0 2												
Steve Garvey, R OBP: 0.348, SLG: 0.485 (1, 3)	0-0 1B		0-0 5-3		0-0 4-3		0-0 S 1B		0-0 G3	5 0 2 0 0 0 1												
Ron Cey, R OBP: 0.340, SLG: 0.426 (1, 5)	0-0 F8		0-0 F8		0-3 K		0-0 F2		4-0 BB BB	4 0 0 0 1 1 2												
Rick Monday, L OBP: 0.380, SLG: 0.457 (1, 8) (8, 9)		0-0 HR		0-0 1B 2B 1B		0-0 L7	4-0 IBB		4-0 1-2 BB	3 2 2 1 2 0 0												
Bill Russell, R OBP: 0.300, SLG: 0.351 (1, 6)		0-0 2B		0-0 F8		0-0 BB BB 1B	0-0 F8		0-0 F8	5 0 2 0 0 0 5												
Steve Yeager, R OBP: 0.280, SLG: 0.283 (1, 2)		0-0 6-3		0-0 F9		0-0 L6		0-3 K	0-0 L8	5 0 0 0 0 1 5												
Burt Hooton, R OBP: 0.113, SLG: 0.120 (1, 1)		0-3 K		0-0 2B 1B		4-0 BB BB		0-3 K		3 0 1 0 1 2 1												
Steve Howe, L OBP: 0.111, SLG: 0.111 (8, 1)										0 0 0 0 0 0 0												
Inning Stats	R: 1 E: 0 K: 1 S: 7	H: 2 LOB: 1 BB: 0 P: 7	R: 1 E: 0 K: 1 S: 7	H: 2 LOB: 2 BB: 1 P: 11	R: 0 E: 0 K: 0 S: 3	H: 1 LOB: 0 BB: 0 P: 3	R: 1 E: 0 K: 0 S: 6	H: 3 LOB: 2 BB: 0 P: 6	R: 0 E: 0 K: 1 S: 5	H: 0 LOB: 0 BB: 0 P: 5	R: 0 E: 0 K: 0 S: 4	H: 1 LOB: 3 BB: 2 P: 12	R: 0 E: 0 K: 0 S: 4	H: 1 LOB: 2 BB: 1 P: 8	R: 0 E: 0 K: 2 S: 9	H: 2 LOB: 2 BB: 0 P: 9	R: 0 E: 0 K: 0 S: 3	H: 0 LOB: 2 BB: 2 P: 11	1B: 8 2B: 2 3B: 0 HR: 2	SF: 0 SAC: 0 DP: 0 HBP: 0	WP: 0 PB: 0 SB: 1 CS: 1	PA: 44
PITCHER	IP WLS BF H R ER SO BB IBB HBP BLK WP HR S P ERA WHIP																				PITCHER	IP WLS BF H R ER SO BB IBB HBP BLK WP HR S P ERA WHIP
Pat Zachry, R ERA: 2.92 (1, 1)	3.2 L 19 8 3 3 2 1 0 0 0 0 2 22 26 7.36 2.455																					
John Pacella, R ERA: 4.78 (4, 1)	2.0 9 1 0 0 1 2 0 0 0 0 0 0 9 17 0.00 1.500																					
Tom Hausman, R ERA: 3.3 (6, 1)	0.1 1 0 0 0 0 0 0 0 0 0 0 0 1 1 0.00 0.000																					
Dyar Miller, R ERA: 1.88 (7, 1)	1.0 5 1 0 0 0 0 0 1 0 0 0 0 4 8 0.00 1.000																					
Jeff Reardon, R ERA: 2.63 (8, 1)	2.0 10 2 0 0 2 2 0 0 0 0 0 0 12 20 0.00 2.000																					

Los Angeles Dodgers @ New York Mets
 Shea Stadium, Flushing, NY
 Sun Aug 24 1980, 3:33 AM EDT
 Att: 24,956 - Unknown

AB	38
R	3
H	12
RBI	3
BB	6
SO	5
LOB	23



WP: 0	PA: 44
PB: 0	
SB: 1	
CS: 1	

BOTTOM

Los Angeles Dodgers @ New York Mets

Shea Stadium, Flushing, NY

Sun Aug 24 1980, 3:33 AM EDT
Att. 24,956 - Unknown

livebaseballscores.com

AB	29
R	2
H	4
RBI	2
BB	4
SO	4
LOB	9



AB R H RBI BB SO LOB

4	1	1	0	0	1	0
3	0	0	1	0	0	0
2	0	0	0	2	0	1
4	0	1	1	0	2	2
4	0	1	0	0	0	1
2	0	0	0	1	0	0
1	0	0	0	0	0	1
4	0	0	0	0	1	2
3	0	1	0	0	0	1
1	0	0	0	0	0	0
0	0	0	0	0	0	0
0	0	0	0	0	0	0
0	0	0	0	1	0	0
0	1	0	0	0	0	0
0	0	0	0	0	0	0
1	0	0	0	0	0	1
0	0	0	0	0	0	0

1B:	4	SF:	1
2B:	0	SAC:	0
3B:	0	DP:	1
HR:	0	HBP:	0

WP:	1	PA:	34
PB:	0	SB:	0
CS:	0		

Batter	1	2	3	4	5	6	7	8	9
Joel Youngblood, R (1, 4) OBP: 0.343, SLG: 0.384	0-3 K ①		0-0 5-3 ③			0-0 1B 3-1 1B		0-0 F8 ①	
Jose Moreno, S (1, 5) OBP: 0.182, SLG: 0.355	0-0 L7 ②			0-0 F7 ①		0-0 SF7 ①		0-0 1-3 ②	
Lee Mazzilli, S (1, 8) OBP: 0.374, SLG: 0.455	4-0 BB			0-0 1-3 ②		0-0 3-1 ②		4-0 BB	
Claudell Washington, L (1, 9) OBP: 0.343, SLG: 0.486	0-3 K ③			0-0 4-3 ③		0-0 FC6-4 1B 2-H		0-3 K ③	
Steve Henderson, R (1, 7) OBP: 0.369, SLG: 0.419		0-0 F9 ①			0-0 F8 ①	0-0 FC6-4 ③		0-0 G6-3 1B	
Mike Jorgensen, L (1, 3) OBP: 0.353, SLG: 0.377		0-0 4-3 ②			4-0 1-3 WP BB		0-0 F7 ①	0-0 P4 ①	
Frank Taveras, R (9, PH) OBP: 0.317, SLG: 0.334									0-0 P4 ①
Alex Trevino, R (1, 2) OBP: 0.293, SLG: 0.284		0-3 K ③			0-0 1-3 ②		0-0 L8 ②	0-0 G6-3 ② ③	
Mario Ramirez, R (1, 6) OBP: 0.294, SLG: 0.250			0-0 4-3 ①		0-0 1-6-3 ③		0-0 1B		
Pat Zachry, R (1, 1) OBP: 0.076, SLG: 0.053			0-0 4-3 ②			4-0 1B SF7 BB		0-0 P2 ③	
John Pacella, R (4, 1) OBP: 0.111, SLG: 0.167									
Tom Hausman, R (6, 1) OBP: 0.053, SLG: 0.063									
Elliott Maddox, R (6, PH) OBP: 0.344, SLG: 0.341									
Roy Lee Jackson, R (6, PR) OBP: 0.143, SLG: 0.286									
Dyar Miller, R (7, 1)									
Jerry Morales, R (7, PH) OBP: 0.307, SLG: 0.372									
Jeff Reardon, R (8, 1)									

Inning Stats	R: 0	H: 0	E: 0	LOB: 1	K: 2	S: 7	R: 0	H: 0	E: 0	LOB: 0	K: 1	S: 5	R: 0	H: 0	E: 0	LOB: 0	K: 0	S: 3	R: 0	H: 0	E: 0	LOB: 1	K: 0	S: 3	R: 2	H: 2	E: 0	LOB: 1	K: 0	S: 5	R: 0	H: 1	E: 0	LOB: 1	K: 0	S: 4	R: 0	H: 0	E: 0	LOB: 1	K: 1	S: 5	R: 0	H: 1	E: 0	LOB: 0	K: 0	S: 3	1B: 4	SF: 1	2B: 0	SAC: 0	3B: 0	DP: 1	HR: 0	HBP: 0	WP: 1	PA: 34
--------------	------	------	------	--------	------	------	------	------	------	--------	------	------	------	------	------	--------	------	------	------	------	------	--------	------	------	------	------	------	--------	------	------	------	------	------	--------	------	------	------	------	------	--------	------	------	------	------	------	--------	------	------	-------	-------	-------	--------	-------	-------	-------	--------	-------	--------

PITCHER	IP	WLS	BF	H	R	ER	SO	BB	IBB	HBP	BLK	WP	HR	S	P	ERA	WHIP
Burt Hooton, R (1, 1) ERA: 3.26	7.2	W	30	3	2	2	3	4	0	0	0	1	0	32	48	2.35	0.913
Steve Howe, L (8, 1) ERA: 1.8	1.1	S	4	1	0	0	1	0	0	0	0	0	0	6	6	0.00	0.750

PITCHER	IP	WLS	BF	H	R	ER	SO	BB	IBB	HBP	BLK	WP	HR	S	P	ERA	WHIP
---------	----	-----	----	---	---	----	----	----	-----	-----	-----	----	----	---	---	-----	------

Batter	1	2	3	4	5	6	7	8	9	AB R H RBI BB SO LOB	TOP																									
Davey Lopes, R OBP: 0.328, SLG: 0.352 (1, 4)	0-3 K	0-0 1B			0-3 K		X 0-0 FC3-6 1B		BBB 4-0 E 1B 2B BB	4 1 2 0 1 2 0																										
Jay Johnstone, L OBP: 0.384, SLG: 0.403 Rudy Law, L OBP: 0.318, SLG: 0.305 (7, PR) (7, 8)	0-0 P4	0-0 1B			0-0 F8		X 0-0 FC3-6 1B		0-0 E2 2B 2B 1-3 1B	4 0 2 0 0 0 0 1 1 1 0 0 0 0																										
Dusty Baker Jr., R OBP: 0.341, SLG: 0.536 (1, 7)	0-0 3B	0-0 F9			0-0 F8		X 0-0 F9		0-0 1-3 2B	5 0 2 1 0 0 4																										
Steve Garvey, R OBP: 0.346, SLG: 0.481 (1, 3)	0-0 P4				0-0 4-3		X 0-0 F9		4-0 2B 1B IBB	4 1 0 0 1 0 3																										
Ron Cey, R OBP: 0.341, SLG: 0.427 (1, 5)		0-3 K			0-0 F9		BBB 4-0 1B 1B BB		0-0 FC5-4 1-2 1B 2B	4 1 1 1 1 1 2																										
Rick Monday, L OBP: 0.383, SLG: 0.483 (7, 9)		0-0 1B			0-3 K		SS 0-3 K		0-0 SH3-4 1B 2B	4 2 2 0 0 2 1																										
Joe Ferguson, R OBP: 0.361, SLG: 0.374 Derrel Thomas, S OBP: 0.308, SLG: 0.326 (9, PH) (9, PR) (9, 6)		0-0 3B			0-3 K		SS 0-3 K		0-0 HBP 1B	1 0 1 2 0 0 0 0 0 0 0 0 0 0																										
Bill Russell, R OBP: 0.304, SLG: 0.353 Gary Thomasson, L OBP: 0.314, SLG: 0.258 (1, 6) (9, PR) (9, 9)		0-0 HR 1B			0-0 6-3		X 0-0 1B 1B		0-0 SH3-4 2-3 HBP	3 1 2 1 0 0 0 0 0 0 0 0 0 0																										
Steve Yeager, R OBP: 0.282, SLG: 0.286 (1, 2)		0-0 6-3			0-0 F2		X 0-0 1B 1B		0-0 CS 1B	5 0 2 1 0 0 3																										
Jerry Reuss, L OBP: 0.136, SLG: 0.161 Bobby Castillo, R OBP: 0.167, SLG: 0.167 Mickey Hatcher, R OBP: 0.216, SLG: 0.243 Don Stanhouse, R (8, 1)		0-0 HR			0-0 L8		SS 0-3 K		0-0 F8 1-2	3 1 1 2 0 1 3 0 0 0 0 0 0 0 1 0 0 0 0 0 1 1 0 0 0 0 0 2																										
Inning Stats	R: 0 E: 0 K: 1 S: 6	H: 1 LOB: 1 BB: 0 P: 6	R: 3 E: 0 K: 1 S: 10	H: 5 LOB: 2 BB: 0 P: 10	R: 0 E: 0 K: 1 S: 5	H: 0 LOB: 0 BB: 0 P: 5	R: 0 E: 0 K: 0 S: 3	H: 0 LOB: 0 BB: 0 P: 3	R: 0 E: 0 K: 1 S: 5	H: 0 LOB: 0 BB: 0 P: 5	R: 0 E: 0 K: 2 S: 9	H: 2 LOB: 3 BB: 1 P: 13	R: 0 E: 0 K: 0 S: 5	H: 2 LOB: 2 BB: 0 P: 5	R: 1 E: 0 K: 0 S: 4	H: 2 LOB: 0 BB: 0 P: 4	R: 4 E: 1 K: 0 S: 6	H: 4 LOB: 2 BB: 2 P: 15	1B: 10 2B: 3 3B: 2 HR: 1	SF: 0 SAC: 1 DP: 0 HBP: 1	WP: 0 PB: 0 SB: 1 CS: 1	PA: 45														
PITCHER	IP WLS BF H R ER SO BB IBB HBP BLK WP HR S P ERA WHIP																																			
Nino Espinosa, R ERA: 3.74 (1, 1)	5.0		21	6	3	3	4	0	0	0	0	0	1	29	29	5.40	1.200																			
Dickie Noles, R ERA: 3.8 (6, 1)	3.0	L	17	7	3	3	2	2	0	0	0	0	0	19	27	9.00	3.000																			
Warren Brusstar, R ERA: 3.6 (9, 1)	0.1		3	2	0	0	0	0	1	0	0	0	0	2	6	0.00	6.000																			
Tug McGraw, L ERA: 2.05 (9, 1)	0.2		4	1	2	2	0	0	0	1	0	0	0	3	4	27.00	1.500																			

Los Angeles Dodgers @ Philadelphia Phillies
Veterans Stadium, Philadelphia, PA
Mon Aug 25 1980, 7:05 PM EDT
Att: 34,267 - Unknown

livebaseballscorecards.com

AB	40
R	8
H	16
RBI	8
BB	3
SO	6
LOB	19



Batter	1	2	3	4	5	6	7	8	9	AB	R	H	RBI	BB	SO	LOB
Lonnie Smith, R (1, 9) <small>OBP: 0.391, SLG: 0.477</small> Greg Gross, L (8, 9) <small>OBP: 0.347, SLG: 0.331</small>	0-0 G3			0-0 4-3		0-0 G3	0-0 4-3			4	0	0	0	0	0	0
Pete Rose, S (1, 3) <small>OBP: 0.368, SLG: 0.376</small>	0-0 6-3			0-0 L3		0-0 F8		0-0 2B		4	0	1	0	0	0	0
Mike Schmidt, R (1, 5) <small>OBP: 0.373, SLG: 0.608</small>	0-0 6-3			0-0 F8		0-0 1B 3B 1B		0-0 F8		4	1	1	0	0	0	1
Greg Luzinski, R (1, 7) <small>OBP: 0.379, SLG: 0.510</small>		0-0 FC5-4 1B			0-0 FC5 1B	0-0 1-2 3B 1B		4-0 G5-4-3 BB		3	1	3	0	1	0	0
Manny Trillo, R (1, 4) <small>OBP: 0.372, SLG: 0.469</small>		0-0 FC5-4 G6-3 1-2f			0-0 1-2 1B 1B	0-0 1-H 2-H 2B 3B		0-0 G5-4-3 1-2f		4	2	2	2	0	0	3
Garry Maddox, R (1, 8) <small>OBP: 0.276, SLG: 0.395</small>		0-0 G6-3 1-2f			0-0 F7	0-0 3-H 2B			0-0 F7	4	0	1	1	0	0	3
Larry Bowa, S (1, 6) <small>OBP: 0.277, SLG: 0.316</small>			0-0 5-3		0-0 FC5 1B 1-2 2-3f	0-3 K		4-0 BB BB BB BB	4-0 BB	3	0	0	0	1	1	3
Bob Boone, R (1, 2) <small>OBP: 0.304, SLG: 0.354</small>			0-3 K		0-0 1-2 2-H 1B	0-3 K		0-0 L5		4	0	1	1	0	2	1
Nino Espinosa, R (1, 1) <small>OBP: 0.091, SLG: 0.091</small> Keith Moreland, R (5, PH) <small>OBP: 0.363, SLG: 0.477</small> Dickie Niles, R (6, 1) <small>OBP: 0.333, SLG: 0.333</small> Warren Brusstar, R (9, 1) <small>OBP: 0.500, SLG: 0.500</small> Tug McGraw, R (9, 1) <small>OBP: 0.525, SLG: 0.370</small> Del Unser, L (9, PH)			0-0 1-3		0-0 F8	0-3 K		0-3 K		1	0	0	0	0	0	0

Inning Stats	R: 0	H: 0	E: 0	K: 0	S: 3	R: 0	H: 1	E: 0	K: 0	S: 3	R: 0	H: 0	E: 0	K: 1	S: 5	R: 0	H: 0	E: 0	K: 0	S: 3	R: 1	H: 3	E: 0	K: 0	S: 6	R: 3	H: 4	E: 0	K: 1	S: 9	R: 0	H: 0	E: 0	K: 2	S: 7	R: 0	H: 1	E: 0	K: 0	S: 3	R: 0	H: 0	E: 0	K: 1	S: 5	1B: 6	SF: 0	2B: 2	SAC: 0	3B: 1	DP: 2	HR: 0	HBP: 0	WP: 0	PA: 36
--------------	------	------	------	------	------	------	------	------	------	------	------	------	------	------	------	------	------	------	------	------	------	------	------	------	------	------	------	------	------	------	------	------	------	------	------	------	------	------	------	------	------	------	------	------	------	-------	-------	-------	--------	-------	-------	-------	--------	-------	--------

PITCHER	IP	WLS	BF	H	R	ER	SO	BB	IBB	HBP	BLK	WP	HR	S	P	ERA	WHIP
Jerry Reuss, L (1, 1) <small>ERA: 2.25</small>	5.2		24	8	4	4	1	0	0	0	0	0	0	26	26	6.35	1.412
Bobby Castillo, R (6, 1) <small>ERA: 3.17</small>	1.1		4	0	0	0	3	0	0	0	0	0	0	10	10	0.00	0.000
Don Stanhouse, R (8, 1) <small>ERA: 6.32</small>	2.0	W	8	1	0	0	1	2	0	0	0	0	0	8	16	0.00	1.500

BOTTOM

Los Angeles Dodgers @ Philadelphia Phillies
Veterans Stadium, Philadelphia, PA

Mon Aug 25 1980, 7:05 PM EDT
Att. 34,267 - Unknown

livebaseballscorecards.com

AB	34
R	4
H	9
RBI	4
BB	2
SO	5
LOB	14



Batter	1	2	3	4	5	6	7	8	9	AB R H RBI BB SO LOB	TOP			
Davey Lopes, R OBP: 0.327, SLG: 0.349 (1, 4)	0-0 F8		4-0 3B BB	0-0 F8		0-0 FC1-6 G4-6-3 1-2f			0-0 4-3	4 1 0 0 1 0 1				
Jay Johnstone, L OBP: 0.396, SLG: 0.422 Mickey Hatcher, R OBP: 0.231, SLG: 0.256 (1, 9) (4, 9)	4-0 BB		0-0 1B 3B 1-H	4-0 HR BB		0-0 G4-6-3 1-2f			0-0 1B	1 2 1 1 2 0 0 2 0 1 0 0 0 1				
Dusty Baker Jr., R OBP: 0.342, SLG: 0.541 (1, 7)	0-0 F9		0-0 WP 1B 4-3 1B 3-H	0-0 HR 1-H			0-0 E5 G1-4-3		0-0 F8	5 2 2 3 0 0 2				
Steve Garvey, R OBP: 0.343, SLG: 0.477 (1, 3)	0-0 1-3		0-0 4-3 1-2	0-0 6-3			0-0 G1-4-3 1-2f		0-0 F7	5 0 0 0 0 0 4				
Ron Cey, R OBP: 0.344, SLG: 0.435 (1, 5)		0-0 1B BB 1B	4-0 1B BB 2-3	0-0 P6			0-0 HR			3 3 2 1 1 0 0				
Rick Monday, L OBP: 0.396, SLG: 0.480 Derrel Thomas, S OBP: 0.308, SLG: 0.326 (1, 8) (7, 8)		4-0 FC3-6 1B 1-2 B1-5 BB	0-0 1B 1-2 3-H		0-0 F8		0-0 F8			3 0 1 1 1 0 0 0 0 0 0 0 0 0				
Bill Russell, R OBP: 0.306, SLG: 0.355 (1, 6)		0-0 FC3-6 1B 1-2 2-H	0-0 L7 3-H		0-0 1B G3-6-3			0-3 K		4 0 2 1 0 1 2				
Mike Scioscia, L OBP: 0.309, SLG: 0.356 (1, 2)		0-0 FC3-6 1-2f 2-3	0-0 1B 1-3 2-H		0-0 G3-6-3 1-2f			0-0 F8		4 0 1 1 0 0 3				
Rick Sutcliffe, L OBP: 0.231, SLG: 0.167 Joe Beckwith, L OBP: 0.143, SLG: 0.143 (1, 1) (4, 1) (6, 1)		0-0 B1-5 3-Hf	0-3 K			4-0 FC1-6 BB		0-3 K		2 0 0 0 0 1 4 0 0 0 0 1 0 0 1 0 0 0 0 1 0				
Inning Stats	R: 0 H: 0 E: 0 LOB: 1 K: 0 BB: 1 S: 3 P: 7	R: 1 H: 2 E: 0 LOB: 1 K: 0 BB: 1 S: 4 P: 8	R: 4 H: 4 E: 0 LOB: 2 K: 1 BB: 2 S: 9 P: 17	R: 2 H: 1 E: 0 LOB: 0 K: 0 BB: 1 S: 4 P: 8	R: 0 H: 1 E: 0 LOB: 0 K: 0 BB: 0 S: 3 P: 3	R: 0 H: 0 E: 0 LOB: 0 K: 0 BB: 1 S: 2 P: 6	R: 1 H: 1 E: 1 LOB: 0 K: 0 BB: 0 S: 4 P: 4	R: 0 H: 0 E: 0 LOB: 0 K: 2 BB: 0 S: 7 P: 7	R: 0 H: 1 E: 0 LOB: 1 K: 0 BB: 0 S: 4 P: 4	1B: 7 SF: 0 2B: 1 SAC: 0 3B: 1 DP: 4 HR: 2 HBP: 0	WP: 1 PA: 40 PB: 0 SB: 0 CS: 0			
PITCHER	IP WLS BF H R ER SO BB IBB HBP BLK WP HR S P ERA WHIP												PITCHER	IP WLS BF H R ER SO BB IBB HBP BLK WP HR S P ERA WHIP
Bob Walk, R ERA: 4.89 (1, 1)	2.1 L 14 4 5 5 0 4 0 0 0 1 0 10 26 19.29 3.429													
Randy Lerch, L ERA: 4.9 (3, 1)	1.2 9 3 2 2 1 1 0 0 0 0 1 10 14 10.80 2.400													
Warren Brusstar, R ERA: 3.27 (5, 1)	2.0 6 1 0 0 0 1 0 0 0 0 0 5 9 0.00 1.000													
Ron Reed, R ERA: 4.01 (7, 1)	2.0 7 1 1 1 2 0 0 0 0 0 1 11 11 4.50 0.500													
Tug McGraw, L ERA: 2.02 (9, 1)	1.0 4 1 0 0 0 0 0 0 0 0 0 4 4 0.00 1.000													

Los Angeles Dodgers @ Philadelphia Phillies
Veterans Stadium, Philadelphia, PA
Tue Aug 26 1980, 7:05 PM EDT
Att: 35,358 - Unknown

livebaseballscorecards.com

AB	34
R	8
H	10
RBI	8
BB	6
SO	3
LOB	17



Batter	1	2	3	4	5	6	7	8	9	AB R H RBI BB SO LOB	TOP											
Davey Lopes, R (1, 4) OBP: 0.326, SLG: 0.349	0-0 2B		0-0 6-3		0-0 F8		0-0 F3		0-3 K	5 1 1 0 0 1 0	Los Angeles Dodgers @ Philadelphia Phillies Veterans Stadium, Philadelphia, PA Wed Aug 27 1980, 7:05 PM EDT Att: 39,116 - Unknown livebaseballscorecards.com											
Bill Russell, R (1, 6) OBP: 0.307, SLG: 0.360	0-0 2B		0-0 F8		0-0 F7		0-0 2B		0-0 4-3	5 0 2 1 0 0 0												
Dusty Baker Jr., R (1, 7) OBP: 0.343, SLG: 0.540	0-0 F3			4-0 1B WP 2B BB	0-0 FC6-4 1B		0-0 6-3			3 1 1 0 1 0 2												
Steve Garvey, R (1, 3) OBP: 0.342, SLG: 0.474	0-0 5-3			0-3 K 1-2	0-0 FC6-4 1-2f			4-0 1B BB		3 0 0 0 1 1 3												
Ron Cey, R (1, 5) OBP: 0.343, SLG: 0.440	0-0 6-3			0-0 F8		0-0 HR		0-3 K		4 1 1 1 0 1 3												
Joe Ferguson, R (1, 2) OBP: 0.358, SLG: 0.370		0-3 K		0-0 2B 2-3 1B		0-3 K		0-3 K		4 0 1 0 0 3 1												
Mickey Hatcher, R (1, 9) OBP: 0.256, SLG: 0.302		0-0 6-3		0-0 1-3 3-H 2B		0-0 F8		0-0 1-2 1B		4 0 2 1 0 0 0												
Derrel Thomas, S (1, 8) OBP: 0.307, SLG: 0.320		0-3 K		4-0 IBB		0-0 6-3		0-0 L8		3 0 0 0 1 1 2												
Bob Welch, R (1, 1) OBP: 0.203, SLG: 0.241		0-3 K		0-0 P4			0-3 K		0-3 K	3 0 0 0 0 2 3												
Steve Howe, L (7, 1) OBP: 0.111, SLG: 0.111										0 0 0 0 0 0 0												
Jay Johnstone, L (9, PH) OBP: 0.394, SLG: 0.419										1 0 0 0 0 1 0												
Inning Stats	R: 1 E: 0 K: 0 S: 5	H: 2 LOB: 1 BB: 0 P: 5	R: 0 E: 0 K: 2 S: 7	H: 0 LOB: 0 BB: 0 P: 7	R: 0 E: 0 K: 1 S: 5	H: 0 LOB: 0 BB: 0 P: 5	R: 1 E: 0 K: 1 S: 7	H: 2 LOB: 3 BB: 2 P: 15	R: 0 E: 0 K: 0 S: 4	H: 1 LOB: 1 BB: 0 P: 4	R: 1 E: 0 K: 1 S: 6	H: 1 LOB: 0 BB: 0 P: 6	R: 0 E: 0 K: 1 S: 6	H: 1 LOB: 1 BB: 0 P: 6	R: 0 E: 0 K: 2 S: 8	H: 1 LOB: 2 BB: 1 P: 12	R: 0 E: 0 K: 2 S: 7	H: 0 LOB: 0 BB: 0 P: 7	1B: 3 2B: 4 3B: 0 HR: 1	SF: 0 SAC: 0 DP: 0 HBP: 0	WP: 1 PB: 0 SB: 0 CS: 0	PA: 38
PITCHER	IP WLS BF H R ER SO BB IBB HBP BLK WP HR S P ERA WHIP																					
Steve Carlton, L (1, 1) ERA: 2.27	8.0 W 35 8 3 3 8 2 1 0 0 1 1 48 60 3.38 1.250																					
Tug McGraw, L (9, 1) ERA: 1.99	1.0 S 3 0 0 0 2 0 0 0 0 0 0 7 7 0.00 0.000																					



Batter	1	2	3	4	5	6	7	8	9
Pete Rose, S OBP: 0.369, SLG: 0.378 (1, 3)	0-0 G4-6-3 1B	0-3 K			0-0 1-H 2B		0-0 4-3 BB 1B	0-0 6-3	
Bake McBride, L OBP: 0.337, SLG: 0.470 (1, 9)	0-0 G4-6-3 1-2f		0-0 F8		0-0 1B E 1B		0-0 F8	0-3 K	
Mike Schmidt, R OBP: 0.382, SLG: 0.615 (1, 5)	4-0 BB		4-0 G5-4-3 BB		0-0 E 1-3 1B		4-0 1-2 4-3 BB		
Greg Luzinski, R OBP: 0.369, SLG: 0.492 (1, 7)	0-3 K		0-0 G5-4-3 1-2f		0-0 E3 1-3 3-H		0-0 4-3 1-2 2-3		
Greg Gross, L OBP: 0.345, SLG: 0.328 (9, 7)									
Manny Trillo, R OBP: 0.367, SLG: 0.460 (1, 4)		0-0 F7		0-0 L3	0-3 K		4-0 1B IBB		
Garry Maddox, R OBP: 0.276, SLG: 0.393 (1, 8)		0-0 1B S 1B		0-3 K	0-0 F9		0-0 F9		
Larry Bowa, S OBP: 0.281, SLG: 0.318 (1, 6)		0-0 P4 1-2		4-0 S BB		0-0 F8		0-0 1B SH1-4 6-3 1B	
Bob Boone, R OBP: 0.304, SLG: 0.354 (1, 2)		0-0 BB 2-H 1B		0-0 F8 1-2		0-0 F8		0-0 SH1-4	
Steve Carlton, L OBP: 0.159, SLG: 0.163 (1, 1)		4-0 BB BB BB			0-0 2B 1B		0-0 F8	0-0 6-3 2-3 1B	
Keith Moreland, R OBP: 0.364, SLG: 0.482 (8, PH)									
Lonnie Smith, R OBP: 0.391, SLG: 0.475 (8, PR)									
Tug McGraw, R OBP: 0.500, SLG: 0.500 (9, 1)									

Inning Stats	R: 0	H: 1	E: 0	K: 1	S: 5	LOB: 1	BB: 1	P: 9	R: 1	H: 2	E: 0	K: 1	S: 7	LOB: 2	BB: 1	P: 11	R: 0	H: 0	E: 0	K: 0	S: 2	LOB: 0	BB: 1	P: 6	R: 0	H: 0	E: 0	K: 1	S: 5	LOB: 1	BB: 1	P: 9	R: 2	H: 4	E: 1	K: 1	S: 9	LOB: 2	BB: 0	P: 9	R: 0	H: 0	E: 0	K: 0	S: 3	LOB: 0	BB: 0	P: 3	R: 0	H: 1	E: 0	K: 0	S: 4	LOB: 3	BB: 2	P: 12	R: 1	H: 2	E: 0	K: 1	S: 7	LOB: 2	BB: 0	P: 7
--------------	------	------	------	------	------	--------	-------	------	------	------	------	------	------	--------	-------	-------	------	------	------	------	------	--------	-------	------	------	------	------	------	------	--------	-------	------	------	------	------	------	------	--------	-------	------	------	------	------	------	------	--------	-------	------	------	------	------	------	------	--------	-------	-------	------	------	------	------	------	--------	-------	------

PITCHER	IP	WLS	BF	H	R	ER	SO	BB	IBB	HBP	BLK	WP	HR	S	P	ERA	WHIP
Bob Welch, R ERA: 3.48 (1, 1)	6.1		30	8	3	2	4	5	0	0	0	0	0	33	53	2.84	2.053
Steve Howe, L ERA: 1.9 (7, 1)	1.2	L	8	2	1	1	1	0	1	0	0	0	0	9	13	5.40	1.200

BOTTOM

AB R H RBI BB SO LOB

5	0	3	2	0	1	3
5	1	1	0	0	1	4
1	0	1	0	3	0	0
4	0	0	0	0	1	5
0	0	0	0	0	0	0
3	0	0	0	1	1	2
4	1	1	0	0	1	5
3	1	1	0	1	0	1
3	0	1	1	0	0	1
2	1	1	0	1	0	0
1	0	1	0	0	0	0
0	0	0	0	0	0	0
0	0	0	0	0	0	0

1B: 9 SF: 0
2B: 1 SAC: 1
3B: 0 DP: 2
HR: 0 HBP: 0

WP: 0 PA: 38
PB: 0
SB: 2
CS: 0

Los Angeles Dodgers @ Philadelphia Phillies
Veterans Stadium, Philadelphia, PA

Wed Aug 27 1980, 7:05 PM EDT
Att. 39,116 - Unknown

livebaseballscorecards.com

AB 31
R 4
H 10
RBI 3
BB 6
SO 5
LOB 21



Batter	1	2	3	4	5	6	7	8	9	AB R H RBI BB SO LOB	TOP					
Ron LeFlore, R (1, 7) OBP: 0.332, SLG: 0.345	0-0 CS 1B		0-0 6-3 1B	0-0 6-3 1-2 3-H			0-0 L6		0-0 F8	5 1 2 0 0 0 1						
Rodney Scott, S (1, 4) OBP: 0.323, SLG: 0.307	0-0 G3 1-2		0-0 6-3			4-0 1B 1B SF7 BB	0-0 F9		0-0 1B	4 1 1 0 1 0 2						
Rowland Office, L (1, 9) OBP: 0.367, SLG: 0.448 Ellis Valentine, R (9, PH) OBP: 0.363, SLG: 0.522	0-0 4-3		0-0 1B 3-H			0-0 1B 1-2	0-0 1B		0-3 K	4 0 3 1 0 0 0 1 0 0 0 0 1 1						
Andre Dawson, R (1, 8) OBP: 0.363, SLG: 0.475		0-0 2B SF7	0-0 1B 1-3			0-0 1B 1-2 2-3 G4-6-3	0-0 F8			4 1 3 0 0 0 1						
Gary Carter, R (1, 2) OBP: 0.309, SLG: 0.452		0-0 F9	0-0 F8			0-0 SF7		0-0 P6		3 0 0 1 0 0 3						
Warren Cromartie, L (1, 3) OBP: 0.352, SLG: 0.440		0-0 2B 2-3		0-0 1-3		0-0 G4-6-3 1-2f	0-0 6-3			4 0 1 0 0 0 2						
Larry Parrish, R (1, 5) OBP: 0.325, SLG: 0.462		0-0 SF7 3-H		0-0 1B WP			0-0 F3		0-0 1B	3 1 2 1 0 0 0						
Chris Speier, R (1, 6) OBP: 0.328, SLG: 0.305		0-0 6-3		0-0 1B WP			0-0 F8		0-0 F7	4 0 1 0 0 0 2						
Fred Norman, S (1, 1) OBP: 0.053, SLG: 0.053 John D'Acquisto, R (6, 1) Stan Bahnsen, R (6, 1) OBP: 0.364, SLG: 0.250 Jerry White, S (9, PH) OBP: 0.355, SLG: 0.434			0-3 K	0-3 K			0-0 4-3		0-3 K	3 0 0 0 0 2 2 0 0 0 0 0 0 0 0 0 0 0 0 0 0 1 0 0 0 0 1 0						
Inning Stats	R: 0 H: 1 E: 0 LOB: 0 K: 0 BB: 0 S: 3 P: 3	R: 1 H: 2 E: 0 LOB: 1 K: 0 BB: 0 S: 5 P: 5	R: 1 H: 3 E: 0 LOB: 2 K: 1 BB: 0 S: 8 P: 8	R: 1 H: 2 E: 0 LOB: 1 K: 1 BB: 0 S: 7 P: 7	R: 1 H: 2 E: 0 LOB: 1 K: 0 BB: 1 S: 4 P: 8	R: 0 H: 0 E: 0 LOB: 0 K: 0 BB: 0 S: 3 P: 3	R: 0 H: 1 E: 0 LOB: 1 K: 0 BB: 0 S: 4 P: 4	R: 0 H: 1 E: 0 LOB: 1 K: 0 BB: 0 S: 4 P: 4	R: 0 H: 1 E: 0 LOB: 1 K: 2 BB: 0 S: 8 P: 8	1B: 11 SF: 2 2B: 2 SAC: 0 3B: 0 DP: 1 HR: 0 HBP: 0	WP: 1 PA: 39 PB: 0 SB: 1 CS: 1					
PITCHER	IP WLS BF H R ER SO BB IBB HBP BLK WP HR S P ERA WHIP															
Dave Goltz, R (1, 1) ERA: 4.79	5.0	24	10	4	4	2	1	0	0	0	1	0	27	31	7.20	2.200
Bobby Castillo, R (6, 1) ERA: 2.94	1.0	W	3	0	0	0	0	0	0	0	0	0	3	3	0.00	0.000
Steve Howe, L (7, 1) ERA: 1.81	3.0	S	12	3	0	0	2	0	0	0	0	0	16	16	0.00	1.000

Montreal Expos @ Los Angeles Dodgers
Dodger Stadium, Los Angeles, CA
 Fri Aug 29 1980, 7:05 PM PDT
 Att: 50,810 - Unknown

livebaseballscorecards.com

AB	36
R	4
H	13
RBI	3
BB	1
SO	4
LOB	14



Batter	1	2	3	4	5	6	7	8	9
Davey Lopes, R OBP: 0.325, SLG: 0.351 (1, 4)	0-3 K		0-0 5-3		0-0 1B 2B	0-0 1-3			
Bill Russell, R OBP: 0.309, SLG: 0.360 (1, 6)	0-0 5-3		0-0 P6		0-0 1B	4-0 BB			
Dusty Baker Jr., R OBP: 0.342, SLG: 0.540 (1, 7)	0-0 2B			0-0 F3	0-3 K	0-0 F8			
Steve Garvey, R OBP: 0.340, SLG: 0.470 (1, 3)	0-0 F7			0-0 F9	0-0 F9		0-0 L6		
Ron Cey, R OBP: 0.347, SLG: 0.443 (1, 5)		0-0 2B		4-0 BB		4-0 SH1-4 1B BB	0-0 F8		
Joe Ferguson, R OBP: 0.361, SLG: 0.364 (1, 2)	0-3 K			4-0 1-2 BB		4-0 1B 2B SH1-4 BB	0-0 F7		
Mickey Hatcher, R OBP: 0.239, SLG: 0.283 (1, 9)	0-0 5-3			0-0 F9		0-0 SH1-4	0-0 L1		
Derrel Thomas, S OBP: 0.303, SLG: 0.317 (1, 8)	0-0 5-3				0-0 F7	0-0 2B 1B	0-0 4-3		
Jay Johnstone, L OBP: 0.397, SLG: 0.423 (6, PH)						2-3 3-H			
Steve Howe, L OBP: 0.100, SLG: 0.100 (7, 1)							0-0 4-3		
Dave Goltz, R OBP: 0.220, SLG: 0.111 (1, 1)	0-3 K				0-0 2B	0-0 1-3	0-0 4-3		
Rudy Law, L OBP: 0.320, SLG: 0.313 (5, PH)						2-H 3-H			
Bobby Castillo, R OBP: 0.143, SLG: 0.143 (6, 1)									
Rick Monday, L OBP: 0.388, SLG: 0.488 (6, PH)									

Inning Stats	R: 0 E: 0 K: 1 S: 6	H: 1 LOB: 1 BB: 0 P: 6	R: 0 E: 0 K: 1 S: 6	H: 1 LOB: 1 BB: 0 P: 6	R: 0 E: 0 K: 1 S: 5	H: 0 LOB: 0 BB: 0 P: 5	R: 0 E: 0 K: 0 S: 3	H: 0 LOB: 2 BB: 2 P: 11	R: 2 E: 0 K: 1 S: 8	H: 3 LOB: 1 BB: 0 P: 8	R: 3 E: 0 K: 0 S: 5	H: 2 LOB: 2 BB: 3 P: 17	R: 0 E: 0 K: 0 S: 3	H: 0 LOB: 0 BB: 0 P: 3	R: 0 E: 0 K: 0 S: 3	H: 0 LOB: 0 BB: 0 P: 3
--------------	------------------------------	---------------------------------	------------------------------	---------------------------------	------------------------------	---------------------------------	------------------------------	----------------------------------	------------------------------	---------------------------------	------------------------------	----------------------------------	------------------------------	---------------------------------	------------------------------	---------------------------------

PITCHER	IP	WLS	BF	H	R	ER	SO	BB	IBB	HBP	BLK	WP	HR	S	P	ERA	WHIP
Fred Norman, L ERA: 3.99 (1, 1)	5.0		23	5	3	3	4	3	0	0	0	0	0	28	40	5.40	1.600
John D'Acquisto, R ERA: 3.73 (6, 1)	0.1	L	4	2	2	2	0	1	0	0	0	0	0	3	7	54.00	9.000
Stan Bahnsen, R ERA: 3.21 (6, 1)	2.2		9	0	0	0	0	1	0	0	0	0	0	8	12	0.00	0.375

BOTTOM

Montreal Expos @ Los Angeles Dodgers
Dodger Stadium, Los Angeles, CA

Fri Aug 29 1980, 7:05 PM PDT
Att. 50,810 - Unknown

AB	30
R	5
H	7
RBI	5
BB	5
SO	4
LOB	11

livebaseballscorecards.com



1B: 2	SF: 0	WP: 0	PA: 36
2B: 4	SAC: 1	PB: 0	
3B: 1	DP: 0	SB: 0	
HR: 0	HBP: 0	CS: 0	

Batter	1	2	3	4	5	6	7	8	9	AB R H RBI BB SO LOB	TOP		
Ron LeFlore, R OBP: 0.337, SLG: 0.353 (1, 7) X	0-0 1B FC S 1B	0-0 PO 2B 2-H			4-0 BB S BBB			0-0 F8 2B 4-3		3 2 3 1 1 0 0	Montreal Expos @ Los Angeles Dodgers Dodger Stadium, Los Angeles, CA Sat Aug 30 1980, 7:05 PM PDT Att: 35,778 - Unknown livebaseballscorecards.com		
Rodney Scott, S OBP: 0.322, SLG: 0.307 (1, 4) X	0-0 FC S 1-3 1B	0-0 PO 2-3	0-0 4-3		0-0 F8 1-2			0-0 F8 2-3	4 0 1 0 0 0 2				
Rowland Office, L OBP: 0.360, SLG: 0.439 (1, 9) X	0-0 F3 1-2		0-0 F8		0-0 5-3			0-0 4-3	4 0 0 1 0 0 3				
Andre Dawson, R OBP: 0.362, SLG: 0.473 (1, 8) X	0-0 FC S 2-3 3-H		0-0 F8		0-0 F7			0-0 S 1B 3-H	4 0 1 1 0 0 1				
Gary Carter, R OBP: 0.308, SLG: 0.451 (1, 2) S S S	0-3 K 1-2			0-0 FC6-4 1B	0-0 F7			0-0 F5 1-2	4 0 1 0 0 1 3				
Warren Cromartie, L OBP: 0.349, SLG: 0.437 (1, 3) X	0-0 F8		0-0 FC6-4 1-2f		0-0 F8			0-0 4-3	4 0 0 0 0 0 3				
Larry Parrish, R OBP: 0.322, SLG: 0.456 (1, 5) X		0-0 5-3		0-0 F7			0-0 F8	0-0 L4	4 0 0 0 0 0 1				
Chris Speier, R OBP: 0.325, SLG: 0.302 (1, 6) Jerry White, S OBP: 0.352, SLG: 0.431 (9, PH)		0-0 6-3		0-0 5-3			0-0 F9	0-0 6-3	3 0 0 0 0 0 1 1 0 0 0 0 0 0				
Bill Gullickson, R OBP: 0.185, SLG: 0.192 (1, 1) Elias Sosa, R OBP: 0.167, SLG: 0.167 (7, 1)		0-0 2B 2B		0-3 K			0-3 K		3 1 1 0 0 2 0 0 0 0 0 0 0 0				
Inning Stats	R: 1 H: 2 E: 0 LOB: 2 K: 1 BB: 0 S: 8 P: 8	R: 1 H: 2 E: 0 LOB: 0 K: 0 BB: 0 S: 4 P: 4	R: 0 H: 0 E: 0 LOB: 0 K: 0 BB: 0 S: 3 P: 3	R: 0 H: 1 E: 0 LOB: 1 K: 0 BB: 0 S: 4 P: 4	R: 0 H: 0 E: 0 LOB: 1 K: 1 BB: 1 S: 5 P: 9	R: 0 H: 0 E: 0 LOB: 0 K: 0 BB: 0 S: 3 P: 3	R: 0 H: 0 E: 0 LOB: 0 K: 1 BB: 0 S: 5 P: 5	R: 1 H: 2 E: 0 LOB: 1 K: 0 BB: 0 S: 5 P: 5	R: 0 H: 0 E: 0 LOB: 0 K: 0 BB: 0 S: 3 P: 3	1B: 4 SF: 0 2B: 3 SAC: 0 3B: 0 DP: 0 HR: 0 HBP: 0	WP: 0 PA: 36 PB: 0 SB: 5 CS: 0		
PITCHER	IP WLS BF H R ER SO BB IBB HBP BLK WP HR S P ERA WHIP											PITCHER	IP WLS BF H R ER SO BB IBB HBP BLK WP HR S P ERA WHIP
Burt Hooton, R ERA: 3.28 (1, 1)	7.1 W 29 6 3 3 3 1 0 0 0 0 0 0 34 38 3.68 0.955												
Don Stanhouse, R ERA: 5.71 (8, 1)	1.2 S 6 1 0 0 0 0 0 0 0 0 0 0 6 6 0.00 0.600												

Batter	1	2	3	4	5	6	7	8	9	AB R H RBI BB SO LOB	TOP
Ron LeFlore, R OBP: 0.336, SLG: 0.354 (1, 7) X	0-0 CS 2B			X 0-0 6-3		X 0-3 K			X 0-0 6-3	4 0 1 0 0 1 1	Montreal Expos @ Los Angeles Dodgers Dodger Stadium, Los Angeles, CA Sun Aug 31 1980, 3:33 AM PDT Unknown livebaseballscorecards.com
Rodney Scott, S OBP: 0.321, SLG: 0.306 (1, 4) X	0-0 1-3		X 0-0 1B			X 0-0 G3			X 0-3 K	4 0 1 0 0 1 2	
Gary Carter, R OBP: 0.309, SLG: 0.450 (1, 2) X	0-0 2-3 1B		X 0-0 L6			X 0-0 F7				3 0 1 0 0 0 0	
Andre Dawson, R OBP: 0.360, SLG: 0.470 (1, 8) X		X 0-0 5-3		X 0-0 P4		X 0-0 4-3				3 0 0 0 0 0 0	
Larry Parrish, R OBP: 0.322, SLG: 0.458 (1, 5) X		X 0-0 F8		X 0-0 G3 2B		X 0-0 F9				3 0 1 0 0 0 0	
Warren Cromartie, L OBP: 0.347, SLG: 0.434 (1, 3) X		X 0-0 5-3		X 0-0 G3 2-3		X 0-0 6-3				3 0 0 0 0 0 1	
Jerry White, S OBP: 0.345, SLG: 0.421 (1, 9) X			X 0-0 6-3		X 0-0 F8		X 0-3 K			3 0 0 0 0 1 1	
Chris Speier, R OBP: 0.322, SLG: 0.299 (1, 6) X			X 0-0 5-3		X 0-0 4-3		X 0-0 F7			3 0 0 0 0 0 0	
Steve Rogers, R OBP: 0.261, SLG: 0.164 (1, 1) X Ken Macha, R OBP: 0.369, SLG: 0.380 (9, PH) X			X 0-0 F7		X 0-0 4-3		X 4-0 BB			2 0 0 0 0 0 0 0 0 0 0 1 0 0	
Inning Stats	R: 0 H: 2 E: 0 LOB: 1 K: 0 BB: 0 S: 3 P: 3	R: 0 H: 0 E: 0 LOB: 0 K: 0 BB: 0 S: 3 P: 3	R: 0 H: 0 E: 0 LOB: 0 K: 0 BB: 0 S: 3 P: 3	R: 0 H: 1 E: 0 LOB: 0 K: 0 BB: 0 S: 3 P: 3	R: 0 H: 1 E: 0 LOB: 1 K: 0 BB: 0 S: 4 P: 4	R: 0 H: 0 E: 0 LOB: 0 K: 1 BB: 0 S: 5 P: 5	R: 0 H: 0 E: 0 LOB: 0 K: 0 BB: 0 S: 3 P: 3	R: 0 H: 0 E: 0 LOB: 0 K: 1 BB: 0 S: 5 P: 5	R: 0 H: 0 E: 0 LOB: 1 K: 1 BB: 1 S: 5 P: 9	1B: 2 SF: 0 2B: 2 SAC: 0 3B: 0 DP: 0 HR: 0 HBP: 0	WP: 0 PA: 29 PB: 0 SB: 0 CS: 1
PITCHER Jerry Reuss, L ERA: 2.14 (1, 1)	IP WLS BF H R ER SO BB IBB HBP BLK WP HR S P ERA WHIP										

Montreal Expos @ Los Angeles Dodgers
Dodger Stadium, Los Angeles, CA
 Sun Aug 31 1980, 3:33 AM PDT
 Unknown

AB	28
R	0
H	4
RBI	0
BB	1
SO	3
LOB	5



Batter	1	2	3	4	5	6	7	8	9
Davey Lopes, R OBP: 0.331, SLG: 0.365 (1, 4)	0-0 S 1B		0-0 6-3			0-0 F8 1B 2B		0-0 SH3 1-2	
Jay Johnstone, L OBP: 0.390, SLG: 0.414 (1, 9)	0-0 3-1 1B		0-0 4-3			0-0 F8 2-3		0-0 4-3 2-3	
Dusty Baker Jr., R OBP: 0.341, SLG: 0.537 (1, 7)	0-0 3-1 1-2		0-0 6-3			0-0 3-H 1B		0-0 F9	
Steve Garvey, R OBP: 0.338, SLG: 0.466 (1, 3)	0-0 5-3			0-0 CS 1B		0-0 F3			
Ron Cey, R OBP: 0.344, SLG: 0.438 (1, 5)	0-0 P6			0-0 F8 1-2		0-0 5-3			
Rick Monday, L OBP: 0.377, SLG: 0.466 (1, 8)		0-0 F9		0-0 F8			0-3 K		
Derrel Thomas, S OBP: 0.303, SLG: 0.317 (8, 8)									
Bill Russell, R OBP: 0.304, SLG: 0.354 (1, 6)		0-0 F5			0-0 P6		0-0 5-3		
Mike Scioscia, L OBP: 0.320, SLG: 0.359 (1, 2)		4-0 BB			0-3 K		0-0 P4		
Jerry Reuss, L OBP: 0.145, SLG: 0.169 (1, 1)		0-3 K			0-0 G3			0-0 4-3 SH3 1B	

Inning Stats	R: 1	H: 2	E: 0	K: 0	S: 5	LOB: 1	BB: 0	P: 5
	R: 0	H: 0	E: 0	K: 1	S: 5	LOB: 1	BB: 1	P: 9
	R: 0	H: 0	E: 0	K: 0	S: 3	LOB: 0	BB: 0	P: 3
	R: 0	H: 1	E: 0	K: 0	S: 3	LOB: 0	BB: 0	P: 3
	R: 0	H: 0	E: 0	K: 1	S: 5	LOB: 0	BB: 0	P: 5
	R: 0	H: 2	E: 0	K: 1	S: 5	LOB: 1	BB: 0	P: 5
	R: 0	H: 0	E: 0	K: 1	S: 5	LOB: 0	BB: 0	P: 5
	R: 0	H: 1	E: 0	K: 0	S: 4	LOB: 1	BB: 0	P: 4

PITCHER	IP	WLS	BF	H	R	ER	SO	BB	IBB	HBP	BLK	WP	HR	S	P	ERA	WHIP
Steve Rogers, R ERA: 3.14 (1, 1)	8.0	L	30	6	2	2	3	1	0	0	0	0	0	35	39	2.25	0.875

AB R H RBI BB SO LOB

3	2	2	0	0	0	0
4	0	1	1	0	0	2
4	0	1	1	0	0	2
3	0	1	0	0	0	2
3	0	0	0	0	0	3
3	0	0	0	0	1	0
0	0	0	0	0	0	0
3	0	0	0	0	0	0
2	0	0	0	1	1	0
3	0	1	0	0	1	1

WP	PA
0	30

AB	28
R	2
H	6
RBI	2
BB	1
SO	3
LOB	10



Montreal Expos @ Los Angeles Dodgers
Dodger Stadium, Los Angeles, CA
 Sun Aug 31 1980, 3:33 AM PDT
 Unknown

livebaseballscorecards.com

Batter	1	2	3	4	5	6	7	8	9	AB R H RBI BB SO LOB	TOP	
Ron LeFlore, R OBP: 0.336, SLG: 0.359 (1, 7) X	0-0 HR		0-3 K		0-0 6-3		0-0 5-3			4 1 1 1 0 1 2		
Rodney Scott, S OBP: 0.321, SLG: 0.304 (1, 4) B B B	4-0 G4-6-3 BB		0-3 K			0-0 F9		0-3 K		3 0 0 0 1 2 0		
Rowland Office, L OBP: 0.358, SLG: 0.435 (1, 9) X	0-0 G4-6-3 1-2f			0-0 G6-4-3 1B		0-0 1-3		0-0 6-3		4 0 1 0 0 0 1		
Andre Dawson, R OBP: 0.361, SLG: 0.470 (1, 8) X	0-0 3-1			0-0 G6-4-3 1B		0-0 1B		0-0 F7		4 0 2 0 0 0 0		
Warren Cromartie, L OBP: 0.348, SLG: 0.441 (1, 3) X		0-0 HR		0-0 G6-4-3 1-2f 2-3		0-0 1-3 1B		0-0 6-3		4 1 2 1 0 0 2		
Larry Parrish, R OBP: 0.319, SLG: 0.453 (1, 5) X		0-0 F7		0-0 4-3		0-3 K		0-0 F7		4 0 0 0 0 1 3		
John Tamargo, S OBP: 0.271, SLG: 0.311 (1, 2) X		0-0 F9			0-0 3-1		0-3 K		0-3 K	1 0 0 0 0 0 0		
Stan Bahnsen, R OBP: 0.364, SLG: 0.250 (5, 1)										0 0 0 0 0 0 0		
Tony Bernazard, S OBP: 0.260, SLG: 0.349 (7, PH)										1 0 0 0 0 1 0		
Elias Sosa, R OBP: 0.167, SLG: 0.167 (7, 1)										0 0 0 0 0 0 0		
Gary Carter, R OBP: 0.308, SLG: 0.449 (9, PH)										1 0 0 0 0 1 0		
Chris Speier, R OBP: 0.325, SLG: 0.300 (1, 6) X		0-0 F8			0-0 E9 1B		4-0 BB			2 0 1 0 1 0 0		
David Palmer, R OBP: 0.263, SLG: 0.250 (1, 1) X			0-0 5-3			0-0 F9		0-3 K		0 0 0 0 0 0 0		
John D'Acquisto, R (2, 1)										0 0 0 0 0 0 0		
Bobby Ramos, R OBP: 0.219, SLG: 0.143 (2, 2)										3 0 0 0 0 1 2		
Tom Hutton, L OBP: 0.259, SLG: 0.245 (5, PH)										1 0 0 0 0 0 0		
Inning Stats	R: 1 H: 1 E: 0 LOB: 0 K: 0 BB: 1 S: 3 P: 7	R: 1 H: 1 E: 0 LOB: 0 K: 0 BB: 0 S: 4 P: 4	R: 0 H: 0 E: 0 LOB: 0 K: 2 BB: 0 S: 7 P: 7	R: 0 H: 2 E: 0 LOB: 1 K: 0 BB: 0 S: 4 P: 4	R: 0 H: 1 E: 1 LOB: 1 K: 0 BB: 0 S: 4 P: 4	R: 0 H: 2 E: 0 LOB: 2 K: 1 BB: 0 S: 7 P: 7	R: 0 H: 0 E: 0 LOB: 1 K: 2 BB: 1 S: 7 P: 11	R: 0 H: 0 E: 0 LOB: 0 K: 1 BB: 0 S: 5 P: 5	R: 0 H: 0 E: 0 LOB: 0 K: 1 BB: 0 S: 5 P: 5	1B: 5 SF: 0 2B: 0 SAC: 0 3B: 0 DP: 2 HR: 2 HBP: 0	WP: 0 PA: 34 PB: 0 SB: 0 CS: 0	
PITCHER Don Sutton, R ERA: 2.25 (1, 1) Bobby Castillo, R ERA: 2.86 (8, 1)	IP WLS BF H R ER SO BB IBB HBP BLK WP HR S P ERA WHIP											PITCHER IP WLS BF H R ER SO BB IBB HBP BLK WP HR S P ERA WHIP
	7.0 W 28 7 2 2 5 2 0 0 0 0 0 2 36 44 2.57 1.286											

Montreal Expos @ Los Angeles Dodgers
 Dodger Stadium, Los Angeles, CA

Sun Aug 31 1980, 3:38 AM PDT
 Att: 48,542 - Unknown

AB	32
R	2
H	7
RBI	2
BB	2
SO	7
LOB	10



Batter	1	2	3	4	5	6	7	8	9
Davey Lopes, R (1, 4) <small>OBP: 0.330, SLG: 0.363</small> Bill Russell, R (7, 6) <small>OBP: 0.304, SLG: 0.353</small>	0-0 5-3	4-0 WP 1B 1-2 2-3 BB		0-0 F9		0-0 F8		0-0 6-3 2-3	
Jay Johnstone, L (1, 9) <small>OBP: 0.387, SLG: 0.409</small> Mickey Hatcher, R (7, 9) <small>OBP: 0.234, SLG: 0.277</small>	0-0 CS 1B 1B	0-0 P6		0-3 K		0-0 F8		0-0 F7	
Dusty Baker Jr., R (1, 7) <small>OBP: 0.344, SLG: 0.538</small>	0-0 CS 1B 1-2	0-0 WP 1B 1-2 2-H 3-H		0-0 WP 1B		0-3 K			
Steve Garvey, R (1, 3) <small>OBP: 0.335, SLG: 0.462</small>	0-3 K 1-2 2-3	0-0 6-3		0-0 L6 1-2		0-0 F9			
Ron Cey, R (1, 5) <small>OBP: 0.345, SLG: 0.444</small>		HR BB		0-0 F9		0-0 5-3			
Rick Monday, L (1, 8) <small>OBP: 0.380, SLG: 0.489</small> Bobby Castillo, R (8, 1) <small>OBP: 0.143, SLG: 0.143</small>		HR 1-3		0-0 2B 1B		0-0 L7			
Joe Ferguson, R (1, 2) <small>OBP: 0.371, SLG: 0.432</small>		HR		0-0 P6		0-0 F8 2B 1-H		0-0 HR	
Derrel Thomas, S (1, 6) <small>OBP: 0.312, SLG: 0.326</small> (7, 4)		BB 1B 1B		0-0 G1-6-4 1B		0-0 F8 2-3		0-0 6-3 4-3 1B	
Don Sutton, R (1, 1) <small>OBP: 0.080, SLG: 0.080</small> Rudy Law, L (8, 8) <small>OBP: 0.319, SLG: 0.312</small>		BB 1B 1B		0-0 G1-6-4 1-2		0-3 K		0-0 4-3 1-2	

Inning Stats	R: 0 E: 0 K: 1 S: 6	H: 2 LOB: 1 BB: 0 P: 6	R: 5 E: 0 K: 0 S: 9	H: 6 LOB: 3 BB: 2 P: 17	R: 0 E: 0 K: 0 S: 3	H: 1 LOB: 0 BB: 0 P: 3	R: 0 E: 0 K: 1 S: 6	H: 1 LOB: 1 BB: 0 P: 6	R: 1 E: 0 K: 1 S: 7	H: 2 LOB: 1 BB: 0 P: 7	R: 0 E: 0 K: 1 S: 5	H: 0 LOB: 0 BB: 0 P: 5	R: 0 E: 0 K: 0 S: 3	H: 0 LOB: 0 BB: 0 P: 3	R: 1 E: 0 K: 0 S: 5	H: 2 LOB: 1 BB: 0 P: 5
--------------	------------------------------	---------------------------------	------------------------------	----------------------------------	------------------------------	---------------------------------	------------------------------	---------------------------------	------------------------------	---------------------------------	------------------------------	---------------------------------	------------------------------	---------------------------------	------------------------------	---------------------------------

PITCHER	IP	WLS	BF	H	R	ER	SO	BB	IBB	HBP	BLK	WP	HR	S	P	ERA	WHIP
David Palmer, R (1, 1) <small>ERA: 3.16</small>	1.0	L	9	7	5	4	1	0	0	0	0	0	3	11	11	36.00	7.000
John D'Acquisto, R (2, 1) <small>ERA: 3.59</small>	3.0		13	3	0	0	1	2	0	0	0	2	0	13	21	0.00	1.667
Stan Bahnsen, R (5, 1) <small>ERA: 3.24</small>	2.0		8	2	1	1	2	0	0	0	0	0	0	12	12	4.50	1.000
Elias Sosa, R (7, 1) <small>ERA: 3.15</small>	2.0		8	2	1	1	0	0	0	0	0	0	1	8	8	4.50	1.000

BOTTOM

Montreal Expos @ Los Angeles Dodgers
 Dodger Stadium, Los Angeles, CA


Sun Aug 31 1980, 3:38 AM PDT
 Att. 48,542 - Unknown

AB	36
R	7
H	14
RBI	7
BB	2
SO	4
LOB	17



1B	2B	3B	HR	SF	SAC	DP	HBP	WP	HR	S	P	ERA	WHIP
9	1	0	4	0	0	1	0	2	0	0	0	36.00	7.000

Batter	1	2	3	4	5	6	7	8	9	AB R H RBI BB SO LOB	TOP		
Frank Taveras, R (1, 6) OBP: 0.314, SLG: 0.329	0-0 F9		0-0 1-3			0-0 6-3		0-0 6-3		4 0 0 0 0 0 0	New York Mets @ Los Angeles Dodgers Dodger Stadium, Los Angeles, CA Mon Sep 01 1980, 3:33 AM PDT Att: 30,460 - Unknown livebaseballscorecards.com		
Elliott Maddox, R (1, 5) OBP: 0.343, SLG: 0.335	0-0 4-3			0-0 BB 1B		0-0 6-3		0-0 6-3		4 0 1 0 0 0 0			
Lee Mazzilli, S (1, 8) OBP: 0.371, SLG: 0.445	0-3 K			0-0 F8		0-3 K		0-0 1-3		4 0 0 0 0 2 1			
Claudell Washington, L (1, 7) (7, 9) OBP: 0.339, SLG: 0.481		0-3 K		0-3 K		0-3 K		0-3 K		4 0 0 0 0 4 1			
Joel Youngblood, R (1, 9) (7, 4) OBP: 0.348, SLG: 0.384		0-3 K		4-0 BB 1-2 BB		0-0 1B 2B 1B		0-0 F9		3 1 1 0 1 1 0			
Mike Jorgensen, L (1, 3) Dan Norman, R (9, PH) OBP: 0.179, SLG: 0.213		4-0 BB FC4-6 BB		0-0 3-1		0-0 2B SF9 1B		0-0 F8		2 1 1 0 1 0 2 1 0 0 0 0 0 0			
Alex Trevino, R (1, 2) OBP: 0.286, SLG: 0.283		0-0 FC4-6			0-0 6-3		0-0 SF9 2B			3 0 1 1 0 0 1			
Bill Almon, R (1, 4) Jerry Morales, R (7, PH) OBP: 0.300, SLG: 0.363			0-0 L1		0-0 F9		0-0 SF9			2 0 0 0 0 0 0 0 0 0 1 0 0 0			
Ray Burris, R (1, 1) Steve Henderson, R (7, PH) Tom Hausman, R (7, 1) OBP: 0.095, SLG: 0.095 OBP: 0.368, SLG: 0.412 OBP: 0.063, SLG: 0.063			0-3 K		0-3 K		0-0 4-3			2 0 0 0 0 2 0 1 0 0 0 0 0 1 0 0 0 0 0 0 0			
Inning Stats	R: 0 H: 0 E: 0 LOB: 0 K: 1 BB: 0 S: 5 P: 5	R: 0 H: 0 E: 0 LOB: 1 K: 2 BB: 1 S: 7 P: 11	R: 0 H: 0 E: 0 LOB: 0 K: 1 BB: 0 S: 5 P: 5	R: 0 H: 1 E: 0 LOB: 2 K: 1 BB: 1 S: 6 P: 10	R: 0 H: 0 E: 0 LOB: 0 K: 1 BB: 0 S: 5 P: 5	R: 0 H: 0 E: 0 LOB: 0 K: 1 BB: 0 S: 5 P: 5	R: 2 H: 3 E: 0 LOB: 1 K: 1 BB: 0 S: 8 P: 8	R: 0 H: 0 E: 0 LOB: 0 K: 0 BB: 0 S: 3 P: 3	R: 0 H: 0 E: 0 LOB: 0 K: 1 BB: 0 S: 5 P: 5	1B: 3 SF: 1 2B: 1 SAC: 0 3B: 0 DP: 0 HR: 0 HBP: 0		WP: 0 PA: 33 PB: 0 SB: 0 CS: 0	
PITCHER	IP WLS BF H R ER SO BB IBB HBP BLK WP HR S P ERA WHIP											PITCHER	IP WLS BF H R ER SO BB IBB HBP BLK WP HR S P ERA WHIP
Bob Welch, R (1, 1) ERA: 3.45	7.0 W 27 4 2 2 8 2 0 0 0 0 0 0 0 41 49 2.57 0.857												
Steve Howe, L (8, 1) ERA: 1.76	2.0 S 6 0 0 0 1 0 0 0 0 0 0 0 0 8 8 0.00 0.000												



Batter	1	2	3	4	5	6	7	8	9
Rudy Law, L (1, 8) OBP: 0.318, SLG: 0.311 Bobby Mitchell, L (9, 8)	0-0 P6		0-0 4-3		0-0 FC6-4			0-0 SH5-3 1B	
Jay Johnstone, L (1, 9) OBP: 0.380, SLG: 0.401 Mickey Hatcher, R (9, 9) OBP: 0.234, SLG: 0.277	0-0 F9		0-0 P6		0-0 PO	0-0 F9		0-0 SH5-3 1-2	
Dusty Baker Jr., R (1, 7) OBP: 0.343, SLG: 0.542	0-0 L8		0-0 P6			0-0 HR		0-0 5-3	
Steve Garvey, R (1, 3) OBP: 0.336, SLG: 0.463		0-0 2B 1B		0-0 L7		0-0 6-3		0-0 1B 2-H	
Ron Cey, R (1, 5) OBP: 0.346, SLG: 0.454		0-0 4-3 FC1-2 1-H 2B		0-0 HR		0-0 6-3		0-0 5-3	
Joe Ferguson, R (1, 2) OBP: 0.370, SLG: 0.430		0-0 4-3 2-3		0-0 CS 1B		0-3 K			
Bill Russell, R (1, 6) OBP: 0.302, SLG: 0.351		0-0 FC1-2 BB 1B 3-H		0-0 1-3 1-2		0-0 6-3			
Derrel Thomas, S (1, 4) OBP: 0.317, SLG: 0.324		4-0 1B 1-2 BB BB BB			0-0 F7	4-0 BB BB BB		BB	
Bob Welch, R (1, 1) OBP: 0.230, SLG: 0.267 Rick Monday, L (7, PH) OBP: 0.377, SLG: 0.485 Steve Howe, L (8, 1) OBP: 0.100, SLG: 0.100		0-0 1-3 2-H 1B			0-0 FC6-4 1B	0-0 L9			

AB	R	H	RBI	BB	SO	LOB
4	1	1	0	0	0	1
0	0	0	0	0	0	0
3	0	0	0	0	0	0
0	0	0	0	0	0	0
4	1	1	1	0	0	1
4	1	2	1	0	0	0
4	1	2	2	0	0	1
3	0	1	0	0	1	1
3	1	0	0	0	0	2
1	0	0	0	2	0	0
2	0	2	1	0	0	0
1	0	0	0	0	0	1
0	0	0	0	0	0	0

BOTTOM

New York Mets @ Los Angeles Dodgers
Dodger Stadium, Los Angeles, CA
 Mon Sep 01 1980, 3:33 AM PDT
 Att. 30,460 - Unknown

livebaseballscorecards.com

AB	29
R	5
H	9
RBI	5
BB	2
SO	1
LOB	7



1B: 6	SF: 0	WP: 0	PA: 33
2B: 1	SAC: 1	PB: 0	
3B: 0	DP: 0	SB: 0	
HR: 2	HBP: 0	CS: 1	

Inning Stats		R: 0	H: 0	E: 0	K: 0	S: 3	R: 2	H: 3	E: 0	K: 0	S: 5	R: 1	H: 2	E: 0	K: 0	S: 4	R: 0	H: 1	E: 0	K: 0	S: 3	R: 1	H: 1	E: 0	K: 0	S: 4	R: 0	H: 0	E: 0	K: 1	S: 5	R: 1	H: 2	E: 0	K: 0	S: 5
PITCHER	IP	WLS	BF	H	R	ER	SO	BB	IBB	HBP	BLK	WP	HR	S	P	ERA	WHIP																			
Ray Burris, R (1, 1) ERA: 3.66	6.0	L	23	7	4	4	0	1	0	0	0	0	2	22	26	6.00	1.333																			
Tom Hausman, R (7, 1) ERA: 3.51	2.0		9	2	1	1	1	1	0	0	0	0	0	10	14	4.50	1.500																			
PITCHER		IP	WLS	BF	H	R	ER	SO	BB	IBB	HBP	BLK	WP	HR	S	P	ERA	WHIP																		

Batter	1	2	3	4	5	6	7	8	9	AB R H RBI BB SO LOB	TOP							
Mookie Wilson, S (1, 8) X	0-0 6-3 ①		0-0 6-3 ①		0-3 K ③		0-0 4-3 ②			4 0 0 1 0 1 0								
Frank Taveras, R (1, 6) X	0-0 5-3 ②		0-3 K ②			0-3 K ① X	0-0 6-3 ③			4 0 0 0 0 2 0								
Lee Mazzilli, S (1, 3) X	0-0 G3 ③		4-0 S BB			0-0 F7 ②		0-3 K ①		3 0 0 0 1 1 0								
Claudell Washington, L (1, 9)		0-0 G6-4-3 1B 2B	0-0 F8 ③			0-0 F5 ③		0-0 4-3 ②		4 1 1 0 0 0 1								
Steve Henderson, R (1, 7)		4-0 G6-4-3 BB		0-0 6-3 ①			4-0 BB 1B BB	0-0 6-3 ③		2 1 0 0 2 0 0								
Elliott Maddox, R (1, 5)		0-0 G6-4-3 ① ②		0-3 K ②			4-0 BB 1B 2B BB	0-0 F7 ①		3 1 0 0 1 1 2								
Alex Trevino, R (1, 2)		4-0 BB 1B BB		0-0 F7 ③			0-0 BB 2B 4-3 1B	0-0 L1 ②		3 1 1 1 1 0 0								
Wally Backman, S (1, 4)		0-0 FC6-4 1B			0-3 K ①		0-0 BB 4-3 2B	0-0 G3 ③		4 1 2 2 0 1 0								
John Pacella, R (1, 1)		0-0 FC6-4 ③			0-0 5-3 ②		0-0 BB 4-3 ①			2 0 0 0 0 0 2								
Roy Lee Jackson, R (6, 1)										0 0 0 0 0 0 0								
Mike Jorgensen, L (7, PH)										1 0 0 1 0 0 1								
Jeff Reardon, R (7, 1)										0 0 0 0 0 0 0								
Inning Stats	R: 0 H: 0 E: 0 K: 0 S: 3	H: 0 LOB: 0 BB: 0 P: 3	R: 1 H: 2 E: 0 K: 0 S: 4	H: 2 LOB: 2 BB: 2 P: 12	R: 0 H: 0 E: 0 K: 1 S: 5	H: 0 LOB: 1 BB: 1 P: 9	R: 0 H: 0 E: 0 K: 1 S: 5	H: 0 LOB: 0 BB: 0 P: 5	R: 0 H: 0 E: 0 K: 1 S: 5	H: 0 LOB: 0 BB: 0 P: 5	R: 4 H: 2 E: 0 K: 0 S: 5	H: 2 LOB: 0 BB: 2 P: 13	R: 0 H: 0 E: 0 K: 1 S: 3	H: 0 LOB: 0 BB: 0 P: 3	R: 0 H: 0 E: 0 K: 0 S: 3	H: 0 LOB: 0 BB: 0 P: 3	1B: 2 SF: 0 2B: 2 SAC: 0 3B: 0 DP: 1 HR: 0 HBP: 0	WP: 0 PA: 35 PB: 0 SB: 1 CS: 0
PITCHER	IP WLS BF H R ER SO BB IBB HBP BLK WP HR S P ERA WHIP																	
Dave Goltz, R (1, 1) ERA: 4.78	6.0 W 24 2 3 3 5 5 0 0 0 0 0 0 29 49 4.50 1.167																	
Bobby Castillo, R (7, 1) ERA: 3.07	1.0 5 2 2 2 0 0 0 0 0 0 0 0 5 5 18.00 2.000																	
Don Stanhouse, R (8, 1) ERA: 5.12	2.0 S 6 0 0 0 1 0 0 0 0 0 0 0 8 8 0.00 0.000																	

New York Mets @ Los Angeles Dodgers
 Dodger Stadium, Los Angeles, CA
 Tue Sep 02 1980, 7:05 PM PDT
 Att: 27,543 - Unknown

livebaseballscorecards.com

AB	30
R	5
H	4
RBI	5
BB	5
SO	6
LOB	6



Batter	1	2	3	4	5	6	7	8	9
Rudy Law, L OBP: 0.318, SLG: 0.310 Bobby Mitchell, L (1, 8) (9, 8)	0-0 SH5-3 S 6-3 1B		0-0 F7		0-0 F8	0-0 P6			
Jay Johnstone, L OBP: 0.376, SLG: 0.396 Mickey Hatcher, R OBP: 0.229, SLG: 0.271 (1, 9) (7, 9)	0-0 SH5-3 1-3		0-0 F9		0-0 F7		0-0 F9		
Dusty Baker Jr., R OBP: 0.343, SLG: 0.540 (1, 7)	0-0 6-3			0-3 K 1B 1B	0-0 6-3		0-0 CS 1B		
Steve Garvey, R OBP: 0.337, SLG: 0.462 (1, 3)	0-0 F8			0-0 1B 1B		4-0 BB 1B BB	0-0 P5 1-2		
Ron Cey, R OBP: 0.347, SLG: 0.453 (1, 5)		0-3 K		0-0 FC5-4 1B 2-H 3-H		4-0 1B SH BB	0-0 F8		
Joe Ferguson, R OBP: 0.367, SLG: 0.424 (1, 2)		0-0 5-3		0-0 F8		0-0 SH 1B 1B	0-0 5-3		
Bill Russell, R OBP: 0.300, SLG: 0.349 (1, 6)		0-0 F7		0-0 FC5-4 WP 1-2f		0-0 SH 1B 1-2 3-H	0-3 K		
Derrel Thomas, S OBP: 0.322, SLG: 0.326 (1, 4)			0-0 6-3	4-0 1-2 IBB		0-0 1B 1-3 2-H			
Dave Goltz, R OBP: 0.227, SLG: 0.128 Bobby Castillo, R OBP: 0.143, SLG: 0.143 Don Stanhouse, R (1, 1) (7, 1) (8, 1)			0-0 1B	0-0 F8		0-0 5-3			

Inning Stats	R: 1	H: 1	E: 0	K: 0	S: 4	LOB: 0	BB: 0	P: 4	R: 0	H: 0	E: 0	K: 1	S: 5	LOB: 0	BB: 0	P: 5	R: 0	H: 1	E: 0	K: 0	S: 4	LOB: 1	BB: 0	P: 4	R: 2	H: 2	E: 0	K: 1	S: 8	LOB: 2	BB: 1	P: 12	R: 0	H: 0	E: 0	K: 0	S: 3	LOB: 0	BB: 0	P: 3	R: 3	H: 2	E: 0	K: 0	S: 5	LOB: 1	BB: 2	P: 13	R: 0	H: 1	E: 0	K: 0	S: 3	LOB: 0	BB: 0	P: 3	R: 0	H: 0	E: 0	K: 1	S: 5	LOB: 0	BB: 0	P: 5
--------------	------	------	------	------	------	--------	-------	------	------	------	------	------	------	--------	-------	------	------	------	------	------	------	--------	-------	------	------	------	------	------	------	--------	-------	-------	------	------	------	------	------	--------	-------	------	------	------	------	------	------	--------	-------	-------	------	------	------	------	------	--------	-------	------	------	------	------	------	------	--------	-------	------

PITCHER	IP	WLS	BF	H	R	ER	SO	BB	IBB	HBP	BLK	WP	HR	S	P	ERA	WHIP
John Pacella, R ERA: 5.04 (1, 1)	5.0	L	23	4	5	5	2	2	1	0	0	2	0	24	36	9.00	1.200
Roy Lee Jackson, R ERA: 4.6 (6, 1)	1.0		5	2	1	1	0	0	0	0	0	0	0	5	5	9.00	2.000
Jeff Reardon, R ERA: 2.7 (7, 1)	2.0		6	1	0	0	1	0	0	0	0	0	0	8	8	0.00	0.500

BOTTOM

AB	R	H	RBI	BB	SO	LOB
4	1	1	0	0	0	2
0	0	0	0	0	0	0
2	0	0	0	0	0	1
1	0	0	0	0	0	0
4	1	1	1	0	1	0
3	2	1	0	1	0	1
3	1	1	2	1	1	0
4	1	1	1	0	0	1
3	0	0	1	0	1	1
2	0	1	1	1	0	0
3	0	1	0	0	0	3
0	0	0	0	0	0	0
0	0	0	0	0	0	0

AB 29
R 6
H 7
RBI 6
BB 3
SO 3
LOB 9



PITCHER	IP	WLS	BF	H	R	ER	SO	BB	IBB	HBP	BLK	WP	HR	S	P	ERA	WHIP
WP: 2	PA: 34	PB: 0	SB: 1	CS: 1	HR: 0	HBP: 0	SF: 0	SAC: 2	DP: 0								

New York Mets @ Los Angeles Dodgers
Dodger Stadium, Los Angeles, CA
Tue Sep 02 1980, 7:05 PM PDT
Att. 27,543 - Unknown

livebaseballscorecards.com

Batter	1	2	3	4	5	6	7	8	9	AB R H RBI BB SO LOB	TOP											
Mookie Wilson, S (1, 8) 0-0 S	0-3 K			X 0-0 F7		X 0-0 F8			BBB 4-0 1B BB	3 0 0 0 1 1 1												
Frank Taveras, R (1, 6) OBP: 0.312, SLG: 0.329 Bill Almon, R (4, 6) OBP: 0.250, SLG: 0.277 Steve Henderson, R (9, PH) OBP: 0.368, SLG: 0.410	0-0 1-3		X 0-0 CS 2B		X 0-0 6-3			BBB 0-3 K	2 0 1 0 0 0 0 1 0 0 0 0 0 0 1 0 0 0 0 1 1													
Lee Mazzilli, S (1, 3) OBP: 0.369, SLG: 0.441	0-0 P2		BBB 0-3 K		X 0-0 G3			BBB 0-0 G4-6-3 1B	4 0 1 0 0 1 1													
Claudell Washington, L (1, 7) OBP: 0.337, SLG: 0.481		BBB 0-3 K		X 0-0 CS 2B		X 0-0 F6		BBB 0-0 G4-6-3 1B	4 0 1 0 0 1 2													
Joel Youngblood, R (1, 9) OBP: 0.346, SLG: 0.381		BBB 0-3 K		X 0-0 F8		X 0-0 5-3		BBB 0-0 3 0 0 0 0 1 1														
Elliott Maddox, R (1, 5) OBP: 0.342, SLG: 0.332		X 0-0 4-3		X 0-0 6-3		X 0-0 BB 1B		3 0 1 0 0 0 0														
Alex Trevino, R (1, 2) OBP: 0.289, SLG: 0.284		BBB 0-3 K		X 0-0 1B		X 0-0 F9		3 0 1 0 0 1 1														
Wally Backman, S (1, 4) OBP: 0.429, SLG: 0.500		BBB 0-3 K		X 0-0 F8		BBB 4-0 1-2 BB		2 0 0 0 1 1 1														
Pat Zachry, R (1, 1) OBP: 0.070, SLG: 0.049 Mike Jorgensen, L (6, PH) OBP: 0.353, SLG: 0.369 Jeff Reardon, R (6, 1) Jerry Morales, R (8, PH) OBP: 0.299, SLG: 0.361 Neil Allen, R (8, 1) OBP: 0.200, SLG: 0.143		X 0-0 4-3		X 0-3 K		X 0-0 F7		1 0 0 0 0 0 0 1 0 0 0 0 1 1 0 0 0 0 0 0 0 1 0 0 0 0 0 2 0 0 0 0 0 0 0														
Inning Stats	R: 0 E: 0 K: 1 S: 5	H: 0 LOB: 0 BB: 0 P: 5	R: 0 E: 0 K: 2 S: 7	H: 0 LOB: 0 BB: 0 P: 7	R: 0 E: 0 K: 2 S: 7	H: 0 LOB: 0 BB: 0 P: 7	R: 0 E: 0 K: 1 S: 5	H: 1 LOB: 0 BB: 0 P: 5	R: 0 E: 0 K: 0 S: 3	H: 1 LOB: 0 BB: 0 P: 3	R: 0 E: 0 K: 1 S: 6	H: 1 LOB: 1 BB: 0 P: 6	R: 0 E: 0 K: 0 S: 3	H: 0 LOB: 0 BB: 0 P: 3	R: 0 E: 0 K: 0 S: 4	H: 1 LOB: 2 BB: 1 P: 8	R: 0 E: 0 K: 1 S: 5	H: 1 LOB: 1 BB: 1 P: 9	1B: 3 2B: 2 3B: 0 HR: 0	SF: 0 SAC: 0 DP: 1 HBP: 0	WP: 0 PB: 0 SB: 0 CS: 2	PA: 31
PITCHER	IP WLS BF H R ER SO BB IBB HBP BLK WP HR S P ERA WHIP																					
Burt Hooton, R (1, 1) ERA: 3.13 Steve Howe, L (9, 1) ERA: 1.74	8.1 W 29 4 0 0 8 2 0 0 0 0 0 0 0 43 51 0.00 0.720																					
	0.2 S 2 1 0 0 0 0 0 0 0 0 0 0 0 2 2 0.00 1.500																					

New York Mets @ Los Angeles Dodgers
Dodger Stadium, Los Angeles, CA
 Wed Sep 03 1980, 7:05 PM PDT
 Att: 28,568 - Unknown

livebaseballscorecards.com

AB	29
R	0
H	5
RBI	0
BB	2
SO	8
LOB	11



Batter	1	2	3	4	5	6	7	8	9
Rudy Law, L (1, 8) OBP: 0.317, SLG: 0.310 Bobby Mitchell, L (9, 8)	0-0 4-3		0-0 G5-4-3 1B		0-0 4-3			0-3 K	
Jay Johnstone, L (1, 9) OBP: 0.367, SLG: 0.386 Mickey Hatcher, R (9, 9)	0-0 F5		0-0 F9			0-0 F2		0-0 P7	
Dusty Baker Jr., R (1, 7) OBP: 0.340, SLG: 0.535	0-0 E5		0-0 G5-4-3 1-2f			0-0 F8		0-0 6-3	
Steve Garvey, R (1, 3) OBP: 0.337, SLG: 0.467	0-0 L4			0-3 K		0-0 HR			
Ron Cey, R (1, 5) OBP: 0.347, SLG: 0.452		0-0 1B SH1 1B		0-3 K		0-3 K			
Mike Scioscia, L (1, 2) OBP: 0.321, SLG: 0.358		0-0 SH1 1-3 1B		0-0 F9			0-0 P5		
Bill Russell, R (1, 6) OBP: 0.301, SLG: 0.348		0-0 SH1 1-2 3-H			1-0 SH1-4 HBP		0-0 P4		
Derrel Thomas, S (1, 4) OBP: 0.322, SLG: 0.332		0-0 F8			0-0 F8		0-0 2B		
Burt Hooton, R (1, 1) OBP: 0.103, SLG: 0.109 Steve Howe, L (9, 1) OBP: 0.100, SLG: 0.100		0-0 F5			0-0 SH1-4 1-2		0-3 K		

AB	R	H	RBI	BB	SO	LOB
4	0	1	0	0	1	1
0	0	0	0	0	0	0
4	0	0	0	0	0	1
0	0	0	0	0	0	0
4	0	0	0	0	0	1
3	1	1	1	0	1	1
3	1	1	0	0	2	0
3	0	1	0	0	0	0
1	0	0	1	0	0	0
3	0	1	0	0	0	2
2	0	0	0	0	1	2
0	0	0	0	0	0	0
1B: 3	SF: 0	2B: 1	SAC: 2	3B: 0	DP: 1	HR: 1
WP: 0	PA: 30	PB: 0	CS: 0	SB: 0		

BOTTOM

New York Mets @ Los Angeles Dodgers
Dodger Stadium, Los Angeles, CA
 Wed Sep 03 1980, 7:05 PM PDT
 Att. 28,568 - Unknown

AB	27
R	2
H	5
RBI	2
BB	0
SO	5
LOB	8



Inning Stats	R: 0	H: 0	E: 1	LOB: 1	K: 0	BB: 0	S: 4	P: 4
R: 1	H: 2	E: 0	LOB: 1	K: 0	BB: 0	S: 5	P: 5	
R: 0	H: 1	E: 0	LOB: 0	K: 0	BB: 0	S: 3	P: 3	
R: 0	H: 0	E: 0	LOB: 0	K: 2	BB: 0	S: 7	P: 7	
R: 0	H: 0	E: 0	LOB: 1	K: 0	BB: 0	S: 3	P: 4	
R: 1	H: 1	E: 0	LOB: 0	K: 1	BB: 0	S: 6	P: 6	
R: 0	H: 1	E: 0	LOB: 1	K: 1	BB: 0	S: 6	P: 6	
R: 0	H: 0	E: 0	LOB: 0	K: 1	BB: 0	S: 5	P: 5	

PITCHER	IP	WLS	BF	H	R	ER	SO	BB	IBB	HBP	BLK	WP	HR	S	P	ERA	WHIP
Pat Zachry, R (1, 1) ERA: 2.78	5.0	L	19	3	1	1	2	0	0	0	0	0	0	22	23	1.80	0.600
Jeff Reardon, R (6, 1) ERA: 2.74	2.0		8	2	1	1	2	0	0	0	0	0	1	12	12	4.50	1.000
Neil Allen, R (8, 1) ERA: 3.28	1.0		3	0	0	0	1	0	0	0	0	0	0	5	5	0.00	0.000

Batter	1	2	3	4	5	6	7	8	9	AB R H RBI BB SO LOB	TOP
Lonnie Smith, R (1, 9) <small>OBP: 0.395, SLG: 0.466</small> George Vukovich, L (8, 9) <small>OBP: 0.306, SLG: 0.295</small>	0-0 4-3 HR 1B		0-0 1-3 K			0-0 4-3 K		1-0 1B HBP		3 1 1 0 0 0 0 0 0 0 0 0 0 0	Philadelphia Phillies @ Los Angeles Dodgers Dodger Stadium, Los Angeles, CA Thu Sep 04 1980, 7:05 PM PDT Att: 41,864 - Unknown
Pete Rose, S (1, 3) <small>OBP: 0.363, SLG: 0.368</small>	0-0 4-3 1-2		0-3 K			0-0 4-3 1B		0-0 1B		4 0 1 0 0 1 1	
Mike Schmidt, R (1, 5) <small>OBP: 0.383, SLG: 0.603</small>	0-0 HR 2-H			0-0 G5-4-3 1B		0-0 6-3 K		0-3 K		4 1 2 2 0 1 3	
Greg Luzinski, R (1, 7) <small>OBP: 0.364, SLG: 0.484</small> Greg Gross, L (7, 7) <small>OBP: 0.340, SLG: 0.314</small>	0-0 F7		0-0 G5-4-3 1-2f			0-0 HR		0-3 K		3 1 1 1 0 0 1 1 0 0 0 0 1 3	
Manny Trillo, R (1, 4) <small>OBP: 0.360, SLG: 0.447</small>	0-0 6-3			0-0 5-3		0-0 6-3		0-0 P3		4 0 0 0 0 0 0	
Garry Maddox, R (1, 8) <small>OBP: 0.271, SLG: 0.381</small>		0-0 L6		0-3 K		0-0 5-3		0-0 P6		4 0 0 0 0 1 0	
Larry Bowa, S (1, 6) <small>OBP: 0.285, SLG: 0.320</small>		0-0 F8		0-0 5-3		0-0 G3		0-0 L8		4 0 0 0 0 0 0	
Bob Boone, R (1, 2) <small>OBP: 0.307, SLG: 0.354</small>		0-0 5-3		4-0 BB				0-0 1B SH3 1B		2 0 1 0 1 0 0	
Bob Walk, R (1, 1) <small>OBP: 0.250, SLG: 0.186</small> Warren Brusstar, R (8, 1) <small>OBP: 0.400, SLG: 0.400</small> Tug McGraw, R (8, 1) <small>OBP: 0.400, SLG: 0.400</small>			0-0 6-3		0-3 K		0-0 SH3		0-0 1-2		2 0 0 0 0 1 1 0 0 0 0 0 0 0 0 0 0 0 0 0 0
Inning Stats	R: 2 H: 2 E: 0 LOB: 0 K: 0 BB: 0 S: 5 P: 5	R: 0 H: 0 E: 0 LOB: 0 K: 0 BB: 0 S: 3 P: 3	R: 0 H: 0 E: 0 LOB: 0 K: 1 BB: 0 S: 5 P: 5	R: 0 H: 1 E: 0 LOB: 0 K: 0 BB: 0 S: 3 P: 3	R: 0 H: 0 E: 0 LOB: 1 K: 2 BB: 1 S: 7 P: 11	R: 0 H: 0 E: 0 LOB: 0 K: 0 BB: 0 S: 3 P: 3	R: 1 H: 1 E: 0 LOB: 0 K: 0 BB: 0 S: 4 P: 4	R: 0 H: 2 E: 0 LOB: 3 K: 2 BB: 0 S: 9 P: 10	R: 0 H: 0 E: 0 LOB: 0 K: 0 BB: 0 S: 3 P: 3	1B: 4 SF: 0 2B: 0 SAC: 1 3B: 0 DP: 1 HR: 2 HBP: 1	WP: 0 PA: 34 PB: 0 SB: 0 CS: 0
PITCHER Jerry Reuss, L (1, 1) <small>ERA: 2.2</small> Bobby Castillo, R (8, 1) <small>ERA: 2.99</small>	IP WLS BF H R ER SO BB IBB HBP BLK WP HR S P ERA WHIP 7.0 L 25 4 3 3 3 1 0 0 0 0 2 30 34 3.86 0.714									PITCHER IP WLS BF H R ER SO BB IBB HBP BLK WP HR S P ERA WHIP 2.0 9 2 0 0 2 0 0 1 0 0 0 0 12 13 0.00 1.000	

livebaseballscorecards.com

AB	31
R	3
H	6
RBI	3
BB	1
SO	5
LOB	9



Batter	1	2	3	4	5	6	7	8	9	AB	R	H	RBI	BB	SO	LOB
Davey Lopes, R OBP: 0.333, SLG: 0.364 (1, 4)	0-0 5-3		4-0 BB		0-0 FC5-4			0-0 HR	0-0 1B	4	1	2	0	1	0	2
Jay Johnstone, L OBP: 0.370, SLG: 0.395 (1, 9) Manny Mota, R (9, PH)	0-0 1B		0-0 F8			0-0 2B		0-0 F8	0-0 6-3	4	0	2	0	0	0	2
Dusty Baker Jr., R OBP: 0.339, SLG: 0.539 (1, 7)	0-3 K			0-0 F7		0-0 E5		0-0 HR		4	1	1	2	0	1	2
Steve Garvey, R OBP: 0.337, SLG: 0.465 (1, 3)	0-3 K2-3			0-0 L4		0-0 F2		0-0 1B	0-0 1B	4	0	1	0	0	1	3
Ron Cey, R OBP: 0.345, SLG: 0.448 (1, 5)		0-0 F8		0-0 6-3		0-0 G5-4-3		0-3 K		4	0	0	0	0	1	3
Rick Monday, L OBP: 0.374, SLG: 0.479 (1, 8) Bobby Mitchell, L (8, PR)		0-3 K			0-0 P4		0-0 P4	0-0 1B		4	0	1	0	0	1	0
Mike Scioscia, L OBP: 0.321, SLG: 0.357 (1, 2) Joe Ferguson, R (8, PH)		0-0 P6			0-0 E8		0-0 P4	0-0 P6		3	0	1	0	0	0	0
Derrel Thomas, S OBP: 0.321, SLG: 0.327 (1, 6)			0-0 L8		0-0 4-3		4-0 BB		0-0 4-3	3	0	0	0	1	0	1
Jerry Reuss, L OBP: 0.156, SLG: 0.167 (1, 1) Rudy Law, L (7, PH) Bobby Castillo, R (8, 1) Mickey Hatcher, R (9, PH)			0-0 F7		4-0 FC5-4		0-0 4-3		0-0 F8	1	0	0	0	1	0	0

Inning Stats	R: 0	H: 1	E: 0	K: 2	S: 8	LOB: 1	BB: 0	P: 8	R: 0	H: 0	E: 0	K: 1	S: 5	LOB: 0	BB: 0	P: 5	R: 0	H: 0	E: 0	K: 0	S: 3	LOB: 1	BB: 1	P: 7	R: 0	H: 0	E: 0	K: 0	S: 3	LOB: 0	BB: 0	P: 3	R: 0	H: 1	E: 1	K: 0	S: 4	LOB: 2	BB: 1	P: 8	R: 0	H: 1	E: 1	K: 0	S: 4	LOB: 1	BB: 0	P: 4	R: 0	H: 0	E: 0	K: 0	S: 3	LOB: 1	BB: 1	P: 7	R: 2	H: 4	E: 0	K: 1	S: 9	LOB: 2	BB: 0	P: 9	R: 0	H: 1	E: 0	K: 0	S: 4	LOB: 1	BB: 0	P: 4	1B: 6	SF: 0	2B: 1	SAC: 0	3B: 0	DP: 1	HR: 1	HBP: 0	WP: 0	PA: 38
--------------	------	------	------	------	------	--------	-------	------	------	------	------	------	------	--------	-------	------	------	------	------	------	------	--------	-------	------	------	------	------	------	------	--------	-------	------	------	------	------	------	------	--------	-------	------	------	------	------	------	------	--------	-------	------	------	------	------	------	------	--------	-------	------	------	------	------	------	------	--------	-------	------	------	------	------	------	------	--------	-------	------	-------	-------	-------	--------	-------	-------	-------	--------	-------	--------

PITCHER	IP	WLS	BF	H	R	ER	SO	BB	IBB	HBP	BLK	WP	HR	S	P	ERA	WHIP
Bob Walk, R (1, 1) ERA: 4.76	7.0		28	4	1	1	3	3	0	0	0	0	0	31	43	1.29	1.000
Warren Brusstar, R (8, 1) ERA: 3.08	0.2		5	3	1	1	1	0	0	0	0	0	1	7	7	13.50	4.500
Tug McGraw, L (8, 1) ERA: 1.98	1.1	S	5	1	0	0	0	0	0	0	0	0	0	5	5	0.00	0.750

BOTTOM

Philadelphia Phillies @ Los Angeles Dodgers
 Dodger Stadium, Los Angeles, CA
 Thu Sep 04 1980, 7:05 PM PDT
 Att. 41,864 - Unknown

livebaseballscores.com

AB	35
R	2
H	8
RBI	2
BB	3
SO	4
LOB	17



Batter	1	2	3	4	5	6	7	8	9	AB R H RBI BB SO LOB	TOP
Lonnie Smith, R (1, 8) OBP: 0.391, SLG: 0.460 George Yukovich, L (8, PH) OBP: 0.300, SLG: 0.289 Ron Reed, R (8, 1) OBP: 0.333, SLG: 0.444	0-3 K		0-3 K			0-3 K		0-0 4-3		3 0 0 0 0 3 0 1 0 0 0 0 0 0 0 0 0 0 0 0 0	Philadelphia Phillies @ Los Angeles Dodgers Dodger Stadium, Los Angeles, CA Fri Sep 05 1980, 7:05 PM PDT Att: 41,019 - Unknown livebaseballscorecards.com
Pete Rose, S (1, 3) OBP: 0.362, SLG: 0.368	0-0 FC6-4 1B		0-0 F7			0-3 K			0-0 1-3	4 0 1 0 0 1 0	
Mike Schmidt, R (1, 5) OBP: 0.384, SLG: 0.601	0-0 FC6-4 1-2f 1B			0-0 S 1B		4-0 BB BB			0-0 F9	3 0 1 0 1 0 1	
Bake McBride, L (1, 9) OBP: 0.331, SLG: 0.453	0-0 4-3			0-3 S S 1-2 K		0-0 4-3			0-0 6-3	4 0 0 0 0 1 3	
Greg Luzinski, R (1, 7) OBP: 0.363, SLG: 0.481		4-0 BB BB BB BB G4-6-3 BB		0-3 K		0-3 K				2 0 0 0 1 2 1	
Manny Trillo, R (1, 4) OBP: 0.358, SLG: 0.443		0-0 G4-6-3 1-2f		0-0 4-3		0-0 F9				3 0 0 0 0 0 2	
Larry Bowa, S (1, 6) OBP: 0.285, SLG: 0.320		0-0 1B			0-0 F7		0-3 K			3 0 1 0 0 1 0	
Bob Boone, R (1, 2) OBP: 0.305, SLG: 0.351		0-0 P5			0-0 F2			0-0 F8		3 0 0 0 0 0 1	
Steve Carlton, L (1, 1) OBP: 0.159, SLG: 0.163 Greg Gross, L (8, PH) OBP: 0.338, SLG: 0.312 (8, 8)			0-3 K		0-3 K			0-0 4-3		2 0 0 0 0 2 0 1 0 0 0 0 0 0	
Inning Stats	R: 0 H: 1 E: 0 LOB: 1 K: 1 BB: 0 S: 6 P: 6	R: 0 H: 1 E: 0 LOB: 1 K: 0 BB: 1 S: 3 P: 7	R: 0 H: 0 E: 0 LOB: 0 K: 2 BB: 0 S: 7 P: 7	R: 0 H: 1 E: 0 LOB: 1 K: 2 BB: 0 S: 8 P: 8	R: 0 H: 0 E: 0 LOB: 0 K: 1 BB: 0 S: 5 P: 5	R: 0 H: 0 E: 0 LOB: 1 K: 2 BB: 1 S: 7 P: 11	R: 0 H: 0 E: 0 LOB: 0 K: 2 BB: 0 S: 7 P: 7	R: 0 H: 0 E: 0 LOB: 0 K: 0 BB: 0 S: 3 P: 3	R: 0 H: 0 E: 0 LOB: 0 K: 0 BB: 0 S: 3 P: 3	1B: 3 SF: 0 2B: 0 SAC: 0 3B: 0 DP: 1 HR: 0 HBP: 0	WP: 0 PA: 31 PB: 0 SB: 1 CS: 0
PITCHER Don Sutton, R (1, 1) ERA: 2.15 Don Stanhouse, R (9, 1) ERA: 4.87	IP WLS BF H R ER SO BB IBB HBP BLK WP HR S P ERA WHIP 8.0 W 28 3 0 0 10 2 0 0 0 0 0 0 46 54 0.00 0.625 1.0 S 3 0 0 0 0 0 0 0 0 0 0 0 0 3 3 0.00 0.000										



Batter	1	2	3	4	5	6	7	8	9
Davey Lopes, R OBP: 0.332, SLG: 0.363 (1, 4)	0-3 K		0-0 CS 1B			0-0 6-3		0-0 2-3	
Bill Russell, R OBP: 0.298, SLG: 0.345 (1, 6)	0-0 5-3		0-0 6-3			0-0 F8		0-0 F9	
Dusty Baker Jr., R OBP: 0.341, SLG: 0.542 (1, 7)	0-0 FC5-4 1B			0-0 6-3		0-0 2B			
Steve Garvey, R OBP: 0.337, SLG: 0.466 (1, 3)	0-0 FC5-4			0-0 2B		0-0 5-3			
Ron Cey, R OBP: 0.347, SLG: 0.455 (1, 5)		0-0 HR		4-0 G6-4-3 BB		0-0 F8			
Joe Ferguson, R OBP: 0.359, SLG: 0.412 (1, 2)		0-3 K		0-0 G6-4-3		0-3 K			
Mickey Hatcher, R OBP: 0.231, SLG: 0.269 (1, 9)		0-3 K			0-0 6-3 CS 1B		0-0 5-3		
Derrel Thomas, S OBP: 0.317, SLG: 0.322 (1, 8)		0-0 F9			0-0 6-3		0-0 1-3		
Don Sutton, R OBP: 0.077, SLG: 0.077 (1, 1)			0-3 K		0-3 K		4-0 2-3 BB		
Jay Johnstone, L OBP: 0.374, SLG: 0.395 (8, PH)									
Rudy Law, L OBP: 0.316, SLG: 0.309 (8, PR)									
Don Stanhouse, R (9, 1)									

Inning Stats	R: 0	H: 1	E: 0	K: 1	S: 6	LOB: 1	BB: 0	P: 6
	R: 1	H: 1	E: 0	K: 2	S: 8	LOB: 0	BB: 0	P: 8
	R: 0	H: 1	E: 0	K: 1	S: 5	LOB: 0	BB: 0	P: 5
	R: 0	H: 1	E: 0	K: 0	S: 3	LOB: 1	BB: 1	P: 7
	R: 0	H: 1	E: 0	K: 1	S: 5	LOB: 0	BB: 0	P: 5
	R: 0	H: 1	E: 0	K: 0	S: 4	LOB: 1	BB: 0	P: 4
	R: 0	H: 0	E: 0	K: 1	S: 5	LOB: 0	BB: 0	P: 5
	R: 0	H: 0	E: 0	K: 0	S: 3	LOB: 2	BB: 1	P: 7

PITCHER	IP	WLS	BF	H	R	ER	SO	BB	IBB	HBP	BLK	WP	HR	S	P	ERA	WHIP
Steve Carlton, L ERA: 2.27 (1, 1)	7.0	L	25	6	1	1	6	1	0	0	1	0	1	36	40	1.29	1.000
Ron Reed, R ERA: 4.08 (8, 1)	1.0		4	0	0	0	0	1	0	0	0	0	0	3	7	0.00	1.000

PITCHER	IP	WLS	BF	H	R	ER	SO	BB	IBB	HBP	BLK	WP	HR	S	P	ERA	WHIP

BOTTOM

AB	R	H	RBI	BB	SO	LOB
4	0	1	0	0	1	1
4	0	0	0	0	0	3
3	0	2	0	0	0	0
3	0	1	0	0	0	2
2	1	1	1	1	0	0
3	0	0	0	0	2	2
3	0	1	0	0	1	0
3	0	0	0	0	0	1
2	0	0	0	0	2	1
0	0	0	0	1	0	0
0	0	0	0	0	0	0
0	0	0	0	0	0	0

AB	27
R	1
H	6
RBI	1
BB	2
SO	6
LOB	10



WP	PA
29	29

Philadelphia Phillies @ Los Angeles Dodgers
 Dodger Stadium, Los Angeles, CA
 Fri Sep 05 1980, 7:05 PM PDT
 Att. 41,019 - Unknown

livebaseballscores.com

Batter	1	2	3	4	5	6	7	8	9	AB R H RBI BB SO LOB	TOP											
Lonnie Smith, R (1, 8) OBP: 0.392, SLG: 0.459	0-3 K		0-0 1B SF8 1B		0-0 F9		4-0 BB			3 1 1 1 1 1 0												
Pete Rose, S (1, 3) OBP: 0.363, SLG: 0.369	0-0 L6		0-0 1B		0-0 1B		0-3 K			4 0 2 0 0 1 2												
Mike Schmidt, R (1, 5) OBP: 0.381, SLG: 0.597	0-3 K		0-0 SF8		0-0 F7			0-0 L8		3 0 0 1 0 1 1												
Bake McBride, L (1, 9) OBP: 0.328, SLG: 0.449		0-0 6-3	0-0 L8			0-3 K		0-0 4-3		4 0 0 0 0 1 1												
Greg Luzinski, R (1, 7) OBP: 0.362, SLG: 0.478		0-0 F9		0-0 L6-4 HBP 1B		0-0 F8		0-0 6-3		4 0 1 0 0 0 0												
Manny Trillo, R (1, 4) OBP: 0.355, SLG: 0.439	0-3 K			0-3 K		0-3 K			0-0 F9	4 0 0 0 0 3 1												
Larry Bowa, S (1, 6) OBP: 0.287, SLG: 0.320			0-0 1B PB 1B	H 1-0 1-2 HBP			0-0 3-1		0-0 5-3	3 1 1 0 0 0 0												
Bob Boone, R (1, 2) OBP: 0.304, SLG: 0.350			0-0 SH5-4 PB 1B	0-0 L6-4			0-0 6-3		0-0 F8	4 1 1 0 0 0 2												
Larry Christenson, R (1, 1) OBP: 0.375, SLG: 0.533			0-0 SH5-4		0-0 6-3		0-0 BB 1B			0 0 0 0 0 0 0												
Randy Lerch, L (2, 1) OBP: 0.347, SLG: 0.318										1 0 0 0 0 0 0												
Dickie Noles, R (5, 1) OBP: 0.333, SLG: 0.333										0 0 0 0 0 0 0												
George Vukovich, L (7, PH) OBP: 0.314, SLG: 0.304										1 0 1 0 0 0 0												
Warren Brusstar, R (7, 1)										0 0 0 0 0 0 0												
Inning Stats	R: 0 E: 0 K: 2 S: 7	H: 0 LOB: 0 BB: 0 P: 7	R: 0 E: 0 K: 1 S: 5	H: 0 LOB: 0 BB: 0 P: 5	R: 3 E: 0 K: 0 S: 7	H: 4 LOB: 1 BB: 0 P: 7	R: 0 E: 0 K: 1 S: 5	H: 1 LOB: 1 BB: 0 P: 6	R: 0 E: 0 K: 1 S: 4	H: 1 LOB: 1 BB: 0 P: 4	R: 0 E: 0 K: 2 S: 7	H: 0 LOB: 0 BB: 0 P: 7	R: 0 E: 0 K: 1 S: 6	H: 1 LOB: 2 BB: 1 P: 10	R: 0 E: 0 K: 0 S: 3	H: 0 LOB: 0 BB: 0 P: 3	R: 0 E: 0 K: 0 S: 3	H: 0 LOB: 0 BB: 0 P: 3	1B: 7 2B: 1 3B: 0 HR: 0	SF: 1 SAC: 1 DP: 1 HBP: 1	WP: 0 PB: 1 SB: 0 CS: 0	PA: 35
PITCHER	IP WLS BF H R ER SO BB IBB HBP BLK WP HR S P ERA WHIP																					
Bob Welch, R (1, 1) ERA: 3.46	7.0 W 29 7 3 3 7 1 0 1 0 0 0 41 46 3.86 1.143																					
Steve Howe, L (8, 1) ERA: 1.69	2.0 S 6 0 0 0 0 0 0 0 0 0 0 6 6 0.00 0.000																					

Philadelphia Phillies @ Los Angeles Dodgers
Dodger Stadium, Los Angeles, CA
Sat Sep 06 1980, 7:05 PM PDT
Att: 45,995 - Unknown

livebaseballscorecards.com

AB	31
R	3
H	7
RBI	2
BB	1
SO	7
LOB	7



Batter	1	2	3	4	5	6	7	8	9
Davey Lopes, R (1, 4) OBP: 0.335, SLG: 0.368	0-3 K	0-0 1B 2B		0-0 2-H 1B		0-3 K		0-0 1-2 1B 3-H 1B	
Jay Johnstone, L (1, 9) OBP: 0.369, SLG: 0.389	0-0 5-3	0-0 2-H 1B		0-0 4-3		0-0 3-1		0-0 F7	
Steve Yeager, R (9, 2) OBP: 0.282, SLG: 0.286									
Dusty Baker Jr., R (1, 7) OBP: 0.342, SLG: 0.541	0-0 BB 1B	0-0 5-3			0-0 4-3		0-0 F9	0-0 1-2 1B 2-3 1B	
Steve Garvey, R (1, 3) OBP: 0.339, SLG: 0.464	4-0 1-2 BB		0-0 F9		4-0 HR BB		4-0 BB BB FC5-4 BB	0-3 K	
Ron Cey, R (1, 5) OBP: 0.344, SLG: 0.451	0-0 F8		0-0 6-3		0-0 F5		0-0 FC5-4		
Rick Monday, L (1, 8) OBP: 0.377, SLG: 0.500		0-0 1B 5-3 1B	0-0 4-3		0-0 HR		0-3 K		
Steve Howe, L (8, 1) OBP: 0.100, SLG: 0.100									
Mike Scioscia, L (1, 2) OBP: 0.345, SLG: 0.382		0-0 1-3 2B 1B		0-0 FC1-6 1B		0-0 1B		0-0 1B SH1-4 1B	
Rudy Law, L (8, PR) OBP: 0.316, SLG: 0.309									
Mickey Hatcher, R (9, 9) OBP: 0.231, SLG: 0.269									
Bill Russell, R (1, 6) OBP: 0.296, SLG: 0.343	0-0 5-3	0-0 1-2 3-H 5-3	0-0 FC1-6 SH1-4 1B	0-0 F8		0-0 F9		0-0 SH1-4	
Bob Welch, R (1, 1) OBP: 0.222, SLG: 0.258		0-0 5-3		0-0 SH1-4				0-0 1-2 1B 1B 1B	
Derrel Thomas, S (8, 8) OBP: 0.320, SLG: 0.325									

Inning Stats	R: 0	H: 1	E: 0	K: 1	S: 6	LOB: 2	BB: 1	P: 10
	R: 3	H: 4	E: 0	K: 0	S: 7	LOB: 1	BB: 0	P: 7
	R: 0	H: 0	E: 0	K: 0	S: 3	LOB: 0	BB: 0	P: 3
	R: 1	H: 2	E: 0	K: 0	S: 5	LOB: 1	BB: 0	P: 5
	R: 2	H: 2	E: 0	K: 0	S: 5	LOB: 1	BB: 1	P: 9
	R: 0	H: 0	E: 0	K: 1	S: 5	LOB: 0	BB: 0	P: 5
	R: 0	H: 0	E: 0	K: 1	S: 5	LOB: 1	BB: 1	P: 9
	R: 1	H: 4	E: 0	K: 1	S: 9	LOB: 3	BB: 0	P: 9
	R: 2	H: 0	E: 0	K: 1	S: 9	LOB: 0	BB: 0	P: 9

PITCHER	IP	WLS	BF	H	R	ER	SO	BB	IBB	HBP	BLK	WP	HR	S	P	ERA	WHIP
Larry Christenson, R (1, 1) ERA: 4.73	1.2		10	4	3	3	1	1	0	0	0	0	0	11	15	16.20	3.000
Randy Lerch, L (2, 1) ERA: 4.98	3.0	L	15	5	3	3	0	1	0	0	0	0	1	14	18	9.00	2.000
Dickie Niles, R (5, 1) ERA: 3.59	1.1		4	0	0	0	1	0	0	0	0	0	0	6	6	0.00	0.000
Warren Brusstar, R (7, 1) ERA: 3.18	2.0		11	4	1	1	2	1	0	0	0	0	0	14	18	4.50	2.500

BOTTOM

Philadelphia Phillies @ Los Angeles Dodgers
 Dodger Stadium, Los Angeles, CA

Sat Sep 06 1980, 7:05 PM PDT
 Att. 45,995 - Unknown

AB	R	H	RBI	BB	SO	LOB
5	1	3	3	0	2	0
5	0	1	1	0	0	3
0	0	0	0	0	0	0
5	0	2	0	0	0	1
2	1	0	0	3	1	3
4	0	0	0	0	0	4
4	2	2	2	0	1	1
0	0	0	0	0	0	0
4	1	4	0	0	0	0
0	1	0	0	0	0	0
0	0	0	0	0	0	0
3	1	0	1	0	0	3
2	0	0	0	0	0	1
1	0	1	0	0	0	0

1B:	11	SF:	0
2B:	1	SAC:	2
3B:	0	DP:	0
HR:	1	HBP:	0

WP:	0	PA:	40
PB:	0		
SB:	0		
CS:	0		

livebaseballscorecards.com

AB 35
R 7
H 13
RBI 7
BB 3
SO 4
LOB 16



Batter	1	2	3	4	5	6	7	8	9	AB R H RBI BB SO LOB	TOP		
Pete Rose, S (1, 3) OBP: 0.362, SLG: 0.368 Bob Dernier, R (8, PR) Keith Moreland, R (8, 5) OBP: 0.356, SLG: 0.468	0-0 4-3		0-0 F8		0-0 1-3			0-0 S 1B		4 0 1 0 0 0 1 0 0 0 0 0 0 0 0 0 0 0 0 0 0	Philadelphia Phillies @ Los Angeles Dodgers Dodger Stadium, Los Angeles, CA Sun Sep 07 1980, 3:33 AM PDT Att: 39,083 - Unknown		
Manny Trillo, R (1, 4) OBP: 0.353, SLG: 0.436 Dickie Noles, R (5, 1) OBP: 0.333, SLG: 0.333 Dan Larson, R (6, 1) OBP: 0.214, SLG: 0.231 Del Unser, L (8, PH) OBP: 0.322, SLG: 0.363	0-0 6-3		0-0 F7		0-0 6-3			0-3 S 1-2 K		3 0 0 0 0 0 1 0 0 0 0 0 0 0 0 0 0 0 0 0 0 1 0 0 0 0 1 1			
Mike Schmidt, R (1, 5) OBP: 0.382, SLG: 0.595 Marty Bystrom, R (8, 1)	0-0 F8			4-0 FC9-6 BB BB		4-0 S BB G6-4-3 BB		0-0 F7		2 0 0 0 2 0 2 0 0 0 0 0 0 0			
Bake McBride, L (1, 9) OBP: 0.327, SLG: 0.447		0-0 3-1 BB 1B		0-3 S K		0-0 F5		0-3 S K		4 0 1 0 0 2 4			
Greg Luzinski, R (1, 7) OBP: 0.364, SLG: 0.474		4-0 BB BB BB 3-1 1-2 BB		4-0 BB BB BB FC9-6 1-2 BB		0-0 X G6-4-3 1-2f		0-0 1-3		2 0 0 0 2 0 1			
Garry Maddox, R (1, 8) OBP: 0.271, SLG: 0.382		0-0 X F9		0-0 X FC9-6 1-2f 2-3		0-0 X 2B		0-0 X P6		4 0 1 0 0 0 4			
Larry Bowa, S (1, 6) OBP: 0.285, SLG: 0.318 Luis Aguayo, R (7, 6) OBP: 0.293, SLG: 0.421		0-0 X 3-1 1-2 2-3		0-0 X 4-3		0-0 X 6-3		0-0 X 5-3		3 0 0 0 0 0 5 1 0 0 0 0 0 0			
Bob Boone, R (1, 2) OBP: 0.302, SLG: 0.348		0-0 X 5-3		0-0 X F8		0-0 X F8				3 0 0 0 0 0 3			
Dick Ruthven, R (1, 1) OBP: 0.237, SLG: 0.316 Warren Brusstar, R (4, 1) Tim McCarver, L (5, PH) Ramon Aviles, R (5, 4) OBP: 0.344, SLG: 0.365			0-0 X F9		4-0 BB BB BB 1-3 BB		0-0 X 6-3			1 0 0 0 0 0 0 0 0 0 0 0 0 0 0 0 0 0 1 0 0 1 0 0 0 0 0 1			
Inning Stats	R: 0 H: 0 E: 0 LOB: 0 K: 0 BB: 0 S: 3 P: 3	R: 0 H: 1 E: 0 LOB: 2 K: 0 BB: 1 S: 4 P: 8	R: 0 H: 0 E: 0 LOB: 0 K: 0 BB: 0 S: 3 P: 3	R: 0 H: 0 E: 0 LOB: 2 K: 1 BB: 2 S: 5 P: 13	R: 0 H: 0 E: 0 LOB: 1 K: 0 BB: 1 S: 3 P: 7	R: 0 H: 0 E: 0 LOB: 0 K: 0 BB: 1 S: 2 P: 6	R: 0 H: 1 E: 0 LOB: 1 K: 0 BB: 0 S: 4 P: 4	R: 0 H: 1 E: 0 LOB: 2 K: 2 BB: 0 S: 8 P: 8	R: 0 H: 0 E: 0 LOB: 0 K: 0 BB: 0 S: 3 P: 3	1B: 2 SF: 0 2B: 1 SAC: 0 3B: 0 DP: 1 HR: 0 HBP: 0		WP: 0 PA: 34 PB: 0 SB: 1 CS: 0	
PITCHER	IP WLS BF H R ER SO BB IBB HBP BLK WP HR S P ERA WHIP											PITCHER	IP WLS BF H R ER SO BB IBB HBP BLK WP HR S P ERA WHIP
Dave Goltz, R (1, 1) ERA: 4.67 Bobby Castillo, R (4, 1) ERA: 2.77	3.0 0 12 1 0 0 0 2 0 0 0 0 0 0 10 18 0.00 1.000												6.0 W 22 2 0 0 3 3 0 0 0 0 0 0 0 25 37 0.00 0.833

livebaseballscorecards.com

AB	29
R	0
H	3
RBI	0
BB	5
SO	3
LOB	23



Batter	1	2	3	4	5	6	7	8	9	AB	R	H	RBI	BB	SO	LOB
Davey Lopes, R OBP: 0.337, SLG: 0.370 Bill Russell, R OBP: 0.296, SLG: 0.342	1-3		FC4-6 1B	FC6-4 1B			5-3			3	0	2	2	0	0	0
Rudy Law, L OBP: 0.315, SLG: 0.308 Bobby Mitchell, L	1-3		FC4-6 FC6-4 1-2f	FC6-4 S 1-2f			S 1B			4	0	1	0	0	0	2
Dusty Baker Jr., R OBP: 0.342, SLG: 0.539 Mickey Hatcher, R OBP: 0.226, SLG: 0.264	2B BLK 1B		FC6-4 WP 1-2f 1B	K 1-2			5-3			3	2	1	0	0	1	2
Steve Garvey, R OBP: 0.340, SLG: 0.467	BLK 1-3 1B 2B		FC5-4 1-2f 1B			F8	F7			4	1	2	1	0	0	1
Ron Cey, R OBP: 0.343, SLG: 0.449	2-H 3-H 1B		FC5-4 1-2f			F7	E5 G4-6-3			4	0	1	1	0	0	1
Jay Johnstone, L OBP: 0.368, SLG: 0.388 Gary Thomasson, L OBP: 0.311, SLG: 0.256	4-3			1B 1B		F9	G4-6-3 1-2f			3	1	1	0	0	0	1
Mike Scioscia, L OBP: 0.342, SLG: 0.377				1B 1B			1-3 1B			4	1	1	0	0	0	0
Derrel Thomas, S OBP: 0.324, SLG: 0.327				SH3 1B 1B			4-3			2	1	1	1	1	0	0
Dave Goltz, R OBP: 0.222, SLG: 0.125 Bobby Castillo, R OBP: 0.125, SLG: 0.125				SH3 1-2			F9			1	0	0	0	0	1	1
										1	0	0	0	0	0	0

Inning Stats	R: 2	H: 3	E: 0	K: 0	S: 6	H: 3	LOB: 1	BB: 0	P: 6	R: 0	H: 0	E: 0	K: 1	S: 4	R: 0	H: 0	E: 0	K: 0	S: 5	R: 1	H: 2	E: 0	K: 0	S: 5	R: 3	H: 4	E: 0	K: 1	S: 9	R: 0	H: 0	E: 0	K: 0	S: 3	R: 0	H: 0	E: 0	K: 0	S: 3	R: 0	H: 1	E: 1	K: 0	S: 3	R: 0	H: 0	E: 0	K: 0	S: 3
--------------	------	------	------	------	------	------	--------	-------	------	------	------	------	------	------	------	------	------	------	------	------	------	------	------	------	------	------	------	------	------	------	------	------	------	------	------	------	------	------	------	------	------	------	------	------	------	------	------	------	------

PITCHER	IP	WLS	BF	H	R	ER	SO	BB	IBB	HBP	BLK	WP	HR	S	P	ERA	WHIP
Dick Ruthven, R ERA: 3.74	(1, 1)	3.0	L	17	8	6	6	1	1	0	0	1	0	18	22	18.00	3.000
Warren Brusstar, R ERA: 3.07	(4, 1)	1.0		4	1	0	0	0	0	0	0	0	0	6	6	0.00	1.000
Dickie Noles, R ERA: 3.54	(5, 1)	1.0		3	0	0	0	0	0	0	0	0	0	3	3	0.00	0.000
Dan Larson, R ERA: 3.15	(6, 1)	2.0		7	1	0	0	0	0	0	0	0	0	7	7	0.00	0.500
Marty Bystrom, R ERA:	(8, 1)	1.0		3	0	0	0	0	0	0	0	0	0	3	3	0.00	0.000

BOTTOM

Philadelphia Phillies @ Los Angeles Dodgers
 Dodger Stadium, Los Angeles, CA


Sun Sep 07 1980, 3:33 AM PDT
 Att. 39,083 - Unknown

AB	32
R	6
H	10
RBI	5
BB	1
SO	2
LOB	10

livebaseballscorecards.com



PITCHER	IP	WLS	BF	H	R	ER	SO	BB	IBB	HBP	BLK	WP	HR	S	P	ERA	WHIP
Dick Ruthven, R ERA: 3.74	(1, 1)	3.0	L	17	8	6	6	1	1	0	0	1	0	18	22	18.00	3.000
Warren Brusstar, R ERA: 3.07	(4, 1)	1.0		4	1	0	0	0	0	0	0	0	0	6	6	0.00	1.000
Dickie Noles, R ERA: 3.54	(5, 1)	1.0		3	0	0	0	0	0	0	0	0	0	3	3	0.00	0.000
Dan Larson, R ERA: 3.15	(6, 1)	2.0		7	1	0	0	0	0	0	0	0	0	7	7	0.00	0.500
Marty Bystrom, R ERA:	(8, 1)	1.0		3	0	0	0	0	0	0	0	0	0	3	3	0.00	0.000

Batter	1	2	3	4	5	6	7	8	9	AB R H RBI BB SO LOB	TOP																											
Davey Lopes, R (1, 4) OBP: 0.335, SLG: 0.368	0-0 F8		0-0 F3			0-0 F8	0-0 FC6-4		0-0 G5-4-3 1B	5 0 1 1 0 0 2																												
Jay Johnstone, L (1, 9) Mickey Hatcher, R (9, PH) OBP: 0.222, SLG: 0.259	0-0 P4			0-0 5-3		0-0 FC5-4 1B		0-0 SH1-3 BB 1B	0-0 G5-4-3 1B	4 0 2 0 0 0 0 1 0 0 0 0 0 2																												
Dusty Baker Jr., R (1, 7) OBP: 0.343, SLG: 0.537	0-0 F9			4-0 FC6-4 BB		0-0 FC5-4 1-2f		4-0 SH1-3 BB		2 0 0 0 2 0 1																												
Steve Garvey, R (1, 3) OBP: 0.338, SLG: 0.464		0-0 6-3		0-0 P6			0-0 F8	0-0 SH1-3		3 0 0 0 0 0 1																												
Ron Cey, R (1, 5) OBP: 0.341, SLG: 0.445		0-3 K		0-0 FC6-4 1-2f			0-0 F3	0-3 K		4 0 0 0 0 2 3																												
Rick Monday, L (1, 8) OBP: 0.374, SLG: 0.490		0-0 F7			0-0 F7		4-0 BB 2B BB	0-0 P5		3 1 0 0 1 0 2																												
Mike Scioscia, L (1, 2) Steve Yeager, R (7, PR) Bobby Mitchell, L (9, PH) OBP: 1.000, SLG: 1.000			0-0 F7		0-0 F7		4-0 BB 2B 1B BB		0-0 FC1-5 1B 1B	2 0 0 0 1 0 0 0 1 0 0 0 0 0 1 0 1 0 0 0 0	AB 32 R 4 H 8 RBI 4 BB 4 SO 2 LOB 13																											
Derrel Thomas, S (1, 6) OBP: 0.332, SLG: 0.340			0-0 SH3-4 1B		0-0 1-3		0-0 1B 2B		0-0 FC1-5 1B 1B	4 2 3 1 0 0 0																												
Jerry Reuss, L (1, 1) Rudy Law, L (6, PH) Rick Sutcliffe, L (6, 1) Gary Thomasson, L (7, PH) Steve Howe, L (7, 1) Terry Forster, L (8, 1) Bill Russell, R (9, PH) OBP: 0.295, SLG: 0.341			0-0 SH3-4		0-0 4-3		0-0 FC6-4 1B		0-0 FC1-5 1B	0 0 0 0 0 0 0 1 0 0 0 0 0 0 0 0 0 0 0 0 0 1 0 1 2 0 0 0 0 0 0 0 0 0 0 0 0 0 0 0 0 0 1 0 0 0 0 0 2																												
Inning Stats	R: 0 E: 0 K: 0 S: 3	H: 0 LOB: 0 BB: 0 P: 3	R: 0 E: 0 K: 1 S: 5	H: 0 LOB: 0 BB: 0 P: 5	R: 0 E: 0 K: 0 S: 4	H: 1 LOB: 1 BB: 0 P: 4	R: 0 E: 0 K: 0 S: 3	H: 0 LOB: 1 BB: 1 P: 7	R: 0 E: 0 K: 0 S: 3	H: 0 LOB: 0 BB: 0 P: 3	R: 0 E: 0 K: 0 S: 4	H: 1 LOB: 1 BB: 0 P: 4	R: 3 E: 0 K: 0 S: 5	H: 2 LOB: 1 BB: 2 P: 13	R: 0 E: 0 K: 1 S: 6	H: 1 LOB: 2 BB: 1 P: 10	R: 1 E: 0 K: 0 S: 5	H: 3 LOB: 1 BB: 0 P: 5	1B: 7 2B: 1 3B: 0 HR: 0	SF: 0 SAC: 2 DP: 1 HBP: 0	WP: 0 PB: 0 SB: 0 CS: 0	PA: 38																
PITCHER	IP WLS BF H R ER SO BB IBB HBP BLK WP HR S P ERA WHIP																					PITCHER	IP WLS BF H R ER SO BB IBB HBP BLK WP HR S P ERA WHIP															
Joaquin Andujar, R (1, 1) ERA: 3.65	6.2		26	3	3	3	1	3	0	0	0	0	0	25	37	4.05	0.900																					
Dave Smith, R (7, 1) ERA: 2.09	1.1	W	9	4	1	1	1	1	0	0	0	0	0	10	14	6.75	3.750																					
Frank LaCorte, R (9, 1) ERA: 2.82	0.1		2	1	0	0	0	0	0	0	0	0	0	2	2	0.00	3.000																					
Joe Sambito, L (9, 1) ERA: 2.3	0.2	S	1	0	0	0	0	0	0	0	0	0	0	1	1	0.00	0.000																					

Los Angeles Dodgers @ Houston Astros
Astrodome, Houston, TX
Tue Sep 09 1980, 8:05 PM EDT
Att. 34,546 - Dome

livebaseballscorecards.com

Batter	1	2	3	4	5	6	7	8	9
Joe Morgan, L (1, 4) OBP: 0.362, SLG: 0.357 Craig Reynolds, L (8, 6) OBP: 0.261, SLG: 0.307	0-0 E4 G6-4-3	0-0 4-3		0-0 1-3 3-H 1B			4-0 SF9 BB	0-0 1B	
Enos Cabell, R (1, 5) OBP: 0.307, SLG: 0.348	0-0 G6-4-3 1-2f		0-0 4-3 S 1B	0-0 G6-4-3 1-2f			0-0 F7	0-3 K	
Jose Cruz, L (1, 7) OBP: 0.374, SLG: 0.441 Jeffrey Leonard, R (8, PH) OBP: 0.272, SLG: 0.332	0-0 1B E 1B		0-0 4-3		0-0 3-1		0-0 SF9 1-3 1B	0-0 1-3	
Cesar Cedeno, R (1, 8) OBP: 0.385, SLG: 0.488	0-0 E 1-3 1B		0-0 CS 1B		0-3 K		4-0 1B IBB		
Art Howe, R (1, 3) OBP: 0.350, SLG: 0.433 Dave Bergman, L (8, 3) OBP: 0.338, SLG: 0.302	0-0 E9 1-3 3-H 1B		0-0 1-2 2B		0-0 F7		0-0 SF9		
Gary Woods, R (1, 9) OBP: 0.364, SLG: 0.429	0-0 4-3		0-0 6-3		0-0 F7		0-0 1-2 3-H 1B		
Luis Pujols, R (1, 2) OBP: 0.256, SLG: 0.246		0-0 G1		0-0 E6 1B 1B		0-0 3-1 2B	0-0 F9		
Rafael Landestoy, S (1, 6) OBP: 0.308, SLG: 0.336		0-0 SH1-4 1B		0-0 1B 1-3 1B		0-0 3-1		0-0 E4 E	
Joaquin Andujar, S (1, 1) OBP: 0.261, SLG: 0.455 Dave Smith, R (7, 1) OBP: 0.286, SLG: 0.167 Joe Sambito, L (9, 1) OBP: 0.286, SLG: 0.167		0-0 SH1-4		0-0 P5		0-3 K		0-0 P3 1-3	

AB	R	H	RBI	BB	SO	LOB
3	1	1	1	1	0	1
1	0	1	0	0	0	0
5	1	1	0	0	1	6
4	2	1	0	0	0	2
1	0	0	0	0	0	2
3	0	2	1	1	1	0
3	0	2	2	0	0	0
0	0	0	0	0	0	0
4	0	1	1	0	0	3
4	1	1	0	0	0	2
4	0	2	0	0	0	1
2	0	0	0	0	1	3
1	0	0	0	0	0	1
0	0	0	0	0	0	0
0	0	0	0	0	0	0

WP	HR	S	P	ERA	WHIP
0	0	0	0	0.00	1.800
0	0	0	0	0.00	1.000
0	0	5	13	0.00	2.000
0	0	7	7	0.00	1.000

Inning	R	H	E	K	S	P	BB	IBB	HBP	BLK	WP	HR	S	P	ERA	WHIP
1	1	3	2	6	5	6	0	0	0	0	0	0	25	25	3.60	1.800
2	0	1	0	4	4	4	0	0	0	0	0	0	6	6	0.00	1.000
3	1	3	0	5	5	5	0	0	0	0	0	0	5	13	0.00	2.000
4	0	0	0	5	5	5	0	0	0	0	0	0	7	7	0.00	1.000

BOTTOM

Los Angeles Dodgers @ Houston Astros
Astrodome, Houston, TX
Tue Sep 09 1980, 8:05 PM EDT
Att. 34,546 - Dome

livebaseballscorecards.com

AB	35
R	5
H	12
RBI	5
BB	2
SO	3
LOB	21



WP	HR	S	P	ERA	WHIP
0	0	0	0	0.00	1.800
0	0	0	0	0.00	1.000
0	0	5	13	0.00	2.000
0	0	7	7	0.00	1.000

Batter	1	2	3	4	5	6	7	8	9	10	11	12	AB	R	H	RBI	BB	SO	LOB	TOP				
Davey Lopes, R OBP: 0.337, SLG: 0.368 (1, 4)	0-3 K	0-3 K			0-0 1B		0-0 FC4-6 1B		4-0 G4-6-3 1-2 2-3 BB		0-0 P5		5	0	2	0	1	2	3					
Jay Johnstone, L OBP: 0.369, SLG: 0.393 Bill Russell, R OBP: 0.295, SLG: 0.341 Manny Mota, R OBP: 0.100, SLG: 0.100 Steve Howe, L OBP: 0.100, SLG: 0.100 Joe Ferguson, R OBP: 0.307, SLG: 0.409 (1, 9) (7, 6) (9, PH) (9, 1) (11, PH) (11, 2)	0-0 F9		0-0 F9 1B 2B		0-3 K		0-0 FC4-6 1-2f		0-0 G4-6-3 1-2f		0-0 P6		4	1	1	0	0	1	2					
Dusty Baker Jr., R OBP: 0.341, SLG: 0.539 (1, 7) (11, 9) (11, 7) (11, 9)	0-0 HR		0-0 F9 2-3		0-0 F9		0-0 F9		0-0 F8		0-0 F3		0-0 6-3	6	1	1	1	0	0	2				
Steve Garvey, R OBP: 0.338, SLG: 0.463 (1, 3)	0-0 5-3		0-0 S 1B		0-0 5-3		0-0 5-3		0-0 1B 1B		0-0 F8		0-0 F8	6	0	2	1	0	0	1				
Ron Cey, R OBP: 0.341, SLG: 0.443 (1, 5)		4-0 1B E BB	0-0 F9		0-0 F9		0-0 F8		0-0 G6-4-3 1-2 1B		0-0 F7		0-0 F8	5	1	1	0	1	0	1				
Rick Monday, L OBP: 0.369, SLG: 0.480 (1, 8) (7, 9) (11, 8)	0-0 E 1-3 1B		0-0 F7 1-2		0-0 F7		0-0 6-3		0-0 G6-4-3 1-2f		0-0 F8			5	0	1	0	0	0	3				
Mike Scioscia, L Mickey Hatcher, R Rudy York, R Bobby Mitchell, L Robby Castillo, R (11, 8) (11, 8) (11, 8) (11, 8) (11, 8)	0-0 E4 S 1-3 3-H		0-0 F8		0-0 F8		0-3 K		0-0 BB SH 1B		4-0 2B 1B BB			3	0	0	1	0	1	1				
Derrel Thomas, S OBP: 0.330, SLG: 0.343 (1, 6) (7, 8) (9, 6)	0-3 K		0-3 K		0-3 K		0-0 P4		0-0 SH 1-2 BB		0-0 1B 2B			4	1	1	0	0	2	2				
Burt Hooton, R OBP: 0.097, SLG: 0.102 Steve Yeager, R OBP: 0.282, SLG: 0.286 Gary Thomasson, L OBP: 0.324, SLG: 0.272 Don Stanhouse, R OBP: 0.231, SLG: 0.167 (1, 1) (9, 2) (11, PH) (11, 1) (11, 1)	0-3 K		0-3 K		0-3 K		0-0 K		0-0 F5		0-0 1B			4	0	0	0	0	3	4				
Inning Stats	R: 1 E: 0 K: 1 S: 6	H: 1 LOB: 0 BB: 0 P: 6	R: 1 E: 1 K: 3 S: 11	H: 1 LOB: 2 BB: 1 P: 15	R: 1 E: 0 K: 0 S: 5	H: 2 LOB: 1 BB: 0 P: 5	R: 0 E: 0 K: 2 S: 7	H: 0 LOB: 0 BB: 0 P: 7	R: 0 E: 0 K: 1 S: 6	H: 1 LOB: 1 BB: 0 P: 6	R: 0 E: 0 K: 0 S: 4	H: 2 LOB: 1 BB: 0 P: 4	R: 0 E: 1 K: 0 S: 4	H: 1 LOB: 3 BB: 1 P: 8	R: 0 E: 0 K: 0 S: 3	H: 0 LOB: 0 BB: 0 P: 3	R: 2 E: 0 K: 0 S: 5	H: 2 LOB: 1 BB: 1 P: 9	R: 0 E: 0 K: 0 S: 3	H: 0 LOB: 0 BB: 0 P: 3	1B: 8 2B: 2 3B: 0 HR: 1	SF: 0 SAC: 1 DP: 2 HBP: 0	WP: 0 PB: 0 SB: 2 CS: 0	PA: 50
PITCHER	IP	WLS	BF	H	R	ER	SO	BB	IBB	HBP	BLK	WP	HR	S	P	ERA	WHIP							
Nolan Ryan, R ERA: 3.31 (1, 1)	8.0		33	8	3	3	9	1	0	0	0	0	1	50	54	3.38	1.125							
Joe Sambito, L ERA: 2.24 (9, 1)	2.0		8	1	0	0	0	1	0	0	0	0	0	7	11	0.00	1.000							
Dave Smith, R ERA: 2.28 (11, 1)	1.0		6	2	2	2	0	1	0	0	0	0	0	5	9	18.00	3.000							
Bert Roberge, R ERA: 3.98 (12, 1)	1.0	W	3	0	0	0	0	0	0	0	0	0	0	3	3	0.00	0.000							

Los Angeles Dodgers @ Houston Astros
Astrodome, Houston, TX
Wed Sep 10 1980, 8:05 PM EDT
Att: 37,632 - Dome

livebaseballscorecards.com


AB	46
R	5
H	11
RBI	5
BB	3
SO	9
LOB	23



Batter	1	2	3	4	5	6	7	8	9	10	11	12	AB	R	H	RBI	BB	SO	LOB							
Joe Morgan, L (1, 4) OBP: 0.362, SLG: 0.355 Dave Smith, R (11, 1) Gary Woods, R (11, PH) Bert Roberge, R (12, 1)	0-0 P1			0-0 4-3		0-0 FC6-5 1B		0-3 K		4-0 1B 1B BB	0-0 1B		4	0	1	0	1	1	1							
Enos Cabell, R (1, 5) OBP: 0.305, SLG: 0.346	0-0 L5			0-0 4-3		0-0 FC6-5 1-3 CS		0-3 K		0-0 1B 1-2 1B	0-0 9-2		6	0	1	0	0	1	5							
Terry Puhl, L (1, 9) OBP: 0.356, SLG: 0.417	0-0 F9			0-0 F9		0-0 CS 1-2	0-0 3-1	0-0 L7		0-0 1B 1-3 2-H		0-0 6-3	6	0	1	0	0	0	1							
Jose Cruz, L (1, 7) OBP: 0.375, SLG: 0.447		0-0 F7			0-0 1B 2B 1B		0-0 1B S 1B		0-0 F8	0-0 F3		0-0 HR	6	3	3	1	0	0	2							
Cesar Cedeno, R (1, 8) OBP: 0.389, SLG: 0.492		0-3 K			0-0 1-3 2B 1B		0-0 1-3 1B FC4-6		0-0 1-3 1B		0-0 FC4-6 1B		5	1	4	1	0	1	0							
Denny Walling, L (1, 3) OBP: 0.373, SLG: 0.400		0-0 4-3			0-0 1-2 F3		0-0 1-2 FC4-6		0-0 1-2 1B		0-0 FC4-6 2B		5	1	0	0	0	0	5							
Alan Ashby, S (1, 2) OBP: 0.207, SLG: 0.318 Jeffrey Leonard, R (9, PH) Luis Pujols, R (10, 2) Danny Heep, L (11, PH) Scott Loucks, R (11, PR) Bruce Bochy, R (12, 2) OBP: 0.333, SLG: 0.333			0-0 P6		0-0 L7-4 2B 2-H 3-H		4-0 IBB		4-0 IBB		0-0 BB 1B 1-H 2B		2	0	1	2	1	0	0							
Craig Reynolds, L (1, 6) OBP: 0.259, SLG: 0.304 Art Howe, R (9, PH) OBP: 0.351, SLG: 0.431			0-0 G3		0-0 L7-4 2-3		0-3 K		0-0 P6		4-0 1B BB 9-2 BB		3	0	0	0	0	1	3							
Julio Gonzalez, R (11, PR) OBP: 0.140, SLG: 0.143			0-0 6-3								0-0 1B BB		1	0	0	0	1	0	2							
Nolan Ryan, R (1, 1) OBP: 0.169, SLG: 0.127 Dave Bergman, L (8, PH) Joe Sambito, L (9, 1) Rafael Landestoy, S (10, PH) OBP: 0.309, SLG: 0.335				0-0 F8		0-0 F8		0-0 2B		0-0 4-3	4-0 1B BB		2	0	0	0	0	0	0							
											1-2 2-3 BB		1	0	1	0	0	0	0							
													1	0	0	0	0	0	0							
													1	0	0	0	1	0	0							
Inning Stats	R: 0 E: 0 K: 0 S: 3	H: 0 LOB: 0 BB: 0 P: 3	R: 0 E: 0 K: 1 S: 5	H: 0 LOB: 0 BB: 0 P: 5	R: 0 E: 0 K: 0 S: 3	H: 0 LOB: 0 BB: 0 P: 3	R: 2 E: 0 K: 0 S: 5	H: 3 LOB: 0 BB: 0 P: 5	R: 0 E: 0 K: 0 S: 3	H: 1 LOB: 0 BB: 0 P: 3	R: 1 E: 1 K: 1 S: 7	H: 2 LOB: 2 BB: 1 P: 11	R: 0 E: 0 K: 2 S: 8	H: 1 LOB: 1 BB: 0 P: 8	R: 0 E: 0 K: 0 S: 4	H: 1 LOB: 2 BB: 1 P: 8	R: 0 E: 0 K: 0 S: 4	H: 2 LOB: 2 BB: 1 P: 8	R: 2 E: 0 K: 0 S: 5	H: 3 LOB: 2 BB: 2 P: 13	R: 1 E: 0 K: 0 S: 2	H: 1 LOB: 0 BB: 0 P: 2	1B: 10 2B: 5 3B: 0 HR: 1	SF: 0 SAC: 0 DP: 2 HBP: 0	WP: 0 PB: 0 SB: 3 CS: 1	PA: 50
PITCHER	IP	WLS	BF	H	R	ER	SO	BB	IBB	HBP	BLK	WP	HR	S	P	ERA	WHIP									
Burt Hooton, R (1, 1) ERA: 3.14	8.0		30	7	3	3	4	0	1	0	0	0	0	37	41	3.38	0.875									
Steve Howe, L (9, 1) ERA: 1.62	2.0		10	3	0	0	0	1	1	0	0	0	0	8	16	0.00	2.000									
Don Stanhouse, R (11, 1) ERA: 5.66	0.1		6	3	2	2	0	2	0	0	0	0	0	4	12	54.00	15.000									
Rick Sutcliffe, R (11, 1) ERA: 5.7	1.0	L	3	1	1	1	0	0	0	0	0	0	1	3	3	9.00	1.000									

Los Angeles Dodgers @ Houston Astros
Astrodome, Houston, TX
Wed Sep 10 1980, 8:05 PM EDT
Att: 37,632 - Dome

AB	44
R	6
H	14
RBI	6
BB	5
SO	4
LOB	19



WP: 0	PA: 50
PB: 0	
SB: 3	
CS: 1	

Los Angeles Dodgers @ Cincinnati Reds

Riverfront Stadium, Cincinnati, OH

Fri Sep 12 1980, 7:05 PM EDT
Att: 36,287 - Unknown

AB	33
R	5
H	6
RBI	4
BB	4
SO	9
LOB	13



AB	R	H	RBI	BB	SO	LOB
4	1	0	0	1	1	2
5	0	1	2	0	0	2
4	0	1	1	0	1	1
4	0	1	0	0	2	0
3	0	1	1	0	1	0
2	0	0	0	1	0	4
1	0	0	0	0	0	0
3	1	0	0	1	1	2
0	0	0	0	0	0	0
0	0	0	0	0	0	0
4	2	2	0	0	1	1
2	1	0	0	1	1	1
1	0	0	0	0	1	0

Batter	1	2	3	4	5	6	7	8	9
Davey Lopes, R (1, 4) OBP: 0.336, SLG: 0.365	0-0 1-3		0-0 B1	4-0 2B BB		0-3 K			0-0 4-3
Jay Johnstone, L (1, 9) OBP: 0.365, SLG: 0.393	0-0 4-3		0-0 F5	0-0 2B		0-0 L3			0-0 3-1
Dusty Baker Jr., R (1, 7) OBP: 0.340, SLG: 0.536	0-0 F8		0-0 1B 1B	0-0 L4					0-3 K
Steve Garvey, R (1, 3) OBP: 0.338, SLG: 0.461		0-3 K	0-0 1B		0-0 F7				0-3 K
Ron Cey, R (1, 5) OBP: 0.342, SLG: 0.442		0-0 1B	1-0 HBP		0-0 F8				0-3 K
Rick Monday, L (1, 8) OBP: 0.369, SLG: 0.474		0-0 FC4-6 1B	0-0 HBP		4-0 BB				0-0 F8
Rudy Law, L (7, 8) OBP: 0.314, SLG: 0.306		0-0 FC4-6 BLK	0-0 F9						0-0 3-1
Mike Scioscia, L (1, 2) OBP: 0.331, SLG: 0.351		0-0 4-3		4-0 2B BB					0-3 K
Steve Howe, L (8, 1) OBP: 0.100, SLG: 0.100									0-0 3-1
Bill Russell, R (1, 6) OBP: 0.295, SLG: 0.341			0-0 1B 1B			0-0 WP			0-3 K
Derrel Thomas, S (3, PH) OBP: 0.333, SLG: 0.355				0-0 3-1					0-3 K
Don Sutton, R (1, 1) OBP: 0.091, SLG: 0.074			4-0 1B 1B			0-3 K			0-3 K
Steve Yeager, R (8, 2) OBP: 0.281, SLG: 0.284									

Inning Stats	R: 0	H: 0	E: 0	K: 0	S: 3	P: 3	R: 0	H: 1	E: 0	K: 1	S: 6	P: 6	R: 2	H: 3	E: 0	K: 0	S: 6	P: 11	R: 2	H: 1	E: 0	K: 0	S: 4	P: 12	R: 0	H: 0	E: 0	K: 1	S: 5	P: 9	R: 1	H: 1	E: 0	K: 2	S: 8	P: 8	R: 0	H: 0	E: 0	K: 3	S: 9	P: 9	R: 0	H: 0	E: 0	K: 0	S: 5	P: 5	R: 0	H: 0	E: 0	K: 1	S: 5	P: 5	R: 0	H: 0	E: 0	K: 1	S: 5	P: 5	1B: 4	2B: 1	3B: 1	HR: 0	SF: 0	SAC: 0	DP: 0	HBP: 1	WP: 1	PB: 0	SB: 0	CS: 0	PA: 38
--------------	------	------	------	------	------	------	------	------	------	------	------	------	------	------	------	------	------	-------	------	------	------	------	------	-------	------	------	------	------	------	------	------	------	------	------	------	------	------	------	------	------	------	------	------	------	------	------	------	------	------	------	------	------	------	------	------	------	------	------	------	------	-------	-------	-------	-------	-------	--------	-------	--------	-------	-------	-------	-------	--------

PITCHER	IP	WLS	BF	H	R	ER	SO	BB	IBB	HBP	BLK	WP	HR	S	P	ERA	WHIP
Michael LaCoss, R (1, 1) ERA: 4.66	2.2	L	14	4	2	2	1	1	0	1	1	0	0	14	19	6.75	1.875
Joe Price, L (3, 1) ERA: 3.4	1.1		7	1	2	2	0	2	0	0	0	0	0	5	13	13.50	2.250
Doug Bair, R (5, 1) ERA: 4.72	1.0		4	0	0	0	1	1	0	0	0	0	0	5	9	0.00	1.000
Geoff Combe, R (6, 1) ERA: 13.5	2.0		7	1	1	1	5	0	0	0	0	1	0	17	17	4.50	0.500
Tom Hume, R (8, 1) ERA: 2.63	2.0		6	0	0	0	2	0	0	0	0	0	0	10	10	0.00	0.000

Batter	1	2	3	4	5	6	7	8	9	AB R H RBI BB SO LOB	TOP	
Davey Lopes, R (1, 4) OBP: 0.335, SLG: 0.364	0-0 5-3		0-0 6-3			0-0 5-3		0-0 1-2 1B		4 0 1 0 0 0 0		
Jay Johnstone, L (1, 9) OBP: 0.362, SLG: 0.387 Bobby Castillo, R (8, 1) OBP: 0.125, SLG: 0.125 Don Stanhouse, R (9, 1)	0-0 4-3		0-3 K			4-0 BB		0-3 K		3 0 0 0 1 2 2 0 0 0 0 0 0 0 0 0 0 0 0 0 0		
Dusty Baker Jr., R (1, 7) OBP: 0.339, SLG: 0.534	0-0 1B				0-0 F9	0-3 K		0-0 F8		4 0 1 0 0 1 3		
Steve Garvey, R (1, 3) OBP: 0.336, SLG: 0.458	0-3 K				0-3 K			0-0 6-3		4 0 0 0 0 2 4		
Ron Cey, R (1, 5) OBP: 0.345, SLG: 0.452		0-0 HR			4-0 BB			0-0 FC3-5 2B	0-3 K	3 1 2 1 1 1 0		
Rick Monday, L (1, 8) OBP: 0.366, SLG: 0.465 Gary Weiss, S (9, PR) Mickey Hatcher, R (9, 9) OBP: 0.236, SLG: 0.273		0-0 6-3			0-0 F8			0-0 FC3-5 2-3	4-0 3B BB	3 0 0 0 1 0 2 0 1 0 0 0 0 0 0 0 0 0 0 0 0		
Mike Scioscia, L (1, 2) OBP: 0.321, SLG: 0.339		0-3 K				0-0 P6		0-0 F8	0-0 F8	4 0 0 0 0 1 2		
Derrel Thomas, S (1, 6) OBP: 0.332, SLG: 0.362		0-0 5-3				0-3 K		0-3 K	0-0 BLK 3B	4 1 1 1 0 2 1		
Bob Welch, R (1, 1) OBP: 0.215, SLG: 0.250 Gary Thomasson, L (8, PH) OBP: 0.330, SLG: 0.280 Jack Perconte, L (8, PR) Rudy Law, L (8, 8) OBP: 0.313, SLG: 0.305			0-0 F3			0-0 F8		0-0 1B 1B	0-3 K 3-H	2 0 0 0 0 0 0 1 0 1 0 0 0 0 0 0 0 0 0 0 0 1 0 0 0 0 1 1		
Inning Stats	R: 0 H: 1 E: 0 LOB: 1 K: 1 BB: 0 S: 6 P: 6	R: 1 H: 1 E: 0 LOB: 0 K: 1 BB: 0 S: 6 P: 6	R: 0 H: 0 E: 0 LOB: 0 K: 1 BB: 0 S: 5 P: 5	R: 0 H: 0 E: 0 LOB: 1 K: 1 BB: 1 S: 5 P: 9	R: 0 H: 0 E: 0 LOB: 0 K: 1 BB: 0 S: 5 P: 5	R: 0 H: 0 E: 0 LOB: 1 K: 1 BB: 1 S: 5 P: 9	R: 0 H: 1 E: 0 LOB: 1 K: 1 BB: 0 S: 6 P: 6	R: 0 H: 2 E: 0 LOB: 2 K: 1 BB: 0 S: 7 P: 7	R: 2 H: 1 E: 0 LOB: 1 K: 2 BB: 1 S: 8 P: 12	1B: 3 SF: 0 2B: 1 SAC: 0 3B: 1 DP: 0 HR: 1 HBP: 0	WP: 0 PA: 36 PB: 0 SB: 0 CS: 0	
PITCHER	IP WLS BF H R ER SO BB IBB HBP BLK WP HR S P ERA WHIP											
Frank Pastore, R (1, 1) ERA: 3.18 Mario Soto, R (8, 1) ERA: 3.39	7.0 26 3 1 1 7 2 0 0 0 0 1 38 46 1.29 0.714											

Los Angeles Dodgers @ Cincinnati Reds
 Riverfront Stadium, Cincinnati, OH
 Sat Sep 13 1980, 7:05 PM EDT
 Att: 38,542 - Unknown

AB	33
R	3
H	6
RBI	2
BB	3
SO	10
LOB	15



Batter	1	2	3	4	5	6	7	8	9	AB	R	H	RBI	BB	SO	LOB
Dave Collins, S (1, 8) <small>OBP: 0.368, SLG: 0.376</small> Cesar Geronimo, L (9, 8) <small>OBP: 0.321, SLG: 0.333</small>	0-0 F7		0-0 P6		0-0 F7			0-0 F9 SF8 2B		4	1	1	0	0	0	1
Ken Griffey, L (1, 9) <small>OBP: 0.364, SLG: 0.431</small>	0-0 F5		0-3 K			0-0 F2		0-0 F9		4	0	0	0	0	1	2
Dave Concepcion, R (1, 6) <small>OBP: 0.306, SLG: 0.365</small>	0-0 L6			0-3 K		0-0 5-3		0-0 SF8		3	0	0	1	0	1	0
George Foster, R (1, 7) <small>OBP: 0.364, SLG: 0.476</small>		0-3 K		0-0 P6		0-0 1B		0-0 5-3		4	0	1	0	0	1	0
Dan Driessen, L (1, 3) <small>OBP: 0.386, SLG: 0.438</small>		0-3 K		4-0 1B BB		0-0 F8			0-0 4-3 SH1-4 1B	3	0	1	0	1	1	1
Ray Knight, R (1, 5) <small>OBP: 0.309, SLG: 0.415</small>		0-0 L3		0-0 1B			0-0 F7		0-0 SH1-4	3	0	1	0	0	0	0
Joe Nolan, L (1, 2) <small>OBP: 0.366, SLG: 0.428</small>			0-0 2B E 1B		0-0 F2		0-0 F7		0-0 4-3	4	1	1	0	0	0	3
Ron Oester, S (1, 4) <small>OBP: 0.333, SLG: 0.378</small>			0-0 E9 2B		0-3 K		0-0 1B		0-0 F8	4	0	2	0	0	1	1
Frank Pastore, R (1, 1) <small>OBP: 0.186, SLG: 0.143</small> Harry Spilman, L (7, PH) <small>OBP: 0.327, SLG: 0.441</small> Mario Soto, R (8, 1) <small>OBP: 0.028, SLG: 0.028</small>			0-0 F9		0-0 F7		0-3 K			2	0	0	0	0	0	1
										1	0	0	0	0	1	1
										0	0	0	0	0	0	0

BOTTOM															
Los Angeles Dodgers @ Cincinnati Reds Riverfront Stadium, Cincinnati, OH Sat Sep 13 1980, 7:05 PM EDT Att. 38,542 - Unknown	<table border="1"> <tr> <td>AB</td> <td>32</td> </tr> <tr> <td>R</td> <td>2</td> </tr> <tr> <td>H</td> <td>7</td> </tr> <tr> <td>RBI</td> <td>1</td> </tr> <tr> <td>BB</td> <td>1</td> </tr> <tr> <td>SO</td> <td>6</td> </tr> <tr> <td>LOB</td> <td>10</td> </tr> </table> 	AB	32	R	2	H	7	RBI	1	BB	1	SO	6	LOB	10
AB	32														
R	2														
H	7														
RBI	1														
BB	1														
SO	6														
LOB	10														

Inning Stats		Pitcher																			
R	H	R	H	R	H	R	H	R	H	R	H	R	H	R	H	R	H	1B	SF	WP	PA
0	0	0	0	1	2	0	1	0	0	0	1	0	0	0	1	0	0	5	1	0	35
0	0	0	0	1	1	0	0	0	0	0	0	0	0	0	0	0	0	2	2	0	0
0	0	0	0	1	0	0	0	0	0	0	0	0	0	0	0	0	0	0	0	0	0
3	3	7	7	2	7	6	7	5	6	5	6	4	6	4	4	4	4	0	1	0	0

Los Angeles Dodgers @ Cincinnati Reds
 Riverfront Stadium, Cincinnati, OH

Sun Sep 14 1980, 3:33 AM EDT
 Att: 34,038 - Unknown

AB	33
R	3
H	8
RBI	3
BB	2
SO	7
LOB	6



Batter	1	2	3	4	5	6	7	8	9	AB R H RBI BB SO LOB
Davey Lopes, R (1, 4) OBP: 0.333, SLG: 0.361	0-3 K		0-3 K		X 0-0 F8		X 0-0 5-3			4 0 0 0 0 2 0
Jay Johnstone, L (1, 9) OBP: 0.365, SLG: 0.389 Pepe Frias, R (8, 6) OBP: 0.256, SLG: 0.273	0-3 K		0-0 1B		X 0-0 1B		X 0-0 6-3			4 0 2 0 0 1 0 0 0 0 0 0 0 0
Dusty Baker Jr., R (1, 7) OBP: 0.341, SLG: 0.533	0-0 1-3		0-0 1B		BB 4-0 BB		X 0-0 F9			3 0 1 0 1 0 0
Steve Garvey, R (1, 3) OBP: 0.333, SLG: 0.455		0-3 K	0-0 G1-6-3		X 0-0 G3		X 0-0 6-3			4 0 0 0 0 1 4
Ron Cey, R (1, 5) OBP: 0.346, SLG: 0.453		4-0 HR		X 0-0 1B		X 0-0 L4		SS 0-3 K		3 2 1 0 1 1 0
Rick Monday, L (1, 8) OBP: 0.369, SLG: 0.484 Mickey Hatcher, R (9, 9) OBP: 0.236, SLG: 0.273		0-0 HR		X 0-0 1B		X 0-0 P6		SS 0-3 K		4 1 2 3 0 1 0 0 0 0 0 0 0 0
Steve Yeager, R (1, 2) OBP: 0.281, SLG: 0.284		0-0 P4		X 0-0 P5		X 0-0 F9		X 0-0 FC5-4		4 0 1 0 0 0 0
Derrel Thomas, S (1, 6) OBP: 0.331, SLG: 0.365		0-0 2B		X 0-0 L6		X 0-0 F7		X 0-0 FC5-4		4 0 1 0 0 0 1
Jerry Reuss, L (1, 1) OBP: 0.149, SLG: 0.159	0-3 K				X 0-0 F7		X 0-0 F7			3 0 0 0 0 1 1

Inning Stats	R: 0	H: 0	E: 0	K: 2	S: 7	P: 7	R: 2	H: 2	E: 0	K: 2	S: 9	P: 13	R: 0	H: 2	E: 0	K: 1	S: 6	R: 1	H: 2	E: 0	K: 0	S: 4	P: 4	R: 0	H: 1	E: 1	K: 0	S: 4	P: 8	R: 0	H: 0	E: 0	K: 0	S: 3	P: 3	R: 0	H: 0	E: 0	K: 0	S: 3	P: 3	R: 0	H: 0	E: 0	K: 2	S: 8	P: 8	R: 0	H: 1	E: 0	K: 2	S: 8	P: 8	1B: 5	SF: 0	2B: 2	SAC: 0	3B: 0	DP: 1	HR: 1	HBP: 0	WP: 0	PA: 35
--------------	------	------	------	------	------	------	------	------	------	------	------	-------	------	------	------	------	------	------	------	------	------	------	------	------	------	------	------	------	------	------	------	------	------	------	------	------	------	------	------	------	------	------	------	------	------	------	------	------	------	------	------	------	------	-------	-------	-------	--------	-------	-------	-------	--------	-------	--------

PITCHER	IP	WLS	BF	H	R	ER	SO	BB	IBB	HBP	BLK	WP	HR	S	P	ERA	WHIP
Paul Moskau, R (1, 1) ERA: 3.87	7.0	L	28	7	3	3	5	2	0	0	0	0	1	36	44	3.86	1.286
Tom Hume, R (8, 1) ERA: 2.59	2.0		7	1	0	0	2	0	0	0	0	0	0	11	11	0.00	0.500

PITCHER	IP	WLS	BF	H	R	ER	SO	BB	IBB	HBP	BLK	WP	HR	S	P	ERA	WHIP
---------	----	-----	----	---	---	----	----	----	-----	-----	-----	----	----	---	---	-----	------

BOTTOM

Los Angeles Dodgers @ Cincinnati Reds
Riverfront Stadium, Cincinnati, OH

Sun Sep 14 1980, 3:33 AM EDT
Att. 34,038 - Unknown

livebaseballscorecards.com

AB	31
R	1
H	5
RBI	1
BB	1
SO	4
LOB	10



WP:	0	PA:	33
PB:	0	SB:	1
CS:	0		

AB R H RBI BB SO LOB

4	1	1	0	0	0	1
0	0	0	0	0	0	0
4	0	1	0	0	0	2
4	0	0	1	0	0	2
4	0	2	0	0	1	0
3	0	0	0	1	1	1
3	0	0	0	0	0	0
3	0	0	0	0	0	2
2	0	0	0	0	0	0
1	0	0	0	0	0	2
0	0	0	0	0	0	0
2	0	1	0	0	1	0
1	0	0	0	0	0	0

Batter	1	2	3	4	5	6	7	8	9
Dave Collins, S (1, 8) OBP: 0.367, SLG: 0.374 Sam Mejias, R (9, 8) OBP: 0.299, SLG: 0.337	0-0 5-3 S 6-3 1B		0-0 F8			0-0 1-3		0-0 6-3	
Ron Oester, S (1, 4) OBP: 0.332, SLG: 0.376	0-0 5-3 1-3		0-0 FC5-4 1-2f			0-0 F7		0-0 1B	
Dave Concepcion, R (1, 6) OBP: 0.304, SLG: 0.363	0-0 6-3 3-H		0-0 5-3			0-0 F9		0-0 F9	
George Foster, R (1, 7) OBP: 0.365, SLG: 0.480	0-0 2B			0-3 K			0-0 SH5-4 2B		0-0 L7
Dan Driessen, L (1, 3) OBP: 0.385, SLG: 0.435	0-0 6-3			0-3 K			4-0 SH5-4 BB		0-0 4-3
Ray Knight, R (1, 5) OBP: 0.308, SLG: 0.413		0-0 F8		0-0 5-3			0-0 SH5-4 1-2 2-3		0-0 5-3
Paul Householder, S (1, 9) OBP: 0.250, SLG: 0.257		0-0 5-3			0-0 L5		0-3 K		
Vic Correll, R (1, 2) Hector Cruz, R (7, PH) OBP: 0.296, SLG: 0.342 Tom Hume, R (8, 1) OBP: 0.154, SLG: 0.231		0-0 6-3			0-0 4-3		0-0 4-3		
Paul Moskau, R (1, 1) OBP: 0.159, SLG: 0.163 Joe Nolan, L (8, 2) OBP: 0.364, SLG: 0.425			0-0 FC5-4 1B		0-3 K			0-0 F3	

Inning Stats	R: 1 H: 2 E: 0 K: 5 S: 5	H: 2 LOB: 1 BB: 0 P: 5	R: 0 H: 0 E: 0 K: 3 S: 3	H: 0 LOB: 0 BB: 0 P: 3	R: 0 H: 1 E: 0 K: 4 S: 4	H: 1 LOB: 1 BB: 0 P: 4	R: 0 H: 0 E: 0 K: 2 S: 7	H: 0 LOB: 0 BB: 0 P: 7	R: 0 H: 0 E: 0 K: 1 S: 5	H: 0 LOB: 0 BB: 0 P: 5	R: 0 H: 1 E: 0 K: 1 S: 6	H: 1 LOB: 2 BB: 1 P: 10	R: 0 H: 1 E: 0 K: 4 S: 4	H: 1 LOB: 1 BB: 0 P: 4	R: 0 H: 0 E: 0 K: 3 S: 3	H: 0 LOB: 0 BB: 0 P: 3	1B: 3 2B: 2 3B: 0 HR: 0	SF: 0 SAC: 1 DP: 0 HBP: 0
--------------	--------------------------	------------------------	--------------------------	------------------------	--------------------------	------------------------	--------------------------	------------------------	--------------------------	------------------------	--------------------------	-------------------------	--------------------------	------------------------	--------------------------	------------------------	-------------------------	---------------------------

PITCHER	IP	WLS	BF	H	R	ER	SO	BB	IBB	HBP	BLK	WP	HR	S	P	ERA	WHIP
Jerry Reuss, L (1, 1) ERA: 2.18	9.0	W	33	5	1	1	4	1	0	0	0	0	0	40	44	1.00	0.667

Batter	1	2	3	4	5	6	7	8	9	AB R H RBI BB SO LOB	TOP																					
Davey Lopes, R (1, 4) OBP: 0.332, SLG: 0.360 Terry Forster, L (8, 1)	0-0 4-3			0-0 F9		0-0 1B		0-0 F8		4 0 1 0 0 0 0 0 0 0 0 0 0 0																						
Jay Johnstone, L (1, 9) OBP: 0.367, SLG: 0.392	0-0 F7			0-0 4-3 1B		0-0 1B		0-0 4-3		4 0 2 0 0 0 0																						
Dusty Baker Jr., R (1, 7) OBP: 0.339, SLG: 0.530 Mickey Hatcher, R (7, 7) OBP: 0.250, SLG: 0.286	0-0 3-1			0-0 4-3 1-2		0-0 P6			0-0 G5-4-3 1B	3 0 0 0 0 0 3 1 0 1 0 0 0 0																						
Steve Garvey, R (1, 3) OBP: 0.333, SLG: 0.453		0-0 6-3		0-0 F8			0-0 FC3-6 BB 1B		0-0 F5	4 0 1 0 0 0 2																						
Ron Cey, R (1, 5) OBP: 0.345, SLG: 0.450		0-0 F7			0-0 F8		4-0 BB FC3-6 BB		0-0 G5-4-3 1-2f	3 0 0 0 1 0 1																						
Rick Monday, L (1, 8) OBP: 0.365, SLG: 0.479 Rudy Law, L (6, 8) OBP: 0.312, SLG: 0.305		0-0 1-3			0-0 6-3		0-0 FC3-6 1-2f 2-3			2 0 0 0 0 0 0 1 0 0 0 0 0 2																						
Mike Scioscia, L (1, 2) OBP: 0.313, SLG: 0.331			0-0 G3		0-0 F9		0-0 F8			3 0 0 0 0 0 2																						
Derrel Thomas, S (1, 6) OBP: 0.327, SLG: 0.360			0-0 F9			0-0 G3	0-3 K			3 0 0 0 0 1 2																						
Burt Hooton, R (1, 1) OBP: 0.095, SLG: 0.100 Joe Beckwith, L (3, 1) Vic Davalillo, L (6, PH) Fernando Valenzuela, L (6, 1) Jack Perconte, L (8, PH) (8, 4)		0-0 5-3				0-3 K		0-0 P4		1 0 0 0 0 0 0 0 0 0 0 0 0 0 1 0 0 0 0 1 0 0 0 0 0 0 0 0 1 0 0 0 0 0 0																						
Inning Stats	R: 0 E: 0 K: 0 S: 3	H: 0 LOB: 0 BB: 0 P: 3	R: 0 E: 0 K: 0 S: 3	H: 0 LOB: 0 BB: 0 P: 3	R: 0 E: 0 K: 0 S: 3	H: 1 LOB: 1 BB: 0 P: 4	R: 0 E: 0 K: 0 S: 3	H: 0 LOB: 0 BB: 0 P: 3	R: 0 E: 0 K: 1 S: 7	H: 2 LOB: 2 BB: 0 P: 7	R: 0 E: 0 K: 1 S: 6	H: 1 LOB: 2 BB: 1 P: 10	R: 0 E: 0 K: 0 S: 3	H: 0 LOB: 0 BB: 0 P: 3	R: 0 E: 0 K: 0 S: 3	H: 1 LOB: 0 BB: 0 P: 3	1B: 5 2B: 0 3B: 0 HR: 0	SF: 0 SAC: 0 DP: 1 HBP: 0	WP: 0 PB: 0 SB: 0 CS: 0	PA: 32												
PITCHER Tommy Boggs, R (1, 1) ERA: 3.55	IP 9.0	WLS W	BF 32	H 5	R 0	ER 0	SO 2	BB 1	IBB 0	HBP 0	BLK 0	WP 0	HR 0	S 35	P 39	ERA 0.00	WHIP 0.667															
											PITCHER	IP	WLS	BF	H	R	ER	SO	BB	IBB	HBP	BLK	WP	HR	S	P	ERA	WHIP				

Los Angeles Dodgers @ Atlanta Braves
Atlanta-Fulton County Stadium, Atlanta, GA

Mon Sep 15 1980, 7:05 PM EDT
Att. 8,025 - Unknown

livebaseballscorecards.com

AB	31
R	0
H	5
RBI	0
BB	1
SO	2
LOB	12



Batter	1	2	3	4	5	6	7	8	9
Jerry Royster, R OBP: 0.307, SLG: 0.321 (1, 7) (8, 5)	0-0 1B S 6-3 1B	0-0 S 1B		0-3 K S			0-3 K S	0-0 BB 1B 1-2	
Glenn Hubbard, R OBP: 0.324, SLG: 0.396 (1, 4) (8, 5)	0-0 1B S 6-3 HR 1B	0-0 4-3 1-2		0-0 1B			0-0 E5 1B BLK E	4-0 1B 1-2 2-3 BB	
Gary Matthews, R OBP: 0.327, SLG: 0.433 Gary Cooper, S (1, 9) (8, PR) (9, 7)	0-0 6-3 1-2 3-H		4-0 1B BB	0-0 F7			0-0 E SF9 1B	0-0 1-3 2-H 3-H 1B	
Bob Horner, R OBP: 0.314, SLG: 0.560 Terry Harper, R OBP: 0.154, SLG: 0.308 (1, 5) (7, PR) (8, 7) (9, 9)	0-0 HR 2-H		0-0 FC6-4 1B 1-3 1B		0-0 F7		0-0 E6 1-3 3-H	0-0 5-3	
Chris Chambliss, L OBP: 0.334, SLG: 0.432 (1, 3) S	0-3 K S		0-0 FC6-4 1-2 3-H 1B		0-0 5-3		0-0 SF9 3-H		
Dale Murphy, R OBP: 0.351, SLG: 0.511 (1, 8) X	0-0 FC5-4 1B		0-0 FC6-4 FC5-4 1-2f 2-3 1B		0-0 5-3		0-0 F8 3-H		
Bruce Benedict, R OBP: 0.299, SLG: 0.316 (1, 2) X	0-0 FC5-4 1-2f		0-0 FC5-4 1-2 3-H 1B				0-0 F8	0-0 F8	
Luis Gomez, R OBP: 0.246, SLG: 0.219 (1, 6)		0-0 F8	0-0 FC5-4 1-2 2-3 1B				0-0 5-3	0-0 BB 1B 1B	
Tommy Boggs, R OBP: 0.155, SLG: 0.158 (1, 1)		0-3 K		0-3 K			0-0 5-3	0-0 F8	

AB	R	H	RBI	BB	SO	LOB
5	2	3	0	0	2	0
4	2	2	0	1	0	1
4	2	2	3	1	0	2
0	0	0	0	0	0	0
4	2	2	3	0	0	1
1	0	0	0	0	0	2
3	0	1	2	0	1	0
4	0	1	0	0	0	3
4	0	1	1	0	0	1
4	1	1	0	0	0	2
4	0	0	0	0	2	1

Los Angeles Dodgers @ Atlanta Braves
Atlanta-Fulton County Stadium, Atlanta, GA

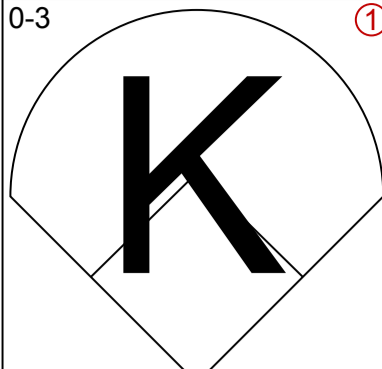
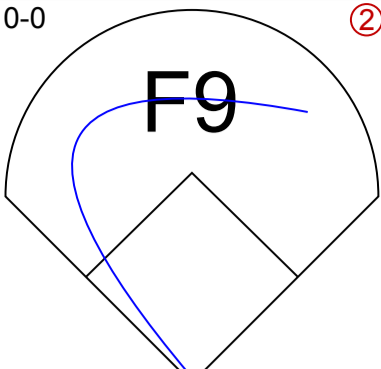
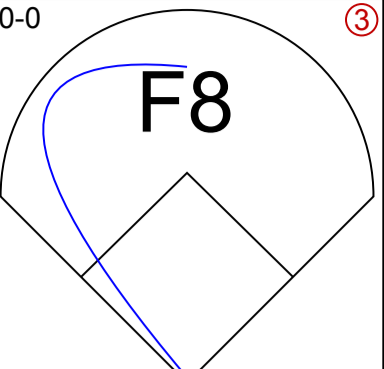
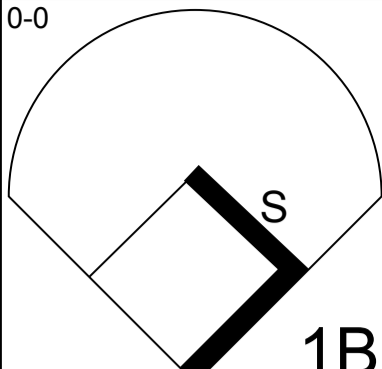
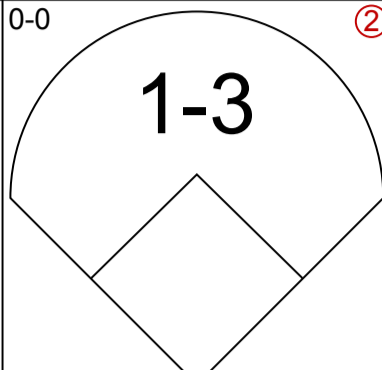
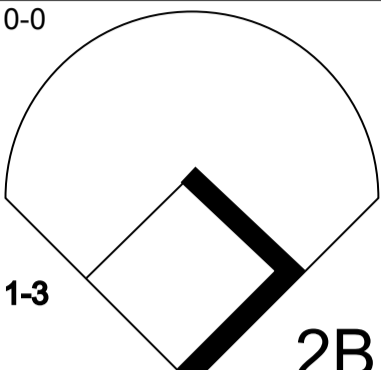
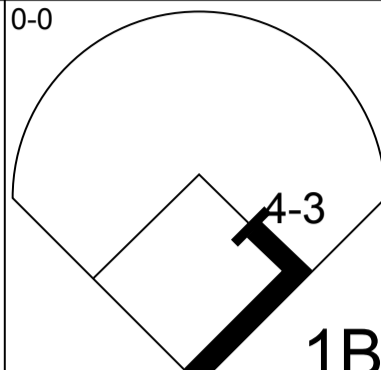
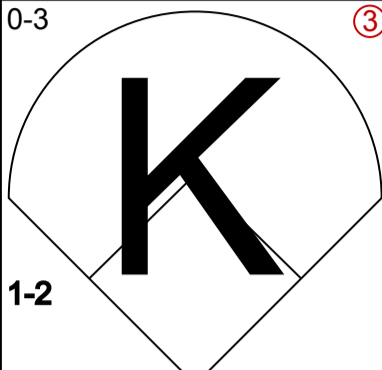
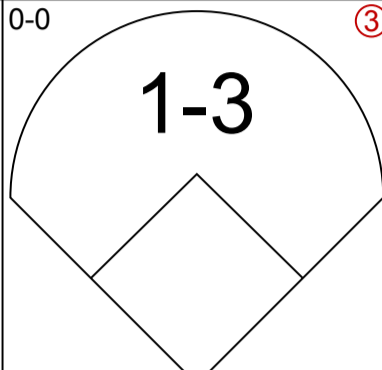
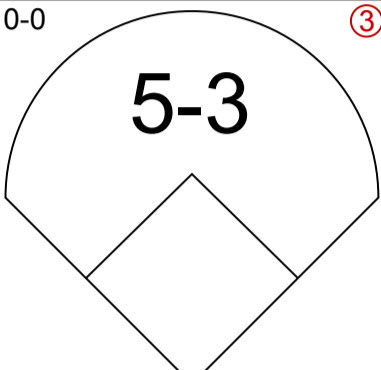
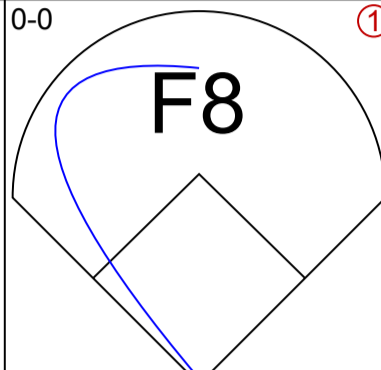
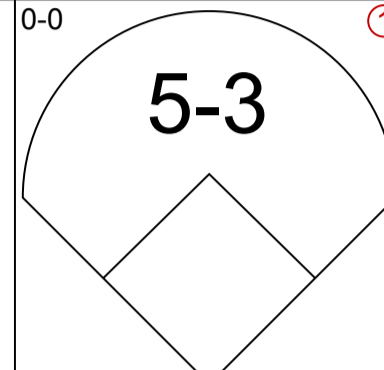
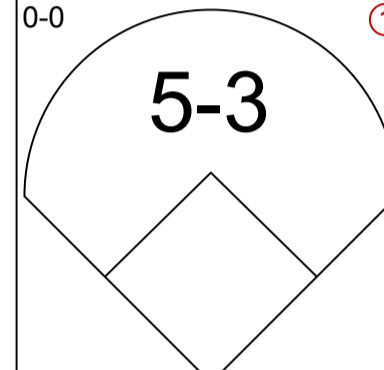
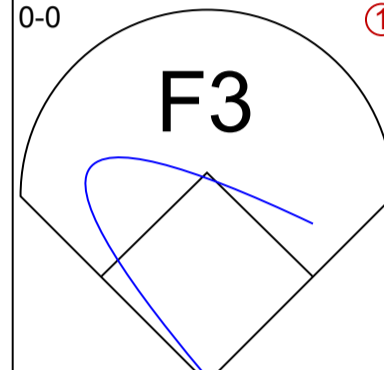
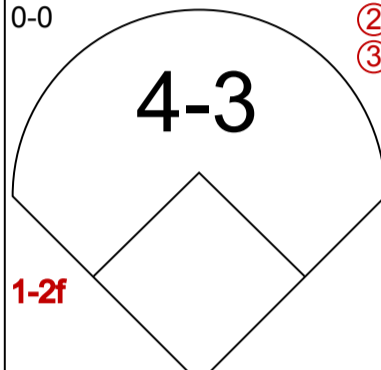
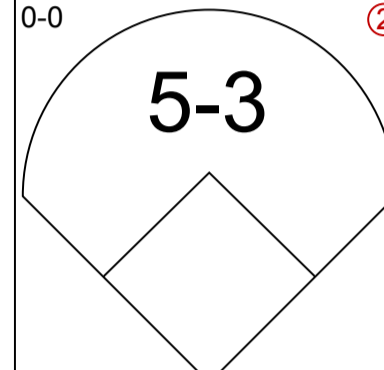
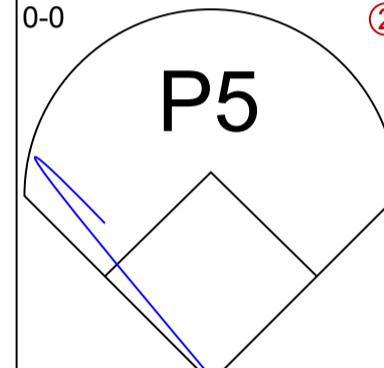
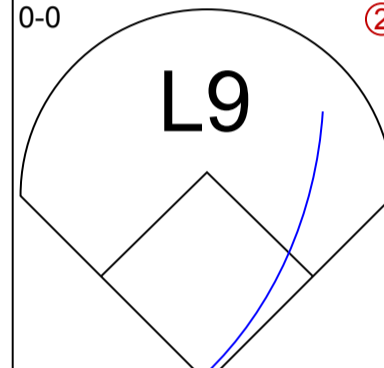
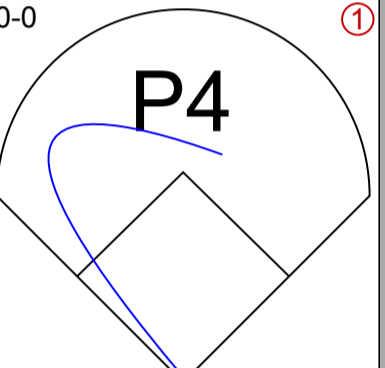
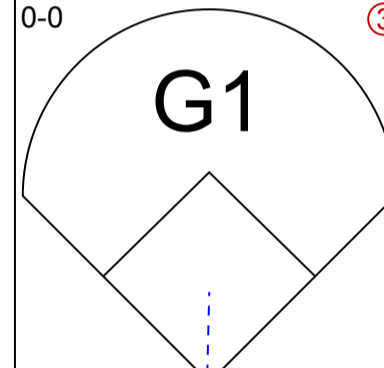
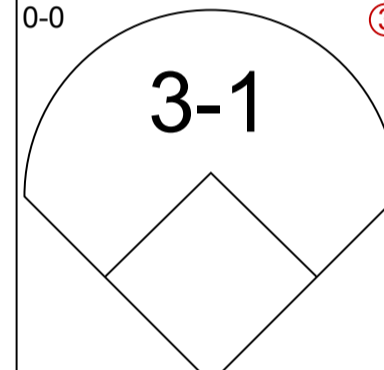
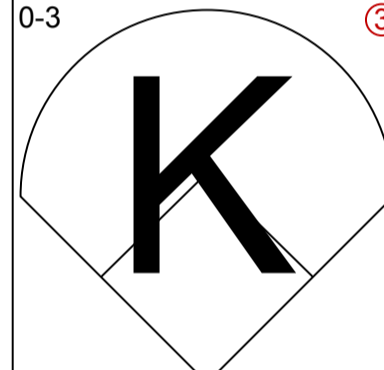
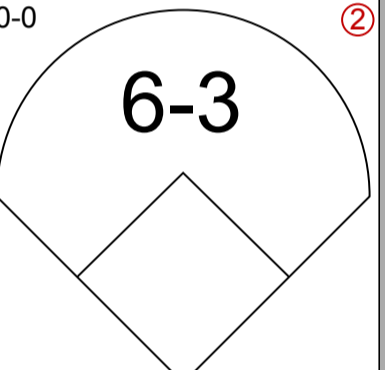
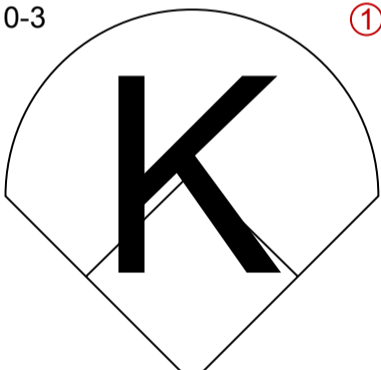
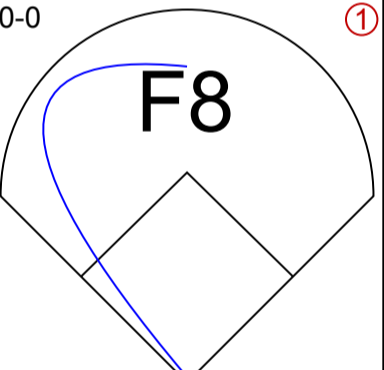
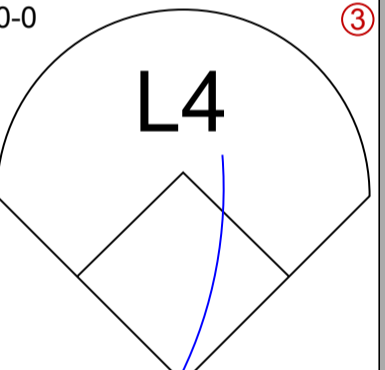
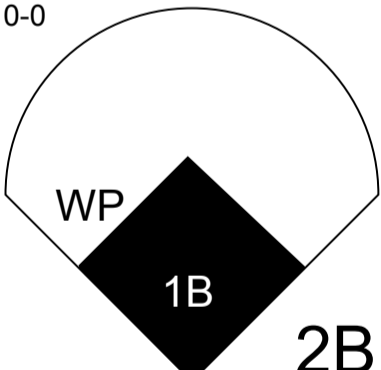
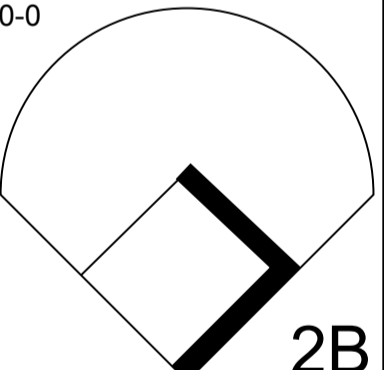
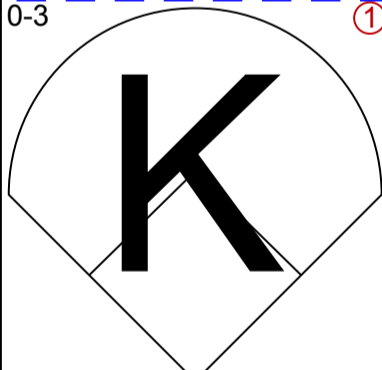
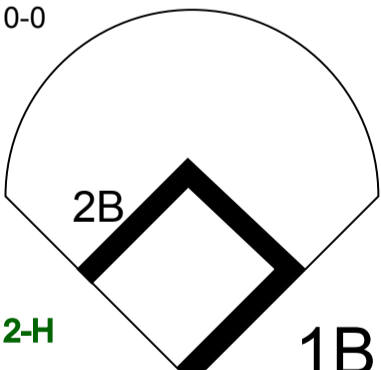
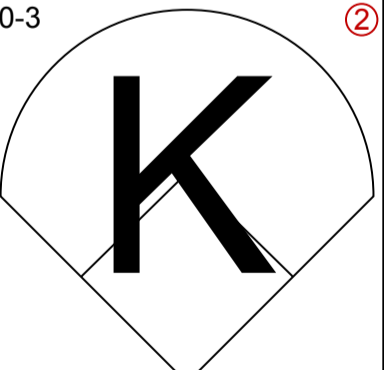
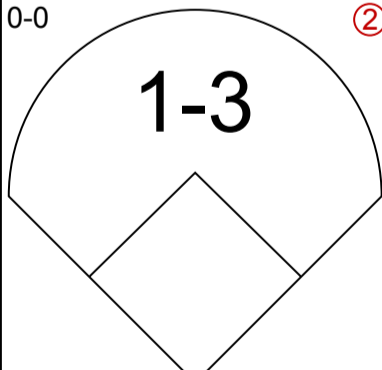
Mon Sep 15 1980, 7:05 PM EDT
Att. 8,025 - Unknown

AB	37
R	9
H	13
RBI	9
BB	2
SO	5
LOB	13



Inning Stats															Inning Stats														
R		H		ER		SO		BB		IBB		HBP		BLK		WP		HR		S		P		ERA		WHIP			
3	0	4	0	0	0	0	0	0	0	0	0	0	0	0	0	0	0	0	0	0	0	0	0	0	0	0	0	0	
0	0	1	0	0	0	0	0	0	0	0	0	0	0	0	0	0	0	0	0	0	0	0	0	0	0	0	0	0	
1	0	0	1	0	0	0	0	0	0	0	0	0	0	0	0	0	0	0	0	0	0	0	0	0	0	0	0	0	
9	6	9	6	9	6	9	6	9	6	9	6	9	6	9	6	9	6	9	6	9	6	9	6	9	6	9	6	9	

WP		PA	
0	40		
0	40		
2	40		
0	40		
0	40		
0	40		
0	40		
0	40		

Batter	1	2	3	4	5	6	7	8	9	AB R H RBI BB SO LOB	TOP	
Davey Lopes, R (1, 4) <small>OBP: 0.331, SLG: 0.359</small> Pepe Frias, R (4, 6) <small>OBP: 0.255, SLG: 0.272</small> Gary Thomasson, L (8, PH) <small>OBP: 0.336, SLG: 0.287</small> Jack Perconte, L (8, PR) <small>(8, 4)</small>	0-3 		0-0 		0-0 			0-0 		2 0 0 0 0 1 1 1 0 0 0 0 0 1 1 0 1 0 0 0 0 0 0 0 0 0 0 0	Los Angeles Dodgers @ Atlanta Braves Atlanta-Fulton County Stadium, Atlanta, GA Tue Sep 16 1980, 7:05 PM EDT Att: 31,279 - Unknown livebaseballscorecards.com	
Rudy Law, L (1, 8) <small>OBP: 0.314, SLG: 0.310</small>	0-0 		0-0 			0-0 		0-3 		4 0 2 0 0 1 1		
Dusty Baker Jr., R (1, 7) <small>OBP: 0.336, SLG: 0.526</small>	0-0 		0-0 			0-0 		0-0 		4 0 0 0 0 0 3		
Steve Garvey, R (1, 3) <small>OBP: 0.331, SLG: 0.450</small>		0-0 		0-0 		0-0 		0-0 		4 0 0 0 0 0 1		
Ron Cey, R (1, 5) <small>OBP: 0.343, SLG: 0.447</small>		0-0 		0-0 			0-0 		0-0 			4 0 0 0 0 0 0
Jay Johnstone, L (1, 9) <small>OBP: 0.362, SLG: 0.386</small>		0-0 		0-3 			0-0 			3 0 0 0 0 1 0		
Steve Yeager, R (1, 2) <small>OBP: 0.277, SLG: 0.279</small>			0-3 		0-0 		0-0 			3 0 0 0 0 1 0		
Derrel Thomas, S (1, 6) <small>OBP: 0.331, SLG: 0.373</small> <small>(4, 4)</small> <small>(8, 6)</small>			0-0 			0-0 		0-3 		3 1 2 0 0 1 0		
Dave Goltz, R (1, 1) <small>OBP: 0.234, SLG: 0.143</small> Rick Monday, L (8, PH) <small>OBP: 0.363, SLG: 0.476</small> Bobby Castillo, R (8, 1) <small>OBP: 0.125, SLG: 0.125</small>			0-0 		0-3 			0-0 		2 0 1 1 0 1 1 1 0 0 0 0 0 0 0 0 0 0 0 0 0		
Inning Stats	R: 0 H: 0 E: 0 LOB: 0 K: 1 BB: 0 S: 5 P: 5	R: 0 H: 0 E: 0 LOB: 0 K: 0 BB: 0 S: 3 P: 3	R: 1 H: 3 E: 0 LOB: 2 K: 1 BB: 0 S: 8 P: 8	R: 0 H: 0 E: 0 LOB: 0 K: 1 BB: 0 S: 5 P: 5	R: 0 H: 1 E: 0 LOB: 1 K: 1 BB: 0 S: 6 P: 6	R: 0 H: 1 E: 0 LOB: 0 K: 0 BB: 0 S: 3 P: 3	R: 0 H: 0 E: 0 LOB: 0 K: 0 BB: 0 S: 3 P: 3	R: 0 H: 1 E: 0 LOB: 2 K: 2 BB: 0 S: 8 P: 8	R: 0 H: 0 E: 0 LOB: 0 K: 0 BB: 0 S: 3 P: 3	1B: 3 SF: 0 2B: 4 SAC: 0 3B: 0 DP: 1 HR: 0 HBP: 0	WP: 1 PA: 32 PB: 0 SB: 1 CS: 0	
Phil Niekro, R (1, 1) <small>ERA: 3.59</small> Rick Camp, R (8, 1) <small>ERA: 1.94</small>	IP WLS BF H R ER SO BB IBB HBP BLK WP HR S P ERA WHIP 7.0 W 25 5 1 1 4 0 0 0 0 1 0 33 33 1.29 0.714											

Los Angeles Dodgers @ Atlanta Braves
 Atlanta-Fulton County Stadium, Atlanta, GA
 Tue Sep 16 1980, 7:05 PM EDT
 Att: 31,279 - Unknown

AB	32
R	1
H	6
RBI	1
BB	0
SO	6
LOB	8



Batter	1	2	3	4	5	6	7	8	9
Jerry Royster, R OBP: 0.314, SLG: 0.329 (1, 7) (9, 5)	0-0 E G6-4-3 1B		0-0 CS 1B		0-0 CS 1B		0-0 WP 1B		
Glenn Hubbard, R OBP: 0.323, SLG: 0.394 (1, 4)	0-0 E5 G6-4-3 1-3 1B		0-0 1B 1-2 1B		0-3 K 1-2		0-0 P4 1-2		
Gary Matthews, R OBP: 0.325, SLG: 0.430 (1, 9)	0-0 G6-4-3 1-2f 3-H 1B		0-0 P4		0-0 6-3			0-0 L5	
Bob Horner, R OBP: 0.316, SLG: 0.559 Terry Harper, R OBP: 0.154, SLG: 0.308 (1, 5) (9, 7)	0-0 1B		0-0 1-3 1B		0-0 F7			0-3 K	
Chris Chambliss, L OBP: 0.333, SLG: 0.430 (1, 3)	0-3 K		0-0 4-3		4-0 BB G5-4-3			0-0 5-3	
Dale Murphy, R OBP: 0.351, SLG: 0.510 (1, 8)		0-0 F2		0-0 FC4 1B		0-0 G5-4-3 1-2f			
Bruce Benedict, R OBP: 0.303, SLG: 0.317 Gary Cooper, S (7, PR) Bill Nahorodny, R OBP: 0.300, SLG: 0.433 (8, 2)		0-0 6-3 1B		0-0 SH1-4 1-2f		4-0 BB BB BB E 1B BB			
Luis Gomez, R OBP: 0.245, SLG: 0.217 (1, 6)		0-0 6-3 1-2		0-0 SH1-4 1-2			0-0 E2 2-4		
Phil Niekro, R OBP: 0.146, SLG: 0.198 Biff Pocoroba, S OBP: 0.390, SLG: 0.429 (7, PH) Rick Camp, R OBP: 0.167, SLG: 0.333 (8, 1)		0-0 6-3		0-0 L8			0-0 2-4 1-2f		

Inning Stats	R: 1	H: 2	E: 1	K: 1	S: 7	R: 0	H: 1	E: 0	K: 0	S: 4	R: 0	H: 3	E: 0	K: 0	S: 5	R: 0	H: 1	E: 0	K: 1	S: 5	R: 0	H: 0	E: 0	K: 0	S: 2	R: 1	H: 1	E: 1	K: 0	S: 4	R: 0	H: 0	E: 0	K: 1	S: 5
	LOB: 1	BB: 0	BB: 0	BB: 0	LOB: 1	LOB: 2	LOB: 1	LOB: 1	LOB: 0	LOB: 0	LOB: 0	LOB: 1	LOB: 1	LOB: 0	LOB: 0	LOB: 2	LOB: 0	LOB: 0	LOB: 2	LOB: 1	LOB: 0	LOB: 0	LOB: 0	LOB: 0	LOB: 1	LOB: 2	LOB: 0	LOB: 0	LOB: 0	LOB: 0	LOB: 0	LOB: 0	LOB: 0	LOB: 0	LOB: 0

PITCHER	IP	WLS	BF	H	R	ER	SO	BB	IBB	HBP	BLK	WP	HR	S	P	ERA	WHIP
Dave Goltz, R ERA: 4.45 (1, 1)	7.0	L	29	9	2	0	2	2	0	0	0	1	0	31	39	0.00	1.571
Bobby Castillo, R ERA: 2.81 (8, 1)	1.0		3	0	0	0	1	0	0	0	0	0	0	5	5	0.00	0.000

1B	2B	3B	HR	SF	SAC	DP	HBP
9	1	0	0	0	1	3	0

WP	PA
1	32

ERA	WHIP
0.00	0.000

BOTTOM

Los Angeles Dodgers @ Atlanta Braves
Atlanta-Fulton County Stadium, Atlanta, GA

livebaseballscorecards.com

AB	29
R	2
H	9
RBI	1
BB	2
SO	3
LOB	16



WP	PA	ERA	WHIP
1	32	0.00	0.000

Tue Sep 16 1980, 7:05 PM EDT
Att. 31,279 - Unknown

Batter	1	2	3	4	5	6	7	8	9	AB R H RBI BB SO LOB	TOP											
Gene Richards, L (1, 7) OBP: 0.363, SLG: 0.381	0-0 F8		0-0 5-3		0-0 F9			0-0 4-3		4 0 0 0 0 0 1												
Ozzie Smith, S (1, 6) OBP: 0.324, SLG: 0.284	0-0 3B		0-0 1B			0-3 K		0-0 B4-3		4 0 2 0 0 1 0												
Jerry Mumphrey, S (1, 8) OBP: 0.352, SLG: 0.375	4-0 BB		0-0 1B			0-0 P6		0-0 1B		3 0 2 0 1 0 0												
Randy Bass, L (1, 3) OBP: 0.344, SLG: 0.483	0-3 K				0-0 3-1			0-3 K		4 0 0 0 0 2 3												
Broderick Perkins, L (1, 9) Tom Tellmann, R (7, 1) Gary Lucas, L (7, 1) Craig Stimac, R (9, PH) OBP: 0.208, SLG: 0.267	0-0 L4				0-0 G1-4-3 1B			0-0 F9 1B		3 0 2 0 0 0 2 0 0 0 0 0 0 0 0 0 0 0 0 0 0 1 0 0 0 0 0 0												
Gene Tenace, R (1, 2) Paul Dade, R (9, PR) OBP: 0.316, SLG: 0.188		0-0 F7		0-0 G1-4-3 1-2f				4-0 E BB		3 0 0 0 1 0 2 0 0 0 0 0 0 0												
Luis Salazar, R (1, 5) OBP: 0.377, SLG: 0.415		0-0 F8			0-3 K			0-3 K		4 1 0 0 0 2 2												
Tim Flannery, L (1, 4) Dave Cash, R (9, PH) OBP: 0.281, SLG: 0.273		0-0 F8			0-0 SH2-4 1B			0-0 E6 1-2		3 0 2 1 0 0 0 1 0 0 0 0 0 1												
Juan Eichelberger, R (1, 1) Dave Winfield, R (7, PH) OBP: 0.360, SLG: 0.445			0-3 K		0-0 SH2-4 1-2			0-0 F8		1 0 0 0 0 1 0 2 0 0 0 0 0 3												
Inning Stats	R: 0 E: 0 K: 1 S: 6	H: 1 LOB: 2 BB: 1 P: 10	R: 0 E: 0 K: 0 S: 3	H: 0 LOB: 0 BB: 0 P: 3	R: 0 E: 0 K: 1 S: 6	H: 2 LOB: 2 BB: 0 P: 6	R: 0 E: 0 K: 0 S: 3	H: 1 LOB: 0 BB: 0 P: 3	R: 0 E: 0 K: 1 S: 6	H: 1 LOB: 1 BB: 0 P: 6	R: 0 E: 0 K: 1 S: 5	H: 0 LOB: 0 BB: 0 P: 5	R: 1 E: 0 K: 0 S: 5	H: 2 LOB: 1 BB: 0 P: 5	R: 0 E: 0 K: 1 S: 6	H: 1 LOB: 1 BB: 0 P: 6	R: 0 E: 1 K: 1 S: 6	H: 0 LOB: 2 BB: 1 P: 10	1B: 7 2B: 0 3B: 1 HR: 0	SF: 0 SAC: 1 DP: 1 HBP: 0	WP: 0 PB: 0 SB: 2 CS: 0	PA: 36
PITCHER	IP WLS BF H R ER SO BB IBB HBP BLK WP HR S P ERA WHIP																					
Don Sutton, R (1, 1) ERA: 2.13	7.0 W 27 7 1 1 4 1 0 0 0 0 0 0 34 38 1.29 1.143																					
Steve Howe, L (8, 1) ERA: 1.53	2.0 S 9 1 0 0 2 1 0 0 0 0 0 0 12 16 0.00 1.000																					

San Diego Padres @ Los Angeles Dodgers
 Dodger Stadium, Los Angeles, CA
 Wed Sep 17 1980, 7:05 PM PDT
 Att: 28,822 - Unknown

AB	33
R	1
H	8
RBI	1
BB	2
SO	6
LOB	14



Batter	1	2	3	4	5	6	7	8	9
Rudy Law, L OBP: 0.314, SLG: 0.310 Mickey Hatcher, R OBP: 0.246, SLG: 0.281 (1, 8) (7, PH) (8, 9)	0-0 4-3 ①		0-0 4-3 ②			0-0 E 1B	0-0 F8 ③		
Jack Perconte, L OBP: 0.400, SLG: 0.250 (1, 4)	4-0 S 1B BB		0-0 1-3 ③			0-0 1-H 1B		0-0 L9 ①	
Steve Garvey, R OBP: 0.332, SLG: 0.450 (1, 3)	0-0 F2 1-2			0-0 FC3-6 1B		4-0 1-2 1B BB		0-0 4-3 ②	
Dusty Baker Jr., R OBP: 0.339, SLG: 0.527 (1, 7)	0-0 2-H 1B			0-0 FC3-6 G6-4-3 1-2f		0-0 1-2 1B		0-0 1B 1B	
Ron Cey, R OBP: 0.342, SLG: 0.445 (1, 5)	0-0 F8 ③			0-0 G6-4-3 1-2f		0-3 K ③		0-0 1-3 1B	
Jay Johnstone, L OBP: 0.357, SLG: 0.380 Steve Howe, L OBP: 0.100, SLG: 0.100 (1, 9) (8, 1)		0-0 6-3 ①			0-0 F9 ①		0-0 P6 ①		
Steve Yeager, R OBP: 0.273, SLG: 0.275 (1, 2)		0-0 F3 ②			0-3 K ②		0-3 K ②		
Derrel Thomas, S OBP: 0.331, SLG: 0.372 (1, 6) (8, 8)		0-0 L6 ③			0-0 F8 ③		0-0 E S 1B		
Don Sutton, R OBP: 0.088, SLG: 0.071 Rick Monday, L OBP: 0.366, SLG: 0.476 Pepe Frias, R OBP: 0.255, SLG: 0.272 (1, 1) (7, PH) (7, PR) (8, 6)			0-3 K ①			0-0 1-3 ①	4-0 BB 1-3 BB		

AB	R	H	RBI	BB	SO	LOB
3	1	1	0	0	0	0
1	0	0	0	0	0	2
3	1	1	1	1	0	0
3	0	1	0	1	0	1
4	0	3	1	0	0	1
4	0	1	0	0	1	4
3	0	0	0	0	0	0
0	0	0	0	0	0	0
3	0	0	0	0	2	0
3	0	1	0	0	0	0
2	0	0	0	0	1	0
0	0	0	0	1	0	0
0	0	0	0	0	0	0

BOTTOM

San Diego Padres @ Los Angeles Dodgers
Dodger Stadium, Los Angeles, CA
 Wed Sep 17 1980, 7:05 PM PDT
 Att. 28,822 - Unknown

livebaseballscorecards.com

AB	29
R	2
H	8
RBI	2
BB	3
SO	4
LOB	8



1B: 8	SF: 0	WP: 0	PA: 32
2B: 0	SAC: 0	PB: 0	
3B: 0	DP: 1	SB: 2	
HR: 0	HBP: 0	CS: 0	

Inning Stats		R: 1	H: 1	R: 0	H: 0	R: 0	H: 0	R: 0	H: 1	R: 0	H: 0	R: 1	H: 3	R: 0	H: 1	R: 0	H: 2	
PITCHER		IP	WLS	BF	H	R	ER	SO	BB	IBB	HBP	BLK	WP	HR	S	P	ERA	WHIP
Juan Eichelberger, R ERA: 3.23 (1, 1)	6.0	L	23	5	2	2	3	3	2	0	0	0	0	0	27	35	3.00	1.167
Tom Tellmann, R ERA: (7, 1)	0.2		4	1	0	0	1	1	0	0	0	0	0	0	5	9	0.00	3.000
Gary Lucas, L ERA: 3.26 (7, 1)	1.1		5	2	0	0	0	0	0	0	0	0	0	0	5	5	0.00	1.500

Batter	1	2	3	4	5	6	7	8	9	AB R H RBI BB SO LOB	TOP
Gene Richards, L (1, 7) OBP: 0.361, SLG: 0.378	0-0 4-3		0-0 6-3		0-0 FC6-4			0-3 K		4 0 0 0 0 1 2	San Diego Padres @ Los Angeles Dodgers Dodger Stadium, Los Angeles, CA Thu Sep 18 1980, 7:05 PM PDT Att: 30,738 - Unknown livebaseballscorecards.com
Ozzie Smith, S (1, 6) OBP: 0.323, SLG: 0.284	0-0 F8		0-0 F8			0-0 P4		0-0 S 1B		4 1 1 0 0 0 0	
Jerry Mumphrey, S (1, 8) OBP: 0.351, SLG: 0.373	0-0 5-3			0-0 G3		0-0 E4		4-0 S 1B BB		3 0 0 0 1 0 0	
Randy Bass, L (1, 3) OBP: 0.353, SLG: 0.467 Dave Winfield, R (4, 9) OBP: 0.360, SLG: 0.445		4-0 S 1B BB		0-0 F8		0-0 L7		0-0 1-3 1B		1 0 0 0 1 0 0 2 0 1 2 0 0 1	
Broderick Perkins, L (1, 9) OBP: 0.507, SLG: 0.676 (4, 3)		0-3 K		0-0 HR		0-0 4-3		0-0 1-3 1-2		4 1 1 1 0 1 4	
Luis Salazar, R (1, 5) OBP: 0.364, SLG: 0.400		0-0 F8		0-3 K			0-0 B5	0-3 K		4 0 0 0 0 2 3	
Gene Tenace, R (1, 2) OBP: 0.394, SLG: 0.408 Bill Fahey, L (4, 2) OBP: 0.284, SLG: 0.252		0-0 1-2 1B		0-0 L4-3 1B		0-3 K		0-0 6-3		1 0 1 0 0 0 0 3 0 1 0 0 1 0	
Tim Flannery, L (1, 4) OBP: 0.300, SLG: 0.300		0-0 1-2 2-H 1B		0-0 L4-3 1-2		0-0 4-3		0-3 K		4 0 1 0 0 1 1	
Rick Wise, R (1, 1) OBP: 0.175, SLG: 0.182 Eric Rasmussen, R (5, 1) OBP: 0.100, SLG: 0.200 Barry Evans, R (8, PH) OBP: 0.313, SLG: 0.325 Mike Armstrong, R (8, 1) Dave Cash, R (9, PH) OBP: 0.280, SLG: 0.273		0-3 K		4-0 FC6-4 BB			0-0 1B 2B	0-0 6-3		1 0 0 0 1 1 0 0 0 0 0 0 0 0 1 1 1 0 0 0 0 0 0 0 0 0 0 0 1 0 0 0 0 0 0	
Inning Stats	R: 0 H: 0 E: 0 LOB: 0 K: 0 BB: 0 S: 3 P: 3	R: 0 H: 2 E: 0 LOB: 2 K: 1 BB: 1 S: 6 P: 10	R: 0 H: 0 E: 0 LOB: 0 K: 1 BB: 0 S: 5 P: 5	R: 1 H: 1 E: 0 LOB: 0 K: 1 BB: 0 S: 6 P: 6	R: 0 H: 1 E: 0 LOB: 1 K: 0 BB: 1 S: 3 P: 7	R: 0 H: 0 E: 1 LOB: 1 K: 0 BB: 0 S: 4 P: 4	R: 0 H: 0 E: 0 LOB: 0 K: 1 BB: 0 S: 5 P: 5	R: 2 H: 3 E: 0 LOB: 2 K: 2 BB: 1 S: 10 P: 14	R: 0 H: 0 E: 0 LOB: 0 K: 1 BB: 0 S: 5 P: 5	1B: 5 SF: 0 2B: 2 SAC: 0 3B: 0 DP: 1 HR: 1 HBP: 0	WP: 0 PA: 36 PB: 0 SB: 2 CS: 0
PITCHER	IP WLS BF H R ER SO BB IBB HBP BLK WP HR S P ERA WHIP										
Bob Welch, R (1, 1) ERA: 3.35	7.1 W 30 6 3 3 5 3 0 0 0 0 0 1 37 49 3.68 1.227										
Bobby Castillo, R (8, 1) ERA: 2.75	1.2 S 6 1 0 0 2 0 0 0 0 0 0 0 10 10 0.00 0.600										

Batter	1	2	3	4	5	6	7	8	9
Davey Lopes, R OBP: 0.329, SLG: 0.356 (1, 4)	0-0 F7		0-0 F9	0-0 F9		0-0 F3			
Rudy Law, L OBP: 0.313, SLG: 0.309 Bobby Castillo, R OBP: 0.125, SLG: 0.125 (1, 8) (8, 1)	0-0 G3		0-0 1B		0-3 K		0-0 4-3		
Steve Garvey, R OBP: 0.336, SLG: 0.454 (1, 3)	4-0 BB		0-0 1B		0-0 1B		0-0 1B		
Dusty Baker Jr., R OBP: 0.339, SLG: 0.531 (1, 7)	0-0 F9		0-0 HR		0-0 5-3		0-0 L3		
Ron Cey, R OBP: 0.343, SLG: 0.451 (1, 5)		0-0 F9	0-0 F8		0-0 1B		0-0 HR		
Mickey Hatcher, R OBP: 0.246, SLG: 0.328 (1, 9)		0-0 4-3	0-0 P4		0-0 FC4-6		0-0 HR		
Steve Yeager, R OBP: 0.277, SLG: 0.280 (1, 2)		0-0 1B		0-0 6-3		0-0 F7		0-0 F7	
Derrel Thomas, S OBP: 0.329, SLG: 0.370 (1, 6) (8, 8)		0-0 1B		0-0 6-3		0-3 K		0-0 1B	
Bob Welch, R OBP: 0.235, SLG: 0.269 Pepe Frias, R OBP: 0.254, SLG: 0.271 (1, 1) (8, 6)		0-0 1B		0-3 K		0-0 1B		0-0 G4-6-3	

AB	R	H	RBI	BB	SO	LOB
4	0	0	0	0	0	2
4	1	1	0	0	1	0
0	0	0	0	0	0	0
3	2	3	1	1	0	0
4	1	1	2	0	0	3
4	1	2	2	0	0	0
4	1	1	1	0	0	1
4	1	2	0	0	0	0
4	0	1	0	0	1	2
3	0	2	1	0	1	1
1	0	0	0	0	0	1
1B: 9	SF: 0	2B: 2	SAC: 0	3B: 0	DP: 2	HR: 3

BOTTOM

San Diego Padres @ Los Angeles Dodgers
Dodger Stadium, Los Angeles, CA

Thu Sep 18 1980, 7:05 PM PDT
 Att. 30,738 - Unknown

AB	35
R	7
H	13
RBI	7
BB	1
SO	3
LOB	10



Inning Stats	R: 0	H: 0	E: 0	K: 0	S: 3	LOB: 1	BB: 1	P: 7
R: 1	H: 2	E: 1	K: 0	S: 5	LOB: 2	BB: 0	P: 5	
R: 3	H: 3	E: 0	K: 0	S: 6	LOB: 0	BB: 0	P: 6	
R: 0	H: 1	E: 0	K: 1	S: 6	LOB: 1	BB: 0	P: 6	
R: 1	H: 2	E: 0	K: 1	S: 7	LOB: 1	BB: 0	P: 7	
R: 0	H: 1	E: 0	K: 1	S: 6	LOB: 1	BB: 0	P: 6	
R: 0	H: 1	E: 0	K: 0	S: 3	LOB: 0	BB: 0	P: 3	
R: 2	H: 3	E: 0	K: 0	S: 5	LOB: 0	BB: 0	P: 5	

PITCHER	IP	WLS	BF	H	R	ER	SO	BB	IBB	HBP	BLK	WP	HR	S	P	ERA	WHIP
Rick Wise, R ERA: 3.64 (1, 1)	4.1	L	21	7	5	4	2	1	0	0	0	0	1	24	28	8.31	1.846
Eric Rasmussen, R ERA: 4.32 (5, 1)	2.2		10	3	0	0	1	0	0	0	0	0	0	12	12	0.00	1.125
Mike Armstrong, R ERA: 5.65 (8, 1)	1.0		5	3	2	2	0	0	0	0	0	0	2	5	5	18.00	3.000

PITCHER	IP	WLS	BF	H	R	ER	SO	BB	IBB	HBP	BLK	WP	HR	S	P	ERA	WHIP
1B: 9	SF: 0	2B: 2	SAC: 0	3B: 0	DP: 2	HR: 3	HBP: 0	WP: 0	PA: 36	PB: 0	SB: 2	CS: 0					

Batter	1	2	3	4	5	6	7	8	9	AB R H RBI BB SO LOB	TOP												
Dave Collins, S (1, 8) <small>OBP: 0.359, SLG: 0.369</small> Sam Mejias, R (8, 8) <small>OBP: 0.303, SLG: 0.340</small>	0-0 6-3	0-0 FC6-4 2B	0-3 K			0-3 K		0-0 F7	0-0 F8	5 1 0 0 0 2 3 1 0 0 0 0 0 2													
Ken Griffey, L (1, 9) <small>OBP: 0.367, SLG: 0.434</small>	0-0 1B	4-0 2B HR BB	0-0 4-3			0-0 G1-6-3 1B		0-0 1-3		4 2 2 0 1 0 1													
Dave Concepcion, R (1, 6) <small>OBP: 0.306, SLG: 0.367</small>	0-3 K	0-0 HR 2B		0-0 6-3		0-0 G1-6-3 1-2f		0-0 1B		5 1 2 2 0 1 2													
George Foster, R (1, 7) <small>OBP: 0.367, SLG: 0.482</small>	0-0 1B 2-H	4-0 HR IBB		0-0 F2		4-0 1B 1B BB		0-0 6-3		3 2 1 1 2 0 1													
Johnny Bench, R (1, 2) <small>OBP: 0.332, SLG: 0.506</small>	0-0 1B	0-0 HR		0-3 K		0-3 K		4-0 BB 1B BB		4 2 2 4 1 2 1													
Dan Driessen, L (1, 3) <small>OBP: 0.380, SLG: 0.429</small>	0-0 1-3	0-3 K		0-0 B1-3		0-0 E 1B 1B		4-0 FC1-5 1B BB		4 0 1 0 1 1 2													
Ray Knight, R (1, 5) <small>OBP: 0.311, SLG: 0.423</small>					0-0 1B	0-0 L4		0-0 FC1-5 1B		5 1 3 1 0 0 2													
Ron Oester, S (1, 4) <small>OBP: 0.327, SLG: 0.371</small>		0-0 E1 FC6-4 1B 2B	0-0 S 1B		0-3 K	0-0 E8 1B		0-3 K		5 1 2 1 0 2 4													
Paul Moskau, R (1, 1) <small>OBP: 0.178, SLG: 0.182</small> Michael LaCoss, R (2, 1) <small>OBP: 0.123, SLG: 0.109</small> Harry Spilman, L (7, PH) <small>OBP: 0.324, SLG: 0.436</small> Tom Hume, R (7, 1) <small>OBP: 0.143, SLG: 0.214</small>		0-0 FC6-4 1B	0-3 K		0-3 K	0-0 4-3		0-0 FC1-5		1 0 1 1 0 0 0 2 0 0 0 0 2 2 1 0 0 0 0 0 2 1 0 0 0 0 0 2													
Inning Stats	R: 1 E: 0 K: 1 S: 8	H: 3 LOB: 2 BB: 0 P: 8	R: 7 E: 1 K: 1 S: 10	H: 4 LOB: 0 BB: 2 P: 18	R: 0 E: 0 K: 2 S: 8	H: 1 LOB: 1 BB: 0 P: 8	R: 0 E: 0 K: 1 S: 5	H: 0 LOB: 0 BB: 0 P: 5	R: 0 E: 0 K: 2 S: 8	H: 1 LOB: 1 BB: 0 P: 8	R: 0 E: 0 K: 1 S: 5	H: 1 LOB: 0 BB: 0 P: 5	R: 1 E: 1 K: 1 S: 7	H: 2 LOB: 2 BB: 1 P: 11	R: 0 E: 0 K: 0 S: 4	H: 1 LOB: 1 BB: 0 P: 4	R: 1 E: 0 K: 1 S: 6	H: 1 LOB: 2 BB: 2 P: 14	1B: 12 2B: 1 3B: 0 HR: 1	SF: 0 SAC: 0 DP: 1 HBP: 0	WP: 0 PB: 0 SB: 3 CS: 0	PA: 46	
PITCHER	IP WLS BF H R ER SO BB IBB HBP BLK WP HR S P ERA WHIP	IP WLS BF H R ER SO BB IBB HBP BLK WP HR S P ERA WHIP	IP WLS BF H R ER SO BB IBB HBP BLK WP HR S P ERA WHIP	IP WLS BF H R ER SO BB IBB HBP BLK WP HR S P ERA WHIP	IP WLS BF H R ER SO BB IBB HBP BLK WP HR S P ERA WHIP	IP WLS BF H R ER SO BB IBB HBP BLK WP HR S P ERA WHIP	IP WLS BF H R ER SO BB IBB HBP BLK WP HR S P ERA WHIP	IP WLS BF H R ER SO BB IBB HBP BLK WP HR S P ERA WHIP	IP WLS BF H R ER SO BB IBB HBP BLK WP HR S P ERA WHIP	IP WLS BF H R ER SO BB IBB HBP BLK WP HR S P ERA WHIP	IP WLS BF H R ER SO BB IBB HBP BLK WP HR S P ERA WHIP	IP WLS BF H R ER SO BB IBB HBP BLK WP HR S P ERA WHIP	IP WLS BF H R ER SO BB IBB HBP BLK WP HR S P ERA WHIP	IP WLS BF H R ER SO BB IBB HBP BLK WP HR S P ERA WHIP	IP WLS BF H R ER SO BB IBB HBP BLK WP HR S P ERA WHIP	IP WLS BF H R ER SO BB IBB HBP BLK WP HR S P ERA WHIP	IP WLS BF H R ER SO BB IBB HBP BLK WP HR S P ERA WHIP	IP WLS BF H R ER SO BB IBB HBP BLK WP HR S P ERA WHIP	IP WLS BF H R ER SO BB IBB HBP BLK WP HR S P ERA WHIP	IP WLS BF H R ER SO BB IBB HBP BLK WP HR S P ERA WHIP	IP WLS BF H R ER SO BB IBB HBP BLK WP HR S P ERA WHIP	IP WLS BF H R ER SO BB IBB HBP BLK WP HR S P ERA WHIP	IP WLS BF H R ER SO BB IBB HBP BLK WP HR S P ERA WHIP
Jerry Reuss, L (1, 1) <small>ERA: 2.47</small> Rick Sutcliffe, R (3, 1) <small>ERA: 5.64</small> Fernando Valenzuela, L (4, 1) <small>ERA:</small> Joe Beckwith, R (7, 1) <small>ERA: 1.79</small> Terry Forster, L (9, 1) <small>ERA: 4.0</small>	Bobby Castillo, R (9, 1) <small>ERA: 2.72</small>																						

Cincinnati Reds @ Los Angeles Dodgers
 Dodger Stadium, Los Angeles, CA
 Fri Sep 19 1980, 7:05 PM PDT
 Att: 46,609 - Unknown

AB	41
R	10
H	14
RBI	10
BB	5
SO	10
LOB	24



Batter	1	2	3	4	5	6	7	8	9	AB R H RBI BB SO LOB
Davey Lopes, R OBP: 0.331, SLG: 0.357 (1, 4)	0-0 F7	0-0 G4-6-3 1B		0-0 G6-3 1B		4-0 BB			0-3 K	4 0 2 2 1 1 0
Jay Johnstone, L OBP: 0.350, SLG: 0.371 (1, 9)	0-0 F8	0-0 G4-6-3 1-2f		0-0 F5		0-0 G3			0-0 F2	5 0 0 0 0 0 4
Steve Garvey, R OBP: 0.338, SLG: 0.460 (1, 3)	0-0 1B		0-0 G4-3 1B	0-0 G6-3 1-2f				0-0 HR	0-0 6-3	5 1 3 1 0 0 1
Dusty Baker Jr., R OBP: 0.338, SLG: 0.529 (1, 7)	0-0 F9		0-0 G4-3 1-2f		0-0 4-3 1B			0-0 4-3		4 1 1 0 0 0 2
Ron Cey, R OBP: 0.343, SLG: 0.456 (1, 5)		0-0 F9	0-0 HR		0-0 F9			0-0 5-3		4 1 1 1 0 0 1
Rick Monday, L OBP: 0.373, SLG: 0.482 (1, 8)		0-0 BLK 1B	0-0 1B		0-0 4-3 1-H			0-0 6-3		2 2 2 0 0 0 0
Rudy Law, L OBP: 0.312, SLG: 0.307 (4, 8)		0-0 1B	0-0 1B							2 0 0 1 0 0 0
Steve Yeager, R OBP: 0.282, SLG: 0.285 (1, 2)		0-0 FC 1B	0-0 1B		0-0 F8			0-0 F9		3 1 2 1 0 0 0
Mickey Hatcher, R OBP: 0.242, SLG: 0.323 (8, PH)		0-0 1B	0-0 1B							1 0 0 0 0 0 0
Terry Forster, L (9, 1)		0-0 1B	0-0 1B							0 0 0 0 0 0 0
Bobby Castillo, R OBP: 0.125, SLG: 0.125 (9, 1)		0-0 1B	0-0 1B							0 0 0 0 0 0 0
Derrel Thomas, S OBP: 0.336, SLG: 0.374 (1, 6)		0-0 FC 1B	0-0 1B		0-0 G1-6-3 BB			0-0 6-3		3 1 2 1 1 0 0
Jerry Reuss, L OBP: 0.250, SLG: 0.250 (1, 1)		0-0 FC 1B	0-0 6-3		0-0 G1-6-3 1-2f			0-0 F5		0 0 0 0 0 0 0
Gary Thomsen, L OBP: 0.250, SLG: 0.250 (1, 1)										1 0 0 0 0 0 0
Rick Sutcliffe, L OBP: 0.250, SLG: 0.250 (1, 1)										0 0 0 0 0 0 0
Joe Devlin, L OBP: 0.250, SLG: 0.250 (1, 1)										1 0 0 0 0 0 0
Fernando Valenzuela, L OBP: 0.250, SLG: 0.250 (1, 1)										0 0 0 0 0 0 0
Jack Perconte, L OBP: 0.250, SLG: 0.250 (1, 1)										1 0 0 0 0 0 0
Joe Beckwith, L OBP: 0.250, SLG: 0.250 (1, 1)										0 0 0 0 0 0 0
Mike Scioscia, L OBP: 0.250, SLG: 0.250 (1, 1)										1 0 0 0 0 0 0

Inning Stats	R: 0	H: 1	E: 0	LOB: 1	K: 0	BB: 0	S: 4	P: 4
	R: 3	H: 4	E: 0	LOB: 1	K: 0	BB: 0	S: 7	P: 7
	R: 2	H: 5	E: 0	LOB: 2	K: 0	BB: 0	S: 7	P: 7
	R: 0	H: 1	E: 0	LOB: 0	K: 0	BB: 0	S: 3	P: 3
	R: 1	H: 1	E: 0	LOB: 0	K: 0	BB: 0	S: 4	P: 4
	R: 0	H: 0	E: 0	LOB: 1	K: 0	BB: 2	S: 2	P: 10
	R: 1	H: 1	E: 0	LOB: 0	K: 0	BB: 0	S: 4	P: 4
	R: 0	H: 0	E: 0	LOB: 0	K: 0	BB: 0	S: 3	P: 3
	R: 0	H: 0	E: 0	LOB: 0	K: 1	BB: 0	S: 5	P: 5

PITCHER	IP	WLS	BF	H	R	ER	SO	BB	IBB	HBP	BLK	WP	HR	S	P	ERA	WHIP
Paul Moskau, R ERA: 4.01 (1, 1)	1.1		10	5	3	3	0	0	0	0	1	0	0	10	10	20.25	3.750
Michael LaCoss, R ERA: 4.64 (2, 1)	4.2	W	19	7	3	2	0	2	0	0	0	0	1	17	25	3.86	1.929
Tom Hume, R ERA: 2.85 (7, 1)	3.0	S	10	1	1	1	1	0	0	0	0	0	1	12	12	3.00	0.333

BOTTOM

Cincinnati Reds @ Los Angeles Dodgers
 Dodger Stadium, Los Angeles, CA

Fri Sep 19 1980, 7:05 PM PDT
 Att. 46,609 - Unknown

AB	37
R	7
H	13
RBI	7
BB	2
SO	1
LOB	13



WP	PA	ERA	WHIP
39			

Batter	1	2	3	4	5	6	7	8	9	AB	R	H	RBI	BB	SO	LOB	TOP										
Dave Collins, S (1, 8) OBP: 0.363, SLG: 0.371 Sam Mejias, R (6, 8) OBP: 0.309, SLG: 0.356											2	2	2	0	2	0	0										
Ken Griffey, L (1, 9) OBP: 0.367, SLG: 0.438 Paul Householder, S (7, 9) OBP: 0.237, SLG: 0.243										4	2	1	3	1	1	4											
Dave Concepcion, R (1, 6) OBP: 0.304, SLG: 0.365 Junior Kennedy, R (6, 4) OBP: 0.325, SLG: 0.337										4	0	0	0	0	2	5											
George Foster, R (1, 7) OBP: 0.368, SLG: 0.481 Hector Cruz, R (7, 7) OBP: 0.293, SLG: 0.338										3	1	1	1	1	0	0											
Dan Driessen, L (1, 3) OBP: 0.382, SLG: 0.429 Harry Spilman, L (9, 3) OBP: 0.324, SLG: 0.436										3	1	1	0	2	0	0											
Johnny Bench, R (1, 2) OBP: 0.332, SLG: 0.504 Vic Correll, R (6, PH) OBP: 0.444, SLG: 0.444										3	1	1	2	0	0	3											
Ray Knight, R (1, 5) OBP: 0.310, SLG: 0.423										5	1	1	1	0	0	1											
Ron Oester, S (1, 4) OBP: 0.325, SLG: 0.368										5	1	1	1	0	0	0											
Tom Seaver, R (1, 1) OBP: 0.265, SLG: 0.214										3	1	1	0	1	0	0											
Inning Stats	R: 7 E: 1 K: 2 S: 12	H: 5 LOB: 2 BB: 4 P: 28	R: 0 E: 0 K: 0 S: 3	H: 0 LOB: 0 BB: 0 P: 3	R: 0 E: 0 K: 0 S: 3	H: 0 LOB: 0 BB: 0 P: 3	R: 0 E: 0 K: 0 S: 4	H: 1 LOB: 3 BB: 2 P: 12	R: 0 E: 0 K: 0 S: 3	H: 0 LOB: 0 BB: 0 P: 3	R: 2 E: 0 K: 0 S: 5	H: 2 LOB: 1 BB: 1 P: 9	R: 1 E: 0 K: 1 S: 7	H: 2 LOB: 1 BB: 0 P: 7	R: 0 E: 0 K: 0 S: 3	H: 0 LOB: 0 BB: 0 P: 3	R: 0 E: 0 K: 0 S: 3	H: 1 LOB: 0 BB: 0 P: 3	1B: 7 2B: 3 3B: 0 HR: 1	SF: 0 SAC: 0 DP: 1 HBP: 0	WP: 2 PB: 0 SB: 2 CS: 0	PA: 44					
PITCHER	IP	WLS	BF	H	R	ER	SO	BB	IBB	HBP	BLK	WP	HR	S	P	ERA	WHIP										
Burt Hooton, R (1, 1) ERA: 3.66	0.1	L	8	5	7	7	1	2	0	0	0	0	0	8	16	189.00	21.000										
Rick Sutcliffe, R (1, 1) ERA: 5.54	6.2		30	5	3	3	2	5	0	0	0	2	1	29	49	4.05	1.500										
Terry Forster, L (8, 1) ERA: 3.27	2.0		6	1	0	0	0	0	0	0	0	0	0	6	6	0.00	0.500										

Cincinnati Reds @ Los Angeles Dodgers
Dodger Stadium, Los Angeles, CA
 Sat Sep 20 1980, 7:05 PM PDT
 Att: 50,240 - Unknown

AB	37
R	10
H	11
RBI	9
BB	7
SO	3
LOB	14



Batter	1	2	3	4	5	6	7	8	9
Davey Lopes, R OBP: 0.329, SLG: 0.355 Mickey Hatcher, R OBP: 0.238, SLG: 0.317 (1, 4) (7, 7) (8, 5)	0-0 F8 ①		0-0 F9 ②		0-0 4-3 ③			0-0 F8 ①	
Rudy Law, L OBP: 0.309, SLG: 0.304 (1, 8) (8, 7)	0-3 K ②		0-0 6-3 ③			0-0 4-3 ①		0-0 F8 ②	
Steve Garvey, R OBP: 0.339, SLG: 0.461 Vic Davalillo, L (1, 3) (9, 3)	0-0 1B			0-0 2B 1B		0-0 5-3 ②		0-3 K ③	
Dusty Baker Jr., R OBP: 0.336, SLG: 0.526 Jack Perconte, L OBP: 0.429, SLG: 0.200 (1, 7) (7, 4)	0-0 5-3 ③			0-3 K ①		0-0 F9 ③		4-0 FC6-4 BB	
Ron Cey, R OBP: 0.344, SLG: 0.463 Pepe Frias, R OBP: 0.253, SLG: 0.270 (1, 5) (8, 6)		0-0 HR		0-0 F5 ②			0-0 1-3 1B	0-0 FC6-4 1B 1-2f	
Jay Johnstone, L OBP: 0.349, SLG: 0.375 Terry Forster, L OBP: 0.341, SLG: 0.463 (1, 9) (8, 1) (9, PH)		0-0 4-3 ①		0-0 1-3 2B			0-0 F3 ①	0-3 K ②	
Mike Scioscia, L OBP: 0.309, SLG: 0.325 (1, 2)		0-0 F9 ②		0-0 P4 ③			0-0 1-3 ②	0-0 1-3 1B	
Derrel Thomas, S OBP: 0.335, SLG: 0.372 (1, 6) (8, 8)		0-0 6-3 ③			0-0 F9 ①		0-0 1-2 1B	0-0 F7 ③	
Burt Hooton, R OBP: 0.095, SLG: 0.100 Rick Sutcliffe, L OBP: 0.214, SLG: 0.154 Gary Thomasson, L OBP: 0.330, SLG: 0.281 (1, 1) (1, 1) (7, PH) (8, 9)			0-0 F9 ①		0-0 G3 ②		0-0 2-H 1B ③		

AB	R	H	RBI	BB	SO	LOB
3	0	0	0	0	0	0
1	0	0	0	0	0	0
4	0	0	0	0	1	0
4	0	2	0	0	1	0
0	0	0	0	0	0	0
3	0	0	0	0	1	2
0	0	0	0	1	0	0
3	2	2	1	0	0	1
1	0	0	0	0	0	1
3	0	1	0	0	0	1
0	0	0	0	0	0	0
1	0	0	0	0	1	1
4	0	1	0	0	0	3
4	0	1	1	0	0	2
0	0	0	0	0	0	0
2	0	0	0	0	0	0
1	0	0	0	0	0	1

BOTTOM

Cincinnati Reds @ Los Angeles Dodgers
 Dodger Stadium, Los Angeles, CA

Sat Sep 20 1980, 7:05 PM PDT
 Att. 50,240 - Unknown

AB	34
R	2
H	7
RBI	2
BB	1
SO	4
LOB	12



Inning Stats	R: 0	H: 1	E: 0	K: 1	S: 6	LOB: 1	BB: 0	P: 6									
PITCHER Tom Seaver, R ERA: 3.82 (1, 1)	IP: 9.0	WLS: W	BF: 35	H: 7	R: 2	ER: 2	SO: 4	BB: 1	IBB: 0	HBP: 0	BLK: 0	WP: 0	HR: 1	S: 42	P: 46	ERA: 2.00	WHIP: 0.889
PITCHER	IP	WLS	BF	H	R	ER	SO	BB	IBB	HBP	BLK	WP	HR	S	P	ERA	WHIP

Batter	1	2	3	4	5	6	7	8	9	10	11	AB R H RBI BB SO LOB	TOP	
Dave Collins, S (1, 8) <small>OBP: 0.363, SLG: 0.369</small> Sam Mejias, R (7, 8) <small>OBP: 0.313, SLG: 0.371</small> Johnny Bench, R (11, PH) <small>OBP: 0.334, SLG: 0.504</small>												3 0 0 0 1 0 1 1 0 1 0 0 0 0 0 1 0 0 0 0 0		
Ken Griffey, L (1, 9) <small>OBP: 0.368, SLG: 0.439</small>												6 1 3 3 0 1 2		
Dave Concepcion, R (1, 6) <small>OBP: 0.305, SLG: 0.365</small>												6 1 2 1 0 0 3		
George Foster, R (1, 7) <small>OBP: 0.368, SLG: 0.478</small>												5 1 1 1 1 1 4		
Dan Driessen, L (1, 3) <small>OBP: 0.383, SLG: 0.428</small>												5 0 2 1 1 0 0		
Ray Knight, R (1, 5) <small>OBP: 0.311, SLG: 0.425</small> Eddie Milner, L (8, PR) Junior Kennedy, R (8, 4) <small>OBP: 0.326, SLG: 0.338</small>												4 0 2 0 0 0 2 0 0 0 0 0 0 0 2 0 1 0 0 0 0		
Joe Nolan, L (1, 2) <small>OBP: 0.356, SLG: 0.420</small> Paul Householder, S (11, PR) <small>OBP: 0.231, SLG: 0.237</small>												4 0 2 1 0 0 3 1 0 0 0 0 0 2		
Ron Oester, S (1, 4) <small>OBP: 0.330, SLG: 0.370</small>												4 2 2 0 1 1 6		
Mario Soto, R (1, 1) <small>OBP: 0.024, SLG: 0.024</small> Tom Hume, R (9, 1) <small>OBP: 0.133, SLG: 0.200</small>												3 0 0 0 0 1 7 1 1 0 0 0 0 2		
Inning Stats	R: 0 H: 0 E: 0 LOB: 1 K: 0 BB: 1 S: 3 P: 7	R: 0 H: 0 E: 0 LOB: 0 K: 0 BB: 0 S: 3 P: 3	R: 1 H: 2 E: 0 LOB: 1 K: 0 BB: 0 S: 5 P: 5	R: 1 H: 1 E: 0 LOB: 2 K: 1 BB: 2 S: 6 P: 14	R: 0 H: 0 E: 0 LOB: 0 K: 1 BB: 0 S: 5 P: 5	R: 0 H: 2 E: 0 LOB: 3 K: 1 BB: 1 S: 7 P: 11	R: 0 H: 2 E: 0 LOB: 1 K: 0 BB: 0 S: 4 P: 4	R: 0 H: 2 E: 0 LOB: 2 K: 0 BB: 0 S: 5 P: 5	R: 0 H: 1 E: 0 LOB: 0 K: 0 BB: 0 S: 3 P: 3	R: 0 H: 0 E: 0 LOB: 0 K: 1 BB: 0 S: 5 P: 5	R: 5 H: 6 E: 1 LOB: 2 K: 0 BB: 0 S: 9 P: 10	1B: 14 SF: 1 2B: 3 SAC: 1 3B: 0 DP: 2 HR: 0 HBP: 1	WP: 0 PA: 52 PB: 0 SB: 1 CS: 0	
PITCHER	IP WLS BF H R ER SO BB IBB HBP BLK WP HR S P ERA WHIP Dave Goltz, R (1, 1) <small>ERA: 4.35</small> Bobby Castillo, R (8, 1) <small>ERA: 2.7</small> Fernando Valenzuela, L (9, 1) <small>ERA:</small> Steve Howe, L (10, 1) <small>ERA: 2.09</small> Joe Beckwith, R (11, 1) <small>ERA: 1.77</small>						PITCHER	IP WLS BF H R ER SO BB IBB HBP BLK WP HR S P ERA WHIP						

Cincinnati Reds @ Los Angeles Dodgers
 Dodger Stadium, Los Angeles, CA
 Sun Sep 21 1980, 3:33 AM PDT
 Att. 43,716 - Unknown

AB	45
R	7
H	16
RBI	7
BB	4
SO	4
LOB	32



Batter	1	2	3	4	5	6	7	8	9	10	11	AB	R	H	RBI	BB	SO	LOB
Davey Lopes, R OBP: 0.326, SLG: 0.351 (1, 4)	0-0 5-3 ①		0-0 P4 ①		0-0 6-3 ②			0-0 F2 ②		0-0 6-3 ①	0-0 F9 ③	6	0	0	0	0	0	1
Jay Johnstone, L OBP: 0.350, SLG: 0.376 (1, 9)	0-3 K ②		0-0 2B SF8 1B ②		0-3 K ③			0-0 G3 ③		0-0 BB 1B 1B		5	1	2	0	0	2	0
Steve Garvey, R OBP: 0.343, SLG: 0.464 (1, 3)	0-0 FC5-4 1B		0-0 1-3 2B			4-0 CS BB			1-0 E HBP	0-0 BB 1B		2	0	2	0	1	0	0
Jack Perconte, L OBP: 0.429, SLG: 0.200 (9, PR)												0	1	0	0	0	0	0
Mike Scioscia, L OBP: 0.314, SLG: 0.331 (10, 2)												1	0	1	0	0	0	0
Dusty Baker Jr., R OBP: 0.336, SLG: 0.524 (1, 7)	0-0 FC5-4 1-2f		0-0 SF8 ②			0-0 L6 ①			0-0 SH FC6-2	4-0 1-2 2-3 BB		2	0	0	1	1	0	2
Ron Cey, R OBP: 0.345, SLG: 0.460 (1, 5)		4-0 BB 1B BB	0-3 K ③			0-3 K 1-2 ②			4-0 FC6-2 IBB IBB	0-0 F2 ②		3	0	0	0	2	2	5
Gary Thomasson, L OBP: 0.333, SLG: 0.280 (1, 8)		0-0 1-2 1B		0-0 6-3 ①				0-0 F9 ①		4-0 FC6-2 IBB	0-3 K ③	4	0	1	0	1	1	3
Steve Yeager, R OBP: 0.278, SLG: 0.281 (1, 2)		0-0 F7 ①		0-0 6-3 ②				0-3 K ②		0-0 F8 ①		3	0	0	0	0	1	2
Rudy Law, L OBP: 0.308, SLG: 0.303 (9, PH)												1	0	0	0	0	0	3
Pepe Frias, R OBP: 0.253, SLG: 0.270 (10, 6)												0	0	0	0	0	0	0
Vic Davalillo, L (11, PH)												1	0	0	0	0	0	0
Derrel Thomas, S OBP: 0.328, SLG: 0.364 (1, 6)		0-3 K ②		0-3 K ③				0-0 3-1 ③		0-0 FC6-2 ②		5	0	0	0	0	3	5
Dave Goltz, R Bobby Castillo, R Rick Monday, L Fernando Valenzuela, L Mickey Hatcher, R Steve Howe, L Joe Beckwith, L Pedro Guerrero, R Gary Wash, S		0-3 K ③		0-3 K ①				0-3 K ①		0-3 K ③		2	0	0	0	0	2	2

BOTTOM

Cincinnati Reds @ Los Angeles Dodgers
 Dodger Stadium, Los Angeles, CA
 Sun Sep 21 1980, 3:33 AM PDT
 Att. 43,716 - Unknown

livebaseballscores.com

AB	38
R	2
H	7
RBI	1
BB	5
SO	13
LOB	26



Inning Stats	R: 0	H: 1	E: 0	LOB: 1	K: 1	BB: 0	S: 6	P: 6	R: 0	H: 1	E: 0	LOB: 2	K: 2	BB: 1	S: 8	P: 12	R: 1	H: 2	E: 0	LOB: 1	K: 1	BB: 0	S: 7	P: 7	R: 0	H: 0	E: 0	LOB: 0	K: 1	BB: 0	S: 5	P: 5	R: 0	H: 0	E: 0	LOB: 0	K: 2	BB: 0	S: 7	P: 7	R: 0	H: 0	E: 0	LOB: 1	K: 1	BB: 1	S: 4	P: 8	R: 0	H: 0	E: 0	LOB: 0	K: 1	BB: 0	S: 5	P: 5	R: 0	H: 0	E: 0	LOB: 0	K: 1	BB: 0	S: 5	P: 5	R: 1	H: 0	E: 1	LOB: 3	K: 1	BB: 2	S: 6	P: 15	R: 0	H: 2	E: 0	LOB: 3	K: 1	BB: 1	S: 7	P: 11	R: 0	H: 1	E: 0	LOB: 1	K: 1	BB: 0	S: 6	P: 6	1B: 6	SF: 1	2B: 2	SAC: 1	3B: 0	DP: 1	HR: 0	HBP: 1	WP: 0	PA: 46
--------------	------	------	------	--------	------	-------	------	------	------	------	------	--------	------	-------	------	-------	------	------	------	--------	------	-------	------	------	------	------	------	--------	------	-------	------	------	------	------	------	--------	------	-------	------	------	------	------	------	--------	------	-------	------	------	------	------	------	--------	------	-------	------	------	------	------	------	--------	------	-------	------	------	------	------	------	--------	------	-------	------	-------	------	------	------	--------	------	-------	------	-------	------	------	------	--------	------	-------	------	------	-------	-------	-------	--------	-------	-------	-------	--------	-------	--------

PITCHER	IP	WLS	BF	H	R	ER	SO	BB	IBB	HBP	BLK	WP	HR	S	P	ERA	WHIP
Mario Soto, R ERA: 3.11 (1, 1)	8.0		31	4	2	1	10	2	0	1	0	0	0	48	57	1.12	0.750
Tom Hume, R ERA: 2.79 (9, 1)	3.0	W	15	3	0	0	3	1	2	0	0	0	0	18	30	0.00	1.333

Batter	1	2	3	4	5	6	7	8	9	AB R H RBI BB SO LOB	TOP		
Jerry Royster, R OBP: 0.309, SLG: 0.327 (1, 7) (7, 5)	0-0 S E 1B		0-0 5-3		0-0 F9		0-0 F3		0-0 1B 3B	5 2 2 0 0 0 0			
Rafael Ramirez, R OBP: 0.305, SLG: 0.376 (1, 6) SS	0-3 K 1-2		1-0 FC6-4 HBP		0-0 HR 1B		0-0 F9		0-0 5-3	4 1 1 0 0 1 2			
Gary Matthews, R OBP: 0.327, SLG: 0.429 (1, 9) X	0-0 P4		0-0 F3		0-0 HR 1B		0-0 HR 1B		4-0 BB 1B IBB	4 3 2 2 1 0 2			
Bob Homer, R OBP: 0.316, SLG: 0.554 Terry Harper, R OBP: 0.176, SLG: 0.250 (1, 5) (7, 7)	0-0 E3 1B 2-H 1B		0-0 FC6-4 1-2f		0-0 5-3		0-0 HR 1B		4-0 F7 1B BB	4 1 2 2 0 0 1 0 0 0 0 1 0 0			
Chris Chambliss, L OBP: 0.336, SLG: 0.433 (1, 3) X	0-0 1-3 1B				0-0 1B CS 2B		0-0 1-3 1B		0-0 F7 1B 1-2 2-H 3-H	5 0 4 2 0 0 0			
Dale Murphy, R OBP: 0.347, SLG: 0.498 (1, 8) X	0-0 F8				0-0 5-3		0-0 1-3		0-0 P3 F7	5 0 0 0 0 0 6			
Glenn Hubbard, R OBP: 0.330, SLG: 0.390 (1, 4)		4-0 BB BB BB CS BB			0-0 2-3 1B		0-0 F8		0-0 F9 6-3	4 0 1 0 1 0 3			
Bruce Benedict, R OBP: 0.309, SLG: 0.317 (1, 2)		0-3 K 1-2			0-3 K		4-0 IBB			2 0 0 0 2 2 3			
Preston Hanna, R OBP: 0.143, SLG: 0.286 Biff Pocaroba, S OBP: 0.372, SLG: 0.405 Gene Garber, R OBP: 0.500, SLG: 0.500 Rick Camp, R OBP: 0.143, SLG: 0.286 (1, 1) (6, PH) (6, 1) (7, 1)		0-0 F8			0-0 CS		0-0 F7		0-3 K	2 0 0 0 0 0 0 1 0 0 0 0 0 2 0 0 0 0 0 0 0 1 0 0 0 0 1 1			
Inning Stats	R: 1 E: 1 K: 1 S: 8 H: 3 LOB: 2 BB: 0 P: 8	R: 0 E: 0 K: 1 S: 4 H: 0 LOB: 0 BB: 1 P: 8	R: 0 E: 0 K: 0 S: 3 H: 0 LOB: 1 BB: 0 P: 4	R: 0 E: 0 K: 1 S: 6 H: 2 LOB: 1 BB: 0 P: 6	R: 2 E: 0 K: 0 S: 5 H: 2 LOB: 0 BB: 0 P: 5	R: 0 E: 0 K: 0 S: 4 H: 1 LOB: 2 BB: 1 P: 8	R: 2 E: 0 K: 0 S: 5 H: 2 LOB: 0 BB: 0 P: 5	R: 0 E: 0 K: 1 S: 5 H: 0 LOB: 1 BB: 1 P: 9	R: 2 E: 0 K: 0 S: 5 H: 2 LOB: 2 BB: 2 P: 13	1B: 8 2B: 1 3B: 1 HR: 2 SF: 0 SAC: 0 DP: 0 HBP: 1	WP: 0 PB: 0 SB: 2 CS: 2 PA: 44		
PITCHER	IP WLS BF H R ER SO BB IBB HBP BLK WP HR S P ERA WHIP											PITCHER	IP WLS BF H R ER SO BB IBB HBP BLK WP HR S P ERA WHIP
Don Sutton, R ERA: 2.28 (1, 1)	7.0 L 32 10 5 5 3 1 1 1 0 0 2 35 44 6.43 1.571												
Joe Beckwith, R ERA: 2.04 (8, 1)	1.1 8 1 2 2 1 2 1 0 0 0 0 7 19 13.50 2.250												
Terry Forster, L ERA: 3.09 (9, 1)	0.2 3 1 0 0 0 0 0 0 0 0 0 0 3 3 0.00 1.500												

Atlanta Braves @ Los Angeles Dodgers
Dodger Stadium, Los Angeles, CA
Mon Sep 22 1980, 7:05 PM PDT
Att: 25,078 - Unknown

AB	37
R	7
H	12
RBI	6
BB	5
SO	4
LOB	20



livebaseballscorecards.com

Batter	1	2	3	4	5	6	7	8	9	AB	R	H	RBI	BB	SO	LOB
Davey Lopes, R OBP: 0.325, SLG: 0.348 (1, 4)	0-0 6-3		0-0 F7		0-0 5-3		4-0 1B 1-2 1B BB		0-0 F7	4	1	0	0	1	0	0
Jay Johnstone, L OBP: 0.353, SLG: 0.378 (1, 9)	0-0 FC6-4 1B		0-0 1-3		0-0 F8		0-0 1-3 2-H 1B			4	0	2	1	0	0	0
Steve Garvey, R OBP: 0.344, SLG: 0.464 (1, 3)	0-0 FC6-4 1-2f		0-0 1B		0-0 F9		0-0 6-3		0-0 1-2 3-H 1B	4	0	2	1	0	0	1
Dusty Baker Jr., R OBP: 0.335, SLG: 0.522 (1, 7)	0-0 P4		0-0 F9		0-0 E7 1B		0-0 FC6-4 1-2f			4	0	1	0	0	0	4
Ron Cey, R OBP: 0.344, SLG: 0.458 (1, 5)		4-0 BB BB BB	0-0 G6-4-3 BB		0-0 4-3		0-0 F8		0-0 P3	3	0	0	0	1	0	1
Gary Thomasson, L OBP: 0.322, SLG: 0.269 (1, 8)		0-0 G6-4-3 1-2f	0-0 F9		0-0 K		0-3 K		0-0 4-3	4	0	0	0	0	1	2
Joe Ferguson, R OBP: 0.360, SLG: 0.407 (1, 2)		4-0 BB BB BB	0-0 E BB		0-0 1B		0-0 5-3		0-3 K	3	0	1	0	1	1	0
Derrel Thomas, S OBP: 0.324, SLG: 0.359 (1, 6)		0-0 E5 1-3	0-0 G3		0-0 G3		0-0 6-3		0-0 F7	4	0	0	0	0	0	2
Don Sutton, R OBP: 0.085, SLG: 0.069 (1, 1)		0-3 K	0-0 L4		0-0 L4		0-0 BB 1B 1B		0-0 3-1	2	0	0	0	0	1	2
Vic Davalillo, L OBP: 0.250, SLG: 0.250 (7, PH)										1	1	1	0	0	0	0
Joe Beckwith, L (8, 1)										0	0	0	0	0	0	0
Terry Forster, L (9, 1)										0	0	0	0	0	0	0
Mickey Hatcher, R OBP: 0.231, SLG: 0.308 (9, PH)										1	0	0	0	0	0	0

Inning Stats	R: 0	H: 1	E: 0	K: 0	S: 4	H: 0	LOB: 1	BB: 0	P: 4	R: 0	H: 1	E: 0	K: 0	S: 4	H: 0	LOB: 2	BB: 2	P: 13	R: 0	H: 1	E: 0	K: 0	S: 4	H: 1	LOB: 1	BB: 0	P: 4	R: 0	H: 0	E: 0	K: 0	S: 3	H: 1	LOB: 1	BB: 0	P: 3	R: 0	H: 1	E: 1	K: 1	S: 6	H: 1	LOB: 1	BB: 0	P: 6	R: 2	H: 3	E: 0	K: 0	S: 6	H: 0	LOB: 2	BB: 1	P: 10	R: 0	H: 0	E: 0	K: 1	S: 5	H: 0	LOB: 0	BB: 0	P: 5	R: 0	H: 0	E: 0	K: 0	S: 3	H: 0	LOB: 0	BB: 0	P: 3	1B: 7	2B: 0	3B: 0	HR: 0	SF: 0	SAC: 0	DP: 1	HBP: 0	WP: 0	PB: 0	SB: 0	CS: 0	PA: 37
--------------	------	------	------	------	------	------	--------	-------	------	------	------	------	------	------	------	--------	-------	-------	------	------	------	------	------	------	--------	-------	------	------	------	------	------	------	------	--------	-------	------	------	------	------	------	------	------	--------	-------	------	------	------	------	------	------	------	--------	-------	-------	------	------	------	------	------	------	--------	-------	------	------	------	------	------	------	------	--------	-------	------	-------	-------	-------	-------	-------	--------	-------	--------	-------	-------	-------	-------	--------

PITCHER	IP	WLS	BF	H	R	ER	SO	BB	IBB	HBP	BLK	WP	HR	S	P	ERA	WHIP
Preston Hanna, R ERA: 3.23 (1, 1)	5.0	W	20	3	0	0	1	2	0	0	0	0	0	20	28	0.00	1.000
Gene Garber, R ERA: 4.04 (6, 1)	1.2		10	4	2	2	1	1	0	0	0	0	0	11	15	10.80	3.000
Rick Camp, R ERA: 1.95 (7, 1)	2.1	S	7	0	0	0	1	0	0	0	0	0	0	9	9	0.00	0.000

BOTTOM

Atlanta Braves @ Los Angeles Dodgers
 Dodger Stadium, Los Angeles, CA
 Mon Sep 22 1980, 7:05 PM PDT
 Att. 25,078 - Unknown

livebaseballscores.com

AB	34
R	2
H	7
RBI	2
BB	3
SO	3
LOB	12



Batter	1	2	3	4	5	6	7	8	9	AB R H RBI BB SO LOB	TOP		
Jerry Royster, R (1, 7) OBP: 0.310, SLG: 0.325	4-0 CS BB		0-0 P3		0-0 1-3		4-0 BB		0-0 F7	3 0 0 0 2 0 4	Atlanta Braves @ Los Angeles Dodgers Dodger Stadium, Los Angeles, CA Tue Sep 23 1980, 7:05 PM PDT Att: 29,226 - Unknown		
Rafael Ramirez, R (1, 6) OBP: 0.304, SLG: 0.372 Terry Harper, R (9, PH) OBP: 0.167, SLG: 0.235	0-3 K 1-2		0-0 6-3			0-0 WP BB 1B	0-3 K		0-0 F7	4 0 1 0 0 2 4 1 0 0 0 0 0 1			
Gary Matthews, R (1, 9) OBP: 0.329, SLG: 0.429	0-3 K			0-0 L1-4 1B		4-0 WP BB 1B		0-0 P6	0-0 F7	4 0 2 0 1 1 0			
Bob Homer, R (1, 5) OBP: 0.315, SLG: 0.550		0-0 L4		0-0 1B		0-0 F2		0-0 F2	0-0 F8	5 0 1 0 0 0 4			
Chris Chambliss, L (1, 3) OBP: 0.335, SLG: 0.431		0-0 F5		0-0 L1-4		0-0 F7		0-0 HR 1B		4 1 1 0 0 0 4			
Dale Murphy, R (1, 8) OBP: 0.350, SLG: 0.504		4-0 CS BB		0-0 F7		4-0 BB		0-0 HR		2 1 1 2 2 0 1			
Glenn Hubbard, R (1, 4) OBP: 0.330, SLG: 0.392	0-0 CS	0-0 E6 1B		0-0 L6		0-0 F8		0-0 2B		4 0 1 0 0 0 3			
Bruce Benedict, R (1, 2) OBP: 0.308, SLG: 0.316			0-0 SH3 1B		0-3 K		0-0 F5	0-0 6-3		4 0 1 0 0 1 1			
Rick Matula, R (1, 1) OBP: 0.136, SLG: 0.105 Mike Lum, L (5, PH) OBP: 0.351, SLG: 0.253 Rick Mahler, R (5, 1) Biff Pocoroba, S (7, PH) OBP: 0.368, SLG: 0.400 Gene Garber, R (7, 1) OBP: 0.500, SLG: 0.500 Jeff Burroughs, R (9, PH) OBP: 0.350, SLG: 0.458 Gary Cooper, S (9, PR)			0-0 SH3		0-0 1B		0-3 K		4-0 1B BB	0 0 0 0 0 0 0 1 0 1 0 0 0 0 0 0 0 0 0 0 0 1 0 0 0 0 0 1 0 0 0 0 0 0 0 0 0 0 0 1 0 0 0 0 0 0 0 0 0			
Inning Stats	R: 0 H: 0 E: 0 LOB: 0 K: 2 BB: 1 S: 6 P: 10	R: 0 H: 0 E: 0 LOB: 0 K: 0 BB: 1 S: 2 P: 6	R: 0 H: 1 E: 1 LOB: 2 K: 0 BB: 0 S: 5 P: 5	R: 0 H: 2 E: 0 LOB: 1 K: 0 BB: 0 S: 4 P: 4	R: 0 H: 1 E: 0 LOB: 1 K: 1 BB: 0 S: 6 P: 6	R: 0 H: 1 E: 0 LOB: 3 K: 0 BB: 2 S: 4 P: 12	R: 0 H: 0 E: 0 LOB: 1 K: 2 BB: 1 S: 7 P: 11	R: 2 H: 3 E: 0 LOB: 1 K: 0 BB: 0 S: 6 P: 6	R: 0 H: 1 E: 0 LOB: 2 K: 0 BB: 1 S: 4 P: 8	1B: 7 SF: 0 2B: 3 SAC: 1 3B: 0 DP: 2 HR: 1 HBP: 0		WP: 1 PA: 41 PB: 0 SB: 0 CS: 2	
PITCHER	IP WLS BF H R ER SO BB IBB HBP BLK WP HR S P ERA WHIP											PITCHER	IP WLS BF H R ER SO BB IBB HBP BLK WP HR S P ERA WHIP
Bob Welch, R (1, 1) ERA: 3.25	6.2 W 28 5 0 0 4 5 0 0 0 1 0 31 51 0.00 1.500												
Bobby Castillo, R (7, 1) ERA: 2.86	1.1 7 3 2 2 1 0 0 0 0 0 1 9 9 13.50 2.250												
Don Stanhouse, R (9, 1) ERA: 5.16	1.0 S 5 1 0 0 0 1 0 0 0 0 0 4 8 0.00 2.000												

livebaseballscores.com



Batter	1	2	3	4	5	6	7	8	9
Davey Lopes, R (1, 4) OBP: 0.324, SLG: 0.347	0-0 1-3 1B	0-0 1-2 2-H 1B		0-0 5-3			0-0 1-3	0-0 4-3	
Rudy Law, L (1, 8) OBP: 0.310, SLG: 0.305	0-0 1B S 1B	0-0 4-3			0-0 1-3		0-0 1B S 1B		
Dusty Baker Jr., R (1, 7) OBP: 0.334, SLG: 0.520	0-0 1-3 1B		0-0 F8		0-0 E6		0-0 5-3		
Steve Garvey, R (1, 3) OBP: 0.344, SLG: 0.465	0-0 G6-4-3 1-2f		0-0 1B 2B		0-3 K		0-0 4-3		
Ron Cey, R (1, 5) OBP: 0.342, SLG: 0.454		0-0 5-3	0-0 6-3		0-0 F9			0-0 F7	
Jay Johnstone, L (1, 9) OBP: 0.357, SLG: 0.386		0-0 1B 2B	0-0 2-H 1B			0-0 F7		0-3 K	
Mickey Hatcher, R (7, 9) OBP: 0.227, SLG: 0.303									
Mike Scioscia, L (1, 2) OBP: 0.313, SLG: 0.328		0-0 1-3	0-0 F9			0-0 6-3		0-0 BB 1B 1B	
Pepe Frias, R (8, PR) OBP: 0.253, SLG: 0.270									
Steve Yeager, R (9, 2) OBP: 0.278, SLG: 0.281									
Derrel Thomas, S (1, 6) OBP: 0.330, SLG: 0.369		0-0 2-H 1B 1B		0-0 5-3		0-0 1B 2B		0-0 1-2 BB 1B	
Bob Welch, R (1, 1) OBP: 0.254, SLG: 0.286								0-0 BB BB BB	
Bobby Castillo, R (7, 1) OBP: 0.125, SLG: 0.125					0-0 6-3			0-0 1-2 2-3 BB	
Rick Monday, L (8, PH) OBP: 0.374, SLG: 0.479		0-0 1-2 1B							
Gary Weiss, S (8, PR)									
Don Stanhouse, R (9, 1)									

AB	R	H	RBI	BB	SO	LOB
5	0	1	1	0	0	3
4	0	2	0	0	0	2
4	0	1	0	0	0	1
4	1	1	0	0	1	4
4	0	0	0	0	0	2
3	1	2	1	0	0	0
1	0	0	0	0	1	0
4	0	1	0	0	0	2
0	0	0	0	0	0	0
0	0	0	0	0	0	0
4	2	3	1	0	0	0
3	0	2	1	0	0	0
0	0	0	0	0	0	0
0	0	0	0	1	0	0
0	0	0	0	0	0	0
0	0	0	0	0	0	0


BOTTOM

Atlanta Braves @ Los Angeles Dodgers
Dodger Stadium, Los Angeles, CA

Tue Sep 23 1980, 7:05 PM PDT
Att. 29,226 - Unknown

livebaseballscorecards.com

AB	36
R	4
H	13
RBI	4
BB	1
SO	2
LOB	14



Inning Stats	R: 0	H: 2	E: 0	K: 0	S: 4	LOB: 1	BB: 0	P: 4
R: 2	H: 4	E: 0	K: 0	S: 7	LOB: 2	BB: 0	P: 7	
R: 1	H: 2	E: 0	K: 0	S: 5	LOB: 1	BB: 0	P: 5	
R: 0	H: 0	E: 0	K: 0	S: 3	LOB: 0	BB: 0	P: 3	
R: 0	H: 0	E: 1	K: 1	S: 6	LOB: 1	BB: 0	P: 6	
R: 1	H: 2	E: 0	K: 0	S: 4	LOB: 1	BB: 0	P: 4	
R: 0	H: 1	E: 0	K: 0	S: 4	LOB: 1	BB: 0	P: 4	
R: 0	H: 2	E: 0	K: 1	S: 7	LOB: 3	BB: 1	P: 11	

1B	2B	3B	SF	SAC	DP	HBP
10	3	0	0	0	1	0
0	0	0	0	0	0	0
0	0	0	0	0	0	0
0	0	0	0	0	0	0
0	0	0	0	0	0	0

WP	PA	ERA	WHIP
0	37	6.75	2.000
0		4.50	1.000
0		0.00	2.000

PITCHER	IP	WLS	BF	H	R	ER	SO	BB	IBB	HBP	BLK	WP	HR	S	P	ERA	WHIP
Rick Matula, R (1, 1) ERA: 4.63	4.0	L	19	8	3	3	0	0	0	0	0	0	0	19	19	6.75	2.000
Rick Mahler, R (5, 1) ERA: 2.45	2.0		8	2	1	1	1	0	0	0	0	0	0	10	10	4.50	1.000
Gene Garber, R (7, 1) ERA: 3.94	2.0		10	3	0	0	1	1	0	0	0	0	0	11	15	0.00	2.000

Batter	1	2	3	4	5	6	7	8	9	10	11	12	AB	R	H	RBI	BB	SO	LOB	TOP		
Larry Herndon, R (1, 8) OBP: 0.284, SLG: 0.381 Max Venable, L (11, PH) OBP: 0.338, SLG: 0.325 (11, 7)	0-0 4-3		0-0 CS 1B		0-0 1-2 1B		0-3 K		0-0 5-3		0-0 G2-6-4 1-2f		5 1	0 0	2 0	0 0	1 0	0 1				
Darrell Evans, L (1, 5) OBP: 0.356, SLG: 0.402	0-0 G3		0-0 CS 1-2	0-0 F8 1-2	0-0 F7		0-0 BB FC5-2 2B		0-0 4-3		0-0 2B		6 3	0 1	2 1	0 0	0 3	0 1	0 0			
Jack Clark, R (1, 9) OBP: 0.383, SLG: 0.534	0-3 K			0-0 5-3		0-0 1B 1B	4-0 FC5-2 BB IBB		4-0 BB		4-0 IBB		3 5	1 1	0 2	0 0	3 1	1 1	0 4			
Jim Wohlford, R (1, 7) OBP: 0.332, SLG: 0.379 Mike Rowland, R (11, 1)		0-0 5-3 4-3 1B		0-0 HR 1B		0-0 F9	4-0 FC5-2 BB 1-2 2-3		0-0 F8		0-3 K		5 0	1 0	2 0	0 0	1 0	1 0	1 0	4 0		
Rich Murray, R (1, 3) OBP: 0.266, SLG: 0.356	0-0 4-3 1-2		0-0 1-2	0-0 HR 1-H		0-0 6-3 1B 1B	0-0 FC5-2 1-2 2-3 3-H		0-0 2B		0-3 K		6 3	2 0	3 2	2 0	1 0	1 1	4 4			
Guy Sularz, R (1, 4) OBP: 0.267, SLG: 0.250 Joe Strain, R (7, PH) OBP: 0.325, SLG: 0.322 Johnnie LeMaster, R (7, 6) OBP: 0.256, SLG: 0.307	0-0 5-3 2-3		0-0 2-3	0-0 F8		0-0 1B 6-3 1B	0-0 P3		0-0 5-3		0-0 F7		3 1 2	0 0 0	1 0 0	1 0 0	0 0 0	0 0 0	1 3 1			
Joe Pettini, R (1, 6) OBP: 0.295, SLG: 0.273	0-3 K		0-3 K			0-0 G1-4-3 1B 1-2 2-3	0-0 6-3		0-3 K		0-0 F8		6 5	0 0	1 1	0 1	0 0	3 0	4 2			
Mike Sadek, R (1, 2) OBP: 0.353, SLG: 0.279			0-0 F8			0-0 G1-4-3 1-2f	0-0 FC5-4 1B 2-3 3-H		0-0 6-3		0-0 F9		5 4	0 0	1 0	1 1	0 0	0 2				
Tom Griffin, R (1, 1) OBP: 0.133, SLG: 0.333 Bill North, S (11, PH) OBP: 0.374, SLG: 0.292 (11, 8)			0-0 5-3			0-0 E6 1B 1-2f	0-0 FC5-4		0-3 K		0-0 G2-6-4 1B		4 1	0 0	0 1	0 0	0 0	1 0	2 0			
Inning Stats	R: 0 E: 0 K: 1 S: 5	H: 0 LOB: 0 BB: 0 P: 5	R: 0 E: 0 K: 1 S: 6	H: 1 LOB: 1 BB: 0 P: 6	R: 0 E: 0 K: 0 S: 3	H: 1 LOB: 0 BB: 0 P: 3	R: 2 E: 1 K: 0 S: 5	H: 2 LOB: 2 BB: 0 P: 5	R: 0 E: 0 K: 1 S: 6	H: 1 LOB: 3 BB: 2 P: 14	R: 0 E: 0 K: 2 S: 7	H: 0 LOB: 0 BB: 0 P: 7	R: 0 E: 0 K: 1 S: 6	H: 0 LOB: 1 BB: 1 P: 7	R: 0 E: 0 K: 1 S: 6	H: 2 LOB: 2 BB: 1 P: 10	R: 0 E: 0 K: 1 S: 5	H: 0 LOB: 0 BB: 0 P: 5	1B: 10 2B: 3 3B: 0 HR: 1	SF: 0 SAC: 0 DP: 2 HBP: 0	WP: 0 PB: 0 SB: 0 CS: 1	PA: 53
PITCHER	IP	WLS	BF	H	R	ER	SO	BB	IBB	HBP	BLK	WP	HR	S	P	ERA	WHIP					
Jerry Reuss, L (1, 1) ERA: 2.56	6.1		30	11	4	4	3	0	0	0	0	0	1	35	39	5.68	1.737					
Fernando Valenzuela, L (7, 1) ERA:	1.2		6	0	0	0	2	1	0	0	0	0	0	9	13	0.00	0.600					
Steve Howe, L (9, 1) ERA: 2.03	2.0		8	1	0	0	1	1	0	0	0	0	0	9	13	0.00	1.000					
Bobby Castillo, R (11, 1) ERA: 2.8	2.0	W	8	2	0	0	2	0	1	0	0	0	0	11	15	0.00	1.000					

San Francisco Giants @ Los Angeles Dodgers
 Dodger Stadium, Los Angeles, CA
 Wed Sep 24 1980, 7:05 PM PDT
 Att. 35,581 - Unknown

AB	48
R	4
H	14
RBI	4
BB	4
SO	8
LOB	24



Batter	1	2	3	4	5	6	7	8	9	10	11	12	AB	R	H	RBI	BB	SO	LOB						
Davey Lopes, R OBP: 0.324, SLG: 0.345 (1, 4)	4-0 BB 6-3 S BB	0-0 6-3		0-3 K			4-0 1-2 BB		0-0 1-2 SH3-4		0-0 5-3		3	0	0	0	2	1	3						
Rudy Law, L OBP: 0.308, SLG: 0.303 (1, 8)	0-0 F3 1-2		0-0 CS 1B		0-0 4-3		0-0 F7 2-3		0-0 FC1-5-6-1 2-3		0-0 L5		6	0	1	0	0	0	5						
Dusty Baker Jr., R OBP: 0.336, SLG: 0.519 (1, 7)	0-0 6-3 2-3		0-0 F7 1-2		0-0 4-3 1B		0-0 F7		4-0 FC4-6 IBB			0-0 SH CS 1B	5	1	2	0	1	0	3						
Steve Garvey, R OBP: 0.341, SLG: 0.461 (1, 3)	0-0 F3		0-0 E5		0-0 4-3		0-0 F5		0-0 FC4-6 1-2f			0-0 SH 1B	5	1	0	0	0	0	4						
Ron Cey, R OBP: 0.343, SLG: 0.454 Mickey Hatcher, R OBP: 0.232, SLG: 0.294 (1, 5) (6, 5)		1-0 FC5-4 1B HBP	0-3 K		0-0 2-H 1B		0-3 K			0-0 5-3		4-0 1B IBB	2	1	1	1	0	1	1						
Jay Johnstone, L OBP: 0.363, SLG: 0.411 Bobby Mitchell, L OBP: 0.500, SLG: 0.333 (1, 9) (8, PR) (9, 9)		0-0 FC5-4 1B		0-0 HR		0-0 F2		0-0 2B		0-0 F9		0-0 F7 3-H	4	1	3	1	0	0	0						
Steve Yeager, R OBP: 0.275, SLG: 0.277 Fernando Valenzuela, L OBP: 0.328, SLG: 0.259 (1, 2) (7, 1) (8, PH) (9, 1) (10, PH) (11, 1) (12, PH)		0-0 FC5-4 E 1B 1-2f 2-3		0-0 F7		0-0 F7		4-0 IBB		0-0 G3		0-0 1B 1-2 2-H	3	1	0	0	0	0	2						
Derrel Thomas, S OBP: 0.331, SLG: 0.369 (1, 6)		0-0 E9 4-3 1B 1-3 3-H		0-0 F8		0-0 6-3		0-3 K				0-0 SH2-4 1B	5	0	2	1	0	1	2						
Jerry Reuss, L OBP: 0.159, SLG: 0.156 Joe Ferguson, R OBP: 0.367, SLG: 0.407 Jack Perconte, L OBP: 0.429, SLG: 0.200 Mike Scioscia, L OBP: 0.313, SLG: 0.328 (1, 1) (7, 2) (9, PR) (10, 2)		0-0 4-3		4-0 BB			4-0 CS BB		4-0 FC1-5-6 SH3-4 BB		0-0 SH2-4 1B		1	0	0	1	1	0	1						
Inning Stats	R: 0 E: 0 K: 0 S: 3	H: 0 LOB: 1 BB: 1 P: 7	R: 2 E: 1 K: 0 S: 5	H: 2 LOB: 1 BB: 0 P: 6	R: 0 E: 1 K: 1 S: 6	H: 1 LOB: 1 BB: 0 P: 6	R: 1 E: 0 K: 1 S: 6	H: 1 LOB: 1 BB: 1 P: 10	R: 1 E: 0 K: 0 S: 4	H: 2 LOB: 1 BB: 0 P: 4	R: 0 E: 0 K: 0 S: 2	H: 0 LOB: 0 BB: 2 P: 3	R: 0 E: 0 K: 0 S: 8	H: 1 LOB: 2 BB: 1 P: 12	R: 0 E: 0 K: 0 S: 3	H: 0 LOB: 0 BB: 2 P: 11	R: 0 E: 0 K: 0 S: 4	H: 1 LOB: 1 BB: 0 P: 4	R: 1 E: 1 K: 0 S: 4	H: 2 LOB: 2 BB: 1 P: 8	1B: 8 2B: 1 3B: 0 HR: 1	SF: 0 SAC: 3 DP: 0 HBP: 1	WP: 0 PA: 52 PB: 0 SB: 1 CS: 3		
PITCHER	IP	WLS	BF	H	R	ER	SO	BB	IBB	HBP	BLK	WP	HR	S	P	ERA	WHIP								
Tom Griffin, R ERA: 3.0 Mike Rowland, R ERA: 2.08 (1, 1) (11, 1)	10.0		43	7	4	3	4	5	2	1	0	0	1	43	72	2.70	1.200								
	1.2	L	9	3	1	0	0	0	1	0	0	0	0	8	12	0.00	1.800								

BOTTOM

San Francisco Giants @ Los Angeles Dodgers
Dodger Stadium, Los Angeles, CA
 Wed Sep 24 1980, 7:05 PM PDT
 Att: 35,581 - Unknown

livebaseballscorecards.com

AB	40
R	5
H	10
RBI	5
BB	8
SO	4
LOB	24



Batter	1	2	3	4	5	6	7	8	9	AB R H RBI BB SO LOB	TOP
Max Venable, L (1, 8) OBP: 0.333, SLG: 0.315	0-3 K		0-0 F2	4-0 BB			0-0 P5		0-0 F8	4 0 0 0 1 1 1	<p>San Francisco Giants @ Los Angeles Dodgers Dodger Stadium, Los Angeles, CA</p> <p>Thu Sep 25 1980, 3:33 AM PDT Att: 33,460 - Unknown</p> <p>livebaseballscorecards.com</p>
Terry Whitfield, L (1, 7) OBP: 0.340, SLG: 0.397	0-0 F8		0-0 HR	1-2 2-3 BB			0-0 P5			4 1 1 1 0 0 3	
Jack Clark, R (1, 9) OBP: 0.380, SLG: 0.529	0-0 F7		0-0 F8				0-0 F9			4 0 0 0 0 0 0	
Darrell Evans, L (1, 5) OBP: 0.355, SLG: 0.407		0-0 F9	0-0 HR				0-0 F8			4 1 1 1 0 0 0	
Milt May, L (1, 2) OBP: 0.306, SLG: 0.371	0-3 K		0-0 3-1				0-0 4-3			4 0 0 0 0 1 0	
Rich Murray, R (1, 3) OBP: 0.277, SLG: 0.362		0-0 1B WP 1B		4-0 BB 1B			0-0 FC1-5-4-5 S 1B			3 1 2 0 1 0 0	
Guy Sularz, R (1, 4) OBP: 0.265, SLG: 0.250		0-0 WP 1B 1B		0-0 F9			0-0 F9			4 0 1 0 0 0 2	
Joe Pettini, R (1, 6) OBP: 0.311, SLG: 0.287		0-0 WP 1B		0-0 BB 1B			4-0 FC1-5-4-5 BB			3 0 3 0 1 0 0	
Ed Whitson, R (1, 1) OBP: 0.108, SLG: 0.094 Gary Lavelle, S (8, 1)	0-0 F5		0-0 P3				0-0 FC1-5-4-5		0-0 SH2	3 0 0 0 0 0 6 0 0 0 0 0 0 0	
Inning Stats	R: 0 H: 0 E: 0 LOB: 0 K: 1 BB: 0 S: 5 P: 5	R: 1 H: 3 E: 0 LOB: 2 K: 1 BB: 0 S: 8 P: 8	R: 2 H: 2 E: 0 LOB: 0 K: 0 BB: 0 S: 5 P: 5	R: 0 H: 1 E: 0 LOB: 3 K: 0 BB: 2 S: 4 P: 12	R: 0 H: 0 E: 0 LOB: 0 K: 0 BB: 0 S: 3 P: 3	R: 0 H: 1 E: 0 LOB: 1 K: 0 BB: 1 S: 3 P: 7	R: 0 H: 0 E: 0 LOB: 0 K: 0 BB: 0 S: 3 P: 3	R: 0 H: 0 E: 0 LOB: 0 K: 0 BB: 0 S: 3 P: 3	R: 0 H: 1 E: 0 LOB: 1 K: 0 BB: 0 S: 4 P: 4	1B: 6 SF: 0 2B: 1 SAC: 1 3B: 0 DP: 1 HR: 2 HBP: 0	WP: 1 PA: 37 PB: 0 SB: 1 CS: 0
PITCHER	IP WLS BF H R ER SO BB IBB HBP BLK WP HR S P ERA WHIP										
Burt Hooton, R (1, 1) ERA: 3.67	7.0 L 30 7 3 3 2 3 0 0 0 0 1 2 31 43 3.86 1.429										
Rick Sutcliffe, R (8, 1) ERA: 5.43	2.0 7 1 0 0 0 0 0 0 0 0 0 0 7 7 0.00 0.500										



Batter	1	2	3	4	5	6	7	8	9	AB R H RBI BB SO LOB
Davey Lopes, R OBP: 0.327, SLG: 0.353 (1, 4)	0-0 HR		0-0 6-3		0-0 F9		0-0 1-3 1B		0-0 3-H 1B	5 1 3 2 0 0 1
Derrel Thomas, S OBP: 0.329, SLG: 0.364 (1, 6)	0-0 G3		4-0 BB		0-0 F8		0-3 1-2 K		0-0 5-3	4 0 0 0 1 1 3
Dusty Baker Jr., R OBP: 0.336, SLG: 0.517 (1, 7)	0-0 F8		0-0 F8			0-0 1B 1B		0-0 F8		4 0 1 0 0 0 2
Steve Garvey, R OBP: 0.342, SLG: 0.463 (1, 3)	0-3 K			0-0 1B 1B		0-0 F9		0-0 2B		4 0 2 0 0 1 1
Jay Johnstone, L OBP: 0.363, SLG: 0.410 (1, 9)		0-0 6-3		0-0 F8		0-0 G4-6-3 1B		0-0 6-3		3 0 1 0 0 0 1
Pedro Guerrero, R OBP: 0.343, SLG: 0.463 (8, PH) (9, 9)										1 0 0 0 0 0 1
Mickey Hatcher, R OBP: 0.233, SLG: 0.292 (1, 5)		0-0 P3		0-0 1-2 1B		0-0 G4-6-3		0-0 5-3		4 0 1 0 0 0 3
Mike Scioscia, L OBP: 0.313, SLG: 0.328 (1, 2)		0-0 4-3		0-0 F3			0-0 FC6-4 1B		4-0 F9 1B BB	3 0 1 0 0 0 2
Pepe Frias, R OBP: 0.253, SLG: 0.270 (7, PR)										0 0 0 0 0 0 0
Steve Yeager, R OBP: 0.278, SLG: 0.277 (8, 2)										0 1 0 0 1 0 0
Bobby Mitchell, L OBP: 0.500, SLG: 0.333 (1, 8)			0-0 SH3-4 1B	0-0 1-3			0-0 FC6-4 1B S		0-0 1-3	0 0 0 0 0 0 0
Rudy Law, L OBP: 0.308, SLG: 0.303 (2, 8)										3 0 1 0 0 0 3
Joe Ferguson, R OBP: 0.365, SLG: 0.404 (9, PH)							0-0 1-2 F7		0-0 F9	1 0 0 0 0 1 0
Burt Hooton, R OBP: 0.094, SLG: 0.098 (1, 1)			0-0 SH3-4		0-3 K				0-0 2-3	1 0 0 0 0 0 1
Rick Monday, L OBP: 0.371, SLG: 0.473 (7, PH)										0 0 0 0 0 0 0
Rick Sutcliffe, L OBP: 0.214, SLG: 0.154 (8, 1)										1 0 0 0 0 0 1
Manny Mota, R OBP: 0.250, SLG: 0.250 (9, PH)										0 0 0 0 0 0 0

Inning Stats	R: 1	H: 1	E: 0	K: 1	S: 6	LOB: 0	BB: 0	P: 6	R: 0	H: 0	E: 0	K: 0	S: 3	LOB: 0	BB: 0	P: 3	R: 0	H: 1	E: 0	K: 0	S: 4	LOB: 2	BB: 1	P: 8	R: 0	H: 2	E: 0	K: 0	S: 5	LOB: 2	BB: 0	P: 5	R: 0	H: 0	E: 0	K: 1	S: 5	LOB: 0	BB: 0	P: 5	R: 0	H: 2	E: 0	K: 0	S: 4	LOB: 1	BB: 0	P: 4	R: 0	H: 2	E: 0	K: 1	S: 7	LOB: 3	BB: 0	P: 7	R: 0	H: 1	E: 0	K: 0	S: 4	LOB: 1	BB: 0	P: 4	R: 1	H: 1	E: 0	K: 0	S: 4	LOB: 1	BB: 1	P: 8	1B: 8	SF: 0	2B: 1	SAC: 1	3B: 0	DP: 1	HR: 1	HBP: 0	WP: 0	PA: 38
--------------	------	------	------	------	------	--------	-------	------	------	------	------	------	------	--------	-------	------	------	------	------	------	------	--------	-------	------	------	------	------	------	------	--------	-------	------	------	------	------	------	------	--------	-------	------	------	------	------	------	------	--------	-------	------	------	------	------	------	------	--------	-------	------	------	------	------	------	------	--------	-------	------	------	------	------	------	------	--------	-------	------	-------	-------	-------	--------	-------	-------	-------	--------	-------	--------

PITCHER	IP	WLS	BF	H	R	ER	SO	BB	IBB	HBP	BLK	WP	HR	S	P	ERA	WHIP
Ed Whitton, R ERA: 2.9 (1, 1)	7.1	W	31	9	1	1	3	1	0	0	0	0	0	36	40	1.23	1.364
Gary Lavelle, L ERA: 3.05 (8, 1)	1.2	S	7	1	1	1	0	1	0	0	0	0	0	6	10	5.40	1.200

BOTTOM

San Francisco Giants @ Los Angeles Dodgers
 Dodger Stadium, Los Angeles, CA
 Thu Sep 25 1980, 3:33 AM PDT
 Att. 33,460 - Unknown

livebaseballscores.com

AB	35
R	2
H	10
RBI	2
BB	2
SO	3
LOB	20



Batter	1	2	3	4	5	6	7	8	9	AB R H RBI BB SO LOB	TOP																	
Davey Lopes, R OBP: 0.327, SLG: 0.353 (1, 4)	0-0 5-3		0-0 F2		0-0 S 1B		0-0 FC4-6 1-2 1B		0-0 F8	5 0 2 0 0 0 2	Los Angeles Dodgers @ San Diego Padres San Diego Stadium, San Diego, CA Fri Sep 26 1980, 10:05 PM EDT Att. 14,836 - Unknown livebaseballscorecards.com																	
Rudy Law, L OBP: 0.307, SLG: 0.302 (1, 8)	0-3 K			0-0 1B S 1B	0-0 F7		0-0 FC4-6 1-2 2-3	0-0 4-3	5 1 1 0 0 1 4																			
Dusty Baker Jr., R OBP: 0.335, SLG: 0.515 (1, 7)	0-0 F6			0-0 1B 1-3 1B		0-0 4-3	0-0 5-3		4 0 1 0 0 0 2																			
Steve Garvey, R OBP: 0.341, SLG: 0.461 (1, 3)		0-0 G3		0-0 1B 1-2 3-H 1B		0-0 F8		0-0 4-3	4 0 1 1 0 0 0																			
Ron Cey, R OBP: 0.343, SLG: 0.453 (1, 5)		0-0 F6		0-3 K		0-0 2B 1B		0-0 F7	4 1 1 0 0 1 2																			
Jay Johnstone, L OBP: 0.369, SLG: 0.420 (1, 9)		0-0 L8		0-0 G4-6-3 1-2 2-3 1B		0-0 1-H 2B		0-0 1B	4 0 3 1 0 0 0 0 0 0 0 0 0 0																			
Steve Yeager, R OBP: 0.273, SLG: 0.272 (1, 2)			0-0 F7	0-0 G4-6-3 1-2 1B		0-0 6-3		0-0 4-3	4 0 0 0 0 0 5																			
Derrel Thomas, S OBP: 0.329, SLG: 0.361 (1, 6)			4-0 SH3-4 BB		0-0 1-3		0-0 F8		0-0 F7	2 0 0 0 1 0 0 1 0 0 0 0 0 0																		
Rick Monday, L OBP: 0.369, SLG: 0.471 (9, PH)																												
Dave Goltz, R OBP: 0.235, SLG: 0.133 (1, 1)			0-0 SH3-4		0-3 K		4-0 FC4-6 1B BB		0-0 1B	1 0 0 0 1 1 0 1 0 1 0 0 0 0 0 0 0 0 0 0 0																		
Gary Thomasson, L OBP: 0.333, SLG: 0.276 (8, 9)																												
Jack Perconte, L OBP: 0.429, SLG: 0.200 (9, PR)																												
Inning Stats	R: 0 E: 0 K: 1 S: 5	H: 0 LOB: 0 BB: 0 P: 5	R: 0 E: 0 K: 0 S: 3	H: 0 LOB: 0 BB: 0 P: 3	R: 0 E: 0 K: 0 S: 3	H: 0 LOB: 1 BB: 1 P: 7	R: 1 E: 0 K: 1 S: 8	H: 4 LOB: 2 BB: 0 P: 8	R: 0 E: 0 K: 1 S: 6	H: 1 LOB: 1 BB: 0 P: 6	R: 1 E: 0 K: 0 S: 5	H: 2 LOB: 1 BB: 0 P: 5	R: 0 E: 0 K: 0 S: 4	H: 1 LOB: 2 BB: 1 P: 8	R: 0 E: 0 K: 0 S: 4	H: 1 LOB: 1 BB: 0 P: 4	R: 0 E: 0 K: 0 S: 4	H: 1 LOB: 1 BB: 0 P: 4	1B: 9 2B: 1 3B: 0 HR: 0	SF: 0 SAC: 1 DP: 1 HBP: 0	WP: 0 PB: 0 SB: 2 CS: 0	PA: 38						
PITCHER	IP WLS BF H R ER SO BB IBB HBP BLK WP HR S P ERA WHIP																											
Steve Mura, R ERA: 3.89 (1, 1)	6.1		28	8	2	2	3	2	0	0	0	0	0	0	32	40	2.84	1.579										
Bob Shirley, L ERA: 3.7 (7, 1)	0.1		1	0	0	0	0	0	0	0	0	0	0	1	1	0.00	0.000											
Tom Tellmann, R ERA: (7, 1)	1.1	W	5	1	0	0	0	0	0	0	0	0	0	5	5	0.00	0.750											
Rollie Fingers, R ERA: 2.81 (9, 1)	1.0	S	4	1	0	0	0	0	0	0	0	0	0	4	4	0.00	1.000											



Batter	1	2	3	4	5	6	7	8	9	AB	R	H	RBI	BB	SO	LOB
--------	---	---	---	---	---	---	---	---	---	----	---	---	-----	----	----	-----

Gene Richards, L OBP: 0.365, SLG: 0.388 (1, 7)	0-0 6-3 ①		0-0 4-3 1B ②		0-0 E S 1B ③		4-0 IBB			3	0	2	0	1	0	0
Ozzie Smith, S OBP: 0.317, SLG: 0.280 (1, 6)	0-0 F7		0-0 4-3 1-2 ②		0-0 F8 1-3 ③		0-0 F8 ③			4	0	0	0	0	0	4
Jerry Mumphrey, S OBP: 0.354, SLG: 0.374 (1, 8)	0-0 BB 1B		0-3 K ③		0-0 4-3 ①		0-0 4-3 ①			4	0	1	0	0	1	1
Dave Winfield, R OBP: 0.367, SLG: 0.454 (1, 9)	4-0 FC4-6 BB 1-2		0-3 K ①		0-3 K ②		0-0 2B 2B			3	1	1	0	1	2	0
Broderick Perkins, L OBP: 0.469, SLG: 0.586 (1, 3)	0-0 FC4-6 ③		0-0 F7 ②		0-0 F8 ③		0-0 P1 ②			3	0	0	0	0	0	2
Tom Tellmann, R OBP: 0.333, SLG: 0.333 (7, 1)										0	0	0	0	0	0	0
Craig Stimac, R OBP: 0.216, SLG: 0.271 (8, PH)										1	0	0	0	0	0	1
Rollie Fingers, R OBP: 0.278, SLG: 0.444 (9, 1)										0	0	0	0	0	0	0
Luis Salazar, R OBP: 0.353, SLG: 0.411 (1, 5)		0-3 K ①		0-0 2B 1B		0-0 SH5-4 1B 1B		0-0 PO 2B 2-H		4	2	3	1	0	1	0
Tim Flannery, L OBP: 0.290, SLG: 0.291 (1, 4)		0-3 K ②		0-0 2B 1-H		0-0 SH5-4 1-2		0-0 PO 2-3		2	0	1	1	0	1	0
Dave Cash, R OBP: 0.279, SLG: 0.271 (8, PH)										0	0	0	0	0	0	0
Bill Fahey, L OBP: 0.289, SLG: 0.260 (1, 2)		0-0 4-3 ③				0-0 6-3 ①		0-0 3-1 1B 2-H		3	0	1	1	0	0	0
Paul Dade, R OBP: 0.316, SLG: 0.188 (7, PR)										0	0	0	0	0	0	0
Gene Tenace, R OBP: 0.393, SLG: 0.422 (8, 2)										0	0	0	0	0	0	0
Steve Mura, R OBP: 0.180, SLG: 0.149 (1, 1)			0-3 K ①		0-0 F9 ②		0-0 3-1 ②			2	0	0	0	0	1	0
Bob Shirley, R OBP: 0.143, SLG: 0.040 (7, 1)										0	0	0	0	0	0	0
Randy Bass, L OBP: 0.365, SLG: 0.511 (7, 3)										1	0	0	0	0	0	1

Inning Stats	R: 0	H: 1	E: 0	LOB: 2	K: 0	BB: 1	S: 4	P: 8	R: 0	H: 0	E: 0	LOB: 0	K: 2	BB: 0	S: 7	P: 7	R: 0	H: 1	E: 0	LOB: 1	K: 2	BB: 0	S: 8	P: 8	R: 1	H: 2	E: 0	LOB: 1	K: 1	BB: 0	S: 6	P: 6	R: 0	H: 1	E: 0	LOB: 1	K: 0	BB: 0	S: 4	P: 4	R: 0	H: 0	E: 0	LOB: 0	K: 1	BB: 0	S: 5	P: 5	R: 1	H: 2	E: 0	LOB: 2	K: 0	BB: 1	S: 5	P: 9	R: 1	H: 2	E: 0	LOB: 0	K: 0	BB: 0	S: 4	P: 4
--------------	------	------	------	--------	------	-------	------	------	------	------	------	--------	------	-------	------	------	------	------	------	--------	------	-------	------	------	------	------	------	--------	------	-------	------	------	------	------	------	--------	------	-------	------	------	------	------	------	--------	------	-------	------	------	------	------	------	--------	------	-------	------	------	------	------	------	--------	------	-------	------	------

PITCHER	IP	WLS	BF	H	R	ER	SO	BB	IBB	HBP	BLK	WP	HR	S	P	ERA	WHIP
Dave Goltz, R ERA: 4.31 (1, 1)	7.2	L	33	9	3	3	6	1	1	0	0	0	0	43	51	3.52	1.304
Steve Howe, L ERA: 2.03 (8, 1)	0.1		0	0	0	0	0	0	0	0	0	0	0	0	0	0.00	0.000

BOTTOM

Los Angeles Dodgers @ San Diego Padres
 San Diego Stadium, San Diego, CA
 Fri Sep 26 1980, 10:05 PM EDT
 Att. 14,836 - Unknown

AB	30
R	3
H	9
RBI	3
BB	2
SO	6
LOB	9



WP	PA	ERA	WHIP
0	34		

Batter	1	2	3	4	5	6	7	8	9	AB	R	H	RBI	BB	SO	LOB	TOP										
Davey Lopes, R (1, 4) OBP: 0.328, SLG: 0.353	0-3 K	0-0 F9		4-0 BB		0-0 1B FC6-4	0-0 1-3			4	1	1	0	1	1	2											
Jay Johnstone, L (1, 9) OBP: 0.379, SLG: 0.427 Pedro Guerrero, R (8, PH) OBP: 0.347, SLG: 0.485 (8, 9)	0-0 2B 1B		0-0 WP S 1B	4-0 G5-4-3 BB		0-0 1-3 FC6-4 1B		0-0 HR		3	2	3	0	1	0	0											
Dusty Baker Jr., R (1, 7) OBP: 0.334, SLG: 0.514	0-0 1B 2B		0-0 6-3	0-0 G5-4-3		0-0 FC6-4 1B		0-0 6-3		5	1	1	2	0	0	4											
Steve Garvey, R (1, 3) OBP: 0.343, SLG: 0.464	0-0 L8		0-0 2B 1B		0-0 SH3-4 2B	0-0 1-2 1B		0-0 L6		5	0	3	1	0	0	1											
Ron Cey, R (1, 5) OBP: 0.344, SLG: 0.455 Steve Howe, L (8, 1) OBP: 0.100, SLG: 0.100 Don Stanhouse, R (8, 1) Fernando Valenzuela, L (8, 1)	0-0 1B 1B		0-0 1-3 2B		0-0 SH3-4 2-3	0-0 F7		0-0 1-3		4	1	2	1	0	0	2											
Rick Monday, L (1, 8) OBP: 0.366, SLG: 0.466 Rudy Law, L (7, 8) OBP: 0.306, SLG: 0.301	0-0 1B		0-3 K		0-3 K		0-0 4-3		0-0 4-3	4	0	1	1	0	2	3											
Joe Ferguson, R (1, 2) OBP: 0.372, SLG: 0.399 Pepe Frias, R (9, PR) OBP: 0.253, SLG: 0.270 Steve Yeager, R (9, 2) OBP: 0.273, SLG: 0.272	0-0 F8		4-0 IBB		4-0 IBB		0-3 K		4-0 G6-4-3 BB	2	0	0	0	3	1	1											
Derrel Thomas, S (1, 6) OBP: 0.330, SLG: 0.362		0-0 CS 1B	0-0 F8		0-0 F5		0-0 1B 1B		0-0 G6-4-3	5	0	2	0	0	0	6											
Don Sutton, R (1, 1) OBP: 0.095, SLG: 0.081 Mickey Hatcher, R (8, 5) OBP: 0.233, SLG: 0.292		0-0 P1		0-0 1-3		0-0 4-3		0-0 1-2 1B		4	0	1	0	0	0	1											
Inning Stats	R: 3 E: 0 K: 1 S: 9	H: 4 LOB: 1 BB: 0 P: 9	R: 0 E: 0 K: 0 S: 3	H: 1 LOB: 0 BB: 0 P: 3	R: 1 E: 0 K: 1 S: 8	H: 3 LOB: 3 BB: 1 P: 12	R: 0 E: 0 K: 0 S: 2	H: 0 LOB: 1 BB: 2 P: 10	R: 0 E: 0 K: 1 S: 6	H: 1 LOB: 2 BB: 1 P: 10	R: 1 E: 0 K: 0 S: 6	H: 3 LOB: 2 BB: 0 P: 6	R: 0 E: 0 K: 1 S: 7	H: 2 LOB: 2 BB: 0 P: 7	R: 1 E: 0 K: 0 S: 4	H: 1 LOB: 0 BB: 0 P: 4	R: 0 E: 0 K: 0 S: 2	H: 0 LOB: 1 BB: 1 P: 6	1B: 11 2B: 3 3B: 0 HR: 1	SF: 0 SAC: 1 DP: 2 HBP: 0	WP: 1 PB: 0 SB: 1 CS: 1	PA: 44					
PITCHER	IP	WLS	BF	H	R	ER	SO	BB	IBB	HBP	BLK	WP	HR	S	P	ERA	WHIP										
Eric Rasmussen, R (1, 1) ERA: 4.37	0.2	L	6	4	3	3	1	0	0	0	0	0	0	8	8	40.50	6.000										
George Stabilein, R (1, 1) ERA: 2.79	1.2		8	4	1	1	0	0	0	0	0	1	0	8	8	5.40	2.400										
Bob Shirley, L (3, 1) ERA: 3.63	2.2		12	1	0	0	2	2	2	0	0	0	0	12	28	0.00	1.125										
Tom Tellmann, R (6, 1) ERA: 0.69	2.0		11	5	1	1	1	0	0	0	0	0	0	13	13	4.50	2.500										
Gary Lucas, L (8, 1) ERA: 3.15	1.0		4	1	1	1	0	0	0	0	0	0	1	4	4	9.00	1.000										
PITCHER	IP	WLS	BF	H	R	ER	SO	BB	IBB	HBP	BLK	WP	HR	S	P	ERA	WHIP										
Dennis Kinney, L (9, 1) ERA: 4.28	1.0		3	0	0	0	0	1	0	0	0	0	0	2	6	0.00	1.000										

Los Angeles Dodgers @ San Diego Padres
San Diego Stadium, San Diego, CA
Sat Sep 27 1980, 10:05 PM EDT
Att: 19,260 - Unknown

livebaseballscorecards.com

AB	38
R	6
H	15
RBI	6
BB	5
SO	4
LOB	20



BOTTOM

Los Angeles Dodgers @ San Diego Padres
San Diego Stadium, San Diego, CA

livebaseballscorecards.com

AB 37
R 4
H 9
RBI 3
BB 3
SO 3
LOB 17



WP: 0 PA: 40
PB: 0
SB: 0
CS: 0

Sat Sep 27 1980, 10:05 PM EDT
Att. 19,260 - Unknown

AB R H RBI BB SO LOB

5	0	2	0	0	1	1
5	1	0	0	0	0	2
4	1	0	0	1	1	2
5	1	1	1	0	0	2
3	0	1	0	0	0	0
1	0	0	0	0	0	0
1	0	0	0	0	0	0
4	1	2	1	0	0	1
1	0	0	0	0	0	0
2	0	2	1	1	0	0
3	0	1	0	0	0	1
0	0	0	0	0	0	0
0	0	0	0	0	0	0
1	0	0	0	0	1	0
1	0	0	0	0	0	1
1	0	0	0	0	0	0
1	0	0	0	0	0	2
1	0	0	0	0	0	0
1	0	0	0	0	0	3
0	0	0	0	0	0	0

Batter	1	2	3	4	5	6	7	8	9
Gene Richards, L (1, 7) OBP: 0.365, SLG: 0.388	0-0 1-3 1B		0-0 4-3		0-3 K			0-0 FC6-4 1B	0-0 5-3
Ozzie Smith, S (1, 6) OBP: 0.314, SLG: 0.277	0-0 1-3 1-2		0-0 6-3			0-0 6-3		0-0 FC6-4 1B	0-0 E4 6-3
Jerry Mumphrey, S (1, 8) OBP: 0.353, SLG: 0.372	0-0 5-3			0-0 L6		0-3 K		4-0 1B 1B	0-0 6-3
Dave Winfield, R (1, 9) OBP: 0.366, SLG: 0.452	0-0 F9			0-0 L8		0-0 6-3		0-0 1B 1B	0-0 F3
Broderick Perkins, L (1, 3) OBP: 0.465, SLG: 0.578		0-0 F7		0-0			0-0 3-1	0-0 F2	
Gene Tenace, R (8, PH) OBP: 0.392, SLG: 0.421				1B					
Luis Salazar, R (1, 5) OBP: 0.357, SLG: 0.428		0-0 E6 3B		0-0 6-3			0-0 F3	0-0 1B 1B	
Tim Flannery, L (1, 4) OBP: 0.289, SLG: 0.290		0-0 F2			0-0		4-0 1B BB	0-0 1B	
Dave Cash, R (3, 4) OBP: 0.284, SLG: 0.278								1-2 2-H 1B	
Bill Fahey, L (1, 2) OBP: 0.289, SLG: 0.261		0-0 F9			0-0 F2		0-0 1B BB	4-0 FC6-4 BB	
Barry Evans, R (8, PH) OBP: 0.328, SLG: 0.325					0-0 F2		1-2 1B	1-2 2-3 BB	
Eric Rasmussen, R			0-3 K		0-0 6-3		0-0 3-1	0-0 FC6-4	
George Stablien, R								1-2	
Bob Shirley, R									
Craig Stroh, R									
Tom Terrance, R									
Randy Bass, R									
Gary Lucas, R									
Paul Dade, R									
Dennis Kozminski, L									

Inning Stats	R: 0	H: 1	E: 0	K: 0	S: 4	R: 1	H: 1	E: 1	K: 0	S: 4	R: 0	H: 0	E: 0	K: 1	S: 5	R: 0	H: 1	E: 0	K: 0	S: 4	R: 0	H: 0	E: 0	K: 1	S: 6	R: 0	H: 0	E: 0	K: 1	S: 5	R: 0	H: 1	E: 0	K: 0	S: 4	R: 3	H: 4	E: 0	K: 0	S: 7	R: 0	H: 0	E: 1	K: 0	S: 4	R: 0	H: 0	E: 0	K: 0	S: 4	1B: 7	SF: 0	2B: 1	SAC: 0	3B: 1	DP: 0	HR: 0	HBP: 0	WP: 0	PA: 40
--------------	------	------	------	------	------	------	------	------	------	------	------	------	------	------	------	------	------	------	------	------	------	------	------	------	------	------	------	------	------	------	------	------	------	------	------	------	------	------	------	------	------	------	------	------	------	------	------	------	------	------	-------	-------	-------	--------	-------	-------	-------	--------	-------	--------

PITCHER	IP	WLS	BF	H	R	ER	SO	BB	IBB	HBP	BLK	WP	HR	S	P	ERA	WHIP
Don Sutton, R (1, 1) ERA: 2.21	7.0	W	27	5	1	0	3	1	0	0	0	0	0	32	36	0.00	0.857
Steve Howe, L (8, 1) ERA: 2.35	0.1		4	2	3	3	0	1	0	0	0	0	0	3	7	81.00	9.000
Don Stanhouse, R (8, 1) ERA: 5.09	0.1		3	2	0	0	0	0	0	0	0	0	0	3	3	0.00	6.000
Fernando Valenzuela, L (8, 1) ERA:	1.1	S	6	0	0	0	0	1	0	0	0	0	0	5	9	0.00	0.750

Batter	1	2	3	4	5	6	7	8	9	AB	R	H	RBI	BB	SO	LOB
Gene Richards, L (1, 7) OBP: 0.367, SLG: 0.388	0-0 SH1-3 1B	4-0 FC6-4 BB		0-0 F8 1-2			0-0 F9	0-0 CS 1B		4	1	2	1	1	0	2
Ozzie Smith, S (1, 6) OBP: 0.313, SLG: 0.276	0-0 SH1-3 1-3	0-0 FC6-4 1-2f		0-0 L9			0-0 L3 1-2	0-0 CS 1-2		3	0	0	0	0	0	3
Jerry Mumphy, S (1, 8) OBP: 0.354, SLG: 0.371	0-0 1B		0-0 P6			4-0 G6-4-3 BB		0-3 K		3	1	1	1	1	1	0
Dave Winfield, R (1, 9) OBP: 0.368, SLG: 0.454	4-0 1B 1-2		4-0 BB 1B			0-0 G6-4-3 1-2f		0-0 1B 2B		2	2	1	0	2	0	1
Randy Bass, L (1, 3) OBP: 0.386, SLG: 0.510	0-0 E9 1B		4-0 1B BB			0-0 G3		0-0 BB 1B		3	0	2	1	1	0	0
Paul Dade, R (8, PR) OBP: 0.310, SLG: 0.184										0	1	0	0	0	0	0
Dave Cash, R (9, 4) OBP: 0.284, SLG: 0.278	0-0 1B		1-2 BB					2-3 BB 1B		0	0	0	0	0	0	0
Luis Salazar, R (1, 5) OBP: 0.361, SLG: 0.430	0-0 FC6-4-2 1B		0-0 1B					0-0 BB BB 1B		4	1	2	1	0	0	1
Tim Flannery, L (1, 4) OBP: 0.286, SLG: 0.287	0-3 K		0-0 G3					4-0 BB BB 1B		3	0	0	0	0	1	3
Craig Stimac, R (8, PH) OBP: 0.226, SLG: 0.265	1-2							1-2 2-3 BB		0	1	0	0	1	0	0
Gene Tenace, R (1, 2) OBP: 0.389, SLG: 0.416			0-0 6-3					4-0 1B BB		3	0	0	0	0	1	0
Broderick Perkins, L (8, PH) OBP: 0.470, SLG: 0.578								1-2 2-3 3-H		0	0	0	1	1	0	0
Juan Eichelberger, R (1, 1) OBP: 0.172, SLG: 0.111			0-3 K					0-0 F4 3-H		2	0	1	0	1	1	0
Gary Lucas, L (8, 1) OBP: 0.200, SLG: 0.176										0	0	0	0	0	0	0
Rollie Fingers, R (8, 1) OBP: 0.278, SLG: 0.444										0	0	0	0	0	0	0
Bill Fahey, L (8, PH) OBP: 0.289, SLG: 0.261										0	0	0	0	0	0	0
Barry Evans, R (8, PH) OBP: 0.326, SLG: 0.322										1	0	0	0	0	0	2
Dennis Kinney, L (9, 1) OBP: 0.194, SLG: 0.083										0	0	0	0	0	0	0
Tom Tellmann, R (9, 1) OBP: 0.333, SLG: 0.333										0	0	0	0	0	0	0

Inning Stats	R: 3	H: 3	E: 1	LOB: 1	K: 1	BB: 1	S: 8	P: 12	R: 0	H: 0	E: 0	LOB: 1	K: 1	BB: 1	S: 9	R: 0	H: 1	E: 0	LOB: 2	K: 0	BB: 2	S: 3	P: 11	R: 0	H: 1	E: 0	LOB: 1	K: 0	BB: 0	S: 4	R: 0	H: 0	E: 0	LOB: 0	K: 0	BB: 1	S: 2	P: 6	R: 0	H: 0	E: 0	LOB: 0	K: 1	BB: 0	S: 5	P: 5	R: 0	H: 0	E: 1	LOB: 2	K: 1	BB: 2	S: 8	P: 16
--------------	------	------	------	--------	------	-------	------	-------	------	------	------	--------	------	-------	------	------	------	------	--------	------	-------	------	-------	------	------	------	--------	------	-------	------	------	------	------	--------	------	-------	------	------	------	------	------	--------	------	-------	------	------	------	------	------	--------	------	-------	------	-------


PITCHER	IP	WLS	BF	H	R	ER	SO	BB	IBB	HBP	BLK	WP	HR	S	P	ERA	WHIP
Bob Welch, R (1, 1) ERA: 3.29	0.1		2	1	1	1	0	0	0	0	0	0	0	2	2	27.00	3.000
Rick Sutcliffe, R (1, 1) ERA: 5.33	3.2		18	4	2	1	2	4	0	0	0	0	0	18	34	2.46	2.182
Joe Beckwith, R (5, 1) ERA: 1.97	2.0		6	0	0	0	1	1	0	0	0	0	0	7	11	0.00	0.500
Bobby Castillo, R (7, 1) ERA: 2.77	1.0		3	0	0	0	0	1	0	0	0	0	0	2	6	0.00	1.000
Steve Howe, L (8, 1) ERA: 2.79	0.1	L	5	3	4	4	1	1	0	0	0	0	0	6	10	108.00	12.000

BOTTOM

Los Angeles Dodgers @ San Diego Padres
San Diego Stadium, San Diego, CA

Sun Sep 28 1980, 6:33 AM EDT
Att. 17,971 - Unknown

AB	28
R	7
H	9
RBI	5
BB	8
SO	4
LOB	12



WP	HR	S	P	ERA	WHIP
0	0	2	4	∞	∞
0	0	2	2	0.00	1.500

Batter	1	2	3	4	5	6	7	8	9	10	AB R H RBI BB SO LOB	TOP												
Jack Perconte, L (1, 4) OBP: 0.417, SLG: 0.300	0-0 1B S 1B		0-0 L4		0-0 SH3-4		0-0 F3		0-0 1B 1-3 1-2 1B	0-3 K	5 0 2 0 0 1 0	<p>Los Angeles Dodgers @ San Francisco Giants</p> <p>Candlestick Park, San Francisco, CA</p> <p>Tue Sep 30 1980, 10:05 PM EDT</p> <p>Att. 10,953 - Unknown</p>												
Jay Johnstone, L (1, 9) OBP: 0.383, SLG: 0.423	0-3 K		4-0 BB		0-0 1B		4-0 BB		0-0 1-3	0-3 K	2 0 1 0 2 1 1													
Manny Mota, R (9, PH) OBP: 0.200, SLG: 0.200	1-2 K		BB		2-3 1B		BB		1-2 2-3		1 0 0 0 0 0 2													
Fernando Valenzuela, L (9, 1)			BB		BB				BB		1 0 0 0 0 0 1 0													
Dusty Baker Jr., R (1, 7) OBP: 0.343, SLG: 0.514	0-0 HBP 2-3 1B		4-0 1-2 BB		0-0 G5-4-3 1-2 1B		0-3 K		4-0 1B BB		3 0 2 1 2 1 1													
Steve Garvey, R (1, 3) OBP: 0.342, SLG: 0.462	0-3 K		0-0 F7		0-0 G5-4-3				0-0 1-2 2-3 3-H 1B		5 0 1 1 0 2 6													
Ron Cey, R (1, 5) OBP: 0.344, SLG: 0.451	1-0 1-2 HBP		0-0 F7				0-3 K		0-0 6-3	0-0 4-3	4 0 0 0 0 1 5													
Rick Monday, L (1, 8) OBP: 0.364, SLG: 0.475	0-0 L9		0-3 K		0-0 K		0-0 CS 1B		0-3 K	0-0 FC1-6 1B	4 0 1 0 0 2 3													
Mickey Hatcher, R (10, PH) OBP: 0.240, SLG: 0.297											1 0 1 0 0 0 0													
Joe Ferguson, R (1, 2) OBP: 0.382, SLG: 0.407		0-3 K	0-0 F8		0-0 F8		0-0 1-2 1B		0-0 G3 1B 1B	0-0 FC1-6 E 1B 1-2 HR	4 0 2 0 0 1 0													
Gary Weiss, S (9, PR)											0 1 0 0 0 0 0													
Steve Yeager, R (9, 2) OBP: 0.272, SLG: 0.271											1 1 0 0 0 0 1													
Derrel Thomas, S (1, 6) OBP: 0.326, SLG: 0.354		0-0 F8	0-0 4-3		0-0 4-3		0-0 F5		0-0 G3	0-0 E8 HR 1B	3 0 0 0 0 0 1													
Gary Thomasson, L (9, PH) OBP: 0.328, SLG: 0.271									1-2		1 0 0 0 0 0 1													
Pepe Frias, R (9, 6) OBP: 0.256, SLG: 0.273											1 1 1 0 0 0 0													
Jerry Reuss, L (1, 1) OBP: 0.169, SLG: 0.154		0-3 K	0-0 K		4-0 1B SH3-4 1B BB		0-0 4-3		0-0 1-3 1B 2-H 1B	0-0 HR	1 1 0 0 1 1 0													
Rudy Law, L (7, PH) OBP: 0.307, SLG: 0.302											1 0 0 0 0 0 0													
Don Stanhouse, R (7, 1)											0 0 0 0 0 0 0													
Pedro Guerrero, R (9, PH) OBP: 0.358, SLG: 0.518											2 2 2 4 0 0 0													
Inning Stats	R: 0 E: 0 K: 2 S: 9	H: 2 LOB: 3 BB: 0 P: 10	R: 0 E: 0 K: 2 S: 7	H: 0 LOB: 0 BB: 0 P: 7	R: 0 E: 0 K: 0 S: 3	H: 0 LOB: 2 BB: 2 P: 11	R: 0 E: 0 K: 1 S: 5	H: 0 LOB: 0 BB: 0 P: 5	R: 1 E: 0 K: 0 S: 4	H: 2 LOB: 1 BB: 1 P: 8	R: 0 E: 0 K: 1 S: 6	H: 0 LOB: 1 BB: 0 P: 6	R: 0 E: 0 K: 1 S: 5	H: 0 LOB: 1 BB: 1 P: 9	R: 0 E: 0 K: 2 S: 7	H: 0 LOB: 0 BB: 0 P: 7	R: 2 E: 0 K: 0 S: 7	H: 4 LOB: 3 BB: 1 P: 11	R: 3 E: 1 K: 2 S: 10	H: 3 LOB: 0 BB: 0 P: 10	1B: 12 2B: 0 3B: 0 HR: 1	SF: 0 SAC: 1 DP: 1 HBP: 1	WP: 0 PB: 0 SB: 1 CS: 1	PA: 47
PITCHER	IP WLS BF H R ER SO BB IBB HBP BLK WP HR S P ERA WHIP																							
Tom Griffin, R (1, 1) ERA: 2.89	6.2		6	1	1	6	4	0	0	0	0	0	0	0	14	14	1.35	1.500						
Greg Minton, R (7, 1) ERA: 2.54	1.2		3	2	2	3	0	0	0	0	0	0	0	14	14	10.80	1.800							
Gary Lavelle, L (9, 1) ERA: 3.25	1.2	L	4	3	3	2	1	0	0	0	0	0	1	13	17	16.20	3.000							

AB	40
R	6
H	13
RBI	6
BB	5
SO	11
LOB	21



BOTTOM

Los Angeles Dodgers @ San Francisco Giants
Candlestick Park, San Francisco, CA

Tue Sep 30 1980, 10:05 PM EDT
Att: 10,953 - Unknown

livebaseballscorecards.com

AB	36
R	3
H	10
RBI	2
BB	5
SO	6
LOB	22



AB	5	R	1	H	3	RBI	1	BB	0	SO	0	LOB	1
----	---	---	---	---	---	-----	---	----	---	----	---	-----	---

3	0	1	0	2	0	1
---	---	---	---	---	---	---

3	0	2	0	2	0	3
---	---	---	---	---	---	---

3	0	0	0	0	0	6
0	0	0	1	1	0	0

5	0	0	0	0	1	4
---	---	---	---	---	---	---

4	1	1	0	0	2	4
---	---	---	---	---	---	---

4	0	0	0	0	0	1
1	0	0	0	0	1	0

4	1	3	0	0	0	1
1	0	0	0	0	1	0

2	0	0	0	0	1	1
0	0	0	0	0	0	0
0	0	0	0	0	0	0
1	0	0	0	0	0	0

1B	8	SF	1
2B	3	SAC	3
3B	0	DP	2
HR	0	HBP	0

WP	1	PA	45
PB	0		
SB	0		
CS	0		

Batter	1	2	3	4	5	6	7	8	9	10
Larry Herndon, R OBP: 0.285, SLG: 0.380 (1, 8)	0-0 1B		0-0 F9		0-0 WP BB 1-2 3-H 1B		0-0 2B SF8 1B	0-0 F3		
Darrell Evans, L OBP: 0.357, SLG: 0.409 (1, 5)	0-0 F7		4-0 1B BB		4-0 WP 1-2 2-3 BB		0-0 1-3 2B	0-0 F8		
Jack Clark, R OBP: 0.380, SLG: 0.522 (1, 9)	0-0 G6-4-3 1B		0-0 FC6-4 1B		0-0 L6-5 3-H 1B		4-0 IBB	4-0 BB BB		
Jim Wohlford, R OBP: 0.324, SLG: 0.368 (1, 7) Max Venable, L OBP: 0.338, SLG: 0.318 (7, PH) (8, 7)	0-0 G6-4-3 1-2f		0-0 FC6-4 1-2f		0-0 F9 1-2 2-3		0-0 SF8 3-H	4-0 BB BB BB		
Rich Murray, R OBP: 0.269, SLG: 0.364 (1, 3)		0-0 E6 4-3 SH3-4		0-0 F4		0-0 5-3	0-0 F3	0-3 K		
Guy Sularz, R OBP: 0.300, SLG: 0.283 (1, 4)		0-0 SH3-4 1-2		0-3 K		0-0 E8 2B	0-0 F2	0-3 K		
Joe Pettini, R OBP: 0.309, SLG: 0.282 (1, 6) Joe Strain, R OBP: 0.321, SLG: 0.319 (10, PH)		0-0 4-3 2-3		0-0 4-3		0-0 F9		0-0 4-3		
Mike Sadek, R OBP: 0.371, SLG: 0.320 (1, 2) Bill North, S OBP: 0.373, SLG: 0.292 (10, PH)		0-0 6-3			0-0 SH 1B 1B		0-0 1B	0-0 SH1-4 1B		
Tom Griffin, R OBP: 0.118, SLG: 0.294 (1, 1) Greg Minton, S OBP: 0.222, SLG: 0.125 (7, 1) Gary Lavelle, S (9, 1) Rennie Stennett, R OBP: 0.286, SLG: 0.303 (10, PH)			0-0 F6		0-0 SH BB 1B 1-3 L6-5		0-3 K	0-0 SH1-4 2		0-0 4-3

Inning Stats	R: 0	H: 2	E: 0	K: 0	S: 4	P: 4	R: 0	H: 0	E: 1	K: 0	S: 4	P: 4	R: 0	H: 1	E: 0	K: 0	S: 4	P: 8	R: 0	H: 0	E: 0	K: 1	S: 5	P: 5	R: 1	H: 2	E: 1	K: 0	S: 5	P: 9	R: 1	H: 2	E: 1	K: 1	S: 7	P: 7	R: 1	H: 2	E: 0	K: 0	S: 5	P: 9	R: 0	H: 1	E: 0	K: 0	S: 4	P: 4	R: 0	H: 0	E: 0	K: 2	S: 7	P: 15	R: 0	H: 0	E: 0	K: 2	S: 7	P: 7	1B: 8	SF: 1	2B: 3	SAC: 3	3B: 0	DP: 2	HR: 0	HBP: 0	WP: 1	PA: 45
--------------	------	------	------	------	------	------	------	------	------	------	------	------	------	------	------	------	------	------	------	------	------	------	------	------	------	------	------	------	------	------	------	------	------	------	------	------	------	------	------	------	------	------	------	------	------	------	------	------	------	------	------	------	------	-------	------	------	------	------	------	------	-------	-------	-------	--------	-------	-------	-------	--------	-------	--------

PITCHER	IP	WLS	BF	H	R	ER	SO	BB	IBB	HBP	BLK	WP	HR	S	P	ERA	WHIP
Jerry Reuss, L ERA: 2.57 (1, 1)	6.0		27	7	2	2	2	2	0	0	0	1	0	29	37	3.00	1.500
Don Stanhouse, R ERA: 5.04 (7, 1)	2.0		10	3	1	1	0	0	1	0	0	0	0	9	13	4.50	1.500
Fernando Valenzuela, L ERA: (9, 1)	2.0	W	8	0	0	0	4	2	0	0	0	0	0	14	22	0.00	1.000

Batter	1	2	3	4	5	6	7	8	9	AB	R	H	RBI	BB	SO	LOB	TOP										
Jack Perconte, L (1, 4) OBP: 0.375, SLG: 0.286	0-0 G3	0-0 SH1-3		0-0 1-3 FC3-5 1-2 1B	0-0 F9			0-0 5-3		4	0	1	1	0	0	0											
Jay Johnstone, L (1, 9) OBP: 0.381, SLG: 0.420	0-0 1B	0-0 G3		0-0 FC3-5 1-2 2-3f 1B		0-0 F8		0-0 6-3		4	0	1	0	0	0	2											
Pepe Frias, R (6, 6) OBP: 0.255, SLG: 0.272										1	0	0	0	0	0	0											
Dusty Baker Jr., R (1, 7) OBP: 0.344, SLG: 0.513	0-0 G6-4-3 1-3 1B		0-0 SH3-4 FC4-6 1B	0-0 1-3		0-0 5-3			0-0 G3	5	1	2	0	0	0	2											
Steve Garvey, R (1, 3) OBP: 0.341, SLG: 0.460	0-0 G6-4-3 1-2f		0-0 FC4-6 SH3-4 1B	0-0 5-3		0-0 5-3			0-0 F8	5	0	1	0	0	0	4											
Ron Cey, R (1, 5) OBP: 0.345, SLG: 0.452		0-0 3B 1B	0-0 SH3-4		0-0 WP HR 1B		0-0 6-3		0-0 F4	1	1	1	0	0	0	0											
Mickey Hatcher, R (3, PH) OBP: 0.244, SLG: 0.299				1-2 2-3						3	1	1	0	0	0	0											
Pedro Guerrero, R (1, 8) OBP: 0.372, SLG: 0.524		0-0 3B 1B	4-0 FC4-6 IBB		B B B B 1-2 HR BB		0-0 FC4-6 1B			2	2	2	0	2	0	0											
Joe Ferguson, R (1, 2) OBP: 0.385, SLG: 0.442		0-0 3B 3B	0-0 FC4-6		0-0 HR		0-0 FC4-6			4	2	2	6	0	0	3											
Derrel Thomas, S (1, 6) OBP: 0.325, SLG: 0.359		0-0 SH1-3 3B	0-0 4-3		0-0 F6		0-0 1-3			4	1	1	1	0	0	3											
Burt Hooton, R (1, 1) OBP: 0.104, SLG: 0.109		0-0 G3		0-0 FC3-5 1B	0-3 K			0-0 G3		3	0	1	0	0	1	1											
Gary Thomasson, L (8, PH) OBP: 0.325, SLG: 0.269										1	0	0	0	0	0	0											
Bobby Castillo, R (8, 1) OBP: 0.125, SLG: 0.125										0	0	0	0	0	0	0											
Inning Stats	R: 0 E: 0 K: 0 S: 4	H: 2 LOB: 1 BB: 0 P: 4	R: 4 E: 0 K: 0 S: 7	H: 4 LOB: 0 BB: 0 P: 7	R: 1 E: 0 K: 0 S: 5	H: 2 LOB: 2 BB: 1 P: 9	R: 0 E: 0 K: 0 S: 5	H: 2 LOB: 2 BB: 0 P: 5	R: 3 E: 0 K: 1 S: 7	H: 2 LOB: 0 BB: 1 P: 11	R: 0 E: 0 K: 0 S: 3	H: 0 LOB: 0 BB: 0 P: 3	R: 0 E: 0 K: 0 S: 4	H: 1 LOB: 1 BB: 0 P: 4	R: 0 E: 0 K: 0 S: 3	H: 0 LOB: 0 BB: 0 P: 3	R: 0 E: 0 K: 0 S: 3	H: 0 LOB: 0 BB: 0 P: 3	1B: 10 2B: 0 3B: 2 HR: 1	SF: 0 SAC: 2 DP: 1 HBP: 0	WP: 1 PB: 0 SB: 0 CS: 0	PA: 41					
PITCHER	IP	WLS	BF	H	R	ER	SO	BB	IBB	HBP	BLK	WP	HR	S	P	ERA	WHIP										
Ed Whitson, R (1, 1) ERA: 3.09	2.0	L	13	8	5	5	0	0	0	0	0	0	0	13	13	22.50	4.000										
Alan Hargesheimer, R (3, 1) ERA: 4.32	2.0		12	4	3	3	0	1	1	0	0	1	1	10	18	13.50	2.500										
Mike Rowland, R (5, 1) ERA: 2.19	1.0		3	0	0	0	1	0	0	0	0	0	0	5	5	0.00	0.000										
Al Holland, L (6, 1) ERA: 1.77	2.0		7	1	0	0	0	0	0	0	0	0	0	7	7	0.00	0.500										
Fred Breining, R (8, 1) ERA: 6.75	1.0		3	0	0	0	0	0	0	0	0	0	0	3	3	0.00	0.000										
PITCHER	IP	WLS	BF	H	R	ER	SO	BB	IBB	HBP	BLK	WP	HR	S	P	ERA	WHIP										
Philip Nastu, L (9, 1) ERA: 6.75	1.0		3	0	0	0	0	0	0	0	0	0	0	3	3	0.00	0.000										

Los Angeles Dodgers @ San Francisco Giants
Candlestick Park, San Francisco, CA
 Wed Oct 01 1980, 10:05 PM EDT
 Att: 11,307 - Unknown

livebaseballscorecards.com

AB	37
R	8
H	13
RBI	8
BB	2
SO	1
LOB	15

Batter	1	2	3	4	5	6	7	8	9	AB	R	H	RBI	BB	SO	LOB
Max Venable, L (1, 8) Al Holland, R (6, 1) Joe Strain, R (7, PH) Fred Breining, R (8, 1) Larry Herndon, R (8, PH) Philip Nastu, L (9, 1)	0-0 F2	0-3 K			4-0 E 1-2 1B BB		0-0 FC6 1B	0-0 F7		2	1	0	0	1	1	2
Terry Whitfield, L (1, 7) OBP: 0.339, SLG: 0.403	0-0 E S 1B		0-0 F3 SF8 2B		0-0 FC4 1B 1-2 2-3 3-2		0-0 FC6 2B 1-2f		0-0 3-1	5	1	2	0	0	0	3
Jack Clark, R (1, 9) OBP: 0.380, SLG: 0.520	0-3 K 1-3		0-0 F3 2-3		0-0 3-2 1B 1-3 2-H 3-H		0-0 F6		4-0 1B 1B BB	4	1	1	2	1	1	3
Darrell Evans, L (1, 5) OBP: 0.359, SLG: 0.412	4-0 BB		0-0 SF8		0-0 3-2 1-2		0-0 1B 1-3		0-0 1B 1B	3	0	2	1	1	0	2
Milt May, L (1, 2) OBP: 0.304, SLG: 0.367	0-3 K		0-0 L6		0-0 6-3		0-0 4-3		0-0 1B 1-2 2-H	5	0	1	1	0	1	5
Rich Murray, R (1, 3) OBP: 0.262, SLG: 0.354		0-3 K		0-0 F2		0-0 F9		0-0 5-3	0-0 F8	5	0	0	0	0	1	2
Guy Sularz, R (1, 4) OBP: 0.317, SLG: 0.278 Rennie Stennett, R (8, PH) OBP: 0.285, SLG: 0.301		4-0 E E BB		0-0 F7		4-0 BB		0-0 G3	0-0 F7	1	0	0	0	2	0	0
Joe Pettini, R (1, 6) OBP: 0.304, SLG: 0.277 Jim Wohlford, R (8, PH) OBP: 0.327, SLG: 0.372 Johnnie Lefmaster, R (9, 6) OBP: 0.256, SLG: 0.307		0-0 E E 1-2		0-3 K		0-0 F8		0-0 BB 1B		3	0	0	0	0	1	2
Ed Whitson, R (1, 1) OBP: 0.106, SLG: 0.092 Alan Hargeshelmer, R (3, 1) OBP: 0.250, SLG: 0.227 Mike Rowland, R (5, 1) Bill North, S (5, PH) OBP: 0.375, SLG: 0.293		0-3 K 1-2 2-3			0-0 FC4 S 1B 1B		0-0 4-3		4-0 BB 1-2	1	0	0	0	0	1	2

Inning Stats	R: 0	H: 1	E: 0	K: 2	S: 8	LOB: 2	BB: 1	P: 12	R: 0	H: 0	E: 2	K: 3	S: 10	LOB: 2	BB: 1	P: 14	R: 1	H: 1	E: 0	K: 0	S: 4	LOB: 0	BB: 0	P: 4	R: 0	H: 0	E: 0	K: 1	S: 5	LOB: 0	BB: 0	P: 5	R: 2	H: 2	E: 1	K: 0	S: 5	LOB: 1	BB: 1	P: 9	R: 0	H: 0	E: 0	K: 0	S: 3	LOB: 1	BB: 1	P: 7	R: 0	H: 2	E: 0	K: 0	S: 5	LOB: 2	BB: 0	P: 5	R: 0	H: 1	E: 0	K: 0	S: 4	LOB: 2	BB: 1	P: 8	R: 1	H: 2	E: 0	K: 0	S: 5	LOB: 2	BB: 1	P: 9	1B: 7	SF: 1	2B: 3	SAC: 0	3B: 0	DP: 1	HR: 0	HBP: 0	WP: 0	PA: 43
--------------	------	------	------	------	------	--------	-------	-------	------	------	------	------	-------	--------	-------	-------	------	------	------	------	------	--------	-------	------	------	------	------	------	------	--------	-------	------	------	------	------	------	------	--------	-------	------	------	------	------	------	------	--------	-------	------	------	------	------	------	------	--------	-------	------	------	------	------	------	------	--------	-------	------	------	------	------	------	------	--------	-------	------	-------	-------	-------	--------	-------	-------	-------	--------	-------	--------

PITCHER	IP	WLS	BF	H	R	ER	SO	BB	IBB	HBP	BLK	WP	HR	S	P	ERA	WHIP
Burt Hooton, R (1, 1) ERA: 3.63	7.0	W	32	6	3	2	6	4	0	0	0	0	0	40	56	2.57	1.429
Bobby Castillo, R (8, 1) ERA: 2.81	2.0		11	3	1	1	0	2	0	0	0	0	0	9	17	4.50	2.500

BOTTOM

Los Angeles Dodgers @ San Francisco Giants
Candlestick Park, San Francisco, CA

Wed Oct 01 1980, 10:05 PM EDT
Att. 11,307 - Unknown

livebaseballscorecards.com

AB	36
R	4
H	9
RBI	4
BB	6
SO	6
LOB	26



Batter	1	2	3	4	5	6	7	8	9	AB	R	H	RBI	BB	SO	LOB	BOTTOM			
Max Venable, L (1, 8) OBP: 0.336, SLG: 0.311 Johnnie LeMaster, R (9, 6) OBP: 0.256, SLG: 0.307	0-0 4-3		0-3 K		0-3 K			0-0 BB 1-2 1B		4	1	1	0	0	2	1	Los Angeles Dodgers @ San Francisco Giants Candlestick Park, San Francisco, CA Thu Oct 02 1980, 10:05 PM EDT Att. 11,693 - Unknown livebaseballscorecards.com			
Joe Pettini, R (1, 6) OBP: 0.299, SLG: 0.272 Jim Wohlford, R (8, PH) OBP: 0.325, SLG: 0.370	0-0 6-3		0-0 5-3			0-3 K		0-0 F7		3	0	0	0	0	1	0				
Jack Clark, R (1, 9) OBP: 0.363, SLG: 0.520	4-0 1B BB			0-0 5-3		0-0 G6-4-3 1B		4-0 1B 1-2 2-3 BB		2	0	1	0	2	0	0				
Darrell Evans, L (1, 5) OBP: 0.360, SLG: 0.413	0-0 1-2 1B			0-0 4-3		0-0 G6-4-3 1-2f		0-0 1-2 2-H 3-H 1B		4	0	2	2	0	0	1				
Terry Whitfield, L (1, 7) OBP: 0.336, SLG: 0.399 Larry Herndon, R (8, PH) OBP: 0.283, SLG: 0.378 Al Holland, R (9, 1) OBP: 0.429, SLG: 0.600	0-0 L7			0-0 F9			0-0 4-3	0-3 K		3	0	0	0	0	0	2				
Rich Murray, R (1, 3) OBP: 0.263, SLG: 0.353		0-0 5-3			0-0 SH3-4 SF9 1B		0-3 K			3	1	1	0	0	1	0				
Guy Sularz, R (1, 4) OBP: 0.333, SLG: 0.298		0-0 G5-4-3 1B			0-0 SF9 SH3-4 1-2 1B		0-0 L8			3	0	2	0	0	0	0			AB 28 R 3 H 8 RBI 3 BB 2 SO 6 LOB 9	
Mike Sadek, R (1, 2) OBP: 0.369, SLG: 0.318 Bill North, S (8, PH) OBP: 0.374, SLG: 0.292		0-0 G5-4-3 1-2f			0-0 SH3-4 1-2 2-3			0-0 F7		1	0	0	0	0	0	1				
Vida Blue, S (1, 1) OBP: 0.111, SLG: 0.088 Greg Minton, S (8, 1) OBP: 0.222, SLG: 0.125 Milt May, L (8, PH) OBP: 0.306, SLG: 0.369			0-3 K		0-0 SF9 2-3 3-H			0-0 BB 1B 1B		1	0	0	1	0	1	0			WP: 0 PA: 32 PB: 0 SB: 0 CS: 0	
Inning Stats	R: 0 H: 1 E: 0 LOB: 2 K: 0 BB: 1 S: 4 P: 8	R: 0 H: 1 E: 0 LOB: 0 K: 0 BB: 0 S: 3 P: 3	R: 0 H: 0 E: 0 LOB: 0 K: 2 BB: 0 S: 7 P: 7	R: 0 H: 0 E: 0 LOB: 0 K: 0 BB: 0 S: 3 P: 3	R: 1 H: 2 E: 0 LOB: 1 K: 1 BB: 0 S: 7 P: 7	R: 0 H: 1 E: 0 LOB: 0 K: 1 BB: 0 S: 5 P: 5	R: 0 H: 0 E: 0 LOB: 0 K: 1 BB: 0 S: 5 P: 5	R: 2 H: 3 E: 0 LOB: 2 K: 1 BB: 1 S: 8 P: 12		1B: 8 SF: 1 2B: 0 SAC: 1 3B: 0 DP: 2 HR: 0 HBP: 0										
PITCHER	IP WLS BF H R ER SO BB IBB HBP BLK WP HR S P ERA WHIP																			
Dave Goltz, R (1, 1) ERA: 4.28	7.2 L 29 7 3 3 5 1 0 0 0 0 0 38 42 3.52 1.043																			
Bobby Castillo, R (8, 1) ERA: 2.81	0.0 1 0 0 0 0 1 0 0 0 0 0 0 4 ∞ ∞																			
Steve Howe, L (8, 1) ERA: 2.78	0.1 2 1 0 0 1 0 0 0 0 0 0 4 4 0.00 3.000																			

Batter	1	2	3	4	5	6	7	8	9	10	AB	R	H	RBI	BB	SO	LOB	TOP							
Joe Morgan, L OBP: 0.370, SLG: 0.381 Rafael Landestoy, S OBP: 0.310, SLG: 0.332 (1, 4) X	0-0 E4 2B	0-0 F9		0-3 K 1-2 2-3			0-0 F2		0-3 K		4	0	0	0	0	1	3								
Enos Cabell, R OBP: 0.302, SLG: 0.349 (1, 5) X	0-0 F7	4-0 FC6 BB		0-3 K			0-0 P4		0-0 1B 1B		4	0	1	0	1	1	3								
Terry Puhl, L OBP: 0.355, SLG: 0.419 (1, 9) X	0-0 2B	0-0 FC6 1-2f					0-0 4-3		0-0 1B		5	0	2	0	0	0	2								
Jose Cruz, L OBP: 0.364, SLG: 0.432 (1, 7) X	0-0 P5		0-0 G3				0-0 6-3		0-0 6-3		5	0	0	0	0	0	4								
Cesar Cedeno, R OBP: 0.389, SLG: 0.468 (1, 8) B B B	4-0 BB		0-3 K				0-0 2B		4-0 1B SF7 BB		3	1	1	0	2	2	0								
Art Howe, R OBP: 0.348, SLG: 0.437 Dave Bergman, L OBP: 0.341, SLG: 0.359 (1, 3) X (8, PR) (8, 3)	0-0 F9		0-0 6-3				0-0 F8		0-0 1-3 1B		4	0	1	0	0	0	4								
Alan Ashby, S OBP: 0.315, SLG: 0.345 (1, 2) X		0-0 1B 2B		0-0 FC1-5 1B 1B			0-0 F9		0-0 SF7		4	1	2	1	0	1	0								
Craig Reynolds, L OBP: 0.256, SLG: 0.296 (1, 6) X		0-0 F9		0-0 S FC1-5 1B 1-2			0-0 P6		0-0 F9		4	0	1	0	0	0	2								
Ken Forsch, R OBP: 0.244, SLG: 0.273 (1, 1) X		0-0 BB 1B 2-H		0-0 FC1-5 S 1-2 2-3f			0-3 K		0-0 L4		4	0	1	1	0	1	2								
Inning Stats	R: 0 E: 1 K: 0 S: 5	H: 1 LOB: 3 BB: 1 P: 9	R: 1 E: 0 K: 0 S: 5	H: 2 LOB: 2 BB: 1 P: 9	R: 0 E: 0 K: 1 S: 5	H: 0 LOB: 0 BB: 0 P: 5	R: 0 E: 0 K: 2 S: 9	H: 2 LOB: 2 BB: 0 P: 9	R: 0 E: 0 K: 1 S: 5	H: 1 LOB: 1 BB: 0 P: 5	R: 0 E: 0 K: 1 S: 5	H: 0 LOB: 0 BB: 0 P: 3	R: 1 E: 0 K: 0 S: 4	H: 1 LOB: 1 BB: 1 P: 8	R: 0 E: 0 K: 1 S: 7	H: 2 LOB: 2 BB: 0 P: 7	R: 0 E: 0 K: 2 S: 7	H: 0 LOB: 0 BB: 0 P: 7	1B: 6 2B: 3 3B: 0 HR: 0	SF: 1 SAC: 0 DP: 0 HBP: 0	WP: 0 PB: 0 SB: 2 CS: 0	PA: 43			
PITCHER Don Sutton, R ERA: 2.21 Fernando Valenzuela, L ERA:	IP 8.0	WLS 35	BF 7	H 2	R 2	ER 2	SO 4	BB 3	IBB 0	HBP 0	BLK 0	WP 0	HR 0	S 40	P 52	ERA 2.25	WHIP 1.250								
	IP 2.0	WLS 8	BF 2	H 0	R 0	ER 0	SO 3	BB 0	IBB 0	HBP 0	BLK 0	WP 0	HR 0	S 14	P 14	ERA 0.00	WHIP 1.000								

Houston Astros @ Los Angeles Dodgers
Dodger Stadium, Los Angeles, CA
Fri Oct 03 1980, 7:05 PM PDT
Att. 49,642 - Unknown

AB	39
R	2
H	9
RBI	2
BB	3
SO	7
LOB	20



Batter	1	2	3	4	5	6	7	8	9	10	AB	R	H	RBI	BB	SO	LOB
Davey Lopes, R (1, 4) OBP: 0.325, SLG: 0.349 Jack Perconte, L (5, 4) OBP: 0.353, SLG: 0.267 Jay Johnstone, L (9, PH) OBP: 0.375, SLG: 0.413 (10, 9)	0-0 F8			0-0 P4		0-0 L3			0-0 4-3		2	0	0	0	0	0	0
Rick Monday, L (1, 9) OBP: 0.371, SLG: 0.486 Rudy Law, L (9, PR) OBP: 0.307, SLG: 0.302 (10, 7)	0-0 F8			0-0 2B		0-0 1B			0-0 1B		4	1	3	0	0	0	0
Dusty Baker Jr., R (1, 7) OBP: 0.342, SLG: 0.510 Gary Weiss, S (9, PR) Pepe Frias, R (10, 6) OBP: 0.255, SLG: 0.275	0-3 K			0-0 P6		0-0 FC1-6-4			0-0 E4		4	0	0	0	0	1	3
Steve Garvey, R (1, 3) OBP: 0.341, SLG: 0.464		0-0 F9		0-0 2B				0-0 5-3	0-0 F8		4	0	1	1	0	0	2
Ron Cey, R (1, 5) OBP: 0.344, SLG: 0.450		0-0 F9		0-0 G3				0-0 L4	0-0 1B		4	0	1	1	0	0	1
Pedro Guerrero, R (1, 8) OBP: 0.361, SLG: 0.506		0-0 6-3			0-0 CS			0-0 F7	0-0 FC6-4		4	0	1	0	0	0	2
Joe Ferguson, R (1, 2) OBP: 0.374, SLG: 0.444			0-0 F2		0-3 K			0-0 6-3		0-0 HR	4	1	1	1	0	1	1
Derrel Thomas, S (1, 6) OBP: 0.317, SLG: 0.351 (10, 4)			0-0 4-3		0-0 4-3			0-0 2-3			3	0	0	0	0	0	0
Don Sutton, R (1, 1) OBP: 0.092, SLG: 0.078 Gary Thomasson, L (8, PH) OBP: 0.323, SLG: 0.266 Fernando Valenzuela, L (9, 1)			0-0 P4			0-0 F9		0-0 4-3			2	0	0	0	0	0	0

BOTTOM

Houston Astros @ Los Angeles Dodgers
 Dodger Stadium, Los Angeles, CA
 Fri Oct 03 1980, 7:05 PM PDT
 Att: 49,642 - Unknown

livebaseballscorecards.com

AB	34
R	3
H	7
RBI	3
BB	0
SO	2
LOB	9



Inning Stats	R: 0	H: 0	E: 0	K: 1	S: 5	R: 0	H: 0	E: 0	K: 0	S: 3	R: 0	H: 0	E: 0	K: 0	S: 3	R: 1	H: 2	E: 0	K: 0	S: 5	R: 0	H: 1	E: 0	K: 1	S: 5	R: 0	H: 1	E: 0	K: 0	S: 4	R: 0	H: 0	E: 0	K: 0	S: 3	R: 0	H: 0	E: 1	K: 0	S: 6	R: 1	H: 1	E: 0	K: 0	S: 1	1B: 4	SF: 0	2B: 3	3B: 0	HR: 1	WP: 0	PA: 34
--------------	------	------	------	------	------	------	------	------	------	------	------	------	------	------	------	------	------	------	------	------	------	------	------	------	------	------	------	------	------	------	------	------	------	------	------	------	------	------	------	------	------	------	------	------	------	-------	-------	-------	-------	-------	-------	--------

PITCHER	IP	WLS	BF	H	R	ER	SO	BB	IBB	HBP	BLK	WP	HR	S	P	ERA	WHIP
Ken Forsch, R (1, 1) ERA: 3.2	9.0	L	34	7	3	2	2	0	0	0	0	0	1	38	38	2.00	0.778

Batter	1	2	3	4	5	6	7	8	9	AB R H RBI BB SO LOB	TOP
Joe Morgan, L (1, 4) <small>OBP: 0.370, SLG: 0.378</small> Frank LaCorte, R (8, 1) <small>OBP: 0.286, SLG: 0.167</small>	4-0 BB		0-0 3-1 		0-0 L4-6 2-3			0-0 1-3 		3 0 0 0 1 0 2 0 0 0 0 0 0 0	Houston Astros @ Los Angeles Dodgers Dodger Stadium, Los Angeles, CA Sat Oct 04 1980, 3:33 AM PDT Att: 46,085 - Unknown livebaseballscorecards.com
Enos Cabell, R (1, 5) <small>OBP: 0.304, SLG: 0.350</small>	0-0 G4-6-3 1-2 1B			0-0 6-3 		0-0 G1-6-3 1B		0-0 4-3 		4 0 2 0 0 0 0	
Jose Cruz, L (1, 7) <small>OBP: 0.364, SLG: 0.430</small>	0-0 P6 			0-0 4-3 1B		0-0 G1-6-3 1-2f		0-0 F8 		4 1 1 0 0 0 3	
Cesar Cedeno, R (1, 8) <small>OBP: 0.388, SLG: 0.466</small>	0-0 G4-6-3 1-2f			0-0 4-3 1-3		0-0 F8 		0-0 1B		4 0 1 0 0 0 3	
Art Howe, R (1, 3) <small>OBP: 0.349, SLG: 0.438</small> Dave Bergman, L (9, PR) <small>OBP: 0.341, SLG: 0.359</small>		0-3 K 		0-0 1B		0-0 F5 		0-0 1B		4 0 2 1 0 0 1 0 0 0 0 0 0 0 0 0	
Gary Woods, R (1, 9) <small>OBP: 0.389, SLG: 0.577</small>		0-3 K 		0-3 K 3-H		0-3 K 		0-0 4-3 		4 0 0 0 0 3 3	
Rafael Landestoy, S (1, 6) <small>OBP: 0.308, SLG: 0.330</small> (8, 4)		0-0 G3 			0-0 6-3 		0-3 K 			3 0 0 0 0 0 1 0	
Alan Ashby, S (1, 2) <small>OBP: 0.316, SLG: 0.346</small> Terry Puhl, L (8, PH) <small>OBP: 0.355, SLG: 0.419</small> Luis Pujols, R (8, 2) <small>OBP: 0.245, SLG: 0.235</small>			0-0 P4 		0-0 L4-6 1B		0-3 K 			2 0 1 0 0 0 0 1 0 0 0 0 1 0 0 0 0 0 0 0 0 0	
Nolan Ryan, R (1, 1) <small>OBP: 0.167, SLG: 0.129</small> Jeffrey Leonard, R (8, PH) <small>OBP: 0.275, SLG: 0.335</small> Craig Reynolds, L (8, 6) <small>OBP: 0.256, SLG: 0.296</small>			0-3 K 		0-0 SH 1-2		0-0 F8 			1 0 0 0 0 1 0 1 0 0 0 0 0 0 0 0 0 0 0 0 0 0	
Inning Stats	R: 0 H: 1 E: 0 LOB: 1 K: 0 BB: 1 S: 3 P: 7	R: 0 H: 0 E: 0 LOB: 0 K: 2 BB: 0 S: 7 P: 7	R: 0 H: 0 E: 0 LOB: 0 K: 1 BB: 0 S: 5 P: 5	R: 1 H: 2 E: 0 LOB: 1 K: 1 BB: 0 S: 7 P: 7	R: 0 H: 1 E: 0 LOB: 1 K: 0 BB: 0 S: 4 P: 4	R: 0 H: 1 E: 0 LOB: 0 K: 2 BB: 0 S: 3 P: 3	R: 0 H: 0 E: 0 LOB: 0 K: 2 BB: 0 S: 7 P: 7	R: 0 H: 0 E: 0 LOB: 0 K: 1 BB: 0 S: 5 P: 5	R: 0 H: 2 E: 0 LOB: 2 K: 0 BB: 0 S: 5 P: 5	1B: 7 SF: 0 2B: 1 SAC: 1 3B: 0 DP: 3 HR: 0 HBP: 0	
PITCHER Jerry Reuss, L (1, 1) <small>ERA: 2.51</small>	IP WLS BF H R ER SO BB IBB HBP BLK WP HR S P ERA WHIP 9.0 W 33 7 1 1 7 1 0 0 0 0 0 0 46 50 1.00 0.889										

Batter	1	2	3	4	5	6	7	8	9	AB R H RBI BB SO LOB	TOP																
Terry Puhl, L (1, 9) OBP: 0.358, SLG: 0.421	4-0 BB	4-0 BB		0-0 2-H 2B			4-0 BB		0-0 FC4-6 1B	2 0 1 1 3 0 1																	
Enos Cabell, R (1, 5) OBP: 0.303, SLG: 0.348	0-3 K	0-3 K		0-3 K			0-0 F9		0-0 1B	5 0 1 0 0 3 6																	
Joe Morgan, L (1, 4) OBP: 0.367, SLG: 0.375	0-3 K	0-0 F2					0-0 F8		0-0 4-3	4 0 0 0 0 1 5																	
Rafael Landestoy, S (7, 4) OBP: 0.308, SLG: 0.330										0 0 0 0 0 0 0																	
Denny Walling, L (9, PH) OBP: 0.374, SLG: 0.387										1 0 0 0 0 0 2																	
Jose Cruz, L (1, 7) OBP: 0.361, SLG: 0.428	0-0 F9									4 0 0 0 0 1 1																	
Cesar Cedeno, R (1, 8) OBP: 0.389, SLG: 0.467										4 1 2 0 0 0 0																	
Art Howe, R (1, 3) OBP: 0.346, SLG: 0.434										3 1 0 0 0 1 1																	
Dave Bergman, L (8, 3) OBP: 0.341, SLG: 0.359										0 0 0 0 0 0 0																	
Alan Ashby, S (1, 2) OBP: 0.318, SLG: 0.348										4 1 2 1 0 1 1																	
Craig Reynolds, L (1, 6) OBP: 0.257, SLG: 0.297										2 0 1 1 0 0 0																	
Jeffrey Leonard, R (9, PH) OBP: 0.274, SLG: 0.333										1 0 0 0 0 0 0																	
Vern Ruhle, R (1, 1) OBP: 0.302, SLG: 0.306										1 0 0 0 0 0 2																	
Joaquin Andujar, S (3, 1) OBP: 0.250, SLG: 0.345										1 0 0 0 0 1 1																	
Joe Sambito, L (5, 1) OBP: 0.286, SLG: 0.167										1 0 0 0 0 0 0																	
Frank LaCorte, R (7, 1) OBP: 0.286, SLG: 0.167										0 0 0 0 0 0 0																	
Gary Woods, R (9, PH) OBP: 0.400, SLG: 0.585										1 0 1 0 0 0 0																	
Inning Stats	R: 0 E: 0 K: 2 S: 7	H: 0 LOB: 1 BB: 1 P: 11	R: 2 E: 1 K: 1 S: 9	H: 3 LOB: 3 BB: 1 P: 13	R: 0 E: 0 K: 1 S: 5	H: 0 LOB: 0 BB: 0 P: 5	R: 1 E: 0 K: 2 S: 9	H: 2 LOB: 1 BB: 0 P: 9	R: 0 E: 0 K: 1 S: 5	H: 0 LOB: 0 BB: 0 P: 5	R: 0 E: 0 K: 0 S: 3	H: 0 LOB: 1 BB: 1 P: 7	R: 0 E: 0 K: 1 S: 6	H: 1 LOB: 1 BB: 0 P: 6	R: 0 E: 0 K: 0 S: 5	H: 2 LOB: 2 BB: 0 P: 5	1B: 7 2B: 1 3B: 0 HR: 0	SF: 0 SAC: 2 DP: 0 HBP: 0	WP: 0 PB: 0 SB: 3 CS: 0	PA: 39							
PITCHER	IP	WLS	BF	H	R	ER	SO	BB	IBB	HBP	BLK	WP	HR	S	P	ERA	WHIP										
Burt Hooton, R (1, 1) ERA: 3.66	1.0		8	3	2	1	2	1	0	0	0	0	0	11	15	9.00	4.000										
Bobby Castillo, R (2, 1) ERA: 2.78	4.0		15	2	1	1	4	1	0	0	0	0	0	22	26	2.25	0.750										
Fernando Valenzuela, L (6, 1) ERA:	2.0		7	0	0	0	1	1	0	0	0	0	0	8	12	0.00	0.500										
Steve Howe, L (8, 1) ERA: 2.72	1.2	W	8	3	0	0	1	0	0	0	0	0	0	10	10	0.00	1.800										
Don Sutton, R (9, 1) ERA: 2.2	0.1	S	1	0	0	0	0	0	0	0	0	0	0	1	1	0.00	0.000										

Houston Astros @ Los Angeles Dodgers
Dodger Stadium, Los Angeles, CA

Sun Oct 05 1980, 3:33 AM PDT
Att: 52,339 - Unknown

AB	34
R	3
H	8
RBI	3
BB	3
SO	8
LOB	20



BOTTOM

Houston Astros @ Los Angeles Dodgers
Dodger Stadium, Los Angeles, CA
Sun Oct 05 1980, 3:33 AM PDT
Att. 52,339 - Unknown

livebaseballscorecards.com

AB 33
R 4
H 11
RBI 4
BB 2
SO 6
LOB 18



WP: 0 PA: 36
PB: 0
SB: 0
CS: 1

AB R H RBI BB SO LOB

3 0 1 1 1 0 3

2 0 0 0 0 1 1

1 0 0 0 0 0 2

0 0 0 0 1 0 0

4 0 1 0 0 0 3

4 1 1 0 0 1 1

4 1 1 2 0 1 2

4 1 1 0 0 1 2

0 0 0 0 0 0 0

3 0 1 0 0 0 1

0 0 0 0 0 0 0

1 0 1 0 0 0 0

0 0 0 0 0 0 0

1 0 1 1 0 0 0

0 0 0 0 0 0 0

1 0 0 0 0 0 1

0 0 0 0 0 0 0

0 0 0 0 0 0 0

1 0 0 0 0 0 1

0 0 0 0 0 0 0

0 0 0 0 0 0 0

1 0 0 0 0 0 1

0 0 0 0 0 0 0

1B: 10 SF: 0
2B: 0 SAC: 1
3B: 0 DP: 1
HR: 1 HBP: 0

Batter	1	2	3	4	5	6	7	8	9
Davey Lopes, R (1, 4) OBP: 0.324, SLG: 0.346	0-0 F8		4-0 FC6-4 BB		0-0 G6-4-3 1B		0-0 5-3		
Rick Monday, L (1, 9) OBP: 0.361, SLG: 0.471	0-3 K		0-0 FC6-4		0-0 G6-4-3		4-0		
Mickey Hatcher, R (5, PH) OBP: 0.241, SLG: 0.284									
Jay Johnstone, L (7, PH) OBP: 0.377, SLG: 0.413									
Dusty Baker Jr., R (1, 7) OBP: 0.340, SLG: 0.504	0-0 6-3			0-0 1B		0-0 F9	0-0 F2		
Steve Garvey, R (1, 3) OBP: 0.343, SLG: 0.469		0-0 1B		0-0 P3		0-3 K		0-0 E5 HR	
Ron Cey, R (1, 5) OBP: 0.342, SLG: 0.452		0-0 F9		0-3 K		0-0 F7		0-0 HR	
Pedro Guerrero, R (1, 8) OBP: 0.359, SLG: 0.497		0-0 F9		0-3 K			0-0 SH5-4 1B	0-0 P5	
Pepe Frias, R (9, 6) OBP: 0.255, SLG: 0.275									
Joe Ferguson, R (1, 2) OBP: 0.373, SLG: 0.440		0-0 F9			0-0 6-3		0-0 1B SH5-4	0-0 FC6-4	
Rudy Law, L (7, PR) OBP: 0.307, SLG: 0.302							1-2 1B	1B	
Steve Yeager, R (8, 2) OBP: 0.274, SLG: 0.273									
Derrel Thomas, S (1, 6) OBP: 0.321, SLG: 0.354			0-0 CS 1B		0-0 1B		0-0 SH5-4	0-3 K	
Burt Hooton, R (1, 1) OBP: 0.104, SLG: 0.109							1-2 2-3		
Bobby Castillo, R (2, 1) OBP: 0.111, SLG: 0.111									
Gary Thomasson, L (5, PH) OBP: 0.328, SLG: 0.273									
Fernando Valenzuela, L (8, 1) OBP: 0.428, SLG: 0.428									
Manny Mota, R (7, PH) OBP: 0.091, SLG: 0.091									
Gary Weiss, S (7, PR) OBP: 0.091, SLG: 0.091									
Steve Howe, L (8, 1) OBP: 0.091, SLG: 0.091									
Don Sutton, R (9, 1) OBP: 0.092, SLG: 0.078									

Inning Stats	R: 0	H: 0	E: 0	K: 5	S: 5	H: 0	LOB: 0	BB: 0	P: 5	R: 0	H: 1	E: 0	K: 0	S: 4	H: 1	LOB: 1	BB: 0	P: 4	R: 0	H: 1	E: 0	K: 1	S: 5	H: 3	LOB: 1	BB: 0	P: 5	R: 0	H: 0	E: 0	K: 1	S: 5	H: 0	LOB: 0	BB: 0	P: 5	R: 1	H: 3	E: 0	K: 0	S: 6	H: 3	LOB: 3	BB: 1	P: 10	R: 2	H: 2	E: 1	K: 1	S: 8	H: 2	LOB: 1	BB: 0	P: 8
--------------	------	------	------	------	------	------	--------	-------	------	------	------	------	------	------	------	--------	-------	------	------	------	------	------	------	------	--------	-------	------	------	------	------	------	------	------	--------	-------	------	------	------	------	------	------	------	--------	-------	-------	------	------	------	------	------	------	--------	-------	------

PITCHER	IP	WLS	BF	H	R	ER	SO	BB	IBB	HBP	BLK	WP	HR	S	P	ERA	WHIP
Vern Ruhle, R (1, 1) ERA: 2.37	2.0		8	2	0	0	1	0	0	0	0	0	0	10	10	0.00	1.000
Joaquin Andujar, R (3, 1) ERA: 3.91	2.1		11	4	1	1	3	1	0	0	0	0	0	16	20	3.86	2.143
Joe Sambito, L (5, 1) ERA: 2.19	2.0		8	3	1	1	1	0	0	0	0	0	0	10	10	4.50	1.500
Frank LaCorte, R (7, 1) ERA: 2.82	1.2	L	9	2	2	1	1	1	0	0	0	0	1	10	14	5.40	1.800

PITCHER	IP	WLS	BF	H	R	ER	SO	BB	IBB	HBP	BLK	WP	HR	S	P	ERA	WHIP
---------	----	-----	----	---	---	----	----	----	-----	-----	-----	----	----	---	---	-----	------

Batter	1	2	3	4	5	6	7	8	9	AB R H RBI BB SO LOB	TOP											
Terry Puhl, L (1, 9) OBP: 0.357, SLG: 0.419	0-0 E4 1B E	0-0 G3 2-3		0-0 SF8 1B	0-0 4-3		0-0 F8			5 2 1 0 0 0 2	Houston Astros @ Los Angeles Dodgers Dodger Stadium, Los Angeles, CA Mon Oct 06 1980, 3:33 AM PDT Att: 51,127 - Unknown											
Ernos Cabell, R (1, 5) OBP: 0.305, SLG: 0.351 Dave Bergman, L (8, 3) OBP: 0.341, SLG: 0.359	0-0 E S 1-3 4-3 1B	0-3 K		4-0 BB BB 1-3 1B BB	0-0		0-0 5-3		4 2 2 0 1 1 1 0 0 0 0 0 0 0													
Joe Morgan, L (1, 4) OBP: 0.367, SLG: 0.373 Rafael Landestoy, S (4, 4) OBP: 0.306, SLG: 0.328	0-3 K 1-2		0-0 F9	4-0 BB BB 1-2 1B BB	0-0 L5		0-0 4-3		2 1 0 0 1 1 2 2 0 0 0 0 0 1													
Jose Cruz, L (1, 7) OBP: 0.360, SLG: 0.426	0-0 FC5 1B 4-3 2-3 3-H		0-0 CS 1B	0-0 SF8 3-H		0-3 K	0-0 F5		4 0 1 1 0 1 1													
Cesar Cedeno, R (1, 8) OBP: 0.389, SLG: 0.465	0-0 4-3 1-2 3-H		0-0 S 1-2 HR 1B	4-0 1B 1-2 2-3 BB		0-0 F8		0-0 F9	4 1 1 1 1 0 1													
Art Howe, R (1, 3) OBP: 0.350, SLG: 0.445	0-0 1B 2-3		0-0 HR 1-H	0-0 BB 1-3 2-H 3-H 1B		0-0 L5		0-0 F7	5 1 3 4 0 0 0													
Alan Ashby, S (1, 2) OBP: 0.319, SLG: 0.347	0-0 F7		0-0 2B 1B	4-0 1-2 BB		0-0 F7		0-0 F7	4 0 1 0 1 0 2													
Craig Reynolds, L (1, 6) OBP: 0.262, SLG: 0.304		0-0 G3 SH2-4 1B	0-0 1-H 2B	0-3 K2-3		0-0 SH1-4 1B			4 0 3 0 0 1 3													
Joe Niekro, R (1, 1) OBP: 0.310, SLG: 0.338		0-0 SH2-4 1-2		0-0 5-3	0-3 K		0-0 SH1-4 1-2		2 0 0 0 0 1 0													
Inning Stats	R: 2 E: 2 K: 1 S: 9	H: 2 LOB: 2 BB: 0 P: 9	R: 0 E: 0 K: 1 S: 6	H: 1 LOB: 1 BB: 0 P: 6	R: 2 E: 0 K: 1 S: 6	H: 5 LOB: 2 BB: 0 P: 6	R: 3 E: 0 K: 1 S: 7	H: 2 LOB: 3 BB: 4 P: 23	R: 0 E: 0 K: 1 S: 6	H: 1 LOB: 1 BB: 0 P: 6	R: 0 E: 0 K: 1 S: 5	H: 0 LOB: 0 BB: 0 P: 5	R: 0 E: 0 K: 0 S: 4	H: 1 LOB: 1 BB: 0 P: 4	R: 0 E: 0 K: 0 S: 3	H: 0 LOB: 0 BB: 0 P: 3	R: 0 E: 0 K: 0 S: 3	H: 0 LOB: 0 BB: 0 P: 3	1B: 9 2B: 2 3B: 0 HR: 1	SF: 1 SAC: 2 DP: 0 HBP: 0	WP: 0 PB: 0 SB: 4 CS: 1	PA: 43
PITCHER	IP WLS BF H R ER SO BB IBB HBP BLK WP HR S P ERA WHIP	IP WLS BF H R ER SO BB IBB HBP BLK WP HR S P ERA WHIP																				
Dave Goltz, R (1, 1) ERA: 4.31	3.0 L 17 8 4 2 2 0 0 0 0 0 0 1 21 21 6.00 2.667																					
Rick Sutcliffe, R (4, 1) ERA: 5.56	0.1 4 1 3 3 0 2 0 0 0 0 0 0 2 10 81.00 9.000																					
Joe Beckwith, R (4, 1) ERA: 1.96	0.1 3 1 0 0 0 1 0 0 0 0 0 0 2 6 0.00 6.000																					
Bobby Castillo, R (4, 1) ERA: 2.75	1.1 6 1 0 0 2 1 0 0 0 0 0 0 9 13 0.00 1.500																					
Fernando Valenzuela, L (6, 1) ERA:	2.0 7 1 0 0 1 0 0 0 0 0 0 0 9 9 0.00 0.500																					
PITCHER	IP WLS BF H R ER SO BB IBB HBP BLK WP HR S P ERA WHIP	IP WLS BF H R ER SO BB IBB HBP BLK WP HR S P ERA WHIP																				
Steve Howe, L (8, 1) ERA: 2.66	2.0 6 0 0 0 0 0 0 0 0 0 0 0 6 6 0.00 0.000																					

livebaseballscorecards.com

AB	36
R	7
H	12
RBI	6
BB	4
SO	5
LOB	13



BOTTOM

Houston Astros @ Los Angeles Dodgers
Dodger Stadium, Los Angeles, CA
Mon Oct 06 1980, 3:33 AM PDT
Att. 51,127 - Unknown

livebaseballscorecards.com

AB 34
R 1
H 6
RBI 1
BB 2
SO 6
LOB 18



AB	R	H	RBI	BB	SO	LOB
4	0	0	0	0	0	3
0	0	0	0	0	0	0
4	0	0	0	0	1	3
4	1	1	0	0	2	0
4	0	0	0	0	1	1
3	0	1	1	1	0	0
4	0	1	0	0	1	1
3	0	1	0	0	1	3
1	0	0	0	0	0	0
3	0	2	0	1	0	3
0	0	0	0	0	0	0
1	0	0	0	0	0	2
0	0	0	0	0	0	0
0	0	0	0	0	0	0
1	0	0	0	0	0	1
0	0	0	0	0	0	0
2	0	0	0	0	0	1

Batter	1	2	3	4	5	6	7	8	9
Davey Lopes, R (1, 4) OBP: 0.321, SLG: 0.344 Steve Howe, L (8, 1) OBP: 0.091, SLG: 0.091	0-0 5-3 F7		0-0 F7		0-0 F8		0-0 1-3		
Jay Johnstone, L (1, 9) OBP: 0.372, SLG: 0.406	0-0 4-3 F5		0-0 F5		0-3 K		0-0 1-3		
Dusty Baker Jr., R (1, 7) OBP: 0.339, SLG: 0.503	0-3 K			0-0 E5 1B		0-0 F7		0-3 K	
Steve Garvey, R (1, 3) OBP: 0.341, SLG: 0.467		0-0 P4		0-3 K2-3		0-0 F8		0-0 6-3	
Rick Monday, L (1, 8) OBP: 0.363, SLG: 0.469		0-0 L8		0-0 1B		4-0 PB 1B BB		0-0 F2	
Joe Ferguson, R (1, 2) OBP: 0.371, SLG: 0.436		0-0 4-3		0-3 K		0-0 PB 1B		0-0 F5	
Mickey Hatcher, R (1, 5) OBP: 0.244, SLG: 0.286 Gary Thomasson, L (9, PH) OBP: 0.326, SLG: 0.270			0-0 1B		0-0 F8		0-3 K		0-0 4-3
Derrel Thomas, S (1, 6) OBP: 0.326, SLG: 0.357			0-0 1B		0-0 FC4 BB		0-0 F8		0-0 1B
Dave Goltz, R Rudy Law, L Rick Sutcliffe, L Joe Beckwith, L Bobby Castillo, R Vic Davallo, L Fernando Valenzuela, L Jack Perconte, L			0-0 F7		0-0 FC4		0-0 5-3		0-0 F3

Inning Stats	R: 0	H: 0	E: 0	LOB: 0	K: 1	BB: 0	S: 5	P: 5
	R: 0	H: 0	E: 0	LOB: 0	K: 0	BB: 0	S: 3	P: 3
	R: 0	H: 2	E: 0	LOB: 2	K: 0	BB: 0	S: 5	P: 5
	R: 1	H: 2	E: 1	LOB: 1	K: 2	BB: 0	S: 9	P: 9
	R: 0	H: 0	E: 0	LOB: 1	K: 1	BB: 1	S: 5	P: 9
	R: 0	H: 1	E: 0	LOB: 3	K: 1	BB: 1	S: 7	P: 11
	R: 0	H: 0	E: 0	LOB: 0	K: 0	BB: 0	S: 3	P: 3
	R: 0	H: 0	E: 0	LOB: 0	K: 1	BB: 0	S: 5	P: 5

PITCHER	IP	WLS	BF	H	R	ER	SO	BB	IBB	HBP	BLK	WP	HR	S	P	ERA	WHIP
Joe Niekro, R (1, 1) ERA: 3.55	9.0	W	36	6	1	0	6	2	0	0	0	0	0	46	54	0.00	0.889