
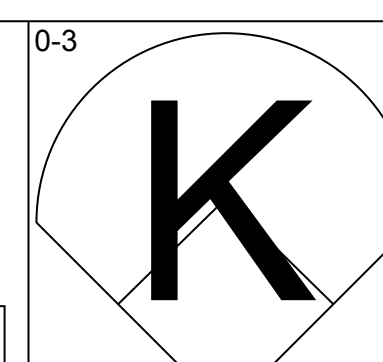
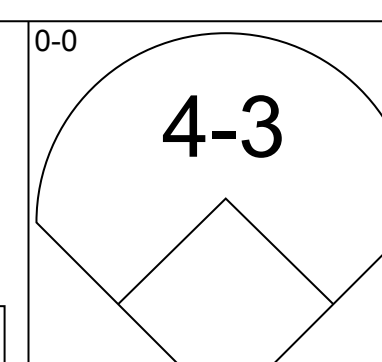
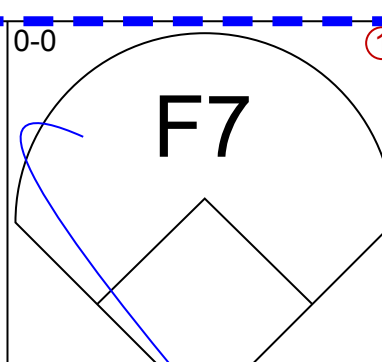
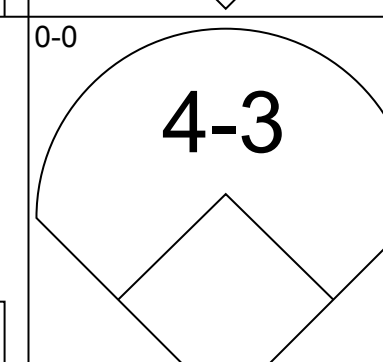
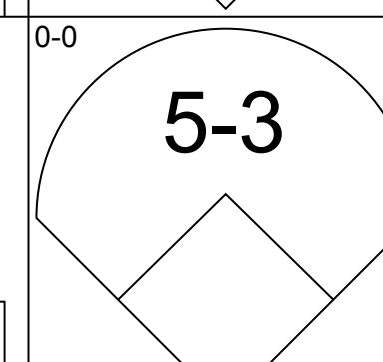
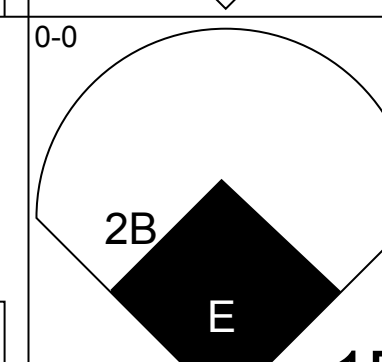
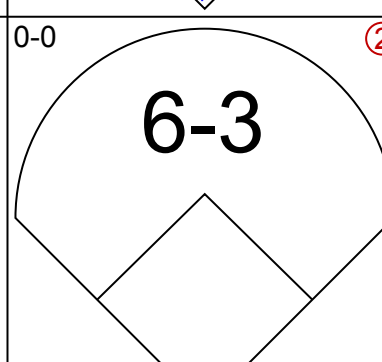
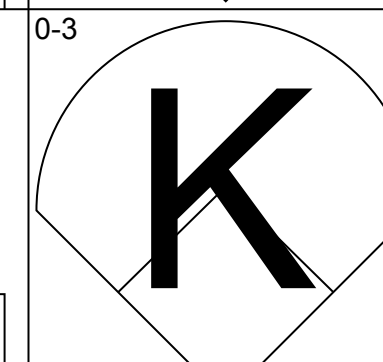
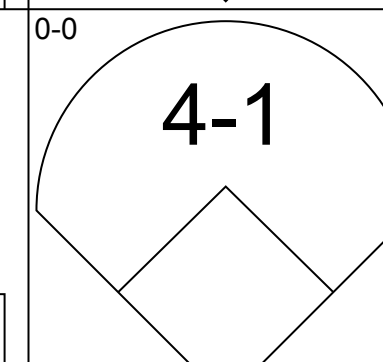
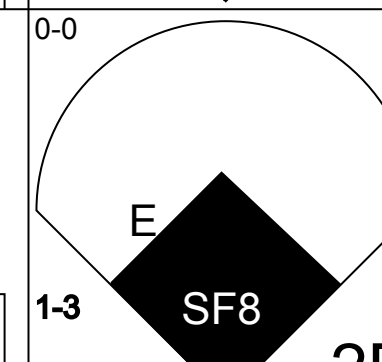
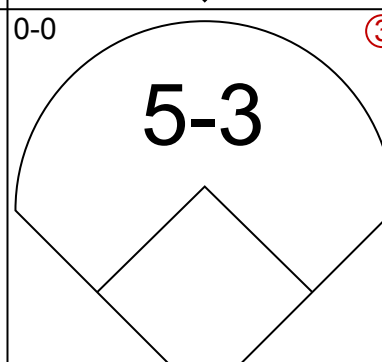
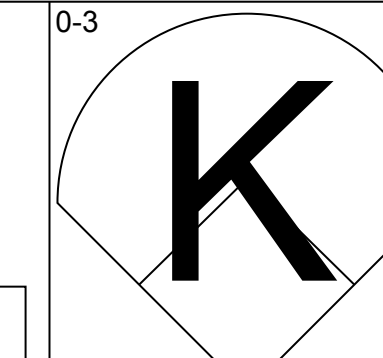
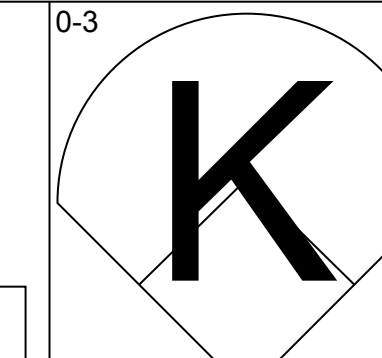
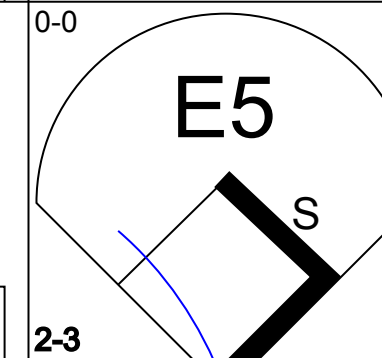
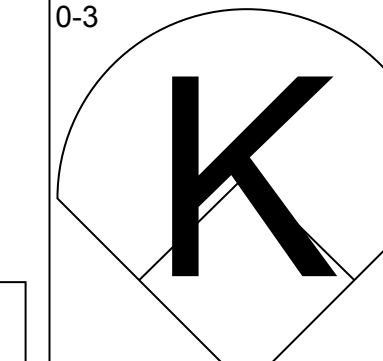
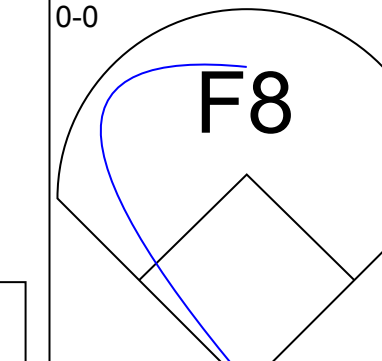
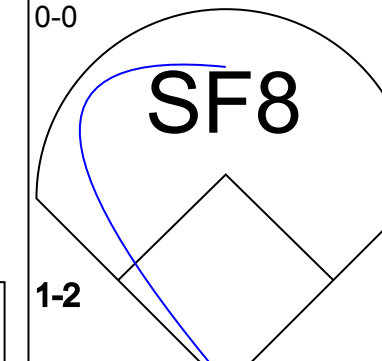
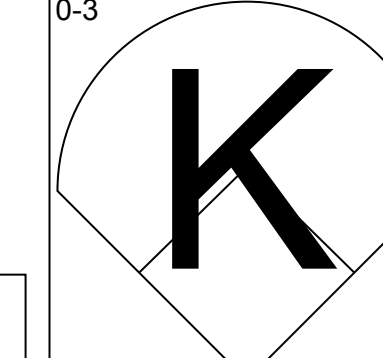
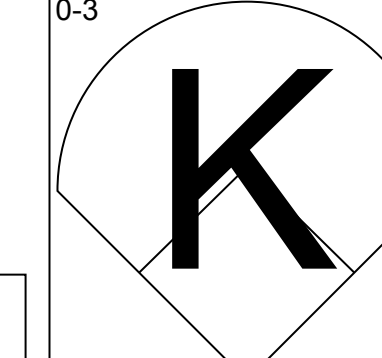
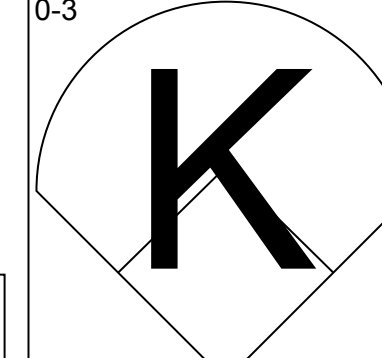
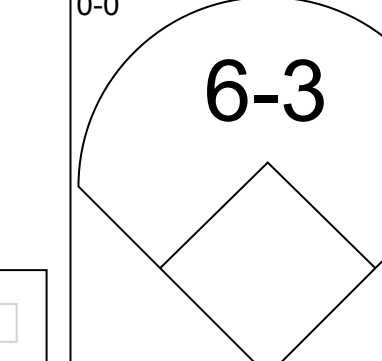
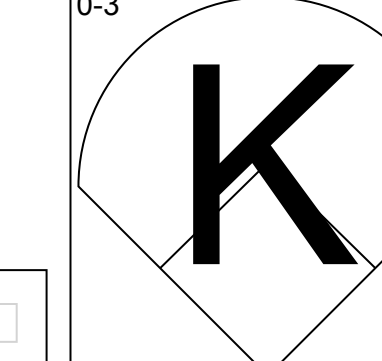
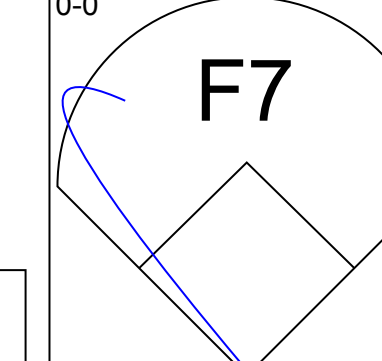
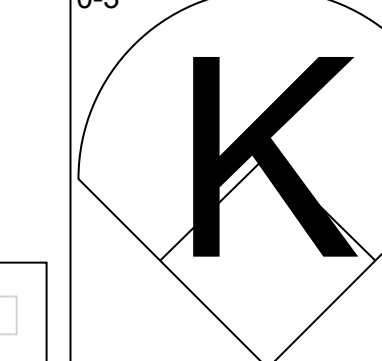
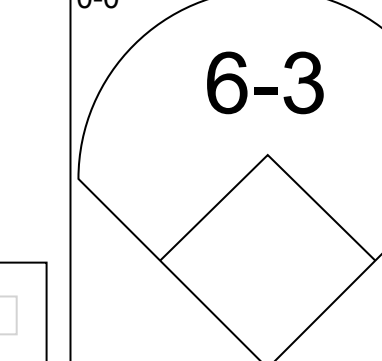
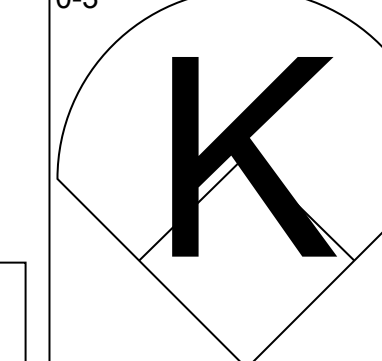
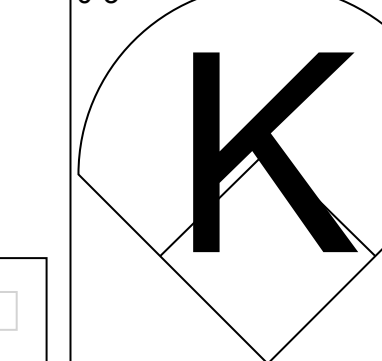
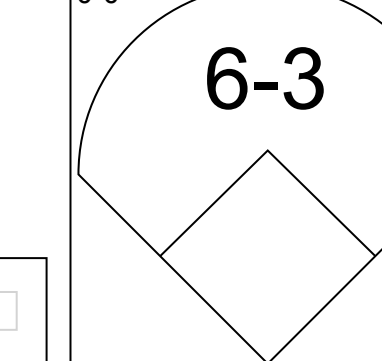
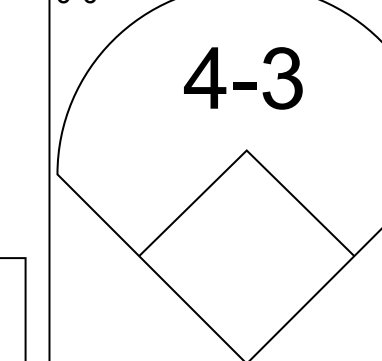
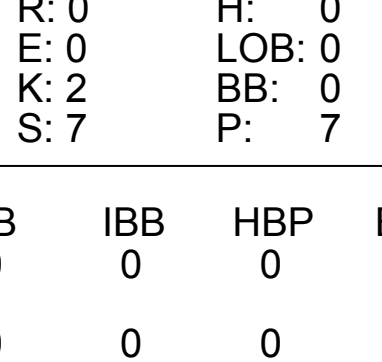
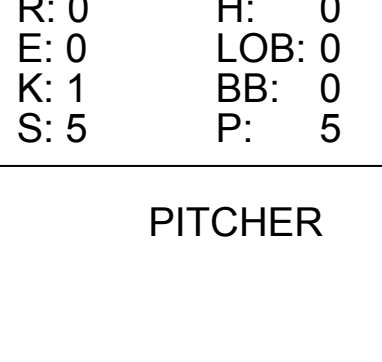
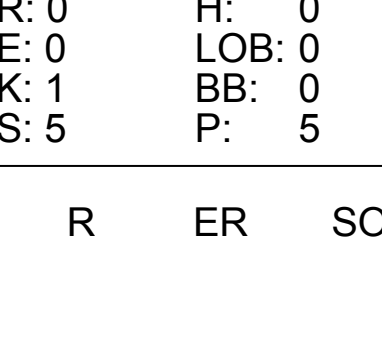



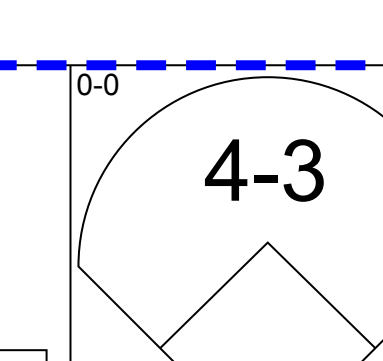

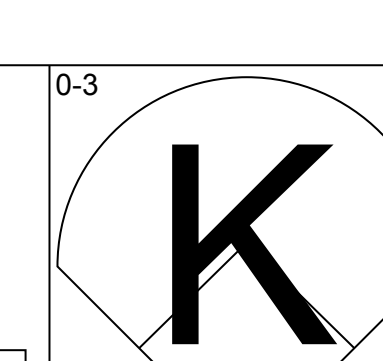
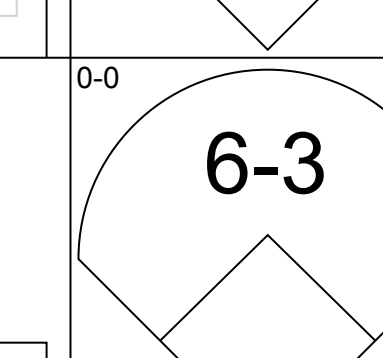

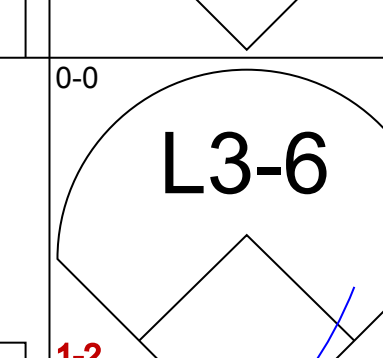
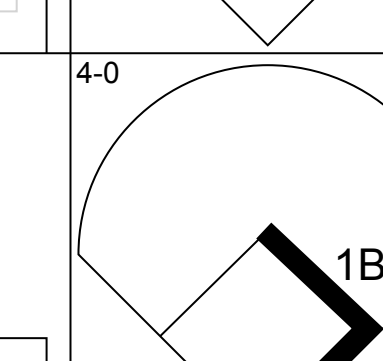
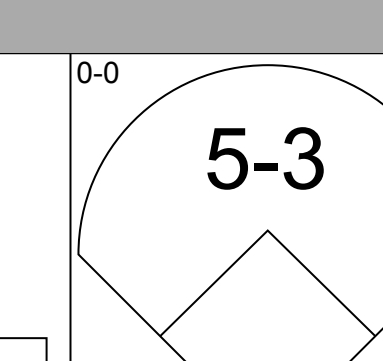
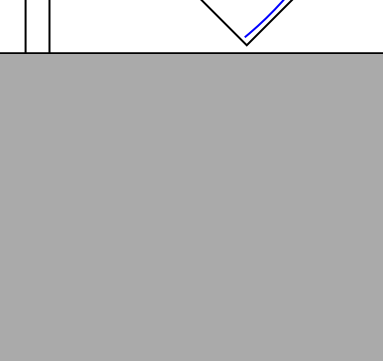
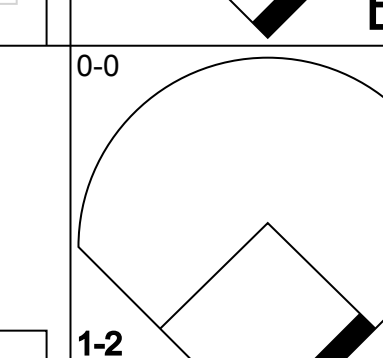
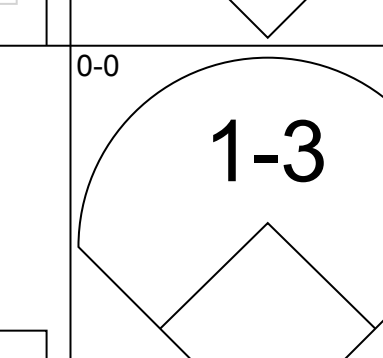

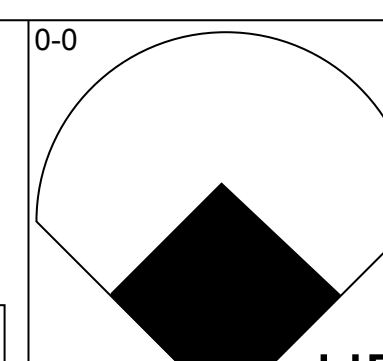
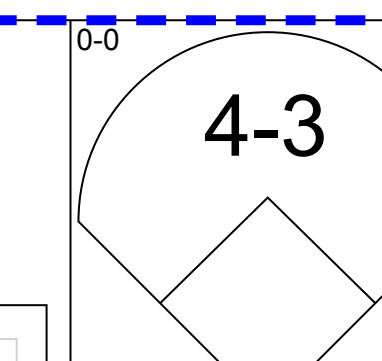
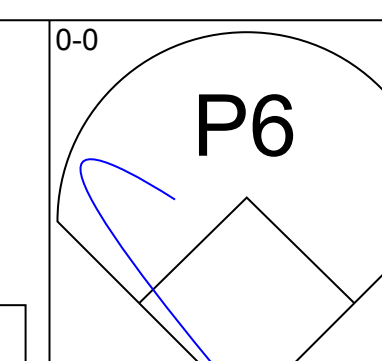
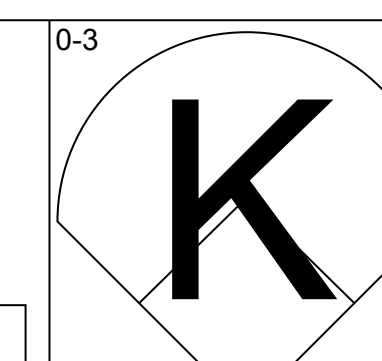
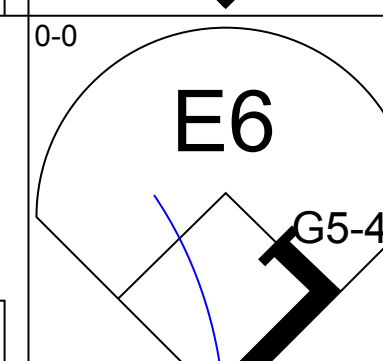
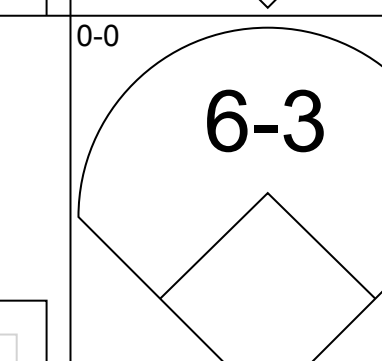
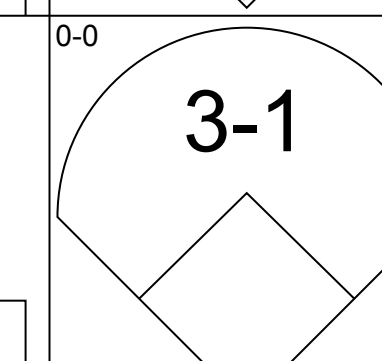
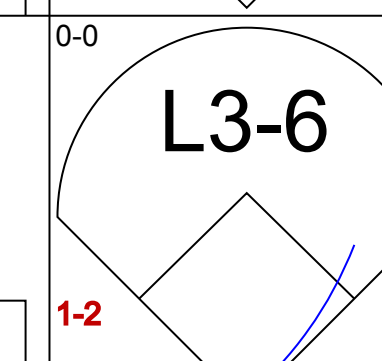
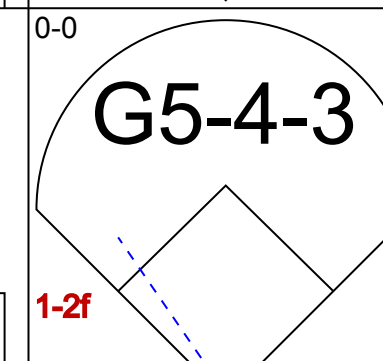
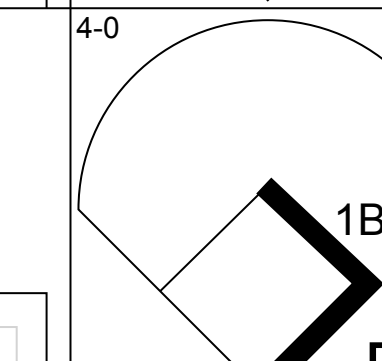
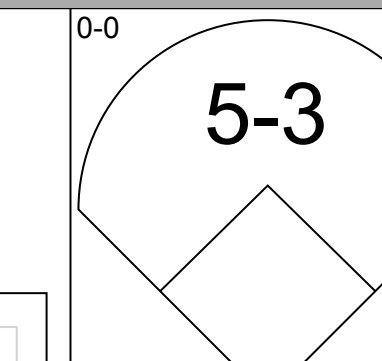
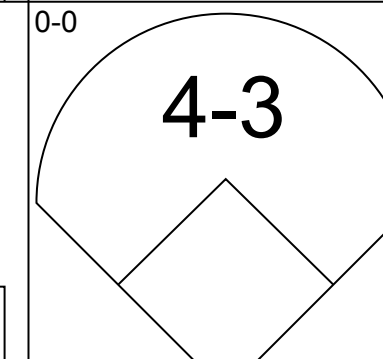
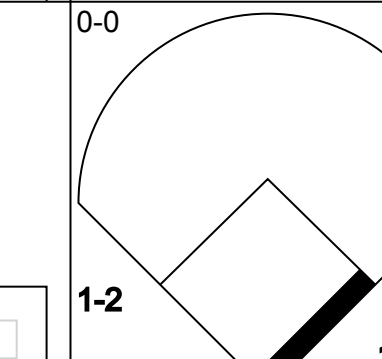
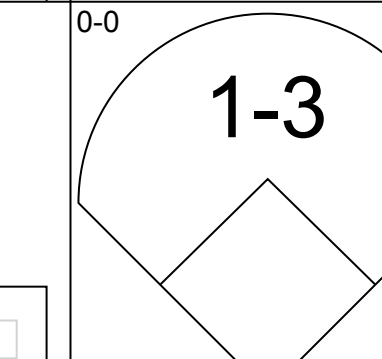
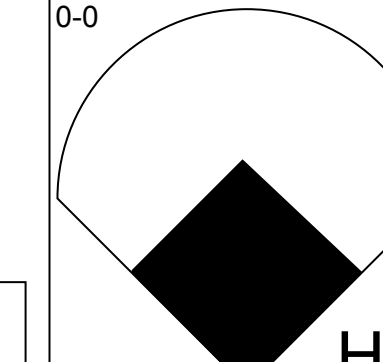
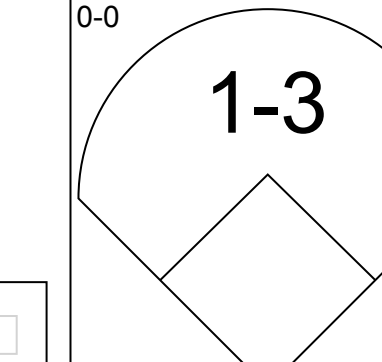
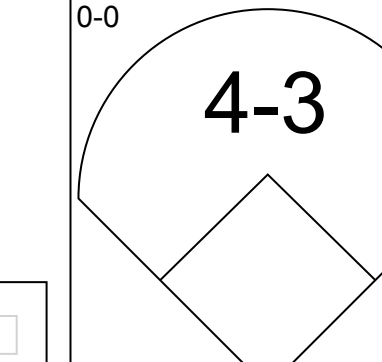
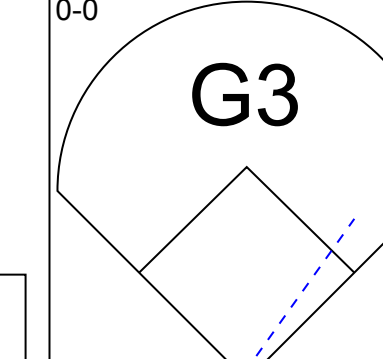
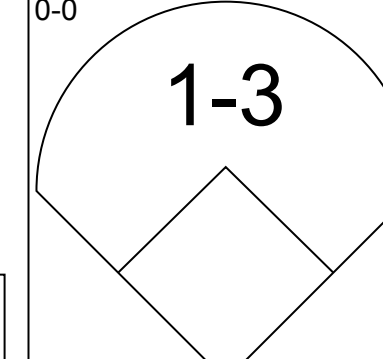
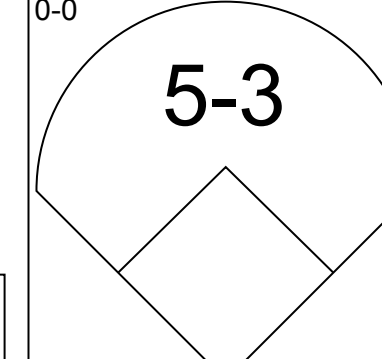
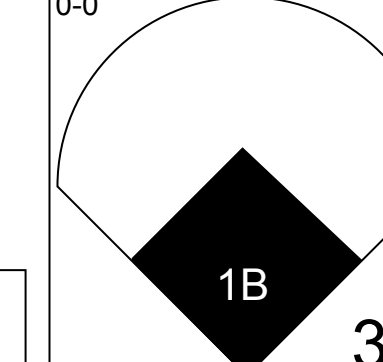
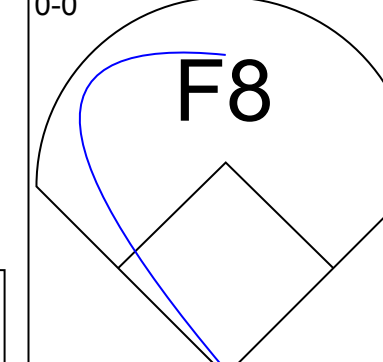
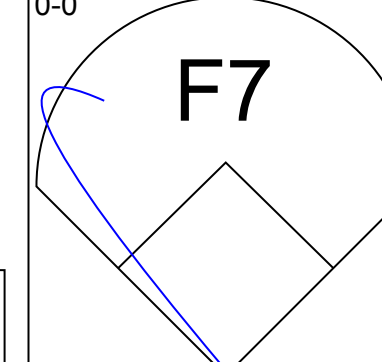
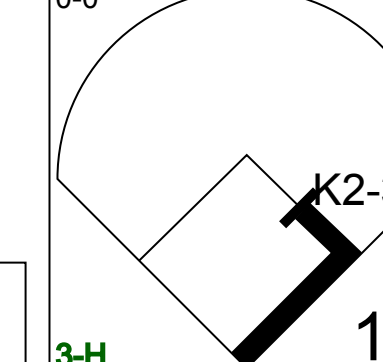
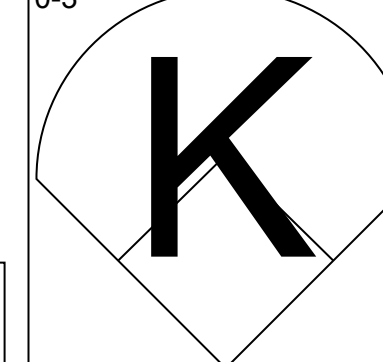
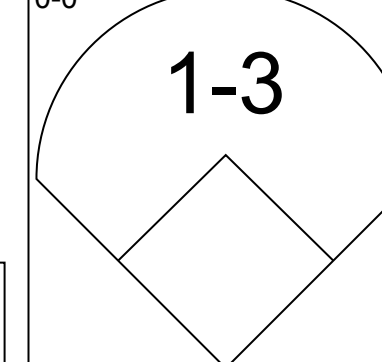
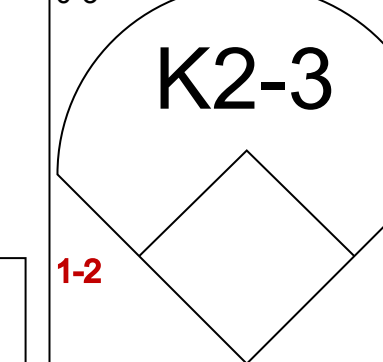
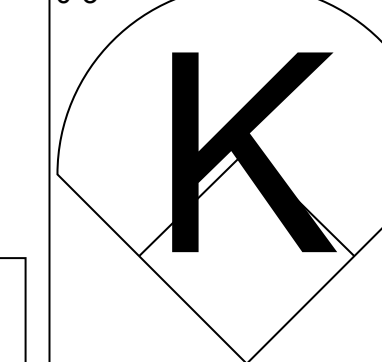
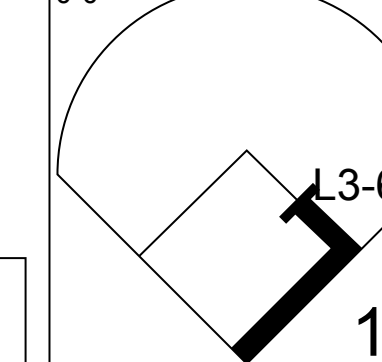
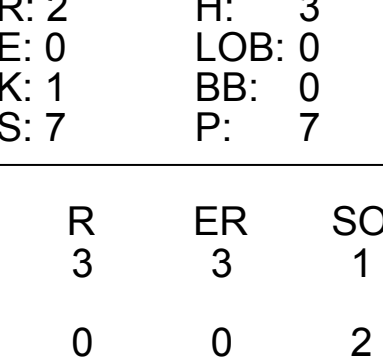


# Los Angeles Dodgers - 1980

Batter	1	2	3	4	5	6	7	8	9	AB	R	H	RBI	BB	SO	LOB	TOP
Davey Lopes, R (1.4)										4	0	0	0	0	2	0	<b>Los Angeles Dodgers @ Houston Astros</b> Astrodome, Houston, TX Thu Apr 10 1980, 7:05 PM EST Att: 33,270 - Unknown
Rudy Law, L (1.8) OBP: 0.250, SLG: 0.250										4	1	1	0	0	0	0	
Reggie Smith, S (1.9) OBP: 0.250, SLG: 0.500										4	1	1	0	0	1	0	
Steve Garvey, R (1.3)										3	0	0	1	0	2	1	
Dusty Baker Jr., R (1.7)										2	0	0	1	0	1	0	
Ron Cey, R (1.5)										3	0	0	0	0	3	1	
Derrel Thomas, S (1.6)										3	0	0	0	0	1	0	
Steve Yeager, R (1.2)										2	0	0	0	0	1	0	
Jay Johnstone, L (8, PH)										1	0	0	0	0	1	0	
Joe Ferguson, R (8.2)										0	0	0	0	0	0	0	
Burt Hooton, R (1.1)										0	0	0	0	0	0	0	
Rick Monday, L (3, PH)										1	0	0	0	0	1	0	
Jerry Reuss, L (3.1)										1	0	0	0	0	0	0	
Gary Thomasson, L (8, PH)										1	0	0	0	0	0	0	
Bobby Castillo, R (8.1)										0	0	0	0	0	0	0	
<b>Inning Stats</b>	R: 0 H: 0 E: 0 K: 2 S: 7	H: 0 R: 0 ER: 0 SO: 9 BB: 0 P: 7	H: 0 R: 0 ER: 0 SO: 9 BB: 0 P: 9	H: 0 R: 0 ER: 0 SO: 7 BB: 0 P: 7	H: 0 R: 0 ER: 0 SO: 5 BB: 0 P: 5	H: 0 R: 0 ER: 0 SO: 7 BB: 0 P: 7	H: 0 R: 0 ER: 0 SO: 5 BB: 0 P: 5	H: 2 R: 1 ER: 1 SO: 8 BB: 0 P: 8	H: 0 R: 0 ER: 0 SO: 5 BB: 0 P: 5	H: 0 R: 0 ER: 0 SO: 3 BB: 0 P: 3	H: 0 R: 0 ER: 0 SO: 3 BB: 0 P: 3	H: 0 R: 0 ER: 0 SO: 3 BB: 0 P: 3	H: 0 R: 0 ER: 0 SO: 3 BB: 0 P: 3	1B: 1 2B: 1 3B: 0 HR: 0	SF: 1 SAC: 0 DP: 0 HBP: 0	WP: 0 PB: 0 SB: 1 CS: 0	PA: 30
<b>PITCHER</b>	IP WLS BF H R ER SO BB IBB HBP BLK WP HR S P ERA WHIP																
J.R. Richard, R (1.1) ERA: 1.13	8.0 W 27 2 2 1 13 0 0 0 0 0 0 0 53 53 1.12 0.250																
Joe Sambito, L (9.1) ERA:	1.0 S 3 0 0 0 0 0 0 0 0 0 0 0 3 3 0.00 0.000																

AB	29
R	2
H	2
RBI	2
BB	0
SO	13
LOB	2



Batter	1	2	3	4	5	6	7	8	9	AB	R	H	RBI	BB	SO	LOB	BOTTOM
Terry Puhl, L (1.9) OBP: 0.250, SLG: 1.000										4	1	1	1	0	1	1	<b>Los Angeles Dodgers @ Houston Astros</b> Astrodome, Houston, TX Thu Apr 10 1980, 7:05 PM EST Att: 33,270 - Unknown
Craig Reynolds, L (1.6)										4	0	0	0	0	1	0	
Cesar Cedeno, R (1.8)										2	0	0	0	1	0	1	
Joe Morgan, L (1.4) OBP: 0.333, SLG: 0.333										3	0	1	0	0	0	0	
Jose Cruz, L (1.7) OBP: 0.333, SLG: 1.333										3	1	1	1	0	0	2	
Enos Cabell, R (1.5)										3	0	0	0	0	0	0	
Art Howe, R (1.3) OBP: 0.333, SLG: 1.000										3	1	1	0	0	0	0	
Alan Ashby, S (1.2) OBP: 0.333, SLG: 0.333										3	0	1	1	0	1	0	
J.R. Richard, R (1.1) OBP: 0.333, SLG: 0.333										3	0	1	0	0	2	1	
Joe Sambito, L (9.1)										0	0	0	0	0	0	0	
<b>Inning Stats</b>	R: 1 H: 1 E: 1 K: 0 S: 4	H: 3 R: 2 ER: 0 SO: 7 BB: 0 P: 7	H: 1 R: 0 ER: 0 SO: 8 BB: 1 P: 8	H: 0 R: 0 ER: 0 SO: 5 BB: 0 P: 5	H: 0 R: 0 ER: 0 SO: 5 BB: 0 P: 5	H: 0 R: 0 ER: 0 SO: 3 BB: 0 P: 3	H: 0 R: 0 ER: 0 SO: 3 BB: 0 P: 3	H: 0 R: 0 ER: 0 SO: 3 BB: 0 P: 3	H: 1 R: 0 ER: 0 SO: 5 BB: 0 P: 5	H: 0 R: 0 ER: 0 SO: 2 BB: 0 P: 2	H: 0 R: 0 ER: 0 SO: 2 BB: 0 P: 2	H: 0 R: 0 ER: 0 SO: 2 BB: 0 P: 2	H: 0 R: 0 ER: 0 SO: 2 BB: 0 P: 2	1B: 3 2B: 1 3B: 1 HR: 2	SF: 0 SAC: 0 DP: 2 HBP: 0	WP: 0 PB: 0 SB: 0 CS: 0	PA: 29
<b>PITCHER</b>	IP WLS BF H R ER SO BB IBB HBP BLK WP HR S P ERA WHIP																
Burt Hooton, R (1.1) ERA: 13.5	2.0 L 9 4 3 3 1 0 0 0 0 0 0 0 2 11 11 13.50 2.000																
Jerry Reuss, L (3.1) ERA:	5.0 17 1 0 0 2 1 0 0 0 0 0 0 20 24 0.00 0.400																
Bobby Castillo, R (8.1) ERA:	1.0 3 1 0 0 1 0 0 0 0 0 0 0 5 5 0.00 1.000																





Batter	1	2	3	4	5	6	7	8	9	AB	R	H	RBI	BB	SO	LOB	TOP			
Davey Lopes, R (1.4)										2	1	0	1	3	2	0	<b>Los Angeles Dodgers @ Houston Astros</b> Astrodome, Houston, TX Fri Apr 11 1980, 7:05 PM EST Att: 30,701 - Unknown			
Rudy Law, L (1.8)										5	1	1	0	0	4					
Reggie Smith, S (1.9)										5	0	4	3	0	3					
Steve Garvey, R (1.3)										5	0	0	0	0	8					
Dusty Baker Jr., R (1.7)										3	1	2	1	1	0	0				
Ron Cey, R (1.5)										5	0	0	0	0	2	4				
Derrel Thomas, S (1.6)										5	1	1	0	0	1	3				
Steve Yeager, R (1.2)										3	1	1	0	1	2	0				
Rick Sutcliffe, L (1.1)										3	1	0	1	0	4					
Don Stanhouse, R (7.1)										0	0	0	0	1	0	0				
Steve Howe, L (8.1)										0	0	0	0	0	0	0				
<b>Inning Stats</b>	R: 2 E: 1 K: 1 S: 7	H: 1 LOB: 1 BB: 1 P: 11	R: 0 E: 0 K: 2 S: 7	H: 0 LOB: 0 BB: 0 P: 7	R: 0 E: 0 K: 1 S: 6	H: 1 LOB: 1 BB: 0 P: 6	R: 4 E: 2 K: 0 S: 8	H: 3 LOB: 2 BB: 1 P: 12	R: 0 E: 0 K: 0 S: 4	H: 1 LOB: 2 BB: 1 P: 8	R: 0 E: 0 K: 0 S: 4	H: 1 LOB: 1 BB: 0 P: 4	R: 0 E: 0 K: 1 S: 6	H: 1 LOB: 2 BB: 2 P: 14	R: 0 E: 0 K: 1 S: 4	H: 0 LOB: 0 BB: 1 P: 8	1B: 8 2B: 1 3B: 0 HR: 0	SF: 1 SAC: 0 DP: 1 HBP: 0	WP: 0 PB: 0 SB: 0 CS: 1	PA: 44
<b>PITCHER</b>	IP WLS BF H R ER SO BB IBB HBP BLK WP HR S P ERA WHIP																			
Joe Niekro, R (1.1)	5.0	27	6	6	1	4	3	0	0	0	0	0	0	0	32	44	1.80	1.800		
Joaquin Andujar, R (6.1)	2.0	7	2	0	0	1	0	0	0	0	0	0	0	9	9	0.00	1.000			
Dave Smith, R (8.1)	1.0	W	6	1	0	0	2	0	0	0	0	0	0	6	14	0.00	3.000			
Frank LaCorte, R (9.1)	1.0		3	0	0	0	1	0	0	0	0	0	0	4	8	0.00	1.000			

Batter	1	2	3	4	5	6	7	8	9	AB	R	H	RBI	BB	SO	LOB	BOTTOM			
Terry Puhl, L (1.9)										5	0	0	0	0	1	3	<b>Los Angeles Dodgers @ Houston Astros</b> Astrodome, Houston, TX Fri Apr 11 1980, 7:05 PM EST Att: 30,701 - Unknown			
Craig Reynolds, L (1.6)										4	1	2	1	0	0	0				
Cesar Cedeno, R (1.8)										3	1	1	0	1	1	1				
Joe Morgan, L (1.4)										4	1	1	0	0	0	1				
Jose Cruz, L (1.7)										2	3	2	0	2	0	0				
Enos Cabell, R (1.5)										4	3	3	1	0	0	1				
Dave Bergman, L (1.3)										3	0	0	0	0	0	4				
Dave Smith, R (8.1)										0	0	0	0	0	0	0				
Denny Walling, L (8.3)										1	0	0	0	0	0	3				
Alan Ashby, S (1.2)										3	0	1	2	0	1	2				
Julio Gonzalez, R (7. PR)										0	0	0	0	0	0	0				
Luis Pujols, R (8.2)										1	1	1	2	0	0	0				
Joe Niekro, R (11.1)										1	0	1	2	0	0	0				
Jeffrey Leonard, R (5. PR)										1	0	0	0	0	0	0				
Joaquin Andujar, S (8.1)										0	0	0	0	0	0	0				
Art Howe, R (7. PR)										2	0	1	1	0	0	1				
<b>Inning Stats</b>	R: 0 E: 0 K: 0 S: 2	H: 0 LOB: 0 BB: 1 P: 6	R: 3 E: 1 K: 1 S: 9	H: 4 LOB: 1 BB: 0 P: 9	R: 0 E: 0 K: 0 S: 3	H: 1 LOB: 0 BB: 0 P: 3	R: 0 E: 0 K: 0 S: 2	H: 0 LOB: 0 BB: 1 P: 6	R: 0 E: 0 K: 1 S: 5	H: 0 LOB: 0 BB: 0 P: 5	R: 0 E: 0 K: 1 S: 5	H: 0 LOB: 0 BB: 0 P: 5	R: 2 E: 0 K: 0 S: 6	H: 3 LOB: 1 BB: 0 P: 6	R: 5 E: 1 K: 0 S: 8	H: 5 LOB: 1 BB: 1 P: 12	1B: 10 2B: 2 3B: 0 HR: 1	SF: 0 SAC: 0 DP: 2 HBP: 0	WP: 0 PB: 0 SB: 3 CS: 1	PA: 38
<b>PITCHER</b>	IP WLS BF H R ER SO BB IBB HBP BLK WP HR S P ERA WHIP																			
Rick Sutcliffe, R (1.1)	6.1	26	8	5	5	3	2	0	0	0	0	0	0	30	38	7.11	1.579			
Don Stanhouse, R (7.1)	1.0	L	7	3	4	4	0	1	0	0	0	0	1	6	10	36.00	3.000			
Steve Howe, L (8.1)	0.2		4	2	1	1	0	0	0	0	0	0	0	4	4	13.50	3.000			





Batter	1	2	3	4	5	6	7	8	9	10	11	12	13	14	15	16	17	AB	R	H	RBI	BB	SO	LOB	TOP
Davey Lopes, R (1, 4) ERA: 7.2	6-3		K		S BB	3-1			F8		6-3		4-3			6-3		7	0	0	0	1	1	2	
Rudy Law, L (1, 8) OBP: 0.231, SLG: 0.167 Pedro Guerrero, R (9, PH)	F8				F7		1-3		1B 2B BB		K			FC6-4 1B		1B BB		3	1	0	0	1	0	1	
Derrel Thomas, S (9, PR) OBP: 0.273, SLG: 0.300			S HR BB		1-2				2B BB		1-3							8	1	3	2	0	2	3	
Reggie Smith, S (1, 9) OBP: 0.471, SLG: 0.706					K		G3		F8		1-3			K				7	0	1	0	1	1	5	
Steve Garvey, R (1, 3) OBP: 0.125, SLG: 0.067	1B F9				6-3		F9		2B 1B				G6-4-3 BB		K		4-3	7	0	1	0	1	1	5	
Dusty Baker Jr., R (1, 7) OBP: 0.438, SLG: 0.789			P4						1B BB 1B				1-2				4-3 SH3-4 1B	8	2	4	2	0	0	2	
Ron Cey, R (8, 1) Don Stanhouse, R (8, PH) Ron Santo, S (12, PH) Steve Howe, L (12, PH) Burt Hooton, R (12, 1)					F9				1-3 3H				FC6-4 1B			L6		5	0	0	0	0	2	4	
Bill Russell, R (1, 9) OBP: 0.375, SLG: 0.286					5-3				BB 1B 1B				FC6-4 1B			5-3		7	1	2	0	1	0	2	
Steve Yeager, R (1, 2) OBP: 0.556, SLG: 0.333 Gary Thomasson, L (8, PH)									1-2									1	0	1	0	2	0	0	
Charlie Hough, R (8, 1)									1-2 2-3							P3		0	0	0	0	0	0	0	
Mickey Hatcher, R (9, 5) OBP: 0.250, SLG: 0.250					BB				1-2 2-3									4	0	1	1	0	0	0	
Ian Sutton, R (1, 1) Jay Johnstone, L (8, PH) Bobby Castillo, R (8, PH) Rick Monday, L (8, PH) Joe Ferguson, R (8, 2)					3-1				G1-2-3 3H							6-3		2	0	0	0	0	0	3	
																6-3		5	0	0	0	0	0	1	
																6-3		5	0	0	0	0	0	1	
																6-3		5	0	0	0	0	0	1	
																6-3		5	0	0	0	0	0	1	
																6-3		5	0	0	0	0	0	1	
																6-3		5	0	0	0	0	0	1	
																6-3		5	0	0	0	0	0	1	
																6-3		5	0	0	0	0	0	1	
																6-3		5	0	0	0	0	0	1	
																6-3		5	0	0	0	0	0	1	
																6-3		5	0	0	0	0	0	1	
																6-3		5	0	0	0	0	0	1	
																6-3		5	0	0	0	0	0	1	
																6-3		5	0	0	0	0	0	1	
																6-3		5	0	0	0	0	0	1	
																6-3		5	0	0	0	0	0	1	
																6-3		5	0	0	0	0	0	1	
																6-3		5	0	0	0	0	0	1	
																6-3		5	0	0	0	0	0	1	
																6-3		5	0	0	0	0	0	1	
																6-3		5	0	0	0	0	0	1	
																6-3		5	0	0	0	0	0	1	
																6-3		5	0	0	0	0	0	1	
																6-3		5	0	0	0	0	0	1	
																6-3		5	0	0	0	0	0	1	
																6-3		5	0	0	0	0	0	1	
																6-3		5	0	0	0	0	0	1	
																6-3		5	0	0	0	0	0	1	
																6-3		5	0	0	0	0	0	1	
																6-3		5	0	0	0	0	0	1	
																6-3		5	0	0	0	0	0	1	
																6-3		5	0	0	0	0	0	1	
																6-3		5	0	0	0	0	0	1	
																6-3		5	0	0	0	0	0	1	
																6-3		5	0	0	0	0	0	1	
																6-3		5	0	0	0	0	0	1	
																6-3		5	0	0	0	0	0	1	
																6-3		5	0	0	0	0	0	1	
																6-3		5	0	0	0	0	0	1	
																6-3		5	0	0	0	0	0	1	
																6-3		5	0	0	0	0	0	1	
																6-3		5	0	0	0	0	0	1	
																6-3		5	0	0	0	0	0	1	
																6-3		5	0	0	0	0	0	1	
																6-3		5	0	0	0	0	0	1	
																6-3		5	0	0	0	0	0	1	
																6-3		5	0	0	0	0	0	1	
																6-3		5	0	0	0	0	0	1	
																6-3		5	0	0	0	0	0	1	
																6-3		5	0	0	0	0	0	1	
																6-3		5	0	0	0	0	0	1	
																6-3		5	0	0	0	0	0	1	
																6-3		5	0	0	0	0	0	1	
																6-3		5	0	0	0	0	0	1	
																6-3		5	0	0	0	0	0	1	
																6-3		5	0	0	0	0	0	1	
																6-3		5	0	0	0	0	0	1	
																6-3		5	0	0	0	0	0	1	
																6-3		5	0	0	0	0	0	1	
																6-3		5	0	0	0	0	0	1	
																6-3		5	0	0	0	0	0	1	
																6-3		5	0	0	0	0	0	1	



Batter	1	2	3	4	5	6	7	8	9	AB	R	H	RBI	BB	SO	LOB	TOP					
Davey Lopes, R (1,4) OBP: 0.333, SLG: 0.176										4	1	3	0	0	0	0	<b>Los Angeles Dodgers @ Houston Astros</b> Astrodome, Houston, TX Sun Apr 13 1980, 4:33 AM EST Att: 33,676 - Unknown					
Rudy Law, L (1,8) OBP: 0.176, SLG: 0.125										4	0	0	0	0	1	3						
Reggie Smith, S (1,9) OBP: 0.524, SLG: 0.737										2	0	1	0	2	0	1						
Steve Garvey, R (1,3) OBP: 0.150, SLG: 0.105										4	0	1	1	0	0	2						
Dusty Baker Jr., R (1,7) OBP: 0.400, SLG: 0.706										4	1	1	0	0	1	2						
Ron Cey, R (1,5) OBP: 0.059, SLG: 0.059										4	0	1	1	0	0	0						
Bill Russell, R (1,6) OBP: 0.333, SLG: 0.200										3	0	0	0	0	0	1						
Joe Ferguson, R (1,2) Derral Thomas, S (9, PR) OBP: 0.273, SLG: 0.300										3	0	0	0	1	1	2						
Dave Goltz, R (1,1) Gary Thomasson, L (8, PH) Charlie Hough, R (8, 1) Jay Johnstone, L (9, PH) OBP: 0.333, SLG: 0.333										2	0	0	0	0	1	0						
<b>Inning Stats</b>	R: 0 E: 0 K: 0 S: 4	H: 2 LOB: 1 BB: 0 P: 4	R: 0 E: 0 K: 2 S: 7	H: 0 LOB: 1 BB: 0 P: 8	R: 0 E: 0 K: 1 S: 5	H: 0 LOB: 0 BB: 0 P: 5	R: 0 E: 0 K: 0 S: 2	H: 0 LOB: 0 BB: 1 P: 6	R: 0 E: 0 K: 0 S: 3	H: 0 LOB: 0 BB: 0 P: 3	R: 0 E: 0 K: 1 S: 6	H: 1 LOB: 1 BB: 0 P: 6	R: 1 E: 0 K: 0 S: 5	H: 2 LOB: 1 BB: 0 P: 5	R: 1 E: 0 K: 0 S: 5	H: 2 LOB: 2 BB: 1 P: 9		R: 0 E: 0 K: 0 S: 3	H: 0 LOB: 1 BB: 1 P: 7	1B: 5 2B: 2 3B: 0 HR: 0	SF: 0 SAC: 0 DP: 1 HBP: 1	WP: 0 PB: 0 SB: 0 CS: 0
<b>PITCHER</b>	IP WLS BF H R ER SO BB IBB HBP BLK WP HR S P ERA WHIP																					
Ken Forsch, R (1,1) ERA: 2.35	7.2 W 31	H 7 R 2 ER 2 SO 4	BB 2 IBB 0 HBP 1 BLK 0	WP 0 HR 0 S 36 P 45	ERA 2.35 WHIP 1.174																	
Frank LaCorte, R (8,1) ERA:	1.1 S 5	H 0 R 0 ER 0 SO 0	BB 1 IBB 0 HBP 0 BLK 0	WP 0 HR 0 S 4 P 8	ERA 0.00 WHIP 0.750																	

Batter	1	2	3	4	5	6	7	8	9	AB	R	H	RBI	BB	SO	LOB	BOTTOM					
Rafael Landestoy, S (1,4)										4	0	0	0	1	1	2	<b>Los Angeles Dodgers @ Houston Astros</b> Astrodome, Houston, TX Sun Apr 13 1980, 4:33 AM EST Att: 33,676 - Unknown					
Craig Reynolds, L (1,6) OBP: 0.286, SLG: 0.524										5	0	1	0	0	0	4						
Terry Puhl, L (1,8) OBP: 0.283, SLG: 0.500										3	1	1	0	0	0	0						
Jose Cruz, L (1,7) OBP: 0.579, SLG: 0.750										3	1	2	0	1	0	1						
Denny Walling, L (1,3) OBP: 0.500, SLG: 0.250										2	1	1	0	2	0	2						
Enos Cabell, R (1,5) OBP: 0.467, SLG: 0.467										4	1	3	2	0	0	2						
Jeffrey Leonard, R (1,9) OBP: 0.250, SLG: 0.375										4	0	2	0	0	0	4						
Luis Pujols, R (1,2) OBP: 0.286, SLG: 0.429										4	0	0	0	0	1	6						
Ken Forsch, R (1,1) ERA: 5.14	7.0 L 33	H 10 R 4 ER 4 SO 2	BB 3 IBB 0 HBP 0 BLK 0	WP 0 HR 0 S 34 P 46	ERA 5.14 WHIP 1.857																	
Charlie Hough, R (8,1) ERA:	1.0	H 1 R 0 ER 0 SO 2	BB 1 IBB 0 HBP 0 BLK 0	WP 0 HR 0 S 8 P 12	ERA 0.00 WHIP 2.000																	
<b>Inning Stats</b>	R: 0 E: 0 K: 0 S: 3	H: 5 LOB: 2 BB: 0 P: 10	R: 1 E: 0 K: 0 S: 5	H: 2 LOB: 2 BB: 1 P: 9	R: 0 E: 0 K: 1 S: 5	H: 0 LOB: 0 BB: 0 P: 5	R: 0 E: 0 K: 0 S: 4	H: 2 LOB: 2 BB: 1 P: 8	R: 0 E: 0 K: 0 S: 3	H: 0 LOB: 0 BB: 0 P: 3	R: 0 E: 0 K: 0 S: 4	H: 1 LOB: 2 BB: 1 P: 8	R: 0 E: 0 K: 2 S: 8	H: 1 LOB: 2 BB: 1 P: 12	R: 0 E: 0 K: 0 S: 3	H: 1 LOB: 2 BB: 1 P: 12	1B: 9 2B: 2 3B: 0 HR: 0	SF: 0 SAC: 1 DP: 0 HBP: 0	WP: 0 PB: 0 SB: 1 CS: 1	PA: 38		
<b>PITCHER</b>	IP WLS BF H R ER SO BB IBB HBP BLK WP HR S P ERA WHIP																					



Batter	1	2	3	4	5	6	7	8	9	AB	R	H	RBI	BB	SO	LOB	TOP																
Davey Lopes, R OBP: 0.280, SLG: 0.143 (1,4)	5-3		6-3			1-3		K		4	0	0	0	0	1	1	<b>Los Angeles Dodgers @ San Diego Padres</b> San Diego Stadium, San Diego, CA Mon Apr 14 1980, 9:05 PM EST Att: 28,650 - Unknown <a href="http://livebaseballscores.com">livebaseballscores.com</a>																
Rudy Law, L OBP: 0.190, SLG: 0.150 (1,8)	1-3			6-3		FC6-4 1B		4-3		4	0	1	0	0	0	0																	
Reggie Smith, S OBP: 0.560, SLG: 0.739 (1,9)	FC6-4 1B			G6-4-3 1B		P4		E SF8 1B		4	1	3	0	0	0	2																	
Steve Garvey, R OBP: 0.167, SLG: 0.130 (1,3)	FC6-4 1-2			G6-4-3 1-2		FC6-4 1-2		E7 1B		4	0	1	0	0	0	4																	
Dusty Baker Jr., R OBP: 0.333, SLG: 0.600 (1,7)		K			G3			SF8		3	0	0	1	0	1	0																	
Ron Cey, R OBP: 0.048, SLG: 0.048 (1,5)		6-3			6-3			3-H K		4	0	0	0	0	1	1																	
Joe Ferguson, R OBP: 0.167, SLG: 0.091 (1,2)		4-1						K		3	0	1	0	0	1	0																	
Bill Russell, R OBP: 0.267, SLG: 0.154 (1,6)			F7		1-3			5-3		3	0	0	0	0	0	1																	
Bob Welch, R OBP: 0.500, SLG: 0.500 (8, PH)								K		2	0	1	0	0	0	0																	
Jay Johnstone, L OBP: 0.250, SLG: 0.250 (8, PH)			P6			1B 1-3 1B				1	0	0	0	0	1	0																	
Bobby Castillo, R (8, 1)										0	0	0	0	0	0	0																	
<b>Inning Stats</b>	R: 0 E: 0 K: 0 S: 4	H: 1 LOB: 1 BB: 0 P: 4	R: 0 E: 0 K: 1 S: 5	H: 0 LOB: 0 BB: 0 P: 5	R: 0 E: 0 K: 0 S: 3	H: 0 LOB: 0 BB: 0 P: 3	R: 0 E: 0 K: 0 S: 3	H: 1 LOB: 1 BB: 0 P: 3	R: 0 E: 0 K: 0 S: 4	H: 2 LOB: 2 BB: 0 P: 5	R: 0 E: 0 K: 1 S: 5	H: 0 LOB: 0 BB: 0 P: 5	R: 0 E: 0 K: 0 S: 7	H: 0 LOB: 0 BB: 0 P: 7	R: 1 E: 1 K: 1 S: 7	H: 2 LOB: 1 BB: 0 P: 7	1B: 7 2B: 0 3B: 0 HR: 0	SF: 1 SAC: 0 DP: 1 HBP: 0	WP: 0 PA: 33 PB: 0 SB: 0 CS: 0														
<b>PITCHER</b>	IP WLS BF H R ER SO BB IBB HBP BLK WP HR S P ERA WHIP																																
Randy Jones, L ERA: 2.57 (1, 1)	7.0	25	5	0	0	2	0	0	0	0	0	0	0	29	29	0.00	0.714																
Rollie Fingers, R ERA: (8, 1)	2.0	W	8	2	1	0	3	0	0	0	0	0	0	14	14	0.00	1.000																

Batter	1	2	3	4	5	6	7	8	9	AB	R	H	RBI	BB	SO	LOB	BOTTOM																
Ozzie Smith, S OBP: 0.381, SLG: 0.333 (1,6)	S 1B		9-3 1-2			4-3		BB WP BB		3	1	1	0	1	0	1	<b>Los Angeles Dodgers @ San Diego Padres</b> San Diego Stadium, San Diego, CA Mon Apr 14 1980, 9:05 PM EST Att: 28,650 - Unknown <a href="http://livebaseballscores.com">livebaseballscores.com</a>																
Dave Cash, R OBP: 0.286, SLG: 0.222 (1,4)	F8 1-2			F8		F9		4-3 1-2		4	0	0	0	0	0	2																	
Gene Richards, L OBP: 0.400, SLG: 0.389 (1,7)	F9			BB BB		BB 2B		WP BB SF8 BB		2	1	1	0	2	0	1																	
Dave Winfield, R OBP: 0.400, SLG: 0.500 (1,9)	F3			FC6 BB		F5		SF8 WP BB		2	0	0	0	2	0	2																	
Willie Montanez, L OBP: 0.267, SLG: 0.429 (1,3)	5-3			F9				SF8 1-3 2-H 3-H		3	0	0	1	0	0	2																	
Jerry Mumphrey, S OBP: 0.313, SLG: 0.214 (1,8)	K			FC6 1-2				G3		4	0	1	0	0	1	3																	
Gene Tenace, R OBP: 0.400, SLG: 0.100 (1,2)	F9				G1-6-3 1B			F7 1-2		3	0	1	0	0	0	1																	
Aurelio Rodriguez, R OBP: 0.200, SLG: 0.200 (7, PH)										2	0	0	0	0	0	1																	
Jerry Turner, L (7, PH)										0	0	0	0	1	0	0																	
Barry Evans, R OBP: 0.333, SLG: 0.333 (8, 5)										0	0	0	0	0	0	0																	
Randy Jones, R (1, 1)										2	0	0	0	0	0	0																	
Von Joshua, L (7, PH)										1	0	0	0	0	0	2																	
Rollie Fingers, R (8, 1)										0	0	0	0	0	0	0																	
<b>Inning Stats</b>	R: 0 E: 0 K: 0 S: 4	H: 1 LOB: 1 BB: 0 P: 4	R: 0 E: 0 K: 1 S: 5	H: 0 LOB: 0 BB: 0 P: 5	R: 0 E: 0 K: 0 S: 3	H: 0 LOB: 2 BB: 2 P: 11	R: 0 E: 0 K: 0 S: 3	H: 1 LOB: 1 BB: 0 P: 3	R: 2 E: 0 K: 0 S: 3	H: 0 LOB: 1 BB: 3 P: 15	1B: 3 2B: 2 3B: 0 HR: 0	SF: 1 SAC: 0 DP: 2 HBP: 0	WP: 1 PA: 33 PB: 0 SB: 2 CS: 0																				
<b>PITCHER</b>	IP WLS BF H R ER SO BB IBB HBP BLK WP HR S P ERA WHIP																																
Bob Welch, R ERA: (1, 1)	7.0	27	4	0	0	1	2	1	0	0	0	0	0	26	38	0.00	0.857																
Bobby Castillo, R ERA: 4.5 (8, 1)	1.0	L	6	0	2	2	0	3	0	0	0	1	0	3	15	18.00	3.000																



Batter	1	2	3	4	5	6	7	8	9	AB	R	H	RBI	BB	SO	LOB	TOP					
Davey Lopes, R OBP: 0.300, SLG: 0.280 (1,4)	6-3		6-3						6-3	4	2	1	1	1	0	0	<b>Los Angeles Dodgers @ San Diego Padres</b> San Diego Stadium, San Diego, CA Tue Apr 15 1980, 9:05 PM EST Att: 19,325 - Unknown <a href="http://livebaseballscorecards.com">livebaseballscorecards.com</a>					
Rudy Law, L OBP: 0.308, SLG: 0.360 (1,8)	6-3									5	2	4	0	0	0	1						
Reggie Smith, S OBP: 0.533, SLG: 0.692 (1,9)	6-3									3	0	1	2	1	0	1						
Steve Garvey, R OBP: 0.143, SLG: 0.111 (1,3)	1-3									4	0	0	1	0	0	4						
Dusty Baker Jr., R OBP: 0.357, SLG: 0.625 (1,7)										4	1	2	0	0	0	1						
Ron Cey, R OBP: 0.160, SLG: 0.125 (1,5)										3	0	2	1	1	0	1						
Joe Ferguson, R OBP: 0.143, SLG: 0.077 Derrel Thomas, S OBP: 0.231, SLG: 0.250 (6, PH) (6, 2)	G4-6-3									2	0	0	0	0	0	2						
Bill Russell, R OBP: 0.211, SLG: 0.118 (1,6)	5-3									4	0	0	0	0	0	3						
Rick Sutcliffe, L OBP: 0.200, SLG: 0.200 Charlie Hough, R (3, 1) Rick Monday, L (7, PH) Bobby Castillo, R (7, 1) Jay Johnstone, L (9, PH)	6-3									1	0	0	0	0	0	0						
Inning Stats	R: 1 E: 0 K: 0 S: 4	H: 1 LOB: 0 BB: 0 P: 4	R: 1 E: 0 K: 0 S: 4	H: 2 LOB: 0 BB: 0 P: 4	R: 0 E: 0 K: 0 S: 4	H: 1 LOB: 2 BB: 1 P: 8	R: 0 E: 0 K: 0 S: 4	H: 1 LOB: 1 BB: 0 P: 4	R: 2 E: 0 K: 1 S: 8	H: 3 LOB: 1 BB: 0 P: 8	R: 0 E: 0 K: 0 S: 3	H: 1 LOB: 0 BB: 0 P: 3	R: 1 E: 1 K: 1 S: 6	H: 0 LOB: 1 BB: 1 P: 10	R: 0 E: 0 K: 0 S: 3	H: 0 LOB: 1 BB: 1 P: 7		R: 0 E: 0 K: 0 S: 4	H: 1 LOB: 1 BB: 0 P: 4	1B: 7 2B: 1 3B: 1 HR: 1	SF: 1 SAC: 0 DP: 2 HBP: 0	WP: 0 PB: 0 SB: 2 CS: 0
PITCHER	IP	WLS	BF	H	R	ER	SO	BB	IBB	HBP	BLK	WP	HR	S	P	ERA	WHIP					
Rick Wise, R ERA: 5.56 Steve Mura, R ERA:	(1, 1) (6, 1)	5.0 4.0	W S	24 15	9 1	4 1	4 0	1 1	2	0	0	0	0	1	23	7.20 0.00	2.000 0.750					

Batter	1	2	3	4	5	6	7	8	9	AB	R	H	RBI	BB	SO	LOB	BOTTOM				
Ozzie Smith, S OBP: 0.400, SLG: 0.353 (1,6)	4-3									2	1	1	1	1	0	1	<b>Los Angeles Dodgers @ San Diego Padres</b> San Diego Stadium, San Diego, CA Tue Apr 15 1980, 9:05 PM EST Att: 19,325 - Unknown <a href="http://livebaseballscorecards.com">livebaseballscorecards.com</a>				
Dave Cash, R OBP: 0.308, SLG: 0.227 (1,4)										4	1	1	1	1	0	2					
Gene Richards, L OBP: 0.417, SLG: 0.409 (1,7)										4	1	2	0	0	0	1					
Dave Winfield, R OBP: 0.375, SLG: 0.421 (1,9)										3	1	0	0	1	1	3					
Willie Montanez, L OBP: 0.368, SLG: 0.471 (1,3)										3	1	2	0	1	0	0					
Jerry Mumphrey, S OBP: 0.300, SLG: 0.222 (1,8)										4	1	1	0	0	2	3					
Gene Tenace, R OBP: 0.368, SLG: 0.385 (1,2)										3	1	1	2	0	1	2					
Aurelio Rodriguez, R OBP: 0.214, SLG: 0.214 (1,5)										4	1	1	0	0	1	3					
Rick Wise, R OBP: 0.500, SLG: 0.667 Steve Mura, R OBP: 0.500, SLG: 1.000 (1, 1) (6, 1)										1	0	1	2	1	0	0					
Inning Stats	R: 1 E: 0 K: 0 S: 3	H: 1 LOB: 1 BB: 1 P: 7	R: 2 E: 0 K: 2 S: 10	H: 3 LOB: 1 BB: 0 P: 10	R: 3 E: 0 K: 1 S: 6	H: 1 LOB: 1 BB: 3 P: 18	R: 0 E: 0 K: 0 S: 4	H: 1 LOB: 2 BB: 1 P: 8	R: 0 E: 0 K: 0 S: 3	H: 1 LOB: 0 BB: 0 P: 3	R: 2 E: 0 K: 0 S: 5	H: 2 LOB: 0 BB: 0 P: 5	R: 0 E: 0 K: 2 S: 7	H: 0 LOB: 0 BB: 0 P: 7	R: 1 E: 0 K: 1 S: 7	H: 2 LOB: 1 BB: 0 P: 7		1B: 8 2B: 2 3B: 0 HR: 1	SF: 2 SAC: 1 DP: 2 HBP: 0	WP: 1 PB: 1 SB: 6 CS: 0	PA: 38
PITCHER	IP	WLS	BF	H	R	ER	SO	BB	IBB	HBP	BLK	WP	HR	S	P	ERA	WHIP				
Rick Sutcliffe, R ERA: 11.88 Charlie Hough, R ERA: 1.5 Bobby Castillo, R ERA: 4.5	(1, 1) (3, 1) (7, 1)	2.0 4.0 2.0	L L	14 16 8	5 4 2	6 2 1	3 1 3	4 1 0	0 0 0	0 0 0	0 0 0	0 0 0	1 17 14	14 21 14	4.50 2.25 4.50	1.000 1.250 1.000					







Batter	1	2	3	4	5	6	7	8	9	AB	R	H	RBI	BB	SO	LOB	TOP							
Terry Puhl, L OBP: 0.357, SLG: 0.600 (1, 9)										5	1	2	1	0	0	0	<b>Houston Astros @ Los Angeles Dodgers</b> Dodger Stadium, Los Angeles, CA Thu Apr 17 1980, 3:33 AM PST Att: 45,476 - Unknown							
Craig Reynolds, L OBP: 0.300, SLG: 0.448 (1, 6)										3	0	1	0	1	0	0								
Cesar Cedeno, R OBP: 0.393, SLG: 0.400 (1, 8)										4	1	1	0	0	2	3								
Joe Morgan, L OBP: 0.391, SLG: 0.238 (1, 4)										1	1	0	0	3	0	2								
Jose Cruz, L OBP: 0.531, SLG: 0.583 (1, 7)										3	1	0	1	1	1	3								
Enos Cabell, R OBP: 0.429, SLG: 0.462 (1, 5)										3	0	1	1	1	0	1								
Art Howe, R OBP: 0.200, SLG: 0.217 (1, 3)										4	0	0	0	0	1	4								
Luis Pujols, R OBP: 0.333, SLG: 0.467 (1, 2)										4	0	1	1	0	1	0								
Nolan Ryan, R OBP: 0.250, SLG: 1.000 (1, 1)										2	0	0	0	0	2	1								
Julio Gonzalez, R OBP: 0.222, SLG: 0.333 (7, PH)										1	0	0	0	0	0	0								
Dave Smith, R (7, 1)										0	0	0	0	0	0	0								
Frank LaCorte, R (8, 1)										0	0	0	0	0	0	0								
Rafael Landestoy, S (9, PH)										1	0	0	0	0	1	0								
<b>Inning Stats</b>	R: 1 E: 0 K: 1 S: 6	H: 2 LOB: 1 BB: 1 P: 10	R: 0 E: 0 K: 1 S: 5	H: 0 LOB: 0 BB: 0 P: 5	R: 0 E: 0 K: 2 S: 8	H: 1 LOB: 2 BB: 1 P: 12	R: 1 E: 0 K: 1 S: 6	H: 1 LOB: 1 BB: 1 P: 10	R: 0 E: 0 K: 1 S: 5	H: 0 LOB: 0 BB: 0 P: 5	R: 1 E: 0 K: 0 S: 3	H: 1 LOB: 0 BB: 1 P: 7	R: 0 E: 0 K: 0 S: 3	H: 0 LOB: 0 BB: 0 P: 3	R: 1 E: 0 K: 0 S: 4	H: 1 LOB: 2 BB: 2 P: 12	R: 0 E: 0 K: 2 S: 7	H: 0 LOB: 0 BB: 0 P: 7	1B: 5 2B: 0 3B: 0 HR: 1	SF: 0 SAC: 0 DP: 1 HBP: 0	WP: 0 PB: 0 SB: 7 CS: 1	PA: 37		
<b>PITCHER</b>	IP WLS BF H R ER SO BB IBB HBP BLK WP HR S P ERA WHIP	6.0 L 25 5 3 3 6 4 0 0 0 0 1 33 49 4.50 1.500	3.0 W 12 1 1 1 2 1 1 0 0 0 0 14 22 3.00 0.667																					

Batter	1	2	3	4	5	6	7	8	9	AB	R	H	RBI	BB	SO	LOB	BOTTOM						
Davey Lopes, R OBP: 0.325, SLG: 0.382 (1, 4)										4	1	1	0	0	0	0	<b>Houston Astros @ Los Angeles Dodgers</b> Dodger Stadium, Los Angeles, CA Thu Apr 17 1980, 3:33 AM PST Att: 45,476 - Unknown						
Rudy Law, L OBP: 0.306, SLG: 0.382 (1, 8)										4	1	1	1	0	1	0							
Reggie Smith, S OBP: 0.564, SLG: 0.697 (1, 9)										4	0	2	1	0	1	0							
Steve Garvey, R OBP: 0.211, SLG: 0.229 (1, 3)										2	2	1	0	2	0	0							
Dusty Baker Jr., R OBP: 0.432, SLG: 0.781 (1, 7)										4	1	2	0	0	1	4							
Ron Cey, R OBP: 0.382, SLG: 0.433 (8, FR)										3	1	3	4	1	0	0							
Mickey Hatcher, R OBP: 0.200, SLG: 0.200 (9, 5)										0	0	0	0	0	0	0							
Derrel Thomas, S OBP: 0.333, SLG: 0.316 (1, 2)										3	0	2	0	0	1	0							
Bill Russell, R OBP: 0.179, SLG: 0.115 (1, 6)										4	0	0	0	0	1	5							
Don Sutton, R (1, 1)										2	0	0	0	0	1	1							
Jay Johnstone, L OBP: 0.167, SLG: 0.167 (6, PH)										1	0	0	0	0	2								
Jerry Reuss, L (7, 1)										1	0	0	0	0	2								
<b>Inning Stats</b>	R: 0 E: 0 K: 0 S: 4	H: 1 LOB: 2 BB: 1 P: 8	R: 0 E: 0 K: 2 S: 8	H: 2 LOB: 0 BB: 0 P: 8	R: 4 E: 0 K: 2 S: 10	H: 4 LOB: 0 BB: 1 P: 14	R: 0 E: 0 K: 0 S: 3	H: 0 LOB: 0 BB: 0 P: 3	R: 0 E: 0 K: 1 S: 5	H: 0 LOB: 0 BB: 0 P: 5	R: 0 E: 0 K: 0 S: 4	H: 1 LOB: 2 BB: 1 P: 8	R: 0 E: 0 K: 1 S: 5	H: 0 LOB: 0 BB: 0 P: 5	R: 2 E: 0 K: 0 S: 6	H: 4 LOB: 4 BB: 0 P: 6	R: 0 E: 0 K: 0 S: 6	H: 0 LOB: 0 BB: 0 P: 6	1B: 7 2B: 4 3B: 1 HR: 1	SF: 0 SAC: 1 DP: 1 HBP: 0	WP: 0 PB: 0 SB: 0 CS: 4	PA: 36	
<b>PITCHER</b>	IP WLS BF H R ER SO BB IBB HBP BLK WP HR S P ERA WHIP	6.0 L 27 8 4 4 5 3 0 0 0 0 0 9 9 13.50 3.000	1.1 L 7 4 2 2 1 0 0 0 0 0 0 9 9 13.50 3.000																				

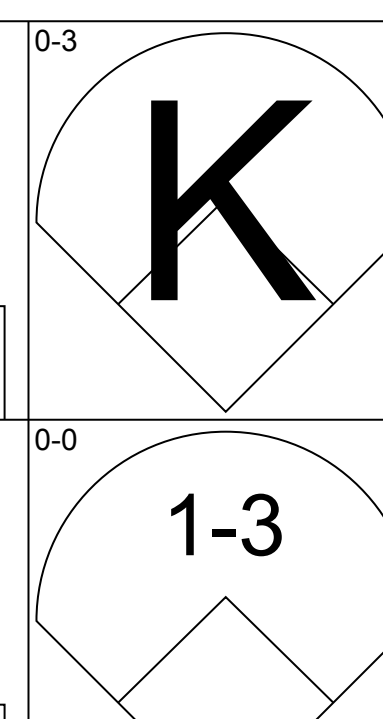
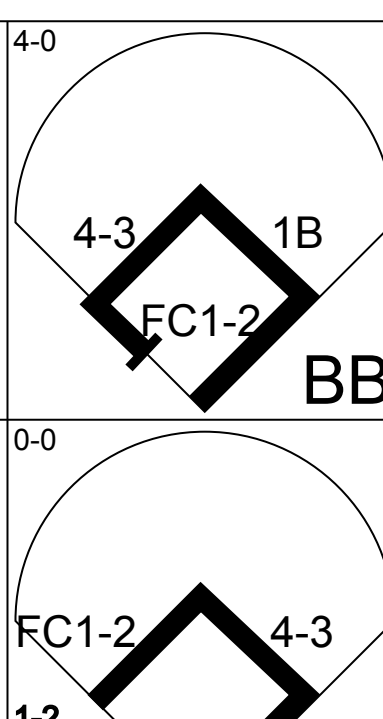
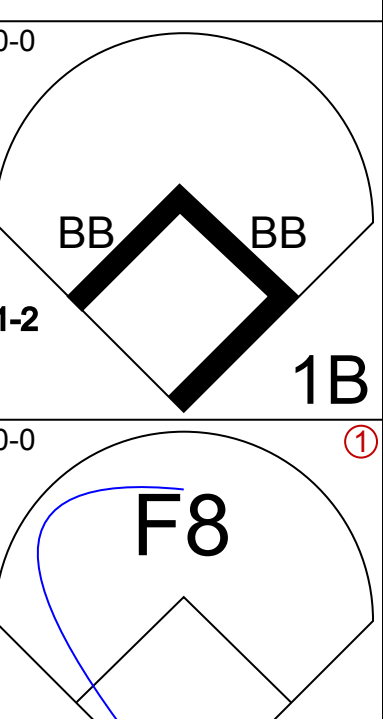
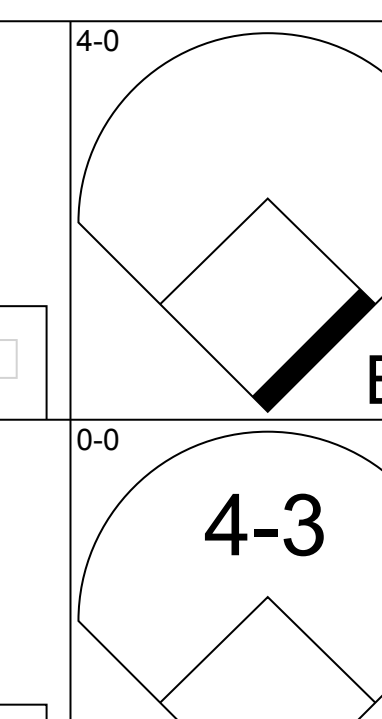
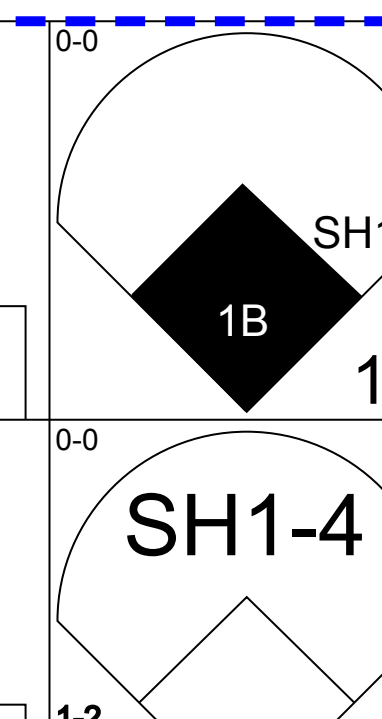
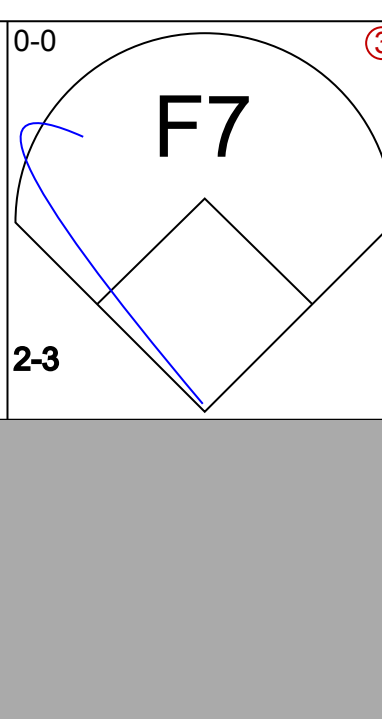
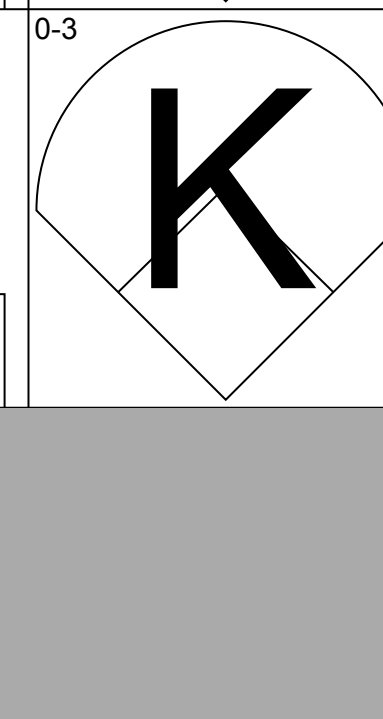
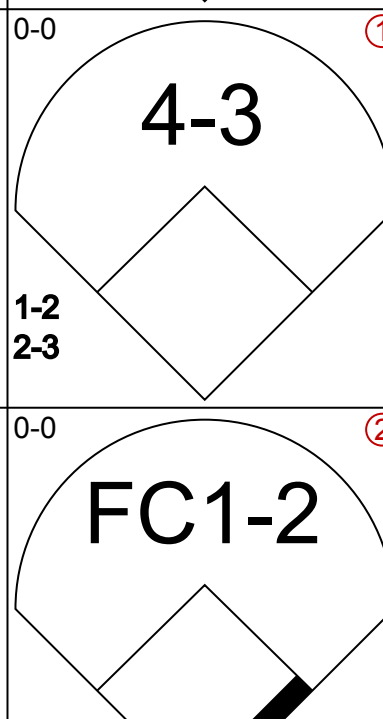


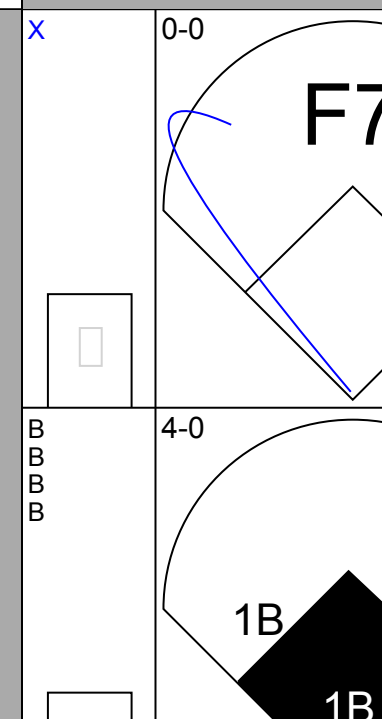
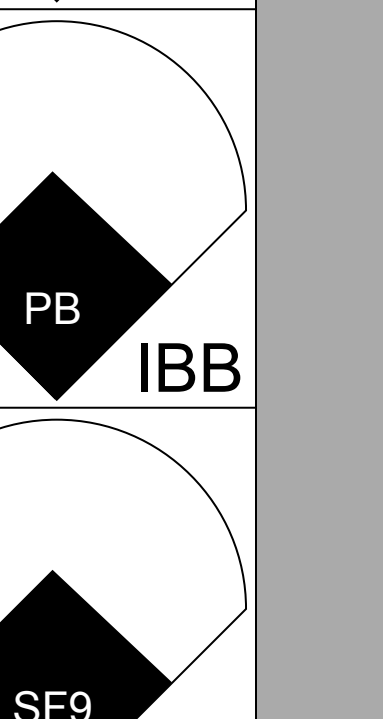

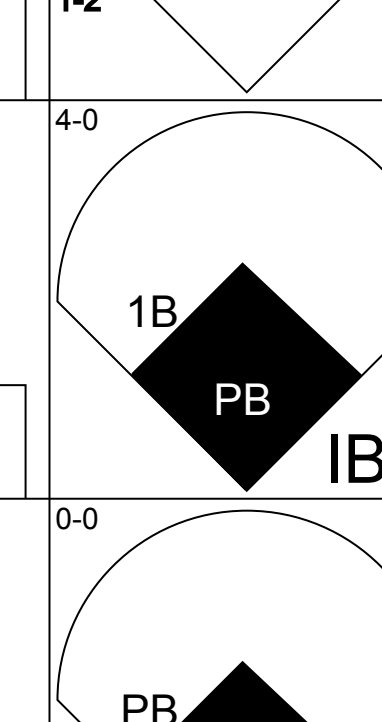

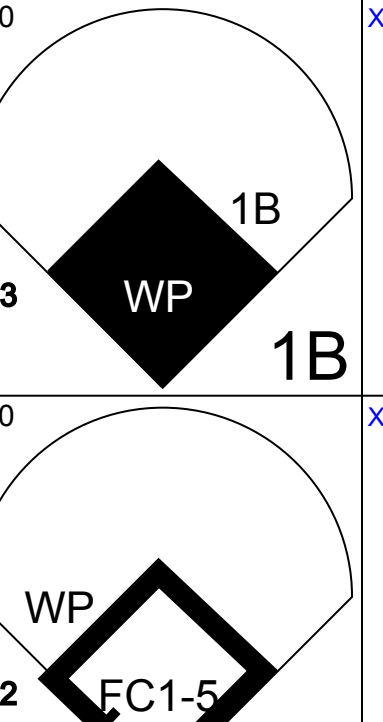
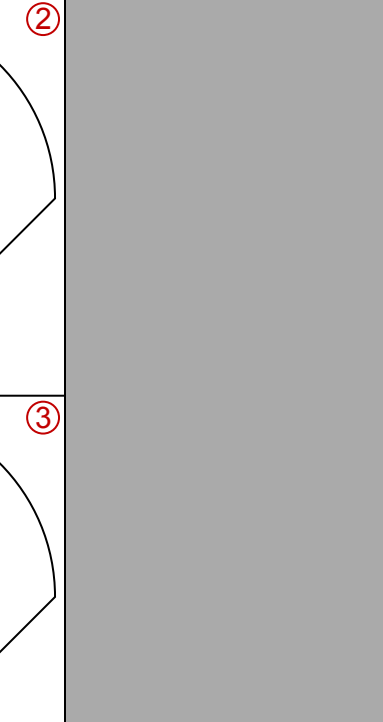
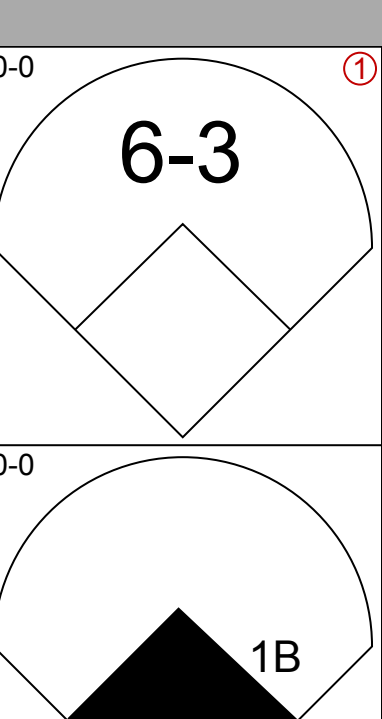
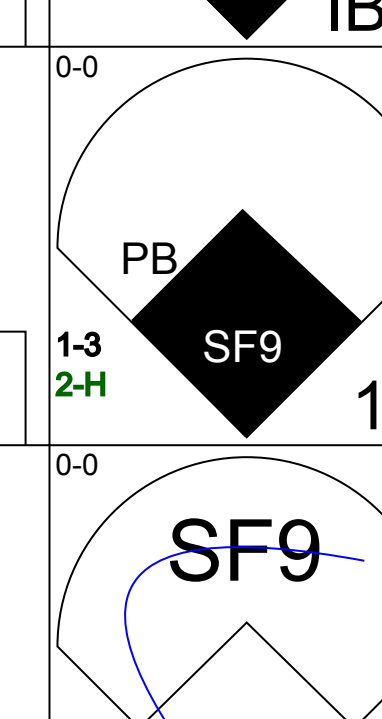

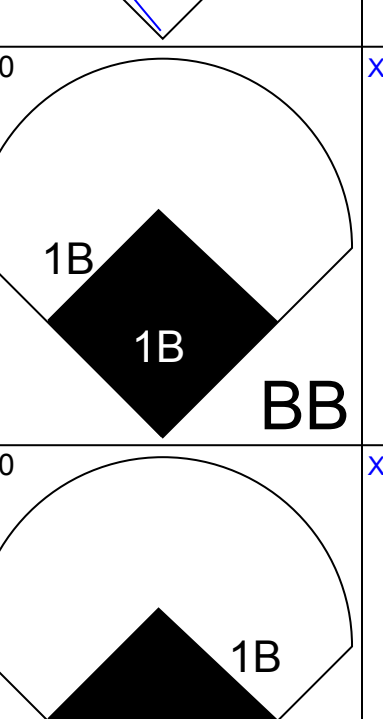
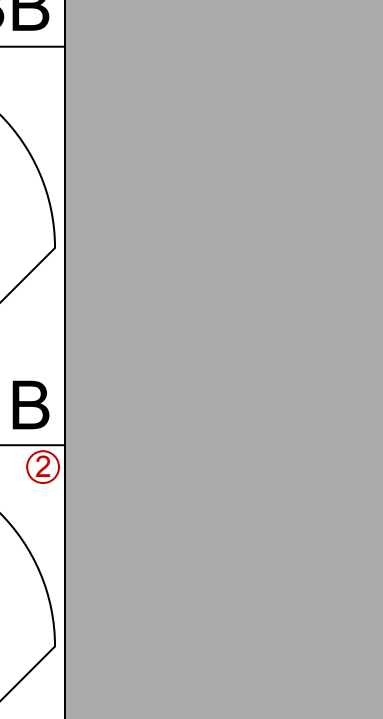
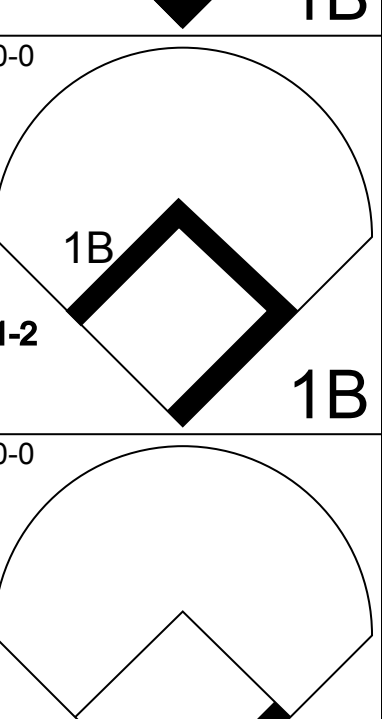
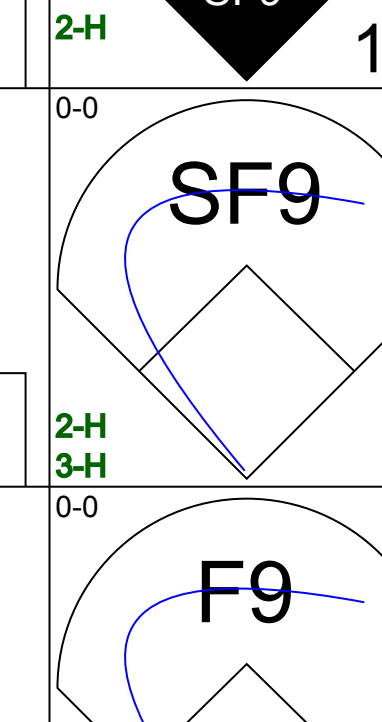

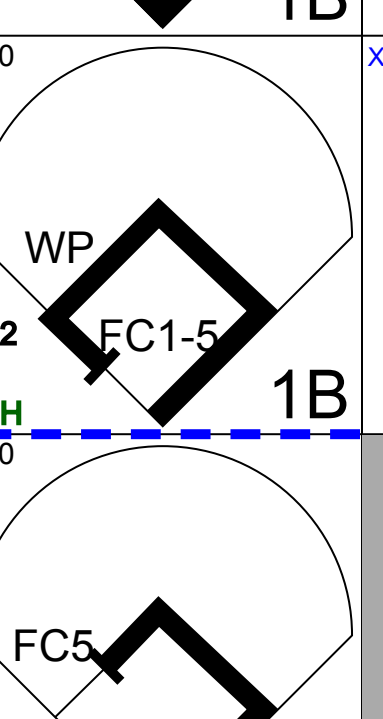
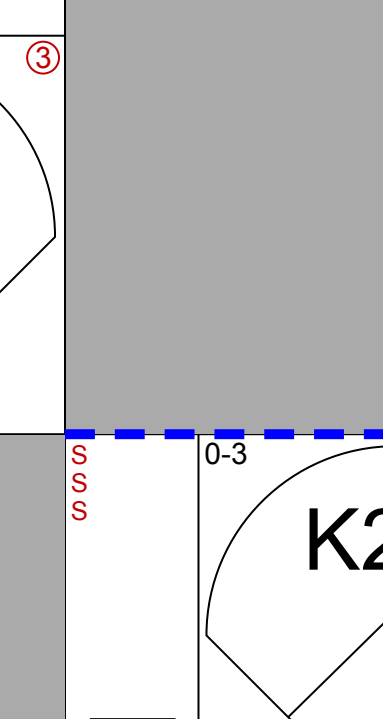
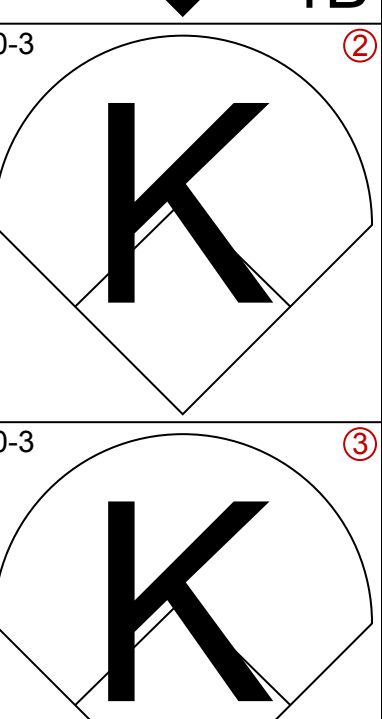
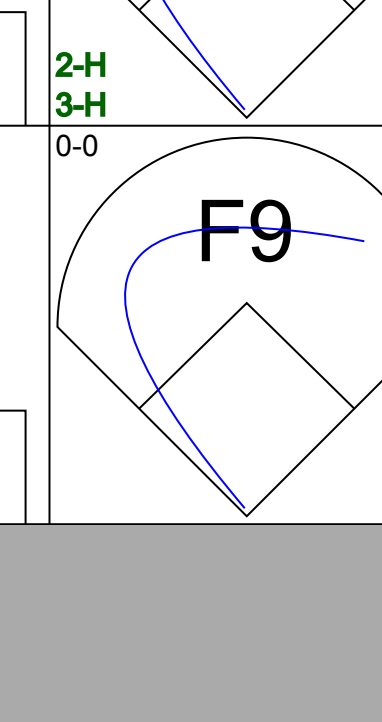
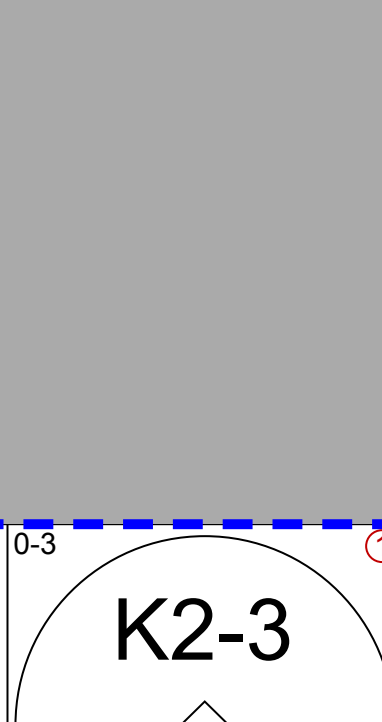
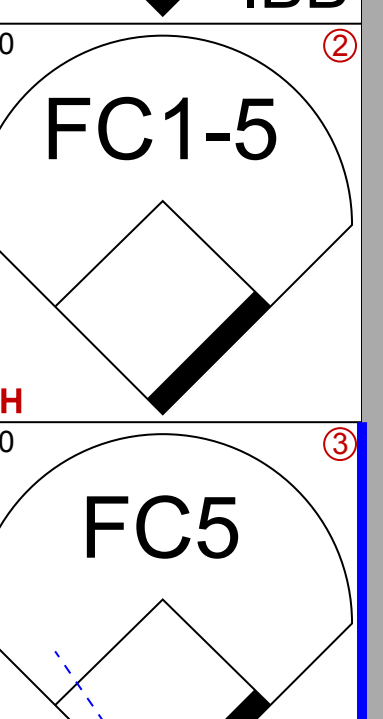
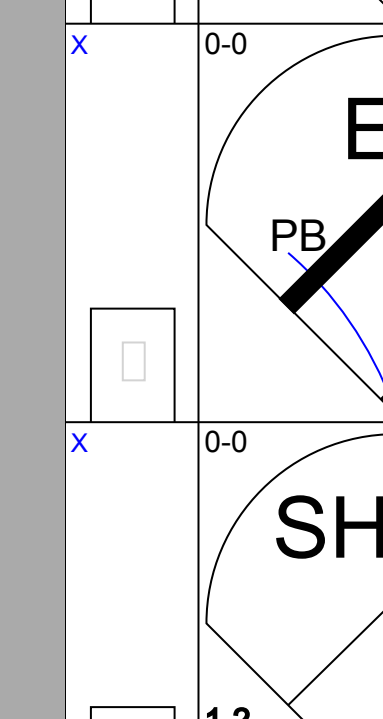
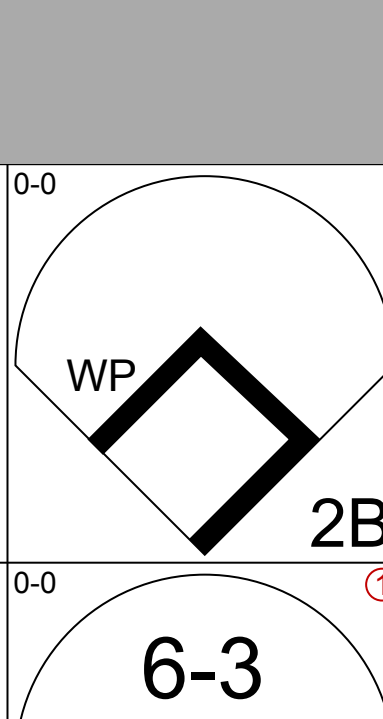

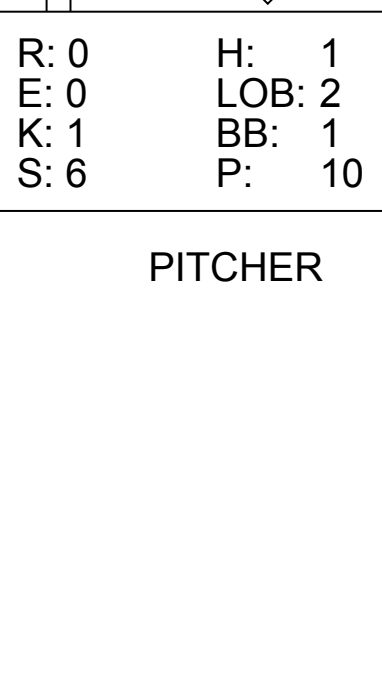
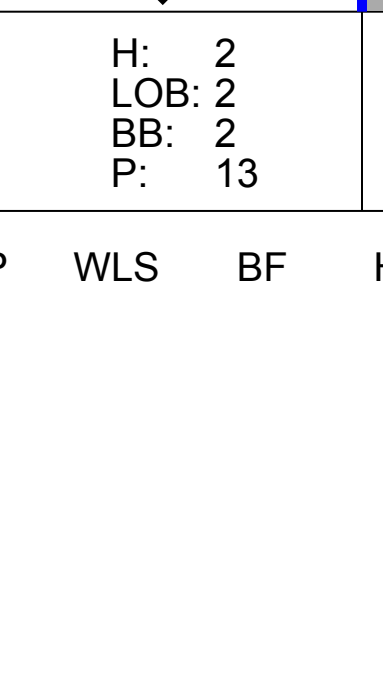
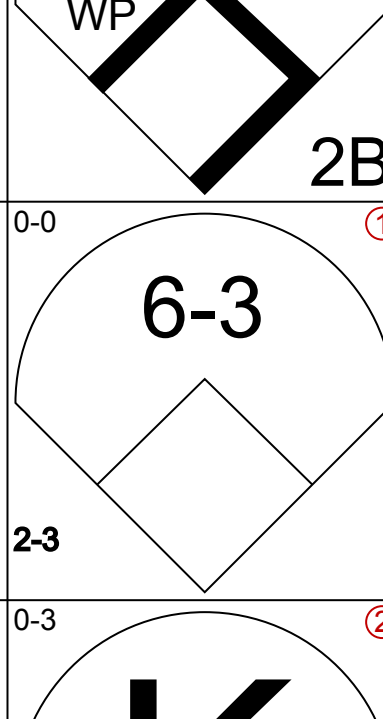



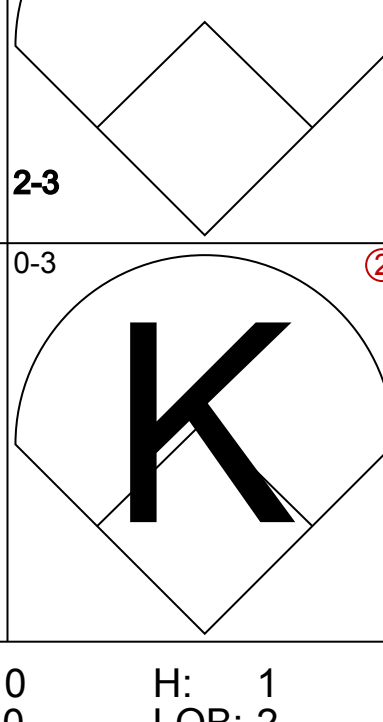

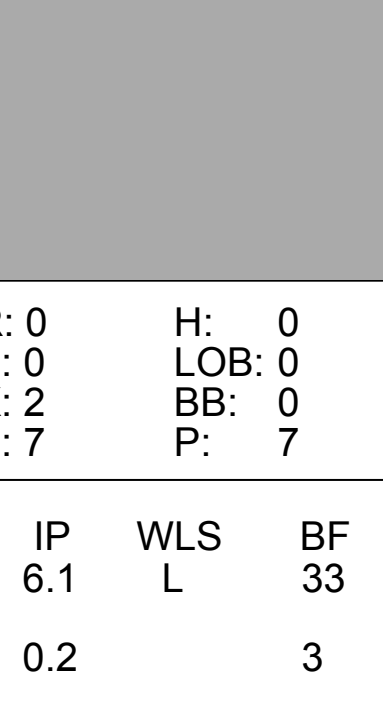
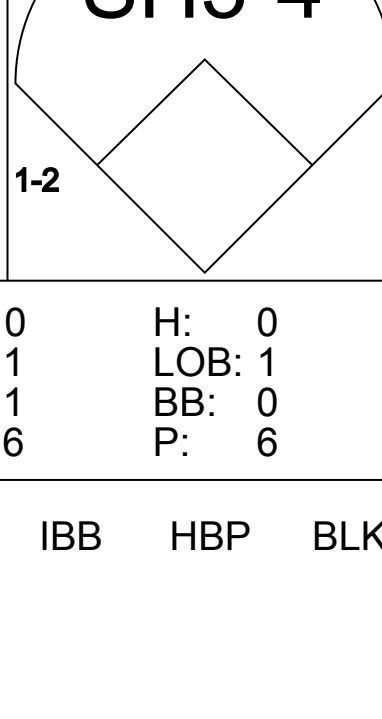


AB	31
R	4
H	6
RBI	4
BB	6
SO	8
LOB	14



AB	32
R	6
H	12
RBI	6
BB	3
SO	6
LOB	14



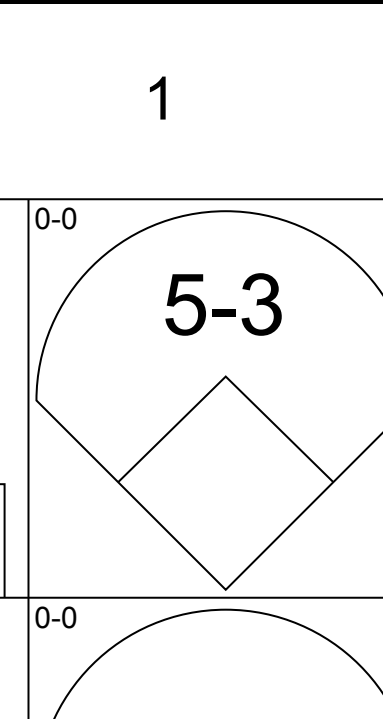
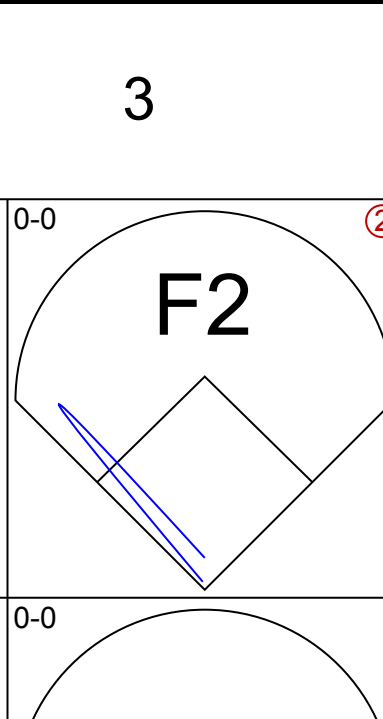
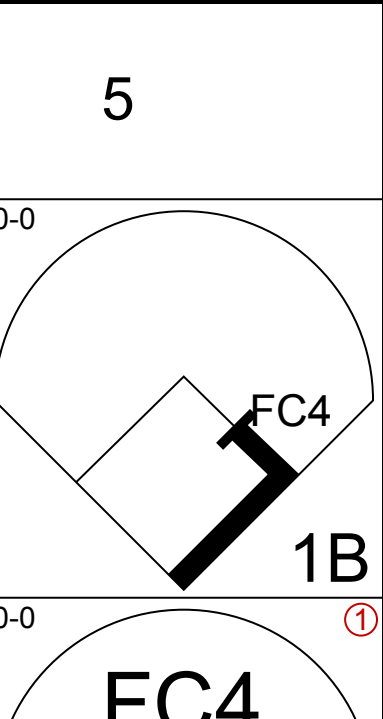
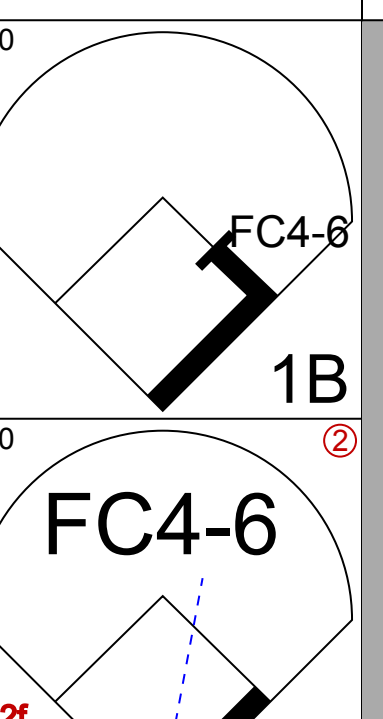
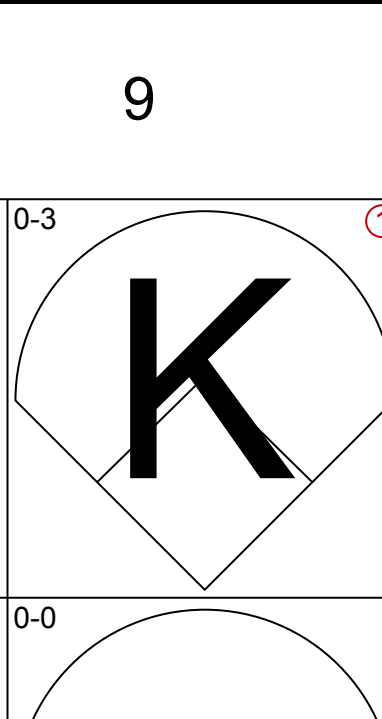
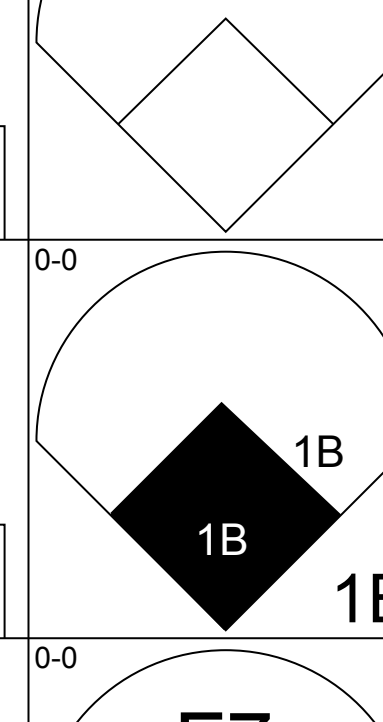
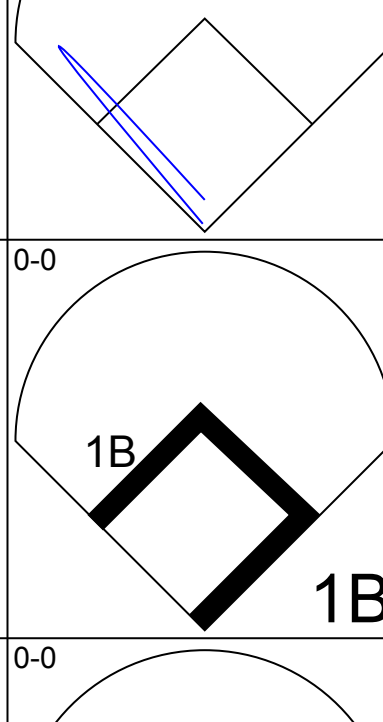
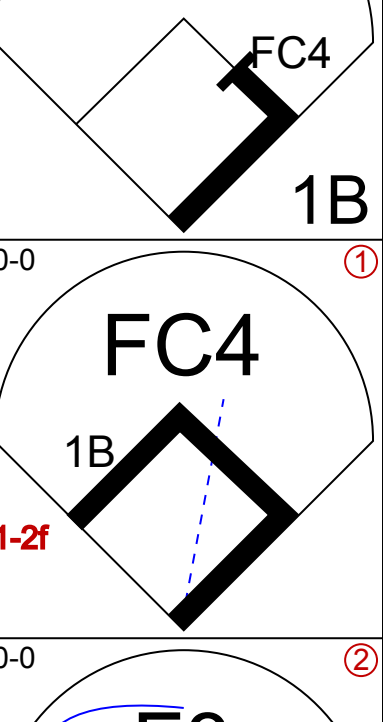
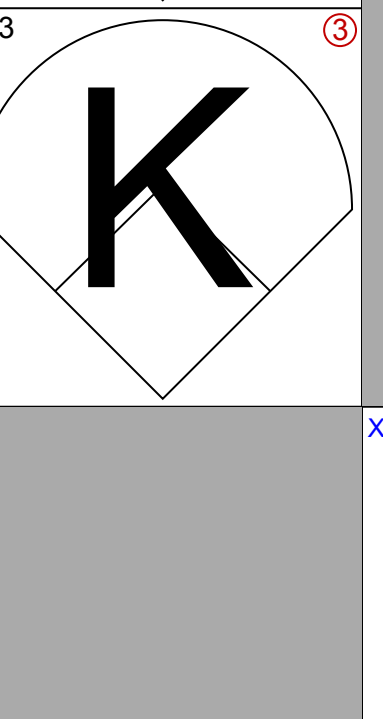
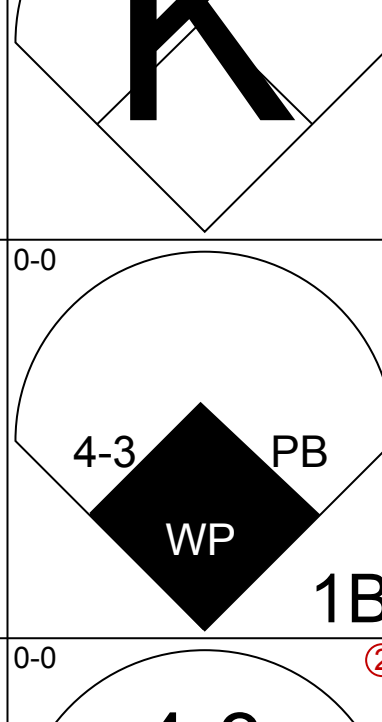
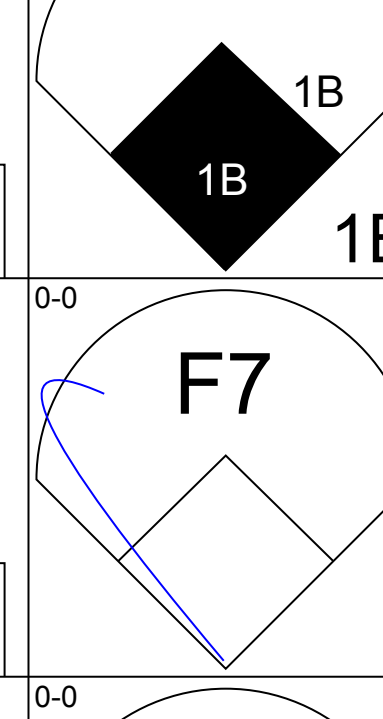
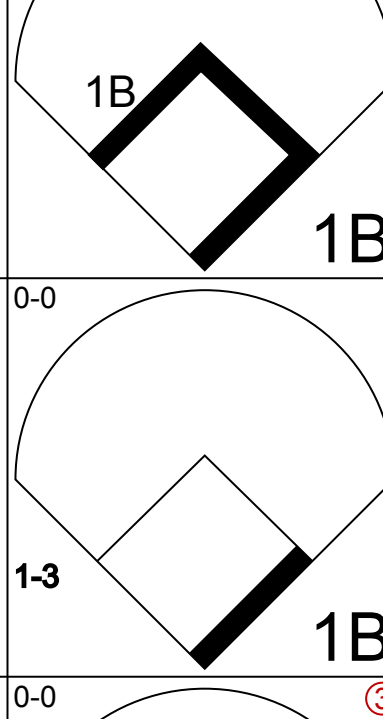
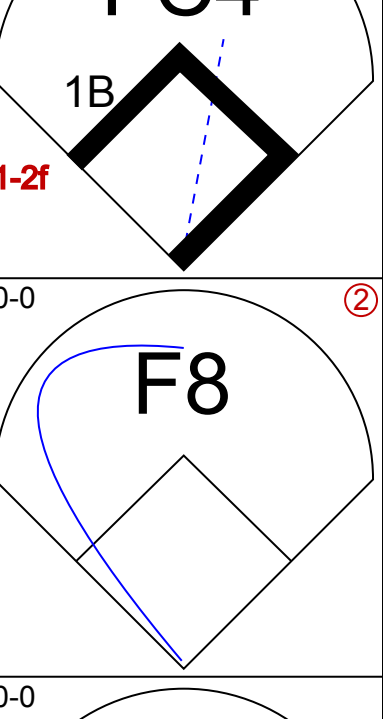

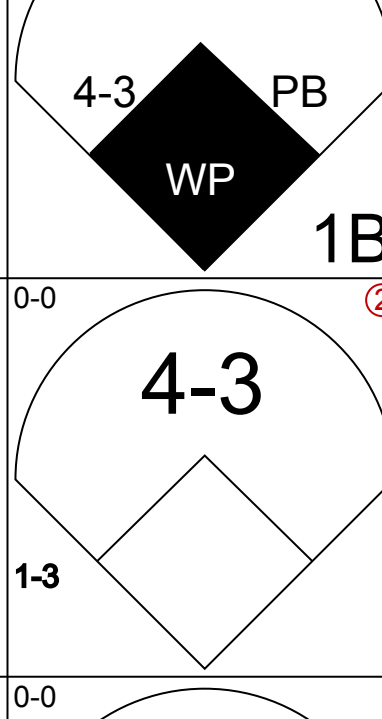
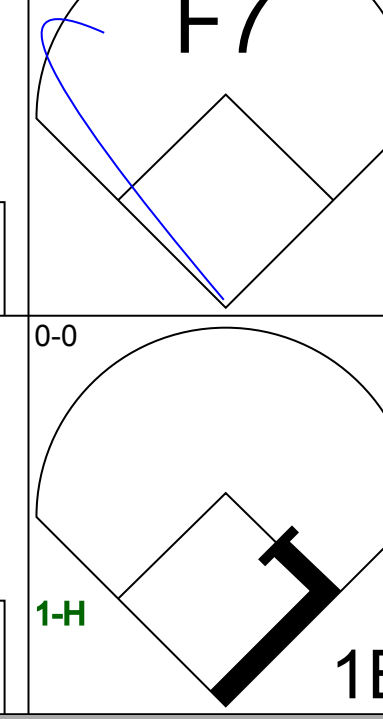
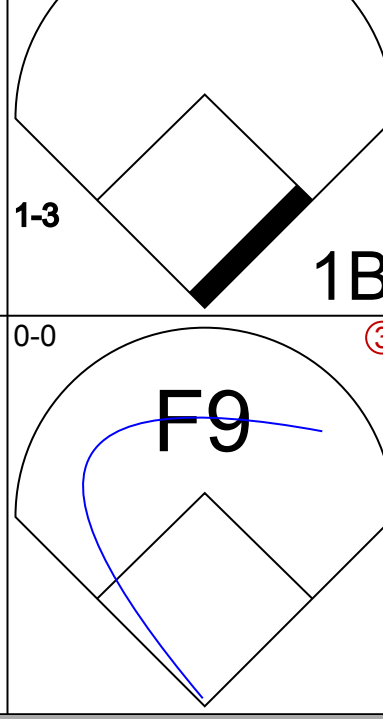
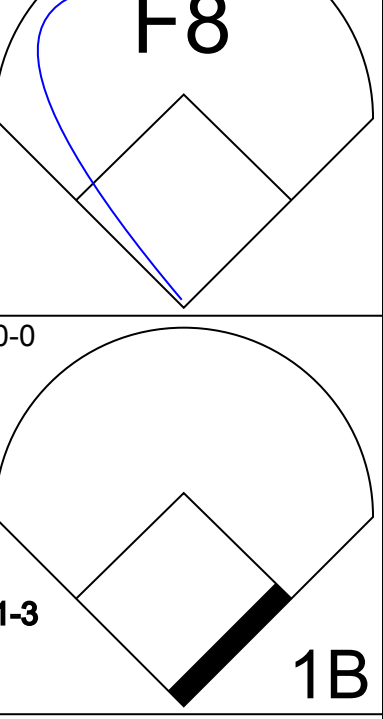
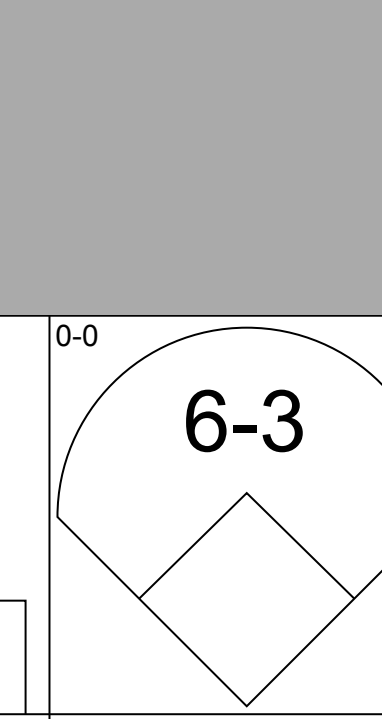
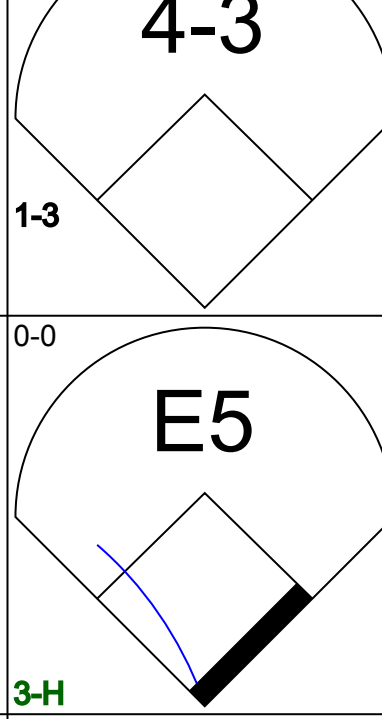
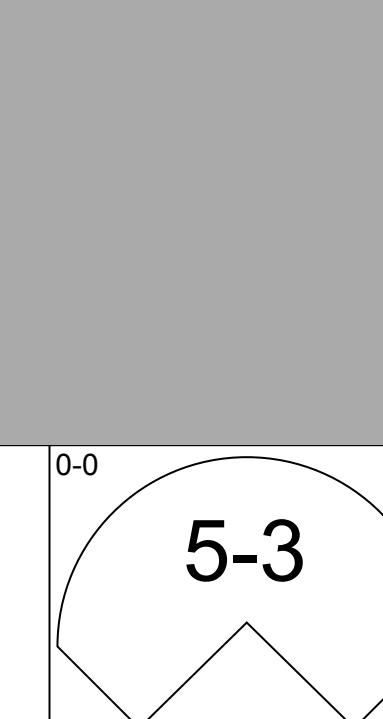
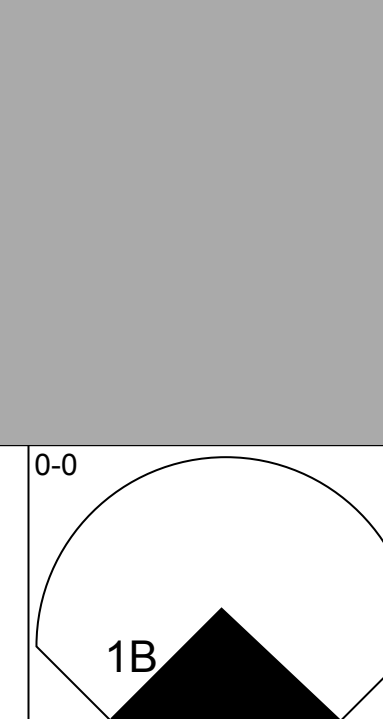
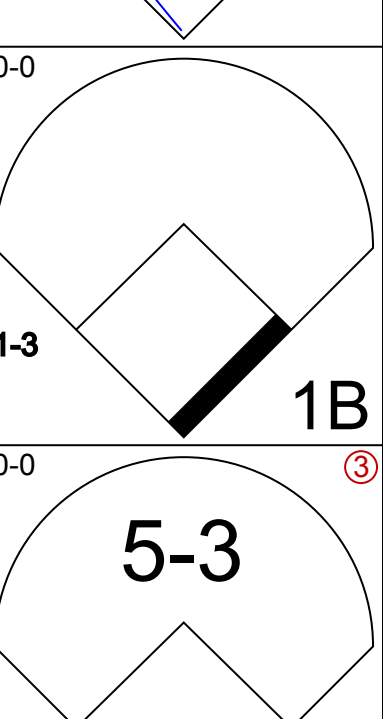
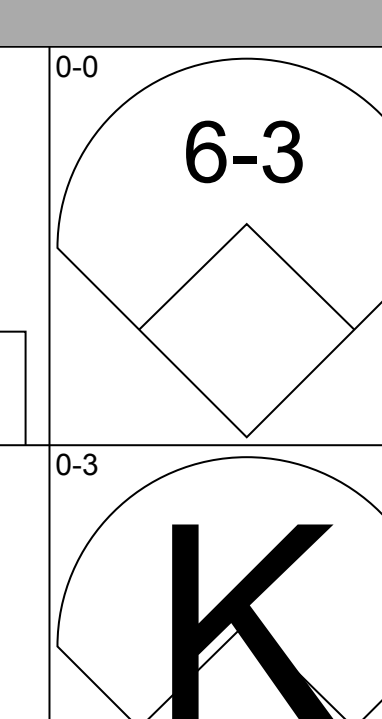
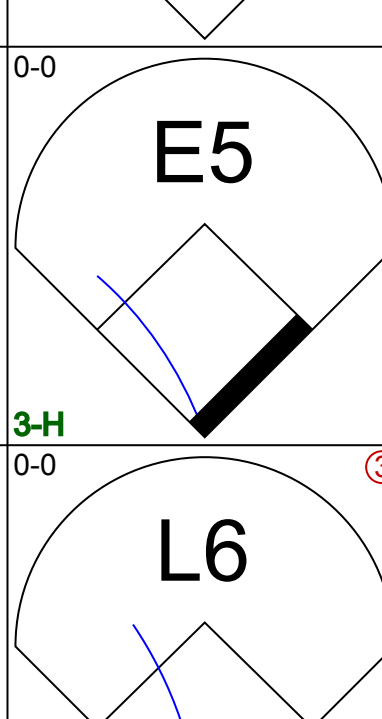
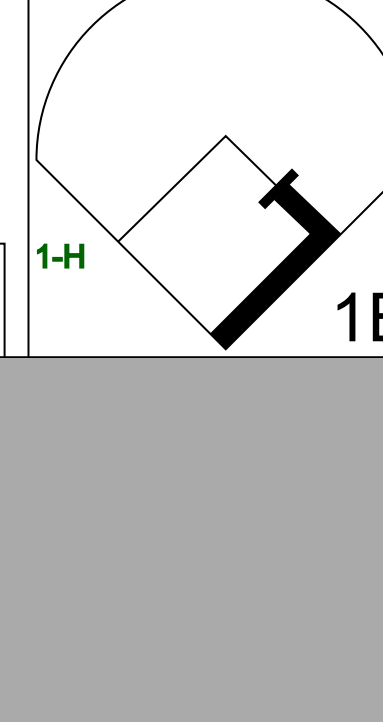
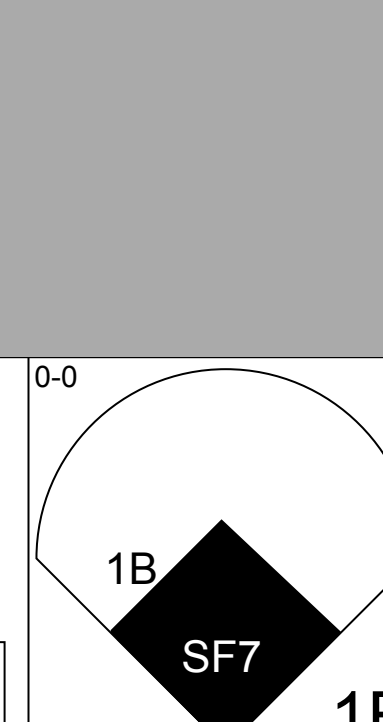
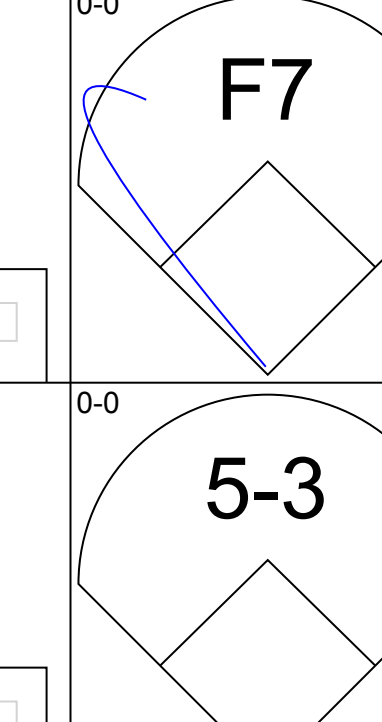
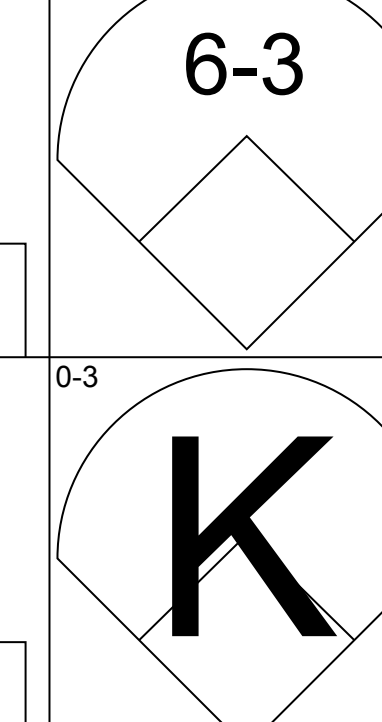
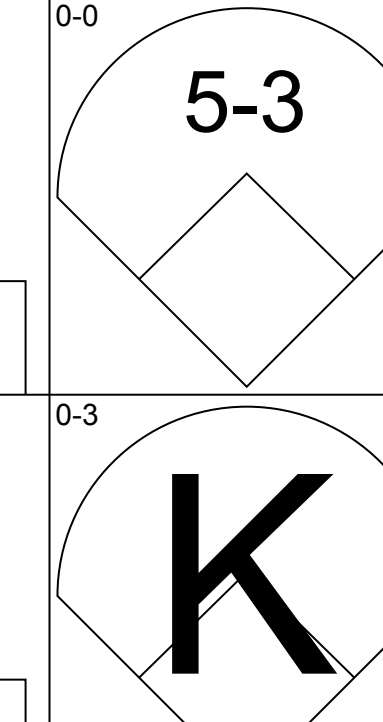
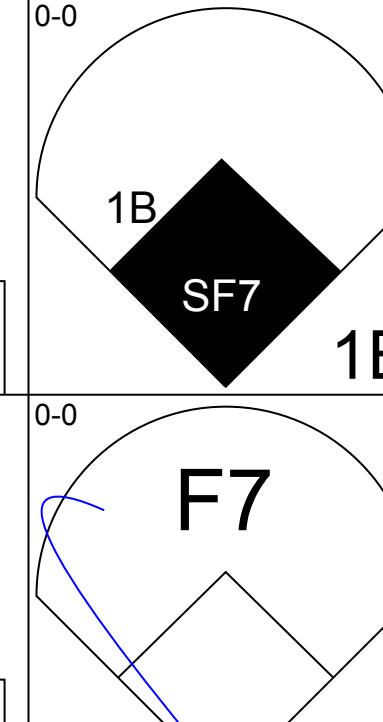
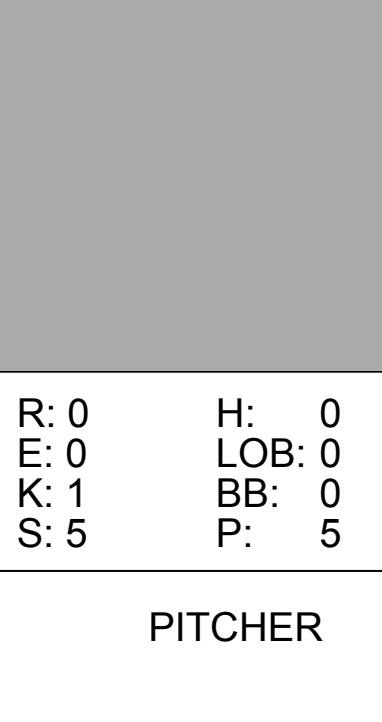
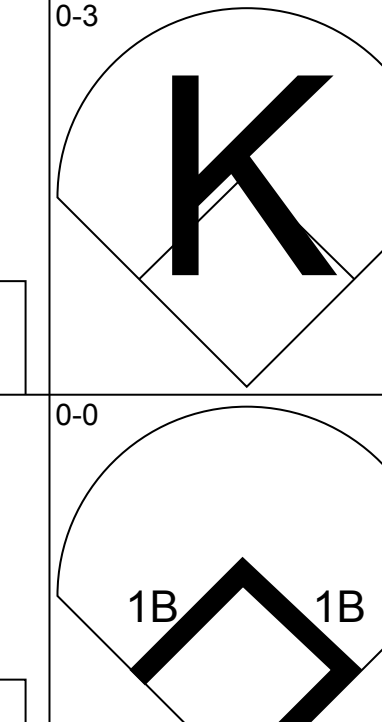
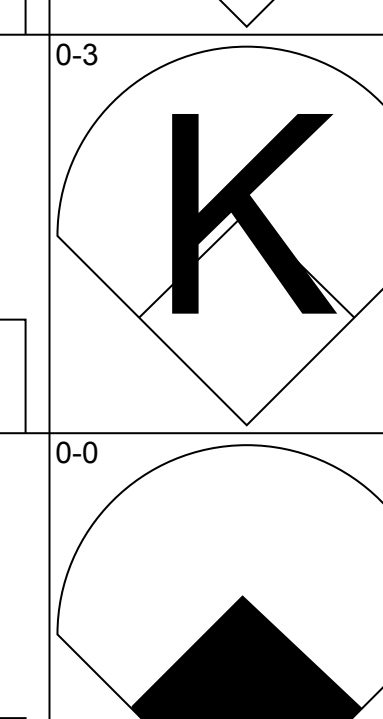
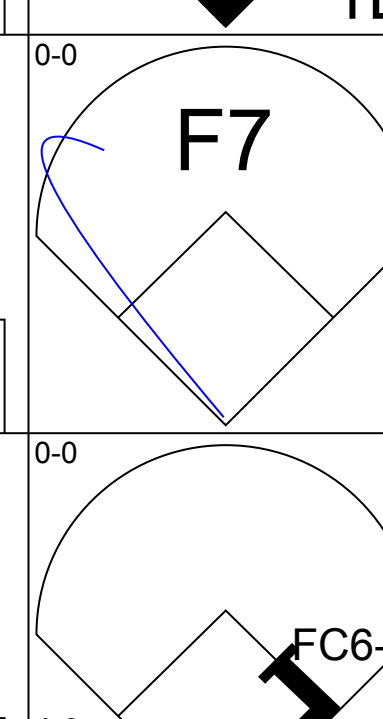

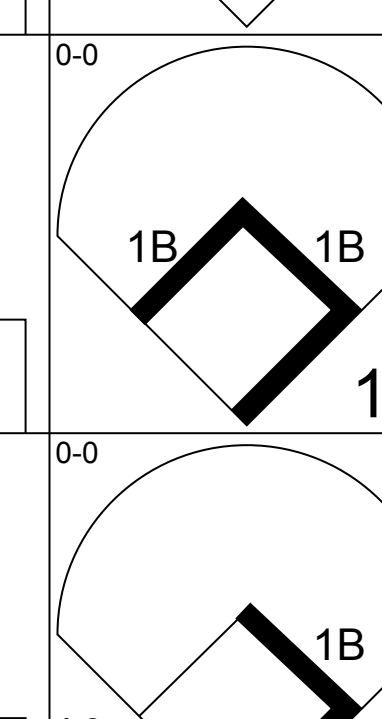


Batter	1	2	3	4	5	6	7	8	9	AB	R	H	RBI	BB	SO	LOB	TOP					
Terry Puhl, L (1, 9) OBP: 0.412, SLG: 0.586										4	1	2	0	2	1	1						
Craig Reynolds, L (1, 6) OBP: 0.294, SLG: 0.424																						
Cesar Cedeno, R (1, 8) OBP: 0.364, SLG: 0.345										4	1	0	0	1	2	4						
Joe Morgan, L (1, 4) OBP: 0.424, SLG: 0.250										3	2	1	1	2	0	2						
Jose Cruz, L (1, 7) OBP: 0.541, SLG: 0.593										3	2	2	2	1	0	2						
Enos Cabell, R (1, 5) OBP: 0.424, SLG: 0.452										5	0	2	1	0	0	3						
Denny Walling, L (1, 3) OBP: 0.545, SLG: 0.500										4	0	2	1	1	1	0						
Luis Pujols, R (1, 2) OBP: 0.250, SLG: 0.350										5	0	0	0	0	1	5						
Ken Forsch, R (1, 1) OBP: 0.333, SLG: 0.333										3	1	1	0	0	2	3						
Jeffrey Leonard, R (7, PH) OBP: 0.287, SLG: 0.333										1	0	0	0	0	0	2						
Joaquin Andujar, S (7, 1)										0	0	0	0	0	0	0						
<b>Inning Stats</b>	R: 0 E: 0 K: 2 S: 7	H: 0 LOB: 0 BB: 0 P: 7	R: 1 E: 0 K: 2 S: 10	H: 3 LOB: 2 BB: 0 P: 10	R: 0 E: 0 K: 0 S: 4	H: 1 LOB: 2 BB: 1 P: 8	R: 0 E: 0 K: 0 S: 3	H: 0 LOB: 0 BB: 0 P: 3	R: 1 E: 0 K: 1 S: 7	H: 2 LOB: 3 BB: 2 P: 15	R: 0 E: 0 K: 1 S: 6	H: 1 LOB: 2 BB: 1 P: 10	R: 2 E: 0 K: 0 S: 5	H: 2 LOB: 2 BB: 2 P: 13	R: 3 E: 0 K: 0 S: 5	H: 2 LOB: 0 BB: 1 P: 9	R: 0 E: 1 K: 1 S: 6	H: 0 LOB: 1 BB: 0 P: 6	1B: 10 2B: 1 3B: 0 HR: 0	SF: 1 SAC: 2 DP: 0 HBP: 0	WP: 3 PB: 2 SB: 0 CS: 0	PA: 46
<b>PITCHER</b>	IP	WLS	BF	H	R	ER	SO	BB	IBB	HBP	BLK	WP	HR	S	P	ERA	WHIP					
Dave Goltz, R (1, 1) ERA: 5.4	6.1	L	33	9	4	4	6	5	0	0	0	1	0	40	60	5.68	2.211					
Bobby Castillo, R (7, 1) ERA: 4.05	0.2		3	0	0	0	0	0	1	0	0	1	0	2	6	0.00	0.000					
Steve Howe, L (8, 1) ERA: 4.05	1.0		6	2	3	2	0	0	1	0	0	0	0	5	9	18.00	2.000					
Charlie Hough, R (9, 1) ERA: 1.29	1.0		4	0	0	0	1	0	0	0	0	0	0	6	6	0.00	0.000					

Houston Astros @ Los Angeles Dodgers  
Dodger Stadium, Los Angeles, CA  
Fri Apr 18 1980, 6:05 PM PST  
Att: 41,112 - Unknown

AB	36
R	7
H	11
RBI	5
BB	7
SO	7
LOB	26



Batter	1	2	3	4	5	6	7	8	9	AB	R	H	RBI	BB	SO	LOB	BOTTOM				
Davey Lopes, R (1, 4) OBP: 0.333, SLG: 0.385										5	0	2	0	0	1	0					
Rudy Law, L (1, 8) OBP: 0.341, SLG: 0.410										5	2	3	0	0	0	2					
Reggie Smith, S (1, 9) OBP: 0.523, SLG: 0.632										5	0	1	0	0	1	4					
Steve Garvey, R (1, 3) OBP: 0.233, SLG: 0.250										5	0	2	1	0	0	2					
Dusty Baker Jr., R (1, 7) OBP: 0.405, SLG: 0.703										5	1	1	0	0	1	3					
Ron Cey, R (1, 5) OBP: 0.388, SLG: 0.412										4	0	1	0	0	2	1					
Derrel Thomas, S (1, 2) OBP: 0.400, SLG: 0.522										4	1	3	1	0	0	0					
Bill Russell, R (1, 6) OBP: 0.188, SLG: 0.138										3	0	1	1	0	0	0					
Dave Goltz, R (1, 1) ERA: 3.29	6.0	W	26	9	3	3	3	0	0	0	0	1	0	32	32	4.50	1.500				
Bobby Castillo, R (7, 1) ERA: 1.8	3.0	S	15	5	1	1	4	0	0	0	0	1	0	23	23	3.00	1.667				
<b>Inning Stats</b>	R: 1 E: 0 K: 0 S: 4	H: 2 LOB: 1 BB: 0 P: 4	R: 1 E: 0 K: 1 S: 6	H: 1 LOB: 0 BB: 0 P: 6	R: 0 E: 0 K: 1 S: 7	H: 2 LOB: 2 BB: 0 P: 7	R: 1 E: 0 K: 0 S: 5	H: 2 LOB: 1 BB: 0 P: 5	R: 0 E: 0 K: 1 S: 5	H: 0 LOB: 0 BB: 0 P: 5	R: 0 E: 0 K: 2 S: 8	H: 1 LOB: 1 BB: 0 P: 8	R: 0 E: 0 K: 1 S: 8	H: 3 LOB: 3 BB: 0 P: 8	R: 1 E: 1 K: 1 S: 7	H: 1 LOB: 1 BB: 0 P: 7	1B: 13 2B: 0 3B: 0 HR: 1	SF: 1 SAC: 0 DP: 0 HBP: 0	WP: 1 PB: 1 SB: 0 CS: 0	PA: 41	
<b>PITCHER</b>	IP	WLS	BF	H	R	ER	SO	BB	IBB	HBP	BLK	WP	HR	S	P	ERA	WHIP				
Ken Forsch, R (1, 1) ERA: 3.29	6.0	W	26	9	3	3	3	0	0	0	0	1	0	32	32	4.50	1.500				
Joaquin Andujar, R (7, 1) ERA: 1.8	3.0	S	15	5	1	1	4	0	0	0	0	1	0	23	23	3.00	1.667				

Houston Astros @ Los Angeles Dodgers  
Dodger Stadium, Los Angeles, CA  
Fri Apr 18 1980, 6:05 PM PST  
Att: 41,112 - Unknown

AB	40
R	4
H	14
RBI	3
BB	0
SO	7
LOB	16





Batter	1	2	3	4	5	6	7	8	9	AB	R	H	RBI	BB	SO	LOB	TOP			
Terry Puhl, L (1,9) OBP: 0.395, SLG: 0.531	F2			1B SH2-3 SF9 BB		1-4-3		P4		3	1	0	0	1	0	0				
Craig Reynolds, L (1,6) OBP: 0.270, SLG: 0.389	K			SH2-3		4-3			K 4-3 5-3	3	0	0	0	0	2	0				
Cesar Cedeno, R (1,8) OBP: 0.351, SLG: 0.333	L1			SF9 1B		6-3			5-3	4	1	1	0	0	0	1				
Joe Morgan, L (1,4) OBP: 0.378, SLG: 0.222		P5		SF9				F9	4-3	3	0	0	1	0	0	1				
Jose Cruz, L (1,7) OBP: 0.512, SLG: 0.548		6-3						F7	K	4	0	1	1	0	1	1				
Enos Cabell, R (1,5) OBP: 0.417, SLG: 0.424								F9		2	0	0	0	1	0	1				
Denny Walling, L (1,3) OBP: 0.429, SLG: 0.364																				
Luis Pujols, R (1,2) OBP: 0.217, SLG: 0.304																				
J.R. Richard, R (1,1) OBP: 0.143, SLG: 0.143																				
<b>Inning Stats</b>	R: 0 E: 0 K: 1 S: 5	H: 0 LOB: 0 BB: 0 P: 5	R: 0 E: 0 K: 0 S: 3	H: 0 LOB: 0 BB: 0 P: 3	R: 0 E: 0 K: 2 S: 7	H: 0 LOB: 0 BB: 0 P: 7	R: 2 E: 0 K: 0 S: 5	H: 2 LOB: 1 BB: 1 P: 9	R: 0 E: 0 K: 1 S: 5	H: 0 LOB: 0 BB: 0 P: 5	R: 0 E: 1 K: 0 S: 3	H: 0 LOB: 1 BB: 1 P: 7	R: 0 E: 0 K: 1 S: 5	H: 0 LOB: 0 BB: 0 P: 5	R: 0 E: 0 K: 2 S: 8	H: 0 LOB: 1 BB: 0 P: 8	1B: 2 2B: 0 3B: 0 HR: 0	SF: 1 SAC: 1 DP: 0 HBP: 0	WP: 0 PB: 1 SB: 0 CS: 0	PA: 32
<b>PITCHER</b>	IP	WLS	BF	H	R	ER	SO	BB	IBB	HBP	BLK	WP	HR	S	P	ERA	WHIP			
Bob Welch, R (1,1) ERA: 1.2	8.0	L	28	2	2	2	5	2	0	0	0	0	0	36	44	2.25	0.500			
Steve Howe, L (9,1) ERA: 3.52	1.0		4	0	0	0	2	0	0	0	0	0	0	8	8	0.00	0.000			

Houston Astros @ Los Angeles Dodgers  
Dodger Stadium, Los Angeles, CA  
Sat Apr 19 1980, 6:05 PM PST  
Att: 50,112 - Unknown



AB	28
R	2
H	2
RBI	2
BB	2
SO	7
LOB	5

Batter	1	2	3	4	5	6	7	8	9	AB	R	H	RBI	BB	SO	LOB	BOTTOM			
Davey Lopes, R (1,4) OBP: 0.306, SLG: 0.349	K			5-3	K			F3		4	0	0	0	0	2	1				
Rudy Law, L (1,8) OBP: 0.333, SLG: 0.381	6-3			F7		4-3			3-1 S BB	3	0	0	0	1	0	0				
Reggie Smith, S (1,9) OBP: 0.500, SLG: 0.595	F8			E 1B		K			3-1	4	0	1	0	0	1	1				
Steve Garvey, R (1,3) OBP: 0.213, SLG: 0.227		K		E9 BB		K			K	4	0	0	0	0	3	2				
Dusty Baker Jr., R (1,7) OBP: 0.391, SLG: 0.650	1-3									3	0	0	0	1	1	1				
Ron Cey, R (1,5) OBP: 0.341, SLG: 0.378	K			P4		6-3			F8	3	0	0	0	0	1	3				
Bill Russell, R (1,6) OBP: 0.200, SLG: 0.129				P6						2	0	0	0	1	1	0				
Steve Yeager, R (1,2) OBP: 0.455, SLG: 0.250				5-3					4-3	2	0	0	0	0	1	1				
Jay Johnstone, L (8,PH) OBP: 0.125, SLG: 0.125										1	0	0	0	0	0	0				
Derrel Thomas, S (9,2) OBP: 0.400, SLG: 0.522										0	0	0	0	0	0	0				
Bob Welch, R (1,1) OBP: 0.333, SLG: 0.333				K						1	0	0	0	0	1	0				
Gary Thomasson, L (8,PH)										1	0	0	0	0	1	0				
Steve Howe, L (9,1)										0	0	0	0	0	0	0				
<b>Inning Stats</b>	R: 0 E: 0 K: 1 S: 5	H: 0 LOB: 0 BB: 0 P: 5	R: 0 E: 0 K: 2 S: 7	H: 0 LOB: 0 BB: 0 P: 7	R: 0 E: 1 K: 0 S: 5	H: 1 LOB: 3 BB: 1 P: 9	R: 0 E: 0 K: 2 S: 7	H: 0 LOB: 0 BB: 0 P: 7	R: 0 E: 0 K: 2 S: 7	H: 0 LOB: 0 BB: 0 P: 7	R: 0 E: 0 K: 1 S: 5	H: 0 LOB: 0 BB: 0 P: 5	R: 0 E: 0 K: 2 S: 8	H: 0 LOB: 1 BB: 1 P: 9	1B: 1 2B: 0 3B: 0 HR: 0	SF: 0 SAC: 1 DP: 0 HBP: 0	WP: 0 PB: 1 SB: 1 CS: 0	PA: 32		
<b>PITCHER</b>	IP	WLS	BF	H	R	ER	SO	BB	IBB	HBP	BLK	WP	HR	S	P	ERA	WHIP			
J.R. Richard, R (1,1) ERA: 0.82	9.0	W	32	1	0	0	12	3	0	0	0	0	0	53	65	0.00	0.444			

Houston Astros @ Los Angeles Dodgers  
Dodger Stadium, Los Angeles, CA  
Sat Apr 19 1980, 6:05 PM PST  
Att: 50,112 - Unknown



AB	28
R	0
H	1
RBI	0
BB	3
SO	12
LOB	9



Batter	1	2	3	4	5	6	7	8	9	AB	R	H	RBI	BB	SO	LOB	TOP			
Rafael Landestoy, S OBP: 0.222, SLG: 0.250 Joe Morgan, L OBP: 0.269, SLG: 0.214	F8					F7	SF7		K	3	0	1	0	0	0	0				
Craig Reynolds, L OBP: 0.298, SLG: 0.375	F2		F5				F8			4	0	1	0	0	0	3				
Terry Puhl, L OBP: 0.357, SLG: 0.472	F9		F2			F8		4-3		4	0	0	0	0	2					
Jose Cruz, L OBP: 0.467, SLG: 0.486		F5		5-3		L3		K		4	0	0	0	1	1					
Denny Walling, L OBP: 0.500, SLG: 0.385		G3		S			G3	FC4		2	0	1	0	2	0	0				
Enos Cabell, R OBP: 0.400, SLG: 0.432		G3		5-3				FC4		4	1	1	0	0	3					
Jeffrey Leonard, R OBP: 0.316, SLG: 0.333				6-3			1B	BLK		3	1	1	1	1	0	1				
Luis Pujols, R OBP: 0.259, SLG: 0.308		K				5-3				3	0	1	0	0	1	2				
Joe Niekro, R OBP: 0.333, SLG: 0.333 Art Howe, R OBP: 0.192, SLG: 0.208			F3			5-3			F8	3	0	1	0	0	0	0				
<b>Inning Stats</b>	R: 0 E: 0 K: 0 S: 3	H: 0 LOB: 0 BB: 0 P: 3	R: 0 E: 0 K: 1 S: 5	H: 0 LOB: 2 BB: 2 P: 13	R: 0 E: 0 K: 0 S: 4	H: 1 LOB: 1 BB: 0 P: 4	R: 0 E: 0 K: 0 S: 3	H: 0 LOB: 1 BB: 1 P: 7	R: 0 E: 0 K: 0 S: 3	H: 0 LOB: 0 BB: 0 P: 3	R: 0 E: 0 K: 0 S: 6	H: 1 LOB: 2 BB: 0 P: 7	R: 0 E: 0 K: 1 S: 6	H: 1 LOB: 1 BB: 0 P: 6	R: 0 E: 0 K: 1 S: 6	H: 1 LOB: 1 BB: 0 P: 6	1B: 5 2B: 3 3B: 0 HR: 0	SF: 1 SAC: 0 DP: 1 HBP: 1	WP: 0 PB: 0 SB: 1 CS: 0	PA: 37
<b>PITCHER</b>	IP	WLS	BF	H	R	ER	SO	BB	IBB	HBP	BLK	WP	HR	S	P	ERA	WHIP			
Rick Sutcliffe, R ERA: 7.98 Jerry Reuss, L ERA: 0.84	6.1		27	5	2	2	1	3	0	1	1	0	0	25	38	2.84	1.263			

Houston Astros @ Los Angeles Dodgers  
Dodger Stadium, Los Angeles, CA  
Sun Apr 20 1980, 3:33 AM PST  
Att: 39,442 - Unknown

AB	32
R	2
H	7
RBI	2
BB	3
SO	3
LOB	14



Batter	1	2	3	4	5	6	7	8	9	AB	R	H	RBI	BB	SO	LOB	BOTTOM			
Davey Lopes, R OBP: 0.308, SLG: 0.391	SF7		5-3		6-3			SH3-4		3	1	1	0	0	0	0				
Rudy Law, L OBP: 0.347, SLG: 0.386	SF7		F8			G6-4-3		S		2	1	1	2	1	0	0				
Dusty Baker Jr., R OBP: 0.380, SLG: 0.605	K			F7		G6-4-3		S		3	0	0	0	1	1	1				
Steve Garvey, R OBP: 0.255, SLG: 0.255	F8			HBP						3	0	2	0	1	0	0				
Ron Cey, R OBP: 0.311, SLG: 0.350		K		F8		5-3		SF8		3	0	0	1	0	1	2				
Rick Monday, L OBP: 0.184, SLG: 0.118		F7		HBP						3	0	0	0	0	2					
Bill Russell, R OBP: 0.184, SLG: 0.118		K		FC6-4						3	0	0	0	0	1	2				
Mike Scioscia, L OBP: 0.333, SLG: 0.667			SH5-4		6-3			F6		3	1	1	0	0	0	0				
Rick Sutcliffe, L OBP: 0.167, SLG: 0.167 Jerry Reuss, L ERA: 2.05		SH5-4		SH5-4		1-4-3		E7		1	0	0	0	0	0	0				
<b>Inning Stats</b>	R: 1 E: 0 K: 1 S: 6	H: 1 LOB: 0 BB: 0 P: 6	R: 0 E: 0 K: 2 S: 7	H: 0 LOB: 0 BB: 0 P: 7	R: 1 E: 0 K: 0 S: 4	H: 1 LOB: 0 BB: 0 P: 4	R: 0 E: 0 K: 0 S: 4	H: 1 LOB: 2 BB: 0 P: 5	R: 0 E: 0 K: 0 S: 3	H: 0 LOB: 0 BB: 0 P: 3	R: 0 E: 0 K: 0 S: 3	H: 1 LOB: 1 BB: 1 P: 7	R: 0 E: 0 K: 0 S: 3	H: 0 LOB: 0 BB: 0 P: 3	R: 2 E: 1 K: 0 S: 5	H: 1 LOB: 2 BB: 2 P: 13	1B: 3 2B: 1 3B: 1 HR: 0	SF: 2 SAC: 2 DP: 1 HBP: 1	WP: 1 PB: 0 SB: 3 CS: 0	PA: 33
<b>PITCHER</b>	IP	WLS	BF	H	R	ER	SO	BB	IBB	HBP	BLK	WP	HR	S	P	ERA	WHIP			
Joe Niekro, R ERA: 2.05	8.0	L	33	5	4	2	3	1	2	1	0	1	0	35	48	2.25	0.750			

Houston Astros @ Los Angeles Dodgers  
Dodger Stadium, Los Angeles, CA  
Sun Apr 20 1980, 3:33 AM PST  
Att: 39,442 - Unknown

AB	25
R	4
H	5
RBI	3
BB	3
SO	3
LOB	7





Batter	1	2	3	4	5	6	7	8	9	AB	R	H	RBI	BB	SO	LOB	TOP			
Darrell Evans, L (1, 5) OBP: 0.347, SLG: 0.381	0-0 SH1-4 E 1B		0-3 K 2		0-0 3-1 1			0-0 1B SH1-4 1B		4	1	2	0	0	1	0	<b>San Francisco Giants @ Los Angeles Dodgers</b> <b>Dodger Stadium, Los Angeles, CA</b> Mon Apr 21 1980, 6:05 PM PST Att: 29,779 - Unknown <a href="http://livebaseballscorecards.com">livebaseballscorecards.com</a>			
Joe Strain, R (1, 4) OBP: 0.455, SLG: 0.455	0-0 SH1-4 1-2		0-3 K 3		0-0 6-3 2			0-0 SH1-4 1-2		2	0	0	0	0	1	0				
Larry Hemdon, R (1, 8) OBP: 0.350, SLG: 0.500	0-0 E7 F8 2-H 1B			0-0 G3 G1 1B 1B				0-0 F8 2-3 1B		4	1	3	0	0	0	0				
Willie McCovey, L (1, 3) OBP: 0.311, SLG: 0.308	0-0 F8 2-3			0-0 G1 1-2 1B				0-0 4-3 1B		4	0	0	0	0	0	3				
Jack Clark, R (1, 9) OBP: 0.317, SLG: 0.257	0-0 5-3			0-0 G3 2-3 1B				0-0 4-0 CS BB 1B		3	0	0	0	1	0	2				
Terry Whitfield, L (1, 7) OBP: 0.300, SLG: 0.333		0-0 L9 1B		0-0 BB 1B				0-0 F7 1-2 1B		3	1	1	1	0	0	1				
Jim Wohlford, R (9, PH) OBP: 0.118, SLG: 0.118									0-0 4-3 1B		1	0	0	0	0	0				
Milt May, L (1, 2) OBP: 0.353, SLG: 0.613		0-0 6-3		0-0 BB 1B				0-0 6-3 1		2	0	0	0	1	0	0				
Mike Ivie, R (9, PH) OBP: 0.333, SLG: 0.500				0-0 BB 1B				0-3 K 2		1	0	0	0	0	1	0				
Johnnie LeMaster, R (1, 6) OBP: 0.244, SLG: 0.244		0-0 P3		0-0 1-2 2-H 1B				0-3 K 2		3	0	1	1	0	1	0				
Vida Blue, S (1, 1) Rennie Stennett, R (7, PH) Greg Minton, S (7, 1)			0-3 K 1	0-3 K 3				0-0 F8 3		2	0	0	0	0	2	2				
<b>Inning Stats</b>	R: 1 E: 1 K: 0 S: 5	H: 2 LOB: 1 BB: 0 P: 5	R: 0 E: 0 K: 0 S: 3	H: 0 LOB: 0 BB: 0 P: 3	R: 0 E: 0 K: 3 S: 9	H: 0 LOB: 0 BB: 0 P: 9	R: 2 E: 0 K: 1 S: 8	H: 3 LOB: 2 BB: 1 P: 12	R: 0 E: 0 K: 0 S: 2	H: 0 LOB: 0 BB: 1 P: 6	R: 0 E: 0 K: 1 S: 5	H: 0 LOB: 0 BB: 0 P: 5	R: 0 E: 0 K: 0 S: 4	H: 2 LOB: 1 BB: 0 P: 4	R: 0 E: 0 K: 1 S: 5	H: 0 LOB: 0 BB: 0 P: 5	1B: 7 2B: 0 3B: 0 HR: 0	SF: 0 SAC: 2 DP: 0 HBP: 0	WP: 0 PB: 0 SB: 0 CS: 1	PA: 34
<b>PITCHER</b>	IP WLS BF H R ER SO BB IBB HBP BLK WP HR S P ERA WHIP																			
Burt Hooton, R (1, 1) ERA: 4.24	7.0 W 27 5 3 3 5 2 0 0 0 0 0 0 35 43 3.86 1.000																			
Steve Howe, L (8, 1) ERA: 2.79	2.0 S 7 2 0 0 1 0 0 0 0 0 0 0 9 9 0.00 1.000																			

Batter	1	2	3	4	5	6	7	8	9	AB	R	H	RBI	BB	SO	LOB	BOTTOM			
Davey Lopes, R (1, 4) OBP: 0.286, SLG: 0.360	0-0 5-3 1	0-0 5-3 2		0-0 P2 2		0-0 6-3 3				4	0	0	0	0	0	1	<b>San Francisco Giants @ Los Angeles Dodgers</b> <b>Dodger Stadium, Los Angeles, CA</b> Mon Apr 21 1980, 6:05 PM PST Att: 29,779 - Unknown <a href="http://livebaseballscorecards.com">livebaseballscorecards.com</a>			
Rudy Law, L (1, 8) OBP: 0.377, SLG: 0.404	0-0 HR 1B	4-0 S BB		0-0 2-3 1B		0-0 4-3 1				3	1	2	0	1	0	0				
Reggie Smith, S (1, 9) OBP: 0.481, SLG: 0.630	0-0 1-H HR	0-3 K 1-2		0-0 F8 3		0-0 3-1 2				4	1	1	2	0	1	3				
Steve Garvey, R (1, 3) OBP: 0.255, SLG: 0.275	0-0 4-3 HR 2B		0-0 F2 1		0-0 F2 1		0-0 6-3 3			4	1	1	0	0	0	0				
Dusty Baker Jr., R (1, 7) OBP: 0.352, SLG: 0.553	0-0 4-3 2-3		0-0 F8 2		0-0 1-4-3 2			0-0 F9 1		4	0	0	0	0	0	1				
Ron Cey, R (1, 5) OBP: 0.347, SLG: 0.429	0-0 HR 3-H 1B		4-0 BB 3		4-0 BB 3			0-0 4-3 2		2	1	1	2	2	0	0				
Bill Russell, R (1, 6) OBP: 0.190, SLG: 0.132	0-0 FC4 1B		0-0 5-3 3		0-3 K 3			0-0 6-3 3		4	0	1	0	0	1	2				
Mike Scioscia, L (1, 2) OBP: 0.333, SLG: 0.500	0-0 FC4 1-2			0-0 1B SH1-4 1B		0-0 F2 1				3	0	1	0	0	0	1				
Burt Hooton, R (1, 1) Steve Howe, L (8, 1)		0-0 F9 1		0-0 SH1-4 1-2		0-0 6-3 2				2	0	0	0	0	0	0				
<b>Inning Stats</b>	R: 4 E: 0 K: 0 S: 8	H: 5 LOB: 1 BB: 0 P: 8	R: 0 E: 0 K: 1 S: 5	H: 0 LOB: 1 BB: 1 P: 9	R: 0 E: 0 K: 0 S: 3	H: 0 LOB: 1 BB: 1 P: 7	R: 0 E: 0 K: 0 S: 5	H: 2 LOB: 2 BB: 0 P: 5	R: 0 E: 0 K: 1 S: 5	H: 0 LOB: 1 BB: 1 P: 9	R: 0 E: 0 K: 0 S: 3	H: 0 LOB: 0 BB: 0 P: 3	R: 0 E: 0 K: 0 S: 3	H: 0 LOB: 0 BB: 0 P: 3	R: 0 E: 0 K: 0 S: 3	H: 0 LOB: 0 BB: 0 P: 3		1B: 4 2B: 1 3B: 0 HR: 2	SF: 0 SAC: 1 DP: 0 HBP: 0	WP: 0 PB: 0 SB: 1 CS: 0
<b>PITCHER</b>	IP WLS BF H R ER SO BB IBB HBP BLK WP HR S P ERA WHIP																			
Vida Blue, L (1, 1) ERA: 3.27	6.0 L 28 7 4 4 2 3 0 0 0 0 0 0 29 41 6.00 1.667																			
Greg Minton, R (7, 1) ERA:	2.0 6 0 0 0 0 0 0 0 0 0 0 0 6 6 0.00 0.000																			


AB	30
R	3
H	7
RBI	2
BB	2
SO	6
LOB	8




AB	30
R	4
H	7
RBI	4
BB	3
SO	2
LOB	8





Batter	1	2	3	4	5	6	7	8	9	AB	R	H	RBI	BB	SO	LOB	TOP					
Darrell Evans, L (1.5) OBP: 0.321, SLG: 0.348	F5		K			F9			1-3	4	0	0	0	0	1	0	<p>San Francisco Giants @ Los Angeles Dodgers Dodger Stadium, Los Angeles, CA Tue Apr 22 1980, 6:05 PM PST Att: 21,691 - Unknown</p> <p>AB 30 R 0 H 4 RBI 0 BB 1 SO 8 LOB 5</p> 					
Terry Whitfield, L (1.7) OBP: 0.294, SLG: 0.323	6-3			K					P4	4	0	1	0	0	1	0						
Larry Hemdon, R (1.8) OBP: 0.341, SLG: 0.476	K			P4		F7			FC5-4 1B	4	0	1	0	0	1	1						
Mike Ivie, R (1.3) OBP: 0.400, SLG: 0.500		CS 1B							F8 FC5-4 1-2	4	0	2	0	0	0	1						
Jack Clark, R (1.9) OBP: 0.318, SLG: 0.243		BB 1-2		K					F3	2	0	0	0	1	1	1						
Rennie Stennett, R (1.4) OBP: 0.300, SLG: 0.342		BB							F8	3	0	0	0	0	0	1						
Milt May, L (1.2) OBP: 0.324, SLG: 0.559				K					F7	3	0	0	0	0	1	1						
Johnnie LeMaster, R (1.6) OBP: 0.234, SLG: 0.233 Roger Metzger, S (8.6) (8.6)			P4			K			4-3	2	0	0	0	0	1	0						
Bob Knepper, L (1.1) OBP: 0.333, SLG: 0.444 Joe Strain, R (6. PH) OBP: 0.417, SLG: 0.417 Tom Griffin, R (6.1) Willie McCovey, L (8. PH) OBP: 0.304, SLG: 0.300 Ed Halicki, R (8.1)			6-3			K			K	1	0	0	0	0	0	0						
<b>Inning Stats</b>	R: 0 E: 0 K: 1 S: 5	H: 0 LOB: 0 BB: 0 P: 5	R: 0 E: 0 K: 1 S: 5	H: 1 LOB: 1 BB: 1 P: 9	R: 0 E: 0 K: 1 S: 5	H: 0 LOB: 0 BB: 0 P: 5	R: 0 E: 0 K: 2 S: 8	H: 1 LOB: 1 BB: 0 P: 8	R: 0 E: 0 K: 1 S: 5	H: 0 LOB: 2 BB: 0 P: 5	R: 0 E: 0 K: 1 S: 6	H: 1 LOB: 1 BB: 0 P: 6	R: 0 E: 0 K: 0 S: 3	H: 0 LOB: 0 BB: 0 P: 3	R: 0 E: 0 K: 1 S: 5	H: 0 LOB: 1 BB: 0 P: 5		R: 0 E: 0 K: 0 S: 4	H: 1 LOB: 1 BB: 0 P: 4	1B: 4 2B: 0 3B: 0 HR: 0	SF: 0 SAC: 0 DP: 0 HBP: 0	WP: 0 PB: 0 SB: 0 CS: 1
<b>PITCHER</b> Don Sutton, R (1.1) ERA: 3.15	IP: 9.0 WLS: W BF: 31 H: 4 R: 0 ER: 0 SO: 8 BB: 1 IBB: 0 HBP: 0 BLK: 0 WP: 0 HR: 0 S: 46 P: 50 ERA: 0.00 WHIP: 0.556																					

Batter	1	2	3	4	5	6	7	8	9	AB	R	H	RBI	BB	SO	LOB	BOTTOM			
Davey Lopes, R (1.4) OBP: 0.295, SLG: 0.352	F4		1B 1B	F5		1B SF8 BB	K			4	2	1	0	1	1	2	<p>San Francisco Giants @ Los Angeles Dodgers Dodger Stadium, Los Angeles, CA Tue Apr 22 1980, 6:05 PM PST Att: 21,691 - Unknown</p> <p>AB 37 R 6 H 12 RBI 5 BB 4 SO 8 LOB 26</p> 			
Rudy Law, L (1.8) OBP: 0.397, SLG: 0.423	5-3		BB 1B 1-2		F8 HR 1B	S 1B			5-3	5	1	3	0	0	0	0				
Reggie Smith, S (1.9) OBP: 0.456, SLG: 0.580	F7		F7		F8 1-3	K 1-2			FC5-4 BB	4	0	0	0	1	1	5				
Steve Garvey, R (1.3) OBP: 0.267, SLG: 0.345		E6 1B	1-2 2H 1B		HR	SF8			FC5-4 1B 1-2	4	1	2	4	0	0	1				
Ron Cey, R (1.5) OBP: 0.377, SLG: 0.432 Mickey Hatcher, R (8. PH) OBP: 0.333, SLG: 0.333 (9.5)					HR 1B E BB	K				2	1	1	0	2	1	1				
Pedro Guerrero, R (1.7) OBP: 0.600, SLG: 0.333 Gary Thomasson, L (7. PH) (8.7)		1-2 1B	1-2 2-3 BB			K			1B 1-2	1	0	1	0	0	0	0				
Bill Russell, R (1.6) OBP: 0.196, SLG: 0.167			K			E 1B			K	3	0	1	0	0	2	5				
Mike Scioscia, L (1.2) OBP: 0.300, SLG: 0.400			K						K	2	0	0	0	0	2	2				
Don Sutton, R (1.1) OBP: 0.125, SLG: 0.125									K	4	1	1	0	0	0	4				
<b>Inning Stats</b>	R: 0 E: 0 K: 0 S: 3	H: 0 LOB: 0 BB: 0 P: 3	R: 0 E: 1 K: 1 S: 7	H: 1 LOB: 2 BB: 0 P: 7	R: 1 E: 0 K: 1 S: 8	H: 3 LOB: 3 BB: 1 P: 12	R: 0 E: 0 K: 0 S: 4	H: 1 LOB: 1 BB: 0 P: 4	R: 3 E: 1 K: 1 S: 9	H: 3 LOB: 2 BB: 1 P: 13	R: 1 E: 0 K: 2 S: 8	H: 1 LOB: 1 BB: 1 P: 12	R: 1 E: 0 K: 2 S: 9	H: 2 LOB: 1 BB: 0 P: 9	R: 0 E: 0 K: 1 S: 6	H: 1 LOB: 2 BB: 1 P: 10		1B: 10 2B: 1 3B: 0 HR: 1	SF: 1 SAC: 0 DP: 0 HBP: 0	WP: 0 PB: 0 SB: 3 CS: 0
<b>PITCHER</b> Bob Knepper, L (1.1) ERA: 4.67 Tom Griffin, R (6.1) ERA: 8.43 Ed Halicki, R (8.1) ERA:	IP: 5.0 WLS: L BF: 27 H: 8 R: 4 ER: 3 SO: 3 BB: 2 IBB: 0 HBP: 0 BLK: 0 WP: 0 HR: 1 S: 31 P: 39 ERA: 5.40 WHIP: 2.000																			



Batter	1	2	3	4	5	6	7	8	9	AB	R	H	RBI	BB	SO	LOB	TOP					
Darrell Evans, L OBP: 0.298, SLG: 0.320	F9		F8		4-3		6-3			4	0	0	0	0	0	1	<b>San Francisco Giants @ Los Angeles Dodgers</b> <b>Dodger Stadium, Los Angeles, CA</b> Wed Apr 23 1980, 6:05 PM PST Att: 24,822 - Unknown					
Terry Whitfield, L OBP: 0.289, SLG: 0.314	FC5-4 1B		1-3			4-3		4-3		4	0	1	0	0	0	0						
Larry Hemdon, R OBP: 0.333, SLG: 0.457	FC5-4 FC5-4 1-2		1B			4-3		F8		4	0	1	0	0	0	1						
Mike Ivie, R OBP: 0.357, SLG: 0.429	FC5-4 1-2		K			BB 1B		F9		4	0	1	0	0	1	2						
Jack Clark, R OBP: 0.333, SLG: 0.231		K			G6-4-3 BB			F2		2	0	0	0	2	1	0						
Rennie Stennett, R OBP: 0.295, SLG: 0.357		6-3			G6-4-3 1-2		FC6-4 1-2			4	0	1	0	0	0	3						
Milt May, L OBP: 0.366, SLG: 0.556 Bill North, S OBP: 0.448, SLG: 0.333		1B BB			K			FC5-4 1B		2	0	1	0	2	1	0						
Johnnie LeMaster, R OBP: 0.240, SLG: 0.239 Roger Metzger, S							5-3	P3		3	0	1	0	0	0	1						
Ed Whitson, R Ed Halicki, R Joe Strain, R Gary Lavelle, S		1-3					K	FC5-4 1-2		1	0	0	0	0	0	2						
										1	0	0	0	0	1	0						
										1	0	0	0	0	1	0						
										0	0	0	0	0	0	1						
<b>Inning Stats</b>	R: 0 E: 0 K: 0 S: 4	H: 1 LOB: 1 BB: 0 P: 4	R: 0 E: 0 K: 1 S: 6	H: 1 LOB: 2 BB: 1 P: 10	R: 0 E: 0 K: 1 S: 6	H: 1 LOB: 1 BB: 0 P: 6	R: 0 E: 0 K: 1 S: 4	H: 0 LOB: 0 BB: 0 P: 8	R: 0 E: 0 K: 0 S: 5	H: 0 LOB: 0 BB: 0 P: 5	R: 0 E: 0 K: 0 S: 4	H: 1 LOB: 2 BB: 1 P: 8	R: 0 E: 0 K: 0 S: 3	H: 1 LOB: 1 BB: 0 P: 4	R: 0 E: 0 K: 0 S: 3	H: 0 LOB: 2 BB: 1 P: 7	R: 0 E: 0 K: 0 S: 3	H: 1 LOB: 2 BB: 1 P: 7	1B: 5 2B: 1 3B: 0 HR: 0	SF: 0 SAC: 0 DP: 2 HBP: 0	WP: 0 PB: 0 SB: 1 CS: 0	PA: 35
<b>PITCHER</b> Dave Goltz, R ERA: 3.22	IP: 9.0 WLS: W BF: 35 H: 6 R: 0 ER: 0 SO: 4 BB: 4 IBB: 0 HBP: 0 BLK: 0 WP: 0 HR: 0 S: 39 P: 55 ERA: 0.00 WHIP: 1.111																					

Batter	1	2	3	4	5	6	7	8	9	AB	R	H	RBI	BB	SO	LOB	BOTTOM			
Davey Lopes, R OBP: 0.295, SLG: 0.352 Derrel Thomas, S OBP: 0.400, SLG: 0.481	G3 SF7 1B			1B HBP		1-3		F8		0	0	0	0	0	0	0	<b>San Francisco Giants @ Los Angeles Dodgers</b> <b>Dodger Stadium, Los Angeles, CA</b> Wed Apr 23 1980, 6:05 PM PST Att: 24,822 - Unknown			
Rudy Law, L OBP: 0.397, SLG: 0.421	G3 1-3		G3 1B				6-3	6-3		5	1	2	1	0	0	3				
Reggie Smith, S OBP: 0.426, SLG: 0.547	SF7 3-H		G3 1-3				K2-3			3	0	0	1	0	1	3				
Steve Garvey, R OBP: 0.281, SLG: 0.356	K						6-3			4	0	2	1	0	1	0				
Dusty Baker Jr., R OBP: 0.345, SLG: 0.529			4-3				F7			4	0	1	0	0	0	0				
Ron Cey, R OBP: 0.351, SLG: 0.396			5-3				E3 1B SF9			4	1	0	0	0	1	2				
Bill Russell, R OBP: 0.240, SLG: 0.200								P2		3	1	2	0	1	0	0				
Mike Scioscia, L OBP: 0.357, SLG: 0.417								SF9		2	0	1	1	1	0	0				
Dave Goltz, R OBP: 0.250, SLG: 0.143								K		3	0	1	0	1	2	3				
										1B: 10 2B: 0 3B: 0 HR: 0	SF: 2 SAC: 0 DP: 0 HBP: 1	WP: 0 PB: 0 SB: 4 CS: 0	PA: 38							
<b>Inning Stats</b>	R: 1 E: 0 K: 1 S: 6	H: 1 LOB: 0 BB: 0 P: 6	R: 0 E: 0 K: 0 S: 3	H: 0 LOB: 3 BB: 3 P: 15	R: 1 E: 0 K: 0 S: 4	H: 2 LOB: 0 BB: 0 P: 4	R: 2 E: 1 K: 1 S: 8	H: 2 LOB: 2 BB: 0 P: 9	R: 0 E: 0 K: 1 S: 5	H: 0 LOB: 0 BB: 0 P: 5	R: 0 E: 0 K: 0 S: 4	H: 1 LOB: 1 BB: 0 P: 4	R: 0 E: 0 K: 1 S: 7	H: 2 LOB: 2 BB: 0 P: 7	R: 0 E: 0 K: 1 S: 7	H: 2 LOB: 2 BB: 0 P: 7	1B: 10 2B: 0 3B: 0 HR: 0	SF: 2 SAC: 0 DP: 0 HBP: 1	WP: 0 PB: 0 SB: 4 CS: 0	PA: 38
<b>PITCHER</b> Ed Whitson, R ERA: 5.0 Ed Halicki, R Gary Lavelle, L ERA: 4.76	IP: 3.2 WLS: L BF: 20 H: 5 R: 4 ER: 2 SO: 2 BB: 2 IBB: 1 HBP: 1 BLK: 0 WP: 0 HR: 0 S: 20 P: 33 ERA: 4.91 WHIP: 1.909																			



Batter	1	2	3	4	5	6	7	8	9	10	AB	R	H	RBI	BB	SO	LOB	TOP	
<b>Darrell Evans, L</b> (1, 5) OBP: 0.290, SLG: 0.309	F5		4-3					4-3		K	5	0	1	0	0	1	0	<b>San Francisco Giants @ Los Angeles Dodgers</b> <b>Dodger Stadium, Los Angeles, CA</b> Thu Apr 24 1980, 6:05 PM PST Att: 30,687 - Unknown	
<b>Terry Whitfield, L</b> (1, 7) OBP: 0.268, SLG: 0.289	F7		1-3					L1			3	0	0	0	0	0	1		
<b>Jim Whitford, R</b> (8, PH) OBP: 0.158, SLG: 0.158										1B	2	0	1	0	0	0	0		
<b>Larry Hemdon, R</b> (1, 8) OBP: 0.302, SLG: 0.412	K		K					6-3		K	5	0	0	0	0	4	1		
<b>Mike Ivie, R</b> (1, 3) OBP: 0.389, SLG: 0.444					F8						4	1	2	0	0	0	0		
<b>Jack Clark, R</b> (1, 9) OBP: 0.346, SLG: 0.310										1B	3	1	1	1	1	0	1		
<b>Rennie Stennett, R</b> (1, 4) OBP: 0.282, SLG: 0.348											4	0	1	0	0	0	2		
<b>Milt May, L</b> (1, 2) OBP: 0.386, SLG: 0.541											1	0	0	0	2	0	0		
<b>Mike Sadek, R</b> (7, PR)											0	0	0	0	0	0	0		
<b>Marc Hill, R</b> (9, PH) OBP: 0.231, SLG: 0.231											1	0	0	0	0	0	2		
<b>Johnnie LeMaster, R</b> (1, 6) OBP: 0.222, SLG: 0.224											3	0	0	1	0	1	3		
<b>John Montefusco, R</b> (1, 11) OBP: 0.222, SLG: 0.125											2	0	0	0	0	0	2		
<b>Willie McCovey, L</b> (7, PH) OBP: 0.295, SLG: 0.295											1	0	0	0	0	1	1		
<b>Al Holland, R</b> (7, 1)											0	0	0	0	0	0	0		
<b>Greg Minton, S</b> (8, 1)											0	0	0	0	0	0	0		
<b>Bill North, S</b> (10, PH) OBP: 0.033, SLG: 0.318											1	0	0	0	0	0	0		
<b>Gary Lavelle, S</b> (10, 1)											0	0	0	0	0	0	0		
<b>Randy Moffitt, R</b> (10, 1)											0	0	0	0	0	0	0		
<b>Inning Stats</b>	R: 0 E: 0 K: 1 S: 5	H: 0 LOB: 0 BB: 0 P: 5	R: 1 E: 0 K: 0 S: 5	H: 2 LOB: 2 BB: 1 P: 9	R: 0 E: 0 K: 1 S: 5	H: 0 LOB: 0 BB: 0 P: 5	R: 1 E: 0 K: 0 S: 4	H: 1 LOB: 0 BB: 0 P: 4	R: 0 E: 0 K: 1 S: 5	H: 0 LOB: 0 BB: 0 P: 5	R: 0 E: 0 K: 1 S: 5	H: 0 LOB: 1 BB: 1 P: 9	R: 0 E: 0 K: 1 S: 6	H: 1 LOB: 2 BB: 1 P: 10	R: 0 E: 0 K: 2 S: 8	H: 1 LOB: 1 BB: 0 P: 8	1B: 5 2B: 0 3B: 0 HR: 1	SF: 1 SAC: 0 DP: 0 HBP: 0	WP: 0 PA: 39 PB: 0 SB: 0 CS: 0
<b>PITCHER</b>	IP 7.0	WLS 27	H 4	R 2	ER 2	SO 4	BB 2	IBB 0	HBP 0	BLK 0	WP 0	HR 1	S 33	P 41	ERA 2.57	WHIP 0.857			
<b>Bob Welch, R</b> (1, 1) ERA: 1.64																			
<b>Jerry Reuss, L</b> (8, 1) ERA: 0.66	IP 3.0	WLS 12	H 2	R 0	ER 0	SO 3	BB 1	IBB 0	HBP 0	BLK 0	WP 0	HR 0	S 17	P 21	ERA 0.00	WHIP 1.000			

AB	35
R	2
H	6
RBI	2
BB	3
SO	7
LOB	13



Batter	1	2	3	4	5	6	7	8	9	10	AB	R	H	RBI	BB	SO	LOB	BOTTOM	
<b>Derrel Thomas, S</b> (1, 4) OBP: 0.429, SLG: 0.516	F7										4	0	2	1	1	0	1	<b>San Francisco Giants @ Los Angeles Dodgers</b> <b>Dodger Stadium, Los Angeles, CA</b> Thu Apr 24 1980, 6:05 PM PST Att: 30,687 - Unknown	
<b>Rudy Law, L</b> (1, 8) OBP: 0.382, SLG: 0.403	F9		4-3								5	0	1	0	0	0	3		
<b>Reggie Smith, S</b> (1, 9) OBP: 0.439, SLG: 0.596	F9										4	2	2	1	1	0	2		
<b>Steve Garvey, R</b> (1, 3) OBP: 0.275, SLG: 0.344											5	1	1	0	0	0	1		
<b>Dusty Baker Jr., R</b> (1, 7) OBP: 0.333, SLG: 0.554											5	1	1	3	0	0	1		
<b>Ron Cay, R</b> (1, 5) OBP: 0.393, SLG: 0.440											2	0	2	0	2	0	0		
<b>Bill Russell, R</b> (1, 6) OBP: 0.241, SLG: 0.204											4	1	1	0	0	0	4		
<b>Mike Scioscia, L</b> (1, 2) OBP: 0.313, SLG: 0.357											2	0	0	0	0	0	1		
<b>Steve Yeager, R</b> (7, PH) OBP: 0.462, SLG: 0.300											2	0	1	0	0	0	0		
<b>Bob Welch, R</b> (1, 1) OBP: 0.167, SLG: 0.167											3	0	0	0	0	1	2		
<b>Pedro Guerrero, R</b> (7, PR) OBP: 0.600, SLG: 0.333											0	0	0	0	0	0	0		
<b>Jerry Reuss, L</b> (8, 1)											1	0	0	0	0	0	0		
<b>Inning Stats</b>	R: 0 E: 0 K: 0 S: 3	H: 0 LOB: 0 BB: 0 P: 3	R: 0 E: 0 K: 0 S: 4	H: 1 LOB: 1 BB: 0 P: 4	R: 0 E: 0 K: 0 S: 4	H: 1 LOB: 1 BB: 0 P: 4	R: 1 E: 0 K: 0 S: 4	H: 2 LOB: 1 BB: 0 P: 4	R: 1 E: 0 K: 1 S: 8	H: 3 LOB: 2 BB: 0 P: 8	R: 0 E: 0 K: 0 S: 3	H: 1 LOB: 1 BB: 0 P: 4	R: 0 E: 0 K: 0 S: 2	H: 0 LOB: 0 BB: 1 P: 6	R: 3 E: 0 K: 0 S: 4	H: 3 LOB: 0 BB: 0 P: 4	1B: 7 2B: 2 3B: 0 HR: 2	SF: 0 SAC: 0 DP: 0 HBP: 0	WP: 0 PA: 42 PB: 0 SB: 1 CS: 1
<b>PITCHER</b>	IP 6.0	WLS 25	H 7	R 2	ER 2	SO 1	BB 1	IBB 0	HBP 0	BLK 0	WP 0	HR 1	S 26	P 30	ERA 3.00	WHIP 1.333			
<b>John Montefusco, R</b> (1, 1) ERA: 3.86																			
<b>Al Holland, L</b> (7, 1)	IP 1.0	WLS 5	H 1	R 0	ER 0	SO 0	BB 1	IBB 0	HBP 0	BLK 0	WP 0	HR 0	S 4	P 8	ERA 0.00	WHIP 2.000			
<b>Greg Minton, R</b> (8, 1)	IP 2.0	WLS 7	H 0	R 0	ER 0	SO 0	BB 1	IBB 1	HBP 0	BLK 0	WP 0	HR 0	S 5	P 13	ERA 0.00	WHIP 0.500			
<b>Gary Lavelle, L</b> (10, 1)	IP 0.1	WLS L	H 2	R 1	ER 1	SO 0	BB 0	IBB 0	HBP 0	BLK 0	WP 0	HR 0	S 2	P 2	ERA 27.00	WHIP 3.000			
<b>Randy Moffitt, R</b> (10, 1) ERA: 7.71	IP 0.0	WLS 2	H 2	R 2	ER 2	SO 0	BB 0	IBB 0	HBP 0	BLK 0	WP 0	HR 1	S 2	P 2	ERA ∞	WHIP ∞			

AB	37
R	5
H	11
RBI	5
BB	4
SO	1
LOB	15





Batter	1	2	3	4	5	6	7	8	9	AB	R	H	RBI	BB	SO	LOB	TOP										
Ozzie Smith, S (1, 6) OBP: 0.358, SLG: 0.315	G3		1-H 2B		5-3		G3 S BB		F8	4	0	1	0	1	0	2	<b>San Diego Padres @ Los Angeles Dodgers</b> Dodger Stadium, Los Angeles, CA Fri Apr 25 1980, 6:05 PM PST Att: 39,720 - Unknown <a href="http://livebaseballscorecards.com">livebaseballscorecards.com</a>										
Dave Cash, R (1, 4) OBP: 0.286, SLG: 0.273	6-3			6-3	1B 8-2 2B		K		5-3	5	0	1	0	0	1	3											
Gene Richards, L (1, 7) OBP: 0.254, SLG: 0.298 Kurt Bevacqua, R (9, PH) OBP: 0.364, SLG: 0.500	K			L6	2-3 1B		G3		5-3	4	0	1	0	0	1	1											
Dave Winfield, R (1, 9) OBP: 0.387, SLG: 0.440		4-3		HR	8-2		4-3			4	1	1	1	0	0	3											
Willie Montanez, L (1, 3) OBP: 0.298, SLG: 0.434	P6			1B 2B		P4		P5		4	1	1	0	0	0	0											
Jerry Mumphrey, S (1, 8) OBP: 0.294, SLG: 0.239	K			2H 1B		1B		K2-3		4	1	2	1	0	2	0											
Bill Fahey, L (1, 2) OBP: 0.280, SLG: 0.250			G3	2H 1B		1-2 1B		F8		4	0	2	1	0	0	0											
Aurelio Rodriguez, R (1, 5) OBP: 0.273, SLG: 0.238 Von Joshua, L (9, PH) OBP: 0.286, SLG: 0.286			2B 1B		BB		F7		PB 1B	2	0	1	0	1	0	2											
Rick Wise, R (1, 1) OBP: 0.286, SLG: 0.333 Dennis Kinney, L (7, 1)			K		K		F7		PB 1B	3	0	0	0	0	2	5											
Steve Mura, R (7, 1) OBP: 0.500, SLG: 1.000 Jerry Turner, L (9, PH) OBP: 0.381, SLG: 0.316									1-2 1B	1	0	1	0	0	0	0											
<b>Inning Stats</b>	R: 0 E: 0 K: 1 S: 5	H: 0 LOB: 0 BB: 0 P: 5	R: 0 E: 0 K: 1 S: 5	H: 0 LOB: 0 BB: 0 P: 5	R: 0 E: 0 K: 1 S: 6	H: 2 LOB: 2 BB: 0 P: 6	R: 3 E: 0 K: 1 S: 9	H: 4 LOB: 2 BB: 1 P: 13	R: 0 E: 0 K: 0 S: 4	H: 2 LOB: 1 BB: 0 P: 4	R: 0 E: 0 K: 1 S: 5	H: 0 LOB: 0 BB: 1 P: 9	R: 0 E: 0 K: 1 S: 5	H: 0 LOB: 0 BB: 0 P: 5	R: 0 E: 0 K: 0 S: 5	H: 2 LOB: 2 BB: 0 P: 5	1B: 8 2B: 4 3B: 0 HR: 1	SF: 0 SAC: 0 DP: 1 HBP: 0	WP: 0 PB: 1 SB: 1 CS: 0	PA: 39							
<b>PITCHER</b>	IP	WLS	BF	H	R	ER	SO	BB	IBB	HBP	BLK	WP	HR	S	P	ERA	WHIP										
Rick Sutcliffe, R (1, 1) ERA: 6.97	6.0		28	10	3	3	4	2	0	0	0	0	1	34	42	4.50	2.000										
Bobby Castillo, R (7, 1) ERA: 3.52	1.0	W	3	0	0	0	1	0	0	0	0	0	0	5	5	0.00	0.000										
Charlie Hough, R (8, 1) ERA: 1.04	1.2		7	2	0	0	1	0	0	0	0	0	0	9	9	0.00	1.200										
Steve Howe, L (9, 1) ERA: 2.7	0.1	S	1	0	0	0	0	0	0	0	0	0	0	1	1	0.00	0.000										

Batter	1	2	3	4	5	6	7	8	9	AB	R	H	RBI	BB	SO	LOB	BOTTOM										
Davey Lopes, R (1, 4) OBP: 0.292, SLG: 0.345	F7		G4-6-3 1-2		K		2B 1B			4	1	1	0	0	1	1	<b>San Diego Padres @ Los Angeles Dodgers</b> Dodger Stadium, Los Angeles, CA Fri Apr 25 1980, 6:05 PM PST Att: 39,720 - Unknown <a href="http://livebaseballscorecards.com">livebaseballscorecards.com</a>										
Rudy Law, L (1, 8) OBP: 0.366, SLG: 0.385 Rick Monday, L (7, 8)	K		F8		4-3		HR 2B			3	0	0	0	0	1	0											
Pedro Guerrero, R (7, PH) OBP: 0.697, SLG: 0.750 Charlie Hough, R (8, 1)	K						HR 2B			1	1	1	1	0	0	0											
Steve Yeager, R (9, 2) OBP: 0.482, SLG: 0.300							HR IBB			0	0	0	0	0	0	0											
Reggie Smith, S (1, 9) OBP: 0.443, SLG: 0.633	F9			HR	4-3		HR IBB			3	2	1	1	1	0	0											
Steve Garvey, R (1, 3) OBP: 0.274, SLG: 0.382		1-3		F9		K	HR			4	1	1	3	0	1	0											
Dusty Baker Jr., R (1, 7) OBP: 0.343, SLG: 0.600					HR	P6	K			4	1	2	1	0	1	0											
Ron Cey, R (1, 5) OBP: 0.415, SLG: 0.442					6-3		FC4-6 BB		SH1-3 BB	2	0	1	0	2	0	0											
Bill Russell, R (1, 6) OBP: 0.283, SLG: 0.231					1B		FC4-6 1-2		SH1-3	3	0	2	0	0	0	1											
Mike Scioscia, L (1, 2) OBP: 0.300, SLG: 0.333 Steve Howe, L (9, 1)									P5	4	0	1	0	0	1	3											
Rick Sutcliffe, L (1, 1) OBP: 0.250, SLG: 0.250 Bobby Castillo, R (7, 1)									5-3	2	0	1	0	0	0	0											
Jay Johnstone, L (7, PH) OBP: 0.111, SLG: 0.111 Derrel Thomas, S (8, 8) OBP: 0.417, SLG: 0.500					K				4-3	1	0	0	0	0	0	0											
<b>Inning Stats</b>	R: 0 E: 0 K: 1 S: 5	H: 0 LOB: 0 BB: 0 P: 5	R: 0 E: 0 K: 0 S: 5	H: 3 LOB: 2 BB: 0 P: 5	R: 0 E: 0 K: 0 S: 3	H: 1 LOB: 0 BB: 0 P: 3	R: 2 E: 0 K: 1 S: 9	H: 4 LOB: 2 BB: 0 P: 9	R: 0 E: 0 K: 1 S: 5	H: 0 LOB: 1 BB: 0 P: 5	R: 0 E: 0 K: 1 S: 5	H: 0 LOB: 1 BB: 1 P: 9	R: 4 E: 0 K: 1 S: 8	H: 3 LOB: 0 BB: 1 P: 12	R: 0 E: 0 K: 1 S: 5	H: 0 LOB: 1 BB: 1 P: 9	1B: 7 2B: 1 3B: 0 HR: 3	SF: 0 SAC: 1 DP: 1 HBP: 0	WP: 0 PB: 0 SB: 0 CS: 1	PA: 36							
<b>PITCHER</b>	IP	WLS	BF	H	R	ER	SO	BB	IBB	HBP	BLK	WP	HR	S	P	ERA	WHIP										
Rick Wise, R (1, 1) ERA: 5.89	6.2		28	9	3	3	4	1	0	0	0	0	2	35	39	4.05	1.500										
Dennis Kinney, L (7, 1) ERA: 10.38	0.0	L	1	1	0	0	0	0	0	0	0	0	0	1	1	∞	∞										
Steve Mura, R (7, 1) ERA: 2.38	1.1		7	1	3	3	2	1	1	0	0	0	1	9	17	20.25	1.500										





Batter	1	2	3	4	5	6	7	8	9	AB	R	H	RBI	BB	SO	LOB	TOP																			
Ozzie Smith, S (1,6) OBP: 0.366, SLG: 0.316	F8		K			BB		SF8 1B		3	1	1	0	1	1	0																				
Dave Cash, R (1,4) OBP: 0.299, SLG: 0.288	F7			6-3		BB		1B		4	0	2	0	0	0	0																				
Gene Richards, L (1,7) OBP: 0.242, SLG: 0.283	4-3			6-3						3	0	0	0	0	0	2																				
Kurt Bevacqua, R (6,PH) OBP: 0.333, SLG: 0.500				6-3						0	0	0	1	0	0	0																				
Von Joshua, L (8,7) OBP: 0.286, SLG: 0.286										0	0	0	0	0	0	0																				
Dave Winfield, R (1,9) OBP: 0.379, SLG: 0.426		F8		F7						4	0	1	1	0	1	0																				
Willie Montanez, L (1,3) OBP: 0.279, SLG: 0.404		1-3			F8					4	0	0	0	0	2																					
Jerry Mumphrey, S (1,8) OBP: 0.327, SLG: 0.300						4-3 1B				4	1	3	0	0	2																					
Bill Fahey, L (1,2) OBP: 0.250, SLG: 0.259										3	0	1	1	0	0	2																				
Paul Dade, R (7,PR) OBP: 0.286, SLG: 0.250	F7			4-3						0	0	0	0	0	0	0																				
Rolie Fingers, R (7,1)										1	0	0	0	0	1	0																				
Aurelio Rodriguez, R (1,5) OBP: 0.250, SLG: 0.217										2	0	0	0	0	1	1																				
Jerry Turner, L (7,PH) OBP: 0.364, SLG: 0.300										1	0	0	0	0	1	1																				
Gene Tenace, R (7,2) OBP: 0.365, SLG: 0.467				K2-3						1	0	0	0	0	0	0																				
Gary Lucas, L (1,1) OBP: 0.200, SLG: 0.200										2	0	0	0	0	1	0																				
Barry Evans, R (7,5) OBP: 0.467, SLG: 0.333				6-3						1	1	0	0	1	0	0																				
<b>Inning Stats</b>	R: 0 E: 0 K: 0 S: 3	H: 0 LOB: 0 BB: 0 P: 3	R: 0 E: 0 K: 0 S: 4	H: 1 LOB: 1 BB: 0 P: 4	R: 0 E: 0 K: 2 S: 7	H: 0 LOB: 0 BB: 0 P: 7	R: 0 E: 0 K: 0 S: 3	H: 0 LOB: 0 BB: 0 P: 3	R: 0 E: 0 K: 0 S: 4	H: 1 LOB: 1 BB: 0 P: 4	R: 0 E: 0 K: 1 S: 5	H: 1 LOB: 1 BB: 1 P: 9	R: 1 E: 0 K: 2 S: 9	H: 2 LOB: 1 BB: 0 P: 9	R: 2 E: 0 K: 0 S: 6	H: 3 LOB: 2 BB: 1 P: 10	R: 0 E: 0 K: 1 S: 5	H: 0 LOB: 0 BB: 0 P: 5	1B: 7 2B: 1 3B: 0 HR: 0	SF: 1 SAC: 0 DP: 1 HBP: 0	WP: 0 PB: 0 SB: 0 CS: 0	PA: 36														
<b>PITCHER</b>	IP WLS BF H R ER SO BB IBB HBP BLK WP HR S P ERA WHIP																																			
Burt Hooton, R (1,1) ERA: 4.13	7.0	28	6	3	3	5	2	0	0	0	0	0	0	36	44	3.86	1.143																			
Steve Howe, L (8,1) ERA: 2.51	0.1	2	1	0	0	0	0	0	0	0	0	0	0	2	2	0.00	3.000																			
Joe Beckwith, R (8,1) ERA:	1.2	W	6	1	0	0	1	0	0	0	0	0	0	8	8	0.00	0.600																			

San Diego Padres @ Los Angeles Dodgers  
Dodger Stadium, Los Angeles, CA  
Sat Apr 26 1980, 7:05 PM PST  
Att: 48,568 - Unknown

AB 33  
R 3  
H 8  
RBI 3  
BB 2  
SO 6  
LOB 10



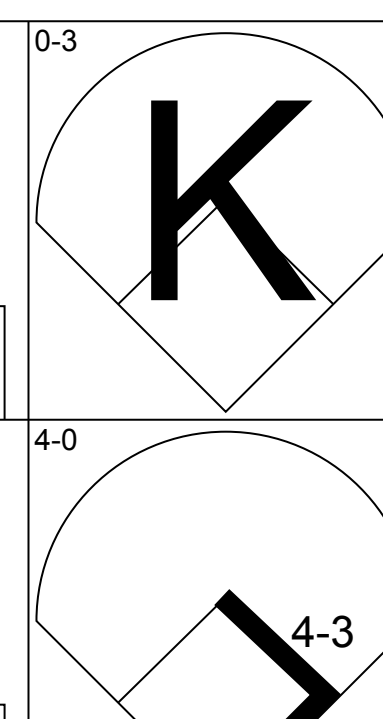
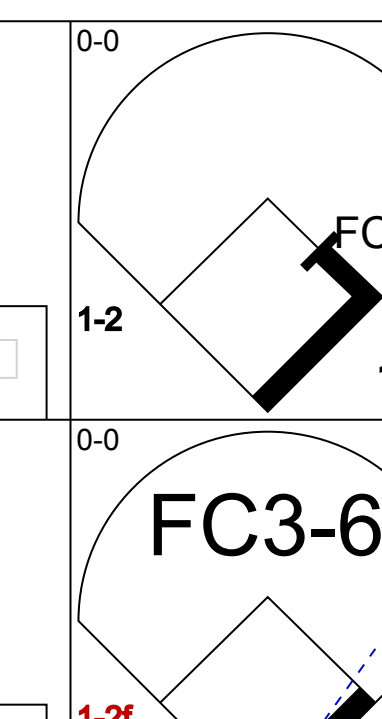
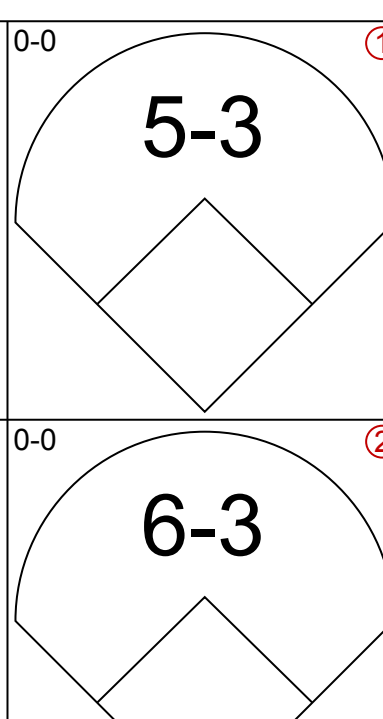
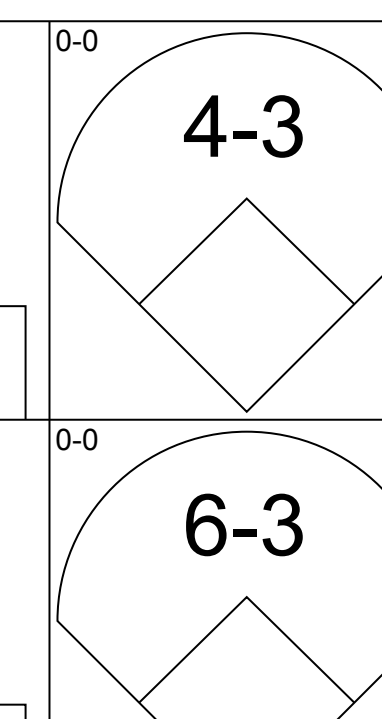

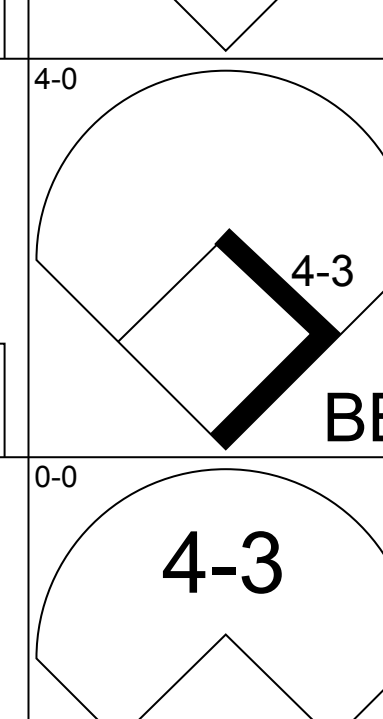
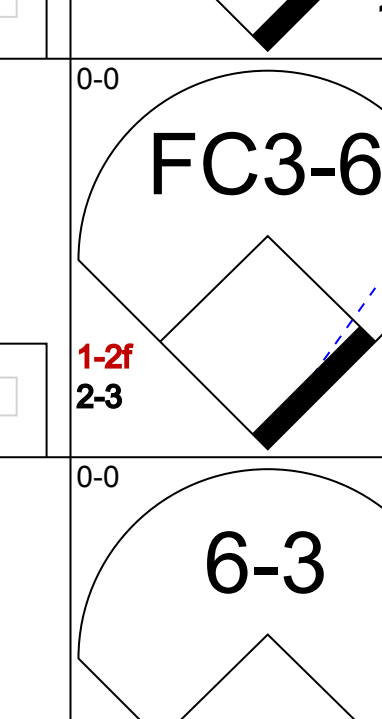
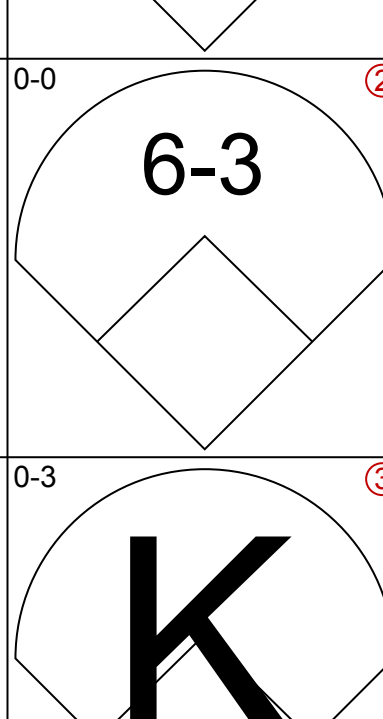
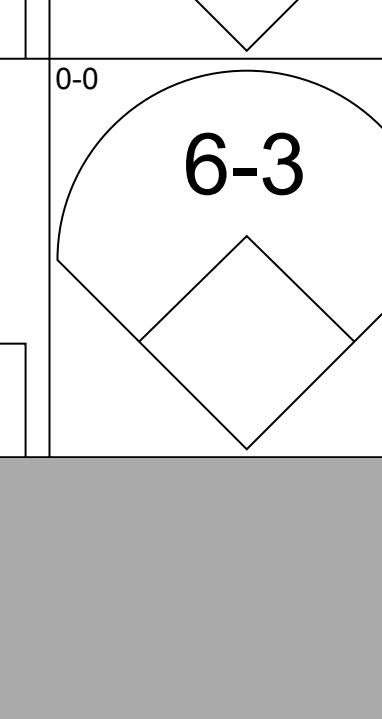
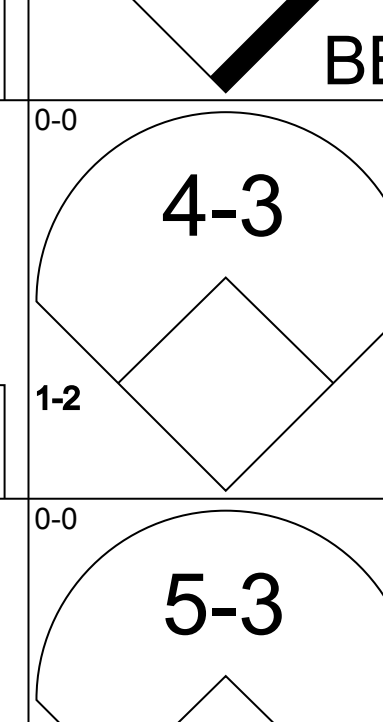
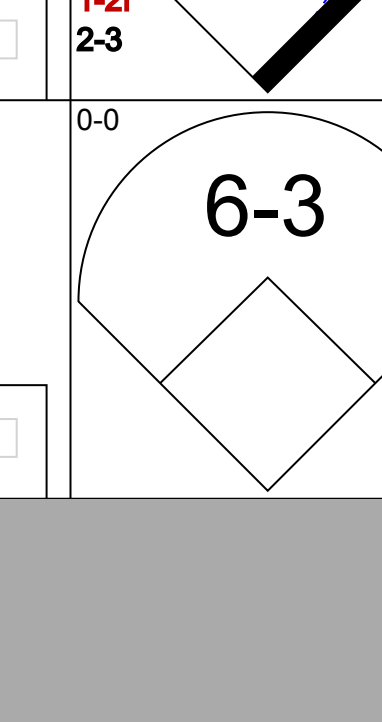
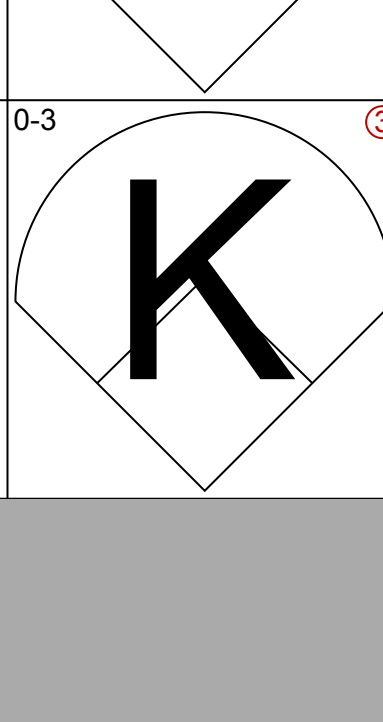
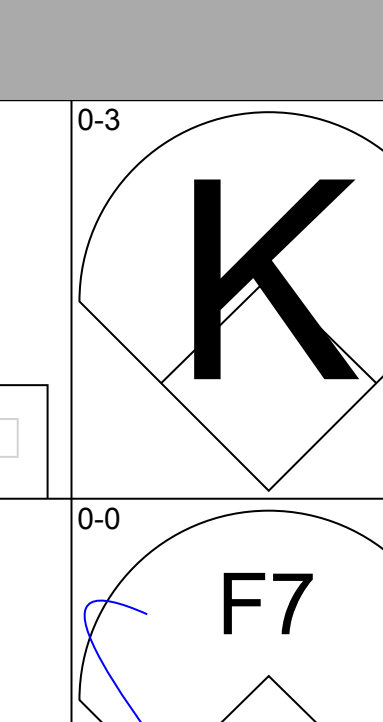
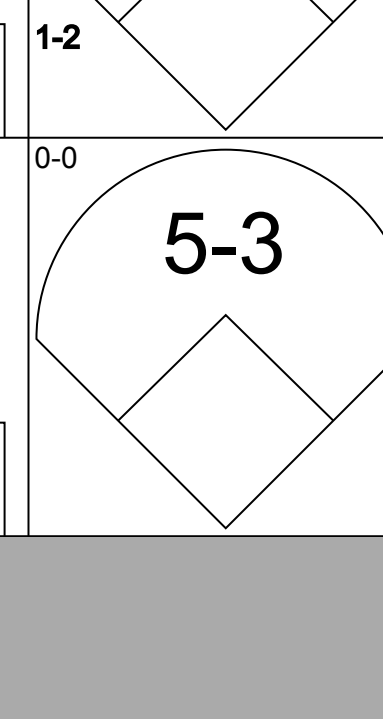
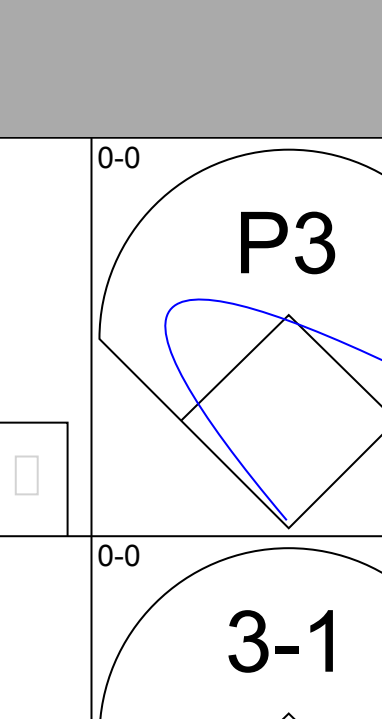
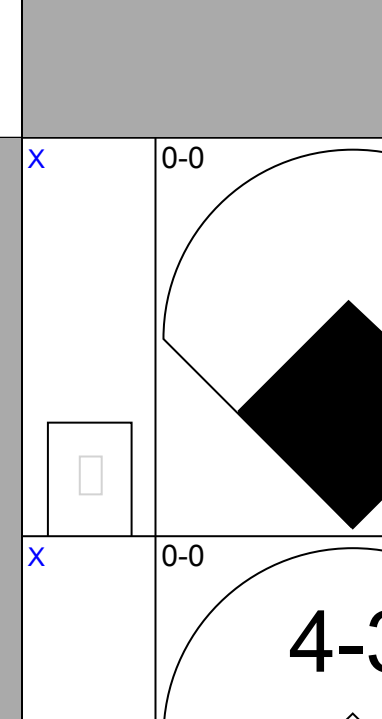
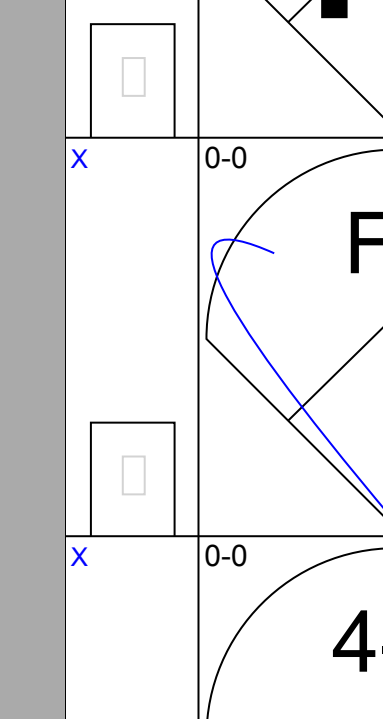
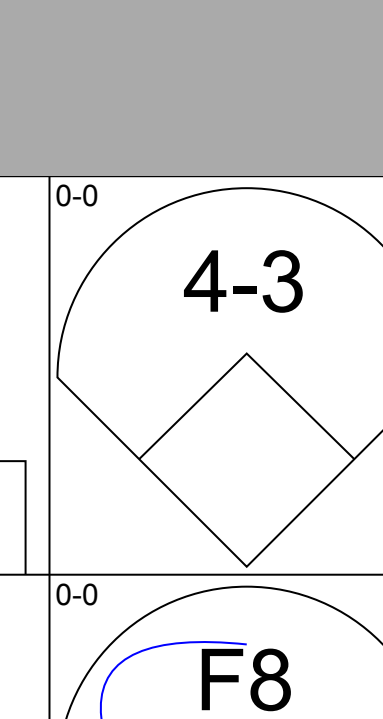
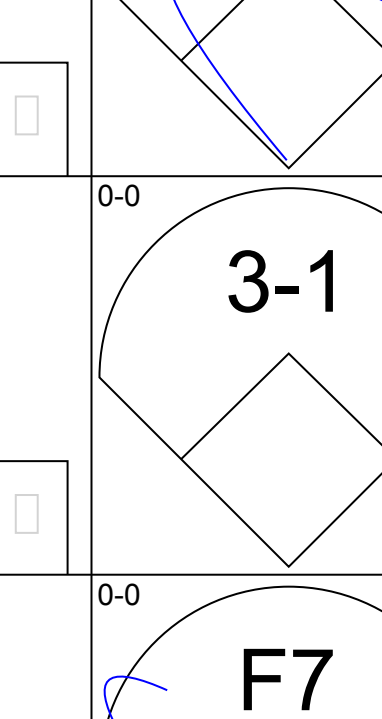
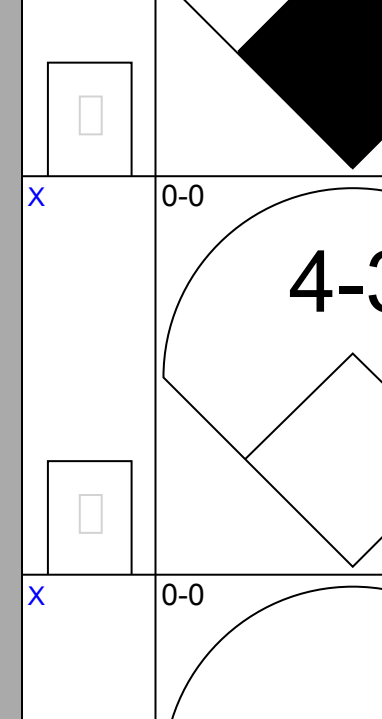
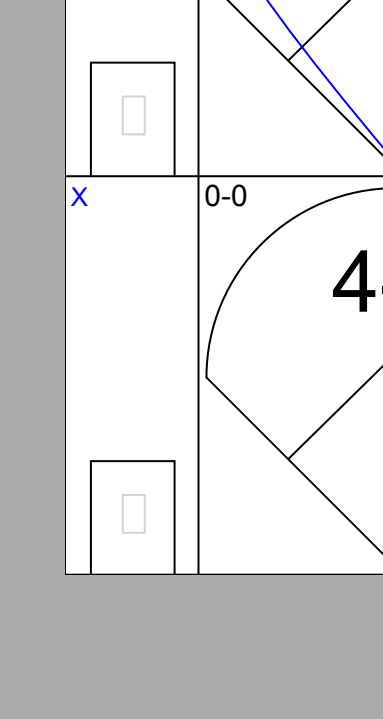
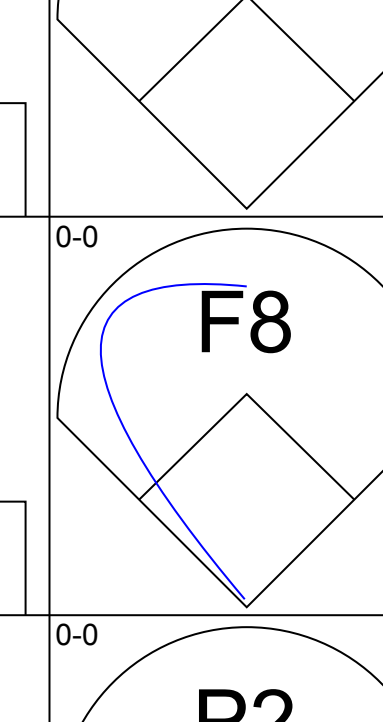
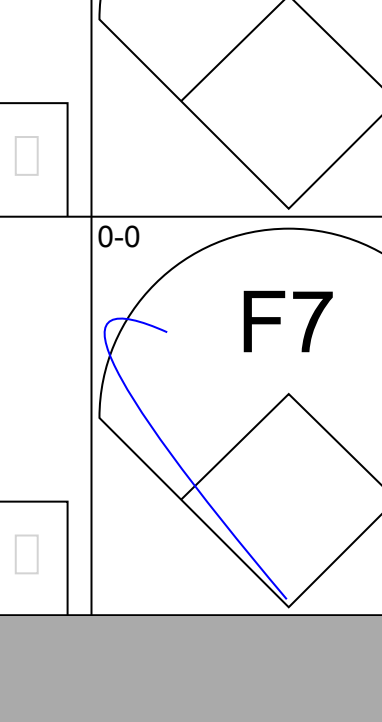
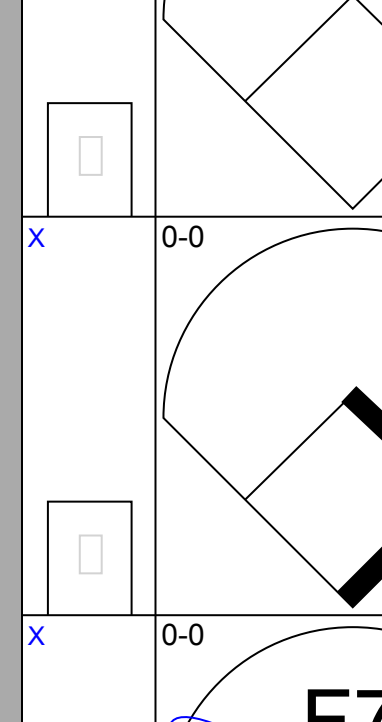
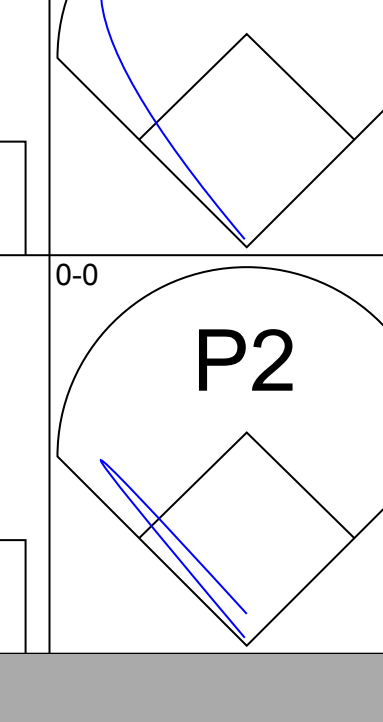
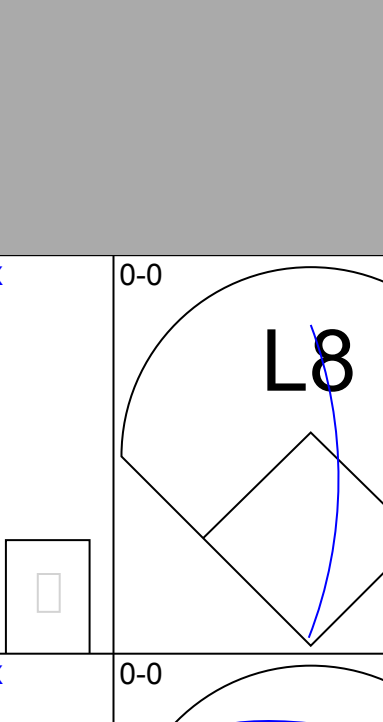
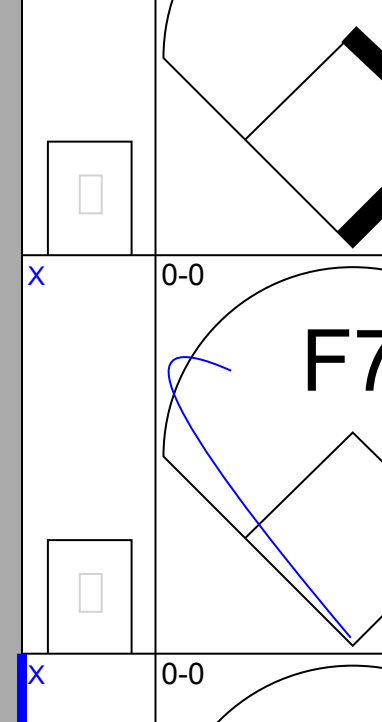
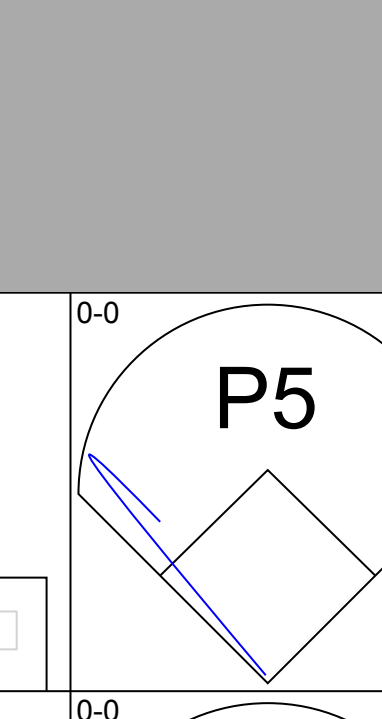
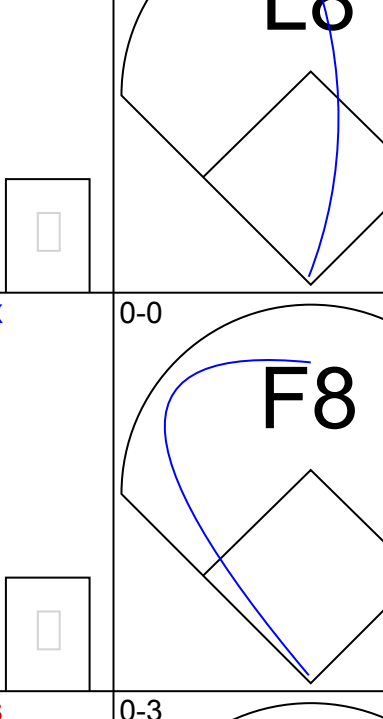
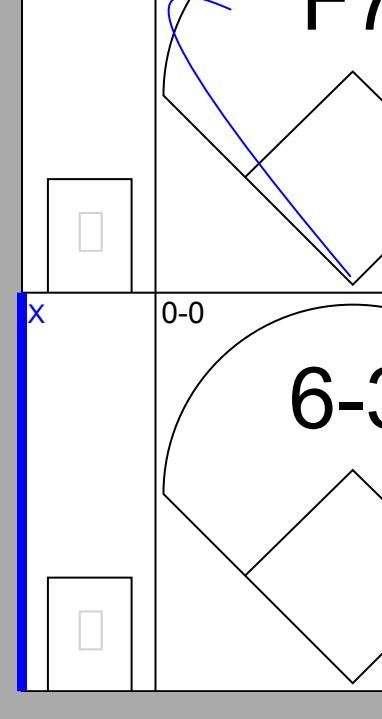
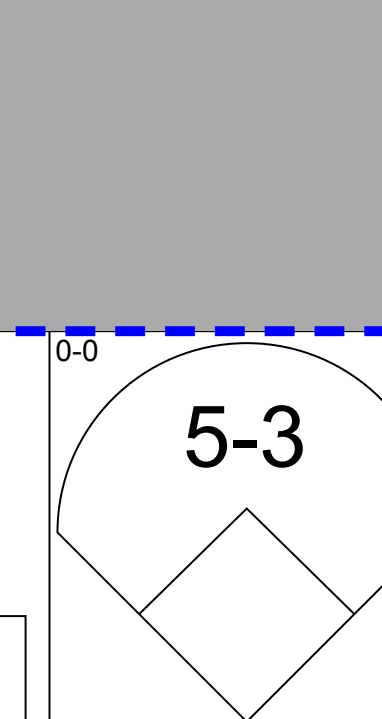
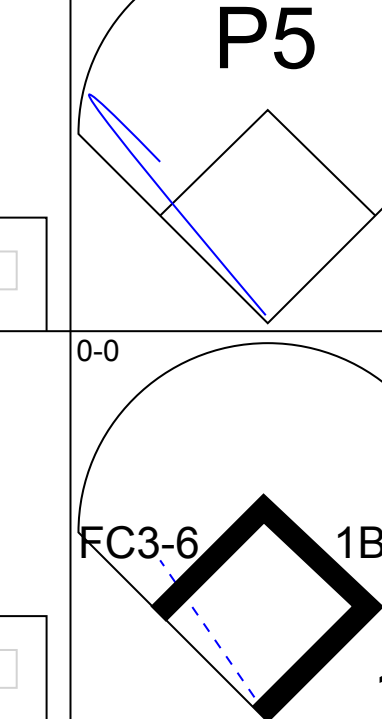
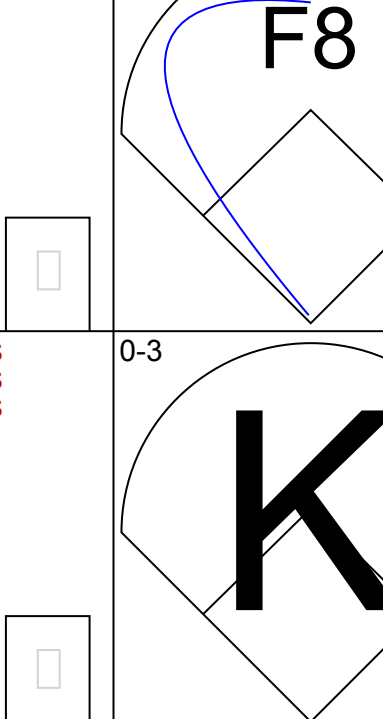
Batter	1	2	3	4	5	6	7	8	9	AB	R	H	RBI	BB	SO	LOB	BOTTOM																			
Davey Lopes, R (1,4) OBP: 0.304, SLG: 0.355	1-3 1B		6-3					F7		4	1	2	0	0	0	0																				
Derrel Thomas, S (1,8) OBP: 0.400, SLG: 0.457	1-3									3	0	0	0	1	1	2																				
Reggie Smith, S (1,9) OBP: 0.432, SLG: 0.609	1-3 1B									4	0	1	1	0	0	1																				
Steve Garvey, R (1,3) OBP: 0.260, SLG: 0.361	1-3									4	0	0	0	0	2																					
Dusty Baker Jr., R (1,7) OBP: 0.338, SLG: 0.578	F8									4	1	1	0	0	0	1																				
Ron Cey, R (1,5) OBP: 0.412, SLG: 0.436										3	1	1	0	0	0	0																				
Bill Russell, R (1,6) OBP: 0.283, SLG: 0.255										3	0	2	0	0	0	0																				
Jay Johnstone, L (9,PH) OBP: 0.200, SLG: 0.200										1	1	1	0	0	0	0																				
Steve Yeager, R (1,2) OBP: 0.438, SLG: 0.308										3	0	1	1	0	0	1																				
Gary Thormason, L (9,PH) OBP: 0.376, SLG: 0.167										1	0	1	1	0	0	0																				
Burt Hooton, R (1,1)										3	0	0	0	0	0	3																				
Steve Howe, L (8,1)										0	0	0	0	0	0	0																				
Joe Beckwith, L (8,1)										0	0	0	0	0	0	0																				
Rick Monday, L (9,PH) OBP: 0.250, SLG: 0.143										1	0	1	1	0	0	0																				
<b>Inning Stats</b>	R: 1 E: 0 K: 0 S: 5	H: 2 LOB: 1 BB: 0 P: 5	R: 0 E: 0 K: 0 S: 4	H: 1 LOB: 1 BB: 0 P: 4	R: 0 E: 0 K: 1 S: 5	H: 0 LOB: 0 BB: 0 P: 5	R: 0 E: 0 K: 0 S: 3	H: 0 LOB: 0 BB: 0 P: 3	R: 0 E: 0 K: 0 S: 3	H: 0 LOB: 0 BB: 0 P: 3	R: 0 E: 0 K: 0 S: 3	H: 1 LOB: 0 BB: 0 P: 3	R: 1 E: 0 K: 0 S: 6	H: 3 LOB: 2 BB: 0 P: 6	R: 0 E: 0 K: 0 S: 3	H: 0 LOB: 1 BB: 1 P: 7	R: 2 E: 0 K: 0 S: 5	H: 4 LOB: 2 BB: 0 P: 5	1B: 11 2B: 0 3B: 0 HR: 0	SF: 0 SAC: 1 DP: 0 HBP: 0	WP: 0 PB: 0 SB: 0 CS: 1	PA: 36														
<b>PITCHER</b>	IP WLS BF H R ER SO BB IBB HBP BLK WP HR S P ERA WHIP																																			
Gary Lucas, L (1,1) ERA: 1.72	6.2	26	7	2	2	1	0	0	0	0	0	0	0	28	28	2.70	1.050																			
Rolie Fingers, R (7,1) ERA: 3.35	1.2	L	10	4	2	2	0	1	0	0	0	0	0	9	13	10.80	3.000																			

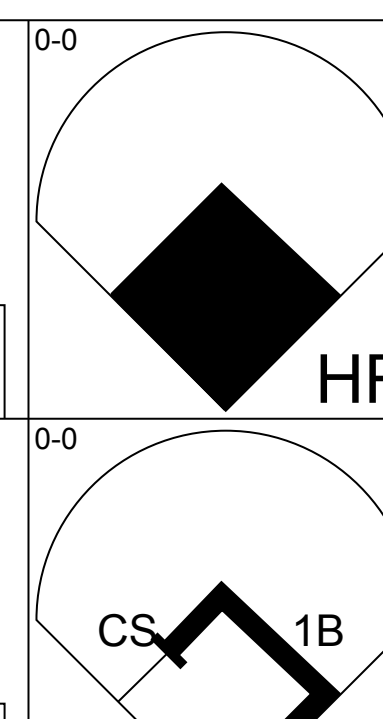
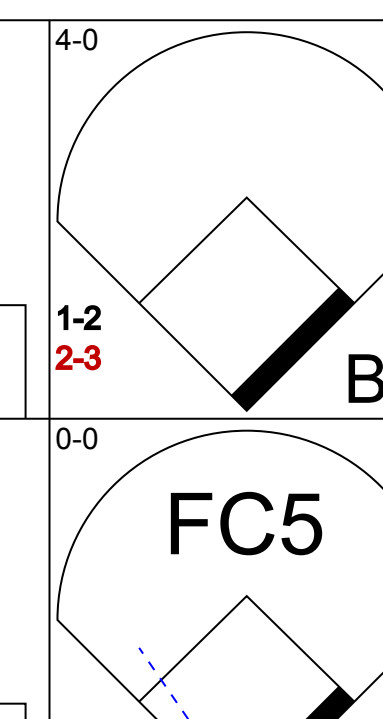
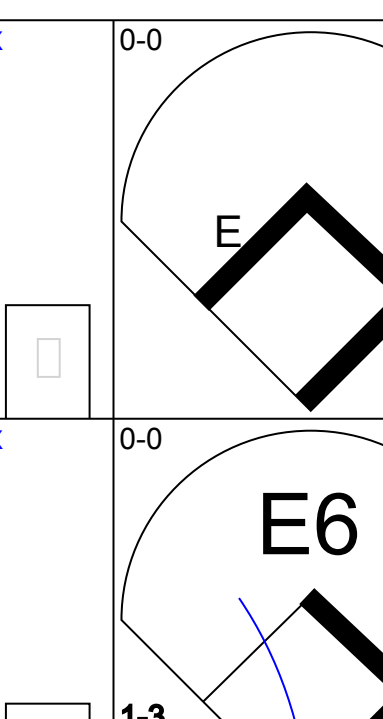
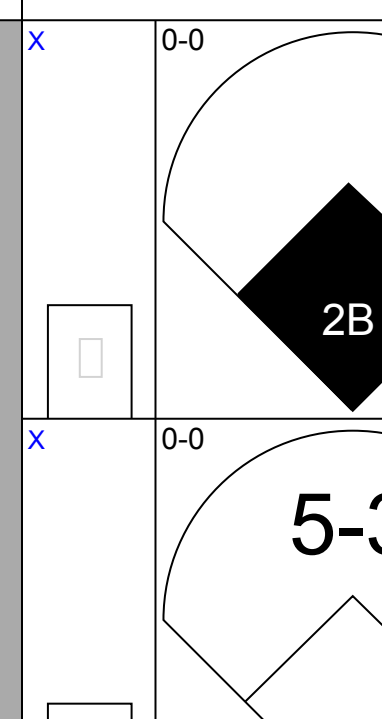

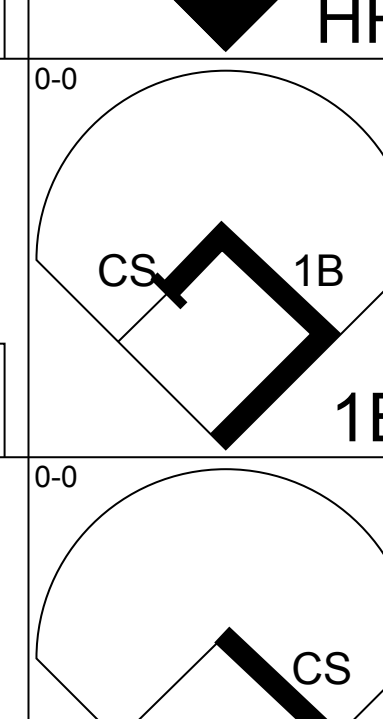
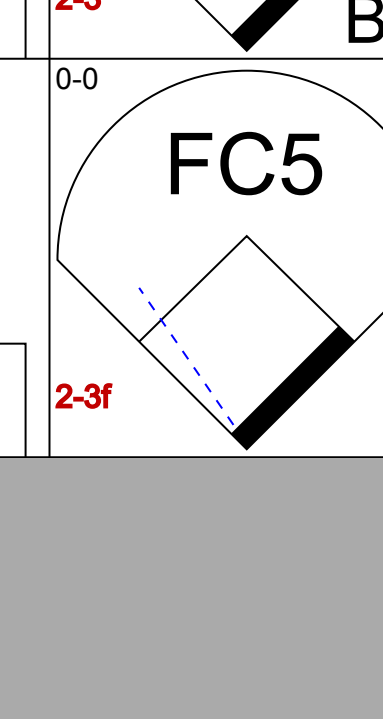
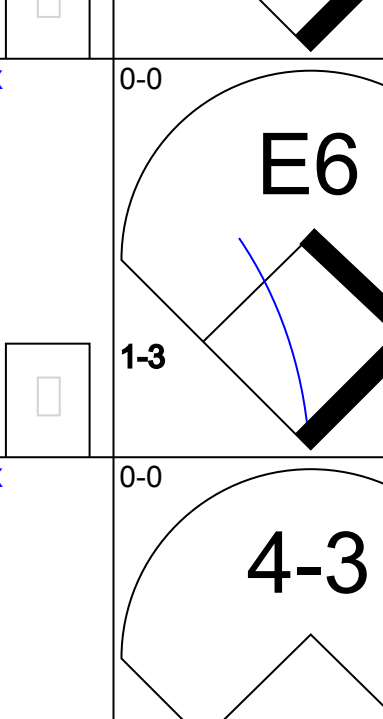
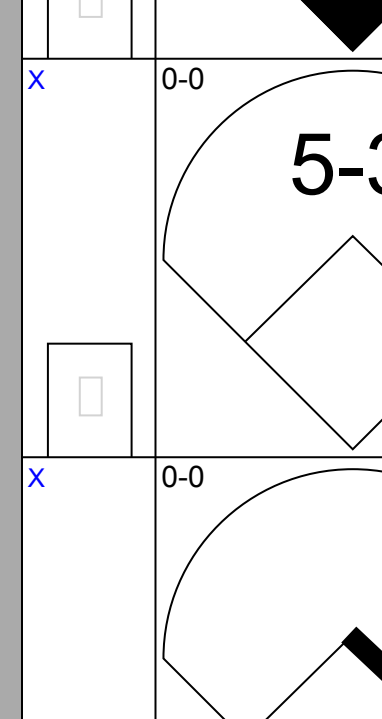
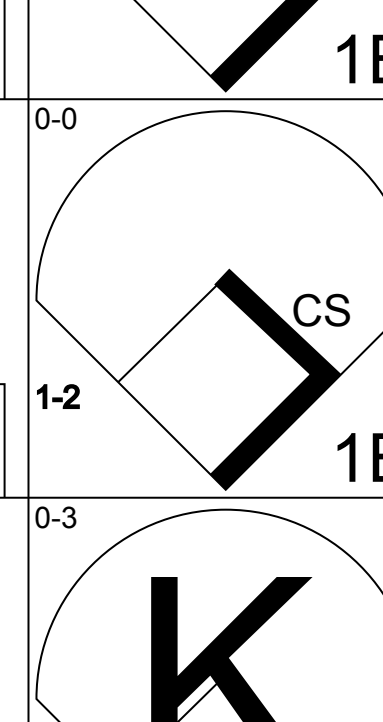
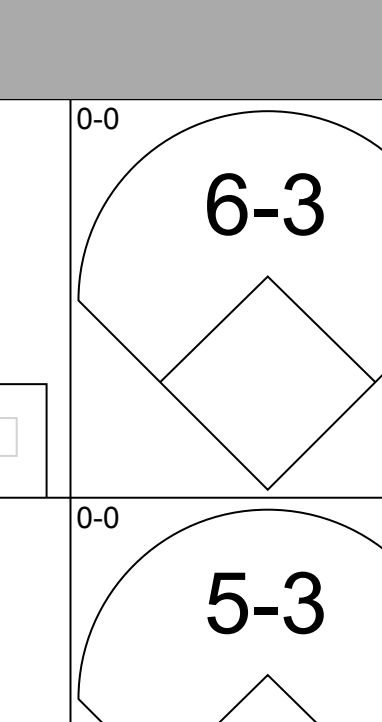
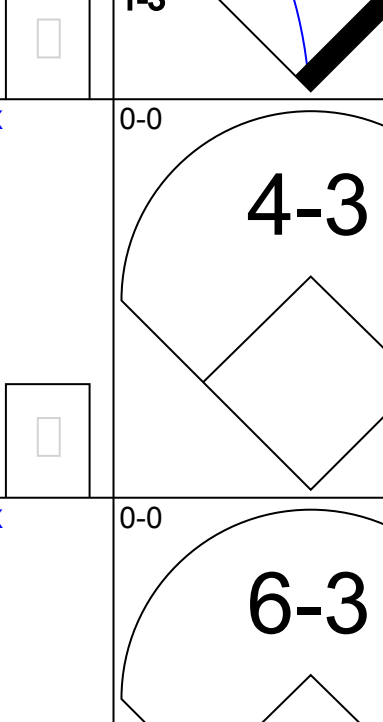
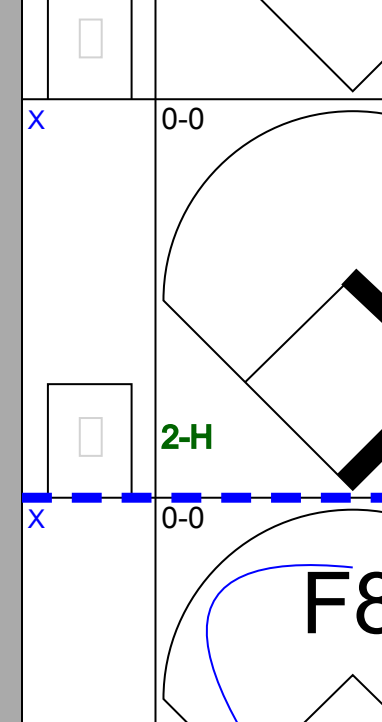

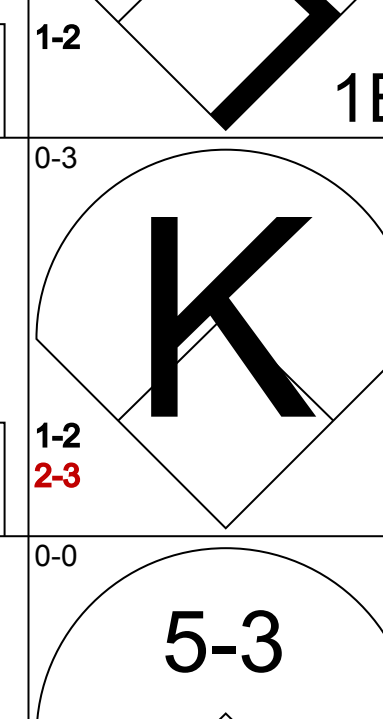
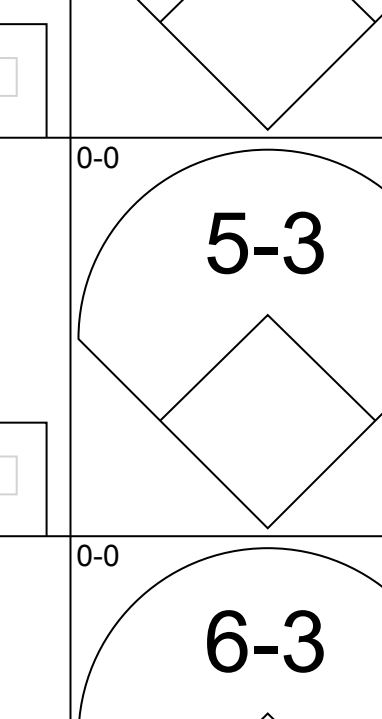
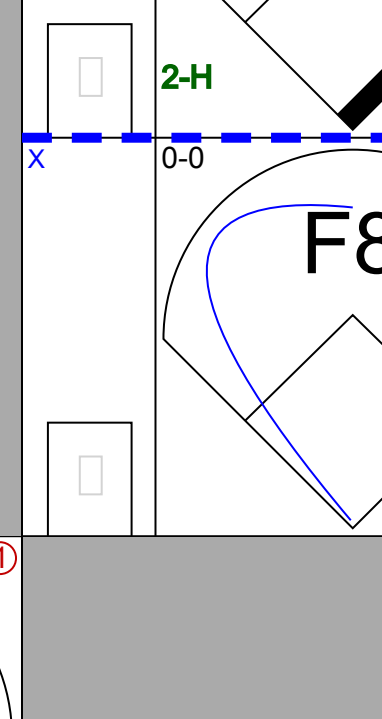
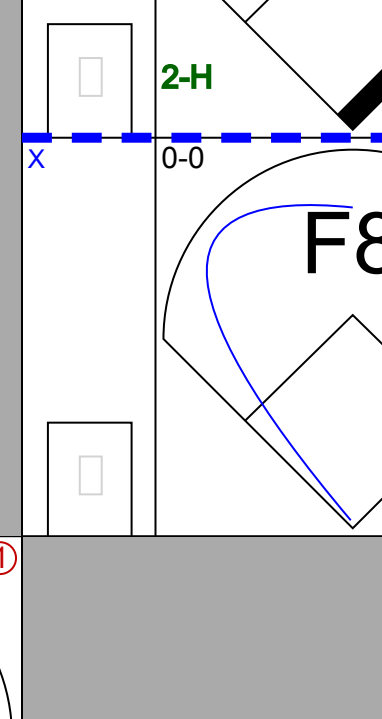
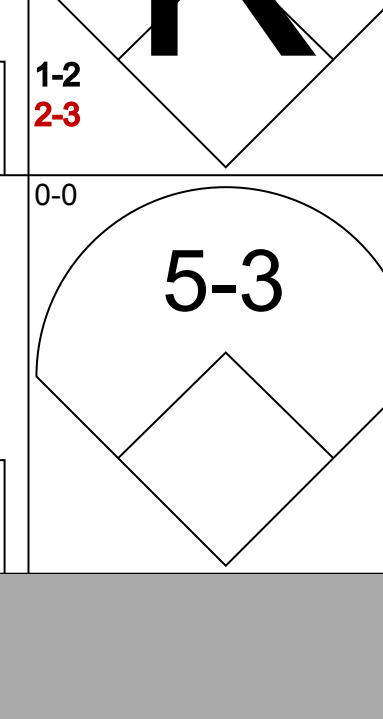
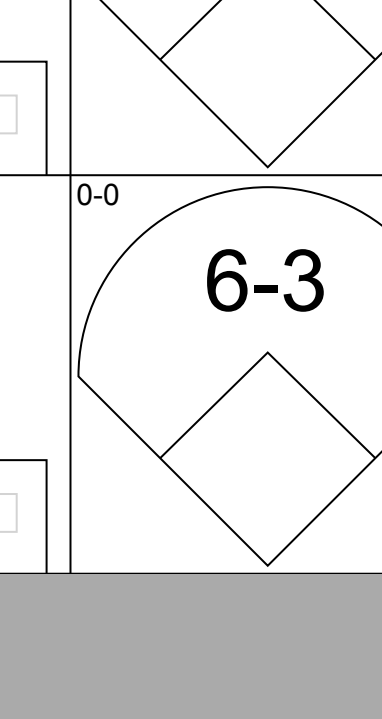
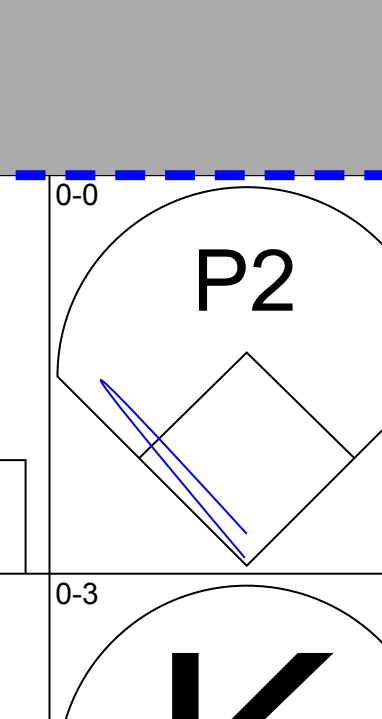
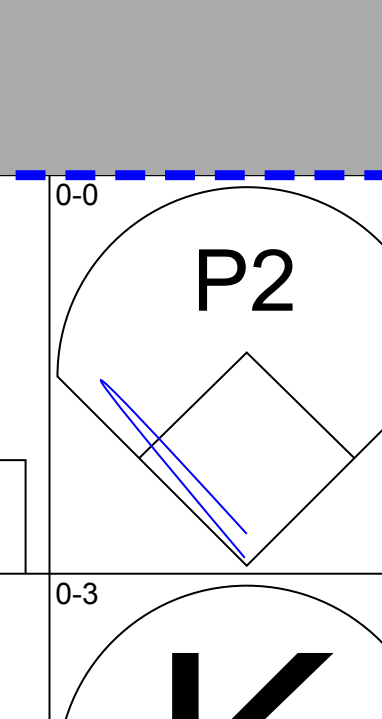
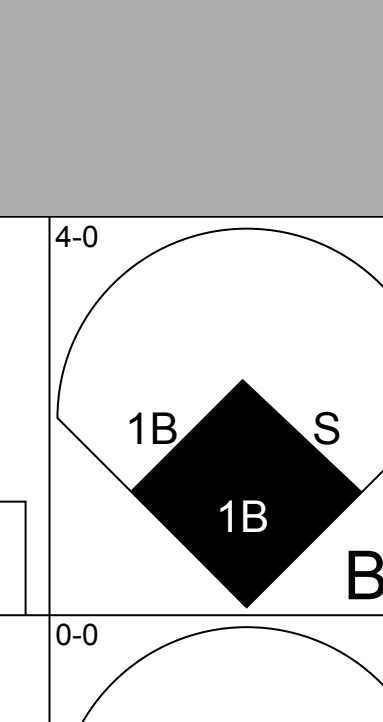
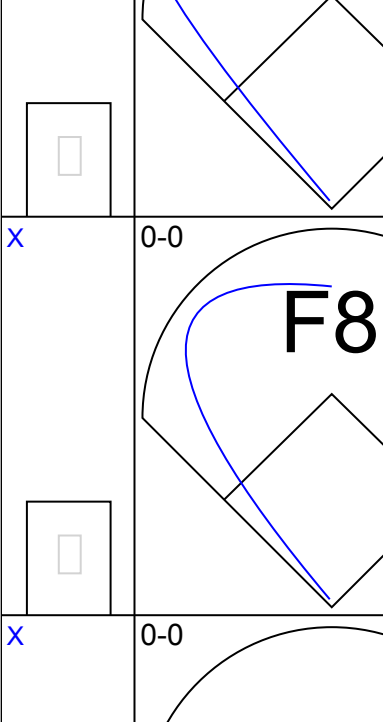
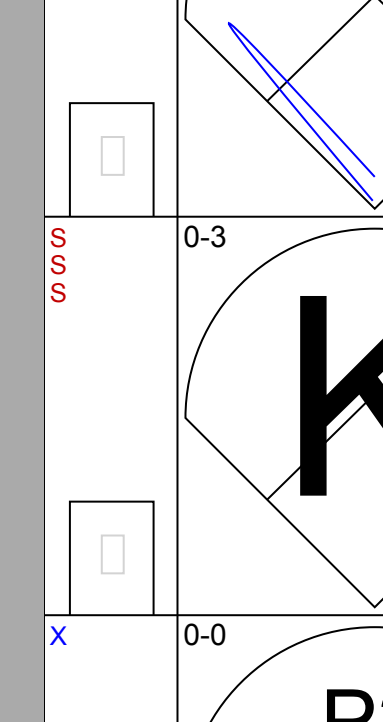
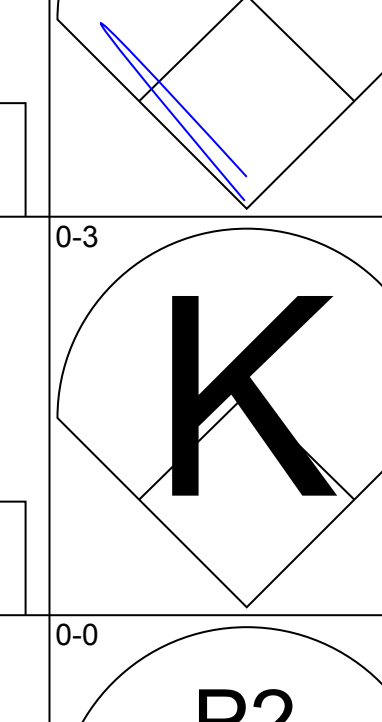
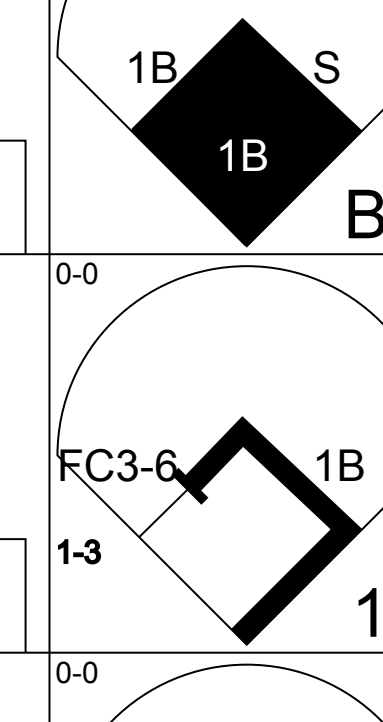
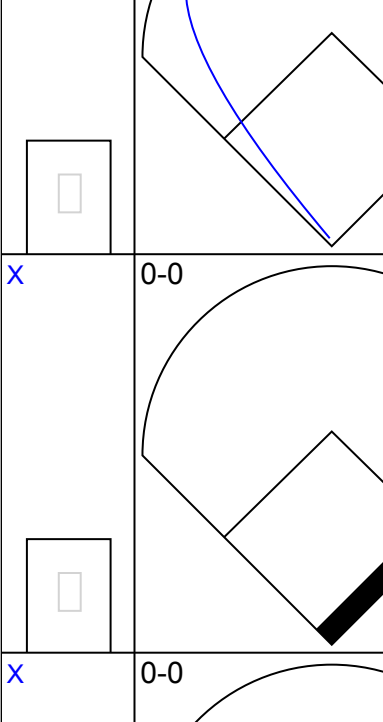

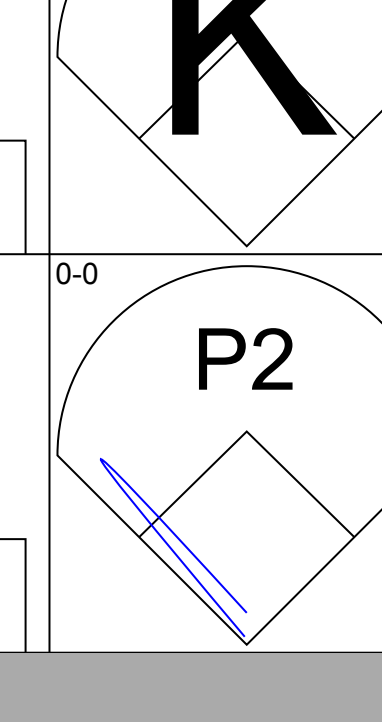
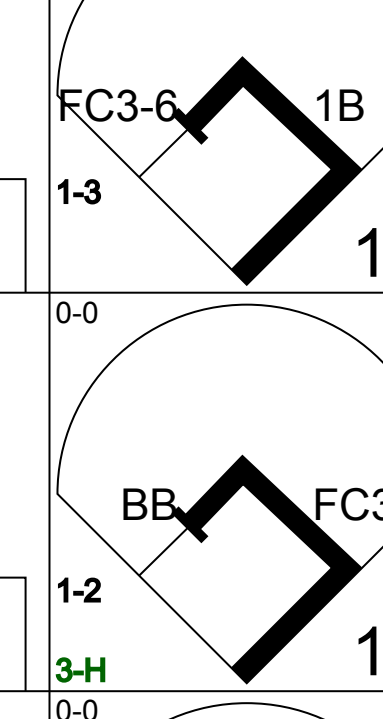
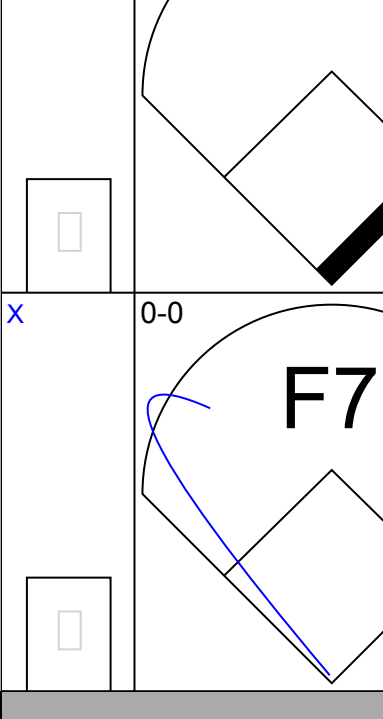
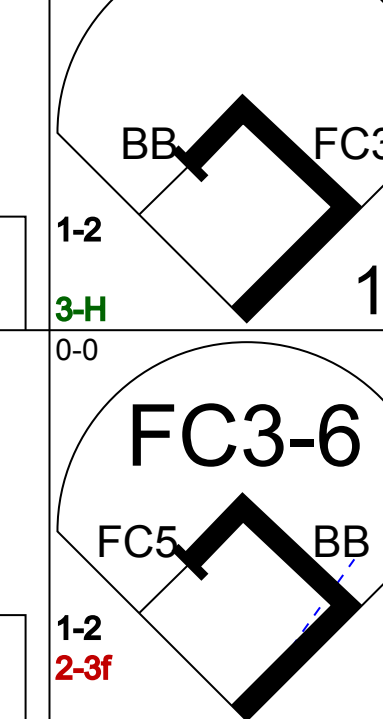

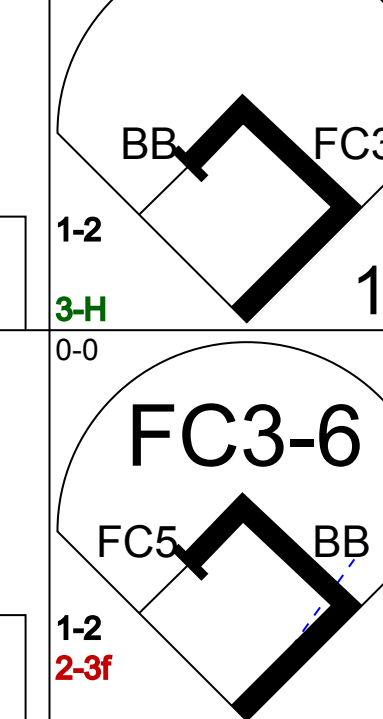
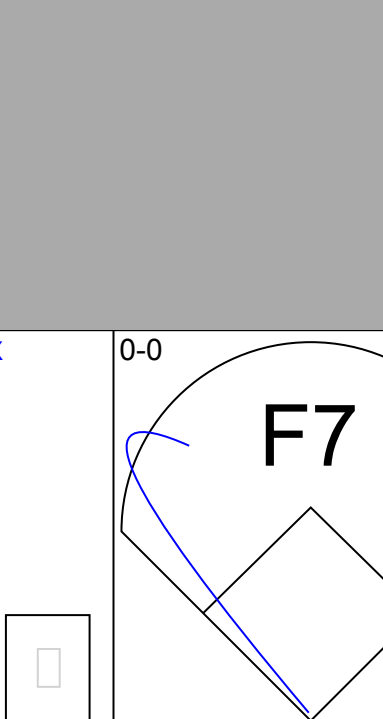
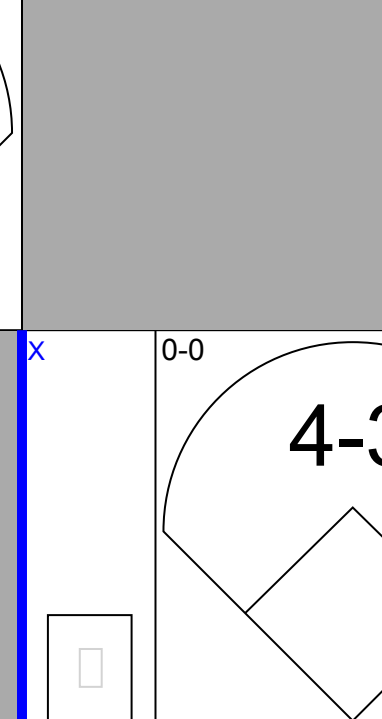
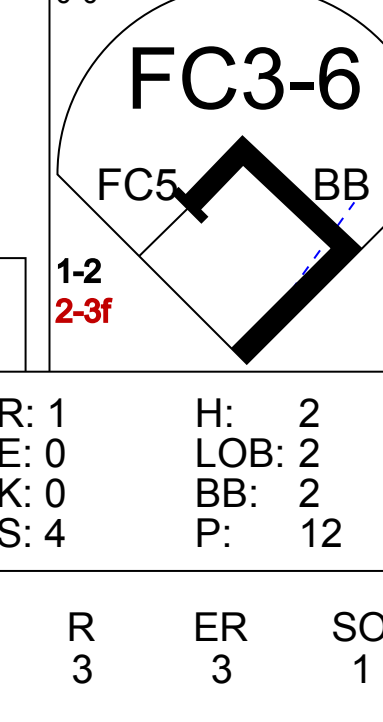
San Diego Padres @ Los Angeles Dodgers  
Dodger Stadium, Los Angeles, CA  
Sat Apr 26 1980, 7:05 PM PST  
Att: 48,568 - Unknown

AB 34  
R 4  
H 11  
RBI 4  
BB 1  
SO 1  
LOB 10





Batter	1	2	3	4	5	6	7	8	9	AB	R	H	RBI	BB	SO	LOB	TOP					
Ozzie Smith, S OBP: 0.360, SLG: 0.311 (1, 6)										4	0	1	0	0	1	0	<p><b>San Diego Padres @ Los Angeles Dodgers</b> Dodger Stadium, Los Angeles, CA Sun Apr 27 1980, 3:33 AM PDT Att: 42,756 - Unknown</p> <p>livebaseballscorecards.com</p> <p>AB 31 R 1 H 4 RBI 1 BB 1 SO 4 LOB 8</p> 					
Dave Cash, R OBP: 0.296, SLG: 0.274 (1, 4)										3	0	0	0	1	0	2						
Jerry Mumphrey, S OBP: 0.305, SLG: 0.278 (1, 8)										4	0	0	0	0	2	3						
Dave Winfield, R OBP: 0.371, SLG: 0.466 (1, 9)										4	1	1	1	0	0	1						
Jerry Turner, L OBP: 0.308, SLG: 0.250 (1, 7)										4	0	0	0	0	0	0						
Gene Tenace, R OBP: 0.381, SLG: 0.485 (1, 3)										3	0	1	0	0	0	0						
Bill Fahey, L OBP: 0.258, SLG: 0.233 (1, 2)										3	0	0	0	0	0	1						
Barry Evans, R OBP: 0.412, SLG: 0.286 (1, 5)										2	0	0	0	0	0	0						
Willie Montanez, L OBP: 0.274, SLG: 0.397 (7, PH)										1	0	0	0	0	0	1						
Aurelio Rodriguez, R OBP: 0.250, SLG: 0.217 (7, 5)										0	0	0	0	0	0	0						
John Curtis, L OBP: 0.143, SLG: 0.143 (1, 1)										2	0	1	0	0	1	0						
Steve Mura, R OBP: 0.500, SLG: 1.000 (7, 1)										0	0	0	0	0	0	0						
Gene Richards, L OBP: 0.238, SLG: 0.279 (8, PH)										1	0	0	0	0	0	0						
Bob Shirley, R (8, 1)										0	0	0	0	0	0	0						
<b>Inning Stats</b>	R: 0 E: 0 K: 1 S: 5	H: 0 LOB: 1 BB: 1 P: 9	R: 0 E: 0 K: 0 S: 3	H: 0 LOB: 0 BB: 0 P: 3	R: 0 E: 0 K: 0 S: 5	H: 2 LOB: 2 BB: 0 P: 5	R: 0 E: 0 K: 0 S: 3	H: 0 LOB: 0 BB: 0 P: 3	R: 0 E: 0 K: 1 S: 5	H: 0 LOB: 0 BB: 0 P: 5	R: 0 E: 0 K: 0 S: 5	H: 0 LOB: 0 BB: 0 P: 5	R: 1 E: 0 K: 0 S: 5	H: 2 LOB: 1 BB: 0 P: 5	R: 0 E: 0 K: 1 S: 3	H: 0 LOB: 0 BB: 0 P: 3	R: 0 E: 0 K: 1 S: 5	H: 0 LOB: 0 BB: 0 P: 5	1B: 2 2B: 1 3B: 0 HR: 1	SF: 0 SAC: 0 DP: 0 HBP: 0	WP: 0 PB: 0 SB: 0 CS: 0	PA: 32
<b>PITCHER</b>	IP WLS BF H R ER SO BB IBB HBP BLK WP HR S P ERA WHIP																					
Don Sutton, R ERA: 2.67 (1, 1)	7.0 W 26 4 1 1 3 1 0 0 0 0 1 31 35 1.29 0.714																					
Charlie Hough, R ERA: 0.64 (8, 1)	2.0 S 6 0 0 0 1 0 0 0 0 0 0 8 8 0.00 0.000																					

Batter	1	2	3	4	5	6	7	8	9	AB	R	H	RBI	BB	SO	LOB	BOTTOM			
Davey Lopes, R OBP: 0.342, SLG: 0.446 (1, 4)										3	2	3	1	1	0	0	<p><b>San Diego Padres @ Los Angeles Dodgers</b> Dodger Stadium, Los Angeles, CA Sun Apr 27 1980, 3:33 AM PDT Att: 42,756 - Unknown</p> <p>livebaseballscorecards.com</p> <p>AB 32 R 3 H 9 RBI 3 BB 2 SO 2 LOB 15</p> 			
Derrel Thomas, S OBP: 0.386, SLG: 0.436 (1, 8)										4	0	1	0	0	0	4				
Reggie Smith, S OBP: 0.436, SLG: 0.618 (1, 9)										4	0	2	1	0	0	2				
Steve Garvey, R OBP: 0.247, SLG: 0.342 (1, 3)										4	0	0	0	0	1	5				
Dusty Baker Jr., R OBP: 0.320, SLG: 0.544 (1, 7)										4	0	0	0	0	0	1				
Ron Cey, R OBP: 0.403, SLG: 0.414 (1, 5)										3	1	0	0	1	1	0				
Bill Russell, R OBP: 0.297, SLG: 0.271 (1, 6)										4	0	2	0	0	0	0				
Steve Yeager, R OBP: 0.421, SLG: 0.313 (1, 2)										3	0	1	1	0	0	1				
Don Sutton, R OBP: 0.100, SLG: 0.100 (1, 1)										2	0	0	0	0	0	2				
Mickey Hatcher, R OBP: 0.286, SLG: 0.286 (7, PH)										1	0	0	0	0	0	0				
Charlie Hough, R (8, 1)										0	0	0	0	0	0	0				
<b>Inning Stats</b>	R: 1 E: 0 K: 1 S: 7	H: 3 LOB: 1 BB: 0 P: 7	R: 1 E: 0 K: 0 S: 4	H: 2 LOB: 2 BB: 2 P: 12	R: 0 E: 0 K: 0 S: 3	H: 0 LOB: 0 BB: 0 P: 3	R: 0 E: 0 K: 0 S: 3	H: 0 LOB: 0 BB: 0 P: 3	R: 0 E: 1 K: 0 S: 4	H: 1 LOB: 2 BB: 0 P: 4	R: 1 E: 0 K: 0 S: 5	H: 2 LOB: 1 BB: 0 P: 5	R: 0 E: 0 K: 1 S: 5	H: 0 LOB: 0 BB: 0 P: 5	R: 0 E: 0 K: 1 S: 5	H: 0 LOB: 0 BB: 0 P: 5	1B: 6 2B: 3 3B: 0 HR: 1	SF: 0 SAC: 0 DP: 1 HBP: 0	WP: 0 PB: 0 SB: 1 CS: 2	PA: 34
<b>PITCHER</b>	IP WLS BF H R ER SO BB IBB HBP BLK WP HR S P ERA WHIP																			
John Curtis, L ERA: 3.86 (1, 1)	6.2 L 30 4 0 0 0 0 0 0 0 0 0 1 30 38 4.05 1.650																			
Steve Mura, R ERA: 2.31 (7, 1)	0.1 1 0 0 0 0 0 0 0 0 0 0 1 1 0.00 0.000																			
Bob Shirley, L ERA: 2.19 (8, 1)	1.0 3 0 0 0 0 1 0 0 0 0 0 0 5 5 0.00 0.000																			



Batter	1	2	3	4	5	6	7	8	9	AB	R	H	RBI	BB	SO	LOB	TOP			
Davey Lopes, R OBP: 0.391, SLG: 0.449										4	1	2	0	0	0	0	Los Angeles Dodgers @ San Francisco Giants Candlestick Park, San Francisco, CA Tue Apr 29 1980, 10:05 PM EDT Att: 16,940 - Unknown			
Rudy Law, L OBP: 0.373, SLG: 0.391										4	1	2	0	0	1	2				
Reggie Smith, S OBP: 0.427, SLG: 0.606										3	0	1	1	0	0	1				
Steve Garvey, R OBP: 0.259, SLG: 0.350										4	1	2	0	0	0	0				
Dusty Baker Jr., R OBP: 0.316, SLG: 0.569										4	1	1	1	0	1	2				
Ron Cey, R OBP: 0.408, SLG: 0.468										4	1	2	3	0	0	0				
Bill Russell, R OBP: 0.279, SLG: 0.254										4	0	0	0	0	0	1				
Mike Scioscia, L OBP: 0.261, SLG: 0.286										3	0	0	0	0	1	0				
Dave Goltz, R OBP: 0.273, SLG: 0.111										2	0	0	0	1	2	0				
<b>Inning Stats</b>	R: 4 E: 0 K: 0 S: 7	H: 4 LOB: 0 BB: 0 P: 7	R: 0 E: 0 K: 1 S: 5	H: 0 LOB: 0 BB: 0 P: 5	R: 0 E: 0 K: 1 S: 5	H: 0 LOB: 0 BB: 0 P: 5	R: 0 E: 0 K: 0 S: 3	H: 0 LOB: 0 BB: 0 P: 3	R: 0 E: 0 K: 2 S: 7	H: 1 LOB: 0 BB: 0 P: 3	R: 1 E: 0 K: 0 S: 4	H: 1 LOB: 0 BB: 0 P: 4	R: 0 E: 0 K: 0 S: 4	H: 3 LOB: 3 BB: 1 P: 8	R: 0 E: 0 K: 1 S: 5	H: 1 LOB: 0 BB: 0 P: 5		1B: 8 2B: 1 3B: 0 HR: 2	SF: 1 SAC: 0 DP: 2 HBP: 0	WP: 0 PB: 0 SB: 0 CS: 1
<b>PITCHER</b>	IP WLS BF H R ER SO BB IBB HBP BLK WP HR S P ERA WHIP	IP WLS BF H R ER SO BB IBB HBP BLK WP HR S P ERA WHIP																		
John Montefusco, R ERA: 4.24	(1, 1)	6.0	L	22	5	4	4	4	0	0	0	0	0	0	0	1	30	30	6.00	0.833
Ed Halicki, R ERA: 1.69	(7, 1)	2.0		9	4	1	1	0	1	0	0	0	0	0	1	8	12	4.50	2.500	
Randy Moffitt, R ERA: 5.4	(9, 1)	1.0		3	1	0	0	1	0	0	0	0	0	0	0	5	5	0.00	1.000	

AB	32
R	5
H	10
RBI	5
BB	1
SO	5
LOB	6



Batter	1	2	3	4	5	6	7	8	9	AB	R	H	RBI	BB	SO	LOB	BOTTOM			
Bill North, S OBP: 0.447, SLG: 0.351										4	0	1	0	0	0	1	Los Angeles Dodgers @ San Francisco Giants Candlestick Park, San Francisco, CA Tue Apr 29 1980, 10:05 PM EDT Att: 16,940 - Unknown			
Darrell Evans, L OBP: 0.295, SLG: 0.300										3	0	0	0	1	0	2				
Larry Hemdon, R OBP: 0.290, SLG: 0.359										4	0	1	0	0	0	1				
Mike Ivie, R OBP: 0.333, SLG: 0.344										4	0	1	0	0	0	2				
Jack Clark, R OBP: 0.313, SLG: 0.357										4	0	0	0	0	3	3				
Rennie Stennett, R OBP: 0.270, SLG: 0.328										4	0	2	0	0	0	1				
Marc Hill, R OBP: 0.200, SLG: 0.250										3	0	0	0	0	2	2				
Willie McCovey, L OBP: 0.280, SLG: 0.273										1	0	0	0	0	0	3				
Roger Metzger, S										3	0	0	0	0	0	0				
John Montefusco, R OBP: 0.200, SLG: 0.111	(1, 1)									1	0	0	0	0	0	0				
Joe Strain, R OBP: 0.429, SLG: 0.429	(6, PH)									1	0	1	0	0	0	0				
Ed Halicki, R	(7, 1)									0	0	0	0	0	0	0				
Terry Whitfield, L OBP: 0.250, SLG: 0.268	(8, PH)									1	0	0	0	0	0	0				
Randy Moffitt, R	(9, 1)									0	0	0	0	0	0	0				
<b>Inning Stats</b>	R: 0 E: 0 K: 0 S: 3	H: 0 LOB: 0 BB: 0 P: 3	R: 0 E: 0 K: 2 S: 8	H: 1 LOB: 1 BB: 0 P: 8	R: 0 E: 0 K: 0 S: 4	H: 1 LOB: 1 BB: 0 P: 4	R: 0 E: 0 K: 1 S: 5	H: 0 LOB: 0 BB: 0 P: 5	R: 0 E: 0 K: 1 S: 5	H: 0 LOB: 0 BB: 0 P: 5	R: 0 E: 0 K: 0 S: 4	H: 1 LOB: 1 BB: 0 P: 4	R: 0 E: 0 K: 0 S: 4	H: 0 LOB: 0 BB: 0 P: 4	R: 0 E: 0 K: 0 S: 3	H: 2 LOB: 3 BB: 1 P: 11	1B: 6 2B: 0 3B: 0 HR: 0	SF: 0 SAC: 0 DP: 0 HBP: 0	WP: 0 PB: 0 SB: 0 CS: 0	PA: 34
<b>PITCHER</b>	IP WLS BF H R ER SO BB IBB HBP BLK WP HR S P ERA WHIP	IP WLS BF H R ER SO BB IBB HBP BLK WP HR S P ERA WHIP																		
Dave Goltz, R ERA: 2.3	(1, 1)	9.0	W	34	6	0	0	5	1	0	0	0	0	0	0	43	47	0.00	0.778	

AB	33
R	0
H	6
RBI	0
BB	1
SO	5
LOB	15





Batter	1	2	3	4	5	6	7	8	9	AB	R	H	RBI	BB	SO	LOB	TOP			
Davey Lopes, R OBP: 0.341, SLG: 0.432 (1,4)	5-3		E6				F7		E6	5	1	1	1	0	0	2	<b>Los Angeles Dodgers @ San Francisco Giants</b> Candlestick Park, San Francisco, CA Wed Apr 30 1980, 10:05 PM EDT Att: 19,006 - Unknown  livebaseballscores.com			
Rudy Law, L OBP: 0.375, SLG: 0.384 (1,8)	1-4-3						1-3		4-3	4	1	1	1	1	0	1				
Reggie Smith, S OBP: 0.437, SLG: 0.600 (1,9)									6-3	4	0	2	1	1	0	2				
Steve Garvey, R OBP: 0.258, SLG: 0.345 (1,3)	F9		P4						1-3	4	0	1	1	0	0	4				
Dusty Baker Jr., R OBP: 0.301, SLG: 0.539 (1,7)		P4			F8		F8		1-3	4	0	0	0	0	0	1				
Ron Cey, R OBP: 0.388, SLG: 0.439 (1,5)		F8		P4			F3		1-3	4	0	0	0	0	0	0				
Bill Russell, R OBP: 0.296, SLG: 0.303 (9, PH)										3	0	2	0	0	0	0				
Jay Johnstone, L OBP: 0.273, SLG: 0.273 (9, PH)										1	0	1	0	0	0	0				
Derrel Thomas, S OBP: 0.386, SLG: 0.436 (9, 6)										0	1	0	0	0	0	0				
Steve Yeager, R OBP: 0.364, SLG: 0.263 (9, PH)										3	0	0	0	0	1	2				
Gary Thomasson, L OBP: 0.444, SLG: 0.286 (9, PH)										1	1	1	0	0	0	0				
Mike Scioscia, L OBP: 0.261, SLG: 0.286 (9, 2)			5-3		FC6-4		K			0	0	0	0	0	0	0				
Bob Welch, R OBP: 0.111, SLG: 0.111 (1, 1)										3	0	0	0	0	2	1				
Rick Monday, L OBP: 0.250, SLG: 0.143 (9, PH)										0	0	0	0	0	0	0				
Mickey Hatcher, R OBP: 0.286, SLG: 0.286 (9, PH)			K				K		SH3-4	0	0	0	0	0	0	0				
Steve Howe, L OBP: 0.286, SLG: 0.286 (9, 1)							F9			0	0	0	0	0	0	0				
<b>Inning Stats</b>	R: 0 E: 0 K: 0 S: 4	H: 1 LOB: 1 BB: 0 P: 4	R: 0 E: 0 K: 0 S: 3	H: 0 LOB: 0 BB: 0 P: 3	R: 0 E: 1 K: 1 S: 6	H: 0 LOB: 3 BB: 2 P: 14	R: 0 E: 0 K: 0 S: 4	H: 1 LOB: 1 BB: 0 P: 4	R: 2 E: 0 K: 1 S: 8	H: 4 LOB: 1 BB: 0 P: 8	R: 0 E: 0 K: 0 S: 3	H: 0 LOB: 0 BB: 0 P: 3	R: 0 E: 0 K: 0 S: 3	H: 0 LOB: 0 BB: 0 P: 3	R: 2 E: 1 K: 0 S: 6	H: 2 LOB: 2 BB: 0 P: 6	1B: 8 2B: 0 3B: 1 HR: 0	SF: 0 SAC: 1 DP: 0 HBP: 0	WP: 0 PB: 0 SB: 1 CS: 0	PA: 39
<b>PITCHER</b>	IP WLS BF H R ER SO BB IBB HBP BLK WP HR S P ERA WHIP																			
Vida Blue, L ERA: 3.25 (1, 1)	7.0		30	7	2	2	3	2	0	0	0	0	0	0	0	34	42	2.57	1.286	
Greg Minton, R ERA: 9.92 (8, 1)	1.0	L	5	2	2	1	0	0	0	0	0	0	0	0	5	5	9.00	2.000		
Gary Lavelle, L ERA: 5.14 (9, 1)	1.0		4	0	0	0	0	0	0	0	0	0	0	4	4	0.00	0.000			


Batter	1	2	3	4	5	6	7	8	9	AB	R	H	RBI	BB	SO	LOB	BOTTOM					
Bill North, S OBP: 0.431, SLG: 0.366 (1, 8)	G3		P6	FC6-4			4-3			4	1	1	0	0	0	3	<b>Los Angeles Dodgers @ San Francisco Giants</b> Candlestick Park, San Francisco, CA Wed Apr 30 1980, 10:05 PM EDT Att: 19,006 - Unknown  livebaseballscores.com					
Darrell Evans, L OBP: 0.395, SLG: 0.342 (1, 5)	G3						F6			3	1	1	1	1	0	1						
Jim Wohlford, R OBP: 0.130, SLG: 0.136 (1, 9)	SF7		F8				F9		4-3	3	0	0	1	0	0	1						
Mike Ivie, R OBP: 0.297, SLG: 0.306 (1, 3)	F7		F8				K		F9	4	0	0	0	0	1	1						
Terry Whitfield, L OBP: 0.292, SLG: 0.311 (1, 7)							F7			4	1	3	0	0	0	0						
Rennie Stennett, R OBP: 0.269, SLG: 0.323 (1, 4)							F7		6-3	4	0	1	1	0	0	2						
Marc Hill, R OBP: 0.208, SLG: 0.250 (1, 2)							F9			4	0	1	0	0	0	2						
Roger Metzger, S OBP: 0.188, SLG: 0.071 (1, 6)										2	0	1	0	0	0	0						
Johnnie LeMaster, R OBP: 0.218, SLG: 0.220 (7, 6)										1	0	0	0	0	0	0						
Jack Clark, R OBP: 0.359, SLG: 0.351 (9, PH)										1	0	0	0	0	0	0						
Vida Blue, S OBP: 0.275, SLG: 0.267 (7, PH)										1	0	0	0	1	0	1						
Willie McCovey, L OBP: 0.275, SLG: 0.267 (7, PH)										1	0	0	0	0	0	0						
Greg Minton, S OBP: 0.275, SLG: 0.267 (8, 1)										0	0	0	0	0	0	0						
Gary Lavelle, S OBP: 0.286, SLG: 0.286 (9, 1)										0	0	0	0	0	0	0						
Larry Hemendon, R OBP: 0.286, SLG: 0.354 (9, PH)										1	0	0	0	0	0	0						
<b>Inning Stats</b>	R: 1 E: 0 K: 0 S: 4	H: 1 LOB: 0 BB: 0 P: 4	R: 1 E: 0 K: 0 S: 5	H: 2 LOB: 1 BB: 0 P: 5	R: 0 E: 0 K: 0 S: 3	H: 0 LOB: 1 BB: 1 P: 7	R: 0 E: 0 K: 0 S: 5	H: 2 LOB: 3 BB: 1 P: 9	R: 0 E: 0 K: 1 S: 5	H: 0 LOB: 0 BB: 0 P: 5	R: 0 E: 0 K: 0 S: 3	H: 1 LOB: 1 BB: 0 P: 3	R: 0 E: 0 K: 0 S: 3	H: 0 LOB: 0 BB: 0 P: 3	R: 1 E: 0 K: 0 S: 5	H: 2 LOB: 1 BB: 0 P: 5	R: 0 E: 0 K: 0 S: 3	H: 0 LOB: 0 BB: 0 P: 3	1B: 6 2B: 1 3B: 0 HR: 1	SF: 1 SAC: 0 DP: 0 HBP: 0	WP: 0 PB: 0 SB: 0 CS: 0	PA: 36
<b>PITCHER</b>	IP WLS BF H R ER SO BB IBB HBP BLK WP HR S P ERA WHIP																					
Bob Welch, R ERA: 2.1 (1, 1)	8.0	W	33	8	3	3	1	2	0	0	0	1	33	41	3.38	1.250						
Steve Howe, L ERA: 2.39 (9, 1)	1.0	S	3	0	0	0	0	0	0	0	0	3	3	0.00	0.000							






Batter	1	2	3	4	5	6	7	8	9	AB	R	H	RBI	BB	SO	LOB	TOP									
Davey Lopes, R OBP: 0.356, SLG: 0.449 (1, 4)	4-0 BB		0-0 F8		0-0 6-3		0-0 2B		0-0 BB	4	0	2	1	1	0	0	<b>Los Angeles Dodgers @ Philadelphia Phillies</b> <b>Veterans Stadium, Philadelphia, PA</b> Fri May 02 1980, 7:05 PM EDT Att: 30,294 - Unknown									
Rudy Law, L OBP: 0.353, SLG: 0.359 (1, 8)	0-0 F7		0-0 1-3		0-0 4-3		0-0 4-3		0-0 L6	5	0	0	0	0	0	4										
Reggie Smith, S OBP: 0.457, SLG: 0.654 (1, 9)	0-3 K		0-0 HR		0-0 2B		4-0 HR		4-0 BB	3	3	2	1	2	1	1										
Steve Garvey, R OBP: 0.255, SLG: 0.371 (1, 3)	0-0 3-1		0-3 K		0-0 4-3		0-0 HR		0-0 F7	5	1	1	2	0	1	5										
Dusty Baker Jr., R OBP: 0.310, SLG: 0.538 (1, 7)		0-0 1B		0-0 1B		0-0 6-3		0-3 K		4	0	2	1	0	1	0										
Ron Cey, R OBP: 0.369, SLG: 0.414 (1, 5)	0-0 P4		0-0 F8		0-0 L6		0-0 P6			4	0	0	0	0	0	2										
Bill Russell, R OBP: 0.293, SLG: 0.300 (1, 6)	0-0 1B		0-0 F7		0-0 F8		0-0 6-3			4	0	1	0	0	0	1										
Mike Scioscia, L OBP: 0.231, SLG: 0.250 (1, 2)	0-0 F8		0-0 4-3		0-0 F8		0-0 F7			3	0	0	0	0	0	3										
Jay Johnstone, L OBP: 0.250, SLG: 0.250 (9, PH)	0-0 F8		0-0 4-3		0-0 F8		0-0 BB		4-0 BB	2	0	0	0	0	0	0										
Rick Sutcliffe, L OBP: 0.200, SLG: 0.200 (6, 1)	0-0 4-3		0-0 F8		0-0 F8		0-0 2B		0-0 BB	2	0	0	0	0	0	2										
<b>Inning Stats</b>	R: 0 E: 0 K: 1 S: 5	H: 0 LOB: 1 BB: 1 P: 9	R: 0 E: 0 K: 0 S: 5	H: 2 LOB: 2 BB: 0 P: 5	R: 1 E: 0 K: 1 S: 6	H: 1 LOB: 0 BB: 0 P: 6	R: 0 E: 0 K: 0 S: 4	H: 1 LOB: 1 BB: 0 P: 4	R: 0 E: 0 K: 0 S: 3	H: 0 LOB: 0 BB: 0 P: 3	R: 1 E: 0 K: 0 S: 4	H: 1 LOB: 0 BB: 0 P: 4	R: 1 E: 0 K: 0 S: 5	H: 2 LOB: 1 BB: 0 P: 5	R: 2 E: 0 K: 1 S: 6	H: 1 LOB: 0 BB: 1 P: 10	R: 0 E: 0 K: 0 S: 4	H: 1 LOB: 3 BB: 2 P: 12	1B: 4 2B: 3 3B: 0 HR: 2	SF: 0 SAC: 0 DP: 0 HBP: 0	WP: 0 PB: 0 SB: 0 CS: 0	PA: 40				
<b>PITCHER</b>	IP WLS BF H R ER SO BB IBB HBP BLK WP HR S P ERA WHIP	IP WLS BF H R ER SO BB IBB HBP BLK WP HR S P ERA WHIP	IP WLS BF H R ER SO BB IBB HBP BLK WP HR S P ERA WHIP	IP WLS BF H R ER SO BB IBB HBP BLK WP HR S P ERA WHIP	IP WLS BF H R ER SO BB IBB HBP BLK WP HR S P ERA WHIP	IP WLS BF H R ER SO BB IBB HBP BLK WP HR S P ERA WHIP	IP WLS BF H R ER SO BB IBB HBP BLK WP HR S P ERA WHIP	IP WLS BF H R ER SO BB IBB HBP BLK WP HR S P ERA WHIP	IP WLS BF H R ER SO BB IBB HBP BLK WP HR S P ERA WHIP	IP WLS BF H R ER SO BB IBB HBP BLK WP HR S P ERA WHIP	IP WLS BF H R ER SO BB IBB HBP BLK WP HR S P ERA WHIP	IP WLS BF H R ER SO BB IBB HBP BLK WP HR S P ERA WHIP	IP WLS BF H R ER SO BB IBB HBP BLK WP HR S P ERA WHIP	IP WLS BF H R ER SO BB IBB HBP BLK WP HR S P ERA WHIP	IP WLS BF H R ER SO BB IBB HBP BLK WP HR S P ERA WHIP	IP WLS BF H R ER SO BB IBB HBP BLK WP HR S P ERA WHIP	IP WLS BF H R ER SO BB IBB HBP BLK WP HR S P ERA WHIP	IP WLS BF H R ER SO BB IBB HBP BLK WP HR S P ERA WHIP	IP WLS BF H R ER SO BB IBB HBP BLK WP HR S P ERA WHIP	IP WLS BF H R ER SO BB IBB HBP BLK WP HR S P ERA WHIP	IP WLS BF H R ER SO BB IBB HBP BLK WP HR S P ERA WHIP	IP WLS BF H R ER SO BB IBB HBP BLK WP HR S P ERA WHIP	IP WLS BF H R ER SO BB IBB HBP BLK WP HR S P ERA WHIP	IP WLS BF H R ER SO BB IBB HBP BLK WP HR S P ERA WHIP	IP WLS BF H R ER SO BB IBB HBP BLK WP HR S P ERA WHIP	IP WLS BF H R ER SO BB IBB HBP BLK WP HR S P ERA WHIP
Pete Rose, S OBP: 0.299, SLG: 0.284 (1, 3)	0-0 F8		0-1 CI		0-0 1-3		4-0 BB		4-0 BB	2	0	0	0	2	0	0	<b>Los Angeles Dodgers @ Philadelphia Phillies</b> <b>Veterans Stadium, Philadelphia, PA</b> Fri May 02 1980, 7:05 PM EDT Att: 30,294 - Unknown									
Bake McBride, L OBP: 0.283, SLG: 0.441 (1, 9)	0-3 K		0-0 2B		0-0 F9		0-0 G6-4-3		0-0 1B	5	0	2	3	0	1	1										
Garry Maddox, R OBP: 0.280, SLG: 0.362 (1, 8)	4-0 HR		0-0 4-3		0-0 4-3		0-3 K		0-0 F9	4	1	0	0	1	1	2										
Mike Schmidt, R OBP: 0.360, SLG: 0.565 (1, 5)	0-0 HR		0-3 K		0-0 HR		0-0 1B		0-3 K	4	2	2	2	0	2	0										
Greg Luzinski, R OBP: 0.356, SLG: 0.547 (1, 7)	0-0 1B		4-0 BB		0-0 HR		0-0 BB		4-0 BB	2	2	2	2	2	0	0										
Dickie Noles, R OBP: 0.500, SLG: 0.500 (9, 1)	0-0 1B		0-0 BB		0-0 HR		0-0 BB		0-0 BB	0	0	0	0	0	0	0										
Bob Boone, R OBP: 0.318, SLG: 0.361 (1, 2)	0-0 F7		0-0 P4		0-0 4-3		0-0 HR		4-0 BB	3	1	0	0	1	0	2										
Larry Bowa, S OBP: 0.231, SLG: 0.286 (1, 6)		0-0 4-3		0-0 F8		0-0 5-3		0-0 P4		4	0	0	0	0	0	2										
Luis Aguayo, R OBP: 0.314, SLG: 0.469 (1, 4)		0-3 K		0-0 F7		0-0 2B		4-0 BB		3	1	1	0	1	1	0										
Dick Ruthven, R OBP: 0.333, SLG: 0.500 (1, 1)		0-0 CI		0-3 K		0-0 F7		0-0 BB		2	1	1	0	0	1	0										
<b>Inning Stats</b>	R: 2 E: 0 K: 1 S: 7	H: 2 LOB: 1 BB: 1 P: 11	R: 1 E: 1 K: 1 S: 7	H: 2 LOB: 2 BB: 0 P: 7	R: 0 E: 0 K: 1 S: 5	H: 0 LOB: 1 BB: 1 P: 9	R: 0 E: 0 K: 1 S: 5	H: 0 LOB: 0 BB: 0 P: 5	R: 0 E: 0 K: 0 S: 3	H: 0 LOB: 0 BB: 0 P: 3	R: 2 E: 0 K: 0 S: 6	H: 3 LOB: 1 BB: 0 P: 6	R: 0 E: 0 K: 1 S: 4	H: 0 LOB: 0 BB: 1 P: 8	R: 4 E: 0 K: 1 S: 7	H: 2 LOB: 2 BB: 4 P: 23	R: 0 E: 0 K: 0 S: 4	H: 0 LOB: 0 BB: 0 P: 8	1B: 5 2B: 2 3B: 0 HR: 2	SF: 0 SAC: 0 DP: 1 HBP: 0	WP: 1 PB: 0 SB: 1 CS: 0	PA: 39				
<b>PITCHER</b>	IP WLS BF H R ER SO BB IBB HBP BLK WP HR S P ERA WHIP	IP WLS BF H R ER SO BB IBB HBP BLK WP HR S P ERA WHIP	IP WLS BF H R ER SO BB IBB HBP BLK WP HR S P ERA WHIP	IP WLS BF H R ER SO BB IBB HBP BLK WP HR S P ERA WHIP	IP WLS BF H R ER SO BB IBB HBP BLK WP HR S P ERA WHIP	IP WLS BF H R ER SO BB IBB HBP BLK WP HR S P ERA WHIP	IP WLS BF H R ER SO BB IBB HBP BLK WP HR S P ERA WHIP	IP WLS BF H R ER SO BB IBB HBP BLK WP HR S P ERA WHIP	IP WLS BF H R ER SO BB IBB HBP BLK WP HR S P ERA WHIP	IP WLS BF H R ER SO BB IBB HBP BLK WP HR S P ERA WHIP	IP WLS BF H R ER SO BB IBB HBP BLK WP HR S P ERA WHIP	IP WLS BF H R ER SO BB IBB HBP BLK WP HR S P ERA WHIP	IP WLS BF H R ER SO BB IBB HBP BLK WP HR S P ERA WHIP	IP WLS BF H R ER SO BB IBB HBP BLK WP HR S P ERA WHIP	IP WLS BF H R ER SO BB IBB HBP BLK WP HR S P ERA WHIP	IP WLS BF H R ER SO BB IBB HBP BLK WP HR S P ERA WHIP	IP WLS BF H R ER SO BB IBB HBP BLK WP HR S P ERA WHIP	IP WLS BF H R ER SO BB IBB HBP BLK WP HR S P ERA WHIP	IP WLS BF H R ER SO BB IBB HBP BLK WP HR S P ERA WHIP	IP WLS BF H R ER SO BB IBB HBP BLK WP HR S P ERA WHIP	IP WLS BF H R ER SO BB IBB HBP BLK WP HR S P ERA WHIP	IP WLS BF H R ER SO BB IBB HBP BLK WP HR S P ERA WHIP	IP WLS BF H R ER SO BB IBB HBP BLK WP HR S P ERA WHIP	IP WLS BF H R ER SO BB IBB HBP BLK WP HR S P ERA WHIP	IP WLS BF H R ER SO BB IBB HBP BLK WP HR S P ERA WHIP	IP WLS BF H R ER SO BB IBB HBP BLK WP HR S P ERA WHIP
Rick Sutcliffe, R ERA: 7.01 (6, 1)	1.0	4	1	0	0	0	0	0	0	0	0	4	4	0.00	1.000											
Bobby Castillo, R ERA: 3.12 (7, 1)	1.2	L	10	1	4	4	2	5	0	0	0	1	0	9	29	21.60	3.600									
Charlie Hough, R ERA: 3.65 (8, 1)	0.1	2	1	0	0	0	0	0	0	0	0	0	0	2	2	0.00	3.000									



Batter	1	2	3	4	5	6	7	8	9	AB	R	H	RBI	BB	SO	LOB	TOP										
<b>Davey Lopes, R</b> OBP: 0.390, SLG: 0.457 (1, 4)	L5		BB			FC6-4 1B	1B BB		G4-6-3 1B	3	0	2	1	2	0	0	<b>Los Angeles Dodgers @ Philadelphia Phillies</b> <b>Veterans Stadium, Philadelphia, PA</b> Sat May 03 1980, 3:33 AM EDT Att: 35,011 - Unknown  <b>AB 35</b> <b>R 3</b> <b>H 8</b> <b>RBI 3</b> <b>BB 3</b> <b>SO 7</b> <b>LOB 20</b> 										
<b>Rudy Law, L</b> OBP: 0.344, SLG: 0.349 (1, 8)	4-3		F7			F8	1B BB		G4-6-3 1B	5	0	1	1	0	0	3											
<b>Reggie Smith, S</b> OBP: 0.438, SLG: 0.622 (1, 9)	K			4-3		F8	6-3			4	0	0	0	0	1	4											
<b>Steve Garvey, R</b> OBP: 0.255, SLG: 0.366 (1, 3)		E2		P3		FC6-4 1-2			1B	4	0	1	0	0	0	1											
<b>Dusty Baker Jr., R</b> OBP: 0.297, SLG: 0.512 (1, 7)		P6		L6			K		K	4	0	0	0	0	2	2											
<b>Ron Cey, R</b> OBP: 0.375, SLG: 0.419 (1, 5)		K			4-3 WP 1B		BB FC4-6 1B		P6	4	1	2	0	0	1	2											
<b>Bill Russell, R</b> OBP: 0.291, SLG: 0.297 (1, 6)			F9		L6		FC4-6 BB 1B		K	4	1	1	0	0	1	3											
<b>Mike Scioscia, L</b> OBP: 0.267, SLG: 0.333 (1, 2)			4-3		4-3		FC4-6 BB 1B		1B 3B	3	1	1	0	1	0	1											
<b>Burt Hooton, R</b> OBP: 0.200, SLG: 0.200 (1, 1)			4-3		K		FC4-6 BB 1B		K	0	0	0	0	0	0	0											
<b>Bobby Castillo, R</b> OBP: 0.200, SLG: 0.200 (2, 1)										1	0	0	0	0	0	0											
<b>Rick Monday, L</b> OBP: 0.200, SLG: 0.200 (5, PH)										1	0	0	0	0	0	1											
<b>Joe Beckwith, L</b> OBP: 0.200, SLG: 0.200 (5, 1)										0	0	0	0	0	0	0											
<b>Gary Thomasson, L</b> OBP: 0.449, SLG: 0.250 (7, PH)										1	0	0	1	0	0	2											
<b>Jerry Reuss, L</b> OBP: 0.200, SLG: 0.200 (7, 1)										0	0	0	0	0	0	0											
<b>Jay Johnstone, L</b> OBP: 0.200, SLG: 0.200 (9, PH)										1	0	0	0	0	0	1											
<b>Inning Stats</b>	R: 0 E: 0 K: 1 S: 5	H: 0 LOB: 0 BB: 0 P: 5	R: 0 E: 1 K: 1 S: 6	H: 0 LOB: 1 BB: 1 P: 6	R: 0 E: 0 K: 0 S: 3	H: 0 LOB: 1 BB: 0 P: 7	R: 0 E: 0 K: 0 S: 3	H: 0 LOB: 0 BB: 0 P: 3	R: 0 E: 0 K: 1 S: 6	H: 1 LOB: 1 BB: 0 P: 6	R: 0 E: 0 K: 0 S: 4	H: 1 LOB: 1 BB: 0 P: 4	R: 0 E: 0 K: 1 S: 8	H: 3 LOB: 3 BB: 2 P: 16	R: 0 E: 0 K: 2 S: 8	H: 1 LOB: 1 BB: 0 P: 8	R: 1 E: 0 K: 1 S: 6	H: 2 LOB: 0 BB: 0 P: 6	1B: 7 2B: 0 3B: 1 HR: 0	SF: 0 SAC: 0 DP: 1 HBP: 0	WP: 1 PA: 38 PB: 0 SB: 1 CS: 0						
<b>PITCHER</b>	IP	WLS	BF	H	R	ER	SO	BB	IBB	HBP	BLK	WP	HR	S	P	ERA	WHIP										
<b>Larry Christenson, R</b> ERA: 5.08 (1, 1)	6.2	W	28	4	2	2	4	3	0	0	0	1	0	33	45	2.70	1.050										
<b>Lerrin LaGrow, R</b> ERA: 1.8 (7, 1)	2.1		10	4	1	1	3	0	0	0	0	0	0	16	16	3.86	1.714										

Batter	1	2	3	4	5	6	7	8	9	AB	R	H	RBI	BB	SO	LOB	BOTTOM										
<b>Pete Rose, S</b> OBP: 0.309, SLG: 0.300 (1, 3)	4-3	1B SF9 BB		1-3 2B		K				3	1	1	0	1	1	0	<b>Los Angeles Dodgers @ Philadelphia Phillies</b> <b>Veterans Stadium, Philadelphia, PA</b> Sat May 03 1980, 3:33 AM EDT Att: 35,011 - Unknown  <b>AB 30</b> <b>R 7</b> <b>H 10</b> <b>RBI 7</b> <b>BB 2</b> <b>SO 4</b> <b>LOB 7</b> 										
<b>Bake McBride, L</b> OBP: 0.281, SLG: 0.429 (1, 9)	6-3	BB 1B		L3		L4				4	0	1	1	0	0	2											
<b>Garry Maddox, R</b> OBP: 0.266, SLG: 0.352 (1, 8)	5-3	SF9		SF7		4-3				2	0	0	2	0	0	0											
<b>George Vukovich, L</b> OBP: 0.250, SLG: 0.500 (9, 7)						4-3				0	0	0	0	0	0	0											
<b>Mike Schmidt, R</b> OBP: 0.367, SLG: 0.597 (1, 5)				6-3		6-3				3	1	1	1	1	0	1											
<b>John Vukovich, R</b> (8, 5)		HR								0	0	0	0	0	0	0											
<b>Greg Luzinski, R</b> OBP: 0.235, SLG: 0.574 (1, 7)						K				4	1	1	1	0	2	2											
<b>Del Unser, L</b> OBP: 0.667, SLG: 1.000 (9, 7)		HR								0	0	0	0	0	0	0											
<b>Del Unser, L</b> (9, 8)		K																									
<b>Bob Boone, R</b> OBP: 0.329, SLG: 0.400 (1, 2)		1B 3B		F2		L5-3 1B				4	1	2	0	0	0	0											
<b>Larry Bowa, S</b> OBP: 0.235, SLG: 0.288 (1, 6)				F7		L5-3				3	1	1	1	0	0	1											
<b>Ramon Aviles, R</b> OBP: 0.500, SLG: 0.500 (6, PH)		1B								1	0	1	0	0	0	0											
<b>Luis Aguayo, R</b> OBP: 0.308, SLG: 0.444 (1, 4)		SH1-4 1B		5-3		5-3				4	1	1	1	0	0	1											
<b>Larry Christenson, R</b> OBP: 0.600, SLG: 0.500 (1, 1)										2	1	1	0	0	1	0											
<b>Lerrin LaGrow, R</b> (7, 1)		SH1-4		2B SF7 1B		K				0	0	0	0	0	0	0											
<b>Inning Stats</b>	R: 0 E: 0 K: 0 S: 3	H: 0 LOB: 0 BB: 0 P: 3	R: 6 E: 0 K: 1 S: 11	H: 6 LOB: 2 BB: 2 P: 19	R: 0 E: 0 K: 0 S: 3	H: 0 LOB: 0 BB: 0 P: 3	R: 1 E: 0 K: 0 S: 5	H: 2 LOB: 1 BB: 0 P: 5	R: 0 E: 0 K: 2 S: 7	H: 0 LOB: 0 BB: 0 P: 7	R: 0 E: 0 K: 0 S: 3	H: 0 LOB: 0 BB: 0 P: 3	R: 0 E: 0 K: 0 S: 4	H: 1 LOB: 1 BB: 0 P: 4	R: 0 E: 0 K: 0 S: 4	H: 1 LOB: 1 BB: 0 P: 4	R: 1 E: 0 K: 1 S: 6	H: 2 LOB: 0 BB: 0 P: 6	1B: 6 2B: 2 3B: 1 HR: 2	SF: 2 SAC: 1 DP: 1 HBP: 0	WP: 0 PA: 35 PB: 0 SB: 1 CS: 0						
<b>PITCHER</b>	IP	WLS	BF	H	R	ER	SO	BB	IBB	HBP	BLK	WP	HR	S	P	ERA	WHIP										
<b>Burt Hooton, R</b> ERA: 6.04 (1, 1)	1.1	L	11	6	6	6	0	1	0	0	0	0	0	12	14	40.50	5.250										
<b>Bobby Castillo, R</b> ERA: 3.18 (2, 1)	2.2		11	2	1	1	1	1	0	0	0	0	0	12	16	3.38	1.125										
<b>Joe Beckwith, R</b> ERA: (5, 1)	2.0		6	1	0	0	3	0	0	0	0	0	0	12	12	0.00	0.500										
<b>Jerry Reuss, L</b> ERA: 0.57 (7, 1)	2.0		7	1	0	0	0	0	0	0	0	0	0	7	7	0.00	0.500										







Batter	1	2	3	4	5	6	7	8	9	AB	R	H	RBI	BB	SO	LOB	TOP					
Davey Lopes, R OBP: 0.376, SLG: 0.438	E4 FC4-6		1-3			FC5-4 1B		SH3-4		3	0	1	0	0	0	0	<b>Los Angeles Dodgers @ Pittsburgh Pirates</b> Three Rivers Stadium, Pittsburgh, PA Tue May 06 1980, 7:05 PM EDT Att: 9,817 - Unknown <a href="http://livebaseballscorecards.com">livebaseballscorecards.com</a>					
Rudy Law, L OBP: 0.337, SLG: 0.341	K					FC5-4 1B BLK		6-3		4	1	1	0	0	1	3						
Reggie Smith, S OBP: 0.413, SLG: 0.573	L6		G6-4-3			1B 1-2		K		3	0	0	0	1	1	3						
Steve Garvey, R OBP: 0.262, SLG: 0.363	FC4-6			5-3		1B 1-2			1-3	4	0	1	1	0	0	1						
Dusty Baker Jr., R OBP: 0.310, SLG: 0.565		F9		F9		G5-4-3 1B				4	0	1	0	0	0	2						
Ron Cey, R OBP: 0.379, SLG: 0.432		1B		5-3					G5-4-3	4	0	1	0	0	0	1						
Bill Russell, R OBP: 0.279, SLG: 0.284		1B								3	0	0	0	0	0	1						
Steve Yeager, R OBP: 0.400, SLG: 0.280										2	0	1	0	1	0	0						
Don Sutton, R OBP: 0.083, SLG: 0.083										2	0	0	0	0	0	3						
Mickey Hatcher, R OBP: 0.500, SLG: 0.600	1-3									1	0	1	0	0	0	0						
Steve Howe, L OBP: 0.415, SLG: 0.682										0	0	0	0	0	0	0						
Joe Beckwith, L OBP: 0.415, SLG: 0.682										0	0	0	0	0	0	0						
<b>Inning Stats</b>	R: 0 E: 1 K: 1 S: 6	H: 0 LOB: 1 BB: 0 P: 6	R: 0 E: 0 K: 0 S: 5	H: 2 LOB: 2 BB: 0 P: 5	R: 0 E: 0 K: 0 S: 3	H: 1 LOB: 0 BB: 0 P: 3	R: 0 E: 0 K: 0 S: 3	H: 0 LOB: 0 BB: 0 P: 3	R: 0 E: 0 K: 0 S: 2	H: 0 LOB: 0 BB: 1 P: 6	R: 1 E: 0 K: 0 S: 4	H: 2 LOB: 1 BB: 1 P: 8	R: 0 E: 0 K: 0 S: 3	H: 0 LOB: 0 BB: 0 P: 3	R: 0 E: 0 K: 1 S: 6	H: 1 LOB: 1 BB: 0 P: 6	R: 0 E: 0 K: 0 S: 3	H: 1 LOB: 0 BB: 0 P: 3	1B: 7 2B: 0 3B: 0 HR: 0	SF: 0 SAC: 1 DP: 4 HBP: 0	WP: 0 PB: 0 SB: 0 CS: 0	PA: 33
<b>PITCHER</b>	IP	WLS	BF	H	R	ER	SO	BB	IBB	HBP	BLK	WP	HR	S	P	ERA	WHIP					
John Candelaria, L ERA: 2.93	(1, 1)	8.0	30	6	1	1	2	2	0	0	1	0	0	32	40	1.12	1.000					
Kent Tekulve, R ERA: 1.5	(9, 1)	1.0	W	3	1	0	0	0	0	0	0	0	0	3	3	0.00	1.000					

Batter	1	2	3	4	5	6	7	8	9	AB	R	H	RBI	BB	SO	LOB	BOTTOM				
Omar Moreno, L OBP: 0.316, SLG: 0.360	1B BLK 1B		G3					1-3		4	1	1	0	0	0	0	<b>Los Angeles Dodgers @ Pittsburgh Pirates</b> Three Rivers Stadium, Pittsburgh, PA Tue May 06 1980, 7:05 PM EDT Att: 9,817 - Unknown <a href="http://livebaseballscorecards.com">livebaseballscorecards.com</a>				
Tim Foli, R OBP: 0.344, SLG: 0.337										4	0	3	0	0	0	0					
Matt Alexander, S OBP: 0.500, SLG: 0.600	1B		8-4 1B					4-3 2B		0	0	0	0	0	0	0					
Kent Tekulve, R OBP: 0.415, SLG: 0.682	1-3 9-2 1B									0	0	0	0	0	0	0					
Dave Parker, L OBP: 0.323, SLG: 0.511	P4							4-3		4	0	1	0	0	0	3					
Willie Stargell, L OBP: 0.411, SLG: 0.521			1-2 1B					2-3		4	0	1	1	0	1	4					
Mike Easter, L OBP: 0.429, SLG: 0.667	1-3 3-H 1B		8-4 2-3							2	0	0	0	1	0	0					
Bill Robinson, R OBP: 0.354, SLG: 0.578	4-3							F8		1	1	1	0	0	0	0					
Bill Madlock, R OBP: 0.273, SLG: 0.318	1-2 BB									4	0	1	0	0	0	3					
Ed Ott, L OBP: 0.380, SLG: 0.381	9-2									4	0	1	0	0	0	3					
Lee Lacy, R OBP: 0.583, SLG: 0.682	3-H									3	0	1	0	0	0	0					
Phil Garner, R OBP: 0.405, SLG: 0.507										0	0	0	0	1	0	0					
John Candelaria, L OBP: 0.313, SLG: 0.286										3	0	0	0	0	0	2					
Dale Berra, R OBP: 0.415, SLG: 0.682										0	0	0	0	0	0	0					
<b>Inning Stats</b>	R: 1 E: 0 K: 0 S: 5	H: 3 LOB: 2 BB: 1 P: 9	R: 0 E: 0 K: 0 S: 3	H: 0 LOB: 0 BB: 0 P: 3	R: 0 E: 0 K: 0 S: 4	H: 2 LOB: 1 BB: 0 P: 4	R: 0 E: 0 K: 0 S: 4	H: 1 LOB: 2 BB: 1 P: 8	R: 0 E: 0 K: 0 S: 3	H: 0 LOB: 0 BB: 0 P: 3	R: 0 E: 0 K: 0 S: 3	H: 0 LOB: 0 BB: 0 P: 3	R: 0 E: 0 K: 0 S: 6	H: 1 LOB: 2 BB: 0 P: 6	R: 1 E: 0 K: 0 S: 3	H: 3 LOB: 3 BB: 1 P: 7	1B: 9 2B: 3 3B: 0 HR: 0	SF: 0 SAC: 0 DP: 2 HBP: 0	WP: 0 PB: 0 SB: 0 CS: 0	PA: 35	
<b>PITCHER</b>	IP	WLS	BF	H	R	ER	SO	BB	IBB	HBP	BLK	WP	HR	S	P	ERA	WHIP				
Don Sutton, R ERA: 2.38	(1, 1)	7.0	27	6	1	1	0	2	0	0	1	0	0	25	33	1.29	1.143				
Steve Howe, L ERA: 4.15	(8, 1)	1.0	L	7	3	1	1	0	1	0	0	0	0	8	12	9.00	3.000				
Joe Beckwith, R ERA: 1.5	(9, 1)	0.0		1	0	0	0	0	0	0	0	0	0	1	1	∞	∞				



Batter	1	2	3	4	5	6	7	8	9	AB	R	H	RBI	BB	SO	LOB	TOP								
Davey Lopes, R (1,4) OBP: 0.377, SLG: 0.430	F8			1B		F8	1B BB		4-3	4	1	1	1	1	0	1	<b>Los Angeles Dodgers @ Pittsburgh Pirates</b> Three Rivers Stadium, Pittsburgh, PA Wed May 07 1980, 7:05 PM EDT Att: 11,404 - Unknown <a href="http://livebaseballscorecards.com">livebaseballscorecards.com</a>								
Rudy Law, L (1,8) OBP: 0.337, SLG: 0.341	4-3			F8		F8	1B BB			3	1	1	0	0	0	1									
Mickey Hatcher, R (7,PH) OBP: 0.455, SLG: 0.545	4-3			F8		1B SF7	1B			1	0	0	0	0	1	3									
Charlie Hough, R (7,1) Steve Howe, L (7,1) Gary Thomasson, L (9,PH) OBP: 0.538, SLG: 0.400									1B	0	0	0	0	0	0	0									
Reggie Smith, S (1,9) OBP: 0.413, SLG: 0.564	L6			G6-4-3		1B	1B		F8	5	0	2	1	0	0	2									
Steve Garvey, R (1,3) OBP: 0.270, SLG: 0.371				CS		SF7	1B			3	0	2	2	0	0	2									
Dusty Baker Jr., R (1,7) OBP: 0.308, SLG: 0.547				F8		HBP				3	0	0	0	0	0	4									
Ron Cey, R (1,5) OBP: 0.374, SLG: 0.417				K		K				3	1	0	0	1	2	1									
Bill Russell, R (1,6) OBP: 0.278, SLG: 0.282				F8		P3				4	1	1	0	0	0	1									
Steve Yeager, R (1,2) OBP: 0.412, SLG: 0.310						K				4	1	2	0	0	1	1									
Bob Welch, R (1,1) OBP: 0.100, SLG: 0.100										1	0	0	0	0	1	1									
Jay Johnstone, L (6,PH) OBP: 0.288, SLG: 0.286										1	1	1	0	0	0	0									
Bobby Castillo, R (6,1) Rick Monday, L (7,PH) OBP: 0.273, SLG: 0.300										0	0	0	0	0	0	0									
Derrel Thomas, S (7,8) OBP: 0.388, SLG: 0.465										1	0	0	0	0	1	3									
<b>Inning Stats</b>	R: 0 E: 0 K: 0 S: 3	H: 0 LOB: 0 BB: 0 P: 3	R: 0 E: 0 K: 1 S: 5	H: 1 LOB: 0 BB: 0 P: 5	R: 0 E: 0 K: 1 S: 5	H: 1 LOB: 0 BB: 0 P: 5	R: 0 E: 0 K: 0 S: 4	H: 2 LOB: 1 BB: 0 P: 4	R: 0 E: 0 K: 2 S: 7	H: 0 LOB: 1 BB: 0 P: 8	R: 2 E: 0 K: 0 S: 6	H: 3 LOB: 1 BB: 0 P: 6	R: 4 E: 1 K: 2 S: 11	H: 3 LOB: 2 BB: 2 P: 19	R: 0 E: 0 K: 0 S: 3	H: 0 LOB: 0 BB: 0 P: 3	R: 0 E: 0 K: 0 S: 4	H: 1 LOB: 1 BB: 0 P: 4	1B: 11 2B: 0 3B: 0 HR: 0	SF: 1 SAC: 0 DP: 1 HBP: 1	WP: 0 PB: 0 SB: 0 CS: 2	PA: 39			
<b>PITCHER</b>	IP	WLS	BF	H	R	ER	SO	BB	IBB	HBP	BLK	WP	HR	S	P	ERA	WHIP								
Pascual Perez, R (1,1) ERA: 4.5	6.0		24	7	3	3	4	1	0	1	0	0	0	30	35	4.50	1.333								
Enrique Romo, R (7,1) ERA: 1.94	0.1		4	2	0	0	1	1	0	0	0	0	0	5	9	0.00	9.000								
Grant Jackson, L (7,1) ERA: 3.86	0.1		2	0	2	0	1	0	0	0	0	0	0	4	4	0.00	0.000								
Kent Tekulve, R (7,1) ERA: 1.26	2.1	W	9	2	1	0	0	0	0	0	0	0	0	9	9	0.00	0.857								

Batter	1	2	3	4	5	6	7	8	9	AB	R	H	RBI	BB	SO	LOB	BOTTOM								
Omar Moreno, L (1,8) OBP: 0.330, SLG: 0.383	6-3									5	1	3	0	0	1	0	<b>Los Angeles Dodgers @ Pittsburgh Pirates</b> Three Rivers Stadium, Pittsburgh, PA Wed May 07 1980, 7:05 PM EDT Att: 11,404 - Unknown <a href="http://livebaseballscorecards.com">livebaseballscorecards.com</a>								
Tim Lincecum, R (1,6) OBP: 0.333, SLG: 0.326	4-3			P3						3	0	0	0	0	1	2									
Dave Parker, L (1,9) OBP: 0.330, SLG: 0.543				4-3						4	1	2	1	0	0	3									
Willie Stargell, L (1,3) OBP: 0.417, SLG: 0.577	F9									4	1	2	3	0	0	1									
Mike Easter, L (1,7) OBP: 0.421, SLG: 0.636										3	1	1	0	0	0	0									
Bill Robinson, R (6,7) OBP: 0.367, SLG: 0.578										0	0	0	0	1	0	0									
Bill Madlock, R (1,5) OBP: 0.283, SLG: 0.352										3	1	1	2	1	0	0									
Dale Berra, R (7,FR) (8,5)										0	0	0	0	0	0	0									
Ed Ott, L (1,2) OBP: 0.373, SLG: 0.418										4	1	1	1	0	1	3									
Phil Garner, R (1,4) OBP: 0.398, SLG: 0.494										4	0	1	0	0	0	0									
Pascual Perez, R (1,1) OBP: 0.333, SLG: 0.333										3	1	1	0	0	2	1									
Enrique Romo, R (7,1) OBP: 1.000, SLG: 1.000										0	0	0	0	0	0	0									
Grant Jackson, S (7,1) Kent Tekulve, R (7,1)										0	0	0	0	0	0	0									
<b>Inning Stats</b>	R: 0 E: 0 K: 0 S: 4	H: 1 LOB: 1 BB: 0 P: 4	R: 1 E: 0 K: 0 S: 4	H: 1 LOB: 0 BB: 0 P: 4	R: 0 E: 0 K: 1 S: 6	H: 1 LOB: 1 BB: 0 P: 6	R: 2 E: 0 K: 1 S: 7	H: 2 LOB: 0 BB: 0 P: 7	R: 3 E: 0 K: 0 S: 6	H: 3 LOB: 0 BB: 0 P: 6	R: 0 E: 0 K: 1 S: 6	H: 1 LOB: 1 BB: 0 P: 6	R: 1 E: 0 K: 1 S: 7	H: 3 LOB: 3 BB: 2 P: 15	R: 0 E: 0 K: 2 S: 7	H: 0 LOB: 0 BB: 0 P: 7	1B: 7 2B: 1 3B: 0 HR: 4	SF: 0 SAC: 1 DP: 0 HBP: 0	WP: 0 PB: 0 SB: 1 CS: 0	PA: 37					
<b>PITCHER</b>	IP	WLS	BF	H	R	ER	SO	BB	IBB	HBP	BLK	WP	HR	S	P	ERA	WHIP								
Bob Welch, R (1,1) ERA: 3.34	5.0		23	8	6	6	2	0	0	0	0	0	0	27	27	10.80	1.600								
Bobby Castillo, R (6,1) ERA: 2.92	1.0		4	1	0	0	1	0	0	0	0	0	0	6	6	0.00	1.000								
Charlie Hough, R (7,1) ERA: 4.05	0.2	L	6	3	1	1	1	2	0	0	0	0	1	6	14	13.50	7.500								
Steve Howe, L (7,1) ERA: 3.77	1.1		4	0	0	0	2	0	0	0	0	0	0	8	8	0.00	0.000								





Batter	1	2	3	4	5	6	7	8	9	AB	R	H	RBI	BB	SO	LOB	TOP								
Davey Lopes, R (1.4) Pedro Guerrero, R (7.4) OBP: 0.382, SLG: 0.427 OBP: 0.500, SLG: 0.500	4-3		FC1-6 1B		FC6-4 1B 2B	E BB		F8		3	1	1	0	1	0	1	<b>Los Angeles Dodgers @ St. Louis Cardinals</b> Busch Stadium, St. Louis, MO Fri May 09 1980, 7:05 PM CDT Att: 23,394 - Unknown <a href="http://livebaseballscorecards.com">livebaseballscorecards.com</a>								
Rudy Law, L (1.8) OBP: 0.340, SLG: 0.365	F9 1B		FC1-6 FC6 1B		F8	E1 FC6-4		SF8 3B		5	2	2	0	0	0	4									
Reggie Smith, S (1.9) OBP: 0.404, SLG: 0.557	F9		K		2B 1B	SF7		SF8		3	1	1	2	0	1	2									
Steve Garvey, R (1.3) OBP: 0.276, SLG: 0.382	S 1B		FC6		1B 2B	FC6-4		F8		5	1	2	2	0	0	3									
Ron Cey, R (1.5) Mickey Hatcher, R (7.5) OBP: 0.379, SLG: 0.432 OBP: 0.417, SLG: 0.500	P1				F8	1B		E 2B		4	1	2	2	0	0	1									
Gary Thomasson, L (1.7) OBP: 0.500, SLG: 0.400			F7		K	1B		P6		5	0	2	0	0	1	1									
Bill Russell, R (1.6) OBP: 0.295, SLG: 0.303					4-3	1B		P3		4	0	2	0	1	0	3									
Steve Yeager, R (1.2) OBP: 0.359, SLG: 0.265	F9		K		4-3	K		F9		5	0	0	0	0	2	4									
Rick Sutcliffe, L (1.1) Bobby Castillo, R (2.1) Rick Monday, L (6, PH) Charlie Hough, R (6.1) Joe Beckwith, L (6.1)	G3				FC6-4 1B	E BB SF7 BB		K		1	0	0	0	0	0	1									
<b>Inning Stats</b>	R: 1 E: 0 K: 0 S: 5	H: 2 LOB: 1 BB: 0 P: 5	R: 0 E: 0 K: 0 S: 3	H: 0 LOB: 1 BB: 1 P: 7	R: 0 E: 0 K: 1 S: 6	H: 1 LOB: 1 BB: 0 P: 6	R: 0 E: 0 K: 2 S: 8	H: 1 LOB: 0 BB: 0 P: 8	R: 3 E: 0 K: 0 S: 8	H: 5 LOB: 2 BB: 0 P: 8	R: 1 E: 1 K: 0 S: 4	H: 0 LOB: 2 BB: 2 P: 12	R: 1 E: 1 K: 2 S: 9	H: 2 LOB: 1 BB: 0 P: 9	R: 1 E: 0 K: 0 S: 4	H: 1 LOB: 0 BB: 0 P: 4		R: 0 E: 0 K: 0 S: 4	H: 1 LOB: 1 BB: 0 P: 4	1B: 9 2B: 3 3B: 1 HR: 0	SF: 2 SAC: 0 DP: 0 HBP: 0	WP: 0 PB: 0 SB: 2 CS: 0	PA: 44		
<b>PITCHER</b>	IP	WLS	BF	H	R	ER	SO	BB	IBB	HBP	BLK	WP	HR	S	P	ERA	WHIP								
Roy Thomas, R (1.1) ERA: 6.61	4.2		23	8	4	4	3	1	0	0	0	0	0	28	32	7.71	1.929								
Pedro Borbon, R (5.1) ERA: 1.0	3.1	W	17	4	3	1	2	2	0	0	0	0	0	19	27	2.70	1.800								
Mark Littell, R (9.1) ERA: 7.0	1.0		4	1	0	0	0	0	0	0	0	0	0	4	4	0.00	1.000								

Batter	1	2	3	4	5	6	7	8	9	AB	R	H	RBI	BB	SO	LOB	BOTTOM								
Garry Templeton, S (1.6) OBP: 0.364, SLG: 0.446	1B 1B			G5-4-3	6-3	1B		4-3		6	2	3	3	0	0	3	<b>Los Angeles Dodgers @ St. Louis Cardinals</b> Busch Stadium, St. Louis, MO Fri May 09 1980, 7:05 PM CDT Att: 23,394 - Unknown <a href="http://livebaseballscorecards.com">livebaseballscorecards.com</a>								
Ken Oberkfell, L (1.4) OBP: 0.402, SLG: 0.386	1B G3	2H HR		1B HR	BB	BB				3	3	3	0	2	0	0									
Keith Hernandez, L (1.3) OBP: 0.394, SLG: 0.490	G3 2B	F7		HR	1B					4	3	2	1	1	0	3									
Ted Simmons, S (1.2) OBP: 0.442, SLG: 0.536	G3	FC6-4 BB		HR	HR			L8		4	2	2	5	1	0	1									
Bobby Bonds, R (1.7) OBP: 0.300, SLG: 0.375	2B	FC6-4		6-3	1B	1B		K		4	1	1	1	1	1	2									
George Hendrick, R (1.9) OBP: 0.408, SLG: 0.634	5-3			F7	HR	1B 1B		F8		5	2	2	3	0	0	1									
Ken Reitz, R (1.5) Mark Littell, L (9.1) OBP: 0.450, SLG: 0.534	F8			F9	FC5-4 BB	1B 1B		6-3		4	0	1	1	1	0	1									
Tony Scott, S (1.8) OBP: 0.283, SLG: 0.267		HR 1B		F9	FC5-4 S	1B 1B				5	2	3	0	0	0	1									
Roy Thomas, R (1.1) Pedro Borbon, R (5.1) Mike Phillips, L (6, PH) OBP: 0.500, SLG: 0.500 OBP: 0.333, SLG: 0.333		K		G5-4-3 1B	K	1-3 1B		F7		2	0	1	0	0	1	1									
<b>Inning Stats</b>	R: 3 E: 0 K: 0 S: 7	H: 4 LOB: 1 BB: 0 P: 7	R: 2 E: 0 K: 1 S: 8	H: 3 LOB: 2 BB: 1 P: 12	R: 0 E: 0 K: 0 S: 3	H: 0 LOB: 0 BB: 0 P: 3	R: 3 E: 0 K: 0 S: 5	H: 3 LOB: 0 BB: 1 P: 9	R: 1 E: 0 K: 1 S: 6	H: 1 LOB: 1 BB: 1 P: 10	R: 6 E: 0 K: 0 S: 8	H: 6 LOB: 2 BB: 3 P: 20	R: 0 E: 0 K: 1 S: 5	H: 0 LOB: 0 BB: 0 P: 5	R: 0 E: 0 K: 0 S: 4	H: 1 LOB: 1 BB: 0 P: 4		1B: 14 2B: 1 3B: 0 HR: 3	SF: 0 SAC: 0 DP: 1 HBP: 0	WP: 1 PB: 0 SB: 3 CS: 0	PA: 46				
<b>PITCHER</b>	IP	WLS	BF	H	R	ER	SO	BB	IBB	HBP	BLK	WP	HR	S	P	ERA	WHIP								
Rick Sutcliffe, R (1.1) ERA: 8.33	1.1	L	11	7	5	5	1	0	0	0	0	0	1	13	13	33.75	5.250								
Bobby Castillo, R (2.1) ERA: 4.5	3.2		17	4	4	4	1	3	0	0	0	0	2	16	28	9.82	1.909								
Charlie Hough, R (6.1) ERA: 7.43	0.0		6	3	6	6	0	3	0	0	0	0	0	3	15	∞	∞								
Joe Beckwith, R (6.1) ERA: 1.17	3.0		12	4	0	0	1	0	0	0	0	0	0	14	14	0.00	1.333								



Batter	1	2	3	4	5	6	7	8	9	AB	R	H	RBI	BB	SO	LOB	TOP				
<b>Davey Lopes, R</b> OBP: 0.393, SLG: 0.426 (1, 4)										5	1	2	1	0	1	0	<b>Los Angeles Dodgers @ St. Louis Cardinals</b> Busch Stadium, St. Louis, MO Sat May 10 1980, 7:05 PM CDT Att: 27,450 - Unknown <a href="http://livebaseballscorecards.com">livebaseballscorecards.com</a>				
<b>Rudy Law, L</b> OBP: 0.343, SLG: 0.366 (1, 8)										5	0	2	0	0	0	0					
<b>Reggie Smith, S</b> OBP: 0.395, SLG: 0.539 (1, 9)										5	1	1	0	0	1	2					
<b>Steve Garvey, R</b> OBP: 0.283, SLG: 0.381 (1, 3)										3	1	1	0	1	0	1					
<b>Ron Cey, R</b> OBP: 0.374, SLG: 0.435 (1, 5)										4	1	1	2	0	0	3					
<b>Gary Thomasson, L</b> OBP: 0.476, SLG: 0.353 <b>Pedro Guerrero, R</b> OBP: 0.556, SLG: 0.714 <b>Bill Russell, R</b> OBP: 0.295, SLG: 0.303 (8, 6)										2	0	0	0	1	0	2					
<b>Derrel Thomas, S</b> OBP: 0.415, SLG: 0.467 (8, 7)										2	0	1	1	2	0	1					
<b>Steve Yeager, R</b> OBP: 0.372, SLG: 0.270 (1, 2)										3	1	1	0	1	0	3					
<b>Burt Hooton, R</b> <b>Jerry Reuss, L</b> (7, 1)										2	0	0	0	0	0	1					
<b>Inning Stats</b>	R: 0 E: 0 K: 2 S: 7	H: 0 LOB: 0 BB: 0 P: 7	R: 1 E: 0 K: 0 S: 4	H: 2 LOB: 1 BB: 1 P: 8	R: 0 E: 0 K: 0 S: 3	H: 0 LOB: 0 BB: 0 P: 3	R: 0 E: 0 K: 0 S: 3	H: 0 LOB: 1 BB: 1 P: 7	R: 1 E: 0 K: 0 S: 5	H: 2 LOB: 2 BB: 1 P: 9	R: 1 E: 0 K: 0 S: 4	H: 3 LOB: 2 BB: 1 P: 8	R: 2 E: 0 K: 0 S: 6	H: 3 LOB: 2 BB: 1 P: 10	R: 0 E: 0 K: 0 S: 3	H: 0 LOB: 0 BB: 0 P: 3		1B: 8 2B: 2 3B: 0 HR: 0	SF: 0 SAC: 1 DP: 1 HBP: 0	WP: 0 PB: 0 SB: 0 CS: 1	PA: 39
<b>PITCHER</b>	IP	WLS	BF	H	R	ER	SO	BB	IBB	HBP	BLK	WP	HR	S	P	ERA	WHIP				
<b>Pete Vuckovich, R</b> ERA: 2.56 (1, 1)	7.0	L	29	7	3	3	2	3	1	0	0	0	0	29	45	3.86	1.429				
<b>Donnie Moore, R</b> ERA: 7.2 (8, 1)	0.1		3	2	2	2	0	0	0	0	0	0	0	3	3	54.00	6.000				
<b>Jim Kaat, L</b> ERA: 4.05 (8, 1)	1.2		7	1	0	0	0	0	1	0	0	0	0	6	10	0.00	0.600				

Batter	1	2	3	4	5	6	7	8	9	AB	R	H	RBI	BB	SO	LOB	BOTTOM				
<b>Garry Templeton, S</b> OBP: 0.374, SLG: 0.462 (1, 6)										5	0	3	3	0	0	1	<b>Los Angeles Dodgers @ St. Louis Cardinals</b> Busch Stadium, St. Louis, MO Sat May 10 1980, 7:05 PM CDT Att: 27,450 - Unknown <a href="http://livebaseballscorecards.com">livebaseballscorecards.com</a>				
<b>Ken Oberkfell, L</b> OBP: 0.393, SLG: 0.375 <b>Tom Herr, S</b> OBP: 0.250, SLG: 0.333 (1, 4)										2	0	0	0	0	0	2					
<b>Keith Hernandez, L</b> OBP: 0.398, SLG: 0.480 (1, 3)										2	0	0	0	2	1	0					
<b>Ted Simmons, S</b> OBP: 0.444, SLG: 0.528 (1, 2)										3	0	1	0	1	0	1					
<b>Bobby Bonds, R</b> OBP: 0.286, SLG: 0.355 (1, 7)										4	0	0	0	0	2	4					
<b>George Hendrick, R</b> OBP: 0.402, SLG: 0.619 (1, 9)										4	0	1	0	0	0	3					
<b>Ken Reitz, R</b> OBP: 0.452, SLG: 0.533 (1, 5)										4	1	2	0	0	0	2					
<b>Tony Scott, S</b> OBP: 0.291, SLG: 0.287 (1, 8)										4	2	2	0	0	0	1					
<b>Pete Vuckovich, R</b> OBP: 0.167, SLG: 0.176 <b>Dane Iorg, L</b> OBP: 0.375, SLG: 0.533 <b>Donnie Moore, L</b> OBP: 1.000, SLG: 1.500 <b>Jim Kaat, L</b> <b>Bernie Carbo, L</b> (9, PH)										1	0	0	0	0	0	0					
<b>Inning Stats</b>	R: 0 E: 0 K: 1 S: 6	H: 1 LOB: 3 BB: 2 P: 14	R: 0 E: 0 K: 0 S: 3	H: 0 LOB: 0 BB: 0 P: 3	R: 0 E: 0 K: 1 S: 5	H: 1 LOB: 0 BB: 0 P: 5	R: 0 E: 0 K: 0 S: 3	H: 0 LOB: 0 BB: 0 P: 3	R: 0 E: 0 K: 0 S: 6	H: 1 LOB: 2 BB: 1 P: 10	R: 0 E: 0 K: 1 S: 6	H: 1 LOB: 2 BB: 1 P: 10	R: 0 E: 0 K: 0 S: 4	H: 1 LOB: 0 BB: 0 P: 4	R: 1 E: 0 K: 0 S: 4	H: 1 LOB: 0 BB: 0 P: 4		1B: 7 2B: 3 3B: 0 HR: 0	SF: 0 SAC: 1 DP: 1 HBP: 0	WP: 0 PB: 0 SB: 1 CS: 0	PA: 38
<b>PITCHER</b>	IP	WLS	BF	H	R	ER	SO	BB	IBB	HBP	BLK	WP	HR	S	P	ERA	WHIP				
<b>Burt Hooton, R</b> ERA: 5.34 (7, 1)	6.2	W	27	6	2	2	2	3	0	0	0	0	0	28	40	2.70	1.350				
<b>Jerry Reuss, L</b> ERA: 1.42 (7, 1)	2.1	S	11	3	1	1	1	1	0	0	0	0	0	12	16	3.86	1.714				



Batter	1	2	3	4	5	6	7	8	9	AB	R	H	RBI	BB	SO	LOB	TOP					
Davey Lopes, R OBP: 0.375, SLG: 0.415 (1, 4)	6-3	F8		4-3 1B		G6-4-3			1-3	5	0	1	0	0	0	2						
Rudy Law, L OBP: 0.336, SLG: 0.358 (1, 8)	6-3	1B		4-3 1-2			4-3		F7	5	0	1	0	0	0	1						
Jay Johnstone, L OBP: 0.333, SLG: 0.294 Derrel Thomas, S OBP: 0.415, SLG: 0.467 (1, 7) (9, 7)	4-0 1B BB			4-3			P6			3	1	1	0	1	0	1						
Steve Garvey, R OBP: 0.274, SLG: 0.368 (1, 3)	E6 1B 1-2	K				F9	6-3			4	1	0	0	0	1	2						
Ron Cey, R OBP: 0.378, SLG: 0.438 (1, 5)	1B 3B 1-3 2H			G6-3 1B		P4			F8	4	1	2	1	0	0	0						
Gary Thomasson, L OBP: 0.440, SLG: 0.333 Reggie Smith, S OBP: 0.395, SLG: 0.539 (1, 9) (9, 9)	1-2 3B 1B			G6-3		K			F9	4	1	1	1	0	1	1						
Bill Russell, R OBP: 0.323, SLG: 0.348 (1, 6)	1-2 3H 3B					SH 1B				3	0	3	2	1	0	0						
Steve Yeager, R OBP: 0.362, SLG: 0.250 (1, 2)	4-0 IBB			K		K			P4	3	0	0	0	1	2	3						
Dave Goltz, R OBP: 0.313, SLG: 0.154 Steve Howe, L (6, 1) Jerry Reuss, L (9, 1)	1-3			6-3		SH G6-4-3			6-3	2	0	0	0	0	0	2						
<b>Inning Stats</b>	R: 4 E: 1 K: 0 S: 7	H: 3 LOB: 2 BB: 2 P: 15	R: 0 E: 0 K: 1 S: 6	H: 2 LOB: 1 BB: 0 P: 6	R: 0 E: 0 K: 1 S: 6	H: 2 LOB: 1 BB: 0 P: 6	R: 0 E: 0 K: 0 S: 4	H: 1 LOB: 1 BB: 0 P: 4	R: 0 E: 0 K: 1 S: 5	H: 0 LOB: 0 BB: 0 P: 5	R: 0 E: 0 K: 0 S: 6	H: 1 LOB: 1 BB: 0 P: 6	R: 0 E: 0 K: 0 S: 3	H: 0 LOB: 0 BB: 0 P: 3	R: 0 E: 0 K: 0 S: 3	H: 0 LOB: 1 BB: 1 P: 7	R: 0 E: 0 K: 0 S: 3	H: 0 LOB: 0 BB: 0 P: 3	1B: 8 2B: 0 3B: 1 HR: 0	SF: 0 SAC: 1 DP: 2 HBP: 0	WP: 0 PB: 0 SB: 0 CS: 0	PA: 38
<b>PITCHER</b>	IP WLS BF H R ER SO BB IBB HBP BLK WP HR S P ERA WHIP	7.0 L 31 9 4 0 4 1 1 0 0 0 0 0 37 45 0.00 1.429	2.0 7 0 0 0 0 1 0 0 0 0 0 0 6 10 0.00 0.500																			

Los Angeles Dodgers @ St. Louis Cardinals  
 Busch Stadium, St. Louis, MO  
 Sun May 11 1980, 3:33 AM CDT  
 Att: 17,696 - Unknown

AB	34
R	4
H	9
RBI	4
BB	3
SO	4
LOB	12



Batter	1	2	3	4	5	6	7	8	9	AB	R	H	RBI	BB	SO	LOB	BOTTOM					
Garry Templeton, S OBP: 0.391, SLG: 0.475 (1, 6)	1B			S 1B		G6-4-3			1-2 1B	5	0	4	0	0	0	1						
Tony Scott, S OBP: 0.306, SLG: 0.303 (1, 8)	S 1B			K		G4-6-3 1B			P3	5	0	3	1	0	1	3						
Keith Hernandez, L OBP: 0.385, SLG: 0.462 (1, 3)	F7			F7		G4-6-3			4-3	4	0	0	0	0	0	6						
Dane Iorg, L OBP: 0.389, SLG: 0.545 (1, 7)	G6-4-3 BB			G3		3-1 1B 2B			1-4-3	3	1	1	0	1	0	0						
Terry Kennedy, L OBP: 0.357, SLG: 0.480 (1, 2)	G6-4-3			F8		3-1			5-3	4	0	0	0	0	0	4						
George Hendrick, R OBP: 0.405, SLG: 0.624 (1, 9)				6-3		2B			6-3	4	0	2	1	0	0	0						
Ken Reitz, R OBP: 0.444, SLG: 0.521 (1, 5)	F8			5-3		G6-4-3 1B			5-3	4	0	1	0	0	0	1						
Tom Herr, S OBP: 0.258, SLG: 0.310 Bobby Bonds, R OBP: 0.292, SLG: 0.351 (1, 4) (9, PH)	6-3					1B SH1-4 1B BB			F7	2	1	0	0	1	0	2						
Bob Forsch, R OBP: 0.353, SLG: 0.750 Bernie Carbo, L OBP: 0.143, SLG: 0.143 Pedro Borbon, R OBP: 0.333, SLG: 0.333 Ted Simmons, S OBP: 0.451, SLG: 0.534 Mike Ramsey, S (9, PR)	6-3			6-3		SH1-4			1B	1	0	0	0	0	0	0						
<b>Inning Stats</b>	R: 0 E: 0 K: 0 S: 4	H: 2 LOB: 2 BB: 1 P: 8	R: 0 E: 0 K: 0 S: 3	H: 0 LOB: 0 BB: 0 P: 3	R: 0 E: 0 K: 1 S: 6	H: 1 LOB: 1 BB: 0 P: 6	R: 0 E: 0 K: 0 S: 4	H: 1 LOB: 1 BB: 0 P: 4	R: 1 E: 0 K: 0 S: 4	H: 2 LOB: 1 BB: 1 P: 8	R: 1 E: 0 K: 0 S: 5	H: 3 LOB: 1 BB: 0 P: 5	R: 0 E: 0 K: 0 S: 4	H: 2 LOB: 0 BB: 0 P: 4	R: 0 E: 0 K: 0 S: 3	H: 0 LOB: 0 BB: 0 P: 3	R: 0 E: 0 K: 0 S: 5	H: 2 LOB: 2 BB: 0 P: 5	1B: 11 2B: 2 3B: 0 HR: 0	SF: 0 SAC: 1 DP: 4 HBP: 0	WP: 0 PB: 0 SB: 2 CS: 0	PA: 38
<b>PITCHER</b>	IP WLS BF H R ER SO BB IBB HBP BLK WP HR S P ERA WHIP	5.1 W 25 9 2 2 1 0 0 0 0 0 0 12 12 0.00 1.200	0.1 S 1 0 0 0 0 0 0 0 0 0 0 1 1 0.00 0.000																			

Los Angeles Dodgers @ St. Louis Cardinals  
 Busch Stadium, St. Louis, MO  
 Sun May 11 1980, 3:33 AM CDT  
 Att: 17,696 - Unknown

AB	35
R	2
H	13
RBI	2
BB	2
SO	1
LOB	17





Batter	1	2	3	4	5	6	7	8	9	AB	R	H	RBI	BB	SO	LOB	TOP			
Lenny Randle, S (1,5) OBP: 0.378, SLG: 0.494										4	1	2	1	1	0	1	<b>Chicago Cubs @ Los Angeles Dodgers</b> Dodger Stadium, Los Angeles, CA Mon May 12 1980, 7:05 PM PDT Att: 36,401 - Unknown			
Ivan De Jesus, R (1,6) OBP: 0.342, SLG: 0.434										4	0	2	0	0	1	3				
Bill Buckner, L (1,3) OBP: 0.383, SLG: 0.495										4	0	0	0	0	0	4				
Jerry Martin, R (1,8) OBP: 0.369, SLG: 0.588										3	0	0	0	1	2	2				
Larry Bittner, L (1,7) OBP: 0.326, SLG: 0.368										3	0	1	0	1	1	2				
Scot Thompson, L (1,9) OBP: 0.435, SLG: 0.421										3	0	2	0	1	0	1				
Tim Blackwell, S (1,2) OBP: 0.276, SLG: 0.280										4	0	1	0	0	2	3				
Steve Dillard, R (1,4) OBP: 0.400, SLG: 0.444										3	0	1	0	0	1	2				
Jesus Figueroa, L (9, PH) OBP: 0.538, SLG: 0.455										1	0	1	0	0	0	0				
Rick Reuschel, R (1,1) OBP: 0.133, SLG: 0.133										2	0	0	0	0	2	3				
Mike Vail, R (7, PH) OBP: 0.387, SLG: 0.600										1	0	0	0	0	1	0				
Dick Tidrow, R (7,1) OBP: 0.337, SLG: 0.551										0	0	0	0	0	0	0				
Dave Kingman, R (9, PH)										1	0	0	0	0	1	1				
<b>Inning Stats</b>	R: 1 E: 0 K: 1 S: 7	H: 2 LOB: 1 BB: 0 P: 7	R: 0 E: 0 K: 1 S: 6	H: 2 LOB: 1 BB: 0 P: 6	R: 0 E: 0 K: 1 S: 6	H: 1 LOB: 0 BB: 0 P: 6	R: 0 E: 0 K: 0 S: 3	H: 1 LOB: 0 BB: 0 P: 3	R: 0 E: 0 K: 1 S: 7	H: 2 LOB: 2 BB: 0 P: 7	R: 0 E: 0 K: 3 S: 9	H: 0 LOB: 1 BB: 1 P: 13	R: 0 E: 0 K: 2 S: 8	H: 1 LOB: 2 BB: 1 P: 12	R: 0 E: 0 K: 1 S: 5	H: 1 LOB: 0 BB: 0 P: 5	1B: 8 2B: 2 3B: 0 HR: 1	SF: 0 SAC: 0 DP: 2 HBP: 0	WP: 0 PB: 0 SB: 2 CS: 3	PA: 37
<b>PITCHER</b>	IP WLS BF H R ER SO BB IBB HBP BLK WP HR S P ERA WHIP																			
Don Sutton, R (1,1) ERA: 2.25	6.0 W 25 8 1 1 5 2 0 0 0 0 1 33 41 1.50 1.667																			
Bobby Castillo, R (7,1) ERA: 3.79	3.0 S 12 2 0 0 6 2 0 0 0 0 0 22 30 0.00 1.333																			

livebaseballscores.com

**AB 33**  
**R 1**  
**H 10**  
**RBI 1**  
**BB 4**  
**SO 11**  
**LOB 22**

Batter	1	2	3	4	5	6	7	8	9	AB	R	H	RBI	BB	SO	LOB	BOTTOM			
Davey Lopes, R (1,4) OBP: 0.371, SLG: 0.418										4	1	1	0	0	0	1	<b>Chicago Cubs @ Los Angeles Dodgers</b> Dodger Stadium, Los Angeles, CA Mon May 12 1980, 7:05 PM PDT Att: 36,401 - Unknown			
Rudy Law, L (1,8) OBP: 0.350, SLG: 0.376										3	1	2	1	0	0	0				
Reggie Smith, S (1,9) OBP: 0.390, SLG: 0.524										3	0	0	0	1	1	3				
Steve Garvey, R (1,3) OBP: 0.266, SLG: 0.355										4	0	0	1	0	0	3				
Ron Cey, R (1,5) OBP: 0.374, SLG: 0.424										3	0	0	0	1	1	2				
Gary Thomasson, L (1,7) OBP: 0.428, SLG: 0.333										3	0	1	0	0	1	1				
Bobby Castillo, R (7,1) OBP: 0.333, SLG: 0.333										1	0	0	0	0	1	0				
Bill Russell, R (1,6) OBP: 0.333, SLG: 0.358										3	0	2	0	0	0	0				
Steve Yeager, R (1,2) OBP: 0.340, SLG: 0.233										3	0	0	0	0	2	3				
Don Sutton, R (1,1) OBP: 0.077, SLG: 0.077										1	0	0	0	0	0	2				
Rick Monday, L (7,7) OBP: 0.308, SLG: 0.273										1	0	0	0	0	0	0				
<b>Inning Stats</b>	R: 0 E: 0 K: 0 S: 4	H: 1 LOB: 1 BB: 0 P: 4	R: 0 E: 0 K: 1 S: 6	H: 2 LOB: 2 BB: 1 P: 10	R: 2 E: 0 K: 1 S: 7	H: 2 LOB: 1 BB: 1 P: 11	R: 0 E: 0 K: 1 S: 6	H: 1 LOB: 0 BB: 0 P: 6	R: 0 E: 0 K: 0 S: 3	H: 0 LOB: 0 BB: 0 P: 3	R: 0 E: 0 K: 1 S: 5	H: 0 LOB: 1 BB: 0 P: 6	R: 0 E: 0 K: 1 S: 5	H: 0 LOB: 0 BB: 0 P: 5	R: 0 E: 0 K: 1 S: 5	H: 0 LOB: 0 BB: 0 P: 5	1B: 4 2B: 2 3B: 0 HR: 0	SF: 0 SAC: 1 DP: 0 HBP: 1	WP: 0 PB: 0 SB: 5 CS: 1	PA: 33
<b>PITCHER</b>	IP WLS BF H R ER SO BB IBB HBP BLK WP HR S P ERA WHIP																			
Rick Reuschel, R (1,1) ERA: 3.88	6.0 L 26 6 2 2 4 2 0 0 0 0 0 32 40 3.00 1.333																			
Dick Tidrow, R (7,1) ERA: 1.8	2.0 7 0 0 0 2 0 0 0 1 0 0 0 10 11 0.00 0.000																			

livebaseballscores.com

**AB 29**  
**R 2**  
**H 6**  
**RBI 2**  
**BB 2**  
**SO 6**  
**LOB 15**



Batter	1	2	3	4	5	6	7	8	9	AB	R	H	RBI	BB	SO	LOB	TOP		
Lenny Randle, S (1,5) OBP: 0.373, SLG: 0.484	G3	4-3			5-3 1B		P4			4	0	1	0	0	0	3	<b>Chicago Cubs @ Los Angeles Dodgers</b> Dodger Stadium, Los Angeles, CA Tue May 13 1980, 7:05 PM PDT Att: 32,331 - Unknown		
Ivan De Jesus, R (1,6) OBP: 0.335, SLG: 0.427	HR 1B		5-3		5-3			F8		4	1	1	0	0	0	1			
Bill Buckner, L (1,3) OBP: 0.369, SLG: 0.476	F7		6-3		F9			F9		4	0	0	0	0	0	2			
Dave Kingman, R (1,7) OBP: 0.344, SLG: 0.585 Carlos Lezcano, R (8, PR) OBP: 0.313, SLG: 0.390	1-H HR		5-3		1-3			1B 1B		4	1	2	2	0	0	0			
Jerry Martin, R (1,8) OBP: 0.365, SLG: 0.575	K			K	5-3			1B 1B		4	0	1	0	0	2	0			
Barry Foote, R (1,2) OBP: 0.310, SLG: 0.538				F2		P6		F9		4	0	1	0	0	0	2			
Scott Thompson, L (1,9) OBP: 0.420, SLG: 0.390				F7	1B PO BB			K	F8	3	0	0	0	1	1	1			
Steve Dillard, R (1,4) OBP: 0.391, SLG: 0.429 Mike Vail, R (9, PH) OBP: 0.375, SLG: 0.581				F3	S 1B			K	F9	3	0	1	0	0	1	1			
Dennis Lamp, R (1,1) OBP: 0.333, SLG: 0.273 Bill Caudill, R (5,1)				PO	1-3			1B	K	2	0	1	0	0	0	0			
Jesus Figueroa, L (7, PH) OBP: 0.571, SLG: 0.500 Dick Tidrow, R (7,1)				1-2 3-H 1B						1	0	1	0	0	0	0			
Larry Bittner, L (9, PH) OBP: 0.318, SLG: 0.359										1	0	0	0	0	1	0			
<b>Inning Stats</b>	R: 2 E: 0 K: 1 S: 7	H: 2 LOB: 0 BB: 0 P: 7	R: 0 E: 0 K: 0 S: 5	H: 2 LOB: 2 BB: 0 P: 5	R: 0 E: 0 K: 0 S: 3	H: 0 LOB: 0 BB: 0 P: 3	R: 0 E: 0 K: 1 S: 5	H: 1 LOB: 1 BB: 1 P: 9	R: 0 E: 0 K: 0 S: 4	H: 0 LOB: 0 BB: 0 P: 3	R: 0 E: 0 K: 2 S: 8	H: 1 LOB: 1 BB: 0 P: 8	R: 0 E: 0 K: 0 S: 5	H: 2 LOB: 2 BB: 0 P: 5	R: 0 E: 0 K: 1 S: 5	H: 0 LOB: 0 BB: 0 P: 5	1B: 8 2B: 0 3B: 0 HR: 1	SF: 0 SAC: 0 DP: 0 HBP: 0	WP: 0 PA: 37 PB: 0 SB: 1 CS: 0
<b>PITCHER</b> Bob Welch, R (1,1) ERA: 3.07	IP: 9.0 WLS: W BF: 36 H: 9 R: 2 ER: 2 SO: 5 BB: 1 IBB: 0 HBP: 0 BLK: 0 WP: 0 HR: 1 S: 45 P: 49 ERA: 2.00 WHIP: 1.111															<b>PITCHER</b>			

Batter	1	2	3	4	5	6	7	8	9	AB	R	H	RBI	BB	SO	LOB	BOTTOM		
Davey Lopes, R (1,4) OBP: 0.367, SLG: 0.407	5-3		2-3 1B BB	FC6-4 1-2		P4				3	1	0	0	1	0	2	<b>Chicago Cubs @ Los Angeles Dodgers</b> Dodger Stadium, Los Angeles, CA Tue May 13 1980, 7:05 PM PDT Att: 32,331 - Unknown		
Rudy Law, L (1,8) OBP: 0.335, SLG: 0.363	F8		2-3 1-2		4-3	K				4	0	0	0	0	1	2			
Reggie Smith, S (1,9) OBP: 0.402, SLG: 0.556			1B 1B	WP BB		K				3	3	2	2	1	1	0			
Steve Garvey, R (1,3) OBP: 0.280, SLG: 0.363			2-H 1B	BB WP		K				3	0	2	0	1	1	0			
Ron Cey, R (1,5) OBP: 0.378, SLG: 0.422			2-3 1B	1-2 BB		K				3	0	1	1	1	2	1			
Gary Thomasson, L (1,7) OBP: 0.438, SLG: 0.370 Derrel Thomas, S (8, PR) OBP: 0.415, SLG: 0.467		4-3	4-3		G4-6-3 BB			4-3 FC1-2 2B		3	0	1	1	1	0	2			
Bill Russell, R (1,6) OBP: 0.321, SLG: 0.343					1-2 2-3 3-H 1B	G4-6-3 1-2		4-3		4	0	0	0	0	1	4			
Steve Yeager, R (1,2) OBP: 0.333, SLG: 0.234					L6			FC1-2		4	0	1	0	0	0	2			
Bob Welch, R (1,1) OBP: 0.143, SLG: 0.143					6-3	FC6-4 1B		5-3		4	0	1	0	0	0	3			
<b>Inning Stats</b>	R: 1 E: 0 K: 1 S: 6	H: 1 LOB: 1 BB: 1 P: 10	R: 0 E: 0 K: 0 S: 3	H: 0 LOB: 0 BB: 0 P: 3	R: 2 E: 0 K: 0 S: 6	H: 3 LOB: 2 BB: 1 P: 10	R: 0 E: 0 K: 1 S: 6	H: 1 LOB: 1 BB: 0 P: 6	R: 1 E: 0 K: 0 S: 3	H: 1 LOB: 2 BB: 3 P: 15	R: 0 E: 0 K: 3 S: 9	H: 0 LOB: 0 BB: 0 P: 9	R: 0 E: 0 K: 0 S: 4	H: 1 LOB: 2 BB: 0 P: 4	R: 0 E: 0 K: 0 S: 4	H: 0 LOB: 0 BB: 0 P: 4		1B: 6 2B: 1 3B: 0 HR: 1	SF: 0 SAC: 0 DP: 1 HBP: 0
<b>PITCHER</b> Dennis Lamp, R (1,1) ERA: 7.39 Bill Caudill, R (5,1) ERA: 2.08 Dick Tidrow, R (7,1) ERA: 1.64	IP: 4.1 WLS: L BF: 23 H: 6 R: 4 ER: 4 SO: 2 BB: 4 IBB: 0 HBP: 0 BLK: 0 WP: 1 HR: 1 S: 23 P: 39 ERA: 8.31 WHIP: 2.308															<b>PITCHER</b>			



Batter	1	2	3	4	5	6	7	8	9	AB	R	H	RBI	BB	SO	LOB	TOP			
Lenny Randle, S (1, 5) OBP: 0.358, SLG: 0.463										4	0	0	0	0	1	1				
Ivan De Jesus, R (1, 6) OBP: 0.336, SLG: 0.430										4	1	1	0	0	0	1				
Bill Buckner, L (1, 3) OBP: 0.374, SLG: 0.495										4	1	2	1	0	1	1				
Dave Kingman, R (1, 7) OBP: 0.351, SLG: 0.616										4	1	2	3	0	1	1				
Carlos Lezcano, R (8, PR) OBP: 0.313, SLG: 0.390										0	0	0	0	0	0	0				
Jerry Martin, R (1, 8) OBP: 0.361, SLG: 0.564										4	0	1	0	0	0	0				
Barry Foote, R (1, 2) OBP: 0.307, SLG: 0.518										3	0	0	0	1	0	0				
Scot Thompson, L (1, 9) OBP: 0.407, SLG: 0.378										4	0	1	0	0	1	1				
Steve Dillard, R (1, 4) OBP: 0.370, SLG: 0.520										4	1	1	1	0	2	1				
Lynn McClothen, L (1, 1) OBP: 0.174, SLG: 0.533										2	1	1	0	0	1	0				
Bill Casali, R (7, 1)										0	0	0	0	0	0	0				
Jesus Figueroa, L (8, PH) OBP: 0.533, SLG: 0.482										1	0	0	0	0	0	0				
Dick Tidrow, R (8, 1)										0	0	0	0	0	0	0				
Steve Ontiveros, S (8, PH) OBP: 0.329, SLG: 0.300										1	0	0	0	0	0	1				
Bruce Sutter, R (9, 1)										0	0	0	0	0	0	0				
<b>Inning Stats</b>	R: 0 E: 0 K: 1 S: 6	H: 1 LOB: 1 BB: 0 P: 6	R: 0 E: 0 K: 0 S: 2	H: 0 LOB: 0 BB: 1 P: 6	R: 4 E: 0 K: 0 S: 7	H: 4 LOB: 0 BB: 0 P: 7	R: 0 E: 0 K: 1 S: 5	H: 0 LOB: 0 BB: 0 P: 5	R: 0 E: 0 K: 1 S: 5	H: 0 LOB: 0 BB: 0 P: 5	R: 0 E: 0 K: 1 S: 5	H: 0 LOB: 0 BB: 0 P: 5	R: 0 E: 0 K: 1 S: 8	H: 3 LOB: 2 BB: 0 P: 8	R: 0 E: 0 K: 1 S: 6	H: 1 LOB: 1 BB: 0 P: 6	1B: 5 2B: 1 3B: 1 HR: 2	SF: 0 SAC: 0 DP: 0 HBP: 0	WP: 1 PB: 0 SB: 1 CS: 1	PA: 37
<b>PITCHER</b>	IP WLS BF H R ER SO BB IBB HBP BLK WP HR S P ERA WHIP																			
Burt Hooton, R (1, 1) ERA: 5.45	6.0 L 23 5 4 4 4 1 0 0 0 0 2 30 34 6.00 1.000																			
Joe Beckwith, R (7, 1) ERA: 1.95	2.0 9 3 1 1 2 0 0 0 0 1 0 13 13 4.50 1.500																			
Rick Sutcliffe, R (9, 1) ERA: 8.04	1.0 4 1 0 0 1 0 0 0 0 0 0 6 6 0.00 1.000																			

Chicago Cubs @ Los Angeles Dodgers  
Dodger Stadium, Los Angeles, CA  
Wed May 14 1980, 7:05 PM PDT  
Att: 29,001 - Unknown

AB 35  
R 5  
H 9  
RBI 5  
BB 1  
SO 7  
LOB 7



Batter	1	2	3	4	5	6	7	8	9	AB	R	H	RBI	BB	SO	LOB	BOTTOM			
Davey Lopes, R (1, 4) OBP: 0.364, SLG: 0.402										4	0	1	0	0	1	0				
Rudy Law, L (1, 8) OBP: 0.336, SLG: 0.353										3	1	0	0	1	2	1				
Reggie Smith, S (1, 9) OBP: 0.389, SLG: 0.536										4	0	0	0	0	1	2				
Steve Garvey, R (1, 3) OBP: 0.279, SLG: 0.383										4	1	1	2	0	1	1				
Ron Cey, R (1, 5) OBP: 0.377, SLG: 0.419										3	0	1	0	0	1	0				
Derrel Thomas, S (1, 7) OBP: 0.411, SLG: 0.458										3	0	1	0	0	0	1				
Bill Russell, R (1, 6) OBP: 0.312, SLG: 0.333										3	0	0	0	0	0	2				
Steve Yeager, R (1, 2) OBP: 0.321, SLG: 0.224										2	0	0	0	0	0	0				
Jay Johnstone, L (8, PH) OBP: 0.316, SLG: 0.278										1	0	0	0	0	0	0				
Joe Ferguson, R (9, 2) OBP: 0.143, SLG: 0.077										0	0	0	0	0	0	0				
Burt Hooton, R (1, 1) ERA: 5.45										1	0	0	0	0	0	0				
Rick Monday, L (6, PH) OBP: 0.286, SLG: 0.250										1	0	0	0	0	0	0				
Joe Beckwith, L (7, 1) ERA: 1.95										0	0	0	0	0	0	0				
Gary Thomasson, L (8, PH) OBP: 0.424, SLG: 0.357										1	0	0	0	0	1	0				
Rick Sutcliffe, L (9, 1) ERA: 8.04										0	0	0	0	0	0	0				
<b>Inning Stats</b>	R: 0 E: 0 K: 0 S: 4	H: 1 LOB: 1 BB: 0 P: 4	R: 0 E: 0 K: 0 S: 3	H: 1 LOB: 0 BB: 0 P: 3	R: 0 E: 0 K: 0 S: 3	H: 0 LOB: 0 BB: 0 P: 3	R: 0 E: 0 K: 1 S: 5	H: 0 LOB: 0 BB: 0 P: 5	R: 0 E: 0 K: 0 S: 3	H: 0 LOB: 0 BB: 0 P: 3	R: 2 E: 0 K: 0 S: 5	H: 2 LOB: 1 BB: 1 P: 9	R: 0 E: 0 K: 2 S: 7	H: 0 LOB: 0 BB: 0 P: 7	R: 0 E: 0 K: 3 S: 9	H: 0 LOB: 0 BB: 0 P: 9	1B: 3 2B: 1 3B: 0 HR: 1	SF: 0 SAC: 0 DP: 1 HBP: 0	WP: 0 PB: 0 SB: 0 CS: 0	PA: 31
<b>PITCHER</b>	IP WLS BF H R ER SO BB IBB HBP BLK WP HR S P ERA WHIP																			
Lynn McClothen, R (1, 1) ERA: 7.62	6.0 W 20 2 1 1 2 1 0 0 0 0 1 5 5 9.00 2.000																			
Bill Casali, R (7, 1) ERA: 2.39	1.0 5 2 1 1 0 0 0 0 0 0 1 5 5 9.00 2.000																			
Dick Tidrow, R (8, 1) ERA: 1.57	1.0 3 0 0 0 2 0 0 0 0 0 0 7 7 0.00 0.000																			
Bruce Sutter, R (9, 1) ERA: 3.38	1.0 S 3 0 0 0 3 0 0 0 0 0 0 9 9 0.00 0.000																			

Chicago Cubs @ Los Angeles Dodgers  
Dodger Stadium, Los Angeles, CA  
Wed May 14 1980, 7:05 PM PDT  
Att: 29,001 - Unknown

AB 30  
R 2  
H 4  
RBI 2  
BB 1  
SO 7  
LOB 7









Batter	1	2	3	4	5	6	7	8	9	AB	R	H	RBI	BB	SO	LOB	TOP										
Omar Moreno, L (1,8) OBP: 0.291, SLG: 0.351	E4 1B		K			K			4-3	4	0	0	0	0	2	1											
Tim Foli, R (1,6) OBP: 0.317, SLG: 0.313			F8			F4			6-3	4	0	1	0	0	0	1											
Dave Parker, L (1,9) OBP: 0.293, SLG: 0.477	K				F9			5-3	1-3	4	0	0	0	0	1	1											
John Milner, L (1,3) OBP: 0.250, SLG: 0.179	4-3				G3			F9		3	0	0	0	0	0	1											
Mike Easter, L (1,7) OBP: 0.370, SLG: 0.525		4-3			K			4-3		3	0	0	0	0	1	0											
Bill Madlock, R (1,5) OBP: 0.322, SLG: 0.414		F8				L5				3	1	1	1	0	0	0											
Ed Ott, L (1,2) OBP: 0.348, SLG: 0.395		P6				G3			F9	3	0	0	0	0	0	0											
Phil Garner, R (1,4) OBP: 0.370, SLG: 0.427						K			F8	3	0	1	0	0	1	0											
Bert Blyleven, R (1,1) OBP: 0.091, SLG: 0.091									F2	1	0	0	0	0	1	0											
Willie Stargell, L (8, PH) OBP: 0.389, SLG: 0.500			SH3-4 1B			K				1	0	0	0	0	0	0											
Kent Tekulve, R (8, 1)										0	0	0	0	0	0	0											
<b>Inning Stats</b>	R: 0 E: 1 K: 1 S: 6	H: 1 LOB: 1 BB: 0 P: 6	R: 0 E: 0 K: 0 S: 3	H: 0 LOB: 1 BB: 0 P: 3	R: 0 E: 0 K: 1 S: 6	H: 1 LOB: 1 BB: 0 P: 6	R: 0 E: 0 K: 1 S: 5	H: 0 LOB: 0 BB: 0 P: 5	R: 0 E: 0 K: 2 S: 7	H: 0 LOB: 0 BB: 0 P: 7	R: 0 E: 0 K: 0 S: 3	H: 0 LOB: 0 BB: 0 P: 3	R: 1 E: 0 K: 0 S: 4	H: 1 LOB: 0 BB: 0 P: 4	R: 0 E: 0 K: 0 S: 3	H: 0 LOB: 0 BB: 0 P: 3	1B: 2 2B: 0 3B: 0 HR: 1	SF: 0 SAC: 1 DP: 0 HBP: 0	WP: 0 PB: 0 SB: 0 CS: 0	PA: 30							
<b>PITCHER</b>	IP	WLS	BF	H	R	ER	SO	BB	IBB	HBP	BLK	WP	HR	S	P	ERA	WHIP										
Don Sutton, R (1,1) ERA: 2.06	8.0	W	27	3	1	1	6	0	0	0	0	0	1	39	39	1.12	0.375										
Steve Howe, L (9,1) ERA: 2.75	1.0	S	3	0	0	0	0	0	0	0	0	0	0	3	3	0.00	0.000										

Pittsburgh Pirates @ Los Angeles Dodgers  
Dodger Stadium, Los Angeles, CA  
Sat May 17 1980, 7:05 PM PDT  
Att: 50,082 - Unknown

AB	29
R	1
H	3
RBI	1
BB	0
SO	6
LOB	4



Batter	1	2	3	4	5	6	7	8	9	AB	R	H	RBI	BB	SO	LOB	BOTTOM										
Davey Lopes, R (1,4) OBP: 0.355, SLG: 0.379		F7		K		FC6-4		F8		4	1	0	0	1	1	3											
Rudy Law, L (1,8) OBP: 0.331, SLG: 0.347		6-3		1-3		F9				4	1	1	0	0	0	1											
Reggie Smith, S (1,9) OBP: 0.403, SLG: 0.538								F8		3	0	2	1	1	0	0											
Derrel Thomas, S (8,9) OBP: 0.411, SLG: 0.458										0	0	0	0	0	0	0											
Steve Garvey, R (1,3) OBP: 0.271, SLG: 0.368		FC6-4		P4				K		4	1	1	1	0	1	2											
Dusty Baker Jr., R (1,7) OBP: 0.321, SLG: 0.553				K				4-3		4	0	2	0	0	1	0											
Ron Cey, R (1,5) OBP: 0.369, SLG: 0.407				P6		P6		6-3		4	0	0	0	0	1	5											
Bill Russell, R (1,6) OBP: 0.333, SLG: 0.376						FC6-4		4-3		4	0	2	1	0	0	2											
Joe Ferguson, R (1,2) OBP: 0.318, SLG: 0.167										2	0	1	0	2	1	1											
Pedro Guerrero, R (8, PR) OBP: 0.556, SLG: 0.714										0	0	0	0	0	0	0											
Steve Yeager, R (9,2) OBP: 0.321, SLG: 0.224						FC6-4 SH3-4 BB				0	0	0	0	0	0	0											
Don Sutton, R (1,1) OBP: 0.067, SLG: 0.067										2	0	0	0	0	0	3											
Gary Thomasson, L (8, PH) OBP: 0.457, SLG: 0.414		4-3				SH3-4				0	0	0	0	1	0	0											
Steve Howe, L (9,1) ERA: 3.95										0	0	0	0	0	0	0											
<b>Inning Stats</b>	R: 3 E: 0 K: 1 S: 9	H: 4 LOB: 3 BB: 2 P: 17	R: 0 E: 0 K: 0 S: 3	H: 0 LOB: 1 BB: 1 P: 7	R: 0 E: 0 K: 2 S: 8	H: 1 LOB: 1 BB: 0 P: 8	R: 0 E: 0 K: 1 S: 5	H: 0 LOB: 0 BB: 0 P: 5	R: 0 E: 0 K: 0 S: 3	H: 3 LOB: 2 BB: 1 P: 7	R: 0 E: 0 K: 1 S: 5	H: 0 LOB: 0 BB: 0 P: 5	R: 0 E: 0 K: 0 S: 4	H: 1 LOB: 2 BB: 1 P: 8	R: 0 E: 0 K: 0 S: 3	H: 0 LOB: 0 BB: 0 P: 3	1B: 9 2B: 0 3B: 0 HR: 0	SF: 0 SAC: 1 DP: 0 HBP: 0	WP: 0 PB: 0 SB: 1 CS: 0	PA: 37							
<b>PITCHER</b>	IP	WLS	BF	H	R	ER	SO	BB	IBB	HBP	BLK	WP	HR	S	P	ERA	WHIP										
Bert Blyleven, R (1,1) ERA: 3.28	7.0	L	32	8	3	3	5	3	1	0	0	0	0	4	8	3.86	1.571										
Kent Tekulve, R (8,1) ERA: 3.95	1.0		5	1	0	0	0	1	0	0	0	0	0	4	8	0.00	2.000										

Pittsburgh Pirates @ Los Angeles Dodgers  
Dodger Stadium, Los Angeles, CA  
Sat May 17 1980, 7:05 PM PDT  
Att: 50,082 - Unknown

AB	31
R	3
H	9
RBI	3
BB	5
SO	5
LOB	17





Batter	1	2	3	4	5	6	7	8	9	AB	R	H	RBI	BB	SO	LOB	TOP										
Omar Moreno, L (1,8) OBP: 0.283, SLG: 0.341	F7		K			E3			F8	4	0	0	0	0	1	2											
Tim Foli, R (1,6) OBP: 0.315, SLG: 0.310	F7		F7			L4-3			F8	4	0	1	0	0	0	3											
Dave Parker, L (1,9) OBP: 0.292, SLG: 0.470	G4-6-3				P5				F8	4	0	1	0	0	0	1											
Willie Stargell, L (1,3) OBP: 0.368, SLG: 0.470		K			4-3				F2	4	0	0	0	0	1	1											
Mike Easter, L (1,7) OBP: 0.367, SLG: 0.512	F8				4-3					3	0	1	0	0	0	0											
Bill Madlock, R (1,5) OBP: 0.315, SLG: 0.404	F9								F7	3	0	0	0	0	0	1											
Ed Ott, L (1,2) OBP: 0.348, SLG: 0.386						F8			F7	2	0	0	0	1	0	0											
Phil Garner, R (1,4) OBP: 0.361, SLG: 0.415			E6			F4			F9	3	0	0	0	0	0	1											
Jim Bibby, R (1,1) OBP: 0.261, SLG: 0.250			SH1-4							1	0	0	0	0	0	0											
Grant Jackson, S (7,1)										0	0	0	0	0	0	0											
John Milner, L (8, PH) OBP: 0.244, SLG: 0.175										1	0	0	0	0	0	0											
Kent Tekulve, R (8,1)										0	0	0	0	0	0	0											
<b>Inning Stats</b>	R: 0 E: 0 K: 0 S: 3	H: 1 LOB: 0 BB: 0 P: 3	R: 0 E: 0 K: 1 S: 5	H: 0 LOB: 0 BB: 0 P: 5	R: 0 E: 1 K: 1 S: 6	H: 0 LOB: 2 BB: 1 P: 10	R: 0 E: 0 K: 0 S: 3	H: 0 LOB: 0 BB: 0 P: 3	R: 0 E: 1 K: 0 S: 3	H: 0 LOB: 0 BB: 0 P: 3	R: 0 E: 0 K: 0 S: 4	H: 1 LOB: 1 BB: 0 P: 4	R: 0 E: 0 K: 0 S: 3	H: 0 LOB: 0 BB: 0 P: 3	R: 0 E: 0 K: 0 S: 4	H: 1 LOB: 1 BB: 0 P: 4	1B: 3 2B: 1 3B: 0 HR: 0	SF: 0 SAC: 1 DP: 2 HBP: 0	WP: 0 PB: 0 SB: 0 CS: 0	PA: 31							
<b>PITCHER</b>	IP	WLS	BF	H	R	ER	SO	BB	IBB	HBP	BLK	WP	HR	S	P	ERA	WHIP										
Bob Welch, R (1,1) ERA: 2.56	8.2	W	30	3	0	0	2	1	0	0	0	0	0	33	37	0.00	0.462										
Steve Howe, L (9,1) ERA: 2.7	0.1	S	1	0	0	0	0	0	0	0	0	0	0	1	1	0.00	0.000										

Pittsburgh Pirates @ Los Angeles Dodgers  
Dodger Stadium, Los Angeles, CA  
Sun May 18 1980, 7:05 PM PDT  
Att: 49,867 - Unknown

AB	29
R	0
H	3
RBI	0
BB	1
SO	2
LOB	9



Batter	1	2	3	4	5	6	7	8	9	AB	R	H	RBI	BB	SO	LOB	BOTTOM										
Davey Lopes, R (1,4) OBP: 0.359, SLG: 0.373	K		F9							2	0	0	0	2	1	0											
Rudy Law, L (1,8) OBP: 0.326, SLG: 0.344	F7		F7						FC4-6	4	0	1	0	0	0	2											
Dusty Baker Jr., R (1,7) OBP: 0.319, SLG: 0.542										4	0	1	0	0	1	0											
Steve Garvey, R (1,3) OBP: 0.284, SLG: 0.396	CS								F9	3	1	2	1	1	0	0											
Ron Cey, R (1,5) OBP: 0.373, SLG: 0.410									F8	4	1	2	0	0	0	1											
Gary Thomasson, L (1,9) OBP: 0.436, SLG: 0.394										4	0	1	0	0	3	3											
Derrel Thomas, S (8, PR) OBP: 0.411, SLG: 0.458										0	0	0	0	0	0	0											
Bill Russell, R (1,6) OBP: 0.331, SLG: 0.372									F8	4	0	1	1	0	0	2											
Joe Ferguson, R (1,2) OBP: 0.320, SLG: 0.150										2	0	0	0	1	0	2											
Pedro Guerrero, R (7, PR) OBP: 0.556, SLG: 0.714										0	0	0	0	0	0	0											
Steve Yeager, R (8,2) OBP: 0.316, SLG: 0.220										1	0	0	0	0	1	2											
Bob Welch, R (1,1) OBP: 0.125, SLG: 0.125										2	0	0	0	0	0	1											
Steve Howe, L (9,1) ERA: 2.7										0	0	0	0	0	0	0											
<b>Inning Stats</b>	R: 0 E: 0 K: 1 S: 5	H: 1 LOB: 0 BB: 0 P: 5	R: 0 E: 0 K: 1 S: 6	H: 1 LOB: 2 BB: 1 P: 10	R: 0 E: 0 K: 2 S: 8	H: 1 LOB: 0 BB: 0 P: 8	R: 0 E: 0 K: 0 S: 3	H: 1 LOB: 2 BB: 2 P: 11	R: 1 E: 0 K: 1 S: 6	H: 1 LOB: 0 BB: 0 P: 6	R: 0 E: 1 K: 0 S: 4	H: 0 LOB: 2 BB: 1 P: 8	R: 1 E: 1 K: 1 S: 8	H: 3 LOB: 2 BB: 0 P: 8	1B: 7 2B: 0 3B: 0 HR: 1	SF: 0 SAC: 1 DP: 0 HBP: 0	WP: 0 PB: 0 SB: 1 CS: 1	PA: 36									
<b>PITCHER</b>	IP	WLS	BF	H	R	ER	SO	BB	IBB	HBP	BLK	WP	HR	S	P	ERA	WHIP										
Jim Bibby, R (1,1) ERA: 3.2	6.2	L	28	5	1	1	5	4	0	0	0	0	0	34	50	1.35	1.350										
Grant Jackson, L (7,1) ERA: 2.63	0.1		1	0	0	0	0	0	0	0	0	0	0	1	1	0.00	0.000										
Kent Tekulve, R (8,1) ERA: 3.68	1.0		6	3	1	0	1	0	0	0	0	0	0	8	8	0.00	3.000										

Pittsburgh Pirates @ Los Angeles Dodgers  
Dodger Stadium, Los Angeles, CA  
Sun May 18 1980, 7:05 PM PDT  
Att: 49,867 - Unknown

AB	30
R	2
H	8
RBI	2
BB	4
SO	6
LOB	13





Batter	1	2	3	4	5	6	7	8	9	AB	R	H	RBI	BB	SO	LOB	TOP			
Garry Templeton, S OBP: 0.367, SLG: 0.437	F8		L3		P6			4-3		4	0	0	0	0	0	0				
Tony Scott, S OBP: 0.279, SLG: 0.266	G3		K			4-3		F8		4	0	0	0	0	1	0				
Keith Hernandez, L OBP: 0.377, SLG: 0.447	BB		4-3			F8		G1		3	0	0	0	1	0	0				
Ted Simmons, S OBP: 0.427, SLG: 0.495	L3			P4		G3		F8		4	0	0	0	0	0	1				
Dane Iorg, L OBP: 0.400, SLG: 0.489		1B BB		1B		F9		FC5-4 1B		3	0	2	0	1	0	0				
George Hendrick, R OBP: 0.391, SLG: 0.591		1B		F5		HR		FC5-4		4	1	2	1	0	0	2				
Ken Reitz, R OBP: 0.425, SLG: 0.517		1B		F3		G3-6 1B				3	0	1	0	0	0	3				
Mike Phillips, L (1, 4)		F8			F7		G3-6			3	0	0	0	0	0	3				
Roy Thomas, R OBP: 0.250, SLG: 0.250										1	0	0	0	0	1	2				
Bernie Carbo, L OBP: 0.111, SLG: 0.111										1	0	0	0	0	0	0				
Pedro Borbon, R OBP: 0.250, SLG: 0.250										0	0	0	0	0	0	0				
Tom Herr, S OBP: 0.280, SLG: 0.304										1	0	0	0	0	0	0				
Mark Littell, L (8, 1)										0	0	0	0	0	0	0				
<b>Inning Stats</b>	R: 0 E: 0 K: 0 S: 3	H: 0 LOB: 1 BB: 1 P: 7	R: 0 E: 0 K: 1 S: 6	H: 1 LOB: 2 BB: 1 P: 10	R: 0 E: 0 K: 1 S: 5	H: 0 LOB: 0 BB: 0 P: 5	R: 0 E: 0 K: 0 S: 4	H: 1 LOB: 1 BB: 0 P: 4	R: 0 E: 0 K: 0 S: 3	H: 0 LOB: 0 BB: 0 P: 3	R: 1 E: 0 K: 0 S: 4	H: 2 LOB: 0 BB: 0 P: 4	R: 0 E: 0 K: 0 S: 3	H: 0 LOB: 0 BB: 0 P: 3	R: 0 E: 0 K: 0 S: 4	H: 1 LOB: 1 BB: 0 P: 4	1B: 4 2B: 0 3B: 0 HR: 1	SF: 0 SAC: 0 DP: 1 HBP: 0	WP: 0 PB: 0 SB: 0 CS: 0	PA: 33
<b>PITCHER</b>	IP WLS BF H R ER SO BB IBB HBP BLK WP HR S P ERA WHIP																			
Burt Hooton, R ERA: 4.6	(1, 1)	9.0 W 33 5 1 1 2 2 0 0 0 0 1 35 43 1.00 0.778																		

St. Louis Cardinals @ Los Angeles Dodgers  
 Dodger Stadium, Los Angeles, CA  
 Mon May 19 1980, 7:05 PM PDT  
 Att: 34,297 - Unknown

AB	31
R	1
H	5
RBI	1
BB	2
SO	2
LOB	11



Batter	1	2	3	4	5	6	7	8	9	AB	R	H	RBI	BB	SO	LOB	BOTTOM	
Davey Lopes, R OBP: 0.362, SLG: 0.380	F8		FC3-6 1B CS BB		F5		SH SF8 2B			3	1	1	0	1	0	0		
Rudy Law, L OBP: 0.329, SLG: 0.344	4-3		FC3-6 1B		G3		SH CS			3	0	1	1	0	0	0		
Reggie Smith, S OBP: 0.392, SLG: 0.525	F7		FC3-6		G3		SF8			3	0	0	2	0	0	2		
Steve Garvey, R OBP: 0.296, SLG: 0.444		F9	CS			HR	WP BB			3	2	2	2	1	0	0		
Dusty Baker Jr., R OBP: 0.317, SLG: 0.527		L7				HR	6-3 5-3			3	0	0	0	1	0	1		
Ron Cey, R OBP: 0.362, SLG: 0.397		5-3			F3		5-3			4	0	0	0	0	1	1		
Bill Russell, R OBP: 0.344, SLG: 0.379			FC1-6 1B BB				S 1B			3	0	2	0	1	0	0		
Joe Ferguson, R OBP: 0.379, SLG: 0.182			BB FC1-6 1B		FC6-4 FC6-4		FC6-4 IBB			2	1	1	0	2	0	2		
Burt Hooton, R (1, 1)			FC1-6 1B BB		FC6-4		FC6-4			4	1	0	0	0	0	7		
<b>Inning Stats</b>	R: 0 E: 0 K: 0 S: 3	H: 0 LOB: 0 BB: 0 P: 3	R: 2 E: 0 K: 0 S: 4	H: 2 LOB: 2 BB: 2 P: 12	R: 1 E: 0 K: 0 S: 5	H: 2 LOB: 2 BB: 1 P: 9	R: 0 E: 0 K: 0 S: 3	H: 0 LOB: 0 BB: 0 P: 3	R: 1 E: 0 K: 0 S: 5	H: 2 LOB: 2 BB: 1 P: 9	R: 1 E: 0 K: 0 S: 4	H: 1 LOB: 1 BB: 1 P: 8	R: 0 E: 0 K: 1 S: 5	H: 0 LOB: 1 BB: 1 P: 9	1B: 4 2B: 1 3B: 0 HR: 2	SF: 1 SAC: 1 DP: 0 HBP: 0	WP: 1 PB: 0 SB: 1 CS: 2	PA: 37
<b>PITCHER</b>	IP WLS BF H R ER SO BB IBB HBP BLK WP HR S P ERA WHIP																	
Roy Thomas, R ERA: 5.27	(1, 1)	4.0 L 18 4 3 3 0 1 1 0 0 0 1 1 15 27 6.75 1.750																
Pedro Borbon, R ERA: 2.12	(5, 1)	3.0 14 3 2 2 0 1 1 0 0 0 1 1 12 20 6.00 1.333																
Mark Littell, R ERA: 6.1	(8, 1)	1.0 4 0 0 0 0 1 1 0 0 0 0 0 5 9 0.00 1.000																

St. Louis Cardinals @ Los Angeles Dodgers  
 Dodger Stadium, Los Angeles, CA  
 Mon May 19 1980, 7:05 PM PDT  
 Att: 34,297 - Unknown

AB	28
R	5
H	7
RBI	5
BB	6
SO	1
LOB	13









Batter	1	2	3	4	5	6	7	8	9	AB	R	H	RBI	BB	SO	LOB	TOP		
Garry Templeton, S (1, 6) OBP: 0.365, SLG: 0.428	4-0 CS BB			0-0 6-3		0-0 4-3		0-0 G4-3		3	0	1	1	1	0	0			
Tony Scott, S (1, 8) OBP: 0.278, SLG: 0.265	0-3 K			0-0 6-3		0-0 G3		0-0 G4-3		4	0	0	0	0	1	2			
Keith Hernandez, L (1, 3) OBP: 0.400, SLG: 0.471	0-0 F8			0-0 HR				4-0 CS BB		3	1	2	0	1	0	0			
Ted Simmons, S (1, 2) OBP: 0.421, SLG: 0.509		0-0 F7		0-0 HR				0-0 F8		4	1	2	2	0	0	1			
George Hendrick, R (1, 9) OBP: 0.381, SLG: 0.566		0-0 5-3		0-3 K				0-0 1B		4	0	1	0	0	1	2			
Ken Reitz, R (1, 5) OBP: 0.408, SLG: 0.492		0-0 F3				0-0 F7		0-0 1B		4	0	1	0	0	0	2			
Bobby Bonds, R (1, 7) OBP: 0.308, SLG: 0.365			0-0 G5-4-3		0-3 K			0-0 FC6-4		3	0	1	0	0	1	2			
Mike Phillips, L (1, 4) Bernie Carbo, L (8, PH) Tom Herr, S (8, PR) OBP: 0.259, SLG: 0.280			0-0 G5-4-3		0-0 1-3			0-0 SH1-4		2	0	0	0	0	0	1			
Bob Forsch, R (1, 1) Jim Kaat, L (8, 1) Mark Littell, L (8, 1)			0-0 6-3		0-3 K			0-0 SH1-4		2	0	0	0	0	1	0			
<b>Inning Stats</b>	R: 0 E: 0 K: 1 S: 4	H: 0 LOB: 0 BB: 1 P: 8	R: 0 E: 0 K: 0 S: 3	H: 0 LOB: 0 BB: 0 P: 3	R: 0 E: 0 K: 0 S: 3	H: 1 LOB: 0 BB: 0 P: 3	R: 2 E: 0 K: 1 S: 7	H: 2 LOB: 0 BB: 0 P: 7	R: 0 E: 0 K: 1 S: 5	H: 0 LOB: 0 BB: 0 P: 5	R: 0 E: 0 K: 0 S: 4	H: 2 LOB: 2 BB: 1 P: 8	R: 1 E: 1 K: 0 S: 4	H: 2 LOB: 1 BB: 0 P: 4	R: 0 E: 0 K: 0 S: 4	H: 2 LOB: 1 BB: 0 P: 4	1B: 8 2B: 2 3B: 0 HR: 1	SF: 0 SAC: 1 DP: 4 HBP: 0	WP: 0 PA: 33 PB: 0 SB: 1 CS: 2
<b>PITCHER</b>	IP WLS BF H R ER SO BB IBB HBP BLK WP HR S P ERA WHIP																		
Dave Goltz, R (1, 1) ERA: 3.08	6.2	24	5	2	2	4	2	0	0	0	0	0	0	0	0	38	2.70	1.050	
Joe Beckwith, R (7, 1) ERA: 1.54	1.1	5	2	1	0	0	0	0	0	0	0	0	0	5	5	0.00	1.500		
Rick Sutcliffe, R (9, 1) ERA: 7.76	0.1	3	2	0	0	0	0	0	0	0	0	0	0	3	3	0.00	6.000		
Bobby Castillo, R (9, 1) ERA: 4.15	0.2	1	0	0	0	0	0	0	0	0	0	0	0	1	1	0.00	0.000		

**St. Louis Cardinals @ Los Angeles Dodgers**  
 Dodger Stadium, Los Angeles, CA  
 Wed May 21 1980, 7:05 PM PDT  
 Att: 31,174 - Unknown

AB	30
R	3
H	9
RBI	3
BB	2
SO	4
LOB	10



Batter	1	2	3	4	5	6	7	8	9	AB	R	H	RBI	BB	SO	LOB	BOTTOM		
Davey Lopes, R (1, 4) OBP: 0.363, SLG: 0.370	0-0 6-3		0-0 6-3			0-0 E		4-0 1B		3	2	1	0	1	0	1			
Derrel Thomas, S (1, 8) OBP: 0.377, SLG: 0.415	0-3 K			0-0 6-3		0-0 E4		0-3 K		4	0	0	0	0	2	2			
Reggie Smith, S (1, 9) OBP: 0.397, SLG: 0.543	0-3 K			4-0 FC6-4		0-0 SF8		0-0 1B		2	1	1	1	1	1	0			
Steve Garvey, R (1, 3) OBP: 0.300, SLG: 0.460		0-0 G6-3		0-0 FC6-4		0-0 F9		0-0 HR		4	1	2	1	0	0	2			
Dusty Baker Jr., R (1, 7) OBP: 0.315, SLG: 0.538		0-0 G6-3		0-3 K		0-0 F3		0-0 HR		4	1	1	3	0	1	3			
Ron Cey, R (1, 5) OBP: 0.352, SLG: 0.378		0-0 4-3				0-0 6-3		0-0 HR		4	0	0	0	0	0	0			
Bobby Castillo, R (9, 1) OBP: 0.333, SLG: 0.333					0-0 6-3			0-0 F8		0	0	0	0	0	0	0			
Bill Russell, R (1, 6) OBP: 0.336, SLG: 0.369			0-0 SH2-4		0-0 4-3			0-0 6-3		3	0	1	0	0	0	0			
Joe Ferguson, R (1, 2) OBP: 0.371, SLG: 0.154			0-3 K		4-0 BB			0-0 6-3		2	0	0	0	1	1	1			
Dave Goltz, R (1, 1) OBP: 0.294, SLG: 0.143			0-0 SH2-4		0-3 K			0-0 L4		1	0	0	0	0	1	1			
Joe Beckwith, L (7, 1)										0	0	0	0	0	0	0			
Jay Johnstone, L (8, PH) OBP: 0.300, SLG: 0.263										1	0	0	0	0	0	0			
Rick Sutcliffe, L (9, 1) OBP: 0.182, SLG: 0.182										0	0	0	0	0	0	0			
Mickey Hatcher, R (9, 5) OBP: 0.417, SLG: 0.500										0	0	0	0	0	0	0			
<b>Inning Stats</b>	R: 0 E: 0 K: 2 S: 7	H: 0 LOB: 0 BB: 0 P: 7	R: 0 E: 0 K: 0 S: 3	H: 1 LOB: 0 BB: 0 P: 3	R: 0 E: 0 K: 1 S: 6	H: 1 LOB: 1 BB: 0 P: 6	R: 0 E: 0 K: 1 S: 5	H: 0 LOB: 1 BB: 1 P: 9	R: 0 E: 0 K: 1 S: 5	H: 0 LOB: 1 BB: 1 P: 9	R: 1 E: 1 K: 0 S: 5	H: 1 LOB: 1 BB: 0 P: 5	R: 0 E: 0 K: 0 S: 3	H: 0 LOB: 0 BB: 0 P: 3	R: 4 E: 0 K: 1 S: 8	H: 3 LOB: 0 BB: 1 P: 12	1B: 5 2B: 0 3B: 0 HR: 1	SF: 1 SAC: 1 DP: 1 HBP: 0	WP: 0 PA: 33 PB: 0 SB: 1 CS: 0
<b>PITCHER</b>	IP WLS BF H R ER SO BB IBB HBP BLK WP HR S P ERA WHIP																		
Bob Forsch, R (1, 1) ERA: 2.69	7.1	28	3	2	1	5	3	0	0	0	0	0	0	35	47	1.23	0.818		
Jim Kaat, L (8, 1) ERA: 4.5	0.1	2	1	0	0	1	0	0	0	0	0	0	0	4	4	0.00	3.000		
Mark Littell, R (8, 1) ERA: 7.59	0.1	3	2	3	3	0	0	0	0	0	1	3	3	3	3	81.00	6.000		

**St. Louis Cardinals @ Los Angeles Dodgers**  
 Dodger Stadium, Los Angeles, CA  
 Wed May 21 1980, 7:05 PM PDT  
 Att: 31,174 - Unknown

AB	28
R	5
H	6
RBI	5
BB	3
SO	6
LOB	10





Batter	1	2	3	4	5	6	7	8	9	AB	R	H	RBI	BB	SO	LOB	TOP			
Davey Lopes, R OBP: 0.354, SLG: 0.360 (1, 4)										4	0	0	0	0	1	1	<b>Los Angeles Dodgers @ Chicago Cubs</b> Wrigley Field, Chicago, IL Fri May 23 1980, 3:33 AM CDT Att: 7,482 - Unknown			
Derrel Thomas, S OBP: 0.369, SLG: 0.404 (1, 8)										4	0	1	0	0	0	0				
Reggie Smith, S OBP: 0.394, SLG: 0.542 (1, 9)										4	0	1	0	0	1	1				
Steve Garvey, R OBP: 0.305, SLG: 0.458 (1, 3)										3	0	1	0	1	0	0				
Dusty Baker Jr., R OBP: 0.305, SLG: 0.521 (1, 7)										4	0	0	0	0	1	3				
Ron Cey, R OBP: 0.349, SLG: 0.369 (1, 5)										3	0	0	0	1	0	4				
Bill Russell, R OBP: 0.333, SLG: 0.373 (1, 6)										4	0	1	0	0	2	1				
Joe Ferguson, R OBP: 0.395, SLG: 0.148 (1, 2)										1	0	0	0	2	0	0				
Don Sutton, R OBP: 0.063, SLG: 0.063 (1, 1)										1	0	0	0	0	0	3				
Rick Monday, L OBP: 0.267, SLG: 0.231 (7, PH)										1	0	0	0	0	1	0				
Bobby Castillo, R OBP: 0.333, SLG: 0.333 (7, 1)										0	0	0	0	0	0	0				
<b>Inning Stats</b>	R: 0 E: 0 K: 0 S: 3	H: 0 LOB: 0 BB: 0 P: 3	R: 0 E: 0 K: 1 S: 6	H: 1 LOB: 3 BB: 2 P: 14	R: 0 E: 0 K: 1 S: 5	H: 0 LOB: 0 BB: 0 P: 5	R: 0 E: 0 K: 0 S: 3	H: 1 LOB: 0 BB: 0 P: 3	R: 0 E: 0 K: 1 S: 5	H: 0 LOB: 1 BB: 1 P: 9	R: 0 E: 0 K: 0 S: 4	H: 1 LOB: 2 BB: 1 P: 8	R: 0 E: 0 K: 1 S: 5	H: 0 LOB: 0 BB: 0 P: 5	R: 0 E: 1 K: 1 S: 6	H: 0 LOB: 1 BB: 0 P: 6	1B: 2 2B: 3 3B: 0 HR: 0	SF: 0 SAC: 1 DP: 2 HBP: 0	WP: 0 PB: 0 SB: 0 CS: 1	PA: 34
<b>PITCHER</b> Dennis Lamp, R ERA: 5.51 (1, 1)	IP: 9.0 WLS: W BF: 34 H: 4 R: 0 ER: 0 SO: 6 BB: 3 IBB: 1 HBP: 0 BLK: 0 WP: 0 HR: 0 S: 42 P: 58 ERA: 0.00 WHIP: 0.778															<b>PITCHER</b>				

Batter	1	2	3	4	5	6	7	8	9	AB	R	H	RBI	BB	SO	LOB	BOTTOM			
Lenny Randle, S OBP: 0.338, SLG: 0.420 (1, 5)										4	1	1	0	0	0	1	<b>Los Angeles Dodgers @ Chicago Cubs</b> Wrigley Field, Chicago, IL Fri May 23 1980, 3:33 AM CDT Att: 7,482 - Unknown			
Mick Kelleher, R OBP: 0.258, SLG: 0.207 (9, 5)										0	0	0	0	0	0	0				
Ivan De Jesus, R OBP: 0.310, SLG: 0.392 (1, 6)										4	0	0	0	0	0	1				
Bill Buckner, L OBP: 0.333, SLG: 0.431 (1, 3)										2	0	0	1	1	0	0				
Mike Vail, R OBP: 0.359, SLG: 0.526 (1, 7)										3	0	1	0	0	0	0				
Jesus Figueroa, L OBP: 0.474, SLG: 0.412 (9, 7)										0	0	0	0	0	0	0				
Jerry Martin, R OBP: 0.353, SLG: 0.524 (1, 8)										2	0	0	0	1	0	0				
Scot Thompson, L OBP: 0.397, SLG: 0.406 (1, 9)										3	0	1	0	0	2	3				
Steve Dillard, R OBP: 0.375, SLG: 0.465 (1, 4)										3	1	1	0	0	0	0				
Tim Blackwell, S OBP: 0.238, SLG: 0.216 (1, 2)										3	0	1	1	0	1	0				
Dennis Lamp, R OBP: 0.278, SLG: 0.188 (1, 1)										2	0	0	0	1	0	1				
<b>Inning Stats</b>	R: 0 E: 0 K: 1 S: 6	H: 1 LOB: 3 BB: 2 P: 14	R: 0 E: 0 K: 1 S: 5	H: 0 LOB: 0 BB: 0 P: 5	R: 1 E: 0 K: 0 S: 4	H: 1 LOB: 0 BB: 0 P: 4	R: 0 E: 0 K: 1 S: 5	H: 0 LOB: 0 BB: 0 P: 5	R: 0 E: 0 K: 0 S: 3	H: 0 LOB: 0 BB: 0 P: 3	R: 0 E: 0 K: 0 S: 3	H: 3 LOB: 1 BB: 0 P: 5	R: 0 E: 0 K: 0 S: 3	H: 0 LOB: 0 BB: 0 P: 3	R: 0 E: 0 K: 0 S: 3	H: 0 LOB: 0 BB: 0 P: 3	1B: 4 2B: 2 3B: 0 HR: 0	SF: 1 SAC: 0 DP: 1 HBP: 0	WP: 0 PB: 0 SB: 1 CS: 1	PA: 30
<b>PITCHER</b> Don Sutton, R ERA: 2.0 (1, 1)	IP: 6.0 WLS: L BF: 22 H: 2 R: 1 ER: 1 SO: 3 BB: 3 IBB: 0 HBP: 0 BLK: 0 WP: 0 HR: 0 S: 25 P: 37 ERA: 1.50 WHIP: 0.833															<b>PITCHER</b>				
<b>PITCHER</b> Bobby Castillo, R ERA: 4.16 (7, 1)	IP: 2.0 WLS: L BF: 8 H: 3 R: 1 ER: 1 SO: 0 BB: 0 IBB: 0 HBP: 0 BLK: 0 WP: 0 HR: 0 S: 8 P: 8 ERA: 4.50 WHIP: 1.500															<b>PITCHER</b>				





Batter	1	2	3	4	5	6	7	8	9	AB	R	H	RBI	BB	SO	LOB	TOP										
<b>Davey Lopes, R</b> OBP: 0.355, SLG: 0.357 (1, 4)										4	0	1	0	1	2	2	<b>Los Angeles Dodgers @ Chicago Cubs</b> Wrigley Field, Chicago, IL Sat May 24 1980, 3:33 AM CDT Att: 22,543 - Unknown										
<b>Derrel Thomas, S</b> OBP: 0.357, SLG: 0.377 (1, 8)										4	0	0	0	1	1	4											
<b>Reggie Smith, S</b> OBP: 0.390, SLG: 0.556 (1, 9)										4	1	1	1	0	2	2											
<b>Steve Garvey, R</b> OBP: 0.304, SLG: 0.449 (1, 3)										3	1	0	0	1	0	0											
<b>Dusty Baker Jr., R</b> OBP: 0.304, SLG: 0.512 (1, 7)										4	1	1	0	0	0	0											
<b>Ron Cey, R</b> OBP: 0.346, SLG: 0.388 (1, 5)										4	1	1	1	0	1	0											
<b>Bill Russell, R</b> OBP: 0.338, SLG: 0.377 (1, 6)										4	0	2	0	0	0	0											
<b>Steve Yeager, R</b> OBP: 0.311, SLG: 0.208 (1, 2)										3	0	0	0	1	3	2											
<b>Bob Welch, R</b> OBP: 0.167, SLG: 0.167 (1, 1)										2	0	1	0	0	1	0											
<b>Rick Monday, L</b> OBP: 0.313, SLG: 0.231 (6, PH)										0	0	0	0	1	0	0											
<b>Rick Sutcliffe, L</b> OBP: 0.167, SLG: 0.167 (6, 1)										1	0	0	0	0	1	0											
<b>Inning Stats</b>	R: 0 E: 0 K: 0 S: 2	H: 0 LOB: 0 BB: 1 P: 6	R: 1 E: 0 K: 1 S: 7	H: 2 LOB: 1 BB: 0 P: 7	R: 0 E: 1 K: 2 S: 8	H: 1 LOB: 1 BB: 0 P: 8	R: 2 E: 1 K: 2 S: 10	H: 3 LOB: 3 BB: 2 P: 18	R: 0 E: 0 K: 1 S: 5	H: 0 LOB: 0 BB: 0 P: 5	R: 1 E: 0 K: 0 S: 4	H: 1 LOB: 0 BB: 0 P: 4	R: 0 E: 0 K: 1 S: 5	H: 0 LOB: 0 BB: 0 P: 5	R: 0 E: 0 K: 3 S: 9	H: 0 LOB: 0 BB: 0 P: 9	1B: 5 2B: 0 3B: 0 HR: 2	SF: 0 SAC: 0 DP: 0 HBP: 0	WP: 0 PB: 0 SB: 3 CS: 1	PA: 38							
<b>PITCHER</b>	IP	WLS	BF	H	R	ER	SO	BB	IBB	HBP	BLK	WP	HR	S	P	ERA	WHIP										
<b>Mike Krukow, R</b> ERA: 3.05 (1, 1)	4.0	L	20	6	3	3	5	3	0	0	0	0	1	27	39	6.75	2.250										
<b>Bill Caudill, R</b> ERA: 2.35 (5, 1)	2.0		8	0	0	0	2	2	0	0	0	0	0	10	18	0.00	1.000										
<b>Dick Tidrow, R</b> ERA: 1.78 (7, 1)	2.0		7	1	1	1	2	0	0	0	0	0	1	9	9	4.50	0.500										
<b>Bruce Sutter, R</b> ERA: 3.88 (9, 1)	1.0		3	0	0	0	3	0	0	0	0	0	0	9	9	0.00	0.000										

Batter	1	2	3	4	5	6	7	8	9	AB	R	H	RBI	BB	SO	LOB	BOTTOM										
<b>Lenny Randle, S</b> OBP: 0.333, SLG: 0.407 (1, 5)										4	0	0	0	1	0	3	<b>Los Angeles Dodgers @ Chicago Cubs</b> Wrigley Field, Chicago, IL Sat May 24 1980, 3:33 AM CDT Att: 22,543 - Unknown										
<b>Ivan De Jesus, R</b> OBP: 0.313, SLG: 0.388 (1, 6)										4	1	1	0	1	1	0											
<b>Bill Buckner, L</b> OBP: 0.336, SLG: 0.430 (1, 3)										5	0	2	0	0	0	3											
<b>Mike Vail, R</b> OBP: 0.364, SLG: 0.512 (1, 7)										5	0	2	1	0	1	4											
<b>Jerry Martin, R</b> OBP: 0.357, SLG: 0.519 (1, 8)										3	1	1	0	1	0	2											
<b>Scot Thompson, L</b> OBP: 0.377, SLG: 0.382 (1, 9)										4	0	0	0	0	1	5											
<b>Steve Dillard, R</b> OBP: 0.260, SLG: 0.435 (1, 4)										3	0	0	0	0	2	3											
<b>Dave Kingman, R</b> OBP: 0.343, SLG: 0.573 (7, PH)										1	0	0	0	0	1	2											
<b>Mick Kelleher, R</b> OBP: 0.258, SLG: 0.207 (8, 4)										0	0	0	0	0	0	0											
<b>Tim Blackwell, S</b> OBP: 0.239, SLG: 0.220 (1, 2)										4	0	1	0	0	1	0											
<b>Mike Krukow, R</b> OBP: 0.260, SLG: 0.200 (1, 1)										1	0	1	0	0	0	0											
<b>Larry Sutter, L</b> OBP: 0.200, SLG: 0.400 (4, PH)										1	0	1	0	0	0	0											
<b>Bill Caudill, R</b> ERA: 2.35 (5, 1)										0	0	0	0	0	0	0											
<b>Jesus Figueroa, L</b> OBP: 0.142 (6, PH)										0	0	0	0	0	1	0											
<b>Dick Tidrow, R</b> ERA: 1.78 (7, 1)										0	0	0	0	0	0	0											
<b>Ken Henderson, S</b> OBP: 0.208, SLG: 0.182 (8, PH)										1	0	0	0	0	0	0											
<b>Bruce Sutter, R</b> ERA: 3.88 (9, 1)										0	0	0	0	0	0	0											
<b>Inning Stats</b>	R: 0 E: 0 K: 2 S: 8	H: 1 LOB: 0 BB: 0 P: 8	R: 0 E: 0 K: 0 S: 3	H: 0 LOB: 0 BB: 0 P: 3	R: 0 E: 0 K: 0 S: 5	H: 2 LOB: 3 BB: 1 P: 9	R: 1 E: 0 K: 2 S: 9	H: 2 LOB: 2 BB: 1 P: 13	R: 1 E: 1 K: 1 S: 8	H: 2 LOB: 2 BB: 0 P: 8	R: 0 E: 0 K: 0 S: 2	H: 0 LOB: 1 BB: 2 P: 10	R: 0 E: 0 K: 1 S: 7	H: 2 LOB: 2 BB: 0 P: 7	R: 0 E: 0 K: 1 S: 5	H: 0 LOB: 0 BB: 0 P: 5	R: 0 E: 0 K: 0 S: 3	H: 0 LOB: 0 BB: 0 P: 3	1B: 9 2B: 0 3B: 0 HR: 0	SF: 0 SAC: 0 DP: 0 HBP: 0	WP: 0 PB: 0 SB: 0 CS: 0	PA: 41					
<b>PITCHER</b>	IP	WLS	BF	H	R	ER	SO	BB	IBB	HBP	BLK	WP	HR	S	P	ERA	WHIP										
<b>Bob Welch, R</b> ERA: 2.5 (1, 1)	5.0	W	25	7	2	1	5	2	0	0	0	0	0	33	41	1.80	1.800										
<b>Rick Sutcliffe, R</b> ERA: 6.82 (6, 1)	4.0	S	15	2	0	0	2	2	0	0	0	0	0	17	25	0.00	1.000										



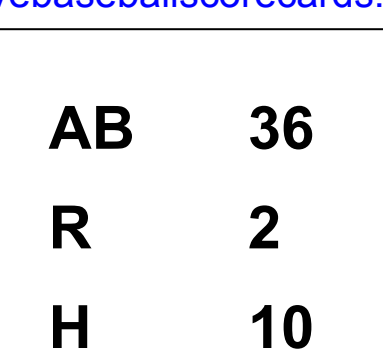


Batter	1	2	3	4	5	6	7	8	9	AB	R	H	RBI	BB	SO	LOB	TOP					
Rudy Law, L OBP: 0.317, SLG: 0.331 Rick Monday, L OBP: 0.263, SLG: 0.188 Steve Howe, L (9, 1)	0-0 3-1	0-0 4-3			0-0 F2		0-0 3-1		0-0 FC2-6	2	0	0	0	0	0	2	<b>Los Angeles Dodgers @ Chicago Cubs</b> Wrigley Field, Chicago, IL Sun May 25 1980, 3:33 AM CDT Att: 27,226 - Unknown					
Derrel Thomas, S OBP: 0.373, SLG: 0.385 (9, 8)	0-0 1B		0-0 F2		4-0 WP S BB		0-0 1B		0-3 K	4	0	2	0	1	1							
Reggie Smith, S OBP: 0.393, SLG: 0.551 (1, 9)	0-0 1B		4-0 4-6-3 BB		0-3 K		0-3 K			3	0	1	0	1	2							
Steve Garvey, R OBP: 0.297, SLG: 0.438 (1, 3)	0-0 6-3		0-0 4-6-3		0-3 K		0-0 6-3			4	0	0	0	0	1	4						
Dusty Baker Jr., R OBP: 0.309, SLG: 0.512 (1, 7)		0-0 1B	0-0 5-3			0-3 K		0-0 1B		4	1	2	0	0	1	1						
Ron Cey, R OBP: 0.344, SLG: 0.380 (1, 5)		0-3 K		0-0 F7		4-0 1B BB		0-0 F9		3	0	0	0	1	1	2						
Bill Russell, R OBP: 0.350, SLG: 0.388 (1, 6)		0-0 SH1-4 1B		0-0 1B		0-0 1B		0-0 F8		4	0	3	0	0	0	1						
Steve Yeager, R OBP: 0.306, SLG: 0.211 (1, 2)		0-0 SH1-4 1B		0-0 P4		0-3 K		0-0 5-3		4	0	1	1	0	1	4						
Burt Hooton, R (1, 1)		0-0 SH1-4		0-0 5-3		0-0 P6			0-0 FC2-6 1B	2	0	0	0	0	0	3						
Bobby Castillo, R OBP: 0.333, SLG: 0.333 Jay Johnstone, L OBP: 0.333, SLG: 0.300 Davey Lopes, R OBP: 0.355, SLG: 0.357 (9, 4)		1-2 2-3								1	0	1	0	0	0	0						
<b>Inning Stats</b>	R: 0 E: 0 K: 0 S: 4	H: 2 LOB: 1 BB: 0 P: 4	R: 1 E: 0 K: 1 S: 8	H: 3 LOB: 2 BB: 0 P: 8	R: 0 E: 0 K: 0 S: 3	H: 0 LOB: 1 BB: 1 P: 7	R: 0 E: 0 K: 0 S: 4	H: 1 LOB: 1 BB: 0 P: 4	R: 0 E: 0 K: 2 S: 7	H: 1 LOB: 1 BB: 1 P: 12	R: 0 E: 0 K: 1 S: 6	H: 1 LOB: 1 BB: 0 P: 6	R: 0 E: 0 K: 0 S: 4	H: 1 LOB: 0 BB: 0 P: 4	R: 0 E: 0 K: 1 S: 5	H: 1 LOB: 0 BB: 0 P: 5	1B: 10 2B: 0 3B: 0 HR: 0	SF: 0 SAC: 1 DP: 0 HBP: 0	WP: 1 PB: 0 SB: 2 CS: 1	PA: 38		
<b>PITCHER</b>	IP WLS BF H R ER SO BB IBB HBP BLK WP HR S P ERA WHIP	IP WLS BF H R ER SO BB IBB HBP BLK WP HR S P ERA WHIP	IP WLS BF H R ER SO BB IBB HBP BLK WP HR S P ERA WHIP	IP WLS BF H R ER SO BB IBB HBP BLK WP HR S P ERA WHIP	IP WLS BF H R ER SO BB IBB HBP BLK WP HR S P ERA WHIP	IP WLS BF H R ER SO BB IBB HBP BLK WP HR S P ERA WHIP	IP WLS BF H R ER SO BB IBB HBP BLK WP HR S P ERA WHIP	IP WLS BF H R ER SO BB IBB HBP BLK WP HR S P ERA WHIP	IP WLS BF H R ER SO BB IBB HBP BLK WP HR S P ERA WHIP	IP WLS BF H R ER SO BB IBB HBP BLK WP HR S P ERA WHIP	IP WLS BF H R ER SO BB IBB HBP BLK WP HR S P ERA WHIP	IP WLS BF H R ER SO BB IBB HBP BLK WP HR S P ERA WHIP	IP WLS BF H R ER SO BB IBB HBP BLK WP HR S P ERA WHIP	IP WLS BF H R ER SO BB IBB HBP BLK WP HR S P ERA WHIP	IP WLS BF H R ER SO BB IBB HBP BLK WP HR S P ERA WHIP	IP WLS BF H R ER SO BB IBB HBP BLK WP HR S P ERA WHIP	IP WLS BF H R ER SO BB IBB HBP BLK WP HR S P ERA WHIP	IP WLS BF H R ER SO BB IBB HBP BLK WP HR S P ERA WHIP	IP WLS BF H R ER SO BB IBB HBP BLK WP HR S P ERA WHIP	IP WLS BF H R ER SO BB IBB HBP BLK WP HR S P ERA WHIP	IP WLS BF H R ER SO BB IBB HBP BLK WP HR S P ERA WHIP	IP WLS BF H R ER SO BB IBB HBP BLK WP HR S P ERA WHIP

AB	34
R	1
H	10
RBI	1
BB	3
SO	7
LOB	21



Batter	1	2	3	4	5	6	7	8	9	AB	R	H	RBI	BB	SO	LOB	BOTTOM					
Lenny Randle, S OBP: 0.336, SLG: 0.406 (1, 4)	0-0 CS 1B		0-0 6-3		0-0 F8		0-0 F8		0-0 F7 E 1B	5	1	2	0	0	0	4	<b>Los Angeles Dodgers @ Chicago Cubs</b> Wrigley Field, Chicago, IL Sun May 25 1980, 3:33 AM CDT Att: 27,226 - Unknown					
Bill Buckner, L OBP: 0.324, SLG: 0.414 (1, 3)	0-3 K		0-0 F8			0-0 3-1		0-0 F7	0-0 F7	5	0	0	0	0	1	3						
Larry Bittner, L OBP: 0.345, SLG: 0.367 (1, 7)	4-0 2B BB		0-0 G3			0-0 F7		0-0 F9	0-0 E6	4	0	0	0	1	0	0						
Mike Vail, R OBP: 0.396, SLG: 0.553 (1, 9)	0-0 1-3 2B			0-0 G6-4-3 1B		0-0 P6		0-0 BB 1B		4	0	3	0	0	0	0						
Jerry Martin, R OBP: 0.354, SLG: 0.511 (1, 8)	0-3 K		0-0 G6-4-3		0-0 F7		0-0 F7	0-0 BB 1B		4	0	1	0	0	1	3						
Barry Foote, R OBP: 0.296, SLG: 0.495 Mick Kelleher, R OBP: 0.258, SLG: 0.207 (7, PR)		0-0 F7		0-0 5-3			0-0 E 2B	4-0 1-2 2-3 BB		3	0	1	0	0	0	0						
Ken Henderson, S OBP: 0.240, SLG: 0.182 Bruce Sutter, R (9, 1)										0	0	0	0	1	0	0						
Steve Ontiveros, S OBP: 0.385, SLG: 0.285 Steve Dillard, R OBP: 0.346, SLG: 0.426 (7, PR)		0-0 F7			0-0 F7		0-0 E4 BB	0-0 3-1		3	0	0	0	0	0	1						
Ivan De Jesus, R OBP: 0.315, SLG: 0.390 Jesus Figueroa, L OBP: 0.476, SLG: 0.389 Dick Tidrow, R (8, 1)					0-0 F7		0-0 F2		0-0 5-3	2	0	1	0	0	0	0						
Mike Tyson, R OBP: 0.282, SLG: 0.378 (9, 4)										1	0	0	0	0	0	0						
Rick Reuschel, R OBP: 0.143, SLG: 0.143 Scot Thompson, L OBP: 0.385, SLG: 0.382 Tim Lincecum, S OBP: 0.255, SLG: 0.262 (7, PH)		0-0 F8			0-0 1B		4-0 1-2 BB		0-0 1B E 2B	2	0	1	0	0	0	1						
<b>Inning Stats</b>	R: 0 E: 0 K: 2 S: 8	H: 2 LOB: 2 BB: 1 P: 12	R: 0 E: 0 K: 0 S: 4	H: 1 LOB: 1 BB: 0 P: 4	R: 0 E: 0 K: 0 S: 3	H: 0 LOB: 0 BB: 0 P: 3	R: 0 E: 0 K: 0 S: 3	H: 1 LOB: 0 BB: 0 P: 3	R: 0 E: 0 K: 0 S: 4	H: 1 LOB: 1 BB: 0 P: 4	R: 0 E: 0 K: 0 S: 3	H: 0 LOB: 0 BB: 0 P: 3	R: 0 E: 0 K: 0 S: 5	H: 1 LOB: 3 BB: 1 P: 9	R: 0 E: 0 K: 0 S: 5	H: 2 LOB: 3 BB: 1 P: 9	R: 2 E: 1 K: 0 S: 5	H: 2 LOB: 1 BB: 0 P: 5	1B: 7 2B: 3 3B: 0 HR: 0	SF: 0 SAC: 0 DP: 1 HBP: 0	WP: 0 PB: 0 SB: 0 CS: 1	PA: 39
<b>PITCHER</b>	IP WLS BF H R ER SO BB IBB HBP BLK WP HR S P ERA WHIP	IP WLS BF H R ER SO BB IBB HBP BLK WP HR S P ERA WHIP	IP WLS BF H R ER SO BB IBB HBP BLK WP HR S P ERA WHIP	IP WLS BF H R ER SO BB IBB HBP BLK WP HR S P ERA WHIP	IP WLS BF H R ER SO BB IBB HBP BLK WP HR S P ERA WHIP	IP WLS BF H R ER SO BB IBB HBP BLK WP HR S P ERA WHIP	IP WLS BF H R ER SO BB IBB HBP BLK WP HR S P ERA WHIP	IP WLS BF H R ER SO BB IBB HBP BLK WP HR S P ERA WHIP	IP WLS BF H R ER SO BB IBB HBP BLK WP HR S P ERA WHIP	IP WLS BF H R ER SO BB IBB HBP BLK WP HR S P ERA WHIP	IP WLS BF H R ER SO BB IBB HBP BLK WP HR S P ERA WHIP	IP WLS BF H R ER SO BB IBB HBP BLK WP HR S P ERA WHIP	IP WLS BF H R ER SO BB IBB HBP BLK WP HR S P ERA WHIP	IP WLS BF H R ER SO BB IBB HBP BLK WP HR S P ERA WHIP	IP WLS BF H R ER SO BB IBB HBP BLK WP HR S P ERA WHIP	IP WLS BF H R ER SO BB IBB HBP BLK WP HR S P ERA WHIP	IP WLS BF H R ER SO BB IBB HBP BLK WP HR S P ERA WHIP	IP WLS BF H R ER SO BB IBB HBP BLK WP HR S P ERA WHIP	IP WLS BF H R ER SO BB IBB HBP BLK WP HR S P ERA WHIP	IP WLS BF H R ER SO BB IBB HBP BLK WP HR S P ERA WHIP	IP WLS BF H R ER SO BB IBB HBP BLK WP HR S P ERA WHIP	IP WLS BF H R ER SO BB IBB HBP BLK WP HR S P ERA WHIP





Batter	1	2	3	4	5	6	7	8	9	AB	R	H	RBI	BB	SO	LOB	TOP				
<b>Davey Lopes, R</b> OBP: 0.357, SLG: 0.354 (1, 4)	K		G6-4-3 BB SF8 1B	G6-4-3 1-2		BB		K		4	1	1	0	1	2	3	<b>Los Angeles Dodgers @ Cincinnati Reds</b> Riverfront Stadium, Cincinnati, OH Mon May 26 1980, 3:33 AM EDT Unknown <a href="http://livebaseballscorecards.com">livebaseballscorecards.com</a>				
<b>Bill Russell, R</b> OBP: 0.358, SLG: 0.403 (1, 6)	1B		5-3 1-2		WP SF7 2B	F2		1B		5	1	3	0	0	0	4					
<b>Reggie Smith, S</b> OBP: 0.393, SLG: 0.542 (1, 9)	G6-4-3 1B		SF8 BB BB		K		K		K	4	0	1	0	1	3	2					
<b>Steve Garvey, R</b> OBP: 0.299, SLG: 0.429 (1, 3)	G6-4-3 1-2		SF8 BB BB		WP BB	P6		K		3	0	0	1	2	1	3					
<b>Dusty Baker Jr., R</b> OBP: 0.299, SLG: 0.500 (1, 7)		F3	SF8 1-2 2-3 3-H		SF7		K		5-3	3	0	0	2	0	1	1					
<b>Ron Cey, R</b> OBP: 0.348, SLG: 0.400 (1, 5)		HR	BB		F8 1-2		K			3	1	1	1	1	1	1					
<b>Gary Thomasson, L</b> OBP: 0.409, SLG: 0.351 (8, PR)	6-3		4-3		F8			BB BB		3	0	0	0	1	0	3					
<b>Derrel Thomas, S</b> OBP: 0.373, SLG: 0.385 (8, B)								BB BB		0	0	0	0	0	0	0					
<b>Joe Ferguson, R</b> OBP: 0.381, SLG: 0.194 (1, 2)	K				K			K		4	0	1	0	0	3	1					
<b>Jerry Reuss, L</b> OBP: 0.231, SLG: 0.182 (1, 1)			1B BB 2B		4-3 BB			1-2 BB		2	1	1	0	2	0	1					
<b>Inning Stats</b>	R: 0 E: 0 K: 1 S: 6	H: 2 LOB: 1 P: 6	R: 1 E: 0 K: 1 S: 6	H: 1 LOB: 0 BB: 6 P: 6	R: 2 E: 0 K: 0 S: 5	H: 2 LOB: 3 BB: 3 P: 17	R: 0 E: 0 K: 1 S: 4	H: 0 LOB: 0 BB: 1 P: 8	R: 1 E: 0 K: 1 S: 6	H: 1 LOB: 1 BB: 1 P: 10	R: 0 E: 0 K: 0 S: 4	H: 1 LOB: 2 BB: 1 P: 8	R: 0 E: 0 K: 2 S: 7	H: 0 LOB: 0 BB: 0 P: 7	R: 0 E: 0 K: 3 S: 9	H: 0 LOB: 2 BB: 2 P: 17	R: 0 E: 0 K: 2 S: 8	H: 1 LOB: 1 BB: 0 P: 8	1B: 4 2B: 3 3B: 0 HR: 1	SF: 2 SAC: 0 DP: 2 HBP: 0	WP: 2 PA: 41 PB: 0 SB: 1 CS: 0
<b>PITCHER</b>	IP	WLS	BF	H	R	ER	SO	BB	IBB	HBP	BLK	WP	HR	S	P	ERA	WHIP				
<b>Tom Seaver, R</b> ERA: 4.47 (1, 1)	5.0	L	24	6	4	4	4	5	0	0	0	2	1	27	47	7.20	2.200				
<b>Mario Soto, R</b> ERA: 3.53 (6, 1)	3.0		13	1	0	0	5	3	0	0	0	0	0	20	32	0.00	1.333				
<b>Doug Bair, R</b> ERA: 2.59 (9, 1)	1.0		4	1	0	0	2	0	0	0	0	0	0	8	8	0.00	1.000				

Batter	1	2	3	4	5	6	7	8	9	AB	R	H	RBI	BB	SO	LOB	BOTTOM				
<b>Dave Collins, S</b> OBP: 0.324, SLG: 0.364 (1, 8)	K		6-3		FC6-4 1-2			2B		4	0	1	0	0	1	1	<b>Los Angeles Dodgers @ Cincinnati Reds</b> Riverfront Stadium, Cincinnati, OH Mon May 26 1980, 3:33 AM EDT Unknown <a href="http://livebaseballscorecards.com">livebaseballscorecards.com</a>				
<b>Junior Kennedy, R</b> OBP: 0.358, SLG: 0.413 (1, 4)	3-1		6-3			6-3		1-3		2	0	0	0	0	0	0					
<b>Ron Oester, S</b> OBP: 0.318, SLG: 0.429 (5, 4)										2	0	0	0	0	0	1					
<b>Dave Concepcion, R</b> OBP: 0.257, SLG: 0.331 (1, 6)	FC6-4 1B				F9	F7		5-3		4	0	1	0	0	0	0					
<b>George Foster, R</b> OBP: 0.333, SLG: 0.418 (1, 7)	FC6-4 1-2				G3	K		6-3		4	0	0	0	0	1	1					
<b>Ray Knight, R</b> OBP: 0.325, SLG: 0.497 (1, 5)		6-3			E1			F9		4	0	0	0	0	1	0					
<b>Johnny Bench, R</b> OBP: 0.298, SLG: 0.343 (1, 2)		F7			F8			K		3	0	0	0	0	1	1					
<b>Dan Driessen, L</b> OBP: 0.373, SLG: 0.391 (1, 3)			FC5-4 2B			6-3		5-3		3	0	1	0	0	0	0					
<b>Sam Mejias, R</b> OBP: 0.357, SLG: 0.425 (1, 9)			FC5-4 2-3					P4		3	0	1	0	0	0	1					
<b>Tom Seaver, R</b> OBP: 0.235, SLG: 0.143 (1, 1)						FC5-4 1B		5-3		1	0	0	0	0	1	0					
<b>Rick Auerbach, R</b> OBP: 0.389, SLG: 0.400 (5, PH)						FC5-4 FC6-4				1	0	0	0	0	0	1					
<b>Mario Soto, R</b> (6, 1)										0	0	0	0	0	0	0					
<b>Hector Cruz, R</b> OBP: 0.216, SLG: 0.257 (8, PH)										1	0	0	0	0	0	0					
<b>Doug Bair, R</b> (9, 1)										0	0	0	0	0	0	0					
<b>Inning Stats</b>	R: 0 E: 0 K: 1 S: 6	H: 1 LOB: 1 P: 6	R: 0 E: 0 K: 0 S: 4	H: 1 LOB: 0 BB: 0 P: 4	R: 0 E: 0 K: 1 S: 5	H: 0 LOB: 0 BB: 0 P: 5	R: 0 E: 1 K: 0 S: 4	H: 0 LOB: 1 BB: 0 P: 4	R: 0 E: 0 K: 0 S: 4	H: 1 LOB: 1 BB: 0 P: 4	R: 0 E: 0 K: 1 S: 5	H: 0 LOB: 0 BB: 0 P: 5	R: 0 E: 0 K: 1 S: 5	H: 0 LOB: 0 BB: 0 P: 5	R: 0 E: 0 K: 0 S: 4	H: 1 LOB: 1 BB: 0 P: 4	R: 0 E: 0 K: 1 S: 5	H: 0 LOB: 0 BB: 0 P: 5	1B: 2 2B: 2 3B: 0 HR: 0	SF: 0 SAC: 0 DP: 0 HBP: 0	WP: 0 PA: 32 PB: 0 SB: 0 CS: 0
<b>PITCHER</b>	IP	WLS	BF	H	R	ER	SO	BB	IBB	HBP	BLK	WP	HR	S	P	ERA	WHIP				
<b>Jerry Reuss, L</b> ERA: 2.13 (1, 1)	9.0	W	32	4	0	0	5	0	0	0	0	0	0	42	42	0.00	0.444				

AB 31  
R 4  
H 8  
RBI 4  
BB 8  
SO 11  
LOB 19

AB 32  
R 0  
H 4  
RBI 0  
BB 0  
SO 5  
LOB 6





Batter	1	2	3	4	5	6	7	8	9	AB	R	H	RBI	BB	SO	LOB	TOP								
Davey Lopes, R OBP: 0.352, SLG: 0.351 (1, 4)	G3		K		F8		SF9		1B	4	0	1	1	0	1	1	<b>Los Angeles Dodgers @ Cincinnati Reds</b> Riverfront Stadium, Cincinnati, OH Mon May 26 1980, 3:38 AM EDT Att: 29,483 - Unknown								
Bill Russell, R OBP: 0.348, SLG: 0.392 Dusty Baker Jr., R OBP: 0.297, SLG: 0.496 (1, 6)	K			5-3		K	F5		F7	4	0	0	0	0	2	1									
Jay Johnstone, L OBP: 0.360, SLG: 0.391 (1, 7)	F9			1B	3B		F9		SH1 1B 3-1 BB	3	2	1	0	1	0	0									
Pedro Guerrero, R OBP: 0.615, SLG: 0.727 (1, 3)		K		1B	1B		1B		3-1 SH1 1-2 1B	4	0	3	1	0	1	0									
Mickey Hatcher, R OBP: 0.333, SLG: 0.400 (1, 5)	K			K		K			SH1 1-2 2-3	3	0	0	0	0	3	2									
Rick Monday, L OBP: 0.304, SLG: 0.250 (1, 9)	K			1B			1B		3-1	4	1	2	1	0	1	1									
Derrel Thomas, S OBP: 0.380, SLG: 0.391 (1, 8)			SH1-4 1B	P5			1B 1B 1B SF9		K	4	1	2	0	0	1	3									
Steve Yeager, R OBP: 0.299, SLG: 0.203 Gary Thomasson, L OBP: 0.400, SLG: 0.342 Charlie Hough, R OBP: 0.298, SLG: 0.427 (1, 2)			F7		F7		F7		P4	2	0	0	0	0	0	1									
Dave Goltz, R OBP: 0.278, SLG: 0.133 Joe Beckwith, L (5, 1) Reggie Smith, S OBP: 0.396, SLG: 0.545 Joe Ferguson, R OBP: 0.372, SLG: 0.188 (7, 2)	SH1-4			K			1-3 2-H 1B		K	1	0	0	0	0	1	0									
<b>Inning Stats</b>	R: 0 E: 0 K: 1 S: 5	H: 0 LOB: 0 BB: 0 P: 5	R: 0 E: 0 K: 3 S: 9	H: 0 LOB: 0 BB: 0 P: 9	R: 0 E: 0 K: 1 S: 6	H: 1 LOB: 1 BB: 0 P: 6	R: 1 E: 0 K: 1 S: 8	H: 3 LOB: 2 BB: 0 P: 8	R: 0 E: 0 K: 1 S: 5	H: 0 LOB: 0 BB: 0 P: 5	R: 0 E: 0 K: 2 S: 6	H: 1 LOB: 1 BB: 0 P: 8	R: 2 E: 0 K: 0 S: 6	H: 3 LOB: 1 BB: 0 P: 6	R: 1 E: 0 K: 1 S: 6	H: 1 LOB: 1 BB: 0 P: 10		R: 0 E: 0 K: 1 S: 6	H: 1 LOB: 1 BB: 0 P: 6	1B: 9 2B: 0 3B: 1 HR: 0	SF: 1 SAC: 2 DP: 0 HBP: 0	WP: 0 PB: 0 SB: 0 CS: 0	PA: 38		
<b>PITCHER</b>	IP	WLS	BF	H	R	ER	SO	BB	IBB	HBP	BLK	WP	HR	S	P	ERA	WHIP								
Paul Moskau, R ERA: 3.25 (1, 1)	6.0	W	25	7	3	3	9	0	0	0	0	0	0	43	43	4.50	1.167								
Tom Hume, R ERA: 2.97 (7, 1)	1.1		7	2	1	1	0	1	0	0	0	0	0	6	10	6.75	2.250								
Doug Bair, R ERA: 2.42 (8, 1)	1.2	S	6	1	0	0	2	0	0	0	0	0	0	10	10	0.00	0.600								

Batter	1	2	3	4	5	6	7	8	9	AB	R	H	RBI	BB	SO	LOB	BOTTOM								
Dave Collins, S OBP: 0.333, SLG: 0.363 Cesar Geronimo, L OBP: 0.308, SLG: 0.350 (1, 8)	5-3		5-3 BB		1B HR	1B	1-3		2-3 BB	3	1	1	0	2	0	0	<b>Los Angeles Dodgers @ Cincinnati Reds</b> Riverfront Stadium, Cincinnati, OH Mon May 26 1980, 3:38 AM EDT Att: 29,483 - Unknown								
Dave Concepcion, R OBP: 0.256, SLG: 0.327 (1, 6)	E5		5-3		HR	1B	5-3		K	5	1	1	0	0	1	3									
Ken Griffey, L OBP: 0.394, SLG: 0.431 (1, 9)	G4-6-3		FC6-4 BB		HR	BB				2	1	1	0	3	0	1									
George Foster, R OBP: 0.328, SLG: 0.435 (1, 7)	6-3		FC6-4		HR		K	K		5	1	1	4	0	2	6									
Dan Driessen, L OBP: 0.382, SLG: 0.405 (1, 3)	2B				4-3		PB			3	1	2	0	0	0	0									
Ray Knight, R OBP: 0.329, SLG: 0.500 (1, 5)	F8		K		4-3		4-3		4-3	3	0	1	1	1	1	3									
Ron Oester, S OBP: 0.269, SLG: 0.360 Doug Bair, R (8, 1)	F8		6-3		F7		4-3			4	0	0	0	0	0	5									
Don Werner, R OBP: 0.306, SLG: 0.214 (1, 2)	L5				5-3				WP SH3-4 1B	3	0	1	0	1	0	2									
Paul Moskau, R (1, 1) Tom Hume, R (7, 1) Rick Auerbach, R OBP: 0.389, SLG: 0.400 (8, 4)			K		6-3		6-3		SH3-4	3	0	0	0	0	1	2									
<b>Inning Stats</b>	R: 0 E: 1 K: 0 S: 3	H: 0 LOB: 0 BB: 0 P: 3	R: 1 E: 0 K: 0 S: 5	H: 2 LOB: 1 BB: 0 P: 5	R: 0 E: 0 K: 1 S: 5	H: 0 LOB: 2 BB: 2 P: 13	R: 0 E: 0 K: 1 S: 6	H: 1 LOB: 2 BB: 1 P: 10	R: 4 E: 0 K: 0 S: 6	H: 3 LOB: 1 BB: 2 P: 14	R: 0 E: 0 K: 0 S: 3	H: 0 LOB: 0 BB: 0 P: 3	R: 0 E: 0 K: 1 S: 6	H: 1 LOB: 2 BB: 0 P: 7	R: 0 E: 0 K: 2 S: 8	H: 1 LOB: 3 BB: 2 P: 16		1B: 4 2B: 3 3B: 0 HR: 1	SF: 0 SAC: 1 DP: 1 HBP: 1	WP: 1 PB: 1 SB: 2 CS: 0	PA: 40				
<b>PITCHER</b>	IP	WLS	BF	H	R	ER	SO	BB	IBB	HBP	BLK	WP	HR	S	P	ERA	WHIP								
Dave Goltz, R ERA: 3.52 (1, 1)	4.0	L	21	5	4	4	2	4	0	0	0	0	0	21	37	9.00	2.250								
Joe Beckwith, R ERA: 2.08 (5, 1)	2.0		8	1	1	1	0	1	0	0	0	0	1	7	11	4.50	1.000								
Charlie Hough, R ERA: 6.46 (7, 1)	2.0		11	2	0	0	3	2	0	1	0	1	0	14	23	0.00	2.000								



Batter	1	2	3	4	5	6	7	8	9	AB	R	H	RBI	BB	SO	LOB	TOP					
Davey Lopes, R OBP: 0.344, SLG: 0.342 (1, 4)										4	0	0	0	0	0	2						
Derrel Thomas, S OBP: 0.373, SLG: 0.384 (1, 6)										4	0	1	0	0	0	1						
Reggie Smith, S OBP: 0.393, SLG: 0.537 (1, 9) (7, 8)										4	0	1	1	0	0	1						
Steve Garvey, R OBP: 0.297, SLG: 0.423 (1, 3)										4	0	1	0	0	0	1						
Dusty Baker Jr., R OBP: 0.289, SLG: 0.482 (1, 7)										4	0	0	0	0	0	1						
Ron Cey, R OBP: 0.345, SLG: 0.396 (1, 5)										4	0	1	0	0	0	0						
Gary Thomasson, L OBP: 0.396, SLG: 0.341 Charlie Hough, R (7, 1) Jay Johnstone, L OBP: 0.385, SLG: 0.417 (9, PH)										3	0	1	0	0	0	2	AB 34					
Joe Ferguson, R OBP: 0.362, SLG: 0.171 (1, 2)										3	0	0	0	1	0	3	R 1					
Don Sutton, R OBP: 0.059, SLG: 0.059 (1, 1) Rick Monday, L OBP: 0.292, SLG: 0.238 (5, PH) Joe Beckwith, L (5, 1) Pedro Guerrero, R OBP: 0.643, SLG: 0.833 (7, 9)										1	0	0	0	0	1	3	H 7					
<b>Inning Stats</b>	R: 0 E: 0 K: 0 S: 3	H: 1 LOB: 0 BB: 0 P: 3	R: 0 E: 0 K: 1 S: 7	H: 2 LOB: 3 BB: 1 P: 11	R: 0 E: 0 K: 0 S: 3	H: 0 LOB: 0 BB: 0 P: 3	R: 0 E: 0 K: 0 S: 3	H: 0 LOB: 0 BB: 0 P: 3	R: 0 E: 0 K: 0 S: 4	H: 0 LOB: 1 BB: 0 P: 4	R: 0 E: 0 K: 0 S: 3	H: 0 LOB: 0 BB: 0 P: 3	R: 0 E: 0 K: 0 S: 4	H: 1 LOB: 1 BB: 0 P: 4	R: 1 E: 0 K: 0 S: 5	H: 2 LOB: 1 BB: 0 P: 5	R: 0 E: 1 K: 0 S: 4	H: 1 LOB: 1 BB: 0 P: 4	1B: 6 2B: 1 3B: 0 HR: 0	SF: 0 SAC: 0 DP: 1 HBP: 0	WP: 0 PB: 0 SB: 0 CS: 0	PA: 35
<b>PITCHER</b> Michael LaCoss, R ERA: 5.04 (1, 1)	IP: 9.0 WLS: W BF: 35 H: 7 R: 1 ER: 1 SO: 1 BB: 0 IBB: 1 HBP: 0 BLK: 0 WP: 0 HR: 0 S: 36 P: 40 ERA: 1.00 WHIP: 0.778															<b>PITCHER</b>						

Los Angeles Dodgers @ Cincinnati Reds  
Riverfront Stadium, Cincinnati, OH  
Tue May 27 1980, 7:05 PM EDT  
Att: 20,296 - Unknown

AB 34  
R 1  
H 7  
RBI 1  
BB 1  
SO 1  
LOB 15



Batter	1	2	3	4	5	6	7	8	9	AB	R	H	RBI	BB	SO	LOB	BOTTOM					
Dave Collins, S OBP: 0.331, SLG: 0.355 Cesar Geronimo, L OBP: 0.308, SLG: 0.350 (1, 8) (8, 8)										3	1	0	0	1	1	2						
Dave Concepcion, R OBP: 0.281, SLG: 0.327 (1, 6)										3	1	1	0	1	1	0						
Ken Griffey, L OBP: 0.402, SLG: 0.457 (1, 9)										3	1	2	3	1	1	1						
George Foster, R OBP: 0.326, SLG: 0.454 (1, 7)										4	1	1	1	0	0	3						
Dan Driessen, L OBP: 0.385, SLG: 0.430 (1, 3)										4	2	2	1	0	0	1						
Ray Knight, R OBP: 0.328, SLG: 0.494 (1, 5)										4	0	1	0	0	1	0						
Johnny Bench, R OBP: 0.297, SLG: 0.333 (1, 2)										3	0	0	0	1	1	2	AB 32					
Ron Oester, S OBP: 0.267, SLG: 0.345 (1, 4)										4	0	1	1	0	1	1	R 6					
Michael LaCoss, R OBP: 0.136, SLG: 0.182 (1, 1)										4	0	0	0	0	4	3	H 8					
<b>Inning Stats</b>	R: 0 E: 0 K: 1 S: 5	H: 0 LOB: 1 BB: 1 P: 9	R: 0 E: 0 K: 1 S: 5	H: 0 LOB: 0 BB: 0 P: 5	R: 5 E: 0 K: 3 S: 12	H: 3 LOB: 0 BB: 2 P: 20	R: 0 E: 0 K: 1 S: 5	H: 0 LOB: 0 BB: 0 P: 5	R: 0 E: 0 K: 2 S: 8	H: 1 LOB: 1 BB: 0 P: 8	R: 1 E: 0 K: 1 S: 8	H: 3 LOB: 2 BB: 0 P: 8	R: 0 E: 0 K: 0 S: 4	H: 1 LOB: 1 BB: 0 P: 4	R: 0 E: 0 K: 1 S: 5	H: 0 LOB: 1 BB: 1 P: 9	R: 0 E: 0 K: 1 S: 5	H: 0 LOB: 1 BB: 1 P: 9	1B: 5 2B: 0 3B: 0 HR: 3	SF: 0 SAC: 0 DP: 0 HBP: 0	WP: 0 PB: 0 SB: 1 CS: 0	PA: 36
<b>PITCHER</b> Don Sutton, R ERA: 2.64 Joe Beckwith, R ERA: 2.4 Charlie Hough, R ERA: 5.71 (1, 1) (5, 1) (7, 1)	IP: 4.0 WLS: L BF: 18 H: 3 R: 5 ER: 5 SO: 6 BB: 3 IBB: 0 HBP: 0 BLK: 0 WP: 0 HR: 3 S: 27 P: 39 ERA: 11.25 WHIP: 1.500															<b>PITCHER</b>						

Los Angeles Dodgers @ Cincinnati Reds  
Riverfront Stadium, Cincinnati, OH  
Tue May 27 1980, 7:05 PM EDT  
Att: 20,296 - Unknown

AB 32  
R 6  
H 8  
RBI 6  
BB 4  
SO 10  
LOB 13





Batter	1	2	3	4	5	6	7	8	9	AB	R	H	RBI	BB	SO	LOB	TOP
Jerry Royster, R (1, 4) OBP: 0.294, SLG: 0.290	0-3 K			0-0 F7			0-0 P6			3	0	0	0	0	1	0	<b>Atlanta Braves @ Los Angeles Dodgers</b> Dodger Stadium, Los Angeles, CA Thu May 29 1980, 7:05 PM PDT Att: 24,630 - Unknown <a href="http://livebaseballscorecards.com">livebaseballscorecards.com</a>
Larvell Blanks, R (1, 5) OBP: 0.252, SLG: 0.270	0-3 K			0-0 G4-6-3 1B			0-0 F9			3	0	1	0	0	1	0	
Chris Chambliss, L (1, 3) OBP: 0.314, SLG: 0.421	0-0 5-3			0-0 G4-6-3 1-2			0-0 F5			3	0	0	0	0	0	1	
Gary Matthews, R (1, 9) OBP: 0.325, SLG: 0.400		0-0 F8			0-3 K			0-0 4-3		3	0	0	0	0	1	0	
Dale Murphy, R (1, 8) OBP: 0.344, SLG: 0.452		0-0 L6			0-0 P6			0-0 F7		3	0	0	0	0	0	0	
Brian Asselstine, L (1, 7) OBP: 0.276, SLG: 0.328		0-3 K			0-0 F7			0-0 G3		3	0	0	0	0	1	0	
Bruce Benedict, R (1, 2) OBP: 0.292, SLG: 0.326			0-0 P5			0-0 F9			0-0 P6	3	0	0	0	0	0	0	
Luis Gomez, R (1, 6) OBP: 0.243, SLG: 0.176			0-0 F8			0-0 F9		0-3 K	2	0	0	0	0	0	0	0	
Joe Nolan, L (9, PH) OBP: 0.346, SLG: 0.333								0-3 K	1	0	0	0	0	1	0	0	
Phil Niekro, R (1, 1) OBP: 0.080, SLG: 0.120			0-0 6-3			0-3 K		0-3 K	2	0	0	0	0	1	0	0	
Mike Lum, L (9, PH) OBP: 0.231, SLG: 0.217								0-3 K	1	0	0	0	0	1	0	0	
<b>Inning Stats</b>	R: 0 E: 0 K: 2 S: 7	H: 0 LOB: 0 BB: 0 P: 7	R: 0 E: 0 K: 1 S: 5	H: 0 LOB: 0 BB: 0 P: 5	R: 0 E: 0 K: 0 S: 3	H: 1 LOB: 0 BB: 0 P: 3	R: 0 E: 0 K: 1 S: 5	H: 0 LOB: 0 BB: 0 P: 5	R: 0 E: 0 K: 0 S: 3	H: 0 LOB: 0 BB: 0 P: 3	R: 0 E: 0 K: 2 S: 7	H: 0 LOB: 0 BB: 0 P: 7	1B: 1 2B: 0 3B: 0 HR: 0	SF: 0 SAC: 0 DP: 1 HBP: 0	WP: 0 PB: 0 SB: 0 CS: 0	PA: 27	
<b>PITCHER</b> Bob Welch, R (1, 1) ERA: 2.16	IP: 9.0 WLS: W BF: 27 H: 1 R: 0 ER: 0 SO: 7 BB: 0 IBB: 0 HBP: 0 BLK: 0 WP: 0 HR: 0 S: 41 P: 41 ERA: 0.00 WHIP: 0.111																

Batter	1	2	3	4	5	6	7	8	9	AB	R	H	RBI	BB	SO	LOB	BOTTOM			
Davey Lopes, R (1, 4) OBP: 0.342, SLG: 0.335	0-0 5-3	0-0 6-3		0-0 F8		4-0 FC6-4 BB				3	0	0	0	1	0	2	<b>Atlanta Braves @ Los Angeles Dodgers</b> Dodger Stadium, Los Angeles, CA Thu May 29 1980, 7:05 PM PDT Att: 24,630 - Unknown <a href="http://livebaseballscorecards.com">livebaseballscorecards.com</a>			
Derrel Thomas, S (1, 8) OBP: 0.368, SLG: 0.377	0-0 5-3		0-0 1B G5-4-3		0-3 K	0-0 FC6-4 1-2				4	1	1	0	0	1	2				
Reggie Smith, S (1, 9) OBP: 0.401, SLG: 0.570	0-0 HR		0-0 1B G5-4-3		0-0 2B	0-0 L3				4	1	3	1	0	0	0				
Steve Garvey, R (1, 3) OBP: 0.296, SLG: 0.419	0-0 1B		0-0 G5-4-3 1-2		0-0 P5	0-0 F9				4	0	1	0	0	0	2				
Dusty Baker Jr., R (1, 7) OBP: 0.288, SLG: 0.471	0-0 F8		4-0 BB BB		0-3 K	0-3 K				3	0	0	0	1	2	2				
Ron Cey, R (1, 5) OBP: 0.349, SLG: 0.395		0-0 1B 1B	4-0 BB 1-2		0-0 6-3		0-0 F2			3	0	1	0	1	0	0				
Bill Russell, R (1, 6) OBP: 0.346, SLG: 0.388		0-0 SH1-3 1B	0-0 5-3		0-3 K		0-0 6-3			4	0	1	0	0	1	2				
Joe Ferguson, R (1, 2) OBP: 0.353, SLG: 0.256		0-0 P5		0-3 K		0-0 HR		0-3 K		4	1	1	1	0	2	2				
Bob Welch, R (1, 1) OBP: 0.200, SLG: 0.200		0-0 SH1-3 1-2		0-0 5-3		0-0 BB 1B				2	0	1	0	0	0	0				
<b>Inning Stats</b>	R: 1 E: 0 K: 0 S: 5	H: 2 LOB: 1 BB: 0 P: 5	R: 0 E: 0 K: 0 S: 5	H: 2 LOB: 2 BB: 0 P: 5	R: 1 E: 0 K: 0 S: 4	H: 2 LOB: 2 BB: 2 P: 12	R: 0 E: 0 K: 1 S: 5	H: 0 LOB: 0 BB: 0 P: 5	R: 0 E: 0 K: 2 S: 8	H: 1 LOB: 1 BB: 0 P: 8	R: 1 E: 0 K: 1 S: 7	H: 2 LOB: 2 BB: 1 P: 11	R: 0 E: 0 K: 1 S: 5	H: 0 LOB: 0 BB: 0 P: 5	R: 0 E: 0 K: 1 S: 5	H: 0 LOB: 0 BB: 0 P: 5		1B: 6 2B: 1 3B: 0 HR: 2	SF: 0 SAC: 1 DP: 1 HBP: 0	WP: 0 PB: 0 SB: 0 CS: 0
<b>PITCHER</b> Phil Niekro, R (1, 1) ERA: 3.84	IP: 8.0 WLS: L BF: 35 H: 9 R: 3 ER: 3 SO: 6 BB: 3 IBB: 0 HBP: 0 BLK: 0 WP: 0 HR: 2 S: 44 P: 56 ERA: 3.38 WHIP: 1.500																			



Batter	1	2	3	4	5	6	7	8	9	AB	R	H	RBI	BB	SO	LOB	TOP					
Jerry Royster, R OBP: 0.303, SLG: 0.295	E1 HR 1B	1-3			F7		FC5-4 1B			4	1	2	0	1	0	2	<b>Atlanta Braves @ Los Angeles Dodgers</b> Dodger Stadium, Los Angeles, CA Fri May 30 1980, 7:05 PM PDT Att: 32,200 - Unknown					
Larvell Blanks, R OBP: 0.243, SLG: 0.260	K		4-3		6-3		FC5-4 1-2		F9	5	0	0	0	0	1	3						
Chris Chambliss, L OBP: 0.313, SLG: 0.436	P4		F9		G3				HR	4	1	1	1	0	0	1						
Gary Matthews, R OBP: 0.339, SLG: 0.463	HR		5-3						HR FC4-6 BB	3	2	2	3	1	0	0						
Dale Murphy, R OBP: 0.342, SLG: 0.442	5-3				G5-4-3 1B BB				F3	3	0	0	0	1	0	1						
Brian Asselstine, L OBP: 0.275, SLG: 0.325		F8			G5-4-3 1B				FC4-6	4	0	1	0	0	0	1						
Bruce Benedict, R OBP: 0.290, SLG: 0.315		1B BB			G5-4-3				L7	3	0	0	0	1	0	3						
Luis Gomez, R OBP: 0.254, SLG: 0.183									F9	2	0	1	0	1	1	0						
Jeff Burroughs, R OBP: 0.387, SLG: 0.359		1-2 1B							K	1	0	0	0	0	0	0						
Rick Matula, R OBP: 0.259, SLG: 0.059									L1	1	0	0	0	0	0	2						
Rick Camp, R OBP: 0.333, SLG: 0.318									K	0	0	0	0	0	0	0						
Joe Nolan, L OBP: 0.333, SLG: 0.318									K	0	0	0	0	0	0	2						
Al Hrabosky, R OBP: 0.322, SLG: 0.228									K	0	0	0	0	0	0	0						
Mike Lum, L OBP: 0.222, SLG: 0.228									K	0	0	0	0	0	0	0						
Gene Garber, R OBP: 0.460, SLG: 0.462									K	0	0	0	0	0	0	0						
Charlie Spikes, R OBP: 0.460, SLG: 0.462									K	1	0	0	0	0	1	0						
<b>Inning Stats</b>	R: 2 E: 1 K: 1 S: 7	H: 2 LOB: 0 BB: 0 P: 7	R: 0 E: 0 K: 0 S: 4	H: 1 LOB: 2 BB: 1 P: 8	R: 0 E: 0 K: 0 S: 3	H: 0 LOB: 0 BB: 0 P: 3	R: 0 E: 0 K: 0 S: 3	H: 1 LOB: 2 BB: 2 P: 11	R: 0 E: 0 K: 0 S: 3	H: 0 LOB: 0 BB: 0 P: 3	R: 1 E: 0 K: 0 S: 4	H: 1 LOB: 1 BB: 0 P: 4	R: 0 E: 0 K: 1 S: 6	H: 1 LOB: 1 BB: 0 P: 6	R: 1 E: 0 K: 0 S: 4	H: 1 LOB: 1 BB: 1 P: 8	R: 0 E: 0 K: 1 S: 5	H: 0 LOB: 1 BB: 1 P: 9	1B: 4 2B: 0 3B: 0 HR: 3	SF: 0 SAC: 0 DP: 1 HBP: 0	WP: 0 PB: 0 SB: 0 CS: 0	PA: 38
<b>PITCHER</b>	IP WLS BF H R ER SO BB IBB HBP BLK WP HR S P ERA WHIP																					
Burt Hooton, R ERA: 4.15	(1, 1)	7.0 W 31 7 4 4 2 4 0 0 0 0 3 31 47 5.14 1.571																				
Rick Sutcliffe, R ERA: 6.43	(8, 1)	2.0 7 0 0 0 1 1 0 0 0 0 0 8 12 0.00 0.500																				

AB 33  
R 4  
H 7  
RBI 4  
BB 5  
SO 3  
LOB 15



Batter	1	2	3	4	5	6	7	8	9	AB	R	H	RBI	BB	SO	LOB	BOTTOM	
Davey Lopes, R OBP: 0.335, SLG: 0.329	P4	SF9	5-3			K				3	0	0	1	0	1	1	<b>Atlanta Braves @ Los Angeles Dodgers</b> Dodger Stadium, Los Angeles, CA Fri May 30 1980, 7:05 PM PDT Att: 32,200 - Unknown	
Derrel Thomas, S OBP: 0.363, SLG: 0.370	HR 1B	F9			F7		6-3			4	1	1	0	0	0	1		
Reggie Smith, S OBP: 0.403, SLG: 0.565	HR 1B		L1		1B BB		K			3	1	1	0	1	1	0		
Steve Garvey, R OBP: 0.300, SLG: 0.420	F2		1B 2B		1-3 1B		5-3			4	1	2	0	0	0	2		
Dusty Baker Jr., R OBP: 0.293, SLG: 0.493	HR		2B 1B		F3		1-3			4	2	2	3	0	0	2		
Ron Cey, R OBP: 0.347, SLG: 0.387	F8		2B FC5-4 BB		L5		K			3	1	0	0	1	1	2		
Bill Russell, R OBP: 0.350, SLG: 0.397		E5 SH2-4 SF9 BB	E		4-3				G5-4-3 1B	4	2	2	2	0	0	0		
Joe Ferguson, R OBP: 0.364, SLG: 0.244		SH2-4 BB	FC5-4 IBB		K		G5-4-3			2	0	0	0	2	1	1		
Burt Hooton, R ERA: 4.15	(1, 1)								G3	2	0	0	1	0	1	1		
Rick Sutcliffe, L OBP: 0.154, SLG: 0.154	(8, 1)	SH2-4	FC5-4		K					1	0	0	0	0	0	0		
<b>Inning Stats</b>	R: 3 E: 0 K: 0 S: 6	H: 3 LOB: 0 BB: 0 P: 6	R: 1 E: 1 K: 0 S: 4	H: 0 LOB: 1 BB: 1 P: 8	R: 4 E: 1 K: 0 S: 6	H: 3 LOB: 1 BB: 2 P: 14	R: 0 E: 0 K: 0 S: 4	H: 1 LOB: 2 BB: 1 P: 8	R: 0 E: 0 K: 2 S: 7	H: 0 LOB: 0 BB: 0 P: 7	R: 0 E: 0 K: 1 S: 5	H: 0 LOB: 0 BB: 0 P: 5	R: 0 E: 0 K: 0 S: 3	H: 1 LOB: 0 BB: 0 P: 3	1B: 6 2B: 1 3B: 0 HR: 1	SF: 1 SAC: 1 DP: 1 HBP: 0	WP: 0 PB: 0 SB: 0 CS: 0	PA: 36
<b>PITCHER</b>	IP WLS BF H R ER SO BB IBB HBP BLK WP HR S P ERA WHIP																	
Rick Matula, R ERA: 2.65	(1, 1)	2.1 L 15 5 7 6 0 0 2 0 0 0 0 1 13 21 23.14 3.000																
Rick Camp, R ERA: 2.57	(3, 1)	0.2 4 1 1 0 0 0 1 0 0 0 0 0 3 7 0.00 1.500																
Al Hrabosky, L ERA: 3.72	(4, 1)	3.0 11 1 0 0 4 1 0 0 0 0 0 0 18 22 0.00 0.667																
Gene Garber, R ERA: 5.4	(7, 1)	2.0 6 1 0 0 1 0 0 0 0 0 0 0 8 8 0.00 0.500																





Batter	1	2	3	4	5	6	7	8	9	AB	R	H	RBI	BB	SO	LOB	TOP					
Larvell Blanks, R OBP: 0.248, SLG: 0.259										4	1	1	0	1	0	3	<b>Atlanta Braves @ Los Angeles Dodgers</b> Dodger Stadium, Los Angeles, CA Sat May 31 1980, 7:05 PM PDT Att: 40,161 - Unknown					
Dale Murphy, R OBP: 0.350, SLG: 0.455										5	1	3	0	0	0	4						
Chris Chambliss, L OBP: 0.317, SLG: 0.437										4	1	2	0	0	1	1						
Gary Matthews, R OBP: 0.333, SLG: 0.451										5	1	1	1	0	1	4						
Bob Horner, R OBP: 0.151, SLG: 0.180 Brian Asselstine, L OBP: 0.275, SLG: 0.325										4	1	1	1	0	1	4						
Jeff Burroughs, R OBP: 0.398, SLG: 0.373 Chico Ruiz, R OBP: 0.385, SLG: 0.500										5	0	3	0	0	0	1						
Bill Nahorodny, R OBP: 0.227, SLG: 0.429										4	1	2	1	0	0	4						
Luis Gomez, R OBP: 0.269, SLG: 0.194										4	0	2	3	1	0	2						
Tommy Boggs, R OBP: 0.133, SLG: 0.143 Larry Bradford, R Gene Garber, R										4	0	1	0	0	1	4						
										1	0	0	0	0	0	3						
										0	0	0	0	0	0	0						
<b>Inning Stats</b>	R: 2 E: 0 K: 0 S: 6	H: 3 LOB: 1 BB: 0 P: 6	R: 0 E: 0 K: 1 S: 6	H: 1 LOB: 1 BB: 0 P: 6	R: 0 E: 0 K: 0 S: 4	H: 1 LOB: 1 BB: 0 P: 4	R: 1 E: 1 K: 0 S: 6	H: 3 LOB: 2 BB: 0 P: 6	R: 2 E: 0 K: 1 S: 7	H: 4 LOB: 2 BB: 0 P: 7	R: 0 E: 0 K: 1 S: 7	H: 2 LOB: 2 BB: 0 P: 7	R: 0 E: 0 K: 0 S: 4	H: 1 LOB: 1 BB: 0 P: 4	R: 0 E: 0 K: 1 S: 4	H: 0 LOB: 0 BB: 1 P: 8	R: 1 E: 1 K: 1 S: 6	H: 1 LOB: 2 BB: 1 P: 11	1B: 13 2B: 2 3B: 0 HR: 1	SF: 1 SAC: 1 DP: 3 HBP: 1	WP: 1 PB: 0 SB: 0 CS: 0	PA: 45
<b>PITCHER</b>	IP WLS BF H R ER SO BB IBB HBP BLK WP HR S P ERA WHIP																					
Jerry Reuss, L ERA: 2.85	5.0 L 27 12 5 5 1 0 0 0 0 0 1 1 29 29 9.00 2.400																					
Charlie Hough, R ERA: 5.12	2.0 9 3 0 0 1 0 0 0 0 0 0 0 11 11 0.00 1.500																					
Joe Beckwith, R ERA: 2.2	1.1 8 1 1 0 2 2 0 0 1 0 0 0 9 18 0.00 2.250																					
Bobby Castillo, R ERA: 3.86	0.2 1 0 0 0 0 0 0 0 0 0 0 0 1 1 0.00 0.000																					

Batter	1	2	3	4	5	6	7	8	9	AB	R	H	RBI	BB	SO	LOB	BOTTOM					
Davey Lopes, R OBP: 0.342, SLG: 0.333										4	1	2	1	1	0	1	<b>Atlanta Braves @ Los Angeles Dodgers</b> Dodger Stadium, Los Angeles, CA Sat May 31 1980, 7:05 PM PDT Att: 40,161 - Unknown					
Derrel Thomas, S OBP: 0.351, SLG: 0.357 Gary Thomasson, L OBP: 0.420, SLG: 0.357										3	0	0	0	0	1	1						
Reggie Smith, S OBP: 0.398, SLG: 0.553										5	0	1	2	0	1	3						
Steve Garvey, R OBP: 0.303, SLG: 0.436										5	1	2	1	0	1	3						
Dusty Baker Jr., R OBP: 0.286, SLG: 0.480										4	0	0	0	0	1	1						
Ron Cey, R OBP: 0.339, SLG: 0.377										4	0	0	0	0	1							
Bill Russell, R OBP: 0.354, SLG: 0.406										4	1	2	0	0	0	0						
Joe Ferguson, R OBP: 0.356, SLG: 0.227										3	1	0	0	1	1	1						
Jerry Reuss, L OBP: 0.214, SLG: 0.167 Rick Monday, L OBP: 0.305, SLG: 0.236 Charlie Hough, R OBP: 0.333, SLG: 0.400 Jay Johnstone, L OBP: 0.230, SLG: 0.333 Bobby Castillo, R OBP: 0.333, SLG: 0.333 Pedro Guerrero, R OBP: 0.607, SLG: 0.986										1	0	0	0	0	1	0						
										0	0	0	0	0	0	0						
										0	0	0	0	0	0	0						
										0	0	0	0	0	0	0						
										0	0	0	0	0	0	0						
										1	1	1	0	0	0	0						
<b>Inning Stats</b>	R: 0 E: 0 K: 0 S: 3	H: 0 LOB: 1 BB: 1 P: 7	R: 0 E: 0 K: 1 S: 6	H: 1 LOB: 0 BB: 0 P: 6	R: 0 E: 0 K: 1 S: 5	H: 0 LOB: 0 BB: 0 P: 5	R: 0 E: 0 K: 0 S: 4	H: 1 LOB: 1 BB: 0 P: 4	R: 0 E: 0 K: 0 S: 3	H: 0 LOB: 1 BB: 1 P: 7	R: 1 E: 0 K: 2 S: 8	H: 1 LOB: 0 BB: 0 P: 8	R: 2 E: 0 K: 1 S: 8	H: 3 LOB: 2 BB: 1 P: 12	R: 0 E: 0 K: 1 S: 5	H: 0 LOB: 0 BB: 0 P: 5	R: 2 E: 0 K: 0 S: 6	H: 3 LOB: 2 BB: 1 P: 10	1B: 7 2B: 1 3B: 0 HR: 1	SF: 0 SAC: 0 DP: 0 HBP: 0	WP: 0 PB: 0 SB: 1 CS: 0	PA: 40
<b>PITCHER</b>	IP WLS BF H R ER SO BB IBB HBP BLK WP HR S P ERA WHIP																					
Tommy Boggs, R ERA: 3.77	6.2 W 29 6 3 3 4 3 0 0 0 0 0 1 34 46 4.05 1.350																					
Larry Bradford, L ERA: 1.59	2.0 10 3 2 2 2 1 0 0 0 0 0 0 13 17 9.00 2.000																					
Gene Garber, R ERA: 5.31	0.1 S 1 0 0 0 0 0 0 0 0 0 0 0 1 1 0.00 0.000																					









Batter	1	2	3	4	5	6	7	8	9	AB	R	H	RBI	BB	SO	LOB	TOP								
Dave Collins, S (1, 8) OBP: 0.331, SLG: 0.363 Cesar Geronimo, L (8, 8) OBP: 0.308, SLG: 0.350										4	0	0	0	0	0	2	<p>Cincinnati Reds @ Los Angeles Dodgers Dodger Stadium, Los Angeles, CA Mon Jun 02 1980, 7:05 PM PDT Att: 31,368 - Unknown</p> <p>livebaseballscores.com</p>								
Dave Concepcion, R (1, 6) OBP: 0.283, SLG: 0.315										3	1	1	1	1	0	1									
Ken Griffey, L (1, 9) OBP: 0.392, SLG: 0.447										4	0	1	0	0	0	1									
George Foster, R (1, 7) OBP: 0.307, SLG: 0.428										4	0	1	1	0	1	2									
Dan Driessen, L (1, 3) OBP: 0.374, SLG: 0.400										3	0	0	0	1	0	1									
Ray Knight, R (1, 5) OBP: 0.332, SLG: 0.494										4	0	1	0	0	0	1									
Johnny Bench, R (1, 2) OBP: 0.324, SLG: 0.440 Don Werner, R (9, PR) OBP: 0.327, SLG: 0.250										3	0	1	0	1	0	2									
Ron Oester, S (1, 4) OBP: 0.348, SLG: 0.409										4	1	2	0	0	1	2									
Michael LaCoss, R (1, 1) OBP: 0.120, SLG: 0.160 Harry Spilman, L (9, PH) OBP: 0.311, SLG: 0.452 Doug Bair, R (9, 1)										3	0	0	0	0	2	3									
										1	0	0	0	0	1	1									
										0	0	0	0	0	0	0									
<b>Inning Stats</b>	R: 0 E: 0 K: 0 S: 3	H: 0 LOB: 0 BB: 0 P: 3	R: 0 E: 0 K: 1 S: 5	H: 0 LOB: 1 BB: 1 P: 9	R: 1 E: 0 K: 0 S: 6	H: 3 LOB: 2 BB: 0 P: 6	R: 0 E: 0 K: 0 S: 3	H: 1 LOB: 0 BB: 0 P: 3	R: 0 E: 0 K: 1 S: 6	H: 1 LOB: 1 BB: 0 P: 6	R: 0 E: 0 K: 0 S: 3	H: 0 LOB: 0 BB: 0 P: 3	R: 0 E: 0 K: 2 S: 7	H: 0 LOB: 1 BB: 1 P: 11	R: 1 E: 0 K: 0 S: 4	H: 1 LOB: 1 BB: 0 P: 8	R: 0 E: 0 K: 1 S: 6	H: 1 LOB: 1 BB: 0 P: 6	1B: 6 2B: 1 3B: 0 HR: 0	SF: 0 SAC: 0 DP: 1 HBP: 0	WP: 0 PB: 0 SB: 0 CS: 0	PA: 36			
<b>PITCHER</b>	IP	WLS	BF	H	R	ER	SO	BB	IBB	HBP	BLK	WP	HR	S	P	ERA	WHIP								
Don Sutton, R (1, 1) ERA: 2.49	7.0		27	5	1	1	4	2	0	0	0	0	0	33	41	1.29	1.000								
Rick Sutcliffe, R (8, 1) ERA: 6.32	2.0	W	9	2	1	1	1	1	0	0	0	0	0	10	14	4.50	1.500								

Batter	1	2	3	4	5	6	7	8	9	AB	R	H	RBI	BB	SO	LOB	BOTTOM								
Davey Lopes, R (1, 4) OBP: 0.347, SLG: 0.353										4	1	2	2	0	0	0	<p>Cincinnati Reds @ Los Angeles Dodgers Dodger Stadium, Los Angeles, CA Mon Jun 02 1980, 7:05 PM PDT Att: 31,368 - Unknown</p> <p>livebaseballscores.com</p>								
Rudy Law, L (1, 8) OBP: 0.313, SLG: 0.326										4	0	1	0	0	0	1									
Reggie Smith, S (1, 9) OBP: 0.395, SLG: 0.546										4	0	1	0	0	2	2									
Steve Garvey, R (1, 3) OBP: 0.319, SLG: 0.463										4	0	2	0	0	1	1									
Dusty Baker Jr., R (1, 7) OBP: 0.288, SLG: 0.487										4	0	1	0	0	0	3									
Ron Cey, R (1, 5) OBP: 0.344, SLG: 0.380										4	0	1	0	0	1	1									
Bill Russell, R (1, 6) OBP: 0.347, SLG: 0.393										3	1	1	0	1	1	2									
Mike Scioscia, L (1, 2) OBP: 0.229, SLG: 0.281 Rick Monday, L (9, PH) OBP: 0.333, SLG: 0.391										2	0	0	0	0	0	3									
Don Sutton, R (1, 1) OBP: 0.053, SLG: 0.053 Jay Johnstone, L (7, PH) OBP: 0.424, SLG: 0.414 Rick Sutcliffe, L (8, 1) OBP: 0.154, SLG: 0.154										2	0	0	0	0	0	2									
										1	0	0	0	0	0	1									
										0	0	0	0	0	0	0									
<b>Inning Stats</b>	R: 0 E: 0 K: 1 S: 6	H: 1 LOB: 1 BB: 0 P: 6	R: 0 E: 0 K: 0 S: 5	H: 2 LOB: 2 BB: 0 P: 5	R: 0 E: 0 K: 0 S: 5	H: 2 LOB: 2 BB: 0 P: 5	R: 0 E: 0 K: 0 S: 3	H: 1 LOB: 0 BB: 0 P: 3	R: 0 E: 0 K: 0 S: 3	H: 0 LOB: 0 BB: 0 P: 3	R: 0 E: 0 K: 0 S: 4	H: 1 LOB: 1 BB: 0 P: 4	R: 2 E: 0 K: 1 S: 7	H: 2 LOB: 1 BB: 1 P: 11	R: 0 E: 0 K: 2 S: 7	H: 0 LOB: 0 BB: 0 P: 7	R: 1 E: 0 K: 1 S: 4	H: 1 LOB: 0 BB: 0 P: 4	1B: 8 2B: 0 3B: 0 HR: 2	SF: 0 SAC: 1 DP: 1 HBP: 0	WP: 0 PB: 0 SB: 2 CS: 0	PA: 35			
<b>PITCHER</b>	IP	WLS	BF	H	R	ER	SO	BB	IBB	HBP	BLK	WP	HR	S	P	ERA	WHIP								
Michael LaCoss, R (1, 1) ERA: 4.69	8.0		33	9	2	2	4	1	0	0	0	0	1	40	44	2.25	1.250								
Doug Bair, R (9, 1) ERA: 3.3	0.1	L	2	1	1	1	1	0	0	0	0	0	1	4	4	27.00	3.000								

AB	33
R	2
H	7
RBI	2
BB	3
SO	5
LOB	16





Batter	1	2	3	4	5	6	7	8	9	AB	R	H	RBI	BB	SO	LOB	TOP								
<b>Dave Collins, S</b> (1,9) OBP: 0.339, SLG: 0.366	4-0 WP S BB		0-0 F8		0-0 1B G3 1B		0-0 SH5-3 1B		0-0 F9	4	0	2	0	1	0	0	<b>Cincinnati Reds @ Los Angeles Dodgers</b> Dodger Stadium, Los Angeles, CA Tue Jun 03 1980, 7:05 PM PDT Att: 44,962 - Unknown								
<b>Ron Oester, S</b> (1,4) OBP: 0.340, SLG: 0.396	0-3 K		0-0 P6		0-0 G3		0-0 SH5-3		0-0 FC4-6 1B	4	0	1	0	0	1	3									
<b>Dave Concepcion, R</b> (1,6) OBP: 0.266, SLG: 0.314	0-0 F3		0-0 F3		0-0 1B		4-0 BB		0-0 FC4-6 BB	4	0	1	1	1	0	2									
<b>George Foster, R</b> (1,7) OBP: 0.310, SLG: 0.418	4-0 WP BB			0-3 K	0-3 K		0-3 K		4-0 1-2 BB	3	0	0	0	2	3	4									
<b>Dan Driessen, L</b> (1,3) OBP: 0.374, SLG: 0.396	4-0 1-2 2-3 BB			0-0 1B	0-0 F8		0-0 F9		0-0 G1	4	0	1	0	1	0	2									
<b>Ray Knight, R</b> (1,5) OBP: 0.325, SLG: 0.483	0-3 K			0-0 F8	0-0 P6		0-0 F9			4	0	0	0	0	1	4									
<b>Cesar Geronimo, L</b> (1,8) OBP: 0.319, SLG: 0.349		0-0 5-3		0-0 F5	4-0 BB		0-0 1B		0-0 1B	3	0	1	0	1	0	1									
<b>Don Werner, R</b> (1,2) OBP: 0.309, SLG: 0.234		0-3 K		0-0 F8	0-0 F9		0-0 1B		0-0 1B	3	0	0	0	0	1	1									
<b>Johnny Bench, R</b> (8,PH) OBP: 0.329, SLG: 0.444								1-2 1B		1	0	1	0	0	0	0									
<b>Tom Seaver, R</b> (1,1) ERA: 2.06		0-0 F5		4-0 G3 1B BB		0-0 P6		0-0 P4		1	1	0	0	1	0	0									
<b>Inning Stats</b>	R: 0 E: 0 K: 2 S: 7	H: 0 LOB: 3 BB: 3 P: 19	R: 0 E: 0 K: 1 S: 5	H: 0 LOB: 0 BB: 0 P: 5	R: 0 E: 0 K: 0 S: 3	H: 0 LOB: 0 BB: 0 P: 3	R: 0 E: 0 K: 1 S: 6	H: 1 LOB: 1 BB: 0 P: 6	R: 1 E: 0 K: 1 S: 7	H: 2 LOB: 2 BB: 1 P: 11	R: 0 E: 0 K: 0 S: 3	H: 0 LOB: 1 BB: 1 P: 7	R: 0 E: 0 K: 1 S: 6	H: 1 LOB: 2 BB: 1 P: 10	R: 0 E: 0 K: 0 S: 5	H: 2 LOB: 2 BB: 0 P: 5	R: 0 E: 0 K: 0 S: 4	H: 1 LOB: 2 BB: 1 P: 8	1B: 7 2B: 0 3B: 0 HR: 0	SF: 0 SAC: 1 DP: 0 HBP: 0	WP: 1 PB: 0 SB: 1 CS: 0	PA: 41			
<b>PITCHER</b>	IP	WLS	BF	H	R	ER	SO	BB	IBB	HBP	BLK	WP	HR	S	P	ERA	WHIP								
<b>Bob Welch, R</b> (1,1) ERA: 2.06	7.2	W	35	6	1	1	6	6	0	0	0	1	0	41	65	1.17	1.565								
<b>Steve Howe, L</b> (8,1) ERA: 2.31	1.1	S	6	1	0	0	0	1	0	0	0	0	0	5	9	0.00	1.500								

AB	33
R	1
H	7
RBI	1
BB	7
SO	6
LOB	19



Batter	1	2	3	4	5	6	7	8	9	AB	R	H	RBI	BB	SO	LOB	BOTTOM								
<b>Davey Lopes, R</b> (1,4) OBP: 0.345, SLG: 0.350	0-3 K		0-0 5-3			0-3 K		0-0 1B 1B		4	1	1	0	0	2	0	<b>Cincinnati Reds @ Los Angeles Dodgers</b> Dodger Stadium, Los Angeles, CA Tue Jun 03 1980, 7:05 PM PDT Att: 44,962 - Unknown								
<b>Rudy Law, L</b> (1,8) OBP: 0.318, SLG: 0.331	0-0 F9		0-0 F5			0-0 4-3 1B		0-0 1-3 2-H BB 1B		4	1	2	1	0	0	0									
<b>Reggie Smith, S</b> (1,9) OBP: 0.392, SLG: 0.536	0-0 F5			0-0 F7		0-0 4-3		4-0 FC5 1B BB		3	0	0	0	1	0	1									
<b>Steve Garvey, R</b> (1,3) OBP: 0.317, SLG: 0.459		0-0 6-3		0-0 1-3		0-0 1-3		0-0 1-2 2-H 3-H 1B		4	0	1	2	0	0	1									
<b>Dusty Baker Jr., R</b> (1,7) OBP: 0.287, SLG: 0.478		4-0 S HR BB		0-0 F8		0-0 5-3		0-0 L7		3	1	0	0	1	0	2									
<b>Ron Cey, R</b> (1,5) OBP: 0.342, SLG: 0.395		0-0 1-H HR			0-0 P6		0-0 F2	0-0 FC5		4	1	1	2	0	0	2									
<b>Bill Russell, R</b> (1,6) OBP: 0.341, SLG: 0.386		0-0 6-3		0-0 1-3		0-3 K				3	0	0	0	0	1	0									
<b>Mike Scioscia, L</b> (1,2) OBP: 0.237, SLG: 0.286		0-0 4-3			0-0 1B			0-3 K		3	0	1	0	0	1	0									
<b>Bob Welch, R</b> (1,1) ERA: 2.06			0-0 4-3		0-0 P4			0-0 1B 1B		2	0	0	0	0	0	1									
<b>Steve Howe, L</b> (8,1) ERA: 2.31										1	1	1	0	0	0	0									
<b>Inning Stats</b>	R: 0 E: 0 K: 1 S: 5	H: 0 LOB: 0 BB: 0 P: 5	R: 2 E: 0 K: 0 S: 4	H: 1 LOB: 1 BB: 1 P: 8	R: 0 E: 0 K: 0 S: 3	H: 0 LOB: 0 BB: 0 P: 3	R: 0 E: 0 K: 0 S: 3	H: 0 LOB: 0 BB: 0 P: 3	R: 0 E: 0 K: 1 S: 6	H: 1 LOB: 1 BB: 0 P: 6	R: 0 E: 0 K: 1 S: 5	H: 0 LOB: 0 BB: 0 P: 5	R: 0 E: 0 K: 1 S: 9	H: 4 LOB: 2 BB: 1 P: 13	R: 3 E: 0 K: 1 S: 9	H: 4 LOB: 2 BB: 1 P: 13	1B: 6 2B: 0 3B: 0 HR: 1	SF: 0 SAC: 0 DP: 0 HBP: 0	WP: 0 PB: 0 SB: 1 CS: 0	PA: 33					
<b>PITCHER</b>	IP	WLS	BF	H	R	ER	SO	BB	IBB	HBP	BLK	WP	HR	S	P	ERA	WHIP								
<b>Tom Seaver, R</b> (1,1) ERA: 4.37	5.1	L	19	2	2	2	2	1	0	0	0	0	0	3	3	0.00	1.500								
<b>Mario Soto, R</b> (6,1) ERA: 3.73	0.2		3	1	0	0	0	0	0	0	0	0	0	3	3	0.00	1.500								
<b>Tom Hume, R</b> (7,1) ERA: 3.27	1.0		3	0	0	0	1	0	0	0	0	0	0	5	5	0.00	0.000								
<b>Doug Bair, R</b> (8,1) ERA: 4.15	0.1		6	4	3	3	1	1	0	0	0	0	0	7	11	81.00	15.000								
<b>Dave Tomlin, L</b> (8,1) ERA: 5.73	0.2		2	0	0	0	0	0	0	0	0	0	0	2	2	0.00	0.000								

AB	31
R	5
H	7
RBI	5
BB	2
SO	4
LOB	7





Batter	1	2	3	4	5	6	7	8	9	AB	R	H	RBI	BB	SO	LOB	TOP											
Dave Collins, S (1,8) OBP: 0.341, SLG: 0.363 Cesar Geronimo, L (9,8) OBP: 0.319, SLG: 0.349	4-3		1B	1B			F8		G1	4	1	1	0	1	0	0												
Dave Concepcion, R (1,6) OBP: 0.266, SLG: 0.312	5-3		L9	K			FC6-4			4	0	1	0	0	1	2												
Ken Griffey, L (1,9) OBP: 0.387, SLG: 0.440	K		HR	1B		4-3	F5			4	1	1	1	0	1	1												
George Foster, R (1,7) OBP: 0.309, SLG: 0.410		6-3	HR	BB		K	FC6-4			3	1	0	0	1	1	1												
Dan Driessen, L (1,3) OBP: 0.372, SLG: 0.388	1B	1B	F7			4-3			K	3	1	0	0	1	1	2												
Ray Knight, R (1,5) OBP: 0.338, SLG: 0.514	1B	1B	HR			3-1	2B			3	1	3	3	1	0	0												
Ron Oester, S (1,4) OBP: 0.333, SLG: 0.385		1B	2-3			3-1			9-4-3	4	0	1	1	0	0	2												
Don Werner, R (1,2) OBP: 0.288, SLG: 0.216	F8					5-3			4-3	4	0	0	0	0	0	3												
Charlie Leibrandt, R (1,1) OBP: 0.240, SLG: 0.273 Paul Moskau, R (4,1) Sheldon Burnside, R (8,1) Tom Hume, R (8,1) Junior Kennedy, R (8,4) OBP: 0.339, SLG: 0.419	F2					F2			K	2	0	0	0	0	0	2												
<b>Inning Stats</b>	R: 0 E: 0 K: 1 S: 5	H: 0 LOB: 0 BB: 0 P: 5	R: 1 E: 0 K: 0 S: 5	H: 2 LOB: 2 BB: 1 P: 9	R: 4 E: 0 K: 0 S: 5	H: 2 LOB: 0 BB: 2 P: 13	R: 0 E: 0 K: 1 S: 6	H: 1 LOB: 1 BB: 0 P: 6	R: 0 E: 0 K: 1 S: 5	H: 0 LOB: 0 BB: 0 P: 5	R: 0 E: 0 K: 0 S: 4	H: 1 LOB: 1 BB: 0 P: 4	R: 0 E: 0 K: 1 S: 4	H: 1 LOB: 1 BB: 0 P: 4	R: 0 E: 0 K: 1 S: 4	H: 0 LOB: 0 BB: 1 P: 8	R: 0 E: 0 K: 1 S: 5	H: 0 LOB: 0 BB: 0 P: 5	1B: 5 2B: 2 3B: 0 HR: 1	SF: 0 SAC: 0 DP: 1 HBP: 0	WP: 0 PB: 0 SB: 1 CS: 0	PA: 37						
<b>PITCHER</b>	IP	WLS	BF	H	R	ER	SO	BB	IBB	HBP	BLK	WP	HR	S	P	ERA	WHIP											
Charlie Hough, R (1,1) ERA: 6.39 Joe Beckwith, R (5,1) ERA: 2.33 Bobby Castillo, R (7,1) ERA: 3.58 Rick Sutcliffe, R (9,1) ERA: 6.16	4.0	L	20	5	5	5	2	3	0	0	0	0	0	1	21	33	11.25	2.000										

Cincinnati Reds @ Los Angeles Dodgers  
Dodger Stadium, Los Angeles, CA  
Wed Jun 04 1980, 7:05 PM PDT  
Att: 45,541 - Unknown

AB	33
R	5
H	7
RBI	5
BB	4
SO	5
LOB	14



Batter	1	2	3	4	5	6	7	8	9	AB	R	H	RBI	BB	SO	LOB	BOTTOM										
Davey Lopes, R (1,4) OBP: 0.351, SLG: 0.357	F2			1B		FC4-6				5	1	3	2	0	0	1											
Rudy Law, L (1,8) OBP: 0.323, SLG: 0.336 Pedro Guerrero, R (8, PH) OBP: 0.688, SLG: 0.857	K	1-3		1B						4	0	2	1	0	1	2											
Reggie Smith, S (1,9) OBP: 0.392, SLG: 0.529				1B		F5			4-3	4	0	1	0	1	0	6											
Steve Garvey, R (1,3) OBP: 0.315, SLG: 0.457	5-3		G6-3						F7	5	0	1	0	0	0	2											
Dusty Baker Jr., R (1,7) OBP: 0.291, SLG: 0.479		6-3		2B		F8			K	4	1	1	0	1	1	1											
Ron Cey, R (1,5) OBP: 0.344, SLG: 0.401	5-3			1B		G6-4-3			F8	5	1	2	0	0	1	3											
Bill Russell, R (1,6) OBP: 0.337, SLG: 0.380	6-3			1B		L6			K	5	0	1	0	0	2	4											
Steve Yeager, R (1,2) OBP: 0.300, SLG: 0.197 Jay Johnstone, L (8, PH) OBP: 0.412, SLG: 0.400 Mike Scioscia, L (9,2) OBP: 0.237, SLG: 0.286		1B		1B		G6-4-3			F8	2	1	0	0	1	1	2											
Charlie Hough, R (1,1) ERA: 6.39 Joe Beckwith, R (5,1) ERA: 2.33 Rick Monday, L (6, PH) OBP: 0.307, SLG: 0.417 Bobby Castillo, R (7,1) ERA: 3.58 Gary Thomasson, L (8, PH) OBP: 0.330, SLG: 0.333 Rick Sutcliffe, L (9,1) ERA: 6.16		1B		1B		1B			FC4-6	1	0	1	1	0	0	0											
<b>Inning Stats</b>	R: 0 E: 0 K: 1 S: 6	H: 1 LOB: 1 BB: 0 P: 6	R: 2 E: 0 K: 0 S: 6	H: 3 LOB: 2 BB: 1 P: 10	R: 0 E: 0 K: 0 S: 2	H: 0 LOB: 0 BB: 1 P: 6	R: 1 E: 0 K: 0 S: 6	H: 4 LOB: 3 BB: 1 P: 10	R: 0 E: 0 K: 1 S: 6	H: 1 LOB: 1 BB: 0 P: 6	R: 1 E: 0 K: 1 S: 7	H: 2 LOB: 1 BB: 0 P: 7	R: 0 E: 0 K: 1 S: 5	H: 0 LOB: 2 BB: 0 P: 5	R: 0 E: 0 K: 2 S: 8	H: 1 LOB: 1 BB: 0 P: 8	1B: 11 2B: 3 3B: 0 HR: 0	SF: 0 SAC: 0 DP: 2 HBP: 0	WP: 0 PB: 0 SB: 1 CS: 0	PA: 43							
<b>PITCHER</b>	IP	WLS	BF	H	R	ER	SO	BB	IBB	HBP	BLK	WP	HR	S	P	ERA	WHIP										
Charlie Leibrandt, L (1,1) ERA: 4.04 Paul Moskau, R (4,1) ERA: 3.52 Sheldon Burnside, L (8,1) ERA: 2.86 Tom Hume, R (8,1) ERA: 3.16	3.2		18	6	3	3	1	3	0	0	0	0	0	17	29	7.36	2.455										

Cincinnati Reds @ Los Angeles Dodgers  
Dodger Stadium, Los Angeles, CA  
Wed Jun 04 1980, 7:05 PM PDT  
Att: 45,541 - Unknown

AB	39
R	4
H	14
RBI	4
BB	4
SO	6
LOB	21






Batter	1	2	3	4	5	6	7	8	9	AB	R	H	RBI	BB	SO	LOB	TOP				
Davey Lopes, R OBP: 0.347, SLG: 0.349 (1, 4)	F4		K		K			E5 SH2-3 2B	BB	4	1	0	0	1	2	0	<b>Los Angeles Dodgers @ Atlanta Braves</b> Atlanta-Fulton County Stadium, Atlanta, GA Fri Jun 06 1980, 7:05 PM EDT Att: 18,331 - Unknown <a href="http://livebaseballscorecards.com">livebaseballscorecards.com</a>				
Rudy Law, L OBP: 0.315, SLG: 0.327 (1, 8)	F6		4-3			E5 FC5-4		SH2-3	G3	4	0	0	0	0	0	2					
Reggie Smith, S OBP: 0.394, SLG: 0.543 (1, 9)	FC6-4 BB		HR			FC5-4 G4-6-3 1-2		F5		3	1	1	1	1	0	2					
Steve Garvey, R OBP: 0.313, SLG: 0.450 (1, 3)	FC6-4 1-2		5-3			G4-6-3 1-2		2B	BB	3	0	0	0	1	0	2					
Dusty Baker Jr., R OBP: 0.295, SLG: 0.491 (1, 7)		5-3		F8			HR	2B	1-3 2-H	4	1	2	1	0	0	0					
Ron Cey, R OBP: 0.347, SLG: 0.420 (1, 5)	1B 5-3		K				2B	HR	K	4	2	2	2	0	2	2					
Bill Russell, R OBP: 0.335, SLG: 0.377 (1, 6)	1B 5-3		5-3				K		6-3	4	0	1	0	0	1	0					
Joe Ferguson, R OBP: 0.359, SLG: 0.229 (1, 2)	5-3			F6			K		BB	4	0	1	1	0	1	1					
Jerry Reuss, L OBP: 0.222, SLG: 0.188 (1, 1)	2-H 1B		4-3				F7		K	4	0	1	0	0	1	1					
<b>Inning Stats</b>	R: 0 E: 0 K: 0 S: 3	H: 0 LOB: 1 BB: 1 P: 7	R: 1 E: 0 K: 0 S: 5	H: 3 LOB: 2 BB: 0 P: 5	R: 1 E: 0 K: 1 S: 6	H: 1 LOB: 0 BB: 0 P: 6	R: 0 E: 0 K: 1 S: 5	H: 0 LOB: 0 BB: 0 P: 5	R: 0 E: 1 K: 0 S: 3	H: 0 LOB: 0 BB: 0 P: 3	R: 2 E: 0 K: 2 S: 9	H: 2 LOB: 0 BB: 0 P: 9	R: 1 E: 1 K: 1 S: 7	H: 1 LOB: 2 BB: 1 P: 11	R: 0 E: 0 K: 1 S: 6	H: 1 LOB: 2 BB: 1 P: 10	1B: 4 2B: 2 3B: 0 HR: 2	SF: 0 SAC: 1 DP: 1 HBP: 0	WP: 0 PB: 0 SB: 0 CS: 0	PA: 38	
<b>PITCHER</b>	IP	WLS	BF	H	R	ER	SO	BB	IBB	HBP	BLK	WP	HR	S	P	ERA	WHIP				
Phil Niekro, R ERA: 3.73 (1, 1)	8.0	L	33	7	5	4	6	2	0	0	0	0	2	43	51	4.50	1.125				
Al Hrabosky, L ERA: 3.54 (9, 1)	1.0		5	1	0	0	1	1	0	0	0	0	0	6	10	0.00	2.000				

Batter	1	2	3	4	5	6	7	8	9	AB	R	H	RBI	BB	SO	LOB	BOTTOM				
Glenn Hubbard, R OBP: 0.391, SLG: 0.714 (1, 4)	F9		F9			F9		F8		4	0	0	0	0	0	3	<b>Los Angeles Dodgers @ Atlanta Braves</b> Atlanta-Fulton County Stadium, Atlanta, GA Fri Jun 06 1980, 7:05 PM EDT Att: 18,331 - Unknown <a href="http://livebaseballscorecards.com">livebaseballscorecards.com</a>				
Dale Murphy, R OBP: 0.346, SLG: 0.442 (1, 8)	K			F7		4-3		F8		4	0	0	0	0	1	2					
Chris Chambliss, L OBP: 0.317, SLG: 0.450 (1, 3)	4-3			E4 FC5-4			K		G1	4	0	0	0	0	1	0					
Gary Matthews, R OBP: 0.326, SLG: 0.444 (1, 9)		F7		FC5-4 1-2			5-3		5-3	4	0	0	0	0	0	1					
Jeff Burroughs, R OBP: 0.378, SLG: 0.368 (1, 7)	K			4-3					6-3	4	0	1	0	0	1	1					
Larvell Blanks, R OBP: 0.242, SLG: 0.252 (9, 6)	4-3				6-3		K			3	0	0	0	0	1	1					
Bruce Benedict, R OBP: 0.279, SLG: 0.300 (1, 2)			4-3		5-3			1B 1B		3	0	1	0	0	0	0					
Luis Gomez, R OBP: 0.270, SLG: 0.208 (8, PH) Jerry Royster, R OBP: 0.301, SLG: 0.293 (9, 5)					6-3			F9		1	0	0	0	0	0	1					
Phil Niekro, R OBP: 0.097, SLG: 0.129 Charlie Spikes, R OBP: 0.500, SLG: 0.500 Al Hrabosky, R (9, 1)			K			F4		1B		2	0	0	0	0	1	1					
<b>Inning Stats</b>	R: 0 E: 0 K: 1 S: 5	H: 0 LOB: 0 BB: 0 P: 5	R: 0 E: 0 K: 1 S: 5	H: 0 LOB: 0 BB: 0 P: 5	R: 0 E: 0 K: 1 S: 5	H: 0 LOB: 1 BB: 1 P: 9	R: 0 E: 1 K: 0 S: 4	H: 0 LOB: 1 BB: 0 P: 4	R: 0 E: 0 K: 0 S: 3	H: 0 LOB: 0 BB: 0 P: 3	R: 0 E: 0 K: 2 S: 8	H: 1 LOB: 1 BB: 0 P: 8	R: 0 E: 0 K: 0 S: 5	H: 2 LOB: 2 BB: 0 P: 5	R: 0 E: 0 K: 0 S: 3	H: 0 LOB: 0 BB: 0 P: 3	1B: 2 2B: 1 3B: 0 HR: 0	SF: 0 SAC: 0 DP: 0 HBP: 0	WP: 0 PB: 0 SB: 0 CS: 0	PA: 32	
<b>PITCHER</b>	IP	WLS	BF	H	R	ER	SO	BB	IBB	HBP	BLK	WP	HR	S	P	ERA	WHIP				
Jerry Reuss, L ERA: 2.4 (1, 1)	9.0	W	32	3	0	0	5	1	0	0	0	0	0	41	45	0.00	0.444				



Batter	1	2	3	4	5	6	7	8	9	AB	R	H	RBI	BB	SO	LOB	TOP			
Davey Lopes, R OBP: 0.339, SLG: 0.340	5-3		6-3		F9		6-3		G5-4-3	5	0	0	0	0	0	2	<b>Los Angeles Dodgers @ Atlanta Braves</b> Atlanta-Fulton County Stadium, Atlanta, GA Sat Jun 07 1980, 7:05 PM EDT Att: 25,723 - Unknown  <b>AB 36</b> <b>R 1</b> <b>H 10</b> <b>RBI 1</b> <b>BB 1</b> <b>SO 1</b> <b>LOB 17</b>			
Rudy Law, L OBP: 0.317, SLG: 0.335	E4		E7		4-3				F8	5	0	2	0	0	0	1				
Reggie Smith, S OBP: 0.401, SLG: 0.563										3	1	2	1	1	0	1				
Steve Garvey, R OBP: 0.308, SLG: 0.442	G4-6-3		1-3							4	0	0	0	0	0	4				
Dusty Baker Jr., R OBP: 0.299, SLG: 0.497					F9					4	0	2	0	0	0	0				
Ron Cey, R OBP: 0.345, SLG: 0.417										4	0	1	0	0	0	2				
Bill Russell, R OBP: 0.339, SLG: 0.385										4	0	2	0	0	0	1				
Mike Scioscia, L OBP: 0.244, SLG: 0.316										3	0	1	0	0	0	3				
Rick Monday, L OBP: 0.345, SLG: 0.400										1	0	0	0	0	1	2				
Steve Yeager, R OBP: 0.300, SLG: 0.197										0	0	0	0	0	0	0				
Dave Goltz, R Dwight Gooden, S Charlie Hough, R Jay Johnstone, S Joe Beckwith, L Gary Thomasson, L			3-1							1	0	0	0	0	0	0				
										0	0	0	0	0	0	0				
<b>Inning Stats</b>	R: 0 E: 1 K: 0 S: 4	H: 1 LOB: 1 BB: 0 P: 4	R: 0 E: 0 K: 0 S: 4	H: 1 LOB: 2 BB: 1 P: 4	R: 0 E: 1 K: 0 S: 3	H: 0 LOB: 0 BB: 0 P: 3	R: 0 E: 0 K: 0 S: 4	H: 1 LOB: 1 BB: 0 P: 4	R: 1 E: 0 K: 0 S: 6	H: 3 LOB: 2 BB: 0 P: 6	R: 0 E: 0 K: 0 S: 4	H: 1 LOB: 2 BB: 0 P: 4	R: 0 E: 0 K: 1 S: 7	H: 2 LOB: 2 BB: 0 P: 7	R: 0 E: 0 K: 0 S: 2	H: 0 LOB: 0 BB: 0 P: 3	1B: 5 2B: 4 3B: 0 HR: 1	SF: 0 SAC: 0 DP: 2 HBP: 1	WP: 0 PB: 0 SB: 0 CS: 0	PA: 38
<b>PITCHER</b> Doyle Alexander, R ERA: 3.97	IP: 9.0 WLS: W BF: 38 H: 10 R: 1 ER: 1 SO: 1 BB: 1 IBB: 0 HBP: 1 BLK: 0 WP: 0 HR: 1 S: 38 P: 43 ERA: 1.00 WHIP: 1.222																			

Batter	1	2	3	4	5	6	7	8	9	AB	R	H	RBI	BB	SO	LOB	BOTTOM			
Glenn Hubbard, R OBP: 0.333, SLG: 0.600	P6	F9		1-3						4	0	0	0	0	0	1	<b>Los Angeles Dodgers @ Atlanta Braves</b> Atlanta-Fulton County Stadium, Atlanta, GA Sat Jun 07 1980, 7:05 PM EDT Att: 25,723 - Unknown  <b>AB 33</b> <b>R 6</b> <b>H 9</b> <b>RBI 6</b> <b>BB 3</b> <b>SO 4</b> <b>LOB 15</b>			
Dale Murphy, R OBP: 0.345, SLG: 0.440	1B	K								3	1	1	0	1	1	1				
Chris Chambliss, L OBP: 0.320, SLG: 0.451	1B									4	2	2	0	0	0	2				
Gary Matthews, R OBP: 0.331, SLG: 0.467	1B									4	2	2	2	0	0	2				
Brian Asselstine, L OBP: 0.301, SLG: 0.376	K									4	0	1	0	0	1	3				
Larvell Blanks, R OBP: 0.248, SLG: 0.260	1B									3	1	1	3	1	0	1				
Bruce Benedict, R OBP: 0.278, SLG: 0.298	1B									4	0	1	1	0	1	2				
Luis Gomez, R OBP: 0.270, SLG: 0.203										3	0	0	0	1	1	1				
Doyle Alexander, R OBP: 0.154, SLG: 0.154										4	0	1	0	0	0	2				
										1B: 7 2B: 1 3B: 0 HR: 1	SF: 0 SAC: 0 DP: 0 HBP: 0	WP: 0 PB: 0 SB: 1 CS: 0	PA: 36							
<b>Inning Stats</b>	R: 4 E: 0 K: 1 S: 9	H: 5 LOB: 1 BB: 0 P: 9	R: 0 E: 0 K: 1 S: 6	H: 1 LOB: 0 BB: 0 P: 6	R: 2 E: 0 K: 0 S: 5	H: 2 LOB: 0 BB: 0 P: 5	R: 0 E: 0 K: 1 S: 5	H: 0 LOB: 0 BB: 0 P: 5	R: 0 E: 0 K: 1 S: 6	H: 1 LOB: 1 BB: 0 P: 6	R: 0 E: 1 K: 0 S: 4	H: 0 LOB: 2 BB: 1 P: 8	R: 0 E: 0 K: 0 S: 3	H: 0 LOB: 2 BB: 2 P: 11	R: 0 E: 0 K: 0 S: 3	H: 0 LOB: 2 BB: 2 P: 11	1B: 7 2B: 1 3B: 0 HR: 1	SF: 0 SAC: 0 DP: 0 HBP: 0	WP: 0 PB: 0 SB: 1 CS: 0	PA: 36
<b>PITCHER</b> Dave Goltz, R ERA: 4.74 Charlie Hough, R ERA: 5.93 Joe Beckwith, R ERA: 2.11	IP: 4.0 WLS: L BF: 19 H: 8 R: 6 ER: 6 SO: 3 BB: 0 IBB: 0 HBP: 0 BLK: 0 WP: 0 HR: 1 S: 25 P: 25 ERA: 13.50 WHIP: 2.000																			








Batter	1	2	3	4	5	6	7	8	9	AB	R	H	RBI	BB	SO	LOB	TOP										
Davey Lopes, R OBP: 0.333, SLG: 0.333 (1,4)	5-3		F8		K		1-3			4	0	0	0	0	1	0											
Rudy Law, L OBP: 0.309, SLG: 0.321 (1,8)	F4-3		F8		F4-3		F4			4	0	0	0	0	0	0											
Reggie Smith, S OBP: 0.400, SLG: 0.557 (1,9)	G3		K					K		4	0	1	0	0	2	0											
Steve Garvey, R OBP: 0.314, SLG: 0.467 (1,3)		HR		HR		F8				4	2	3	1	0	0	1											
Dusty Baker Jr., R OBP: 0.308, SLG: 0.547 (1,7)		HR		HR				5-3		4	2	3	3	0	0	1											
Ron Cey, R OBP: 0.346, SLG: 0.410 (1,5)										0	0	0	0	0	0	0											
Pedro Guerrero, R OBP: 0.579, SLG: 0.706 (2, PR)										3	0	0	0	0	1	2											
Bill Russell, R OBP: 0.335, SLG: 0.380 (1,6)										4	0	1	0	0	0	2											
Steve Yeager, R OBP: 0.288, SLG: 0.188 (1,2)										3	0	0	0	0	1	3											
Jay Johnstone, L OBP: 0.389, SLG: 0.375 (9, PH)										1	0	0	0	0	0	0											
Bob Welch, R OBP: 0.167, SLG: 0.167 (1,1)										2	0	0	0	0	0	2											
Rick Monday, L OBP: 0.333, SLG: 0.385 (7, PH)										1	0	0	0	0	0	0											
Bobby Castillo, R OBP: 0.333, SLG: 0.333 (7,1)										0	0	0	0	0	0	0											
Gary Thomasson, L OBP: 0.397, SLG: 0.327 (9, PH)										1	0	0	0	0	0	0											
<b>Inning Stats</b>	R: 0 E: 0 K: 0 S: 3	H: 0 LOB: 0 BB: 0 P: 3	R: 2 E: 0 K: 0 S: 5	H: 2 LOB: 1 BB: 0 P: 6	R: 0 E: 0 K: 1 S: 5	H: 0 LOB: 0 BB: 0 P: 5	R: 2 E: 0 K: 1 S: 8	H: 3 LOB: 1 BB: 0 P: 8	R: 0 E: 0 K: 1 S: 6	H: 1 LOB: 1 BB: 0 P: 6	R: 0 E: 0 K: 0 S: 3	H: 0 LOB: 0 BB: 0 P: 3	R: 0 E: 0 K: 1 S: 6	H: 1 LOB: 1 BB: 0 P: 6	R: 0 E: 0 K: 0 S: 3	H: 0 LOB: 0 BB: 0 P: 3	1B: 4 2B: 1 3B: 0 HR: 3	SF: 0 SAC: 0 DP: 0 HBP: 1	WP: 0 PB: 0 SB: 1 CS: 0	PA: 36							
<b>PITCHER</b>	IP	WLS	BF	H	R	ER	SO	BB	IBB	HBP	BLK	WP	HR	S	P	ERA	WHIP										
Pat Zachry, R ERA: 3.19 (1,1)	4.0		18	5	4	4	2	0	0	1	0	0	3	21	22	9.00	1.250										
Tom Hausman, R ERA: 4.26 (5,1)	5.0	W	18	3	0	0	3	0	0	0	0	0	0	24	24	0.00	0.600										

Los Angeles Dodgers @ New York Mets  
Shea Stadium, Flushing, NY  
Tue Jun 10 1980, 7:05 PM EDT  
Att: 14,759 - Unknown


AB 35  
R 4  
H 8  
RBI 4  
BB 0  
SO 5  
LOB 11



Batter	1	2	3	4	5	6	7	8	9	AB	R	H	RBI	BB	SO	LOB	BOTTOM										
Lee Mazzilli, S OBP: 0.372, SLG: 0.343 (1,8)										4	1	1	0	0	2	0											
Frank Taveras, R OBP: 0.336, SLG: 0.349 (1,6)										4	1	1	0	0	1	0											
Steve Henderson, R OBP: 0.409, SLG: 0.437 (1,7)										2	1	0	0	1	1	0											
John Stearns, R OBP: 0.362, SLG: 0.423 (1,2)										4	1	1	2	0	0	0											
Joel Youngblood, R OBP: 0.320, SLG: 0.355 (1,9)										3	0	0	1	0	1	0											
Mike Jorgensen, L OBP: 0.350, SLG: 0.411 (1,3)										3	1	1	0	1	0	0											
Elliott Maddox, R OBP: 0.389, SLG: 0.305 (1,5)										0	0	0	1	2	0	0											
Doug Flynn, R OBP: 0.266, SLG: 0.263 (1,4)										3	0	2	1	0	0	1											
Pat Zachry, R (1,1)										1	0	0	0	0	1	0											
Ron Hodges, L OBP: 0.361, SLG: 0.310 (4, PH)										1	0	0	0	0	1	2											
Tom Hausman, R (5,1)										1	0	0	0	0	1	2											
<b>Inning Stats</b>	R: 0 E: 0 K: 1 S: 4	H: 0 LOB: 0 BB: 0 P: 5	R: 0 E: 0 K: 1 S: 5	H: 0 LOB: 0 BB: 0 P: 5	R: 0 E: 0 K: 1 S: 4	H: 0 LOB: 1 BB: 1 P: 8	R: 4 E: 1 K: 1 S: 9	H: 4 LOB: 2 BB: 2 P: 17	R: 0 E: 0 K: 1 S: 5	H: 0 LOB: 0 BB: 0 P: 5	R: 1 E: 0 K: 1 S: 7	H: 2 LOB: 2 BB: 1 P: 11	R: 0 E: 0 K: 2 S: 7	H: 0 LOB: 0 BB: 0 P: 7	R: 0 E: 0 K: 0 S: 3	H: 0 LOB: 0 BB: 0 P: 3	1B: 6 2B: 1 3B: 0 HR: 0	SF: 2 SAC: 0 DP: 1 HBP: 1	WP: 0 PB: 0 SB: 0 CS: 1	PA: 34							
<b>PITCHER</b>	IP	WLS	BF	H	R	ER	SO	BB	IBB	HBP	BLK	WP	HR	S	P	ERA	WHIP										
Bob Welch, R ERA: 2.46 (1,1)	6.0	L	27	6	5	5	6	4	0	1	0	0	0	10	10	0.00	1.667										
Bobby Castillo, R ERA: 3.34 (7,1)	2.0		6	0	0	0	2	0	0	0	0	0	0	10	10	0.00	0.000										

Los Angeles Dodgers @ New York Mets  
Shea Stadium, Flushing, NY  
Tue Jun 10 1980, 7:05 PM EDT  
Att: 14,759 - Unknown

AB 26  
R 5  
H 6  
RBI 5  
BB 4  
SO 8  
LOB 5






Batter	1	2	3	4	5	6	7	8	9	10	AB	R	H	RBI	BB	SO	LOB	TOP							
Davey Lopes, R OBP: 0.330, SLG: 0.330 (1.4)	0-0 6-3		0-0 6-3			0-0 P5		0-0 1B		0-0 F4	5	0	1	0	0	0	2								
Rudy Law, L OBP: 0.302, SLG: 0.314 (1.8)	0-0 6-3		0-0 F4-3			0-0 2-3		0-0 F7			4	0	0	0	0	0	1								
Reggie Smith, S OBP: 0.397, SLG: 0.548 (1.9)	4-0 1B BB		0-0 F4			0-0 3-1			0-0 F7		3	0	0	0	1	0	0								
Steve Garvey, R OBP: 0.318, SLG: 0.482 (1.3)	0-0 1B			0-0 6-3			0-0 6-3		0-0 HR		4	1	2	1	0	0	0								
Dusty Baker Jr., R OBP: 0.307, SLG: 0.557 (1.7)	0-3 K			0-3 K			0-0 HR		0-0 F7		4	1	1	1	0	2	2								
Ron Cay, R OBP: 0.340, SLG: 0.401 (1.5)		0-3 K		0-0 F8			0-0 F8		0-0 F8		4	0	0	0	0	1	0								
Bill Russell, R OBP: 0.333, SLG: 0.382 (1.6)		0-0 2B			0-3 K		0-0 6-3			0-0 F4	4	0	1	0	0	1	0								
Steve Yeager, R OBP: 0.280, SLG: 0.182 (1.2)		0-0 F3		0-0 F7				0-0 F6		0-0 SH3-4 1B	2	0	0	0	0	0	1								
Jay Johnstone, L OBP: 0.378, SLG: 0.364 (8. PH)											1	0	0	0	0	0	0								
Mike Scioscia, L OBP: 0.262, SLG: 0.333 (8. 2)											1	0	1	0	0	0	0								
Pedro Guerrero, R OBP: 0.579, SLG: 0.706 (10. PR)											0	0	0	0	0	0	0								
Joe Ferguson, R OBP: 0.343, SLG: 0.216 (10. 2)											0	0	0	0	0	0	0								
Jerry Reuss, L OBP: 0.200, SLG: 0.167 (1. 1)		0-0 F7		0-3 K				0-3 K		0-0 SH3-4	2	0	0	0	0	1	1								
Gary Thomasson, L OBP: 0.320, SLG: 0.520 (8. PH)											1	0	0	0	0	1	0								
Steve Howe, L OBP: 0.200, SLG: 0.200 (8. 1)											0	0	0	0	0	0	0								
Rick Sutcliffe, L OBP: 0.154, SLG: 0.154 (9. 1)										1-2	0	0	0	0	0	0	0								
<b>Inning Stats</b>	R: 0 E: 0 K: 1 S: 6	H: 1 LOB: 2 BB: 1 P: 10	R: 0 E: 0 K: 1 S: 6	H: 1 LOB: 1 BB: 0 P: 6	R: 0 E: 0 K: 1 S: 3	H: 0 LOB: 0 BB: 0 P: 3	R: 0 E: 0 K: 2 S: 7	H: 0 LOB: 0 BB: 0 P: 7	R: 0 E: 0 K: 0 S: 3	H: 0 LOB: 0 BB: 0 P: 3	R: 1 E: 0 K: 0 S: 4	H: 1 LOB: 0 BB: 0 P: 4	R: 0 E: 0 K: 1 S: 6	H: 1 LOB: 1 BB: 0 P: 6	R: 1 E: 0 K: 0 S: 4	H: 1 LOB: 0 BB: 0 P: 4	R: 0 E: 0 K: 0 S: 4	H: 1 LOB: 2 BB: 0 P: 4	1B: 3 2B: 1 3B: 0 HR: 2	SF: 0 SAC: 1 DP: 0 HBP: 0	WP: 0 PB: 0 SB: 0 CS: 0	PA: 37			
<b>PITCHER</b> Craig Swan, R ERA: 2.21 (1. 1)	IP 10.0	WLS W 37	BF H 6	R ER 2 2	SO 6	BB 1	IBB 0	HBP 0	BLK 0	WP 0	HR 2	S 48	P 52	ERA 1.80	WHIP 0.700										

Los Angeles Dodgers @ New York Mets  
Shea Stadium, Flushing, NY  
Wed Jun 11 1980, 7:05 PM EDT  
Att: 23,540 - Unknown


AB 35  
R 2  
H 6  
RBI 2  
BB 1  
SO 6  
LOB 7



Batter	1	2	3	4	5	6	7	8	9	10	AB	R	H	RBI	BB	SO	LOB	BOTTOM									
Lee Mazzilli, S OBP: 0.368, SLG: 0.335 (1.8)	0-0 6-3		0-0 4-3		0-0 1-3			0-0 4-3		4-0 HR IBB	4	1	0	0	1	0	2										
Frank Taveras, R OBP: 0.333, SLG: 0.346 (1.6)	0-0 5-3			0-3 K		0-0 6-3		0-0 FC5-4 1B		0-3 K	5	0	1	0	0	2	2										
Steve Henderson, R OBP: 0.403, SLG: 0.426 (1.7)	0-3 K			0-0 6-3		0-0 5-3		0-3 K		4-0 HR BB	4	1	0	0	1	2	1										
John Stearns, R OBP: 0.360, SLG: 0.419 (1. 3)		0-3 K		0-0 F6		0-0 CS 1B		0-0 FC5-4 1-2		0-0 HR	4	0	1	0	0	1	1										
Mike Jorgensen, L OBP: 0.354, SLG: 0.438 (9. 3)											1	1	1	4	0	0	0										
Joel Youngblood, R OBP: 0.346, SLG: 0.370 (1. 9)		0-0 1B 3B				0-0 1B 2B		0-0 E6 6-3		0-0 8-3 1B	1	1	1	0	0	0	0										
Jerry Morales, R OBP: 0.266, SLG: 0.278 (5. 9)						1-2					3	1	2	0	0	0	0										
Alex Trevino, R OBP: 0.408, SLG: 0.400 (1. 2)		0-0 6-3 1B		0-3 K			0-0 F7		0-0 L3		4	0	1	1	0	1	3										
Elliott Maddox, R OBP: 0.380, SLG: 0.297 (1. 5)		0-0 G6-3 1-2		0-0 F9		0-0 6-3		1-2		0-0 8-3	4	0	0	0	0	0	4										
Doug Flynn, R OBP: 0.276, SLG: 0.265 (1. 4)			0-0 F4		4-0 1B IBB		4-0 1B IBB			0-0 BB HR 1B	2	1	1	0	2	0	0										
Craig Swan, R OBP: 0.346, SLG: 0.227 (1. 1)			0-3 K		0-0 1B		0-3 K		0-3 K		3	0	1	1	0	2	2										
Claudell Washington, L OBP: 0.339, SLG: 0.407 (10. PH)					1-3 2H					1-2	1	0	0	0	0	1	1										
<b>Inning Stats</b>	R: 0 E: 0 K: 1 S: 5	H: 0 LOB: 0 BB: 0 P: 5	R: 1 E: 0 K: 1 S: 6	H: 2 LOB: 0 BB: 0 P: 6	R: 0 E: 0 K: 1 S: 5	H: 0 LOB: 0 BB: 0 P: 5	R: 0 E: 0 K: 1 S: 5	H: 0 LOB: 0 BB: 0 P: 5	R: 1 E: 0 K: 1 S: 7	H: 2 LOB: 2 BB: 1 P: 11	R: 0 E: 1 K: 1 S: 6	H: 0 LOB: 2 BB: 1 P: 10	R: 0 E: 0 K: 1 S: 6	H: 1 LOB: 1 BB: 0 P: 6	R: 0 E: 0 K: 0 S: 3	H: 1 LOB: 0 BB: 0 P: 3	R: 4 E: 0 K: 2 S: 8	H: 2 LOB: 0 BB: 2 P: 16	1B: 6 2B: 2 3B: 1 HR: 1	SF: 0 SAC: 0 DP: 2 HBP: 0	WP: 0 PB: 0 SB: 1 CS: 1	PA: 41					
<b>PITCHER</b> Jerry Reuss, L ERA: 2.42 (1. 1)	IP 7.0	WLS R 2	BF H 5	R ER 2 2	SO 6	BB 0	IBB 2	HBP 0	BLK 0	WP 0	HR 0	S 37	P 45	ERA 2.57	WHIP 0.714												
Steve Howe, L ERA: 2.22 (8. 1)	1.0	4	1	0	1	0	0	0	0	0	0	6	6	0.00	1.000												
Rick Sutcliffe, R ERA: 6.43 (9. 1)	1.2	L	9	3	4	4	2	1	1	0	0	0	1	11	19	21.60	2.400										

Los Angeles Dodgers @ New York Mets  
Shea Stadium, Flushing, NY  
Wed Jun 11 1980, 7:05 PM EDT  
Att: 23,540 - Unknown

AB 36  
R 6  
H 9  
RBI 6  
BB 4  
SO 9  
LOB 16





Batter	1	2	3	4	5	6	7	8	9	AB	R	H	RBI	BB	SO	LOB	TOP										
<b>Davey Lopes, R</b> OBP: 0.332, SLG: 0.328 (1, 4)										4	0	1	0	1	1	3	<b>Los Angeles Dodgers @ New York Mets</b> Shea Stadium, Flushing, NY Thu Jun 12 1980, 7:05 PM EDT Att: 19,501 - Unknown										
<b>Bill Russell, R</b> OBP: 0.330, SLG: 0.383 (1, 6)										5	1	1	0	0	0	3											
<b>Reggie Smith, S</b> OBP: 0.397, SLG: 0.545 (1, 9)										5	1	2	1	0	3	1											
<b>Steve Garvey, R</b> OBP: 0.324, SLG: 0.489 (1, 3)										5	1	3	0	0	0	0											
<b>Dusty Baker Jr., R</b> OBP: 0.314, SLG: 0.574 (1, 7)										5	2	3	3	0	0	2											
<b>Ron Cey, R</b> OBP: 0.343, SLG: 0.400 (1, 5)										3	0	1	0	1	1	1											
<b>Gary Thomasson, L</b> OBP: 0.381, SLG: 0.302 (1, 8)										3	0	0	0	1	1	4											
<b>Mike Scioscia, L</b> OBP: 0.283, SLG: 0.357 (1, 2)										3	0	1	1	1	0	2											
<b>Dave Goltz, R</b> OBP: 0.227, SLG: 0.105 <b>Bobby Castillo, R</b> OBP: 0.250, SLG: 0.250 <b>Jay Johnstone, L</b> OBP: 0.395, SLG: 0.364 <b>Joe Beckwith, L</b> (8, 1)										2	0	0	0	0	2	2											
<b>Inning Stats</b>	R: 0 E: 0 K: 1 S: 4	H: 0 LOB: 0 BB: 1 P: 8	R: 1 E: 0 K: 1 S: 7	H: 2 LOB: 2 BB: 1 P: 11	R: 4 E: 0 K: 0 S: 7	H: 4 LOB: 1 BB: 1 P: 11	R: 0 E: 0 K: 1 S: 6	H: 2 LOB: 2 BB: 0 P: 6	R: 0 E: 0 K: 2 S: 8	H: 1 LOB: 1 BB: 0 P: 8	R: 0 E: 0 K: 0 S: 3	H: 0 LOB: 1 BB: 1 P: 7	R: 0 E: 0 K: 1 S: 5	H: 1 LOB: 0 BB: 0 P: 5	R: 0 E: 0 K: 1 S: 6	H: 1 LOB: 2 BB: 1 P: 10		R: 0 E: 0 K: 1 S: 6	H: 1 LOB: 1 BB: 0 P: 6	1B: 8 2B: 3 3B: 0 HR: 1	SF: 0 SAC: 0 DP: 0 HBP: 0	WP: 1 PB: 0 SB: 0 CS: 2	PA: 41				
<b>PITCHER</b>	IP	WLS	BF	H	R	ER	SO	BB	IBB	HBP	BLK	WP	HR	S	P	ERA	WHIP										
<b>John Pacella, R</b> ERA: 5.06 <b>Mark Bomback, R</b> ERA: 4.37 <b>Jeff Reardon, R</b> ERA: 3.3 <b>Neil Allen, R</b> ERA: 4.1	3.0		17	6	5	5	2	3	0	0	0	1	1	18	30	15.00	3.000										

AB	36
R	5
H	12
RBI	5
BB	5
SO	8
LOB	19



Batter	1	2	3	4	5	6	7	8	9	AB	R	H	RBI	BB	SO	LOB	BOTTOM										
<b>Lee Mazzilli, S</b> OBP: 0.370, SLG: 0.339 (1, 8)										4	1	2	1	0	0	1	<b>Los Angeles Dodgers @ New York Mets</b> Shea Stadium, Flushing, NY Thu Jun 12 1980, 7:05 PM EDT Att: 19,501 - Unknown										
<b>Frank Taveras, R</b> OBP: 0.332, SLG: 0.344 (1, 6)										4	0	1	1	0	1	1											
<b>Claudell Washington, L</b> OBP: 0.317, SLG: 0.389 (1, 9)										4	0	0	0	0	0	1											
<b>Steve Henderson, R</b> OBP: 0.406, SLG: 0.428 (1, 7)										4	0	2	0	0	1	1											
<b>Mike Jorgensen, L</b> OBP: 0.358, SLG: 0.436 (1, 3)										3	1	1	0	1	0	2											
<b>John Stearns, R</b> OBP: 0.373, SLG: 0.431 (1, 2)										2	2	2	0	2	0	0											
<b>Elliott Maddox, R</b> OBP: 0.388, SLG: 0.304 (1, 5)										3	1	2	0	1	0	2											
<b>Doug Flynn, R</b> OBP: 0.272, SLG: 0.261 (1, 4)										3	0	0	0	0	0	3											
<b>John Pacella, R</b> OBP: 0.333, SLG: 0.333 <b>Dan Norman, R</b> OBP: 0.195, SLG: 0.317 <b>Mark Sinton, R</b> OBP: 0.333, SLG: 0.333 <b>Ron Hodges, R</b> OBP: 0.315, SLG: 0.310 <b>Jeff Reardon, R</b> OBP: 0.392, SLG: 0.366 <b>Joel Youngblood, R</b> OBP: 0.302, SLG: 0.366 <b>Neil Allen, R</b> (7, 1)										0	0	0	0	0	0	0											
<b>Inning Stats</b>	R: 0 E: 0 K: 1 S: 5	H: 0 LOB: 0 BB: 0 P: 5	R: 0 E: 0 K: 0 S: 3	H: 1 LOB: 1 BB: 1 P: 7	R: 0 E: 0 K: 0 S: 4	H: 1 LOB: 1 BB: 0 P: 4	R: 0 E: 0 K: 0 S: 3	H: 1 LOB: 0 BB: 0 P: 3	R: 4 E: 2 K: 0 S: 7	H: 4 LOB: 1 BB: 1 P: 11	R: 2 E: 1 K: 1 S: 6	H: 1 LOB: 2 BB: 2 P: 14	R: 0 E: 0 K: 1 S: 5	H: 0 LOB: 0 BB: 0 P: 5	R: 0 E: 0 K: 0 S: 4	H: 2 LOB: 2 BB: 1 P: 8		R: 0 E: 0 K: 0 S: 4	H: 2 LOB: 1 BB: 1 P: 8	1B: 9 2B: 1 3B: 0 HR: 0	SF: 0 SAC: 1 DP: 1 HBP: 0	WP: 0 PB: 0 SB: 0 CS: 3	PA: 36				
<b>PITCHER</b>	IP	WLS	BF	H	R	ER	SO	BB	IBB	HBP	BLK	WP	HR	S	P	ERA	WHIP										
<b>Dave Goltz, R</b> ERA: 4.84 <b>Bobby Castillo, R</b> ERA: 3.34 <b>Joe Beckwith, R</b> ERA: 2.01	4.1	L	12	2	2	1	2	2	0	0	0	0	0	14	22	3.38	1.500										

AB	30
R	6
H	10
RBI	2
BB	5
SO	3
LOB	14







Batter	1	2	3	4	5	6	7	8	9	AB	R	H	RBI	BB	SO	LOB	TOP			
Rudy Law, L OBP: 0.295, SLG: 0.306 (1, 8)										4	1	0	0	0	0	2	<b>Los Angeles Dodgers @ Montreal Expos</b> Olympic Stadium, Montreal, QB Fri Jun 13 1980, 7:05 PM EDT Att: 34,655 - Unknown			
Davey Lopes, R OBP: 0.331, SLG: 0.324 (1, 4)										3	1	0	0	1	0	0				
Reggie Smith, S OBP: 0.404, SLG: 0.564 (1, 9)										4	1	3	3	0	0	0				
Steve Garvey, R OBP: 0.322, SLG: 0.485 (1, 3)										4	0	1	0	0	1	2				
Dusty Baker Jr., R OBP: 0.313, SLG: 0.568 (1, 7)										4	0	1	0	0	0	2				
Ron Cey, R OBP: 0.341, SLG: 0.397 (1, 5)										4	0	1	0	0	0	1				
Derrel Thomas, S OBP: 0.330, SLG: 0.333 (9, PR)										0	0	0	0	0	0	0				
Bill Russell, R OBP: 0.329, SLG: 0.380 (1, 6)										4	0	1	0	0	0	1				
Mike Scioscia, L OBP: 0.292, SLG: 0.349 (1, 2)										1	0	0	0	1	0	0				
Gary Thomasson, L OBP: 0.375, SLG: 0.295 (9, PH)										1	0	0	0	0	0	1				
Don Sutton, R OBP: 0.045, SLG: 0.045 (1, 1)										1	0	0	0	0	0	0				
Jay Johnstone, L OBP: 0.385, SLG: 0.353 (7, PH)										1	0	0	0	0	0	1				
Steve Howe, L OBP: 0.200, SLG: 0.200 (7, 1)										0	0	0	0	0	0	0				
Rick Monday, L OBP: 0.323, SLG: 0.370 (9, PH)										1	0	0	0	0	1	1				
<b>Inning Stats</b>	R: 2 E: 1 K: 0 S: 5	H: 1 LOB: 1 BB: 1 P: 9	R: 0 E: 0 K: 0 S: 3	H: 0 LOB: 1 BB: 1 P: 7	R: 0 E: 0 K: 1 S: 6	H: 2 LOB: 0 BB: 0 P: 6	R: 0 E: 0 K: 0 S: 3	H: 0 LOB: 0 BB: 0 P: 3	R: 0 E: 0 K: 0 S: 3	H: 0 LOB: 0 BB: 0 P: 3	R: 1 E: 0 K: 0 S: 4	H: 1 LOB: 0 BB: 0 P: 4	R: 0 E: 0 K: 0 S: 4	H: 1 LOB: 1 BB: 0 P: 4	R: 0 E: 0 K: 1 S: 6	H: 1 LOB: 1 BB: 0 P: 6	1B: 6 2B: 0 3B: 0 HR: 1	SF: 0 SAC: 2 DP: 0 HBP: 0	WP: 0 PB: 0 SB: 2 CS: 1	PA: 37
<b>PITCHER</b> Steve Rogers, R ERA: 3.1 (1, 1)	IP: 9.0 WLS: W BF: 36 H: 7 R: 3 ER: 2 SO: 2 BB: 2 IBB: 0 HBP: 0 BLK: 0 WP: 0 HR: 1 S: 38 P: 46 ERA: 2.00 WHIP: 1.000																			

Batter	1	2	3	4	5	6	7	8	9	AB	R	H	RBI	BB	SO	LOB	BOTTOM	
Ron LeFlore, R OBP: 0.338, SLG: 0.341 (1, 7)										4	1	2	0	0	0	0	<b>Los Angeles Dodgers @ Montreal Expos</b> Olympic Stadium, Montreal, QB Fri Jun 13 1980, 7:05 PM EDT Att: 34,655 - Unknown	
Rodney Scott, S OBP: 0.320, SLG: 0.295 (1, 4)										4	1	2	0	0	0	1		
Brad Mills, L OBP: 0.571, SLG: 0.538 (1, 5)										4	0	1	1	0	0	3		
Gary Carter, R OBP: 0.310, SLG: 0.471 (1, 2)										3	0	0	0	1	2	3		
Warren Cromartie, L OBP: 0.335, SLG: 0.444 (1, 3)										4	2	4	1	0	0	0		
Jerry White, S OBP: 0.389, SLG: 0.574 (1, 9)										4	0	1	0	0	2	4		
Rowland Office, L OBP: 0.327, SLG: 0.375 (1, 8)										4	0	2	2	0	0	1		
Bill Almon, R OBP: 0.282, SLG: 0.351 (1, 6)										2	0	0	0	0	0	3		
Tony Bernazard, S OBP: 0.306, SLG: 0.337 (6, PH)										2	0	0	0	0	0	1		
Steve Rogers, R OBP: 0.313, SLG: 0.185 (1, 1)										4	0	0	0	0	2	2		
<b>Inning Stats</b>	R: 0 E: 0 K: 1 S: 6	H: 1 LOB: 1 BB: 0 P: 6	R: 0 E: 0 K: 1 S: 6	H: 2 LOB: 1 BB: 0 P: 6	R: 1 E: 0 K: 2 S: 9	H: 2 LOB: 1 BB: 0 P: 9	R: 1 E: 0 K: 0 S: 5	H: 2 LOB: 1 BB: 0 P: 5	R: 1 E: 0 K: 0 S: 5	H: 2 LOB: 2 BB: 1 P: 9	R: 0 E: 0 K: 1 S: 5	H: 0 LOB: 0 BB: 0 P: 5	R: 0 E: 0 K: 1 S: 5	H: 0 LOB: 0 BB: 0 P: 5	1B: 10 2B: 2 3B: 0 HR: 0	SF: 0 SAC: 0 DP: 1 HBP: 0	WP: 0 PB: 0 SB: 2 CS: 0	PA: 36
<b>PITCHER</b> Don Sutton, R ERA: 2.55 (1, 1)	IP: 6.0 WLS: L BF: 27 H: 10 R: 3 ER: 3 SO: 5 BB: 0 IBB: 0 HBP: 0 BLK: 0 WP: 0 HR: 0 S: 37 P: 37 ERA: 4.50 WHIP: 1.667																	
<b>PITCHER</b> Steve Howe, L ERA: 2.39 (7, 1)	IP: 2.0 WLS: L BF: 9 H: 2 R: 1 ER: 1 SO: 1 BB: 0 IBB: 1 HBP: 0 BLK: 0 WP: 0 HR: 0 S: 10 P: 14 ERA: 4.50 WHIP: 1.000																	



Batter	1	2	3	4	5	6	7	8	9	AB	R	H	RBI	BB	SO	LOB	TOP										
<b>Derrel Thomas, S</b> OBP: 0.324, SLG: 0.337 (1, 4)	0-0 SH1-3 SF9 2B	0-0 6-3		0-0 3-1		0-0 F8			0-0 G3	5	1	1	0	0	0	3	<b>Los Angeles Dodgers @ Montreal Expos</b> Olympic Stadium, Montreal, QB Sat Jun 14 1980, 7:05 PM EDT Att: 44,585 - Unknown  <b>AB 36</b> <b>R 8</b> <b>H 13</b> <b>RBI 8</b> <b>BB 0</b> <b>SO 3</b> <b>LOB 14</b> 										
<b>Bill Russell, R</b> OBP: 0.327, SLG: 0.392 (1, 6)	0-0 SH1-3 2-3		0-0 HR	0-0 6-3		0-0 L3			0-0 5-3	4	1	1	1	0	0	1											
<b>Reggie Smith, S</b> OBP: 0.403, SLG: 0.568 (1, 8)	0-0 SF9 3-H		0-0 CS 1B		0-3 K				0-0 P4	4	0	2	1	0	1	0											
<b>Steve Garvey, R</b> OBP: 0.321, SLG: 0.481 (1, 3)	0-3 K		0-0 1B HR 1B		0-0 4-3				0-0 3-5	4	1	1	0	0	1	1											
<b>Dusty Baker Jr., R</b> OBP: 0.316, SLG: 0.566 (1, 7)		0-0 E FC5-2 1B	0-0 HR 1B		0-0 6-3				0-0 F7	4	1	2	0	0	0	0											
<b>Ron Cey, R</b> OBP: 0.344, SLG: 0.414 (1, 5)		0-0 FC5-2 SH3 1B	0-0 F7			0-0 HR			0-0 P4	4	2	2	1	0	0	2											
<b>Pedro Guerrero, R</b> OBP: 0.565, SLG: 0.857 (1, 9)		0-0 E6 SH3 FC5-2 1B	0-0 HR 2B			0-0 1B 2B			0-0 P6	4	2	2	3	0	0	2											
<b>Steve Yeager, R</b> OBP: 0.291, SLG: 0.200 (1, 2)		0-0 FC5-2 SH3 1-2 2-3 3-H	0-0 F7			0-0 1B			0-0 1B	4	0	2	1	0	0	3											
<b>Burt Hooton, R</b> (1, 1)	0-0 SH3 1-2 2-3 3-H			0-3 K		0-0 F3			0-0 P3	3	0	0	1	0	1	2											
<b>Inning Stats</b>	R: 1 E: 0 K: 1 S: 6	H: 1 LOB: 0 BB: 0 P: 6	R: 1 E: 1 K: 0 S: 6	H: 2 LOB: 2 BB: 0 P: 6	R: 4 E: 0 K: 0 S: 7	H: 5 LOB: 0 BB: 0 P: 7	R: 0 E: 0 K: 1 S: 5	H: 0 LOB: 0 BB: 0 P: 5	R: 0 E: 0 K: 0 S: 6	H: 3 LOB: 1 BB: 0 P: 6	R: 0 E: 0 K: 0 S: 3	H: 1 LOB: 0 BB: 0 P: 3	R: 0 E: 0 K: 0 S: 4	H: 1 LOB: 1 BB: 0 P: 4	R: 0 E: 0 K: 0 S: 3	H: 0 LOB: 0 BB: 0 P: 3	1B: 7 2B: 4 3B: 0 HR: 3	SF: 1 SAC: 2 DP: 1 HBP: 0	WP: 0 PB: 0 SB: 0 CS: 1	PA: 39							
<b>PITCHER</b>	IP	WLS	BF	H	R	ER	SO	BB	IBB	HBP	BLK	WP	HR	S	P	ERA	WHIP										
<b>Ross Grimsley, L</b> ERA: 6.29 (1, 1)	3.0	L	17	8	6	5	1	0	0	0	0	0	2	19	19	15.00	2.667										
<b>Stan Bahnsen, R</b> ERA: 1.43 (4, 1)	2.0		6	0	0	0	2	0	0	0	0	0	0	10	10	0.00	0.000										
<b>Fred Norman, L</b> ERA: 6.83 (6, 1)	3.0		13	5	2	2	0	0	0	0	0	0	1	13	13	6.00	1.667										
<b>Elias Sosa, R</b> ERA: 2.32 (9, 1)	1.0		3	0	0	0	0	0	0	0	0	0	0	3	3	0.00	0.000										

Batter	1	2	3	4	5	6	7	8	9	AB	R	H	RBI	BB	SO	LOB	BOTTOM										
<b>Ron LeFlore, R</b> OBP: 0.336, SLG: 0.337 (1, 7)	4-0 1B S BB		0-0 F7			0-0 6-3			0-3 K	3	0	0	0	1	1	1	<b>Los Angeles Dodgers @ Montreal Expos</b> Olympic Stadium, Montreal, QB Sat Jun 14 1980, 7:05 PM EDT Att: 44,585 - Unknown  <b>AB 31</b> <b>R 0</b> <b>H 6</b> <b>RBI 0</b> <b>BB 2</b> <b>SO 4</b> <b>LOB 14</b> 										
<b>Rodney Scott, S</b> OBP: 0.314, SLG: 0.288 (1, 4)	0-0 F5 1-2		0-0 4-3			0-3 K			0-0 3-1	4	0	0	0	0	1	2											
<b>Brad Mills, L</b> OBP: 0.611, SLG: 0.588 (1, 5)	0-0 G5-4-3 2-3 1B			0-0 4-3		0-0 1B			0-0 1B	4	0	3	0	0	0	0											
<b>Gary Carter, R</b> OBP: 0.305, SLG: 0.462 (1, 2)	0-0 G5-4-3 1-2			0-0 F9		0-0 P4			0-0 F9	4	0	0	0	0	0	4											
<b>Warren Cromartie, L</b> OBP: 0.333, SLG: 0.441 (1, 3)		0-0 F5		0-0 1-3		0-0 G3-6-3 1B			0-0 F7	4	0	1	0	0	0	1											
<b>Jerry White, S</b> OBP: 0.379, SLG: 0.549 (1, 9)		0-0 F7			0-0 1B	0-0 G3-6-3 1-2			0-0 F8	4	0	1	0	0	0	2											
<b>Rowland Office, L</b> OBP: 0.327, SLG: 0.367 (1, 8)		4-0 BB			0-0 F9	0-0 G3				2	0	0	0	1	0	1											
<b>Tony Bernazard, S</b> OBP: 0.297, SLG: 0.327 (1, 6)		0-0 3-1			0-0 F7				0-3 K	3	0	0	0	0	1	2											
<b>Ross Grimsley, L</b> OBP: 0.222, SLG: 0.333 (3, PH) <b>Bill Atton, R</b> OBP: 0.276, SLG: 0.342 (4, 1) <b>Stan Bahnsen, R</b> (5, PH) <b>Tom Hutton, L</b> OBP: 0.176, SLG: 0.120 (6, 1) <b>Fred Norman, S</b> (8, PH) <b>John Tamargo, S</b> OBP: 0.316, SLG: 0.316 (9, 1) <b>Elias Sosa, R</b> OBP: 0.333, SLG: 0.333 (9, 1)			0-0 4-3		0-3 K				0-0 1B	0	0	0	0	0	0	0											
<b>Inning Stats</b>	R: 0 E: 0 K: 0 S: 3	H: 1 LOB: 1 BB: 1 P: 7	R: 0 E: 0 K: 0 S: 3	H: 0 LOB: 1 BB: 1 P: 7	R: 0 E: 0 K: 0 S: 3	H: 0 LOB: 0 BB: 0 P: 3	R: 0 E: 0 K: 0 S: 3	H: 0 LOB: 0 BB: 0 P: 3	R: 0 E: 0 K: 1 S: 6	H: 1 LOB: 1 BB: 0 P: 6	R: 0 E: 0 K: 0 S: 3	H: 1 LOB: 0 BB: 0 P: 3	R: 0 E: 0 K: 2 S: 8	H: 1 LOB: 1 BB: 0 P: 8	R: 0 E: 0 K: 0 S: 4	H: 1 LOB: 1 BB: 0 P: 4	1B: 6 2B: 0 3B: 0 HR: 0	SF: 0 SAC: 0 DP: 2 HBP: 0	WP: 0 PB: 0 SB: 1 CS: 0	PA: 33							
<b>PITCHER</b>	IP	WLS	BF	H	R	ER	SO	BB	IBB	HBP	BLK	WP	HR	S	P	ERA	WHIP										
<b>Burt Hooton, R</b> ERA: 3.62 (1, 1)	9.0	W	33	6	0	0	4	2	0	0	0	0	0	39	47	0.00	0.889										



Batter	1	2	3	4	5	6	7	8	9	AB	R	H	RBI	BB	SO	LOB	TOP	
Rudy Law, L OBP: 0.299, SLG: 0.311 (1,8)										4	0	2	0	0	0	0	<b>Los Angeles Dodgers @ Montreal Expos</b> Olympic Stadium, Montreal, QB Sun Jun 15 1980, 3:33 AM EDT Att: 36,176 - Unknown	
Davey Lopes, R OBP: 0.331, SLG: 0.321 (1,4)										2	0	0	0	1	0	1		
Reggie Smith, S OBP: 0.405, SLG: 0.562 (1,9)										2	1	0	0	2	1	1		
Steve Garvey, R OBP: 0.316, SLG: 0.472 (1,3)										4	0	0	0	0	0	5		
Dusty Baker Jr., R OBP: 0.319, SLG: 0.565 (1,7)										4	0	2	1	0	0	2		
Ron Cey, R OBP: 0.338, SLG: 0.406 (1,5)										4	0	0	0	0	1	5		
Bill Russell, R OBP: 0.321, SLG: 0.385 (1,6)										4	0	0	0	0	0	1		
Mike Scioscia, L OBP: 0.275, SLG: 0.326 (1,2)										3	0	0	0	0	0	0		
Bob Welch, R OBP: 0.148, SLG: 0.148 (1,1)										3	0	0	0	0	1	0		
<b>Inning Stats</b>	R: 0 E: 0 K: 0 S: 4	H: 1 LOB: 1 BB: 0 P: 4	R: 0 E: 0 K: 0 S: 3	H: 0 LOB: 0 BB: 0 P: 3	R: 0 E: 0 K: 1 S: 5	H: 0 LOB: 2 BB: 2 P: 13	R: 0 E: 0 K: 0 S: 3	H: 0 LOB: 0 BB: 0 P: 3	R: 1 E: 0 K: 1 S: 5	H: 2 LOB: 2 BB: 1 P: 9	R: 0 E: 0 K: 1 S: 5	H: 0 LOB: 0 BB: 0 P: 5	R: 0 E: 0 K: 1 S: 4	H: 1 LOB: 1 BB: 0 P: 4	1B: 4 2B: 0 3B: 0 HR: 0	SF: 0 SAC: 1 DP: 0 HBP: 0		WP: 0 PB: 0 SB: 5 CS: 0
<b>PITCHER</b>	IP WLS BF H R ER SO BB IBB HBP BLK WP HR S P ERA WHIP																	
Bill Gullickson, R ERA: 3.44 (1,1)	8.0 L 30 3 1 1 3 3 0 0 0 0 0 0 33 45 1.12 0.750																	
Elias Sosa, R ERA: 2.25 (9,1)	1.0 4 1 0 0 0 0 0 0 0 0 0 0 4 4 0.00 1.000																	

Batter	1	2	3	4	5	6	7	8	9	AB	R	H	RBI	BB	SO	LOB	BOTTOM			
Ron LeFlore, R OBP: 0.339, SLG: 0.336 (1,7)										3	0	1	0	1	0	0	<b>Los Angeles Dodgers @ Montreal Expos</b> Olympic Stadium, Montreal, QB Sun Jun 15 1980, 3:33 AM EDT Att: 36,176 - Unknown			
Rodney Scott, S OBP: 0.308, SLG: 0.282 (1,4)										4	0	0	0	0	1	3				
Brad Mills, L OBP: 0.545, SLG: 0.524 (1,5)										4	0	1	0	0	1	1				
Bob Pate, R OBP: 0.429, SLG: 0.400 (9, PR)										0	0	0	0	0	0	0				
John Tamargo, S OBP: 0.269, SLG: 0.261 (1,2)										4	0	0	0	0	0	2				
Warren Cromartie, L OBP: 0.332, SLG: 0.435 (1,3)										3	0	0	0	1	0	1				
Jerry White, S OBP: 0.371, SLG: 0.519 (1,9)										3	0	0	0	1	0	2				
Rowland Office, L OBP: 0.318, SLG: 0.355 (1,8)										3	0	0	0	0	0	1				
Tony Bernazard, S OBP: 0.292, SLG: 0.320 (1,6)										2	0	0	0	0	2	1				
Tom Hutton, L OBP: 0.207, SLG: 0.154 (8, PH)										1	0	1	0	0	0	0				
Andre Dawson, R OBP: 0.382, SLG: 0.503 (8, PR)										0	0	0	0	0	0	0				
Bill Almon, R OBP: 0.275, SLG: 0.342 (9,6)										0	0	0	0	0	0	0				
Bill Gullickson, R OBP: 0.333, SLG: 0.333 (1,1)										2	0	0	0	0	2	0				
Gary Carter, R OBP: 0.303, SLG: 0.459 (8, PH)										1	0	0	0	0	1	1				
Elias Sosa, R OBP: 0.333, SLG: 0.333 (9,1)										0	0	0	0	0	0	0				
<b>Inning Stats</b>	R: 0 E: 0 K: 0 S: 4	H: 1 LOB: 1 BB: 0 P: 4	R: 0 E: 0 K: 1 S: 5	H: 0 LOB: 0 BB: 0 P: 9	R: 0 E: 0 K: 1 S: 5	H: 0 LOB: 0 BB: 1 P: 9	R: 0 E: 0 K: 2 S: 7	H: 0 LOB: 0 BB: 0 P: 7	R: 0 E: 0 K: 1 S: 5	H: 0 LOB: 0 BB: 0 P: 5	R: 0 E: 0 K: 0 S: 3	H: 0 LOB: 0 BB: 0 P: 3	R: 0 E: 0 K: 1 S: 6	H: 1 LOB: 2 BB: 1 P: 10	R: 0 E: 0 K: 0 S: 4	H: 1 LOB: 1 BB: 0 P: 4	1B: 3 2B: 0 3B: 0 HR: 0	SF: 0 SAC: 0 DP: 0 HBP: 0	WP: 0 PB: 0 SB: 2 CS: 0	PA: 33
<b>PITCHER</b>	IP WLS BF H R ER SO BB IBB HBP BLK WP HR S P ERA WHIP																			
Bob Welch, R ERA: 2.22 (1,1)	9.0 W 33 3 0 0 7 3 0 0 0 0 0 0 44 56 0.00 0.667																			









Batter	1	2	3	4	5	6	7	8	9	AB	R	H	RBI	BB	SO	LOB	TOP					
<b>Pete Rose, S</b> OBP: 0.377, SLG: 0.388 (1, 3)										5	2	3	2	0	0	2						
<b>Bake McBride, L</b> OBP: 0.311, SLG: 0.455 (1, 9)										5	0	1	0	0	0	3						
<b>Tug McGraw, R</b> OBP: 0.500, SLG: 0.500 (8, 1)										0	0	0	0	0	0	0						
<b>Mike Schmidt, R</b> OBP: 0.379, SLG: 0.665 (1, 5)										3	1	0	0	2	1	2						
<b>Greg Luzinski, R</b> OBP: 0.391, SLG: 0.583 (1, 7)										4	0	2	2	1	0	0						
<b>Bob Boone, R</b> OBP: 0.297, SLG: 0.369 (1, 2)										4	0	1	1	1	0	3						
<b>Gary Maddox, R</b> OBP: 0.272, SLG: 0.390 (1, 8)										4	0	0	0	0	0	4						
<b>Larry Bowa, S</b> OBP: 0.371, SLG: 0.337 (1, 6)										4	2	3	0	0	0	0						
<b>Manny Trillo, R</b> OBP: 0.378, SLG: 0.414 (1, 4)										4	1	3	0	0	0	1						
<b>Dickie Noles, R</b> OBP: 0.260, SLG: 0.600 (5, 1)										1	0	0	0	0	0	2						
<b>Lerrin LaGrow, R</b> OBP: 0.335, SLG: 0.333 (5, 1)										0	0	0	0	0	0	0						
<b>George Mauer, L</b> OBP: 0.295, SLG: 0.354 (6, 1)										0	0	0	0	0	0	0						
<b>Ron Reed, R</b> OBP: 0.245, SLG: 0.220 (8, 9)										0	0	0	0	0	0	0						
<b>Greg Gross, L</b> OBP: 0.176, SLG: 0.220 (8, 9)										1	0	1	1	0	0	0						
<b>Inning Stats</b>	R: 1 E: 0 K: 0 S: 4	H: 2 LOB: 1 BB: 1 P: 8	R: 2 E: 0 K: 1 S: 9	H: 4 LOB: 2 BB: 0 P: 9	R: 0 E: 0 K: 0 S: 2	H: 0 LOB: 0 BB: 1 P: 6	R: 0 E: 0 K: 0 S: 4	H: 1 LOB: 1 BB: 0 P: 4	R: 0 E: 0 K: 0 S: 3	H: 1 LOB: 2 BB: 1 P: 8	R: 0 E: 0 K: 0 S: 3	H: 1 LOB: 0 BB: 0 P: 3	R: 2 E: 0 K: 0 S: 5	H: 2 LOB: 1 BB: 1 P: 9	R: 1 E: 0 K: 0 S: 5	H: 3 LOB: 1 BB: 0 P: 5	R: 0 E: 0 K: 0 S: 3	H: 0 LOB: 0 BB: 0 P: 3	1B: 12 2B: 2 3B: 0 HR: 0	SF: 0 SAC: 1 DP: 3 HBP: 0	WP: 0 PB: 0 SB: 1 CS: 0	PA: 41
<b>PITCHER</b>	IP	WLS	BF	H	R	ER	SO	BB	IBB	HBP	BLK	WP	HR	S	P	ERA	WHIP					
<b>Dave Goltz, R</b> ERA: 5.03 (1, 1)	6.1		31	11	5	5	1	4	0	0	0	0	0	29	45	7.11	2.368					
<b>Bobby Castillo, R</b> ERA: 3.44 (7, 1)	1.2	L	7	3	1	1	0	0	0	0	0	0	0	7	7	5.40	1.800					
<b>Joe Beckwith, R</b> ERA: 1.93 (9, 1)	1.0		3	0	0	0	0	0	0	0	0	0	0	3	3	0.00	0.000					

Philadelphia Phillies @ Los Angeles Dodgers  
 Dodger Stadium, Los Angeles, CA  
 Tue Jun 17 1980, 7:05 PM PDT  
 Att: 40,786 - Unknown

AB	36
R	6
H	14
RBI	6
BB	4
SO	1
LOB	17



Batter	1	2	3	4	5	6	7	8	9	AB	R	H	RBI	BB	SO	LOB	BOTTOM					
<b>Rudy Law, L</b> OBP: 0.309, SLG: 0.317 (1, 8)										3	0	2	0	1	0	0						
<b>Davey Lopes, R</b> OBP: 0.327, SLG: 0.317 (1, 4)										4	0	0	0	0	2	5						
<b>Reggie Smith, S</b> OBP: 0.397, SLG: 0.543 (1, 9)										4	1	0	0	1	1	6						
<b>Steve Garvey, R</b> OBP: 0.324, SLG: 0.494 (1, 3)										4	1	1	3	0	0	3						
<b>Dusty Baker Jr., R</b> OBP: 0.316, SLG: 0.563 (1, 7)										3	1	1	1	1	1	0						
<b>Ron Cey, R</b> OBP: 0.333, SLG: 0.412 (1, 5)										4	1	1	1	0	2	1						
<b>Bill Russell, R</b> OBP: 0.317, SLG: 0.382 (1, 6)										4	0	1	0	0	2	0						
<b>Mike Scioscia, L</b> OBP: 0.278, SLG: 0.327 (8, PH)										3	0	1	0	0	0	0						
<b>Joe Ferguson, R</b> OBP: 0.333, SLG: 0.208 (9, 2)										1	0	0	0	0	1	0						
<b>Dave Goltz, R</b> OBP: 0.292, SLG: 0.150 (7, 1)										0	0	0	0	0	0	0						
<b>Bobby Castillo, R</b> OBP: 0.250, SLG: 0.250 (6, PH)										1	0	0	0	0	1	0						
<b>Pedro Guerrero, R</b> OBP: 0.481, SLG: 0.720 (9, 1)										0	0	0	0	0	0	0						
<b>Joe Beckwith, L</b> ERA: 2.75 (8, 1)										0	0	0	0	0	0	0						
<b>Inning Stats</b>	R: 0 E: 0 K: 1 S: 5	H: 1 LOB: 1 BB: 1 P: 9	R: 1 E: 0 K: 1 S: 6	H: 1 LOB: 0 BB: 0 P: 6	R: 0 E: 0 K: 0 S: 5	H: 2 LOB: 2 BB: 0 P: 5	R: 1 E: 0 K: 1 S: 6	H: 1 LOB: 0 BB: 0 P: 6	R: 3 E: 1 K: 0 S: 5	H: 1 LOB: 1 BB: 2 P: 13	R: 0 E: 0 K: 1 S: 7	H: 2 LOB: 3 BB: 1 P: 11	R: 0 E: 0 K: 2 S: 7	H: 0 LOB: 0 BB: 0 P: 7	R: 0 E: 0 K: 3 S: 9	H: 0 LOB: 0 BB: 0 P: 9	R: 0 E: 0 K: 1 S: 5	H: 0 LOB: 0 BB: 0 P: 5	1B: 4 2B: 1 3B: 0 HR: 3	SF: 0 SAC: 3 DP: 0 HBP: 0	WP: 0 PB: 0 SB: 0 CS: 1	PA: 39
<b>PITCHER</b>	IP	WLS	BF	H	R	ER	SO	BB	IBB	HBP	BLK	WP	HR	S	P	ERA	WHIP					
<b>Dickie Noles, R</b> ERA: 2.48 (5, 1)	4.2		23	6	5	2	3	3	0	0	0	0	0	1	1	0.00	0.000					
<b>Lerrin LaGrow, R</b> ERA: 4.05 (6, 1)	0.1		1	0	0	0	0	0	0	0	0	0	0	1	1	0.00	0.000					
<b>Ron Reed, R</b> ERA: 2.45 (8, 1)	2.0	W	9	2	0	0	3	0	1	0	0	0	0	14	18	0.00	1.000					
<b>Tug McGraw, L</b> ERA: 2.75 (8, 1)	2.0	S	6	0	0	0	4	0	0	0	0	0	0	14	14	0.00	0.000					

Philadelphia Phillies @ Los Angeles Dodgers  
 Dodger Stadium, Los Angeles, CA  
 Tue Jun 17 1980, 7:05 PM PDT  
 Att: 40,786 - Unknown

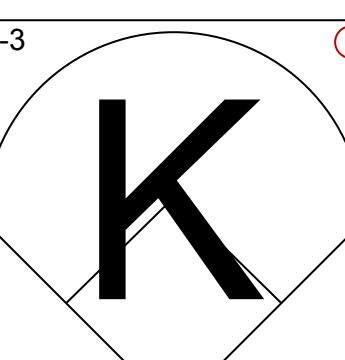
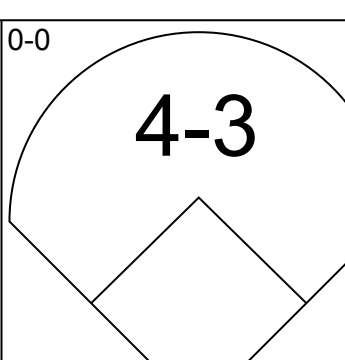
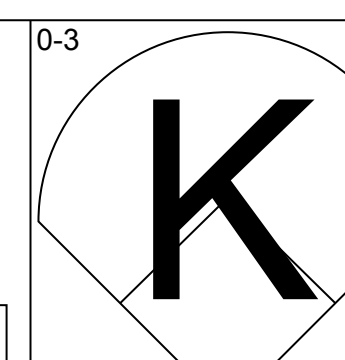
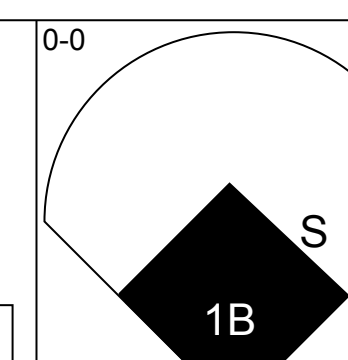
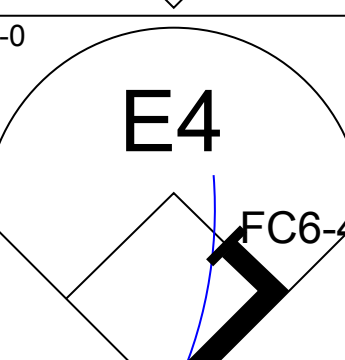
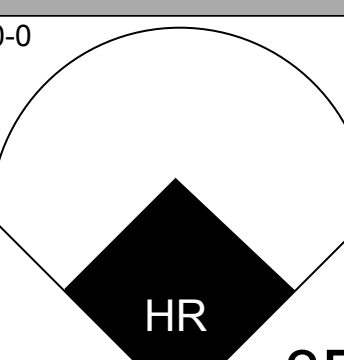
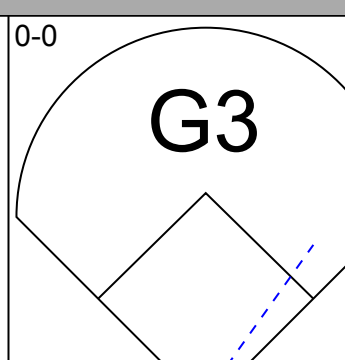
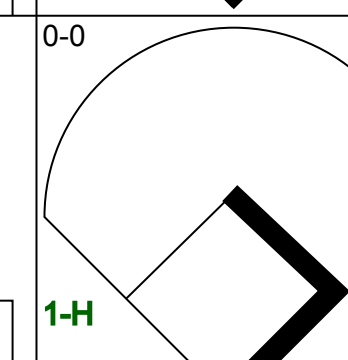
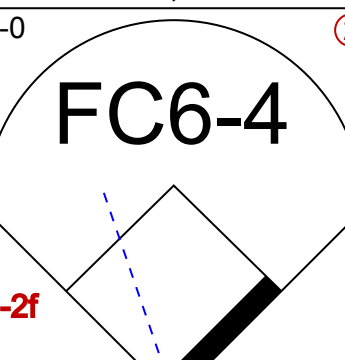
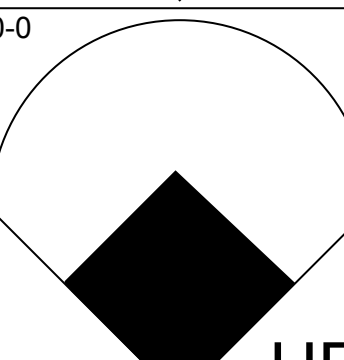
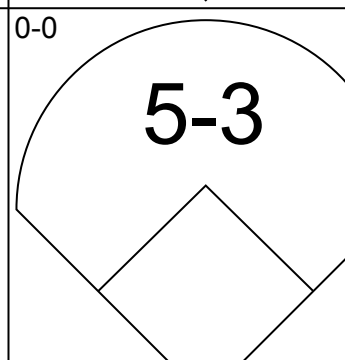
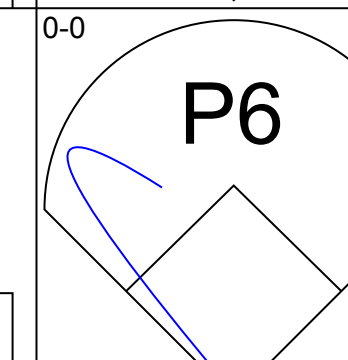
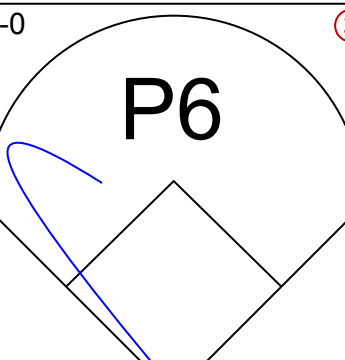
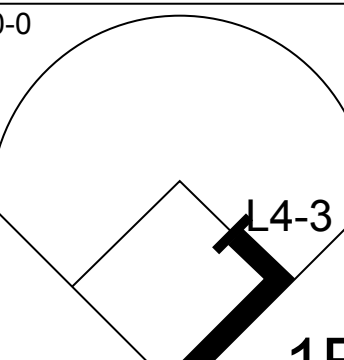
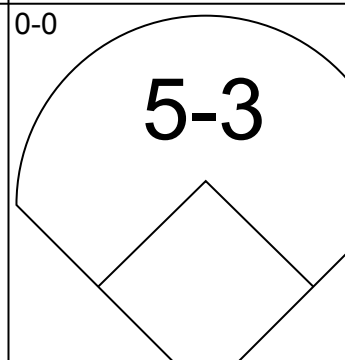
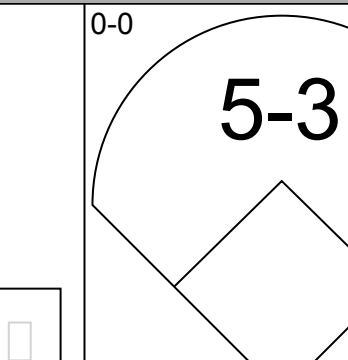
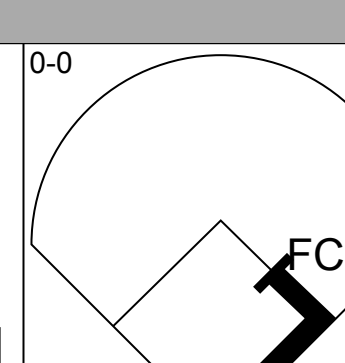
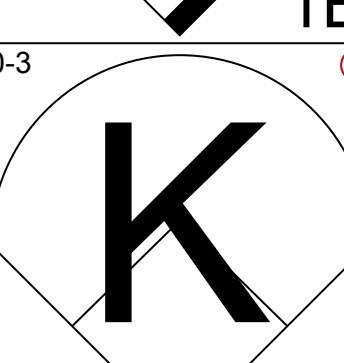
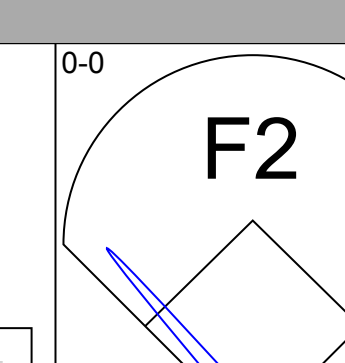
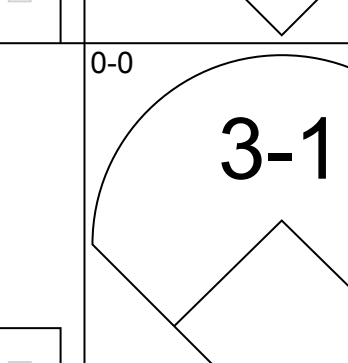
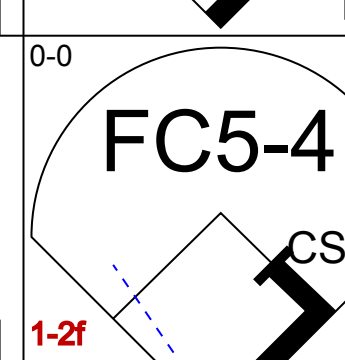
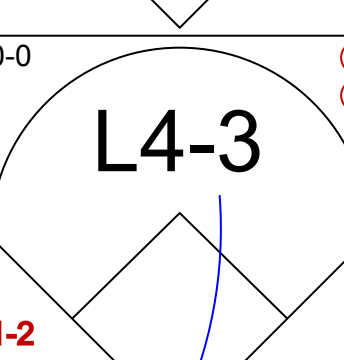
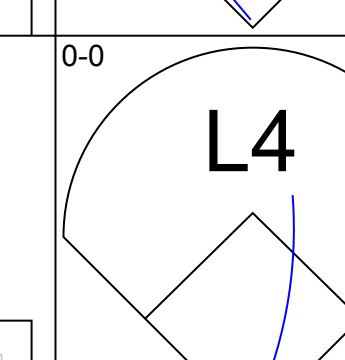
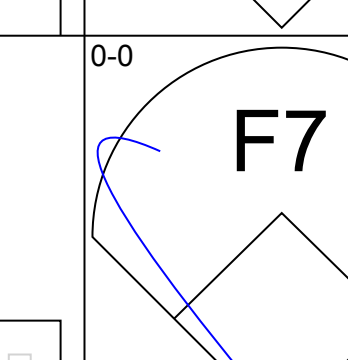
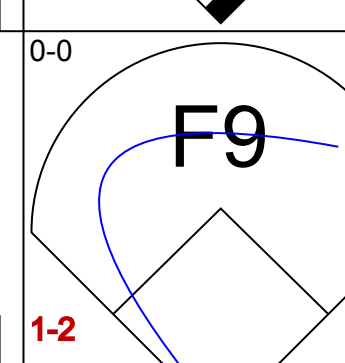
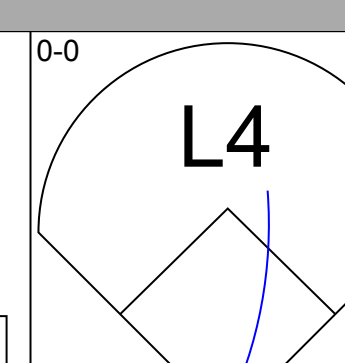
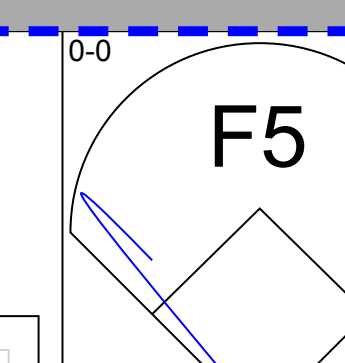
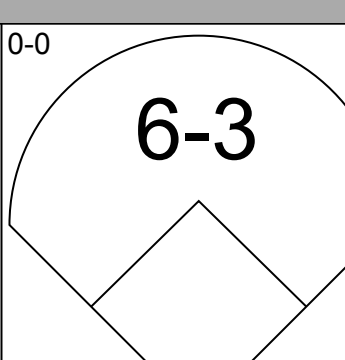
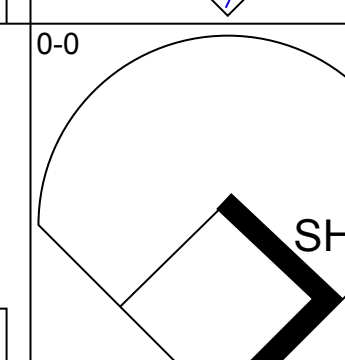
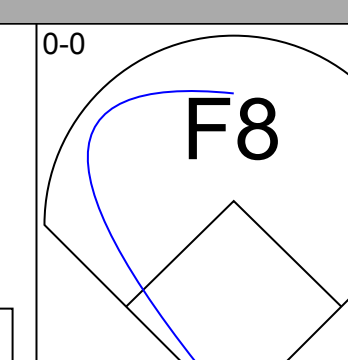
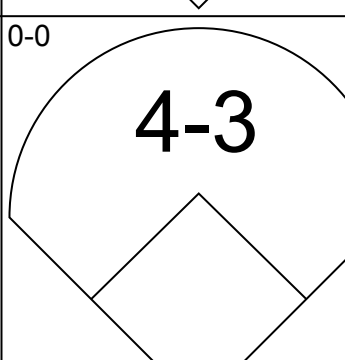
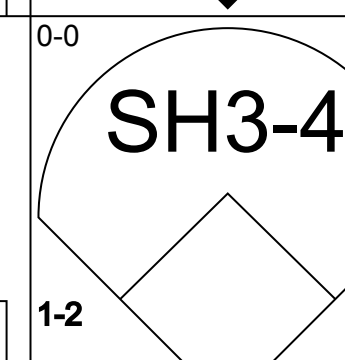
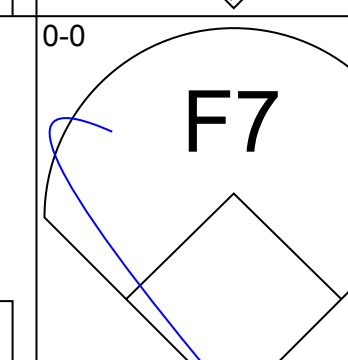
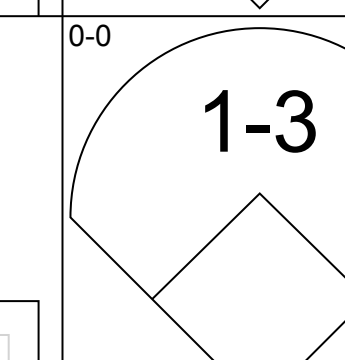
AB	32
R	5
H	8
RBI	5
BB	4
SO	10
LOB	15



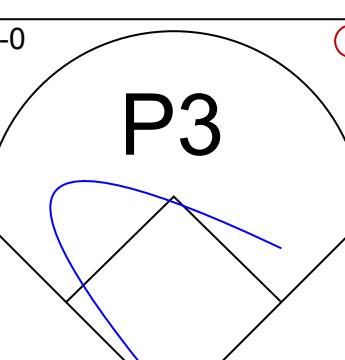
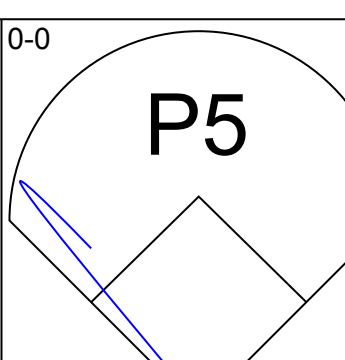
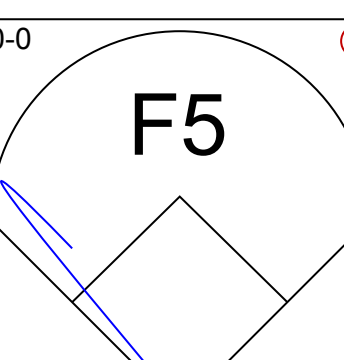
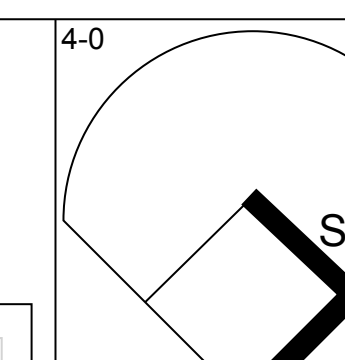
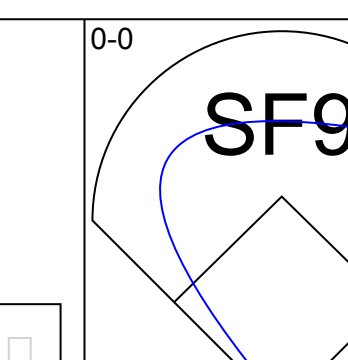
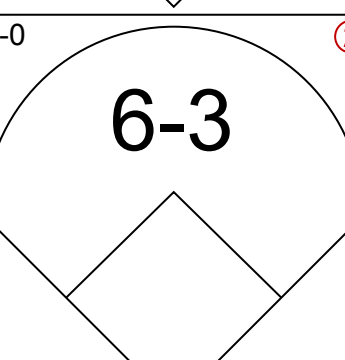
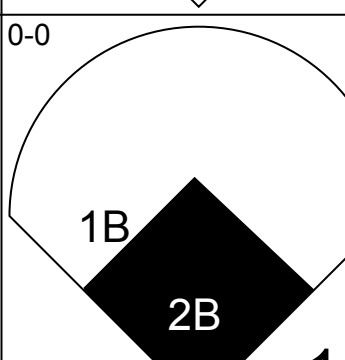
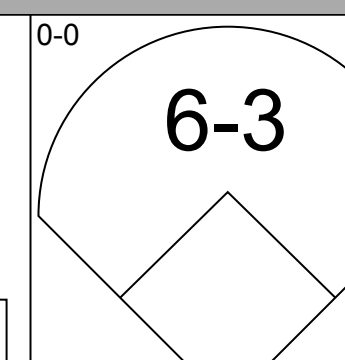
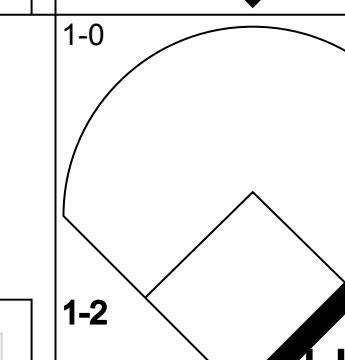
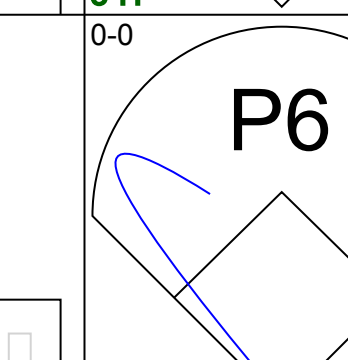
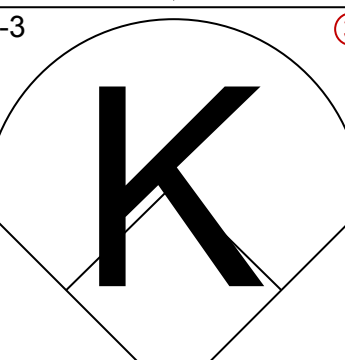
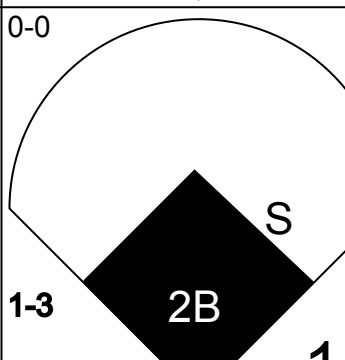
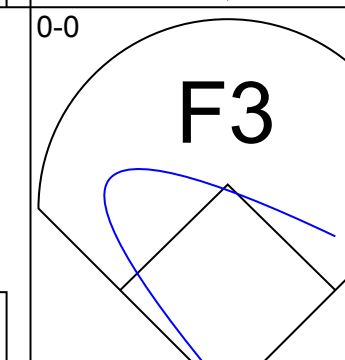
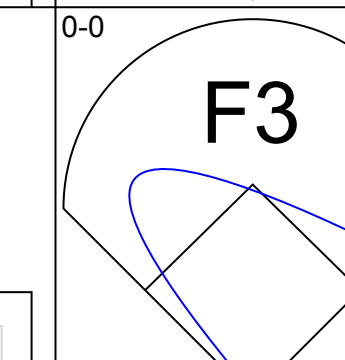
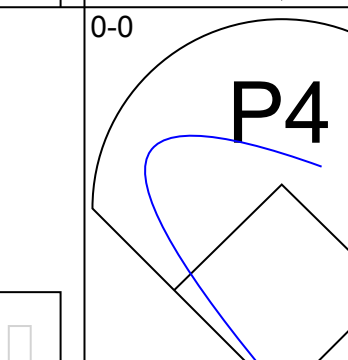
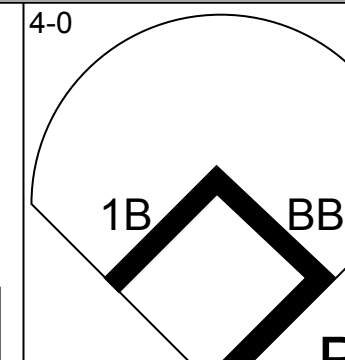
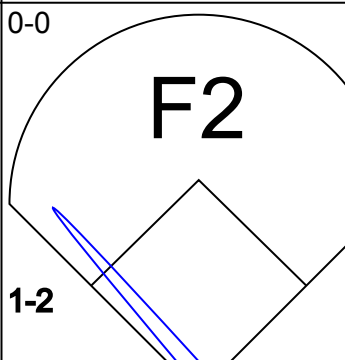
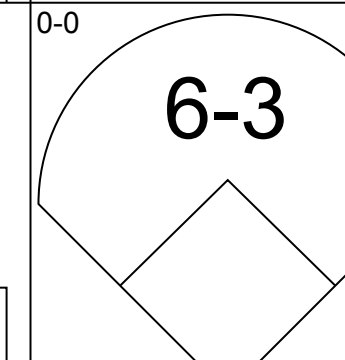
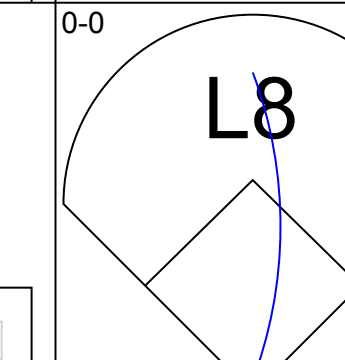
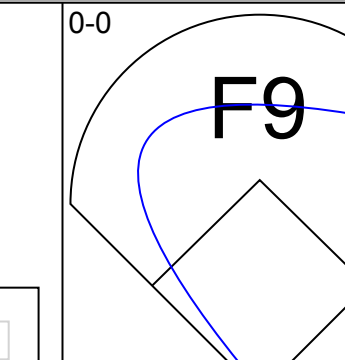
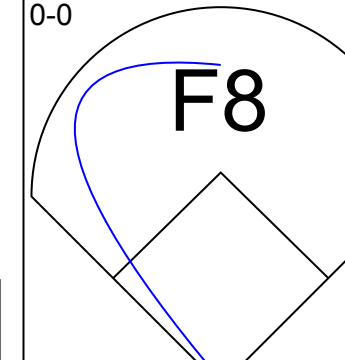
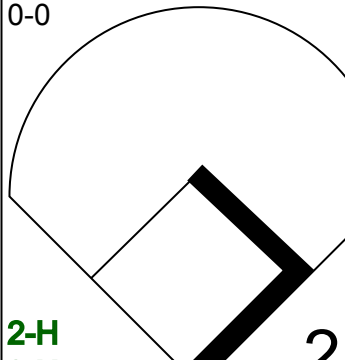
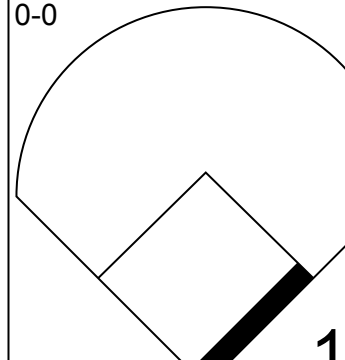
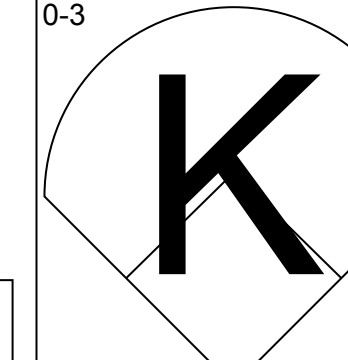
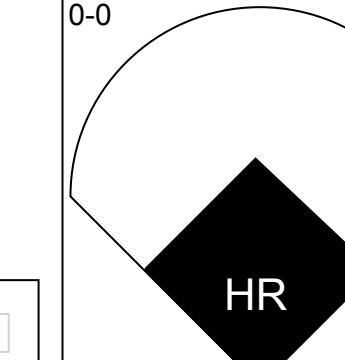
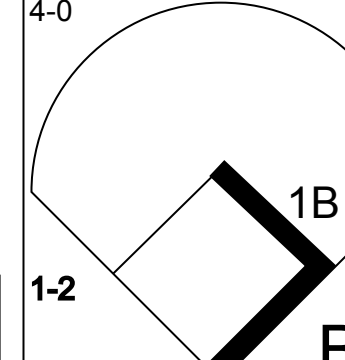
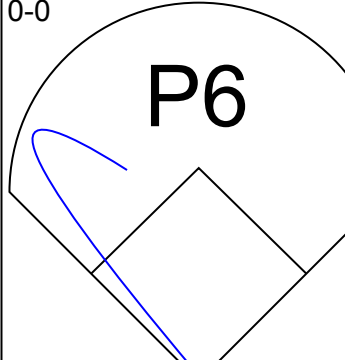
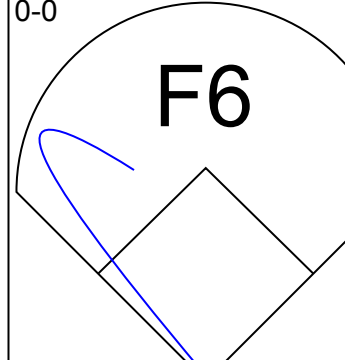
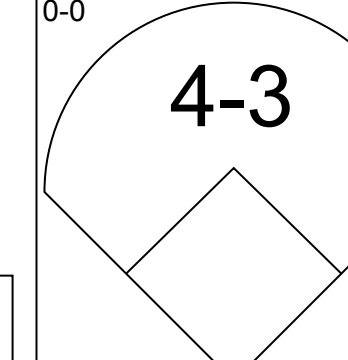
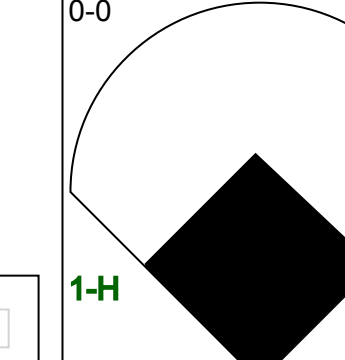
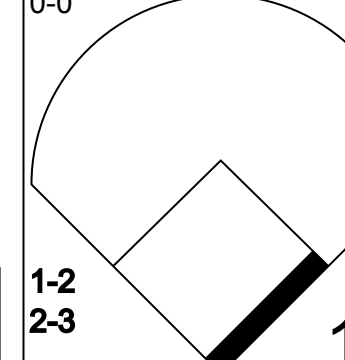
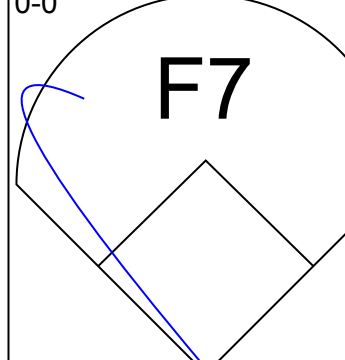
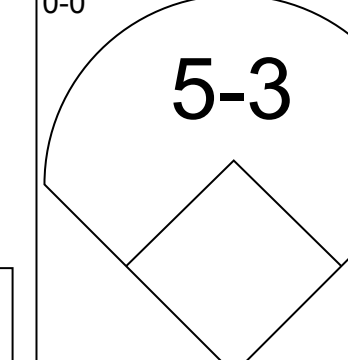

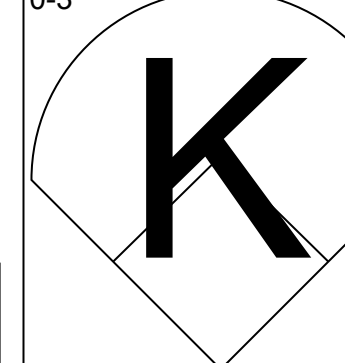
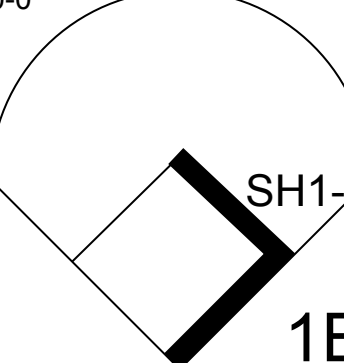
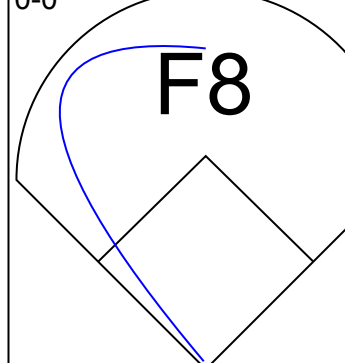

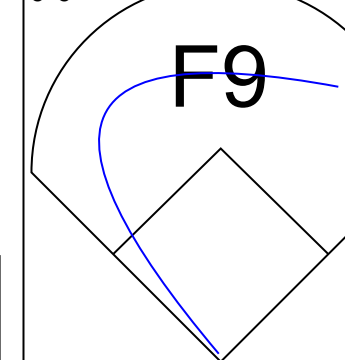
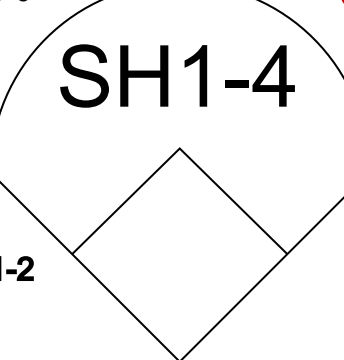

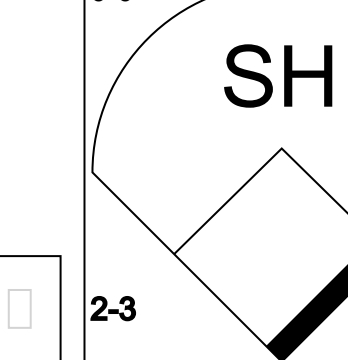
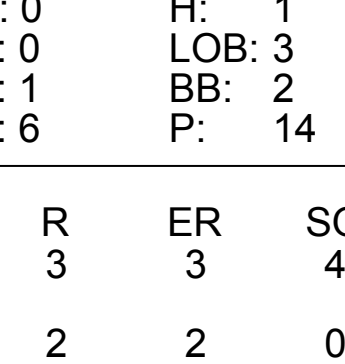
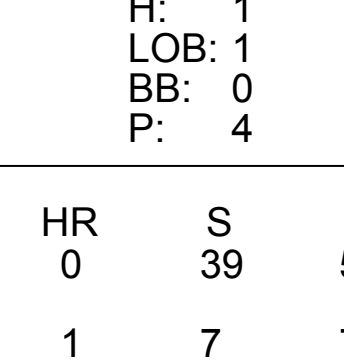
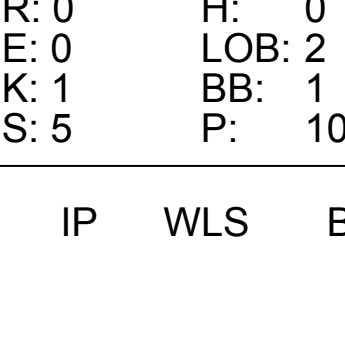
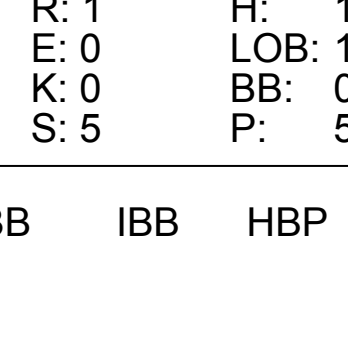






Batter	1	2	3	4	5	6	7	8	9	10	AB	R	H	RBI	BB	SO	LOB	TOP	
Ron LeFlore, R OBP: 0.336, SLG: 0.361 (1, 7)											4	1	1	0	0	2	1	<b>Montreal Expos @ Los Angeles Dodgers</b> Dodger Stadium, Los Angeles, CA Thu Jun 19 1980, 7:05 PM PDT Att: 35,819 - Unknown	
Rodney Scott, S OBP: 0.293, SLG: 0.279 (1, 4)											4	1	2	1	0	0	0		
Andre Dawson, R OBP: 0.380, SLG: 0.505 (1, 8)											4	1	1	2	0	0	2		
Gary Carter, R OBP: 0.307, SLG: 0.462 (1, 2)											4	0	1	0	0	0	1		
Warren Cromartie, L OBP: 0.337, SLG: 0.437 Tom Hutton, L OBP: 0.233, SLG: 0.185 (1, 3) (9, 3)											4	0	1	0	0	1	1		
Brad Mills, L OBP: 0.382, SLG: 0.364 (1, 5)											4	0	0	0	0	0	2		
Rowland Office, L OBP: 0.322, SLG: 0.343 (1, 9)											4	0	0	0	0	0	1		
Chris Speier, R OBP: 0.360, SLG: 0.374 (1, 6)											4	0	1	0	0	0	0		
Bill Gullickson, R OBP: 0.200, SLG: 0.200 Woodie Fryman, R (9, 1)											2	0	0	0	0	0	0		
											1	0	0	0	0	0	0		
<b>Inning Stats</b>	R: 0 E: 1 K: 1 S: 6	H: 0 LOB: 1 BB: 0 P: 6	R: 0 E: 0 K: 0 S: 3	H: 1 LOB: 0 BB: 0 P: 3	R: 0 E: 0 K: 0 S: 3	H: 0 LOB: 0 BB: 0 P: 3	R: 2 E: 0 K: 1 S: 7	H: 3 LOB: 0 BB: 0 P: 7	R: 0 E: 0 K: 1 S: 6	H: 1 LOB: 1 BB: 0 P: 6	R: 0 E: 0 K: 0 S: 3	H: 0 LOB: 0 BB: 0 P: 3	R: 0 E: 0 K: 0 S: 3	H: 0 LOB: 0 BB: 0 P: 3	R: 0 E: 0 K: 0 S: 3	H: 0 LOB: 0 BB: 0 P: 3	1B: 5 2B: 1 3B: 1 HR: 1	SF: 0 SAC: 1 DP: 1 HBP: 0	WP: 0 PA: 36 PB: 0 SB: 1 CS: 1
<b>PITCHER</b>	IP 9.0	WLS 33	H 7	R 3	ER 3	SO 3	BB 0	IBB 0	HBP 0	BLK 0	WP 0	HR 1	S 39	P 39	ERA 3.00	WHIP 0.778			
Burt Hooton, R ERA: 3.56 Bobby Castillo, R ERA: 3.34 (1, 1) (10, 1)	1.0	W	3	0	0	0	0	0	0	0	0	0	3	3	0.00	0.000			



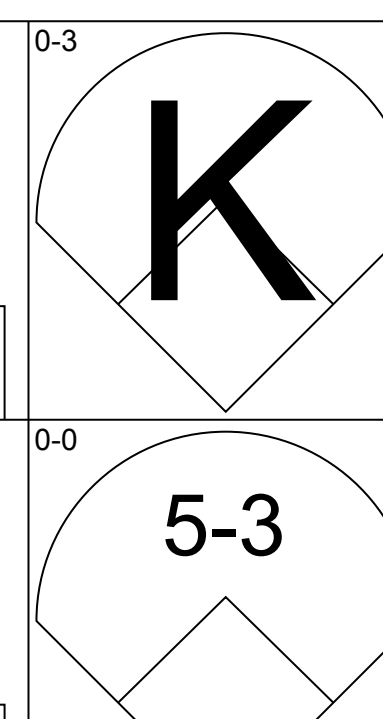
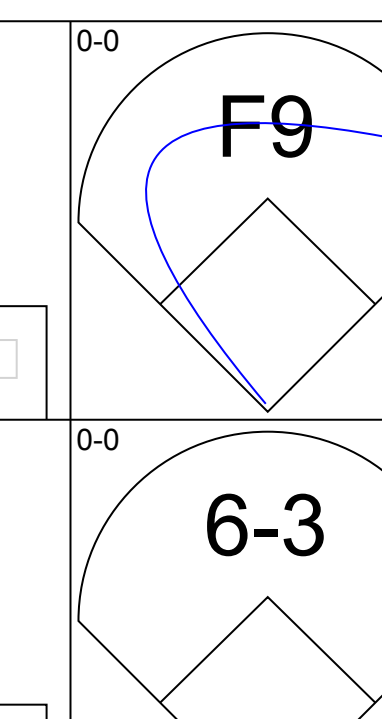
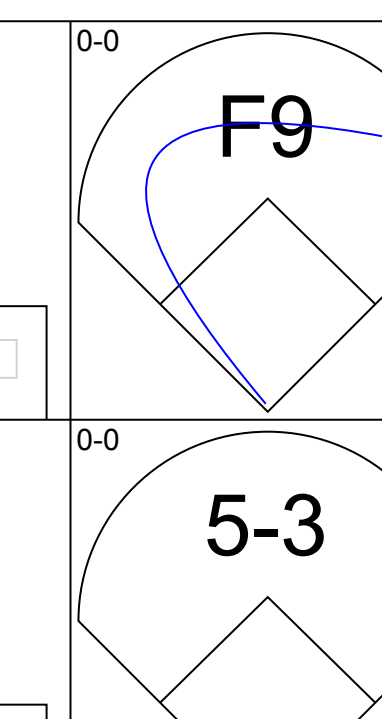
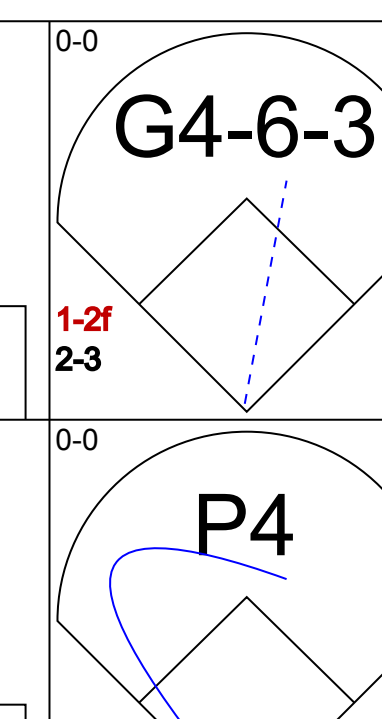
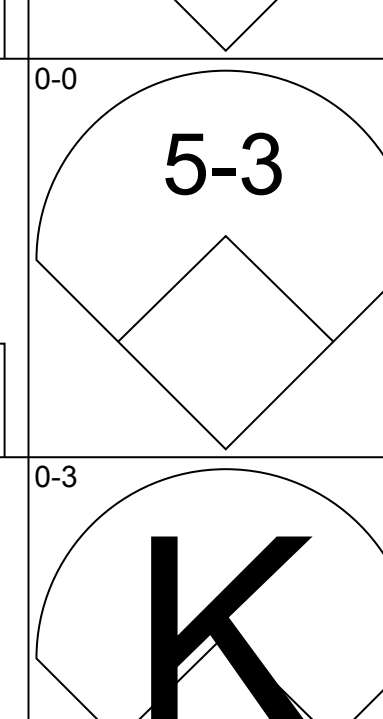
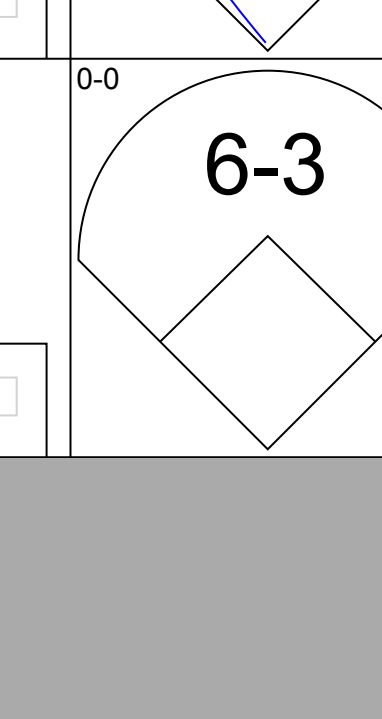
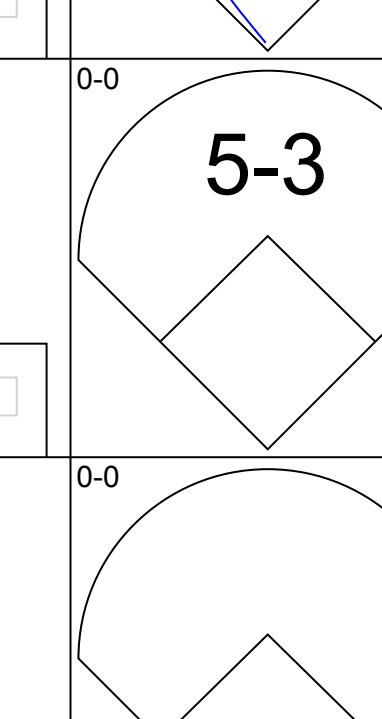
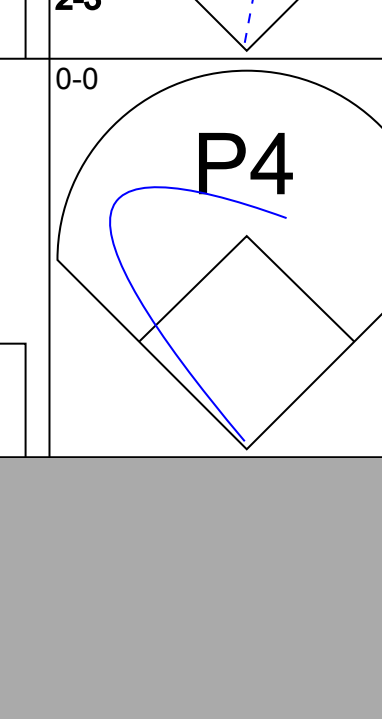
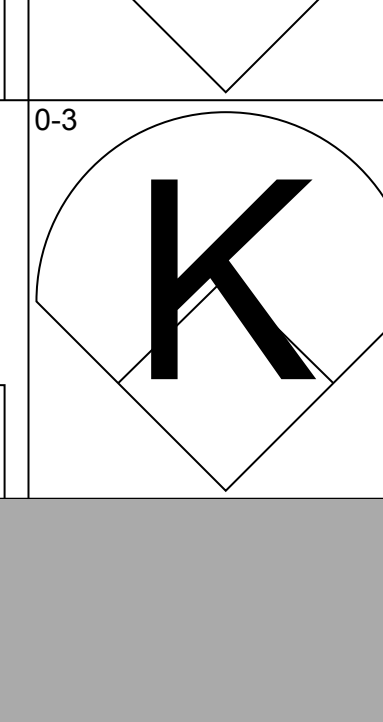
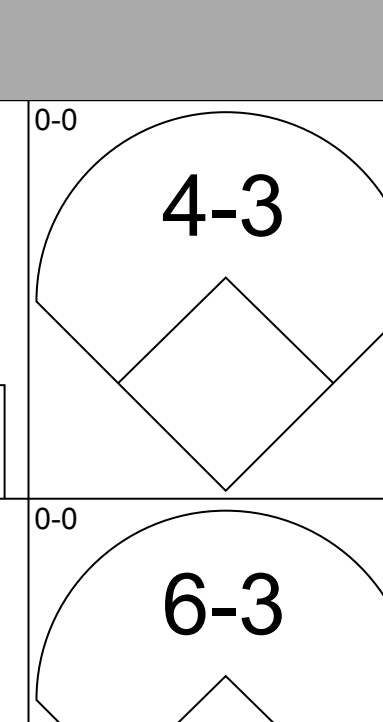
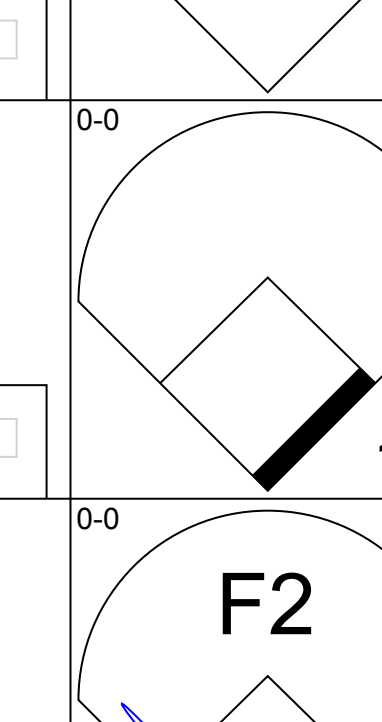
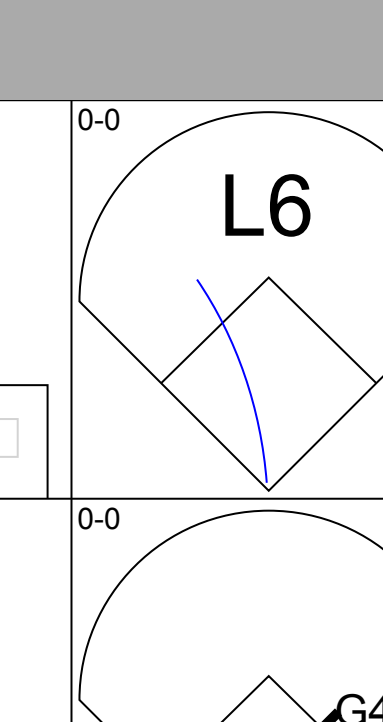
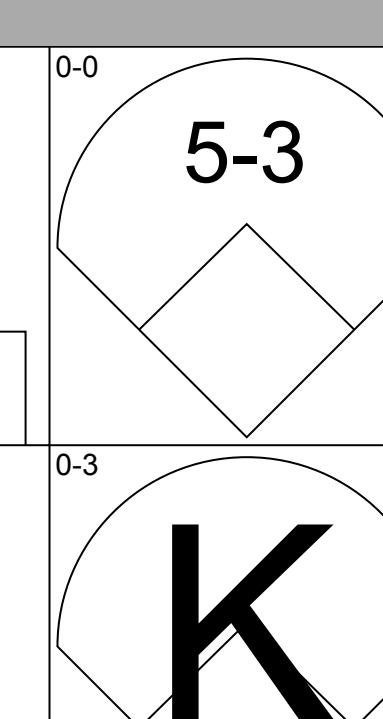
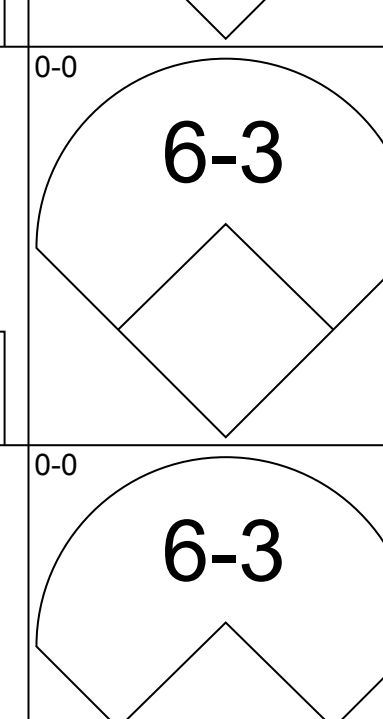
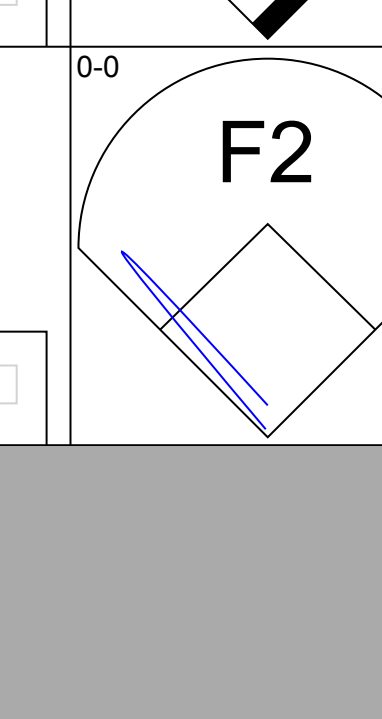
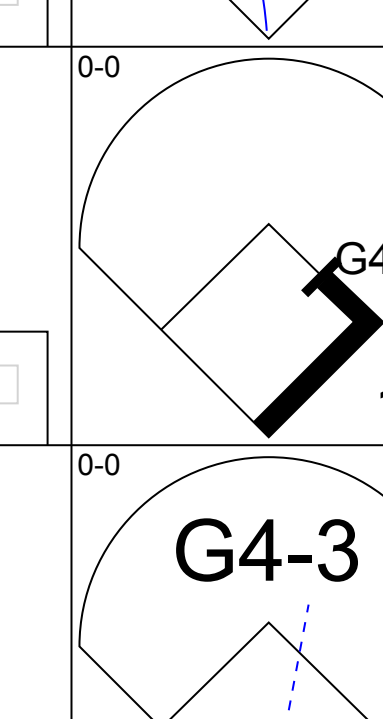
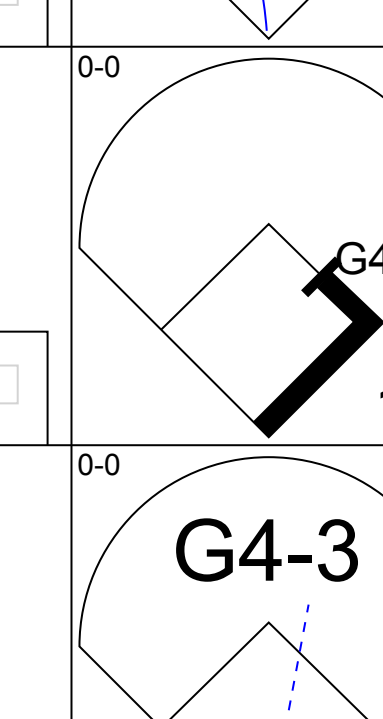
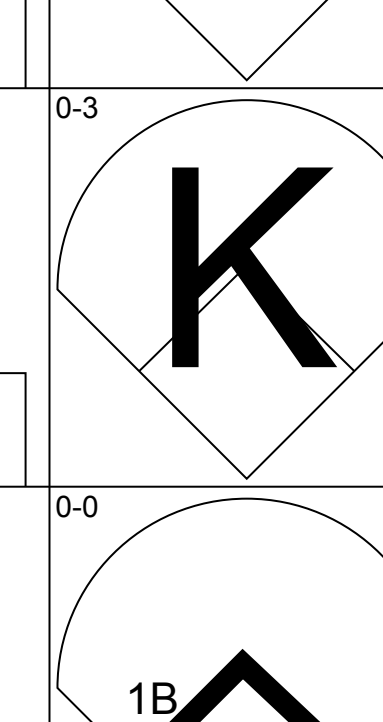
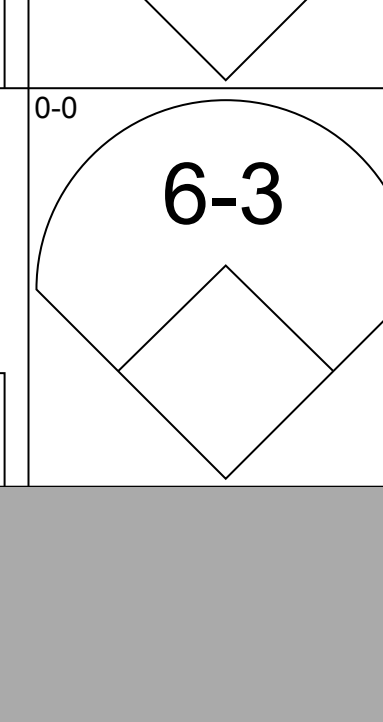
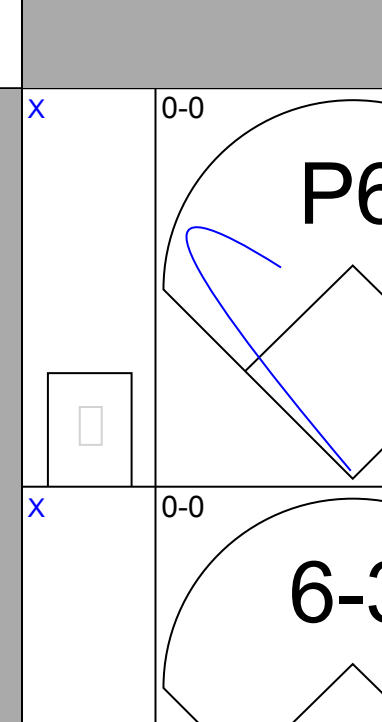
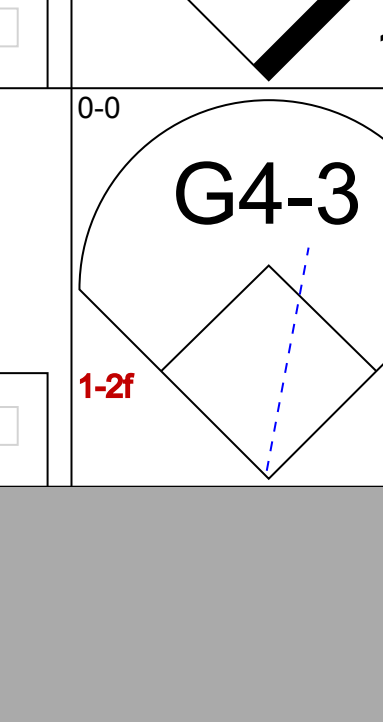
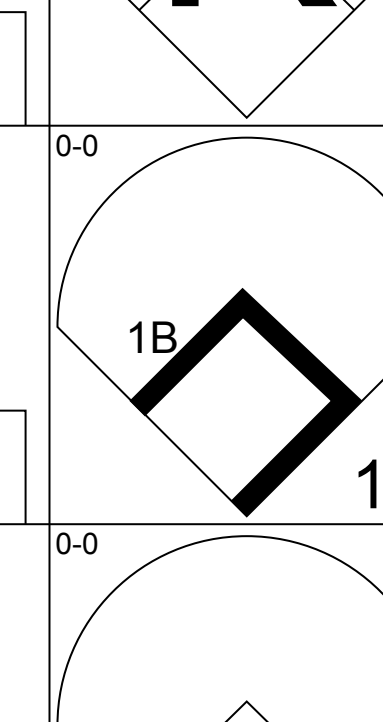
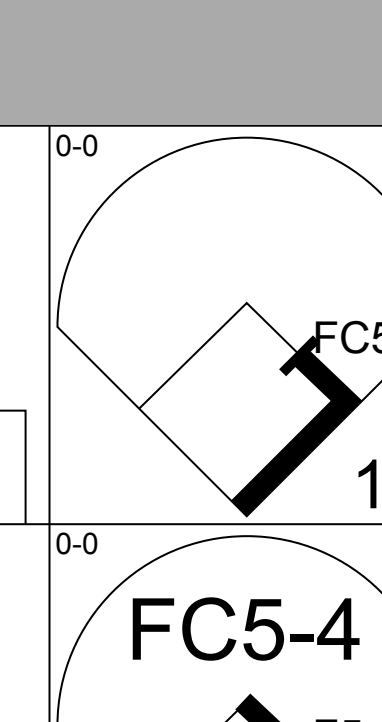
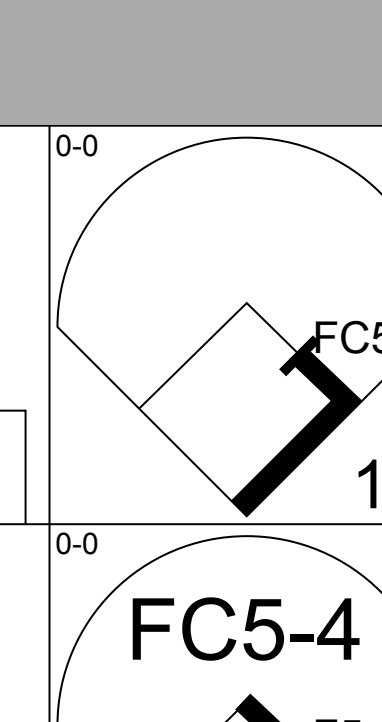
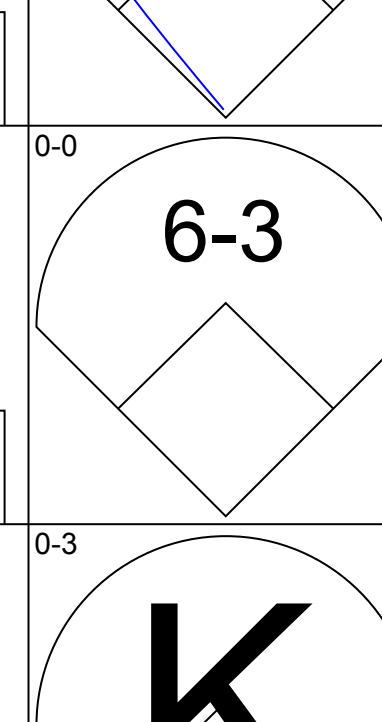
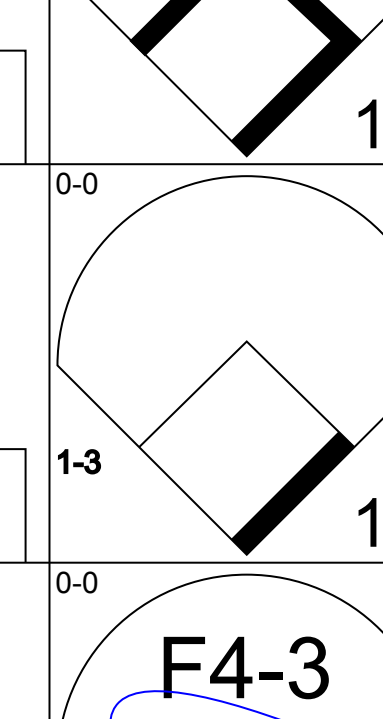
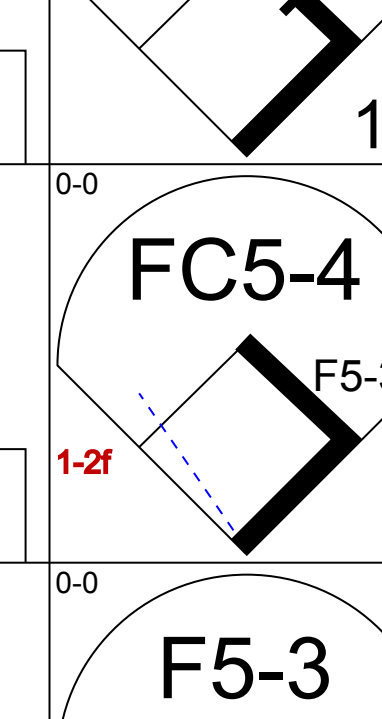
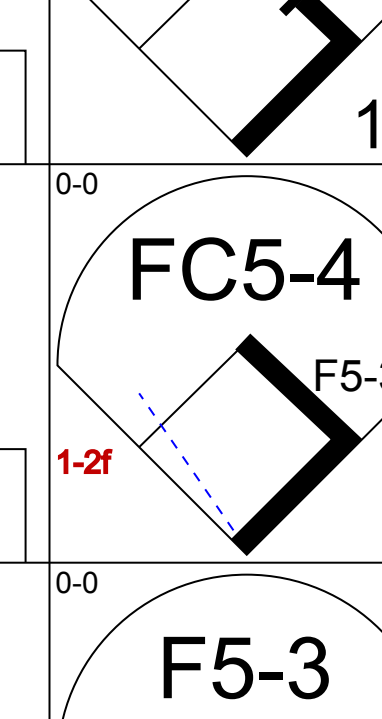
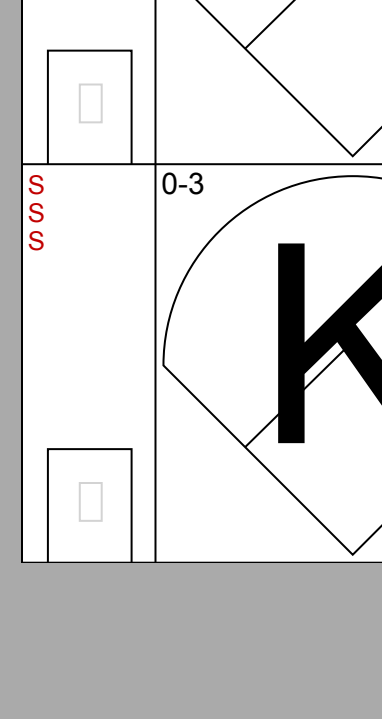
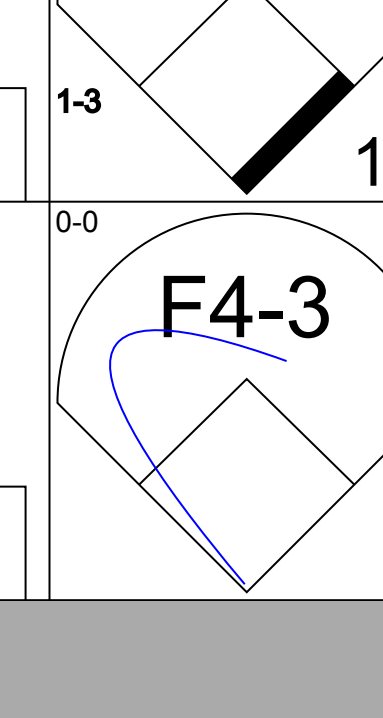
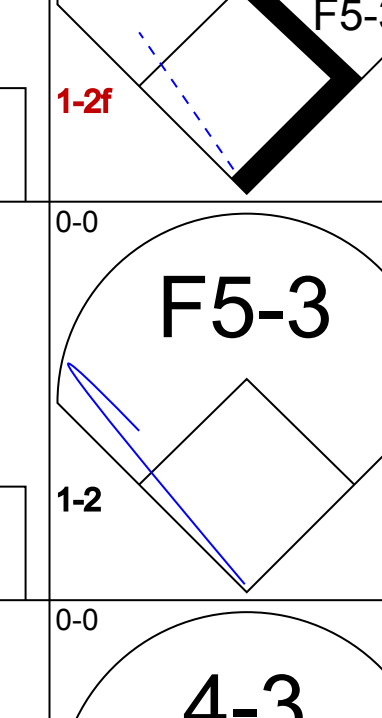
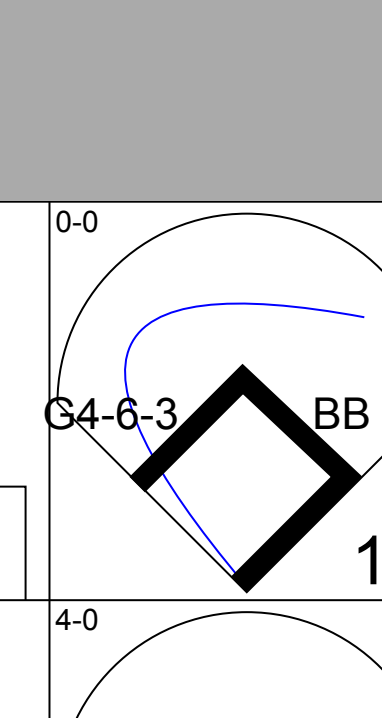
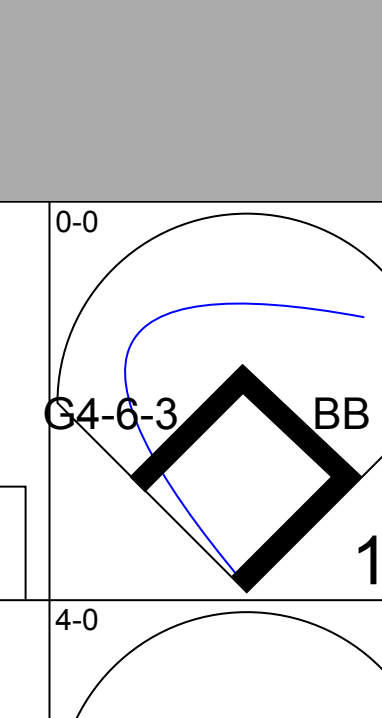
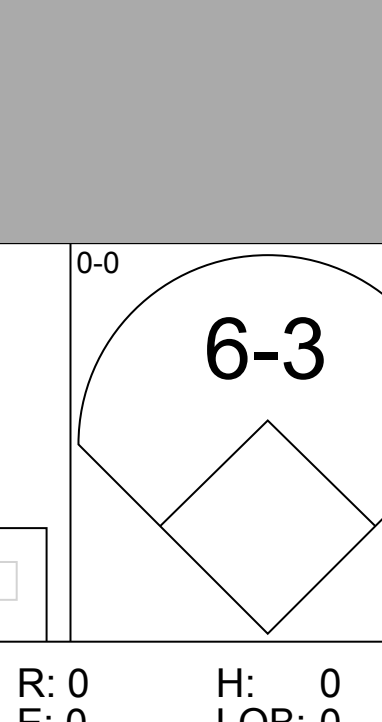
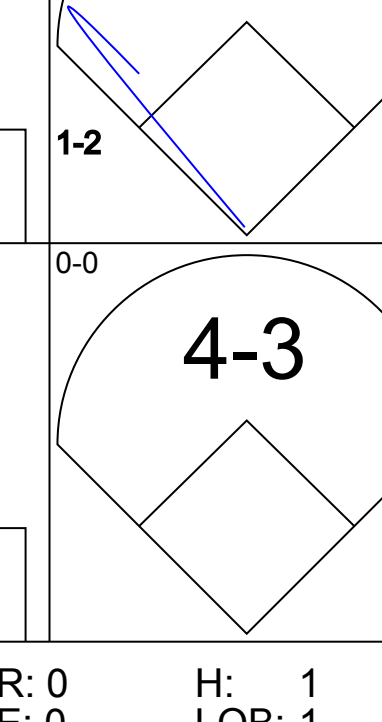
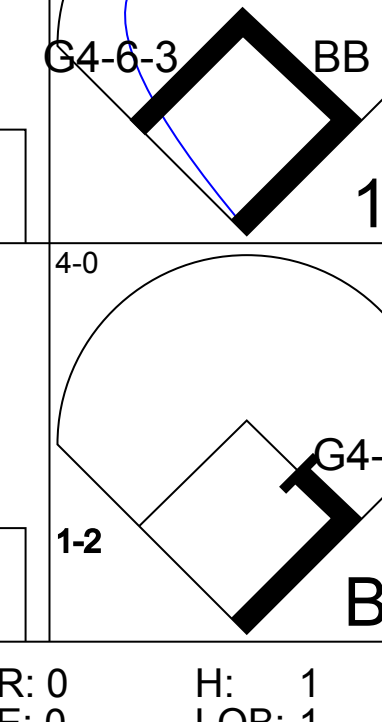
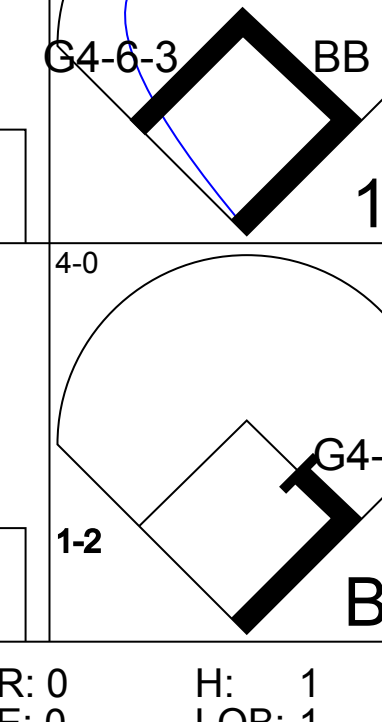
Batter	1	2	3	4	5	6	7	8	9	10	AB	R	H	RBI	BB	SO	LOB	BOTTOM					
Rudy Law, L OBP: 0.300, SLG: 0.303 Dusty Baker Jr., R OBP: 0.213, SLG: 0.555 Steve Yeager, R OBP: 0.282, SLG: 0.187 (1, 8) (9, PH) (10, 2)											3	0	0	0	1	0	1	<b>Montreal Expos @ Los Angeles Dodgers</b> Dodger Stadium, Los Angeles, CA Thu Jun 19 1980, 7:05 PM PDT Att: 35,819 - Unknown					
Davey Lopes, R OBP: 0.327, SLG: 0.314 (1, 4)											4	1	1	0	0	0	1						
Jay Johnstone, L OBP: 0.378, SLG: 0.350 Pedro Guerrero, R OBP: 0.484, SLG: 0.692 Bobby Castillo, R OBP: 0.250, SLG: 0.250 (1, 7) (9, PH) (10, 1)											4	1	1	0	0	1	2						
Steve Garvey, R OBP: 0.321, SLG: 0.482 (1, 3)											4	0	0	0	1	0	4						
Ron Cey, R OBP: 0.346, SLG: 0.436 (1, 5)											5	1	3	2	0	1	1						
Gary Thomasson, L OBP: 0.382, SLG: 0.276 (1, 9) (10, 7)											3	0	0	0	1	0	2						
Joe Ferguson, R OBP: 0.343, SLG: 0.278 (10, PH)											1	1	1	2	0	0	0						
Bill Russell, R OBP: 0.315, SLG: 0.391 (1, 6)											4	0	1	0	0	0	1						
Mike Scioscia, L OBP: 0.317, SLG: 0.370 Reggie Smith, S OBP: 0.401, SLG: 0.549 (1, 2) (9, PH) (10, 9)											3	0	1	0	0	1	4						
Burt Hooton, R Derrel Thomas, S OBP: 0.324, SLG: 0.347 (1, 1) (9, PH) (10, 8)											2	0	0	0	0	1	3						
<b>Inning Stats</b>	R: 0 E: 0 K: 1 S: 5	H: 0 LOB: 0 BB: 0 P: 5	R: 0 E: 0 K: 1 S: 6	H: 1 LOB: 3 BB: 2 P: 14	R: 2 E: 0 K: 0 S: 6	H: 3 LOB: 1 BB: 0 P: 6	R: 0 E: 0 K: 0 S: 4	H: 1 LOB: 1 BB: 0 P: 4	R: 0 E: 0 K: 0 S: 3	H: 0 LOB: 0 BB: 0 P: 3	R: 0 E: 0 K: 1 S: 4	H: 1 LOB: 1 BB: 0 P: 4	R: 0 E: 0 K: 1 S: 5	H: 0 LOB: 2 BB: 1 P: 10	R: 0 E: 0 K: 1 S: 5	H: 0 LOB: 0 BB: 0 P: 5	R: 1 E: 0 K: 0 S: 5	H: 1 LOB: 1 BB: 0 P: 5	R: 2 E: 0 K: 0 S: 3	H: 2 LOB: 0 BB: 0 P: 3	1B: 6 2B: 2 3B: 0 HR: 1	SF: 1 SAC: 2 DP: 0 HBP: 1	WP: 0 PA: 42 PB: 0 SB: 2 CS: 0
<b>PITCHER</b>	IP 8.0	WLS 35	H 7	R 3	ER 3	SO 4	BB 3	IBB 0	HBP 1	BLK 0	WP 0	HR 0	S 39	P 52	ERA 3.38	WHIP 1.250							
Bill Gullickson, R ERA: 3.42 Woodie Fryman, L ERA: 1.93 (1, 1) (9, 1)	1.1	L	7	2	2	0	0	0	0	0	0	1	7	7	13.50	1.500							







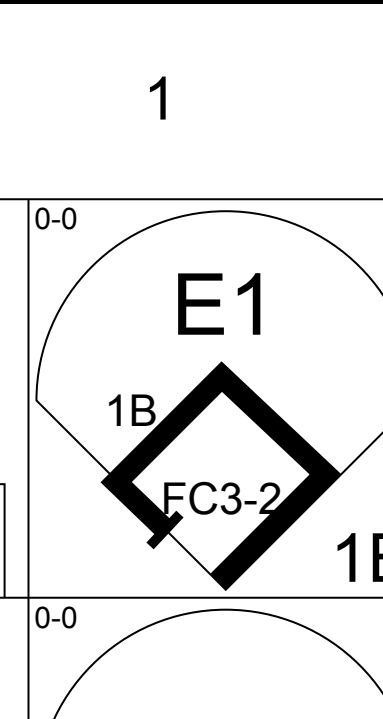
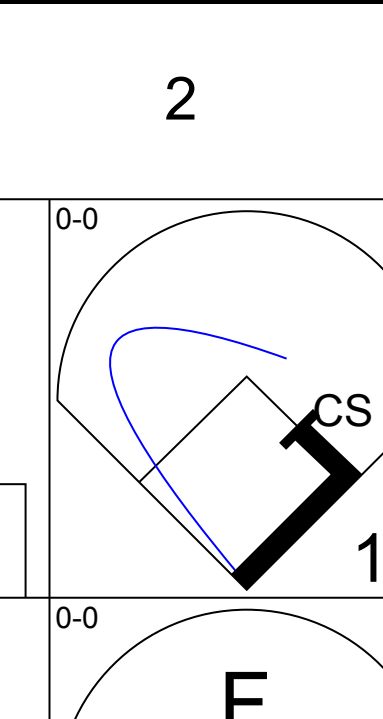
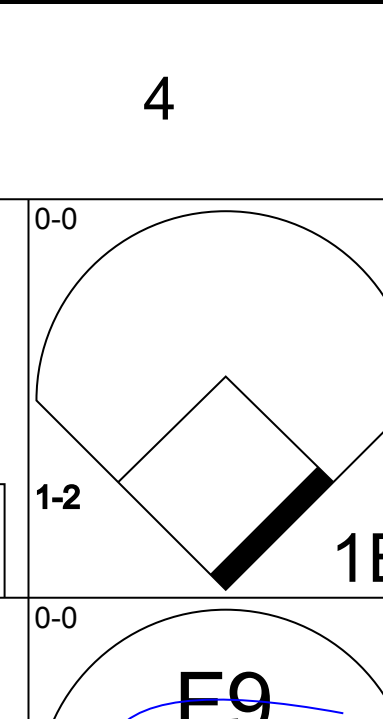
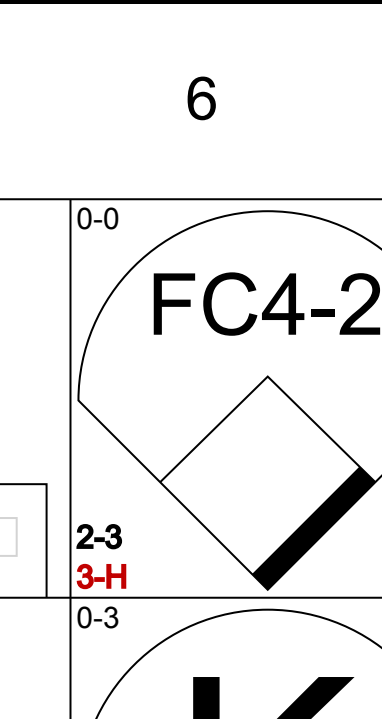
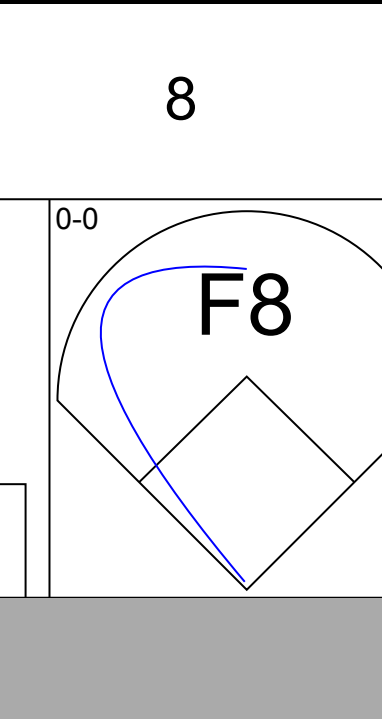
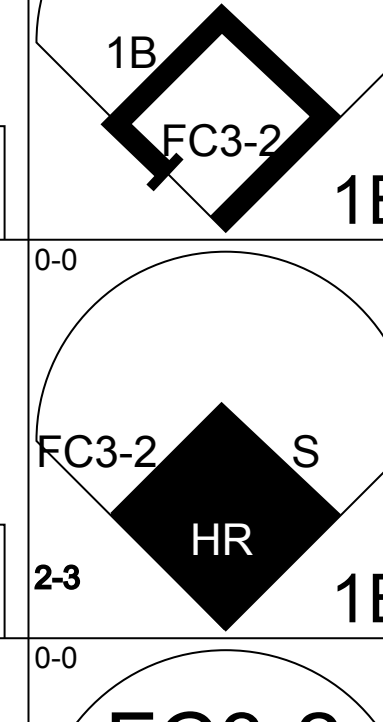
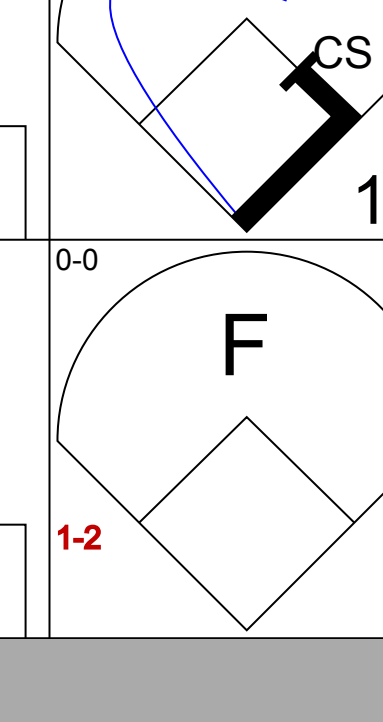
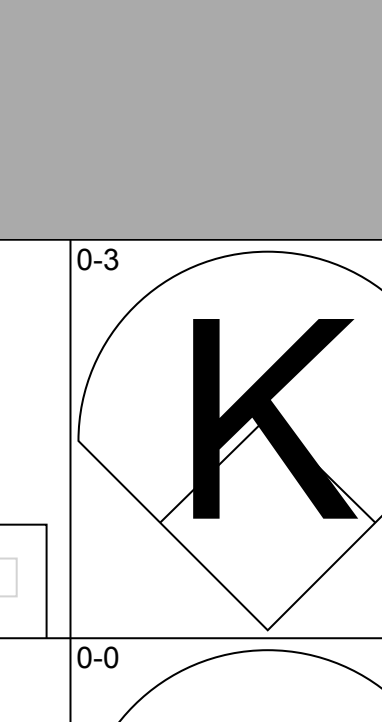
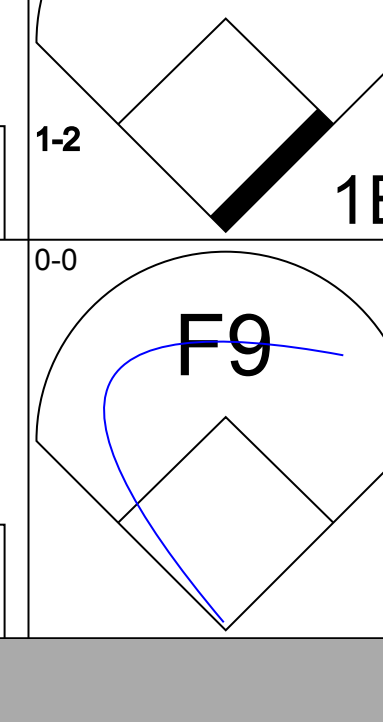
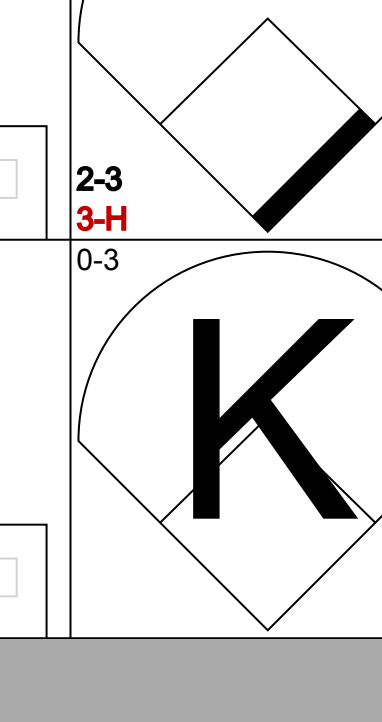
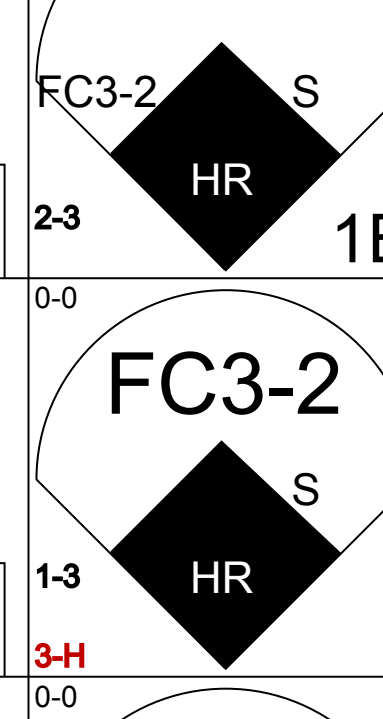
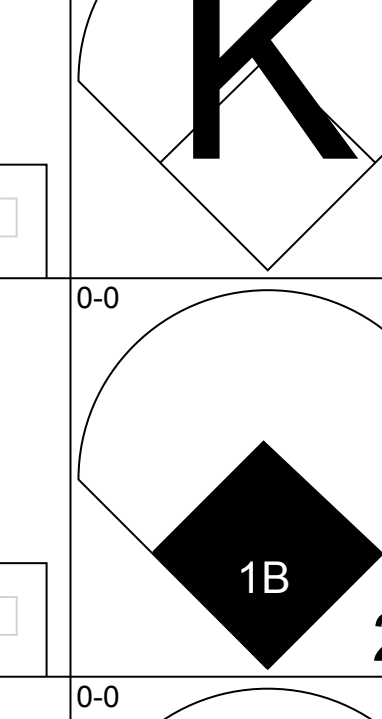
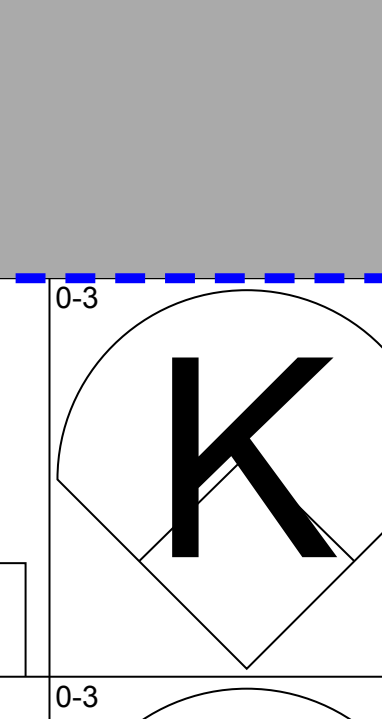
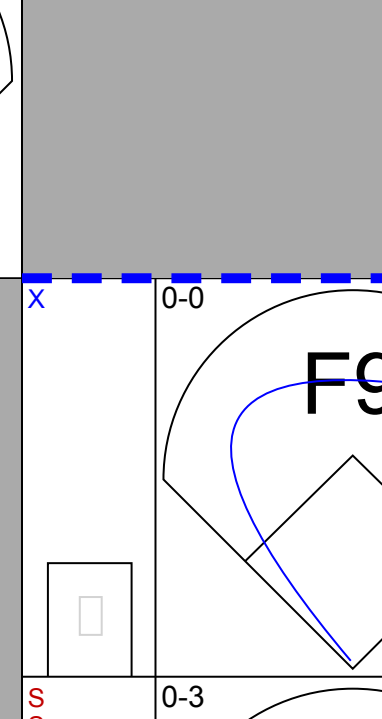
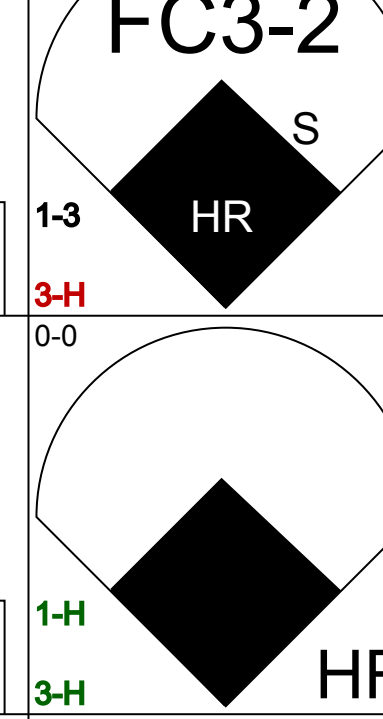
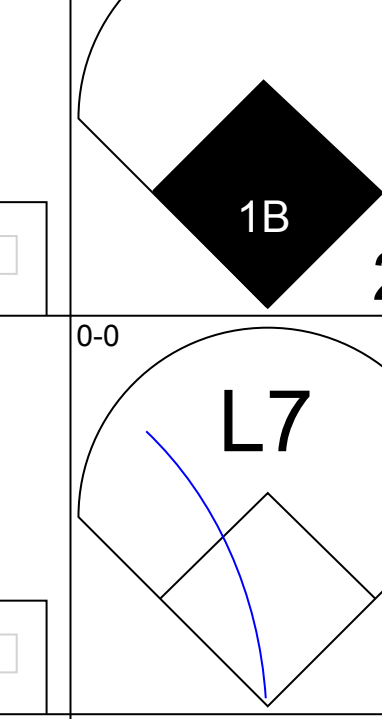
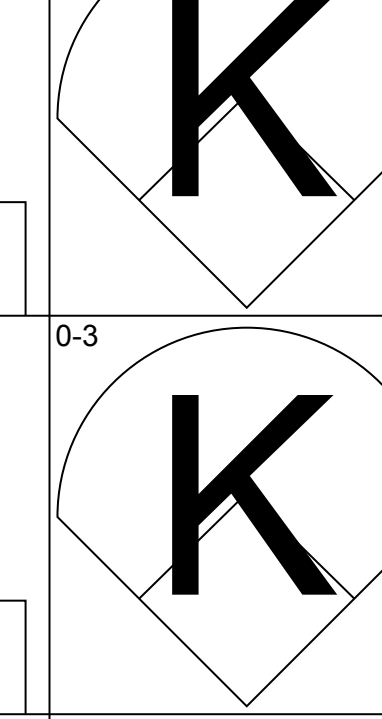
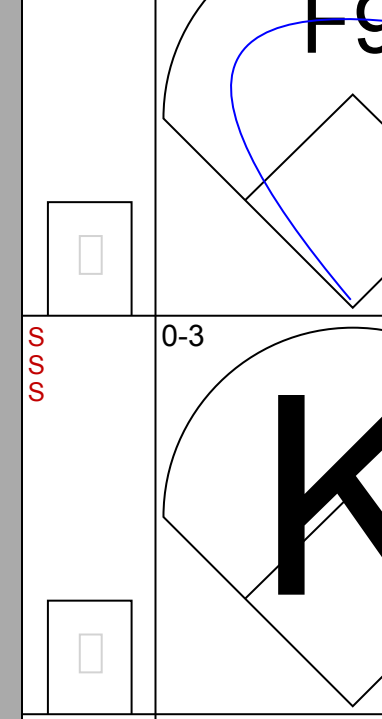
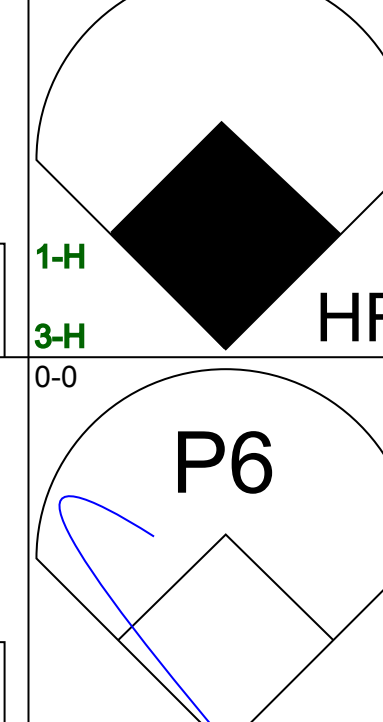
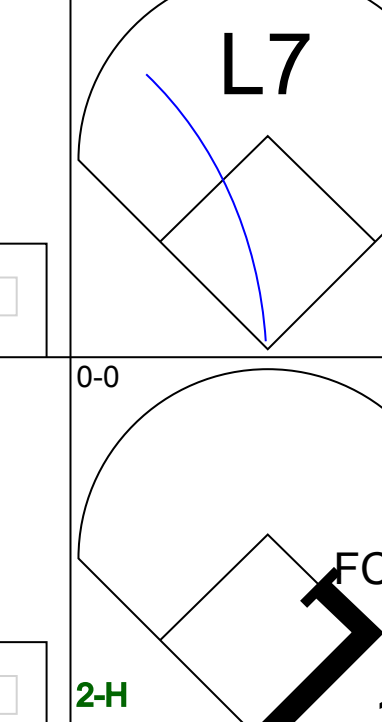
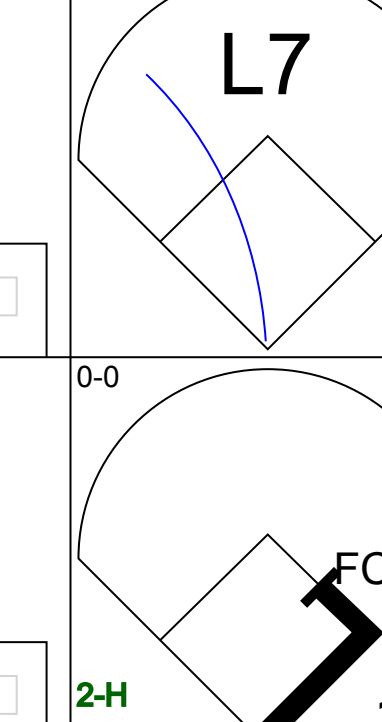
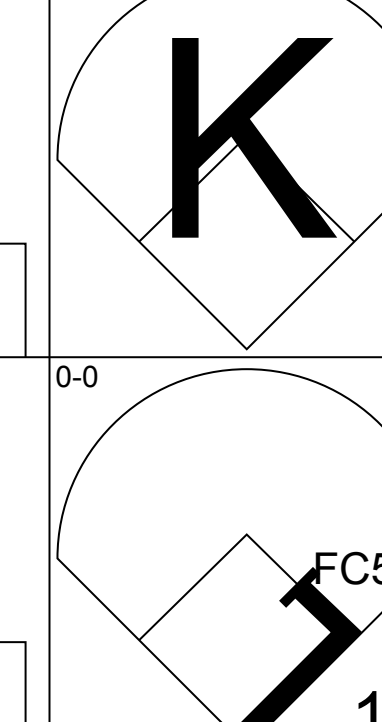
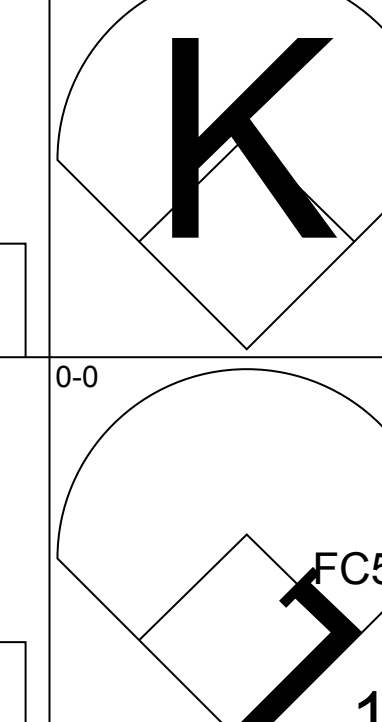
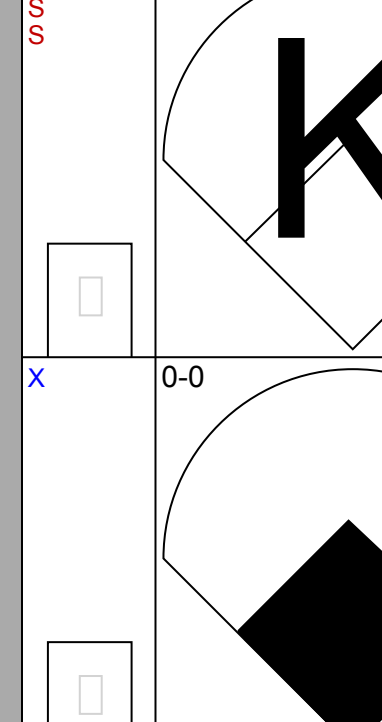
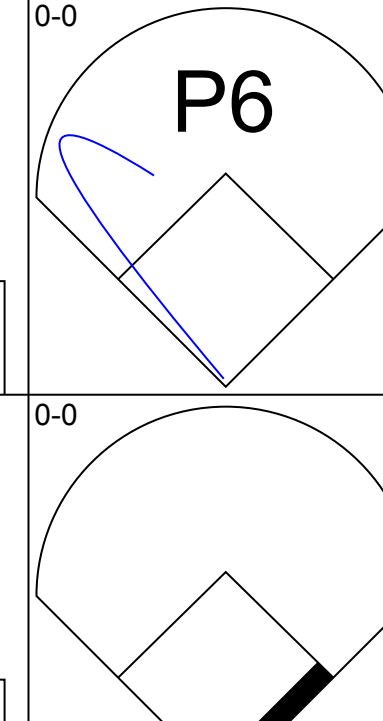
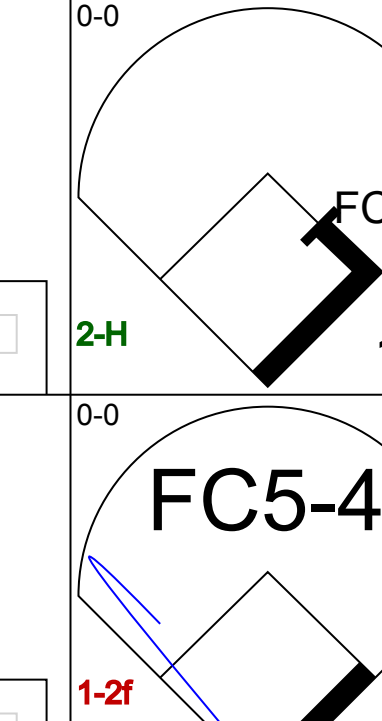
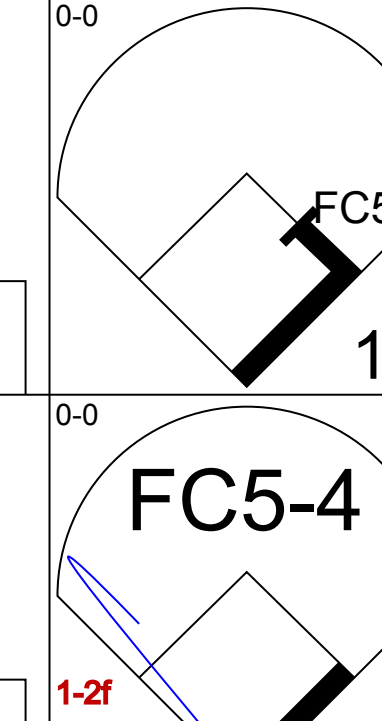
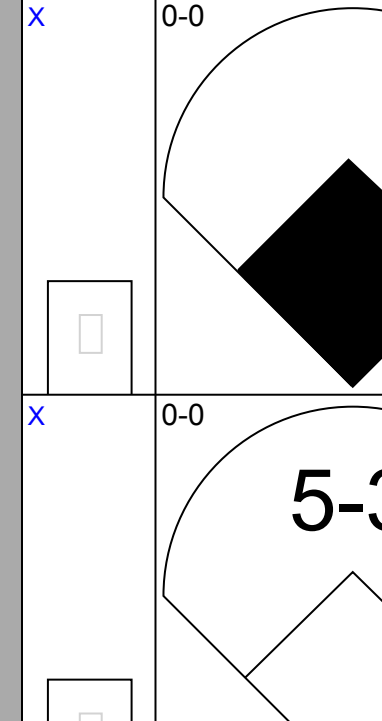
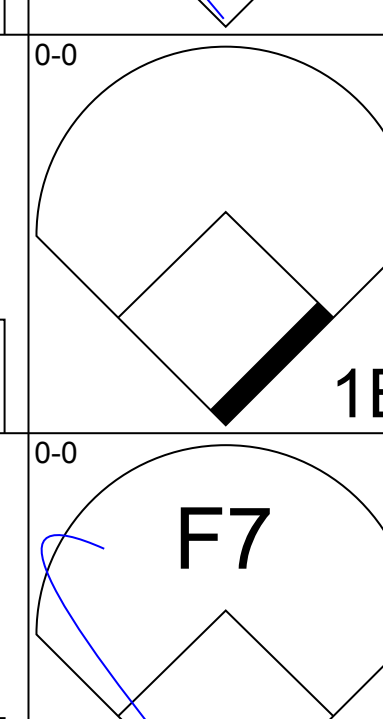
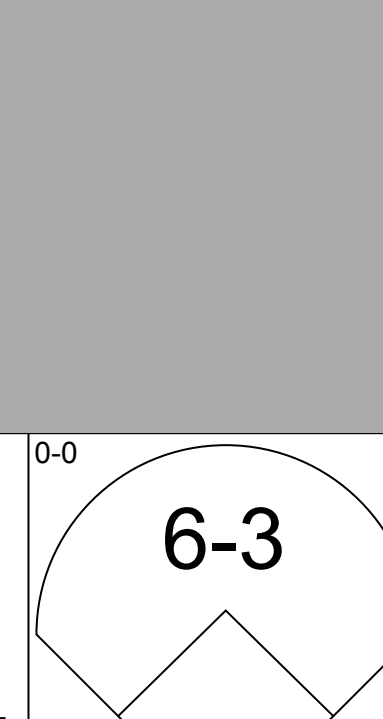
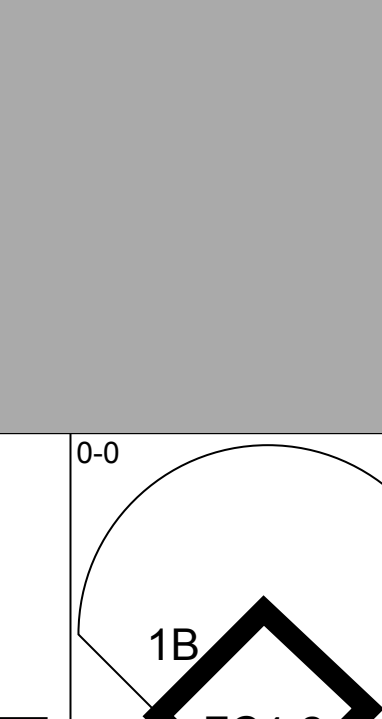
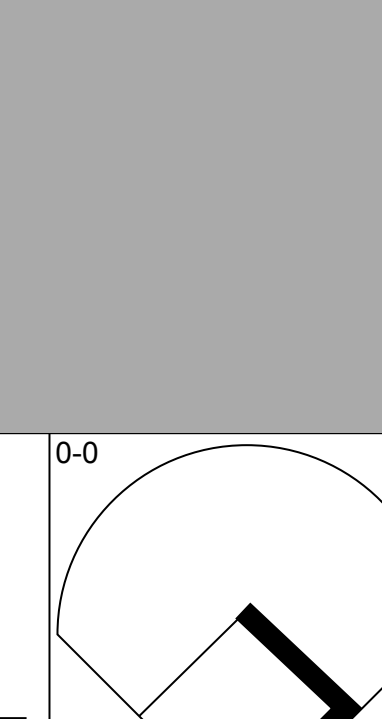
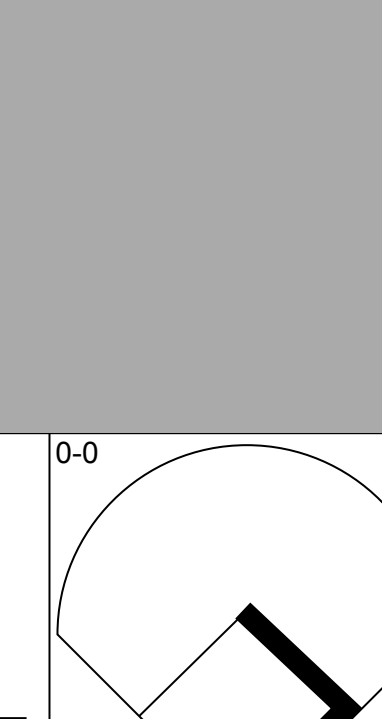
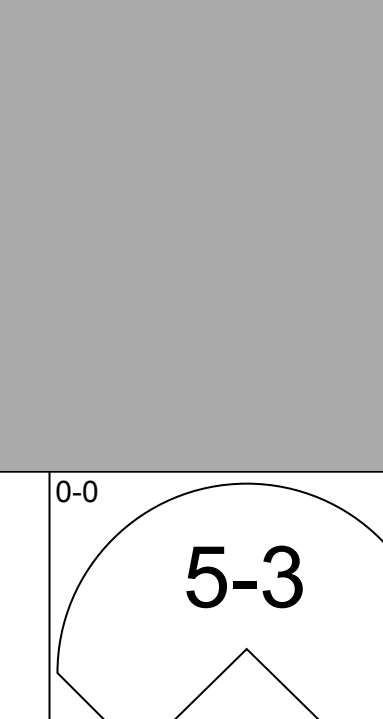
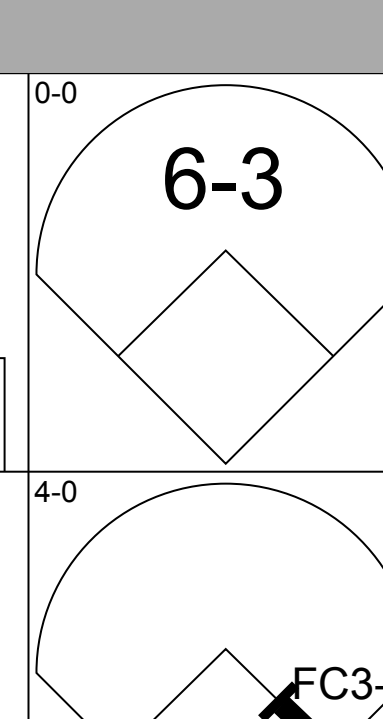
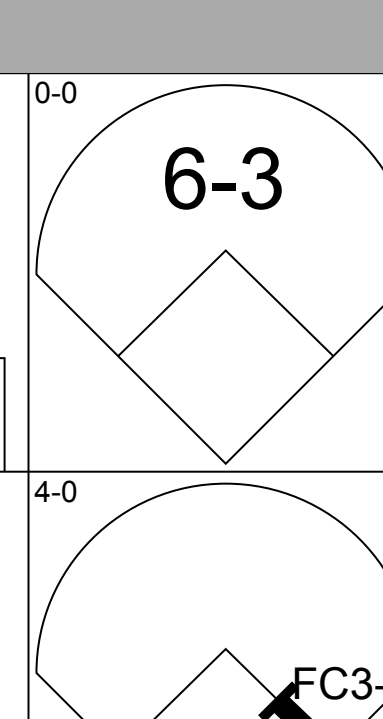
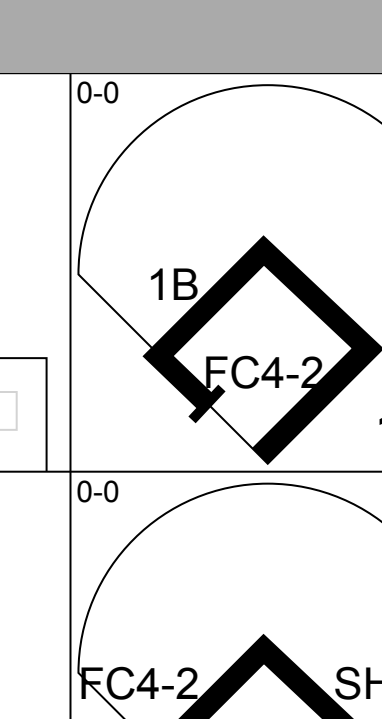
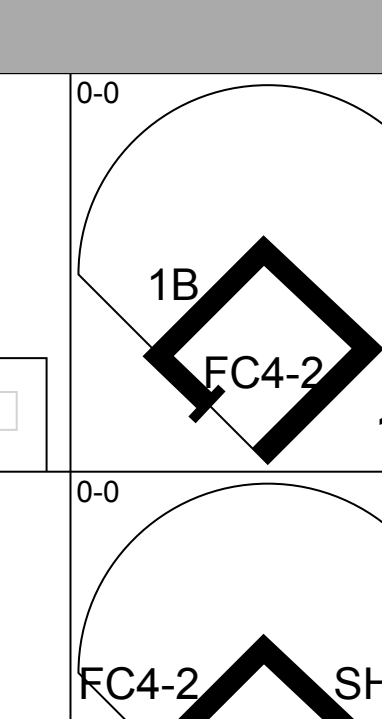
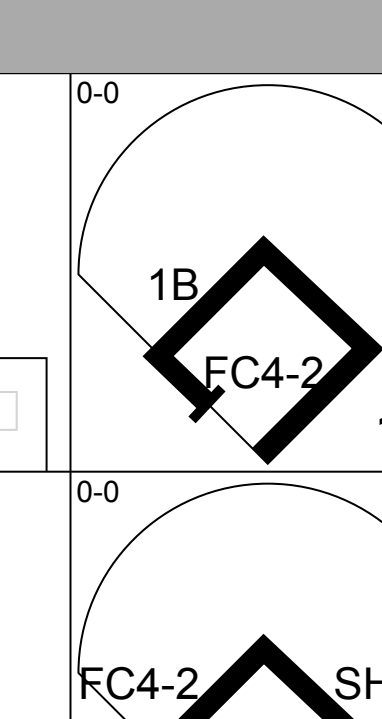
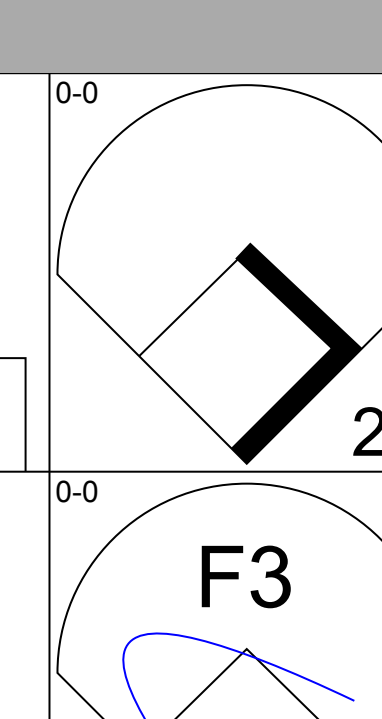
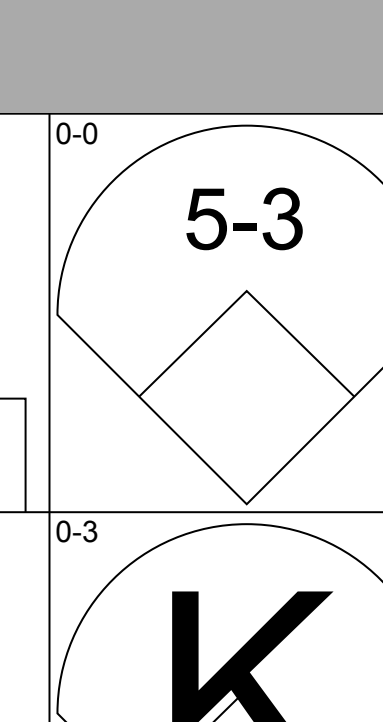
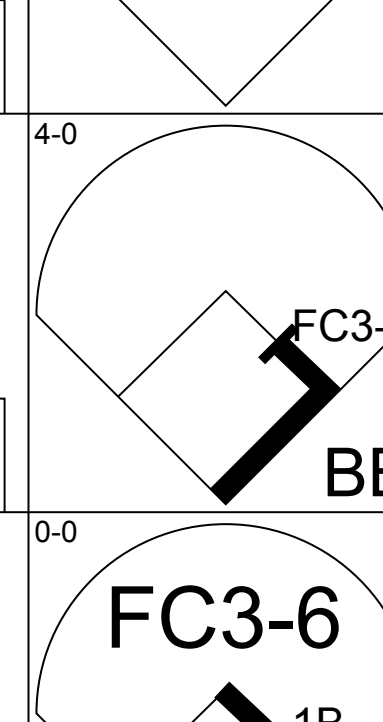
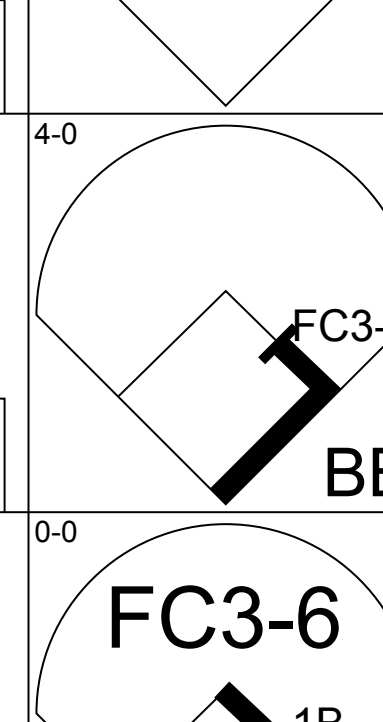
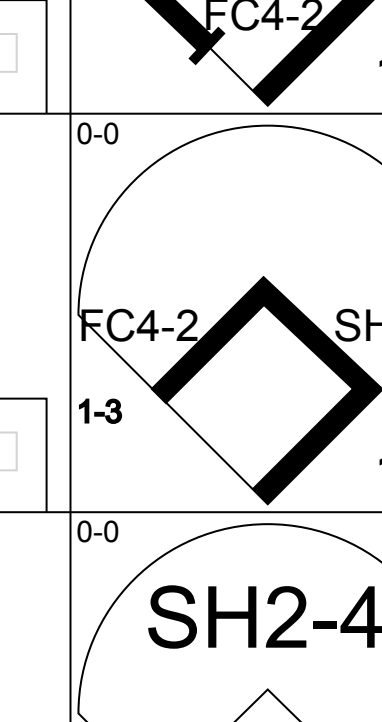
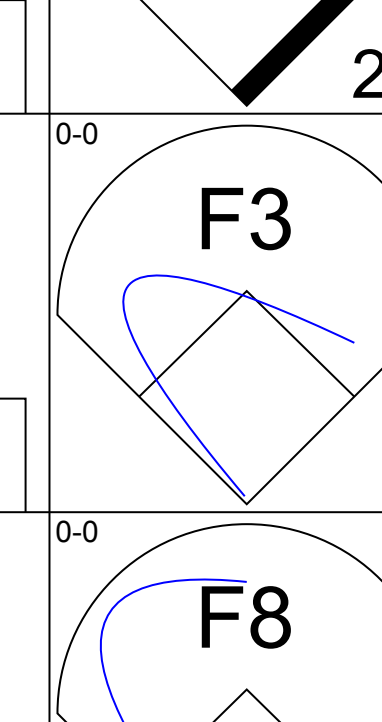


Batter	1	2	3	4	5	6	7	8	9	AB	R	H	RBI	BB	SO	LOB	TOP						
Frank Taveras, R OBP: 0.317, SLG: 0.322 (1, 6)										4	0	0	0	0	1	2							
Elliott Maddox, R OBP: 0.397, SLG: 0.324 (1, 5)										4	0	0	0	0	0	1							
Steve Henderson, R OBP: 0.383, SLG: 0.411 (1, 7)										4	0	1	0	0	1	0							
John Stearns, R OBP: 0.357, SLG: 0.395 (7, 2)										4	0	1	0	0	0	1							
Joel Youngblood, R OBP: 0.316, SLG: 0.376 (1, 9)										4	0	0	0	0	1	1							
Jerry Morales, R OBP: 0.280, SLG: 0.292 (1, 8)										3	0	2	0	0	0	0							
Alex Trevino, R OBP: 0.334, SLG: 0.338 Jeff Reardon, R (7, 1)										3	0	1	0	0	1	1							
Doug Flynn, R OBP: 0.272, SLG: 0.252 (1, 4)										3	0	1	0	0	0	3							
Craig Swan, R OBP: 0.345, SLG: 0.240 Dan Norman, R OBP: 0.196, SLG: 0.304 Tom Hausman, R OBP: 0.278, SLG: 0.161 (5, PH) (5, 1) (7, 3)										1	0	0	0	0	0	0							
										1	0	0	0	0	0	1							
										0	0	0	0	0	0	0							
										0	0	0	0	1	0	0							
										0	0	0	0	1	0	0							
										0	0	0	0	1	0	0							
										0	0	0	0	1	0	0							
<b>Inning Stats</b>	R: 0 E: 0 K: 2 S: 7	H: 0 LOB: 0 BB: 0 P: 7	R: 0 E: 0 K: 1 S: 7	H: 2 LOB: 2 BB: 0 P: 7	R: 0 E: 0 K: 0 S: 3	H: 0 LOB: 0 BB: 0 P: 3	R: 0 E: 0 K: 0 S: 3	H: 0 LOB: 0 BB: 0 P: 3	R: 0 E: 0 K: 1 S: 4	H: 1 LOB: 1 BB: 0 P: 4	R: 0 E: 0 K: 0 S: 4	H: 1 LOB: 1 BB: 0 P: 4	R: 0 E: 0 K: 1 S: 5	H: 0 LOB: 0 BB: 0 P: 5	R: 0 E: 0 K: 0 S: 3	H: 1 LOB: 1 BB: 1 P: 7	R: 0 E: 0 K: 0 S: 3	H: 1 LOB: 0 BB: 0 P: 3	1B: 6 2B: 0 3B: 0 HR: 0	SF: 0 SAC: 0 DP: 2 HBP: 0	WP: 0 PB: 0 SB: 0 CS: 0	PA: 32	
<b>PITCHER</b> Jerry Reuss, L ERA: 2.08 (1, 1)	IP: 9.0 WLS: W BF: 32 H: 6 R: 0 ER: 0 SO: 4 BB: 1 IBB: 0 HBP: 0 BLK: 0 WP: 0 HR: 0 S: 39 P: 43 ERA: 0.00 WHIP: 0.778											<b>PITCHER</b>	IP: 9.0 WLS: W BF: 32 H: 6 R: 0 ER: 0 SO: 4 BB: 1 IBB: 0 HBP: 0 BLK: 0 WP: 0 HR: 0 S: 39 P: 43 ERA: 0.00 WHIP: 0.778										

New York Mets @ Los Angeles Dodgers  
Dodger Stadium, Los Angeles, CA  
Sat Jun 21 1980, 7:05 PM PDT  
Att: 41,605 - Unknown

AB	31
R	0
H	6
RBI	0
BB	1
SO	4
LOB	10



Batter	1	2	3	4	5	6	7	8	9	AB	R	H	RBI	BB	SO	LOB	BOTTOM						
Rudy Law, L OBP: 0.306, SLG: 0.310 (1, 8)										5	0	3	0	0	0	3							
Davey Lopes, R OBP: 0.320, SLG: 0.306 (1, 4)										5	1	1	0	0	2	5							
Jay Johnstone, L OBP: 0.389, SLG: 0.408 (1, 9)										4	2	1	0	0	1	2							
Steve Garvey, R OBP: 0.318, SLG: 0.485 (1, 3)										4	1	1	3	0	2	1							
Dusty Baker Jr., R OBP: 0.326, SLG: 0.575 (1, 7)										4	1	3	2	0	0	0							
Ron Cey, R OBP: 0.350, SLG: 0.433 (1, 5)										4	0	1	0	0	0	2							
Bill Russell, R OBP: 0.313, SLG: 0.391 (1, 6)										4	0	2	0	0	0	1							
Mike Scioscia, L OBP: 0.358, SLG: 0.400 (1, 2)										3	0	1	0	1	0	1							
Jerry Reuss, L OBP: 0.154, SLG: 0.125 (1, 1)										3	0	0	0	0	1	2							
<b>Inning Stats</b>	R: 3 E: 1 K: 0 S: 7	H: 4 LOB: 1 BB: 0 P: 7	R: 0 E: 0 K: 1 S: 5	H: 1 LOB: 0 BB: 0 P: 5	R: 1 E: 0 K: 1 S: 7	H: 2 LOB: 1 BB: 0 P: 7	R: 0 E: 0 K: 0 S: 4	H: 1 LOB: 2 BB: 1 P: 8	R: 0 E: 0 K: 2 S: 8	H: 1 LOB: 1 BB: 0 P: 8	R: 0 E: 0 K: 1 S: 7	H: 2 LOB: 0 BB: 0 P: 7	R: 1 E: 0 K: 1 S: 6	H: 1 LOB: 0 BB: 0 P: 6	R: 0 E: 0 K: 0 S: 4	H: 1 LOB: 1 BB: 0 P: 4	R: 0 E: 0 K: 0 S: 4	H: 1 LOB: 1 BB: 0 P: 4	1B: 9 2B: 2 3B: 0 HR: 2	SF: 0 SAC: 1 DP: 0 HBP: 0	WP: 0 PB: 0 SB: 2 CS: 1	PA: 38	
<b>PITCHER</b> Craig Swan, R ERA: 2.55 Tom Hausman, R ERA: 3.79 Jeff Reardon, R ERA: 3.41 (1, 1) (5, 1) (7, 1)	IP: 4.0 WLS: L BF: 21 H: 8 R: 4 ER: 4 SO: 2 BB: 4 IBB: 0 HBP: 0 BLK: 0 WP: 0 HR: 1 S: 23 P: 27 ERA: 9.00 WHIP: 2.250											<b>PITCHER</b>	IP: 4.0 WLS: L BF: 21 H: 8 R: 4 ER: 4 SO: 2 BB: 4 IBB: 0 HBP: 0 BLK: 0 WP: 0 HR: 1 S: 23 P: 27 ERA: 9.00 WHIP: 2.250										

New York Mets @ Los Angeles Dodgers  
Dodger Stadium, Los Angeles, CA  
Sat Jun 21 1980, 7:05 PM PDT  
Att: 41,605 - Unknown

AB	36
R	5
H	13
RBI	5
BB	1
SO	6
LOB	17


















Batter	1	2	3	4	5	6	7	8	9	AB	R	H	RBI	BB	SO	LOB	TOP									
<b>Davey Lopes, R</b> OBP: 0.321, SLG: 0.314 (1, 4)	5-3	1B		E3		6-3	BB	F9		5	0	1	0	1	0	3										
<b>Rudy Law, L</b> OBP: 0.313, SLG: 0.313 (1, 8)	2B	1B		4-3		1B	F8		1B	5	2	3	0	1	0	3										
<b>Jay Johnstone, L</b> OBP: 0.400, SLG: 0.419 <b>Derrel Thomas, S</b> OBP: 0.313, SLG: 0.333 (8, PR) (8, 9)	1B	2B		1B		F8		FC6-5	1B	4	1	3	1	0	0	1										
<b>Steve Garvey, R</b> OBP: 0.319, SLG: 0.471 <b>Pedro Guerrero, R</b> OBP: 0.500, SLG: 0.750 (9, PR) (9, 3)	1B			K		FC5-4		FC6-5	1B	5	2	2	3	1	1	3										
<b>Dusty Baker Jr., R</b> OBP: 0.335, SLG: 0.574 (1, 7)	1B			E		4-3		F8	1B	6	1	5	0	0	0	1										
<b>Ron Cey, R</b> OBP: 0.343, SLG: 0.411 (1, 5)	F5			F4		6-3		E5	1B	6	1	1	1	0	0	7										
<b>Bill Russell, R</b> OBP: 0.318, SLG: 0.401 (1, 6)	K			E5		4-3		6-3	1B	6	0	1	1	0	2	8										
<b>Steve Yeager, R</b> OBP: 0.290, SLG: 0.250 (1, 2)		F5		F8		F8		F8		5	1	1	3	0	0	5										
<b>Bob Welch, R</b> OBP: 0.182, SLG: 0.182 <b>Reggie Smith, S</b> OBP: 0.404, SLG: 0.548 <b>Bobby Castillo, R</b> OBP: 0.250, SLG: 0.250 (8, PH) (8, 1)	4-3			K		F2		HR	1B	4	0	1	0	0	1	0										
<b>Inning Stats</b>	R: 2 E: 0 K: 1 S: 9	H: 4 LOB: 2 BB: 0 P: 9	R: 0 E: 0 K: 0 S: 4	H: 2 LOB: 2 BB: 1 P: 8	R: 0 E: 1 K: 1 S: 7	H: 1 LOB: 2 BB: 0 P: 7	R: 0 E: 1 K: 1 S: 6	H: 0 LOB: 2 BB: 0 P: 7	R: 0 E: 0 K: 0 S: 4	H: 1 LOB: 1 BB: 0 P: 4	R: 0 E: 0 K: 0 S: 4	H: 1 LOB: 1 BB: 0 P: 4	R: 3 E: 1 K: 0 S: 6	H: 2 LOB: 2 BB: 2 P: 14	R: 2 E: 0 K: 0 S: 7	H: 4 LOB: 3 BB: 1 P: 11	R: 2 E: 0 K: 1 S: 8	H: 4 LOB: 2 BB: 0 P: 8	1B: 14 2B: 4 3B: 0 HR: 1	SF: 0 SAC: 0 DP: 1 HBP: 1	WP: 0 PB: 0 SB: 4 CS: 0	PA: 52				
<b>PITCHER</b>	IP	WLS	BF	H	R	ER	SO	BB	IBB	HBP	BLK	WP	HR	S	P	ERA	WHIP									
<b>Ken Forsch, R</b> ERA: 3.28 <b>Dave Smith, R</b> ERA: 2.35 <b>Vern Ruhle, R</b> ERA: 2.79	(1, 1)	6.2	L	37	11	5	2	3	3	0	1	0	0	1	39	52	2.70	2.100								
(7, 1)	1.1		9	4	2	2	0	1	0	0	0	0	0	8	12	13.50	3.750									
(9, 1)	1.0		6	4	2	2	1	0	0	0	0	0	0	8	8	18.00	4.000									

**Los Angeles Dodgers @ Houston Astros**  
Astrodome, Houston, TX  
Wed Jun 25 1980, 8:05 PM EDT  
Att: 34,416 - Unknown

AB 47  
R 9  
H 19  
RBI 9  
BB 4  
SO 4  
LOB 31



Batter	1	2	3	4	5	6	7	8	9	AB	R	H	RBI	BB	SO	LOB	BOTTOM								
<b>Rafael Landestoy, S</b> OBP: 0.300, SLG: 0.368 (1, 6)	F7	1B					5-3		3-1	5	0	1	0	0	0	0									
<b>Terry Puhl, L</b> OBP: 0.356, SLG: 0.437 (1, 8)	F8			F2			4-3		K	5	0	0	0	0	1	0									
<b>Joe Morgan, L</b> OBP: 0.353, SLG: 0.383 (1, 4)	BB			1B			1B		BB	2	0	2	0	2	0	0									
<b>Jose Cruz, L</b> OBP: 0.362, SLG: 0.407 (1, 7)	K			PO			F8		1B	4	0	2	0	0	1	2									
<b>Denny Walling, L</b> OBP: 0.411, SLG: 0.423 (1, 9)		4-3		PO			4-3		4-3	4	0	2	0	0	0	2									
<b>Enos Cabell, R</b> OBP: 0.298, SLG: 0.332 (1, 5)		1B					4-3		4-3	4	1	2	0	0	0	1									
<b>Art Howe, R</b> OBP: 0.323, SLG: 0.405 (1, 3)		1B		K			1-3		F7	4	0	1	0	0	1	3									
<b>Alan Ashby, S</b> OBP: 0.327, SLG: 0.345 <b>Vern Ruhle, R</b> OBP: 0.333, SLG: 0.357 (9, 1)		2B		G3			1B		F9	3	1	1	1	1	0	2									
<b>Ken Forsch, R</b> OBP: 0.293, SLG: 0.366 <b>Dave Smith, R</b> OBP: 0.500, SLG: 0.143 (9, 2)		1B		K			K		1-3	3	0	1	1	0	2	4									
<b>Inning Stats</b>	R: 0 E: 0 K: 1 S: 5	H: 0 LOB: 1 BB: 1 P: 9	R: 2 E: 0 K: 0 S: 6	H: 5 LOB: 2 BB: 0 P: 6	R: 0 E: 0 K: 2 S: 9	H: 2 LOB: 2 BB: 0 P: 9	R: 0 E: 0 K: 2 S: 9	H: 2 LOB: 2 BB: 0 P: 9	R: 0 E: 0 K: 1 S: 6	H: 1 LOB: 2 BB: 1 P: 10	R: 0 E: 0 K: 0 S: 4	H: 1 LOB: 2 BB: 1 P: 8	R: 0 E: 0 K: 0 S: 3	H: 0 LOB: 0 BB: 0 P: 3	R: 0 E: 0 K: 1 S: 5	H: 0 LOB: 0 BB: 0 P: 5	1B: 10 2B: 2 3B: 0 HR: 0	SF: 0 SAC: 0 DP: 0 HBP: 0	WP: 0 PB: 0 SB: 0 CS: 0	PA: 39					
<b>PITCHER</b>	IP	WLS	BF	H	R	ER	SO	BB	IBB	HBP	BLK	WP	HR	S	P	ERA	WHIP								
<b>Bob Welch, R</b> ERA: 2.16 <b>Bobby Castillo, R</b> ERA: 2.95	(1, 1)	7.0	W	32	12	2	2	4	2	1	0	0	0	8	49	0.00	0.000								
(8, 1)	2.0		6	0	0	0	1	0	0	0	0	0	0	8	8	0.00	0.000								

**Los Angeles Dodgers @ Houston Astros**  
Astrodome, Houston, TX  
Wed Jun 25 1980, 8:05 PM EDT  
Att: 34,416 - Unknown

AB 35  
R 2  
H 12  
RBI 2  
BB 3  
SO 5  
LOB 14





Batter	1	2	3	4	5	6	7	8	9	AB	R	H	RBI	BB	SO	LOB	TOP							
Davey Lopes, R OBP: 0.325, SLG: 0.327 (1, 4)										5	2	3	0	0	1	0	<b>Los Angeles Dodgers @ San Francisco Giants</b> Candlestick Park, San Francisco, CA Fri Jun 27 1980, 10:05 PM EDT Att: 20,285 - Unknown							
Rudy Law, L OBP: 0.319, SLG: 0.324 (1, 8)										5	1	3	2	0	0	0								
Reggie Smith, S OBP: 0.402, SLG: 0.543 Pedro Guerrero, R OBP: 0.484, SLG: 0.724 Derrel Thomas, S OBP: 0.313, SLG: 0.333 (1, 9)										4	1	1	1	0	1	1								
Steve Garvey, R OBP: 0.320, SLG: 0.481 (1, 3)										5	2	2	1	0	0	2								
Dusty Baker Jr., R OBP: 0.332, SLG: 0.579 (1, 7)										5	1	1	3	0	0	2								
Ron Cey, R OBP: 0.344, SLG: 0.419 (1, 5)										5	1	2	0	0	1	0								
Bill Russell, R OBP: 0.323, SLG: 0.405 (1, 6)										5	0	3	1	0	0	1								
Steve Yeager, R OBP: 0.305, SLG: 0.272 (1, 2)										4	0	2	0	1	0	1								
Jerry Reuss, L OBP: 0.133, SLG: 0.107 (1, 1)										4	0	0	0	0	1	6								
<b>Inning Stats</b>	R: 1 E: 0 K: 1 S: 6	H: 2 LOB: 0 BB: 0 P: 6	R: 0 E: 0 K: 0 S: 4	H: 1 LOB: 2 BB: 1 P: 8	R: 1 E: 0 K: 0 S: 4	H: 1 LOB: 0 BB: 0 P: 4	R: 0 E: 0 K: 1 S: 6	H: 1 LOB: 1 BB: 0 P: 6	R: 5 E: 1 K: 2 S: 14	H: 7 LOB: 2 BB: 0 P: 14	R: 0 E: 0 K: 0 S: 3	H: 0 LOB: 0 BB: 0 P: 3	R: 1 E: 0 K: 0 S: 6	H: 3 LOB: 2 BB: 0 P: 6	R: 0 E: 0 K: 0 S: 5	H: 2 LOB: 2 BB: 0 P: 5		R: 0 E: 0 K: 0 S: 3	H: 0 LOB: 0 BB: 0 P: 3	1B: 10 2B: 4 3B: 1 HR: 2	SF: 0 SAC: 0 DP: 0 HBP: 0	WP: 0 PB: 0 SB: 1 CS: 1	PA: 44	
<b>PITCHER</b>	IP WLS BF H R ER SO BB IBB HBP BLK WP HR S P ERA WHIP	4.2 L 24 10 7 6 4 0 1 0 0 0 1 31 35 11.57 2.143	5.1 6 2 0 0 0 0 0 0 0 0 0 0 6 6 0.00 1.500	7.1 14 5 1 1 0 0 0 0 0 0 0 1 14 14 3.00 1.667																				

AB	43
R	8
H	17
RBI	8
BB	1
SO	4
LOB	15



Batter	1	2	3	4	5	6	7	8	9	AB	R	H	RBI	BB	SO	LOB	BOTTOM							
Bill North, S OBP: 0.367, SLG: 0.293 (1, 8)										4	0	0	0	0	0	0	<b>Los Angeles Dodgers @ San Francisco Giants</b> Candlestick Park, San Francisco, CA Fri Jun 27 1980, 10:05 PM EDT Att: 20,285 - Unknown							
Darrell Evans, L OBP: 0.337, SLG: 0.372 (1, 5)										3	0	0	0	0	0	0								
Jack Clark, R OBP: 0.373, SLG: 0.556 Jim Wohlford, R OBP: 0.252, SLG: 0.308 (1, 9)										2	0	0	0	0	0	0								
Rich Murray, R OBP: 0.293, SLG: 0.375 (1, 3)										3	0	0	0	0	0	1								
Larry Herndon, R OBP: 0.272, SLG: 0.350 (1, 7)										3	0	0	0	0	0	0								
Joe Strain, R OBP: 0.336, SLG: 0.345 (1, 4)										3	0	0	0	0	0	0								
Johnnie LetMaster, R OBP: 0.247, SLG: 0.345 (1, 6)										3	0	0	0	0	0	0								
Mike Sadek, R OBP: 0.390, SLG: 0.324 (1, 2)										3	0	0	0	0	2	0								
Vida Blue, S OBP: 0.152, SLG: 0.136 Tom Griffin, R (5, 1)										1	0	0	0	0	0	0								
Terry Whitfield, L OBP: 0.297, SLG: 0.326 Gary Lavelle, S (7, 1)										1	0	0	0	0	0	0								
Rennie Stennett, R OBP: 0.275, SLG: 0.355 (9, PH)										1	0	0	0	0	0	0								
<b>Inning Stats</b>	R: 0 E: 1 K: 0 S: 4	H: 0 LOB: 1 BB: 0 P: 4	R: 0 E: 0 K: 0 S: 3	H: 0 LOB: 0 BB: 0 P: 3	R: 0 E: 0 K: 0 S: 3	H: 0 LOB: 0 BB: 0 P: 3	R: 0 E: 0 K: 1 S: 5	H: 0 LOB: 0 BB: 0 P: 5	R: 0 E: 0 K: 0 S: 3	H: 0 LOB: 0 BB: 0 P: 3	R: 0 E: 0 K: 0 S: 3	H: 0 LOB: 0 BB: 0 P: 3	R: 0 E: 0 K: 0 S: 3	H: 0 LOB: 0 BB: 0 P: 3	R: 0 E: 0 K: 0 S: 3	H: 0 LOB: 0 BB: 0 P: 3	1B: 0 2B: 0 3B: 0 HR: 0	SF: 0 SAC: 0 DP: 0 HBP: 0	WP: 0 PB: 0 SB: 0 CS: 0	PA: 28				
<b>PITCHER</b>	IP WLS BF H R ER SO BB IBB HBP BLK WP HR S P ERA WHIP	9.0 W 28 0 0 0 2 0 0 0 0 0 0 32 32 0.00 0.000																						





Batter	1	2	3	4	5	6	7	8	9	10	11	AB	R	H	RBI	BB	SO	LOB	TOP													
Davey Lopes, R OBP: 0.326, SLG: 0.322 (1, 4)	F9	BB			6-3		K		F9	IBB		4	0	0	0	2	1	1														
Rudy Law, L OBP: 0.325, SLG: 0.324 (1, 8)												3	1	1	0	1	0	3														
Steve Yeager, R OBP: 0.302, SLG: 0.269 (10, PH)	1B	L4			4-3		S		BB	K		1	0	0	0	0	1	3														
Reggie Smith, S OBP: 0.408, SLG: 0.556 (1, 9)	CS	1B					F8					4	1	2	2	1	0	1														
Steve Garvey, R OBP: 0.317, SLG: 0.472 (1, 3)					5-3		L4					5	0	0	0	1	2	5														
Dusty Baker Jr., R OBP: 0.328, SLG: 0.569 (1, 7)	K				1-3							6	0	1	0	0	1	2														
Ron Cey, R OBP: 0.343, SLG: 0.416 (1, 5)												4	0	1	0	0	2	0														
Steve Howe, L OBP: 0.167, SLG: 0.167 (8, 1)					F8							0	0	0	0	0	0	0														
Pedro Guerrero, R OBP: 0.500, SLG: 0.724 (10, PH)												0	1	0	0	1	0	0														
Gary Thomasson, L OBP: 0.352, SLG: 0.267 (10, 8)												0	0	0	0	0	0	0														
Bill Russell, R OBP: 0.321, SLG: 0.401 (1, 6)												5	0	1	0	0	1	3														
Joe Ferguson, R OBP: 0.329, SLG: 0.250 (1, 2)												4	0	0	0	1	1	3														
Bobby Castillo, R OBP: 0.250, SLG: 0.250 (10, 1)					F3							0	0	0	0	0	0	0														
Rick Sutcliffe, L OBP: 0.176, SLG: 0.176 (10, 1)												0	0	0	0	0	0	0														
Dave Goltz, R OBP: 0.279, SLG: 0.125 (1, 1)												2	0	0	0	1	2	2														
Derrel Thomas, S OBP: 0.319, SLG: 0.349 (8, 5)												1	0	1	1	0	0	0														
<b>Inning Stats</b>	R: 1 E: 0 K: 1 S: 5	H: 1 LOB: 2 BB: 2 P: 13	R: 0 E: 0 K: 2 S: 8	H: 1 LOB: 3 BB: 2 P: 16	R: 1 E: 0 K: 0 S: 4	H: 1 LOB: 0 BB: 0 P: 4	R: 0 E: 0 K: 2 S: 7	H: 0 LOB: 0 BB: 0 P: 7	R: 0 E: 0 K: 1 S: 7	H: 2 LOB: 2 BB: 0 P: 7	R: 0 E: 0 K: 2 S: 8	H: 1 LOB: 1 BB: 0 P: 8	R: 0 E: 0 K: 1 S: 5	H: 0 LOB: 0 BB: 0 P: 5	R: 0 E: 1 K: 1 S: 6	H: 0 LOB: 3 BB: 1 P: 11	R: 1 E: 0 K: 1 S: 6	H: 1 LOB: 3 BB: 3 P: 18	R: 0 E: 0 K: 0 S: 3	H: 0 LOB: 0 BB: 0 P: 3	1B: 5 2B: 2 3B: 0 HR: 1	SF: 0 SAC: 1 DP: 1 HBP: 2	WP: 0 PB: 0 SB: 2 CS: 1	PA: 50								
<b>PITCHER</b>	IP ERA	WLS BF	H R	ER SO	BB IBB	HBP BLK	WP HR	S P	ERA WHIP	<b>PITCHER</b>											IP ERA WHIP											
John Montefusco, R ERA: 3.95 (1, 1)	8.0	3	0	0	0	0	0	0	0.00												34	1.250										
Greg Minton, R ERA: 3.27 (9, 1)	0.2	3	0	0	0	0	0	3	0.00												3	0.000										
Al Holland, L ERA: 1.23 (9, 1)	1.1	10	1	1	2	2	1	9	6.75												26	2.250										
Tom Griffin, R ERA: 4.84 (11, 1)	1.0	W	3	0	0	0	0	3	0.00												3	0.000										

Los Angeles Dodgers @ San Francisco Giants  
Candlestick Park, San Francisco, CA  
Sat Jun 28 1980, 6:33 AM EDT  
Att: 25,145 - Unknown

livebaseballscores.com

AB 39  
R 3  
H 7  
RBI 3  
BB 8  
SO 11  
LOB 23




Batter	1	2	3	4	5	6	7	8	9	10	11	AB	R	H	RBI	BB	SO	LOB	BOTTOM												
Bill North, S OBP: 0.369, SLG: 0.298 (1, 8)												4	1	2	0	0	1	1													
Willie McCovey, L OBP: 0.279, SLG: 0.290 (10, PH)												0	0	0	0	1	0	0													
Roger Metzger, S OBP: 0.130, SLG: 0.048 (10, PR)												0	0	0	0	0	0	0													
Tom Griffin, R (11, 1)												0	0	0	0	0	0	0													
Max Venable, L OBP: 0.333, SLG: 0.333 (1, 9)												3	0	1	0	0	1	0													
Jim Wohlford, R OBP: 0.265, SLG: 0.315 (9, PH)												1	1	1	0	1	0	0													
Larry Herndon, R OBP: 0.276, SLG: 0.353 (1, 7)												4	0	2	1	0	1	1													
Darrell Evans, L OBP: 0.334, SLG: 0.369 (1, 5)												5	0	1	1	0	0	3													
Mitt May, L OBP: 0.328, SLG: 0.359 (1, 2)												5	0	0	0	0	0	3													
Rennie Stennett, R OBP: 0.279, SLG: 0.353 (1, 4)												4	0	1	0	1	1	2													
Rich Murray, R OBP: 0.288, SLG: 0.355 (1, 3)												4	1	0	0	1	1	3													
Johnnie LeMaster, R OBP: 0.246, SLG: 0.342 (1, 6)												5	0	1	0	0	1	0													
John Montefusco, R ERA: 3.95 (1, 1)	7.0	3	1	1	2	0	1	0	1.29												34	1.857									
Steve Howe, L ERA: 2.36 (8, 1)	2.0	10	3	1	1	0	1	13	4.50												17	1.500									
Bobby Castillo, R ERA: 3.15 (10, 1)	0.1	3	1	1	0	1	0	2	27.00												6	6.000									
Rick Sutcliffe, R ERA: 5.88 (10, 1)	1.1	L	8	2	1	1	0	6	6.75												14	3.000									
<b>Inning Stats</b>	R: 1 E: 0 K: 0 S: 4	H: 2 LOB: 0 BB: 0 P: 4	R: 0 E: 0 K: 0 S: 3	H: 1 LOB: 0 BB: 0 P: 3	R: 0 E: 0 K: 1 S: 5	H: 0 LOB: 0 BB: 0 P: 5	R: 0 E: 0 K: 1 S: 5	H: 0 LOB: 0 BB: 0 P: 5	R: 0 E: 0 K: 1 S: 5	H: 1 LOB: 1 BB: 0 P: 6	R: 0 E: 0 K: 1 S: 6	H: 2 LOB: 2 BB: 1 P: 11	R: 1 E: 0 K: 0 S: 4	H: 1 LOB: 1 BB: 2 P: 12	R: 1 E: 0 K: 0 S: 4	H: 2 LOB: 2 BB: 1 P: 8	1B: 12 2B: 0 3B: 0 HR: 0	SF: 1 SAC: 0 DP: 2 HBP: 0	WP: 1 PB: 0 SB: 0 CS: 1	PA: 46											
<b>PITCHER</b>	IP ERA WHIP	WLS BF	H R	ER SO	BB IBB	HBP BLK	WP HR	S P	ERA WHIP	<b>PITCHER</b>											IP ERA WHIP										
Dave Goltz, R ERA: 5.31 (1, 1)	7.0	3	1	1	2	0	1	0	1.29												34	1.857									
Steve Howe, L ERA: 2.36 (8, 1)	2.0	10	3	1	1	0	1	13	4.50												17	1.500									
Bobby Castillo, R ERA: 3.15 (10, 1)	0.1	3	1	1	0	1	0	2	27.00												6	6.000									
Rick Sutcliffe, R ERA: 5.88 (10, 1)	1.1	L	8	2	1	1	0	6	6.75												14	3.000									

Los Angeles Dodgers @ San Francisco Giants  
Candlestick Park, San Francisco, CA  
Sat Jun 28 1980, 6:33 AM EDT  
Att: 25,145 - Unknown

livebaseballscores.com

AB 40  
R 4  
H 12  
RBI 3  
BB 4  
SO 7  
LOB 13





Batter	1	2	3	4	5	6	7	8	9	AB	R	H	RBI	BB	SO	LOB	TOP			
Davey Lopes, R OBP: 0.328, SLG: 0.336 (1, 4)										4	2	2	1	0	0	0	Los Angeles Dodgers @ San Francisco Giants Candlestick Park, San Francisco, CA Sun Jun 29 1980, 6:33 AM EDT Unknown			
Derrel Thomas, S OBP: 0.311, SLG: 0.339 (1, 8)										3	0	0	0	0	0	0				
Dusty Baker Jr., R OBP: 0.327, SLG: 0.563 (1, 7)										4	0	1	0	0	1	1				
Steve Garvey, R OBP: 0.316, SLG: 0.469 (1, 3)										4	0	1	1	0	0	0				
Ron Cey, R OBP: 0.341, SLG: 0.425 (1, 5)										4	1	1	1	0	0	1				
Pedro Guerrero, R OBP: 0.500, SLG: 0.688 Bobby Castillo, R OBP: 0.250, SLG: 0.250 (9, 1)										3	0	1	0	1	0	0				
Bill Russell, R OBP: 0.316, SLG: 0.395 (1, 6)										4	0	0	0	0	0	2				
Steve Yeager, R OBP: 0.303, SLG: 0.263 (1, 2)										2	0	0	0	1	2	0				
Don Sutton, R OBP: 0.040, SLG: 0.040 Reggie Smith, S OBP: 0.408, SLG: 0.556 (9, 9)										3	0	0	0	0	1	2				
										0	0	0	0	0	0	0				
<b>Inning Stats</b>	R: 1 E: 0 K: 0 S: 4	H: 1 LOB: 0 BB: 0 P: 4	R: 0 E: 0 K: 0 S: 3	H: 0 LOB: 2 BB: 2 P: 11	R: 1 E: 0 K: 1 S: 7	H: 2 LOB: 1 BB: 0 P: 7	R: 0 E: 0 K: 1 S: 5	H: 0 LOB: 0 BB: 0 P: 5	R: 0 E: 0 K: 1 S: 5	H: 1 LOB: 0 BB: 0 P: 4	R: 0 E: 0 K: 1 S: 5	H: 0 LOB: 0 BB: 0 P: 5	R: 0 E: 0 K: 0 S: 3	H: 1 LOB: 1 BB: 0 P: 3	R: 0 E: 0 K: 0 S: 4	H: 1 LOB: 1 BB: 0 P: 4	1B: 4 2B: 0 3B: 0 HR: 2	SF: 0 SAC: 1 DP: 0 HBP: 0	WP: 0 PB: 0 SB: 0 CS: 0	PA: 34
<b>PITCHER</b> Bob Knepper, L ERA: 4.19 (1, 1)	IP: 9.0 WLS: W BF: 35 H: 6 R: 3 ER: 3 SO: 4 BB: 1 IBB: 1 HBP: 0 BLK: 0 WP: 0 HR: 2 S: 40 P: 48 ERA: 3.00 WHIP: 0.778															<b>PITCHER</b>				

Batter	1	2	3	4	5	6	7	8	9	AB	R	H	RBI	BB	SO	LOB	BOTTOM			
Bill North, S OBP: 0.372, SLG: 0.298 (1, 8)										3	1	1	1	1	0	0	Los Angeles Dodgers @ San Francisco Giants Candlestick Park, San Francisco, CA Sun Jun 29 1980, 6:33 AM EDT Unknown			
Max Venable, L OBP: 0.286, SLG: 0.286 (1, 9)										4	0	1	0	0	1	1				
Larry Hemdon, R OBP: 0.275, SLG: 0.351 (1, 7)										4	0	1	1	0	1	1				
Darrell Evans, L OBP: 0.338, SLG: 0.370 Joe Strain, R OBP: 0.347, SLG: 0.357 (7, 5)										2	1	1	0	0	0	0				
Mitt May, L OBP: 0.327, SLG: 0.362 (1, 2)										4	0	1	1	0	0	4				
Rennie Stennett, R OBP: 0.278, SLG: 0.350 (1, 4)										4	1	1	0	0	1	1				
Rich Murray, R OBP: 0.274, SLG: 0.338 (1, 3)										4	1	0	0	0	1	2				
Johnnie LeMaster, R OBP: 0.242, SLG: 0.336 (1, 6)										4	0	0	0	0	1	3				
Bob Knepper, L OBP: 0.167, SLG: 0.220 Willie McCovey, L OBP: 0.285, SLG: 0.306 (9, PH)										2	0	0	0	0	2	0				
										1	0	1	1	0	0	0				
<b>Inning Stats</b>	R: 0 E: 0 K: 1 S: 5	H: 0 LOB: 0 BB: 0 P: 5	R: 0 E: 0 K: 1 S: 5	H: 0 LOB: 0 BB: 0 P: 5	R: 2 E: 1 K: 0 S: 7	H: 3 LOB: 3 BB: 0 P: 8	R: 0 E: 0 K: 0 S: 3	H: 0 LOB: 0 BB: 0 P: 3	R: 0 E: 0 K: 2 S: 7	H: 2 LOB: 1 BB: 0 P: 7	R: 0 E: 0 K: 1 S: 5	H: 0 LOB: 0 BB: 0 P: 5	R: 0 E: 0 K: 0 S: 3	H: 1 LOB: 0 BB: 0 P: 3	R: 1 E: 0 K: 1 S: 6	H: 2 LOB: 1 BB: 0 P: 6	1B: 6 2B: 2 3B: 0 HR: 0	SF: 0 SAC: 1 DP: 1 HBP: 1	WP: 0 PB: 0 SB: 1 CS: 0	PA: 36
<b>PITCHER</b> Don Sutton, R ERA: 2.51 Bobby Castillo, R ERA: 3.32 (9, 1)	IP: 8.0 WLS: L BF: 4 H: 2 R: 1 ER: 1 SO: 1 BB: 0 IBB: 0 HBP: 1 BLK: 0 WP: 0 HR: 0 S: 6 P: 6 ERA: 13.50 WHIP: 3.000															<b>PITCHER</b>				




Batter	1	2	3	4	5	6	7	8	9	AB	R	H	RBI	BB	SO	LOB	TOP					
Davey Lopes, R OBP: 0.333, SLG: 0.337 (1, 4)	0-3 K		0-0 1B			4-0 1B WP BB	0-0 SH3-4		4-0 IBB	2	1	1	1	2	1	0	<b>Los Angeles Dodgers @ San Francisco Giants</b> Candlestick Park, San Francisco, CA Sun Jun 29 1980, 6:38 AM EDT Att: 50,229 - Unknown  <b>AB 31</b> <b>R 3</b> <b>H 6</b> <b>RBI 2</b> <b>BB 5</b> <b>SO 6</b> <b>LOB 18</b>					
Rudy Law, L OBP: 0.324, SLG: 0.323 Steve Yeager, R OBP: 0.300, SLG: 0.260 (1, 8) (7, 2)	0-0 1-3		0-0 F9			0-0 1-3 WP 1B	0-3 K		0-0 F7	4	0	1	0	0	1	2						
Reggie Smith, S OBP: 0.403, SLG: 0.548 Gary Thomasson, L OBP: 0.347, SLG: 0.262 Dusty Baker Jr., R OBP: 0.326, SLG: 0.561 (1, 9) (7, 9) (9, FH) (9, 7)	0-0 F4			0-3 K		0-0 1-3		0-3 K	0-0 F8	3	0	0	0	0	1	1						
Steve Garvey, R OBP: 0.319, SLG: 0.470 (1, 3)		0-0 F6		0-0 1B		0-0 F2		0-0 BB 1B		4	0	2	0	0	0	1						
Jay Johnstone, L OBP: 0.419, SLG: 0.413 (1, 7) (9, 9)		4-0 6-3 BB		0-0 F9		4-0 IBB		4-0 1-2 BB		1	0	0	0	3	0	1						
Pedro Guerrero, R OBP: 0.450, SLG: 0.611 (1, 5)		0-0 6-3 1-2		0-0 F8		0-0 F6		0-3 K		4	0	0	0	0	1	6						
Derrel Thomas, S OBP: 0.309, SLG: 0.336 (1, 6) (7, 8)		0-0 F4			0-0 F7		0-0 BLK 2B 1B		0-0 F7	4	1	1	0	0	0	3						
Mike Scioscia, L OBP: 0.357, SLG: 0.413 Bill Russell, R OBP: 0.315, SLG: 0.393 (1, 2) (7, PR) (7, 6)			0-0 G3		0-0 F9		0-0 SH1-4 1-2 SH3-4 2B		0-0 E6 SH3-4	3	0	1	1	0	0	0						
Burt Hooton, R (1, 1)			0-0 F9		0-3 K		0-0 SH1-4 2-3		0-0 SH3-4 1-2	2	0	0	0	0	1	0						
<b>Inning Stats</b>	R: 0 E: 0 K: 1 S: 5	H: 0 LOB: 0 BB: 0 P: 5	R: 0 E: 0 K: 0 S: 3	H: 0 LOB: 1 BB: 1 P: 7	R: 0 E: 0 K: 0 S: 4	H: 1 LOB: 1 BB: 0 P: 4	R: 0 E: 0 K: 1 S: 6	H: 1 LOB: 1 BB: 0 P: 6	R: 0 E: 0 K: 1 S: 5	H: 0 LOB: 0 BB: 0 P: 5	R: 1 E: 0 K: 0 S: 4	H: 1 LOB: 2 BB: 2 P: 12	R: 2 E: 0 K: 1 S: 7	H: 2 LOB: 1 BB: 0 P: 7	R: 0 E: 0 K: 2 S: 8	H: 1 LOB: 2 BB: 1 P: 12		R: 0 E: 1 K: 0 S: 4	H: 0 LOB: 2 BB: 1 P: 8	1B: 5 2B: 1 3B: 0 HR: 0	SF: 0 SAC: 3 DP: 0 HBP: 0	WP: 1 PB: 0 SB: 0 CS: 0
<b>PITCHER</b>	IP WLS BF H R ER SO BB IBB HBP BLK WP HR S P ERA WHIP	IP WLS BF H R ER SO BB IBB HBP BLK WP HR S P ERA WHIP																				
Allen Ripley, R ERA: 3.18 (1, 1)	6.0 L 26 5 3 3 3 2 1 0 0 1 0 29 41 4.50 1.167																					
Tom Griffin, R ERA: 4.44 (7, 1)	2.0 8 1 0 0 3 1 0 0 0 0 0 0 13 17 0.00 1.000																					
Gary Lavelle, L ERA: 2.86 (9, 1)	0.2 4 0 0 0 0 0 0 0 0 0 0 0 1 1 0.00 0.000																					
Greg Minton, R ERA: 3.24 (9, 1)	0.1 1 0 0 0 0 0 0 0 0 0 0 0 1 1 0.00 0.000																					

Batter	1	2	3	4	5	6	7	8	9	AB	R	H	RBI	BB	SO	LOB	BOTTOM					
Bill North, S OBP: 0.369, SLG: 0.297 Gary Lavelle, S Greg Minton, S (1, 8) (9, 1) (9, 1)	0-0 6-3		0-0 1-2 1B			0-3 K		0-0 6-3		4	0	1	0	0	1	0	<b>Los Angeles Dodgers @ San Francisco Giants</b> Candlestick Park, San Francisco, CA Sun Jun 29 1980, 6:38 AM EDT Att: 50,229 - Unknown  <b>AB 31</b> <b>R 0</b> <b>H 4</b> <b>RBI 0</b> <b>BB 0</b> <b>SO 5</b> <b>LOB 4</b>					
Joe Strain, R OBP: 0.336, SLG: 0.345 (1, 5)	0-0 L3		0-0 L6			0-0 F9			0-0 F4	4	0	0	0	0	0	2						
Max Venable, L OBP: 0.273, SLG: 0.273 (1, 9)	0-0 F9			0-0 4-3		0-0 S 1B			0-0 3-1	4	0	1	0	0	0	0						
Rich Murray, R OBP: 0.261, SLG: 0.321 (1, 3)		0-3 K		0-0 G3		0-3 K			0-0 F9	4	0	0	0	0	2	1						
Rennie Stennett, R OBP: 0.279, SLG: 0.350 (1, 4)		0-0 6-3		0-0 FC6-4 1B			0-0 5-3			3	0	1	0	0	0	0						
Larry Hemdon, R OBP: 0.271, SLG: 0.346 (1, 7) (9, 8)		0-0 1-3		0-0 FC6-4 1-2			0-0 F8			3	0	0	0	0	0	1						
Mike Sadek, R OBP: 0.364, SLG: 0.297 (1, 2)			0-0 F9		0-0 F8		0-0 F3			3	0	0	0	0	0	0						
Roger Metzger, S OBP: 0.120, SLG: 0.043 Darrell Evans, L OBP: 0.337, SLG: 0.368 Johnnie LeMaster, R OBP: 0.242, SLG: 0.356 (1, 6) (8, PH) (9, 6)			0-3 K		0-0 F4			0-0 F8		2	0	0	0	0	1	0						
Allen Ripley, R OBP: 0.125, SLG: 0.125 Tom Griffin, R Terry Whitfield, L OBP: 0.304, SLG: 0.333 (1, 1) (7, 1) (8, PH) (9, 7)			0-0 1B 1B		0-0 4-3			0-3 K		2	0	1	0	0	0	0						
<b>Inning Stats</b>	R: 0 E: 0 K: 0 S: 3	H: 0 LOB: 0 BB: 0 P: 3	R: 0 E: 0 K: 1 S: 5	H: 0 LOB: 0 BB: 0 P: 5	R: 0 E: 0 K: 1 S: 7	H: 2 LOB: 2 BB: 0 P: 7	R: 0 E: 0 K: 0 S: 4	H: 1 LOB: 1 BB: 0 P: 4	R: 0 E: 0 K: 0 S: 3	H: 0 LOB: 0 BB: 0 P: 3	R: 0 E: 0 K: 2 S: 8	H: 1 LOB: 1 BB: 0 P: 8	R: 0 E: 0 K: 0 S: 3	H: 0 LOB: 0 BB: 0 P: 3	R: 0 E: 0 K: 1 S: 5	H: 0 LOB: 0 BB: 0 P: 5		R: 0 E: 0 K: 0 S: 3	H: 0 LOB: 0 BB: 0 P: 3	1B: 4 2B: 0 3B: 0 HR: 0	SF: 0 SAC: 0 DP: 0 HBP: 0	WP: 0 PB: 0 SB: 1 CS: 0
<b>PITCHER</b>	IP WLS BF H R ER SO BB IBB HBP BLK WP HR S P ERA WHIP	IP WLS BF H R ER SO BB IBB HBP BLK WP HR S P ERA WHIP																				
Burt Hooton, R ERA: 3.17 (1, 1)	9.0 W 31 4 0 0 5 0 0 0 0 0 0 41 41 0.00 0.444																					



Batter	1	2	3	4	5	6	7	8	9	AB	R	H	RBI	BB	SO	LOB	TOP							
Gene Richards, L (1, 7) OBP: 0.354, SLG: 0.343										2	1	1	0	3	0	0	<b>San Diego Padres @ Los Angeles Dodgers</b> Dodger Stadium, Los Angeles, CA Mon Jun 30 1980, 7:05 PM PDT Att: 29,756 - Unknown							
Ozzie Smith, S (1, 6) OBP: 0.335, SLG: 0.283										4	0	2	1	1	0	3								
Jerry Turner, L (1, 9) OBP: 0.313, SLG: 0.392										4	0	0	0	0	5									
Jerry Mumphrey, S (8, 8) OBP: 0.320, SLG: 0.321										1	0	0	0	0	1	0								
Dave Winfield, R (1, 8) OBP: 0.382, SLG: 0.433										5	1	1	0	0	1	3								
Willie Montanez, L (1, 3) OBP: 0.301, SLG: 0.336										3	2	1	0	2	0	2								
Tim Flannery, L (1, 5) OBP: 0.423, SLG: 0.439										2	0	1	0	1	0	0								
Aurelio Rodriguez, R (7, PH) OBP: 0.235, SLG: 0.328										1	0	1	1	0	0	0								
Bill Fahey, L (1, 2) OBP: 0.322, SLG: 0.288										3	0	1	1	1	0	2								
Dave Cash, R (1, 4) OBP: 0.292, SLG: 0.272										4	0	1	1	0	0	5								
Juan Eichelberger, R (1, 1) Bob Shirley, R (7, 1)										2	0	0	0	0	2	0								
										1	0	0	0	0	1	0								
<b>Inning Stats</b>	R: 0 E: 0 K: 0 S: 3	H: 0 LOB: 2 BB: 2 P: 11	R: 0 E: 0 K: 0 S: 3	H: 0 LOB: 0 BB: 0 P: 3	R: 0 E: 0 K: 1 S: 6	H: 2 LOB: 1 BB: 0 P: 6	R: 1 E: 0 K: 0 S: 3	H: 1 LOB: 1 BB: 2 P: 11	R: 1 E: 0 K: 2 S: 8	H: 1 LOB: 1 BB: 1 P: 12	R: 1 E: 0 K: 0 S: 6	H: 3 LOB: 3 BB: 1 P: 10	R: 1 E: 0 K: 0 S: 4	H: 2 LOB: 2 BB: 2 P: 12	R: 0 E: 0 K: 1 S: 5	H: 0 LOB: 0 BB: 0 P: 5	R: 0 E: 0 K: 1 S: 5	H: 0 LOB: 0 BB: 0 P: 5	R: 0 E: 0 K: 1 S: 5	H: 0 LOB: 0 BB: 0 P: 5	1B: 9 2B: 0 3B: 0 HR: 0	SF: 0 SAC: 1 DP: 2 HBP: 0	WP: 0 PB: 0 SB: 1 CS: 1	PA: 41
<b>PITCHER</b>	IP WLS BF H R ER SO BB IBB HBP BLK WP HR S P ERA WHIP																							
Bob Welch, R (1, 1) ERA: 2.34	7.0 L 35 9 4 4 3 6 2 0 0 0 0 0 33 65 5.14 2.143																							
Joe Beckwith, R (8, 1) ERA: 1.92	2.0 6 0 0 0 2 0 0 0 0 0 0 0 10 10 0.00 0.000																							

Batter	1	2	3	4	5	6	7	8	9	AB	R	H	RBI	BB	SO	LOB	BOTTOM							
Davey Lopes, R (1, 4) OBP: 0.331, SLG: 0.335										2	0	0	0	0	1	0	<b>San Diego Padres @ Los Angeles Dodgers</b> Dodger Stadium, Los Angeles, CA Mon Jun 30 1980, 7:05 PM PDT Att: 29,756 - Unknown							
Pedro Guerrero, R (5, 4) OBP: 0.465, SLG: 0.615										3	0	2	0	0	1	2								
Rudy Law, L (1, 8) OBP: 0.329, SLG: 0.326										4	1	2	0	1	0	4								
Reggie Smith, S (1, 9) OBP: 0.397, SLG: 0.539										4	0	0	0	0	2	6								
Steve Garvey, R (1, 3) OBP: 0.318, SLG: 0.477										4	1	1	2	0	0	1								
Dusty Baker Jr., R (1, 7) OBP: 0.329, SLG: 0.572										4	1	2	1	0	0	0								
Ron Cey, R (1, 5) OBP: 0.337, SLG: 0.419										4	0	0	0	0	1	1								
Bill Russell, R (1, 6) OBP: 0.314, SLG: 0.389										3	0	0	0	1	1	0								
Mike Scioscia, L (1, 2) OBP: 0.356, SLG: 0.400										2	0	0	0	1	0	1								
Steve Yeager, R (7, PR) OBP: 0.237, SLG: 0.258										1	0	0	0	0	0	0								
Bob Welch, R (1, 1) OBP: 0.200, SLG: 0.176										1	0	0	0	1	0	0								
Jay Johnstone, L (7, PH) OBP: 0.413, SLG: 0.406										1	0	0	0	0	0	1								
Joe Beckwith, L (8, 1) Joe Ferguson, R (8, PH) OBP: 0.333, SLG: 0.250										0	0	0	0	0	0	0								
Rick Monday, L (8, PR) OBP: 0.294, SLG: 0.333										0	0	0	0	1	0	0								
<b>Inning Stats</b>	R: 0 E: 1 K: 1 S: 5	H: 0 LOB: 1 BB: 1 P: 9	R: 0 E: 0 K: 0 S: 3	H: 0 LOB: 0 BB: 0 P: 3	R: 0 E: 0 K: 1 S: 5	H: 0 LOB: 0 BB: 0 P: 5	R: 0 E: 0 K: 1 S: 5	H: 1 LOB: 0 BB: 0 P: 5	R: 1 E: 0 K: 2 S: 8	H: 1 LOB: 2 BB: 2 P: 16	R: 2 E: 0 K: 0 S: 5	H: 3 LOB: 0 BB: 0 P: 5	R: 0 E: 1 K: 1 S: 7	H: 1 LOB: 3 BB: 1 P: 11	R: 0 E: 0 K: 0 S: 3	H: 0 LOB: 0 BB: 0 P: 3	R: 0 E: 0 K: 0 S: 4	H: 1 LOB: 2 BB: 1 P: 8	R: 0 E: 0 K: 0 S: 4	H: 1 LOB: 1 BB: 1 P: 8	1B: 5 2B: 0 3B: 0 HR: 2	SF: 0 SAC: 0 DP: 0 HBP: 0	WP: 0 PB: 0 SB: 1 CS: 2	PA: 38
<b>PITCHER</b>	IP WLS BF H R ER SO BB IBB HBP BLK WP HR S P ERA WHIP																							
Juan Eichelberger, R (1, 1) ERA: 4.88	6.2 W 28 6 3 3 3 4 0 0 0 0 0 0 2 36 52 4.05 1.500																							
Bob Shirley, L (7, 1) ERA: 2.77	2.1 S 10 1 0 0 0 1 0 0 0 0 0 0 9 13 0.00 0.857																							













Batter	1	2	3	4	5	6	7	8	9	10	AB	R	H	RBI	BB	SO	LOB	TOP	
Gene Richards, L OBP: 0.359, SLG: 0.350 Dennis Kinney, L OBP: 0.298, SLG: 0.167 Rollie Fingers, R OBP: 0.222, SLG: 0.444 Bob Shirley, R (10, 1)	0-0 1B 4-3		0-3 K		0-3 K		0-0 1-3		0-0 F9		4	0	1	0	0	2	3	<b>San Diego Padres @ Los Angeles Dodgers</b> Dodger Stadium, Los Angeles, CA Thu Jul 03 1980, 3:33 AM PDT Att: 31,375 - Unknown	
Ozzie Smith, S OBP: 0.328, SLG: 0.275	0-3 K		0-0 6-4		0-0 5-3		4-0 2B BB		0-0 4-3		4	1	0	0	1	1	3		
Jerry Turner, L OBP: 0.305, SLG: 0.380	0-0 4-3			0-0 1B S 1B		0-3 K		0-0 F9	0-0 F7		5	0	1	0	0	1	2		
Dave Winfield, R OBP: 0.390, SLG: 0.466	0-0 1B 2-H			0-0 L6		0-0 F2		0-0 1B 2B		0-3 K		5	1	2	1	0	1		1
Willie Montanez, L OBP: 0.304, SLG: 0.345		0-3 K		0-0 1B 2-3		0-0 HR 1B		0-0 E 1B 1B		0-3 K		5	1	3	1	0	2		0
Bill Fahey, L OBP: 0.315, SLG: 0.281 Kurt Bevacqua, R OBP: 0.361, SLG: 0.455 Gene Tenace, R OBP: 0.369, SLG: 0.368		0-0 F7		0-0 P6		0-0 L3		0-0 1-2 E 1B		4-0 BB		3	0	0	0	0	0		3
Aurelio Rodriguez, R OBP: 0.228, SLG: 0.313 Tim Flannery, L OBP: 0.397, SLG: 0.411		0-0 5-3		0-3 K		0-0 F7		0-0 E6		0-0 F8		2	0	0	0	0	1		2
Dave Cash, R OBP: 0.287, SLG: 0.267 Jerry Mumphrey, S OBP: 0.319, SLG: 0.331			0-0 6-4 1B		0-0 F9		0-0 1-H HR		0-0 K		2	0	1	0	0	0	0		0
Gary Lucas, L OBP: 0.250, SLG: 0.217 Von Joshua, L OBP: 0.333, SLG: 0.447 Paul Dade, R OBP: 0.340, SLG: 0.225			0-0 1B 1-2		0-0 6-3		0-0 1B		0-0 5-3		2	0	1	0	0	0	0		0
<b>Inning Stats</b>	R: 0 E: 0 K: 1 S: 6	H: 2 LOB: 2 BB: 0 P: 6	R: 0 E: 0 K: 1 S: 5	H: 0 LOB: 0 BB: 0 P: 5	R: 0 E: 0 K: 1 S: 6	H: 2 LOB: 1 BB: 0 P: 6	R: 0 E: 0 K: 1 S: 5	H: 0 LOB: 0 BB: 0 P: 5	R: 2 E: 0 K: 0 S: 6	H: 3 LOB: 1 BB: 0 P: 6	R: 2 E: 1 K: 1 S: 9	H: 3 LOB: 3 BB: 1 P: 13	R: 0 E: 0 K: 0 S: 3	H: 0 LOB: 0 BB: 0 P: 3	R: 0 E: 0 K: 2 S: 7	H: 0 LOB: 1 BB: 1 P: 11	1B: 10 2B: 2 3B: 0 HR: 1		SF: 0 SAC: 0 DP: 1 HBP: 0
<b>PITCHER</b>	IP WLS BF H R ER SO BB IBB HBP BLK WP HR S P ERA WHIP	IP WLS BF H R ER SO BB IBB HBP BLK WP HR S P ERA WHIP	IP WLS BF H R ER SO BB IBB HBP BLK WP HR S P ERA WHIP	IP WLS BF H R ER SO BB IBB HBP BLK WP HR S P ERA WHIP	IP WLS BF H R ER SO BB IBB HBP BLK WP HR S P ERA WHIP	IP WLS BF H R ER SO BB IBB HBP BLK WP HR S P ERA WHIP	IP WLS BF H R ER SO BB IBB HBP BLK WP HR S P ERA WHIP	IP WLS BF H R ER SO BB IBB HBP BLK WP HR S P ERA WHIP	IP WLS BF H R ER SO BB IBB HBP BLK WP HR S P ERA WHIP	IP WLS BF H R ER SO BB IBB HBP BLK WP HR S P ERA WHIP	IP WLS BF H R ER SO BB IBB HBP BLK WP HR S P ERA WHIP	IP WLS BF H R ER SO BB IBB HBP BLK WP HR S P ERA WHIP	IP WLS BF H R ER SO BB IBB HBP BLK WP HR S P ERA WHIP	IP WLS BF H R ER SO BB IBB HBP BLK WP HR S P ERA WHIP	IP WLS BF H R ER SO BB IBB HBP BLK WP HR S P ERA WHIP	IP WLS BF H R ER SO BB IBB HBP BLK WP HR S P ERA WHIP	IP WLS BF H R ER SO BB IBB HBP BLK WP HR S P ERA WHIP	IP WLS BF H R ER SO BB IBB HBP BLK WP HR S P ERA WHIP	
Burt Hooton, R ERA: 3.3 Steve Howe, L ERA: 2.25 Bobby Castillo, R ERA: 3.09	7.1 8 1.0	31 2 4	10 0 0	4 0 0	4 0 0	6 1 2	0 0 0	0 0 0	0 0 0	0 0 0	42 10 7	46 10 11	4.91 0.00 0.00	1.500 1.200 1.000					

Batter	1	2	3	4	5	6	7	8	9	10	AB	R	H	RBI	BB	SO	LOB	BOTTOM	
Davey Lopes, R OBP: 0.329, SLG: 0.333	0-0 1B 2B 1B		0-0 G3		0-0 SF8		0-0 F7		0-0 6-3		4	1	1	1	0	0	2	<b>San Diego Padres @ Los Angeles Dodgers</b> Dodger Stadium, Los Angeles, CA Thu Jul 03 1980, 3:33 AM PDT Att: 31,375 - Unknown	
Bill Russell, R OBP: 0.323, SLG: 0.399	0-0 1B 1-2 1B		0-0 2B		0-0 6-3		0-0 6-3		0-0 F7		5	1	2	0	0	0	0		
Reggie Smith, S OBP: 0.397, SLG: 0.535	0-0 1B 1-3 2-H		0-0 6-3		0-0 6-3		0-0 2B 1B		4-0 1B BB		4	2	2	1	1	0	1		
Steve Garvey, R OBP: 0.324, SLG: 0.489	0-0 1B G5-4-3 2-H 3-H		0-0 6-3		0-0 F8		0-0 1-3 2B		0-0 1B 1B		5	0	3	2	0	0	1		
Dusty Baker Jr., R OBP: 0.333, SLG: 0.560	0-0 G5-4-3 1-2r		0-0 6-3		0-0 6-3		0-0 G6-4-3 IBB		0-0 1B 1-2 2-H		4	0	1	1	1	0	1		
Ron Cay, R OBP: 0.334, SLG: 0.410	0-3 K		0-3 K		0-0 F8		0-0 G6-4-3 1-2r		0-0 F2		3	0	1	0	0	0	0		
Pedro Guerrero, R OBP: 0.463, SLG: 0.625 Rudy Law, L OBP: 0.335, SLG: 0.321		0-0 P3		0-0 F7		0-0 WP 1B		0-0 F2		0-0 F2		1	0	0	0	0	0		
Joe Ferguson, R OBP: 0.352, SLG: 0.368 Steve Yeager, R OBP: 0.301, SLG: 0.263		0-0 6-3		0-0 SH1-4 SF8 2B		0-0 1-2 IBB		0-3 K		0-0 K		3	1	1	0	1	0		
Burt Hooton, R Steve Howe, L Gary Thomasson, L Bobby Castillo, R		0-0 P2		0-0 SH1-4		0-0 P1		0-3 K		0-3 K		2	0	0	0	0	0		
<b>Inning Stats</b>	R: 3 E: 0 K: 1 S: 8	H: 4 LOB: 0 BB: 0 P: 8	R: 0 E: 0 K: 0 S: 3	H: 0 LOB: 0 BB: 0 P: 3	R: 0 E: 0 K: 0 S: 4	H: 1 LOB: 1 BB: 0 P: 4	R: 0 E: 0 K: 0 S: 4	H: 0 LOB: 0 BB: 0 P: 3	R: 0 E: 0 K: 0 S: 4	H: 1 LOB: 2 BB: 1 P: 8	R: 0 E: 0 K: 0 S: 4	H: 2 LOB: 2 BB: 1 P: 8	R: 0 E: 0 K: 2 S: 7	H: 0 LOB: 0 BB: 0 P: 7	R: 1 E: 0 K: 0 S: 4	H: 2 LOB: 2 BB: 1 P: 8	1B: 7 2B: 4 3B: 0 HR: 0		SF: 1 SAC: 1 DP: 2 HBP: 0
<b>PITCHER</b>	IP WLS BF H R ER SO BB IBB HBP BLK WP HR S P ERA WHIP	IP WLS BF H R ER SO BB IBB HBP BLK WP HR S P ERA WHIP	IP WLS BF H R ER SO BB IBB HBP BLK WP HR S P ERA WHIP	IP WLS BF H R ER SO BB IBB HBP BLK WP HR S P ERA WHIP	IP WLS BF H R ER SO BB IBB HBP BLK WP HR S P ERA WHIP	IP WLS BF H R ER SO BB IBB HBP BLK WP HR S P ERA WHIP	IP WLS BF H R ER SO BB IBB HBP BLK WP HR S P ERA WHIP	IP WLS BF H R ER SO BB IBB HBP BLK WP HR S P ERA WHIP	IP WLS BF H R ER SO BB IBB HBP BLK WP HR S P ERA WHIP	IP WLS BF H R ER SO BB IBB HBP BLK WP HR S P ERA WHIP	IP WLS BF H R ER SO BB IBB HBP BLK WP HR S P ERA WHIP	IP WLS BF H R ER SO BB IBB HBP BLK WP HR S P ERA WHIP	IP WLS BF H R ER SO BB IBB HBP BLK WP HR S P ERA WHIP	IP WLS BF H R ER SO BB IBB HBP BLK WP HR S P ERA WHIP	IP WLS BF H R ER SO BB IBB HBP BLK WP HR S P ERA WHIP	IP WLS BF H R ER SO BB IBB HBP BLK WP HR S P ERA WHIP	IP WLS BF H R ER SO BB IBB HBP BLK WP HR S P ERA WHIP	IP WLS BF H R ER SO BB IBB HBP BLK WP HR S P ERA WHIP	
Gary Lucas, L ERA: 3.52 Dennis Kinney, L ERA: 3.39 Rollie Fingers, R ERA: 2.79 Bob Shirley, L ERA: 2.85	6.0 0.1 2.2 0.2	23 2 11 5	4 0 0 1	4 0 0 1	2 0 2 0	0 0 0 0	0 0 0 0	0 0 0 0	0 0 0 0	0 2 13 4	27 2 21 8	6.00 0.00 0.00 13.50	1.000 3.000 0.750 4.500						



Batter	1	2	3	4	5	6	7	8	9	AB	R	H	RBI	BB	SO	LOB	TOP			
Bill North, S OBP: 0.363, SLG: 0.285 (1, 8)	0-0 4-3		0-0 F2		0-0 4-3			0-0 6-3		4	0	0	0	0	0	2	San Francisco Giants @ Los Angeles Dodgers Dodger Stadium, Los Angeles, CA Fri Jul 04, 1980, 7:05 PM PDT Att: 49,846 - Unknown <a href="http://livebaseballscorecards.com">livebaseballscorecards.com</a>			
Max Venable, L OBP: 0.259, SLG: 0.259 (1, 7)	0-0 F9		0-0 FC6-4			0-0 6-3		0-3 K		4	0	0	0	0	1	1				
Jack Clark, R OBP: 0.381, SLG: 0.559 (1, 9)	0-0 1B		0-0 F9			0-0 F8			0-0 F7	4	0	1	0	0	0	1				
Darrell Evans, L OBP: 0.334, SLG: 0.365 (1, 5)	0-0 F8			0-0 F2		0-0 FC4-6 1B			0-0 F7	4	0	1	0	0	0	1				
Rennie Stennett, R OBP: 0.276, SLG: 0.343 (1, 4)		0-0 FC6-4 1B		0-0 F8		0-0 FC4-6			0-0 F8	4	0	1	0	0	0	1				
Rich Murray, R OBP: 0.282, SLG: 0.374 (1, 3)	0-3 K		0-0 F9				0-0 4-3			3	0	0	0	0	1	1				
Johnnie LetMaster, R OBP: 0.231, SLG: 0.319 (1, 6)		0-0 P3		0-0 F8			0-0 F6			3	0	0	0	0	0	1				
Mike Sadek, R OBP: 0.377, SLG: 0.311 (1, 2)	0-0 FC6-4		0-0 F7			0-3 K				3	0	0	0	0	1	1				
Allen Ripley, R OBP: 0.200, SLG: 0.200 (8, PH)			0-0 E1					0-0 6-3		2	0	1	0	0	0	0				
Joe Strain, R OBP: 0.343, SLG: 0.336 (8, 1)										1	0	0	0	0	0	0				
Tom Griffin, R (8, 1)										0	0	0	0	0	0	0				
<b>Inning Stats</b>	R: 0 E: 0 K: 0 S: 4	H: 1 LOB: 1 BB: 0 P: 4	R: 0 E: 0 K: 1 S: 6	H: 1 LOB: 1 BB: 0 P: 6	R: 0 E: 1 K: 0 S: 4	H: 0 LOB: 1 BB: 0 P: 4	R: 0 E: 0 K: 0 S: 3	H: 0 LOB: 0 BB: 0 P: 3	R: 0 E: 0 K: 0 S: 4	H: 1 LOB: 1 BB: 0 P: 4	R: 0 E: 0 K: 1 S: 5	H: 0 LOB: 0 BB: 0 P: 5	R: 0 E: 0 K: 1 S: 5	H: 0 LOB: 0 BB: 0 P: 5	R: 0 E: 0 K: 0 S: 3	H: 0 LOB: 0 BB: 0 P: 3	1B: 4 2B: 0 3B: 0 HR: 0	SF: 0 SAC: 0 DP: 0 HBP: 0	WP: 0 PB: 0 SB: 0 CS: 0	PA: 32
<b>PITCHER</b> Don Sutton, R ERA: 2.27 (1, 1)	IP: 9.0 WLS: W BF: 32 H: 4 R: 0 ER: 0 SO: 3 BB: 0 IBB: 0 HBP: 0 BLK: 0 WP: 0 HR: 0 S: 38 P: 38 ERA: 0.00 WHIP: 0.444															<b>PITCHER</b>				

Batter	1	2	3	4	5	6	7	8	9	AB	R	H	RBI	BB	SO	LOB	BOTTOM			
Davey Lopes, R OBP: 0.328, SLG: 0.330 (1, 4)	4-0 F9 E BB		0-0 4-3		0-0 F8		0-3 K			3	1	0	0	1	1	2	San Francisco Giants @ Los Angeles Dodgers Dodger Stadium, Los Angeles, CA Fri Jul 04, 1980, 7:05 PM PDT Att: 49,846 - Unknown <a href="http://livebaseballscorecards.com">livebaseballscorecards.com</a>			
Rudy Law, L OBP: 0.333, SLG: 0.332 (1, 8)	0-0 F9		0-0 G3		0-0 HR		0-0 4-3			4	1	1	2	0	0	2				
Reggie Smith, S OBP: 0.399, SLG: 0.551 (1, 9)	0-0 HR		0-0 G3		0-0 G3			0-0 4-3 2B		4	1	2	1	0	0	0				
Steve Garvey, R OBP: 0.326, SLG: 0.492 (1, 3)	0-0 2B			0-0 CS 1B		0-0 F8		0-0 4-3		4	0	2	0	0	0	1				
Dusty Baker Jr., R OBP: 0.332, SLG: 0.554 (1, 7)	0-0 P6			0-0 L6		0-0 F7		1-0 HBP		3	0	0	0	0	0	2				
Ron Cey, R OBP: 0.337, SLG: 0.410 (1, 5)	0-0 1-3			0-0 1B		4-0 BB		0-0 P4		3	0	1	0	1	0	3				
Bill Russell, R OBP: 0.319, SLG: 0.394 (9, 6)		0-3 K		0-0 F8		0-3 K		0-0 P6		4	0	0	0	0	2	4				
Steve Yeager, R OBP: 0.293, SLG: 0.255 (1, 2)		0-0 F8			0-3 K		0-0 E5 SH3-4			3	0	0	0	0	1	0				
Don Sutton, R OBP: 0.074, SLG: 0.074 (1, 1)		0-0 6-3			0-0 HR 1B		0-0 SH3-4			2	1	1	0	0	0	0				
<b>Inning Stats</b>	R: 2 E: 1 K: 0 S: 5	H: 2 LOB: 1 BB: 1 P: 9	R: 0 E: 0 K: 1 S: 5	H: 0 LOB: 0 BB: 0 P: 5	R: 0 E: 0 K: 0 S: 3	H: 0 LOB: 0 BB: 0 P: 3	R: 0 E: 0 K: 0 S: 4	H: 2 LOB: 1 BB: 0 P: 4	R: 2 E: 0 K: 1 S: 7	H: 2 LOB: 0 BB: 0 P: 7	R: 0 E: 0 K: 1 S: 5	H: 0 LOB: 1 BB: 1 P: 9	R: 0 E: 1 K: 1 S: 6	H: 0 LOB: 1 BB: 0 P: 6	R: 0 E: 0 K: 0 S: 4	H: 1 LOB: 2 BB: 0 P: 5		1B: 3 2B: 2 3B: 0 HR: 2	SF: 0 SAC: 1 DP: 0 HBP: 1	WP: 0 PB: 0 SB: 1 CS: 1
<b>PITCHER</b> Allen Ripley, R ERA: 3.57 Tom Griffin, R ERA: 4.25 (8, 1)	IP: 7.0 WLS: L BF: 29 H: 6 R: 4 ER: 4 SO: 4 BB: 2 IBB: 0 HBP: 0 BLK: 0 WP: 0 HR: 2 S: 35 P: 43 ERA: 5.14 WHIP: 1.143															<b>PITCHER</b>				



Batter	1	2	3	4	5	6	7	8	9	AB	R	H	RBI	BB	SO	LOB	TOP					
Bill North, S OBP: 0.361, SLG: 0.284 (1, 8)										4	0	1	0	0	2	0	<p>San Francisco Giants @ Los Angeles Dodgers Dodger Stadium, Los Angeles, CA Sat Jul 05 1980, 7:05 PM PDT Att: 41,587 - Unknown</p>					
Max Venable, L OBP: 0.323, SLG: 0.323 (1, 7)										4	0	3	0	0	0	0						
Jack Clark, R OBP: 0.376, SLG: 0.550 (1, 9)										4	1	0	0	0	1	3						
Darrell Evans, L OBP: 0.330, SLG: 0.360 (1, 5)										4	0	0	0	0	0	1						
Milt May, L OBP: 0.338, SLG: 0.404 Tom Griffin, R (9, PR)										3	1	2	1	0	0	0						
Rennie Stennett, R OBP: 0.274, SLG: 0.340 Willie McCovey, L OBP: 0.287, SLG: 0.301 Joe Strain, R OBP: 0.340, SLG: 0.333 (7, 4)										2	0	0	0	0	1	0						
Rich Murray, R OBP: 0.262, SLG: 0.363 (1, 3)										3	0	0	1	1	0	2						
Johnnie LeMaster, R OBP: 0.229, SLG: 0.316 Jim Wolford, R OBP: 0.271, SLG: 0.321 Roger Metzger, S OBP: 0.197, SLG: 0.043 (7, 6)										2	0	0	0	0	1	0						
Ed Whitson, R OBP: 0.125, SLG: 0.103 Terry Whitfield, L OBP: 0.300, SLG: 0.329 Al Holland, R (8, 1)										2	0	0	0	0	1	0						
<b>Inning Stats</b>	R: 0 E: 0 K: 1 S: 5	H: 1 LOB: 0 BB: 0 P: 5	R: 0 E: 0 K: 1 S: 5	H: 0 LOB: 0 BB: 0 P: 5	R: 0 E: 0 K: 0 S: 3	H: 0 LOB: 0 BB: 0 P: 3	R: 0 E: 0 K: 1 S: 5	H: 0 LOB: 0 BB: 0 P: 5	R: 1 E: 0 K: 0 S: 4	H: 1 LOB: 0 BB: 0 P: 4	R: 0 E: 0 K: 2 S: 7	H: 1 LOB: 0 BB: 0 P: 7	R: 1 E: 0 K: 0 S: 4	H: 1 LOB: 3 BB: 2 P: 13	R: 0 E: 0 K: 1 S: 6	H: 1 LOB: 1 BB: 0 P: 6		R: 0 E: 0 K: 0 S: 4	H: 1 LOB: 2 BB: 0 P: 4	1B: 4 2B: 1 3B: 0 HR: 1	SF: 0 SAC: 0 DP: 0 HBP: 1	WP: 0 PB: 0 SB: 0 CS: 2
<b>PITCHER</b>	IP WLS BF H R ER SO BB IBB HBP BLK WP HR S P ERA WHIP	IP WLS BF H R ER SO BB IBB HBP BLK WP HR S P ERA WHIP																				
Bob Welch, R ERA: 2.36 (1, 1)	6.2 W 25 4 2 2 5 2 0 1 0 0 1 32 41 2.70 0.900	2.1 S 9 2 0 0 1 0 0 0 0 0 0 11 11 0.00 0.857																				
Bobby Castillo, R ERA: 2.93 (7, 1)																						

Batter	1	2	3	4	5	6	7	8	9	AB	R	H	RBI	BB	SO	LOB	BOTTOM					
Davey Lopes, R OBP: 0.324, SLG: 0.325 (1, 4)										4	0	0	0	0	1	2	<p>San Francisco Giants @ Los Angeles Dodgers Dodger Stadium, Los Angeles, CA Sat Jul 05 1980, 7:05 PM PDT Att: 41,587 - Unknown</p>					
Rudy Law, L OBP: 0.336, SLG: 0.332 (1, 8)										3	1	1	0	1	0	1						
Reggie Smith, S OBP: 0.400, SLG: 0.560 (1, 9)										3	2	1	1	1	0	1						
Steve Garvey, R OBP: 0.326, SLG: 0.489 (1, 3)										4	0	1	1	0	2	1						
Dusty Baker Jr., R OBP: 0.329, SLG: 0.549 (1, 7)										2	0	0	1	0	0	0						
Ron Cey, R OBP: 0.337, SLG: 0.409 (1, 5)										3	0	1	0	0	0	1						
Derrel Thomas, S OBP: 0.313, SLG: 0.355 (1, 6)										3	0	1	0	0	0	2						
Mike Scioscia, L OBP: 0.342, SLG: 0.382 (1, 2)										3	0	0	0	0	0	1						
Bob Welch, R OBP: 0.216, SLG: 0.222 Bobby Castillo, R OBP: 0.200, SLG: 0.200 (7, 1)										2	0	1	0	0	0	1						
<b>Inning Stats</b>	R: 0 E: 0 K: 0 S: 3	H: 0 LOB: 1 BB: 1 P: 7	R: 0 E: 0 K: 0 S: 3	H: 1 LOB: 0 BB: 0 P: 3	R: 0 E: 0 K: 0 S: 4	H: 1 LOB: 1 BB: 0 P: 4	R: 1 E: 0 K: 1 S: 6	H: 1 LOB: 0 BB: 0 P: 6	R: 0 E: 0 K: 1 S: 6	H: 1 LOB: 1 BB: 0 P: 6	R: 2 E: 1 K: 0 S: 5	H: 2 LOB: 1 BB: 1 P: 9	R: 0 E: 0 K: 1 S: 5	H: 0 LOB: 0 BB: 0 P: 5	R: 0 E: 0 K: 1 S: 5	H: 0 LOB: 0 BB: 0 P: 5		R: 0 E: 0 K: 1 S: 5	H: 0 LOB: 0 BB: 0 P: 5	1B: 3 2B: 2 3B: 0 HR: 1	SF: 1 SAC: 0 DP: 1 HBP: 0	WP: 0 PB: 0 SB: 1 CS: 0
<b>PITCHER</b>	IP WLS BF H R ER SO BB IBB HBP BLK WP HR S P ERA WHIP	IP WLS BF H R ER SO BB IBB HBP BLK WP HR S P ERA WHIP																				
Ed Whitson, R ERA: 3.1 (8, 1)	1.0 L 3 0 0 0 1 0 0 0 0 0 0 5 5 0.00 0.000																					
Al Holland, L ERA: 1.41 (8, 1)																						











Batter	1	2	3	4	5	6	7	8	9	AB	R	H	RBI	BB	SO	LOB	TOP										
Rafael Landestoy, S OBP: 0.289, SLG: 0.346 Frank LaCorte, R OBP: 0.200, SLG: 0.200	0-0 4-3		0-0 3-1			0-0 5-3		0-0 FC6-4		4	0	0	0	0	0	3											
Terry Puhl, L OBP: 0.357, SLG: 0.438	0-0 4-3			0-0 4-3		0-0 3-1		0-3 K2-3		4	0	0	0	0	1	2											
Jose Cruz, L OBP: 0.364, SLG: 0.431	0-3 K			0-0 5-3			0-0 F7		0-0 6-3	4	0	0	0	0	1	0											
Cesar Cedeno, R OBP: 0.381, SLG: 0.486		0-0 CS 1B		0-0 4-3			0-0 FC5-4 1B		4-0 1B 1B	3	1	2	0	1	0	0											
Art Howe, R OBP: 0.342, SLG: 0.425	0-0 4-3			0-0 G5-4-3 1B			4-0 FC5-4 BB		0-0 1B BB	3	1	2	0	1	0	1											
Enos Cabell, R OBP: 0.302, SLG: 0.350	0-3 K			0-0 G5-4-3			0-0 FC5-4		0-0 SF9 1B	4	0	1	1	0	1	3											
Jeffrey Leonard, R OBP: 0.271, SLG: 0.303			0-0 3-1		0-0 F9		0-3 K		0-0 SF9	3	0	0	1	0	1	2											
Luis Pujols, R OBP: 0.255, SLG: 0.234 Joe Morgan, L OBP: 0.345, SLG: 0.365			0-0 E6 SH1-4			4-0 5-3 BB		0-0 FC6-4 1B	0-3 K	1	0	0	0	1	0	0											
Ken Forsch, R OBP: 0.289, SLG: 0.356 Denny Walling, L OBP: 0.381, SLG: 0.412 Alan Ashby, S OBP: 0.314, SLG: 0.341			0-0 SH1-4		0-3 K			0-0 F7		1	0	0	0	0	1	1											
<b>Inning Stats</b>	R: 0 E: 0 K: 1 S: 5	H: 0 LOB: 0 BB: 0 P: 5	R: 0 E: 0 K: 1 S: 5	H: 1 LOB: 0 BB: 0 P: 5	R: 0 E: 1 K: 0 S: 4	H: 0 LOB: 1 BB: 0 P: 4	R: 0 E: 0 K: 0 S: 3	H: 0 LOB: 0 BB: 0 P: 3	R: 0 E: 0 K: 1 S: 5	H: 0 LOB: 0 BB: 0 P: 9	R: 0 E: 0 K: 1 S: 6	H: 1 LOB: 2 BB: 1 P: 10	R: 0 E: 0 K: 1 S: 6	H: 1 LOB: 1 BB: 1 P: 6	R: 2 E: 0 K: 1 S: 7	H: 2 LOB: 1 BB: 1 P: 11	1B: 6 2B: 0 3B: 0 HR: 0	SF: 1 SAC: 1 DP: 1 HBP: 0	WP: 0 PB: 0 SB: 1 CS: 1	PA: 35							
<b>PITCHER</b>	IP	WLS	BF	H	R	ER	SO	BB	IBB	HBP	BLK	WP	HR	S	P	ERA	WHIP										
Jerry Reuss, L ERA: 1.84	7.0	W	25	3	0	0	4	2	0	0	0	0	0	31	39	0.00	0.714										
Bobby Castillo, R ERA: 3.17	1.1		8	3	2	2	1	1	0	0	0	0	0	9	13	13.50	3.000										
Dave Goltz, R ERA: 5.6	0.1	S	1	0	0	0	0	0	0	0	0	0	0	1	1	0.00	0.000										
Steve Howe, L ERA: 2.08	0.1	S	1	0	0	0	1	0	0	0	0	0	0	3	3	0.00	0.000										

Houston Astros @ Los Angeles Dodgers  
Dodger Stadium, Los Angeles, CA  
Fri Jul 11 1980, 3:33 AM PDT  
Att: 42,754 - Unknown

AB	30
R	2
H	6
RBI	2
BB	3
SO	6
LOB	14



Batter	1	2	3	4	5	6	7	8	9	AB	R	H	RBI	BB	SO	LOB	BOTTOM										
Davey Lopes, R OBP: 0.320, SLG: 0.320	0-0 5-3		0-0 S 1B		0-0 6-3		0-0 E5			4	0	1	0	0	0	0											
Rudy Law, L OBP: 0.327, SLG: 0.327	0-3 K		0-3 K			0-0 2-3	0-0 4-3			4	0	0	0	0	2	2											
Reggie Smith, S OBP: 0.396, SLG: 0.548	0-0 1B			0-0 1B		0-0 F9		0-3 K		4	0	2	0	0	1	0											
Steve Garvey, R OBP: 0.331, SLG: 0.491	0-0 1-3			0-0 F9		0-0 BB 1B		0-0 HR 1B		4	1	2	0	0	0	2											
Dusty Baker Jr., R OBP: 0.334, SLG: 0.554		0-0 G5-4-3 1B		0-0 1B		4-0 1-2 BB		0-0 1-H HR		3	1	3	2	1	0	0											
Ron Cey, R OBP: 0.342, SLG: 0.418		0-0 G5-4-3		0-0 F7		0-0 P4		0-0 F8		4	0	0	0	0	0	5											
Bill Russell, R OBP: 0.320, SLG: 0.398	0-0 F9			0-0 6-3			0-0 6-3	4-0 BB BB		3	0	0	0	1	0	2											
Mike Scioscia, L OBP: 0.349, SLG: 0.411 Steve Howe, L OBP: 0.167, SLG: 0.167			0-0 4-3		0-0 G3		0-0 F8	0-3 K		4	0	0	0	0	1	1											
Jerry Reuss, L OBP: 0.139, SLG: 0.118 Rick Monday, L OBP: 0.342, SLG: 0.344 Bobby Castillo, R OBP: 0.200, SLG: 0.200 Dave Goltz, R OBP: 0.267, SLG: 0.120 Joe Ferguson, R OBP: 0.348, SLG: 0.362			0-0 1B		0-0 K		4-0 S BB			2	0	1	0	0	1	0											
<b>Inning Stats</b>	R: 0 E: 0 K: 1 S: 6	H: 1 LOB: 1 BB: 0 P: 6	R: 0 E: 0 K: 0 S: 3	H: 1 LOB: 0 BB: 0 P: 3	R: 0 E: 0 K: 1 S: 6	H: 2 LOB: 1 BB: 0 P: 6	R: 0 E: 0 K: 0 S: 5	H: 2 LOB: 2 BB: 0 P: 5	R: 0 E: 0 K: 0 S: 4	H: 0 LOB: 0 BB: 0 P: 8	R: 1 E: 1 K: 0 S: 4	H: 0 LOB: 1 BB: 1 P: 8	R: 2 E: 0 K: 2 S: 9	H: 2 LOB: 1 BB: 1 P: 13	1B: 8 2B: 0 3B: 0 HR: 1	SF: 0 SAC: 0 DP: 1 HBP: 0	WP: 0 PB: 0 SB: 2 CS: 0	PA: 35									
<b>PITCHER</b>	IP	WLS	BF	H	R	ER	SO	BB	IBB	HBP	BLK	WP	HR	S	P	ERA	WHIP										
Ken Forsch, R ERA: 3.21	7.0	L	29	7	1	0	3	2	0	0	0	0	0	33	41	0.00	1.286										
Frank LaCorte, R ERA: 1.32	1.0		6	2	2	2	2	1	0	0	0	0	1	9	13	18.00	3.000										

Houston Astros @ Los Angeles Dodgers  
Dodger Stadium, Los Angeles, CA  
Fri Jul 11 1980, 3:33 AM PDT  
Att: 42,754 - Unknown

AB	32
R	3
H	9
RBI	2
BB	3
SO	5
LOB	12









Batter	1	2	3	4	5	6	7	8	9	10	11	12	13	14	15	AB	R	H	RBI	BB	SO	LOB	TOP
Davey Lopes, R OBP: 0.322, SLG: 0.330 (1, 4)																7	0	3	1	0	0	2	
Rick Monday, L OBP: 0.316, SLG: 0.297 (8, 9)																4	0	0	0	1	3	2	
Steve Howe, L OBP: 0.143, SLG: 0.143 (9, 1)																1	0	0	0	0	1	0	
Joe Ferguson, R OBP: 0.359, SLG: 0.357 (14, 9)																0	0	0	0	2	0	0	
Jay Johnstone, L OBP: 0.400, SLG: 0.391 (1, 9)																4	0	1	0	0	0	1	
Rudy Law, L OBP: 0.328, SLG: 0.327 (8, 8)																3	1	1	0	0	0	0	
Joe Beckwith, L (14, 1)																1	0	0	0	0	0	3	
Steve Garvey, R OBP: 0.325, SLG: 0.481 (1, 3)																6	0	2	1	0	2	4	
Dusty Baker Jr., R OBP: 0.340, SLG: 0.552 (14, 8)																7	0	3	0	0	0	6	
Ron Cey, R OBP: 0.345, SLG: 0.417 (1, 5)																6	1	2	0	1	0	3	
Derrel Thomas, S OBP: 0.294, SLG: 0.326 (9, 9)																4	0	0	0	1	0	2	
Pedro Guerrero, R OBP: 0.483, SLG: 0.620 (13, 7)																0	0	0	0	1	0	0	
Mike Scioscia, L OBP: 0.300, SLG: 0.380 (1, 2)																2	0	0	0	0	0	0	
Steve Yeager, R OBP: 0.276, SLG: 0.239 (7, 2)																4	0	0	0	0	2	4	
Bob Welch, R OBP: 0.256, SLG: 0.316 (1, 1)																2	1	2	0	0	0	0	
Reggie Smith, S OBP: 0.395, SLG: 0.545 (7, 7)																1	0	0	0	0	1	1	
Bobby Castillo, R OBP: 0.200, SLG: 0.200 (7, 1)																0	0	0	0	0	0	0	
Gary Thomasson, L OBP: 0.381, SLG: 0.250 (9, 6)																1	0	0	0	0	0	0	
Bill Russell, R OBP: 0.318, SLG: 0.294 (9, 6)																3	0	1	0	0	0	0	
<b>Inning Stats</b>	R: 0 E: 0 K: 1 S: 5	H: 0 LOB: 0 BB: 0 P: 5	R: 0 E: 0 K: 1 S: 5	H: 0 LOB: 0 BB: 0 P: 5	R: 0 E: 0 K: 1 S: 4	H: 1 LOB: 1 BB: 0 P: 4	R: 0 E: 0 K: 0 S: 4	H: 1 LOB: 1 BB: 1 P: 8	R: 0 E: 0 K: 1 S: 7	H: 2 LOB: 1 BB: 0 P: 7	R: 0 E: 0 K: 1 S: 4	H: 2 LOB: 1 BB: 0 P: 4	R: 0 E: 0 K: 1 S: 5	H: 0 LOB: 0 BB: 0 P: 5	R: 0 E: 0 K: 1 S: 6	H: 1 LOB: 3 BB: 1 P: 14	R: 0 E: 0 K: 1 S: 7	H: 2 LOB: 3 BB: 1 P: 11	R: 1 E: 1 K: 0 S: 6	H: 2 LOB: 3 BB: 1 P: 10	1B: 12 2B: 3 3B: 0 HR: 0	SF: 1 SAC: 3 DP: 1 HBP: 0	WP: 1 PA: 66 CS: 0
<b>PITCHER</b>	IP: 10.0 WLS: 10 BF: 41 H: 10 R: 2 ER: 5 SO: 5 BB: 2 IBB: 0 HBP: 0 BLK: 0 WP: 0 HR: 0 S: 0 P: 49 ERA: 0.90 WHIP: 1.200	IP: 2.0 WLS: 6 BF: 10 H: 6 R: 0 ER: 0 SO: 2 BB: 0 IBB: 0 HBP: 0 BLK: 0 WP: 0 HR: 0 S: 10 P: 10 ERA: 0.00 WHIP: 0.000	IP: 0.2 WLS: 4 BF: 1 H: 1 R: 0 ER: 0 SO: 0 BB: 0 IBB: 0 HBP: 0 BLK: 0 WP: 0 HR: 0 S: 7 P: 7 ERA: 0.00 WHIP: 3.000	IP: 0.2 WLS: 5 BF: 1 H: 1 R: 0 ER: 0 SO: 1 BB: 1 IBB: 0 HBP: 0 BLK: 0 WP: 0 HR: 0 S: 13 P: 13 ERA: 0.00 WHIP: 3.000	IP: 1.2 WLS: 10 BF: 3 H: 1 R: 0 ER: 0 SO: 1 BB: 0 IBB: 0 HBP: 0 BLK: 0 WP: 0 HR: 0 S: 11 P: 15 ERA: 0.00 WHIP: 1.800	<b>PITCHER</b>											IP: 10.0 WLS: 10 BF: 41 H: 10 R: 2 ER: 5 SO: 5 BB: 2 IBB: 0 HBP: 0 BLK: 0 WP: 0 HR: 0 S: 0 P: 49 ERA: 0.90 WHIP: 1.200	IP: 2.0 WLS: 6 BF: 10 H: 6 R: 0 ER: 0 SO: 2 BB: 0 IBB: 0 HBP: 0 BLK: 0 WP: 0 HR: 0 S: 10 P: 10 ERA: 0.00 WHIP: 0.000	IP: 0.2 WLS: 4 BF: 1 H: 1 R: 0 ER: 0 SO: 0 BB: 0 IBB: 0 HBP: 0 BLK: 0 WP: 0 HR: 0 S: 7 P: 7 ERA: 0.00 WHIP: 3.000	IP: 0.2 WLS: 5 BF: 1 H: 1 R: 0 ER: 0 SO: 1 BB: 1 IBB: 0 HBP: 0 BLK: 0 WP: 0 HR: 0 S: 13 P: 13 ERA: 0.00 WHIP: 3.000	IP: 1.2 WLS: 10 BF: 3 H: 1 R: 0 ER: 0 SO: 1 BB: 0 IBB: 0 HBP: 0 BLK: 0 WP: 0 HR: 0 S: 11 P: 15 ERA: 0.00 WHIP: 1.800		

Los Angeles Dodgers @ San Diego Padres  
San Diego Stadium, San Diego, CA  
Sun Jul 13 1980, 6:33 AM EDT  
Att: 18,232 - Unknown

AB: 56  
R: 3  
H: 15  
RBI: 2  
BB: 6  
SO: 9  
LOB: 28



Batter	1	2	3	4	5	6	7	8	9	10	11	12	13	14	15	AB	R	H	RBI	BB	SO	LOB	BOTTOM
Gene Richards, L OBP: 0.369, SLG: 0.380 (1, 7)																7	3	3	1	0	0	0	
Ozzie Smith, S OBP: 0.320, SLG: 0.269 (1, 6)																6	0	3	1	1	1	1	
Jerry Mumphrey, S OBP: 0.352, SLG: 0.344 (1, 8)																4	0	2	1	2	0	1	
Dave Winfield, R OBP: 0.386, SLG: 0.454 (1, 9)																6	0	1	0	0	0	6	
Willie Montanez, L OBP: 0.289, SLG: 0.333 (1, 3)																4	0	0	0	2	1	2	
Tim Flannery, L OBP: 0.307, SLG: 0.370 (1, 9)																4	0	1	0	0	2	3	
Aurelio Rodriguez, R OBP: 0.220, SLG: 0.297 (11, 7)																2	0	0	0	0	1	0	
Bill Fahey, L OBP: 0.300, SLG: 0.289 (1, 2)																3	0	0	0	0	3	3	
Gene Tenace, R OBP: 0.381, SLG: 0.364 (10, 2)																3	0	0	0	0	1	0	
Dave Cash, R OBP: 0.284, SLG: 0.285 (1, 4)																6	1	0	0	0	0	2	
Juan Eichelberger, R ERA: 2.85 (1, 1)																4	0	0	0	0	4	0	
Rolie Fingers, R ERA: 2.11 (11, 1)																0	0	0	0	0	0	0	
Kurt Bevacqua, S ERA: 2.52 (12, 9)																1	0	0	0	0	0	0	
Bob Shirley, R ERA: 2.52 (13, 1)																0	0	0	0	0	0	0	
Eric Rasmussen, R ERA: 2.89 (13, 1)																0	0	0	0	0	0	0	
Dennis Kinney, L ERA: 2.8 (14, 1)																0	0	0	0	0	0	0	
Jerry Barnes, R ERA: 3.02, SLG: 0.397 (15, 9)																1	0	0	0	0	1	1	
<b>Inning Stats</b>	R: 1 E: 0 K: 1 S: 6	H: 1 LOB: 1 BB: 1 P: 10	R:																				



Batter	1	2	3	4	5	6	7	8	9	AB	R	H	RBI	BB	SO	LOB	TOP			
Rudy Law, L OBP: 0.327, SLG: 0.324 (1, 8)	4-3		1B S 1B BB	FC4-6			F8			3	1	0	0	1	0	1	<b>Los Angeles Dodgers @ San Diego Padres</b> San Diego Stadium, San Diego, CA Mon Jul 14 1980, 6:33 AM EDT Att: 22,370 - Unknown <a href="http://livebaseballscorecards.com">livebaseballscorecards.com</a>			
Bill Russell, R OBP: 0.317, SLG: 0.390 (1, 6)	K		1B 1-2 BB		E6		6-3			3	1	0	0	1	1	0				
Reggie Smith, S OBP: 0.393, SLG: 0.541 Terry Forster, L (8, 1)	K		1B 1-2 2-3 1B		G6-4-3		F7			4	1	1	0	0	1	1				
Steve Garvey, R OBP: 0.324, SLG: 0.479 (1, 3)		F9	1B 1-3 2-H 3-H 1B		F9		F6			4	0	1	2	0	0	0				
Dusty Baker Jr., R OBP: 0.339, SLG: 0.548 (1, 7)	K		1B 1-2 3-H 1B		4-3		F8			4	0	1	1	0	1	0				
Ron Cey, R OBP: 0.347, SLG: 0.421 (1, 5)			F9 1B		1-3		1B 2B			4	0	2	0	0	0	2				
Pedro Guerrero, R OBP: 0.452, SLG: 0.574 (1, 4)	F3			K		L8		K		4	0	0	0	0	2	2				
Joe Ferguson, R OBP: 0.354, SLG: 0.351 (1, 2)			L8	F7		6-3		1B 2-3 1B		4	0	1	0	0	0	0				
Rick Sutcliffe, L OBP: 0.238, SLG: 0.158 Gary Thomasson, L OBP: 0.346, SLG: 0.246 (8, 9)			K	FC4-6 BB		4-3		F8		2	0	0	0	1	1	0				
<b>Inning Stats</b>	R: 0 E: 0 K: 2 S: 7	H: 0 LOB: 0 BB: 0 P: 7	R: 0 E: 0 K: 1 S: 6	H: 1 LOB: 1 BB: 0 P: 6	R: 3 E: 0 K: 1 S: 8	H: 3 LOB: 2 BB: 2 P: 16	R: 0 E: 0 K: 1 S: 5	H: 0 LOB: 1 BB: 1 P: 9	R: 0 E: 1 K: 0 S: 3	H: 0 LOB: 0 BB: 0 P: 3	R: 0 E: 0 K: 0 S: 3	H: 0 LOB: 0 BB: 0 P: 3	R: 0 E: 0 K: 0 S: 3	H: 0 LOB: 0 BB: 0 P: 3	R: 0 E: 0 K: 1 S: 7	H: 2 LOB: 2 BB: 0 P: 7	1B: 5 2B: 1 3B: 0 HR: 0	SF: 0 SAC: 0 DP: 1 HBP: 0	WP: 0 PB: 0 SB: 1 CS: 0	PA: 36
<b>PITCHER</b> Steve Mura, R ERA: 3.93 (1, 1)	IP: 9.0 WLS: W BF: 36 H: 6 R: 3 ER: 3 SO: 6 BB: 3 IBB: 0 HBP: 0 BLK: 0 WP: 0 HR: 0 S: 45 P: 57 ERA: 3.00 WHIP: 1.000															<b>PITCHER</b>				

Batter	1	2	3	4	5	6	7	8	9	AB	R	H	RBI	BB	SO	LOB	BOTTOM			
Gene Richards, L OBP: 0.376, SLG: 0.389 (1, 7)	SH1-3 SF7 2B	1B 1-3 BLK 1B					4-3 S BB			3	3	3	0	1	0	0	<b>Los Angeles Dodgers @ San Diego Padres</b> San Diego Stadium, San Diego, CA Mon Jul 14 1980, 6:33 AM EDT Att: 22,370 - Unknown <a href="http://livebaseballscorecards.com">livebaseballscorecards.com</a>			
Ozzie Smith, S OBP: 0.323, SLG: 0.276 (1, 6)	SH1-3	BLK 1B			1B 1-H		K			3	1	2	2	0	1	1				
Jerry Mumphrey, S OBP: 0.328, SLG: 0.341 (1, 8)	SF7	K			F5		4-3			3	0	0	1	0	1	3				
Jerry Turner, L OBP: 0.320, SLG: 0.385 Willie Montanez, L OBP: 0.299, SLG: 0.333 (8, 3)			6-3		S 2-H 1B		FC6-4 BB			3	0	2	1	1	0	0				
Von Joshua, L OBP: 0.315, SLG: 0.440 Aurelio Rodriguez, R OBP: 0.220, SLG: 0.297 (8, 5)	5-3		K		K		FC6-4			4	0	0	0	0	2	4				
Tim Flannery, L OBP: 0.347, SLG: 0.358 Dave Winfield, R OBP: 0.385, SLG: 0.453 (8, 9)		F8	4-3		K			K		3	0	0	0	0	1	1				
Bill Fahey, L OBP: 0.305, SLG: 0.268 (1, 2)		4-3 1B 1B			F8		4-3			4	1	1	0	0	0	0				
Dave Cash, R OBP: 0.281, SLG: 0.261 (1, 4)		4-3			F8		6-3			4	0	0	0	0	0	1				
Steve Mura, R OBP: 0.250, SLG: 0.222 (1, 1)		1B 2-H 1B 1B			F9		F3			3	1	1	1	0	0	0				
<b>Inning Stats</b>	R: 1 E: 0 K: 0 S: 5	H: 2 LOB: 1 BB: 0 P: 5	R: 3 E: 0 K: 1 S: 9	H: 4 LOB: 1 BB: 0 P: 9	R: 0 E: 0 K: 0 S: 5	H: 0 LOB: 0 BB: 0 P: 5	R: 0 E: 0 K: 0 S: 3	H: 0 LOB: 0 BB: 0 P: 3	R: 2 E: 0 K: 2 S: 10	H: 3 LOB: 1 BB: 0 P: 10	R: 0 E: 0 K: 0 S: 3	H: 0 LOB: 0 BB: 0 P: 3	R: 0 E: 0 K: 1 S: 5	H: 0 LOB: 2 BB: 2 P: 13	R: 0 E: 0 K: 1 S: 5	H: 0 LOB: 0 BB: 0 P: 5	1B: 7 2B: 2 3B: 0 HR: 0	SF: 1 SAC: 1 DP: 0 HBP: 0	WP: 0 PB: 0 SB: 3 CS: 0	PA: 35
<b>PITCHER</b> Rick Sutcliffe, R ERA: 5.77 Terry Forster, L ERA: (8, 1)	IP: 7.0 WLS: L BF: 32 H: 9 R: 6 ER: 6 SO: 5 BB: 2 IBB: 0 HBP: 0 BLK: 1 WP: 0 HR: 0 S: 40 P: 48 ERA: 7.71 WHIP: 1.571															<b>PITCHER</b>				



Batter	1	2	3	4	5	6	7	8	9	AB	R	H	RBI	BB	SO	LOB	TOP										
<b>Davey Lopes, R</b> OBP: 0.326, SLG: 0.344 (1, 4)										5	1	3	3	0	0	3	<b>Los Angeles Dodgers @ Chicago Cubs</b> Wrigley Field, Chicago, IL Tue Jul 15 1980, 3:33 AM CDT Att: 20,257 - Unknown										
<b>Rudy Law, L</b> OBP: 0.324, SLG: 0.321 (1, 8)										5	0	1	1	0	0	3											
<b>Reggie Smith, S</b> OBP: 0.396, SLG: 0.540 (1, 9)										4	1	2	0	1	1	0											
<b>Steve Garvey, R</b> OBP: 0.323, SLG: 0.478 (1, 3)										5	1	1	1	0	1	3											
<b>Dusty Baker Jr., R</b> OBP: 0.335, SLG: 0.541 (1, 7)										4	0	0	0	0	2	3											
<b>Ron Cey, R</b> OBP: 0.349, SLG: 0.426 (1, 5)										4	0	2	1	0	1	0											
<b>Bill Russell, R</b> OBP: 0.314, SLG: 0.386 (1, 6)										3	0	0	0	0	0	1											
<b>Joe Ferguson, R</b> OBP: 0.370, SLG: 0.355 (1, 2)										2	2	1	0	2	0	0											
<b>Burt Hooton, R</b> OBP: 0.057, SLG: 0.029 (1, 1)										3	1	1	0	0	0	1											
<b>Dave Goltz, R</b> OBP: 0.267, SLG: 0.120 (7, 1)										0	0	0	0	0	0	0											
<b>Inning Stats</b>	R: 3 E: 0 K: 1 S: 9	H: 4 LOB: 1 BB: 0 P: 9	R: 2 E: 1 K: 1 S: 9	H: 3 LOB: 2 BB: 0 P: 9	R: 1 E: 0 K: 1 S: 7	H: 2 LOB: 2 BB: 1 P: 11	R: 0 E: 0 K: 0 S: 3	H: 0 LOB: 0 BB: 0 P: 3	R: 0 E: 0 K: 0 S: 3	H: 1 LOB: 0 BB: 0 P: 3	R: 0 E: 0 K: 2 S: 7	H: 0 LOB: 0 BB: 0 P: 7	R: 0 E: 0 K: 0 S: 4	H: 1 LOB: 2 BB: 1 P: 8	R: 0 E: 0 K: 0 S: 2	H: 0 LOB: 0 BB: 1 P: 6	1B: 8 2B: 2 3B: 0 HR: 1	SF: 0 SAC: 2 DP: 0 HBP: 0	WP: 0 PB: 0 SB: 0 CS: 2	PA: 40							
<b>PITCHER</b>	IP	WLS	BF	H	R	ER	SO	BB	IBB	HBP	BLK	WP	HR	S	P	ERA	WHIP										
<b>Lynn McGlothen, R</b> ERA: 5.76 (1, 1)	1.1	L	11	6	5	4	1	0	0	0	0	0	1	13	13	27.00	4.500										
<b>Willie Hernandez, L</b> ERA: 4.46 (2, 1)	3.2		15	3	1	1	2	1	0	0	0	0	0	18	22	2.46	1.091										
<b>Bill Caudill, R</b> ERA: 2.0 (6, 1)	2.0		6	1	0	0	2	0	0	0	0	0	0	10	10	0.00	0.500										
<b>Dick Tidrow, R</b> ERA: 1.96 (8, 1)	2.0		8	1	0	0	0	1	1	0	0	0	0	6	14	0.00	1.000										

AB	35
R	6
H	11
RBI	6
BB	3
SO	5
LOB	14



Batter	1	2	3	4	5	6	7	8	9	AB	R	H	RBI	BB	SO	LOB	BOTTOM											
<b>Ivan De Jesus, R</b> OBP: 0.346, SLG: 0.377 (1, 6)										4	0	0	0	0	0	4	<b>Los Angeles Dodgers @ Chicago Cubs</b> Wrigley Field, Chicago, IL Tue Jul 15 1980, 3:33 AM CDT Att: 20,257 - Unknown											
<b>Steve Dillard, R</b> OBP: 0.287, SLG: 0.349 (1, 5)										4	0	0	0	0	0	2												
<b>Bill Buckner, L</b> OBP: 0.351, SLG: 0.442 (1, 7)										4	0	1	0	0	0	0												
<b>Cliff Johnson, R</b> OBP: 0.327, SLG: 0.409 (1, 3)										4	0	1	0	0	2	1												
<b>Mike Vail, R</b> OBP: 0.362, SLG: 0.432 (1, 9)										4	1	1	0	0	1	1												
<b>Jerry Martin, R</b> OBP: 0.287, SLG: 0.464 (1, 8)										4	0	1	0	0	0	1												
<b>Tim Blackwell, S</b> OBP: 0.286, SLG: 0.347 (1, 2)										4	1	2	2	0	0	1												
<b>Mike Tyson, R</b> OBP: 0.295, SLG: 0.353 (1, 4)										3	0	1	0	0	0	1												
<b>Jesus Figueroa, L</b> OBP: 0.397, SLG: 0.353 (9, PH)										1	0	0	0	0	0	1												
<b>Lynn McGlothen, L</b> OBP: 0.296, SLG: 0.385 (2, 1)										0	0	0	0	0	0	0												
<b>Willie Hernandez, L</b> OBP: 0.231, SLG: 0.306 (5, PH)										1	0	0	0	0	0	0												
<b>Larry Smith, R</b> OBP: 0.297, SLG: 0.398 (6, 1)										0	0	0	0	0	0	0												
<b>Bill Caudill, R</b> OBP: 0.333, SLG: 0.313 (8, 1)										0	0	0	0	0	0	0												
<b>Ken Henderson, S</b> OBP: 0.333, SLG: 0.313 (7, PH)										0	0	0	0	1	0	0												
<b>Dick Tidrow, R</b> (8, 1)										0	0	0	0	0	0	0												
<b>Inning Stats</b>	R: 0 E: 0 K: 0 S: 3	H: 0 LOB: 0 BB: 0 P: 3	R: 0 E: 0 K: 0 S: 3	H: 0 LOB: 0 BB: 0 P: 3	R: 0 E: 0 K: 1 S: 6	H: 1 LOB: 1 BB: 0 P: 6	R: 2 E: 0 K: 0 S: 7	H: 4 LOB: 2 BB: 0 P: 7	R: 0 E: 0 K: 0 S: 3	H: 1 LOB: 2 BB: 1 P: 3	R: 0 E: 0 K: 0 S: 4	H: 1 LOB: 2 BB: 1 P: 8	R: 0 E: 0 K: 1 S: 5	H: 0 LOB: 0 BB: 0 P: 5	R: 0 E: 0 K: 1 S: 6	H: 1 LOB: 1 BB: 0 P: 6	1B: 7 2B: 0 3B: 0 HR: 1	SF: 0 SAC: 0 DP: 1 HBP: 0	WP: 0 PB: 0 SB: 0 CS: 0	PA: 35								
<b>PITCHER</b>	IP	WLS	BF	H	R	ER	SO	BB	IBB	HBP	BLK	WP	HR	S	P	ERA	WHIP											
<b>Burt Hooton, R</b> ERA: 3.17 (1, 1)	6.2	W	27	7	2	2	1	1	0	0	0	0	0	12	28	32	2.70	1.200										
<b>Dave Goltz, R</b> ERA: 5.34 (7, 1)	2.1	S	8	1	0	0	2	0	0	0	0	0	0	12	12	0.00	0.429											

AB	34
R	2
H	8
RBI	2
BB	1
SO	3
LOB	12





Batter	1	2	3	4	5	6	7	8	9	AB	R	H	RBI	BB	SO	LOB	TOP			
Davey Lopes, R OBP: 0.328, SLG: 0.344 (1, 4)	5-3		BB	4-0 BB		0-3 K		0-0 FC3-6 1B		3	0	1	0	1	1	0	<b>Los Angeles Dodgers @ Chicago Cubs</b> Wrigley Field, Chicago, IL Wed Jul 16 1980, 3:33 AM CDT Att: 18,638 - Unknown			
Rudy Law, L OBP: 0.323, SLG: 0.320 (1, 8)	5-3		F8			0-0 CS 1B		0-0 FC3-6 1B		4	0	1	0	0	0	3				
Reggie Smith, S OBP: 0.398, SLG: 0.538 Derrel Thomas, S OBP: 0.294, SLG: 0.326 (1, 9) (7, 9)	K		4-0 BB			0-0 1B CS		0-3 K		3	1	1	0	1	2	2				
Steve Garvey, R OBP: 0.325, SLG: 0.478 (1, 3)			FC6-4 BB			0-0 WP 1B		0-0 5-3		4	0	2	0	0	0	2				
Dusty Baker Jr., R OBP: 0.334, SLG: 0.539 (1, 7)	F9					0-0 SF8		0-0 G6-4-3 1B		3	0	1	1	0	0	1				
Ron Cey, R OBP: 0.351, SLG: 0.423 (1, 5)			4-0 BB			3-H 4-0 1B		0-0 G6-4-3 1B		2	0	0	0	2	0	1				
Bill Russell, R OBP: 0.311, SLG: 0.381 (1, 6)	K					0-0 F8				4	0	0	0	0	2	4				
Joe Ferguson, R OBP: 0.356, SLG: 0.338 (1, 2)	K					0-0 F8		0-3 K		4	0	0	0	0	2	2				
Jerry Reuss, L OBP: 0.132, SLG: 0.111 Gary Thomasson, L OBP: 0.354, SLG: 0.258 Joe Beckwith, L OBP: 0.395, SLG: 0.386 (1, 1) (7, PH) (7, 1) (8, PH)			K			0-0 4-3		0-0 FC3-6 1B		2	0	0	0	0	1	0				
Jay Johnstone, L OBP: 0.395, SLG: 0.386 (8, PH)								0-0 F7		1	0	1	0	0	0	0				
<b>Inning Stats</b>	R: 0 E: 0 K: 1 S: 5	H: 0 LOB: 0 BB: 0 P: 5	R: 0 E: 0 K: 2 S: 8	H: 1 LOB: 2 BB: 1 P: 12	R: 0 E: 0 K: 1 S: 5	H: 0 LOB: 2 BB: 2 P: 13	R: 0 E: 0 K: 0 S: 3	H: 0 LOB: 0 BB: 0 P: 3	R: 0 E: 0 K: 1 S: 5	H: 3 LOB: 2 BB: 1 P: 9	R: 0 E: 0 K: 2 S: 9	H: 2 LOB: 2 BB: 0 P: 9	R: 0 E: 0 K: 1 S: 3	H: 1 LOB: 0 BB: 0 P: 3	R: 0 E: 0 K: 1 S: 5	H: 0 LOB: 0 BB: 0 P: 5	1B: 7 2B: 0 3B: 0 HR: 0	SF: 1 SAC: 0 DP: 1 HBP: 0	WP: 1 PB: 0 SB: 1 CS: 2	PA: 36
<b>PITCHER</b> Rick Reuschel, R ERA: 4.14 (1, 1)	IP: 9.0 WLS: W BF: 36 H: 7 R: 1 ER: 1 SO: 8 BB: 3 IBB: 1 HBP: 0 BLK: 0 WP: 1 HR: 0 S: 48 P: 64 ERA: 1.00 WHIP: 1.111															<b>PITCHER</b>				

Batter	1	2	3	4	5	6	7	8	9	AB	R	H	RBI	BB	SO	LOB	BOTTOM			
Ivan De Jesus, R OBP: 0.345, SLG: 0.375 (1, 6)	K		K2-3			0-0 S 1B		0-3 K		4	0	1	0	0	3	0	<b>Los Angeles Dodgers @ Chicago Cubs</b> Wrigley Field, Chicago, IL Wed Jul 16 1980, 3:33 AM CDT Att: 18,638 - Unknown			
Lenny Randle, S OBP: 0.385, SLG: 0.384 Mick Kelleher, R OBP: 0.211, SLG: 0.170 (1, 5) (8, 5)	6-3		5-3			0-0 F9		0-3 K		4	0	0	0	0	1	1				
Bill Buckner, L OBP: 0.356, SLG: 0.450 (1, 7) (9, 3)			FC5-4 1B			0-0 E 1B		0-0 4-3		4	2	3	0	0	0	0				
Cliff Johnson, R OBP: 0.325, SLG: 0.406 Ken Henderson, S OBP: 0.333, SLG: 0.313 (1, 3) (9, 7)			FC5-4 1B			0-0 F8		0-3 K		4	0	1	1	0	1	2				
Mike Vail, R OBP: 0.364, SLG: 0.438 (1, 9)						0-0 E6 FC6-4 1B		0-0 4-3 1B		4	2	2	0	0	0	0				
Jerry Martin, R OBP: 0.289, SLG: 0.463 (1, 8)	F8					0-0 FC6-4 IBB		0-0 4-3 1B		3	0	1	1	1	0	2				
Tim Blackwell, S OBP: 0.279, SLG: 0.338 (1, 2)			6-3			0-0 K		0-0 FC6-4		4	0	0	1	0	1	2				
Mike Tyson, R OBP: 0.289, SLG: 0.345 (1, 4)			5-3			0-0 L9		0-0 F6		3	0	0	0	0	0	1				
Rick Reuschel, R OBP: 0.163, SLG: 0.233 (1, 1)			5-3			0-0 5-3		0-3 K		3	0	0	0	0	1	0				
<b>Inning Stats</b>	R: 1 E: 0 K: 1 S: 8	H: 3 LOB: 2 BB: 0 P: 8	R: 0 E: 0 K: 0 S: 3	H: 0 LOB: 0 BB: 0 P: 3	R: 0 E: 0 K: 1 S: 6	H: 1 LOB: 1 BB: 0 P: 6	R: 0 E: 0 K: 1 S: 5	H: 0 LOB: 0 BB: 0 P: 5	R: 0 E: 0 K: 0 S: 4	H: 1 LOB: 1 BB: 0 P: 4	R: 2 E: 1 K: 0 S: 5	H: 1 LOB: 1 BB: 1 P: 9	R: 0 E: 0 K: 3 S: 9	H: 0 LOB: 0 BB: 0 P: 9	R: 1 E: 0 K: 1 S: 7	H: 2 LOB: 1 BB: 0 P: 7		1B: 6 2B: 2 3B: 0 HR: 0	SF: 0 SAC: 0 DP: 0 HBP: 0	WP: 0 PB: 0 SB: 1 CS: 0
<b>PITCHER</b> Jerry Reuss, L ERA: 1.82 Joe Beckwith, R ERA: 2.96 (1, 1) (7, 1)	IP: 6.0 WLS: L BF: 26 H: 6 R: 3 ER: 1 SO: 3 BB: 0 IBB: 1 HBP: 0 BLK: 0 WP: 0 HR: 0 S: 31 P: 35 ERA: 1.50 WHIP: 1.000															<b>PITCHER</b>				





Batter	1	2	3	4	5	6	7	8	9	AB	R	H	RBI	BB	SO	LOB	TOP				
<b>Davey Lopes, R</b> OBP: 0.329, SLG: 0.345 (1, 4)										5	1	2	1	0	0	1					
<b>Rudy Law, L</b> OBP: 0.321, SLG: 0.318 (1, 8)										5	1	1	0	0	0	1					
<b>Reggie Smith, S</b> OBP: 0.396, SLG: 0.534 (1, 9)										4	0	1	1	0	1	0					
<b>Steve Garvey, R</b> OBP: 0.329, SLG: 0.484 (1, 3)										4	0	3	1	0	0	0					
<b>Dusty Baker Jr., R</b> OBP: 0.333, SLG: 0.534 (1, 7)										3	0	0	0	1	0	4					
<b>Ron Cey, R</b> OBP: 0.350, SLG: 0.419 (1, 5)										3	0	0	0	1	1	2					
<b>Bill Russell, R</b> OBP: 0.307, SLG: 0.376 (1, 6)										4	0	0	0	0	0	3					
<b>Joe Ferguson, R</b> OBP: 0.361, SLG: 0.361 (1, 2)										3	1	1	0	1	0	3					
<b>Don Sutton, R</b> OBP: 0.063, SLG: 0.063 (1, 1)										3	0	0	0	0	2	1					
<b>Inning Stats</b>	R: 2 E: 0 K: 0 S: 7	H: 4 LOB: 3 BB: 1 P: 11	R: 0 E: 0 K: 0 S: 3	H: 0 LOB: 0 BB: 0 P: 3	R: 0 E: 0 K: 0 S: 3	H: 0 LOB: 1 BB: 1 P: 7	R: 1 E: 0 K: 0 S: 4	H: 1 LOB: 1 BB: 0 P: 8	R: 0 E: 0 K: 1 S: 6	H: 1 LOB: 1 BB: 0 P: 6	R: 0 E: 0 K: 2 S: 8	H: 1 LOB: 0 BB: 0 P: 8	R: 0 E: 0 K: 1 S: 5	H: 0 LOB: 0 BB: 0 P: 5	R: 0 E: 0 K: 1 S: 5	H: 0 LOB: 0 BB: 0 P: 5	1B: 6 2B: 1 3B: 1 HR: 0	SF: 0 SAC: 1 DP: 0 HBP: 0	WP: 0 PB: 0 SB: 0 CS: 0	PA: 38	
<b>PITCHER</b>	IP	WLS	BF	H	R	ER	SO	BB	IBB	HBP	BLK	WP	HR	S	P	ERA	WHIP				
<b>Dennis Lamp, R</b> ERA: 5.01 (1, 1)	6.0	L	28	7	3	3	1	2	1	0	0	0	0	27	39	4.50	1.500				
<b>Bill Caudill, R</b> ERA: 1.91 (7, 1)	3.0		10	1	0	0	4	0	0	0	0	0	0	18	18	0.00	0.333				

Los Angeles Dodgers @ Chicago Cubs  
Wrigley Field, Chicago, IL  
Thu Jul 17 1980, 3:33 AM CDT  
Att: 21,389 - Unknown

AB 34  
R 3  
H 8  
RBI 3  
BB 3  
SO 5  
LOB 15

Batter	1	2	3	4	5	6	7	8	9	AB	R	H	RBI	BB	SO	LOB	BOTTOM				
<b>Ivan De Jesus, R</b> OBP: 0.341, SLG: 0.371 (1, 6)										4	0	0	0	0	0	1					
<b>Lenny Randle, S</b> OBP: 0.354, SLG: 0.382 (1, 5)										4	0	1	1	0	0	0					
<b>Bill Buckner, L</b> OBP: 0.355, SLG: 0.447 (1, 7)										4	0	1	0	0	0	1					
<b>Cliff Johnson, R</b> OBP: 0.322, SLG: 0.401 (1, 3)										3	0	0	0	0	1	1					
<b>Mike Vail, R</b> OBP: 0.360, SLG: 0.432 (1, 9)										3	0	0	0	0	0	0					
<b>Jerry Martin, R</b> OBP: 0.290, SLG: 0.460 (1, 8)										2	0	0	0	1	0	0					
<b>Tim Blackwell, S</b> OBP: 0.275, SLG: 0.333 (1, 2)										2	0	0	0	0	1	0					
<b>Larry Bittner, L</b> OBP: 0.325, SLG: 0.355 (6, PH)										1	0	0	0	0	0	1					
<b>Mike O'Berry, R</b> OBP: 0.200, SLG: 0.200 (9, 2)										0	0	0	0	0	0	0					
<b>Mike Tyson, R</b> OBP: 0.290, SLG: 0.345 (1, 4)										3	1	1	0	0	1	0					
<b>Dennis Lamp, R</b> OBP: 0.190, SLG: 0.128 (1, 1)										1	0	0	0	0	0	0					
<b>Jesus Figueroa, L</b> OBP: 0.390, SLG: 0.346 (6, PH)										1	0	0	0	0	0	0					
<b>Bill Caudill, R</b> (7, 1)										0	0	0	0	0	0	0					
<b>Ken Henderson, S</b> OBP: 0.330, SLG: 0.309 (9, PH)										1	0	0	0	0	1	1					
<b>Inning Stats</b>	R: 0 E: 0 K: 0 S: 3	H: 0 LOB: 0 BB: 0 P: 3	R: 0 E: 0 K: 0 S: 3	H: 0 LOB: 0 BB: 0 P: 3	R: 0 E: 0 K: 2 S: 7	H: 0 LOB: 0 BB: 0 P: 7	R: 0 E: 0 K: 1 S: 6	H: 1 LOB: 1 BB: 0 P: 6	R: 0 E: 0 K: 0 S: 3	H: 0 LOB: 0 BB: 0 P: 3	R: 0 E: 0 K: 0 S: 3	H: 0 LOB: 0 BB: 0 P: 3	R: 0 E: 0 K: 0 S: 2	H: 0 LOB: 0 BB: 1 P: 6	R: 1 E: 0 K: 1 S: 7	H: 2 LOB: 1 BB: 0 P: 7	1B: 3 2B: 1 3B: 0 HR: 0	SF: 0 SAC: 0 DP: 1 HBP: 0	WP: 0 PB: 0 SB: 0 CS: 0	PA: 30	
<b>PITCHER</b>	IP	WLS	BF	H	R	ER	SO	BB	IBB	HBP	BLK	WP	HR	S	P	ERA	WHIP				
<b>Don Sutton, R</b> ERA: 2.13 (1, 1)	9.0	W	30	3	1	1	4	1	0	0	0	0	0	37	41	1.00	0.444				

Los Angeles Dodgers @ Chicago Cubs  
Wrigley Field, Chicago, IL  
Thu Jul 17 1980, 3:33 AM CDT  
Att: 21,389 - Unknown

AB 29  
R 1  
H 3  
RBI 1  
BB 1  
SO 4  
LOB 5



Batter	1	2	3	4	5	6	7	8	9	AB	R	H	RBI	BB	SO	LOB	TOP				
Davey Lopes, R OBP: 0.330, SLG: 0.344 (1, 4)										4	0	1	0	1	1	1					
Rudy Law, L OBP: 0.316, SLG: 0.313 (1, 8)										5	0	0	0	0	0	4					
Reggie Smith, S OBP: 0.397, SLG: 0.533 (1, 9)										4	0	2	0	0	1	0					
Steve Garvey, R OBP: 0.328, SLG: 0.480 (1, 3)										3	1	0	0	0	1	2					
Dusty Baker Jr., R OBP: 0.335, SLG: 0.532 (1, 7)										3	2	1	0	1	0	3					
Ron Cey, R OBP: 0.351, SLG: 0.420 (1, 5)										4	1	2	2	0	0	2					
Bill Russell, R OBP: 0.309, SLG: 0.378 (1, 6)										4	0	2	1	0	0	0					
Joe Ferguson, R OBP: 0.357, SLG: 0.360 (1, 2)										3	0	1	1	0	0	1					
Bob Welch, R OBP: 0.262, SLG: 0.317 Joe Beckwith, L (6, 1)										3	0	1	0	0	1	2					
Gary Thomasson, L OBP: 0.350, SLG: 0.254 (9, PH)										0	0	0	0	0	0	0					
										1	0	0	0	0	0	0					
<b>Inning Stats</b>	R: 0 E: 0 K: 1 S: 5	H: 0 LOB: 0 BB: 0 P: 5	R: 3 E: 0 K: 0 S: 7	H: 4 LOB: 2 BB: 0 P: 8	R: 1 E: 0 K: 0 S: 3	H: 1 LOB: 1 BB: 1 P: 7	R: 0 E: 0 K: 1 S: 6	H: 1 LOB: 2 BB: 1 P: 10	R: 0 E: 1 K: 0 S: 4	H: 1 LOB: 1 BB: 0 P: 4	R: 0 E: 0 K: 1 S: 6	H: 2 LOB: 1 BB: 0 P: 6	R: 0 E: 0 K: 0 S: 3	H: 1 LOB: 0 BB: 0 P: 3	R: 0 E: 0 K: 0 S: 3	H: 0 LOB: 0 BB: 0 P: 3	1B: 10 2B: 0 3B: 0 HR: 0	SF: 1 SAC: 0 DP: 2 HBP: 1	WP: 0 PB: 0 SB: 2 CS: 0	PA: 38	
<b>PITCHER</b>	IP	WLS	BF	H	R	ER	SO	BB	IBB	HBP	BLK	WP	HR	S	P	ERA	WHIP				
Rick Rhoden, R ERA: 6.0 (1, 1)	6.0	W	28	9	4	4	3	2	0	1	0	0	0	31	40	6.00	1.833				
Enrique Romo, R ERA: 3.14 (7, 1)	3.0	S	10	1	0	0	1	0	0	0	0	0	0	12	12	0.00	0.333				

Los Angeles Dodgers @ Pittsburgh Pirates  
Three Rivers Stadium, Pittsburgh, PA  
Fri Jul 18 1980, 7:05 PM EDT  
Att: 30,131 - Unknown

AB 34  
R 4  
H 10  
RBI 4  
BB 2  
SO 4  
LOB 15

Batter	1	2	3	4	5	6	7	8	9	AB	R	H	RBI	BB	SO	LOB	BOTTOM				
Omar Moreno, L OBP: 0.319, SLG: 0.348 (1, 8)										5	1	1	0	0	0	3					
Tim Foli, R OBP: 0.313, SLG: 0.359 (1, 6)										3	0	1	0	0	1	0					
Dave Parker, L OBP: 0.323, SLG: 0.452 (1, 9)										4	0	0	1	0	0	1					
John Milner, L OBP: 0.364, SLG: 0.383 (1, 3)										4	1	2	1	0	0	0					
Mike Easter, L OBP: 0.444, SLG: 0.675 (1, 7)										4	2	2	0	0	0	2					
Bill Madlock, R OBP: 0.286, SLG: 0.328 (1, 5)										3	2	1	0	1	1	0					
Ed Ott, L OBP: 0.349, SLG: 0.383 (1, 2)										4	0	1	1	0	0	2					
Phil Garner, R OBP: 0.330, SLG: 0.376 (1, 4)										3	0	1	2	1	1	2					
Rick Rhoden, R OBP: 0.444, SLG: 0.375 Bill Robinson, R OBP: 0.293, SLG: 0.446 (6, PH)										2	0	0	1	0	0	1					
Enrique Romo, R OBP: 0.556, SLG: 0.500 (7, 1)										1	0	0	0	0	1	2					
										1	0	1	0	0	0	0					
<b>Inning Stats</b>	R: 1 E: 0 K: 0 S: 4	H: 1 LOB: 0 BB: 0 P: 4	R: 2 E: 0 K: 1 S: 8	H: 3 LOB: 1 BB: 0 P: 8	R: 0 E: 0 K: 1 S: 5	H: 0 LOB: 0 BB: 0 P: 5	R: 0 E: 0 K: 0 S: 3	H: 0 LOB: 0 BB: 0 P: 3	R: 0 E: 1 K: 1 S: 9	H: 3 LOB: 2 BB: 1 P: 13	R: 0 E: 0 K: 0 S: 5	H: 2 LOB: 0 BB: 0 P: 5	R: 0 E: 0 K: 1 S: 6	H: 1 LOB: 2 BB: 1 P: 10	1B: 8 2B: 1 3B: 0 HR: 1	SF: 0 SAC: 1 DP: 0 HBP: 0	WP: 1 PB: 0 SB: 1 CS: 0	PA: 37			
<b>PITCHER</b>	IP	WLS	BF	H	R	ER	SO	BB	IBB	HBP	BLK	WP	HR	S	P	ERA	WHIP				
Bob Welch, R ERA: 2.57 (1, 1)	5.2	L	26	7	6	4	2	1	0	0	0	0	0	29	33	6.35	1.412				
Joe Beckwith, R ERA: 2.21 (6, 1)	2.1		11	3	0	0	2	1	0	0	0	0	0	14	18	0.00	1.714				

Los Angeles Dodgers @ Pittsburgh Pirates  
Three Rivers Stadium, Pittsburgh, PA  
Fri Jul 18 1980, 7:05 PM EDT  
Att: 30,131 - Unknown

AB 34  
R 6  
H 10  
RBI 6  
BB 2  
SO 4  
LOB 13



Batter	1	2	3	4	5	6	7	8	9	AB	R	H	RBI	BB	SO	LOB	TOP																									
Davey Lopes, R (1,4) OBP: 0.332, SLG: 0.347 Pedro Guerrero, R (7,4) OBP: 0.444, SLG: 0.564	F8	FC5-4 BB			G4-6-3 2B		5-3		P4	3	0	1	0	1	0	0																										
Bill Russell, R (1,6) OBP: 0.311, SLG: 0.377 Derrel Thomas, S (7,6) OBP: 0.292, SLG: 0.323	1B FC	FC5-4 1-2			G4-6-3 BB		F7		P2	3	1	1	0	1	0	2																										
Reggie Smith, S (1,9) OBP: 0.388, SLG: 0.531 Rudy Law, L (7, PR) OBP: 0.316, SLG: 0.313	HBP FC 1B				G4-6-3 1-2 2-3		G4-6-3		HR BB	3	0	1	0	1	1	2																										
Steve Garvey, R (1,3) OBP: 0.330, SLG: 0.488	FC HBP 1-2 3-H				5-3		5-3		HR	4	1	2	3	0	0	2																										
Dusty Baker Jr, R (1,7) OBP: 0.334, SLG: 0.527	G5-4-3 HBP 1-2 2-3				FC3-4 FC6-4 1-2		F8		P4	3	0	0	0	0	0	2																										
Ron Cey, R (1,5) OBP: 0.347, SLG: 0.415	G5-4-3 1-2				FC6-4 1-2		5-3		5-3	4	0	0	0	0	0	4																										
Gary Thomasson, L (1,8) OBP: 0.345, SLG: 0.268					K				F7	4	0	1	0	0	1	0																										
Joe Ferguson, R (1,2) OBP: 0.365, SLG: 0.356 Mike Scioscia, L (6,2) OBP: 0.322, SLG: 0.375 Bobby Castillo, R (8,1) OBP: 0.200, SLG: 0.200					F8				4-3	1	0	0	0	2	0	0																										
Rick Sutcliffe, L (1,1) OBP: 0.227, SLG: 0.150 Joe Beckwith, L (4,1)					SH3-4 BB					1	0	0	0	0	0	0																										
Rick Monday, L (6, PH) OBP: 0.311, SLG: 0.289 Terry Forster, L (6,1)					3-1				K	1	0	0	0	0	0	0																										
Steve Yeager, R (8,2) OBP: 0.274, SLG: 0.236									F8	1	0	0	0	0	0	0																										
<b>Inning Stats</b>	R: 1 E: 0 K: 0 S: 5	H: 2 LOB: 2 BB: 0 P: 6	R: 0 E: 0 K: 0 S: 3	H: 0 LOB: 2 BB: 2 P: 11	R: 0 E: 0 K: 1 S: 6	H: 1 LOB: 1 BB: 0 P: 6	R: 0 E: 0 K: 1 S: 5	H: 0 LOB: 0 BB: 0 P: 5	R: 0 E: 0 K: 0 S: 3	H: 1 LOB: 1 BB: 1 P: 7	R: 0 E: 0 K: 0 S: 6	H: 1 LOB: 2 BB: 1 P: 10	R: 2 E: 0 K: 0 S: 4	H: 1 LOB: 1 BB: 1 P: 8	R: 0 E: 0 K: 0 S: 3	H: 0 LOB: 0 BB: 0 P: 3	R: 0 E: 0 K: 0 S: 3	H: 0 LOB: 0 BB: 0 P: 3	1B: 3 2B: 2 3B: 0 HR: 1	SF: 0 SAC: 1 DP: 2 HBP: 1	WP: 0 PB: 0 SB: 0 CS: 0	PA: 38																				
<b>PITCHER</b>	IP	WLS	BF	H	R	ER	SO	BB	IBB	HBP	BLK	WP	HR	S	P	ERA	WHIP	<b>PITCHER</b>								IP	WLS	BF	H	R	ER	SO	BB	IBB	HBP	BLK	WP	HR	S	P	ERA	WHIP
Don Robinson, R (1,1) ERA: 4.2	1.0		6	2	1	1	0	0	0	1	0	0	0	5	6	9.00	2.000																									
Eddie Solomon, R (2,1) ERA: 2.74	6.0	W	26	4	2	2	3	5	0	0	0	0	1	27	47	3.00	1.500																									
Grant Jackson, L (8,1) ERA: 2.0	2.0		6	0	0	0	0	0	0	0	0	0	0	6	6	0.00	0.000																									

Los Angeles Dodgers @ Pittsburgh Pirates  
Three Rivers Stadium, Pittsburgh, PA

AB 31  
R 3  
H 6  
RBI 3  
BB 5  
SO 3  
LOB 14



WP: 0 PA: 38  
PB: 0  
SB: 0  
CS: 0

Sat Jul 19 1980, 3:33 AM EDT  
Att: 28,731 - Unknown

livebaseballscorecards.com

Batter	1	2	3	4	5	6	7	8	9	AB	R	H	RBI	BB	SO	LOB	BOTTOM																											
Omar Moreno, L (1,8) OBP: 0.320, SLG: 0.347	F9 BLK 2B BB		F8	1B BB		6-3				2	2	0	0	2	0	0																												
Tim Lincecum, R (1,6) OBP: 0.315, SLG: 0.361	K 1-2			1B 1-2 3-H		6-3				4	0	2	1	0	1	1																												
Dave Parker, L (1,9) OBP: 0.328, SLG: 0.457	2B BB			HR 2B 1-3 2-H		P5				3	2	2	1	1	0	0																												
John Milner, L (1,3) OBP: 0.361, SLG: 0.403	F9 2-3			HR 3-1		G3				4	1	1	2	0	0	4																												
Mike Easter, L (1,7) OBP: 0.450, SLG: 0.683	1-3 3-H 2B			S 1B 1B		6-3				4	1	3	2	0	0	0																												
Bill Madlock, R (1,5) OBP: 0.285, SLG: 0.327	F7			1-3 1B 1B		5-3				4	0	1	1	0	0	2																												
Ed Ott, L (1,2) OBP: 0.352, SLG: 0.382						4-3				3	0	1	0	1	0	0																												
Phil Garner, R (1,4) OBP: 0.330, SLG: 0.378						F9 1-2				4	1	1	0	0	0	3																												
Don Robinson, R (1,1) OBP: 0.393, SLG: 0.500 Eddie Solomon, R (2,1) OBP: 0.162, SLG: 0.182 Grant Jackson, S (8,1) ERA: 2.87						F9 1B 2B				0	0	0	0	0	0	0																												
<b>Inning Stats</b>	R: 2 E: 0 K: 1 S: 6	H: 1 LOB: 1 BB: 2 P: 14	R: 0 E: 0 K: 1 S: 4	H: 0 LOB: 0 BB: 1 P: 8	R: 3 E: 0 K: 0 S: 6	H: 5 LOB: 1 BB: 0 P: 6	R: 2 E: 0 K: 0 S: 6	H: 3 LOB: 2 BB: 1 P: 10	R: 0 E: 0 K: 1 S: 7	H: 2 LOB: 2 BB: 0 P: 7	R: 0 E: 0 K: 0 S: 3	H: 0 LOB: 0 BB: 0 P: 3	R: 0 E: 0 K: 0 S: 3	H: 0 LOB: 0 BB: 0 P: 3	R: 0 E: 0 K: 1 S: 5	H: 0 LOB: 0 BB: 0 P: 5	1B: 7 2B: 3 3B: 0 HR: 1	SF: 0 SAC: 0 DP: 0 HBP: 0	WP: 0 PB: 0 SB: 1 CS: 1	PA: 36																								
<b>PITCHER</b>	IP	WLS	BF	H	R	ER	SO	BB	IBB	HBP	BLK	WP	HR	S	P	ERA	WHIP	<b>PITCHER</b>								IP	WLS	BF	H	R	ER	SO	BB	IBB	HBP	BLK	WP	HR	S	P	ERA	WHIP		
Rick Sutcliffe, R (1,1) ERA: 6.35	3.2	L	20	8	7	7	2	4	0	0	0	0	0	9	36	17.18	3.273																											
Joe Beckwith, R (4,1) ERA: 2.13	1.1		7	3	0	0	1	0	0	0	0	0	0	9	9	0.00	2.250																											
Terry Forster, L (6,1) ERA:	2.0		6	0	0	0	0	0	0	0	0	0	0	6	6	0.00	0.000																											
Bobby Castillo, R (8,1) ERA: 2.87	1.0		3	0	0	0	1	0	0	0	0	0	0	5	5	0.00	0.000																											

Los Angeles Dodgers @ Pittsburgh Pirates  
Three Rivers Stadium, Pittsburgh, PA

AB 32  
R 7  
H 11  
RBI 7  
BB 4  
SO 4  
LOB 13



WP: 0 PA: 36  
PB: 0  
SB: 1  
CS: 1

Sat Jul 19 1980, 3:33 AM EDT  
Att: 28,731 - Unknown

livebaseballscorecards.com



Batter	1	2	3	4	5	6	7	8	9	AB	R	H	RBI	BB	SO	LOB	TOP	
Davey Lopes, R OBP: 0.331, SLG: 0.348 (1, 4)										4	1	1	0	0	0	0	<b>Los Angeles Dodgers @ Pittsburgh Pirates</b> Three Rivers Stadium, Pittsburgh, PA Sun Jul 20 1980, 3:33 AM EDT Unknown <a href="http://livebaseballscorecards.com">livebaseballscorecards.com</a>	
Bill Russell, R OBP: 0.315, SLG: 0.378 (1, 6)										2	1	1	0	1	0			
Reggie Smith, S OBP: 0.399, SLG: 0.529 (1, 8) (7, 9)										3	0	1	1	1	0			
Steve Garvey, R OBP: 0.329, SLG: 0.488 (1, 3)										4	1	1	0	0	0			
Dusty Baker Jr., R OBP: 0.339, SLG: 0.536 (1, 7)										4	0	3	2	0	0			
Ron Cey, R OBP: 0.346, SLG: 0.411 (1, 5)										3	0	0	0	1	0			
Pedro Guerrero, R OBP: 0.424, SLG: 0.534 Derrel Thomas, S OBP: 0.290, SLG: 0.321 (1, 9) (7, 8)										3	0	0	0	0	0	2		AB 32
Steve Yeager, R OBP: 0.273, SLG: 0.263 (1, 2)										4	1	1	1	0	0	2		R 4
Burt Hooton, R OBP: 0.053, SLG: 0.027 Steve Howe, L OBP: 0.125, SLG: 0.125 (1, 1) (8, 1)										3	0	0	0	0	0	0		H 8
										1	0	0	0	0	0	1		RBI 4
<b>Inning Stats</b>	R: 1 E: 0 K: 0 S: 4	H: 2 LOB: 0 BB: 0 P: 4	R: 0 E: 0 K: 0 S: 3	H: 0 LOB: 1 BB: 1 P: 7	R: 0 E: 0 K: 0 S: 4	H: 1 LOB: 1 BB: 0 P: 4	R: 0 E: 0 K: 0 S: 4	H: 0 LOB: 0 BB: 0 P: 3	R: 1 E: 0 K: 0 S: 5	H: 2 LOB: 1 BB: 0 P: 5	R: 0 E: 1 K: 0 S: 3	H: 0 LOB: 0 BB: 0 P: 3	1B: 4 2B: 2 3B: 1 HR: 1	SF: 0 SAC: 1 DP: 1 HBP: 0	WP: 0 PB: 0 SB: 0 CS: 2	PA: 36		
<b>PITCHER</b>	IP WLS BF H R ER SO BB IBB HBP BLK WP HR S P ERA WHIP																	
John Candelaria, L ERA: 3.88 Kent Tekulve, R ERA: 3.0 (1, 1) (8, 1)	7.0 L 28 6 3 3 0 3 0 0 0 0 0 1 25 37 3.86 1.286																	
	2.0 8 2 1 1 0 0 0 0 0 0 0 0 8 8 4.50 1.000																	

Batter	1	2	3	4	5	6	7	8	9	AB	R	H	RBI	BB	SO	LOB	BOTTOM					
Omar Moreno, L OBP: 0.317, SLG: 0.343 (1, 8)										4	0	0	0	0	2	1	<b>Los Angeles Dodgers @ Pittsburgh Pirates</b> Three Rivers Stadium, Pittsburgh, PA Sun Jul 20 1980, 3:33 AM EDT Unknown <a href="http://livebaseballscorecards.com">livebaseballscorecards.com</a>					
Tim Lincecum, R OBP: 0.314, SLG: 0.360 (1, 6)										4	0	1	0	0	0	1						
Dave Parker, L OBP: 0.328, SLG: 0.459 Lee Lacy, R OBP: 0.401, SLG: 0.513 (1, 9) (8, 7)										3	0	1	0	0	0	0						
John Milner, L OBP: 0.358, SLG: 0.394 (1, 3)										3	1	0	0	1	0	3						
Mike Easter, L OBP: 0.451, SLG: 0.696 (1, 7) (8, 9)										4	1	2	2	0	0	2						
Bill Madlock, R OBP: 0.285, SLG: 0.326 (1, 5)										4	0	1	0	0	0	1						
Ed Ott, L OBP: 0.351, SLG: 0.382 (1, 2)										3	0	1	0	0	1	1						
Phil Garner, R OBP: 0.326, SLG: 0.373 (1, 4)										4	0	0	0	0	0	2						
John Candelaria, L OBP: 0.217, SLG: 0.186 Manny Sanguillen, R OBP: 0.370, SLG: 0.462 Kent Tekulve, R (1, 1) (7, PH) (8, 1)										1	0	0	0	1	0	0						
										1	0	0	0	0	0	1						
										0	0	0	0	0	0	0						
<b>Inning Stats</b>	R: 0 E: 0 K: 1 S: 5	H: 0 LOB: 0 BB: 0 P: 5	R: 0 E: 0 K: 0 S: 4	H: 1 LOB: 1 BB: 0 P: 4	R: 0 E: 0 K: 0 S: 3	H: 0 LOB: 1 BB: 1 P: 7	R: 2 E: 0 K: 0 S: 5	H: 2 LOB: 1 BB: 1 P: 9	R: 0 E: 0 K: 1 S: 5	H: 0 LOB: 0 BB: 0 P: 5	R: 0 E: 0 K: 0 S: 3	H: 1 LOB: 0 BB: 0 P: 3	R: 0 E: 0 K: 0 S: 4	H: 1 LOB: 1 BB: 0 P: 4	R: 0 E: 0 K: 0 S: 5	H: 2 LOB: 2 BB: 0 P: 5	R: 0 E: 0 K: 1 S: 5	H: 0 LOB: 0 BB: 0 P: 5	1B: 5 2B: 2 3B: 0 HR: 1	SF: 0 SAC: 1 DP: 1 HBP: 0	WP: 0 PB: 0 SB: 0 CS: 0	PA: 35
<b>PITCHER</b>	IP WLS BF H R ER SO BB IBB HBP BLK WP HR S P ERA WHIP																					
Burt Hooton, R ERA: 3.12 Steve Howe, L ERA: 1.77 (1, 1) (8, 1)	7.1 W 30 7 2 2 2 2 2 0 0 0 0 0 0 7 7 0.00 0.000																					



Batter	1	2	3	4	5	6	7	8	9	AB	R	H	RBI	BB	SO	LOB	TOP					
<b>Davey Lopes, R</b> OBP: 0.327, SLG: 0.344 (1, 4)	1-3		FC5-4			E3	F7			4	1	0	0	0	0	1	<b>Los Angeles Dodgers @ Pittsburgh Pirates</b> Three Rivers Stadium, Pittsburgh, PA Sun Jul 20 1980, 3:38 AM EDT Att: 41,932 - Unknown <a href="http://livebaseballscorecards.com">livebaseballscorecards.com</a>					
<b>Derrel Thomas, S</b> OBP: 0.282, SLG: 0.312 <b>Bill Russell, R</b> OBP: 0.315, SLG: 0.378 (1, 6) (9, 6)	L6			L8		5-3		K		4	0	0	0	0	1	1						
<b>Jay Johnstone, L</b> OBP: 0.376, SLG: 0.365 <b>Rudy Law, L</b> OBP: 0.316, SLG: 0.313 (1, 7) (9, 8)	K			G3		4-3		F9		4	0	0	1	0	1	0						
<b>Steve Garvey, R</b> OBP: 0.328, SLG: 0.486 (1, 3)		K		G3		L5			1B	4	0	1	0	0	1	0						
<b>Gary Thomasson, L</b> OBP: 0.352, SLG: 0.311 (1, 9)		K			HR			K		3	2	1	1	1	2	1						
<b>Rick Monday, L</b> OBP: 0.333, SLG: 0.415 <b>Dusty Baker Jr., R</b> OBP: 0.338, SLG: 0.534 (1, 8) (9, 7)					HR				P4	3	2	2	2	0	1	0						
<b>Pedro Guerrero, R</b> OBP: 0.429, SLG: 0.613 (1, 5)			K							1	0	0	0	0	0	0						
<b>Mike Scioscia, L</b> OBP: 0.312, SLG: 0.361 <b>Joe Ferguson, R</b> OBP: 0.362, SLG: 0.356 <b>Steve Yeager, R</b> OBP: 0.273, SLG: 0.263 (1, 2) (9, PH) (9, 2)			5-3		P3		1-3		SF8	3	0	0	0	0	0	0						
<b>Jerry Reuss, L</b> OBP: 0.146, SLG: 0.105 <b>Bobby Castillo, R</b> OBP: 0.167, SLG: 0.167 <b>Steve Howe, L</b> OBP: 0.125, SLG: 0.125 (1, 1) (7, 1) (9, 1)					K		F7		6-3	2	0	0	0	1	1	0						
<b>Inning Stats</b>	R: 0 E: 0 K: 1 S: 5	H: 0 LOB: 0 BB: 0 P: 5	R: 0 E: 0 K: 3 S: 9	H: 0 LOB: 0 BB: 0 P: 9	R: 0 E: 0 K: 1 S: 5	H: 0 LOB: 1 BB: 1 P: 9	R: 0 E: 0 K: 0 S: 3	H: 0 LOB: 0 BB: 0 P: 3	R: 2 E: 0 K: 2 S: 9	H: 2 LOB: 0 BB: 0 P: 9	R: 1 E: 1 K: 0 S: 4	H: 0 LOB: 0 BB: 0 P: 4	R: 3 E: 0 K: 0 S: 5	H: 2 LOB: 0 BB: 1 P: 9	R: 0 E: 0 K: 2 S: 8	H: 1 LOB: 1 BB: 0 P: 8		R: 1 E: 0 K: 0 S: 4	H: 1 LOB: 0 BB: 0 P: 4	1B: 1 2B: 1 3B: 1 HR: 3	SF: 1 SAC: 0 DP: 0 HBP: 0	WP: 0 PB: 0 SB: 0 CS: 0
<b>PITCHER</b>	IP	WLS	BF	H	R	ER	SO	BB	IBB	HBP	BLK	WP	HR	S	P	ERA	WHIP					
<b>Bert Blyleven, R</b> ERA: 3.92 (1, 1)	6.0		24	3	5	4	7	2	0	0	0	0	2	36	44	6.00	0.833					
<b>Enrique Romo, R</b> ERA: 3.18 (7, 1)	2.0	W	8	2	1	1	2	0	0	0	0	0	1	12	12	4.50	1.000					
<b>Grant Jackson, L</b> ERA: 2.15 (9, 1)	1.0		4	1	1	1	0	0	0	0	0	0	0	4	4	9.00	1.000					

Batter	1	2	3	4	5	6	7	8	9	AB	R	H	RBI	BB	SO	LOB	BOTTOM					
<b>Omar Moreno, L</b> OBP: 0.321, SLG: 0.351 (1, 8)	S 2B 1B	6-3				CS 1B		K		5	1	3	1	0	1	0	<b>Los Angeles Dodgers @ Pittsburgh Pirates</b> Three Rivers Stadium, Pittsburgh, PA Sun Jul 20 1980, 3:38 AM EDT Att: 41,932 - Unknown <a href="http://livebaseballscorecards.com">livebaseballscorecards.com</a>					
<b>Phil Garner, R</b> OBP: 0.327, SLG: 0.370 (1, 4)	2B BB		6-3	2H 3B	F9	CS 1B	5-3		SH3-4 1B BB	3	2	0	0	2	0	1						
<b>Lee Lacy, R</b> OBP: 0.419, SLG: 0.548 (1, 7)	HR 2B			1B		FC5-4 3B		BB S 1B	BB SH3-4 1B	5	3	5	2	0	0	0						
<b>Bill Robinson, R</b> OBP: 0.297, SLG: 0.462 (1, 9) (9, 3)	HR			FC5-4 1B	P6		K		SH3-4	4	1	2	2	0	1	2						
<b>Bill Madlock, R</b> OBP: 0.290, SLG: 0.323 (1, 5)	F8			K		FC5-4 IBB		BB IBB	1B BB IBB	2	0	0	0	3	1	2						
<b>Manny Sanguillen, R</b> OBP: 0.333, SLG: 0.414 <b>John Milner, L</b> OBP: 0.367, SLG: 0.394 (1, 3) (7, PH) (8, 3) (9, 9)	3-1			FC5-4		FC5-4			1B	3	0	0	1	0	0	3						
<b>Steve Nicosia, R</b> OBP: 0.292, SLG: 0.262 <b>Ed Ott, L</b> OBP: 0.353, SLG: 0.383 (1, 2) (7, PH) (8, 2)	F8				5-3	F8			1B	3	0	0	0	0	0	1						
<b>Dale Berra, R</b> OBP: 0.275, SLG: 0.333 (1, 6)		F8				L5		1-3		4	1	1	0	0	0	0						
<b>Bert Blyleven, R</b> OBP: 0.079, SLG: 0.054 <b>Enrique Romo, R</b> OBP: 0.356, SLG: 0.500 <b>Dave Parker, L</b> OBP: 0.327, SLG: 0.458 <b>Grant Jackson, S</b> (1, 1) (7, 1) (8, PH) (9, 1)		K			SH3-4 1B	L5		K		2	0	0	0	0	0	0						
<b>Inning Stats</b>	R: 4 E: 0 K: 0 S: 6	H: 3 LOB: 0 BB: 1 P: 10	R: 0 E: 0 K: 1 S: 5	H: 0 LOB: 0 BB: 0 P: 5	R: 0 E: 0 K: 1 S: 7	H: 2 LOB: 2 BB: 0 P: 7	R: 1 E: 0 K: 0 S: 5	H: 2 LOB: 1 BB: 0 P: 5	R: 1 E: 0 K: 0 S: 4	H: 1 LOB: 1 BB: 1 P: 8	R: 0 E: 0 K: 0 S: 3	H: 1 LOB: 0 BB: 0 P: 3	R: 0 E: 0 K: 1 S: 6	H: 1 LOB: 3 BB: 2 P: 14	R: 0 E: 0 K: 2 S: 7	H: 0 LOB: 0 BB: 0 P: 7		R: 2 E: 0 K: 0 S: 3	H: 2 LOB: 3 BB: 3 P: 15	1B: 8 2B: 1 3B: 2 HR: 1	SF: 0 SAC: 2 DP: 0 HBP: 0	WP: 0 PB: 0 SB: 2 CS: 1
<b>PITCHER</b>	IP	WLS	BF	H	R	ER	SO	BB	IBB	HBP	BLK	WP	HR	S	P	ERA	WHIP					
<b>Jerry Reuss, L</b> ERA: 2.15 (1, 1)	6.2		33	10	6	6	3	2	2	0	0	0	0	10	18	10.80	1.800					
<b>Bobby Castillo, R</b> ERA: 3.11 (7, 1)	1.2	L	8	1	2	2	2	1	1	0	0	0	0	10	18	10.80	1.200					
<b>Steve Howe, L</b> ERA: 1.77 (9, 1)	0.0		2	1	0	0	0	1	0	0	0	0	0	1	5	∞	∞					





Batter	1	2	3	4	5	6	7	8	9	AB	R	H	RBI	BB	SO	LOB	TOP										
Rick Monday, L (1, 8) OBP: 0.327, SLG: 0.467	F9			HR		K	PO	F7		4	1	1	1	0	1	0	<b>Los Angeles Dodgers @ St. Louis Cardinals</b> Busch Stadium, St. Louis, MO Mon Jul 21 1980, 7:05 PM CDT Att: 20,224 - Unknown <a href="http://livebaseballscorecards.com">livebaseballscorecards.com</a>										
Bill Russell, R (1, 6) OBP: 0.311, SLG: 0.373	L1			6-3		K		6-3		4	0	0	0	0	1	0											
Reggie Smith, S (1, 9) OBP: 0.398, SLG: 0.525	F9			1-3			2B	4-3		4	0	1	0	0	0	0											
Steve Garvey, R (1, 3) OBP: 0.330, SLG: 0.487		CS		F8					F7	3	0	1	0	1	0	0											
Dusty Baker Jr., R (1, 7) OBP: 0.334, SLG: 0.528	F7					K		5-3		4	0	0	0	0	1	3											
Ron Cey, R (1, 5) OBP: 0.348, SLG: 0.418	F7								F7	4	1	2	0	0	0	0											
Pedro Guerrero, R (1, 4) OBP: 0.425, SLG: 0.600						F9		6-3		3	0	1	0	0	0	2											
Joe Ferguson, R (1, 2) OBP: 0.370, SLG: 0.360			G5-4-3							2	0	1	1	1	0	1											
Dave Goltz, R (1, 1) OBP: 0.250, SLG: 0.111										2	0	0	0	0	1	2											
Jay Johnstone, L (7, PH) OBP: 0.372, SLG: 0.360										1	0	0	0	0	0	1											
Rick Sutcliffe, L (7, 1) OBP: 0.227, SLG: 0.150						K		F5		0	0	0	0	0	0	0											
<b>Inning Stats</b>	R: 0 E: 0 K: 0 S: 3	H: 0 LOB: 0 BB: 0 P: 3	R: 0 E: 0 K: 0 S: 2	H: 0 LOB: 0 BB: 1 P: 6	R: 0 E: 0 K: 0 S: 3	H: 1 LOB: 0 BB: 0 P: 3	R: 1 E: 0 K: 0 S: 4	H: 1 LOB: 0 BB: 0 P: 4	R: 0 E: 0 K: 2 S: 8	H: 1 LOB: 2 BB: 0 P: 12	R: 0 E: 0 K: 2 S: 9	H: 2 LOB: 2 BB: 0 P: 9	R: 1 E: 0 K: 0 S: 4	H: 2 LOB: 0 BB: 0 P: 4	R: 0 E: 0 K: 0 S: 3	H: 0 LOB: 0 BB: 0 P: 3	R: 0 E: 0 K: 0 S: 3	H: 0 LOB: 0 BB: 0 P: 3	1B: 3 2B: 3 3B: 0 HR: 1	SF: 0 SAC: 0 DP: 1 HBP: 0	WP: 0 PB: 0 SB: 0 CS: 1	PA: 34					
<b>PITCHER</b>	IP	WLS	BF	H	R	ER	SO	BB	IBB	HBP	BLK	WP	HR	S	P	ERA	WHIP										
Pete Vuckovich, R (1, 1) ERA: 2.96	7.0	W	27	7	2	2	4	2	0	0	0	0	1	33	41	2.57	1.286										
John Littlefield, R (8, 1) ERA: 2.56	2.0	S	6	0	0	0	0	0	0	0	0	0	0	6	6	0.00	0.000										

Batter	1	2	3	4	5	6	7	8	9	AB	R	H	RBI	BB	SO	LOB	BOTTOM										
Garry Templeton, S (1, 6) OBP: 0.351, SLG: 0.416	6-3									4	0	0	0	0	1	2	<b>Los Angeles Dodgers @ St. Louis Cardinals</b> Busch Stadium, St. Louis, MO Mon Jul 21 1980, 7:05 PM CDT Att: 20,224 - Unknown <a href="http://livebaseballscorecards.com">livebaseballscorecards.com</a>										
Leon Durham, L (1, 9) OBP: 0.274, SLG: 0.381	F7									3	1	1	0	0	0	0											
Tony Scott, S (7, 8) OBP: 0.299, SLG: 0.281	F7									1	0	0	0	0	0	1											
Keith Hernandez, L (1, 3) OBP: 0.395, SLG: 0.484	K									4	1	1	0	0	1	0											
Ted Simmons, S (1, 2) OBP: 0.373, SLG: 0.507		F2								3	1	1	1	1	0	2											
George Hendrick, R (1, 8) OBP: 0.357, SLG: 0.564		4-3								4	0	0	0	0	1	3											
Dane Iorg, L (1, 7) OBP: 0.354, SLG: 0.446										4	2	2	3	0	0	2											
Ken Reitz, R (1, 5) OBP: 0.318, SLG: 0.396		2B								4	0	1	1	0	1	2											
Ken Oberkfell, L (1, 4) OBP: 0.394, SLG: 0.413										3	0	2	0	0	0	1											
Pete Vuckovich, R (1, 1) OBP: 0.187, SLG: 0.234										2	0	0	0	0	1	1											
Bob Forsch, R (7, PH) OBP: 0.330, SLG: 0.551										1	0	0	0	0	0	1											
John Littlefield, R (8, 1) ERA: 2.56										0	0	0	0	0	0	0											
<b>Inning Stats</b>	R: 0 E: 0 K: 1 S: 5	H: 0 LOB: 0 BB: 0 P: 5	R: 1 E: 0 K: 0 S: 5	H: 2 LOB: 1 BB: 0 P: 5	R: 0 E: 0 K: 1 S: 5	H: 0 LOB: 0 BB: 0 P: 5	R: 1 E: 0 K: 0 S: 4	H: 1 LOB: 0 BB: 0 P: 4	R: 0 E: 0 K: 1 S: 6	H: 1 LOB: 1 BB: 0 P: 6	R: 3 E: 0 K: 1 S: 8	H: 3 LOB: 0 BB: 0 P: 8	R: 0 E: 0 K: 0 S: 4	H: 1 LOB: 1 BB: 0 P: 4	R: 0 E: 1 K: 1 S: 6	H: 0 LOB: 2 BB: 1 P: 10	1B: 4 2B: 2 3B: 0 HR: 2	SF: 0 SAC: 0 DP: 0 HBP: 0	WP: 0 PB: 0 SB: 0 CS: 0	PA: 34							
<b>PITCHER</b>	IP	WLS	BF	H	R	ER	SO	BB	IBB	HBP	BLK	WP	HR	S	P	ERA	WHIP										
Dave Goltz, R (1, 1) ERA: 5.47	6.0	L	25	7	5	5	4	0	0	0	0	0	0	2	33	7.50	1.167										
Rick Sutcliffe, R (7, 1) ERA: 6.17	2.0		9	1	0	0	1	1	0	0	0	0	0	10	14	0.00	1.000										



Batter	1	2	3	4	5	6	7	8	9	AB	R	H	RBI	BB	SO	LOB	TOP				
<b>Pedro Guerrero, R</b> OBP: 0.410, SLG: 0.571 (1, 4)	5-3			K		FC5-4			G1-6-3	5	0	1	1	0	1	3					
<b>Bill Russell, R</b> OBP: 0.310, SLG: 0.372 (1, 6)										4	0	1	0	0	0	1					
<b>Reggie Smith, S</b> OBP: 0.399, SLG: 0.522 (1, 8)										2	0	0	0	2	1	1					
<b>Steve Garvey, R</b> OBP: 0.332, SLG: 0.487 (1, 3)										4	0	2	0	0	0	1					
<b>Dusty Baker Jr., R</b> OBP: 0.331, SLG: 0.521 (1, 7)										4	0	0	0	0	1	5					
<b>Ron Cey, R</b> OBP: 0.350, SLG: 0.426 (1, 5)										3	1	1	1	1	1	0					
<b>Mickey Hatcher, R</b> OBP: 0.368, SLG: 0.421 (1, 9)										4	1	2	0	0	0	3					
<b>Steve Yeager, R</b> OBP: 0.267, SLG: 0.256 (9, PH)										3	0	0	0	0	1	2					
<b>Rick Monday, L</b> OBP: 0.340, SLG: 0.478 (9, FR)										1	0	1	0	0	0	0					
<b>Rudy Law, L</b> OBP: 0.316, SLG: 0.313 (9, FR)										0	0	0	0	0	0	0					
<b>Don Sutton, R</b> OBP: 0.088, SLG: 0.088 (1, 1)										2	0	1	0	0	0	0					
<b>Jay Johnstone, L</b> OBP: 0.368, SLG: 0.355 (9, PH)										1	0	0	0	0	0	1					
<b>Inning Stats</b>	R: 0 E: 0 K: 1 S: 7	H: 2 LOB: 2 BB: 0 P: 7	R: 2 E: 0 K: 0 S: 6	H: 3 LOB: 1 BB: 0 P: 6	R: 0 E: 0 K: 0 S: 3	H: 1 LOB: 2 BB: 2 P: 11	R: 0 E: 0 K: 1 S: 5	H: 0 LOB: 0 BB: 0 P: 5	R: 0 E: 0 K: 2 S: 9	H: 2 LOB: 2 BB: 0 P: 9	R: 0 E: 0 K: 0 S: 3	H: 0 LOB: 0 BB: 0 P: 3	R: 0 E: 0 K: 0 S: 3	H: 0 LOB: 0 BB: 0 P: 3	R: 0 E: 0 K: 0 S: 3	H: 1 LOB: 1 BB: 0 P: 3	1B: 8 2B: 0 3B: 0 HR: 1	SF: 0 SAC: 1 DP: 2 HBP: 0	WP: 0 PB: 0 SB: 0 CS: 0	PA: 37	
<b>PITCHER</b>	IP	WLS	BF	H	R	ER	SO	BB	IBB	HBP	BLK	WP	HR	S	P	ERA	WHIP				
<b>Jim Kaat, L</b> ERA: 3.69 (1, 1)	2.1		15	6	2	2	1	2	0	0	0	0	1	15	23	7.71	3.429				
<b>John Urrea, R</b> ERA: 3.66 (3, 1)	4.2	W	16	2	0	0	4	1	0	0	0	0	0	23	27	0.00	0.643				
<b>John Littlefield, R</b> ERA: 2.41 (8, 1)	2.0	S	6	1	0	0	0	0	0	0	0	0	0	6	6	0.00	0.500				

**Los Angeles Dodgers @ St. Louis Cardinals**  
 Busch Stadium, St. Louis, MO  
 Tue Jul 22 1980, 7:05 PM CDT  
 Att: 25,174 - Unknown

livebaseballscorecards.com

**AB 33**  
**R 2**  
**H 9**  
**RBI 2**  
**BB 3**  
**SO 5**  
**LOB 17**



Batter	1	2	3	4	5	6	7	8	9	AB	R	H	RBI	BB	SO	LOB	BOTTOM				
<b>Garry Templeton, S</b> OBP: 0.350, SLG: 0.415 (1, 6)	F8									4	0	1	0	0	1	1					
<b>Leon Durham, L</b> OBP: 0.273, SLG: 0.402 (1, 9)										4	1	1	1	0	1	1					
<b>Tony Scott, S</b> OBP: 0.299, SLG: 0.281 (9, 8)										0	0	0	0	0	0	0					
<b>Keith Hernandez, L</b> OBP: 0.393, SLG: 0.484 (1, 3)										4	0	1	0	0	0	1					
<b>Ted Simmons, S</b> OBP: 0.372, SLG: 0.514 (1, 2)										4	1	1	1	0	0	1					
<b>George Hendrick, R</b> OBP: 0.356, SLG: 0.565 (9, 9)										3	0	1	0	0	1	0					
<b>Dane Iorg, L</b> OBP: 0.353, SLG: 0.452 (1, 7)										3	1	1	0	0	0	1					
<b>Ken Reitz, R</b> OBP: 0.316, SLG: 0.394 (1, 5)										2	0	0	0	0	0	1					
<b>Ken Oberkfell, L</b> OBP: 0.393, SLG: 0.408 (1, 4)										2	0	0	0	1	0	1					
<b>Jim Kaat, L</b> OBP: 0.133, SLG: 0.107 (1, 1)										0	0	0	0	0	0	0					
<b>John Urrea, R</b> (3, 1)										2	0	0	0	0	0	0					
<b>Terry Kennedy, L</b> OBP: 0.344, SLG: 0.423 (7, PH)										0	0	0	1	0	0	0					
<b>John Littlefield, R</b> (8, 1)										0	0	0	0	0	0	0					
<b>Inning Stats</b>	R: 0 E: 0 K: 0 S: 4	H: 1 LOB: 1 BB: 0 P: 4	R: 0 E: 0 K: 0 S: 4	H: 1 LOB: 1 BB: 0 P: 4	R: 0 E: 0 K: 1 S: 6	H: 1 LOB: 0 BB: 0 P: 6	R: 1 E: 0 K: 1 S: 6	H: 1 LOB: 0 BB: 0 P: 6	R: 0 E: 0 K: 0 S: 3	H: 0 LOB: 0 BB: 0 P: 3	R: 1 E: 0 K: 0 S: 4	H: 1 LOB: 0 BB: 0 P: 4	R: 1 E: 0 K: 1 S: 6	H: 1 LOB: 1 BB: 1 P: 10	R: 0 E: 0 K: 0 S: 3	H: 0 LOB: 0 BB: 0 P: 3	1B: 1 2B: 3 3B: 0 HR: 2	SF: 1 SAC: 1 DP: 0 HBP: 0	WP: 0 PB: 0 SB: 1 CS: 0	PA: 31	
<b>PITCHER</b>	IP	WLS	BF	H	R	ER	SO	BB	IBB	HBP	BLK	WP	HR	S	P	ERA	WHIP				
<b>Don Sutton, R</b> ERA: 2.21 (1, 1)	8.0	L	31	6	3	3	3	0	1	0	0	0	2	36	40	3.38	0.750				

**Los Angeles Dodgers @ St. Louis Cardinals**  
 Busch Stadium, St. Louis, MO  
 Tue Jul 22 1980, 7:05 PM CDT  
 Att: 25,174 - Unknown

livebaseballscorecards.com

**AB 28**  
**R 3**  
**H 6**  
**RBI 3**  
**BB 1**  
**SO 3**  
**LOB 7**









Batter	1	2	3	4	5	6	7	8	9	AB	R	H	RBI	BB	SO	LOB	TOP						
Ivan De Jesus, R OBP: 0.349, SLG: 0.368										3	1	1	0	2	1	3	<b>Chicago Cubs @ Los Angeles Dodgers</b> Dodger Stadium, Los Angeles, CA Fri Jul 25 1980, 7:05 PM PDT Att: 50,546 - Unknown						
Lenny Randle, S OBP: 0.347, SLG: 0.366										4	1	1	0	1	2	4							
Bill Buckner, L OBP: 0.363, SLG: 0.461										4	1	3	1	0	0	1							
Jerry Martin, R OBP: 0.297, SLG: 0.451										4	1	1	1	0	1	4							
Larry Bittner, L OBP: 0.329, SLG: 0.355										5	0	3	2	0	0	0							
Mike Vail, R OBP: 0.348, SLG: 0.431										5	1	2	1	0	2	3							
Mike Tyson, R OBP: 0.283, SLG: 0.344										3	1	1	0	0	1	1							
Jesus Figueroa, L OBP: 0.356, SLG: 0.318										1	0	1	0	0	0	0							
Mick Kelleher, R OBP: 0.237, SLG: 0.200										1	0	1	0	0	0	0							
Tim Blackwell, S OBP: 0.283, SLG: 0.348										3	0	1	0	1	0	0							
Barry Foote, R OBP: 0.291, SLG: 0.424										1	0	0	0	0	0	2							
Mike Krukow, R OBP: 0.186, SLG: 0.167										3	0	1	1	0	0	1							
Dick Tidrow, R										0	0	0	0	0	0	0							
Bill Caudill, R										0	0	0	0	0	0	0							
Cliff Johnson, R OBP: 0.321, SLG: 0.406										0	0	0	0	0	0	0							
Bruce Sutter, R OBP: 0.200, SLG: 0.200										0	0	0	0	0	0	0							
<b>Inning Stats</b>	R: 2 E: 0 K: 2 S: 8	H: 1 LOB: 1 BB: 2 P: 16	R: 0 E: 0 K: 2 S: 8	H: 1 LOB: 2 BB: 1 P: 12	R: 1 E: 0 K: 0 S: 5	H: 3 LOB: 1 BB: 0 P: 5	R: 0 E: 0 K: 0 S: 3	H: 0 LOB: 0 BB: 0 P: 3	R: 1 E: 1 K: 0 S: 4	H: 1 LOB: 0 BB: 0 P: 4	R: 2 E: 0 K: 1 S: 10	H: 5 LOB: 3 BB: 1 P: 10	R: 0 E: 0 K: 2 S: 9	H: 2 LOB: 3 BB: 1 P: 13	R: 0 E: 0 K: 0 S: 3	H: 1 LOB: 0 BB: 0 P: 3	R: 0 E: 0 K: 0 S: 4	H: 2 LOB: 1 BB: 0 P: 4	1B: 13 2B: 3 3B: 0 HR: 1	SF: 2 SAC: 0 DP: 1 HBP: 0	WP: 0 PB: 1 SB: 1 CS: 1	PA: 44	
<b>PITCHER</b>	IP WLS BF H R ER SO BB IBB HBP BLK WP HR S P ERA WHIP																						
Burt Hooton, R ERA: 3.29	5.0	26	9	6	4	4	4	3	0	0	0	0	0	0	1	31	43	7.20	2.400				
Rick Sutcliffe, R ERA: 6.09	1.0	5	2	0	0	1	0	0	0	0	0	0	0	0	7	7	0.00	2.000					
Dave Goltz, R ERA: 5.36	2.0	9	3	0	0	2	1	0	0	0	0	0	0	0	12	16	0.00	2.000					
Steve Howe, L ERA: 1.74	1.0	W	4	2	0	0	0	0	0	0	0	0	0	0	4	4	0.00	2.000					

Batter	1	2	3	4	5	6	7	8	9	AB	R	H	RBI	BB	SO	LOB	BOTTOM					
Rudy Law, L OBP: 0.320, SLG: 0.310										3	1	0	0	2	1	3	<b>Chicago Cubs @ Los Angeles Dodgers</b> Dodger Stadium, Los Angeles, CA Fri Jul 25 1980, 7:05 PM PDT Att: 50,546 - Unknown					
Bill Russell, R OBP: 0.313, SLG: 0.373										5	1	1	1	0	0	3						
Reggie Smith, S OBP: 0.399, SLG: 0.518										5	1	3	0	0	1	1						
Steve Garvey, R OBP: 0.340, SLG: 0.494										3	1	2	1	2	0	0						
Dusty Baker Jr., R OBP: 0.332, SLG: 0.519										5	1	2	1	0	1	2						
Ron Cey, R OBP: 0.347, SLG: 0.423										3	1	1	0	1	0	4						
Pedro Guerrero, R OBP: 0.407, SLG: 0.551										4	1	3	1	0	1	1						
Joe Ferguson, R OBP: 0.369, SLG: 0.359										3	0	1	1	0	2	3						
Burt Hooton, R ERA: 3.29										2	0	0	0	0	0	1						
Rick Sutcliffe, R ERA: 6.09										0	0	0	0	0	0	0						
Jay Johnson, L ERA: 2.15										0	0	0	1	1	0	0						
Dave Goltz, R ERA: 5.36										0	0	0	0	0	0	0						
Rick Monday, L ERA: 6.47										1	0	0	0	0	0	1						
Steve Howe, L ERA: 1.74										0	0	0	0	0	0	0						
<b>Inning Stats</b>	R: 2 E: 0 K: 1 S: 6	H: 2 LOB: 1 BB: 1 P: 10	R: 0 E: 0 K: 2 S: 8	H: 1 LOB: 1 BB: 0 P: 8	R: 0 E: 0 K: 0 S: 2	H: 0 LOB: 0 BB: 1 P: 6	R: 0 E: 0 K: 1 S: 6	H: 1 LOB: 2 BB: 1 P: 10	R: 0 E: 0 K: 0 S: 3	H: 0 LOB: 0 BB: 0 P: 3	R: 4 E: 0 K: 0 S: 8	H: 5 LOB: 2 BB: 1 P: 12	R: 0 E: 0 K: 1 S: 5	H: 0 LOB: 1 BB: 1 P: 9	R: 0 E: 0 K: 2 S: 8	H: 1 LOB: 1 BB: 0 P: 8		R: 1 E: 1 K: 0 S: 3	H: 3 LOB: 3 BB: 1 P: 7	1B: 12 2B: 3 3B: 0 HR: 0	SF: 0 SAC: 1 DP: 2 HBP: 0	WP: 2 PB: 0 SB: 2 CS: 1
<b>PITCHER</b>	IP WLS BF H R ER SO BB IBB HBP BLK WP HR S P ERA WHIP																					
Mike Krukow, R ERA: 4.15	5.0	22	6	4	4	4	4	3	0	0	0	0	0	0	27	39	7.20	1.800				
Dick Tidrow, R ERA: 2.15	0.1	3	2	0	0	0	0	0	0	0	0	0	0	3	3	0.00	6.000					
Bill Caudill, R ERA: 2.11	0.2	4	1	2	2	0	1	0	0	0	1	0	3	7	27.00	3.000						
Bruce Sutter, R ERA: 2.81	2.0	L	12	4	1	1	3	1	1	0	0	0	16	24	4.50	2.500						

AB	38
R	6
H	16
RBI	6
BB	4
SO	7
LOB	22



AB	34
R	7
H	13
RBI	6
BB	6
SO	7
LOB	19





Batter	1	2	3	4	5	6	7	8	9	AB	R	H	RBI	BB	SO	LOB	TOP										
Ivan De Jesus, R OBP: 0.348, SLG: 0.367 (1, 6)	4-3		SH5-3		F9		1B		5-3	4	0	1	1	0	0	0	<b>Chicago Cubs @ Los Angeles Dodgers</b> Dodger Stadium, Los Angeles, CA Sat Jul 26 1980, 7:05 PM PDT Att: 50,125 - Unknown <a href="http://livebaseballscorecards.com">livebaseballscorecards.com</a>										
Mike Tyson, R OBP: 0.293, SLG: 0.342 Mick Kelleher, R OBP: 0.237, SLG: 0.200 (1, 4) (9, 4)	1B		6-3		K		K			4	0	1	1	0	2	2											
Bill Buckner, L OBP: 0.361, SLG: 0.458 (1, 7)	G1-6-3		F7							4	0	1	0	0	0	2											
Cliff Johnson, R OBP: 0.321, SLG: 0.405 Larry Blittner, L OBP: 0.333, SLG: 0.359 (6, PR) (6, 3)	4-3		F8							3	0	1	0	0	0	0											
Jerry Martin, R OBP: 0.299, SLG: 0.454 (1, 8)	1B		E1		K					4	1	2	1	0	1	1											
Mike Vail, R OBP: 0.343, SLG: 0.424 (1, 9)	G6-4-3		5-3		F9					4	0	0	0	0	0	4											
Barry Foote, R OBP: 0.296, SLG: 0.422 (1, 2)			1B		E8		6-3		F7	3	1	1	1	1	0	1											
Steve Dillard, R OBP: 0.282, SLG: 0.333 (1, 5)			1B		4-3		SH1-4		4-3	4	2	2	0	0	0	1											
Lynn McGlothen, L OBP: 0.290, SLG: 0.367 Bruce Sutter, R OBP: 0.200, SLG: 0.200 (9, 1)			1B		6-3		K		L4	3	0	1	1	0	1	0											
			1B		1-2					0	0	0	0	0	0	0											
<b>Inning Stats</b>	R: 0 E: 0 K: 0 S: 3	H: 1 LOB: 0 BB: 0 P: 3	R: 0 E: 0 K: 0 S: 3	H: 1 LOB: 0 BB: 0 P: 3	R: 2 E: 0 K: 0 S: 5	H: 2 LOB: 1 BB: 1 P: 9	R: 1 E: 2 K: 0 S: 5	H: 1 LOB: 1 BB: 0 P: 5	R: 0 E: 0 K: 1 S: 6	H: 2 LOB: 1 BB: 0 P: 6	R: 1 E: 0 K: 0 S: 5	H: 2 LOB: 1 BB: 0 P: 5	R: 1 E: 0 K: 0 S: 3	H: 2 LOB: 1 BB: 0 P: 3	R: 0 E: 0 K: 0 S: 3	H: 0 LOB: 0 BB: 0 P: 3	1B: 10 2B: 1 3B: 0 HR: 0	SF: 0 SAC: 2 DP: 2 HBP: 0	WP: 0 PA: 37 PB: 0 SB: 0 CS: 0								
<b>PITCHER</b>	IP	WLS	BF	H	R	ER	SO	BB	IBB	HBP	BLK	WP	HR	S	P	ERA	WHIP										
Jerry Reuss, L ERA: 2.21 (1, 1)	5.0	L	20	5	3	2	2	1	0	0	0	0	0	23	27	3.60	1.200										
Rick Sutcliffe, R ERA: 6.05 (6, 1)	2.0		9	4	1	1	2	0	0	0	0	0	0	13	13	4.50	2.000										
Terry Forster, L ERA: 1.29 (8, 1)	2.0		8	2	1	1	0	0	0	0	0	0	0	8	8	4.50	1.000										

Batter	1	2	3	4	5	6	7	8	9	AB	R	H	RBI	BB	SO	LOB	BOTTOM										
Davey Lopes, R OBP: 0.326, SLG: 0.341 Pedro Guerrero, R OBP: 0.414, SLG: 0.557 (1, 4) (9, FH)	K		BB		G6-4-3		4-3		1B	3	0	0	0	1	1	3	<b>Chicago Cubs @ Los Angeles Dodgers</b> Dodger Stadium, Los Angeles, CA Sat Jul 26 1980, 7:05 PM PDT Att: 50,125 - Unknown <a href="http://livebaseballscorecards.com">livebaseballscorecards.com</a>										
Rudy Law, L OBP: 0.321, SLG: 0.311 (1, 8)	4-3		F8				FC3-6		F8	5	0	2	1	0	0	2											
Reggie Smith, S OBP: 0.393, SLG: 0.510 (1, 9)	K				4-3		FC3-6		K	5	1	0	0	0	2	4											
Steve Garvey, R OBP: 0.337, SLG: 0.489 (1, 3)			5-3		K		F7		6-3	4	0	0	0	0	1	1											
Dusty Baker Jr., R OBP: 0.331, SLG: 0.519 (1, 7)			5-3		F9				6-3	4	0	1	1	0	0	0											
Ron Cey, R OBP: 0.349, SLG: 0.423 (1, 5)			K				1B		5-3	3	0	1	0	1	1	0											
Bill Russell, R OBP: 0.312, SLG: 0.374 (1, 6)			F3		F9		FC5-4		BB	4	1	1	0	0	0	3											
Joe Ferguson, R OBP: 0.381, SLG: 0.368 (1, 2)			BB				1B		1B	3	1	2	0	1	1	0											
Jerry Reuss, L OBP: 0.143, SLG: 0.103 Jay Johnstone, L OBP: 0.296, SLG: 0.372 Rick Sutcliffe, L OBP: 0.227, SLG: 0.190 Gary Throssman, S OBP: 0.344, SLG: 0.296 Terry Forster, L OBP: 0.200, SLG: 0.200 (1, 1) (5, PR) (6, 1) (7, PR) (8, 1) (9, PR)			F7				G6-4-3		P5	1	0	0	0	0	0	1											
			1B		1-2					1	0	1	0	0	0	0											
<b>Inning Stats</b>	R: 0 E: 0 K: 2 S: 7	H: 0 LOB: 0 BB: 0 P: 7	R: 0 E: 0 K: 1 S: 5	H: 0 LOB: 0 BB: 0 P: 5	R: 0 E: 0 K: 0 S: 4	H: 1 LOB: 2 BB: 1 P: 8	R: 0 E: 0 K: 1 S: 5	H: 0 LOB: 0 BB: 0 P: 5	R: 0 E: 0 K: 0 S: 5	H: 3 LOB: 2 BB: 1 P: 9	R: 0 E: 0 K: 1 S: 5	H: 0 LOB: 0 BB: 0 P: 5	R: 0 E: 0 K: 1 S: 5	H: 0 LOB: 0 BB: 0 P: 5	R: 2 E: 0 K: 0 S: 6	H: 3 LOB: 3 BB: 2 P: 14	1B: 7 2B: 2 3B: 0 HR: 0	SF: 0 SAC: 0 DP: 1 HBP: 0	WP: 0 PA: 39 PB: 0 SB: 0 CS: 0								
<b>PITCHER</b>	IP	WLS	BF	H	R	ER	SO	BB	IBB	HBP	BLK	WP	HR	S	P	ERA	WHIP										
Lynn McGlothen, R ERA: 5.05 (1, 1)	8.2	W	36	7	3	3	6	4	0	0	0	0	0	44	60	3.12	1.269										
Bruce Sutter, R ERA: 2.79 (9, 1)	0.1	S	3	2	0	0	0	0	0	0	0	0	0	3	3	0.00	6.000										



Batter	1	2	3	4	5	6	7	8	9	10	11	12	AB	R	H	RBI	BB	SO	LOB	TOP							
Ivan De Jesus, R OBP: 0.345, SLG: 0.364 (1, 6)	5-3		6-3		K		K			4-3 S 1B		4-3	6	0	1	0	0	2	3								
Mike Tyson, R OBP: 0.300, SLG: 0.347 (1, 4)	1B 1B		3-6 1B		F8		FC6-4			F3		1B 1B	6	1	3	0	0	0	4								
Bill Buckner, L OBP: 0.361, SLG: 0.455 (1, 7)	1B 1B		3-6			K				4-3		1B 1B	6	0	2	0	0	1	2								
Jerry Martin, R OBP: 0.294, SLG: 0.446 Bill Caudill, R (12, 1)	K				F3		P3			5-3		P6	6	0	0	0	0	1	5								
Larry Bittner, L OBP: 0.341, SLG: 0.367 (1, 3)	1B 1B						F8					1-3	5	0	3	1	0	0	0								
Bary Foote, R OBP: 0.268, SLG: 0.410 (1, 2)	F9				L7							6-3	5	0	0	0	0	1	4								
Jesus Figueroa, L OBP: 0.346, SLG: 0.324 (1, 8)			F8		F7					B1-3		E3	5	1	1	0	0	0	1								
Steve Dillard, R OBP: 0.286, SLG: 0.337 Lenny Randle, S OBP: 0.347, SLG: 0.396 (7, PH) (7, 5)			K2-3				E5 2-3 1B			F8		F9	2	0	1	0	0	1	0								
Rick Reuschel, R OBP: 0.152, SLG: 0.217 Jim Tracy, L OBP: 0.182, SLG: 0.364 Dick Tidrow, R OBP: 0.341, SLG: 0.422 Mike Vail, R OBP: 0.341, SLG: 0.422 (12, PH) (12, 9)			F9				2-3			SH FC6-4		K	2	0	0	0	0	0	1								
<b>Inning Stats</b>	R: 1 E: 0 K: 1 S: 8	H: 3 LOB: 2 BB: 0 P: 8	R: 0 E: 0 K: 1 S: 5	H: 0 LOB: 0 BB: 0 P: 5	R: 0 E: 0 K: 0 S: 3	H: 1 LOB: 0 BB: 0 P: 3	R: 0 E: 0 K: 0 S: 4	H: 1 LOB: 1 BB: 0 P: 4	R: 0 E: 1 K: 1 S: 6	H: 1 LOB: 1 BB: 0 P: 6	R: 0 E: 0 K: 1 S: 5	H: 0 LOB: 0 BB: 0 P: 5	R: 1 E: 0 K: 2 S: 10	H: 2 LOB: 2 BB: 0 P: 10	R: 0 E: 0 K: 0 S: 4	H: 1 LOB: 1 BB: 0 P: 4	R: 0 E: 1 K: 0 S: 4	H: 0 LOB: 1 BB: 0 P: 4	R: 0 E: 0 K: 0 S: 5	R: 0 E: 1 K: 0 S: 4	H: 0 LOB: 1 BB: 0 P: 4	R: 0 E: 0 K: 0 S: 5	H: 2 LOB: 2 BB: 0 P: 6	1B: 11 2B: 2 3B: 0 HR: 0	SF: 0 SAC: 1 DP: 1 HBP: 0	WP: 0 PB: 0 SB: 1 CS: 0	PA: 49
<b>PITCHER</b>	IP WLS BF H R ER SO BB IBB HBP BLK WP HR S P ERA WHIP	29 7 7 1 0 0 1 0 0 0 0 0 0 0 0 41 2.57 1.143	2 0 0 0 0 0 0 0 0 0 0 0 0 0 9 0.00 0.500	3 W 13 3 0 0 0 0 0 0 0 0 0 0 13 0.00 1.000																							

Chicago Cubs @ Los Angeles Dodgers  
Dodger Stadium, Los Angeles, CA

Sun Jul 27 1980, 3:33 AM PDT  
Alt. 42,363 - Unknown

AB 48  
R 2  
H 12  
RBI 2  
BB 0  
SO 7  
LOB 21



Batter	1	2	3	4	5	6	7	8	9	10	11	12	AB	R	H	RBI	BB	SO	LOB	BOTTOM	
Rick Monday, L OBP: 0.336, SLG: 0.446 (1, 8)	E3 3-1 S 1B		F7		1-3					3-1			5	1	1	0	0	0	0		
Bill Russell, R OBP: 0.310, SLG: 0.372 (1, 6)	K		1B SF8 1B		K		6-3			5-3			5	1	1	0	0	2	2		
Jay Johnstone, L OBP: 0.379, SLG: 0.361 (1, 9)	3-1		FC1-6 1B		4-3					6-3		P5	5	0	1	0	0	0	1		
Steve Garvey, R OBP: 0.343, SLG: 0.494 (1, 3)	1B		SF8				4-3 1B					CS 1B	4	0	4	2	0	0	0		
Dusty Baker Jr., R OBP: 0.326, SLG: 0.512 (1, 7)	4-3		FC1-6 1B		4-3		4-3 1B			K		K	5	0	0	0	0	2	5		
Pedro Guerrero, R OBP: 0.391, SLG: 0.524 (1, 4)			6-3		6-3		P4			F2		F7	5	0	0	0	0	0	1		
Mickey Hatcher, R OBP: 0.292, SLG: 0.333 Steve Howe, L OBP: 0.125, SLG: 0.125 Rudy Law, L OBP: 0.323, SLG: 0.313 (12, PH)			6-3		6-3		6-3			K		E S SF9 1B	4	0	0	0	0	1	1		
Joe Ferguson, R OBP: 0.374, SLG: 0.364 (1, 2)					E5		5-3			K		SF9	4	0	1	1	0	1	0		
Don Sutton, R OBP: 0.083, SLG: 0.083 Gary Thomasson, L OBP: 0.340, SLG: 0.291 Don Stanhouse, R OBP: 0.346, SLG: 0.421 (10, 5)			1B		K		4-3			K			2	0	0	0	0	2	2		
<b>Inning Stats</b>	R: 1 E: 1 K: 1 S: 7	H: 1 LOB: 1 BB: 0 P: 7	R: 0 E: 0 K: 1 S: 6	H: 1 LOB: 1 BB: 0 P: 6	R: 1 E: 0 K: 0 S: 5	H: 2 LOB: 1 BB: 0 P: 5	R: 0 E: 1 K: 1 S: 6	H: 0 LOB: 1 BB: 0 P: 6	R: 0 E: 0 K: 1 S: 5	H: 0 LOB: 0 BB: 0 P: 5	R: 0 E: 0 K: 1 S: 5	H: 0 LOB: 0 BB: 0 P: 5	R: 0 E: 0 K: 0 S: 5	R: 0 E: 0 K: 0 S: 3	H: 1 LOB: 1 BB: 0 P: 5	R: 1 E: 0 K: 0 S: 3	H: 1 LOB: 0 BB: 0 P: 3	1B: 9 2B: 1 3B: 0 HR: 0	SF: 2 SAC: 0 DP: 1 HBP: 0	WP: 0 PB: 0 SB: 2 CS: 2	PA: 44
<b>PITCHER</b>	IP WLS BF H R ER SO BB IBB HBP BLK WP HR S P ERA WHIP	32 9 1 0 0 4 0 0 0 0 0 0 0 0 17 0.00 0.333	7 2 1 0 0 0 0 0 0 0 0 0 0 0 3 0.00 1.500																		

Chicago Cubs @ Los Angeles Dodgers  
Dodger Stadium, Los Angeles, CA

Sun Jul 27 1980, 3:33 AM PDT  
Alt. 42,363 - Unknown

AB 42  
R 3  
H 9  
RBI 3  
BB 0  
SO 9  
LOB 12





Batter	1	2	3	4	5	6	7	8	9	AB	R	H	RBI	BB	SO	LOB	TOP										
Omar Moreno, L (1, 8) OBP: 0.316, SLG: 0.344	0-0 F3 S 6-3 1B		0-0 BLK 1B		0-0 4-3		0-0 F8		0-0 G3	5	1	2	1	0	0	1											
Tim Foli, R (1, 6) OBP: 0.324, SLG: 0.362	0-0 F3 1-3		0-0 F8 1-2		0-0 1B		0-0 F8			4	0	1	0	0	0	3											
Dave Parker, L (1, 9) OBP: 0.324, SLG: 0.456	0-0 6-3		0-3 K		0-3 K		0-3 K			4	0	0	1	0	3	3											
Lee Lacy, R (8, 7) OBP: 0.429, SLG: 0.559										0	0	0	0	0	0	0											
John Milner, L (1, 3) OBP: 0.356, SLG: 0.370	0-0 P5		0-0 5-3				0-0 F9		0-0 F9	4	0	0	0	0	0	1											
Mike Easter, L (1, 7) OBP: 0.435, SLG: 0.658 (8, 9)		0-0 3-1 3B		0-0 F7		0-0 HR 1B		0-0 G3		4	2	2	0	0	0	0											
Bill Madlock, R (1, 5) OBP: 0.293, SLG: 0.327		0-0 3-1		0-0 F9		0-0 F8		4-0 BB		3	0	0	1	1	0	1											
Ed Ott, L (1, 2) OBP: 0.352, SLG: 0.410		0-0 HR		0-3 K		0-0 HR		0-0 F7		4	2	2	3	0	1	1											
Phil Garner, R (1, 4) OBP: 0.323, SLG: 0.370		0-0 F9				0-0 SH1 WP 4-3 1B		0-3 K		4	1	1	0	0	1	0											
Rick Rhoden, R (1, 1) OBP: 0.385, SLG: 0.333		0-0 6-3						0-3 K		2	0	1	0	0	0	0											
Kent Tekulve, R (8, 1)								0-3 K		1	0	0	0	0	1	0											
<b>Inning Stats</b>	R: 1 E: 0 K: 0 S: 4	H: 1 LOB: 0 BB: 0 P: 4	R: 2 E: 0 K: 0 S: 5	H: 2 LOB: 0 BB: 0 P: 5	R: 0 E: 0 K: 1 S: 6	H: 1 LOB: 1 BB: 0 P: 6	R: 0 E: 0 K: 1 S: 5	H: 0 LOB: 0 BB: 0 P: 5	R: 1 E: 0 K: 0 S: 7	H: 2 LOB: 1 BB: 0 P: 7	R: 2 E: 0 K: 0 S: 5	H: 2 LOB: 0 BB: 0 P: 5	R: 0 E: 0 K: 1 S: 6	H: 1 LOB: 1 BB: 0 P: 6	R: 0 E: 0 K: 0 S: 3	H: 0 LOB: 0 BB: 1 P: 7	R: 0 E: 0 K: 0 S: 7	H: 0 LOB: 0 BB: 0 P: 7	1B: 6 2B: 0 3B: 1 HR: 2	SF: 0 SAC: 1 DP: 0 HBP: 0	WP: 1 PB: 0 SB: 1 CS: 0	PA: 37					
<b>PITCHER</b>	IP	WLS	BF	H	R	ER	SO	BB	IBB	HBP	BLK	WP	HR	S	P	ERA	WHIP										
Bob Welch, R (1, 1) ERA: 3.22	7.0	L	30	9	6	6	4	0	0	0	1	1	2	38	38	7.71	1.286										
Rick Sutcliffe, R (8, 1) ERA: 5.9	2.0	S	7	0	0	0	2	1	0	0	0	0	0	10	14	0.00	0.500										

Pittsburgh Pirates @ Los Angeles Dodgers  
Dodger Stadium, Los Angeles, CA  
Mon Jul 28 1980, 7:05 PM PDT  
Att: 46,973 - Unknown

AB	35
R	6
H	9
RBI	6
BB	1
SO	6
LOB	10



Batter	1	2	3	4	5	6	7	8	9	AB	R	H	RBI	BB	SO	LOB	BOTTOM										
Rudy Law, L (1, 8) OBP: 0.321, SLG: 0.311	0-0 6-3		0-0 S 1B		0-0 4-3			0-0 F9	0-0 1-3	5	1	1	0	0	0	1											
Bill Russell, R (1, 6) OBP: 0.309, SLG: 0.368	4-0 WP 1B BB		0-3 K 1-2		0-0 F8			0-0 6-3	0-3 K	4	1	0	0	1	2	3											
Jay Johnstone, L (1, 9) OBP: 0.394, SLG: 0.379	0-3 K 1-2		0-0 4-3 1B				0-0 E9 1B	0-0 E 1B 1B		4	1	3	1	0	1	1											
Steve Garvey, R (1, 3) OBP: 0.344, SLG: 0.494	0-0 1B		0-0 4-3				0-0 B5 1B	0-0 E 1B		4	0	2	1	0	0	2											
Dusty Baker Jr., R (1, 7) OBP: 0.328, SLG: 0.511	0-0 F9		0-0 CS 1B				0-0 1B	0-0 E6 1-2 2-3		4	0	2	1	0	0	3											
Ron Cey, R (1, 5) OBP: 0.345, SLG: 0.416		0-3 K	0-0 CS 1-2	0-0 6-3			0-0 F9	0-0 4-3		4	0	0	0	0	1	5											
Pedro Guerrero, R (1, 4) OBP: 0.385, SLG: 0.545		0-0 P4		0-0 F7			0-0 F9		0-0 HR	4	1	1	1	0	0	0											
Joe Ferguson, R (1, 2) OBP: 0.370, SLG: 0.359		0-0 FC6-4 1B		0-0 5-3			0-0 6-3		0-3 K	4	0	1	0	0	1	0											
Bob Welch, R (1, 1) OBP: 0.239, SLG: 0.289		0-0 FC6-4					0-0 1-3		4-0 BB	2	0	0	0	0	0	1											
Gary Thomasson, L (7, PH) OBP: 0.337, SLG: 0.288										1	0	0	0	0	1	0											
Rick Sutcliffe, L (8, 1) OBP: 0.227, SLG: 0.150										0	0	0	0	0	0	0											
Rick Monday, L (8, PH) OBP: 0.348, SLG: 0.446										0	0	0	0	1	0	0											
Davey Lopes, R (8, PR) OBP: 0.326, SLG: 0.341										0	0	0	0	0	0	0											
<b>Inning Stats</b>	R: 1 E: 0 K: 1 S: 6	H: 1 LOB: 1 BB: 1 P: 10	R: 0 E: 0 K: 1 S: 6	H: 1 LOB: 0 BB: 0 P: 6	R: 2 E: 0 K: 1 S: 7	H: 3 LOB: 0 BB: 0 P: 7	R: 0 E: 0 K: 0 S: 3	H: 0 LOB: 0 BB: 0 P: 3	R: 0 E: 1 K: 0 S: 4	H: 2 LOB: 2 BB: 0 P: 4	R: 0 E: 0 K: 1 S: 5	H: 0 LOB: 0 BB: 0 P: 5	R: 0 E: 1 K: 0 S: 6	H: 2 LOB: 3 BB: 0 P: 6	R: 0 E: 0 K: 2 S: 8	H: 1 LOB: 2 BB: 1 P: 12	1B: 9 2B: 0 3B: 0 HR: 1	SF: 0 SAC: 0 DP: 0 HBP: 0	WP: 1 PB: 0 SB: 1 CS: 1	PA: 39							
<b>PITCHER</b>	IP	WLS	BF	H	R	ER	SO	BB	IBB	HBP	BLK	WP	HR	S	P	ERA	WHIP										
Rick Rhoden, R (1, 1) ERA: 5.15	7.2	W	31	9	3	3	4	1	0	0	0	0	0	38	42	3.52	1.304										
Kent Tekulve, R (8, 1) ERA: 2.87	1.1	S	7	1	1	1	2	1	0	0	0	0	1	10	14	6.75	1.500										

Pittsburgh Pirates @ Los Angeles Dodgers  
Dodger Stadium, Los Angeles, CA  
Mon Jul 28 1980, 7:05 PM PDT  
Att: 46,973 - Unknown

AB	36
R	4
H	10
RBI	4
BB	2
SO	6
LOB	16





Batter	1	2	3	4	5	6	7	8	9	AB	R	H	RBI	BB	SO	LOB	TOP					
Omar Moreno, L (1,8) OBP: 0.313, SLG: 0.340	F6		G4-6-3			K	3-1		F8	5	0	0	1	0	1	5	<b>Pittsburgh Pirates @ Los Angeles Dodgers</b> Dodger Stadium, Los Angeles, CA Tue Jul 29 1980, 7:05 PM PDT Att: 47,013 - Unknown <a href="http://livebaseballscorecards.com">livebaseballscorecards.com</a>					
Tim Foli, R (1,6) OBP: 0.323, SLG: 0.360 Rod Scurry, L (7,1) OBP: 0.333, SLG: 0.333	1-3 1B			6-3		5-3	F2			4	0	1	0	0	0	2						
Mike Easler, L (1,9) OBP: 0.427, SLG: 0.644	1-3			1-3		K			K	4	0	0	0	0	2	1						
John Milner, L (1,3) OBP: 0.353, SLG: 0.362	F9			G3					4-3	3	0	0	0	1	0	1						
Bill Madlock, R (1,5) OBP: 0.290, SLG: 0.322		K				6-3			6-3	4	0	0	0	0	2	2						
Lee Lacy, R (1,7) OBP: 0.426, SLG: 0.550		P3				1B FC4 BB			F9	3	1	0	0	1	1	0						
Ed Ott, L (1,2) OBP: 0.358, SLG: 0.420		L3				FC4 1-3 1B			FC4-6 1B	4	1	3	0	0	0	0						
Phil Garner, R (1,4) OBP: 0.327, SLG: 0.374				G4-6-3 1B		FC4 1-2 3-H			FC4-6 1B	4	0	3	1	0	0	1						
Bert Blyleven, R (1,1) OBP: 0.071, SLG: 0.049 Vance Law, R (7,PH) OBP: 0.273, SLG: 0.293				K		K			FC4-6 1-2 2-3	2	0	0	0	0	2	2						
										1	0	0	0	1	0	2						
<b>Inning Stats</b>	R: 0 E: 0 K: 0 S: 4	H: 1 LOB: 1 BB: 0 P: 4	R: 0 E: 0 K: 1 S: 5	H: 0 LOB: 0 BB: 0 P: 5	R: 0 E: 0 K: 1 S: 5	H: 1 LOB: 0 BB: 0 P: 5	R: 0 E: 0 K: 0 S: 3	H: 0 LOB: 0 BB: 0 P: 3	R: 1 E: 0 K: 1 S: 6	H: 1 LOB: 1 BB: 1 P: 10	R: 0 E: 0 K: 3 S: 10	H: 0 LOB: 2 BB: 1 P: 14	R: 1 E: 0 K: 1 S: 7	H: 2 LOB: 2 BB: 1 P: 11	R: 0 E: 0 K: 1 S: 5	H: 0 LOB: 0 BB: 0 P: 5	R: 0 E: 0 K: 0 S: 5	H: 2 LOB: 2 BB: 0 P: 5	1B: 6 2B: 1 3B: 0 HR: 0	SF: 0 SAC: 0 DP: 1 HBP: 0	WP: 1 PB: 0 SB: 0 CS: 0	PA: 37
<b>PITCHER</b> Burt Hooton, R (1,1) ERA: 3.2	IP: 9.0 WLS: W BF: 37 H: 7 R: 2 ER: 2 SO: 8 BB: 3 IBB: 0 HBP: 0 BLK: 0 WP: 1 HR: 0 S: 50 P: 62 ERA: 2.00 WHIP: 1.111															<b>PITCHER</b>						

Batter	1	2	3	4	5	6	7	8	9	AB	R	H	RBI	BB	SO	LOB	BOTTOM			
Rudy Law, L (1,8) OBP: 0.322, SLG: 0.311	4-3			4-3		4-3				4	0	1	1	0	0	2	<b>Pittsburgh Pirates @ Los Angeles Dodgers</b> Dodger Stadium, Los Angeles, CA Tue Jul 29 1980, 7:05 PM PDT Att: 47,013 - Unknown <a href="http://livebaseballscorecards.com">livebaseballscorecards.com</a>			
Bill Russell, R (1,6) OBP: 0.310, SLG: 0.368	CS 1B	CS				6-3			F9	5	2	2	0	0	1	1				
Jay Johnstone, L (1,9) OBP: 0.402, SLG: 0.411 Mickey Hatcher, R (7,PH) OBP: 0.280, SLG: 0.320	1B 2B			3-1 1H 2B		4-3			5-3	3	1	2	1	0	0	0				
Steve Garvey, R (1,3) OBP: 0.343, SLG: 0.491	CS 1B			3-1		6-3			F2	4	0	1	2	0	0	1				
Dusty Baker Jr., R (1,7) OBP: 0.325, SLG: 0.506	K			1-3					F8	4	0	0	0	0	1	2				
Ron Cey, R (1,5) OBP: 0.349, SLG: 0.435				K					5-3	4	3	3	1	0	1	1				
Pedro Guerrero, R (1,4) OBP: 0.400, SLG: 0.560		2B 2B				HR			HR 2B	4	3	3	1	0	1	1				
Steve Yeager, R (1,2) OBP: 0.275, SLG: 0.262		6-3 1B 2B				SH2-4 1B			P4	3	2	2	1	1	0	1				
Burt Hooton, R (1,1) OBP: 0.070, SLG: 0.119		5-3				SH2-4 2B			HR IBB	3	1	1	0	1	0	2				
		6-3				SH2-4			HR	3	1	1	4	0	1	2				
<b>Inning Stats</b>	R: 2 E: 0 K: 1 S: 7	H: 3 LOB: 1 BB: 0 P: 7	R: 2 E: 0 K: 0 S: 5	H: 3 LOB: 0 BB: 0 P: 5	R: 1 E: 0 K: 1 S: 7	H: 2 LOB: 1 BB: 0 P: 7	R: 0 E: 0 K: 1 S: 5	H: 0 LOB: 1 BB: 1 P: 9	R: 0 E: 0 K: 0 S: 3	H: 0 LOB: 0 BB: 0 P: 3	R: 2 E: 0 K: 0 S: 6	H: 3 LOB: 1 BB: 0 P: 6	R: 0 E: 0 K: 1 S: 5	H: 0 LOB: 0 BB: 0 P: 5	R: 3 E: 0 K: 0 S: 5	H: 2 LOB: 1 BB: 1 P: 10	1B: 5 2B: 7 3B: 0 HR: 2	SF: 0 SAC: 1 DP: 1 HBP: 1	WP: 0 PB: 0 SB: 1 CS: 2	PA: 39
<b>PITCHER</b> Bert Blyleven, R (1,1) ERA: 4.01 Rod Scurry, L (7,1) ERA: 2.73	IP: 6.0 WLS: L BF: 28 H: 11 R: 7 ER: 7 SO: 3 BB: 1 IBB: 0 HBP: 0 BLK: 0 WP: 0 HR: 1 S: 33 P: 37 ERA: 10.50 WHIP: 2.000															<b>PITCHER</b>				



Batter	1	2	3	4	5	6	7	8	9	AB	R	H	RBI	BB	SO	LOB	TOP			
Omar Moreno, L (1.8) OBP: 0.314, SLG: 0.340	F7		FC6-4 1B			1-3			S BB	3	0	1	0	1	0	0	<b>Pittsburgh Pirates @ Los Angeles Dodgers</b> Dodger Stadium, Los Angeles, CA Wed Jul 30 1980, 7:05 PM PDT Att: 50,308 - Unknown <a href="http://livebaseballscorecards.com">livebaseballscorecards.com</a>			
Tim Foli, R (1.6) OBP: 0.319, SLG: 0.356	G3		FC6-4			5-3			S BB	4	0	0	0	0	1	3				
Lee Lacy, R (1.7) OBP: 0.422, SLG: 0.543	L3								S BB	4	0	1	0	0	0	1				
Bill Madlock, R (1.3) OBP: 0.290, SLG: 0.322		K				G5-4-3 1B			S BB	3	0	1	0	0	1	1				
Mike Easter, L (1.9) OBP: 0.422, SLG: 0.635		K				P4			S BB	3	0	0	0	0	1	1				
Phil Garner, R (1.4) OBP: 0.325, SLG: 0.371		5-3							S BB	3	0	0	0	0	0	0				
Steve Nicosia, R (1.2) OBP: 0.300, SLG: 0.285									S BB	3	0	1	0	0	0	0				
Dale Berra, R (1.5) OBP: 0.284, SLG: 0.359									S BB	3	0	0	0	0	0	1				
John Candelaria, L (1.1) OBP: 0.231, SLG: 0.188									S BB	2	0	0	0	0	1	1				
Manny Sanguillen, R (9. PH) OBP: 0.333, SLG: 0.466									S BB	1	0	0	0	0	0	0				
<b>Inning Stats</b>	R: 0 E: 0 K: 0 S: 3	H: 0 LOB: 0 BB: 0 P: 3	R: 0 E: 0 K: 2 S: 7	H: 0 LOB: 0 BB: 0 P: 7	R: 0 E: 0 K: 1 S: 7	H: 2 LOB: 2 BB: 0 P: 7	R: 0 E: 0 K: 0 S: 3	H: 1 LOB: 0 BB: 0 P: 3	R: 0 E: 0 K: 0 S: 3	H: 0 LOB: 0 BB: 0 P: 3	R: 0 E: 0 K: 0 S: 3	H: 1 LOB: 0 BB: 0 P: 3	R: 0 E: 0 K: 0 S: 3	H: 0 LOB: 0 BB: 0 P: 3	R: 0 E: 0 K: 1 S: 5	H: 0 LOB: 1 BB: 1 P: 9	1B: 4 2B: 0 3B: 0 HR: 0	SF: 0 SAC: 0 DP: 2 HBP: 0	WP: 0 PB: 0 SB: 1 CS: 0	PA: 30
<b>PITCHER</b> Jerry Reuss, L (1.1) ERA: 2.07	IP: 9.0 WLS: W BF: 30 H: 4 R: 0 ER: 0 SO: 4 BB: 1 IBB: 0 HBP: 0 BLK: 0 WP: 0 HR: 0 S: 37 P: 41 ERA: 0.00 WHIP: 0.556															<b>PITCHER</b> IP: 9.0 WLS: W BF: 30 H: 4 R: 0 ER: 0 SO: 4 BB: 1 IBB: 0 HBP: 0 BLK: 0 WP: 0 HR: 0 S: 37 P: 41 ERA: 0.00 WHIP: 0.556				

Batter	1	2	3	4	5	6	7	8	9	AB	R	H	RBI	BB	SO	LOB	BOTTOM			
Davey Lopes, R (1.4) OBP: 0.328, SLG: 0.343	SH1-3 E 1B	G6-4-3 1B		6-3		FC6-4 1B				4	1	2	1	0	0	1	<b>Pittsburgh Pirates @ Los Angeles Dodgers</b> Dodger Stadium, Los Angeles, CA Wed Jul 30 1980, 7:05 PM PDT Att: 50,308 - Unknown <a href="http://livebaseballscorecards.com">livebaseballscorecards.com</a>			
Bill Russell, R (1.6) OBP: 0.308, SLG: 0.365	SH1-3 1-3 1B	G6-4-3 1B				1-3				3	0	0	0	0	0	2				
Dusty Baker Jr., R (1.7) OBP: 0.326, SLG: 0.506	E6 1B					1B				4	0	2	1	0	0	0				
Steve Garvey, R (1.3) OBP: 0.345, SLG: 0.492	F8 3H 1B					1B				4	0	2	0	0	0	1				
Ron Cey, R (1.5) OBP: 0.348, SLG: 0.433	1-2 1B					1B				4	0	1	0	0	0	4				
Pedro Guerrero, R (1.8) OBP: 0.394, SLG: 0.579	K					L5				4	1	1	1	0	1	6				
Mickey Hatcher, R (1.9) OBP: 0.276, SLG: 0.310										4	1	1	0	0	0	2				
Steve Yeager, R (1.2) OBP: 0.275, SLG: 0.270										4	0	1	0	0	0	0				
Jerry Reuss, L (1.1) OBP: 0.156, SLG: 0.119										3	0	1	0	0	1	2				
<b>Inning Stats</b>	R: 1 E: 1 K: 1 S: 8	H: 2 LOB: 2 BB: 0 P: 8	R: 1 E: 0 K: 0 S: 5	H: 3 LOB: 1 BB: 0 P: 5	R: 0 E: 0 K: 1 S: 5	H: 2 LOB: 2 BB: 0 P: 5	R: 0 E: 0 K: 1 S: 5	H: 0 LOB: 0 BB: 0 P: 5	R: 0 E: 0 K: 0 S: 4	H: 1 LOB: 1 BB: 0 P: 4	R: 0 E: 0 K: 0 S: 3	H: 0 LOB: 0 BB: 0 P: 3	R: 1 E: 0 K: 0 S: 4	H: 1 LOB: 0 BB: 0 P: 4	R: 1 E: 0 K: 0 S: 4	H: 1 LOB: 0 BB: 0 P: 4	1B: 9 2B: 1 3B: 0 HR: 1	SF: 0 SAC: 1 DP: 1 HBP: 0	WP: 0 PB: 0 SB: 1 CS: 0	PA: 35
<b>PITCHER</b> John Candelaria, L (1.1) ERA: 3.51	IP: 8.0 WLS: L BF: 35 H: 11 R: 3 ER: 3 SO: 2 BB: 0 IBB: 0 HBP: 0 BLK: 0 WP: 0 HR: 1 S: 39 P: 39 ERA: 3.38 WHIP: 1.375															<b>PITCHER</b> IP: 8.0 WLS: L BF: 35 H: 11 R: 3 ER: 3 SO: 2 BB: 0 IBB: 0 HBP: 0 BLK: 0 WP: 0 HR: 1 S: 39 P: 39 ERA: 3.38 WHIP: 1.375				



Batter	1	2	3	4	5	6	7	8	9	10	AB	R	H	RBI	BB	SO	LOB	TOP	
Ken Oberkfell, L OBP: 0.365, SLG: 0.383 (1, 4)	5-3		3-1			6-3			K		4	0	0	0	0	1	0	<b>St. Louis Cardinals @ Los Angeles Dodgers</b> Dodger Stadium, Los Angeles, CA Fri Aug 01 1980, 7:05 PM PDT Att: 43,549 - Unknown <a href="http://livebaseballscorecards.com">livebaseballscorecards.com</a>	
Leon Durham, L OBP: 0.288, SLG: 0.390 Tony Scott, S OBP: 0.293, SLG: 0.275 (1, 9) (9, 8)	F2		K			P6			F7		4	0	0	0	0	1	0		
Keith Hernandez, L OBP: 0.392, SLG: 0.472 (1, 3)	F9		6-3			3-1			6-3		4	0	0	0	0	0	0		
Ted Simmons, S OBP: 0.351, SLG: 0.523 (1, 2)	K		F8			F7			F7		4	0	0	0	0	1	0		
George Hendrick, R OBP: 0.362, SLG: 0.563 (1, 8) (9, 9)	F8					HR			F9		4	1	2	1	0	0	0		
Dane Iorg, L OBP: 0.346, SLG: 0.436 (1, 7)	1B					K			L4		4	0	1	0	0	1	1		
Ken Reitz, R OBP: 0.298, SLG: 0.369 (1, 5)	F7					F7			K		3	0	0	0	0	1	1		
Mike Phillips, L OBP: 0.224, SLG: 0.268 (1, 6)			L1			F7			F5		3	0	0	0	0	0	0		
Bob Forsch, R OBP: 0.304, SLG: 0.527 (1, 1)	F7					G2			5-3		3	0	0	0	0	0	0		
<b>Inning Stats</b>	R: 0 E: 0 K: 0 S: 3	H: 0 LOB: 0 BB: 0 P: 3	R: 0 E: 0 K: 1 S: 6	H: 1 LOB: 1 BB: 0 P: 6	R: 0 E: 0 K: 0 S: 3	H: 0 LOB: 0 BB: 0 P: 3	R: 0 E: 0 K: 1 S: 5	H: 0 LOB: 0 BB: 0 P: 5	R: 0 E: 0 K: 0 S: 3	H: 0 LOB: 0 BB: 0 P: 3	R: 0 E: 0 K: 1 S: 5	H: 0 LOB: 0 BB: 0 P: 5	R: 0 E: 0 K: 1 S: 4	H: 0 LOB: 0 BB: 0 P: 4	R: 0 E: 0 K: 0 S: 4	H: 1 LOB: 1 BB: 0 P: 4	1B: 2 2B: 0 3B: 0 HR: 1		SF: 0 SAC: 0 DP: 0 HBP: 0
<b>PITCHER</b>	IP 8.0	WLS 7	BF 26	H 2	R 1	ER 1	SO 4	BB 0	IBB 0	HBP 0	BLK 0	WP 0	HR 1	S 34	P 34	ERA 1.12	WHIP 0.250		
Don Sutton, R ERA: 2.17 Dave Goltz, R ERA: 5.26 (1, 1) (9, 1)	2.0	W	7	1	0	0	1	0	0	0	0	0	0	9	9	0.00	0.500		

Batter	1	2	3	4	5	6	7	8	9	10	AB	R	H	RBI	BB	SO	LOB	BOTTOM	
Davey Lopes, R OBP: 0.325, SLG: 0.339 (1, 4)	P6		6-3			F5			G6-4-3		4	0	0	0	0	0	2	<b>St. Louis Cardinals @ Los Angeles Dodgers</b> Dodger Stadium, Los Angeles, CA Fri Aug 01 1980, 7:05 PM PDT Att: 43,549 - Unknown <a href="http://livebaseballscorecards.com">livebaseballscorecards.com</a>	
Bill Russell, R OBP: 0.307, SLG: 0.364 (1, 6)	1B		6-3			5-3			F2		4	0	1	0	0	0	0		
Jay Johnstone, L OBP: 0.396, SLG: 0.436 (1, 9)	F7		4-3			5-3			HR		4	1	1	1	0	0	1		
Steve Garvey, R OBP: 0.344, SLG: 0.489 (1, 3)	4-3					F3			6-3		4	0	1	0	0	0	1		
Dusty Baker Jr., R OBP: 0.326, SLG: 0.506 (1, 7)	K		5-3			5-3			2B		4	0	1	0	0	1	0		
Ron Cay, R OBP: 0.349, SLG: 0.432 (1, 5)	FC4-6		1B			F8			K		3	0	1	0	1	1	0		
Pedro Guerrero, R OBP: 0.389, SLG: 0.566 (1, 8)	1B		FC4-6			5-3			K		4	0	1	0	0	1	3		
Steve Yeager, R OBP: 0.278, SLG: 0.273 Rudy Law, L OBP: 0.321, SLG: 0.310 Joe Ferguson, R OBP: 0.375, SLG: 0.394 (1, 2) (8, PH) (9, 2)	1B		FC4-6			5-3			G5-2-3		2	0	1	0	0	0	2		
Don Sutton, R OBP: 0.079, SLG: 0.079 Rick Monday, L OBP: 0.358, SLG: 0.456 Reggie Smith, S OBP: 0.393, SLG: 0.510 Dave Goltz, R OBP: 0.260, SLG: 0.111 (1, 1) (8, PH) (8, PR) (9, 1)	K		1B			P3			6-3		1	0	0	0	0	0	0		
<b>Inning Stats</b>	R: 0 E: 0 K: 0 S: 4	H: 1 LOB: 1 BB: 0 P: 4	R: 0 E: 0 K: 2 S: 9	H: 2 LOB: 2 BB: 0 P: 9	R: 0 E: 0 K: 0 S: 3	H: 0 LOB: 0 BB: 0 P: 3	R: 0 E: 0 K: 0 S: 3	H: 0 LOB: 0 BB: 0 P: 3	R: 0 E: 0 K: 2 S: 7	H: 0 LOB: 0 BB: 0 P: 7	R: 0 E: 0 K: 0 S: 3	H: 1 LOB: 1 BB: 0 P: 3	R: 1 E: 0 K: 0 S: 5	H: 3 LOB: 2 BB: 1 P: 9	R: 1 E: 0 K: 0 S: 1	H: 1 LOB: 0 BB: 0 P: 1	1B: 6 2B: 1 3B: 0 HR: 2		SF: 0 SAC: 0 DP: 2 HBP: 0
<b>PITCHER</b>	IP 9.0	WLS L	BF 35	H 9	R 2	ER 2	SO 4	BB 0	IBB 1	HBP 0	BLK 0	WP 0	HR 2	S 42	P 46	ERA 2.00	WHIP 1.000		
Bob Forsch, R ERA: 3.57 (1, 1)	9.0	L	35	9	2	2	4	0	1	0	0	0	2	42	46	2.00	1.000		



Batter	1	2	3	4	5	6	7	8	9	AB	R	H	RBI	BB	SO	LOB	TOP			
Tony Scott, S OBP: 0.288, SLG: 0.271 (1, 8)	F8		K		K			6-3		4	0	0	0	0	2	0				
Ken Oberkfell, L OBP: 0.363, SLG: 0.381 (1, 4)	BB 1B		4-3		F7			F8		4	0	1	0	0	0	0				
Keith Hernandez, L OBP: 0.391, SLG: 0.470 (1, 3)	F8			S 1B				3-1		4	1	1	0	0	0	1				
Ted Simmons, S OBP: 0.382, SLG: 0.522 Tom Herr, S OBP: 0.194, SLG: 0.269 (9, PR)	1-2 BB			F9				P5		3	0	1	0	1	0	1				
George Hendrick, R OBP: 0.361, SLG: 0.559 (1, 9)	K			3-1 1B				K		4	1	1	1	0	2	3				
Terry Kennedy, L OBP: 0.333, SLG: 0.405 (1, 7)		L9		3-1				G3		4	0	1	0	0	0	1				
Ken Reitz, R OBP: 0.369, SLG: 0.369 Leon Durham, L OBP: 0.284, SLG: 0.387 (9, PH)	P4			2H 1B				F9		3	0	1	1	0	0	0				
Mike Phillips, L OBP: 0.213, SLG: 0.254 (1, 6)	1-3			K				K		3	0	0	0	0	2	1				
Pete Vuckovich, R OBP: 0.157, SLG: 0.220 Keith Smith, R OBP: 0.297, SLG: 0.333 John Littlefield, R (8, 1)			K		6-3			6-3		2	0	0	0	0	1	0				
										1	0	0	0	0	0	0				
										0	0	0	0	0	0	0				
<b>Inning Stats</b>	R: 0 E: 0 K: 1 S: 6	H: 1 LOB: 2 BB: 1 P: 10	R: 0 E: 0 K: 0 S: 3	H: 0 LOB: 0 BB: 0 P: 3	R: 0 E: 0 K: 2 S: 7	H: 0 LOB: 0 BB: 0 P: 7	R: 2 E: 0 K: 1 S: 8	H: 3 LOB: 1 BB: 0 P: 8	R: 0 E: 0 K: 1 S: 5	H: 0 LOB: 0 BB: 0 P: 5	R: 0 E: 0 K: 1 S: 5	H: 0 LOB: 0 BB: 0 P: 5	R: 0 E: 0 K: 0 S: 3	H: 0 LOB: 0 BB: 0 P: 3	R: 0 E: 0 K: 0 S: 5	H: 2 LOB: 2 BB: 0 P: 5	1B: 6 2B: 0 3B: 0 HR: 0	SF: 0 SAC: 0 DP: 0 HBP: 0	WP: 0 PB: 0 SB: 1 CS: 0	PA: 34
<b>PITCHER</b>	IP	WLS	BF	H	R	ER	SO	BB	IBB	HBP	BLK	WP	HR	S	P	ERA	WHIP			
Bob Welch, R ERA: 3.19 Steve Howe, L ERA: 1.59 Don Stanhouse, R ERA: 6.23	(1, 1) (8, 1) (9, 1)	7.0 1.1 0.2	W 5 S	26 1 3	4 1 1	2 0 0	7 0 0	1 0 0	0 0 0	0 0 0	0 0 0	0 0 0	0 0 3	0 5 3	43 5 3	2.57 0.00 0.00	0.714 0.750 1.500			

St. Louis Cardinals @ Los Angeles Dodgers  
 Dodger Stadium, Los Angeles, CA  
 Sat Aug 02 1980, 7:05 PM PDT  
 Att: 49,520 - Unknown

AB 33  
 R 2  
 H 6  
 RBI 2  
 BB 1  
 SO 7  
 LOB 9



Batter	1	2	3	4	5	6	7	8	9	AB	R	H	RBI	BB	SO	LOB	BOTTOM			
Davey Lopes, R OBP: 0.324, SLG: 0.347 (1, 4)	5-3		HR		P5			6-3		4	1	1	1	0	0	0				
Bill Russell, R OBP: 0.306, SLG: 0.362 (1, 6)	F8		F9		1B			F7		4	0	1	0	0	0	0				
Jay Johnstone, L OBP: 0.400, SLG: 0.433 (1, 9)	3-1		FC6-4 BB		F9			1B		3	0	1	0	1	0	1				
Steve Garvey, R OBP: 0.341, SLG: 0.485 (1, 3)		F5	FC6-4		F7			4-3		4	0	0	0	0	0	2				
Dusty Baker Jr., R OBP: 0.328, SLG: 0.506 (1, 7)		HR 1B			L5		G5-4-3 BB			2	1	1	0	1	0	0				
Ron Cey, R OBP: 0.348, SLG: 0.439 (1, 5)		HR			L9		G5-4-3			3	1	1	2	0	0	1				
Pedro Guerrero, R OBP: 0.387, SLG: 0.559 (1, 8)		P3			1B			F7		3	0	1	0	0	0	0				
Steve Yeager, R OBP: 0.272, SLG: 0.267 (1, 2)		P4			K			K		3	0	0	0	0	2	1				
Bob Welch, R OBP: 0.229, SLG: 0.277 Gary Thomasson, L OBP: 0.333, SLG: 0.284 Steve Howe, L OBP: 0.125, SLG: 0.125 Don Stanhouse, R (9, 1)			6-3		L5			F7		2	0	0	0	0	0	0				
										1	0	0	0	0	0	0				
										0	0	0	0	0	0	0				
										0	0	0	0	0	0	0				
<b>Inning Stats</b>	R: 0 E: 0 K: 0 S: 3	H: 0 LOB: 0 BB: 0 P: 3	R: 2 E: 0 K: 0 S: 5	H: 2 LOB: 0 BB: 0 P: 5	R: 1 E: 0 K: 0 S: 4	H: 1 LOB: 1 BB: 1 P: 8	R: 0 E: 0 K: 1 S: 6	H: 1 LOB: 1 BB: 0 P: 6	R: 0 E: 0 K: 0 S: 4	H: 1 LOB: 1 BB: 0 P: 4	R: 0 E: 0 K: 0 S: 2	H: 0 LOB: 0 BB: 1 P: 6	R: 0 E: 0 K: 1 S: 5	H: 0 LOB: 0 BB: 0 P: 5	R: 0 E: 0 K: 0 S: 4	H: 1 LOB: 1 BB: 0 P: 4	1B: 4 2B: 0 3B: 0 HR: 2	SF: 0 SAC: 0 DP: 1 HBP: 0	WP: 0 PB: 0 SB: 1 CS: 0	PA: 31
<b>PITCHER</b>	IP	WLS	BF	H	R	ER	SO	BB	IBB	HBP	BLK	WP	HR	S	P	ERA	WHIP			
Pete Vuckovich, R ERA: 2.96 John Littlefield, R ERA: 2.11	(1, 1) (8, 1)	7.0 1.0	L 4	5 1	3 0	3 0	2 0	2 0	0 0	0 0	0 0	0 0	2 4	2 4	29 4	3.86 0.00	1.000			

St. Louis Cardinals @ Los Angeles Dodgers  
 Dodger Stadium, Los Angeles, CA  
 Sat Aug 02 1980, 7:05 PM PDT  
 Att: 49,520 - Unknown

AB 29  
 R 3  
 H 6  
 RBI 3  
 BB 2  
 SO 2  
 LOB 5






Batter	1	2	3	4	5	6	7	8	9	AB	R	H	RBI	BB	SO	LOB	TOP				
Tom Herr, S OBP: 0.205, SLG: 0.287 (1, 4)										4	1	2	1	0	0	0					
Leon Durham, L OBP: 0.283, SLG: 0.390 Tony Scott, S OBP: 0.287, SLG: 0.270 (1, 9) (7, 8)										4	1	1	0	0	0	2					
Keith Hernandez, L OBP: 0.389, SLG: 0.475 (1, 3)										4	1	1	2	0	2	2					
George Hendrick, R OBP: 0.362, SLG: 0.559 (1, 8) (7, 9)										4	0	2	1	0	0	1					
Daneborg, L OBP: 0.344, SLG: 0.427 (1, 7)										3	0	0	0	1	1	1					
Terry Kennedy, L OBP: 0.326, SLG: 0.395 (1, 2)										4	0	0	0	0	0	3					
Ken Oberkfell, L OBP: 0.365, SLG: 0.388 Ken Reitz, R OBP: 0.298, SLG: 0.369 (1, 5) (9, 5)										4	1	2	0	0	1	0					
Mike Phillips, L OBP: 0.231, SLG: 0.258 (1, 6)										3	0	1	0	1	0	1					
Silvio Martinez, R OBP: 0.160, SLG: 0.087 (1, 1)										3	0	0	0	1	2	3					
<b>Inning Stats</b>	R: 1 E: 0 K: 0 S: 5	H: 2 LOB: 2 BB: 1 P: 9	R: 0 E: 0 K: 1 S: 5	H: 0 LOB: 0 BB: 0 P: 5	R: 2 E: 0 K: 0 S: 5	H: 2 LOB: 0 BB: 0 P: 5	R: 0 E: 0 K: 2 S: 8	H: 1 LOB: 1 BB: 0 P: 8	R: 0 E: 0 K: 1 S: 6	H: 1 LOB: 1 BB: 0 P: 6	R: 0 E: 0 K: 1 S: 5	H: 0 LOB: 0 BB: 0 P: 5	R: 0 E: 0 K: 0 S: 3	H: 1 LOB: 0 BB: 0 P: 3	R: 1 E: 0 K: 1 S: 6	H: 1 LOB: 1 BB: 1 P: 10	1B: 5 2B: 3 HR: 1	SF: 0 SAC: 1 HBP: 0	WP: 0 PB: 0 SB: 1 CS: 0	PA: 38	
<b>PITCHER</b>	IP	WLS	BF	H	R	ER	SO	BB	IBB	HBP	BLK	WP	HR	S	P	ERA	WHIP				
Burt Hooton, R ERA: 3.28 (1, 1)	5.0	L	22	6	3	3	4	1	0	0	0	0	1	29	33	5.40	1.400				
Bobby Castillo, R ERA: 3.0 (6, 1)	2.0		8	1	0	0	2	0	1	0	0	0	0	11	15	0.00	0.500				
Rick Sutcliffe, R ERA: 5.75 (8, 1)	2.0		8	2	1	0	1	1	0	0	0	0	0	9	13	0.00	1.500				

St. Louis Cardinals @ Los Angeles Dodgers  
Dodger Stadium, Los Angeles, CA  
Sun Aug 03 1980, 3:33 AM PDT  
Att: 31,833 - Unknown


AB 34  
R 4  
H 9  
RBI 4  
BB 3  
SO 7  
LOB 14



Batter	1	2	3	4	5	6	7	8	9	AB	R	H	RBI	BB	SO	LOB	BOTTOM					
Davey Lopes, R OBP: 0.321, SLG: 0.343 (1, 4)										4	0	0	0	0	0	1						
Bill Russell, R OBP: 0.306, SLG: 0.361 (1, 6)										4	0	1	0	0	0	0						
Jay Johnstone, L OBP: 0.407, SLG: 0.444 Mickey Hatcher, R OBP: 0.267, SLG: 0.300 (1, 9) (7, 9)										2	1	1	0	1	1	0						
Steve Garvey, R OBP: 0.340, SLG: 0.482 (1, 3)										4	0	1	0	0	0	3						
Dusty Baker Jr., R OBP: 0.330, SLG: 0.505 (1, 7)										2	0	1	1	1	0	2						
Ron Cey, R OBP: 0.346, SLG: 0.435 (1, 5)										4	0	0	0	0	0	3						
Pedro Guerrero, R OBP: 0.383, SLG: 0.547 (1, 8)										4	0	1	0	0	1	1						
Steve Yeager, R OBP: 0.280, SLG: 0.276 (1, 2)										3	0	2	0	0	0	1						
Burt Hooton, R OBP: 0.068, SLG: 0.116 Rick Monday, L OBP: 0.353, SLG: 0.448 Bobby Castillo, R OBP: 0.167, SLG: 0.167 Rudy Law, L OBP: 0.320, SLG: 0.309 Rick Sutcliffe, L OBP: 0.227, SLG: 0.150 (1, 1) (5, PH) (6, 1) (7, PH) (8, 1)										1	0	0	0	0	1	0						
<b>Inning Stats</b>	R: 0 E: 0 K: 0 S: 4	H: 1 LOB: 2 BB: 1 P: 8	R: 0 E: 0 K: 0 S: 3	H: 1 LOB: 0 BB: 0 P: 3	R: 0 E: 0 K: 1 S: 5	H: 0 LOB: 0 BB: 0 P: 5	R: 1 E: 0 K: 0 S: 4	H: 1 LOB: 0 BB: 0 P: 4	R: 0 E: 0 K: 1 S: 6	H: 1 LOB: 1 BB: 0 P: 6	R: 0 E: 0 K: 1 S: 6	H: 1 LOB: 2 BB: 1 P: 10	R: 0 E: 0 K: 0 S: 3	H: 1 LOB: 0 BB: 0 P: 3	R: 0 E: 0 K: 1 S: 5	H: 0 LOB: 0 BB: 0 P: 5	R: 0 E: 0 K: 0 S: 4	H: 1 LOB: 1 BB: 0 P: 4	1B: 6 2B: 1 HR: 0	SF: 1 SAC: 0 HBP: 0	WP: 0 PB: 0 SB: 1 CS: 0	PA: 34
<b>PITCHER</b>	IP	WLS	BF	H	R	ER	SO	BB	IBB	HBP	BLK	WP	HR	S	P	ERA	WHIP					
Silvio Martinez, R ERA: 4.03 (1, 1)	9.0	W	34	7	1	1	4	2	0	0	0	0	0	40	48	1.00	1.000					

St. Louis Cardinals @ Los Angeles Dodgers  
Dodger Stadium, Los Angeles, CA  
Sun Aug 03 1980, 3:33 AM PDT  
Att: 31,833 - Unknown

AB 31  
R 1  
H 7  
RBI 1  
BB 2  
SO 4  
LOB 13










Batter	1	2	3	4	5	6	7	8	9	AB	R	H	RBI	BB	SO	LOB	TOP																			
<b>Davey Lopes, R</b> OBP: 0.316, SLG: 0.334 (1, 4)	F2	FC5					L6		1-3	4	0	0	0	1	0	3	<b>Los Angeles Dodgers @ Atlanta Braves</b> Atlanta-Fulton County Stadium, Atlanta, GA Tue Aug 05 1980, 7:05 PM EDT Att: 10,187 - Unknown  <b>livebaseballscorecards.com</b>																			
<b>Bill Russell, R</b> OBP: 0.304, SLG: 0.356 (1, 6)	1-3		6-3	K			5-3			4	0	0	0	0	1	2																				
<b>Dusty Baker Jr., R</b> OBP: 0.328, SLG: 0.507 (1, 7)	5-3		L4				6-3			4	0	0	0	0	0	0																				
<b>Steve Garvey, R</b> OBP: 0.345, SLG: 0.491 (1, 3)		F9	F8				FC6-4		G6-4-3	3	0	1	0	1	0	0																				
<b>Ron Cey, R</b> OBP: 0.345, SLG: 0.429 (1, 5)		1B		E6			FC6-4		G6-4-3	3	2	0	0	1	0	2																				
<b>Rick Monday, L</b> OBP: 0.356, SLG: 0.484 <b>Derrel Thomas, S</b> OBP: 0.280, SLG: 0.309 (8, 8)		1B		HR			4-3		K	3	2	1	2	1	1	1																				
<b>Pedro Guerrero, R</b> OBP: 0.382, SLG: 0.540 (8, 9)		FC5		E3			6-3		4-3	4	0	1	0	0	0	0																				
<b>Steve Yeager, R</b> OBP: 0.285, SLG: 0.289 (1, 2)		K		6-3			5-3		FC6-4	4	0	1	0	0	1	4																				
<b>Dave Goltz, R</b> OBP: 0.257, SLG: 0.133 <b>Rick Sutcliffe, L</b> OBP: 0.217, SLG: 0.143 <b>Steve Howe, L</b> OBP: 0.125, SLG: 0.125 <b>Don Stanhouse, R</b> (9, 1)		1B		G3			6-3		FC6-4	3	0	1	2	0	0	1																				
<b>Inning Stats</b>	R: 0 E: 0 K: 0 S: 3	H: 0 LOB: 0 BB: 0 P: 3	R: 2 E: 0 K: 1 S: 7	H: 2 LOB: 2 BB: 2 P: 15	R: 0 E: 0 K: 0 S: 3	H: 0 LOB: 0 BB: 0 P: 3	R: 2 E: 2 K: 1 S: 8	H: 1 LOB: 2 BB: 1 P: 12	R: 0 E: 0 K: 0 S: 3	H: 0 LOB: 1 BB: 0 P: 7	R: 0 E: 0 K: 0 S: 3	H: 0 LOB: 0 BB: 0 P: 3	R: 0 E: 0 K: 1 S: 5	H: 1 LOB: 0 BB: 0 P: 5	R: 0 E: 0 K: 0 S: 4	H: 1 LOB: 1 BB: 0 P: 4		1B: 4 2B: 0 3B: 0 HR: 1	SF: 0 SAC: 0 DP: 1 HBP: 0	WP: 0 PA: 37 PB: 0 SB: 0 CS: 0																
<b>PITCHER</b>	IP	WLS	BF	H	R	ER	SO	BB	IBB	HBP	BLK	WP	HR	S	P	ERA	WHIP	<b>PITCHER</b>		IP	WLS	BF	H	R	ER	SO	BB	IBB	HBP	BLK	WP	HR	S	P	ERA	WHIP
<b>Phil Niekro, R</b> ERA: 4.09 <b>Rick Camp, R</b> ERA: 2.64 (9, 1)	8.0		33	4	4	3	3	4	0	0	0	0	0	1	35	51	3.38	1.000			1.0	W	4	1	0	0	0	0	0	0	0	0	4	4	0.00	1.000

Batter	1	2	3	4	5	6	7	8	9	AB	R	H	RBI	BB	SO	LOB	BOTTOM																			
<b>Glenn Hubbard, R</b> OBP: 0.333, SLG: 0.431 (1, 4)	5-3								F7	5	2	3	3	0	0	0	<b>Los Angeles Dodgers @ Atlanta Braves</b> Atlanta-Fulton County Stadium, Atlanta, GA Tue Aug 05 1980, 7:05 PM EDT Att: 10,187 - Unknown  <b>livebaseballscorecards.com</b>																			
<b>Gary Matthews, R</b> OBP: 0.317, SLG: 0.417 (1, 9)	F9		P4						HR	3	0	1	1	1	0	2																				
<b>Chris Chambliss, L</b> OBP: 0.340, SLG: 0.444 (1, 3)	F7								FC6	4	0	0	0	0	0	2																				
<b>Bob Horner, R</b> OBP: 0.297, SLG: 0.543 (1, 5)		5-3							F8	4	0	0	0	0	0	1																				
<b>Dale Murphy, R</b> OBP: 0.344, SLG: 0.463 (1, 8)		K							K	3	0	0	0	1	2	1																				
<b>Jeff Burroughs, R</b> OBP: 0.338, SLG: 0.427 (1, 7)		K							E5	4	1	0	0	0	1	1																				
<b>Bruce Benedict, R</b> OBP: 0.296, SLG: 0.305 <b>Mike Lum, L</b> OBP: 0.338, SLG: 0.220 (9, PH)			6-3						1B	3	0	0	0	0	1	0																				
<b>Rafael Ramirez, R</b> (1, 6) <b>Brian Asselstine, L</b> OBP: 0.316, SLG: 0.398 <b>Charlie Spikes, R</b> OBP: 0.355, SLG: 0.357 (9, PH)			6-3						1B	3	0	0	0	0	0	0																				
<b>Phil Niekro, R</b> OBP: 0.148, SLG: 0.197 <b>Biff Pocoroba, S</b> OBP: 0.338, SLG: 0.368 <b>Rick Camp, R</b> (9, PH) <b>Jerry Royster, R</b> OBP: 0.319, SLG: 0.311 (9, PH)									1B	2	0	1	0	0	0	0																				
<b>Inning Stats</b>	R: 0 E: 0 K: 0 S: 3	H: 0 LOB: 0 BB: 0 P: 3	R: 0 E: 0 K: 2 S: 7	H: 0 LOB: 0 BB: 0 P: 7	R: 0 E: 0 K: 0 S: 5	H: 2 LOB: 2 BB: 0 P: 5	R: 0 E: 0 K: 0 S: 3	H: 0 LOB: 1 BB: 1 P: 7	R: 0 E: 0 K: 0 S: 5	H: 2 LOB: 1 BB: 0 P: 5	R: 0 E: 0 K: 0 S: 3	H: 0 LOB: 0 BB: 0 P: 3	R: 0 E: 0 K: 0 S: 3	H: 0 LOB: 1 BB: 1 P: 7	R: 5 E: 1 K: 1 S: 8	H: 3 LOB: 0 BB: 1 P: 12		1B: 5 2B: 1 3B: 0 HR: 1	SF: 0 SAC: 0 DP: 0 HBP: 0	WP: 0 PA: 37 PB: 0 SB: 0 CS: 0																
<b>PITCHER</b>	IP	WLS	BF	H	R	ER	SO	BB	IBB	HBP	BLK	WP	HR	S	P	ERA	WHIP	<b>PITCHER</b>		IP	WLS	BF	H	R	ER	SO	BB	IBB	HBP	BLK	WP	HR	S	P	ERA	WHIP
<b>Dave Goltz, R</b> ERA: 5.09 <b>Rick Sutcliffe, R</b> ERA: 5.53 <b>Steve Howe, L</b> ERA: 1.76 <b>Don Stanhouse, R</b> ERA: 6.75 (9, 1)	5.1		21	4	1	1	3	0	0	0	0	0	0	0	13	21	5.40	0.600			0.0	L	2	2	3	1	0	0	0	1	2	2	∞	∞		




Batter	1	2	3	4	5	6	7	8	9	AB	R	H	RBI	BB	SO	LOB	TOP									
<b>Davey Lopes, R</b> OBP: 0.314, SLG: 0.332 (1, 4)	F9			5-3			P5		5-3	5	0	1	0	0	0	0	<b>Los Angeles Dodgers @ Atlanta Braves</b> Atlanta-Fulton County Stadium, Atlanta, GA Wed Aug 06 1980, 7:05 PM EDT Att: 9,441 - Unknown									
<b>Bill Russell, R</b> OBP: 0.305, SLG: 0.357 (1, 6)	6-3	1-3			L5		1B		4-6-3 1B HR	5	1	2	0	0	0	2										
<b>Dusty Baker Jr., R</b> OBP: 0.337, SLG: 0.523 (1, 7)	1B	2B		HR	FC5-4 BB		1B		4-6-3 1B HR	4	3	4	1	1	0	0										
<b>Steve Garvey, R</b> OBP: 0.345, SLG: 0.490 (1, 3)	2H 1B				F8		F2		4-6-3	5	0	2	1	0	0	5										
<b>Ron Cey, R</b> OBP: 0.343, SLG: 0.434 <b>Gary Thomasson, L</b> OBP: 0.333, SLG: 0.284 (1, 5) (9, 9)	F8			K	FC5-4		F7		HR	5	1	1	3	0	1	5										
<b>Rick Monday, L</b> OBP: 0.351, SLG: 0.470 <b>Mickey Hatcher, R</b> OBP: 0.258, SLG: 0.290 (1, 9) (9, 5)		1B SF7		F7			6-3		F9	4	1	1	0	0	0	1										
<b>Pedro Guerrero, R</b> OBP: 0.386, SLG: 0.538 (1, 8)		1B 1B		K			E5		4-3 1B	4	0	2	0	0	1	1										
<b>Steve Yeager, R</b> OBP: 0.284, SLG: 0.290 (1, 2)		SF7			G3-6-4 1B		F8		4-3	3	0	1	1	0	0	2										
<b>Don Sutton, R</b> OBP: 0.073, SLG: 0.073 <b>Jay Johnstone, L</b> OBP: 0.398, SLG: 0.433 <b>Bobby Castillo, R</b> OBP: 0.167, SLG: 0.167 (1, 1) (8, PH) (8, 1)		G2		G3-6-4			K		F9	3	0	0	0	0	1	3										
<b>Inning Stats</b>	R: 1 E: 0 K: 0 S: 5	H: 2 LOB: 1 BB: 0 P: 5	R: 1 E: 0 K: 0 S: 6	H: 3 LOB: 2 BB: 0 P: 6	R: 1 E: 0 K: 2 S: 9	H: 2 LOB: 1 BB: 0 P: 9	R: 0 E: 0 K: 0 S: 3	H: 1 LOB: 0 BB: 1 P: 3	R: 0 E: 0 K: 0 S: 3	H: 0 LOB: 1 BB: 0 P: 7	R: 0 E: 1 K: 1 S: 6	H: 0 LOB: 1 BB: 0 P: 6	R: 0 E: 0 K: 0 S: 5	H: 2 LOB: 2 BB: 0 P: 5	R: 0 E: 0 K: 0 S: 4	H: 1 LOB: 1 BB: 0 P: 4		R: 3 E: 0 K: 0 S: 6	H: 3 LOB: 0 BB: 0 P: 6	1B: 11 2B: 1 3B: 0 HR: 2	SF: 1 SAC: 0 DP: 1 HBP: 0	WP: 0 PB: 0 SB: 0 CS: 0	PA: 42			
<b>PITCHER</b>	IP	WLS	BF	H	R	ER	SO	BB	IBB	HBP	BLK	WP	HR	S	P	ERA	WHIP									
<b>Rick Matula, R</b> ERA: 4.82 <b>Gene Garber, R</b> ERA: 4.58 <b>Larry Bradford, L</b> ERA: 3.35	(1, 1)	7.0	L	32	10	3	3	3	1	0	0	0	0	1	37	41	3.86	1.571								
	(8, 1)	1.2		9	4	3	3	0	0	0	0	0	0	1	9	9	16.20	2.400								
	(9, 1)	0.1		1	0	0	0	0	0	0	0	0	0	0	1	1	0.00	0.000								

AB	40
R	6
H	14
RBI	6
BB	1
SO	3
LOB	20



Batter	1	2	3	4	5	6	7	8	9	AB	R	H	RBI	BB	SO	LOB	BOTTOM									
<b>Glenn Hubbard, R</b> OBP: 0.327, SLG: 0.422 (1, 4)	K		F9		F8		F8		F2	5	0	0	0	0	1	5	<b>Los Angeles Dodgers @ Atlanta Braves</b> Atlanta-Fulton County Stadium, Atlanta, GA Wed Aug 06 1980, 7:05 PM EDT Att: 9,441 - Unknown									
<b>Gary Matthews, R</b> OBP: 0.319, SLG: 0.429 (1, 9)	HR		F9			1-3 1B 2B			K	4	2	2	1	0	1	1										
<b>Chris Chambliss, L</b> OBP: 0.337, SLG: 0.440 (1, 3)	F8		K			1-3		4-3		4	0	0	0	0	1	2										
<b>Bob Horner, R</b> OBP: 0.296, SLG: 0.538 (1, 5)	6-3			K		FC5-4 1B		F8		4	0	1	1	0	1	0										
<b>Dale Murphy, R</b> OBP: 0.346, SLG: 0.462 (1, 8)			5-3 1B		FC5-4 BB		F7		K	3	0	1	0	1	1	1										
<b>Jeff Burroughs, R</b> OBP: 0.337, SLG: 0.425 (1, 7)		5-3		FC5-4		FC5-4		FC5-4		4	0	1	0	0	0	3										
<b>Bill Nahorodny, R</b> OBP: 0.300, SLG: 0.459 (1, 2)		F7		P6			P4		BB 1B	4	0	1	0	0	0	2										
<b>Rafael Ramirez, R</b> (1, 6)		5-3					6-3		BB 1B	3	0	0	0	0	0	1										
<b>Biff Pocorebs, S</b> OBP: 0.348, SLG: 0.368 (9, PH)					6-3		6-3		BB	0	0	0	0	1	0	0										
<b>Rick Matula, R</b> OBP: 0.075, SLG: 0.075 <b>Mike Lillis, L</b> OBP: 0.347, SLG: 0.233 <b>Jerry Royster, R</b> OBP: 0.316, SLG: 0.311 <b>Gene Garber, R</b> OBP: 0.316, SLG: 0.311 <b>Larry Bradford, R</b> OBP: 0.314, SLG: 0.336 (1, 1) (7, PH) (7, PH) (8, 1) (9, 1) (9, PH)					6-3				F5	2	0	1	0	0	0	0										
<b>Inning Stats</b>	R: 1 E: 0 K: 1 S: 6	H: 1 LOB: 0 BB: 0 P: 6	R: 0 E: 0 K: 0 S: 4	H: 1 LOB: 1 BB: 0 P: 4	R: 0 E: 0 K: 1 S: 6	H: 1 LOB: 1 BB: 0 P: 6	R: 0 E: 0 K: 1 S: 5	H: 0 LOB: 1 BB: 1 P: 9	R: 0 E: 0 K: 0 S: 3	H: 0 LOB: 0 BB: 0 P: 3	R: 1 E: 0 K: 0 S: 5	H: 2 LOB: 1 BB: 0 P: 5	R: 0 E: 0 K: 0 S: 4	H: 1 LOB: 1 BB: 0 P: 4	R: 0 E: 0 K: 1 S: 5	H: 0 LOB: 0 BB: 0 P: 5	R: 0 E: 0 K: 1 S: 7	H: 2 LOB: 3 BB: 1 P: 11	1B: 6 2B: 1 3B: 0 HR: 1	SF: 0 SAC: 0 DP: 0 HBP: 0	WP: 0 PB: 0 SB: 0 CS: 0	PA: 37				
<b>PITCHER</b>	IP	WLS	BF	H	R	ER	SO	BB	IBB	HBP	BLK	WP	HR	S	P	ERA	WHIP									
<b>Don Sutton, R</b> ERA: 2.19 <b>Bobby Castillo, R</b> ERA: 2.9	(1, 1)	7.0	W	28	6	2	2	3	1	0	0	0	0	0	33	37	2.57	1.000								
	(8, 1)	2.0	S	9	2	0	0	2	1	0	0	0	0	12	16	0.00	1.500									

AB	35
R	2
H	8
RBI	2
BB	2
SO	5
LOB	18





Batter	1	2	3	4	5	6	7	8	9	AB	R	H	RBI	BB	SO	LOB	TOP			
Davey Lopes, R OBP: 0.311, SLG: 0.329 (1, 4)	F7	F9			G3			F9		4	0	0	0	0	0	0	<b>Los Angeles Dodgers @ Atlanta Braves</b> Atlanta-Fulton County Stadium, Atlanta, GA Thu Aug 07 1980, 7:05 PM EDT Att: 10,056 - Unknown			
Bill Russell, R OBP: 0.307, SLG: 0.358 (1, 6)	1B		F3		5-3			1B		4	1	2	0	0	0					
Dusty Baker Jr., R OBP: 0.336, SLG: 0.519 (1, 7)	1B		5-3		K			G4-6-3		3	1	0	0	1	1					
Steve Garvey, R OBP: 0.345, SLG: 0.488 (1, 3)	1B		6-3					6-3		4	0	1	1	0	0					
Ron Cey, R OBP: 0.342, SLG: 0.432 Rudy Law, L OBP: 0.320, SLG: 0.309 (9, PR)	FC6-4		6-3		K			CS		4	0	1	1	0	1					
Rick Monday, L OBP: 0.370, SLG: 0.486 (1, 9)	1B		F7		K			1B		4	1	3	0	0	1					
Pedro Guerrero, R OBP: 0.374, SLG: 0.521 (1, 8)	L6		F7		6-3			P3		4	0	0	0	0	4					
Joe Ferguson, R OBP: 0.374, SLG: 0.393 (1, 2)			K		5-3					3	0	1	1	0	1					
Bob Welch, R OBP: 0.220, SLG: 0.265 Gary Thomasson, L OBP: 0.330, SLG: 0.280 Joe Beckwith, L (7, 1)	4-3		P6		K					2	0	0	0	0	1					
<b>Inning Stats</b>	R: 2 E: 0 K: 0 S: 6	H: 3 LOB: 2 BB: 1 P: 10	R: 0 E: 0 K: 1 S: 5	H: 0 LOB: 0 BB: 0 P: 5	R: 0 E: 0 K: 0 S: 3	H: 0 LOB: 1 BB: 0 P: 3	R: 1 E: 0 K: 0 S: 5	H: 2 LOB: 1 BB: 0 P: 5	R: 0 E: 0 K: 2 S: 7	H: 0 LOB: 0 BB: 0 P: 7	R: 0 E: 0 K: 1 S: 5	H: 0 LOB: 0 BB: 0 P: 5	R: 0 E: 0 K: 0 S: 3	H: 1 LOB: 0 BB: 0 P: 3	R: 0 E: 0 K: 0 S: 4	H: 2 LOB: 1 BB: 0 P: 4	1B: 8 2B: 0 3B: 0 HR: 0	SF: 0 SAC: 0 DP: 1 HBP: 0	WP: 0 PB: 0 SB: 1 CS: 1	PA: 34
<b>PITCHER</b>	IP WLS BF H R ER SO BB IBB HBP BLK WP HR S P ERA WHIP																			
Doyle Alexander, R ERA: 3.76 Rick Camp, R ERA: 2.98	(1, 1) (8, 1)	7.1 1.2	W S	29 5	6 2	3 0	3 0	5 0	1 0	0 0	0 0	0 0	0 0	0 5	38 5	42 5	3.68 0.00	0.955 1.200		

AB	33
R	3
H	8
RBI	3
BB	1
SO	5
LOB	7



Batter	1	2	3	4	5	6	7	8	9	AB	R	H	RBI	BB	SO	LOB	BOTTOM			
Glenn Hubbard, R OBP: 0.326, SLG: 0.431 (1, 4)	F8		HR		4-3			4-3		4	1	1	2	0	0		<b>Los Angeles Dodgers @ Atlanta Braves</b> Atlanta-Fulton County Stadium, Atlanta, GA Thu Aug 07 1980, 7:05 PM EDT Att: 10,056 - Unknown			
Gary Matthews, R OBP: 0.321, SLG: 0.429 (1, 9)	6-3		1B		1B			6-3		4	0	2	0	0	0					
Chris Chambliss, L OBP: 0.336, SLG: 0.438 (1, 3)	K		F7		F7			1B		4	0	1	0	0	1					
Bob Horner, R OBP: 0.295, SLG: 0.534 Jery Royster, R OBP: 0.319, SLG: 0.311 (9, 5)	F8		G5-4-3					G6-4-3		4	1	1	0	0	2					
Dale Murphy, R OBP: 0.350, SLG: 0.470 (1, 8)	1B				2B			K		4	1	3	0	0	1					
Jeff Burroughs, R OBP: 0.333, SLG: 0.421 Mike Lum, L OBP: 0.347, SLG: 0.233 (9, 7)	K				K			SF8		2	0	0	1	0	2					
Bruce Benedict, R OBP: 0.297, SLG: 0.307 (1, 2)	1B				F5			SF8		2	0	1	1	0	1					
Luis Gomez, R OBP: 0.246, SLG: 0.218 (1, 6)	4-3				K			6-3		3	0	0	0	0	1					
Doyle Alexander, R OBP: 0.180, SLG: 0.200 Rick Camp, R (8, 1)			HR		F7			6-3		3	1	1	0	0	0					
<b>Inning Stats</b>	R: 0 E: 0 K: 1 S: 5	H: 0 LOB: 0 BB: 0 P: 5	R: 0 E: 0 K: 1 S: 7	H: 2 LOB: 2 BB: 0 P: 7	R: 2 E: 0 K: 0 S: 5	H: 3 LOB: 0 BB: 0 P: 5	R: 0 E: 0 K: 2 S: 8	H: 1 LOB: 1 BB: 0 P: 8	R: 0 E: 0 K: 0 S: 4	H: 1 LOB: 1 BB: 0 P: 4	R: 2 E: 0 K: 0 S: 5	H: 2 LOB: 0 BB: 0 P: 5	R: 0 E: 0 K: 0 S: 3	H: 0 LOB: 0 BB: 0 P: 3	R: 0 E: 0 K: 1 S: 5	H: 1 LOB: 0 BB: 0 P: 5	1B: 7 2B: 2 3B: 0 HR: 1	SF: 2 SAC: 0 DP: 2 HBP: 0	WP: 0 PB: 0 SB: 0 CS: 0	PA: 32
<b>PITCHER</b>	IP WLS BF H R ER SO BB IBB HBP BLK WP HR S P ERA WHIP																			
Bob Welch, R ERA: 3.3 Joe Beckwith, R ERA: 1.88	(1, 1) (7, 1)	6.0 2.0	L	26 6	9 1	4 0	4 0	4 0	1 0	0 0	0 0	0 0	0 1	0 8	34 8	34 8	6.00 0.00	1.500 0.500		






Batter	1	2	3	4	5	6	7	8	9	AB R H RBI BB SO LOB	TOP																
Davey Lopes, R OBP: 0.312, SLG: 0.331 (1, 4)										4 2 2 1 0 1 0	<b>Los Angeles Dodgers @ Cincinnati Reds</b> Riverfront Stadium, Cincinnati, OH Fri Aug 08 1980, 7:05 PM EDT Att: 40,339 - Unknown																
Bill Russell, R OBP: 0.308, SLG: 0.361 (1, 6)										5 0 2 1 0 1 2																	
Dusty Baker Jr., R OBP: 0.335, SLG: 0.516 (1, 7)										2 0 0 1 1 0 1																	
Steve Garvey, R OBP: 0.342, SLG: 0.483 (1, 3)										4 0 0 0 0 1 3																	
Ron Cey, R OBP: 0.344, SLG: 0.435 (1, 5)										4 0 2 0 0 0 0																	
Rick Monday, L OBP: 0.365, SLG: 0.473 Don Stanhouse, R (8, 1)										4 1 1 0 0 1 1 0 0 0 0 0 0 0																	
Pedro Guerrero, R OBP: 0.370, SLG: 0.512 (1, 8)										4 2 1 0 0 0 3																	
Steve Yeager, R OBP: 0.289, SLG: 0.295 (1, 2)										4 0 2 2 0 1 1																	
Burt Hooton, R OBP: 0.065, SLG: 0.111 Jay Johnstone, L OBP: 0.403, SLG: 0.433 Bobby Castillo, R OBP: 0.167, SLG: 0.167 Gary Thomasson, L OBP: 0.327, SLG: 0.277 (6, PH)										2 0 0 0 0 0 1 0 0 0 0 1 0 0 0 0 0 0 0 0 0 1 0 0 0 0 0 0																	
<b>Inning Stats</b>	R: 1 E: 1 K: 0 S: 4	H: 2 LOB: 0 BB: 4	R: 0 E: 0 K: 2 S: 8	H: 1 LOB: 1 BB: 0 P: 8	R: 1 E: 0 K: 0 S: 5	H: 2 LOB: 1 BB: 0 P: 5	R: 0 E: 0 K: 1 S: 5	H: 0 LOB: 1 BB: 1 P: 9	R: 2 E: 0 K: 1 S: 8	H: 3 LOB: 2 BB: 1 P: 12		R: 0 E: 0 K: 1 S: 5	H: 0 LOB: 0 BB: 0 P: 5	R: 0 E: 0 K: 0 S: 3	H: 0 LOB: 0 BB: 0 P: 3	R: 0 E: 0 K: 0 S: 3	H: 0 LOB: 0 BB: 0 P: 3	R: 0 E: 0 K: 0 S: 3	H: 0 LOB: 0 BB: 0 P: 3	1B: 8 2B: 2 3B: 0 HR: 0	SF: 2 SAC: 0 DP: 1 HBP: 0	WP: 1 PB: 0 SB: 1 CS: 0	PA: 38				
<b>PITCHER</b>	IP WLS BF H R ER SO BB IBB HBP BLK WP HR S P ERA WHIP											IP WLS BF H R ER SO BB IBB HBP BLK WP HR S P ERA WHIP															
Michael LaCoss, R ERA: 4.88 (1, 1)	5.1	26	10	5	4	3	1	0	0	0	0	1	0	31	35	6.75	2.062										
Mario Soto, R ERA: 4.03 (6, 1)	1.2	6	0	0	0	2	1	0	0	0	0	0	0	9	13	0.00	0.600										
Tom Hume, R ERA: 2.74 (8, 1)	2.0	W	6	0	0	0	0	0	0	0	0	0	0	6	6	0.00	0.000										


Batter	1	2	3	4	5	6	7	8	9	AB R H RBI BB SO LOB	BOTTOM															
Dave Collins, S OBP: 0.359, SLG: 0.358 Cesar Geronimo, L OBP: 0.328, SLG: 0.330 (1, 8)										4 1 2 1 0 1 0 0 0 0 0 0 0 0	<b>Los Angeles Dodgers @ Cincinnati Reds</b> Riverfront Stadium, Cincinnati, OH Fri Aug 08 1980, 7:05 PM EDT Att: 40,339 - Unknown															
Ray Knight, R OBP: 0.330, SLG: 0.457 (1, 5)										3 0 1 0 1 1 1																
Ken Griffey, L OBP: 0.381, SLG: 0.444 (1, 9)										4 2 1 1 0 0 1																
George Foster, R OBP: 0.341, SLG: 0.439 (1, 7)										3 1 0 0 1 0 3																
Dan Driessen, L OBP: 0.398, SLG: 0.460 (1, 3)										3 2 1 2 1 0 1																
Johnny Bench, R OBP: 0.342, SLG: 0.502 (1, 2)										4 1 1 4 0 2 1																
Dave Concepcion, R OBP: 0.299, SLG: 0.357 (1, 6)										4 1 1 0 0 1 0																
Ron Oester, S OBP: 0.341, SLG: 0.429 (1, 4)										3 0 0 0 0 1 1																
Michael LaCoss, R OBP: 0.111, SLG: 0.093 Mario Soto, R (6, 1)										2 0 0 0 0 2 1 0 0 0 0 0 0 0 1 0 0 0 0 0 0 0 0 0 0 0 0 0																
Harry Spilman, L OBP: 0.337, SLG: 0.440 Tom Hume, R OBP: 0.200, SLG: 0.300 (7, PH)										1B: 3 2B: 2 3B: 0 HR: 2		SF: 0 SAC: 0 DP: 0 HBP: 0	WP: 0 PB: 0 SB: 1 CS: 0	PA: 34												
<b>PITCHER</b>	IP WLS BF H R ER SO BB IBB HBP BLK WP HR S P ERA WHIP											IP WLS BF H R ER SO BB IBB HBP BLK WP HR S P ERA WHIP														
Burt Hooton, R ERA: 3.41 (1, 1)	5.0	20	5	4	4	7	0	0	0	0	0	1	34	34	7.20	1.000										
Bobby Castillo, R ERA: 3.21 (6, 1)	2.2	L	12	1	3	3	1	3	0	0	0	0	11	23	10.12	1.500										
Don Stanhouse, R ERA: 7.36 (8, 1)	0.1	2	1	1	1	0	0	0	0	0	0	0	1	2	27.00	3.000										

AB	34
R	5
H	10
RBI	5
BB	2
SO	5
LOB	12





Batter	1	2	3	4	5	6	7	8	9	AB	R	H	RBI	BB	SO	LOB	TOP										
<b>Davey Lopes, R</b> OBP: 0.313, SLG: 0.332 (1, 4)	6-3	F8				4-3				5	0	2	1	0	0	1	<b>Los Angeles Dodgers @ Cincinnati Reds</b> Riverfront Stadium, Cincinnati, OH Sat Aug 09 1980, 7:05 PM EDT Att: 45,095 - Unknown  <b>AB 39</b> <b>R 9</b> <b>H 12</b> <b>RBI 9</b> <b>BB 2</b> <b>SO 3</b> <b>LOB 9</b> 										
<b>Bill Russell, R</b> OBP: 0.308, SLG: 0.360 (1, 6)	F7						G3	L7		1	0	0	0	0	0	0											
<b>Derrel Thomas, S</b> OBP: 0.279, SLG: 0.315 (2, 6)		1B								4	1	1	1	0	0	3											
<b>Dusty Baker Jr., R</b> OBP: 0.336, SLG: 0.514 (1, 7)										3	1	1	1	1	1	1											
<b>Gary Thomasson, L</b> OBP: 0.323, SLG: 0.274 (8, 7)										1	0	0	0	0	0	0											
<b>Steve Garvey, R</b> OBP: 0.342, SLG: 0.482 (1, 3)										5	1	2	0	0	0	1											
<b>Ron Cey, R</b> OBP: 0.343, SLG: 0.441 (1, 5)										4	1	1	3	0	0	2											
<b>Mickey Hatcher, R</b> OBP: 0.250, SLG: 0.281 (9, PH)										1	0	0	0	0	0	0											
<b>Rick Monday, L</b> OBP: 0.371, SLG: 0.513 (1, 9)										4	2	2	1	0	0	0											
<b>Pedro Guerrero, R</b> OBP: 0.367, SLG: 0.512 (1, 8)										4	1	1	1	0	1	0											
<b>Steve Yeager, R</b> OBP: 0.294, SLG: 0.303 (1, 2)										3	2	1	1	1	0	0											
<b>Jerry Reuss, L</b> OBP: 0.140, SLG: 0.106 (1, 1)										3	0	0	0	0	1	1											
<b>Rick Sutcliffe, L</b> OBP: 0.250, SLG: 0.182 (7, 1)										1	0	1	0	0	0	0											
<b>Inning Stats</b>	R: 0 E: 0 K: 0 S: 4	H: 1 LOB: 2 BB: 1 P: 8	R: 7 E: 0 K: 0 S: 10	H: 7 LOB: 0 BB: 0 P: 10	R: 0 E: 0 K: 1 S: 5	H: 0 LOB: 0 BB: 0 P: 5	R: 0 E: 0 K: 0 S: 4	H: 1 LOB: 1 BB: 0 P: 4	R: 0 E: 0 K: 0 S: 3	H: 0 LOB: 0 BB: 0 P: 3	R: 0 E: 0 K: 1 S: 5	H: 0 LOB: 0 BB: 0 P: 5	R: 0 E: 0 K: 1 S: 5	H: 0 LOB: 0 BB: 0 P: 5	R: 2 E: 0 K: 0 S: 6	H: 3 LOB: 2 BB: 1 P: 10	R: 0 E: 0 K: 0 S: 3	H: 0 LOB: 0 BB: 0 P: 3	1B: 7 2B: 3 3B: 0 HR: 2	SF: 0 SAC: 0 DP: 0 HBP: 0	WP: 0 PB: 0 SB: 0 CS: 0	PA: 41					
<b>PITCHER</b>	IP	WLS	BF	H	R	ER	SO	BB	IBB	HBP	BLK	WP	HR	S	P	ERA	WHIP										
<b>Tom Seaver, R</b> ERA: 5.06 (1, 1)	1.2	L	14	8	7	7	0	1	0	0	0	0	0	13	17	37.80	5.400										
<b>Joe Price, L</b> ERA: 4.17 (2, 1)	3.1		11	1	0	0	1	0	0	0	0	0	0	13	13	0.00	0.300										
<b>Mario Soto, R</b> ERA: 3.97 (6, 1)	2.0		6	0	0	0	2	0	0	0	0	0	0	10	10	0.00	0.000										
<b>Doug Bair, R</b> ERA: 4.95 (8, 1)	1.0		7	3	2	2	0	1	0	0	0	0	1	6	10	18.00	4.000										
<b>Dave Tomlin, L</b> ERA: 5.54 (9, 1)	1.0		3	0	0	0	0	0	0	0	0	0	0	3	3	0.00	0.000										

Batter	1	2	3	4	5	6	7	8	9	AB	R	H	RBI	BB	SO	LOB	BOTTOM										
<b>Dave Collins, S</b> OBP: 0.361, SLG: 0.361 (1, 8)	4-3		G4-6-3							5	0	3	0	0	0	1	<b>Los Angeles Dodgers @ Cincinnati Reds</b> Riverfront Stadium, Cincinnati, OH Sat Aug 09 1980, 7:05 PM EDT Att: 45,095 - Unknown  <b>AB 34</b> <b>R 4</b> <b>H 11</b> <b>RBI 2</b> <b>BB 4</b> <b>SO 5</b> <b>LOB 16</b> 										
<b>Ray Knight, R</b> OBP: 0.326, SLG: 0.452 (1, 5)	6-3		6-3							5	0	0	0	0	0	5											
<b>Ken Griffey, L</b> OBP: 0.380, SLG: 0.445 (1, 9)	4-3									4	0	1	0	0	1	1											
<b>George Foster, R</b> OBP: 0.340, SLG: 0.435 (1, 7)										3	1	0	0	1	1	1											
<b>Dan Driessen, L</b> OBP: 0.401, SLG: 0.465 (1, 3)										3	2	2	0	1	0	0											
<b>Johnny Bench, R</b> OBP: 0.341, SLG: 0.498 (1, 2)										4	0	1	1	0	1	3											
<b>Dave Tomlin, L</b> OBP: 0.301, SLG: 0.357 (9, 1)										0	0	0	0	0	0	0											
<b>Dave Concepcion, R</b> OBP: 0.301, SLG: 0.357 (1, 6)										3	0	1	1	1	1	2											
<b>Ron Oester, S</b> OBP: 0.338, SLG: 0.423 (1, 4)										4	1	1	0	0	1	3											
<b>Tom Seaver, R</b> ERA: 5.06 (1, 1)										0	0	0	0	0	0	0											
<b>Joe Price, L</b> ERA: 4.17 (2, 1)										1	0	1	0	0	0	0											
<b>Hector Cruz, R</b> OBP: 0.102, SLG: 0.105 (5, PH)										1	0	0	0	0	0	0											
<b>Mario Soto, R</b> ERA: 3.97 (6, 1)										0	0	0	0	0	0	0											
<b>Junior Kennedy, R</b> OBP: 0.329, SLG: 0.338 (7, PH)										0	0	0	0	0	1	0											
<b>Doug Bair, R</b> ERA: 4.95 (8, 1)										0	0	0	0	0	0	0											
<b>Joe Nolan, L</b> OBP: 0.326, SLG: 0.427 (9, 2)										1	0	1	0	0	0	0											
<b>Inning Stats</b>	R: 0 E: 0 K: 0 S: 3	H: 0 LOB: 0 BB: 0 P: 3	R: 1 E: 1 K: 0 S: 4	H: 2 LOB: 1 BB: 1 P: 8	R: 0 E: 0 K: 0 S: 3	H: 1 LOB: 0 BB: 0 P: 3	R: 2 E: 0 K: 2 S: 8	H: 1 LOB: 1 BB: 2 P: 16	R: 0 E: 0 K: 0 S: 3	H: 1 LOB: 0 BB: 0 P: 3	R: 0 E: 0 K: 2 S: 9	H: 2 LOB: 2 BB: 0 P: 9	R: 1 E: 0 K: 0 S: 4	H: 2 LOB: 1 BB: 1 P: 8	R: 0 E: 0 K: 0 S: 3	H: 0 LOB: 0 BB: 0 P: 3	R: 0 E: 0 K: 1 S: 7	H: 2 LOB: 2 BB: 0 P: 7	1B: 9 2B: 3 3B: 0 HR: 0	SF: 0 SAC: 0 DP: 4 HBP: 0	WP: 1 PB: 0 SB: 1 CS: 0	PA: 38					
<b>PITCHER</b>	IP	WLS	BF	H	R	ER	SO	BB	IBB	HBP	BLK	WP	HR	S	P	ERA	WHIP										
<b>Jerry Reuss, L</b> ERA: 2.25 (1, 1)	6.0	W	28	9	4	4	4	4	0	0	0	0	0	12	12	0.00	0.667										
<b>Rick Sutcliffe, R</b> ERA: 5.34 (7, 1)	3.0	S	10	2	0	0	1	0	0	0	0	0	0	12	12	0.00	0.667										



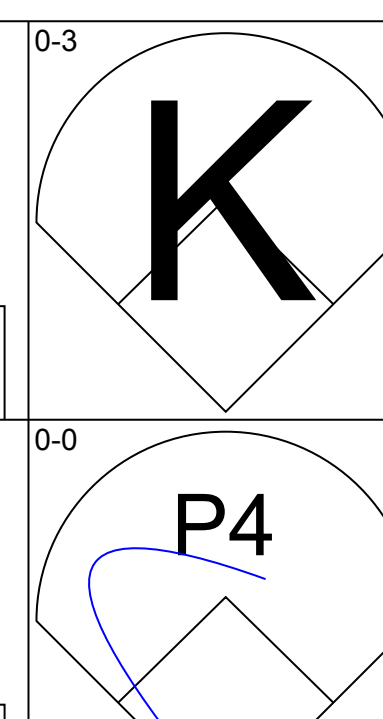
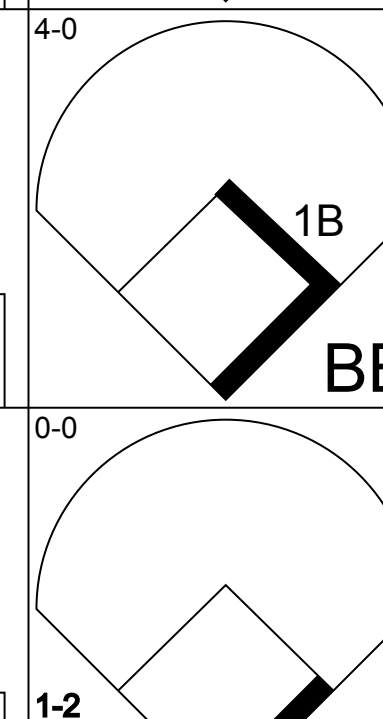
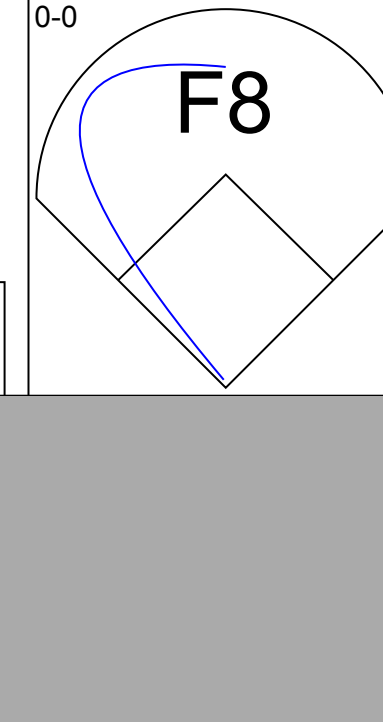

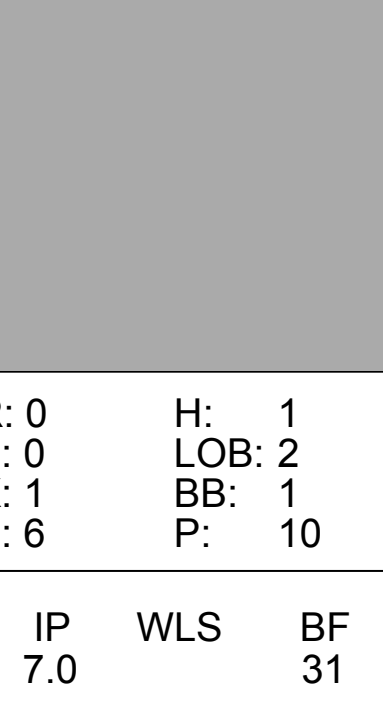
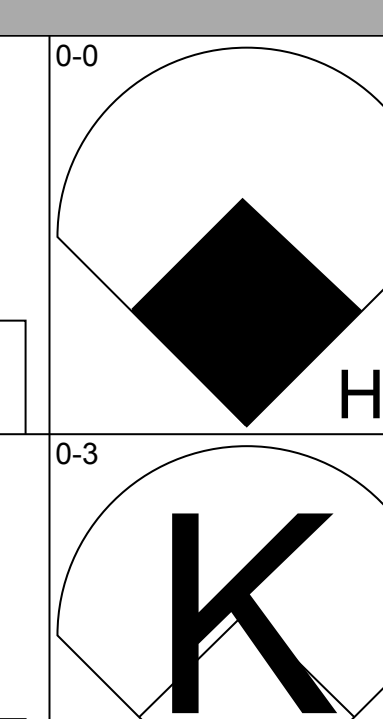
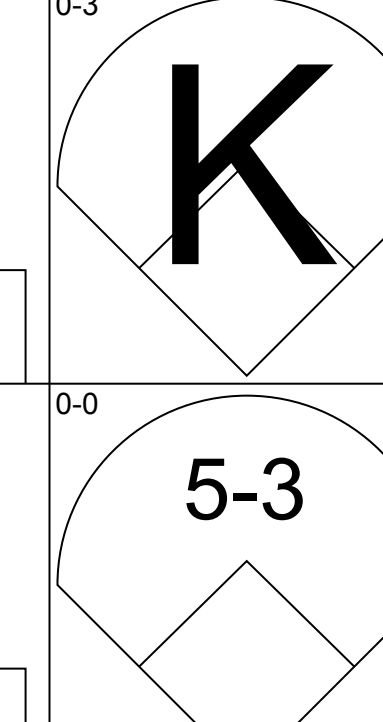
Batter	1	2	3	4	5	6	7	8	9	AB	R	H	RBI	BB	SO	LOB	TOP					
Davey Lopes, R OBP: 0.319, SLG: 0.345										5	3	4	2	0	0	1	<b>Los Angeles Dodgers @ Cincinnati Reds</b> Riverfront Stadium, Cincinnati, OH Sun Aug 10 1980, 3:33 AM EDT Att: 35,179 - Unknown <a href="http://livebaseballscores.com">livebaseballscores.com</a>					
Derrel Thomas, S OBP: 0.291, SLG: 0.322										3	0	2	2	1	1	0						
Jay Johnstone, L OBP: 0.395, SLG: 0.422										5	0	1	0	0	0	4						
Steve Garvey, R OBP: 0.345, SLG: 0.488										3	1	1	2	1	0	4						
Ron Cey, R OBP: 0.343, SLG: 0.438										3	1	0	0	2	0	3						
Pedro Guerrero, R OBP: 0.381, SLG: 0.500										5	1	1	0	0	0	3						
Gary Thomasson, L OBP: 0.324, SLG: 0.287										2	0	0	0	1	1	0		<b>AB 34</b> <b>R 7</b> <b>H 10</b> <b>RBI 7</b> <b>BB 6</b> <b>SO 2</b> <b>LOB 22</b>				
Rudy Law, L OBP: 0.319, SLG: 0.307										2	0	0	0	0	0	3						
Steve Yeager, R OBP: 0.299, SLG: 0.303										3	1	1	1	1	0	1						
Dave Goltz, R OBP: 0.243, SLG: 0.125										2	0	0	0	0	0	1						
Rick Monday, L OBP: 0.367, SLG: 0.506										1	0	0	0	0	0	2						
Steve Howe, L OBP: 0.125, SLG: 0.125										0	0	0	0	0	0	0						
<b>Inning Stats</b>	R: 1 E: 0 K: 1 S: 6	H: 1 LOB: 2 BB: 2 P: 14	R: 0 E: 0 K: 0 S: 3	H: 0 LOB: 1 BB: 1 P: 7	R: 0 E: 0 K: 1 S: 3	H: 1 LOB: 1 BB: 1 P: 7	R: 0 E: 0 K: 1 S: 5	H: 0 LOB: 1 BB: 1 P: 9	R: 2 E: 0 K: 0 S: 5	H: 2 LOB: 0 BB: 0 P: 5	R: 0 E: 0 K: 0 S: 3	H: 0 LOB: 0 BB: 0 P: 3	R: 0 E: 0 K: 0 S: 5	H: 2 LOB: 2 BB: 0 P: 5	R: 4 E: 1 K: 0 S: 7	H: 4 LOB: 1 BB: 1 P: 11	R: 0 E: 0 K: 0 S: 3	H: 0 LOB: 1 BB: 0 P: 4	1B: 8 2B: 0 3B: 0 HR: 2	SF: 0 SAC: 2 DP: 1 HBP: 1	WP: 0 PB: 0 SB: 0 CS: 0	PA: 43
<b>PITCHER</b>	IP WLS BF H R ER SO BB IBB HBP BLK WP HR S P ERA WHIP																					
Paul Moskau, R ERA: 3.67	(1, 1) 5.0 L 23 4 3 3 2 5 0 0 0 0 0 2 22 42 5.40 1.800																					
Mario Soto, R ERA: 4.05	(6, 1) 2.0 10 3 2 2 0 1 0 0 0 0 0 0 9 13 9.00 2.000																					
Tom Hume, R ERA: 2.9	(8, 1) 1.0 6 3 2 2 0 0 0 0 0 0 0 0 6 6 18.00 3.000																					
Jay Howell, R ERA:	(9, 1) 1.0 4 0 0 0 0 0 0 0 1 0 0 0 3 4 0.00 0.000																					

Batter	1	2	3	4	5	6	7	8	9	AB	R	H	RBI	BB	SO	LOB	BOTTOM					
Dave Collins, S OBP: 0.360, SLG: 0.360										4	0	1	0	0	1	2	<b>Los Angeles Dodgers @ Cincinnati Reds</b> Riverfront Stadium, Cincinnati, OH Sun Aug 10 1980, 3:33 AM EDT Att: 35,179 - Unknown <a href="http://livebaseballscores.com">livebaseballscores.com</a>					
Ray Knight, R OBP: 0.323, SLG: 0.447										4	0	0	0	0	1	3						
Ken Griffey, L OBP: 0.378, SLG: 0.441										3	0	0	0	1	0	1						
George Foster, R OBP: 0.339, SLG: 0.433										4	0	1	0	0	0	1						
Dan Driessen, L OBP: 0.400, SLG: 0.462										4	0	1	0	0	1	0						
Joe Nolan, L OBP: 0.379, SLG: 0.420										4	0	1	0	0	0	2						
Dave Concepcion, R OBP: 0.299, SLG: 0.354										4	0	0	0	0	3	3		<b>AB 31</b> <b>R 1</b> <b>H 6</b> <b>RBI 0</b> <b>BB 2</b> <b>SO 6</b> <b>LOB 13</b>				
Ron Oester, S OBP: 0.346, SLG: 0.432										2	1	1	0	1	0	0						
Paul Moskau, R OBP: 0.147, SLG: 0.152										0	0	0	0	0	0	0						
Cesar Geronimo, L OBP: 0.326, SLG: 0.328										1	0	0	0	0	0	1						
Mario Soto, R OBP: 0.200, SLG: 0.300										0	0	0	0	0	0	0						
Tom Hume, R OBP: 0.200, SLG: 0.300										1	0	1	0	0	0	0						
Junior Kennedy, R OBP: 0.330, SLG: 0.343										0	0	0	0	0	0	0						
<b>Inning Stats</b>	R: 0 E: 0 K: 0 S: 3	H: 0 LOB: 0 BB: 1 P: 7	R: 0 E: 0 K: 1 S: 5	H: 0 LOB: 0 BB: 0 P: 5	R: 1 E: 1 K: 1 S: 5	H: 1 LOB: 0 BB: 1 P: 9	R: 0 E: 0 K: 0 S: 5	H: 2 LOB: 2 BB: 0 P: 5	R: 0 E: 0 K: 1 S: 6	H: 1 LOB: 1 BB: 0 P: 6	R: 0 E: 0 K: 0 S: 3	H: 0 LOB: 0 BB: 0 P: 3	R: 0 E: 0 K: 1 S: 5	H: 0 LOB: 0 BB: 0 P: 5	R: 0 E: 0 K: 0 S: 4	H: 1 LOB: 1 BB: 0 P: 4	R: 0 E: 0 K: 2 S: 8	H: 1 LOB: 1 BB: 0 P: 8	1B: 4 2B: 2 3B: 0 HR: 0	SF: 0 SAC: 1 DP: 0 HBP: 0	WP: 0 PB: 0 SB: 1 CS: 1	PA: 34
<b>PITCHER</b>	IP WLS BF H R ER SO BB IBB HBP BLK WP HR S P ERA WHIP																					
Dave Goltz, R ERA: 4.78	(1, 1) 7.0 W 26 4 1 0 4 2 0 0 0 0 0 0 12 12 0.00 0.857																					
Steve Howe, L ERA: 1.7	(8, 1) 2.0 8 2 0 0 2 0 0 0 0 0 0 0 12 12 0.00 1.000																					





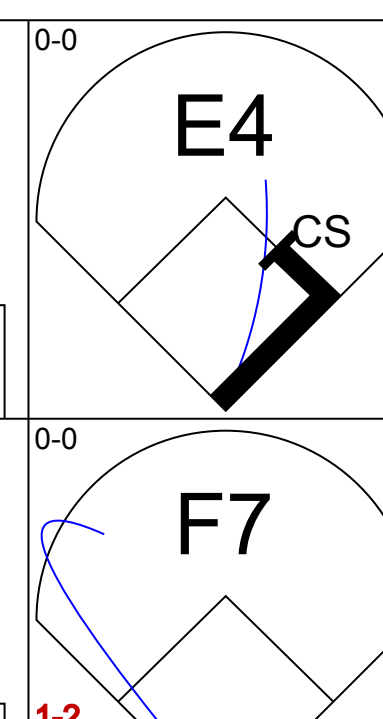
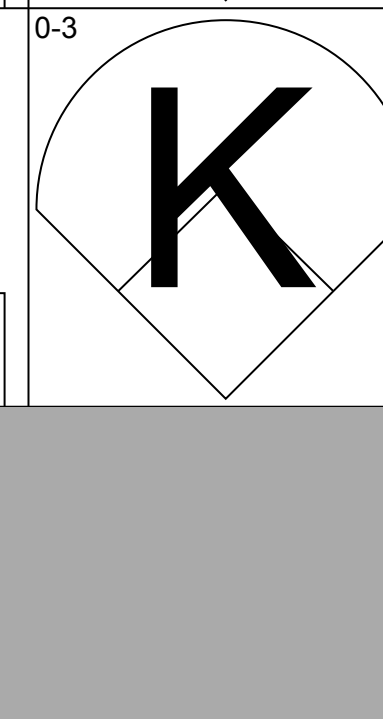

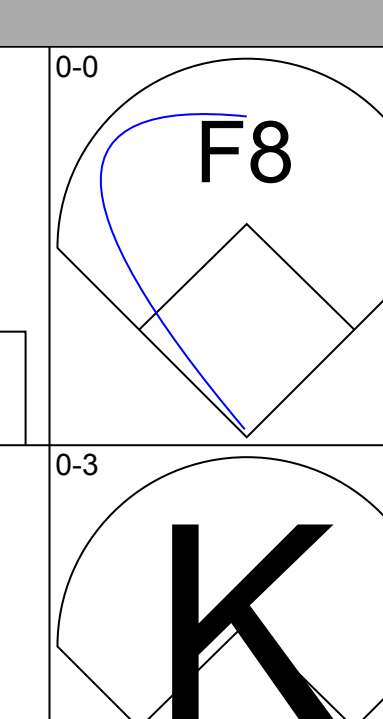
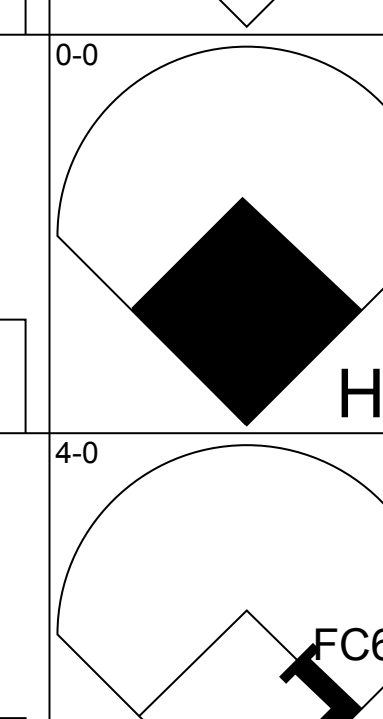
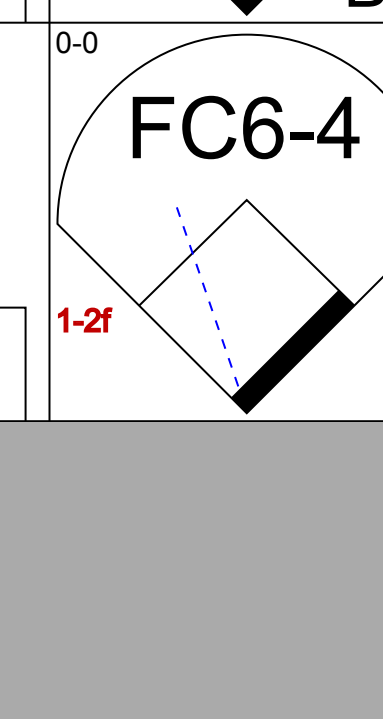
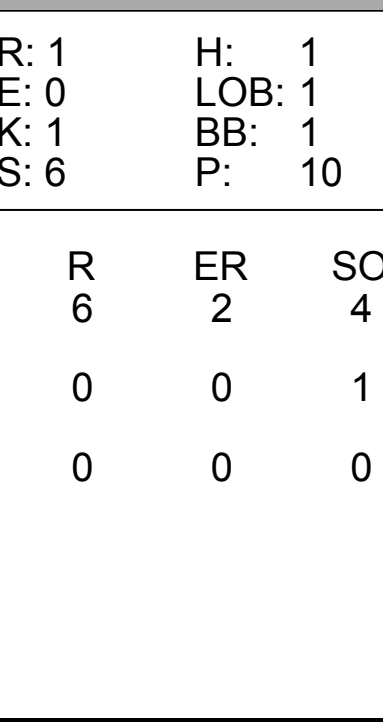


Batter	1	2	3	4	5	6	7	8	9	AB	R	H	RBI	BB	SO	LOB	TOP			
Jerry Royster, R OBP: 0.315, SLG: 0.308 (1, 7)			6-3	FC1-4		G3			3-1	5	0	0	0	0	1	6				
Rafael Ramirez, R OBP: 0.292, SLG: 0.333 Jeff Burroughs, R OBP: 0.339, SLG: 0.431 Rick Camp, R (9, 1)			HR	2B		K			5-3	4	1	1	0	0	1	0				
Gary Matthews, R OBP: 0.322, SLG: 0.420 (1, 9)			HR	BB		K			F8	3	1	0	0	2	1	1				
Bob Horner, R OBP: 0.291, SLG: 0.533 Mike Lum, L OBP: 0.363, SLG: 0.254 (7, 7)			HR	HR		F7			5-3	4	1	2	3	0	0	0				
Chris Chambliss, L OBP: 0.336, SLG: 0.435 (1, 3)			K						3-1	4	0	0	0	0	1	2				
Dale Murphy, R OBP: 0.356, SLG: 0.485 (1, 8)				CS					P5	4	1	2	1	0	0	0				
Glenn Hubbard, R OBP: 0.318, SLG: 0.414 (1, 4)			CS	F9		WP	BLK		K	4	0	1	0	0	2	0				
Bruce Benedict, R OBP: 0.295, SLG: 0.320 Biff Pocoroba, S OBP: 0.368, SLG: 0.368 Bill Nahorodny, R OBP: 0.306, SLG: 0.456 (9, 2)	5-3			F2		WP			3-1	2	0	0	0	1	0	0				
Doyle Alexander, R OBP: 0.198, SLG: 0.194 Gene Garber, R (7, 1)	5-3					1-2	IBB		HR	0	1	0	0	0	0	0				
Brian Asselstine, L OBP: 0.317, SLG: 0.399 Luis Gomez, R OBP: 0.247, SLG: 0.220 (9, 6)				FC1-4		K			HR	2	0	0	0	1	1	2				
<b>Inning Stats</b>	R: 0 E: 0 K: 1 S: 6	H: 1 LOB: 2 BB: 1 P: 10	R: 1 E: 0 K: 1 S: 6	H: 1 LOB: 0 BB: 0 P: 6	R: 3 E: 0 K: 1 S: 7	H: 3 LOB: 0 BB: 1 P: 11	R: 0 E: 0 K: 0 S: 3	H: 0 LOB: 1 BB: 1 P: 7	R: 0 E: 0 K: 2 S: 7	H: 1 LOB: 3 BB: 1 P: 11	R: 0 E: 0 K: 0 S: 3	H: 0 LOB: 0 BB: 0 P: 3	R: 0 E: 0 K: 1 S: 5	H: 0 LOB: 0 BB: 0 P: 5	R: 3 E: 0 K: 0 S: 5	H: 2 LOB: 1 BB: 1 P: 9	1B: 4 2B: 1 3B: 0 HR: 3	SF: 0 SAC: 0 DP: 0 HBP: 0	WP: 1 PB: 0 SB: 0 CS: 1	PA: 41
<b>PITCHER</b>	IP	WLS	BF	H	R	ER	SO	BB	IBB	HBP	BLK	WP	HR	S	P	ERA	WHIP			
Bob Welch, R ERA: 3.38 Rick Sutcliffe, R ERA: 5.52	7.0		31	6	4	4	6	3	1	0	0	1	2	39	55	5.14	1.286			
	2.0	L	9	2	3	3	1	1	0	0	0	0	1	10	14	13.50	1.500			

Atlanta Braves @ Los Angeles Dodgers  
Dodger Stadium, Los Angeles, CA  
Tue Aug 12 1980, 7:05 PM PDT  
Att: 35,905 - Unknown

AB 35  
R 7  
H 8  
RBI 7  
BB 5  
SO 7  
LOB 12



Batter	1	2	3	4	5	6	7	8	9	AB	R	H	RBI	BB	SO	LOB	BOTTOM					
Davey Lopes, R OBP: 0.319, SLG: 0.348 (1, 4)			P6						6-3	5	1	2	1	0	0	0						
Derrel Thomas, S OBP: 0.287, SLG: 0.316 (8, 8)									F7	5	0	1	0	0	1	4						
Jay Johnstone, L OBP: 0.395, SLG: 0.416 Rick Sutcliffe, L OBP: 0.250, SLG: 0.182 Joe Ferguson, R OBP: 0.369, SLG: 0.385 (9, 1)			4-3						1-3	4	1	1	1	0	1	2						
Steve Garvey, R OBP: 0.348, SLG: 0.487 (1, 3)				F9	1B				1B	4	1	2	1	0	0	0						
Dusty Baker Jr., R OBP: 0.338, SLG: 0.514 (1, 7)				1-3	1B				1B	4	0	2	1	0	1	0						
Ron Cey, R OBP: 0.342, SLG: 0.440 (1, 5)				F9					L4	4	1	1	1	0	1	4						
Rick Monday, L OBP: 0.367, SLG: 0.482 (8, 9)				1-3					K	3	0	1	1	1	1	1						
Steve Yeager, R OBP: 0.294, SLG: 0.294 (1, 2)				1-3					E6	4	1	0	0	0	0	3						
Bob Welch, R OBP: 0.212, SLG: 0.255 Rudy Law, L OBP: 0.319, SLG: 0.305 Bill Russell, R OBP: 0.307, SLG: 0.359 (8, 6)			1-3						F8	2	0	0	0	0	0	0						
<b>Inning Stats</b>	R: 0 E: 1 K: 1 S: 5	H: 0 LOB: 0 BB: 0 P: 5	R: 1 E: 0 K: 1 S: 6	H: 1 LOB: 1 BB: 1 P: 10	R: 0 E: 0 K: 0 S: 4	H: 1 LOB: 1 BB: 0 P: 4	R: 1 E: 0 K: 0 S: 5	H: 2 LOB: 1 BB: 0 P: 5	R: 0 E: 0 K: 1 S: 6	H: 1 LOB: 1 BB: 0 P: 6	R: 0 E: 0 K: 0 S: 3	H: 0 LOB: 0 BB: 0 P: 3	R: 4 E: 1 K: 2 S: 12	H: 4 LOB: 2 BB: 1 P: 16	R: 0 E: 0 K: 0 S: 3	H: 1 LOB: 0 BB: 0 P: 3	R: 0 E: 0 K: 0 S: 3	H: 0 LOB: 0 BB: 0 P: 3	1B: 8 2B: 1 3B: 0 HR: 1	SF: 0 SAC: 0 DP: 1 HBP: 0	WP: 0 PB: 0 SB: 1 CS: 1	PA: 39
<b>PITCHER</b>	IP	WLS	BF	H	R	ER	SO	BB	IBB	HBP	BLK	WP	HR	S	P	ERA	WHIP					
Doyle Alexander, R ERA: 3.72 Gene Garber, R ERA: 4.59 Rick Camp, R ERA: 2.42	6.2		30	7	6	2	4	2	0	0	0	0	1	36	44	2.70	1.350					
	1.1	W	6	3	0	0	1	0	0	0	0	0	0	8	8	0.00	2.250					
	1.0	S	3	0	0	0	0	0	0	0	0	0	0	3	3	0.00	0.000					

Atlanta Braves @ Los Angeles Dodgers  
Dodger Stadium, Los Angeles, CA  
Tue Aug 12 1980, 7:05 PM PDT  
Att: 35,905 - Unknown

AB 37  
R 6  
H 10  
RBI 6  
BB 2  
SO 5  
LOB 14





Batter	1	2	3	4	5	6	7	8	9	AB	R	H	RBI	BB	SO	LOB	TOP			
Jerry Royster, R OBP: 0.313, SLG: 0.310 (1, 7)	0-0 6-3	0-0 1-3 2B		0-0 P4		0-0 G4-6-3		0-0 F6		5	0	1	0	0	0	6				
Rafael Ramirez, R OBP: 0.310, SLG: 0.379 Luis Gomez, R OBP: 0.247, SLG: 0.220 (1, 6) (9, 6)	0-0 5-3	0-0 6-3							0-0 P6	5	0	2	0	0	0	2				
Gary Matthews, R OBP: 0.318, SLG: 0.414 (1, 9)	0-0 E1		0-0 6-3		0-0 P6		0-0 F3		0-0 K	5	0	0	0	0	1	2				
Bob Horner, R OBP: 0.287, SLG: 0.525 Mike Lum, L OBP: 0.356, SLG: 0.250 (1, 5) (7, 7)	0-0 P6		0-0 P4		0-0 L7		0-0 F9		0-0 F2	4	0	0	0	0	0	3				
Chris Chambliss, L OBP: 0.335, SLG: 0.433 (1, 3)		0-0 3-1	0-0				0-0 K		0-0 FC6-4	4	0	1	0	0	1	2				
Dale Murphy, R OBP: 0.357, SLG: 0.483 (1, 8)		0-0 HR	0-0 F8			4-0 SH		0-0 6-3		3	1	1	0	1	0	1				
Glenn Hubbard, R OBP: 0.324, SLG: 0.425 (1, 4)		0-0 HR		0-0 4-3		4-0 SH		4-0 CS		2	1	1	2	2	0	0				
Bruce Benedict, R OBP: 0.300, SLG: 0.318 (1, 2)		0-0 6-3		4-0 SH		0-0 SH		4-0 1B		1	0	0	0	2	0	0				
Tommy Boggs, R OBP: 0.171, SLG: 0.175 (1, 1)		0-0 2B		0-0 SH2-4		0-0 FC1-4-2		0-0 1B		3	0	2	0	0	0	3				
<b>Inning Stats</b>	R: 0 E: 1 K: 0 S: 4	H: 0 LOB: 1 BB: 0 P: 4	R: 2 E: 0 K: 0 S: 7	H: 4 LOB: 2 BB: 0 P: 7	R: 0 E: 0 K: 0 S: 4	H: 1 LOB: 1 BB: 0 P: 4	R: 0 E: 0 K: 0 S: 3	H: 0 LOB: 1 BB: 0 P: 7	R: 0 E: 0 K: 1 S: 6	H: 1 LOB: 1 BB: 0 P: 6	R: 0 E: 0 K: 0 S: 4	H: 1 LOB: 1 BB: 0 P: 4	R: 0 E: 0 K: 0 S: 3	H: 1 LOB: 2 BB: 0 P: 11	R: 0 E: 0 K: 0 S: 5	H: 0 LOB: 0 BB: 0 P: 5	1B: 5 2B: 2 3B: 0 HR: 1	SF: 0 SAC: 2 DP: 1 HBP: 0	WP: 0 PB: 0 SB: 1 CS: 1	PA: 40
<b>PITCHER</b>	IP WLS BF H R ER SO BB IBB HBP BLK WP HR S P ERA WHIP	<b>PITCHER</b>																		
Burt Hooton, R ERA: 3.4 (1, 1)	6.0 L 28 6 2 2 1 3 0 0 0 0 1 27 39 3.00 1.500																			
Joe Beckwith, R ERA: 1.5 (7, 1)	2.0 9 2 0 0 0 2 0 0 0 0 0 7 15 0.00 2.000																			
Bobby Castillo, R ERA: 3.11 (9, 1)	1.0 3 0 0 0 1 0 0 0 0 0 0 5 5 0.00 0.000																			

Atlanta Braves @ Los Angeles Dodgers  
Dodger Stadium, Los Angeles, CA  
Wed Aug 13 1980, 7:05 PM PDT  
Att: 36,345 - Unknown

AB 33  
R 2  
H 8  
RBI 2  
BB 5  
SO 2  
LOB 19



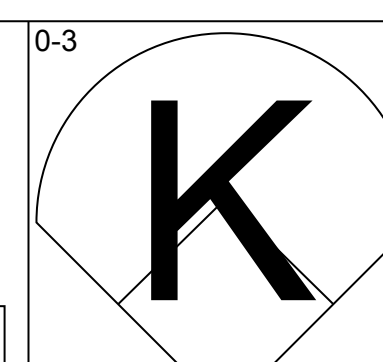
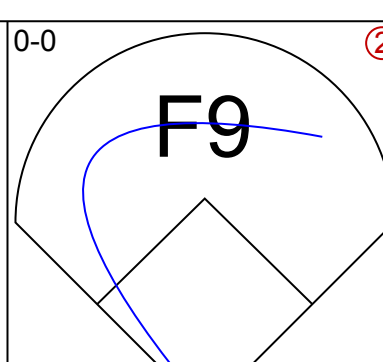
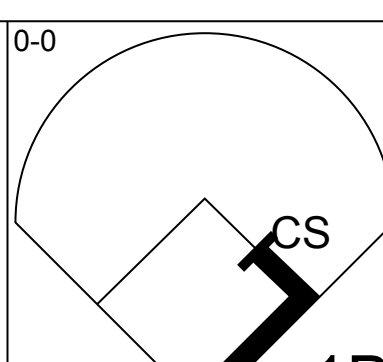
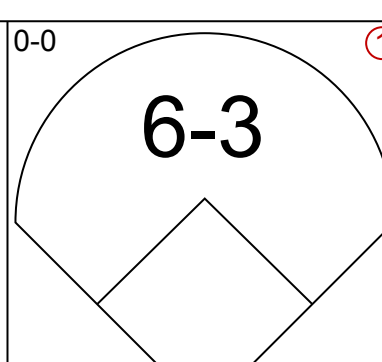

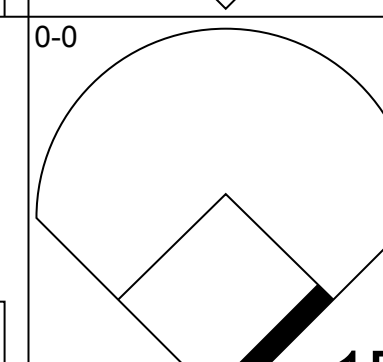
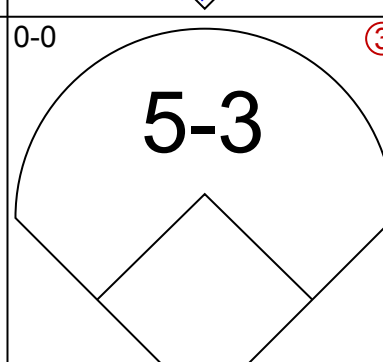
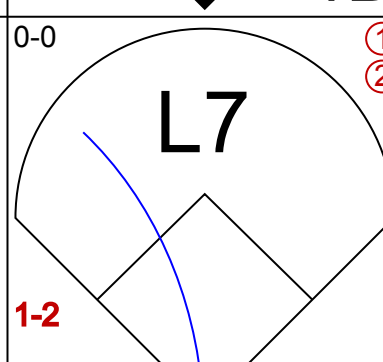
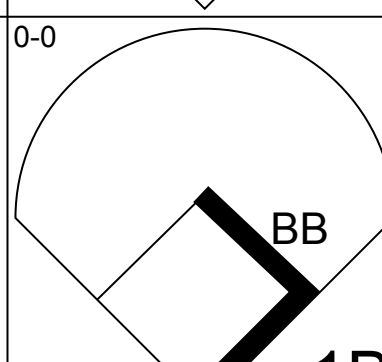
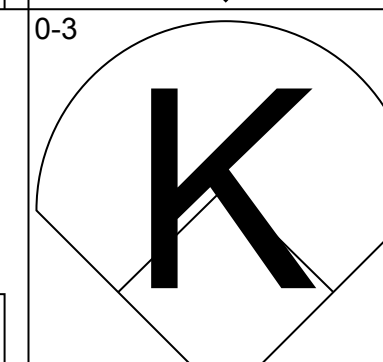
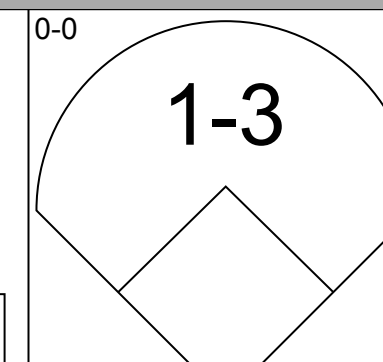
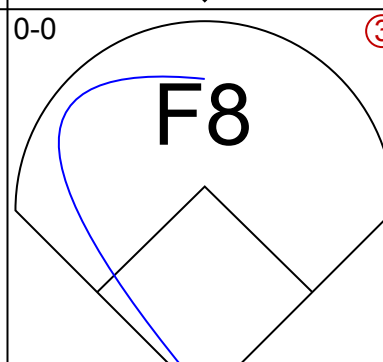
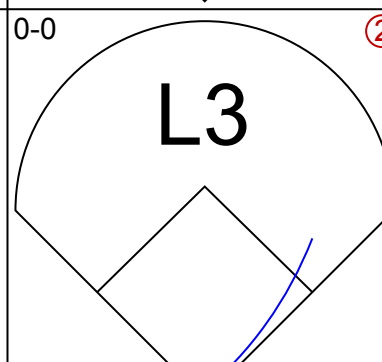
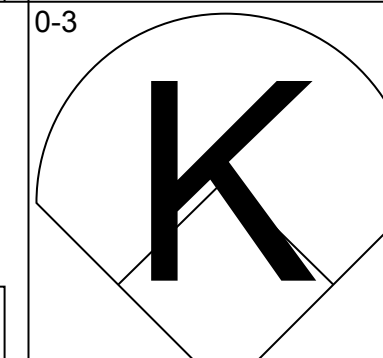
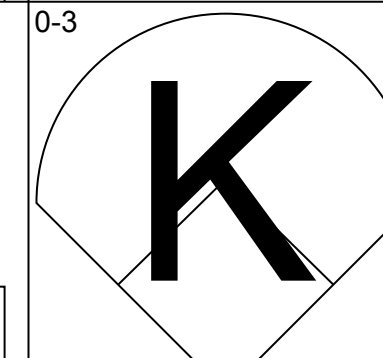
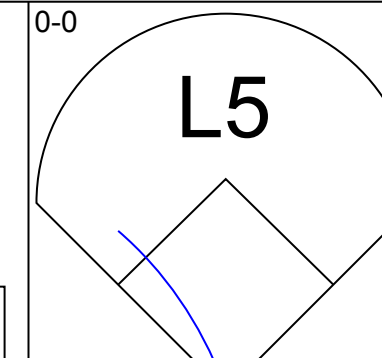
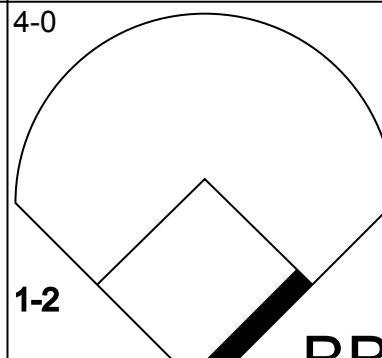
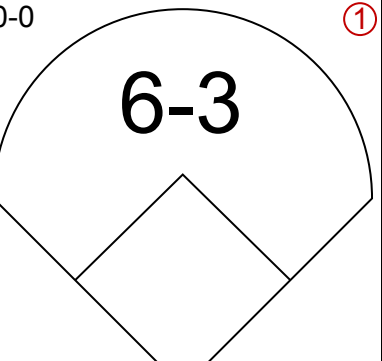
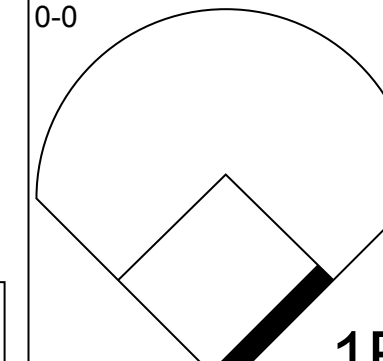
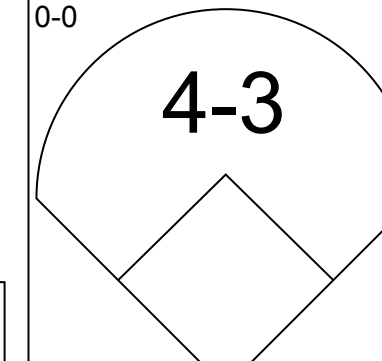
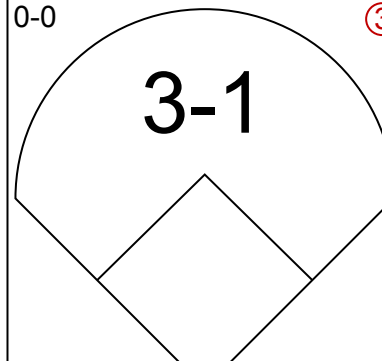
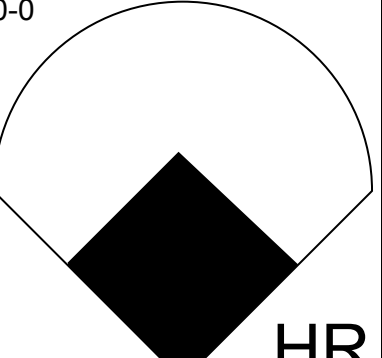
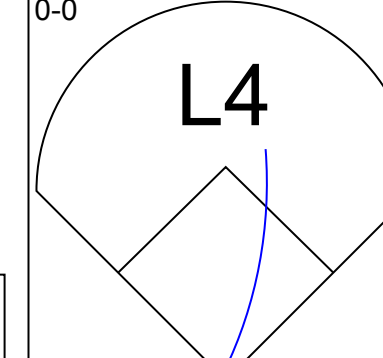
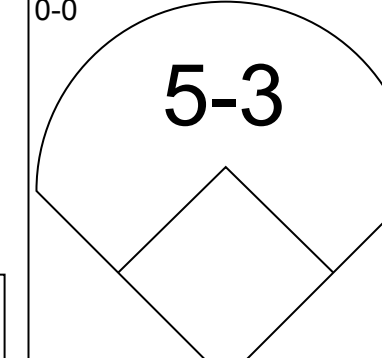
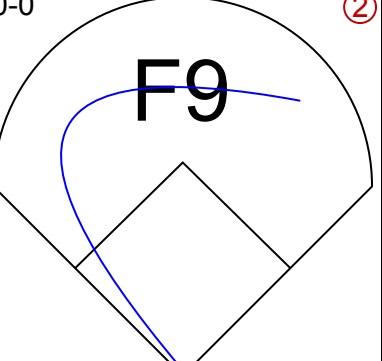
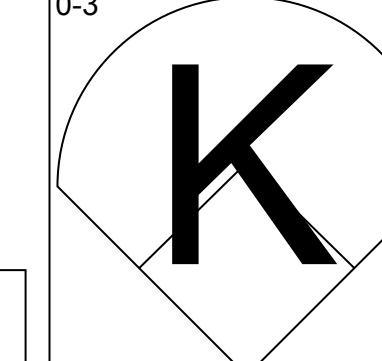
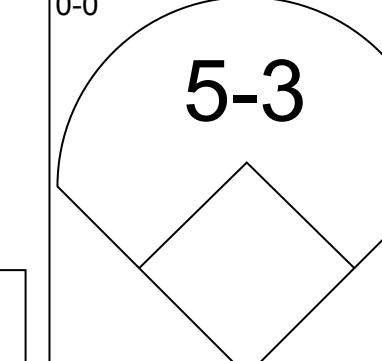
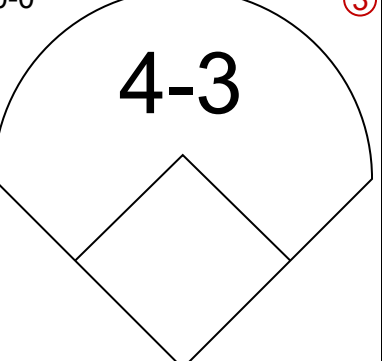
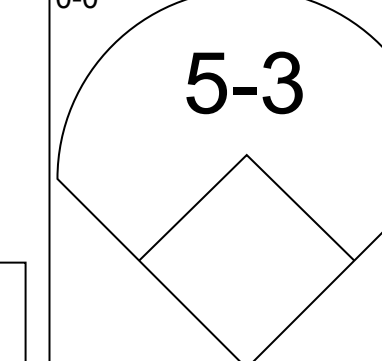
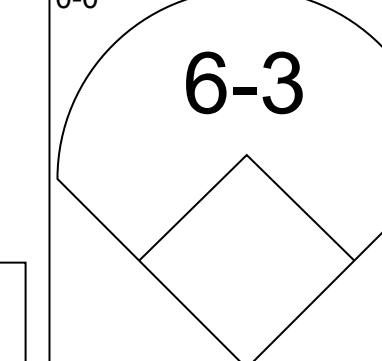
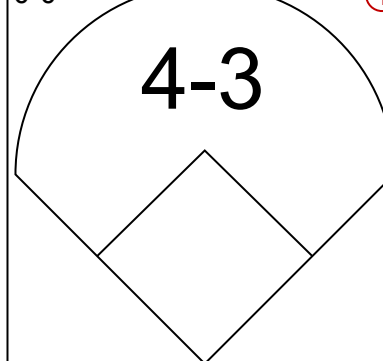
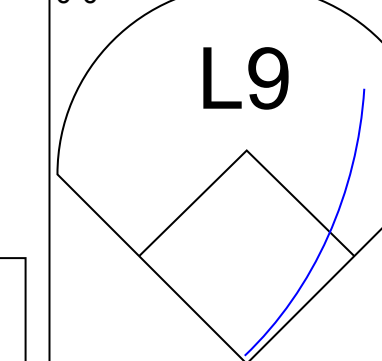
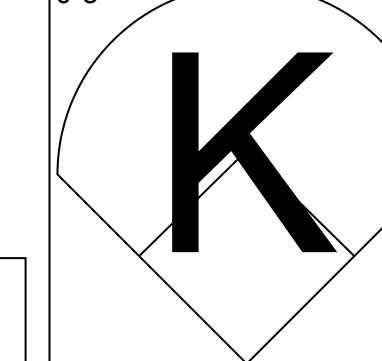
Batter	1	2	3	4	5	6	7	8	9	AB	R	H	RBI	BB	SO	LOB	BOTTOM			
Davey Lopes, R OBP: 0.318, SLG: 0.347 (1, 4)	0-0 F2		0-0 P4			0-0 1B		0-3 K		4	0	1	0	0	1	1				
Derrel Thomas, S OBP: 0.287, SLG: 0.314 (1, 6)	0-0 G3			0-0 G4-6-3		0-0 F7		0-0 6-3		4	0	1	0	0	0	1				
Jay Johnstone, L OBP: 0.383, SLG: 0.402 (1, 9)	0-0 F7		0-0 G4-6-3		0-0 F8			0-0 6-3		4	0	0	0	0	0	2				
Steve Garvey, R OBP: 0.347, SLG: 0.485 (1, 3)		0-0 P3		0-0 F2		0-0 1B		0-0 F7		4	0	1	0	0	0	0				
Dusty Baker Jr., R OBP: 0.335, SLG: 0.509 (1, 7)		0-0 6-3			0-0 F4		0-0 P6		0-0 F8	4	0	0	0	0	0	1				
Ron Cey, R OBP: 0.342, SLG: 0.438 (1, 5)		0-0 F7			1-0 FC4-6		0-3 K			2	0	0	0	0	1	1				
Rick Monday, L OBP: 0.376, SLG: 0.489 (1, 8)			0-0 G5-4-3		0-0 FC4-6		0-0 1B			3	0	2	0	0	0	1				
Joe Ferguson, R OBP: 0.361, SLG: 0.375 (1, 2)			0-0 G5-4-3		0-0 FC6-4		0-0 F7			3	0	0	0	0	0	4				
Burt Hooton, R OBP: 0.085, SLG: 0.111 Rudy Law, L OBP: 0.318, SLG: 0.304 Joe Beckwith, L OBP: 0.392, SLG: 0.508 Reggie Smith, S OBP: 0.387, SLG: 0.167 (1, 1) (6, PH) (7, 1) (8, PH) (9, 1)			4-0 BB		0-3 K		0-3 K			0	0	0	0	1	0	0				
<b>Inning Stats</b>	R: 0 E: 0 K: 0 S: 3	H: 0 LOB: 0 BB: 0 P: 3	R: 0 E: 0 K: 0 S: 3	H: 0 LOB: 0 BB: 0 P: 3	R: 0 E: 0 K: 0 S: 3	H: 1 LOB: 1 BB: 1 P: 7	R: 0 E: 0 K: 0 S: 3	H: 1 LOB: 0 BB: 0 P: 3	R: 0 E: 0 K: 1 S: 6	H: 0 LOB: 1 BB: 0 P: 6	R: 0 E: 0 K: 1 S: 7	H: 2 LOB: 2 BB: 0 P: 7	R: 0 E: 0 K: 2 S: 7	H: 0 LOB: 0 BB: 0 P: 7	R: 0 E: 0 K: 0 S: 3	H: 0 LOB: 0 BB: 0 P: 3	1B: 5 2B: 0 3B: 0 HR: 0	SF: 0 SAC: 0 DP: 2 HBP: 1	WP: 0 PB: 0 SB: 0 CS: 0	PA: 32
<b>PITCHER</b>	IP WLS BF H R ER SO BB IBB HBP BLK WP HR S P ERA WHIP	<b>PITCHER</b>																		
Tommy Boggs, R ERA: 3.6 (1, 1)	9.0 W 32 5 0 0 4 1 0 1 0 0 0 38 43 0.00 0.667																			

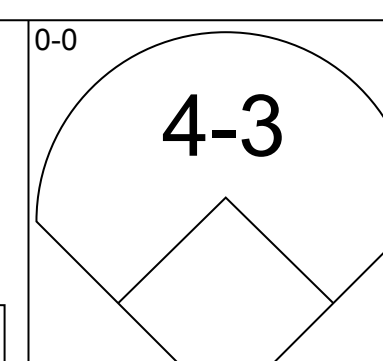
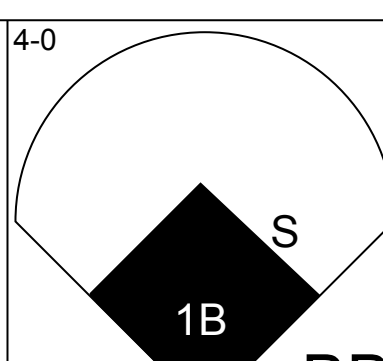
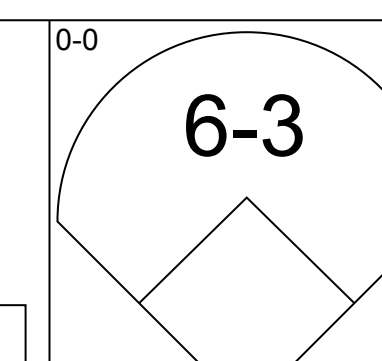
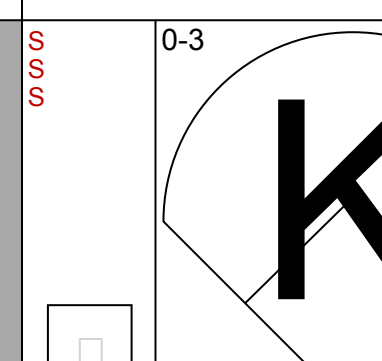

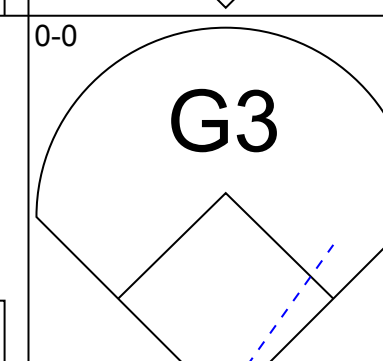
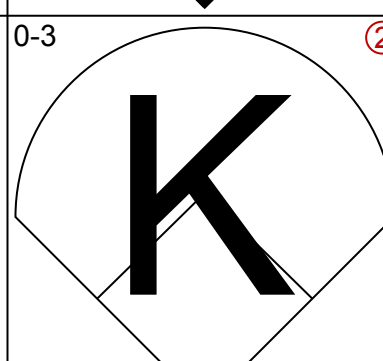
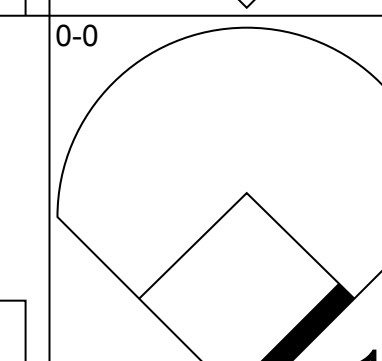
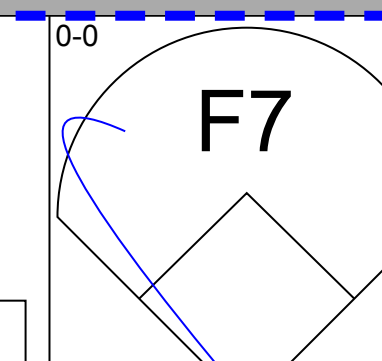
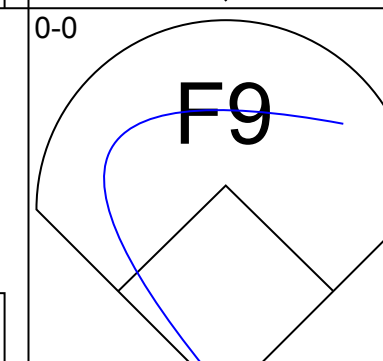
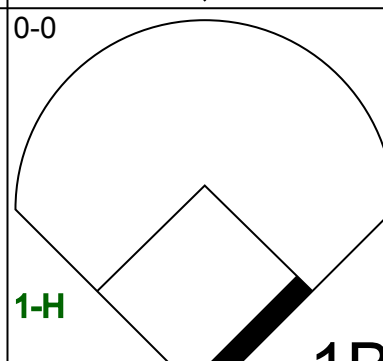
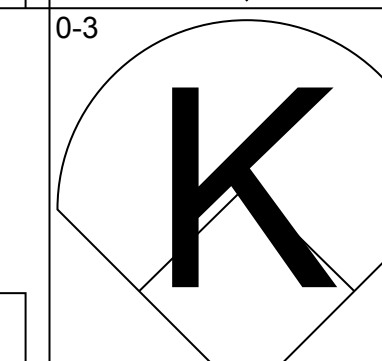
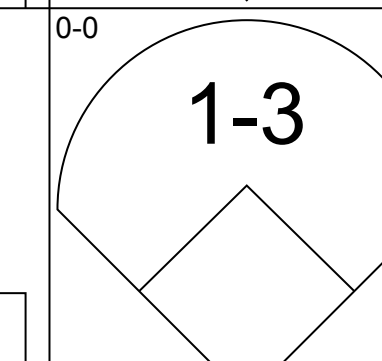
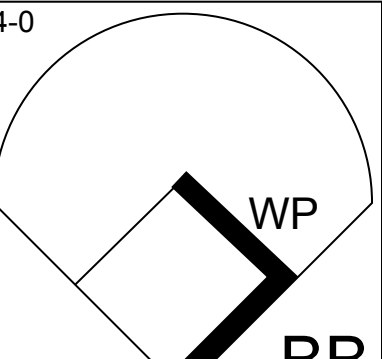
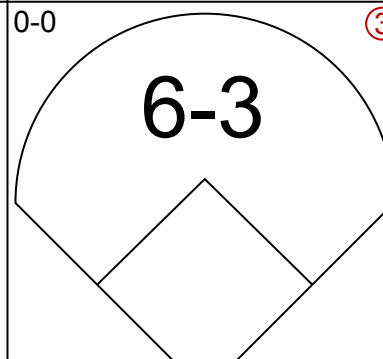
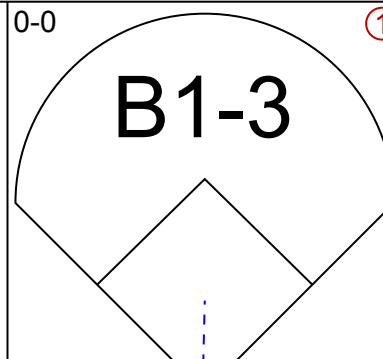
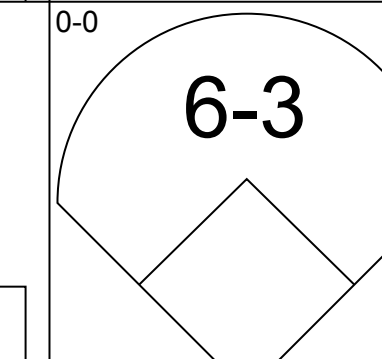
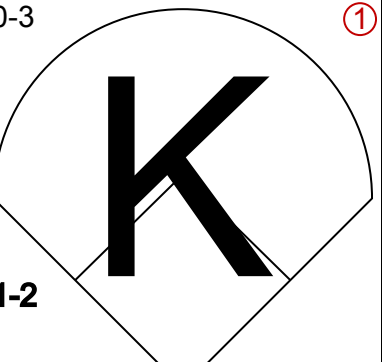
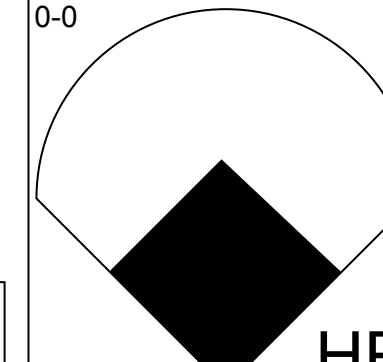
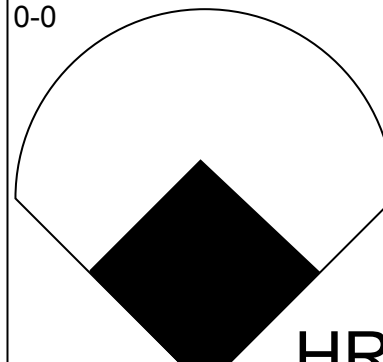
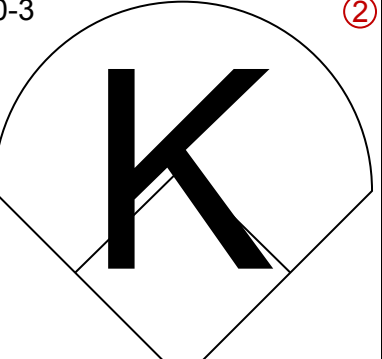
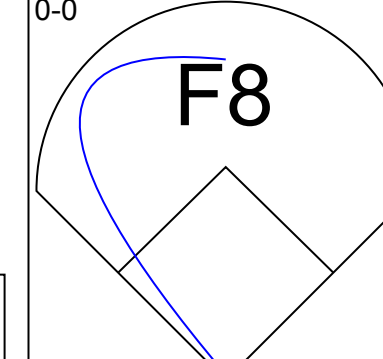
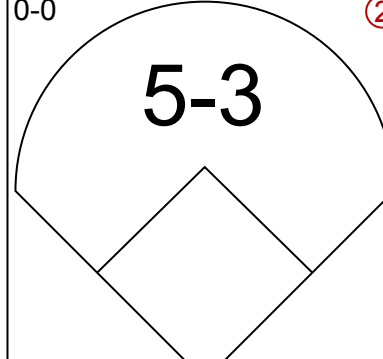
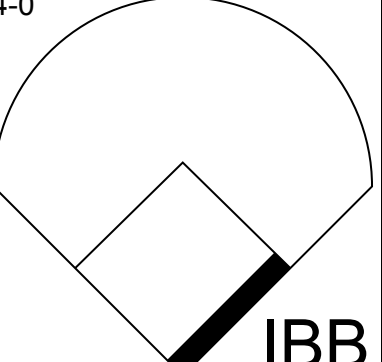
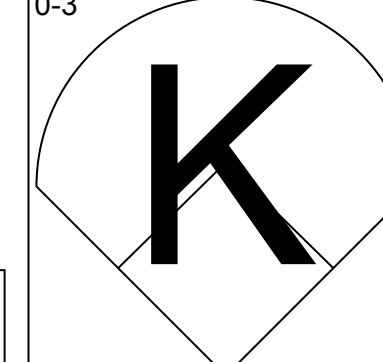
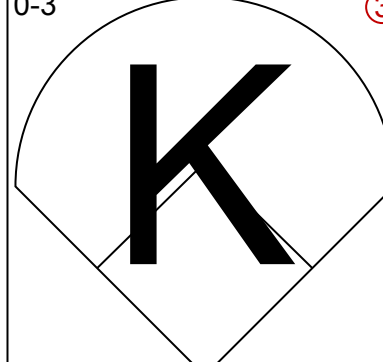
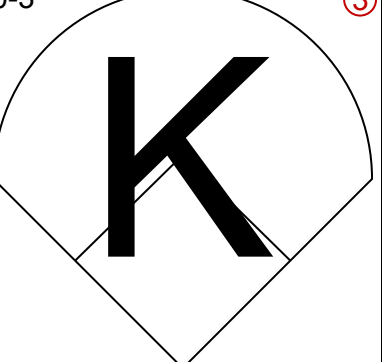
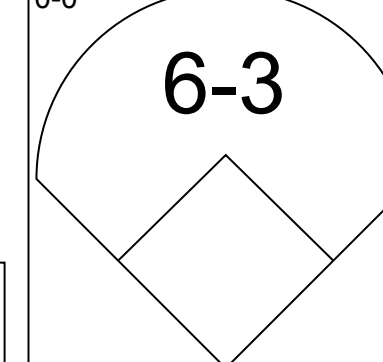
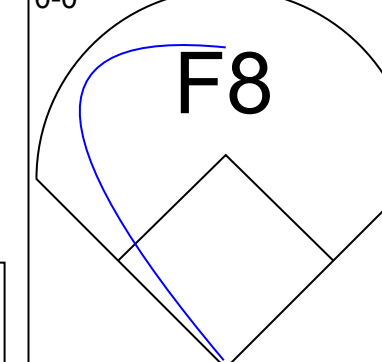
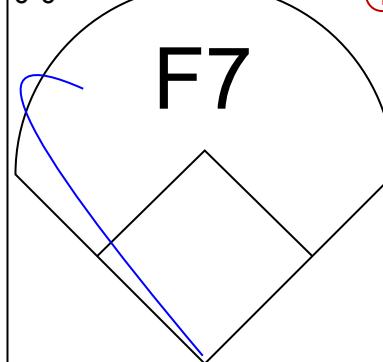
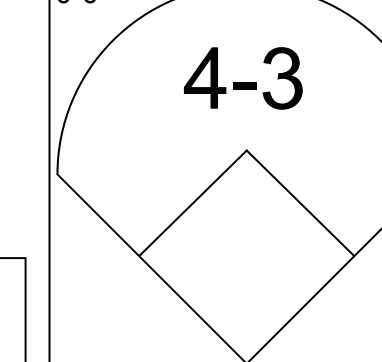
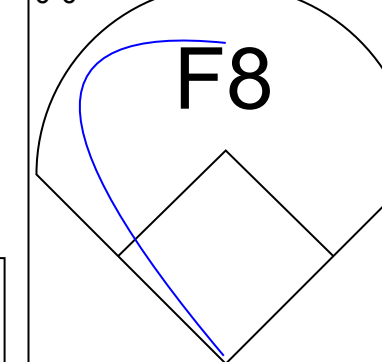
Atlanta Braves @ Los Angeles Dodgers  
Dodger Stadium, Los Angeles, CA  
Wed Aug 13 1980, 7:05 PM PDT  
Att: 36,345 - Unknown

AB 30  
R 0  
H 5  
RBI 0  
BB 1  
SO 4  
LOB 11





Batter	1	2	3	4	5	6	7	8	9	AB	R	H	RBI	BB	SO	LOB	TOP			
Dave Collins, S (1, 8) OBP: 0.361, SLG: 0.362										4	0	1	0	0	1	0	<p>Cincinnati Reds @ Los Angeles Dodgers Dodger Stadium, Los Angeles, CA Fri Aug 15 1980, 7:05 PM PDT Att: 50,933 - Unknown</p> <p>livebaseballscorecards.com</p> <p>AB 31 R 1 H 5 RBI 1 BB 1 SO 6 LOB 7</p> 			
Ray Knight, R (1, 5) OBP: 0.322, SLG: 0.450										4	0	2	0	0	0	1				
Ken Griffey, L (1, 9) OBP: 0.375, SLG: 0.435										4	0	0	0	0	1	2				
George Foster, R (1, 7) OBP: 0.343, SLG: 0.427										3	0	0	0	1	2	1				
Dan Driessen, L (1, 3)										4	0	1	0	0	0	2				
Johnny Bench, R (1, 2) OBP: 0.340, SLG: 0.502										3	1	1	1	0	0	1				
Dave Concepcion, R (1, 6) OBP: 0.293, SLG: 0.347										3	0	0	0	0	1	0				
Ron Oester, S (1, 4) OBP: 0.333, SLG: 0.432										3	0	0	0	0	0	0				
Tom Seaver, R (1, 1) OBP: 0.241, SLG: 0.087										2	0	0	0	0	0	0				
Hector Cruz, R (8, PH) OBP: 0.303, SLG: 0.362										1	0	0	0	0	1	0				
Tom Hume, R (8, 1) OBP: 0.182, SLG: 0.273										0	0	0	0	0	0	0				
<b>Inning Stats</b>	R: 0 E: 0 K: 3 S: 10	H: 1 LOB: 1 BB: 0 P: 10	R: 1 E: 0 K: 0 S: 4	H: 1 LOB: 0 BB: 0 P: 4	R: 0 E: 0 K: 1 S: 3	H: 0 LOB: 0 BB: 0 P: 3	R: 0 E: 0 K: 1 S: 6	H: 1 LOB: 1 BB: 0 P: 6	R: 0 E: 0 K: 1 S: 5	H: 0 LOB: 0 BB: 0 P: 5	R: 0 E: 0 K: 0 S: 3	H: 0 LOB: 0 BB: 0 P: 3	R: 0 E: 0 K: 1 S: 5	H: 0 LOB: 0 BB: 0 P: 5	R: 0 E: 0 K: 0 S: 4	H: 1 LOB: 2 BB: 1 P: 8	1B: 4 2B: 0 3B: 0 HR: 1	SF: 0 SAC: 0 DP: 0 HBP: 0	WP: 0 PB: 0 SB: 0 CS: 1	PA: 32
<b>PITCHER</b> Jerry Reuss, L (1, 1) ERA: 2.18	IP: 9.0 WLS: W BF: 32	H: 5 R: 1 ER: 1 SO: 6	BB: 1 IBB: 0 HBP: 0 BLK: 0	WP: 0 HR: 1 S: 43 P: 47	ERA: 1.00 WHIP: 0.667															

Batter	1	2	3	4	5	6	7	8	9	AB	R	H	RBI	BB	SO	LOB	BOTTOM			
Davey Lopes, R (1, 4) OBP: 0.318, SLG: 0.344										3	1	0	0	1	1	0	<p>Cincinnati Reds @ Los Angeles Dodgers Dodger Stadium, Los Angeles, CA Fri Aug 15 1980, 7:05 PM PDT Att: 50,933 - Unknown</p> <p>livebaseballscorecards.com</p> <p>AB 28 R 3 H 4 RBI 3 BB 3 SO 8 LOB 7</p> 			
Bill Russell, R (1, 6) OBP: 0.306, SLG: 0.358										4	0	1	0	0	1	1				
Pedro Guerrero, R (1, 8) OBP: 0.362, SLG: 0.493										4	0	1	1	0	1	1				
Steve Garvey, R (1, 3) OBP: 0.346, SLG: 0.482										3	0	0	0	1	0	1				
Dusty Baker Jr., R (1, 7) OBP: 0.337, SLG: 0.525										3	2	2	2	0	1	1				
Ron Cey, R (1, 5) OBP: 0.339, SLG: 0.434										3	0	0	0	0	1	1				
Rick Monday, L (1, 9) OBP: 0.375, SLG: 0.478										2	0	0	0	1	2	0				
Steve Yeager, R (1, 2) OBP: 0.290, SLG: 0.288										3	0	0	0	0	1	2				
Jerry Reuss, L (1, 1) OBP: 0.132, SLG: 0.100										3	0	0	0	0	0	0				
<b>Inning Stats</b>	R: 0 E: 0 K: 0 S: 3	H: 0 LOB: 0 BB: 0 P: 3	R: 0 E: 0 K: 3 S: 9	H: 0 LOB: 2 BB: 2 P: 17	R: 1 E: 0 K: 1 S: 6	H: 1 LOB: 1 BB: 1 P: 10	R: 1 E: 0 K: 1 S: 6	H: 1 LOB: 0 BB: 0 P: 6	R: 0 E: 0 K: 1 S: 6	H: 1 LOB: 1 BB: 0 P: 6	R: 1 E: 0 K: 1 S: 6	H: 0 LOB: 0 BB: 0 P: 6	R: 0 E: 0 K: 1 S: 5	H: 0 LOB: 0 BB: 0 P: 5	R: 0 E: 0 K: 0 S: 3	H: 0 LOB: 0 BB: 0 P: 3		1B: 2 2B: 0 3B: 0 HR: 2	SF: 0 SAC: 0 DP: 0 HBP: 0	WP: 1 PB: 0 SB: 1 CS: 0
<b>PITCHER</b> Tom Seaver, R (1, 1) ERA: 4.97	IP: 7.0 WLS: L BF: 28	H: 4 R: 3 ER: 3 SO: 8	BB: 2 IBB: 1 HBP: 0 BLK: 0	WP: 1 HR: 2 S: 41 P: 53	ERA: 3.86 WHIP: 0.857															
Tom Hume, R (8, 1) ERA: 2.79	IP: 1.0 WLS: 3 BF: 0	H: 0 R: 0 ER: 0 SO: 0	BB: 0 IBB: 0 HBP: 0 BLK: 0	WP: 0 HR: 0 S: 3 P: 3	ERA: 0.00 WHIP: 0.000															



Batter	1	2	3	4	5	6	7	8	9	AB	R	H	RBI	BB	SO	LOB	TOP										
<b>Dave Collins, S</b> (1, 8) OBP: 0.362, SLG: 0.363 <b>Cesar Geronimo, L</b> (8, 8) OBP: 0.326, SLG: 0.328										4	1	2	0	0	1	1											
<b>Ray Knight, R</b> (1, 5) OBP: 0.320, SLG: 0.447										3	0	0	0	0	0	2											
<b>Ken Griffey, L</b> (1, 9) OBP: 0.374, SLG: 0.432										3	0	0	0	1	0	1											
<b>George Foster, R</b> (1, 7) OBP: 0.342, SLG: 0.425										4	0	1	1	0	1	2											
<b>Dan Driessen, L</b> (1, 3) OBP: 0.393, SLG: 0.447										3	0	0	0	1	0	1											
<b>Johnny Bench, R</b> (1, 2) OBP: 0.342, SLG: 0.513										4	2	2	1	0	0	3											
<b>Dave Concepcion, R</b> (1, 6) OBP: 0.294, SLG: 0.347										3	0	1	0	0	0	0											
<b>Ron Oester, S</b> (1, 4) OBP: 0.336, SLG: 0.441										4	0	2	1	0	0	1											
<b>Paul Moskau, R</b> (1, 1) OBP: 0.143, SLG: 0.147 <b>Harry Spilman, L</b> (7, PH) OBP: 0.333, SLG: 0.434 <b>Tom Hume, R</b> (7, 1) OBP: 0.167, SLG: 0.250										1	0	0	0	0	1	0											
<b>Inning Stats</b>	R: 0 E: 0 K: 0 S: 4	H: 1 LOB: 3 BB: 2 P: 12	R: 0 E: 0 K: 1 S: 5	H: 0 LOB: 0 BB: 0 P: 5	R: 0 E: 0 K: 0 S: 3	H: 0 LOB: 0 BB: 0 P: 3	R: 1 E: 0 K: 0 S: 4	H: 1 LOB: 0 BB: 0 P: 4	R: 0 E: 0 K: 1 S: 6	H: 0 LOB: 1 BB: 0 P: 6	R: 0 E: 0 K: 0 S: 5	H: 1 LOB: 1 BB: 0 P: 5	R: 0 E: 0 K: 0 S: 4	H: 1 LOB: 1 BB: 0 P: 4	R: 1 E: 0 K: 0 S: 5	H: 2 LOB: 1 BB: 0 P: 5	R: 1 E: 0 K: 0 S: 5	H: 2 LOB: 1 BB: 0 P: 5	1B: 6 2B: 1 3B: 0 HR: 1	SF: 0 SAC: 3 DP: 0 HBP: 0	WP: 0 PB: 0 SB: 1 CS: 0	PA: 37					
<b>PITCHER</b>	IP	WLS	BF	H	R	ER	SO	BB	IBB	HBP	BLK	WP	HR	S	P	ERA	WHIP										
<b>Don Sutton, R</b> (1, 1) ERA: 2.21	7.0		27	4	1	1	3	2	0	0	0	0	1	31	39	1.29	0.857										
<b>Steve Howe, L</b> (8, 1) ERA: 1.96	2.0	L	10	4	2	2	0	0	0	0	0	0	0	10	10	9.00	2.000										

Cincinnati Reds @ Los Angeles Dodgers  
 Dodger Stadium, Los Angeles, CA  
 Sat Aug 16 1980, 3:33 AM PDT  
 Att: 42,743 - Unknown

AB	32
R	3
H	8
RBI	3
BB	2
SO	3
LOB	14



Batter	1	2	3	4	5	6	7	8	9	AB	R	H	RBI	BB	SO	LOB	BOTTOM										
<b>Davey Lopes, R</b> (1, 4) OBP: 0.319, SLG: 0.346										4	1	2	0	0	0	0											
<b>Bill Russell, R</b> (1, 6) OBP: 0.306, SLG: 0.357										4	1	1	0	0	0	1											
<b>Pedro Guerrero, R</b> (1, 8) OBP: 0.353, SLG: 0.483										3	0	0	1	0	1	1											
<b>Steve Garvey, R</b> (1, 3) OBP: 0.343, SLG: 0.478										4	0	0	0	0	2	1											
<b>Dusty Baker Jr., R</b> (1, 7) OBP: 0.336, SLG: 0.521										3	0	0	0	1	1	0											
<b>Ron Cey, R</b> (1, 5) OBP: 0.338, SLG: 0.433										4	0	1	1	0	0	0											
<b>Rick Monday, L</b> (1, 9) OBP: 0.381, SLG: 0.473 <b>Steve Howe, L</b> (8, 1) OBP: 0.125, SLG: 0.125										3	0	1	0	0	0	2											
<b>Steve Yeager, R</b> (1, 2) OBP: 0.290, SLG: 0.289										3	0	1	0	0	0	1											
<b>Don Sutton, R</b> (1, 1) OBP: 0.067, SLG: 0.067 <b>Jay Johnstone, L</b> (8, 9) OBP: 0.381, SLG: 0.398 <b>Derrel Thomas, S</b> (8, 9) OBP: 0.287, SLG: 0.314										2	0	0	0	0	1	1											
<b>Inning Stats</b>	R: 2 E: 0 K: 0 S: 6	H: 3 LOB: 2 BB: 1 P: 10	R: 0 E: 0 K: 0 S: 3	H: 1 LOB: 0 BB: 0 P: 3	R: 0 E: 0 K: 2 S: 7	H: 0 LOB: 0 BB: 0 P: 7	R: 0 E: 0 K: 0 S: 3	H: 0 LOB: 0 BB: 0 P: 3	R: 0 E: 0 K: 1 S: 5	H: 0 LOB: 0 BB: 0 P: 5	R: 0 E: 0 K: 1 S: 5	H: 0 LOB: 0 BB: 0 P: 5	R: 0 E: 0 K: 0 S: 4	H: 1 LOB: 1 BB: 0 P: 4	R: 0 E: 0 K: 1 S: 6	H: 1 LOB: 1 BB: 0 P: 6	R: 0 E: 0 K: 1 S: 5	H: 0 LOB: 0 BB: 0 P: 5	1B: 6 2B: 0 3B: 0 HR: 0	SF: 1 SAC: 0 DP: 1 HBP: 0	WP: 0 PB: 0 SB: 1 CS: 0	PA: 33					
<b>PITCHER</b>	IP	WLS	BF	H	R	ER	SO	BB	IBB	HBP	BLK	WP	HR	S	P	ERA	WHIP										
<b>Paul Moskau, R</b> (1, 1) ERA: 3.64	6.0		22	4	2	2	4	1	0	0	1	0	0	29	33	3.00	0.833										
<b>Tom Hume, R</b> (7, 1) ERA: 2.71	3.0	W	11	2	0	0	2	0	0	0	0	0	0	15	15	0.00	0.667										

Cincinnati Reds @ Los Angeles Dodgers  
 Dodger Stadium, Los Angeles, CA  
 Sat Aug 16 1980, 3:33 AM PDT  
 Att: 42,743 - Unknown

AB	31
R	2
H	6
RBI	2
BB	1
SO	6
LOB	7









Batter	1	2	3	4	5	6	7	8	9	AB	R	H	RBI	BB	SO	LOB	TOP				
Davey Lopes, R OBP: 0.320, SLG: 0.346 (1, 4)	5-3		F7			1B		K	1B	5	0	2	1	0	1	0	<b>Los Angeles Dodgers @ Montreal Expos</b> Olympic Stadium, Montreal, QB Tue Aug 19 1980, 7:05 PM EDT Att: 45,320 - Unknown				
Bill Russell, R OBP: 0.305, SLG: 0.355 (1, 6)	5-3			6-3		1B		2B 3B	1B	4	1	2	0	0	0	0					
Dusty Baker Jr., R OBP: 0.335, SLG: 0.521 (1, 7)	6-3			F8		L5		3B	2B	4	1	1	0	0	0	2					
Steve Garvey, R OBP: 0.341, SLG: 0.477 (1, 3)		5-3		4-3			5-3	3B		4	0	1	2	0	0	0					
Ron Cey, R OBP: 0.341, SLG: 0.432 (7, PH) Dave Goltz, R OBP: 0.243, SLG: 0.125 Don Stanhouse, R (8, 1)		BB			5-3		K	K		3	0	0	0	1	2	1					
Rick Monday, L OBP: 0.383, SLG: 0.459 (1, 9)		F7		4-3		1B			K	4	0	1	0	0	1	1					
Pedro Guerrero, R OBP: 0.345, SLG: 0.467 (1, 8)		F9		5-3		1B			4-3	4	0	1	0	0	0	1					
Joe Ferguson, R OBP: 0.356, SLG: 0.368 (7, PH) Jay Johnstone, L OBP: 0.395, SLG: 0.403 Mickey Hatcher, R OBP: 0.229, SLG: 0.257 Steve Yeager, R OBP: 0.289, SLG: 0.288 (7, 2)			K			K	6-3		1B	2	0	0	0	0	2	0					
Burt Hooton, R OBP: 0.082, SLG: 0.106 Derrel Thomas, S OBP: 0.292, SLG: 0.315 (8, 5)		5-3				6-3		K	1B	2	0	0	0	0	0	0					
<b>Inning Stats</b>	R: 0 E: 0 K: 0 S: 3	H: 0 LOB: 0 BB: 0 P: 3	R: 0 E: 0 K: 0 S: 3	H: 0 LOB: 1 BB: 1 P: 7	R: 0 E: 0 K: 1 S: 5	H: 0 LOB: 0 BB: 0 P: 5	R: 0 E: 0 K: 0 S: 3	H: 0 LOB: 0 BB: 0 P: 3	R: 0 E: 0 K: 1 S: 7	H: 2 LOB: 2 BB: 0 P: 7	R: 0 E: 1 K: 1 S: 7	H: 2 LOB: 2 BB: 0 P: 7	R: 2 E: 0 K: 3 S: 12	H: 3 LOB: 1 BB: 0 P: 12	R: 1 E: 0 K: 1 S: 7	H: 3 LOB: 2 BB: 0 P: 7		1B: 8 2B: 1 3B: 1 HR: 0	SF: 0 SAC: 0 DP: 0 HBP: 0	WP: 0 PB: 0 SB: 0 CS: 0	PA: 37
<b>PITCHER</b>	IP	WLS	BF	H	R	ER	SO	BB	IBB	HBP	BLK	WP	HR	S	P	ERA	WHIP				
Charlie Lea, R ERA: 2.93 Woodie Fryman, L ERA: 2.2 Elias Sosa, R ERA: 3.3	(1, 1)	6.2	25	4	0	0	3	1	0	0	0	0	0	30	34	0.00	0.750				
	(7, 1)	1.0	5	2	2	2	2	0	0	0	0	0	0	9	9	18.00	2.000				
	(8, 1)	1.1	L	7	4	1	1	2	0	0	0	0	0	11	11	6.75	3.000				

Batter	1	2	3	4	5	6	7	8	9	AB	R	H	RBI	BB	SO	LOB	BOTTOM					
Ron LeFlore, R OBP: 0.335, SLG: 0.353 Jerry White, S OBP: 0.346, SLG: 0.457 (1, 7)	SH5-3 BB		F8	F9			F9		L1-3	3	0	0	0	1	0	1	<b>Los Angeles Dodgers @ Montreal Expos</b> Olympic Stadium, Montreal, QB Tue Aug 19 1980, 7:05 PM EDT Att: 45,320 - Unknown					
Rodney Scott, S OBP: 0.317, SLG: 0.310 (1, 4)	SH5-3		G3		G6-4-3 1B			S 5-3 1-4-3 BB		2	1	1	0	1	0	0						
Andre Dawson, R OBP: 0.360, SLG: 0.459 (1, 8)	K2-3		1B 2B		G6-4-3 1-2			5-3		4	1	1	0	0	1	3						
Ellis Valentine, R OBP: 0.363, SLG: 0.517 (1, 9)			2B 1B		5-3			1-4-3		3	0	1	1	1	0	0						
Warren Cromartie, L OBP: 0.352, SLG: 0.441 (1, 3)	4-3		2B			F5		3B		4	0	2	1	0	0	2						
Gary Carter, R OBP: 0.311, SLG: 0.459 (1, 2)		F2	F8			F2		K		4	0	0	0	0	1	3						
Larry Parrish, R OBP: 0.333, SLG: 0.479 (1, 5)		F8		P4		K			P4	4	0	0	0	0	1	0						
Chris Speier, R OBP: 0.324, SLG: 0.298 Rowland Office, L OBP: 0.339, SLG: 0.427 (9, PH)							F8		1B BB	3	0	2	0	0	0	0						
Charlie Lea, R OBP: 0.069, SLG: 0.107 Woodie Fryman, R OBP: 0.162, SLG: 0.162 Elias Sosa, R OBP: 0.167, SLG: 0.167 John Tamargo, S OBP: 0.302, SLG: 0.350 Tony Bemazard, S OBP: 0.292, SLG: 0.351 (9, PR)							5-3		L1-3 1B	2	0	0	0	0	1	2						
<b>Inning Stats</b>	R: 0 E: 0 K: 1 S: 5	H: 0 LOB: 2 BB: 2 P: 13	R: 0 E: 0 K: 0 S: 4	H: 1 LOB: 1 BB: 0 P: 4	R: 1 E: 0 K: 0 S: 6	H: 3 LOB: 2 BB: 0 P: 6	R: 0 E: 0 K: 1 S: 6	H: 1 LOB: 1 BB: 0 P: 6	R: 0 E: 0 K: 0 S: 3	H: 1 LOB: 0 BB: 0 P: 3	R: 0 E: 0 K: 1 S: 5	H: 0 LOB: 0 BB: 0 P: 5	R: 0 E: 0 K: 0 S: 3	H: 0 LOB: 0 BB: 0 P: 3	R: 1 E: 0 K: 1 S: 6	H: 1 LOB: 1 BB: 1 P: 10		R: 0 E: 0 K: 0 S: 3	H: 1 LOB: 2 BB: 1 P: 7	1B: 6 2B: 2 3B: 1 HR: 0	SF: 0 SAC: 1 DP: 2 HBP: 0	WP: 0 PB: 0 SB: 2 CS: 0
<b>PITCHER</b>	IP	WLS	BF	H	R	ER	SO	BB	IBB	HBP	BLK	WP	HR	S	P	ERA	WHIP					
Burt Hooton, R ERA: 3.3 Dave Goltz, R ERA: 4.82 Don Stanhouse, R ERA: 6.57	(1, 1)	7.0	28	6	1	1	3	2	0	0	0	0	0	32	40	1.29	1.143					
	(8, 1)	0.2	4	1	1	1	0	1	0	0	0	0	0	3	7	13.50	3.000					
	(8, 1)	1.1	W	5	1	0	0	1	0	0	0	0	0	6	10	0.00	1.500					







Batter	1	2	3	4	5	6	7	8	9	10	AB	R	H	RBI	BB	SO	LOB	TOP						
Davey Lopes, R OBP: 0.326, SLG: 0.351 (1, 4)	K		E6 1B				L1		F3		4	0	1	0	1	1	1							
Bill Russell, R OBP: 0.300, SLG: 0.350 Rudy Law, L OBP: 0.318, SLG: 0.304 (8, PH)	P3		K				F8		F8		3	0	0	0	0	1	2							
Dusty Baker Jr., R OBP: 0.337, SLG: 0.523 (1, 7)					P4		4-3		P4		4	1	1	0	1	0	1							
Steve Garvey, R OBP: 0.345, SLG: 0.487 (1, 3)	P4										5	3	4	2	0	0	1							
Ron Cey, R OBP: 0.343, SLG: 0.431 (1, 5)											5	0	2	0	0	2	2							
Rick Monday, L OBP: 0.371, SLG: 0.429 (1, 9)											4	1	0	0	1	1	3							
Pedro Guerrero, R OBP: 0.343, SLG: 0.465 Derrel Thomas, S OBP: 0.293, SLG: 0.311 (7, PR)											3	0	2	1	0	1	0							
Steve Yeager, R OBP: 0.291, SLG: 0.291 (1, 2)											5	0	2	2	0	2	3							
Don Sutton, R OBP: 0.264, SLG: 0.064 Jay Johnson, L OBP: 0.302, SLG: 0.400 Joe Beckwith, L OBP: 0.292, SLG: 0.200 Mickey Hatcher, R OBP: 0.222, SLG: 0.120 Don Stanhouse, R OBP: 0.311, SLG: 0.111 (8, PH)											2	0	0	0	0	1	0							
<b>Inning Stats</b>	R: 0 E: 0 K: 1 S: 5	H: 0 LOB: 1 BB: 1 P: 9	R: 0 E: 0 K: 2 S: 7	H: 0 LOB: 0 BB: 0 P: 7	R: 0 E: 0 K: 2 S: 8	H: 1 LOB: 1 BB: 0 P: 8	R: 1 E: 0 K: 1 S: 8	H: 3 LOB: 2 BB: 0 P: 8	R: 0 E: 0 K: 1 S: 5	H: 0 LOB: 1 BB: 1 P: 9	R: 0 E: 0 K: 0 S: 3	H: 1 LOB: 0 BB: 0 P: 3	R: 0 E: 0 K: 1 S: 6	H: 1 LOB: 2 BB: 0 P: 6	R: 3 E: 0 K: 2 S: 10	H: 3 LOB: 2 BB: 2 P: 18	R: 0 E: 0 K: 0 S: 3	H: 0 LOB: 0 BB: 0 P: 3	R: 1 E: 0 K: 1 S: 8	H: 3 LOB: 2 BB: 0 P: 8	1B: 10 2B: 1 3B: 0 HR: 1	SF: 0 SAC: 0 DP: 1 HBP: 0	WP: 2 PB: 0 SB: 1 CS: 0	PA: 45
<b>PITCHER</b>	IP	WLS	BF	H	R	ER	SO	BB	IBB	HBP	BLK	WP	HR	S	P	ERA	WHIP							
Scott Sanderson, R ERA: 3.34 (1, 1)	7.2		34	8	4	4	10	4	0	0	0	0	0	50	66	4.70	1.565							
Woodie Fryman, L ERA: 2.19 (8, 1)	0.1		2	1	0	0	0	0	0	0	0	0	0	2	2	0.00	3.000							
Stan Bahnsen, R ERA: 3.26 (9, 1)	2.0	L	9	3	1	1	1	0	0	0	0	0	1	11	11	4.50	1.500							

Los Angeles Dodgers @ Montreal Expos  
Olympic Stadium, Montreal, QB  
Thu Aug 21 1980, 7:05 PM EDT  
Att: 33,523 - Unknown

AB 41  
R 5  
H 12  
RBI 5  
BB 4  
SO 11  
LOB 19

WP: 2 PA: 45  
PB: 0 SB: 1 CS: 0

Batter	1	2	3	4	5	6	7	8	9	10	AB	R	H	RBI	BB	SO	LOB	BOTTOM						
Ron LeFlore, R OBP: 0.334, SLG: 0.351 Jerry White, S OBP: 0.344, SLG: 0.453 (8, 7)	4-3		F8						K		4	0	1	0	0	1	0							
Rodney Scott, S OBP: 0.311, SLG: 0.304 (1, 4)	F5		1-3						K		5	0	0	0	0	1	2							
Rowland Office, L OBP: 0.347, SLG: 0.444 (1, 9)											3	2	1	1	2	0	0							
Andre Dawson, R OBP: 0.363, SLG: 0.478 (1, 8)											5	2	3	2	0	0	1							
Larry Parrish, R OBP: 0.331, SLG: 0.473 (1, 5)											5	0	2	0	0	1	1							
Warren Cromartie, L OBP: 0.348, SLG: 0.434 (1, 3)											4	0	0	1	1	0	2							
Gary Carter, R OBP: 0.312, SLG: 0.463 (1, 2)											4	0	1	0	1	0	0							
Chris Speier, R OBP: 0.320, SLG: 0.294 (1, 6)											4	0	1	0	0	0	5							
Scott Sanderson, R OBP: 0.082, SLG: 0.125 Woodie Fryman, R ERA: 1.72, SLG: 0.182 John Tamargo, S OBP: 0.289, SLG: 0.333 Stan Bahnsen, R OBP: 0.364, SLG: 0.250 (9, 1)											3	0	0	0	0	2	1							
<b>Inning Stats</b>	R: 2 E: 0 K: 0 S: 5	H: 2 LOB: 1 BB: 1 P: 9	R: 0 E: 0 K: 1 S: 5	H: 0 LOB: 0 BB: 0 P: 5	R: 0 E: 0 K: 0 S: 3	H: 0 LOB: 0 BB: 0 P: 3	R: 0 E: 0 K: 0 S: 3	H: 0 LOB: 0 BB: 0 P: 3	R: 0 E: 0 K: 1 S: 6	H: 1 LOB: 3 BB: 2 P: 14	R: 0 E: 0 K: 2 S: 7	H: 0 LOB: 0 BB: 0 P: 7	R: 2 E: 0 K: 0 S: 7	H: 4 LOB: 2 BB: 0 P: 7	R: 0 E: 0 K: 1 S: 5	H: 0 LOB: 1 BB: 1 P: 9	R: 0 E: 0 K: 0 S: 3	H: 0 LOB: 0 BB: 0 P: 3	1B: 5 2B: 1 3B: 1 HR: 2	SF: 0 SAC: 0 DP: 0 HBP: 0	WP: 0 PB: 0 SB: 1 CS: 0	PA: 43		
<b>PITCHER</b>	IP	WLS	BF	H	R	ER	SO	BB	IBB	HBP	BLK	WP	HR	S	P	ERA	WHIP							
Don Sutton, R ERA: 2.24 (1, 1)	6.0		26	5	2	2	3	2	1	0	0	0	0	29	41	3.00	1.167							
Joe Beckwith, R ERA: 1.72 (7, 1)	1.0		3	0	0	0	2	0	0	0	0	0	0	7	7	0.00	0.000							
Don Stanhouse, R ERA: 8.03 (8, 1)	0.0		3	3	2	2	0	0	0	0	0	0	1	3	3	=	=							
Steve Howe, L ERA: 1.86 (8, 1)	3.0	W	11	1	0	0	1	1	0	0	0	0	0	12	16	0.00	0.667							

Los Angeles Dodgers @ Montreal Expos  
Olympic Stadium, Montreal, QB  
Thu Aug 21 1980, 7:05 PM EDT  
Att: 33,523 - Unknown

AB 39  
R 4  
H 9  
RBI 4  
BB 4  
SO 6  
LOB 14

WP: 0 PA: 43  
PB: 0 SB: 1 CS: 0

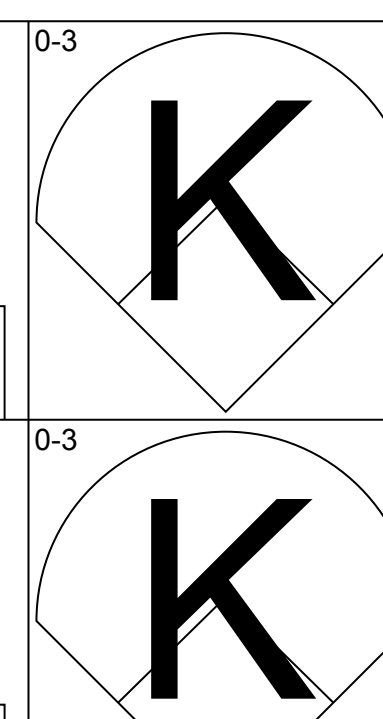
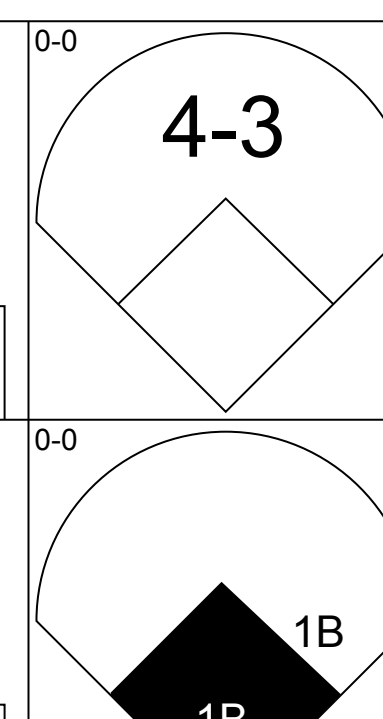
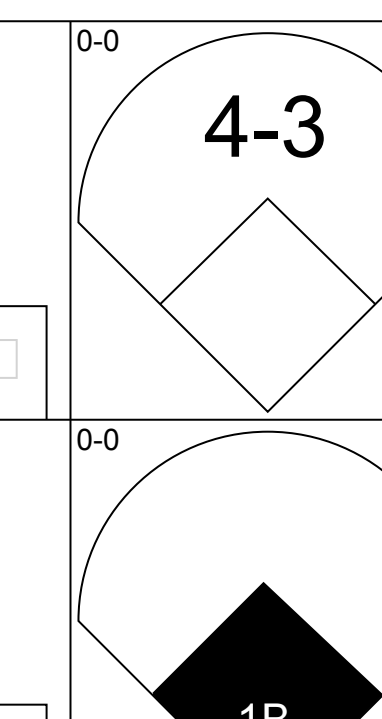
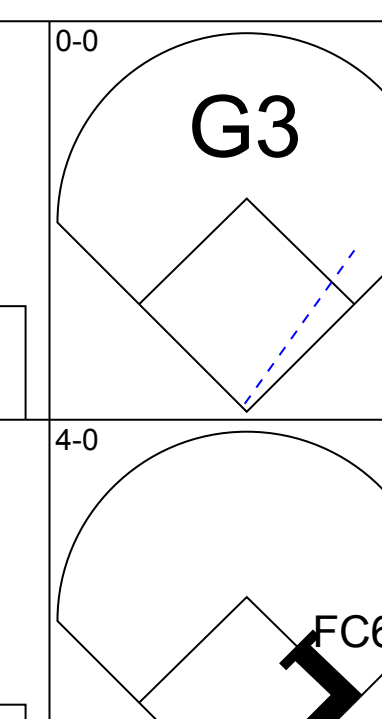
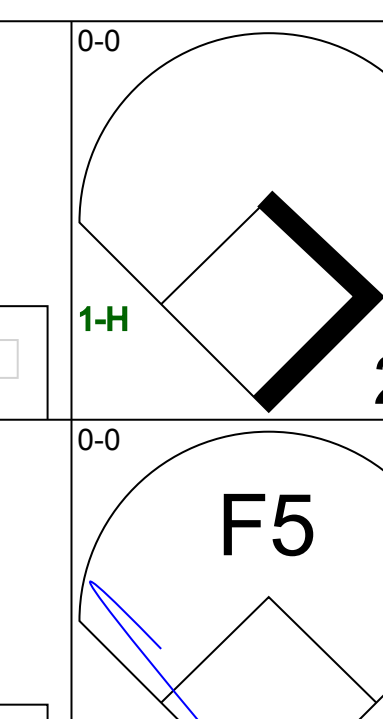
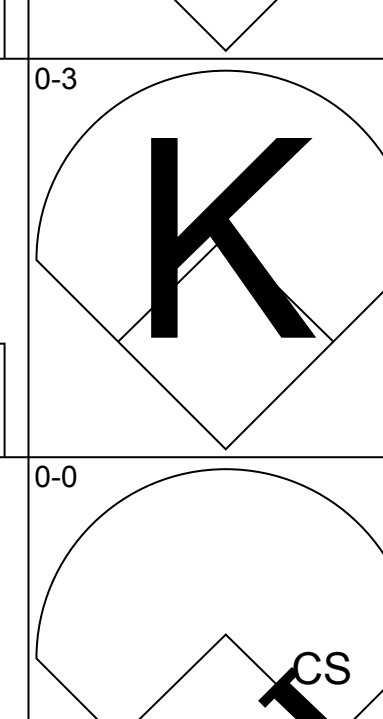
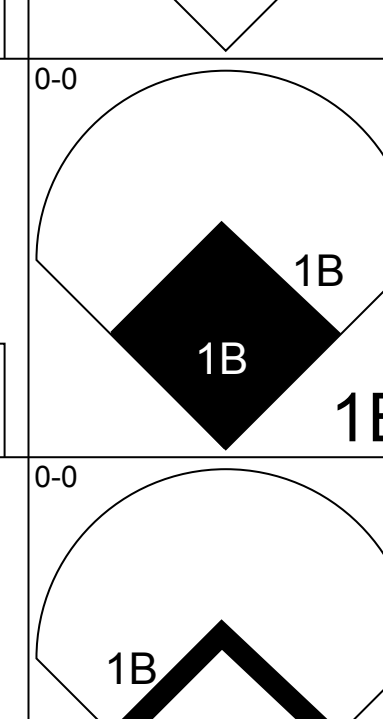
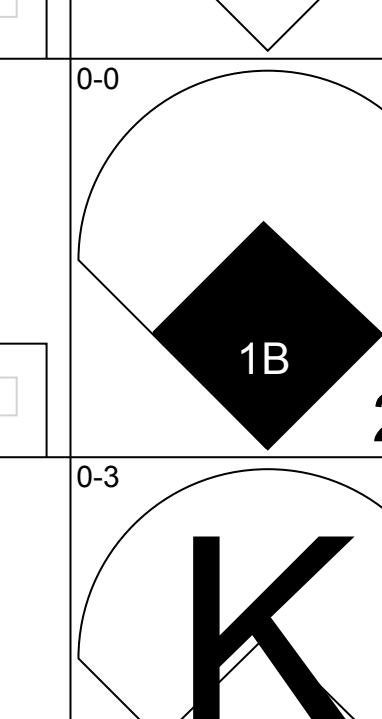
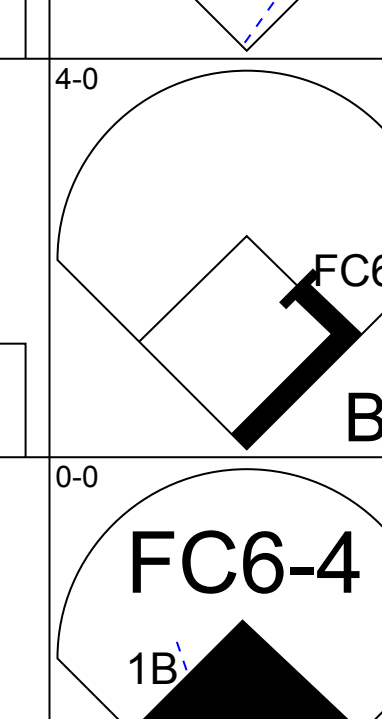
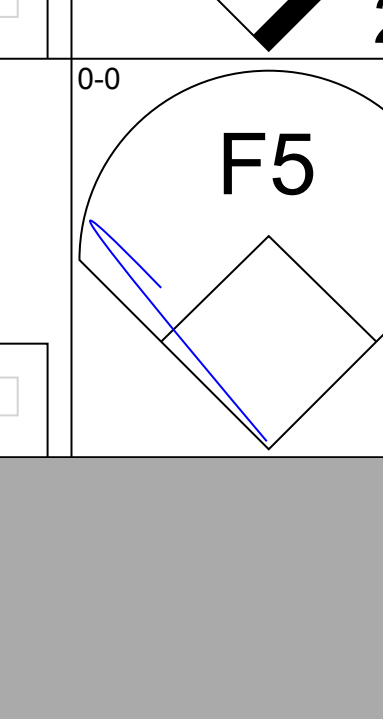
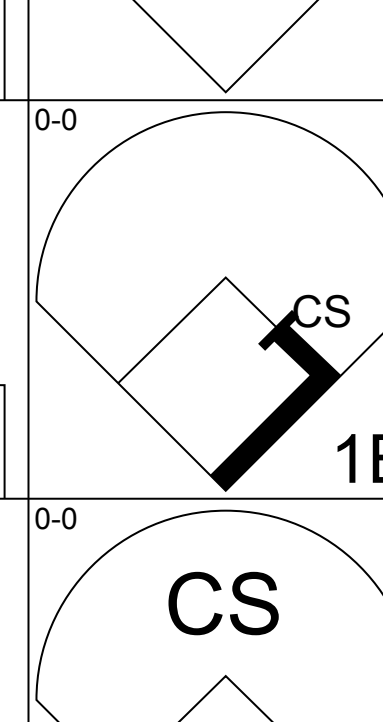
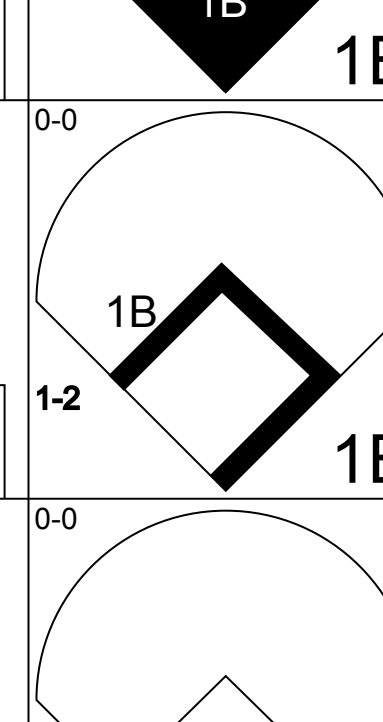
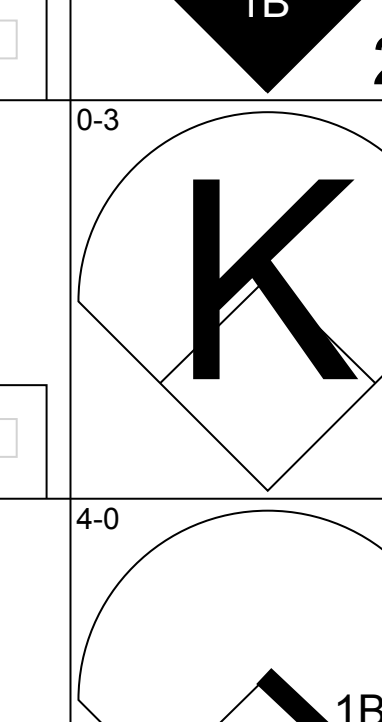
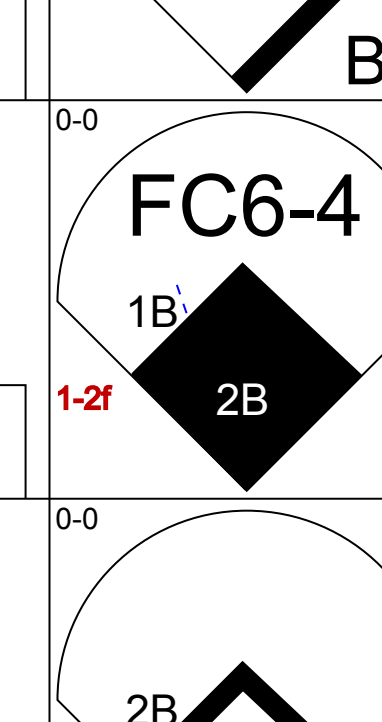
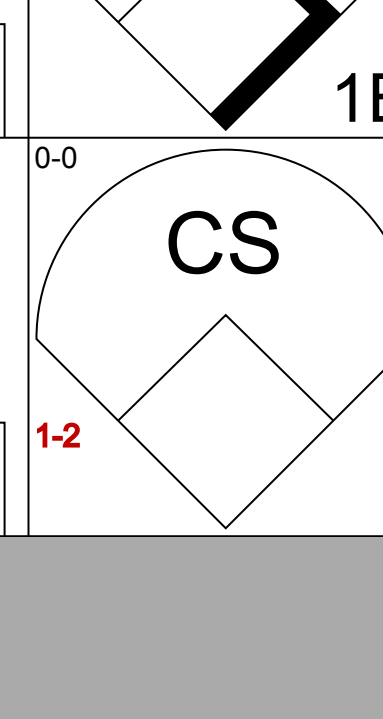
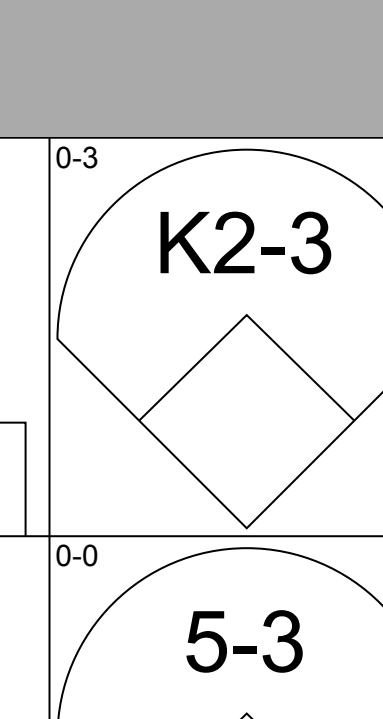
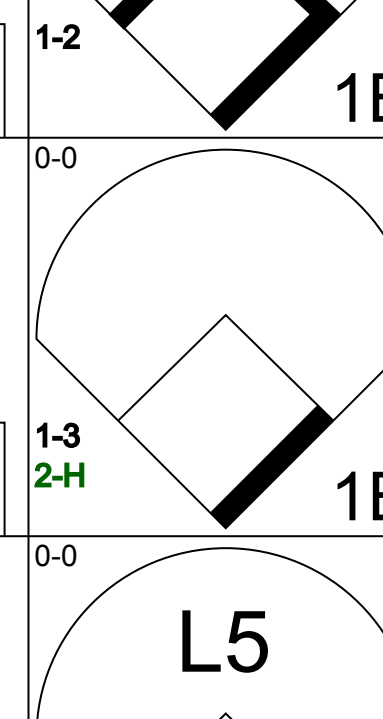
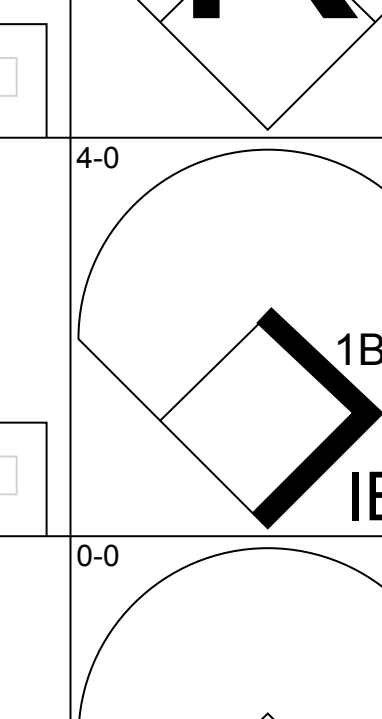
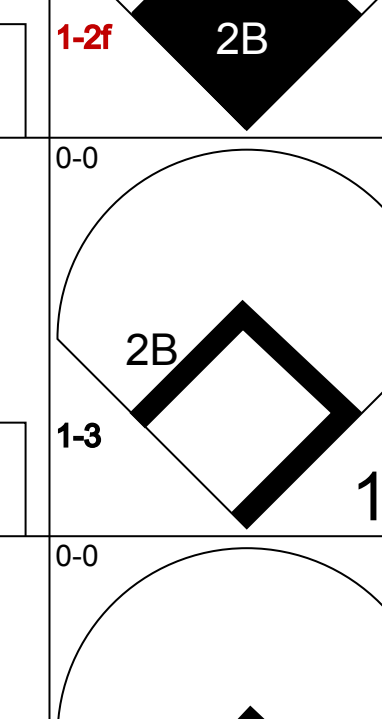

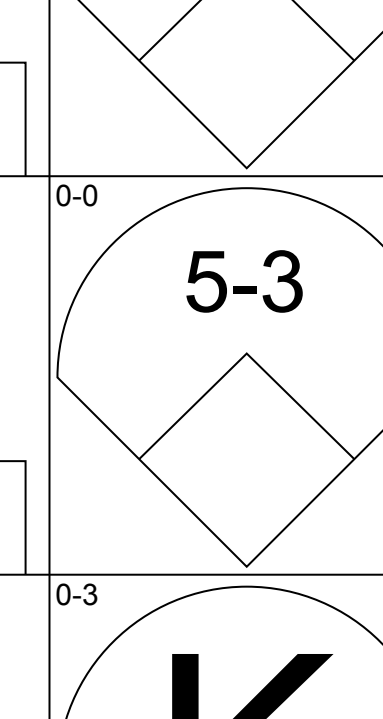
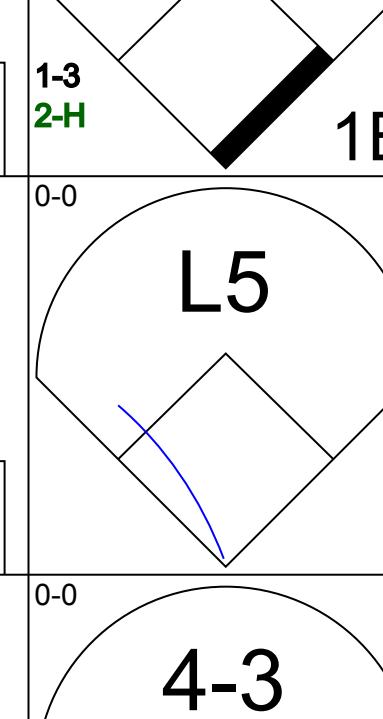
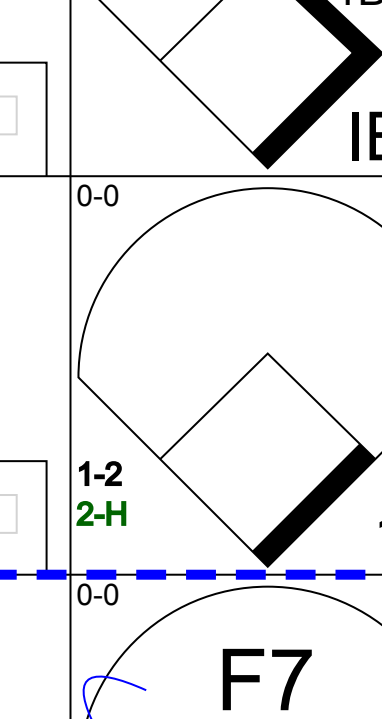
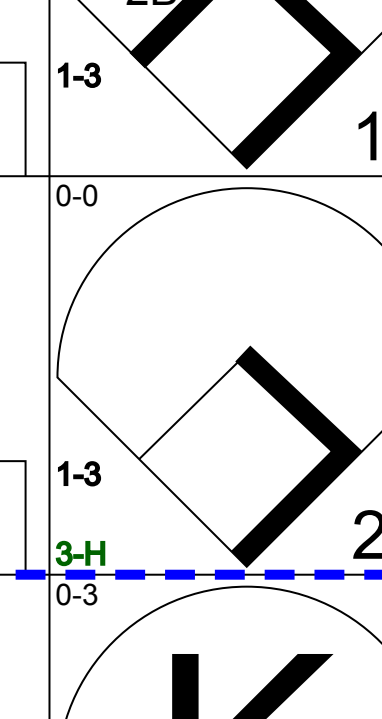


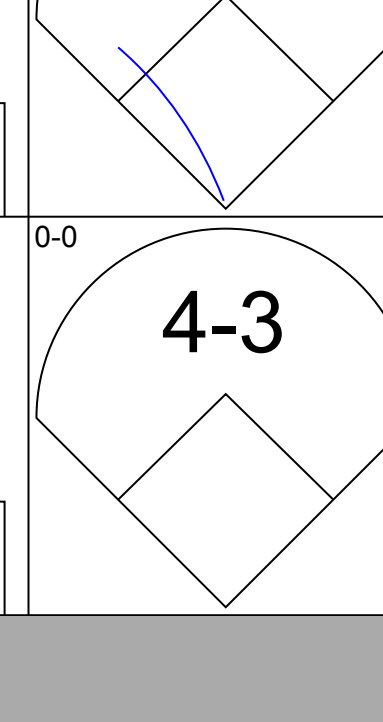
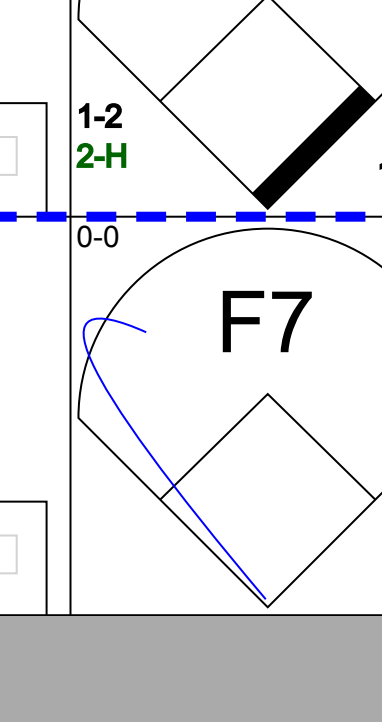
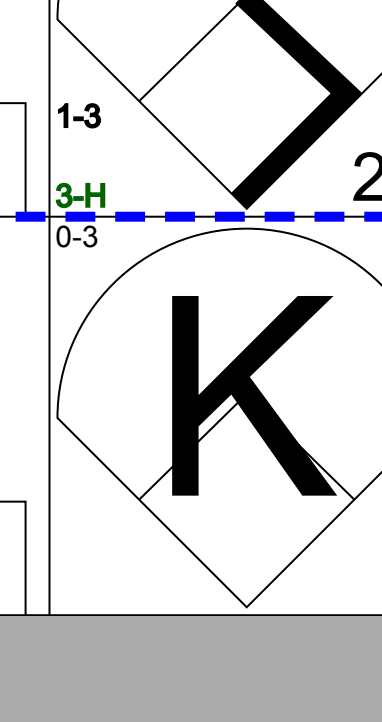
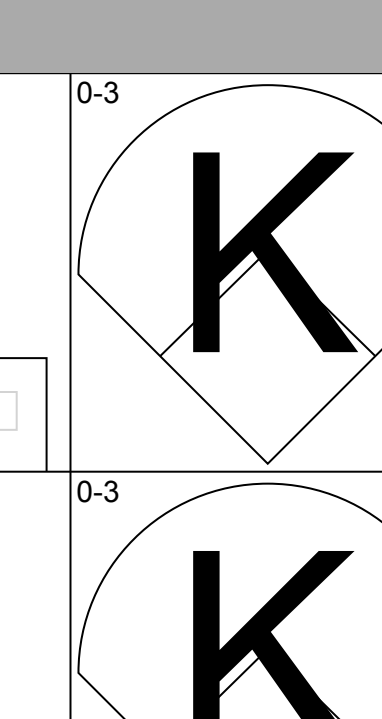
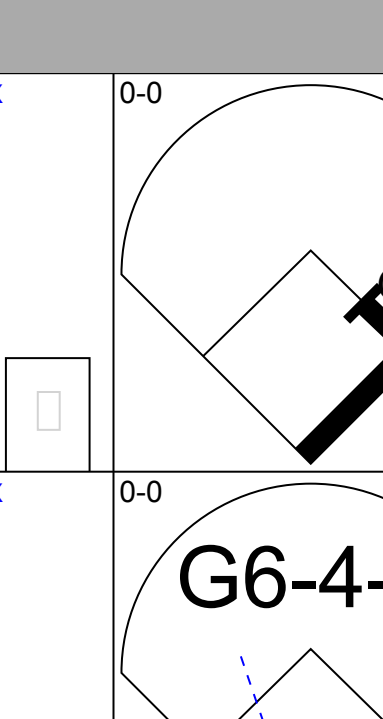
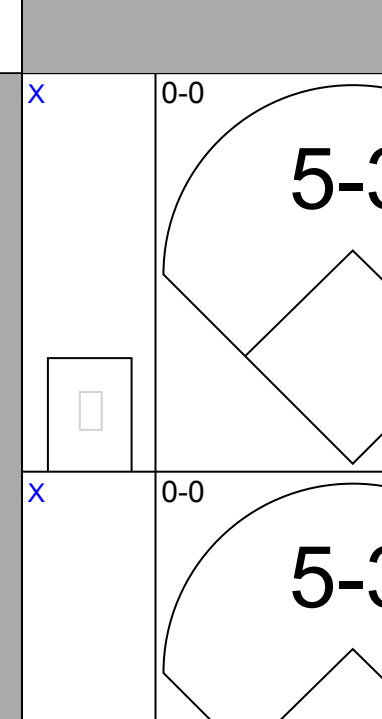
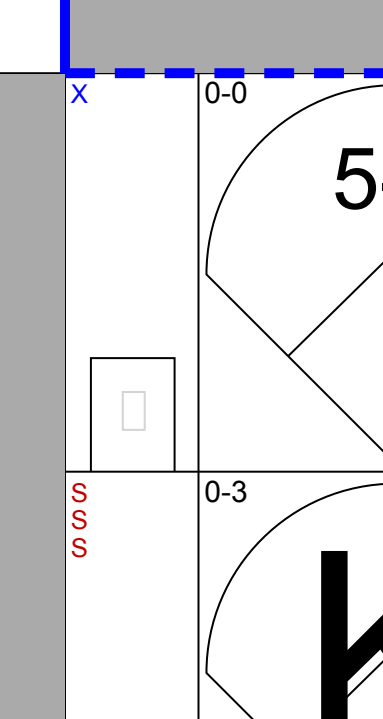
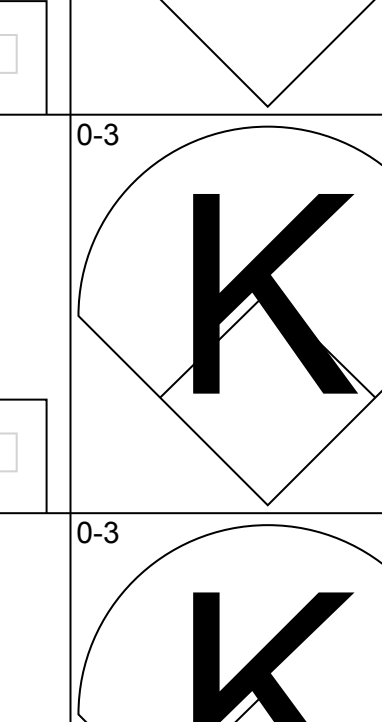
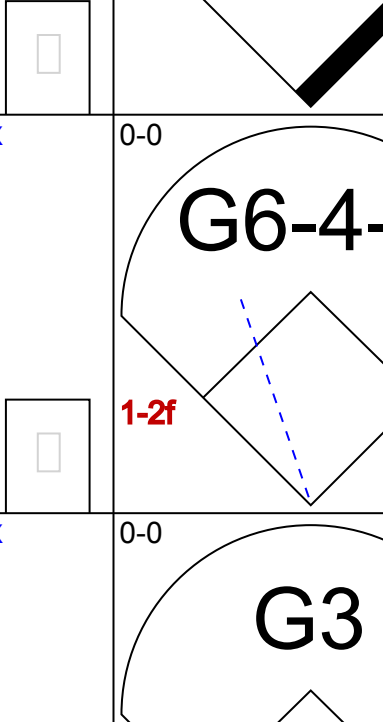
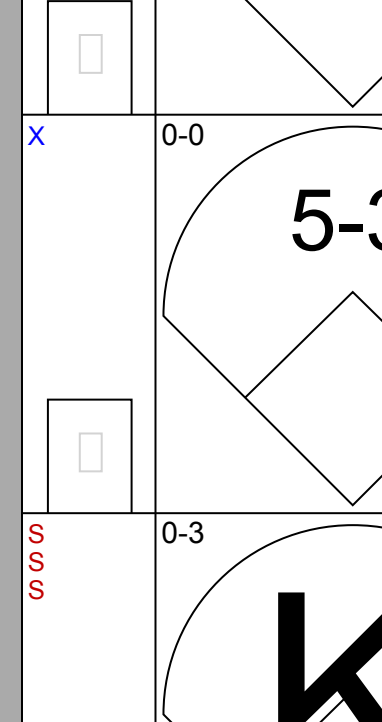
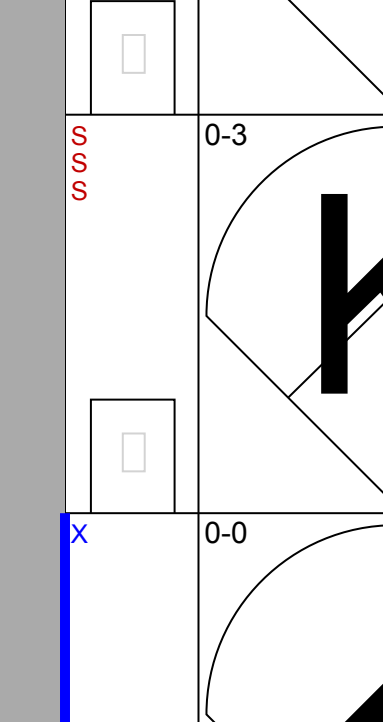

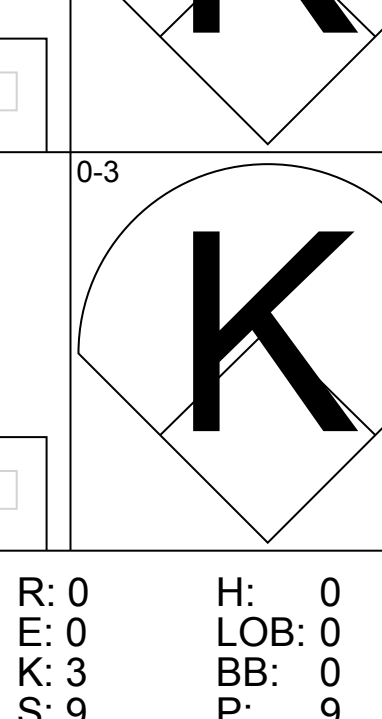
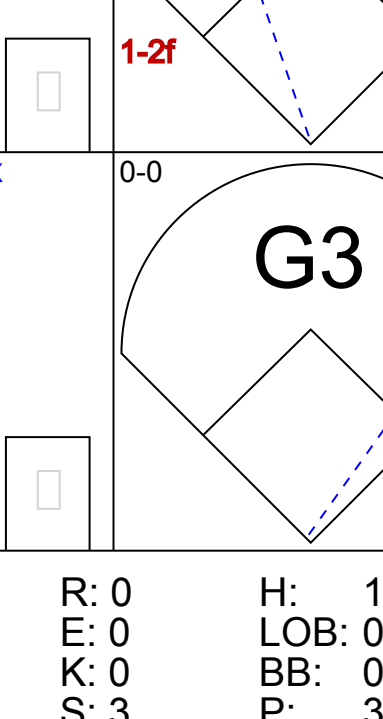
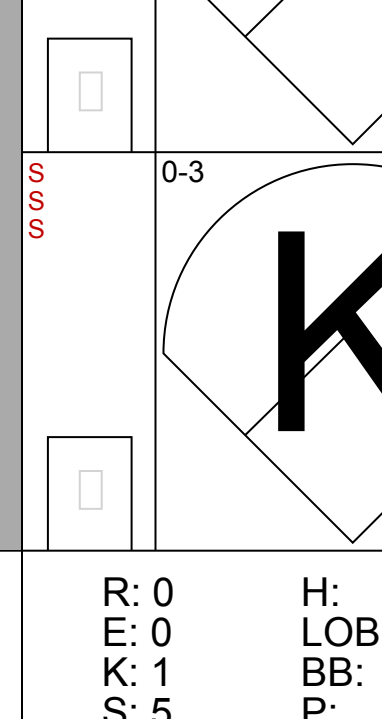
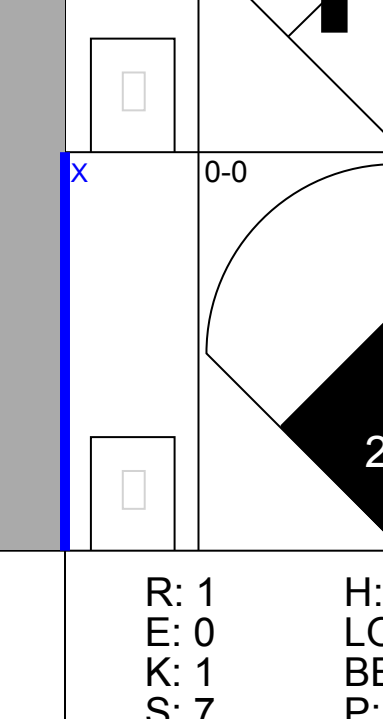




Batter	1	2	3	4	5	6	7	8	9	AB	R	H	RBI	BB	SO	LOB	TOP					
Davey Lopes, R OBP: 0.326, SLG: 0.351 Bill Russell, R OBP: 0.300, SLG: 0.349	F7		G6-4-3			4-3 1B		F7		3	0	1	0	0	0	1	<b>Los Angeles Dodgers @ New York Mets</b> Shea Stadium, Flushing, NY Fri Aug 22 1980, 7:05 PM EDT Att: 21,936 - Unknown <a href="http://livebaseballscorecards.com">livebaseballscorecards.com</a>					
Rudy Law, L OBP: 0.314, SLG: 0.300	F6		F7			4-3 1-2		F7		4	0	0	0	0	0	1						
Dusty Baker Jr., R OBP: 0.338, SLG: 0.525						6-3				4	0	2	0	0	1	1						
Steve Garvey, R OBP: 0.344, SLG: 0.485	P4							FC5-4 1B		4	1	1	0	0	1	2						
Ron Cey, R OBP: 0.340, SLG: 0.427		F8								4	0	0	0	0	1	1						
Rick Monday, L OBP: 0.375, SLG: 0.440						F8				4	1	2	0	0	1	0						
Derrel Thomas, S OBP: 0.297, SLG: 0.312										3	0	1	1	1	0	2						
Steve Yeager, R OBP: 0.292, SLG: 0.297 Gary Thomasson, L OBP: 0.314, SLG: 0.258										3	0	1	1	0	0	2						
Bob Welch, R OBP: 0.214, SLG: 0.255 Jay Johnstone, L OBP: 0.380, SLG: 0.397 Joe Beckwith, L OBP: 0.314, SLG: 0.258										1	0	0	0	0	0	1						
										0	0	0	0	0	0	0						
<b>Inning Stats</b>	R: 0 E: 0 K: 0 S: 4	H: 1 LOB: 1 BB: 0 P: 4	R: 0 E: 0 K: 0 S: 4	H: 1 LOB: 1 BB: 0 P: 4	R: 0 E: 0 K: 0 S: 3	H: 1 LOB: 0 BB: 0 P: 3	R: 0 E: 0 K: 2 S: 7	H: 0 LOB: 0 BB: 0 P: 7	R: 0 E: 0 K: 0 S: 3	H: 1 LOB: 0 BB: 0 P: 3	R: 0 E: 0 K: 0 S: 4	H: 1 LOB: 1 BB: 0 P: 4	R: 2 E: 0 K: 1 S: 8	H: 3 LOB: 1 BB: 0 P: 8	R: 0 E: 0 K: 0 S: 4	H: 1 LOB: 1 BB: 0 P: 4	R: 0 E: 0 K: 1 S: 5	H: 0 LOB: 1 BB: 1 P: 9	1B: 6 2B: 3 3B: 0 HR: 0	SF: 0 SAC: 0 DP: 2 HBP: 0	WP: 0 PB: 0 SB: 0 CS: 0	PA: 35
<b>PITCHER</b>	IP WLS BF H R ER SO BB IBB HBP BLK WP HR S P ERA WHIP																					
Ray Burris, R ERA: 3.51 Neil Allen, R ERA: 3.49	(1, 1) (8, 1)	7.0 W 27 8 2 2 3 0 0 0 0 0 0 0 33 33 2.57 1.143																				

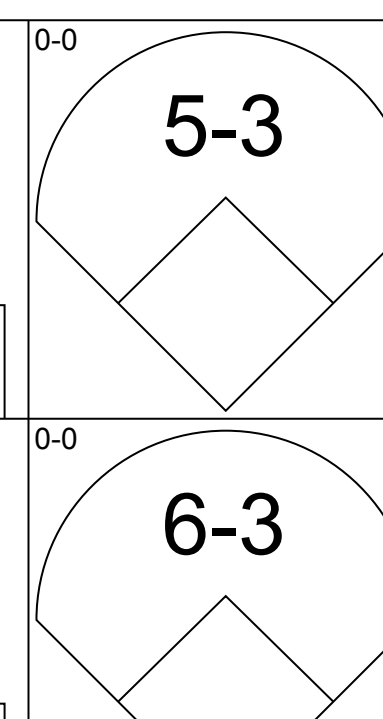
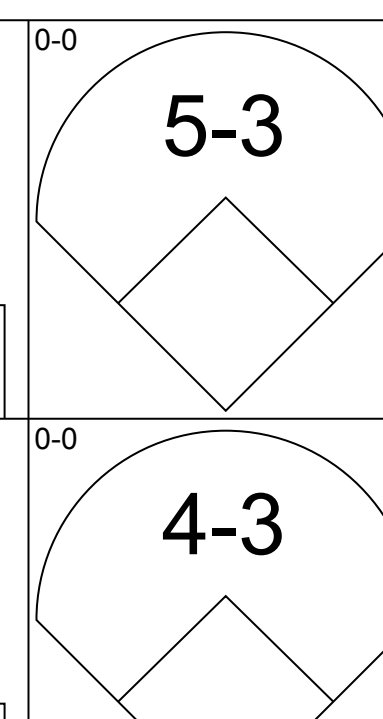
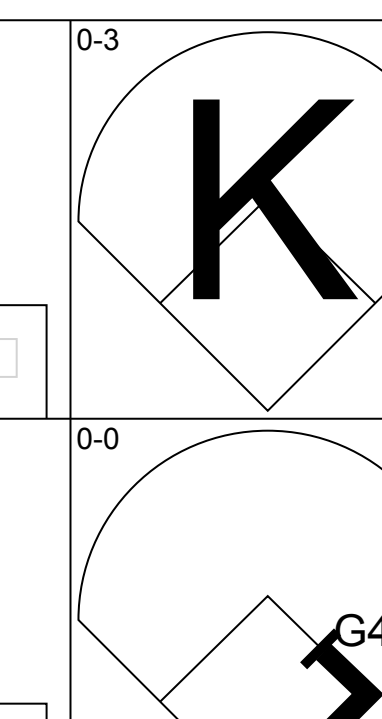
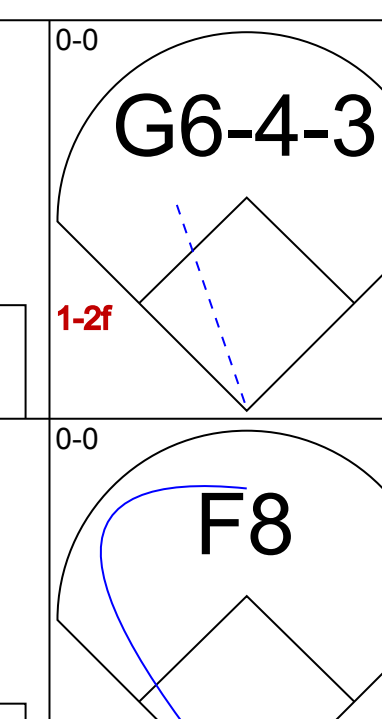
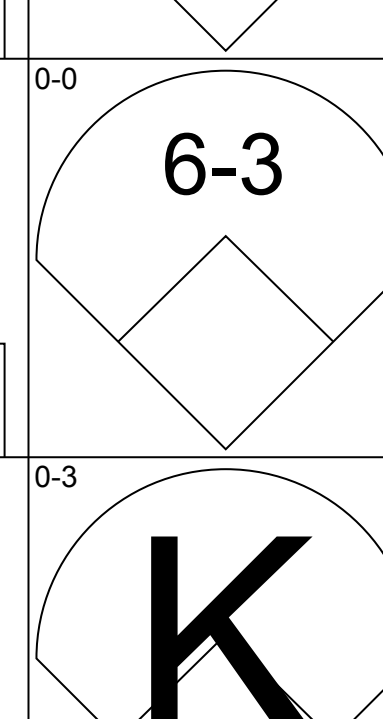
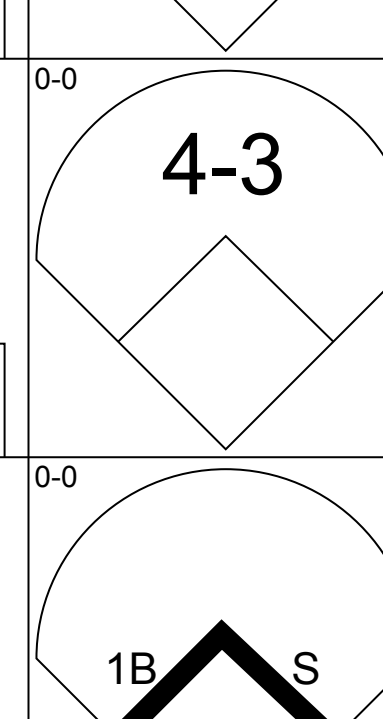
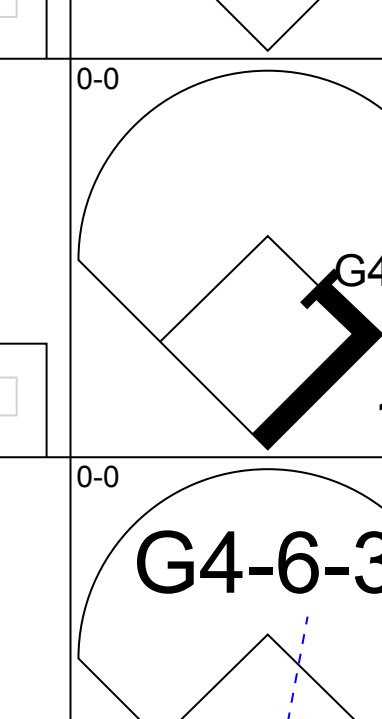
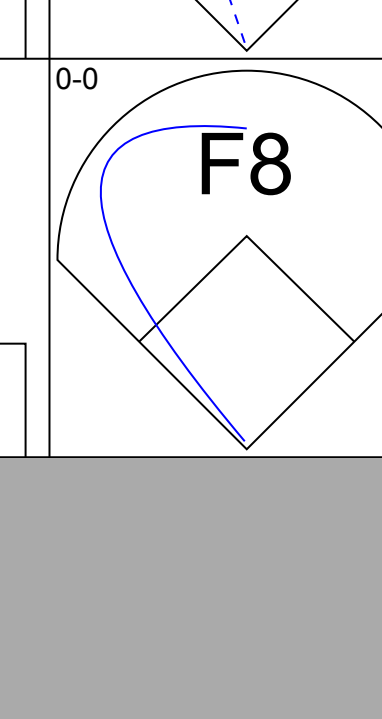
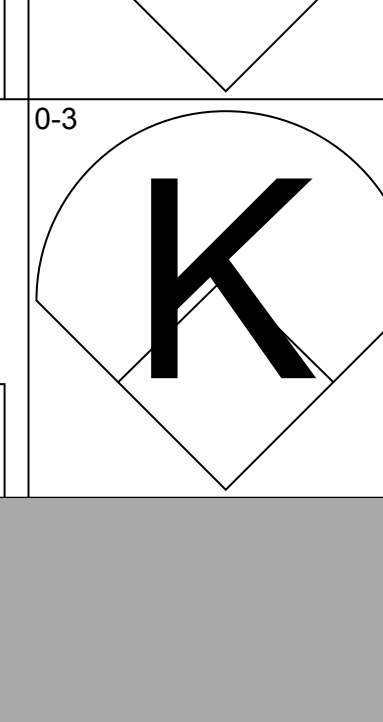
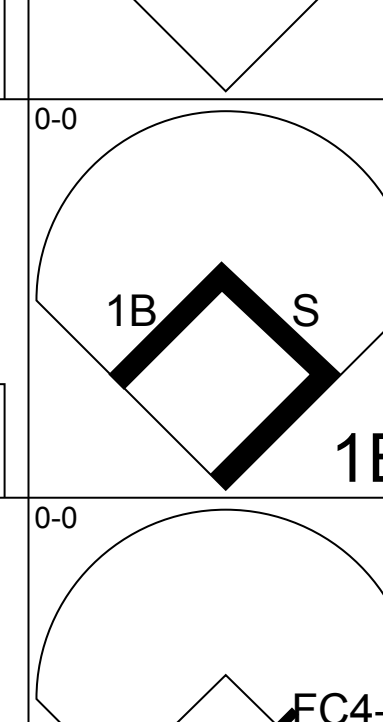
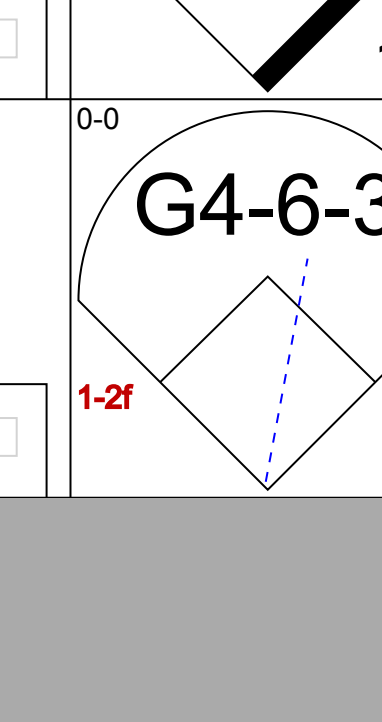
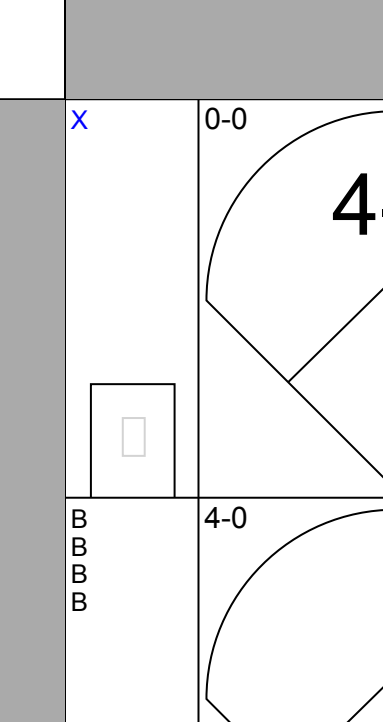
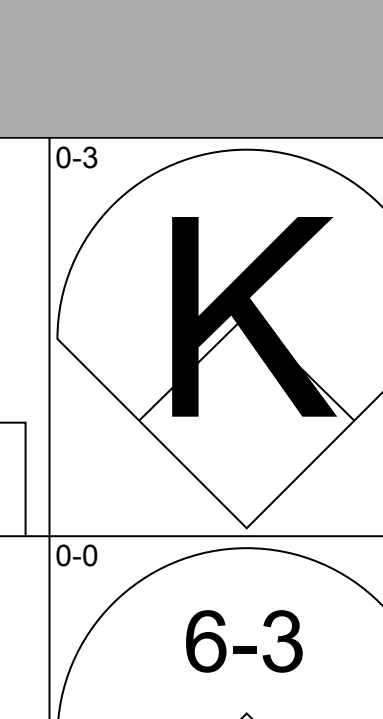
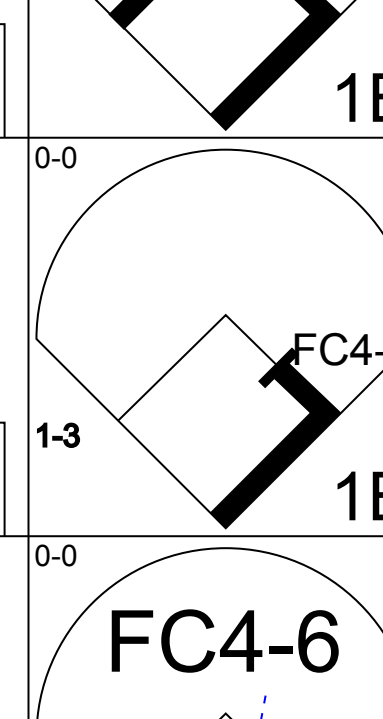
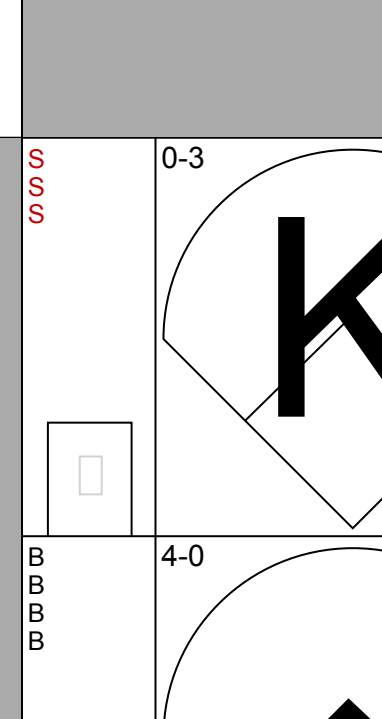
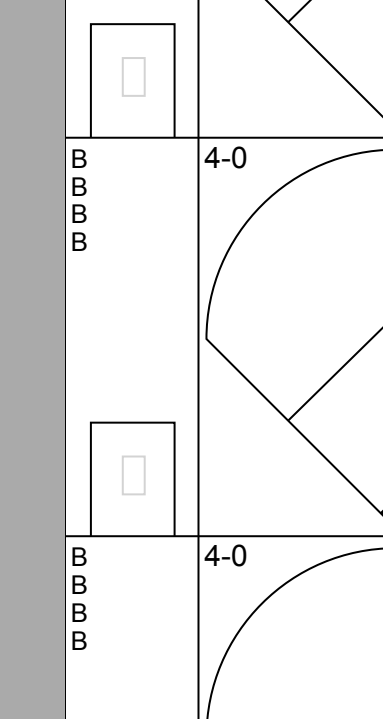
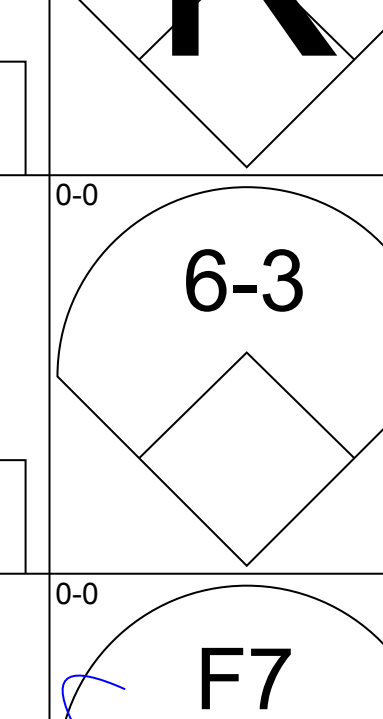
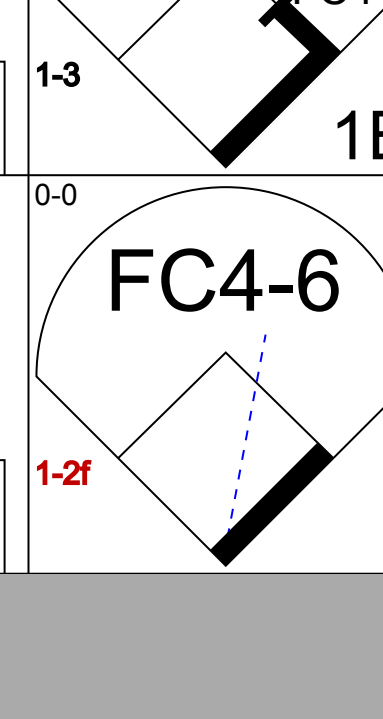
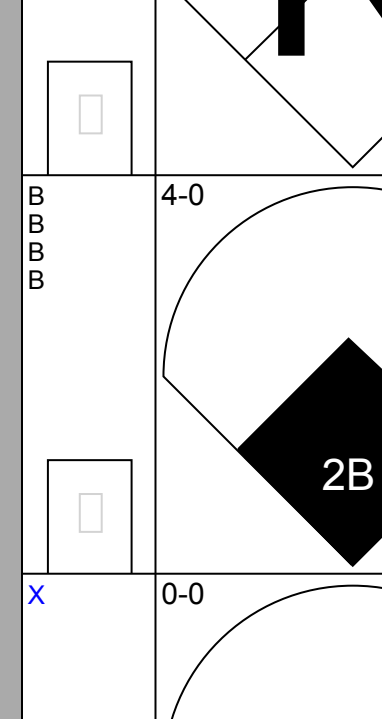
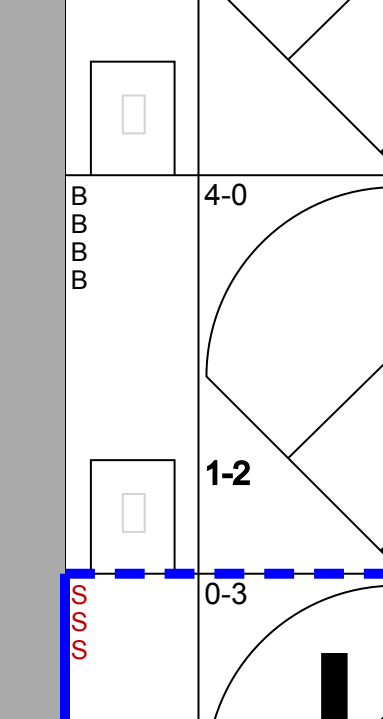

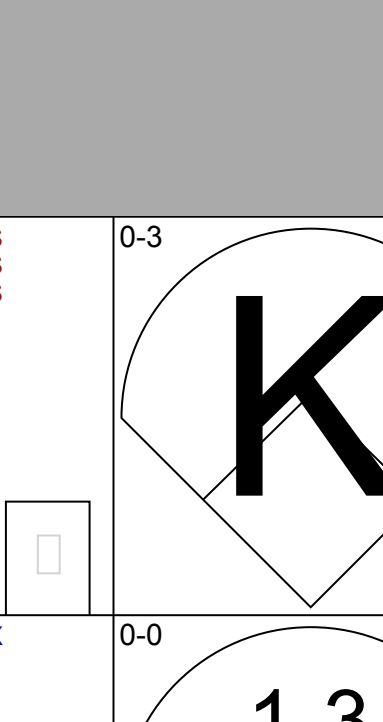
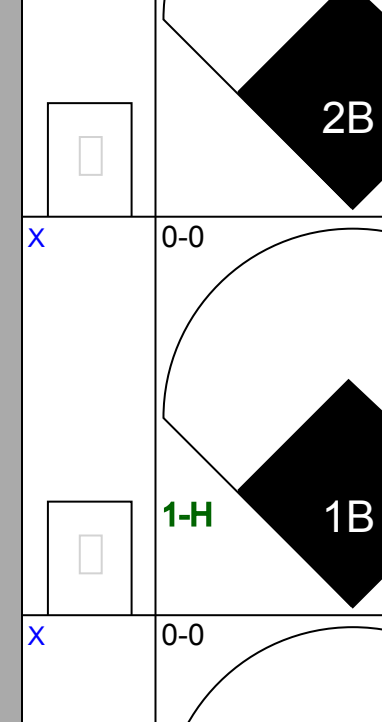
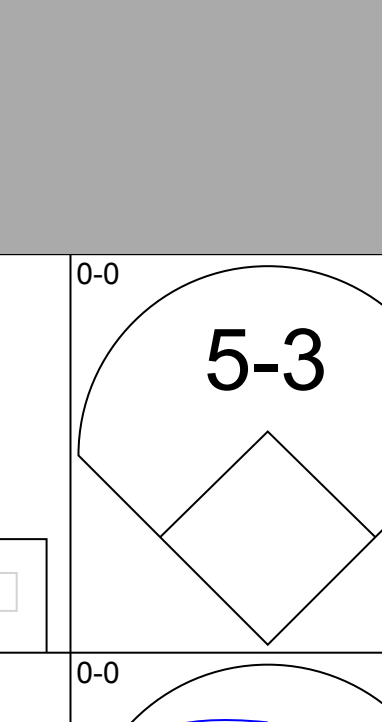
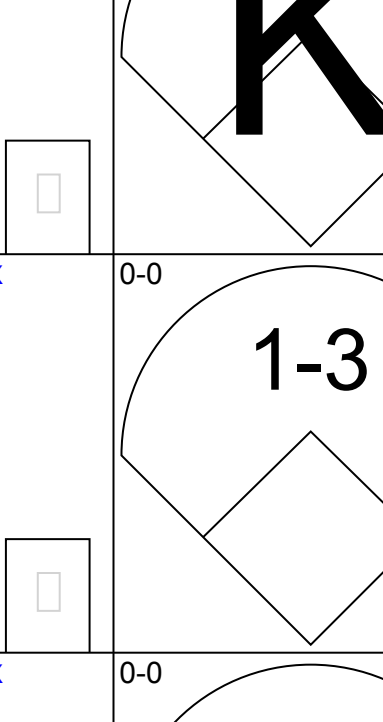
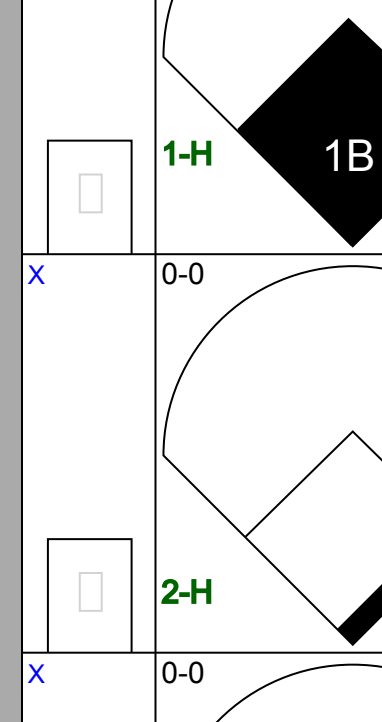
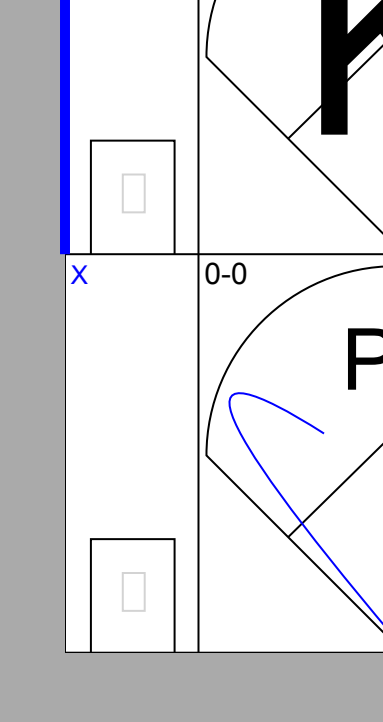
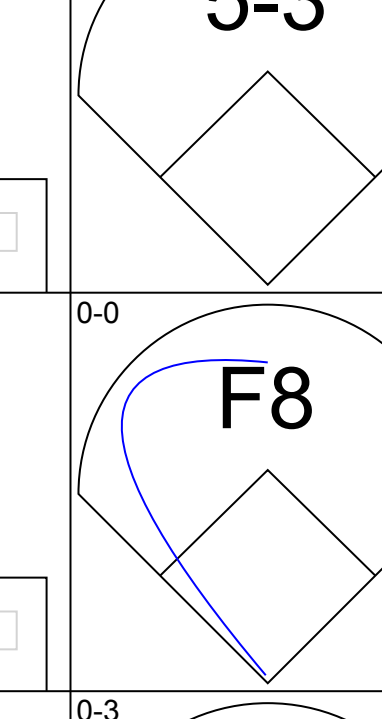
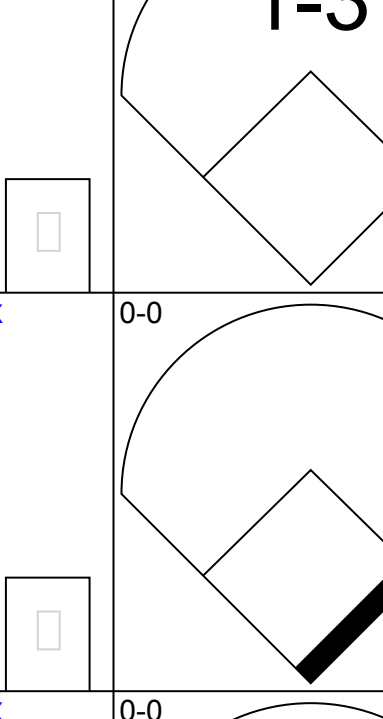
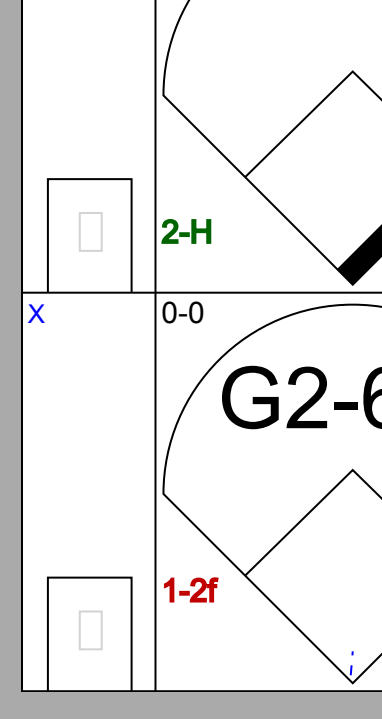

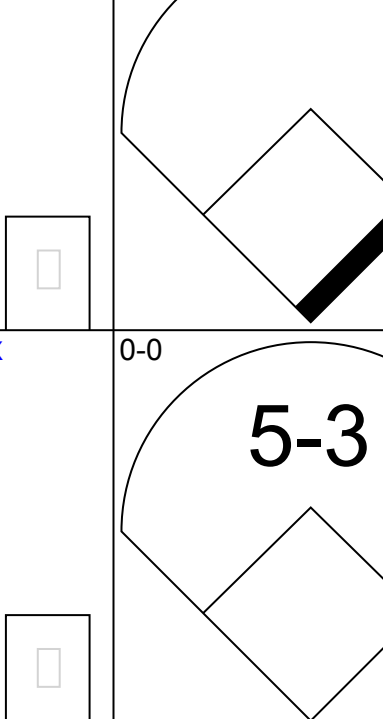
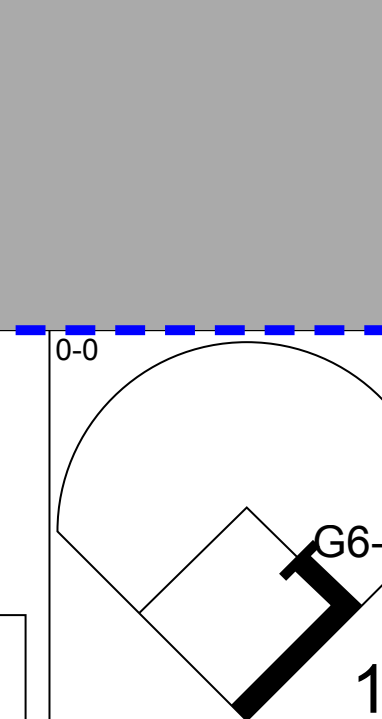
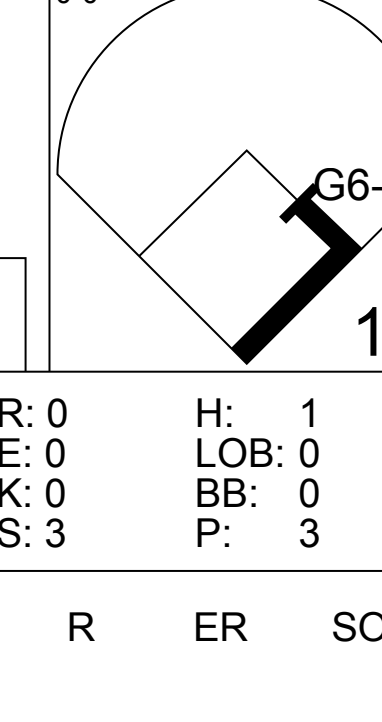
Batter	1	2	3	4	5	6	7	8	9	AB	R	H	RBI	BB	SO	LOB	BOTTOM			
Joel Youngblood, R OBP: 0.347, SLG: 0.389	F9		5-3					F7		4	0	0	0	0	0	0	<b>Los Angeles Dodgers @ New York Mets</b> Shea Stadium, Flushing, NY Fri Aug 22 1980, 7:05 PM EDT Att: 21,936 - Unknown <a href="http://livebaseballscorecards.com">livebaseballscorecards.com</a>			
Bill Almon, R OBP: 0.276, SLG: 0.321	F9		3-1							4	2	2	0	0	0	0				
Lee Mazzilli, S OBP: 0.374, SLG: 0.459	1-3									2	1	0	0	2	0	1				
Claudell Washington, L OBP: 0.342, SLG: 0.491										4	0	2	1	0	0	1				
Steve Henderson, R OBP: 0.369, SLG: 0.423										4	1	2	1	0	1	2				
Mike Jorgensen, L OBP: 0.354, SLG: 0.377										3	0	1	0	1	1	2				
Alex Trevino, R OBP: 0.299, SLG: 0.290										3	0	0	1	0	0	3				
Mario Ramirez, R OBP: 0.273, SLG: 0.200										3	0	0	0	0	0	1				
Ray Burris, R OBP: 0.105, SLG: 0.105 Dan Norman, R OBP: 0.192, SLG: 0.229 Neil Allen, R OBP: 0.143, SLG: 0.143										2	0	0	0	0	2	0				
										1	0	0	0	0	0	0				
										0	0	0	0	0	0	0				
<b>Inning Stats</b>	R: 0 E: 0 K: 0 S: 3	H: 0 LOB: 0 BB: 0 P: 3	R: 1 E: 0 K: 0 S: 5	H: 2 LOB: 1 BB: 0 P: 5	R: 0 E: 0 K: 1 S: 5	H: 0 LOB: 0 BB: 0 P: 5	R: 0 E: 0 K: 1 S: 5	H: 0 LOB: 2 BB: 2 P: 13	R: 0 E: 0 K: 1 S: 5	H: 0 LOB: 0 BB: 0 P: 5	R: 2 E: 0 K: 0 S: 4	H: 2 LOB: 0 BB: 1 P: 8	R: 0 E: 0 K: 0 S: 3	H: 0 LOB: 0 BB: 0 P: 3	R: 1 E: 0 K: 1 S: 8	H: 3 LOB: 2 BB: 0 P: 8	1B: 7 2B: 0 3B: 0 HR: 0	SF: 0 SAC: 0 DP: 1 HBP: 0	WP: 0 PB: 0 SB: 1 CS: 0	PA: 33
<b>PITCHER</b>	IP WLS BF H R ER SO BB IBB HBP BLK WP HR S P ERA WHIP																			
Bob Welch, R ERA: 3.51 Joe Beckwith, R ERA: 1.84	(1, 1) (7, 1)	6.0 L 24 4 3 3 3 3 0 0 0 0 0 0 0 27 39 4.50 1.167																		



Batter	1	2	3	4	5	6	7	8	9	AB	R	H	RBI	BB	SO	LOB	TOP																				
<b>Derrel Thomas, S</b> (1,4) OBP: 0.295, SLG: 0.314										5	0	1	1	0	1	0	<b>Los Angeles Dodgers @ New York Mets</b> Shea Stadium, Flushing, NY Sat Aug 23 1980, 3:33 AM EDT Att: 32,440 - Unknown																				
<b>Jay Johnstone, L</b> (1,9) OBP: 0.367, SLG: 0.408										4	2	2	0	1	1	1																					
<b>Dusty Baker Jr., R</b> (1,7) OBP: 0.340, SLG: 0.525										4	1	2	0	0	1	2																					
<b>Steve Garvey, R</b> (1,3) OBP: 0.347, SLG: 0.486										3	0	2	1	1	1	0																					
<b>Ron Cey, R</b> (1,5) OBP: 0.342, SLG: 0.430										4	0	2	2	0	0	2																					
<b>Rick Monday, L</b> (1,8) OBP: 0.364, SLG: 0.425 <b>Don Stanhouse, R</b> (8,1)										4	0	0	0	0	2	6																					
<b>Steve Howe, L</b> (9,1) OBP: 0.111, SLG: 0.111										0	0	0	0	0	0	0																					
<b>Bill Russell, R</b> (1,6) OBP: 0.299, SLG: 0.348										4	0	1	0	0	1	0																					
<b>Steve Yeager, R</b> (1,2) OBP: 0.286, SLG: 0.290										4	0	0	0	0	2	1																					
<b>Dave Goltz, R</b> (1,1) OBP: 0.225, SLG: 0.114 <b>Rudy Law, L</b> (8,8) OBP: 0.316, SLG: 0.302										3	0	0	0	0	2	0																					
<b>Inning Stats</b>	R: 0 E: 0 K: 2 S: 7	H: 1 LOB: 0 BB: 0 P: 7	R: 0 E: 0 K: 2 S: 7	H: 0 LOB: 0 BB: 0 P: 7	R: 0 E: 0 K: 3 S: 9	H: 0 LOB: 0 BB: 0 P: 9	R: 1 E: 0 K: 0 S: 6	H: 3 LOB: 2 BB: 0 P: 6	R: 0 E: 0 K: 0 S: 3	H: 1 LOB: 0 BB: 0 P: 3	R: 1 E: 0 K: 1 S: 7	H: 2 LOB: 2 BB: 1 P: 11	R: 0 E: 0 K: 1 S: 5	H: 0 LOB: 0 BB: 0 P: 5	R: 1 E: 0 K: 1 S: 7	H: 2 LOB: 1 BB: 0 P: 7	1B: 8 2B: 3 3B: 0 HR: 0	SF: 0 SAC: 0 DP: 1 HBP: 0	WP: 0 PB: 0 SB: 0 CS: 1	PA: 39																	
<b>PITCHER</b>	IP	WLS	BF	H	R	ER	SO	BB	IBB	HBP	BLK	WP	HR	S	P	ERA	WHIP	<b>PITCHER</b>			IP	WLS	BF	H	R	ER	SO	BB	IBB	HBP	BLK	WP	HR	S	P	ERA	WHIP
<b>Roy Lee Jackson, R</b> (1,1) ERA: 4.57	5.2		23	7	2	2	8	0	1	0	0	0	0	38	42	3.18	1.235																				
<b>Tom Hausman, R</b> (6,1) ERA: 3.31	2.0	L	9	2	1	1	1	1	0	0	0	0	0	10	14	4.50	1.500																				
<b>Jeff Reardon, R</b> (8,1) ERA: 2.7	0.1		1	0	0	0	1	0	0	0	0	0	0	3	3	0.00	0.000																				
<b>Dyar Miller, R</b> (9,1) ERA: 1.96	1.0		5	2	1	1	1	0	0	0	0	0	0	7	7	9.00	2.000																				

AB	36
R	4
H	11
RBI	4
BB	2
SO	11
LOB	12



Batter	1	2	3	4	5	6	7	8	9	AB	R	H	RBI	BB	SO	LOB	BOTTOM																				
<b>Joel Youngblood, R</b> (1,4) OBP: 0.344, SLG: 0.385										4	0	0	0	0	1	1	<b>Los Angeles Dodgers @ New York Mets</b> Shea Stadium, Flushing, NY Sat Aug 23 1980, 3:33 AM EDT Att: 32,440 - Unknown																				
<b>Jose Moreno, S</b> (1,5) OBP: 0.207, SLG: 0.393										4	0	1	0	0	0	0																					
<b>Lee Mazzilli, S</b> (1,8) OBP: 0.373, SLG: 0.457										4	0	1	0	0	1	1																					
<b>Claudell Washington, L</b> (1,9) OBP: 0.344, SLG: 0.489										3	0	1	0	1	2	0																					
<b>Steve Henderson, R</b> (1,7) OBP: 0.370, SLG: 0.421										2	1	0	0	2	0	2																					
<b>Mike Jorgensen, L</b> (1,3) OBP: 0.353, SLG: 0.380 <b>Elliott Maddox, R</b> (9,PH) OBP: 0.342, SLG: 0.341										3	1	1	1	0	1	0																					
<b>Alex Trevino, R</b> (1,2) OBP: 0.298, SLG: 0.290										4	0	1	1	0	0	2																					
<b>Mario Ramirez, R</b> (1,6) OBP: 0.286, SLG: 0.231										3	0	1	0	0	0	1																					
<b>Roy Lee Jackson, R</b> (1,1) OBP: 0.143, SLG: 0.286 <b>Tom Hausman, R</b> (6,1) OBP: 0.063, SLG: 0.063 <b>Jeff Reardon, R</b> (8,1)										2	0	0	0	0	1	1																					
<b>Jerry Morales, R</b> (8,PH) OBP: 0.309, SLG: 0.374 <b>Dyar Miller, R</b> (9,1)										0	0	0	0	0	0	0																					
<b>Inning Stats</b>	R: 0 E: 0 K: 1 S: 5	H: 0 LOB: 0 BB: 0 P: 5	R: 0 E: 0 K: 1 S: 5	H: 0 LOB: 0 BB: 0 P: 5	R: 0 E: 0 K: 1 S: 5	H: 0 LOB: 0 BB: 0 P: 5	R: 0 E: 0 K: 0 S: 5	H: 2 LOB: 0 BB: 0 P: 5	R: 0 E: 0 K: 1 S: 6	H: 1 LOB: 1 BB: 0 P: 6	R: 2 E: 0 K: 1 S: 6	H: 2 LOB: 0 BB: 1 P: 10	R: 0 E: 0 K: 0 S: 3	H: 1 LOB: 0 BB: 0 P: 3	R: 0 E: 0 K: 1 S: 5	H: 0 LOB: 2 BB: 2 P: 13	1B: 6 2B: 1 3B: 0 HR: 0	SF: 0 SAC: 0 DP: 3 HBP: 0	WP: 0 PB: 0 SB: 1 CS: 0	PA: 34																	
<b>PITCHER</b>	IP	WLS	BF	H	R	ER	SO	BB	IBB	HBP	BLK	WP	HR	S	P	ERA	WHIP	<b>PITCHER</b>			IP	WLS	BF	H	R	ER	SO	BB	IBB	HBP	BLK	WP	HR	S	P	ERA	WHIP
<b>Dave Goltz, R</b> (1,1) ERA: 4.69	7.0		26	6	2	2	6	1	0	0	0	0	0	37	41	2.57	1.000																				
<b>Don Stanhouse, R</b> (8,1) ERA: 7.24	1.1		6	1	0	0	0	2	0	0	0	0	0	4	12	0.00	2.250																				
<b>Steve Howe, L</b> (9,1) ERA: 1.84	0.2	S	2	0	0	0	1	0	0	0	0	0	0	4	4	0.00	0.000																				

AB	31
R	2
H	7
RBI	2
BB	3
SO	7
LOB	10





Batter	1	2	3	4	5	6	7	8	9	AB	R	H	RBI	BB	SO	LOB	TOP										
<b>Derrel Thomas, S</b> OBP: 0.308, SLG: 0.326 (1, 4)	0-3 K2-3	4-0 BB		0-0 1-3 2-H 2B		4-0 1-2 2-3 BB		0-0 1B		3	0	2	1	2	1	0	<b>Los Angeles Dodgers @ New York Mets</b> Shea Stadium, Flushing, NY Sun Aug 24 1980, 3:33 AM EDT Att: 24,956 - Unknown  <b>livebaseballscores.com</b>										
<b>Jay Johnstone, L</b> OBP: 0.381, SLG: 0.400 (1, 9)	0-0 4-3	0-0 P3		0-0 1-3		0-0 F9		0-0 1B		5	0	1	0	0	0	7											
<b>Rudy Law, L</b> OBP: 0.316, SLG: 0.302 (8, FR)								1-3 1B		0	0	0	0	0	0	0											
<b>Dusty Baker Jr., R</b> OBP: 0.340, SLG: 0.531 (1, 7)	0-0 HR		0-0 CS 1B		0-0 5-3		0-0 6-3	0-0 P6		5	1	2	1	0	0	2											
<b>Steve Garvey, R</b> OBP: 0.348, SLG: 0.485 (1, 3)	0-0 1B		0-0 5-3		0-0 4-3		0-0 S 1B	0-0 G3		5	0	2	0	0	0	1											
<b>Ron Cey, R</b> OBP: 0.340, SLG: 0.426 (1, 5)	0-0 F8		0-0 F8		0-3 K		0-0 F2	4-0 BB BB		4	0	0	0	1	1	2											
<b>Rick Monday, L</b> OBP: 0.380, SLG: 0.457 (1, 8)		0-0 HR		0-0 1B 2B		0-0 L7	4-0 IBB	4-0 1-2 BB		3	2	2	1	2	0	0											
<b>Bill Russell, R</b> OBP: 0.300, SLG: 0.351 (1, 6)				0-0 F8		0-0 BB BB 1B	0-0 F8	0-0 F8		5	0	2	0	0	0	5											
<b>Steve Yeager, R</b> OBP: 0.280, SLG: 0.283 (1, 2)		0-0 6-3		0-0 F9		0-0 L6	0-3 K	0-0 L8		5	0	0	0	0	1	5											
<b>Burt Hooton, R</b> OBP: 0.113, SLG: 0.120 (1, 1)		0-3 K		0-0 2B 1B		4-0 1-2 BB BB	0-3 K			3	0	1	0	1	2	1											
<b>Steve Howe, L</b> OBP: 0.111, SLG: 0.111 (8, 1)								0-3 K		0	0	0	0	0	0	0											
<b>Inning Stats</b>	R: 1 E: 0 K: 1 S: 7	H: 2 LOB: 1 BB: 1 P: 7	R: 1 E: 0 K: 1 S: 7	H: 2 LOB: 2 BB: 1 P: 11	R: 0 E: 0 K: 0 S: 3	H: 1 LOB: 0 BB: 0 P: 3	R: 1 E: 0 K: 0 S: 6	H: 3 LOB: 2 BB: 0 P: 6	R: 0 E: 0 K: 1 S: 5	H: 0 LOB: 0 BB: 0 P: 5	R: 0 E: 0 K: 0 S: 4	H: 1 LOB: 3 BB: 2 P: 12	R: 0 E: 0 K: 0 S: 4	H: 1 LOB: 2 BB: 1 P: 8	R: 0 E: 0 K: 2 S: 9	H: 2 LOB: 2 BB: 0 P: 9	R: 0 E: 0 K: 0 S: 3	H: 0 LOB: 2 BB: 2 P: 11	1B: 8 2B: 2 3B: 0 HR: 2	SF: 0 SAC: 0 DP: 0 HBP: 0	WP: 0 PB: 0 SB: 1 CS: 1	PA: 44					
<b>PITCHER</b>	IP	WLS	BF	H	R	ER	SO	BB	IBB	HBP	BLK	WP	HR	S	P	ERA	WHIP	<b>PITCHER</b>									
<b>Pat Zachry, R</b> ERA: 2.92 (1, 1)	3.2	L	19	8	3	3	2	1	0	0	0	0	2	22	26	7.36	2.455										
<b>John Pacella, R</b> ERA: 4.73 (4, 1)	2.0		9	1	0	0	1	2	0	0	0	0	0	9	17	0.00	1.500										
<b>Tom Hausman, R</b> ERA: 3.3 (6, 1)	0.1		1	0	0	0	0	0	0	0	0	0	0	1	1	0.00	0.000										
<b>Dyar Miller, R</b> ERA: 1.88 (7, 1)	1.0		5	1	0	0	0	0	1	0	0	0	0	4	8	0.00	1.000										
<b>Jeff Reardon, R</b> ERA: 2.63 (8, 1)	2.0		10	2	0	0	2	2	0	0	0	0	0	12	20	0.00	2.000										
Batter	1	2	3	4	5	6	7	8	9	AB	R	H	RBI	BB	SO	LOB	BOTTOM										
<b>Joel Youngblood, R</b> OBP: 0.343, SLG: 0.384 (1, 4)	0-3 K		0-0 5-3			0-0 3-1 1B		0-0 F8		4	1	1	0	0	1	0	<b>Los Angeles Dodgers @ New York Mets</b> Shea Stadium, Flushing, NY Sun Aug 24 1980, 3:33 AM EDT Att: 24,956 - Unknown  <b>livebaseballscores.com</b>										
<b>Jose Moreno, S</b> OBP: 0.182, SLG: 0.355 (1, 5)	0-0 L7			0-0 F7		0-0 SF7		0-0 1-3		3	0	0	1	0	0	0											
<b>Lee Mazzilli, S</b> OBP: 0.374, SLG: 0.455 (1, 8)	4-0 BB			0-0 1-3		0-0 3-1		4-0 1-2 BB		2	0	0	0	2	0	1											
<b>Claudell Washington, L</b> OBP: 0.343, SLG: 0.486 (1, 9)	0-3 K			0-0 4-3		0-0 FC6-4 1B		0-3 K		4	0	1	1	0	2	2											
<b>Steve Henderson, R</b> OBP: 0.369, SLG: 0.419 (1, 7)		0-0 F9			0-0 F8	0-0 FC6-4		0-0 G6-3 1B		4	0	1	0	0	0	1											
<b>Mike Jorgensen, L</b> OBP: 0.353, SLG: 0.377 (1, 3)		0-0 4-3			4-0 1-3 WP BB		0-0 F7		0-0 P4		2	0	0	0	1	0											
<b>Frank Taveras, R</b> OBP: 0.317, SLG: 0.334 (8, FH)								0-0 1-2 BB		1	0	0	0	0	0	1											
<b>Alex Trevino, R</b> OBP: 0.293, SLG: 0.284 (1, 2)		0-3 K			0-0 1-3		0-0 L8		0-0 G6-3		4	0	0	0	0	1											
<b>Mario Ramirez, R</b> OBP: 0.294, SLG: 0.250 (1, 6)			0-0 4-3		0-0 1-6-3					3	0	1	0	0	0	1											
<b>Pat Zachry, R</b> ERA: 2.92 (1, 1)			0-0 4-3			4-0 1B SF7 BB		0-0 P2		1	0	0	0	0	0	0											
<b>John Pacella, R</b> ERA: 4.73 (4, 1)										0	0	0	0	0	0	0											
<b>Tom Hausman, R</b> ERA: 3.3 (6, 1)										0	0	0	0	0	0	0											
<b>Elliott Maddox, R</b> ERA: 3.3 (6, PH)										0	0	0	0	0	0	0											
<b>Roy Lee Jackson, R</b> ERA: 3.3 (6, PH)										0	1	0	0	0	0	0											
<b>Dyar Miller, R</b> ERA: 1.88 (7, 1)										0	0	0	0	0	0	0											
<b>Jerry Morales, R</b> ERA: 2.63 (8, 1)										1	0	0	0	0	0	1											
<b>Jeff Reardon, R</b> ERA: 2.63 (8, 1)										0	0	0	0	0	0	0											
<b>Inning Stats</b>	R: 0 E: 0 K: 2 S: 7	H: 0 LOB: 1 BB: 1 P: 11	R: 0 E: 0 K: 1 S: 5	H: 0 LOB: 0 BB: 0 P: 5	R: 0 E: 0 K: 0 S: 3	H: 0 LOB: 0 BB: 0 P: 3	R: 0 E: 0 K: 0 S: 3	H: 0 LOB: 0 BB: 1 P: 7	R: 2 E: 0 K: 0 S: 5	H: 2 LOB: 1 BB: 1 P: 9	R: 0 E: 0 K: 0 S: 4	H: 1 LOB: 1 BB: 0 P: 4	R: 0 E: 0 K: 1 S: 5	H: 0 LOB: 1 BB: 1 P: 9	R: 0 E: 0 K: 0 S: 3	H: 1 LOB: 0 BB: 0 P: 3	1B: 4 2B: 0 3B: 0 HR: 0	SF: 1 SAC: 0 DP: 1 HBP: 0	WP: 1 PB: 0 SB: 0 CS: 0	PA: 34							
<b>PITCHER</b>	IP	WLS	BF	H	R	ER	SO	BB	IBB	HBP	BLK	WP	HR	S	P	ERA	WHIP	<b>PITCHER</b>									
<b>Burt Hooton, R</b> ERA: 3.26 (1, 1)	7.2		30	3	2	2	3	4	0	0	0	0	0	32	48	2.35	0.913										
<b>Steve Howe, L</b> ERA: 1.6 (8, 1)	1.1	S	4	1	0	0	1	0	0	0	0	0	0	6	6	0.00	0.750										



Batter	1	2	3	4	5	6	7	8	9	AB	R	H	RBI	BB	SO	LOB	TOP			
<b>Davey Lopes, R</b> OBP: 0.328, SLG: 0.352 (1, 4)										4	1	2	0	1	2	0	<b>Los Angeles Dodgers @ Philadelphia Phillies</b> <b>Veterans Stadium, Philadelphia, PA</b> Mon Aug 25 1980, 7:05 PM EDT Att: 34,267 - Unknown			
<b>Jay Johnstone, L</b> OBP: 0.384, SLG: 0.403 (1, 9)										4	0	2	0	0	0	0				
<b>Rudy Law, L</b> OBP: 0.318, SLG: 0.305 (7, PR)										1	1	1	0	0	0	0				
<b>Dusty Baker Jr., R</b> OBP: 0.341, SLG: 0.536 (1, 7)										5	0	2	1	0	0	4				
<b>Steve Garvey, R</b> OBP: 0.346, SLG: 0.481 (1, 3)										4	1	0	0	1	0	3				
<b>Ron Cey, R</b> OBP: 0.341, SLG: 0.427 (1, 5)										4	1	1	1	1	1	2				
<b>Rick Monday, L</b> OBP: 0.383, SLG: 0.483 (7, 9)										4	2	2	0	0	2	1				
<b>Joe Ferguson, R</b> OBP: 0.304, SLG: 0.374 (9, PH)										1	0	1	2	0	0	0				
<b>Derrel Thomas, S</b> OBP: 0.308, SLG: 0.326 (9, PR)										0	0	0	0	0	0	0				
<b>Bill Russell, R</b> OBP: 0.314, SLG: 0.258 (9, PR)										3	1	2	1	0	0	0				
<b>Steve Yeager, R</b> OBP: 0.282, SLG: 0.286 (1, 2)										5	0	2	1	0	0	3				
<b>Jerry Reuss, L</b> OBP: 0.136, SLG: 0.161 (6, 1)										3	1	1	2	0	1	3				
<b>Bobby Castillo, R</b> OBP: 0.167, SLG: 0.167 (6, PH)										0	0	0	0	0	0	0				
<b>Mickey Hatcher, R</b> OBP: 0.216, SLG: 0.243 (8, 1)										1	0	0	0	0	0	1				
<b>Don Stanhouse, R</b> OBP: 0.216, SLG: 0.243 (8, 1)										1	0	0	0	0	0	2				
<b>Inning Stats</b>	R: 0 E: 0 K: 1 S: 6	H: 1 LOB: 1 BB: 0 P: 6	R: 3 E: 0 K: 1 S: 10	H: 5 LOB: 2 BB: 0 P: 10	R: 0 E: 0 K: 1 S: 5	H: 0 LOB: 0 BB: 0 P: 5	R: 0 E: 0 K: 0 S: 3	H: 0 LOB: 0 BB: 0 P: 3	R: 0 E: 0 K: 2 S: 9	H: 2 LOB: 3 BB: 1 P: 13	R: 0 E: 0 K: 0 S: 5	H: 2 LOB: 2 BB: 0 P: 5	R: 1 E: 0 K: 0 S: 4	H: 2 LOB: 2 BB: 0 P: 4	R: 4 E: 1 K: 0 S: 6	H: 4 LOB: 2 BB: 2 P: 15	1B: 10 2B: 3 3B: 2 HR: 1	SF: 0 SAC: 1 DP: 0 HBP: 1	WP: 0 PB: 0 SB: 1 CS: 1	PA: 45
<b>PITCHER</b>	IP WLS BF H R ER SO BB IBB HBP BLK WP HR S P ERA WHIP																			
<b>Nino Espinosa, R</b> ERA: 3.74	5.0	21	6	3	3	4	0	0	0	0	0	0	1	29	29	5.40	1.200			
<b>Dickie Niles, R</b> ERA: 3.8	3.0	L 17	7	3	3	2	2	0	0	0	0	0	0	19	27	9.00	3.000			
<b>Warren Brusstar, R</b> ERA: 3.6	0.1	3	2	0	0	0	0	1	0	0	0	0	0	2	6	0.00	6.000			
<b>Tug McGraw, L</b> ERA: 2.05	0.2	4	1	2	2	0	0	0	1	0	0	0	0	3	4	27.00	1.500			

Batter	1	2	3	4	5	6	7	8	9	AB	R	H	RBI	BB	SO	LOB	BOTTOM					
<b>Lonnie Smith, R</b> OBP: 0.391, SLG: 0.477 (1, 9)										4	0	0	0	0	0	0	<b>Los Angeles Dodgers @ Philadelphia Phillies</b> <b>Veterans Stadium, Philadelphia, PA</b> Mon Aug 25 1980, 7:05 PM EDT Att: 34,267 - Unknown					
<b>Greg Gross, L</b> OBP: 0.347, SLG: 0.331 (8, 9)										0	0	0	0	0	0	0						
<b>Pete Rose, S</b> OBP: 0.368, SLG: 0.376 (1, 3)										4	0	1	0	0	0	0						
<b>Mike Schmidt, R</b> OBP: 0.373, SLG: 0.608 (1, 5)										4	1	1	0	0	0	1						
<b>Greg Luzinski, R</b> OBP: 0.379, SLG: 0.510 (1, 7)										3	1	3	0	1	0	0						
<b>Manny Trillo, R</b> OBP: 0.372, SLG: 0.469 (1, 4)										4	2	2	2	0	0	3						
<b>Gary Maddox, R</b> OBP: 0.276, SLG: 0.395 (1, 8)										4	0	1	1	0	0	3						
<b>Larry Bowa, S</b> OBP: 0.277, SLG: 0.316 (1, 6)										3	0	0	0	1	1	3						
<b>Bob Boone, R</b> OBP: 0.304, SLG: 0.354 (1, 2)										4	0	1	1	0	2	1						
<b>Nino Espinosa, R</b> ERA: 3.74	5.2	24	8	4	4	1	0	0	0	0	0	0	0	26	26	6.35		1.412				
<b>Jerry Reuss, L</b> ERA: 2.25	1.1	4	0	0	0	3	0	0	0	0	0	0	0	10	10	0.00	0.000					
<b>Bobby Castillo, R</b> ERA: 3.17	0.0	0	0	0	0	0	0	0	0	0	0	0	0	0	0	0						
<b>Don Stanhouse, R</b> ERA: 6.32	2.0	W 8	1	0	0	1	2	0	0	0	0	0	0	8	16	0.00	1.500					
<b>Inning Stats</b>	R: 0 E: 0 K: 0 S: 3	H: 0 LOB: 0 BB: 0 P: 3	R: 0 E: 0 K: 0 S: 3	H: 1 LOB: 0 BB: 0 P: 3	R: 0 E: 0 K: 1 S: 5	H: 0 LOB: 0 BB: 0 P: 5	R: 0 E: 0 K: 0 S: 3	H: 0 LOB: 0 BB: 0 P: 3	R: 1 E: 0 K: 0 S: 6	H: 3 LOB: 2 BB: 0 P: 6	R: 3 E: 0 K: 1 S: 9	H: 4 LOB: 1 BB: 0 P: 9	R: 0 E: 0 K: 2 S: 7	H: 0 LOB: 0 BB: 0 P: 7	R: 0 E: 0 K: 0 S: 3	H: 1 LOB: 1 BB: 1 P: 7	R: 0 E: 0 K: 1 S: 5	H: 0 LOB: 1 BB: 1 P: 9	1B: 6 2B: 2 3B: 1 HR: 0	SF: 0 SAC: 0 DP: 2 HBP: 0	WP: 0 PB: 0 SB: 0 CS: 0	PA: 36
<b>PITCHER</b>	IP WLS BF H R ER SO BB IBB HBP BLK WP HR S P ERA WHIP																					

AB 40  
R 8  
H 16  
RBI 8  
BB 3  
SO 6  
LOB 19

AB 34  
R 4  
H 9  
RBI 4  
BB 2  
SO 5  
LOB 14







Batter	1	2	3	4	5	6	7	8	9	AB	R	H	RBI	BB	SO	LOB	TOP								
<b>Davey Lopes, R</b> OBP: 0.326, SLG: 0.349 (1,4)										5	1	1	0	0	1	0	<b>Los Angeles Dodgers @ Philadelphia Phillies</b> <b>Veterans Stadium, Philadelphia, PA</b> Wed Aug 27 1980, 7:05 PM EDT Att: 39,116 - Unknown								
<b>Bill Russell, R</b> OBP: 0.307, SLG: 0.360 (1,6)										5	0	2	1	0	0	0									
<b>Dusty Baker Jr., R</b> OBP: 0.343, SLG: 0.540 (1,7)										3	1	1	0	1	0	2									
<b>Steve Garvey, R</b> OBP: 0.342, SLG: 0.474 (1,3)										3	0	0	0	1	1	3									
<b>Ron Cey, R</b> OBP: 0.343, SLG: 0.440 (1,5)										4	1	1	1	0	1	3									
<b>Joe Ferguson, R</b> OBP: 0.356, SLG: 0.370 (1,2)										4	0	1	0	0	3	1									
<b>Mickey Hatcher, R</b> OBP: 0.256, SLG: 0.302 (1,9)										4	0	2	1	0	0	0									
<b>Derrel Thomas, S</b> OBP: 0.307, SLG: 0.320 (1,8)										3	0	0	0	1	1	2									
<b>Bob Welch, R</b> OBP: 0.203, SLG: 0.241 (1,1)										3	0	0	0	0	2	3									
<b>Steve Howe, L</b> OBP: 0.111, SLG: 0.111 (7,1)										0	0	0	0	0	0	0									
<b>Jay Johnstone, L</b> OBP: 0.394, SLG: 0.419 (9, PH)										1	0	0	0	0	1	0									
<b>Inning Stats</b>	R: 1 E: 0 K: 0 S: 5	H: 2 LOB: 1 BB: 0 P: 5	R: 0 E: 0 K: 2 S: 7	H: 0 LOB: 0 BB: 0 P: 7	R: 0 E: 0 K: 1 S: 5	H: 0 LOB: 0 BB: 0 P: 5	R: 1 E: 0 K: 1 S: 7	H: 2 LOB: 3 BB: 2 P: 15	R: 0 E: 0 K: 0 S: 4	H: 1 LOB: 0 BB: 0 P: 4	R: 1 E: 0 K: 1 S: 6	H: 1 LOB: 0 BB: 0 P: 6	R: 0 E: 0 K: 1 S: 6	H: 1 LOB: 1 BB: 0 P: 6	R: 0 E: 0 K: 2 S: 8	H: 1 LOB: 2 BB: 1 P: 12	R: 0 E: 0 K: 2 S: 7	H: 0 LOB: 0 BB: 0 P: 7	1B: 3 2B: 4 3B: 0 HR: 1	SF: 0 SAC: 0 DP: 0 HBP: 0	WP: 1 PB: 0 SB: 0 CS: 0	PA: 38			
<b>PITCHER</b>	IP	WLS	BF	H	R	ER	SO	BB	IBB	HBP	BLK	WP	HR	S	P	ERA	WHIP								
<b>Steve Carlton, L</b> ERA: 2.27 (1,1)	8.0	W	35	8	3	3	8	2	1	0	0	1	1	48	60	3.38	1.250								
<b>Tug McGraw, L</b> ERA: 1.99 (9,1)	1.0	S	3	0	0	0	2	0	0	0	0	0	0	7	7	0.00	0.000								

AB	35
R	3
H	8
RBI	3
BB	3
SO	10
LOB	14



Batter	1	2	3	4	5	6	7	8	9	AB	R	H	RBI	BB	SO	LOB	BOTTOM								
<b>Pete Rose, S</b> OBP: 0.369, SLG: 0.378 (1,3)										5	0	3	2	0	1	3	<b>Los Angeles Dodgers @ Philadelphia Phillies</b> <b>Veterans Stadium, Philadelphia, PA</b> Wed Aug 27 1980, 7:05 PM EDT Att: 39,116 - Unknown								
<b>Bake McBride, L</b> OBP: 0.337, SLG: 0.470 (1,9)										5	1	1	0	0	1	4									
<b>Mike Schmidt, R</b> OBP: 0.382, SLG: 0.615 (1,5)										1	0	1	0	3	0	0									
<b>Greg Luzinski, R</b> OBP: 0.369, SLG: 0.492 (1,7)										4	0	0	0	0	1	5									
<b>Greg Gross, L</b> OBP: 0.345, SLG: 0.328 (9,7)										0	0	0	0	0	0	0									
<b>Manny Trillo, R</b> OBP: 0.367, SLG: 0.460 (1,4)										3	0	0	0	1	1	2									
<b>Garry Maddox, R</b> OBP: 0.276, SLG: 0.393 (1,8)										4	1	1	0	0	1	5									
<b>Larry Bowa, S</b> OBP: 0.281, SLG: 0.318 (1,6)										3	1	1	0	1	0	1									
<b>Bob Boone, R</b> OBP: 0.304, SLG: 0.354 (1,2)										3	0	1	1	0	0	1									
<b>Steve Carlton, L</b> OBP: 0.159, SLG: 0.163 (1,1)										2	1	1	0	1	0	0									
<b>Keith Moreland, R</b> OBP: 0.364, SLG: 0.482 (8, PH)										1	0	1	0	0	0	0									
<b>Lonnie Smith, R</b> OBP: 0.391, SLG: 0.475 (8, PR)										0	0	0	0	0	0	0									
<b>Tug McGraw, R</b> OBP: 0.500, SLG: 0.500 (9,1)										0	0	0	0	0	0	0									
<b>Inning Stats</b>	R: 0 E: 0 K: 1 S: 5	H: 1 LOB: 1 BB: 1 P: 9	R: 1 E: 0 K: 1 S: 7	H: 2 LOB: 2 BB: 1 P: 11	R: 0 E: 0 K: 0 S: 2	H: 0 LOB: 0 BB: 1 P: 6	R: 0 E: 0 K: 1 S: 5	H: 0 LOB: 1 BB: 1 P: 9	R: 2 E: 1 K: 1 S: 9	H: 4 LOB: 2 BB: 0 P: 9	R: 0 E: 0 K: 0 S: 3	H: 0 LOB: 0 BB: 0 P: 3	R: 0 E: 0 K: 0 S: 4	H: 1 LOB: 3 BB: 2 P: 12	R: 1 E: 0 K: 1 S: 7	H: 2 LOB: 2 BB: 0 P: 7	1B: 9 2B: 1 3B: 0 HR: 0	SF: 0 SAC: 1 DP: 2 HBP: 0	WP: 0 PB: 0 SB: 0 CS: 0	PA: 38					
<b>PITCHER</b>	IP	WLS	BF	H	R	ER	SO	BB	IBB	HBP	BLK	WP	HR	S	P	ERA	WHIP								
<b>Bob Welch, R</b> ERA: 3.48 (1,1)	6.1	L	30	8	3	2	4	5	0	0	0	0	0	9	13	2.84	2.053								
<b>Steve Howe, L</b> ERA: 1.9 (7,1)	1.2	L	8	2	1	1	1	0	1	0	0	0	0	9	13	5.40	1.200								





Batter	1	2	3	4	5	6	7	8	9	AB	R	H	RBI	BB	SO	LOB	TOP										
Ron LeFlore, R (1, 7) OBP: 0.332, SLG: 0.345										5	1	2	0	0	0	1											
Rodney Scott, S (1, 4) OBP: 0.323, SLG: 0.307										4	1	1	0	1	0	2											
Rowland Office, L (1, 9) Ellis Valentine, R (9, PH) OBP: 0.367, SLG: 0.448 OBP: 0.363, SLG: 0.522										4	0	3	1	0	0	0											
Andre Dawson, R (1, 8) OBP: 0.363, SLG: 0.475										4	1	3	0	0	0	1											
Gary Carter, R (1, 2) OBP: 0.309, SLG: 0.452										3	0	0	1	0	0	3											
Warren Cromartie, L (1, 3) OBP: 0.352, SLG: 0.440										4	0	1	0	0	0	2											
Larry Parrish, R (1, 5) OBP: 0.325, SLG: 0.462										3	1	2	1	0	0	0											
Chris Speier, R (1, 6) OBP: 0.328, SLG: 0.305										4	0	1	0	0	0	2											
Fred Norman, S (1, 1) OBP: 0.053, SLG: 0.053										3	0	0	0	0	2	2											
John D'Acquisto, R (6, 1)										0	0	0	0	0	0	0											
Stan Bahnsen, R (6, 1) OBP: 0.364, SLG: 0.250										0	0	0	0	0	0	0											
Jerry White, S (9, PH) OBP: 0.355, SLG: 0.434										1	0	0	0	0	1	0											
<b>Inning Stats</b>	R: 0 E: 0 K: 0 S: 3	H: 1 LOB: 0 BB: 0 P: 3	R: 1 E: 0 K: 0 S: 5	H: 2 LOB: 1 BB: 0 P: 5	R: 1 E: 0 K: 1 S: 8	H: 3 LOB: 2 BB: 0 P: 8	R: 1 E: 0 K: 1 S: 7	H: 2 LOB: 1 BB: 0 P: 7	R: 1 E: 0 K: 0 S: 4	H: 2 LOB: 1 BB: 1 P: 8	R: 0 E: 0 K: 0 S: 3	H: 0 LOB: 0 BB: 0 P: 3	R: 0 E: 0 K: 0 S: 4	H: 1 LOB: 1 BB: 0 P: 4	R: 0 E: 0 K: 0 S: 4	H: 1 LOB: 1 BB: 0 P: 4	R: 0 E: 0 K: 2 S: 8	H: 1 LOB: 1 BB: 0 P: 8	1B: 11 2B: 2 3B: 0 HR: 0	SF: 2 SAC: 0 DP: 1 HBP: 0	WP: 1 PB: 0 SB: 1 CS: 1	PA: 39					
<b>PITCHER</b>	IP	WLS	BF	H	R	ER	SO	BB	IBB	HBP	BLK	WP	HR	S	P	ERA	WHIP										
Dave Goltz, R (1, 1) ERA: 4.79	5.0		24	10	4	4	2	1	0	0	0	1	0	27	31	7.20	2.200										
Bobby Castillo, R (6, 1) ERA: 2.94	1.0	W	3	0	0	0	0	0	0	0	0	0	0	3	3	0.00	0.000										
Steve Howe, L (7, 1) ERA: 1.81	3.0	S	12	3	0	0	2	0	0	0	0	0	0	16	16	0.00	1.000										

Montreal Expos @ Los Angeles Dodgers  
Dodger Stadium, Los Angeles, CA  
Fri Aug 29 1980, 7:05 PM PDT  
Att: 50,810 - Unknown

AB	36
R	4
H	13
RBI	3
BB	1
SO	4
LOB	14



Batter	1	2	3	4	5	6	7	8	9	AB	R	H	RBI	BB	SO	LOB	BOTTOM										
Davey Lopes, R (1, 4) OBP: 0.325, SLG: 0.351										4	1	1	1	0	1	1											
Bill Russell, R (1, 6) OBP: 0.309, SLG: 0.360										3	0	1	1	1	0	0											
Dusty Baker Jr., R (1, 7) OBP: 0.342, SLG: 0.540										4	0	1	0	0	1	3											
Steve Garvey, R (1, 3) OBP: 0.340, SLG: 0.470										4	0	0	0	0	0	2											
Ron Cey, R (1, 5) OBP: 0.347, SLG: 0.443										2	1	1	0	2	0	0											
Joe Ferguson, R (1, 2) OBP: 0.381, SLG: 0.364										2	1	0	0	2	1	1											
Mickey Hatcher, R (1, 9) OBP: 0.239, SLG: 0.283										3	0	0	0	0	0	3											
Derrel Thomas, S (1, 8) OBP: 0.303, SLG: 0.317										2	0	0	0	0	0	1											
Jay Johnstone, L (6, PH) OBP: 0.397, SLG: 0.423										1	1	1	1	0	0	0											
Steve Howe, L (7, 1) OBP: 0.100, SLG: 0.100										1	0	0	0	0	0	0											
Dave Goltz, R (1, 1) OBP: 0.220, SLG: 0.111										1	0	0	0	0	1	0											
Rudy Law, L (5, PH) OBP: 0.320, SLG: 0.313										1	1	1	0	0	0	0											
Bobby Castillo, R (6, 1) OBP: 0.143, SLG: 0.143										0	0	0	0	0	0	0											
Rick Monday, L (6, PH) OBP: 0.388, SLG: 0.488										2	0	1	2	0	0	0											
<b>Inning Stats</b>	R: 0 E: 0 K: 1 S: 6	H: 1 LOB: 1 BB: 0 P: 6	R: 0 E: 0 K: 1 S: 6	H: 1 LOB: 1 BB: 0 P: 6	R: 0 E: 0 K: 1 S: 5	H: 0 LOB: 0 BB: 0 P: 5	R: 0 E: 0 K: 0 S: 3	H: 0 LOB: 2 BB: 2 P: 11	R: 2 E: 0 K: 1 S: 8	H: 3 LOB: 1 BB: 0 P: 8	R: 3 E: 0 K: 0 S: 5	H: 2 LOB: 2 BB: 3 P: 17	R: 0 E: 0 K: 0 S: 3	H: 0 LOB: 0 BB: 0 P: 3	R: 0 E: 0 K: 0 S: 3	H: 0 LOB: 0 BB: 0 P: 3	1B: 2 2B: 4 3B: 1 HR: 0	SF: 0 SAC: 1 DP: 0 HBP: 0	WP: 0 PB: 0 SB: 0 CS: 0	PA: 36							
<b>PITCHER</b>	IP	WLS	BF	H	R	ER	SO	BB	IBB	HBP	BLK	WP	HR	S	P	ERA	WHIP										
Fred Norman, L (1, 1) ERA: 3.99	5.0		23	5	3	3	4	3	0	0	0	0	0	28	40	5.40	1.600										
John D'Acquisto, R (6, 1) ERA: 3.73	0.1	L	4	2	2	2	0	1	0	0	0	0	0	3	7	54.00	9.000										
Stan Bahnsen, R (6, 1) ERA: 3.21	2.2		9	0	0	0	0	1	0	0	0	0	0	8	12	0.00	0.375										

Montreal Expos @ Los Angeles Dodgers  
Dodger Stadium, Los Angeles, CA  
Fri Aug 29 1980, 7:05 PM PDT  
Att: 50,810 - Unknown

AB	30
R	5
H	7
RBI	5
BB	5
SO	4
LOB	11





Batter	1	2	3	4	5	6	7	8	9	AB	R	H	RBI	BB	SO	LOB	TOP					
Ron LeFlore, R OBP: 0.337, SLG: 0.353 (1, 7)										3	2	3	1	1	0	0						
Rodney Scott, S OBP: 0.322, SLG: 0.307 (1, 4)										4	0	1	0	0	0	2						
Rowland Office, L OBP: 0.360, SLG: 0.439 (1, 9)										4	0	0	1	0	0	3						
Andre Dawson, R OBP: 0.362, SLG: 0.473 (1, 8)										4	0	1	1	0	0	1						
Gary Carter, R OBP: 0.308, SLG: 0.451 (1, 2)										4	0	1	0	0	1	3						
Warren Cromartie, L OBP: 0.349, SLG: 0.437 (1, 3)										4	0	0	0	0	0	3						
Larry Parrish, R OBP: 0.322, SLG: 0.456 (1, 5)										4	0	0	0	0	0	1						
Chris Speier, R OBP: 0.325, SLG: 0.302 (9, PH)										3	0	0	0	0	0	1						
Jerry White, S OBP: 0.352, SLG: 0.431 (7, 1)										1	0	0	0	0	0	0						
Bill Gullickson, R OBP: 0.185, SLG: 0.192 (7, 1)										3	1	1	0	0	2	0						
Elias Sosa, R OBP: 0.167, SLG: 0.167 (7, 1)										0	0	0	0	0	0	0						
<b>Inning Stats</b>	R: 1 E: 0 K: 1 S: 8	H: 2 LOB: 2 BB: 0 P: 8	R: 1 E: 0 K: 0 S: 4	H: 2 LOB: 0 BB: 0 P: 4	R: 0 E: 0 K: 0 S: 3	H: 0 LOB: 0 BB: 0 P: 3	R: 0 E: 0 K: 0 S: 4	H: 1 LOB: 1 BB: 0 P: 4	R: 0 E: 0 K: 1 S: 5	H: 0 LOB: 1 BB: 1 P: 9	R: 0 E: 0 K: 0 S: 3	H: 0 LOB: 0 BB: 0 P: 3	R: 0 E: 0 K: 1 S: 5	H: 0 LOB: 0 BB: 0 P: 5	R: 1 E: 0 K: 0 S: 5	H: 2 LOB: 1 BB: 0 P: 5	R: 0 E: 0 K: 0 S: 3	H: 0 LOB: 0 BB: 0 P: 3	1B: 4 2B: 3 3B: 0 HR: 0	SF: 0 SAC: 0 DP: 0 HBP: 0	WP: 0 PB: 0 SB: 5 CS: 0	PA: 36
<b>PITCHER</b>	IP WLS BF H R ER SO BB IBB HBP BLK WP HR S P ERA WHIP																					
Burt Hooton, R ERA: 3.28 (1, 1)	7.1 W 29 6 3 3 3 1 0 0 0 0 0 0 34 38 3.68 0.955																					
Don Stanhouse, R ERA: 5.71 (8, 1)	1.2 S 6 1 0 0 0 0 0 0 0 0 0 0 6 6 0.00 0.600																					

**Montreal Expos @ Los Angeles Dodgers**  
**Dodger Stadium, Los Angeles, CA**  
 Sat Aug 30 1980, 7:05 PM PDT  
 Att: 35,778 - Unknown

AB	34
R	3
H	7
RBI	3
BB	1
SO	3
LOB	14



Batter	1	2	3	4	5	6	7	8	9	AB	R	H	RBI	BB	SO	LOB	BOTTOM			
Davey Lopes, R OBP: 0.329, SLG: 0.361 (1, 4)										4	2	3	1	0	1	0				
Jay Johnstone, L OBP: 0.394, SLG: 0.418 (7, FR)										4	0	1	1	0	1	2				
Derrel Thomas, S OBP: 0.303, SLG: 0.317 (8, 8)										0	0	0	0	0	0	0				
Dusty Baker Jr., R OBP: 0.341, SLG: 0.539 (1, 7)										4	0	1	2	0	1	2				
Steve Garvey, R OBP: 0.338, SLG: 0.467 (1, 3)										4	0	0	0	0	1	1				
Ron Cey, R OBP: 0.346, SLG: 0.441 (1, 5)										4	0	1	0	0	2	0				
Rick Monday, L OBP: 0.384, SLG: 0.477 (8, 9)										3	0	0	0	1	1	1				
Bill Russell, R OBP: 0.306, SLG: 0.357 (1, 6)										4	0	0	0	0	0	2				
Mike Scioscia, L OBP: 0.320, SLG: 0.367 (1, 2)										3	2	2	0	0	2					
Burt Hooton, R OBP: 0.107, SLG: 0.113 (8, 1)										3	0	0	0	0	1	4				
Don Stanhouse, R ERA: 3.12 (7, 1)										0	0	0	0	0	0	0				
<b>Inning Stats</b>	R: 1 E: 0 K: 1 S: 6	H: 1 LOB: 0 BB: 0 P: 6	R: 0 E: 0 K: 2 S: 7	H: 0 LOB: 0 BB: 0 P: 7	R: 2 E: 0 K: 0 S: 6	H: 3 LOB: 1 BB: 0 P: 6	R: 0 E: 1 K: 0 S: 5	H: 1 LOB: 2 BB: 0 P: 5	R: 0 E: 0 K: 2 S: 7	H: 0 LOB: 0 BB: 0 P: 7	R: 0 E: 0 K: 2 S: 7	H: 0 LOB: 0 BB: 0 P: 7	R: 1 E: 0 K: 1 S: 8	H: 3 LOB: 2 BB: 0 P: 8	R: 0 E: 0 K: 0 S: 3	H: 0 LOB: 1 BB: 1 P: 7	1B: 6 2B: 1 3B: 0 HR: 1	SF: 0 SAC: 0 DP: 0 HBP: 0	WP: 1 PB: 0 SB: 0 CS: 0	PA: 34
<b>PITCHER</b>	IP WLS BF H R ER SO BB IBB HBP BLK WP HR S P ERA WHIP																			
Bill Gullickson, R ERA: 3.62 (1, 1)	6.2 L 29 8 4 4 8 0 0 0 0 0 0 0 45 45 5.40 1.200																			
Elias Sosa, R ERA: 3.12 (7, 1)	1.1 5 0 0 0 0 1 0 0 0 0 0 0 4 8 0.00 0.750																			

**Montreal Expos @ Los Angeles Dodgers**  
**Dodger Stadium, Los Angeles, CA**  
 Sat Aug 30 1980, 7:05 PM PDT  
 Att: 35,778 - Unknown

AB	33
R	4
H	8
RBI	4
BB	1
SO	8
LOB	14





Batter	1	2	3	4	5	6	7	8	9	AB	R	H	RBI	BB	SO	LOB	TOP			
Ron LeFlore, R OBP: 0.336, SLG: 0.354	0-0 CS 2B			0-0 6-3		0-3 K			0-0 6-3	4	0	1	0	0	1	1	<b>Montreal Expos @ Los Angeles Dodgers</b> Dodger Stadium, Los Angeles, CA Sun Aug 31 1980, 3:33 AM PDT Unknown <a href="http://livebaseballscorecards.com">livebaseballscorecards.com</a>			
Rodney Scott, S OBP: 0.321, SLG: 0.306	0-0 1-3			0-0 1B			0-0 G3		0-3 K	4	0	1	0	0	1	2				
Gary Carter, R OBP: 0.309, SLG: 0.450	0-0 1B			0-0 L6			0-0 F7			3	0	1	0	0	0	0				
Andre Dawson, R OBP: 0.360, SLG: 0.470		0-0 5-3			0-0 P4			0-0 4-3		3	0	0	0	0	0	0				
Larry Parrish, R OBP: 0.322, SLG: 0.458		0-0 F8			0-0 G3 2B			0-0 F9		3	0	1	0	0	0	0				
Warren Cromartie, L OBP: 0.347, SLG: 0.434		0-0 5-3			0-0 G3			0-0 6-3		3	0	0	0	0	0	1				
Jerry White, S OBP: 0.345, SLG: 0.421			0-0 6-3		0-0 F8			0-3 K		3	0	0	0	0	1	1				
Chris Speier, R OBP: 0.322, SLG: 0.299		0-0 5-3			0-0 4-3			0-0 F7		3	0	0	0	0	0	0				
Steve Rogers, R OBP: 0.261, SLG: 0.164 Ken Macha, R OBP: 0.369, SLG: 0.380			0-0 F7		0-0 4-3			4-0 6-3 BB		2	0	0	0	0	0	0				
<b>Inning Stats</b>	R: 0 E: 0 K: 0 S: 3	H: 2 LOB: 1 BB: 0 P: 3	R: 0 E: 0 K: 0 S: 3	H: 0 LOB: 0 BB: 0 P: 3	R: 0 E: 0 K: 0 S: 3	H: 0 LOB: 0 BB: 0 P: 3	R: 0 E: 0 K: 0 S: 3	H: 1 LOB: 0 BB: 0 P: 3	R: 0 E: 0 K: 0 S: 4	H: 1 LOB: 1 BB: 0 P: 4	R: 0 E: 0 K: 0 S: 5	H: 0 LOB: 0 BB: 0 P: 5	R: 0 E: 0 K: 0 S: 3	H: 0 LOB: 0 BB: 0 P: 3	R: 0 E: 0 K: 1 S: 5	H: 0 LOB: 1 BB: 1 P: 9	1B: 2 2B: 2 3B: 0 HR: 0	SF: 0 SAC: 0 DP: 0 HBP: 0	WP: 0 PB: 0 SB: 0 CS: 1	PA: 29
<b>PITCHER</b> Jerry Reuss, L ERA: 2.14	IP: 9.0 WLS: W BF: 29 H: 4 R: 0 ER: 0 SO: 3 BB: 1 IBB: 0 HBP: 0 BLK: 0 WP: 0 HR: 0 S: 34 P: 38 ERA: 0.00 WHIP: 0.556																			

Batter	1	2	3	4	5	6	7	8	9	AB	R	H	RBI	BB	SO	LOB	BOTTOM			
Davey Lopes, R OBP: 0.331, SLG: 0.365	0-0 S 1B			0-0 6-3					0-0 SH3	3	2	2	0	0	0	0	<b>Montreal Expos @ Los Angeles Dodgers</b> Dodger Stadium, Los Angeles, CA Sun Aug 31 1980, 3:33 AM PDT Unknown <a href="http://livebaseballscorecards.com">livebaseballscorecards.com</a>			
Jay Johnstone, L OBP: 0.390, SLG: 0.414	0-0 3-1 1B			0-0 4-3				0-0 4-3		4	0	1	1	0	0	2				
Dusty Baker Jr., R OBP: 0.341, SLG: 0.537	0-0 3-1 1-2			0-0 6-3				0-0 F9		4	0	1	1	0	0	2				
Steve Garvey, R OBP: 0.338, SLG: 0.466	0-0 5-3				0-0 CS 1B			0-0 F3		3	0	1	0	0	0	2				
Ron Cey, R OBP: 0.344, SLG: 0.438	0-0 P6			0-0 F8				0-0 5-3		3	0	0	0	0	0	3				
Rick Monday, L OBP: 0.377, SLG: 0.466 Derrel Thomas, S OBP: 0.303, SLG: 0.317		0-0 F9		0-0 F8				0-3 K		3	0	0	0	0	1	0				
Bill Russell, R OBP: 0.304, SLG: 0.354		0-0 F5			0-0 P6			0-0 5-3		3	0	0	0	0	0	0				
Mike Scioscia, L OBP: 0.320, SLG: 0.359		4-0 BB			0-3 K			0-0 P4		2	0	0	0	1	1	0				
Jerry Reuss, L OBP: 0.145, SLG: 0.169		0-3 K			0-0 G3			0-0 4-3 SH3 1B		3	0	1	0	0	1	1				
<b>Inning Stats</b>	R: 1 E: 0 K: 0 S: 5	H: 2 LOB: 1 BB: 0 P: 5	R: 0 E: 0 K: 1 S: 5	H: 0 LOB: 1 BB: 1 P: 9	R: 0 E: 0 K: 0 S: 3	H: 0 LOB: 0 BB: 0 P: 3	R: 0 E: 0 K: 0 S: 3	H: 1 LOB: 0 BB: 0 P: 3	R: 0 E: 0 K: 1 S: 5	H: 0 LOB: 0 BB: 0 P: 5	R: 1 E: 0 K: 0 S: 5	H: 2 LOB: 1 BB: 0 P: 5	R: 0 E: 0 K: 1 S: 5	H: 0 LOB: 0 BB: 0 P: 5	R: 0 E: 0 K: 0 S: 4	H: 1 LOB: 1 BB: 0 P: 4	1B: 5 2B: 1 3B: 0 HR: 0	SF: 0 SAC: 1 DP: 0 HBP: 0	WP: 0 PB: 0 SB: 1 CS: 1	PA: 30
<b>PITCHER</b> Steve Rogers, R ERA: 3.14	IP: 8.0 WLS: L BF: 30 H: 6 R: 2 ER: 2 SO: 3 BB: 1 IBB: 0 HBP: 0 BLK: 0 WP: 0 HR: 0 S: 35 P: 39 ERA: 2.25 WHIP: 0.875																			



Batter	1	2	3	4	5	6	7	8	9	AB	R	H	RBI	BB	SO	LOB	TOP											
Ron LeFlore, R OBP: 0.336, SLG: 0.359 (1, 7)										4	1	1	1	0	1	2	<b>Montreal Expos @ Los Angeles Dodgers</b> Dodger Stadium, Los Angeles, CA Sun Aug 31 1980, 3:38 AM PDT Att: 48,542 - Unknown <a href="http://livebaseballscorecards.com">livebaseballscorecards.com</a>											
Rodney Scott, S OBP: 0.321, SLG: 0.304 (1, 4)										3	0	0	0	1	2	0												
Rowland Office, L OBP: 0.358, SLG: 0.435 (1, 9)										4	0	1	0	0	0	1												
Andre Dawson, R OBP: 0.361, SLG: 0.470 (1, 8)										4	0	2	0	0	0	0												
Warren Cromartie, L OBP: 0.348, SLG: 0.441 (1, 3)										4	1	2	1	0	0	2												
Larry Parrish, R OBP: 0.319, SLG: 0.453 (1, 5)										4	0	0	0	0	1	3												
John Tamargo, S OBP: 0.271, SLG: 0.311 Stan Bahnsen, R OBP: 0.364, SLG: 0.250 Tony Bernazard, S OBP: 0.280, SLG: 0.349 Elias Sosa, R OBP: 0.167, SLG: 0.167 Gary Carter, R OBP: 0.308, SLG: 0.449 Chris Speier, R OBP: 0.325, SLG: 0.300 (1, 2)										1	0	0	0	0	0	0												
David Palmer, R OBP: 0.263, SLG: 0.250 John D'Acquisto, R OBP: 0.219, SLG: 0.143 Bobby Ramos, R OBP: 0.259, SLG: 0.245 Tom Hutton, L OBP: 0.259, SLG: 0.245 (2, 1)										0	0	0	0	0	0	0												
<b>Inning Stats</b>	R: 1 E: 0 K: 0 S: 3	H: 1 LOB: 0 BB: 1 P: 7	R: 1 E: 0 K: 0 S: 4	H: 1 LOB: 0 BB: 0 P: 4	R: 0 E: 0 K: 2 S: 7	H: 0 LOB: 0 BB: 0 P: 7	R: 0 E: 0 K: 0 S: 4	H: 2 LOB: 1 BB: 0 P: 4	R: 0 E: 1 K: 0 S: 4	H: 1 LOB: 1 BB: 0 P: 4	R: 0 E: 0 K: 2 S: 7	H: 2 LOB: 1 BB: 0 P: 7	R: 0 E: 0 K: 1 S: 5	H: 0 LOB: 1 BB: 1 P: 11	R: 0 E: 0 K: 1 S: 5	H: 0 LOB: 0 BB: 0 P: 5		R: 0 E: 0 K: 1 S: 5	H: 0 LOB: 0 BB: 0 P: 5	1B: 5 2B: 0 3B: 0 HR: 2	SF: 0 SAC: 0 DP: 2 HBP: 0	WP: 0 PB: 0 CS: 0	PA: 34					
<b>PITCHER</b>	IP	WLS	BF	H	R	ER	SO	BB	IBB	HBP	BLK	WP	HR	S	P	ERA		WHIP										
Don Sutton, R ERA: 2.25 Bobby Castillo, R ERA: 2.86 (1, 1)	7.0	W	28	7	2	2	5	2	0	0	0	0	2	36	44	2.57		1.286										
(8, 1)	2.0		6	0	0	0	2	0	0	0	0	0	0	10	10	0.00		0.000										

Batter	1	2	3	4	5	6	7	8	9	AB	R	H	RBI	BB	SO	LOB	BOTTOM											
Davey Lopes, R OBP: 0.330, SLG: 0.363 Bill Russell, R OBP: 0.304, SLG: 0.353 (1, 4)										3	0	0	0	1	0	0	<b>Montreal Expos @ Los Angeles Dodgers</b> Dodger Stadium, Los Angeles, CA Sun Aug 31 1980, 3:38 AM PDT Att: 48,542 - Unknown <a href="http://livebaseballscorecards.com">livebaseballscorecards.com</a>											
Jay Johnstone, L OBP: 0.387, SLG: 0.409 Mickey Hatcher, R OBP: 0.234, SLG: 0.277 (1, 9)										4	0	1	0	0	1	3												
Dusty Baker Jr., R OBP: 0.344, SLG: 0.538 (1, 7)										4	0	3	2	0	1	0												
Steve Garvey, R OBP: 0.335, SLG: 0.462 (1, 3)										4	0	0	0	0	1	5												
Ron Cey, R OBP: 0.345, SLG: 0.444 (1, 5)										3	1	1	1	1	0	0												
Rick Monday, L OBP: 0.380, SLG: 0.489 Bobby Castillo, R OBP: 0.143, SLG: 0.143 (1, 8)										4	2	2	1	0	0	3												
Joe Ferguson, R OBP: 0.371, SLG: 0.432 (1, 2)										4	2	3	3	0	0	0												
Derrel Thomas, S OBP: 0.312, SLG: 0.326 (7, 4)										4	1	3	0	0	0	1												
Don Sutton, R OBP: 0.080, SLG: 0.080 Rudy Law, L OBP: 0.319, SLG: 0.312 (1, 1)										3	1	1	0	0	1	2												
<b>Inning Stats</b>	R: 0 E: 0 K: 1 S: 6	H: 2 LOB: 1 BB: 0 P: 6	R: 5 E: 0 K: 0 S: 9	H: 6 LOB: 3 BB: 2 P: 17	R: 0 E: 0 K: 0 S: 3	H: 1 LOB: 0 BB: 0 P: 3	R: 0 E: 0 K: 1 S: 6	H: 1 LOB: 1 BB: 0 P: 6	R: 1 E: 0 K: 1 S: 7	H: 2 LOB: 1 BB: 0 P: 7	R: 0 E: 0 K: 1 S: 5	H: 0 LOB: 0 BB: 0 P: 5	R: 0 E: 0 K: 0 S: 3	H: 0 LOB: 0 BB: 0 P: 3	R: 1 E: 0 K: 0 S: 5	H: 2 LOB: 1 BB: 0 P: 5		1B: 9 2B: 1 3B: 0 HR: 4	SF: 0 SAC: 0 DP: 1 HBP: 0	WP: 2 PB: 0 CS: 2	PA: 38							
<b>PITCHER</b>	IP	WLS	BF	H	R	ER	SO	BB	IBB	HBP	BLK	WP	HR	S	P	ERA		WHIP										
David Palmer, R ERA: 3.16 John D'Acquisto, R ERA: 3.59 Stan Bahnsen, R ERA: 3.24 Elias Sosa, R ERA: 3.15 (1, 1)	1.0	L	9	7	5	4	1	2	0	0	0	2	0	13	21	0.00		1.667										
(2, 1)	3.0		13	3	0	0	1	2	0	0	0	2	0	13	21	0.00		1.667										
(5, 1)	2.0		8	2	1	1	2	0	0	0	0	0	0	12	12	4.50		1.000										
(7, 1)	2.0		8	2	1	1	0	0	0	0	0	0	1	8	8	4.50		1.000										







Batter	1	2	3	4	5	6	7	8	9	AB	R	H	RBI	BB	SO	LOB	TOP										
Mookie Wilson, S (1.8)	6-3		6-3		K		4-3			4	0	0	1	0	1	0	<b>New York Mets @ Los Angeles Dodgers</b> Dodger Stadium, Los Angeles, CA Tue Sep 02 1980, 7:05 PM PDT Att: 27,543 - Unknown										
Frank Taveras, R (1.6) OBP: 0.312, SLG: 0.327	5-3		K			K	6-3			4	0	0	0	0	2	0											
Lee Mazzilli, S (1.3) OBP: 0.370, SLG: 0.443	G3		S			F7		K		3	0	0	0	1	1	0											
Claudell Washington, L (1.9) OBP: 0.338, SLG: 0.481		G6-4-3 1B	F8			F5		4-3		4	1	1	0	0	0	1											
Steve Henderson, R (1.7) OBP: 0.369, SLG: 0.411		G6-4-3 BB			6-3			6-3		2	1	0	0	2	0	0											
Elliott Maddox, R (1.5) OBP: 0.342, SLG: 0.332		G6-4-3			K				F7	3	1	0	0	1	1	2											
Alex Trevino, R (1.2) OBP: 0.289, SLG: 0.283					F7				L1	3	1	1	1	1	0	0											
Wally Backman, S (1.4) OBP: 0.500, SLG: 0.750									G3	4	1	2	2	0	1	0											
John Pacella, R (1.1) OBP: 0.100, SLG: 0.150										2	0	0	0	0	0	2											
Roy Lee Jackson, R (6.1) OBP: 0.200, SLG: 0.333					5-3					0	0	0	0	0	0	0											
Mike Jorgensen, L (7. PH) OBP: 0.354, SLG: 0.370										1	0	0	1	0	0	1											
Jeff Reardon, R (7.1)										0	0	0	0	0	0	0											
<b>Inning Stats</b>	R: 0 E: 0 K: 0 S: 3	H: 0 LOB: 0 BB: 0 P: 3	R: 1 E: 0 K: 0 S: 4	H: 2 LOB: 2 BB: 2 P: 12	R: 0 E: 0 K: 1 S: 5	H: 0 LOB: 1 BB: 1 P: 9	R: 0 E: 0 K: 1 S: 5	H: 0 LOB: 0 BB: 0 P: 5	R: 0 E: 0 K: 2 S: 7	H: 0 LOB: 0 BB: 0 P: 7	R: 0 E: 0 K: 1 S: 5	H: 0 LOB: 0 BB: 0 P: 5	R: 4 E: 0 K: 0 S: 5	H: 2 LOB: 2 BB: 2 P: 13	R: 0 E: 0 K: 1 S: 5	H: 0 LOB: 0 BB: 0 P: 5	R: 0 E: 0 K: 0 S: 3	H: 0 LOB: 0 BB: 0 P: 3	1B: 2 2B: 2 3B: 0 HR: 0	SF: 0 SAC: 0 DP: 1 HBP: 0	WP: 0 PB: 0 SB: 1 CS: 0	PA: 35					
<b>PITCHER</b>	IP	WLS	BF	H	R	ER	SO	BB	IBB	HBP	BLK	WP	HR	S	P	ERA	WHIP										
Dave Goltz, R (1.1) ERA: 4.78	6.0	W	24	2	3	3	5	5	0	0	0	0	0	29	49	4.50	1.167										
Bobby Castillo, R (7.1) ERA: 3.07	1.0		5	2	2	2	0	0	0	0	0	0	0	5	5	18.00	2.000										
Don Stanhouse, R (8.1) ERA: 5.12	2.0	S	6	0	0	0	1	0	0	0	0	0	0	8	8	0.00	0.000										

AB	30
R	5
H	4
RBI	5
BB	5
SO	6
LOB	6

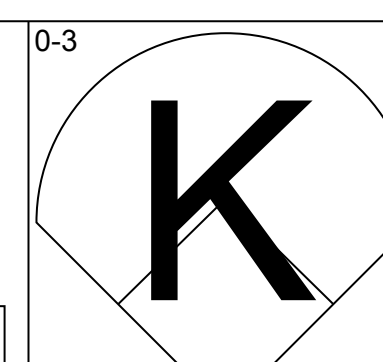
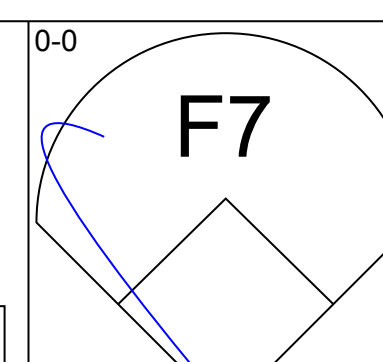
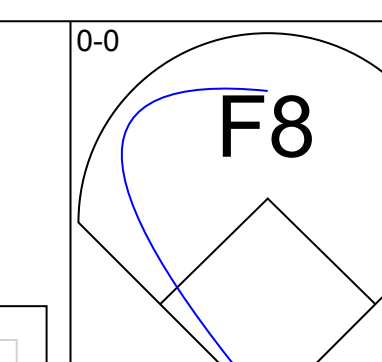
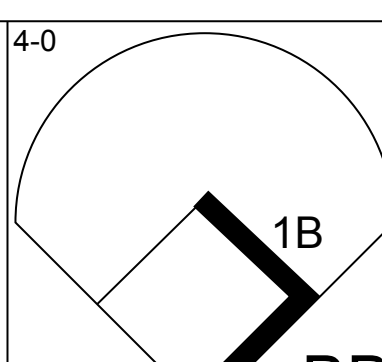
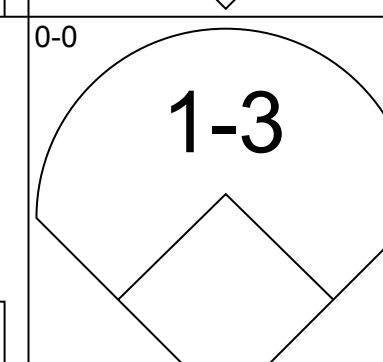
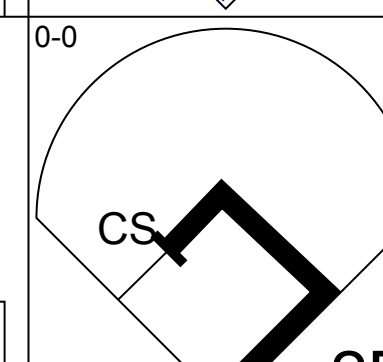
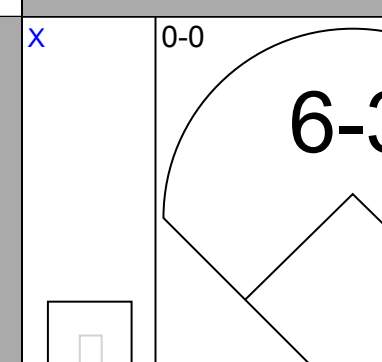
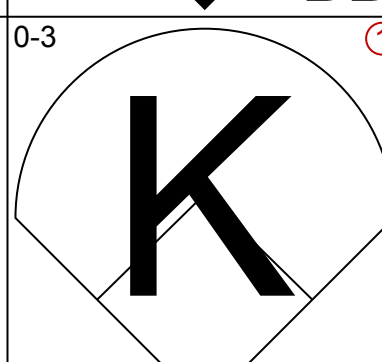
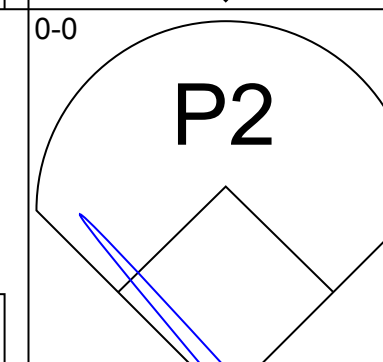
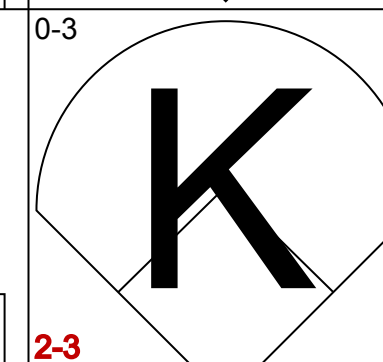
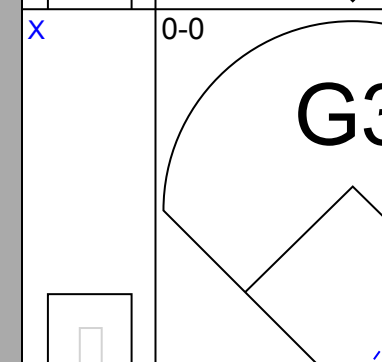
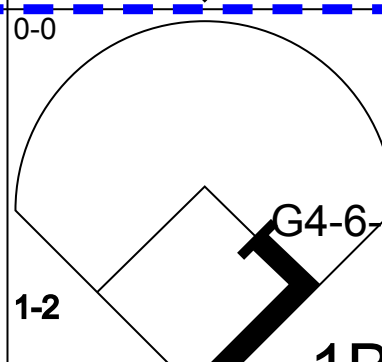
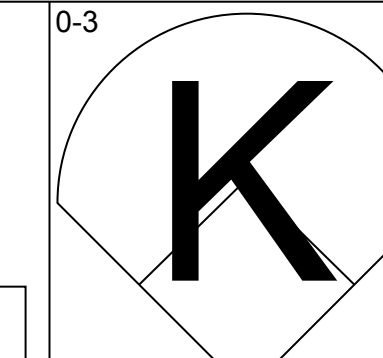
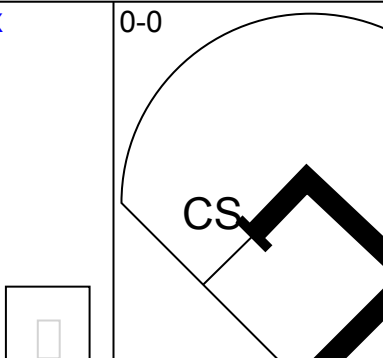
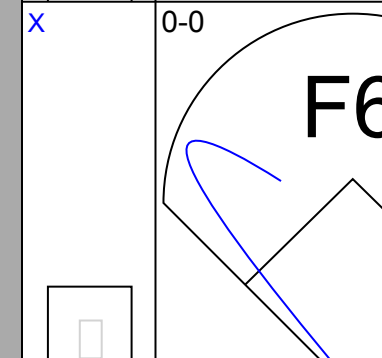
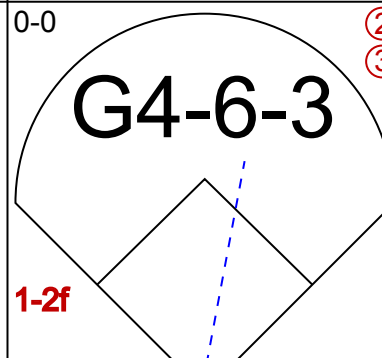
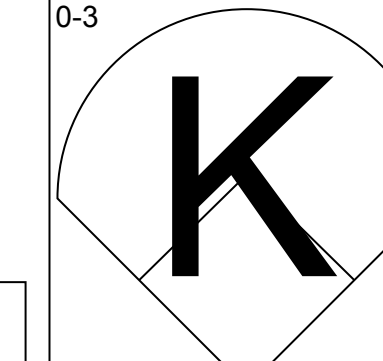
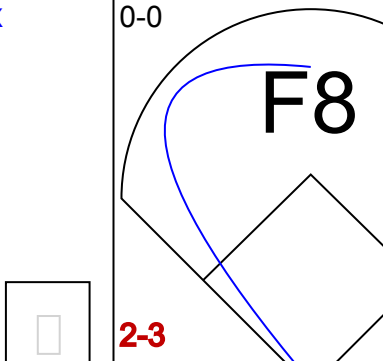
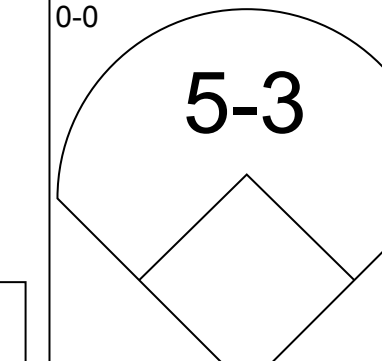
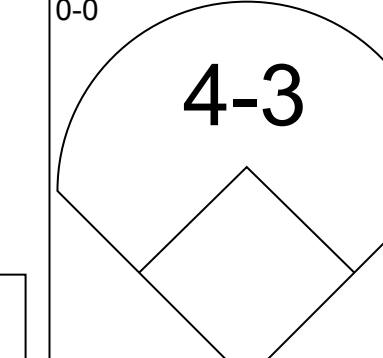
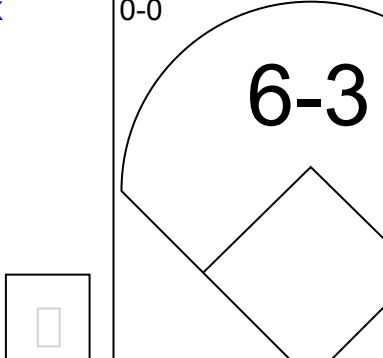
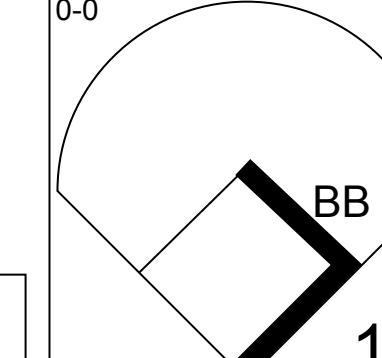
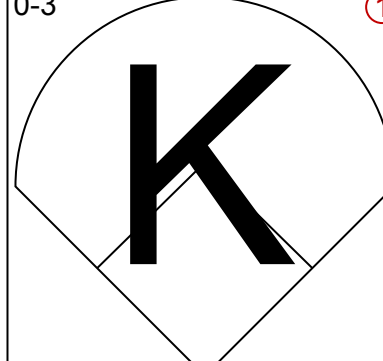
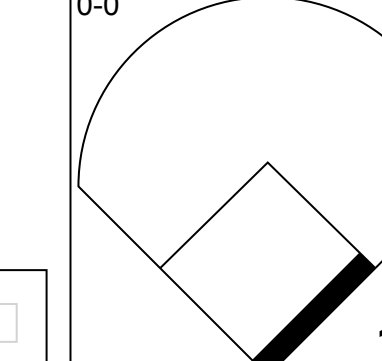
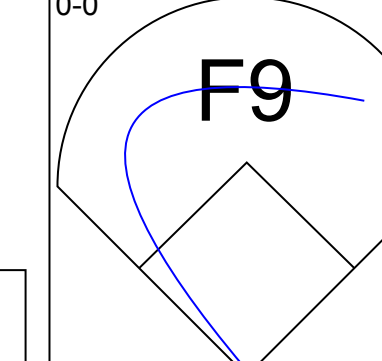
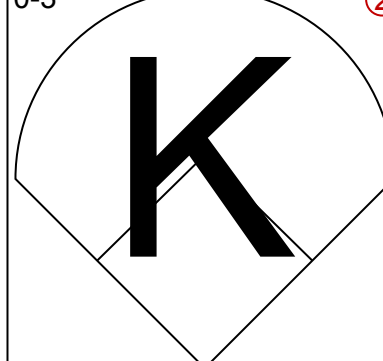
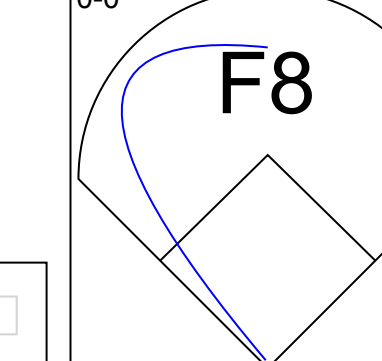
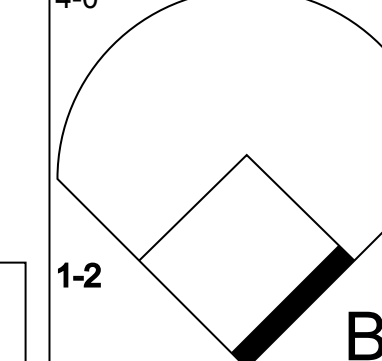
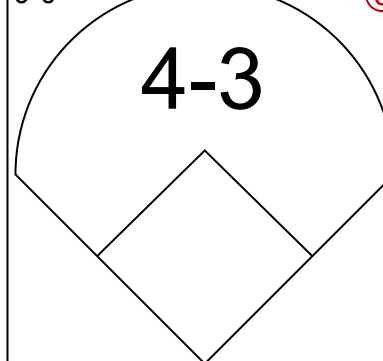
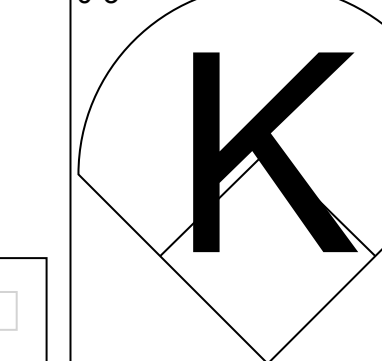
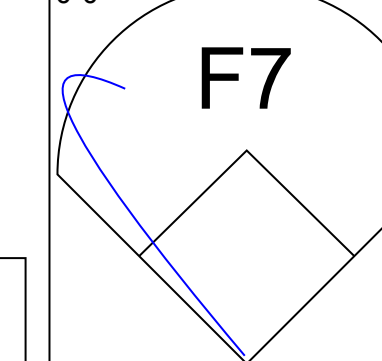


Batter	1	2	3	4	5	6	7	8	9	AB	R	H	RBI	BB	SO	LOB	BOTTOM										
Rudy Law, L (1.8) OBP: 0.318, SLG: 0.310										4	1	1	0	0	0	2	<b>New York Mets @ Los Angeles Dodgers</b> Dodger Stadium, Los Angeles, CA Tue Sep 02 1980, 7:05 PM PDT Att: 27,543 - Unknown										
Bobby Mitchell, L (9.8)	SH5-3 6-3		F7			P6				0	0	0	0	0	0	0											
Jay Johnstone, L (1.9) OBP: 0.376, SLG: 0.396	SH5-3		F9						F9	2	0	0	0	0	0	1											
Mickey Hatcher, R (7.9) OBP: 0.229, SLG: 0.271										1	0	0	0	0	0	0											
Dusty Baker Jr., R (1.7) OBP: 0.343, SLG: 0.540	6-3				K					4	1	1	1	0	1	0											
Steve Garvey, R (1.3) OBP: 0.337, SLG: 0.462	F8									3	2	1	0	1	0	1											
Ron Cey, R (1.5) OBP: 0.347, SLG: 0.453										3	1	1	2	1	1	0											
Joe Ferguson, R (1.2) OBP: 0.367, SLG: 0.424										4	1	1	1	0	0	1											
Bill Russell, R (1.6) OBP: 0.300, SLG: 0.349										3	0	0	1	0	1	1											
Derrel Thomas, S (1.4) OBP: 0.322, SLG: 0.326										2	0	1	1	1	0	0											
Dave Goltz, R (1.1) OBP: 0.227, SLG: 0.128										3	0	1	0	0	0	3											
Bobby Castillo, R (7.1) OBP: 0.143, SLG: 0.143										0	0	0	0	0	0	0											
Don Stanhouse, R (8.1)										0	0	0	0	0	0	0											
<b>Inning Stats</b>	R: 1 E: 0 K: 0 S: 4	H: 1 LOB: 0 BB: 0 P: 4	R: 0 E: 0 K: 1 S: 5	H: 0 LOB: 0 BB: 0 P: 5	R: 0 E: 0 K: 0 S: 4	H: 1 LOB: 1 BB: 0 P: 4	R: 2 E: 0 K: 1 S: 8	H: 2 LOB: 2 BB: 1 P: 12	R: 0 E: 0 K: 0 S: 3	H: 0 LOB: 0 BB: 0 P: 3	R: 3 E: 0 K: 0 S: 5	H: 2 LOB: 1 BB: 2 P: 13	R: 0 E: 0 K: 0 S: 3	H: 1 LOB: 0 BB: 0 P: 3	R: 0 E: 0 K: 1 S: 5	H: 0 LOB: 0 BB: 0 P: 5	1B: 7 2B: 0 3B: 0 HR: 0	SF: 0 SAC: 2 DP: 0 HBP: 0	WP: 2 PB: 0 SB: 1 CS: 1	PA: 34							
<b>PITCHER</b>	IP	WLS	BF	H	R	ER	SO	BB	IBB	HBP	BLK	WP	HR	S	P	ERA	WHIP										
John Pacella, R (1.1) ERA: 5.04	5.0	L	23	4	5	5	2	2	1	0	0	0	0	24	36	9.00	1.200										
Roy Lee Jackson, R (6.1) ERA: 4.5	1.0		5	2	1	1	0	0	0	0	0	0	0	5	5	9.00	2.000										
Jeff Reardon, R (7.1) ERA: 2.7	2.0		6	1	0	0	1	0	0	0	0	0	0	8	8	0.00	0.500										

AB	29
R	6
H	7
RBI	6
BB	3
SO	3
LOB	9

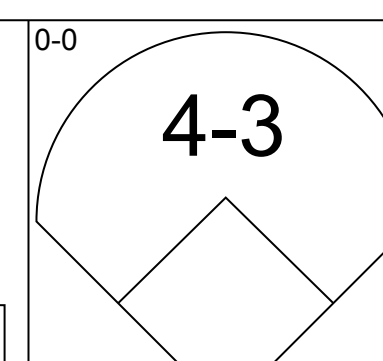
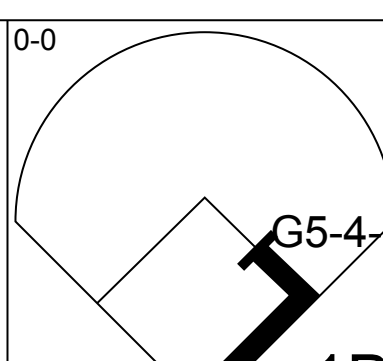
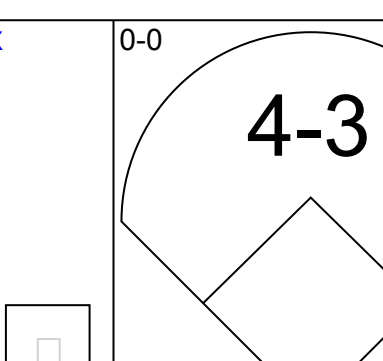
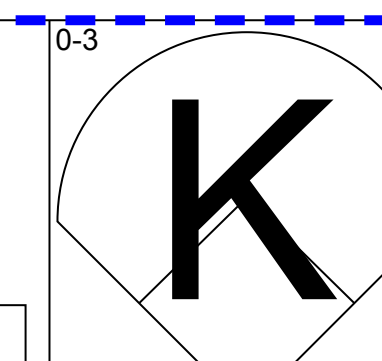
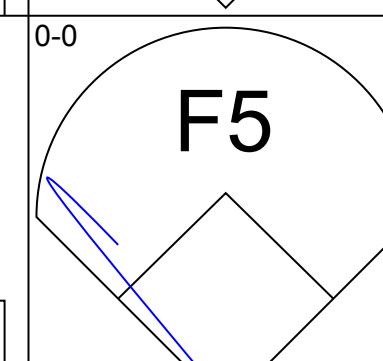
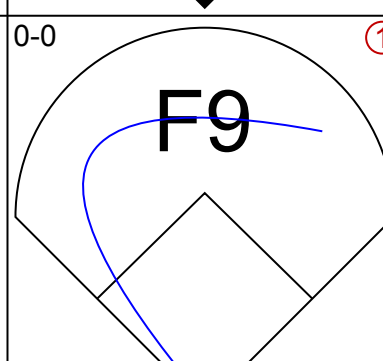
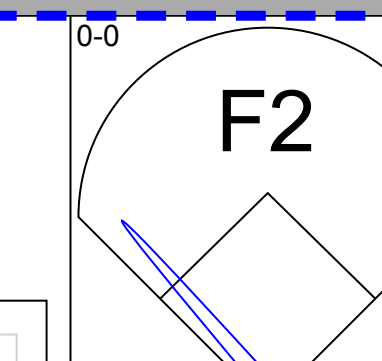
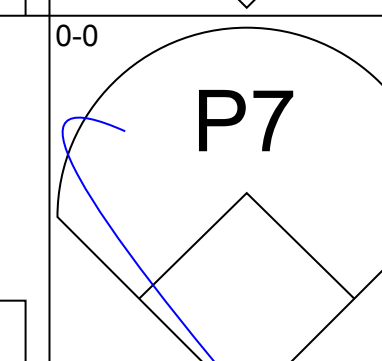
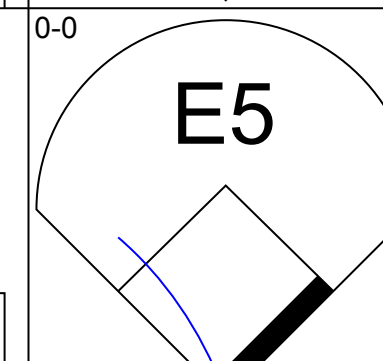
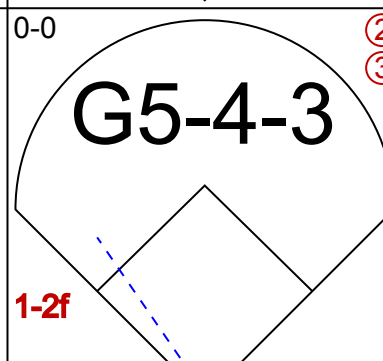
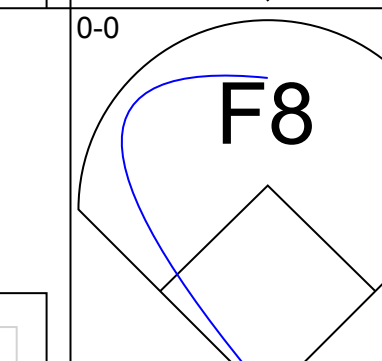
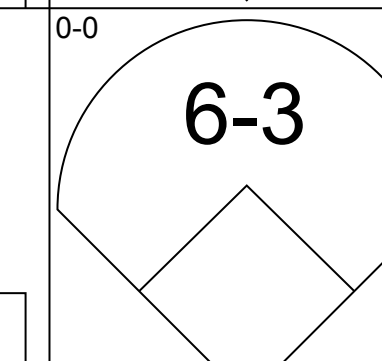
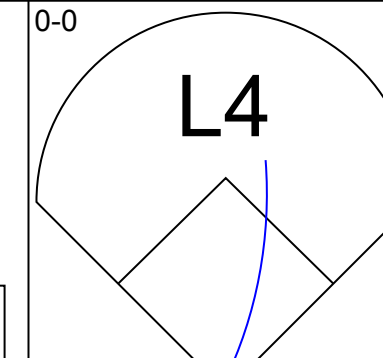
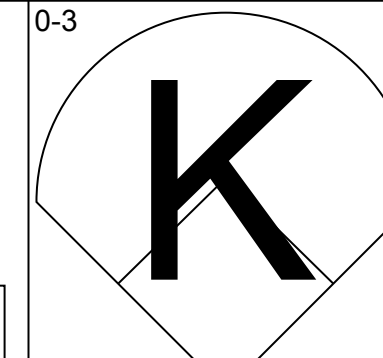
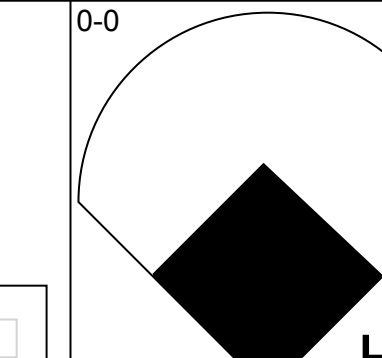
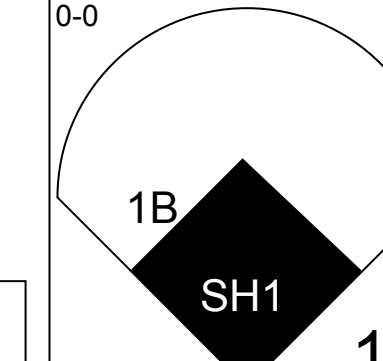
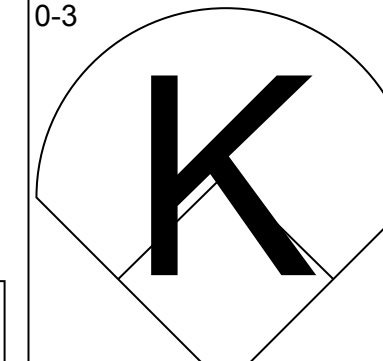
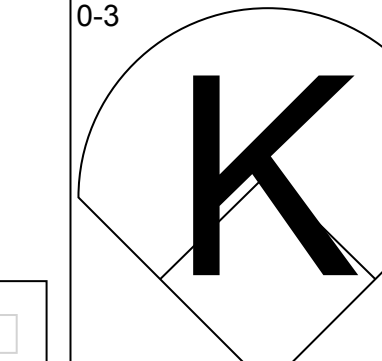
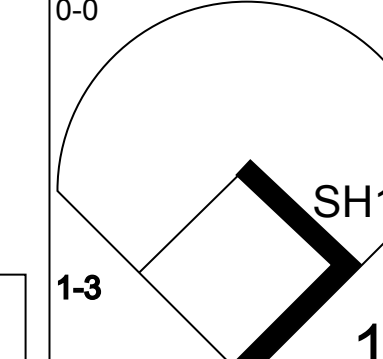
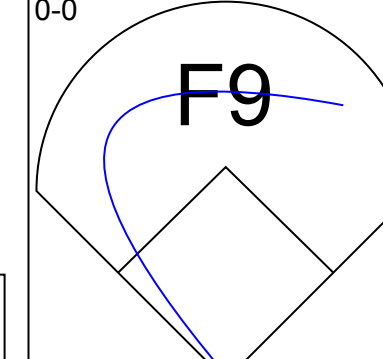
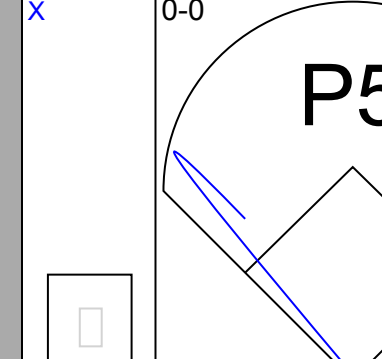
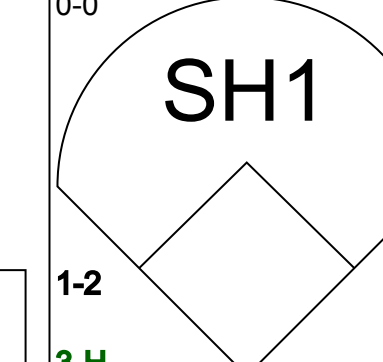
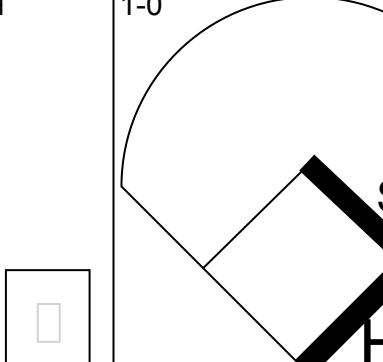
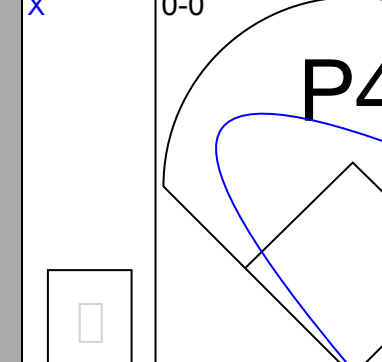
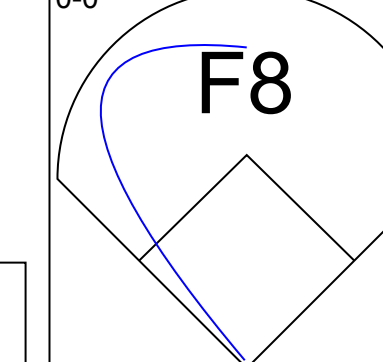
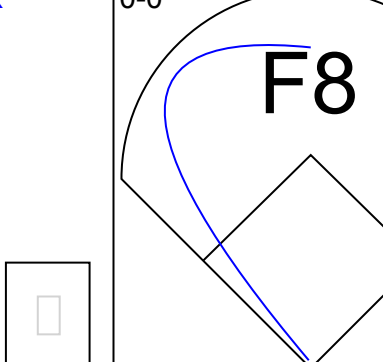
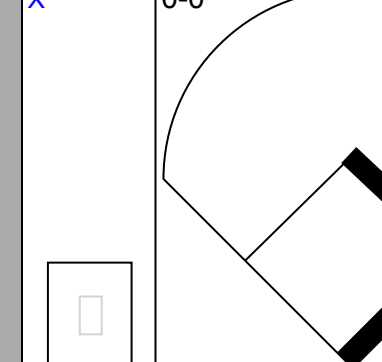
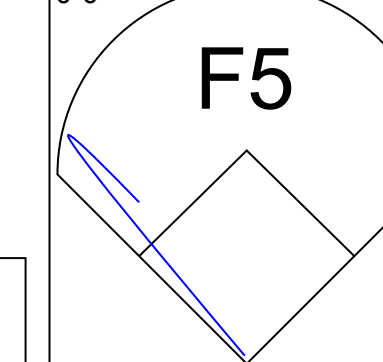
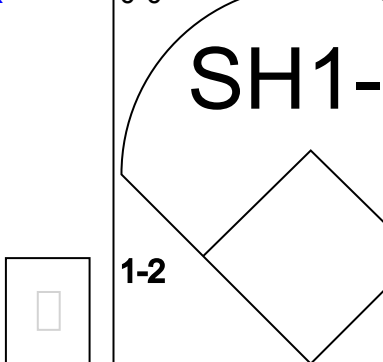
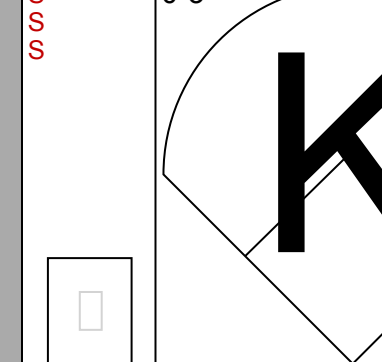




Batter	1	2	3	4	5	6	7	8	9	AB	R	H	RBI	BB	SO	LOB	TOP			
Mookie Wilson, S (1, 8)										3	0	0	0	1	1	1	<b>New York Mets @ Los Angeles Dodgers</b> Dodger Stadium, Los Angeles, CA Wed Sep 03 1980, 7:05 PM PDT Att: 28,568 - Unknown			
Frank Taveras, R (1, 6) Bill Almon, R (4, 6) Steve Henderson, R (9, PH) OBP: 0.358, SLG: 0.410										2	0	1	0	0	0	0				
Lee Mazzilli, S (1, 3) OBP: 0.369, SLG: 0.441										4	0	1	0	0	1	1				
Claudell Washington, L (1, 7) OBP: 0.337, SLG: 0.481										4	0	1	0	0	1	2				
Joel Youngblood, R (1, 9) OBP: 0.346, SLG: 0.381										3	0	0	0	0	1	1				
Elliott Maddox, R (1, 5) OBP: 0.342, SLG: 0.332										3	0	1	0	0	0	0				
Alex Trevino, R (1, 2) OBP: 0.289, SLG: 0.284										3	0	1	0	0	1	1				
Wally Backman, S (1, 4) OBP: 0.429, SLG: 0.500										2	0	0	0	1	1	1				
Pat Zachry, R (1, 1) OBP: 0.070, SLG: 0.049										1	0	0	0	0	0	0				
Mike Jorgensen, L (6, PH) Jeff Reardon, R (6, 1) Jerry Morales, R (8, PH) Neil Allen, R (8, 1) OBP: 0.299, SLG: 0.361										1	0	0	0	0	1	1				
<b>Inning Stats</b>	R: 0 E: 0 K: 1 S: 5	H: 0 LOB: 0 BB: 0 P: 5	R: 0 E: 0 K: 2 S: 7	H: 0 LOB: 0 BB: 0 P: 7	R: 0 E: 0 K: 2 S: 7	H: 1 LOB: 0 BB: 0 P: 5	R: 0 E: 0 K: 0 S: 3	H: 1 LOB: 0 BB: 0 P: 3	R: 0 E: 0 K: 1 S: 6	H: 1 LOB: 1 BB: 0 P: 6	R: 0 E: 0 K: 0 S: 3	H: 0 LOB: 0 BB: 0 P: 3	R: 0 E: 0 K: 0 S: 4	H: 1 LOB: 2 BB: 1 P: 8	R: 0 E: 0 K: 1 S: 5	H: 1 LOB: 1 BB: 1 P: 9	1B: 3 2B: 2 3B: 0 HR: 0	SF: 0 SAC: 0 DP: 1 HBP: 0	WP: 0 PB: 0 SB: 0 CS: 2	PA: 31
<b>PITCHER</b>	IP WLS BF H R ER SO BB IBB HBP BLK WP HR S P ERA WHIP																			
Burt Hooton, R (1, 1) ERA: 3.13	8.1 W 29 4 0 0 8 2 0 0 0 0 0 0 43 51 0.00 0.720																			
Steve Howe, L (9, 1) ERA: 1.74	0.2 S 2 1 0 0 0 0 0 0 0 0 0 0 2 2 0.00 1.500																			

AB 29  
R 0  
H 5  
RBI 0  
BB 2  
SO 8  
LOB 11



Batter	1	2	3	4	5	6	7	8	9	AB	R	H	RBI	BB	SO	LOB	BOTTOM			
Rudy Law, L (1, 8) Bobby Mitchell, L (9, 8) OBP: 0.317, SLG: 0.310										4	0	1	0	0	1	1	<b>New York Mets @ Los Angeles Dodgers</b> Dodger Stadium, Los Angeles, CA Wed Sep 03 1980, 7:05 PM PDT Att: 28,568 - Unknown			
Jay Johnstone, L (1, 9) Mickey Hatcher, R (9, 9) OBP: 0.367, SLG: 0.386										4	0	0	0	0	0	1				
Dusty Baker Jr., R (1, 7) OBP: 0.340, SLG: 0.535										4	0	0	0	0	0	1				
Steve Garvey, R (1, 3) OBP: 0.337, SLG: 0.467										3	1	1	1	0	1	1				
Ron Cey, R (1, 5) OBP: 0.347, SLG: 0.452										3	1	1	0	0	2	0				
Mike Scioscia, L (1, 2) OBP: 0.321, SLG: 0.358										3	0	1	0	0	0	0				
Bill Russell, R (1, 6) OBP: 0.301, SLG: 0.348										1	0	0	1	0	0	0				
Derrel Thomas, S (1, 4) OBP: 0.322, SLG: 0.332										3	0	1	0	0	0	2				
Burt Hooton, R (1, 1) Steve Howe, L (9, 1) OBP: 0.103, SLG: 0.109										2	0	0	0	0	1	2				
<b>Inning Stats</b>	R: 0 E: 1 K: 0 S: 4	H: 0 LOB: 1 BB: 0 P: 4	R: 1 E: 0 K: 0 S: 5	H: 2 LOB: 1 BB: 0 P: 5	R: 0 E: 0 K: 2 S: 3	H: 1 LOB: 0 BB: 0 P: 3	R: 0 E: 0 K: 2 S: 7	H: 0 LOB: 0 BB: 0 P: 7	R: 0 E: 0 K: 0 S: 3	H: 0 LOB: 1 BB: 0 P: 4	R: 1 E: 0 K: 1 S: 6	H: 1 LOB: 0 BB: 0 P: 6	R: 0 E: 0 K: 1 S: 6	H: 1 LOB: 1 BB: 0 P: 6	R: 0 E: 0 K: 1 S: 5	H: 0 LOB: 0 BB: 0 P: 5		1B: 3 2B: 1 3B: 0 HR: 1	SF: 0 SAC: 2 DP: 1 HBP: 1	WP: 0 PB: 0 SB: 0 CS: 0
<b>PITCHER</b>	IP WLS BF H R ER SO BB IBB HBP BLK WP HR S P ERA WHIP																			
Pat Zachry, R (1, 1) ERA: 2.78	5.0 L 19 3 1 1 2 0 0 0 0 0 0 0 22 23 1.80 0.600																			
Jeff Reardon, R (6, 1) ERA: 2.74	2.0 8 2 1 1 2 0 0 0 0 0 0 1 12 12 4.50 1.000																			
Neil Allen, R (8, 1) ERA: 3.28	1.0 3 0 0 0 1 0 0 0 0 0 0 0 5 5 0.00 0.000																			

AB 27  
R 2  
H 5  
RBI 2  
BB 0  
SO 5  
LOB 8





Batter	1	2	3	4	5	6	7	8	9	AB	R	H	RBI	BB	SO	LOB	TOP							
Lonnie Smith, R (1,9) George Vukovich, L (8,9) Pete Rose, S (1,3) Mike Schmidt, R (1,5) Greg Luzinski, R (1,7) Greg Gross, L (7,7) Manny Trillo, R (1,4) Gary Maddox, R (1,8) Larry Bowa, S (1,6) Bob Boone, R (1,2) Bob Walk, R (1,1) Warren Brusstar, R (8,1) Tug McGraw, R (8,1)	0-0 4-3 HR 1B		0-0 1-3			0-0 4-3		0-0 1B HBP		3	1	1	0	0	0	0								
	0-0 4-3		0-3 K			0-0 4-3		0-0 1B 1-2 2-3		4	0	1	0	0	1	1								
	0-0 2H HR			0-0 G5-4-3 1B		0-0 6-3		0-3 K		4	1	2	2	0	1	3								
	0-0 F7			0-0 G5-4-3 1-2			0-0 HR	0-3 K		3	1	1	1	0	0	1								
	0-0 6-3			0-0 5-3			0-0 6-3		0-0 P3	4	0	0	0	0	0	0								
		0-0 L6			0-3 K		0-0 5-3		0-0 P6	4	0	0	0	0	1	0								
		0-0 F8			0-0 5-3		0-0 G3		0-0 L8	4	0	0	0	0	0	0								
		0-0 5-3			4-0 BB			0-0 1B SH3 1B		2	0	1	0	1	0	0								
			0-0 6-3		0-3 K			0-0 SH3		2	0	0	0	0	1	1								
								1-2		0	0	0	0	0	0	0								
<b>Inning Stats</b>	R: 2 E: 0 K: 0 S: 5	H: 2 LOB: 0 BB: 0 P: 5	R: 0 E: 0 K: 0 S: 3	H: 0 LOB: 0 BB: 0 P: 3	R: 0 E: 0 K: 1 S: 5	H: 0 LOB: 0 BB: 0 P: 5	R: 0 E: 0 K: 0 S: 3	H: 1 LOB: 0 BB: 0 P: 3	R: 0 E: 0 K: 2 S: 7	H: 0 LOB: 1 BB: 1 P: 11	R: 0 E: 0 K: 0 S: 3	H: 0 LOB: 0 BB: 0 P: 3	R: 1 E: 0 K: 0 S: 4	H: 1 LOB: 0 BB: 0 P: 4	R: 0 E: 0 K: 2 S: 9	H: 2 LOB: 2 BB: 0 P: 10	R: 0 E: 0 K: 0 S: 3	H: 0 LOB: 0 BB: 0 P: 3	1B: 4 2B: 0 3B: 0 HR: 2	SF: 0 SAC: 1 DP: 1 HBP: 1	WP: 0 PB: 0 SB: 0 CS: 0	PA: 34		
<b>PITCHER</b>	IP WLS BF H R ER SO BB IBB HBP BLK WP HR S P ERA WHIP	7.0 L 25 4 3 3 3 1 0 0 0 0 2 30 34 3.86 0.714	2.0 9 2 0 0 2 0 0 1 0 0 0 0 12 13 0.00 1.000																					

Philadelphia Phillies @ Los Angeles Dodgers  
Dodger Stadium, Los Angeles, CA  
Thu Sep 04 1980, 7:05 PM PDT  
Att: 41,864 - Unknown

AB	31
R	3
H	6
RBI	3
BB	1
SO	5
LOB	9



Batter	1	2	3	4	5	6	7	8	9	AB	R	H	RBI	BB	SO	LOB	BOTTOM						
Davey Lopes, R (1,4) Jay Johnstone, L (1,9) Manny Mota, R (9,PH) Dusty Baker Jr., R (1,7) Steve Garvey, R (1,3) Ron Cey, R (1,5) Rick Monday, L (1,8) Bobby Mitchell, L (8,FR) Mike Scioscia, L (1,2) Joe Ferguson, R (8,PH) Derrel Thomas, S (1,6) Jerry Reuss, L (1,1) Rudy Law, L (7,PH) Bobby Castillo, R (8,1) Mickey Hatcher, R (8,PH)	0-0 5-3		4-0 BB		0-0 FC5-4 1-2			0-0 HR 1B		4	1	2	0	1	0	2							
	0-0 1B		0-0 F8			0-0 2B		0-0 F8 1B		4	0	2	0	0	0	2							
	0-3 K			0-0 F7		0-0 E5 G5-4-3		0-0 HR		4	1	1	2	0	1	2							
	0-3 K2-3			0-0 L4		0-0 F2		0-0 1B 1B		4	0	1	0	0	1	3							
		0-0 F8		0-0 6-3		0-0 G5-4-3		0-3 K		4	0	0	0	0	1	3							
		0-3 K			0-0 P4		0-0 P4	0-0 1B		4	0	1	0	0	1	0							
		0-0 P6			0-0 E8 4-3 1B		0-0 P4	0-0 P6		3	0	1	0	0	0	0							
			0-0 L8		0-0 4-3		4-0 BB		0-0 4-3	3	0	0	0	1	0	1							
				0-0 F7		0-0 FC5-4 BB		0-0 4-3		1	0	0	0	1	0	0							
								0-0 F8		1	0	0	0	0	0	1							
								1-2		0	0	0	0	0	0	0							
										1	0	0	0	0	0	0							
<b>Inning Stats</b>	R: 0 E: 0 K: 2 S: 8	H: 1 LOB: 1 BB: 0 P: 8	R: 0 E: 0 K: 1 S: 5	H: 0 LOB: 0 BB: 0 P: 5	R: 0 E: 0 K: 0 S: 3	H: 0 LOB: 1 BB: 1 P: 7	R: 0 E: 0 K: 0 S: 3	H: 0 LOB: 0 BB: 0 P: 3	R: 0 E: 1 K: 0 S: 4	H: 1 LOB: 2 BB: 1 P: 8	R: 0 E: 0 K: 0 S: 3	H: 0 LOB: 1 BB: 1 P: 7	R: 0 E: 0 K: 1 S: 9	H: 4 LOB: 2 BB: 0 P: 9	R: 0 E: 0 K: 0 S: 4	H: 1 LOB: 1 BB: 0 P: 4	1B: 6 2B: 1 3B: 0 HR: 1	SF: 0 SAC: 0 DP: 1 HBP: 0	WP: 0 PB: 0 SB: 0 CS: 0	PA: 38			
<b>PITCHER</b>	IP WLS BF H R ER SO BB IBB HBP BLK WP HR S P ERA WHIP	7.0 W 28 4 1 1 3 3 0 0 0 0 0 1 7 7 13.50 4.500	0.2 5 3 1 1 1 0 0 0 0 0 0 0 1 7 7 13.50 4.500																				

Philadelphia Phillies @ Los Angeles Dodgers  
Dodger Stadium, Los Angeles, CA  
Thu Sep 04 1980, 7:05 PM PDT  
Att: 41,864 - Unknown

AB	35
R	2
H	8
RBI	2
BB	3
SO	4
LOB	17





Batter	1	2	3	4	5	6	7	8	9	AB	R	H	RBI	BB	SO	LOB	TOP										
Lonnie Smith, R (1, 8) OBP: 0.391, SLG: 0.460 George Vukovich, L (8, PH) OBP: 0.300, SLG: 0.289 Ron Reed, R (8, 1) OBP: 0.333, SLG: 0.444	0-3 K		0-3 K			0-3 K		0-0 4-3		3	0	0	0	0	3	0	Philadelphia Phillies @ Los Angeles Dodgers Dodger Stadium, Los Angeles, CA Fri Sep 05 1980, 7:05 PM PDT Att: 41,019 - Unknown										
Pete Rose, S (1, 3) OBP: 0.362, SLG: 0.368	0-0 FC6-4 1B		0-0 F7			0-3 K		0-0 1-3		4	0	1	0	0	1	0											
Mike Schmidt, R (1, 5) OBP: 0.384, SLG: 0.601	0-0 FC6-4 1-2				0-0 1B			0-0 F9		3	0	1	0	1	0	1											
Bake McBride, L (1, 9) OBP: 0.331, SLG: 0.453	0-0 4-3				0-3 K 1-2			0-0 4-3		4	0	0	0	0	1	3											
Greg Luzinski, R (1, 7) OBP: 0.363, SLG: 0.481		4-0 G4-6-3 BB			0-3 K			0-3 K		2	0	0	0	1	2	1											
Manny Trillo, R (1, 4) OBP: 0.358, SLG: 0.443		0-0 G4-6-3 1-2			0-0 4-3			0-0 F9		3	0	0	0	0	0	2											
Larry Bowa, S (1, 6) OBP: 0.285, SLG: 0.320		0-0 1B			0-0 F7			0-3 K		3	0	1	0	0	1	0											
Bob Boone, R (1, 2) OBP: 0.305, SLG: 0.351		0-0 P5			0-0 F2			0-0 F8		3	0	0	0	0	0	1											
Steve Carlton, L (1, 1) OBP: 0.159, SLG: 0.163 Greg Gross, L (8, PH) OBP: 0.338, SLG: 0.312			0-3 K			0-3 K		0-0 4-3		2	0	0	0	0	2	0											
Inning Stats	R: 0 E: 0 K: 1 S: 6	H: 1 LOB: 1 BB: 0 P: 6	R: 0 E: 0 K: 0 S: 3	H: 1 LOB: 1 BB: 1 P: 7	R: 0 E: 0 K: 2 S: 7	H: 0 LOB: 0 BB: 0 P: 7	R: 0 E: 0 K: 2 S: 8	H: 1 LOB: 1 BB: 0 P: 8	R: 0 E: 0 K: 1 S: 5	H: 0 LOB: 0 BB: 0 P: 5	R: 0 E: 0 K: 2 S: 7	H: 0 LOB: 0 BB: 0 P: 11	R: 0 E: 0 K: 2 S: 7	H: 0 LOB: 0 BB: 0 P: 7	R: 0 E: 0 K: 0 S: 3	H: 0 LOB: 0 BB: 0 P: 3	R: 0 E: 0 K: 0 S: 3	H: 0 LOB: 0 BB: 0 P: 3	1B: 3 2B: 0 3B: 0 HR: 0	SF: 0 SAC: 0 DP: 1 HBP: 0	WP: 0 PB: 0 SB: 1 CS: 0	PA: 31					
PITCHER	IP	WLS	BF	H	R	ER	SO	BB	IBB	HBP	BLK	WP	HR	S	P	ERA	WHIP										
Don Sutton, R (1, 1) ERA: 2.15 Don Stanhouse, R (9, 1) ERA: 4.87	8.0	W	28	3	0	0	10	2	0	0	0	0	0	46	54	0.00	0.625										

Batter	1	2	3	4	5	6	7	8	9	AB	R	H	RBI	BB	SO	LOB	BOTTOM										
Davey Lopes, R (1, 4) OBP: 0.332, SLG: 0.363	0-3 K		0-0 CS 1B			0-0 6-3		0-0 2-3		4	0	1	0	0	1	1	Philadelphia Phillies @ Los Angeles Dodgers Dodger Stadium, Los Angeles, CA Fri Sep 05 1980, 7:05 PM PDT Att: 41,019 - Unknown										
Bill Russell, R (1, 6) OBP: 0.298, SLG: 0.345	0-0 5-3		0-0 6-3 1-2			0-0 F8		0-0 F9		4	0	0	0	0	0	3											
Dusty Baker Jr., R (1, 7) OBP: 0.341, SLG: 0.542	0-0 FC5-4 1B				0-0 6-3			0-0 2B		3	0	2	0	0	0	0											
Steve Garvey, R (1, 3) OBP: 0.337, SLG: 0.466	0-0 FC5-4 1-2				0-0 2B			0-0 5-3		3	0	1	0	0	0	2											
Ron Cey, R (1, 5) OBP: 0.347, SLG: 0.455		0-0 HR			4-0 G6-4-3 BB			0-0 F8		2	1	1	1	1	0	0											
Joe Ferguson, R (1, 2) OBP: 0.359, SLG: 0.412		0-3 K			0-0 G6-4-3 1-2			0-3 K		3	0	0	0	0	2	2											
Mickey Hatcher, R (1, 9) OBP: 0.231, SLG: 0.269		0-3 K			0-0 6-3 CS 1B			0-0 5-3		3	0	1	0	0	1	0											
Derrel Thomas, S (1, 8) OBP: 0.317, SLG: 0.322		0-0 F9			0-0 6-3 1-3			0-0 1-3		3	0	0	0	0	0	1											
Don Sutton, R (1, 1) OBP: 0.077, SLG: 0.077 Jay Johnstone, L (8, PH) OBP: 0.374, SLG: 0.395 Rudy Law, L (6, PR) OBP: 0.316, SLG: 0.309 Don Stanhouse, R (9, 1)			0-3 K			0-0 6-3 3H		4-0 2-3 BB		2	0	0	0	0	2	1											
Inning Stats	R: 0 E: 0 K: 1 S: 6	H: 1 LOB: 1 BB: 0 P: 6	R: 1 E: 0 K: 2 S: 8	H: 1 LOB: 0 BB: 0 P: 8	R: 0 E: 0 K: 1 S: 5	H: 1 LOB: 0 BB: 0 P: 5	R: 0 E: 0 K: 0 S: 3	H: 1 LOB: 1 BB: 1 P: 7	R: 0 E: 0 K: 1 S: 5	H: 1 LOB: 0 BB: 0 P: 5	R: 0 E: 0 K: 0 S: 4	H: 1 LOB: 1 BB: 0 P: 4	R: 0 E: 0 K: 1 S: 5	H: 0 LOB: 0 BB: 0 P: 5	R: 0 E: 0 K: 0 S: 3	H: 0 LOB: 2 BB: 1 P: 7	1B: 3 2B: 2 3B: 0 HR: 1	SF: 0 SAC: 0 DP: 1 HBP: 0	WP: 0 PB: 0 SB: 0 CS: 2	PA: 29							
PITCHER	IP	WLS	BF	H	R	ER	SO	BB	IBB	HBP	BLK	WP	HR	S	P	ERA	WHIP										
Steve Carlton, L (1, 1) ERA: 2.27 Ron Reed, R (8, 1) ERA: 4.09	7.0	L	25	6	1	1	6	1	0	0	1	0	0	36	40	1.29	1.000										





Batter	1	2	3	4	5	6	7	8	9	AB	R	H	RBI	BB	SO	LOB	TOP			
Lonnie Smith, R (1.8) OBP: 0.392, SLG: 0.459										3	1	1	1	1	1	0	Philadelphia Phillies @ Los Angeles Dodgers Dodger Stadium, Los Angeles, CA Sat Sep 06 1980, 7:05 PM PDT Att: 45,995 - Unknown			
Pete Rose, S (1.3) OBP: 0.363, SLG: 0.369										4	0	2	0	0	1	2				
Mike Schmidt, R (1.5) OBP: 0.381, SLG: 0.597										3	0	0	1	0	1	1				
Bake McBride, L (1.9) OBP: 0.328, SLG: 0.449										4	0	0	0	0	1	1				
Greg Luzinski, R (1.7) OBP: 0.362, SLG: 0.478										4	0	1	0	0	0	0				
Manny Trillo, R (1.4) OBP: 0.355, SLG: 0.439										4	0	0	0	0	3	1				
Larry Bowa, S (1.6) OBP: 0.287, SLG: 0.320										3	1	1	0	0	0	0				
Bob Boone, R (1.2) OBP: 0.304, SLG: 0.350										4	1	1	0	0	0	2				
Larry Christenson, R (1.1) OBP: 0.375, SLG: 0.533										0	0	0	0	0	0	0				
Randy Lerch, L (2.1) OBP: 0.347, SLG: 0.318										1	0	0	0	0	0	0				
Dickie Noles, R (5.1) OBP: 0.333, SLG: 0.333										0	0	0	0	0	0	0				
George Vukovich, L (7. PH) OBP: 0.314, SLG: 0.304										1	0	1	0	0	0	0				
Warren Brusstar, R (7.1) OBP: 0.314, SLG: 0.304										0	0	0	0	0	0	0				
<b>Inning Stats</b>	R: 0 E: 0 K: 2 S: 7	H: 0 LOB: 0 BB: 0 P: 7	R: 0 E: 0 K: 1 S: 5	H: 0 LOB: 0 BB: 0 P: 5	R: 3 E: 0 K: 0 S: 7	H: 4 LOB: 1 BB: 0 P: 7	R: 0 E: 0 K: 1 S: 5	H: 1 LOB: 1 BB: 0 P: 6	R: 0 E: 0 K: 0 S: 4	H: 0 LOB: 0 BB: 0 P: 7	R: 0 E: 0 K: 1 S: 6	H: 1 LOB: 2 BB: 1 P: 10	R: 0 E: 0 K: 0 S: 3	H: 0 LOB: 0 BB: 0 P: 3	R: 0 E: 0 K: 0 S: 3	H: 0 LOB: 0 BB: 0 P: 3	1B: 7 2B: 1 3B: 0 HR: 0	SF: 1 SAC: 1 DP: 1 HBP: 1	WP: 0 PB: 1 SB: 0 CS: 0	PA: 35
<b>PITCHER</b>	IP WLS BF H R ER SO BB IBB HBP BLK WP HR S P ERA WHIP																			
Bob Welch, R (1.1) ERA: 3.46	7.0 W 29 7 3 3 7 1 0 0 1 0 0 0 41 46 3.86 1.143																			
Steve Howe, L (8.1) ERA: 1.69	2.0 S 6 0 0 0 0 0 0 0 0 0 0 0 6 6 0.00 0.000																			

Batter	1	2	3	4	5	6	7	8	9	AB	R	H	RBI	BB	SO	LOB	BOTTOM			
Davey Lopes, R (1.4) OBP: 0.335, SLG: 0.368										5	1	3	3	0	2	0	Philadelphia Phillies @ Los Angeles Dodgers Dodger Stadium, Los Angeles, CA Sat Sep 06 1980, 7:05 PM PDT Att: 45,995 - Unknown			
Jay Johnstone, L (1.9) OBP: 0.369, SLG: 0.389										5	0	1	1	0	0	3				
Steve Yeager, R (9.2) OBP: 0.282, SLG: 0.286										0	0	0	0	0	0	0				
Dusty Baker Jr., R (1.7) OBP: 0.342, SLG: 0.541										5	0	2	0	0	0	1				
Steve Garvey, R (1.3) OBP: 0.339, SLG: 0.464										2	1	0	0	3	1	3				
Ron Cey, R (1.5) OBP: 0.344, SLG: 0.451										4	0	0	0	0	0	4				
Rick Monday, L (1.8) OBP: 0.377, SLG: 0.500										4	2	2	2	0	1	1				
Steve Howe, L (8.1) OBP: 0.100, SLG: 0.100										0	0	0	0	0	0	0				
Mike Scioscia, L (1.2) OBP: 0.345, SLG: 0.382										4	1	4	0	0	0	0				
Rudy Law, L (6. PR) OBP: 0.316, SLG: 0.309										0	1	0	0	0	0	0				
Mickey Hatcher, R (9.9) OBP: 0.231, SLG: 0.269										0	0	0	0	0	0	0				
Bill Russell, R (1.6) OBP: 0.296, SLG: 0.343										3	1	0	1	0	0	3				
Bob Welch, R (1.1) OBP: 0.222, SLG: 0.258										2	0	0	0	0	0	1				
Derrel Thomas, S (8.8) OBP: 0.320, SLG: 0.325										1	0	1	0	0	0	0				
<b>Inning Stats</b>	R: 0 E: 0 K: 1 S: 6	H: 1 LOB: 2 BB: 1 P: 10	R: 3 E: 0 K: 0 S: 7	H: 4 LOB: 1 BB: 0 P: 7	R: 0 E: 0 K: 0 S: 3	H: 0 LOB: 0 BB: 0 P: 3	R: 1 E: 0 K: 0 S: 5	H: 2 LOB: 1 BB: 0 P: 5	R: 2 E: 0 K: 0 S: 5	H: 2 LOB: 1 BB: 1 P: 9	R: 0 E: 0 K: 1 S: 5	H: 0 LOB: 0 BB: 0 P: 5	R: 0 E: 0 K: 1 S: 5	H: 0 LOB: 1 BB: 1 P: 9	R: 1 E: 0 K: 1 S: 9	H: 4 LOB: 3 BB: 0 P: 9	1B: 11 2B: 1 3B: 0 HR: 1	SF: 0 SAC: 2 DP: 0 HBP: 0	WP: 0 PB: 0 SB: 0 CS: 0	PA: 40
<b>PITCHER</b>	IP WLS BF H R ER SO BB IBB HBP BLK WP HR S P ERA WHIP																			
Larry Christenson, R (1.1) ERA: 4.75	1.2 10 4 3 3 1 1 0 0 0 0 0 0 11 15 16.20 3.000																			
Randy Lerch, L (2.1) ERA: 4.98	3.0 L 15 5 3 3 0 1 0 0 0 0 0 0 14 18 9.00 2.000																			
Dickie Noles, R (5.1) ERA: 5.95	1.1 4 0 0 0 0 1 0 0 0 0 0 0 6 6 0.00 0.000																			
Warren Brusstar, R (7.1) ERA: 3.18	2.0 11 4 1 1 1 2 1 0 0 0 0 0 0 14 18 4.50 2.500																			









Batter	1	2	3	4	5	6	7	8	9	AB	R	H	RBI	BB	SO	LOB	TOP																					
Davey Lopes, R OBP: 0.335, SLG: 0.368 (1, 4)											5	0	1	1	0	0	2	<b>Los Angeles Dodgers @ Houston Astros</b> Astrodome, Houston, TX Tue Sep 09 1980, 8:05 PM EDT Att: 34,546 - Dome																				
Jay Johnstone, L OBP: 0.371, SLG: 0.391 Mickey Hatcher, R OBP: 0.222, SLG: 0.259 (1, 9)											4	0	2	0	0	0																						
Dusty Baker Jr., R OBP: 0.343, SLG: 0.537 (1, 7)											2	0	0	0	2	0	1																					
Steve Garvey, R OBP: 0.338, SLG: 0.464 (1, 3)											3	0	0	0	0	0	1																					
Ron Cey, R OBP: 0.341, SLG: 0.445 (1, 5)											4	0	0	0	0	2	3																					
Rick Monday, L OBP: 0.374, SLG: 0.490 (1, 8)											3	1	0	0	1	0	2																					
Mike Scioscia, L OBP: 0.342, SLG: 0.370 Steve Yeager, R OBP: 0.282, SLG: 0.286 (7, PR)											2	0	0	0	1	0	0																					
Bobby Mitchell, L OBP: 1.000, SLG: 1.000 (9, PH)										1	0	1	0	0	0	0																						
Derrel Thomas, S OBP: 0.332, SLG: 0.340 (1, 6)										4	2	3	1	0	0	0																						
Jerry Reuss, L OBP: 0.196, SLG: 0.167 Rudy Lewis, L OBP: 0.231, SLG: 0.167 Rick Sutcliffe, R OBP: 0.223, SLG: 0.167 Gary Thoreson, S OBP: 0.192, SLG: 0.100 Steve Howe, L OBP: 0.192, SLG: 0.100 Terry Forster, L OBP: 0.256, SLG: 0.341 (11, 1)										0	0	0	0	0	0	0																						
<b>Inning Stats</b>	R: 0 E: 0 K: 0 S: 3	H: 0 LOB: 0 BB: 0 P: 3	R: 0 E: 0 K: 1 S: 5	H: 0 LOB: 0 BB: 0 P: 5	R: 0 E: 0 K: 0 S: 4	H: 1 LOB: 1 BB: 0 P: 4	R: 0 E: 0 K: 0 S: 3	H: 0 LOB: 0 BB: 1 P: 7	R: 0 E: 0 K: 0 S: 3	H: 0 LOB: 0 BB: 0 P: 3	R: 0 E: 0 K: 0 S: 4	H: 1 LOB: 1 BB: 0 P: 4	R: 3 E: 0 K: 0 S: 5	H: 2 LOB: 1 BB: 2 P: 13	R: 0 E: 0 K: 1 S: 6	H: 1 LOB: 2 BB: 1 P: 10	R: 1 E: 0 K: 0 S: 5	H: 3 LOB: 1 BB: 0 P: 5	1B: 7 2B: 1 3B: 0 HR: 0	SF: 0 SAC: 2 DP: 1 HBP: 0	WP: 0 PA: 38 PB: 0 SB: 0 CS: 0																	
<b>PITCHER</b>	IP	WLS	BF	H	R	ER	SO	BB	IBB	HBP	BLK	WP	HR	S	P	ERA	WHIP	<b>PITCHER</b>				IP	WLS	BF	H	R	ER	SO	BB	IBB	HBP	BLK	WP	HR	S	P	ERA	WHIP
Joaquin Andujar, R ERA: 3.65 (1, 1)	6.2		26	3	3	3	1	3	0	0	0	0	0	25	37	4.05	0.900																					
Dave Smith, R ERA: 2.09 (7, 1)	1.1	W	9	4	1	1	1	1	0	0	0	0	0	0	10	14	6.75	3.750																				
Frank LaCorte, R ERA: 2.82 (9, 1)	0.1		2	1	0	0	0	0	0	0	0	0	0	2	2	0.00	3.000																					
Joe Sambito, L ERA: 2.3 (9, 1)	0.2	S	1	0	0	0	0	0	0	0	0	0	0	1	1	0.00	0.000																					

AB 32  
R 4  
H 8  
RBI 4  
BB 4  
SO 2  
LOB 13



Batter	1	2	3	4	5	6	7	8	9	AB	R	H	RBI	BB	SO	LOB	BOTTOM																					
Joe Morgan, L OBP: 0.362, SLG: 0.357 Craig Reynolds, L OBP: 0.261, SLG: 0.307 (1, 4)										3	1	1	1	1	0	1																						
Enos Cabell, R OBP: 0.307, SLG: 0.348 (1, 5)										5	1	1	0	0	1	6																						
Jose Cruz, L OBP: 0.374, SLG: 0.441 Jeffrey Leonard, R OBP: 0.272, SLG: 0.332 (1, 7)										4	2	1	0	0	0	2																						
Cesar Cedeno, R OBP: 0.385, SLG: 0.488 (1, 8)									3	0	2	1	1	1	1	0																						
Art Howe, R OBP: 0.350, SLG: 0.433 Dave Bergman, L OBP: 0.338, SLG: 0.302 (1, 3)									3	0	2	2	0	0	0	0																						
Gary Woods, R OBP: 0.364, SLG: 0.429 (1, 9)									4	0	1	1	0	0	3																							
Luis Pujols, R OBP: 0.256, SLG: 0.246 (1, 2)									4	1	1	0	0	0	2																							
Rafael Landestoy, S OBP: 0.308, SLG: 0.336 (1, 6)										4	0	2	0	0	0	1																						
Joaquin Andujar, S OBP: 0.261, SLG: 0.455 Dave Smith, R OBP: 0.286, SLG: 0.167 Joe Sambito, L OBP: 0.256, SLG: 0.341 (1, 1)										2	0	0	0	0	1	3																						
<b>Inning Stats</b>	R: 1 E: 2 K: 0 S: 6	H: 3 LOB: 2 BB: 0 P: 6	R: 0 E: 0 K: 0 S: 4	H: 1 LOB: 1 BB: 0 P: 4	R: 1 E: 0 K: 0 S: 5	H: 3 LOB: 1 BB: 0 P: 5	R: 1 E: 1 K: 0 S: 5	H: 2 LOB: 1 BB: 0 P: 5	R: 0 E: 0 K: 1 S: 5	H: 0 LOB: 0 BB: 0 P: 5	R: 0 E: 0 K: 1 S: 6	H: 1 LOB: 1 BB: 0 P: 6	R: 2 E: 1 K: 0 S: 5	H: 1 LOB: 2 BB: 2 P: 13	R: 0 E: 2 K: 1 S: 7	H: 1 LOB: 2 BB: 0 P: 7	1B: 10 2B: 2 3B: 0 HR: 0	SF: 1 SAC: 1 DP: 2 HBP: 0	WP: 0 PA: 39 PB: 0 SB: 1 CS: 1																			
<b>PITCHER</b>	IP	WLS	BF	H	R	ER	SO	BB	IBB	HBP	BLK	WP	HR	S	P	ERA	WHIP	<b>PITCHER</b>				IP	WLS	BF	H	R	ER	SO	BB	IBB	HBP	BLK	WP	HR	S	P	ERA	WHIP
Jerry Reuss, L ERA: 2.24 (6, 1)	5.0		23	9	3	2	1	0	0	0	0	0	0	6	6	0.00	1.000																					
Rick Sutcliffe, R ERA: 5.66 (7, 1)	1.0	L	7	1	2	0	0	1	1	0	0	0	0	5	13	0.00	2.000																					
Steve Howe, L ERA: 1.66 (8, 1)	1.0		5	1	0	0	1	0	0	0	0	0	0	7	7	0.00	1.000																					

AB 35  
R 5  
H 12  
RBI 5  
BB 2  
SO 3  
LOB 21









Batter	1	2	3	4	5	6	7	8	9	AB	R	H	RBI	BB	SO	LOB	TOP		
Davey Lopes, R OBP: 0.336, SLG: 0.365 (1, 4)	0-0 1-3		0-0 B1	4-0 2B BB		0-3 K		0-0 4-3	4 1 0 0 1 1 2										
Jay Johnstone, L OBP: 0.365, SLG: 0.393 (1, 9)	0-0 4-3		0-0 F5	0-0 2B 1-H 2-H		0-0 L3		0-0 3-1	5 0 1 2 0 0 2										
Dusty Baker Jr., R OBP: 0.340, SLG: 0.536 (1, 7)	0-0 F8		0-0 HBP 1B 1-2 2-H	0-0 L4			0-3 K		4 0 1 1 0 1 1										
Steve Garvey, R OBP: 0.338, SLG: 0.461 (1, 3)		0-3 K	0-0 HBP 1B 1-2 2-3 3-4		0-0 F7		0-3 K		4 0 1 0 0 2 0										
Ron Cey, R OBP: 0.342, SLG: 0.442 (1, 5)		0-0 FC4-6 1B	1-0 HBP		0-0 F8		0-3 K		3 0 1 1 0 1 0										
Rick Monday, L OBP: 0.369, SLG: 0.474 (1, 8)		0-0 FC4-6 1B	0-0 HBP		4-0 BB			0-0 F8	2 0 0 0 1 0 4										
Rudy Law, L OBP: 0.314, SLG: 0.306 (7, 8)		0-0 FC4-6 BLK 1-2	0-0 F9		0-0 BB				1 0 0 0 0 0 0										
Mike Scioscia, L OBP: 0.351 (1, 2)	0-0 4-3			4-0 3-1 2B BB		0-3 K		0-0 3-1	3 1 0 0 1 1 2								AB 33		
Steve Howe, L OBP: 0.100, SLG: 0.100 (8, 1)	0-0 4-3							0-0 3-1	0 0 0 0 0 0 0								R 5		
Bill Russell, R OBP: 0.295, SLG: 0.341 (1, 6)			0-0 BB	0-0 3-1		0-0 WP 3B		0-3 K	0 0 0 0 0 0 0								H 6		
Derrel Thomas, S OBP: 0.353, SLG: 0.355 (3, PH)			0-0 1B 1B	1-2					4 2 2 0 0 1 1								RBI 4		
Don Sutton, R OBP: 0.091, SLG: 0.074 (1, 1)			4-0 1B 1B	0-0 F8		0-3 K		0-3 K	2 1 0 0 1 1 1								BB 4		
Steve Yeager, R OBP: 0.281, SLG: 0.284 (8, 2)			1-2 HBP BB						1 0 0 0 0 1 0								SO 9		
<b>Inning Stats</b>	R: 0 E: 0 K: 0 S: 3	H: 0 LOB: 0 BB: 0 P: 3	R: 0 E: 0 K: 1 S: 6	H: 1 LOB: 1 BB: 0 P: 6	R: 2 E: 0 K: 0 S: 6	H: 3 LOB: 3 BB: 1 P: 11	R: 2 E: 0 K: 0 S: 4	H: 1 LOB: 1 BB: 2 P: 12	R: 0 E: 0 K: 1 S: 5	H: 0 LOB: 1 BB: 1 P: 9	R: 0 E: 0 K: 3 S: 9	H: 0 LOB: 0 BB: 0 P: 9	R: 0 E: 0 K: 1 S: 5	H: 0 LOB: 0 BB: 0 P: 5	R: 0 E: 0 K: 1 S: 5	H: 0 LOB: 0 BB: 0 P: 5	1B: 4 2B: 1 3B: 1 HR: 0	SF: 0 SAC: 0 DP: 0 HBP: 1	WP: 1 PA: 38 PB: 0 SB: 0 CS: 0
<b>PITCHER</b>	IP WLS BF H R ER SO BB IBB HBP BLK WP HR S P ERA WHIP	IP WLS BF H R ER SO BB IBB HBP BLK WP HR S P ERA WHIP	IP WLS BF H R ER SO BB IBB HBP BLK WP HR S P ERA WHIP	IP WLS BF H R ER SO BB IBB HBP BLK WP HR S P ERA WHIP	IP WLS BF H R ER SO BB IBB HBP BLK WP HR S P ERA WHIP	IP WLS BF H R ER SO BB IBB HBP BLK WP HR S P ERA WHIP	IP WLS BF H R ER SO BB IBB HBP BLK WP HR S P ERA WHIP	IP WLS BF H R ER SO BB IBB HBP BLK WP HR S P ERA WHIP	IP WLS BF H R ER SO BB IBB HBP BLK WP HR S P ERA WHIP	IP WLS BF H R ER SO BB IBB HBP BLK WP HR S P ERA WHIP	IP WLS BF H R ER SO BB IBB HBP BLK WP HR S P ERA WHIP	IP WLS BF H R ER SO BB IBB HBP BLK WP HR S P ERA WHIP	IP WLS BF H R ER SO BB IBB HBP BLK WP HR S P ERA WHIP	IP WLS BF H R ER SO BB IBB HBP BLK WP HR S P ERA WHIP	IP WLS BF H R ER SO BB IBB HBP BLK WP HR S P ERA WHIP	IP WLS BF H R ER SO BB IBB HBP BLK WP HR S P ERA WHIP	IP WLS BF H R ER SO BB IBB HBP BLK WP HR S P ERA WHIP	IP WLS BF H R ER SO BB IBB HBP BLK WP HR S P ERA WHIP	
Michael LaCoss, R ERA: 4.66 (1, 1)	2.2 L 14	4 2 2 1	2 2 0 1	2 0 0 0	2 0 0 0	0 0 5 13	13.50 2.250	0.00 1.000	4.50 0.500	0.00 0.000									
Joe Price, L ERA: 3.4 (3, 1)	1.1 7 1 2	2 0 0 1	1 0 0 0	0 0 0 0	0 0 0 0	0 0 5 9	0.00 1.000												
Doug Bair, R ERA: 4.72 (5, 1)	1.0 4 0 0	0 0 0 1	1 0 0 0	0 0 0 0	0 0 0 0	1 0 17 17	4.50 0.500												
Geoff Combe, R ERA: 13.5 (6, 1)	2.0 7 1 1	1 1 1 5	0 0 0 0	0 0 0 0	0 0 0 0	0 0 10 10	0.00 0.000												
Tom Hume, R ERA: 2.63 (8, 1)	2.0 6 0 0	0 0 0 2	0 0 0 0	0 0 0 0	0 0 0 0	0 0 10 10	0.00 0.000												

Los Angeles Dodgers @ Cincinnati Reds  
Riverfront Stadium, Cincinnati, OH  
Fri Sep 12 1980, 7:05 PM EDT  
Att: 36,287 - Unknown

AB	33
R	5
H	6
RBI	4
BB	4
SO	9
LOB	13



Batter	1	2	3	4	5	6	7	8	9	AB	R	H	RBI	BB	SO	LOB	BOTTOM				
Dave Collins, S OBP: 0.369, SLG: 0.374 (1, 8)	0-0 F7		4-0 G6-4-3 BB		0-0 5-3			0-0 1-3	3 0 0 0 1 0 0												
Ken Griffey, L OBP: 0.367, SLG: 0.435 (1, 9)	0-3 K		0-0 P4		0-0 1-3			0-0 6-3	4 0 0 0 0 1 2												
Dave Concepcion, R OBP: 0.308, SLG: 0.367 (1, 6)	0-0 3B		0-0 G6-4-3 1-2			0-3 K		0-0 6-3	4 0 1 0 0 1 2												
George Foster, R OBP: 0.365, SLG: 0.478 (1, 7)	4-0 BB			4-0 HR BB		0-0 F9		0-0 L6	2 1 0 0 2 0 0												
Dan Driessen, L OBP: 0.385, SLG: 0.439 (1, 3)	0-3 K			0-0 HR		0-0 1-3		0-0 FC6-4 1B	4 1 2 2 0 1 2												
Johnny Bench, R OBP: 0.331, SLG: 0.503 (1, 2)		0-0 F3		0-0 L8		4-0 BB		0-0 P5	3 0 0 0 1 0 1												
Ray Knight, R OBP: 0.309, SLG: 0.416 (1, 5)		0-0 F7		0-0 6-3			0-0 F9	0-0 FC6-4	4 0 0 0 0 0 2												
Ron Oester, S OBP: 0.331, SLG: 0.371 (1, 4)		0-0 F9		0-3 K			0-0 P5		3 0 0 0 0 1 1												
Michael LaCoss, R OBP: 0.122, SLG: 0.113 (3, 1)			0-0 BB				0-0 L3		0 0 0 0 0 0 0												
Joe Price, R OBP: 0.178, SLG: 0.118 (5, 1)								0-0 F7	1 0 1 0 0 0 0												
Doug Bair, R OBP: 0.270, SLG: 0.281 (5, PH)									0 0 0 0 0 0 0												
Paul Householder, S OBP: 0.130, SLG: 0.045 (8, 1)									0 0 0 0 0 0 0												
Geoff Combe, R OBP: 0.309, SLG: 0.445 (7, PH)									1 0 0 0 0 0 0												
Harry Spilman, L OBP: 0.154, SLG: 0.231 (8, 1)									0 0 0 0 0 0 1												
<b>Inning Stats</b>	R: 0 E: 0 K: 2 S: 8	H: 1 LOB: 2 BB: 1 P: 12	R: 0 E: 0 K: 0 S: 3	H: 0 LOB: 0 BB: 0 P: 3	R: 0 E: 0 K: 0 S: 3	H: 1 LOB: 1 BB: 1 P: 7	R: 2 E: 0 K: 1 S: 6	H: 1 LOB: 0 BB: 1 P: 10	R: 0 E: 0 K: 0 S: 3	H: 0 LOB: 0 BB: 0 P: 3	R: 0 E: 0 K: 1 S: 5	H: 0 LOB: 0 BB: 0 P: 5	R: 0 E: 0 K: 0 S: 3	H: 0 LOB: 1 BB: 1 P: 7	R: 0 E: 0 K: 0 S: 3	H: 0 LOB: 0 BB: 0 P: 3	R: 0 E: 0 K: 0 S: 4	H: 1 LOB: 1 BB: 0 P: 4	1B: 2 2B: 0 3B: 1 HR: 1	SF: 0 SAC: 0 DP: 1 HBP: 0	WP: 0 PA: 34 PB: 0 SB: 0 CS: 0
<b>PITCHER</b>	IP WLS BF H R ER SO BB IBB HBP BLK WP HR S P ERA WHIP	IP WLS BF H R ER SO BB IBB HBP BLK WP HR S P ERA WHIP	IP WLS BF H R ER SO BB IBB HBP BLK WP HR S P ERA WHIP	IP WLS BF H R ER SO BB IBB HBP BLK WP HR S P ERA WHIP	IP WLS BF H R ER SO BB IBB HBP BLK WP HR S P ERA WHIP	IP WLS BF H R ER SO BB IBB HBP BLK WP HR S P ERA WHIP	IP WLS BF H R ER SO BB IBB HBP BLK WP HR S P ERA WHIP	IP WLS BF H R ER SO BB IBB HBP BLK WP HR S P ERA WHIP	IP WLS BF H R ER SO BB IBB HBP BLK WP HR S P ERA WHIP	IP WLS BF H R ER SO BB IBB HBP BLK WP HR S P ERA WHIP	IP WLS BF H R ER SO BB IBB HBP BLK WP HR S P ERA WHIP	IP WLS BF H R ER SO BB IBB HBP BLK WP HR S P ERA WHIP	IP WLS BF H R ER SO BB IBB HBP BLK WP HR S P ERA WHIP	IP WLS BF H R ER SO BB IBB HBP BLK WP HR S P ERA WHIP	IP WLS BF H R ER SO BB IBB HBP BLK WP HR S P ERA WHIP	IP WLS BF H R ER SO BB IBB HBP BLK WP HR S P ERA WHIP	IP WLS BF H R ER SO BB IBB HBP BLK WP HR S P ERA WHIP	IP WLS BF H R ER SO BB IBB HBP BLK WP HR S P ERA WHIP			
Don Sutton, R ERA: 2.16 (1, 1)	7.0 W 27	3 2 2 4	2 2 0 0	4 0 0 0	4 0 0 0	0 0 7 7	0.00 0.500														
Steve Howe, L ERA: 1.57 (8, 1)	2.0 S 7	1 0 0 0	0 0 0 0	0 0 0 0	0 0 0 0	0 0 7 7	0.00 0.500														

Los Angeles Dodgers @ Cincinnati Reds  
Riverfront Stadium, Cincinnati, OH  
Fri Sep 12 1980, 7:05 PM EDT  
Att: 36,287 - Unknown

AB	30
R	2
H	4
RBI	2
BB	4
SO	4
LOB	11

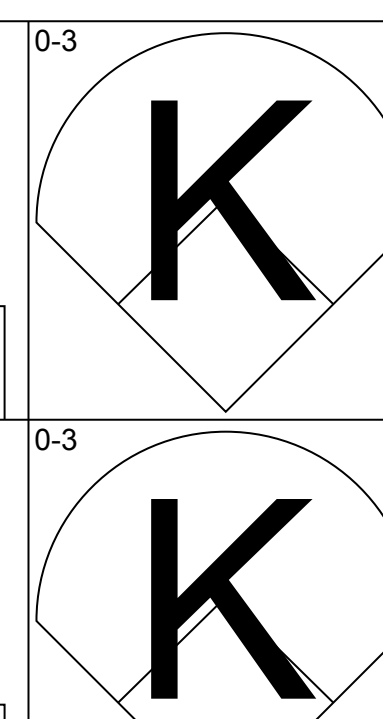
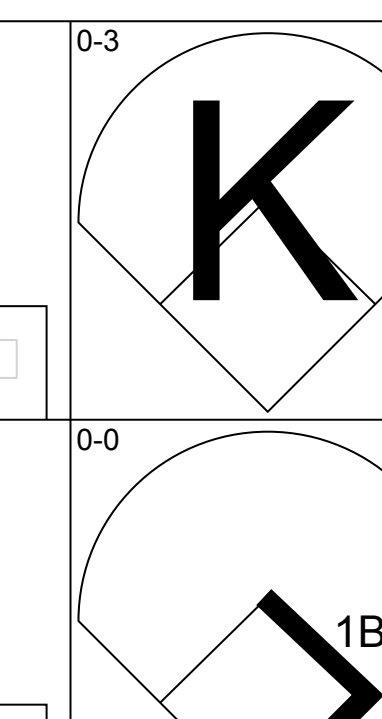
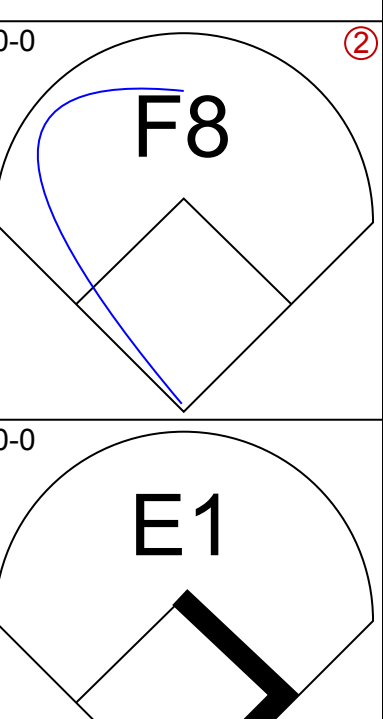
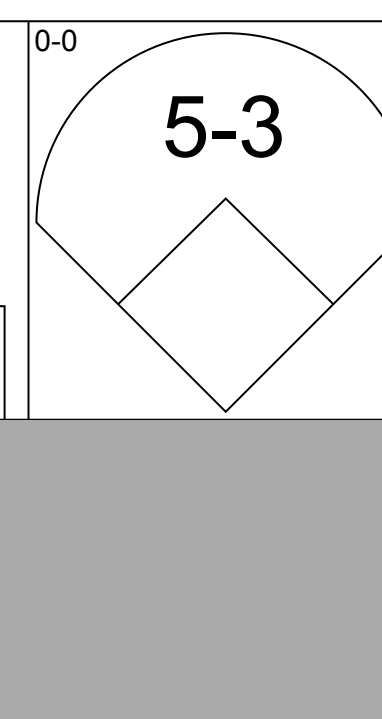
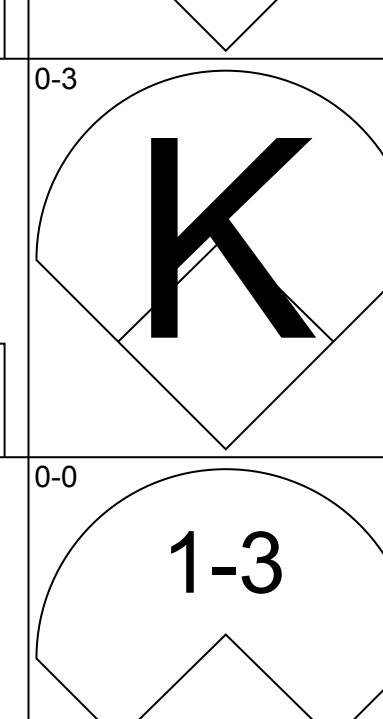
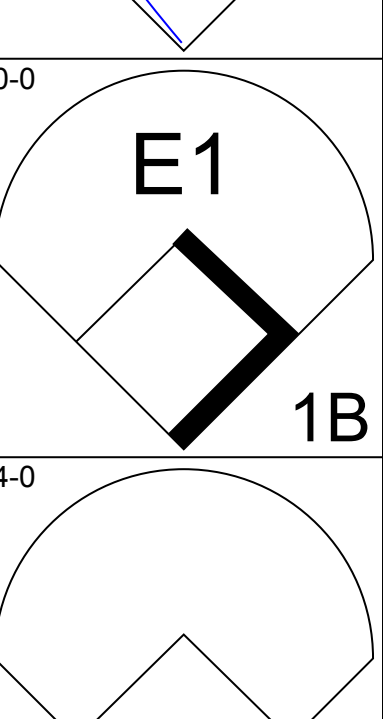
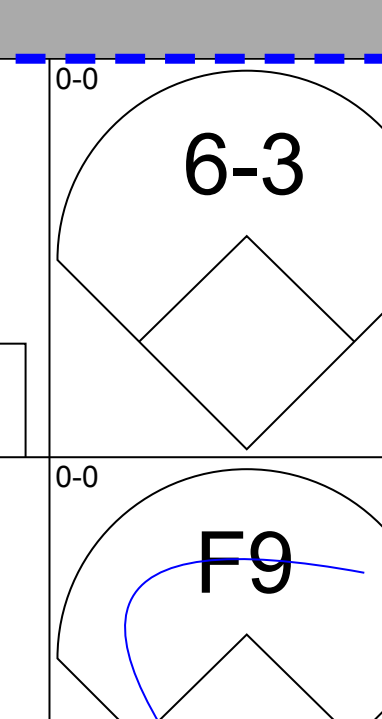
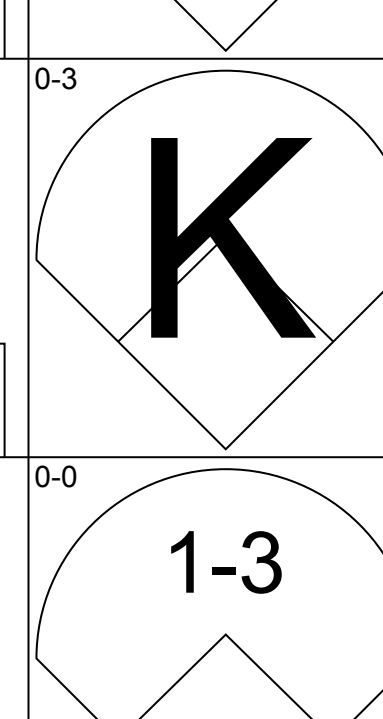
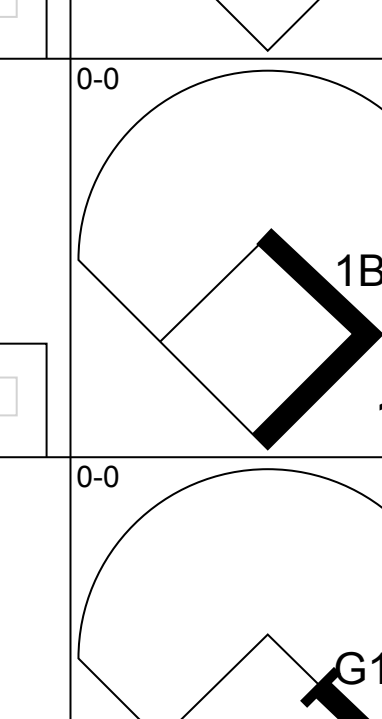
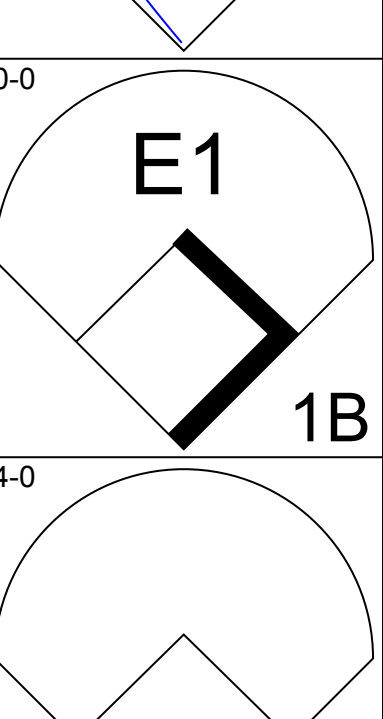
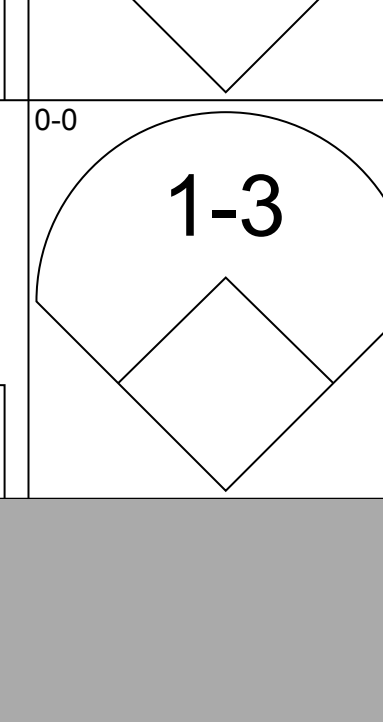
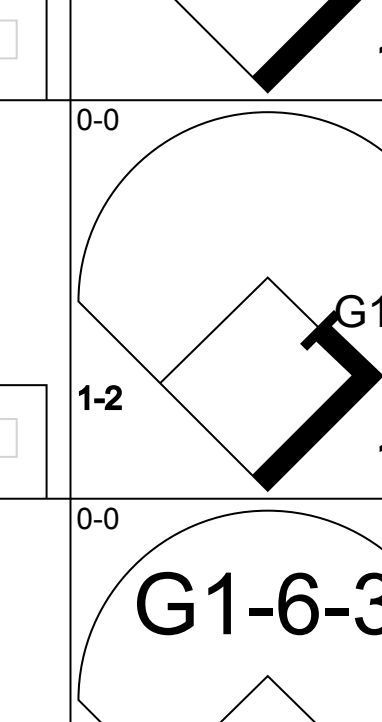
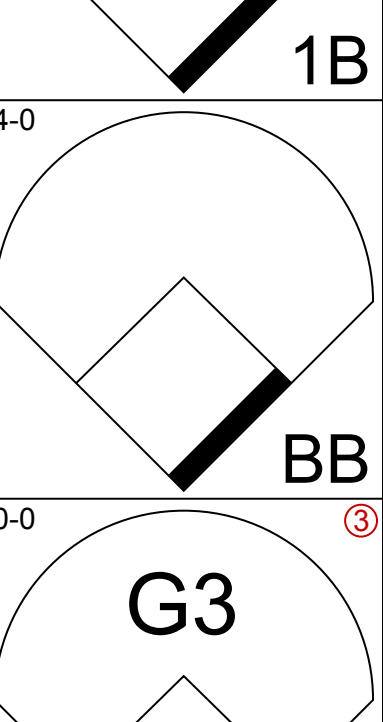
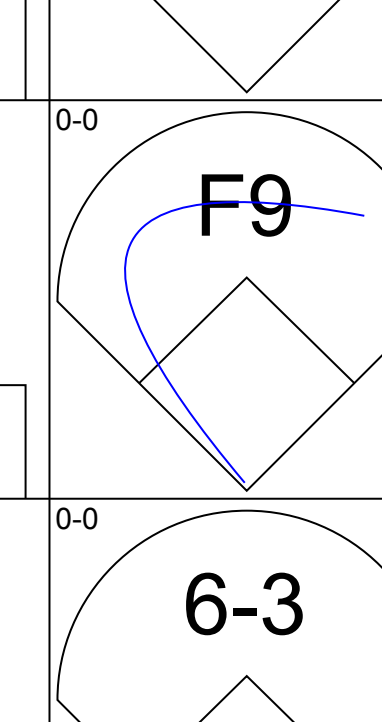
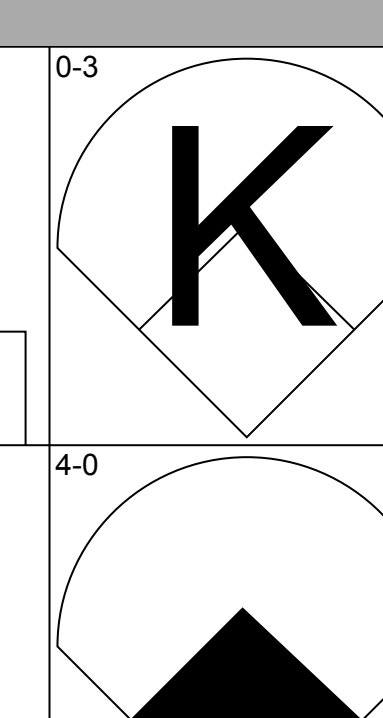
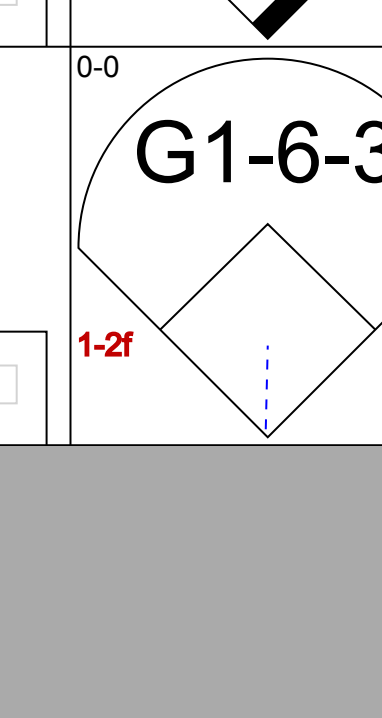
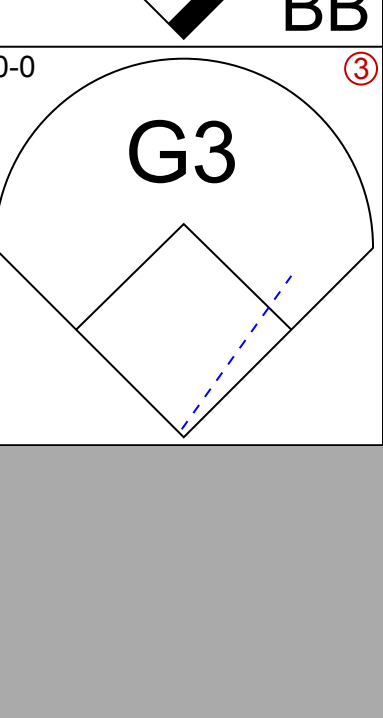
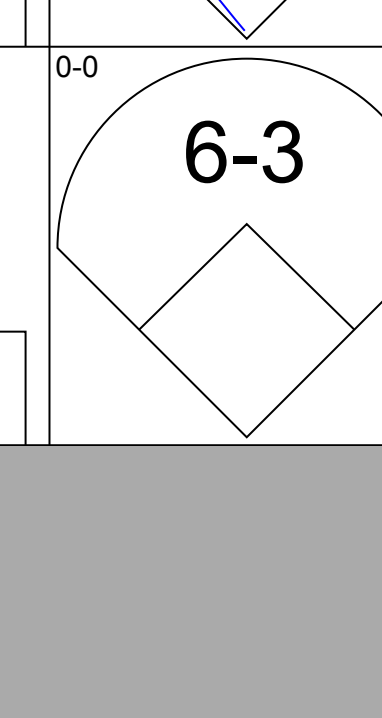
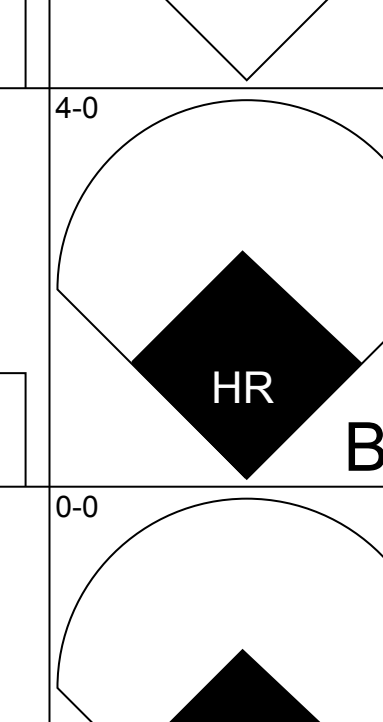
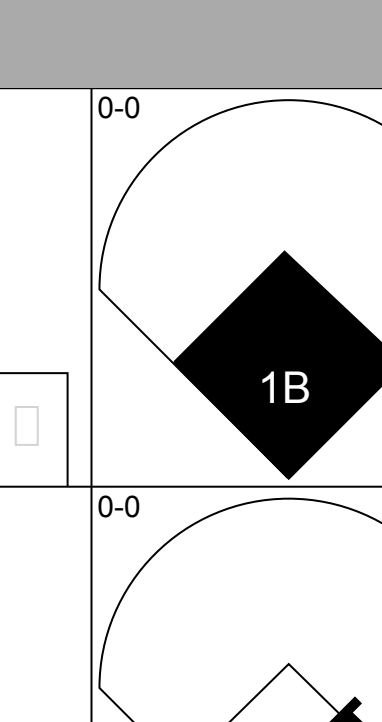
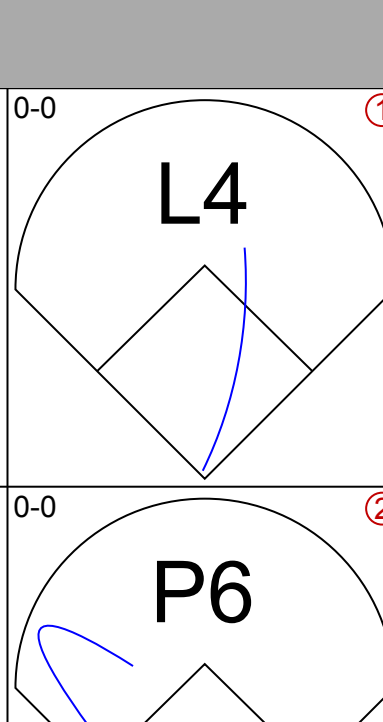
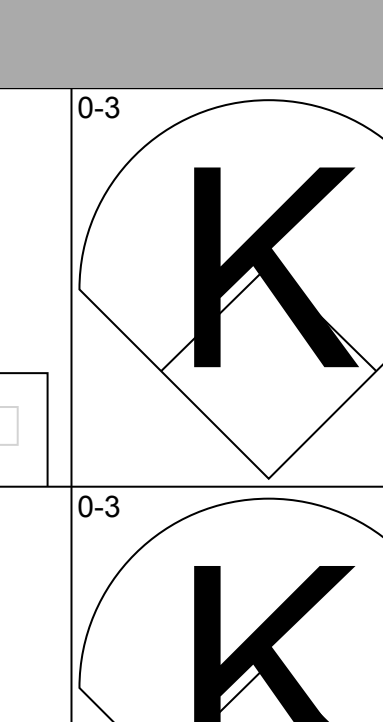
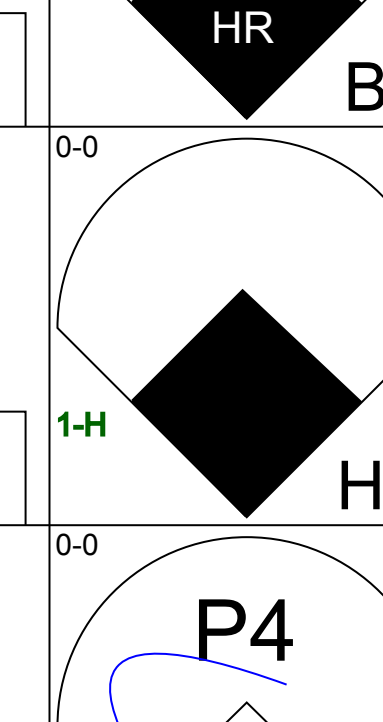
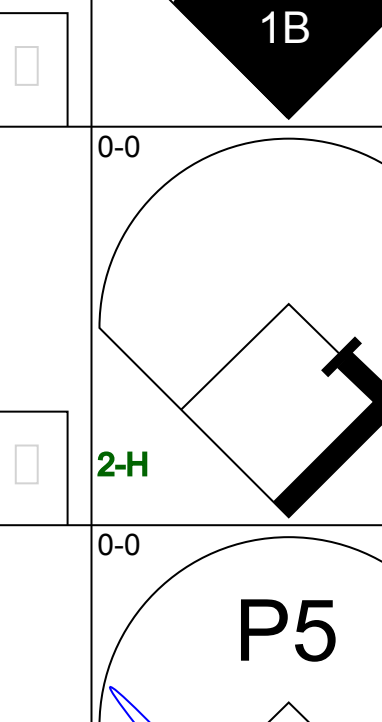
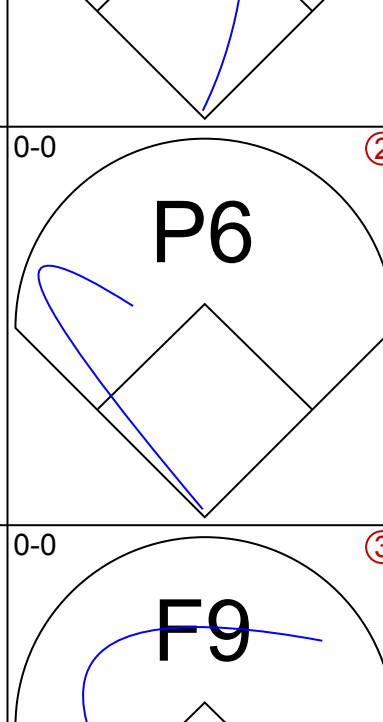
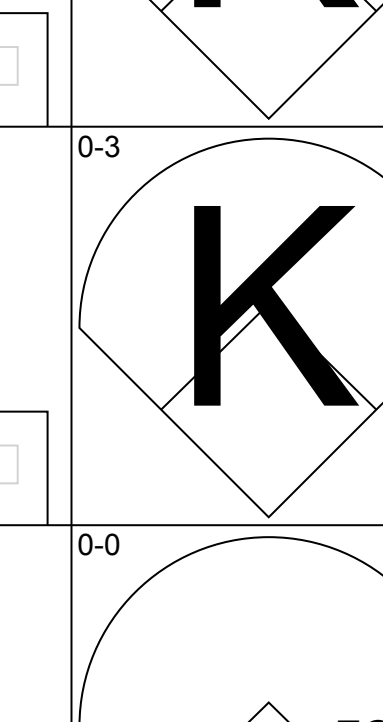
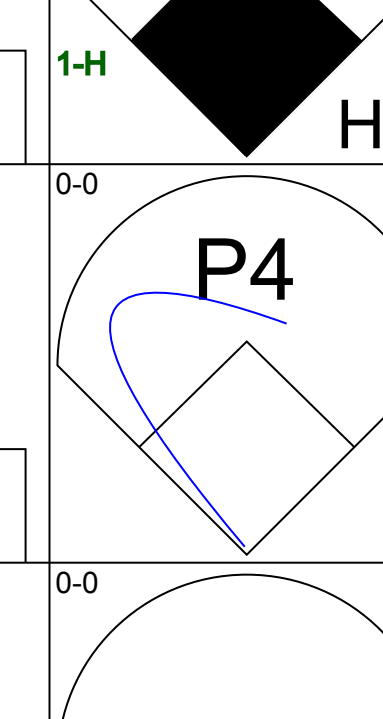
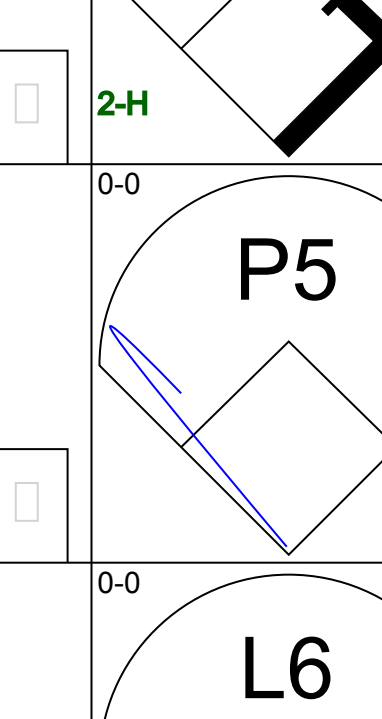
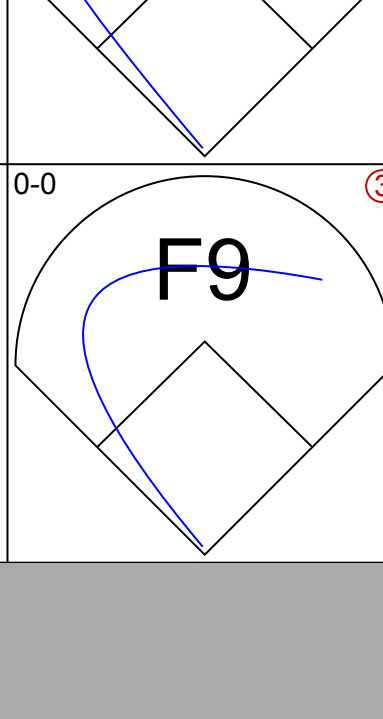
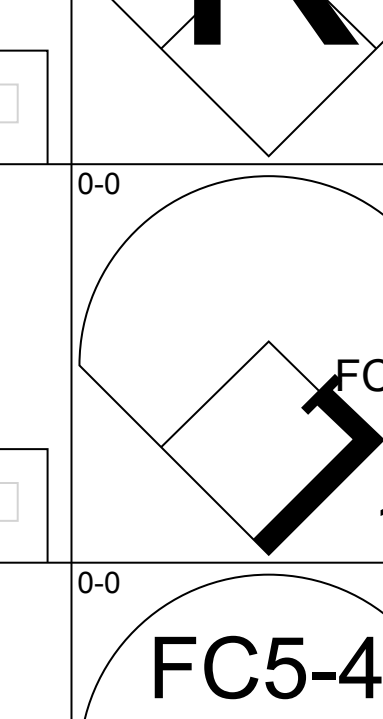
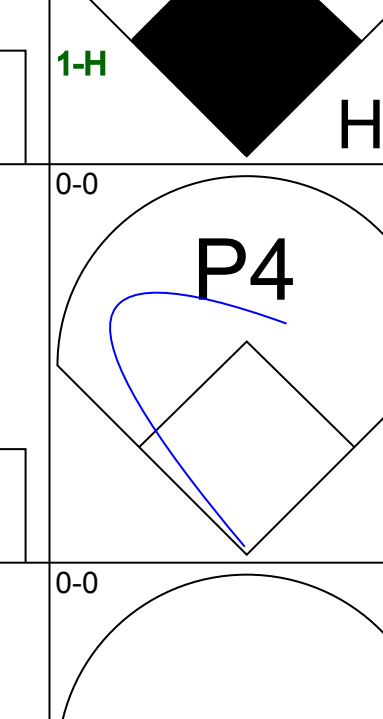
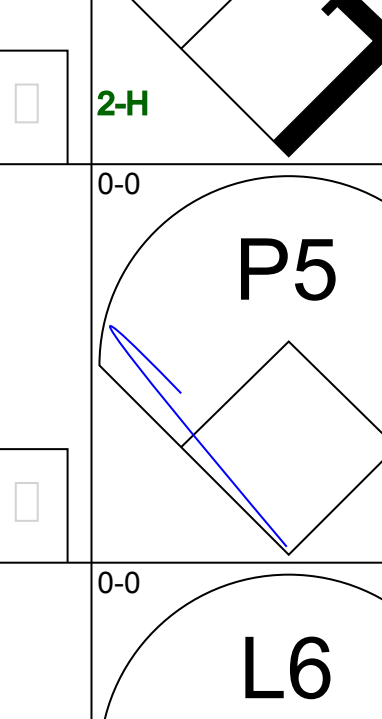
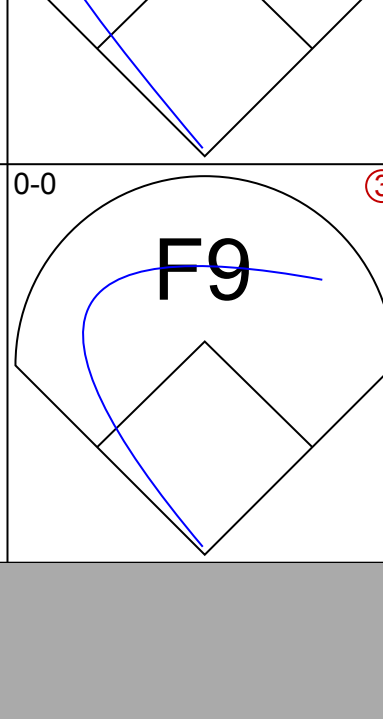
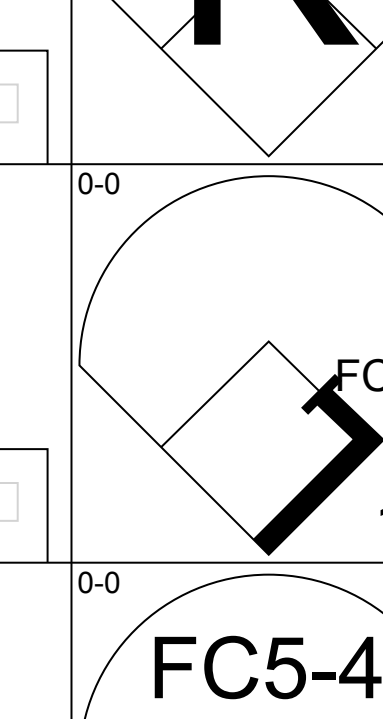
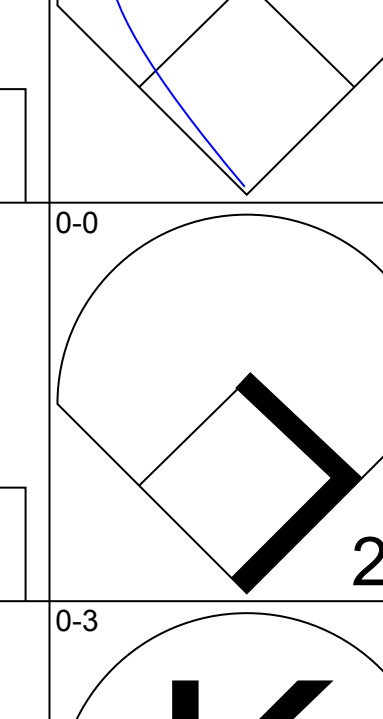
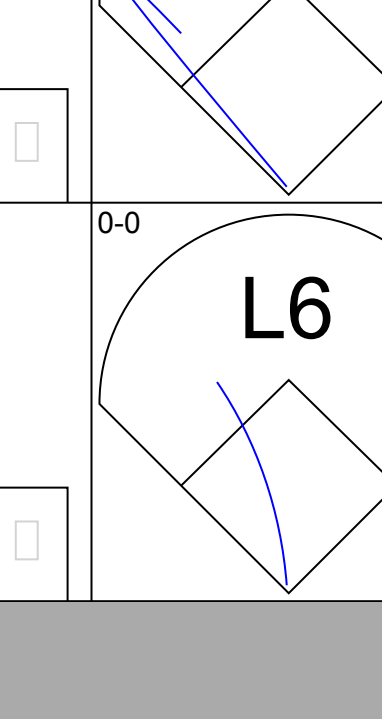
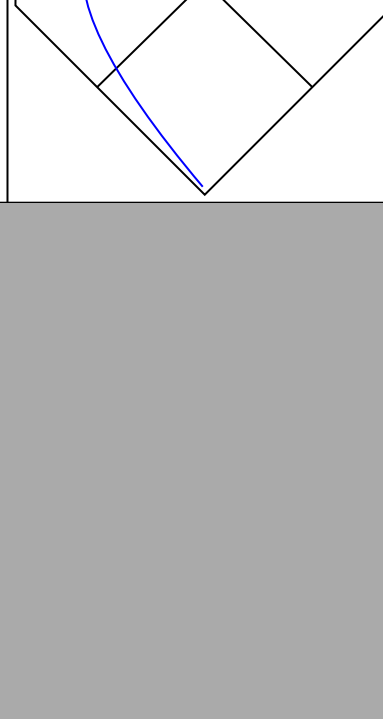
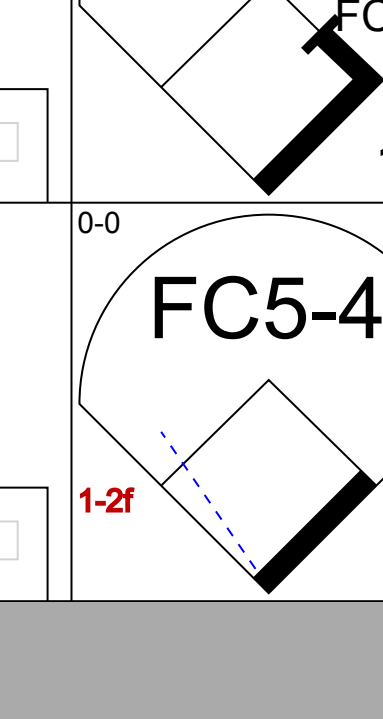

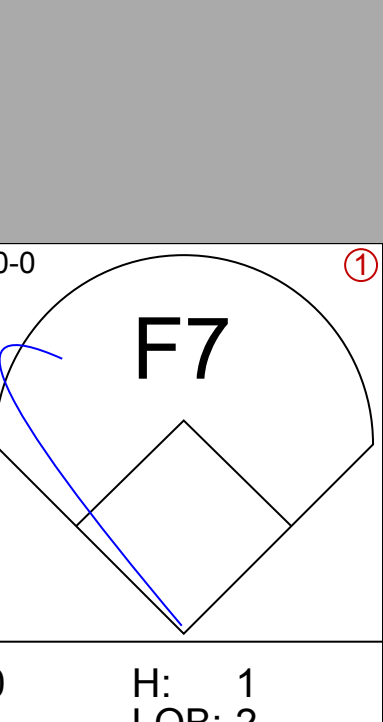
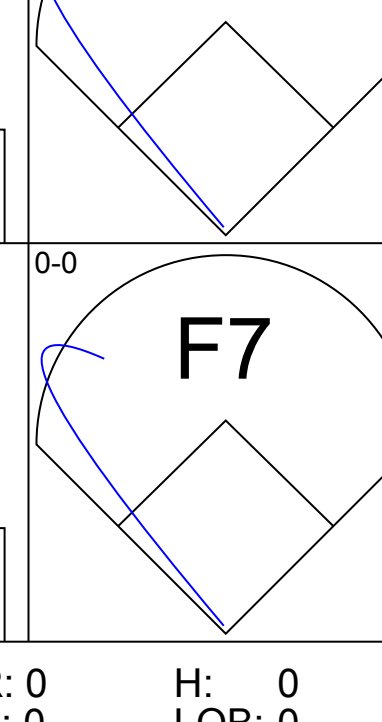




Batter	1	2	3	4	5	6	7	8	9	AB	R	H	RBI	BB	SO	LOB	TOP										
Davey Lopes, R OBP: 0.335, SLG: 0.364	5-3		6-3			5-3				4	0	1	0	0	0	0	<b>Los Angeles Dodgers @ Cincinnati Reds</b> Riverfront Stadium, Cincinnati, OH Sat Sep 13 1980, 7:05 PM EDT Att: 38,542 - Unknown										
Jay Johnstone, L OBP: 0.382, SLG: 0.387	4-3		K							3	0	0	0	1	2	2											
Bobby Castillo, R OBP: 0.125, SLG: 0.125										0	0	0	0	0	0	0											
Don Stanhouse, R OBP: 0.125, SLG: 0.125										0	0	0	0	0	0	0											
Dusty Baker Jr., R OBP: 0.339, SLG: 0.534										4	0	1	0	0	1	3											
Steve Garvey, R OBP: 0.336, SLG: 0.458										4	0	0	0	0	2	4											
Ron Cey, R OBP: 0.345, SLG: 0.452										3	1	2	1	1	1	0											
Rick Monday, L OBP: 0.366, SLG: 0.465										3	0	0	0	1	0	2											
Gary Weiss, S OBP: 0.236, SLG: 0.273										0	1	0	0	0	0	0											
Mickey Hatcher, R OBP: 0.236, SLG: 0.273										0	0	0	0	0	0	0											
Mike Scioscia, L OBP: 0.321, SLG: 0.339										4	0	0	0	0	1	2	<b>AB 33</b> <b>R 3</b> <b>H 6</b> <b>RBI 2</b> <b>BB 3</b> <b>SO 10</b> <b>LOB 15</b>										
Derrel Thomas, S OBP: 0.332, SLG: 0.362										4	1	1	1	0	2	1											
Bob Welch, R OBP: 0.215, SLG: 0.250										2	0	0	0	0	0	0											
Gary Thomasson, L OBP: 0.330, SLG: 0.280										1	0	1	0	0	0	0											
Jack Perconte, L OBP: 0.313, SLG: 0.305										0	0	0	0	0	0	0											
Rudy Law, L OBP: 0.313, SLG: 0.305										1	0	0	0	0	1	1											
<b>Inning Stats</b>	R: 0 E: 0 S: 6	H: 1 LOB: 1 BB: 0 P: 6	R: 1 E: 0 S: 6	H: 1 LOB: 0 BB: 0 P: 6	R: 0 E: 0 S: 5	H: 0 LOB: 0 BB: 0 P: 5	R: 0 E: 0 S: 5	H: 0 LOB: 1 BB: 1 P: 9	R: 0 E: 0 S: 5	H: 0 LOB: 0 BB: 0 P: 5	R: 0 E: 0 S: 5	H: 0 LOB: 1 BB: 1 P: 9	R: 0 E: 0 S: 6	H: 1 LOB: 1 BB: 0 P: 6	R: 0 E: 0 S: 7	H: 2 LOB: 2 BB: 0 P: 7		R: 2 E: 0 S: 8	H: 1 LOB: 1 BB: 1 P: 12	1B: 3 2B: 1 3B: 1 HR: 1	SF: 0 SAC: 0 DP: 0 HBP: 0	WP: 0 PB: 0 SB: 0 CS: 0	PA: 36				
<b>PITCHER</b>	IP	WLS	BF	H	R	ER	SO	BB	IBB	HBP	BLK	WP	HR	S	P	ERA		WHIP									
Frank Pastore, R ERA: 3.18	(1, 1)	7.0	L	26	3	1	1	7	2	0	0	0	0	1	38	46		1.29	0.714								
Mario Soto, R ERA: 3.39	(8, 1)	2.0	L	10	3	2	2	3	1	0	0	1	0	0	15	19		9.00	2.000								

Batter	1	2	3	4	5	6	7	8	9	AB	R	H	RBI	BB	SO	LOB	BOTTOM										
Dave Collins, S OBP: 0.368, SLG: 0.376	F7		P6							4	1	1	0	0	0	1	<b>Los Angeles Dodgers @ Cincinnati Reds</b> Riverfront Stadium, Cincinnati, OH Sat Sep 13 1980, 7:05 PM EDT Att: 38,542 - Unknown										
Cesar Geronimo, L OBP: 0.321, SLG: 0.333										0	0	0	0	0	0	0											
Ken Griffey, L OBP: 0.364, SLG: 0.431	F5		K							4	0	0	0	0	1	2											
Dave Concepcion, R OBP: 0.306, SLG: 0.365	L6									3	0	0	1	0	1	0											
George Foster, R OBP: 0.364, SLG: 0.476										4	0	1	0	0	1	0											
Dan Driessen, L OBP: 0.386, SLG: 0.438										3	0	1	0	1	1	1											
Ray Knight, R OBP: 0.309, SLG: 0.415										3	0	1	0	0	0	0											
Joe Nolan, L OBP: 0.366, SLG: 0.428										4	1	1	0	0	0	3											
Ron Oester, S OBP: 0.333, SLG: 0.378										4	0	2	0	0	1	1											
Frank Pastore, R OBP: 0.186, SLG: 0.143										2	0	0	0	0	0	1											
Harry Spilman, L OBP: 0.327, SLG: 0.441										1	0	0	0	0	1	1											
Mario Soto, R OBP: 0.028, SLG: 0.028										0	0	0	0	0	0	0	<b>AB 32</b> <b>R 2</b> <b>H 7</b> <b>RBI 1</b> <b>BB 1</b> <b>SO 6</b> <b>LOB 10</b>										
<b>Inning Stats</b>	R: 0 E: 0 S: 3	H: 0 LOB: 0 BB: 0 P: 3	R: 0 E: 0 S: 7	H: 0 LOB: 0 BB: 0 P: 7	R: 1 E: 1 S: 7	H: 2 LOB: 1 BB: 0 P: 7	R: 0 E: 0 S: 6	H: 1 LOB: 2 BB: 1 P: 10	R: 0 E: 0 S: 4	H: 1 LOB: 1 BB: 0 P: 4	R: 0 E: 0 S: 6	H: 1 LOB: 1 BB: 0 P: 6	R: 0 E: 0 S: 4	H: 1 LOB: 0 BB: 0 P: 4	R: 0 E: 0 S: 4	H: 1 LOB: 1 BB: 0 P: 4		1B: 5 2B: 2 3B: 0 HR: 0	SF: 1 SAC: 1 DP: 0 HBP: 0	WP: 0 PB: 0 SB: 0 CS: 0	PA: 35						
<b>PITCHER</b>	IP	WLS	BF	H	R	ER	SO	BB	IBB	HBP	BLK	WP	HR	S	P	ERA		WHIP									
Bob Welch, R ERA: 3.34	(1, 1)	7.0	L	27	5	1	0	6	1	0	0	0	0	0	38	42		0.00	0.857								
Bobby Castillo, R ERA: 2.84	(8, 1)	1.0	W	5	2	1	1	0	0	0	0	0	0	5	5	9.00		2.000									
Don Stanhouse, R ERA: 5.4	(9, 1)	1.0	S	3	0	0	0	0	0	0	0	0	0	3	3	0.00		0.000									

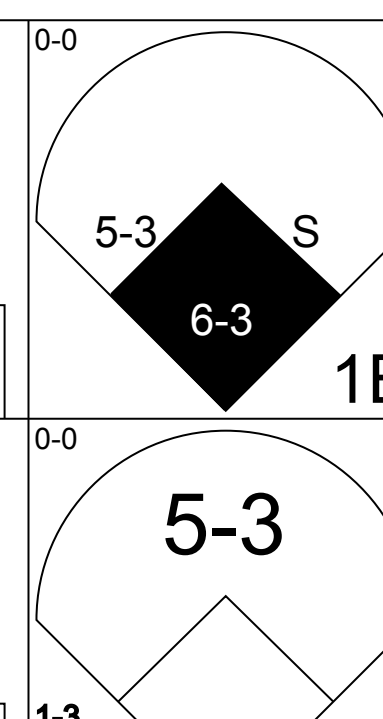
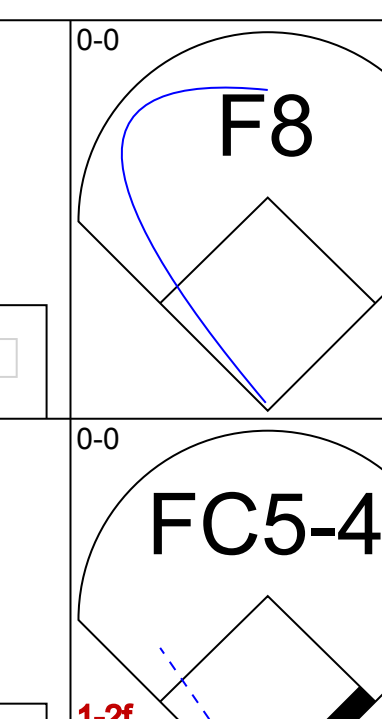
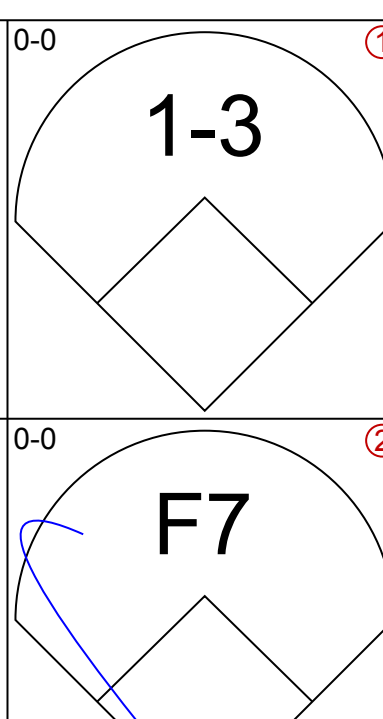
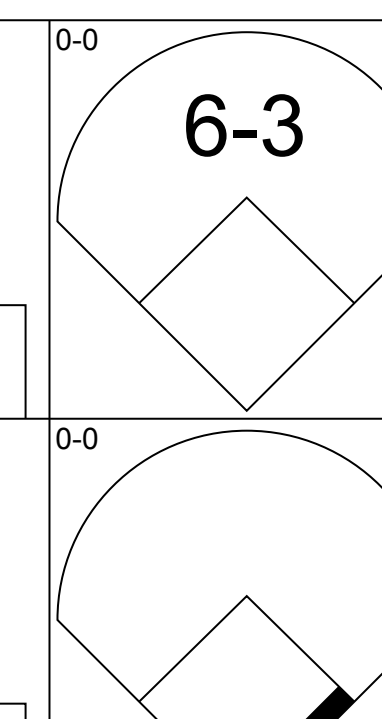
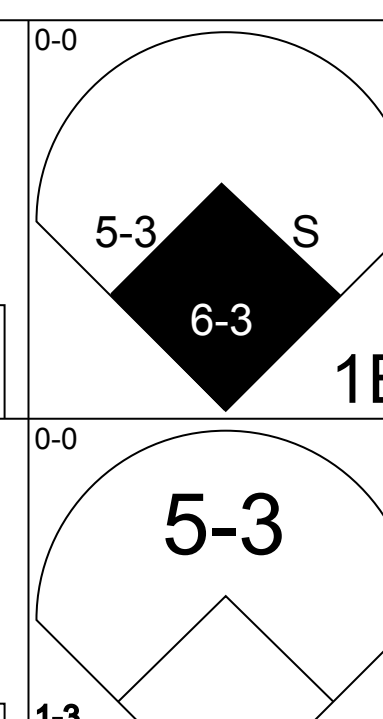
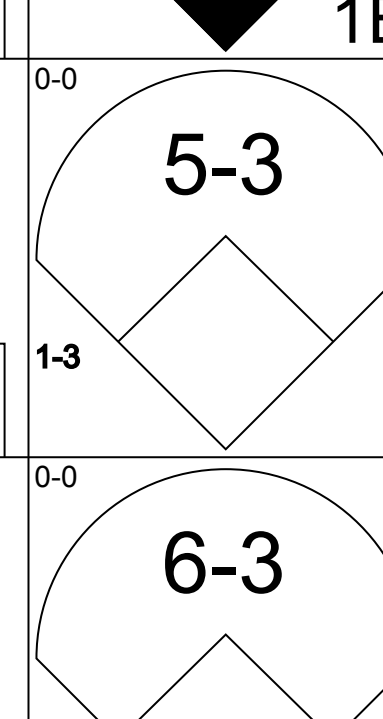
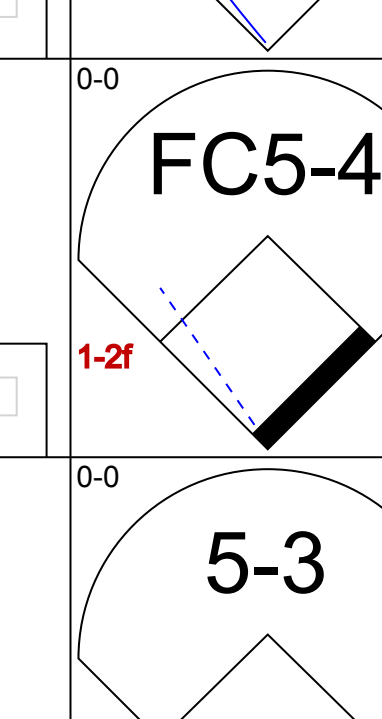
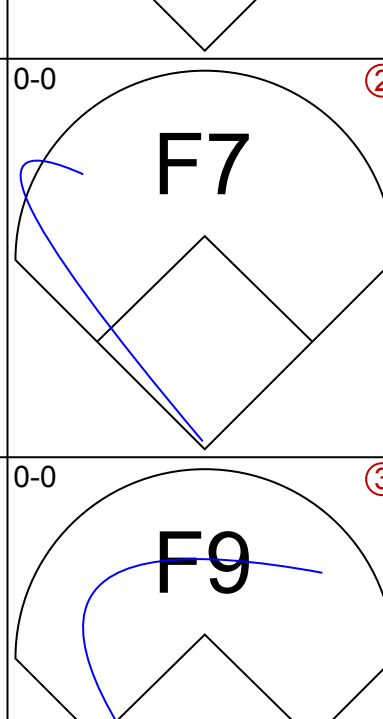
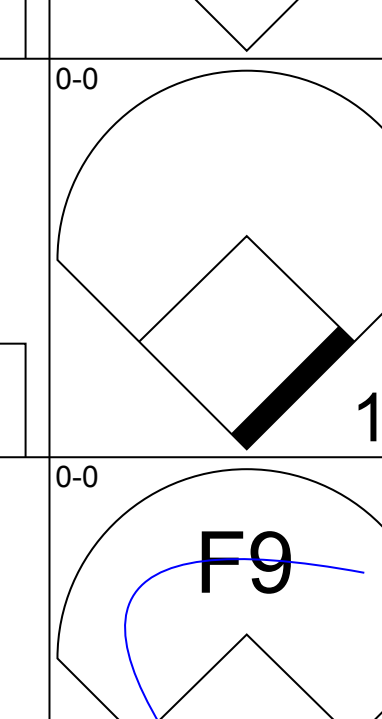
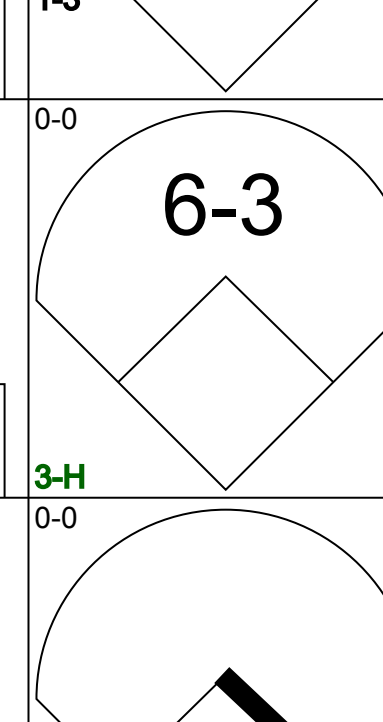
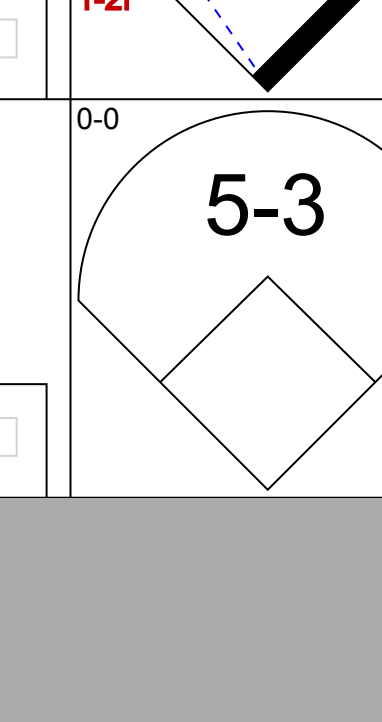
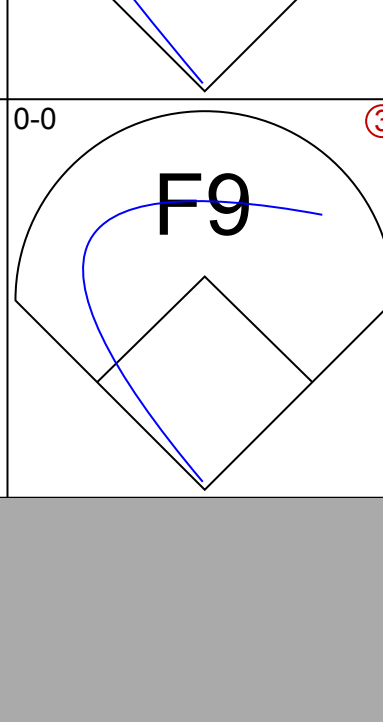
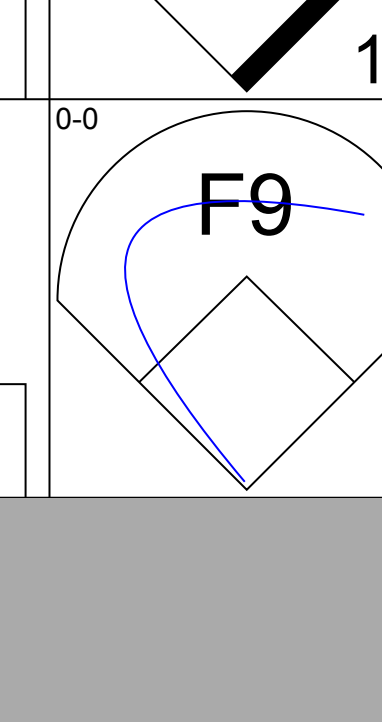
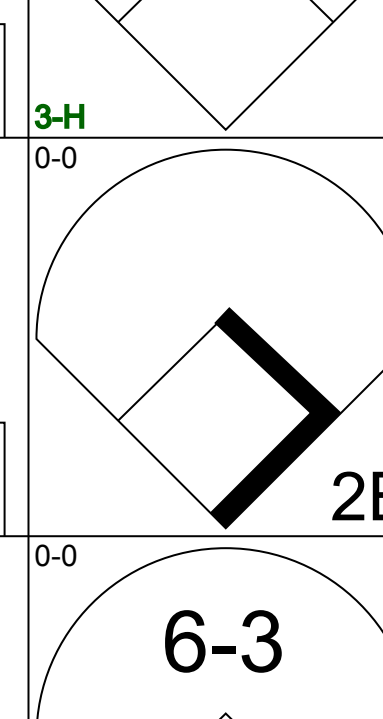
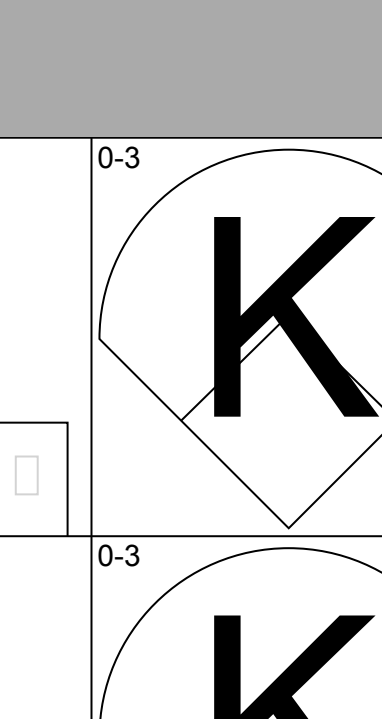
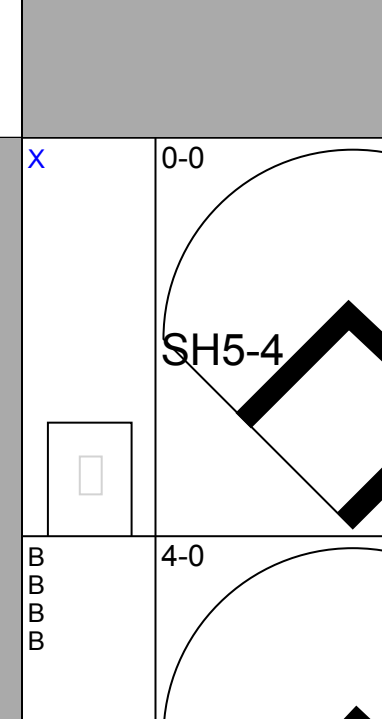
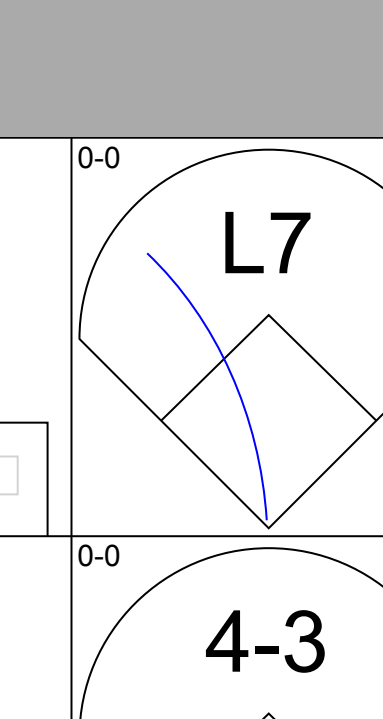
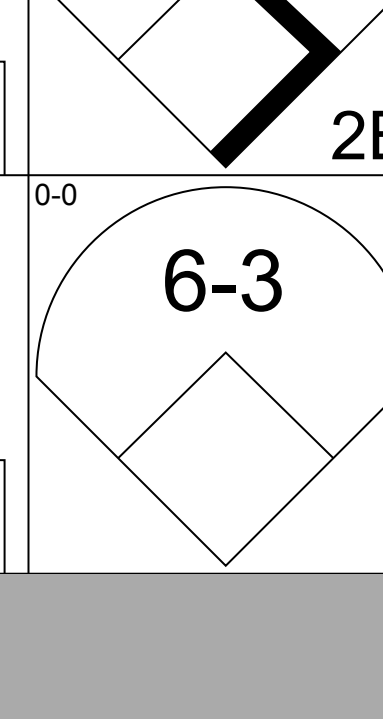
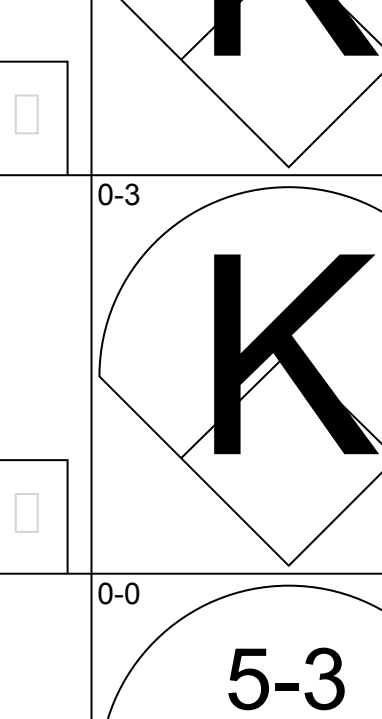
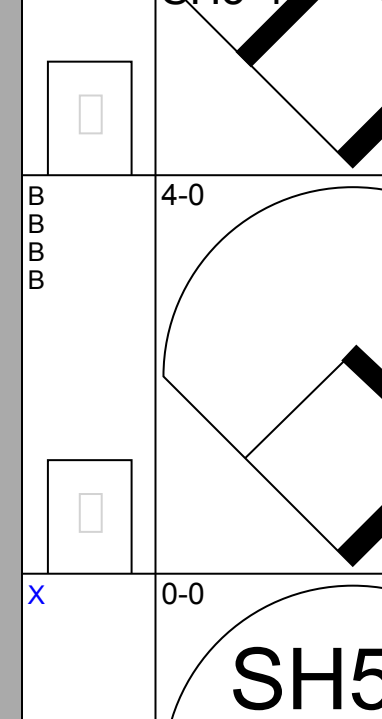
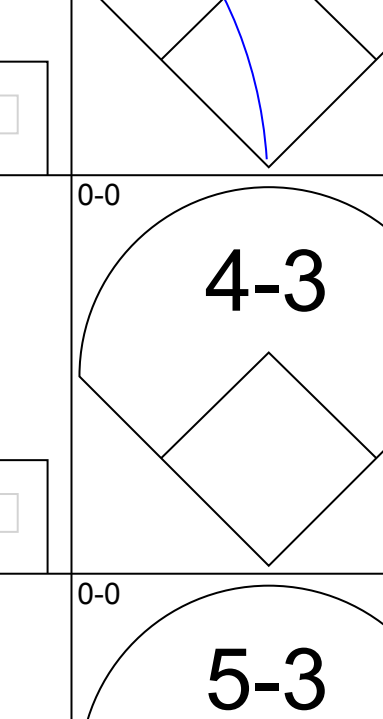
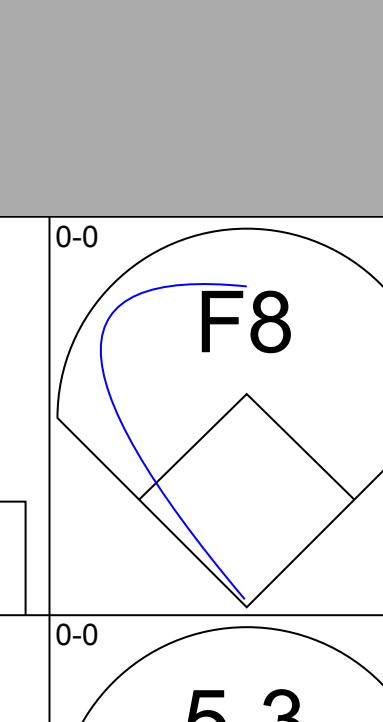
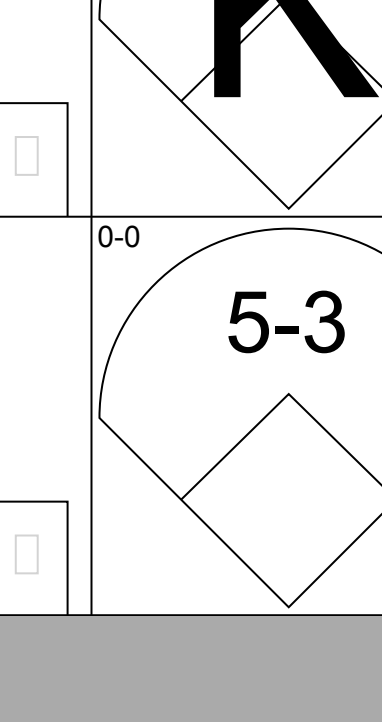
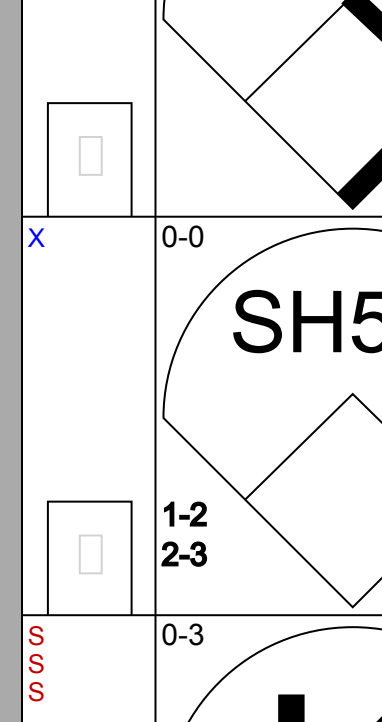
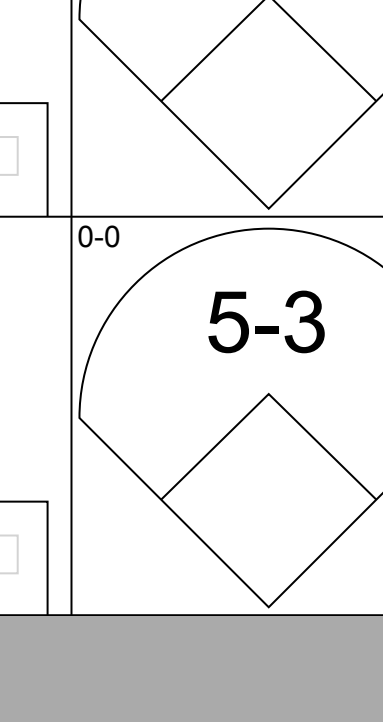
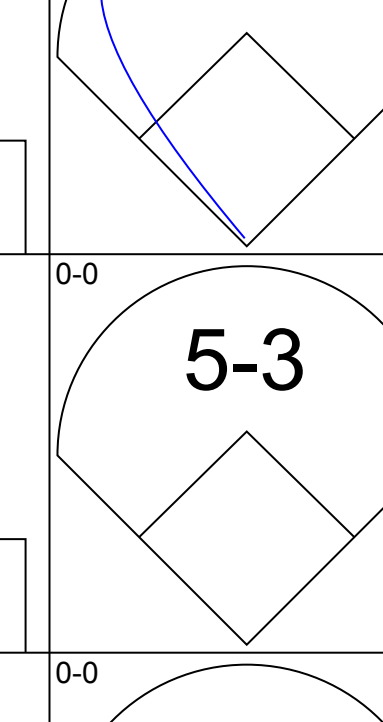
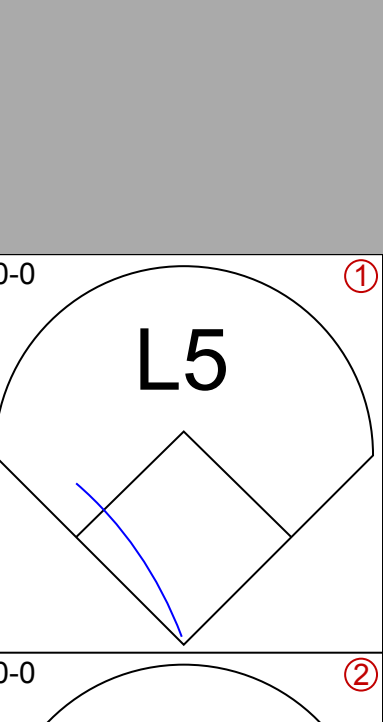
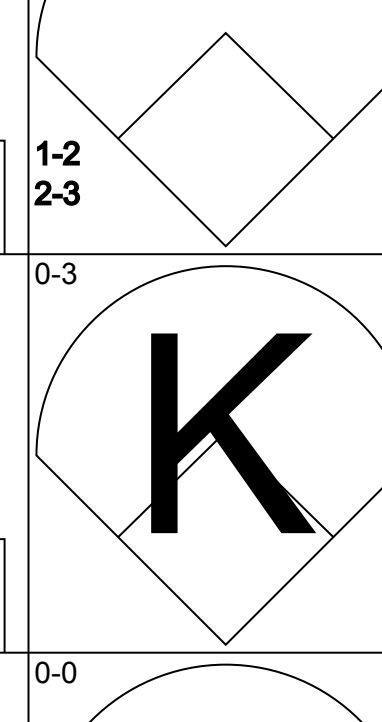
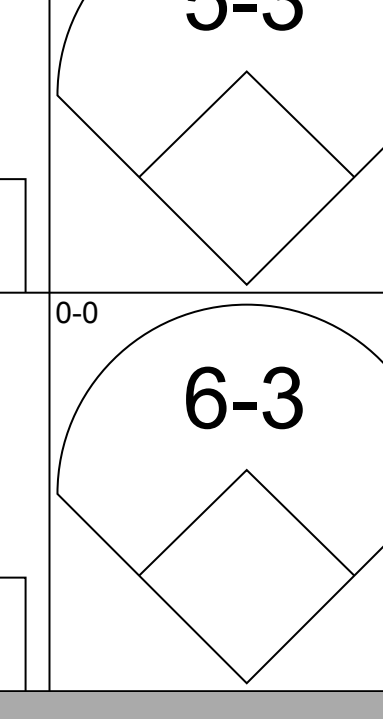
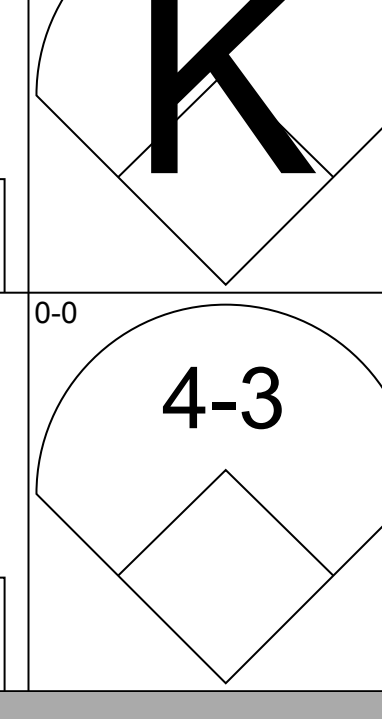
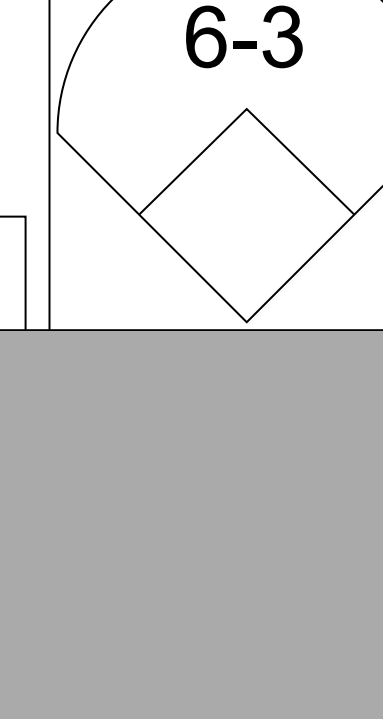
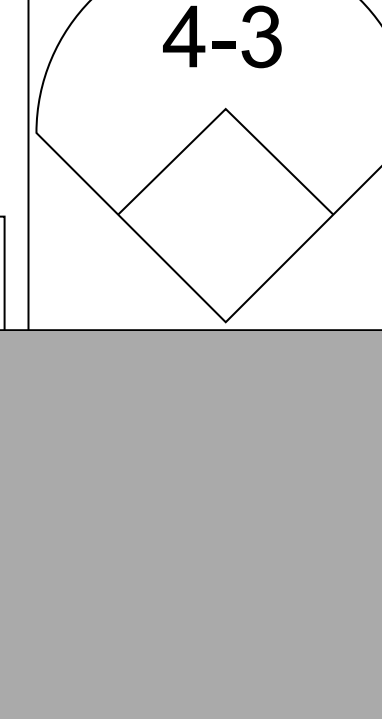
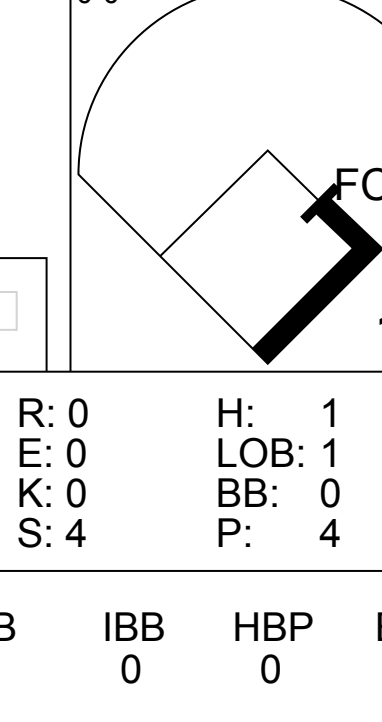
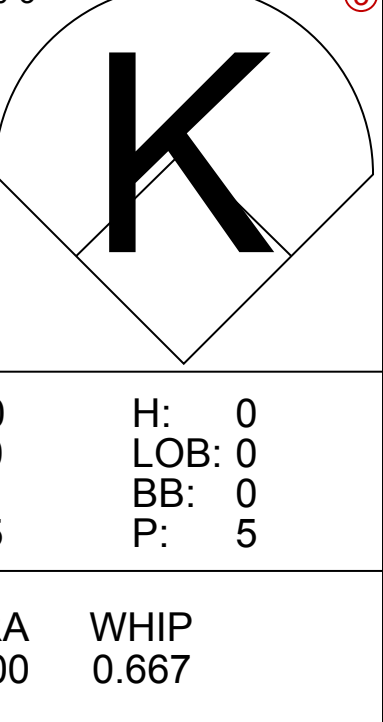
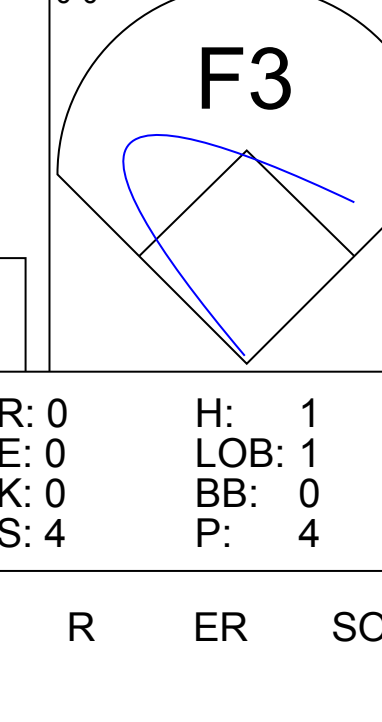


Batter	1	2	3	4	5	6	7	8	9	AB	R	H	RBI	BB	SO	LOB	TOP			
<b>Davey Lopes, R</b> OBP: 0.333, SLG: 0.361 (1, 4)											4	0	0	0	0	2	0			
<b>Jay Johnstone, L</b> OBP: 0.365, SLG: 0.389 (1, 9)											4	0	2	0	0	1	0			
<b>Pepe Frias, R</b> OBP: 0.256, SLG: 0.273 (8, 6)											0	0	0	0	0	0	0			
<b>Dusty Baker Jr., R</b> OBP: 0.341, SLG: 0.533 (1, 7)											3	0	1	0	1	0	0			
<b>Steve Garvey, R</b> OBP: 0.333, SLG: 0.455 (1, 3)											4	0	0	0	0	1	4			
<b>Ron Cey, R</b> OBP: 0.346, SLG: 0.453 (1, 5)											3	2	1	0	1	1	0			
<b>Rick Monday, L</b> OBP: 0.369, SLG: 0.484 (1, 8)											4	1	2	3	0	1	0			
<b>Mickey Hatcher, R</b> OBP: 0.233, SLG: 0.273 (9, 9)											0	0	0	0	0	0	0			
<b>Steve Yeager, R</b> OBP: 0.281, SLG: 0.284 (1, 2)											4	0	1	0	0	0	0			
<b>Derrel Thomas, S</b> OBP: 0.331, SLG: 0.365 (1, 6)											4	0	1	0	0	0	1			
<b>Jerry Reuss, L</b> OBP: 0.149, SLG: 0.159 (1, 1)											3	0	0	0	0	1	1			
<b>Inning Stats</b>	R: 0 E: 0 K: 2 S: 7	H: 0 LOB: 0 BB: 0 P: 7	R: 2 E: 0 K: 2 S: 9	H: 2 LOB: 1 BB: 1 P: 13	R: 0 E: 0 K: 1 S: 6	H: 2 LOB: 0 BB: 0 P: 6	R: 1 E: 0 K: 0 S: 4	H: 2 LOB: 0 BB: 0 P: 4	R: 0 E: 1 K: 0 S: 4	H: 1 LOB: 2 BB: 1 P: 8	R: 0 E: 0 K: 0 S: 3	H: 0 LOB: 0 BB: 0 P: 3	R: 0 E: 0 K: 0 S: 3	H: 0 LOB: 0 BB: 0 P: 3	R: 0 E: 0 K: 2 S: 8	H: 1 LOB: 1 BB: 0 P: 8	1B: 5 2B: 2 3B: 0 HR: 1	SF: 0 SAC: 0 DP: 1 HBP: 0	WP: 0 PB: 0 SB: 0 CS: 0	PA: 35
<b>PITCHER</b>	IP	WLS	BF	H	R	ER	SO	BB	IBB	HBP	BLK	WP	HR	S	P	ERA	WHIP			
<b>Paul Moskau, R</b> ERA: 3.87 (1, 1)	7.0	L	28	7	3	3	5	2	0	0	0	0	1	36	44	3.86	1.286			
<b>Tom Hume, R</b> ERA: 2.99 (8, 1)	2.0		7	1	0	0	2	0	0	0	0	0	0	11	11	0.00	0.500			

**Los Angeles Dodgers @ Cincinnati Reds**  
Riverfront Stadium, Cincinnati, OH  
Sun Sep 14 1980, 3:33 AM EDT  
Att: 34,038 - Unknown

AB	33
R	3
H	8
RBI	3
BB	2
SO	7
LOB	6



Batter	1	2	3	4	5	6	7	8	9	AB	R	H	RBI	BB	SO	LOB	BOTTOM					
<b>Dave Collins, S</b> OBP: 0.367, SLG: 0.374 (1, 8)											4	1	1	0	0	0	1					
<b>Sam Mejias, R</b> OBP: 0.299, SLG: 0.337 (9, 8)											0	0	0	0	0	0	0					
<b>Ron Oester, S</b> OBP: 0.332, SLG: 0.376 (1, 4)											4	0	1	0	0	0	2					
<b>Dave Concepcion, R</b> OBP: 0.304, SLG: 0.363 (1, 6)											4	0	0	1	0	0	2					
<b>George Foster, R</b> OBP: 0.365, SLG: 0.480 (1, 7)											4	0	2	0	0	1	0					
<b>Dan Driessen, L</b> OBP: 0.385, SLG: 0.435 (1, 3)										3	0	0	0	1	1	1	1					
<b>Ray Knight, R</b> OBP: 0.308, SLG: 0.413 (1, 5)										3	0	0	0	0	0	0	0					
<b>Paul Householder, S</b> OBP: 0.250, SLG: 0.257 (1, 9)											3	0	0	0	0	1	2					
<b>Vic Correll, R</b> (1, 2)											2	0	0	0	0	0	0					
<b>Hector Cruz, R</b> OBP: 0.296, SLG: 0.342 (7, PH)											1	0	0	0	0	0	2					
<b>Tom Hume, R</b> OBP: 0.154, SLG: 0.231 (8, 1)											0	0	0	0	0	0	0					
<b>Paul Moskau, R</b> OBP: 0.159, SLG: 0.163 (1, 1)											2	0	1	0	0	1	0					
<b>Joe Nolan, L</b> OBP: 0.364, SLG: 0.425 (8, 2)											1	0	0	0	0	0	0					
<b>Inning Stats</b>	R: 1 E: 0 K: 0 S: 5	H: 2 LOB: 1 BB: 0 P: 5	R: 0 E: 0 K: 0 S: 3	H: 0 LOB: 0 BB: 0 P: 3	R: 0 E: 0 K: 0 S: 4	H: 1 LOB: 1 BB: 0 P: 4	R: 0 E: 0 K: 2 S: 7	H: 0 LOB: 0 BB: 0 P: 7	R: 0 E: 0 K: 1 S: 5	H: 0 LOB: 0 BB: 0 P: 5	R: 0 E: 0 K: 0 S: 3	H: 0 LOB: 0 BB: 0 P: 3	R: 0 E: 0 K: 1 S: 6	H: 1 LOB: 2 BB: 1 P: 10	R: 0 E: 0 K: 0 S: 4	H: 1 LOB: 1 BB: 0 P: 4	R: 0 E: 0 K: 0 S: 3	H: 0 LOB: 0 BB: 0 P: 3	1B: 3 2B: 2 3B: 0 HR: 0	SF: 0 SAC: 1 DP: 0 HBP: 0	WP: 0 PB: 0 SB: 1 CS: 0	PA: 33
<b>PITCHER</b>	IP	WLS	BF	H	R	ER	SO	BB	IBB	HBP	BLK	WP	HR	S	P	ERA	WHIP					
<b>Jerry Reuss, L</b> ERA: 2.18 (1, 1)	9.0	W	33	5	1	1	4	1	0	0	0	0	0	40	44	1.00	0.667					

**Los Angeles Dodgers @ Cincinnati Reds**  
Riverfront Stadium, Cincinnati, OH  
Sun Sep 14 1980, 3:33 AM EDT  
Att: 34,038 - Unknown

AB	31
R	1
H	5
RBI	1
BB	1
SO	4
LOB	10





Batter	1	2	3	4	5	6	7	8	9	AB	R	H	RBI	BB	SO	LOB	TOP
Davey Lopes, R OBP: 0.332, SLG: 0.360 Terry Forster, L (8, 1)	0-0 4-3			0-0 F9		0-0 1B		0-0 F8		4	0	1	0	0	0	0	<b>Los Angeles Dodgers @ Atlanta Braves</b> Atlanta-Fulton County Stadium, Atlanta, GA Mon Sep 15 1980, 7:05 PM EDT Att: 8,025 - Unknown
Jay Johnstone, L OBP: 0.367, SLG: 0.392 (1, 9)	0-0 F7			0-0 4-3 1B		0-0 1B		0-0 4-3		4	0	2	0	0	0	0	
Dusty Baker Jr., R OBP: 0.339, SLG: 0.530 Mickey Hatcher, R OBP: 0.250, SLG: 0.286 (7, 7)	0-0 3-1			0-0 4-3 1-2		0-0 P6				3	0	0	0	0	0	3	
Steve Garvey, R OBP: 0.333, SLG: 0.453 (1, 3)		0-0 6-3		0-0 F8			0-0 FC3-6 1B		0-0 F5		4	0	1	0	0	2	
Ron Cey, R OBP: 0.345, SLG: 0.450 (1, 5)		0-0 F7			0-0 F8		0-0 FC3-6 1B		0-0 G5-4-3		3	0	0	0	1	0	
Rick Monday, L OBP: 0.365, SLG: 0.479 Rudy Law, L OBP: 0.312, SLG: 0.305 (6, 8)		0-0 1-3			0-0 6-3		0-0 FC3-6 1-2 2-3				2	0	0	0	0	0	
Mike Scioscia, L OBP: 0.313, SLG: 0.331 (1, 2)			0-0 G3		0-0 F9		0-0 F8				3	0	0	0	0	2	
Derrel Thomas, S OBP: 0.327, SLG: 0.360 (1, 6)			0-0 F9			0-0 G3	0-3 K				3	0	0	0	0	1	
Burt Hooton, R OBP: 0.205, SLG: 0.100 Joe Beckwith, L Vic Davallillo, L Fernando Valenzuela, L Jack Perconte, L (1, 1) (3, 1) (6, PH) (6, 1) (8, PH) (8, 4)			0-0 5-3			0-3 K		0-0 P4		1	0	0	0	0	0	0	
<b>Inning Stats</b>	R: 0 E: 0 K: 0 S: 3	H: 0 LOB: 0 BB: 0 P: 3	R: 0 E: 0 K: 0 S: 3	H: 0 LOB: 0 BB: 0 P: 3	R: 0 E: 0 K: 0 S: 3	H: 1 LOB: 1 BB: 0 P: 4	R: 0 E: 0 K: 0 S: 3	H: 0 LOB: 0 BB: 0 P: 3	R: 0 E: 0 K: 1 S: 6	H: 1 LOB: 2 BB: 1 P: 10	R: 0 E: 0 K: 0 S: 3	H: 0 LOB: 0 BB: 0 P: 3	R: 0 E: 0 K: 0 S: 3	H: 1 LOB: 0 BB: 0 P: 3	1B: 5 2B: 0 3B: 0 HR: 0	SF: 0 SAC: 0 DP: 1 HBP: 0	
<b>PITCHER</b> Tommy Boggs, R ERA: 3.55 (1, 1)	IP: 9.0 WLS: W BF: 32 H: 5 R: 0 ER: 0 SO: 2 BB: 1 IBB: 0 HBP: 0 BLK: 0 WP: 0 HR: 0 S: 35 P: 39 ERA: 0.00 WHIP: 0.667											<b>PITCHER</b>	IP: 9.0 WLS: W BF: 32 H: 5 R: 0 ER: 0 SO: 2 BB: 1 IBB: 0 HBP: 0 BLK: 0 WP: 0 HR: 0 S: 35 P: 39 ERA: 0.00 WHIP: 0.667				

Batter	1	2	3	4	5	6	7	8	9	AB	R	H	RBI	BB	SO	LOB	BOTTOM
Jerry Royster, R OBP: 0.307, SLG: 0.321 (8, 5)	0-0 1B 6-3			0-3 K			0-3 K	0-0 BB 1B		5	2	3	0	0	2	0	<b>Los Angeles Dodgers @ Atlanta Braves</b> Atlanta-Fulton County Stadium, Atlanta, GA Mon Sep 15 1980, 7:05 PM EDT Att: 8,025 - Unknown
Glenn Hubbard, R OBP: 0.324, SLG: 0.396 (1, 4)	0-0 1B 6-3 HR	0-0 4-3		0-0 1B		0-0 1B	0-0 E5 1B BLK E	4-0 1B BB		4	2	2	0	1	0	1	
Gary Matthews, R OBP: 0.314, SLG: 0.433 Gary Cooper, S (6, PR) (9, 7)	0-0 6-3		4-0 1B BB	0-0 F7			0-0 E 1-3 SF9 1B	0-0 1-3 2-H 3-H 1B		4	2	2	3	1	0	2	
Bob Horner, R OBP: 0.314, SLG: 0.560 Terry Harper, R OBP: 0.154, SLG: 0.308 (7, PR) (8, 7) (9, 9)	0-0 2-H HR		0-0 FC6-4 1B 1B	0-0 F7		0-0 F7	0-0 E6 1-3 3-H 1B	0-0 5-3		4	2	2	3	0	0	1	
Chris Chambliss, L OBP: 0.334, SLG: 0.432 (1, 3)	0-3 K		0-0 FC6-4 1-2 3-H 1B	0-0 5-3		0-0 5-3	0-0 SF9			3	0	1	2	0	1	0	
Dale Murphy, R OBP: 0.351, SLG: 0.511 (1, 8)	0-0 FC5-4 1B		0-0 FC6-4 FC5-4 1-2 2-3 1B	0-0 5-3		0-0 5-3	0-0 F8			4	0	1	0	0	0	3	
Bruce Benedict, R OBP: 0.299, SLG: 0.316 (1, 2)	0-0 FC5-4 1-2 1B		0-0 FC5-4 1-2 3-H 1B	0-0 F8		0-0 F8		0-0 F8		4	0	1	1	0	0	1	
Luis Gomez, R OBP: 0.246, SLG: 0.219 (1, 6)		0-0 F8	0-0 FC5-4 1-2 2-3 1B		0-0 5-3		0-0 5-3	0-0 BB 1B 1B		4	1	1	0	0	0	2	
Tommy Boggs, R OBP: 0.155, SLG: 0.158 (1, 1)		0-3 K		0-3 K		0-0 5-3		0-0 F8		4	0	0	0	0	2	1	
<b>Inning Stats</b>	R: 3 E: 0 K: 1 S: 9	H: 4 LOB: 1 BB: 0 P: 9	R: 0 E: 0 K: 1 S: 6	H: 1 LOB: 1 BB: 0 P: 6	R: 2 E: 0 K: 0 S: 5	H: 3 LOB: 1 BB: 1 P: 9	R: 0 E: 0 K: 2 S: 8	H: 1 LOB: 1 BB: 0 P: 8	R: 0 E: 0 K: 0 S: 3	H: 0 LOB: 0 BB: 0 P: 3	R: 2 E: 2 K: 1 S: 8	H: 3 LOB: 2 BB: 1 P: 10	R: 2 E: 0 K: 0 S: 6	H: 3 LOB: 2 BB: 1 P: 10	1B: 12 2B: 0 3B: 0 HR: 1	SF: 1 SAC: 0 DP: 1 HBP: 0	
<b>PITCHER</b> Burt Hooton, R ERA: 3.34 Joe Beckwith, R ERA: 1.69 Fernando Valenzuela, L ERA: 3.0 Terry Forster, L ERA: 3.0 (1, 1) (3, 1) (6, 1) (8, 1)	IP: 2.0 WLS: L BF: 14 H: 7 R: 5 ER: 5 SO: 2 BB: 1 IBB: 0 HBP: 0 BLK: 0 WP: 0 HR: 1 S: 17 P: 21 ERA: 22.50 WHIP: 4.000											<b>PITCHER</b>	IP: 2.0 WLS: L BF: 14 H: 7 R: 5 ER: 5 SO: 2 BB: 1 IBB: 0 HBP: 0 BLK: 0 WP: 0 HR: 1 S: 17 P: 21 ERA: 22.50 WHIP: 4.000				



Batter	1	2	3	4	5	6	7	8	9	AB	R	H	RBI	BB	SO	LOB	TOP										
Davey Lopes, R OBP: 0.331, SLG: 0.359	(1, 4) 0-3 K		(2) 0-0 F9		(3) 0-0 F8			(1B) 0-0 S		2	0	0	0	0	1	1	<b>Los Angeles Dodgers @ Atlanta Braves</b> Atlanta-Fulton County Stadium, Atlanta, GA Tue Sep 16 1980, 7:05 PM EDT Att: 31,279 - Unknown <a href="http://livebaseballscorecards.com">livebaseballscorecards.com</a>										
Pepe Frias, R OBP: 0.255, SLG: 0.272	(4, 6) 0-3 K							(3) 0-3 K		1	0	0	0	0	1												
Gary Thomasson, L OBP: 0.336, SLG: 0.287	(8, PH) 0-0 1-3							(1B) 1-2 K		1	0	1	0	0	0												
Jack Perconte, L OBP: 0.336, SLG: 0.287	(8, PR) 0-0 1-3									0	0	0	0	0	0												
Rudy Law, L OBP: 0.314, SLG: 0.310	(1, 8) 0-0 1-3		(2B) 1-3 K				(1B) 4-3 K			4	0	2	0	0	1												
Dusty Baker Jr., R OBP: 0.336, SLG: 0.526	(1, 7) 0-0 1-3		(3) 0-0 5-3				(1) 0-0 F8			4	0	0	0	0	3												
Steve Garvey, R OBP: 0.331, SLG: 0.450	(1, 3) 0-0 5-3						(2) 0-0 4-3			4	0	0	0	0	1												
Ron Cey, R OBP: 0.343, SLG: 0.447	(1, 5) 0-0 P5						(1) 0-0 P4			4	0	0	0	0	0												
Jay Johnstone, L OBP: 0.382, SLG: 0.386	(1, 9) 0-0 3-1						(2) 0-0 6-3			3	0	0	0	0	1												
Steve Yeager, R OBP: 0.277, SLG: 0.279	(1, 2) 0-3 K		(1) 0-3 K				(3) 0-0 L4			3	0	0	0	0	1												
Derrel Thomas, S OBP: 0.331, SLG: 0.373	(1, 6) (4, 4) (8, 6)							(1) 0-3 K		3	1	2	0	0	1												
Dave Goltz, R OBP: 0.234, SLG: 0.143	(1, 1) 0-0 2B							(2) 0-0 1-3		2	0	1	1	0	1												
Rick Monday, L OBP: 0.363, SLG: 0.476	(8, PH) 0-0 2B									1	0	0	0	0	0												
Bobby Castillo, R OBP: 0.125, SLG: 0.125	(8, 1) 0-0 2B									0	0	0	0	0	0												
<b>Inning Stats</b>	R: 0 E: 0 K: 1 S: 5	H: 0 LOB: 0 BB: 0 P: 5	R: 0 E: 0 K: 0 S: 3	H: 0 LOB: 0 BB: 0 P: 3	R: 1 E: 0 K: 1 S: 8	H: 3 LOB: 2 BB: 0 P: 8	R: 0 E: 0 K: 1 S: 5	H: 0 LOB: 0 BB: 0 P: 5	R: 0 E: 0 K: 1 S: 6	H: 1 LOB: 1 BB: 0 P: 6	R: 0 E: 0 K: 0 S: 3	H: 1 LOB: 0 BB: 0 P: 3	R: 0 E: 0 K: 0 S: 3	H: 0 LOB: 2 BB: 0 P: 8	R: 0 E: 0 K: 0 S: 3	H: 0 LOB: 0 BB: 0 P: 3	1B: 3 2B: 4 3B: 0 HR: 0	SF: 0 SAC: 0 DP: 1 HBP: 0	WP: 1 PB: 0 SB: 1 CS: 0	PA: 32							
<b>PITCHER</b>	IP	WLS	BF	H	R	ER	SO	BB	IBB	HBP	BLK	WP	HR	S	P	ERA	WHIP										
Phil Niekro, R ERA: 3.59	(1, 1)	7.0	W	25	5	1	1	4	0	0	0	0	0	33	33	1.29	0.714										
Rick Camp, R ERA: 1.94	(8, 1)	2.0	S	7	1	0	0	2	0	0	0	0	0	11	11	0.00	0.500										

Batter	1	2	3	4	5	6	7	8	9	AB	R	H	RBI	BB	SO	LOB	BOTTOM										
Jerry Royster, R OBP: 0.314, SLG: 0.329	(1, 7) (9, 5) 0-0 E G6-4-3 1B									4	1	4	1	0	0	0	<b>Los Angeles Dodgers @ Atlanta Braves</b> Atlanta-Fulton County Stadium, Atlanta, GA Tue Sep 16 1980, 7:05 PM EDT Att: 31,279 - Unknown <a href="http://livebaseballscorecards.com">livebaseballscorecards.com</a>										
Glenn Hubbard, R OBP: 0.323, SLG: 0.394	(1, 4) 0-0 E5 G6-4-3 1B		(1) 0-0 1B							4	0	1	0	0	1	3											
Gary Matthews, R OBP: 0.325, SLG: 0.430	(1, 9) 0-0 G6-4-3 1B		(2) 0-0 P4							4	0	0	0	0	2												
Bob Horner, R OBP: 0.316, SLG: 0.559	(1, 5) 0-0 1B									4	0	2	0	0	1	0											
Terry Harper, R OBP: 0.154, SLG: 0.308	(9, 7) 0-0 1B									0	0	0	0	0	0	0											
Chris Chambliss, L OBP: 0.333, SLG: 0.430	(1, 3) 0-3 K		(3) 0-0 4-3							3	0	0	0	1	1	3											
Dale Murphy, R OBP: 0.351, SLG: 0.510	(1, 8) 0-0 F2									3	0	1	0	0	0	1											
Bruce Benedict, R OBP: 0.303, SLG: 0.317	(1, 2) 0-0 FC4									2	0	1	0	1	0	1											
Gary Cooper, S OBP: 0.390, SLG: 0.429	(7, PR) 0-0 FC4									0	1	0	0	0	0	0											
Bill Nahorodny, R OBP: 0.300, SLG: 0.433	(8, 2) 0-0 6-3 1B									0	0	0	0	0	0	0											
Luis Gomez, R OBP: 0.245, SLG: 0.217	(1, 6) 0-0 6-3		(2) 0-0 6-3							2	0	0	0	0	2												
Phil Niekro, R OBP: 0.146, SLG: 0.198	(1, 1) 0-0 6-3		(3) 0-0 6-3							2	0	0	0	0	2												
Biff Pocoroba, S OBP: 0.167, SLG: 0.333	(7, PH) 0-0 6-3									1	0	0	0	0	2												
Rick Camp, R OBP: 0.167, SLG: 0.333	(8, 1) 0-0 2-4									0	0	0	0	0	0												
<b>Inning Stats</b>	R: 1 E: 1 K: 1 S: 7	H: 2 LOB: 1 BB: 0 P: 7	R: 0 E: 0 K: 0 S: 4	H: 1 LOB: 1 BB: 0 P: 4	R: 0 E: 0 K: 0 S: 5	H: 3 LOB: 2 BB: 0 P: 5	R: 0 E: 0 K: 0 S: 4	H: 1 LOB: 0 BB: 0 P: 4	R: 0 E: 0 K: 0 S: 5	H: 1 LOB: 0 BB: 0 P: 5	R: 0 E: 0 K: 0 S: 2	H: 0 LOB: 1 BB: 1 P: 6	R: 1 E: 1 K: 0 S: 4	H: 1 LOB: 2 BB: 1 P: 8	R: 0 E: 0 K: 1 S: 5	H: 0 LOB: 0 BB: 0 P: 5	1B: 9 2B: 1 3B: 0 HR: 0	SF: 0 SAC: 1 DP: 3 HBP: 0	WP: 1 PB: 0 SB: 0 CS: 2	PA: 32							
<b>PITCHER</b>	IP	WLS	BF	H	R	ER	SO	BB	IBB	HBP	BLK	WP	HR	S	P	ERA	WHIP										
Dave Goltz, R ERA: 4.45	(1, 1)	7.0	L	29	9	2	0	2	2	0	0	0	0	31	39	0.00	1.571										
Bobby Castillo, R ERA: 2.81	(8, 1)	1.0		3	0	0	0	1	0	0	0	0	0	5	5	0.00	0.000										





Batter	1	2	3	4	5	6	7	8	9	AB	R	H	RBI	BB	SO	LOB	TOP			
Gene Richards, L (1,7) OBP: 0.363, SLG: 0.381	F8		5-3		F9			4-3		4	0	0	0	0	0	1	<b>San Diego Padres @ Los Angeles Dodgers</b> Dodger Stadium, Los Angeles, CA Wed Sep 17 1980, 7:05 PM PDT Att: 28,822 - Unknown			
Ozzie Smith, S (1,6) OBP: 0.324, SLG: 0.284			1B			K		B4-3		4	0	2	0	0	1	0				
Jerry Mumphrey, S (1,8) OBP: 0.352, SLG: 0.375						P6				3	0	2	0	1	0	0				
Randy Bass, L (1,3) OBP: 0.344, SLG: 0.483						F5		K		4	0	0	0	0	2	3				
Broderick Perkins, L (1,9) Tom Tellmann, R (7,1) Gary Lucas, L (7,1) Craig Slimac, R (8,PH) OBP: 0.293, SLG: 0.176 OBP: 0.208, SLG: 0.267	L4								F9	3	0	2	0	0	0	2				
Gene Tenace, R (1,2) Paul Dade, R (9,PR) OBP: 0.392, SLG: 0.406 OBP: 0.316, SLG: 0.188										3	0	0	0	1	0	2				
Luis Salazar, R (1,5) OBP: 0.377, SLG: 0.415										4	1	0	0	0	2	2				
Tim Flannery, L (1,4) Dave Cash, R (9,PH) OBP: 0.301, SLG: 0.300 OBP: 0.291, SLG: 0.273										3	0	2	1	0	0	0				
Juan Eichelberger, R (1,1) Dave Winfield, R (7,PH) OBP: 0.080, SLG: 0.042 OBP: 0.350, SLG: 0.445										1	0	0	0	0	1	0				
<b>Inning Stats</b>	R: 0 E: 0 K: 1 S: 6	H: 1 LOB: 2 BB: 1 P: 10	R: 0 E: 0 K: 0 S: 3	H: 0 LOB: 0 BB: 0 P: 3	R: 0 E: 0 K: 1 S: 6	H: 2 LOB: 2 BB: 0 P: 6	R: 0 E: 0 K: 0 S: 3	H: 1 LOB: 0 BB: 0 P: 3	R: 0 E: 0 K: 1 S: 6	H: 1 LOB: 1 BB: 0 P: 6	R: 0 E: 0 K: 1 S: 5	H: 0 LOB: 0 BB: 0 P: 5	R: 1 E: 0 K: 0 S: 5	H: 2 LOB: 1 BB: 0 P: 5	R: 0 E: 0 K: 1 S: 6	H: 1 LOB: 1 BB: 1 P: 10		1B: 7 2B: 0 3B: 1 HR: 0	SF: 0 SAC: 1 DP: 1 HBP: 0	WP: 0 PB: 0 SB: 2 CS: 0
<b>PITCHER</b>	IP WLS BF H R ER SO BB IBB HBP BLK WP HR S P ERA WHIP																			
Don Sutton, R (1,1) ERA: 2.13	7.0 W 27 7 1 1 4 1 0 0 0 0 0 0 34 38 1.29 1.143																			
Steve Howe, L (8,1) ERA: 1.53	2.0 S 9 1 0 0 2 1 0 0 0 0 0 0 12 16 0.00 1.000																			

Batter	1	2	3	4	5	6	7	8	9	AB	R	H	RBI	BB	SO	LOB	BOTTOM			
Rudy Law, L (1,8) OBP: 0.314, SLG: 0.310	4-3		4-3							3	1	1	0	0	0	0	<b>San Diego Padres @ Los Angeles Dodgers</b> Dodger Stadium, Los Angeles, CA Wed Sep 17 1980, 7:05 PM PDT Att: 28,822 - Unknown			
Mickey Hatcher, R (7,PH) OBP: 0.246, SLG: 0.281										1	0	0	0	0	2	0				
Jack Perconte, L (1,4) OBP: 0.400, SLG: 0.250			1-3							3	1	1	1	1	0	0				
Steve Garvey, R (1,3) OBP: 0.332, SLG: 0.450										3	0	1	0	1	0	1				
Dusty Baker Jr., R (1,7) OBP: 0.339, SLG: 0.527										4	0	3	1	0	0	1				
Ron Cey, R (1,5) OBP: 0.342, SLG: 0.445										4	0	1	0	0	1	4				
Jay Johnstone, L (1,9) OBP: 0.357, SLG: 0.380										3	0	0	0	0	0	0				
Steve Howe, L (8,1) OBP: 0.100, SLG: 0.100										0	0	0	0	0	0	0				
Steve Yeager, R (1,2) OBP: 0.273, SLG: 0.275										3	0	0	0	0	2	0				
Derrel Thomas, S (1,6) OBP: 0.331, SLG: 0.372										3	0	1	0	0	0	0				
Don Sutton, R (1,1) Rick Monday, L (7,PH) Pepe Frias, R (7,PR) OBP: 0.088, SLG: 0.071 OBP: 0.386, SLG: 0.476 OBP: 0.255, SLG: 0.272										2	0	0	0	0	1	0				
<b>Inning Stats</b>	R: 1 E: 0 K: 0 S: 4	H: 1 LOB: 1 BB: 1 P: 8	R: 0 E: 0 K: 0 S: 3	H: 0 LOB: 0 BB: 0 P: 3	R: 0 E: 0 K: 1 S: 5	H: 0 LOB: 0 BB: 0 P: 5	R: 0 E: 0 K: 0 S: 3	H: 1 LOB: 0 BB: 0 P: 3	R: 0 E: 0 K: 1 S: 5	H: 0 LOB: 0 BB: 0 P: 5	R: 1 E: 1 K: 1 S: 7	H: 3 LOB: 2 BB: 1 P: 11	R: 0 E: 0 K: 1 S: 6	H: 1 LOB: 2 BB: 1 P: 10	R: 0 E: 0 K: 0 S: 4	H: 2 LOB: 2 BB: 0 P: 4	1B: 8 2B: 0 3B: 0 HR: 0	SF: 0 SAC: 0 DP: 1 HBP: 0	WP: 0 PB: 0 SB: 2 CS: 0	PA: 32
<b>PITCHER</b>	IP WLS BF H R ER SO BB IBB HBP BLK WP HR S P ERA WHIP																			
Juan Eichelberger, R (1,1) ERA: 3.23	6.0 L 23 5 2 2 3 2 0 0 0 0 0 0 27 35 3.00 1.167																			
Tom Tellmann, R (7,1) ERA: 3.23	0.2 4 1 0 0 1 1 0 0 0 0 0 0 5 9 0.00 3.000																			
Gary Lucas, L (7,1) ERA: 3.23	1.1 5 2 0 0 0 0 0 0 0 0 0 0 5 5 0.00 1.500																			



Batter	1	2	3	4	5	6	7	8	9	AB	R	H	RBI	BB	SO	LOB	TOP					
Gene Richards, L (1,7) OBP: 0.361, SLG: 0.378	4-3		6-3		FC6-4			K		4	0	0	0	0	1	2	<b>San Diego Padres @ Los Angeles Dodgers</b> Dodger Stadium, Los Angeles, CA Thu Sep 18 1980, 7:05 PM PDT Att: 30,738 - Unknown <a href="http://livebaseballscorecards.com">livebaseballscorecards.com</a>					
Ozzie Smith, S (1,6) OBP: 0.323, SLG: 0.284	F8		F8			P4		1B		4	1	1	0	0	0	0						
Jerry Mumphrey, S (1,8) OBP: 0.351, SLG: 0.373	5-3			G3		E4		1B		3	0	0	0	1	0	0						
Randy Bass, L (1,3) OBP: 0.353, SLG: 0.467		1B		F8		L7		1-3		1	0	0	0	1	0	0						
Dave Winfield, R (4,9) OBP: 0.360, SLG: 0.445		BB						1-3		2	0	1	2	0	0	1						
Broderick Perkins, L (1,9) OBP: 0.507, SLG: 0.676		K			HR			1-3		4	1	1	1	0	1	4						
Luis Salazar, R (1,5) OBP: 0.364, SLG: 0.400		F8						K		4	0	0	0	0	2	3						
Gene Tenace, R (1,2) OBP: 0.284, SLG: 0.252									6-3	1	0	1	0	0	0	0						
Bill Fahey, L (4,2) OBP: 0.284, SLG: 0.252		1B								3	0	1	0	0	1	0						
Tim Flannery, L (1,4) OBP: 0.300, SLG: 0.300					L4-3			K		4	0	1	0	0	1	1						
Rick Wise, R (1,1) OBP: 0.175, SLG: 0.182									6-3	1	0	0	0	1	1	0						
Eric Rasmussen, R (5,1) OBP: 0.100, SLG: 0.200				K						0	0	0	0	0	0	0						
Barry Evans, R (6,PH) OBP: 0.313, SLG: 0.325						FC6-4		1B		1	1	1	0	0	0	0						
Mike Armstrong, R (8,1) OBP: 0.313, SLG: 0.325								1B		0	0	0	0	0	0	0						
Dave Cash, R (9,PH) OBP: 0.280, SLG: 0.273								2B		1	0	0	0	0	0	0						
<b>Inning Stats</b>	R: 0 E: 0 K: 0 S: 3	H: 0 LOB: 0 BB: 0 P: 3	R: 0 E: 0 K: 1 S: 6	H: 2 LOB: 2 BB: 1 P: 10	R: 0 E: 0 K: 1 S: 5	H: 0 LOB: 0 BB: 0 P: 5	R: 1 E: 0 K: 1 S: 6	H: 1 LOB: 0 BB: 0 P: 6	R: 0 E: 0 K: 0 S: 3	H: 1 LOB: 1 BB: 1 P: 7	R: 0 E: 1 K: 0 S: 4	H: 0 LOB: 1 BB: 0 P: 4	R: 0 E: 0 K: 1 S: 5	H: 0 LOB: 0 BB: 0 P: 5	R: 2 E: 0 K: 2 S: 10	H: 3 LOB: 2 BB: 1 P: 14	R: 0 E: 0 K: 1 S: 5	H: 0 LOB: 0 BB: 0 P: 5	1B: 5 2B: 2 3B: 0 HR: 1	SF: 0 SAC: 0 DP: 1 HBP: 0	WP: 0 PB: 0 SB: 2 CS: 0	PA: 36
<b>PITCHER</b>	IP WLS BF H R ER SO BB IBB HBP BLK WP HR S P ERA WHIP																					
Bob Welch, R (1,1) ERA: 3.35	7.1 W 30 6 3 3 5 3 0 0 0 0 1 37 49 3.68 1.227																					
Bobby Castillo, R (8,1) ERA: 2.75	1.2 S 6 1 0 0 2 0 0 0 0 0 0 10 10 0.00 0.600																					

Batter	1	2	3	4	5	6	7	8	9	AB	R	H	RBI	BB	SO	LOB	BOTTOM			
Davey Lopes, R (1,4) OBP: 0.329, SLG: 0.356	F7		F9	F9		F3				4	0	0	0	0	0	2	<b>San Diego Padres @ Los Angeles Dodgers</b> Dodger Stadium, Los Angeles, CA Thu Sep 18 1980, 7:05 PM PDT Att: 30,738 - Unknown <a href="http://livebaseballscorecards.com">livebaseballscorecards.com</a>			
Rudy Law, L (1,8) OBP: 0.313, SLG: 0.309	G3					K		4-3		4	1	1	0	0	1	0				
Bobby Castillo, R (8,1) OBP: 0.125, SLG: 0.125			1B							0	0	0	0	0	0	0				
Steve Garvey, R (1,3) OBP: 0.336, SLG: 0.454		BB		HR		1B		1B		3	2	3	1	1	0	0				
Dusty Baker Jr., R (1,7) OBP: 0.339, SLG: 0.531	F9				5-3			L3		4	1	1	2	0	0	3				
Ron Cey, R (1,5) OBP: 0.343, SLG: 0.451			F9	F8		FC4-6		HR		4	1	2	2	0	0	0				
Mickey Hatcher, R (1,9) OBP: 0.246, SLG: 0.328				P4		FC4-6		HR		4	1	1	1	0	0	1				
Steve Yeager, R (1,2) OBP: 0.277, SLG: 0.280								F7		4	1	2	0	0	0	0				
Derrel Thomas, S (1,6) OBP: 0.329, SLG: 0.370								F7		4	0	1	0	0	1	2				
Bob Welch, R (1,1) OBP: 0.235, SLG: 0.269										3	0	2	1	0	1	1				
Pepe Frias, R (8,6) OBP: 0.254, SLG: 0.271								G4-6-3		1	0	0	0	0	0	1				
<b>Inning Stats</b>	R: 0 E: 0 K: 0 S: 3	H: 0 LOB: 1 BB: 1 P: 7	R: 1 E: 0 K: 0 S: 5	H: 2 LOB: 2 BB: 0 P: 5	R: 3 E: 0 K: 0 S: 6	H: 3 LOB: 0 BB: 0 P: 6	R: 0 E: 0 K: 1 S: 6	H: 1 LOB: 1 BB: 0 P: 6	R: 1 E: 0 K: 1 S: 7	H: 2 LOB: 1 BB: 0 P: 7	R: 0 E: 0 K: 1 S: 6	H: 1 LOB: 1 BB: 0 P: 6	R: 0 E: 0 K: 0 S: 3	H: 1 LOB: 0 BB: 0 P: 3	R: 2 E: 0 K: 0 S: 5	H: 3 LOB: 0 BB: 0 P: 5	1B: 9 2B: 2 3B: 0 HR: 3	SF: 0 SAC: 0 DP: 2 HBP: 0	WP: 0 PB: 0 SB: 2 CS: 0	PA: 36
<b>PITCHER</b>	IP WLS BF H R ER SO BB IBB HBP BLK WP HR S P ERA WHIP																			
Rick Wise, R (1,1) ERA: 3.64	4.1 L 21 7 5 4 2 1 0 0 0 0 0 1 24 28 8.31 1.846																			
Eric Rasmussen, R (5,1) ERA: 4.32	2.2 10 3 0 0 1 0 0 0 0 0 0 12 12 0.00 1.125																			
Mike Armstrong, R (8,1) ERA: 5.65	1.0 5 3 2 2 0 0 0 0 0 0 2 5 5 18.00 3.000																			





Batter	1	2	3	4	5	6	7	8	9	AB	R	H	RBI	BB	SO	LOB	TOP
Dave Collins, S OBP: 0.359, SLG: 0.369 Sam Mejias, R OBP: 0.303, SLG: 0.340	0-0 6-3	0-0 FC6-4 2B	0-3 K			0-3 K		0-0 F7	0-0 F8	5	1	0	0	0	2	3	
Ken Griffey, L OBP: 0.367, SLG: 0.434	0-0 1B	4-0 2B HR BB	0-0 4-3			0-0 1B G1-6-3		0-0 1-3		4	2	2	0	1	0	1	
Dave Concepcion, R OBP: 0.306, SLG: 0.367	0-3 K	0-0 HR 2B		0-0 6-3		0-0 G1-6-3		0-0 1B		5	1	2	2	0	1	2	
George Foster, R OBP: 0.367, SLG: 0.482	0-0 1B 2H	0-0 HR IBB		0-0 F2			4-0 1B BB	0-0 6-3		3	2	1	1	2	0	1	
Johnny Bench, R OBP: 0.332, SLG: 0.506	0-0 1B	0-0 HR 1B		0-3 K			0-3 K		4-0 BB 1B	4	2	2	4	1	2	1	
Dan Driessen, L OBP: 0.380, SLG: 0.429	0-0 1-3	0-3 K			0-0 B1-3		0-0 1B 1-3	4-0 FC1-5 1B BB		4	0	1	0	1	1	2	
Ray Knight, R OBP: 0.311, SLG: 0.423					0-0 1B		0-0 L4	0-0 FC1-5 1B 2H		5	1	3	1	0	0	2	
Ron Oester, S OBP: 0.327, SLG: 0.371		0-0 E1 FC6-4 1B 2B	0-0 S 1B		0-3 K		0-0 E8 1B 1-3 3-H	0-3 K		5	1	2	1	0	2	4	
Paul Moskau, R OBP: 0.178, SLG: 0.182 Michael LaCoss, R OBP: 0.123, SLG: 0.109 Harry Spillman, L OBP: 0.324, SLG: 0.436 Tom Hume, R OBP: 0.143, SLG: 0.214		0-0 FC6-4 1B 2B	0-3 K		0-3 K		0-0 4-3	0-0 FC1-5		1	0	1	1	0	0	0	
		0-0 FC6-4 1B 2B	0-3 K		0-3 K		0-0 4-3	0-0 FC1-5		2	0	0	0	0	2	2	
		0-0 FC6-4 1B 2B	0-3 K		0-3 K		0-0 4-3	0-0 FC1-5		1	0	0	0	0	0	2	
		0-0 FC6-4 1B 2B	0-3 K		0-3 K		0-0 4-3	0-0 FC1-5		1	0	0	0	0	0	2	
		0-0 FC6-4 1B 2B	0-3 K		0-3 K		0-0 4-3	0-0 FC1-5		1	0	0	0	0	0	2	
		0-0 FC6-4 1B 2B	0-3 K		0-3 K		0-0 4-3	0-0 FC1-5		1	0	0	0	0	0	2	
		0-0 FC6-4 1B 2B	0-3 K		0-3 K		0-0 4-3	0-0 FC1-5		1	0	0	0	0	0	2	
		0-0 FC6-4 1B 2B	0-3 K		0-3 K		0-0 4-3	0-0 FC1-5		1	0	0	0	0	0	2	
		0-0 FC6-4 1B 2B	0-3 K		0-3 K		0-0 4-3	0-0 FC1-5		1	0	0	0	0	0	2	
		0-0 FC6-4 1B 2B	0-3 K		0-3 K		0-0 4-3	0-0 FC1-5		1	0	0	0	0	0	2	
		0-0 FC6-4 1B 2B	0-3 K		0-3 K		0-0 4-3	0-0 FC1-5		1	0	0	0	0	0	2	
		0-0 FC6-4 1B 2B	0-3 K		0-3 K		0-0 4-3	0-0 FC1-5		1	0	0	0	0	0	2	
		0-0 FC6-4 1B 2B	0-3 K		0-3 K		0-0 4-3	0-0 FC1-5		1	0	0	0	0	0	2	
		0-0 FC6-4 1B 2B	0-3 K		0-3 K		0-0 4-3	0-0 FC1-5		1	0	0	0	0	0	2	
		0-0 FC6-4 1B 2B	0-3 K		0-3 K		0-0 4-3	0-0 FC1-5		1	0	0	0	0	0	2	
		0-0 FC6-4 1B 2B	0-3 K		0-3 K		0-0 4-3	0-0 FC1-5		1	0	0	0	0	0	2	
		0-0 FC6-4 1B 2B	0-3 K		0-3 K		0-0 4-3	0-0 FC1-5		1	0	0	0	0	0	2	
		0-0 FC6-4 1B 2B	0-3 K		0-3 K		0-0 4-3	0-0 FC1-5		1	0	0	0	0	0	2	
		0-0 FC6-4 1B 2B	0-3 K		0-3 K		0-0 4-3	0-0 FC1-5		1	0	0	0	0	0	2	
		0-0 FC6-4 1B 2B	0-3 K		0-3 K		0-0 4-3	0-0 FC1-5		1	0	0	0	0	0	2	
		0-0 FC6-4 1B 2B	0-3 K		0-3 K		0-0 4-3	0-0 FC1-5		1	0	0	0	0	0	2	
		0-0 FC6-4 1B 2B	0-3 K		0-3 K		0-0 4-3	0-0 FC1-5		1	0	0	0	0	0	2	
		0-0 FC6-4 1B 2B	0-3 K		0-3 K		0-0 4-3	0-0 FC1-5		1	0	0	0	0	0	2	
		0-0 FC6-4 1B 2B	0-3 K		0-3 K		0-0 4-3	0-0 FC1-5		1	0	0	0	0	0	2	
		0-0 FC6-4 1B 2B	0-3 K		0-3 K		0-0 4-3	0-0 FC1-5		1	0	0	0	0	0	2	
		0-0 FC6-4 1B 2B	0-3 K		0-3 K		0-0 4-3	0-0 FC1-5		1	0	0	0	0	0	2	
		0-0 FC6-4 1B 2B	0-3 K		0-3 K		0-0 4-3	0-0 FC1-5		1	0	0	0	0	0	2	
		0-0 FC6-4 1B 2B	0-3 K		0-3 K		0-0 4-3	0-0 FC1-5		1	0	0	0	0	0	2	
		0-0 FC6-4 1B 2B	0-3 K		0-3 K		0-0 4-3	0-0 FC1-5		1	0	0	0	0	0	2	
		0-0 FC6-4 1B 2B	0-3 K		0-3 K		0-0 4-3	0-0 FC1-5		1	0	0	0	0	0	2	
		0-0 FC6-4 1B 2B	0-3 K		0-3 K		0-0 4-3	0-0 FC1-5		1	0	0	0	0	0	2	
		0-0 FC6-4 1B 2B	0-3 K		0-3 K		0-0 4-3	0-0 FC1-5		1	0	0	0	0	0	2	
		0-0 FC6-4 1B 2B	0-3 K		0-3 K		0-0 4-3	0-0 FC1-5		1	0	0	0	0	0	2	
		0-0 FC6-4 1B 2B	0-3 K		0-3 K		0-0 4-3	0-0 FC1-5		1	0	0	0	0	0	2	
		0-0 FC6-4 1B 2B	0-3 K		0-3 K		0-0 4-3	0-0 FC1-5		1	0	0	0	0	0	2	
		0-0 FC6-4 1B 2B	0-3 K		0-3 K		0-0 4-3	0-0 FC1-5		1	0	0	0	0	0	2	
		0-0 FC6-4 1B 2B	0-3 K		0-3 K		0-0 4-3	0-0 FC1-5		1	0	0	0	0	0	2	
		0-0 FC6-4 1B 2B	0-3 K		0-3 K		0-0 4-3	0-0 FC1-5		1	0	0	0	0	0	2	
		0-0 FC6-4 1B 2B	0-3 K		0-3 K		0-0 4-3	0-0 FC1-5		1	0	0	0	0	0	2	
		0-0 FC6-4 1B 2B	0-3 K		0-3 K		0-0 4-3	0-0 FC1-5		1	0	0	0	0	0	2	
		0-0 FC6-4 1B 2B	0-3 K		0-3 K		0-0 4-3	0-0 FC1-5		1	0	0	0	0	0	2	
		0-0 FC6-4 1B 2B	0-3 K		0-3 K		0-0 4-3	0-0 FC1-5		1	0	0	0	0	0	2	
		0-0 FC6-4 1B 2B	0-3 K		0-3 K		0-0 4-3	0-0 FC1-5		1	0	0	0	0	0	2	
		0-0 FC6-4 1B 2B	0-3 K		0-3 K		0-0 4-3	0-0 FC1-5		1	0	0	0	0	0	2	
		0-0 FC6-4 1B 2B	0-3 K		0-3 K		0-0 4-3	0-0 FC1-5		1	0	0	0	0	0	2	
		0-0 FC6-4 1B 2B	0-3 K		0-3 K		0-0 4-3	0-0 FC1-5		1	0	0	0	0	0	2	
		0-0 FC6-4 1B 2B	0-3 K		0-3 K		0-0 4-3	0-0 FC1-5		1	0	0	0	0	0	2	
		0-0 FC6-4 1B 2B	0-3 K		0-3 K		0-0 4-3	0-0 FC1-5		1	0	0	0	0	0	2	
		0-0 FC6-4 1B 2B	0-3 K		0-3 K		0-0 4-3	0-0 FC1-5		1	0	0	0	0	0	2	
		0-0 FC6-4 1B 2B	0-3 K		0-3 K		0-0 4-3	0-0 FC1-5		1	0	0	0	0	0	2	
		0-0 FC6-4 1B 2B	0-3 K		0-3 K		0-0 4-3	0-0 FC1-5		1	0	0	0	0	0	2	
		0-0 FC6-4 1B 2B	0-3 K		0-3 K		0-0 4-3	0-0 FC1-5		1	0	0	0	0	0	2	
		0-0 FC6-4 1B 2B	0-3 K		0-3 K		0-0 4-3	0-0 FC1-5		1	0	0	0	0	0	2	
		0-0 FC6-4 1B 2B	0-3 K		0-3 K		0-0 4-3	0-0 FC1-5		1	0	0	0	0	0	2	
		0-0 FC6-4 1B 2B	0-3 K		0-3 K		0-0 4-3	0-0 FC1-5		1	0	0	0	0	0	2	
		0-0 FC6-4 1B 2B	0-3 K		0-3 K		0-0 4-3	0-0 FC1-5		1	0	0	0	0	0	2	
		0-0 FC6-4 1B 2B	0-3 K		0-3 K		0-0 4-3	0-0 FC1-5		1	0	0	0	0	0	2	
		0-0 FC6-4 1B 2B	0-3 K		0-3 K		0-0 4-3	0-0 FC1-5		1	0	0	0	0	0	2	
		0-0 FC6-4 1B 2B	0-3 K		0-3 K		0-0 4-3	0-0 FC1-5		1	0	0	0	0	0	2	
		0-0 FC6-4 1B 2B	0-3 K		0-3 K		0-0 4-3	0-0 FC1-5		1	0	0	0	0	0	2	
		0-0 FC6-4 1B 2B	0-3 K		0-3 K		0-0 4-3	0-0 FC1-5		1	0	0	0	0	0	2	
		0-0 FC6-4 1B 2B	0-3 K		0-3 K		0-0 4-3	0-0 FC1-5		1	0	0	0	0	0	2	
		0-0 FC6-4 1B 2B	0-3 K		0-3 K		0-0 4-3	0-0 FC1-5		1	0	0	0	0	0	2	
		0-0 FC6-4 1B 2B	0-3 K		0-3 K		0-0 4-3	0-0 FC1-5		1	0	0	0	0	0	2	
		0-0 FC6-4 1B 2B	0-3 K		0-3 K		0-0 4-3	0-0 FC1-5		1	0	0	0	0	0	2	
		0-0 FC6-4 1															



Batter	1	2	3	4	5	6	7	8	9	AB	R	H	RBI	BB	SO	LOB	TOP					
Dave Collins, S (1, 8) OBP: 0.363, SLG: 0.371 Sam Mejias, R (6, 8) OBP: 0.309, SLG: 0.356										2	2	2	0	2	0	0	<b>Cincinnati Reds @ Los Angeles Dodgers</b> Dodger Stadium, Los Angeles, CA Sat Sep 20 1980, 7:05 PM PDT Att: 50,240 - Unknown					
Ken Griffey, L (1, 9) OBP: 0.307, SLG: 0.438 Paul Householder, S (7, 9) OBP: 0.237, SLG: 0.243										4	2	1	3	1	1	4						
Dave Concepcion, R (1, 6) OBP: 0.304, SLG: 0.365 Junior Kennedy, R (6, 4)										4	0	0	0	0	2	5						
George Foster, R (1, 7) OBP: 0.368, SLG: 0.481 Hector Cruz, R (7, 7) OBP: 0.293, SLG: 0.338										3	1	1	1	1	0	0						
Dan Driessen, L (1, 3) OBP: 0.382, SLG: 0.429 Harry Spilman, L (9, 3) OBP: 0.324, SLG: 0.436										3	1	1	0	2	0	0						
Johnny Bench, R (1, 2) OBP: 0.332, SLG: 0.504 Vic Correll, R (6, PH) OBP: 0.444, SLG: 0.444										3	1	1	2	0	0	3						
Ray Knight, R (1, 5) OBP: 0.310, SLG: 0.423										5	1	1	1	0	0	1						
Ron Oester, S (1, 4) OBP: 0.325, SLG: 0.368										5	1	1	1	0	0	0						
Tom Seaver, R (1, 1) OBP: 0.265, SLG: 0.214										3	1	1	0	1	0	0						
<b>Inning Stats</b>	R: 7 E: 1 K: 2 S: 12	H: 5 LOB: 2 BB: 4 P: 28	R: 0 E: 0 K: 0 S: 3	H: 0 LOB: 0 BB: 0 P: 3	R: 0 E: 0 K: 0 S: 3	H: 0 LOB: 0 BB: 0 P: 3	R: 0 E: 0 K: 0 S: 4	H: 1 LOB: 3 BB: 2 P: 12	R: 0 E: 0 K: 0 S: 3	H: 0 LOB: 0 BB: 0 P: 3	R: 2 E: 0 K: 0 S: 5	H: 2 LOB: 1 BB: 1 P: 9	R: 1 E: 0 K: 1 S: 7	H: 2 LOB: 1 BB: 0 P: 7	R: 0 E: 0 K: 0 S: 3	H: 0 LOB: 0 BB: 0 P: 3		R: 0 E: 0 K: 0 S: 3	H: 1 LOB: 0 BB: 0 P: 3	1B: 7 2B: 3 3B: 0 HR: 1	SF: 0 SAC: 0 DP: 1 HBP: 0	WP: 2 PB: 0 SB: 2 CS: 0
<b>PITCHER</b>	IP WLS BF H R ER SO BB IBB HBP BLK WP HR S P ERA WHIP																					
Burt Hooton, R (1, 1) ERA: 3.66	0.1 L 8 5 7 7 1 2 0 0 0 0 0 0 8 16 189.00 21.000																					
Rick Sutcliffe, R (1, 1) ERA: 5.54	6.2 30 5 3 3 2 5 0 0 0 2 1 29 49 4.05 1.500																					
Terry Forster, L (8, 1) ERA: 3.27	2.0 6 1 0 0 0 0 0 0 0 0 0 0 6 6 0.00 0.500																					

Batter	1	2	3	4	5	6	7	8	9	AB	R	H	RBI	BB	SO	LOB	BOTTOM			
Davey Lopes, R (1, 4) OBP: 0.329, SLG: 0.355 Mickey Hatcher, R (7, 7) OBP: 0.238, SLG: 0.317										3	0	0	0	0	0	0	<b>Cincinnati Reds @ Los Angeles Dodgers</b> Dodger Stadium, Los Angeles, CA Sat Sep 20 1980, 7:05 PM PDT Att: 50,240 - Unknown			
Rudy Law, L (1, 8) OBP: 0.309, SLG: 0.304										4	0	0	0	0	1	0				
Steve Garvey, R (1, 3) OBP: 0.339, SLG: 0.461 Vic Davallo, L (9, 3)										4	0	2	0	0	1	0				
Dusty Baker Jr., R (1, 7) OBP: 0.336, SLG: 0.526 Jack Perconte, L (7, 4) OBP: 0.429, SLG: 0.200										3	0	0	0	0	1	2				
Ron Cey, R (1, 5) OBP: 0.344, SLG: 0.463 Pepe Frias, R (8, 6) OBP: 0.253, SLG: 0.270										3	2	2	1	0	0	1				
Jay Johnstone, L (1, 9) OBP: 0.349, SLG: 0.375 Terry Forster, L (8, 1) OBP: 0.341, SLG: 0.463										3	0	1	0	0	0	1				
Pedro Guerrero, R (9, PH) OBP: 0.330, SLG: 0.281										1	0	0	0	0	1	1				
Mike Scioscia, L (1, 2) OBP: 0.309, SLG: 0.325										4	0	1	0	0	0	3				
Derrel Thomas, S (1, 6) OBP: 0.335, SLG: 0.372										4	0	1	1	0	0	2				
Burt Hooton, R (1, 1) OBP: 0.095, SLG: 0.100 Rick Sutcliffe, L (1, 1) OBP: 0.214, SLG: 0.154 Gary Thomasson, L (7, PH) OBP: 0.330, SLG: 0.281										0	0	0	0	0	0	0				
<b>Inning Stats</b>	R: 0 E: 0 K: 1 S: 6	H: 1 LOB: 1 BB: 0 P: 6	R: 1 E: 0 K: 0 S: 4	H: 1 LOB: 0 BB: 0 P: 4	R: 0 E: 0 K: 0 S: 3	H: 0 LOB: 0 BB: 0 P: 3	R: 0 E: 0 K: 1 S: 7	H: 2 LOB: 2 BB: 0 P: 7	R: 0 E: 0 K: 0 S: 3	H: 0 LOB: 0 BB: 0 P: 3	R: 1 E: 0 K: 0 S: 5	H: 2 LOB: 1 BB: 0 P: 5	R: 0 E: 0 K: 1 S: 5	H: 0 LOB: 0 BB: 0 P: 5	R: 0 E: 0 K: 1 S: 6	H: 1 LOB: 2 BB: 1 P: 10	1B: 5 2B: 1 3B: 0 HR: 1	SF: 0 SAC: 0 DP: 0 HBP: 0	WP: 0 PB: 0 SB: 0 CS: 0	PA: 35
<b>PITCHER</b>	IP WLS BF H R ER SO BB IBB HBP BLK WP HR S P ERA WHIP																			
Tom Seaver, R (1, 1) ERA: 3.82	9.0 W 35 7 2 2 4 1 0 0 0 0 1 42 46 2.00 0.889																			



Batter	1	2	3	4	5	6	7	8	9	10	11	AB	R	H	RBI	BB	SO	LOB	TOP								
Dave Collins, S OBP: 0.363, SLG: 0.369 Sam Mejias, R OBP: 0.315, SLG: 0.371 Johnny Bench, R OBP: 0.334, SLG: 0.504	(1, 8) BB 4-0 S BB		(1, 2) X 0-0 3-1		(1, 2) X 0-0 G3		(1, 2) X 0-0 F7		(1, 2) X 0-0 6-3 L5 2B		(1, 2) H 1-0 1B HBP	3	0	0	0	1	0	1									
Ken Griffey, L OBP: 0.368, SLG: 0.439	(1, 9) X (11, 8) X 0-0 B1-3		(1, 9) X 0-0 2-3		(1, 9) X 0-0 K		(1, 9) X 0-0 1B		(1, 9) X 0-0 6-3		(1, 9) X 0-0 1B 6-3 1B	6	1	3	3	0	1	2									
Dave Concepcion, R OBP: 0.305, SLG: 0.365	(1, 6) X (11, 8) X 0-0 5-3		(1, 6) X 0-0 3-H 1B		(1, 6) X 0-0 F8		(1, 6) X 0-0 6-3		(1, 6) X 0-0 L5		(1, 6) X 0-0 1B 6-3 1B	6	1	2	1	0	0	3									
George Foster, R OBP: 0.368, SLG: 0.478	(1, 7) X (11, 8) X 0-0 5-3		(1, 7) X 0-0 1B SF7 BB		(1, 7) X 0-0 1B BB 1B		(1, 7) X 0-0 G5-4-3 1B		(1, 7) X 0-0 K		(1, 7) X 0-0 6-3 1B	5	1	1	1	1	1	4									
Dan Driessen, L OBP: 0.383, SLG: 0.428	(1, 3) X (11, 9) X 0-0 G3		(1, 3) X 0-0 SF7 5-3 1B		(1, 3) X 0-0 1B BB		(1, 3) X 0-0 4-3		(1, 3) X 0-0 F8		(1, 3) X 0-0 1B 1B	5	0	2	1	1	0	0									
Ray Knight, R OBP: 0.311, SLG: 0.425 Eddie Milner, L (8, PR)	(1, 5) X (8, PR) X 0-0 6-3		(1, 5) X 0-0 5-3		(1, 5) X 0-0 1B BB		(1, 5) X 0-0 4-3		(1, 5) X 0-0 F8		(1, 5) X 0-0 1B 1B	4	0	2	0	0	0	2									
Junior Kennedy, R OBP: 0.326, SLG: 0.338	(8, 4) X (11, 9) X 0-0 F8		(8, 4) X 0-0 SF7		(8, 4) X 0-0 1B		(8, 4) X 0-0 FC4-2 2B		(8, 4) X 0-0 F8		(8, 4) X 0-0 1B	4	0	0	2	0	0	0	2								
Joe Nolan, L OBP: 0.356, SLG: 0.420 Paul Householder, S OBP: 0.231, SLG: 0.237	(1, 2) X (11, PR) X (11, 9) X 0-0 F8		(1, 2) X 0-0 2-3 3-H 1B		(1, 2) X 0-0 SF7		(1, 2) X 0-0 F5		(1, 2) X 0-0 FC5-4 FC4-2 1B		(1, 2) X 0-0 1B 4-3	4	0	2	1	0	0	3									
Ron Oester, S OBP: 0.330, SLG: 0.370	(1, 4) X (8, 5) X 0-0 K		(1, 4) X 0-0 3-1 1B SH3-4		(1, 4) X 0-0 K		(1, 4) X 0-0 K		(1, 4) X 0-0 FC4-2 FC5-4 1B		(1, 4) X 0-0 1B 1B	4	2	2	0	1	1	6									
Mario Soto, R OBP: 0.024, SLG: 0.024 Tom Hume, R OBP: 0.133, SLG: 0.200	(1, 1) X (9, 1) X 0-0 SH3-4		(1, 1) X 0-0 1B K		(1, 1) X 0-0 K		(1, 1) X 0-0 B2-3		(1, 1) X 0-0 FC5-4		(1, 1) X 0-0 FC5-6 HBP 1B	3	1	1	0	0	0	2									
<b>Inning Stats</b>	R: 0 E: 0 K: 0 S: 3	H: 0 LOB: 1 BB: 1 P: 7	R: 0 E: 0 K: 0 S: 3	H: 0 LOB: 0 BB: 0 P: 3	R: 1 E: 0 K: 0 S: 5	H: 2 LOB: 1 BB: 0 P: 5	R: 1 E: 0 K: 1 S: 6	H: 1 LOB: 2 BB: 2 P: 14	R: 0 E: 0 K: 1 S: 5	H: 0 LOB: 0 BB: 0 P: 5	R: 0 E: 0 K: 1 S: 7	H: 2 LOB: 3 BB: 1 P: 11	R: 0 E: 0 K: 0 S: 4	H: 2 LOB: 1 BB: 0 P: 4	R: 0 E: 0 K: 0 S: 5	H: 1 LOB: 0 BB: 0 P: 3	R: 0 E: 0 K: 1 S: 5	H: 0 LOB: 0 BB: 0 P: 5	R: 0 E: 0 K: 1 S: 5	H: 6 LOB: 2 BB: 0 P: 10	1B: 14 2B: 3 3B: 0 HR: 0	SF: 1 SAC: 1 DP: 2 HBP: 1	WP: 0 PB: 0 SB: 1 CS: 0	PA: 52			
<b>PITCHER</b>	IP 7.1	WLS 4.35	BF 34	H 9	R 2	ER 2	SO 3	BB 3	IBB 1	HBP 0	BLK 0	WP 0	HR 0	S 36	P 52	ERA 2.46	WHIP 1.636										
Dave Goltz, R ERA: 4.35	(1, 1)																										
Bobby Castillo, R ERA: 2.7	(8, 1)																										
Fernando Valenzuela, L ERA: 2.7	(9, 1)																										
Steve Howe, L ERA: 2.09	(10, 1)	1.1	L	9	4	5	5	1	0	0	1	0	0	0	10	11	33.75	3.000									
Joe Beckwith, R ERA: 1.77	(11, 1)	0.2		4	2	0	0	0	0	0	0	0	0	0	4	4	0.00	3.000									

Cincinnati Reds @ Los Angeles Dodgers  
Dodger Stadium, Los Angeles, CA  
Sun Sep 21 1980, 3:33 AM PDT  
Att: 43,716 - Unknown

AB 45  
R 7  
H 16  
RBI 7  
BB 4  
SO 4  
LOB 32



Batter	1	2	3	4	5	6	7	8	9	10	11	AB	R	H	RBI	BB	SO	LOB	BOTTOM							
Davey Lopes, R OBP: 0.326, SLG: 0.351	(1, 4) X 0-0 5-3		(1, 4) X 0-0 P4		(1, 4) X 0-0 6-3		(1, 4) X 0-0 F2		(1, 4) X 0-0 6-3		(1, 4) X 0-0 F9	6	0	0	0	0	0	1								
Jay Johnstone, L OBP: 0.350, SLG: 0.376	(1, 9) X 0-0 K		(1, 9) X 0-0 2B SF8 1B		(1, 9) X 0-0 K		(1, 9) X 0-0 G3		(1, 9) X 0-0 BB 1B 1B		(1, 9) X 0-0 1B	5	1	2	0	0	2	0								
Steve Garvey, R OBP: 0.343, SLG: 0.464 Jack Perconte, L OBP: 0.429, SLG: 0.200 Mike Scioscia, L OBP: 0.314, SLG: 0.331	(1, 3) X (9, PR) X (10, 2) X 0-0 FC5-4 1B		(1, 3) X 0-0 1-3 2B		(1, 3) X 0-0 CS BB		(1, 3) X 0-0 L6		(1, 3) X 0-0 E HBP		(1, 3) X 0-0 BB 1B	2	0	2	0	1	0	0								
Dusty Baker Jr., R OBP: 0.336, SLG: 0.524	(1, 7) X 0-0 FC5-4		(1, 7) X 0-0 SF8		(1, 7) X 0-0 L6		(1, 7) X 0-0 SH		(1, 7) X 0-0 FC6-2 HBP		(1, 7) X 0-0 BB 1B	2	0	0	1	1	0	2								
Ron Cey, R OBP: 0.345, SLG: 0.460	(1, 5) X 0-0 1B BB		(1, 5) X 0-0 3-H K		(1, 5) X 0-0 K		(1, 5) X 0-0 K		(1, 5) X 0-0 FC6-2 IBB		(1, 5) X 0-0 F2	3	0	0	0	2	2	5								
Gary Thomasson, L OBP: 0.333, SLG: 0.280	(1, 8) X (10, 3) X 0-0 1-2 1B		(1, 8) X 0-0 6-3		(1, 8) X 0-0 F9		(1, 8) X 0-0 F9		(1, 8) X 0-0 FC6-2 IBB		(1, 8) X 0-0 K	4	0	1	0	1	1	3								
Sieve Yeager, R OBP: 0.278, SLG: 0.281 Rudy Law, L OBP: 0.308, SLG: 0.303 Pepé Frias, R OBP: 0.253, SLG: 0.270 Vic Davallillo, L (11, PH)	(1, 2) X (9, PH) X (10, 6) X (11, PH) X 0-0 F7		(1, 2) X 0-0 6-3		(1, 2) X 0-0 K		(1, 2) X 0-0 K		(1, 2) X 0-0 F8		(1, 2) X 0-0 F7	3	0	0	0	0	1	2								
Derrel Thomas, S OBP: 0.328, SLG: 0.364	(1, 6) X (10, 8) X 0-0 K		(1, 6) X 0-0 K		(1, 6) X 0-0 3-1		(1, 6) X 0-0 K		(1, 6) X 0-0 FC6-2		(1, 6) X 0-0 K	5	0	0	0	0	3	5								
Dave Goltz, R ERA: 4.35 Bobby Castillo, R ERA: 2.7 Fernando Valenzuela, L ERA: 2.7 Steve Howe, L ERA: 2.09 Joe Beckwith, R ERA: 1.77	(1, 1) X (8, 1) X (9, 1) X (10, 1) X (11, 1) X 0-0 K		(1, 1) X 0-0 K		(1, 1) X 0-0 K		(1, 1) X 0-0 K		(1, 1) X 0-0 K		(1, 1) X 0-0 K	2	0	0	0	0	2	2								
<b>Inning Stats</b>	R: 0 E: 0 K: 1 S: 6	H: 1 LOB: 1 BB: 0 P: 6	R: 0 E: 0 K: 2 S: 8	H: 1 LOB: 2 BB: 1 P: 12	R: 1 E: 0 K: 1 S: 7	H: 2 LOB: 1 BB: 0 P: 7	R: 0 E: 0 K: 1 S: 5	H: 0 LOB: 0 BB: 0 P: 5	R: 0 E: 0 K: 2 S: 7	H: 0 LOB: 0 BB: 0 P: 7	R: 0 E: 0 K: 1 S: 4	H: 0 LOB: 1 BB: 1 P: 8	R: 0 E: 0 K: 1 S: 5	H: 0 LOB: 0 BB: 0 P: 5	R: 0 E: 0 K: 1 S: 5	H: 0 LOB: 0 BB: 0 P: 5	R: 1 E: 1 K: 1 S: 6	H: 3 LOB: 3 BB: 2 P: 15	R: 0 E: 0 K: 1 S: 7	H: 2 LOB: 3 BB: 1 P: 11	R: 0 E: 0 K: 1 S: 6	H: 1 LOB: 1 BB: 0 P: 6	1B: 6 2B: 2 3B: 0 HR: 0	SF: 1 SAC: 1 DP: 1 HBP: 1	WP: 0 PB: 0 SB: 0 CS: 1	PA: 46
<b>PITCHER</b>	IP 8.0	WLS 3.11	BF 31	H 4	R 2	ER 1	SO 10	BB 2	IBB 0	HBP 1	BLK 0	WP 0	HR 0	S 48	P 57	ERA 1.12	WHIP 0.750									
Mario Soto, R ERA: 3.11	(1, 1)																									
Tom Hume, R ERA: 2.79	(9, 1)	3.0	W	15	3	0	3	1	2	0	0	0	0	0	18	30	0.00	1.333								

Cincinnati Reds @ Los Angeles Dodgers  
Dodger Stadium, Los Angeles, CA  
Sun Sep 21 1980, 3:33 AM PDT  
Att: 43,716 - Unknown

AB 38  
R 2  
H 7  
RBI 1  
BB 5  
SO 13  
LOB 26





Batter	1	2	3	4	5	6	7	8	9	AB	R	H	RBI	BB	SO	LOB	TOP					
Jerry Royster, R OBP: 0.309, SLG: 0.327 (1, 7)										5	2	2	0	0	0	0	<b>Atlanta Braves @ Los Angeles Dodgers</b> Dodger Stadium, Los Angeles, CA Mon Sep 22 1980, 7:05 PM PDT Att: 25,078 - Unknown					
Rafael Ramirez, R OBP: 0.305, SLG: 0.376 (1, 6)										4	1	1	0	0	1	2						
Gary Matthews, R OBP: 0.327, SLG: 0.429 (1, 9)										4	3	2	2	1	0	2						
Bob Horner, R OBP: 0.316, SLG: 0.554 Terry Harper, R OBP: 0.176, SLG: 0.250 (1, 5) (7, 7)										4	1	2	2	0	0	1						
Chris Chambliss, L OBP: 0.336, SLG: 0.433 (1, 3)										5	0	4	2	0	0	0						
Dale Murphy, R OBP: 0.347, SLG: 0.498 (1, 8)										5	0	0	0	0	0	6						
Glenn Hubbard, R OBP: 0.330, SLG: 0.390 (1, 4)										4	0	1	0	1	0	3						
Bruce Benedict, R OBP: 0.309, SLG: 0.317 (1, 2)										2	0	0	0	2	2	3						
Preston Hanna, R OBP: 0.143, SLG: 0.286 Biff Pocoroba, S OBP: 0.372, SLG: 0.405 Gene Garber, R OBP: 0.500, SLG: 0.500 Rick Camp, R OBP: 0.143, SLG: 0.286 (1, 1) (6, PH) (6, 1) (7, 1)										2	0	0	0	0	0	0						
<b>Inning Stats</b>	R: 1 E: 1 K: 1 S: 8	H: 3 LOB: 2 BB: 0 P: 8	R: 0 E: 0 K: 1 S: 4	H: 0 LOB: 0 BB: 1 P: 8	R: 0 E: 0 K: 0 S: 3	H: 0 LOB: 1 BB: 0 P: 4	R: 0 E: 0 K: 1 S: 6	H: 2 LOB: 1 BB: 0 P: 6	R: 2 E: 0 K: 0 S: 5	H: 2 LOB: 2 BB: 1 P: 5	R: 0 E: 0 K: 0 S: 4	H: 1 LOB: 2 BB: 1 P: 8	R: 2 E: 0 K: 0 S: 5	H: 2 LOB: 0 BB: 0 P: 5	R: 0 E: 0 K: 1 S: 5	H: 0 LOB: 1 BB: 1 P: 9	R: 2 E: 0 K: 0 S: 5	H: 2 LOB: 2 BB: 2 P: 13	1B: 8 2B: 1 3B: 1 HR: 2	SF: 0 SAC: 0 DP: 0 HBP: 1	WP: 0 PB: 0 SB: 2 CS: 2	PA: 44
<b>PITCHER</b>	IP WLS BF H R ER SO BB IBB HBP BLK WP HR S P ERA WHIP	7.0 L 32 10 5 5 3 1 1 1 0 0 2 35 44 6.43 1.571	8.1 1.1 8 1 2 2 1 2 1 0 0 0 0 7 19 13.50 2.250	9.1 0.2 3 1 0 0 0 0 0 0 0 0 0 3 3 0.00 1.500	<b>PITCHER</b>										IP WLS BF H R ER SO BB IBB HBP BLK WP HR S P ERA WHIP							
Don Sutton, R ERA: 2.28 Joe Beckwith, R ERA: 2.04 Terry Forster, L ERA: 3.09																						

AB	37
R	7
H	12
RBI	6
BB	5
SO	4
LOB	20



Batter	1	2	3	4	5	6	7	8	9	AB	R	H	RBI	BB	SO	LOB	BOTTOM			
Davey Lopes, R OBP: 0.325, SLG: 0.348 (1, 4)										4	1	0	0	1	0	0	<b>Atlanta Braves @ Los Angeles Dodgers</b> Dodger Stadium, Los Angeles, CA Mon Sep 22 1980, 7:05 PM PDT Att: 25,078 - Unknown			
Jay Johnstone, L OBP: 0.353, SLG: 0.378 (1, 9)										4	0	2	1	0	0	0				
Steve Garvey, R OBP: 0.344, SLG: 0.464 (1, 3)										4	0	2	1	0	0	1				
Dusty Baker Jr., R OBP: 0.335, SLG: 0.522 (1, 7)										4	0	1	0	0	0	4				
Ron Cey, R OBP: 0.344, SLG: 0.458 (1, 5)										3	0	0	0	1	0	1				
Gary Thomasson, L OBP: 0.322, SLG: 0.269 (1, 8)										4	0	0	0	0	1	2				
Joe Ferguson, R OBP: 0.360, SLG: 0.407 (1, 2)										3	0	1	0	1	1	0				
Derrel Thomas, S OBP: 0.324, SLG: 0.359 (1, 6)										4	0	0	0	0	0	2				
Don Sutton, R OBP: 0.085, SLG: 0.069 Vic Davalillo, L OBP: 0.250, SLG: 0.250 Joe Beckwith, L Terry Forster, L Mickey Hatcher, R OBP: 0.231, SLG: 0.308 (1, 1) (7, PH) (8, 1) (9, 1) (9, PH)										2	0	0	0	0	1	2				
<b>Inning Stats</b>	R: 0 E: 0 K: 0 S: 4	H: 1 LOB: 1 BB: 0 P: 4	R: 0 E: 1 K: 1 S: 5	H: 0 LOB: 2 BB: 2 P: 13	R: 0 E: 0 K: 0 S: 4	H: 1 LOB: 1 BB: 0 P: 4	R: 0 E: 0 K: 0 S: 3	H: 1 LOB: 1 BB: 0 P: 6	R: 2 E: 0 K: 0 S: 6	H: 3 LOB: 2 BB: 1 P: 10	R: 0 E: 0 K: 1 S: 5	H: 0 LOB: 0 BB: 0 P: 5	R: 0 E: 0 K: 0 S: 3	H: 0 LOB: 0 BB: 0 P: 3	1B: 7 2B: 0 3B: 0 HR: 0	SF: 0 SAC: 0 DP: 1 HBP: 0	WP: 0 PB: 0 SB: 0 CS: 0	PA: 37		
<b>PITCHER</b>	IP WLS BF H R ER SO BB IBB HBP BLK WP HR S P ERA WHIP	5.0 W 20 3 0 0 1 2 0 0 0 0 0 11 15 10.80 3.000	6.1 1.2 10 4 2 2 1 1 0 0 0 0 0 11 15 10.80 3.000	7.1 2.1 S 7 0 0 0 1 0 0 0 0 0 0 9 9 0.00 0.000	<b>PITCHER</b>										IP WLS BF H R ER SO BB IBB HBP BLK WP HR S P ERA WHIP					
Preston Hanna, R ERA: 3.23 Gene Garber, R ERA: 4.04 Rick Camp, R ERA: 1.95																				





Batter	1	2	3	4	5	6	7	8	9	AB	R	H	RBI	BB	SO	LOB	TOP					
Jerry Royster, R (1, 7) OBP: 0.310, SLG: 0.325	4-0 CS BB		0-0 P3		0-0 1-3		4-0 BB		0-0 F7	3	0	0	0	2	0	4	<b>Atlanta Braves @ Los Angeles Dodgers</b> Dodger Stadium, Los Angeles, CA Tue Sep 23 1980, 7:05 PM PDT Att: 29,226 - Unknown					
Rafael Ramirez, R (1, 6) OBP: 0.304, SLG: 0.372	0-3 K		0-0 6-3			0-0 WP BB 1B	0-3 K		0-0 F7	4	0	1	0	0	2	4						
Terry Harper, R (9, PH) OBP: 0.167, SLG: 0.235	1-2 K									1	0	0	0	0	0	1						
Gary Matthews, R (1, 9) OBP: 0.329, SLG: 0.429	0-3 K			0-0 L1-4 1B		4-0 WP BB 1B		0-0 P6	0-0 1-2 1B	4	0	2	0	1	1	0						
Bob Horner, R (1, 5) OBP: 0.315, SLG: 0.550		0-0 L4		0-0 1-2 1B		0-0 F2	1-2 2-3	0-0 F2	0-0 F8	5	0	1	0	0	0	4						
Chris Chambliss, L (1, 3) OBP: 0.335, SLG: 0.431		0-0 F5		0-0 L1-4 2-3		0-0 F7		0-0 HR 1B		4	1	1	0	0	0	4						
Dale Murphy, R (1, 8) OBP: 0.350, SLG: 0.504	4-0 CS BB		0-0 F7		0-0 BB	4-0 BB		0-0 HR 1B		2	1	1	2	2	0	1						
Glenn Hubbard, R (1, 4) OBP: 0.330, SLG: 0.392	0-0 CS 1-2		0-0 E6 1B		0-0 L6	0-0 F8		0-0 2B		4	0	1	0	0	0	3						
Bruce Benedict, R (1, 2) OBP: 0.308, SLG: 0.316			0-0 SH3 1B		0-3 K		0-0 F5	0-0 6-3		4	0	1	0	0	1	1						
Rick Matula, R (1, 1) ERA: 3.25			0-0 SH3		0-0 1B		0-3 K		4-0 BB	0	0	0	0	0	0	0						
<b>Inning Stats</b>	R: 0 E: 0 K: 2 S: 6	H: 0 LOB: 0 BB: 1 P: 10	R: 0 E: 0 K: 0 S: 2	H: 0 LOB: 0 BB: 1 P: 6	R: 0 E: 1 K: 0 S: 5	H: 1 LOB: 2 BB: 0 P: 5	R: 0 E: 0 K: 0 S: 4	H: 2 LOB: 1 BB: 0 P: 4	R: 0 E: 0 K: 1 S: 6	H: 1 LOB: 1 BB: 0 P: 6	R: 0 E: 0 K: 0 S: 4	H: 1 LOB: 3 BB: 2 P: 12	R: 0 E: 0 K: 2 S: 7	H: 0 LOB: 1 BB: 1 P: 11	R: 2 E: 0 K: 0 S: 6	H: 3 LOB: 1 BB: 0 P: 6	R: 0 E: 0 K: 0 S: 4	H: 1 LOB: 2 BB: 1 P: 8	1B: 7 2B: 3 3B: 0 HR: 1	SF: 0 SAC: 1 DP: 2 HBP: 0	WP: 1 PB: 0 SB: 0 CS: 2	PA: 41
<b>PITCHER</b>	IP WLS BF H R ER SO BB IBB HBP BLK WP HR S P ERA WHIP	IP WLS BF H R ER SO BB IBB HBP BLK WP HR S P ERA WHIP																				
Bob Welch, R (1, 1) ERA: 3.25	6.2 W 28 5 0 0 4 5 0 0 0 1 0 31 51 0.00 1.500																					
Bobby Castillo, R (7, 1) ERA: 2.86	1.1 7 3 2 2 1 0 0 0 0 0 0 1 9 9 13.50 2.250																					
Don Stanhouse, R (9, 1) ERA: 5.16	1.0 S 5 1 0 0 0 1 0 0 0 0 0 4 8 0.00 2.000																					

Batter	1	2	3	4	5	6	7	8	9	AB	R	H	RBI	BB	SO	LOB	BOTTOM			
Davey Lopes, R (1, 4) OBP: 0.324, SLG: 0.347	0-0 1-3			0-0 5-3			0-0 1-3	0-0 4-3		5	0	1	1	0	0	3	<b>Atlanta Braves @ Los Angeles Dodgers</b> Dodger Stadium, Los Angeles, CA Tue Sep 23 1980, 7:05 PM PDT Att: 29,226 - Unknown			
Rudy Law, L (1, 8) OBP: 0.310, SLG: 0.305	0-0 1B S	0-0 4-3			0-0 1-3		0-0 S 1B			4	0	2	0	0	0	2				
Dusty Baker Jr., R (1, 7) OBP: 0.334, SLG: 0.520	0-0 G6-4-3 1B		0-0 F8		0-0 E6		0-0 5-3 1-2			4	0	1	0	0	0	1				
Steve Garvey, R (1, 3) OBP: 0.344, SLG: 0.465	0-0 G6-4-3 1-2		0-0 1B 2B		0-3 K		0-0 4-3			4	1	1	0	0	1	4				
Ron Cey, R (1, 5) OBP: 0.342, SLG: 0.454		0-0 5-3	0-0 6-3		0-0 F9			0-0 F7		4	0	0	0	0	0	2				
Jay Johnstone, L (1, 9) OBP: 0.357, SLG: 0.386		0-0 1B 2B				0-0 F7		0-3 K		3	1	2	1	0	0	0				
Mickey Hatcher, R (7, 9) OBP: 0.227, SLG: 0.303		0-0 1B 2B 2H	0-0 1B			0-0 6-3		0-0 BB 1B 1B		1	0	0	0	0	1	0				
Mike Scioscia, L (1, 2) OBP: 0.313, SLG: 0.328		0-0 1-3			0-0 F9			0-0 1B		4	0	1	0	0	0	2				
Pepe Frias, R (6, PR) OBP: 0.253, SLG: 0.270										0	0	0	0	0	0	0				
Steve Yeager, R (9, 2) OBP: 0.278, SLG: 0.281										0	0	0	0	0	0	0				
Derrel Thomas, S (1, 6) OBP: 0.330, SLG: 0.369		0-0 1B 1B 2H		0-0 5-3		0-0 1B 2B		0-0 1B		4	2	3	1	0	0	0				
Bob Welch, R (1, 1) OBP: 0.254, SLG: 0.286										3	0	2	1	0	0	0				
Bobby Castillo, R (7, 1) OBP: 0.125, SLG: 0.125					0-0 6-3					0	0	0	0	0	0	0				
Rick Monday, L (6, PH) OBP: 0.374, SLG: 0.479										0	0	0	0	1	0	0				
Gary Weiss, S (8, PR) OBP: 0.278, SLG: 0.281										0	0	0	0	0	0	0				
Don Stanhouse, R (9, 1) ERA: 5.16										0	0	0	0	0	0	0				
<b>Inning Stats</b>	R: 0 E: 0 K: 0 S: 4	H: 2 LOB: 1 BB: 0 P: 4	R: 2 E: 0 K: 0 S: 7	H: 4 LOB: 2 BB: 0 P: 7	R: 1 E: 0 K: 0 S: 5	H: 2 LOB: 1 BB: 0 P: 5	R: 0 E: 0 K: 0 S: 3	H: 0 LOB: 0 BB: 0 P: 3	R: 0 E: 1 K: 1 S: 6	H: 0 LOB: 1 BB: 0 P: 6	R: 1 E: 0 K: 0 S: 4	H: 2 LOB: 1 BB: 0 P: 4	R: 0 E: 0 K: 0 S: 4	H: 1 LOB: 1 BB: 0 P: 4	R: 0 E: 0 K: 1 S: 7	H: 2 LOB: 3 BB: 1 P: 11	1B: 10 2B: 3 3B: 0 HR: 0	SF: 0 SAC: 0 DP: 1 HBP: 0	WP: 0 PB: 0 SB: 2 CS: 0	PA: 37
<b>PITCHER</b>	IP WLS BF H R ER SO BB IBB HBP BLK WP HR S P ERA WHIP	IP WLS BF H R ER SO BB IBB HBP BLK WP HR S P ERA WHIP																		
Rick Matula, R (1, 1) ERA: 4.63	4.0 L 19 8 3 3 0 0 0 0 0 0 0 10 10 6.75 2.000																			
Rick Mahler, R (5, 1) ERA: 2.45	2.0 8 2 1 1 1 0 0 0 0 0 0 0 10 10 4.50 1.000																			
Gene Garber, R (7, 1) ERA: 3.94	2.0 10 3 0 0 0 1 1 0 0 0 0 0 11 15 0.00 2.000																			

AB	33
R	2
H	9
RBI	2
BB	6
SO	5
LOB	22



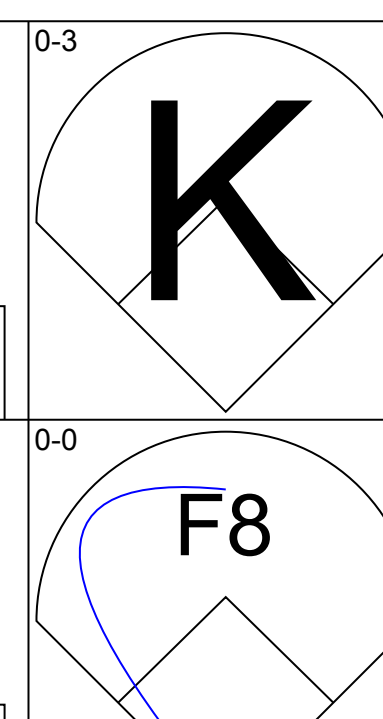
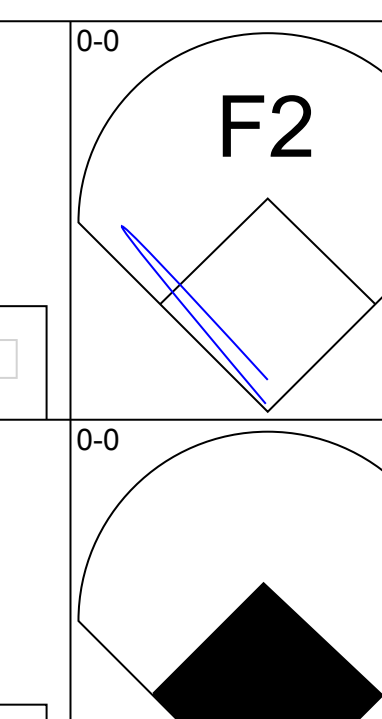
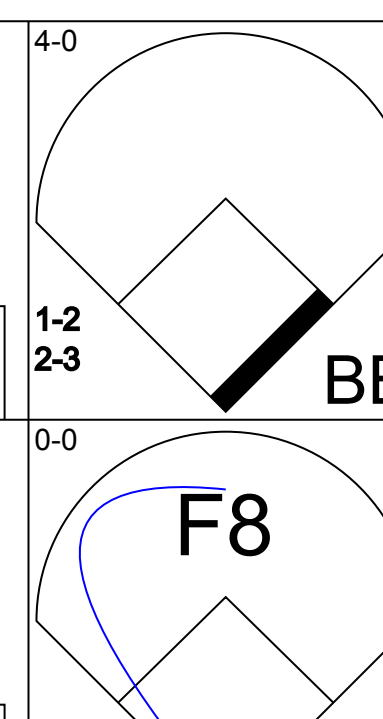
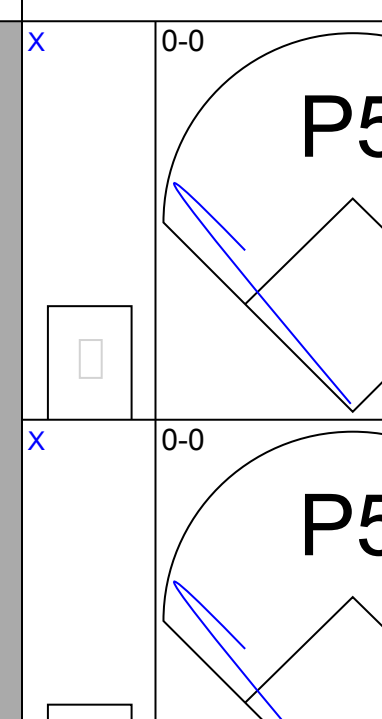
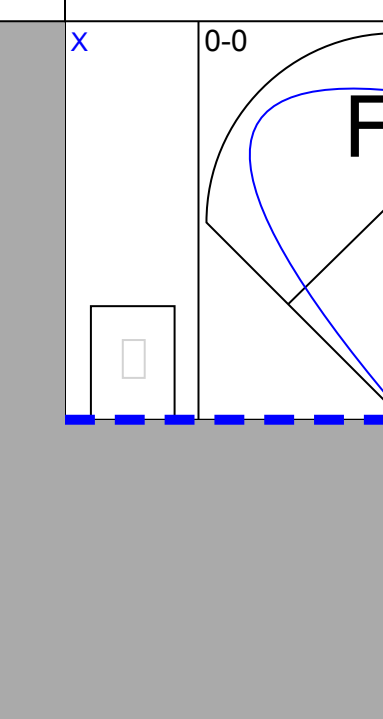
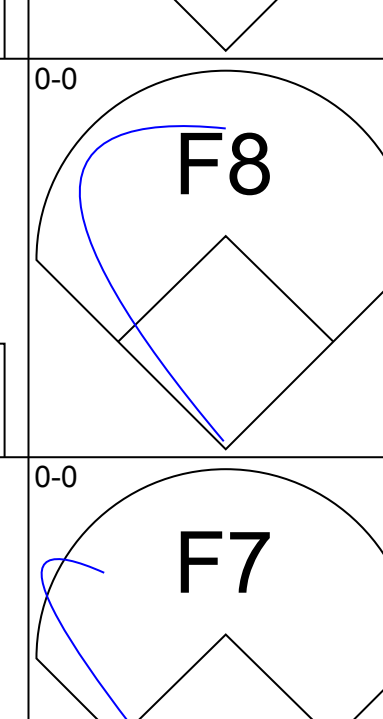
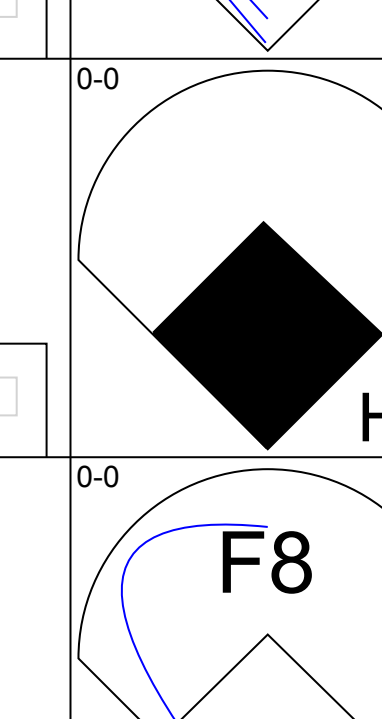
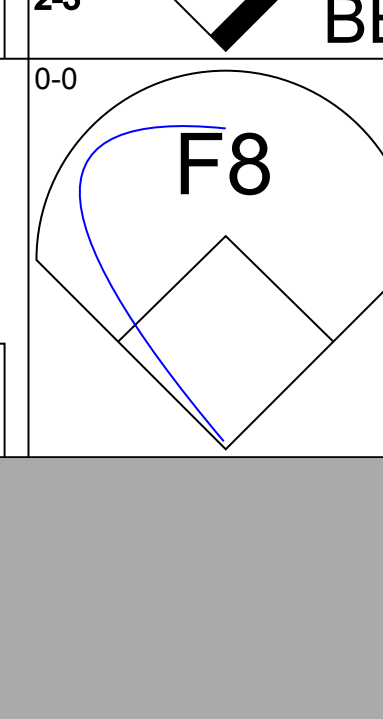
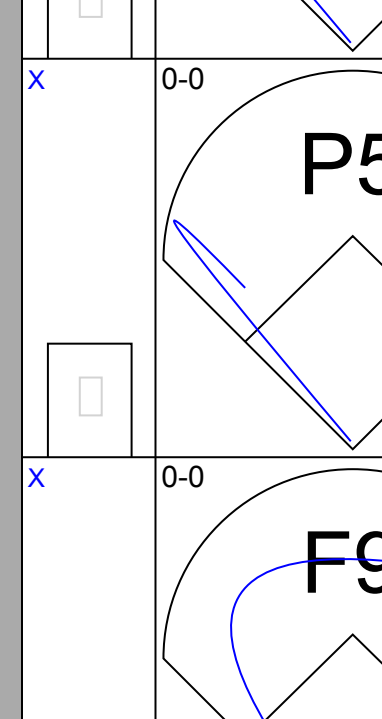
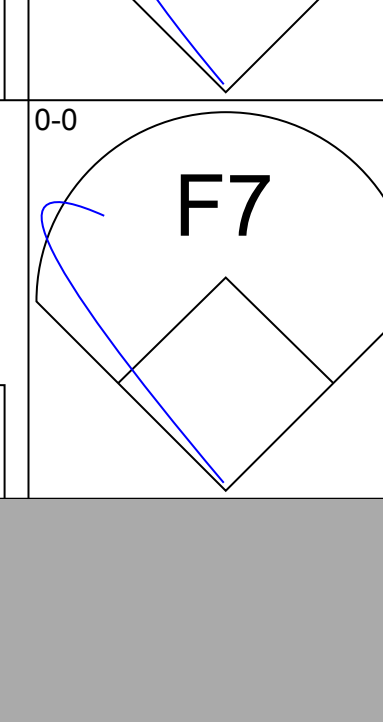
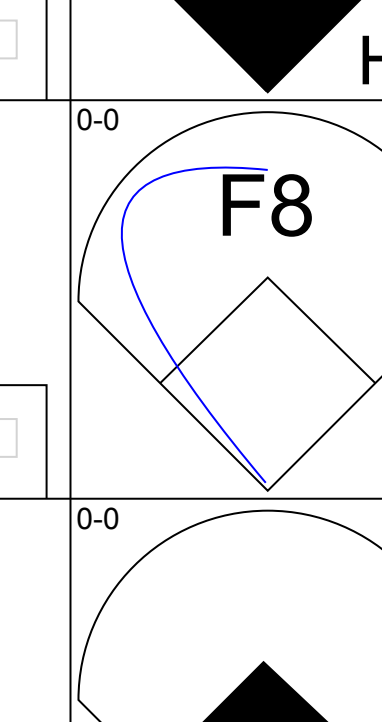
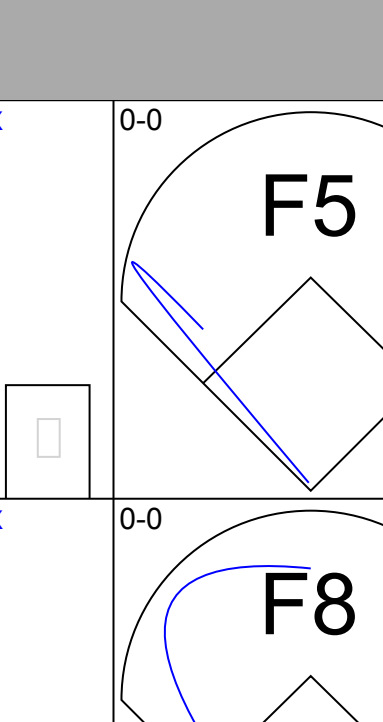
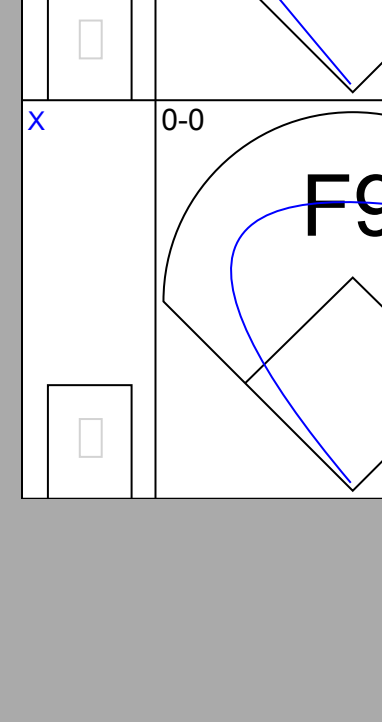
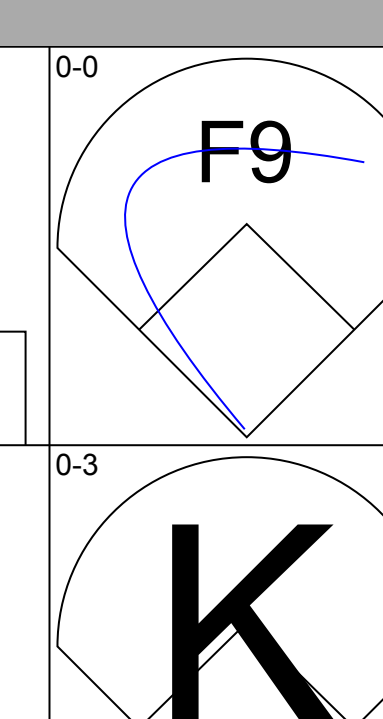
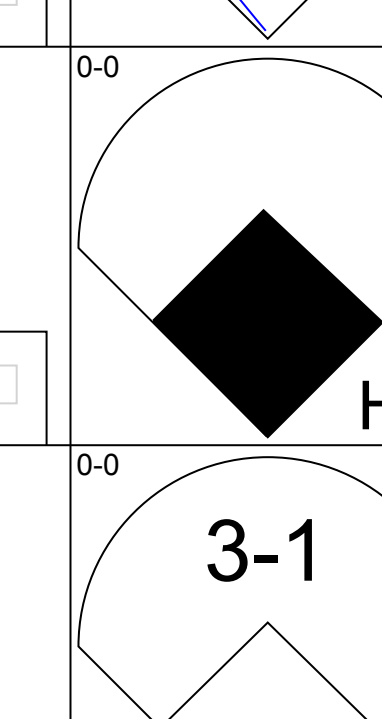
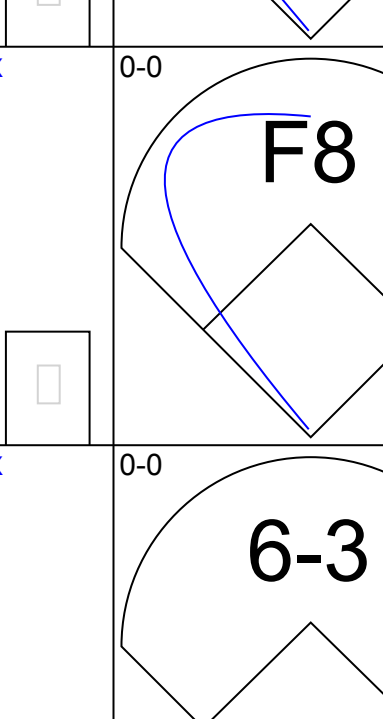
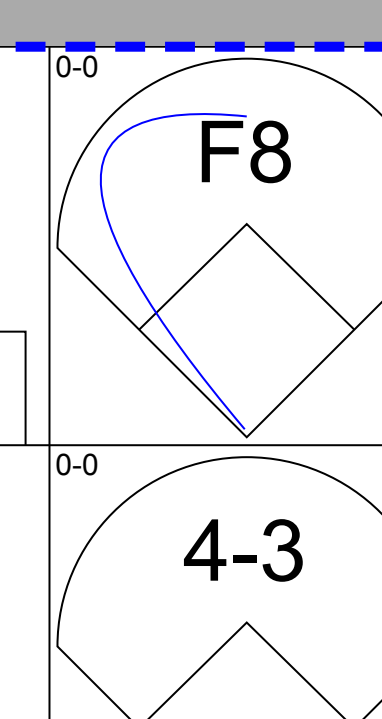
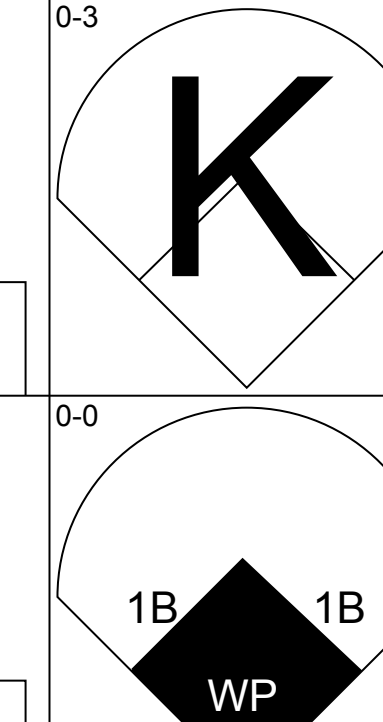
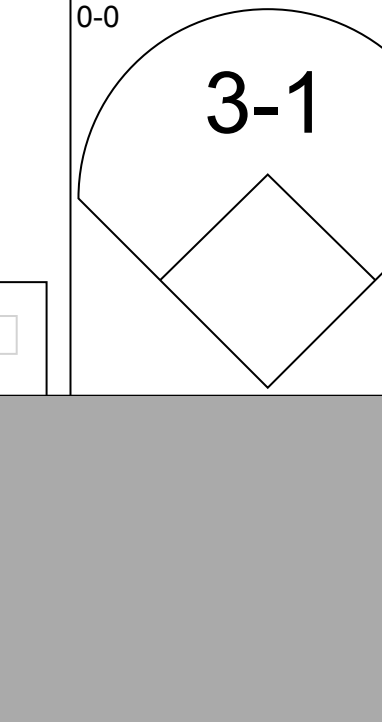
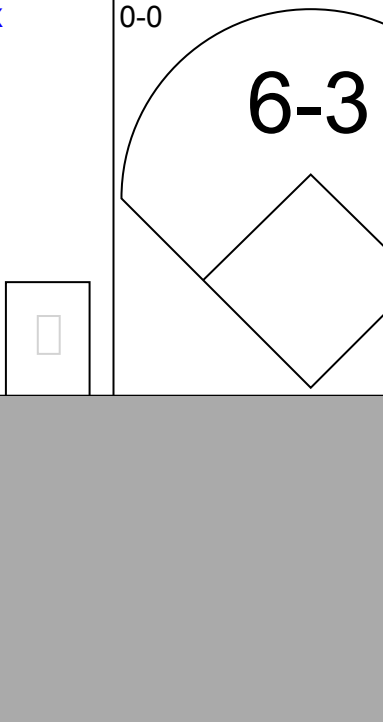
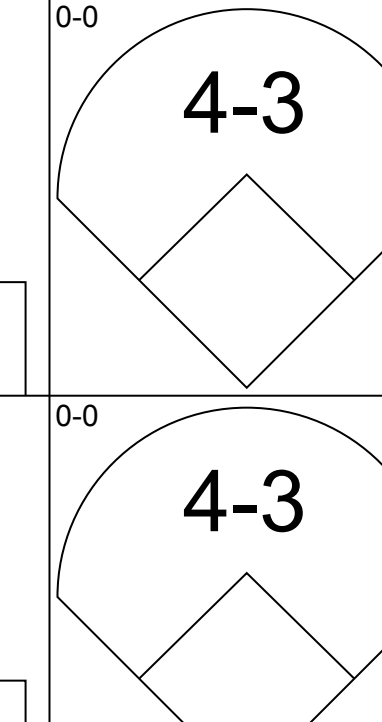
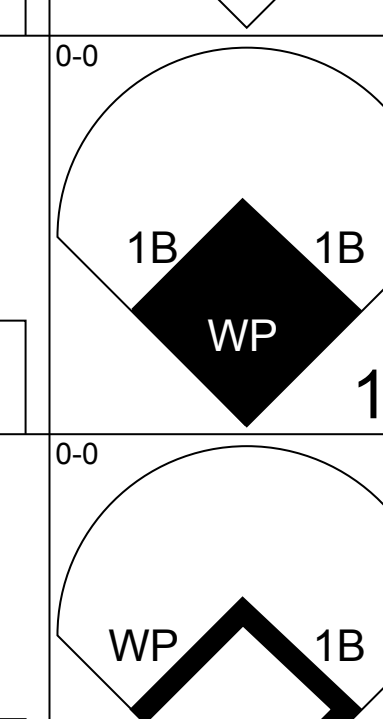
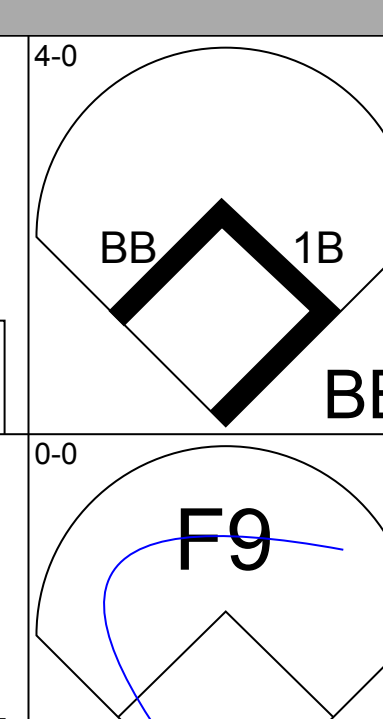
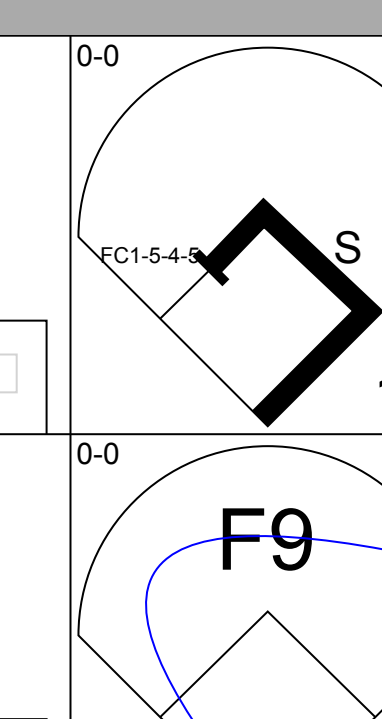

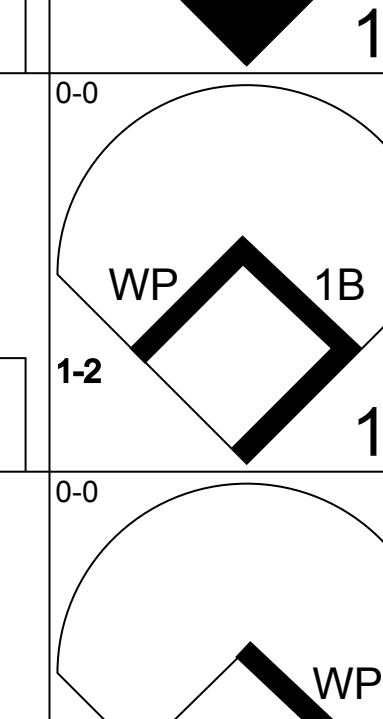
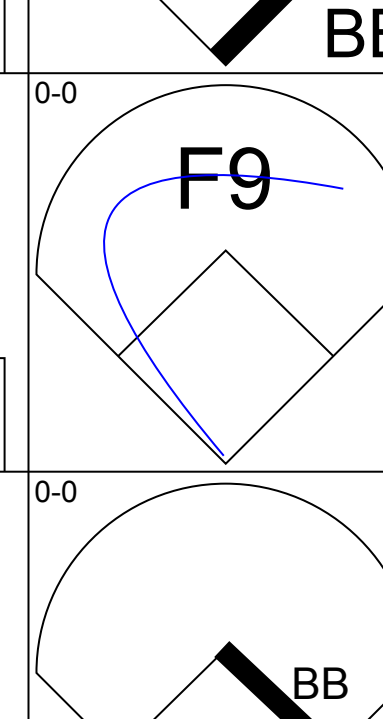
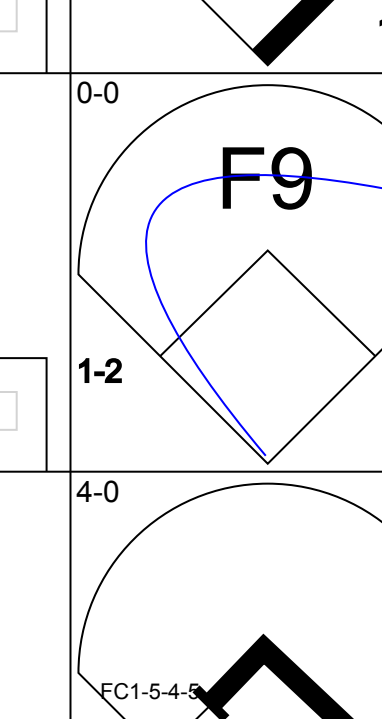
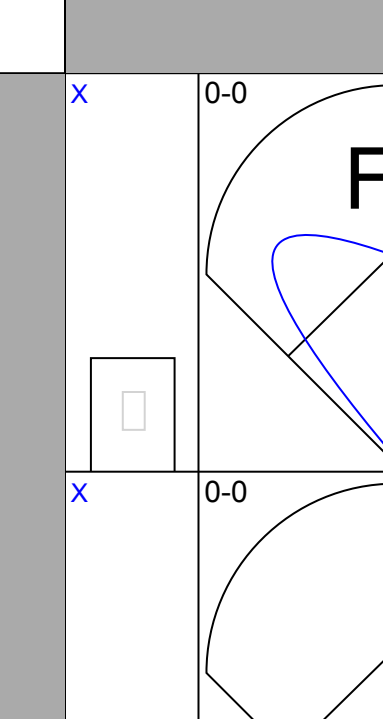
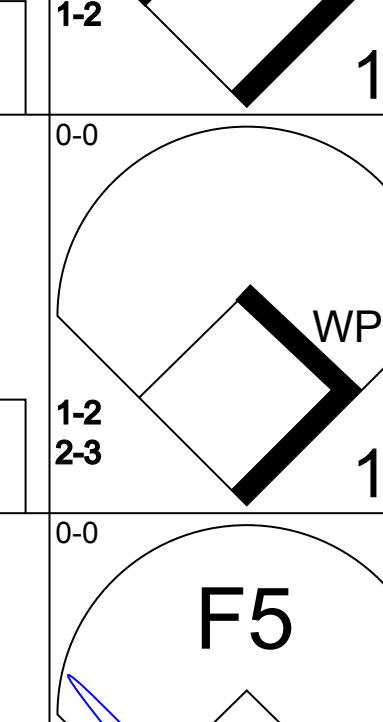
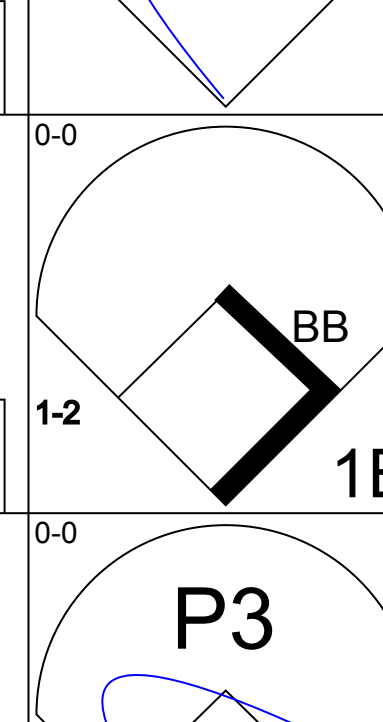
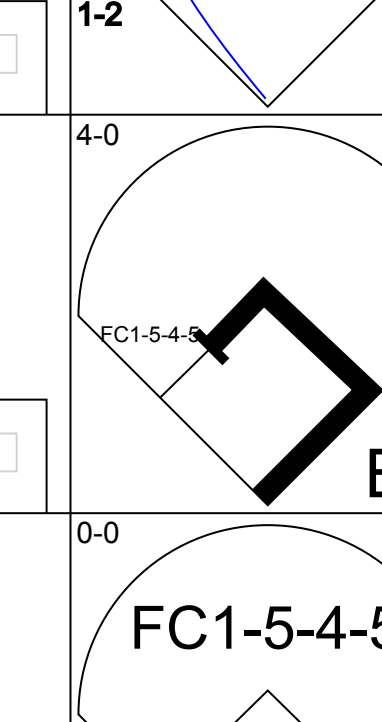
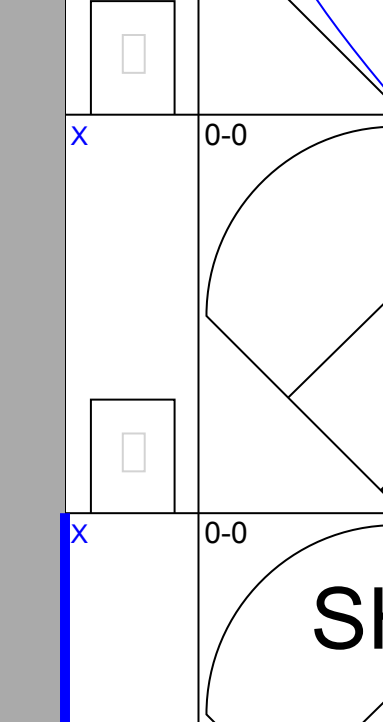
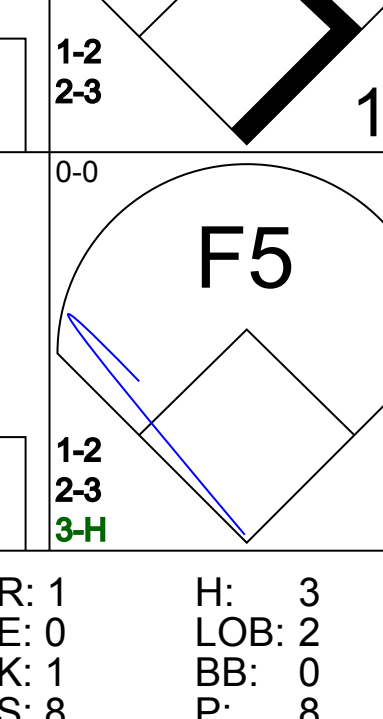
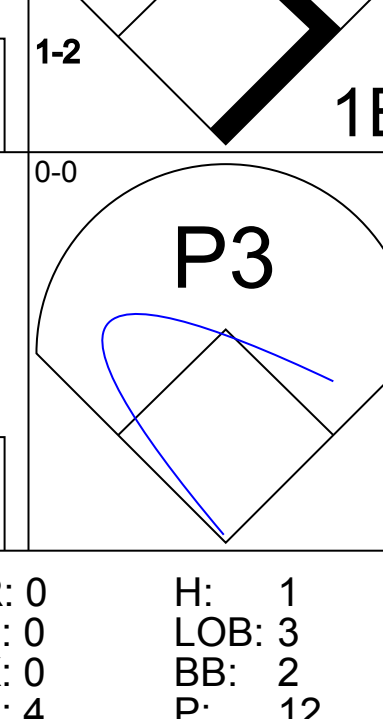
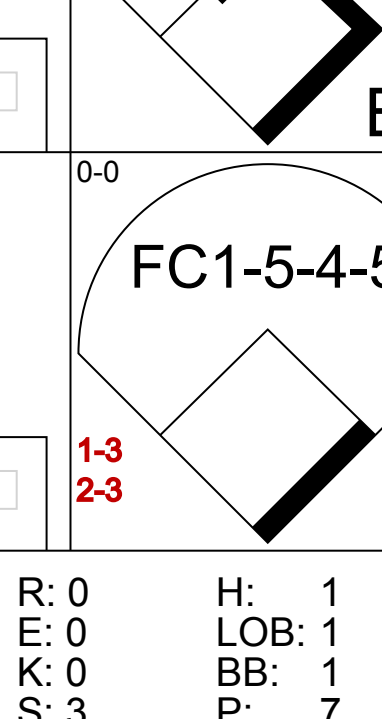
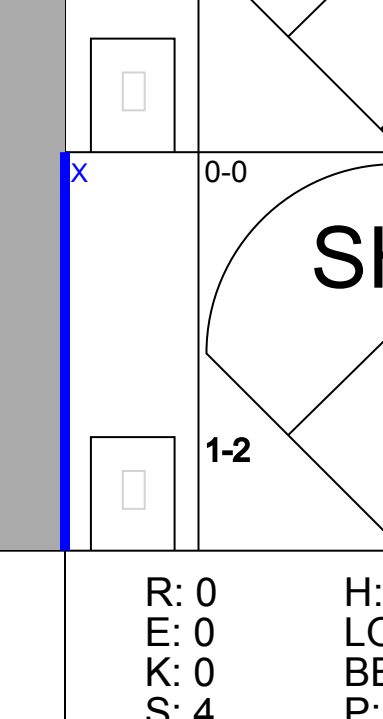
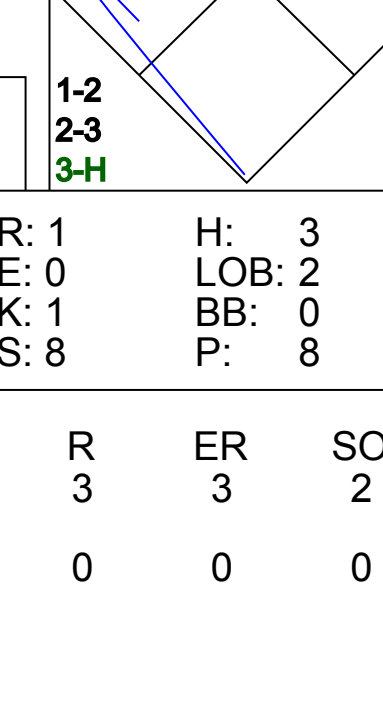
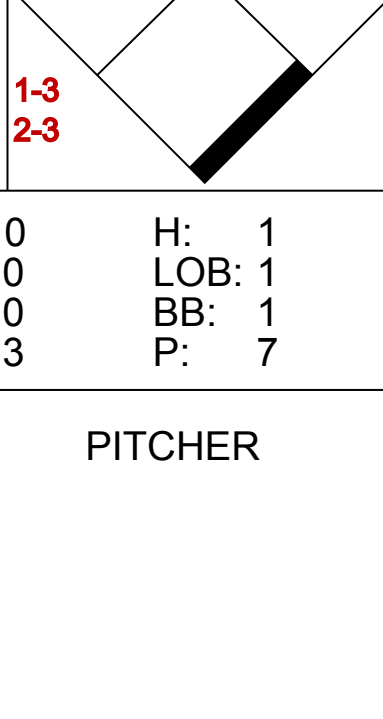
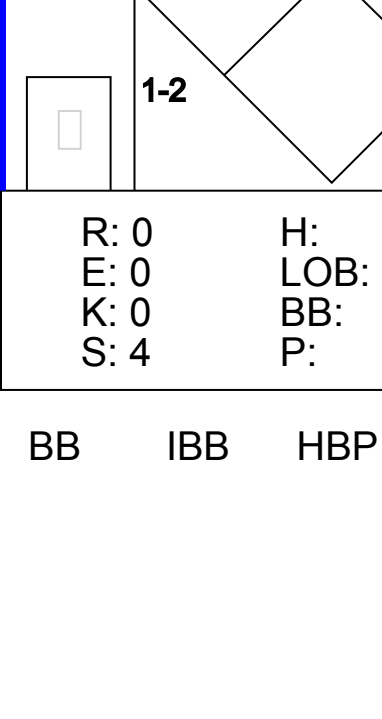
AB	36
R	4
H	13
RBI	4
BB	1
SO	2
LOB	14





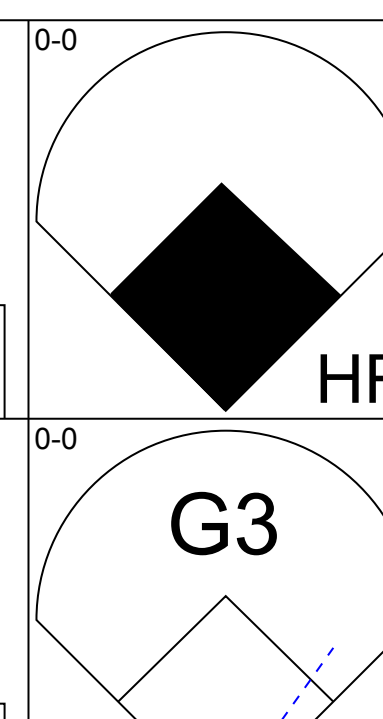
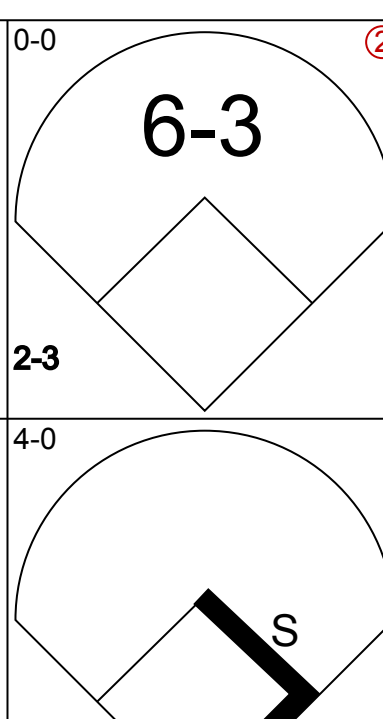
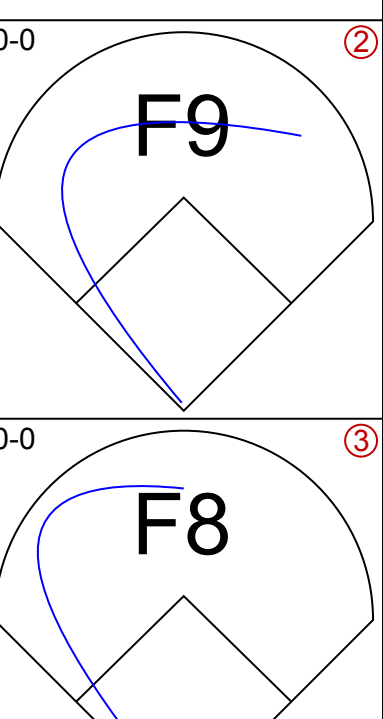
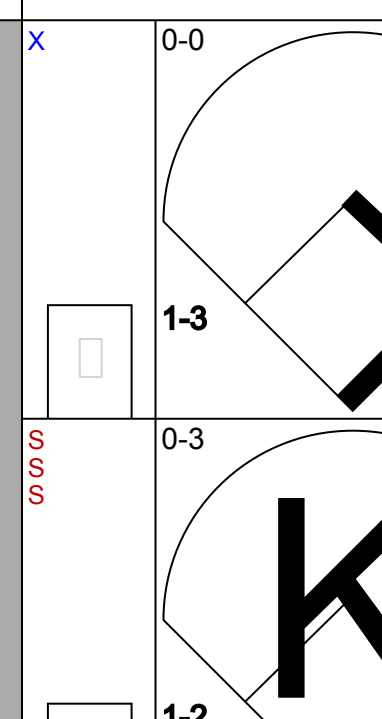
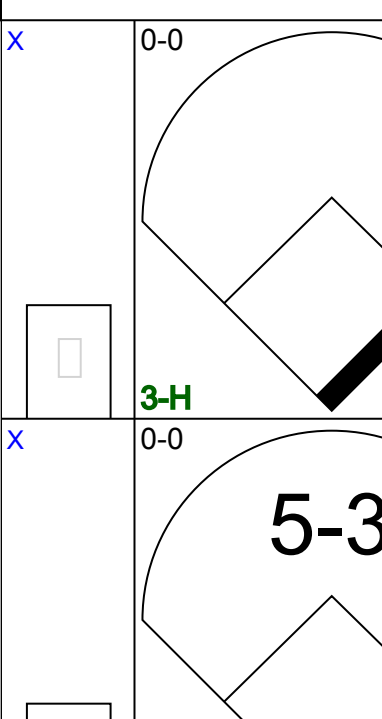
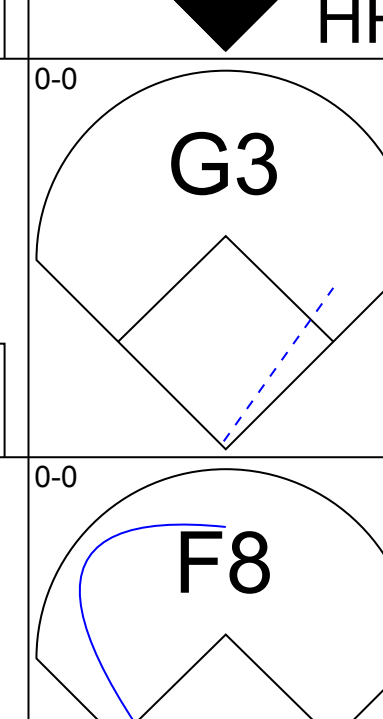
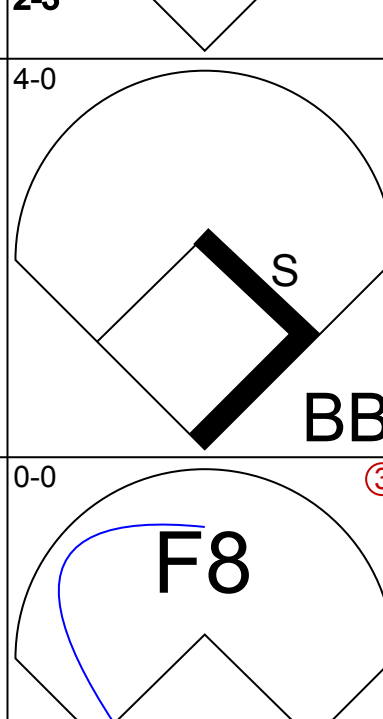
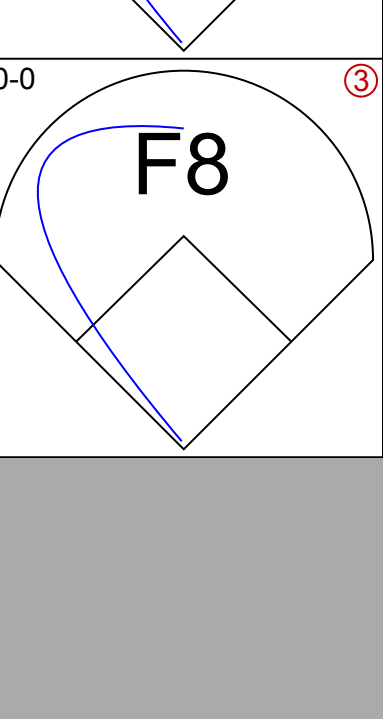
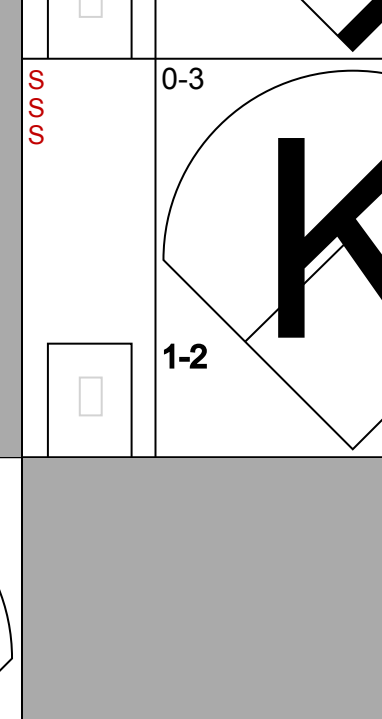
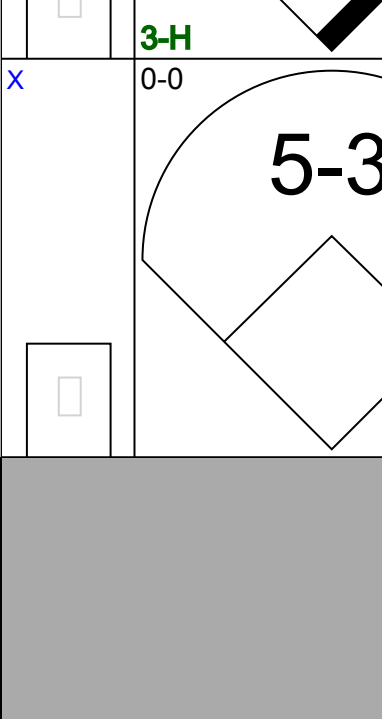
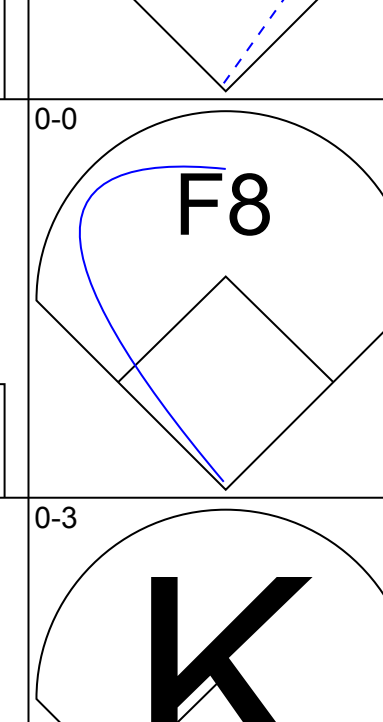
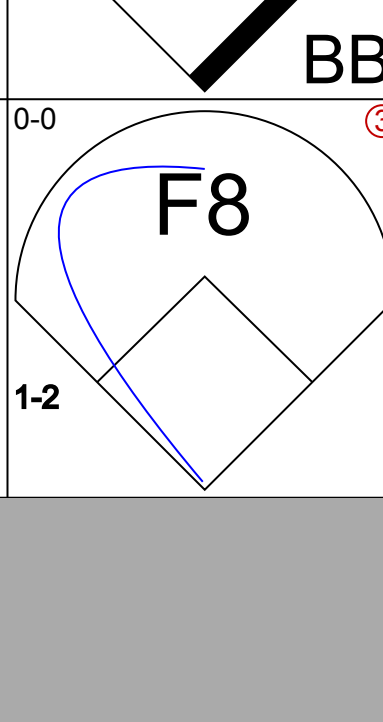
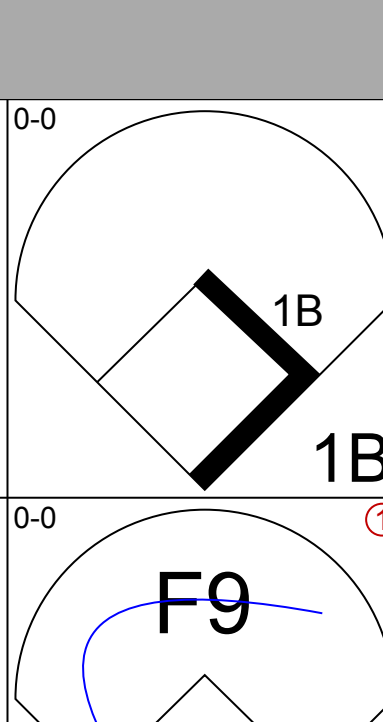
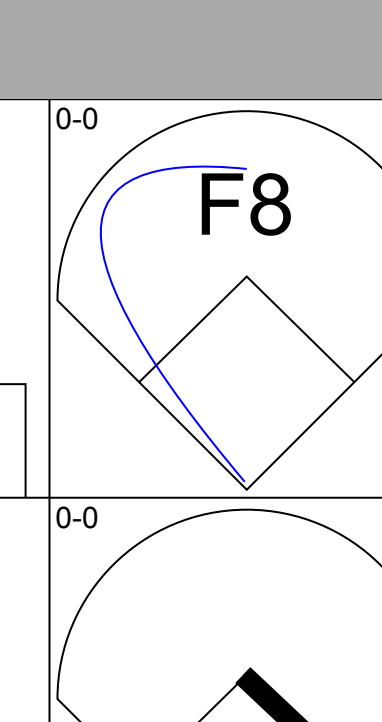
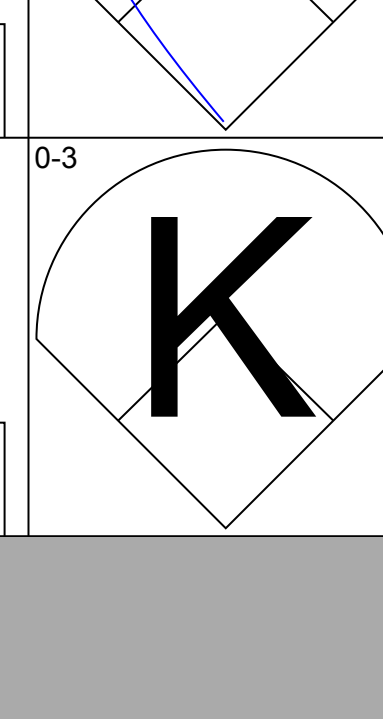
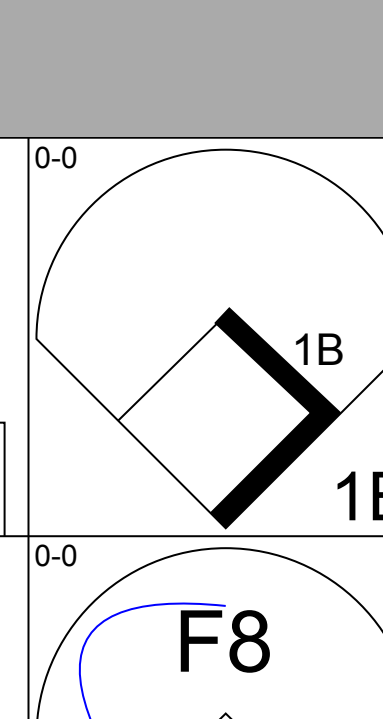
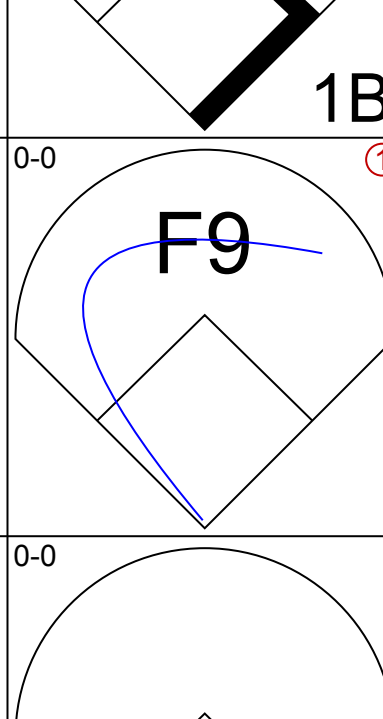
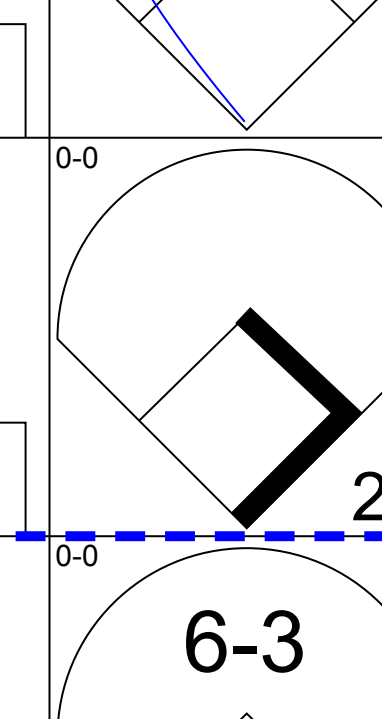
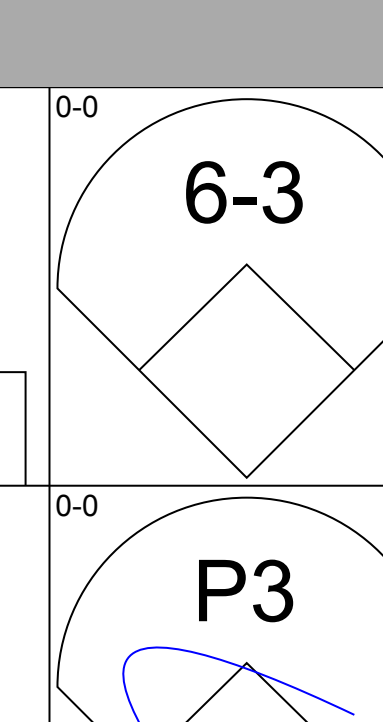
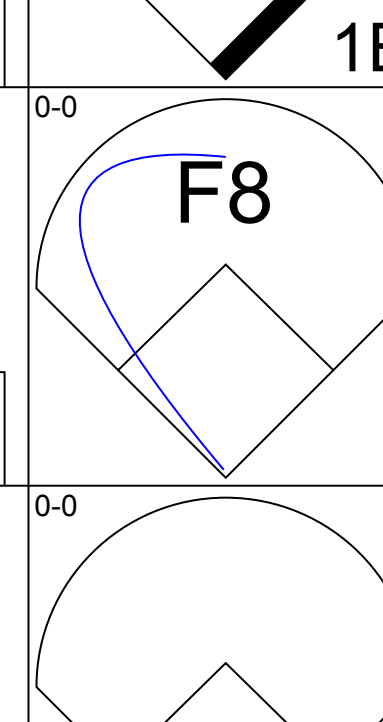
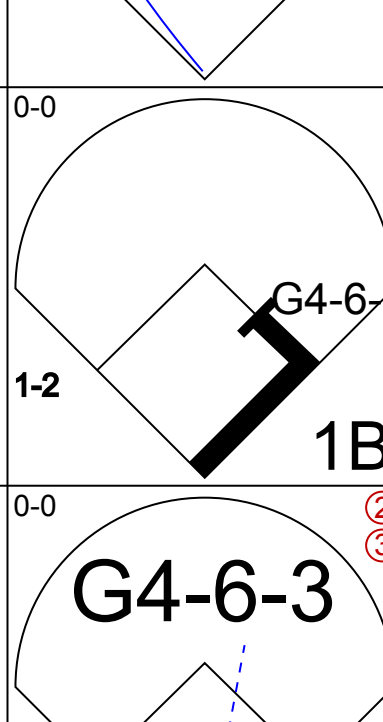
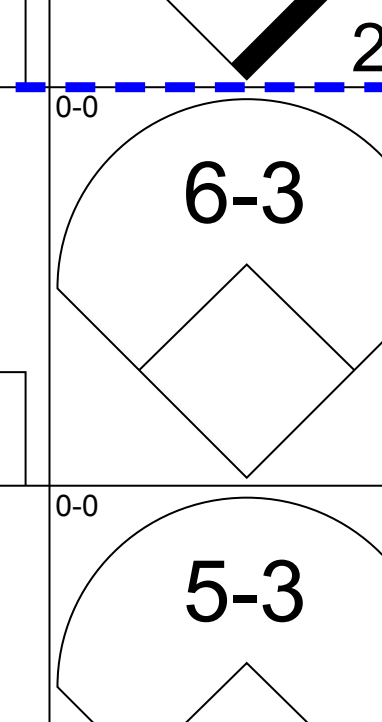
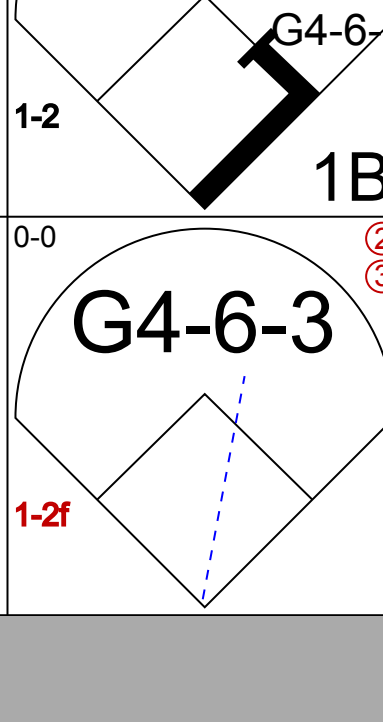
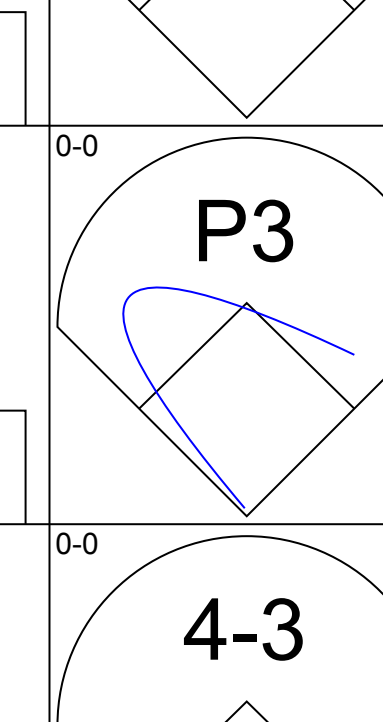
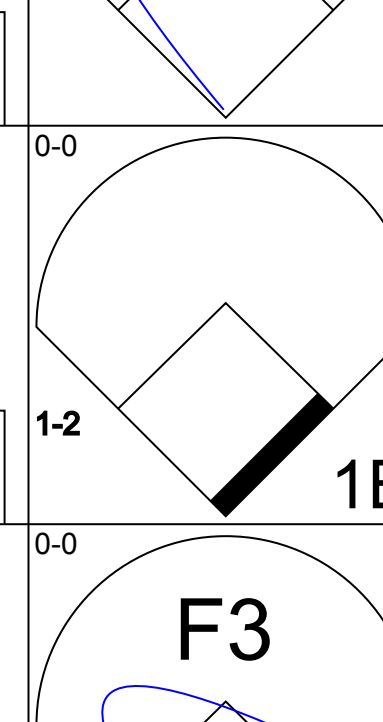
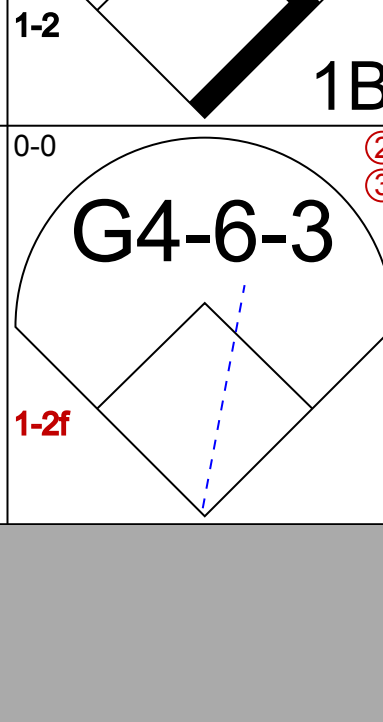
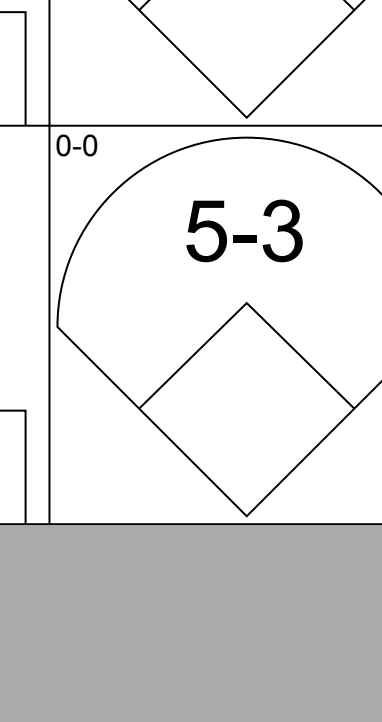
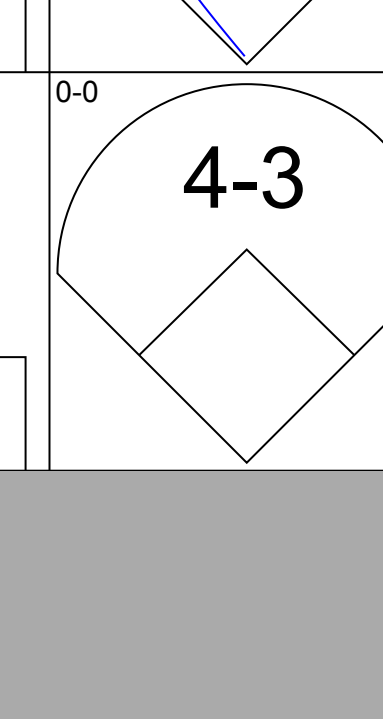
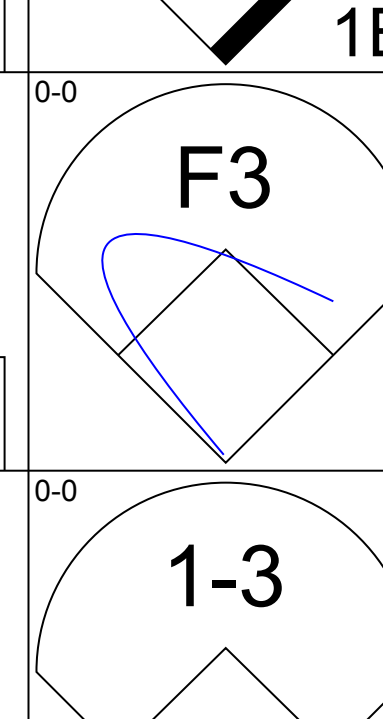

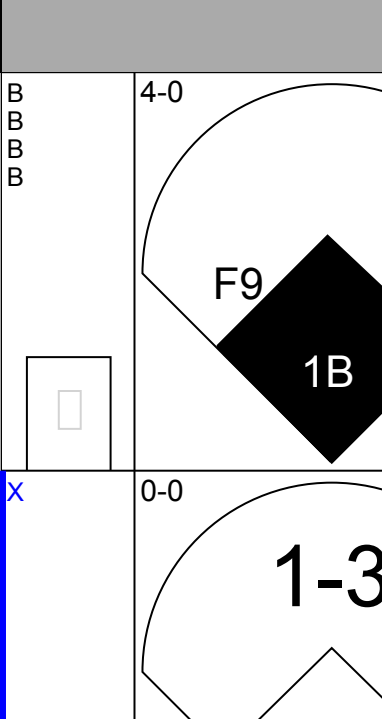
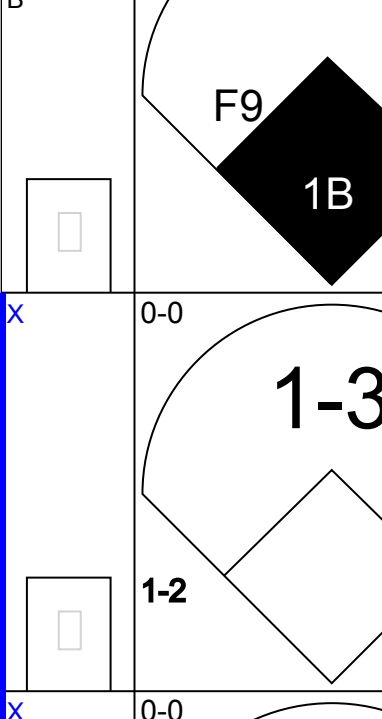
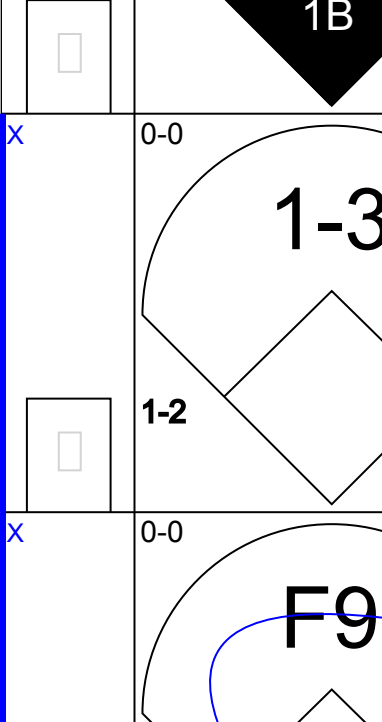
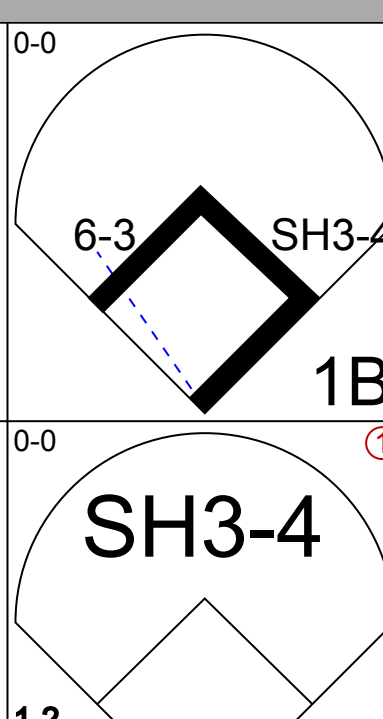
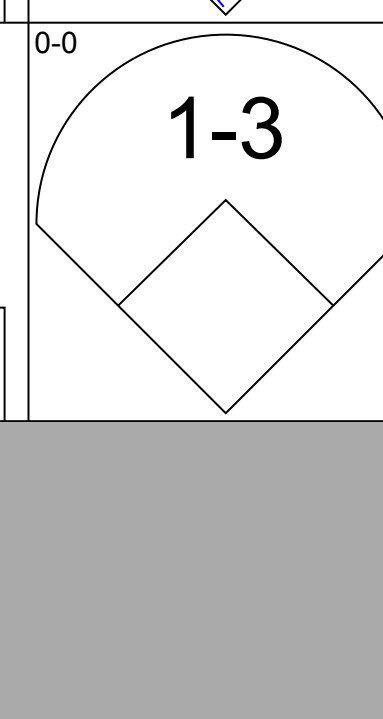

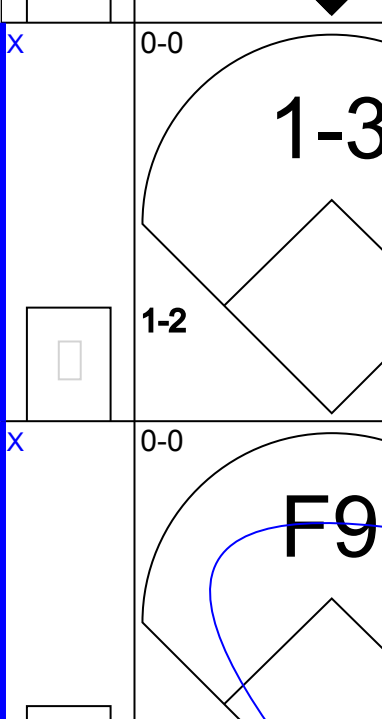


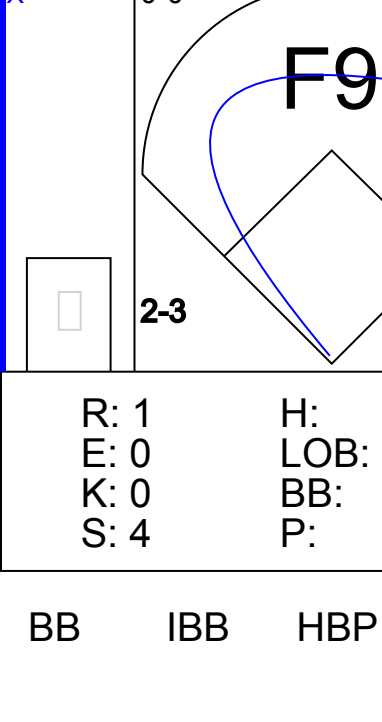
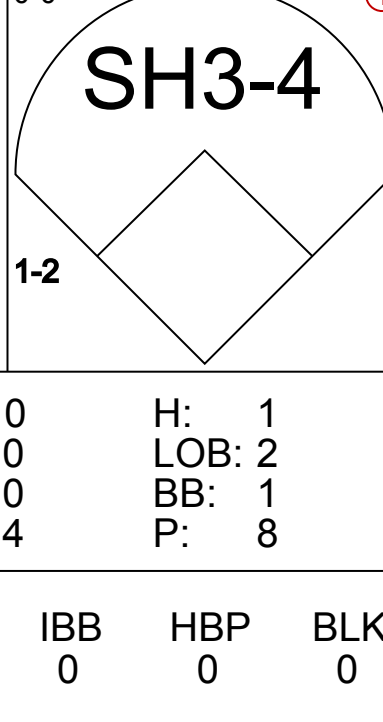
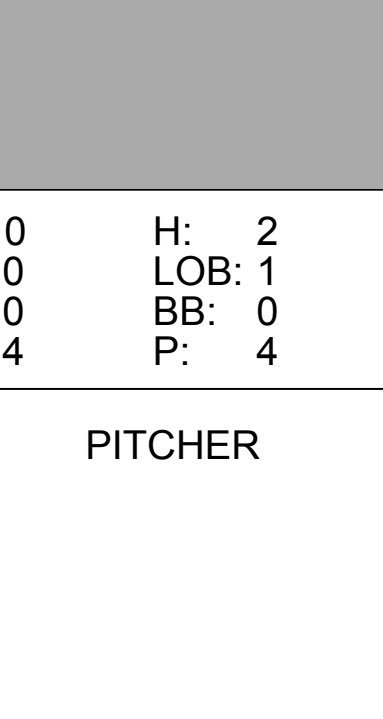
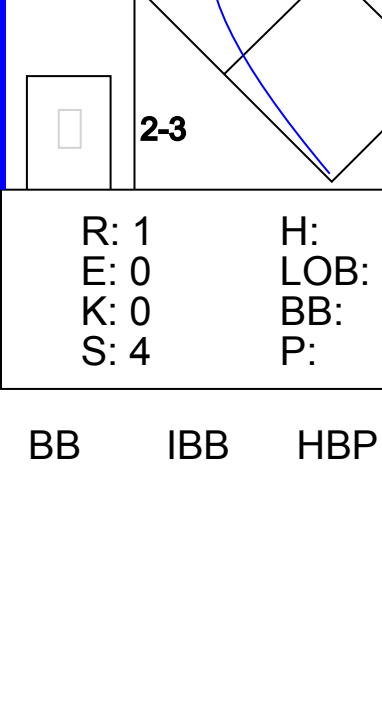
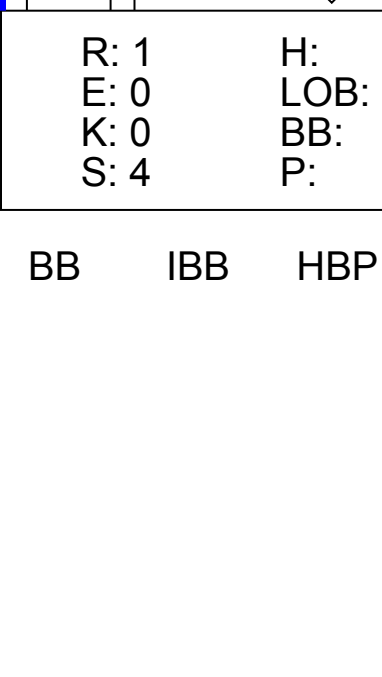




Batter	1	2	3	4	5	6	7	8	9	AB	R	H	RBI	BB	SO	LOB	TOP			
Max Venable, L (1, 8) OBP: 0.333, SLG: 0.315										4	0	0	0	1	1	1	San Francisco Giants @ Los Angeles Dodgers Dodger Stadium, Los Angeles, CA Thu Sep 25 1980, 3:33 AM PDT Att: 33,460 - Unknown			
Terry Whitfield, L (1, 7) OBP: 0.340, SLG: 0.397										4	1	1	1	0	0	3				
Jack Clark, R (1, 9) OBP: 0.380, SLG: 0.529										4	0	0	0	0	0	0				
Darrell Evans, L (1, 5) OBP: 0.355, SLG: 0.407										4	1	1	1	0	0	0				
Milt May, L (1, 2) OBP: 0.306, SLG: 0.371										4	0	0	0	0	1	0				
Rich Murray, R (1, 3) OBP: 0.277, SLG: 0.362										3	1	2	0	1	0	0				
Guy Sularz, R (1, 4) OBP: 0.265, SLG: 0.250										4	0	1	0	0	0	2				
Joe Pettini, R (1, 6) OBP: 0.311, SLG: 0.287										3	0	3	0	1	0	0				
Ed Whitson, R (1, 1) OBP: 0.108, SLG: 0.094										3	0	0	0	0	0	6				
Gary Lavelle, S (8, 1) OBP: 0.214, SLG: 0.154										0	0	0	0	0	0	0				
<b>Inning Stats</b>	R: 0 E: 0 K: 1 S: 5	H: 0 LOB: 0 BB: 0 P: 5	R: 1 E: 0 K: 1 S: 8	H: 3 LOB: 2 BB: 0 P: 8	R: 2 E: 0 K: 0 S: 5	H: 2 LOB: 0 BB: 2 P: 5	R: 0 E: 0 K: 0 S: 4	H: 1 LOB: 3 BB: 2 P: 12	R: 0 E: 0 K: 0 S: 3	H: 0 LOB: 0 BB: 0 P: 3	R: 0 E: 0 K: 0 S: 3	H: 1 LOB: 1 BB: 1 P: 7	R: 0 E: 0 K: 0 S: 3	H: 0 LOB: 0 BB: 0 P: 3	R: 0 E: 0 K: 0 S: 3	H: 1 LOB: 1 BB: 0 P: 4	1B: 6 2B: 1 3B: 0 HR: 2	SF: 0 SAC: 1 DP: 1 HBP: 0	WP: 1 PB: 0 SB: 1 CS: 0	PA: 37
<b>PITCHER</b>	IP WLS BF H R ER SO BB IBB HBP BLK WP HR S P ERA WHIP	IP WLS BF H R ER SO BB IBB HBP BLK WP HR S P ERA WHIP	IP WLS BF H R ER SO BB IBB HBP BLK WP HR S P ERA WHIP	IP WLS BF H R ER SO BB IBB HBP BLK WP HR S P ERA WHIP	IP WLS BF H R ER SO BB IBB HBP BLK WP HR S P ERA WHIP	IP WLS BF H R ER SO BB IBB HBP BLK WP HR S P ERA WHIP	IP WLS BF H R ER SO BB IBB HBP BLK WP HR S P ERA WHIP	IP WLS BF H R ER SO BB IBB HBP BLK WP HR S P ERA WHIP	IP WLS BF H R ER SO BB IBB HBP BLK WP HR S P ERA WHIP	IP WLS BF H R ER SO BB IBB HBP BLK WP HR S P ERA WHIP	IP WLS BF H R ER SO BB IBB HBP BLK WP HR S P ERA WHIP	IP WLS BF H R ER SO BB IBB HBP BLK WP HR S P ERA WHIP	IP WLS BF H R ER SO BB IBB HBP BLK WP HR S P ERA WHIP	IP WLS BF H R ER SO BB IBB HBP BLK WP HR S P ERA WHIP	IP WLS BF H R ER SO BB IBB HBP BLK WP HR S P ERA WHIP	IP WLS BF H R ER SO BB IBB HBP BLK WP HR S P ERA WHIP	IP WLS BF H R ER SO BB IBB HBP BLK WP HR S P ERA WHIP	IP WLS BF H R ER SO BB IBB HBP BLK WP HR S P ERA WHIP	IP WLS BF H R ER SO BB IBB HBP BLK WP HR S P ERA WHIP	IP WLS BF H R ER SO BB IBB HBP BLK WP HR S P ERA WHIP

AB	33
R	3
H	8
RBI	2
BB	3
SO	2
LOB	12



Batter	1	2	3	4	5	6	7	8	9	AB	R	H	RBI	BB	SO	LOB	BOTTOM					
Davey Lopes, R (1, 4) OBP: 0.327, SLG: 0.353										5	1	3	2	0	0	1	San Francisco Giants @ Los Angeles Dodgers Dodger Stadium, Los Angeles, CA Thu Sep 25 1980, 3:33 AM PDT Att: 33,460 - Unknown					
Derrel Thomas, S (1, 6) OBP: 0.329, SLG: 0.364										4	0	0	0	1	1	3						
Dusty Baker Jr., R (1, 7) OBP: 0.336, SLG: 0.517										4	0	1	0	0	0	2						
Steve Garvey, R (1, 3) OBP: 0.342, SLG: 0.463										4	0	2	0	0	1	1						
Jay Johnstone, L (1, 9) OBP: 0.363, SLG: 0.410										3	0	1	0	0	0	1						
Pedro Guerrero, R (8, PH) OBP: 0.371, SLG: 0.463										1	0	0	0	0	0	1						
Mickey Hatcher, R (1, 5) OBP: 0.233, SLG: 0.292										4	0	1	0	0	0	3						
Mike Scioscia, L (1, 2) OBP: 0.313, SLG: 0.328										3	0	1	0	0	0	2						
Pepe Frias, R (7, PR) OBP: 0.253, SLG: 0.270										0	0	0	0	0	0	0						
Steve Yeager, R (8, 2) OBP: 0.278, SLG: 0.277										0	1	0	0	1	0	0						
Bobby Mitchell, L (1, 8) OBP: 0.500, SLG: 0.333										0	0	0	0	0	0	0						
Rudy Law, L (2, 8) OBP: 0.308, SLG: 0.303										3	0	1	0	0	0	3						
Joe Ferguson, R (9, PH) OBP: 0.365, SLG: 0.404										1	0	0	0	0	0	1						
Burt Hooton, R (1, 1) OBP: 0.094, SLG: 0.098										1	0	0	0	0	1	0						
Rick Monday, L (7, PH) OBP: 0.371, SLG: 0.473										1	0	0	0	0	0	1						
Rick Sutcliffe, L (8, 1) OBP: 0.214, SLG: 0.154										0	0	0	0	0	0	0						
Manny Mota, R (9, PH) OBP: 0.250, SLG: 0.250										1	0	0	0	0	0	1						
<b>Inning Stats</b>	R: 1 E: 0 K: 1 S: 6	H: 1 LOB: 0 BB: 0 P: 6	R: 0 E: 0 K: 0 S: 3	H: 0 LOB: 0 BB: 0 P: 3	R: 0 E: 0 K: 0 S: 4	H: 1 LOB: 2 BB: 1 P: 8	R: 0 E: 0 K: 0 S: 5	H: 2 LOB: 2 BB: 0 P: 5	R: 0 E: 0 K: 0 S: 4	H: 0 LOB: 0 BB: 0 P: 5	R: 0 E: 0 K: 0 S: 4	H: 2 LOB: 1 BB: 0 P: 4	R: 0 E: 0 K: 0 S: 7	H: 2 LOB: 3 BB: 0 P: 7	R: 0 E: 0 K: 0 S: 4	H: 1 LOB: 1 BB: 0 P: 4	R: 1 E: 0 K: 0 S: 4	H: 1 LOB: 1 BB: 1 P: 8	1B: 8 2B: 1 3B: 0 HR: 1	SF: 0 SAC: 1 DP: 1 HBP: 0	WP: 0 PB: 0 SB: 3 CS: 0	PA: 38
<b>PITCHER</b>	IP WLS BF H R ER SO BB IBB HBP BLK WP HR S P ERA WHIP	IP WLS BF H R ER SO BB IBB HBP BLK WP HR S P ERA WHIP	IP WLS BF H R ER SO BB IBB HBP BLK WP HR S P ERA WHIP	IP WLS BF H R ER SO BB IBB HBP BLK WP HR S P ERA WHIP	IP WLS BF H R ER SO BB IBB HBP BLK WP HR S P ERA WHIP	IP WLS BF H R ER SO BB IBB HBP BLK WP HR S P ERA WHIP	IP WLS BF H R ER SO BB IBB HBP BLK WP HR S P ERA WHIP	IP WLS BF H R ER SO BB IBB HBP BLK WP HR S P ERA WHIP	IP WLS BF H R ER SO BB IBB HBP BLK WP HR S P ERA WHIP	IP WLS BF H R ER SO BB IBB HBP BLK WP HR S P ERA WHIP	IP WLS BF H R ER SO BB IBB HBP BLK WP HR S P ERA WHIP	IP WLS BF H R ER SO BB IBB HBP BLK WP HR S P ERA WHIP	IP WLS BF H R ER SO BB IBB HBP BLK WP HR S P ERA WHIP	IP WLS BF H R ER SO BB IBB HBP BLK WP HR S P ERA WHIP	IP WLS BF H R ER SO BB IBB HBP BLK WP HR S P ERA WHIP	IP WLS BF H R ER SO BB IBB HBP BLK WP HR S P ERA WHIP	IP WLS BF H R ER SO BB IBB HBP BLK WP HR S P ERA WHIP	IP WLS BF H R ER SO BB IBB HBP BLK WP HR S P ERA WHIP	IP WLS BF H R ER SO BB IBB HBP BLK WP HR S P ERA WHIP	IP WLS BF H R ER SO BB IBB HBP BLK WP HR S P ERA WHIP		






Batter	1	2	3	4	5	6	7	8	9	AB	R	H	RBI	BB	SO	LOB	TOP											
Davey Lopes, R OBP: 0.327, SLG: 0.353 (1, 4)	5-3		F2						F8	5	0	2	0	0	0	2	<b>Los Angeles Dodgers @ San Diego Padres</b> San Diego Stadium, San Diego, CA Fri Sep 26 1980, 10:05 PM EDT Att: 14,836 - Unknown  <b>AB 35</b> <b>R 2</b> <b>H 10</b> <b>RBI 2</b> <b>BB 2</b> <b>SO 3</b> <b>LOB 15</b>											
Rudy Law, L OBP: 0.307, SLG: 0.302 (1, 8)	K			1B	F7		FC4-6		4-3	5	1	1	0	0	1	4												
Dusty Baker Jr., R OBP: 0.335, SLG: 0.515 (1, 7)	F6			1B					5-3	4	0	1	0	0	0	2												
Steve Garvey, R OBP: 0.341, SLG: 0.461 (1, 3)		G3		1B					4-3	4	0	1	1	0	0	0												
Ron Cey, R OBP: 0.343, SLG: 0.453 (1, 5)	F6			1B					F7	4	1	1	0	0	1	2												
Jay Johnstone, L OBP: 0.369, SLG: 0.420 Steve Howe, L OBP: 0.100, SLG: 0.100 (8, 1)	L8			1B						4	0	3	1	0	0	0												
Steve Yeager, R OBP: 0.273, SLG: 0.272 (1, 2)			F7	G4-6-3					4-3	4	0	0	0	0	0	5												
Derrel Thomas, S OBP: 0.329, SLG: 0.361 Rick Monday, L OBP: 0.369, SLG: 0.471 (9, PH)			SH3-4		1-3				F7	2	0	0	0	1	0	0												
Dave Goltz, R OBP: 0.235, SLG: 0.133 Gary Thomasson, L OBP: 0.333, SLG: 0.276 Jack Perconte, L OBP: 0.429, SLG: 0.200 (9, PR)	SH3-4				K				1B	1	0	0	0	1	1	0												
Inning Stats	R: 0 E: 0 K: 1 S: 5	H: 0 LOB: 0 BB: 0 P: 5	R: 0 E: 0 K: 0 S: 3	H: 0 LOB: 0 BB: 0 P: 3	R: 0 E: 0 K: 0 S: 3	H: 0 LOB: 1 BB: 1 P: 7	R: 1 E: 0 K: 1 S: 8	H: 4 LOB: 2 BB: 0 P: 8	R: 0 E: 0 K: 1 S: 6	H: 1 LOB: 1 BB: 0 P: 6	R: 1 E: 0 K: 0 S: 5	H: 2 LOB: 1 BB: 0 P: 5	R: 0 E: 0 K: 0 S: 4	H: 1 LOB: 2 BB: 1 P: 8	R: 0 E: 0 K: 0 S: 4	H: 1 LOB: 1 BB: 0 P: 4		R: 0 E: 0 K: 0 S: 4	H: 1 LOB: 1 BB: 0 P: 4	1B: 9 2B: 1 3B: 0 HR: 0	SF: 0 SAC: 1 DP: 1 HBP: 0	WP: 0 PB: 0 SB: 2 CS: 0	PA: 38					
PITCHER	IP	WLS	BF	H	R	ER	SO	BB	IBB	HBP	BLK	WP	HR	S	P	ERA	WHIP											
Steve Mura, R ERA: 3.89 Bob Shirley, L ERA: 3.7 Tom Tellmann, R ERA: Rollie Fingers, R ERA: 2.81	(1, 1)	6.1	28	8	2	2	3	2	0	0	0	0	0	0	32	40	2.84	1.579										


Batter	1	2	3	4	5	6	7	8	9	AB	R	H	RBI	BB	SO	LOB	BOTTOM										
Gene Richards, L OBP: 0.365, SLG: 0.388 (1, 7)	6-3									3	0	2	0	1	0	0	<b>Los Angeles Dodgers @ San Diego Padres</b> San Diego Stadium, San Diego, CA Fri Sep 26 1980, 10:05 PM EDT Att: 14,836 - Unknown  <b>AB 30</b> <b>R 3</b> <b>H 9</b> <b>RBI 3</b> <b>BB 2</b> <b>SO 6</b> <b>LOB 9</b>										
Ozzie Smith, S OBP: 0.317, SLG: 0.280 (1, 6)	F7		4-3		F8				F8	4	0	0	0	0	0	4											
Jerry Mumphrey, S OBP: 0.354, SLG: 0.374 (1, 8)			K						4-3	4	0	1	0	0	1	1											
Dave Winfield, R OBP: 0.367, SLG: 0.454 (1, 9)	FC4-6			K					4-3	3	1	1	0	1	2	0											
Broderick Perkins, L OBP: 0.469, SLG: 0.586 Tom Tellmann, R OBP: 0.333, SLG: 0.333 Craig Stimpac, R OBP: 0.216, SLG: 0.271 Rollie Fingers, R OBP: 0.278, SLG: 0.444 (9, 1)	FC4-6				F7				F8	3	0	0	0	0	0	2											
Luis Salazar, R OBP: 0.353, SLG: 0.411 (1, 5)		K		2B					SH5-4	4	2	3	1	0	1	0											
Tim Flannery, L OBP: 0.291, SLG: 0.291 Dave Cash, R OBP: 0.279, SLG: 0.271 (8, PH) (9, 4)		K							SH5-4	2	0	0	0	0	0	0											
Bill Fahey, L OBP: 0.289, SLG: 0.260 Paul Dade, R OBP: 0.316, SLG: 0.188 Gene Tenace, R OBP: 0.393, SLG: 0.422 (8, 2)					6-3				PO	3	0	1	1	0	0	0											
Steve Mura, R OBP: 0.180, SLG: 0.149 Bob Shirley, R OBP: 0.143, SLG: 0.040 Randy Bass, L OBP: 0.365, SLG: 0.511 (7, 3)			K						3-1	2	0	0	0	0	1	0											
Inning Stats	R: 0 E: 0 K: 0 S: 4	H: 1 LOB: 2 BB: 1 P: 8	R: 0 E: 0 K: 2 S: 7	H: 0 LOB: 0 BB: 0 P: 7	R: 0 E: 0 K: 2 S: 8	H: 1 LOB: 1 BB: 0 P: 8	R: 1 E: 0 K: 1 S: 6	H: 2 LOB: 1 BB: 0 P: 6	R: 0 E: 0 K: 0 S: 4	H: 1 LOB: 1 BB: 0 P: 4	R: 0 E: 0 K: 1 S: 5	H: 0 LOB: 0 BB: 0 P: 5	R: 1 E: 0 K: 0 S: 5	H: 2 LOB: 2 BB: 1 P: 9	R: 1 E: 0 K: 0 S: 4	H: 2 LOB: 0 BB: 0 P: 4		1B: 6 2B: 3 3B: 0 HR: 0	SF: 0 SAC: 1 DP: 0 HBP: 0	WP: 0 PB: 0 SB: 1 CS: 0	PA: 34						
PITCHER	IP	WLS	BF	H	R	ER	SO	BB	IBB	HBP	BLK	WP	HR	S	P	ERA	WHIP										
Dave Goltz, R ERA: 4.31 Steve Howe, L ERA: 2.03	(1, 1)	7.2	33	9	3	3	6	1	0	0	0	0	0	43	51	3.52	1.304										







Batter	1	2	3	4	5	6	7	8	9	AB	R	H	RBI	BB	SO	LOB	TOP										
<b>Davey Lopes, R</b> OBP: 0.326, SLG: 0.350 (1, 4)	0-0 4-3		0-0 G3		0-0 SH3-4		0-0 F8		0-0 F8	4	0	0	0	0	0	0	<b>Los Angeles Dodgers @ San Diego Padres</b> San Diego Stadium, San Diego, CA Sun Sep 28 1980, 6:33 AM EDT Att: 17,971 - Unknown 										
<b>Jay Johnstone, L</b> OBP: 0.377, SLG: 0.422 <b>Mickey Hatcher, R</b> OBP: 0.230, SLG: 0.288 (9, PH)	0-3 K		0-3 K		4-0 BB		0-0 P6		0-0 P4	3	0	0	0	1	2	0											
<b>Dusty Baker Jr., R</b> OBP: 0.339, SLG: 0.514 (1, 7)	4-0 BB			4-0 2B HR	4-0 BB			4-0 1B 2B SH3-4	4-0 BB	0	2	0	0	5	0	0											
<b>Steve Garvey, R</b> OBP: 0.343, SLG: 0.464 (1, 3)	0-3 K			0-0 HR	0-0 2B			0-0 SH3-4	0-0 FC5-4	4	1	1	0	0	1	5											
<b>Ron Cey, R</b> OBP: 0.345, SLG: 0.454 (1, 5)		0-0 F9		0-0 L4		4-0 BB		0-0 2B		3	0	1	0	1	0	2											
<b>Rick Monday, L</b> OBP: 0.366, SLG: 0.480 <b>Pedro Guerrero, R</b> OBP: 0.350, SLG: 0.494 (8, PH)	0-0 4-3			0-0 HR		0-0 F9		0-0 1B	0-0 2B	3	1	1	3	0	0	1											
<b>Joe Ferguson, R</b> <b>Gary Weiss, S</b> <b>Steve Yeager, R</b> OBP: 0.273, SLG: 0.272 (8, PR)	4-0 BB			0-0 G4-6-3 1B		0-0 L7		0-0 1B	0-0 E	3	0	2	1	1	0	1											
<b>Derrel Thomas, S</b> OBP: 0.329, SLG: 0.358 (1, 6)	0-3 K			0-0 G4-6-3		0-0 L4		0-0 IBB		3	0	0	0	1	1	3											
<b>Bob Welch, R</b> <b>Rocky Elsom, L</b> <b>Rudy Leno, L</b> <b>Joe Beckwith, R</b> <b>Vic Davallo, L</b> <b>Bobby Castillo, R</b> <b>Gary Thayer, L</b> <b>Steve Howe, L</b> <b>Don Stanhouse, R</b> <b>Fernando Valenzuela, L</b>			0-0 F8		0-0 BB		0-0 L7		0-0 4-3	0	0	0	0	0	0	0											
<b>Inning Stats</b>	R: 0 E: 0 K: 2 S: 7	H: 0 LOB: 1 BB: 1 P: 11	R: 0 E: 0 K: 1 S: 5	H: 0 LOB: 1 BB: 1 P: 9	R: 0 E: 0 K: 1 S: 5	H: 3 LOB: 0 BB: 0 P: 5	R: 3 E: 0 K: 0 S: 5	H: 3 LOB: 0 BB: 0 P: 9	R: 0 E: 0 K: 0 S: 3	H: 1 LOB: 2 BB: 1 P: 7	R: 0 E: 0 K: 0 S: 3	H: 0 LOB: 0 BB: 0 P: 3	R: 2 E: 1 K: 0 S: 5	H: 3 LOB: 2 BB: 2 P: 13	R: 0 E: 0 K: 0 S: 3	H: 0 LOB: 1 BB: 1 P: 7		1B: 4 2B: 3 3B: 0 HR: 1	SF: 0 SAC: 2 DP: 2 HBP: 0	WP: 0 PB: 0 SB: 0 CS: 0	PA: 40						
<b>PITCHER</b>	IP	WLS	BF	H	R	ER	SO	BB	IBB	HBP	BLK	WP	HR	S	P	ERA	WHIP										
<b>Juan Eichelberger, R</b> ERA: 3.65	7.1		32	5	5	5	4	7	0	0	0	0	1	33	61	6.14	1.636										
<b>Gary Lucas, L</b> ERA: 3.21	0.1		1	1	0	0	0	0	0	0	0	0	0	1	1	0.00	3.000										
<b>Rollie Fingers, R</b> ERA: 2.8	0.1	W	3	1	0	0	0	0	1	0	0	0	0	2	6	0.00	3.000										
<b>Dennis Kinney, L</b> ERA: 4.24	0.2		3	0	0	0	0	1	0	0	0	0	0	2	6	0.00	1.500										
<b>Tom Tellmann, R</b> ERA: 0.68	0.1	S	1	0	0	0	0	0	0	0	0	0	0	1	1	0.00	0.000										

Batter	1	2	3	4	5	6	7	8	9	AB	R	H	RBI	BB	SO	LOB	BOTTOM											
<b>Gene Richards, L</b> OBP: 0.367, SLG: 0.388 (1, 7)	0-0 SH1-3 1B	4-0 FC6-4 BB		0-0 F8			0-0 F9	0-0 CS		4	1	2	1	1	0	2	<b>Los Angeles Dodgers @ San Diego Padres</b> San Diego Stadium, San Diego, CA Sun Sep 28 1980, 6:33 AM EDT Att: 17,971 - Unknown 											
<b>Ozzie Smith, S</b> OBP: 0.313, SLG: 0.276 (1, 6)	0-0 SH1-3	0-0 FC6-4		0-0 L9			0-0 L3	0-0 CS		3	0	0	0	0	3													
<b>Jerry Mumphrey, S</b> OBP: 0.354, SLG: 0.371 (1, 8)	0-0 1B		0-0 P6		4-0 G6-4-3 BB			0-3 K		3	1	1	1	1	1	0												
<b>Dave Winfield, R</b> OBP: 0.368, SLG: 0.454 (1, 9)	4-0 1B		4-0 BB		0-0 G6-4-3			0-0 1B	0-0 2B	2	2	1	0	2	0	1												
<b>Randy Bass, L</b> OBP: 0.386, SLG: 0.510 (8, PR)	0-0 E9		4-0 BB		0-0 G3			0-0 BB	0-0 1B	3	0	2	1	1	0	0												
<b>Paul Dade, R</b> OBP: 0.310, SLG: 0.184 <b>Dave Cash, R</b> OBP: 0.284, SLG: 0.278 (9, 4)	1-2 1B		1-2 BB					2-3 BB	1B	0	1	0	0	0	0	0												
<b>Luis Salazar, R</b> OBP: 0.361, SLG: 0.430 (1, 5)	0-0 FC6-4-2		0-0 1B			0-0 F8		0-0 BB	0-0 1B	4	1	2	1	0	0	1												
<b>Tim Flannery, L</b> OBP: 0.286, SLG: 0.287 <b>Craig Simac, R</b> OBP: 0.226, SLG: 0.265 (8, PH)	0-3 K		0-0 G3			0-0 F8		0-0 BB	0-0 BB	3	0	0	0	0	1	3												
<b>Gene Tenace, R</b> OBP: 0.389, SLG: 0.416 <b>Broderick Perkins, L</b> OBP: 0.470, SLG: 0.578 (9, 3)		0-0 6-3		0-0 F7			0-3 K	0-0 1B	0-0 BB	3	0	0	0	0	1	0												
<b>Juan Eichelberger, R</b> OBP: 0.172, SLG: 0.111 <b>Gary Lucas, L</b> OBP: 0.206, SLG: 0.176 <b>Rollie Fingers, R</b> OBP: 0.276, SLG: 0.444 <b>Bill Falvey, R</b> OBP: 0.156, SLG: 0.201 <b>Barry Evans, R</b> OBP: 0.132 <b>Dennis Kinney, L</b> OBP: 0.283 <b>Tom Tellmann, R</b> OBP: 0.156, SLG: 0.333		0-3 K		0-0 S			4-0 L3	0-0 F4		2	0	1	0	1	1	0												
<b>Inning Stats</b>	R: 3 E: 1 K: 1 S: 8	H: 3 LOB: 1 BB: 1 P: 12	R: 0 E: 0 K: 1 S: 5	H: 0 LOB: 1 BB: 1 P: 9	R: 0 E: 0 K: 0 S: 3	H: 1 LOB: 2 BB: 2 P: 11	R: 0 E: 0 K: 0 S: 4	H: 1 LOB: 0 BB: 0 P: 4	R: 0 E: 0 K: 1 S: 5	H: 0 LOB: 0 BB: 0 P: 5	R: 0 E: 0 K: 0 S: 2	H: 0 LOB: 0 BB: 1 P: 6	R: 0 E: 1 K: 1 S: 8	H: 4 LOB: 2 BB: 2 P: 16	R: 4 E: 1 K: 1 S: 8	H: 4 LOB: 2 BB: 2 P: 16	1B: 8 2B: 2 3B: 0 HR: 0	SF: 0 SAC: 1 DP: 2 HBP: 0	WP: 0 PB: 0 SB: 4 CS: 1	PA: 38								
<b>PITCHER</b>	IP	WLS	BF	H	R	ER	SO	BB	IBB	HBP	BLK	WP	HR	S	P	ERA	WHIP											
<b>Bob Welch, R</b> ERA: 3.29	0.1		2	1	1	1	0	0	0	0	0	0	0	2	2	27.00	3.000											
<b>Rick Sutcliffe, R</b> ERA: 5.33	3.2		18	4	2	1	2	4	0	0	0	0	0	18	34	2.46	2.182											
<b>Joe Beckwith, R</b> ERA: 1.97	2.0		6	0	0	0	1	1	0	0	0	0	0	7	11	0.00	0.500											
<b>Bobby Castillo, R</b> ERA: 2.77	1.0		3	0	0	0	0	1	0	0	0	0	0	2	6	0.00	1.000											
<b>Steve Howe, L</b> ERA: 2.79	0.1	L	5	3	4	4	1	1	0	0	0	0	0	6	10	108.00	12.000											
<b>PITCHER</b>	IP	WLS	BF	H	R	ER	SO	BB	IBB	HBP	BLK	WP	HR	S	P	ERA	WHIP											
<b>Don Stanhouse, R</b> ERA: 5.09	0.0		1	0	0	0	0	1	0	0	0	0	0	0	4	4	*	*										
<b>Fernando Valenzuela, L</b> ERA:	0.2		2	1	0	0	0	0	0	0	0	0	0	2	2	0.00	1.500											



Batter	1	2	3	4	5	6	7	8	9	10	AB	R	H	RBI	BB	SO	LOB	TOP	
Jack Perconte, L OBP: 0.417, SLG: 0.300 (1, 4)											5	0	2	0	0	1	0	Los Angeles Dodgers @ San Francisco Giants Candlestick Park, San Francisco, CA Tue Sep 30 1980, 10:05 PM EDT Att: 10,953 - Unknown	
Jay Johnstone, L OBP: 0.383, SLG: 0.423 Manny Mota, R OBP: 0.200, SLG: 0.200 Fernando Valenzuela, L (9, 1)											2	0	1	0	2	1	1		
Dusty Baker Jr., R OBP: 0.343, SLG: 0.514 (1, 7)											3	0	2	1	2	1	1		
Steve Garvey, R OBP: 0.342, SLG: 0.462 (1, 3)											5	0	1	1	0	2	6		
Ron Cey, R OBP: 0.344, SLG: 0.451 (1, 5)											4	0	0	0	0	1	5		
Rick Monday, L OBP: 0.354, SLG: 0.475 (9, 9)											4	0	1	0	0	2	3		
Mickey Hatcher, R OBP: 0.240, SLG: 0.297 (10, 9)											1	0	1	0	0	0	0		
Joe Ferguson, R OBP: 0.382, SLG: 0.407 Gary Weiss, S (9, PR)											4	0	2	0	0	1	0		
Steve Yeager, R OBP: 0.272, SLG: 0.271 (9, 2)											1	1	0	0	0	0	1		
Derrel Thomas, S OBP: 0.326, SLG: 0.354 Gary Thomasson, L OBP: 0.307, SLG: 0.271 Pepe Frias, R OBP: 0.256, SLG: 0.273 (9, 6)											3	0	0	0	0	0	1		
Jerry Reuss, L OBP: 0.169, SLG: 0.154 Rudy Law, L OBP: 0.307, SLG: 0.302 Don Stanhouse, R (7, 1) Pedro Guerrero, R OBP: 0.358, SLG: 0.518 (9, 8)											1	1	0	0	1	1	0		
<b>Inning Stats</b>	R: 0 E: 0 K: 2 S: 9	H: 2 LOB: 3 BB: 0 P: 10	R: 0 E: 0 K: 2 S: 7	H: 0 LOB: 0 BB: 0 P: 7	R: 0 E: 0 K: 1 S: 5	H: 0 LOB: 0 BB: 2 P: 5	R: 1 E: 0 K: 0 S: 4	H: 2 LOB: 1 BB: 1 P: 8	R: 0 E: 0 K: 1 S: 6	H: 0 LOB: 1 BB: 0 P: 9	R: 0 E: 0 K: 2 S: 7	H: 0 LOB: 0 BB: 0 P: 7	R: 2 E: 0 K: 0 S: 7	H: 4 LOB: 3 BB: 1 P: 11	R: 3 E: 1 K: 2 S: 10	H: 3 LOB: 0 BB: 0 P: 10	1B: 12 2B: 0 3B: 0 HR: 1	SF: 0 SAC: 1 DP: 1 HBP: 1	WP: 0 PA: 47
<b>PITCHER</b>	IP WLS BF H R ER SO ERA WHIP	IP WLS BF H R ER SO ERA WHIP	IP WLS BF H R ER SO ERA WHIP	IP WLS BF H R ER SO ERA WHIP	IP WLS BF H R ER SO ERA WHIP	IP WLS BF H R ER SO ERA WHIP	IP WLS BF H R ER SO ERA WHIP	IP WLS BF H R ER SO ERA WHIP	IP WLS BF H R ER SO ERA WHIP	IP WLS BF H R ER SO ERA WHIP	IP WLS BF H R ER SO ERA WHIP	IP WLS BF H R ER SO ERA WHIP	IP WLS BF H R ER SO ERA WHIP	IP WLS BF H R ER SO ERA WHIP	IP WLS BF H R ER SO ERA WHIP	IP WLS BF H R ER SO ERA WHIP	IP WLS BF H R ER SO ERA WHIP	IP WLS BF H R ER SO ERA WHIP	
Tom Griffin, R ERA: 2.89 (1, 1)	6.2	29	6	1	1	6	4	0	0	0	0	0	0	0	0	0	0	1.35	1.500
Greg Minton, R ERA: 2.94 (7, 1)	1.2	8	3	2	2	3	0	0	0	0	0	0	0	0	0	0	0	10.80	1.800
Gary Lavelle, L ERA: 3.25 (9, 1)	1.2	L	10	4	3	3	2	1	0	0	0	0	0	0	0	0	0	16.20	3.000

Batter	1	2	3	4	5	6	7	8	9	10	AB	R	H	RBI	BB	SO	LOB	BOTTOM			
Larry Hemdon, R OBP: 0.285, SLG: 0.380 (1, 8)											5	1	3	1	0	0	1	Los Angeles Dodgers @ San Francisco Giants Candlestick Park, San Francisco, CA Tue Sep 30 1980, 10:05 PM EDT Att: 10,953 - Unknown			
Darrell Evans, L OBP: 0.357, SLG: 0.409 (1, 5)											3	0	1	0	2	0	1				
Jack Clark, R OBP: 0.380, SLG: 0.522 (1, 9)											3	0	2	0	2	0	3				
Jim Wohlford, R OBP: 0.304, SLG: 0.368 Max Venable, L OBP: 0.338, SLG: 0.318 (7, PH) (8, 7)											3	0	0	0	0	0	6				
Rich Murray, R OBP: 0.269, SLG: 0.364 (1, 3)											5	0	0	0	0	1	4				
Guy Sularz, R OBP: 0.300, SLG: 0.283 (1, 4)											4	1	1	0	0	2	4				
Joe Pettini, R OBP: 0.309, SLG: 0.282 Joe Strain, R OBP: 0.321, SLG: 0.319 (1, 6) (10, PH)											4	0	0	0	0	0	1				
Mike Sadek, R OBP: 0.371, SLG: 0.320 Bill North, S OBP: 0.373, SLG: 0.292 (1, 2) (10, PH)											4	1	3	0	0	0	1				
Tom Griffin, R OBP: 0.118, SLG: 0.294 Greg Minton, S OBP: 0.222, SLG: 0.125 Gary Lavelle, S (7, 1) (9, 1) Rennie Stennett, R OBP: 0.286, SLG: 0.303 (10, PH)											2	0	0	0	0	1	1				
<b>Inning Stats</b>	R: 0 E: 0 K: 0 S: 4	H: 2 LOB: 1 BB: 0 P: 4	R: 0 E: 1 K: 0 S: 4	H: 0 LOB: 1 BB: 0 P: 4	R: 0 E: 0 K: 0 S: 4	H: 1 LOB: 2 BB: 1 P: 8	R: 0 E: 0 K: 1 S: 5	H: 0 LOB: 0 BB: 0 P: 5	R: 1 E: 1 K: 0 S: 5	H: 2 LOB: 2 BB: 1 P: 9	R: 1 E: 0 K: 0 S: 5	H: 2 LOB: 2 BB: 1 P: 9	R: 0 E: 0 K: 0 S: 4	H: 1 LOB: 1 BB: 0 P: 4	R: 0 E: 0 K: 2 S: 7	H: 0 LOB: 2 BB: 0 P: 15	R: 0 E: 0 K: 2 S: 7		H: 0 LOB: 0 BB: 0 P: 7	1B: 8 2B: 3 3B: 0 HR: 0	SF: 1 SAC: 3 DP: 2 HBP: 0
<b>PITCHER</b>	IP WLS BF H R ER SO ERA WHIP	IP WLS BF H R ER SO ERA WHIP	IP WLS BF H R ER SO ERA WHIP	IP WLS BF H R ER SO ERA WHIP	IP WLS BF H R ER SO ERA WHIP	IP WLS BF H R ER SO ERA WHIP	IP WLS BF H R ER SO ERA WHIP	IP WLS BF H R ER SO ERA WHIP	IP WLS BF H R ER SO ERA WHIP	IP WLS BF H R ER SO ERA WHIP	IP WLS BF H R ER SO ERA WHIP	IP WLS BF H R ER SO ERA WHIP	IP WLS BF H R ER SO ERA WHIP	IP WLS BF H R ER SO ERA WHIP	IP WLS BF H R ER SO ERA WHIP	IP WLS BF H R ER SO ERA WHIP	IP WLS BF H R ER SO ERA WHIP	IP WLS BF H R ER SO ERA WHIP			
Jerry Reuss, L ERA: 2.57 (1, 1)	6.0	27	7	2	2	2	2	0	0	0	0	0	0	0	0	0	0	3.00	1.500		
Don Stanhouse, R ERA: 3.04 (7, 1)	2.0	10	3	1	1	0	0	0	0	0	0	0	0	0	0	0	0	4.50	1.500		
Fernando Valenzuela, L ERA: (9, 1)	2.0	W	8	0	0	0	4	2	0	0	0	0	0	0	0	0	0	0.00	1.000		



Batter	1	2	3	4	5	6	7	8	9	AB	R	H	RBI	BB	SO	LOB	TOP			
Jack Perconte, L (1,4) OBP: 0.375, SLG: 0.286	G3	SH1-3		1-3 FC3-5 1-2 1B	F9			5-3		4	0	1	1	0	0	0	<b>Los Angeles Dodgers @ San Francisco Giants</b> Candlestick Park, San Francisco, CA Wed Oct 01 1980, 10:05 PM EDT Att: 11,307 - Unknown			
Jay Johnstone, L (1,9) OBP: 0.381, SLG: 0.420										4	0	1	0	0	0	2				
Pepe Frias, R (6,6) OBP: 0.255, SLG: 0.272	1B	G3		FC3-5 1-2 2-3	F8			6-3		1	0	0	0	0	0	0				
Dusty Baker Jr., R (1,7) OBP: 0.344, SLG: 0.513				1-3 G6-4-3 1B	SH3-4 1B FC4-6			5-3		5	1	2	0	0	0	2				
Steve Garvey, R (1,3) OBP: 0.341, SLG: 0.460	G6-4-3 1-2			FC4-6 SH3-4 1B	1-3			5-3		5	0	1	0	0	0	4				
Ron Cey, R (1,5) OBP: 0.345, SLG: 0.452																				
Mickey Hatcher, R (3,PH) OBP: 0.244, SLG: 0.299		1B 3B 1B		SH3-4 1-2 2-3	WP HR 1B			6-3		1	1	1	0	0	0	0				
Pedro Guerrero, R (1,8) OBP: 0.372, SLG: 0.524				FC4-6 1B IBB	4-0 HR BB					2	2	2	0	2	0	0				
Joe Ferguson, R (1,2) OBP: 0.385, SLG: 0.442				FC4-6 1-2 3B 3B	FC4-6 1B			FC4-6 1-2		4	2	2	6	0	0	3				
Derrel Thomas, S (1,6) OBP: 0.325, SLG: 0.359				SH1-3 3B 3B	4-3 F6			1-3		4	1	1	1	0	0	3				
Burt Hooton, R (1,1) OBP: 0.104, SLG: 0.109										3	0	1	0	0	1	1				
Gary Thomasson, L (8,PH) OBP: 0.325, SLG: 0.269	G3									1	0	0	0	0	0	0				
Bobby Castillo, R (6,1) OBP: 0.125, SLG: 0.125				FC3-5 1B 1B	K			G3		0	0	0	0	0	0	0				
<b>Inning Stats</b>	R: 0 E: 0 K: 0 S: 4	H: 2 LOB: 1 BB: 4	R: 4 E: 0 K: 0 S: 7	H: 4 LOB: 0 BB: 7	R: 1 E: 0 K: 0 S: 5	H: 2 LOB: 2 BB: 1	R: 0 E: 0 K: 1 S: 5	H: 2 LOB: 2 BB: 0	R: 3 E: 0 K: 1 S: 7	H: 2 LOB: 1 BB: 1	R: 0 E: 0 K: 0 S: 3	H: 1 LOB: 1 BB: 0	R: 0 E: 0 K: 0 S: 4	H: 0 LOB: 0 BB: 0	R: 0 E: 0 K: 0 S: 3	H: 0 LOB: 0 BB: 0	1B: 10 2B: 9 3B: 2 HR: 1	SF: 0 SAC: 2 DP: 1 HBP: 0	WP: 1 PB: 0 SB: 0 CS: 0	PA: 41
<b>PITCHER</b>	IP WLS BF H R ER SO BB IBB HBP BLK WP HR S P ERA WHIP																			
Ed Whitson, R (1,1) ERA: 3.09	2.0 L 13 8 5 5 0 0 0 0 0 0 0 0 13 13 22.50 4.000																			
Alan Hargeshheimer, R (3,1) ERA: 4.32	2.0 12 4 3 3 0 1 1 0 0 0 0 1 10 18 13.50 2.500																			
Mike Rowland, R (5,1) ERA: 2.19	1.0 3 0 0 0 1 0 0 0 0 0 0 0 5 5 0.00 0.000																			
Al Holland, L (6,1) ERA: 1.77	2.0 7 1 0 0 0 0 0 0 0 0 0 0 7 7 0.00 0.500																			
Fred Breining, R (8,1) ERA: 6.75	1.0 3 0 0 0 0 0 0 0 0 0 0 0 3 3 0.00 0.000																			
<b>PITCHER</b>	IP WLS BF H R ER SO BB IBB HBP BLK WP HR S P ERA WHIP																			
Philip Nastu, L (9,1) ERA: 6.75	1.0 3 0 0 0 0 0 0 0 0 0 0 0 3 3 0.00 0.000																			

Batter	1	2	3	4	5	6	7	8	9	AB	R	H	RBI	BB	SO	LOB	BOTTOM			
Max Venable, L (1,8) OBP: 0.330, SLG: 0.313	F2									2	1	0	0	1	1	2	<b>Los Angeles Dodgers @ San Francisco Giants</b> Candlestick Park, San Francisco, CA Wed Oct 01 1980, 10:05 PM EDT Att: 11,307 - Unknown			
Al Holland, L (6,1) OBP: 0.429, SLG: 0.600										0	0	0	0	0	0	0				
Joe Satriano, R (7,PH) OBP: 0.325, SLG: 0.323										1	0	1	0	0	0	0				
Fred Breining, R (8,1) OBP: 0.246, SLG: 0.379										0	0	0	0	0	0	0				
Larry Herndon, R (6,PH) OBP: 0.246, SLG: 0.379										1	0	0	0	0	0	2				
Philip Nastu, L (9,1) ERA: 6.75										0	0	0	0	0	0	0				
Terry Whitfield, L (1,7) OBP: 0.335, SLG: 0.403										5	1	2	0	0	0	3				
Jack Clark, R (1,9) OBP: 0.380, SLG: 0.520										4	1	1	2	1	1	3				
Darrell Evans, L (1,5) OBP: 0.359, SLG: 0.412										3	0	2	1	1	0	2				
Mitt May, L (1,2) OBP: 0.304, SLG: 0.367										5	0	1	1	0	1	5				
Rich Murray, R (1,3) OBP: 0.282, SLG: 0.354										5	0	0	0	0	1	2				
Guy Sularz, R (1,4) OBP: 0.304, SLG: 0.278										1	0	0	0	2	0	0				
Rennie Stennett, R (6,PH) OBP: 0.285, SLG: 0.301										2	0	0	0	0	0	2				
Joe Pettini, R (1,6) OBP: 0.304, SLG: 0.277										3	0	0	0	0	1	2				
Jim Wolford, R (8,PH) OBP: 0.327, SLG: 0.372										1	0	1	0	0	0	0				
Johnnie LeMaster, R (9,6) OBP: 0.256, SLG: 0.307										0	0	0	0	0	0	0				
Ed Whitson, R (1,1) OBP: 0.106, SLG: 0.092										1	0	0	0	0	1	2				
Alan Hargeshheimer, R (3,1) OBP: 0.250, SLG: 0.227										0	0	0	0	0	0	0				
Mike Rowland, R (5,1) OBP: 0.375, SLG: 0.293										0	0	0	0	0	0	0				
Bill North, S (6,8) OBP: 0.375, SLG: 0.293										2	1	1	0	1	0	1				
<b>Inning Stats</b>	R: 0 E: 0 K: 2 S: 8	H: 1 LOB: 2 BB: 1	R: 0 E: 2 K: 3 S: 10	H: 0 LOB: 2 BB: 1	R: 1 E: 0 K: 0 S: 4	H: 1 LOB: 0 BB: 0	R: 0 E: 0 K: 1 S: 5	H: 0 LOB: 0 BB: 0	R: 2 E: 1 K: 0 S: 5	H: 2 LOB: 1 BB: 1	R: 0 E: 0 K: 0 S: 3	H: 2 LOB: 2 BB: 0	R: 0 E: 0 K: 0 S: 5	H: 1 LOB: 1 BB: 1	R: 0 E: 0 K: 0 S: 4	H: 2 LOB: 2 BB: 1	1B: 7 2B: 3 3B: 0 HR: 0	SF: 1 SAC: 0 DP: 1 HBP: 0	WP: 0 PB: 0 SB: 2 CS: 0	PA: 43
<b>PITCHER</b>	IP WLS BF H R ER SO BB IBB HBP BLK WP HR S P ERA WHIP																			
Burt Hooton, R (1,1) ERA: 3.63	7.0 W 32 6 3 2 6 4 0 0 0 0 0 0 40 56 2.57 1.429																			
Bobby Castillo, R (8,1) ERA: 2.81	2.0 11 3 1 1 0 2 0 0 0 0 0 0 9 17 4.50 2.500																			

AB	37
R	8
H	13
RBI	8
BB	2
SO	1
LOB	15





Batter	1	2	3	4	5	6	7	8	9	AB	R	H	RBI	BB	SO	LOB	TOP																		
<b>Derrel Thomas, S</b> OBP: 0.321, SLG: 0.354 (1, 4)	K2-3		5-3		F9		1-3			4	0	0	0	0	1	1	<b>Los Angeles Dodgers @ San Francisco Giants</b> <b>Candlestick Park, San Francisco, CA</b> Thu Oct 02 1980, 10:05 PM EDT Att: 11,693 - Unknown																		
<b>Pepe Frias, R</b> OBP: 0.255, SLG: 0.275 (1, 6)	F9		E3 FC6-4			4-3		4-3 2B		4	0	1	0	0	0	0																			
<b>Dusty Baker Jr., R</b> OBP: 0.345, SLG: 0.513 (1, 7)	HR 1B		FC6-4 1-2			FC5-4 CS 1B		4-3 2-3		4	1	2	0	0	0	2																			
<b>Steve Garvey, R</b> OBP: 0.342, SLG: 0.464 (1, 3)	HR 1H		F3			FC5-4 1-2 IBB		5-3		3	1	1	2	1	0	2																			
<b>Pedro Guerrero, R</b> OBP: 0.364, SLG: 0.512 (1, 8)	K			F9		FC5-4 FC6-4		K		4	0	0	0	0	2	3																			
<b>Joe Ferguson, R</b> OBP: 0.377, SLG: 0.430 (1, 2)		F4		6-3		FC6-4 1-2			F8	4	0	0	0	0	0	2																			
<b>Mickey Hatcher, R</b> OBP: 0.244, SLG: 0.288 (1, 5)				F9			2-3		4-3	3	0	0	0	1	0	0																			
<b>Jay Johnstone, L</b> OBP: 0.376, SLG: 0.415 (9, PH)		F5			K					3	0	0	0	0	2	1																			
<b>Manny Mota, R</b> OBP: 0.333, SLG: 0.333 (9, FR)										1	0	1	0	0	0	0																			
<b>Gary Weiss, S</b> (9, FR)										0	0	0	0	0	0	0																			
<b>Dave Goltz, R</b> OBP: 0.241, SLG: 0.128 (8, 1)										2	0	0	0	1	1	1																			
<b>Bobby Castillo, R</b> OBP: 0.125, SLG: 0.125 (8, 1)										0	0	0	0	0	0	0																			
<b>Steve Howe, L</b> OBP: 0.100, SLG: 0.100 (9, PH)										0	0	0	0	0	0	0																			
<b>Steve Yeager, R</b> OBP: 0.271, SLG: 0.270 (9, PH)										1	0	0	0	0	1	1																			
<b>Inning Stats</b>	R: 2 E: 0 K: 2 S: 9	H: 2 LOB: 0 BB: 0 P: 9	R: 0 E: 0 K: 1 S: 5	H: 0 LOB: 1 BB: 1 P: 9	R: 0 E: 1 K: 0 S: 4	H: 0 LOB: 0 BB: 0 P: 4	R: 0 E: 0 K: 0 S: 3	H: 0 LOB: 0 BB: 0 P: 3	R: 0 E: 0 K: 1 S: 5	H: 1 LOB: 2 BB: 0 P: 8	R: 0 E: 0 K: 1 S: 5	H: 0 LOB: 1 BB: 1 P: 9	R: 0 E: 0 K: 1 S: 6	H: 1 LOB: 1 BB: 0 P: 6	R: 0 E: 0 K: 1 S: 6	H: 1 LOB: 1 BB: 0 P: 6	1B: 3 2B: 1 3B: 0 HR: 1	SF: 0 SAC: 0 DP: 0 HBP: 0	WP: 0 PB: 0 SB: 0 CS: 1	PA: 36															
<b>PITCHER</b>	IP WLS BF H R ER SO BB IBB HBP BLK WP HR S P ERA WHIP																																		
<b>Vida Blue, L</b> ERA: 2.97 (1, 1)	7.1		30	4	2	2	5	2	1	0	0	0	0	0	1	37	49	2.46	0.818																
<b>Greg Minton, R</b> ERA: 2.52 (8, 1)	0.2	W	2	0	0	0	1	0	0	0	0	0	0	0	0	4	4	0.00	0.000																
<b>Al Holland, L</b> ERA: 1.75 (9, 1)	1.0	S	4	1	0	0	1	0	0	0	0	0	0	0	0	6	6	0.00	1.000																


Batter	1	2	3	4	5	6	7	8	9	AB	R	H	RBI	BB	SO	LOB	BOTTOM																	
<b>Max Venable, L</b> OBP: 0.336, SLG: 0.311 (1, 8)	4-3									4	1	1	0	0	2	1	<b>Los Angeles Dodgers @ San Francisco Giants</b> <b>Candlestick Park, San Francisco, CA</b> Thu Oct 02 1980, 10:05 PM EDT Att: 11,693 - Unknown																	
<b>Johnnie LeMaster, R</b> OBP: 0.259, SLG: 0.307 (9, 6)			K							0	0	0	0	0	0	0																		
<b>Joe Pettini, R</b> OBP: 0.299, SLG: 0.272 (1, 6)	6-3		5-3			K				3	0	0	0	0	1	0																		
<b>Jim Wohlford, R</b> OBP: 0.325, SLG: 0.370 (8, PH)										1	0	0	0	0	0	2																		
<b>Jack Clark, R</b> OBP: 0.383, SLG: 0.520 (1, 9)	1B BB			5-3		G6-4-3 1B		1B BB		2	0	1	0	2	0	0																		
<b>Darrell Evans, L</b> OBP: 0.360, SLG: 0.413 (1, 5)	1-2 1B			4-3		G6-4-3 1-2		1B		4	0	2	2	0	0	1																		
<b>Terry Whitfield, L</b> OBP: 0.336, SLG: 0.399 (8, PH)	L7				F9					3	0	0	0	0	0	2																		
<b>Larry Herndon, R</b> OBP: 0.280, SLG: 0.378 (8, PH)							4-3			1	0	0	0	0	1	2																		
<b>Al Holland, R</b> OBP: 0.426, SLG: 0.600 (9, 1)								K		0	0	0	0	0	0	0																		
<b>Rich Murray, R</b> OBP: 0.285, SLG: 0.353 (1, 3)			5-3			SH3-4 SF9 1B		K		3	1	1	0	0	1	0																		
<b>Guy Sularz, R</b> OBP: 0.333, SLG: 0.298 (1, 4)						SF9 SH3-4 1B		L8		3	0	2	0	0	0	0																		
<b>Mike Sadek, R</b> OBP: 0.369, SLG: 0.318 (8, PH)										1	0	0	0	0	0	1																		
<b>Bill North, S</b> OBP: 0.374, SLG: 0.292 (9, 8)			G5-4-3 1-2			SH3-4 1-2 2-3		F7		1	0	0	0	0	0	0																		
<b>Vida Blue, S</b> OBP: 0.111, SLG: 0.088 (8, 1)										1	0	0	1	0	1	0																		
<b>Greg Minton, S</b> OBP: 0.222, SLG: 0.125 (8, PH)										0	0	0	0	0	0	0																		
<b>Mitt May, L</b> OBP: 0.306, SLG: 0.369 (9, 2)			K			2-3 3H		BB 1B 1B		1	1	1	0	0	0	0																		
<b>Inning Stats</b>	R: 0 E: 0 K: 0 S: 4	H: 1 LOB: 2 BB: 1 P: 8	R: 0 E: 0 K: 0 S: 3	H: 1 LOB: 0 BB: 0 P: 3	R: 0 E: 0 K: 2 S: 7	H: 0 LOB: 0 BB: 0 P: 7	R: 0 E: 0 K: 0 S: 3	H: 0 LOB: 0 BB: 0 P: 3	R: 1 E: 0 K: 1 S: 7	H: 2 LOB: 1 BB: 0 P: 7	R: 0 E: 0 K: 1 S: 5	H: 1 LOB: 0 BB: 0 P: 5	R: 0 E: 0 K: 1 S: 5	H: 0 LOB: 0 BB: 0 P: 5	R: 2 E: 0 K: 1 S: 8	H: 3 LOB: 2 BB: 1 P: 12	1B: 8 2B: 0 3B: 0 HR: 0	SF: 1 SAC: 1 DP: 2 HBP: 0	WP: 0 PB: 0 SB: 0 CS: 0	PA: 32														
<b>PITCHER</b>	IP WLS BF H R ER SO BB IBB HBP BLK WP HR S P ERA WHIP																																	
<b>Dave Goltz, R</b> ERA: 4.28 (8, 1)	0.0		1	0	0	0	0	1	0	0	0	0	0	0	0	4	∞	∞																
<b>Steve Howe, L</b> ERA: 2.78 (8, 1)	0.1		2	1	0	0	1	0	0	0	0	0	0	0	4	4	0.00	3.000																



Batter	1	2	3	4	5	6	7	8	9	10	AB	R	H	RBI	BB	SO	LOB	TOP			
Joe Morgan, L OBP: 0.370, SLG: 0.381 Rafael Landestoy, S OBP: 0.310, SLG: 0.332	(1,4) X 0-0 E4 2B	(7,4) X 0-0 F9		(1,2) 0-3 K 2-3			(1,4) X 0-0 F2		(1,4) X 0-3 K		4	0	0	0	0	1	3				
Enos Cabell, R OBP: 0.302, SLG: 0.349	(1,5) X 0-0 F7	(1,2) 4-0 FC6 BB		(1,2) 0-3 K			(1,4) X 0-0 P4		(1,4) X 0-0 1B 1B		4	0	1	0	1	1	3				
Terry Puhl, L OBP: 0.355, SLG: 0.419	(1,9) X 0-0 2B	(1,2) 0-0 FC6 1-2					(1,4) X 0-0 4-3		(1,4) X 0-0 1B 1B		5	0	2	0	0	0	2				
Jose Cruz, L OBP: 0.304, SLG: 0.432	(1,7) X 0-0 P5								(1,4) X 0-0 F7	(1,4) X 0-0 6-3	5	0	0	0	0	0	4				
Cesar Cedeno, R OBP: 0.309, SLG: 0.466	(1,8) B 4-0 BB			(1,2) 0-3 K					(1,4) X 4-0 1B SF7 BB	(1,4) X 0-3 K	3	1	1	0	2	2	0				
Art Howe, R OBP: 0.348, SLG: 0.437 Dave Bergman, L OBP: 0.341, SLG: 0.359	(1,3) X 0-0 F9			(1,2) 0-0 6-3					(1,4) X 0-0 1B 1B	(1,4) X 0-0 L4	4	0	1	0	0	0	4				
Alan Ashby, S OBP: 0.315, SLG: 0.345									(1,4) X 0-0 SF7	(1,4) X 0-3 K	4	1	2	1	0	1	0				
Craig Reynolds, L OBP: 0.256, SLG: 0.296									(1,4) X 0-0 F9		4	0	1	0	0	0	2				
Ken Forsch, R OBP: 0.244, SLG: 0.273									(1,4) X 0-0 L4		4	0	1	1	0	1	2				
<b>Inning Stats</b>	R: 0 E: 1 K: 0 S: 5	H: 1 LOB: 3 BB: 1 P: 9	R: 1 E: 0 K: 0 S: 5	H: 2 LOB: 2 BB: 1 P: 9	R: 0 E: 0 K: 1 S: 5	H: 0 LOB: 0 BB: 0 P: 5	R: 0 E: 0 K: 2 S: 9	H: 2 LOB: 2 BB: 0 P: 9	R: 0 E: 0 K: 1 S: 5	H: 0 LOB: 0 BB: 0 P: 5	R: 0 E: 0 K: 0 S: 3	H: 0 LOB: 0 BB: 0 P: 3	R: 1 E: 0 K: 0 S: 4	H: 1 LOB: 1 BB: 1 P: 8	R: 0 E: 0 K: 1 S: 7	H: 2 LOB: 2 BB: 0 P: 7	R: 0 E: 0 K: 2 S: 7	H: 0 LOB: 0 BB: 0 P: 7	1B: 6 2B: 3 3B: 0 HR: 0	SF: 1 SAC: 0 DP: 0 HBP: 0	WP: 0 PA: 43 PB: 0 SB: 2 CS: 0
<b>PITCHER</b>	IP 8.0	WLS L	BF 35	H 7	R 2	ER 2	SO 4	BB 3	IBB 0	HBP 0	BLK 0	WP 0	HR 0	S 40	P 52	ERA 2.25	WHIP 1.250				
Don Sutton, R ERA: 2.21	(1,1)																				
Fernando Valenzuela, L ERA:	(9,1)																				

Houston Astros @ Los Angeles Dodgers  
Dodger Stadium, Los Angeles, CA  
Fri Oct 03 1980, 7:05 PM PDT  
Att: 49,642 - Unknown


AB 39  
R 2  
H 9  
RBI 2  
BB 3  
SO 7  
LOB 20



Batter	1	2	3	4	5	6	7	8	9	10	AB	R	H	RBI	BB	SO	LOB	BOTTOM			
Davey Lopes, R OBP: 0.325, SLG: 0.349 Jack Perconte, L OBP: 0.353, SLG: 0.267 Jay Johnstone, L OBP: 0.375, SLG: 0.413	(1,4) X 0-0 F8			(1,4) X 0-0 P4					(1,4) X 0-0 4-3		2	0	0	0	0	0	0				
Rick Monday, L OBP: 0.371, SLG: 0.486 Rudy Law, L OBP: 0.307, SLG: 0.302	(1,9) X 0-0 F8			(1,4) X 0-0 2B 2B					(1,4) X 0-0 1B E 1B		4	1	3	0	0	0	0				
Dusty Baker Jr., R OBP: 0.342, SLG: 0.510 Gary Weiss, S OBP: 0.255, SLG: 0.275	(1,7) S 0-3 K			(1,4) X 0-0 P6					(1,4) X 0-0 E4 1B		4	0	0	0	0	1	3				
Steve Garvey, R OBP: 0.341, SLG: 0.464				(1,4) X 0-0 2B					(1,4) X 0-0 F8		4	0	1	1	0	0	2				
Ron Cey, R OBP: 0.344, SLG: 0.450				(1,4) X 0-0 G3					(1,4) X 0-0 L4		4	0	1	1	0	0	1				
Pedro Guerrero, R OBP: 0.361, SLG: 0.506									(1,4) X 0-0 FC6-4 1B		4	0	1	0	0	0	2				
Joe Ferguson, R OBP: 0.374, SLG: 0.444									(1,4) X 0-0 FC6-4 1B		4	0	1	0	0	0	2				
Derrel Thomas, S OBP: 0.317, SLG: 0.351											4	1	1	1	0	1	1				
Don Sutton, R OBP: 0.062, SLG: 0.076 Gary Thomasson, L OBP: 0.323, SLG: 0.266 Fernando Valenzuela, L	(1,1) X 0-0 P4								(1,4) X 0-0 F9		2	0	0	0	0	0	0				
<b>Inning Stats</b>	R: 0 E: 0 K: 1 S: 5	H: 0 LOB: 0 BB: 0 P: 5	R: 0 E: 0 K: 0 S: 3	H: 0 LOB: 0 BB: 0 P: 3	R: 0 E: 0 K: 0 S: 3	H: 0 LOB: 0 BB: 0 P: 3	R: 1 E: 0 K: 0 S: 5	H: 2 LOB: 1 BB: 0 P: 5	R: 0 E: 0 K: 1 S: 5	H: 1 LOB: 0 BB: 0 P: 5	R: 0 E: 0 K: 0 S: 4	H: 0 LOB: 0 BB: 0 P: 4	R: 0 E: 0 K: 0 S: 3	H: 0 LOB: 0 BB: 0 P: 3	R: 1 E: 1 K: 0 S: 6	H: 2 LOB: 2 BB: 0 P: 6	R: 1 E: 0 K: 0 S: 1	H: 1 LOB: 0 BB: 0 P: 1	1B: 4 2B: 3 3B: 0 HR: 1	SF: 0 SAC: 0 DP: 1 HBP: 0	WP: 0 PA: 34 PB: 0 SB: 0 CS: 1
<b>PITCHER</b>	IP 9.0	WLS L	BF 34	H 7	R 3	ER 2	SO 2	BB 0	IBB 0	HBP 0	BLK 0	WP 0	HR 1	S 38	P 38	ERA 2.00	WHIP 0.778				
Ken Forsch, R ERA: 3.2	(1,1)																				

Houston Astros @ Los Angeles Dodgers  
Dodger Stadium, Los Angeles, CA  
Fri Oct 03 1980, 7:05 PM PDT  
Att: 49,642 - Unknown

AB 34  
R 3  
H 7  
RBI 3  
BB 0  
SO 2  
LOB 9





Batter	1	2	3	4	5	6	7	8	9	AB	R	H	RBI	BB	SO	LOB	TOP					
Joe Morgan, L (1,4) Frank LaCorte, R (8,1) OBP: 0.370, SLG: 0.378 OBP: 0.286, SLG: 0.167	4-0 1B BB		0-0 3-1		0-0 L4-6			0-0 1-3		3	0	0	0	1	0	2						
Enos Cabell, R (1,5) OBP: 0.304, SLG: 0.350	0-0 G4-6-3 1B			0-0 6-3		0-0 G1-6-3 1B		0-0 4-3		4	0	2	0	0	0	0						
Jose Cruz, L (1,7) OBP: 0.364, SLG: 0.430	0-0 P6		0-0 4-3 1B		0-0 G1-6-3 1B		0-0 F8		0-0 F8	4	1	1	0	0	0	3						
Cesar Cedeno, R (1,8) OBP: 0.388, SLG: 0.466	0-0 G4-6-3 1-2		0-0 4-3 1B		0-0 F8		0-0 F8		0-0 1B 1B	4	0	1	0	0	0	3						
Art Howe, R (1,3) Dave Bergman, L (9, PR) OBP: 0.349, SLG: 0.438 OBP: 0.341, SLG: 0.359		0-3 K		0-0 1B		0-0 F5		0-0 1B 1B		4	0	2	1	0	1	0						
Gary Woods, R (1,9) OBP: 0.389, SLG: 0.577		0-3 K		0-3 K		0-3 K		0-0 4-3		4	0	0	0	0	3	3						
Rafael Landestoy, S (1,6) OBP: 0.309, SLG: 0.330		0-0 G3			0-0 6-3		0-3 K			3	0	0	0	0	1	0						
Alan Ashby, S (1,2) Terry Puhl, L (8, PH) Luis Pujols, R (8,2) OBP: 0.316, SLG: 0.346 OBP: 0.275, SLG: 0.419 OBP: 0.245, SLG: 0.235			0-0 P4		0-0 L4-6 SH 1B		0-3 K		0-3 K	2	0	1	0	0	0	0						
Nolan Ryan, R (1,1) Jeffrey Leonard, R (8, PH) Craig Reynolds, L (8,6) OBP: 0.167, SLG: 0.129 OBP: 0.275, SLG: 0.335 OBP: 0.296, SLG: 0.296			0-3 K		0-0 SH		0-0 F8			1	0	0	0	0	1	0						
<b>Inning Stats</b>	R: 0 E: 0 K: 0 S: 3	H: 1 LOB: 1 BB: 1 P: 7	R: 0 E: 0 K: 2 S: 7	H: 0 LOB: 0 BB: 0 P: 7	R: 0 E: 0 K: 1 S: 5	H: 0 LOB: 0 BB: 0 P: 5	R: 1 E: 0 K: 1 S: 7	H: 2 LOB: 1 BB: 0 P: 7	R: 0 E: 0 K: 0 S: 4	H: 1 LOB: 1 BB: 0 P: 4	R: 0 E: 0 K: 0 S: 3	H: 0 LOB: 0 BB: 0 P: 3	R: 0 E: 0 K: 2 S: 7	H: 0 LOB: 0 BB: 0 P: 7	R: 0 E: 0 K: 1 S: 5	H: 0 LOB: 0 BB: 0 P: 5	R: 0 E: 0 K: 0 S: 5	H: 2 LOB: 2 BB: 0 P: 5	1B: 7 2B: 1 3B: 0 HR: 0	SF: 0 SAC: 1 DP: 3 HBP: 0	WP: 0 PB: 0 SB: 1 CS: 0	PA: 33
<b>PITCHER</b> Jerry Reuss, L (1,1) ERA: 2.51	IP: 9.0 WLS: W BF: 33 H: 7 R: 1 ER: 1 SO: 7 BB: 1 IBB: 0 HBP: 0 BLK: 0 WP: 0 HR: 0 S: 46 P: 50 ERA: 1.00 WHIP: 0.889															<b>PITCHER</b>						

Houston Astros @ Los Angeles Dodgers  
Dodger Stadium, Los Angeles, CA  
Sat Oct 04 1980, 3:33 AM PDT  
Att: 46,085 - Unknown

AB	31
R	1
H	7
RBI	1
BB	1
SO	7
LOB	11



Batter	1	2	3	4	5	6	7	8	9	AB	R	H	RBI	BB	SO	LOB	BOTTOM			
Davey Lopes, R (1,4) Jack Perconte, L (8,4) OBP: 0.322, SLG: 0.346 OBP: 0.353, SLG: 0.267	0-0 P4		0-0 P5		0-0 F7		0-0 1-3			4	0	0	0	0	0	1				
Rick Monday, L (1,9) Mickey Hatcher, R (9,9) OBP: 0.364, SLG: 0.476 OBP: 0.244, SLG: 0.288	0-3 K		0-3 K		0-0 F8		0-3 K			4	0	0	0	0	3	0				
Dusty Baker Jr., R (1,7) Rudy Law, L (9,7) OBP: 0.340, SLG: 0.506 OBP: 0.307, SLG: 0.302	0-0 5-3		0-3 K		0-0 F8		0-0 P6		0-0 P4	4	0	0	0	0	1	0				
Steve Garvey, R (1,3) OBP: 0.343, SLG: 0.471		0-0 1B 1B		0-0 HR		0-0 E 1B		0-0 P4		4	2	3	1	0	0	0				
Ron Cey, R (1,5) OBP: 0.342, SLG: 0.448		0-0 P4		0-0 F8		0-0 E5 FC6-4		0-0 E5 FC6-4		3	0	0	0	0	0	2				
Pedro Guerrero, R (1,8) OBP: 0.381, SLG: 0.503		0-0 1B 1B		0-3 K		0-0 FC6-4		0-0 FC6-4		3	0	1	0	0	1	2				
Joe Ferguson, R (1,2) OBP: 0.374, SLG: 0.442		0-3 K		0-3 K			0-0 1B			3	0	1	0	0	2	2				
Derrel Thomas, S (1,6) OBP: 0.318, SLG: 0.351		0-0 1B		0-0 6-3		0-0 F8		0-0 F8		3	0	1	1	0	0	1				
Jerry Reuss, L (1,1) OBP: 0.162, SLG: 0.147		0-3 K		0-3 K		0-3 K		0-3 K		3	0	0	0	0	3	3				
<b>Inning Stats</b>	R: 0 E: 0 K: 1 S: 5	H: 0 LOB: 0 BB: 0 P: 5	R: 1 E: 0 K: 2 S: 10	H: 3 LOB: 2 BB: 0 P: 10	R: 0 E: 0 K: 2 S: 7	H: 0 LOB: 0 BB: 0 P: 7	R: 1 E: 0 K: 2 S: 8	H: 1 LOB: 0 BB: 0 P: 8	R: 0 E: 0 K: 1 S: 5	H: 0 LOB: 0 BB: 0 P: 5	R: 0 E: 0 K: 0 S: 6	H: 1 LOB: 2 BB: 0 P: 6	R: 0 E: 0 K: 1 S: 5	H: 0 LOB: 0 BB: 0 P: 5	R: 0 E: 0 K: 1 S: 5	H: 0 LOB: 0 BB: 0 P: 5	1B: 5 2B: 0 3B: 0 HR: 1	SF: 0 SAC: 0 DP: 0 HBP: 0	WP: 0 PB: 0 SB: 0 CS: 0	PA: 31
<b>PITCHER</b> Nolan Ryan, R (1,1) Frank LaCorte, R (8,1) ERA: 3.35 ERA: 2.77	IP: 7.0 WLS: L BF: 28 H: 6 R: 2 ER: 2 SO: 9 BB: 0 IBB: 0 HBP: 0 BLK: 0 WP: 0 HR: 1 S: 46 P: 46 ERA: 2.57 WHIP: 0.857															<b>PITCHER</b>				

Houston Astros @ Los Angeles Dodgers  
Dodger Stadium, Los Angeles, CA  
Sat Oct 04 1980, 3:33 AM PDT  
Att: 46,085 - Unknown

AB	31
R	2
H	6
RBI	2
BB	0
SO	10
LOB	11






Batter	1	2	3	4	5	6	7	8	9	AB	R	H	RBI	BB	SO	LOB	TOP											
Terry Puhl, L OBP: 0.358, SLG: 0.421 (1, 9)	4-0 BB	4-0 BB		0-0 2H 2B			4-0 BB		0-0 1B FC4-6	2	0	1	1	3	0	1												
Enos Cabell, R OBP: 0.303, SLG: 0.348 (1, 5)	0-3 K	0-3 K		0-3 K			0-0 F9		0-0 1B	5	0	1	0	0	3	6												
Joe Morgan, L OBP: 0.397, SLG: 0.375 Rafael Landestoy, S OBP: 0.308, SLG: 0.330 Denny Walling, L OBP: 0.374, SLG: 0.387 (1, 4) (7, 4) (9, PH)	0-3 K	0-0 F2			0-0 4-3		0-0 F8		0-0 4-3	4	0	0	0	0	1	5												
Jose Cruz, L OBP: 0.361, SLG: 0.428 (1, 7)	0-0 F9			0-3 K			0-0 F8		0-0 F2	4	0	0	0	0	1	1												
Cesar Cedeno, R OBP: 0.389, SLG: 0.467 (1, 8)		0-0 SH 1B		0-0 F7			0-0 F9		0-0 1B	4	1	2	0	0	0	0												
Art Howe, R OBP: 0.346, SLG: 0.434 Dave Bergman, L OBP: 0.341, SLG: 0.359 (1, 3) (8, 3)		0-0 SH 1B		0-0 1-3			0-0 F8		0-3 K	3	1	0	0	0	1	1												
Alan Ashby, S OBP: 0.318, SLG: 0.348 (1, 2)		0-0 FC1-5 1B		0-0 SH5-3 2B			0-3 K		0-0 F8	4	1	2	1	0	1	1												
Craig Reynolds, L OBP: 0.257, SLG: 0.297 Jeffrey Leonard, R OBP: 0.274, SLG: 0.333 (1, 6) (9, PH)		0-0 BB FC1-5 1B		0-0 SH5-3			0-0 G3		0-0 F9	2	0	1	1	0	0	0												
Vern Ruhle, R OBP: 0.302, SLG: 0.306 Joaquin Andujar, S OBP: 0.250, SLG: 0.345 Joe Sambito, L OBP: 0.286, SLG: 0.167 Gary Woods, R OBP: 0.400, SLG: 0.585 (1, 1) (3, 1) (5, 1) (7, 1) (9, PH)		0-0 FC1-5 BB		0-3 K			0-0 F5		0-0 FC4-6 1B	1	0	0	0	0	2													
<b>Inning Stats</b>	R: 0 E: 0 K: 2 S: 7	H: 0 LOB: 1 BB: 1 P: 11	R: 2 E: 1 K: 1 S: 9	H: 3 LOB: 3 BB: 1 P: 13	R: 0 E: 0 K: 1 S: 5	H: 0 LOB: 0 BB: 0 P: 5	R: 1 E: 0 K: 2 S: 9	H: 2 LOB: 1 BB: 0 P: 9	R: 0 E: 0 K: 0 S: 3	H: 0 LOB: 0 BB: 0 P: 3	R: 0 E: 0 K: 1 S: 5	H: 0 LOB: 0 BB: 1 P: 7	R: 0 E: 0 K: 1 S: 6	H: 1 LOB: 1 BB: 0 P: 6	R: 0 E: 0 K: 0 S: 5	H: 2 LOB: 2 BB: 0 P: 5	1B: 7 2B: 1 3B: 0 HR: 0	SF: 0 SAC: 2 DP: 0 HBP: 0	WP: 0 PB: 0 SB: 3 CS: 0	PA: 39								
<b>PITCHER</b>	IP	WLS	BF	H	R	ER	SO	BB	IBB	HBP	BLK	WP	HR	S	P	ERA	WHIP											
Burt Hooton, R ERA: 3.68 Bobby Castillo, R ERA: 2.78 Fernando Valenzuela, L ERA: Steve Howe, L ERA: 2.72 Don Sutton, R ERA: 2.2	(1, 1) (2, 1) (6, 1) (8, 1) (9, 1)	1.0 4.0 2.0 1.2 0.1	8 15 7 W 8 S 1	3 2 0 3 0	2 1 0 0 0	2 1 0 0 0	2 4 1 1 0	1 1 0 0 0	0 0 0 0 0	0 0 0 0 0	0 0 0 0 0	0 0 0 0 0	0 0 0 0 0	0 0 0 0 0	11 22 8 10 1	15 26 12 10 1	9.00 2.25 0.50 1.80 0.00	4.000 0.750 0.500 1.800 0.000										

Houston Astros @ Los Angeles Dodgers  
Dodger Stadium, Los Angeles, CA  
Sun Oct 05 1980, 3:33 AM PDT  
Att: 52,339 - Unknown

AB 34  
R 3  
H 8  
RBI 3  
BB 3  
SO 8  
LOB 20



Batter	1	2	3	4	5	6	7	8	9	AB	R	H	RBI	BB	SO	LOB	BOTTOM										
Davey Lopes, R OBP: 0.324, SLG: 0.346 (1, 4)	0-0 F8			4-0 FC6-4 BB			0-0 5-3			3	0	1	1	1	0	3											
Rick Monday, L OBP: 0.361, SLG: 0.471 Mickey Hatcher, R OBP: 0.241, SLG: 0.284 (5, PH) Jay Johnstone, L OBP: 0.377, SLG: 0.413 (7, PH) (8, 9)	0-3 K			0-0 FC6-4			0-0 G6-4-3 1B		4-0 BB	2	0	0	0	0	1	1											
Dusty Baker Jr., R OBP: 0.340, SLG: 0.504 (1, 7)	0-0 6-3				0-0 1B		0-0 F9		0-0 F2	4	0	1	0	0	0	3											
Steve Garvey, R OBP: 0.343, SLG: 0.469 (1, 3)		0-0 1B		0-0 P3			0-3 K		0-0 E5 HR	4	1	1	0	0	1	1											
Ron Cey, R OBP: 0.342, SLG: 0.452 (1, 5)		0-0 F9		0-3 K			0-0 F7		1-H HR	4	1	1	2	0	1	2											
Pedro Guerrero, R OBP: 0.395, SLG: 0.497 Pepe Frias, R OBP: 0.255, SLG: 0.275 (1, 8) (9, 6)		0-0 F9		0-3 K			0-0 SH5-4 1B		0-0 P5	4	1	1	0	0	1	2											
Joe Ferguson, R OBP: 0.373, SLG: 0.440 Rudy Law, L OBP: 0.307, SLG: 0.302 Steve Yeager, R OBP: 0.274, SLG: 0.273 (1, 2) (7, PR) (8, 2)		0-0 F9			0-0 6-3		0-0 1B SH5-4 1B		0-0 FC6-4 1B	3	0	1	0	0	0	1											
Derrel Thomas, S OBP: 0.321, SLG: 0.354 (1, 6) (9, 8)				0-0 CS 1B			0-0 SH5-4 1B		0-3 K	3	1	2	0	0	1	1											
Burt Hooton, R OBP: 0.104, SLG: 0.109 Bobby Castillo, R OBP: 0.111, SLG: 0.111 Gary Thomsen, L OBP: 0.273, SLG: 0.273 Fernando Valenzuela, L OBP: 0.429, SLG: 0.429 Manny Mota, R OBP: 0.429, SLG: 0.429 Gary Weiss, S OBP: 0.091, SLG: 0.091 Steve Howe, L OBP: 0.091, SLG: 0.091 Don Sutton, R OBP: 0.078, SLG: 0.078 (1, 1) (2, 1) (5, PH) (6, 1) (7, PH) (8, 1) (9, 1)		0-3 K		0-0 K			0-0 1B		0-0 FC6-4	0	0	0	0	0	0	0											
<b>Inning Stats</b>	R: 0 E: 0 K: 1 S: 5	H: 0 LOB: 0 BB: 0 P: 5	R: 0 E: 0 K: 0 S: 4	H: 1 LOB: 1 BB: 0 P: 4	R: 0 E: 0 K: 1 S: 5	H: 1 LOB: 1 BB: 1 P: 9	R: 0 E: 0 K: 2 S: 8	H: 1 LOB: 1 BB: 0 P: 8	R: 1 E: 0 K: 0 S: 5	H: 3 LOB: 1 BB: 0 P: 5	R: 0 E: 0 K: 1 S: 5	H: 0 LOB: 0 BB: 1 P: 5	R: 1 E: 0 K: 0 S: 6	H: 3 LOB: 3 BB: 1 P: 10	R: 2 E: 1 K: 1 S: 8	H: 2 LOB: 1 BB: 0 P: 8	1B: 10 2B: 0 3B: 0 HR: 1	SF: 0 SAC: 1 DP: 1 HBP: 0	WP: 0 PB: 0 SB: 0 CS: 1	PA: 36							
<b>PITCHER</b>	IP	WLS	BF	H	R	ER	SO	BB	IBB	HBP	BLK	WP	HR	S	P	ERA	WHIP										
Vern Ruhle, R ERA: 2.37 Joaquin Andujar, R ERA: 3.91 Joe Sambito, L ERA: 2.19 Frank LaCorte, R ERA: 2.82	(1, 1) (3, 1) (5, 1) (7, 1)	2.0 2.1 2.0 1.2	8 11 8 L 9	2 4 3 2	0 1 1 2	0 1 1 1	0 3 1 1	0 1 0 0	0 0 0 0	0 0 0 0	0 0 0 0	0 0 0 0	0 0 0 0	0 0 0 0	10 16 10 14	0.00 3.86 4.50 5.40	1.000 2.143 1.500 1.800										

Houston Astros @ Los Angeles Dodgers  
Dodger Stadium, Los Angeles, CA  
Sun Oct 05 1980, 3:33 AM PDT  
Att: 52,339 - Unknown

AB 33  
R 4  
H 11  
RBI 4  
BB 2  
SO 6  
LOB 18

