

Los Angeles Dodgers - 1981

Batter	1	2	3	4	5	6	7	8	9	AB R H RBI BB SO LOB	TOP																						
Terry Puhl, L (1, 9) X	0-0 6-3		0-0 G3-6			0-0 F2		0-0 1-3		4 0 0 0 0 0 1																							
Craig Reynolds, L (1, 6) X OBP: 0.500, SLG: 0.500	0-0 4-3 1B		0-0 4-3			0-0 2B 1B		0-0 G3		4 0 2 0 0 0 0																							
Cesar Cedeno, R (1, 8) X OBP: 0.250, SLG: 0.500	0-0 4-3			0-3 K		0-0 2B		0-0 F5		4 0 1 0 0 1 1																							
Jose Cruz, L (1, 7) X	0-0 F7			0-0 L3		0-0 L6		0-0 5-3		4 0 0 0 0 0 3																							
Art Howe, R (1, 5) X OBP: 0.500, SLG: 0.333		4-0 BB BB BB BB	4-3 F8 BB		0-0 F4		0-0 1-3		0-0 1B	3 0 1 0 1 0 2																							
Dave Roberts, R (1, 3) X		0-0 F8			0-0 F8		0-0 F8		0-3 K	4 0 0 0 0 1 2																							
Dickie Thon, R (1, 4) X		0-0 4-3			0-0 6-3		0-0 F8			3 0 0 0 0 0 1																							
Luis Pujols, R (1, 2) X OBP: 0.333, SLG: 0.333		0-0 2-3			0-0 F3		0-3 K			3 0 1 0 0 1 1																							
Joe Niekro, R (1, 1) Jeffrey Leonard, R (8, PH) Dave Smith, R (8, 1)			4-0 BB BB BB	4-0 G3-6 BB		0-3 K		0-3 K		1 0 0 0 1 1 1 1 0 0 0 0 1 0 0 0 0 0 0 0 0																							
Inning Stats	R: 0 E: 0 K: 0 S: 4	H: 1 LOB: 1 BB: 0 P: 4	R: 0 E: 0 K: 0 S: 3	H: 0 LOB: 1 BB: 1 P: 7	R: 0 E: 0 K: 0 S: 2	H: 0 LOB: 0 BB: 1 P: 6	R: 0 E: 0 K: 1 S: 5	H: 0 LOB: 0 BB: 0 P: 5	R: 0 E: 0 K: 1 S: 6	H: 1 LOB: 1 BB: 0 P: 6	R: 0 E: 0 K: 1 S: 5	H: 2 LOB: 2 BB: 0 P: 5	R: 0 E: 0 K: 1 S: 5	H: 0 LOB: 0 BB: 0 P: 5	R: 0 E: 0 K: 1 S: 5	H: 0 LOB: 0 BB: 0 P: 5	R: 0 E: 0 K: 1 S: 6	H: 1 LOB: 1 BB: 0 P: 6	1B: 4 2B: 1 3B: 0 HR: 0	SF: 0 SAC: 0 DP: 1 HBP: 0	WP: 0 PB: 0 SB: 0 CS: 0	PA: 33											
PITCHER Fernando Valenzuela, L (1, 1) ERA:	IP 9.0	WLS W	BF 33	H 5	R 0	ER 0	SO 5	BB 2	IBB 0	HBP 0	BLK 0	WP 0	HR 0	S 41	P 49	ERA 0.00	WHIP 0.778																
											PITCHER	IP	WLS	BF	H	R	ER	SO	BB	IBB	HBP	BLK	WP	HR	S	P	ERA	WHIP					

Houston Astros @ Los Angeles Dodgers
Dodger Stadium, Los Angeles, CA
Thu Apr 09 1981, 3:33 AM PST
Att: 50,511 - Unknown

AB	31
R	0
H	5
RBI	0
BB	2
SO	5
LOB	12



Batter	1	2	3	4	5	6	7	8	9	AB	R	H	RBI	BB	SO	LOB	BOTTOM			
Davey Lopes, R (1, 4) X	0-0 F8 ①		0-0 6-3 ②		4-0 BB BB ②		0-0 5-3 ②			3	0	0	0	1	0	1	Houston Astros @ Los Angeles Dodgers Dodger Stadium, Los Angeles, CA Thu Apr 09 1981, 3:33 AM PST Att. 50,511 - Unknown livebaseballscorecards.com			
Ken Landreaux, L (1, 8) X OBP: 0.250, SLG: 0.500	0-0 2B		0-0 F9 ③		0-0 F9 ③		0-0 F3 ③			4	0	1	0	0	0	2				
Dusty Baker Jr., R (1, 7) X	0-0 F4 ②			0-0 F7 ①		0-0 F7 ①		0-3 K ①		4	0	0	0	0	1	1				
Steve Garvey, R (1, 3) X OBP: 0.500, SLG: 1.000	0-0 F8 ③			0-0 SF7 ②		0-0 WP 2B ②		0-3 K ②		4	2	2	0	0	1	1				
Ron Cey, R (1, 5) X		0-0 6-3 ①		0-0 SF7 ②		0-0 2-3 ②		4-0 BB BB ②		2	0	0	1	1	0	1				
Pedro Guerrero, R (1, 9) X OBP: 0.750, SLG: 1.000		0-0 S 1B		0-0 3-H 1B		0-0 2B ②		0-0 F3 ③		4	0	3	1	0	0	1				
Mike Scioscia, L (1, 2) X OBP: 0.000, SLG: 0.000		0-3 K ②		0-0 F7 ③		0-0 2B ③		0-0 F3 ③		3	0	0	0	0	1	3				
Bill Russell, R (1, 6) X OBP: 0.667, SLG: 0.667		0-0 6-3 ③			0-0 CS 1B		0-0 SH3-4 1B ①			3	0	2	0	0	0	1				
Fernando Valenzuela, L (1, 1) X			0-0 L4 ①		0-0 P1 ①		0-0 SH3-4 1B ①			2	0	0	0	0	0	1				
Inning Stats	R: 0 E: 0 K: 0 S: 4	H: 1 LOB: 1 BB: 0 P: 4	R: 0 E: 0 K: 1 S: 6	H: 1 LOB: 1 BB: 0 P: 6	R: 0 E: 0 K: 0 S: 3	H: 0 LOB: 0 BB: 0 P: 3	R: 1 E: 0 K: 0 S: 5	H: 2 LOB: 1 BB: 0 P: 5	R: 0 E: 0 K: 0 S: 3	H: 1 LOB: 1 BB: 1 P: 7	R: 1 E: 0 K: 0 S: 5	H: 2 LOB: 1 BB: 0 P: 5	R: 0 E: 0 K: 0 S: 4	H: 1 LOB: 1 BB: 0 P: 4	R: 0 E: 0 K: 2 S: 7	H: 0 LOB: 1 BB: 1 P: 11	1B: 5 2B: 2 3B: 1 HR: 0	SF: 1 SAC: 1 DP: 0 HBP: 0	WP: 1 PB: 0 SB: 2 CS: 1	PA: 33 ERA WHIP
PITCHER Joe Niekro, R (1, 1) ERA: 2.57	IP: 7.0 WLS: L BF: 29 H: 8 R: 2 ER: 2 SO: 1 BB: 1 IBB: 0 HBP: 0 BLK: 0 WP: 1 HR: 0 S: 30 P: 34 ERA: 2.57 WHIP: 1.286																			
Dave Smith, R (8, 1) ERA:	1.0 WLS: L BF: 4 H: 0 R: 0 ER: 0 SO: 2 BB: 1 IBB: 0 HBP: 0 BLK: 0 WP: 0 HR: 0 S: 7 P: 11 ERA: 0.00 WHIP: 1.000																			

Houston Astros @ Los Angeles Dodgers
 Dodger Stadium, Los Angeles, CA
 Thu Apr 09 1981, 3:33 AM PST
 Att. 50,511 - Unknown

AB 29
R 2
H 8
RBI 2
BB 2
SO 3
LOB 12



Batter	1	2	3	4	5	6	7	8	9	AB R H RBI BB SO LOB	TOP											
Terry Puhl, L (1, 9) OBP: 0.333, SLG: 0.444	0-0 1B 1-3 1B		0-0 S 1B		0-0 2B			0-0 4-3 1B	0-0 4-3 2-3 1B	5 1 3 0 0 0 1	Houston Astros @ Los Angeles Dodgers Dodger Stadium, Los Angeles, CA Sat Apr 11 1981, 6:05 PM PST Att: 51,691 - Unknown livebaseballscorecards.com											
Craig Reynolds, L (1, 6) OBP: 0.444, SLG: 0.444	0-0 P5		0-0 F9		0-3 K			0-0 FC6-4 1B	0-0 3-H 1B	5 0 2 1 0 1 3												
Cesar Cedeno, R (1, 8) OBP: 0.333, SLG: 0.444	0-0 1-3 1B		0-0 F7				0-0 4-3	0-0 FC6-4 1B	0-0 F8	5 0 2 0 0 0 2												
Jose Cruz, L (1, 7)	0-0 1-3 1-2 3-H			0-3 K			0-0 G3	0-0 FC6-4 1-2f 2-3		4 0 0 1 0 1 3												
Danny Heep, L (1, 3) OBP: 0.250, SLG: 0.250 Joe Sambito, L (8, 1)	0-3 K			0-0 F2			0-0 FC4 1B	0-0 F7		4 0 1 0 0 1 3 0 0 0 0 0 0 0												
Art Howe, R (1, 5) OBP: 0.500, SLG: 0.333		0-3 K		0-0 1B			0-0 FC4 1-2f		4-0 1B 2B BB	3 1 1 0 1 1 1												
Alan Ashby, S (1, 2) OBP: 0.250, SLG: 0.250		0-0 4-3		0-0 6-3			0-0 G3		0-0 1-2 2B 1B	4 1 1 0 0 0 1												
Rafael Landestoy, S (1, 4) OBP: 0.333, SLG: 0.333 Jeffrey Leonard, R (9, PH) OBP: 0.500, SLG: 1.000		0-0 6-3			0-0 G1-6-3 1B		0-0 1-3		0-0 4-3 1-H 2-H 1B 2B	3 0 1 0 0 0 0 1 1 1 2 0 0 0												
Don Sutton, R (1, 1) Joaquin Andujar, S (5, 1) Dave Bergman, L (7, PH) Frank LaCorte, R (7, 1) Denny Walling, L (8, 3)			0-0 6-3		0-0 G1-6-3 1-2f		0-0 F9		0-0 F9	2 0 0 0 0 0 1 0 0 0 0 0 0 0 1 0 0 0 0 0 0 0 0 0 0 0 0 0 1 0 0 0 0 0 1												
Inning Stats	R: 1 E: 0 K: 1 S: 7	H: 2 LOB: 1 BB: 0 P: 7	R: 0 E: 0 K: 1 S: 5	H: 0 LOB: 0 BB: 0 P: 5	R: 0 E: 0 K: 0 S: 4	H: 1 LOB: 1 BB: 0 P: 4	R: 0 E: 0 K: 1 S: 6	H: 1 LOB: 1 BB: 0 P: 6	R: 0 E: 0 K: 1 S: 6	H: 2 LOB: 1 BB: 0 P: 6		R: 0 E: 0 K: 0 S: 4	H: 1 LOB: 1 BB: 0 P: 4	R: 0 E: 0 K: 0 S: 3	H: 0 LOB: 0 BB: 0 P: 3	R: 0 E: 0 K: 0 S: 5	H: 2 LOB: 2 BB: 0 P: 5	R: 3 E: 0 K: 0 S: 6	H: 3 LOB: 1 BB: 1 P: 10	1B: 10 2B: 2 3B: 0 HR: 0	SF: 0 SAC: 0 DP: 1 HBP: 0	WP: 0 PB: 0 SB: 1 CS: 0
PITCHER	IP WLS BF H R ER SO BB IBB HBP BLK WP HR S P ERA WHIP											PITCHER	IP WLS BF H R ER SO BB IBB HBP BLK WP HR S P ERA WHIP									
Burt Hooton, R (1, 1) ERA: 3.38 Bobby Castillo, R (9, 1) ERA: 9.0	8.0 W 34 10 3 3 4 1 0 0 0 0 0 41 45 3.38 1.375												1.0 5 2 1 1 0 0 0 0 0 0 0 0 5 5 9.00 2.000									

Houston Astros @ Los Angeles Dodgers
 Dodger Stadium, Los Angeles, CA
 Sat Apr 11 1981, 6:05 PM PST
 Att: 51,691 - Unknown

AB	38
R	4
H	12
RBI	4
BB	1
SO	4
LOB	16



Batter	1	2	3	4	5	6	7	8	9	AB	R	H	RBI	BB	SO	LOB
Davey Lopes, R OBP: 0.222, SLG: 0.125 (1, 4)	0-3 K	0-0 1B		0-3 K		0-0 L4		0-3 K		5	0	1	2	0	3	0
Ken Landreaux, L OBP: 0.333, SLG: 0.500 (1, 8)	0-0 4-3	0-0 F7		0-0 F6		0-0 1B 2B		4-0 2B BB		4	1	1	0	1	0	1
Dusty Baker Jr., R OBP: 0.222, SLG: 0.444 (1, 7)	0-0 F4		0-0 6-3		0-0 1B 3B	0-0 2B 1B		0-0 F4		5	1	2	1	0	0	1
Steve Garvey, R OBP: 0.778, SLG: 1.286 (1, 3)		0-0 1B 1B	4-0 2B BB		4-0 BB 1B SF8 BB	0-0 2-3 2B		0-0 1-3 2B		3	2	3	0	2	0	0
Ron Cey, R OBP: 0.444, SLG: 0.571 (1, 5)		0-0 FC3-6 1B 1B	0-0 2B		0-0 1-2 BB 1B	0-3 K		0-0 F8		5	1	3	1	0	1	4
Pedro Guerrero, R OBP: 0.750, SLG: 0.833 (1, 9)		0-0 FC3-6 1B	4-0 1BB		1-2 3-H BB	0-0 F8				2	0	1	1	2	0	2
Mike Scioscia, L (1, 2)		0-0 FC3-6 SH5-4 1B 1-2 2-3	0-3 K		0-0 3-H SF8		0-3 K			3	1	0	1	0	2	5
Bill Russell, R OBP: 0.429, SLG: 0.429 (1, 6)		0-0 SH5-4 1B	0-0 F9		0-0 3-H F8		0-0 5-3			4	1	1	1	0	0	5
Burt Hooton, R Bobby Castillo, R		0-0 SH5-4		0-0 F7	0-3 K		0-3 K			3	0	0	0	0	2	2
		1-2 2-3								0	0	0	0	0	0	0

BOTTOM																		
Houston Astros @ Los Angeles Dodgers Dodger Stadium, Los Angeles, CA Sat Apr 11 1981, 6:05 PM PST Att. 51,691 - Unknown																		
AB	34																	
R	7																	
H	12																	
RBI	7																	
BB	5																	
SO	8																	
LOB	20																	
WP	PA	41																
PB	SB	CS	0															
1B	2B	3B	HR	SF	SAC	DP	HBP										WP	PA
7	4	1	0	1	0	0	0										0	41

Inning Stats		R	H	E	K	S	Pitcher		IP	WLS	BF	H	R	ER	SO	BB	IBB	HBP	BLK	WP	HR	S	P	ERA	WHIP
Don Sutton, R ERA: 13.5 (1, 1)		0	0	0	1	5	Joaquin Andujar, R ERA: 4.5 (5, 1)		4.0	L	23	8	6	6	3	2	1	0	0	0	0	13	17	4.50	2.000
Frank LaCorte, R ERA: (7, 1)		0	0	0	0	2	Joe Sambito, L ERA: (8, 1)		1.0		5	1	0	0	1	1	0	0	0	0	0	6	10	0.00	2.000



Batter	1	2	3	4	5	6	7	8	9	AB R H RBI BB SO LOB	TOP											
Jeffrey Leonard, R (1, 9) OBP: 0.167, SLG: 0.400	0-3 K		0-0 FC5-4			0-0 F4		0-0 SF9		3 0 0 1 0 1 1												
Craig Reynolds, L (1, 6) OBP: 0.417, SLG: 0.417	0-0 F4		0-0 1-3			0-0 G5-4-3 1B		0-3 K		3 0 1 0 0 0 1												
Gary Woods, R (8, PH)										1 0 0 0 0 1 2												
Frank LaCorte, R (8, 1)										0 0 0 0 0 0 0												
Cesar Cedeno, R (1, 8) OBP: 0.308, SLG: 0.462	0-0 2B				0-0 L6					4 0 1 0 0 0 1												
						0-0 G5-4-3																
Jose Cruz, L (1, 7)	0-0 3-1				0-0 G3					4 0 0 0 0 2 1												
Danny Heep, L (1, 3) OBP: 0.125, SLG: 0.125			0-0 F8		0-0 4-3					4 0 0 0 0 1 0												
Art Howe, R (1, 5) OBP: 0.364, SLG: 0.222			0-0 5-3			0-0 5-3				3 0 0 0 0 0 0												
Alan Ashby, S (1, 2) OBP: 0.143, SLG: 0.143			0-0 4-3			0-0 1-6-3				3 0 0 0 0 0 0												
Rafael Landestoy, S (1, 4) OBP: 0.200, SLG: 0.200			0-0 4-3			0-0 F8				2 0 0 0 0 0 0												
Terry Puhl, L (8, PH) OBP: 0.400, SLG: 0.500										1 0 1 0 0 0 0												
Dickie Thon, R (8, 6)										0 1 0 0 0 0 0												
Vern Ruhle, R (1, 1) OBP: 1.000, SLG: 1.000			0-0 FC5-4 1B			0-0 HR				1 0 1 0 0 0 0												
Dave Bergman, L (6, PH) OBP: 0.500, SLG: 2.000										1 1 1 1 0 0 0												
Dave Smith, R (6, 1)										0 0 0 0 0 0 0												
Denny Walling, L (8, PH) OBP: 0.500, SLG: 1.000										1 0 1 0 0 0 0												
Dave Roberts, R (8, 4)										0 0 0 0 0 0 0												
Inning Stats	R: 0 E: 0 K: 1 S: 6	H: 1 LOB: 1 BB: 0 P: 6	R: 0 E: 0 K: 0 S: 3	H: 0 LOB: 0 BB: 0 P: 3	R: 0 E: 1 K: 0 S: 4	H: 1 LOB: 1 BB: 0 P: 4	R: 0 E: 0 K: 0 S: 3	H: 0 LOB: 0 BB: 0 P: 3	R: 0 E: 0 K: 0 S: 3	H: 0 LOB: 0 BB: 0 P: 3	R: 1 E: 0 K: 0 S: 4	H: 2 LOB: 0 BB: 0 P: 4	R: 0 E: 0 K: 1 S: 5	H: 0 LOB: 0 BB: 0 P: 5	R: 1 E: 0 K: 1 S: 7	H: 2 LOB: 2 BB: 0 P: 7	R: 0 E: 0 K: 2 S: 7	H: 0 LOB: 0 BB: 0 P: 7	1B: 3 2B: 2 3B: 0 HR: 1	SF: 1 SAC: 0 DP: 1 HBP: 0	WP: 0 PB: 0 SB: 0 CS: 0	PA: 32
PITCHER	IP WLS BF H R ER SO BB IBB HBP BLK WP HR S P ERA WHIP																					
Rick Sutcliffe, R (1, 1) ERA: 2.45	7.1 W 27 6 2 2 2 0 0 0 0 0 0 1 31 31 2.46 0.818																					
Steve Howe, L (8, 1) ERA:	1.2 S 5 0 0 0 3 0 0 0 0 0 0 0 11 11 0.00 0.000																					

Houston Astros @ Los Angeles Dodgers
Dodger Stadium, Los Angeles, CA

Sun Apr 12 1981, 3:33 AM PST
Att: 50,734 - Unknown

livebaseballscorecards.com

AB	31
R	2
H	6
RBI	2
BB	0
SO	5
LOB	6



Batter	1	2	3	4	5	6	7	8	9	AB	R	H	RBI	BB	SO	LOB
Davey Lopes, R OBP: 0.231, SLG: 0.167 (1, 4)	0-0 4-3 ①		0-0 HR 1B		0-0 F7 ①		0-3 K ①			4	1	1	0	0	1	0
Ken Landreaux, L OBP: 0.385, SLG: 0.833 (1, 8)	0-0 F7 ②		0-0 1-H HR		0-0 2B		0-3 K ②			4	1	2	2	0	1	0
Dusty Baker Jr., R OBP: 0.154, SLG: 0.308 (1, 7)	0-0 F2 ③		0-0 5-3 ①		0-0 FC		0-3 K ③			4	0	0	0	0	1	1
Steve Garvey, R OBP: 0.538, SLG: 0.818 (1, 3)		0-3 K ①	0-0 5-3 ②		0-0 F2 ②		0-0 F5 ①			4	0	0	0	0	1	2
Ron Cey, R OBP: 0.385, SLG: 0.455 (1, 5)		0-0 1B 1B ③	0-3 K ③		0-0 F4 ③		0-0 F8 ②			4	1	1	0	0	1	2
Pedro Guerrero, R OBP: 0.500, SLG: 0.500 (1, 9)		0-3 K ②		0-0 5-3 ①		0-0 E1 CS		0-3 K ③		4	0	0	0	0	2	1
Mike Scioscia, L OBP: 0.100, SLG: 0.111 (1, 2)		0-0 1B 1B ②	0-0 4-3 ②		0-0 L7 ① ②		0-0 1-2			3	0	1	0	0	0	1
Bill Russell, R OBP: 0.600, SLG: 0.700 (1, 6)		0-0 1-2 3-H 1B ③	0-0 2B ③		0-0 K ③		0-0 4-3 ③			3	0	3	1	0	0	0
Rick Sutcliffe, L (1, 1)		0-0 5-3 ③		0-3 K ③		0-0 4-3 ③			3	0	0	0	0	0	1	4
Steve Howe, L (8, 1)									0	0	0	0	0	0	0	0

Inning Stats	R: 0	H: 0	E: 0	K: 0	S: 3	P: 3	R: 1	H: 3	E: 0	K: 2	S: 10	R: 2	H: 2	E: 0	K: 1	S: 7	R: 0	H: 1	E: 0	K: 1	S: 6	R: 0	H: 1	E: 0	K: 0	S: 5	R: 0	H: 0	E: 0	K: 3	S: 9	R: 0	H: 0	E: 0	K: 1	S: 5	
	0	0	0	0	3	3	1	3	0	2	10	2	2	0	1	7	0	0	1	0	1	6	0	1	0	0	9	0	0	0	0	5	0	0	0	1	5

PITCHER	IP	WLS	BF	H	R	ER	SO	BB	IBB	HBP	BLK	WP	HR	S	P	ERA	WHIP
Vern Ruhle, R ERA: 5.4 (1, 1)	5.0	L	23	7	3	3	4	0	0	0	0	0	1	31	31	5.40	1.400
Dave Smith, R ERA: (6, 1)	2.0		7	1	0	0	3	0	0	0	0	0	0	13	13	0.00	0.500
Frank LaCorte, R ERA: (8, 1)	1.0		3	0	0	0	1	0	0	0	0	0	0	5	5	0.00	0.000

BOTTOM

Houston Astros @ Los Angeles Dodgers
Dodger Stadium, Los Angeles, CA
 Sun Apr 12 1981, 3:33 AM PST
 Att. 50,734 - Unknown

livebaseballscorecards.com

AB	33
R	3
H	8
RBI	3
BB	0
SO	8
LOB	11



WP	HR	S	P	ERA	WHIP
33	0	0	0	0	0

Batter	1	2	3	4	5	6	7	8	9	AB R H RBI BB SO LOB	TOP	
Davey Lopes, R (1, 4) OBP: 0.235, SLG: 0.133	1-0 F8 BB 1B HBP		0-0 6-3	0-0 F7			0-0 F8			3 1 0 0 0 0 1		
Ken Landreaux, L (1, 8) OBP: 0.353, SLG: 0.667	4-0 1B 1-2 FC2-5 BB		0-0 1-3		0-3 K		0-0 F9			3 0 0 0 1 1 0		
Dusty Baker Jr., R (1, 7) OBP: 0.176, SLG: 0.250	0-0 F8 2-3		0-0 6-3		4-0 BB BB BB 4-3 BB		0-0 4-3			3 0 0 0 1 0 2		
Steve Garvey, R (1, 3) OBP: 0.471, SLG: 0.667	0-0 WP FC2-5 1-3 3-H 1B		0-0 5-3	0-0 4-3			0-0 F2			4 0 1 1 0 0 1		
Ron Cey, R (1, 5) OBP: 0.353, SLG: 0.400	0-0 FC2-5 1-2 3-H WP		0-0 1B E 1B	0-0 F8			0-0 F2			4 1 1 0 0 0 3		
Pedro Guerrero, R (1, 9) OBP: 0.438, SLG: 0.429	0-0 4-3 1-2 2-3		0-0 E 1-2 WP 1B	0-0 5-3			0-0 F7			4 1 1 0 0 0 2		
Mike Scioscia, L (1, 2) OBP: 0.214, SLG: 0.231		0-0 G3	0-0 E4 WP 1-3 2-H 1B 1B	0-0 6-3 1B			0-0 L6			4 1 2 0 0 0 0		
Bill Russell, R (1, 6) OBP: 0.429, SLG: 0.500		0-3 K	0-0 6-3	0-0 6-3			0-0 5-3			4 0 0 0 0 1 2		
Bob Welch, R (1, 1) Jay Johnstone, L (4, PH) Dave Stewart, R (4, 1) Rick Monday, L (6, PH) Dave Goltz, R (6, 1) Bobby Castillo, R (8, 1)		0-3 K	0-0 2-3 3-H 1B	0-0 4-3			0-0 5-3			1 0 0 0 0 0 1 0 1 0 1 1 0 0 0 0 0 0 0 0 0 0 0 0 1 0 0 0 0 0 0 1 0 0 0 0 0 0 0 0 1 0 0 0 0 0 0 0		
Inning Stats	R: 1 H: 1 E: 0 LOB: 2 K: 0 BB: 1 S: 4 P: 9	R: 0 H: 0 E: 0 LOB: 0 K: 2 BB: 0 S: 7 P: 7	R: 0 H: 0 E: 0 LOB: 0 K: 0 BB: 0 S: 3 P: 3	R: 3 H: 4 E: 1 LOB: 1 K: 0 BB: 0 S: 7 P: 7	R: 0 H: 0 E: 0 LOB: 1 K: 1 BB: 1 S: 5 P: 9	R: 0 H: 1 E: 0 LOB: 1 K: 0 BB: 0 S: 4 P: 4	R: 0 H: 0 E: 0 LOB: 0 K: 0 BB: 0 S: 3 P: 3	R: 0 H: 0 E: 0 LOB: 0 K: 0 BB: 0 S: 3 P: 3	R: 0 H: 0 E: 0 LOB: 0 K: 0 BB: 0 S: 3 P: 3	1B: 6 SF: 0 2B: 0 SAC: 0 3B: 0 DP: 0 HR: 0 HBP: 1	WP: 2 PA: 36 PB: 0 SB: 0 CS: 0	
PITCHER	IP WLS BF H R ER SO BB IBB HBP BLK WP HR S P ERA WHIP											
Allen Ripley, R (1, 1) ERA: 4.5	8.0 L 33 6 4 4 3 2 0 1 0 2 0 36 45 4.50 1.000											
Fred Breining, R (9, 1) ERA:	1.0 3 0 0 0 0 0 0 0 0 0 0 3 3 0.00 0.000											

Los Angeles Dodgers @ San Francisco Giants
 Candlestick Park, San Francisco, CA
 Mon Apr 13 1981, 9:05 PM EST
 Att: 20,698 - Unknown

AB	33
R	4
H	6
RBI	2
BB	2
SO	3
LOB	12



WP: 2 PA: 36
 PB: 0
 SB: 0
 CS: 0

Batter	1	2	3	4	5	6	7	8	9	AB R H RBI BB SO LOB
Bill North, S OBP: 0.222, SLG: 0.133 (1, 8)	0-0 L6		4-0 CS BB	4-0 BB		0-3 K			0-0 F8	3 0 0 0 2 1 1
Enos Cabell, R OBP: 0.333, SLG: 0.368 (1, 3)	4-0 BB		0-0 1B 1B	0-0 F9			0-0 F8		0-0 5-3	4 1 1 0 1 0 2
Joe Morgan, L OBP: 0.294, SLG: 0.143 (1, 4)	0-0 F2		0-0 1B SF8 1B		0-0 F8		0-0 6-3		4-0 BB	4 1 1 0 1 0 1
Jack Clark, R OBP: 0.320, SLG: 0.190 (1, 9)	0-0 L1		0-0 FC6-4 1B		4-0 FC5 F9 BB		0-0 6-3		0-3 K	4 0 1 1 1 1 2
Darrell Evans, L OBP: 0.286, SLG: 0.412 (1, 5)		4-0 1B 1B BB	0-0 SF8		0-0 F9			0-3 K		2 1 0 1 1 1 1
Larry Herndon, R OBP: 0.350, SLG: 0.450 (1, 7)		0-0 1B 1B	0-0 FC6-4		0-0 FC5			0-0 1B 1B		4 0 2 0 0 0 2
Milt May, L OBP: 0.467, SLG: 0.500 (1, 2)		0-0 G6-3 1B		4-0 FC5-4 BB		4-0 FC1-5 S BB		0-0 2B 1B		2 0 2 1 2 0 0
Johnnie LeMaster, R OBP: 0.353, SLG: 0.267 (1, 6)		0-3 K		0-0 FC5-4 SH3 WP		0-0 FC1-5 WP S		0-0 2B		3 0 0 0 0 1 4
Mike Ivie, R OBP: 0.500, SLG: 0.700 (8, PH)				1-2f		1-3		1-3		1 0 1 0 0 0 0
Billy Smith, S (9, 6)										0 0 0 0 0 0 0
Allen Ripley, R (1, 1)		0-0 G6-3		0-0 SH3		0-3 K		0-0 F7		2 0 0 0 0 1 3
Jim Wohlford, R OBP: 0.250, SLG: 0.250 (8, PH)				1-3		1-3				1 0 0 0 0 0 2
Fred Breining, R (9, 1)										0 0 0 0 0 0 0

Inning Stats	R: 0	H: 0	E: 0	K: 3	S: 3	H: 0	LOB: 1	BB: 1	P: 7	R: 1	H: 2	E: 0	K: 1	S: 6	R: 2	H: 3	E: 0	K: 0	S: 5	R: 0	H: 0	E: 0	K: 3	S: 3	R: 0	H: 0	E: 0	K: 2	S: 7	R: 0	H: 3	E: 0	K: 1	S: 7	R: 0	H: 0	E: 0	K: 1	S: 5	1B: 7	SF: 1	2B: 1	SAC: 1	3B: 0	DP: 1	HR: 0	HBP: 0	
	0	0	0	3	3	0	1	1	7	1	2	0	1	6	2	3	0	0	5	0	0	0	2	3	0	0	0	0	0	0	3	0	0	1	7	0	0	0	0	0	0	7	1	1	0	0	0	0

PITCHER	IP	WLS	BF	H	R	ER	SO	BB	IBB	HBP	BLK	WP	HR	S	P	ERA	WHIP
Bob Welch, R ERA: 9.0 (1, 1)	3.0		15	5	3	3	1	3	0	0	0	0	0	14	26	9.00	2.667
Dave Stewart, R ERA: (4, 1)	2.0	W	9	0	0	0	0	3	0	0	0	1	0	6	18	0.00	1.500
Dave Goltz, R ERA: (6, 1)	2.2		11	3	0	0	3	1	0	0	0	1	0	16	20	0.00	1.500
Bobby Castillo, R ERA: 3.86 (8, 1)	1.1	S	5	0	0	0	1	1	0	0	0	0	0	6	10	0.00	0.750

BOTTOM

Los Angeles Dodgers @ San Francisco Giants
Candlestick Park, San Francisco, CA

Mon Apr 13 1981, 9:05 PM EST
 Att. 20,698 - Unknown

livebaseballscorecards.com

AB	30
R	3
H	8
RBI	3
BB	8
SO	5
LOB	18



WP: 2 PA: 40
 PB: 0
 SB: 2
 CS: 1

Batter	1	2	3	4	5	6	7	8	9	AB R H RBI BB SO LOB	TOP		
Davey Lopes, R (1, 4) OBP: 0.227, SLG: 0.105	0-3 K		0-3 K		0-0 1-3		0-0 6-3		4-0 1B 2B IBB	4 1 0 0 1 2 0			
Ken Landreaux, L (1, 8) OBP: 0.364, SLG: 0.600	0-0 S 1B		0-0 F7		0-0 4-3		0-0 F5	0-0 1-3 2-H 2B 1B	5 1 2 1 0 0 0				
Dusty Baker Jr., R (1, 7) OBP: 0.227, SLG: 0.381	0-3 K 1-2			0-0 SF7 3B		0-0 6-3		0-0 E 2B 1B	0-0 6-3	5 2 2 0 0 1 3			
Steve Garvey, R (1, 3) OBP: 0.409, SLG: 0.600	0-0 5-3			0-0 5-3		0-3 K		0-0 E5 1-2 2B	0-0 2B	5 1 1 2 0 1 3			
Ron Cey, R (1, 5) OBP: 0.318, SLG: 0.421		0-0 5-3		0-0 SF7 3-H		0-0 E5		0-0 1-H 2-H 2B	0-0 F9	4 0 1 3 0 0 1			
Pedro Guerrero, R (1, 9) OBP: 0.400, SLG: 0.353		0-0 F8		4-0 1B BB		0-3 K2-3		0-3 K		3 0 0 0 1 2 2			
Steve Yeager, R (1, 2) OBP: 0.750, SLG: 1.500		0-0 1B		0-0 1-2 1B			0-0 HR	0-3 K		4 1 3 1 0 1 1			
Bill Russell, R (1, 6) OBP: 0.389, SLG: 0.444		0-0 1-3		0-0 F3			0-0 F8		0-0 SH2-3 1B 1B	4 1 1 0 0 0 3			
Fernando Valenzuela, L (1, 1)			0-0 6-3		0-0 4-3		0-3 K		0-0 SH2-3	3 0 0 0 0 1 0			
Inning Stats	R: 0 E: 0 K: 2 S: 8 H: 1 LOB: 1 BB: 0 P: 8	R: 0 E: 0 K: 0 S: 4 H: 1 LOB: 1 BB: 0 P: 4	R: 0 E: 0 K: 1 S: 5 H: 0 LOB: 0 BB: 0 P: 5	R: 1 E: 0 K: 0 S: 5 H: 2 LOB: 2 BB: 1 P: 9	R: 0 E: 0 K: 0 S: 3 H: 0 LOB: 0 BB: 0 P: 3	R: 0 E: 1 K: 2 S: 8 H: 0 LOB: 1 BB: 0 P: 8	R: 1 E: 0 K: 1 S: 6 H: 1 LOB: 0 BB: 0 P: 6	R: 2 E: 1 K: 2 S: 10 H: 2 LOB: 1 BB: 0 P: 10	R: 3 E: 0 K: 0 S: 6 H: 3 LOB: 1 BB: 1 P: 10	1B: 6 2B: 2 3B: 1 HR: 1 SF: 1 SAC: 1 DP: 0 HBP: 0	WP: 0 PB: 0 SB: 1 CS: 0 PA: 41		
PITCHER	IP WLS BF H R ER SO BB IBB HBP BLK WP HR S P ERA WHIP											PITCHER	IP WLS BF H R ER SO BB IBB HBP BLK WP HR S P ERA WHIP
Vida Blue, L (1, 1) ERA: 2.51	7.1 L 32 7 4 3 6 1 0 0 0 0 0 1 43 47 3.68 1.091												
Randy Moffitt, R (8, 1) ERA:	0.2 2 0 0 0 2 0 0 0 0 0 0 0 6 6 0.00 0.000												
Al Holland, L (9, 1) ERA: 15.75	1.0 7 3 3 3 0 0 0 1 0 0 0 0 6 10 27.00 3.000												

Los Angeles Dodgers @ San Francisco Giants
 Candlestick Park, San Francisco, CA
 Tue Apr 14 1981, 9:05 PM EST
 Att. 23,790 - Unknown

livebaseballscorecards.com

AB	37
R	7
H	10
RBI	7
BB	2
SO	8
LOB	13



Batter	1	2	3	4	5	6	7	8	9	AB R H RBI BB SO LOB	
Larry Herndon, R OBP: 0.417, SLG: 0.565 (1, 8) BBB	4-0 G3 5-3 BB		X 0-0 5-3			X 0-0 2B		X 0-0 1B 2B		3 1 2 0 1 0 0	
Enos Cabell, R OBP: 0.320, SLG: 0.348 (1, 5) X	0-0 5-3 1-2			X 0-0 F8		S S S 0-3 K		X 0-0 2-H 1B		4 0 1 1 0 1 2	
Jack Clark, R OBP: 0.310, SLG: 0.200 (1, 9) X	0-0 G3 2-3			X 0-0 FC6-4 1B		S S S 0-3 K2-3		X 0-0 F3		4 0 1 0 0 1 3	
Mike Ivie, R OBP: 0.357, SLG: 0.500 (1, 3) X	0-0 F7			S S S 0-3 K		X 0-0 F6		X 0-0 F3		4 0 0 0 0 1 3	
Jerry Martin, R OBP: 0.364, SLG: 0.300 (1, 7)		S S S 0-3 K		X 0-0 FC6-4 1-2f		S S S 0-3 K		S S S 0-3 K		4 0 0 0 0 3 1	
Rennie Stennett, R OBP: 0.091, SLG: 0.364 (1, 4)		X 0-0 3-1			X 0-0 1-3		X 0-0 F8		X 0-0 F9		4 0 0 0 0 0 0
Mike Sadek, R (1, 2)		S S S 0-3 K			B B B B 4-0 BB		X 0-0 F4				2 0 0 0 1 1 0
Johnnie LeMaster, R OBP: 0.300, SLG: 0.222 (1, 6)			X 0-0 F7		X 0-0 F7		S S S 0-3 K				3 0 0 0 0 1 1
Vida Blue, S OBP: 0.250, SLG: 0.250 Randy Moffitt, R (8, 1)			S S S 0-3 K		S S S 0-3 K		X 0-0 4-3				2 0 0 0 0 2 1
Joe Morgan, L OBP: 0.276, SLG: 0.133 Al Holland, R (9, 1)											0 0 0 0 0 0 0
											1 0 0 0 0 0 0
											0 0 0 0 0 0 0

Inning Stats	R: 0	H: 0	E: 0	K: 0	S: 3	R: 0	H: 0	E: 0	K: 2	S: 7	R: 0	H: 0	E: 0	K: 1	S: 5	R: 0	H: 1	E: 0	K: 1	S: 6	R: 0	H: 0	E: 0	K: 1	S: 5	R: 0	H: 1	E: 0	K: 2	S: 8	R: 0	H: 0	E: 0	K: 1	S: 5	R: 1	H: 2	E: 0	K: 1	S: 7	R: 0	H: 0	E: 0	K: 1	S: 5	1B: 2	2B: 2	3B: 0	HR: 0	SF: 0	SAC: 0	DP: 0	HBP: 0	WP: 0	PA: 33
PITCHER Fernando Valenzuela, L ERA: 0.5 (1, 1)	IP	WLS	BF	H	R	ER	SO	BB	IBB	HBP	BLK	WP	HR	S	P	ERA	WHIP	IP	WLS	BF	H	R	ER	SO	BB	IBB	HBP	BLK	WP	HR	S	P	ERA	WHIP	IP	WLS	BF	H	R	ER	SO	BB	IBB	HBP	BLK	WP	HR	S	P	ERA	WHIP				
	9.0	W	33	4	1	1	10	2	0	0	0	0	0	51	59	1.00	0.667																																						

BOTTOM

Los Angeles Dodgers @ San Francisco Giants
Candlestick Park, San Francisco, CA
Tue Apr 14 1981, 9:05 PM EST
Att. 23,790 - Unknown

livebaseballscorecards.com

AB	31
R	1
H	4
RBI	1
BB	2
SO	10
LOB	11



Batter	1	2	3	4	5	6	7	8	9	AB R H RBI BB SO LOB	TOP											
Davey Lopes, R (1, 4) OBP: 0.192, SLG: 0.087	0-3 K	0-0 FC6-4		0-0 F9			0-0 6-3			4 0 0 0 0 1 3	Los Angeles Dodgers @ San Francisco Giants Candlestick Park, San Francisco, CA Wed Apr 15 1981, 9:05 PM EST Att: 20,775 - Unknown livebaseballscorecards.com											
Ken Landreaux, L (1, 8) OBP: 0.346, SLG: 0.542	0-0 CS 1B		0-0 4-3	0-0 F8			0-0 G3			4 0 1 0 0 0 1												
Dusty Baker Jr., R (1, 7) OBP: 0.308, SLG: 0.391	4-0 CS BB		0-0 S 1B		0-3 K			4-0 G5-3 BLK BB		2 0 1 0 2 1 0												
Steve Garvey, R (1, 3) OBP: 0.385, SLG: 0.583	0-0 CS	0-0 2B 2B	0-3 K		0-0 5-3			0-3 K		4 1 1 0 0 2 2												
Ron Cey, R (1, 5) OBP: 0.308, SLG: 0.364		0-0 E5 2B SH	0-0 F7		0-3 K			4-0 BB		3 1 0 0 1 1 2												
Pedro Guerrero, R (1, 9) OBP: 0.375, SLG: 0.333		0-3 K		0-0 1-3 2B 1B		0-0 F8		0-0 G5-3		4 1 1 0 0 1 4												
Bobby Castillo, B (8, 1)										0 0 0 0 0 0 0												
Mike Scioscia, L (1, 2) OBP: 0.278, SLG: 0.353		0-0 SH CS 2B		0-0 1-3 2B 1B		0-0 F2			0-3 K	4 1 2 1 0 1 0												
Bill Russell, R (1, 6) OBP: 0.333, SLG: 0.381		0-0 SH 1B CS		0-0 1-3		0-3 K			0-0 F7	3 0 0 1 0 1 2												
Burt Hooton, R (1, 1) OBP: 0.333, SLG: 0.500		0-0 FC6-4 1B		0-0 2B			0-3 K		0-0 F5	3 0 2 2 0 1 0												
Rick Monday, L (8, 9)				2-H 3-H						1 0 0 0 0 0 0												
Inning Stats	R: 0 E: 0 K: 1 S: 4	H: 1 LOB: 0 BB: 1 P: 8	R: 2 E: 1 K: 1 S: 9	H: 3 LOB: 2 BB: 0 P: 9	R: 0 E: 0 K: 1 S: 6	H: 1 LOB: 1 BB: 0 P: 6	R: 2 E: 0 K: 0 S: 6	H: 3 LOB: 1 BB: 0 P: 6	R: 0 E: 0 K: 2 S: 7	H: 0 LOB: 0 BB: 0 P: 7	R: 0 E: 0 K: 1 S: 5	H: 0 LOB: 0 BB: 0 P: 5	R: 0 E: 0 K: 1 S: 5	H: 0 LOB: 0 BB: 0 P: 5	R: 0 E: 0 K: 1 S: 4	H: 0 LOB: 1 BB: 2 P: 12	R: 0 E: 0 K: 1 S: 5	H: 0 LOB: 0 BB: 0 P: 5	1B: 5 2B: 3 3B: 0 HR: 0	SF: 0 SAC: 1 DP: 1 HBP: 0	WP: 0 PB: 0 SB: 1 CS: 4	PA: 37
PITCHER	IP WLS BF H R ER SO BB IBB HBP BLK WP HR S P ERA WHIP																					
Ed Whitson, R (1, 1) ERA: 3.86	5.0 L 23 8 4 3 5 1 0 0 0 0 0 0 32 36 5.40 1.800																					
Randy Moffitt, R (6, 1) ERA:	2.0 6 0 0 0 2 0 0 0 0 0 0 0 10 10 0.00 0.000																					
Fred Breining, R (8, 1) ERA:	2.0 7 0 0 0 2 2 0 0 0 1 0 0 9 17 0.00 1.000																					



Batter	1	2	3	4	5	6	7	8	9	AB	R	H	RBI	BB	SO	LOB
Bill North, S (1, 8) OBP: 0.227, SLG: 0.158	0-0 F7		0-0 F7		0-3 K			0-0 BB 1B		4	1	1	0	0	1	2
Joe Morgan, L (1, 4) OBP: 0.318, SLG: 0.263	0-0 1-3 1B		0-0 F8			0-0 G3 FC5-2 2B		0-3 K		4	0	2	0	0	1	1
Jack Clark, R (1, 9) OBP: 0.273, SLG: 0.172	0-0 1-3 1-2			0-0 F8		0-0 G3 2-3		0-0 F8		4	0	0	0	0	0	3
Darrell Evans, L (1, 5) OBP: 0.280, SLG: 0.350	0-0 3-1			0-0 G3		0-0 FC5-2		4-0 BB 1B		3	0	0	0	1	0	2
Larry Herndon, R (1, 7) OBP: 0.429, SLG: 0.630		0-0 SF9 3B		0-0 F9		0-0 5-3		0-0 FC5-4 1-3 2-H 1B		4	1	2	1	0	0	1
Mike Ivie, R (1, 3) OBP: 0.278, SLG: 0.412		0-0 SF9 3-H		0-0 F8			0-0 5-3	0-0 FC5-4 1-2f		3	0	0	1	0	0	2
Milt May, L (1, 2) OBP: 0.474, SLG: 0.500		0-0 6-3		0-0 4-3			0-0 1B		0-0 G6-4-3 1B	4	0	2	0	0	0	0
Johnnie LeMaster, R (1, 6) OBP: 0.273, SLG: 0.200 Billy Smith, S (7, PH) (8, 6)		0-0 4-3		0-0 E6 1B			0-3 K	0-3 K	0-3 K	2	0	0	0	0	0	0
Ed Whitson, R (1, 1) OBP: 0.250, SLG: 0.250 Randy Moffitt, R (6, 1) Chili Davis, S (7, PH) Fred Breining, R (8, 1) Jerry Martin, R (9, PH) OBP: 0.333, SLG: 0.273			0-0 G3		0-0 E7 1-3 1B		0-0 1-3		0-0 G6-4-3 1-2f	2	0	1	0	0	0	0

Inning Stats	R: 0 E: 0 K: 0 S: 4	H: 1 LOB: 1 BB: 0 P: 4	R: 1 E: 0 K: 0 S: 4	H: 1 LOB: 0 BB: 0 P: 4	R: 0 E: 0 K: 0 S: 3	H: 0 LOB: 0 BB: 0 P: 3	R: 0 E: 0 K: 0 S: 3	H: 0 LOB: 0 BB: 0 P: 3	R: 0 E: 2 K: 1 S: 7	H: 1 LOB: 2 BB: 0 P: 7	R: 0 E: 0 K: 0 S: 4	H: 1 LOB: 1 BB: 0 P: 4	R: 0 E: 0 K: 1 S: 6	H: 1 LOB: 1 BB: 0 P: 6	R: 1 E: 0 K: 1 S: 7	H: 2 LOB: 2 BB: 1 P: 11	R: 0 E: 0 K: 1 S: 5	H: 1 LOB: 0 BB: 0 P: 5	1B: 6 2B: 1 3B: 1 HR: 0	SF: 1 SAC: 0 DP: 1 HBP: 0	WP: 0 PB: 0 SB: 0 CS: 0	PA: 36
--------------	------------------------------	---------------------------------	------------------------------	---------------------------------	------------------------------	---------------------------------	------------------------------	---------------------------------	------------------------------	---------------------------------	------------------------------	---------------------------------	------------------------------	---------------------------------	------------------------------	----------------------------------	------------------------------	---------------------------------	----------------------------------	------------------------------------	----------------------------------	--------


PITCHER	IP	WLS	BF	H	R	ER	SO	BB	IBB	HBP	BLK	WP	HR	S	P	ERA	WHIP
Burt Hooton, R (1, 1) ERA: 2.87	7.2	W	31	6	2	2	3	1	0	0	0	0	0	36	40	2.35	0.913
Bobby Castillo, R (8, 1) ERA: 2.45	1.1	S	5	2	0	0	1	0	0	0	0	0	0	7	7	0.00	1.500

BOTTOM

Los Angeles Dodgers @ San Francisco Giants
Candlestick Park, San Francisco, CA

Wed Apr 15 1981, 9:05 PM EST
Att. 20,775 - Unknown

AB	34
R	2
H	8
RBI	2
BB	1
SO	4
LOB	15



Batter	1	2	3	4	5	6	7	8	9	10	AB R H RBI BB SO LOB	TOP												
Davey Lopes, R OBP: 0.167, SLG: 0.074 (1, 4)	0-3 K		0-0 F9		0-0 6-3			0-0 6-3			4 0 0 0 0 1 1	Los Angeles Dodgers @ San Diego Padres Jack Murphy Stadium, San Diego, CA Fri Apr 17 1981, 9:05 PM EST Att. 26,157 - Unknown livebaseballscorecards.com												
Ken Landreux, L OBP: 0.333, SLG: 0.536 (1, 8)	0-0 F9			0-0 1B SF8 2B		0-0 F7		0-0 1-3			4 1 1 0 0 0 0													
Dusty Baker Jr., R OBP: 0.333, SLG: 0.407 (1, 7)	0-0 S 1B			0-0 F8 BLK 1B		0-0 P6			0-0 P6		4 0 2 0 0 0 0													
Steve Garvey, R OBP: 0.333, SLG: 0.519 (1, 3)	0-0 F8			0-0 SF8		0-0 5-3			0-0 F7		3 0 0 1 0 0 1													
Ron Cey, R OBP: 0.333, SLG: 0.360 (1, 5)		4-0 BB BB		0-0 F8			0-0 6-3		0-0	0-0 1B	3 0 1 0 1 0 1													
Pedro Guerrero, R OBP: 0.357, SLG: 0.440 (1, 9)		0-3 K		0-0 F8			0-0 HR		0-3 K		4 1 1 1 0 2 3													
Mike Scioscia, L OBP: 0.286, SLG: 0.316 Terry Forster, L (7, 1) Bobby Castillo, R (8, 1) Reggie Smith, S (10, PH) Steve Howe, L (10, 1)		0-0 F7			4-0 BB BB		0-0 1-3			0-0 F8	2 0 0 0 1 0 0													
Bill Russell, R OBP: 0.280, SLG: 0.320 (1, 6)				0-0 F7		0-0 1-3		0-0 F8		0-0 6-3	0 0 0 0 0 0 0 1 0 0 0 0 0 0 4 0 0 0 0 0 1													
Rick Sutcliffe, L (1, 1) Steve Yeager, R OBP: 0.500, SLG: 1.000 (7, 2)			0-3 K		0-0 3-1			0-0 F3		0-0 F8	2 0 0 0 0 1 1 2 0 0 0 0 0 0													
Inning Stats	R: 0 E: 0 K: 1 S: 6	H: 1 LOB: 1 BB: 0 P: 6	R: 0 E: 0 K: 1 S: 4	H: 0 LOB: 0 BB: 1 P: 8	R: 0 E: 0 K: 1 S: 5	H: 0 LOB: 0 BB: 0 P: 5	R: 1 E: 0 K: 0 S: 5	H: 2 LOB: 1 BB: 0 P: 5	R: 0 E: 0 K: 0 S: 3	H: 0 LOB: 1 BB: 1 P: 7	R: 0 E: 0 K: 0 S: 3		H: 0 LOB: 0 BB: 0 P: 3	R: 1 E: 0 K: 0 S: 4	H: 1 LOB: 0 BB: 0 P: 4	R: 0 E: 0 K: 0 S: 3	H: 0 LOB: 0 BB: 0 P: 3	R: 0 E: 0 K: 1 S: 6	H: 1 LOB: 1 BB: 0 P: 6	R: 0 E: 0 K: 0 S: 3	H: 0 LOB: 0 BB: 0 P: 3	1B: 3 2B: 1 3B: 0 HR: 1	SF: 1 SAC: 0 DP: 0 HBP: 0	WP: 0 PB: 0 SB: 1 CS: 1
PITCHER	IP	WLS	BF	H	R	ER	SO	BB	IBB	HBP	BLK	WP	HR	S	P	ERA	WHIP							
Juan Eichelberger, R ERA: 3.09 (1, 1)	7.0		26	4	2	2	3	2	0	0	1	0	1	30	38	2.57	0.857							
John Littlefield, R ERA: 5.14 (8, 1)	2.0		7	1	0	0	1	0	0	0	0	0	0	9	9	0.00	0.500							
Tim Lollar, L ERA: (10, 1)	1.0	W	3	0	0	0	0	0	0	0	0	0	0	3	3	0.00	0.000							



Batter	1	2	3	4	5	6	7	8	9	10	AB	R	H	RBI	BB	SO	LOB
Gene Richards, L (1, 7) OBP: 0.300, SLG: 0.212	G3		4-3		F7			F7		E6 SH1-4 1B	5	1	0	0	0	0	2
Ozzie Smith, S (1, 6) OBP: 0.289, SLG: 0.182	F9		6-3			F9 G3 S BB		1-3		SH1-4 1-2	3	1	0	0	1	0	0
Ruppert Jones, L (1, 8) OBP: 0.189, SLG: 0.212	K			CS 1B		F9 1-3		1B 2B		1B BB	4	1	2	0	1	1	1
Randy Bass, L (1, 3) OBP: 0.320, SLG: 0.409		F5			K 1-2	G3		BB 1B		1B	4	0	1	2	0	1	1
Broderick Perkins, L (8, PR) OBP: 0.273, SLG: 0.364										1-2 2-H	1	0	1	1	0	0	0
Joe Lefebvre, L (1, 9) OBP: 0.241, SLG: 0.240	1-3			5-3				1B			3	0	1	0	1	0	0
Luis Salazar, R (1, 5) OBP: 0.353, SLG: 0.412					SH1-4 1B 1B	F7		K			4	0	2	0	0	1	3
Terry Kennedy, L (1, 2) OBP: 0.273, SLG: 0.200		BB BB BB						G3		K	3	0	1	0	1	1	0
Juan Bonilla, R (1, 4) OBP: 0.250, SLG: 0.269			F3					4-3		F2	4	0	0	0	0	0	4
Juan Eichelberger, R (1, 1) OBP: 0.333, SLG: 0.333										P6	1	0	0	0	0	1	0
Barry Evans, R (7, PH) OBP: 0.400, SLG: 0.400											1	0	0	0	0	0	0
John Littlefield, R (8, 1)											0	0	0	0	0	0	0
Mike Phillips, L (9, PH)											1	0	0	0	0	0	0
Tim Lollar, L (10, 1)											0	0	0	0	0	0	0

Inning Stats	R: 0	H: 0	E: 0	K: 1	S: 5	R: 0	H: 1	E: 0	K: 0	S: 4	R: 0	H: 0	E: 0	K: 1	S: 5	R: 0	H: 1	E: 0	K: 1	S: 5	R: 1	H: 1	E: 0	K: 0	S: 4	R: 0	H: 0	E: 0	K: 0	S: 3	R: 1	H: 2	E: 0	K: 1	S: 7	R: 0	H: 0	E: 0	K: 1	S: 5	R: 1	H: 1	E: 0	K: 0	S: 3	R: 0	H: 1	E: 1	K: 0	S: 3	1B: 6	SF: 0	2B: 2	SAC: 2	3B: 0	DP: 0	HR: 0	HBP: 0
--------------	------	------	------	------	------	------	------	------	------	------	------	------	------	------	------	------	------	------	------	------	------	------	------	------	------	------	------	------	------	------	------	------	------	------	------	------	------	------	------	------	------	------	------	------	------	------	------	------	------	------	-------	-------	-------	--------	-------	-------	-------	--------

PITCHER	IP	WLS	BF	H	R	ER	SO	BB	IBB	HBP	BLK	WP	HR	S	P	ERA	WHIP
Rick Sutcliffe, R (1, 1) ERA: 2.03	6.0		24	5	1	1	3	2	0	0	0	0	0	28	36	1.50	1.167
Terry Forster, L (7, 1) ERA: 5.4	1.2		8	2	1	1	0	1	0	0	0	0	0	7	11	5.40	1.800
Bobby Castillo, R (8, 1) ERA: 1.8	1.1		4	0	0	0	2	0	0	0	0	0	0	8	8	0.00	0.000
Steve Howe, L (10, 1) ERA:	0.1	L	4	1	1	0	0	1	0	0	0	0	0	3	7	0.00	6.000

Los Angeles Dodgers @ San Diego Padres
Jack Murphy Stadium, San Diego, CA
 Fri Apr 17 1981, 9:05 PM EST
 Att: 26,157 - Unknown

AB	34
R	3
H	8
RBI	3
BB	4
SO	5
LOB	11



WP: 0	PA: 40
PB: 0	
SB: 1	
CS: 1	

Batter	1	2	3	4	5	6	7	8	9	AB R H RBI BB SO LOB	TOP		
Davey Lopes, R OBP: 0.147, SLG: 0.065 (1, 4) X	0-0 6-3 ①		0-0 G6-4-3 ①②		0-0 F3 ②		0-0 FC4-6 ②			4 0 0 0 0 0 3	Los Angeles Dodgers @ San Diego Padres Jack Murphy Stadium, San Diego, CA Sat Apr 18 1981, 9:05 PM EST Att: 19,776 - Cloudy livebaseballscorecards.com		
Ken Landreaux, L OBP: 0.324, SLG: 0.500 (1, 8) X	0-0 1B 1B		0-3 K ③		0-0 F5 ③		0-0 4-3 ③			4 0 1 0 0 1 2			
Dusty Baker Jr., R OBP: 0.353, SLG: 0.516 (1, 7) X	0-0 1B 1B			0-0 5-3 ①		0-0 F8 ①		0-0 HR		4 1 2 1 0 0 0			
Steve Garvey, R OBP: 0.294, SLG: 0.452 (1, 3) X	0-0 L4 ②			0-0 L6 ②		0-0 F2 ②		0-0 F9 ①		4 0 0 0 0 0 2			
Ron Cey, R OBP: 0.353, SLG: 0.379 (1, 5) X	0-0 F9 ③			0-0 1B 1B		0-0 1B		0-0 5-3 ②		4 0 2 0 0 0 2			
Pedro Guerrero, R OBP: 0.344, SLG: 0.414 (1, 9) X		0-0 5-3 ①		0-0 1B 1B		0-3 K ③		0-0 6-3 ③		4 0 1 0 0 1 1			
Mike Scioscia, L OBP: 0.280, SLG: 0.435 (1, 2) X		0-0 L5 ②		0-0 F9 ③			0-0 HR		0-3 K ①	4 1 1 1 0 1 2			
Bill Russell, R OBP: 0.276, SLG: 0.310 (1, 6) X		0-0 F7 ③			0-0 6-3 ①		0-0 FC1-6 1B		0-0 6-3 ②	4 0 1 0 0 0 0			
Fernando Valenzuela, L OBP: 0.222, SLG: 0.222 (1, 1) X			0-0 G6-4-3 1B		0-0 1B		0-0 FC1-6 FC4-6 ①		0-0 3-1 ③	4 0 2 0 0 0 1			
Inning Stats	R: 0 H: 2 E: 0 LOB: 2 K: 0 BB: 0 S: 5 P: 5	R: 0 H: 0 E: 0 LOB: 0 K: 0 BB: 0 S: 3 P: 3	R: 0 H: 1 E: 0 LOB: 0 K: 1 BB: 0 S: 5 P: 5	R: 0 H: 2 E: 0 LOB: 2 K: 0 BB: 0 S: 5 P: 5	R: 0 H: 1 E: 0 LOB: 1 K: 0 BB: 0 S: 4 P: 4	R: 0 H: 1 E: 0 LOB: 1 K: 1 BB: 0 S: 6 P: 6	R: 1 H: 2 E: 0 LOB: 1 K: 0 BB: 0 S: 5 P: 5	R: 1 H: 1 E: 0 LOB: 0 K: 0 BB: 0 S: 4 P: 4	R: 0 H: 0 E: 0 LOB: 0 K: 1 BB: 0 S: 5 P: 5	1B: 8 SF: 0 2B: 0 SAC: 0 3B: 0 DP: 1 HR: 2 HBP: 0	WP: 0 PA: 36 PB: 0 SB: 1 CS: 0		
PITCHER	IP WLS BF H R ER SO BB IBB HBP BLK WP HR S P ERA WHIP											PITCHER	IP WLS BF H R ER SO BB IBB HBP BLK WP HR S P ERA WHIP
Rick Wise, R ERA: 4.76 (1, 1)	8.0 L 33 10 2 2 2 2 0 0 0 0 0 2 37 37 2.25 1.250												
Gary Lucas, L ERA: 4.5 (9, 1)	1.0 3 0 0 0 0 1 0 0 0 0 0 0 5 5 0.00 0.000												



Batter	1	2	3	4	5	6	7	8	9
Gene Richards, L (1, 7) OBP: 0.295, SLG: 0.216	0-0 FC1-6 1B		0-3 K			0-0 4-3		0-3 K	
Ozzie Smith, S (1, 6) Gary Lucas, L (9, 1) OBP: 0.262, SLG: 0.162	0-0 FC1-6 CS 1-2f			0-0 E5 1-3		0-0 L9		0-3 K	
Ruppert Jones, L (1, 8) OBP: 0.195, SLG: 0.216	0-0 1-2 1B			0-0 1-3 1-2		0-0 G3			0-0 P6
Luis Salazar, R (1, 5) OBP: 0.316, SLG: 0.368	0-0 P4			0-0 6-3			0-0 2-3		0-0 E6 FC5-4
Dave Edwards, R (1, 9) OBP: 0.200, SLG: 0.111		0-0 6-3		0-3 K			0-0 6-3		0-0 FC5-4 1-2f
Randy Bass, L (1, 3) OBP: 0.310, SLG: 0.385		0-0 F8			0-3 K		0-0 1B		0-3 K
Steve Swisher, R (1, 2) OBP: 0.333, SLG: 0.333		0-3 K			0-0 1B		0-3 K		
Juan Bonilla, R (1, 4) OBP: 0.258, SLG: 0.276			0-0 4-3		0-3 K			0-0 FC1-4 1B	
Rick Wise, R (1, 1) Barry Evans, R (8, PH) (9, 6) OBP: 0.333, SLG: 0.333			0-3 K		0-0 F8			0-0 FC1-4 1-2f	

AB	R	H	RBI	BB	SO	LOB
4	0	1	0	0	2	1
4	0	0	0	0	1	2
0	0	0	0	0	0	0
4	0	1	0	0	0	1
4	0	0	0	0	0	2
4	0	0	0	0	1	2
4	0	1	0	0	2	1
3	0	1	0	0	2	1
3	0	1	0	0	1	1
2	0	0	0	0	1	1
1	0	0	0	0	0	1

Los Angeles Dodgers @ San Diego Padres
Jack Murphy Stadium, San Diego, CA
 Sat Apr 18 1981, 9:05 PM EST
 Att: 19,776 - Cloudy

AB	33
R	0
H	5
RBI	0
BB	0
SO	10
LOB	13



Inning Stats		R: 0	H: 2	E: 0	LOB: 1	K: 0	BB: 0	S: 4	P: 4
R: 0	H: 0	E: 0	LOB: 0	K: 1	BB: 0	S: 5	P: 5		
R: 0	H: 0	E: 0	LOB: 0	K: 2	BB: 0	S: 7	P: 7		
R: 0	H: 0	E: 1	LOB: 1	K: 1	BB: 0	S: 6	P: 6		
R: 0	H: 1	E: 0	LOB: 1	K: 2	BB: 0	S: 8	P: 8		
R: 0	H: 0	E: 0	LOB: 0	K: 0	BB: 0	S: 3	P: 3		
R: 0	H: 1	E: 0	LOB: 1	K: 1	BB: 0	S: 6	P: 6		
R: 0	H: 1	E: 0	LOB: 1	K: 2	BB: 0	S: 8	P: 8		
R: 0	H: 0	E: 1	LOB: 1	K: 1	BB: 0	S: 6	P: 6		

PITCHER		IP	WLS	BF	H	R	ER	SO	BB	IBB	HBP	BLK	WP	HR	S	P	ERA	WHIP
Fernando Valenzuela, L (1, 1)	ERA: 0.33	9.0	W	33	5	0	0	10	0	0	0	0	0	0	53	53	0.00	0.556

WP	PA
0	33
0	
0	
0	
1	

Batter	1	2	3	4	5	6	7	8	9	AB R H RBI BB SO LOB	TOP																
Davey Lopes, R OBP: 0.154, SLG: 0.057 (1, 4)	0-0 5-3		0-0 L4			0-3 K	0-0 F8		4-0 1B 2B BB	4 1 0 0 1 1 2																	
Ken Landreaux, L OBP: 0.359, SLG: 0.583 (1, 8)	0-0 1-3		4-0 G6-4-3 1-2 BB			0-0 HR		0-3 K2-3	0-0 2B 1B	4 1 2 3 1 1 0																	
Dusty Baker Jr., R OBP: 0.359, SLG: 0.528 Derrel Thomas, S (1, 7) (9, 7)	0-3 K		0-0 G6-4-3 1-2f			0-0 P4		0-0 G6-3 1B	0-0 1B 2B	5 0 2 1 0 1 2 0 0 0 0 0 0 0																	
Steve Garvey, R OBP: 0.282, SLG: 0.417 (1, 3)		0-0 F9		0-0 F8		0-0 1B		0-0 G6-3 1-2f	0-0 F8	5 0 1 0 0 0 3																	
Ron Cey, R OBP: 0.368, SLG: 0.424 (1, 5)		0-0 2B		0-0 6-3		0-0 F9			0-0 1B SH1-4 1B	4 1 2 0 0 0 1																	
Pedro Guerrero, R OBP: 0.343, SLG: 0.500 (1, 9)		0-0 F9		0-0 F9			0-0 HR		0-0 SH1-4	3 1 1 1 0 0 1																	
Steve Yeager, R OBP: 0.444, SLG: 0.750 Jay Johnstone, L OBP: 1.000, SLG: 1.000 Joe Ferguson, R OBP: 1.000, SLG: 1.000 Mike Scioscia, L OBP: 0.280, SLG: 0.435 (1, 2) (9, PH) (9, PH) (9, 2)		4-0 BB			0-0 6-3		0-0 5-3		0-0 FC1-5 1B 2-3 1B	2 0 0 0 1 0 0 0 0 0 0 0 0 0 1 0 1 0 0 0 0 0 0 0 0 0 0 0	AB 35 R 6 H 11 RBI 6 BB 3 SO 5 LOB 13																
Bill Russell, R OBP: 0.273, SLG: 0.303 (1, 6)		0-0 F8			0-3 K		0-0 E5 SH1-4		0-0 BB 1B FC1-5 1B	4 1 1 1 0 1 2																	
Bob Welch, R OBP: 0.333, SLG: 0.333 Steve Howe, L Bobby Castillo, R (1, 1) (7, 1) (8, 1)			0-0 BB 1B		0-3 K		0-0 SH1-4		0-0 FC1-5 BB 1B	2 0 1 0 0 1 0 0 0 0 0 0 0 0 1 1 0 0 0 0 2																	
Inning Stats	R: 0 E: 0 K: 1 S: 5	H: 0 LOB: 0 BB: 0 P: 5	R: 0 E: 0 K: 0 S: 4	H: 1 LOB: 2 BB: 1 P: 8	R: 0 E: 0 K: 0 S: 3	H: 1 LOB: 1 BB: 1 P: 7	R: 0 E: 0 K: 0 S: 3	H: 0 LOB: 0 BB: 0 P: 3	R: 0 E: 0 K: 2 S: 7	H: 0 LOB: 0 BB: 0 P: 7	R: 1 E: 0 K: 1 S: 7	H: 2 LOB: 1 BB: 0 P: 7	R: 1 E: 1 K: 0 S: 5	H: 1 LOB: 1 BB: 0 P: 5	R: 0 E: 0 K: 1 S: 5	H: 1 LOB: 0 BB: 0 P: 5	R: 4 E: 0 K: 0 S: 8	H: 5 LOB: 2 BB: 1 P: 12	1B: 7 2B: 2 3B: 0 HR: 2	SF: 0 SAC: 2 DP: 2 HBP: 0	WP: 0 PB: 0 SB: 0 CS: 0	PA: 40					
PITCHER	IP	WLS	BF	H	R	ER	SO	BB	IBB	HBP	BLK	WP	HR	S	P	ERA	WHIP										
John Curtis, L ERA: 3.15 (1, 1)	7.0	L	28	5	2	2	4	2	0	0	0	0	2	34	42	2.57	1.000										
John Littlefield, R ERA: 5.4 (8, 1)	1.1		5	2	1	1	1	0	0	0	0	0	0	7	7	6.75	1.500										
Tim Lollar, L ERA: 3.68 (9, 1)	0.1		5	3	2	2	0	1	0	0	0	0	0	4	8	54.00	12.000										
John Urrea, R ERA: (9, 1)	0.1		2	1	1	1	0	0	0	0	0	0	0	2	2	27.00	3.000										

Los Angeles Dodgers @ San Diego Padres
Jack Murphy Stadium, San Diego, CA

Sun Apr 19 1981, 6:33 AM EST
Att: 11,498 - Unknown

livebaseballscorecards.com



Batter	1	2	3	4	5	6	7	8	9	AB	R	H	RBI	BB	SO	LOB
Gene Richards, L (1, 7) OBP: 0.313, SLG: 0.275	0-0 SF6 3B		4-0 1B BB		0-0 F5		0-0 G4-6-3 1-2f			3	1	1	0	1	0	3
Ozzie Smith, S (1, 6) OBP: 0.261, SLG: 0.171	0-0 P4		0-0 F9		0-0 F8			0-0 SH1-3 1B		4	0	1	0	0	0	3
Ruppert Jones, L (1, 8) OBP: 0.205, SLG: 0.231	0-0 SF6		0-0 1-2 1B		0-0 F7			0-0 SH1-3		2	0	1	1	0	0	0
Randy Bass, L (1, 3) OBP: 0.273, SLG: 0.333	0-0 4-3		0-3 K		0-0 6-3			0-0 P6		4	0	0	0	0	1	3
Joe Lefebvre, L (1, 9) OBP: 0.250, SLG: 0.250		0-0 F8		0-0 F7		0-0 1B		0-0 F8		3	0	1	0	0	0	0
Dave Edwards, R (8, PH) (9, 9) OBP: 0.182, SLG: 0.100										1	0	0	0	0	0	1
Luis Salazar, R (1, 5) OBP: 0.286, SLG: 0.333		0-3 K		0-3 K		0-0 4-3			0-0 F3	4	0	0	0	0	2	1
Terry Kennedy, L (1, 2) OBP: 0.270, SLG: 0.235		0-0 2B		0-3 K			0-0 F9		0-3 K	4	0	1	0	0	2	0
Juan Bonilla, R (1, 4) OBP: 0.257, SLG: 0.273		0-0 P6		0-0 F8		0-0 1B 1B		0-0 F8		4	0	1	0	0	0	1
John Curtis, L (1, 1) OBP: 0.200, SLG: 0.200			0-0 G3		0-0 1B		0-0 G4-6-3 1-2 1B			2	0	1	0	0	0	0
Jerry Turner, L (7, PH) OBP: 0.750, SLG: 0.667										1	0	1	0	0	0	0
John Littlefield, R (8, 1)										0	0	0	0	0	0	0
Tim Lollar, L (9, 1)										0	0	0	0	0	0	0
John Urrea, R (9, 1)										0	0	0	0	0	0	0

Inning Stats	R: 1	H: 1	E: 0	LOB: 0	K: 0	S: 4	R: 0	H: 1	E: 0	LOB: 1	K: 1	S: 6	R: 0	H: 1	E: 0	LOB: 2	K: 1	S: 6	R: 0	H: 0	E: 0	LOB: 0	K: 2	S: 7	R: 0	H: 1	E: 0	LOB: 1	K: 0	S: 4	R: 0	H: 1	E: 0	LOB: 1	K: 0	S: 4	R: 0	H: 2	E: 0	LOB: 1	K: 0	S: 4	R: 0	H: 1	E: 0	LOB: 1	K: 0	S: 4	R: 0	H: 0	E: 0	LOB: 0	K: 1	S: 5	1B: 6	SF: 1	2B: 1	SAC: 1	3B: 1	DP: 1	HR: 0	HBP: 0	WP: 0	PA: 35
PITCHER	IP	WLS	BF	H	R	ER	SO	BB	IBB	HBP	BLK	WP	HR	S	P	ERA	WHIP																																															
Bob Welch, R (1, 1) ERA: 3.86	6.1	W	27	7	1	1	4	1	0	0	0	0	0	34	38	1.42	1.263																																															
Steve Howe, L (7, 1) ERA:	1.1		4	1	0	0	0	0	0	0	0	0	0	4	4	0.00	0.750																																															
Bobby Castillo, R (8, 1) ERA: 1.42	1.1	S	4	0	0	0	1	0	0	0	0	0	0	6	6	0.00	0.000																																															

BOTTOM

Los Angeles Dodgers @ San Diego Padres
Jack Murphy Stadium, San Diego, CA

Sun Apr 19 1981, 6:33 AM EST
 Att. 11,498 - Unknown

livebaseballscorecards.com

AB	32
R	1
H	8
RBI	1
BB	1
SO	5
LOB	12



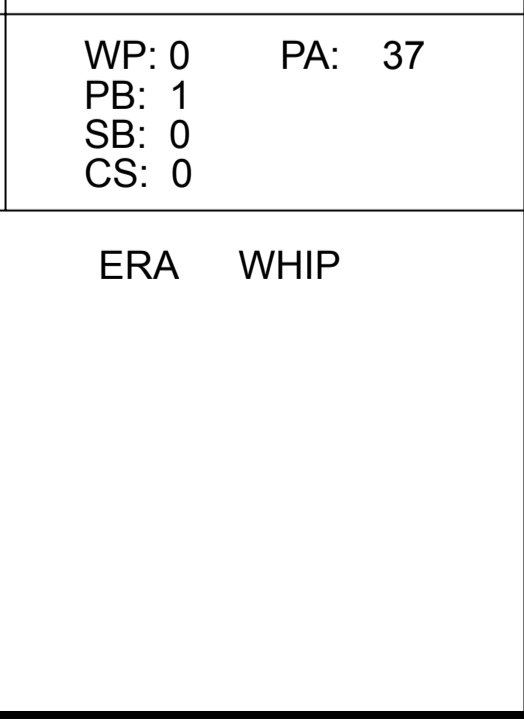
Batter	1	2	3	4	5	6	7	8	9	AB R H RBI BB SO LOB	TOP									
Davey Lopes, R OBP: 0.227, SLG: 0.105 (1, 4)	4-0 BB 1B S BB	0-0 E S 1B		0-0 1B 1B		0-0 1-2 2-3 1-3		4-0 FC3-6 BB		3 1 2 0 2 0 2	Los Angeles Dodgers @ Houston Astros Astrodome, Houston, TX Mon Apr 20 1981, 7:05 PM EST Att. 21,730 - Unknown livebaseballscorecards.com									
Ken Landreaux, L OBP: 0.364, SLG: 0.550 (1, 8)	4-0 1-2 BB 1B BB	0-3 K 1-3		0-0 FC5-4 1B		0-3 K 1-2		0-0 FC3-6 1B 1-2f		4 1 1 0 1 2 4										
Dusty Baker Jr., R OBP: 0.386, SLG: 0.550 (1, 7)	4-0 1-2 2-3 1B BB	0-0 6-3		0-0 FC5-4 1-2f			0-0 2B 2B	0-0 FC6-4 1B 1-2		4 2 2 0 1 0 3										
Steve Garvey, R OBP: 0.273, SLG: 0.390 (1, 3)	0-0 1-2 2-H 3-H 1B 1B			0-0 6-3		0-0 6-3		0-0 5-3	0-0 FC6-4 1-2f	5 0 1 2 0 0 3										
Ron Cey, R OBP: 0.395, SLG: 0.432 (1, 5)	0-0 1-2 2-H 1B			0-0 F7		0-0 G5-4-3 1B		4-0 2B SF9 BB	0-0 F7	4 1 2 1 1 0 0										
Pedro Guerrero, R OBP: 0.375, SLG: 0.514 (1, 9)	0-3 K			4-0 BB		0-0 G5-4-3 1-2f		0-0 SF9 1-3 2-H 2B	4-0 FC5-4 BB	3 0 1 1 2 1 3										
Mike Scioscia, L OBP: 0.233, SLG: 0.370 (1, 2)	0-0 F7			0-0 4-3		0-3 K		0-0 SF9 2-3 3-H	0-0 F8	4 0 0 1 0 1 4										
Bill Russell, R OBP: 0.263, SLG: 0.270 (1, 6)	0-0 F9			0-0 5-3		4-0 1-3 E BB		0-0 1-3	0-0 FC5-4 1-2f	4 0 0 0 1 0 4										
Burt Hooton, R OBP: 0.250, SLG: 0.375 (1, 1)				0-0 F9		0-0 E3 1-3		0-0 G3		2 0 0 0 0 1 0										
Jay Johnstone, L OBP: 0.500, SLG: 0.500 (6, PH)										1 0 0 0 0 0 1										
Terry Forster, L (6, 1)										0 0 0 0 0 0 0										
Dave Goltz, R (6, 1)										1 0 0 0 0 0 0										
Inning Stats	R: 3 E: 0 K: 1 S: 7	H: 2 LOB: 2 BB: 3 P: 19	R: 0 E: 0 K: 2 S: 8	H: 1 LOB: 1 BB: 0 P: 8	R: 0 E: 0 K: 0 S: 3	H: 0 LOB: 1 BB: 1 P: 7	R: 0 E: 0 K: 0 S: 5	H: 2 LOB: 2 BB: 0 P: 5	R: 0 E: 0 K: 0 S: 3	H: 1 LOB: 0 BB: 0 P: 3	R: 2 E: 0 K: 0 S: 5	H: 2 LOB: 1 BB: 1 P: 9	R: 0 E: 0 K: 0 S: 4	H: 1 LOB: 2 BB: 1 P: 8	R: 0 E: 0 K: 0 S: 3	H: 0 LOB: 1 BB: 1 P: 7	1B: 7 2B: 2 3B: 0 HR: 0	SF: 1 SAC: 0 DP: 1 HBP: 0	WP: 0 PB: 0 SB: 2 CS: 0	PA: 44
PITCHER	IP WLS BF H R ER SO BB IBB HBP BLK WP HR S P ERA WHIP																			
Joaquin Andujar, R ERA: 3.72 (1, 1)	5.2 L 28 6 3 3 4 5 0 0 0 0 0 0 31 51 4.76 1.941																			
Bobby Sprowl, L ERA: (6, 1)	0.1 1 0 0 0 1 0 0 0 0 0 0 0 3 3 0.00 0.000																			
Dave Smith, R ERA: 4.82 (7, 1)	2.0 11 3 2 2 0 2 0 0 0 0 0 0 9 17 9.00 2.500																			
Frank LaCorte, R ERA: (9, 1)	1.0 4 0 0 0 0 1 0 0 0 0 0 0 3 7 0.00 1.000																			



Batter	1	2	3	4	5	6	7	8	9	AB	R	H	RBI	BB	SO	LOB
Terry Puhl, L OBP: 0.216, SLG: 0.333 (1, 9) x	0-0 F6 (1) x	0-0 4-3 (3) x			0-0 4-3 (1) x		0-0 1-3 (1) x		0-0 F7 (3) x	5	0	0	0	0	0	2
Craig Reynolds, L OBP: 0.325, SLG: 0.350 (1, 6) x	0-0 1B SF8 1B		0-0 1B		0-3 K (2) S		0-0 6-3 (2) x			4	1	2	0	0	1	0
Cesar Cedeno, R OBP: 0.310, SLG: 0.350 (1, 8) x	0-0 1-3 1B		0-0 F8 (1) x		0-0 5-3 (3) x		0-0 6-3 (3) x			4	0	1	0	0	0	1
Jose Cruz, L OBP: 0.167, SLG: 0.275 (1, 7) x	0-0 SF8 (2) x		0-0 F8 (2) x		0-0 5-3 (1) x		0-0 F9 (1) x			3	0	0	1	0	0	1
Denny Walling, L OBP: 0.231, SLG: 0.273 (1, 3) x	0-0 6-3 (3) x		0-0 1-3 (3) x			0-0 1B 1B		0-0 1B 1B		2	0	0	0	0	0	2
Gary Woods, R OBP: 0.333, SLG: 0.333 (6, PH)										1	0	1	0	0	0	0
Dave Smith, R (7, 1)										0	0	0	0	0	0	0
Kiko Garcia, R OBP: 1.000, SLG: 1.000 (8, PH)										1	0	1	0	0	0	0
Frank LaCorte, R (9, 1)										0	0	0	0	0	0	0
Art Howe, R OBP: 0.350, SLG: 0.541 (1, 5) x		0-0 E9 SF8 2B		0-0 F9 (1) x		0-0 FC5 BB 1B		0-0 G6-3 (2) (6) x		4	1	2	0	0	0	1
Alan Ashby, S OBP: 0.308, SLG: 0.273 (1, 2) x		0-0 SF8 (1) x		0-0 F6 (2) x		0-3 K (2) S			0-0 G4-6-3 1B	3	0	1	1	0	1	2
Rafael Landestoy, S OBP: 0.292, SLG: 0.190 (1, 4) x		0-0 SH5-4 1B		0-0 PB 1B		4-0 BB BB		0-0 G4-6-3 (1) (2) x		3	0	2	0	1	0	1
Joaquin Andujar, S (1, 1) x		0-0 SH5-4 (2) x		0-3 K (3) S		0-0 FC5 (3) x		0-0 1-2f 1B		1	0	0	0	0	1	1
Bobby Sprowl, L (6, 1)										0	0	0	0	0	0	0
Dave Roberts, R OBP: 0.143, SLG: 0.143 (6, PH) (7, 3)		0-0 SH5-4 1-2		0-0 K 1-2						2	0	1	0	0	0	3

BOTTOM																
Los Angeles Dodgers @ Houston Astros Astrodome, Houston, TX Mon Apr 20 1981, 7:05 PM EST Att. 21,730 - Unknown																
AB	33															
R	2															
H	11															
RBI	2															
BB	1															
SO	3															
LOB	14															
WP: 0	PA: 37															
PB: 1																
SB: 0																
CS: 0																

Inning Stats	R: 1	H: 2	E: 0	K: 0	S: 5	LOB: 1	BB: 0	P: 5	R: 1	H: 2	E: 1	K: 0	S: 5	LOB: 1	BB: 0	P: 5	R: 0	H: 1	E: 0	K: 0	S: 4	LOB: 1	BB: 0	P: 4	R: 0	H: 0	E: 0	K: 1	S: 6	LOB: 3	BB: 1	P: 11	R: 0	H: 0	E: 0	K: 0	S: 3	LOB: 0	BB: 0	P: 3	R: 0	H: 1	E: 0	K: 0	S: 4	LOB: 1	BB: 0	P: 4	1B: 10	SF: 2	2B: 1	3B: 0	HR: 0	SAC: 1	DP: 2	HBP: 0	WP: 0	PA: 37	PB: 1	SB: 0	CS: 0
PITCHER	IP	WLS	BF	H	R	ER	SO	BB	IBB	HBP	BLK	WP	HR	S	P	ERA	WHIP																																												
Burt Hooton, R ERA: 3.05 (1, 1)	5.0	W	21	6	2	2	2	0	0	0	0	0	0	25	25	3.60	1.200																																												
Terry Forster, L ERA: 3.86 (6, 1)	0.2		5	2	0	0	1	1	0	0	0	0	0	6	10	0.00	4.500																																												
Dave Goltz, R ERA: (6, 1)	3.1	S	11	3	0	0	0	0	0	0	0	0	0	11	11	0.00	0.900																																												



Batter	1	2	3	4	5	6	7	8	9	AB R H RBI BB SO LOB	TOP	
Davey Lopes, R OBP: 0.208, SLG: 0.095 (1, 4) X	0-0 1-4-3 ①		0-0 3-1 ③			0-0 F9 ③			0-0 5-3 ②	4 0 0 0 0 0 0		
Ken Landreaux, L OBP: 0.333, SLG: 0.500 (1, 8) X	0-0 F8 ②			0-0 4-3 ①		0-3 K ①			0-0 F7 ③	4 0 0 0 0 1 0		
Dusty Baker Jr., R OBP: 0.383, SLG: 0.535 (1, 7) X	0-0 E5 PB			0-0 6-3 ②			0-0 4-3 1B			3 0 1 0 0 0 0		
Steve Garvey, R OBP: 0.255, SLG: 0.364 (1, 3) X	0-0 F9 ③ 1-2			0-0 5-3 ③			0-0 4-3 ② 1-2			3 0 0 0 0 0 2		
Ron Cey, R OBP: 0.370, SLG: 0.400 (1, 5) X		0-0 6-3 ①			0-0 P6 ①			0-0 F7 ③		3 0 0 0 0 0 1		
Pedro Guerrero, R OBP: 0.395, SLG: 0.526 (1, 9) X		0-0 CS 1B			0-0 G5-4-3 1B			0-0 F7 ①		3 0 2 0 0 0 0		
Steve Yeager, R OBP: 0.333, SLG: 0.545 (1, 2) X		0-0 F9 ② ③ 1-2			0-0 G5-4-3 ② ③ 1-2			0-0 F9 ②		3 0 0 0 0 0 2		
Bill Russell, R OBP: 0.250, SLG: 0.256 Reggie Smith, S (8, PH) Derrel Thomas, S (8, 6)			0-0 6-3 ①			0-0 5-3 ①		0-0 F9 ③		2 0 0 0 0 0 0 1 0 0 0 0 0 0 0 0 0 0 0 0 0		
Jerry Reuss, L Joe Ferguson, R OBP: 0.500, SLG: 0.500 (9, PH)		0-3 K ②			0-3 K ②			0-0 F8 ①		2 0 0 0 0 2 0 1 0 0 0 0 0 0		
Inning Stats	R: 0 E: 1 K: 0 S: 4 H: 0 LOB: 1 BB: 0 P: 4	R: 0 E: 0 K: 0 S: 3 H: 1 LOB: 0 BB: 0 P: 3	R: 0 E: 0 K: 1 S: 5 H: 0 LOB: 0 BB: 0 P: 5	R: 0 E: 0 K: 0 S: 3 H: 0 LOB: 0 BB: 0 P: 3	R: 0 E: 0 K: 0 S: 3 H: 1 LOB: 0 BB: 0 P: 3	R: 0 E: 0 K: 1 S: 5 H: 0 LOB: 0 BB: 0 P: 5	R: 0 E: 0 K: 1 S: 6 H: 1 LOB: 1 BB: 0 P: 6	R: 0 E: 0 K: 0 S: 3 H: 0 LOB: 0 BB: 0 P: 3	R: 0 E: 0 K: 0 S: 3 H: 0 LOB: 0 BB: 0 P: 3	1B: 3 2B: 0 3B: 0 HR: 0 SF: 0 SAC: 0 DP: 1 HBP: 0	WP: 0 PB: 1 SB: 0 CS: 1 PA: 29	
PITCHER Bob Knepper, L ERA: 0.75 (1, 1)	IP 9.0 WLS W BF 29 H 3 R 0 ER 0 SO 3 BB 0 IBB 0 HBP 0 BLK 0 WP 0 HR 0 S 35 P 35 ERA 0.00 WHIP 0.333											PITCHER IP WLS BF H R ER SO BB IBB HBP BLK WP HR S P ERA WHIP

Los Angeles Dodgers @ Houston Astros
 Astrodome, Houston, TX
 Tue Apr 21 1981, 7:05 PM EST
 Att. 21,904 - Unknown

livebaseballscorecards.com

AB 29
R 0
H 3
RBI 0
BB 0
SO 3
LOB 5



Batter	1	2	3	4	5	6	7	8	9
Terry Puhl, L OBP: 0.220, SLG: 0.375 (1, 9)	0-0 5-3		0-0 F8		0-0 3B			0-0 F8	
Dickie Thon, R OBP: 0.154, SLG: 0.083 (1, 4)	0-0 3-1		0-0 6-3		0-0 F9			0-0 F9	
Cesar Cedeno, R OBP: 0.304, SLG: 0.341 (1, 8)	0-3 K		0-0 1B					0-0 5-3	
Jose Cruz, L OBP: 0.156, SLG: 0.256 (1, 7)		0-0 F9	0-0 1-3			0-3 K			
Mike Ivie, R OBP: 0.286, SLG: 0.400 (1, 3)		0-0 L4		0-0 1B		0-0 5-3			
Art Howe, R OBP: 0.349, SLG: 0.525 (1, 5)		0-0 1B		0-0 F9			0-0 F3		
Kiko Garcia, R OBP: 0.500, SLG: 0.500 (1, 6)		0-0 1B		0-0 1-3			0-0 3-1		
Alan Ashby, S OBP: 0.310, SLG: 0.280 (1, 2)		0-0 FC6-4			0-0 F9		0-0 1B		
Bob Knepper, L OBP: 0.500, SLG: 0.750 (1, 1)			0-0 1B		0-0 1-3		0-0 1B		

Inning Stats	R: 0	H: 0	E: 0	K: 1	S: 5	R: 0	H: 2	E: 0	K: 0	S: 5	R: 1	H: 2	E: 0	K: 0	S: 5	R: 0	H: 1	E: 0	K: 0	S: 3	R: 0	H: 1	E: 0	K: 0	S: 4	R: 0	H: 0	E: 0	K: 1	S: 5	R: 0	H: 2	E: 0	K: 0	S: 4	R: 0	H: 0	E: 0	K: 0	S: 3
	LOB: 0	BB: 0	P: 5	LOB: 2	BB: 0	P: 5	LOB: 1	BB: 0	P: 5	LOB: 0	BB: 0	P: 3	LOB: 1	BB: 0	P: 4	LOB: 0	BB: 0	P: 5	LOB: 0	BB: 0	P: 5	LOB: 2	BB: 0	P: 4	LOB: 0	BB: 0	P: 3	LOB: 0	BB: 0	P: 3	LOB: 0	BB: 0	P: 3	LOB: 0	BB: 0	P: 3	LOB: 0	BB: 0	P: 3	

PITCHER	IP	WLS	BF	H	R	ER	SO	BB	IBB	HBP	BLK	WP	HR	S	P	ERA	WHIP
Jerry Reuss, L ERA: 1.13 (1, 1)	8.0	L	30	8	1	1	2	0	0	0	0	0	0	34	34	1.12	1.000

AB R H RBI BB SO LOB

4	0	1	0	0	0	1
4	0	0	0	0	0	2
4	0	1	1	0	1	0
3	0	0	0	0	1	1
3	0	1	0	0	0	0
3	0	1	0	0	0	1
3	0	1	0	0	0	0
3	0	1	0	0	0	2
3	1	2	0	0	0	0

AB	30
R	1
H	8
RBI	1
BB	0
SO	2
LOB	7



Los Angeles Dodgers @ Houston Astros
Astrodome, Houston, TX
Tue Apr 21 1981, 7:05 PM EST
Att. 21,904 - Unknown

livebaseballscorecards.com

WP	PA
0	30

WP	HR	S	P	ERA	WHIP
0	0	34	34	1.12	1.000

Batter	1	2	3	4	5	6	7	8	9	AB R H RBI BB SO LOB	TOP											
Derrel Thomas, S (1, 4) OBP: 0.250, SLG: 0.250	0-0 F7		0-0 1-3 1B		0-0 5-3			0-0 F9		4 0 1 0 0 0 1												
Ken Landreaux, L (1, 8) OBP: 0.308, SLG: 0.458	0-0 3-1		0-0 F9			0-0 G3		0-0 F8		4 0 0 0 0 0 1												
Dusty Baker Jr., R (1, 7) OBP: 0.392, SLG: 0.532	0-0 FC6-4 1B			0-0 F8		0-0 1B			0-0 E5 FC5-6	4 0 2 0 0 0 0												
Steve Garvey, R (1, 3) OBP: 0.235, SLG: 0.333	0-0 FC6-4 1-2f			0-3 K		0-3 K			0-0 FC5-6 G5-4-3 1-2f	4 0 0 0 0 2 3												
Ron Cey, R (1, 5) OBP: 0.340, SLG: 0.364		0-0 F7		0-0 G3		0-0 F9			0-0 G5-4-3 1-2f	4 0 0 0 0 0 2												
Pedro Guerrero, R (1, 9) OBP: 0.391, SLG: 0.537		0-0 4-3			0-0 F8 E 2B		0-0 F9			3 1 1 0 0 0 0												
Mike Scioscia, L (1, 2) OBP: 0.212, SLG: 0.333		0-0 F9			0-0 F8 2-3		0-0 F9			3 0 0 0 0 0 1												
Bill Russell, R (1, 6) OBP: 0.233, SLG: 0.238			0-0 F8		0-3 K		0-0 1-3			3 0 0 0 0 1 1												
Fernando Valenzuela, L (1, 1) OBP: 0.333, SLG: 0.333			0-0 1B		0-0 E7 3-H 1B			0-3 K		3 0 2 1 0 1 0												
Inning Stats	R: 0 E: 0 K: 0 S: 4	H: 1 LOB: 1 BB: 0 P: 4	R: 0 E: 0 K: 0 S: 3	H: 0 LOB: 0 BB: 0 P: 3	R: 0 E: 0 K: 0 S: 4	H: 2 LOB: 1 BB: 0 P: 4	R: 0 E: 0 K: 1 S: 5	H: 0 LOB: 0 BB: 0 P: 5	R: 1 E: 1 K: 1 S: 7	H: 2 LOB: 1 BB: 0 P: 7	R: 0 E: 0 K: 1 S: 6	H: 1 LOB: 1 BB: 0 P: 6	R: 0 E: 0 K: 0 S: 3	H: 0 LOB: 0 BB: 0 P: 3	R: 0 E: 0 K: 1 S: 5	H: 0 LOB: 0 BB: 0 P: 5	R: 0 E: 1 K: 0 S: 3	H: 0 LOB: 0 BB: 0 P: 3	1B: 5 2B: 1 3B: 0 HR: 0	SF: 0 SAC: 0 DP: 1 HBP: 0	WP: 0 PB: 0 SB: 0 CS: 0	PA: 32
PITCHER	IP WLS BF H R ER SO BB IBB HBP BLK WP HR S P ERA WHIP																					
Don Sutton, R (1, 1) ERA: 5.71	7.0 L 26 6 1 1 3 0 0 0 0 0 0 0 32 32 1.29 0.857																					
Joe Sambito, L (8, 1) ERA: 1.17	2.0 6 0 0 0 1 0 0 0 0 0 0 0 8 8 0.00 0.000																					

Los Angeles Dodgers @ Houston Astros
 Astrodome, Houston, TX
 Wed Apr 22 1981, 7:05 PM EST
 Att. 22,830 - Unknown

livebaseballscorecards.com

AB	32
R	1
H	6
RBI	1
BB	0
SO	4
LOB	9



Batter	1	2	3	4	5	6	7	8	9	AB R H RBI BB SO LOB
--------	---	---	---	---	---	---	---	---	---	----------------------

Terry Puhl, L <small>(1, 9)</small> <small>OBP: 0.222, SLG: 0.386</small>										4 0 1 0 0 1 1
Craig Reynolds, L <small>(1, 6)</small> <small>OBP: 0.318, SLG: 0.341</small>										4 0 1 0 0 0 1
Cesar Cedeno, R <small>(1, 8)</small> <small>OBP: 0.320, SLG: 0.354</small>										4 0 2 0 0 1 1
Jose Cruz, L <small>(1, 7)</small> <small>OBP: 0.184, SLG: 0.277</small>										4 0 2 0 0 1 3
Mike Ivie, R <small>(1, 3)</small> <small>OBP: 0.240, SLG: 0.333</small>										4 0 0 0 0 2 6
Art Howe, R <small>(1, 5)</small> <small>OBP: 0.340, SLG: 0.488</small>										3 0 0 0 1 1 2
Dickie Thon, R <small>(1, 4)</small> <small>OBP: 0.235, SLG: 0.133</small>										3 0 1 0 1 1 1
Alan Ashby, S <small>(1, 2)</small> <small>OBP: 0.323, SLG: 0.269</small> Dave Roberts, R <small>(9, PH)</small> <small>OBP: 0.125, SLG: 0.125</small>										1 0 0 0 1 1 0 1 0 0 0 0 1 0
Don Sutton, R <small>(1, 1)</small> Gary Woods, R <small>(7, PH)</small> <small>OBP: 0.250, SLG: 0.250</small> Joe Sambito, L <small>(8, 1)</small>										2 0 0 0 0 1 2 1 0 0 0 0 1 1 0 0 0 0 0 0 0

Inning Stats	R: 0	H: 2	E: 0	LOB: 2	K: 2	P: 9	R: 0	H: 0	E: 0	LOB: 1	K: 1	P: 12	R: 0	H: 0	E: 0	LOB: 0	K: 1	P: 5	R: 0	H: 1	E: 0	LOB: 1	K: 1	P: 9	R: 0	H: 2	E: 0	LOB: 2	K: 1	P: 7	R: 0	H: 1	E: 0	LOB: 1	K: 1	P: 6	R: 0	H: 1	E: 0	LOB: 1	K: 0	P: 4	R: 0	H: 0	E: 0	LOB: 0	K: 1	P: 5	1B: 6	SF: 0	2B: 1	SAC: 1	3B: 0	DP: 1	HR: 0	HBP: 0	WP: 0	PA: 35
--------------	------	------	------	--------	------	------	------	------	------	--------	------	-------	------	------	------	--------	------	------	------	------	------	--------	------	------	------	------	------	--------	------	------	------	------	------	--------	------	------	------	------	------	--------	------	------	------	------	------	--------	------	------	-------	-------	-------	--------	-------	-------	-------	--------	-------	--------

PITCHER	IP	WLS	BF	H	R	ER	SO	BB	IBB	HBP	BLK	WP	HR	S	P	ERA	WHIP	PITCHER	IP	WLS	BF	H	R	ER	SO	BB	IBB	HBP	BLK	WP	HR	S	P	ERA	WHIP																	
Fernando Valenzuela, L <small>(1, 1)</small> <small>ERA: 0.25</small>	9.0	W	35	7	0	0	11	3	0	0	0	0	0	54	66	0.00	1.111																																			

BOTTOM

Los Angeles Dodgers @ Houston Astros
Astrodome, Houston, TX
Wed Apr 22 1981, 7:05 PM EST
Att. 22,830 - Unknown

livebaseballscorecards.com

AB	31
R	0
H	7
RBI	0
BB	3
SO	11
LOB	18



Batter	1	2	3	4	5	6	7	8	9	AB R H RBI BB SO LOB	TOP													
Gene Richards, L (1, 7) OBP: 0.292, SLG: 0.236	0-0 6-3		4-0 BB			0-0 P5		0-0 4-3		3 0 0 0 1 0 0	San Diego Padres @ Los Angeles Dodgers Dodger Stadium, Los Angeles, CA Thu Apr 23 1981, 6:05 PM PST Att: 35,027 - Unknown livebaseballscorecards.com													
Ozzie Smith, S (1, 6) OBP: 0.306, SLG: 0.208	0-0 F3		0-0 6-3			0-0 6-3		4-0 FC4-6 BB	3 0 0 0 1 0 2															
Ruppert Jones, L (1, 8) OBP: 0.250, SLG: 0.250	0-0 4-3			0-0 CS 4-3 1B		4-0 CS BB		0-0 FC4-6 G6-3 1-2f	3 0 1 0 1 0 1															
Randy Bass, L (1, 3) OBP: 0.306, SLG: 0.326		0-0 G4-6-3 1B		0-0 4-3 1-2		0-0 CS 1-2	0-0 F8	0-0 G6-3 1-2f	4 0 1 0 0 0 2															
Joe Lefebvre, L (1, 9) OBP: 0.227, SLG: 0.205		0-0 G4-6-3 1-2f		0-0 6-3 2-3			0-0 F9		3 0 0 0 0 0 2															
Luis Salazar, R (1, 5) OBP: 0.281, SLG: 0.304		0-0 F8		0-3 K		0-3 K			3 0 0 0 0 2 0															
Terry Kennedy, L (1, 2) OBP: 0.346, SLG: 0.319			0-3 K		0-0 CI 1B		0-0 F5		3 0 1 0 0 1 0															
Mike Phillips, L (1, 4) OBP: 0.250, SLG: 0.417			0-0 S 1B		0-1 CI G6-4-3 1-2		0-3 K		2 0 1 0 0 1 0															
Rick Wise, R (1, 1) Jerry Turner, L (8, PH) John Littlefield, R (8, 1)			0-0 P1		0-0 G6-4-3 1-2f		0-0 HR		2 0 0 0 0 0 3 1 1 1 1 0 0 0 0 0 0 0 0 0 0															
Inning Stats	R: 0 E: 0 K: 0 S: 3	H: 0 LOB: 0 BB: 0 P: 3	R: 0 E: 0 K: 0 S: 3	H: 1 LOB: 0 BB: 0 P: 3	R: 0 E: 0 K: 1 S: 6	H: 1 LOB: 2 BB: 1 P: 10	R: 0 E: 0 K: 1 S: 3	H: 1 LOB: 0 BB: 0 P: 3	R: 0 E: 0 K: 0 S: 3	H: 1 LOB: 0 BB: 0 P: 3	R: 0 E: 0 K: 0 S: 6	H: 1 LOB: 1 BB: 0 P: 6	R: 0 E: 0 K: 0 S: 2	H: 0 LOB: 0 BB: 1 P: 6	R: 0 E: 0 K: 1 S: 5	H: 0 LOB: 0 BB: 0 P: 5	R: 1 E: 0 K: 1 S: 6	H: 1 LOB: 0 BB: 0 P: 6	R: 0 E: 0 K: 0 S: 2	H: 0 LOB: 0 BB: 1 P: 6	1B: 4 2B: 0 3B: 0 HR: 1	SF: 0 SAC: 0 DP: 3 HBP: 0	WP: 0 PB: 0 SB: 1 CS: 2	PA: 32
PITCHER	IP WLS BF H R ER SO BB IBB HBP BLK WP HR S P ERA WHIP												PITCHER	IP WLS BF H R ER SO BB IBB HBP BLK WP HR S P ERA WHIP										
Rick Sutcliffe, R (1, 1) ERA: 1.69	8.0 W 29 5 1 1 4 3 0 0 0 0 1 34 46 1.12 1.000																							
Steve Howe, L (9, 1) ERA:	1.0 S 2 0 0 0 0 0 0 0 0 0 0 2 2 0.00 0.000																							



Batter	1	2	3	4	5	6	7	8	9
Davey Lopes, R OBP: 0.212, SLG: 0.109 (1, 4)	0-0 1B		0-0 6-3		0-0 4-3		0-0 L7		
Ken Landreaux, L OBP: 0.321, SLG: 0.462 (1, 8)	0-0 F7		0-0 1B		0-3 K		0-0 1B		
Dusty Baker Jr., R OBP: 0.382, SLG: 0.510 (1, 7)	0-0 F8		0-0 F7		0-0 1B		0-0 F3		
Steve Garvey, R OBP: 0.236, SLG: 0.327 (1, 3)	0-0 6-3		0-0 6-3		0-0 1B		0-0 F3		
Ron Cey, R OBP: 0.333, SLG: 0.340 (1, 5)		0-0 F7		4-0 BB		0-3 K		0-0 5-3	
Pedro Guerrero, R OBP: 0.380, SLG: 0.511 (1, 9)		0-0 1B		0-0 G6-4-3		0-0 6-3		0-0 6-3	
Mike Scioscia, L OBP: 0.278, SLG: 0.375 (1, 2)		4-0 BB		0-0 1B			0-0 SH1-4		
Bill Russell, R OBP: 0.222, SLG: 0.227 (1, 6)		0-0 F9		0-0 FC6-4			0-0 SH1-4		
Rick Sutcliffe, L OBP: 0.250, SLG: 0.143 (1, 1)		0-0 1B			0-0 L8		4-0 BB		
Steve Howe, L (9, 1)		1-3 2-H							

Inning Stats		R: 0	H: 1	E: 0	K: 0	S: 4	R: 1	H: 2	E: 0	K: 0	S: 4	R: 0	H: 1	E: 0	K: 0	S: 3	R: 0	H: 1	E: 0	K: 1	S: 5	R: 1	H: 2	E: 0	K: 1	S: 6	R: 1	H: 2	E: 0	K: 0	S: 5	R: 0	H: 0	E: 0	K: 0	S: 3
PITCHER		IP	WLS	BF	H	R	ER	SO	BB	IBB	HBP	BLK	WP	HR	S	P	ERA	WHIP																		
Rick Wise, R ERA: 3.93 (1, 1)		7.0	L	30	9	3	2	2	3	0	0	0	0	0	31	43	2.57	1.714																		
John Littlefield, R ERA: 4.82 (8, 1)		1.0		3	0	0	0	0	0	0	0	0	0	0	3	3	0.00	0.000																		

BOTTOM

San Diego Padres @ Los Angeles Dodgers
 Dodger Stadium, Los Angeles, CA

Thu Apr 23 1981, 6:05 PM PST
 Att. 35,027 - Unknown

AB	R	H	RBI	BB	SO	LOB
4	0	1	0	0	0	2
4	0	2	1	0	1	1
4	1	1	0	0	0	4
4	0	1	1	0	0	2
3	0	0	0	1	1	1
4	1	1	0	0	0	1
2	1	2	0	1	0	0
2	0	0	0	0	0	3
2	0	1	1	1	0	0
0	0	0	0	0	0	0

AB	29
R	3
H	9
RBI	3
BB	3
SO	2
LOB	14

1B:	9	SF:	0	WP:	0	PA:	33
2B:	1	SAC:	1	PB:	0		
3B:	0	DP:	2	SB:	4		
HR:	0	HBP:	0	CS:	1		

Batter	1	2	3	4	5	6	7	8	9	AB R H RBI BB SO LOB	TOP																										
Gene Richards, L (1, 7) OBP: 0.286, SLG: 0.233	0-3 K		0-0 4-3			0-0 L9	0-0 5-3		0-0 1B	5 1 1 2 0 1 2	San Diego Padres @ Los Angeles Dodgers Dodger Stadium, Los Angeles, CA Fri Apr 24 1981, 6:05 PM PST Att: 49,256 - Unknown livebaseballscorecards.com																										
Ozzie Smith, S (1, 6) OBP: 0.288, SLG: 0.193 Gary Lucas, L (7, 1) Dave Edwards, R (9, PH) Tim Lollar, L (9, 1)	0-0 L7		0-0 L9			0-0 P4	0-0 G3		0-0 1B	4 0 0 0 0 0 2 0 0 0 0 0 0 0 1 0 1 1 0 0 0 0 0 0 0 0 0 0																											
Ruppert Jones, L (1, 8) OBP: 0.262, SLG: 0.250	0-0 F9			0-0 4-3		4-0 BB		0-3 K	0-0 CS	4 0 1 1 1 1 0																											
Randy Bass, L (1, 3) OBP: 0.296, SLG: 0.375		0-0 HR		0-0 6-3		0-3 K		0-0 F5	0-0 P6	5 1 1 1 0 1 3																											
Terry Kennedy, L (1, 2) OBP: 0.357, SLG: 0.333		0-0 L5		0-0 P6			0-0 1B	0-0 1B		4 1 2 0 0 0 0																											
Joe Lefebvre, L (1, 9) OBP: 0.250, SLG: 0.238		4-0 BB			0-0 2B		0-0 F8	0-3 K		3 0 1 0 1 1 2																											
Luis Salazar, R (1, 5) OBP: 0.295, SLG: 0.317		0-0 F3		0-0 F9		0-0 F9		0-0 K		4 2 2 0 0 0 2																											
Mike Phillips, L (1, 4) OBP: 0.250, SLG: 0.375		0-0 F8		0-3 K		0-3 K		0-0 K		4 0 1 0 0 1 3																											
John Curtis, L (1, 1) OBP: 0.167, SLG: 0.167 John Ureca, R (4, 1) Jerry Turner, L (5, PH) John Littlefield, R (5, 1) Broderick Perkins, L (7, PH) Barry Evans, R (7, 6) OBP: 0.333, SLG: 0.364 OBP: 0.385, SLG: 0.417			0-3 K		0-0 P4		4-0 BB		0-0 1B	1 0 0 0 0 0 1 0 0 0 0 0 0 0 0 0 1 0 0 0 0 0 0 1 0 0 0 0 0 0 0 0 0 0 0 0 1 1 0 0 1 1 1 0 0 0 0 0																											
Inning Stats	R: 0 E: 0 K: 1 S: 5	H: 0 LOB: 0 BB: 0 P: 5	R: 1 E: 0 K: 0 S: 4	H: 1 LOB: 1 BB: 1 P: 8	R: 0 E: 0 K: 1 S: 5	H: 0 LOB: 0 BB: 0 P: 5	R: 0 E: 0 K: 0 S: 3	H: 0 LOB: 0 BB: 0 P: 3	R: 0 E: 0 K: 1 S: 6	H: 1 LOB: 1 BB: 0 P: 6		R: 0 E: 0 K: 1 S: 5	H: 0 LOB: 1 BB: 1 P: 9	R: 2 E: 0 K: 0 S: 6	H: 3 LOB: 2 BB: 1 P: 10	R: 0 E: 0 K: 2 S: 8	H: 1 LOB: 1 BB: 0 P: 8	R: 3 E: 0 K: 0 S: 7	H: 5 LOB: 1 BB: 0 P: 7	1B: 9 2B: 1 3B: 0 HR: 1	SF: 0 SAC: 0 DP: 0 HBP: 0	WP: 0 PB: 0 SB: 1 CS: 1	PA: 40														
PITCHER	IP WLS BF H R ER SO BB IBB HBP BLK WP HR S P ERA WHIP																																				
Bob Welch, R (1, 1) ERA: 4.02	6.1		26	5	3	3	4	2	0	0	0	0	1	32	40	4.26	1.105																				
Bobby Castillo, R (7, 1) ERA: 4.32	2.0	L	11	4	3	3	2	1	0	0	0	0	0	14	18	13.50	2.500																				
Dave Goltz, R (9, 1) ERA:	0.0		1	1	0	0	0	0	0	0	0	0	0	1	1	∞	∞																				
Steve Howe, L (9, 1) ERA:	0.2		2	1	0	0	0	0	0	0	0	0	0	2	2	0.00	1.500																				

AB	37
R	6
H	11
RBI	6
BB	3
SO	6
LOB	15



Batter	1	2	3	4	5	6	7	8	9	AB	R	H	RBI	BB	SO	LOB
Davey Lopes, R OBP: 0.228, SLG: 0.180 (1, 4)	0-0 5-3 BB	4-0 1-2 BB		0-0 HR		0-0 FC6-4 1-2f		0-0 FC5-4 1-2f		4	1	1	1	1	0	2
Ken Landreaux, L OBP: 0.361, SLG: 0.500 (1, 8)	0-0 HR 1B	0-0 4-3		4-0 BB			0-0 1B SF7 2B		0-0 SH1-4 1B	4	2	3	0	1	0	2
Dusty Baker Jr., R OBP: 0.373, SLG: 0.491 (1, 7)	0-0 F8		0-0 P4	0-0 F7			0-0 BB 1B		0-0 SH1-4	4	0	1	0	0	0	2
Steve Garvey, R OBP: 0.250, SLG: 0.446 (1, 3)	0-0 HR 1-H		0-0 HR		0-0 5-3		0-0 SF7		0-0 F8	4	2	2	4	0	0	1
Ron Cey, R OBP: 0.356, SLG: 0.340 (1, 5)	0-0 1B		4-0 BB		0-0 F9		3-H 4-0 G5-4-3 BB		0-0 F9	3	0	1	0	2	0	1
Pedro Guerrero, R OBP: 0.352, SLG: 0.469 (1, 9)	0-3 K		0-3 K		0-3 K		0-0 G5-4-3 1-2f			4	0	0	0	0	3	4
Steve Yeager, R OBP: 0.313, SLG: 0.467 (1, 2)		0-0 F7	0-3 K			0-0 FC6-4 1B		0-0 F3		4	0	1	0	0	1	1
Bill Russell, R OBP: 0.224, SLG: 0.229 (1, 6)		0-0 FC1-6 1B		0-0 6-3		0-3 K		0-0 4-3		4	0	1	0	0	1	1
Bob Welch, R OBP: 0.167, SLG: 0.167 (1, 1)		0-0 FC1-6 WP		0-3 K		0-3 K		0-0 FC5-4 1B		3	0	0	0	0	2	2
Bobby Castillo, R OBP: 0.333, SLG: 0.333 (7, 1)										1	0	1	0	0	0	0
Dave Goltz, R (9, 1)										0	0	0	0	0	0	0
Steve Howe, L (9, 1)										0	0	0	0	0	0	0

Inning Stats	R: 2	H: 3	E: 0	K: 1	S: 8	H: 3	LOB: 1	BB: 0	P: 8	R: 0	H: 1	E: 0	K: 0	S: 4	R: 1	H: 1	E: 0	K: 2	S: 8	R: 1	H: 1	E: 0	K: 1	S: 6	R: 0	H: 0	E: 0	K: 1	S: 5	R: 0	H: 1	E: 0	K: 2	S: 8	R: 1	H: 2	E: 0	K: 0	S: 4	R: 0	H: 1	E: 0	K: 0	S: 4	R: 0	H: 1	E: 0	K: 0	S: 4	R: 0	H: 1	E: 0	K: 0	S: 4	1B: 7	2B: 1	3B: 0	HR: 3	SF: 1	SAC: 1	DP: 1	HBP: 0	WP: 1	PB: 0	SB: 0	CS: 0	PA: 41
--------------	------	------	------	------	------	------	--------	-------	------	------	------	------	------	------	------	------	------	------	------	------	------	------	------	------	------	------	------	------	------	------	------	------	------	------	------	------	------	------	------	------	------	------	------	------	------	------	------	------	------	------	------	------	------	------	-------	-------	-------	-------	-------	--------	-------	--------	-------	-------	-------	-------	--------

PITCHER	IP	WLS	BF	H	R	ER	SO	BB	IBB	HBP	BLK	WP	HR	S	P	ERA	WHIP
John Curtis, L ERA: 4.18 (1, 1)	3.2		20	6	4	4	4	3	0	0	0	1	3	25	37	9.82	2.455
John Urrea, R ERA: (4, 1)	0.1		1	0	0	0	0	0	0	0	0	0	0	1	1	0.00	0.000
John Littlefield, R ERA: 3.97 (5, 1)	2.0		7	1	0	0	3	0	0	0	0	0	0	13	13	0.00	0.500
Gary Lucas, L ERA: 3.12 (7, 1)	2.0	W	9	3	1	1	0	1	0	0	0	0	0	8	12	4.50	2.000
Tim Lollar, L ERA: 9.0 (9, 1)	1.0	S	4	1	0	0	0	0	0	0	0	0	0	4	4	0.00	1.000

BOTTOM

San Diego Padres @ Los Angeles Dodgers
Dodger Stadium, Los Angeles, CA
 Fri Apr 24 1981, 6:05 PM PST
 Att. 49,256 - Unknown

AB	35
R	5
H	11
RBI	5
BB	4
SO	7
LOB	16



WP	HR	S	P	ERA	WHIP
1	3	25	37	9.82	2.455

Batter	1	2	3	4	5	6	7	8	9	10	11	AB R H RBI BB SO LOB	TOP				
Gene Richards, L (1, 7) OBP: 0.293, SLG: 0.262	0-0 1B 2B		0-0 P4			0-0 1B 1B		0-0 5-3		0-0 FC4-6		5 1 2 0 0 0 4					
Ozzie Smith, S (1, 6) OBP: 0.282, SLG: 0.194	0-0 2-H 1B			0-3 K		0-0 L1-5			0-0 4-3		0-0 6-3	5 0 1 1 0 1 2					
Ruppert Jones, L (1, 8) OBP: 0.257, SLG: 0.246	0-3 K			0-0 1-3		0-0 1B			0-0 4-3		0-3 K	5 0 1 0 0 2 0					
Randy Bass, L (1, 3) Broderick Perkins, L (9, PR) OBP: 0.308, SLG: 0.333	0-3 K			0-0 4-3			0-0 4-3		4-0 CS BB		0-3 K	3 0 0 0 1 1 0 1 0 0 0 0 1 0					
Terry Kennedy, L (1, 2) OBP: 0.350, SLG: 0.327		0-0 G3			0-0 G3		0-0 F7		0-0 CS	0-0 FC1-6 1B		4 0 1 0 0 0 0					
Joe Lefebvre, L (1, 9) OBP: 0.250, SLG: 0.222		0-0 F7			4-0 1B G3-2 BB		0-0 F5			0-0 FC1-6 1B 5-3		3 0 0 0 1 0 1					
Luis Salazar, R (1, 5) OBP: 0.292, SLG: 0.313		0-0 1-3			0-0 1B			0-0 F8		0-0 5-3		4 0 1 0 0 0 1					
Mike Phillips, L (1, 4) Barry Evans, R (10, PH) OBP: 0.429, SLG: 0.417			0-0 6-3		0-0 G3-2			0-0 L9		4-0 1B IBB		3 0 0 0 0 0 2 0 0 0 0 1 0 0					
Steve Mura, R (1, 1) Steve Swisher, R (10, PH) John Littlefield, R (10, 1) OBP: 0.400, SLG: 0.400			0-0 5-3			0-0 1B L1-5 1B		0-0 E5		0-0 FC4-6 1B		3 0 1 0 0 0 0 1 0 1 0 0 0 0 0 0 0 0 0 0 0					
Inning Stats	R: 1 H: 2 E: 0 LOB: 0 K: 2 BB: 0 S: 8 P: 8	R: 0 H: 0 E: 0 LOB: 0 K: 0 BB: 0 S: 3 P: 3	R: 0 H: 0 E: 0 LOB: 0 K: 0 BB: 0 S: 3 P: 3	R: 0 H: 0 E: 0 LOB: 0 K: 1 BB: 0 S: 5 P: 5	R: 0 H: 1 E: 0 LOB: 1 K: 0 BB: 1 S: 3 P: 7	R: 0 H: 3 E: 0 LOB: 2 K: 0 BB: 0 S: 4 P: 4	R: 0 H: 0 E: 0 LOB: 0 K: 0 BB: 0 S: 3 P: 3	R: 0 H: 0 E: 1 LOB: 1 K: 0 BB: 0 S: 4 P: 4	R: 0 H: 0 E: 0 LOB: 1 K: 0 BB: 1 S: 2 P: 6	R: 0 H: 2 E: 0 LOB: 3 K: 2 BB: 1 S: 5 P: 9	R: 0 H: 0 E: 0 LOB: 0 K: 2 BB: 0 S: 7 P: 7	1B: 7 SF: 0 2B: 3 SAC: 0 3B: 0 DP: 2 HR: 0 HBP: 0	WP: 0 PA: 41 PB: 0 SB: 1 CS: 1				
PITCHER	IP WLS BF H R ER SO BB IBB HBP BLK WP HR S P ERA WHIP																
Burt Hooton, R (1, 1) ERA: 2.43	9.0	31	6	1	1	3	2	0	0	0	0	0	0	35	43	1.00	0.889
Steve Howe, L (10, 1) ERA:	2.0	9	2	0	0	2	0	1	0	0	0	0	0	12	16	0.00	1.000

San Diego Padres @ Los Angeles Dodgers
 Dodger Stadium, Los Angeles, CA
 Sat Apr 25 1981, 7:05 PM PST
 Att. 44,985 - Unknown


AB	37
R	1
H	8
RBI	1
BB	3
SO	5
LOB	10



livebaseballscorecards.com

Batter	1	2	3	4	5	6	7	8	9	10	11	AB R H RBI BB SO LOB	BOTTOM	
Davey Lopes, R OBP: 0.246, SLG: 0.204 (1, 4)	0-0 3-1 S 2B 1B		0-0 FC1-5-6 S 1B		0-0 SH2-4 1-2		0-3 K S S			0-0 L6		4 1 2 0 0 1 2	San Diego Padres @ Los Angeles Dodgers Dodger Stadium, Los Angeles, CA Sat Apr 25 1981, 7:05 PM PST Att. 44,985 - Unknown livebaseballscorecards.com	
Ken Landreaux, L OBP: 0.333, SLG: 0.459 (1, 8)	0-0 F4		0-3 K 1-2		0-3 K S S		0-0 FC6 1-2f			0-0 F7		5 0 0 0 0 2 5		
Jay Johnstone, L OBP: 0.143, SLG: 0.143 (1, 7)	0-0 3-1 1-3		0-0 FC1-5-6 2-3		0-0 6-3					0-0 F9		5 0 0 0 0 0 3		
Steve Garvey, R OBP: 0.246, SLG: 0.443 (1, 3)	0-0 2B		0-0 F8			0-3 K S S				0-0 F2		5 0 1 1 0 1 1		
Ron Cey, R OBP: 0.375, SLG: 0.364 (1, 5)	0-0 6-3			0-0 1B		0-0 F7						5 1 3 0 0 0 1		
Rick Monday, L OBP: 0.143, SLG: 0.429 (1, 9)		0-0 4-3		0-0 4-3 1B		0-0 F7				0-0 F7		5 0 1 1 0 0 1		
Mike Scioscia, L OBP: 0.275, SLG: 0.361 (1, 2)		0-0 F2										4 0 1 0 0 0 0		
Derrel Thomas, S OBP: 0.429, SLG: 0.429 Reggie Smith, S (9, PH) Bill Russell, R OBP: 0.224, SLG: 0.229 (10, 6)		0-0 1B		0-0 1-3 1B			0-0 F5			0-0 F2		3 0 2 0 0 0 1 1 0 0 0 0 1 0 0 0 0 0 0 0 0		
Burt Hooton, R OBP: 0.300, SLG: 0.333 Joe Ferguson, R OBP: 0.333, SLG: 0.333 Steve Howe, L (10, 1)		0-0 F8			4-0 SH2-4 BB		0-0 SH FC6 1-2			0-0 5-3		1 0 0 0 1 0 1 1 0 0 0 0 0 0 0 0 0 0 0 0 0		
Inning Stats	R: 1 H: 2 E: 0 LOB: 1 K: 0 BB: 0 S: 5 P: 5	R: 0 H: 1 E: 0 LOB: 1 K: 0 BB: 0 S: 4 P: 4	R: 0 H: 1 E: 0 LOB: 1 K: 1 BB: 0 S: 6 P: 6	R: 0 H: 2 E: 0 LOB: 1 K: 0 BB: 0 S: 4 P: 4	R: 0 H: 0 E: 0 LOB: 1 K: 1 BB: 1 S: 5 P: 9	R: 0 H: 0 E: 0 LOB: 0 K: 1 BB: 0 S: 5 P: 5	R: 0 H: 1 E: 0 LOB: 2 K: 1 BB: 0 S: 7 P: 7	R: 0 H: 1 E: 0 LOB: 1 K: 0 BB: 0 S: 4 P: 4	R: 0 H: 0 E: 0 LOB: 0 K: 1 BB: 0 S: 5 P: 5	R: 0 H: 0 E: 0 LOB: 0 K: 0 BB: 0 S: 3 P: 3	R: 1 H: 2 E: 0 LOB: 1 K: 0 BB: 0 S: 3 P: 3	1B: 8 SF: 0 2B: 1 SAC: 2 3B: 1 DP: 0 HR: 0 HBP: 0		WP: 0 PA: 42 PB: 0 SB: 2 CS: 0
PITCHER	IP WLS BF H R ER SO BB IBB HBP BLK WP HR S P ERA WHIP													
Steve Mura, R ERA: 3.33 (1, 1)	9.0 36 8 1 1 5 1 0 0 0 0 0 0 45 49 1.00 1.000													
John Littlefield, R ERA: 4.26 (10, 1)	1.1 L 6 2 1 1 0 0 0 0 0 0 0 0 6 6 6.75 1.500													

Batter	1	2	3	4	5	6	7	8	9	AB R H RBI BB SO LOB	TOP	
Gene Richards, L (1, 7) OBP: 0.295, SLG: 0.265	0-0 3-1		0-0 1B			0-0 1-3		0-0 SH5-4		3 0 1 0 0 0 0	San Diego Padres @ Los Angeles Dodgers Dodger Stadium, Los Angeles, CA Sun Apr 26 1981, 3:33 AM PDT Att: 50,533 - Unknown livebaseballscorecards.com	
Ozzie Smith, S (1, 6) OBP: 0.307, SLG: 0.215	4-0 CS BB		0-0 1-3 1B			0-0 CS 1B		0-0 6-3		3 0 2 0 1 0 2		
Ruppert Jones, L (1, 8) OBP: 0.257, SLG: 0.262	0-0 F7 1-2		0-0 F7			0-3 K 1-2		0-0 2B		4 0 1 1 0 1 4		
Barry Evans, R (1, 4) OBP: 0.389, SLG: 0.333 Gary Lucas, L (8, 1)		0-0 6-3		0-0 1-3			4-0 SH5-3 1B G3 BB	0-0 6-3		3 1 0 0 1 0 2 0 0 0 0 0 0 0		
Luis Salazar, R (1, 5) OBP: 0.290, SLG: 0.309		0-0 F3		0-0 G3			0-0 SH5-3 1B		0-0 L6	4 0 1 0 0 0 0		
Randy Bass, L (1, 3) OBP: 0.295, SLG: 0.352		0-0 FC6-4 1B		0-0 1-3			0-0 SH5-3 1-2 2-3		0-0 F9	3 0 1 0 0 0 0		
Dave Edwards, R (1, 9) OBP: 0.190, SLG: 0.105		0-0 FC6-4 1-2f		0-0 6-3			0-0 G3		0-0 6-3	4 0 0 1 0 0 2		
Steve Swisher, R (1, 2) OBP: 0.250, SLG: 0.250			0-3 K		0-0 5-3		0-0 4-3			3 0 0 0 0 1 1		
Juan Eichelberger, R (1, 1) OBP: 0.125, SLG: 0.125 Craig Stimac, R (8, PH) OBP: 0.333, SLG: 0.333 Juan Bonilla, R (8, PR) OBP: 0.257, SLG: 0.273 Mike Phillips, L (8, 4) OBP: 0.211, SLG: 0.316			0-3 K		0-0 1-6-3			0-0 6-3 SH5-4 2B 1B		2 0 0 0 0 1 0 1 0 1 0 0 0 0 0 1 0 0 0 0 0 0 0 0 0 0 0 0		
Inning Stats	R: 0 E: 0 K: 0 S: 2 H: 0 LOB: 0 BB: 1 P: 6	R: 0 E: 0 K: 0 S: 4 H: 1 LOB: 1 BB: 0 P: 4	R: 0 E: 0 K: 2 S: 9 H: 2 LOB: 2 BB: 0 P: 9	R: 0 E: 0 K: 0 S: 3 H: 0 LOB: 0 BB: 0 P: 3	R: 0 E: 0 K: 0 S: 3 H: 0 LOB: 0 BB: 0 P: 3	R: 0 E: 0 K: 1 S: 5 H: 1 LOB: 0 BB: 0 P: 5	R: 1 E: 0 K: 0 S: 4 H: 1 LOB: 1 BB: 1 P: 8	R: 1 E: 0 K: 0 S: 5 H: 2 LOB: 2 BB: 0 P: 5	R: 0 E: 0 K: 0 S: 3 H: 0 LOB: 0 BB: 0 P: 3	1B: 6 2B: 1 3B: 0 HR: 0 SF: 0 SAC: 2 DP: 0 HBP: 0		WP: 0 PB: 0 SB: 0 CS: 2 PA: 34
PITCHER Jerry Reuss, L (1, 1) ERA: 1.59	IP: 9.0 WLS: W BF: 34 H: 7 R: 2 ER: 2 SO: 3 BB: 2 IBB: 0 HBP: 0 BLK: 0 WP: 0 HR: 0 S: 38 P: 46 ERA: 2.00 WHIP: 1.000											PITCHER IP: WLS: BF: H: R: ER: SO: BB: IBB: HBP: BLK: WP: HR: S: P: ERA: WHIP

Batter	1	2	3	4	5	6	7	8	9	AB R H RBI BB SO LOB	TOP													
Joe Morgan, L (1, 4) OBP: 0.303, SLG: 0.304	4-0 BB S	0-0 4-3			4-0 BB G6-4-3		0-0 G3			2 0 0 0 2 0 2	<p>San Francisco Giants @ Los Angeles Dodgers</p> <p>Dodger Stadium, Los Angeles, CA</p> <p>Mon Apr 27 1981, 7:05 PM PDT</p> <p>Att: 49,478 - Unknown</p>													
Enos Cabell, R (1, 3) OBP: 0.310, SLG: 0.324	0-0 L1		0-0 CS 1B		0-0 G6-4-3		0-0 5-3			4 0 1 0 0 0 2														
Jack Clark, R (1, 9) OBP: 0.282, SLG: 0.242	4-0 BB		0-0 F7		0-0 6-3		0-0 F7			3 0 0 0 1 0 1														
Darrell Evans, L (1, 5) OBP: 0.333, SLG: 0.359	0-0 F8		0-3 K		0-0 1B 1B		0-0 G3			4 0 1 0 0 1 2														
Larry Herndon, R (1, 7) OBP: 0.353, SLG: 0.424	0-3 K			0-0 F9		0-0 G4-6-3 1B		0-0 1B		4 0 2 0 0 1 2														
Jerry Martin, R (1, 8) OBP: 0.290, SLG: 0.267		0-0 1B 1B		0-0 PB 1B		0-3 K		0-0 F8		4 0 2 0 0 1 3														
Milt May, L (1, 2) OBP: 0.362, SLG: 0.370		0-0 1B		0-0 F8		0-0 G4-6-3		0-0 F7		4 0 1 0 0 0 4														
Johnnie LeMaster, R (1, 6) OBP: 0.288, SLG: 0.226		0-0 F4		4-0 IBB		0-3 K		0-3 K		2 0 0 0 1 1 2														
Jim Wohlford, R (9, PH) OBP: 0.364, SLG: 0.636										1 0 0 0 0 1 1														
Tom Griffin, R (1, 1) Rennie Stennett, R (7, PH) Fred Breining, R (7, 1)		0-3 K		0-3 K		0-0 5-3				2 0 0 0 0 2 4	<p>AB 31</p> <p>R 0</p> <p>H 7</p> <p>RBI 0</p> <p>BB 4</p> <p>SO 7</p> <p>LOB 23</p>													
										1 0 0 0 0 0 0														
Inning Stats	R: 0 E: 0 K: 1 S: 5	H: 0 LOB: 2 BB: 2 P: 13	R: 0 E: 0 K: 1 S: 7	H: 2 LOB: 2 BB: 0 P: 7	R: 0 E: 0 K: 1 S: 5	H: 1 LOB: 0 BB: 0 P: 5	R: 0 E: 0 K: 1 S: 6	H: 1 LOB: 2 BB: 1 P: 10	R: 0 E: 0 K: 0 S: 2	H: 0 LOB: 0 BB: 1 P: 6	R: 0 E: 0 K: 1 S: 6		H: 2 LOB: 1 BB: 0 P: 6	R: 0 E: 0 K: 1 S: 5	H: 0 LOB: 0 BB: 0 P: 5	R: 0 E: 0 K: 0 S: 3	H: 0 LOB: 0 BB: 0 P: 3	R: 0 E: 0 K: 1 S: 6	H: 1 LOB: 1 BB: 0 P: 6	R: 0 E: 0 K: 1 S: 6	H: 1 LOB: 1 BB: 0 P: 6	1B: 7 2B: 0 3B: 0 HR: 0	SF: 0 SAC: 0 DP: 2 HBP: 0	WP: 0 PB: 1 SB: 1 CS: 1
PITCHER Fernando Valenzuela, L (1, 1) ERA: 0.2	IP 9.0 WLS W BF 35 H 7 R 0 ER 0 SO 7 BB 3 IBB 1 HBP 0 BLK 0 WP 0 HR 0 S 45 P 61 ERA 0.00 WHIP 1.111																				PITCHER	IP WLS BF H R ER SO BB IBB HBP BLK WP HR S P ERA WHIP		

Batter	1	2	3	4	5	6	7	8	9
Davey Lopes, R OBP: 0.246, SLG: 0.197 (1, 4)	0-0 F7		0-0 F8	0-0 1B		0-0 SH2-4	0-0 FC6-4		
Ken Landreaux, L OBP: 0.352, SLG: 0.462 (1, 8)	0-3 K		0-0 1B	0-0 1B		4-0 IBB		0-0 5-3	
Dusty Baker Jr., R OBP: 0.368, SLG: 0.492 (1, 7)	0-0 1-3		4-0 BB	0-3 K		0-0 F2		0-0 6-3	
Steve Garvey, R OBP: 0.270, SLG: 0.449 (1, 3)		4-0 BB	0-3 K		0-0 3-1	0-0 FC5		0-0 2B	
Ron Cey, R OBP: 0.375, SLG: 0.371 (1, 5)		0-0 6-3		0-0 F7	4-0 FC5		0-3 K	0-3 K	
Pedro Guerrero, R OBP: 0.339, SLG: 0.446 (1, 9)		0-0 F7		0-0 F8	0-0 2-3		0-0 1B		
Mike Scioscia, L OBP: 0.362, SLG: 0.385 (1, 2)		4-0 IBB		0-0 1B	4-0 IBB		4-0 1B		
Bill Russell, R OBP: 0.263, SLG: 0.255 (1, 6)		0-0 F2		0-0 1B	0-0 FC5		0-0 FC6-4		
Fernando Valenzuela, L OBP: 0.438, SLG: 0.438 (1, 1)			0-0 WP	0-0 1B		0-0 FC5	0-0 F7		

Inning Stats	R: 0	H: 0	E: 0	K: 1	S: 5	LOB: 0	BB: 0	P: 5
	R: 0	H: 0	E: 0	K: 0	S: 3	LOB: 2	BB: 2	P: 11
	R: 0	H: 2	E: 0	K: 1	S: 6	LOB: 2	BB: 1	P: 10
	R: 4	H: 5	E: 0	K: 1	S: 10	LOB: 1	BB: 0	P: 10
	R: 0	H: 0	E: 0	K: 0	S: 3	LOB: 2	BB: 2	P: 11
	R: 0	H: 1	E: 0	K: 0	S: 4	LOB: 2	BB: 1	P: 8
	R: 1	H: 2	E: 0	K: 1	S: 7	LOB: 2	BB: 1	P: 11
	R: 0	H: 1	E: 0	K: 1	S: 6	LOB: 1	BB: 0	P: 6

PITCHER	IP	WLS	BF	H	R	ER	SO	BB	IBB	HBP	BLK	WP	HR	S	P	ERA	WHIP
Tom Griffin, R ERA: 4.74 (1, 1)	6.0	L	31	8	4	4	3	3	3	0	0	1	0	31	55	6.00	1.833
Fred Breining, R ERA: 2.19 (7, 1)	2.0		10	3	1	1	2	0	1	0	0	0	0	13	17	4.50	1.500

BOTTOM

San Francisco Giants @ Los Angeles Dodgers
 Dodger Stadium, Los Angeles, CA
 Mon Apr 27 1981, 7:05 PM PDT
 Att. 49,478 - Unknown

AB	R	H	RBI	BB	SO	LOB
4	1	1	1	0	0	3
4	0	2	2	1	1	0
4	0	0	0	1	1	3
4	0	1	0	1	1	4
4	0	0	0	1	2	2
4	1	1	0	0	0	2
1	1	1	0	3	0	0
4	1	2	1	0	0	4
4	1	3	1	0	0	2

AB	33
R	5
H	11
RBI	5
BB	7
SO	5
LOB	20

WP: 1 PA: 41
 PB: 0 SB: 2 CS: 0



1B	2B	3B	HR	SF	SAC	DP	HBP
9	2	0	0	0	1	0	0

Batter	1	2	3	4	5	6	7	8	9	AB R H RBI BB SO LOB	TOP	
Bill North, S OBP: 0.406, SLG: 0.346 (1, 8) X	0-0 1-3 ①		0-0 S 1B 2B		0-0 3-1 ②		0-0 F8 ③		0-0 G6-4-3 ② ③	5 1 1 1 0 0 1		
Enos Cabell, R OBP: 0.320, SLG: 0.347 (1, 3) X	0-0 F9 ②		0-0 2-H 1B		0-0 F7 ③			0-0 HR 2B		4 1 2 1 0 0 0		
Joe Morgan, L OBP: 0.314, SLG: 0.356 (1, 4) X	0-0 F7 ③		0-0 F4 ③			0-0 HR		4-0 HR BB		3 2 1 1 1 0 1		
Darrell Evans, L OBP: 0.316, SLG: 0.338 (1, 5)		0-0 3-1 ①		0-0 1-3 ①		0-0 1-3 ①		0-3 K ①		4 0 0 0 0 1 2		
Jack Clark, R OBP: 0.307, SLG: 0.297 (1, 9) X		0-0 6-3 ②		4-0 BB BB		4-0 BB		0-0 1-H 2-H HR		2 1 1 3 2 0 0		
Larry Herndon, R OBP: 0.333, SLG: 0.400 (1, 7) X		0-0 F3 ③		0-0 F9 ②		0-0 F9 ②		0-0 4-3 ②		4 0 0 0 0 0 2		
Milt May, L OBP: 0.371, SLG: 0.357 (1, 2)			4-0 4-3 2B BB G3	4-0 1-2 BB		0-0 F3 ③		0-0 6-3 ③		2 1 0 0 2 0 1		
Billy Smith, S OBP: 0.267, SLG: 0.154 (1, 6)			0-0 G3 ①	0-3 K ③			0-3 K ①		0-0 5-3 ①	3 0 0 0 0 2 3		
Johnnie LeMaster, R OBP: 0.283, SLG: 0.222 (7, 6)			1-2							1 0 0 0 0 0 0		
Allen Ripley, R OBP: 0.100, SLG: 0.100 (1, 1) X			0-0 4-3 ②		0-0 G3 ①		0-3 K ②		0-0 G6-4-3 1B	4 0 1 0 0 1 1		
Inning Stats	R: 0 H: 0 E: 0 LOB: 0 K: 0 BB: 0 S: 3 P: 3	R: 0 H: 0 E: 0 LOB: 0 K: 0 BB: 0 S: 3 P: 3	R: 2 H: 2 E: 0 LOB: 1 K: 0 BB: 1 S: 5 P: 9	R: 0 H: 0 E: 0 LOB: 2 K: 1 BB: 2 S: 5 P: 13	R: 0 H: 0 E: 0 LOB: 0 K: 0 BB: 0 S: 3 P: 3	R: 1 H: 1 E: 0 LOB: 1 K: 0 BB: 1 S: 4 P: 8	R: 0 H: 0 E: 0 LOB: 0 K: 2 BB: 0 S: 7 P: 7	R: 3 H: 2 E: 0 LOB: 0 K: 1 BB: 1 S: 7 P: 11	R: 0 H: 1 E: 0 LOB: 0 K: 0 BB: 0 S: 3 P: 3	1B: 2 SF: 0 2B: 2 SAC: 0 3B: 0 DP: 1 HR: 2 HBP: 0	WP: 0 PA: 37 PB: 0 SB: 1 CS: 0	
PITCHER	IP WLS BF H R ER SO BB IBB HBP BLK WP HR S P ERA WHIP											
Rick Sutcliffe, R ERA: 2.3 (1, 1)	6.0 L 25 3 3 3 1 4 0 0 0 0 1 23 39 4.50 1.167											
Dave Goltz, R ERA: 3.38 (7, 1)	2.0 9 2 3 3 3 1 0 0 0 0 0 1 14 18 13.50 1.500											
Terry Forster, L ERA: 2.7 (9, 1)	1.0 3 1 0 0 0 0 0 0 0 0 0 0 3 3 0.00 1.000											

San Francisco Giants @ Los Angeles Dodgers
 Dodger Stadium, Los Angeles, CA
 Tue Apr 28 1981, 7:05 PM PDT
 Att: 39,899 - Unknown

livebaseballscorecards.com

AB 32
 R 6
 H 6
 RBI 6
 BB 5
 SO 4
 LOB 11



Batter	1	2	3	4	5	6	7	8	9	AB R H RBI BB SO LOB
Davey Lopes, R (1, 4) OBP: 0.233, SLG: 0.185	0-0 F7			0-0 5-3		0-3 K			0-0 F8	4 0 0 0 0 1 0
Ken Landreaux, L (1, 8) OBP: 0.347, SLG: 0.493	0-0 G3			0-0 F9			0-0 F7		0-0 HR	4 1 1 1 0 0 0
Dusty Baker Jr., R (1, 7) OBP: 0.361, SLG: 0.478	0-0 5-3			0-3 K			0-0 FC5-4 1B		0-3 K	4 0 1 0 0 2 0
Steve Garvey, R (1, 3) OBP: 0.236, SLG: 0.425		0-3 K			0-0 F8		0-0 FC5-4 1-2f		0-0 F9	4 0 0 0 0 1 1
Ron Cey, R (1, 5) OBP: 0.373, SLG: 0.359		0-0 5-3			4-0 BB BB		0-3 K			2 0 0 0 1 1 1
Pedro Guerrero, R (1, 9) OBP: 0.354, SLG: 0.448		0-3 K			4-0 BB BB			0-0 1B		2 0 1 0 1 1 0
Mike Scioscia, L (1, 2) OBP: 0.340, SLG: 0.357			0-0 F8		0-0 G4-6-3 1-2f			0-0 F7		3 0 0 0 0 0 3
Bill Russell, R (1, 6) OBP: 0.250, SLG: 0.241			0-3 K			0-0 6-3		0-0 F5		3 0 0 0 0 1 1
Rick Sutcliffe, L (1, 1) OBP: 0.222, SLG: 0.125			0-0 2-3			0-3 K		0-0 3-1		1 0 0 0 0 0 0
Jay Johnstone, L (6, PH) OBP: 0.125, SLG: 0.125										1 0 0 0 0 1 0
Dave Goltz, R (7, 1)										0 0 0 0 0 0 0
Rick Monday, L (8, PH) OBP: 0.250, SLG: 0.300										1 0 0 0 0 0 1
Terry Forster, L (9, 1)										0 0 0 0 0 0 0

Inning Stats	R: 0 E: 0 K: 0 S: 3	H: 0 LOB: 0 BB: 0 P: 3	R: 0 E: 0 K: 2 S: 7	H: 0 LOB: 0 BB: 0 P: 7	R: 0 E: 0 K: 1 S: 5	H: 0 LOB: 0 BB: 0 P: 5	R: 0 E: 0 K: 1 S: 5	H: 0 LOB: 1 BB: 2 P: 10	R: 0 E: 0 K: 2 S: 7	H: 0 LOB: 0 BB: 0 P: 7	R: 0 E: 0 K: 1 S: 6	H: 1 LOB: 1 BB: 0 P: 6	R: 0 E: 0 K: 0 S: 4	H: 1 LOB: 1 BB: 0 P: 4	R: 1 E: 0 K: 1 S: 6	H: 1 LOB: 0 BB: 0 P: 6	1B: 2 2B: 0 3B: 0 HR: 1	SF: 0 SAC: 0 DP: 1 HBP: 0	WP: 0 PB: 0 SB: 0 CS: 0	PA: 31
--------------	------------------------------	---------------------------------	------------------------------	---------------------------------	------------------------------	---------------------------------	------------------------------	----------------------------------	------------------------------	---------------------------------	------------------------------	---------------------------------	------------------------------	---------------------------------	------------------------------	---------------------------------	----------------------------------	------------------------------------	----------------------------------	--------

PITCHER	IP	WLS	BF	H	R	ER	SO	BB	IBB	HBP	BLK	WP	HR	S	P	ERA	WHIP
Allen Ripley, R (1, 1) ERA: 2.51	9.0	W	31	3	1	1	8	2	0	0	0	0	1	45	53	1.00	0.556

BOTTOM

San Francisco Giants @ Los Angeles Dodgers
Dodger Stadium, Los Angeles, CA

Tue Apr 28 1981, 7:05 PM PDT
Att. 39,899 - Unknown

AB	29
R	1
H	3
RBI	1
BB	2
SO	8
LOB	7

Batter	1	2	3	4	5	6	7	8	9	AB R H RBI BB SO LOB	TOP		
Bill North, S OBP: 0.397, SLG: 0.327 (1, 8) X	0-0 F3		4-0 2B BB	0-0 6-3			0-0 4-3			3 0 0 1 1 0 1	San Francisco Giants @ Los Angeles Dodgers Dodger Stadium, Los Angeles, CA Wed Apr 29 1981, 7:05 PM PDT Att: 39,110 - Unknown		
Enos Cabell, R OBP: 0.316, SLG: 0.355 (1, 3) X	0-0 F9		0-0 1-3 2B			0-0 6-3				4 0 1 0 0 0 0			
Joe Morgan, L OBP: 0.297, SLG: 0.333 (1, 4) S S S	0-3 K		0-3 K			0-0 F8		0-3 K		4 0 0 0 0 3 2			
Darrell Evans, L OBP: 0.301, SLG: 0.319 (1, 5) S S S		0-3 K	0-0 F8			0-0 4-3		0-0 F8		4 0 0 0 0 1 2			
Jack Clark, R OBP: 0.304, SLG: 0.284 (1, 9) X		0-0 F9		4-0 2B BB		0-0 6-3		0-0 1-3		3 1 0 0 1 0 0			
Larry Herndon, R OBP: 0.342, SLG: 0.419 (1, 7) X		0-0 BB 1B		0-0 2B		0-0 F9		0-0 F4		4 1 2 0 0 0 0			
Milt May, L OBP: 0.379, SLG: 0.373 (1, 2) B B B		4-0 1-2 BB		0-0 2B		0-0 4-3		0-3 K		3 0 1 2 1 1 0			
Johnnie LeMaster, R OBP: 0.281, SLG: 0.241 (1, 6) X	0-0 F5			0-0 F9			0-0 SH1-4 4-3 2B		0-0 F3	4 1 1 0 0 0 3			
Vida Blue, S OBP: 0.273, SLG: 0.300 Greg Minton, S (9, 1)			0-3 K	0-3 K			0-0 SH1-4 2-3			2 0 0 0 0 2 1 0 0 0 0 0 0 0			
Inning Stats	R: 0 H: 0 E: 0 LOB: 0 K: 1 BB: 0 S: 5 P: 5	R: 0 H: 1 E: 0 LOB: 2 K: 1 BB: 1 S: 6 P: 10	R: 0 H: 1 E: 0 LOB: 2 K: 2 BB: 1 S: 8 P: 12	R: 2 H: 2 E: 0 LOB: 1 K: 1 BB: 1 S: 7 P: 11	R: 0 H: 0 E: 0 LOB: 0 K: 0 BB: 0 S: 3 P: 3	R: 0 H: 0 E: 0 LOB: 0 K: 0 BB: 0 S: 3 P: 3	R: 1 H: 1 E: 0 LOB: 0 K: 0 BB: 0 S: 4 P: 4	R: 0 H: 0 E: 0 LOB: 0 K: 1 BB: 0 S: 5 P: 5	R: 0 H: 0 E: 0 LOB: 0 K: 1 BB: 0 S: 5 P: 5	1B: 1 SF: 0 2B: 4 SAC: 1 3B: 0 DP: 0 HR: 0 HBP: 0	WP: 0 PA: 35 PB: 0 SB: 0 CS: 0		
PITCHER	IP WLS BF H R ER SO BB IBB HBP BLK WP HR S P ERA WHIP											PITCHER	IP WLS BF H R ER SO BB IBB HBP BLK WP HR S P ERA WHIP
Bob Welch, R ERA: 3.8 (1, 1)	8.0 L 32 5 3 3 6 3 0 0 0 0 0 0 41 53 3.38 1.000												
Bobby Castillo, R ERA: 3.86 (9, 1)	1.0 3 0 0 0 1 0 0 0 0 0 0 0 5 5 0.00 0.000												

livebaseballscorecards.com

AB	31
R	3
H	5
RBI	3
BB	3
SO	7
LOB	9



Batter	1	2	3	4	5	6	7	8	9	AB R H RBI BB SO LOB
Derrel Thomas, S (1, 4) OBP: 0.300, SLG: 0.300	0-0 4-3		0-0 SH2-4		0-0 F9			0-0 4-3		3 0 0 0 0 0 0
Ken Landreaux, L (1, 8) OBP: 0.342, SLG: 0.479	0-3 K		0-0 L8-4			0-0 L4-3 1B		0-0 F8		4 0 1 0 0 1 1
Dusty Baker Jr., R (1, 7) OBP: 0.368, SLG: 0.479	0-0 1B			0-0 F3		0-0 L4-3		0-0 HR 1B		4 1 2 0 0 0 1
Steve Garvey, R (1, 3) OBP: 0.268, SLG: 0.481	0-0 F9			0-0 2B		0-3 K		0-0 HR		4 1 2 2 0 1 1
Ron Cey, R (1, 5) OBP: 0.380, SLG: 0.348		0-3 K		4-0 BB			0-0 6-3	4-0 BB		2 0 0 0 2 1 0
Pedro Guerrero, R (1, 9) OBP: 0.338, SLG: 0.426		0-0 F9		0-3 K			0-0 F3	0-3 K		3 0 0 0 0 1 2
Rick Monday, L (9, PH) OBP: 0.231, SLG: 0.273										1 0 0 0 0 1 1
Steve Yeager, R (1, 2) OBP: 0.316, SLG: 0.412		4-0 BB		0-0 F2			0-0 6-3	0-0 F7		2 0 0 0 1 0 2
Reggie Smith, S (9, PH) OBP: 0.200, SLG: 0.400										1 0 0 0 0 0 1
Bill Russell, R (1, 6) OBP: 0.242, SLG: 0.233		0-0 FC6-4						0-0 F9		2 0 0 0 0 0 1
Joe Ferguson, R (8, PH) OBP: 0.250, SLG: 0.250										1 0 0 0 0 0 0
Bobby Castillo, R (9, 1) OBP: 0.333, SLG: 0.333		0-0 1-2f								0 0 0 0 0 0 0
Bob Welch, R (1, 1) OBP: 0.250, SLG: 0.250			0-0 L8-4 SH2-4 1B					0-0 F7		2 0 1 0 0 0 0
Davey Lopes, R (8, PH) OBP: 0.230, SLG: 0.182										1 0 0 0 0 0 0
Pepe Frias, R (9, 6)										0 0 0 0 0 0 0

Inning Stats	R: 0	H: 1	E: 0	K: 1	S: 6	H: 0	LOB: 1	BB: 0	P: 6	R: 0	H: 0	E: 0	K: 1	S: 5	H: 0	LOB: 1	BB: 1	P: 9	R: 0	H: 1	E: 0	K: 0	S: 3	H: 0	LOB: 0	BB: 0	P: 3	R: 0	H: 1	E: 0	K: 1	S: 6	H: 0	LOB: 2	BB: 1	P: 10	R: 0	H: 0	E: 0	K: 0	S: 3	H: 0	LOB: 0	BB: 0	P: 3	R: 0	H: 1	E: 0	K: 1	S: 5	H: 0	LOB: 0	BB: 0	P: 5	R: 0	H: 0	E: 0	K: 0	S: 3	H: 0	LOB: 0	BB: 0	P: 3	R: 0	H: 0	E: 0	K: 0	S: 3	R: 2	H: 2	E: 0	K: 1	S: 7	H: 2	LOB: 1	BB: 1	P: 11	1B: 4	2B: 3	3B: 0	HR: 1	SF: 0	SAC: 1	DP: 2	HBP: 0	WP: 0	PB: 0	SB: 0	CS: 0	PA: 34
--------------	------	------	------	------	------	------	--------	-------	------	------	------	------	------	------	------	--------	-------	------	------	------	------	------	------	------	--------	-------	------	------	------	------	------	------	------	--------	-------	-------	------	------	------	------	------	------	--------	-------	------	------	------	------	------	------	------	--------	-------	------	------	------	------	------	------	------	--------	-------	------	------	------	------	------	------	------	------	------	------	------	------	--------	-------	-------	-------	-------	-------	-------	-------	--------	-------	--------	-------	-------	-------	-------	--------

PITCHER	IP	WLS	BF	H	R	ER	SO	BB	IBB	HBP	BLK	WP	HR	S	P	ERA	WHIP
Vida Blue, L (1, 1) ERA: 2.43	8.1	W	31	6	2	2	4	2	0	0	0	0	1	37	45	2.16	0.960
Greg Minton, R (9, 1) ERA: 3.18	0.2	S	3	0	0	0	1	1	0	0	0	0	0	4	8	0.00	1.500

BOTTOM

San Francisco Giants @ Los Angeles Dodgers
Dodger Stadium, Los Angeles, CA

Wed Apr 29 1981, 7:05 PM PDT
 Att. 39,110 - Unknown

AB	30
R	2
H	6
RBI	2
BB	3
SO	5
LOB	10



PITCHER	IP	WLS	BF	H	R	ER	SO	BB	IBB	HBP	BLK	WP	HR	S	P	ERA	WHIP
---------	----	-----	----	---	---	----	----	----	-----	-----	-----	----	----	---	---	-----	------

Batter	1	2	3	4	5	6	7	8	9	10	11	12	13	AB R H RBI BB SO LOB	TOP																
Davey Lopes, R OBP: 0.238, SLG: 0.183 Bobby Castillo, R OBP: 0.500, SLG: 0.750	F8		4-3		BB 1B		F2	BB 1B		L8			P4 2B	5 1 1 0 1 0 3 1 0 1 0 0 0 0	Los Angeles Dodgers @ Montreal Expos Olympic Stadium, Montreal, QB Fri May 01 1981, 7:05 PM EDT Att. 28,179 - Unknown livebaseballscorecards.com																
Ken Landreaux, L OBP: 0.337, SLG: 0.456	F5			F7	BB 1B 4-3		1-3	BB 1B			4-1		P4 2B	6 1 1 3 1 0 1																	
Dusty Baker Jr., R OBP: 0.398, SLG: 0.494	CS 1B			WP 2B	BB 1B 4-3			L3			E7 3-1		1B	6 1 4 2 1 0 2																	
Steve Garvey, R OBP: 0.247, SLG: 0.440	CS	F7		F9	BB 1B 4-3		F8		F5		3-1		L6	7 0 0 1 0 0 5																	
Ron Cey, R OBP: 0.376, SLG: 0.352		6-3		1-H 2B	F8		1-3		F2				IBB	5 0 1 1 1 0 1																	
Rick Monday, L OBP: 0.263, SLG: 0.471		4-3		K	FC5-4 1B			HR	K		K		K	6 1 2 1 0 3 3																	
Mike Scioscia, L OBP: 0.382, SLG: 0.391 Pepe Frias, R (10, PR)				6-4-3 1B	BB 1B		F9	FC6-4 1B		4-3 SH1-4 BB		6-3		4 1 3 0 1 0 1 0 0 0 0 0 0 0 1 0 0 0 0 0 0																	
Bill Russell, R OBP: 0.239, SLG: 0.231		6-4-3		BB 1B	BB 1B		FC5-4 BLK	FC6-4 BB 1B		SH1-4		K		5 2 1 0 0 1 3																	
Burt Hooton, R Dave Stewart, R Jody Atkinson, L Dave Goff, R Joe Ferguson, R Terry Forster, L Reggie Smith, S Steve Hideo, L Derrel Thomas, S		5-3		F8	F8		K	BB 1B		4-3		F8		1 0 0 0 0 0 0 1 0 0 0 0 0 0 0 0 1 0 0 0 0 0 0 2 0 0 0 0 0 0 0 0 1 0 0 0 0 0 0 1 0 0 0 0 0 0 0 0 0 1 0 0 0 1 0 0 0 0 0 0 0 0 0 0 2 0 0 0 0 0 0 2																	
Inning Stats	R: 0 E: 0 K: 0 S: 3	H: 1 LOB: 0 BB: 0 P: 3	R: 0 E: 0 K: 0 S: 3	H: 0 LOB: 0 BB: 0 P: 3	R: 0 E: 0 K: 0 S: 4	H: 1 LOB: 1 BB: 0 P: 4	R: 1 E: 0 K: 1 S: 6	H: 1 LOB: 1 BB: 1 P: 10	R: 4 E: 0 K: 0 S: 7	H: 4 LOB: 1 BB: 1 P: 11	R: 0 E: 0 K: 0 S: 6	H: 1 LOB: 1 BB: 0 P: 6	R: 0 E: 0 K: 0 S: 4	H: 1 LOB: 1 BB: 0 P: 4		R: 3 E: 0 K: 0 S: 6	H: 3 LOB: 2 BB: 2 P: 14	R: 0 E: 0 K: 1 S: 5	H: 0 LOB: 0 BB: 0 P: 5	R: 0 E: 0 K: 0 S: 3	H: 0 LOB: 2 BB: 1 P: 7	R: 0 E: 1 K: 1 S: 6	H: 0 LOB: 2 BB: 1 P: 10	R: 0 E: 0 K: 1 S: 5	H: 0 LOB: 0 BB: 0 P: 5	R: 0 E: 0 K: 0 S: 4	H: 2 LOB: 1 BB: 0 P: 4	1B: 11 2B: 2 3B: 0 HR: 1	SF: 0 SAC: 1 DP: 0 HBP: 0	WP: 1 PB: 0 SB: 0 CS: 1	PA: 59
PITCHER	IP WLS BF H R ER SO BB IBB HBP BLK WP HR S P ERA WHIP	IP WLS BF H R ER SO BB IBB HBP BLK WP HR S P ERA WHIP														IP WLS BF H R ER SO BB IBB HBP BLK WP HR S P ERA WHIP															
Ray Burris, R ERA: 3.65	(1, 1) 4.1	(5, 1) 3.1	(8, 1) 0.1	(9, 1) 2.0	(11, 1) 3.0														(1, 1) 4.1												
Stephen Ratzler, R ERA: 3.86	(5, 1) 3.1	(8, 1) 0.1	(9, 1) 2.0	(11, 1) 3.0														(5, 1) 3.1													
Woodie Fryman, L ERA:	(8, 1) 0.1	(9, 1) 2.0	(11, 1) 3.0														(8, 1) 0.1														
Elias Sosa, R ERA:	(9, 1) 2.0	(11, 1) 3.0														(9, 1) 2.0															
Bill Lee, L ERA: 0.96	(11, 1) 3.0														(11, 1) 3.0																



Batter	1	2	3	4	5	6	7	8	9	10	11	12	13	AB R H RBI BB SO LOB
Tim Raines, S OBP: 0.476, SLG: 0.478 (1, 7) (8, 4)	4-0 SH1-3 BB		0-0 S 1B 1B	0-3 K		0-0 6-3		4-0 FC5-4 BB		0-0 F7			0-0 HR	5 2 2 1 2 1 2
Rodney Scott, S OBP: 0.262, SLG: 0.139 (1, 4) Jerry Manuel, S OBP: 0.300, SLG: 0.458 (5, 4) Rowland Office, L OBP: 0.111, SLG: 0.111 (8, 9)	0-0 SH1-3 1-3		0-0 HBP 1B 1B	4-0 WP 7-2 BB		4-0 1B WP BB		0-0 FC5-4 FC6-4 1-2f		0-0 G3				1 1 1 1 1 0 0 0 1 0 0 1 0 0 2 0 0 0 0 0 3
Andre Dawson, R OBP: 0.406, SLG: 0.617 (1, 8)	4-0 S BB		1-0 1B 1-2 HBP	0-0 7-2 1-Hf		0-0 WP 1B		0-0 FC6-4 1-2f		0-0 P4				4 1 1 0 1 0 2
Gary Carter, R OBP: 0.412, SLG: 0.600 (1, 2)	0-3 K 1-2		0-0 E SF7 1B 1-2 2-H		0-0 HR 1B		0-0 L7 1-2 3-H		0-0 F8		4-0 CS BB			5 2 2 1 1 1 3
Larry Parrish, R OBP: 0.313, SLG: 0.333 (1, 5)	0-0 P4		0-0 E9 2B 1B 1-3 2-H		0-0 F8 1B		0-0 5-3		0-0 G6-4-3 1B		0-3 K 1-2			6 1 2 1 0 1 4
Warren Cromartie, L OBP: 0.345, SLG: 0.461 (10, 3) Willie Montanez, L OBP: 0.214, SLG: 0.154 (10, 3)		0-0 4-3	0-0 SF7 3-H		0-0 HR		0-3 K		0-0 G6-4-3 1-2f		0-0 P6			4 1 1 3 0 1 1 1 0 0 0 0 0 0
Jerry White, S OBP: 0.429, SLG: 0.692 (1, 9) (8, 7)		0-0 G3	0-0 2B		4-0 1-3 BB		0-0 1B			0-0 SH2-4 1B		0-0 L6		5 0 3 1 1 0 0
Chris Speier, R OBP: 0.288, SLG: 0.322 (1, 6)		0-0 F3	4-0 IBB		0-0 1-3		0-3 K2-3			0-0 SH2-4 1-2		0-0 F7		4 0 0 0 1 1 2
Ray Burris, R OBP: 0.400, SLG: 0.266 (5, 1) Stephen Rätzer, R (8, 1) Woodie Fryman, R (8, 1) Tim Wallach, R OBP: 0.313, SLG: 0.467 (8, PF) Elias Sosa, R OBP: 1.000, SLG: 1.000 (9, 1) Tom Hutton, L OBP: 1.000, SLG: 0.500 (10, PF) Bill Lee, L OBP: 0.500, SLG: 0.500 (11, 1)			K			0-0 1-3		0-3 K		4-0 BB			0-0 G3	2 0 0 0 0 0 1 2 1 0 0 0 0 0 0 0 0 0 0 0 0 0 0 0 1 0 0 0 0 0 1 0 0 0 0 0 0 0 0 0 0 0 0 0 1 0 0 0 1 0 0 0 0 0 0 0

Inning Stats	R: 0	H: 0	R: 0	H: 0	R: 5	H: 5	R: 0	H: 0	R: 2	H: 2	R: 1	H: 1	R: 0	H: 0	R: 0	H: 1	R: 0	H: 0	R: 0	H: 1	R: 0	H: 0	R: 0	H: 0	R: 0	H: 0	R: 0	H: 0	R: 1	H: 1	1B: 9	SF: 1	WP: 2	PA: 55
E: 0	LOB: 2	E: 0	LOB: 0	E: 1	LOB: 2	E: 0	LOB: 0	E: 0	LOB: 0	E: 0	LOB: 1	E: 0	LOB: 1	E: 0	LOB: 0	E: 0	LOB: 0	E: 0	LOB: 1	E: 0	LOB: 2	E: 0	LOB: 1	E: 0	LOB: 1	E: 0	LOB: 0	E: 0	LOB: 0	2B: 3	SAC: 2	PB: 0		
K: 1	BB: 2	K: 0	BB: 0	K: 1	BB: 1	K: 0	BB: 1	K: 2	BB: 0	K: 0	BB: 1	K: 1	BB: 1	K: 0	BB: 0	K: 0	BB: 1	K: 0	BB: 0	K: 0	BB: 1	K: 0	BB: 0	K: 0	BB: 0	K: 0	BB: 0	K: 0	BB: 0	3B: 0	DP: 3	SB: 5		
S: 5	P: 13	S: 3	P: 3	S: 10	P: 15	S: 4	P: 8	S: 4	P: 8	S: 8	P: 8	S: 5	P: 8	S: 8	P: 8	S: 3	P: 3	S: 4	P: 8	S: 3	P: 8	S: 4	P: 8	S: 3	P: 3	S: 3	P: 3	S: 2	P: 2	HR: 2	HBP: 1	CS: 1		

Los Angeles Dodgers @ Montreal Expos
 Olympic Stadium, Montreal, QB
 Fri May 01 1981, 7:05 PM EDT
 Att: 28,179 - Unknown


livebaseballscorecards.com

AB 42
R 9
H 12
RBI 8
BB 9
SO 7
LOB 19



PITCHER	IP	WLS	BF	H	R	ER	SO	BB	IBB	HBP	BLK	WP	HR	S	P	ERA	WHIP
Burt Hooton, R ERA: 3.34 (1, 1)	2.2		16	5	5	4	2	2	0	1	0	0	0	17	26	13.50	2.625
Dave Stewart, R ERA: (3, 1)	1.1		5	0	0	0	1	1	1	0	0	1	0	5	13	0.00	0.750
Dave Goltz, R ERA: 5.0 (5, 1)	1.0		5	2	2	2	0	1	0	0	0	0	1	4	8	18.00	3.000
Terry Forster, L ERA: 3.38 (6, 1)	2.0		9	2	1	1	2	1	0	0	0	1	0	12	16	4.50	1.500
Steve Howe, L ERA: (8, 1)	2.0		7	1	0	0	1	1	0	0	0	0	0	8	12	0.00	1.000

PITCHER	IP	WLS	BF	H	R	ER	SO	BB	IBB	HBP	BLK	WP	HR	S	P	ERA	WHIP
Bobby Castillo, R ERA: 3.55 (10, 1)	3.1		13	2	1	1	1	2	0	0	0	0	0	13	21	2.70	1.200

Batter	1	2	3	4	5	6	7	8	9	AB R H RBI BB SO LOB	TOP												
Davey Lopes, R (1, 4) OBP: 0.235, SLG: 0.173	0-3 K		0-0 F9		0-0 F2		4-0 PB BB		0-0 6-3	4 0 0 0 1 1 1													
Ken Landreaux, L (1, 8) OBP: 0.356, SLG: 0.500	4-0 S BB			0-0 5-3 HR 1B	0-0 HR		0-0 F8			3 2 2 1 1 0 2													
Dusty Baker Jr., R (1, 7) OBP: 0.391, SLG: 0.481	0-0 F8			0-0 5-3	0-0 L8			0-0 FC1-5 1-3 1B		4 0 1 0 0 0 2													
Steve Garvey, R (1, 3) OBP: 0.247, SLG: 0.425	0-0 F9			4-0 HR BB		0-0 P6		0-0 1-3		3 1 0 0 1 0 2													
Ron Cey, R (1, 5) OBP: 0.371, SLG: 0.387		0-0 4-3		0-0 HR		0-0 F8		0-0 FC1-5 FC6-4		4 1 1 3 0 0 1													
Jay Johnstone, L (1, 9) OBP: 0.154, SLG: 0.154 Derrel Thomas, S (9, 9) OBP: 0.250, SLG: 0.250		0-3 K		0-0 CS 1B		0-0 F8		0-0 FC6-4		4 0 1 0 0 1 1 0 0 0 0 0 0 0													
Mike Scioscia, L (1, 2) OBP: 0.390, SLG: 0.400		0-0 F7		0-0 1-2 1B			0-0 PB BB 1B		0-0 G3	4 0 2 0 0 0 0	AB 33 R 4 H 7 RBI 4 BB 3 SO 4 LOB 12												
Bill Russell, R (1, 6) OBP: 0.225, SLG: 0.217			0-0 6-3	0-0 5-3			0-3 K		0-0 E6 SH3-4	4 0 0 0 0 1 2													
Jerry Reuss, L (1, 1) OBP: 0.125, SLG: 0.125			0-0 F7		0-0 6-3		0-3 K		0-0 SH3-4	3 0 0 0 0 1 1													
Inning Stats	R: 0 E: 0 K: 1 S: 5	H: 0 LOB: 1 BB: 1 P: 9	R: 0 E: 0 K: 1 S: 5	H: 0 LOB: 0 BB: 0 P: 5	R: 0 E: 0 K: 0 S: 3	H: 0 LOB: 0 BB: 0 P: 3	R: 3 E: 0 K: 0 S: 6	H: 4 LOB: 1 BB: 1 P: 10	R: 1 E: 0 K: 0 S: 4	H: 1 LOB: 0 BB: 0 P: 4	R: 0 E: 0 K: 0 S: 3	H: 0 LOB: 0 BB: 0 P: 3	R: 0 E: 0 K: 2 S: 8	H: 1 LOB: 2 BB: 1 P: 12	R: 0 E: 0 K: 0 S: 4	H: 1 LOB: 1 BB: 0 P: 4	R: 0 E: 1 K: 0 S: 4	H: 0 LOB: 1 BB: 0 P: 4	1B: 5 2B: 0 3B: 0 HR: 2	SF: 0 SAC: 1 DP: 0 HBP: 0	WP: 0 PB: 1 SB: 1 CS: 1	PA: 37	
SCOTT SANDERSON, R (1, 1) ERA: 2.39 CHARLIE LEA, R (7, 1) ERA: 8.38 STEPHEN RATZER, R (9, 1) ERA: 3.48	IP WLS BF H R ER SO BB IBB HBP BLK WP HR S P ERA WHIP	6.0 L 24 5 4 4 2 2 0 0 0 0 2 26 34 6.00 1.167	2.0 9 2 0 0 2 1 0 0 0 0 0 0 12 16 0.00 1.500	1.0 4 0 0 0 0 0 0 0 0 0 0 0 4 4 0.00 0.000																			

Los Angeles Dodgers @ Montreal Expos
 Olympic Stadium, Montreal, QB
 Sat May 02 1981, 3:33 AM EDT
 Att: 22,820 - Unknown

livebaseballscores.com

Batter	1	2	3	4	5	6	7	8	9	AB R H RBI BB SO LOB	BOTTOM								
Tim Raines, S (1, 7) OBP: 0.488, SLG: 0.493	0-0 1B		0-0 1B			0-0 1B		0-0 ③ 4-3		4 0 3 0 0 0 0	Los Angeles Dodgers @ Montreal Expos Olympic Stadium, Montreal, QB Sat May 02 1981, 3:33 AM EDT Att. 22,820 - Unknown								
Rodney Scott, S (1, 4) OBP: 0.283, SLG: 0.154	4-0 1B		0-0 ③ 4-3			0-0 1B		0-0 5-3	①	3 0 1 0 1 0 2									
Andre Dawson, R (1, 8) OBP: 0.411, SLG: 0.609	0-0 1B					0-0 1B		0-0 1B		4 0 2 0 0 0 4									
Tim Wallach, R (1, 3) OBP: 0.250, SLG: 0.368		0-0 6-3				0-0 1B		0-0 P4	②	4 0 0 0 0 0 4									
Larry Parrish, R (1, 5) OBP: 0.296, SLG: 0.313		0-0 L5				0-0 1-3		0-0 5-3	①	4 0 0 0 0 0 1									
Jerry White, S (1, 9) OBP: 0.353, SLG: 0.563		0-0 4-3				0-0 L4		0-0 5-3	②	3 0 0 0 0 0 0									
Chris Speier, R (1, 6) OBP: 0.290, SLG: 0.323			0-0 1B			0-0 1-3		0-0 1-3	③	3 0 1 0 0 0 0									
Bobby Ramos, R (1, 2) OBP: 0.417, SLG: 0.727			0-0 1B			0-0 6-3		0-0 F9	①	3 0 0 0 0 0 1									
Scott Sanderson, R (1, 1) OBP: 0.444, SLG: 0.571			4-0 1B			0-0 1-3		0-0 4-3	②	0 0 0 0 1 0 0									
Rowland Office, L (6, PH) OBP: 0.100, SLG: 0.100										1 0 0 0 0 0 0									
Charlie Lea, R (7, 1)										0 0 0 0 0 0 0									
Willie Montanez, L (8, PH) OBP: 0.200, SLG: 0.143										1 0 0 0 0 0 0									
Stephen Ratzer, R (9, 1)										0 0 0 0 0 0 0									
Inning Stats	R: 0 H: 1 E: 0 K: 0 S: 2	H: 0 LOB: 0 BB: 1 P: 6	R: 0 H: 0 E: 0 K: 0 S: 3	H: 0 LOB: 0 BB: 0 P: 3	R: 0 H: 2 E: 0 K: 0 S: 4	H: 2 LOB: 2 BB: 1 P: 8	R: 0 H: 1 E: 0 K: 0 S: 3	H: 0 LOB: 0 BB: 0 P: 3	R: 0 H: 0 E: 0 K: 0 S: 5	H: 0 LOB: 0 BB: 0 P: 5	R: 0 H: 0 E: 0 K: 0 S: 3	H: 0 LOB: 0 BB: 0 P: 3	R: 0 H: 0 E: 0 K: 0 S: 3	H: 0 LOB: 0 BB: 0 P: 3	R: 0 H: 1 E: 0 K: 0 S: 4	H: 1 LOB: 1 BB: 0 P: 4	1B: 7 SF: 0 2B: 1 SAC: 0 3B: 0 DP: 3 HR: 0 HBP: 0	WP: 0 PA: 32 PB: 0 SB: 1 CS: 2	
PITCHER Jerry Reuss, L (1, 1) ERA: 1.04	IP 9.0 WLS W BF 32 H 7 R 0 ER 0 SO 0 BB 2 IBB 0 HBP 0 BLK 0 WP 0 HR 0 S 30 P 38 ERA 0.00 WHIP 1.000																		

livebaseballscorecards.com

AB	30
R	0
H	7
RBI	0
BB	2
SO	0
LOB	12



Batter 1 2 3 4 5 6 7 8 9 10 AB R H RBI BB SO LOB TOP

Davey Lopes, R <small>(1, 4) OBP: 0.256, SLG: 0.179</small>										3 2 1 0 2 0 1
Ken Landreaux, L <small>(1, 8) OBP: 0.368, SLG: 0.506</small>										5 1 3 2 0 0 1
Dusty Baker Jr., R <small>(1, 7) OBP: 0.370, SLG: 0.459</small>										4 0 0 1 0 1 2
Steve Garvey, R <small>(1, 3) OBP: 0.255, SLG: 0.424</small>										5 0 2 2 0 1 1
Ron Cey, R <small>(1, 5) OBP: 0.355, SLG: 0.367</small>										4 0 0 0 0 3 2
Jay Johnstone, L <small>(1, 9) OBP: 0.125, SLG: 0.125</small> Derrel Thomas, S <small>(8, 9) OBP: 0.231, SLG: 0.231</small>										3 0 0 0 0 1 1 1 0 0 0 0 0 0
Mike Scioscia, L <small>(1, 2) OBP: 0.413, SLG: 0.404</small> Pepe Frias, R <small>(10, PR)</small> Steve Yeager, R <small>(10, 2) OBP: 0.300, SLG: 0.389</small>										2 0 1 0 2 1 0 0 1 0 0 0 0 0 0 0 0 0 0 0 0
Bill Russell, R <small>(1, 6) OBP: 0.227, SLG: 0.219</small>									4 1 1 0 0 0 2	
Fernando Valenzuela, L <small>(1, 1) OBP: 0.368, SLG: 0.368</small> Reggie Smith, S <small>(10, PH) OBP: 0.429, SLG: 0.500</small> Steve Howe, L <small>(10, 1)</small>									3 0 0 0 0 1 1 1 1 1 1 0 0 0 0 0 0 0 0 0 0	

Inning Stats	R: 1 H: 1 E: 0 LOB: 0 K: 0 BB: 1 S: 3 P: 7	R: 0 H: 0 E: 0 LOB: 0 K: 2 BB: 0 S: 7 P: 7	R: 0 H: 0 E: 0 LOB: 1 K: 0 BB: 1 S: 3 P: 7	R: 0 H: 1 E: 0 LOB: 1 K: 2 BB: 0 S: 8 P: 8	R: 0 H: 1 E: 0 LOB: 1 K: 1 BB: 0 S: 6 P: 6	R: 0 H: 1 E: 0 LOB: 1 K: 2 BB: 0 S: 8 P: 8	R: 0 H: 0 E: 0 LOB: 0 K: 0 BB: 1 S: 2 P: 6	R: 0 H: 0 E: 0 LOB: 0 K: 0 BB: 0 S: 3 P: 3	R: 0 H: 0 E: 0 LOB: 0 K: 1 BB: 0 S: 5 P: 5	R: 5 H: 5 E: 0 LOB: 1 K: 0 BB: 1 S: 7 P: 11	1B: 9 SF: 1 2B: 0 SAC: 0 3B: 0 DP: 0 HR: 0 HBP: 0	WP: 0 PA: 40 PB: 0 SB: 2 CS: 2
---------------------	---	---	---	---	---	---	---	---	---	--	--	---

PITCHER	IP WLS BF H R ER SO BB IBB HBP BLK WP HR S P ERA WHIP
Bill Gullickson, R <small>(1, 1) ERA: 3.41</small>	9.1 L 37 7 5 5 8 4 0 0 0 0 0 0 3 65 4.82 1.179
Woodie Fryman, L <small>(10, 1) ERA: 1.5</small>	0.2 3 2 1 1 0 0 0 0 0 0 0 0 3 13.50 3.000

Los Angeles Dodgers @ Montreal Expos
 Olympic Stadium, Montreal, QB
 Sun May 03 1981, 3:33 AM EDT
 Att. 46,405 - Unknown

livebaseballscorecards.com

AB	35
R	6
H	9
RBI	6
BB	4
SO	8
LOB	11



Batter	1	2	3	4	5	6	7	8	9	10	AB	R	H	RBI	BB	SO	LOB
Tim Raines, S (1, 7) OBP: 0.478, SLG: 0.480	0-0 FC6-4 1B		0-3 K			0-0 5-3		0-3 K			4	0	1	0	0	2	2
Rodney Scott, S (1, 4) OBP: 0.280, SLG: 0.163	0-0 FC6-4			0-0 P4			0-0 G2		0-0 FC1-6 1B		4	0	1	0	0	0	1
Andre Dawson, R (1, 8) OBP: 0.380, SLG: 0.574	0-3 K			0-0 4-3			0-0 F9		0-0 FC1-6		4	0	0	0	0	1	2
Gary Carter, R (1, 2) OBP: 0.389, SLG: 0.563	0-0 5-3			0-3 K			0-0 F8		0-0 F9		4	0	0	0	0	1	2
Warren Cromartie, L (1, 3) OBP: 0.344, SLG: 0.473			0-0 4-3		0-0 1-5-3			0-0 SH2-4 1B		0-0 F8	3	0	1	0	0	0	0
Tom Hutton, L (8, PR) OBP: 0.500, SLG: 0.400										0-0 F8	1	1	0	0	0	0	1
Larry Parrish, R (1, 5) OBP: 0.284, SLG: 0.300			0-0 L6		0-3 K			0-0 SH2-4		0-0 F8	3	0	0	0	0	1	0
Tim Wallach, R (1, 9) OBP: 0.250, SLG: 0.348			0-3 K		0-3 K			0-0 F8		0-0 F8	4	0	1	0	0	2	2
Chris Speier, R (1, 6) OBP: 0.288, SLG: 0.318						0-0 G3		0-0 F8		0-0 P4	4	0	1	1	0	0	1
Bill Gullickson, R (1, 1) OBP: 0.273, SLG: 0.364							0-0 P6		0-0 1B								
Woodie Fryman, R (10, 1)								0-0 5-3		0-0 K	3	0	1	0	0	0	0
Jerry White, S (10, PH) OBP: 0.333, SLG: 0.529								0-0 K		0-3 K	0	0	0	0	0	0	0
								1-2 1B			1	0	0	0	0	1	1

Inning Stats		R: 0	H: 1	R: 0	H: 0	R: 0	H: 0	R: 0	H: 0	R: 0	H: 0	R: 1	H: 3	R: 0	H: 1	R: 0	H: 1	1B: 6	SF: 0	
		E: 0	LOB: 1	E: 0	LOB: 0	E: 0	LOB: 0	E: 0	LOB: 0	E: 0	LOB: 0	E: 0	LOB: 2	E: 0	LOB: 1	E: 0	LOB: 1	2B: 0	SAC: 1	
		K: 1	BB: 0	K: 1	BB: 0	K: 1	BB: 0	K: 2	BB: 0	K: 0	BB: 0	K: 1	BB: 0	K: 0	BB: 0	K: 1	BB: 0	3B: 0	DP: 0	
		S: 6	P: 6	S: 5	P: 5	S: 5	P: 5	S: 7	P: 7	S: 3	P: 3	S: 8	P: 8	S: 4	P: 4	S: 6	P: 6	HR: 0	HBP: 0	
PITCHER																	WP: 0	PA: 36		
PITCHER		IP	WLS	BF	H	R	ER	SO	BB	IBB	HBP	BLK	WP	HR	S	P	ERA	WHIP		
Fernando Valenzuela, L (1, 1) ERA: 0.33		9.0	W	32	5	1	1	7	0	0	0	0	0	0	46	46	1.00	0.556		
Steve Howe, L (10, 1) ERA:		1.0		4	1	0	0	1	0	0	0	0	0	0	6	6	0.00	1.000		

BOTTOM

Los Angeles Dodgers @ Montreal Expos
Olympic Stadium, Montreal, QB
Sun May 03 1981, 3:33 AM EDT
Att: 46,405 - Unknown

livebaseballscorecards.com

AB	35
R	1
H	6
RBI	1
BB	0
SO	8
LOB	12



Batter	1	2	3	4	5	6	7	8	9	AB R H RBI BB SO LOB	TOP											
Davey Lopes, R (1, 4) OBP: 0.253, SLG: 0.171	1-0 G6-3 HBP		0-0 G6-3 1-2f			0-0 6-3		0-0 F8	0-3 K	4 0 0 0 0 1 4												
Ken Landreaux, L (1, 8) OBP: 0.354, SLG: 0.484	0-0 P6			0-0 F7		0-0 6-3		0-0 F2		4 0 0 0 0 0 1												
Dusty Baker Jr., R (1, 7) OBP: 0.365, SLG: 0.449	0-0 G6-3 1-2f			0-3 K		0-0 1B		0-0 F8		4 0 1 0 0 1 1												
Steve Garvey, R (1, 3) OBP: 0.255, SLG: 0.417		0-0 CS 1B		0-3 K		0-3 K			0-0 P4	4 0 1 0 0 2 1												
Ron Cey, R (1, 5) OBP: 0.371, SLG: 0.415		0-0 F2			4-0 1-3 BB		0-0 HR		0-0 BB 1B	3 2 2 1 1 0 1												
Rick Monday, L (1, 9) OBP: 0.261, SLG: 0.400		0-3 K 1-2			0-3 K		0-0 F8		4-0 1B WP BB	3 1 0 0 1 2 2												
Mike Scioscia, L (1, 2) OBP: 0.424, SLG: 0.418			0-0 4-3 1B		0-0 1-3 1B		0-0 F8		4-0 WP 1B BB	3 0 2 0 0 0 0												
Reggie Smith, S (9, PH) OBP: 0.500, SLG: 0.500					1-2 1B				1-2 2-3 BB	0 0 0 0 1 0 0												
Bill Russell, R (1, 6) OBP: 0.241, SLG: 0.234			0-0 4-3		0-0 1-3		0-0 1B		0-0 WP 1B	4 0 2 1 0 0 3												
Rick Sutcliffe, L (1, 1) OBP: 0.222, SLG: 0.125			4-0 G6-3 BB		0-3 K		0-0 5-3		0-3 K	0 0 0 0 0 0 0												
Jay Johnstone, L (3, PH) OBP: 0.176, SLG: 0.125									1-2 2-3 3-H	0 0 0 0 0 1 0 0												
Dave Stewart, R (3, 1)									1-2 2-3 3-H	0 0 0 0 0 0 0												
Joe Ferguson, R (5, PH) OBP: 0.167, SLG: 0.167									1-2 2-3 3-H	1 0 0 0 0 0 1 2												
Dave Goltz, R (5, 1)									1-2 2-3 3-H	0 0 0 0 0 0 0												
Pedro Guerrero, R (7, PH) OBP: 0.333, SLG: 0.419									1-2 2-3 3-H	1 0 0 0 0 0 1												
Terry Forster, L (7, 1)									1-2 2-3 3-H	0 0 0 0 0 0 0												
Derrel Thomas, S (9, PH) OBP: 0.214, SLG: 0.214									1-2 2-3 3-H	1 0 0 0 0 0 1 2												
Inning Stats	R: 0 E: 0 K: 0 S: 2	H: 0 LOB: 0 BB: 0 P: 3	R: 0 E: 0 K: 1 S: 5	H: 1 LOB: 1 BB: 0 P: 5	R: 0 E: 0 K: 0 S: 3	H: 1 LOB: 1 BB: 1 P: 7	R: 0 E: 0 K: 2 S: 7	H: 0 LOB: 0 BB: 0 P: 7	R: 0 E: 0 K: 1 S: 8	H: 1 LOB: 2 BB: 1 P: 12	R: 0 E: 0 K: 1 S: 6	H: 1 LOB: 1 BB: 0 P: 6	R: 1 E: 0 K: 0 S: 5	H: 2 LOB: 1 BB: 0 P: 5	R: 0 E: 0 K: 0 S: 3	H: 0 LOB: 0 BB: 0 P: 3	R: 2 E: 0 K: 2 S: 9	H: 2 LOB: 2 BB: 2 P: 17	1B: 7 2B: 1 3B: 0 HR: 1	SF: 0 SAC: 0 DP: 3 HBP: 1	WP: 1 PB: 0 SB: 0 CS: 1	PA: 37
PITCHER	IP WLS BF H R ER SO BB IBB HBP BLK WP HR S P ERA WHIP																			ERA WHIP		
Steve Rogers, R (1, 1) ERA: 5.27	8.1 W 33 7 3 3 6 3 0 1 0 0 1 41 54 3.24 1.200																					
Woodie Fryman, L (9, 1) ERA: 1.5	0.0 1 0 0 0 0 1 0 0 0 0 0 0 4 ∞ ∞																					
Elias Sosa, R (9, 1) ERA:	0.2 S 3 1 0 0 2 0 0 0 0 0 1 0 7 7 0.00 1.500																					

Los Angeles Dodgers @ Montreal Expos
 Olympic Stadium, Montreal, QB
 Mon May 04 1981, 7:05 PM EDT
 Att: 21,527 - Unknown

AB	32
R	3
H	8
RBI	2
BB	4
SO	8
LOB	18



Batter	1	2	3	4	5	6	7	8	9	AB R H RBI BB SO LOB	TOP																
Davey Lopes, R (1, 4) OBP: 0.253, SLG: 0.174	0-3 K ①	0-3 K ③			X 0-0 F9 ②			X 0-0 1B 1B ①	X 0-0 SH1-4 ①	4 1 1 0 0 2 1	Los Angeles Dodgers @ Philadelphia Phillies Veterans Stadium, Philadelphia, PA Tue May 05 1981, 7:05 PM EDT Att: 27,241 - Unknown livebaseballscorecards.com																
Ken Landreaux, L (1, 8) OBP: 0.365, SLG: 0.510	0-0 2B 1B		X 0-0 SF8 3B		X 0-3 K ③		X 0-0 1B 1B ①	X 0-3 K ②	5 3 3 1 0 2 1																		
Dusty Baker Jr., R (1, 7) OBP: 0.366, SLG: 0.462	0-0 WP 2B ①		X 0-0 SF8 ①		X 0-0 P3 ①		X 0-0 2B 1B ①	X 0-0 5-3 ③	4 1 2 2 0 0 1																		
Steve Garvey, R (1, 3) OBP: 0.255, SLG: 0.410	0-0 6-3 ②		X 0-0 6-3 ②		X 0-0 1B		X 0-3 K ①		4 0 1 0 0 1 2																		
Ron Cey, R (1, 5) OBP: 0.376, SLG: 0.424	4-0 2-3 BB		X 0-3 K ③		X 0-0 L6 ②		X 0-0 HR 2B		3 1 1 1 1 1 1																		
Pedro Guerrero, R (1, 9) OBP: 0.329, SLG: 0.455	0-3 K ③		X 0-0 6-3 ①		X 0-3 K ③		X 0-0 HR		4 1 1 2 0 2 3																		
Mike Scioscia, L (1, 2) OBP: 0.400, SLG: 0.390		X 0-0 F8 ①		X 0-0 F8 ②		X 0-0 F8 ①	X 0-0 L4 ②		4 0 0 0 0 0 0																		
Bill Russell, R (1, 6) OBP: 0.241, SLG: 0.235		X 0-0 S 1B		X 0-0 5-3 ③		X 0-0 F8 ②	X 0-0 4-3 ③		4 0 1 0 0 0 0																		
Bob Welch, R (1, 1) OBP: 0.200, SLG: 0.200		0-3 K ②			X 0-0 1-3 ①		X 0-0 3-1 ③		2 0 0 0 0 0 1 1																		
Dave Goltz, R (6, 1)								X 0-0 SH1-4 2B	0 0 0 0 0 0 0 0																		
Jay Johnstone, L (7, PH) OBP: 0.197, SLG: 0.118									1 0 0 0 0 0 0 0																		
Terry Forster, L (7, 1)									0 0 0 0 0 0 0 0																		
Dave Stewart, R (7, 1)									0 0 0 0 0 0 0 0																		
Bobby Castillo, R (8, 1)									1 0 1 0 0 0 0 0																		
Steve Howe, L (9, 1)									0 0 0 0 0 0 0 0																		
Inning Stats	R: 1 E: 0 K: 2 S: 9	H: 2 LOB: 2 BB: 1 P: 13	R: 0 E: 0 K: 2 S: 8	H: 1 LOB: 1 BB: 0 P: 8	R: 1 E: 0 K: 1 S: 6	H: 1 LOB: 0 BB: 0 P: 6	R: 0 E: 0 K: 0 S: 3	H: 0 LOB: 0 BB: 0 P: 3	R: 0 E: 0 K: 1 S: 5	H: 0 LOB: 0 BB: 0 P: 5	R: 0 E: 0 K: 1 S: 6	H: 1 LOB: 1 BB: 0 P: 6	R: 0 E: 0 K: 0 S: 3	H: 0 LOB: 0 BB: 0 P: 3	R: 5 E: 0 K: 1 S: 10	H: 5 LOB: 0 BB: 0 P: 10	R: 0 E: 0 K: 1 S: 6	H: 1 LOB: 1 BB: 0 P: 6	1B: 6 2B: 3 3B: 1 HR: 1	SF: 1 SAC: 1 DP: 0 HBP: 0	WP: 1 PB: 1 SB: 2 CS: 0	PA: 39					
PITCHER	IP WLS BF H R ER SO BB IBB HBP BLK WP HR S P ERA WHIP																										
Larry Christenson, R (1, 1) ERA: 3.69	7.0		29	7	4	4	7	1	0	0	0	1	0	42	46	5.14	1.143										
Ron Reed, R (8, 1) ERA: 5.79	1.0		6	3	3	3	1	0	0	0	0	0	1	8	8	27.00	3.000										
Sparky Lyle, L (9, 1) ERA: 4.97	1.0	W	4	1	0	0	1	0	0	0	0	0	0	6	6	0.00	1.000										



Batter	1	2	3	4	5	6	7	8	9	AB	R	H	RBI	BB	SO	LOB
Greg Cross, L (1, 9) OBP: 0.381, SLG: 0.500	0-0 6-3		0-0 1B			0-0 BB 2B 1-2	0-0 FC1-6 2B		0-0 FC4-6 2B	5	3	2	0	0	0	2
Pete Rose, S (1, 3) OBP: 0.423, SLG: 0.474	0-0 4-3		0-0 1-3			1-0 2B BB 1-2	0-0 2B		4-0 2B SF8 BB	3	2	1	1	1	0	1
Mike Schmidt, R (1, 5) OBP: 0.414, SLG: 0.718	0-3 K				0-0 F8	4-0 2B BB 1-2 2-3 3-H	4-0 IBB		0-0 2B	3	1	1	2	2	1	0
Gary Matthews, R (1, 7) OBP: 0.432, SLG: 0.493		0-0 F8		0-0 5-3		0-0 4-3 1-H 2-H 3-H	0-0 F9		4-0 IBB	4	0	1	3	1	0	2
Manny Trillo, R (1, 4) OBP: 0.360, SLG: 0.408		0-0 1B 2B		0-0 F7		0-0 4-3		0-0 HR	0-0 SF8	4	1	2	2	0	0	1
Garry Maddox, R (1, 8) OBP: 0.319, SLG: 0.322		0-0 G6-4-3 1B			0-0 F9	0-0 F4		0-3 K		4	0	1	0	0	1	1
Larry Bowa, S (1, 6) OBP: 0.289, SLG: 0.299		0-0 G6-4-3			0-0 F5	0-0 F5		0-0 F3		4	0	0	0	0	0	3
Keith Moreland, R (1, 2) OBP: 0.281, SLG: 0.500			0-0 F3		0-0 F9		0-0 FC1-6 1B	0-0 F5		4	0	1	0	0	0	0
Larry Christenson, R (1, 1) OBP: 0.182, SLG: 0.100			0-3 K			4-0 HBP 1B BB	0-0 FC1-6		4-0 FC4-6 BB	2	1	0	0	1	1	1
Ron Reed, R (8, 1)										0	0	0	0	0	0	0
Sparky Lyle, L (9, 1)										0	0	0	0	0	0	0
Del Unser, L (9, PH) OBP: 0.600, SLG: 0.857										0	0	0	0	1	0	0
Lonnie Smith, R (9, PR) OBP: 0.185, SLG: 0.120										0	0	0	0	0	0	0

Inning Stats	R: 0	H: 0	E: 0	K: 5	S: 5	H: 2	LOB: 1	BB: 0	P: 5	R: 0	H: 1	E: 0	K: 1	S: 6	H: 1	LOB: 1	BB: 0	P: 6	R: 0	H: 0	E: 0	K: 0	S: 3	R: 0	H: 0	E: 0	K: 0	S: 3	R: 4	H: 2	E: 0	K: 0	S: 5	H: 2	LOB: 2	BB: 1	P: 9	R: 1	H: 1	E: 0	K: 1	S: 6	H: 1	LOB: 0	BB: 0	P: 6	R: 2	H: 1	E: 0	K: 0	S: 3	H: 1	LOB: 2	BB: 3	P: 15	1B: 4	SF: 1	2B: 4	SAC: 0	3B: 0	DP: 1	HR: 1	HBP: 1	WP: 0	PA: 41
--------------	------	------	------	------	------	------	--------	-------	------	------	------	------	------	------	------	--------	-------	------	------	------	------	------	------	------	------	------	------	------	------	------	------	------	------	------	--------	-------	------	------	------	------	------	------	------	--------	-------	------	------	------	------	------	------	------	--------	-------	-------	-------	-------	-------	--------	-------	-------	-------	--------	-------	--------

PITCHER	IP	WLS	BF	H	R	ER	SO	BB	IBB	HBP	BLK	WP	HR	S	P	ERA	WHIP
Bob Welch, R (1, 1) ERA: 4.4	5.0		21	4	4	4	2	2	0	1	0	0	0	22	31	7.20	1.200
Dave Goltz, R (6, 1) ERA: 3.75	1.0		4	1	0	0	0	0	0	0	0	0	0	4	4	0.00	1.000
Terry Forster, L (7, 1) ERA: 3.38	0.2		4	2	1	1	0	0	0	0	0	0	0	4	4	13.50	3.000
Dave Stewart, R (7, 1) ERA:	0.1		2	0	0	0	0	0	1	0	0	0	0	1	5	0.00	0.000
Bobby Castillo, R (8, 1) ERA: 5.14	1.1	L	8	2	3	3	1	2	0	0	0	0	1	8	16	20.25	3.000

BOTTOM

Los Angeles Dodgers @ Philadelphia Phillies
Veterans Stadium, Philadelphia, PA

Tue May 05 1981, 7:05 PM EDT
Att. 27,241 - Unknown

livebaseballscorecards.com

AB	33
R	8
H	9
RBI	8
BB	6
SO	3
LOB	11



Batter	1	2	3	4	5	6	7	8	9	AB R H RBI BB SO LOB	TOP											
Davey Lopes, R (1, 4) OBP: 0.252, SLG: 0.178	0-3 K		0-0 F3		0-3 K			0-0 CS 1B		4 0 1 0 0 2 0	Los Angeles Dodgers @ Philadelphia Phillies Veterans Stadium, Philadelphia, PA Wed May 06 1981, 7:05 PM EDT Att: 25,850 - Unknown											
Ken Landreaux, L (1, 8) OBP: 0.370, SLG: 0.505	0-0 F8		0-0 S 1B			0-0 5-3		4-0 G6-4-3 BB		3 0 1 0 1 0 0												
Dusty Baker Jr., R (1, 7) OBP: 0.352, SLG: 0.443	0-0 5-3		0-0 F8			0-0 F9		0-0 G6-4-3		4 0 0 0 0 0 2												
Steve Garvey, R (1, 3) OBP: 0.273, SLG: 0.423		0-0 BB 1B		0-0 L1		0-0 1B		0-0 FC1-6 1B		4 1 3 0 0 0 0												
Ron Cey, R (1, 5) OBP: 0.381, SLG: 0.455		4-0 BB BB BB 1B BB		0-0 HR		0-0 4-3		0-0 FC1-6 FC4-6		3 1 1 1 1 0 2												
Pedro Guerrero, R (1, 9) OBP: 0.351, SLG: 0.464		0-0 G5-4-3 1B		4-0 CS BB		0-0 G4-6-3 1B		0-0 FC4-6		3 0 2 1 1 0 1												
Mike Scioscia, L (1, 2) OBP: 0.378, SLG: 0.365		0-0 F5		0-0 F9		0-0 G4-6-3		0-0 F7		4 0 0 0 0 0 5												
Bill Russell, R (1, 6) OBP: 0.244, SLG: 0.238		0-0 G5-4-3		0-0 G3		0-0 1B				3 0 1 0 0 0 2												
Burt Hooton, R (1, 1) OBP: 0.214, SLG: 0.231			0-3 K		0-0 F4		0-0 G3			3 0 0 0 0 1 1												
Inning Stats	R: 0 E: 0 K: 1 S: 5	H: 0 LOB: 0 BB: 0 P: 5	R: 1 E: 0 K: 0 S: 4	H: 2 LOB: 1 BB: 1 P: 8	R: 0 E: 0 K: 1 S: 6	H: 1 LOB: 1 BB: 0 P: 6	R: 1 E: 0 K: 0 S: 3	H: 1 LOB: 0 BB: 1 P: 7	R: 0 E: 0 K: 1 S: 5	H: 0 LOB: 0 BB: 0 P: 5	R: 0 E: 0 K: 0 S: 4	H: 1 LOB: 1 BB: 0 P: 4	R: 0 E: 0 K: 0 S: 4	H: 2 LOB: 1 BB: 0 P: 4	R: 0 E: 0 K: 0 S: 2	H: 1 LOB: 0 BB: 1 P: 6	R: 0 E: 0 K: 0 S: 4	H: 1 LOB: 1 BB: 0 P: 4	1B: 8 2B: 0 3B: 0 HR: 1	SF: 0 SAC: 0 DP: 3 HBP: 0	WP: 0 PB: 0 SB: 1 CS: 2	PA: 34
PITCHER	IP WLS BF H R ER SO BB IBB HBP BLK WP HR S P ERA WHIP																					
Nino Espinosa, R (1, 1) ERA: 4.67	8.0 L 30 8 2 2 3 3 0 0 0 0 0 1 33 45 2.25 1.375																					
Mike Proly, R (9, 1) ERA: 2.03	1.0 4 1 0 0 0 0 0 0 0 0 0 0 4 4 0.00 1.000																					

livebaseballscorecards.com

AB	31
R	2
H	9
RBI	2
BB	3
SO	3
LOB	13



Batter	1	2	3	4	5	6	7	8	9	AB	R	H	RBI	BB	SO	LOB
Greg Cross, L (1, 9) OBP: 0.348, SLG: 0.450	0-0 F7		0-0 F7			0-0 F7		0-0 F7		4	0	0	0	0	0	1
Pete Rose, S (1, 3) OBP: 0.426, SLG: 0.475	0-0 1-3			0-0 6-3 1B		0-0 1B			0-0 4-3	4	0	2	0	0	0	0
Mike Schmidt, R (1, 5) OBP: 0.396, SLG: 0.680	0-0 6-3			0-0 F9			0-0 F8		0-0 F4	4	0	0	0	0	0	1
Gary Matthews, R (1, 7) OBP: 0.435, SLG: 0.521		0-0 1B		0-0 6-3 1-2			0-0 SF7 3B		0-0 5-3	4	1	2	0	0	0	1
Manny Trillo, R (1, 4) OBP: 0.348, SLG: 0.397		0-0 F5		0-0 F5			0-0 SF7			2	0	0	1	0	0	2
Garry Maddox, R (1, 8) OBP: 0.309, SLG: 0.311		0-3 K			0-0 5-3		0-3 K			3	0	0	0	0	2	1
Larry Bowa, S (1, 6) OBP: 0.290, SLG: 0.300		0-0 6-3			0-0 L9			0-0 SH3 1B		3	0	1	0	0	0	1
Bob Boone, R (1, 2) OBP: 0.295, SLG: 0.296			0-0 L4		0-0 F4			0-0 SH3		2	0	0	0	0	0	0
Nino Espinosa, R (1, 1) OBP: 0.143, SLG: 0.143			0-3 K			0-0 5-3		0-3 K		2	0	0	0	0	1	0
Del Unser, L (8, PH) OBP: 0.545, SLG: 0.750										1	0	0	0	0	1	1
Mike Proly, R (9, 1)										0	0	0	0	0	0	0

Inning Stats	R: 0 E: 0 K: 0 S: 3	H: 0 LOB: 0 BB: 0 P: 3	R: 0 E: 0 K: 1 S: 6	H: 1 LOB: 1 BB: 0 P: 6	R: 0 E: 0 K: 1 S: 5	H: 0 LOB: 0 BB: 0 P: 5	R: 0 E: 0 K: 0 S: 4	H: 1 LOB: 1 BB: 0 P: 4	R: 0 E: 0 K: 0 S: 3	H: 0 LOB: 0 BB: 0 P: 3	R: 0 E: 0 K: 0 S: 3	H: 1 LOB: 1 BB: 0 P: 3	R: 1 E: 0 K: 1 S: 6	H: 1 LOB: 0 BB: 0 P: 6	R: 0 E: 0 K: 1 S: 6	H: 1 LOB: 1 BB: 0 P: 6	R: 0 E: 0 K: 0 S: 3	H: 0 LOB: 0 BB: 0 P: 3	1B: 4 2B: 0 3B: 1 HR: 0	SF: 1 SAC: 1 DP: 0 HBP: 0	WP: 0 PB: 0 SB: 0 CS: 0	PA: 31
---------------------	------------------------------	---------------------------------	------------------------------	---------------------------------	------------------------------	---------------------------------	------------------------------	---------------------------------	------------------------------	---------------------------------	------------------------------	---------------------------------	------------------------------	---------------------------------	------------------------------	---------------------------------	------------------------------	---------------------------------	----------------------------------	------------------------------------	----------------------------------	--------

PITCHER Burt Hooton, R (1, 1) ERA: 2.83	IP 9.0	WLS W	BF 31	H 5	R 1	ER 1	SO 4	BB 0	IBB 0	HBP 0	BLK 0	WP 0	HR 0	S 39	P 39	ERA 1.00	WHIP 0.556	PITCHER	IP 9.0	WLS W	BF 31	H 5	R 1	ER 1	SO 4	BB 0	IBB 0	HBP 0	BLK 0	WP 0	HR 0	S 39	P 39	ERA 1.00	WHIP 0.556
---	-----------	----------	----------	--------	--------	---------	---------	---------	----------	----------	----------	---------	---------	---------	---------	-------------	---------------	----------------	-----------	----------	----------	--------	--------	---------	---------	---------	----------	----------	----------	---------	---------	---------	---------	-------------	---------------

BOTTOM

Los Angeles Dodgers @ Philadelphia Phillies
Veterans Stadium, Philadelphia, PA
Wed May 06 1981, 7:05 PM EDT
Att. 25,850 - Unknown

livebaseballscores.com

AB	29
R	1
H	5
RBI	1
BB	0
SO	4
LOB	8



Batter	1	2	3	4	5	6	7	8	9	AB R H RBI BB SO LOB	TOP											
Davey Lopes, R (1, 4) OBP: 0.250, SLG: 0.179	0-0 F8		0-0 FC1-4 1B		0-0 E 1B			0-0 F4	0-0 F3	5 0 1 0 0 0 3												
Ken Landreaux, L (1, 8) OBP: 0.393, SLG: 0.525	4-0 S 2B BB		0-0 1-3 1B		4-0 FC5-4 BB			0-0 1B 2B		2 2 2 0 2 0 0												
Dusty Baker Jr., R (1, 7) OBP: 0.358, SLG: 0.450	0-0 L4-6 1-H 2B		0-0 4-3		0-0 FC5-4 1-2f			4-0 1B BB		3 0 1 1 1 0 4												
Steve Garvey, R (1, 3) OBP: 0.281, SLG: 0.426	0-0 L4-6 2-3			0-0 F2		0-0 CS 1B		0-0 G6-4-3 1-2 2-H 1B		4 0 2 1 0 0 1												
Ron Cey, R (1, 5) OBP: 0.367, SLG: 0.435		0-0 6-3		0-0 4-3		0-0 F9		0-0 G6-4-3 1-2f		4 0 0 0 0 0 3												
Pedro Guerrero, R (1, 9) OBP: 0.346, SLG: 0.452		0-0 5-3		0-0 1B		0-0 5-3 1-2		0-0 F9		4 0 1 0 0 0 1												
Mike Scioscia, L (1, 2) OBP: 0.364, SLG: 0.348			0-0 3-1		0-0 G3		0-0 F4		0-0 F8	3 0 0 0 0 0 1												
Joe Ferguson, R (9, PH) OBP: 0.143, SLG: 0.143										1 0 0 0 0 0 0												
Steve Yeager, R (9, 2) OBP: 0.300, SLG: 0.389										0 0 0 0 0 0 0												
Bill Russell, R (1, 6) OBP: 0.244, SLG: 0.239			0-0 5-3		0-0 F9		0-0 5-3		0-0 1B 1B	4 0 1 0 0 0 0												
Jerry Reuss, L (1, 1) OBP: 0.250, SLG: 0.250			0-0 FC1-4 1B		0-3 K		0-0 G3		0-0 1B	4 0 2 0 0 1 0												
Inning Stats	R: 1 E: 0 K: 0 S: 3	H: 1 LOB: 0 BB: 1 P: 7	R: 0 E: 0 K: 0 S: 3	H: 0 LOB: 0 BB: 0 P: 3	R: 0 E: 0 K: 0 S: 5	H: 2 LOB: 2 BB: 0 P: 5	R: 0 E: 0 K: 0 S: 4	H: 1 LOB: 1 BB: 0 P: 4	R: 0 E: 1 K: 1 S: 6	H: 1 LOB: 2 BB: 1 P: 10	R: 0 E: 0 K: 0 S: 3	H: 1 LOB: 0 BB: 0 P: 3	R: 0 E: 0 K: 0 S: 3	H: 0 LOB: 0 BB: 0 P: 3	R: 1 E: 0 K: 0 S: 4	H: 2 LOB: 1 BB: 1 P: 8	R: 0 E: 0 K: 0 S: 5	H: 2 LOB: 2 BB: 0 P: 5	1B: 8 2B: 3 3B: 0 HR: 0	SF: 0 SAC: 0 DP: 2 HBP: 0	WP: 0 PB: 0 SB: 1 CS: 1	PA: 37
PITCHER	IP WLS BF H R ER SO BB IBB HBP BLK WP HR S P ERA WHIP																					
Marty Bystrom, R (1, 1) ERA: 3.06	7.1 L 29 7 2 2 1 2 0 0 0 0 0 0 29 37 2.46 1.227																					
Mike Proly, R (8, 1) ERA: 1.93	0.2 3 1 0 0 0 1 0 0 0 0 0 0 2 6 0.00 3.000																					
Tug McGraw, L (9, 1) ERA: 3.72	1.0 5 2 0 0 0 0 0 0 0 0 0 0 5 5 0.00 2.000																					

Los Angeles Dodgers @ Philadelphia Phillies
Veterans Stadium, Philadelphia, PA
Thu May 07 1981, 7:05 PM EDT
Att: 29,259 - Unknown

livebaseballscorecards.com

AB	34
R	2
H	10
RBI	2
BB	3
SO	1
LOB	13



Batter	1	2	3	4	5	6	7	8	9	AB R H RBI BB SO LOB
Pete Rose, S OBP: 0.420, SLG: 0.476 (1, 3) X	0-0 2B		0-0 5-3 1-2		0-0 F8			0-0 F4		4 0 1 0 0 0 1
Manny Trillo, R OBP: 0.344, SLG: 0.390 (1, 4) S S S	0-3 K		0-0 F3			0-0 F9			0-0 G6-4-3 1B	4 0 1 0 0 1 1
Mike Schmidt, R OBP: 0.389, SLG: 0.671 (1, 5) S S S	0-3 K			0-0 1-3 E 2B		0-0 F9			0-0 G6-4-3 1-2f	4 1 1 0 0 1 2
Gary Matthews, R OBP: 0.416, SLG: 0.494 (1, 7) X	0-0 F3			0-0 1-3 2-3		0-3 K			0-0 6-3	4 0 0 0 0 1 2
Dick Davis, R OBP: 0.667, SLG: 0.500 (1, 9) X		0-0 FC6-4 1B		0-0 E6 G3 1B			0-0 6-3			3 0 2 1 0 0 0
Garry Maddox, R OBP: 0.300, SLG: 0.301 (1, 8) X		0-0 F7		0-0 G3 2-3			0-0 6-3			3 0 0 0 0 0 2
Larry Bowa, S OBP: 0.281, SLG: 0.290 (1, 6) X		0-0 FC6-4 1-2f		0-0 F9			0-0 6-3			3 0 0 0 0 0 2
Bob Boone, R OBP: 0.284, SLG: 0.284 (1, 2) X		0-0 5-3			0-0 5-3			0-0 F9		3 0 0 0 0 0 1
Marty Bystrom, R OBP: 0.100, SLG: 0.100 (1, 1) X			0-0		0-0 6-3			0-3 K		2 0 1 0 0 0 0
Mike Prolly, R (8, 1)										0 0 0 0 0 0 0
Lonnie Smith, R OBP: 0.179, SLG: 0.115 (8, PH)										1 0 0 0 0 1 0
Tug McGraw, R (9, 1)										0 0 0 0 0 0 0

Inning Stats	R: 0	H: 1	E: 0	K: 2	S: 8	LOB: 1	BB: 0	P: 8
	R: 0	H: 1	E: 1	K: 0	S: 4	LOB: 1	BB: 0	P: 4
	R: 0	H: 1	E: 0	K: 0	S: 3	LOB: 0	BB: 0	P: 3
	R: 1	H: 2	E: 1	K: 0	S: 5	LOB: 1	BB: 0	P: 5
	R: 0	H: 0	E: 0	K: 1	S: 3	LOB: 0	BB: 0	P: 3
	R: 0	H: 0	E: 0	K: 1	S: 5	LOB: 0	BB: 0	P: 5
	R: 0	H: 0	E: 0	K: 0	S: 3	LOB: 0	BB: 0	P: 3
	R: 0	H: 0	E: 0	K: 1	S: 5	LOB: 0	BB: 0	P: 5
	R: 0	H: 0	E: 0	K: 0	S: 3	LOB: 0	BB: 0	P: 3
	R: 0	H: 0	E: 0	K: 1	S: 5	LOB: 0	BB: 0	P: 5

PITCHER	IP	WLS	BF	H	R	ER	SO	BB	IBB	HBP	BLK	WP	HR	S	P	ERA	WHIP
Jerry Reuss, L ERA: 1.03 (1, 1)	9.0	W	31	6	1	1	4	0	0	0	0	0	0	39	39	1.00	0.667

BOTTOM

Los Angeles Dodgers @ Philadelphia Phillies
Veterans Stadium, Philadelphia, PA
Thu May 07 1981, 7:05 PM EDT
Att. 29,259 - Unknown

AB	31
R	1
H	6
RBI	1
BB	0
SO	4
LOB	11



WP	PA	ERA	WHIP
0	31		
0			
0			
1			
0			

Batter	1	2	3	4	5	6	7	8	9	AB R H RBI BB SO LOB	TOP		
Davey Lopes, R OBP: 0.241, SLG: 0.172 (1, 4) X	0-0 F4-3		0-0 6-3		0-0 F8			0-3 K		4 0 0 0 0 1 0			
Ken Landreaux, L OBP: 0.388, SLG: 0.514 (1, 8) X	0-0 E6 BLK 1B		0-3 K			0-0 3-1		0-0 CS 1B		4 1 1 0 0 1 0			
Dusty Baker Jr., R OBP: 0.363, SLG: 0.462 (1, 7) X	0-0 1B 6-3 1B 1-H		0-0 2B			0-3 K		0-0 F9 1-2		4 0 2 1 0 1 1			
Steve Garvey, R OBP: 0.271, SLG: 0.411 (1, 3) X	0-0 6-3 1-2		0-3 K			0-0 6-3		0-0 F8		4 0 0 0 0 1 2			
Ron Cey, R OBP: 0.372, SLG: 0.432 (1, 5) X	0-0 FC5-4 2-3 1B			0-0 L6			4-0 2B FC4-2 BB	0-3 K		3 0 1 0 1 1 0			
Pedro Guerrero, R OBP: 0.353, SLG: 0.461 (1, 9) X	0-0 FC5-4 1-2f		0-3 K			0-0 FC4-2 1-3 2B		4-0 BB		3 0 1 0 1 1 2			
Mike Scioscia, L OBP: 0.346, SLG: 0.329 (1, 2) X		0-0 F4-3		0-0 6-3			0-0 FC4-2 2-3 3-H	0-0 F2		4 0 0 0 0 0 3			
Bill Russell, R OBP: 0.237, SLG: 0.231 (1, 6) X		0-0 L5			0-0 1-3		0-0 L1			3 0 0 0 0 0 2			
Fernando Valenzuela, L OBP: 0.318, SLG: 0.318 (1, 1) X		0-3 K			0-3 K		0-0 L6			3 0 0 0 0 2 2			
Inning Stats	R: 1 E: 1 K: 0 S: 6 H: 2 LOB: 2 BB: 0 P: 6	R: 0 E: 0 K: 1 S: 5 H: 0 LOB: 0 BB: 0 P: 5	R: 0 E: 0 K: 2 S: 8 H: 1 LOB: 1 BB: 0 P: 8	R: 0 E: 0 K: 1 S: 5 H: 0 LOB: 0 BB: 0 P: 5	R: 0 E: 0 K: 1 S: 5 H: 0 LOB: 0 BB: 0 P: 5	R: 0 E: 0 K: 1 S: 5 H: 0 LOB: 0 BB: 0 P: 5	R: 0 E: 0 K: 0 S: 4 H: 1 LOB: 2 BB: 1 P: 8	R: 0 E: 0 K: 1 S: 5 H: 1 LOB: 0 BB: 0 P: 5	R: 0 E: 0 K: 1 S: 5 H: 0 LOB: 1 BB: 1 P: 9	1B: 3 2B: 2 3B: 0 HR: 0 SF: 0 SAC: 0 DP: 0 HBP: 0	WP: 0 PB: 0 SB: 0 CS: 1 PA: 34		
PITCHER	IP WLS BF H R ER SO BB IBB HBP BLK WP HR S P ERA WHIP											PITCHER	IP WLS BF H R ER SO BB IBB HBP BLK WP HR S P ERA WHIP
Mike Scott, R ERA: 4.82 (1, 1)	7.0 L 27 4 1 0 6 1 0 0 1 0 0 0 38 42 0.00 0.714												
Jeff Reardon, R ERA: 5.19 (8, 1)	2.0 7 1 0 0 2 1 0 0 0 0 0 0 10 14 0.00 1.000												

Los Angeles Dodgers @ New York Mets
 Shea Stadium, Flushing, NY
 Fri May 08 1981, 7:05 PM EDT
 Att: 39,848 - Unknown

livebaseballscorecards.com

AB 32
R 1
H 5
RBI 1
BB 2
SO 8
LOB 12



Batter	1	2	3	4	5	6	7	8	9	AB R H RBI BB SO LOB	BOTTOM
--------	---	---	---	---	---	---	---	---	---	----------------------	--------

Lee Mazzilli, S (1, 8) <small>OBP: 0.244, SLG: 0.263</small>	0-0 	4-0 		0-0 			0-3 		0-0 	4 0 1 0 1 1 1
--	---------	---------	--	---------	--	--	---------	--	---------	---------------

Bob Bailor, R (1, 6) <small>OBP: 0.423, SLG: 0.381</small> Rusty Staub, L (7, PH) <small>OBP: 0.397, SLG: 0.453</small> Wally Backman, S (7, PR) <small>OBP: 0.111, SLG: 0.111</small> Jeff Reardon, R (8, 1)	0-3 	0-3 			0-0 		4-0 			3 0 0 0 0 2 4 0 0 0 0 1 0 0 0 0 0 0 0 0 0 0 0 0 0 0 0 0
---	---------	---------	--	--	---------	--	---------	--	--	--

John Stearns, R (1, 3) <small>OBP: 0.250, SLG: 0.273</small>	4-0 		0-0 		0-0 		0-0 			3 0 0 0 1 0 2
--	---------	--	---------	--	---------	--	---------	--	--	---------------

Joel Youngblood, R (1, 9) <small>OBP: 0.410, SLG: 0.518</small>	4-0 		0-0 		0-0 		0-3 			3 0 1 0 1 1 0
---	---------	--	---------	--	---------	--	---------	--	--	---------------

Dave Kingman, R (1, 7) <small>OBP: 0.378, SLG: 0.434</small>	0-0 		0-3 		0-3 		0-3 			4 0 0 0 0 3 4
--	---------	--	---------	--	---------	--	---------	--	--	---------------

Hubie Brooks, R (1, 5) <small>OBP: 0.346, SLG: 0.387</small>		0-0 	4-0 		0-0 		0-0 			3 0 3 0 1 0 0
--	--	---------	---------	--	---------	--	---------	--	--	---------------

Alex Trevino, R (1, 2) <small>OBP: 0.350, SLG: 0.311</small>		0-0 	0-0 		0-3 		0-0 			4 0 1 0 0 1 4
--	--	---------	---------	--	---------	--	---------	--	--	---------------

Doug Flynn, R (1, 4) <small>OBP: 0.366, SLG: 0.544</small>		0-0 		0-0 		0-0 		0-3 		4 0 1 0 0 1 2
--	--	---------	--	---------	--	---------	--	---------	--	---------------

Mike Scott, R (1, 1) <small>OBP: 0.250, SLG: 0.143</small> Frank Taveras, R (7, PH) <small>OBP: 0.230, SLG: 0.222</small> (8, 6)		0-3 	0-3 		0-0 		0-0 			2 0 0 0 0 2 2 2 0 0 0 0 0 1
---	--	---------	---------	--	---------	--	---------	--	--	--------------------------------

Inning Stats	R: 0 H: 1 E: 0 LOB: 2 K: 1 BB: 2 S: 5 P: 13	R: 0 H: 2 E: 0 LOB: 3 K: 2 BB: 1 S: 9 P: 13	R: 0 H: 1 E: 0 LOB: 2 K: 1 BB: 1 S: 6 P: 10	R: 0 H: 0 E: 0 LOB: 0 K: 1 BB: 0 S: 5 P: 5	R: 0 H: 0 E: 0 LOB: 0 K: 0 BB: 0 S: 3 P: 3	R: 0 H: 1 E: 0 LOB: 0 K: 2 BB: 0 S: 7 P: 7	R: 0 H: 1 E: 0 LOB: 2 K: 1 BB: 1 S: 6 P: 10	R: 0 H: 0 E: 0 LOB: 0 K: 1 BB: 0 S: 5 P: 5	R: 0 H: 1 E: 0 LOB: 1 K: 2 BB: 0 S: 8 P: 8	R: 0 H: 0 E: 0 LOB: 0 K: 1 BB: 0 S: 5 P: 5	1B: 7 SF: 0 2B: 0 SAC: 0 3B: 0 DP: 1 HR: 0 HBP: 0
--------------	--	--	--	---	---	---	--	---	---	---	--

PITCHER	IP	WLS	BF	H	R	ER	SO	BB	IBB	HBP	BLK	WP	HR	S	P	ERA	WHIP	PITCHER	IP	WLS	BF	H	R	ER	SO	BB	IBB	HBP	BLK	WP	HR	S	P	ERA	WHIP			
Fernando Valenzuela, L (1, 1) <small>ERA: 0.29</small>	9.0	W	37	7	0	0	11	5	0	0	0	0	0	54	74	0.00	1.333																					

Los Angeles Dodgers @ New York Mets
Shea Stadium, Flushing, NY
 Fri May 08 1981, 7:05 PM EDT
 Att. 39,848 - Unknown

livebaseballscorecards.com

AB	32
R	0
H	7
RBI	0
BB	5
SO	11
LOB	20



Los Angeles Dodgers @ New York Mets
 Shea Stadium, Flushing, NY
 Sat May 09 1981, 3:33 AM EDT
 Att. 16,776 - Unknown

livebaseballscorecards.com

AB	35
R	4
H	9
RBI	4
BB	4
SO	6
LOB	16



WP:	0	PA:	39
PB:	1		
SB:	0		
CS:	0		

AB R H RBI BB SO LOB

4	1	1	1	1	1	1
4	0	1	0	1	2	2
5	0	1	0	0	1	3
3	1	1	0	1	0	3
4	0	1	0	0	1	2
4	2	2	3	0	0	1
4	0	2	0	0	0	0
4	0	0	0	0	1	3
1	0	0	0	0	0	1
1	0	0	0	0	0	0
1	0	0	0	0	0	0
0	0	0	0	0	0	0
0	0	0	0	0	0	0
0	0	0	0	1	0	0

Batter	1	2	3	4	5	6	7	8	9
Davey Lopes, R (1, 4) OBP: 0.248, SLG: 0.204	0-0 HR		0-0 F8		0-0 F9		4-0 BB		0-3 K
Ken Landreaux, L (1, 8) OBP: 0.388, SLG: 0.505	0-0 F7		0-0 E1 F4-3 1B		4-0 1B BB		0-3 K		0-3 K
Dusty Baker Jr., R (1, 7) OBP: 0.356, SLG: 0.450	0-3 K		0-0 F4-3		0-0 1-2 1B		0-0 F9		0-0 F8
Steve Garvey, R (1, 3) OBP: 0.279, SLG: 0.417	4-0 BB		0-0 F8		0-0 F9			0-0 PB HR 2B	
Ron Cey, R (1, 5) OBP: 0.368, SLG: 0.424	0-3 K			0-0 5-3		0-0 1B 1B		0-0 L5	
Pedro Guerrero, R (1, 9) OBP: 0.360, SLG: 0.538		0-0 F7		0-0 HR		0-0 F8		0-0 2-H HR	
Steve Yeager, R (1, 2) OBP: 0.333, SLG: 0.455		0-0 2B		0-0 F4		0-0 1-2 F5-4-3 1B		0-0 F8	
Bill Russell, R (1, 6) OBP: 0.227, SLG: 0.221		0-0 6-3		0-0 F7		0-0 F5-4-3		0-3 K	
Rick Sutcliffe, L (1, 1) OBP: 0.200, SLG: 0.111		0-0 6-3			0-0 F4		0-0 L3		4-0 BB
Dave Goltz, R (2, 1) OBP: 0.158, SLG: 0.111									
Jay Johnstone, L (7, PH) OBP: 0.690, SLG: 1.000									
Bobby Castillo, R (7, 1) OBP: 0.690, SLG: 1.000									
Steve Howe, L (8, 1)									
Mike Scioscia, L (8, 2) OBP: 0.354, SLG: 0.329									

Inning Stats	R: 1	H: 1	R: 0	H: 1	R: 0	H: 1	R: 0	H: 1	R: 0	H: 2	R: 0	H: 0	R: 2	H: 2	R: 0	H: 0
	E: 0	LOB: 1	E: 0	LOB: 1	E: 0	LOB: 0	E: 0	LOB: 2	E: 0	LOB: 1	E: 0	LOB: 1	E: 0	LOB: 0	E: 0	LOB: 1
	K: 2	BB: 1	K: 0	BB: 0	K: 0	BB: 0	K: 0	BB: 1	K: 0	BB: 0	K: 1	BB: 1	K: 1	BB: 0	K: 2	BB: 1
	S: 8	P: 12	S: 4	P: 4	S: 4	P: 4	S: 4	P: 4	S: 4	P: 4	S: 5	P: 9	S: 7	P: 7	S: 7	P: 11

PITCHER	IP	WLS	BF	H	R	ER	SO	BB	IBB	HBP	BLK	WP	HR	S	P	ERA	WHIP
Dave Roberts, L (1, 1) ERA: 7.07	4.2		21	5	2	2	2	2	0	0	0	0	2	23	31	3.86	1.500
Tom Hausman, R (5, 1) ERA: 2.0	1.1		5	2	0	0	0	0	0	0	0	0	0	5	5	0.00	1.500
Neil Allen, R (7, 1) ERA: 1.04	2.0	W	9	2	2	2	2	1	0	0	0	0	1	12	16	9.00	1.500
Jeff Reardon, R (9, 1) ERA: 4.91	1.0	S	4	0	0	0	2	1	0	0	0	0	0	7	11	0.00	1.000

Batter	1	2	3	4	5	6	7	8	9	AB	R	H	RBI	BB	SO	LOB
Mookie Wilson, S OBP: 0.246, SLG: 0.283 (1, 8)	0-0 E S 1B	0-0 P1-5		0-0 PO 1-2 1B		0-0 G3		0-3 K		5	1	2	0	0	1	8
Frank Taveras, R OBP: 0.241, SLG: 0.253 (1, 6)	4-0 BB S 1-3 SF7 BB	0-0 3B		0-0 PO 1-2	0-0 4-3		0-0 6-3	0-0 SF8		3	1	1	3	1	0	0
Joel Youngblood, R OBP: 0.394, SLG: 0.492 (1, 9)	0-0 BB 1-2 3-H 1B	0-0 1-3			0-3 K		0-0 F7	0-0 F7		5	0	1	1	0	1	2
Mike Jorgensen, L OBP: 0.345, SLG: 0.692 (1, 7)	4-0 FC6-4 1-2 2-3 BB		0-0 2B		0-0 3-1		0-3 K			3	0	1	0	1	1	0
Hubie Brooks, R OBP: 0.354, SLG: 0.403 (1, 5)	0-0 SF7		0-0 6-3		0-0 4-3 2B		0-0 2B	4-0 1B BB		2	1	1	1	1	0	1
Rusty Staub, L OBP: 0.390, SLG: 0.441 (1, 3)	0-0 F6		0-0 F3		0-0 4-3		0-0 2-3	0-0 1B SH 1B		4	0	1	0	0	0	4
Bob Bailor, R OBP: 0.423, SLG: 0.381 (8, PR)										0	1	0	0	0	0	0
Alex Trevino, R OBP: 0.345, SLG: 0.308 (1, 2)	0-0 FC6-4 1-2f		0-0 6-3		0-0 5-3		0-0 SH 1-2 SF8 1B	0-0 SH 1B		4	1	1	1	0	0	4
Doug Flynn, R OBP: 0.388, SLG: 0.556 (1, 4)		0-0 1B 3B 1B		0-0 CS 1B		4-0 BB IBB	4-0 SH 1-3 2-H	4-0 SH 1B		2	1	2	0	1	0	0
Dave Roberts, L OBP: 0.250, SLG: 0.250 (5, 1)		0-0 1B 3B 1B		0-3 K		4-0 BB IBB	4-0 IBB	4-0 IBB		2	1	1	0	0	1	1
Lee Mazzilli, S OBP: 0.253, SLG: 0.263 (6, PH)										0	0	0	0	0	0	0
Neil Allen, R OBP: 0.270, SLG: 0.273 (7, 1)										0	0	0	0	0	0	0
John Stearns, R OBP: 0.270, SLG: 0.273 (8, PH)										0	0	0	0	1	0	0
Jeff Reardon, R (9, 1)										0	0	0	0	0	0	0

Inning Stats	R: 2	H: 2	E: 0	K: 0	S: 5	H: 2	LOB: 2	BB: 2	P: 13	R: 2	H: 3	E: 0	K: 0	S: 5	R: 0	H: 1	E: 0	K: 0	S: 4	R: 0	H: 0	E: 0	K: 1	S: 5	R: 0	H: 1	E: 0	K: 0	S: 4	R: 0	H: 0	E: 0	K: 1	S: 5	R: 3	H: 2	E: 1	K: 1	S: 8	H: 2	LOB: 2	BB: 2	P: 16	1B: 8	SF: 2	2B: 2	SAC: 1	3B: 1	DP: 0	HR: 0	HBP: 0
--------------	------	------	------	------	------	------	--------	-------	-------	------	------	------	------	------	------	------	------	------	------	------	------	------	------	------	------	------	------	------	------	------	------	------	------	------	------	------	------	------	------	------	--------	-------	-------	-------	-------	-------	--------	-------	-------	-------	--------

PITCHER	IP	WLS	BF	H	R	ER	SO	BB	IBB	HBP	BLK	WP	HR	S	P	ERA	WHIP
Rick Sutcliffe, R ERA: 3.48 (1, 1)	1.2		11	5	4	4	0	2	2	0	0	0	0	9	17	21.60	4.200
Dave Goltz, R ERA: 2.76 (2, 1)	4.1		17	4	0	0	2	1	1	0	0	0	0	19	27	0.00	1.154
Bobby Castillo, R ERA: 6.0 (7, 1)	1.0	L	5	1	2	2	1	1	0	0	0	0	0	6	10	18.00	2.000
Steve Howe, L ERA: 0.79 (8, 1)	1.0		6	1	1	1	1	0	1	0	0	0	0	7	11	9.00	1.000

BOTTOM

Los Angeles Dodgers @ New York Mets
Shea Stadium, Flushing, NY

Sat May 09 1981, 3:33 AM EDT
Att. 16,776 - Unknown

livebaseballscorecards.com

AB	30
R	7
H	11
RBI	6
BB	6
SO	4
LOB	20



WP: 0	PA: 40
PB: 0	
SB: 2	
CS: 1	

Batter	1	2	3	4	5	6	7	8	9	AB R H RBI BB SO LOB	TOP			
Davey Lopes, R (1, 4) OBP: 0.262, SLG: 0.200	0-0 5-3	0-0 FC5-4		4-0 BB BB 1-2 2-3 BB BB		4-0 BB BB		4-0 1B BB		2 1 0 0 3 0 3				
Ken Landreaux, L (1, 8) OBP: 0.389, SLG: 0.496	0-0 L3		0-0 F8	4-0 BB BB 1-2 2-3 3-H BB BB		0-3 K		0-0 1-2 1B		4 0 1 1 1 1 1				
Dusty Baker Jr., R (1, 7) OBP: 0.352, SLG: 0.438	0-3 K		0-0 L5	4-0 FC5 BB 1-2 2-3 3-H BB BB		0-3 K		0-0 F7		3 0 0 1 1 2 1				
Rick Monday, L (7, 7) OBP: 0.250, SLG: 0.381										1 0 0 0 0 0 2				
Steve Garvey, R (1, 3) OBP: 0.283, SLG: 0.412		0-0 5-3	0-0 F8	4-0 BB BB 1-2 2-3 3-H BB BB			0-0 F5-4 1B 1B		0-0 P3	4 0 1 1 1 0 0				
Ron Cey, R (1, 5) OBP: 0.361, SLG: 0.413		0-0 BB BB 1B		5-3 FC5			0-0 F8		0-0 F8	5 1 1 0 0 0 4				
Pedro Guerrero, R (1, 9) OBP: 0.351, SLG: 0.518		0-0 F8		0-0 6-3	0-3 K		0-0 1-2 1B		0-3 K	5 0 1 0 0 2 1				
Steve Yeager, R (1, 2) OBP: 0.321, SLG: 0.400		4-0 BB BB 1-2 BB		0-0 E5	0-0 5-3		0-0 F5-4			3 1 0 0 1 0 2				
Derrel Thomas, S (1, 6) OBP: 0.222, SLG: 0.176		4-0 BB BB 1-2 2-3 BB BB		0-0 E5	0-0 3-1			0-0 F4		3 1 0 0 1 0 1				
Bob Welch, R (1, 1) OBP: 0.214, SLG: 0.154		4-0 FC5-4 BB		0-0 E5			0-0 F7		0-3 K	3 1 0 1 1 1 1				
Steve Howe, L (8, 1)				1-2 2-3 3-H BB BB						0 0 0 0 0 0 0				
Inning Stats	R: 0 H: 0 E: 0 LOB: 0 K: 1 BB: 0 S: 5 P: 5	R: 1 H: 1 E: 0 LOB: 3 K: 0 BB: 3 S: 4 P: 16	R: 0 H: 0 E: 0 LOB: 0 K: 0 BB: 0 S: 3 P: 3	R: 4 H: 0 E: 3 LOB: 3 K: 0 BB: 4 S: 6 P: 22	R: 0 H: 0 E: 0 LOB: 0 K: 1 BB: 0 S: 5 P: 5	R: 0 H: 0 E: 0 LOB: 1 K: 2 BB: 1 S: 7 P: 11	R: 0 H: 2 E: 0 LOB: 1 K: 0 BB: 0 S: 4 P: 4	R: 0 H: 1 E: 0 LOB: 2 K: 1 BB: 1 S: 6 P: 10	R: 0 H: 0 E: 0 LOB: 0 K: 1 BB: 0 S: 5 P: 5	1B: 4 SF: 0 2B: 1 SAC: 0 3B: 0 DP: 1 HR: 0 HBP: 0	WP: 0 PA: 42 PB: 0 SB: 0 CS: 0			
PITCHER	IP WLS BF H R ER SO BB IBB HBP BLK WP HR S P ERA WHIP												PITCHER	IP WLS BF H R ER SO BB IBB HBP BLK WP HR S P ERA WHIP
Randy Jones, L (1, 1) ERA: 4.55	3.2 L 21 1 5 1 1 6 0 0 0 0 0 0 17 41 2.46 1.909													
Tom Hausman, R (4, 1) ERA: 1.86	1.1 5 0 0 0 1 1 0 0 0 0 0 0 6 10 0.00 0.750													
Dyar Miller, R (6, 1) ERA: 1.59	2.0 8 2 0 0 2 1 0 0 0 0 0 0 11 15 0.00 1.500													
Pete Falcone, L (8, 1) ERA: 0.82	2.0 8 1 0 0 2 1 0 0 0 0 0 0 11 15 0.00 1.000													

Los Angeles Dodgers @ New York Mets
 Shea Stadium, Flushing, NY
 Sun May 10 1981, 3:33 AM EDT
 Att: 12,102 - Unknown

livebaseballscorecards.com

AB 33
R 5
H 4
RBI 4
BB 9
SO 6
LOB 16



BOTTOM

Los Angeles Dodgers @ New York Mets
Shea Stadium, Flushing, NY
Sun May 10 1981, 3:33 AM EDT
Att. 12,102 - Unknown

livebaseballscores.com

AB	34
R	3
H	8
RBI	3
BB	3
SO	1
LOB	16



WP	0	PA	38
PB	0	SB	0
CS	0		

AB R H RBI BB SO LOB

3	0	0	0	1	0	0
0	0	0	0	0	0	0
1	0	0	0	0	0	0
5	2	2	0	0	0	2
4	1	3	1	0	0	2
2	0	0	1	0	1	3
1	0	1	0	0	0	0
4	0	1	1	0	0	2
3	0	0	0	1	0	3
3	0	0	0	0	0	1
0	0	0	0	1	0	0
4	0	0	0	0	0	3
1	0	0	0	0	0	0
0	0	0	0	0	0	0
1	0	1	0	0	0	0
0	0	0	0	0	0	0
2	0	0	0	0	0	0

Batter	1	2	3	4	5	6	7	8	9
Mookie Wilson, S (1, 8) Pete Falcone, L (8, 1) Bob Bailor, R (9, PH) OBP: 0.246, SLG: 0.270 OBP: 0.407, SLG: 0.364	0-0 4-3 1B SF7 2B		0-0 F7 1B 2B		4-0 BB 1-2 F2 L7		0-0 4-3 L7		0-0 F9 P3
Frank Taveras, R (1, 6) OBP: 0.250, SLG: 0.288	0-0 1B SF7 2B		0-0 1B 2B		0-0 F2 L7		0-0 L7		0-0 P3
Joel Youngblood, R (1, 9) OBP: 0.414, SLG: 0.523	0-0 1B 2-3 1B		0-0 4-3 2-H 1B		0-0 L7		0-0 L7		0-0 1B FC6-4 2B
Mike Jorgensen, L (1, 7) John Stearns, R (8, PH) OBP: 0.289, SLG: 0.294 (9, 2)	0-0 SF7 3-H		0-0 4-3 2-3		0-3 K		0-0 FC6-4 2-3 1B		0-0 FC6-4 1B
Hubie Brooks, R (1, 5) OBP: 0.349, SLG: 0.395	0-0 1-3 1B		0-0 5-3		0-0 6-3		0-0 FC6-4 1-2f 3-H BB		0-0 FC6-4 BB
Rusty Staub, L (1, 3) OBP: 0.383, SLG: 0.423	0-0 F2				0-0 F9		4-0 FC6-4 BB		0-0 P4
Alex Trevino, R (1, 2) Dave Kingman, R (8, PH) OBP: 0.384, SLG: 0.434 (9, 7)			0-0 F8		0-0 P3		0-0 F5		4-0 BB 1-2
Doug Flynn, R (1, 4) OBP: 0.371, SLG: 0.529			0-0 F6-3		0-0 F6-3		0-0 FC6-4 1-2f		0-0 F6
Randy Jones, R (1, 1) Tom Hausman, R (4, 1) Wally Backman, S (5, PH) Dyar Miller, R (8, 1) Lee Mazzilli, S (7, PH) OBP: 0.247, SLG: 0.256 (8, 8)			0-0 F7				0-0 BB 1B		0-0 F7

Inning Stats	R: 1 E: 0 K: 0 S: 6	H: 3 LOB: 2 BB: 0 P: 6	R: 0 E: 0 K: 0 S: 3	H: 0 LOB: 0 BB: 0 P: 3	R: 0 E: 0 K: 0 S: 5	H: 2 LOB: 1 BB: 0 P: 5	R: 0 E: 0 K: 0 S: 3	H: 0 LOB: 0 BB: 0 P: 3	R: 0 E: 0 K: 1 S: 6	H: 1 LOB: 2 BB: 1 P: 10	R: 0 E: 0 K: 0 S: 3	H: 0 LOB: 1 BB: 1 P: 7	R: 0 E: 0 K: 0 S: 3	H: 0 LOB: 0 BB: 0 P: 3	R: 1 E: 0 K: 0 S: 5	H: 2 LOB: 2 BB: 1 P: 9	R: 0 E: 0 K: 0 S: 3	H: 0 LOB: 0 BB: 0 P: 3	R: 0 E: 0 K: 0 S: 3	H: 0 LOB: 0 BB: 0 P: 3	1B: 5 2B: 3 3B: 0 HR: 0	SF: 1 SAC: 0 DP: 0 HBP: 0	WP: 0 PB: 0 SB: 0 CS: 0	PA: 38
--------------	------------------------------	---------------------------------	------------------------------	---------------------------------	------------------------------	---------------------------------	------------------------------	---------------------------------	------------------------------	----------------------------------	------------------------------	---------------------------------	------------------------------	---------------------------------	------------------------------	---------------------------------	------------------------------	---------------------------------	------------------------------	---------------------------------	----------------------------------	------------------------------------	----------------------------------	--------

PITCHER	IP	WLS	BF	H	R	ER	SO	BB	IBB	HBP	BLK	WP	HR	S	P	ERA	WHIP
Bob Welch, R (1, 1) ERA: 4.29	7.0	W	30	7	3	3	1	2	0	0	0	0	0	30	38	3.86	1.286
Steve Howe, L (8, 1) ERA: 0.68	2.0	S	8	1	0	0	0	1	0	0	0	0	0	7	11	0.00	1.000

Batter	1	2	3	4	5	6	7	8	9	AB R H RBI BB SO LOB	TOP	
Tim Raines, S (1, 7) ^x OBP: 0.461, SLG: 0.495 Tom Hutton, L (7, 7) OBP: 0.333, SLG: 0.250	0-0 ¹ F9		0-3 ² K		0-0 ^x	0-0 ^x BB S 1B		4-0 ^x S 1B BB	0-0 ^x ¹ FC4-6 G6-3 1-2f	3 0 1 0 1 1 0 1 0 0 0 0 0 1		
Rodney Scott, S (1, 4) ^x OBP: 0.368, SLG: 0.232	0-0 ² G3		0-0 ^x 1B		4-0 ^x BB 1-3 BB		0-0 ^x ¹ 1B		0-0 ^x ² G6-3 1-2f	4 0 2 0 1 0 1		
Andre Dawson, R (1, 8) ^x OBP: 0.357, SLG: 0.515	0-0 ^x 1B		0-3 ³ K		0-0 ^x ² F2		0-0 ^x ² F7			4 0 1 0 0 1 3		
Gary Carter, R (1, 2) ^x OBP: 0.343, SLG: 0.432	0-0 ³ P6				0-0 ^x ¹ F7		0-0 ^x ³ F8			4 0 0 0 0 0 3		
Warren Cromartie, L (1, 3) ^x OBP: 0.299, SLG: 0.385					0-0 ^x ¹ G3 1B 1B		0-0 ^x ¹ F7		0-3 ^x ¹ K	4 0 1 0 0 1 0		
Tim Wallach, R (1, 5) ^x OBP: 0.390, SLG: 0.568					0-0 ^x ² F3 1B		0-0 ^x ² F5		0-0 ^x ² 1B	4 0 3 0 0 0 0		
Jerry White, S (1, 9) ^x OBP: 0.323, SLG: 0.448					0-0 ^x ² F3 1-2 G3		0-0 ^x ² 1B 1B		0-0 ^x ² F7	4 0 1 0 0 0 4		
Chris Speier, R (1, 6) ^x OBP: 0.311, SLG: 0.304					0-0 ^x ³ 4-3		4-0 ^x ³ FC4-6 IBB 1B		0-0 ^x ³ F7	3 0 1 0 1 0 2		
Ray Burris, R (1, 1) OBP: 0.333, SLG: 0.222 Ellis Valentine, R (6, PH) OBP: 0.263, SLG: 0.380 Stan Bahnsen, R (6, 1) OBP: 0.333, SLG: 0.333 Stephen Ratzer, R (8, 1) Larry Parrish, R (9, PH) OBP: 0.268, SLG: 0.281					0-0 ^x ¹ P4		0-0 ^x ³ FC4-6 1-2f		4-0 ^x ³ 4-3	2 0 0 0 0 0 3 1 0 0 0 0 0 2 0 0 0 0 0 0 0 0 0 0 0 0 0 0 0 0 0 0 1 0 0		
Inning Stats	R: 0 H: 1 E: 0 LOB: 1 K: 0 BB: 0 S: 4 P: 4	R: 0 H: 1 E: 0 LOB: 1 K: 0 BB: 0 S: 4 P: 4	R: 0 H: 1 E: 0 LOB: 1 K: 2 BB: 0 S: 8 P: 8	R: 0 H: 2 E: 0 LOB: 3 K: 0 BB: 1 S: 5 P: 9	R: 0 H: 1 E: 0 LOB: 1 K: 0 BB: 1 S: 3 P: 7	R: 0 H: 2 E: 0 LOB: 2 K: 0 BB: 0 S: 5 P: 5	R: 0 H: 1 E: 0 LOB: 1 K: 0 BB: 1 S: 3 P: 7	R: 0 H: 1 E: 0 LOB: 1 K: 1 BB: 0 S: 6 P: 6	R: 0 H: 0 E: 0 LOB: 0 K: 0 BB: 1 S: 2 P: 6	1B: 10 SF: 0 2B: 0 SAC: 0 3B: 0 DP: 1 HR: 0 HBP: 0	WP: 0 PA: 38 PB: 0 SB: 2 CS: 0	
PITCHER	IP WLS BF H R ER SO BB IBB HBP BLK WP HR S P ERA WHIP											
Burt Hooton, R (1, 1) ERA: 2.45 Bobby Castillo, R (7, 1) ERA: 5.74 Steve Howe, L (8, 1) ERA: 0.59	6.1 W 29 9 0 0 2 2 1 0 0 0 0 0 30 42 0.00 1.737											

Montreal Expos @ Los Angeles Dodgers
 Dodger Stadium, Los Angeles, CA
 Tue May 12 1981, 7:05 PM PDT
 Att: 34,367 - Unknown

livebaseballscorecards.com

AB	34
R	0
H	10
RBI	0
BB	4
SO	3
LOB	19



Batter	1	2	3	4	5	6	7	8	9
Davey Lopes, R OBP: 0.262, SLG: 0.211 (1, 4)	0-0 4-3		0-0 L5		0-0 F8			0-0 1B 2B	
Ken Landreaux, L OBP: 0.377, SLG: 0.479 (1, 8)	0-0 3-1		0-0 G3			0-3 K		0-0 F8	
Dusty Baker Jr., R OBP: 0.349, SLG: 0.426 Rick Monday, L OBP: 0.250, SLG: 0.381 (1, 7) (9, 7)	0-0 6-3			0-0 P5		0-0 6-3		4-0 1B BB	
Steve Garvey, R OBP: 0.282, SLG: 0.407 (1, 3)		0-0 E6 HR		0-0 FC5-4 1B		0-0 E6 CS		0-0 F8	
Ron Cey, R OBP: 0.373, SLG: 0.481 (1, 5)		0-0 HR		0-0 P4		0-0 CS	0-0 HR	0-0 1B 1B	
Pedro Guerrero, R OBP: 0.347, SLG: 0.506 (1, 9)		0-0 F7		0-0 FC5-4			0-0 E6 FC5 1B	0-0 1B	
Mike Scioscia, L OBP: 0.349, SLG: 0.324 (1, 2)		0-3 K			0-0 F8		0-0 FC5 1B	0-0 P4	
Derrel Thomas, S OBP: 0.190, SLG: 0.150 (1, 6)		0-3 K			0-0 E6 SH3-4		0-0 FC5 G4-6-3		
Burt Hooton, R OBP: 0.200, SLG: 0.214 Bobby Castillo, R OBP: 0.600, SLG: 1.000 Jay Johnstone, L OBP: 0.150, SLG: 0.105 Steve Howe, L (8, 1)		0-0 1-3		0-0 SH3-4		0-0 G4-6-3			

Inning Stats	R: 0 E: 0 K: 0 S: 3	H: 0 LOB: 0 BB: 0 P: 3	R: 2 E: 1 K: 2 S: 9	H: 1 LOB: 0 BB: 0 P: 9	R: 0 E: 0 K: 0 S: 3	H: 0 LOB: 0 BB: 0 P: 3	R: 0 E: 0 K: 0 S: 4	H: 1 LOB: 1 BB: 0 P: 4	R: 0 E: 1 K: 0 S: 4	H: 0 LOB: 1 BB: 0 P: 4	R: 0 E: 1 K: 1 S: 5	H: 0 LOB: 0 BB: 0 P: 5	R: 1 E: 1 K: 0 S: 5	H: 2 LOB: 1 BB: 0 P: 5	R: 2 E: 0 K: 0 S: 6	H: 3 LOB: 2 BB: 1 P: 10	
PITCHER	IP	WLS	BF	H	R	ER	SO	BB	IBB	HBP	BLK	WP	HR	S	P	ERA	WHIP
Ray Burris, R ERA: 4.01 (1, 1)	5.0	L	19	2	2	1	2	0	0	0	0	0	1	23	23	1.80	0.400
Stan Bahnsen, R ERA: 6.0 (6, 1)	2.2		14	5	3	3	1	1	0	0	0	0	1	15	19	10.12	2.250
Stephen Ratzler, R ERA: 6.46 (8, 1)	0.1		1	0	0	0	0	0	0	0	0	0	0	1	1	0.00	0.000

BOTTOM

Montreal Expos @ Los Angeles Dodgers
Dodger Stadium, Los Angeles, CA

Tue May 12 1981, 7:05 PM PDT
Att. 34,367 - Unknown

AB	R	H	RBI	BB	SO	LOB
4	1	1	0	0	0	1
4	0	0	0	0	1	1
3	1	0	0	1	0	0
0	0	0	0	0	0	0
4	1	1	0	0	0	2
4	2	3	4	0	0	1
4	0	1	1	0	0	1
4	0	1	0	0	1	2
3	0	0	0	0	1	2
1	0	0	0	0	0	0
0	0	0	0	0	0	0
1	0	0	0	0	0	2
0	0	0	0	0	0	0

1B:	4	SF:	0
2B:	1	SAC:	1
3B:	0	DP:	1
HR:	2	HBP:	0

WP:	0	PA:	35
PB:	0		
SB:	0		
CS:	1		

livebaseballscorecards.com

AB 32
R 5
H 7
RBI 5
BB 1
SO 3
LOB 12



Batter	1	2	3	4	5	6	7	8	9	AB R H RBI BB SO LOB
Jerry White, S (1, 7) OBP: 0.333, SLG: 0.441	0-0 1-3		0-0 5-3		0-0 F5		0-0 FC6-4 1-2 1B		0-0 FC5-4 BB 1-2 2-3 2B 1B	5 1 2 0 0 0 1
Rodney Scott, S (1, 4) OBP: 0.359, SLG: 0.219	0-0 4-3		0-0 F4		0-0 6-3		0-0 FC6-4 1-2f		4-0 FC5-4 BB 1-2 2-3 3-H	4 0 0 1 1 0 3
Andre Dawson, R (1, 8) OBP: 0.358, SLG: 0.538	0-0 PB 1B		0-0 6-3		0-0 6-3		0-0 6-3	0-0 HR	0-0 FC5-4 2B 1-2f 2-3 3-H	5 2 2 2 0 0 2
Gary Carter, R (1, 2) OBP: 0.345, SLG: 0.440	0-0 F4 1-2		0-0 F7		0-0 FC4-6 1B		0-0 6-3	0-0 6-3	0-0 E 2B 1-H 3-H	5 1 2 2 0 0 1
Warren Cromartie, L (1, 3) OBP: 0.314, SLG: 0.396		0-0 F7		0-0 1B		0-3 K		0-0 E 1B	0-0 E7 1B 2-H	5 0 3 1 0 1 1
Tim Wallach, R (1, 9) OBP: 0.370, SLG: 0.512		0-0 F9		0-0 F8		0-0 FC4-6 1-2f		0-0 E5 G6-4-3 1-3	4-0 IBB	4 0 0 0 1 0 3
Larry Parrish, R (1, 5) OBP: 0.265, SLG: 0.277		0-0 1B 1B		0-0 F9		0-0 F9		0-0 F9	0-0 G6-4-3 F4 1-2f	5 0 1 0 0 0 5
Chris Speier, R (1, 6) OBP: 0.333, SLG: 0.323		0-0 1B 1-2 1B		0-0 SH2-4 1B		0-0 SH2-4		4-0 1B BB	0-0 1B 1B F4	4 1 3 0 1 0 2
Scott Sanderson, R (1, 1) OBP: 0.308, SLG: 0.364 Stephen Ratzel, R (8, 1) Bobby Ramos, R (9, PH) OBP: 0.400, SLG: 0.643 Woodie Fryman, R (9, 1)		0-0 F9		0-0 SH2-4		0-0 F3		0-0 BB FC5-4 1B 1-2	0-0 BB 1B 1B 1-2	2 0 0 0 0 0 3 0 0 0 0 0 0 0 1 1 1 0 0 0 0 0 0 0 0 0 0 0

TOP

Montreal Expos @ Los Angeles Dodgers
Dodger Stadium, Los Angeles, CA

Wed May 13 1981, 7:05 PM PDT
Att: 42,712 - Unknown

AB	40
R	6
H	14
RBI	6
BB	3
SO	1
LOB	21



Inning Stats	R: 0 E: 0 K: 0 S: 4	H: 1 LOB: 1 BB: 0 P: 4	R: 0 E: 0 K: 0 S: 5	H: 2 LOB: 2 BB: 0 P: 5	R: 0 E: 0 K: 0 S: 3	H: 0 LOB: 0 BB: 0 P: 3	R: 0 E: 0 K: 0 S: 4	H: 1 LOB: 1 BB: 0 P: 4	R: 0 E: 0 K: 1 S: 6	H: 1 LOB: 1 BB: 0 P: 6	R: 0 E: 0 K: 0 S: 4	H: 1 LOB: 2 BB: 1 P: 8	R: 1 E: 1 K: 0 S: 5	H: 2 LOB: 1 BB: 0 P: 5	R: 5 E: 1 K: 0 S: 8	H: 5 LOB: 2 BB: 2 P: 16	1B: 12 2B: 1 3B: 0 HR: 1	SF: 0 SAC: 1 DP: 1 HBP: 0	WP: 0 PB: 1 SB: 0 CS: 0	PA: 44
--------------	------------------------------	---------------------------------	------------------------------	---------------------------------	------------------------------	---------------------------------	------------------------------	---------------------------------	------------------------------	---------------------------------	------------------------------	---------------------------------	------------------------------	---------------------------------	------------------------------	----------------------------------	-----------------------------------	------------------------------------	----------------------------------	--------

PITCHER	IP	WLS	BF	H	R	ER	SO	BB	IBB	HBP	BLK	WP	HR	S	P	ERA	WHIP
Jerry Reuss, L (1, 1) ERA: 1.67	8.0		37	12	4	4	1	1	0	0	0	0	1	38	42	4.50	1.625
Bobby Castillo, R (9, 1) ERA: 6.75	0.1		3	1	1	1	0	1	0	0	0	0	0	2	6	27.00	6.000
Steve Howe, L (9, 1) ERA: 0.56	0.2	W	4	1	1	1	0	0	1	0	0	0	0	3	7	13.50	1.500

PITCHER	IP	WLS	BF	H	R	ER	SO	BB	IBB	HBP	BLK	WP	HR	S	P	ERA	WHIP
---------	----	-----	----	---	---	----	----	----	-----	-----	-----	----	----	---	---	-----	------

Batter	1	2	3	4	5	6	7	8	9	AB	R	H	RBI	BB	SO	LOB
Davey Lopes, R OBP: 0.269, SLG: 0.214 (1, 4)	0-0 4-3 PB 1B 1B		0-3 K			0-0 4-3		0-0 SH 2B	1-0 E 1B HBP	3	3	1	0	0	1	0
Ken Landreaux, L OBP: 0.370, SLG: 0.475 (1, 8)	0-0 F9		0-0 F9			0-0 F2		0-0 1B 2B	0-0 F9	5	1	1	2	0	0	2
Dusty Baker Jr., R OBP: 0.354, SLG: 0.429 (1, 7) Derrel Thomas, S OBP: 0.190, SLG: 0.150 (8, PR) Reggie Smith, S OBP: 0.444, SLG: 0.429 (9, PH)	0-0 4-3 1-3				0-0 5-3 1B	0-0 4-3		0-0 4-3 1B 2-3	0-0 E6 1B 1-2 1B	4	0	2	0	0	0	1
Steve Garvey, R OBP: 0.294, SLG: 0.414 (1, 3)	0-0 FC6-4 1B				0-0 5-3 1-2		0-0 5-3	0-0 4-3 1B	0-0 HR 1B	5	1	3	4	0	0	1
Ron Cey, R OBP: 0.374, SLG: 0.504 (1, 5)	0-0 FC6-4 1-2f				0-3 K		0-0 1B 1B	0-0 F8	0-0 HR	5	1	2	2	0	1	4
Pedro Guerrero, R OBP: 0.333, SLG: 0.484 (1, 9)		0-0 6-3			0-0 F4		0-0 F9	0-0 4-3		4	0	0	0	0	0	4
Mike Scioscia, L OBP: 0.356, SLG: 0.325 (1, 2)		0-0 F9				0-0 F3		0-0 FC6-4 1B		3	0	1	0	1	0	0
Bill Russell, R OBP: 0.218, SLG: 0.212 (1, 6)		0-0 6-3			0-0 F4		0-0 FC6-4 1-2f	0-0 6-3		4	0	0	0	0	0	5
Jerry Reuss, L OBP: 0.267, SLG: 0.267 (1, 1) Bobby Castillo, R OBP: 0.600, SLG: 1.000 (9, 1) Steve Howe, L (9, 1) Steve Yeager, R OBP: 0.310, SLG: 0.385 (9, PH)			0-3 K			0-3 K		0-0 WP SH 2B 1B	0-0 F8	3	1	1	0	0	2	0

Inning Stats	R: 1	H: 2	E: 0	K: 0	S: 5	LOB: 1	BB: 0	P: 5	R: 0	H: 0	E: 0	K: 0	S: 3	LOB: 0	BB: 0	P: 3	R: 0	H: 1	E: 0	K: 1	S: 6	LOB: 1	BB: 0	P: 6	R: 0	H: 0	E: 0	K: 1	S: 5	LOB: 0	BB: 0	P: 5	R: 0	H: 0	E: 0	K: 0	S: 3	LOB: 2	BB: 0	P: 5	R: 3	H: 4	E: 1	K: 0	S: 8	LOB: 3	BB: 1	P: 12	R: 4	H: 2	E: 1	K: 0	S: 5	LOB: 0	BB: 0	P: 6	1B: 9	SF: 0	2B: 1	SAC: 1	3B: 0	DP: 0	HR: 1	HBP: 1	WP: 1	PA: 41
--------------	------	------	------	------	------	--------	-------	------	------	------	------	------	------	--------	-------	------	------	------	------	------	------	--------	-------	------	------	------	------	------	------	--------	-------	------	------	------	------	------	------	--------	-------	------	------	------	------	------	------	--------	-------	-------	------	------	------	------	------	--------	-------	------	-------	-------	-------	--------	-------	-------	-------	--------	-------	--------

PITCHER	IP	WLS	BF	H	R	ER	SO	BB	IBB	HBP	BLK	WP	HR	S	P	ERA	WHIP
Scott Sanderson, R ERA: 2.13 (1, 1)	7.0		31	9	4	2	4	0	0	0	0	1	0	39	39	2.57	1.286
Stephen Ratzler, R ERA: 6.06 (8, 1)	1.0		4	0	0	0	0	0	1	0	0	0	0	3	7	0.00	0.000
Woodie Fryman, L ERA: 0.93 (9, 1)	0.2	L	6	2	4	0	0	0	0	1	0	0	1	5	6	0.00	3.000


BOTTOM

Montreal Expos @ Los Angeles Dodgers
 Dodger Stadium, Los Angeles, CA
 Wed May 13 1981, 7:05 PM PDT
 Att. 42,712 - Unknown

livebaseballscores.com

AB 38
 R 8
 H 11
 RBI 8
 BB 1
 SO 4
 LOB 18



Batter	1	2	3	4	5	6	7	8	9	AB R H RBI BB SO LOB	TOP														
Jerry White, S (1, 7) OBP: 0.300, SLG: 0.395	0-0 F7		0-3 K			0-0 F3			0-0 4-3	4 0 0 0 0 1 0	<p>Montreal Expos @ Los Angeles Dodgers Dodger Stadium, Los Angeles, CA Thu May 14 1981, 7:05 PM PDT Att: 53,906 - Unknown</p> <p>livebaseballscorecards.com</p> <table border="1"> <tr><td>AB</td><td>30</td></tr> <tr><td>R</td><td>2</td></tr> <tr><td>H</td><td>3</td></tr> <tr><td>RBI</td><td>2</td></tr> <tr><td>BB</td><td>1</td></tr> <tr><td>SO</td><td>7</td></tr> <tr><td>LOB</td><td>4</td></tr> </table> 	AB	30	R	2	H	3	RBI	2	BB	1	SO	7	LOB	4
AB	30																								
R	2																								
H	3																								
RBI	2																								
BB	1																								
SO	7																								
LOB	4																								
Rodney Scott, S (1, 4) OBP: 0.354, SLG: 0.221	0-0 F3			0-3 K			0-0 1B	0-0 F8	4 0 1 0 0 1 0																
Andre Dawson, R (1, 8) OBP: 0.355, SLG: 0.555	0-0 5-3			0-0 F4			0-0 F4	0-0 HR	4 1 1 1 0 0 1																
Gary Carter, R (1, 2) OBP: 0.333, SLG: 0.423		0-0 F8		0-0 F8			0-0 L7	0-0 F7	4 0 0 0 0 0 1																
Warren Cromartie, L (1, 3) OBP: 0.305, SLG: 0.384		0-0 F9			0-0 6-3		0-0 L6		3 0 0 0 0 0 1																
Tim Wallach, R (1, 9) OBP: 0.347, SLG: 0.477		0-0 F4			0-0 F8		0-3 K		3 0 0 0 0 1 0																
Larry Parrish, R (1, 5) OBP: 0.257, SLG: 0.268			0-3 K		0-3 K		0-0 5-3		3 0 0 0 0 2 0																
Chris Speier, R (1, 6) OBP: 0.342, SLG: 0.357			0-0 HR			0-0 F9	4-0 BB	4-0 BB	2 1 1 1 1 0 0																
Tim Raines, S (8, PR) OBP: 0.461, SLG: 0.495									0 0 0 0 0 0 0																
Mike Phillips, L (8, 6) OBP: 0.182, SLG: 0.242									0 0 0 0 0 0 0																
Bill Gullickson, R (1, 1) OBP: 0.200, SLG: 0.267			0-3 K			0-0 1-3	0-3 K		2 0 0 0 0 1 0																
Chris Smith, S (8, PH)									1 0 0 0 0 1 1																
Stephen Ratzer, R (8, 1)									0 0 0 0 0 0 0																
Inning Stats	R: 0 E: 0 K: 0 S: 3	H: 0 LOB: 0 BB: 0 P: 3	R: 0 E: 0 K: 3 S: 3	H: 0 LOB: 0 BB: 0 P: 3	R: 1 E: 0 K: 3 S: 10	H: 1 LOB: 0 BB: 0 P: 10	R: 0 E: 0 K: 1 S: 5	H: 0 LOB: 0 BB: 0 P: 5	R: 0 E: 0 K: 1 S: 5	H: 0 LOB: 0 BB: 0 P: 5	R: 0 E: 0 K: 0 S: 4	H: 1 LOB: 1 BB: 0 P: 4	R: 0 E: 0 K: 2 S: 7	H: 0 LOB: 2 BB: 1 P: 11	R: 1 E: 0 K: 0 S: 4	H: 1 LOB: 0 BB: 0 P: 4	1B: 1 2B: 0 3B: 0 HR: 2	SF: 0 SAC: 0 DP: 0 HBP: 0	WP: 0 PB: 0 SB: 1 CS: 0	PA: 31					
PITCHER Fernando Valenzuela, L (1, 1) ERA: 0.5	IP: 9.0 WLS: W BF: 31 H: 3 R: 2 ER: 2 SO: 7 BB: 1					IP: 9.0 WLS: W BF: 31 H: 3 R: 2 ER: 2 SO: 7 BB: 1															ERA: 2.00 WHIP: 0.444				

Batter	1	2	3	4	5	6	7	8	9	AB R H RBI BB SO LOB	TOP																										
Frank Taveras, R (1, 6) OBP: 0.255, SLG: 0.299	0-3 K		0-0 G3-6-3 1B		0-0 5-3		0-0 1-3 1B 2B		0-0 6-3	5 1 2 0 0 1 0	New York Mets @ Los Angeles Dodgers Dodger Stadium, Los Angeles, CA Fri May 15 1981, 7:05 PM PDT Att: 49,860 - Unknown																										
John Stearns, R (1, 2) OBP: 0.353, SLG: 0.383	0-0 1B		0-0 F2			0-0 BB 1B	0-0 2-H 3-H 1B			4 1 3 2 0 0 1																											
Lee Mazzilli, S (1, 8) OBP: 0.257, SLG: 0.301	0-0 F8		0-0 G3-6-3 1-2f			0-0 F7	0-0 1-H HR			4 1 1 2 0 0 3																											
Dave Kingman, R (1, 7) Neil Allen, R (7, 1)	0-3 K			0-0 P5		0-3 K	0-3 K			4 0 0 0 0 3 2 0 0 0 0 0 0 0																											
Joel Youngblood, R (1, 9) OBP: 0.419, SLG: 0.532		0-0 HR		4-0 S BB		4-0 1-2 BB		0-3 K		2 1 1 1 2 1 0																											
Mike Jorgensen, L (1, 3) OBP: 0.297, SLG: 0.576		0-0 F6-4-3 1B 1B		0-3 K		0-0 L4		0-0 3-1		4 0 1 0 0 1 3																											
Hubie Brooks, R (1, 5) OBP: 0.347, SLG: 0.396		0-0 F6-4-3 1B		0-0 L3			0-0 2B 1B 1B	0-3 K		4 1 2 0 0 1 1																											
Doug Flynn, R (1, 4) OBP: 0.340, SLG: 0.495		0-0 F6-4-3 1-2 2-3			0-0 F9		0-0 F7		0-0 F6-3	4 0 0 0 0 0 3																											
Randy Jones, R (1, 1) Tom Hausman, R (2, 1)		0-0 6-3			0-0 6-3		0-0 F7		0-0 F9	1 0 0 0 0 0 1 1 0 0 0 0 0 0 1 0 0 0 0 0 1 1 0 0 0 0 0 0																											
Mike Cubbage, L (7, PH) Bob Bailor, R (7, 7) OBP: 0.379, SLG: 0.333																																					
Inning Stats	R: 0 E: 0 K: 2 S: 8	H: 1 LOB: 1 BB: 0 P: 8	R: 1 E: 0 K: 0 S: 5	H: 3 LOB: 1 BB: 0 P: 5	R: 0 E: 0 K: 0 S: 3	H: 1 LOB: 0 BB: 0 P: 3	R: 0 E: 0 K: 1 S: 5	H: 0 LOB: 1 BB: 1 P: 9	R: 0 E: 0 K: 1 S: 6	H: 1 LOB: 2 BB: 1 P: 10	R: 4 E: 0 K: 1 S: 9	H: 4 LOB: 0 BB: 0 P: 9	R: 0 E: 0 K: 2 S: 7	H: 0 LOB: 0 BB: 0 P: 7	R: 0 E: 0 K: 0 S: 3	H: 0 LOB: 0 BB: 0 P: 3	1B: 7 2B: 1 3B: 0 HR: 2	SF: 0 SAC: 0 DP: 2 HBP: 0	WP: 0 PB: 0 SB: 1 CS: 0	PA: 37																	
PITCHER	IP WLS BF H R ER SO BB IBB HBP BLK WP HR S P ERA WHIP																																				
Bob Welch, R (1, 1) ERA: 4.25	6.2		28	8	3	3	4	2	0	0	0	0	0	1	34	42	4.05	1.500																			
Dave Goltz, R (7, 1) ERA: 3.57	1.1		6	2	2	2	3	0	0	0	0	0	0	1	12	12	13.50	1.500																			
Steve Howe, L (9, 1) ERA: 0.53	1.0	W	3	0	0	0	0	0	0	0	0	0	0	0	3	3	0.00	0.000																			

livebaseballscorecards.com

AB	35
R	5
H	10
RBI	5
BB	2
SO	7
LOB	15



Batter	1	2	3	4	5	6	7	8	9	AB	R	H	RBI	BB	SO	LOB
Davey Lopes, R OBP: 0.273, SLG: 0.231 (1, 4)	0-0 SH1-3 2B 1B	0-0 E6 1B		0-0 F7		0-0 P6			0-0 G3 1B 2B	5	3	2	0	0	0	1
Ken Landreaux, L OBP: 0.364, SLG: 0.477 (1, 8)	0-0 SH1-3 1-2	0-0 1B 1B		0-0 3B		0-0 G3			0-0 G3 2-3	4	1	2	0	0	0	2
Dusty Baker Jr., R OBP: 0.353, SLG: 0.417 (1, 7)	0-3 K	0-0 1B 1-2 2-H 1B		0-0 6-3					4-0 1B IBB IBB	4	0	1	1	1	1	2
Steve Garvey, R OBP: 0.303, SLG: 0.419 (1, 3)	0-0 1B 2B 2-H	0-0 1B 1-2 2-H 1B				0-0 5-3			4-0 1B IBB	4	0	2	2	1	0	0
Ron Cey, R OBP: 0.371, SLG: 0.500 (1, 5)	0-0 2-3 1B	0-3 K				0-0 2B			0-0 1B 1-2 2-3 3-H	5	0	3	1	0	1	2
Pedro Guerrero, R OBP: 0.327, SLG: 0.525 (1, 9)	0-3 K			0-0 5-3		0-3 K			0-0 HR	4	1	1	1	0	2	3
Steve Yeager, R OBP: 0.313, SLG: 0.483 (1, 2)						0-0 5-3			0-0 F7	3	1	1	1	0	0	1
Rick Monday, L OBP: 0.240, SLG: 0.364 (8, PH)				0-0 F9						1	0	0	0	0	0	0
Mike Scioscia, L OBP: 0.355, SLG: 0.338 (9, 2)				HR						0	0	0	0	0	0	0
Derrel Thomas, S OBP: 0.200, SLG: 0.208 (1, 6)				0-0 G3		0-0 6-3			0-3 K SH3-4 2B	4	0	1	0	0	1	0
Bob Welch, R OBP: 0.188, SLG: 0.133 (1, 1)						0-0 F9			0-0 SH3-4	2	0	0	0	0	0	0
Dave Goltz, R (7, 1)									0-0 F4-3	0	0	0	0	0	0	0
Jay Johnstone, L OBP: 0.143, SLG: 0.100 (8, PH)										1	0	0	0	0	0	0
Steve Howe, L (9, 1)										0	0	0	0	0	0	0

Inning Stats	R: 1	H: 3	E: 0	K: 2	S: 10	H: 3	LOB: 2	BB: 0	P: 10	R: 3	H: 4	E: 1	K: 1	S: 10	H: 4	LOB: 2	BB: 0	P: 10	R: 0	H: 0	E: 0	K: 0	S: 3	H: 0	LOB: 0	BB: 0	P: 3	R: 0	H: 1	E: 0	K: 1	S: 4	H: 1	LOB: 1	BB: 0	P: 4	R: 0	H: 1	E: 0	K: 0	S: 6	H: 1	LOB: 1	BB: 0	P: 6	R: 0	H: 0	E: 0	K: 0	S: 3	H: 0	LOB: 0	BB: 0	P: 3	R: 1	H: 1	E: 0	K: 1	S: 6	H: 1	LOB: 0	BB: 0	P: 6	R: 1	H: 2	E: 0	K: 0	S: 3	H: 2	LOB: 3	BB: 2	P: 11	1B: 6	SF: 0	2B: 4	SAC: 2	3B: 1	DP: 0	HR: 2	HBP: 0	WP: 0	PA: 41	PB: 0	SB: 0	CS: 0
--------------	------	------	------	------	-------	------	--------	-------	-------	------	------	------	------	-------	------	--------	-------	-------	------	------	------	------	------	------	--------	-------	------	------	------	------	------	------	------	--------	-------	------	------	------	------	------	------	------	--------	-------	------	------	------	------	------	------	------	--------	-------	------	------	------	------	------	------	------	--------	-------	------	------	------	------	------	------	------	--------	-------	-------	-------	-------	-------	--------	-------	-------	-------	--------	-------	--------	-------	-------	-------

PITCHER	IP	WLS	BF	H	R	ER	SO	BB	IBB	HBP	BLK	WP	HR	S	P	ERA	WHIP
Randy Jones, L ERA: 4.88 (1, 1)	1.2		13	7	4	2	2	0	0	0	0	0	0	17	17	10.80	4.200
Tom Hausman, R ERA: 2.55 (2, 1)	4.1		16	3	0	0	2	0	0	0	0	0	0	20	20	0.00	0.692
Neil Allen, R ERA: 1.83 (7, 1)	2.1	L	12	3	2	2	1	0	2	0	0	0	1	12	20	7.71	1.286

BOTTOM

New York Mets @ Los Angeles Dodgers
Dodger Stadium, Los Angeles, CA
 Fri May 15 1981, 7:05 PM PDT
 Att. 49,860 - Unknown

AB	37
R	6
H	13
RBI	6
BB	2
SO	5
LOB	11

livebaseballscorecards.com

Batter	1	2	3	4	5	6	7	8	9	AB R H RBI BB SO LOB	TOP											
Frank Taveras, R (1, 6) OBP: 0.245, SLG: 0.287	0-0 6-3		0-0 FC5-4 1-2f			0-0 F2		0-0 F9		4 0 0 0 0 0 2												
John Stearns, R (1, 2) OBP: 0.364, SLG: 0.380	0-0 6-3			0-0 F9		0-0 1B			4-0 FC5-6-4 1B BB	3 0 1 0 1 0 0												
Lee Mazzilli, S (1, 8) OBP: 0.257, SLG: 0.299	0-3 K			0-0 6-3		0-3 K			0-0 1-2 FC5-6-4 1B	4 0 1 0 0 2 2												
Dave Kingman, R (1, 7) OBP: 0.345, SLG: 0.379		0-0 F8		0-0 F7		0-3 K			0-0 FC5-6-4 G6-4-3 1-2f 2-3	4 0 0 0 0 1 4												
Joel Youngblood, R (1, 9) OBP: 0.411, SLG: 0.519		0-3 K			0-0 P3		0-0 G6-4-3 1B		0-0 G6-4-3 1-2f	4 0 1 0 0 1 2												
Mike Jorgensen, L (1, 3) OBP: 0.275, SLG: 0.528		0-3 K			0-0 4-3		0-0 F9			3 0 0 0 0 1 1												
Hubie Brooks, R (1, 5) OBP: 0.346, SLG: 0.394			0-0 5-3		0-0 FC4-6 1B		0-0 G6-4-3 1-2f			3 0 1 0 0 0 1												
Doug Flynn, R (1, 4) OBP: 0.330, SLG: 0.480			0-0 F8		0-0 FC4-6 1-2f			0-0 F6-3		3 0 0 0 0 0 1												
Dave Roberts, L (1, 1) OBP: 0.250, SLG: 0.250 Dyar Miller, R (2, 1) OBP: 0.500, SLG: 0.500 Wally Backman, S (6, PH) OBP: 0.231, SLG: 0.231 Pete Falcone, L (6, 1) Mike Cubbage, L (8, PH) OBP: 0.316, SLG: 0.214 Jeff Reardon, R (8, 1)			0-0 FC5-4 1B			0-0 1B		0-0 4-3		0 0 0 0 0 0 0 1 0 1 0 0 0 0 1 0 1 0 0 0 0 0 0 0 0 0 0 0 1 0 0 0 0 0 0 0 0 0 0 0 0 0												
Inning Stats	R: 0 E: 0 K: 1 S: 5	H: 0 LOB: 0 BB: 0 P: 5	R: 0 E: 0 K: 2 S: 7	H: 0 LOB: 0 BB: 0 P: 7	R: 0 E: 0 K: 0 S: 4	H: 1 LOB: 1 BB: 0 P: 4	R: 0 E: 0 K: 0 S: 3	H: 0 LOB: 0 BB: 0 P: 3	R: 0 E: 0 K: 0 S: 4	H: 1 LOB: 1 BB: 0 P: 4	R: 0 E: 0 K: 2 S: 9	H: 2 LOB: 2 BB: 0 P: 9	R: 0 E: 0 K: 0 S: 3	H: 1 LOB: 0 BB: 0 P: 3	R: 0 E: 0 K: 0 S: 3	H: 0 LOB: 0 BB: 0 P: 3	R: 0 E: 0 K: 0 S: 3	H: 1 LOB: 1 BB: 1 P: 7	1B: 6 2B: 0 3B: 0 HR: 0	SF: 0 SAC: 0 DP: 2 HBP: 0	WP: 0 PB: 0 SB: 0 CS: 0	PA: 32
PITCHER Burt Hooton, R (1, 1) ERA: 2.06	IP: 9.0 WLS: W BF: 32 H: 6 R: 0 ER: 0 SO: 5 BB: 1 IBB: 0 HBP: 0 BLK: 0 WP: 0 HR: 0 S: 41 P: 45 ERA: 0.00 WHIP: 0.778											PITCHER	IP: WLS: BF: H: R: ER: SO: BB: IBB: HBP: BLK: WP: HR: S: P: ERA: WHIP:									

New York Mets @ Los Angeles Dodgers
 Dodger Stadium, Los Angeles, CA
 Sat May 16 1981, 7:05 PM PDT
 Att: 51,000 - Unknown

livebaseballscorecards.com

AB	31
R	0
H	6
RBI	0
BB	1
SO	5
LOB	13



Batter	1	2	3	4	5	6	7	8	9	AB R H RBI BB SO LOB	TOP											
Hubie Brooks, R (1, 5) OBP: 0.358, SLG: 0.404	0-0 6-3		0-0 1B 1-3 1B		0-0 L4		0-0 G5-4-3 1B		0-0 FC5-4 1B	5 0 3 1 0 0 0	New York Mets @ Los Angeles Dodgers Dodger Stadium, Los Angeles, CA Sun May 17 1981, 3:33 AM PDT Att: 50,746 - Unknown livebaseballscorecards.com											
Bob Bailor, R (1, 6) OBP: 0.324, SLG: 0.276	0-0 P6		0-0 1-3 1-2		0-0 5-3		0-0 G5-4-3 1-2f		0-0 FC5-4 FC6-4	5 0 0 0 0 0 4												
Lee Mazzilli, S (1, 8) OBP: 0.263, SLG: 0.314	0-0 2B		0-0 1B 2-3		0-0 5-3		0-0 5-3		0-0 FC6-4 1-2f	5 0 2 0 0 0 2												
Dave Kingman, R (1, 7) OBP: 0.341, SLG: 0.374	0-0 6-3		0-3 K		0-0 BB 1B 1B		0-3 K			4 0 1 0 0 2 3												
Joel Youngblood, R (1, 9) OBP: 0.415, SLG: 0.518		0-0 6-3		0-0 6-3 1B		0-0 BB 1B		0-0 G3		4 0 2 0 0 0 0												
John Stearns, R (1, 3) OBP: 0.356, SLG: 0.370		0-0 1B 1B		0-0 6-3 1-2		0-0 P6		0-0 5-3		4 0 1 0 0 0 3												
Alex Trevino, R (1, 2) OBP: 0.347, SLG: 0.293		0-0 F1-6-3 1B		0-0 P3		4-0 BB BB			0-0 FC4-6 1B 1B	3 1 2 0 1 0 1												
Doug Flynn, R (1, 4) OBP: 0.336, SLG: 0.476	0-0 F1-6-3 1-2		0-0 FC6-4 IBB		4-0 F9		0-0 F9		0-0 FC4-6 1B	3 0 1 0 1 0 5												
Pat Zachry, R (1, 1) OBP: 0.333, SLG: 0.273		0-3 K		0-0 FC6-4		0-0 F9		0-0 FC4-6 1B	0-0 FC5-4 1B	2 0 0 0 0 1 2												
Rusty Staub, L (6, PH) OBP: 0.384, SLG: 0.421									1-2f 2-3	1 0 0 0 0 0 3												
Tom Hausman, R (6, 1)										0 0 0 0 0 0 0												
Mookie Wilson, S (9, PH) OBP: 0.250, SLG: 0.262										1 0 0 0 0 0 2												
Inning Stats	R: 0 E: 0 K: 0 S: 4	H: 1 LOB: 1 BB: 0 P: 4	R: 0 E: 0 K: 0 S: 4	H: 2 LOB: 1 BB: 0 P: 4	R: 0 E: 0 K: 2 S: 9	H: 2 LOB: 2 BB: 0 P: 9	R: 0 E: 0 K: 0 S: 4	H: 1 LOB: 2 BB: 1 P: 8	R: 0 E: 0 K: 0 S: 3	H: 0 LOB: 0 BB: 0 P: 3	R: 0 E: 0 K: 0 S: 5	H: 2 LOB: 3 BB: 1 P: 9	R: 0 E: 0 K: 0 S: 3	H: 1 LOB: 0 BB: 0 P: 3	R: 0 E: 0 K: 1 S: 5	H: 0 LOB: 0 BB: 0 P: 5	R: 1 E: 0 K: 0 S: 6	H: 3 LOB: 2 BB: 0 P: 6	1B: 11 2B: 1 3B: 0 HR: 0	SF: 0 SAC: 0 DP: 2 HBP: 0	WP: 0 PB: 0 SB: 0 CS: 0	PA: 39
PITCHER Jerry Reuss, L (1, 1) ERA: 1.56	IP: 9.0 WLS: W BF: 39 H: 12 R: 1 ER: 1 SO: 3 BB: 1 IBB: 1 HBP: 0 BLK: 0 WP: 0 HR: 0 S: 43 P: 51 ERA: 1.00 WHIP: 1.444											PITCHER	IP: WLS: BF: H: R: ER: SO: BB: IBB: HBP: BLK: WP: HR: S: P: ERA: WHIP:									



Batter	1	2	3	4	5	6	7	8	9
Derrel Thomas, S OBP: 0.212, SLG: 0.250 (1, 4)	L9			2B			F4-3		
Ken Landreaux, L OBP: 0.354, SLG: 0.463 (1, 8)	F4-3			E8 1B			3-1		
Dusty Baker Jr., R OBP: 0.354, SLG: 0.422 Jay Johnstone, L OBP: 0.136, SLG: 0.095 (1, 7) (9, 7)	F9			HR 2B	1-3			K	
Steve Garvey, R OBP: 0.299, SLG: 0.403 (1, 3)				F9	F8			5-3	
Ron Cey, R OBP: 0.383, SLG: 0.554 (1, 5)				HR	K			1B 1B	
Pedro Guerrero, R OBP: 0.347, SLG: 0.537 (1, 9)				1B 2B				FC6-4 1B	
Mike Scioscia, L OBP: 0.351, SLG: 0.325 (1, 2)				1B BB	G3			FC6-4 1B	
Bill Russell, R OBP: 0.225, SLG: 0.239 (1, 6)				1B 1B	1-3				
Jerry Reuss, L OBP: 0.278, SLG: 0.278 (1, 1)				E 1B					

Inning Stats	R: 0	H: 0	E: 0	K: 0	S: 3	R: 0	H: 0	E: 0	K: 1	S: 4	R: 0	H: 0	E: 0	K: 0	S: 3	R: 6	H: 7	E: 1	K: 0	S: 10	R: 0	H: 0	E: 0	K: 1	S: 5	R: 0	H: 0	E: 0	K: 1	S: 5	R: 0	H: 2	E: 0	K: 1	S: 7	R: 0	H: 2	E: 0	K: 1	S: 7	
	LOB: 0	BB: 0	BB: 0	BB: 0	BB: 3	LOB: 0	BB: 1	LOB: 0	BB: 0	BB: 8	LOB: 0	BB: 0	LOB: 0	BB: 0	BB: 3	LOB: 2	LOB: 2	LOB: 0	LOB: 0	LOB: 14	LOB: 0	LOB: 0	LOB: 0	LOB: 0	LOB: 5	LOB: 0	LOB: 0	LOB: 0	LOB: 0	LOB: 0	LOB: 0	LOB: 2	LOB: 2	LOB: 0	LOB: 0	LOB: 7	LOB: 0	LOB: 0	LOB: 0	LOB: 0	LOB: 0


PITCHER	IP	WLS	BF	H	R	ER	SO	BB	IBB	HBP	BLK	WP	HR	S	P	ERA	WHIP
Pat Zachry, R ERA: 4.63 (1, 1)	5.0	L	23	7	6	6	2	2	0	0	0	0	1	25	33	10.80	1.800
Tom Hausman, R ERA: 2.28 (6, 1)	3.0		11	2	0	0	3	0	0	0	0	0	0	17	17	0.00	0.667

BOTTOM

New York Mets @ Los Angeles Dodgers
Dodger Stadium, Los Angeles, CA
 Sun May 17 1981, 3:33 AM PDT
 Att. 50,746 - Unknown

AB	R	H	RBI	BB	SO	LOB
4	1	2	1	0	0	0
4	0	0	0	0	0	3
4	1	1	1	0	1	0
0	0	0	0	0	0	0
4	0	0	0	0	1	1
3	1	2	2	1	1	0
4	1	2	0	0	1	1
3	1	0	0	1	0	2
3	1	1	1	0	0	0
3	0	1	1	0	1	0

AB	32
R	6
H	9
RBI	6
BB	2
SO	5
LOB	7



Batter	1	2	3	4	5	6	7	8	9	AB R H RBI BB SO LOB	TOP
Lonnie Smith, R (1, 9) OBP: 0.222, SLG: 0.262 Ron Reed, R (8, 1)	0-0 5-3		0-3 K		0-0 5-3			0-0 4-3		4 0 0 0 0 1 0 0 0 0 0 0 0 0	Philadelphia Phillies @ Los Angeles Dodgers Dodger Stadium, Los Angeles, CA Mon May 18 1981, 7:05 PM PDT Att: 52,439 - Unknown
Pete Rose, S (1, 3) OBP: 0.384, SLG: 0.413	0-0 L8			4-0 BB 1B BB		0-0 6-3		0-0 6-3		3 1 0 0 1 0 0	
Mike Schmidt, R (1, 5) OBP: 0.394, SLG: 0.658	0-0 HR			4-0 BB 1B 1-2 BB		0-0 5-3		0-3 K		3 2 1 1 1 1 0	
Keith Moreland, R (1, 2) OBP: 0.265, SLG: 0.386	0-0 5-3			0-0 1B 1-2 SF8 1B		0-0 F9		0-0 F5		4 1 1 1 0 0 0	
Gary Matthews, R (1, 7) OBP: 0.394, SLG: 0.457		0-3 K		0-0 CS 1B 1-3 2-H		0-0 E5 FC6-4		0-3 K		4 0 1 1 0 2 0	
Garry Maddox, R (1, 8) OBP: 0.338, SLG: 0.377		0-0 P4		0-0 SF8 1-2 3-H		0-0 FC6-4 E 1-2f		0-3 K		3 0 0 1 0 1 1	
Manny Trillo, R (1, 4) OBP: 0.373, SLG: 0.398		0-0 P1		0-3 K		0-0 E1 1-2				3 0 0 0 0 1 1	
Larry Bowa, S (1, 6) OBP: 0.293, SLG: 0.299			0-0 5-3		0-0 5-3		0-0 F7			3 0 0 0 0 0 2	
Marty Bystrom, R (1, 1) OBP: 0.143, SLG: 0.143 Greg Gross, L (8, 9) OBP: 0.352, SLG: 0.426			0-3 K		0-3 K		0-3 K			3 0 0 0 0 3 2 0 0 0 0 0 0 0	
Inning Stats	R: 1 E: 0 K: 0 S: 4 H: 1 LOB: 0 BB: 0 P: 4	R: 0 E: 0 K: 1 S: 5 H: 0 LOB: 0 BB: 0 P: 5	R: 0 E: 0 K: 2 S: 7 H: 0 LOB: 0 BB: 0 P: 7	R: 3 E: 0 K: 1 S: 6 H: 2 LOB: 0 BB: 2 P: 14	R: 0 E: 0 K: 1 S: 5 H: 0 LOB: 0 BB: 0 P: 5	R: 0 E: 0 K: 0 S: 3 H: 0 LOB: 0 BB: 0 P: 3	R: 0 E: 2 K: 1 S: 7 H: 0 LOB: 2 BB: 0 P: 7	R: 0 E: 0 K: 1 S: 5 H: 0 LOB: 0 BB: 0 P: 5	R: 0 E: 0 K: 2 S: 7 H: 0 LOB: 0 BB: 0 P: 7	1B: 2 2B: 0 3B: 0 HR: 1 SF: 1 SAC: 0 DP: 0 HBP: 0	
PITCHER	IP WLS BF H R ER SO BB IBB HBP BLK WP HR S P ERA WHIP										
Fernando Valenzuela, L (1, 1) ERA: 0.91 Dave Stewart, R (8, 1) ERA:	7.0 L 27 3 4 4 6 2 0 0 0 0 1 37 45 5.14 0.714										

livebaseballscorecards.com

AB	30
R	4
H	3
RBI	4
BB	2
SO	9
LOB	6



Batter	1	2	3	4	5	6	7	8	9	AB	R	H	RBI	BB	SO	LOB
Derrel Thomas, S OBP: 0.189, SLG: 0.222 (1, 4)	0-0 F7 ①		0-3 K ②		0-0 P3 ③		0-0 L8 ③			4	0	0	0	0	1	1
Ken Landreaux, L OBP: 0.358, SLG: 0.464 (1, 8)	0-0 BLK 1B		0-0 E S 1B			0-0 F5 ①		0-3 K ①		4	0	2	0	0	1	0
Dusty Baker Jr., R OBP: 0.351, SLG: 0.413 (1, 7)	0-0 4-3 1-2		4-0 BB 1-3			0-0 L8 ②		0-0 5-3 ②		3	0	0	0	1	0	1
Steve Garvey, R OBP: 0.304, SLG: 0.405 (1, 3)	0-0 F9 ③		0-0 F8 ③			0-0 FC5 BB 1B		0-0 1B		4	0	2	0	0	0	3
Ron Cey, R OBP: 0.379, SLG: 0.541 (1, 5)		0-0 F8 ①		0-0 F8 ①		4-0 1-2 BB		0-0 L8 ③		3	0	0	0	1	0	1
Pedro Guerrero, R OBP: 0.336, SLG: 0.518 (1, 9)		0-3 K ②		0-3 K ②		0-0 FC5 ③		0-0 F7 ①		4	0	0	0	0	2	2
Mike Scioscia, L OBP: 0.356, SLG: 0.326 (1, 2)		0-0 1B		0-0 3-1 ③			0-0 F9 ①		4-0 FC6-4 BB	3	0	1	0	1	0	0
Bill Russell, R OBP: 0.217, SLG: 0.230 (1, 6)		0-3 K ③			0-0 1-5-3 ①		0-0 F2 ②		0-0 FC6-4 ②	4	0	0	0	0	1	2
Fernando Valenzuela, L OBP: 0.333, SLG: 0.333 (1, 1)			0-0 6-3 ①		0-0 4-3 ②		0-0 E7 1B		0-0 F8 ③	2	0	0	0	0	0	0
Rick Monday, L OBP: 0.286, SLG: 0.400 (7, PH)										1	0	1	0	0	0	0
Dave Stewart, R (8, 1)										0	0	0	0	0	0	0
Jay Johnstone, L OBP: 0.130, SLG: 0.091 (9, PH)										1	0	0	0	0	0	1

BOTTOM																	
Philadelphia Phillies @ Los Angeles Dodgers Dodger Stadium, Los Angeles, CA Mon May 18 1981, 7:05 PM PDT Att. 52,439 - Unknown	<table border="0"> <tr> <td>AB</td> <td>33</td> </tr> <tr> <td>R</td> <td>0</td> </tr> <tr> <td>H</td> <td>6</td> </tr> <tr> <td>RBI</td> <td>0</td> </tr> <tr> <td>BB</td> <td>3</td> </tr> <tr> <td>SO</td> <td>5</td> </tr> <tr> <td>LOB</td> <td>11</td> </tr> </table>	AB	33	R	0	H	6	RBI	0	BB	3	SO	5	LOB	11		
AB	33																
R	0																
H	6																
RBI	0																
BB	3																
SO	5																
LOB	11																
<table border="0"> <tr> <td>WP:</td> <td>0</td> <td>PA:</td> <td>36</td> </tr> <tr> <td>PB:</td> <td>0</td> <td></td> <td></td> </tr> <tr> <td>SB:</td> <td>1</td> <td></td> <td></td> </tr> <tr> <td>CS:</td> <td>0</td> <td></td> <td></td> </tr> </table>	WP:	0	PA:	36	PB:	0			SB:	1			CS:	0			
WP:	0	PA:	36														
PB:	0																
SB:	1																
CS:	0																

Inning Stats																																																																																																													
R: 0		H: 1		R: 0		H: 1		R: 0		H: 0		R: 0		H: 0		R: 0		H: 1		R: 0		H: 1		R: 0		H: 0		1B: 6		SF: 0		WP: 0		PA: 36																																																																											
E: 0		LOB: 1		E: 0		LOB: 1		E: 0		LOB: 0		E: 0		LOB: 0		E: 0		LOB: 2		E: 1		LOB: 1		E: 0		LOB: 1		2B: 0		SAC: 0		PB: 0																																																																													
K: 0		BB: 0		K: 2		BB: 0		K: 1		BB: 0		K: 0		BB: 0		K: 1		BB: 1		K: 0		BB: 0		K: 0		BB: 1		3B: 0		DP: 0		SB: 1																																																																													
S: 4		P: 4		S: 8		P: 8		S: 6		P: 10		S: 5		P: 5		S: 3		P: 3		S: 4		P: 8		S: 6		P: 6		HR: 0		HBP: 0		CS: 0																																																																													
<table border="0"> <tr> <th colspan="2">PITCHER</th> <th>IP</th> <th>WLS</th> <th>BF</th> <th>H</th> <th>R</th> <th>ER</th> <th>SO</th> <th>BB</th> <th>IBB</th> <th>HBP</th> <th>BLK</th> <th>WP</th> <th>HR</th> <th>S</th> <th>P</th> <th>ERA</th> <th>WHIP</th> </tr> <tr> <td colspan="2">Marty Bystrom, R ERA: 3.4 (1, 1)</td> <td>7.0</td> <td>W</td> <td>28</td> <td>5</td> <td>0</td> <td>0</td> <td>4</td> <td>2</td> <td>0</td> <td>0</td> <td>1</td> <td>0</td> <td>0</td> <td>34</td> <td>42</td> <td>0.00</td> <td>1.000</td> </tr> <tr> <td colspan="2">Ron Reed, R ERA: 3.77 (8, 1)</td> <td>2.0</td> <td></td> <td>8</td> <td>1</td> <td>0</td> <td>0</td> <td>1</td> <td>1</td> <td>0</td> <td>0</td> <td>0</td> <td>0</td> <td>0</td> <td>9</td> <td>13</td> <td>0.00</td> <td>1.000</td> </tr> </table>																	PITCHER		IP	WLS	BF	H	R	ER	SO	BB	IBB	HBP	BLK	WP	HR	S	P	ERA	WHIP	Marty Bystrom, R ERA: 3.4 (1, 1)		7.0	W	28	5	0	0	4	2	0	0	1	0	0	34	42	0.00	1.000	Ron Reed, R ERA: 3.77 (8, 1)		2.0		8	1	0	0	1	1	0	0	0	0	0	9	13	0.00	1.000	<table border="0"> <tr> <th colspan="2">PITCHER</th> <th>IP</th> <th>WLS</th> <th>BF</th> <th>H</th> <th>R</th> <th>ER</th> <th>SO</th> <th>BB</th> <th>IBB</th> <th>HBP</th> <th>BLK</th> <th>WP</th> <th>HR</th> <th>S</th> <th>P</th> <th>ERA</th> <th>WHIP</th> </tr> </table>																	PITCHER		IP	WLS	BF	H	R	ER	SO	BB	IBB	HBP	BLK	WP	HR	S	P	ERA	WHIP
PITCHER		IP	WLS	BF	H	R	ER	SO	BB	IBB	HBP	BLK	WP	HR	S	P	ERA	WHIP																																																																																											
Marty Bystrom, R ERA: 3.4 (1, 1)		7.0	W	28	5	0	0	4	2	0	0	1	0	0	34	42	0.00	1.000																																																																																											
Ron Reed, R ERA: 3.77 (8, 1)		2.0		8	1	0	0	1	1	0	0	0	0	0	9	13	0.00	1.000																																																																																											
PITCHER		IP	WLS	BF	H	R	ER	SO	BB	IBB	HBP	BLK	WP	HR	S	P	ERA	WHIP																																																																																											



Batter	1	2	3	4	5	6	7	8	9	AB R H RBI BB SO LOB	TOP	
Lonnie Smith, R (1, 9) <small>OBP: 0.265, SLG: 0.273</small> Greg Gross, L (9, PH) <small>OBP: 0.345, SLG: 0.417</small>	0-0 		4-0 	0-0 			1-0 		0-0 	2 2 1 0 1 0 0 1 0 0 0 0 0 0	Philadelphia Phillies @ Los Angeles Dodgers Dodger Stadium, Los Angeles, CA Tue May 19 1981, 7:05 PM PDT Att: 43,812 - Unknown	
Pete Rose, S (1, 3) <small>OBP: 0.387, SLG: 0.415</small>	0-0 		0-0 		0-0 		0-0 		4 1 2 1 0 0 2			
Mike Schmidt, R (1, 5) <small>OBP: 0.390, SLG: 0.642</small>	0-0 		0-0 		0-0 		4-0 		3 0 0 0 1 0 3			
Keith Moreland, R (1, 2) <small>OBP: 0.245, SLG: 0.354</small>	0-3 		0-0 		0-0 		0-0 		4 0 0 0 0 1 6			
Gary Matthews, R (1, 7) <small>OBP: 0.397, SLG: 0.449</small>	4-0 		4-0 		0-0 		0-0 		2 0 0 0 2 0 0			
Garry Maddox, R (1, 8) <small>OBP: 0.336, SLG: 0.381</small>	0-3 		0-0 		0-3 		0-0 		4 0 1 2 0 2 2			
Manny Trillo, R (1, 4) <small>OBP: 0.362, SLG: 0.385</small>		0-0 	0-0 		0-3 		0-0 		4 0 0 0 0 1 2			
Larry Bowa, S (1, 6) <small>OBP: 0.294, SLG: 0.300</small> Ramon Aviles, R (7, 6) <small>OBP: 0.286, SLG: 0.167</small>		0-0 		0-0 		0-0 		0-0 	3 0 1 0 0 0 0 1 0 0 0 0 0 0			
Dick Ruthven, R (1, 1) <small>OBP: 0.125, SLG: 0.130</small>		0-0 		0-0 		0-0 		0-0 	3 0 0 0 0 0 0			
Inning Stats	R: 1 H: 2 E: 0 LOB: 2 K: 2 BB: 1 S: 9 P: 13	R: 0 H: 0 E: 0 LOB: 0 K: 0 BB: 0 S: 3 P: 3	R: 2 H: 2 E: 0 LOB: 2 K: 0 BB: 2 S: 5 P: 13	R: 0 H: 0 E: 0 LOB: 0 K: 0 BB: 0 S: 3 P: 3	R: 0 H: 0 E: 0 LOB: 0 K: 0 BB: 0 S: 3 P: 3	R: 0 H: 0 E: 0 LOB: 0 K: 2 BB: 0 S: 7 P: 7	R: 0 H: 1 E: 0 LOB: 3 K: 0 BB: 1 S: 4 P: 9	R: 0 H: 0 E: 0 LOB: 0 K: 0 BB: 0 S: 3 P: 3	R: 0 H: 0 E: 0 LOB: 0 K: 0 BB: 0 S: 3 P: 3	1B: 4 SF: 0 2B: 1 SAC: 1 3B: 0 DP: 0 HR: 0 HBP: 1	WP: 0 PA: 37 PB: 0 SB: 1 CS: 0	
PITCHER Bob Welch, R (1, 1) <small>ERA: 4.2</small> Dave Goltz, R (8, 1) <small>ERA: 3.2</small>	IP WLS BF H R ER SO BB IBB HBP BLK WP HR S P ERA WHIP 7.0 L 31 5 3 3 4 4 0 1 0 0 0 0 34 51 3.86 1.286											IP WLS BF H R ER SO BB IBB HBP BLK WP HR S P ERA WHIP 2.0 6 0 0 0 0 0 0 0 0 0 0 0 6 6 0.00 0.000

livebaseballscorecards.com

AB	31
R	3
H	5
RBI	3
BB	4
SO	4
LOB	15




Batter	1	2	3	4	5	6	7	8	9	AB	R	H	RBI	BB	SO	LOB
Derrel Thomas, S (1, 4) Joe Ferguson, R (9, PH) OBP: 0.195, SLG: 0.225 OBP: 0.125, SLG: 0.125	0-0 4-3	0-0 4-3			0-0 S 1B		0-0 FC4-6		0-3 K	4	0	1	0	0	0	4
Ken Landreaux, L (1, 8) OBP: 0.348, SLG: 0.451	0-0 G3		0-0 F8		0-0 F7		0-0 F7			4	0	0	0	0	0	2
Dusty Baker Jr., R (1, 7) OBP: 0.355, SLG: 0.433	0-0 L6		0-0 HR		0-0 P4			4-0 WP BB		3	1	1	1	1	0	1
Steve Garvey, R (1, 3) OBP: 0.302, SLG: 0.401		0-0 L9	0-0 S 1B		0-3 K			0-0 P4		4	0	1	0	0	1	2
Ron Cey, R (1, 5) OBP: 0.376, SLG: 0.529		0-3 K	0-3 K			0-0 6-3		4-0 BB		3	0	0	0	1	2	1
Pedro Guerrero, R (1, 9) OBP: 0.333, SLG: 0.509		0-0 BB 1B	0-0 F9			0-0 F8		0-0 F8		4	1	1	0	0	0	3
Mike Scioscia, L (1, 2) Reggie Smith, S (8, PH) Steve Yeager, R (9, 2) OBP: 0.356, SLG: 0.318 OBP: 0.400, SLG: 0.375 OBP: 0.306, SLG: 0.455		4-0 BB 1B			0-0 3-1		0-0 4-3		0-0 4-3	2	0	0	0	1	0	0
Bill Russell, R (1, 6) OBP: 0.218, SLG: 0.231		0-0 BB 1B			0-0 G3			0-0 5-3		4	0	1	1	0	0	0
Bob Welch, R (1, 1) Rick Monday, L (7, PH) Dave Goltz, R (8, 1) Jay Johnstone, L (9, PH) OBP: 0.222, SLG: 0.176 OBP: 0.310, SLG: 0.423 OBP: 0.125, SLG: 0.087		0-0 BB 1B			0-0 6-3		0-0 FC4-6 1B		0-0 F8	2	0	1	0	0	0	0

Inning Stats	R: 0 E: 0 K: 0 S: 3	H: 0 LOB: 0 BB: 0 P: 3	R: 1 E: 1 K: 1 S: 8	H: 3 LOB: 3 BB: 1 P: 12	R: 1 E: 0 K: 1 S: 7	H: 2 LOB: 1 BB: 0 P: 7	R: 0 E: 0 K: 0 S: 3	H: 0 LOB: 0 BB: 0 P: 3	R: 0 E: 0 K: 1 S: 6	H: 1 LOB: 1 BB: 0 P: 6	R: 0 E: 0 K: 0 S: 3	H: 0 LOB: 0 BB: 0 P: 3	R: 0 E: 0 K: 0 S: 4	H: 1 LOB: 1 BB: 0 P: 4	R: 0 E: 0 K: 0 S: 3	H: 0 LOB: 2 BB: 2 P: 11	R: 0 E: 0 K: 1 S: 5	H: 0 LOB: 0 BB: 0 P: 5	1B: 6 2B: 0 3B: 0 HR: 1	SF: 0 SAC: 0 DP: 0 HBP: 0	WP: 1 PB: 0 SB: 2 CS: 0	PA: 37
PITCHER Dick Ruthven, R (1, 1) ERA: 3.65	IP: 9.0 WLS: W BF: 37 H: 7 R: 2 ER: 2 SO: 4 BB: 3 IBB: 0 HBP: 0 BLK: 0 WP: 1 HR: 1 S: 42 P: 54 ERA: 2.00 WHIP: 1.111																					

BOTTOM

Philadelphia Phillies @ Los Angeles Dodgers
 Dodger Stadium, Los Angeles, CA
 Tue May 19 1981, 7:05 PM PDT
 Att. 43,812 - Unknown

AB	34
R	2
H	7
RBI	2
BB	3
SO	4
LOB	15



Batter	1	2	3	4	5	6	7	8	9	10	AB R H RBI BB SO LOB	TOP												
Lonnie Smith, R OBP: 0.278, SLG: 0.271 (1, 9) X	0-0 6-3	0-0 5-3			0-0 L3 S 1B		0-0 6-3			0-0 F7 SH5-4 BB	4 0 1 0 1 0 3	Philadelphia Phillies @ Los Angeles Dodgers Dodger Stadium, Los Angeles, CA Wed May 20 1981, 7:05 PM PDT Att. 50,917 - Unknown livebaseballscorecards.com												
Pete Rose, S OBP: 0.377, SLG: 0.404 (1, 3) X	0-0 F8		0-0 6-3		0-0 L3 1-3		0-0 4-3			0-0 SH5-4	4 0 0 0 0 0 2													
Mike Schmidt, R OBP: 0.397, SLG: 0.661 (1, 5) X	0-0 1B		0-0 HR		0-0 5-3			0-3 K		4-0 F7 IBB	4 1 2 1 1 1 0													
Gary Matthews, R OBP: 0.383, SLG: 0.431 (1, 7) S	0-3 K		0-0 6-3			0-0 6-3		0-3 K		0-0 F7	5 0 0 0 0 2 3													
Manny Trillo, R OBP: 0.364, SLG: 0.386 (1, 4) X		0-0 F9 1B 1B	0-3 K			0-0 6-3		0-0 1B		0-0 F8	5 1 2 0 0 1 2													
Garry Maddox, R OBP: 0.333, SLG: 0.377 (1, 8) X		0-0 1B 1-2 1B		0-0 F8		0-3 K		0-0 F8			4 0 1 0 0 1 1													
Larry Bowa, S OBP: 0.286, SLG: 0.291 (1, 6) X		0-0 F9		0-0 P5		0-0 F8			0-0 6-3		4 0 0 0 0 0 3													
Bob Boone, R OBP: 0.300, SLG: 0.293 (1, 2) X		0-0 1-2 1B 3-H		4-0 WP BB			0-0 SH1-4 1B		0-0 F8		3 0 2 1 1 0 0													
Steve Carlton, L OBP: 0.241, SLG: 0.393 (1, 1) Dick Davis, R OBP: 0.500, SLG: 0.500 (9, PH) Tug McGraw, R (9, 1)		0-3 K		0-3 K			0-0 SH1-4		0-0 F9		2 0 0 0 0 2 3 1 0 0 0 0 0 0 0 0 0 0 0 0 0													
Inning Stats	R: 0 E: 0 K: 1 S: 6	H: 1 LOB: 1 BB: 0 P: 6	R: 1 E: 0 K: 1 S: 8	H: 3 LOB: 2 BB: 0 P: 8	R: 1 E: 0 K: 1 S: 6	H: 1 LOB: 0 BB: 0 P: 6	R: 0 E: 0 K: 1 S: 5	H: 0 LOB: 1 BB: 1 P: 9	R: 0 E: 0 K: 0 S: 3	H: 1 LOB: 0 BB: 0 P: 3	R: 0 E: 0 K: 1 S: 6		H: 0 LOB: 1 BB: 0 P: 6	R: 0 E: 0 K: 0 S: 4	H: 1 LOB: 1 BB: 0 P: 4	R: 0 E: 0 K: 2 S: 8	H: 1 LOB: 1 BB: 0 P: 8	R: 0 E: 0 K: 0 S: 3	H: 0 LOB: 0 BB: 0 P: 3	R: 0 E: 0 K: 0 S: 3	H: 0 LOB: 2 BB: 2 P: 11	1B: 7 2B: 1 3B: 0 HR: 1	SF: 0 SAC: 2 DP: 1 HBP: 0	WP: 2 PB: 0 SB: 1 CS: 0
PITCHER Burt Hooton, R ERA: 2.12 Steve Howe, L ERA: 0.45	IP 7.0	WLS 29	BF 29	H 7	R 2	ER 2	SO 5	BB 1	IBB 0	HBP 0	BLK 0	WP 2	HR 1	S 38	P 42	ERA 2.57	WHIP 1.143							
	IP 3.0	WLS 12	BF 12	H 1	R 0	ER 0	SO 2	BB 1	IBB 1	HBP 0	BLK 0	WP 0	HR 0	S 14	P 22	ERA 0.00	WHIP 0.667							



Batter	1	2	3	4	5	6	7	8	9	10	AB	R	H	RBI	BB	SO	LOB
Ken Landreaux, L (1, 8) OBP: 0.340, SLG: 0.438	0-0 3-1 K		0-3 K		0-3 K			0-3 K			4	0	0	0	0	3	2
Bill Russell, R (1, 6) OBP: 0.211, SLG: 0.223	0-0 4-3 K		0-0 L7			0-0 6-3		0-3 K			4	0	0	0	0	1	0
Dusty Baker Jr., R (1, 7) OBP: 0.352, SLG: 0.428	0-3 K			0-0 6-3		0-0 1B		0-0 F8			4	0	1	0	0	1	0
Steve Garvey, R (1, 3) OBP: 0.295, SLG: 0.391		0-0 E5 HR		0-0 P4		0-0 L9		0-0 F9			4	1	0	0	0	0	1
Ron Cey, R (1, 5) OBP: 0.366, SLG: 0.514		0-0 F9		0-0 5-3		0-0 F8		0-0 F8			4	0	0	0	0	0	2
Pedro Guerrero, R (1, 9) OBP: 0.354, SLG: 0.567		0-0 HR			0-0 SH5-4 2B		0-0 6-3 2B		0-0 BB 1B		4	1	4	2	0	0	0
Steve Yeager, R (1, 2) OBP: 0.325, SLG: 0.429		0-0 F3			4-0 SH5-4 BB		0-0 F2		4-0 1-2 BB		2	0	0	0	2	0	1
Derrel Thomas, S (1, 4) Reggie Smith, S (9, PH) Pepe Frias, R (10, 4) OBP: 0.186, SLG: 0.214 OBP: 0.364, SLG: 0.333		0-0 5-3			0-0 SH5-4 1-2 2-3		0-0 6-3 2-3		0-0 F9		2	0	0	0	0	0	1
Burt Hooton, R (1, 1) Joe Ferguson, R (7, PH) Steve Howe, L (8, 1) Rick Monday, L (10, PH) OBP: 0.238, SLG: 0.250 OBP: 0.111, SLG: 0.111			0-3 K		0-3 K		0-3 K			0-0 HR	2	0	0	0	0	2	2

Inning Stats	R: 0	H: 0	E: 0	K: 1	S: 5	R: 2	H: 1	E: 1	K: 0	S: 5	R: 0	H: 0	E: 0	K: 2	S: 7	R: 0	H: 0	E: 0	K: 0	S: 3	R: 0	H: 1	E: 0	K: 2	S: 8	R: 0	H: 1	E: 0	K: 1	S: 6	R: 0	H: 0	E: 0	K: 2	S: 7	R: 0	H: 1	E: 0	K: 0	S: 4	R: 1	H: 1	E: 0	K: 0	S: 1	1B: 2	2B: 2	3B: 0	HR: 2	SF: 0	SAC: 1	DP: 0	HBP: 0	WP: 0	PA: 36
--------------	------	------	------	------	------	------	------	------	------	------	------	------	------	------	------	------	------	------	------	------	------	------	------	------	------	------	------	------	------	------	------	------	------	------	------	------	------	------	------	------	------	------	------	------	------	-------	-------	-------	-------	-------	--------	-------	--------	-------	--------


PITCHER	IP	WLS	BF	H	R	ER	SO	BB	IBB	HBP	BLK	WP	HR	S	P	ERA	WHIP
Steve Carlton, L (1, 1) ERA: 2.69	8.0		30	4	2	1	8	1	0	0	0	0	1	45	49	1.12	0.625
Tug McGraw, L (9, 1) ERA: 3.6	1.0	L	6	2	1	1	0	1	0	0	0	0	1	5	9	9.00	3.000

BOTTOM

Philadelphia Phillies @ Los Angeles Dodgers
 Dodger Stadium, Los Angeles, CA
 Wed May 20 1981, 7:05 PM PDT
 Att: 50,917 - Unknown

livebaseballscorecards.com

AB	33
R	3
H	6
RBI	3
BB	2
SO	8
LOB	12



Batter	1	2	3	4	5	6	7	8	9	10	11	12	AB R H RBI BB SO LOB	TOP										
Bill Russell, R OBP: 0.211, SLG: 0.216 (1, 6)	0-0 5-3	0-0 F8			0-0 L7		4-0 1B BB		0-0 F8			0-0 SH1-4	4 0 0 0 1 0 0	Los Angeles Dodgers @ Cincinnati Reds Riverfront Stadium, Cincinnati, OH Fri May 22 1981, 7:05 PM EDT Att. 27,943 - Unknown livebaseballscorecards.com										
Ken Landreaux, L OBP: 0.345, SLG: 0.433 (1, 8)	0-3 K		0-0 F8		4-0 FC6-4 BB		0-0 FC6-4 1B		0-0 F9		0-0 F9	4-0 1B IBB	4 0 1 0 2 1 0											
Dusty Baker Jr., R OBP: 0.352, SLG: 0.444 (1, 7)	0-0 HR		0-3 K		0-0 FC6-4 1-2f		0-0 FC6-4 1-2f		0-0 F9		0-0 F9	0-0 G6-4-3 1B	6 1 2 3 0 1 3											
Steve Garvey, R OBP: 0.297, SLG: 0.395 (1, 3)	0-0 1B 1B		0-0 5-3					0-0 F9		0-0 F9		0-0 G6-4-3 1-2f	6 1 2 0 0 0 2											
Ron Cey, R OBP: 0.373, SLG: 0.521 (1, 5)	0-0 1B 1-2 1B			0-0 F8				4-0 2B G4-6-3 BB				0-0 F9	4 0 2 0 1 0 0											
Pedro Guerrero, R OBP: 0.351, SLG: 0.556 (1, 9)	0-0			0-0 6-3		0-3 K		0-0 B2		0-0 K			4 0 1 1 0 1 3											
Steve Howe, L (8, 1)													0 0 0 0 0 0 0											
Joe Ferguson, R OBP: 0.100, SLG: 0.100 (11, PH)	0-0												1 0 0 0 0 1 0											
Dave Stewart, R (11, 1)	1-2 2-H 1B												0 0 0 0 0 0 0											
Mike Scioscia, L OBP: 0.352, SLG: 0.315 (1, 2)	0-0 4-3			0-0		0-0 6-3		0-0 6-3		0-0 G4-6-3 1-2f		0-0 F8	4 0 1 0 0 0 5											
Steve Yeager, R OBP: 0.317, SLG: 0.417 (11, PH)													1 0 0 0 0 0 0											
Derrel Thomas, S OBP: 0.188, SLG: 0.196 (1, 4)		0-0 4-3		0-0 G3				0-0 6-3		0-3 K		4-0 SH1-4 1B WP BB	4 1 0 0 1 1 1											
Jerry Reuss, L OBP: 0.238, SLG: 0.238 (1, 1)		0-0 4-3			0-0 4-3			0-0 4-3		0-3 K		0-0 SH1-4 1B 1B	3 0 0 0 0 0 0											
Rick Monday, L OBP: 0.344, SLG: 0.552 (8, 9)													2 1 1 0 0 1 0											
Inning Stats	R: 2 E: 0 K: 1 S: 9	H: 4 LOB: 2 BB: 0 P: 9	R: 0 E: 0 K: 0 S: 3	H: 0 LOB: 0 BB: 0 P: 3	R: 0 E: 0 K: 1 S: 5	H: 0 LOB: 0 BB: 0 P: 5	R: 0 E: 0 K: 0 S: 4	H: 1 LOB: 1 BB: 0 P: 4	R: 0 E: 0 K: 0 S: 3	H: 1 LOB: 1 BB: 0 P: 6	R: 0 E: 0 K: 1 S: 6	H: 1 LOB: 1 BB: 0 P: 7	R: 0 E: 0 K: 2 S: 7	H: 0 LOB: 0 BB: 0 P: 7	R: 0 E: 0 K: 0 S: 3	H: 0 LOB: 0 BB: 0 P: 3	R: 0 E: 0 K: 1 S: 5	H: 0 LOB: 0 BB: 0 P: 5	R: 2 E: 0 K: 0 S: 4	H: 2 LOB: 1 BB: 2 P: 12	1B: 7 2B: 2 3B: 0 HR: 1	SF: 0 SAC: 1 DP: 2 HBP: 0	WP: 1 PA: 49 PB: 0 SB: 0 CS: 0	
PITCHER	IP WLS BF H R ER SO BB IBB HBP BLK WP HR S P ERA WHIP																							
Michael LaCoss, R ERA: 4.61 (1, 1)	7.0	30	7	2	2	3	2	0	0	0	0	0	0	0	0	2.57	1.286							
Tom Hume, R ERA: 2.78 (8, 1)	1.0	4	1	0	0	0	1	0	0	0	0	0	0	0	0.00	2.000								
Joe Price, L ERA: 2.49 (9, 1)	3.0	9	0	0	0	3	0	0	0	0	0	0	0	0	0.00	0.000								
Doug Bair, R ERA: 6.23 (12, 1)	1.0	L 6	2	2	2	0	1	1	0	0	1	0	0	0	18.00	3.000								



Batter	1	2	3	4	5	6	7	8	9	10	11	12	AB	R	H	RBI	BB	SO	LOB								
Dave Collins, S OBP: 0.395, SLG: 0.459 (1, 9)	L1		6-3			6-3	1-2 2-H 1B		B2		FC6-4 1B			6	0	2	1	0	0	1							
Ken Griffey, L OBP: 0.309, SLG: 0.367 (1, 8)	G1-6-3 1B			4-3		1B 1B	6-3		K		FC6-4 1-2f 1B			6	0	2	0	0	1	3							
Dave Concepcion, R OBP: 0.366, SLG: 0.428 (1, 6)	G1-6-3 1-2f			L6		FC5-4 1B		4-3	F8			F8		6	0	1	0	0	0	1							
George Foster, R OBP: 0.343, SLG: 0.503 (1, 7)		6-3		6-3		K		2B 2B		F8		K		6	1	1	0	0	2	2							
Johnny Bench, R OBP: 0.356, SLG: 0.434 (1, 3)		5-3				FC5-4 2B		F3		1B		1B		6	0	3	0	0	0	3							
Ray Knight, R OBP: 0.322, SLG: 0.377 (1, 5)			F8		F7		E6 SH1-4 FC1-5-2 1B	BB 2-H 2B		K		4-3		6	0	1	1	0	1	3							
Ron Oester, S OBP: 0.366, SLG: 0.400 (1, 4)			K		5-3		SH1-4 1-2 1B	BB IBB		K		K		4	1	1	0	1	2	2							
Mike O'Berry, R OBP: 0.316, SLG: 0.303 (1, 2)							SH1-4 1B	BB IBB						1	0	1	0	2	0	0							
Dan Driessen, L OBP: 0.340, SLG: 0.355 (11, PH)			SH3 1B				SH1-4 1-2 2-3 1B	BB 2-3 BB				K		1	0	0	0	0	1	0							
Doug Bair, R OBP: 0.500, SLG: 2.000 (12, 1)						BB	SH1-4 1-2 2-3 1B	BB 2-3 BB						0	0	0	0	0	0	0							
Michael LaCoss, R OBP: 0.337, SLG: 0.358 (1, 1)			SH3 1-2				FC1-5-2 1B					3-1		1	0	0	0	0	0	2							
Mike Vail, R OBP: 0.300, SLG: 0.300 (7, PH)														1	0	0	0	0	0	2							
Tom Hutton, R OBP: 0.300, SLG: 0.300 (8, 1)														1	0	0	0	0	0	2							
Sam Mejias, R OBP: 0.333, SLG: 0.400 (8, PH)														0	0	0	0	0	0	0							
Joe Price, R OBP: 0.333, SLG: 0.400 (8, 1)														1	0	0	0	0	0	3							
Joe Nolan, L OBP: 0.337, SLG: 0.358 (11, PH)														0	0	0	0	0	0	0							
Joe Nolan, L OBP: 0.337, SLG: 0.358 (12, 2)														1	0	0	0	0	0	0							
Inning Stats	R: 0 E: 0 K: 3	H: 1 LOB: 0 BB: 0 P: 3	R: 0 E: 0 K: 3	H: 0 LOB: 0 BB: 0 P: 3	R: 0 E: 0 K: 1 S: 6	H: 1 LOB: 1 BB: 0 P: 6	R: 0 E: 0 K: 0 S: 3	H: 0 LOB: 0 BB: 0 P: 3	R: 0 E: 0 K: 0 S: 4	H: 1 LOB: 2 BB: 1 P: 8	R: 0 E: 0 K: 1 S: 7	H: 2 LOB: 2 BB: 0 P: 7	R: 1 E: 1 K: 0 S: 6	H: 2 LOB: 2 BB: 0 P: 6	R: 1 E: 0 K: 0 S: 5	H: 2 LOB: 3 BB: 2 P: 13	R: 0 E: 0 K: 1 S: 5	H: 0 LOB: 0 BB: 0 P: 5	R: 0 E: 0 K: 2 S: 8	H: 1 LOB: 1 BB: 0 P: 8	R: 0 E: 0 K: 1 S: 6	H: 1 LOB: 1 BB: 0 P: 6	R: 0 E: 0 K: 1 S: 6	H: 1 LOB: 1 BB: 0 P: 6	1B: 9 2B: 3 3B: 0 HR: 0	SF: 0 SAC: 2 DP: 1 HBP: 0	WP: 0 PA: 51
PITCHER	IP	WLS	BF	H	R	ER	SO	BB	IBB	HBP	BLK	WP	HR	S	P	ERA	WHIP										
Jerry Reuss, L ERA: 1.51 (1, 1)	7.2		35	9	2	1	2	2	1	0	0	0	0	36	48	1.17	1.435										
Steve Howe, L ERA: 0.4 (8, 1)	2.1		8	1	0	0	3	0	0	0	0	0	0	14	14	0.00	0.429										
Dave Stewart, R ERA: (11, 1)	2.0	W	8	2	0	0	2	0	0	0	0	0	0	12	12	0.00	1.000										

BOTTOM

Los Angeles Dodgers @ Cincinnati Reds
Riverfront Stadium, Cincinnati, OH

Fri May 22 1981, 7:05 PM EDT
Att: 27,943 - Unknown

livebaseballscorecards.com

AB	46
R	2
H	12
RBI	2
BB	3
SO	7
LOB	22



BOTTOM

Los Angeles Dodgers @ Cincinnati Reds
Riverfront Stadium, Cincinnati, OH

Sat May 23 1981, 3:33 AM EDT
Att: 40,928 - Unknown

livebaseballscorecards.com

AB 36
R 6
H 10
RBI 3
BB 6
SO 6
LOB 24



WP: 1 PA: 45
PB: 0
SB: 2
CS: 0

AB R H RBI BB SO LOB
3 0 1 0 0 0 1
0 0 0 0 0 0 0
1 0 0 0 0 1 0
0 0 0 0 0 0 0
0 0 0 0 0 0 0

3 0 0 1 1 1 1

5 0 0 0 0 1 5

5 0 1 0 0 0 2

3 2 3 0 2 0 0

4 0 1 1 1 1 4

5 1 2 0 0 2 3

2 2 1 0 1 0 2
1 0 0 1 0 0 2
1 0 0 0 0 0 1

1 1 1 0 1 0 0
1 0 0 0 0 0 2
1 0 0 0 0 0 1

1B: 7 SF: 1
2B: 3 SAC: 2
3B: 0 DP: 3
HR: 0 HBP: 0

Batter	1	2	3	4	5	6	7	8	9	10
Dave Collins, S (1, 9) OBP: 0.394, SLG: 0.456 Tom Hume, R (8, 1)	L3		FC5-4		G3 S 1B		SH5-4		K	
Dan Driessen, L (9, PH) OBP: 0.337, SLG: 0.351 Paul Moskau, R (10, 1) Geoff Combe, R (10, 1)			1-2f				1-2 2-3			
Ken Griffey, L (1, 8) OBP: 0.306, SLG: 0.360	K		G4-3 BB		G3		SF8		E6	
Dave Concepcion, R (1, 6) OBP: 0.355, SLG: 0.413	F7		G4-3		P4		6-3		K	
George Foster, R (1, 7) OBP: 0.339, SLG: 0.494			1-2f		F7		F9		L3	
Johnny Bench, R (1, 3) OBP: 0.389, SLG: 0.477			E 1B		F9				F9	
Ray Knight, R (1, 5) OBP: 0.325, SLG: 0.380			1-2 BB		G6-4-3 BB		G3-6-1 1B		1B FC5 2B	
Ron Oester, S (1, 4) OBP: 0.367, SLG: 0.400			G6-4-3		G6-4-3		G3-6-1		FC5 1B IBB	
Mike O'Berry, R (1, 2) OBP: 0.341, SLG: 0.314 Mike Vail, R (8, PH) Joe Nolan, L (9, 2) OBP: 0.333, SLG: 0.351			1-2f		1-2f		1-2f		FC5 1B	
Mario Soto, R (1, 1) OBP: 0.158, SLG: 0.111 Sam Mejias, R (7, PH) OBP: 0.313, SLG: 0.375 Larry Bittner, L (10, PH) OBP: 0.409, SLG: 0.474			F9		F9		F9		FC5 1B	
			1B E 1B		1B E 1B		1B E 1B		1-2 2-3 FC5 1B	
			4-3		E 1B		SH5-4 SH SF8 BB		FC5 FC6-4	
					E 1B		SH SF8 SH5-4		FC6-4	
			FC5-4 BB		E1 1B		SH SF8 SH5-4		FC6-4	
					1-2 2-H		1-2 2-3 3-H			

Inning Stats	R: 0	H: 0	E: 0	K: 1	S: 5	R: 0	H: 1	E: 1	K: 2	S: 8	R: 0	H: 0	E: 0	K: 0	S: 2	R: 0	H: 0	E: 0	K: 0	S: 2	R: 3	H: 4	E: 1	K: 0	S: 7	R: 0	H: 1	E: 0	K: 0	S: 3	R: 1	H: 0	E: 0	K: 0	S: 4	R: 1	H: 2	E: 0	K: 2	S: 8	R: 0	H: 0	E: 1	K: 1	S: 7	R: 1	H: 2	E: 0	K: 1	S: 7
--------------	------	------	------	------	------	------	------	------	------	------	------	------	------	------	------	------	------	------	------	------	------	------	------	------	------	------	------	------	------	------	------	------	------	------	------	------	------	------	------	------	------	------	------	------	------	------	------	------	------	------

PITCHER	IP	WLS	BF	H	R	ER	SO	BB	IBB	HBP	BLK	WP	HR	S	P	ERA	WHIP
Fernando Valenzuela, L (1, 1) ERA: 1.24	8.0		36	8	5	4	3	5	1	0	0	0	0	36	60	4.50	1.625
Dave Stewart, R (9, 1) ERA:	1.0	W	4	0	0	0	2	0	0	0	0	0	0	8	8	0.00	0.000
Terry Forster, L (10, 1) ERA: 4.5	0.0		2	2	1	1	0	0	0	0	0	1	0	2	2	∞	∞
Bobby Castillo, R (10, 1) ERA: 6.35	1.0	S	3	0	0	0	1	0	0	0	0	0	0	5	5	0.00	0.000

Los Angeles Dodgers @ Cincinnati Reds
 Riverfront Stadium, Cincinnati, OH
 Sun May 24 1981, 3:33 AM EDT
 Unknown

livebaseballscorecards.com

AB	33
R	2
H	6
RBI	2
BB	2
SO	7
LOB	7



Batter	1	2	3	4	5	6	7	8	9	AB R H RBI BB SO LOB
Bill Russell, R (1, 6) OBP: 0.232, SLG: 0.233	0-0 5-3		4-0 BB			0-0 L4		0-0 1-3		3 0 0 0 1 0 0
Ken Landreaux, L (1, 8) OBP: 0.343, SLG: 0.425	0-0 F9		0-0 G3			0-0 P7		0-0 1B		4 0 1 0 0 0 1
Dusty Baker Jr., R (1, 7) OBP: 0.343, SLG: 0.429 Pepe Frias, R (8, 4)	0-0 1B				0-0 F7		0-0 L6			4 0 2 0 0 0 0 0 0 0 0 0 0 0
Steve Garvey, R (1, 3) OBP: 0.304, SLG: 0.418	0-0 P4				0-0 F6		0-3 K	0-0 1B		4 0 0 0 0 1 3
Ron Cey, R (1, 5) OBP: 0.371, SLG: 0.526		0-0 E5		4-0 BB		0-0 5-3		0-0 P4		3 0 0 0 1 0 0
Rick Monday, L (1, 9) OBP: 0.324, SLG: 0.588		0-3 K		0-3 K		0-0 HR		0-3 K		4 1 1 1 0 3 2
Steve Yeager, R (1, 2) OBP: 0.289, SLG: 0.375 Reggie Smith, S (9, PH) OBP: 0.385, SLG: 0.364		0-0 6-3				0-3 K		0-0 5-3		3 0 0 0 0 1 0 1 0 1 0 0 0 0
Derrel Thomas, S (1, 4) OBP: 0.208, SLG: 0.260 Jay Johnstone, L (8, PH) OBP: 0.192, SLG: 0.400 Bobby Castillo, R (8, 1) OBP: 0.600, SLG: 1.000 Mike Scioscia, L (9, PH) OBP: 0.351, SLG: 0.316 Joe Ferguson, R (9, PH) OBP: 0.167, SLG: 0.091			0-3 K			0-0 P7		0-0 HR		2 0 0 0 0 1 0 1 1 1 1 0 0 0 0 0 0 0 0 0 0 0 0 0 0 0 0 0 1 0 0 0 0 0 1
Bob Welch, R (1, 1) OBP: 0.200, SLG: 0.158 Pedro Guerrero, R (8, PH) OBP: 0.343, SLG: 0.538		0-0 6-3				0-0 F8		0-3 K		2 0 0 0 0 0 0 1 0 0 0 0 1 0

Inning Stats	R: 0	H: 1	E: 0	K: 0	S: 4	P: 4	R: 0	H: 0	E: 1	K: 1	S: 5	P: 5	R: 0	H: 0	E: 0	K: 1	S: 5	P: 9	R: 0	H: 0	E: 0	K: 1	S: 5	P: 9	R: 0	H: 0	E: 0	K: 1	S: 5	P: 5	R: 0	H: 0	E: 0	K: 0	S: 3	P: 3	R: 1	H: 1	E: 0	K: 1	S: 6	P: 6	R: 1	H: 3	E: 0	K: 1	S: 8	P: 8	R: 0	H: 1	E: 0	K: 1	S: 6	P: 6	1B: 4	SF: 0	2B: 1	SAC: 0	3B: 0	DP: 1	HR: 2	HBP: 0	WP: 0	PA: 35
--------------	------	------	------	------	------	------	------	------	------	------	------	------	------	------	------	------	------	------	------	------	------	------	------	------	------	------	------	------	------	------	------	------	------	------	------	------	------	------	------	------	------	------	------	------	------	------	------	------	------	------	------	------	------	------	-------	-------	-------	--------	-------	-------	-------	--------	-------	--------

PITCHER	IP	WLS	BF	H	R	ER	SO	BB	IBB	HBP	BLK	WP	HR	S	P	ERA	WHIP
Tom Seaver, R (1, 1) ERA: 1.95	3.0		11	1	0	0	2	1	0	0	0	0	0	14	18	0.00	0.667
Paul Moskau, R (4, 1) ERA: 3.9	4.2	W	18	3	2	2	4	1	0	0	0	0	2	25	29	3.86	0.857
Tom Hume, R (8, 1) ERA: 2.81	1.0		5	2	0	0	1	0	0	0	0	0	0	7	7	0.00	2.000
Joe Price, L (9, 1) ERA: 2.45	0.1	S	1	0	0	0	0	0	0	0	0	0	0	1	1	0.00	0.000

PITCHER	IP	WLS	BF	H	R	ER	SO	BB	IBB	HBP	BLK	WP	HR	S	P	ERA	WHIP
---------	----	-----	----	---	---	----	----	----	-----	-----	-----	----	----	---	---	-----	------

Batter	1	2	3	4	5	6	7	8	9	AB	R	H	RBI	BB	SO	LOB
Dave Collins, S (1, 9) OBP: 0.397, SLG: 0.454 Sam Mejias, R (8, 8) OBP: 0.313, SLG: 0.375	0-0 2B 1B		4-0 FC6-4 BB	0-3 K			0-0 5-3			3	1	1	0	1	1	2
Ken Griffey, L (1, 8) OBP: 0.310, SLG: 0.382	0-0 SH1-3 2B		0-0 FC6-4 1-2f			0-0 3B	0-0 F5			4	0	2	1	0	0	1
Dave Concepcion, R (1, 6) OBP: 0.349, SLG: 0.405	0-0 SH1-3 2-3		0-0 F8			0-0 6-3	0-0 6-3			3	0	0	0	0	0	2
George Foster, R (1, 7) OBP: 0.337, SLG: 0.488	0-3 K			0-0 2B 1B		0-0 P4		0-3 K		4	1	1	0	0	2	2
Johnny Bench, R (1, 3) OBP: 0.394, SLG: 0.489	0-0 P4			0-0 1B 2B		0-0 6-3		0-0 FC6-4 1B		4	1	2	1	0	0	2
Ray Knight, R (1, 5) OBP: 0.323, SLG: 0.372		0-3 K		4-0 1B BB		0-0 F3		0-0 FC6-4 1-2f		3	0	0	0	1	1	1
Joe Nolan, L (1, 2) OBP: 0.318, SLG: 0.333 Joe Price, R (9, 1)		0-0 6-3		0-0 F2		0-0 F8		0-0 L9		4	0	0	0	0	0	3
Ron Oester, S (1, 4) OBP: 0.373, SLG: 0.402		0-0 6-3		0-0 SH1-4 1B		4-0 BB				2	0	1	1	1	0	0
Tom Seaver, R (1, 1) OBP: 0.269, SLG: 0.250 Harry Spilman, L (3, PH) OBP: 0.238, SLG: 0.250 Paul Moskau, R (4, 1) Tom Hume, R (8, 1) Mike O'Berry, R (9, 2) OBP: 0.341, SLG: 0.314			0-3 K	0-0 SH1-4 1-2		0-0 K				0	0	0	0	0	0	0
Inning Stats	R: 1 E: 0 K: 1 S: 7	H: 2 LOB: 1 BB: 0 P: 7	R: 0 E: 0 K: 1 S: 5	H: 0 LOB: 0 BB: 0 P: 5	R: 0 E: 0 K: 1 S: 5	H: 0 LOB: 1 BB: 1 P: 9	R: 2 E: 0 K: 1 S: 8	H: 3 LOB: 2 BB: 1 P: 12	R: 0 E: 0 K: 0 S: 4	H: 1 LOB: 1 BB: 0 P: 4	R: 0 E: 0 K: 1 S: 5	H: 0 LOB: 1 BB: 1 P: 9	R: 0 E: 0 K: 0 S: 3	H: 0 LOB: 0 BB: 0 P: 3	R: 0 E: 0 K: 1 S: 6	H: 1 LOB: 1 BB: 0 P: 6
PITCHER	IP WLS BF H R ER SO	IP WLS BF H R ER SO	IP WLS BF H R ER SO	IP WLS BF H R ER SO	IP WLS BF H R ER SO	IP WLS BF H R ER SO	IP WLS BF H R ER SO	IP WLS BF H R ER SO	IP WLS BF H R ER SO	IP WLS BF H R ER SO	IP WLS BF H R ER SO	IP WLS BF H R ER SO	IP WLS BF H R ER SO	IP WLS BF H R ER SO	IP WLS BF H R ER SO	IP WLS BF H R ER SO
Bob Welch, R (1, 1) ERA: 4.15 Bobby Castillo, R (8, 1) ERA: 6.0	7.0 L	30 L	6 3	3 3	5 5	3 0	0 0	0 0	0 0	0 0	0 0	6 6	0.00 1.000			

BOTTOM

Los Angeles Dodgers @ Cincinnati Reds
Riverfront Stadium, Cincinnati, OH
Sun May 24 1981, 3:33 AM EDT
Unknown

livebaseballscorecards.com

AB	29
R	3
H	7
RBI	3
BB	3
SO	6
LOB	14



WP: 0	PA: 34
PB: 0	SB: 0
CS: 0	

Batter	1	2	3	4	5	6	7	8	9	AB	R	H	RBI	BB	SO	LOB	TOP	
Bill Russell, R (1, 6) OBP: 0.238, SLG: 0.228 Pepe Frias, R (8, 6)	4-0 G3 S BB		0-0 5-3	4-0 BB 1-2 2-3 3-H BB	0-0 P4		0-0 L6-4		0-0 1-3	3	0	0	1	2	0	4		
Ken Landreaux, L (1, 8) OBP: 0.331, SLG: 0.410	0-0 6-3		0-0 L7	0-0 F7		0-0 3-1		0-0 F8	0-0 F6	6	0	0	0	0	0	4		
Jay Johnstone, L (1, 7) OBP: 0.250, SLG: 0.357	0-0 G3		0-0 6-3		0-0 E3 3B	4-0 1-3 BB		4-0 1B 1B BB	4-0 BB BB	3	2	0	0	3	0	1		
Steve Garvey, R (1, 3) OBP: 0.310, SLG: 0.414	0-0 F8			0-0 4-3	4-0 3B	0-0 1-3		0-0 1B BB FC4-6 1B	4-0 1-2 BB	4	2	1	0	2	0	2		
Rick Monday, L (1, 9) OBP: 0.326, SLG: 0.526		0-0 4-3		4-0 BB BB BB	0-0 P6	0-0 F8		4-0 FC4-6 1B 1-2 BB	0-3 K	4	2	0	0	2	1	5		
Pedro Guerrero, R (1, 5) OBP: 0.359, SLG: 0.560		0-0 F9		4-0 BB BB 1-2 BB	0-0 1B 3B 1-H 2-H		0-0 1B FC6-4 1B	0-0 FC4-6 1B 1-2 2-3 3-H		4	3	3	3	1	0	0		
Mike Scioscia, L (1, 2) OBP: 0.371, SLG: 0.333		0-0 E9 1B		4-0 BB BB 1-2 2-3 BB	0-0 FC3-5 1B 3-H	0-0 1B	0-0 FC6-4 1B	0-0 FC4-6 2B 1-2 2-3 3-H		4	1	3	2	1	0	2		
Derrel Thomas, S (1, 4) OBP: 0.259, SLG: 0.302		4-0 BB		4-0 BB BB 1-2 2-3 3-H BB	0-0 FC3-5 1B	0-0 1B	0-0 FC6-4 L6-4 1B 1-2 3-H	0-0 2B 1-H 3-H		3	0	2	4	2	0	1		
Dave Goltz, R (1, 1) Bobby Castillo, R (5, 1) Ron Cey, R (7, PH) Dave Stewart, R (7, 1) Rick Sutcliffe, L (9, 1) OBP: 0.200, SLG: 0.111		0-3 K		0-3 K	0-3 FC3-5 1B 1-2 2-3 3-H BB	0-0 FC3-5 2	0-0 1B	0-0 L4		3	0	0	0	0	2	7		
Inning Stats	R: 0 H: 0 E: 0 LOB: 1 K: 0 BB: 1 S: 3 P: 7	R: 0 H: 1 E: 1 LOB: 2 K: 1 BB: 1 S: 6 P: 10	R: 0 H: 0 E: 0 LOB: 0 K: 0 BB: 0 S: 3 P: 3	R: 2 H: 0 E: 0 LOB: 3 K: 1 BB: 5 S: 5 P: 25	R: 3 H: 3 E: 1 LOB: 2 K: 0 BB: 1 S: 7 P: 11	R: 0 H: 0 E: 0 LOB: 1 K: 0 BB: 1 S: 3 P: 7	R: 1 H: 3 E: 0 LOB: 1 K: 0 BB: 0 S: 5 P: 5	R: 4 H: 3 E: 0 LOB: 1 K: 0 BB: 2 S: 6 P: 14	R: 0 H: 0 E: 0 LOB: 2 K: 1 BB: 2 S: 5 P: 13	1B: 8 SF: 0 2B: 2 SAC: 0 3B: 1 DP: 1 HR: 0 HBP: 0	WP: 0 PA: 50 PB: 0 SB: 1 CS: 0							
PITCHER	IP WLS BF H R ER SO BB IBB HBP BLK WP HR S P ERA WHIP	IP WLS BF H R ER SO BB IBB HBP BLK WP HR S P ERA WHIP																
Bruce Berenyi, R (1, 1) ERA: 4.87	3.2 L 19 1 2 2 2 7 0 0 0 0 0 0 16 44 4.91 2.182																	
Doug Bair, R (4, 1) ERA: 6.75	1.1 9 3 3 2 0 1 0 0 0 0 0 0 8 12 13.50 3.000																	
Geoff Combe, R (6, 1) ERA: 4.05	1.1 8 3 1 1 0 1 0 0 0 0 0 0 7 11 6.75 3.000																	
Tom Hume, R (7, 1) ERA: 3.95	1.2 9 3 4 4 0 2 0 0 0 0 0 0 7 15 21.60 3.000																	
Joe Price, L (9, 1) ERA: 2.36	1.0 5 0 0 0 1 2 0 0 0 0 0 0 5 13 0.00 2.000																	

Los Angeles Dodgers @ Cincinnati Reds
 Riverfront Stadium, Cincinnati, OH
 Sun May 24 1981, 3:38 AM EDT
 Att: 36,113 - Unknown

AB	37
R	10
H	10
RBI	10
BB	13
SO	3
LOB	27



BOTTOM

Los Angeles Dodgers @ Cincinnati Reds
Riverfront Stadium, Cincinnati, OH

AB	35
R	3
H	9
RBI	2
BB	3
SO	8
LOB	15



WP	1	PA	38
PB	0		
SB	0		
CS	0		

Sun May 24 1981, 3:38 AM EDT
Att. 36,113 - Unknown

AB	R	H	RBI	BB	SO	LOB
4	0	1	0	0	2	2
1	0	1	0	0	0	0

5	0	2	1	0	1	1
---	---	---	---	---	---	---

4	0	1	0	0	2	3
---	---	---	---	---	---	---

4	0	0	0	0	0	1
---	---	---	---	---	---	---

3	0	1	0	1	1	2
---	---	---	---	---	---	---

3	1	1	0	1	0	2
---	---	---	---	---	---	---

3	1	1	0	0	0	2
---	---	---	---	---	---	---

0	0	0	0	0	0	0
1	0	0	0	0	0	1
0	0	0	0	0	0	0

3	0	0	0	1	0	0
---	---	---	---	---	---	---

1	0	1	0	0	0	0
---	---	---	---	---	---	---

0	0	0	0	0	0	0
1	1	0	1	0	0	1
0	0	0	0	0	0	0
2	0	0	0	0	2	0

1B	8	SF	0
2B	0	SAC	0
3B	1	DP	2
HR	0	HBP	0

Batter	1	2	3	4	5	6	7	8	9
Dave Collins, S (1, 9) OBP: 0.393, SLG: 0.449 Sam Mejias, R (8, 9) OBP: 0.353, SLG: 0.412	0-3 K ①		0-0 4-3 ③		0-3 K ②		0-0 1B 1B		0-0 1B
Ken Griffey, L (1, 8) OBP: 0.313, SLG: 0.394	0-3 K ②			0-0 6-3 ①	0-0 3B 2-H		0-0 1B 1-3		0-0 F8 ③
Dave Concepcion, R (1, 6) OBP: 0.347, SLG: 0.401	0-3 K ③			0-0 FC6-4 1B	0-0 F9 ③		0-3 K ③		
George Foster, R (1, 7) OBP: 0.330, SLG: 0.476		0-0 6-3 ①		0-0 FC6-4 ②		0-0 5-3 ①		0-0 E5 WP	
Dan Driessen, L (1, 3) OBP: 0.343, SLG: 0.350		0-0 1B G5-4-3		0-3 K ③		4-0 1B BB		0-0 F7 ①	
Ray Knight, R (1, 5) OBP: 0.327, SLG: 0.372		0-0 G5-4-3 ② ③			4-0 BB 1B FC4-6 BB	0-0 1B G5-4-3 ② ③		0-0 F7 ②	
Joe Nolan, L (1, 2) OBP: 0.319, SLG: 0.333 Tom Hume, R (7, 1) Larry Bittner, L (8, PH) OBP: 0.391, SLG: 0.450 Joe Price, R (9, 1)			0-0 4-3 ①		0-0 BB 1B FC4-6 BB	0-0 G5-4-3 ② ③		0-0 F8 ③	
Ron Oester, S (1, 4) OBP: 0.370, SLG: 0.392			0-0 L7 ②		4-0 BB 1B FC4-6 BB		0-0 3-1 ①		0-0 3-1 ①
Bruce Berenyi, R (1, 1) OBP: 0.188, SLG: 0.214 Doug Bair, R (4, 1) OBP: 0.500, SLG: 2.000 Harry Spilman, L (5, PH) OBP: 0.227, SLG: 0.238 Geoff Combe, R (6, 1) Mike O'Berry, R (7, 2) OBP: 0.326, SLG: 0.297			0-0 1B		0-0 FC4-6 ①		0-3 K ②		0-3 K ②

Inning Stats	R: 0	H: 0	E: 0	K: 3	S: 9	H: 0	LOB: 0	BB: 0	P: 9	R: 0	H: 1	E: 0	K: 0	S: 3	R: 0	H: 1	E: 0	K: 1	S: 6	R: 3	H: 2	E: 1	K: 1	S: 7	R: 0	H: 1	E: 0	K: 0	S: 3	R: 0	H: 2	E: 0	K: 2	S: 9	R: 0	H: 0	E: 1	K: 0	S: 4	R: 0	H: 1	E: 0	K: 1	S: 6	1B: 8	2B: 0	3B: 1	HR: 0	SF: 0	SAC: 0	DP: 2	HBP: 0	WP: 1	PB: 0	SB: 0	CS: 0
--------------	------	------	------	------	------	------	--------	-------	------	------	------	------	------	------	------	------	------	------	------	------	------	------	------	------	------	------	------	------	------	------	------	------	------	------	------	------	------	------	------	------	------	------	------	------	-------	-------	-------	-------	-------	--------	-------	--------	-------	-------	-------	-------

PITCHER	IP	WLS	BF	H	R	ER	SO	BB	IBB	HBP	BLK	WP	HR	S	P	ERA	WHIP
Dave Goltz, R (1, 1) ERA: 3.7	4.2		20	5	3	3	5	2	0	0	0	0	0	28	36	5.79	1.500
Bobby Castillo, R (5, 1) ERA: 5.59	1.1	W	5	1	0	0	0	1	0	0	0	0	0	4	8	0.00	1.500
Dave Stewart, R (7, 1) ERA:	2.0		9	2	0	0	2	0	0	0	0	1	0	13	13	0.00	1.000
Rick Sutcliffe, R (9, 1) ERA: 3.38	1.0		4	1	0	0	1	0	0	0	0	0	0	6	6	0.00	1.000

PITCHER	IP	WLS	BF	H	R	ER	SO	BB	IBB	HBP	BLK	WP	HR	S	P	ERA	WHIP
---------	----	-----	----	---	---	----	----	----	-----	-----	-----	----	----	---	---	-----	------

Batter	1	2	3	4	5	6	7	8	9	AB R H RBI BB SO LOB	TOP											
Derrel Thomas, S OBP: 0.270, SLG: 0.298 (1, 4)	4-0 E 1B BB	0-3 K		0-3 K		0-0 G4-6-3 1B		0-0 F7		4 1 1 0 1 2 2												
Ken Landreaux, L OBP: 0.333, SLG: 0.409 (1, 8)	0-0 E9 1B 1-3 1B	0-0 1B			0-0 3-1	0-0 G4-6-3 1-2f		0-0 F7		5 1 2 0 0 0 1												
Dusty Baker Jr., R OBP: 0.356, SLG: 0.433 (1, 7)	0-0 E 1B 6-3 1B	0-0 F8			4-0 S HR BB	4-0 BB		0-0 CS 1B		3 2 2 1 2 0 2												
Steve Garvey, R OBP: 0.318, SLG: 0.441 (1, 3)	0-0 E6 6-3 1-3 3-H 1B		0-0 P4		0-0 1-H HR	0-0 P1		0-0 CS 1-2	0-0 4-3 SF9 2B	5 2 3 3 0 0 1												
Ron Cey, R OBP: 0.376, SLG: 0.519 (1, 5)	0-0 6-3 2-3 3-H		4-0 G5-4-3 BB		0-3 K		4-0 BB E BB		0-0 4-3	3 1 0 1 2 1 2												
Pedro Guerrero, R OBP: 0.353, SLG: 0.551 (1, 9)	0-0 5-3		0-0 G5-4-3		0-0 1B 1B 1B		0-0 F8		0-0 SF9 3-H	4 0 1 1 0 0 3 0 0 0 0 0 0 0												
Jay Johnstone, L OBP: 0.250, SLG: 0.357 (9, 9)																						
Mike Scioscia, L OBP: 0.388, SLG: 0.343 (1, 2)	0-0 F8			4-0 SH1-4 BB	0-0 1B 1B	1-2 1B	4-0 FC4-6 BB		0-0 2B 1B	3 0 2 0 2 0 1												
Pepe Frias, R OBP: 0.429, SLG: 0.500 (1, 6)		0-3 K		0-0 P3	0-0 1-2 2-3 1B		0-0 FC4-6 1-2f 2-H		0-0 2B	5 0 2 0 0 1 2												
Burt Hooton, R OBP: 0.261, SLG: 0.238 (1, 1)				0-0 SH1-4	0-3 K		0-3 K		0-0 P4	1 0 0 0 1 1 3 2 0 0 0 0 1 3												
Bobby Castillo, R OBP: 0.429, SLG: 0.714 (6, 1)																						
Inning Stats	R: 3 E: 2 K: 0 S: 6	H: 3 LOB: 1 BB: 1 P: 10	R: 0 E: 0 K: 2 S: 8	H: 1 LOB: 2 BB: 1 P: 12	R: 0 E: 0 K: 0 S: 2	H: 0 LOB: 0 BB: 1 P: 6	R: 0 E: 0 K: 1 S: 5	H: 0 LOB: 1 BB: 1 P: 9	R: 2 E: 0 K: 2 S: 11	H: 4 LOB: 3 BB: 1 P: 15	R: 0 E: 0 K: 0 S: 3	H: 1 LOB: 1 BB: 1 P: 7	R: 1 E: 1 K: 1 S: 5	H: 0 LOB: 1 BB: 2 P: 13	R: 0 E: 0 K: 0 S: 3	H: 1 LOB: 0 BB: 0 P: 3	R: 1 E: 0 K: 0 S: 6	H: 3 LOB: 2 BB: 0 P: 6	1B: 10 2B: 2 3B: 0 HR: 1	SF: 1 SAC: 1 DP: 2 HBP: 0	WP: 0 PB: 0 SB: 1 CS: 1	PA: 46
PITCHER	IP WLS BF H R ER SO BB IBB HBP BLK WP HR S P ERA WHIP																					
Bob Walk, R ERA: 5.35 (1, 1)	1.0 L 7 3 3 2 0 1 0 0 0 0 0 0 6 10 18.00 4.000																					
John Montefusco, R ERA: 4.12 (2, 1)	1.0 5 1 0 0 2 1 0 0 0 0 0 0 8 12 0.00 2.000																					
Preston Hanna, R ERA: 3.58 (3, 1)	4.0 19 5 2 2 3 4 0 0 0 0 0 1 21 37 4.50 2.250																					
Rick Mahler, R ERA: 1.59 (7, 1)	2.0 8 1 1 0 1 2 0 0 0 0 0 0 8 16 0.00 1.500																					
Larry Bradford, L ERA: 1.96 (9, 1)	1.0 6 3 1 1 0 0 0 0 0 0 0 0 6 6 9.00 3.000																					

Los Angeles Dodgers @ Atlanta Braves
Atlanta-Fulton County Stadium, Atlanta, GA

Mon May 25 1981, 7:05 PM EDT
Att: 11,911 - Unknown

AB	35
R	7
H	13
RBI	6
BB	8
SO	6
LOB	20



Batter	1	2	3	4	5	6	7	8	9	AB	R	H	RBI	BB	SO	LOB
Rufino Linares, R OBP: 0.234, SLG: 0.361 (1, 7)	0-0 6-3 BB	4-0 1-2 BB		0-0 1-2 1B		0-0 F2		0-0 1-3		4	0	1	0	1	0	2
Biff Pocaroba, S OBP: 0.256, SLG: 0.213 (1, 5)	0-0 1B	0-0 F8		0-0 G3			0-0 4-3		0-0 F8	5	0	1	0	0	0	5
Brian Assestine, L OBP: 0.259, SLG: 0.308 (1, 9)	0-3 K		0-0 5-3		0-3 K		0-0 E6 1B		0-0 F9	5	0	0	0	0	2	1
Chris Chambliss, L OBP: 0.360, SLG: 0.391 (1, 3)	0-0 1-3		4-0 BB		0-0 4-3		0-0 F7		0-0 4-3	4	0	0	0	1	0	2
Dale Murphy, R OBP: 0.314, SLG: 0.378 (1, 8)		0-3 K	0-3 K		0-0 5-3		0-0 BB 1B			4	0	1	0	0	2	1
Glenn Hubbard, R OBP: 0.320, SLG: 0.377 (1, 4)		0-0 E9 1B	0-0 F3			0-0 F8	4-0 BB		1-2 BB	3	1	0	0	1	0	1
Bruce Benedict, R OBP: 0.357, SLG: 0.400 (1, 2)		0-0 6-3 2-3		0-0 5-3		0-0 2B 1B	0-0 6-3			4	0	1	0	0	0	4
Rafael Ramirez, R OBP: 0.295, SLG: 0.282 (1, 6)		4-0 1B BB		0-0 6-3		0-0 1-3 2B		0-0 F8		3	0	1	0	1	0	0
Bob Walk, R John Montefusco, R Cleveland Washington, L Gaylord Perry, R Preston Hanna, R Bob Porter, L Rick Mahler, R Bill Nahorodny, R Larry Bradford, R		0-0 BB 1B		0-0 1B		0-0 P3		0-3 K		0	0	0	0	0	0	0

Inning Stats	R: 0	H: 1	E: 0	K: 1	S: 6	LOB: 1	BB: 0	P: 6	R: 1	H: 1	E: 1	K: 1	S: 7	LOB: 3	BB: 2	P: 15	R: 0	H: 0	E: 0	K: 1	S: 5	LOB: 0	BB: 1	P: 9	R: 0	H: 2	E: 0	K: 0	S: 5	LOB: 2	BB: 0	P: 5	R: 0	H: 1	E: 1	K: 0	S: 5	LOB: 3	BB: 1	P: 9	R: 0	H: 0	E: 0	K: 1	S: 5	LOB: 0	BB: 0	P: 3	1B: 6	SF: 0	2B: 1	SAC: 0	3B: 0	DP: 0	HR: 0	HBP: 0	WP: 0	PA: 40
--------------	------	------	------	------	------	--------	-------	------	------	------	------	------	------	--------	-------	-------	------	------	------	------	------	--------	-------	------	------	------	------	------	------	--------	-------	------	------	------	------	------	------	--------	-------	------	------	------	------	------	------	--------	-------	------	-------	-------	-------	--------	-------	-------	-------	--------	-------	--------

PITCHER	IP	WLS	BF	H	R	ER	SO	BB	IBB	HBP	BLK	WP	HR	S	P	ERA	WHIP
Burt Hooton, R ERA: 1.96 (1, 1)	5.1	W	26	6	1	0	4	3	0	0	0	0	0	31	43	0.00	1.688
Bobby Castillo, R ERA: 4.7 (6, 1)	3.2	S	14	1	0	0	1	1	0	0	0	0	0	15	19	0.00	0.545

BOTTOM

Los Angeles Dodgers @ Atlanta Braves
Atlanta-Fulton County Stadium, Atlanta, GA
Mon May 25 1981, 7:05 PM EDT
Att. 11,911 - Unknown

livebaseballscores.com

AB	36
R	1
H	7
RBI	1
BB	4
SO	5
LOB	18



Batter	1	2	3	4	5	6	7	8	9	AB	R	H	RBI	BB	SO	LOB	TOP	
Derrel Thomas, S (1, 4) OBP: 0.299, SLG: 0.305	4-0 G3-6-3 BB		0-0 F7		0-0 G3 1B		4-0 4-3 BB			2	0	1	0	2	0	1		
Ken Landreaux, L (1, 8) OBP: 0.332, SLG: 0.406	0-0 G3-6-3 1-2f		0-0 E1 1B		0-0 G3		0-0 4-3			4	1	1	0	0	0	4		
Dusty Baker Jr., R (1, 7) OBP: 0.353, SLG: 0.425	0-0 4-3		4-0 1B BB		0-3 K		0-0 6-3			3	0	0	0	1	1	3		
Steve Garvey, R (1, 3) OBP: 0.316, SLG: 0.437		0-0 6-3	0-0 1B		0-0 F3		0-3 K			4	0	1	1	0	1	1		
Ron Cey, R (1, 5) OBP: 0.373, SLG: 0.519		0-0 2B	0-0 P3		0-0 5-3		0-3 K			4	0	1	0	0	1	2		
Pedro Guerrero, R (1, 9) OBP: 0.351, SLG: 0.542 Steve Howe, L (8, 1)		0-0 F9		0-0 G5-4-3 1B		0-0 F7		0-3 K		4	0	1	0	0	1	1		
Mike Scioscia, L (1, 2) OBP: 0.384, SLG: 0.340		0-0 G3		0-0 G5-4-3 1B		0-0 F9			0-0 P4	4	0	1	0	0	0	1		
Bill Russell, R (1, 6) OBP: 0.238, SLG: 0.223			4-0 SH1-4 E BB		0-0 G5-4-3		0-0 4-3		0-0 5-3	3	1	0	0	1	0	2		
Jerry Reuss, L (1, 1) OBP: 0.261, SLG: 0.261 Dave Stewart, R (8, 1) Rick Monday, L (8, 9) OBP: 0.318, SLG: 0.513			0-0 SH1-4		0-3 K		0-0 4-3 BB 1B		0-0 3-1	2	0	1	0	0	1	1		
Inning Stats	R: 0 E: 0 K: 0 S: 2 H: 0 LOB: 0 BB: 1 P: 6	R: 0 E: 0 K: 0 S: 4 H: 1 LOB: 1 BB: 0 P: 4	R: 2 E: 1 K: 0 S: 5 H: 2 LOB: 2 BB: 2 P: 13	R: 0 E: 0 K: 1 S: 6 H: 2 LOB: 1 BB: 0 P: 6	R: 0 E: 0 K: 1 S: 6 H: 1 LOB: 1 BB: 0 P: 6	R: 0 E: 0 K: 0 S: 3 H: 0 LOB: 0 BB: 0 P: 3	R: 0 E: 0 K: 0 S: 4 H: 1 LOB: 2 BB: 1 P: 8	R: 0 E: 0 K: 3 S: 9 H: 0 LOB: 0 BB: 0 P: 9	R: 0 E: 0 K: 0 S: 3 H: 0 LOB: 0 BB: 0 P: 3	1B: 6 2B: 1 3B: 0 HR: 0 SF: 0 SAC: 1 DP: 2 HBP: 0	WP: 0 PB: 0 SB: 0 CS: 0 PA: 36							
PITCHER	IP	WLS	BF	H	R	ER	SO	BB	IBB	HBP	BLK	WP	HR	S	P	ERA	WHIP	
Tommy Boggs, R (1, 1) ERA: 5.11	6.0		25	6	2	2	2	3	0	0	0	0	0	26	38	3.00	1.500	
John Montefusco, R (7, 1) ERA: 3.94	2.0		8	1	0	0	3	1	0	0	0	0	0	13	17	0.00	1.000	
Rick Camp, R (9, 1) ERA: 1.82	1.0	W	3	0	0	0	0	0	0	0	0	0	0	3	3	0.00	0.000	

Los Angeles Dodgers @ Atlanta Braves
Atlanta-Fulton County Stadium, Atlanta, GA
Wed May 27 1981, 7:05 PM EDT
Att: 17,581 - Unknown

livebaseballscorecards.com

AB 31
R 2
H 7
RBI 1
BB 4
SO 5
LOB 16



Los Angeles Dodgers @ Atlanta Braves
 Atlanta-Fulton County Stadium, Atlanta, GA

Wed May 27 1981, 7:05 PM EDT
 Att. 17,581 - Unknown

livebaseballscorecards.com

AB	26
R	3
H	7
RBI	3
BB	1
SO	2
LOB	9



WP: 0	PA: 30
PB: 0	
SB: 0	
CS: 0	

Batter	1	2	3	4	5	6	7	8	9	AB	R	H	RBI	BB	SO	LOB				
Rufino Linares, R (1, 7) OBP: 0.224, SLG: 0.344	0-3 K2-3			0-0 4-3		0-0 SH5-4		0-0 F8		3	0	0	0	0	1	1				
Biff Pocoroba, S (1, 5) OBP: 0.267, SLG: 0.218	1-0 G6-4-3 HBP			0-0 F7		0-0 2-3 2-3 1B		0-0 4-3		3	0	1	1	0	0	1				
Terry Harper, R (1, 9) OBP: 0.327, SLG: 0.420	0-0 G6-4-3 1-2f			0-0 5-3		0-0 F8			0-0 HR	4	1	1	1	0	0	3				
Dale Murphy, R (1, 8) OBP: 0.309, SLG: 0.371		0-0 6-3			0-0 6-3		0-0 6-3			3	0	0	0	0	0	0				
Chris Chambliss, L (1, 3) OBP: 0.359, SLG: 0.390		0-0 P3			0-0 FC6-4 1B		0-0 6-3			3	0	1	0	0	0	0				
Glenn Hubbard, R (1, 4) OBP: 0.314, SLG: 0.369		0-0 L4			0-0 FC6-4 1-2f		0-0 F3			3	0	0	0	0	0	1				
Bruce Benedict, R (1, 2) OBP: 0.364, SLG: 0.402			4-0 BB G5-4-3 BB		0-0 4-3			0-0 E5 SH3 2B 1B		2	1	1	0	1	0	1				
Rafael Ramirez, R (1, 6) OBP: 0.298, SLG: 0.286			0-3 K			0-0 SH5-4 1B 1B		0-0 SH3		2	1	1	0	0	1	1				
Tommy Boggs, R (1, 1) OBP: 0.286, SLG: 0.333 Bill Nahorodny, R (6, PH) OBP: 0.250, SLG: 0.143 Jerry Royster, R (6, PR) OBP: 0.231, SLG: 0.292 John Montefusco, R (7, 1) OBP: 0.083, SLG: 0.167 Claudell Washington, L (8, PH) OBP: 0.336, SLG: 0.425 Rick Camp, R (9, 1)			0-0 G5-4-3 1-2f			0-0 1B SH5-4 1B		0-0 F8 2B		1	0	0	0	0	0	1				
Inning Stats	R: 0 E: 0 K: 1 S: 4	H: 0 LOB: 0 BB: 0 P: 5	R: 0 E: 0 K: 0 S: 3	H: 0 LOB: 0 BB: 0 P: 3	R: 0 E: 0 K: 1 S: 4	H: 0 LOB: 0 BB: 1 P: 8	R: 0 E: 0 K: 0 S: 3	H: 1 LOB: 1 BB: 0 P: 4	R: 1 E: 0 K: 0 S: 5	H: 3 LOB: 2 BB: 0 P: 5	R: 0 E: 0 K: 0 S: 3	H: 0 LOB: 0 BB: 0 P: 3	R: 1 E: 1 K: 0 S: 5	H: 2 LOB: 1 BB: 0 P: 5	R: 1 E: 0 K: 0 S: 1	H: 1 LOB: 0 BB: 0 P: 1	1B: 5 2B: 1 3B: 0 HR: 1	SF: 0 SAC: 2 DP: 2 HBP: 1	WP: 0 PB: 0 SB: 0 CS: 0	PA: 30

PITCHER	IP	WLS	BF	H	R	ER	SO	BB	IBB	HBP	BLK	WP	HR	S	P	ERA	WHIP
Jerry Reuss, L (1, 1) ERA: 1.62	7.0		25	5	2	2	2	1	0	1	0	0	0	27	32	2.57	0.857
Dave Stewart, R (8, 1) ERA:	0.2		3	1	0	0	0	0	0	0	0	0	0	3	3	0.00	1.500
Steve Howe, L (8, 1) ERA: 0.79	0.1	L	2	1	1	1	0	0	0	0	0	0	1	2	2	27.00	3.000

Batter	1	2	3	4	5	6	7	8	9	AB R H RBI BB SO LOB	TOP											
Derrel Thomas, S (1, 4) OBP: 0.282, SLG: 0.286	0-0 E7 FC6-4		0-0 4-3			0-0 F7		0-0 5-3		4 0 0 0 0 0 2	Los Angeles Dodgers @ Atlanta Braves Atlanta-Fulton County Stadium, Atlanta, GA Thu May 28 1981, 7:05 PM EDT Att: 26,597 - Unknown livebaseballscorecards.com											
Ken Landreaux, L (1, 8) OBP: 0.330, SLG: 0.408	0-0 FC6-4 1B 1-2f			0-0 3-1		0-0 2B 1-H		0-0 F9		4 0 1 1 0 0 2												
Dusty Baker Jr., R (1, 7) OBP: 0.353, SLG: 0.424	0-0 G6-4-3 1B			0-0 6-3		0-0 F8		0-0 HR 1B		3 0 1 0 0 0 1												
Rick Sutcliffe, L (6, 1) OBP: 0.273, SLG: 0.200	0-0 G6-4-3 1B			0-0 1B				0-0 HR 1B		1 1 1 1 0 0 0												
Steve Garvey, R (1, 3) OBP: 0.320, SLG: 0.455	0-0 G6-4-3 1-2f			0-0 1B			0-0 4-3	0-0 HR 1B		4 1 2 2 0 0 2												
Rick Monday, L (1, 9) OBP: 0.313, SLG: 0.488		0-3 K		0-3 K			0-0 1B 1B	0-0 G3		4 0 1 0 0 2 0												
Pedro Guerrero, R (1, 5) OBP: 0.348, SLG: 0.534		0-0 CS 1B		0-0 5-3			0-0 F8	0-3 K		4 0 1 0 0 1 1												
Mike Scioscia, L (1, 2) OBP: 0.388, SLG: 0.345		0-0 F9 1-2		0-0 5-3			0-0 1B	0-0 FC5-4 1B		4 0 2 0 0 0 1												
Bill Russell, R (1, 6) OBP: 0.235, SLG: 0.220			0-0 F7			0-0 F8		0-0 FC5-4 FC5-4		2 0 0 0 0 0 0												
Jay Johnstone, L (6, 7) OBP: 0.235, SLG: 0.333			0-0 6-3			4-0 2B BB		0-0 FC5-4 1-2f		2 0 0 0 0 1 3												
Fernando Valenzuela, L (1, 1) OBP: 0.290, SLG: 0.290								0-0 5-3 1B		1 0 0 0 0 0 0												
Terry Forster, L (4, 1)								0-0 1B		0 0 0 0 0 0 0												
Joe Ferguson, R (6, PH) OBP: 0.231, SLG: 0.091								1-2f		0 1 0 0 1 0 0												
Pepe Frias, R (6, 6) OBP: 0.444, SLG: 0.500								1-2f		2 1 1 0 0 0 1												
Inning Stats	R: 0 E: 1 K: 0 S: 4	H: 1 LOB: 1 BB: 0 P: 4	R: 0 E: 0 K: 1 S: 5	H: 1 LOB: 0 BB: 0 P: 5	R: 0 E: 0 K: 0 S: 3	H: 0 LOB: 0 BB: 0 P: 3	R: 0 E: 0 K: 1 S: 5	H: 1 LOB: 1 BB: 0 P: 3	R: 0 E: 0 K: 1 S: 5	H: 0 LOB: 0 BB: 0 P: 5	R: 1 E: 0 K: 0 S: 4	H: 1 LOB: 1 BB: 1 P: 8	R: 0 E: 0 K: 1 S: 7	H: 2 LOB: 2 BB: 0 P: 7	R: 3 E: 0 K: 0 S: 6	H: 3 LOB: 0 BB: 0 P: 6	R: 0 E: 0 K: 1 S: 6	H: 1 LOB: 1 BB: 0 P: 6	1B: 8 2B: 1 3B: 0 HR: 1	SF: 0 SAC: 0 DP: 1 HBP: 0	WP: 0 PB: 0 SB: 0 CS: 1	PA: 36
PITCHER	IP WLS BF H R ER SO BB IBB HBP BLK WP HR S P ERA WHIP																					
Gaylord Perry, R (1, 1) ERA: 3.44	8.0 W 32 9 4 4 3 1 0 0 0 0 0 1 37 41 4.50 1.250																					
Rick Camp, R (9, 1) ERA: 1.76	1.0 4 1 0 0 1 0 0 0 0 0 0 0 6 6 0.00 1.000																					

Los Angeles Dodgers @ Atlanta Braves
Atlanta-Fulton County Stadium, Atlanta, GA
Thu May 28 1981, 7:05 PM EDT
Att: 26,597 - Unknown

AB 35
R 4
H 10
RBI 4
BB 1
SO 4
LOB 13



Batter	1	2	3	4	5	6	7	8	9
Rufino Linares, R OBP: 0.250, SLG: 0.362 (1, 7)	0-0 SH2-3 1B		0-3 K	0-0 BB HBP 1B 1-2 3-H	0-0 1B 2-3 3-H			0-0 F3	
Biff Pocaroba, S OBP: 0.278, SLG: 0.222 (1, 5)	0-0 SH2-3 1-2		0-0 3-1	1-0 BB 1B HBP 1-2 2-3	0-0 1B 1-2 3-H			0-0 F9	
Terry Harper, R OBP: 0.333, SLG: 0.396 (1, 9)	4-0 BB			F8 1B BB 1-2 2-3 3-H	0-3 K			0-0 5-3	
Dale Murphy, R OBP: 0.313, SLG: 0.374 (1, 8)	0-3 K			1B 1B 1-2 2-3 3-H		0-0 G3			
Chris Chambliss, L OBP: 0.357, SLG: 0.387 (1, 3)	0-0 G3			1B BB 1B F8		0-0 P4			
Glenn Hubbard, R OBP: 0.319, SLG: 0.368 (1, 4)		0-0 L6		BB BB BB FC5-2 1B 1-2 BB	0-0 SH1-3 1B 1B	0-0 F3			
Bruce Benedict, R OBP: 0.367, SLG: 0.405 (1, 2)		0-0 F8		1-2 2-3 3-H 1B 1B	0-0 FC5-2 1B SH1-3 1B 1B		0-0 5-3		
Rafael Ramirez, R OBP: 0.290, SLG: 0.277 (1, 6)		0-0 4-3		0-0 FC5-2 1B 1-2 2-3 3-H	0-3 K		0-0 5-3		
Gaylord Perry, R OBP: 0.292, SLG: 0.304 Rick Camp, R (9, 1)			0-0 L4	0-0 HBP BB 1B 1-3 2-H 3-H	0-0 SH1-3		0-0 F8		

Inning Stats	R: 0	H: 1	E: 0	K: 1	S: 6	LOB: 2	BB: 1	P: 10	R: 0	H: 0	E: 0	K: 0	S: 3	LOB: 0	BB: 0	P: 3	R: 0	H: 0	E: 0	K: 1	S: 5	LOB: 0	BB: 0	P: 5	R: 7	H: 6	E: 0	K: 0	S: 9	LOB: 2	BB: 2	P: 18	R: 2	H: 4	E: 0	K: 2	S: 11	LOB: 2	BB: 0	P: 11	R: 0	H: 0	E: 0	K: 0	S: 3	LOB: 0	BB: 0	P: 3	R: 0	H: 0	E: 0	K: 0	S: 3	LOB: 0	BB: 0	P: 3	R: 0	H: 0	E: 0	K: 0	S: 3	LOB: 0	BB: 0	P: 3
--------------	------	------	------	------	------	--------	-------	-------	------	------	------	------	------	--------	-------	------	------	------	------	------	------	--------	-------	------	------	------	------	------	------	--------	-------	-------	------	------	------	------	-------	--------	-------	-------	------	------	------	------	------	--------	-------	------	------	------	------	------	------	--------	-------	------	------	------	------	------	------	--------	-------	------

PITCHER	IP	WLS	BF	H	R	ER	SO	BB	IBB	HBP	BLK	WP	HR	S	P	ERA	WHIP
Fernando Valenzuela, L ERA: 1.89 (1, 1)	3.2	L	20	6	7	7	2	2	0	0	0	0	0	21	30	17.18	2.182
Terry Forster, L ERA: 5.79 (4, 1)	1.1		10	5	2	2	2	1	0	0	0	0	0	13	17	13.50	4.500
Rick Sutcliffe, R ERA: 3.09 (6, 1)	3.0		9	0	0	0	0	0	0	0	0	0	0	9	9	0.00	0.000

BOTTOM

Los Angeles Dodgers @ Atlanta Braves
Atlanta-Fulton County Stadium, Atlanta, GA

Thu May 28 1981, 7:05 PM EDT
Att. 26,597 - Unknown

AB	R	H	RBI	BB	SO	LOB
5	1	3	2	0	1	0
3	1	1	1	0	0	0
3	0	0	1	2	1	2
4	1	2	2	0	1	2
4	0	1	0	0	0	4
3	2	1	0	1	0	0
4	2	2	1	0	0	0
4	1	0	0	0	1	5
3	1	1	2	0	0	0
0	0	0	0	0	0	0

livebaseballscorecards.com

AB	33
R	9
H	11
RBI	9
BB	3
SO	4
LOB	13

Braves

1B:	11	SF:	0	WP:	0	PA:	39
2B:	0	SAC:	2	PB:	0		
3B:	0	DP:	0	SB:	0		
HR:	0	HBP:	1	CS:	0		

Batter	1	2	3	4	5	6	7	8	9	AB R H RBI BB SO LOB	TOP
Dave Collins, S (1, 9) OBP: 0.391, SLG: 0.447	0-0 3-1		0-0 FC5-4 1B		0-0 L3		0-0 F7		0-0 1B	5 0 2 0 0 0 1	
Ken Griffey, L (1, 8) OBP: 0.328, SLG: 0.404	4-0 1B BB		0-0 FC5-4 1B		0-3 K			0-0 HR 2B	0-0 1B	4 1 3 0 1 1 0	
Dave Concepcion, R (1, 6) OBP: 0.345, SLG: 0.397	0-0 1-2 1B		0-0 FC5-4 1-2f 2-3		0-0 G3			0-0 5-3	0-0 F7	5 0 1 0 0 0 5	
George Foster, R (1, 7) OBP: 0.347, SLG: 0.511	0-0 F8		0-3 K		0-3 K			0-0 2-H HR		4 1 1 2 0 2 4	
Dan Driessen, L (1, 3) OBP: 0.336, SLG: 0.341	0-3 K		0-0 F7		0-0 P3			0-0 4-3		4 0 0 0 0 1 4	
Ray Knight, R (1, 5) OBP: 0.324, SLG: 0.376		0-0 F8		0-0 F8		0-0 4-3		0-0 1B		4 0 1 0 0 0 0	
Joe Nolan, L (1, 2) OBP: 0.347, SLG: 0.368		0-0 G3 2B		0-0 1B			0-0 1B	0-0 1-3		4 0 3 0 0 0 1	
Ron Oester, S (1, 4) OBP: 0.364, SLG: 0.371		0-0 G3 2-3		0-0 F8		0-3 K			0-0 5-3	4 0 0 0 0 1 3	
Michael LaCoss, R (1, 1) Harry Spilman, L (7, PH) Doug Bair, R (7, 1) Mike Vail, R (9, PH)		0-0 P6		0-3 K		0-3 K			0-0 4-3	2 0 0 0 0 1 2 1 0 0 0 0 1 1 0 0 0 0 0 0 0 1 0 0 0 0 0 0	
Inning Stats	R: 0 H: 1 E: 0 LOB: 2 K: 1 BB: 1 S: 6 P: 10	R: 0 H: 1 E: 0 LOB: 1 K: 0 BB: 0 S: 4 P: 4	R: 0 H: 2 E: 0 LOB: 2 K: 1 BB: 0 S: 7 P: 7	R: 0 H: 1 E: 0 LOB: 1 K: 1 BB: 0 S: 6 P: 6	R: 0 H: 0 E: 0 LOB: 0 K: 1 BB: 0 S: 5 P: 5	R: 0 H: 0 E: 0 LOB: 0 K: 1 BB: 0 S: 5 P: 5	R: 0 H: 1 E: 0 LOB: 1 K: 2 BB: 0 S: 8 P: 8	R: 2 H: 3 E: 0 LOB: 1 K: 0 BB: 0 S: 6 P: 6	R: 0 H: 2 E: 0 LOB: 2 K: 0 BB: 0 S: 5 P: 5	1B: 8 SF: 0 2B: 2 SAC: 0 3B: 0 DP: 0 HR: 1 HBP: 0	WP: 0 PA: 39 PB: 0 SB: 0 CS: 0
PITCHER Bob Welch, R (1, 1) Steve Howe, L (8, 1)	IP WLS BF H R ER SO BB IBB HBP BLK WP HR S P ERA WHIP	7.1 W 31 8 2 2 7 1 0 0 0 0 1 44 48 2.46 1.227	1.2 S 8 3 0 0 0 0 0 0 0 0 0 0 8 8 0.00 1.800	PITCHER IP WLS BF H R ER SO BB IBB HBP BLK WP HR S P ERA WHIP							

Cincinnati Reds @ Los Angeles Dodgers
Dodger Stadium, Los Angeles, CA
Fri May 29 1981, 7:05 PM PDT
Att: 45,749 - Unknown

livebaseballscorecards.com

AB 38
R 2
H 11
RBI 2
BB 1
SO 7
LOB 21



Batter	1	2	3	4	5	6	7	8	9	AB R H RBI BB SO LOB
Derrel Thomas, S OBP: 0.293, SLG: 0.288 (1, 4) BBB	4-0 5-3-6 S BB		0-3 K		0-0 4-3		0-0 G6-4-3 1B			3 0 1 1 1 1 0
Jay Johnstone, L OBP: 0.237, SLG: 0.324 (1, 9) X	0-0 6-3 1-2		0-0 1B		0-3 K		0-0 G6-4-3 1-2f			4 0 1 0 0 1 2
Dusty Baker Jr., R OBP: 0.346, SLG: 0.414 (1, 7) X	0-0 5-3-6 2-3f		0-0 5-3			0-0 F9	0-0 5-3			4 0 0 0 0 0 2
Steve Garvey, R OBP: 0.328, SLG: 0.458 (1, 3)		0-0 4-3		0-0 1B BB 1B		0-0 1B HR 1B		4-0 BB BB BB		3 2 2 0 1 0 0
Ron Cey, R OBP: 0.376, SLG: 0.515 (1, 5)		0-0 E5 3-1 1B		4-0 L6-4 1-2 BB		0-0 HR 1B		0-3 K		3 1 1 0 1 1 1
Pedro Guerrero, R OBP: 0.358, SLG: 0.560 (1, 8)		0-0 3-1 1-2 1B		0-0 FC6-4 1-2 2-H 1B		0-0 HR		0-3 K		4 1 3 4 0 1 1
Mike Scioscia, L OBP: 0.376, SLG: 0.333 (1, 2)		0-0 3-1 1-2 2-3		0-0 L6-4 2-3		0-0 F7		0-0 6-3		4 0 0 0 0 0 5
Pepe Frias, R OBP: 0.333, SLG: 0.364 (1, 6)		0-0 6-3		0-0 FC6-4 1-2f		0-0 6-3				3 0 0 0 0 0 3
Bob Welch, R OBP: 0.217, SLG: 0.273 (1, 1) Steve Howe, L (8, 1)			0-3 K		0-0 1-3		0-0 1B 3B			3 1 1 0 0 1 0 0 0 0 0 0 0 0

Inning Stats	R: 0 E: 0 K: 0 S: 2	H: 0 LOB: 0 BB: 1 P: 6	R: 0 E: 1 K: 0 S: 5	H: 1 LOB: 2 BB: 0 P: 5	R: 0 E: 0 K: 2 S: 8	H: 1 LOB: 1 BB: 0 P: 8	R: 1 E: 0 K: 0 S: 4	H: 2 LOB: 1 BB: 1 P: 8	R: 0 E: 0 K: 1 S: 5	H: 0 LOB: 0 BB: 0 P: 5	R: 3 E: 0 K: 0 S: 6	H: 3 LOB: 0 BB: 0 P: 6	R: 1 E: 0 K: 0 S: 4	H: 2 LOB: 0 BB: 0 P: 4	R: 0 E: 0 K: 2 S: 7	H: 0 LOB: 1 BB: 1 P: 11
PITCHER Michael LaCoss, R (1, 1) ERA: 4.79 Doug Bair, R (7, 1) ERA: 6.53	IP: 6.0 WLS: L BF: 26 H: 7 R: 4 ER: 4 SO: 3 BB: 2 IBB: 0 HBP: 0 BLK: 0 WP: 0 HR: 1 S: 30 P: 38 ERA: 6.00 WHIP: 1.500	IP: 2.0 WLS: L BF: 8 H: 2 R: 1 ER: 1 SO: 2 BB: 1 IBB: 0 HBP: 0 BLK: 0 WP: 0 HR: 0 S: 11 P: 15 ERA: 4.50 WHIP: 1.500														

BOTTOM

Cincinnati Reds @ Los Angeles Dodgers
Dodger Stadium, Los Angeles, CA

Fri May 29 1981, 7:05 PM PDT
Att. 45,749 - Unknown

AB	31
R	5
H	9
RBI	5
BB	3
SO	5
LOB	14

livebaseballscorecards.com



WP: 0	PA: 34
PB: 0	
SB: 1	
CS: 0	

Batter	1	2	3	4	5	6	7	8	9	AB R H RBI BB SO LOB	TOP
Dave Collins, S (1, 9) <small>OBP: 0.386, SLG: 0.440</small> Sam Mejias, R (8, 9) <small>OBP: 0.368, SLG: 0.421</small>	0-0 1B	0-0 4-3		0-3 K		0-0 G3		0-0 F9		5 1 1 0 0 1 2 0 0 0 0 0 0 0	
Ken Griffey, L (1, 8) <small>OBP: 0.330, SLG: 0.406</small>	0-3 K 1-2		0-0 F9 2B		4-0 CS BB	0-3 K		0-0 3-1	4 0 1 0 1 2 2		
Dave Concepcion, R (1, 6) <small>OBP: 0.352, SLG: 0.404</small>	0-0 E8 1B 2-H		0-0 F9 2-3		0-0 4-3 E 1-2 2B		0-3 K	4-0 HR BB	4 3 2 1 1 1 1		
George Foster, R (1, 7) <small>OBP: 0.348, SLG: 0.525</small>	0-0 PB 1B 3-H		0-3 K		0-0 4-3 2-3		0-3 K	0-0 HR	5 1 2 3 0 2 2		
Dan Driessen, L (1, 3) <small>OBP: 0.330, SLG: 0.326</small>	0-3 K 1-3		0-0 F5		0-0 E6 3-H		0-3 K	4-0 BB	4 0 0 0 1 2 2		
Ray Knight, R (1, 5) <small>OBP: 0.326, SLG: 0.379</small>	4-0 BB		0-3 K 1B SF9		0-0 F7		0-0 3B 2B	0-0 F7	4 2 1 0 1 1 2		
Joe Nolan, L (1, 2) <small>OBP: 0.359, SLG: 0.413</small>	0-0 G3		0-0 E 1B 1-3		0-0 PB 1B 2B		0-0 SF8 3B 2-H	0-0 F7	5 2 3 1 0 0 3		
Ron Oester, S (1, 4) <small>OBP: 0.361, SLG: 0.372</small>		0-0 G3		0-0 SF9 1-3 3-H		0-0 SH3-4 1B 2-H		0-0 SF8 3-H	2 0 1 3 0 0 0		
Frank Pastore, R (1, 1) <small>OBP: 0.111, SLG: 0.111</small> Tom Hume, R (8, 1)		0-0 4-3		0-3 K		0-0 SH3-4 1-2		0-3 K	3 0 0 0 0 2 1 0 0 0 0 0 0 0		
Inning Stats	R: 2 H: 3 E: 1 LOB: 2 K: 2 BB: 1 S: 10 P: 14	R: 0 H: 0 E: 0 LOB: 0 K: 0 BB: 0 S: 3 P: 3	R: 0 H: 1 E: 0 LOB: 1 K: 1 BB: 0 S: 6 P: 6	R: 1 H: 1 E: 1 LOB: 1 K: 3 BB: 0 S: 11 P: 11	R: 1 H: 1 E: 1 LOB: 1 K: 0 BB: 1 S: 4 P: 8	R: 1 H: 2 E: 0 LOB: 1 K: 1 BB: 0 S: 7 P: 7	R: 0 H: 0 E: 0 LOB: 0 K: 3 BB: 0 S: 9 P: 9	R: 2 H: 2 E: 0 LOB: 0 K: 1 BB: 0 S: 7 P: 7	R: 2 H: 1 E: 0 LOB: 1 K: 0 BB: 2 S: 4 P: 12	1B: 5 SF: 2 2B: 4 SAC: 1 3B: 1 DP: 0 HR: 1 HBP: 0	WP: 1 PA: 43 PB: 3 SB: 1 CS: 1
PITCHER Burt Hooton, R (1, 1) <small>ERA: 2.19</small> Dave Goltz, R (6, 1) <small>ERA: 3.42</small> Bobby Castillo, R (8, 1) <small>ERA: 5.76</small>	IP WLS BF H R ER SO BB IBB HBP BLK WP HR S P ERA WHIP 5.0 L 26 8 5 3 6 2 0 0 0 1 0 36 44 5.40 2.000 2.0 6 0 0 0 4 0 0 0 0 0 0 14 14 0.00 0.000 2.0 11 3 4 4 1 2 0 0 0 0 1 11 19 18.00 2.500	PITCHER IP WLS BF H R ER SO BB IBB HBP BLK WP HR S P ERA WHIP									

Cincinnati Reds @ Los Angeles Dodgers
Dodger Stadium, Los Angeles, CA
 Sat May 30 1981, 3:33 AM PDT
 Att: 43,582 - Unknown

AB	36
R	9
H	11
RBI	8
BB	4
SO	11
LOB	15



Batter	1	2	3	4	5	6	7	8	9	AB	R	H	RBI	BB	SO	LOB
Derrel Thomas, S (1, 4) OBP: 0.304, SLG: 0.279	4-0 BB G6-4-3		0-0 3-1		4-0 BB		0-3 K			2	0	0	0	2	1	1
Jay Johnstone, L (1, 9) OBP: 0.214, SLG: 0.289	0-3 K		0-0 P6		0-0 F7			0-0 G3		4	0	0	0	0	1	2
Joe Ferguson, R (9, 9) OBP: 0.231, SLG: 0.091										0	0	0	0	0	0	0
Dusty Baker Jr., R (1, 7) OBP: 0.344, SLG: 0.416	0-0 G6-4-3 1-2f		0-0 5-3		0-0 6-3			0-0 1B 2B		4	0	1	0	0	0	1
Steve Garvey, R (1, 3) OBP: 0.327, SLG: 0.454		0-0 F9		0-0 5-3		0-0 F9		0-0 G6-4-3 1B		4	0	1	0	0	0	0
Ron Cey, R (1, 5) OBP: 0.378, SLG: 0.515		0-0 BB SF8 1B		0-0 6-3		0-0 1B		0-0 G6-4-3 1-2f		4	1	2	0	0	0	2
Pedro Guerrero, R (1, 8) OBP: 0.361, SLG: 0.558		0-0 BB 1B		0-0 E6 FC4-6		0-0 F9		0-0 G6-4-3 1B		4	0	2	0	0	0	1
Mike Scioscia, L (1, 2) OBP: 0.372, SLG: 0.325		4-0 BB 1-2 2-3 BB		0-0 FC4-6 1-2f		0-0 F7		0-0 G6-4-3 1-2f		3	0	0	0	1	0	2
Pepe Frias, R (1, 6) OBP: 0.250, SLG: 0.286		0-0 SF8 3-H		0-0 5-3		0-0 6-3		0-0 F9		3	0	0	1	0	0	0
Burt Hooton, R (1, 1) OBP: 0.240, SLG: 0.217		0-0 F2		0-0 L7						2	0	0	0	0	0	2
Dave Goltz, R (6, 1)										0	0	0	0	0	0	0
Rick Monday, L (7, PH) OBP: 0.327, SLG: 0.500										1	0	1	0	0	0	0
Bobby Castillo, R (8, 1) OBP: 0.429, SLG: 0.714										0	0	0	0	0	0	0

Inning Stats	R: 0	H: 0	E: 0	K: 1	S: 4	R: 1	H: 2	E: 0	K: 0	S: 5	R: 0	H: 0	E: 0	K: 0	S: 3	R: 0	H: 0	E: 1	K: 0	S: 4	R: 0	H: 0	E: 0	K: 0	S: 3	R: 0	H: 1	E: 0	K: 0	S: 4	R: 0	H: 1	E: 0	K: 1	S: 6	R: 0	H: 2	E: 0	K: 0	S: 4	R: 0	H: 1	E: 0	K: 0	S: 3	1B: 6	SF: 1	2B: 1	3B: 0	HR: 0	WP: 0	PA: 35
--------------	------	------	------	------	------	------	------	------	------	------	------	------	------	------	------	------	------	------	------	------	------	------	------	------	------	------	------	------	------	------	------	------	------	------	------	------	------	------	------	------	------	------	------	------	------	-------	-------	-------	-------	-------	-------	--------

PITCHER	IP	WLS	BF	H	R	ER	SO	BB	IBB	HBP	BLK	WP	HR	S	P	ERA	WHIP
Frank Pastore, R (1, 1) ERA: 3.47	7.1	W	31	6	1	1	2	3	0	0	0	0	0	32	44	1.23	1.227
Tom Hume, R (8, 1) ERA: 3.9	1.2		4	1	0	0	0	0	0	0	0	0	0	4	4	0.00	0.600

BOTTOM

Cincinnati Reds @ Los Angeles Dodgers

Dodger Stadium, Los Angeles, CA

Sat May 30 1981, 3:33 AM PDT
Att. 43,582 - Unknown

AB	31
R	1
H	7
RBI	1
BB	3
SO	2
LOB	11



Batter	1	2	3	4	5	6	7	8	9	AB R H RBI BB SO LOB	TOP																										
Dave Collins, S (1, 9) OBP: 0.381, SLG: 0.433	0-0 S 2B 1B	0-3 K		0-3 K		0-0 F8			0-0 P3	5 1 1 0 0 2 5																											
Ken Griffey, L (1, 8) OBP: 0.333, SLG: 0.405 Sam Mejias, R (8, 8) OBP: 0.350, SLG: 0.400	4-0 2B BB	0-0 1B		0-3 K			0-0 4-3		0-3 K	3 1 1 0 1 1 2 1 0 0 0 0 1 1																											
Dave Concepcion, R (1, 6) OBP: 0.350, SLG: 0.407 Joe Price, R (7, 1)	0-0 4-3 1B 2B	0-3 K			0-3 K		0-0 F9			4 1 1 2 0 2 1 0 0 0 0 0 0 0																											
George Foster, R (1, 7) OBP: 0.341, SLG: 0.513	0-0 4-3 2-3		0-0 P6		0-0 6-3		0-0 F9			4 0 0 0 0 0 1																											
Ray Knight, R (1, 5) OBP: 0.325, SLG: 0.376	0-0 4-3 1B		0-0 F7		0-0 5-3			0-0 P4		4 0 1 1 0 0 0																											
Dan Driessen, L (1, 3) OBP: 0.319, SLG: 0.312	0-0 4-3 1-2		0-0 4-3			0-0 3-1		0-0 3-1		4 0 0 0 0 0 1																											
Ron Oester, S (1, 4) OBP: 0.365, SLG: 0.389	0-0 P6			0-0 2B		0-0 3-1 2B		0-0 L6		4 0 2 0 0 0 1																											
Mike O'Berry, R (1, 2) OBP: 0.315, SLG: 0.340		0-0 HR		0-0 F3		0-0 E6 3-1			0-0 1B	4 1 2 1 0 0 2																											
Mario Soto, R (1, 1) OBP: 0.130, SLG: 0.091 Paul Moskau, R (3, 1) Harry Spilman, L (6, PH) OBP: 0.240, SLG: 0.217 Geoff Combe, R (6, 1) Junior Kennedy, R (7, 4) OBP: 0.167, SLG: 0.176		0-0 F2		4-0 BB		0-0 3-1			0-3 K	1 0 0 0 0 0 0 0 0 0 0 1 0 0 1 0 0 0 0 0 2 0 0 0 0 0 0 0 1 0 0 0 0 1 1																											
Inning Stats	R: 3 E: 0 K: 0 S: 6	H: 3 LOB: 1 BB: 1 P: 10	R: 1 E: 0 K: 2 S: 9	H: 2 LOB: 1 BB: 0 P: 9	R: 0 E: 0 K: 0 S: 3	H: 0 LOB: 0 BB: 0 P: 3	R: 0 E: 0 K: 2 S: 8	H: 1 LOB: 2 BB: 1 P: 12	R: 0 E: 0 K: 1 S: 5	H: 0 LOB: 0 BB: 0 P: 5	R: 0 E: 1 K: 0 S: 5	H: 1 LOB: 2 BB: 0 P: 5	R: 0 E: 0 K: 0 S: 3	H: 0 LOB: 0 BB: 0 P: 3	R: 0 E: 0 K: 0 S: 3	H: 0 LOB: 0 BB: 0 P: 3	R: 0 E: 0 K: 2 S: 8	H: 1 LOB: 1 BB: 0 P: 8	1B: 4 2B: 3 3B: 0 HR: 1	SF: 0 SAC: 0 DP: 0 HBP: 0	WP: 0 PB: 0 SB: 1 CS: 0	PA: 38															
PITCHER	IP WLS BF H R ER SO BB IBB HBP BLK WP HR S P ERA WHIP																																				
Jerry Reuss, L (1, 1) ERA: 1.76	0.0		1	1	1	0	0	0	0	0	0	0	1	1	∞	∞																					
Rick Sutcliffe, R (1, 1) ERA: 3.52	3.1		17	5	3	3	2	2	0	0	0	0	1	19	27	8.10	2.100																				
Dave Goltz, R (4, 1) ERA: 3.1	2.2	W	10	1	0	0	3	0	0	0	0	0	0	16	16	0.00	0.375																				
Dave Stewart, R (7, 1) ERA:	2.0		6	0	0	0	0	0	0	0	0	0	0	6	6	0.00	0.000																				
Terry Forster, L (9, 1) ERA: 5.23	1.0		4	1	0	0	2	0	0	0	0	0	0	8	8	0.00	1.000																				

Cincinnati Reds @ Los Angeles Dodgers
 Dodger Stadium, Los Angeles, CA
 Sun May 31 1981, 3:33 AM PDT
 Att: 46,411 - Unknown

AB	36
R	4
H	8
RBI	4
BB	2
SO	7
LOB	17



Batter	1	2	3	4	5	6	7	8	9
Derrel Thomas, S (1, 4) OBP: 0.318, SLG: 0.297	0-0 4-3 1B		0-0 BB 1B	0-0 4-3 1B	0-0 FC4-6 1B		0-0 HR 1B	0-3 K	
Rick Monday, L (1, 9) OBP: 0.333, SLG: 0.542	0-0 4-3		4-0 BB 1B	0-0 4-3	0-0 FC4-6 1B		0-0 HR 1B		
Dusty Baker Jr., R (1, 7) OBP: 0.350, SLG: 0.426	0-0 5-3		0-0 E2 1B	0-0 1-3		0-0 G5-4-3 1B	0-0 1B 2B		
Steve Garvey, R (1, 3) OBP: 0.333, SLG: 0.462		0-3 K	0-0 2B 1B		0-0 FC1-6-4 1B	0-0 G5-4-3 1B	0-0 1B		
Ron Cey, R (1, 5) OBP: 0.379, SLG: 0.515		0-3 K	0-0 1B 2B		4-0 BB 1B	0-0 L5	0-0 P6		
Pedro Guerrero, R (1, 8) OBP: 0.368, SLG: 0.563		1-0 HBP	0-0 FC6-4 1B		0-0 FC1-6-4 1B		0-0 1B 2B		
Mike Scioscia, L (1, 2) OBP: 0.380, SLG: 0.331	0-0 F5		0-3 K		4-0 BB 1B		0-0 6-3 1B	0-0 1B	
Pepe Frias, R (1, 6) OBP: 0.286, SLG: 0.316			0-0 BB 1B		0-0 1B		0-0 6-3 1B	0-0 F7	
Jerry Reuss, L (1, 1) OBP: 0.281, SLG: 0.261			1-0 BB 1B		0-3 K		0-0 1B 3B	0-0 P4	
Rick Sutcliffe, L (1, 1) OBP: 0.308, SLG: 0.182			1-2 BB 1B		0-3 K				
Dave Goltz, R (4, 1)			1-2 BB						
Dave Stewart, R (7, 1) OBP: 0.500, SLG: 1.500									
Joe Ferguson, R (8, PH) OBP: 0.214, SLG: 0.083									
Terry Forster, L (9, 1)									

AB	R	H	RBI	BB	SO	LOB
6	2	3	3	0	1	1
4	2	1	2	1	0	2
5	2	3	2	0	0	0
5	2	3	1	0	1	1
4	1	1	0	1	1	1
4	2	2	2	0	0	3
4	2	2	1	1	1	2
5	1	2	2	0	0	3
0	0	0	0	0	0	0
1	1	0	0	1	1	1
1	0	0	0	1	2	
1	1	1	1	0	0	0
1	0	0	0	0	0	1
0	0	0	0	0	0	0

WP	HR	S	P	ERA	WHIP
WP: 0	HR: 1	S: 6	P: 6	ERA: 2.67	WHIP: 2.400

Inning Stats	R	H	E	K	S	P	IP	WLS	BF	H	R	ER	SO	BB	IBB	HBP	BLK	WP	HR	S	P	ERA	WHIP
R: 0 H: 0 E: 0 K: 3 S: 3	H: 0 LOB: 0 BB: 0 P: 3	R: 0 H: 0 E: 0 K: 2 S: 7	H: 0 LOB: 1 BB: 0 P: 8	R: 7 H: 6 E: 1 K: 2 S: 13	H: 6 LOB: 1 BB: 2 P: 21	R: 0 H: 0 E: 0 K: 0 S: 3	H: 0 LOB: 0 BB: 0 P: 3	R: 3 H: 3 E: 0 K: 1 S: 8	H: 3 LOB: 2 BB: 2 P: 16	R: 0 H: 1 E: 0 K: 0 S: 3	H: 1 LOB: 0 BB: 0 P: 3	R: 6 H: 7 E: 0 K: 0 S: 10	H: 7 LOB: 1 BB: 0 P: 10	R: 0 H: 1 E: 0 K: 1 S: 6	H: 1 LOB: 1 BB: 0 P: 6	1B: 12 2B: 4 3B: 1 HR: 1	SF: 0 SAC: 0 DP: 1 HBP: 1	WP: 0 PB: 0 SB: 0 CS: 0	PA: 46	ERA: 2.67	WHIP: 2.400		
PITCHER	IP	WLS	BF	H	R	ER	SO	BB	IBB	HBP	BLK	WP	HR	S	P	ERA	WHIP						
Mario Soto, R (1, 1) ERA: 3.54	2.0	L	13	4	6	6	2	2	0	0	0	0	0	14	23	27.00	3.000						
Paul Moskau, R (3, 1) ERA: 4.7	3.0		16	5	4	4	3	2	0	0	0	0	0	20	28	12.00	2.333						
Geoff Combe, R (6, 1) ERA: 6.3	1.1		8	5	4	4	0	0	0	0	0	0	0	8	8	27.00	3.750						
Joe Price, L (7, 1) ERA: 2.67	1.2		9	4	2	2	1	0	0	0	0	0	1	11	11	10.80	2.400						

Cincinnati Reds @ Los Angeles Dodgers
 Dodger Stadium, Los Angeles, CA
 Sun May 31 1981, 3:33 AM PDT
 Att. 46,411 - Unknown

livebaseballscorecards.com

AB 41
R 16
H 18
RBI 14
BB 4
SO 6
LOB 17



Batter	1	2	3	4	5	6	7	8	9	AB R H RBI BB SO LOB	TOP											
Jerry Royster, R (1, 5) OBP: 0.200, SLG: 0.250	0-3 K		0-0 G3			0-0 F9	0-0 FC6-4			4 0 0 0 0 1 2												
Terry Harper, R (1, 9) OBP: 0.333, SLG: 0.379	4-0 2B BB				0-3 K	0-3 K		0-0 1B		3 0 1 0 1 2 0												
Rufino Linares, R (1, 7) OBP: 0.256, SLG: 0.356	0-0 1-3 2B				0-3 K	0-0 5-3		0-0 L5		4 0 1 0 0 1 1												
Dale Murphy, R (1, 8) OBP: 0.313, SLG: 0.380	0-0 F8				0-3 K		0-0 1B 2B	0-3 K		4 1 1 0 0 2 2												
Chris Chambliss, L (1, 3) OBP: 0.348, SLG: 0.380		0-0 F8				0-0 F7	0-0 1B 1B	0-0 G3		4 1 1 1 0 0 1												
Glenn Hubbard, R (1, 4) OBP: 0.313, SLG: 0.375		0-3 K				0-0 1-3	0-3 K		0-3 K	4 0 0 0 0 3 1												
Bruce Benedict, R (1, 2) OBP: 0.370, SLG: 0.396		0-3 K				0-0 BB 1B	0-0 1B 1B		0-0 P4	4 0 2 0 0 1 0												
Rafael Ramirez, R (1, 6) OBP: 0.304, SLG: 0.310			0-0 5-3			4-0 1-2 BB	0-3 K		0-0 1-3	3 0 0 0 1 1 2												
Tommy Boggs, R (1, 1) OBP: 0.261, SLG: 0.304			0-0 F7			0-0 4-3	0-0 FC6-4 1B			2 0 0 0 0 0 2												
Bill Nahorodny, R (7, PH) OBP: 0.300, SLG: 0.222										1 0 1 1 0 0 0												
John Montefusco, R (7, 1) OBP: 0.083, SLG: 0.167										0 0 0 0 0 0 0												
Inning Stats	R: 0 E: 0 K: 1 S: 5	H: 1 LOB: 1 BB: 1 P: 9	R: 0 E: 0 K: 2 S: 7	H: 0 LOB: 0 BB: 0 P: 7	R: 0 E: 0 K: 0 S: 3	H: 0 LOB: 0 BB: 0 P: 3	R: 0 E: 0 K: 3 S: 9	H: 0 LOB: 0 BB: 0 P: 9	R: 0 E: 0 K: 0 S: 4	H: 1 LOB: 2 BB: 1 P: 8	R: 0 E: 0 K: 1 S: 5	H: 0 LOB: 0 BB: 0 P: 5	R: 2 E: 0 K: 2 S: 11	H: 4 LOB: 2 BB: 0 P: 11	R: 0 E: 0 K: 1 S: 6	H: 1 LOB: 1 BB: 0 P: 6	R: 0 E: 0 K: 1 S: 5	H: 0 LOB: 0 BB: 0 P: 5	1B: 5 2B: 2 3B: 0 HR: 0	SF: 0 SAC: 0 DP: 0 HBP: 0	WP: 0 PB: 0 SB: 0 CS: 0	PA: 35
PITCHER Fernando Valenzuela, L (1, 1) ERA: 1.9	IP: 9.0 WLS: W BF: 35 H: 7 R: 2 ER: 2 SO: 11 BB: 2 IBB: 0 HBP: 0 BLK: 0 WP: 0 HR: 0 S: 55 P: 63 ERA: 2.00 WHIP: 1.000											PITCHER	IP: 9.0 WLS: W BF: 35 H: 7 R: 2 ER: 2 SO: 11 BB: 2 IBB: 0 HBP: 0 BLK: 0 WP: 0 HR: 0 S: 55 P: 63 ERA: 2.00 WHIP: 1.000									

Atlanta Braves @ Los Angeles Dodgers
Dodger Stadium, Los Angeles, CA
Mon Jun 01 1981, 7:05 PM PDT
Att: 49,136 - Unknown

livebaseballscorecards.com

AB	33
R	2
H	7
RBI	2
BB	2
SO	11
LOB	11



Batter	1	2	3	4	5	6	7	8	9	10	AB R H RBI BB SO LOB	TOP													
Jerry Royster, R (1, 5) OBP: 0.229, SLG: 0.303	0-0 1-3		0-0 4-3			0-0 G4-6-3 1B		0-0 F9		0-0 G5-3 2B	5 0 2 1 0 0 2	<p>Atlanta Braves @ Los Angeles Dodgers Dodger Stadium, Los Angeles, CA</p> <p>Tue Jun 02 1981, 7:05 PM PDT Att. 37,448 - Unknown</p> <p>livebaseballscorecards.com</p>													
Brian Asselstine, L (1, 9) Terry Harper, R (6, 9) OBP: 0.219, SLG: 0.258 OBP: 0.338, SLG: 0.373	0-0 5-3		0-0 P6			0-0 G4-6-3 1-2f		0-0 F8		4-0 BB	3 0 0 0 0 0 1 1 0 0 0 1 0 1														
Rufino Linares, R (1, 7) OBP: 0.253, SLG: 0.348	0-0 6-3		0-0 4-3			0-0 CS 1B			0-0 L6	0-0 G5-3 2-3f	5 0 1 0 0 0 2														
Chris Chambliss, L (1, 3) OBP: 0.346, SLG: 0.377		0-3 K		0-0 F7		0-0 CS 1-2			0-0 E4		4 0 1 0 0 1 0														
Dale Murphy, R (1, 8) OBP: 0.308, SLG: 0.374		0-0 L4			0-3 K				0-0 SH3-4 1-2		3 0 0 0 0 1 1														
Glenn Hubbard, R (1, 4) OBP: 0.311, SLG: 0.368		0-0 F7			4-0 2B BB				0-0 F9		3 1 0 0 1 0 2														
Bruce Benedict, R (1, 2) OBP: 0.373, SLG: 0.406			0-0 5-3			0-0 1-H 2B			0-0 F9		4 1 2 1 0 0 1														
Rafael Ramirez, R (1, 6) OBP: 0.311, SLG: 0.324			0-0 2B			0-0 P4			0-0 SH2-4 1B		3 0 2 0 0 0 1														
Gaylord Perry, R (1, 1) Biff Pocoroba, S (10, PH) Bill Nahorodny, R (10, PH) Bob Porter, L (10, PR) Rick Camp, R (10, 1) OBP: 0.269, SLG: 0.280 OBP: 0.257, SLG: 0.207 OBP: 0.364, SLG: 0.400 OBP: 0.364, SLG: 0.333			0-0 F8			0-0 4-3			0-0 SH2-4 1-2	0-0 2B 2B	2 0 0 0 0 0 2 0 0 0 0 0 0 0 1 0 1 1 0 0 0 0 1 0 0 0 0 0 0 0 0 0 0 0 0														
Inning Stats	R: 0 E: 0 K: 0 S: 3	H: 0 LOB: 0 BB: 0 P: 3	R: 0 E: 0 K: 1 S: 5	H: 0 LOB: 0 BB: 0 P: 5	R: 0 E: 0 K: 0 S: 4	H: 1 LOB: 1 BB: 0 P: 4	R: 0 E: 0 K: 0 S: 3	H: 0 LOB: 0 BB: 0 P: 3	R: 1 E: 0 K: 1 S: 6	H: 1 LOB: 1 BB: 1 P: 10	R: 0 E: 0 K: 0 S: 3		H: 2 LOB: 0 BB: 0 P: 3	R: 0 E: 0 K: 0 S: 4	H: 1 LOB: 1 BB: 0 P: 4	R: 0 E: 0 K: 0 S: 4	H: 0 LOB: 1 BB: 0 P: 4	R: 0 E: 1 K: 0 S: 4	H: 0 LOB: 1 BB: 0 P: 4	R: 2 E: 0 K: 0 S: 5	H: 3 LOB: 2 BB: 1 P: 9	1B: 5 2B: 4 3B: 0 HR: 0	SF: 0 SAC: 3 DP: 2 HBP: 0	WP: 0 PB: 0 SB: 0 CS: 1	PA: 40
PITCHER	IP WLS BF H R ER SO BB IBB HBP BLK WP HR S P ERA WHIP																								
Bob Welch, R (1, 1) ERA: 3.64	8.0																								
Dave Stewart, R (9, 1) ERA: 0.54	1.1	L	6	1	1	1	0	0	0	0	0	0	0	6	6	6.75	0.750								
Steve Howe, L (10, 1) ERA: 1.11	0.0		3	2	1	1	0	1	0	0	0	0	0	2	6	∞	∞								
Bobby Castillo, R (10, 1) ERA: 5.61	0.2		1	0	0	0	0	0	0	0	0	0	0	1	1	0.00	0.000								

AB	34
R	3
H	9
RBI	3
BB	2
SO	2
LOB	13



Batter	1	2	3	4	5	6	7	8	9	10	AB	R	H	RBI	BB	SO	LOB	BOTTOM
--------	---	---	---	---	---	---	---	---	---	----	----	---	---	-----	----	----	-----	--------

Derrel Thomas, S <small>(1, 4)</small> <small>OBP: 0.319, SLG: 0.304</small>	4-3 		F8 			SH 		SH1-3 			2	0	0	0	0	0	1	Atlanta Braves @ Los Angeles Dodgers Dodger Stadium, Los Angeles, CA Tue Jun 02 1981, 7:05 PM PDT Att: 37,448 - Unknown					
Rick Monday, L <small>(1, 9)</small> <small>OBP: 0.339, SLG: 0.564</small>	P5 			CS 		FC4-6 		FC6-4 			3	0	1	1	1	0	1						
Dusty Baker Jr., R <small>(1, 7)</small> <small>OBP: 0.337, SLG: 0.408</small>	L8 			F9 		F8 		FC6-4 			4	0	0	0	0	0	4						
Steve Garvey, R <small>(1, 3)</small> <small>OBP: 0.326, SLG: 0.449</small>		P4 				F9 			6-3 			4	0	1	0	0	1						
Ron Cey, R <small>(1, 5)</small> <small>OBP: 0.369, SLG: 0.503</small>		K 				F8 			P5 			4	0	0	0	0	1						
Pedro Guerrero, R <small>(1, 8)</small> <small>OBP: 0.358, SLG: 0.542</small> Steve Howe, L <small>(10, 1)</small> <small>OBP: 0.429, SLG: 0.714</small> Bobby Castillo, R <small>(10, 1)</small> <small>OBP: 0.429, SLG: 0.714</small>		F9 				5-3 			6-3 			4	0	0	0	0	0						
Mike Scioscia, L <small>(1, 2)</small> <small>OBP: 0.389, SLG: 0.344</small> Bill Russell, R <small>(10, PR)</small> <small>OBP: 0.235, SLG: 0.220</small>						P5-1 			6-3 			4	0	2	0	0	0						
Pepe Frias, R <small>(1, 6)</small> <small>OBP: 0.296, SLG: 0.292</small> Reggie Smith, S <small>(10, PH)</small> <small>OBP: 0.357, SLG: 0.333</small>						FC4-6 			F9 			3	0	0	0	0	1						
Bob Welch, R <small>(1, 1)</small> <small>OBP: 0.240, SLG: 0.292</small> Jay Johnstone, L <small>(8, PH)</small> <small>OBP: 0.233, SLG: 0.308</small> Dave Stewart, R <small>(9, 1)</small> <small>OBP: 0.500, SLG: 1.500</small> Ken Landreaux, L <small>(10, 8)</small> <small>OBP: 0.328, SLG: 0.406</small>						F2 			SH 			2	1	1	0	0	1						
Inning Stats	R: 0 E: 0 K: 0 S: 3	H: 0 LOB: 0 BB: 0 P: 3	R: 0 E: 0 K: 1 S: 5	H: 0 LOB: 0 BB: 0 P: 5	R: 0 E: 0 K: 0 S: 4	H: 1 LOB: 1 BB: 0 P: 4	R: 0 E: 0 K: 0 S: 4	H: 2 LOB: 1 BB: 0 P: 4	R: 0 E: 0 K: 0 S: 3	H: 0 LOB: 0 BB: 0 P: 3	R: 1 E: 1 K: 0 S: 5	H: 1 LOB: 1 BB: 0 P: 5	R: 0 E: 0 K: 0 S: 3	H: 0 LOB: 0 BB: 0 P: 3	R: 0 E: 0 K: 0 S: 4	H: 1 LOB: 2 BB: 1 P: 8	R: 0 E: 0 K: 1 S: 5		H: 1 LOB: 1 BB: 0 P: 5	1B: 6 2B: 0 3B: 0 HR: 0	SF: 0 SAC: 2 DP: 1 HBP: 0	WP: 0 PB: 0 SB: 0 CS: 1	PA: 36
PITCHER Gaylord Perry, R <small>(1, 1)</small> <small>ERA: 3.16</small> Rick Camp, R <small>(10, 1)</small> <small>ERA: 1.6</small>	IP: 9.0 W: 1 S: 10	WLS: 33 W: 1	BF: 5 R: 0 S: 3	H: 1 R: 0 S: 1	ER: 1 E: 0 S: 10	SO: 1 BB: 0 S: 10	BB: 0 IBB: 0 S: 10	HBP: 0 BLK: 0 S: 10	WP: 0 HR: 0 S: 10	S: 34 P: 38 ERA: 1.00 WHIP: 0.556	PITCHER Steve Carlton, R <small>(1, 1)</small> <small>ERA: 1.6</small>	IP: 1.0 W: 0 S: 10	WLS: 3 W: 0	BF: 3 R: 1 S: 10	H: 1 R: 1 S: 1	ER: 0 E: 0 S: 10	SO: 0 BB: 0 S: 10	BB: 0 IBB: 0 S: 10	HBP: 0 BLK: 0 S: 10	WP: 0 HR: 0 S: 10	S: 5 P: 5 ERA: 0.00 WHIP: 1.000		

livebaseballscorecards.com

AB	33
R	1
H	6
RBI	1
BB	1
SO	2
LOB	12



Batter	1	2	3	4	5	6	7	8	9	AB R H RBI BB SO LOB	TOP											
Jerry Royster, R OBP: 0.225, SLG: 0.289 (1, 5) X	0-0 E S HR 1B	0-0 1-3			0-0 F8		0-0 5-3		0-3 K	5 1 1 0 0 1 0												
Brian Asselstine, L OBP: 0.278, SLG: 0.429 Terry Harper, R OBP: 0.338, SLG: 0.373 (7, PR) (7, 9) X	0-0 1-H HR	0-0 2B			0-3 K		0-0 E S 1B			4 1 3 2 0 1 0 0 0 0 0 0 0 0												
Rufino Linares, R OBP: 0.263, SLG: 0.354 (1, 7) X	0-0 G5-4-3 1B	0-0 5-3			0-0 S 1B		0-0 5-3 1-3			4 1 2 0 0 0 2												
Chris Chambliss, L OBP: 0.344, SLG: 0.374 (1, 3) X	0-0 G5-4-3 1-2f		0-0 G3		0-0 1-H 1B			0-3 K		4 0 1 1 0 1 1												
Dale Murphy, R OBP: 0.307, SLG: 0.387 (1, 8) X	0-0 HR		0-3 K		0-0 6-3			0-0 F9		4 1 1 1 0 1 1												
Glenn Hubbard, R OBP: 0.315, SLG: 0.367 (1, 4) B B B B	4-0 BB BB		0-3 K		0-0 1-3			0-0 1B		3 0 1 0 1 1 0												
Bruce Benedict, R OBP: 0.371, SLG: 0.397 (1, 2) B B B B	4-0 1-2 BB			0-0 F7		0-0 F9		0-0 2-3		3 0 0 0 1 0 1												
Rafael Ramirez, R OBP: 0.304, SLG: 0.316 (1, 6) X	0-0 P3			0-0 6-3		0-0 6-3			0-0 6-3	4 0 0 0 0 0 2												
Phil Niekro, R OBP: 0.077, SLG: 0.077 Rick Camp, R (8, 1)		0-3 K		0-0 6-3		0-0 4-3			0-0 G3	3 0 0 0 0 1 0 1 0 0 0 0 0 0												
Inning Stats	R: 3 E: 0 K: 0 S: 6	H: 4 LOB: 2 BB: 2 P: 14	R: 0 E: 0 K: 1 S: 6	H: 1 LOB: 1 BB: 0 P: 6	R: 0 E: 0 K: 2 S: 7	H: 0 LOB: 0 BB: 0 P: 7	R: 0 E: 0 K: 0 S: 3	H: 0 LOB: 0 BB: 0 P: 3	R: 1 E: 0 K: 1 S: 7	H: 2 LOB: 1 BB: 0 P: 7	R: 0 E: 0 K: 0 S: 3	H: 0 LOB: 0 BB: 0 P: 3	R: 0 E: 0 K: 0 S: 4	H: 1 LOB: 2 BB: 0 P: 4	R: 0 E: 0 K: 1 S: 6	H: 1 LOB: 1 BB: 0 P: 6	R: 0 E: 0 K: 1 S: 5	H: 0 LOB: 0 BB: 0 P: 5	1B: 6 2B: 1 3B: 0 HR: 2	SF: 0 SAC: 0 DP: 1 HBP: 0	WP: 0 PB: 0 SB: 3 CS: 0	PA: 37
PITCHER	IP WLS BF H R ER SO BB IBB HBP BLK WP HR S P ERA WHIP																					
Burt Hooton, R ERA: 2.53 (1, 1)	0.2 L 6 4 3 3 0 1 0 0 0 0 0 2 5 9 40.50 7.500																					
Dave Goltz, R ERA: 2.8 (1, 1)	6.1 24 4 1 1 4 1 0 0 0 0 0 31 35 1.42 0.789																					
Bobby Castillo, R ERA: 5.2 (8, 1)	2.0 7 1 0 0 2 0 0 0 0 0 0 0 11 11 0.00 0.500																					

Atlanta Braves @ Los Angeles Dodgers
Dodger Stadium, Los Angeles, CA
Wed Jun 03 1981, 7:05 PM PDT
Att: 42,649 - Unknown

AB	35
R	4
H	9
RBI	4
BB	2
SO	6
LOB	7



livebaseballscorecards.com

Batter	1	2	3	4	5	6	7	8	9	AB	R	H	RBI	BB	SO	LOB
Derrel Thomas, S OBP: 0.326, SLG: 0.305 (1, 4)	0-0 F7		4-0 F9 BB		0-3 K			0-0 6-3 BLK 1B		3	0	1	0	1	1	0
Ken Landreaux, L OBP: 0.322, SLG: 0.397 (1, 8)	0-3 K		0-0 F9 1-2 2-3		0-3 K2-3			0-0 F8 1-2		4	0	0	0	0	2	3
Dusty Baker Jr., R OBP: 0.330, SLG: 0.400 (1, 7)	0-0 F7		0-0 2-3				0-0 6-3	0-0 6-3 2-3		4	0	0	0	0	0	3
Steve Garvey, R OBP: 0.320, SLG: 0.441 (1, 3)		0-0 F2		0-0 5-3			0-0 F8	0-3 K		4	0	0	0	0	1	1
Ron Cey, R OBP: 0.367, SLG: 0.495 (1, 5)		0-0 E5 6-3		4-0 HR BB			0-0 P5	0-3 K		3	1	0	0	1	1	0
Pedro Guerrero, R OBP: 0.361, SLG: 0.559 (1, 9)		0-0 6-3 2-3		0-0 HR			0-0 4-3 1B	0-0 6-3		4	1	2	2	0	0	1
Mike Scioscia, L OBP: 0.379, SLG: 0.333 (1, 2)		0-0 P3		0-0 F5			0-0 P3	0-0 G3		4	0	0	0	0	0	2
Pepe Frias, R OBP: 0.300, SLG: 0.296 (1, 6)			0-0 F9 SH1-4 1B		0-0 F9		0-0 4-3	0-0 4-3		3	0	1	0	0	0	1
Burt Hooton, R OBP: 0.240, SLG: 0.217 (1, 1)			0-0 SH1-4		0-3 K		0-3 K			0	0	0	0	0	0	0
Dave Goltz, R (1, 1)										1	0	0	0	0	1	0
Rick Monday, L OBP: 0.333, SLG: 0.554 (7, PH)										1	0	0	0	0	1	1
Bobby Castillo, R OBP: 0.429, SLG: 0.714 (8, 1)										0	0	0	0	0	0	0

Inning Stats	R: 0	H: 0	E: 0	K: 1	S: 5	R: 0	H: 0	E: 1	K: 0	S: 4	R: 0	H: 1	E: 0	K: 0	S: 4	R: 2	H: 1	E: 0	K: 0	S: 4	R: 0	H: 0	E: 0	K: 3	S: 9	R: 0	H: 0	E: 0	K: 0	S: 3	R: 0	H: 1	E: 0	K: 1	S: 6	R: 0	H: 1	E: 0	K: 1	S: 6	R: 0	H: 0	E: 0	K: 1	S: 5	1B: 3	2B: 0	3B: 0	HR: 1	SF: 0	SAC: 1	DP: 0	HBP: 0	WP: 0	PB: 0	SB: 0	CS: 0	PA: 34
PITCHER	IP	WLS	BF	H	R	ER	SO	BB	IBB	HBP	BLK	WP	HR	S	P	ERA	WHIP																																									
Phil Niekro, R ERA: 2.78 (1, 1)	7.0	W	28	4	2	2	5	2	0	0	0	0	1	36	44	2.57	0.857																																									
Rick Camp, R ERA: 1.51 (8, 1)	2.0	S	6	0	0	0	2	0	0	0	1	0	0	10	10	0.00	0.000																																									

BOTTOM

Atlanta Braves @ Los Angeles Dodgers
 Dodger Stadium, Los Angeles, CA
 Wed Jun 03 1981, 7:05 PM PDT
 Att. 42,649 - Unknown

livebaseballscores.com

AB	31
R	2
H	4
RBI	2
BB	2
SO	7
LOB	12



Batter	1	2	3	4	5	6	7	8	9	AB R H RBI BB SO LOB	TOP	
Derrel Thomas, S (1, 4) OBP: 0.323, SLG: 0.302	0-0 P5		0-0 CS 1B			0-0 F9		0-3 K		4 0 1 0 0 1 2		
Ken Landreaux, L (1, 8) OBP: 0.325, SLG: 0.399	0-0 L7		0-0 L9			0-0 1B 1-2 1B		0-0 1B 1-3 1B		4 0 2 0 0 0 1		
Dusty Baker Jr., R (1, 7) OBP: 0.333, SLG: 0.402	0-0 5-3		0-0 CS 1-2	0-0 G5-4-3 1B		0-0 1B 1-2 2-H G5-4-3		0-0 F9		4 0 2 1 0 0 2		
Steve Garvey, R (1, 3) OBP: 0.319, SLG: 0.437		0-0 2B 1B		0-0 F8		0-0 G5-4-3 1-2f		0-0 L6		4 0 1 0 0 0 5		
Ron Cey, R (1, 5) OBP: 0.360, SLG: 0.484		0-0 F6		0-0 G5-4-3 1-2f			0-0 F7		0-3 K	4 0 0 0 0 1 2		
Pedro Guerrero, R (1, 9) OBP: 0.364, SLG: 0.563		0-0 F9					0-0 2B		0-0 F9	4 0 2 0 0 0 1		
Mike Scioscia, L (1, 2) OBP: 0.382, SLG: 0.341		0-0 2B 1-3		0-0 G4-6-3 1-2f			0-0 L4		4-0 HR BB	3 1 1 0 1 0 2		
Bill Russell, R (1, 6) OBP: 0.230, SLG: 0.215 Reggie Smith, S (9, PH) OBP: 0.400, SLG: 0.615		0-0 4-3		0-0 4-3			0-0 5-3		0-0 HR 1-H	3 0 0 0 0 0 3 1 1 1 2 0 0 0		
Jerry Reuss, L (1, 1) OBP: 0.250, SLG: 0.250 Jay Johnstone, L (8, PH) OBP: 0.250, SLG: 0.325 Bobby Castillo, R (6, 1) OBP: 0.420, SLG: 0.714 Terry Forster, L (6, 1) Rick Monday, L (8, PH) OBP: 0.344, SLG: 0.554 Rick Sutcliffe, L (8, 1) OBP: 0.308, SLG: 0.182 Joe Ferguson, R (9, PH) OBP: 0.200, SLG: 0.077			0-0 4-3			0-0 1B 1B		4-0 1B BB	0-0 F8	1 0 0 0 0 0 0 1 1 1 0 1 0 0 0 0 0 0 0 0 0 1 0 0 0 0 0 0		
Inning Stats	R: 0 H: 0 E: 0 LOB: 0 K: 0 BB: 0 S: 3 P: 3	R: 0 H: 2 E: 0 LOB: 2 K: 0 BB: 0 S: 5 P: 5	R: 0 H: 1 E: 0 LOB: 0 K: 0 BB: 0 S: 3 P: 3	R: 0 H: 1 E: 0 LOB: 0 K: 0 BB: 0 S: 3 P: 3	R: 0 H: 1 E: 0 LOB: 0 K: 0 BB: 0 S: 3 P: 3	R: 1 H: 3 E: 0 LOB: 1 K: 0 BB: 0 S: 5 P: 5	R: 0 H: 1 E: 0 LOB: 1 K: 0 BB: 0 S: 4 P: 4	R: 0 H: 1 E: 0 LOB: 2 K: 1 BB: 1 S: 6 P: 10	R: 2 H: 1 E: 0 LOB: 0 K: 1 BB: 1 S: 6 P: 10	1B: 8 SF: 0 2B: 2 SAC: 0 3B: 0 DP: 3 HR: 1 HBP: 0	WP: 0 PA: 37 PB: 0 SB: 0 CS: 1	
PITCHER Rick Reuschel, R (1, 1) ERA: 3.49 Dick Tidrow, R (8, 1) ERA: 4.58	IP WLS BF H R ER SO BB IBB HBP BLK WP HR S P ERA WHIP	7.1 W 29 10 1 1 1 1 1 0 0 0 0 0 30 34 1.23 1.500	1.2 S 7 1 2 2 1 1 0 0 0 0 0 1 8 12 10.80 1.200	PITCHER IP WLS BF H R ER SO BB IBB HBP BLK WP HR S P ERA WHIP								ERA WHIP

Los Angeles Dodgers @ Chicago Cubs
Wrigley Field, Chicago, IL
Fri Jun 05 1981, 3:33 AM CDT
Att: 7,815 - Unknown - 79 F

livebaseballscorecards.com

AB	34
R	3
H	11
RBI	3
BB	2
SO	2
LOB	18



BOTTOM

Los Angeles Dodgers @ Chicago Cubs
Wrigley Field, Chicago, IL
Fri Jun 05 1981, 3:33 AM CDT
Att. 7,815 - Unknown - 79 F

livebaseballscores.com

AB 33
R 4
H 11
RBI 4
BB 2
SO 4
LOB 18



WP: 0 PA: 36
PB: 0
SB: 1
CS: 0

AB R H RBI BB SO LOB

4 0 1 0 0 0 0

4 1 2 0 0 0 1

3 0 2 0 0 0 1

4 2 1 0 0 0 5

4 1 3 1 0 0 0

2 0 0 0 0 2 2

2 0 1 1 0 0 1

4 0 1 2 0 0 3

2 0 0 0 2 0 1

3 0 0 0 0 1 2

1 0 0 0 0 1 2

1B: 8 SF: 0
2B: 3 SAC: 0
3B: 0 DP: 2
HR: 0 HBP: 1

WP: 0 PA: 36
PB: 0
SB: 1
CS: 0

1B: 8 SF: 0
2B: 3 SAC: 0
3B: 0 DP: 2
HR: 0 HBP: 1

WP: 0 PA: 36
PB: 0
SB: 1
CS: 0

Batter	1	2	3	4	5	6	7	8	9
Ivan De Jesus, R OBP: 0.248, SLG: 0.180 (1, 6)	0-0 L9		0-0 5-3		0-0 6-3 2B		0-0 L7		
Steve Dillard, R OBP: 0.339, SLG: 0.404 (1, 4)	0-0 HBP 1B			0-0 FC3-6 1B 2B	0-0 6-3		0-0 6-3		
Bill Buckner, L OBP: 0.351, SLG: 0.473 (1, 3)	1-0 G6-4-3 HBP			0-0 FC3-6 1B	0-0 L3		0-0 1B		
Jerry Morales, R OBP: 0.346, SLG: 0.314 (1, 8)	0-0 G6-4-3 1-2f			0-0 FC3-6 1B 2B 1-2f 2-3		0-0 1B 1B	0-0 F9		
Hector Cruz, R OBP: 0.358, SLG: 0.514 (1, 7) (7, 9)		0-0 F9		0-0 2B 1B 1-2 3-H		0-0 G5-3 1B 1B 1-3		0-0 S 1B	
Carlos Lezcano, R Mike Lum, L OBP: 0.259, SLG: 0.167 (1, 9) (6, PH) (7, 7)		0-3 K		0-3 K		0-0 G5-3 1B 1-2 3-H		0-0 P4	
Ken Reitz, R OBP: 0.267, SLG: 0.309 (1, 5)		0-0 6-3		0-0 2B 1-H 2-H		0-0 G5-3 1-2 2-3f		0-0 L9	
Jody Davis, R OBP: 0.382, SLG: 0.333 (1, 2)			0-0 P4	0-0 F9		4-0 IBB		4-0 IBB 1-2	
Rick Reuschel, R OBP: 0.136, SLG: 0.095 Dick Tidrow, R (1, 1) (8, 1)			0-0 4-1		0-3 K	0-0 1-3		0-3 K	

Inning Stats	R: 0	H: 1	E: 0	K: 0	S: 3	LOB: 1	BB: 0	P: 4
	R: 0	H: 0	E: 0	K: 1	S: 5	LOB: 0	BB: 0	P: 5
	R: 0	H: 0	E: 0	K: 0	S: 3	LOB: 0	BB: 0	P: 3
	R: 3	H: 4	E: 0	K: 1	S: 9	LOB: 1	BB: 0	P: 9
	R: 0	H: 1	E: 0	K: 1	S: 6	LOB: 1	BB: 0	P: 6
	R: 1	H: 3	E: 0	K: 0	S: 5	LOB: 2	BB: 1	P: 9
	R: 0	H: 1	E: 0	K: 0	S: 4	LOB: 1	BB: 0	P: 4
	R: 0	H: 1	E: 0	K: 1	S: 6	LOB: 2	BB: 1	P: 10

PITCHER	IP	WLS	BF	H	R	ER	SO	BB	IBB	HBP	BLK	WP	HR	S	P	ERA	WHIP
Jerry Reuss, L ERA: 2.01 (1, 1)	5.0	L	21	6	3	3	3	0	0	1	0	0	0	26	27	5.40	1.200
Bobby Castillo, R ERA: 5.53 (6, 1)	0.0		2	2	1	1	0	0	0	0	0	0	0	2	2	∞	∞
Terry Forster, L ERA: 4.38 (6, 1)	2.0		8	2	0	0	0	0	1	0	0	0	0	7	11	0.00	1.000
Rick Sutcliffe, R ERA: 3.43 (8, 1)	1.0		5	1	0	0	1	0	1	0	0	0	0	6	10	0.00	1.000

Batter	1	2	3	4	5	6	7	8	9	AB R H RBI BB SO LOB	TOP														
Derrel Thomas, S (1, 4) OBP: 0.327, SLG: 0.300	0-0 3B 1B	4-0 2B 1B BB		0-0 L8		0-0 L9		0-0 FC4 1-2f		4 2 1 0 1 0 1															
Ken Landreaux, L (1, 8) OBP: 0.327, SLG: 0.415	0-0 1-H SF9 3B	0-0 1B 2B		0-0 5-3			0-0 P6		0-3 K	5 1 2 2 0 1 0															
Dusty Baker Jr., R (1, 7) OBP: 0.335, SLG: 0.404	0-0 SF9 3-H	0-0 2-3 3-H 1B			0-0 BB 1B		0-0 4-3		0-0 6-3	4 0 2 2 0 0 0															
Steve Garvey, R (1, 3) OBP: 0.316, SLG: 0.432	0-0 5-3	0-3 K			0-0 L7 1B		0-0 1B		0-0 6-3	5 0 1 0 0 1 2															
Ron Cey, R (1, 5) OBP: 0.367, SLG: 0.487	0-0 BB 1B		0-0 G6-4-3 1B		4-0 1-2 BB		0-3 K			3 0 2 0 1 1 1															
Pedro Guerrero, R (1, 9) OBP: 0.361, SLG: 0.554	4-0 1-2 FC4-6 BB		0-0 G6-4-3 1-2f		0-0 P3			0-0 F7		3 0 0 0 1 0 3															
Mike Scioscia, L (1, 2) OBP: 0.385, SLG: 0.353	0-0 FC4-6 1-2f		0-0 1B		0-0 3-1			0-0 1B SF7 2B		4 1 2 0 0 0 4															
Bill Russell, R (1, 6) OBP: 0.244, SLG: 0.224		4-0 SH3-4 2B BB	0-3 K		0-0 G4-6-3 1B			0-0 FC4 2-3 1B		3 1 2 0 1 1 1															
Fernando Valenzuela, L (1, 1) OBP: 0.265, SLG: 0.265				0-0 F8		0-0 G4-6-3 1-2f		0-0 SF7 3-H		1 0 0 0 0 0 0															
Bobby Castillo, R (4, 1) OBP: 0.429, SLG: 0.714										0 0 0 0 0 0 0															
Jay Johnstone, L (6, PH) OBP: 0.254, SLG: 0.317		0-0 SH3-4								1 0 0 0 0 0 1															
Rick Sutcliffe, L (6, 1) OBP: 0.306, SLG: 0.182										0 0 0 0 0 0 0															
Rick Monday, L (8, PH) OBP: 0.338, SLG: 0.554										0 0 0 1 0 0 0															
Steve Howe, L (8, 1)										0 0 0 0 0 0 0															
Inning Stats	R: 2 E: 0 K: 0 S: 6	H: 3 LOB: 2 BB: 1 P: 10	R: 2 E: 0 K: 1 S: 6	H: 2 LOB: 1 BB: 2 P: 14	R: 0 E: 0 K: 1 S: 6	H: 2 LOB: 1 BB: 0 P: 6	R: 0 E: 0 K: 0 S: 3	H: 0 LOB: 0 BB: 0 P: 3	R: 0 E: 0 K: 0 S: 4	H: 1 LOB: 2 BB: 1 P: 8	R: 0 E: 0 K: 0 S: 3	H: 1 LOB: 0 BB: 0 P: 3	R: 0 E: 0 K: 1 S: 6	H: 1 LOB: 1 BB: 0 P: 6	R: 1 E: 0 K: 0 S: 5	H: 2 LOB: 1 BB: 0 P: 5	R: 0 E: 0 K: 1 S: 5	H: 0 LOB: 0 BB: 0 P: 5	1B: 9 2B: 2 3B: 1 HR: 0	SF: 2 SAC: 1 DP: 2 HBP: 0	WP: 0 PB: 0 SB: 0 CS: 0	PA: 40			
PITCHER	IP WLS BF H R ER SO BB IBB HBP BLK WP HR S P ERA WHIP																								
Bill Caudill, R (1, 1) ERA: 5.53	0.2		6	3	2	2	0	1	0	0	0	0	0	5	9	27.00	6.000								
Lynn McGlothen, R (1, 1) ERA: 4.18	3.1	W	14	4	2	2	2	2	0	0	0	0	0	16	24	5.40	1.800								
Rawly Eastwick, R (5, 1) ERA: 2.2	4.0		17	5	1	1	1	1	0	0	0	0	0	18	22	2.25	1.500								
Doug Capilla, L (9, 1) ERA: 2.4	1.0		3	0	0	0	1	0	0	0	0	0	0	5	5	0.00	0.000								

Los Angeles Dodgers @ Chicago Cubs
Wrigley Field, Chicago, IL
 Sat Jun 06 1981, 3:33 AM CDT
 Att. 30,556 - Sunny - 69 F

AB	33
R	5
H	12
RBI	5
BB	4
SO	4
LOB	13



WP: 0	PA: 40
PB: 0	
SB: 0	
CS: 0	

PITCHER	IP	WLS	BF	H	R	ER	SO	BB	IBB	HBP	BLK	WP	HR	S	P	ERA	WHIP
Bill Caudill, R	0.2		6	3	2	2	0	1	0	0	0	0	0	5	9	27.00	6.000
Lynn McGlothen, R	3.1	W	14	4	2	2	2	2	0	0	0	0	0	16	24	5.40	1.800
Rawly Eastwick, R	4.0		17	5	1	1	1	1	0	0	0	0	0	18	22	2.25	1.500
Doug Capilla, L	1.0		3	0	0	0	1	0	0	0	0	0	0	5	5	0.00	0.000

BOTTOM

Los Angeles Dodgers @ Chicago Cubs
Wrigley Field, Chicago, IL
Sat Jun 06 1981, 3:33 AM CDT
Att. 30,556 - Sunny - 69 F

livebaseballscorecards.com

AB	34
R	11
H	11
RBI	11
BB	7
SO	6
LOB	17



WP:	0	PA:	42
PB:	0	SB:	1
CS:	0		


AB R H RBI BB SO LOB

2	2	0	0	3	1	0	
5	0	1	1	0	1	2	
5	0	2	3	0	0	1	
5	1	1	0	0	0	4	
3	3	2	1	2	0	0	
5	1	1	1	0	0	4	
2	1	1	0	2	0	2	
3	1	1	2	0	2	2	
0	0	0	0	0	0	0	
1	0	0	0	0	1	1	
1	1	1	3	0	0	0	
1	0	0	0	0	1	1	
1	1	1	0	0	0	0	
0	0	0	0	0	0	0	
1B:	5	SF:	1	WP:	0	PA:	42
2B:	3	SAC:	0	PB:	0	SB:	1
3B:	1	DP:	0	CS:	0		
HR:	2	HBP:	0				

Batter	1	2	3	4	5	6	7	8	9
Ivan De Jesus, R OBP: 0.256, SLG: 0.178 (1, 6)	4-0 3-1 S BB		0-3 K	4-0 2B BB		0-0 F9		4-0 1B 1B IBB	
Steve Dillard, R OBP: 0.328, SLG: 0.387 (1, 4)	0-0 L5 1-2		0-3 K	0-0 P5		0-0 4-3		0-0 BB 1B 1B 1-2 2-3 3-H	
Bill Buckner, L OBP: 0.352, SLG: 0.477 (1, 3)	0-0 3-1 2-3		0-0 F7	0-0 1-H 2B		0-0 4-3		0-0 BB 1B 1-2 2-H 3-H	
Jerry Morales, R OBP: 0.341, SLG: 0.325 (1, 8)	0-0 5-3			1B 3B 4-3		0-0 F7		0-0 L7	
Hector Cruz, R OBP: 0.384, SLG: 0.575 (1, 7)		0-0 HR		4-0 F9 1B 1B BB	0-0 4-3 SF8 2B		0-0 P4	4-0 1-2 2-3 BB	
Carlos Lezcano, R OBP: 0.083, SLG: 0.083 (1, 9)		0-0 B1-3		0-0 1-2 3-H HR 1B	0-0 4-3		0-0 5-3	0-0 F8	
Ken Reitz, R OBP: 0.279, SLG: 0.312 (1, 5)		0-0 1B		0-0 F9 2-3	4-0 IBB		4-0 2B 1B BB		
Jody Davis, R OBP: 0.368, SLG: 0.333 (1, 2)		0-3 K		0-0 1-2 3-H HR 1B	0-0 SF8		0-3 K		
Bill Caudill, R OBP: 0.087, SLG: 0.154 (1, 1)		0-3 K		0-0 1-H 2-H HR	0-3 K		0-0 1B 1B 2B		
Lynn McClothen, L OBP: 0.083, SLG: 0.167 (4, PH)									
Mike Tyson, R OBP: 0.273, SLG: 0.340 (5, 1)									
Rawly Eastwick, R OBP: 0.080, SLG: 2.000 (8, PH)									
Tye Waller, R OBP: 0.080, SLG: 2.000 (9, 1)									
Doug Capilla, L (9, 1)									

Inning Stats	R: 0	H: 0	E: 0	K: 0	S: 3	LOB: 1	BB: 1	P: 7
Inning Stats	R: 1	H: 2	E: 0	K: 2	S: 9	LOB: 1	BB: 0	P: 9
Inning Stats	R: 0	H: 0	E: 0	K: 2	S: 7	LOB: 0	BB: 0	P: 7
Inning Stats	R: 6	H: 5	E: 0	K: 0	S: 8	LOB: 1	BB: 2	P: 16
Inning Stats	R: 1	H: 1	E: 0	K: 1	S: 6	LOB: 1	BB: 1	P: 10
Inning Stats	R: 0	H: 0	E: 0	K: 0	S: 3	LOB: 0	BB: 0	P: 3
Inning Stats	R: 0	H: 0	E: 0	K: 0	S: 3	LOB: 0	BB: 0	P: 3
Inning Stats	R: 3	H: 3	E: 0	K: 1	S: 8	LOB: 3	BB: 3	P: 20

PITCHER	IP	WLS	BF	H	R	ER	SO	BB	IBB	HBP	BLK	WP	HR	S	P	ERA	WHIP
Fernando Valenzuela, L ERA: 2.45 (1, 1)	3.1	L	19	6	7	7	4	3	0	0	0	0	2	24	36	18.90	2.700
Bobby Castillo, R ERA: 5.52 (4, 1)	1.2		8	2	1	1	1	0	1	0	0	0	0	9	13	5.40	1.200
Rick Sutcliffe, R ERA: 3.27 (6, 1)	2.0		6	0	0	0	0	0	0	0	0	0	0	6	6	0.00	0.000
Steve Howe, L ERA: 2.13 (8, 1)	1.0		9	3	3	3	1	2	1	0	0	0	0	8	20	27.00	5.000

Batter	1	2	3	4	5	6	7	8	9	AB R H RBI BB SO LOB	TOP											
Derrel Thomas, S OBP: 0.333, SLG: 0.309 (1, 4) X	0-0 F7	0-0 SH5-3		0-0 1B		0-0 1B		0-0 P4		4 0 2 2 0 0 0												
Ken Landreaux, L OBP: 0.329, SLG: 0.419 (1, 8) X	0-0 HR 1B	0-0 F9		0-0 P6		0-0 F7		0-0 1B 2B		5 2 2 0 0 0 3												
Dusty Baker Jr., R OBP: 0.336, SLG: 0.423 (1, 7) X	0-0 HR		0-0 WP 4-3 2B		0-0 4-3	0-0 P6		0-0 5-3		5 2 2 2 0 0 2												
Jay Johnstone, L OBP: 0.244, SLG: 0.317 (8, 7) X	1-H HR									0 0 0 0 0 0 0												
Steve Garvey, R OBP: 0.322, SLG: 0.438 (1, 3) X	0-0 B2		0-0 L6		0-0 BB BB		0-0 PB 1B 2B	0-0 1B		4 1 2 1 1 0 1												
Ron Cey, R OBP: 0.368, SLG: 0.482 (1, 5) B B B B	4-0 1B BB		0-0 4-3		0-0 F9		0-0 5-3	0-0 1B		4 0 1 1 1 0 2												
Pepe Frias, R OBP: 0.300, SLG: 0.296 (8, PR) (8, 5) X	1B BB		0-0 4-3		0-0 F9		0-0 5-3	1-2 1B		0 0 0 0 0 0 0												
Pedro Guerrero, R OBP: 0.372, SLG: 0.556 (1, 9) X	0-0 1B		0-0 CS 1B		0-0 FC6-4 BB		0-0 1B BB	0-0 P3		3 0 2 0 2 0 2												
Mike Scioscia, L OBP: 0.386, SLG: 0.354 (1, 2) X	0-0 4-3		0-0 CS		0-0 FC6-4		0-0 1B		0-3 K	5 0 2 1 0 1 4	AB 37 R 7 H 15 RBI 7 BB 5 SO 2 LOB 19											
Bill Russell, R OBP: 0.248, SLG: 0.232 (1, 6) X		0-0 SH5-4 SH5-3 2B		0-0 G6-4-3 1B		0-0 SH1-3 1B BB		0-0 P4		4 2 1 0 1 0 3												
Bob Welch, R OBP: 0.250, SLG: 0.296 (1, 1) X		0-0 SH5-4		0-0 1B		0-0 SH1-3		0-3 K		3 0 1 0 0 1 2												
Inning Stats	R: 2 E: 0 K: 0 S: 6	H: 3 LOB: 2 BB: 1 P: 10	R: 1 E: 0 K: 0 S: 4	H: 1 LOB: 0 BB: 0 P: 4	R: 1 E: 0 K: 0 S: 4	H: 2 LOB: 0 BB: 0 P: 4	R: 0 E: 0 K: 0 S: 5	H: 3 LOB: 2 BB: 0 P: 5	R: 0 E: 0 K: 0 S: 3	H: 0 LOB: 2 BB: 2 P: 11	R: 1 E: 0 K: 0 S: 4	H: 1 LOB: 1 BB: 1 P: 8	R: 1 E: 0 K: 1 S: 7	H: 2 LOB: 2 BB: 1 P: 11	R: 1 E: 0 K: 0 S: 6	H: 3 LOB: 2 BB: 0 P: 6	R: 0 E: 0 K: 1 S: 5	H: 0 LOB: 0 BB: 0 P: 5	1B: 10 2B: 4 3B: 0 HR: 1	SF: 0 SAC: 3 DP: 1 HBP: 0	WP: 1 PB: 1 SB: 0 CS: 1	PA: 46
PITCHER	IP WLS BF H R ER SO BB IBB HBP BLK WP HR S P ERA WHIP																					
Randy Martz, R ERA: 4.92 (1, 1)	3.2 L 18 8 4 4 0 1 0 0 0 1 1 17 21 9.82 2.455																					
Ken Kravec, L ERA: 7.34 (4, 1)	2.1 12 2 1 1 0 3 0 0 0 0 0 9 21 3.86 2.143																					
Lynn McGlothen, R ERA: 4.39 (7, 1)	1.2 11 5 2 2 1 1 0 0 0 0 0 12 16 10.80 3.600																					
Bill Caudill, R ERA: 5.4 (8, 1)	1.1 4 0 0 0 0 1 0 0 0 0 0 6 6 0.00 0.000																					

Los Angeles Dodgers @ Chicago Cubs
 Wrigley Field, Chicago, IL
 Sun Jun 07 1981, 3:33 AM CDT
 Att. 20,024 - Sunny - 82 F


livebaseballscorecards.com

Batter	1	2	3	4	5	6	7	8	9	AB	R	H	RBI	BB	SO	LOB
Ivan De Jesus, R (1, 6) OBP: 0.251, SLG: 0.175	0-3 K ①			0-0 F9 ①		0-3 K ②		0-3 K ③		4	0	0	0	0	3	0
Steve Dillard, R (1, 4) OBP: 0.314, SLG: 0.369	0-0 P2 ②			0-3 K ②		0-3 K ③			0-0 F8 ①	3	0	0	0	0	2	0
Lynn McGlothen, L (7, 1) OBP: 0.083, SLG: 0.167										0	0	0	0	0	0	0
Bill Caudill, R (8, 1) OBP: 0.267, SLG: 0.154										0	0	0	0	0	0	0
Mike Lum, L (9, PH) OBP: 0.250, SLG: 0.160										1	0	0	0	0	0	0
Bill Buckner, L (1, 3) OBP: 0.350, SLG: 0.472	0-0 F8 ③			0-0 1B ①			0-0 L7 ①		0-0 F9 ②	4	0	1	0	0	0	0
Jerry Morales, R (1, 8) OBP: 0.352, SLG: 0.338			0-3 K ①	0-0 1B ①			0-0 1B ①		0-0 1B ①	4	0	3	0	0	1	0
Hector Cruz, R (1, 9) OBP: 0.378, SLG: 0.558			0-0 P4 ②	0-3 K ③			0-0 1B ②		0-0 F9 ③	4	0	1	0	0	1	3
Jim Tracy, L (1, 7) OBP: 0.349, SLG: 0.308			0-0 F7 ③				0-0 6-3 ①		0-0 F8 ②	3	0	0	0	0	0	2
Ken Reitz, R (1, 5) OBP: 0.280, SLG: 0.313				0-0 1B ①			0-0 P6 ②		0-3 K ③	3	0	1	0	0	1	2
Jody Davis, R (1, 2) OBP: 0.341, SLG: 0.306				G6-4-3 ①			0-0 1-3 ③		0-0 P4 ①	3	0	0	0	0	0	1
Randy Martz, L (1, 1) OBP: 0.176, SLG: 0.125				1-2f ②					0-3 K ②	1	0	0	0	0	1	0
Ken Kravec, L (4, 1)										0	0	0	0	0	0	0
Mike Tyson, R (6, PH) OBP: 0.263, SLG: 0.327				0-3 K ③					0-3 K ②	2	0	0	0	0	2	0

Inning Stats	R: 0	H: 0	R: 0	H: 0	R: 0	H: 1	R: 0	H: 2	R: 0	H: 0	R: 0	H: 2	R: 0	H: 0	R: 0	H: 1	1B: 6	SF: 0	WP: 0	PA: 32	
	E: 0	LOB: 0	E: 0	LOB: 0	E: 0	LOB: 0	E: 0	LOB: 2	E: 0	LOB: 0	E: 0	LOB: 2	E: 0	LOB: 0	E: 0	LOB: 1	2B: 0	SAC: 0	PB: 0		
	K: 1	BB: 0	K: 1	BB: 0	K: 1	BB: 0	K: 2	BB: 0	K: 0	BB: 0	K: 3	BB: 0	K: 1	BB: 0	K: 2	BB: 0	3B: 0	DP: 1	SB: 0		
	S: 5	P: 5	S: 5	P: 5	S: 5	P: 5	S: 9	P: 9	S: 3	P: 3	S: 9	P: 9	S: 7	P: 7	S: 7	P: 7	HR: 0	HBP: 0	CS: 0		
PITCHER Bob Welch, R (1, 1) ERA: 3.24	IP: 9.0	WLS: W	BF: 32	H: 6	R: 0	ER: 0	SO: 11	BB: 0	IBB: 0	HBP: 0	BLK: 0	WP: 0	HR: 0	S: 54	P: 54	ERA: 0.00	WHIP: 0.667				
PITCHER	IP	WLS	BF	H	R	ER	SO	BB	IBB	HBP	BLK	WP	HR	S	P	ERA	WHIP				

Los Angeles Dodgers @ Chicago Cubs
Wrigley Field, Chicago, IL
Sun Jun 07 1981, 3:33 AM CDT
Att. 20,024 - Sunny - 82 F

AB	32
R	0
H	6
RBI	0
BB	0
SO	11
LOB	8



Batter	1	2	3	4	5	6	7	8	9	AB R H RBI BB SO LOB	TOP											
Derrel Thomas, S (1, 4) OBP: 0.330, SLG: 0.299	4-0 2B BB		0-0 4-3		0-0 4-3		0-3 K			3 0 0 0 1 1 3												
Ken Landreaux, L (1, 8) OBP: 0.323, SLG: 0.411	0-0 F7		0-0 G3			0-0 F7		0-0 4-3		4 0 0 0 0 0 1												
Dusty Baker Jr., R (1, 7) OBP: 0.335, SLG: 0.425	0-0 G5-3 1-3 2B		0-0 5-3			0-0 F9		0-0 L6		4 0 1 0 0 0 0												
Steve Garvey, R (1, 3) OBP: 0.325, SLG: 0.434	4-0 IBB			4-0 G6-3 BB		0-0 6-3		0-0 F9		2 0 0 0 2 0 0												
Ron Cey, R (1, 5) OBP: 0.361, SLG: 0.472	0-0 G5-3 2-3f			0-0 F5			0-0 5-3		0-0 F2	4 0 0 0 0 0 4												
Pedro Guerrero, R (1, 9) OBP: 0.375, SLG: 0.554		0-0 F7		0-0 G6-3 1-2f			0-0 1B 1B		0-0 FC4-6 1B	4 1 2 0 0 0 1												
Mike Scioscia, L (1, 2) OBP: 0.382, SLG: 0.351		0-0 P6			0-0 L4		0-0 1B 1-2 1B		0-0 FC4-6 1-2f	4 0 1 0 0 0 1												
Bill Russell, R (1, 6) OBP: 0.252, SLG: 0.230		4-0 BB			0-0 5-3		0-3 K		0-0 6-3	1 0 0 0 1 0 0												
Rick Monday, L (7, PH) OBP: 0.333, SLG: 0.544										1 0 0 0 0 1 2												
Pepe Frias, R (7, 6) OBP: 0.300, SLG: 0.296										0 0 0 0 0 0 0												
Davey Lopes, R (9, PH) OBP: 0.280, SLG: 0.258										1 0 0 0 0 0 1												
Burt Hooton, R (1, 1) OBP: 0.231, SLG: 0.208		0-0 5-3			0-0 2B		0-0 1B 1-3 2-H			1 0 0 0 0 0 1												
Joe Ferguson, R (5, PH) OBP: 0.250, SLG: 0.214										1 0 1 0 0 0 0												
Dave Goltz, R (5, 1)										0 0 0 0 0 0 0												
Jay Johnstone, L (7, PH) OBP: 0.261, SLG: 0.333										1 0 1 1 0 0 0												
Bobby Castillo, R (7, 1) OBP: 0.429, SLG: 0.714										0 0 0 0 0 0 0												
Inning Stats	R: 0 E: 0 K: 0 S: 3	H: 1 LOB: 2 BB: 2 P: 11	R: 0 E: 0 K: 0 S: 3	H: 0 LOB: 1 BB: 1 P: 7	R: 0 E: 0 K: 0 S: 3	H: 0 LOB: 0 BB: 0 P: 3	R: 0 E: 0 K: 0 S: 2	H: 0 LOB: 0 BB: 1 P: 6	R: 0 E: 0 K: 0 S: 4	H: 1 LOB: 1 BB: 0 P: 4	R: 0 E: 0 K: 0 S: 3	H: 0 LOB: 0 BB: 0 P: 3	R: 1 E: 0 K: 2 S: 10	H: 3 LOB: 2 BB: 0 P: 10	R: 0 E: 0 K: 0 S: 3	H: 0 LOB: 0 BB: 0 P: 3	R: 0 E: 0 K: 0 S: 4	H: 1 LOB: 1 BB: 0 P: 4	1B: 4 2B: 2 3B: 0 HR: 0	SF: 0 SAC: 0 DP: 2 HBP: 0	WP: 0 PB: 0 SB: 0 CS: 0	PA: 35
PITCHER	IP WLS BF H R ER SO BB IBB HBP BLK WP HR S P ERA WHIP																					
Bob Forsch, R (1, 1) ERA: 3.17	6.2 W 27 5 1 1 1 3 1 0 0 0 0 0 25 41 1.35 1.200																					
Bruce Sutter, R (7, 1) ERA: 3.2	2.1 S 8 1 0 0 1 0 0 0 0 0 0 0 10 10 0.00 0.429																					

Los Angeles Dodgers @ St. Louis Cardinals
 Busch Stadium, St. Louis, MO
 Tue Jun 09 1981, 7:05 PM CDT
 Att: 19,654 - Unknown

AB	31
R	1
H	6
RBI	1
BB	4
SO	2
LOB	14



Batter	1	2	3	4	5	6	7	8	9	AB	R	H	RBI	BB	SO	LOB	BOTTOM			
Tom Herr, S OBP: 0.361, SLG: 0.403 (1, 4)	0-0 F8		0-0 4-3	0-0 F8 SF7 2B		0-0 F7		0-0 FC4		5	1	1	0	0	0	2	Los Angeles Dodgers @ St. Louis Cardinals Busch Stadium, St. Louis, MO Tue Jun 09 1981, 7:05 PM CDT Att. 19,654 - Unknown			
Garry Templeton, S OBP: 0.309, SLG: 0.391 (1, 6)	0-0 S 2B 1B		0-0 BB 2B 1B	0-0 F8 2-3		0-0 1-3				4	2	2	0	0	0	2				
Keith Hernandez, L OBP: 0.380, SLG: 0.454 (1, 3)	0-0 F7		4-0 BB 2B BB 1-2	0-0 SF7 3-H		0-0 CS 1B				2	1	1	1	1	0	1				
George Hendrick, R OBP: 0.361, SLG: 0.489 (1, 8)	0-0 1-H 2B		4-0 2B 1B BB 1-2 2-3	0-0 P5		0-0 P6 1-2				3	1	1	1	1	0	1				
Dane Iorg, L OBP: 0.313, SLG: 0.418 (1, 7)	0-0 6-3		0-0 1B 2B 1-3 2-H 3-H		0-0 L7		0-0 5-3			4	0	1	2	0	0	1				
Tito Landrum, R OBP: 0.222, SLG: 0.324 (8, 7)										0	0	0	0	0	0	0				
Ken Oberkfell, L OBP: 0.364, SLG: 0.362 (1, 5)		0-0 4-3 2B	4-0 1B IBB		0-0 6-3		0-0 5-3			3	0	1	0	1	0	0				
Sixto Lezcano, R OBP: 0.404, SLG: 0.398 (1, 9)		0-0 4-3 2-3	0-0 1B 1-2 2-3 3-H		0-0 6-3		0-0 FC6-4 3B			4	1	2	1	0	0	1				
Gene Tenace, R OBP: 0.375, SLG: 0.348 (1, 2)		0-3 K	0-0 F5		0-0 E6 SH5-4 1B		4-0 FC6-4 IBB			3	0	1	0	1	1	4				
Bob Forsch, R OBP: 0.238, SLG: 0.200 (1, 1)		0-0 6-3	0-0 P5		0-0 SH5-4 2-3		0-0 FC6-4 FC4			2	0	0	0	0	0	4				
Bruce Sutter, R (7, 1)										1	0	0	1	0	0	1				
Inning Stats	R: 1 E: 0 K: 0 S: 5	H: 2 LOB: 1 BB: 0 P: 5	R: 0 E: 0 K: 1 S: 6	H: 1 LOB: 1 BB: 0 P: 6	R: 3 E: 0 K: 0 S: 6	H: 3 LOB: 3 BB: 3 P: 18	R: 1 E: 0 K: 0 S: 4	H: 1 LOB: 0 BB: 0 P: 4	R: 0 E: 0 K: 0 S: 3	H: 0 LOB: 0 BB: 0 P: 3	R: 0 E: 1 K: 0 S: 4	H: 1 LOB: 1 BB: 0 P: 4	R: 0 E: 0 K: 0 S: 3	H: 1 LOB: 0 BB: 0 P: 3	R: 1 E: 0 K: 0 S: 4	H: 1 LOB: 1 BB: 1 P: 8	1B: 5 2B: 4 3B: 1 HR: 0	SF: 1 SAC: 1 DP: 0 HBP: 0	WP: 0 PB: 0 SB: 1 CS: 1	PA: 37
PITCHER	IP WLS BF H R ER SO	IP WLS BF H R ER SO	IP WLS BF H R ER SO	IP WLS BF H R ER SO	IP WLS BF H R ER SO	IP WLS BF H R ER SO	IP WLS BF H R ER SO	IP WLS BF H R ER SO	IP WLS BF H R ER SO	IP WLS BF H R ER SO	IP WLS BF H R ER SO	IP WLS BF H R ER SO	IP WLS BF H R ER SO	IP WLS BF H R ER SO	IP WLS BF H R ER SO	IP WLS BF H R ER SO	ERA WHIP	ERA WHIP		
Burt Hooton, R ERA: 2.97 (1, 1)	4.0 L	22	7	5	5	1	2	1	0	0	0	0	0	0	0	0	0	11.25	2.250	
Dave Goltz, R ERA: 2.65 (5, 1)	2.0	7	1	0	0	0	0	0	0	0	0	0	0	0	0	0	0	0.00	0.500	
Bobby Castillo, R ERA: 5.46 (7, 1)	2.0	8	2	1	1	0	0	1	0	0	0	0	0	0	0	0	0	4.50	1.000	

livebaseballscorecards.com

AB 31
R 6
H 10
RBI 6
BB 4
SO 1
LOB 17



Batter	1	2	3	4	5	6	7	8	9	AB R H RBI BB SO LOB	TOP		
Derrel Thomas, S (1, 4) OBP: 0.333, SLG: 0.304	0-0 4-3		0-0 3-1 S 1B		0-0 1B 1-2 2-3 1B		0-0 6-3	0-0 5-3		5 0 2 0 0 0 1	Los Angeles Dodgers @ St. Louis Cardinals Busch Stadium, St. Louis, MO Wed Jun 10 1981, 7:05 PM CDT Att: 17,779 - Cloudy		
Ken Landreaux, L (1, 8) OBP: 0.324, SLG: 0.411	0-0 4-3		0-0 3-1 1-3 1B		0-0 1B 1-3 2-H 3-H 1B		0-0 2B 1B	0-3 K	5 0 2 2 0 1 1				
Dusty Baker Jr., R (1, 7) OBP: 0.336, SLG: 0.429	0-0 6-3		0-0 3-1		0-0 1-3 1B		0-0 1-3 2B	0-0 1B	5 0 2 0 0 0 2				
Steve Garvey, R (1, 3) OBP: 0.327, SLG: 0.430		0-0 5-3		0-0 F8		0-0 1B 2B 1B	4-0 G5-4-3 IBB	0-0 F8	4 1 1 0 1 0 1				
Rick Monday, L (1, 9) OBP: 0.348, SLG: 0.550 Reggie Smith, S (7, PH) OBP: 0.375, SLG: 0.571 Jay Johnstone, L (7, 9) OBP: 0.255, SLG: 0.326		0-0 1B 1B		0-0 1-4-3		0-0 2B 1-2 FC2-5-2 1B	0-0 G5-4-3 1-2f	0-3 K	3 0 2 0 0 0 0 1 0 0 0 0 0 3 1 0 0 0 0 1 1				
Pedro Guerrero, R (1, 5) OBP: 0.377, SLG: 0.559		0-0 1-2 1B		0-3 K		0-0 P6		0-0 SH1-3 1B 2B	4 1 2 0 0 1 2				
Mike Scioscia, L (1, 2) OBP: 0.382, SLG: 0.358		0-0 F7		0-0 E6 FC5-6 1B		0-0 1-3 2-H 2B		0-0 SH1-3 2-3	3 0 1 1 0 0 2				
Bill Russell, R (1, 6) OBP: 0.251, SLG: 0.231		0-0 5-3		0-0 1B 1-2 1B 1B		0-0 2-3 3-H 2B		0-0 6-3	4 1 1 0 0 0 5				
Jerry Reuss, L (1, 1) OBP: 0.250, SLG: 0.250			0-0 6-3		0-0 FC5-6 1B 1-2 2-3f 1B		0-0 3-1	0-0 3-H 1B	4 1 1 1 0 0 4				
Inning Stats	R: 0 E: 0 K: 0 S: 3 H: 0 LOB: 0 P: 3	R: 0 E: 0 K: 0 S: 5 H: 2 LOB: 2 BB: 0 P: 5	R: 0 E: 0 K: 0 S: 4 H: 1 LOB: 1 BB: 0 P: 4	R: 0 E: 0 K: 1 S: 5 H: 0 LOB: 0 BB: 0 P: 5	R: 2 E: 1 K: 0 S: 6 H: 3 LOB: 1 BB: 0 P: 6	R: 1 E: 0 K: 0 S: 6 H: 3 LOB: 2 BB: 0 P: 6	R: 0 E: 0 K: 0 S: 4 H: 2 LOB: 2 BB: 1 P: 8	R: 1 E: 0 K: 0 S: 5 H: 2 LOB: 1 BB: 0 P: 5	R: 0 E: 0 K: 2 S: 8 H: 1 LOB: 1 BB: 0 P: 8	1B: 11 2B: 3 3B: 0 HR: 0 SF: 0 SAC: 1 DP: 1 HBP: 0	WP: 0 PB: 0 SB: 1 CS: 0 PA: 41		
PITCHER	IP WLS BF H R ER SO BB IBB HBP BLK WP HR S P ERA WHIP											PITCHER	IP WLS BF H R ER SO BB IBB HBP BLK WP HR S P ERA WHIP
Lary Sorensen, R (1, 1) ERA: 3.46	5.1 L 25 9 3 2 1 0 0 0 0 0 0 0 0 27 27 3.38 1.688												
Mark Littell, R (6, 1) ERA: 3.38	0.2 2 0 0 0 0 0 0 0 0 0 0 0 0 2 2 0.00 0.000												
Bob Shirley, L (7, 1) ERA: 4.58	2.0 10 4 1 1 0 0 0 1 0 0 0 0 0 9 13 4.50 2.000												
Jim Kaat, L (9, 1) ERA: 1.73	1.0 4 1 0 0 2 0 0 0 0 0 0 0 0 8 8 0.00 1.000												

livebaseballscores.com

AB	39
R	4
H	14
RBI	4
BB	1
SO	3
LOB	22



BOTTOM

Los Angeles Dodgers @ St. Louis Cardinals
Busch Stadium, St. Louis, MO
Wed Jun 10 1981, 7:05 PM CDT
Att. 17,779 - Cloudy

livebaseballscorecards.com

AB	30
R	1
H	3
RBI	1
BB	1
SO	6
LOB	3



WP:	0	PA:	31
PB:	0		
SB:	0		
CS:	0		

AB R H RBI BB SO LOB

4 0 0 0 0 1 3

4 1 1 1 0 0 0

4 0 0 0 0 3 0

4 0 0 0 0 0 0

3 0 0 0 0 1 0

3 0 0 0 0 1 0

2 0 0 0 1 0 0

3 0 1 0 0 0 0

1B:	2	SF:	0
2B:	0	SAC:	0
3B:	0	DP:	0
HR:	1	HBP:	0

1B: 2 SF: 0

2B: 0 SAC: 0

3B: 0 DP: 0

HR: 1 HBP: 0

Batter	1	2	3	4	5	6	7	8	9
Tom Herr, S OBP: 0.354, SLG: 0.394 (1, 4)	0-3 K		0-0 6-3			0-0 F8		0-0 4-3	
Garry Templeton, S OBP: 0.308, SLG: 0.403 (1, 6)	0-0 HR			0-0 F9			0-0 4-3		0-0 G3
Keith Hernandez, L OBP: 0.373, SLG: 0.444 (1, 3)	0-0 6-3			0-3 K			0-3 K		0-3 K
George Hendrick, R OBP: 0.354, SLG: 0.479 (1, 8)	0-0 4-3			0-0 P4			0-0 6-3		0-0 1-3
Sixto Lezcano, R OBP: 0.396, SLG: 0.388 (1, 9)		0-3 K			0-0 4-3			0-0 6-3	
Ken Oberkfell, L OBP: 0.359, SLG: 0.356 (1, 5)		0-0 6-3			0-3 K			0-0 6-3	
Gene Tenace, R OBP: 0.374, SLG: 0.338 (1, 2)		0-0 F9			0-0 F8			4-0 BB	
Tito Landrum, R OBP: 0.231, SLG: 0.324 (1, 7)			0-0 3-1			0-0 P4		0-0 1B	
Lary Sorensen, R OBP: 0.071, SLG: 0.107 (1, 1)									
Mark Little, L OBP: 0.500, SLG: 0.500 (6, 1)									
Glenn Brummer, R OBP: 0.300, SLG: 0.333 (6, PH)									
Bob Shirley, R OBP: 0.063, SLG: 0.063 (7, 1)									
Julio Gonzalez, R OBP: 0.333, SLG: 0.333 (8, PH)									
Jim Kaat, L OBP: 0.600, SLG: 0.750 (9, 1)			0-0 1-6-3					0-0 1B	

Inning Stats	R: 1 E: 0 K: 1 S: 6	H: 1 LOB: 0 BB: 0 P: 6	R: 0 E: 0 K: 1 S: 5	H: 0 LOB: 0 BB: 0 P: 5	R: 0 E: 0 K: 0 S: 3	H: 0 LOB: 0 BB: 0 P: 3	R: 0 E: 0 K: 1 S: 5	H: 0 LOB: 0 BB: 0 P: 5	R: 0 E: 0 K: 1 S: 5	H: 0 LOB: 0 BB: 0 P: 5	R: 0 E: 0 K: 0 S: 3	H: 0 LOB: 0 BB: 0 P: 3	R: 0 E: 0 K: 0 S: 5	H: 2 LOB: 3 BB: 1 P: 9	R: 0 E: 0 K: 1 S: 5	H: 0 LOB: 0 BB: 0 P: 5	1B: 2 2B: 0 3B: 0 HR: 1	SF: 0 SAC: 0 DP: 0 HBP: 0	WP: 0 PB: 0 SB: 0 CS: 0	PA: 31
--------------	------------------------------	---------------------------------	------------------------------	---------------------------------	------------------------------	---------------------------------	------------------------------	---------------------------------	------------------------------	---------------------------------	------------------------------	---------------------------------	------------------------------	---------------------------------	------------------------------	---------------------------------	----------------------------------	------------------------------------	----------------------------------	--------

PITCHER Jerry Reuss, L ERA: 1.9 (1, 1)	IP: 9.0	WLS: W	BF: 31	H: 3	R: 1	ER: 1	SO: 6	BB: 1	IBB: 0	HBP: 0	BLK: 0	WP: 0	HR: 1	S: 42	P: 46	ERA: 1.00	WHIP: 0.444
---	---------	--------	--------	------	------	-------	-------	-------	--------	--------	--------	-------	-------	-------	-------	-----------	-------------

PITCHER	IP	WLS	BF	H	R	ER	SO	BB	IBB	HBP	BLK	WP	HR	S	P	ERA	WHIP
---------	----	-----	----	---	---	----	----	----	-----	-----	-----	----	----	---	---	-----	------

Batter	1	2	3	4	5	6	7	8	9	AB R H RBI BB SO LOB	TOP	
Derrel Thomas, S (1, 4) OBP: 0.331, SLG: 0.302	0-0 G3		0-0 4-3			0-0 FC4-6 1B		0-3 K		4 0 1 0 0 1 1	Los Angeles Dodgers @ St. Louis Cardinals Busch Stadium, St. Louis, MO Thu Jun 11 1981, 7:05 PM CDT Att. 39,250 - Cloudy	
Ken Landreaux, L (1, 8) OBP: 0.319, SLG: 0.403	0-0 4-3		0-0 F9			0-0 FC4-6 2B		0-0 F8		4 1 0 0 0 0 2		
Dusty Baker Jr., R (1, 7) OBP: 0.343, SLG: 0.439	0-0 1B				0-0 G5-4-3 1B				0-0 F5	4 0 3 1 0 0 0		
Steve Garvey, R (1, 3) Reggie Smith, S (9, PH) OBP: 0.323, SLG: 0.425 OBP: 0.353, SLG: 0.533	0-0 5-3				0-0 G5-4-3				0-0 4-3	3 0 0 0 0 0 3 1 0 0 0 0 0 0		
Ron Cey, R (1, 5) OBP: 0.359, SLG: 0.468					0-0 F8				0-0 1B	4 0 1 0 0 0 0		
Pedro Guerrero, R (1, 9) OBP: 0.375, SLG: 0.550									0-3 K	3 0 0 0 1 1 1		
Mike Scioscia, L (1, 2) OBP: 0.375, SLG: 0.351										3 0 0 0 0 0 1		
Bill Russell, R (1, 6) Jay Johnstone, L (8, PH) Pepe Frias, R (8, 6) OBP: 0.249, SLG: 0.228 OBP: 0.250, SLG: 0.318 OBP: 0.300, SLG: 0.296										2 0 0 0 0 0 1 1 0 0 0 0 0 0 0 0 0 0 0 0 0		
Fernando Valenzuela, L (1, 1) Rick Monday, L (8, PH) Steve Howe, L (8, 1) OBP: 0.250, SLG: 0.250 OBP: 0.357, SLG: 0.557										2 0 0 0 0 0 0 1 0 1 0 0 0 0 0 0 0 0 0 0 0		
Inning Stats	R: 0 H: 1 E: 0 LOB: 1 K: 0 BB: 0 S: 4 P: 4	R: 0 H: 0 E: 0 LOB: 1 K: 0 BB: 1 S: 3 P: 7	R: 0 H: 0 E: 0 LOB: 0 K: 0 BB: 0 S: 3 P: 3	R: 0 H: 1 E: 0 LOB: 0 K: 0 BB: 0 S: 3 P: 3	R: 0 H: 0 E: 0 LOB: 0 K: 0 BB: 0 S: 3 P: 3	R: 1 H: 2 E: 0 LOB: 1 K: 0 BB: 0 S: 5 P: 5	R: 0 H: 0 E: 0 LOB: 0 K: 0 BB: 0 S: 3 P: 3	R: 0 H: 1 E: 0 LOB: 1 K: 1 BB: 0 S: 6 P: 6	R: 0 H: 1 E: 0 LOB: 1 K: 1 BB: 0 S: 6 P: 6	1B: 5 SF: 0 2B: 1 SAC: 0 3B: 0 DP: 1 HR: 0 HBP: 0		WP: 0 PA: 33 PB: 0 SB: 1 CS: 0
PITCHER Silvio Martinez, R (1, 1) Bruce Sutter, R (8, 1) ERA: 3.88 ERA: 3.07	IP WLS BF H R ER SO BB IBB HBP BLK WP HR S P ERA WHIP	7.1 W 27 5 1 1 0 1 0 0 0 0 0 0 26 30 1.23 0.818	1.2 S 6 1 0 0 2 0 0 0 0 0 0 0 10 10 0.00 0.600	PITCHER IP WLS BF H R ER SO BB IBB HBP BLK WP HR S P ERA WHIP								

livebaseballscores.com

AB	32
R	1
H	6
RBI	1
BB	1
SO	2
LOB	9




Batter	1	2	3	4	5	6	7	8	9
Tom Herr, S OBP: 0.348, SLG: 0.386 (1, 4)	0-0 F8	0-0 FC4-6 1-2f			0-0 6-3			0-0 4-3	
Garry Templeton, S OBP: 0.302, SLG: 0.395 (1, 6)	0-0 6-3		0-0 5-3			0-0 F8		0-3 K	
Keith Hernandez, L OBP: 0.375, SLG: 0.440 (1, 3)	4-0 IHR BB		0-0 G3			4-0 S BB		0-0 F8	
George Hendrick, R OBP: 0.353, SLG: 0.492 (1, 8)	0-0 1-H IHR		0-3 K			0-3 1-2 K			
Sixto Lezcano, R OBP: 0.395, SLG: 0.382 (1, 9)	0-3 K			0-0 F3		4-0 IBB			
Ken Oberkfell, L OBP: 0.353, SLG: 0.350 (1, 5)		0-0 5-3		0-3 K		0-3 K			
Gene Tenace, R OBP: 0.372, SLG: 0.338 (1, 2)		0-0 FC6-4 1B 1B		0-3 K			0-0 5-3		
Tito Landrum, R OBP: 0.238, SLG: 0.325 (1, 7)		0-0 FC6-4 1-2 1B		0-3 K		0-0 L5			
Silvio Martinez, R OBP: 0.320, SLG: 0.375 (1, 1)		0-0 FC6-4 1-2f 2-3		0-3 K		0-3 K			
Bruce Sutter, R (8, 1)									

AB	R	H	RBI	BB	SO	LOB
4	0	0	0	0	0	2
4	0	0	0	0	1	0
2	1	0	0	2	0	0
3	1	1	2	0	2	1
2	0	0	0	1	1	0
3	0	0	0	0	2	2
3	0	1	0	0	1	0
3	0	1	0	0	1	0
3	0	0	0	0	2	2
0	0	0	0	0	0	0

Los Angeles Dodgers @ St. Louis Cardinals
 Busch Stadium, St. Louis, MO
 Thu Jun 11 1981, 7:05 PM CDT
 Att: 39,250 - Cloudy

AB	27
R	2
H	3
RBI	2
BB	3
SO	10
LOB	7



Inning Stats		R: 2	H: 1	E: 0	K: 1	S: 6	LOB: 0	BB: 1	P: 10
R: 0	H: 2	E: 0	K: 0	S: 5	LOB: 2	BB: 0	P: 5		
R: 0	H: 0	E: 0	K: 1	S: 5	LOB: 0	BB: 0	P: 5		
R: 0	H: 0	E: 0	K: 2	S: 7	LOB: 0	BB: 0	P: 7		
R: 0	H: 0	E: 0	K: 2	S: 7	LOB: 2	BB: 2	P: 15		
R: 0	H: 0	E: 0	K: 1	S: 5	LOB: 0	BB: 0	P: 5		
R: 0	H: 0	E: 0	K: 1	S: 5	LOB: 0	BB: 0	P: 5		

PITCHER		IP	WLS	BF	H	R	ER	SO	BB	IBB	HBP	BLK	WP	HR	S	P	ERA	WHIP
Fernando Valenzuela, L	(1, 1)	7.0	L	27	3	2	2	9	2	1	0	0	0	0	42	54	2.57	0.714
Steve Howe, L	(8, 1)	1.0		3	0	0	0	1	0	0	0	0	0	5	5	0.00	0.000	

WP	PA	3B	HR	S	P	ERA	WHIP
0	30	0	0	0	0		
0		0	0	0	0		
0		0	0	0	0		
0		1	0	0	0		

Batter	1	2	3	4	5	6	7	8	9	AB	R	H	RBI	BB	SO	LOB
Davey Lopes, R OBP: 0.279, SLG: 0.258 (1, 4)	0-0 E6 S	0-0 1B 1B			0-0 4-3		0-0 6-3			4	1	1	1	0	0	0
Ken Landreaux, L OBP: 0.322, SLG: 0.405 (1, 8)	0-0 F4 1-2	0-0 1B 1B			0-0 S E 1B		0-0 F8			4	0	2	0	0	0	1
Dusty Baker Jr., R OBP: 0.342, SLG: 0.436 (1, 7)	0-3 K	0-0 1B			0-0 E4 S		0-0 F9			4	0	1	1	0	1	2
Steve Garvey, R OBP: 0.325, SLG: 0.424 (1, 3)	0-0 1-3			0-0 CS 1B		4-0 FC6-4 IBB		0-0 F8		3	0	1	0	1	0	1
Ron Cey, R OBP: 0.357, SLG: 0.461 (1, 5)		1-0 E 1B HBP		0-0 P9		0-0 P3		0-3 K		3	1	0	0	0	1	4
Pedro Guerrero, R OBP: 0.373, SLG: 0.544 (1, 9)		0-0 1B SF7 1B		0-3 K		0-0 FC6-4		0-0 P3		4	1	1	0	0	1	4
Mike Scioscia, L OBP: 0.374, SLG: 0.350 (1, 2)		0-0 SF7 1B 1B			0-0 F8		0-0 P6			3	1	1	1	0	0	0
Bill Russell, R OBP: 0.244, SLG: 0.225 (1, 6)		0-0 SF7		0-0 5-3		0-0 P7				2	0	0	1	0	0	0
Jerry Reuss, L OBP: 0.233, SLG: 0.233 (1, 1)		0-0 5-3			0-0 F7		0-0 P4			2	0	0	0	0	0	1
Jay Johnstone, L OBP: 0.245, SLG: 0.311 (6, PH)										1	0	0	0	0	0	0
Steve Howe, L (7, 1)										0	0	0	0	0	0	0

Inning Stats	R: 0	H: 0	E: 1	K: 1	S: 6	LOB: 1	BB: 0	P: 6	R: 4	H: 5	E: 1	K: 0	S: 7	LOB: 2	BB: 0	P: 8	R: 0	H: 1	E: 0	K: 1	S: 5	LOB: 1	BB: 0	P: 5	R: 0	H: 0	E: 0	K: 0	S: 3	LOB: 0	BB: 0	P: 3	R: 0	H: 1	E: 1	K: 0	S: 5	LOB: 3	BB: 1	P: 9	R: 0	H: 0	E: 0	K: 0	S: 3	LOB: 0	BB: 0	P: 3	R: 0	H: 0	E: 0	K: 0	S: 3	LOB: 0	BB: 0	P: 5
--------------	------	------	------	------	------	--------	-------	------	------	------	------	------	------	--------	-------	------	------	------	------	------	------	--------	-------	------	------	------	------	------	------	--------	-------	------	------	------	------	------	------	--------	-------	------	------	------	------	------	------	--------	-------	------	------	------	------	------	------	--------	-------	------

PITCHER	IP	WLS	BF	H	R	ER	SO	BB	IBB	HBP	BLK	WP	HR	S	P	ERA	WHIP
Frank Pastore, R ERA: 3.58 (1, 1)	2.0	L	12	5	4	4	1	0	0	0	0	0	0	13	14	18.00	2.500
Paul Moskau, R ERA: 4.1 (3, 1)	3.0		12	2	0	0	1	0	1	0	0	0	0	13	17	0.00	0.667
Doug Bair, R ERA: 6.75 (6, 1)	2.0		6	0	0	0	0	0	0	0	0	0	0	6	6	0.00	0.000
Tom Hume, R ERA: 3.6 (8, 1)	1.0		3	0	0	0	1	0	0	0	0	0	0	5	5	0.00	0.000

BOTTOM

Cincinnati Reds @ Los Angeles Dodgers
 Dodger Stadium, Los Angeles, CA

Mon Aug 10 1981, 7:05 PM PDT
 Att. 35,120 - Unknown

AB	30
R	4
H	7
RBI	4
BB	1
SO	3
LOB	13

livebaseballscorecards.com



WP	HR	S	P	ERA	WHIP
0	0	1	33	0	0

Batter	1	2	3	4	5	6	7	8	9	AB R H RBI BB SO LOB	TOP		
Dave Collins, S (1, 9) X OBP: 0.381, SLG: 0.433 Sam Mejias, R (9, 9) OBP: 0.296, SLG: 0.308	0-0 X 	0-0 ② FC5-4 		0-0 ③ F9 			0-3 ② K 		0-0 X 	5 1 2 0 0 1 1 0 0 0 0 0 0 0			
Ken Griffey, L (1, 8) B B B OBP: 0.344, SLG: 0.398	4-0 	0-3 ③ K 			0-0 ① F9 		0-0 		0-0 ① ② F8 	4 2 1 0 1 1 2			
Dave Concepcion, R (1, 6) X OBP: 0.363, SLG: 0.458	0-0 ① F8 		0-0 		4-0 B B B B 		0-0 		0-0 ③ F7 	4 2 2 1 1 0 2			
George Foster, R (1, 7) B B B OBP: 0.367, SLG: 0.559	4-0 		0-0 		4-0 B B B B 		0-0 			2 1 2 1 2 0 0			
Dan Driessen, L (1, 3) S S S OBP: 0.346, SLG: 0.403	0-3 ② K 		0-0 ① F8 		0-0 X G4-6-3 		0-0 			4 1 1 3 0 1 6			
Ray Knight, R (1, 5) X OBP: 0.328, SLG: 0.371	0-0 		0-0 ② 1-3 		0-0 6-3 		0-0 X 4-3 			4 0 1 2 0 0 1			
Ron Oester, S (1, 4) X OBP: 0.350, SLG: 0.411	0-0 ③ FC4-6 		0-0 ③ F8 		0-0 X 6-3 			0-0 X 1-3 		4 0 0 0 0 0 3			
Joe Nolan, L (1, 2) OBP: 0.388, SLG: 0.425		0-0 X 		0-0 ① 1-3 		0-0 X 1-3 		0-0 X 6-3 		4 0 1 0 0 0 0			
Mario Soto, R (1, 1) OBP: 0.094, SLG: 0.065 Doug Bair, R (5, 1) OBP: 0.333, SLG: 1.333 Rafael Landestoy, S (7, PH) OBP: 0.304, SLG: 0.187 Scott Brown, R (7, 1) Tom Hume, R (9, 1)		0-0 ① B3 		0-3 ② K 			0-0 X 4-3 		0-3 ③ K 	2 0 0 0 0 1 1 0 0 0 0 0 0 0 1 0 0 0 0 0 0 1 0 0 0 0 1 0 0 0 0 0 0 0 0			
Inning Stats	R: 2 H: 2 E: 0 LOB: 2 K: 1 BB: 2 S: 7 P: 15	R: 0 H: 1 E: 0 LOB: 1 K: 1 BB: 0 S: 6 P: 6	R: 1 H: 2 E: 0 LOB: 1 K: 0 BB: 0 S: 5 P: 5	R: 0 H: 0 E: 0 LOB: 0 K: 1 BB: 0 S: 5 P: 5	R: 0 H: 0 E: 0 LOB: 1 K: 0 BB: 2 S: 2 P: 10	R: 0 H: 0 E: 0 LOB: 0 K: 0 BB: 0 S: 3 P: 3	R: 4 H: 4 E: 0 LOB: 0 K: 1 BB: 0 S: 9 P: 9	R: 0 H: 0 E: 0 LOB: 0 K: 1 BB: 0 S: 5 P: 5	R: 0 H: 1 E: 0 LOB: 0 K: 0 BB: 0 S: 3 P: 3	1B: 8 SF: 0 2B: 0 SAC: 0 3B: 0 DP: 1 HR: 2 HBP: 0	WP: 0 PA: 39 PB: 0 SB: 2 CS: 0		
PITCHER	IP WLS BF H R ER SO BB IBB HBP BLK WP HR S P ERA WHIP											PITCHER	IP WLS BF H R ER SO BB IBB HBP BLK WP HR S P ERA WHIP
Fernando Valenzuela, L (1, 1) ERA: 2.6 Terry Forster, L (5, 1) ERA: 6.0 Bobby Castillo, R (8, 1) ERA: 5.29 Dave Stewart, R (9, 1) ERA: 0.51	4.1 L 11 3 1												2.2 3 0 1

Cincinnati Reds @ Los Angeles Dodgers
 Dodger Stadium, Los Angeles, CA
 Tue Aug 11 1981, 7:05 PM PDT
 Att: 45,817 - Unknown

livebaseballscorecards.com



Batter	1	2	3	4	5	6	7	8	9	AB	R	H	RBI	BB	SO	LOB
Davey Lopes, R OBP: 0.270, SLG: 0.248 (1, 4)	0-3 K	0-0 G6-4-3		0-0 F9		0-0 L8			0-0 F8	5	0	0	0	0	1	3
Ken Landreaux, L OBP: 0.323, SLG: 0.414 (1, 8)	0-0 HR 3B		0-3 K		0-0 G3	0-0 4-3			0-0 1B	5	1	2	0	0	1	0
Dusty Baker Jr., R OBP: 0.343, SLG: 0.445 (1, 7)	0-0 HR		0-0 P2		4-0 1B 2B BB			0-0 4-3	0-0 F8	4	2	1	2	1	0	1
Steve Garvey, R OBP: 0.327, SLG: 0.421 (1, 3)	0-0 L8		4-0 BB		0-0 2B WP 1B			0-0 6-3	0-3 K	4	1	1	0	1	1	1
Ron Cey, R OBP: 0.364, SLG: 0.471 (1, 5)	0-0 FC4 1B		0-0 F9		0-0 WP 2B			0-0 1B		4	1	3	1	0	0	1
Pedro Guerrero, R OBP: 0.375, SLG: 0.553 (1, 9)	0-0 FC4			0-0 G3 2B		0-0 2B		0-0 F9		4	1	2	1	0	0	2
Mike Scioscia, L OBP: 0.366, SLG: 0.342 (1, 2)		0-0 3-1		0-0 G3 2B		0-0 5-3		0-0 6-3		4	0	0	0	0	0	2
Bill Russell, R OBP: 0.250, SLG: 0.238 (1, 6)		0-0 SH 1B		0-0 G3 2B		0-0 5-3		0-0 1-4-3		4	0	2	1	0	0	1
Fernando Valenzuela, L OBP: 0.243, SLG: 0.243 Terry Forster, L OBP: 0.429, SLG: 0.714 Bobby Castillo, R OBP: 0.352, SLG: 0.548 Rick Monday, L OBP: 0.500, SLG: 1.500 (1, 1) (5, 1) (8, 1) (8, PH) (9, 1)		0-0 SH G6-4-3		0-0 G3		0-0 3-1		0-0 G3		1	0	0	0	0	0	1

Inning Stats	R: 2	H: 3	E: 0	K: 1	S: 8	H: 3	LOB: 1	BB: 0	P: 8	R: 0	H: 1	E: 1	K: 0	S: 4	R: 0	H: 0	E: 0	K: 1	S: 5	R: 1	H: 2	E: 0	K: 0	S: 5	R: 3	H: 3	E: 0	K: 0	S: 6	R: 0	H: 0	E: 0	K: 0	S: 3	R: 0	H: 1	E: 0	K: 0	S: 4	R: 0	H: 0	E: 0	K: 0	S: 3	R: 0	H: 1	E: 0	K: 1	S: 6	R: 0	H: 1	E: 0	K: 1	S: 6	1B: 5	SF: 0	2B: 4	SAC: 1	3B: 1	DP: 1	HR: 1	HBP: 0	WP: 1	PA: 40
--------------	------	------	------	------	------	------	--------	-------	------	------	------	------	------	------	------	------	------	------	------	------	------	------	------	------	------	------	------	------	------	------	------	------	------	------	------	------	------	------	------	------	------	------	------	------	------	------	------	------	------	------	------	------	------	------	-------	-------	-------	--------	-------	-------	-------	--------	-------	--------

PITCHER	IP	WLS	BF	H	R	ER	SO	BB	IBB	HBP	BLK	WP	HR	S	P	ERA	WHIP
Mario Soto, R ERA: 3.56 (1, 1)	4.1		23	8	6	6	2	2	0	0	0	0	1	25	33	12.46	2.308
Doug Bair, R ERA: 6.31 (5, 1)	1.2		6	1	0	0	0	0	0	0	0	1	0	6	6	0.00	0.600
Scott Brown, R ERA: (7, 1)	2.1	W	9	2	0	0	0	0	0	0	0	0	0	9	9	0.00	0.857
Tom Hume, R ERA: 3.53 (9, 1)	0.2	S	2	0	0	0	1	0	0	0	0	0	0	4	4	0.00	0.000

BOTTOM

Cincinnati Reds @ Los Angeles Dodgers
 Dodger Stadium, Los Angeles, CA
 Tue Aug 11 1981, 7:05 PM PDT
 Att. 45,817 - Unknown

AB	37
R	6
H	11
RBI	5
BB	2
SO	3
LOB	12



PITCHER	IP	WLS	BF	H	R	ER	SO	BB	IBB	HBP	BLK	WP	HR	S	P	ERA	WHIP
---------	----	-----	----	---	---	----	----	----	-----	-----	-----	----	----	---	---	-----	------

Batter	1	2	3	4	5	6	7	8	9	AB R H RBI BB SO LOB	TOP
--------	---	---	---	---	---	---	---	---	---	----------------------	-----

Dave Collins, S (1, 9) <small>OBP: 0.377, SLG: 0.428</small>	0-0 1B		0-0 P4	0-0 4-3			0-3 K		0-0 1-3	5 0 1 0 0 1 1	
Ken Griffey, L (1, 8) <small>OBP: 0.345, SLG: 0.397</small> Sam Mejias, R (4, 8) <small>OBP: 0.333, SLG: 0.345</small>	0-0 L7		4-0 1B HR BB			0-0 1B	0-3 K		0-0 1B 1B	1 1 0 0 1 0 1 3 1 2 0 0 1 0	
Dave Concepcion, R (1, 6) <small>OBP: 0.371, SLG: 0.466</small>	0-0 F9		0-0 1B HR			0-0 1B	0-0 1B		0-0 1B 1B	5 1 4 0 0 0 1	
George Foster, R (1, 7) <small>OBP: 0.364, SLG: 0.565</small>	0-0 P5		0-0 HR 1-H 2-H			0-0 F7	0-0 P3		0-0 F9	5 1 1 3 0 0 6	
Dan Driessen, L (1, 3) <small>OBP: 0.347, SLG: 0.403</small>		0-0 P5	0-0 G3			0-3 K		0-0 1B 1B	0-0 FC4 1B 1-3 2-H	5 0 2 1 0 1 2	
Ray Knight, R (1, 5) <small>OBP: 0.329, SLG: 0.369</small>		0-0 1B		1-0 2B SH1-3 HBP		0-0 P4		0-0 P2	0-0 FC4 1-2f	4 1 1 0 0 0 5	
Ron Oester, S (1, 4) <small>OBP: 0.350, SLG: 0.410</small>		0-0 F7		0-0 SH1-3		0-0 4-3		0-0 1B		3 0 1 0 0 0 1	
Joe Nolan, L (1, 2) <small>OBP: 0.364, SLG: 0.427</small>		0-0 F2		0-0 F9 2B		0-3 K		0-0 F7		4 0 1 1 0 1 3	
Tom Seaver, R (1, 1) <small>OBP: 0.250, SLG: 0.267</small> Paul Moskau, R (4, 1) Rafael Landestoy, S (6, PH) <small>OBP: 0.391, SLG: 0.194</small> Joe Price, R (6, 1) Mike Vail, R (8, PH) <small>OBP: 0.158, SLG: 0.158</small> Geoff Combe, R (8, 1)			0-0 4-3	0-0 F9		0-0 6-3		0-0 F8		2 0 0 0 0 0 1 0 0 0 0 0 0 0 1 0 0 0 0 0 0 0 0 0 0 0 0 0 1 0 0 0 0 0 2 0 0 0 0 0 0 0	

Inning Stats	R: 0	H: 1	R: 0	H: 1	R: 3	H: 2	R: 1	H: 1	R: 0	H: 2	R: 0	H: 1	R: 0	H: 2	R: 0	H: 3	1B: 11	SF: 0	WP: 0	PA: 42
	E: 0	LOB: 1	E: 0	LOB: 1	E: 0	LOB: 0	E: 0	LOB: 1	E: 0	LOB: 2	E: 0	LOB: 1	E: 0	LOB: 2	E: 0	LOB: 2	2B: 1	SAC: 1	PB: 0	
	K: 0	BB: 0	K: 0	BB: 0	K: 0	BB: 1	K: 0	BB: 0	K: 1	BB: 0	K: 2	BB: 0	K: 0	BB: 0	K: 0	BB: 0	3B: 0	DP: 0	SB: 0	
	S: 4	P: 4	S: 4	P: 4	S: 5	P: 9	S: 4	P: 5	S: 7	P: 7	S: 8	P: 8	S: 5	P: 5	S: 6	P: 6	HR: 1	HBP: 1	CS: 0	

PITCHER	IP	WLS	BF	H	R	ER	SO	BB	IBB	HBP	BLK	WP	HR	S	P	ERA	WHIP
Bob Welch, R (1, 1) <small>ERA: 3.51</small>	4.0		19	5	4	4	0	1	0	1	0	0	1	17	22	9.00	1.500
Dave Stewart, R (5, 1) <small>ERA: 0.43</small>	3.1	W	15	5	0	0	4	0	0	0	0	0	0	23	23	0.00	1.500
Steve Howe, L (8, 1) <small>ERA: 2.03</small>	1.2	S	8	3	1	1	0	0	0	0	0	0	0	8	8	5.40	1.800

Cincinnati Reds @ Los Angeles Dodgers
Dodger Stadium, Los Angeles, CA
 Wed Aug 12 1981, 7:05 PM PDT
 Att: 36,494 - Unknown

AB	39
R	5
H	13
RBI	5
BB	1
SO	4
LOB	23



Batter	1	2	3	4	5	6	7	8	9
Davey Lopes, R OBP: 0.280, SLG: 0.283 (1, 4)	0-0 1-3	0-0 P3		0-0 E8 1B	0-0 S 1B		0-0 1-H HR		
Ken Landreaux, L OBP: 0.329, SLG: 0.418 (1, 8)	0-0 S 2B 1B	0-0 G5-4-3 1B		0-0 2-H 1B SF7 1B	0-0 3-1 1-2		0-3 K		
Dusty Baker Jr., R OBP: 0.344, SLG: 0.442 (1, 7)	4-0 2B 1-2 BB	0-0 G5-4-3 1-2f		0-0 1-3 BB 1B	0-0 F7		0-0 F9		
Steve Garvey, R OBP: 0.328, SLG: 0.424 (1, 3)	0-0 BB 1-3 2-H 4-3 2B		0-0 P4	0-0 P5	0-0 1B		0-0 F8		
Ron Cey, R OBP: 0.365, SLG: 0.474 (1, 5)	4-0 4-3 BB IBB		0-0 2B	0-0 SF7 3-H	0-0 F7		0-3 K		
Pedro Guerrero, R OBP: 0.377, SLG: 0.547 (1, 9)	4-0 4-3 1-2 2-3 3-H BB		0-0 L7	4-0 1-2 BB	0-0 4-3				
Mike Scioscia, L OBP: 0.366, SLG: 0.337 (1, 2)	0-0 4-3		4-0 FC5-4 BB	0-0 G3		0-0 G6-3 1B			
Steve Yeager, R OBP: 0.304, SLG: 0.390 (7, PH)	1-2 2-3 3-H								
Bill Russell, R OBP: 0.250, SLG: 0.234 (1, 6)	4-0 IBB		0-0 FC5-4 1-2f		0-0 5-3		0-0 G6-3 1-2f		
Bob Welch, R OBP: 0.241, SLG: 0.286 (1, 1)	0-3 K			0-0 E 2B	0-0 6-3		0-0 HR 1B		
Jay Johnstone, L OBP: 0.260, SLG: 0.348 (4, PH)									
Dave Stewart, R OBP: 0.500, SLG: 1.000 (5, 1)									
Steve Howe, L (8, 1)									

Inning Stats	R: 3 E: 0 K: 1 S: 7	H: 2 LOB: 3 BB: 4 P: 23	R: 0 E: 0 K: 0 S: 3	H: 1 LOB: 0 BB: 0 P: 3	R: 0 E: 0 K: 0 S: 4	H: 1 LOB: 2 BB: 1 P: 8	R: 3 E: 1 K: 0 S: 7	H: 4 LOB: 2 BB: 1 P: 11	R: 0 E: 0 K: 0 S: 4	H: 1 LOB: 1 BB: 0 P: 4	R: 0 E: 0 K: 0 S: 4	H: 1 LOB: 1 BB: 0 P: 4	R: 2 E: 0 K: 1 S: 7	H: 3 LOB: 0 BB: 0 P: 7	R: 0 E: 0 K: 1 S: 5	H: 0 LOB: 0 BB: 0 P: 5
--------------	------------------------------	----------------------------------	------------------------------	---------------------------------	------------------------------	---------------------------------	------------------------------	----------------------------------	------------------------------	---------------------------------	------------------------------	---------------------------------	------------------------------	---------------------------------	------------------------------	---------------------------------

PITCHER	IP	WLS	BF	H	R	ER	SO	BB	IBB	HBP	BLK	WP	HR	S	P	ERA	WHIP
Tom Seaver, R ERA: 2.59 (1, 1)	3.0	L	21	8	6	6	1	3	2	0	0	0	0	18	38	18.00	3.667
Paul Moskau, R ERA: 3.89 (4, 1)	2.0		8	1	0	0	0	1	0	0	0	0	0	7	11	0.00	1.000
Joe Price, L ERA: 2.97 (6, 1)	2.0		9	4	2	2	1	0	0	0	0	0	1	11	11	9.00	2.000
Geoff Combe, R ERA: 7.62 (8, 1)	1.0		3	0	0	0	1	0	0	0	0	0	0	5	5	0.00	0.000

BOTTOM

AB R H RBI BB SO LOB

5 2 3 3 0 0 0

5 2 3 1 0 1 1

4 1 1 0 1 0 1

5 1 2 1 0 0 2

3 0 1 1 1 1 1

2 0 0 1 2 0 2

2 0 0 1 1 0 4

1 0 1 0 0 0 0

3 0 0 0 1 0 3

1 0 0 0 0 1 3

1 1 1 0 0 0 0

2 1 1 0 0 0 0

0 0 0 0 0 0 0

AB 34
R 8
H 13
RBI 8
BB 6
SO 3
LOB 17

WP: 0 PA: 41
PB: 0
SB: 2
CS: 0

Cincinnati Reds @ Los Angeles Dodgers
Dodger Stadium, Los Angeles, CA

Wed Aug 12 1981, 7:05 PM PDT
Att. 36,494 - Unknown

livebaseballscorecards.com



Batter	1	2	3	4	5	6	7	8	9	AB R H RBI BB SO LOB	TOP											
Eddie Miller, S (1, 9) OBP: 0.296, SLG: 0.274	0-0 1-3		0-0 E S 2-H 1B		0-0 4-3		0-0 P1	0-0 1B 3B	0-0 3-1	6 1 2 1 0 0 2	Atlanta Braves @ Los Angeles Dodgers Dodger Stadium, Los Angeles, CA Thu Aug 13 1981, 7:05 PM PDT Att: 27,418 - Unknown											
Rufino Linares, R (1, 7) OBP: 0.294, SLG: 0.406	0-0 1-3		0-0 5-3			0-0 BB BB 1B	0-0 BB FC5-4 2B	0-0 HR 1B		5 3 3 1 0 0 1												
Chris Chambliss, L (1, 3) OBP: 0.349, SLG: 0.382	0-0 F8			0-0 P6		0-3 K	4-0 FC5-4 BB 1B IBB	0-0 HR 1-H		4 2 1 2 1 1 1												
Bob Homer, R (1, 5) OBP: 0.345, SLG: 0.415 Jerry Royster, R (8, 5) OBP: 0.206, SLG: 0.262		0-0 6-3		0-0 F7		4-0 BB BB 1-2 SF7	4-0 FC5-4 BB	4-0 FC5-4 BB		2 1 0 1 3 0 0 0 0 0 0 0 0 0												
Dale Murphy, R (1, 8) OBP: 0.316, SLG: 0.374		0-0 6-3		0-0 1B		4-0 BB 1-2 2-3	0-0 FC5-4 HBP 1B	0-0 FC5-4 E		4 0 1 1 1 0 3												
Glenn Hubbard, R (1, 4) OBP: 0.330, SLG: 0.363		0-0 F8		0-0 F8		4-0 BB 1-2 2-3 3-H	0-0 HBP 1B	0-0 E9 1-3 1B		4 0 2 2 1 0 1												
Bruce Benedict, R (1, 2) OBP: 0.361, SLG: 0.390			0-0 E5 5-3 1B		0-0 E5	0-0 SF7	1-0 HBP	0-3 K		3 1 0 1 0 1 2												
Rafael Ramirez, R (1, 6) OBP: 0.299, SLG: 0.286 Luis Gomez, R (8, 6) OBP: 0.400, SLG: 0.286			0-0 5-3		0-3 K	0-0 G3	0-0 P6		0-0 6-3	4 0 0 0 0 1 7 1 0 0 0 0 0 0												
Tommy Boggs, R (1, 1) OBP: 0.222, SLG: 0.259 Brian Asselstine, L (7, PH) OBP: 0.293, SLG: 0.370 Gene Garber, R (7, 1)			0-0 P4		0-0 P4		4-0 2B BB BB	0-0 4-3	0-3 K	2 0 0 0 0 0 2 0 1 0 0 1 0 0 2 0 0 0 0 1 0												
Inning Stats	R: 0 E: 0 K: 0 S: 3	H: 0 LOB: 0 BB: 0 P: 3	R: 0 E: 0 K: 0 S: 3	H: 0 LOB: 0 BB: 0 P: 3	R: 1 E: 1 K: 0 S: 5	H: 1 LOB: 1 BB: 0 P: 5	R: 0 E: 0 K: 0 S: 4	H: 1 LOB: 1 BB: 0 P: 4	R: 0 E: 1 K: 1 S: 6	H: 0 LOB: 1 BB: 0 P: 6		R: 2 E: 0 K: 1 S: 6	H: 1 LOB: 2 BB: 3 P: 18	R: 3 E: 0 K: 0 S: 5	H: 2 LOB: 3 BB: 3 P: 18	R: 3 E: 1 K: 1 S: 9	H: 4 LOB: 2 BB: 1 P: 13	R: 0 E: 0 K: 1 S: 5	H: 0 LOB: 0 BB: 0 P: 5	1B: 6 2B: 1 3B: 1 HR: 1	SF: 1 SAC: 0 DP: 0 HBP: 1	WP: 0 PB: 0 SB: 1 CS: 0
PITCHER	IP WLS BF H R ER SO BB IBB HBP BLK WP HR S P ERA WHIP												PITCHER	IP WLS BF H R ER SO BB IBB HBP BLK WP HR S P ERA WHIP								
Burt Hooton, R (1, 1) ERA: 2.8	5.0 L 19 2 1 0 1 0 0 0 0 0 0 0 21 21 0.00 0.400																					
Bobby Castillo, R (6, 1) ERA: 5.79	0.1 5 1 2 2 1 3 0 0 0 0 0 0 4 16 54.00 12.000																					
Rick Sutcliffe, R (6, 1) ERA: 4.3	2.2 19 6 6 6 1 3 1 1 0 0 0 1 16 33 20.25 3.375																					
Alejandro Pena, R (9, 1) ERA:	1.0 3 0 0 0 0 1 0 0 0 0 0 0 5 5 0.00 0.000																					

livebaseballscorecards.com

AB	37
R	9
H	9
RBI	9
BB	7
SO	4
LOB	19



Batter	1	2	3	4	5	6	7	8	9	AB	R	H	RBI	BB	SO	LOB	BOTTOM	
--------	---	---	---	---	---	---	---	---	---	----	---	---	-----	----	----	-----	--------	--

Davey Lopes, R OBP: 0.280, SLG: 0.282 (1, 4)	0-0 FC3-6 1B		0-0 F8		0-0 F9			0-0 5-3		4	0	1	0	0	0	3	Atlanta Braves @ Los Angeles Dodgers Dodger Stadium, Los Angeles, CA Thu Aug 13 1981, 7:05 PM PDT Att. 27,418 - Unknown
Ken Landreaux, L OBP: 0.324, SLG: 0.410 (1, 8)	0-0 FC3-6 E S 1-2f		0-0 3-1			0-0 4-3			0-0 4-3	4	0	0	0	0	0	2	
Dusty Baker Jr., R OBP: 0.342, SLG: 0.439 (1, 7)	0-0 P3 1-3			0-3 K		0-0 L5			0-0 1B E 1B	4	1	1	0	0	1	1	
Steve Garvey, R OBP: 0.327, SLG: 0.422 (1, 3)	0-0 F7			0-0 5-3		0-0 P3			0-0 G5-3 E 1B	4	0	1	0	0	0	1	
Ron Cey, R OBP: 0.359, SLG: 0.465 (1, 5)		0-3 K		0-0 G3			0-3 K		0-0 E6 1-2 3-H	4	0	0	1	0	2	1	
Pedro Guerrero, R OBP: 0.371, SLG: 0.537 (1, 9)		0-0 P3			0-0 F9		0-3 K		0-0 G5-3 2-3f	4	0	0	0	0	1	2	
Mike Scioscia, L OBP: 0.360, SLG: 0.331 (1, 2)		0-0 G1			0-0 G3			0-0 L3		3	0	0	0	0	0	0	
Bill Russell, R OBP: 0.257, SLG: 0.259 Pepe Frias, R OBP: 0.300, SLG: 0.296 (1, 6) (9, 6)			0-0 3B		0-0 2B			0-0 6-3		3	0	2	0	0	0	0	
Burt Hooton, R OBP: 0.222, SLG: 0.200 Jay Johnstone, L OBP: 0.276, SLG: 0.348 Bobby Castillo, R OBP: 0.429, SLG: 0.714 Rick Sutcliffe, L OBP: 0.308, SLG: 0.182 Rick Monday, L OBP: 0.347, SLG: 0.540 Alejandro Pena, R (5, PH) (6, 1) (6, 1) (8, PH) (9, 1)			0-0 P3		4-0 BB			0-0 F7		1	0	0	0	0	0	1	

Inning Stats	R: 0 E: 0 K: 0 S: 4	H: 1 LOB: 1 BB: 0 P: 4	R: 0 E: 0 K: 1 S: 5	H: 0 LOB: 0 BB: 0 P: 5	R: 0 E: 0 K: 0 S: 4	H: 0 LOB: 0 BB: 0 P: 4	R: 0 E: 0 K: 1 S: 5	H: 0 LOB: 0 BB: 0 P: 5	R: 0 E: 0 K: 0 S: 3	H: 0 LOB: 0 BB: 0 P: 3	R: 0 E: 0 K: 2 S: 7	H: 0 LOB: 0 BB: 0 P: 7	R: 0 E: 0 K: 0 S: 3	H: 0 LOB: 0 BB: 0 P: 3	R: 1 E: 1 K: 0 S: 5	H: 2 LOB: 1 BB: 0 P: 5	1B: 3 2B: 1 3B: 1 HR: 0	SF: 0 SAC: 0 DP: 1 HBP: 0	WP: 0 PB: 0 SB: 1 CS: 0	PA: 33
--------------	------------------------------	---------------------------------	------------------------------	---------------------------------	------------------------------	---------------------------------	------------------------------	---------------------------------	------------------------------	---------------------------------	------------------------------	---------------------------------	------------------------------	---------------------------------	------------------------------	---------------------------------	----------------------------------	------------------------------------	----------------------------------	--------

PITCHER		IP	WLS	BF	H	R	ER	SO	BB	IBB	HBP	BLK	WP	HR	S	P	ERA	WHIP	PITCHER		IP	WLS	BF	H	R	ER	SO	BB	IBB	HBP	BLK	WP	HR	S	P	ERA	WHIP
Tommy Boggs, R ERA: 4.52 (1, 1)	6.0	W	22	3	0	0	0	2	1	0	0	0	0	0	25	29	0.00	0.667	Gene Garber, R ERA: 3.2 (7, 1)	3.0	S	11	2	1	1	2	0	0	0	0	0	15	15	3.00	0.667		

AB 32
R 1
H 5
RBI 1
BB 1
SO 4
LOB 11



Batter	1	2	3	4	5	6	7	8	9	AB R H RBI BB SO LOB	TOP													
Eddie Miller, S OBP: 0.286, SLG: 0.264 (1, 9) X	0-0 1-3		0-3 K			0-0 1-3		0-0 G3		4 0 0 0 0 1 1														
Rufino Linares, R OBP: 0.286, SLG: 0.394 (1, 7) X	0-0 5-3		0-0 6-3			0-3 K		0-0 6-3		4 0 0 0 0 1 2														
Chris Chambliss, L OBP: 0.344, SLG: 0.376 (1, 3) S S S	0-3 K				0-0 L9				0-0 6-3	4 0 0 0 0 1 0														
Bob Homer, R OBP: 0.342, SLG: 0.406 (1, 5)		4-0 FC6-4 BB			0-0 6-3			0-0 P4		3 0 0 0 1 0 0														
Dale Murphy, R OBP: 0.319, SLG: 0.373 (1, 8)		4-0 FC6-4 BB			0-0 1B			0-3 K		3 0 1 0 1 2 0														
Glenn Hubbard, R OBP: 0.335, SLG: 0.361 (1, 4)		0-3 K				4-0 G6-4-3 BB		4-0 BB		1 0 0 0 2 1 2														
Bruce Benedict, R OBP: 0.355, SLG: 0.384 Al Hrabosky, R (7, 1)		0-0 FC6-4			0-0 G6-4-3			0-0 F7		3 0 0 0 0 0 4 0 0 0 0 0 0 0														
Rafael Ramirez, R OBP: 0.304, SLG: 0.292 (1, 6)		0-0 4-3			0-0 1B			0-0 PB 1B		3 0 2 0 0 0 2														
John Montefusco, R OBP: 0.077, SLG: 0.154 Steve Bedrosian, R (4, 1) Brian Asselstine, L OBP: 0.258, SLG: 0.364 (5, PH) Preston Hanna, R OBP: 0.490, SLG: 0.250 (5, 1) Larry Bradford, R OBP: 1.000, SLG: 1.000 (5, 1) Larry Owen, R (7, 2)			0-3 K			0-0 6-3		0-3 K		1 0 0 0 0 1 0 0 0 0 0 0 0 0 1 0 0 0 0 0 1 0 1 0 0 0 0 1 1														
Inning Stats	R: 0 E: 0 K: 1 S: 5	H: 0 LOB: 0 BB: 0 P: 5	R: 0 E: 0 K: 1 S: 5	H: 0 LOB: 2 BB: 2 P: 13	R: 0 E: 0 K: 2 S: 7	H: 0 LOB: 0 BB: 0 P: 7	R: 0 E: 0 K: 0 S: 3	H: 1 LOB: 1 BB: 0 P: 3	R: 0 E: 0 K: 0 S: 3	H: 1 LOB: 1 BB: 1 P: 7	R: 0 E: 0 K: 1 S: 5	H: 0 LOB: 0 BB: 0 P: 5	R: 0 E: 0 K: 1 S: 5	H: 0 LOB: 1 BB: 1 P: 9	R: 0 E: 0 K: 1 S: 6	H: 1 LOB: 1 BB: 0 P: 6	R: 0 E: 0 K: 1 S: 5	H: 0 LOB: 0 BB: 0 P: 5	1B: 3 2B: 0 3B: 0 HR: 0	SF: 0 SAC: 0 DP: 1 HBP: 0	WP: 1 PB: 1 SB: 0 CS: 1	PA: 32		
PITCHER Dave Goltz, R ERA: 2.34 Alejandro Pena, R ERA:	IP 5.0 4.0	WLS W S	BF 18 14	H 2 1	R 0 0	ER 0 0	SO 4 4	BB 3 1	IBB 0 0	HBP 0 0	BLK 0 0	WP 1 0	HR 0 0	S 23 21	P 35 25	ERA 0.00 0.00	WHIP 1.000 0.500							

Atlanta Braves @ Los Angeles Dodgers
Dodger Stadium, Los Angeles, CA
Fri Aug 14 1981, 7:05 PM PDT
Att: 35,592 - Unknown

livebaseballscorecards.com

AB 28
R 0
H 3
RBI 0
BB 4
SO 8
LOB 13



Batter	1	2	3	4	5	6	7	8	9
Davey Lopes, R OBP: 0.277, SLG: 0.279 (1, 4)	0-3 K		0-0 G6-3	0-0 P4		0-0 F8		0-0 1B	
Ken Landreaux, L OBP: 0.322, SLG: 0.409 (1, 8) Derrel Thomas, S OBP: 0.344, SLG: 0.312 (2, 8)	0-0 F9			0-0 E9 1B	0-0 1B	4-0 BB		0-0 5-3	
Dusty Baker Jr., R OBP: 0.345, SLG: 0.440 (1, 7)	0-0 6-3			0-0 1B 1B	0-0 1B BB	0-0 F7			
Steve Garvey, R OBP: 0.322, SLG: 0.415 (1, 3)		0-3 K		0-3 K	0-3 K		0-0 E5		
Ron Cey, R OBP: 0.361, SLG: 0.463 (1, 5)		0-0 F7		0-0 1B 1B	4-0 1B 1B		0-0 L7		
Pedro Guerrero, R OBP: 0.373, SLG: 0.536 (1, 9)		0-3 K		0-0 SF8 1B	0-0 1B		0-0 F9		
Mike Scioscia, L OBP: 0.368, SLG: 0.341 (1, 2)			0-0 BB 1B	0-0 HBP 1B	0-0 G4-6-3 1B		0-0 P6		
Bill Russell, R OBP: 0.251, SLG: 0.254 (1, 6)			0-0 F8	0-0 SF8	0-0 G4-6-3		0-0 5-3		
Dave Goltz, R Alejandro Pena, R			4-0 G6-3 1B	1-0 HBP		0-3 K		0-3 K	

Inning Stats	R: 0	H: 0	E: 0	K: 1	S: 5	LOB: 0	BB: 0	P: 5	R: 0	H: 0	E: 0	K: 2	S: 7	LOB: 0	BB: 0	P: 7	R: 0	H: 1	E: 0	K: 0	S: 3	LOB: 1	BB: 1	P: 7	R: 3	H: 5	E: 1	K: 1	S: 10	LOB: 3	BB: 0	P: 11	R: 2	H: 4	E: 0	K: 1	S: 8	LOB: 2	BB: 1	P: 12	R: 0	H: 0	E: 0	K: 1	S: 5	LOB: 1	BB: 1	P: 9	R: 0	H: 0	E: 1	K: 0	S: 4	LOB: 1	BB: 0	P: 4	R: 0	H: 1	E: 0	K: 1	S: 6	LOB: 1	BB: 0	P: 6
--------------	------	------	------	------	------	--------	-------	------	------	------	------	------	------	--------	-------	------	------	------	------	------	------	--------	-------	------	------	------	------	------	-------	--------	-------	-------	------	------	------	------	------	--------	-------	-------	------	------	------	------	------	--------	-------	------	------	------	------	------	------	--------	-------	------	------	------	------	------	------	--------	-------	------

										PITCHER										PITCHER																
										IP	WLS	BF	H	R	ER	SO	BB	IBB	HBP	BLK	WP	HR	S	P	ERA	WHIP										
John Montefusco, R ERA: 4.05 (1, 1)										3.1	L	16	6	3	3	4	1	0	0	0	0	0	23	27	8.10	2.100										
Steve Bedrosian, R ERA: (4, 1)										0.2		3	0	0	0	0	0	0	1	0	0	0	2	3	0.00	0.000										
Preston Hanna, R ERA: 6.55 (5, 1)										0.1		5	3	2	2	1	1	0	0	0	0	0	6	10	54.00	12.000										
Larry Bradford, L ERA: 4.18 (5, 1)										1.2		6	1	0	0	1	1	0	0	0	0	0	7	11	0.00	1.200										
Al Hrabosky, L ERA: 0.43 (7, 1)										2.0		8	1	0	0	1	0	0	0	0	0	0	10	10	0.00	0.500										

BOTTOM

AB	R	H	RBI	BB	SO	LOB
5	0	1	0	0	1	5
1	0	0	0	0	0	0
3	2	2	0	1	0	1
4	2	2	0	0	0	1
4	0	0	0	0	3	4
3	1	1	1	1	0	1
4	0	2	2	0	1	1
4	0	3	1	0	0	1
3	0	0	1	0	0	4
0	0	0	0	1	0	0
2	0	0	0	0	2	0

AB	33
R	5
H	11
RBI	5
BB	3
SO	7
LOB	18



WP	PA	3B	HR	S	P	ERA	WHIP
0	38	0	0	2	0	0	0

Atlanta Braves @ Los Angeles Dodgers
Dodger Stadium, Los Angeles, CA
 Fri Aug 14 1981, 7:05 PM PDT
 Att. 35,592 - Unknown

livebaseballscorecards.com

Batter	1	2	3	4	5	6	7	8	9	AB R H RBI BB SO LOB	TOP		
Eddie Miller, S (1, 9) x OBP: 0.282, SLG: 0.270	0-0 4-3 ①		0-3 K ②		0-0 1-3 ②		0-0 SH 1B 2B	0-0 5-3 ②		5 1 1 0 0 1 0			
Glenn Hubbard, R (1, 4) x OBP: 0.338, SLG: 0.361	0-0 5-3 ②		4-0 E BB		0-0 1B		0-0 SH 1B 2B	0-0 G3 ③		3 1 1 0 1 0 0			
Rufino Linares, R (1, 7) x OBP: 0.289, SLG: 0.401	0-0 L9 ③		0-0 E6 1-2		0-0 L6 ③		0-0 1-2 2B 1B 3-H		0-0 1B FC4 2B	5 2 2 1 0 0 2			
Bob Homer, R (1, 5) Gene Garber, R (9, 1) Al Hrabosky, R (9, 1)		0-0 6-3 ①	0-0 P4 ③			0-0 SH 1B 1B	0-3 K ①		0-0 5-3 ①	5 1 1 0 0 1 5 0 0 0 0 0 0 0 0 0 0 0 0 0 0			
Dale Murphy, R (1, 8) OBP: 0.324, SLG: 0.383		0-0 F9 ②		0-0 6-3 ①		0-0 SH FC5-2 1B	0-0 FC5-4 2B		0-0 FC4 1B	5 0 3 2 0 0 0			
Chris Chambliss, L (1, 3) OBP: 0.346, SLG: 0.379		0-0 PB 2B 2B		0-0 G3 ②		0-0 SH FC5-2 1-3 2-H	4-0 FC5-4 IBB		0-0 FC4 ②	3 1 1 1 1 0 1			
Bruce Benedict, R (1, 2) OBP: 0.356, SLG: 0.389		0-0 2-H 2B		0-0 1B		0-0 F6 ①	0-0 FC5-4 ②		0-0 P6 ③	5 0 2 1 0 0 5			
Rafael Ramirez, R (1, 6) OBP: 0.299, SLG: 0.286		0-0 6-3 ③		0-3 K ③		0-0 FC5-2 1-2 3-H	0-0 F8 ③			4 0 0 0 0 1 6			
Phil Niekro, R (1, 1) Jerry Royster, R (5, PH) Steve Bedrosian, R (5, 1) Terry Harper, R (6, PH) Rick Camp, R (6, 1) Luis Gomez, R (8, 5)			0-0 5-3 ①		0-0 5-3 ①	0-0 5-3 ③		0-3 K ①		1 0 0 0 0 0 0 1 0 0 0 0 0 0 0 0 0 0 0 0 0 1 0 0 0 0 0 2 1 0 0 0 0 1 0 0 0 0 0 0 0 0			
Inning Stats	R: 0 H: 0 E: 0 LOB: 0 K: 0 BB: 0 S: 3 P: 3	R: 1 H: 2 E: 0 LOB: 1 K: 0 BB: 0 S: 5 P: 5	R: 0 H: 0 E: 1 LOB: 2 K: 1 BB: 1 S: 6 P: 10	R: 0 H: 1 E: 0 LOB: 1 K: 1 BB: 0 S: 6 P: 6	R: 0 H: 1 E: 0 LOB: 1 K: 0 BB: 0 S: 4 P: 4	R: 1 H: 2 E: 1 LOB: 2 K: 0 BB: 0 S: 6 P: 6	R: 3 H: 3 E: 0 LOB: 2 K: 1 BB: 1 S: 9 P: 13	R: 0 H: 0 E: 0 LOB: 0 K: 1 BB: 0 S: 5 P: 5	R: 1 H: 2 E: 0 LOB: 1 K: 0 BB: 0 S: 5 P: 5	1B: 6 SF: 0 2B: 5 SAC: 2 3B: 0 DP: 0 HR: 0 HBP: 0	WP: 0 PA: 43 PB: 1 SB: 0 CS: 0		
PITCHER	IP WLS BF H R ER SO BB IBB HBP BLK WP HR S P ERA WHIP											PITCHER	IP WLS BF H R ER SO BB IBB HBP BLK WP HR S P ERA WHIP
Jerry Reuss, L (1, 1) ERA: 2.04	6.0 L 30 8 5 4 2 1 0 0 0 0 0 0 33 37 6.00 1.500												
Tom Niedenfuer, R (7, 1) ERA:	1.0 5 1 0 0 1 0 1 0 0 0 0 0 6 10 0.00 1.000												
Bobby Castillo, R (8, 1) ERA: 5.71	2.0 8 2 1 1 1 0 0 0 0 0 0 0 10 10 4.50 1.000												

Atlanta Braves @ Los Angeles Dodgers
Dodger Stadium, Los Angeles, CA
Sat Aug 15 1981, 7:05 PM PDT
Att: 40,510 - Unknown

livebaseballscorecards.com

AB	39
R	6
H	11
RBI	5
BB	2
SO	4
LOB	21



Batter	1	2	3	4	5	6	7	8	9	AB	R	H	RBI	BB	SO	LOB
Davey Lopes, R OBP: 0.272, SLG: 0.273 Pepe Frias, R OBP: 0.313, SLG: 0.310	0-0 P6		0-0 6-3		0-0 F9			0-0 L5-3 1B	0-0 P5	3	0	0	0	0	0	0
Derrel Thomas, S OBP: 0.346, SLG: 0.342	0-0 F9			0-0 HR		0-0 S 1B		0-0 L5-3 1-2	0-0 FC6-4 1-2f	5	1	2	1	0	0	3
Dusty Baker Jr., R OBP: 0.343, SLG: 0.437	0-0 F7			0-0 1-3 1B		0-3 S S K 1-2		0-3 S S K		4	0	1	0	0	2	1
Steve Garvey, R OBP: 0.321, SLG: 0.412		0-0 F8		0-0 1-3 1-2		0-0 F7			0-0 BB BB 1B 1B	4	1	1	0	0	0	2
Ron Cey, R OBP: 0.367, SLG: 0.461		4-0 BB		4-0 BB		0-0 F3			4-0 BB BB 1B BB	1	1	0	0	3	0	1
Pedro Guerrero, R OBP: 0.371, SLG: 0.528		0-0 F7		0-0 F8			0-0 P6		4-0 BB BB 1B BB	3	1	0	0	1	0	3
Mike Scioscia, L OBP: 0.365, SLG: 0.339		0-0 F7		0-0 G3			0-0 F7		0-0 BB BB 1B BB	4	0	1	2	0	0	3
Bill Russell, R OBP: 0.250, SLG: 0.253 Rick Monday, L OBP: 0.351, SLG: 0.538 Steve Yeager, R OBP: 0.319, SLG: 0.405			0-0 6-3		0-3 K		0-0 1B		0-0 FC6-4 1B	1	0	0	0	0	0	0
Jerry Reuss, L OBP: 0.219, SLG: 0.219 Tom Niedenfuer, R			0-0 4-3		0-3 K		0-0 F9		0-0 BB BB 1B BB	2	0	0	0	0	0	1
Jay Johnstone, L OBP: 0.269, SLG: 0.340 Bobby Castillo, R OBP: 0.429, SLG: 0.714 Reggie Smith, S OBP: 0.333, SLG: 0.500									1-2 3-H	1	0	0	0	0	0	0
									3-H	0	0	0	0	0	0	0
										1	0	0	0	0	0	1
										0	0	0	0	0	0	0
										1	0	0	0	0	1	2

Inning Stats		R: 0	H: 0	E: 0	LOB: 0	K: 0	P: 3	R: 0	H: 0	E: 0	LOB: 0	K: 0	P: 3	R: 0	H: 0	E: 0	LOB: 0	K: 2	P: 7	R: 0	H: 0	E: 0	LOB: 0	K: 2	P: 7	R: 0	H: 1	E: 0	LOB: 1	K: 1	P: 6	R: 0	H: 1	E: 0	LOB: 1	K: 0	P: 4	R: 0	H: 1	E: 0	LOB: 0	K: 1	P: 5	R: 3	H: 3	E: 0	LOB: 2	K: 1	P: 16	1B: 7	SF: 0	2B: 1	SAC: 0	3B: 0	DP: 1	HR: 1	HBP: 0	WP: 0	PA: 38
--------------	--	------	------	------	--------	------	------	------	------	------	--------	------	------	------	------	------	--------	------	------	------	------	------	--------	------	------	------	------	------	--------	------	------	------	------	------	--------	------	------	------	------	------	--------	------	------	------	------	------	--------	------	-------	-------	-------	-------	--------	-------	-------	-------	--------	-------	--------

BOTTOM

Atlanta Braves @ Los Angeles Dodgers
Dodger Stadium, Los Angeles, CA
 Sat Aug 15 1981, 7:05 PM PDT
 Att. 40,510 - Unknown

AB	34
R	4
H	8
RBI	4
BB	4
SO	5
LOB	18



PITCHER	IP	WLS	BF	H	R	ER	SO	BB	IBB	HBP	BLK	WP	HR	S	P	ERA	WHIP
Phil Niekro, R ERA: 3.44	(1, 1)		4.0	2	1	1	0	2	0	0	0	0	0	7	7	2.25	1.000
Steve Bedrosian, R ERA:	(5, 1)	W	3	0	0	0	2	0	0	0	0	0	0	7	7	0.00	0.000
Rick Camp, R ERA: 1.18	(6, 1)		3.0	3	0	0	2	0	0	0	0	0	0	15	15	0.00	1.000
Gene Garber, R ERA: 4.58	(9, 1)		0.0	4	2	3	0	2	0	0	0	0	0	2	10	∞	∞
Al Hrabosky, L ERA: 0.41	(9, 1)	S	4	1	0	0	1	0	0	0	0	0	0	6	6	0.00	1.000

PITCHER	IP	WLS	BF	H	R	ER	SO	BB	IBB	HBP	BLK	WP	HR	S	P	ERA	WHIP
---------	----	-----	----	---	---	----	----	----	-----	-----	-----	----	----	---	---	-----	------

Batter	1	2	3	4	5	6	7	8	9	AB R H RBI BB SO LOB	TOP														
Eddie Miller, S (1, 9) OBP: 0.279, SLG: 0.267	0-3 K	0-0 1-2 1B		0-3 K			0-0 B1		0-3 K	5 0 1 0 0 3 1															
Glenn Hubbard, R (1, 4) OBP: 0.335, SLG: 0.357	0-3 K	0-0 FC5			0-3 K		0-0 E5		0-0 1B	5 0 1 0 0 2 3															
Rufino Linares, R (1, 7) OBP: 0.287, SLG: 0.401	0-0 2B		0-3 K		0-3 K		0-3 K		0-0 P5	5 0 1 0 0 3 3															
Bob Homer, R (1, 5) OBP: 0.342, SLG: 0.423	0-0 5-3		0-0 HR		0-0 HR		0-0 F3			4 2 2 1 0 0 3															
Dale Murphy, R (1, 8) OBP: 0.327, SLG: 0.397		0-0 HR	0-0 HR		0-0 F8		0-0 F9			4 2 2 2 0 0 0															
Chris Chambliss, L (1, 3) OBP: 0.348, SLG: 0.394		0-0 HR	0-3 K			0-0 F9		0-0 1B		4 1 2 2 0 1 0															
Bruce Benedict, R (1, 2) OBP: 0.350, SLG: 0.381		0-0 F7	0-3 K			0-0 F2		0-0 F7		4 0 0 0 0 1 1															
Rafael Ramirez, R (1, 6) OBP: 0.283, SLG: 0.280		0-0 6-3		0-0 F7		0-0 F7		0-3 K		4 0 0 0 0 1 1															
Gaylord Perry, R (7, PH) OBP: 0.281, SLG: 0.290		0-0 FC5		0-3 K			0-0 S		0-0 6-3	2 0 1 0 0 1 0															
Brian Asselstine, L (7, PR) OBP: 0.300, SLG: 0.375										1 0 1 0 0 0 0															
Terry Harper, R (7, PR) OBP: 0.294, SLG: 0.358										0 0 0 0 0 0 0															
Steve Bedrosian, R (7, 1) OBP: 0.294, SLG: 0.358										0 0 0 0 0 0 0															
Gene Garber, R (7, 1) OBP: 0.294, SLG: 0.358										0 0 0 0 0 0 0															
Claudell Washington, L (8, PH) OBP: 0.312, SLG: 0.391										1 0 0 0 0 0 0															
Inning Stats	R: 0 E: 0 K: 2 S: 8	H: 1 LOB: 1 BB: 0 P: 8	R: 2 E: 0 K: 0 S: 7	H: 4 LOB: 2 BB: 0 P: 7	R: 2 E: 0 K: 3 S: 11	H: 2 LOB: 0 BB: 0 P: 11	R: 0 E: 0 K: 2 S: 7	H: 0 LOB: 0 BB: 0 P: 7	R: 1 E: 0 K: 2 S: 8	H: 1 LOB: 0 BB: 0 P: 8	R: 0 E: 0 K: 0 S: 3	H: 0 LOB: 0 BB: 0 P: 3	R: 0 E: 1 K: 1 S: 7	H: 1 LOB: 2 BB: 0 P: 7	R: 0 E: 0 K: 1 S: 6	H: 1 LOB: 1 BB: 0 P: 6	R: 0 E: 0 K: 1 S: 6	H: 1 LOB: 1 BB: 0 P: 6	1B: 7 2B: 1 3B: 0 HR: 3	SF: 0 SAC: 0 DP: 0 HBP: 0	WP: 0 PB: 0 SB: 1 CS: 0	PA: 39			
PITCHER	IP	WLS	BF	H	R	ER	SO	BB	IBB	HBP	BLK	WP	HR	S	P	ERA	WHIP								
Fernando Valenzuela, L (1, 1) ERA: 2.87	5.0		23	8	5	5	9	0	0	0	0	0	3	41	41	9.00	1.600								
Tom Niedenfuer, R (6, 1) ERA:	2.0	W	8	1	0	0	1	0	0	0	0	0	0	10	10	0.00	0.500								
Dave Stewart, R (8, 1) ERA: 0.39	2.0	S	8	2	0	0	2	0	0	0	0	0	0	12	12	0.00	1.000								

Atlanta Braves @ Los Angeles Dodgers
Dodger Stadium, Los Angeles, CA
Sun Aug 16 1981, 3:33 AM PDT
Att: 50,340 - Unknown

livebaseballscorecards.com

AB	39
R	5
H	11
RBI	5
BB	0
SO	12
LOB	12



Batter	1	2	3	4	5	6	7	8	9
Derrel Thomas, S OBP: 0.333, SLG: 0.328 (1, 6)	0-0 P6		0-0 1-3		0-0 6-3		0-0 G3	0-3 K	
Ken Landreaux, L OBP: 0.325, SLG: 0.408 (1, 8)	0-0 F2			0-0 3-1	0-0 1B		4-0 2B		
Dusty Baker Jr., R OBP: 0.342, SLG: 0.434 (1, 7)	0-0 F7			0-0 F6	0-0 1B		0-0 F2		
Steve Garvey, R OBP: 0.327, SLG: 0.421 (1, 3)		0-0 1B		0-0 1B	0-0 L9		0-0 1B		
Ron Cey, R OBP: 0.369, SLG: 0.462 (1, 5)		0-3 K		0-0 1B		0-0 5-3	0-0 FC5-4		
Pedro Guerrero, R OBP: 0.369, SLG: 0.523 (1, 9)		0-0 F7		0-0 1B		0-0 F2	0-0 FC5-4		
Mike Scioscia, L OBP: 0.368, SLG: 0.343 Bill Russell, R OBP: 0.250, SLG: 0.253 Steve Yeager, R OBP: 0.319, SLG: 0.405 (1, 2)		0-0 1-3			0-0 F2	0-0 1B		0-0 FC5-6	
Pepe Frias, R OBP: 0.306, SLG: 0.303 (1, 4)			0-0 5-3		0-0 2B	0-0 L9		0-0 E1	
Fernando Valenzuela, L OBP: 0.237, SLG: 0.237 Jay Johnstone, L OBP: 0.263, SLG: 0.375 Tom Niedenfuer, R OBP: 0.360, SLG: 0.538 Rick Monday, L OBP: 0.360, SLG: 0.538 Dave Stewart, R OBP: 0.400, SLG: 0.800 (1, 1)			0-0 F7		0-0 1B		4-0 G3	0-0 FC5-6	

Inning Stats	R: 0 E: 0 K: 0 S: 3	H: 0 LOB: 0 BB: 0 P: 3	R: 0 E: 0 K: 1 S: 6	H: 1 LOB: 1 BB: 0 P: 6	R: 0 E: 0 K: 0 S: 3	H: 0 LOB: 0 BB: 0 P: 3	R: 1 E: 0 K: 0 S: 5	H: 3 LOB: 2 BB: 0 P: 5	R: 2 E: 0 K: 0 S: 7	H: 4 LOB: 2 BB: 0 P: 7	R: 0 E: 0 K: 0 S: 4	H: 1 LOB: 1 BB: 0 P: 4	R: 3 E: 0 K: 0 S: 5	H: 2 LOB: 1 BB: 2 P: 13	R: 0 E: 1 K: 1 S: 6	H: 1 LOB: 1 BB: 0 P: 6
1B: 10 2B: 2 3B: 0 HR: 0	SF: 0 SAC: 0 DP: 0 HBP: 0	WP: 0 PA: 37														

PITCHER	IP	WLS	BF	H	R	ER	SO	BB	IBB	HBP	BLK	WP	HR	S	P	ERA	WHIP
Gaylord Perry, R ERA: 3.46 (1, 1)	6.0		26	9	3	3	1	0	0	0	0	0	0	28	28	4.50	1.500
Steve Bedrosian, R ERA: 11.57 (7, 1)	0.2	L	5	1	3	3	0	2	0	0	0	0	0	3	11	40.50	4.500
Gene Garber, R ERA: 4.29 (7, 1)	1.1		6	2	0	0	1	0	0	0	0	0	0	8	8	0.00	1.500

BOTTOM

Atlanta Braves @ Los Angeles Dodgers
 Dodger Stadium, Los Angeles, CA
 Sun Aug 16 1981, 3:33 AM PDT
 Att. 50,340 - Unknown

livebaseballscorecards.com

AB	35
R	6
H	12
RBI	6
BB	2
SO	2
LOB	15



Batter	1	2	3	4	5	6	7	8	9	AB R H RBI BB SO LOB	TOP
Davey Lopes, R (1, 4) <small>OBP: 0.273, SLG: 0.270</small> Pepe Frias, R (5, 4) <small>OBP: 0.297, SLG: 0.294</small>	4-0 BB		0-3 K		0-0 B3		0-3 K		2 0 0 0 1 1 1 1 0 0 0 0 1 1		
Ken Landreaux, L (1, 8) <small>OBP: 0.320, SLG: 0.401</small>	0-0 F9 1-3		0-0 G3		0-0 F9		0-0 F3		4 0 0 0 0 0 3		
Dusty Baker Jr., R (1, 7) <small>OBP: 0.341, SLG: 0.431</small>	0-0 F5		0-0 FC6-4 1B		0-0 F8			0-0 6-3	4 0 1 0 0 0 2		
Steve Garvey, R (1, 3) <small>OBP: 0.323, SLG: 0.415</small>	0-3 K		0-0 FC6-4 1-2f			0-0 5-3		0-0 F7	4 0 0 0 0 1 2		
Ron Cey, R (1, 5) <small>OBP: 0.367, SLG: 0.456</small>		4-0 1B FC6-4 BB		0-0 F8		0-0 6-3		0-0 6-3	3 1 0 0 1 0 0		
Rick Monday, L (1, 9) <small>OBP: 0.367, SLG: 0.536</small>		0-0 FC6-4 1B		0-3 K		0-0 1B		0-0 4-3	4 0 2 0 0 1 0		
Steve Yeager, R (1, 2) <small>OBP: 0.320, SLG: 0.400</small> Mike Scioscia, L (9, PH) <small>OBP: 0.366, SLG: 0.341</small>		0-0 FC6-4 FC4-6 1-2f 3-H		0-0 1B		0-0 P4		0-0 E9 4-3	3 0 1 1 0 0 2 1 0 0 0 0 0 0		
Derrel Thomas, S (1, 6) <small>OBP: 0.331, SLG: 0.325</small>		0-0 F8		0-0 4-3		0-0 1B		0-0 4-3 2-3	4 0 1 0 0 0 3		
Bob Welch, R (1, 1) <small>OBP: 0.258, SLG: 0.300</small> Bobby Castillo, R (6, 1) <small>OBP: 0.429, SLG: 0.714</small> Jay Johnstone, L (7, PH) <small>OBP: 0.278, SLG: 0.367</small> Alejandro Pena, R (7, 1) <small>OBP: 0.316, SLG: 0.471</small> Reggie Smith, S (9, PH)		0-0 FC4-6 1-2f		0-0 1B		0-0 F2		0-3 K	2 0 1 0 0 0 1 0 0 0 0 0 0 0 1 0 0 0 0 0 1 0 0 0 0 0 0 0 1 0 0 0 0 1 1		
Inning Stats	R: 0 H: 0 E: 0 LOB: 1 K: 1 BB: 1 S: 5 P: 9	R: 1 H: 1 E: 0 LOB: 1 K: 0 BB: 1 S: 4 P: 8	R: 0 H: 1 E: 0 LOB: 1 K: 1 BB: 0 S: 6 P: 6	R: 0 H: 1 E: 0 LOB: 1 K: 1 BB: 0 S: 6 P: 6	R: 0 H: 1 E: 0 LOB: 1 K: 0 BB: 0 S: 4 P: 4	R: 0 H: 1 E: 0 LOB: 1 K: 0 BB: 0 S: 4 P: 4	R: 0 H: 1 E: 0 LOB: 1 K: 1 BB: 0 S: 6 P: 6	R: 0 H: 0 E: 0 LOB: 0 K: 0 BB: 0 S: 3 P: 3	R: 0 H: 0 E: 1 LOB: 1 K: 1 BB: 0 S: 6 P: 6	1B: 6 SF: 0 2B: 0 SAC: 0 3B: 0 DP: 0 HR: 0 HBP: 0	WP: 0 PA: 36 PB: 0 SB: 1 CS: 0
PITCHER Doug Bird, R (1, 1) <small>ERA: 2.41</small>	IP: 9.0 WLS: W BF: 36 H: 6 R: 1 ER: 1 SO: 5 BB: 2 IBB: 0 HBP: 0 BLK: 0 WP: 0 HR: 0 S: 44 P: 52 ERA: 1.00 WHIP: 0.889										

Los Angeles Dodgers @ Chicago Cubs
 Wrigley Field, Chicago, IL
 Mon Aug 17 1981, 3:33 AM CDT
 Att. 10,153 - Unknown - 71 F

AB	34
R	1
H	6
RBI	1
BB	2
SO	5
LOB	17



Batter	1	2	3	4	5	6	7	8	9	AB	R	H	RBI	BB	SO	LOB
Ivan De Jesus, R OBP: 0.271, SLG: 0.210 (1, 6)	0-3 K ① X	0-0 F8 1-2 ③				0-0 F8 ① X	0-0 F8 ③			4	0	0	0	0	1	3
Steve Henderson, R OBP: 0.379, SLG: 0.416 Jerry Morales, R OBP: 0.364, SLG: 0.367 (1, 7) (9, 7)	4-0 E 4-3 WP BB		0-0 5-3 ①			0-3 K ②		0-0 G4-6-3 1B		3	1	1	0	1	1	0
Bill Buckner, L OBP: 0.337, SLG: 0.457 (1, 3)	0-0 4-3 ②		0-3 K ②			0-0 1B		0-0 F7 ①		4	0	1	0	0	1	2
Leon Durham, L OBP: 0.354, SLG: 0.474 (1, 9)	0-0 E6 S 2-3		0-0 F5 ③			0-0 L8 ③		0-0 G4-6-3 ② ③ 1-2f		4	0	0	0	0	0	3
Bobby Bonds, R OBP: 0.444, SLG: 0.517 (1, 8)	4-0 1B 1-2 BB			0-0 1B SF8 1B		4-0 1B E BB		0-0 F7 ①		2	2	1	0	2	0	0
Jody Davis, R OBP: 0.308, SLG: 0.366 (1, 2)	0-0 F9 ③			0-0 1B 1-3		0-0 E4 SH3-4 1B 1B 1-H		0-0 5-3 ②		4	0	2	0	0	0	2
Ken Reitz, R OBP: 0.278, SLG: 0.315 (1, 5)		0-0 FC6-4 1B		0-0 SF8 ①		0-0 F9 ①		0-0 1B		3	0	2	1	0	0	1
Mike Tyson, R OBP: 0.254, SLG: 0.310 (1, 4)		0-0 FC6-4 S 1-2f		0-3 K ②		0-0 SH3-4 1B 1B 1-2		0-0 F8 ③		4	0	1	0	0	1	3
Doug Bird, R (1, 1)		0-3 K ②		0-3 K ③		0-0 SH3-4 1B 1-2 2-3				2	0	0	0	0	2	2

Inning Stats	R: 1	H: 0	E: 1	K: 1	S: 6	LOB: 2	BB: 2	P: 14
	R: 0	H: 1	E: 0	K: 1	S: 6	LOB: 1	BB: 0	P: 6
	R: 0	H: 0	E: 0	K: 1	S: 5	LOB: 0	BB: 0	P: 5
	R: 1	H: 2	E: 0	K: 2	S: 9	LOB: 1	BB: 0	P: 9
	R: 0	H: 1	E: 0	K: 1	S: 6	LOB: 1	BB: 0	P: 6
	R: 1	H: 2	E: 1	K: 0	S: 5	LOB: 2	BB: 1	P: 9
	R: 0	H: 1	E: 0	K: 0	S: 3	LOB: 0	BB: 0	P: 3
	R: 0	H: 1	E: 0	K: 0	S: 4	LOB: 1	BB: 0	P: 4

BOTTOM

Los Angeles Dodgers @ Chicago Cubs
Wrigley Field, Chicago, IL
Mon Aug 17 1981, 3:33 AM CDT
Att: 10,153 - Unknown - 71 F

livebaseballscorecards.com

AB	30
R	3
H	8
RBI	1
BB	3
SO	6
LOB	16



PITCHER	IP	WLS	BF	H	R	ER	SO	BB	IBB	HBP	BLK	WP	HR	S	P	ERA	WHIP
Bob Welch, R ERA: 3.5 (1, 1)	5.1	L	26	6	3	2	6	3	0	0	0	1	0	35	47	3.38	1.688
Bobby Castillo, R ERA: 5.6 (6, 1)	0.2		2	0	0	0	0	0	0	0	0	0	0	2	2	0.00	0.000
Alejandro Pena, R ERA: (7, 1)	2.0		7	2	0	0	0	0	0	0	0	0	0	7	7	0.00	1.000

1B: 8	SF: 1	WP: 1	PA: 35
2B: 0	SAC: 1	PB: 0	
3B: 0	DP: 1	SB: 2	
HR: 0	HBP: 0	CS: 0	

Batter	1	2	3	4	5	6	7	8	9	AB R H RBI BB SO LOB	TOP											
Derrel Thomas, S (1, 6) OBP: 0.326, SLG: 0.320	0-3 K		0-0 F7		0-0 1B		0-0 FC1-6 1B		0-0 F9	5 2 1 0 0 1 2												
Ken Landreaux, L (1, 8) OBP: 0.322, SLG: 0.398	0-0 5-3		0-0 F7		0-0 WP 1B		1-0 1B HBP		0-0 G3	4 1 1 2 0 0 1												
Dusty Baker Jr., R (1, 7) OBP: 0.345, SLG: 0.432	0-0 P8			0-0 5-3	0-0 E 1B		0-0 1B		4-0 2B BB	4 0 2 2 1 0 0												
Steve Garvey, R (1, 3) OBP: 0.328, SLG: 0.420		0-0 F7		0-0 4-3	1-2 2-3 IBB		0-0 1B		0-0 2B	4 0 2 1 1 0 0												
Ron Cey, R (1, 5) OBP: 0.364, SLG: 0.450		0-0 1B		0-0 6-3	0-0 F8		0-3 K		0-3 K	5 0 1 0 0 2 7												
Pedro Guerrero, R (1, 9) OBP: 0.371, SLG: 0.523		0-0 G6-4-3 1B			0-0 1B BB 1B	0-0 6-3	0-0 F7			4 1 2 0 0 0 2												
Steve Yeager, R (1, 2) OBP: 0.296, SLG: 0.367		0-0 G6-4-3			0-3 K	0-3 K		0-0 F5		4 0 0 0 0 2 3												
Steve Sax, R (1, 4) OBP: 0.250, SLG: 0.250			0-0 SH1-4 1B		0-0 P4	0-3 K2-3		0-0 F8		4 0 1 0 0 1 1												
Burt Hooton, R (1, 1) OBP: 0.267, SLG: 0.222			0-0 SH1-4		4-0 1B BB		0-0 FC1-6 1B	0-3 K		2 1 1 0 1 1 0												
Inning Stats	R: 0 E: 0 K: 1 S: 5	H: 0 LOB: 0 BB: 0 P: 5	R: 0 E: 0 K: 0 S: 4	H: 2 LOB: 1 BB: 0 P: 4	R: 0 E: 0 K: 0 S: 4	H: 1 LOB: 1 BB: 0 P: 4	R: 0 E: 0 K: 0 S: 3	H: 0 LOB: 0 BB: 0 P: 3	R: 3 E: 0 K: 1 S: 9	H: 4 LOB: 3 BB: 2 P: 17	R: 0 E: 0 K: 2 S: 7	H: 0 LOB: 0 BB: 0 P: 7	R: 2 E: 1 K: 1 S: 8	H: 3 LOB: 2 BB: 0 P: 9	R: 0 E: 0 K: 1 S: 5	H: 0 LOB: 0 BB: 0 P: 5	R: 0 E: 0 K: 1 S: 6	H: 1 LOB: 2 BB: 1 P: 10	1B: 10 2B: 1 3B: 0 HR: 0	SF: 0 SAC: 1 DP: 1 HBP: 1	WP: 1 PB: 0 SB: 0 CS: 0	PA: 41
PITCHER	IP WLS BF H R ER SO BB IBB HBP BLK WP HR S P ERA WHIP																					
Mike Griffin, R (1, 1) ERA: 2.55	4.2 L 20 6 3 3 2 1 0 0 0 0 0 0 23 27 5.79 1.500																					
Doug Capilla, L (5, 1) ERA: 3.15	1.2 9 2 2 2 2 0 1 1 0 1 0 11 16 10.80 1.200																					
Bill Caudill, R (7, 1) ERA: 5.49	1.2 7 2 0 0 2 0 0 0 0 0 0 11 11 0.00 1.200																					
Jay Howell, R (9, 1) ERA: 4.26	1.0 5 1 0 0 1 1 0 0 0 0 0 6 10 0.00 2.000																					

Los Angeles Dodgers @ Chicago Cubs
Wrigley Field, Chicago, IL
Tue Aug 18 1981, 3:33 AM CDT
Att. 15,973 - Unknown - 74 F

livebaseballscorecards.com

AB	36
R	5
H	11
RBI	5
BB	3
SO	7
LOB	16



Batter	1	2	3	4	5	6	7	8	9	AB R H RBI BB SO LOB	TOP											
Derrel Thomas, S (1, 6) OBP: 0.324, SLG: 0.318	0-0 CS 1B			x 0-0 F8		x 0-0 F2		x 0-0 5-3		4 0 1 0 0 0 1												
Ken Landreaux, L (1, 8) OBP: 0.324, SLG: 0.424	0-3 K 1-2			x 0-0 HR		x 0-0 4-3		x 0-0 HR		4 2 2 2 0 1 1												
Dusty Baker Jr., R (1, 7) OBP: 0.344, SLG: 0.427	0-0 G3			x 0-0 6-3		x 0-0 L5		BB BB BB BB 4-0 1B S BB		3 0 0 0 1 0 0												
Steve Garvey, R (1, 3) OBP: 0.327, SLG: 0.421		x 0-0 6-3		x 0-0 6-3		x 0-0 2B		x 0-0 P6		4 0 1 0 0 0 1												
Ron Cey, R (1, 5) OBP: 0.363, SLG: 0.447		x 0-0 L8		x 0-0 F9		x 0-0 4-3		x 0-0 BB 1-3 1B		4 0 1 0 0 0 1												
Pedro Guerrero, R (1, 9) OBP: 0.373, SLG: 0.534		BB BB BB BB 0-3 K		x 0-0 6-3		x 0-0 HR		BB BB BB BB 4-0 1-2 G4-6-3 BB		3 1 1 1 1 1 0												
Mike Scioscia, L (1, 2) OBP: 0.361, SLG: 0.335 Reggie Smith, S (9, PH) OBP: 0.300, SLG: 0.444			x 0-0 4-3		x 0-0 4-1		x 0-0 F2	x 0-0 G4-6-3 1-2		3 0 0 0 0 0 0 1 0 0 0 0 0 3												
Steve Sax, R (1, 4) OBP: 0.286, SLG: 0.286			x 0-0 F8		BB BB BB BB 0-3 K2-3		x 0-0 1B			3 0 1 0 0 1 0												
Dave Goltz, R (1, 1) Jay Johnstone, L (6, PH) Tom Niedenfuer, R (6, 1) Rick Monday, L (8, PH) Steve Howe, L (8, 1)			x 0-0 F9		BB BB BB BB 0-3 K		x 0-0 F9			1 0 0 0 0 0 0 1 0 0 0 0 1 0 0 0 0 0 0 0 0 1 0 0 0 0 0 1 0 0 0 0 0 0 0												
Inning Stats	R: 0 E: 0 K: 1 S: 5	H: 1 LOB: 0 BB: 0 P: 5	R: 0 E: 0 K: 1 S: 5	H: 0 LOB: 0 BB: 0 P: 5	R: 0 E: 0 K: 0 S: 3	H: 0 LOB: 0 BB: 0 P: 3	R: 1 E: 0 K: 0 S: 4	H: 1 LOB: 0 BB: 0 P: 4	R: 0 E: 0 K: 0 S: 3	H: 0 LOB: 0 BB: 0 P: 3	R: 0 E: 0 K: 2 S: 7	H: 0 LOB: 0 BB: 0 P: 7	R: 0 E: 0 K: 0 S: 4	H: 1 LOB: 1 BB: 0 P: 4	R: 1 E: 0 K: 0 S: 5	H: 2 LOB: 1 BB: 0 P: 5	R: 1 E: 0 K: 0 S: 4	H: 2 LOB: 2 BB: 2 P: 12	1B: 3 2B: 1 3B: 0 HR: 3	SF: 0 SAC: 0 DP: 1 HBP: 0	WP: 0 PB: 0 SB: 1 CS: 1	PA: 34
PITCHER	IP WLS BF H R ER SO BB IBB HBP BLK WP HR S P ERA WHIP																					
Mike Krukow, R (1, 1) ERA: 4.41	7.1 W 26 5 2 2 4 0 0 0 0 0 2 34 34 2.46 0.682																					
Lee Smith, R (8, 1) ERA: 3.86	0.2 4 1 1 1 0 1 0 0 0 0 1 3 7 13.50 3.000																					
Randy Martz, R (9, 1) ERA: 3.89	1.0 S 4 1 0 0 0 1 0 0 0 0 0 0 3 7 0.00 2.000																					

Los Angeles Dodgers @ Chicago Cubs
 Wrigley Field, Chicago, IL
 Wed Aug 19 1981, 3:33 AM CDT
 Att. 26,860 - Unknown - 73 F

AB	32
R	3
H	7
RBI	3
BB	2
SO	4
LOB	8



Batter	1	2	3	4	5	6	7	8	9
Ivan De Jesus, R OBP: 0.270, SLG: 0.212 (1, 6)	0-0 P6		0-0 FC1-6 1B	0-0 F9			0-0 E 1B		
Mike Tyson, R OBP: 0.229, SLG: 0.277 (1, 4)	0-0 L9		0-0 FC1-6 G1-6-3 1-2f		0-0 5-3		0-0 L6 1-3		
Bill Buckner, L OBP: 0.335, SLG: 0.450 (1, 3)	0-3 K		0-0 G1-6-3 1-2f		0-0 L9		0-0 FC6-4 1B 3-H		
Leon Durham, L OBP: 0.360, SLG: 0.478 (1, 9)		0-0 5-3		0-0 E S 3B 1B	4-0 BB		0-0 FC6-4 1-2f		
Bobby Bonds, R OBP: 0.465, SLG: 0.611 (1, 8)		0-0 BB E 1B		0-0 1-H FC6-4 3B	0-0 1-H 2B		0-0 P3 1-2		
Jerry Morales, R OBP: 0.356, SLG: 0.358 (1, 7)		0-0 P6		0-3 K	0-0 6-3			0-0 5-3	
Tim Blackwell, S OBP: 0.348, SLG: 0.364 (1, 2)		0-0 E6 1-2 BB		4-0 FC6-4 IBB		0-0 F5		0-0 3-1 1B	
Ken Reitz, R OBP: 0.279, SLG: 0.306 (1, 5)		4-0 BB		0-0 FC6-4 1B 1-2f 3-H		0-3 K		0-0 3-1 1-2	
Mike Krukow, R OBP: 0.240, SLG: 0.280 (1, 1)		0-0 6-3		0-0 1-2 1B		0-3 K		0-3 K	
Lee Smith, R (8, 1)									
Randy Martz, L OBP: 0.292, SLG: 0.190 (9, 1)									

Inning Stats	R: 0 E: 0 K: 1 S: 5	H: 0 LOB: 0 BB: 0 P: 5	R: 0 E: 1 K: 0 S: 5	H: 1 LOB: 3 BB: 1 P: 9	R: 0 E: 0 K: 0 S: 3	H: 1 LOB: 0 BB: 0 P: 3	R: 2 E: 0 K: 1 S: 8	H: 3 LOB: 2 BB: 1 P: 12	R: 1 E: 0 K: 0 S: 4	H: 1 LOB: 1 BB: 1 P: 8	R: 0 E: 0 K: 2 S: 7	H: 0 LOB: 0 BB: 0 P: 7	R: 1 E: 1 K: 0 S: 5	H: 2 LOB: 1 BB: 0 P: 5	R: 0 E: 0 K: 1 S: 6	H: 1 LOB: 1 BB: 0 P: 6
1B: 7 2B: 1 3B: 1 HR: 0	SF: 0 SAC: 0 DP: 1 HBP: 0	WP: 0 PA: 36														

PITCHER	IP	WLS	BF	H	R	ER	SO	BB	IBB	HBP	BLK	WP	HR	S	P	ERA	WHIP
Dave Goltz, R ERA: 2.66 (1, 1)	5.0	L	24	6	3	3	2	2	1	0	0	0	0	25	37	5.40	1.600
Tom Niedenfuer, R ERA: 1.8 (6, 1)	2.0		8	2	1	1	2	0	0	0	0	0	0	12	12	4.50	1.000
Steve Howe, L ERA: 1.97 (8, 1)	1.0		4	1	0	0	1	0	0	0	0	0	0	6	6	0.00	1.000

BOTTOM

Los Angeles Dodgers @ Chicago Cubs
Wrigley Field, Chicago, IL
Wed Aug 19 1981, 3:33 AM CDT
Att: 26,860 - Unknown - 73 F

livebaseballscorecards.com

AB	33
R	4
H	9
RBI	4
BB	3
SO	5
LOB	17



Batter	1	2	3	4	5	6	7	8	9	AB R H RBI BB SO LOB	TOP											
Derrel Thomas, S OBP: 0.322, SLG: 0.316 (1, 6) X	0-0 6-3		0-0 4-3		0-0 5-3		0-0 1-2 1B			4 0 1 0 0 0 0	Los Angeles Dodgers @ St. Louis Cardinals Busch Stadium, St. Louis, MO Fri Aug 21 1981, 7:05 PM CDT Att: 33,375 - Unknown livebaseballscorecards.com											
Ken Landreaux, L OBP: 0.320, SLG: 0.418 (1, 8) X	0-0 1-3		0-0 P6		0-0 4-3		0-0 F8			4 0 0 0 0 0 2												
Dusty Baker Jr., R OBP: 0.350, SLG: 0.432 (1, 7) X	0-0 HR 1B		0-0 CS 1B		0-0 6-3		0-0 CS 1B			4 1 3 0 0 0 0												
Steve Garvey, R OBP: 0.329, SLG: 0.437 (1, 3) X	0-0 1-H HR		0-0 CS 1-2	0-0 6-3		0-0 1B 2B	0-0 L9 1-2			4 2 2 2 0 0 1												
Ron Cey, R OBP: 0.361, SLG: 0.444 (1, 5) X	0-0 6-3			0-0 1B WP 1B		0-0 P4	0-3 K S S S			4 1 1 0 0 1 1												
Pedro Guerrero, R OBP: 0.379, SLG: 0.535 (1, 9)		B B B B B	4-0 6-3 S BB	0-0 CS WP 1-3 1B		0-0 2-H 1B	0-0 F9			3 0 2 1 1 0 0												
Mike Scioscia, L OBP: 0.364, SLG: 0.335 (1, 2) X		X	0-0 6-3 1-3	B B B B B	4-0 1-2 3-H BB		0-0 FC1-6 1B	0-3 K S S S		3 0 1 0 1 1 1												
Steve Sax, R OBP: 0.182, SLG: 0.182 (1, 4) X		X	0-0 6-3	X	0-0 F8 1-2 2-3		0-0 P6	0-0 1-3		4 0 0 0 0 0 4												
Jerry Reuss, L OBP: 0.200, SLG: 0.200 (1, 1)		0-0 K	0-3 K	X	0-0 4-3		0-0 FC1-6 1B 1-2f			3 0 0 0 0 1 2												
Inning Stats	R: 2 E: 0 K: 0 S: 5	H: 2 LOB: 0 BB: 0 P: 5	R: 0 E: 0 K: 1 S: 5	H: 0 LOB: 1 BB: 1 P: 9	R: 0 E: 0 K: 0 S: 3	H: 1 LOB: 0 BB: 0 P: 3	R: 1 E: 0 K: 0 S: 4	H: 2 LOB: 1 BB: 1 P: 8	R: 0 E: 0 K: 0 S: 3	H: 0 LOB: 0 BB: 0 P: 3		R: 1 E: 0 K: 0 S: 4	H: 2 LOB: 1 BB: 0 P: 4	R: 0 E: 0 K: 0 S: 5	H: 2 LOB: 2 BB: 0 P: 5	R: 0 E: 0 K: 1 S: 5	H: 1 LOB: 0 BB: 0 P: 5	R: 0 E: 0 K: 1 S: 5	H: 0 LOB: 0 BB: 0 P: 5	1B: 8 2B: 1 3B: 0 HR: 1	SF: 0 SAC: 0 DP: 0 HBP: 0	WP: 1 PB: 0 SB: 1 CS: 4
PITCHER	IP WLS BF H R ER SO BB IBB HBP BLK WP HR S P ERA WHIP																				PITCHER	IP WLS BF H R ER SO BB IBB HBP BLK WP HR S P ERA WHIP
Joaquin Andujar, R ERA: 5.3 (1, 1)	6.0 L 24 7 4 4 1 2 0 0 0 1 1 24 32 6.00 1.500																				Bob Sykes, L ERA: 6.0 (7, 1)	3.0 11 3 0 0 2 0 0 0 0 0 0 0 15 15 0.00 1.000



Batter	1	2	3	4	5	6	7	8	9	AB R H RBI BB SO LOB
Garry Templeton, S (1, 6) Mike Ramsey, S (6, 6) OBP: 0.294, SLG: 0.379 OBP: 0.405, SLG: 0.400	0-0 5-3			0-0 6-3		0-0 FC5-4			0-0 5-3	2 0 0 0 0 0 0 2 0 0 0 0 0 1
Tom Herr, S (1, 4) Bob Sykes, S (7, 1) Gene Tenace, R (9, PH) OBP: 0.340, SLG: 0.369 OBP: 0.392, SLG: 0.391	0-3 K			0-3 K		0-0 6-3			0-0 5-3	3 0 0 0 0 0 2 1 0 0 0 0 0 0 0 1 0 0 0 0 0 0
Keith Hernandez, L (1, 3) OBP: 0.394, SLG: 0.472	0-0 6-3			0-0 F8					0-0 4-3	4 0 1 0 0 0 0
George Hendrick, R (1, 8) OBP: 0.349, SLG: 0.498		0-0 G4-6-3 1B			0-0 F9				0-0 L5	3 0 1 0 0 0 1
Sixto Lezcano, R (1, 7) OBP: 0.376, SLG: 0.387		0-0 G4-6-3 1-2f			0-0 F9				0-0 6-3	3 0 0 0 0 0 2
Tito Landrum, R (1, 9) OBP: 0.283, SLG: 0.379		0-0 4-3			0-0 PB 2B				0-0 5-3	3 0 1 0 0 0 1
Ken Oberkfell, L (1, 5) OBP: 0.347, SLG: 0.351			0-0 4-3		0-3 K 2-3				0-0 5-3	3 0 0 0 0 1 1
Darrell Porter, L (1, 2) Glenn Brummer, R (7, 2) OBP: 0.400, SLG: 0.393 OBP: 0.233, SLG: 0.250			0-0 L5			0-0 FC4-6 1B			0-0 3-1	2 0 1 0 0 0 0 1 0 0 0 0 0 0
Joaquin Andujar, S (1, 1) Julio Gonzalez, R (6, PH) OBP: 0.222, SLG: 0.222			0-0 P3			0-0 FC4-6 FC5-4 1-2f			0-0 6-3	1 0 0 0 0 0 0 2 0 0 0 0 0 1

Inning Stats	R: 0 E: 0 K: 1 S: 5	H: 0 LOB: 0 BB: 0 P: 5	R: 0 E: 0 K: 0 S: 3	H: 1 LOB: 0 BB: 0 P: 3	R: 0 E: 0 K: 0 S: 3	H: 0 LOB: 0 BB: 0 P: 3	R: 0 E: 0 K: 1 S: 5	H: 0 LOB: 0 BB: 0 P: 5	R: 0 E: 0 K: 1 S: 6	H: 1 LOB: 1 BB: 0 P: 6	R: 0 E: 0 K: 0 S: 4	H: 1 LOB: 1 BB: 0 P: 4	R: 0 E: 0 K: 0 S: 4	H: 1 LOB: 1 BB: 0 P: 4	R: 0 E: 0 K: 0 S: 3	H: 0 LOB: 0 BB: 0 P: 3	R: 0 E: 0 K: 0 S: 3	H: 0 LOB: 0 BB: 0 P: 3	1B: 2 2B: 2 3B: 0 HR: 0	SF: 0 SAC: 0 DP: 1 HBP: 0
PITCHER Jerry Reuss, L (1, 1) ERA: 1.86	IP: 9.0 WLS: W BF: 30 H: 4 R: 0 ER: 0 SO: 3 BB: 0 IBB: 0 HBP: 0 BLK: 0 WP: 0 HR: 0 S: 36 P: 36 ERA: 0.00 WHIP: 0.444																		WP: 0 PB: 1 SB: 0 CS: 0	PA: 30 ERA WHIP

BOTTOM

Los Angeles Dodgers @ St. Louis Cardinals
 Busch Stadium, St. Louis, MO
 Fri Aug 21 1981, 7:05 PM CDT
 Att. 33,375 - Unknown

livebaseballscorecards.com

AB	30
R	0
H	4
RBI	0
BB	0
SO	3
LOB	8



Batter	1	2	3	4	5	6	7	8	9	AB R H RBI BB SO LOB	TOP
Derrel Thomas, S (1, 6) OBP: 0.318, SLG: 0.333	0-0 L1		0-0 L9		0-0 HR		0-0 FC6-4		0-0 4-3	5 1 1 1 0 0 1	Los Angeles Dodgers @ St. Louis Cardinals Busch Stadium, St. Louis, MO Sat Aug 22 1981, 7:05 PM CDT Att: 38,751 - Unknown livebaseballscorecards.com
Ken Landreaux, L (1, 8) OBP: 0.319, SLG: 0.415	0-0 1B 2B 1B		0-0 3-1		0-0 F8		0-0 L7			4 1 1 0 0 0 1	
Dusty Baker Jr., R (1, 7) OBP: 0.345, SLG: 0.425	0-0 F8		0-0 6-3		0-0 F7			0-0 6-3		4 0 0 0 0 0 1	
Steve Garvey, R (1, 3) OBP: 0.328, SLG: 0.434	0-0 2B 1B			0-0 6-3		0-0 P4		0-0 5-3		4 1 1 0 0 0 0	
Ron Cey, R (1, 5) OBP: 0.363, SLG: 0.446	0-0 2B			0-3 K		0-0 6-3		4-0 1B BB		3 0 1 2 1 1 0	
Pedro Guerrero, R (1, 9) OBP: 0.385, SLG: 0.539	0-3 K			0-0 1B		0-0 1B		0-0 1B FC3-6		4 0 3 0 0 1 1	
Mike Scioscia, L (1, 2) OBP: 0.366, SLG: 0.335		0-0 1B		4-0 1B IBB		0-0 F9		0-0 FC3-6		3 0 1 0 1 0 3	
Steve Sax, R (1, 4) OBP: 0.200, SLG: 0.200		0-0 L7		0-0 1B			0-0 5-3		0-0 6-3	4 0 1 0 0 0 0	
Fernando Valenzuela, L (1, 1) Dave Stewart, R (9, 1) OBP: 0.238, SLG: 0.238 OBP: 0.400, SLG: 0.800		0-0 6-3			0-0 3-1		0-0 FC6-4 1B		0-3 K	4 0 1 0 0 1 0 0 0 0 0 0 0 0	
Inning Stats	R: 2 H: 3 E: 0 LOB: 1 K: 1 BB: 0 S: 8 P: 8	R: 0 H: 1 E: 0 LOB: 0 K: 0 BB: 0 S: 3 P: 3	R: 0 H: 0 E: 0 LOB: 0 K: 0 BB: 0 S: 3 P: 3	R: 0 H: 2 E: 0 LOB: 2 K: 1 BB: 1 S: 6 P: 10	R: 1 H: 1 E: 0 LOB: 0 K: 0 BB: 0 S: 4 P: 4	R: 0 H: 1 E: 0 LOB: 1 K: 0 BB: 0 S: 4 P: 4	R: 0 H: 1 E: 0 LOB: 1 K: 0 BB: 0 S: 4 P: 4	R: 0 H: 1 E: 0 LOB: 2 K: 0 BB: 1 S: 4 P: 8	R: 0 H: 0 E: 0 LOB: 0 K: 1 BB: 0 S: 5 P: 5	1B: 8 SF: 0 2B: 1 SAC: 0 3B: 0 DP: 0 HR: 1 HBP: 0	WP: 0 PA: 37 PB: 0 SB: 1 CS: 0
PITCHER	IP WLS BF H R ER SO BB IBB HBP BLK WP HR S P ERA WHIP										
Bob Forsch, R (1, 1) ERA: 3.01	7.0 L 29 9 3 3 2 0 1 0 0 0 0 1 32 36 3.86 1.286										
Mark Littell, R (8, 1) ERA: 2.75	2.0 8 1 0 0 1 1 0 0 0 0 0 0 9 13 0.00 1.000										



Batter	1	2	3	4	5	6	7	8	9	AB R H RBI BB SO LOB
Tom Herr, S (1, 4) OBP: 0.342, SLG: 0.372	0-0 S 1B	0-0 1-H 2-H 1B			0-0 F9			0-3 K		4 0 2 2 0 1 0
Tito Landrum, R (1, 7) OBP: 0.266, SLG: 0.355	0-3 K	0-0 1-3			0-0 5-3			0-3 K		4 0 0 0 0 2 2
Keith Hernandez, L (1, 3) OBP: 0.388, SLG: 0.463	0-3 K 1-2		0-0 L4			0-0 F7			0-0 4-3	4 0 0 0 0 1 1
George Hendrick, R (1, 8) OBP: 0.347, SLG: 0.491	4-0 BB		0-3 K			0-3 K			0-0 4-3	3 0 0 0 1 2 0
Sixto Lezcano, R (1, 9) OBP: 0.373, SLG: 0.380	0-3 K		0-0 F9			0-3 K			4-0 BB	3 0 0 0 1 2 2
Gene Tenace, R (1, 2) OBP: 0.390, SLG: 0.383 Dane Iorg, L (9, PH) OBP: 0.362, SLG: 0.456		4-0 WP 1B BB		0-3 K			0-3 K		0-3 K	2 1 0 0 1 2 0 1 0 0 0 0 1 1
Ken Oberkfell, L (1, 5) OBP: 0.351, SLG: 0.355		0-0 P3		0-0 CS 1B			0-0 G6-4-3 1B			3 0 2 0 0 0 1
Mike Ramsey, S (1, 6) OBP: 0.400, SLG: 0.381 Mark Littell, L (8, 1) OBP: 0.400, SLG: 0.400		4-0 WP 1B BB		0-0 F9			0-0 G6-4-3			2 1 0 0 1 0 2 0 0 0 0 0 0 0
Bob Forsch, R (1, 1) OBP: 0.200, SLG: 0.167 Julio Gonzalez, R (8, 6) OBP: 0.200, SLG: 0.200		0-3 K			0-0 6-3			0-3 K		2 0 0 0 0 1 2 1 0 0 0 0 1 0


Inning Stats		R: 0	H: 1	R: 2	H: 1	R: 0	H: 0	R: 0	H: 1	R: 0	H: 0	R: 0	H: 1	R: 0	H: 0	R: 0	H: 0	R: 0	H: 0	R: 0	H: 0	R: 0	H: 1	R: 0	H: 0	R: 2	H: 1	R: 0	H: 0	R: 0	H: 1	R: 0	H: 0	R: 0	H: 0		
		E: 0	LOB: 2	E: 0	LOB: 1	E: 0	LOB: 0	E: 0	LOB: 0	E: 0	LOB: 0	E: 0	LOB: 0	E: 0	LOB: 0	E: 0	LOB: 0	E: 0	LOB: 0	E: 0	LOB: 1	E: 0	LOB: 0	E: 0	LOB: 1	E: 0	LOB: 1	E: 0	LOB: 1	E: 0	LOB: 0	E: 0	LOB: 0	E: 0	LOB: 0	E: 0	LOB: 0
		K: 3	BB: 1	K: 1	BB: 2	K: 1	BB: 0	K: 1	BB: 0	K: 0	BB: 0	K: 1	BB: 0	K: 3	BB: 0	K: 1	BB: 0	K: 3	BB: 0	K: 1	BB: 1	K: 3	BB: 0	K: 1	BB: 1	K: 1	BB: 1	K: 1	BB: 0	K: 1	BB: 0	K: 1	BB: 0	K: 1	BB: 0	K: 1	BB: 0
		S: 10	P: 14	S: 6	P: 14	S: 5	P: 5	S: 5	P: 5	S: 3	P: 3	S: 7	P: 7	S: 5	P: 5	S: 9	P: 9	S: 9	P: 9	S: 5	P: 9	S: 5	P: 9	S: 5	P: 9	S: 5	P: 14	S: 6	P: 14	S: 5	P: 5	S: 7	P: 7	S: 5	P: 5	S: 5	P: 5

Los Angeles Dodgers @ St. Louis Cardinals
 Busch Stadium, St. Louis, MO
 Sat Aug 22 1981, 7:05 PM CDT
 Att. 38,751 - Unknown

AB	29
R	2
H	4
RBI	2
BB	4
SO	13
LOB	11

livebaseballscorecards.com

WP: 2 PA: 33
 PB: 0
 SB: 1
 CS: 1



Batter	1	2	3	4	5	6	7	8	9	AB R H RBI BB SO LOB	TOP																																																																																															
Derrel Thomas, S (1, 6) <small>OBP: 0.329, SLG: 0.336</small> Bill Russell, R (8, 6) <small>OBP: 0.254, SLG: 0.257</small>	0-0 1B	4-0 1B		0-0 5-3 1B			4-0 1B		0-0 1B	2 1 1 0 2 0 0 1 0 1 0 0 0 0																																																																																																
Ken Landreaux, L (1, 8) <small>OBP: 0.320, SLG: 0.412</small>	4-0 1B	0-0 G3 1B			0-0 4-3 1B		0-0 1B		0-0 1B	4 2 1 1 1 0 2																																																																																																
Dusty Baker Jr., R (1, 7) <small>OBP: 0.340, SLG: 0.419</small>	0-0 F3 1B		0-0 F8 1B		0-0 5-3 1B		0-0 5-3 1B			4 0 0 1 0 0 2																																																																																																
Steve Garvey, R (1, 3) <small>OBP: 0.327, SLG: 0.432</small>	0-0 1B		0-0 F3 1B		0-0 L7 1B		0-0 F7 1B			4 0 1 1 0 0 0																																																																																																
Ron Cey, R (1, 5) <small>OBP: 0.361, SLG: 0.441</small>	0-0 6-3 1B			4-0 1B		0-0 6-3 1B		0-0 6-3 1B		3 0 0 0 1 0 1																																																																																																
Pedro Guerrero, R (1, 9) <small>OBP: 0.383, SLG: 0.538</small>		0-0 2B	0-0 P4 1B			0-0 5-3 1B		0-0 4-3 1B		4 1 1 0 0 0 1																																																																																																
Mike Scioscia, L (1, 2) <small>OBP: 0.364, SLG: 0.339</small>		0-0 2B		0-0 F9 1B		0-0 L8 1B		0-0 F9 1B		4 1 1 1 0 0 0																																																																																																
Steve Sax, R (1, 4) <small>OBP: 0.263, SLG: 0.421</small>		0-3 K K		0-0 HR			0-0 1B		0-0 4-3 1B	4 2 2 1 0 1 1																																																																																																
Bob Welch, R (1, 1) <small>OBP: 0.281, SLG: 0.323</small> Terry Forster, L (3, 1) <small>OBP: 0.459, SLG: 0.714</small> Bobby Castillo, R (5, 1) <small>OBP: 0.299, SLG: 0.286</small> Pepe Frias, R (7, PH) <small>OBP: 0.299, SLG: 0.286</small> Alejandro Pena, R (7, 1) <small>OBP: 0.358, SLG: 0.521</small> Rick Monday, L (9, PH)		0-0 1B	0-0 4-3 1B			0-0 1B		0-0 1B	0-3 K K	1 0 1 1 0 0 0 1 0 0 0 0 0 0 0 0 0 0 0 0 0 1 0 0 0 0 0 1 0 0 0 0 0 0 0 1 0 0 0 0 1 0																																																																																																
Inning Stats	R: 1 H: 2 E: 1 LOB: 1 K: 0 BB: 1 S: 4 P: 8	R: 2 H: 3 E: 0 LOB: 1 K: 1 BB: 1 S: 7 P: 11	R: 0 H: 0 E: 0 LOB: 1 K: 0 BB: 1 S: 3 P: 7	R: 1 H: 1 E: 0 LOB: 0 K: 0 BB: 0 S: 4 P: 4	R: 0 H: 0 E: 0 LOB: 0 K: 0 BB: 0 S: 3 P: 3	R: 0 H: 0 E: 0 LOB: 0 K: 0 BB: 0 S: 3 P: 3	R: 3 H: 2 E: 1 LOB: 0 K: 0 BB: 1 S: 5 P: 9	R: 0 H: 0 E: 0 LOB: 0 K: 0 BB: 0 S: 3 P: 3	R: 0 H: 1 E: 0 LOB: 1 K: 1 BB: 0 S: 6 P: 6	1B: 6 SF: 0 2B: 2 SAC: 0 3B: 0 DP: 0 HR: 1 HBP: 0	WP: 1 PA: 38 PB: 0 SB: 1 CS: 0																																																																																															
PITCHER	<table border="1"> <thead> <tr> <th>PITCHER</th> <th>IP</th> <th>WLS</th> <th>BF</th> <th>H</th> <th>R</th> <th>ER</th> <th>SO</th> <th>BB</th> <th>IBB</th> <th>HBP</th> <th>BLK</th> <th>WP</th> <th>HR</th> <th>S</th> <th>P</th> <th>ERA</th> <th>WHIP</th> </tr> </thead> <tbody> <tr> <td>Lary Sorensen, R (1, 1) <small>ERA: 3.24</small></td> <td>1.2</td> <td></td> <td>10</td> <td>5</td> <td>3</td> <td>2</td> <td>1</td> <td>2</td> <td>0</td> <td>0</td> <td>1</td> <td>0</td> <td>0</td> <td>10</td> <td>18</td> <td>10.80</td> <td>4.200</td> </tr> <tr> <td>Bob Shirley, L (2, 1) <small>ERA: 4.57</small></td> <td>4.2</td> <td>W</td> <td>19</td> <td>3</td> <td>4</td> <td>3</td> <td>0</td> <td>2</td> <td>0</td> <td>0</td> <td>0</td> <td>0</td> <td>1</td> <td>17</td> <td>25</td> <td>5.79</td> <td>1.071</td> </tr> <tr> <td>Mark Littell, R (7, 1) <small>ERA: 2.66</small></td> <td>0.2</td> <td></td> <td>2</td> <td>0</td> <td>0</td> <td>0</td> <td>0</td> <td>0</td> <td>0</td> <td>0</td> <td>0</td> <td>1</td> <td>0</td> <td>2</td> <td>2</td> <td>0.00</td> <td>0.000</td> </tr> <tr> <td>Bruce Sutter, R (8, 1) <small>ERA: 2.5</small></td> <td>2.0</td> <td>S</td> <td>7</td> <td>1</td> <td>0</td> <td>0</td> <td>1</td> <td>0</td> <td>0</td> <td>0</td> <td>0</td> <td>0</td> <td>0</td> <td>9</td> <td>9</td> <td>0.00</td> <td>0.500</td> </tr> </tbody> </table>																PITCHER	IP	WLS	BF	H	R	ER	SO	BB	IBB	HBP	BLK	WP	HR	S	P	ERA	WHIP	Lary Sorensen, R (1, 1) <small>ERA: 3.24</small>	1.2		10	5	3	2	1	2	0	0	1	0	0	10	18	10.80	4.200	Bob Shirley, L (2, 1) <small>ERA: 4.57</small>	4.2	W	19	3	4	3	0	2	0	0	0	0	1	17	25	5.79	1.071	Mark Littell, R (7, 1) <small>ERA: 2.66</small>	0.2		2	0	0	0	0	0	0	0	0	1	0	2	2	0.00	0.000	Bruce Sutter, R (8, 1) <small>ERA: 2.5</small>	2.0	S	7	1	0	0	1	0	0	0	0	0	0	9	9	0.00	0.500
PITCHER	IP	WLS	BF	H	R	ER	SO	BB	IBB	HBP	BLK	WP	HR	S	P	ERA	WHIP																																																																																									
Lary Sorensen, R (1, 1) <small>ERA: 3.24</small>	1.2		10	5	3	2	1	2	0	0	1	0	0	10	18	10.80	4.200																																																																																									
Bob Shirley, L (2, 1) <small>ERA: 4.57</small>	4.2	W	19	3	4	3	0	2	0	0	0	0	1	17	25	5.79	1.071																																																																																									
Mark Littell, R (7, 1) <small>ERA: 2.66</small>	0.2		2	0	0	0	0	0	0	0	0	1	0	2	2	0.00	0.000																																																																																									
Bruce Sutter, R (8, 1) <small>ERA: 2.5</small>	2.0	S	7	1	0	0	1	0	0	0	0	0	0	9	9	0.00	0.500																																																																																									

Los Angeles Dodgers @ St. Louis Cardinals
 Busch Stadium, St. Louis, MO
 Sun Aug 23 1981, 3:33 AM CDT
 Att: 18,189 - Unknown

AB	34
R	7
H	9
RBI	6
BB	4
SO	2
LOB	8



BOTTOM

Los Angeles Dodgers @ St. Louis Cardinals
Busch Stadium, St. Louis, MO

livebaseballscorecards.com

AB	43
R	11
H	20
RBI	10
BB	1
SO	5
LOB	17



WP:	0	PA:	44
PB:	0	SB:	1
CS:	0		

Sun Aug 23 1981, 3:33 AM CDT
Att. 18,189 - Unknown

AB R H RBI BB SO LOB

5	2	2	0	0	1	1	
5	1	2	1	0	0	3	
5	3	4	2	0	0	1	
0	0	0	0	0	0	0	
5	0	2	1	0	0	1	
5	3	3	2	0	1	2	
5	0	2	1	0	1	3	
0	0	0	0	0	0	0	
5	0	1	1	0	1	2	
4	2	2	0	1	1	2	
0	0	0	0	0	0	0	
3	0	1	1	0	0	2	
0	0	0	0	0	0	0	
1	0	1	1	0	0	0	
0	0	0	0	0	0	0	
1B:	14	SF:	0	WP:	0	PA:	44
2B:	3	SAC:	0	PB:	0	SB:	1
3B:	2	DP:	0	CS:	0		
HR:	1	HBP:	0				

Batter	1	2	3	4	5	6	7	8	9							
Tom Herr, S OBP: 0.344, SLG: 0.372 (1, 4)	0-0 F8 HR 1B	0-0 1-2 1B		0-0 3-1 2		0-3 K 1	0-0 FC6-2-5 S 1B									
Ken Oberkfell, L OBP: 0.352, SLG: 0.356 (1, 5)	0-0 F8 1-2	0-0 G3		0-0 1-3 3		0-0 1B 1B	0-0 3-H 1-H 1B									
Keith Hernandez, L OBP: 0.395, SLG: 0.489 Bruce Sutter, R (8, 1)	0-0 2-H HR		0-0 3B 2B		0-0 1B 1B	0-0 1-3 1B	0-0 F8 3									
George Hendrick, R OBP: 0.348, SLG: 0.489 (1, 8)	0-0 6-3 2		0-0 F8 1		0-0 1B 1-2 1B	0-0 1-2 3-H 1B	0-0 P4 1									
Dane Iorg, L OBP: 0.373, SLG: 0.481 (8, 3)	0-0 F7 3		0-0 1B 3B 2-H		0-0 1B 1-3 2-H 1B	0-3 K 2	0-0 2B 1B									
Darrell Porter, L OBP: 0.400, SLG: 0.393 Glenn Brummer, R OBP: 0.233, SLG: 0.250 (9, 2)		0-0 L3 1	0-0 3-H 1B		0-0 FC5 2-H 1B	0-0 4-3 3	0-3 K 2									
Sixto Lezcano, R OBP: 0.369, SLG: 0.380 (1, 9)		0-0 P4 2	0-0 F9 2		0-3 K 2		0-0 6-3 1	0-0 1-H 2B								
Mike Ramsey, S OBP: 0.420, SLG: 0.413 (1, 6)		0-0 1B 2B	0-0 1-3 3		4-0 IBB		0-0 3B 1B	0-3 K 3								
Lary Sorensen, R OBP: 0.063, SLG: 0.094 Bob Shirley, R OBP: 0.105, SLG: 0.105 Mark Littell, L OBP: 0.400, SLG: 0.400 Steve Braun, L OBP: 0.375, SLG: 0.368 Tito Landrum, R OBP: 0.266, SLG: 0.355 (8, 7)		0-0 2-H 1B		0-0 F9 1	0-0 FC5 2-3f 3		0-0 1-H FC6-2-5 3B									
Inning Stats	R: 2 E: 0 K: 0 S: 5	H: 2 LOB: 0 BB: 0 P: 5	R: 1 E: 0 K: 0 S: 6	H: 3 LOB: 2 BB: 0 P: 6	R: 2 E: 0 K: 0 S: 6	H: 3 LOB: 1 BB: 0 P: 6	R: 0 E: 0 K: 0 S: 3	H: 0 LOB: 0 BB: 0 P: 3	R: 2 E: 0 K: 1 S: 8	H: 4 LOB: 2 BB: 1 P: 12	R: 1 E: 0 K: 2 S: 10	H: 3 LOB: 2 BB: 0 P: 10	R: 2 E: 0 K: 0 S: 6	H: 3 LOB: 1 BB: 0 P: 6	R: 1 E: 0 K: 2 S: 9	H: 2 LOB: 1 BB: 0 P: 9

PITCHER	IP	WLS	BF	H	R	ER	SO	BB	IBB	HBP	BLK	WP	HR	S	P	ERA	WHIP
Bob Welch, R ERA: 3.9 (1, 1)	2.1	L	14	7	5	5	0	0	0	0	0	0	1	14	14	19.29	3.000
Terry Forster, L ERA: 6.35 (3, 1)	2.0		10	5	2	2	0	0	0	0	0	0	0	10	10	9.00	2.500
Bobby Castillo, R ERA: 5.59 (5, 1)	1.2		9	3	1	1	3	0	1	0	0	0	0	14	18	5.40	1.800
Alejandro Pena, R ERA: 3.0 (7, 1)	2.0		11	5	3	3	2	0	0	0	0	0	0	15	15	13.50	2.500

Batter	1	2	3	4	5	6	7	8	9	AB R H RBI BB SO LOB	TOP
Steve Sax, R (1, 4) OBP: 0.217, SLG: 0.348	0-0 E6 6-3	0-0 F8		0-0 F7			0-0 F8			4 0 0 0 0 0 4	Los Angeles Dodgers @ Pittsburgh Pirates Three Rivers Stadium, Pittsburgh, PA Mon Aug 24 1981, 7:05 PM EDT Att: 12,308 - Unknown livebaseballscorecards.com
Ken Landreaux, L (1, 8) OBP: 0.319, SLG: 0.414	0-0 6-3 1-2		0-0 6-3		0-0 4-3		0-0 2B			4 0 1 0 0 0 1	
Dusty Baker Jr., R (1, 7) OBP: 0.342, SLG: 0.431	0-3 K		0-0 HR		0-0 1B		0-0 5-3			4 1 2 1 0 1 2	
Steve Garvey, R (1, 3) OBP: 0.323, SLG: 0.426	0-0 L4		0-0 6-3		0-0 5-3		0-0 F7			4 0 0 0 0 0 1	
Ron Cey, R (1, 5) OBP: 0.356, SLG: 0.434		0-0 P6	0-3 K		0-0 5-3		0-3 K			4 0 0 0 0 2 0	
Pedro Guerrero, R (1, 9) OBP: 0.381, SLG: 0.532		0-0 E5 1B		4-0 1B BB		0-0 F9	0-0 F9			3 1 0 0 1 0 0	
Steve Yeager, R (1, 2) OBP: 0.283, SLG: 0.415		0-3 K		0-3 K		0-0 HR		0-0 G3		4 1 1 1 0 2 2	
Bill Russell, R (1, 6) OBP: 0.254, SLG: 0.257		0-0 2B 2-H 1B		0-0 F9		0-0 F7		0-0 P6		4 0 1 1 0 0 1	
Burt Hooton, R (1, 1) OBP: 0.294, SLG: 0.290		0-0 1-3 2B		0-0 1-2 1B		0-0 F8		0-0 1-3		4 0 2 0 0 0 0	
Inning Stats	R: 0 E: 1 K: 1 S: 6 H: 0 LOB: 1 BB: 0 P: 6	R: 1 E: 1 K: 1 S: 8 H: 2 LOB: 2 BB: 0 P: 8	R: 1 E: 0 K: 1 S: 6 H: 1 LOB: 0 BB: 0 P: 6	R: 0 E: 0 K: 1 S: 6 H: 1 LOB: 2 BB: 1 P: 10	R: 0 E: 0 K: 0 S: 3 H: 1 LOB: 0 BB: 0 P: 3	R: 1 E: 0 K: 0 S: 4 H: 1 LOB: 0 BB: 0 P: 4	R: 0 E: 0 K: 0 S: 4 H: 1 LOB: 1 BB: 0 P: 4	R: 0 E: 0 K: 1 S: 5 H: 0 LOB: 0 BB: 0 P: 5	R: 0 E: 0 K: 0 S: 3 H: 0 LOB: 0 BB: 0 P: 3	1B: 3 2B: 2 3B: 0 HR: 2 SF: 0 SAC: 0 DP: 0 HBP: 0	WP: 0 PB: 0 SB: 0 CS: 0 PA: 36
PITCHER Odell Jones, R (1, 1) ERA: 2.6	IP: 8.0 WLS: L BF: 33 H: 7 R: 3 ER: 2 SO: 5 BB: 1 IBB: 0 HBP: 0 BLK: 0 WP: 0 HR: 2 S: 42 P: 46 ERA: 2.25 WHIP: 1.000										
PITCHER Kent Tekulve, R (9, 1) ERA: 2.82	IP: 1.0 WLS: 3 BF: 0 H: 0 R: 0 ER: 0 SO: 0 BB: 0 IBB: 0 HBP: 0 BLK: 0 WP: 0 HR: 0 S: 3 P: 3 ERA: 0.00 WHIP: 0.000										



Batter	1	2	3	4	5	6	7	8	9	AB	R	H	RBI	BB	SO	LOB
Omar Moreno, L (1, 8) OBP: 0.320, SLG: 0.359	0-0 F7		0-0 4-3			0-0 6-3		0-0 F9		4	0	0	0	0	0	1
Tim Foli, R (1, 6) OBP: 0.290, SLG: 0.300	0-0 F3		0-0 F9			0-0 6-3			0-0 F9	4	0	0	0	0	0	1
Dave Parker, L (1, 9) OBP: 0.270, SLG: 0.429	0-0 4-3			0-0 F7		0-0 1-3			0-0 4-3	4	0	0	0	0	0	0
Bill Madlock, R (1, 5) OBP: 0.421, SLG: 0.479		0-0 F7		0-0 S 1B			0-0 L4-3 1B		0-0 6-3	4	0	2	0	0	0	0
Mike Easler, L (1, 7) OBP: 0.338, SLG: 0.479		0-3 K		0-0 F8		0-0 L4-3				3	0	0	0	0	1	2
Tony Peña, R (1, 2) OBP: 0.352, SLG: 0.438		0-0 E5 FC4-6		0-0 5-3		0-0 1B				3	0	1	0	0	0	1
Willie Montanez, L (1, 3) OBP: 0.218, SLG: 0.203		0-0 FC4-6			0-0 3-1		0-0 F8			3	0	0	0	0	0	2
Phil Garner, R (1, 4) OBP: 0.328, SLG: 0.340			4-0 BB		0-3 K			0-0 G4-6-3 1B		2	0	1	0	1	1	0
Odell Jones, R (1, 1)			0-3 K		0-3 K			0-0 G4-6-3		2	0	0	0	0	2	1
Jason Thompson, L (8, PH) OBP: 0.329, SLG: 0.364								1-2		1	0	0	0	0	0	1
Kent Tekulve, R (9, 1)										0	0	0	0	0	0	0

Inning Stats	R: 0	H: 0	E: 0	LOB: 0	K: 0	BB: 0	S: 3	P: 3	R: 0	H: 0	E: 1	LOB: 1	K: 1	BB: 0	S: 6	P: 6	R: 0	H: 0	E: 0	LOB: 1	K: 1	BB: 1	S: 5	P: 9	R: 0	H: 1	E: 0	LOB: 1	K: 0	BB: 0	S: 4	P: 4	R: 0	H: 0	E: 0	LOB: 0	K: 2	BB: 0	S: 7	P: 7	R: 0	H: 0	E: 0	LOB: 0	K: 0	BB: 0	S: 3	P: 3	R: 0	H: 2	E: 0	LOB: 1	K: 0	BB: 0	S: 4	P: 4	R: 0	H: 1	E: 0	LOB: 0	K: 0	BB: 0	S: 3	P: 3	R: 0	H: 0	E: 0	LOB: 0	K: 0	BB: 0	S: 3	P: 3
Burt Hooton, R (1, 1) ERA: 2.3	IP: 9.0	WLS: W	BF: 31	H: 4	R: 0	ER: 0	SO: 4	BB: 1	IBB: 0	HBP: 0	BLK: 0	WP: 0	HR: 0	S: 38	P: 42	ERA: 0.00	WHIP: 0.556																																																							
																		PITCHER	IP	WLS	BF	H	R	ER	SO	BB	IBB	HBP	BLK	WP	HR	S	P	ERA	WHIP																																					

BOTTOM

Los Angeles Dodgers @ Pittsburgh Pirates
 Three Rivers Stadium, Pittsburgh, PA

Mon Aug 24 1981, 7:05 PM EDT
 Att. 12,308 - Unknown

AB	30
R	0
H	4
RBI	0
BB	1
SO	4
LOB	9



Batter	1	2	3	4	5	6	7	8	9	10	11	AB R H RBI BB SO LOB	TOP			
Steve Sax, R (1, 4) OBP: 0.345, SLG: 0.429	4-0 CS BB		X 0-0 CS 1B	X 0-0 1-2 3-H 1B		X 0-0 1-2 2B 1B		S 0-3 K		X 0-0 1B		5 1 4 1 1 1 0	Los Angeles Dodgers @ Pittsburgh Pirates Three Rivers Stadium, Pittsburgh, PA Tue Aug 25 1981, 7:05 PM EDT Att. 16,770 - Unknown			
Ken Landreaux, L (1, 8) OBP: 0.319, SLG: 0.416	X 0-0 F7		S 0-3 K	X 0-0 F7		X 0-0 1-H 2B			X 0-0 2B 1B	X 0-0 1-3		6 1 2 1 0 1 5				
Dusty Baker Jr., R (1, 7) OBP: 0.349, SLG: 0.438	S 0-3 K			X 0-0 1B 1B	X 0-0 1-3	X 1-0 HBP			X 0-0 1-H 2B		X 0-0 SH1-3 1B	5 2 3 1 0 1 0				
Steve Garvey, R (1, 3) OBP: 0.324, SLG: 0.425		X 0-0 P3		X 0-0 FC5-4 1B 1B	X 0-0 FC1-6-5 BLK 1B	X 0-3 K		S 0-3 K	S 0-3 K		X 0-0 SH1-3	5 1 2 0 0 2 3				
Ron Cey, R (1, 5) OBP: 0.354, SLG: 0.429		X 0-0		S 0-3 K	X 0-0 FC1-6-5 1B		X 0-0 P4		X 0-0 F9		X 0-0 1B 1B	5 0 1 0 0 1 4				
Alejandro Pena, R (9, 1)												0 0 0 0 0 0 0				
Rick Monday, L (11, PH) OBP: 0.366, SLG: 0.528												1 1 1 1 0 0 0				
Tom Niedenfuer, R (11, 1)												0 0 0 0 0 0 0				
Pedro Guerrero, R (1, 9) OBP: 0.383, SLG: 0.527		X 0-0 FC6-4 E		X 0-0 FC5-4 1B	X 4-0 1B IBB		X 0-0 F7		X 4-0 IBB		X 0-0 L8	4 1 1 1 2 0 2				
Steve Yeager, R (1, 2) OBP: 0.297, SLG: 0.407		X 0-0 E9		X 0-0 FC5-4 BB 1B	X 0-0 1-2 2-H 1B		X 0-3 K		X 0-0 F7		X 0-0 1B 1B	6 1 2 0 0 1 4				
Bill Russell, R (1, 6) OBP: 0.261, SLG: 0.257		S 0-3 K		S 4-0 1B 1B BB		H 1-0 HBP		X 0-0 P6		X 0-0 4-3		4 1 1 1 1 1 1				
Dave Goltz, R (1, 1) OBP: 0.231, SLG: 0.091			X 0-0 6-3	X 0-0 1B 1B		S 0-3 K		S 0-3 K		X 0-0 6-3		3 0 1 2 0 1 1				
Steve Howe, L (7, 1)												1 0 0 0 0 1 0				
Dave Stewart, R (9, 1) OBP: 0.400, SLG: 0.800												0 0 0 0 0 0 0				
Derrel Thomas, S (9, 5) OBP: 0.325, SLG: 0.331												2 0 0 0 0 0 2				
Inning Stats	R: 0 H: 0 E: 0 LOB: 0 K: 1 BB: 1 S: 4 P: 8	R: 1 H: 1 E: 1 LOB: 1 K: 1 BB: 0 S: 7 P: 7	R: 0 H: 1 E: 0 LOB: 0 K: 1 BB: 0 S: 5 P: 5	R: 4 H: 5 E: 0 LOB: 2 K: 1 BB: 1 S: 10 P: 14	R: 0 H: 2 E: 0 LOB: 2 K: 0 BB: 1 S: 4 P: 8	R: 1 H: 2 E: 0 LOB: 2 K: 2 BB: 0 S: 8 P: 10	R: 0 H: 0 E: 0 LOB: 0 K: 1 BB: 0 S: 5 P: 5	R: 0 H: 0 E: 0 LOB: 0 K: 2 BB: 0 S: 7 P: 7	R: 1 H: 2 E: 0 LOB: 2 K: 1 BB: 1 S: 7 P: 11	R: 0 H: 1 E: 0 LOB: 1 K: 0 BB: 0 S: 4 P: 4	R: 2 H: 4 E: 0 LOB: 2 K: 0 BB: 0 S: 7 P: 7	1B: 16 SF: 0 2B: 2 SAC: 1 3B: 0 DP: 0 HR: 0 HBP: 2	WP: 0 PA: 54 PB: 0 SB: 2 CS: 2			
PITCHER	IP WLS BF H R ER SO BB IBB HBP BLK WP HR S P ERA WHIP															
Pascual Perez, R (1, 1) ERA: 4.18	7.0	34	11	6	5	7	2	1	2	1	0	0	43	57	6.43	1.857
Enrique Romo, R (8, 1) ERA: 3.86	0.1	1	0	0	0	0	0	0	0	0	0	0	1	1	0.00	0.000
Grant Jackson, L (8, 1) ERA: 2.86	1.2	8	2	1	1	3	0	1	0	1	0	0	13	17	5.40	1.200
Kent Tekulve, R (10, 1) ERA: 3.12	2.0	L	11	5	2	2	0	0	0	0	0	0	11	11	9.00	2.500

livebaseballscores.com

AB	47
R	9
H	18
RBI	8
BB	4
SO	10
LOB	22




Batter	1	2	3	4	5	6	7	8	9	10	11	AB R H RBI BB SO LOB
Omar Moreno, L OBP: 0.320, SLG: 0.359 (1, 8)	F8	K			1B		2B 1B		F8		F8	6 1 2 0 0 1 5
Tim Foli, R OBP: 0.286, SLG: 0.296 (1, 6)	4-3		4-3		P6		2B		HR		F8	3 0 0 0 0 0 1
Dale Berra, R OBP: 0.333, SLG: 0.341 (7, 6)	4-3		4-3		1B		4-3		HR		4-3	3 1 2 3 0 0 0
Dave Parker, L OBP: 0.272, SLG: 0.442 (1, 9)	4-3		5-3		1B		4-3		HR		4-3	6 1 2 3 0 0 0
Bill Madlock, R OBP: 0.430, SLG: 0.492 (1, 5)		1B			6-3				1B		2B	5 1 4 0 0 0 2
Mike Easler, L OBP: 0.339, SLG: 0.475 (1, 7)		1B			F7		1-3		G6-4-3		IBB	4 0 1 0 1 0 2
Kent Tekulve, R (10, 1)		1B							1-2			0 0 0 0 0 0 0
Tony Peña, R OBP: 0.353, SLG: 0.437 (1, 2)		1B			6-3		G6-3		6-3		1-3	5 0 2 1 0 0 2
Willie Montanez, L OBP: 0.210, SLG: 0.195 (1, 3)		F9			4-3		G6-3				5-3	3 0 0 0 0 0 3
Bill Robinson, R OBP: 0.242, SLG: 0.273 (9, PH) (10, 3)							1-2		F8		1B	2 1 1 0 0 0 0
Phil Garner, R OBP: 0.330, SLG: 0.342 (1, 4)		1B			F8		F9		HR		5-3	5 1 2 0 0 0 0
Pascual Perez, R OBP: 0.133, SLG: 0.267 (7, PH) Jason Thompson, L OBP: 0.333, SLG: 0.384 Enrique Romo, R (8, 1) Grant Jackson, S (8, 1) Lee Lacy, R OBP: 0.315, SLG: 0.390 (9, PH) (10, 7)		K			K		2B		P3		K	2 0 0 0 0 0 2 3 0 1 0 0 0 1 0 0 0 0 0 0 0 0 0 0 0 0 0 0 0 0 0 0 2 0 0 0 0 0 1 2

Inning Stats	R: 0	H: 0	E: 0	K: 0	S: 3	R: 1	H: 4	E: 0	K: 2	S: 11	R: 0	H: 1	E: 0	K: 0	S: 4	R: 0	H: 0	E: 0	K: 1	S: 7	R: 0	H: 1	E: 0	K: 0	S: 3	R: 2	H: 2	E: 0	K: 0	S: 4	R: 0	H: 1	E: 0	K: 0	S: 3	R: 4	H: 5	E: 0	K: 0	S: 8	R: 0	H: 0	E: 0	K: 1	S: 5	R: 0	H: 0	E: 0	K: 0	S: 3
	0	0	0	0	3	1	4	0	2	11	0	1	0	0	4	0	0	0	1	7	0	1	0	0	3	2	2	0	0	8	0	1	0	0	3	4	5	0	0	12	0	0	5	0	0	3				
	0	0	0	0	3	1	4	0	2	11	0	1	0	0	4	0	0	0	1	7	0	1	0	0	3	2	2	0	0	8	0	1	0	0	3	4	5	0	0	12	0	0	5	0	0	3				

Los Angeles Dodgers @ Pittsburgh Pirates
 Three Rivers Stadium, Pittsburgh, PA
 Tue Aug 25 1981, 7:05 PM EDT
 Att. 16,770 - Unknown

AB	46
R	7
H	16
RBI	7
BB	2
SO	4
LOB	20



WP: 0	PA: 48
PB: 0	
SB: 0	
CS: 0	

Batter	1	2	3	4	5	6	7	8	9	AB R H RBI BB SO LOB	TOP																
Steve Sax, R (1, 4) OBP: 0.400, SLG: 0.455	0-0 FC2-5 S 1B	0-0 BB BLK 2B 1B		0-0 G3 SH1-3 1B		0-0 FC6-5 BB 1B	4-0 FC4-6 BB	0-3 K		5 2 3 1 1 1 2																	
Derrel Thomas, S (1, 8) OBP: 0.327, SLG: 0.329	0-0 FC2-5 G3 1-3	4-0 BB 2B BB		0-0 SH1-3		0-0 L9	0-0 FC4-6 1B SF8	0-0 1B		4 2 1 0 1 0 3																	
Rick Monday, L (1, 7) OBP: 0.375, SLG: 0.513	0-0 G3 1-2	4-0 2B BB		0-0 G3 2-3		4-0 1B BB	0-0 FC5 1B	0-0 F8		4 2 1 0 2 0 4																	
Steve Garvey, R (1, 3) OBP: 0.327, SLG: 0.431	0-0 P1	0-0 1B 2B		0-0 6-3		0-0 BB 1B 2B 1B	0-0 SF8		0-0 E6 1-3 E 1B	5 3 3 5 0 0 2																	
Ron Cey, R (1, 5) OBP: 0.363, SLG: 0.438						0-0 FC6-4 1B	0-0 2B 1B	0-0 1B	0-0 1-3	6 2 5 2 0 0 1																	
Pedro Guerrero, R (1, 9) OBP: 0.382, SLG: 0.520						0-0 P4	4-0 2B 3B BB	0-0 FC5	0-0 E5	5 2 1 0 1 0 4																	
Mike Scioscia, L (1, 2) OBP: 0.368, SLG: 0.359		0-0 1B BLK 2B	0-0 3-1		0-0 F8	0-0 3B 2B		0-0 E 2B	0-3 K	6 3 3 3 0 1 2																	
Bill Russell, R (1, 6) OBP: 0.260, SLG: 0.266		0-0 1-3	0-0 4-3		0-0 FC6-4	0-0 3B		0-0 E6 1B	0-3 K	5 0 1 2 0 0 3																	
Pepe Frias, R (8, PR) OBP: 0.282, SLG: 0.278					0-0 1-2f	0-0 2-H 3-H		0-0 K		1 0 0 0 0 1 1																	
Jerry Reuss, L (1, 1) OBP: 0.189, SLG: 0.189		0-3 K	0-0 L7					0-3 K		2 0 0 0 0 1 2																	
Jay Johnstone, L (6, PH) OBP: 0.281, SLG: 0.385										2 0 1 0 0 0 1																	
Alejandro Pena, R (6, 1)										1 0 0 0 0 1 1																	
Steve Howe, L (9, 1)										0 0 0 0 0 0 0																	
Inning Stats	R: 0 E: 0 K: 0 S: 4	H: 1 LOB: 1 BB: 0 P: 4	R: 7 E: 0 K: 1 S: 11	H: 6 LOB: 1 BB: 2 P: 19	R: 0 E: 0 K: 0 S: 3	H: 0 LOB: 0 BB: 0 P: 3	R: 0 E: 0 K: 0 S: 4	H: 1 LOB: 1 BB: 0 P: 4	R: 0 E: 0 K: 0 S: 4	H: 1 LOB: 1 BB: 0 P: 4	R: 6 E: 0 K: 0 S: 8	H: 5 LOB: 1 BB: 2 P: 16	R: 1 E: 0 K: 0 S: 5	H: 2 LOB: 2 BB: 1 P: 9	R: 1 E: 1 K: 2 S: 10	H: 2 LOB: 2 BB: 0 P: 10	R: 1 E: 2 K: 2 S: 9	H: 1 LOB: 1 BB: 0 P: 9	1B: 13 2B: 5 3B: 1 HR: 0	SF: 1 SAC: 1 DP: 0 HBP: 0	WP: 0 PB: 0 SB: 1 CS: 0	PA: 53					
PITCHER	IP	WLS	BF	H	R	ER	SO	BB	IBB	HBP	BLK	WP	HR	S	P	ERA	WHIP										
Rick Rhoden, R (1, 1) ERA: 4.1	5.2	L	32	12	11	11	1	3	0	0	1	0	0	31	43	17.47	2.647										
Don Robinson, R (6, 1) ERA: 8.31	2.1		16	6	4	3	2	2	0	0	0	0	0	18	26	11.57	3.429										
Kent Tekulve, R (9, 1) ERA: 3.05	1.0		5	1	1	0	2	0	0	0	0	0	0	9	9	0.00	1.000										

Los Angeles Dodgers @ Pittsburgh Pirates
 Three Rivers Stadium, Pittsburgh, PA
 Wed Aug 26 1981, 3:33 AM EDT
 Att: 11,144 - Unknown

AB	46
R	16
H	19
RBI	13
BB	5
SO	5
LOB	26



WP	0	PA	53
PB	0		
SB	1		
CS	0		

Batter	1	2	3	4	5	6	7	8	9	AB R H RBI BB SO LOB	BOTTOM						
Omar Moreno, L (1, 8) OBP: 0.318, SLG: 0.356	0-0 	0-3 		0-0 F9		0-0 P5			0-3 K	5 1 1 0 0 2 2	Los Angeles Dodgers @ Pittsburgh Pirates Three Rivers Stadium, Pittsburgh, PA Wed Aug 26 1981, 3:33 AM EDT Att. 11,144 - Unknown livebaseballscorecards.com						
Lee Lacy, R (1, 9) OBP: 0.323, SLG: 0.397 Mike Easler, L (7, PH) OBP: 0.336, SLG: 0.470 (8, 7)	0-0 2B 1-2 1B		0-0 F7	0-0 			0-0 F8		0-3 K	3 1 2 0 0 0 0 2 0 0 0 0 1 0							
Bill Madlock, R (1, 5) OBP: 0.429, SLG: 0.495 Jason Thompson, L (7, PH) OBP: 0.337, SLG: 0.391 (8, 3)	0-0 		0-0 F7	0-0 F7			0-0 			3 1 1 1 0 0 2 1 1 1 1 0 0 0							
Bill Robinson, R (1, 3) OBP: 0.270, SLG: 0.378 (8, 5)	0-0 5-3		0-0 		0-0 		0-0 6-3			4 1 2 1 0 0 2							
Dale Berra, R (1, 6) OBP: 0.336, SLG: 0.370	0-0 		0-0 		0-0 G6-4-3		0-0 5-3			4 1 2 3 0 0 1							
Phil Garner, R (1, 4) OBP: 0.328, SLG: 0.339	0-0 6-3		0-0 		0-0 F8		0-0 F8			4 0 1 0 0 0 1							
Gary Alexander, R (1, 7) OBP: 0.281, SLG: 0.483 (8, 9)	0-0 6-3		0-0 FC6-4		0-0 4-3		0-0 5-3			4 0 0 0 0 0 2							
Steve Nicosia, R (1, 2) OBP: 0.289, SLG: 0.310		0-0 F9		0-0 6-3		0-0 E4		0-0 4-3		4 0 0 0 0 0 0							
Rick Rhoden, R (1, 1) OBP: 0.200, SLG: 0.206 Don Robinson, R (6, 1) OBP: 0.200, SLG: 0.200 Kent Tekulve, R (9, 1) Willie Stargell, L (9, PH) OBP: 0.327, SLG: 0.354		0-0 4-3		0-0 		0-0 G3		0-3 K		2 0 1 0 0 0 0 1 0 0 0 0 0 1 0 0 0 0 0 0 0 1 0 0 0 0 1 0							
Inning Stats	R: 3 H: 4 E: 0 LOB: 1 K: 0 BB: 0 S: 7 P: 7	R: 0 H: 0 E: 0 LOB: 0 K: 1 BB: 0 S: 5 P: 5	R: 2 H: 3 E: 0 LOB: 1 K: 0 BB: 0 S: 6 P: 6	R: 0 H: 2 E: 0 LOB: 2 K: 0 BB: 0 S: 5 P: 5	R: 0 H: 1 E: 0 LOB: 0 K: 0 BB: 0 S: 3 P: 3	R: 0 H: 0 E: 1 LOB: 1 K: 0 BB: 0 S: 4 P: 4	R: 1 H: 1 E: 0 LOB: 0 K: 0 BB: 0 S: 4 P: 4	R: 0 H: 0 E: 0 LOB: 0 K: 0 BB: 0 S: 3 P: 3	R: 0 H: 0 E: 0 LOB: 0 K: 3 BB: 0 S: 9 P: 9	1B: 7 SF: 0 2B: 1 SAC: 0 3B: 0 DP: 1 HR: 3 HBP: 0		WP: 0 PA: 38 PB: 0 SB: 1 CS: 0					
PITCHER	IP WLS BF H R ER SO BB IBB HBP BLK WP HR S P ERA WHIP																
Jerry Reuss, L (1, 1) ERA: 2.19	5.0	24	10	5	5	1	0	0	0	0	0	0	0	0	0	9.00	2.000
Alejandro Pena, R (6, 1) ERA: 2.7	3.0	11	1	1	1	0	0	0	0	0	0	1	11	11	3.00	0.333	
Steve Howe, L (9, 1) ERA: 2.36	1.0	3	0	0	0	3	0	0	0	0	0	0	9	9	0.00	0.000	



Batter	1	2	3	4	5	6	7	8	9	AB R H RBI BB SO LOB	TOP											
Steve Henderson, R (1, 7) OBP: 0.371, SLG: 0.386	0-0 6-3		0-3 K			0-0 G5-4-3 1B		0-0 F9		4 0 1 0 0 1 1												
Pat Tabler, R (1, 4) OBP: 0.333, SLG: 0.208	4-0 FC6-4 BB			0-0 L7		0-0 G5-4-3 1-2f			0-3 K	3 0 0 0 1 1 1												
Bill Buckner, L (1, 3) OBP: 0.333, SLG: 0.438	0-0 FC6-4 1-2f			0-0 1B			0-0 1B		0-0 F3	4 0 2 0 0 0 1												
Bobby Bonds, R (1, 8) OBP: 0.411, SLG: 0.441	0-3 K 1-2			0-0 F9			0-3 K		0-3 K	4 0 0 0 0 3 3												
Leon Durham, L (1, 9) OBP: 0.359, SLG: 0.485		0-0 4-3		0-0 1-3			0-3 K			3 0 0 0 0 1 2												
Jody Davis, R (1, 2) OBP: 0.330, SLG: 0.387					0-0 F8		0-0 F8			3 0 1 0 0 0 1												
Ken Reitz, R (1, 5) OBP: 0.282, SLG: 0.308					0-0 F9 1-2		0-0 L7		0-3 K	3 0 0 0 0 1 1												
Ivan De Jesus, R (1, 6) OBP: 0.269, SLG: 0.211			0-3 K		0-0 L8			0-0 4-3		3 0 0 0 0 1 0												
Randy Martz, L (1, 1) OBP: 0.269, SLG: 0.174			0-3 K			0-3 K		4-0 BB		1 0 0 0 0 1 0												
Mike Tyson, R (6, PH) OBP: 0.236, SLG: 0.299										1 0 0 0 0 1 0												
Jay Howell, R (6, 1)										0 0 0 0 0 0 0												
Jerry Morales, R (8, PH) OBP: 0.350, SLG: 0.349										0 0 0 0 1 0 0												
Bill Caudill, R (8, 1) OBP: 0.250, SLG: 0.143										0 0 0 0 0 0 0												
Inning Stats	R: 0 E: 0 K: 1 S: 5	H: 0 LOB: 1 BB: 1 P: 9	R: 0 E: 0 K: 0 S: 3	H: 1 LOB: 0 BB: 0 P: 3	R: 0 E: 0 K: 3 S: 9	H: 0 LOB: 0 BB: 0 P: 9	R: 0 E: 0 K: 0 S: 4	H: 1 LOB: 1 BB: 0 P: 4	R: 0 E: 0 K: 0 S: 3	H: 0 LOB: 0 BB: 0 P: 3	R: 0 E: 0 K: 1 S: 5	H: 1 LOB: 0 BB: 0 P: 5	R: 0 E: 0 K: 2 S: 8	H: 1 LOB: 1 BB: 0 P: 8	R: 0 E: 0 K: 1 S: 5	H: 0 LOB: 1 BB: 1 P: 9	R: 0 E: 0 K: 2 S: 7	H: 0 LOB: 0 BB: 0 P: 7	1B: 4 2B: 0 3B: 0 HR: 0	SF: 0 SAC: 0 DP: 1 HBP: 0	WP: 0 PB: 0 SB: 1 CS: 0	PA: 31
PITCHER Fernando Valenzuela, L (1, 1) ERA: 2.63	IP: 9.0 WLS: W BF: 31 H: 4 R: 0 ER: 0 SO: 10 BB: 2 IBB: 0 HBP: 0 BLK: 0 WP: 0 HR: 0 S: 49 P: 57 ERA: 0.00 WHIP: 0.667											PITCHER	IP: 9.0 WLS: W BF: 31 H: 4 R: 0 ER: 0 SO: 10 BB: 2 IBB: 0 HBP: 0 BLK: 0 WP: 0 HR: 0 S: 49 P: 57 ERA: 0.00 WHIP: 0.667									

Chicago Cubs @ Los Angeles Dodgers
Dodger Stadium, Los Angeles, CA
Thu Aug 27 1981, 7:05 PM PDT
Att. 48,191 - Unknown - 88 F

livebaseballscorecards.com

AB	29
R	0
H	4
RBI	0
BB	2
SO	10
LOB	10



Batter	1	2	3	4	5	6	7	8	9
Steve Sax, R OBP: 0.350, SLG: 0.395 (1, 4)	0-0 6-3	0-0 FC6-4			0-0 FC1 SH1-4 1B		0-0 FC3-6 1B 3B	0-0 L6	
Ken Landreaux, L OBP: 0.319, SLG: 0.413 (1, 8)	0-0 F7	0-0 L4			0-0 SH1-4		4-0 3B BB		
Dusty Baker Jr., R OBP: 0.347, SLG: 0.435 (1, 7)	0-0 BB S 1B				0-0 L7		0-0 P6		
Steve Garvey, R OBP: 0.332, SLG: 0.434 (1, 3)	4-0 BB 1-2 BB				0-0 1B		0-0 3B 1B		
Ron Cey, R OBP: 0.365, SLG: 0.445 (1, 5)	4-0 1-2 2-3 BB				0-0 K		0-0 3B		
Pedro Guerrero, R OBP: 0.377, SLG: 0.512 (1, 9)	0-0 5-3				0-0 L8		0-0 5-3	0-0 F8	
Mike Scioscia, L OBP: 0.366, SLG: 0.356 (1, 2)		0-0 4-3			0-0 F8		0-0 G1-6-3 1B	0-3 K	
Bill Russell, R OBP: 0.264, SLG: 0.281 (1, 6)		0-0 1B FC6-4 2B			0-0 5-3		0-0 G1-6-3	0-0 4-3 2B	
Fernando Valenzuela, L OBP: 0.283, SLG: 0.267 (1, 1)		0-0 FC6-4 1B			4-0 SH1-4 1B BB		0-0 FC3-6 1B	0-0 4-3	

Inning Stats	R: 0	H: 1	E: 0	K: 0	S: 4	LOB: 3	BB: 2	P: 12
	R: 1	H: 2	E: 0	K: 0	S: 5	LOB: 1	BB: 0	P: 5
	R: 0	H: 0	E: 0	K: 0	S: 3	LOB: 0	BB: 0	P: 3
	R: 0	H: 0	E: 0	K: 0	S: 3	LOB: 0	BB: 0	P: 3
	R: 2	H: 1	E: 1	K: 1	S: 7	LOB: 1	BB: 1	P: 11
	R: 0	H: 1	E: 0	K: 0	S: 3	LOB: 0	BB: 0	P: 3
	R: 3	H: 3	E: 0	K: 0	S: 6	LOB: 1	BB: 1	P: 10
	R: 0	H: 1	E: 0	K: 1	S: 6	LOB: 1	BB: 0	P: 6

PITCHER															IP	WLS	BF	H	R	ER	SO	BB	IBB	HBP	BLK	WP	HR	S	P	ERA	WHIP
Randy Martz, R ERA: 3.92 (1, 1)															5.0	L	23	4	3	1	1	3	0	0	0	0	0	22	34	1.80	1.400
Jay Howell, R ERA: 5.06 (6, 1)															2.0		10	4	3	3	0	1	0	0	0	0	0	9	13	13.50	2.500
Bill Caudill, R ERA: 5.51 (8, 1)															1.0		4	1	0	0	1	0	0	0	0	0	0	6	6	0.00	1.000

BOTTOM


Chicago Cubs @ Los Angeles Dodgers
 Dodger Stadium, Los Angeles, CA

Thu Aug 27 1981, 7:05 PM PDT
 Att: 48,191 - Unknown - 88 F

AB	R	H	RBI	BB	SO	LOB
5	2	0	1	0	0	4
2	1	0	0	1	0	1
4	0	1	0	0	0	4
3	1	2	2	1	0	0
3	0	1	3	1	1	1
4	0	0	0	0	0	4
4	0	1	0	0	1	0
4	1	2	0	0	0	1
3	1	2	0	1	0	1

AB	32
R	6
H	9
RBI	6
BB	4
SO	2
LOB	16

WP: 0 PA: 37
 PB: 0
 SB: 2
 CS: 0



livebaseballscores.com

Batter	1	2	3	4	5	6	7	8	9	AB R H RBI BB SO LOB	TOP													
Steve Henderson, R (1, 7) OBP: 0.377, SLG: 0.393	0-0 G5-4-3 1B		0-0 L4			0-0 FC5 1B		0-0 E6 4-3 1B		4 0 3 0 0 0 0														
Pat Tabler, R (1, 4) OBP: 0.324, SLG: 0.214	0-0 G5-4-3 1-2f			0-0 CS 1B		0-0 F9		0-0 4-3 2-3		4 0 1 0 0 0 3														
Bill Buckner, L (1, 3) OBP: 0.332, SLG: 0.435	0-0 4-3			0-0 L9		0-0 1-2 1B		0-0 F2		4 0 1 0 0 0 2														
Leon Durham, L (1, 9) OBP: 0.353, SLG: 0.476		0-0 E4 FC5-4		0-3 K 1-2		0-3 K			0-3 K	4 0 0 0 0 3 3														
Bobby Bonds, R (1, 8) OBP: 0.403, SLG: 0.444		0-0 L9			0-0 1B 2B	0-0 FC5 2-3f		0-0 L7		4 1 1 0 0 0 3														
Jody Davis, R (1, 2) OBP: 0.336, SLG: 0.392		0-0 FC5-4 1-2f			0-0 1B 1B 2-H		0-0 F7		0-0 1B	4 0 2 1 0 0 1														
Ken Reitz, R (1, 5) OBP: 0.277, SLG: 0.302		0-3 K			0-3 K		0-0 1-4-3		0-3 K	4 0 0 0 0 3 3														
Ivan De Jesus, R (1, 6) OBP: 0.270, SLG: 0.213			0-0 F4			0-0 G6-3 1B		0-0 L8		3 0 1 0 0 0 0														
Lee Smith, R (7, 1)										0 0 0 0 0 0 0														
Doug Capilla, L (8, 1)										0 0 0 0 0 0 0														
Mike Krukow, R (1, 1) OBP: 0.241, SLG: 0.276			0-0 L8			0-0 G6-3 1-2f			0-0 F2	2 0 0 0 0 0 2														
Dick Tidrow, R (6, 1)										0 0 0 0 0 0 0														
Steve Dillard, R (7, 6) OBP: 0.274, SLG: 0.364										1 0 0 0 0 0 0														
Inning Stats	R: 0 E: 0 K: 0 S: 3	H: 1 LOB: 0 BB: 0 P: 3	R: 0 E: 1 K: 1 S: 6	H: 0 LOB: 1 BB: 0 P: 6	R: 0 E: 0 K: 0 S: 3	H: 0 LOB: 0 BB: 0 P: 3	R: 0 E: 0 K: 1 S: 5	H: 1 LOB: 1 BB: 0 P: 5	R: 1 E: 0 K: 1 S: 7	H: 3 LOB: 1 BB: 0 P: 7	R: 0 E: 0 K: 1 S: 7	H: 2 LOB: 2 BB: 0 P: 7	R: 0 E: 0 K: 0 S: 3	H: 0 LOB: 0 BB: 0 P: 3	R: 0 E: 1 K: 0 S: 4	H: 1 LOB: 1 BB: 0 P: 4	R: 0 E: 0 K: 2 S: 8	H: 1 LOB: 1 BB: 0 P: 8	R: 0 E: 0 K: 2 S: 8	H: 1 LOB: 1 BB: 0 P: 8	1B: 8 2B: 2 3B: 0 HR: 0	SF: 0 SAC: 0 DP: 3 HBP: 0	WP: 0 PB: 0 SB: 0 CS: 1	PA: 34
PITCHER	IP WLS BF H R ER SO BB IBB HBP BLK WP HR S P ERA WHIP																					PITCHER	IP WLS BF H R ER SO BB IBB HBP BLK WP HR S P ERA WHIP	
Bob Welch, R (1, 1) ERA: 3.75	6.0 W 23 7 1 1 4 0 0 0 0 0 0 0 31 31 1.50 1.167																							
Dave Stewart, R (7, 1) ERA: 1.0	3.0 S 11 2 0 0 2 0 0 0 0 0 0 0 15 15 0.00 0.667																							

Chicago Cubs @ Los Angeles Dodgers
Dodger Stadium, Los Angeles, CA
Fri Aug 28 1981, 7:05 PM PDT
Att. 42,160 - Unknown - 84 F

livebaseballscorecards.com

AB	34
R	1
H	9
RBI	1
BB	0
SO	6
LOB	17



Batter	1	2	3	4	5	6	7	8	9
Steve Sax, R OBP: 0.364, SLG: 0.405 (1, 4)	0-0 P3		0-0 SH3-4		0-0 E7		0-0 1B	0-0 FC1-6	
Ken Landreaux, L OBP: 0.324, SLG: 0.414 (1, 8)	4-0 BB		0-0 L7		0-0 1B		0-0 1B	0-3 K	
Dusty Baker Jr., R OBP: 0.343, SLG: 0.429 (1, 7)	0-0 6-3		0-3 K		0-0 L7		0-0 F2		
Derrel Thomas, S OBP: 0.327, SLG: 0.329 (9, 7)	1-2				1-2				
Steve Garvey, R OBP: 0.331, SLG: 0.431 (1, 3)	0-0 P4			0-3 K2-3		0-0 F7	0-0 1B	0-0 1B	
Ron Cey, R OBP: 0.373, SLG: 0.464 (1, 5)		0-0 1B		0-0 HR		0-0 WP	0-0 1B	0-0 1B	
Pedro Guerrero, R OBP: 0.379, SLG: 0.510 (1, 9)		0-0 G4-6-3		0-3 K		4-0 WP	0-3 K	0-3 K	
Mike Scioscia, L OBP: 0.368, SLG: 0.356 (1, 2)		0-3 K		0-0 F8		4-0 IBB	0-0 1B	0-0 1B	
Bill Russell, R OBP: 0.264, SLG: 0.281 (1, 6)		0-0 G4-6-3			0-0 SH3-4	0-0 F7	0-3 K	0-3 K	
Bob Welch, R OBP: 0.303, SLG: 0.344 (1, 1)			0-0 SH3-4		0-0 SH3-4	0-3 K		4-0 FC1-6	
Reggie Smith, S OBP: 0.286, SLG: 0.421 (6, PH)									
Dave Stewart, R OBP: 0.500, SLG: 0.800 (7, 1)									

Inning Stats	R: 0	H: 0	E: 0	K: 3	S: 3	R: 0	H: 2	E: 0	K: 1	S: 6	R: 0	H: 1	E: 0	K: 1	S: 6	R: 1	H: 1	E: 0	K: 2	S: 8	R: 2	H: 3	E: 1	K: 0	S: 5	R: 0	H: 1	E: 0	K: 1	S: 6	R: 3	H: 5	E: 0	K: 2	S: 12	R: 0	H: 0	E: 0	K: 1	S: 4
	LOB: 1	BB: 1	P: 7	LOB: 1	BB: 0	P: 6	LOB: 1	BB: 0	P: 6	LOB: 0	BB: 0	P: 8	LOB: 0	BB: 0	P: 5	LOB: 3	BB: 2	P: 14	LOB: 2	BB: 0	P: 12	LOB: 1	BB: 1	P: 8	LOB: 1	BB: 1	P: 8	LOB: 1	BB: 1	P: 8	LOB: 1	BB: 1	P: 8	LOB: 1	BB: 1	P: 8	LOB: 1	BB: 1	P: 8	

PITCHER	IP	WLS	BF	H	R	ER	SO	BB	IBB	HBP	BLK	WP	HR	S	P	ERA	WHIP
Mike Krukow, R ERA: 4.73 (1, 1)	5.1	L	24	8	3	2	4	2	0	0	0	0	1	30	38	3.38	1.875
Dick Tidrow, R ERA: 4.82 (6, PH)	1.0		7	3	3	3	1	0	1	0	0	1	0	8	12	27.00	3.000
Lee Smith, R ERA: 3.55 (7, 1)	0.2		4	2	0	0	2	0	0	0	0	1	0	8	8	0.00	3.000
Doug Capilla, L ERA: 2.7 (8, 1)	1.0		3	0	0	0	1	1	0	0	0	0	0	4	8	0.00	1.000


BOTTOM

Chicago Cubs @ Los Angeles Dodgers
Dodger Stadium, Los Angeles, CA


Fri Aug 28 1981, 7:05 PM PDT
 Att: 42,160 - Unknown - 84 F

AB	32
R	6
H	13
RBI	5
BB	4
SO	8
LOB	23

livebaseballscorecards.com



1B: 12	SF: 0	WP: 2	PA: 38
2B: 1	SAC: 2	PB: 0	
3B: 0	DP: 2	SB: 1	
HR: 1	HBP: 0	CS: 2	

Batter	1	2	3	4	5	6	7	8	9	AB R H RBI BB SO LOB	TOP														
Steve Henderson, R (1, 7) OBP: 0.371, SLG: 0.385 Ken Reitz, R (8, 5) OBP: 0.277, SLG: 0.302	0-3 K		0-0 6-3		0-0 F9			0-0 L8		4 0 0 0 0 1 2 0 0 0 0 0 0 0	<p>Chicago Cubs @ Los Angeles Dodgers Dodger Stadium, Los Angeles, CA</p> <p>Sat Aug 29 1981, 7:05 PM PDT Att. 47,424 - Unknown - 78 F</p> <p>livebaseballscorecards.com</p> <table border="1"> <tr><td>AB</td><td>31</td></tr> <tr><td>R</td><td>3</td></tr> <tr><td>H</td><td>6</td></tr> <tr><td>RBI</td><td>3</td></tr> <tr><td>BB</td><td>1</td></tr> <tr><td>SO</td><td>8</td></tr> <tr><td>LOB</td><td>6</td></tr> </table> 	AB	31	R	3	H	6	RBI	3	BB	1	SO	8	LOB	6
AB	31																								
R	3																								
H	6																								
RBI	3																								
BB	1																								
SO	8																								
LOB	6																								
Pat Tabler, R (1, 4) OBP: 0.316, SLG: 0.194	0-3 K		4-0 2B BB			0-0 G3		0-0 FC5-4		3 1 0 0 1 1 1															
Bill Buckner, L (1, 3) OBP: 0.334, SLG: 0.439	0-0 1B		0-0 1-H 2B 3-H			0-0 G3			0-0 L7	4 0 2 2 0 0 0															
Leon Durham, L (1, 9) OBP: 0.351, SLG: 0.472	0-0 F8		0-3 K			0-0 G3			0-0 1B S SF9 1B	4 1 1 0 0 1 2															
Bobby Bonds, R (1, 8) OBP: 0.395, SLG: 0.433		0-3 K		0-0 F9			0-0 G3		0-0 1-3 1B	4 0 1 0 0 1 0															
Jody Davis, R (1, 2) OBP: 0.327, SLG: 0.380 Mike Lum, L (9, PH) OBP: 0.296, SLG: 0.375 Tim Blackwell, S (9, 2) OBP: 0.342, SLG: 0.357		0-0 F6		0-0 5-3			0-0 F9		0-0 SF9	3 0 0 0 0 0 0 0 0 0 1 0 0 0 0 0 0 0 0 0 0															
Hector Cruz, R (1, 5) OBP: 0.360, SLG: 0.521		0-0 L6		0-3 K			0-0 6-3		0-0 F7	4 0 0 0 0 1 1															
Ivan De Jesus, R (1, 6) OBP: 0.270, SLG: 0.214			0-0 6-3 SH3 2B 1B		0-3 K			0-3 K		3 1 1 0 0 2 0															
Mike Griffin, R (1, 1) OBP: 0.250, SLG: 0.250 Lee Smith, R (8, 1)			0-0 SH3		0-3 K			0-0 FC5-4 1B		2 0 1 0 0 1 0 0 0 0 0 0 0 0															
Inning Stats	R: 0 H: 1 E: 0 LOB: 1 K: 2 BB: 0 S: 8 P: 8	R: 0 H: 0 E: 0 LOB: 0 K: 1 BB: 0 S: 5 P: 5	R: 2 H: 2 E: 0 LOB: 1 K: 1 BB: 1 S: 7 P: 11	R: 0 H: 0 E: 0 LOB: 0 K: 1 BB: 0 S: 5 P: 5	R: 0 H: 0 E: 0 LOB: 0 K: 2 BB: 0 S: 7 P: 7	R: 0 H: 0 E: 0 LOB: 0 K: 0 BB: 0 S: 3 P: 3	R: 0 H: 0 E: 0 LOB: 0 K: 0 BB: 0 S: 3 P: 3	R: 0 H: 1 E: 0 LOB: 1 K: 1 BB: 0 S: 6 P: 6	R: 1 H: 2 E: 0 LOB: 1 K: 0 BB: 0 S: 5 P: 5	1B: 5 SF: 1 2B: 1 SAC: 1 3B: 0 DP: 0 HR: 0 HBP: 0	WP: 0 PA: 34 PB: 0 SB: 1 CS: 0														
PITCHER	IP WLS BF H R ER SO BB IBB HBP BLK WP HR S P ERA WHIP											PITCHER	IP WLS BF H R ER SO BB IBB HBP BLK WP HR S P ERA WHIP												
Burt Hooton, R (1, 1) ERA: 2.3	8.0 L 29 4 2 2 8 1 0 0 0 0 0 0 44 48 2.25 0.625																								
Steve Howe, L (9, 1) ERA: 2.6	0.1 3 2 1 1 0 0 0 0 0 0 0 0 3 3 27.00 6.000																								
Tom Niedenfuer, R (9, 1) ERA: 1.35	0.2 2 0 0 0 0 0 0 0 0 0 0 0 2 2 0.00 0.000																								

Batter	1	2	3	4	5	6	7	8	9	AB	R	H	RBI	BB	SO	LOB	
Steve Sax, R OBP: 0.333, SLG: 0.370 (1, 4)	0-0 4-3 		0-0 6-3 			0-3 K 		0-3 K 		4	0	0	0	0	2	2	
Ken Landreaux, L OBP: 0.323, SLG: 0.412 (1, 8)	0-0 F5 			0-0 4-3 		0-0 F9 		0-0 1B 1B 		4	0	1	1	0	0	0	
Dusty Baker Jr., R OBP: 0.342, SLG: 0.427 (1, 7)	0-0 P6 			0-3 K 		0-0 5-3 		0-0 1B 1B 		4	0	1	0	0	1	0	
Steve Garvey, R OBP: 0.330, SLG: 0.427 (1, 3)		4-0 BB 		0-0 4-3 		0-0 5-3 		0-0 P8 		3	0	0	0	1	0	3	
Ron Cey, R OBP: 0.369, SLG: 0.458 (1, 5)		0-0 L8 			0-0 F9 		0-3 K 		0-0 F9 		4	0	0	0	0	1	4
Pedro Guerrero, R OBP: 0.380, SLG: 0.510 (1, 9)		0-0 P6 			0-0 1B 1B 		0-0 1B 		0-0 P6 		4	0	2	0	0	1	
Steve Yeager, R OBP: 0.284, SLG: 0.387 Jay Johnstone, L OBP: 0.276, SLG: 0.377 (1, 2) (9, PH)		0-0 5-3 			0-0 F8 		0-0 F9 		0-0 P3 		3	0	0	0	0	0	3
Bill Russell, R OBP: 0.270, SLG: 0.286 Reggie Smith, S OBP: 0.273, SLG: 0.400 (1, 6) (9, PH)			0-0 P9 			0-0 1B 1B 		0-0 1B 1B 		3	1	2	0	0	0	0	
Burt Hooton, R OBP: 0.278, SLG: 0.273 Rick Monday, L OBP: 0.382, SLG: 0.519 Steve Howe, L Tom Niedenfuer, R (1, 1) (8, PH) (9, 1) (9, 1)			0-3 K 			0-0 F8 		0-0 1B 1B 1B 		2	0	0	0	0	1	2	

Inning Stats	R: 0	H: 0	E: 0	K: 0	S: 3	LOB: 0	BB: 0	P: 3	R: 0	H: 0	E: 0	K: 0	S: 3	LOB: 1	BB: 1	P: 7	R: 0	H: 0	E: 0	K: 1	S: 5	LOB: 0	BB: 0	P: 5	R: 0	H: 0	E: 0	K: 1	S: 5	LOB: 0	BB: 0	P: 5	R: 0	H: 2	E: 0	K: 0	S: 5	LOB: 2	BB: 0	P: 5	R: 0	H: 0	E: 0	K: 1	S: 5	LOB: 0	BB: 0	P: 5	R: 0	H: 1	E: 0	K: 1	S: 6	LOB: 1	BB: 0	P: 6	R: 1	H: 4	E: 0	K: 1	S: 9	LOB: 3	BB: 0	P: 9	R: 0	H: 0	E: 0	K: 1	S: 5	LOB: 0	BB: 0	P: 5	1B: 7	2B: 0	3B: 0	HR: 0	SF: 0	SAC: 0	DP: 0	HBP: 0	WP: 0	PB: 0	SB: 0	CS: 0	PA: 35
--------------	------	------	------	------	------	--------	-------	------	------	------	------	------	------	--------	-------	------	------	------	------	------	------	--------	-------	------	------	------	------	------	------	--------	-------	------	------	------	------	------	------	--------	-------	------	------	------	------	------	------	--------	-------	------	------	------	------	------	------	--------	-------	------	------	------	------	------	------	--------	-------	------	------	------	------	------	------	--------	-------	------	-------	-------	-------	-------	-------	--------	-------	--------	-------	-------	-------	-------	--------

PITCHER	IP	WLS	BF	H	R	ER	SO	BB	IBB	HBP	BLK	WP	HR	S	P	ERA	WHIP
Mike Griffin, R ERA: 2.08 (1, 1)	7.1	W	29	6	1	1	5	1	0	0	0	0	0	38	42	1.23	0.955
Lee Smith, R ERA: 3.42 (8, 1)	1.2	S	6	1	0	0	1	0	0	0	0	0	0	8	8	0.00	0.600

BOTTOM

Chicago Cubs @ Los Angeles Dodgers
 Dodger Stadium, Los Angeles, CA
 Sat Aug 29 1981, 7:05 PM PDT
 Att: 47,424 - Unknown - 78 F

livebaseballscorecards.com

AB	34
R	1
H	7
RBI	1
BB	1
SO	6
LOB	15



Batter	1	2	3	4	5	6	7	8	9	AB R H RBI BB SO LOB	TOP		
Steve Henderson, R (1, 7) OBP: 0.373, SLG: 0.382 Dick Tidrow, R (8, 1)	0-0 F9		4-0 G4-6-3 BB		4-0 BB		0-3 K			2 0 0 0 2 1 0 0 0 0 0 0 0 0			
Pat Tabler, R (1, 4) OBP: 0.286, SLG: 0.171	0-0 F3		0-0 G4-6-3		0-0 1-3			0-0 4-3		4 0 0 0 0 0 2			
Bill Buckner, L (1, 3) OBP: 0.337, SLG: 0.438	0-0 FC4-6 1B			4-0 G6-4-3 1B BB		0-0 4-3		0-0 6-3		3 1 1 0 1 0 0			
Leon Durham, L (1, 9) OBP: 0.354, SLG: 0.477	0-0 FC4-6 1-2f			0-0 G6-4-3 1-2 1B		0-0 1B 2B		0-0 L4		4 1 2 0 0 0 1			
Bobby Bonds, R (1, 8) OBP: 0.400, SLG: 0.429		0-0 CS 1B		0-0 G6-4-3 1-2f 2-3		4-0 1B IBB		0-0 L7		3 0 1 0 1 0 2			
Jody Davis, R (1, 2) OBP: 0.351, SLG: 0.398		0-0 1B 1-2 1B		0-0 1B 3-H		0-0 1B 1-3 2-H		4-0 FC6-4 BB		3 0 3 2 1 0 0			
Hector Cruz, R (1, 5) OBP: 0.357, SLG: 0.510 (8, 7)		0-0 G6-4-3 1-2 1B		0-3 K		0-0 P6		0-0 P8		4 0 1 0 0 1 3			
Ivan De Jesus, R (1, 6) OBP: 0.267, SLG: 0.211		0-0 G6-4-3 1-2f			0-0 L8		0-0 F8		0-0 FC6-4 1-2f	4 0 0 0 0 0 3			
Doug Bird, R (1, 1) OBP: 0.222, SLG: 0.125 Ken Reitz, R (8, 5) OBP: 0.277, SLG: 0.302			0-3 K		0-3 K		0-3 K			3 0 0 0 0 3 0 0 0 0 0 0 0 0			
Inning Stats	R: 0 H: 1 E: 0 LOB: 1 K: 0 BB: 0 S: 4 P: 4	R: 0 H: 3 E: 0 LOB: 1 K: 0 BB: 0 S: 4 P: 4	R: 0 H: 0 E: 0 LOB: 0 K: 1 BB: 1 S: 4 P: 8	R: 1 H: 2 E: 0 LOB: 1 K: 1 BB: 1 S: 6 P: 10	R: 0 H: 0 E: 0 LOB: 1 K: 1 BB: 1 S: 5 P: 9	R: 1 H: 2 E: 0 LOB: 1 K: 0 BB: 1 S: 4 P: 8	R: 0 H: 0 E: 0 LOB: 0 K: 2 BB: 0 S: 7 P: 7	R: 0 H: 0 E: 0 LOB: 0 K: 0 BB: 0 S: 3 P: 3	R: 0 H: 0 E: 0 LOB: 1 K: 0 BB: 1 S: 3 P: 7	1B: 7 SF: 0 2B: 1 SAC: 0 3B: 0 DP: 3 HR: 0 HBP: 0	WP: 0 PA: 35 PB: 0 SB: 0 CS: 1		
PITCHER	IP WLS BF H R ER SO BB IBB HBP BLK WP HR S P ERA WHIP											PITCHER	IP WLS BF H R ER SO BB IBB HBP BLK WP HR S P ERA WHIP
Dave Goltz, R (1, 1) ERA: 2.76	8.0 L 31 8 2 2 5 3 1 0 0 0 0 0 37 53 2.25 1.375												
Alejandro Pena, R (9, 1) ERA: 2.51	1.0 4 0 0 0 0 1 0 0 0 0 0 0 3 7 0.00 1.000												

Chicago Cubs @ Los Angeles Dodgers
Dodger Stadium, Los Angeles, CA
Sun Aug 30 1981, 3:33 AM PDT
Att. 34,284 - Unknown - 85 F

AB	30
R	2
H	8
RBI	2
BB	5
SO	5
LOB	11



Batter	1	2	3	4	5	6	7	8	9	AB	R	H	RBI	BB	SO	LOB
Steve Sax, R (1, 4) OBP: 0.327, SLG: 0.360	0-0 L3		0-0 1B			0-0 B5-3		0-0 4-3		4	0	1	0	0	0	0
Ken Landreaux, L (1, 8) OBP: 0.319, SLG: 0.406	0-0 B2-3		0-0 F5			0-0 F9		0-0 E4		4	0	0	0	0	0	1
Dusty Baker Jr., R (1, 7) OBP: 0.344, SLG: 0.428	0-0 P7		0-0 L4			0-0 1B		0-0 1B		4	0	2	0	0	0	1
Steve Garvey, R (1, 3) OBP: 0.326, SLG: 0.422		0-0 F9		0-3 K2-3		0-0 1-4-3		0-3 K		4	0	0	0	0	2	3
Ron Cey, R (1, 5) OBP: 0.373, SLG: 0.469		0-0 FC3-6 1B		0-0 WP 1B			0-0 G3 3B		0-0 F8	4	1	3	0	0	0	0
Rick Monday, L (1, 9) OBP: 0.366, SLG: 0.494		0-0 FC3-6 1B		0-3 K			0-3 K		0-3 K	4	0	0	0	0	3	3
Derrel Thomas, S (1, 6) OBP: 0.327, SLG: 0.329		0-0 FC6-4 1B			0-0 F7		0-0 G3		0-0 P8	3	0	1	1	0	0	0
Reggie Smith, S (9, PH) OBP: 0.261, SLG: 0.381		1-3 FC6-4 1B								1	0	0	0	0	0	0
Steve Yeager, R (1, 2) OBP: 0.271, SLG: 0.369		0-0 FC6-4			0-0 F9		0-0 5-3			3	0	0	0	0	0	2
Dave Goltz, R (1, 1) OBP: 0.200, SLG: 0.077			0-0 6-3		0-3 K			0-0 F9		2	0	0	0	0	1	0
Jay Johnstone, L (8, PH) OBP: 0.271, SLG: 0.370										1	0	0	0	0	0	0
Alejandro Pena, R (9, 1)										0	0	0	0	0	0	0

Inning Stats	R: 0	H: 0	E: 0	K: 0	S: 3	R: 0	H: 2	E: 0	K: 0	S: 5	R: 0	H: 1	E: 0	K: 0	S: 4	R: 0	H: 1	E: 0	K: 2	S: 7	R: 0	H: 0	E: 0	K: 1	S: 5	R: 1	H: 1	E: 0	K: 1	S: 6	R: 0	H: 1	E: 1	K: 1	S: 7	R: 0	H: 0	E: 0	K: 1	S: 5	1B: 6	2B: 0	3B: 1	HR: 0	SF: 0	SAC: 0	DP: 0	HBP: 0	WP: 1	PA: 34
--------------	------	------	------	------	------	------	------	------	------	------	------	------	------	------	------	------	------	------	------	------	------	------	------	------	------	------	------	------	------	------	------	------	------	------	------	------	------	------	------	------	-------	-------	-------	-------	-------	--------	-------	--------	-------	--------

PITCHER	IP	WLS	BF	H	R	ER	SO	BB	IBB	HBP	BLK	WP	HR	S	P	ERA	WHIP
Doug Bird, R (1, 1) ERA: 2.71	7.0	W	26	6	1	1	4	0	0	0	0	1	0	34	34	1.29	0.857
Dick Tidrow, R (8, 1) ERA: 4.64	2.0	S	8	1	0	0	2	0	0	0	0	0	0	12	12	0.00	0.500

BOTTOM

Chicago Cubs @ Los Angeles Dodgers
Dodger Stadium, Los Angeles, CA
 Sun Aug 30 1981, 3:33 AM PDT
 Att: 34,284 - Unknown - 85 F

livebaseballscorecards.com

AB	34
R	1
H	7
RBI	1
BB	0
SO	6
LOB	10



Batter	1	2	3	4	5	6	7	8	9	10	AB	R	H	RBI	BB	SO	LOB
Omar Moreno, L (1, 8) OBP: 0.315, SLG: 0.348	0-0 CS S 1B		0-3 K			0-0 S 1B	0-0 L7			0-0 SF9 1B 1-2	5	1	2	0	0	1	2
Lee Lacy, R (1, 9) OBP: 0.320, SLG: 0.387	0-3 K 1-2			0-0 E6		4-0 S 1B 2B BB		0-0 1-3 2B		0-0 SF9 1B 1-2 2-3	4	2	2	0	1	1	1
Bill Madlock, R (1, 5) OBP: 0.423, SLG: 0.481	0-0 1B 2-3			0-0 F8		0-0 2B E 1B 1-2 2-H		0-0 1-3 2-3		0-0 SF9 1-2 2-3 3-H	4	1	2	2	0	0	2
Mike Easler, L (1, 7) OBP: 0.335, SLG: 0.463	0-0 2-3			0-3 K		0-0 E7 2B 1-H 2-H		0-0 CS 1B 2-3		0-0 IBB	4	0	2	2	1	1	2
Dale Berra, R (1, 6) OBP: 0.333, SLG: 0.357		0-0 L6		0-0 F8		0-3 K		0-0 F2 1-2		0-0 F9	5	0	0	0	0	1	5
Tony Peña, R (1, 2) OBP: 0.329, SLG: 0.399		0-0 L8		0-0 F8		0-0 P4			0-3 K		4	0	0	0	0	1	1
Gary Alexander, R (1, 3) OBP: 0.297, SLG: 0.529		0-0 6-3		0-0 F4			0-3 K		0-0 G3		2	0	0	0	0	0	0
Jason Thompson, L (7, PH) OBP: 0.342, SLG: 0.378											2	0	0	0	0	1	0
Phil Garner, R (1, 4) OBP: 0.327, SLG: 0.326			0-0 4-3		0-3 K		0-0 1-3		0-0 6-3		4	0	0	0	0	1	0
Rick Rhoden, R (1, 1) OBP: 0.189, SLG: 0.194			0-0 1-3								2	0	0	0	0	0	0
Dave Parker, L (7, PH) OBP: 0.275, SLG: 0.443											1	0	1	0	0	0	0
Odell Jones, R (7, 1)											0	0	0	0	0	0	0
Willie Montanez, L (10, PH) OBP: 0.233, SLG: 0.220											1	1	1	0	0	0	0
Don Robinson, R (10, 1) OBP: 0.375, SLG: 0.286											0	0	0	0	0	0	0

Inning Stats	R: 0	H: 2	R: 0	H: 0	R: 0	H: 0	R: 0	H: 0	R: 3	H: 3	R: 0	H: 1	R: 1	H: 2	R: 0	H: 0	R: 1	H: 2	1B: 8	SF: 1	WP: 0	PA: 41
E: 0	LOB: 1	E: 0	LOB: 0	E: 0	LOB: 0	E: 1	LOB: 1	E: 0	LOB: 1	E: 1	LOB: 1	E: 0	LOB: 1	E: 0	LOB: 0	E: 1	LOB: 2	E: 1	LOB: 2	2B: 2	SAC: 0	PB: 0
K: 1	BB: 0	K: 0	BB: 0	K: 1	BB: 0	K: 1	BB: 0	K: 1	BB: 0	K: 1	BB: 0	K: 1	BB: 0	K: 0	BB: 0	K: 1	BB: 1	K: 0	BB: 1	3B: 0	DP: 0	SB: 2
S: 6	P: 6	S: 3	P: 3	S: 5	P: 5	S: 6	P: 6	S: 5	P: 5	S: 8	P: 12	S: 6	P: 6	S: 4	P: 4	S: 5	P: 5	S: 5	P: 9	HR: 0	HBP: 0	CS: 2

PITCHER	IP	WLS	BF	H	R	ER	SO	BB	IBB	HBP	BLK	WP	HR	S	P	ERA	WHIP
Jerry Reuss, L (1, 1) ERA: 2.25	5.1		22	5	3	2	4	1	0	0	0	0	0	29	33	3.38	1.125
Alejandro Pena, R (6, 1) ERA: 2.65	2.2		10	3	1	1	2	0	0	0	0	0	0	14	14	3.38	1.125
Dave Stewart, R (9, 1) ERA: 0.93	2.0	L	9	2	1	0	1	0	1	0	0	0	0	10	14	0.00	1.000

TOP

Pittsburgh Pirates @ Los Angeles Dodgers
Dodger Stadium, Los Angeles, CA

Mon Aug 31 1981, 7:05 PM PDT
Att. 35,862 - Unknown

AB	38
R	5
H	10
RBI	4
BB	2
SO	7
LOB	13

BOTTOM

Pittsburgh Pirates @ Los Angeles Dodgers
Dodger Stadium, Los Angeles, CA
 Mon Aug 31 1981, 7:05 PM PDT
 Att: 35,862 - Unknown

livebaseballscores.com

AB	36
R	4
H	9
RBI	4
BB	5
SO	5
LOB	23



WP: 0	PA: 46
PB: 1	
SB: 0	
CS: 1	

Batter	1	2	3	4	5	6	7	8	9	10	AB	R	H	RBI	BB	SO	LOB
Steve Sax, R OBP: 0.310, SLG: 0.357 (1, 4)	E5 4-3	SF8 1-3 3-H 2B		K2-3 0-3			5-3 0-0		L1 0-0	FC6-4 0-0 1-2f	6	0	1	1	0	1	4
Ken Landreaux, L OBP: 0.314, SLG: 0.400 (1, 8)	4-3	SF8		F7			L6		4-3		4	0	0	1	0	0	2
Dusty Baker Jr., R OBP: 0.348, SLG: 0.430 (1, 7)	F2	5-3					1B		1B		5	0	3	0	0	0	2
Steve Garvey, R OBP: 0.326, SLG: 0.419 (1, 3)				F7			6-3				2	0	0	0	0	0	1
Rick Monday, L OBP: 0.358, SLG: 0.482 (6, 9)	HBP						K		K		2	0	0	0	0	2	2
Ron Cey, R OBP: 0.375, SLG: 0.480 (1, 5)	K						L1				4	1	2	1	0	1	2
Derrel Thomas, S OBP: 0.331, SLG: 0.333 (8, PR) (9, 5)									SH2-4 1B	4-3 SH1-4 1B	1	0	1	0	0	0	0
Pedro Guerrero, R OBP: 0.380, SLG: 0.506 (1, 9) (6, 3)		PB E 1B BB		1-3			6-3		SH2-4 1-2	SH1-4 1-2	2	1	0	0	1	0	0
Mike Scioscia, L OBP: 0.369, SLG: 0.354 (1, 2)		E4 1B PB 2B		F6			FC5-4 1B		4-0 IBB	4-3	4	1	1	0	1	0	2
Bill Russell, R OBP: 0.273, SLG: 0.282 (1, 6)		5-3					FC5-4 1-2f		F7		3	0	0	0	2	0	5
Jerry Reuss, L OBP: 0.211, SLG: 0.211 (1, 1)				SH3-4 BB					4-3		1	1	1	1	0	0	0
Alejandro Pena, R OBP: 0.250, SLG: 0.364 (6, 1)							K				1	0	0	0	0	1	1
Reggie Smith, S OBP: 0.500, SLG: 0.800 (8, PH)		2B SF8 1B									1	0	0	0	0	0	2
Dave Stewart, R OBP: 0.500, SLG: 0.800 (9, 1)											0	0	0	0	0	0	0
Jay Johnstone, L OBP: 0.283, SLG: 0.370 (10, PH)											0	0	0	0	1	0	0

Inning Stats	R:	H:	E:	K:	S:	WLS:	BF:	H:	R:	ER:	SO:	BB:	IBB:	HBP:	BLK:	WP:	HR:	S:	P:	ERA:	WHIP:
	0	2	1	6	7		27	5	4	2	3	2	0	1	0	0	1	30	39	3.00	1.167
	3	2	1	0	10		13	3	0	0	2	0	1	0	0	0	0	16	20	0.00	1.000
	1	1	0	2	4		6	1	0	0	0	2	0	0	0	0	0	4	12	0.00	3.000

PITCHER	IP	WLS	BF	H	R	ER	SO	BB	IBB	HBP	BLK	WP	HR	S	P	ERA	WHIP
Rick Rhoden, R ERA: 4.04 (1, 1)	6.0		27	5	4	2	3	2	0	1	0	0	1	30	39	3.00	1.167
Odell Jones, R ERA: 1.99 (7, 1)	3.0	W	13	3	0	0	2	0	1	0	0	0	0	16	20	0.00	1.000
Don Robinson, R ERA: 6.87 (10, 1)	1.0	S	6	1	0	0	0	2	0	0	0	0	0	4	12	0.00	3.000

Batter	1	2	3	4	5	6	7	8	9	10	11	12	13	14	AB R H RBI BB SO LOB	TOP														
Omar Moreno, L (1, 8) OBP: 0.317, SLG: 0.350	L8		FC6-4 1B		1B		6-3			1B		SF8		L6	6 0 3 1 0 0 3															
Tim Foli, R (1, 6) OBP: 0.266, SLG: 0.274	P3		FC6-4 2B		P6		6-3			F8		6-3		G3	7 1 0 0 0 0 6															
Bill Madlock, R (1, 5) OBP: 0.422, SLG: 0.484	FC5 1B		1B				F7			P3				FC1-5 1B	5 0 2 1 0 0 1															
Vance Law, R (12, 4) OBP: 0.188, SLG: 0.217	FC5 1B		2B				WP BB			6-3				FC1-5 1B	1 0 1 0 0 0 0															
Mike Easter, L (1, 7) OBP: 0.338, SLG: 0.461	1-2 1B		4-3				K			6-3				1-2 FC1-5 1B	5 0 2 0 1 1 1															
Lee Lacy, R (1, 9) OBP: 0.308, SLG: 0.372	FC5				G2		F7			K				FC1-5 G4-6	6 0 0 0 0 2 5															
Tony Peña, R (1, 2) OBP: 0.317, SLG: 0.383		5-3			P3		6-3			6-3				G4-6	6 0 0 0 0 0 3															
Gary Alexander, R (1, 3) OBP: 0.233, SLG: 0.500		K			L7		F3			1B				F7	4 0 1 0 0 1 0															
Willie Montanez, L (9, 3) OBP: 0.239, SLG: 0.226		K												E SH1 1B	2 0 1 0 0 0 0															
Dale Berra, R (1, 4) OBP: 0.329, SLG: 0.351		K			6-3		F7			L8				SH1	5 1 1 0 0 1 1															
Eddie Solomon, R Kurt Beardsley, L Mark Lee, R Dave Parker, L Don Robinson, L Willie Stargel, L Matt Anderson, R Victor Cruz, R Rod Scarry, L Jason Thompson, L Casey Jones, R			K		K		1B			K				E4	2 0 0 0 0 0 2 0 0 1 0 0 0 0 0 0 0 0 0 0 0 0 0 0 0 0 0 1 0 0 0 0 0 0 0 0 1 0 0 0 0 0 0 0 0 0 0 0 0 0 0 0 0 0 1 0 0 0 0 0 0 0 0 0 0 0 0 0 0 0 0 0 1 0 0 0 0 0 0 0 0															
Inning Stats	R: 0 E: 0 K: 5 S: 5	H: 2 LOB: 2 BB: 0 P: 5	R: 0 E: 0 K: 2 S: 7	H: 0 LOB: 0 BB: 0 P: 7	R: 1 E: 0 K: 1 S: 7	H: 2 LOB: 1 BB: 0 P: 7	R: 0 E: 0 K: 0 S: 3	H: 0 LOB: 0 BB: 0 P: 3	R: 0 E: 0 K: 1 S: 6	H: 1 LOB: 1 BB: 0 P: 6	R: 0 E: 0 K: 0 S: 3	H: 0 LOB: 1 BB: 1 P: 7	R: 0 E: 0 K: 1 S: 5	H: 0 LOB: 0 BB: 0 P: 5	R: 0 E: 0 K: 1 S: 6	H: 1 LOB: 1 BB: 0 P: 6	R: 0 E: 0 K: 1 S: 6	H: 1 LOB: 1 BB: 0 P: 6	R: 0 E: 0 K: 1 S: 5	H: 0 LOB: 0 BB: 0 P: 5	R: 1 E: 0 K: 0 S: 5	H: 2 LOB: 2 BB: 0 P: 5	R: 0 E: 0 K: 0 S: 4	H: 2 LOB: 1 BB: 0 P: 4	R: 0 E: 1 K: 0 S: 5	H: 1 LOB: 2 BB: 0 P: 5	1B: 12 2B: 1 3B: 0 HR: 0	SF: 1 SAC: 1 DP: 1 HBP: 0	WP: 1 PB: 0 SB: 2 CS: 0	PA: 56
PITCHER	IP WLS BF H R ER SO BB IBB HBP BLK WP HR S P ERA WHIP																													
Fernando Valenzuela, L (1, 1) ERA: 2.51	10.0		39	8	1	1	7	1	0	0	0	1	0	52	56	0.90	0.900													
Steve Howe, L (11, 1) ERA: 2.52	1.0		3	0	0	0	1	0	0	0	0	0	0	5	5	0.00	0.000													
Dave Stewart, R (12, 1) ERA: 1.16	2.0		9	4	1	1	0	0	0	0	0	0	0	9	9	4.50	2.000													
Tom Niedenfuer, R (14, 1) ERA: 1.17	1.0	W	5	1	0	0	0	0	0	0	0	0	0	5	5	0.00	1.000													

Pittsburgh Pirates @ Los Angeles Dodgers
Dodger Stadium, Los Angeles, CA
Tue Sep 01 1981, 7:05 PM PDT
Att. 50,134 - Unknown

livebaseballscores.com

AB 53
R 2
H 13
RBI 2
BB 1
SO 8
LOB 21



Batter	1	2	3	4	5	6	7	8	9	10	11	12	13	14	AB	R	H	RBI	BB	SO	LOB	BOTTOM
Steve Sax, R (1, 4) OBP: 0.302, SLG: 0.344 Rick Monday, L (12, PH) Derrel Thomas, S (12, PR) OBP: 0.329, SLG: 0.331 (13, 4)	0-0 CS 1B	0-0 F9		0-0 FC6-4 1-2f			0-0 E6 1B		0-0 6-3			4-0 SH3-4 1B BB	0-0 5-3		5	0	1	0	0	0	3	Pittsburgh Pirates @ Los Angeles Dodgers Dodger Stadium, Los Angeles, CA Tue Sep 01 1981, 7:05 PM PDT Att: 50,134 - Unknown livebaseballscorecards.com
Ken Landreaux, L (1, 8) OBP: 0.314, SLG: 0.402	0-0 F9		0-0 F9		0-0 F8		0-0 F8			0-0 SH1-4 1B		0-0 SH3-4		0-0 1B 2B	6	1	2	0	0	0	2	
Dusty Baker Jr., R (1, 7) OBP: 0.350, SLG: 0.432	0-0 1B 1-2 1B		0-0 1B		0-0 P3		0-0 1B 2-3			0-0 SH1-4 1-2		0-0 P5		0-3 K	6	0	3	0	0	1	3	
Steve Garvey, R (1, 3) OBP: 0.329, SLG: 0.417	0-0 1B 1-2		0-0 F9		0-0 P6		0-0 F7			0-0 P3		0-0 1B 2-H		4-0 1B IBB	6	0	2	1	1	0	4	
Ron Cey, R (1, 5) OBP: 0.376, SLG: 0.477	0-0 P3		0-0 5-3			0-0 FC1-5 1B 1B		0-3 K		4-0 IBB		0-3 K		0-0 1B 1-2 2-H	6	0	2	1	1	2	4	
Pedro Guerrero, R (1, 9) OBP: 0.366, SLG: 0.508		1-0 WP 1B HBP		0-0 1B 1B		0-0 FC1-5 1B 1-2		0-0 F9		0-0 F8				0-0 4-3 SH1-4 1B	5	1	3	0	0	0	2	
Mike Scioscia, L (1, 2) OBP: 0.369, SLG: 0.355		0-0 WP 1B 1-2		0-0 1B 1-3		0-0 FC1-5 G5-4-3 1-2 2-3f		0-0 4-3			0-0 4-3		0-0 SH1-4		5	0	2	0	0	0	2	
Bill Russell, R (1, 6) OBP: 0.270, SLG: 0.275		0-0 5-3 1-2 2-3		0-0 5-3		0-0 G5-4-3 1-2f			0-0 5-3		4-0 L1-3 BB		0-0 4-3		5	0	0	0	1	0	6	
Fernando Valenzuela, L (11, 11) Steve Howe, L (11, 11) Jay Johnstone, L (11, PH) Dave Stewart, R (12, 11) Reggie Smith, S (13, PH) Tom Niedzier, R (14, 11)		0-0 6-3		0-0 FC6-4 3-H 1B			0-0 G3		0-3 K		0-0 L1-3 1-2		4-0 IBB		4	0	1	1	0	1	2	
Inning Stats	R: 0 H: 3 E: 0 K: 0 S: 5	R: 0 H: 1 E: 0 K: 0 S: 4	R: 0 H: 1 E: 0 K: 0 S: 4	R: 1 H: 3 E: 0 K: 0 S: 5	R: 0 H: 0 E: 0 K: 0 S: 3	R: 0 H: 2 E: 0 K: 0 S: 4	R: 0 H: 1 E: 1 K: 0 S: 5	R: 0 H: 0 E: 0 K: 1 S: 5	R: 0 H: 0 E: 0 K: 1 S: 5	R: 0 H: 1 E: 0 K: 0 S: 4	R: 0 H: 0 E: 0 K: 0 S: 2	R: 1 H: 1 E: 0 K: 1 S: 6	R: 0 H: 1 E: 0 K: 0 S: 4	R: 1 H: 2 E: 0 K: 1 S: 5	1B: 15 2B: 2 3B: 0 HR: 0	SF: 0 SAC: 3 DP: 2 HBP: 1	WP: 1 PA: 59	CS: 1				
PITCHER	IP WLS BF H R ER SO BB IBB HBP BLK WP HR S P ERA WHIP																					
Eddie Solomon, R (1, 1) ERA: 2.65	6.0 26 10 1 0 0 2 0 0 0 0 0 0 15 15 1.50 1.667																					
Mark Lee, R (7, 1) ERA: 2.65	3.0 11 1 0 0 2 0 0 0 0 0 0 0 15 15 0.00 0.333																					
Don Robinson, R (10, 1) ERA: 6.2	2.0 8 1 0 0 0 1 1 0 0 0 0 0 6 14 0.00 1.000																					
Victor Cruz, R (12, 1) ERA: 2.96	1.2 9 2 1 1 1 1 1 0 0 0 0 0 9 17 5.40 1.800																					
Rod Scurry, L (13, 1) ERA: 4.27	0.1 1 0 0 0 0 0 0 0 0 0 0 0 1 1 0.00 0.000																					
PITCHER	IP WLS BF H R ER SO BB IBB HBP BLK WP HR S P ERA WHIP																					
Odell Jones, R (14, 1) ERA: 2.35	0.1 4 2 1 1 1 1 0 0 0 0 0 0 5 9 27.00 6.000																					



Batter	1	2	3	4	5	6	7	8	9	AB R H RBI BB SO LOB	TOP
Omar Moreno, L (1, 8) OBP: 0.316, SLG: 0.348	0-0 G3		0-3 K		0-0 2-H 1B		0-0 F7		0-0 L6	5 0 1 1 0 1 0	Pittsburgh Pirates @ Los Angeles Dodgers Dodger Stadium, Los Angeles, CA Wed Sep 02 1981, 7:05 PM PDT Att: 32,027 - Unknown livebaseballscorecards.com
Tim Foli, R (1, 6) OBP: 0.263, SLG: 0.270 Johnny Ray, S (7, PH) (7, 4)	0-0 P4		0-0 P7		0-0 6-3		0-0 F8			3 0 0 0 0 0 1 1 0 0 0 0 0 0	
Bill Madlock, R (1, 5) OBP: 0.423, SLG: 0.498	0-0 S 1B			0-0 4-3		0-0 HR	0-0 F9			4 1 2 1 0 0 0	
Dave Parker, L (1, 9) OBP: 0.274, SLG: 0.439 Lee Lacy, R (6, 9) OBP: 0.306, SLG: 0.369	0-0 P6 1-2			0-0 G3 S 1B		0-0 P5		0-0 5-3		3 0 1 0 0 0 1 1 0 0 0 0 0 0	
Mike Easler, L (1, 7) OBP: 0.341, SLG: 0.462		0-0 F7		0-0 G3 1-3		0-0 3-1 E 1B		0-0 1B		4 0 2 0 0 0 1	
Dale Berra, R (1, 4) OBP: 0.321, SLG: 0.342 (7, 6)		0-0 6-3		0-3 K		0-0 E5 3-1 1-2		0-0 P3		4 0 0 0 0 1 3	
Jason Thompson, L (1, 3) OBP: 0.339, SLG: 0.368		4-0 FC6-4 BB			0-0 F8	0-0 3-1		0-0 F8		3 0 0 0 1 0 3	
Tony Peña, R (1, 2) OBP: 0.321, SLG: 0.382		0-0 FC6-4 1-2f			0-0 SH1-4 1B	4-0 BB			0-0 P2	3 1 1 0 1 0 1	
Bob Long, R (1, 1) Victor Cruz, R (6, PH) Willie Stargell, L (6, PH) Mark Lee, R (6, 1) Ernie Camacho, R (7, 1) Doe Boyland, L (8, PH)			0-3 K		0-0 SH1-4 1B	0-0 G3			0-0 P8	1 0 0 0 0 0 1 0 0 0 0 0 0 0 0 0 1 0 0 0 0 0 0 3 0 0 0 0 0 0 0 0 0 0 0 0 0 0 0 0 1 0 0 0 0 0 0 0	
Inning Stats	R: 0 H: 1 E: 0 LOB: 1 K: 0 BB: 0 S: 4 P: 4	R: 0 H: 0 E: 0 LOB: 1 K: 0 BB: 1 S: 3 P: 7	R: 0 H: 0 E: 0 LOB: 0 K: 2 BB: 0 S: 7 P: 7	R: 0 H: 1 E: 0 LOB: 1 K: 1 BB: 0 S: 6 P: 6	R: 1 H: 2 E: 0 LOB: 1 K: 0 BB: 0 S: 5 P: 5	R: 1 H: 2 E: 1 LOB: 3 K: 0 BB: 1 S: 6 P: 10	R: 0 H: 0 E: 0 LOB: 0 K: 0 BB: 0 S: 3 P: 3	R: 0 H: 1 E: 0 LOB: 1 K: 0 BB: 0 S: 4 P: 4	R: 0 H: 0 E: 0 LOB: 0 K: 0 BB: 0 S: 3 P: 3	1B: 6 SF: 0 2B: 0 SAC: 1 3B: 0 DP: 0 HR: 1 HBP: 0	
PITCHER	IP WLS BF H R ER SO BB IBB HBP BLK WP HR S P ERA WHIP										
Bob Welch, R (1, 1) ERA: 3.72	5.2 W 26 6 2 2 3 2 0 0 0 0 0 1 30 38 3.18 1.412										
Terry Forster, L (6, 1) ERA: 6.23	0.1 1 0 0 0 0 0 0 0 0 0 0 0 1 1 0.00 0.000										
Alejandro Pena, R (7, 1) ERA: 2.25	3.0 S 10 1 0 0 0 0 0 0 0 0 0 0 10 10 0.00 0.333										

AB	34
R	2
H	7
RBI	2
BB	2
SO	3
LOB	13



Batter	1	2	3	4	5	6	7	8	9
Steve Sax, R OBP: 0.294, SLG: 0.333 (1, 4)	0-0 L9		0-0 F7	0-0 6-3		0-0 E3		0-0 BB	
Ken Landreaux, L OBP: 0.319, SLG: 0.403 (1, 8)	0-0 1B S		0-0 P6		0-0 FC5-4	0-0 8-5		0-0 BB	
Dusty Baker Jr., R OBP: 0.351, SLG: 0.431 (1, 7)	0-0 1B		0-0 1B		0-0 P4	0-0 F6		0-0 BB	
Ron Roenicke, S (9, 7)	1-3 1B		0-0 1B		0-0 P3	0-0 F6		0-0 G6-4-3	
Steve Garvey, R OBP: 0.328, SLG: 0.415 (1, 3)	0-0 P3		0-0 P3		0-0 FC5-4		0-3 K		
Ron Cey, R OBP: 0.375, SLG: 0.474 (1, 5)	0-3 K			0-0 BB	0-0 FC5-4		0-0 F9		
Pedro Guerrero, R OBP: 0.391, SLG: 0.517 (1, 9)		0-0 F9		0-0 BB	0-0 E6		0-0 S		
Mike Scioscia, L OBP: 0.376, SLG: 0.367 (1, 2)		0-0 1B		0-0 SF9	0-0 E6		0-0 1B		
Bill Russell, R OBP: 0.270, SLG: 0.276 (1, 6)		0-0 F9		0-0 SH1-4	0-0 2B		0-0 4-3		
Bob Welch, R OBP: 0.294, SLG: 0.333 (1, 1)		0-0 F9		0-0 SF9	0-0 F7		0-0 1B		
Terry Forster, L (6, 1)		0-3 K		0-0 SH1-4		0-0 HR		0-3 K	
Jay Johnstone, L OBP: 0.290, SLG: 0.429 (6, PH)		0-3 K		0-0 SH1-4				0-3 K	
Alejandro Pena, R (7, 1)				0-0 SH1-4				0-3 K	

AB	R	H	RBI	BB	SO	LOB
5	0	1	0	0	0	1
4	1	2	0	1	0	1
5	0	2	0	0	0	4
0	0	0	0	0	0	0
4	0	1	0	0	1	3
4	2	1	0	0	1	4
3	2	2	2	1	0	0
4	0	3	1	0	0	1
3	0	1	1	0	0	2
1	0	0	0	0	1	1
0	0	0	0	0	0	0
1	1	1	1	0	0	0
1	0	0	0	0	1	1

1B	2B	3B	HR	SF	SAC	DP	HBP
11	2	1	1	1	2	2	0

WP	HR	S	P	ERA	WHIP
0	0	0	0	9.64	2.143
0	0	0	0	0.00	3.000
0	1	4	4	9.00	1.000
0	0	12	16	0.00	2.000

WP	HR	S	P	ERA	WHIP
0	0	0	0	9.64	2.143
0	0	0	0	0.00	3.000
0	1	4	4	9.00	1.000
0	0	12	16	0.00	2.000

BOTTOM

Pittsburgh Pirates @ Los Angeles Dodgers
Dodger Stadium, Los Angeles, CA

livebaseballscores.com

AB 35
R 6
H 14
RBI 5
BB 2
SO 4
LOB 18



Wed Sep 02 1981, 7:05 PM PDT
 Att. 32,027 - Unknown

Batter	1	2	3	4	5	6	7	8	9	AB R H RBI BB SO LOB	TOP											
Tom Herr, S (1, 4) OBP: 0.350, SLG: 0.370	0-3 K		4-0 HR BB		0-0 G6-3 1B			0-0 6-3		3 1 1 0 1 1 0												
Ken Oberkfell, L (1, 5) OBP: 0.360, SLG: 0.375	0-0 F8		0-0 HR 1-H		0-0 G6-3 1-2f			0-3 K		4 1 1 2 0 1 1												
Keith Hernandez, L (1, 3) OBP: 0.408, SLG: 0.496	4-0 BB		0-0 1B				0-0 6-3		0-0 FC1-5 FC6 1B	3 0 2 0 1 0 0												
George Hendrick, R (1, 8) OBP: 0.358, SLG: 0.500	0-3 K		0-0 P3				4-0 G5-4-3 BB		0-0 FC6 FC1-5 E	3 1 0 0 1 1 3												
Dane Iorg, L (1, 7) OBP: 0.355, SLG: 0.467 Neil Fiala, L (9, PH) Gene Roof, S (9, PR) Tito Landrum, R (9, 7) OBP: 0.284, SLG: 0.365					0-0 L1-6 2B		0-0 G5-4-3 1-2f		0-0 FC1-5 FC4-6 1-2 2-3f	3 0 1 0 0 0 1 1 0 0 0 0 0 2 0 0 0 0 0 0 0 0 0 0 0 0 0 0												
Darrell Porter, L (1, 2) OBP: 0.369, SLG: 0.371		0-3 K			0-0 F7			0-3 K		4 1 0 0 0 2 2												
Sixto Lezcano, R (1, 9) OBP: 0.365, SLG: 0.395		0-0 P6			0-0 E5			0-0 5-3		4 1 1 2 0 0 1												
Mike Ramsey, S (1, 6) OBP: 0.322, SLG: 0.317			0-0 F8		0-0 L1-6 2-3			0-3 K		4 0 1 0 0 1 2												
Silvio Martinez, R (1, 1) OBP: 0.229, SLG: 0.265 Jim Keat, L (6, 1) OBP: 0.571, SLG: 0.667 Gene Tenace, R (8, PH) OBP: 0.450, SLG: 0.369 Mark Littell, L (8, 1) OBP: 0.400, SLG: 0.400 Steve Braun, L (9, PH) OBP: 0.472, SLG: 0.385 Bruce Sutter, R (9, 1)			0-0 F7					0-0 P4	0-3 K	2 0 0 0 0 0 0 0 0 0 0 0 0 0 1 0 0 0 0 0 0 0 0 0 0 0 0 0 1 0 0 0 0 0 1 0 0 0 0 0 0 0												
Inning Stats	R: 0 E: 0 K: 2 S: 7	H: 0 LOB: 1 BB: 1 P: 11	R: 0 E: 0 K: 1 S: 5	H: 0 LOB: 0 BB: 0 P: 5	R: 2 E: 0 K: 0 S: 5	H: 2 LOB: 1 BB: 1 P: 9	R: 0 E: 1 K: 0 S: 4	H: 1 LOB: 1 BB: 0 P: 4	R: 0 E: 0 K: 0 S: 3	H: 1 LOB: 0 BB: 0 P: 3	R: 0 E: 0 K: 0 S: 2	H: 0 LOB: 0 BB: 1 P: 6	R: 0 E: 0 K: 2 S: 7	H: 0 LOB: 0 BB: 0 P: 7	R: 0 E: 0 K: 1 S: 5	H: 0 LOB: 0 BB: 0 P: 5	R: 3 E: 1 K: 1 S: 9	H: 3 LOB: 1 BB: 0 P: 9	1B: 4 2B: 2 3B: 0 HR: 2	SF: 0 SAC: 0 DP: 3 HBP: 0	WP: 0 PB: 0 SB: 0 CS: 0	PA: 36
PITCHER	IP WLS BF H R ER SO BB IBB HBP BLK WP HR S P ERA WHIP																					
Bobby Castillo, R (1, 1) ERA: 5.36	5.0		20	4	2	2	3	2	0	0	0	0	0	1	24	32	3.60	1.200				
Terry Forster, L (6, 1) ERA: 5.59	2.0		6	0	0	0	2	1	0	0	0	0	0	0	9	13	0.00	0.500				
Steve Howe, L (8, 1) ERA: 2.89	1.2	L	7	1	3	3	1	0	0	0	0	0	0	0	9	9	16.20	0.600				
Dave Stewart, R (9, 1) ERA: 1.44	0.1		3	2	0	0	1	0	0	0	0	0	1	5	5	0.00	6.000					

St. Louis Cardinals @ Los Angeles Dodgers
Dodger Stadium, Los Angeles, CA
Thu Sep 03 1981, 7:05 PM PDT
Att: 30,122 - Unknown

AB	33
R	5
H	7
RBI	4
BB	3
SO	7
LOB	13



Batter	1	2	3	4	5	6	7	8	9	AB	R	H	RBI	BB	SO	LOB
Steve Sax, R (1, 4) OBP: 0.306, SLG: 0.357	L7		F8			HR	1B			4	1	2	0	0	0	0
Ken Landreaux, L (1, 8) OBP: 0.315, SLG: 0.398	G3			3-1		4-3	P1			4	0	0	0	0	0	3
Dusty Baker Jr., R (1, 7) OBP: 0.350, SLG: 0.427	L7			L5		HR		F3		3	1	0	0	1	0	0
Steve Garvey, R (1, 3) OBP: 0.327, SLG: 0.422		P5		5-3		HR		4-3		4	1	1	3	0	0	0
Ron Cey, R (1, 5) OBP: 0.373, SLG: 0.469		F8			6-3	BB	G5-4-3	K		3	0	0	0	1	1	0
Pedro Guerrero, R (1, 9) OBP: 0.392, SLG: 0.515			BB		BB	1B	G5-4-3	F8		3	0	1	0	1	0	1
Mike Scioscia, L (1, 2) OBP: 0.378, SLG: 0.367		1-3			BB	1B		4-3		3	0	1	0	1	0	1
Bill Russell, R (1, 6) OBP: 0.266, SLG: 0.272			6-3			P6	FC6-4			3	0	0	0	0	0	3
Jay Johnstone, L (9, PH) OBP: 0.302, SLG: 0.439						F7	1B			1	0	1	0	0	0	0
Bobby Castillo, R (1, 1) OBP: 0.375, SLG: 0.625			K					F8		1	0	0	0	0	0	1
Rick Monday, L (5, PH) OBP: 0.361, SLG: 0.476										0	0	0	0	0	0	2
Terry Forster, L (6, 1)										0	0	0	0	0	0	0
Mark Bradley, R (7, PH)										1	0	0	0	0	0	1
Steve Howe, L (8, 1)										0	0	0	0	0	0	0
Dave Stewart, R (9, 1) OBP: 0.550, SLG: 0.800										0	0	0	0	0	0	0
Reggie Smith, S (9, PH) OBP: 0.289, SLG: 0.348										1	0	0	0	0	0	1

Inning Stats	R: 0	H: 0	E: 0	K: 0	S: 3	H: 0	LOB: 0	BB: 0	P: 3	R: 0	H: 0	E: 0	K: 1	S: 5	H: 0	LOB: 0	BB: 0	P: 5	R: 0	H: 0	E: 0	K: 0	S: 3	H: 0	LOB: 0	BB: 0	P: 3	R: 0	H: 1	E: 0	K: 0	S: 4	R: 3	H: 2	E: 0	K: 0	S: 4	H: 2	LOB: 2	BB: 1	P: 8	R: 0	H: 2	E: 0	K: 0	S: 5	R: 0	H: 0	E: 0	K: 1	S: 5	R: 0	H: 0	E: 0	K: 0	S: 5	R: 0	H: 1	E: 0	K: 0	S: 4	R: 0	H: 1	E: 0	K: 0	S: 4	1B: 4	SF: 0	2B: 1	SAC: 0	3B: 0	DP: 1	HR: 1	HBP: 0	WP: 0	PA: 36
--------------	------	------	------	------	------	------	--------	-------	------	------	------	------	------	------	------	--------	-------	------	------	------	------	------	------	------	--------	-------	------	------	------	------	------	------	------	------	------	------	------	------	--------	-------	------	------	------	------	------	------	------	------	------	------	------	------	------	------	------	------	------	------	------	------	------	------	------	------	------	------	-------	-------	-------	--------	-------	-------	-------	--------	-------	--------

PITCHER	IP	WLS	BF	H	R	ER	SO	BB	IBB	HBP	BLK	WP	HR	S	P	ERA	WHIP
Silvio Martinez, R (1, 1) ERA: 3.97	5.1		23	3	3	3	1	4	0	0	0	0	1	21	37	5.06	1.312
Jim Kaat, L (6, 1) ERA: 2.03	1.2		6	2	0	0	0	0	0	0	0	0	0	6	6	0.00	1.200
Mark Littell, R (8, 1) ERA: 3.57	1.0	W	3	0	0	0	1	0	0	0	0	0	0	5	5	0.00	0.000
Bruce Sutter, R (9, 1) ERA: 2.54	1.0	S	4	1	0	0	0	0	0	0	0	0	0	4	4	0.00	1.000

BOTTOM

St. Louis Cardinals @ Los Angeles Dodgers
Dodger Stadium, Los Angeles, CA

Thu Sep 03 1981, 7:05 PM PDT
 Att. 30,122 - Unknown

livebaseballscorecards.com

AB	32
R	3
H	6
RBI	3
BB	4
SO	2
LOB	12



Batter	1	2	3	4	5	6	7	8	9	AB	R	H	RBI	BB	SO	LOB	TOP								
Tom Herr, S OBP: 0.347, SLG: 0.367 (1, 4)	0-0 L6	0-0 G3		0-0 P6		0-0 G6-4-3		0-0 1B		5	0	1	0	0	0	4									
Ken Oberkfell, L OBP: 0.361, SLG: 0.376 (1, 5)	0-0 4-3		0-0 1B FC6-4		0-0 1B CS		0-0 1-3	0-0 SF7		4	1	2	1	0	0	0									
Keith Hernandez, L OBP: 0.417, SLG: 0.508 (1, 3)	0-0 1B		0-0 1B FC6-4		4-0 1B BB		0-0 1B 2B	0-0 1B		4	2	4	0	1	0	0									
George Hendrick, R OBP: 0.359, SLG: 0.495 (1, 8) (7, 9)	0-0 5-3		0-0 1B FC6-4		4-0 1B BB		4-0 1B IBB	0-0 F3		3	1	0	1	2	0	4									
Dane Iorg, L OBP: 0.355, SLG: 0.464 David Green, R (7, PH) (7, 8)		0-0 5-3	0-0 1B G5-4-3		0-0 1B		0-0 1B FC4-6		0-0 F3	3	0	1	0	0	0	1									
Darrell Porter, L OBP: 0.388, SLG: 0.380 (1, 2)		4-0 1B 2B BB		4-0 1B SH1-4 BB		0-0 1B		0-0 1B	0-0 F9	3	1	2	3	2	0	0									
Sixto Lezcano, R OBP: 0.365, SLG: 0.394 Tito Landrum, R OBP: 0.278, SLG: 0.356 (1, 9) (5, 9) (7, 7)		0-0 F8		0-0 1B SH1-4		0-0 5-3		0-0 F2		3	0	1	0	0	0	2									
Mike Ramsey, S OBP: 0.330, SLG: 0.326 (1, 6)		0-0 1B 2B		0-3 1B K				0-0 1B SF7		4	2	2	0	0	1	2									
John Martin, S OBP: 0.304, SLG: 0.429 (1, 1)		0-0 2B 1-H 2-H		0-0 1B SH1-4		4-0 1B BB		0-3 1B K		2	0	1	2	1	1	1									
Inning Stats	R: 0 E: 0 K: 0 S: 4	H: 1 LOB: 1 BB: 0 P: 4	R: 2 E: 0 K: 0 S: 5	H: 2 LOB: 1 BB: 1 P: 9	R: 1 E: 0 K: 1 S: 4	H: 2 LOB: 0 BB: 0 P: 4	R: 0 E: 0 K: 1 S: 6	H: 1 LOB: 2 BB: 1 P: 10	R: 2 E: 0 K: 0 S: 4	H: 3 LOB: 1 BB: 2 P: 12	R: 0 E: 0 K: 0 S: 2	H: 0 LOB: 0 BB: 1 P: 6	R: 1 E: 0 K: 0 S: 5	H: 2 LOB: 2 BB: 1 P: 9	R: 1 E: 0 K: 1 S: 8	H: 3 LOB: 2 BB: 0 P: 8	R: 0 E: 0 K: 0 S: 3	H: 0 LOB: 0 BB: 0 P: 3	1B: 12 2B: 2 3B: 0 HR: 0	SF: 1 SAC: 1 DP: 2 HBP: 0	WP: 0 PB: 0 SB: 0 CS: 1	PA: 43			
PITCHER	IP	WLS	BF	H	R	ER	SO	BB	IBB	HBP	BLK	WP	HR	S	P	ERA	WHIP								
Dave Goltz, R ERA: 3.05 (1, 1)	3.0	L	16	6	3	3	0	2	0	0	0	0	0	14	22	9.00	2.667								
Tom Niedenfuer, R ERA: 2.79 (4, 1)	2.0		9	3	2	2	1	2	0	0	0	0	0	9	17	9.00	2.500								
Terry Forster, L ERA: 5.48 (6, 1)	2.0		9	2	1	1	0	1	1	0	0	0	0	7	15	4.50	1.500								
Dave Stewart, R ERA: 1.67 (8, 1)	1.0		6	3	1	1	1	0	0	0	0	0	0	8	8	9.00	3.000								
Steve Howe, L ERA: 2.82 (9, 1)	1.0		3	0	0	0	0	0	0	0	0	0	0	3	3	0.00	0.000								

St. Louis Cardinals @ Los Angeles Dodgers
Dodger Stadium, Los Angeles, CA
Fri Sep 04 1981, 7:05 PM PDT
Att: 48,114 - Unknown


AB	35
R	7
H	14
RBI	7
BB	6
SO	2
LOB	18



Batter	1	2	3	4	5	6	7	8	9	10	11	AB	R	H	RBI	BB	SO	LOB	TOP																		
Tom Herr, S OBP: 0.341, SLG: 0.359 (1, 4)	F8	5-3		G6-4-3			L6	F7			F8	6	0	0	0	0	0	5																			
Tito Landrum, R OBP: 0.289, SLG: 0.344 Gene Roof, S OBP: 0.667, SLG: 0.667 (1, 7) (5, 7)	5-3		5-3		E4		BB BB 1B	K			4-3 1B	3	0	0	0	0	0	0																			
Keith Hernandez, L OBP: 0.413, SLG: 0.500 (1, 3)	4-3		4-3		G5-3-6		BB BB 1B			4-3	4-3	6	0	1	0	0	0	2																			
George Hendrick, R OBP: 0.364, SLG: 0.495 (1, 8)		HBP 1B	FC5 BB 1B		E6 BB		FC1-2 BB			L9		4	1	2	0	2	0	0																			
Gene Tenace, R OBP: 0.418, SLG: 0.369 Darrell Porter, L OBP: 0.387, SLG: 0.372 (1, 2) (7, PH) (7, 2)		1B HBP					FC1-2 BB			L7		0	1	0	0	2	0	0																			
Sixto Lezcano, R OBP: 0.364, SLG: 0.393 Dane Iorg, L OBP: 0.357, SLG: 0.464 (1, 9) (7, PH) (7, 9)		FC6-4 1B	FC5		K		FC1-2 BB				G3	3	0	1	1	0	1	4																			
Ken Oberkfell, L OBP: 0.365, SLG: 0.382 (1, 5)		FC6-4 1B					FC1-5 BB 2B			P4		4	0	2	1	1	0	4																			
Mike Ramsey, S OBP: 0.323, SLG: 0.319 (1, 6)		FC6-4			FC1-5		FC1-5 L1-3			6-3		5	0	1	0	0	0	4																			
Joaquin Andujar, S OBP: 0.150, SLG: 0.150 (1, 1) (4, 1) David Green, R OBP: 0.400, SLG: 0.400 (6, PH) (6, 1) Julio Gonzalez, R OBP: 0.395, SLG: 0.250 (8, PH) (8, 1) Bruce Sutter, R OBP: 0.499, SLG: 0.370 (10, PH) (10, 1) Jim Kaat, L OBP: 0.571, SLG: 0.667 (10, 1)		K			FC1-5		L1-3				L7	2	0	0	0	0	1	4																			
Inning Stats	R: 0 E: 0 K: 3 S: 3	H: 0 LOB: 0 BB: 0 P: 3	R: 2 E: 0 K: 1 S: 8	H: 3 LOB: 2 BB: 0 P: 9	R: 0 E: 0 K: 0 S: 4	H: 1 LOB: 2 BB: 1 P: 8	R: 0 E: 0 K: 0 S: 3	H: 1 LOB: 1 BB: 1 P: 7	R: 0 E: 2 K: 1 S: 6	H: 0 LOB: 2 BB: 1 P: 10	R: 0 E: 0 K: 0 S: 3	H: 1 LOB: 0 BB: 0 P: 3	R: 1 E: 0 K: 0 S: 5	H: 2 LOB: 3 BB: 2 P: 13	R: 0 E: 0 K: 1 S: 6	H: 1 LOB: 1 BB: 0 P: 6	R: 0 E: 0 K: 0 S: 3	H: 0 LOB: 0 BB: 0 P: 3	R: 0 E: 0 K: 0 S: 4	H: 1 LOB: 1 BB: 0 P: 4	R: 0 E: 0 K: 0 S: 4	H: 1 LOB: 2 BB: 1 P: 8	1B: 10 2B: 2 3B: 0 HR: 0	SF: 0 SAC: 0 DP: 3 HBP: 1	WP: 0 PB: 0 SB: 0 CS: 0	PA: 50											
PITCHER	IP WLS BF H R ER SO BB IBB HBP BLK WP HR S P ERA WHIP																				IP WLS BF H R ER SO BB IBB HBP BLK WP HR S P ERA WHIP																
Jerry Reuss, L ERA: 2.36 (1, 1)	6.1	30	8	3	3	2	3	0	1	0	0	0	0	0	30	43	4.26	1.737																			
Alejandro Pena, R ERA: 2.25 (7, 1)	0.0	2	0	0	0	0	2	0	0	0	0	0	0	0	8	∞	∞																				
Steve Howe, L ERA: 2.7 (7, 1)	1.2	6	1	0	0	1	0	0	0	0	0	0	0	8	8	0.00	0.600																				
Tom Niedenfuer, R ERA: 2.13 (9, 1)	3.0	W	12	2	0	0	0	1	0	0	0	0	0	11	15	0.00	1.000																				

St. Louis Cardinals @ Los Angeles Dodgers
Dodger Stadium, Los Angeles, CA
Sat Sep 05 1981, 7:05 PM PDT
Att. 36,058 - Unknown

AB	43
R	3
H	11
RBI	3
BB	6
SO	3
LOB	31



1B	10	SF	0
2B	2	SAC	0
3B	0	DP	3
HR	0	HBP	1

WP	0	PA	50
----	---	----	----

Batter	1	2	3	4	5	6	7	8	9	AB R H RBI BB SO LOB	TOP									
Tom Herr, S (1, 4) OBP: 0.343, SLG: 0.359	0-3 K		4-0 BB		0-0 CS 1B			0-3 K		3 0 1 0 1 2 0	St. Louis Cardinals @ Los Angeles Dodgers Dodger Stadium, Los Angeles, CA Sun Sep 06 1981, 3:33 AM PDT Att: 46,780 - Unknown livebaseballscorecards.com									
Ken Oberkfell, L (1, 5) OBP: 0.363, SLG: 0.380	0-0 1B 1B		0-0 F9		0-0 CS 1-2	0-0 P6		0-3 K		4 0 1 0 0 1 1										
Keith Hernandez, L (1, 3) OBP: 0.414, SLG: 0.500	0-0 1-2 1B		0-0 4-3			0-0 S 1B		0-0 G3		4 0 2 0 0 0 1										
George Hendrick, R (1, 9) OBP: 0.360, SLG: 0.488	0-0 F7		0-0 P4			0-0 L6		0-3 K		4 0 0 0 0 1 4										
Darrell Porter, L (1, 2) OBP: 0.374, SLG: 0.357	0-3 K			0-0 F5		0-3 K 1-2		0-0 F9		4 0 0 0 0 2 3										
David Green, R (1, 8)		0-0 5-3		0-0 3-1			0-0 4-3			3 0 0 0 0 0 0										
Dane Iorg, L (1, 7) OBP: 0.349, SLG: 0.455		0-0 L4		0-0 G3			0-0 P6			3 0 0 0 0 0 0										
Luis DeLeon, R (7, 1)										0 0 0 0 0 0 0										
Mike Ramsey, S (1, 6) OBP: 0.313, SLG: 0.309		0-0 E5			0-0 F8		0-3 K			3 0 0 0 0 1 0										
Bob Forsch, R (1, 1) OBP: 0.161, SLG: 0.133		0-0 L7			0-0 5-3			0-3 K		2 0 0 0 0 0 1										
Bob Shirley, R (7, 1) OBP: 0.150, SLG: 0.150										0 0 0 0 0 0 0										
Gene Roof, S (7, 7) OBP: 0.500, SLG: 0.500										1 0 0 0 0 1 0										
Inning Stats	R: 0 E: 0 K: 2 S: 9	H: 2 LOB: 2 BB: 0 P: 9	R: 0 E: 1 K: 0 S: 4	H: 0 LOB: 1 BB: 0 P: 4	R: 0 E: 0 K: 0 S: 3	H: 0 LOB: 1 BB: 1 P: 7	R: 0 E: 0 K: 0 S: 3	H: 0 LOB: 0 BB: 0 P: 3	R: 0 E: 0 K: 1 S: 6	H: 1 LOB: 1 BB: 0 P: 6	R: 0 E: 0 K: 1 S: 5	H: 0 LOB: 0 BB: 0 P: 5	R: 0 E: 0 K: 3 S: 9	H: 0 LOB: 0 BB: 0 P: 9	R: 0 E: 0 K: 1 S: 5	H: 0 LOB: 0 BB: 0 P: 5	1B: 4 2B: 0 3B: 0 HR: 0	SF: 0 SAC: 0 DP: 0 HBP: 0	WP: 0 PB: 0 SB: 1 CS: 1	PA: 33
PITCHER Fernando Valenzuela, L (1, 1) ERA: 2.37	IP: 9.0 WLS: W BF: 32 H: 4 R: 0 ER: 0 SO: 8 BB: 1 IBB: 0 HBP: 0 BLK: 0 WP: 0 HR: 0 S: 47 P: 51 ERA: 0.00 WHIP: 0.556																			



Batter	1	2	3	4	5	6	7	8	9	AB	R	H	RBI	BB	SO	LOB
Davey Lopes, R (1, 4) OBP: 0.281, SLG: 0.278	0-0 G4-6-3 1B		0-0 2-H 1B		0-3 K		0-0 3-H 1B			4	0	3	2	0	1	1
Ken Landreaux, L (1, 8) OBP: 0.315, SLG: 0.397	0-0 G4-6-3 1-2f 1B		0-0 F8			0-0 F9 1B	0-0 F8			4	0	1	0	0	0	3
Rick Monday, L (1, 9) OBP: 0.363, SLG: 0.489 Pedro Guerrero, R (7, PH) OBP: 0.390, SLG: 0.507 Steve Yeager, R (8, 2) OBP: 0.260, SLG: 0.353	0-0 3B		0-3 K			0-3 K	0-3 K			3	0	1	0	0	2	2
Steve Garvey, R (1, 3) OBP: 0.321, SLG: 0.412	0-0 5-3			0-0 5-3		0-0 F9 1-3	0-0 4-3			4	0	0	0	0	0	4
Ron Cey, R (1, 5) OBP: 0.365, SLG: 0.456		0-0 6-3		0-0 1-3		0-0 5-3		0-0 1-3 1B		4	0	1	0	0	0	1
Ron Roenicke, S (1, 7) OBP: 0.182, SLG: 0.182		0-0 3-1		0-0 F8			0-0 1B 3B 1B HBP	0-0 1-3		4	1	1	0	0	0	1
Mike Scioscia, L (1, 2) OBP: 0.374, SLG: 0.360 Mark Bradley, R (7, PR) (8, 9)		0-0 4-3			0-0 F8		1-0 1B 3B HBP	0-0 F7		2	0	0	0	0	0	0
Derrel Thomas, S (1, 6) OBP: 0.343, SLG: 0.364			0-0 SH3-4 1B		0-0 4-3 1B		0-0 1-2 2-3 3B 1B	0-0 F7		4	2	3	0	0	0	1
Fernando Valenzuela, L (1, 1) OBP: 0.288, SLG: 0.314			0-0 SH3-4		0-0 4-3		0-0 1-H 2-H 3-H 1B 3B			2	1	1	3	0	0	1

Inning Stats	R: 0	H: 2	E: 0	LOB: 1	K: 0	BB: 0	S: 4	P: 4	R: 0	H: 0	E: 0	LOB: 0	K: 0	BB: 0	S: 3	P: 3	R: 1	H: 2	E: 0	LOB: 1	K: 1	BB: 0	S: 7	P: 7	R: 0	H: 0	E: 0	LOB: 0	K: 0	BB: 0	S: 3	P: 3	R: 0	H: 1	E: 0	LOB: 1	K: 1	BB: 0	S: 6	P: 6	R: 0	H: 1	E: 0	LOB: 1	K: 1	BB: 0	S: 6	P: 6	R: 4	H: 4	E: 0	LOB: 2	K: 1	BB: 0	S: 9	P: 10	R: 0	H: 1	E: 0	LOB: 1	K: 0	BB: 0	S: 4	P: 4
--------------	------	------	------	--------	------	-------	------	------	------	------	------	--------	------	-------	------	------	------	------	------	--------	------	-------	------	------	------	------	------	--------	------	-------	------	------	------	------	------	--------	------	-------	------	------	------	------	------	--------	------	-------	------	------	------	------	------	--------	------	-------	------	-------	------	------	------	--------	------	-------	------	------


PITCHER																1B: 9	SF: 0	2B: 0	SAC: 1	3B: 2	DP: 1	HR: 0	HBP: 1	WP: 0	PA: 35
PITCHER	IP	WLS	BF	H	R	ER	SO	BB	IBB	HBP	BLK	WP	HR	S	P	ERA	WHIP	WP	HR	S	P	ERA	WHIP		
Bob Forsch, R (1, 1) ERA: 2.99	6.0	L	26	8	4	4	3	0	0	1	0	0	0	31	32	6.00	1.333								
Bob Shirley, L (7, 1) ERA: 4.26	0.1		3	2	1	1	0	0	0	0	0	0	0	3	3	27.00	6.000								
Luis DeLeon, R (7, 1) ERA:	1.2		6	1	0	0	1	0	0	0	0	0	0	8	8	0.00	0.600								

BOTTOM

St. Louis Cardinals @ Los Angeles Dodgers
Dodger Stadium, Los Angeles, CA

Sun Sep 06 1981, 3:33 AM PDT
Att. 46,780 - Unknown

AB	33
R	5
H	11
RBI	5
BB	0
SO	4
LOB	16



Batter	1	2	3	4	5	6	7	8	9	AB R H RBI BB SO LOB	TOP		
Joe Morgan, L (1, 4) OBP: 0.372, SLG: 0.383	4-0 FC6 BB		0-3 K		4-0 G1-4-3 BB		0-0 F4		0-0 4-3	3 0 0 0 2 1 1			
Enos Cabell, R (1, 3) OBP: 0.263, SLG: 0.316	0-0 FC6 BB		0-0 G6-4-3 1B		0-0 F7		0-0 F7			4 0 1 0 0 0 3			
Jack Clark, R (1, 9) OBP: 0.329, SLG: 0.449	4-0 BB		0-0 G6-4-3		0-0 G1-4-3		0-0 1B			3 0 1 0 1 0 4			
Darrell Evans, L (1, 5) OBP: 0.344, SLG: 0.423	0-0 F9			0-0 1B		0-0 F6	0-0 F8			4 0 1 0 0 0 2			
Larry Herndon, R (1, 7) OBP: 0.316, SLG: 0.425		0-0 4-3		0-3 K		0-0 BB 1B		0-0 F9		4 1 1 0 0 1 1			
Jerry Martin, R (1, 8) OBP: 0.301, SLG: 0.339		0-0 4-3		0-0 1B		0-0 F7		0-3 K		4 0 1 0 0 1 1			
Milt May, L (1, 2) OBP: 0.369, SLG: 0.387		0-0 2B		0-3 K		4-0 1B BB		0-0 F8		3 0 1 0 1 1 2			
Johnnie LeMaster, R (1, 6) OBP: 0.307, SLG: 0.295		0-0 6-3		0-3 K		0-0 1B		0-0 5-3		4 0 1 1 0 1 3			
Ed Whitson, R (1, 1) OBP: 0.194, SLG: 0.107			4-0 1B		0-0 BB		0-0 F4		0-0 F4	0 0 0 0 1 0 0			
Allen Ripley, R (3, 1) OBP: 0.143, SLG: 0.143										0 0 0 0 0 0 0			
Billy Smith, S (5, PH) OBP: 0.234, SLG: 0.231										1 0 1 0 0 0 0			
Fred Breining, R (5, 1)										0 0 0 0 0 0 0			
Max Venable, L (6, PH) OBP: 0.250, SLG: 0.250										1 0 0 0 0 0 2			
Mike Rowland, R (6, 1)										0 0 0 0 0 0 0			
Dave Bergman, L (9, PH) OBP: 0.341, SLG: 0.387										1 0 0 0 0 0 0			
Inning Stats	R: 0 H: 0 E: 0 LOB: 1 K: 0 BB: 2 S: 2 P: 10	R: 0 H: 1 E: 0 LOB: 1 K: 0 BB: 0 S: 4 P: 4	R: 0 H: 1 E: 0 LOB: 1 K: 1 BB: 1 S: 5 P: 9	R: 0 H: 2 E: 0 LOB: 2 K: 3 BB: 0 S: 11 P: 11	R: 0 H: 1 E: 0 LOB: 1 K: 0 BB: 1 S: 3 P: 7	R: 1 H: 2 E: 0 LOB: 2 K: 0 BB: 1 S: 5 P: 9	R: 0 H: 1 E: 0 LOB: 1 K: 0 BB: 0 S: 4 P: 4	R: 0 H: 0 E: 0 LOB: 0 K: 1 BB: 0 S: 5 P: 5	R: 0 H: 0 E: 0 LOB: 0 K: 0 BB: 0 S: 3 P: 3	1B: 7 SF: 0 2B: 1 SAC: 0 3B: 0 DP: 2 HR: 0 HBP: 0	WP: 0 PA: 37 PB: 0 SB: 0 CS: 0		
PITCHER	IP WLS BF H R ER SO BB IBB HBP BLK WP HR S P ERA WHIP											PITCHER	IP WLS BF H R ER SO BB IBB HBP BLK WP HR S P ERA WHIP
Bob Welch, R (1, 1) ERA: 3.61	5.2 W 26 7 1 1 4 5 0 0 0 0 0 0 29 49 1.59 2.118												
Alejandro Pena, R (6, 1) ERA: 2.21	0.1 1 0 0 0 0 0 0 0 0 0 0 0 1 1 0.00 0.000												
Tom Niedenfuer, R (7, 1) ERA: 1.72	3.0 S 10 1 0 0 1 0 0 0 0 0 0 0 12 12 0.00 0.333												

San Francisco Giants @ Los Angeles Dodgers
 Dodger Stadium, Los Angeles, CA
 Mon Sep 07 1981, 7:05 PM PDT
 Att: 49,561 - Unknown

livebaseballscorecards.com

AB 32
 R 1
 H 8
 RBI 1
 BB 5
 SO 5
 LOB 19



Batter	1	2	3	4	5	6	7	8	9	AB	R	H	RBI	BB	SO	LOB
--------	---	---	---	---	---	---	---	---	---	----	---	---	-----	----	----	-----

Davey Lopes, R OBP: 0.286, SLG: 0.280 (1, 4)	0-0 1B 1B		4-0 1B G1-4-3 BB		0-0 F7		0-0 5-3			3	2	1	0	1	0	0
Ken Landreaux, L OBP: 0.317, SLG: 0.399 (1, 8)	0-3 K		0-0 G1-4-3 1B		0-0 S 1B		0-0 F8			4	0	2	0	0	1	1
Dusty Baker Jr., R OBP: 0.351, SLG: 0.436 Candy Maldonado, R (9, 7)	0-0 1B 1-2 1B		0-0 G1-4-3		0-0 F8		0-0 5-3			4	0	1	0	0	0	2
Steve Garvey, R OBP: 0.322, SLG: 0.414 Mike Marshall, R OBP: 0.333, SLG: 0.667 (1, 3) (1, PR) (2, 3)	0-0 FC5-4 1B		0-0 HR 2B		0-0 5-3		0-0 F8			1	0	1	1	0	0	0
Ron Cey, R OBP: 0.366, SLG: 0.464 (1, 5)	0-0 P5		0-0 HR		1-0 SH2-3 BB HBP		0-0 5-3			3	2	1	2	0	0	2
Pedro Guerrero, R OBP: 0.389, SLG: 0.502 (1, 9)	0-0 FC5-4		0-0 1-3		4-0 SH2-3 BB		0-0 F7			3	0	0	0	1	0	2
Mike Scioscia, L OBP: 0.371, SLG: 0.357 (1, 2)		0-0 1-3		0-0 F9		0-0 SH2-3				2	0	0	0	0	0	0
Derrel Thomas, S OBP: 0.342, SLG: 0.360 (1, 6)		0-0 1-3		0-0 5-3		4-0 IBB				2	0	0	0	1	0	0
Bob Welch, R OBP: 0.278, SLG: 0.314 Alejandro Pena, R (6, 1) Reggie Smith, S OBP: 0.286, SLG: 0.375 Tom Niedenfuer, R (7, 1)		0-0 F8		0-3 K		0-0 SF9-3-4-3				2	0	0	0	0	1	0

Inning Stats	R: 1	H: 3	E: 0	K: 1	S: 8	LOB: 2	BB: 0	P: 8	R: 0	H: 0	E: 0	K: 0	S: 3	LOB: 0	BB: 0	P: 3	R: 3	H: 3	E: 0	K: 0	S: 5	LOB: 0	BB: 1	P: 9	R: 0	H: 0	E: 0	K: 1	S: 5	LOB: 0	BB: 0	P: 5	R: 0	H: 1	E: 0	K: 0	S: 4	LOB: 1	BB: 0	P: 4	R: 1	H: 0	E: 0	K: 0	S: 2	LOB: 1	BB: 2	P: 11	R: 0	H: 0	E: 0	K: 0	S: 3	LOB: 0	BB: 0	P: 3	R: 0	H: 0	E: 0	K: 0	S: 3	LOB: 0	BB: 0	P: 3
--------------	------	------	------	------	------	--------	-------	------	------	------	------	------	------	--------	-------	------	------	------	------	------	------	--------	-------	------	------	------	------	------	------	--------	-------	------	------	------	------	------	------	--------	-------	------	------	------	------	------	------	--------	-------	-------	------	------	------	------	------	--------	-------	------	------	------	------	------	------	--------	-------	------

PITCHER	IP	WLS	BF	H	R	ER	SO	BB	IBB	HBP	BLK	WP	HR	S	P	ERA	WHIP
Ed Whitson, R ERA: 3.84 (1, 1)	2.2	L	14	6	4	4	1	1	0	0	0	0	0	15	19	13.50	2.625
Allen Ripley, R ERA: 3.83 (3, 1)	1.1		4	0	0	0	1	0	0	0	0	0	0	6	6	0.00	0.000
Fred Breining, R ERA: 2.84 (5, 1)	1.0		4	1	0	0	0	0	0	0	0	0	0	4	4	0.00	1.000
Mike Rowland, R ERA: 3.0 (6, 1)	3.0		11	0	1	1	0	1	1	1	0	0	0	8	17	3.00	0.333

BOTTOM

San Francisco Giants @ Los Angeles Dodgers
Dodger Stadium, Los Angeles, CA
 Mon Sep 07 1981, 7:05 PM PDT
 Att. 49,561 - Unknown

AB	27
R	5
H	7
RBI	4
BB	3
SO	2
LOB	8



WP	PA	ERA	WHIP
0	33		

Batter	1	2	3	4	5	6	7	8	9	AB R H RBI BB SO LOB	TOP											
Joe Morgan, L (1, 4) OBP: 0.374, SLG: 0.382	4-0 1B S BB		0-0 F8		0-0 F9			0-0 1B		3 0 1 0 1 0 1												
Dave Bergman, L (1, 3) OBP: 0.346, SLG: 0.386	0-0 1-3 1B		4-0 G5-4-3 BB			0-0 4-3		0-0 F9		3 0 1 0 1 0 1												
Jack Clark, R (1, 9) OBP: 0.326, SLG: 0.443	0-0 1-2 F8		0-0 G5-4-3 1-2f			0-0 F7			0-3 K	4 0 0 0 0 1 3												
Darrell Evans, L (1, 5) OBP: 0.343, SLG: 0.419	0-3 K			0-0 4-3		0-0 4-3			4-0 BB BB	3 0 0 0 1 1 2												
Larry Herndon, R (1, 7) OBP: 0.315, SLG: 0.421	0-0 F8			0-0 F8			0-0 1-3		4-0 1-2 BB	3 0 0 0 1 0 2												
Jerry Martin, R (1, 8) OBP: 0.300, SLG: 0.333		4-0 BB		0-0 5-3			0-0 F6		0-0 F8	3 0 0 0 1 0 2												
Milt May, L (1, 2) OBP: 0.364, SLG: 0.381					0-0 F7		0-3 K		0-0 F5	4 0 0 0 0 1 3												
Johnnie LeMaster, R (1, 6) OBP: 0.307, SLG: 0.296		0-3 K			0-0 1B			0-0 F3		3 0 1 0 0 1 1												
Doyle Alexander, R (1, 1) OBP: 0.186, SLG: 0.225		0-3 K			0-3 K			0-0 F7		2 0 0 0 0 2 2												
Mike Rowland, R (7, 1)										0 0 0 0 0 0 0												
Billy Smith, S (8, PH) OBP: 0.250, SLG: 0.226										1 0 0 0 0 0 0												
Alan Hargesheimer, R (8, 1)										0 0 0 0 0 0 0												
Inning Stats	R: 0 E: 0 K: 1 S: 6	H: 1 LOB: 2 BB: 1 P: 10	R: 0 E: 0 K: 2 S: 7	H: 0 LOB: 1 BB: 1 P: 11	R: 0 E: 0 K: 0 S: 2	H: 0 LOB: 0 BB: 1 P: 6	R: 0 E: 0 K: 0 S: 3	H: 0 LOB: 0 BB: 0 P: 3	R: 0 E: 0 K: 1 S: 6	H: 1 LOB: 1 BB: 0 P: 6	R: 0 E: 0 K: 0 S: 3	H: 0 LOB: 0 BB: 0 P: 3	R: 0 E: 0 K: 1 S: 5	H: 0 LOB: 0 BB: 0 P: 5	R: 0 E: 0 K: 0 S: 4	H: 1 LOB: 1 BB: 0 P: 4	R: 0 E: 0 K: 1 S: 5	H: 0 LOB: 2 BB: 2 P: 13	1B: 3 2B: 0 3B: 0 HR: 0	SF: 0 SAC: 0 DP: 1 HBP: 0	WP: 0 PB: 0 SB: 2 CS: 0	PA: 34
PITCHER	IP WLS BF H R ER SO BB IBB HBP BLK WP HR S P ERA WHIP																					
Burt Hooton, R (1, 1) ERA: 2.18	6.0 W 22 2 0 0 4 3 0 0 0 0 0 0 27 39 0.00 0.833																					
Alejandro Pena, R (7, 1) ERA: 1.99	2.1 10 1 0 0 2 2 0 0 0 0 0 0 12 20 0.00 1.286																					
Dave Stewart, R (9, 1) ERA: 1.64	0.2 S 2 0 0 0 0 0 0 0 0 0 0 0 2 2 0.00 0.000																					

San Francisco Giants @ Los Angeles Dodgers
 Dodger Stadium, Los Angeles, CA
 Tue Sep 08 1981, 7:05 PM PDT
 Att: 31,702 - Unknown

livebaseballscorecards.com

AB 29
 R 0
 H 3
 RBI 0
 BB 5
 SO 6
 LOB 17



Batter	1	2	3	4	5	6	7	8	9	AB	R	H	RBI	BB	SO	LOB
Davey Lopes, R (1, 4) OBP: 0.290, SLG: 0.280	0-0 6-3			0-0 4-3		4-0 HR	0-0 1B			3	1	1	0	1	0	0
Ken Landreaux, L (1, 8) OBP: 0.314, SLG: 0.394	0-0 F4			0-0 4-3		0-0 F3	0-0 F3			4	0	0	0	0	0	4
Dusty Baker Jr., R (1, 7) OBP: 0.352, SLG: 0.444 Ron Roenicke, S (9, 7) OBP: 0.182, SLG: 0.182	0-0 F8			4-0 BB		0-0 HR	0-0 F7			3	1	1	2	1	0	3
Steve Garvey, R (1, 3) OBP: 0.324, SLG: 0.415		0-0 F8		0-0 4-3		0-0 HR		0-0 1B		4	1	2	0	0	0	1
Ron Cey, R (1, 5) OBP: 0.371, SLG: 0.476 Derrel Thomas, S (9, 5) OBP: 0.342, SLG: 0.360		4-0 L5-3 BB			0-0 FC5-4 1B	0-0 HR		0-0 G6-4-3 1B		3	1	2	2	1	0	1
Pedro Guerrero, R (1, 9) OBP: 0.384, SLG: 0.495		0-0 L5-3			0-0 F4	0-0 F3		0-0 4-3		4	0	0	0	0	0	2
Steve Yeager, R (1, 2) OBP: 0.283, SLG: 0.352			0-0 F7		0-3 K		0-0 1B			3	0	1	0	0	1	1
Bill Russell, R (1, 6) OBP: 0.278, SLG: 0.281			0-0 F7		0-0 FC5-4		0-0 1B			3	0	1	0	0	0	1
Burt Hooton, R (1, 1) OBP: 0.270, SLG: 0.265 Rick Monday, L (6, PH) OBP: 0.359, SLG: 0.483 Alejandro Pena, R (7, 1) Dave Stewart, R (9, 1) OBP: 0.500, SLG: 0.800			0-0 F8		0-3 K	0-3 K				1	0	0	0	0	0	0


Inning Stats		R: 0	H: 0	E: 0	LOB: 0	K: 0	BB: 0	S: 3	P: 3	R: 0	H: 0	E: 0	LOB: 0	K: 0	BB: 1	S: 2	P: 6	R: 0	H: 0	E: 0	LOB: 0	K: 0	BB: 0	S: 3	P: 3	R: 0	H: 1	E: 0	LOB: 1	K: 1	BB: 0	S: 6	P: 6	R: 4	H: 3	E: 0	LOB: 0	K: 1	BB: 1	S: 8	P: 12	R: 0	H: 3	E: 0	LOB: 3	K: 1	BB: 0	S: 8	P: 8	R: 0	H: 1	E: 0	LOB: 0	K: 0	BB: 0	S: 3	P: 3
PITCHER	IP	WLS	BF	H	R	ER	SO	BB	IBB	HBP	BLK	WP	HR	S	P	ERA	WHIP	PITCHER	IP	WLS	BF	H	R	ER	SO	BB	IBB	HBP	BLK	WP	HR	S	P	ERA	WHIP	IP	WLS	BF	H	R	ER	SO	BB	IBB	HBP	BLK	WP	HR	S	P	ERA	WHIP					
Doyle Alexander, R (1, 1) ERA: 2.75	6.1	L	28	7	4	4	3	3	0	0	0	0	2	31	43	5.68	1.579	Doyle Alexander, R (1, 1) ERA: 2.75	6.1	L	28	7	4	4	3	3	0	0	0	0	2	31	43	5.68	1.579	Doyle Alexander, R (1, 1) ERA: 2.75	6.1	L	28	7	4	4	3	3	0	0	0	0	2	31	43	5.68	1.579				
Mike Rowland, R (7, 1) ERA: 2.45	0.2		2	0	0	0	0	0	0	0	0	0	0	2	2	0.00	0.000	Mike Rowland, R (7, 1) ERA: 2.45	0.2		2	0	0	0	0	0	0	0	0	0	2	2	0.00	0.000	Mike Rowland, R (7, 1) ERA: 2.45	0.2		2	0	0	0	0	0	0	0	0	0	2	2	0.00	0.000						
Alan Hargesheimer, R (8, 1) ERA: 16.2	1.0		3	1	0	0	0	0	0	0	0	0	0	3	3	0.00	1.000	Alan Hargesheimer, R (8, 1) ERA: 16.2	1.0		3	1	0	0	0	0	0	0	0	3	3	0.00	1.000	Alan Hargesheimer, R (8, 1) ERA: 16.2	1.0		3	1	0	0	0	0	0	0	0	0	3	3	0.00	1.000							

BOTTOM

San Francisco Giants @ Los Angeles Dodgers
Dodger Stadium, Los Angeles, CA

Tue Sep 08 1981, 7:05 PM PDT
Att. 31,702 - Unknown

AB	30
R	4
H	8
RBI	4
BB	3
SO	3
LOB	15



1B: 6	SF: 0	WP: 0	PA: 33
2B: 1	SAC: 0	PB: 0	
3B: 0	DP: 2	SB: 0	
HR: 2	HBP: 0	CS: 0	

Batter	1	2	3	4	5	6	7	8	9	10	11	AB	R	H	RBI	BB	SO	LOB	TOP									
Joe Morgan, L (1, 4) OBP: 0.375, SLG: 0.383 Guy Sularz, R (11, PH) OBP: 0.333, SLG: 0.333 Joe Pettini, R (11, 4) OBP: 0.118, SLG: 0.125	0-0 BLK 2B 1B		0-0 G3		0-0 F7			0-0 1B		0-0 4-3	0-0 F8	5	1	2	0	0	0	1										
Enos Cabell, R (1, 3) OBP: 0.263, SLG: 0.315 Al Holland, R (10, 1) OBP: 0.286, SLG: 0.167	0-0 3-1 1-2		0-0 4-3			0-0 E 1B		0-0 F4		0-0 F9	0-0 4-3	4	0	1	0	0	0	2										
Jack Clark, R (1, 9) OBP: 0.327, SLG: 0.455	0-0 6-3 2-H 2B		0-3 K			0-0 F7		0-3 K		0-0 HR		5	1	2	2	0	2	2										
Darrell Evans, L (1, 5) OBP: 0.344, SLG: 0.417	0-0 6-3 2-3			0-0 G5-4-3 1B		4-0 FC5-4 IBB		0-0 F8		0-3 K		4	0	1	0	1	1	2										
Larry Herndon, R (1, 7) OBP: 0.313, SLG: 0.417	0-3 K			0-0 F4		0-3 K			0-0 SH1-4 1B	0-0 F9		5	0	1	0	0	2	5										
Jeffrey Leonard, R (1, 8) OBP: 0.330, SLG: 0.411		4-0 6-3 1B BB		0-0 G5-4-3 1-2		0-0 FC5-4 1-2			0-0 SH1-4 1-2		4-0 S 1B BB	2	2	0	0	2	0	3										
Milt May, L (1, 2) OBP: 0.361, SLG: 0.375		0-0 6-3 1-2			0-0 F9		0-3 K		4-0 IBB		0-0 F9	4	0	0	0	1	1	2										
Johnnie LeMaster, R (1, 6) OBP: 0.313, SLG: 0.302		0-0 CS 2-H 1B			0-0 SH1-3 1B		0-0 F8		0-0 F7		0-0 HR 1B	5	1	3	2	0	0	2										
Tom Griffin, R (1, 1) OBP: 0.220, SLG: 0.289 Dave Bergman, L (8, 3) OBP: 0.348, SLG: 0.414 Greg Minton, S (8, 1) Jim Wohlford, R (10, PH) OBP: 0.245, SLG: 0.306		0-3 K		0-0 SH1-3		0-0 4-3			0-0 G3		0-0 HR 2-H	2	0	0	0	0	1	1										
		2		1		1		0			2	2	1	1	2	0	0	2										
		0		0		0		0			0	0	0	0	0	0	0	0										
		1		0		0		0			0	1	0	0	0	0	0	0										
Inning Stats	R: 1 E: 0 K: 1 S: 7	H: 2 LOB: 1 BB: 0 P: 7	R: 1 E: 0 K: 1 S: 5	H: 1 LOB: 0 BB: 1 P: 9	R: 0 E: 0 K: 1 S: 5	H: 0 LOB: 0 BB: 0 P: 5	R: 0 E: 0 K: 0 S: 3	H: 1 LOB: 0 BB: 0 P: 3	R: 0 E: 0 K: 0 S: 4	H: 1 LOB: 1 BB: 0 P: 4	R: 0 E: 0 K: 1 S: 5	H: 0 LOB: 0 BB: 0 P: 5	R: 0 E: 0 K: 1 S: 6	H: 1 LOB: 2 BB: 1 P: 10	R: 0 E: 0 K: 1 S: 5	H: 0 LOB: 0 BB: 0 P: 5	R: 0 E: 0 K: 1 S: 6	H: 1 LOB: 1 BB: 0 P: 6	R: 0 E: 0 K: 0 S: 4	H: 1 LOB: 2 BB: 1 P: 8	R: 1 E: 0 K: 1 S: 7	H: 1 LOB: 1 BB: 0 P: 7	R: 3 E: 0 K: 0 S: 5	H: 2 LOB: 0 BB: 1 P: 9	1B: 8 2B: 1 3B: 0 HR: 2	SF: 0 SAC: 2 DP: 1 HBP: 0	WP: 0 PB: 1 SB: 1 CS: 1	PA: 47
PITCHER	IP	WLS	BF	H	R	ER	SO	BB	IBB	HBP	BLK	WP	HR	S	P	ERA	WHIP											
Dave Goltz, R (1, 1) ERA: 3.09	5.0		19	5	2	2	3	1	0	0	1	0	0	24	28	3.60	1.200											
Ted Power, R (6, 1) ERA:	3.0		12	2	0	0	3	0	1	0	0	0	0	17	21	0.00	0.667											
Dave Stewart, R (9, 1) ERA: 1.59	1.0		5	1	0	0	0	0	1	0	0	0	0	4	8	0.00	1.000											
Steve Howe, L (10, 1) ERA: 2.85	1.0		5	1	1	1	1	0	0	0	0	0	1	7	7	9.00	1.000											
Tom Niedenfuer, R (11, 1) ERA: 3.24	1.0	L	6	2	3	3	0	1	0	0	0	0	1	5	9	27.00	3.000											

San Francisco Giants @ Los Angeles Dodgers
 Dodger Stadium, Los Angeles, CA
 Wed Sep 09 1981, 7:05 PM PDT
 Att. 31,482 - Unknown

AB	41
R	6
H	11
RBI	6
BB	4
SO	7
LOB	22



Batter	1	2	3	4	5	6	7	8	9	10	11	AB	R	H	RBI	BB	SO	LOB
Davey Lopes, R OBP: 0.288, SLG: 0.278	0-3 K		0-0 1B		0-0 6-3			0-0 6-3	0-0 G4-2-3			5	0	1	0	0	1	4
Ken Landreaux, L OBP: 0.313, SLG: 0.392	0-0 6-3		0-0 1B		0-0 F5			0-0 FC1-6-5		0-3 K		4	0	1	0	0	0	1
Candy Maldonado, R (10, PH) Bobby Mitchell, L (11, 8)			1-3 1B					2-3				1	0	0	0	0	1	0
Dusty Baker Jr., R OBP: 0.350, SLG: 0.439	4-0 FC5-4 BB		0-0 5-3					0-0 4-3		0-0 F8		4	0	0	0	1	0	3
Steve Garvey, R (1, 3)	0-0 FC5-4			0-0 1B HBP 1B				0-0 E6 G6-4-3		0-0 1B 1B		5	2	3	1	0	0	1
Ron Cey, R (1, 5) Derrell Thomas, S (4, PR) Reggie Smith, S (9, PH) Steve Howe, L (10, 1) Mike Marshall, R (10, PH) Tom Niedertuer, R (11, 1)		0-3 K		1-0 1B HBP				0-0 G6-4-3		0-0 F6		1	0	0	0	0	1	0
Jay Johnstone, L (1, 9) Mark Bradley, R (9, PR) Steve Yeager, R (10, 2)		0-3 K		0-0 G6-4-3 1B				0-3 K		0-0 1B 1B		4	0	2	0	0	2	0
Mike Scioscia, L (1, 2) Gary Weiss, S (9, PR) (10, 6)		0-0 L4		0-0 F9				0-0 F8		0-0 1B 1B G4-2-3		4	0	1	1	0	0	3
Bill Russell, R (1, 6) Rick Monday, L (9, PH) Steve Sax, R (11, PH)			0-0 4-3	0-0 G6-4-3				0-0 F9		0-0 1B 1B		3	0	0	0	0	0	3
Dave Goltz, R (1, 1) Ron Roenicke, S (5, PH) Ted Power, R (6, 1) Jack Perconte, L (8, PH) Dave Stewart, R (9, 1) Pedro Guerrero, R (9, PH)			0-3 K		0-0 5-3			0-0 FC1-6-5 6-3 1B		0-0 1B 1B		1	0	0	0	0	1	0

Inning Stats	R: 0	H: 0	R: 0	H: 0	R: 0	H: 2	R: 0	H: 2	R: 0	H: 0	R: 0	H: 0	R: 0	H: 0	R: 0	H: 1	R: 2	H: 5	R: 1	H: 1	R: 0	H: 0	1B: 10	SF: 0	WP: 0	PA: 45		
	E: 0	LOB: 1	E: 0	LOB: 0	E: 0	LOB: 2	E: 0	LOB: 3	E: 0	LOB: 0	E: 1	LOB: 0	E: 0	LOB: 0	E: 0	LOB: 1	E: 0	LOB: 2	E: 0	LOB: 0	E: 0	LOB: 1	2B: 0	SAC: 0	PB: 0			
	K: 1	BB: 1	K: 2	BB: 0	K: 1	BB: 0	K: 0	BB: 0	K: 0	BB: 0	K: 0	BB: 0	K: 1	BB: 0	K: 0	BB: 0	K: 0	BB: 0	K: 2	BB: 0	K: 1	BB: 1	3B: 0	DP: 3	SB: 0			
	S: 5	P: 9	S: 7	P: 7	S: 7	P: 7	S: 4	P: 5	S: 3	P: 3	S: 3	P: 3	S: 5	P: 5	S: 4	P: 4	S: 7	P: 7	S: 8	P: 8	S: 5	P: 9	HR: 1	HBP: 1	CS: 0			
PITCHER	IP	WLS	BF	H	R	ER	SO	BB	IBB	HBP	BLK	WP	HR	S	P	ERA	WHIP											
Tom Griffin, R (1, 1) ERA: 3.23	7.0		27	5	0	0	5	1	0	1	0	0	0	35	40	0.00	0.857											
Greg Minton, R (8, 1) ERA: 3.34	2.0		10	5	2	2	0	0	0	0	0	0	0	10	10	9.00	2.500											
Al Holland, L (10, 1) ERA: 2.35	2.0	W	8	1	1	1	3	1	0	0	0	0	1	13	17	4.50	1.000											

BOTTOM

San Francisco Giants @ Los Angeles Dodgers
 Dodger Stadium, Los Angeles, CA
 Wed Sep 09 1981, 7:05 PM PDT
 Att. 31,482 - Unknown

AB	42
R	3
H	11
RBI	3
BB	2
SO	8
LOB	19



Batter	1	2	3	4	5	6	7	8	9	10	AB R H RBI BB SO LOB	TOP												
Davey Lopes, R OBP: 0.286, SLG: 0.276 (1, 4) X	0-0 1B		0-0 5-3			0-0 6-3		0-3 K		0-0 6-3	5 0 1 0 0 1 0													
Ken Landreaux, L OBP: 0.309, SLG: 0.387 Steve Howe, L (8, 1) Ron Roenicke, S OBP: 0.167, SLG: 0.167 (9, 9)	0-0 F8			0-0 3-1		0-0 G3		0-0 6-3			4 0 0 0 0 0 1 0 0 0 0 0 0 0 0 0 0 0 0 0 0													
Pedro Guerrero, R OBP: 0.383, SLG: 0.502 (1, 5) X	0-0 F8			0-3 K		0-0 HR		0-0 6-3			4 1 1 1 0 1 1													
Steve Garvey, R OBP: 0.327, SLG: 0.424 (1, 3) X	0-0 5-3			0-0 6-3		0-3 K			0-0 SH1-4 1B		4 0 1 0 0 1 1													
Dusty Baker Jr., R OBP: 0.347, SLG: 0.435 (1, 7)		0-3 K			0-3 K		0-0 F7		0-0 SH1-4 1-2		3 0 0 0 0 2 0													
Rick Monday, L OBP: 0.380, SLG: 0.527 Alejandro Pena, R (9, 1)		0-3 K			0-0 1B 1B		0-0 HR		4-0 G4-6-3 IBB		3 1 2 1 1 1 0 0 0 0 0 0 0 0													
Mike Scioscia, L OBP: 0.367, SLG: 0.353 (1, 2)		0-0 4-1			0-0 1-2 1B		0-0 P6		0-0 G4-6-3 1-2f		4 0 1 0 0 0 2													
Bill Russell, R OBP: 0.274, SLG: 0.277 (1, 6)			0-0 1-3		0-0 F8		0-0 1B			0-0 F8	4 0 1 0 0 0 2													
Jerry Reuss, L OBP: 0.205, SLG: 0.205 Dave Stewart, R OBP: 0.500, SLG: 0.800 Derrel Thomas, S OBP: 0.339, SLG: 0.355 (1, 1) (7, 1) (8, 8)			0-3 K		0-3 K		0-3 K			0-0 F8	3 0 0 0 0 3 3 0 0 0 0 0 0 0 1 0 0 0 0 0 0													
Inning Stats	R: 0 E: 0 K: 0 S: 4	H: 1 LOB: 1 BB: 0 P: 4	R: 0 E: 0 K: 2 S: 7	H: 0 LOB: 0 BB: 0 P: 7	R: 0 E: 0 K: 1 S: 5	H: 0 LOB: 0 BB: 0 P: 5	R: 0 E: 0 K: 1 S: 5	H: 2 LOB: 2 BB: 0 P: 9	R: 1 E: 0 K: 1 S: 6	H: 1 LOB: 0 BB: 0 P: 6	R: 1 E: 0 K: 1 S: 7	H: 2 LOB: 1 BB: 0 P: 7	R: 0 E: 0 K: 1 S: 5	H: 0 LOB: 0 BB: 0 P: 5	R: 0 E: 0 K: 0 S: 3	H: 1 LOB: 1 BB: 1 P: 7	R: 0 E: 0 K: 0 S: 3	H: 0 LOB: 0 BB: 0 P: 3	1B: 5 2B: 0 3B: 0 HR: 2	SF: 0 SAC: 1 DP: 1 HBP: 0	WP: 0 PB: 0 SB: 0 CS: 0	PA: 37		
PITCHER	IP WLS BF H R ER SO BB IBB HBP BLK WP HR S P ERA WHIP																							
Mario Soto, R ERA: 3.54 (1, 1)	7.0																							
Tom Hume, R ERA: 3.17 (8, 1)	2.0																							
Joe Price, L ERA: 2.89 (10, 1)	1.0	W																						

Los Angeles Dodgers @ Cincinnati Reds
Riverfront Stadium, Cincinnati, OH

Fri Sep 11 1981, 7:05 PM EDT
Att. 25,237 - Unknown

livebaseballscores.com

AB 35
R 2
H 7
RBI 2
BB 1
SO 9
LOB 10



BOTTOM

Los Angeles Dodgers @ Cincinnati Reds
Riverfront Stadium, Cincinnati, OH

Fri Sep 11 1981, 7:05 PM EDT
Att: 25,237 - Unknown

livebaseballscorecards.com

AB	37
R	3
H	11
RBI	3
BB	4
SO	2
LOB	23



AB	R	H	RBI	BB	SO	LOB
2	0	0	0	1	0	2
2	0	1	0	0	1	0

5	0	2	2	0	0	3
---	---	---	---	---	---	---

5	0	1	0	0	0	6
---	---	---	---	---	---	---

4	0	1	0	1	0	0
---	---	---	---	---	---	---

4	0	0	0	0	0	3
---	---	---	---	---	---	---

0	0	0	0	0	0	0
---	---	---	---	---	---	---

1	0	0	0	0	0	2
---	---	---	---	---	---	---

0	0	0	0	0	0	0
---	---	---	---	---	---	---

5	0	2	0	0	0	0
---	---	---	---	---	---	---

3	1	3	1	1	0	0
---	---	---	---	---	---	---

2	1	0	0	1	0	3
---	---	---	---	---	---	---

1	0	1	0	0	0	0
---	---	---	---	---	---	---

1	1	0	0	0	0	2
---	---	---	---	---	---	---

1	0	0	0	0	1	0
---	---	---	---	---	---	---

1	0	0	0	0	0	2
---	---	---	---	---	---	---

1B:	8	SF:	0
2B:	2	SAC:	2
3B:	0	DP:	1
HR:	1	HBP:	0

WP:	0	PA:	43
PB:	0		
SB:	0		
CS:	0		

Batter	1	2	3	4	5	6	7	8	9	10
Dave Collins, S (1, 9) OBP: 0.356, SLG: 0.394 Paul Householder, S (6, 9) OBP: 0.400, SLG: 0.571	0-0 4-3		4-0 FC5-2 BB		0-0 1-3		0-0 BB 1B 1B		0-3 K	
Ken Griffey, L (1, 8) OBP: 0.364, SLG: 0.428	0-0 4-3		0-0 FC5-2		0-0 2B		0-0 BB 1B		0-0 4-3	
Dave Concepcion, R (1, 6) OBP: 0.363, SLG: 0.432	0-0 6-3		0-0 G3		0-0 6-3		0-0 F7		0-0 1B 1B	
George Foster, R (1, 7) OBP: 0.362, SLG: 0.526		0-0 5-3		0-0 6-3		0-0 F8		4-0 BB BB BB 1-2 2-3 BB	0-0 1-3 1B	
Johnny Bench, R (1, 3) OBP: 0.415, SLG: 0.562 Tom Hume, R (8, 1)		0-0 5-3		0-0 6-3		0-0 F7		0-0 4-3	0-0 4-3	
Larry Büttner, L (9, PH) OBP: 0.288, SLG: 0.298 Joe Price, R (10, 1)										
Ray Knight, R (1, 5) OBP: 0.331, SLG: 0.362		0-0 6-3		0-0 F7		0-0 2B		0-0 1B SH1-4 1B	0-0 4-3	
Ron Oester, S (1, 4) OBP: 0.322, SLG: 0.372			0-0 SH5-4 BB FC5-2 1B		0-0 FC1-5 E 1B	4-0 IBB		0-0 SH1-4	0-0 HR	
Mike O'Berry, R (1, 2) OBP: 0.276, SLG: 0.267 Joe Nolan, L (8, PH) OBP: 0.375, SLG: 0.402			4-0 BB BB BB FC5-2 SH5-4 BB		0-0 E6 1-3 FC1-5 2B	0-0 G3		0-0 G4-6-3 1B		
Mario Soto, R (1, 1) OBP: 0.089, SLG: 0.068 Mike Vail, R (7, PH) OBP: 0.192, SLG: 0.192 Dan Driessen, L (8, 3) OBP: 0.339, SLG: 0.365			0-0 SH5-4		0-0 FC1-5 1-3 2B		0-3 K	0-0 G4-6-3		

Inning Stats	R: 0	H: 0	E: 0	K: 0	S: 3	R: 0	H: 0	E: 0	K: 0	S: 3	R: 0	H: 0	E: 0	K: 0	S: 3	R: 2	H: 2	E: 1	K: 0	S: 6	R: 0	H: 1	E: 0	K: 0	S: 4	R: 0	H: 2	E: 0	K: 1	S: 7	R: 0	H: 2	E: 0	K: 0	S: 4	R: 0	H: 2	E: 0	K: 1	S: 7	R: 0	H: 2	E: 0	K: 1	S: 7	R: 1	H: 1	E: 0	K: 0	S: 2	1B: 8	SF: 0	2B: 2	SAC: 2	3B: 0	DP: 1	HR: 1	HBP: 0	WP: 0	PA: 43
--------------	------	------	------	------	------	------	------	------	------	------	------	------	------	------	------	------	------	------	------	------	------	------	------	------	------	------	------	------	------	------	------	------	------	------	------	------	------	------	------	------	------	------	------	------	------	------	------	------	------	------	-------	-------	-------	--------	-------	-------	-------	--------	-------	--------

PITCHER	IP	WLS	BF	H	R	ER	SO	BB	IBB	HBP	BLK	WP	HR	S	P	ERA	WHIP
Jerry Reuss, L (1, 1) ERA: 2.24	6.1		29	6	2	0	1	2	1	0	0	0	0	28	40	0.00	1.263
Dave Stewart, R (7, 1) ERA: 1.54	1.0		5	1	0	0	0	1	0	0	0	0	0	4	8	0.00	2.000
Steve Howe, L (8, 1) ERA: 2.76	1.1		5	2	0	0	1	0	0	0	0	0	0	7	7	0.00	1.500
Alejandro Pena, R (9, 1) ERA: 2.31	0.2	L	4	2	1	1	0	0	0	0	0	0	1	4	4	13.50	3.000

Batter	1	2	3	4	5	6	7	8	9	10	11	AB R H RBI BB SO LOB	TOP			
Davey Lopes, R OBP: 0.297, SLG: 0.285 (1, 4)			1-3		G6-4-3		BB		2B		G4-6-3	5 1 3 0 1 0 1	Los Angeles Dodgers @ Cincinnati Reds Riverfront Stadium, Cincinnati, OH Sat Sep 12 1981, 7:05 PM EDT Att. 34,090 - Unknown			
Ken Landreaux, L OBP: 0.307, SLG: 0.381 (1, 8)	P4		4-3			2B SF8	4-3		4-3		G4-6-3	5 1 0 0 1 0 5				
Pedro Guerrero, R OBP: 0.380, SLG: 0.500 (1, 5)	K					F9			F7		2B	5 0 1 1 0 2 2				
Steve Garvey, R OBP: 0.328, SLG: 0.427 (1, 3)	5-3					E3			WP		P6	5 1 2 0 0 0 2				
Dusty Baker Jr., R OBP: 0.348, SLG: 0.436 (1, 7)												4 0 2 1 0 0 0				
Rick Monday, L OBP: 0.387, SLG: 0.594 (8, PH)												3 2 2 3 0 1 2				
Reggie Smith, S OBP: 0.300, SLG: 0.360 (8, 9)												0 0 0 0 1 0 0				
Candy Maldonado, R (8, 9)												1 0 0 0 0 0 0				
Mike Scioscia, L OBP: 0.363, SLG: 0.349 (8, PH)												3 0 0 0 0 0 2				
Mike Marshall, R OBP: 0.250, SLG: 0.500 (8, PH)												0 0 0 0 0 0 0				
Jay Johnstone, L OBP: 0.304, SLG: 0.429 (8, 2)												1 0 0 0 0 0 3				
Steve Yeager, R OBP: 0.256, SLG: 0.342 (8, 2)												1 0 0 0 0 0 0				
Bill Russell, R OBP: 0.275, SLG: 0.275 (8, PH)												2 0 0 0 1 0 0				
Derrel Thomas, S OBP: 0.335, SLG: 0.351 (8, 6)												2 0 0 0 0 0 3				
Fernando Valenzuela, L OBP: 0.273, SLG: 0.296 (7, 1)												3 0 0 0 0 0 1 1				
Tom Niedtner, R (7, 1)												0 0 0 0 0 0 0 0				
Dave Stewart, R OBP: 0.600, SLG: 0.800 (9, PH)												0 0 0 0 0 0 0 0				
Ron Roenicke, S OBP: 0.154, SLG: 0.154 (9, 1)												1 0 0 0 0 0 0 0				
Steve Howe, L (9, 1)												0 0 0 0 0 0 0 0				
Jack Perconte, L OBP: 1.000, SLG: 1.000 (11, PH)												0 0 0 0 0 1 0 0 0				
Ted Power, R (11, 1)												0 0 0 0 0 0 0 0				
Inning Stats	R: 0 H: 1 E: 0 LOB: 1 K: 1 BB: 0 S: 6 P: 6	R: 1 H: 1 E: 0 LOB: 0 K: 0 BB: 0 S: 4 P: 4	R: 0 H: 0 E: 0 LOB: 0 K: 1 BB: 0 S: 5 P: 5	R: 0 H: 1 E: 1 LOB: 2 K: 2 BB: 0 S: 9 P: 9	R: 0 H: 0 E: 0 LOB: 0 K: 0 BB: 1 S: 2 P: 6	R: 3 H: 2 E: 0 LOB: 0 K: 0 BB: 1 S: 5 P: 9	R: 0 H: 0 E: 0 LOB: 1 K: 0 BB: 1 S: 3 P: 7	R: 0 H: 2 E: 0 LOB: 3 K: 0 BB: 1 S: 5 P: 9	R: 1 H: 2 E: 0 LOB: 1 K: 0 BB: 0 S: 5 P: 5	R: 0 H: 0 E: 0 LOB: 0 K: 0 BB: 0 S: 3 P: 3	R: 0 H: 1 E: 0 LOB: 1 K: 0 BB: 1 S: 3 P: 7	1B: 6 SF: 1 2B: 2 SAC: 0 3B: 0 DP: 2 HR: 2 HBP: 0	WP: 1 PA: 47 PB: 0 SB: 1 CS: 0			
PITCHER	IP WLS BF H R ER SO BB IBB HBP BLK WP HR S P ERA WHIP															
Tom Seaver, R ERA: 2.75 (1, 1)	6.0	25	5	4	4	4	2	0	0	0	0	2	31	39	6.00	1.167
Paul Moskau, R ERA: 3.73 (7, 1)	1.1	7	2	0	0	0	1	0	0	0	0	0	6	10	0.00	2.250
Joe Price, L ERA: 2.89 (8, 1)	0.0	1	0	0	0	0	0	1	0	0	1	0	0	4	∞	∞
Tom Hume, R ERA: 3.23 (8, 1)	1.2	7	2	1	1	0	0	0	0	0	0	0	7	7	5.40	1.200
Michael LaCoss, R ERA: 6.5 (10, 1)	2.0	W 7	1	0	0	0	1	0	0	0	0	0	6	10	0.00	1.000

Batter	1	2	3	4	5	6	7	8	9	10	11	AB R H RBI BB SO LOB
Paul Householder, S OBP: 0.333, SLG: 0.450 (1, 9)	1-3	FC6-4 1-2f		F3		F7		K			1B	6 0 1 0 0 1 4
Ken Griffey, L OBP: 0.367, SLG: 0.429 (1, 8)	4-3		G3	1B BB			4-3 2B	3-1			1B IBB	4 1 1 0 2 0 0
Dave Concepcion, R OBP: 0.363, SLG: 0.432 (1, 6)	1B		F8	1B 2-H			6-3 2-3		F8		SF8 3-H	5 0 2 1 0 0 1
George Foster, R OBP: 0.365, SLG: 0.532 (1, 7)	K		BB 1B		FC4-6 3B		4-3 1B BB		K			4 3 2 0 1 2 1
Johnny Bench, R OBP: 0.417, SLG: 0.556 (8, 1)		2B 1B	1B BB		4-3		4-3		F7			3 0 1 1 1 0 2
Joe Price, R (8, 1)												0 0 0 0 0 0 0
Tom Hume, R (8, 1)												0 0 0 0 0 0 0
Mike Vail, R OBP: 0.185, SLG: 0.185 (9, PH)												1 0 0 0 0 0 0
Michael LaCoss, R (10, 1)												0 0 0 0 0 0 0
Ray Knight, R OBP: 0.338, SLG: 0.370 (1, 5)		1B		BB								4 1 3 2 1 0 0
Ron Oester, S OBP: 0.320, SLG: 0.376 (1, 4)		2B	1B		FC4-6 IBB		3B 1B		L4			4 1 3 2 1 0 0
Mike O'Berry, R OBP: 0.267, SLG: 0.258 (7, PH)												5 0 1 2 0 1 5
Joe Nolan, L OBP: 0.371, SLG: 0.398 (8, 2)		K	1-3	2B	1B	FC4-6 CS	3B		F9			3 0 0 0 0 2 2
Tom Seaver, R OBP: 0.308, SLG: 0.311 (6, PH)												2 0 0 0 0 1 1
Junior Kennedy, R OBP: 0.205, SLG: 0.194 (7, 1)												3 0 0 0 0 2 2
Paul Moskau, R (8, 3)												2 0 0 0 0 1 1
Dan Driessen, L OBP: 0.340, SLG: 0.367 (8, 3)		FC6-4 BB		BB 1B							1B SF8 1B	1 0 1 0 1 0 0
												1 0 0 0 0 0 0
												0 0 0 0 0 0 0
												2 1 1 0 0 1 0

Inning Stats	R: 0	H: 1	E: 0	K: 1	S: 6	LOB: 1	BB: 0	P: 6
	R: 0	H: 2	E: 0	K: 2	S: 9	LOB: 3	BB: 1	P: 13
	R: 1	H: 2	E: 0	K: 0	S: 5	LOB: 2	BB: 1	P: 9
	R: 0	H: 2	E: 0	K: 1	S: 6	LOB: 2	BB: 1	P: 10
	R: 1	H: 1	E: 0	K: 0	S: 3	LOB: 0	BB: 1	P: 7
	R: 0	H: 0	E: 0	K: 0	S: 3	LOB: 0	BB: 0	P: 3
	R: 3	H: 3	E: 0	K: 0	S: 6	LOB: 1	BB: 1	P: 10
	R: 0	H: 0	E: 0	K: 2	S: 7	LOB: 0	BB: 0	P: 7
	R: 0	H: 0	E: 0	K: 1	S: 5	LOB: 0	BB: 0	P: 5
	R: 0	H: 0	E: 0	K: 1	S: 3	LOB: 2	BB: 1	P: 7

PITCHER	IP	WLS	BF	H	R	ER	SO	BB	IBB	HBP	BLK	WP	HR	S	P	ERA	WHIP
Fernando Valenzuela, L ERA: 2.49 (1, 1)	6.1		31	9	4	4	4	4	1	0	0	0	0	34	54	5.68	2.053
Tom Niedenfuer, R ERA: 3.71 (7, 1)	0.1		3	2	1	1	0	0	0	0	0	0	0	3	3	27.00	6.000
Dave Stewart, R ERA: 1.49 (7, 1)	1.1		4	0	0	0	2	0	0	0	0	0	0	8	8	0.00	0.000
Steve Howe, L ERA: 2.64 (9, 1)	2.0		6	0	0	0	2	0	0	0	0	0	0	10	10	0.00	0.000
Ted Power, R ERA: 2.7 (11, 1)	0.1	L	4	2	1	1	0	0	1	0	0	0	0	3	7	27.00	6.000

AB	R	H	RBI	BB	SO	LOB
6	0	1	0	0	1	4
4	1	1	0	2	0	0
5	0	2	1	0	0	1
4	3	2	0	1	2	1
3	0	1	1	1	0	2
0	0	0	0	0	0	0
0	0	0	0	0	0	0
1	0	0	0	0	0	0
0	0	0	0	0	0	0
4	1	3	2	1	0	0
5	0	1	2	0	1	5
3	0	0	0	0	2	2
2	0	0	0	0	1	1
1	0	1	0	1	0	0
1	0	0	0	0	0	0
0	0	0	0	0	0	0
2	1	1	0	0	1	0

WP	PA
0	49

AB	41
R	6
H	13
RBI	6
BB	6
SO	8
LOB	16



Los Angeles Dodgers @ Cincinnati Reds
Riverfront Stadium, Cincinnati, OH
Sat Sep 12 1981, 7:05 PM EDT
Att. 34,090 - Unknown

livebaseballscores.com

Batter	1	2	3	4	5	6	7	8	9	AB R H RBI BB SO LOB
Paul Householder, S (1, 9) X OBP: 0.346, SLG: 0.417	0-0 3-1 BBB	4-0 BB S BB	0-3 K			0-3 K		0-0 WP 1B		4 0 1 0 1 2 3
Ken Griffey, L (1, 8) X OBP: 0.370, SLG: 0.428	0-0 E 1B E 1B	4-0 BB 1-2 BB			0-3 K	0-3 K		4-0 BB 1-2 BB		3 1 1 0 2 2 0
Dave Concepcion, R (1, 6) X OBP: 0.366, SLG: 0.436	0-0 E5 1B E 1B	4-0 BB 1-2 2-3 BB			0-0 FC6-5 2B	0-3 K		0-3 K		4 0 2 0 1 2 2
George Foster, R (1, 7) X OBP: 0.360, SLG: 0.524	0-0 E5 1B	0-0 G3			0-0 FC6-5 2B		0-3 K		0-3 K	5 0 0 1 0 2 5
Dan Driessen, L (1, 3) X OBP: 0.341, SLG: 0.372	0-0 1-2 2-3 1B		0-0 F7		0-0 1-3 2B		0-0 F3		0-0 F8	5 0 2 0 0 0 0
Ray Knight, R (1, 5) S OBP: 0.336, SLG: 0.368	0-3 K		0-0 E 1B		0-0 F8		0-3 K		0-0 F9	5 0 1 0 0 2 5
Ron Oester, S (1, 4) X OBP: 0.319, SLG: 0.384	0-0 5-3		0-0 E6 1-3			0-0 F9		0-0 HR		4 1 1 1 0 0 4
Mike O'Berry, R (1, 2) Joe Nolan, L (8, PH) (9, 2)			0-0 F9		0-3 K	0-0 F5		0-0 F9		3 0 0 0 0 1 2 1 0 0 0 0 0 0
Frank Pastore, R (1, 1) Michael LaCoss, R (7, 1) German Barranca, L (8, PH) Tom Hume, R (9, 1)		0-0 F8	4-0 BB			0-0 6-3		0-0 4-3		2 0 0 0 1 0 0 0 0 0 0 0 0 0 1 0 0 0 0 0 0 0 0 0 0 0 0 0

Inning Stats	R: 1	H: 3	E: 2	K: 1	S: 9	H: 0	LOB: 3	BB: 0	P: 9	R: 0	H: 0	E: 0	K: 0	S: 3	H: 0	LOB: 3	BB: 3	P: 15	R: 0	H: 1	E: 1	K: 2	S: 9	H: 2	LOB: 2	BB: 0	P: 7	R: 0	H: 0	E: 0	K: 0	S: 3	R: 0	H: 0	E: 0	K: 3	S: 9	H: 0	LOB: 0	BB: 0	P: 9	R: 0	H: 0	E: 0	K: 2	S: 7	R: 1	H: 2	E: 0	K: 1	S: 7	H: 2	LOB: 2	BB: 1	P: 11	R: 0	H: 0	E: 0	K: 1	S: 5	H: 0	LOB: 0	BB: 0	P: 5	1B: 5	2B: 2	3B: 0	HR: 1	SF: 0	SAC: 0	DP: 0	HBP: 0	WP: 1	PA: 42
--------------	------	------	------	------	------	------	--------	-------	------	------	------	------	------	------	------	--------	-------	-------	------	------	------	------	------	------	--------	-------	------	------	------	------	------	------	------	------	------	------	------	------	--------	-------	------	------	------	------	------	------	------	------	------	------	------	------	--------	-------	-------	------	------	------	------	------	------	--------	-------	------	-------	-------	-------	-------	-------	--------	-------	--------	-------	--------

PITCHER	IP	WLS	BF	H	R	ER	SO	BB	IBB	HBP	BLK	WP	HR	S	P	ERA	WHIP
Bob Welch, R (1, 1) ERA: 3.48	4.0		24	6	1	0	4	4	0	0	0	0	0	28	44	0.00	2.500
Bobby Castillo, R (5, 1) ERA: 5.12	3.2	W	13	2	1	1	5	0	0	0	0	0	1	23	23	2.46	0.545
Terry Forster, L (8, 1) ERA: 5.48	0.0		1	0	0	0	0	1	0	0	0	1	0	0	4	∞	∞
Dave Stewart, R (8, 1) ERA: 1.43	1.1	S	4	0	0	0	2	0	0	0	0	0	0	8	8	0.00	0.000

Los Angeles Dodgers @ Cincinnati Reds
Riverfront Stadium, Cincinnati, OH
Sun Sep 13 1981, 3:33 AM EDT
Att. 27,858 - Unknown

AB	37
R	2
H	8
RBI	2
BB	5
SO	11
LOB	21



Batter	1	2	3	4	5	6	7	8	9	AB R H RBI BB SO LOB	TOP											
Davey Lopes, R OBP: 0.302, SLG: 0.307 (1, 4)	0-0 6-3	0-0 1-3 2-H 1B	0-3 K			0-0 S 1B	0-0 1-H 2-H HR		0-0 1B	6 1 4 4 0 1 3												
Derrel Thomas, S OBP: 0.338, SLG: 0.354 (1, 8)	0-0 BLK 2B	0-0 4-3		4-0 S BB		4-0 1-2 BB	0-0 2B 1B		0-0 F3	4 1 2 0 2 0 3												
Pedro Guerrero, R OBP: 0.376, SLG: 0.495 (1, 5)	0-3 K		0-0 1B 1B	0-0 L3		0-0 G6-4-3 1-2f	0-0 1-H 2B			5 1 2 1 0 1 4												
Steve Garvey, R OBP: 0.326, SLG: 0.422 (1, 3)	0-0 5-3		0-0 1B 1B FC5-2 1B	0-0 F8			0-3 K	0-0 F3		5 0 1 0 0 1 2												
Dusty Baker Jr., R OBP: 0.356, SLG: 0.447 Terry Forster, L (8, 1)		0-0 1B 1B	0-0 FC5-2 1B 1-2 FC3-2 1B 3-H	0-3 K			0-0 4-3 1B 1B	4-0 BB BB		4 2 3 1 1 1 1 0 0 0 0 0 0 0												
Ron Roenicke, S OBP: 0.263, SLG: 0.222 (1, 9)		0-0 FC2-5 1B 1-2 1B	0-0 FC3-2 BB FC5-2 1B 1-2 2-3		0-0 G3		0-0 4-3 1B 1B	4-0 G4-6-3 BB		4 1 2 0 1 0 1												
Steve Yeager, R OBP: 0.259, SLG: 0.333 Mike Scioscia, L OBP: 0.364, SLG: 0.347 (7, PH) (7, 2)		0-3 K	0-0 FC5-2 BB FC3-2 1-2 2-3 3-Hf	0-0 G6-3 BB		4-0 G6-3 BB	0-0 1B 1B 2-H	0-0 G4-6-3 1-2f		2 0 0 0 1 1 5 2 1 1 1 0 0 2												
Bill Russell, R OBP: 0.275, SLG: 0.275 Jay Johnstone, L OBP: 0.304, SLG: 0.429 Mike Marshall, R OBP: 0.400, SLG: 0.600 Gary Weiss, S (7, PR) (7, 6)		0-0 1B 1B 1-2 2-H	0-0 FC3-2 BB 1-2 2-3 3-Hf	0-0 G6-3		0-0 G6-3	0-0 2-H HR 1B		0-0 6-3	3 1 1 1 0 0 4 0 0 0 0 0 0 0 1 0 1 1 0 0 0 1 1 0 0 0 0 0												
Burt Hooton, R OBP: 0.282, SLG: 0.257 Ted Power, R (4, 1) Reggie Smith, S OBP: 0.323, SLG: 0.360 Steve Howe, L (7, 1) Bobby Mitchell, L (8, 7)		0-0 FC2-5 1B 1-2 2-3f	0-0 FC3-2 BB 1-2 2-3 3-H	4-0 K		0-3 K	4-0 HR IBB		0-0 6-3	1 0 0 1 1 0 2 1 0 0 0 0 1 0 0 1 0 0 1 0 0 0 0 0 0 0 0 0 1 0 0 0 0 0 0												
Inning Stats	R: 0 E: 0 K: 1 S: 6	H: 1 LOB: 1 BB: 0 P: 6	R: 2 E: 0 K: 1 S: 9	H: 4 LOB: 2 BB: 0 P: 9	R: 2 E: 0 K: 1 S: 9	H: 4 LOB: 3 BB: 1 P: 13	R: 0 E: 0 K: 1 S: 5	H: 0 LOB: 1 BB: 1 P: 9	R: 0 E: 0 K: 0 S: 2	H: 0 LOB: 0 BB: 1 P: 6	R: 0 E: 0 K: 1 S: 5	H: 1 LOB: 1 BB: 1 P: 9	R: 6 E: 0 K: 1 S: 10	H: 6 LOB: 1 BB: 1 P: 14	R: 0 E: 0 K: 0 S: 2	H: 0 LOB: 1 BB: 2 P: 10	R: 0 E: 0 K: 0 S: 4	H: 1 LOB: 1 BB: 0 P: 4	1B: 14 2B: 2 3B: 0 HR: 1	SF: 0 SAC: 0 DP: 3 HBP: 0	WP: 0 PA: 47 PB: 0 SB: 2 CS: 0	
PITCHER	IP WLS BF H R ER SO BB IBB HBP BLK WP HR S P ERA WHIP	IP WLS BF H R ER SO BB IBB HBP BLK WP HR S P ERA WHIP	IP WLS BF H R ER SO BB IBB HBP BLK WP HR S P ERA WHIP	IP WLS BF H R ER SO BB IBB HBP BLK WP HR S P ERA WHIP	IP WLS BF H R ER SO BB IBB HBP BLK WP HR S P ERA WHIP	IP WLS BF H R ER SO BB IBB HBP BLK WP HR S P ERA WHIP	IP WLS BF H R ER SO BB IBB HBP BLK WP HR S P ERA WHIP	IP WLS BF H R ER SO BB IBB HBP BLK WP HR S P ERA WHIP	IP WLS BF H R ER SO BB IBB HBP BLK WP HR S P ERA WHIP	IP WLS BF H R ER SO BB IBB HBP BLK WP HR S P ERA WHIP	IP WLS BF H R ER SO BB IBB HBP BLK WP HR S P ERA WHIP	IP WLS BF H R ER SO BB IBB HBP BLK WP HR S P ERA WHIP	IP WLS BF H R ER SO BB IBB HBP BLK WP HR S P ERA WHIP	IP WLS BF H R ER SO BB IBB HBP BLK WP HR S P ERA WHIP	IP WLS BF H R ER SO BB IBB HBP BLK WP HR S P ERA WHIP	IP WLS BF H R ER SO BB IBB HBP BLK WP HR S P ERA WHIP	IP WLS BF H R ER SO BB IBB HBP BLK WP HR S P ERA WHIP	IP WLS BF H R ER SO BB IBB HBP BLK WP HR S P ERA WHIP	IP WLS BF H R ER SO BB IBB HBP BLK WP HR S P ERA WHIP	IP WLS BF H R ER SO BB IBB HBP BLK WP HR S P ERA WHIP	IP WLS BF H R ER SO BB IBB HBP BLK WP HR S P ERA WHIP	
Chris Welsh, L ERA: 3.72 Mike Armstrong, R ERA: 10.13 John Littlefield, R ERA: 3.76 Eric Show, R ERA: 4.66 Danny Boone, L ERA: 3.2	(1, 1) 2.0 8 0 0 0 2 2 0 0 0 0 0 10 18 0.00 1.000	(3, 1) 2.0 7 1 0 0 1 2 0 0 0 0 0 7 15 0.00 1.500	(5, 1) 2.0 4 2 2 1 0 0 0 0 0 0 0 6 6 27.00 3.000	(7, 1) 0.2 2 1 0 0 0 0 1 0 0 0 0 1 5 ∞ ∞	(7, 1) 2.1 11 4 4 4 0 2 0 0 0 0 0 1 9 17 15.43 2.571	(7, 1) 2.1 11 4 4 4 0 2 0 0 0 0 0 1 9 17 15.43 2.571	(7, 1) 2.1 11 4 4 4 0 2 0 0 0 0 0 1 9 17 15.43 2.571	(7, 1) 2.1 11 4 4 4 0 2 0 0 0 0 0 0 1 9 17 15.43 2.571	(7, 1) 2.1 11 4 4 4 0 2 0 0 0 0 0 0 1 9 17 15.43 2.571	(7, 1) 2.1 11 4 4 4 0 2 0 0 0 0 0 1 9 17 15.43 2.571	(7, 1) 2.1 11 4 4 4 0 2 0 0 0 0 0 1 9 17 15.43 2.571	(7, 1) 2.1 11 4 4 4 0 2 0 0 0 0 0 1 9 17 15.43 2.571	(7, 1) 2.1 11 4 4 4 0 2 0 0 0 0 0 1 9 17 15.43 2.571	(7, 1) 2.1 11 4 4 4 0 2 0 0 0 0 0 1 9 17 15.43 2.571	(7, 1) 2.1 11 4 4 4 0 2 0 0 0 0 0 1 9 17 15.43 2.571	(7, 1) 2.1 11 4 4 4 0 2 0 0 0 0 0 1 9 17 15.43 2.571	(7, 1) 2.1 11 4 4 4 0 2 0 0 0 0 0 1 9 17 15.43 2.571	(7, 1) 2.1 11 4 4 4 0 2 0 0 0 0 0 1 9 17 15.43 2.571	(7, 1) 2.1 11 4 4 4 0 2 0 0 0 0 0 1 9 17 15.43 2.571	(7, 1) 2.1 11 4 4 4 0 2 0 0 0 0 0 1 9 17 15.43 2.571	(7, 1) 2.1 11 4 4 4 0 2 0 0 0 0 0 1 9 17 15.43 2.571	(7, 1) 2.1 11 4 4 4 0 2 0 0 0 0 0 1 9 17 15.43 2.571

Los Angeles Dodgers @ San Diego Padres
 Jack Murphy Stadium, San Diego, CA
 Mon Sep 14 1981, 10:05 PM EDT
 Att. 7,243 - Unknown

AB	40
R	10
H	17
RBI	10
BB	7
SO	6
LOB	27



WP: 0	PA: 47
PB: 0	
SB: 2	
CS: 0	

BOTTOM

Los Angeles Dodgers @ San Diego Padres
Jack Murphy Stadium, San Diego, CA
Mon Sep 14 1981, 10:05 PM EDT
Att. 7,243 - Unknown

livebaseballscores.com

AB 36
R 5
H 10
RBI 4
BB 3
SO 1
LOB 17



WP: 0 PA: 40
PB: 0
SB: 1
CS: 0

ERA WHIP

AB R H RBI BB SO LOB

5 0 0 0 0 0 4

4 1 2 0 1 0 2

4 0 0 0 1 0 2

4 1 0 0 1 1 2

4 2 4 1 0 0 0

4 0 0 0 0 0 4

4 1 1 1 0 0 2

3 0 1 1 0 0 0

1B: 6 SF: 0
2B: 4 SAC: 0
3B: 0 DP: 2
HR: 0 HBP: 1

IP WLS BF H R ER SO BB IBB HBP BLK WP HR S P ERA WHIP

Batter	1	2	3	4	5	6	7	8	9
Ozzie Smith, S OBP: 0.310, SLG: 0.276 (1, 6)	0-0 F7 1-2f	0-0 G4-6-3 1-2f		0-0 F8		0-0 4-3			0-0 6-3
Juan Bonilla, R OBP: 0.357, SLG: 0.369 (1, 4)	0-0 S 1B		0-0 4-3	0-0 4-3			4-0 G5-4-3 BB		0-0 BB 1B
Broderick Perkins, L OBP: 0.316, SLG: 0.415 (1, 7)	0-0 F7		0-0 L9		0-0 4-3		0-0 G5-4-3 1-2f		4-0 BB 1-2 BB
Ruppert Jones, L OBP: 0.324, SLG: 0.383 (1, 8)	4-0 1B 1-2 E BB		0-0 4-3		0-0 4-3		0-3 K		0-0 1-3
Terry Kennedy, L OBP: 0.351, SLG: 0.384 (1, 2)	0-0 E 1-2 2-H 1B			0-0 1B 2B	0-0 2B			0-0 4-3 5-3 2B	
Randy Bass, L OBP: 0.299, SLG: 0.335 (1, 3)	0-0 E5 1-3 2-H			0-0 F5	0-0 F8			0-0 4-3 2-3	
Luis Salazar, R OBP: 0.323, SLG: 0.396 (1, 5)	0-0 F9			0-0 1B 2-3 2B 1B		0-0 6-3		0-0 5-3 3-H	
Joe Lefebvre, L OBP: 0.341, SLG: 0.416 (1, 9)			0-0 4-3		0-0 2B 1-2 3-H 1B		H 1-0 HBP	0-0 G3	
Chris Welsh, L Mike Armstrong, R Gene Richards, L Mario Rios, R John Littlefield, R Tim Flannery, L Eric Show, R Danny Boone, L John Urrah, R Alan Wiggins, S			0-0 G4-6-3 1B		0-0 1-3 2-H 2B		0-0 F5		0-0 5-3

Inning Stats

PITCHER	IP	WLS	BF	H	R	ER	SO	BB	IBB	HBP	BLK	WP	HR	S	P	ERA	WHIP
Burt Hooton, R ERA: 2.34 (1, 1)	3.1		18	7	4	3	0	1	0	0	0	0	0	17	21	8.10	2.400
Ted Power, R ERA: 1.5 (4, 1)	2.2	W	10	1	0	0	0	0	0	1	0	0	0	9	10	0.00	0.375
Steve Howe, L ERA: 2.58 (7, 1)	1.0		3	0	0	0	1	1	0	0	0	0	0	4	8	0.00	1.000
Terry Forster, L ERA: 5.4 (8, 1)	2.0		9	2	1	1	0	1	0	0	0	0	0	8	12	4.50	1.500

Batter	1	2	3	4	5	6	7	8	9	AB R H RBI BB SO LOB	TOP												
Davey Lopes, R (1, 4) OBP: 0.300, SLG: 0.301	0-3 K		4-0 BB CI BB		0-0 6-3		0-0 5-3		0-0 F9	4 0 0 0 1 1 1	Los Angeles Dodgers @ San Diego Padres Jack Murphy Stadium, San Diego, CA Tue Sep 15 1981, 10:05 PM EDT Att. 9,927 - Unknown livebaseballscorecards.com												
Ken Landreaux, L (1, 8) OBP: 0.304, SLG: 0.376	0-0 L8		0-1 CI BB		0-0 4-3			0-3 K		3 0 0 0 0 1 0													
Pedro Guerrero, R (1, 5) OBP: 0.374, SLG: 0.492	0-0 F4		0-3 K			0-0 BB 1B SF9-6 1B		0-3 K		4 1 1 0 0 2 2													
Steve Garvey, R (1, 3) OBP: 0.325, SLG: 0.420 Reggie Smith, S (2, 3) OBP: 0.353, SLG: 0.370		0-3 K2-3	4-0 BB		0-0 F7			0-0 1B 1B		1 0 0 0 0 1 0 2 0 1 0 1 0 1													
Dusty Baker Jr., R (1, 7) OBP: 0.357, SLG: 0.448		0-0 F8	0-0 F7		0-0 SF9-6 BB 1B			0-0 1B 1B		4 0 2 0 0 0 3													
Ron Roenicke, S (1, 9) OBP: 0.364, SLG: 0.300 Tom Niedenfuer, R (6, 1)		0-0 S 1B		0-0 G1-6-3 1B		4-0 SF9-6 BB		0-3 K		2 1 2 0 1 0 0 0 0 0 0 0 0 0 1 0 0 0 0 1 2 0 0 0 0 0 0 0													
Rick Monday, L (8, PH) OBP: 0.400, SLG: 0.596 Rick Sutcliffe, L (8, 1) OBP: 0.308, SLG: 0.182		0-0 1B		0-0 G1-6-3 1-2f		0-0 SF9-6 BB				2 0 1 2 0 0 1 1 0 1 0 0 0 0													
Mike Scioscia, L (1, 2) OBP: 0.363, SLG: 0.348 Steve Sax, R (9, PH) OBP: 0.317, SLG: 0.354		0-0 1B		0-0 K		0-0 SF9-6		0-0 FC4-6 1B		4 0 0 0 0 2 2													
Derrel Thomas, S (1, 6) OBP: 0.332, SLG: 0.346		0-0 L9		0-3 K		0-3 K		0-0 FC4-6 FC6-4		2 0 0 0 0 2 0 0 0 0 0 0 0 0 1 0 0 0 0 0 0 1 0 0 0 0 0 1													
Dave Goltz, R (1, 1) OBP: 0.167, SLG: 0.063 Bobby Castillo, R (5, 1) OBP: 0.444, SLG: 0.667 Jay Johnstone, L (6, 9) OBP: 0.300, SLG: 0.422 Candy Maldonado, R (9, PH)		0-3 K		0-3 K		0-0 3-1		0-0 FC6-4															
Inning Stats	R: 0 E: 0 K: 1 S: 5	H: 0 LOB: 0 BB: 0 P: 5	R: 1 E: 0 K: 1 S: 7	H: 2 LOB: 1 BB: 0 P: 7	R: 0 E: 1 K: 2 S: 8	H: 0 LOB: 3 BB: 2 P: 16	R: 0 E: 0 K: 1 S: 5	H: 1 LOB: 0 BB: 0 P: 5	R: 0 E: 0 K: 1 S: 5	H: 0 LOB: 0 BB: 0 P: 5		R: 1 E: 0 K: 0 S: 4	H: 2 LOB: 1 BB: 1 P: 8	R: 0 E: 0 K: 1 S: 5	H: 0 LOB: 0 BB: 0 P: 5	R: 0 E: 0 K: 3 S: 11	H: 2 LOB: 2 BB: 0 P: 11	R: 0 E: 0 K: 0 S: 4	H: 1 LOB: 1 BB: 0 P: 4	1B: 8 2B: 1 3B: 0 HR: 0	SF: 1 SAC: 0 DP: 2 HBP: 0	WP: 0 PB: 0 SB: 1 CS: 0	PA: 37
PITCHER	IP WLS BF H R ER SO BB IBB HBP BLK WP HR S P ERA WHIP																						
Juan Eichelberger, R (1, 1) ERA: 3.69 Gary Lucas, L (9, 1) ERA: 2.12	8.0 W 33 7 2 2 10 3 0 0 0 0 0 0 4 4 2.25 1.250																						



Batter	1	2	3	4	5	6	7	8	9	AB	R	H	RBI	BB	SO	LOB
Ozzie Smith, S OBP: 0.309, SLG: 0.275 (1, 6)	0-0 2-3	0-0 F2				0-0 SH2-4 2B 1B	0-0 L7	0-0 4-3		5	1	1	0	0	0	2
Juan Bonilla, R OBP: 0.356, SLG: 0.368 Alan Wiggins, S OBP: 0.286, SLG: 0.167 Dave Edwards, R OBP: 0.269, SLG: 0.326 (1, 4) (3, 7) (7, 7)	0-0 6-3		0-0 6-3			4-0 SH2-4 2B BB	0-0 L1	0-0 4-3		1	0	0	0	0	0	0
Broderick Perkins, L OBP: 0.316, SLG: 0.414 (1, 3)	0-0 FC6-4 1B		0-0 F7			0-0 SH2-4 1-2 2-3	0-0 L9			3	0	1	0	0	0	0
Ruppert Jones, L OBP: 0.325, SLG: 0.386 (1, 8)	0-0 FC6-4 1-2f		0-3 K			4-0 2B IBB	0-0 2B 2B			3	2	1	0	1	1	1
Terry Kennedy, L OBP: 0.355, SLG: 0.394 (1, 2)		0-0 1B FC6-4 2B		0-0 1B 1B SF8 1B		0-0 3B 2B 1-H 2-H 3-H	0-0 P6			4	3	3	3	0	0	1
Joe Lefebvre, L OBP: 0.350, SLG: 0.438 (1, 9)		0-0 FC6-4 2-3 1B		0-0 CS 1-2 1B 1B		0-0 3B 2B 2-H	0-0 2B 2B			4	1	4	2	0	0	0
Luis Salazar, R OBP: 0.325, SLG: 0.400 (1, 7) (3, 5)		0-0 FC6-4 5-3 1-2f 3-H 1B		0-0 FC5-4 1-2 2-3 1B		0-0 F3 2-H 2B	0-0 2B			4	0	2	2	0	0	2
Tim Flannery, L OBP: 0.394, SLG: 0.516 (1, 5) (3, 4)		0-0 5-3 1-2 1B		0-0 SF8 3-H 1B		0-0 4-3	0-0 4-3			3	0	1	1	0	0	2
Juan Eichelberger, R OBP: 0.103, SLG: 0.103 Randy Bass, L OBP: 0.298, SLG: 0.333 Gary Lucas, L OBP: 0.100, SLG: 0.100 (1, 1) (8, PH) (9, 1)		0-0 5-3 1-2 2-3		0-0 FC5-4 1-2f 2-3		0-3 K	0-0 G3			3	0	0	0	0	1	4

Inning Stats	R: 0	H: 1	E: 0	K: 0	S: 4	L: 0	LOB: 1	BB: 0	P: 4	R: 1	H: 3	E: 0	K: 0	S: 6	R: 0	H: 0	E: 0	K: 1	S: 5	R: 1	H: 3	E: 0	K: 0	S: 5	R: 4	H: 3	E: 0	K: 0	S: 6	R: 0	H: 0	E: 0	K: 1	S: 5	R: 2	H: 3	E: 0	K: 0	S: 6	R: 0	H: 0	E: 0	K: 0	S: 3
--------------	------	------	------	------	------	------	--------	-------	------	------	------	------	------	------	------	------	------	------	------	------	------	------	------	------	------	------	------	------	------	------	------	------	------	------	------	------	------	------	------	------	------	------	------	------

PITCHER	IP	WLS	BF	H	R	ER	SO	BB	IBB	HBP	BLK	WP	HR	S	P	ERA	WHIP
Dave Goltz, R ERA: 3.41 (1, 1)	4.0	L	20	8	4	4	1	1	0	0	0	0	0	21	25	9.00	2.250
Bobby Castillo, R ERA: 5.4 (5, 1)	1.0		6	2	2	2	0	0	1	0	0	0	0	5	9	18.00	2.000
Tom Niedenfuer, R ERA: 4.26 (6, 1)	2.0		9	3	2	2	1	0	0	0	0	0	0	11	11	9.00	1.500
Rick Sutcliffe, R ERA: 4.2 (8, 1)	1.0		3	0	0	0	0	0	0	0	0	0	0	3	3	0.00	0.000

BOTTOM

Los Angeles Dodgers @ San Diego Padres
Jack Murphy Stadium, San Diego, CA

Tue Sep 15 1981, 10:05 PM EDT
 Att. 9,927 - Unknown

AB	34
R	8
H	13
RBI	8
BB	2
SO	2
LOB	12



WP	HR	S	P	ERA	WHIP
0	0	0	0	0	0

Batter	1	2	3	4	5	6	7	8	9	AB R H RBI BB SO LOB	TOP		
Rufino Linares, R (1, 7) OBP: 0.297, SLG: 0.385	0-0 6-3			0-0 5-3 1B	0-0 6-3			0-0 1-H 2B		4 1 2 1 0 0 0	<p align="center">Atlanta Braves @ Los Angeles Dodgers Dodger Stadium, Los Angeles, CA</p> <p align="right">Wed Sep 16 1981, 7:05 PM PDT Att: 19,905 - Unknown</p>		
Claudell Washington, L (1, 9) OBP: 0.344, SLG: 0.427 Brook Jacoby, R (8, PH) OBP: 0.667, SLG: 0.667 Luis Gomez, R (8, 6) OBP: 0.364, SLG: 0.222	0-0 5-3			0-0 F7			0-0 F6	0-3 K		3 0 0 0 0 0 1 1 0 0 0 0 1 1 0 0 0 0 0 0 0			
Bob Horner, R (1, 5) OBP: 0.338, SLG: 0.416	0-0 5-3			0-0 5-3 1-2			0-0 6-3	0-0 F2		4 0 0 0 0 0 2			
Chris Chambliss, L (1, 3) OBP: 0.353, SLG: 0.419		0-0 L9		0-0 BB E 1B 2-H			0-0 F9	0-0 F8		4 0 1 1 0 0 0			
Dale Murphy, R (1, 8) OBP: 0.330, SLG: 0.394 Eddie Miller, S (9, PR) OBP: 0.285, SLG: 0.269		0-0 F7		0-0 E6 BB 1-2			0-0 F9	0-0 E6		4 0 0 0 0 0 1 0 0 0 0 0 0 0			
Glenn Hubbard, R (1, 4) OBP: 0.320, SLG: 0.368		0-3 K		4-0 FC5-4 BB 1-2 2-3			0-0 E6 CS	0-0 F9		3 0 0 0 1 1 1			
Bruce Benedict, R (1, 2) OBP: 0.343, SLG: 0.367			0-0 5-3	0-0 FC5-4 1-2f			0-0 5-3 1-2	0-0 F5		4 0 0 0 0 0 5			
Rafael Ramirez, R (1, 6) OBP: 0.278, SLG: 0.295 Brett Butler, L (8, PH) OBP: 0.376, SLG: 0.384 (8, 9)			0-0 5-3		0-0 B1-6-4 1B			0-0 2B 1B		2 0 1 0 0 0 0 1 1 1 0 0 0 0			
Gaylord Perry, R (1, 1) OBP: 0.273, SLG: 0.372 Rick Camp, R (7, 1) Brian Asselstine, L (8, PH) OBP: 0.342, SLG: 0.451 Steve Bedrosian, R (8, 1)			0-0 5-3		0-0 B1-6-4 1-2f			0-0 F7		2 0 0 0 0 0 1 0 0 0 0 0 0 0 1 0 0 0 0 0 1 0 0 0 0 0 0 0			
Inning Stats	R: 0 H: 0 E: 0 LOB: 0 K: 0 BB: 0 S: 3 P: 3	R: 0 H: 0 E: 0 LOB: 0 K: 1 BB: 0 S: 5 P: 5	R: 0 H: 0 E: 0 LOB: 0 K: 0 BB: 0 S: 3 P: 3	R: 1 H: 2 E: 1 LOB: 3 K: 0 BB: 1 S: 6 P: 10	R: 0 H: 1 E: 0 LOB: 0 K: 0 BB: 0 S: 3 P: 3	R: 0 H: 0 E: 0 LOB: 0 K: 0 BB: 0 S: 3 P: 3	R: 0 H: 0 E: 1 LOB: 0 K: 0 BB: 0 S: 3 P: 3	R: 1 H: 2 E: 0 LOB: 1 K: 1 BB: 0 S: 7 P: 7	R: 0 H: 0 E: 1 LOB: 1 K: 0 BB: 0 S: 4 P: 4	1B: 4 SF: 0 2B: 1 SAC: 0 3B: 0 DP: 1 HR: 0 HBP: 0		WP: 0 PA: 34 PB: 0 SB: 0 CS: 1	
PITCHER	IP WLS BF H R ER SO BB IBB HBP BLK WP HR S P ERA WHIP											PITCHER	IP WLS BF H R ER SO BB IBB HBP BLK WP HR S P ERA WHIP
Jerry Reuss, L (1, 1) ERA: 2.19	7.0 W 25 3 1 1 1 1 1 0 0 0 0 0 26 30 1.29 0.571												
Dave Stewart, R (8, 1) ERA: 1.66	0.1 3 2 1 1 0 0 0 0 0 0 0 0 3 3 27.00 6.000												
Steve Howe, L (8, 1) ERA: 2.49	1.2 S 6 0 0 0 1 0 0 0 0 0 0 0 8 8 0.00 0.000												

AB	33
R	2
H	5
RBI	2
BB	1
SO	2
LOB	13



Batter	1	2	3	4	5	6	7	8	9
Davey Lopes, R OBP: 0.299, SLG: 0.299 (1, 4)	0-0 CS 1B		0-3 K2-3			0-0 1-3	0-0 F4		
Ken Landreaux, L OBP: 0.300, SLG: 0.372 (1, 8)	0-0 6-3 1-2			0-0 F8		0-3 K		0-0 F4	
Rick Monday, L OBP: 0.398, SLG: 0.588 (1, 9)	0-3 K			0-3 K			0-0 CS 1B	4-0 BB	
Jack Perconte, L OBP: 1.000, SLG: 1.000 (7, PR)									
Ron Roenicke, S OBP: 0.391, SLG: 0.300 (8, 9)									
Steve Garvey, R OBP: 0.324, SLG: 0.419 (1, 3)		0-0 5-3		0-3 K			0-0 1B 1-2	0-0 F8	
Dusty Baker Jr., R OBP: 0.356, SLG: 0.446 (1, 7)		0-0 5-3			0-0 F4		0-0 BB 1B 1-3	0-0 F7	
Pedro Guerrero, R OBP: 0.374, SLG: 0.489 (1, 5)		0-3 K			0-0 5-3		4-0 1B 1-2 BB		
Mike Scioscia, L OBP: 0.363, SLG: 0.345 (1, 2)			0-0 6-3		0-0 4-3		4-0 1B 1-2 2-3 BB		
Derrel Thomas, S OBP: 0.341, SLG: 0.357 (1, 6)			0-0 SH1-4 1B			0-0 1-3 SH3-4 1B	0-0 1B 1-2 2-3 3-H		
Jerry Reuss, L OBP: 0.205, SLG: 0.205 (1, 1)			0-0 SH1-4			0-0 SH3-4	0-0		
Reggie Smith, S OBP: 0.371, SLG: 0.393 (7, PH)									
Dave Stewart, R OBP: 0.500, SLG: 0.800 (8, 1)									
Steve Howe, L (8, 1)			1-2			1-2	1-3 2-H 3-H		

Inning Stats	R: 0 E: 0 K: 1 S: 5	H: 1 LOB: 0 BB: 0 P: 5	R: 0 E: 0 K: 1 S: 5	H: 0 LOB: 0 BB: 0 P: 5	R: 0 E: 0 K: 1 S: 6	H: 1 LOB: 1 BB: 0 P: 6	R: 0 E: 0 K: 2 S: 7	H: 0 LOB: 0 BB: 0 P: 7	R: 0 E: 0 K: 0 S: 3	H: 0 LOB: 0 BB: 0 P: 3	R: 0 E: 0 K: 1 S: 6	H: 1 LOB: 1 BB: 0 P: 6	R: 3 E: 0 K: 0 S: 6	H: 5 LOB: 2 BB: 2 P: 14	R: 0 E: 0 K: 0 S: 3	H: 0 LOB: 1 BB: 1 P: 7
1B: 8 2B: 0 3B: 0 HR: 0	SF: 0 SAC: 2 DP: 0 HBP: 0	WP: 0 PA: 32														

PITCHER	IP	WLS	BF	H	R	ER	SO	BB	IBB	HBP	BLK	WP	HR	S	P	ERA	WHIP
Gaylord Perry, R ERA: 3.67 (1, 1)	6.2	L	27	8	3	3	6	2	0	0	0	0	0	37	45	4.05	1.500
Rick Camp, R ERA: 1.96 (7, 1)	0.1		1	0	0	0	0	0	0	0	0	0	0	1	1	0.00	0.000
Steve Bedrosian, R ERA: 3.06 (8, 1)	1.0		4	0	0	0	0	1	0	0	0	0	0	3	7	0.00	1.000

BOTTOM


Atlanta Braves @ Los Angeles Dodgers
Dodger Stadium, Los Angeles, CA

Wed Sep 16 1981, 7:05 PM PDT
Att. 19,905 - Unknown

livebaseballscorecards.com

AB	27
R	3
H	8
RBI	3
BB	3
SO	6
LOB	8



Batter	1	2	3	4	5	6	7	8	9	AB R H RBI BB SO LOB	TOP														
Jerry Royster, R (1, 4) OBP: 0.245, SLG: 0.264	0-0 4-3		0-3 K			0-0 CS 4-3 1B		0-0 1-3		4 0 1 0 0 1 1	<p>Atlanta Braves @ Los Angeles Dodgers Dodger Stadium, Los Angeles, CA</p> <p>Thu Sep 17 1981, 7:05 PM PDT Att: 46,168 - Unknown</p> <p>livebaseballscorecards.com</p> <table border="1"> <tr><td>AB</td><td>29</td></tr> <tr><td>R</td><td>0</td></tr> <tr><td>H</td><td>3</td></tr> <tr><td>RBI</td><td>0</td></tr> <tr><td>BB</td><td>2</td></tr> <tr><td>SO</td><td>6</td></tr> <tr><td>LOB</td><td>6</td></tr> </table> 	AB	29	R	0	H	3	RBI	0	BB	2	SO	6	LOB	6
AB	29																								
R	0																								
H	3																								
RBI	0																								
BB	2																								
SO	6																								
LOB	6																								
Claudell Washington, L (1, 9) OBP: 0.340, SLG: 0.421	0-3 K			0-0 4-3		0-0 4-3		0-0 4-3		4 0 0 0 0 1 1															
Bob Horner, R (1, 5) OBP: 0.337, SLG: 0.411	4-0 BB			0-0 1-3		0-0 CS	0-0 L7	0-3 K		3 0 0 0 1 1 0															
Chris Chambliss, L (1, 3) OBP: 0.350, SLG: 0.414	0-0 F7			0-0 4-3			0-3 K	0-0 L3		4 0 0 0 0 1 1															
Rufino Linares, R (1, 7) OBP: 0.297, SLG: 0.384		0-0 4-3			0-0 F9		0-0 1B			3 0 1 0 0 0 0															
Dale Murphy, R (1, 8) OBP: 0.327, SLG: 0.390		0-3 K			0-0 P3		0-0 L9			3 0 0 0 0 1 1															
Bruce Benedict, R (1, 2) OBP: 0.342, SLG: 0.366		0-0 5-3			0-0 1B			0-0 F9		3 0 1 0 0 0 0															
Rafael Ramirez, R (1, 6) OBP: 0.278, SLG: 0.293			0-0 P4		0-3 K2-3		4-0 BB			2 0 0 0 1 1 1															
Rick Mahler, R (1, 1) OBP: 0.158, SLG: 0.158			0-0 F7			0-0 G3		0-0 F8		2 0 0 0 0 0 0															
Al Hrabosky, R (6, 1)										0 0 0 0 0 0 0															
Brook Jacoby, R (8, PH) OBP: 0.500, SLG: 0.500										1 0 0 0 0 0 1															
Gene Garber, R (8, 1)										0 0 0 0 0 0 0															
Inning Stats	R: 0 E: 0 K: 1 S: 5	H: 0 LOB: 1 BB: 1 P: 9	R: 0 E: 0 K: 1 S: 5	H: 0 LOB: 0 BB: 0 P: 5	R: 0 E: 0 K: 1 S: 5	H: 0 LOB: 0 BB: 0 P: 5	R: 0 E: 0 K: 0 S: 3	H: 0 LOB: 0 BB: 0 P: 3	R: 0 E: 0 K: 1 S: 6	H: 1 LOB: 1 BB: 0 P: 6	R: 0 E: 0 K: 0 S: 3	H: 1 LOB: 0 BB: 0 P: 3	R: 0 E: 0 K: 1 S: 6	H: 1 LOB: 1 BB: 0 P: 6	R: 0 E: 0 K: 0 S: 3	H: 0 LOB: 1 BB: 1 P: 7	R: 0 E: 0 K: 1 S: 5	H: 0 LOB: 0 BB: 0 P: 5	1B: 3 2B: 0 3B: 0 HR: 0	SF: 0 SAC: 0 DP: 0 HBP: 0	WP: 0 PB: 0 SB: 0 CS: 1	PA: 32			
PITCHER Fernando Valenzuela, L (1, 1) ERA: 2.36	IP: 9.0 WLS: W BF: 31 H: 3 R: 0 ER: 0 SO: 6 BB: 2 IBB: 0 HBP: 0 BLK: 0 WP: 0 HR: 0 S: 41 P: 49 ERA: 0.00 WHIP: 0.556											PITCHER	IP: 9.0 WLS: W BF: 31 H: 3 R: 0 ER: 0 SO: 6 BB: 2 IBB: 0 HBP: 0 BLK: 0 WP: 0 HR: 0 S: 41 P: 49 ERA: 0.00 WHIP: 0.556												

Batter	1	2	3	4	5	6	7	8	9
Davey Lopes, R OBP: 0.301, SLG: 0.299 (1, 4)	0-0 6-3		4-0 G3 S BB		0-3 K	0-0 1-2 1B		0-0 F7	
Ken Landreaux, L OBP: 0.296, SLG: 0.366 (1, 8)	0-0 F7		0-0 G3 1-3		0-0 3-1	0-3 K		0-0 F8	
Rick Monday, L OBP: 0.405, SLG: 0.587 (1, 9) Ron Roenicke, S OBP: 0.375, SLG: 0.286 (7, 9)	0-0 P4		4-0 S BB		0-0 BB 1B		0-0 F8		
Steve Garvey, R OBP: 0.326, SLG: 0.421 (1, 3)		0-0 3-1 SF7 2B	0-3 K 1-2		4-0 1-2 BB		0-0 F9		
Dusty Baker Jr., R OBP: 0.355, SLG: 0.444 (1, 7)		0-0 E6 3-1	0-3 K		0-0 F8		0-0 E7 1B		
Mike Scioscia, L OBP: 0.365, SLG: 0.345 (1, 2)		0-0 3-1 1-2 2-3		0-0 FC6 1B		4-0 G3 SH3-4 1B BB	0-0 P3		
Derrel Thomas, S OBP: 0.346, SLG: 0.355 (1, 5)		4-0 IBB		0-0 F8		0-0 SH3-4		4-0 FC1-6 BB	
Gary Weiss, S (1, 6)		0-0 SF7 3-H		0-0 F8		0-0 G3		0-0 FC1-6 E 1-2f	
Fernando Valenzuela, L OBP: 0.271, SLG: 0.293 (1, 1)		0-0 4-3		0-0 FC6 1-2f		0-0 1B 1B 3-H		0-0 E4 1-2	

Inning Stats	R: 0	H: 0	E: 0	K: 0	S: 3	R: 1	H: 1	E: 1	K: 0	S: 5	R: 0	H: 0	E: 0	K: 2	S: 7	R: 0	H: 1	E: 0	K: 0	S: 4	R: 0	H: 1	E: 0	K: 1	S: 6	R: 1	H: 2	E: 0	K: 1	S: 7	R: 0	H: 1	E: 1	K: 0	S: 4	R: 0	H: 0	E: 1	K: 0	S: 4	R: 0	H: 0	E: 1	K: 0	S: 4			
	0	0	0	0	3	1	1	1	0	5	0	0	0	2	7	0	1	0	0	4	0	2	0	0	6	1	2	0	2	0	7	0	1	0	4	0	1	0	0	4	0	0	0	4	0	0	0	4

PITCHER	IP	WLS	BF	H	R	ER	SO	BB	IBB	HBP	BLK	WP	HR	S	P	ERA	WHIP
Rick Mahler, R ERA: 3.03 (1, 1)	5.2	L	28	5	2	1	3	4	1	0	0	0	0	29	49	1.59	1.588
Al Hrabosky, L ERA: 1.17 (6, 1)	1.1		5	1	0	0	1	0	0	0	0	0	0	7	7	0.00	0.750
Gene Garber, R ERA: 2.89 (8, 1)	1.0		5	0	0	0	0	1	0	0	0	0	0	4	8	0.00	1.000

BOTTOM

Atlanta Braves @ Los Angeles Dodgers
Dodger Stadium, Los Angeles, CA

Thu Sep 17 1981, 7:05 PM PDT
 Att. 46,168 - Unknown

AB	R	H	RBI	BB	SO	LOB
4	0	1	0	1	1	2
5	0	0	0	0	1	5
2	0	1	0	1	0	0
1	0	0	0	0	0	0
3	1	1	0	1	1	2
4	0	1	0	0	1	5
3	1	1	0	1	0	3
1	0	0	0	2	0	1
3	0	0	1	0	0	3
4	0	1	1	0	0	4

AB	30
R	2
H	6
RBI	2
BB	6
SO	4
LOB	25

WP: 0 PA: 38
 PB: 0
 SB: 2
 CS: 0



PITCHER	IP	WLS	BF	H	R	ER	SO	BB	IBB	HBP	BLK	WP	HR	S	P	ERA	WHIP
Rick Mahler, R ERA: 3.03 (1, 1)	5.2	L	28	5	2	1	3	4	1	0	0	0	0	29	49	1.59	1.588
Al Hrabosky, L ERA: 1.17 (6, 1)	1.1		5	1	0	0	1	0	0	0	0	0	0	7	7	0.00	0.750
Gene Garber, R ERA: 2.89 (8, 1)	1.0		5	0	0	0	0	1	0	0	0	0	0	4	8	0.00	1.000

Batter	1	2	3	4	5	6	7	8	9	AB R H RBI BB SO LOB	TOP																				
Dave Collins, S (1, 9) <small>OBP: 0.358, SLG: 0.395</small> Joe Price, R (7, 1) Johnny Bench, R (9, PH) <small>OBP: 0.426, SLG: 0.579</small> Tom Hume, R (9, 1)	0-0 CS 1B		0-0 F7		0-0 F8		0-0 1-3 2-H 1B		0-0 1-H HR	4 0 2 1 0 0 0 0 0 0 0 0 0 0 1 1 1 2 0 0 0 0 0 0 0 0 0 0																					
Ken Griffey, L (1, 8) <small>OBP: 0.368, SLG: 0.418</small>	0-3 1-2 K		0-0 1-3		0-0 4-3		0-0 F8		0-0 4-3	5 0 0 0 0 1 4																					
Dave Concepcion, R (1, 6) <small>OBP: 0.370, SLG: 0.438</small>	0-0 1-3		0-0 F9		0-3 K		0-0 SH3 BB 1B		0-0 E6	5 0 1 0 0 1 0																					
George Foster, R (1, 7) <small>OBP: 0.362, SLG: 0.520</small>		0-0 HR		0-0 5-3		0-0 F8		4-0 SH3 BB 1-2	0-0 F5	4 1 1 1 1 0 1																					
Dan Driessen, L (1, 3) <small>OBP: 0.343, SLG: 0.383</small>		0-0 1B 1B		0-0 4-3		0-0 F9		0-0 SH3 1-2 2-3		3 0 1 0 0 0 0																					
Ray Knight, R (1, 5) <small>OBP: 0.332, SLG: 0.363</small>		0-0 F9		0-0 1B		0-0 6-3		0-0 F2		4 0 1 0 0 0 3																					
Joe Nolan, L (1, 2) <small>OBP: 0.366, SLG: 0.394</small> Mike O'Berry, R (9, 2) <small>OBP: 0.262, SLG: 0.245</small>		0-0 1-3 1B		0-3 K		0-0 1B 2B		0-0 F8		4 1 2 0 0 1 3 0 0 0 0 0 0 0																					
Ron Oester, S (1, 4) <small>OBP: 0.318, SLG: 0.377</small>		0-3 K		0-0 5-3		0-0 2-H 1B 1B		0-0 HR 1B		4 2 2 1 0 1 2																					
Frank Pastore, R (1, 1) <small>OBP: 0.128, SLG: 0.132</small> Larry Bittner, L (7, PH) <small>OBP: 0.296, SLG: 0.306</small> Eddie Milner, L (7, PR) (7, 9)		0-0 F9		0-0 F9		0-0 1-2 1B 1B		0-0 F8		2 0 0 0 0 0 2 1 0 1 0 0 0 0 1 0 0 0 0 0 1																					
Inning Stats	R: 0 E: 0 K: 1 S: 5	H: 1 LOB: 0 BB: 0 P: 5	R: 1 E: 0 K: 1 S: 8	H: 3 LOB: 2 BB: 0 P: 8	R: 0 E: 0 K: 0 S: 3	H: 0 LOB: 0 BB: 0 P: 3	R: 0 E: 0 K: 1 S: 6	H: 1 LOB: 1 BB: 0 P: 6	R: 0 E: 0 K: 0 S: 3	H: 0 LOB: 0 BB: 0 P: 3	R: 0 E: 0 K: 1 S: 5	H: 0 LOB: 0 BB: 0 P: 5	R: 2 E: 0 K: 0 S: 7	H: 4 LOB: 3 BB: 0 P: 7	R: 0 E: 0 K: 0 S: 4	H: 1 LOB: 2 BB: 1 P: 8	R: 2 E: 1 K: 0 S: 6	H: 2 LOB: 1 BB: 0 P: 6	1B: 9 2B: 2 3B: 0 HR: 2	SF: 0 SAC: 1 DP: 1 HBP: 0	WP: 0 PB: 0 SB: 0 CS: 1	PA: 40									
PITCHER	IP WLS BF H R ER SO BB IBB HBP BLK WP HR S P ERA WHIP																														
Bob Welch, R (1, 1) <small>ERA: 3.52</small> Steve Howe, L (7, 1) <small>ERA: 2.47</small> Dave Stewart, R (8, 1) <small>ERA: 2.03</small>	6.2		27	8	3	3	4	0	0	0	0	0	1	35	35	4.05	1.200														
	0.1		4	2	0	0	0	1	0	0	0	0	0	3	7	0.00	9.000														
	2.0	L	9	2	2	2	0	0	0	0	0	0	1	9	9	9.00	1.000														

Cincinnati Reds @ Los Angeles Dodgers
 Dodger Stadium, Los Angeles, CA
 Fri Sep 18 1981, 7:05 PM PDT
 Att. 44,258 - Unknown

AB	38
R	5
H	12
RBI	5
BB	1
SO	4
LOB	16



Batter	1	2	3	4	5	6	7	8	9	AB	R	H	RBI	BB	SO	LOB
Davey Lopes, R OBP: 0.300, SLG: 0.298 (1, 4)	0-0 6-3 ①			0-0 G3 ①	0-0 P5 ②			0-0 SF7 1B ①		4	1	1	0	0	0	0
Ron Roenicke, S OBP: 0.357, SLG: 0.280 (1, 8) (9, 9)	0-3 K ②			0-0 HR 1B ①	0-0 5-3 ③			0-0 P6 1-3 ①		4	1	1	0	0	1	1
Rick Monday, L OBP: 0.403, SLG: 0.607 Reggie Smith, S OBP: 0.361, SLG: 0.393 Bobby Mitchell, L (1, 9) (8, PH) (9, 8)	0-0 F8 ③			0-0 HR 1-H ①			0-3 K ①	0-0 SF7 3-H ②		3	1	1	2	0	1	0
Steve Garvey, R OBP: 0.323, SLG: 0.416 (1, 3)		0-0 P4 ①		0-0 E6 1B SF9 ①			0-0 5-3 ②	0-0 F8 ③		4	1	0	0	0	0	0
Dusty Baker Jr., R OBP: 0.357, SLG: 0.444 (1, 7)		0-0 F8 ②		0-0 1B 1-3 1B ①			0-0 1B ①		0-0 F3 ①	4	0	2	0	0	0	0
Mike Scioscia, L OBP: 0.361, SLG: 0.343 Steve Howe, L Dave Stewart, R OBP: 0.500, SLG: 0.800 Jay Johnstone, L OBP: 0.296, SLG: 0.415 (1, 2) (7, 1) (8, 1) (9, PH)		0-0 4-3 ③		0-0 SF9 3-H ②			0-0 6-3 ③		0-0 F9 ②	2	0	0	1	0	0	1
Derrel Thomas, S OBP: 0.344, SLG: 0.353 (1, 5)			0-0 F8 ①	0-0 1-2 1B ①			0-0 P3 ①		0-0 4-3 ③	4	0	1	0	0	0	0
Gary Weiss, S (1, 6)			0-0 F9 ②	0-3 K ③			0-0 F8 ②			3	0	0	0	0	1	2
Bob Welch, R OBP: 0.256, SLG: 0.289 Steve Yeager, R OBP: 0.256, SLG: 0.329 (1, 1) (7, 2)			0-0 6-3 ③		0-3 K ①		0-3 K ③			2	0	0	0	0	1	0
										1	0	0	0	0	1	0

Inning Stats	R: 0	H: 0	E: 0	K: 1	S: 5	LOB: 0	BB: 0	P: 5	R: 0	H: 0	E: 0	K: 0	S: 3	LOB: 0	BB: 0	P: 3	R: 0	H: 0	E: 0	K: 0	S: 3	LOB: 0	BB: 0	P: 3	R: 3	H: 4	E: 1	K: 1	S: 10	LOB: 2	BB: 0	P: 10	R: 0	H: 0	E: 0	K: 1	S: 5	LOB: 0	BB: 0	P: 5	R: 0	H: 1	E: 0	K: 1	S: 6	LOB: 1	BB: 0	P: 6	R: 0	H: 0	E: 0	K: 1	S: 5	LOB: 0	BB: 0	P: 5	R: 1	H: 1	E: 1	K: 0	S: 4	LOB: 0	BB: 0	P: 4	R: 0	H: 0	E: 0	K: 0	S: 3	LOB: 0	BB: 0	P: 3	1B: 5	SF: 2	2B: 0	SAC: 0	3B: 0	DP: 0	HR: 1	HBP: 0	WP: 0	PA: 34
--------------	------	------	------	------	------	--------	-------	------	------	------	------	------	------	--------	-------	------	------	------	------	------	------	--------	-------	------	------	------	------	------	-------	--------	-------	-------	------	------	------	------	------	--------	-------	------	------	------	------	------	------	--------	-------	------	------	------	------	------	------	--------	-------	------	------	------	------	------	------	--------	-------	------	------	------	------	------	------	--------	-------	------	-------	-------	-------	--------	-------	-------	-------	--------	-------	--------

PITCHER	IP	WLS	BF	H	R	ER	SO	BB	IBB	HBP	BLK	WP	HR	S	P	ERA	WHIP
Frank Pastore, R ERA: 3.8 (1, 1)	6.0		24	5	3	2	4	0	0	0	0	0	1	32	32	3.00	0.833
Joe Price, L ERA: 2.76 (7, 1)	2.0	W	7	1	1	0	1	0	0	0	0	0	0	9	9	0.00	0.500
Tom Hume, R ERA: 3.09 (9, 1)	1.0	S	3	0	0	0	0	0	0	0	0	0	0	3	3	0.00	0.000

BOTTOM

Cincinnati Reds @ Los Angeles Dodgers
 Dodger Stadium, Los Angeles, CA
 Fri Sep 18 1981, 7:05 PM PDT
 Att. 44,258 - Unknown

AB	32
R	4
H	6
RBI	4
BB	0
SO	5
LOB	4



WP	HR	S	P	ERA	WHIP
0	0	0	0	0.00	0.500
0	0	0	0	0.00	0.000

Batter	1	2	3	4	5	6	7	8	9	AB	R	H	RBI	BB	SO	LOB	TOP
Dave Collins, S (1, 9) OBP: 0.362, SLG: 0.398 Sam Mejias, R (7, PH) OBP: 0.320, SLG: 0.348 (7, 9)	0-0 FC3-6 1B 1B		0-0 BB 2B 1B	0-3 K		4-0 FC4-6 BB	0-0 4-3			3	1	2	0	1	1	3	
Ken Griffey, L (1, 8) OBP: 0.368, SLG: 0.417	0-0 FC3-6 1B		0-0 F7	0-0 1B		0-0 FC4-6 1-2f 2-3		0-0 4-3		5	0	2	2	0	0	4	
Dave Concepcion, R (1, 6) OBP: 0.370, SLG: 0.436	0-0 FC3-6 HBP 1-2f 2-3		4-0 2B BB	0-0 L4-6 2-3		0-0 4-3		0-0 G6-4-3 1B		4	1	1	0	1	0	6	
George Foster, R (1, 7) OBP: 0.367, SLG: 0.522	1-0 G4-6-3 HBP		0-0 2B		4-0 4-3 E BB		4-0 1B S 1B BB	0-0 G6-4-3 1-2f		2	1	1	3	2	0	1	
Johnny Bench, R (1, 3) OBP: 0.421, SLG: 0.569 German Barranca, L (7, PR) OBP: 0.200, SLG: 0.200 Dan Driessen, L (7, 3) OBP: 0.342, SLG: 0.382	0-0 G4-6-3 1-2f		0-0 F9		0-0 4-3		0-0 1B 1B 1B		0-0 F8	4	0	1	0	0	0	5	
Ray Knight, R (1, 5) OBP: 0.331, SLG: 0.360		0-3 K	0-0 6-3		0-3 K		0-0 4-3 1B 1B		0-0 F8	5	0	1	1	0	2	2	
Joe Nolan, L (1, 2) OBP: 0.362, SLG: 0.389		0-0 4-3		0-0 1B BB 1B 1B		0-0 L7		0-0 4-3		5	1	1	0	0	1	3	
Ron Oester, S (1, 4) OBP: 0.323, SLG: 0.378		0-3 K		4-0 1B BB		4-0 FC4-6 PB BB		0-0 4-3 1B		2	1	1	1	2	1	0	
Bruce Berenyi, R (1, 1) OBP: 0.244, SLG: 0.289 Joe Edelen, R (4, 1) OBP: 0.200, SLG: 0.200			4-0 BB 1B 2B BB	0-0 L4-6 1B		0-3 K		0-0 4-3		1	1	1	0	1	0	0	
				1-2 2-3 1B		1-2 2-3 K		1-2 2-3 4-3		2	0	0	0	0	1	3	
Inning Stats	R: 0 E: 0 K: 0 S: 4 H: 2 LOB: 2 P: 5	R: 0 E: 0 K: 2 S: 7 H: 0 LOB: 0 BB: 0 P: 7	R: 3 E: 0 K: 0 S: 5 H: 2 LOB: 1 BB: 2 P: 13	R: 2 E: 0 K: 1 S: 7 H: 3 LOB: 1 BB: 1 P: 11	R: 0 E: 1 K: 1 S: 5 H: 0 LOB: 1 BB: 1 P: 9	R: 0 E: 0 K: 1 S: 5 H: 0 LOB: 2 BB: 2 P: 13	R: 2 E: 0 K: 1 S: 8 H: 3 LOB: 3 BB: 1 P: 12	R: 0 E: 0 K: 0 S: 3 H: 1 LOB: 0 BB: 0 P: 3	R: 0 E: 0 K: 0 S: 3 H: 0 LOB: 0 BB: 0 P: 3	1B: 10 2B: 2 3B: 0 HR: 0 SF: 0 SAC: 0 DP: 3 HBP: 1	WP: 0 PB: 1 SB: 1 CS: 0	PA: 43					
PITCHER	IP WLS BF H R ER SO BB IBB HBP BLK WP HR S P ERA WHIP	IP WLS BF H R ER SO BB IBB HBP BLK WP HR S P ERA WHIP	IP WLS BF H R ER SO BB IBB HBP BLK WP HR S P ERA WHIP	IP WLS BF H R ER SO BB IBB HBP BLK WP HR S P ERA WHIP	IP WLS BF H R ER SO BB IBB HBP BLK WP HR S P ERA WHIP	IP WLS BF H R ER SO BB IBB HBP BLK WP HR S P ERA WHIP	IP WLS BF H R ER SO BB IBB HBP BLK WP HR S P ERA WHIP	IP WLS BF H R ER SO BB IBB HBP BLK WP HR S P ERA WHIP	IP WLS BF H R ER SO BB IBB HBP BLK WP HR S P ERA WHIP								
Burt Hooton, R (1, 1) ERA: 2.52	2.1 L 13 4 3 3 2 2 0 1 0 0 0 0 14 23 11.57 2.571																
Bobby Castillo, R (3, 1) ERA: 5.7	0.2 5 2 2 2 0 1 0 0 0 0 0 0 4 8 27.00 4.500																
Tom Niedenfuer, R (4, 1) ERA: 4.05	1.0 3 1 0 0 1 0 0 0 0 0 0 0 5 5 0.00 1.000																
Alejandro Pena, R (5, 1) ERA: 2.84	2.0 12 2 2 2 2 4 0 0 0 0 0 0 12 28 9.00 3.000																
Terry Forster, L (7, 1) ERA: 5.18	1.0 4 1 0 0 1 0 0 0 0 0 0 0 6 6 0.00 1.000																
PITCHER	IP WLS BF H R ER SO BB IBB HBP BLK WP HR S P ERA WHIP	IP WLS BF H R ER SO BB IBB HBP BLK WP HR S P ERA WHIP	IP WLS BF H R ER SO BB IBB HBP BLK WP HR S P ERA WHIP	IP WLS BF H R ER SO BB IBB HBP BLK WP HR S P ERA WHIP	IP WLS BF H R ER SO BB IBB HBP BLK WP HR S P ERA WHIP	IP WLS BF H R ER SO BB IBB HBP BLK WP HR S P ERA WHIP	IP WLS BF H R ER SO BB IBB HBP BLK WP HR S P ERA WHIP	IP WLS BF H R ER SO BB IBB HBP BLK WP HR S P ERA WHIP	IP WLS BF H R ER SO BB IBB HBP BLK WP HR S P ERA WHIP								
Rick Sutcliffe, R (8, 1) ERA: 4.02	2.0 6 1 0 0 0 0 0 0 0 0 0 0 6 6 0.00 0.500																

Cincinnati Reds @ Los Angeles Dodgers
Dodger Stadium, Los Angeles, CA
Sat Sep 19 1981, 7:05 PM PDT
Att: 48,352 - Unknown

livebaseballscorecards.com

AB	35
R	7
H	11
RBI	7
BB	7
SO	6
LOB	30



Batter	1	2	3	4	5	6	7	8	9	AB	R	H	RBI	BB	SO	LOB
Jack Perconte, L OBP: 0.500, SLG: 0.250 (1, 4)	4-0 WP S 6-3 BB		0-0 F7	0-0 4-3			0-3 K			3	1	0	0	1	1	2
Derrel Thomas, S OBP: 0.343, SLG: 0.351 (1, 5)	0-0 6-3 1-H		0-0 S 1B		0-0 4-3		0-0 4-3			4	0	1	1	0	0	0
Rick Monday, L OBP: 0.398, SLG: 0.591 (1, 9) Mark Bradley, R (9, 9)	0-3 K 2B		4-0 G1-6-3 1-2 BB		0-0 F8			0-0 G3		3	1	0	0	1	1	0
Steve Garvey, R OBP: 0.320, SLG: 0.412 (1, 3)	0-3 K		0-0 G1-6-3 1-2f		0-0 4-3			0-0 4-3		4	0	0	0	0	1	3
Dusty Baker Jr., R OBP: 0.358, SLG: 0.446 (1, 7) Candy Maldonado, R (9, 7)	0-0 1-H 2B			4-0 BB BB FC4-6 BB		0-3 K		0-0 5-3		3	1	1	1	1	1	0
Mike Scioscia, L OBP: 0.360, SLG: 0.339 (1, 2)	0-0 L8			4-0 FC4-6 1-2 BB BB		0-0 F7		0-0 4-3		3	0	0	0	1	0	1
Ron Roenicke, S OBP: 0.375, SLG: 0.286 (1, 8)		0-3 K		4-0 FC4-6 1-2 2-3 BB		0-0 1B		0-3 K		3	0	1	0	1	2	0
Gary Weiss, S (1, 6) Ken Landreaux, L (9, PH) OBP: 0.295, SLG: 0.365		0-0 F7		0-3 K		0-0 F7		0-0 F8		3	0	0	0	0	1	4
Burt Hooton, R OBP: 0.275, SLG: 0.250 (1, 1) Bobby Castillo, R (3, 1) Tom Niedenfuer, R (4, 1) Jay Johnstone, L (4, PH) Alejandro Pena, R (5, 1) Terry Forster, L (7, 1) Bobby Mitchell, L (7, PH) Rick Sutcliffe, L (8, 1) OBP: 0.308, SLG: 0.182		0-0 1-3		0-0 FC4-6 1-2f 2-3 3-H			0-0 F8			1	0	0	0	0	0	0


Inning Stats	R: 2	H: 1	E: 0	LOB: 1	K: 2	S: 9	P: 13	R: 0	H: 0	E: 0	LOB: 0	K: 1	S: 5	R: 0	H: 1	E: 0	LOB: 1	K: 0	S: 3	R: 1	H: 0	E: 0	LOB: 2	K: 1	S: 5	R: 0	H: 0	E: 0	LOB: 0	K: 0	S: 3	R: 0	H: 1	E: 0	LOB: 1	K: 1	S: 6	R: 0	H: 0	E: 0	LOB: 0	K: 1	S: 5	R: 0	H: 0	E: 0	LOB: 0	K: 0	S: 3	R: 0	H: 0	E: 0	LOB: 0	K: 1	S: 5	R: 0	H: 0	E: 0	LOB: 0	K: 1	S: 5
PITCHER	IP	WLS	BF	H	R	ER	SO	BB	IBB	HBP	BLK	WP	HR	S	P	ERA	WHIP																																												
Bruce Berenyi, R ERA: 3.74 (1, 1)	3.0		15	2	3	3	3	4	0	0	0	2	0	17	33	9.00	2.000																																												
Joe Edelen, R ERA: 6.75 (4, 1)	6.0	W	20	1	0	0	4	1	0	0	0	0	0	27	31	0.00	0.333																																												

BOTTOM

Cincinnati Reds @ Los Angeles Dodgers
Dodger Stadium, Los Angeles, CA
 Sat Sep 19 1981, 7:05 PM PDT
 Att. 48,352 - Unknown

AB	30
R	3
H	3
RBI	3
BB	5
SO	7
LOB	12

livebaseballscorecards.com



WP	2	PA	35
PB	0		
SB	2		
CS	0		

Batter	1	2	3	4	5	6	7	8	9	AB R H RBI BB SO LOB	TOP	
Dave Collins, S (1, 9) X OBP: 0.361, SLG: 0.399 Sam Mejias, R (7, 9) OBP: 0.314, SLG: 0.340	0-0 1B 2B	0-0 B2			0-3 K		0-3 K		0-0 F8	4 1 1 0 0 2 1 1 0 0 0 0 0 0		
Ken Griffey, L (1, 8) X OBP: 0.374, SLG: 0.423	0-0 BB 1B		0-0 F8		0-0 G4-6-3 1B			0-0 FC6-4 1B	0-0 1B	5 1 4 0 0 0 0		
Dave Concepcion, R (1, 6) X OBP: 0.368, SLG: 0.433	0-0 F3		0-0 3-1		0-0 G4-6-3 1-2f 1B			0-0 FC6-4 1B	0-0 1B	5 1 1 0 0 0 4		
George Foster, R (1, 7) B B B OBP: 0.368, SLG: 0.519	4-0 1B BB		0-0 F8			0-0 F7		0-0 1B 1-3 2B 1B	0-0 L8	4 1 1 0 1 0 1		
Dan Driessen, L (1, 3) X OBP: 0.351, SLG: 0.390	0-0 1B			4-0 B B B 1B SF7 BB		0-0 CS 1B		0-0 2B 1-2 3-H 1B		3 1 3 3 1 0 0		
Ray Knight, R (1, 5) S S S OBP: 0.327, SLG: 0.356	0-3 K			0-0 F8		0-0 P3		0-0 F9		4 0 0 0 0 1 6		
Joe Nolan, L (1, 2) X OBP: 0.369, SLG: 0.401	0-0 P3			0-0 1B			0-0 FC1-6 1B	0-0 2B		4 0 3 1 0 0 2		
Ron Oester, S (1, 4) OBP: 0.322, SLG: 0.375		0-0 G3		0-0 SF7			0-0 F7	4-0 IBB		2 0 0 1 1 0 1		
Mario Soto, R (1, 1) OBP: 0.082, SLG: 0.063			0-3 K		0-0 F7		0-0 FC1-6 1-2f	0-3 K		4 0 0 0 0 2 5		
Inning Stats	R: 2 H: 3 E: 0 LOB: 2 K: 1 BB: 1 S: 8 P: 12	R: 0 H: 0 E: 0 LOB: 0 K: 1 BB: 0 S: 5 P: 5	R: 0 H: 0 E: 0 LOB: 0 K: 0 BB: 0 S: 3 P: 3	R: 1 H: 1 E: 0 LOB: 1 K: 0 BB: 1 S: 4 P: 8	R: 0 H: 1 E: 0 LOB: 0 K: 1 BB: 0 S: 5 P: 5	R: 0 H: 1 E: 0 LOB: 0 K: 0 BB: 0 S: 3 P: 3	R: 0 H: 1 E: 0 LOB: 1 K: 1 BB: 0 S: 6 P: 6	R: 2 H: 4 E: 0 LOB: 3 K: 1 BB: 1 S: 9 P: 13	R: 0 H: 2 E: 0 LOB: 1 K: 0 BB: 0 S: 4 P: 4	1B: 11 SF: 1 2B: 2 SAC: 0 3B: 0 DP: 1 HR: 0 HBP: 0	WP: 0 PA: 40 PB: 0 SB: 0 CS: 1	
PITCHER Ted Power, R (1, 1) ERA: 3.27 Tom Niedenfuer, R (6, 1) ERA: 3.68 Steve Howe, L (8, 1) ERA: 2.74	IP WLS BF H R ER SO BB IBB HBP BLK WP HR S P ERA WHIP 5.0 L 21 5 3 3 3 2 0 0 0 0 0 0 25 33 5.40 1.400 2.0 7 2 0 0 1 0 0 0 0 0 0 0 9 9 0.00 1.000 2.0 12 6 2 2 1 0 1 0 0 0 0 0 13 17 9.00 3.000											PITCHER IP WLS BF H R ER SO BB IBB HBP BLK WP HR S P ERA WHIP

Cincinnati Reds @ Los Angeles Dodgers
Dodger Stadium, Los Angeles, CA
 Sun Sep 20 1981, 3:33 AM PDT
 Att: 39,560 - Unknown

AB	36
R	5
H	13
RBI	5
BB	3
SO	5
LOB	20



livebaseballscorecards.com

Batter	1	2	3	4	5	6	7	8	9
Steve Sax, R (1, 4) OBP: 0.318, SLG: 0.354 Reggie Smith, S (7, PH) OBP: 0.351, SLG: 0.379 Steve Howe, L (8, 1)	0-0 P6		0-0 1-3		0-0 1B		0-0 G4-6-3		
Derrel Thomas, S (1, 5) OBP: 0.341, SLG: 0.349 (8, 4)	0-0 G3			0-0 1B	0-0 F7			0-3 K	
Rick Monday, L (1, 9) OBP: 0.394, SLG: 0.575 BBB	4-0 BB			0-3 K		0-3 K		0-0 F5	
Steve Garvey, R (1, 3) OBP: 0.317, SLG: 0.408	0-0 F9			0-0 5-3		0-3 K		0-0 P6	
Jay Johnstone, L (1, 7) OBP: 0.289, SLG: 0.400		0-0 F7		0-0 F2		0-0 1B		0-3 K	
Mike Scioscia, L (1, 2) OBP: 0.358, SLG: 0.335		0-0 F8			0-0 F8	0-3 K		4-0 BB	
Ron Roenicke, S (1, 8) OBP: 0.333, SLG: 0.250		0-0 G3			0-3 K		0-0 F2	0-3 K	
Gary Weiss, S (1, 6) OBP: 0.188, SLG: 0.143			0-0 F8		0-0 1B		0-0 1B	0-0 F7	
Ted Power, R (1, 1) Ken Landreaux, L (5, PH) OBP: 0.297, SLG: 0.367 Tom Niedenfuer, R (6, 1) Mike Marshall, R (7, PH) OBP: 0.500, SLG: 0.667 (8, 5)			0-3 K		0-0 1B		0-0 1B		

AB	R	H	RBI	BB	SO	LOB
3	0	1	1	0	0	0
1	0	0	0	0	0	2
0	0	0	0	0	0	0
4	0	1	0	0	1	2
3	0	0	0	1	2	1
4	0	0	0	0	1	2
4	0	1	0	0	1	1
3	0	0	0	1	1	1
4	0	0	0	0	2	1
4	1	2	0	0	0	1
1	0	0	0	0	1	0
1	0	1	0	0	0	0
0	0	0	0	0	0	0
1	0	1	0	0	0	0


BOTTOM

Cincinnati Reds @ Los Angeles Dodgers
Dodger Stadium, Los Angeles, CA
 Sun Sep 20 1981, 3:33 AM PDT
 Att. 39,560 - Unknown

AB	33
R	1
H	7
RBI	1
BB	2
SO	9
LOB	11



Inning Stats	R: 0	H: 0	E: 0	K: 0	S: 3	R: 0	H: 0	E: 0	K: 0	S: 3	R: 0	H: 0	E: 0	K: 1	S: 5	R: 0	H: 1	E: 0	K: 1	S: 6	R: 1	H: 3	E: 0	K: 1	S: 8	R: 0	H: 1	E: 0	K: 3	S: 10	R: 0	H: 2	E: 0	K: 0	S: 4	R: 0	H: 0	E: 0	K: 1	S: 5	R: 0	H: 0	E: 0	K: 2	S: 7	1B: 7	2B: 0	3B: 0	HR: 0	SF: 0	SAC: 0	DP: 1	HBP: 0	WP: 0	PB: 0	SB: 0	CS: 0	PA: 35
PITCHER Mario Soto, R (1, 1) ERA: 3.62	IP	WLS	BF	H	R	ER	SO	BB	IBB	HBP	BLK	WP	HR	S	P	ERA	WHIP																																									

Batter	1	2	3	4	5	6	7	8	9	AB R H RBI BB SO LOB	TOP														
Steve Sax, R (1, 4) OBP: 0.311, SLG: 0.345	0-3 K			0-0 3-1 WP 1B	0-0 4-3		0-0 L8		0-0 4-3	5 1 1 0 0 1 2	<p>Los Angeles Dodgers @ San Francisco Giants Candlestick Park, San Francisco, CA</p> <p>Tue Sep 22 1981, 10:05 PM EDT Att. 28,046 - Unknown</p> <p>livebaseballscorecards.com</p> <table border="1"> <tr><td>AB</td><td>33</td></tr> <tr><td>R</td><td>2</td></tr> <tr><td>H</td><td>7</td></tr> <tr><td>RBI</td><td>2</td></tr> <tr><td>BB</td><td>5</td></tr> <tr><td>SO</td><td>6</td></tr> <tr><td>LOB</td><td>13</td></tr> </table> 	AB	33	R	2	H	7	RBI	2	BB	5	SO	6	LOB	13
AB	33																								
R	2																								
H	7																								
RBI	2																								
BB	5																								
SO	6																								
LOB	13																								
Ken Landreaux, L (1, 8) OBP: 0.296, SLG: 0.368	0-0 6-3			0-0 L5		0-0 P5		0-0 2B	0-0 1-3	5 0 1 0 0 0 1															
Rick Monday, L (1, 9) OBP: 0.393, SLG: 0.595 Mike Marshall, R (7, PH) OBP: 0.429, SLG: 0.571 Bobby Castillo, R (7, 1) OBP: 0.444, SLG: 0.667 Terry Forster, L (7, 1)	0-0 F9			0-0 3-1		0-0 HR		0-0 5-3		3 1 1 1 0 0 1 1 0 0 0 0 0 1 0 0 0 0 0 0 0 0 0 0 0 0 0 0															
Steve Garvey, R (1, 3) OBP: 0.318, SLG: 0.407		0-0 F7		0-0 FC6-4 1B		0-0 F8		4-0 G6-4-3 BB		3 0 1 1 1 0 0															
Dusty Baker Jr., R (1, 7) OBP: 0.359, SLG: 0.448		0-0 5-3		0-0 FC6-4		0-0 BB		4-0 G6-4-3 BB		3 0 1 0 1 0 1															
Pedro Guerrero, R (1, 5) OBP: 0.372, SLG: 0.484		0-3 K				0-0 F6		0-0 G6-4-3		3 0 0 0 1 1 2															
Mike Scioscia, L (1, 2) OBP: 0.360, SLG: 0.332			0-0 F8		0-0 F8		4-0 BB	4-0 BB		2 0 0 0 2 0 0															
Bill Russell, R (1, 6) OBP: 0.277, SLG: 0.277 Reggie Smith, S (6, PH) OBP: 0.342, SLG: 0.367 Gary Weiss, S (6, 6) OBP: 0.188, SLG: 0.143 Jay Johnstone, L (8, PH) OBP: 0.286, SLG: 0.394 Derrel Thomas, S (8, 6) OBP: 0.341, SLG: 0.349			0-3 K		0-0 1B		0-0 F8		0-0 3-1	2 0 1 0 0 1 0 1 0 0 0 0 0 3 0 0 0 0 0 0 0 1 0 0 0 0 0 2 0 0 0 0 0 0 0															
Fernando Valenzuela, L (1, 1) OBP: 0.279, SLG: 0.300 Bobby Mitchell, L (7, PH) (7, 9)			0-3 K		0-0 1B		0-3 K		0-3 K	2 0 1 0 0 1 0 2 0 0 0 0 2 0															
Inning Stats	R: 0 E: 0 K: 1 S: 5	H: 0 LOB: 0 BB: 0 P: 5	R: 0 E: 0 K: 1 S: 5	H: 0 LOB: 0 BB: 0 P: 5	R: 0 E: 0 K: 2 S: 7	H: 0 LOB: 0 BB: 0 P: 7	R: 1 E: 0 K: 0 S: 5	H: 2 LOB: 1 BB: 0 P: 5	R: 0 E: 0 K: 0 S: 5	H: 2 LOB: 2 BB: 0 P: 5	R: 1 E: 0 K: 0 S: 5	H: 2 LOB: 3 BB: 2 P: 13	R: 0 E: 0 K: 1 S: 6	H: 1 LOB: 1 BB: 0 P: 6	R: 0 E: 0 K: 0 S: 2	H: 0 LOB: 2 BB: 3 P: 14	R: 0 E: 0 K: 1 S: 5	H: 0 LOB: 0 BB: 0 P: 5	1B: 4 2B: 2 3B: 0 HR: 1	SF: 0 SAC: 0 DP: 1 HBP: 0	WP: 1 PB: 0 SB: 0 CS: 0	PA: 38			
PITCHER	IP WLS BF H R ER SO BB IBB HBP BLK WP HR S P ERA WHIP												PITCHER												
Ed Whitson, R (1, 1) ERA: 3.71	6.2 W 29 7 2 2 5 2 0 0 0 1 1 37 45 2.70 1.350																								
Al Holland, L (7, 1) ERA: 2.51	0.1 3 0 0 0 0 2 0 0 0 0 0 1 9 0.00 6.000																								
Greg Minton, R (8, 1) ERA: 3.03	2.0 S 6 0 0 0 1 1 0 0 0 0 0 7 11 0.00 0.500																								

Batter	1	2	3	4	5	6	7	8	9
Joe Morgan, L OBP: 0.370, SLG: 0.373 (1, 4)	0-0 FC6-4 1B	0-0 4-3		0-0 2-H 1B		0-0 F8		0-3 K	
Enos Cabell, R OBP: 0.263, SLG: 0.322 (1, 3)	0-0 F4		0-0 6-3	0-0 G3			0-0 E 1B	0-0 5-3	
Jack Clark, R OBP: 0.333, SLG: 0.460 (1, 9)	0-0 FC6-4 WP 1-2f		0-0 IHR 1B		0-0 5-3		0-0 E5 F2 1B 1-3		
Darrell Evans, L OBP: 0.348, SLG: 0.413 (1, 5)	4-0 1-2 BB		0-0 F7		0-0 1B 3B		0-0 F2 1B 1-2 3-H		
Larry Herndon, R OBP: 0.318, SLG: 0.415 (1, 7)	0-0 4-3		0-0 1-H IHR		0-0 3-H 1B		0-0 F2 1-2 2-3		
Jerry Martin, R OBP: 0.314, SLG: 0.341 (1, 8)		4-0 SH1-4 S BB	0-3 K		0-3 K		4-0 FC6-4 BB		
Milt May, L OBP: 0.368, SLG: 0.372 (1, 2)		0-0 F7 1-2		0-3 K	0-3 K		0-3 K		
Johnnie LeMaster, R OBP: 0.309, SLG: 0.298 (1, 6)		4-0 SH1-4 BB		0-0 SH1-4 1B		0-3 K	0-0 FC6-4 1-2f		
Ed Whitson, R OBP: 0.171, SLG: 0.094 (1, 1)		0-0 SH1-4		0-0 SH1-4		0-3 K		0-0 4-3	
Al Holland, R OBP: 0.222, SLG: 0.125 (7, 1)									
Greg Minton, S (8, 1)									

AB	R	H	RBI	BB	SO	LOB
5	0	2	1	0	1	2
5	1	1	0	0	0	2
4	1	1	0	0	0	2
3	1	2	1	1	0	1
4	1	2	3	0	0	4
2	0	0	0	2	2	1
4	0	0	0	0	3	5
3	1	1	0	1	1	3
1	0	0	0	0	1	0
0	0	0	0	0	0	0
1	0	0	0	0	0	0

Los Angeles Dodgers @ San Francisco Giants
Candlestick Park, San Francisco, CA
 Tue Sep 22 1981, 10:05 PM EDT
 Att. 28,046 - Unknown

livebaseballscorecards.com

AB	32
R	5
H	9
RBI	5
BB	4
SO	8
LOB	20



Inning Stats		R	H	E	K	S	P	R		H	E	K	S	P	R		H	E	K	S	P	R		H	E	K	S	P														
R: 0 H: 1 E: 0 K: 0 S: 4		0	1	0	0	8		R: 2 H: 2 E: 0 K: 1 S: 7		2	2	0	0	7	R: 1 H: 2 E: 0 K: 1 S: 7		2	0	0	0	7	R: 0 H: 0 E: 0 K: 2 S: 7		0	0	0	0	7	R: 1 H: 2 E: 1 K: 1 S: 8		2	3	0	1	12	R: 0 H: 0 E: 0 K: 1 S: 5		0	0	0	0	5

PITCHER		IP	WLS	BF	H	R	ER	SO	BB	IBB	HBP	BLK	WP	HR	S	P	ERA	WHIP
Fernando Valenzuela, L ERA: 2.49 (1, 1)		6.0	L	28	7	4	4	6	3	0	0	0	1	0	37	49	6.00	1.667
Bobby Castillo, R ERA: 5.66 (7, 1)		0.1		5	2	1	0	0	1	0	0	0	0	4	8	0.00	9.000	
Terry Forster, L ERA: 4.85 (7, 1)		1.2		5	0	0	0	2	0	0	0	0	0	9	9	0.00	0.000	

WP	PA	ERA	WHIP
1	38		
0			
2			
0			

Batter	1	2	3	4	5	6	7	8	9	AB R H RBI BB SO LOB	TOP														
Derrel Thomas, S (1, 4) OBP: 0.333, SLG: 0.340	0-0 4-3	0-0 F8			0-0 G3	0-0 6-3			0-0 1-3	5 0 0 1 0 0 2															
Ken Landreaux, L (1, 8) OBP: 0.294, SLG: 0.364 Ron Roenicke, S (6, PH) OBP: 0.342, SLG: 0.242 (6, 8)	0-0 G3		0-0 6-3		0-0 F7	0-0 1-3			4-0 FC5-4 BB	3 0 0 0 0 0 0 1 0 0 0 1 0 2															
Dusty Baker Jr., R (1, 7) OBP: 0.363, SLG: 0.448	4-0 PB 1B BB		0-0 1B		0-0 FC6-4 1B			0-0 F6	0-0 FC5-4 1B	4 1 2 0 1 0 1															
Steve Garvey, R (1, 3) OBP: 0.322, SLG: 0.410	0-0 1B WP		0-0 1B		0-0 FC6-4			0-0 4-3	0-0 1B	5 1 3 1 0 0 1															
Rick Monday, L (1, 9) OBP: 0.400, SLG: 0.620	0-0 1B		0-3 K			0-0 HR		0-0 FC4 1B	0-3 K	5 1 3 2 0 2 4															
Pedro Guerrero, R (1, 5) OBP: 0.374, SLG: 0.483	0-0 1B		0-0 F7			4-0 1B 6-3 BB		0-0 FC4		3 1 1 0 1 0 3															
Mike Scioscia, L (1, 2) OBP: 0.355, SLG: 0.327	0-0 F8			0-0 F7		0-0 F8		0-0 6-3		4 0 0 0 0 0 3															
Bill Russell, R (1, 6) OBP: 0.277, SLG: 0.277		0-0 6-3		0-0 1-3		0-0 6-3 BB 1B		0-0 6-3		4 0 1 0 0 0 0															
Jerry Reuss, L (1, 1) OBP: 0.196, SLG: 0.196 Reggie Smith, S (8, PH) OBP: 0.359, SLG: 0.367 Dave Goltz, R (6, 1) OBP: 0.167, SLG: 0.063 Tom Niedentuer, R (6, 1) Jack Perconte, L (8, PH) OBP: 0.429, SLG: 0.200 Bobby Castillo, R (8, 1) OBP: 0.444, SLG: 0.667		0-0 L7		0-0 4-3		4-0 6-3 BB		0-0 F7		2 0 0 0 0 0 0 0 0 0 0 0 1 0 1 0 0 0 0 0 0 0 0 0 0 0 0 0 0 0 0 0															
Inning Stats	R: 2 E: 0 K: 0 S: 6	H: 3 LOB: 2 BB: 1 P: 10	R: 0 E: 0 K: 0 S: 3	H: 0 LOB: 0 BB: 0 P: 3	R: 0 E: 0 K: 1 S: 7	H: 2 LOB: 2 BB: 0 P: 7	R: 0 E: 0 K: 0 S: 3	H: 0 LOB: 0 BB: 0 P: 3	R: 0 E: 0 K: 0 S: 4	H: 1 LOB: 1 BB: 0 P: 4	R: 2 E: 0 K: 0 S: 5	H: 2 LOB: 2 BB: 2 P: 13	R: 0 E: 0 K: 0 S: 4	H: 1 LOB: 1 BB: 0 P: 4	R: 0 E: 0 K: 0 S: 3	H: 0 LOB: 0 BB: 0 P: 3	R: 0 E: 0 K: 1 S: 6	H: 1 LOB: 2 BB: 1 P: 10	1B: 9 2B: 0 3B: 0 HR: 1	SF: 0 SAC: 0 DP: 0 HBP: 0	WP: 1 PB: 1 SB: 0 CS: 0	PA: 41			
PITCHER Doyle Alexander, R (1, 1) ERA: 2.9 Gary Lavelle, L (6, 1) ERA: 4.18 Fred Breining, R (7, 1) ERA: 2.81	IP	WLS	BF	H	R	ER	SO	BB	IBB	HBP	BLK	WP	HR	S	P	ERA	WHIP								
	5.1		27	8	4	4	1	3	0	0	0	1	1	26	38	6.75	2.062								
	0.2	W	2	0	0	0	0	0	0	0	0	0	0	2	2	0.00	0.000								
	3.0	S	12	2	0	0	1	1	0	0	0	0	0	13	17	0.00	1.000								

Los Angeles Dodgers @ San Francisco Giants
Candlestick Park, San Francisco, CA
Wed Sep 23 1981, 10:05 PM EDT
Att: 13,058 - Unknown

livebaseballscorecards.com

AB	37
R	4
H	10
RBI	4
BB	4
SO	2
LOB	16



Batter	1	2	3	4	5	6	7	8	9	AB	R	H	RBI	BB	SO	LOB
Joe Morgan, L OBP: 0.373, SLG: 0.383 (1, 4)	0-0 1-3	0-3 K			0-0 HR	4-0 1B IBB		4-0 1B BB		3	1	1	1	2	1	0
Enos Cabell, R OBP: 0.268, SLG: 0.325 (1, 3)	0-0 BB 3B 1B		0-0 F4		0-0 F9	0-0 1B 1-2 2-H 3-H		0-0 1B 1-2 2-3		5	1	3	2	0	0	0
Jack Clark, R OBP: 0.334, SLG: 0.456 (1, 9)	4-0 1-2 3B BB		4-0 BB		0-0 5-3	0-3 K		0-3 K		3	1	0	0	2	2	5
Darrell Evans, L OBP: 0.349, SLG: 0.411 (1, 5)	0-3 K		0-0 F4			4-0 BB 1B BB				2	1	0	0	1	1	3
Joe Pettini, R OBP: 0.158, SLG: 0.118 (9, 5)										0	0	0	0	0	0	0
Larry Herndon, R OBP: 0.320, SLG: 0.421 (1, 7)	0-0 1B 3B 1-H 2-H		0-0 4-3			4-0 1B 1B BB		0-0 G4-6-3 HBP 1-2f		3	2	1	2	1	0	2
Jerry Martin, R OBP: 0.313, SLG: 0.340 (1, 8)	0-0 1B 1B 3-H			0-0 F8		0-3 K		0-0 F7		4	0	1	1	0	1	2
Bob Brenly, R OBP: 0.417, SLG: 0.421 (1, 2)	0-0 1B 1-3			0-0 F4		0-0 3-1 1B 1B 1-2 2-H				2	0	1	0	0	0	0
Milt May, L OBP: 0.372, SLG: 0.377 (6, PH) (7, 2)										2	1	2	1	0	0	0
Johnnie LeMaster, R OBP: 0.311, SLG: 0.301 (1, 6)			0-0 1-3		0-0 L5			0-0 1B BB 1-2 2-H		4	1	2	1	0	0	0
Doyle Alexander, R OBP: 0.184, SLG: 0.217 (1, 1)										2	0	0	0	0	1	0
Gary Lavelle, S OBP: 0.444, SLG: 0.500 (6, 1)			0-3 K			0-0 3-1		0-3 K		0	0	0	0	0	0	0
Max Venable, L OBP: 0.250, SLG: 0.143 (6, PH)										1	0	0	0	0	0	2
Fred Breining, R (7, 1)										1	0	0	0	0	1	2

Inning Stats	R: 3	H: 4	E: 0	LOB: 2	K: 1	BB: 1	S: 8	P: 12	R: 0	H: 0	E: 0	LOB: 0	K: 2	BB: 0	S: 7	P: 7	R: 0	H: 0	E: 0	LOB: 1	K: 0	BB: 1	S: 3	P: 7	R: 0	H: 0	E: 0	LOB: 0	K: 0	BB: 0	S: 3	P: 3	R: 1	H: 1	E: 0	LOB: 0	K: 0	BB: 0	S: 4	P: 4	R: 4	H: 3	E: 0	LOB: 2	K: 2	BB: 3	S: 10	P: 22	R: 0	H: 0	E: 0	LOB: 0	K: 0	BB: 0	S: 2	P: 3	R: 0	H: 3	E: 0	LOB: 3	K: 2	BB: 1	S: 9	P: 13
PITCHER	IP	WLS	BF	H	R	ER	SO	BB	IBB	HBP	BLK	WP	HR	S	P	ERA	WHIP																																															
Jerry Reuss, L (1, 1) ERA: 2.37	5.0		21	5	4	4	3	2	0	0	0	0	0	25	33	7.20	1.400																																															
Dave Goltz, R (6, 1) ERA: 3.65	0.0	L	2	0	2	2	0	2	0	0	0	0	0	0	8	∞	∞																																															
Tom Niedenfuer, R (6, 1) ERA: 4.13	2.0		10	3	2	2	2	0	1	1	0	0	0	12	17	9.00	1.500																																															
Bobby Castillo, R (8, 1) ERA: 5.55	1.0		6	3	0	0	2	1	0	0	0	0	0	9	13	0.00	4.000																																															

BOTTOM


Los Angeles Dodgers @ San Francisco Giants
Candlestick Park, San Francisco, CA

Wed Sep 23 1981, 10:05 PM EDT
Att. 13,058 - Unknown

AB	32
R	8
H	11
RBI	8
BB	6
SO	7
LOB	16



WP	PA	ERA	WHIP
0	39		

Batter	1	2	3	4	5	6	7	8	9	AB R H RBI BB SO LOB	TOP	
Steve Sax, R (1, 4) OBP: 0.316, SLG: 0.348	0-0 L3 1B	0-0 5-3	0-0 1-2 2-H 1B			0-0 P4		0-0 L5		5 0 2 1 0 0 2		
Ken Landreaux, L (1, 8) OBP: 0.292, SLG: 0.365	0-0 L3 1-2		G3 3-1			0-0 2B		0-0 4-3		5 0 1 0 0 0 3		
Dusty Baker Jr., R (1, 7) OBP: 0.363, SLG: 0.448	0-0 1B		0-0 S 2B 1B	0-3 K		0-0 E6		0-0 F7		5 1 2 0 0 1 1		
Steve Garvey, R (1, 3) OBP: 0.323, SLG: 0.412	0-0 5-3		0-0 1-H HR 2B 1B	0-0 E5 FC6-4		0-0 F4		0-0 SH3-4 1B 1B		5 2 2 1 0 0 3		
Rick Monday, L (1, 9) OBP: 0.406, SLG: 0.615 Mike Marshall, R (6, PH) OBP: 0.375, SLG: 0.500 Ron Roenicke, S (6, 9) OBP: 0.342, SLG: 0.242		H 1-0 E 1B HBP	B B B 4-0 HR BB	0-0 F8		0-0 F4		0-0 SH3-4 1-2		1 2 0 0 1 0 1 1 0 0 0 0 0 2 0 0 0 0 0 0 0		
Pedro Guerrero, R (1, 5) OBP: 0.372, SLG: 0.478		X 0-0 SH1-4 1-2 1B	X 0-0 F8	X 0-0 FC6-4 1-2f		X 0-0 G5-4-3 1B 1B		X 0-3 K		5 0 1 0 0 1 5		
Mike Scioscia, L (1, 2) OBP: 0.362, SLG: 0.344		X 0-0 F8	X 0-0 1-H 2-H HR		X 0-0 L6-3 1B		X 0-0 G5-4-3 1-2 1B		X 4-0 1B IBB		4 1 3 3 1 0 2	AB 39 R 7 H 15 RBI 7 BB 2 SO 4 LOB 23
Bill Russell, R (1, 6) OBP: 0.283, SLG: 0.283		X 0-0 SH1-4 1-2 2-H 1B	X 0-0 1B 1B		X 0-0 L6-3 1-2 1B		X 0-0 G5-4-3 1-2f 2-3 1B		X 0-0 K		5 1 3 2 0 0 3	
Bob Welch, R (1, 1) OBP: 0.262, SLG: 0.293		X 0-0 SH1-4 1-2 2-3	X 0-0 1B 1B		X 0-3 K		X 0-3 K		X 0-0 K		3 0 1 0 0 2 1	
Inning Stats	R: 0 E: 0 K: 0 S: 4 H: 2 LOB: 1 BB: 0 P: 4	R: 1 E: 1 K: 0 S: 5 H: 1 LOB: 2 BB: 0 P: 6	R: 5 E: 0 K: 0 S: 9 H: 6 LOB: 2 BB: 1 P: 13	R: 0 E: 1 K: 1 S: 6 H: 0 LOB: 1 BB: 0 P: 6	R: 0 E: 0 K: 1 S: 5 H: 1 LOB: 0 BB: 0 P: 5	R: 0 E: 1 K: 0 S: 5 H: 1 LOB: 2 BB: 0 P: 5	R: 0 E: 0 K: 1 S: 6 H: 2 LOB: 1 BB: 0 P: 6	R: 0 E: 0 K: 0 S: 3 H: 0 LOB: 0 BB: 0 P: 3	R: 1 E: 0 K: 1 S: 6 H: 2 LOB: 2 BB: 1 P: 10	1B: 12 2B: 4 3B: 0 HR: 1 SF: 0 SAC: 2 DP: 3 HBP: 1	WP: 0 PB: 0 SB: 1 CS: 0 PA: 44	
PITCHER	IP WLS BF H R ER SO BB IBB HBP BLK WP HR S P ERA WHIP	IP WLS BF H R ER SO BB IBB HBP BLK WP HR S P ERA WHIP										
Tom Griffin, R (1, 1) ERA: 3.76	2.2 L 17 7 6 5 0 1 0 0 0 0 0 1 15 20 16.88 3.000											
Bob Tufts, L (3, 1) ERA: 2.19	1.1 7 2 0 0 1 0 0 0 0 0 0 0 9 9 0.00 1.500											
Mike Rowland, R (5, 1) ERA: 4.38	1.2 7 2 0 0 1 0 0 0 0 0 0 0 9 9 0.00 1.200											
Gary Lavelle, L (6, 1) ERA: 4.15	0.1 1 0 0 0 0 0 0 0 0 0 0 0 1 1 0.00 0.000											
Fred Breining, R (7, 1) ERA: 2.73	2.0 7 2 0 0 1 0 0 0 0 0 0 0 9 9 0.00 1.000											
Alan Hargesheimer, R (9, 1) ERA: 9.64	1.0 5 2 1 1 1 0 1 0 0 0 0 0 6 10 9.00 2.000											

Los Angeles Dodgers @ San Francisco Giants
Candlestick Park, San Francisco, CA
Thu Sep 24 1981, 10:05 PM EDT
Att. 12,726 - Unknown

livebaseballscorecards.com

Batter	1	2	3	4	5	6	7	8	9	AB R H RBI BB SO LOB
Joe Morgan, L (1, 4) OBP: 0.371, SLG: 0.383	0-3 K	0-0 P4		0-0 1B 2B		0-0 P5			0-0 F6	5 1 1 0 0 1 3
Enos Cabell, R (1, 5) OBP: 0.267, SLG: 0.324	0-0 F9	0-0 P6		0-0 1B		0-3 K			0-0 F8	5 0 1 1 0 1 3
Jack Clark, R (1, 9) OBP: 0.337, SLG: 0.461	0-0 2B		0-0 2B 1B	0-0 F9			0-0 F8		0-0 1B	5 1 3 0 0 0 1
Milt May, L (1, 2) OBP: 0.372, SLG: 0.375	4-0 BB		0-0 L6		0-0 F8		0-0 1B		0-0 1-3	4 0 1 0 1 0 2
Larry Herndon, R (1, 7) OBP: 0.320, SLG: 0.419	0-0 5-3		0-3 K		0-0 1B		0-0 F8		0-0 F8	4 0 1 0 0 1 4
Jerry Martin, R (1, 8) OBP: 0.316, SLG: 0.347		0-0 WP 1B 1B	0-0 2B		0-0 F8		0-3 K			4 1 2 1 0 1 2
Dave Bergman, L (1, 3) OBP: 0.327, SLG: 0.383		0-0 F7	0-0 4-3		0-0 4-3			0-3 K		4 0 0 0 0 1 3
Johnnie LeMaster, R (1, 6) OBP: 0.311, SLG: 0.298		4-0 1B BB		0-0 F7		0-0 5-3		0-0 3-1		3 0 0 0 1 0 0
Tom Griffin, R Bob Tufts, L Billy Smith, S Alvin Robinson, R Gary Lundeberg, S Jim Wolford, R Fred Breining, R Max Venable, L Alan Hargeshelmer, R		0-0 1B		0-3 K		0-0 E5		0-0 1-3		1 0 1 1 0 0 0 0 0 0 0 0 0 0 1 0 0 0 0 0 1 0 0 0 0 0 0 0 0 0 0 0 0 0 0 1 0 0 0 0 0 0 0 0 0 0 0 0 0 1 0 0 0 0 0 0 0 0 0 0 0 0 0

Inning Stats	R: 0	H: 1	E: 0	LOB: 2	K: 1	BB: 1	S: 6	P: 10	R: 1	H: 2	E: 0	LOB: 2	K: 0	BB: 1	S: 5	P: 9	R: 1	H: 2	E: 0	LOB: 1	K: 1	BB: 0	S: 7	P: 7	R: 0	H: 1	E: 0	LOB: 1	K: 0	BB: 0	S: 4	P: 4	R: 0	H: 0	E: 1	LOB: 1	K: 1	BB: 0	S: 6	P: 6	R: 0	H: 1	E: 0	LOB: 1	K: 1	BB: 0	S: 6	P: 6	R: 0	H: 0	E: 0	LOB: 0	K: 1	BB: 0	S: 5	P: 5	R: 0	H: 1	E: 0	LOB: 1	K: 0	BB: 0	S: 4	P: 4	1B: 7	SF: 0	2B: 3	SAC: 0	3B: 0	DP: 0	HR: 0	HBP: 0	WP: 2	PA: 40
PITCHER Bob Welch, R (1, 1) ERA: 3.48	IP	WLS	BF	H	R	ER	SO	BB	IBB	HBP	BLK	WP	HR	S	P	ERA	WHIP	IP	WLS	BF	H	R	ER	SO	BB	IBB	HBP	BLK	WP	HR	S	P	ERA	WHIP																																								

BOTTOM

Los Angeles Dodgers @ San Francisco Giants
Candlestick Park, San Francisco, CA
Thu Sep 24 1981, 10:05 PM EDT
Att. 12,726 - Unknown

livebaseballscorecards.com

AB	38
R	3
H	10
RBI	3
BB	2
SO	6
LOB	18



Batter	1	2	3	4	5	6	7	8	9	AB R H RBI BB SO LOB	TOP									
Davey Lopes, R (1, 4) OBP: 0.295, SLG: 0.292	0-0 G3		0-0 5-3		0-0 F8			0-0 E6 1B SF8		4 1 0 0 0 0 2	Los Angeles Dodgers @ Houston Astros Astrodome, Houston, TX Fri Sep 25 1981, 8:05 PM EDT Att: 35,481 - Dome - 72 F livebaseballscorecards.com									
Ken Landreaux, L (1, 8) OBP: 0.295, SLG: 0.366	0-0 1B		0-0 F7		0-0 F7			0-0 1B 1B		4 1 2 1 0 0 0										
Dusty Baker Jr., R (1, 7) OBP: 0.364, SLG: 0.449	0-0 1B			0-0 F9		0-0 1B		0-0 SF8		3 0 2 2 0 0 0										
Steve Garvey, R (1, 3) OBP: 0.322, SLG: 0.410	0-0 5-3			0-0 F9		0-0 F8		0-0 FC1-4 1B		4 0 1 0 0 0 2										
Pedro Guerrero, R (1, 5) OBP: 0.370, SLG: 0.475		0-0 F7		0-0 1B		0-0 F9		0-0 FC1-4		4 0 1 0 0 0 3										
Mike Scioscia, L (1, 2) OBP: 0.362, SLG: 0.344		0-0 1B		0-0 4-3		0-3 K		0-0 4-3		3 0 1 0 0 1 1										
Reggie Smith, S (8, PH) OBP: 0.350, SLG: 0.355										1 0 0 0 0 0 2										
Steve Yeager, R (8, 2) OBP: 0.256, SLG: 0.329										0 0 0 0 0 0 0										
Ron Roenicke, S (1, 9) OBP: 0.357, SLG: 0.270		0-0 1B		0-0 FC6-4 1B		0-0 4-1		0-0 5-3		4 0 2 0 0 0 0										
Bill Russell, R (1, 6) OBP: 0.280, SLG: 0.281		0-0 F9		0-0 FC6-4 SH1-4		0-0 G3		0-0 5-3		2 0 0 0 0 0 2										
Gary Weiss, S (5, 6) OBP: 0.167, SLG: 0.125										2 0 0 0 0 0 0										
Burt Hooton, R (1, 1) OBP: 0.279, SLG: 0.282			0-0 F7		0-0 SH1-4			0-0 E 1B 2B		3 1 1 0 0 1 0										
Inning Stats	R: 1 E: 0 K: 0 S: 4	H: 2 LOB: 0 BB: 0 P: 4	R: 0 E: 0 K: 0 S: 4	H: 2 LOB: 1 BB: 0 P: 4	R: 0 E: 0 K: 0 S: 3	H: 0 LOB: 0 BB: 0 P: 3	R: 0 E: 0 K: 0 S: 4	H: 1 LOB: 1 BB: 0 P: 4	R: 0 E: 0 K: 0 S: 4	H: 1 LOB: 1 BB: 0 P: 4	R: 0 E: 0 K: 1 S: 5	H: 0 LOB: 0 BB: 0 P: 5	R: 2 E: 1 K: 0 S: 7	H: 3 LOB: 2 BB: 0 P: 7	R: 0 E: 0 K: 1 S: 5	H: 0 LOB: 0 BB: 0 P: 5	1B: 9 2B: 1 3B: 0 HR: 0	SF: 1 SAC: 1 DP: 0 HBP: 0	WP: 0 PB: 0 SB: 1 CS: 1	PA: 36
PITCHER	IP WLS BF H R ER SO BB IBB HBP BLK WP HR S P ERA WHIP																			
Vern Ruhle, R (1, 1) ERA: 2.86	7.0 L 29 9 3 2 1 0 0 0 0 0 0 0 0 31 31 2.57 1.286																			
Frank LaCorte, R (8, 1) ERA: 2.95	0.2 3 1 0 0 0 0 0 0 0 0 0 0 0 3 3 0.00 1.500																			
Joe Sambito, L (8, 1) ERA: 1.99	1.1 4 0 0 0 0 1 0 0 0 0 0 0 0 6 6 0.00 0.000																			

Los Angeles Dodgers @ Houston Astros
Astrodome, Houston, TX
Fri Sep 25 1981, 8:05 PM EDT
Att: 35,481 - Dome - 72 F

AB	34
R	3
H	10
RBI	3
BB	0
SO	2
LOB	12



Batter	1	2	3	4	5	6	7	8	9	AB R H RBI BB SO LOB
Terry Puhl, L OBP: 0.319, SLG: 0.362 (1, 9) X	0-0 9-5 S 1B		0-0 6-3			0-0 F5			0-0 F9	4 0 1 0 0 0 0
Phil Garner, R OBP: 0.332, SLG: 0.320 (1, 4) X	0-0 9-5 1-3f			0-0 F8			0-0 F9		0-0 E6 G6-4-3	4 0 0 0 0 0 1
Tony Scott, S OBP: 0.308, SLG: 0.377 (1, 8) X	0-0 G3			0-0 F9			0-0 CS 1B		0-0 G6-4-3 1-2f	4 0 1 0 0 0 1
Jose Cruz, L OBP: 0.318, SLG: 0.433 (1, 7) X		0-0 FC1-5 3B		0-0 F8			0-0 1-2 1B			3 0 2 0 0 0 0
Denny Walling, L OBP: 0.341, SLG: 0.351 Joe Sambito, L (8, 1)		0-3 K			0-0 F6		0-0 F9			3 0 0 0 0 1 2 0 0 0 0 0 0 0
Art Howe, R OBP: 0.372, SLG: 0.423 (1, 5) X		0-0 FC1-5			0-0 F9			0-0 F8		3 0 0 0 0 0 1
Alan Ashby, S OBP: 0.362, SLG: 0.387 (1, 2) X		0-3 K			0-0 4-3			4-0 BB BB		2 0 0 0 1 1 1
Craig Reynolds, L OBP: 0.279, SLG: 0.383 (1, 6) X			0-0 4-3			0-0 F8		0-3 K		3 0 0 0 0 1 1
Vern Ruhle, R OBP: 0.429, SLG: 0.318 Frank LaCorte, R OBP: 0.333, SLG: 0.333 Harry Spilman, L OBP: 0.345, SLG: 0.300 (1, 1) (8, 1) (8, 3) X			0-0 5-3			0-0 F7		0-0 G3		2 0 0 0 0 0 0 0 0 0 0 0 0 0 1 0 0 0 0 0 1

Inning Stats	R: 0	H: 1	E: 0	LOB: 0	K: 0	S: 3	P: 3	R: 0	H: 1	E: 0	LOB: 1	K: 2	S: 8	P: 8	R: 0	H: 0	E: 0	LOB: 0	K: 0	S: 3	P: 3	R: 0	H: 0	E: 0	LOB: 0	K: 0	S: 3	P: 3	R: 0	H: 2	E: 0	LOB: 1	K: 0	S: 4	P: 4	R: 0	H: 0	E: 0	LOB: 1	K: 1	S: 5	P: 9	R: 0	H: 0	E: 1	LOB: 0	K: 0	S: 3	P: 3	1B: 3	SF: 0	2B: 1	SAC: 0	3B: 1	DP: 2	HR: 0	HBP: 0	WP: 0	PA: 30
PITCHER Burt Hooton, R ERA: 2.35 (1, 1)	IP	WLS	BF	H	R	ER	SO	BB	IBB	HBP	BLK	WP	HR	S	P	ERA	WHIP																																										
																	PITCHER	IP	WLS	BF	H	R	ER	SO	BB	IBB	HBP	BLK	WP	HR	S	P	ERA	WHIP																									

BOTTOM

Los Angeles Dodgers @ Houston Astros

Astrodome, Houston, TX


Fri Sep 25 1981, 8:05 PM EDT

Att: 35,481 - Dome - 72 F

livebaseballscorecards.com

AB	29
R	0
H	4
RBI	0
BB	1
SO	3
LOB	8



Batter	1	2	3	4	5	6	7	8	9	AB R H RBI BB SO LOB	TOP																			
Davey Lopes, R (1, 4) OBP: 0.291, SLG: 0.288 Reggie Smith, S (9, PH) OBP: 0.341, SLG: 0.344	0-0 6-3		0-3 K			0-3 K			0-3 K	3 0 0 0 0 2 1 1 0 0 0 0 1 0	Los Angeles Dodgers @ Houston Astros Astrodome, Houston, TX Sat Sep 26 1981, 4:33 AM EDT Att. 32,115 - Dome - 72 F livebaseballscorecards.com AB 27 R 0 H 0 RBI 0 BB 3 SO 11 LOB 7 																			
Ken Landreaux, L (1, 8) OBP: 0.294, SLG: 0.363	0-3 K		4-0 BB			0-0 4-3			0-0 G3	3 0 0 0 1 1 0																				
Dusty Baker Jr., R (1, 7) OBP: 0.361, SLG: 0.445	0-0 4-3		0-0 4-3			0-3 K			0-0 5-3	4 0 0 0 0 1 2																				
Steve Garvey, R (1, 3) OBP: 0.322, SLG: 0.408		4-0 WP S BB			0-3 K				0-0 4-3	2 0 0 0 1 1 0																				
Pedro Guerrero, R (1, 5) OBP: 0.367, SLG: 0.471		0-3 K			0-0 F9				0-0 6-3	3 0 0 0 0 1 1																				
Mike Scioscia, L (1, 2) OBP: 0.359, SLG: 0.341		0-3 K			0-3 K				0-0 F9	3 0 0 0 0 2 1																				
Ron Roenicke, S (1, 9) OBP: 0.333, SLG: 0.250		0-0 P5			0-0 F9				0-0 F7	3 0 0 0 0 0 1																				
Derrel Thomas, S (1, 6) OBP: 0.333, SLG: 0.337		4-0 S BB			0-0 5-3				0-0 4-3	2 0 0 0 1 0 0																				
Ted Power, R (1, 1) Dave Goltz, R (4, 1) Jack Perconte, L (5, PH) Terry Forster, L (5, 1) Jay Johnstone, L (8, PH) Dave Stewart, R (8, 1) Steve Howe, L (8, 1)		0-3 K			0-3 K				0-0 4-3	1 0 0 0 0 1 1 0 0 0 0 0 0 0 1 0 0 0 0 1 0 0 0 0 0 0 0 0 1 0																				
Inning Stats	R: 0 E: 0 K: 1 S: 5	H: 0 LOB: 0 BB: 0 P: 5	R: 0 E: 0 K: 2 S: 7	H: 0 LOB: 1 BB: 1 P: 11	R: 0 E: 0 K: 2 S: 7	H: 0 LOB: 2 BB: 2 P: 15	R: 0 E: 0 K: 2 S: 7	H: 0 LOB: 0 BB: 0 P: 7	R: 0 E: 0 K: 1 S: 5	H: 0 LOB: 0 BB: 0 P: 5	R: 0 E: 0 K: 0 S: 3	H: 0 LOB: 0 BB: 0 P: 3	R: 0 E: 0 K: 0 S: 3	H: 0 LOB: 0 BB: 0 P: 3	R: 0 E: 0 K: 1 S: 5	H: 0 LOB: 0 BB: 0 P: 5	1B: 0 2B: 0 3B: 0 HR: 0	SF: 0 SAC: 0 DP: 0 HBP: 0	WP: 1 PB: 0 SB: 2 CS: 0	PA: 30										
PITCHER Nolan Ryan, R (1, 1) ERA: 1.74	IP 9.0	WLS W	BF 30	H 0	R 0	ER 0	SO 11	BB 3	IBB 0	HBP 0	BLK 0	WP 1	HR 0	S 49	P 61	ERA 0.00	WHIP 0.333													
											PITCHER	IP	WLS	BF	H	R	ER	SO	BB	IBB	HBP	BLK	WP	HR	S	P	ERA	WHIP		

Batter	1	2	3	4	5	6	7	8	9
Terry Puhl, L OBP: 0.321, SLG: 0.361 (1, 9)	0-0 G3	0-0 F3		0-0 FC5-4 1B		0-0 4-3		4-0 1B IBB	
Phil Garner, R OBP: 0.337, SLG: 0.322 (1, 4)	4-0 S BB		0-0 CS 1B	0-0 FC5-4 1B		0-3 K		0-0 PB 1B 1B	
Tony Scott, S OBP: 0.305, SLG: 0.372 (1, 8)	0-3 K		0-0 E6 2B 1B	0-0 1-3			0-0 P4	0-0 F9	
Jose Cruz, L OBP: 0.324, SLG: 0.439 (1, 7)	4-0 BB		0-0 1B 2B		0-0 1B S 1B		0-0 1-3	0-0 PB 1B	
Alan Ashby, S OBP: 0.363, SLG: 0.385 (1, 2)	0-0 L4		0-0 2-H 3-H 1B		0-0 F7		4-0 FC5-4 BB	0-0 F7	
Art Howe, R OBP: 0.368, SLG: 0.418 (1, 5)		0-0 6-3	0-0 F9		0-0 6-3		0-0 FC5-4		
Harry Spilman, L OBP: 0.333, SLG: 0.288 (1, 3)		0-0 4-3	0-0 F8		0-0 2-3 1B			4-0 WP 2B BB	
Joe Pittman, R OBP: 0.331, SLG: 0.338 (5, PH)									
Denny Walling, L OBP: 0.344, SLG: 0.351 (6, 3)									
Craig Reynolds, L OBP: 0.282, SLG: 0.394 (1, 6)		0-0 3B		0-0 4-3	0-0 6-3			0-0 SH3 1B 2B	
Nolan Ryan, R OBP: 0.275, SLG: 0.196 (1, 1)		4-0 BB		0-0 FC5-4 1B 1B		0-3 K		0-0 SH3	

Inning Stats	R: 0	H: 0	E: 0	K: 5	S: 5	L: 0	LOB: 2	BB: 2	P: 13	R: 0	H: 1	E: 0	K: 0	S: 4	R: 0	H: 3	E: 1	K: 0	S: 6	R: 0	H: 2	E: 0	K: 0	S: 5	R: 0	H: 2	E: 0	K: 0	S: 5	R: 0	H: 0	E: 0	K: 2	S: 7	R: 0	H: 0	E: 0	K: 0	S: 3	R: 0	H: 0	E: 0	K: 0	S: 6	R: 3	H: 3	E: 0	K: 0	S: 6	R: 0	H: 0	E: 0	K: 0	S: 6
--------------	------	------	------	------	------	------	--------	-------	-------	------	------	------	------	------	------	------	------	------	------	------	------	------	------	------	------	------	------	------	------	------	------	------	------	------	------	------	------	------	------	------	------	------	------	------	------	------	------	------	------	------	------	------	------	------

AB	R	H	RBI	BB	SO	LOB
4	1	1	0	1	0	2
4	0	2	1	1	1	2
5	1	0	0	0	1	6
4	1	3	1	1	0	0
4	0	1	2	1	0	5
4	0	0	0	0	0	3
2	0	0	0	0	0	1
1	0	1	0	0	0	0
0	1	0	0	1	0	0
4	1	2	1	0	0	2
2	0	1	0	1	1	0

AB	R	H	RBI	BB	SO	LOB
34	5	11	5	6	3	21

WP	HR	S	P	ERA	WHIP
1	0	1	1	0.00	2.700

PITCHER	IP	WLS	BF	H	R	ER	SO	BB	IBB	HBP	BLK	WP	HR	S	P	ERA	WHIP
Ted Power, R ERA: 3.14 (1, 1)	3.1	L	19	6	2	1	1	3	0	0	0	0	0	18	30	2.70	2.700
Dave Goltz, R ERA: 3.62 (4, 1)	0.2		2	0	0	0	0	0	0	0	0	0	2	2	0.00	0.000	
Terry Forster, L ERA: 4.34 (5, 1)	3.0		12	2	0	0	2	1	0	0	0	0	0	15	19	0.00	1.000
Dave Stewart, R ERA: 2.68 (8, 1)	0.1		5	2	3	3	0	1	1	0	0	1	0	3	11	81.00	9.000
Steve Howe, L ERA: 2.7 (8, 1)	0.2		3	1	0	0	0	0	0	0	0	0	0	3	3	0.00	1.500

Los Angeles Dodgers @ Houston Astros
 Astrodome, Houston, TX
 Sat Sep 26 1981, 4:33 AM EDT
 Att. 32,115 - Dome - 72 F



1B	2B	3B	HR	SF	SAC	DP	HBP	WP	PB	SB	CS
8	2	1	0	0	1	0	0	1	1	2	1

Batter	1	2	3	4	5	6	7	8	9	AB R H RBI BB SO LOB	TOP
Davey Lopes, R (1, 4) <small>OBP: 0.289, SLG: 0.285</small> Steve Sax, R (6, PH) <small>OBP: 0.320, SLG: 0.383</small> (6, 4)	0-0 6-3 		0-0 5-3 			0-0 6-3 			0-0 HR	2 0 0 0 0 0 1 2 1 1 1 0 0 0	Los Angeles Dodgers @ Houston Astros Astrodome, Houston, TX Sun Sep 27 1981, 8:05 PM EDT Att: 41,686 - Dome - 72 F livebaseballscorecards.com
Ken Landreaux, L (1, 8) <small>OBP: 0.294, SLG: 0.362</small>	0-0 F4 			0-0 F8 		0-0 F6 1B 		0-3 K 	4 0 1 0 0 1 0		
Dusty Baker Jr., R (1, 7) <small>OBP: 0.358, SLG: 0.441</small>	0-3 K 			0-0 F7 		0-0 F6 1-2 			3 0 0 0 0 1 1		
Steve Garvey, R (1, 3) <small>OBP: 0.320, SLG: 0.405</small>		0-0 F8 		0-3 K 		0-0 F4 			3 0 0 0 0 1 0		
Rick Monday, L (1, 9) <small>OBP: 0.397, SLG: 0.600</small>		0-0 F4 		0-3 K 			0-3 K 		3 0 0 0 0 2 0		
Pedro Guerrero, R (1, 5) <small>OBP: 0.364, SLG: 0.467</small>		0-3 K 		0-0 F9 			0-3 K 		3 0 0 0 0 2 0		
Mike Scioscia, L (1, 2) <small>OBP: 0.358, SLG: 0.338</small>			4-0 4-3 BB 		0-0 F3 		0-0 4-3 		2 0 0 0 1 0 0		
Bill Russell, R (1, 6) <small>OBP: 0.278, SLG: 0.279</small> Jay Johnstone, L (9, PH) <small>OBP: 0.278, SLG: 0.384</small>			0-3 K 		0-3 K 			0-0 6-3 	2 0 0 0 0 2 1 1 0 0 0 0 0 0		
Fernando Valenzuela, L (1, 1) <small>OBP: 0.270, SLG: 0.290</small> Tom Niedenfuer, R (8, 1) Reggie Smith, S (9, PH) <small>OBP: 0.333, SLG: 0.333</small>		0-0 4-3 1-2 		0-0 6-3 			0-0 4-3 	2 0 0 0 0 0 1 0 0 0 0 0 0 0 1 0 0 0 0 0 0			
Inning Stats	R: 0 H: 0 E: 0 LOB: 0 K: 1 BB: 0 S: 5 P: 5	R: 0 H: 0 E: 0 LOB: 0 K: 1 BB: 0 S: 5 P: 5	R: 0 H: 0 E: 0 LOB: 1 K: 1 BB: 1 S: 5 P: 9	R: 0 H: 0 E: 0 LOB: 0 K: 1 BB: 0 S: 5 P: 5	R: 0 H: 0 E: 0 LOB: 0 K: 1 BB: 0 S: 5 P: 5	R: 0 H: 0 E: 0 LOB: 0 K: 1 BB: 0 S: 5 P: 5	R: 0 H: 1 E: 0 LOB: 0 K: 0 BB: 0 S: 3 P: 3	R: 0 H: 0 E: 0 LOB: 0 K: 2 BB: 0 S: 7 P: 7	R: 1 H: 1 E: 0 LOB: 0 K: 1 BB: 0 S: 6 P: 6	1B: 1 SF: 0 2B: 0 SAC: 0 3B: 0 DP: 0 HR: 1 HBP: 0	
PITCHER Don Sutton, R (1, 1) <small>ERA: 2.59</small>	IP 9.0 WLS W BF 29 H 2 R 1 ER 1 SO 9 BB 1 IBB 0 HBP 0 BLK 0 WP 0 HR 1 S 46 P 50 ERA 1.00 WHIP 0.333						PITCHER IP WLS BF H R ER SO BB IBB HBP BLK WP HR S P ERA WHIP				

AB	28
R	1
H	2
RBI	1
BB	1
SO	9
LOB	4



Batter	1	2	3	4	5	6	7	8	9	AB	R	H	RBI	BB	SO	LOB
Terry Puhl, L (1, 9) OBP: 0.320, SLG: 0.361	0-0 3-1		0-0 SF9			0-0 4-3	0-0 1B			3	0	1	2	0	0	0
Phil Garner, R (1, 4) OBP: 0.335, SLG: 0.321	0-0 4-3		0-0 F5			0-0 FC5-4 1B		0-3 K		4	0	1	0	0	1	0
Tony Scott, S (1, 8) OBP: 0.302, SLG: 0.368	0-3 K			0-0 5-3		0-0 FC5-4 1-2f		0-0 4-3		4	0	0	0	0	1	1
Jose Cruz, L (1, 7) OBP: 0.323, SLG: 0.436		0-3 K		0-0 F8			4-0 2B 1B BB	0-0 F4		3	1	0	0	1	1	0
Cesar Cedeno, R (1, 3) OBP: 0.327, SLG: 0.377		4-0 E S BB		0-0 L4			0-0 1B 1-3 2B			2	1	1	0	1	0	0
Art Howe, R (1, 5) OBP: 0.368, SLG: 0.417		0-0 6-3 1-3		0-0 F9			0-0 1B			3	0	1	1	0	0	1
Luis Pujols, R (1, 2) OBP: 0.296, SLG: 0.307		0-3 K		0-3 K			0-0 FC1-5 1B 3-H 1B			3	0	1	1	0	2	1
Dickie Thon, R (1, 6) OBP: 0.333, SLG: 0.322			0-0 S SH2-3 SF9 1B		0-3 K		0-0 1-2 FC1-5 1B 1B			3	2	2	0	0	1	0
Don Sutton, R (1, 1) OBP: 0.214, SLG: 0.137			0-0 SH2-3 1-2				0-0 F9	0-0 FC1-5 1B 1-2 2-3f		2	0	0	0	0	0	2

Inning Stats		R: 0	H: 0	E: 0	K: 1	S: 5	R: 0	H: 0	E: 0	K: 2	S: 7	R: 1	H: 1	E: 0	K: 0	S: 4	R: 0	H: 0	E: 0	K: 0	S: 3	R: 0	H: 0	E: 0	K: 2	S: 7	R: 0	H: 1	E: 0	K: 0	S: 4	R: 3	H: 5	E: 0	K: 0	S: 6	R: 0	H: 0	E: 0	K: 1	S: 5										
Inning Stats		LOB: 0	BB: 0	P: 5	LOB: 1	BB: 1	P: 11	LOB: 0	BB: 0	P: 4	LOB: 0	BB: 0	P: 3	LOB: 1	BB: 0	P: 7	LOB: 1	BB: 0	P: 4	LOB: 2	BB: 1	P: 10	LOB: 0	BB: 0	P: 5	LOB: 0	BB: 0	P: 5	1B: 6	SF: 1	2B: 1	SAC: 1	3B: 0	DP: 0	HR: 0	HBP: 0															
PITCHER	IP	WLS	BF	H	R	ER	SO	BB	IBB	HBP	BLK	WP	HR	S	P	ERA	WHIP												PITCHER	IP	WLS	BF	H	R	ER	SO	BB	IBB	HBP	BLK	WP	HR	S	P	ERA	WHIP					
Fernando Valenzuela, L (1, 1) ERA: 2.59	7.0	L	28	7	4	4	5	2	0	0	0	0	0	36	44	5.14	1.286																																		
Tom Niedenfuer, R (8, 1) ERA: 3.96	1.0		3	0	0	0	1	0	0	0	0	0	0	5	5	0.00	0.000																																		

BOTTOM

Los Angeles Dodgers @ Houston Astros
Astrodome, Houston, TX

Sun Sep 27 1981, 8:05 PM EDT
Att. 41,686 - Dome - 72 F

livebaseballscorecards.com

AB	27
R	4
H	7
RBI	4
BB	2
SO	6
LOB	5



WP: 0	PA: 31
PB: 0	
SB: 2	
CS: 0	

Batter 1 2 3 4 5 6 7 8 9 AB R H RBI BB SO LOB TOP

Steve Sax, R (1, 4) OBP: 0.307, SLG: 0.367
Ron Roenicke, S (1, 8) OBP: 0.306, SLG: 0.227
Dusty Baker Jr., R (1, 7) OBP: 0.357, SLG: 0.442

Steve Garvey, R (1, 3) OBP: 0.321, SLG: 0.414
Jay Johnstone, L (2, 3) OBP: 0.280, SLG: 0.382
Gary Weiss, S (9, PR) OBP: 0.167, SLG: 0.125

Mike Marshall, R (1, 5) OBP: 0.250, SLG: 0.333
Candy Maldonado, R (1, 9) OBP: 0.167, SLG: 0.167

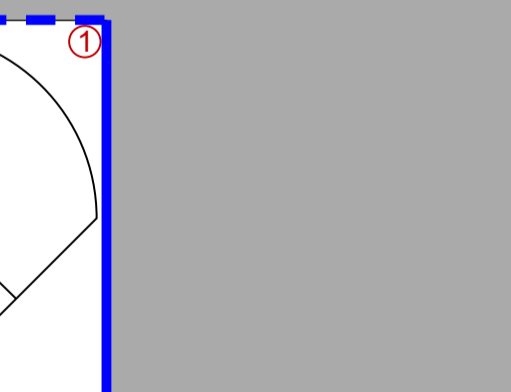

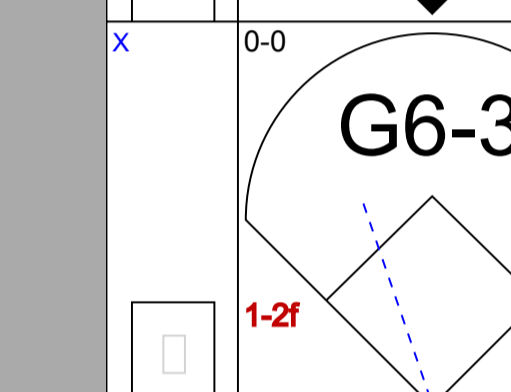
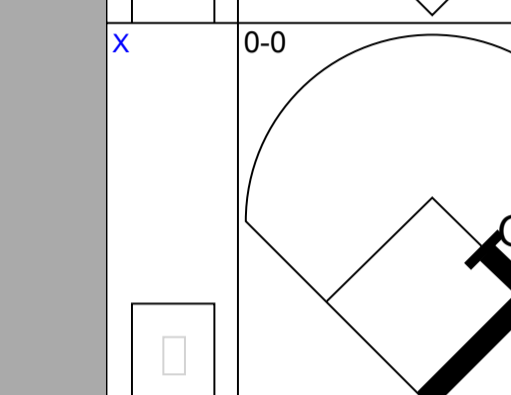
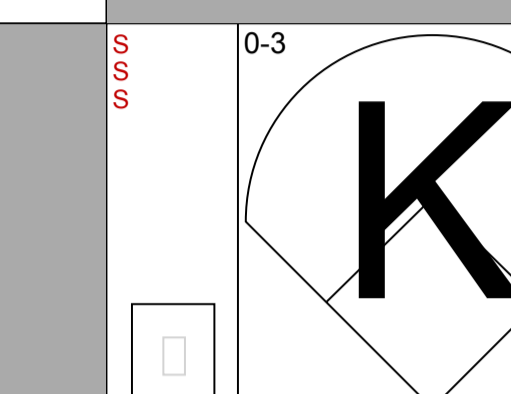
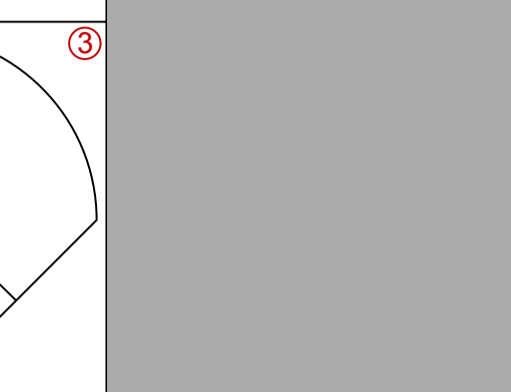
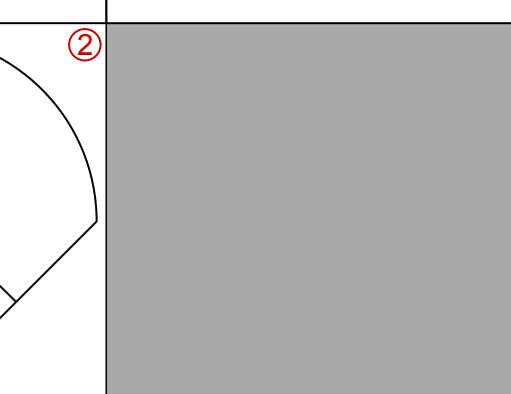
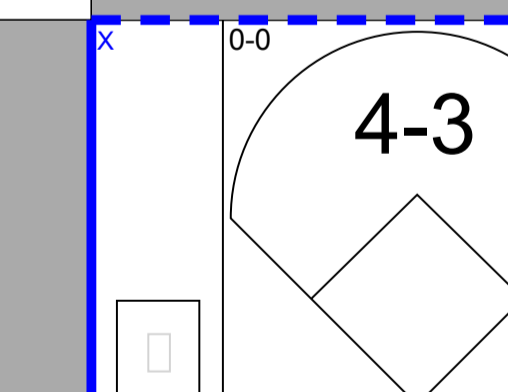
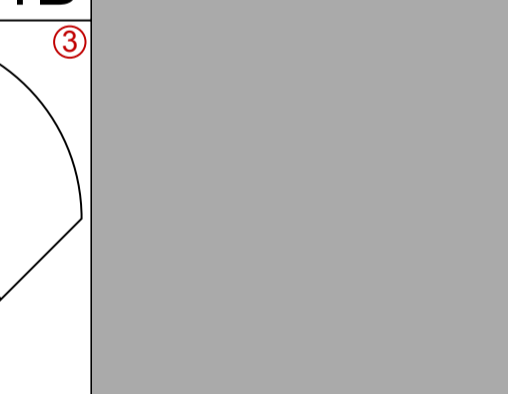
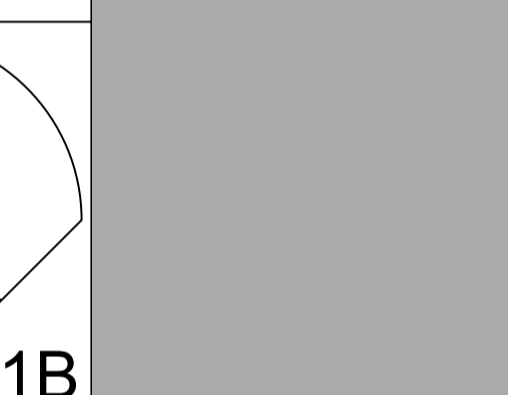
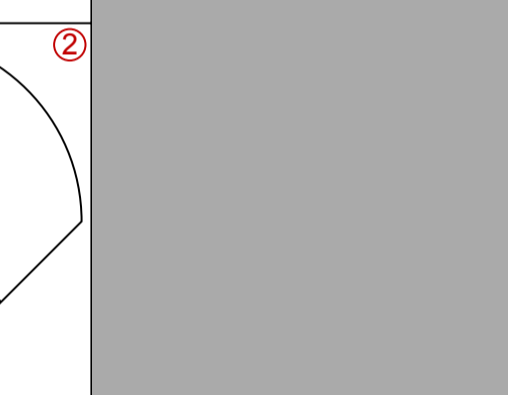
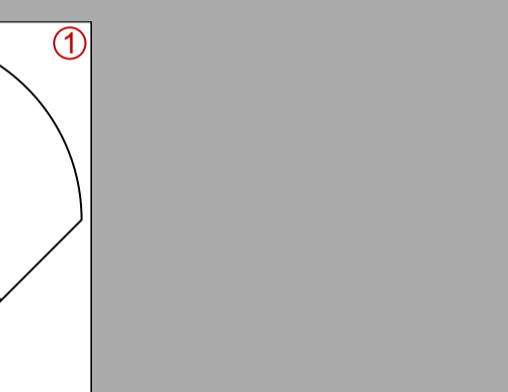

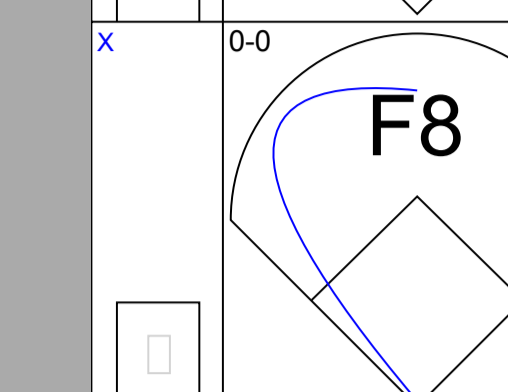
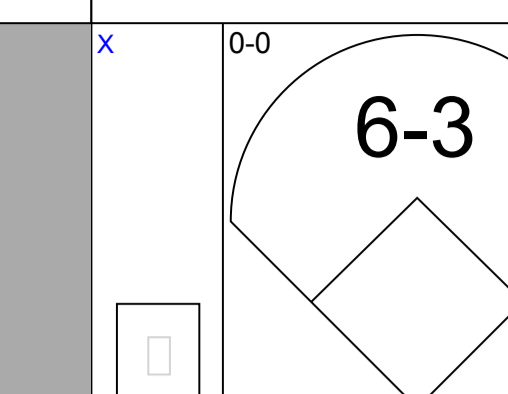

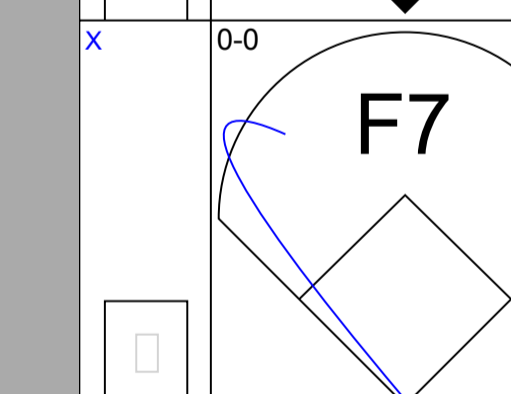
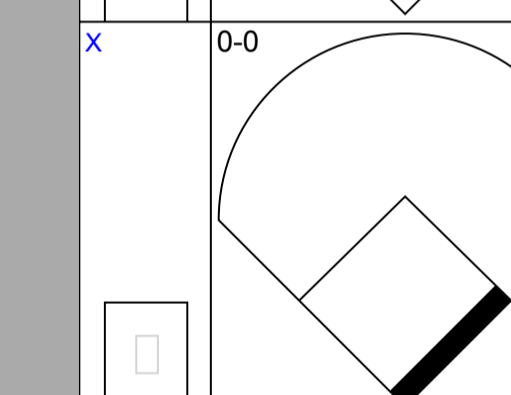
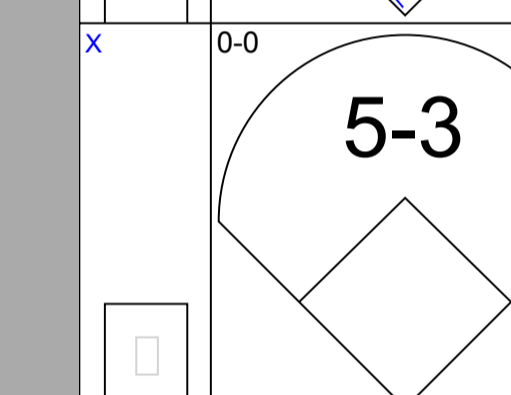
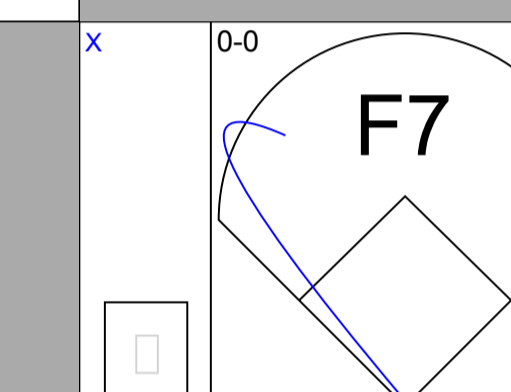





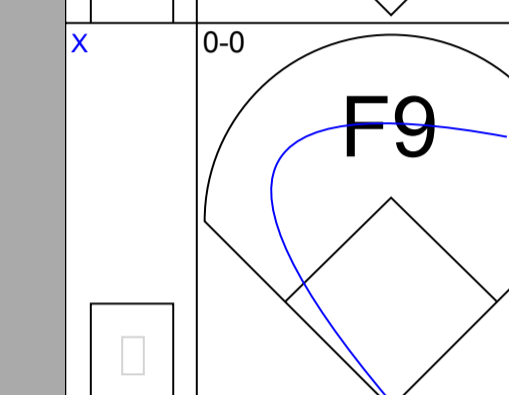
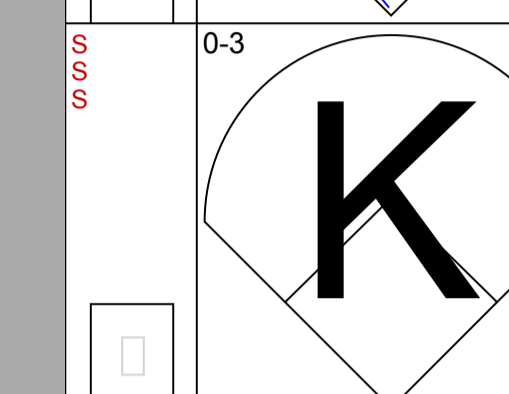
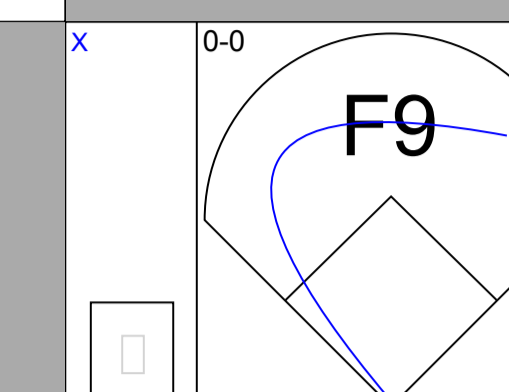
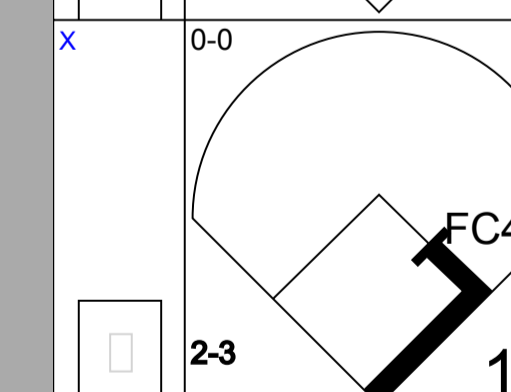
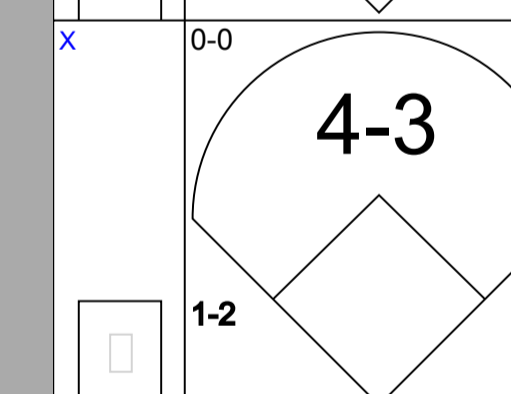
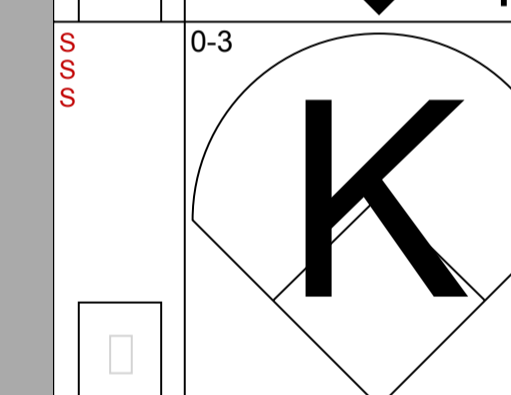
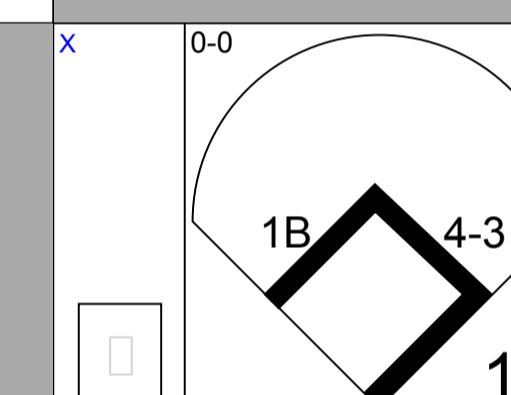

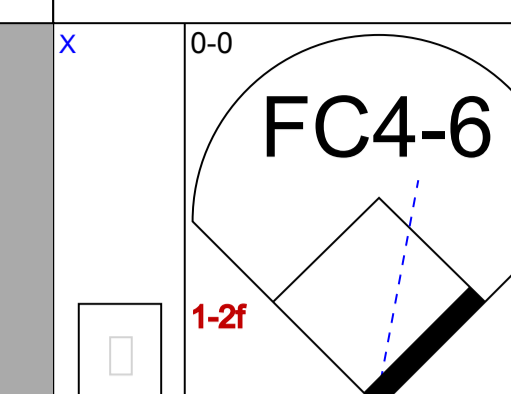

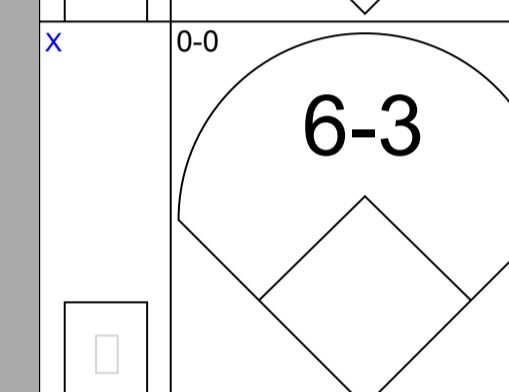
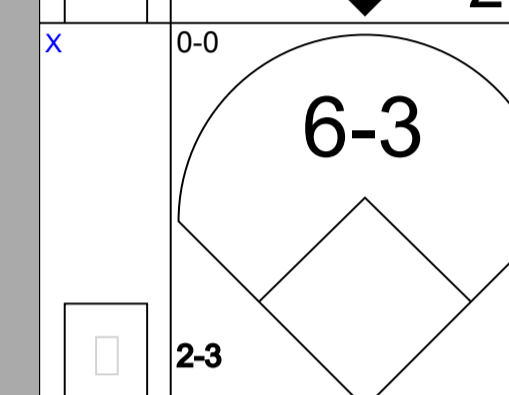
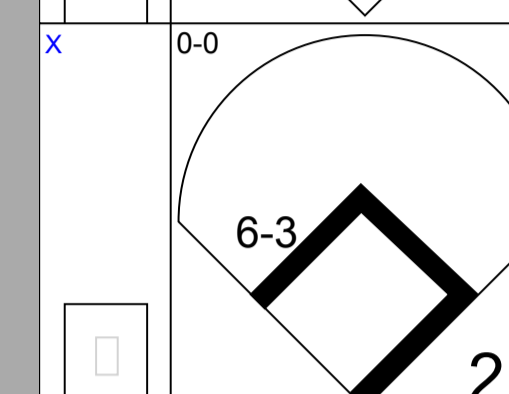
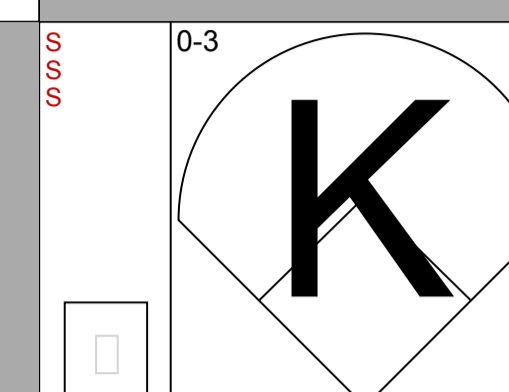
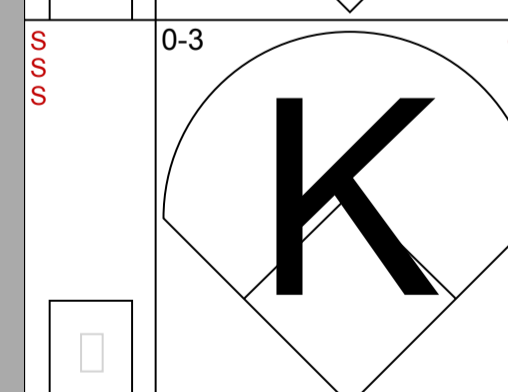
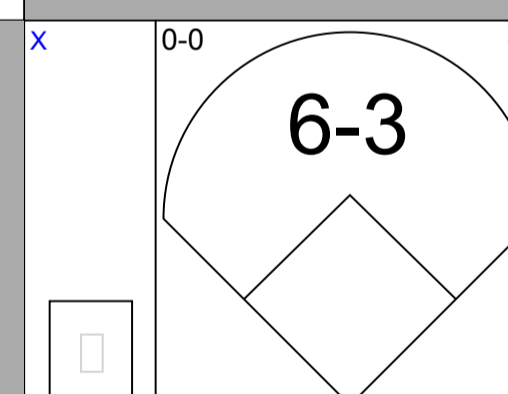

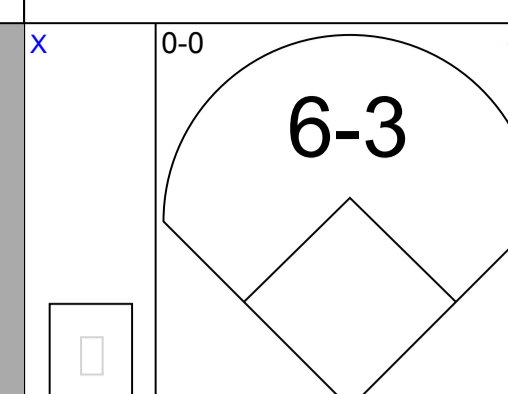

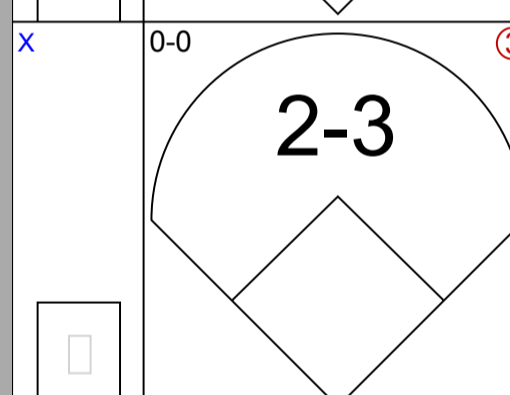
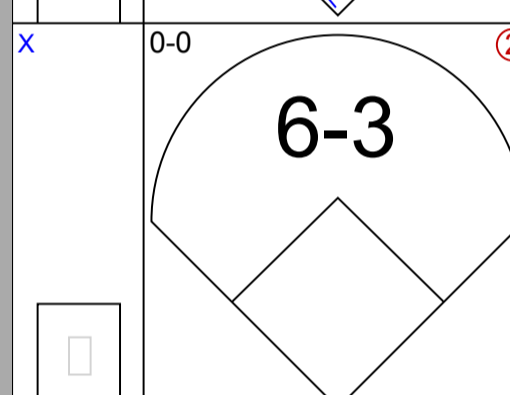
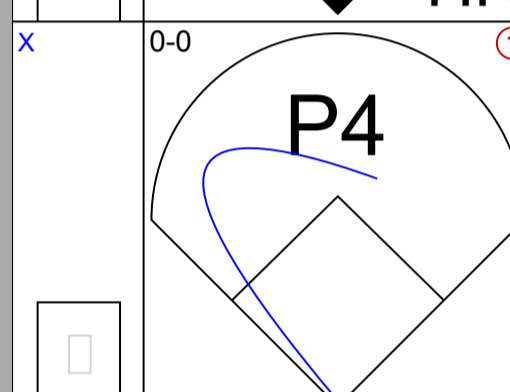
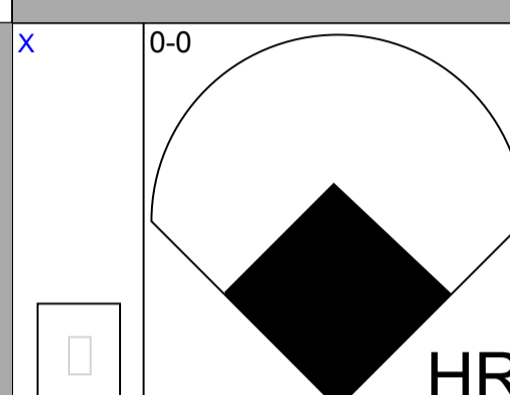

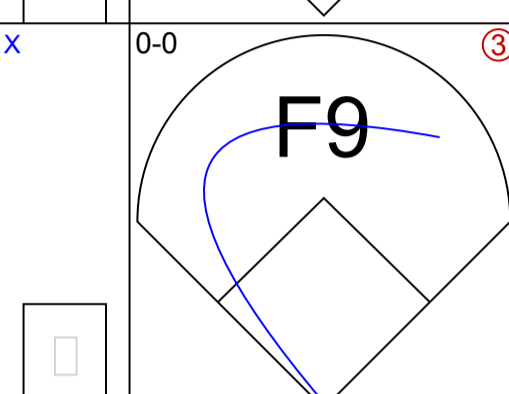
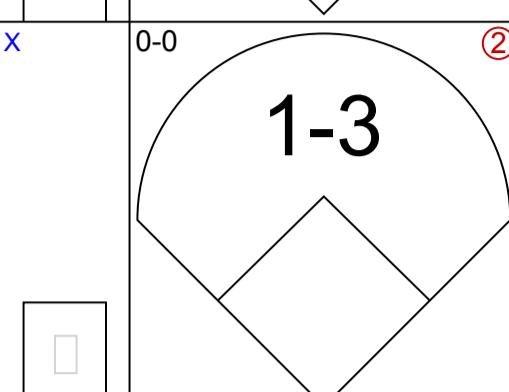
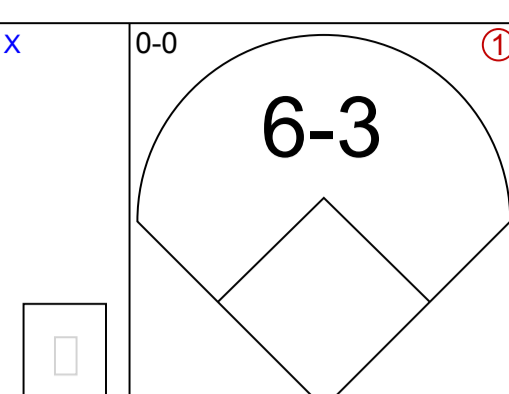
Steve Yeager, R (1, 2) OBP: 0.259, SLG: 0.329

Derrel Thomas, S (1, 6) OBP: 0.329, SLG: 0.332

Jerry Reuss, L (1, 1) OBP: 0.208, SLG: 0.208
Ken Landreaux, L (8, PH) OBP: 0.293, SLG: 0.361
Dave Stewart, R (8, 1) OBP: 0.500, SLG: 0.800

Inning Stats

PITCHER
Rick Mahler, R (1, 1) ERA: 2.74
Rick Camp, R (8, 1) ERA: 1.82



4 0 0 0 0 0 2

4 0 0 0 0 1 0

4 0 1 0 0 2 0

1 1 1 1 0 0 0
3 0 1 0 0 0 1
0 0 0 0 0 0 0

4 0 0 0 0 0 2

3 0 1 0 0 0 0

3 0 1 0 0 1 1

3 0 0 0 0 0 2

2 0 1 0 0 1 0
1 0 0 0 0 0 0
0 0 0 0 0 0 0

AB R H RBI BB SO LOB

AB 32
R 1
H 6
RBI 1
BB 0
SO 5
LOB 8

WP: 0 PA: 32
PB: 0
SB: 0
CS: 0

1B: 4 SF: 0
2B: 1 SAC: 0
3B: 0 DP: 1
HR: 1 HBP: 0

WP: 0 PA: 32
PB: 0
SB: 0
CS: 0

1B: 4 SF: 0
2B: 1 SAC: 0
3B: 0 DP: 1
HR: 1 HBP: 0

WP: 0 PA: 32
PB: 0
SB: 0
CS: 0

1B: 4 SF: 0
2B: 1 SAC: 0
3B: 0 DP: 1
HR: 1 HBP: 0

WP: 0 PA: 32
PB: 0
SB: 0
CS: 0

WP: 0 PA: 32
PB: 0
SB: 0
CS: 0

ERA WHIP
1.29 0.714
0.00 0.500

Los Angeles Dodgers @ Atlanta Braves
Atlanta-Fulton County Stadium, Atlanta, GA
Mon Sep 28 1981, 7:05 PM EDT
Att. 2,348 - Unknown
Dodgers logo

Batter	1	2	3	4	5	6	7	8	9
Terry Harper, R (1, 9) OBP: 0.345, SLG: 0.347	0-0 1-3 		0-0 FC4-6 1B 		0-0 L1 			0-3 K 	
Rufino Linares, R (1, 7) OBP: 0.295, SLG: 0.373	0-0 F9 		0-0 FC4-6 1-2f 			0-0 3-1 		0-0 F8 	
Bob Homer, R (1, 5) OBP: 0.324, SLG: 0.388 Jerry Royster, R (8, PR) OBP: 0.257, SLG: 0.269 (9, 5)	0-3 K 		0-0 6-3 			0-0 6-3 		4-0 BB 	
Chris Chambliss, L (1, 3) OBP: 0.347, SLG: 0.403		0-0 4-3 		0-0 F8 		0-0 F8 		0-0 F9 	
Dale Murphy, R (1, 8) OBP: 0.326, SLG: 0.395		0-0 6-3 		0-0 6-3 			0-0 3B 1B 		
Glenn Hubbard, R (1, 4) OBP: 0.309, SLG: 0.359		0-0 BB 1B 		0-0 1B 			0-0 1B 3B 		
Matt Sinatro, R (1, 2) OBP: 0.412, SLG: 0.333		4-0 BB 1-2 		0-0 5-3 			0-0 FC3-5 WP 1B 		
Paul Runge, R (1, 6) OBP: 0.222, SLG: 0.125		0-3 K 			0-0 5-3 		0-0 FC3-5 G4-3 		
Rick Mahler, R (1, 1) OBP: 0.160, SLG: 0.200 Brook Jacoby, R (7, PH) OBP: 0.250, SLG: 0.250 Rick Camp, R (8, 1)			0-0 4-3 		0-3 K 		0-0 G4-3 1-2f 		

AB	R	H	RBI	BB	SO	LOB
4	0	1	0	0	1	0
4	0	0	0	0	0	1
3	0	0	0	1	1	1
0	0	0	0	0	0	0
4	0	0	0	0	0	1
3	1	1	0	0	0	0
3	1	3	1	0	0	0
2	0	1	1	1	0	1
3	0	0	0	0	1	3
2	0	0	0	0	1	0
1	0	0	0	0	0	1
0	0	0	0	0	0	0

Los Angeles Dodgers @ Atlanta Braves
Atlanta-Fulton County Stadium, Atlanta, GA

Mon Sep 28 1981, 7:05 PM EDT
Att. 2,348 - Unknown

livebaseballscorecards.com

AB	29
R	2
H	6
RBI	2
BB	2
SO	4
LOB	8



WP: 1	PA: 31
PB: 0	
SB: 0	
CS: 0	

Inning Stats	R: 0	H: 0	E: 0	K: 1	S: 5	R: 0	H: 1	E: 0	K: 1	S: 6	R: 0	H: 1	E: 0	K: 0	S: 4	R: 0	H: 1	E: 0	K: 0	S: 4	R: 0	H: 0	E: 0	K: 1	S: 5	R: 0	H: 0	E: 0	K: 0	S: 3	R: 2	H: 3	E: 0	K: 0	S: 5	R: 0	H: 0	E: 0	K: 1	S: 5
	0	0	0	1	5	0	1	0	1	6	0	1	0	0	4	0	0	0	0	3	4	0	0	0	5	0	0	0	0	3	0	3	0	0	5	0	0	0	1	9

PITCHER	IP	WLS	BF	H	R	ER	SO	BB	IBB	HBP	BLK	WP	HR	S	P	ERA	WHIP
Jerry Reuss, L (1, 1) ERA: 2.38	7.0	L	27	6	2	2	3	1	0	0	0	1	0	32	36	2.57	1.000
Dave Stewart, R (8, 1) ERA: 2.61	1.0		4	0	0	0	1	1	0	0	0	0	0	5	9	0.00	1.000

Batter	1	2	3	4	5	6	7	8	9	AB R H RBI BB SO LOB	TOP																	
Steve Sax, R (1, 4) OBP: 0.302, SLG: 0.359	0-3 K		0-0 3-1			0-0 CS 1B	0-3 K		0-0 E6	5 0 1 0 0 2 3																		
Ron Roenicke, S (1, 8) OBP: 0.321, SLG: 0.234 Bobby Mitchell, L (8, 8)	0-3 K			0-0 CS 1B		4-0 1-2 BB		0-0 3-1	0-0 3-H 4-3	3 0 1 0 1 1 0 1 0 0 0 0 0 1																		
Jay Johnstone, L (1, 7) OBP: 0.267, SLG: 0.363 Mark Bradley, R (9, 9)	0-0 L6			0-3 1-2 K		0-0 G3		0-0 F9		4 0 0 0 0 1 2 0 0 0 0 0 0 0																		
Steve Garvey, R (1, 3) OBP: 0.321, SLG: 0.412		0-0 F8		0-3 K			0-0 1B BB 1B	0-0 5-3		4 1 1 0 0 1 0																		
Mike Marshall, R (1, 5) OBP: 0.188, SLG: 0.250 Pedro Guerrero, R (9, 5) OBP: 0.364, SLG: 0.467		0-0 6-3			0-0 5-3		0-0 F8		0-0 E6 4-3 1B	4 1 0 0 0 0 1 0 0 0 0 0 0 0																		
Mike Scioscia, L (1, 2) OBP: 0.360, SLG: 0.338		0-0 4-3			4-0 BB		0-0 BB BB 1B FC6-4		0-0 4-3 2-3	3 1 1 0 1 0 1																		
Candy Maldonado, R (1, 9) OBP: 0.125, SLG: 0.125 Rick Monday, L (7, PH) OBP: 0.405, SLG: 0.603			0-3 K		0-3 K		4-0 FC6-4 1-2 BB BB		0-0 3B 1B	2 0 0 0 0 2 1 1 1 1 1 1 0 0																		
Derrel Thomas, S (1, 6) OBP: 0.330, SLG: 0.330 Dusty Baker Jr., R (7, PH) OBP: 0.359, SLG: 0.442 Gary Weiss, S (7, 6) OBP: 0.158, SLG: 0.118			4-0 BB		0-0 F8		4-0 FC6-4 1-2 2-3 3-H BB		0-3 K	1 0 0 0 1 0 1 0 0 0 1 1 0 0 1 0 0 0 0 1 1																		
Bob Welch, R (1, 1) OBP: 0.250, SLG: 0.279 Ken Landreaux, L (7, PH) OBP: 0.292, SLG: 0.360 Steve Howe, L (7, 1) Jack Perconte, L (9, PH) OBP: 0.444, SLG: 0.571 Dave Stewart, R (9, 1) OBP: 0.500, SLG: 0.800			0-0 F9		0-3 K		0-0 FC6-4		0-0 E 3B	2 0 0 0 0 1 1 1 0 0 1 0 0 2 0 0 0 0 0 0 0 1 1 1 1 0 0 0 0 0 0 0 0 0 0																		
Inning Stats	R: 0 E: 0 K: 2 S: 7	H: 0 LOB: 0 BB: 0 P: 7	R: 0 E: 0 K: 0 S: 3	H: 0 LOB: 0 BB: 0 P: 3	R: 0 E: 0 K: 1 S: 5	H: 0 LOB: 1 BB: 1 P: 9	R: 0 E: 0 K: 2 S: 7	H: 1 LOB: 0 BB: 0 P: 7	R: 0 E: 0 K: 1 S: 5	H: 0 LOB: 1 BB: 1 P: 9	R: 0 E: 0 K: 1 S: 5	H: 1 LOB: 1 BB: 1 P: 9	R: 2 E: 0 K: 1 S: 7	H: 2 LOB: 2 BB: 2 P: 15	R: 0 E: 0 K: 0 S: 3	H: 0 LOB: 0 BB: 0 P: 3	R: 3 E: 2 K: 1 S: 9	H: 2 LOB: 1 BB: 0 P: 9	1B: 5 2B: 0 3B: 1 HR: 0	SF: 0 SAC: 0 DP: 0 HBP: 0	WP: 0 PB: 0 SB: 0 CS: 2	PA: 38						
PITCHER	IP WLS BF H R ER SO BB IBB HBP BLK WP HR S P ERA WHIP																											
Tommy Boggs, R (1, 1) ERA: 4.14	6.1		26	4	2	2	7	5	0	0	0	0	0	0	35	55	2.84	1.421										
Gene Garber, R (7, 1) ERA: 2.64	2.2	L	12	2	3	0	2	0	0	0	0	0	0	0	16	16	0.00	0.750										

Los Angeles Dodgers @ Atlanta Braves
Atlanta-Fulton County Stadium, Atlanta, GA

AB 33
R 5
H 6
RBI 4
BB 5
SO 9
LOB 14



Tue Sep 29 1981, 7:05 PM EDT
Att. 2,150 - Unknown

livebaseballscorecards.com

Batter	1	2	3	4	5	6	7	8	9	AB	R	H	RBI	BB	SO	LOB
Brett Butler, L (1, 9) OBP: 0.355, SLG: 0.320	0-0 F7		0-0 F9			0-3 K		4-0 BB		3	0	0	0	1	1	0
Rufino Linares, R (1, 7) OBP: 0.294, SLG: 0.384	0-0 6-3		0-0 6-3			0-0 HR		0-0 G4-6-3		4	1	1	1	0	0	1
Bob Homer, R (1, 5) Jerry Royster, R (8, PR) OBP: 0.257, SLG: 0.269	0-0 1B				0-0 HR	0-0 HR		0-0 1B		4	2	4	2	0	0	0
Chris Chambliss, L (1, 3) OBP: 0.344, SLG: 0.399	0-0 F9				0-0 4-3	0-0 6-3		0-0 4-3		4	0	0	0	0	0	2
Dale Murphy, R (1, 8) OBP: 0.322, SLG: 0.391		0-0 E6			0-0 P4	0-0 F3		0-3 K		4	0	0	0	0	1	0
Glenn Hubbard, R (1, 4) OBP: 0.306, SLG: 0.355		0-0 L6			0-3 K		0-0 F8		0-0 P6	4	0	0	0	0	1	1
Matt Sinatro, R (1, 2) Biff Pocoroba, S (9, PH) OBP: 0.269, SLG: 0.217		0-0 F8					0-0 F8		0-0 F9	3	0	1	0	0	0	1
Paul Runge, R (1, 6) OBP: 0.167, SLG: 0.091		0-0 FC6-4					0-0 6-3		0-0 F8	1	0	0	0	0	0	0
Tommy Boggs, R (1, 1) Gene Garber, R (7, 1) OBP: 0.163, SLG: 0.186			0-0 P6				0-0 4-3		0-0 P4	2	0	0	0	0	0	0

Inning Stats	R: 0	H: 1	E: 0	K: 0	S: 4	H: 1	LOB: 1	BB: 0	P: 4	R: 0	H: 0	E: 1	K: 0	S: 4	H: 0	LOB: 0	BB: 0	P: 4	R: 1	H: 1	E: 0	K: 1	S: 6	H: 1	LOB: 0	BB: 0	P: 6	R: 0	H: 0	E: 0	K: 0	S: 3	R: 2	H: 2	E: 0	K: 1	S: 7	H: 1	LOB: 1	BB: 0	P: 4	R: 0	H: 1	E: 0	K: 0	S: 3	R: 0	H: 1	E: 0	K: 1	S: 5	H: 0	LOB: 0	BB: 0	P: 5				
	0	1	0	0	4	0	1	0	4	0	0	1	0	4	0	0	0	0	4	1	1	0	1	6	0	0	0	6	0	0	0	3	0	0	0	7	0	0	0	4	0	1	0	0	4	0	1	0	0	0	5	0	0	0	5	0	0	0	5

PITCHER	IP	WLS	BF	H	R	ER	SO	BB	IBB	HBP	BLK	WP	HR	S	P	ERA	WHIP
Bob Welch, R (1, 1) ERA: 3.52	6.0		23	4	3	3	2	0	0	0	0	0	3	27	27	4.50	0.667
Steve Howe, L (7, 1) ERA: 2.6	2.0	W	8	2	0	0	0	1	0	0	0	0	0	7	11	0.00	1.500
Dave Stewart, R (9, 1) ERA: 2.55	1.0	S	3	0	0	0	1	0	0	0	0	0	0	5	5	0.00	0.000

BOTTOM

Los Angeles Dodgers @ Atlanta Braves
Atlanta-Fulton County Stadium, Atlanta, GA

Tue Sep 29 1981, 7:05 PM EDT
Att. 2,150 - Unknown

livebaseballscorecards.com

AB	33
R	3
H	6
RBI	3
BB	1
SO	3
LOB	8

Braves

WP: 0	PA: 34
PB: 0	
SB: 0	
CS: 0	

Batter	1	2	3	4	5	6	7	8	9	AB R H RBI BB SO LOB	TOP																	
Ozzie Smith, S (1, 6) OBP: 0.296, SLG: 0.260	0-0 F9			0-0 F9			0-0 4-3	0-0 F9		4 0 0 0 0 0 2	San Diego Padres @ Los Angeles Dodgers Dodger Stadium, Los Angeles, CA Wed Sep 30 1981, 7:05 PM PDT Att: 19,467 - Unknown livebaseballscorecards.com																	
Juan Bonilla, R (1, 4) OBP: 0.340, SLG: 0.349	0-0 CS 1B			0-0 F8			0-3 K	4-0 1-2 2-3 BB		3 0 1 0 1 1 0																		
Gene Richards, L (1, 7) OBP: 0.371, SLG: 0.411	0-0 4-3 1-2			0-3 K			4-0 BB	0-3 K		3 0 0 0 1 2 4																		
Ruppert Jones, L (1, 8) OBP: 0.316, SLG: 0.369		0-0 4-3			0-0 G4-6-3 1B		0-0 F9		4-0 8-4 SH3-4 BB	3 0 1 0 1 0 1																		
Terry Kennedy, L (1, 2) OBP: 0.338, SLG: 0.384		0-0 F7			0-0 F2			0-0 1B SF8 1B	0-0 SH3-4	3 0 1 0 0 0 1																		
Alan Wiggins, S (8, PR) OBP: 0.308, SLG: 0.250									1-2	0 1 0 0 0 0 0																		
Doug Gwosdz, R (8, 2) OBP: 0.200, SLG: 0.125										0 0 0 0 0 0 0																		
Broderick Perkins, L (1, 3) OBP: 0.312, SLG: 0.394		0-0 F8			0-0 G4-6-3 1-2f			0-0 1B 1B	4-0 BB	3 1 1 0 1 0 1																		
Luis Salazar, R (1, 9) OBP: 0.328, SLG: 0.406			0-0 5-3			0-0 5-3		0-0 BB 1B 1B	0-0 8-4 2-3f	4 0 1 0 0 0 2																		
Tim Flannery, L (1, 5) OBP: 0.262, SLG: 0.344			0-0 G3			0-3 K		0-0 SF8		2 0 0 1 0 1 0																		
Steve Fireovid, S (1, 1) OBP: 0.143, SLG: 0.143			0-3 K			0-0 F7		0-0 3-H 1-2 2-H BB 1B		1 0 0 0 0 1 0																		
Randy Bass, L (6, PH) OBP: 0.302, SLG: 0.324										1 0 0 0 0 0 0																		
Danny Boone, L (6, 1) OBP: 0.500, SLG: 0.500										0 0 0 0 0 0 0																		
Jose Moreno, S (8, PH) OBP: 0.250, SLG: 0.256										1 0 1 1 0 0 0																		
Gary Lucas, L (8, 1) OBP: 0.100, SLG: 0.100										0 0 0 0 0 0 0																		
Inning Stats	R: 0 E: 0 K: 0 S: 3	H: 1 LOB: 0 BB: 0 P: 3	R: 0 E: 0 K: 0 S: 3	H: 0 LOB: 0 BB: 0 P: 3	R: 0 E: 0 K: 1 S: 5	H: 0 LOB: 0 BB: 0 P: 5	R: 0 E: 0 K: 1 S: 5	H: 1 LOB: 0 BB: 0 P: 3	R: 0 E: 0 K: 1 S: 5	H: 0 LOB: 0 BB: 0 P: 5	R: 0 E: 0 K: 1 S: 5	H: 0 LOB: 1 BB: 1 P: 9	R: 2 E: 0 K: 1 S: 9	H: 4 LOB: 3 BB: 1 P: 13	R: 0 E: 0 K: 0 S: 2	H: 0 LOB: 1 BB: 2 P: 10	1B: 6 2B: 1 3B: 0 HR: 0	SF: 1 SAC: 1 DP: 2 HBP: 0	WP: 0 PB: 0 SB: 0 CS: 1	PA: 34								
PITCHER	IP WLS BF H R ER SO BB IBB HBP BLK WP HR S P ERA WHIP																											
Burt Hooton, R (1, 1) ERA: 2.23	7.0		22	2	0	0	4	1	0	0	0	0	0	29	33	0.00	0.429											
Dave Goltz, R (8, 1) ERA: 3.84	0.1	L	5	4	2	2	0	0	0	0	0	0	0	5	5	54.00	12.000											
Terry Forster, L (8, 1) ERA: 4.11	1.2		7	0	0	0	1	3	0	0	0	0	0	6	18	0.00	1.800											

San Diego Padres @ Los Angeles Dodgers
 Dodger Stadium, Los Angeles, CA
 Wed Sep 30 1981, 7:05 PM PDT
 Att: 19,467 - Unknown

AB	28
R	2
H	6
RBI	2
BB	4
SO	5
LOB	11



Batter	1	2	3	4	5	6	7	8	9	AB	R	H	RBI	BB	SO	LOB
Steve Sax, R OBP: 0.300, SLG: 0.355 (1, 4)	0-0 4-3 ①		0-0 6-3 ①		0-0 6-3 1B ①		0-0 F9 ②			4	0	1	0	0	0	1
Ken Landreaux, L OBP: 0.289, SLG: 0.356 Dave Goltz, R OBP: 0.167, SLG: 0.063 Terry Forster, L (8, 1)	0-0 P5 ②		0-0 F7 ②		0-0 6-3 1-2 ①		0-0 G3 ③			4	0	0	0	0	0	2
Mike Marshall, R OBP: 0.200, SLG: 0.300 (1, 7) (9, 3)	0-3 K ③		0-0 1B 2B ②		0-0 6-3 2-3 ②		0-0 5-3 ①			4	0	1	0	0	1	1
Steve Garvey, R OBP: 0.320, SLG: 0.411 Jay Johnstone, L OBP: 0.273, SLG: 0.358 Candy Maldonado, R OBP: 0.111, SLG: 0.111 (1, 3) (3, 3) (8, PH) (9, 7)		0-0 5-3 ①	4-0 1B BB ②		0-0 P6 ③		0-3 K ②			1	0	0	0	0	0	0
Rick Monday, L OBP: 0.409, SLG: 0.603 Bobby Mitchell, L OBP: 0.250, SLG: 0.143 (1, 9) (2, PR) (3, 9) (8, 8) Gary Weiss, S OBP: 0.150, SLG: 0.111 (8, PH) (9, 6)		4-0 1B 1B BB ②	0-0 1-2 2-3 1B ②		0-3 K ①		0-3 K ③			0	0	0	0	1	0	0
Pedro Guerrero, R OBP: 0.366, SLG: 0.466 (1, 5)		0-0 1-2 1B 1B ②	0-0 F9 ③		4-0 CS BB ②		0-3 K ①			3	0	1	0	1	1	3
Mike Scioscia, L OBP: 0.360, SLG: 0.338 Steve Yeager, R OBP: 0.256, SLG: 0.325 (1, 2) (9, PH)		0-0 1-2 2-3 1B ②		0-0 F7 ①		0-0 F5 1-2 ② ③		0-0 F9 ②		3	0	1	0	0	0	1
Derrel Thomas, S OBP: 0.329, SLG: 0.329 (1, 6) (9, 8)		0-3 K ②		0-0 F9 ②			0-0 SH5-4 1B ①		0-3 K ③	4	0	1	0	0	2	3
Burt Hooton, R OBP: 0.267, SLG: 0.268 Mark Bradley, R (1, 1) (8, 9)		0-3 K ③		0-0 L6 ③			0-0 SH5-4 1-2 ①			2	0	0	0	0	1	3
										0	0	0	0	0	0	0

Inning Stats		R: 0	H: 0	E: 0	K: 1	S: 5	R: 0	H: 2	E: 0	K: 2	S: 9	R: 0	H: 2	E: 0	K: 0	S: 5	R: 0	H: 0	E: 0	K: 0	S: 3	R: 0	H: 1	E: 0	K: 0	S: 4	R: 0	H: 0	E: 0	K: 1	S: 4	R: 0	H: 1	E: 0	K: 0	S: 4	R: 0	H: 0	E: 0	K: 2	S: 7	R: 0	H: 0	E: 0	K: 2	S: 7	R: 0	H: 0	E: 0	K: 2	S: 7	R: 0	H: 0	E: 0	K: 2	S: 7
PITCHER	IP	WLS	BF	H	R	ER	SO	BB	IBB	HBP	BLK	WP	HR	S	P	ERA	WHIP																																							
Steve Fireovid, R ERA: 2.73 (1, 1)	5.0		22	5	0	0	3	2	0	0	0	0	0	26	34	0.00	1.400																																							
Danny Boone, L ERA: 2.89 (6, 1)	2.0	W	7	1	0	0	1	1	0	0	0	0	0	8	12	0.00	1.000																																							
Gary Lucas, L ERA: 2.05 (8, 1)	2.0	S	6	0	0	0	4	0	0	0	0	0	0	14	14	0.00	0.000																																							


BOTTOM

San Diego Padres @ Los Angeles Dodgers
Dodger Stadium, Los Angeles, CA

Wed Sep 30 1981, 7:05 PM PDT
Att. 19,467 - Unknown

AB	31
R	0
H	6
RBI	0
BB	3
SO	8
LOB	15

livebaseballscorecards.com



WP:	0	PA:	35
PB:	0	SB:	0
CS:	1		

Batter	1	2	3	4	5	6	7	8	9	AB R H RBI BB SO LOB	TOP										
Ozzie Smith, S OBP: 0.295, SLG: 0.260 (1, 6)	0-3 K		0-0 G6-3 2-3 1B		0-0 6-3			0-0 4-3		4 0 1 0 0 1 1	San Diego Padres @ Los Angeles Dodgers Dodger Stadium, Los Angeles, CA Thu Oct 01 1981, 7:05 PM PDT Att: 38,267 - Unknown livebaseballscorecards.com										
Juan Bonilla, R OBP: 0.339, SLG: 0.348 (1, 4)	0-3 K		0-0 G6-3 1-2f		0-0 6-3			0-0 1B	4 0 1 0 0 1 2												
Jose Moreno, S OBP: 0.233, SLG: 0.238 Ruppert Jones, L OBP: 0.315, SLG: 0.368 (1, 9) (8, 8)	0-3 K			0-0 P6		0-3 K		0-0 F7	3 0 0 0 0 2 0 1 0 0 0 0 0 1												
Luis Salazar, R OBP: 0.328, SLG: 0.405 (1, 8) (8, 9)		0-0 B5-3		0-0 S 1B		0-0 1-3		0-0 F9	4 0 1 0 0 0 1												
Barry Evans, R OBP: 0.380, SLG: 0.386 Broderick Perkins, L OBP: 0.311, SLG: 0.393 (1, 3) (9, PH) (9, 3)		0-0 E 1B 1B		0-3 K 1-2		4-0 CS BB		0-0 G3	2 1 1 0 1 1 1 1 0 0 0 0 0 1												
Dave Edwards, R OBP: 0.274, SLG: 0.294 (1, 7)		0-0 E9 P6 1B 1-H		0-0 F8		0-3 K 1-2			3 0 1 0 0 1 2												
Doug Gwosdz, R OBP: 0.217, SLG: 0.158 (1, 2)		0-0 P6 3-H		0-0 E G3 1B		0-0 5-3			3 0 1 0 0 0 1												
Mario Ramirez, R OBP: 0.250, SLG: 0.143 (1, 5)		4-0 1B SH5-4 BB		0-0 G3 1-3		0-0 1-3		0-0 1-3	2 0 0 0 1 0 1												
Fred Kuhaulua, L OBP: 0.111, SLG: 0.111 Eric Show, R (1, 1) (9, 1)		0-0 SH5-4 1-2		0-3 K		0-0 4-3			2 0 0 0 0 1 1 0 0 0 0 0 0 0												
Inning Stats	R: 0 E: 0 K: 3 S: 9	H: 0 LOB: 0 BB: 0 P: 9	R: 1 E: 1 K: 0 S: 4	H: 2 LOB: 1 BB: 0 P: 4	R: 0 E: 0 K: 0 S: 3	H: 1 LOB: 1 BB: 1 P: 7	R: 0 E: 0 K: 1 S: 6	H: 1 LOB: 1 BB: 0 P: 6	R: 0 E: 1 K: 1 S: 5	H: 0 LOB: 0 BB: 0 P: 5	R: 0 E: 0 K: 1 S: 4	H: 0 LOB: 0 BB: 1 P: 8	R: 0 E: 0 K: 0 S: 3	H: 0 LOB: 0 BB: 0 P: 3	R: 0 E: 0 K: 0 S: 4	H: 1 LOB: 1 BB: 0 P: 4	1B: 6 2B: 0 3B: 0 HR: 0	SF: 0 SAC: 1 DP: 1 HBP: 0	WP: 0 PB: 0 SB: 1 CS: 1	PA: 32	
PITCHER Fernando Valenzuela, L ERA: 2.48 Tom Niedenfuer, R ERA: 3.81	IP 8.0 1.0	WLS L	BF 28 4	H 5 1	R 1 0	ER 0 0	SO 7 0	BB 2 0	IBB 0 0	HBP 0 0	BLK 0 0	WP 0 0	HR 0 0	S 40 4	P 48 4	ERA 0.00 0.00	WHIP 0.875 1.000				



Batter	1	2	3	4	5	6	7	8	9	AB	R	H	RBI	BB	SO	LOB
Steve Sax, R OBP: 0.298, SLG: 0.345 (1, 4)	0-0 4-3		0-0 L6			0-0 6-3		4-0 IBB		3	0	0	0	1	0	0
Ken Landreaux, L OBP: 0.292, SLG: 0.357 Jerry Grote, R OBP: 0.339, SLG: 0.439 Tom Niedenfuer, R (8, PH) (9, 1)	4-0 1B BB		0-3 K			0-0 1B		0-0 1-2f		2	0	1	0	1	1	0
Dusty Baker Jr., R OBP: 0.358, SLG: 0.440 (1, 7)	0-0 1-2 1B				0-0 P6		0-0 F9		0-0 P5	4	0	1	0	0	0	1
Steve Garvey, R OBP: 0.317, SLG: 0.408 (1, 3)	0-0 G4-6-3 1-2f				0-0 F7		0-0 F9		0-0 L5	4	0	0	0	0	0	2
Pedro Guerrero, R OBP: 0.362, SLG: 0.460 (1, 5)		0-3 K			0-0 L4		0-0 F9		0-0 F8	4	0	0	0	0	1	0
Steve Yeager, R OBP: 0.258, SLG: 0.337 (1, 2)		0-0 2B			0-0 5-3		0-0 P3			3	0	1	0	0	0	0
Bill Russell, R OBP: 0.276, SLG: 0.277 Candy Maldonado, R OBP: 0.100, SLG: 0.100 (8, PH) (9, 9)		0-0 P6			0-0 F4			0-0 5-3		2	0	0	0	0	0	1
Derrel Thomas, S OBP: 0.329, SLG: 0.329 (1, 9) (9, 8)		0-0 4-3			0-0 6-3			0-0 2B 1B		3	0	1	0	0	0	1
Fernando Valenzuela, L OBP: 0.262, SLG: 0.281 Mike Marshall, R OBP: 0.238, SLG: 0.381 Gary Weiss, S OBP: 0.150, SLG: 0.111 (8, PH) (9, 6)			0-0 6-3			0-0 F7		0-0 1-3 2B		2	0	0	0	0	0	0

Inning Stats	R: 0	H: 1	E: 0	LOB: 1	K: 0	BB: 1	S: 3	R: 0	H: 1	E: 0	LOB: 1	K: 1	BB: 0	S: 6	R: 0	H: 0	E: 0	LOB: 0	K: 1	BB: 0	S: 5	R: 0	H: 0	E: 0	LOB: 0	K: 0	BB: 0	S: 3	R: 0	H: 1	E: 0	LOB: 1	K: 0	BB: 0	S: 4	R: 0	H: 0	E: 0	LOB: 0	K: 0	BB: 0	S: 3	R: 0	H: 2	E: 0	LOB: 2	K: 0	BB: 1	S: 4	R: 0	H: 0	E: 0	LOB: 0	K: 0	BB: 0	S: 3	R: 0	H: 0	E: 0	LOB: 0	K: 0	BB: 0	S: 3	1B: 3	SF: 0	2B: 2	SAC: 0	3B: 0	DP: 2	HR: 0	HBP: 0	WP: 0	PA: 32
--------------	------	------	------	--------	------	-------	------	------	------	------	--------	------	-------	------	------	------	------	--------	------	-------	------	------	------	------	--------	------	-------	------	------	------	------	--------	------	-------	------	------	------	------	--------	------	-------	------	------	------	------	--------	------	-------	------	------	------	------	--------	------	-------	------	------	------	------	--------	------	-------	------	-------	-------	-------	--------	-------	-------	-------	--------	-------	--------


PITCHER	IP	WLS	BF	H	R	ER	SO	BB	IBB	HBP	BLK	WP	HR	S	P	ERA	WHIP
Fred Kuhnauua, L ERA: 2.45 (1, 1)	8.0	W	29	5	0	0	2	1	1	0	0	0	0	31	39	0.00	0.750
Eric Show, R ERA: 2.25 (9, 1)	1.0	S	3	0	0	0	0	0	0	0	0	0	0	3	3	0.00	0.000

BOTTOM

San Diego Padres @ Los Angeles Dodgers
 Dodger Stadium, Los Angeles, CA

Thu Oct 01 1981, 7:05 PM PDT
 Att. 38,267 - Unknown

AB	30
R	0
H	5
RBI	0
BB	2
SO	2
LOB	8



Batter	1	2	3	4	5	6	7	8	9	AB R H RBI BB SO LOB	TOP									
Dickie Thon, R OBP: 0.330, SLG: 0.319 (1, 6) X	0-0 F8 ①		0-0 F8 ②			0-0 FC6-4 1B		0-0 5-3 ②		4 0 1 0 0 0 2	Houston Astros @ Los Angeles Dodgers Dodger Stadium, Los Angeles, CA Fri Oct 02 1981, 7:05 PM PDT Att: 46,108 - Unknown livebaseballscorecards.com									
Phil Garner, R OBP: 0.329, SLG: 0.313 (1, 4) X	0-0 5-3 ②		0-0 4-3 ③			0-0 FC6-4 1B 1-2f		0-0 6-3 ③		4 0 0 0 0 0 3										
Tony Scott, S OBP: 0.303, SLG: 0.362 (1, 8) X	0-0 F4 ③			0-3 K ①		0-0 1-3 ②			0-0 F8 ①	4 0 0 0 0 1 1										
Jose Cruz, L OBP: 0.319, SLG: 0.426 (1, 7) X		0-0 6-3 ①		0-3 K ②		0-0 1B 2-3			0-0 6-3 ②	4 0 1 0 0 1 0										
Cesar Cedeno, R OBP: 0.321, SLG: 0.383 (1, 3) X		0-0 6-3 ②		0-3 K ③		0-0 5-3 ③			0-0 HR	4 1 1 1 0 1 2										
Art Howe, R OBP: 0.367, SLG: 0.407 (1, 5) X		0-0 F7 ③			0-0 E5 4-3		4-0 BB G5-4-3		0-0 L7 ③	3 0 0 0 1 0 0										
Luis Pujols, R OBP: 0.297, SLG: 0.308 (1, 2) X			0-0 HBP 1B		0-0 4-3 ①		0-0 G5-4-3 1-2f			3 0 1 0 0 0 2										
Terry Puhl, L OBP: 0.315, SLG: 0.354 (1, 9) X			0-0 F8 ①		0-0 5-3 ②		0-0 L3 ③			3 0 0 0 0 0 2										
Don Sutton, R OBP: 0.228, SLG: 0.137 (1, 1)			1-0 HBP		0-0 4-3 ③				0-0 F8 ①	0 0 0 0 0 0 0										
Mike Ivie, R OBP: 0.274, SLG: 0.345 (3, PR) (3, 1)										0 0 0 0 0 0 0										
Billy Smith, R OBP: 0.329, SLG: 0.338 (5, PH) (5, 1)										0 0 0 0 0 0 0										
Joe Pittman, R OBP: 0.333, SLG: 0.333 (7, 1)										1 0 0 0 0 0 1										
Frank LaCorte, R OBP: 0.333, SLG: 0.333 (7, 1)										0 0 0 0 0 0 0										
Joe Sambito, L OBP: 0.275, SLG: 0.262 (7, 9)										0 0 0 0 0 0 0										
Gary Woods, R OBP: 0.275, SLG: 0.262 (7, 9)										1 0 0 0 0 0 0										
Inning Stats	R: 0 E: 0 K: 0 S: 3	H: 0 LOB: 0 BB: 0 P: 3	R: 0 E: 0 K: 0 S: 3	H: 0 LOB: 0 BB: 0 P: 3	R: 0 E: 0 K: 3 S: 9	H: 1 LOB: 2 BB: 0 P: 5	R: 0 E: 1 K: 0 S: 4	H: 0 LOB: 1 BB: 0 P: 4	R: 0 E: 0 K: 0 S: 5	H: 2 LOB: 2 BB: 0 P: 5	R: 0 E: 0 K: 0 S: 2	H: 0 LOB: 0 BB: 1 P: 6	R: 0 E: 0 K: 0 S: 3	H: 0 LOB: 0 BB: 0 P: 3	R: 1 E: 0 K: 0 S: 4	H: 1 LOB: 0 BB: 0 P: 4	1B: 3 2B: 0 3B: 0 HR: 1	SF: 0 SAC: 0 DP: 1 HBP: 1	WP: 0 PB: 0 SB: 0 CS: 0	PA: 33
PITCHER Jerry Reuss, L ERA: 2.3 (1, 1)	IP 9.0 WLS W BF 33 H 4 R 1 ER 1 SO 3 BB 1 IBB 0 HBP 1 BLK 0 WP 0 HR 1 S 37 P 42 ERA 1.00 WHIP 0.556																			

Houston Astros @ Los Angeles Dodgers
 Dodger Stadium, Los Angeles, CA
 Fri Oct 02 1981, 7:05 PM PDT
 Att: 46,108 - Unknown

AB	31
R	1
H	4
RBI	1
BB	1
SO	3
LOB	13



BOTTOM

Houston Astros @ Los Angeles Dodgers
Dodger Stadium, Los Angeles, CA

livebaseballscorecards.com

AB	33
R	6
H	13
RBI	4
BB	4
SO	5
LOB	18



WP:	1	PA:	38
PB:	0		
SB:	0		
CS:	1		

Fri Oct 02 1981, 7:05 PM PDT
Att. 46,108 - Unknown

AB R H RBI BB SO LOB

4	1	2	0	1	1	1
5	1	1	0	0	0	4
4	3	3	1	0	1	0
4	1	3	1	0	0	1
2	0	1	1	2	0	1
0	0	0	0	0	0	0
4	0	1	1	0	1	3
3	0	0	0	0	0	3
1	0	0	0	0	1	1
0	0	0	0	0	0	0
3	0	2	0	1	0	0
3	0	0	0	0	1	4

1B:	10	SF:	0
2B:	3	SAC:	1
3B:	0	DP:	1
HR:	0	HBP:	0

WP	HR	S	P	ERA	WHIP
1	0	0	0	4.50	1.000
3	0	0	0	4.50	2.500
5	4	2	0	18.00	3.500
7	0	1	0	0.00	0.500

Batter	1	2	3	4	5	6	7	8	9
Steve Sax, R OBP: 0.311, SLG: 0.351 (1, 4)	0-0 4-3 ①		0-0 CS 2-3 1B		0-3 K ②		0-0 1B 1B	4-0 BB	
Ken Landreaux, L OBP: 0.291, SLG: 0.355 (1, 8)	0-0 3-1 ②		0-0 4-3 ② ③ 1-2		0-0 4-3 ③		0-0 1B WP 1B	0-0 F8 ③	
Dusty Baker Jr., R OBP: 0.361, SLG: 0.446 (1, 7)	0-3 K ③			0-0 BB G6-4-3 1B		0-0 2B 2B	0-0 WP 1B		
Steve Garvey, R OBP: 0.321, SLG: 0.411 (1, 3)		0-0 2B 1B		0-0 G6-4-3 BB 1-2 1B		0-0 F5	0-0 4-3 1B		
Rick Monday, L OBP: 0.418, SLG: 0.609 (1, 9)		0-0 1-H 2B		4-0 G6-4-3 BB 1-2 2-3 BB		4-0 2B IBB	0-0 4-3 ①		
Derrel Thomas, S OBP: 0.329, SLG: 0.329 (8, 9)							1-2 1-2		
Pedro Guerrero, R OBP: 0.361, SLG: 0.461 (1, 5)		0-3 K ②		0-0 G6-4-3 ① ② 1-2f 2-3 3-H		0-0 2B	0-0 5-3 ②		
Mike Scioscia, L OBP: 0.357, SLG: 0.334 (1, 2)		0-0 F9 ③		0-0 4-3 ③		0-0 F5 ②	0-3 K ③		
Mike Marshall, R OBP: 0.227, SLG: 0.364 (7, PH)									
Steve Yeager, R OBP: 0.258, SLG: 0.337 (8, 2)									
Bill Russell, R OBP: 0.283, SLG: 0.281 (1, 6)			0-0 1B SH3-4 1B		0-0 FC1-6 1B	4-0 IBB		0-0 F7 ①	
Jerry Reuss, L OBP: 0.196, SLG: 0.196 (1, 1)			0-0 SH3-4 ① 1-2		0-0 FC1-6 ① ② ③ 1-2f	0-3 K ③		0-0 3-1 ②	

Inning Stats	R: 0	H: 0	E: 0	K: 1	S: 5	L: 0	LOB: 0	BB: 0	P: 5	R: 1	H: 2	E: 0	K: 1	S: 6	L: 0	LOB: 0	BB: 0	P: 6	R: 0	H: 2	E: 0	K: 0	S: 4	R: 1	H: 2	E: 0	K: 0	S: 4	R: 0	H: 1	E: 0	K: 1	S: 6	R: 1	H: 2	E: 0	K: 1	S: 7	R: 3	H: 4	E: 0	K: 1	S: 9	R: 0	H: 0	E: 0	K: 0	S: 3
--------------	------	------	------	------	------	------	--------	-------	------	------	------	------	------	------	------	--------	-------	------	------	------	------	------	------	------	------	------	------	------	------	------	------	------	------	------	------	------	------	------	------	------	------	------	------	------	------	------	------	------

PITCHER	IP	WLS	BF	H	R	ER	SO	BB	IBB	HBP	BLK	WP	HR	S	P	ERA	WHIP
Don Sutton, R ERA: 2.61 (1, 1)	2.0	L	7	2	1	1	2	0	0	0	0	0	0	11	11	4.50	1.000
Billy Smith, R ERA: 3.2 (3, 1)	2.0		9	4	1	1	0	1	0	0	0	0	0	8	12	4.50	2.500
Frank LaCorte, R ERA: 3.64 (5, 1)	2.0		15	7	4	4	2	0	2	0	0	1	0	17	25	18.00	3.500
Joe Sambito, L ERA: 1.87 (7, 1)	2.0		7	0	0	0	1	1	0	0	0	0	0	8	12	0.00	0.500

Batter	1	2	3	4	5	6	7	8	9	AB	R	H	RBI	BB	SO	LOB	TOP					
Terry Puhl, L (1, 9) OBP: 0.315, SLG: 0.354 Gary Woods, R (8, PH) OBP: 0.273, SLG: 0.259 (8, 9)	0-0 1B		0-0 4-3			0-3 K		0-0 F8		3	0	1	0	0	1	1						
Phil Garner, R (1, 4) OBP: 0.326, SLG: 0.310 Joe Pittman, R (6, 4) OBP: 0.326, SLG: 0.333	0-0 5-3 1-2		0-0 F7			0-0 4-3		0-3 K		3	0	0	0	0	0	2						
Tony Scott, S (1, 8) OBP: 0.301, SLG: 0.359 Scott Loucks, R (6, 8) OBP: 0.333, SLG: 0.333	0-0 4-3				0-0 F6		0-3 K		0-0 1B 1B	3	0	0	0	0	1	1						
Jose Cruz, L (1, 7) OBP: 0.318, SLG: 0.424 Tim Tolman, R (7, PH) OBP: 0.250, SLG: 0.250 (7, 7)	0-0 1-3				0-0 F8		0-0 F9		0-0 1-2 1B	2	0	0	0	0	0	1						
Cesar Cedeno, R (1, 3) OBP: 0.321, SLG: 0.382 Harry Spilman, L (7, PR) OBP: 0.322, SLG: 0.278 (7, 3)		0-3 K			0-0 F9		0-0 FC4 1B SF8 1B		0-0 F4	3	0	1	0	0	1	0						
Alan Ashby, S (1, 2) OBP: 0.356, SLG: 0.369 Dave Roberts, R (5, 5) OBP: 0.255, SLG: 0.327		0-3 K			0-0 G3		0-0 E 1-2 1B		0-3 K	2	0	0	0	0	1	0						
Art Howe, R (1, 5) OBP: 0.365, SLG: 0.404 Gordie Pladson, R (5, 1) Mike Ivie, R (7, PH) OBP: 0.270, SLG: 0.339 Bobby Sprowl, L (7, 1) OBP: 0.167, SLG: 0.167 Billy Smith, R (8, 1) Bert Pena, R (9, PH) OBP: 0.500, SLG: 0.500		0-0 6-3			0-0 F8		0-0 FC4 FC5-4 1-2 2-3		0-0 F7	2	0	0	0	0	0	0						
Craig Reynolds, L (1, 6) OBP: 0.287, SLG: 0.404 Kiko Garcia, R (7, PH) OBP: 0.317, SLG: 0.323 (7, 6)			0-0 4-3 SH1-4 1B		0-0 F9		0-0 SF8 3-H		0-0 F9	2	0	1	0	0	0	0						
Joe Niekro, R (1, 1) OBP: 0.208, SLG: 0.196 Alan Knicely, R (5, 2) OBP: 0.667, SLG: 1.667			0-0 SH1-4 1-2		0-0 HR		0-0 FC5-4 1-2f			0	0	0	0	0	0	0						
Inning Stats	R: 0 E: 0 K: 0 S: 4	H: 1 LOB: 1 BB: 0 P: 4	R: 0 E: 0 K: 2 S: 7	H: 0 LOB: 0 BB: 0 P: 7	R: 0 E: 0 K: 0 S: 4	H: 1 LOB: 1 BB: 0 P: 4	R: 0 E: 0 K: 0 S: 3	H: 0 LOB: 0 BB: 0 P: 3	R: 0 E: 0 K: 0 S: 3	H: 0 LOB: 0 BB: 0 P: 3	R: 1 E: 0 K: 2 S: 8	H: 1 LOB: 0 BB: 0 P: 8	R: 1 E: 1 K: 0 S: 6	H: 2 LOB: 2 BB: 0 P: 6	R: 0 E: 0 K: 1 S: 7	H: 2 LOB: 2 BB: 0 P: 7	R: 0 E: 0 K: 1 S: 5	H: 0 LOB: 0 BB: 0 P: 5	1B: 6 2B: 0 3B: 0 HR: 1	SF: 1 SAC: 1 DP: 0 HBP: 0	WP: 0 PB: 0 SB: 1 CS: 0	PA: 35
PITCHER	IP WLS BF H R ER SO BB IBB HBP BLK WP HR S P ERA WHIP																				IP WLS BF H R ER SO BB IBB HBP BLK WP HR S P ERA WHIP	
Bob Welch, R (1, 1) ERA: 3.44	6.0 W 21 3 1 1 4 0 0 0 0 0 1 29 29 1.50 0.500																					
Steve Howe, L (7, 1) ERA: 2.5	2.0 11 4 1 0 1 0 0 0 0 0 0 0 13 13 0.00 2.000																					
Dave Stewart, R (9, 1) ERA: 2.49	1.0 3 0 0 0 0 1 0 0 0 0 0 0 5 5 0.00 0.000																					

Houston Astros @ Los Angeles Dodgers
Dodger Stadium, Los Angeles, CA
Sat Oct 03 1981, 3:33 AM PDT
Att: 42,272 - Unknown

livebaseballscorecards.com

AB	33
R	2
H	7
RBI	2
BB	0
SO	6
LOB	11



Batter	1	2	3	4	5	6	7	8	9	AB R H RBI BB SO LOB	TOP														
Scott Loucks, R (1, 8) OBP: 0.625, SLG: 0.571	0-3 K		4-0 BB		0-0 L4-3 BB 1B		0-0 1-3 1B		0-0 1-2 2B 1B	4 1 3 0 1 1 0															
Craig Reynolds, L (1, 6) Dave Roberts, R (3, PH) OBP: 0.271, SLG: 0.352	0-3 K		0-0 SF8		4-0 L4-3 BB		0-0 F7		0-0 1-H 2B	1 0 0 0 0 1 0 2 0 1 2 1 0 1															
Denny Walling, L (1, 9) Vern Ruhle, R (5, 1) Joe Sambito, L (7, 1) Danny Heep, L (8, PH) Dave Smith, R (8, 1) OBP: 0.250, SLG: 0.250	0-0 4-3		0-0 F8		0-0 L4-3			0-3 K	4-3	3 0 0 0 0 0 4 0 0 0 0 0 0 0 0 0 0 0 0 0 0 1 0 0 0 0 1 0 1 0 0 0 0 0 1															
Harry Spilman, L (1, 3) OBP: 0.302, SLG: 0.259		0-0 G3		0-0 G3	0-0 3-1			0-0 4-3		4 0 0 0 0 0 1															
Alan Knicely, R (1, 2) OBP: 0.571, SLG: 1.429		0-0 6-3		0-0 1B 1B		0-3 K		0-0 HR		4 1 2 1 0 1 0															
Tim Tolman, R (1, 7) OBP: 0.125, SLG: 0.125		0-0 G3		0-0 F8		0-0 F8		0-0 F3		4 0 0 0 0 0 1															
Kiko Garcia, R (1, 5) Dickie Thon, R (6, 6) OBP: 0.337, SLG: 0.337			0-0 FC2-5 1B	0-0 FC6-4 1B		0-0 5-3			0-0 SH3 1B 2B	3 0 2 0 0 0 0 1 1 1 0 0 0 0															
Joe Pittman, R (1, 4) Bert Pena, R (7, 6) OBP: 0.500, SLG: 0.500			0-0 BB SF8 1B	0-0 FC6-4			0-0 FC6-4 1B		0-0 SH3	3 1 2 0 0 0 2 0 0 0 0 0 0 0															
Bob Knepper, L (1, 1) Jose Cruz, L (5, PH) Gary Woods, R (5, 9) OBP: 0.276, SLG: 0.264			0-0 FC2-5 BB		0-0 BB L4-3 1B		0-0 FC6-4 1B		0-0 CS 1B	1 0 0 0 0 0 2 1 1 1 0 0 0 0 2 0 1 1 0 0 1															
Inning Stats	R: 0 E: 0 K: 2 S: 7	H: 0 LOB: 0 BB: 0 P: 7	R: 0 E: 0 K: 0 S: 3	H: 0 LOB: 0 BB: 0 P: 3	R: 1 E: 0 K: 0 S: 5	H: 2 LOB: 2 BB: 1 P: 9	R: 0 E: 0 K: 0 S: 5	H: 2 LOB: 2 BB: 0 P: 5	R: 1 E: 0 K: 0 S: 4	H: 2 LOB: 1 BB: 1 P: 8	R: 0 E: 0 K: 1 S: 5	H: 0 LOB: 0 BB: 0 P: 5	R: 0 E: 0 K: 0 S: 4	H: 2 LOB: 1 BB: 0 P: 4	R: 1 E: 0 K: 1 S: 6	H: 1 LOB: 0 BB: 0 P: 6	R: 2 E: 0 K: 0 S: 6	H: 4 LOB: 1 BB: 0 P: 6	1B: 10 2B: 3 3B: 0 HR: 1	SF: 1 SAC: 1 DP: 1 HBP: 0	WP: 0 PB: 0 SB: 1 CS: 1	PA: 39			
PITCHER	IP WLS BF H R ER SO BB IBB HBP BLK WP HR S P ERA WHIP																								
Burt Hooton, R (1, 1) ERA: 2.28	5.0		22	6	2	2	2	2	2	0	0	0	0	24	32	3.60	1.600								
Bobby Castillo, R (6, 1) ERA: 5.33	2.0		7	2	0	0	1	0	0	0	0	0	0	9	9	0.00	1.000								
Dave Goltz, R (8, 1) ERA: 4.09	2.0	L	10	5	3	3	1	0	0	0	0	0	1	12	12	13.50	2.500								

Houston Astros @ Los Angeles Dodgers
 Dodger Stadium, Los Angeles, CA

Sun Oct 04 1981, 3:33 AM PDT
 Att: 47,072 - Unknown

livebaseballscorecards.com

AB 35
R 5
H 13
RBI 4
BB 2
SO 4
LOB 13



Batter	1	2	3	4	5	6	7	8	9	AB R H RBI BB SO LOB
Steve Sax, R (1, 4) OBP: 0.317, SLG: 0.345 Jack Perconte, L (5, PH) OBP: 0.364, SLG: 0.444 (6, 4)	0-0 1-3	0-0 F8			0-0 F4			0-0 F4		2 0 0 0 0 0 1 2 0 0 0 0 0 0
Ken Landreaux, L (1, 8) OBP: 0.297, SLG: 0.367 Bobby Castillo, R (6, 1) OBP: 0.444, SLG: 0.667 Dave Goltz, R (8, 1) OBP: 0.158, SLG: 0.059	0-0 HR	0-0 2-3			0-3 K			0-0 G3		3 1 1 1 0 1 1 0 0 0 0 0 0 0 1 0 0 0 0 0 0
Dusty Baker Jr., R (1, 7) OBP: 0.363, SLG: 0.445 Mark Bradley, R (4, 9) OBP: 0.167, SLG: 0.333	4-0 HBP 1B BB		0-0 4-3			0-0 6-3			0-3 K	1 1 0 0 1 0 0 2 0 0 0 0 1 0
Steve Garvey, R (1, 3) OBP: 0.322, SLG: 0.411 Reggie Smith, S (4, 3) OBP: 0.318, SLG: 0.314	0-0 1B HBP		0-3 K			0-0 6-3			0-3 K	2 1 1 0 0 1 0 2 0 0 0 0 1 0
Mike Marshall, R (1, 9) OBP: 0.259, SLG: 0.320 Candy Maldonado, R (7, 7) OBP: 0.083, SLG: 0.083	1-0 1B HBP		0-0 6-3			0-0 F9			0-3 K	2 0 0 0 0 0 0 1 0 0 0 0 1 0
Steve Yeager, R (1, 2) OBP: 0.281, SLG: 0.337	0-0 1B			0-3 K			0-0 1-3			3 0 1 2 0 1 0
Bill Russell, R (1, 6) OBP: 0.284, SLG: 0.282 Gary Weiss, S (4, PR) OBP: 0.143, SLG: 0.105 (5, 6)	0-0 G6-4-3 1B			0-0 G4-3 1B			0-0 F8			2 0 1 0 0 0 2 1 0 0 0 0 0 0
Derrel Thomas, S (1, 5) OBP: 0.322, SLG: 0.321		0-3 K2-3		0-0 G4-3			0-0 F7			3 0 0 0 0 1 1
Burt Hooton, R (1, 1) OBP: 0.261, SLG: 0.262 Jay Johnstone, L (5, PH) OBP: 0.267, SLG: 0.349 Bobby Mitchell, L (6, 8) OBP: 0.222, SLG: 0.125		0-0 E6			0-0 F8			0-3 K		1 0 0 0 0 0 0 1 0 0 0 0 0 0 1 0 0 0 0 1 0

Inning Stats	R: 3	H: 3	E: 0	K: 5	H: 3	LOB: 1	BB: 1	P: 10	R: 0	H: 0	E: 1	K: 1	S: 6	R: 0	H: 0	E: 0	K: 1	S: 5	R: 0	H: 1	E: 0	K: 1	S: 5	R: 0	H: 0	E: 0	K: 1	S: 5	R: 0	H: 0	E: 0	K: 0	S: 3	R: 0	H: 0	E: 0	K: 0	S: 3	R: 0	H: 0	E: 0	K: 1	S: 5	R: 0	H: 0	E: 0	K: 3	S: 9	R: 0	H: 0	E: 0	K: 3	S: 9
--------------	------	------	------	------	------	--------	-------	-------	------	------	------	------	------	------	------	------	------	------	------	------	------	------	------	------	------	------	------	------	------	------	------	------	------	------	------	------	------	------	------	------	------	------	------	------	------	------	------	------	------	------	------	------	------

PITCHER	IP	WLS	BF	H	R	ER	SO	BB	IBB	HBP	BLK	WP	HR	S	P	ERA	WHIP
Bob Knepper, L (1, 1) ERA: 2.18	4.0		17	4	3	3	3	1	0	1	0	0	1	21	26	6.75	1.250
Vern Ruhle, R (5, 1) ERA: 2.91	2.0		6	0	0	0	1	0	0	0	0	0	0	8	8	0.00	0.000
Joe Sambito, L (7, 1) ERA: 1.84	1.0		3	0	0	0	0	0	0	0	0	0	0	3	3	0.00	0.000
Dave Smith, R (8, 1) ERA: 2.76	2.0	W	6	0	0	0	4	0	0	0	0	0	0	14	14	0.00	0.000


BOTTOM

Houston Astros @ Los Angeles Dodgers
Dodger Stadium, Los Angeles, CA
 Sun Oct 04 1981, 3:33 AM PDT
 Att. 47,072 - Unknown

AB	30
R	3
H	4
RBI	3
BB	1
SO	8
LOB	5



WP	PA	ERA	WHIP
32			

Batter	1	2	3	4	5	6	7	8	9	AB R H RBI BB SO LOB	TOP	
Davey Lopes, R (1, 4) X	0-0 4-3 ①		0-0 L3 ③			0-3 K ③			0-3 K ②	4 0 0 0 0 2 0	Los Angeles Dodgers @ Houston Astros Astrodome, Houston, TX Tue Oct 06 1981, 8:05 PM EDT Att. 44,836 - Dome livebaseballscorecards.com AB 28 R 1 H 2 RBI 1 BB 1 SO 7 LOB 3 	
Ken Landreaux, L (1, 8) X OBP: 0.250, SLG: 0.250	0-0 G1-6-3 1B			0-0 4-3 ①				0-3 K ①	0-0 6-3 ③	4 0 1 0 0 1 0		
Dusty Baker Jr., R (1, 7) X	0-0 G1-6-3 1-2f			0-0 6-3 ②				0-0 F9 ②		3 0 0 0 0 0 1		
Steve Garvey, R (1, 3) X OBP: 0.333, SLG: 1.333		0-0 F9 ①		0-0 1-3 ③				0-0 HR		3 1 1 1 0 0 0		
Rick Monday, L (1, 9)		4-0 BB			0-3 K ①			0-0 F7 ③		2 0 0 0 1 1 0		
Pedro Guerrero, R (1, 5)		0-3 K ②			0-0 F8 ②			0-0 F7 ①		3 0 0 0 0 1 1		
Mike Scioscia, L (1, 2)		0-3 K2-3 ③			0-0 F9 ③			0-0 G3 ②		3 0 0 0 0 1 1		
Bill Russell, R (1, 6)			0-0 P6 ①			0-0 6-3 ①		0-0 F8 ③		3 0 0 0 0 0 0		
Fernando Valenzuela, L (1, 1)			0-0 1-3 ②			0-3 K ②			0-0 1-3 ①	2 0 0 0 0 1 0		
Jay Johnstone, L (9, PH)										1 0 0 0 0 0 0		
Dave Stewart, R (9, 1)										0 0 0 0 0 0 0		
Inning Stats	R: 0 H: 1 E: 0 LOB: 0 K: 0 BB: 0 S: 3 P: 3	R: 0 H: 0 E: 0 LOB: 1 K: 2 BB: 1 S: 7 P: 11	R: 0 H: 0 E: 0 LOB: 0 K: 0 BB: 0 S: 3 P: 3	R: 0 H: 0 E: 0 LOB: 0 K: 0 BB: 0 S: 3 P: 3	R: 0 H: 0 E: 0 LOB: 0 K: 1 BB: 0 S: 5 P: 5	R: 0 H: 0 E: 0 LOB: 0 K: 2 BB: 0 S: 7 P: 7	R: 1 H: 1 E: 0 LOB: 0 K: 1 BB: 0 S: 6 P: 6	R: 0 H: 0 E: 0 LOB: 0 K: 0 BB: 0 S: 3 P: 3	R: 0 H: 0 E: 0 LOB: 0 K: 1 BB: 0 S: 5 P: 5	1B: 1 SF: 0 2B: 0 SAC: 0 3B: 0 DP: 1 HR: 1 HBP: 0	WP: 0 PA: 29 PB: 0 SB: 0 CS: 0	
PITCHER Nolan Ryan, R (1, 1) ERA: 1.0	IP WLS BF H R ER SO BB IBB HBP BLK WP HR S P ERA WHIP	9.0 W 29 2 1 1 7 1 0 0 0 0 1 42 46 1.00 0.333										

Batter	1	2	3	4	5	6	7	8	9	AB	R	H	RBI	BB	SO	LOB
--------	---	---	---	---	---	---	---	---	---	----	---	---	-----	----	----	-----

Terry Puhl, L OBP: 0.500, SLG: 0.500 (1, 9)	0-0 G3		0-0 4-3			0-0 BB 1B		0-0 FC1-8 1B		4	1	2	0	0	0	0
Phil Garner, R (1, 4)	0-3 K			0-0 6-3		4-0 BB 1B		0-0 F9		3	0	0	0	1	1	1
Tony Scott, S OBP: 0.250, SLG: 0.250 (1, 8)	0-3 K			0-0 5-3		0-0 1B		0-0 FC1-6		4	0	1	1	0	1	1
Jose Cruz, L (1, 7)		0-0 F7		0-3 K		0-0 G3		0-3 K		4	0	0	0	0	2	3
Cesar Cedeno, R OBP: 0.500, SLG: 0.750 (1, 3)		0-0 S 1B			0-0 F7		0-0 S 2B		0-3 K	4	0	2	0	0	1	0
Art Howe, R OBP: 0.250, SLG: 0.250 (1, 5)		0-0 F9			0-0 K 1B		0-0 F9		0-0 F8	4	0	1	0	0	0	2
Kiko Garcia, R Craig Reynolds, L OBP: 1.000, SLG: 1.000 (9, PH)		0-0 5-3			0-3 K 1-2		0-0 F8		0-0 HR 1B	3	0	0	0	0	1	3
Alan Ashby, S OBP: 0.500, SLG: 1.333 (1, 2)			0-0 6-3			0-0 F7		4-0 FC4-6 IBB		3	1	1	2	1	0	0
Nolan Ryan, R (1, 1)			0-3 K			0-0 6-3		0-0 FC4-6		3	0	0	0	0	1	2

Inning Stats	R: 0	H: 0	E: 0	K: 2	S: 7	R: 0	H: 1	E: 0	K: 0	S: 4	R: 0	H: 0	E: 0	K: 1	S: 5	R: 0	H: 0	E: 0	K: 1	S: 5	R: 0	H: 1	E: 0	K: 1	S: 5	R: 1	H: 2	E: 0	K: 0	S: 5	R: 0	H: 1	E: 0	K: 0	S: 4	R: 0	H: 1	E: 0	K: 1	S: 6	R: 2	H: 2	E: 0	K: 1	S: 6	1B: 6	SF: 0	2B: 1	SAC: 0	3B: 0	DP: 0	HR: 1	HBP: 0	WP: 0	PA: 35
--------------	------	------	------	------	------	------	------	------	------	------	------	------	------	------	------	------	------	------	------	------	------	------	------	------	------	------	------	------	------	------	------	------	------	------	------	------	------	------	------	------	------	------	------	------	------	-------	-------	-------	--------	-------	-------	-------	--------	-------	--------

PITCHER	IP	WLS	BF	H	R	ER	SO	BB	IBB	HBP	BLK	WP	HR	S	P	ERA	WHIP
Fernando Valenzuela, L ERA: 1.13 (1, 1)	8.0		31	6	1	1	6	1	1	0	0	0	0	41	49	1.12	0.875
Dave Stewart, R ERA: 27.0 (9, 1)	0.2	L	4	2	2	2	1	0	0	0	0	0	1	6	6	27.00	3.000

BOTTOM

Los Angeles Dodgers @ Houston Astros
Astrodome, Houston, TX
Tue Oct 06 1981, 8:05 PM EDT
Att. 44,836 - Dome

livebaseballscorecards.com

AB	33
R	3
H	8
RBI	3
BB	2
SO	7
LOB	12



Batter	1	2	3	4	5	6	7	8	9	10	11	AB R H RBI BB SO LOB	TOP	
Davey Lopes, R (1, 4) OBP: 0.222, SLG: 0.333 Mike Marshall, R (11, PH) Dave Stewart, R (11, 1) Terry Forster, L (11, 1) Tom Niedenfuer, R (11, 1)	0-3 K ①		x 0-0 1B		x 0-0 6-3 ②		x 0-0 SH1-3 2B		0-3 K ③		0-3 K ③	5 0 2 0 0 2 0 1 0 0 0 0 1 2 0	Los Angeles Dodgers @ Houston Astros Astrodome, Houston, TX Wed Oct 07 1981, 4:33 AM EDT Att. 42,398 - Dome	
Ken Landreaux, L (1, 8) OBP: 0.250, SLG: 0.250	0-0 4-3 ②		x 0-0 F7 ①		x 0-0 1B		x 0-0 SH1-3 ①		0-0 F5 ①			4 0 1 0 0 0 1		
Dusty Baker Jr., R (1, 7) OBP: 0.250, SLG: 0.143	4-0 BB		x 0-0 1B		x 0-0 F9 ③		x 0-0 5-3 ②		x 0-0 F8 ②			4 0 1 0 1 0 2		
Steve Garvey, R (1, 3) OBP: 0.250, SLG: 0.625	0-0 6-3 ③		x 0-0 F2 ②				x 0-0 F8 ①		x 0-0 6-3 ③			5 0 1 0 0 0 4		
Rick Monday, L (1, 9) OBP: 0.286, SLG: 0.167 Derrel Thomas, S (8, 9)		x 0-0 P6 ①	x 0-0 6-3 ③				x 0-0 BB 1B 1B		x 0-0 P6 ①			4 0 1 0 0 0 2 1 0 0 0 0 1 1		
Pedro Guerrero, R (1, 5) OBP: 0.125, SLG: 0.125		x 0-0 6-3 ②		x 0-0 F2 ①			x 0-0 BB 1B 1B		x 0-0 F7 ②			5 0 1 0 0 0 0		
Mike Scioscia, L (1, 2) OBP: 0.143, SLG: 0.143 Steve Yeager, R (11, PH) OBP: 1.000, SLG: 2.000		x 0-0 BB 1B		x 0-0 F5 ②			x 0-0 F7 ②		x 0-0 F8 ③			4 0 1 0 0 0 2 1 0 1 0 0 0 0		
Bill Russell, R (1, 6)		BB BB 4-0 BB		x 0-0 6-3 ③			BB BB 4-0 BB 1-2 2-3		x 0-0 P6 ①			2 0 0 0 3 0 0		
Jerry Reuss, L (1, 1) Steve Howe, L (10, 1) Reggie Smith, S (11, PH) Steve Sax, R (11, 4)	0-3 K ③		0-3 K ①		0-3 K ①		0-3 K ③		0-3 K ②		0-3 K ②	4 0 0 0 0 4 5 0 0 0 0 0 0 0 1 0 0 0 0 1 2 0 0 0 0 0 0 0		
Inning Stats	R: 0 H: 0 E: 0 K: 1 S: 5	R: 0 H: 1 E: 0 K: 1 S: 6	R: 0 H: 2 E: 0 K: 0 S: 5	R: 0 H: 0 E: 0 K: 0 S: 3	R: 0 H: 1 E: 0 K: 1 S: 6	R: 0 H: 2 E: 0 K: 1 S: 7	R: 0 H: 1 E: 0 K: 0 S: 4	R: 0 H: 0 E: 0 K: 0 S: 3	R: 0 H: 0 E: 0 K: 2 S: 7	R: 0 H: 1 E: 0 K: 1 S: 6	R: 0 H: 1 E: 0 K: 2 S: 8	1B: 7 SF: 0 2B: 2 SAC: 1 3B: 0 DP: 0 HR: 0 HBP: 0		WP: 0 PA: 46 PB: 0 SB: 0 CS: 0
PITCHER	IP WLS BF H R ER SO BB IBB HBP BLK WP HR S P ERA WHIP													
Joe Niekro, R (1, 1) ERA:	8.0 34 7 0 0 4 3 0 0 0 0 0 0 39 51 0.00 1.250													
Dave Smith, R (9, 1) ERA:	2.0 7 1 0 0 3 0 0 0 0 0 0 0 13 13 0.00 0.500													
Joe Sambito, L (11, 1) ERA:	1.0 W 5 1 0 0 2 1 0 0 0 0 0 0 8 12 0.00 2.000													

AB	41
R	0
H	9
RBI	0
BB	4
SO	9
LOB	21



livebaseballscorecards.com


Batter	1	2	3	4	5	6	7	8	9	10	11	AB R H RBI BB SO LOB
Terry Puhl, L (1, 9) OBP: 0.333, SLG: 0.333	0-0 F7			0-0 G3		0-0 FC5-6-4 1B		0-0 6-3		0-0 6-3		5 0 1 0 0 0 1
Phil Garner, R (1, 4) OBP: 0.333, SLG: 0.250	0-0 5-3			0-0 4-3		0-0 FC5-6-4 1-2f			0-0 FC5 1B		0-0 1B	5 1 2 0 0 0 1
Tony Scott, S (1, 8) OBP: 0.222, SLG: 0.222	0-0 6-3			0-3 K			0-0 5-3		0-0 F3		0-0 1B	5 0 1 0 0 1 1
Jose Cruz, L (1, 7) OBP: 0.222, SLG: 0.222		0-0 5-3			0-0 4-3		0-0 S 1B		0-0 1-2 1B		0-0 F7	5 0 2 0 0 0 2
Cesar Cedeno, R (1, 3) OBP: 0.444, SLG: 0.429		0-0 F8			4-0 CS 1B BB		0-3 K		0-0 F3		4-0 1B	3 0 0 0 2 1 3
Art Howe, R (1, 5) OBP: 0.222, SLG: 0.125		0-0 P6			0-0 F8		4-0 1-2		0-0 FC5		0-3 K	4 0 0 0 1 1 6
Dickie Thon, R (1, 6) OBP: 0.500, SLG: 0.500			0-0 4-3		0-0 1-2		0-0 1B			0-0 SH1-4 1B	0-0 1B	4 0 2 0 0 0 2
Denny Walling, L (11, PH) OBP: 1.000, SLG: 1.000					2-H						1-2 2-3 3-H	1 0 1 1 0 0 0
Luis Pujols, R (1, 2)			0-0 F9		0-0 6-3		0-3 K			0-0 SH1-4 1B		3 0 0 0 0 1 0
Joe Niekro, R (1, 1)			0-0 F9		0-0 4-3		0-0 6-3			0-0 F8		2 0 0 0 0 0 0
Gary Woods, R (8, PH)												1 0 0 0 0 0 0
Dave Smith, R (9, 1)												0 0 0 0 0 0 0
Joe Pittman, R (10, PH)												1 0 0 0 0 0 1
Joe Sambito, L (11, 1)												0 0 0 0 0 0 0

Inning Stats	R: 0	H: 0	R: 0	H: 0	R: 0	H: 0	R: 0	H: 1	R: 0	H: 1	R: 0	H: 0	R: 0	H: 2	R: 0	H: 1	R: 1	H: 3	
E: 0	LOB: 0	E: 0	LOB: 0	E: 0	LOB: 0	E: 0	LOB: 0	E: 0	LOB: 2	E: 0	LOB: 0	E: 0	LOB: 2	E: 0	LOB: 1	E: 0	LOB: 3		
K: 0	BB: 0	K: 0	BB: 0	K: 0	BB: 0	K: 1	BB: 0	K: 0	BB: 1	K: 1	BB: 0	K: 0	BB: 0	K: 0	BB: 0	K: 1	BB: 1		
S: 3	P: 3	S: 3	P: 3	S: 3	P: 3	S: 5	P: 5	S: 3	P: 7	S: 4	P: 4	S: 5	P: 5	S: 5	P: 5	S: 4	P: 4	S: 7	P: 11

PITCHER	IP	WLS	BF	H	R	ER	SO	BB	IBB	HBP	BLK	WP	HR	S	P	ERA	WHIP
Jerry Reuss, L (1, 1)	9.0		33	5	0	0	3	1	1	0	0	0	0	37	45	0.00	0.667
Steve Howe, L (10, 1)	1.0		4	1	0	0	0	0	0	0	0	0	0	4	4	0.00	1.000
Dave Stewart, R (11, 1)	0.0	L	2	2	1	1	0	0	0	0	0	0	0	2	2	∞	∞
Terry Forster, L (11, 1)	0.1		1	0	0	0	0	0	0	0	0	0	0	1	1	0.00	0.000
Tom Niedenfuer, R (11, 1)	0.1		3	1	0	0	1	0	1	0	0	0	0	4	8	0.00	3.000

BOTTOM	
AB	39
R	1
H	9
RBI	1
BB	3
SO	4
LOB	17

Los Angeles Dodgers @ Houston Astros
 Astrodome, Houston, TX
 Wed Oct 07 1981, 4:33 AM EDT
 Att. 42,398 - Dome



WP: 0 PA: 43
 PB: 0
 SB: 1
 CS: 1

livebaseballscores.com

Batter	1	2	3	4	5	6	7	8	9	AB R H RBI BB SO LOB	TOP											
Terry Puhl, L (1, 9) OBP: 0.231, SLG: 0.231	0-0 F9		0-0 F7			0-0 F8		0-3 K		4 0 0 0 0 1 1												
Phil Garner, R (1, 4) OBP: 0.385, SLG: 0.200	4-0 G3-6 BB			0-0 6-3		0-3 K		4-0 3-1 BB		2 0 0 0 2 1 0												
Tony Scott, S (1, 8) OBP: 0.154, SLG: 0.154	0-0 G3-6 1-2f			0-0 6-3			0-0 P4	0-3 K		4 0 0 0 0 1 2												
Jose Cruz, L (1, 7) OBP: 0.308, SLG: 0.385		0-0 G5-4-3 1B		0-0 L6			0-0 4-3 2B	0-0 3-1		4 0 2 0 0 0 1												
Cesar Cedeno, R (1, 3) OBP: 0.308, SLG: 0.273		0-0 G5-4-3 1-2f			0-0 F5		0-0 4-3	0-0 F7		4 0 0 0 0 0 3												
Alan Ashby, S (1, 2) OBP: 0.429, SLG: 0.800		0-0 G3			4-0 5-3 BB		0-0 F8			2 0 0 0 1 0 1												
Art Howe, R (1, 5) OBP: 0.333, SLG: 0.500			0-0 HR		0-0 5-3			4-0 BB		2 1 1 1 1 0 1												
Craig Reynolds, L (1, 6) OBP: 0.333, SLG: 0.333			0-3 K		0-0 P6			0-0 F9		2 0 0 0 0 1 1												
Dickie Thon, R (8, PH) OBP: 0.400, SLG: 0.400								0-0 K		1 0 0 0 0 0 1												
Bob Knepper, L (1, 1) Harry Spilman, L (8, PH) Frank LaCorte, R (8, 1) Gary Woods, R (8, PH) Joe Sambito, L (8, 1) Billy Smith, R (8, 1)			0-0 3-1		0-0 G3			0-3 K		1 0 0 0 0 0 0 1 0 0 0 0 0 0 0 0 0 0 0 0 0 1 0 0 0 0 0 1 1 0 0 0 0 0 0 0 0 0 0 0 0 0 0 0 0												
Inning Stats	R: 0 E: 0 K: 0 S: 2	H: 0 LOB: 0 BB: 1 P: 6	R: 0 E: 0 K: 0 S: 3	H: 1 LOB: 0 BB: 0 P: 3	R: 1 E: 0 K: 1 S: 6	H: 1 LOB: 0 BB: 0 P: 6	R: 0 E: 0 K: 0 S: 3	H: 0 LOB: 0 BB: 0 P: 3	R: 0 E: 0 K: 0 S: 3	H: 0 LOB: 1 BB: 1 P: 7	R: 0 E: 0 K: 1 S: 5	H: 0 LOB: 0 BB: 0 P: 5	R: 0 E: 0 K: 0 S: 4	H: 1 LOB: 1 BB: 0 P: 4	R: 0 E: 0 K: 2 S: 7	H: 0 LOB: 1 BB: 1 P: 11	R: 0 E: 0 K: 1 S: 5	H: 0 LOB: 1 BB: 1 P: 9	1B: 1 2B: 1 3B: 0 HR: 1	SF: 0 SAC: 0 DP: 2 HBP: 0	WP: 0 PB: 0 SB: 0 CS: 0	PA: 32
PITCHER	IP WLS BF H R ER SO BB IBB HBP BLK WP HR S P ERA WHIP																					
Burt Hooton, R (1, 1) ERA: 1.29	7.0 W 25 3 1 1 2 3 0 0 0 0 0 1 26 38 1.29 0.857																					
Steve Howe, L (8, 1) ERA:	1.0 3 0 0 0 2 0 0 0 0 0 0 0 7 7 0.00 0.000																					
Bob Welch, R (9, 1) ERA:	1.0 4 0 0 0 1 1 0 0 0 0 0 0 5 9 0.00 1.000																					

Houston Astros @ Los Angeles Dodgers
Dodger Stadium, Los Angeles, CA
Fri Oct 09 1981, 3:33 AM PDT
Att: 46,820 - Unknown

livebaseballscorecards.com

AB	28
R	1
H	3
RBI	1
BB	4
SO	5
LOB	12



Batter	1	2	3	4	5	6	7	8	9
Davey Lopes, R OBP: 0.357, SLG: 0.333 (1, 4)	4-0 SH1-4 2B BB	0-0 5-3		0-0 1-2 1B		0-0 6-3		4-0 1B IBB	
Ken Landreaux, L OBP: 0.250, SLG: 0.250 (1, 8)	0-0 SH1-4 1-2		0-0 F8	0-0 F7			0-0 F7	0-0 FC6-4 1B	
Dusty Baker Jr., R OBP: 0.308, SLG: 0.333 (1, 7)	0-0 HR 2B		0-0 E 1B		0-0 F7		0-0 2-3	0-0 FC6-4 1-2f	
Steve Garvey, R OBP: 0.333, SLG: 0.833 (1, 3)	0-0 HR		0-3 K		0-0 FC5 WP 1B		0-3 K		
Pedro Guerrero, R OBP: 0.250, SLG: 0.273 (1, 5)	0-3 K		0-0 E7 1-3		4-0 1-2 IBB			0-0 FC1-5 2B	
Rick Monday, L OBP: 0.300, SLG: 0.222 (1, 9)	0-0 1B		0-0 G3		0-3 K			0-0 FC1-5 1B	
Derrel Thomas, S (8, PH) (9, 9)								2-3 1B	
Steve Yeager, R OBP: 0.400, SLG: 0.600 (1, 2)	0-3 K			0-0 F7	0-0 FC5			0-0 1B SF9 1B	
Bill Russell, R OBP: 0.333, SLG: 0.111 (1, 6)		0-0 4-3		0-0 P6		0-3 K		0-0 SF9 1B 1B	
Burt Hooton, R (1, 1)		0-0 5-3		0-0 E3 1B		0-0 F7		0-0 SF9	
Steve Howe, L (8, 1)								1-3 2-H	
Reggie Smith, S (8, PH)								2-3 3-H	
Bob Welch, R (9, 1)									

Inning Stats	R: 3	H: 3	E: 0	K: 2	S: 10	LOB: 1	BB: 1	P: 14	R: 0	H: 0	E: 0	K: 0	S: 3	LOB: 0	BB: 0	P: 3	R: 0	H: 1	E: 1	K: 1	S: 7	LOB: 2	BB: 0	P: 7	R: 0	H: 1	E: 0	K: 0	S: 5	LOB: 2	BB: 0	P: 5	R: 0	H: 0	E: 0	K: 1	S: 5	LOB: 0	BB: 0	P: 5	R: 0	H: 0	E: 0	K: 1	S: 5	LOB: 0	BB: 0	P: 5	R: 3	H: 4	E: 0	K: 0	S: 7	LOB: 2	BB: 1	P: 11
--------------	------	------	------	------	-------	--------	-------	-------	------	------	------	------	------	--------	-------	------	------	------	------	------	------	--------	-------	------	------	------	------	------	------	--------	-------	------	------	------	------	------	------	--------	-------	------	------	------	------	------	------	--------	-------	------	------	------	------	------	------	--------	-------	-------

PITCHER	IP	WLS	BF	H	R	ER	SO	BB	IBB	HBP	BLK	WP	HR	S	P	ERA	WHIP
Bob Knepper, L ERA: 5.4 (1, 1)	5.0	L	25	6	3	3	4	1	1	0	0	1	1	31	39	5.40	1.400
Frank LaCorte, R ERA: (6, 1)	2.0		6	0	0	0	2	0	0	0	0	0	0	10	10	0.00	0.000
Joe Sambito, L ERA: 16.2 (8, 1)	0.2		7	4	3	3	0	0	1	0	0	0	0	6	10	40.50	6.000
Billy Smith, R ERA: (8, 1)	0.1		1	0	0	0	0	0	0	0	0	0	0	1	1	0.00	0.000

BOTTOM

Houston Astros @ Los Angeles Dodgers
Dodger Stadium, Los Angeles, CA

Fri Oct 09 1981, 3:33 AM PDT
Att. 46,820 - Unknown

AB	R	H	RBI	BB	SO	LOB
3	1	1	0	2	0	0
4	0	1	1	0	0	2
5	1	2	1	0	0	2
4	1	2	2	0	2	1
3	0	1	0	1	1	1
3	0	1	0	0	1	4
1	1	0	0	0	0	1
4	1	1	0	0	1	3
4	1	1	1	0	1	0
3	0	0	0	0	0	0
0	0	0	0	0	0	0
0	0	0	1	0	0	0
0	0	0	0	0	0	0

AB	34
R	6
H	10
RBI	6
BB	3
SO	6
LOB	14

WP: 1 PA: 39
PB: 0
SB: 0
CS: 0



PITCHER	IP	WLS	BF	H	R	ER	SO	BB	IBB	HBP	BLK	WP	HR	S	P	ERA	WHIP
---------	----	-----	----	---	---	----	----	----	-----	-----	-----	----	----	---	---	-----	------

Batter	1	2	3	4	5	6	7	8	9	AB R H RBI BB SO LOB	TOP									
Terry Puhl, L (1, 9) OBP: 0.235, SLG: 0.294	0-0 2-3			0-0 F8		0-0 F9			0-0 4-3 1B	4 1 1 0 0 0 1										
Phil Garner, R (1, 4) OBP: 0.294, SLG: 0.143	0-3 K			0-0 P5			0-0 F9		0-0 4-3	4 0 0 0 0 1 1										
Tony Scott, S (1, 8) OBP: 0.176, SLG: 0.176	0-3 K			0-3 K			0-0 F8		0-0 2-3 1B	4 0 1 1 0 2 0										
Jose Cruz, L (1, 7) OBP: 0.235, SLG: 0.294		0-0 F7			0-0 F2		0-0 4-3		0-0 3-H P2	4 0 0 0 0 0 1										
Cesar Cedeno, R (1, 3) OBP: 0.313, SLG: 0.286		0-0 6-3			0-0 CS 1B			0-0 F8		3 0 1 0 0 0 0										
Art Howe, R (1, 5) OBP: 0.286, SLG: 0.417		0-0 4-3			0-0 5-3			0-0 G3 1B		2 0 0 0 0 0 1										
Denny Walling, L (5, 5) OBP: 1.000, SLG: 1.000					1-2					1 0 1 0 0 0 0										
Dickie Thon, R (1, 6) OBP: 0.375, SLG: 0.286			0-0 F3			4-0 SH1-4 BB		0-0 G3		2 0 0 0 1 0 1										
Luis Pujols, R (1, 2)			0-0 5-3			0-0 F8		0-0 1-3		3 0 0 0 0 0 2										
Vern Ruhle, R (1, 1) Kiko Garcia, R (9, PH)			0-3 K			0-0 SH1-4			0-0 F8	1 0 0 0 0 1 0 1 0 0 0 0 0 0										
Inning Stats	R: 0 E: 0 K: 2 S: 7	H: 0 LOB: 0 BB: 0 P: 7	R: 0 E: 0 K: 0 S: 3	H: 0 LOB: 0 BB: 0 P: 3	R: 0 E: 0 K: 1 S: 5	H: 0 LOB: 0 BB: 0 P: 5	R: 0 E: 0 K: 1 S: 5	H: 1 LOB: 0 BB: 0 P: 3	R: 0 E: 0 K: 0 S: 3	H: 0 LOB: 1 BB: 1 P: 7	R: 0 E: 0 K: 0 S: 3	H: 0 LOB: 0 BB: 0 P: 3	R: 0 E: 0 K: 0 S: 4	H: 1 LOB: 1 BB: 0 P: 4	R: 1 E: 0 K: 0 S: 5	H: 2 LOB: 1 BB: 0 P: 5	1B: 3 2B: 1 3B: 0 HR: 0	SF: 0 SAC: 1 DP: 0 HBP: 0	WP: 0 PB: 0 SB: 0 CS: 1	PA: 31
PITCHER Fernando Valenzuela, L (1, 1) ERA: 1.06	IP: 9.0 WLS: W BF: 31 H: 4 R: 1 ER: 1 SO: 4 BB: 1 IBB: 0 HBP: 0 BLK: 0 WP: 0 HR: 0 S: 38 P: 42 ERA: 1.00 WHIP: 0.556																			

Houston Astros @ Los Angeles Dodgers
Dodger Stadium, Los Angeles, CA

Sat Oct 10 1981, 3:33 AM PDT
Att: 55,983 - Unknown

AB	29
R	1
H	4
RBI	1
BB	1
SO	4
LOB	7



Batter	1	2	3	4	5	6	7	8	9
Davey Lopes, R (1, 4) OBP: 0.333, SLG: 0.267	0-0 6-3			0-0 4-3		4-0 FC5-4 BB		0-0 5-3	
Ken Landreaux, L (1, 8) OBP: 0.188, SLG: 0.188	0-0 4-3			0-0 4-3		0-0 P6		0-0 F9	
Dusty Baker Jr., R (1, 7) OBP: 0.250, SLG: 0.267	0-0 3-1			0-0 F8		0-0 FC5-4 1-2f			
Steve Garvey, R (1, 3) OBP: 0.333, SLG: 0.733		0-0 6-3			0-0 F7		0-0 SH1-3 1B		
Rick Monday, L (1, 9) Derrel Thomas, S (9, 9) OBP: 0.250, SLG: 0.182		0-0 F7			0-3 K		0-0 SH1-3 1-2		
Pedro Guerrero, R (1, 5) OBP: 0.267, SLG: 0.500		0-0 5-3			0-0 HR		0-0 F8		
Mike Scioscia, L (1, 2) OBP: 0.200, SLG: 0.111			0-0 5-3		0-0 3-1		4-0 1B IBB		
Bill Russell, R (1, 6) OBP: 0.400, SLG: 0.250			0-0 F7			0-0 SH2-4 1B	0-0 1-3 2-H 1B		
Fernando Valenzuela, L (1, 1)			0-0 1-3			0-0 SH2-4 1-2		0-0 4-3	

Inning Stats	R: 0	H: 0	E: 0	LOB: 0	K: 0	BB: 0	S: 3	P: 3
	R: 0	H: 0	E: 0	LOB: 0	K: 0	BB: 0	S: 3	P: 3
	R: 0	H: 0	E: 0	LOB: 0	K: 0	BB: 0	S: 3	P: 3
	R: 1	H: 1	E: 0	LOB: 0	K: 1	BB: 0	S: 6	P: 6
	R: 0	H: 1	E: 0	LOB: 2	K: 0	BB: 1	S: 4	P: 8
	R: 1	H: 2	E: 0	LOB: 2	K: 0	BB: 1	S: 4	P: 8
	R: 0	H: 0	E: 0	LOB: 0	K: 0	BB: 0	S: 3	P: 3

PITCHER	IP	WLS	BF	H	R	ER	SO	BB	IBB	HBP	BLK	WP	HR	S	P	ERA	WHIP
Vern Ruhle, R (1, 1) ERA: 2.25	8.0	L	29	4	2	2	1	1	1	0	0	0	1	29	37	2.25	0.625

BOTTOM

Houston Astros @ Los Angeles Dodgers
 Dodger Stadium, Los Angeles, CA
 Sat Oct 10 1981, 3:33 AM PDT
 Att. 55,983 - Unknown

AB	25
R	2
H	4
RBI	2
BB	2
SO	1
LOB	5

livebaseballscorecards.com



1B	2B	3B	HR	SF	SAC	DP	HBP	WP	HR	S	P	ERA	WHIP
3	0	0	1	0	2	0	0	0	0	0	0	2.25	0.625

Batter	1	2	3	4	5	6	7	8	9	AB R H RBI BB SO LOB	TOP											
Terry Puhl, L (1, 9) OBP: 0.190, SLG: 0.238	0-0 F7		0-0 FC1-6		0-0 P6		0-0 3-1			4 0 0 0 0 0 3												
Phil Garner, R (1, 4) OBP: 0.238, SLG: 0.111	0-0 F9		0-0 5-3		0-0 F8		0-0 F8			4 0 0 0 0 0 3												
Tony Scott, S (1, 8) OBP: 0.190, SLG: 0.150	0-0 5-3		0-0 5-3			4-0 CS BB		0-3 K		3 0 0 0 1 1 1												
Art Howe, R (1, 5) OBP: 0.278, SLG: 0.375		0-0 F9		0-0 F8		0-0 BB 1B		0-0 F8		4 0 1 0 0 0 0												
Jose Cruz, L (1, 7) OBP: 0.333, SLG: 0.350		0-0 FC5-4 1B		0-3 K		4-0 FC6-4 BB		0-0 1B		3 0 2 0 1 1 0												
Denny Walling, L (1, 3) OBP: 0.500, SLG: 0.500		0-0 E6 FC5-4 1-2		0-0 1B		0-0 F2		0-3 K		4 0 1 0 0 1 4												
Dickie Thon, R (1, 6) OBP: 0.250, SLG: 0.182		0-0 FC5-4 1-2 2-3		0-0 F9		0-0 FC6-4 1-2			0-0 6-3	4 0 0 0 0 0 5												
Alan Ashby, S (1, 2) OBP: 0.273, SLG: 0.444		0-0 5-3			0-0 F7		0-0 E5 3-1		0-0 F7	4 0 0 0 0 0 2												
Nolan Ryan, R (1, 1) OBP: 0.400, SLG: 0.250			4-0 BB BB		0-0 1B		0-0 F7		0-3 K2-3	1 0 1 0 1 0 0												
Joe Pittman, R (7, PH)										1 0 0 0 0 0 1												
Dave Smith, R (7, 1)										0 0 0 0 0 0 0												
Frank LaCorte, R (7, 1)										0 0 0 0 0 0 0												
Dave Roberts, R (9, PH)										1 0 0 0 0 1 0												
Inning Stats	R: 0 E: 0 K: 0 S: 3	H: 0 LOB: 0 BB: 0 P: 3	R: 0 E: 1 K: 0 S: 5	H: 1 LOB: 2 BB: 0 P: 5	R: 0 E: 0 K: 0 S: 3	H: 0 LOB: 1 BB: 1 P: 7	R: 0 E: 0 K: 1 S: 6	H: 1 LOB: 1 BB: 0 P: 6	R: 0 E: 0 K: 0 S: 4	H: 1 LOB: 1 BB: 0 P: 4	R: 0 E: 0 K: 0 S: 3	H: 1 LOB: 2 BB: 2 P: 11	R: 0 E: 1 K: 0 S: 4	H: 0 LOB: 1 BB: 0 P: 4	R: 0 E: 0 K: 2 S: 8	H: 1 LOB: 1 BB: 0 P: 8	R: 0 E: 0 K: 1 S: 5	H: 0 LOB: 0 BB: 0 P: 5	1B: 5 2B: 0 3B: 0 HR: 0	SF: 0 SAC: 0 DP: 0 HBP: 0	WP: 0 PB: 0 SB: 1 CS: 1	PA: 36
PITCHER Jerry Reuss, L (1, 1) ERA:	IP: 9.0 WLS: W BF: 36 H: 5 R: 0 ER: 0 SO: 4 BB: 3 IBB: 0 HBP: 0 BLK: 0 WP: 0 HR: 0 S: 41 P: 53 ERA: 0.00 WHIP: 0.889																					

Houston Astros @ Los Angeles Dodgers
Dodger Stadium, Los Angeles, CA
Sun Oct 11 1981, 3:33 AM PDT
Att: 55,979 - Unknown

livebaseballscorecards.com

AB 33
R 0
H 5
RBI 0
BB 3
SO 4
LOB 19



Batter	1	2	3	4	5	6	7	8	9
Davey Lopes, R OBP: 0.304, SLG: 0.250 (1, 4)	0-3 K		0-0 K		0-3 K		0-3 K	0-0 F2	
Ken Landreaux, L OBP: 0.200, SLG: 0.250 (1, 8)	0-0 F9		0-0 E6			0-0 F8	0-0 3B		
Dusty Baker Jr., R OBP: 0.250, SLG: 0.222 (1, 7)	0-0 E4		0-0 P6			4-0 1B	0-0 F8		
Steve Garvey, R OBP: 0.368, SLG: 0.789 (1, 3)	0-0 5-3		0-0 6-3			0-0 1B	0-0 3B		
Rick Monday, L OBP: 0.313, SLG: 0.214 (7, PR)		0-3 K		0-0 5-3		0-0 1B	4-0 1B		
Derrel Thomas, S (8, 9)						1-2 FC	1B	1B	
Pedro Guerrero, R OBP: 0.263, SLG: 0.412 (1, 5)		4-0 3-1		0-3 K		0-0 P4	0-3 K		
Mike Scioscia, L OBP: 0.214, SLG: 0.154 (1, 2)		0-0 3-1		0-0 F5		0-0 FC	0-3 K		
Bill Russell, R OBP: 0.368, SLG: 0.313 (1, 6)		0-0 F7			0-0 F7	0-0 FC		0-0 2B	
Jerry Reuss, L (1, 1)			0-3 K		0-3 K	0-3 K		0-3 K	

Inning Stats	R: 0	H: 0	E: 1	K: 1	S: 6	LOB: 1	BB: 0	P: 6
	R: 0	H: 0	E: 0	K: 1	S: 5 <td>LOB: 1</td> <td>BB: 1</td> <td>P: 9 </td>	LOB: 1	BB: 1	P: 9
	R: 0	H: 1	E: 1	K: 1	S: 7 <td>LOB: 2</td> <td>BB: 0</td> <td>P: 7 </td>	LOB: 2	BB: 0	P: 7
	R: 0	H: 0	E: 0	K: 1	S: 5 <td>LOB: 0</td> <td>BB: 0</td> <td>P: 5 </td>	LOB: 0	BB: 0	P: 5
	R: 0	H: 0	E: 0	K: 2	S: 7 <td>LOB: 0</td> <td>BB: 0</td> <td>P: 7 </td>	LOB: 0	BB: 0	P: 7
	R: 3	H: 3	E: 1	K: 1	S: 9 <td>LOB: 2</td> <td>BB: 1</td> <td>P: 13 </td>	LOB: 2	BB: 1	P: 13
	R: 1	H: 2	E: 0	K: 2	S: 9 <td>LOB: 2</td> <td>BB: 1</td> <td>P: 13 </td>	LOB: 2	BB: 1	P: 13
	R: 0	H: 1	E: 0	K: 2	S: 8 <td>LOB: 1</td> <td>BB: 0</td> <td>P: 8 </td>	LOB: 1	BB: 0	P: 8

PITCHER	IP	WLS	BF	H	R	ER	SO	BB	IBB	HBP	BLK	WP	HR	S	P	ERA	WHIP
Nolan Ryan, R ERA: 1.8 (1, 1)	6.0	L	27	4	3	2	7	2	0	0	0	0	0	39	47	3.00	1.000
Dave Smith, R ERA: 3.86 (7, 1)	0.1		2	1	1	1	1	0	0	0	0	0	0	4	4	27.00	3.000
Frank LaCorte, R ERA: (7, 1)	1.2		8	2	0	0	3	0	1	0	0	0	0	13	17	0.00	1.200

BOTTOM

Houston Astros @ Los Angeles Dodgers
Dodger Stadium, Los Angeles, CA
 Sun Oct 11 1981, 3:33 AM PDT
 Att. 55,979 - Unknown

AB	R	H	RBI	BB	SO	LOB
5	0	1	0	0	3	1
4	1	1	0	0	0	1
3	1	0	0	1	0	3
4	1	2	1	0	0	3
3	1	1	1	1	1	0
0	0	0	0	0	0	0
3	0	0	0	1	2	4
4	0	1	1	0	1	1
4	0	1	1	0	0	2
4	0	0	0	0	4	3

AB	34
R	4
H	7
RBI	4
BB	3
SO	11
LOB	18

WP: 0 PA: 37
 PB: 0
 SB: 2
 CS: 0



1B	2B	3B	HR	SF	SAC	DP	HBP
4	2	1	0	0	0	0	0

Batter	1	2	3	4	5	6	7	8	9	AB R H RBI BB SO LOB	TOP	
Tim Raines, S (1, 7) OBP: 0.250, SLG: 0.250	1-0 		0-1 			2-2 		1-0 		4 0 1 0 0 0 1		
Rodney Scott, S (1, 4) OBP: 0.750, SLG: 0.667	2-1 			0-0 		4-2 		1-3 		3 0 2 0 1 1 1		
Andre Dawson, R (1, 8) OBP: 0.280, SLG: 0.333	1-1 			1-2 		0-3 		0-0 		4 0 0 0 0 1 4		
Gary Carter, R (1, 2) OBP: 0.480, SLG: 0.909		0-0 		3-2 		4-1 		1-1 		3 1 2 0 1 0 1		
Larry Parrish, R (1, 5) OBP: 0.200, SLG: 0.250		0-0 		0-0 		2-2 		1-2 		4 0 1 1 0 0 4		
Warren Cromartie, L (1, 3) OBP: 0.231, SLG: 0.308		1-0 		2-2 		1-1 		1-1 		4 0 1 0 0 0 1		
Jerry White, S (1, 9) OBP: 0.280, SLG: 0.318			2-2 		1-0 		2-2 		0-2 		4 0 2 0 0 0 2	
Chris Speier, R (1, 6) OBP: 0.435, SLG: 0.421			0-0 		1-2 		1-1 		0-0 		4 0 0 0 0 0 4	
Bill Gullickson, R (1, 1) Terry Francona, L (8, PH) Jeff Reardon, R (8, 1)			4-2 		1-1 		2-3 				1 0 0 0 1 0 1	
Inning Stats	R: 0 H: 1 E: 0 LOB: 0 K: 0 BB: 0 S: 5 P: 9	R: 0 H: 1 E: 0 LOB: 0 K: 0 BB: 0 S: 3 P: 4	R: 0 H: 0 E: 0 LOB: 1 K: 0 BB: 1 S: 8 P: 14	R: 0 H: 1 E: 0 LOB: 1 K: 0 BB: 0 S: 9 P: 13	R: 0 H: 1 E: 0 LOB: 1 K: 0 BB: 0 S: 10 P: 15	R: 0 H: 0 E: 0 LOB: 2 K: 1 BB: 2 S: 12 P: 24	R: 0 H: 1 E: 0 LOB: 0 K: 0 BB: 0 S: 7 P: 11	R: 0 H: 1 E: 0 LOB: 1 K: 2 BB: 0 S: 11 P: 15	R: 1 H: 3 E: 0 LOB: 1 K: 0 BB: 0 S: 13 P: 16	1B: 6 SF: 0 2B: 4 SAC: 0 3B: 0 DP: 4 HR: 0 HBP: 0	WP: 0 PA: 35 PB: 0 SB: 2 CS: 0	
PITCHER	IP WLS BF H R ER SO BB IBB HBP BLK WP HR S P ERA WHIP											IP WLS BF H R ER SO BB IBB HBP BLK WP HR S P ERA WHIP
Burt Hooton, R (1, 1) ERA: 0.63	7.1 W 28 6 0 0 2 3 0 0 0 0 0 0 60 99 0.00 1.227											
Bob Welch, R (8, 1) ERA: 5.4	0.2 4 2 1 1 1 0 0 0 0 0 0 0 11 14 13.50 3.000											
Steve Howe, L (9, 1) ERA:	1.0 3 1 0 0 0 0 0 0 0 0 0 0 7 8 0.00 1.000											

Montreal Expos @ Los Angeles Dodgers
Dodger Stadium, Los Angeles, CA
 Tue Oct 13 1981, 3:33 AM PDT
 Att: 51,273 - Unknown

AB	32
R	1
H	9
RBI	1
BB	3
SO	3
LOB	19



Batter	1	2	3	4	5	6	7	8	9
Davey Lopes, R OBP: 0.333, SLG: 0.261 (1, 4)	1-3 K		1-2 F2		4-2 S BB		1-0 S 1B		
Ken Landreaux, L OBP: 0.208, SLG: 0.292 (1, 8)	2-2 P6		0-0 2B		1-0 F2		1-3 K		
Dusty Baker Jr., R OBP: 0.250, SLG: 0.190 (1, 7)	1-0 4-3		0-0 P3		1-2 HBP		0-0 L6		
Steve Garvey, R OBP: 0.348, SLG: 0.696 (1, 3)		0-1 2B 1B	0-2 F7		0-3 K2-3		0-0 F3		
Ron Cey, R OBP: 0.500, SLG: 0.750 (1, 5)		2-2 1B SH1-4 2B		2-3 K		0-0 6-3	1-0 HR 1B		
Derrel Thomas, S (8, PR) (9, 5)									
Pedro Guerrero, R OBP: 0.261, SLG: 0.524 (1, 9)		1-3 K		2-2 P4		0-1 6-3	1-0 HR		
Mike Scioscia, L OBP: 0.333, SLG: 0.438 (1, 2)		2-0 SH1-4 1B		4-0 BB		1-2 F8	2-0 HR		
Bill Russell, R OBP: 0.318, SLG: 0.263 (1, 6)		2-0 SH1-4		2-2 F3		0-0 F7	1-2 F7		
Burt Hooton, R (1, 1)		0-1 F7			3-2 F7		1-3 K		
Bob Welch, R (8, 1)									
Steve Howe, L (9, 1)									

Inning Stats	R: 0	H: 0	E: 0	K: 1	S: 8	R: 2	H: 3	E: 0	K: 1	S: 14	R: 0	H: 1	E: 0	K: 0	S: 8	R: 0	H: 0	E: 0	K: 1	S: 12	R: 0	H: 0	E: 0	K: 0	S: 8	R: 0	H: 0	E: 0	K: 2	S: 10	R: 3	H: 3	E: 0	K: 0	S: 8
	LOB: 0	BB: 0	BB: 12	LOB: 1	BB: 21	LOB: 1	BB: 0	LOB: 1	BB: 0	P: 9	LOB: 1	BB: 1	LOB: 2	BB: 1	P: 21	LOB: 0	BB: 2	LOB: 0	BB: 0	P: 9	LOB: 1	BB: 1	LOB: 1	BB: 0	P: 13	LOB: 1	BB: 0	P: 13	LOB: 0	SAC: 1	DP: 0	HBP: 1	HR: 2	HR: 2	

PITCHER	IP	WLS	BF	H	R	ER	SO	BB	IBB	HBP	BLK	WP	HR	S	P	ERA	WHIP
Bill Gullickson, R ERA: 1.84 (1, 1)	7.0	L	29	5	2	2	6	2	0	1	0	0	0	72	107	2.57	1.000
Jeff Reardon, R ERA: 6.75 (8, 1)	1.0		6	3	3	3	0	0	0	0	0	0	2	8	13	27.00	3.000

AB R H RBI BB SO LOB

3 0 1 0 1 1 0

4 0 1 0 0 1 2

3 0 0 0 0 0 1

4 1 1 0 0 1 3

4 1 2 1 0 1 0
0 1 0 0 0 0 0

4 1 1 2 0 1 1

3 1 2 1 1 0 0

3 0 0 1 0 0 2

3 0 0 0 0 1 1
0 0 0 0 0 0 0
0 0 0 0 0 0 0

AB 31
R 5
H 8
RBI 5
BB 2
SO 6
LOB 10

WP: 0 PA: 35
PB: 0
SB: 2
CS: 0

livebaseballscorecards.com

Dodgers

Montreal Expos @ Los Angeles Dodgers
Dodger Stadium, Los Angeles, CA
 Tue Oct 13 1981, 3:33 AM PDT
 Att. 51,273 - Unknown

Batter	1	2	3	4	5	6	7	8	9	AB R H RBI BB SO LOB	TOP											
Tim Raines, S (1, 7) <small>OBP: 0.444, SLG: 0.556</small> Terry Francona, L (9, 7) <small>OBP: 0.400, SLG: 0.308</small>	1-0 CS 1B	2-0 1-2 2-H 3-H 1B			2-0 6-3		0-0 1-3 2B		1-2 4-3	5 0 3 1 0 0 0 0 0 0 0 0 0 0												
Rodney Scott, S (1, 4) <small>OBP: 0.375, SLG: 0.286</small>	2-1 4-3 1-2		0-0 5-3			3-3 K	2-3 K			4 0 0 0 0 2 3												
Andre Dawson, R (1, 8) <small>OBP: 0.276, SLG: 0.321</small>	2-2 5-3		1-1 F9			2-1 1B E 1B	1-1 6-3			4 1 1 0 0 0 2												
Gary Carter, R (1, 2) <small>OBP: 0.483, SLG: 0.846</small>		1-0 5-3	1-3 K			1-0 E7 WP 1-H 1B		0-1 FC4-8 1B		4 0 2 0 0 1 0												
Larry Parrish, R (1, 5) <small>OBP: 0.207, SLG: 0.250</small>		1-0 1B 2B 1B		0-1 F8		1-0 P5		0-1 FC4-6 1-2f		4 1 1 0 0 0 2												
Jerry White, S (1, 9) <small>OBP: 0.310, SLG: 0.320</small>		3-0 2B 1-2 1B 1B		3-2 5-3		4-0 2-3 BB		0-2 L7		3 1 1 0 1 0 1												
Warren Cromartie, L (1, 3) <small>OBP: 0.233, SLG: 0.333</small>		1-0 1-3 2-H 1B 2B		0-0 6-3		1-2 4-3		3-2 P6		4 0 1 1 0 0 3												
Chris Speier, R (1, 6) <small>OBP: 0.444, SLG: 0.409</small>		4-2 1B BB		1-2 F7			3-2 FC1-6 1B		2-2 6-3	3 0 1 0 1 0 0												
Ray Burriss, R (1, 1)		0-3 K		1-3 K			0-2 FC1-6 2B		1-3 K	4 0 0 0 0 3 4												
Inning Stats	R: 0 E: 0 K: 0 S: 7	H: 1 LOB: 0 BB: 0 P: 12	R: 2 E: 0 K: 1 S: 12	H: 4 LOB: 2 BB: 1 P: 24	R: 0 E: 0 K: 1 S: 6	H: 0 LOB: 0 BB: 0 P: 8	R: 0 E: 0 K: 1 S: 7	H: 0 LOB: 0 BB: 0 P: 10	R: 0 E: 0 K: 1 S: 7	H: 0 LOB: 0 BB: 0 P: 11	R: 1 E: 1 K: 1 S: 11	H: 2 LOB: 2 BB: 1 P: 23	R: 0 E: 0 K: 1 S: 12	H: 2 LOB: 2 BB: 0 P: 18	R: 0 E: 0 K: 0 S: 11	H: 1 LOB: 1 BB: 0 P: 14	R: 0 E: 0 K: 1 S: 9	H: 0 LOB: 0 BB: 0 P: 13	1B: 8 2B: 2 3B: 0 HR: 0	SF: 0 SAC: 0 DP: 0 HBP: 0	WP: 1 PB: 0 SB: 0 CS: 1	PA: 37
PITCHER	IP WLS BF H R ER SO BB IBB HBP BLK WP HR S P ERA WHIP																					
Fernando Valenzuela, L (1, 1) <small>ERA: 1.96</small> Tom Niedenfuer, R (7, 1) <small>ERA:</small> Terry Forster, L (7, 1) <small>ERA:</small> Alejandro Pena, R (7, 1) <small>ERA:</small> Bobby Castillo, R (9, 1) <small>ERA:</small>	6.0 L 25 7 3 3 4 2 0 0 0 1 0 50 88 4.50 1.500	0.1 3 2 0 0 0 0 0 0 0 0 0 7 10 0.00 6.000	0.1 1 0 0 0 1 0 0 0 0 0 0 3 5 0.00 0.000	1.1 5 1 0 0 0 0 0 0 0 0 0 13 17 0.00 0.750	1.0 3 0 0 0 0 1 0 0 0 0 0 9 13 0.00 0.000																	

Montreal Expos @ Los Angeles Dodgers
Dodger Stadium, Los Angeles, CA
 Wed Oct 14 1981, 3:33 AM PDT
 Att: 53,463 - Unknown

AB	35
R	3
H	10
RBI	2
BB	2
SO	6
LOB	15



Batter	1	2	3	4	5	6	7	8	9	AB	R	H	RBI	BB	SO	LOB
Davey Lopes, R (1, 4) OBP: 0.300, SLG: 0.231 Rick Monday, L (8, PH) OBP: 0.294, SLG: 0.200 Bobby Castillo, R (9, 1)	0-0 F8		2-1 F7			1-0 F6		2-3 K		3	0	0	0	0	0	1
Ken Landreaux, L (1, 8) OBP: 0.214, SLG: 0.259	3-2 G3		1-1 F2			4-2 1B BB		1-1 L4		3	0	0	0	1	0	2
Dusty Baker Jr., R (1, 7) OBP: 0.286, SLG: 0.240	0-1 1B				0-2 5-3					4	0	2	0	0	0	0
Steve Garvey, R (1, 3) OBP: 0.333, SLG: 0.630	1-3 K				2-0 4-3					4	0	1	0	0	1	3
Ron Cey, R (1, 5) OBP: 0.250, SLG: 0.375		0-0 5-3			1-3 K					4	0	0	0	0	1	1
Pedro Guerrero, R (1, 9) OBP: 0.259, SLG: 0.458		1-0 6-3			4-1 FC4-6 BB					3	0	0	0	1	0	2
Mike Scioscia, L (1, 2) OBP: 0.286, SLG: 0.368		3-2 F8			0-0 FC4-6					3	0	0	0	0	0	1
Bill Russell, R (1, 6) OBP: 0.360, SLG: 0.318					3-2 P6					3	0	2	0	0	0	1
Fernando Valenzuela, L (1, 1) Tom Niedenfuer, R (7, 1) Terry Forster, L (7, 1) Alejandro Pena, R (7, 1) Jay Johnstone, L (8, PH) Steve Sax, R (9, 4)					0-2 FC3-6					2	0	0	0	0	0	2

Inning Stats	R: 0	H: 1	E: 0	LOB: 1	K: 1	S: 10	P: 14	R: 0	H: 0	E: 0	LOB: 0	K: 0	S: 5	R: 0	H: 1	E: 0	LOB: 1	K: 0	S: 10	P: 16	R: 0	H: 0	E: 0	LOB: 0	K: 1	S: 7	R: 0	H: 0	E: 0	LOB: 1	K: 0	S: 4	R: 0	H: 1	E: 0	LOB: 1	K: 0	S: 6	R: 0	H: 0	E: 0	LOB: 0	K: 0	S: 9	R: 0	H: 1	E: 0	LOB: 1	K: 1	S: 9	R: 0	H: 1	E: 1	LOB: 1	K: 0	S: 6	1B: 5	SF: 0	2B: 1	SAC: 0	3B: 0	DP: 2	HR: 0	HBP: 0	WP: 0	PA: 33
PITCHER Ray Burris, R (1, 1) ERA: 1.88	IP	WLS	BF	H	R	ER	SO	BB	IBB	HBP	BLK	WP	HR	S	P	ERA	WHIP	IP	WLS	BF	H	R	ER	SO	BB	IBB	HBP	BLK	WP	HR	S	P	ERA	WHIP	IP	WLS	BF	H	R	ER	SO	BB	IBB	HBP	BLK	WP	HR	S	P	ERA	WHIP															

BOTTOM

Montreal Expos @ Los Angeles Dodgers
 Dodger Stadium, Los Angeles, CA
 Wed Oct 14 1981, 3:33 AM PDT
 Att. 53,463 - Unknown

livebaseballscores.com

AB	31
R	0
H	5
RBI	0
BB	2
SO	3
LOB	15



Batter	1	2	3	4	5	6	7	8	9	AB R H RBI BB SO LOB	TOP	
Davey Lopes, R (1, 4) OBP: 0.324, SLG: 0.267	0-1 G3 S 1B		2-1 1B		1-3 K			2-2 2-3		4 0 2 0 0 1 0		
Ken Landreaux, L (1, 8) OBP: 0.219, SLG: 0.233	2-2 P6 1-2		2-3 K			1-2 1-3		4-1 BB		3 0 0 0 1 1 2		
Dusty Baker Jr., R (1, 7) OBP: 0.281, SLG: 0.241	0-0 G3 2-3			0-1 1B 5-3 1B		0-0 6-3		2-1 5-3		4 1 1 0 0 0 2		
Steve Garvey, R (1, 3) OBP: 0.355, SLG: 0.613	3-2 4-3			1-0 5-3 1-3 1B		0-3 K			2-2 G5-3 1B 1B	4 0 2 0 0 1 1		
Ron Cey, R (1, 5) OBP: 0.250, SLG: 0.333		1-1 E4 G6-4-3		1-1 5-3 1-2 3-H		3-1 F2			3-2 G5-3 1B 1B	4 0 1 1 0 0 2		
Pedro Guerrero, R (1, 9) OBP: 0.226, SLG: 0.393		1-0 G6-4-3 1-2f		1-1 5-3			1-3 K		3-1 G5-3 1B 1B 1-2 2-3f	4 0 0 0 0 1 4		
Mike Scioscia, L (1, 2) OBP: 0.240, SLG: 0.304		2-2 4-3		0-1 G3			1-0 F7		1-3 K	4 0 0 0 0 1 2		
Bill Russell, R (1, 6) OBP: 0.357, SLG: 0.320			1-0 L6		1-2 B5-6-4 1B		1-1 6-3			3 0 1 0 0 0 0		
Jerry Reuss, L (1, 1) Jay Johnstone, L (8, PH) Alejandro Pena, R (8, 1)			3-2 4-3		2-2 B5-6-4 1-2f			2-2 5-3		2 0 0 0 0 0 1 1 0 0 0 0 0 0 0 0 0 0 0 0 0		
Inning Stats	R: 0 H: 1 E: 0 LOB: 1 K: 0 BB: 0 S: 10 P: 15	R: 0 H: 0 E: 1 LOB: 0 K: 0 BB: 0 S: 6 P: 10	R: 0 H: 1 E: 0 LOB: 1 K: 1 BB: 0 S: 10 P: 18	R: 1 H: 2 E: 0 LOB: 1 K: 0 BB: 0 S: 9 P: 12	R: 0 H: 1 E: 0 LOB: 0 K: 1 BB: 0 S: 11 P: 15	R: 0 H: 0 E: 0 LOB: 1 K: 1 BB: 0 S: 9 P: 13	R: 0 H: 0 E: 0 LOB: 0 K: 1 BB: 0 S: 8 P: 11	R: 0 H: 0 E: 0 LOB: 1 K: 0 BB: 1 S: 9 P: 19	R: 0 H: 2 E: 0 LOB: 1 K: 1 BB: 0 S: 14 P: 23	1B: 7 SF: 0 2B: 0 SAC: 0 3B: 0 DP: 3 HR: 0 HBP: 0	WP: 1 PA: 34 PB: 0 SB: 1 CS: 0	
PITCHER Steve Rogers, R (1, 1) ERA: 0.68	IP WLS BF H R ER SO BB IBB HBP BLK WP HR S P ERA WHIP	9.0 W 34 7 1 1 5 1 0 0 0 1 0 86 136 1.00 0.889										

Los Angeles Dodgers @ Montreal Expos
Olympic Stadium, Montreal, QB
Fri Oct 16 1981, 7:05 PM EDT
Att. 54,372 - Unknown

livebaseballscorecards.com

AB	33
R	1
H	7
RBI	1
BB	1
SO	5
LOB	14



Batter	1	2	3	4	5	6	7	8	9	AB	R	H	RBI	BB	SO	LOB
--------	---	---	---	---	---	---	---	---	---	----	---	---	-----	----	----	-----

<p>Tim Raines, S (1, 7) OBP: 0.308, SLG: 0.385</p>			<p>3-2 4-3</p>			<p>2-0 5-3</p>	<p>3-2 F8</p>			4	0	0	0	0	1	1
<p>Rodney Scott, S (1, 4) OBP: 0.250, SLG: 0.182</p>	<p>2-1 5-3</p>			<p>0-0 P6</p>		<p>2-1 P4</p>	<p>1-0 5-3</p>			4	0	0	0	0	0	1
<p>Andre Dawson, R (1, 8) OBP: 0.303, SLG: 0.344</p>	<p>2-0 PB 1B</p>			<p>1-2 5-3</p>		<p>0-0 BB 1B</p>		<p>0-1 5-3</p>		4	1	2	0	0	0	0
<p>Gary Carter, R (1, 2) OBP: 0.485, SLG: 0.793</p>	<p>1-0 F3</p>			<p>1-1 1B 1B</p>		<p>4-1 SAFE 1B HR BB</p>		<p>1-0 5-3</p>		3	1	1	0	1	0	1
<p>Larry Parrish, R (1, 5) OBP: 0.242, SLG: 0.281</p>		<p>0-0 6-3</p>		<p>1-1 1B 1-3 1B</p>		<p>0-0 HR 1B</p>		<p>3-1 5-3</p>		4	1	2	1	0	0	0
<p>Jerry White, S (1, 9) OBP: 0.313, SLG: 0.429</p>	<p>2-1 6-3</p>			<p>0-1 F7</p>		<p>2-1 HR</p>				3	1	1	3	0	0	2
<p>Warren Cromartie, L (1, 3) OBP: 0.212, SLG: 0.303</p>		<p>1-0 P5</p>			<p>1-1 L5</p>	<p>0-0 G3</p>				3	0	0	0	0	0	0
<p>Chris Speier, R (1, 6) OBP: 0.433, SLG: 0.400</p>			<p>0-1 F8</p>		<p>1-1 5-3</p>		<p>0-1 F8 SH3-4 1B</p>			3	0	1	0	0	0	0
<p>Steve Rogers, R (1, 1) OBP: 0.286, SLG: 0.286</p>			<p>2-3 K</p>		<p>0-1 6-3</p>		<p>0-0 SH3-4</p>			2	0	0	0	0	1	0

Inning Stats	R: 0 E: 0 K: 1 S: 7	H: 1 LOB: 1 BB: 0 P: 14	R: 0 E: 0 K: 0 S: 4	H: 0 LOB: 0 BB: 0 P: 7	R: 0 E: 0 K: 1 S: 9	H: 0 LOB: 0 BB: 0 P: 14	R: 0 E: 0 K: 0 S: 10	H: 2 LOB: 2 BB: 0 P: 13	R: 0 E: 0 K: 0 S: 6	H: 0 LOB: 0 BB: 0 P: 8	R: 4 E: 0 K: 0 S: 9	H: 3 LOB: 0 BB: 1 P: 19	R: 0 E: 0 K: 0 S: 8	H: 1 LOB: 1 BB: 0 P: 12	R: 0 E: 0 K: 0 S: 5	H: 0 LOB: 0 BB: 0 P: 9	1B: 6 2B: 0 3B: 0 HR: 1	SF: 0 SAC: 1 DP: 0 HBP: 0
--------------	------------------------------	----------------------------------	------------------------------	---------------------------------	------------------------------	----------------------------------	-------------------------------	----------------------------------	------------------------------	---------------------------------	------------------------------	----------------------------------	------------------------------	----------------------------------	------------------------------	---------------------------------	----------------------------------	------------------------------------

PITCHER	IP	WLS	BF	H	R	ER	SO	BB	IBB	HBP	BLK	WP	HR	S	P	ERA	WHIP
Jerry Reuss, L (1, 1) ERA: 1.44	7.0	L	29	7	4	4	2	1	0	0	0	0	1	53	87	5.14	1.143
Alejandro Pena, R (8, 1) ERA:	1.0		3	0	0	0	0	0	0	0	0	0	0	5	9	0.00	0.000

BOTTOM

Los Angeles Dodgers @ Montreal Expos
Olympic Stadium, Montreal, QB
Fri Oct 16 1981, 7:05 PM EDT
Att. 54,372 - Unknown

AB	30
R	4
H	7
RBI	4
BB	1
SO	2
LOB	5



WP: 0	PA: 32
PB: 1	SB: 0
CS: 0	

Batter	1	2	3	4	5	6	7	8	9	AB R H RBI BB SO LOB	TOP											
Davey Lopes, R (1, 4) OBP: 0.316, SLG: 0.265	2-0 SH1-3 S 1B		2-0 5-3		1-3 K		2-0 F8		1-1 SH5-3 1-2 2-3	4 0 1 0 0 1 1												
Bill Russell, R (1, 6) OBP: 0.344, SLG: 0.286	2-1 SH1-3 1-3		0-0 E5 2B		0-0 P6			2-3 K	4-0 1B 1B IBB	3 2 0 0 1 1 1												
Dusty Baker Jr., R (1, 7) OBP: 0.351, SLG: 0.333	2-1 F8		3-1 FC5 1-H 2B		4-2 1B FC5-2 BB			0-1 HR 1B	0-1 BB 1B 1B 1-2 2-H 3-H	4 2 3 3 1 0 1												
Steve Garvey, R (1, 3) OBP: 0.361, SLG: 0.667	2-3 K		2-1 FC5 2-3		1-1 FC5-2 1B			0-0 HR 1B	2-1 F9 2-1	5 1 2 2 0 1 4												
Ron Cey, R (1, 5) OBP: 0.412, SLG: 0.400		4-2 F9 1B BB		0-0 G4-6-3 1B		2-2 FC5-2 1-2 3-H		4-0 BB 1B	2-2 1B BB 1B 1-2 2-H	3 0 2 1 2 0 2												
Rick Monday, L (1, 9) OBP: 0.286, SLG: 0.211		2-1 G4-6-3 1B		1-1 F9		1-3 K		0-3 K	4-0 1B BB 1-2 2-3	4 0 1 0 0 2 4 0 0 0 0 1 0 0												
Ken Landreaux, L (8, 8) OBP: 0.242, SLG: 0.233		1-1 F9		0-1 G4-6-3 1-2f		1-3 K		1-2 P3	3-0 1B 1B 1-2 2-3 3-H	4 0 0 0 0 1 6 0 0 0 0 0 0 0 1 0 1 1 0 0 0 0 0 0 0 0 0 0												
Pedro Guerrero, R (1, 8) OBP: 0.200, SLG: 0.344		3-1 G4-6-3 1-2f		4-1 SH3-4 BB		0-0 P5			SH5-3 1B 1B F8	2 0 0 0 1 0 2 2 1 1 0 0 0 3												
Bob Welch, R (8, 1) Reggie Smith, S (9, PH) Steve Howe, L (9, 1)		2-2 P6		0-0 SH3-4		1-3 K			2-0 SH5-3 1B 1B	2 0 0 0 0 1 0 1 1 1 0 0 0 0												
Mike Scioscia, L (1, 2) OBP: 0.250, SLG: 0.280																						
Steve Yeager, R (9, PH) OBP: 0.429, SLG: 0.571																						
Burt Hooton, R (1, 1) Derrel Thomas, S (8, 9) OBP: 0.333, SLG: 0.333																						
Inning Stats	R: 0 E: 0 K: 1 S: 8	H: 1 LOB: 1 BB: 0 P: 16	R: 0 E: 0 K: 0 S: 8	H: 1 LOB: 1 BB: 1 P: 18	R: 1 E: 1 K: 0 S: 9	H: 1 LOB: 1 BB: 0 P: 18	R: 0 E: 0 K: 0 S: 5	H: 1 LOB: 0 BB: 0 P: 6	R: 0 E: 0 K: 1 S: 6	H: 0 LOB: 1 BB: 1 P: 11	R: 0 E: 0 K: 2 S: 13	H: 1 LOB: 2 BB: 1 P: 22	R: 0 E: 0 K: 1 S: 5	H: 0 LOB: 0 BB: 0 P: 8	R: 2 E: 0 K: 2 S: 12	H: 2 LOB: 1 BB: 1 P: 19	R: 4 E: 0 K: 0 S: 15	H: 5 LOB: 3 BB: 2 P: 33	1B: 10 2B: 1 3B: 0 HR: 1	SF: 0 SAC: 3 DP: 2 HBP: 0	WP: 0 PB: 0 SB: 1 CS: 0	PA: 44
PITCHER	IP WLS BF H R ER SO BB IBB HBP BLK WP HR S P ERA WHIP																					
Bill Gullickson, R (1, 1) ERA: 2.05	7.1 L 32 7 3 2 6 4 0 0 0 0 0 1 60 111 2.46 1.500																					
Woodie Fryman, L (8, 1) ERA: 19.29	1.0 7 3 4 4 1 0 1 0 0 0 0 0 12 20 36.00 3.000																					
Elias Sosa, R (9, 1) ERA: 2.7	0.1 3 1 0 0 0 1 0 0 0 0 0 0 5 13 0.00 6.000																					
Bill Lee, L (9, 1) ERA:	0.1 2 1 0 0 0 0 0 0 0 0 0 0 4 7 0.00 3.000																					

Los Angeles Dodgers @ Montreal Expos
 Olympic Stadium, Montreal, QB
 Sat Oct 17 1981, 3:33 AM EDT
 Att: 54,499 - Unknown

AB	35
R	7
H	12
RBI	7
BB	6
SO	7
LOB	24



BOTTOM

Los Angeles Dodgers @ Montreal Expos
Olympic Stadium, Montreal, QB
Sat Oct 17 1981, 3:33 AM EDT
Att. 54,499 - Unknown

livebaseballscorecards.com

AB	32
R	1
H	5
RBI	1
BB	3
SO	8
LOB	15



WP:	0	PA:	36
PB:	0	SB:	0
CS:	0		

AB R H RBI BB SO LOB

4 0 0 0 0 1 1

4 0 1 0 0 0 1

4 0 0 0 0 2 1

3 1 1 0 1 0 0

4 0 0 0 0 1 4

3 0 1 0 1 0 3

4 0 1 1 0 1 2

3 0 1 0 1 0 0

1B:	5	SF:	0
2B:	0	SAC:	1
3B:	0	DP:	0
HR:	0	HBP:	0

Batter	1	2	3	4	5	6	7	8	9
Tim Raines, S OBP: 0.235, SLG: 0.294 (1, 7)	1-0 6-3 ①		2-3 K ②		2-1 G3 ①		1-1 L4 ③		
Rodney Scott, S OBP: 0.250, SLG: 0.200 (1, 4)	3-2 4-3 ②		1-1 F8 ③		2-2 F7 ②			1-1 FC4-6 1B	
Andre Dawson, R OBP: 0.270, SLG: 0.306 (1, 8)	1-3 K ③			2-3 K ①	3-1 F7 ③			0-0 FC4-6 1B 1-2f	
Gary Carter, R OBP: 0.486, SLG: 0.750 (1, 2)		4-2 BB ①		1-0 E5 BB 1B		0-1 F7 ①		0-0 1B ②	
Larry Parrish, R OBP: 0.216, SLG: 0.250 (1, 5)		0-2 P3 ①		2-1 F2 ②		3-1 6-3 ②		2-3 K ②	
Jerry White, S OBP: 0.333, SLG: 0.419 (1, 9)		2-1 F9 ②		4-2 1B 1-2 BB		1-1 1B		3-2 F8 ③	
Warren Cromartie, L OBP: 0.216, SLG: 0.297 (1, 3)		2-2 P6 ③		2-2 1B 1-3 2-H		1 SAFE 2-2 F9 ③ 1 SAFE			1-3 K ①
Chris Speier, R OBP: 0.441, SLG: 0.393 (1, 6)			2-2 SH1-4 1B	4-0 IBB			3-2 F7 ①		2-2 F9 ②
Bill Gullickson, R Woodie Fryman, R Elias Sosa, R Bill Lee, L John Milner, L OBP: 0.333, SLG: 0.333 (1, 1) (8, 1) (9, 1) (9, 1) (9, PH)			0-0 SH1-4 ①	1-3 K ③			1-3 K ②		2-3 K ③

Inning Stats	R: 0	H: 0	E: 0	K: 1	S: 7	R: 0	H: 0	E: 0	K: 0	S: 11	R: 0	H: 1	E: 0	K: 1	S: 11	R: 1	H: 1	E: 1	K: 2	S: 15	R: 0	H: 0	E: 0	K: 0	S: 7	R: 0	H: 1	E: 0	K: 0	S: 11	R: 0	H: 0	E: 0	K: 1	S: 9	R: 0	H: 2	E: 0	K: 1	S: 11	R: 0	H: 0	E: 0	K: 2	S: 9	R: 0	H: 0	E: 0	K: 0	S: 14	R: 0	H: 0	E: 0	K: 2	S: 9	1B: 5	2B: 0	3B: 0	HR: 0	SF: 0	SAC: 1	DP: 0	HBP: 0	WP: 0	PB: 0	SB: 0	CS: 0	PA: 36
--------------	------	------	------	------	------	------	------	------	------	-------	------	------	------	------	-------	------	------	------	------	-------	------	------	------	------	------	------	------	------	------	-------	------	------	------	------	------	------	------	------	------	-------	------	------	------	------	------	------	------	------	------	-------	------	------	------	------	------	-------	-------	-------	-------	-------	--------	-------	--------	-------	-------	-------	-------	--------

PITCHER	IP	WLS	BF	H	R	ER	SO	BB	IBB	HBP	BLK	WP	HR	S	P	ERA	WHIP
Burt Hooton, R ERA: 0.42 (1, 1)	7.1	W	31	5	1	0	5	2	1	0	0	0	0	75	127	0.00	0.955
Bob Welch, R ERA: 3.86 (8, 1)	0.2		2	0	0	0	1	0	0	0	0	0	0	7	12	0.00	0.000
Steve Howe, L ERA: (9, 1)	1.0		3	0	0	0	2	0	0	0	0	0	0	9	14	0.00	0.000

Los Angeles Dodgers @ Montreal Expos
 Olympic Stadium, Montreal, QB
 Mon Oct 19 1981, 3:33 AM EDT
 Att: 36,491 - Unknown

AB	33
R	2
H	6
RBI	2
BB	1
SO	2
LOB	15



WP:	1	PA:	34
PB:	0		
SB:	1		
CS:	0		

AB	R	H	RBI	BB	SO	LOB
4	0	1	0	0	0	1
4	0	2	0	0	0	3
4	0	0	0	0	0	3
4	0	0	0	0	0	2
3	0	0	0	1	0	1
4	2	2	1	0	1	1
0	0	0	0	0	0	0
4	0	1	0	0	1	1
3	0	0	0	0	0	2
3	0	0	1	0	0	1
0	0	0	0	0	0	0

Batter	1	2	3	4	5	6	7	8	9
Davey Lopes, R (1, 4) OBP: 0.310, SLG: 0.263	2-1 F2		0-2 6-3		0-1 E6			1-0 S 1B	
Bill Russell, R (1, 6) OBP: 0.361, SLG: 0.375	2-2 3B			1-1 F7 2-3 1B	1-0 6-3			2-2 FC6-4-5 1-3	
Dusty Baker Jr., R (1, 7) OBP: 0.317, SLG: 0.297	0-1 5-3			1-2 2-3		1-2 6-3		1-0 G3	
Steve Garvey, R (1, 3) OBP: 0.325, SLG: 0.600	1-2 1-3			1-1 F7 2-3		2-2 4-3		0-0 P4	
Ron Cey, R (1, 5) OBP: 0.381, SLG: 0.333		4-2 G6-4-3 BB		0-0 F3		1-0 F8		3-1 F7	
Rick Monday, L (1, 9) OBP: 0.320, SLG: 0.391		2-3 K		1-2 1B 4-3 1B		0-0 F8		3-1 HR	
Ken Landreaux, L (9, 9) OBP: 0.242, SLG: 0.233									
Pedro Guerrero, R (1, 8) OBP: 0.205, SLG: 0.333		1-1 G6-4-3 1-2f		3-2 E WP 1B		0-0 F8		0-3 K	
Mike Scioscia, L (1, 2) OBP: 0.226, SLG: 0.250			1-2 F9		0-1 L4		2-0 F8		
Fernando Valenzuela, L (1, 1) Bob Welch, R (9, 1)			0-2 4-3		2-2 4-3 1-2 3-H			0-0 F9	

Inning Stats	R: 0	H: 1	E: 0	K: 0	S: 11	P: 16	R: 0	H: 0	E: 0	K: 1	S: 8	P: 15	R: 0	H: 0	E: 0	K: 0	S: 12	P: 13	R: 0	H: 1	E: 0	K: 0	S: 8	P: 11	R: 1	H: 2	E: 1	K: 0	S: 16	P: 23	R: 0	H: 0	E: 0	K: 0	S: 7	P: 11	R: 0	H: 0	E: 0	K: 0	S: 3	P: 5	R: 0	H: 1	E: 0	K: 0	S: 6	P: 10	R: 1	H: 1	E: 0	K: 1	S: 9	P: 15	1B: 4	SF: 0	2B: 0	SAC: 0	3B: 1	DP: 1	HR: 1	HBP: 0	WP: 1	PA: 34
--------------	------	------	------	------	-------	-------	------	------	------	------	------	-------	------	------	------	------	-------	-------	------	------	------	------	------	-------	------	------	------	------	-------	-------	------	------	------	------	------	-------	------	------	------	------	------	------	------	------	------	------	------	-------	------	------	------	------	------	-------	-------	-------	-------	--------	-------	-------	-------	--------	-------	--------

PITCHER	IP	WLS	BF	H	R	ER	SO	BB	IBB	HBP	BLK	WP	HR	S	P	ERA	WHIP	PITCHER	IP	WLS	BF	H	R	ER	SO	BB	IBB	HBP	BLK	WP	HR	S	P	ERA	WHIP
Ray Burris, R (1, 1) ERA: 1.61	8.0		30	5	1	1	1	1	0	0	0	1	0	71	104	1.12	0.750	Steve Rogers, R (9, 1) ERA: 0.98	1.0	L	4	1	1	1	1	0	0	0	0	0	1	9	15	9.00	1.000

BOTTOM

Los Angeles Dodgers @ Montreal Expos
 Olympic Stadium, Montreal, QB
 Mon Oct 19 1981, 3:33 AM EDT
 Att. 36,491 - Unknown

livebaseballscorecards.com

AB	29
R	1
H	3
RBI	0
BB	3
SO	6
LOB	6



WP: 0	PA: 33
PB: 0	
SB: 0	
CS: 0	

AB	R	H	RBI	BB	SO	LOB
4	1	1	0	0	1	0
3	0	0	0	0	0	0
4	0	0	0	0	1	1
3	0	1	0	1	1	0
0	0	0	0	0	0	0
3	0	1	0	1	0	1
3	0	0	0	1	1	2
3	0	0	0	0	1	2
3	0	0	0	0	0	0
2	0	0	0	0	1	0
1	0	0	0	0	0	0
0	0	0	0	0	0	0

Batter	1	2	3	4	5	6	7	8	9
Tim Raines, S OBP: 0.238, SLG: 0.333 (1, 7) C C B B R X	3-2 SH G4-6-3 2B		1-3 K			3-2 6-3		1-0 F8	
Rodney Scott, S OBP: 0.211, SLG: 0.167 (1, 4) F X	0-1 SH G4-6-3 2-3			2-1 F8		0-0 P4		0-0 G3	
Andre Dawson, R OBP: 0.244, SLG: 0.275 (1, 8) B 1 SAFE 1 SAFE X	1-0 G4-6-3 1-2f 3-H			0-3 K		2-1 P4		1-1 F9	
Gary Carter, R OBP: 0.488, SLG: 0.714 (1, 2) Jerry Manuel, S OBP: 0.188, SLG: 0.071 (9, PR) X	0-0 F8			1-2 FC5-4 1B		2-3 K		4-2 BB BB	
Larry Parrish, R OBP: 0.244, SLG: 0.282 (1, 5) X		0-0 P3		2-2 FC5-4 1-2f		3-2 2B		4-2 BB BB	
Jerry White, S OBP: 0.325, SLG: 0.382 (1, 9) C C C C		0-3 K		1-2 5-3		4-0 IBB		0-0 4-3	
Warren Cromartie, L OBP: 0.200, SLG: 0.275 (1, 3) X		0-0 4-3		1-3 K		0-0 F2			
Chris Speier, R OBP: 0.405, SLG: 0.355 (1, 6) B C X			1-1 6-3		2-1 L6		3-2 F8		
Ray Burris, R Tim Wallach, R OBP: 0.556, SLG: 0.400 (8, PH) Steve Rogers, R OBP: 0.286, SLG: 0.286 (9, 1) X			0-0 P3		0-3 K		0-0 1-3		

Inning Stats	R: 1	H: 1	E: 0	K: 0	S: 7	LOB: 0	BB: 0	P: 11	R: 0	H: 0	E: 0	K: 1	S: 5	LOB: 0	BB: 0	P: 5	R: 0	H: 1	E: 0	K: 1	S: 12	LOB: 1	BB: 0	P: 17	R: 0	H: 0	E: 0	K: 1	S: 9	LOB: 0	BB: 0	P: 13	R: 0	H: 0	E: 0	K: 1	S: 8	LOB: 0	BB: 0	P: 11	R: 0	H: 1	E: 0	K: 1	S: 10	LOB: 2	BB: 1	P: 21	R: 0	H: 0	E: 0	K: 0	S: 6	LOB: 0	BB: 0	P: 10	R: 0	H: 0	E: 0	K: 0	S: 9	LOB: 2	BB: 2	P: 18	1B: 1	SF: 0	2B: 2	SAC: 1	3B: 0	DP: 1	HR: 0	HBP: 0	WP: 0	PA: 33
--------------	------	------	------	------	------	--------	-------	-------	------	------	------	------	------	--------	-------	------	------	------	------	------	-------	--------	-------	-------	------	------	------	------	------	--------	-------	-------	------	------	------	------	------	--------	-------	-------	------	------	------	------	-------	--------	-------	-------	------	------	------	------	------	--------	-------	-------	------	------	------	------	------	--------	-------	-------	-------	-------	-------	--------	-------	-------	-------	--------	-------	--------

PITCHER	IP	WLS	BF	H	R	ER	SO	BB	IBB	HBP	BLK	WP	HR	S	P	ERA	WHIP
Fernando Valenzuela, L ERA: 1.71 (1, 1)	8.2	W	32	3	1	1	6	2	1	0	0	0	0	71	113	1.04	0.577
Bob Welch, R ERA: 3.38 (9, 1)	0.1	S	1	0	0	0	0	0	0	0	0	0	0	1	1	0.00	0.000

Batter	1	2	3	4	5	6	7	8	9	AB R H RBI BB SO LOB	TOP											
Davey Lopes, R (1, 4) OBP: 0.304, SLG: 0.244	0-2 5-3		0-0 6-3			1-1 4-3		4-0 1B 1-2 SF9 BB		3 1 0 0 1 0 0												
Bill Russell, R (1, 6) OBP: 0.333, SLG: 0.343	1-2 6-3			1-1 5-3		0-0 F9		2-2 FC5-4 1B		3 0 0 0 0 0 0												
Jay Johnstone, L (8, PH) OBP: 0.250, SLG: 0.250								1-3 2-H		1 0 1 1 0 0 0												
Dave Stewart, R (8, 1)										0 0 0 0 0 0 0												
Dusty Baker Jr., R (1, 7) OBP: 0.333, SLG: 0.308	2-0 P4			0-0 1B		4-1 BB		0-0 SF9		2 0 1 1 1 0 0												
Steve Garvey, R (1, 3) OBP: 0.318, SLG: 0.568		2-2 1B		0-0 F8		1-3 K		3-1 L5		4 0 1 0 0 1 3												
Ron Cey, R (1, 5) OBP: 0.360, SLG: 0.318	1-0 P3			0-0 F9				1-2 FC5-4		4 0 1 0 0 0 3												
Pedro Guerrero, R (1, 8) OBP: 0.209, SLG: 0.308			0-3 K		0-1 F8		4-1 BB		3-3 K	3 0 0 0 1 2 1												
Rick Monday, L (1, 9) OBP: 0.276, SLG: 0.333			2-3 K		1-1 4-3		1-3 K		2-3 K	4 0 0 0 0 3 2												
Steve Yeager, R (1, 2) OBP: 0.400, SLG: 0.800			1-3 K		0-0 HR		1-2 F9		2-1 4-3	3 1 1 1 0 0 1 1												
Ken Landreaux, L (9, PH) OBP: 0.235, SLG: 0.226										1 0 0 0 0 0 0 0												
Jerry Reuss, L (1, 1)			2-3 K		0-0 F8			4-1 PB 1B BB		0 0 0 0 0 0 0 0												
Bobby Castillo, R (3, 1)										0 0 0 0 0 0 0 0												
Dave Goltz, R (4, 1)										0 0 0 0 0 0 0 0												
Steve Sax, R (5, PH)										1 0 0 0 0 0 0 0												
Tom Niedenfuer, R (5, 1)										0 0 0 0 0 0 0 0												
Derrel Thomas, S (8, PH)										0 0 0 0 0 0 0 0												
Derrel Thomas, S (8, PH)										0 1 0 0 1 0 0 0												
Jerry Reuss, L (1, 1)																						
Bobby Castillo, R (3, 1)																						
Dave Goltz, R (4, 1)																						
Steve Sax, R (5, PH)																						
Tom Niedenfuer, R (5, 1)																						
Derrel Thomas, S (8, PH)																						
Derrel Thomas, S (8, PH)																						
Inning Stats	R: 0 E: 0 K: 0 S: 10	H: 0 LOB: 0 BB: 0 P: 13	R: 0 E: 0 K: 2 S: 10	H: 1 LOB: 1 BB: 0 P: 15	R: 0 E: 0 K: 2 S: 8	H: 0 LOB: 0 BB: 0 P: 11	R: 0 E: 0 K: 0 S: 5	H: 1 LOB: 1 BB: 0 P: 6	R: 1 E: 0 K: 0 S: 6	H: 1 LOB: 0 BB: 0 P: 7	R: 0 E: 0 K: 1 S: 7	H: 0 LOB: 1 BB: 1 P: 13	R: 0 E: 0 K: 1 S: 11	H: 1 LOB: 1 BB: 1 P: 20	R: 2 E: 0 K: 0 S: 13	H: 1 LOB: 1 BB: 2 P: 27	R: 0 E: 0 K: 2 S: 8	H: 0 LOB: 0 BB: 0 P: 15	1B: 4 2B: 0 3B: 0 HR: 1	SF: 1 SAC: 0 DP: 0 HBP: 0	WP: 0 PB: 1 SB: 0 CS: 0	PA: 35
PITCHER	IP WLS BF H R ER SO BB IBB HBP BLK WP HR S P ERA WHIP																					
Ron Guidry, L (1, 1) ERA: 3.52	7.0 W 26 4 1 1 6 2 0 0 0 0 1 57 85 1.29 0.857																					
Ron Davis, R (8, 1) ERA: 1.93	0.0 2 0 2 2 0 2 0 0 0 0 0 1 9 ∞ ∞																					
Rich Gossage, R (8, 1) ERA:	2.0 S 7 1 0 0 2 0 0 0 0 0 0 20 33 0.00 0.500																					

Los Angeles Dodgers @ New York Yankees
 Yankee Stadium, Bronx, NY
 Tue Oct 20 1981, 7:05 PM EDT
 Att: 56,470 - Unknown

AB	30
R	3
H	5
RBI	3
BB	4
SO	8
LOB	10



Batter	1	2	3	4	5	6	7	8	9	AB	R	H	RBI	BB	SO	LOB
Willie Randolph, R OBP: 0.270, SLG: 0.314 (1, 4)	1-0 4-3 ①		2-2 G3 ①	4-2 BB BB BB		1-2 F7 ②				3	0	0	0	1	0	0
Jerry Mumphy, S OBP: 0.350, SLG: 0.306 (1, 8)	1-1 2B HR 1B		1-2 S 1B 1B	4-0 BB BB		0-0 F7 ③				3	2	2	0	1	0	0
Dave Winfield, R OBP: 0.325, SLG: 0.389 (1, 7)	0-3 K ②		0-0 F7 ②	4-1 BB BB			2-1 F2 ①			3	0	0	1	1	1	2
Lou Piniella, R OBP: 0.368, SLG: 0.789 (1, 9)	0-0 HR 2B		1-1 S 1B 1-H	0-1 P4 ③			0-1 F8 ②			4	1	2	1	0	0	3
Bob Watson, R OBP: 0.424, SLG: 0.484 (1, 3)	1-2 HR 2-H 3-H		4-0 BB 1-2		1-1 FC5-4 1B		1-2 F9 ③			3	1	2	3	1	0	0
Graig Nettles, L OBP: 0.333, SLG: 0.375 (1, 5)	0-0 F9 ③		3-2 F9 ③		0-0 F9 ①			4-2 G6-3 BB		3	0	0	0	1	0	3
Rick Cerone, R OBP: 0.273, SLG: 0.387 (1, 2)		1-1 6-3 ①		4-0 FC1-6 BB		0-1 P6 ②		0-2 F8 ①		3	0	0	0	1	0	2
Larry Milbourne, S OBP: 0.333, SLG: 0.361 (1, 6)		1-2 1-3 ②		0-1 FC1-6 SH1-4 BB 1-2f		0-0 FC5-4 ③		0-0 G6-3 ② ③ 1-2f		4	1	0	0	0	0	3
Ron Guidry, L (1, 1)		0-3 K ③		0-2 SH1-4 ②		0-1 F8 ①				2	0	0	0	0	1	0
Ron Davis, R (8, 1)										0	0	0	0	0	0	0
Rich Gossage, R (8, 1)										0	0	0	0	0	0	0

Inning Stats	R: 3	H: 3	E: 0	K: 1	S: 11	LOB: 0	BB: 0	P: 14	R: 0	H: 0	E: 0	K: 1	S: 9	LOB: 0	BB: 0	P: 11	R: 1	H: 2	E: 0	K: 0	S: 14	LOB: 2	BB: 1	P: 25	R: 1	H: 0	E: 0	K: 0	S: 10	LOB: 3	BB: 4	P: 26	R: 0	H: 1	E: 0	K: 0	S: 6	LOB: 1	BB: 0	P: 7	R: 0	H: 0	E: 0	K: 0	S: 6	LOB: 0	BB: 0	P: 7	R: 0	H: 0	E: 0	K: 0	S: 7	LOB: 0	BB: 0	P: 10	R: 0	H: 0	E: 0	K: 0	S: 7	LOB: 0	BB: 1	P: 11
--------------	------	------	------	------	-------	--------	-------	-------	------	------	------	------	------	--------	-------	-------	------	------	------	------	-------	--------	-------	-------	------	------	------	------	-------	--------	-------	-------	------	------	------	------	------	--------	-------	------	------	------	------	------	------	--------	-------	------	------	------	------	------	------	--------	-------	-------	------	------	------	------	------	--------	-------	-------

PITCHER	IP	WLS	BF	H	R	ER	SO	BB	IBB	HBP	BLK	WP	HR	S	P	ERA	WHIP
Jerry Reuss, L ERA: 2.6 (1, 1)	2.2	L	13	5	4	4	2	0	0	0	0	0	0	29	38	13.50	1.875
Bobby Castillo, R ERA: 4.5 (3, 1)	1.0		8	0	1	1	0	5	0	0	0	0	0	13	36	9.00	5.000
Dave Goltz, R ERA: (4, 1)	0.1		1	0	0	0	0	0	0	0	0	0	0	2	2	0.00	0.000
Tom Niedenfuer, R ERA: (5, 1)	3.0		10	1	0	0	0	0	0	0	0	0	0	19	24	0.00	0.333
Dave Stewart, R ERA: 16.2 (8, 1)	1.0		3	0	0	0	0	1	0	0	0	0	0	7	11	0.00	1.000


BOTTOM

Los Angeles Dodgers @ New York Yankees
 Yankee Stadium, Bronx, NY

Tue Oct 20 1981, 7:05 PM EDT
 Att. 56,470 - Unknown

AB	28
R	5
H	6
RBI	5
BB	6
SO	2
LOB	13

WP: 0 PA: 35
 PB: 0
 SB: 2
 CS: 0



PITCHER	IP	WLS	BF	H	R	ER	SO	BB	IBB	HBP	BLK	WP	HR	S	P	ERA	WHIP
---------	----	-----	----	---	---	----	----	----	-----	-----	-----	----	----	---	---	-----	------

Batter	1	2	3	4	5	6	7	8	9	AB R H RBI BB SO LOB	TOP	
Davey Lopes, R (1, 4) <small>OBP: 0.286, SLG: 0.227</small> Rick Monday, L (8, PH) <small>OBP: 0.267, SLG: 0.321</small> Steve Howe, L (8, 1) Dave Stewart, R (8, 1)	3-1 			2-1 		2-1 		1-3 		3 0 0 0 0 0 0 1 0 0 0 0 1 1 0 0 0 0 0 0 0 0 0 0 0 0 0 0	Los Angeles Dodgers @ New York Yankees Yankee Stadium, Bronx, NY Wed Oct 21 1981, 7:05 PM EDT Att: 56,505 - Unknown	
Bill Russell, R (1, 6) <small>OBP: 0.326, SLG: 0.333</small>	2-1 			1-0 		3-1 		1-1 		4 0 1 0 0 0 1		
Dusty Baker Jr., R (1, 7) <small>OBP: 0.306, SLG: 0.279</small>	1-2 			1-3 		2-1 		1-2 		4 0 0 0 0 1 1		
Steve Garvey, R (1, 3) <small>OBP: 0.354, SLG: 0.574</small>		0-1 			0-0 		1-0 		4-2 			3 0 2 0 1 0 0
Ron Cey, R (1, 5) <small>OBP: 0.310, SLG: 0.269</small>		1-0 			1-1 		1-0 		1-3 			4 0 0 0 0 1 3
Pedro Guerrero, R (1, 9) <small>OBP: 0.191, SLG: 0.279</small>		0-0 			0-0 		0-1 		2-3 			4 0 0 0 0 1 3
Ken Landreaux, L (1, 8) <small>OBP: 0.216, SLG: 0.206</small>			0-2 		2-3 		1-2 					3 0 0 0 0 1 3
Steve Yeager, R (1, 2) <small>OBP: 0.333, SLG: 0.667</small> Jay Johnstone, L (8, PH) <small>OBP: 0.200, SLG: 0.200</small> Mike Scioscia, L (8, 2) <small>OBP: 0.226, SLG: 0.250</small>			2-0 		0-2 		0-0 					2 0 0 0 0 0 2 1 0 0 0 0 0 0 0 0 0 0 0 0 0
Burt Hooton, R (1, 1) Terry Forster, L (7, 1) Reggie Smith, S (8, PH) <small>OBP: 0.500, SLG: 0.667</small> Steve Sax, R (8, PR) (8, 4)			0-3 		1-3 		0-1 					2 0 0 0 0 2 0 0 0 0 0 0 0 0 1 0 1 0 0 0 0 0 0 0 0 0 0 0
Inning Stats	R: 0 H: 0 E: 0 LOB: 0 K: 0 BB: 0 S: 7 P: 13	R: 0 H: 0 E: 0 LOB: 0 K: 0 BB: 0 S: 4 P: 5	R: 0 H: 0 E: 0 LOB: 0 K: 1 BB: 0 S: 7 P: 9	R: 0 H: 0 E: 0 LOB: 0 K: 1 BB: 0 S: 6 P: 10	R: 0 H: 1 E: 1 LOB: 2 K: 1 BB: 0 S: 11 P: 14	R: 0 H: 1 E: 0 LOB: 1 K: 1 BB: 0 S: 9 P: 17	R: 0 H: 1 E: 0 LOB: 1 K: 0 BB: 0 S: 7 P: 10	R: 0 H: 1 E: 0 LOB: 1 K: 1 BB: 0 S: 8 P: 10	R: 0 H: 0 E: 0 LOB: 1 K: 2 BB: 1 S: 12 P: 20	1B: 4 SF: 0 2B: 0 SAC: 0 3B: 0 DP: 0 HR: 0 HBP: 0		WP: 0 PA: 33 PB: 0 SB: 0 CS: 0
PITCHER Tommy John, L (1, 1) <small>ERA: 2.7</small> Rich Gossage, R (8, 1) <small>ERA:</small>	IP WLS BF H R ER SO BB IBB HBP BLK WP HR S P ERA WHIP 7.0 W 25 3 0 0 4 0 0 0 0 0 0 0 51 78 0.00 0.429 2.0 S 8 1 0 0 3 1 0 0 0 0 0 0 20 30 0.00 1.000											PITCHER IP WLS BF H R ER SO BB IBB HBP BLK WP HR S P ERA WHIP

AB	32
R	0
H	4
RBI	0
BB	1
SO	7
LOB	14



Batter	1	2	3	4	5	6	7	8	9	AB R H RBI BB SO LOB	TOP									
Willie Randolph, R (1, 4) OBP: 0.304, SLG: 0.282	4-2 B FC5-4 BB	4-1 BB		1-2 6-3		4-2 CS BB		3-1 FC5 2-3		2 0 0 0 3 0 1										
Jerry Mumphrey, S (1, 8) OBP: 0.327, SLG: 0.256	0-2 FC5-4 BB 1-2f	2-2 1-3		0-0 6-3		0-3 K 1-2		2-2 4-3		5 0 0 0 0 1 4										
Dave Winfield, R (1, 7) OBP: 0.306, SLG: 0.326	4-0 G6-4-3 BB 1-2		1-3 K	4-2 BB		0-2 5-3		1-2 F9		3 0 0 0 2 1 0										
Lou Piniella, R (1, 9) OBP: 0.360, SLG: 0.680	3-2 G6-4-3 1-2f		0-1 HR 1B	0-0 L7		2-2 F9		2-3 K		5 1 1 0 0 1 3										
Bob Watson, R (1, 3) OBP: 0.439, SLG: 0.590		0-1 HR	1-1 P4		0-0 4-3 2B		1-1 F7		4 1 2 1 0 0 1											
Rick Cerone, R (1, 2) OBP: 0.317, SLG: 0.486		0-1 F9 1B 2B	1-0 HR		2-3 K		0-1 P4		4 2 2 2 0 1 1											
Aurelio Rodriguez, R (1, 5) OBP: 0.500, SLG: 0.500		0-2 F9 2-3	2-1 E4 1B		0-2 4-3			0-0 FC5 1B 1B		4 0 2 0 0 0 2										
Larry Milbourne, S (1, 6) OBP: 0.386, SLG: 0.405		2-1 SH3-4 1B 3-H	4-0 IBB		4-0 IBB			0-1 P5-3 1B 1-2		2 0 2 1 2 0 0										
Dave Righetti, L (1, 1)		1-1 SH3-4	0-3 K		0-3 K			0-0 P5-3 1-2f		1 0 0 0 0 1 2										
George Frazier, R (3, 1)										1 0 0 0 0 1 2										
Rudy May, L (5, 1)										0 0 0 0 0 0 0										
Bobby Murcer, L (8, PH) OBP: 0.429, SLG: 0.200										1 0 0 0 0 0 2										
Ron Davis, R (8, 1)										0 0 0 0 0 0 0										
Inning Stats	R: 0 E: 0 K: 0 S: 14	H: 0 LOB: 1 BB: 2 P: 25	R: 2 E: 0 K: 0 S: 16	H: 3 LOB: 2 BB: 1 P: 25	R: 2 E: 1 K: 2 S: 13	H: 3 LOB: 2 BB: 1 P: 22	R: 0 E: 0 K: 0 S: 7	H: 0 LOB: 1 BB: 1 P: 12	R: 0 E: 0 K: 1 S: 8	H: 0 LOB: 0 BB: 1 P: 12	R: 0 E: 0 K: 0 S: 7	H: 0 LOB: 0 BB: 0 P: 10	R: 0 E: 0 K: 0 S: 6	H: 2 LOB: 1 BB: 0 P: 9	R: 0 E: 0 K: 1 S: 10	H: 0 LOB: 0 BB: 0 P: 15	1B: 5 2B: 3 3B: 0 HR: 2	SF: 0 SAC: 1 DP: 2 HBP: 0	WP: 0 PB: 0 SB: 0 CS: 1	PA: 40
PITCHER Fernando Valenzuela, L (1, 1) ERA: 2.21	IP: 9.0 WLS: W BF: 40 H: 9 R: 4 ER: 4 SO: 6 BB: 5 IBB: 2 HBP: 0 BLK: 0 WP: 0 HR: 2 S: 92 P: 147 ERA: 4.00 WHIP: 1.556																			

New York Yankees @ Los Angeles Dodgers
Dodger Stadium, Los Angeles, CA
 Fri Oct 23 1981, 7:05 PM PDT
 Att: 56,236 - Unknown

AB	32
R	4
H	9
RBI	4
BB	7
SO	6
LOB	18



BOTTOM

New York Yankees @ Los Angeles Dodgers
Dodger Stadium, Los Angeles, CA

livebaseballscorecards.com

AB	32
R	5
H	11
RBI	4
BB	4
SO	5
LOB	26



WP:	0	PA:	38
PB:	0	CS:	0
SB:	0		

Fri Oct 23 1981, 7:05 PM PDT
Att. 56,236 - Unknown

AB	R	H	RBI	BB	SO	LOB
4	1	2	0	0	1	1
5	1	2	0	0	0	3
4	0	0	0	0	1	5
4	1	2	0	0	1	3
2	2	2	3	2	0	0
3	0	1	1	0	2	3
2	0	1	0	1	0	2
1	0	0	0	0	0	1
1	0	0	0	0	0	2
3	0	1	0	0	0	4
3	0	0	0	1	0	2
1B:	8	SF:	0			
2B:	2	SAC:	1			
3B:	0	DP:	2			
HR:	1	HBP:	1			

Batter	1	2	3	4	5	6	7	8	9							
Davey Lopes, R OBP: 0.302, SLG: 0.271 (1, 4)	3-2 1B HR 2B	1-1 SH2-4 1-2		1-0 5-3		0-0 1B		2-3 K								
Bill Russell, R OBP: 0.333, SLG: 0.341 (1, 6)	0-0 2-3 HR 1B	1-0 4-3 2-3		3-2 FC5-4 1B		1-0 F7		1-0 P6								
Dusty Baker Jr., R OBP: 0.283, SLG: 0.255 (1, 7)	2-1 P4	0-0 P3		1-0 FC5-4 1-2f		1-3 K										
Steve Garvey, R OBP: 0.365, SLG: 0.569 (1, 3)	2-3 K		3-2 BB 1B		1-1 2B 1B	0-1 F5										
Ron Cey, R OBP: 0.394, SLG: 0.429 (1, 5)	2-2 1-H 3-H HR		4-1 1-2 BB		4-2 2B G4-3 BB		1-2 G6-4-3 1B									
Pedro Guerrero, R OBP: 0.216, SLG: 0.304 (1, 8) (8, 9)	2-2 1B HBP		1-3 K		1-0 G4-3 2B	0-3 K										
Rick Monday, L OBP: 0.303, SLG: 0.333 Derrel Thomas, S OBP: 0.400, SLG: 0.250 (7, PH) (8, 8)	2-2 1-3 1B		0-0 F7		4-0 G4-3 IBB	2-0 G6-4-3 1-2f										
Steve Yeager, R OBP: 0.308, SLG: 0.615 Mike Scioscia, L OBP: 0.235, SLG: 0.258 (3, PH) (4, 2)	0-0 P3		0-2 6-3		1-0 G4-3 1-2f 2-3 3-H	0-1 FC5-6 1B										
Fernando Valenzuela, L (1, 1)		4-2 4-3 SH2-4 BB		0-0 6-3	1-1 6-3		0-0 FC5-6 1-2f									
Inning Stats	R: 3 E: 0 K: 1 S: 23	H: 4 LOB: 2 BB: 0 P: 36	R: 0 E: 0 K: 0 S: 8	H: 0 LOB: 1 BB: 1 P: 14	R: 0 E: 0 K: 1 S: 15	H: 1 LOB: 2 BB: 1 P: 23	R: 0 E: 0 K: 0 S: 7	H: 1 LOB: 1 BB: 0 P: 12	R: 2 E: 0 K: 0 S: 8	H: 2 LOB: 1 BB: 2 P: 20	R: 0 E: 0 K: 1 S: 9	H: 1 LOB: 1 BB: 0 P: 10	R: 0 E: 0 K: 1 S: 8	H: 1 LOB: 0 BB: 0 P: 11	R: 0 E: 0 K: 1 S: 7	H: 1 LOB: 1 BB: 0 P: 10

PITCHER	IP	WLS	BF	H	R	ER	SO	BB	IBB	HBP	BLK	WP	HR	S	P	ERA	WHIP
Dave Righetti, L ERA: 2.12 (1, 1)	2.0		14	5	3	3	1	2	0	1	0	0	1	37	63	13.50	3.500
George Frazier, R ERA: 2.35 (3, 1)	2.0	L	11	3	2	2	1	1	1	0	0	0	0	21	37	9.00	2.000
Rudy May, L ERA: 3.24 (5, 1)	3.0		9	2	0	0	2	0	0	0	0	0	0	20	26	0.00	0.667
Ron Davis, R ERA: 1.74 (8, 1)	1.0		4	1	0	0	1	0	0	0	0	0	0	7	10	0.00	1.000

AB R H RBI BB SO LOB

NEW YORK YANKEES @ LOS ANGELES DODGERS
Dodger Stadium, Los Angeles, CA

AB	36
R	8
H	14
RBI	8
BB	3
SO	7
LOB	17



WP:	0	PA:	42
PB:	0	SB:	2
CS:	0		

Sat Oct 24 1981, 3:33 AM PDT
Att. 56,242 - Unknown

WP: 0 PA: 42

PITCHER	IP	WLS	BF	H	R	ER	SO	BB	IBB	HBP	BLK	WP	HR	S	P	ERA	WHIP
Rick Reuschel, R (1, 1)	3.0		16	6	2	2	2	1	0	0	0	0	0	11	16	6.75	1.500
Rudy May, L (4, 1)	1.1		6	2	1	1	1	0	0	0	0	0	0	11	16	6.75	1.500
Ron Davis, R (5, 1)	1.0		7	2	3	2	2	1	0	0	0	0	1	18	26	18.00	3.000
George Frazier, R (6, 1)	0.2	L	5	2	2	2	0	0	1	0	0	0	0	12	22	27.00	3.000
Tommy John, L (7, 1)	2.0		8	2	0	0	2	0	0	0	0	0	0	18	32	0.00	1.000

1B:	10	SF:	1
2B:	3	SAC:	2
3B:	0	DP:	0
HR:	1	HBP:	0

1	1	0	0	1	0	1
0	0	0	1	0	0	0

3	1	1	0	1	1	1
1	0	0	0	0	1	1

5	1	1	0	0	2	3
---	---	---	---	---	---	---

5	1	3	0	0	1	1
---	---	---	---	---	---	---

5	2	2	2	0	0	2
---	---	---	---	---	---	---

Batter	1	2	3	4	5	6	7	8	9
Davey Lopes, R (1, 4) OBP: 0.310, SLG: 0.283	0-1 5-3 1B		1-0 6-3 1B	0-1 6-3		2-2 E9 1B	3-0 1B		
Bill Russell, R (1, 6) OBP: 0.321, SLG: 0.327	3-2 5-3		2-3 1-2		1-1 F9	0-2 1B	3-2 6-3		
Steve Garvey, R (1, 3) OBP: 0.386, SLG: 0.589	1-1 1B		3-1 6-3 1B		1-0 1B	0-2 F7	2-3 K		
Ron Cey, R (1, 5) OBP: 0.395, SLG: 0.424	2-0 L8		3-2 6-3 1B		2-1 1B	3-2 F7	1-0 1B		
Dusty Baker Jr., R (1, 7) OBP: 0.276, SLG: 0.250		3-2 L6	1-3 K		0-3 K		2-2 2B SF9 1B	3-0 F8	
Rick Monday, L (1, 9) OBP: 0.324, SLG: 0.364		0-0 L7		4-0 SH1-4 1B BB	1-3 K		1-0 SH5-4 1B 2B	2-3 K	
Derrel Thomas, S (8, 8) OBP: 0.333, SLG: 0.200									
Pedro Guerrero, R (1, 8) OBP: 0.255, SLG: 0.327		0-1 1B		2-1 SH1-4 1B		0-0 F8	4-0 1B SH5-4 IBB		
Mike Scioscia, L (1, 2) OBP: 0.250, SLG: 0.250		0-0 L7		1-0 SH1-4		4-0 HR BB	0-1 SF9		
Steve Yeager, R (7, PH) OBP: 0.286, SLG: 0.615				1-2 2-3			3-H		
Bob Welch, R (1, 1) Dave Goltz, R (1, 1) Ken Landreaux, L (3, PH) Terry Forster, L (4, 1) Reggie Smith, S (4, PH) Tom Niedertuer, R (5, 1) Jay Johnstone, L (6, PH) Steve Howe, L (7, 1)			0-0 1B 2B	0-3 K		1-2 HR	0-0 SH5-4		

Inning Stats	R: 0	H: 1	E: 0	K: 0	S: 8	H: 1	LOB: 1	BB: 0	P: 14	R: 0	H: 1	E: 0	K: 0	S: 9	H: 1	LOB: 1	BB: 0	P: 12	R: 2	H: 3	E: 0	K: 2	S: 13	H: 1	LOB: 1	BB: 0	P: 23	R: 0	H: 1	E: 0	K: 1	S: 8	H: 1	LOB: 2	BB: 1	P: 15	R: 1	H: 2	E: 0	K: 2	S: 12	H: 2	LOB: 1	BB: 0	P: 17	R: 3	H: 2	E: 1	K: 0	S: 18	H: 2	LOB: 1	BB: 1	P: 28	R: 2	H: 3	E: 0	K: 0	S: 13	H: 1	LOB: 1	BB: 0	P: 18	R: 0	H: 1	E: 0	K: 2	S: 10	H: 1	LOB: 1	BB: 0	P: 18
--------------	------	------	------	------	------	------	--------	-------	-------	------	------	------	------	------	------	--------	-------	-------	------	------	------	------	-------	------	--------	-------	-------	------	------	------	------	------	------	--------	-------	-------	------	------	------	------	-------	------	--------	-------	-------	------	------	------	------	-------	------	--------	-------	-------	------	------	------	------	-------	------	--------	-------	-------	------	------	------	------	-------	------	--------	-------	-------

PITCHER	IP	WLS	BF	H	R	ER	SO	BB	IBB	HBP	BLK	WP	HR	S	P	ERA	WHIP
Rick Reuschel, R (1, 1)	3.0		16	6	2	2	2	1	0	0	0	0	0	11	16	6.75	1.500
Rudy May, L (4, 1)	1.1		6	2	1	1	1	0	0	0	0	0	0	11	16	6.75	1.500
Ron Davis, R (5, 1)	1.0		7	2	3	2	2	1	0	0	0	0	1	18	26	18.00	3.000
George Frazier, R (6, 1)	0.2	L	5	2	2	2	0	0	1	0	0	0	0	12	22	27.00	3.000
Tommy John, L (7, 1)	2.0		8	2	0	0	2	0	0	0	0	0	0	18	32	0.00	1.000

New York Yankees @ Los Angeles Dodgers
Dodger Stadium, Los Angeles, CA

Sun Oct 25 1981, 3:33 AM PST
 Att. 56,115 - Unknown

AB	32
R	1
H	5
RBI	1
BB	3
SO	6
LOB	20



Batter	1	2	3	4	5	6	7	8	9	AB R H RBI BB SO LOB
Willie Randolph, R (1, 4) OBP: 0.321, SLG: 0.383	3-2 3-1		4-2 FC5-4 1B BB	1-0 G3			2-1 6-3			3 0 0 0 1 0 3
Larry Milbourne, S (1, 6) OBP: 0.365, SLG: 0.400	0-0 4-3		2-2 FC5-4 1B		1-2 1-3			0-0 5-3		4 0 1 0 0 0 0
Dave Winfield, R (1, 8) OBP: 0.293, SLG: 0.294 (8, 7)	1-3 K		0-1 FC5-4		0-1 G4-3 1B			2-3 K		4 0 1 0 0 2 2
Reggie Jackson, L (1, 9) OBP: 0.400, SLG: 0.645 Rich Gossage, R (8, 1)		0-1 E 1B 2B	1-3 K		0-1 G4-3			1-1 F7		4 1 1 0 0 1 3 0 0 0 0 0 0 0
Bob Watson, R (1, 3) OBP: 0.420, SLG: 0.533		2-2 E4 G6-4-3 1B 2-3		4-0 E FC1-2 BB		1-2 6-3		1-2 6-3		3 0 0 0 1 0 1
Lou Piniella, R (1, 7) OBP: 0.367, SLG: 0.633 (8, 9) Bobby Brown, S (9, PR) OBP: 1.000, SLG: 1.000		0-1 G6-4-3 1B 1-2 3-H		1-2 E4 FC1-2 1B 1-3		0-0 F9		0-0 1B		4 0 2 1 0 0 1 0 0 0 0 0 0 0
Rick Cerone, R (1, 2) OBP: 0.300, SLG: 0.435		0-1 G6-4-3 1-2 2-3		0-0 6-3		0-1 F7		0-0 F8		4 0 0 0 0 0 5
Aurelio Rodriguez, R (1, 5) OBP: 0.417, SLG: 0.364		0-0 6-3		4-0 FC1-2 IBB			0-2 6-3		0-3 K	3 0 0 0 1 1 2
Ron Guidry, L (1, 1) Jerry Mumphrey, S (8, 8) OBP: 0.327, SLG: 0.256			1-3 K		1-0 FC1-2		1-3 K			3 0 0 0 0 2 3 0 0 0 0 0 0 0
Inning Stats	R: 0 H: 0 E: 0 LOB: 0 K: 1 BB: 0 S: 7 P: 11	R: 1 H: 2 E: 1 LOB: 1 K: 0 BB: 0 S: 11 P: 13	R: 0 H: 1 E: 0 LOB: 2 K: 2 BB: 1 S: 14 P: 22	R: 0 H: 0 E: 1 LOB: 3 K: 0 BB: 2 S: 6 P: 17	R: 0 H: 1 E: 0 LOB: 0 K: 0 BB: 0 S: 7 P: 8	R: 0 H: 0 E: 0 LOB: 0 K: 0 BB: 0 S: 6 P: 7	R: 0 H: 0 E: 0 LOB: 0 K: 1 BB: 0 S: 8 P: 11	R: 0 H: 0 E: 0 LOB: 0 K: 1 BB: 0 S: 6 P: 9	R: 0 H: 1 E: 0 LOB: 1 K: 1 BB: 0 S: 9 P: 10	1B: 4 SF: 0 2B: 1 SAC: 0 3B: 0 DP: 2 HR: 0 HBP: 0

PITCHER Jerry Reuss, L (1, 1) ERA: 2.21	IP	WLS	BF	H	R	ER	SO	BB	IBB	HBP	BLK	WP	HR	S	P	ERA	WHIP
	9.0	W	35	5	1	1	6	2	1	0	0	0	0	74	108	1.00	0.778

PITCHER	IP	WLS	BF	H	R	ER	SO	BB	IBB	HBP	BLK	WP	HR	S	P	ERA	WHIP

WP: 0	PA: 35
PB: 0	
SB: 0	
CS: 0	

Batter	1	2	3	4	5	6	7	8	9	AB	R	H	RBI	BB	SO	LOB
Willie Randolph, R OBP: 0.361, SLG: 0.480 (1, 4)	4-2 BB		1-0 HR		1-2 2B	2-0 L9			4-2 BB	3	1	2	1	2	0	3
Jerry Mumphrey, S OBP: 0.315, SLG: 0.250 (1, 8)	3-2 F8		1-0 BB		0-0 L5	1-2 L9			1-3 K	5	0	1	0	0	1	6
Dave Winfield, R OBP: 0.286, SLG: 0.273 (1, 7)	0-0 L7		4-0 BB		2-2 F2				0-0 F9	4	0	0	0	1	0	3
Reggie Jackson, L OBP: 0.350, SLG: 0.556 (1, 9)	3-3 K		1-1 F7		2-2 4-3				3-2 E4	5	0	0	0	0	2	5
Bob Watson, R OBP: 0.382, SLG: 0.480 (1, 3)		3-2 5-3		0-1 6-3		2-2 6-3			1-0 F8	5	0	0	0	0	0	2
Graig Nettles, L OBP: 0.370, SLG: 0.436 (1, 5)		0-0 4-3		0-2 2B		1-1 BB			1-1 1B	3	0	2	0	0	0	0
Aurelio Rodriguez, R OBP: 0.462, SLG: 0.417 (6, PR) (7, 5)		1-2 6-3		0-3 K		4-2 1B			0-1 F9	3	0	0	0	1	1	2
Rick Cerone, R OBP: 0.296, SLG: 0.408 (1, 2)				4-0 IBB		4-1 1B			0-0 P4	2	0	0	0	2	0	1
Larry Milbourne, S OBP: 0.375, SLG: 0.385 (1, 6)			0-1 G3		1-1 F9	1-2 2-3 1B			1-3 K	1	0	0	0	0	0	0
Tommy John, R Bobby Murcer, L George Frazier, R Ron Davis, R Rick Reuschel, R Oscar Gamble, L Lou Pinella, R Rudy May, L Bobby Brown, S Dave LaRoche, L			3-2 F8		1-1 F9	1-2 2-3 1B			1-3 K	1	0	0	0	0	0	0

Inning Stats	R: 0	H: 0	E: 0	K: 1	S: 11	R: 0	H: 0	E: 0	K: 0	S: 8	R: 1	H: 2	E: 0	K: 0	S: 11	R: 0	H: 1	E: 0	K: 1	S: 10	R: 0	H: 1	E: 0	K: 0	S: 10	R: 1	H: 2	E: 0	K: 0	S: 17	R: 0	H: 0	E: 0	K: 1	S: 7	R: 0	H: 1	E: 0	K: 1	S: 8	R: 0	H: 0	E: 1	K: 1	S: 14	1B: 4	SF: 0	2B: 2	SAC: 0	3B: 0	DP: 0	HR: 1	HBP: 0	WP: 0	PA: 41
PITCHER	IP	WLS	BF	H	R	ER	SO	BB	IBB	HBP	BLK	WP	HR	S	P	ERA	WHIP																																						
Burt Hooton, R ERA: 0.82 (1, 1)	5.1	W	26	5	2	2	2	4	1	0	0	0	1	59	104	3.38	1.688																																						
Steve Howe, L ERA: 2.45 (6, 1)	3.2	S	15	2	0	0	3	1	0	0	0	0	0	37	54	0.00	0.818																																						

BOTTOM

Los Angeles Dodgers @ New York Yankees
 Yankee Stadium, Bronx, NY
 Wed Oct 28 1981, 7:05 PM EST
 Att. 56,513 - Unknown

livebaseballscores.com

AB	35
R	2
H	7
RBI	2
BB	6
SO	5
LOB	25

