Los Angeles Dodgers - 1982

Batter	1	2	3	4	5	6	7	8	9	AB	R	H	RBI	BB	SO	LOB
Chili Davis, S (1, 7)	S S S 0-3 ① K		S S S 0-3 ② K		x 0-0 ② 6-3		x 0-0 ① F8		S S S 0-3 ② K	5	0	0	0	0	3	0
Joe Morgan, L (1, 4) OBP: 0.200, SLG: 0.200	x 0-0 ② 4-3		x 0-0 WP 1B		x 0-0 ③ G1		x 0-0 ② F9		x 0-0 ③ F7	5	0	1	0	0	0	0
Jack Clark, R (1, 9) OBP: 0.500, SLG: 1.333	x 0-0 HR		x 0-0 ③ F8 1-2			x 0-0 ① F8	B B B B 4-0 FC5-4 BB			3	1	1	1	1	0	1
Reggie Smith, S (1, 3) OBP: 0.750, SLG: 0.667	x 0-0 1B			x 0-0 FC4-6 1B		B B B B 4-0 BB 1B BB	x 0-0 ③ FC5-4 1-2f			3	1	2	0	1	0	1
Gary Lavelle, S (7, 1)										0	0	0	0	0	0	0
Greg Minton, S (9, 1)										0	0	0	0	0	0	0
Darrell Evans, L (1, 5) (8, 3)	x 0-0 ③ F8			x 0-0 ① FC4-6 1B 1-2f		B B B B 4-0 1B 1B 1-2 BB		x 0-0 ① F8		3	1	0	0	1	0	2
Jeffrey Leonard, R (1, 8) OBP: 0.500, SLG: 0.500		x 0-0 ① 4-3		x 0-0 ② F8		x 0-0 1B 1B 1-3 2-H 1B		x 0-0 E S CS 1B		4	0	2	1	0	0	1
Milt May, L (1, 2) OBP: 0.500, SLG: 0.500		x 0-0 ② 3-1		x 0-0 1-2 1B		x 0-0 1B 1-2 3-H 1B		x 0-0 ② P3		4	0	2	1	0	0	1
Johnnie LeMaster, R (1, 6) OBP: 0.250, SLG: 0.250		x 0-0 ③ F4		x 0-0 ③ G3		x 0-0 G6-4-3 1-2 2-3 1B		x 0-0 E6 1-3		4	0	1	0	0	0	3
Al Holland, R (1, 1)			x 0-0 ① 4-3		x 0-0 ① 5-3	x 0-0 ② ③ G6-4-3 1-2f		x 0-0 ③ CS 3-H	x 0-0 ① F9	2	0	0	0	0	0	0
Jim Wohlford, R (6, PH)										1	0	0	0	0	0	3
Jim Barr, R (6, 1)										0	0	0	0	0	0	0
Dave Bergman, L (7, 3)										0	0	0	0	0	0	0
Guy Sularz, R (8, PH)										1	0	0	0	0	0	0
(8, 5)																

TOP

San Francisco Giants @ Los Angeles Dodgers
Dodger Stadium, Los Angeles, CA
Tue Apr 06 1982, 3:33 AM PST
Att. 49,662 - Unknown

livebaseballscorecards.com

	AB	R	H	RBI	BB	SO	LOB
	35	3	9	3	3	3	12



Inning Stats	1	2	3	4	5	6	7	8	9
	R: 1 E: 0 K: 1 S: 7 H: 2 LOB: 1 BB: 0 P: 7	R: 0 E: 0 K: 0 S: 3 H: 0 LOB: 0 BB: 0 P: 3	R: 0 E: 0 K: 1 S: 6 H: 1 LOB: 1 BB: 0 P: 6	R: 0 E: 0 K: 0 S: 5 H: 2 LOB: 2 BB: 0 P: 5	R: 0 E: 0 K: 0 S: 3 H: 0 LOB: 0 BB: 0 P: 3	R: 2 E: 0 K: 0 S: 5 H: 3 LOB: 2 BB: 2 P: 13	R: 0 E: 0 K: 0 S: 3 H: 0 LOB: 1 BB: 1 P: 7	R: 0 E: 1 K: 0 S: 4 H: 1 LOB: 1 BB: 0 P: 4	R: 0 E: 0 K: 1 S: 5 H: 0 LOB: 0 BB: 0 P: 5

	1B	SF	WP	PA
	2B: 0	SAC: 0	PB: 0	
	3B: 0	DP: 1	SB: 1	
	HR: 1	HBP: 0	CS: 1	39

PITCHER		IP	WLS	BF	H	R	ER	SO	BB	IBB	HBP	BLK	WP	HR	S	P	ERA	WHIP
Jerry Reuss, L	(1, 1)	5.1		26	8	3	3	2	2	0	0	0	1	1	28	36	5.06	1.875
ERA: 5.06																		
Dave Stewart, R	(6, 1)	1.2		5	0	0	0	0	1	0	0	0	0	0	4	8	0.00	0.600
ERA:																		
Terry Forster, L	(8, 1)	2.0	W	7	1	0	0	1	0	0	0	0	0	0	9	9	0.00	0.500
ERA:																		

PITCHER	IP	WLS	BF	H	R	ER	SO	BB	IBB	HBP	BLK	WP	HR	S	P	ERA	WHIP

Batter	1	2	3	4	5	6	7	8	9	AB	R	H	RBI	BB	SO	LOB
Steve Sax, R (1, 4) OBP: 0.600, SLG: 0.500	F9-3 1B		BB 1B 1-2 SF9 BB		F8 ①		F4 ②		1B IBB 2-3 1B	4	1	2	0	1	0	2
Ken Landreaux, L (1, 8) OBP: 0.250, SLG: 0.250 Ron Roenicke, S (9, PH)	F9-3 ① ② 1-2		BB 1-2 2-H 1B		L5 ②		3-1 ③		1B 1-2 IBB	4 0	0 0	1 0	1 0	0 1	0 0	3 0
Dusty Baker Jr., R (1, 7) OBP: 0.400, SLG: 0.250	F9 ③		BB 1-2 2-3		F7 ③			5-3 ①	1B 1-2 2-3 3-H	4	0	1	1	1	0	0
Steve Garvey, R (1, 3)		K ①	SF9 ② 3-H			F8 ①		K ②		3	0	0	1	0	2	0
Ron Cey, R (1, 5) OBP: 0.500, SLG: 0.750		L5-4 1B 1B	K ③			L5 ②		0-0 2B		4	0	2	0	0	1	2
Pedro Guerrero, R (1, 9) OBP: 0.500, SLG: 0.333		1-2 1B		E6 CS		F9 ③		4-0 IBB		3	0	1	0	1	0	0
Steve Yeager, R (1, 2) OBP: 0.500, SLG: 1.250		L5-4 ② ③ 2-3		1-2 HR			SH2-4 1B	3-1 ③		4	1	2	1	0	0	4
Bill Russell, R (1, 6) OBP: 0.667, SLG: 1.000			FC1-6 1B	F7 ②			SH2-4 ① 1-2		1B 1B 2B	3	1	2	0	0	0	0
Jerry Reuss, L (1, 1)			FC1-6 ① 1-2f BB 1B	K ③			IBB		K ①	2	1	0	0	0	1	1
Dave Stewart, R (6, 1)										0	0	0	0	0	0	0
Rick Monday, L (7, PH)										0	0	0	0	1	0	0
Terry Forster, L (8, 1)										0	0	0	0	0	0	0
Mark Belanger, R (9, PH)										1	0	0	0	0	1	1
Inning Stats	R: 0 E: 0 K: 0 S: 3 H: 1 LOB: 0 BB: 0 P: 3	R: 0 E: 0 K: 1 S: 6 H: 2 LOB: 1 BB: 0 P: 6	R: 2 E: 0 K: 1 S: 7 H: 2 LOB: 2 BB: 2 P: 15	R: 1 E: 1 K: 1 S: 6 H: 1 LOB: 0 BB: 0 P: 6	R: 0 E: 0 K: 0 S: 3 H: 0 LOB: 0 BB: 0 P: 3	R: 0 E: 0 K: 0 S: 3 H: 0 LOB: 0 BB: 0 P: 3	R: 0 E: 0 K: 0 S: 4 H: 1 LOB: 2 BB: 1 P: 8	R: 0 E: 0 K: 1 S: 6 H: 1 LOB: 2 BB: 1 P: 10	R: 1 E: 0 K: 1 S: 6 H: 3 LOB: 3 BB: 1 P: 10	1B: 8 2B: 4 3B: 0 HR: 1 SF: 1 SAC: 1 DP: 2 HBP: 0						

PITCHER	IP	WLS	BF	H	R	ER	SO	BB	IBB	HBP	BLK	WP	HR	S	P	ERA	WHIP
Al Holland, L (1, 1) ERA: 5.4	5.0		21	6	3	3	3	2	0	0	0	0	1	25	33	5.40	1.600
Jim Barr, R (6, 1) ERA:	1.2		7	1	0	0	0	0	1	0	0	0	0	6	10	0.00	0.600
Gary Lavelle, L (7, 1) ERA: 5.4	1.2	L	10	3	1	1	2	0	2	0	0	0	0	12	20	5.40	1.800
Greg Minton, R (9, 1) ERA:	0.0		1	1	0	0	0	0	0	0	0	0	0	1	1	∞	∞

PITCHER	IP	WLS	BF	H	R	ER	SO	BB	IBB	HBP	BLK	WP	HR	S	P	ERA	WHIP

BOTTOM

San Francisco Giants @ Los Angeles Dodgers

Dodger Stadium, Los Angeles, CA

Tue Apr 06 1982, 3:33 AM PST

Att. 49,662 - Unknown

livebaseballscorecards.com

AB	32
R	4
H	11
RBI	4
BB	5
SO	5
LOB	13

WP: 0 PA: 39
PB: 0
SB: 0
CS: 1

Batter	1	2	3	4	5	6	7	8	9	AB	R	H	RBI	BB	SO	LOB
Chili Davis, S (1, 7)	F8	BBB 4-0 1-2 2-3 BB			P4			SSS 0-3 K		3	0	0	0	1	1	0
Joe Morgan, L (1, 4) OBP: 0.111, SLG: 0.111	F8	1-3			3-1			SSS 0-3 K		4	0	0	0	0	1	3
Jack Clark, R (1, 9) OBP: 0.375, SLG: 0.667	F8		BBB 4-0 CS BB			F8		0-0 6-3		3	0	0	0	1	0	0
Reggie Smith, S (1, 3) OBP: 0.500, SLG: 0.429		F8 S 1B 1B	L6 1-2			F7			6-3	4	1	1	0	0	0	1
Darrell Evans, L (1, 5)		F8 1-3	F8			F7			F9	4	0	0	0	0	0	1
Jeffrey Leonard, R (1, 8) OBP: 0.375, SLG: 0.286		H 1-0 1B 1B HBP		F8			F7		6-3	3	1	0	0	0	0	0
Milt May, L (1, 2) OBP: 0.571, SLG: 0.571		BB 1B 1-3 3-H 1B		4-3			1B			3	0	2	1	0	0	0
Johnnie LeMaster, R (1, 6) OBP: 0.286, SLG: 0.286		BB 1-2 3-H 1B		F7			SSS 0-3 K			3	0	1	1	0	1	1
Alan Fowlkes, R (1, 1)		SSS 0-3 K			SSS 0-3 K		0-0 G3			1	0	0	0	0	1	2
Fred Breining, R (2, 1)										0	0	0	0	0	0	0
Duane Kuiper, L (5, PH)										1	0	0	0	0	1	0
Renie Martin, R (5, 1)										0	0	0	0	0	0	0
Max Venable, L (7, PH)										1	0	0	0	0	0	1
Greg Minton, S (7, 1)										0	0	0	0	0	0	0
Inning Stats	R: 0 E: 0 K: 0 S: 3 H: 0 LOB: 0 BB: 0 P: 3	R: 2 E: 0 K: 1 S: 8 H: 3 LOB: 3 BB: 1 P: 13	R: 0 E: 0 K: 0 S: 2 H: 0 LOB: 0 BB: 1 P: 6	R: 0 E: 0 K: 0 S: 3 H: 0 LOB: 0 BB: 0 P: 3	R: 0 E: 0 K: 1 S: 5 H: 0 LOB: 0 BB: 0 P: 5	R: 0 E: 0 K: 0 S: 3 H: 0 LOB: 0 BB: 0 P: 3	R: 0 E: 0 K: 1 S: 6 H: 1 LOB: 1 BB: 0 P: 6	R: 0 E: 0 K: 2 S: 7 H: 0 LOB: 0 BB: 0 P: 7	R: 0 E: 0 K: 0 S: 3 H: 0 LOB: 0 BB: 0 P: 3	1B: 4 2B: 0 3B: 0 HR: 0	SF: 0 SAC: 0 DP: 0 HBP: 1			WP: 0 PB: 0 SB: 1 CS: 1	PA: 33		

PITCHER		IP	WLS	BF	H	R	ER	SO	BB	IBB	HBP	BLK	WP	HR	S	P	ERA	WHIP
Bob Welch, R ERA: 3.0	(1, 1)	6.0	W	23	3	2	2	2	2	0	1	0	0	0	24	33	3.00	0.833
Alejandro Pena, R ERA:	(7, 1)	2.0		7	1	0	0	3	0	0	0	0	0	0	13	13	0.00	0.500
Steve Howe, L ERA:	(9, 1)	1.0		3	0	0	0	0	0	0	0	0	0	0	3	3	0.00	0.000

PITCHER	IP	WLS	BF	H	R	ER	SO	BB	IBB	HBP	BLK	WP	HR	S	P	ERA	WHIP

TOP

San Francisco Giants @ Los Angeles Dodgers

Dodger Stadium, Los Angeles, CA

Wed Apr 07 1982, 6:05 PM PST

Att. 36,207 - Unknown

livebaseballscorecards.com

AB	30
R	2
H	4
RBI	2
BB	2
SO	5
LOB	9

Batter	1	2	3	4	5	6	7	8	9	AB	R	H	RBI	BB	SO	LOB
Steve Sax, R (1, 4) OBP: 0.400, SLG: 0.333	F4	BB 1-2	E9 1B 1-H 2-H		F9 1-2	5-3				5	1	1	0	0	0	2
Ken Landreaux, L (1, 8) OBP: 0.667, SLG: 0.625 Derrel Thomas, S (8, 8)	1B	BBBB 1-2 2-3	2-H		BB BB E 2-3		G5-4-3 WP			4	1	4	1	1	0	0
										0	0	0	0	0	0	0
Dusty Baker Jr., R (1, 7) OBP: 0.444, SLG: 0.286 Jorge Orta, L (6, 7)	1-2	F8	4-3		BBBB E BB 1-2		BBBB G5-4-3 1-2			3	0	1	0	1	0	4
										0	0	0	0	1	0	0
Steve Garvey, R (1, 3) OBP: 0.222, SLG: 0.143	F7		5-3 1B 1B	F8	BBBB E 1-2 2-3 3-H		G5-4-3 1-2f 2-3			4	1	1	1	1	0	3
Ron Cey, R (1, 5) OBP: 0.556, SLG: 1.000		HR	5-3 1B 1-2	1B	E5 FC6-4 1-2 2-3 3-H		L5			5	2	3	1	0	0	3
Pedro Guerrero, R (1, 9) OBP: 0.444, SLG: 0.286 Steve Howe, L (9, 1)		1B SF7	SSS 5-3 1-2 2-3	SSS K	FC6-4 1-2f			BBB G4-6-3		4	1	1	0	1	1	6
										0	0	0	0	0	0	0
Mike Scioscia, L (1, 2) OBP: 0.400, SLG: 0.250		BB 1B 1-3	IIII 1B E IBB	P3		F3		G4-6-3 1-2f		4	1	1	0	1	0	2
Bill Russell, R (1, 6) OBP: 0.500, SLG: 0.667 Mark Belanger, R (6, 6) OBP: 0.333, SLG: 0.667		F2	E 1-2 2-H 3-H		E5 1B S BB	G3		4-3		3	2	1	2	0	0	2
										2	0	1	0	0	0	0
Bob Welch, R (1, 1) Jay Johnstone, L (6, PH) Alejandro Pena, R (7, 1) Ron Roenicke, S (9, 9)		SSS SF7 3-H	SSS K		SSS K	G3 2-3				2	0	0	1	0	2	3
										1	0	0	0	0	0	1
										0	0	0	0	0	0	0
										0	0	0	0	0	0	0
Inning Stats	R: 0 E: 0 K: 0 S: 4 H: 2 LOB: 1 BB: 0 P: 4	R: 2 E: 0 K: 0 S: 7 H: 4 LOB: 3 BB: 1 P: 11	R: 5 E: 1 K: 1 S: 10 H: 4 LOB: 1 BB: 1 P: 14	R: 0 E: 0 K: 1 S: 6 H: 1 LOB: 1 BB: 0 P: 6	R: 2 E: 2 K: 1 S: 8 H: 1 LOB: 3 BB: 2 P: 16	R: 0 E: 0 K: 0 S: 4 H: 1 LOB: 1 BB: 0 P: 4	R: 0 E: 0 K: 0 S: 3 H: 1 LOB: 1 BB: 1 P: 7	R: 0 E: 0 K: 0 S: 2 H: 0 LOB: 0 BB: 1 P: 6		1B: 12 2B: 1 3B: 0 HR: 1 SF: 1 SAC: 0 DP: 2 HBP: 0				WP: 1 PB: 0 SB: 1 CS: 0	PA: 44	

PITCHER		IP	WLS	BF	H	R	ER	SO	BB	IBB	HBP	BLK	WP	HR	S	P	ERA	WHIP
Alan Fowlkes, R ERA: 10.8	(1, 1)	1.2		11	6	2	2	0	1	0	0	0	0	1	10	14	10.80	4.200
Fred Breining, R ERA: 7.71	(2, 1)	2.1	L	14	5	5	2	2	0	1	0	0	0	0	17	21	7.71	2.143
Renie Martin, R ERA:	(5, 1)	2.0		12	2	2	0	1	2	0	0	0	0	0	12	20	0.00	2.000
Greg Minton, R ERA:	(7, 1)	2.0		7	1	0	0	0	2	0	0	0	1	0	5	13	0.00	1.500

PITCHER	IP	WLS	BF	H	R	ER	SO	BB	IBB	HBP	BLK	WP	HR	S	P	ERA	WHIP

BOTTOM

San Francisco Giants @ Los Angeles Dodgers

Dodger Stadium, Los Angeles, CA

Wed Apr 07 1982, 6:05 PM PST

Att. 36,207 - Unknown

livebaseballscorecards.com

AB	37
R	9
H	14
RBI	6
BB	6
SO	3
LOB	26

San Diego Padres @ Los Angeles Dodgers

Dodger Stadium, Los Angeles, CA

Fri Apr 09 1982, 6:05 PM PST

Att. 37,965 - Unknown

TOP

livebaseballscorecards.com

Batter	1	2	3	4	5	6	7	8	9	AB	R	H	RBI	BB	SO	LOB
Gene Richards, L (1, 7) OBP: 0.400, SLG: 0.333	BB 1B		4-3 SH1-4 1-2 BB		4-3 SH 1-2 1B	3-1		FC4-6 1-2r 3-H		1	0	1	0	0	0	0
Joe Lefebvre, L (1, PR) OBP: 0.667, SLG: 0.600 (1, 7)										3	0	1	1	1	0	2
Juan Bonilla, R (1, 4) OBP: 0.250, SLG: 0.100	1-2 BB		SH1-4 1-2 2-3		SH 4-3 1-2 2-3		6-3	F8		2	0	0	0	1	0	1
Garry Templeton, S (1, 6)	F8		4-3 2-3 3-H		K		4-3		E6 4-3 1B	5	1	0	1	0	1	6
Ruppert Jones, L (1, 8) OBP: 0.308, SLG: 0.273	F8		6-3		4-3 1-2 2-3 3-H		2B BB		4-3 2-3	4	1	0	1	1	0	6
Sixto Lezcano, R (1, 9) OBP: 0.308, SLG: 0.364	1-3			1B 2B	F7		1-H 2B		1B IBB	4	1	2	1	1	0	4
Terry Kennedy, L (1, 2) OBP: 0.250, SLG: 0.182		5-3		P4		1-3 1B SH1-3 BB	4-3		1-3 3-H 1B	4	1	1	1	1	0	2
Luis Salazar, R (1, 5) OBP: 0.250, SLG: 0.250		K		6-3		SH1-3 1-3 1-2 1B		4-3 S FC4-6 1B	F3	5	1	2	0	0	1	3
Randy Bass, L (1, 3) OBP: 0.167, SLG: 0.167	1-3			2-H 1B	1-3 1-2 2-3			4-3 1-3	F8	5	0	1	1	0	0	5
Tim Lollar, L (1, 1) OBP: 1.000, SLG: 1.000			SH1-4 BB 4-3 1B		SH 1B 4-3 1B	SH1-3 2-3 3-H		FC4-6 IBB		2	2	2	1	0	0	0
Floyd Chiffer, R (6, 1)										0	0	0	0	0	0	0
Kurt Bevacqua, R (8, PH)										0	0	0	0	1	0	0
Gary Lucas, L (8, 1)										0	0	0	0	0	0	0
Inning Stats	R: 0 H: 1 E: 0 LOB: 2 K: 0 BB: 1 S: 4 P: 8	R: 0 H: 0 E: 0 LOB: 0 K: 1 BB: 0 S: 5 P: 5	R: 1 H: 1 E: 0 LOB: 1 K: 0 BB: 1 S: 4 P: 8	R: 1 H: 2 E: 0 LOB: 1 K: 0 BB: 0 S: 4 P: 4	R: 1 H: 2 E: 0 LOB: 2 K: 1 BB: 0 S: 8 P: 8	R: 1 H: 1 E: 0 LOB: 1 K: 0 BB: 1 S: 4 P: 8	R: 1 H: 1 E: 0 LOB: 1 K: 0 BB: 1 S: 4 P: 8	R: 1 H: 1 E: 0 LOB: 1 K: 0 BB: 1 S: 4 P: 8	R: 1 H: 1 E: 1 LOB: 2 K: 0 BB: 1 S: 5 P: 9	1B: 8 SF: 0 2B: 2 SAC: 3 3B: 0 DP: 0 HR: 0 HBP: 0						

	AB	35
	R	7
	H	10
	RBI	7
	BB	6
	SO	2
	LOB	29

WP: 0 PB: 0 SB: 1 CS: 0 PA: 44

PITCHER		IP	WLS	BF	H	R	ER	SO	BB	IBB	HBP	BLK	WP	HR	S	P	ERA	WHIP
Burt Hooton, R ERA: 6.75	(1, 1)	4.0		19	6	3	3	1	2	0	0	0	0	0	19	27	6.75	2.000
Ted Power, R ERA: 4.5	(5, 1)	2.0		9	1	1	1	1	1	0	0	0	0	0	10	14	4.50	1.000
Terry Forster, L ERA: 4.15	(7, 1)	2.1	L	14	3	3	2	0	1	2	0	0	0	0	11	23	7.71	1.714
Alejandro Pena, R ERA:	(9, 1)	0.2		2	0	0	0	0	0	0	0	0	0	0	2	2	0.00	0.000

PITCHER		IP	WLS	BF	H	R	ER	SO	BB	IBB	HBP	BLK	WP	HR	S	P	ERA	WHIP

Batter	1	2	3	4	5	6	7	8	9	AB	R	H	RBI	BB	SO	LOB
Steve Sax, R (1, 4) OBP: 0.267, SLG: 0.214	5-3		F7		4-3	P4			6-3	5	0	0	0	0	0	2
Ken Landreaux, L (1, 8) OBP: 0.571, SLG: 0.500	P6		BB 1-2		F5		F3		1B	4	0	1	0	1	0	0
Dusty Baker Jr., R (1, 7) OBP: 0.286, SLG: 0.167	F7		P4		P3		F3		F8	5	0	0	0	0	0	3
Steve Garvey, R (1, 3) OBP: 0.231, SLG: 0.182		FC6-4 1B		F7		5-3	P4			4	0	1	0	0	0	0
Ron Cey, R (1, 5) OBP: 0.462, SLG: 0.769		FC6-4 1-2f		P3		BB 1B FC5-2 1B		K		4	0	1	0	0	1	1
Pedro Guerrero, R (1, 9) OBP: 0.462, SLG: 0.364		K		2B 1B		FC5-2 BB 1-2 2B 1B		6-3		4	2	2	0	0	1	1
Steve Yeager, R (1, 2) OBP: 0.625, SLG: 1.143		K2-3	1B 1-H 2B			FC5-2 1-2 2-3 2B BB		1B		3	1	2	1	1	1	1
Bill Russell, R (1, 6) OBP: 0.500, SLG: 0.600			FC2-6 1B	2-3 1B		FC5-2 1-2 2-3 3-Hf 2B		4-3		4	1	2	0	0	0	4
Burt Hooton, R (1, 1)			FC2-6 1-2f BB	5-3		1-H 2-H 3-H 2B			K	2	0	0	0	0	0	3
Ted Power, R (5, 1)										0	0	0	0	0	0	0
Rick Monday, L (6, PH) OBP: 1.000, SLG: 2.000										1	0	1	3	0	0	0
Terry Forster, L (7, 1)										0	0	0	0	0	0	0
Alejandro Pena, R (9, 1)										0	0	0	0	0	0	0
Ron Roenicke, S (9, PH)										1	0	0	0	0	1	0
Inning Stats	R: 0 E: 0 K: 0 S: 3 H: 0 LOB: 0 BB: 0 P: 3	R: 0 E: 0 K: 2 S: 8 H: 1 LOB: 1 BB: 0 P: 8	R: 0 E: 0 K: 0 S: 4 H: 1 LOB: 2 BB: 1 P: 8	R: 1 E: 0 K: 0 S: 6 H: 3 LOB: 2 BB: 0 P: 6	R: 0 E: 0 K: 0 S: 3 H: 0 LOB: 0 BB: 0 P: 3	R: 3 E: 0 K: 0 S: 6 H: 3 LOB: 1 BB: 1 P: 10	R: 0 E: 0 K: 0 S: 3 H: 0 LOB: 0 BB: 0 P: 3	R: 0 E: 0 K: 1 S: 6 H: 1 LOB: 1 BB: 0 P: 6	R: 0 E: 0 K: 1 S: 6 H: 1 LOB: 1 BB: 0 P: 6	1B: 8 2B: 2 3B: 0 HR: 0 SF: 0 SAC: 0 DP: 0 HBP: 0						

PITCHER	IP	WLS	BF	H	R	ER	SO	BB	IBB	HBP	BLK	WP	HR	S	P	ERA	WHIP
Tim Lollar, L (1, 1) ERA: 6.75	5.1		25	7	4	4	2	2	0	0	0	0	0	27	35	6.75	1.688
Floyd Chiffer, R (6, 1) ERA:	1.2	W	6	1	0	0	0	0	0	0	0	0	0	6	6	0.00	0.600
Gary Lucas, L (8, 1) ERA:	2.0	S	8	2	0	0	2	0	0	0	0	0	0	12	12	0.00	1.000

PITCHER	IP	WLS	BF	H	R	ER	SO	BB	IBB	HBP	BLK	WP	HR	S	P	ERA	WHIP

BOTTOM

San Diego Padres @ Los Angeles Dodgers

Dodger Stadium, Los Angeles, CA

Fri Apr 09 1982, 6:05 PM PST

Att. 37,965 - Unknown

livebaseballscorecards.com

AB	37
R	4
H	10
RBI	4
BB	2
SO	4
LOB	15

WP: 0 PB: 0 SB: 0 CS: 0 PA: 39

San Diego Padres @ Los Angeles Dodgers

Dodger Stadium, Los Angeles, CA

Sat Apr 10 1982, 3:33 AM PST

Att. 46,692 - Unknown

livebaseballscorecards.com

TOP

Batter	1	2	3	4	5	6	7	8	9	AB	R	H	RBI	BB	SO	LOB
Luis Salazar, R (1, 5) OBP: 0.250, SLG: 0.250	E6 FC1-5	K			6-3		S 1B			4	0	1	0	0	1	3
Juan Bonilla, R (1, 4) OBP: 0.250, SLG: 0.077	3-1 FC1-5 BB		F9		6-3		6-3 1-2			3	0	0	0	1	0	2
Garry Templeton, S (1, 6)	FC1-5 3-1 1-2 2-3f	K			F8			5-3		4	0	0	0	0	1	3
Ruppert Jones, L (1, 8) OBP: 0.353, SLG: 0.400	3-1 1-2 2-3		1B			L1		2B		4	0	2	0	0	0	2
Sixto Lezcano, R (1, 9) OBP: 0.294, SLG: 0.333	6-3		F8			1B		K		4	0	1	0	0	1	4
Kurt Bevacqua, R (1, 3)		5-3		5-3		K		F8		4	0	0	0	0	1	2
Terry Kennedy, L (1, 2) OBP: 0.250, SLG: 0.200		2B 1B		P6		5-3			1-3	4	0	1	0	0	0	1
Dave Edwards, R (1, 7) OBP: 0.200, SLG: 0.400		1-3 2B		P4			K		K	4	0	1	0	0	2	0
Juan Eichelberger, R (1, 1)		K			2B		K		P6	1	0	0	0	0	1	2
Tim Flannery, L (5, PH) OBP: 0.500, SLG: 1.000										1	0	1	0	0	0	0
Eric Show, R (5, 1)										0	0	0	0	0	0	0
Joe Lefebvre, L (7, PH) OBP: 0.571, SLG: 0.500										1	0	0	0	0	1	0
Rick Wise, R (7, 1)										0	0	0	0	0	0	0
Randy Bass, L (9, PH) OBP: 0.143, SLG: 0.143										1	0	0	0	0	0	0

	AB	35
	R	0
	H	7
	RBI	0
	BB	1
	SO	8
	LOB	19

Inning Stats	1	2	3	4	5	6	7	8	9
	R: 0 E: 1 K: 0 S: 4 H: 0 LOB: 2 BB: 1 P: 8	R: 0 E: 0 K: 2 S: 9 H: 2 LOB: 2 BB: 0 P: 9	R: 0 E: 0 K: 1 S: 6 H: 1 LOB: 1 BB: 0 P: 6	R: 0 E: 0 K: 0 S: 3 H: 0 LOB: 0 BB: 0 P: 3	R: 0 E: 0 K: 0 S: 4 H: 1 LOB: 1 BB: 0 P: 4	R: 0 E: 0 K: 1 S: 6 H: 1 LOB: 1 BB: 0 P: 6	R: 0 E: 0 K: 2 S: 8 H: 1 LOB: 1 BB: 0 P: 8	R: 0 E: 0 K: 1 S: 6 H: 1 LOB: 1 BB: 0 P: 6	R: 0 E: 0 K: 1 S: 5 H: 0 LOB: 0 BB: 0 P: 5

1B: 4 2B: 3 3B: 0 HR: 0 SF: 0 SAC: 0 DP: 0 HBP: 0

WP: 0 PB: 0 SB: 1 CS: 0 PA: 36

PITCHER		IP	WLS	BF	H	R	ER	SO	BB	IBB	HBP	BLK	WP	HR	S	P	ERA	WHIP
Fernando Valenzuela, L ERA:	(1, 1)	6.0	W	25	5	0	0	4	1	0	0	0	0	0	32	36	0.00	1.000
Dave Stewart, R ERA:	(7, 1)	2.0		8	2	0	0	3	0	0	0	0	0	0	14	14	0.00	1.000
Dave Goltz, R ERA:	(9, 1)	1.0		3	0	0	0	1	0	0	0	0	0	0	5	5	0.00	0.000

PITCHER	IP	WLS	BF	H	R	ER	SO	BB	IBB	HBP	BLK	WP	HR	S	P	ERA	WHIP

Batter	1	2	3	4	5	6	7	8	9	AB	R	H	RBI	BB	SO	LOB
Steve Sax, R (1, 4) OBP: 0.300, SLG: 0.278	1-3		BBBB 4-0 WP BLK FC1-5 BB	0-0 WP 3-H 2B		0-0 1-3		0-0 3-1		4	0	1	1	1	0	2
Ken Landreaux, L (1, 8) OBP: 0.556, SLG: 0.467	F3		BBBB 4-0 FC1-5 1-3 BB	0-0 3-1 2-3			0-0 S E 1B			3	1	1	0	1	0	1
Dusty Baker Jr., R (1, 7) OBP: 0.389, SLG: 0.500 Derrel Thomas, S (7, PR) (8, 7)	HR		0-0 FC1-5 1-2 3-H		0-0 CS 1B		0-0 E7 4-3 1-H 1B 1B			4 0	1 1	3 0	2 0	0 0	0 0	2 0
Steve Garvey, R (1, 3) OBP: 0.235, SLG: 0.143	BBBB 4-0 BB		0-0 P5		SSS 0-3 K 1-2		0-0 4-3 2-3			3	0	0	0	1	1	4
Ron Cey, R (1, 5) OBP: 0.471, SLG: 0.706	F8			0-0 1B 2B 1B	SSS 0-3 K		0-0 3-H 1B			4	1	2	1	0	1	1
Pedro Guerrero, R (1, 9) OBP: 0.353, SLG: 0.267		0-0 6-3		0-0 P4		0-0 E6 4-3	0-0 P4			4	0	0	0	0	0	3
Mike Scioscia, L (1, 2) OBP: 0.333, SLG: 0.250		0-0 4-3		0-0 2B 1-3 4-3 1B		0-0 4-3 1-2	0-0 F9			4	1	1	0	0	0	3
Bill Russell, R (1, 6) OBP: 0.462, SLG: 0.615 Mark Belanger, R (8, 6) OBP: 0.250, SLG: 0.500		0-0 4-3		0-0 4-3 1-3 2B 3-H 2B		0-0 5-3		0-0 L1		3 1	1 0	1 0	1 0	0 0	0 0	1 0
Fernando Valenzuela, L (1, 1) Jay Johnstone, L (6, PH) Dave Stewart, R (7, 1) Jorge Orta, L (8, PH) Dave Goltz, R (9, 1)			0-0 5-3	0-0 4-3 2-3 3-H		4-0 IBB		0-0 P3		2 0 0 1 0	0 0 0 0 0	0 0 0 0 0	1 1 0 0 0	0 0 0 0 0	0 0 0 0 0	1 0 0 0 0
Inning Stats	R: 1 E: 0 K: 0 S: 4 H: 1 LOB: 1 BB: 1 P: 8	R: 0 E: 0 K: 0 S: 3 H: 0 LOB: 0 BB: 0 P: 3	R: 0 E: 0 K: 0 S: 3 H: 0 LOB: 2 BB: 2 P: 11	R: 3 E: 0 K: 0 S: 7 H: 4 LOB: 1 BB: 0 P: 7	R: 0 E: 0 K: 2 S: 7 H: 1 LOB: 0 BB: 0 P: 7	R: 0 E: 1 K: 0 S: 4 H: 0 LOB: 2 BB: 1 P: 8	R: 2 E: 1 K: 0 S: 6 H: 3 LOB: 2 BB: 0 P: 6	R: 0 E: 0 K: 0 S: 3 H: 0 LOB: 0 BB: 0 P: 3		1B: 6 2B: 2 3B: 0 HR: 1		SF: 0 SAC: 0 DP: 0 HBP: 0		WP: 2 PB: 0 SB: 1 CS: 1		PA: 37

BOTTOM

San Diego Padres @ Los Angeles Dodgers

Dodger Stadium, Los Angeles, CA

Sat Apr 10 1982, 3:33 AM PST

Att. 46,692 - Unknown

livebaseballscorecards.com

AB	33
R	6
H	9
RBI	6
BB	4
SO	2
LOB	18

PITCHER		IP	WLS	BF	H	R	ER	SO	BB	IBB	HBP	BLK	WP	HR	S	P	ERA	WHIP
Juan Eichelberger, R ERA: 4.35	(1, 1)	4.0	L	20	5	4	4	0	3	0	0	1	2	1	17	29	9.00	2.000
Eric Show, R ERA:	(5, 1)	2.0		8	1	0	0	2	0	1	0	0	0	0	11	15	0.00	0.500
Rick Wise, R ERA: 9.0	(7, 1)	2.0		9	3	2	2	0	0	0	0	0	0	0	9	9	9.00	1.500

PITCHER	IP	WLS	BF	H	R	ER	SO	BB	IBB	HBP	BLK	WP	HR	S	P	ERA	WHIP

Batter	1	2	3	4	5	6	7	8	9	10	11	AB	R	H	RBI	BB	SO	LOB
Steve Sax, R (1, 4) OBP: 0.308, SLG: 0.292	F9		F4		1B (2-H)		6-3			SH3-4 1B	2-3	6	0	2	1	0	0	3
Ken Landreaux, L (1, 8) OBP: 0.545, SLG: 0.474	G3 1B 1B		CS 1B		F8			F9		SH3-4 (1-2)		4	0	2	0	0	0	1
Dusty Baker Jr., R (1, 7) OBP: 0.391, SLG: 0.450	G3 (1-2) 1B		F4 (1-2)		F2			5-3		FC6-4 IBB		4	0	1	0	1	0	2
Steve Garvey, R (1, 3) OBP: 0.182, SLG: 0.105	G3 (1-2 2-3)			6-3		F9		5-3		F5		5	0	0	0	0	0	4
Ron Cey, R (1, 5) OBP: 0.364, SLG: 0.545	F2			F9		F3			F8	FC6-4 (1-2f)		5	0	0	0	0	0	4
Pedro Guerrero, R (1, 9) OBP: 0.364, SLG: 0.300		K		FC6 1B		G3			BB 1B		F9	5	0	2	0	0	1	0
Mike Scioscia, L (1, 2) OBP: 0.357, SLG: 0.250 Mark Belanger, R (11, PR) OBP: 0.250, SLG: 0.500 (11, 6)	G3			FC6 (1-2f)			FC5-4 BB		F8		HBP 1B	4 0	0 0	1 0	0 0	1 0	0 0	2 0
Bill Russell, R (1, 6) OBP: 0.529, SLG: 0.571 Rick Monday, L (11, PH) OBP: 0.667, SLG: 1.000 Steve Yeager, R (11, 2) OBP: 0.625, SLG: 1.143	BB				SH1-4 1B HBP		FC5-4 (1-2f SH5-4)		BB (1-2)		K	1 1 0	1 0 0	0 0 0	0 0 0	2 1 0	0 1 0	1 1 0
Jerry Reuss, L (1, 1) Jay Johnstone, L (9, PH) Ron Roenicke, S (9, PH) Steve Howe, L (9, 1) Jorge Orta, L (11, PH) Dave Stewart, R (11, 1)		K			SH1-4 (1-2)		SH5-4 (1-2)		F9		HBP (1-2)	1 0 1 0 0 0	0 0 0 0 0 0	0 0 0 0 0 0	0 0 0 0 0 0	1 0 0 0 0 0	0 0 2 0 0 0	1 0 0 0 0 0
Inning Stats	R: 0 E: 0 K: 0 S: 5 H: 2 LOB: 2 BB: 0 P: 5	R: 0 E: 0 K: 2 S: 7 H: 0 LOB: 1 BB: 1 P: 11	R: 0 E: 0 K: 0 S: 3 H: 1 LOB: 0 BB: 0 P: 3	R: 0 E: 0 K: 0 S: 4 H: 1 LOB: 1 BB: 0 P: 4	R: 1 E: 0 K: 0 S: 4 H: 1 LOB: 1 BB: 0 P: 5	R: 0 E: 0 K: 0 S: 3 H: 0 LOB: 0 BB: 0 P: 3	R: 0 E: 0 K: 0 S: 3 H: 0 LOB: 1 BB: 1 P: 7	R: 0 E: 0 K: 0 S: 3 H: 0 LOB: 0 BB: 0 P: 3	R: 0 E: 0 K: 0 S: 4 H: 1 LOB: 2 BB: 1 P: 8	R: 0 E: 0 K: 0 S: 4 H: 1 LOB: 2 BB: 1 P: 8	R: 0 E: 0 K: 1 S: 6 H: 1 LOB: 2 BB: 0 P: 7	1B: 8 2B: 0 3B: 0 HR: 0	SF: 0 SAC: 3 DP: 0 HBP: 2	WP: 0 PB: 0 SB: 0 CS: 1	PA: 46			

PITCHER		IP	WLS	BF	H	R	ER	SO	BB	IBB	HBP	BLK	WP	HR	S	P	ERA	WHIP
Joe Niekro, R ERA: 1.65	(1, 1)	8.0		31	5	1	1	2	2	0	1	0	0	0	32	41	1.12	0.875
Frank LaCorte, R ERA: 5.79	(9, 1)	0.2		4	1	0	0	0	1	0	0	0	0	0	3	7	0.00	3.000
Joe Sambito, L ERA:	(9, 1)	1.1		6	1	0	0	0	0	1	0	0	0	0	5	9	0.00	0.750
Michael LaCoss, R ERA: 4.7	(11, 1)	1.0	W	5	1	0	0	1	0	0	1	0	0	0	6	7	0.00	1.000

PITCHER IP WLS BF H R ER SO BB IBB HBP BLK WP HR S P ERA WHIP

TOP

Los Angeles Dodgers @ Houston Astros

Astrodome, Houston, TX

Mon Apr 12 1982, 7:05 PM EST

Att. 21,226 - Unknown

livebaseballscorecards.com

AB	37
R	1
H	8
RBI	1
BB	4
SO	3
LOB	21

Batter	1	2	3	4	5	6	7	8	9	10	11	AB	R	H	RBI	BB	SO	LOB
Phil Garner, R (1, 4) OBP: 0.258, SLG: 0.148	F9		1B			K		1B E		F4	1B 1-2 2-3 3-H	6	1	3	1	0	1	0
Terry Puhl, L (1, 9) OBP: 0.233, SLG: 0.433	4-3		FC6-4 1B 1-2			F8		FC4 1B 1-2		F9		5	0	2	0	0	0	0
Tony Scott, S (1, 8) OBP: 0.207, SLG: 0.250	4-3		FC6-4 1-2f			5-3		FC4 1-2f 2-H		FC5-4 1B		5	0	1	0	0	0	3
Ray Knight, R (1, 5) OBP: 0.444, SLG: 0.520 Joe Sambito, L (9, 1) Alan Knicely, R (10, PH) Michael LaCoss, R (11, 1)		5-3		5-3			6-3	IBB		FC5-4 1-2f		3 0 1 0	0 0 0 0	0 0 0 0	0 0 0 0	1 0 0 0	0 0 0 0	0 0 1 0
Jose Cruz, L (1, 7) OBP: 0.310, SLG: 0.269		1-3 1B		6-3			K	G3			SH3-4 2B	5	1	2	0	0	1	2
Art Howe, R (1, 3) OBP: 0.346, SLG: 0.500 Denny Walling, L (7, PR) (8, 3)		1-3 1-2		6-3			1B		1-3		1B SH3-4 IBB	3 1	0 0	1 0	0 0	0 1	0 0	1 0
Dickie Thon, R (1, 6) OBP: 0.333, SLG: 0.333 (9, 5)	5-3			F9			1-2 1B		1B		SH3-4 1-2 2-3	4	0	2	0	0	0	1
Luis Pujols, R (1, 2) OBP: 0.333, SLG: 0.400 Alan Ashby, S (9, PH) OBP: 0.450, SLG: 0.667 (10, 2)			K	4-3			6-3		K		1B IBB	3 1	0 0	0 0	0 1	0 1	1 1	2 1
Joe Niekro, R (1, 1) Mike Ivie, R (8, PH) OBP: 0.250, SLG: 0.250 Frank LaCorte, R (9, 1) Kiko Garcia, R (9, 6)			6-3	5-3				4-3	K		K	2 1 0 2	0 0 0 0	0 0 0 0	0 0 0 0	0 0 0 2	0 0 0 4	0 0 0 6
Inning Stats	R: 0 H: 0 E: 0 LOB: 0 K: 0 BB: 0 S: 3 P: 3	R: 0 H: 1 E: 0 LOB: 1 K: 0 BB: 0 S: 4 P: 4	R: 0 H: 2 E: 0 LOB: 2 K: 1 BB: 0 S: 7 P: 7	R: 0 H: 0 E: 0 LOB: 0 K: 0 BB: 0 S: 3 P: 3	R: 0 H: 0 E: 0 LOB: 0 K: 0 BB: 0 S: 3 P: 3	R: 0 H: 0 E: 0 LOB: 0 K: 1 BB: 0 S: 5 P: 5	R: 0 H: 2 E: 0 LOB: 2 K: 1 BB: 0 S: 7 P: 7	R: 1 H: 2 E: 1 LOB: 2 K: 0 BB: 1 S: 5 P: 9	R: 0 H: 1 E: 0 LOB: 1 K: 2 BB: 0 S: 8 P: 8	R: 0 H: 1 E: 0 LOB: 1 K: 0 BB: 0 S: 4 P: 4	R: 1 H: 2 E: 0 LOB: 3 K: 1 BB: 2 S: 6 P: 14	1B: 10 SF: 0 2B: 1 SAC: 1 3B: 0 DP: 0 HR: 0 HBP: 0						

PITCHER		IP	WLS	BF	H	R	ER	SO	BB	IBB	HBP	BLK	WP	HR	S	P	ERA	WHIP
Jerry Reuss, L ERA: 2.03	(1, 1)	8.0		32	7	1	0	3	0	1	0	0	0	0	37	41	0.00	0.875
Steve Howe, L ERA:	(9, 1)	2.0		8	2	0	0	2	0	0	0	0	0	0	12	12	0.00	1.000
Dave Stewart, R ERA: 2.08	(11, 1)	0.2	L	6	2	1	1	1	0	2	0	0	0	0	6	14	13.50	3.000

PITCHER	IP	WLS	BF	H	R	ER	SO	BB	IBB	HBP	BLK	WP	HR	S	P	ERA	WHIP

BOTTOM

Los Angeles Dodgers @ Houston Astros

Astrodome, Houston, TX

Mon Apr 12 1982, 7:05 PM EST

Att. 21,226 - Unknown

livebaseballscorecards.com

AB	42
R	2
H	11
RBI	1
BB	3
SO	6
LOB	15

WP: 0 PA: 46
PB: 0
SB: 0
CS: 0

Batter	1	2	3	4	5	6	7	8	9	AB	R	H	RBI	BB	SO	LOB
Steve Sax, R (1, 4) OBP: 0.375, SLG: 0.345	FC5-4 1B	HR 1B	FC5 2-3f			4-3		BBB 4-3 S SF8 BB	1-2 2-3 1B	5	2	3	0	1	0	3
Ken Landreaux, L (1, 8) OBP: 0.464, SLG: 0.440	FC5-4 1B 1-2f 1B	F8		E 2B		F9		4-3 1-3	L9	6	1	1	0	0	0	6
Dusty Baker Jr., R (1, 7) OBP: 0.444, SLG: 0.609	1B SF9 1-3 1B	HR 1-H		BBBB L5-3 2-3 BB		6-3		SF8 3-H		3	2	2	2	1	0	0
Jorge Orta, L (8, PH) (8, 7)										0	0	0	1	0	0	0
Mark Belanger, R (9, 6) OBP: 0.250, SLG: 0.500										0	0	0	0	0	0	0
Steve Garvey, R (1, 3) OBP: 0.222, SLG: 0.208	1B 1-3 3-H 1B	SSS K2-3		L5-3 1-2			BB FC4-2 2B	SSS K		5	1	2	1	0	2	2
Ron Cey, R (1, 5) OBP: 0.370, SLG: 0.500	SF9 3-H		BBBB SH1-4 BB BB	6-3			BBBB FC4-2 E BB BB		F9	2	1	0	1	2	0	1
Pedro Guerrero, R (1, 9) OBP: 0.444, SLG: 0.348	1B 1-3 1B		BBBB FC5 SH1-4 1-2 BB		5-3		BBBB E FC4-2 FC5-4 1-2 2-3 BB		S 1B	3	2	2	0	2	0	0
Steve Yeager, R (1, 2) OBP: 0.700, SLG: 1.111	1-2 3-H 1B		SH1-4 1-2 2-3		6-3 1B		FC4-2 FC5-4 1-2 2-3 3-Hf		1B BB 1-H 1B	2	0	2	1	0	0	0
Mike Scioscia, L (7, PH) OBP: 0.375, SLG: 0.286										2	0	1	1	0	0	3
(7, 2)																
Bill Russell, R (1, 6) OBP: 0.476, SLG: 0.471	F4		IIII IBB		6-3 1-2		FC5-4 1-2f 2-H 3-H	BBBB 1B 1-2 BB		3	0	0	1	1	0	4
Derrel Thomas, S (9, PH) (9, 7)										0	0	0	0	1	0	0
Bob Welch, R (1, 1)		F7	L6		SSS K		F8		F8	3	0	0	0	0	1	4
Terry Forster, L (6, 1)										1	0	0	0	0	0	1
Alejandro Pena, R (7, 1)										0	0	0	0	0	0	0
Jay Johnstone, L (9, PH)										1	0	0	0	0	0	2
Dave Stewart, R (9, 1)										0	0	0	0	0	0	0
Inning Stats	R: 3 E: 0 K: 0 S: 8 H: 5 LOB: 2 BB: 0 P: 8	R: 2 E: 0 K: 1 S: 7 H: 2 LOB: 0 BB: 0 P: 7	R: 0 E: 0 K: 0 S: 3 H: 0 LOB: 3 BB: 3 P: 15	R: 0 E: 1 K: 0 S: 3 H: 1 LOB: 1 BB: 1 P: 7	R: 0 E: 0 K: 1 S: 6 H: 1 LOB: 1 BB: 0 P: 6	R: 0 E: 0 K: 0 S: 3 H: 0 LOB: 0 BB: 0 P: 3	R: 2 E: 1 K: 0 S: 4 H: 1 LOB: 1 BB: 2 P: 12	R: 1 E: 0 K: 1 S: 5 H: 0 LOB: 0 BB: 1 P: 9	R: 1 E: 0 K: 0 S: 6 H: 3 LOB: 3 BB: 1 P: 10	1B: 10 2B: 3 3B: 0 HR: 1	SF: 2 SAC: 1 DP: 1 HBP: 0						

PITCHER		IP	WLS	BF	H	R	ER	SO	BB	IBB	HBP	BLK	WP	HR	S	P	ERA	WHIP
Bob Knepper, L ERA: 4.5	(1, 1)	2.0	L	15	7	5	5	1	2	0	0	0	0	1	15	23	22.50	4.500
Vern Ruhle, R ERA: 6.75	(3, 1)	5.0		21	3	2	1	1	3	1	0	0	0	0	19	35	1.80	1.200
Frank LaCorte, R ERA: 6.75	(8, 1)	2.0		11	3	2	2	1	2	0	0	0	0	0	11	19	9.00	2.500

PITCHER	IP	WLS	BF	H	R	ER	SO	BB	IBB	HBP	BLK	WP	HR	S	P	ERA	WHIP

TOP

Los Angeles Dodgers @ Houston Astros

Astrodome, Houston, TX

Tue Apr 13 1982, 7:05 PM EST

Att. 20,736 - Unknown

livebaseballscorecards.com

AB	36
R	9
H	13
RBI	8
BB	8
SO	3
LOB	26

WP: 0 PB: 0 SB: 2 CS: 0 PA: 47

Batter	1	2	3	4	5	6	7	8	9	AB	R	H	RBI	BB	SO	LOB
Phil Garner, R (1, 4) OBP: 0.286, SLG: 0.138	BBBB 4-0 6-3 1B 1B BB		x 0-0 ② 4-3			BBBB 4-0 1-2 BB	x 0-0 ③ 4-3			2	1	0	0	2	0	2
Terry Puhl, L (1, 9) OBP: 0.235, SLG: 0.412	x 0-0 6-3 1-2 1B 1B		x 0-0 ③ F4			x 0-0 ① F6		x 0-0 ① 6-3		4	1	1	0	0	0	2
Tony Scott, S (1, 8) OBP: 0.212, SLG: 0.250	x 0-0 ① 6-3 1-2 2-3			x 0-0 F8 1B		x 0-0 ② F3		x 0-0 ② 4-3		4	0	1	0	0	0	4
Jose Cruz, L (1, 7) OBP: 0.313, SLG: 0.276 Denny Walling, L (8, PH) (9, 7)	x 0-0 G5-4-3 2-H 3-H 1B			x 0-0 ① ② F8 1-2		x 0-0 ③ F9		BBBB 4-0 HR BB		3 0	0 1	1 0	2 0	0 1	0 0	3 0
Alan Ashby, S (1, 2) OBP: 0.458, SLG: 0.773	x 0-0 ② ③ G5-4-3 1-2f			x 0-0 ③ F8			x 0-0 FC5-4 1B	x 0-0 1-H HR		4	1	2	2	0	0	1
Ray Knight, R (1, 5) OBP: 0.387, SLG: 0.448		SSS 0-3 ① K			x 0-0 ① F7		x 0-0 ① F8	x 0-0 ③ 1-3		4	0	0	0	0	1	1
Art Howe, R (1, 3) OBP: 0.300, SLG: 0.423		x 0-0 ② F8			x 0-0 ② F8		x 0-0 ② FC5-4 1B 1-2f 2B		x 0-0 ① F2	4	1	0	0	0	0	1
Dickie Thon, R (1, 6) OBP: 0.313, SLG: 0.313 Frank LaCorte, R (8, 1) Danny Heep, L (9, PH) OBP: 0.333, SLG: 0.333		x 0-0 ③ 4-3			SSS 0-3 ③ K		x 0-0 2B 1-2 1B		x 0-0 ② F9	1 0 1	0 0 0	0 0 0	0 0 0	0 0 0	0 0 0	0 0 0
Bob Knepper, L (1, 1) Vern Ruhle, R (3, 1) Kiko Garcia, R (3, 6) OBP: 0.250, SLG: 0.375 Mike Ivie, R (7, PH) OBP: 0.400, SLG: 0.400			x 0-0 ① 1-3			x 0-0 BB 1B	x 0-0 1-3 2-H 2B		x 0-0 ③ F9	0 1 4 1	0 0 0 0	0 0 2 1	0 0 1 0	0 1 0 0	0 0 0 0	0 0 0 0
Inning Stats	R: 2 E: 0 K: 0 S: 4 H: 2 LOB: 0 BB: 1 P: 8	R: 0 E: 0 K: 1 S: 5 H: 0 LOB: 0 BB: 0 P: 5	R: 0 E: 0 K: 0 S: 3 H: 0 LOB: 0 BB: 0 P: 3	R: 0 E: 0 K: 0 S: 3 H: 1 LOB: 0 BB: 0 P: 3	R: 0 E: 0 K: 1 S: 5 H: 0 LOB: 0 BB: 0 P: 5	R: 0 E: 0 K: 0 S: 4 H: 1 LOB: 2 BB: 1 P: 8	R: 1 E: 0 K: 0 S: 6 H: 3 LOB: 2 BB: 0 P: 6	R: 2 E: 0 K: 0 S: 4 H: 1 LOB: 0 BB: 1 P: 8	R: 0 E: 0 K: 0 S: 3 H: 0 LOB: 0 BB: 0 P: 3	1B: 6 2B: 1 3B: 0 HR: 1	SF: 0 SAC: 0 DP: 1 HBP: 0						

PITCHER		IP	WLS	BF	H	R	ER	SO	BB	IBB	HBP	BLK	WP	HR	S	P	ERA	WHIP
Bob Welch, R ERA: 3.27	(1, 1)	5.0	W	19	4	2	2	2	2	0	0	0	0	0	21	29	3.60	1.200
Terry Forster, L ERA: 4.5	(6, 1)	1.2		8	3	1	1	0	0	0	0	0	0	0	8	8	5.40	1.800
Alejandro Pena, R ERA: 4.5	(7, 1)	1.1		6	1	2	2	0	1	0	0	0	0	1	5	9	13.50	1.500
Dave Stewart, R ERA: 1.69	(9, 1)	1.0		3	0	0	0	0	0	0	0	0	0	0	3	3	0.00	0.000

PITCHER	IP	WLS	BF	H	R	ER	SO	BB	IBB	HBP	BLK	WP	HR	S	P	ERA	WHIP

BOTTOM

Los Angeles Dodgers @ Houston Astros

Astrodome, Houston, TX

Tue Apr 13 1982, 7:05 PM EST

Att. 20,736 - Unknown

livebaseballscorecards.com

AB	33
R	5
H	8
RBI	5
BB	3
SO	2
LOB	14

WP: 0 PB: 0 SB: 0 CS: 0 PA: 36

Batter	1	2	3	4	5	6	7	8	9	AB	R	H	RBI	BB	SO	LOB
Steve Sax, R (1, 4) OBP: 0.361, SLG: 0.333	4-3		F8			FC5 1B 1B		FC1-6 E 1-2 2-3f		4	0	1	0	0	0	2
Ken Landreaux, L (1, 8) OBP: 0.469, SLG: 0.448	6-3 1B 1B		F9			FC5 FC5 1-2 1B		K		4	1	2	0	0	1	2
Dusty Baker Jr., R (1, 7) OBP: 0.419, SLG: 0.538	6-3 1-2			F8		FC5 FC5 1-2 2-3f		1-2 2-3 IBB		3	0	0	0	1	0	3
Steve Garvey, R (1, 3) OBP: 0.226, SLG: 0.214	2-H 1B			F8		FC5 1-2 2-3f		1-3		4	0	1	1	0	0	5
Ron Cey, R (1, 5) OBP: 0.323, SLG: 0.429	F9			F9			F9		F4	4	0	0	0	0	0	1
Pedro Guerrero, R (1, 9) OBP: 0.387, SLG: 0.296		5-3			F7		F8		6-3	4	0	0	0	0	0	0
Mike Scioscia, L (1, 2) OBP: 0.316, SLG: 0.235		F9			F2		SSS K		F7	3	0	0	0	0	1	0
Steve Yeager, R (9, PH) OBP: 0.636, SLG: 1.000										1	0	0	0	0	0	0
Bill Russell, R (1, 6) OBP: 0.458, SLG: 0.450		F9			3-1			FC1-6 BB 1B		3	0	1	0	0	0	0
Burt Hooton, R (1, 1)			4-3			L5		BBB E FC1-6 1-2 BB		2	0	0	0	0	0	0
Rick Monday, L (8, PH) OBP: 0.750, SLG: 1.000										0	0	0	0	1	0	0
Steve Howe, L (8, 1)										0	0	0	0	0	0	0
Inning Stats	R: 1 E: 0 K: 0 S: 5 H: 2 LOB: 1 BB: 0 P: 5	R: 0 E: 0 K: 0 S: 3 H: 0 LOB: 0 BB: 0 P: 3	R: 0 E: 0 K: 0 S: 3 H: 0 LOB: 0 BB: 0 P: 3	R: 0 E: 0 K: 0 S: 3 H: 0 LOB: 0 BB: 0 P: 3	R: 0 E: 0 K: 0 S: 3 H: 0 LOB: 0 BB: 0 P: 3	R: 0 E: 0 K: 0 S: 5 H: 2 LOB: 2 BB: 0 P: 5	R: 0 E: 0 K: 1 S: 5 H: 0 LOB: 0 BB: 0 P: 5	R: 0 E: 1 K: 1 S: 6 H: 1 LOB: 3 BB: 2 P: 14	R: 0 E: 0 K: 0 S: 3 H: 0 LOB: 0 BB: 0 P: 3	1B: 5 2B: 0 3B: 0 HR: 0 SF: 0 SAC: 0 DP: 0 HBP: 0						

TOP

Los Angeles Dodgers @ Houston Astros

Astrodome, Houston, TX

Wed Apr 14 1982, 7:05 PM EST

Att. 25,562 - Unknown

livebaseballscorecards.com

AB	32
R	1
H	5
RBI	1
BB	2
SO	2
LOB	13

WP: 0 PB: 0 SB: 0 CS: 0 PA: 34

PITCHER		IP	WLS	BF	H	R	ER	SO	BB	IBB	HBP	BLK	WP	HR	S	P	ERA	WHIP
Don Sutton, R ERA: 3.27	(1, 1)	7.0	W	27	5	1	1	1	1	0	0	0	0	0	28	32	1.29	0.857
Joe Sambito, L ERA:	(8, 1)	2.0	S	7	0	0	0	1	0	1	0	0	0	0	8	12	0.00	0.000

PITCHER	IP	WLS	BF	H	R	ER	SO	BB	IBB	HBP	BLK	WP	HR	S	P	ERA	WHIP

Batter	1	2	3	4	5	6	7	8	9	AB	R	H	RBI	BB	SO	LOB
Phil Garner, R (1, 4) OBP: 0.282, SLG: 0.152	S 1B 1B		F7 ②			4-3 ①		5-3 ①		4	1	1	0	0	0	0
Terry Puhl, L (1, 9) OBP: 0.211, SLG: 0.368	F7 ① 1-2		F3 ③			4-3 ②		6-3 ②		4	0	0	0	0	0	1
Tony Scott, S (1, 8) OBP: 0.189, SLG: 0.222	F4 ②			5-3 ①		G3 ③		6-3 ③		4	0	0	0	0	0	1
Jose Cruz, L (1, 7) OBP: 0.343, SLG: 0.313	2-H 1B			CS 1B			1-4 ①			3	0	2	1	0	0	0
Alan Ashby, S (1, 2) OBP: 0.444, SLG: 0.840	4-3 ③			S S S 0-3 K ② ③ 1-2			HR			3	1	1	1	0	1	2
Ray Knight, R (1, 5) OBP: 0.353, SLG: 0.406		E6 G6-4-3			F8 ①		1-3 ②			3	0	0	0	0	0	0
Art Howe, R (1, 3) OBP: 0.303, SLG: 0.414		G6-4-3 ① ② 1-2f			F3 ②		BB 1B			3	0	1	0	0	0	1
Dickie Thon, R (1, 6) OBP: 0.368, SLG: 0.333		6-3 ③			1B		B B B B 4-0 1-2 BB			2	0	1	0	1	0	0
Don Sutton, R (1, 1) Joe Sambito, L (8, 1)			S S S 0-3 K ①		S S S 0-3 K ③		S S S 0-3 K ③			3 0	0 0	0 0	0 0	0 0	3 0	3 0
Inning Stats	R: 1 E: 0 K: 0 S: 5 H: 2 LOB: 1 BB: 0 P: 5	R: 0 E: 1 K: 0 S: 3 H: 0 LOB: 0 BB: 0 P: 3	R: 0 E: 0 K: 1 S: 5 H: 0 LOB: 0 BB: 0 P: 5	R: 0 E: 0 K: 1 S: 5 H: 1 LOB: 0 BB: 0 P: 5	R: 0 E: 0 K: 1 S: 6 H: 1 LOB: 1 BB: 0 P: 6	R: 0 E: 0 K: 0 S: 3 H: 0 LOB: 0 BB: 0 P: 3	R: 1 E: 0 K: 1 S: 7 H: 2 LOB: 2 BB: 1 P: 11	R: 0 E: 0 K: 0 S: 3 H: 0 LOB: 0 BB: 0 P: 3		1B: 5 2B: 0 3B: 0 HR: 1	SF: 0 SAC: 0 DP: 1 HBP: 0					

PITCHER		IP	WLS	BF	H	R	ER	SO	BB	IBB	HBP	BLK	WP	HR	S	P	ERA	WHIP
Burt Hooton, R ERA: 4.09	(1, 1)	7.0	L	27	6	2	2	4	1	0	0	0	0	1	34	38	2.57	1.000
Steve Howe, L ERA:	(8, 1)	1.0		3	0	0	0	0	0	0	0	0	0	0	3	3	0.00	0.000

PITCHER	IP	WLS	BF	H	R	ER	SO	BB	IBB	HBP	BLK	WP	HR	S	P	ERA	WHIP

BOTTOM

Los Angeles Dodgers @ Houston Astros

Astrodome, Houston, TX

Wed Apr 14 1982, 7:05 PM EST

Att. 25,562 - Unknown

livebaseballscorecards.com

AB	29
R	2
H	6
RBI	2
BB	1
SO	4
LOB	8

Batter	1	2	3	4	5	6	7	8	9	AB	R	H	RBI	BB	SO	LOB
Steve Sax, R (1, 4) OBP: 0.375, SLG: 0.361	WP 2B		6-3			F9		BB		3	0	1	0	1	0	0
Ken Landreaux, L (1, 8) OBP: 0.444, SLG: 0.406	2-3 BB		4-3			P4		K		3	0	0	0	1	1	1
Alejandro Pena, R (8, 1)										0	0	0	0	0	0	0
Dusty Baker Jr., R (1, 7) OBP: 0.371, SLG: 0.467	K			F4		F8		5-3		4	0	0	0	0	1	3
Steve Garvey, R (1, 3) OBP: 0.200, SLG: 0.188	K			K			F7		F9	4	0	0	0	0	2	2
Ron Cey, R (1, 5) OBP: 0.371, SLG: 0.452	5-3			FC5-4 BB			F8 1B		FC4-6 1B	3	0	2	0	1	0	2
Pedro Guerrero, R (1, 9) OBP: 0.371, SLG: 0.290		G3		FC5-4 1-2f			1-2 1B		FC4-6 1-2f 1B	4	0	1	0	0	0	2
Mike Scioscia, L (1, 2) OBP: 0.273, SLG: 0.200		K			L5		F8 2-3		1-2 1B	3	0	0	0	0	1	2
Steve Yeager, R (9, PH) OBP: 0.667, SLG: 1.000										1	0	1	0	0	0	0
Bill Russell, R (1, 6) OBP: 0.423, SLG: 0.409		1-4-3			F7		K		F7	2	0	0	0	0	0	0
Jay Johnstone, L (7, PH)										0	0	0	0	0	0	0
Ron Roenicke, S (7, PH)										1	0	0	0	0	1	2
Mark Belanger, R (7, 6) OBP: 0.250, SLG: 0.500										0	0	0	0	0	0	0
Rick Monday, L (9, PH) OBP: 0.600, SLG: 0.667										1	0	0	0	0	0	2
Fernando Valenzuela, L (1, 1)			4-3		K			F9		2	0	0	0	0	1	0
Steve Howe, L (7, 1)										0	0	0	0	0	0	0
Derrel Thomas, S (8, PH)										1	0	0	0	0	0	0
(8, 8)																
Inning Stats	R: 0 E: 0 K: 2 S: 8 H: 1 LOB: 2 BB: 1 P: 12	R: 0 E: 0 K: 1 S: 5 H: 0 LOB: 0 BB: 0 P: 5	R: 0 E: 0 K: 0 S: 3 H: 0 LOB: 0 BB: 0 P: 3	R: 0 E: 0 K: 1 S: 5 H: 0 LOB: 1 BB: 1 P: 9	R: 0 E: 0 K: 1 S: 5 H: 0 LOB: 0 BB: 0 P: 5	R: 0 E: 0 K: 0 S: 3 H: 0 LOB: 0 BB: 0 P: 3	R: 0 E: 0 K: 1 S: 7 H: 2 LOB: 2 BB: 0 P: 7	R: 0 E: 0 K: 1 S: 5 H: 0 LOB: 1 BB: 1 P: 9	R: 0 E: 0 K: 0 S: 5 H: 2 LOB: 2 BB: 0 P: 5	1B: 4 2B: 1 3B: 0 HR: 0 SF: 0 SAC: 0 DP: 0 HBP: 0							

PITCHER		IP	WLS	BF	H	R	ER	SO	BB	IBB	HBP	BLK	WP	HR	S	P	ERA	WHIP
Juan Eichelberger, R ERA: 2.65	(1, 1)	6.2	W	25	3	0	0	5	2	0	0	0	1	0	33	41	0.00	0.750
Gary Lucas, L ERA:	(7, 1)	2.1	S	10	2	0	0	2	1	0	0	0	0	0	13	17	0.00	1.286

PITCHER	IP	WLS	BF	H	R	ER	SO	BB	IBB	HBP	BLK	WP	HR	S	P	ERA	WHIP

TOP

Los Angeles Dodgers @ San Diego Padres

Jack Murphy Stadium, San Diego, CA

Thu Apr 15 1982, 9:05 PM EST

Att. 32,681 - Unknown

livebaseballscorecards.com

AB	32
R	0
H	5
RBI	0
BB	3
SO	7
LOB	16

PA: 35

WP: 1
PB: 0
SB: 0
CS: 0

BOTTOM

Los Angeles Dodgers @ San Diego Padres

Jack Murphy Stadium, San Diego, CA

Thu Apr 15 1982, 9:05 PM EST

Att. 32,681 - Unknown

livebaseballscorecards.com

Batter	1	2	3	4	5	6	7	8	9	AB	R	H	RBI	BB	SO	LOB
Gene Richards, L (1, 7) OBP: 0.304, SLG: 0.238	1B		4-3			G3	K			4	1	1	0	0	1	3
Dave Edwards, R (8, 7) OBP: 0.200, SLG: 0.400										0	0	0	0	0	0	0
Juan Bonilla, R (1, 4) OBP: 0.321, SLG: 0.292	CS 1B 1-2		4-3			HBP G6-4-3		6-3		3	0	1	0	0	0	0
Garry Templeton, S (1, 6) OBP: 0.138, SLG: 0.138	CS 1-2 2-H			6-3		G6-4-3 1-2f		E 1B		4	0	2	1	0	0	1
Ruppert Jones, L (1, 8) OBP: 0.345, SLG: 0.320	K 1-2 2-3			5-3			4-3	1-2 IBB		3	0	0	0	1	1	2
Sixto Lezcano, R (1, 9) OBP: 0.276, SLG: 0.370	K			1B			FC4-6 BB 2B	F9		4	1	2	0	0	1	3
Luis Salazar, R (1, 5) OBP: 0.214, SLG: 0.185		4-3	K				FC4-6 IBB	G3		3	0	0	0	1	1	3
Kurt Bevacqua, R (1, 3)		6-3		F3			FC4-6 BB S 1-2f 2-3			3	0	0	0	0	0	2
Doug Gwosdz, R (1, 2) OBP: 0.571, SLG: 0.400		K		K			BB 1-2 IBB			2	0	0	0	1	2	0
Juan Eichelberger, R (1, 1)			1-3	K			BB 1-2 2-3 3-H			2	0	0	0	0	1	0
Gary Lucas, L (7, 1)										0	0	0	1	1	0	0
Inning Stats	R: 1 H: 3 E: 0 LOB: 1 K: 2 BB: 0 S: 9 P: 9	R: 0 H: 0 E: 0 LOB: 0 K: 1 BB: 0 S: 5 P: 5	R: 0 H: 0 E: 0 LOB: 0 K: 0 BB: 0 S: 3 P: 3	R: 0 H: 1 E: 0 LOB: 1 K: 1 BB: 0 S: 6 P: 6	R: 0 H: 0 E: 0 LOB: 0 K: 2 BB: 0 S: 7 P: 7	R: 0 H: 0 E: 0 LOB: 0 K: 0 BB: 0 S: 2 P: 3	R: 1 H: 1 E: 0 LOB: 3 K: 1 BB: 3 S: 6 P: 18	R: 0 H: 1 E: 1 LOB: 2 K: 0 BB: 1 S: 4 P: 8		1B: 5 SF: 0 2B: 1 SAC: 0 3B: 0 DP: 1 HR: 0 HBP: 1						WP: 0 PA: 33 PB: 0 SB: 1 CS: 2

	AB	28
	R	2
	H	6
	RBI	2
	BB	4
	SO	7
	LOB	14

PITCHER		IP	WLS	BF	H	R	ER	SO	BB	IBB	HBP	BLK	WP	HR	S	P	ERA	WHIP
Fernando Valenzuela, L ERA: 1.42	(1, 1)	6.2	L	27	5	2	2	6	1	2	1	0	0	0	35	48	2.70	0.900
Steve Howe, L ERA:	(7, 1)	0.1		1	0	0	0	1	0	0	0	0	0	0	3	3	0.00	0.000
Alejandro Pena, R ERA: 3.6	(8, 1)	1.0		5	1	0	0	0	0	1	0	0	0	0	4	8	0.00	1.000

PITCHER	IP	WLS	BF	H	R	ER	SO	BB	IBB	HBP	BLK	WP	HR	S	P	ERA	WHIP

Batter	1	2	3	4	5	6	7	8	9	AB	R	H	RBI	BB	SO	LOB
Steve Sax, R (1, 4) OBP: 0.341, SLG: 0.325	G3	4-3 2-3 3-H			K2-3		2-3			4	0	0	1	0	1	2
Steve Garvey, R (1, 3) OBP: 0.205, SLG: 0.222	5-3	K			1B 2B			K		4	0	1	0	0	2	1
Pedro Guerrero, R (1, 9) OBP: 0.385, SLG: 0.314	FC6-4 1B		F9		2-H 1B			L8		4	0	2	0	0	0	0
Dusty Baker Jr., R (1, 7) OBP: 0.359, SLG: 0.441	FC6-4 1-2f		G5-4-3 1B			6-3		L4		4	0	1	0	0	0	1
Ron Cey, R (1, 5) OBP: 0.359, SLG: 0.457		1B 2B	G5-4-3 1-2f			4-3			5-3	4	1	1	0	0	0	1
Steve Yeager, R (1, 2) OBP: 0.600, SLG: 0.857		2B 1B 2-H 1B		6-3		6-3			F7	3	1	1	1	0	0	0
Jorge Orta, L (9, PH)										1	0	0	0	0	0	0
Ken Landreaux, L (1, 8) OBP: 0.450, SLG: 0.429		1B 4-3 1-3 2B		F8			4-3		BB	3	1	1	0	1	0	0
Bill Russell, R (1, 6) OBP: 0.433, SLG: 0.400		4-3 SH1-4 2-3 3-H 1B		K			BB		6-3	3	0	1	1	1	1	1
Jerry Reuss, L (1, 1)		SH1-4 1-2			L5		F8			1	0	0	0	0	0	0
Alejandro Pena, R (6, 1)										0	0	0	0	0	0	0
Ron Roenicke, S (7, PH)										1	0	0	0	0	0	1
Terry Forster, L (7, 1)										0	0	0	0	0	0	0
Inning Stats	R: 0 E: 0 K: 0 S: 4 H: 1 LOB: 1 BB: 0 P: 4	R: 3 E: 0 K: 1 S: 9 H: 4 LOB: 1 BB: 0 P: 9	R: 0 E: 0 K: 0 S: 3 H: 1 LOB: 0 BB: 0 P: 3	R: 0 E: 0 K: 1 S: 5 H: 0 LOB: 0 BB: 0 P: 5	R: 0 E: 0 K: 1 S: 6 H: 2 LOB: 2 BB: 0 P: 6	R: 0 E: 0 K: 0 S: 3 H: 0 LOB: 0 BB: 0 P: 3	R: 0 E: 0 K: 0 S: 3 H: 0 LOB: 1 BB: 1 P: 7	R: 0 E: 0 K: 1 S: 5 H: 0 LOB: 0 BB: 0 P: 5	R: 0 E: 0 K: 0 S: 3 H: 0 LOB: 1 BB: 1 P: 7	1B: 5 2B: 3 3B: 0 HR: 0 SF: 0 SAC: 1 DP: 1 HBP: 0						

PITCHER	IP	WLS	BF	H	R	ER	SO	BB	IBB	HBP	BLK	WP	HR	S	P	ERA	WHIP
John Curtis, L (1, 1) ERA: 3.38	7.0	W	28	8	3	3	3	1	0	0	0	0	0	33	37	3.86	1.286
Floyd Chiffer, R (8, 1) ERA:	2.0		7	0	0	0	1	1	0	0	0	0	0	8	12	0.00	0.500

PITCHER	IP	WLS	BF	H	R	ER	SO	BB	IBB	HBP	BLK	WP	HR	S	P	ERA	WHIP

TOP

Los Angeles Dodgers @ San Diego Padres

Jack Murphy Stadium, San Diego, CA

Fri Apr 16 1982, 9:05 PM EST

Att. 16,258 - Unknown

livebaseballscorecards.com

AB	32
R	3
H	8
RBI	3
BB	2
SO	4
LOB	7

WP: 0 PA: 35
PB: 0
SB: 0
CS: 0

BOTTOM

Los Angeles Dodgers @ San Diego Padres

Jack Murphy Stadium, San Diego, CA

Fri Apr 16 1982, 9:05 PM EST

Att. 16,258 - Unknown

livebaseballscorecards.com

Batter	1	2	3	4	5	6	7	8	9	AB	R	H	RBI	BB	SO	LOB
Gene Richards, L (1, 7) OBP: 0.321, SLG: 0.269	E6 1B	F8			CS 1B	L6		4-3		5	1	2	0	0	0	3
Dave Edwards, R (9, 7) OBP: 0.200, SLG: 0.400										0	0	0	0	0	0	0
Juan Bonilla, R (1, 4) OBP: 0.344, SLG: 0.296	G3 1B 2-H	K			E1 WP 1-2		1B SH BB			3	2	1	1	1	1	2
Garry Templeton, S (1, 6) OBP: 0.152, SLG: 0.152	G3 1-2		4-3		K 2-3		SH 1B 1-2			4	1	1	0	0	1	2
Ruppert Jones, L (1, 8) OBP: 0.406, SLG: 0.346	1B FC6-4 1B 2-H		G4-3 BB			2B BB	SH SF7 1-H 2-H			1	3	1	1	2	0	0
Sixto Lezcano, R (1, 9) OBP: 0.303, SLG: 0.419	FC6-4 1B 1-3		G4-3 1-2f			4-3 1B 2B 1-H	K			4	1	2	1	0	1	2
Luis Salazar, R (1, 5) OBP: 0.188, SLG: 0.167	FC6-4 1-2f 3-H			6-3		4-3 2-3	SF7 3-H			3	0	0	2	0	0	2
Kurt Bevacqua, R (1, 3) OBP: 0.125, SLG: 0.067	5-3			K		1B 3-H	F7			4	0	1	1	0	1	1
Doug Gwosdz, R (1, 2) OBP: 0.455, SLG: 0.333		SH5-4 1B		6-3		K		1-4-3		4	0	1	0	0	1	1
John Curtis, L (1, 1) OBP: 0.500, SLG: 0.500		SH5-4 1-2			K	1B 1-2		G3		2	0	1	0	0	1	0
Floyd Chiffer, R (8, 1)										1	0	0	0	0	0	0
Inning Stats	R: 3 H: 4 E: 1 LOB: 1 K: 0 BB: 0 S: 7 P: 7	R: 0 H: 1 E: 0 LOB: 1 K: 1 BB: 0 S: 6 P: 6	R: 0 H: 0 E: 0 LOB: 0 K: 0 BB: 1 S: 2 P: 6	R: 0 H: 0 E: 0 LOB: 0 K: 1 BB: 0 S: 5 P: 5	R: 0 H: 1 E: 1 LOB: 1 K: 2 BB: 0 S: 8 P: 8	R: 2 H: 3 E: 0 LOB: 2 K: 1 BB: 1 S: 8 P: 12	R: 3 H: 1 E: 1 LOB: 0 K: 1 BB: 1 S: 7 P: 11	R: 0 H: 0 E: 0 LOB: 0 K: 0 BB: 0 S: 3 P: 3		1B: 9 SF: 1 2B: 1 SAC: 2 3B: 0 DP: 1 HR: 0 HBP: 0						

	AB	31
	R	8
	H	10
	RBI	6
	BB	3
	SO	6
	LOB	13

WP: 1 PA: 37
PB: 0
SB: 0
CS: 1

PITCHER		IP	WLS	BF	H	R	ER	SO	BB	IBB	HBP	BLK	WP	HR	S	P	ERA	WHIP
Jerry Reuss, L ERA: 3.86	(1, 1)	5.1	L	25	8	5	5	4	2	0	0	0	1	0	31	39	8.44	1.875
Alejandro Pena, R ERA: 3.18	(6, 1)	0.2		3	1	0	0	1	0	0	0	0	0	0	5	5	0.00	1.500
Terry Forster, L ERA: 3.38	(7, 1)	2.0		9	1	3	0	1	1	0	0	0	0	0	10	14	0.00	1.000

PITCHER	IP	WLS	BF	H	R	ER	SO	BB	IBB	HBP	BLK	WP	HR	S	P	ERA	WHIP

Los Angeles Dodgers @ San Diego Padres

Jack Murphy Stadium, San Diego, CA

Sat Apr 17 1982, 9:05 PM EST

Att. 47,117 - Unknown

TOP

livebaseballscorecards.com

Batter	1	2	3	4	5	6	7	8	9	AB	R	H	RBI	BB	SO	LOB
Steve Sax, R (1, 4) OBP: 0.367, SLG: 0.326	3B 1B		6-3		BBBB 4-0 E 1B 1-2 BB		BBBB 4-0 4-3 S BB		F2	3	2	1	0	2	0	2
Ken Landreaux, L (1, 8) OBP: 0.455, SLG: 0.513	1-H FC5-2-5 3B		2B		E6 1B 1-2 2-3		4-3 1-3			4	0	2	1	0	0	3
Steve Garvey, R (1, 3) OBP: 0.209, SLG: 0.225	FC5-2-5 FC6-4 3-H		F5		G5-4-3 1B 1-2 2-H 3-H		F7			4	0	1	2	0	0	3
Dusty Baker Jr., R (1, 7) OBP: 0.326, SLG: 0.395	FC6-4 1-2f			E5	G5-4-3 1-2f			K		4	0	0	0	0	1	3
Ron Cey, R (1, 5) OBP: 0.326, SLG: 0.410	L7			F8		F8		6-3		4	0	0	0	0	0	2
Pedro Guerrero, R (1, 9) OBP: 0.372, SLG: 0.308		1-3		F9		WP 1B		4-3		4	0	1	0	0	0	1
Mike Scioscia, L (1, 2) OBP: 0.308, SLG: 0.217		P4		L3		BBBB 4-0 G5-4-3 1-2 BB			6-3 1B	3	0	1	0	1	0	1
Mark Belanger, R (9, PR) OBP: 0.250, SLG: 0.500										0	0	0	0	0	0	0
Bill Russell, R (1, 6) OBP: 0.412, SLG: 0.357		F8			BBBB 4-0 E BB 1B BB	G5-4-3 1-2f			6-3 1-2	3	1	0	0	1	0	3
Dave Goltz, R (1, 1)			4-3		F7	F8			F9	1	0	0	0	0	0	0
Ted Power, R (3, 1)										0	0	0	0	0	0	0
Jay Johnstone, L (5, PH)										1	0	0	0	0	0	1
Alejandro Pena, R (5, 1)										0	0	0	0	0	0	0
Jorge Orta, L (7, PH)										1	0	0	0	0	0	0
Steve Howe, L (7, 1)										0	0	0	0	0	0	0
Rick Monday, L (9, PH) OBP: 0.600, SLG: 0.667										0	0	0	0	0	0	0
Steve Yeager, R (9, PH) OBP: 0.583, SLG: 0.800										1	0	0	0	0	0	2
Inning Stats	R: 1 E: 0 K: 0 S: 5 H: 2 LOB: 1 BB: 0 P: 5	R: 0 E: 0 K: 0 S: 3 H: 0 LOB: 0 BB: 0 P: 3	R: 0 E: 0 K: 0 S: 4 H: 1 LOB: 1 BB: 0 P: 4	R: 0 E: 1 K: 0 S: 4 H: 0 LOB: 1 BB: 0 P: 4	R: 2 E: 1 K: 0 S: 4 H: 1 LOB: 1 BB: 2 P: 12	R: 0 E: 0 K: 0 S: 3 H: 1 LOB: 1 BB: 1 P: 7	R: 0 E: 0 K: 0 S: 3 H: 0 LOB: 1 BB: 1 P: 7	R: 0 E: 0 K: 1 S: 5 H: 0 LOB: 0 BB: 0 P: 5	R: 0 E: 0 K: 0 S: 4 H: 1 LOB: 2 BB: 0 P: 4	1B: 4 2B: 1 3B: 1 HR: 0 SF: 0 SAC: 0 DP: 2 HBP: 0						

	AB	33
	R	3
	H	6
	RBI	3
	BB	4
	SO	1
	LOB	21

WP: 1 PB: 0 SB: 1 CS: 0 PA: 37

PITCHER	IP	WLS	BF	H	R	ER	SO	BB	IBB	HBP	BLK	WP	HR	S	P	ERA	WHIP
John Montefusco, R (1, 1) ERA: 5.63	4.1		21	4	3	3	0	2	0	0	0	0	0	19	27	6.23	1.385
Eric Show, R (5, 1) ERA:	4.0	W	14	2	0	0	1	2	0	0	0	1	0	14	22	0.00	1.000
Gary Lucas, L (9, 1) ERA:	0.2	S	2	0	0	0	0	0	0	0	0	0	0	2	2	0.00	0.000

PITCHER	IP	WLS	BF	H	R	ER	SO	BB	IBB	HBP	BLK	WP	HR	S	P	ERA	WHIP

Batter	1	2	3	4	5	6	7	8	9	AB	R	H	RBI	BB	SO	LOB
Gene Richards, L (1, 7) OBP: 0.313, SLG: 0.300	G3 2B 2B	1-3		G5-4-3 1-2f			F8			4	1	1	0	0	0	1
Juan Bonilla, R (1, 4) OBP: 0.333, SLG: 0.290	G3 2-3		FC6-4 1B		4-3		4-3			4	0	1	0	0	0	1
Garry Templeton, S (1, 6) OBP: 0.162, SLG: 0.189	E 2B 2B 3-H		FC6-4 1-2f 2B		3-1		4-3			4	1	1	1	0	0	1
Ruppert Jones, L (1, 8) OBP: 0.417, SLG: 0.400	K		1B 1-H 2B		1B			1-3		4	1	2	0	0	1	1
Sixto Lezcano, R (1, 9) OBP: 0.297, SLG: 0.400	E5 2B 2-3		BLK WP 2-H 1B		5-3			F9		4	1	1	1	0	0	2
Terry Kennedy, L (1, 2) OBP: 0.250, SLG: 0.227	1-H 3-H 2B		BLK 1-2 IBB			1-3		6-3		3	0	1	2	1	0	0
Luis Salazar, R (1, 5) OBP: 0.171, SLG: 0.152	K		L3 1-2 2-3			P6				3	0	0	0	0	1	3
Broderick Perkins, L (1, 3) OBP: 0.333, SLG: 0.143		G3		4-3		1B				3	0	1	0	0	0	0
John Montefusco, R (1, 1) OBP: 0.200, SLG: 0.200		6-3		E6 G5-4-3		K				2	0	0	0	0	0	0
Eric Show, R (5, 1)										1	0	0	0	0	1	1
Gary Lucas, L (9, 1)										0	0	0	0	0	0	0
Inning Stats	R: 3 H: 3 E: 1 LOB: 1 K: 2 BB: 0 S: 11 P: 11	R: 0 H: 0 E: 0 LOB: 0 K: 0 BB: 0 S: 3 P: 3	R: 1 H: 3 E: 0 LOB: 2 K: 0 BB: 1 S: 5 P: 9	R: 0 H: 0 E: 1 LOB: 0 K: 0 BB: 0 S: 3 P: 3	R: 0 H: 1 E: 0 LOB: 1 K: 0 BB: 0 S: 4 P: 4	R: 0 H: 1 E: 0 LOB: 1 K: 1 BB: 0 S: 6 P: 6	R: 0 H: 0 E: 0 LOB: 0 K: 0 BB: 0 S: 3 P: 3	R: 0 H: 0 E: 0 LOB: 0 K: 0 BB: 0 S: 3 P: 3		1B: 4 SF: 0 2B: 4 SAC: 0 3B: 0 DP: 1 HR: 0 HBP: 0						

PITCHER		IP	WLS	BF	H	R	ER	SO	BB	IBB	HBP	BLK	WP	HR	S	P	ERA	WHIP
Dave Goltz, R ERA: 4.91	(1, 1)	2.2	L	14	6	4	2	2	0	0	0	0	0	0	18	18	6.75	2.250
Ted Power, R ERA: 2.7	(3, 1)	1.1		5	0	0	0	0	0	1	0	1	1	0	4	8	0.00	0.000
Alejandro Pena, R ERA: 2.35	(5, 1)	2.0		8	2	0	0	1	0	0	0	0	0	0	10	10	0.00	1.000
Steve Howe, L ERA:	(7, 1)	2.0		6	0	0	0	0	0	0	0	0	0	0	6	6	0.00	0.000

PITCHER	IP	WLS	BF	H	R	ER	SO	BB	IBB	HBP	BLK	WP	HR	S	P	ERA	WHIP

BOTTOM

Los Angeles Dodgers @ San Diego Padres

Jack Murphy Stadium, San Diego, CA

Sat Apr 17 1982, 9:05 PM EST

Att. 47,117 - Unknown

livebaseballscorecards.com

AB	32
R	4
H	8
RBI	4
BB	1
SO	3
LOB	10

WP: 1	PA: 33		
PB: 0			
SB: 0			
CS: 0			

Batter	1	2	3	4	5	6	7	8	9	AB	R	H	RBI	BB	SO	LOB
Steve Sax, R (1, 4) OBP: 0.370, SLG: 0.340	BBBB 4-0 2B FC5 BB		SSS 0-3 ① K		x 0-0 ③ F8		x 0-0 2-H 2B		x 0-0 ② FC6-4 1-2f 2-3	4	0	1	1	1	1	2
Steve Garvey, R (1, 3) OBP: 0.229, SLG: 0.267	x 0-0 FC1-6 1-3 2B		x 0-0 ② 5-3			x 0-0 HR 1B	x 0-0 ③ F8		SSS 0-3 ③ K	5	1	2	0	0	1	3
Pedro Guerrero, R (1, 9) OBP: 0.340, SLG: 0.279	x 0-0 ① FC5 FC1-6 3-H		x 0-0 ③ F8			x 0-0 ① F9		x 0-0 ① 5-3		4	0	0	0	0	0	3
Dusty Baker Jr., R (1, 7) OBP: 0.319, SLG: 0.452	x 0-0 ② FC1-6 1-2f 2-3			x 0-0 ① 5-3		x 0-0 1-H HR		SSS 0-3 ② K		4	1	1	2	0	1	2
Ron Cey, R (1, 5) OBP: 0.340, SLG: 0.442 Steve Howe, L (8, 1) Ted Power, R (8, 1)	x 0-0 ③ F8			x 0-0 2B		x 0-0 ② P3		x 0-0 E7 1B		4 0 0	0 0 0	2 0 0	0 0 0	0 0 0	0 0 0	2 0 0
Steve Yeager, R (1, 2) OBP: 0.474, SLG: 0.667 Mike Scioscia, L (8, PH) OBP: 0.296, SLG: 0.208 (8, 2)		x 0-0 ① P3		x 0-0 ② P4		x 0-0 ③ F8		x 0-0 ③ F2		3 1	0 0	0 0	0 0	0 0	0 0	1 1
Ken Landreaux, L (1, 8) OBP: 0.438, SLG: 0.488		x 0-0 ② F8		x 0-0 ③ P6			x 0-0 SH1-4 2B 1B		x 0-0 ① 4-3	4	1	1	0	0	0	1
Mark Belanger, R (1, 6) OBP: 0.429, SLG: 0.500		BBBB 4-0 BB			x 0-0 ① F7		x 0-0 ① SH1-4 1-2		x 0-0 FC6-4 1B 1B	2	0	1	0	1	0	0
Bob Welch, R (1, 1) Ron Roenicke, S (7, PH) Dave Stewart, R (7, 1) Derrel Thomas, S (8, 5) OBP: 0.667, SLG: 0.500		SSS 0-3 ③ K			SSS 0-3 ② K		x 0-0 ② F8		x 0-0 1-2 FC6-4 1B	2 1 0 1	0 0 0 0	0 0 0 1	0 0 0 0	2 0 0 0	0 0 0 0	1 1 0 0
Inning Stats	R: 0 E: 0 K: 0 S: 4 H: 1 LOB: 2 BB: 1 P: 8	R: 0 E: 0 K: 1 S: 5 H: 0 LOB: 1 BB: 1 P: 9	R: 0 E: 0 K: 1 S: 5 H: 0 LOB: 0 BB: 0 P: 5	R: 0 E: 0 K: 0 S: 4 H: 1 LOB: 1 BB: 0 P: 4	R: 0 E: 0 K: 1 S: 5 H: 0 LOB: 0 BB: 0 P: 5	R: 2 E: 0 K: 0 S: 5 H: 2 LOB: 0 BB: 0 P: 5	R: 1 E: 0 K: 0 S: 5 H: 2 LOB: 1 BB: 0 P: 5	R: 0 E: 1 K: 1 S: 6 H: 1 LOB: 1 BB: 0 P: 6	R: 0 E: 0 K: 1 S: 7 H: 2 LOB: 2 BB: 0 P: 7	1B: 5 2B: 3 3B: 0 HR: 1 SF: 0 SAC: 1 DP: 0 HBP: 0						

PITCHER		IP	WLS	BF	H	R	ER	SO	BB	IBB	HBP	BLK	WP	HR	S	P	ERA	WHIP
Tim Lollar, L ERA: 3.38	(1, 1)	7.0		29	6	3	3	3	2	0	0	0	0	1	33	41	3.86	1.143
Luis DeLeon, R ERA: 3.38	(8, 1)	1.0	W	4	1	0	0	1	0	0	0	0	0	0	6	6	0.00	1.000
Gary Lucas, L ERA:	(9, 1)	1.0		5	2	0	0	1	0	0	0	0	0	0	7	7	0.00	2.000

PITCHER	IP	WLS	BF	H	R	ER	SO	BB	IBB	HBP	BLK	WP	HR	S	P	ERA	WHIP

TOP

Los Angeles Dodgers @ San Diego Padres

Jack Murphy Stadium, San Diego, CA

Sun Apr 18 1982, 6:33 AM EST

Att. 22,880 - Unknown

livebaseballscorecards.com

AB	35
R	3
H	9
RBI	3
BB	2
SO	5
LOB	17

WP: 0	PA: 38		
PB: 0			
SB: 0			
CS: 0			

BOTTOM

Los Angeles Dodgers @ San Diego Padres

Jack Murphy Stadium, San Diego, CA

Sun Apr 18 1982, 6:33 AM EST

Att. 22,880 - Unknown

livebaseballscorecards.com

Batter	1	2	3	4	5	6	7	8	9	AB	R	H	RBI	BB	SO	LOB
Gene Richards, L (1, 7) OBP: 0.324, SLG: 0.314 Dave Edwards, R (8, PR) (9, 7) OBP: 0.200, SLG: 0.400	BB, 1B, 1B	F9			K	6-3	6-3	1B, 1-2 BB, 1B		5 0	1 1	2 0	0 0	0 0	1 0	1 0
Juan Bonilla, R (1, 4) OBP: 0.341, SLG: 0.286	1B, 1-2 BB	6-3	6-3		6-3	6-3	6-3	BB, 1-3 2-H 1B		4	0	1	1	1	0	0
Garry Templeton, S (1, 6) OBP: 0.190, SLG: 0.214	1-2 2-H 1B	6-3	6-3		4-3			1B, 2B, 1B 4-3		5	1	2	1	0	0	3
Ruppert Jones, L (1, 8) OBP: 0.439, SLG: 0.500	K	HR				4-3		1-3 2B, 1B BB, BB		4	2	2	1	1	1	2
Sixto Lezcano, R (1, 9) OBP: 0.310, SLG: 0.385	F7	6-3				1B, 1B		P6 1-2 2-3 3-H BB		4	0	1	1	1	0	4
Terry Kennedy, L (1, 2) OBP: 0.241, SLG: 0.259	F8	F7				P6		1-H 3-H 3B, 2B F7		5	1	1	2	0	0	6
Luis Salazar, R (1, 5) OBP: 0.205, SLG: 0.167		F8				1-2 1B		3B, IBB		3	1	1	0	1	0	0
Broderick Perkins, L (1, 3) OBP: 0.385, SLG: 0.455		F9			1B	F7		1-H 2-H WP, 3B		4	1	2	2	0	0	2
Tim Lollar, L (1, 1) OBP: 0.714, SLG: 0.667 Tim Flannery, L (7, PH) OBP: 0.250, SLG: 0.500 Luis DeLeon, R (8, 1) Kurt Bevacqua, R (8, PH) OBP: 0.176, SLG: 0.067 Gary Lucas, L (9, 1)	1B	K			K		K	1B, 1B 3-H BB		2 1 0 0 0	0 0 0 1 0	1 0 0 0 0	0 0 0 0 0	0 1 0 1 0	1 0 0 0 0	1 0 0 0 0
Inning Stats	R: 1 E: 0 K: 1 S: 7 H: 2 LOB: 2 BB: 1 P: 11	R: 0 E: 0 K: 0 S: 4 H: 1 LOB: 1 BB: 0 P: 4	R: 1 E: 0 K: 0 S: 4 H: 1 LOB: 0 BB: 0 P: 4		R: 0 E: 0 K: 1 S: 6 H: 1 LOB: 1 BB: 0 P: 6	R: 0 E: 0 K: 1 S: 5 H: 0 LOB: 0 BB: 0 P: 5	R: 0 E: 0 K: 0 S: 5 H: 2 LOB: 2 BB: 0 P: 5	R: 0 E: 0 K: 1 S: 5 H: 0 LOB: 0 BB: 0 P: 5	R: 7 E: 0 K: 0 S: 9 H: 6 LOB: 3 BB: 4 P: 25	1B: 10 2B: 1 3B: 1 HR: 1	SF: 0 SAC: 0 DP: 0 HBP: 0		WP: 1 PB: 0 SB: 0 CS: 0	PA: 42			

	AB	37
	R	9
	H	13
	RBI	8
	BB	5
	SO	4
	LOB	19

PITCHER		IP	WLS	BF	H	R	ER	SO	BB	IBB	HBP	BLK	WP	HR	S	P	ERA	WHIP
Bob Welch, R ERA: 3.18	(1, 1)	6.0		26	7	2	2	3	1	0	0	0	0	1	31	35	3.00	1.333
Dave Stewart, R ERA: 4.05	(7, 1)	1.1	L	6	2	2	2	1	0	0	0	0	0	0	8	8	13.50	1.500
Steve Howe, L ERA: 7.11	(8, 1)	0.0		5	3	3	3	0	1	1	0	0	1	0	3	11	∞	∞
Ted Power, R ERA: 2.25	(8, 1)	0.2		5	1	2	2	0	2	0	0	0	0	0	3	11	27.00	4.500

PITCHER		IP	WLS	BF	H	R	ER	SO	BB	IBB	HBP	BLK	WP	HR	S	P	ERA	WHIP

Houston Astros @ Los Angeles Dodgers

Dodger Stadium, Los Angeles, CA

Mon Apr 19 1982, 6:05 PM PST

Att. 39,356 - Unknown

TOP

livebaseballscorecards.com

Batter	1	2	3	4	5	6	7	8	9	AB	R	H	RBI	BB	SO	LOB
Terry Puhl, L (1, 9) OBP: 0.245, SLG: 0.306	F8		WP, BB		G3		F8		BB	3	0	0	0	2	0	0
Phil Garner, R (1, 4) OBP: 0.288, SLG: 0.212	F9		K			1B	2-3		F9	5	1	1	0	0	1	4
Jose Cruz, L (1, 7) OBP: 0.404, SLG: 0.333	F9		4-3			1B, 2B		S		4	1	2	1	0	0	1
Alan Ashby, S (1, 2) OBP: 0.409, SLG: 0.659		4-3, S, SF8, BB	K			2B, 1B		F5		3	2	1	1	1	1	2
Ray Knight, R (1, 5) OBP: 0.333, SLG: 0.356		4-3		6-3		1B, 2B		K		4	1	1	1	0	1	2
Art Howe, R (1, 3) OBP: 0.320, SLG: 0.386		SF8		6-3		G4-6-3		F8		3	0	1	3	0	0	1
Tony Scott, S (1, 8) OBP: 0.200, SLG: 0.224		1B		4-3		G4-6-3			L6	4	0	1	0	0	0	1
Dickie Thon, R (1, 6) OBP: 0.371, SLG: 0.355		F8			K2-3	4-3			BB	4	0	1	0	0	1	1
Don Sutton, R (1, 1) OBP: 0.143, SLG: 0.143			WP, BB, 4-3		1-3		K		K	3	1	1	0	0	1	0
Joe Sambito, L (8, 1)										1	0	0	0	0	1	1

	AB	34
	R	6
	H	9
	RBI	6
	BB	3
	SO	6
	LOB	13

Inning Stats	1	2	3	4	5	6	7	8	9	1B: 8	SF: 1	WP: 1	PA: 38
	R: 0	R: 1	R: 1	R: 0	R: 0	R: 4	R: 0	R: 0	R: 0	2B: 1	SAC: 0	PB: 0	
	E: 0	E: 0	E: 0	E: 0	E: 0	E: 0	E: 0	E: 0	E: 0	3B: 0	DP: 1	SB: 2	
	K: 0	K: 0	K: 2	K: 0	K: 1	K: 0	K: 1	K: 1	K: 1	HR: 0	HBP: 0	CS: 0	
	S: 3	S: 4	S: 8	S: 3	S: 5	S: 7	S: 5	S: 6	S: 6				
	H: 0	H: 1	H: 1	H: 0	H: 0	H: 5	H: 0	H: 1	H: 1				
	LOB: 0	LOB: 1	LOB: 1	LOB: 0	LOB: 0	LOB: 0	LOB: 0	LOB: 1	LOB: 2				
	BB: 0	BB: 1	BB: 1	BB: 0	BB: 0	BB: 0	BB: 0	BB: 0	BB: 1				
	P: 3	P: 8	P: 12	P: 3	P: 5	P: 7	P: 5	P: 6	P: 10				

PITCHER		IP	WLS	BF	H	R	ER	SO	BB	IBB	HBP	BLK	WP	HR	S	P	ERA	WHIP
Burt Hooton, R ERA: 5.06	(1, 1)	5.0		21	4	4	4	3	2	0	0	0	1	0	25	33	7.20	1.200
Terry Forster, L ERA: 5.63	(6, 1)	0.0	L	2	2	0	0	0	0	0	0	0	0	0	2	2	∞	∞
Alejandro Pena, R ERA: 1.86	(6, 1)	2.0		6	1	2	2	1	0	0	0	0	0	0	8	8	9.00	0.500
Ted Power, R ERA: 1.5	(8, 1)	2.0		9	2	0	0	2	1	0	0	0	0	0	12	16	0.00	1.500

PITCHER		IP	WLS	BF	H	R	ER	SO	BB	IBB	HBP	BLK	WP	HR	S	P	ERA	WHIP

Batter	1	2	3	4	5	6	7	8	9	AB	R	H	RBI	BB	SO	LOB
Steve Sax, R (1, 4) OBP: 0.379, SLG: 0.340	FC3-6 1B		BBBB 1B BB		6-3			6-3		3	1	1	0	1	0	0
Ken Landreaux, L (1, 8) OBP: 0.423, SLG: 0.468	FC3-6 E S WP 1-2f		1B 1-H 1B		5-3			F9		4	1	1	1	0	0	1
Steve Garvey, R (1, 3) OBP: 0.212, SLG: 0.245	6-3 1-H		F9		F9			F9		4	0	0	0	0	0	1
Dusty Baker Jr., R (1, 7) OBP: 0.314, SLG: 0.435	F7		S 1-3 1B			SSS K			1-3	4	0	1	0	0	1	0
Ron Cey, R (1, 5) OBP: 0.314, SLG: 0.404		4-3	SSS K 1-2			F2			F8	4	0	0	0	0	1	2
Pedro Guerrero, R (1, 9) OBP: 0.333, SLG: 0.319		HR 3B	P4			5-3			E6	4	1	1	0	0	0	2
Mike Scioscia, L (1, 2) OBP: 0.300, SLG: 0.333		HR 3-H	4-3			6-3			F3	3	1	1	2	0	0	0
Steve Yeager, R (9, PH) OBP: 0.450, SLG: 0.632										1	0	0	0	0	0	1
Bill Russell, R (1, 6) OBP: 0.378, SLG: 0.323		L7	F7			F9				3	0	0	0	0	0	0
Burt Hooton, R (1, 1)		F7	SSS K			L9				2	0	0	0	0	1	0
Terry Forster, L (6, 1)										0	0	0	0	0	0	0
Alejandro Pena, R (6, 1)										0	0	0	0	0	0	0
Jorge Orta, L (7, PH)										1	0	0	0	0	0	0
Ted Power, R (8, 1)										0	0	0	0	0	0	0
Inning Stats	R: 1 E: 0 K: 0 S: 4 H: 1 LOB: 0 BB: 0 P: 4	R: 2 E: 0 K: 0 S: 5 H: 2 LOB: 0 BB: 0 P: 5	R: 1 E: 0 K: 1 S: 7 H: 2 LOB: 2 BB: 1 P: 11	R: 0 E: 0 K: 1 S: 5 H: 0 LOB: 0 BB: 0 P: 5	R: 0 E: 0 K: 0 S: 3 H: 0 LOB: 0 BB: 0 P: 3	R: 0 E: 0 K: 1 S: 5 H: 0 LOB: 0 BB: 0 P: 5	R: 0 E: 0 K: 0 S: 3 H: 0 LOB: 0 BB: 0 P: 3	R: 0 E: 0 K: 0 S: 3 H: 0 LOB: 0 BB: 0 P: 3	R: 0 E: 1 K: 0 S: 4 H: 0 LOB: 1 BB: 0 P: 4	1B: 3 2B: 0 3B: 1 HR: 1 SF: 0 SAC: 0 DP: 0 HBP: 0						

PITCHER	IP	WLS	BF	H	R	ER	SO	BB	IBB	HBP	BLK	WP	HR	S	P	ERA	WHIP
Don Sutton, R (1, 1) ERA: 3.5	7.0	W	27	5	4	3	3	1	0	0	0	1	1	32	36	3.86	0.857
Joe Sambito, L (8, 1) ERA:	2.0	S	7	0	0	0	0	0	0	0	0	0	0	7	7	0.00	0.000

PITCHER	IP	WLS	BF	H	R	ER	SO	BB	IBB	HBP	BLK	WP	HR	S	P	ERA	WHIP

BOTTOM

Houston Astros @ Los Angeles Dodgers

Dodger Stadium, Los Angeles, CA

Mon Apr 19 1982, 6:05 PM PST

Att. 39,356 - Unknown

livebaseballscorecards.com

AB	33
R	4
H	5
RBI	3
BB	1
SO	3
LOB	7

WP: 1 PA: 34
PB: 0
SB: 2
CS: 0

Batter	1	2	3	4	5	6	7	8	9	AB	R	H	RBI	BB	SO	LOB
Phil Garner, R (1, 4) OBP: 0.270, SLG: 0.196	F3		K		G6-4-3 1-2f			F5		4	0	0	0	0	1	1
Tony Scott, S (1, 8) OBP: 0.208, SLG: 0.231	K		K			L1-3 1B		4-3		3	0	1	0	0	2	0
Terry Puhl, L (6, PR) (6, 8) OBP: 0.241, SLG: 0.300										1	0	0	0	0	0	0
Jose Cruz, L (1, 7) OBP: 0.375, SLG: 0.306	L1		F8			F7			6-3	4	0	0	0	0	0	1
Ray Knight, R (1, 5) OBP: 0.345, SLG: 0.429		HR		F7		L1-3 1-2			E6 2B 1B	4	2	2	1	0	0	1
Alan Knicely, R (1, 9) OBP: 0.250, SLG: 0.286		K		FC5-4 BB			K		2-H 2B	3	0	1	1	1	2	0
Art Howe, R (1, 3) OBP: 0.296, SLG: 0.354		F9		F5			4-3		K	4	0	0	0	0	1	2
Kiko Garcia, R (1, 6) OBP: 0.333, SLG: 0.500		1B 1B		FC5-4 1-2f			2B		5-3	4	0	2	0	0	0	2
Luis Pujols, R (1, 2) OBP: 0.333, SLG: 0.375		1-3 1B			K		6-3			3	0	1	0	0	1	1
Vern Ruhle, R (1, 1) OBP: 0.250, SLG: 0.250		F3			G6-4-3 1B			5-3		2	0	1	0	0	0	2
Frank LaCorte, R (6, 1)										0	0	0	0	0	0	0
Mike Ivie, R (8, PH) OBP: 0.429, SLG: 0.333										1	0	0	0	0	0	0
Gordie Pladson, R (8, 1)										0	0	0	0	0	0	0
Inning Stats	R: 0 E: 0 K: 1 S: 5 H: 0 LOB: 0 BB: 0 P: 5	R: 1 E: 0 K: 1 S: 8 H: 3 LOB: 2 BB: 0 P: 8	R: 0 E: 0 K: 2 S: 7 H: 0 LOB: 0 BB: 0 P: 7	R: 0 E: 0 K: 0 S: 3 H: 0 LOB: 1 BB: 1 P: 7	R: 0 E: 0 K: 1 S: 5 H: 1 LOB: 0 BB: 0 P: 5	R: 0 E: 0 K: 0 S: 3 H: 1 LOB: 1 BB: 0 P: 3	R: 0 E: 0 K: 1 S: 6 H: 1 LOB: 1 BB: 0 P: 6	R: 0 E: 0 K: 0 S: 3 H: 0 LOB: 0 BB: 0 P: 3	R: 1 E: 1 K: 1 S: 7 H: 2 LOB: 1 BB: 0 P: 7	1B: 5 2B: 3 3B: 0 HR: 1 SF: 0 SAC: 0 DP: 2 HBP: 0						WP: 0 PB: 0 SB: 0 CS: 0 PA: 34

PITCHER	IP	WLS	BF	H	R	ER	SO	BB	IBB	HBP	BLK	WP	HR	S	P	ERA	WHIP
Fernando Valenzuela, L (1, 1) ERA: 1.25	9.0	W	34	8	2	1	7	1	0	0	0	0	1	47	51	1.00	1.000

PITCHER	IP	WLS	BF	H	R	ER	SO	BB	IBB	HBP	BLK	WP	HR	S	P	ERA	WHIP

TOP

Houston Astros @ Los Angeles Dodgers

Dodger Stadium, Los Angeles, CA

Tue Apr 20 1982, 6:05 PM PST

Att. 44,876 - Unknown

livebaseballscorecards.com

AB	33
R	2
H	8
RBI	2
BB	1
SO	7
LOB	10

Batter	1	2	3	4	5	6	7	8	9	AB	R	H	RBI	BB	SO	LOB
Steve Sax, R (1, 4) OBP: 0.371, SLG: 0.333	4-3		G6-3 1-2f		SH1-4 1-2	1B 1B 1-2 3-H 1B		F9		4	0	1	1	0	0	1
Ken Landreaux, L (1, 8) OBP: 0.456, SLG: 0.490	G3			S 1B 1B	BBBB 4-0 BB	1B 1-2 2-3 1B		1B 1B		4	2	3	0	1	0	0
Dusty Baker Jr., R (1, 7) OBP: 0.327, SLG: 0.440 Derrel Thomas, S (7, 7) OBP: 0.750, SLG: 0.667	F8			1B 1-H 1B	F7	1-2 2-3 3-H 1B		1B 1-2 SF9 1B		4 1	0 1	2 1	2 1	0 0	0 0	2 0
Rick Monday, L (1, 9) OBP: 0.500, SLG: 0.875 Ron Roenicke, S (8, PR) (9, 9)		HR	F8	F8	G3	F9		SF9 BB 1-3 2-H 1B		5 0	1 1	2 0	2 0	0 0	0 0	6 0
Ron Cey, R (1, 5) OBP: 0.357, SLG: 0.431		G6-3 1B		1-2 1B		F8	1B 1B	BBBB 4-0 1B 1-2 BB		4	1	3	0	1	0	0
Steve Garvey, R (1, 3) OBP: 0.211, SLG: 0.264	SSS 0-3 K		F8			5-3 1B 2B	F8	SF9 2-3 3-H		4	1	1	1	0	1	4
Mike Scioscia, L (1, 2) OBP: 0.343, SLG: 0.355	G6-3 1-2f		G3			BBBB 4-0 1B 5-3 1B BB	1-3 1B	1B 1-3 3-H 1B		4	1	2	1	1	0	3
Bill Russell, R (1, 6) OBP: 0.390, SLG: 0.371 Mark Belanger, R (8, 6) OBP: 0.500, SLG: 0.571			FC2-6 1B		E 2B	5-3 1-2 2-3	F5	FC4-6 1-2 3-H 1B		4 1	1 0	2 1	0 1	0 0	0 0	4 0
Fernando Valenzuela, L (1, 1) OBP: 0.111, SLG: 0.111			FC2-6 G6-3 1-2f		E6 SH1-4 2-H	1B 1B 2-3 3-H 1B	F7	FC4-6 1-2f		5	1	1	1	0	0	5
Inning Stats	R: 0 E: 0 K: 0 S: 3 H: 0 LOB: 0 BB: 0 P: 3	R: 1 E: 0 K: 1 S: 6 H: 2 LOB: 0 BB: 0 P: 6	R: 0 E: 0 K: 0 S: 3 H: 1 LOB: 0 BB: 0 P: 3	R: 1 E: 0 K: 0 S: 6 H: 3 LOB: 2 BB: 0 P: 6	R: 1 E: 1 K: 0 S: 5 H: 1 LOB: 2 BB: 1 P: 9	R: 3 E: 0 K: 0 S: 8 H: 5 LOB: 3 BB: 1 P: 12	R: 0 E: 0 K: 0 S: 5 H: 2 LOB: 2 BB: 0 P: 5	R: 4 E: 0 K: 0 S: 8 H: 5 LOB: 2 BB: 1 P: 12		1B: 16 2B: 2 3B: 0 HR: 1 SF: 1 SAC: 1 DP: 2 HBP: 0				WP: 0 PB: 0 SB: 1 CS: 0 PA: 45		

PITCHER		IP	WLS	BF	H	R	ER	SO	BB	IBB	HBP	BLK	WP	HR	S	P	ERA	WHIP
Vern Ruhle, R ERA: 7.24	(1, 1)	5.2	L	27	9	6	5	1	2	0	0	0	0	1	27	35	7.94	1.941
Frank LaCorte, R ERA: 5.0	(6, 1)	1.1		9	5	0	0	0	0	0	0	0	0	0	9	9	0.00	3.750
Gordie Pladson, R ERA: 54.0	(8, 1)	1.0		9	5	4	4	0	1	0	0	0	0	0	8	12	36.00	6.000

PITCHER	IP	WLS	BF	H	R	ER	SO	BB	IBB	HBP	BLK	WP	HR	S	P	ERA	WHIP

BOTTOM

Houston Astros @ Los Angeles Dodgers

Dodger Stadium, Los Angeles, CA

Tue Apr 20 1982, 6:05 PM PST

Att. 44,876 - Unknown

livebaseballscorecards.com

AB	40
R	10
H	19
RBI	9
BB	3
SO	1
LOB	25

Batter	1	2	3	4	5	6	7	8	9	AB	R	H	RBI	BB	SO	LOB
Terry Puhl, L (1, 8) OBP: 0.224, SLG: 0.278	L4		F5			4-3			4-3	4	0	0	0	0	0	0
Phil Garner, R (1, 4) OBP: 0.254, SLG: 0.183	F9			K			6-3		F3	4	0	0	0	0	1	0
Art Howe, R (1, 3) OBP: 0.298, SLG: 0.373	WP 2B			5-3			4-3			3	0	1	0	0	0	0
Ray Knight, R (1, 5) OBP: 0.328, SLG: 0.404	F9 2-3			6-3			6-3			3	0	0	0	0	0	1
Jose Cruz, L (1, 7) OBP: 0.373, SLG: 0.294		1-3			6-3			5-3 BB		2	0	0	0	1	0	0
Alan Knicely, R (1, 9) OBP: 0.182, SLG: 0.200		F4			6-3			5-3 1-2		3	0	0	0	0	0	1
Alan Ashby, S (1, 2) OBP: 0.383, SLG: 0.614		5-3			6-3			5-3		3	0	0	0	0	0	1
Kiko Garcia, R (1, 6) OBP: 0.267, SLG: 0.400			F9			4-3		5-3		3	0	0	0	0	0	1
Nolan Ryan, R (1, 1) OBP: 0.200, SLG: 0.200			4-3			K			L4	2	0	0	0	0	1	0
Dave Smith, R (7, 1)										0	0	0	0	0	0	0
Joe Pittman, R (9, PH)										1	0	0	0	0	0	0
Inning Stats	R: 0 E: 0 K: 0 S: 4 H: 1 LOB: 1 BB: 0 P: 4	R: 0 E: 0 K: 0 S: 3 H: 0 LOB: 0 BB: 0 P: 3	R: 0 E: 0 K: 0 S: 3 H: 0 LOB: 0 BB: 0 P: 3	R: 0 E: 0 K: 1 S: 5 H: 0 LOB: 0 BB: 0 P: 5	R: 0 E: 0 K: 0 S: 3 H: 0 LOB: 0 BB: 0 P: 3	R: 0 E: 0 K: 1 S: 5 H: 0 LOB: 0 BB: 0 P: 5	R: 0 E: 0 K: 0 S: 3 H: 0 LOB: 0 BB: 0 P: 3	R: 0 E: 0 K: 0 S: 3 H: 0 LOB: 1 BB: 1 P: 7	R: 0 E: 0 K: 0 S: 3 H: 0 LOB: 0 BB: 0 P: 3	1B: 0 2B: 1 3B: 0 HR: 0	SF: 0 SAC: 0 DP: 0 HBP: 0			WP: 1 PB: 0 SB: 0 CS: 0	PA: 29		

PITCHER	IP	WLS	BF	H	R	ER	SO	BB	IBB	HBP	BLK	WP	HR	S	P	ERA	WHIP
Jerry Reuss, L (1, 1) ERA: 2.6	9.0	W	29	1	0	0	2	1	0	0	0	1	0	32	36	0.00	0.222

PITCHER	IP	WLS	BF	H	R	ER	SO	BB	IBB	HBP	BLK	WP	HR	S	P	ERA	WHIP

Houston Astros @ Los Angeles Dodgers

Dodger Stadium, Los Angeles, CA

Wed Apr 21 1982, 6:05 PM PST

Att. 41,595 - Unknown

TOP

livebaseballscorecards.com

AB	28
R	0
H	1
RBI	0
BB	1
SO	2
LOB	4

Batter	1	2	3	4	5	6	7	8	9	AB	R	H	RBI	BB	SO	LOB
Steve Sax, R (1, 4) OBP: 0.388, SLG: 0.390	1B 1B 1B	6-3		1-3			1-H 1B 3B	1-2 1B		5	2	3	1	0	0	2
Ken Landreaux, L (1, 8) OBP: 0.435, SLG: 0.464	1B 1-3 5-3 1B		G3		K		G3	G3		5	1	1	0	0	1	3
Pedro Guerrero, R (1, 9) OBP: 0.327, SLG: 0.373	K		HR		5-3		K			4	1	1	1	0	2	3
Rick Monday, L (1, 7) OBP: 0.500, SLG: 0.750	WP 5-3 1B 1-3 3-H 1B		F5		F5		BB 3-H 1B			4	1	2	2	0	0	0
Ron Cey, R (1, 5) OBP: 0.350, SLG: 0.407	5-3 1-2 3-H		F2			1-3	1-2 BB			3	0	0	1	1	0	1
Steve Garvey, R (1, 3) OBP: 0.213, SLG: 0.263	2-H 1B			L6		K K	K			4	0	1	1	0	2	2
Mike Scioscia, L (1, 2) OBP: 0.333, SLG: 0.324	G3			F9		BB		K		3	0	0	0	1	1	1
Bill Russell, R (1, 6) OBP: 0.400, SLG: 0.368		F7		BB 1B		F7		1B BB		3	0	1	0	1	0	1
Jerry Reuss, L (1, 1) OBP: 0.250, SLG: 0.143		6-3		1-2 BB			3B 1B	K		3	1	1	0	1	1	1
Inning Stats	R: 3 H: 4 E: 0 LOB: 1 K: 1 BB: 0 S: 9 P: 9	R: 0 H: 0 E: 0 LOB: 0 K: 0 BB: 0 S: 3 P: 3	R: 1 H: 1 E: 0 LOB: 0 K: 0 BB: 0 S: 4 P: 4	R: 0 H: 1 E: 0 LOB: 2 K: 0 BB: 1 S: 4 P: 8	R: 0 H: 0 E: 0 LOB: 0 K: 1 BB: 0 S: 5 P: 5	R: 0 H: 0 E: 0 LOB: 1 K: 1 BB: 1 S: 5 P: 9	R: 2 H: 3 E: 0 LOB: 2 K: 2 BB: 1 S: 10 P: 14	R: 0 H: 1 E: 0 LOB: 2 K: 2 BB: 1 S: 8 P: 12		1B: 8 SF: 0 2B: 0 SAC: 0 3B: 1 DP: 0 HR: 1 HBP: 0						

PITCHER		IP	WLS	BF	H	R	ER	SO	BB	IBB	HBP	BLK	WP	HR	S	P	ERA	WHIP
Nolan Ryan, R ERA: 7.97	(1, 1)	6.2	L	32	9	6	6	4	3	0	0	0	1	1	37	49	8.10	1.800
Dave Smith, R ERA: 2.61	(7, 1)	1.1		6	1	0	0	3	1	0	0	0	0	0	11	15	0.00	1.500

PITCHER	IP	WLS	BF	H	R	ER	SO	BB	IBB	HBP	BLK	WP	HR	S	P	ERA	WHIP

BOTTOM

Houston Astros @ Los Angeles Dodgers

Dodger Stadium, Los Angeles, CA

Wed Apr 21 1982, 6:05 PM PST

Att. 41,595 - Unknown

livebaseballscorecards.com

AB	34
R	6
H	10
RBI	6
BB	4
SO	7
LOB	14

WP: 1 PA: 38
PB: 0
SB: 0
CS: 0

Batter	1	2	3	4	5	6	7	8	9	AB	R	H	RBI	BB	SO	LOB
Steve Sax, R (1, 4) OBP: 0.397, SLG: 0.371	5-3	K			BB	1-3		BB	BB	3	1	0	0	3	1	2
Ken Landreaux, L (1, 8) OBP: 0.441, SLG: 0.468	S 1B		4-3		SF7 1B	F9		HR 1B	K	6	2	3	0	0	1	2
Pedro Guerrero, R (1, 9) OBP: 0.333, SLG: 0.393	K		5-3		WP E 2B		F7	HR 1B		5	2	2	1	0	1	1
Rick Monday, L (1, 7) OBP: 0.474, SLG: 0.667	BB		4-3		SF7		1B 1B	K		3	1	1	1	1	1	2
Ron Roenicke, S (8, 7)										0	0	0	0	0	0	0
Ron Cey, R (1, 5) OBP: 0.385, SLG: 0.508	6-3			1B SF9 2B	E7 2B 1B		1B 4-6-3 1B	HR		5	3	4	4	0	0	2
Derrel Thomas, S (8, 5) OBP: 0.750, SLG: 0.667										0	0	0	0	0	0	0
Steve Garvey, R (1, 3) OBP: 0.242, SLG: 0.306		F6		2-3 1B	2-3 2B		4-6-3 1B	F8		5	0	3	1	0	0	0
Mike Scioscia, L (1, 2) OBP: 0.341, SLG: 0.306		BB BB		SF9	G4-6-3 IBB		4-6-3		4-3	2	0	0	2	2	0	1
Bill Russell, R (1, 6) OBP: 0.408, SLG: 0.350		BB		K	G4-6-3		BB		F8	2	0	0	0	2	1	4
Jorge Orta, L (9, PH)										1	0	0	0	0	0	0
Mark Belanger, R (9, 6) OBP: 0.500, SLG: 0.571										0	0	0	0	0	0	0
Bob Welch, R (1, 1) OBP: 0.077, SLG: 0.083		K		K		F7	K		BB	5	0	1	0	0	3	5
Inning Stats	R: 0 E: 0 K: 1 S: 6 H: 1 LOB: 2 BB: 1 P: 10	R: 0 E: 0 K: 2 S: 7 H: 0 LOB: 2 BB: 2 P: 15	R: 0 E: 0 K: 0 S: 3 H: 0 LOB: 0 BB: 0 P: 3	R: 1 E: 0 K: 2 S: 9 H: 2 LOB: 1 BB: 0 P: 9	R: 3 E: 1 K: 0 S: 6 H: 4 LOB: 2 BB: 2 P: 14	R: 0 E: 0 K: 0 S: 3 H: 0 LOB: 0 BB: 0 P: 3	R: 2 E: 0 K: 1 S: 8 H: 3 LOB: 2 BB: 1 P: 12	R: 3 E: 0 K: 1 S: 7 H: 3 LOB: 0 BB: 1 P: 11	R: 0 E: 0 K: 1 S: 6 H: 1 LOB: 2 BB: 1 P: 10	1B: 10 2B: 3 3B: 0 HR: 1 SF: 2 SAC: 0 DP: 1 HBP: 0	WP: 1 PB: 0 SB: 1 CS: 0 PA: 47					

TOP

Los Angeles Dodgers @ San Francisco Giants

Candlestick Park, San Francisco, CA

Fri Apr 23 1982, 9:05 PM EST

Att. 26,900 - Unknown

livebaseballscorecards.com

AB	37
R	9
H	14
RBI	9
BB	8
SO	8
LOB	19

PITCHER		IP	WLS	BF	H	R	ER	SO	BB	IBB	HBP	BLK	WP	HR	S	P	ERA	WHIP
Alan Fowlkes, R ERA: 4.26	(1, 1)	4.1	L	23	6	4	4	5	4	0	0	0	1	0	29	45	8.31	2.308
Bill Laskey, R ERA:	(5, 1)	0.2		3	1	0	0	0	0	1	0	0	0	0	2	6	0.00	1.500
Dan Schatzeder, L ERA: 10.2	(6, 1)	3.0		16	6	5	5	2	1	1	0	0	0	1	18	26	15.00	2.333
Greg Minton, R ERA:	(9, 1)	1.0		5	1	0	0	1	1	0	0	0	0	0	6	10	0.00	2.000

PITCHER	IP	WLS	BF	H	R	ER	SO	BB	IBB	HBP	BLK	WP	HR	S	P	ERA	WHIP

BOTTOM

Los Angeles Dodgers @ San Francisco Giants
Candlestick Park, San Francisco, CA
Fri Apr 23 1982, 9:05 PM EST
Att. 26,900 - Unknown

livebaseballscorecards.com

Batter	1	2	3	4	5	6	7	8	9	AB	R	H	RBI	BB	SO	LOB
Chili Davis, S (1, 8) OBP: 0.386, SLG: 0.438	S S S 0-3 ① K		x 0-0 ① ② L4-3 1-2			x 0-0 ① F5		x 0-0 FC6-4 1B		4	0	1	0	0	1	1
Joe Morgan, L (1, 4) OBP: 0.409, SLG: 0.395 Greg Minton, S (9, 1)	x 0-0 ② F8		x 0-0 ③ G3			x 0-0 1B		x 0-0 ② F8		4	0	1	0	0	0	1
										0	0	0	0	0	0	0
Jack Clark, R (1, 9) OBP: 0.310, SLG: 0.277	x 0-0 1B			S S S 0-3 ① K		x 0-0 ② F7		x 0-0 ③ FC6-4 1-2f		4	0	1	0	0	1	2
Reggie Smith, S (1, 3) OBP: 0.304, SLG: 0.314	x 0-0 ③ F5			x 0-0 ② F5		x 0-0 ③ F9			x 0-0 ① F8	4	0	0	0	0	0	2
Champ Summers, L (1, 7) OBP: 0.429, SLG: 0.667		x 0-0 2B		x 0-0 ③ P6			x 0-0 ① P4		x 0-0 ② 6-3	4	0	1	0	0	0	0
Darrell Evans, L (1, 5) OBP: 0.362, SLG: 0.429		x 0-0 ① F2			x 0-0 ① F3		B B B B 4-0 FC5-4 BB		x 0-0 1B	3	0	1	0	1	0	1
Jeff Ransom, R (1, 2) OBP: 0.083, SLG: 0.083		x 0-0 ② 5-3			x 0-0 ② L9		S S S 0-3 ② K		S S S 0-3 ③ K	4	0	0	0	0	2	3
Johnnie LeMaster, R (1, 6) OBP: 0.268, SLG: 0.143		x 0-0 ③ 4-3			x 0-0 1B		x 0-0 ③ FC5-4 1-2f			3	0	1	0	0	0	2
Alan Fowlkes, R (1, 1) OBP: 0.333, SLG: 0.200 Bill Laskey, R (5, 1) Duane Kuiper, L (5, PH) OBP: 0.333, SLG: 0.286 Dan Schatzeder, L (6, 1) Jose Barrios, R (8, PH) Guy Sularz, R (9, 4) OBP: 0.462, SLG: 0.500			x 0-0 L4-3 1B		x 0-0 ③ F5			x 0-0 ① F7		1	0	1	0	0	0	0
										0	0	0	0	0	0	0
										1	0	0	0	0	0	1
										0	0	0	0	0	0	0
										1	0	0	0	0	0	0
										0	0	0	0	0	0	0
Inning Stats	R: 0 E: 0 K: 1 S: 6 H: 1 LOB: 1 BB: 0 P: 6	R: 0 E: 0 K: 0 S: 4 H: 1 LOB: 1 BB: 0 P: 4	R: 0 E: 0 K: 0 S: 3 H: 1 LOB: 0 BB: 0 P: 3	R: 0 E: 0 K: 1 S: 5 H: 0 LOB: 0 BB: 0 P: 5	R: 0 E: 0 K: 0 S: 4 H: 1 LOB: 1 BB: 0 P: 4	R: 0 E: 0 K: 0 S: 4 H: 1 LOB: 1 BB: 0 P: 4	R: 0 E: 0 K: 1 S: 5 H: 0 LOB: 1 BB: 1 P: 9	R: 0 E: 0 K: 0 S: 4 H: 1 LOB: 1 BB: 0 P: 4	R: 0 E: 0 K: 1 S: 6 H: 1 LOB: 1 BB: 0 P: 6	1B: 6 2B: 2 3B: 0 HR: 0		SF: 0 SAC: 0 DP: 1 HBP: 0		WP: 0 PB: 0 SB: 0 CS: 0		PA: 34	

PITCHER	IP	WLS	BF	H	R	ER	SO	BB	IBB	HBP	BLK	WP	HR	S	P	ERA	WHIP
Bob Welch, R (1, 1) ERA: 2.08	9.0	W	34	7	0	0	4	1	0	0	0	0	0	41	45	0.00	0.889

PITCHER	IP	WLS	BF	H	R	ER	SO	BB	IBB	HBP	BLK	WP	HR	S	P	ERA	WHIP

AB	33
R	0
H	7
RBI	0
BB	1
SO	4
LOB	13

Batter	1	2	3	4	5	6	7	8	9	AB	R	H	RBI	BB	SO	LOB
Steve Sax, R (1, 4) OBP: 0.403, SLG: 0.400	F3		F4		SF7 3B		BB G4-6-3		SH1-4 1-2	3	1	1	0	1	0	1
Ken Landreaux, L (1, 8) OBP: 0.452, SLG: 0.469	2B 1B		BB HR WP 1-2		SF7 3-H		G4-6-3 1-2f		FC6-4 IBB	2	2	1	1	2	0	2
Pedro Guerrero, R (1, 9) OBP: 0.338, SLG: 0.459	2B 1-H		HR 1-H 2-H		F8			F8	FC6-4 1B 1-2f 2-3 3-H	5	1	2	5	0	0	2
Rick Monday, L (1, 7) OBP: 0.458, SLG: 0.579	4-3		6-3			6-3		1B BB	FC6-4 1B 1-2 3-H	4	0	1	1	1	0	0
Alejandro Pena, R (9, 1)										0	0	0	0	0	0	0
Terry Forster, L (9, 1)										0	0	0	0	0	0	0
Ron Cey, R (1, 5) OBP: 0.371, SLG: 0.500		F4		5-3		6-3 2B		K	FC6-4 1-2f	5	0	1	0	0	1	3
Steve Garvey, R (1, 3) OBP: 0.243, SLG: 0.303		K		F8		6-3 2-3		1B 1-3		4	0	1	0	0	1	1
Steve Yeager, R (1, 2) OBP: 0.435, SLG: 0.591		F5		1B		5-3		F9		3	0	1	0	0	0	1
Jay Johnstone, L (8, PH)										1	0	0	0	0	0	2
Mike Scioscia, L (8, 2) OBP: 0.341, SLG: 0.306										0	0	0	0	0	0	0
Bill Russell, R (1, 6) OBP: 0.423, SLG: 0.372			FC1-6 1B	5-3			SH3-4 1B		1B FC6-4 BB	3	0	2	0	0	0	1
Ron Roenicke, S (9, PH)										0	1	0	0	1	0	0
Mark Belanger, R (9, 6) OBP: 0.500, SLG: 0.571										0	0	0	0	0	0	0
Burt Hooton, R (1, 1)			FC1-6 WP BB HR 1-2f		5-3		SH3-4 1-2		FC6-4 SH1-4 1B 1-3	2	1	0	0	0	0	1
Dave Stewart, R (7, 1)										0	0	0	0	0	0	0
Steve Howe, L (7, 1)										0	0	0	0	0	0	0
Jorge Orta, L (9, PH) OBP: 0.333, SLG: 0.167										1	1	1	0	0	0	0
Derrel Thomas, S (9, 7) OBP: 0.750, SLG: 0.667										0	0	0	0	0	0	0

TOP

Los Angeles Dodgers @ San Francisco Giants
Candlestick Park, San Francisco, CA
Sat Apr 24 1982, 10:05 PM EST
Att. 28,832 - Unknown

livebaseballscorecards.com

AB	33
R	7
H	11
RBI	7
BB	5
SO	2
LOB	14

Inning Stats	1	2	3	4	5	6	7	8	9	1B: 7	SF: 1	WP: 1	PA: 41
R	1	0	3	0	1	0	0	0	2	2B: 2	SAC: 2	PB: 0	
E	0	0	0	0	0	0	0	0	0	3B: 1	DP: 1	SB: 0	
K	0	1	0	0	0	0	0	1	0	HR: 1	HBP: 0	CS: 0	
S	4	5	5	4	4	4	3	6	5				
H	2	0	2	1	1	1	1	1	2				
LOB	0	0	1	0	0	0	1	1	2				
BB	0	0	0	0	0	0	1	1	2				
P	4	5	9	4	4	4	7	10	13				

PITCHER		IP	WLS	BF	H	R	ER	SO	BB	IBB	HBP	BLK	WP	HR	S	P	ERA	WHIP
Jim Barr, R ERA: 4.3	(1, 1)	6.0		25	7	5	5	1	1	0	0	0	1	1	26	30	7.50	1.333
Fred Breining, R ERA: 5.63	(7, 1)	1.0		4	1	0	0	0	1	0	0	0	0	0	3	7	0.00	2.000
Greg Minton, R ERA: 1.38	(8, 1)	2.0	L	12	3	2	2	1	2	1	0	0	0	0	11	23	9.00	2.500

PITCHER	IP	WLS	BF	H	R	ER	SO	BB	IBB	HBP	BLK	WP	HR	S	P	ERA	WHIP

Batter	1	2	3	4	5	6	7	8	9	AB	R	H	RBI	BB	SO	LOB
Guy Sularz, R (1, 5) (8, 6) OBP: 0.389, SLG: 0.412	6-3		5-3			F8	1-2 1B 2-H		F2	5	0	1	1	0	0	1
Joe Morgan, L (1, 4) OBP: 0.396, SLG: 0.381	F9			G4-6-3 1B			E3 3-1 BB 2B K			4	1	1	0	0	1	2
Chili Davis, S (1, 8) OBP: 0.377, SLG: 0.412	4-3			F7			3-1 2B BB F9			3	1	0	0	1	0	3
Champ Summers, L (1, 7) OBP: 0.333, SLG: 0.500		3-1		G4-6-3 1-2f			3-1 1-2 2-3	F8		4	0	0	0	0	0	3
Jeffrey Leonard, R (1, 9) OBP: 0.340, SLG: 0.438		FC4-6 1B			6-3		1B 2-H 3-H 2B	F9		4	1	2	2	0	0	0
Dave Bergman, L (1, 3) OBP: 0.308, SLG: 0.545		FC4-6 1-2f			F8		BB BB E 2-H 1B	K		4	1	1	1	0	1	1
Jeff Ransom, R (1, 2) OBP: 0.188, SLG: 0.071		K			F8		BB E 1-2 BB		FC1-6 BB	2	1	0	0	2	1	1
Johnnie LeMaster, R (1, 6) OBP: 0.256, SLG: 0.135 Darrell Evans, L (7, PH) (8, 5) OBP: 0.367, SLG: 0.420			K			F6	E 1-2 2-3 1B BB		FC1-6 PB WP 1-2f	2 1	0 1	0 0	0 0	0 1	1 0	0 1
Jim Barr, R (1, 1) Duane Kuiper, L (6, PH) OBP: 0.360, SLG: 0.318 Fred Breining, R (7, 1) Reggie Smith, S (7, PH) OBP: 0.304, SLG: 0.314 Jack Clark, R (7, PH) OBP: 0.305, SLG: 0.271 Greg Minton, S (8, 1) Jim Wohlford, R (9, PH) OBP: 0.200, SLG: 0.800			F9			1B	E6 1-2 2-H 3-H 1B		K 1-3	1 1 0 0 1 0 1	0 0 0 0 0 0 0	0 1 0 0 0 0 0	0 0 0 0 1 0 1	0 0 0 0 0 0 0	0 0 0 0 0 0 0	0 1 0 0 1 0 1
Inning Stats	R: 0 E: 0 K: 0 S: 3 H: 0 LOB: 0 BB: 0 P: 3	R: 0 E: 0 K: 1 S: 6 H: 1 LOB: 1 BB: 0 P: 6	R: 0 E: 0 K: 1 S: 5 H: 0 LOB: 0 BB: 0 P: 5	R: 0 E: 0 K: 0 S: 3 H: 1 LOB: 0 BB: 0 P: 3	R: 0 E: 0 K: 0 S: 3 H: 0 LOB: 0 BB: 0 P: 3	R: 0 E: 0 K: 0 S: 3 H: 1 LOB: 0 BB: 0 P: 3	R: 6 E: 2 K: 1 S: 10 H: 3 LOB: 2 BB: 3 P: 22	R: 0 E: 0 K: 1 S: 5 H: 0 LOB: 0 BB: 0 P: 5	R: 0 E: 0 K: 1 S: 5 H: 0 LOB: 1 BB: 1 P: 9	1B: 5 2B: 1 3B: 0 HR: 0	SF: 0 SAC: 0 DP: 1 HBP: 0			WP: 1 PB: 1 SB: 0 CS: 0		PA: 37	

PITCHER		IP	WLS	BF	H	R	ER	SO	BB	IBB	HBP	BLK	WP	HR	S	P	ERA	WHIP
Burt Hooton, R ERA: 4.43	(1, 1)	6.1		24	5	4	3	2	1	0	0	0	0	0	27	31	4.26	0.947
Dave Stewart, R ERA: 5.4	(7, 1)	0.0		2	0	0	0	0	2	0	0	0	0	0	0	8	∞	∞
Steve Howe, L ERA: 5.63	(7, 1)	1.2	W	7	1	2	0	2	0	0	0	0	0	0	11	11	0.00	0.600
Alejandro Pena, R ERA: 1.86	(9, 1)	0.0		1	0	0	0	0	1	0	0	0	0	0	0	4	∞	∞
Terry Forster, L ERA: 5.0	(9, 1)	1.0	S	3	0	0	0	1	0	0	0	0	1	0	5	5	0.00	0.000

PITCHER	IP	WLS	BF	H	R	ER	SO	BB	IBB	HBP	BLK	WP	HR	S	P	ERA	WHIP

BOTTOM

Los Angeles Dodgers @ San Francisco Giants

Candlestick Park, San Francisco, CA

Sat Apr 24 1982, 10:05 PM EST

Att. 28,832 - Unknown

livebaseballscorecards.com

AB	33
R	6
H	6
RBI	5
BB	4
SO	5
LOB	14

Batter	1	2	3	4	5	6	7	8	9	AB	R	H	RBI	BB	SO	LOB
Steve Sax, R (1, 4) OBP: 0.390, SLG: 0.386	0-0 CS 1B	0-0 6-3		0-0 F9			0-0 4-3		0-0 4-3	5	0	1	0	0	0	4
Ken Landreaux, L (1, 8) OBP: 0.442, SLG: 0.456	0-0 S 1B 1-2 1B		0-3 K		0-0 4-3		0-0 4-3		0-0 F4	4	1	1	0	0	1	0
Ron Roenicke, S (9, PH)										1	0	0	0	0	0	0
Pedro Guerrero, R (1, 9) OBP: 0.357, SLG: 0.462	0-3 K 1-2		4-0 FC4-6 BB		0-0 1-4-3		0-0 BB 1B		0-0 1B	4	1	2	0	1	1	1
Rick Monday, L (1, 7) OBP: 0.500, SLG: 0.571	0-0 2-H 1B		0-0 FC4-6 CS 1-2f		4-0 BB		4-0 1B 1-2 BB		0-0 F4	2	0	1	1	2	0	1
Dusty Baker Jr., R (9, PH) OBP: 0.321, SLG: 0.431										1	0	0	0	0	0	1
Ron Cey, R (1, 5) OBP: 0.365, SLG: 0.485	0-3 K		0-0 CS 1-2	0-3 K	0-3 K		0-0 1-3 2-H 1B			4	0	1	1	0	3	2
Steve Garvey, R (1, 3) OBP: 0.243, SLG: 0.314		0-0 6-3 1B 2B		0-0 6-3		0-0 F8	0-0 1-3			4	1	1	0	0	0	2
Mike Scioscia, L (1, 2) OBP: 0.333, SLG: 0.300		0-0 6-3 2-3		0-0 BB WP 1B		0-0 F7		0-0 F5		4	0	1	0	0	0	1
Bill Russell, R (1, 6) OBP: 0.446, SLG: 0.391	0-0 1-3 1B 3-H			4-0 BB 1-2 BB		0-0 FC6-4 1B		0-0 5-3		3	0	2	1	1	0	0
Mark Belanger, R (8, 6) OBP: 0.500, SLG: 0.571										0	0	0	0	0	0	0
Fernando Valenzuela, L (1, 1) OBP: 0.154, SLG: 0.083	0-0 1-3 1-2			4-0 BB 1-2 2-3		0-0 FC6-4 1-2f		0-3 K		3	0	0	0	1	1	2
Steve Howe, L (8, 1)										0	0	0	0	0	0	0
Dave Stewart, R (8, 1)										0	0	0	0	0	0	0
Inning Stats	R: 1 H: 3 E: 0 LOB: 1 K: 2 BB: 0 S: 9 P: 9	R: 1 H: 2 E: 0 LOB: 1 K: 0 BB: 0 S: 5 P: 5	R: 0 H: 0 E: 0 LOB: 0 K: 1 BB: 1 S: 4 P: 8	R: 0 H: 1 E: 0 LOB: 3 K: 1 BB: 2 S: 6 P: 14	R: 0 H: 0 E: 0 LOB: 1 K: 1 BB: 1 S: 5 P: 9	R: 0 H: 1 E: 0 LOB: 1 K: 0 BB: 0 S: 4 P: 4	R: 1 H: 2 E: 0 LOB: 2 K: 0 BB: 1 S: 5 P: 9	R: 0 H: 0 E: 0 LOB: 0 K: 1 BB: 0 S: 5 P: 5	R: 0 H: 1 E: 0 LOB: 1 K: 0 BB: 0 S: 4 P: 4	1B: 9 SF: 0 2B: 1 SAC: 0 3B: 0 DP: 0 HR: 0 HBP: 0						

TOP

Los Angeles Dodgers @ San Francisco Giants

Candlestick Park, San Francisco, CA

Sun Apr 25 1982, 6:33 AM EDT

Att. 47,808 - Unknown

livebaseballscorecards.com

AB	35
R	3
H	10
RBI	3
BB	5
SO	6
LOB	14

WP: 1 PA: 41
PB: 0
SB: 1
CS: 2

PITCHER		IP	WLS	BF	H	R	ER	SO	BB	IBB	HBP	BLK	WP	HR	S	P	ERA	WHIP
Rich Gale, R ERA: 3.51	(1, 1)	6.2		32	9	3	3	5	5	0	0	0	1	0	37	57	4.05	2.100
Fred Breining, R ERA: 4.82	(7, 1)	1.1	W	4	0	0	0	1	0	0	0	0	0	0	6	6	0.00	0.000
Gary Lavelle, L ERA: 3.09	(9, 1)	1.0	S	4	1	0	0	0	0	0	0	0	0	0	4	4	0.00	1.000

PITCHER		IP	WLS	BF	H	R	ER	SO	BB	IBB	HBP	BLK	WP	HR	S	P	ERA	WHIP

BOTTOM

Los Angeles Dodgers @ San Francisco Giants
Candlestick Park, San Francisco, CA
Sun Apr 25 1982, 6:33 AM EDT
Att. 47,808 - Unknown

Batter	1	2	3	4	5	6	7	8	9	AB	R	H	RBI	BB	SO	LOB
Chili Davis, S (1, 8) OBP: 0.385, SLG: 0.407	6-3		BB, 1B			K		HR, 1B, BB		3	1	1	0	1	1	0
Joe Morgan, L (1, 4) OBP: 0.423, SLG: 0.455	HR		G6-4-3, BB			G4-6-3, BB		K		2	1	1	1	2	1	3
Jack Clark, R (1, 9) OBP: 0.302, SLG: 0.269	6-3		G6-4-3			G4-6-3		HR, 1B		4	1	1	1	0	0	4
Jeffrey Leonard, R (1, 7) OBP: 0.333, SLG: 0.481	6-3			6-3			F9	HR		4	1	1	4	0	0	0
Darrell Evans, L (1, 5) OBP: 0.359, SLG: 0.396		3-1		G6-4-3, BB			3-1	F9		3	0	0	0	1	0	0
Jose Barrios, R (1, 3)		K		G6-4-3			F9			3	0	0	0	0	1	1
Jeff Ransom, R (1, 2) OBP: 0.211, SLG: 0.118		5-3			K			FC1-5, BB, 1B		3	0	1	0	0	1	0
Johnnie LeMaster, R (1, 6) OBP: 0.261, SLG: 0.128			E6		G3			BB, FC1-5, 1B		2	1	0	0	1	0	0
Rich Gale, R (1, 1)			K		K			FC1-5, 1B, BB, HR		2	0	0	0	0	2	1
Fred Breining, R (7, 1)										0	0	0	0	0	0	0
Guy Sularz, R (8, PH) OBP: 0.368, SLG: 0.389										1	1	0	0	0	0	2
Gary Lavelle, S (9, 1)										0	0	0	0	0	0	0
Inning Stats	R: 1 E: 0 K: 0 S: 4 H: 1 LOB: 0 BB: 0 P: 4	R: 0 E: 0 K: 1 S: 5 H: 0 LOB: 0 BB: 0 P: 5	R: 0 E: 1 K: 1 S: 6 H: 1 LOB: 2 BB: 1 P: 10	R: 0 E: 0 K: 0 S: 2 H: 0 LOB: 0 BB: 1 P: 6	R: 0 E: 0 K: 2 S: 7 H: 0 LOB: 0 BB: 0 P: 7	R: 0 E: 0 K: 1 S: 4 H: 0 LOB: 0 BB: 1 P: 8	R: 0 E: 0 K: 0 S: 3 H: 0 LOB: 0 BB: 0 P: 3	R: 5 E: 0 K: 1 S: 8 H: 3 LOB: 0 BB: 2 P: 16		1B: 3 2B: 0 3B: 0 HR: 2 SF: 0 SAC: 0 DP: 3 HBP: 0						

	AB	27
	R	6
	H	5
	RBI	6
	BB	5
	SO	6
	LOB	11

WP: 0 PA: 32
PB: 0
SB: 1
CS: 0

PITCHER		IP	WLS	BF	H	R	ER	SO	BB	IBB	HBP	BLK	WP	HR	S	P	ERA	WHIP
Fernando Valenzuela, L ERA: 2.17	(1, 1)	7.1	L	28	3	4	4	5	5	0	0	0	0	1	33	53	4.91	1.091
Steve Howe, L ERA: 5.4	(8, 1)	0.1		1	0	0	0	1	0	0	0	0	0	0	3	3	0.00	0.000
Dave Stewart, R ERA: 7.71	(8, 1)	0.1		3	2	2	2	0	0	0	0	0	0	1	3	3	54.00	6.000

PITCHER		IP	WLS	BF	H	R	ER	SO	BB	IBB	HBP	BLK	WP	HR	S	P	ERA	WHIP

livebaseballscorecards.com

Batter	1	2	3	4	5	6	7	8	9	AB	R	H	RBI	BB	SO	LOB
Bob Dernier, R (1, 9) OBP: 0.346, SLG: 0.261	G1-6-3 1B		5-3			5-3			BB 1B	3	0	1	0	1	0	1
Ivan De Jesus, R (1, 5) OBP: 0.333, SLG: 0.288	G1-6-3 1-2f			P6			4-3		1-2 1B	4	0	1	0	0	0	1
Pete Rose, S (1, 3) OBP: 0.275, SLG: 0.328	1-3			L4			G3		F9	4	0	0	0	0	0	2
Gary Matthews, R (1, 7) OBP: 0.275, SLG: 0.303		4-3		5-3			1-3			3	0	0	0	0	0	0
Bo Diaz, R (1, 2) OBP: 0.316, SLG: 0.611		6-3			1-3			F8		3	0	0	0	0	0	0
Garry Maddox, R (1, 8) OBP: 0.239, SLG: 0.326		4-3			5-3			G5-4-3 1B		3	0	1	0	0	0	0
Julio Franco, R (1, 6) OBP: 0.308, SLG: 0.182			6-3		4-3			G5-4-3 1-2f		2	0	0	0	0	0	0
Dick Davis, R (8, PH) OBP: 0.333, SLG: 0.378										1	0	0	0	0	0	1
Luis Aguayo, R (8, 6) OBP: 0.250, SLG: 1.000										0	0	0	0	0	0	0
Manny Trillo, R (1, 4) OBP: 0.276, SLG: 0.250			SH3-4 1B			3-1			K	3	0	1	0	0	1	0
Larry Christenson, R (1, 1)			SH3-4 1-2			K			F7	1	0	0	0	0	1	0
Ozzie Virgil, R (9, PH)										1	0	0	0	0	0	0
Inning Stats	R: 0 E: 0 K: 0 S: 3 H: 1 LOB: 0 BB: 0 P: 3	R: 0 E: 0 K: 0 S: 3 H: 0 LOB: 0 BB: 0 P: 3	R: 0 E: 0 K: 0 S: 4 H: 1 LOB: 1 BB: 0 P: 4	R: 0 E: 0 K: 0 S: 3 H: 0 LOB: 0 BB: 0 P: 3	R: 0 E: 0 K: 0 S: 3 H: 0 LOB: 0 BB: 0 P: 3	R: 0 E: 0 K: 1 S: 5 H: 0 LOB: 0 BB: 0 P: 5	R: 0 E: 0 K: 0 S: 3 H: 0 LOB: 0 BB: 0 P: 3	R: 0 E: 0 K: 0 S: 3 H: 1 LOB: 0 BB: 0 P: 3	R: 0 E: 0 K: 1 S: 6 H: 1 LOB: 2 BB: 1 P: 10	1B: 4 2B: 0 3B: 0 HR: 0 SF: 0 SAC: 1 DP: 2 HBP: 0	WP: 0 PB: 0 SB: 0 CS: 0 PA: 30					

TOP

Philadelphia Phillies @ Los Angeles Dodgers
Dodger Stadium, Los Angeles, CA

Tue Apr 27 1982, 7:05 PM PDT
Att. 37,888 - Unknown

livebaseballscorecards.com

AB	28
R	0
H	4
RBI	0
BB	1
SO	2
LOB	5

PITCHER	IP	WLS	BF	H	R	ER	SO	BB	IBB	HBP	BLK	WP	HR	S	P	ERA	WHIP
Jerry Reuss, L (1, 1) ERA: 1.96	9.0	W	30	4	0	0	2	1	0	0	0	0	0	33	37	0.00	0.556

PITCHER	IP	WLS	BF	H	R	ER	SO	BB	IBB	HBP	BLK	WP	HR	S	P	ERA	WHIP

Batter	1	2	3	4	5	6	7	8	9	AB	R	H	RBI	BB	SO	LOB
Steve Sax, R (1, 4) OBP: 0.384, SLG: 0.378	SSS 0-3 K ①	x 0-0 4-3 ③		x 0-0 P4 ③			x 0-0 CS 1B			4	0	1	0	0	1	2
Ken Landreaux, L (1, 8) OBP: 0.444, SLG: 0.458	x 0-0 S 1B		x 0-0 E S 1B 1B		x 0-0 P6 ①		0-0 CS ③ 1-2	x 0-0 1-3 ①		4	1	2	0	0	0	0
Dusty Baker Jr., R (1, 7) OBP: 0.317, SLG: 0.418	x 0-0 5-3 ② 1-2		x 0-0 S 1-H 1B		x 0-0 F7 ②			x 0-0 L7 ②		4	0	1	1	0	0	1
Steve Garvey, R (1, 3) OBP: 0.231, SLG: 0.297	x 0-0 6-3 ③		x 0-0 5-3 ① 1-2		x 0-0 6-3 ③			x 0-0 E6		4	0	0	0	0	0	2
Ron Cey, R (1, 5) OBP: 0.359, SLG: 0.465		BBB 4-0 HR BB	SSS 0-3 K ②			x 0-0 P6 ①		x 0-0 5-3 ③		3	1	0	0	1	1	2
Pedro Guerrero, R (1, 9) OBP: 0.356, SLG: 0.500		x 0-0 1-H HR	x 0-0 6-3 ③			x 0-0 5-3 ②				3	1	1	2	0	0	1
Mike Scioscia, L (1, 2) OBP: 0.333, SLG: 0.302		x 0-0 P5 ①		x 0-0 1B		x 0-0 4-3 ③				3	0	1	0	0	0	0
Bill Russell, R (1, 6) OBP: 0.441, SLG: 0.388		x 0-0 S 1B		x 0-0 F5 ①			x 0-0 P6 ①			3	0	1	0	0	0	1
Jerry Reuss, L (1, 1) OBP: 0.182, SLG: 0.100		SSS 0-3 K ② 1-2		x 0-0 F9 ②			SSS 0-3 K ②			3	0	0	0	0	2	2
Inning Stats	R: 0 E: 0 K: 1 S: 6 H: 1 LOB: 1 BB: 0 P: 6	R: 2 E: 0 K: 1 S: 7 H: 2 LOB: 1 BB: 1 P: 11	R: 1 E: 0 K: 1 S: 7 H: 2 LOB: 1 BB: 0 P: 7	R: 0 E: 0 K: 0 S: 4 H: 1 LOB: 1 BB: 0 P: 4	R: 0 E: 0 K: 0 S: 3 H: 0 LOB: 0 BB: 0 P: 3	R: 0 E: 0 K: 0 S: 3 H: 0 LOB: 0 BB: 0 P: 3	R: 0 E: 0 K: 1 S: 5 H: 1 LOB: 0 BB: 0 P: 5	R: 0 E: 1 K: 0 S: 4 H: 0 LOB: 1 BB: 0 P: 4		1B: 6 2B: 0 3B: 0 HR: 1	SF: 0 SAC: 0 DP: 0 HBP: 0					

BOTTOM

Philadelphia Phillies @ Los Angeles Dodgers
Dodger Stadium, Los Angeles, CA
Tue Apr 27 1982, 7:05 PM PDT
Att. 37,888 - Unknown

livebaseballscorecards.com

AB	31
R	3
H	7
RBI	3
BB	1
SO	4
LOB	11

WP: 0 PB: 0 SB: 4 CS: 1 PA: 33

PITCHER	IP	WLS	BF	H	R	ER	SO	BB	IBB	HBP	BLK	WP	HR	S	P	ERA	WHIP
Larry Christenson, R (1, 1) ERA: 2.1	8.0	L	32	7	3	3	4	1	0	0	0	0	1	39	43	3.38	1.000

PITCHER	IP	WLS	BF	H	R	ER	SO	BB	IBB	HBP	BLK	WP	HR	S	P	ERA	WHIP

TOP

Philadelphia Phillies @ Los Angeles Dodgers
Dodger Stadium, Los Angeles, CA
Wed Apr 28 1982, 7:05 PM PDT
Att. 38,665 - Unknown

livebaseballscorecards.com

Batter	1	2	3	4	5	6	7	8	9	AB	R	H	RBI	BB	SO	LOB
Bob Dernier, R (1, 9) (7, 8) OBP: 0.355, SLG: 0.321	L7		6-3		K			2B SF7 1B 1-3	1B 2B 1-3 3-H	5	2	2	1	0	1	1
Ivan De Jesus, R (1, 5) OBP: 0.324, SLG: 0.281	K		L6		F8			F9	FC4-6 1B 1B 2-H 3-H	5	1	1	2	0	1	3
Pete Rose, S (1, 3) OBP: 0.324, SLG: 0.391	1B		1B			G5-4-3 1B		1B 2B 1-3 3-H	FC4-6 1B 1-2	5	1	5	1	0	0	0
Gary Matthews, R (1, 7) OBP: 0.270, SLG: 0.286	F9		L6			G5-4-3 1-2f		1B BB	FC4-6 SH3-4 1B 2B 1-2f 2-3	4	1	0	0	1	0	5
Bo Diaz, R (1, 2) OBP: 0.306, SLG: 0.586		G3		F9		F8		SF7 3-H	SH3-4 1-2 2B 1B 3-H	4	1	1	2	0	0	0
Garry Maddox, R (1, 8) Ron Reed, R (7, 1) George Vukovich, L (8, PH) OBP: 0.158, SLG: 0.158 Dick Davis, R (8, PH) OBP: 0.350, SLG: 0.395 Len Matuszek, L (8, PR) OBP: 0.200, SLG: 0.174 Sparky Lyle, L (8, 1) Ed Farmer, R (8, 1)		F3	6-3				F8	FC4-6 1-2 2-H	SH3-4 1-2 2-3	3 0 0 1 0 0 0 0	0 0 0 0 0 0 0 0	0 0 0 1 0 0 0 0	0 0 0 1 0 0 0 0	0 0 0 0 0 0 0 0	0 0 0 0 0 0 0 0	0 0 0 0 0 0 0 0
Julio Franco, R (1, 6) OBP: 0.389, SLG: 0.375		E 1B 1B	CS 1B				6-3	FC4-6 1-2f	2B 2-H 3-H	5	0	3	2	0	0	2
Luis Aguayo, R (1, 4) OBP: 0.444, SLG: 0.875	E4 1-3		CS 1-2		SH3-4 HBP		P6	SH 2B 2B 6-3		4	1	2	0	0	0	1
Mike Krukow, R (1, 1) Greg Gross, L (7, 9) OBP: 0.348, SLG: 0.318	K				SH3-4 1-2			1B 2B 1B	SH 2B 1B 2-3	1 1	0 2	0 1	0 0	0 0	1 0	2 0
Inning Stats	R: 0 E: 0 K: 1 S: 6 H: 1 LOB: 1 BB: 0 P: 6	R: 0 E: 1 K: 1 S: 7 H: 2 LOB: 2 BB: 0 P: 7	R: 0 E: 0 K: 0 S: 4 H: 1 LOB: 1 BB: 0 P: 4	R: 0 E: 0 K: 0 S: 3 H: 1 LOB: 0 BB: 0 P: 3	R: 0 E: 0 K: 1 S: 5 H: 0 LOB: 1 BB: 0 P: 6	R: 0 E: 0 K: 0 S: 3 H: 1 LOB: 0 BB: 0 P: 3	R: 0 E: 0 K: 0 S: 3 H: 0 LOB: 0 BB: 0 P: 3	R: 3 E: 0 K: 0 S: 7 H: 4 LOB: 2 BB: 1 P: 11	R: 6 E: 1 K: 0 S: 10 H: 6 LOB: 1 BB: 0 P: 10	1B: 12 2B: 4 3B: 0 HR: 0 SF: 1 SAC: 3 DP: 1 HBP: 1						

AB	38
R	9
H	16
RBI	9
BB	1
SO	3
LOB	14

WP: 0 PB: 0 SB: 0 CS: 1 PA: 45

PITCHER		IP	WLS	BF	H	R	ER	SO	BB	IBB	HBP	BLK	WP	HR	S	P	ERA	WHIP
Bob Welch, R ERA: 2.43	(1, 1)	7.1		30	9	3	3	3	0	0	1	0	0	0	35	36	3.68	1.227
Tom Niedenfuer, R ERA:	(8, 1)	0.1		2	0	0	0	0	1	0	0	0	0	0	1	5	0.00	3.000
Steve Howe, L ERA: 7.27	(8, 1)	0.1	L	5	3	3	3	0	0	0	0	0	0	0	5	5	81.00	9.000
Dave Stewart, R ERA: 10.57	(9, 1)	0.2		6	4	3	2	0	0	0	0	0	0	0	6	6	27.00	6.000
Alejandro Pena, R ERA: 1.8	(9, 1)	0.1		1	0	0	0	0	0	0	0	0	0	0	1	1	0.00	0.000

PITCHER	IP	WLS	BF	H	R	ER	SO	BB	IBB	HBP	BLK	WP	HR	S	P	ERA	WHIP

Batter	1	2	3	4	5	6	7	8	9	AB	R	H	RBI	BB	SO	LOB
Steve Sax, R (1, 4) OBP: 0.385, SLG: 0.372	6-3		5-3		K	1B		BB		4	0	1	2	1	1	0
Ken Landreaux, L (1, 8) OBP: 0.442, SLG: 0.447	K		1B		G3	F9		BB		4	1	1	0	1	1	1
Dusty Baker Jr., R (1, 7) OBP: 0.338, SLG: 0.433	1B		1B		1B		L6	L7		5	0	3	0	0	0	3
Steve Garvey, R (1, 3) OBP: 0.265, SLG: 0.329	1B		G6-4-3		1B		1B		5-3	5	0	4	1	0	0	0
Ron Cey, R (1, 5) OBP: 0.337, SLG: 0.434	K		G6-4-3		K		L8		6-3	5	0	0	0	0	2	7
Pedro Guerrero, R (1, 9) OBP: 0.351, SLG: 0.500 Tom Niedenfuer, R (8, 1) Steve Howe, L (8, 1) Dave Stewart, R (9, 1) Alejandro Pena, R (9, 1) Jorge Orta, L (9, PH) OBP: 0.300, SLG: 0.143		5-3		K		1B 1B 2B	K		4-3	4 0 0 0 0 1	1 0 0 0 0 0	1 0 0 0 0 0	0 0 0 0 0 0	0 0 0 0 0 0	2 0 0 0 0 0	1 0 0 0 0 0
Mike Scioscia, L (1, 2) OBP: 0.370, SLG: 0.333 Steve Yeager, R (8, PH) OBP: 0.417, SLG: 0.565 (9, 2)	BB		1B		PB 1B	1B		F8		2 1	1 0	2 0	0 0	1 0	0 0	0 0
Bill Russell, R (1, 6) OBP: 0.413, SLG: 0.358	F9		F8		K			E4 FC5-4		4	0	0	0	0	1	4
Bob Welch, R (1, 1) OBP: 0.063, SLG: 0.067 Derrel Thomas, S (8, 9) OBP: 0.600, SLG: 0.500	F9		1-3		K			FC5-4 BB BB		3 1	0 0	0 0	0 0	0 0	1 0	4 1
Inning Stats	R: 0 E: 0 K: 2 S: 9 H: 2 LOB: 2 BB: 0 P: 9	R: 0 E: 0 K: 0 S: 3 H: 0 LOB: 1 BB: 1 P: 7	R: 1 E: 0 K: 0 S: 5 H: 3 LOB: 1 BB: 0 P: 5	R: 0 E: 0 K: 1 S: 6 H: 1 LOB: 1 BB: 0 P: 6	R: 0 E: 0 K: 2 S: 9 H: 2 LOB: 2 BB: 0 P: 9	R: 2 E: 0 K: 2 S: 10 H: 3 LOB: 1 BB: 0 P: 10	R: 0 E: 0 K: 1 S: 6 H: 1 LOB: 1 BB: 0 P: 6	R: 0 E: 1 K: 0 S: 4 H: 0 LOB: 3 BB: 2 P: 12	R: 0 E: 0 K: 0 S: 3 H: 0 LOB: 0 BB: 0 P: 3	1B: 11 2B: 1 3B: 0 HR: 0 SF: 0 SAC: 0 DP: 1 HBP: 0						

PITCHER		IP	WLS	BF	H	R	ER	SO	BB	IBB	HBP	BLK	WP	HR	S	P	ERA	WHIP
Mike Krukow, R ERA: 3.22	(1, 1)	6.0		29	11	3	2	7	1	0	0	0	0	0	42	46	3.00	2.000
Ron Reed, R ERA: 1.8	(7, 1)	1.0		4	1	0	0	1	0	0	0	0	0	0	6	6	0.00	1.000
Sparky Lyle, L ERA: 4.26	(8, 1)	0.2		5	0	0	0	0	2	0	0	0	0	0	3	11	0.00	3.000
Ed Farmer, R ERA: 3.38	(8, 1)	1.1	W	4	0	0	0	0	0	0	0	0	0	0	4	4	0.00	0.000

PITCHER		IP	WLS	BF	H	R	ER	SO	BB	IBB	HBP	BLK	WP	HR	S	P	ERA	WHIP

BOTTOM

Philadelphia Phillies @ Los Angeles Dodgers

Dodger Stadium, Los Angeles, CA

Wed Apr 28 1982, 7:05 PM PDT

Att. 38,665 - Unknown

livebaseballscorecards.com

AB	39
R	3
H	12
RBI	3
BB	3
SO	8
LOB	21

WP: 0	PA: 42				
PB: 1					
SB: 0					
CS: 0					

Batter	1	2	3	4	5	6	7	8	9	AB	R	H	RBI	BB	SO	LOB
Bob Dernier, R (1, 9) OBP: 0.314, SLG: 0.281	5-3			6-3		K			4-3	4	0	0	0	0	1	0
Ivan De Jesus, R (1, 5) OBP: 0.320, SLG: 0.279	F9			FC6-4 S 1B		6-3			P4	4	0	1	0	0	0	0
Pete Rose, S (1, 3) OBP: 0.325, SLG: 0.380	6-3			FC6-4 BB			L7			2	0	0	0	1	0	0
Gary Matthews, R (1, 7) OBP: 0.260, SLG: 0.274		5-3		FC6-4			F3			3	0	0	0	0	0	2
Bo Diaz, R (1, 2) OBP: 0.292, SLG: 0.557		6-3		F9			6-3			3	0	0	0	0	0	2
Garry Maddox, R (1, 8) OBP: 0.212, SLG: 0.286		F9			P6			6-3		3	0	0	0	0	0	0
Julio Franco, R (1, 6) OBP: 0.333, SLG: 0.316			K		5-3			E4 G6-4-3		3	0	0	0	0	1	0
Luis Aguayo, R (1, 4) OBP: 0.364, SLG: 0.700			6-3		F5			G6-4-3 1-2f		2	0	0	0	0	0	0
Greg Gross, L (8, PH) OBP: 0.333, SLG: 0.304										1	0	0	0	0	0	1
Warren Brusstar, R (8, 1)										0	0	0	0	0	0	0
Dick Ruthven, R (1, 1) OBP: 0.250, SLG: 0.250			F8			F9			F9	1	0	0	0	0	0	0
Del Unser, L (6, PH)										1	0	0	0	0	0	0
Ron Reed, R (6, 1)										0	0	0	0	0	0	0
Dave Roberts, R (8, 4) OBP: 0.250, SLG: 0.143										0	0	0	0	0	0	0
George Vukovich, L (9, PH) OBP: 0.150, SLG: 0.150										1	0	0	0	0	0	0
Inning Stats	R: 0 E: 0 K: 0 S: 3	H: 0 LOB: 0 BB: 0 P: 3	R: 0 E: 0 K: 0 S: 3	H: 0 LOB: 0 BB: 0 P: 3	R: 0 E: 0 K: 1 S: 5	H: 0 LOB: 0 BB: 0 P: 5	R: 0 E: 0 K: 0 S: 4	H: 1 LOB: 2 BB: 1 P: 8	R: 0 E: 0 K: 0 S: 3	H: 0 LOB: 0 BB: 0 P: 3	R: 0 E: 0 K: 1 S: 5	H: 0 LOB: 0 BB: 0 P: 5	R: 0 E: 0 K: 0 S: 3	H: 0 LOB: 0 BB: 0 P: 3	R: 0 E: 1 K: 0 S: 3	H: 0 LOB: 0 BB: 0 P: 3	R: 0 E: 0 K: 0 S: 3	H: 0 LOB: 0 BB: 0 P: 3	1B: 1 2B: 0 3B: 0 HR: 0	SF: 0 SAC: 0 DP: 1 HBP: 0	WP: 0 PB: 0 SB: 1 CS: 0	PA: 29

TOP

Philadelphia Phillies @ Los Angeles Dodgers
Dodger Stadium, Los Angeles, CA
Thu Apr 29 1982, 7:05 PM PDT
Att. 36,198 - Unknown

livebaseballscorecards.com

AB	28
R	0
H	1
RBI	0
BB	1
SO	2
LOB	5

PITCHER	IP	WLS	BF	H	R	ER	SO	BB	IBB	HBP	BLK	WP	HR	S	P	ERA	WHIP
Burt Hooton, R (1, 1) ERA: 3.16	9.0	W	29	1	0	0	2	1	0	0	0	0	0	32	36	0.00	0.222

PITCHER	IP	WLS	BF	H	R	ER	SO	BB	IBB	HBP	BLK	WP	HR	S	P	ERA	WHIP

Batter	1	2	3	4	5	6	7	8	9	AB	R	H	RBI	BB	SO	LOB
Steve Sax, R (1, 4) OBP: 0.389, SLG: 0.378	5-3		4-3 SF9 1B		E G3 WP 2-3 1B		F8			4	2	2	0	0	0	0
Ken Landreaux, L (1, 8) OBP: 0.433, SLG: 0.430	S 1B SF8 BB		4-3 1-3		G3 1-3 3-H		G3			3	1	0	1	1	0	2
Dusty Baker Jr., R (1, 7) OBP: 0.348, SLG: 0.435	S 1-2 1B		SF9 3-H		BBB 4-0 3-H BB			6-3		2	0	1	1	1	0	0
Steve Garvey, R (1, 3) OBP: 0.253, SLG: 0.317	SF8 1-2 2-H		SSS 0-3 K		L8			1-3		3	0	0	1	0	1	1
Ron Cey, R (1, 5) OBP: 0.322, SLG: 0.413	SSS 0-3 K		SSS 0-3 K			6-3		1-3		4	0	0	0	0	2	1
Derrel Thomas, S (9, 5) OBP: 0.600, SLG: 0.500										0	0	0	0	0	0	0
Pedro Guerrero, R (1, 9) OBP: 0.350, SLG: 0.493		5-3		F8		2B 1B				3	0	1	0	0	0	0
Steve Yeager, R (1, 2) OBP: 0.370, SLG: 0.500		5-3		4-3		F9				3	0	0	0	0	0	1
Bill Russell, R (1, 6) OBP: 0.409, SLG: 0.375		E5			F2	1-H 2B				3	0	1	0	0	0	0
Mark Belanger, R (8, 6) OBP: 0.500, SLG: 0.571										0	0	0	0	0	0	0
Burt Hooton, R (1, 1) OBP: 0.091, SLG: 0.182		F8			1B G3 2B		SSS 0-3 K			3	1	1	0	0	1	1
Inning Stats	R: 1 H: 1 E: 0 LOB: 1 K: 1 BB: 1 S: 6 P: 10	R: 0 H: 0 E: 1 LOB: 1 K: 0 BB: 0 S: 4 P: 4	R: 1 H: 1 E: 0 LOB: 0 K: 1 BB: 0 S: 6 P: 6	R: 0 H: 0 E: 0 LOB: 0 K: 1 BB: 0 S: 5 P: 5	R: 2 H: 2 E: 1 LOB: 1 K: 0 BB: 1 S: 5 P: 9	R: 0 H: 2 E: 0 LOB: 2 K: 0 BB: 0 S: 4 P: 4	R: 0 H: 0 E: 0 LOB: 0 K: 1 BB: 0 S: 5 P: 5	R: 0 H: 0 E: 0 LOB: 0 K: 0 BB: 0 S: 3 P: 3		1B: 4 SF: 2 2B: 2 SAC: 0 3B: 0 DP: 0 HR: 0 HBP: 0						

PITCHER	IP	WLS	BF	H	R	ER	SO	BB	IBB	HBP	BLK	WP	HR	S	P	ERA	WHIP
Dick Ruthven, R (1, 1) ERA: 4.73	5.0	L	22	4	4	3	3	2	0	0	0	1	0	26	34	5.40	1.200
Ron Reed, R (6, 1) ERA: 1.59	2.0		7	2	0	0	1	0	0	0	0	0	0	9	9	0.00	1.000
Warren Brusstar, R (8, 1) ERA: 6.14	1.0		3	0	0	0	0	0	0	0	0	0	0	3	3	0.00	0.000

PITCHER	IP	WLS	BF	H	R	ER	SO	BB	IBB	HBP	BLK	WP	HR	S	P	ERA	WHIP

BOTTOM

Philadelphia Phillies @ Los Angeles Dodgers

Dodger Stadium, Los Angeles, CA

Thu Apr 29 1982, 7:05 PM PDT

Att. 36,198 - Unknown

livebaseballscorecards.com

AB	28
R	4
H	6
RBI	3
BB	2
SO	4
LOB	6

Batter	1	2	3	4	5	6	7	8	9	AB	R	H	RBI	BB	SO	LOB
Tim Raines, S (1, 7) OBP: 0.348, SLG: 0.373	0-0 SH1-3 SF7 1B		4-0 FC6-4 1B BB		0-0 5-3		0-0 5-3			3	1	1	0	1	0	1
Frank Taveras, R (1, 4) OBP: 0.188, SLG: 0.071	0-0 SH1-3 1-3		0-0 FC6-4 1-2 1B		4-0 2B BB		0-0 1-3			2	1	1	0	1	0	0
Mike Phillips, L (7, 4)										0	0	0	0	0	0	0
Al Oliver, L (1, 3) OBP: 0.366, SLG: 0.508	0-0 SF7 3-H		0-0 FC6-4 1-2f 2-3		0-0 1B 1-H 2-H 2B			0-0 5-3		3	1	1	3	0	0	2
Gary Carter, R (1, 2) OBP: 0.385, SLG: 0.482	0-0 1B		0-0 F8		0-0 2-H 1B			0-3 K		4	0	2	1	0	1	2
Andre Dawson, R (1, 8) OBP: 0.338, SLG: 0.409	0-0 5-3			0-0 F3	0-0 L5			0-0 P4		4	0	0	0	0	0	2
Warren Cromartie, L (1, 9) OBP: 0.324, SLG: 0.404		0-0 G3		0-0 G3		0-0 3-1			0-0 4-3	4	0	0	0	0	0	0
Chris Speier, R (1, 6) OBP: 0.250, SLG: 0.385		0-0 F8		0-3 K		0-0 CS 1B			0-3 K	4	0	1	0	0	2	0
Tim Wallach, R (1, 5) OBP: 0.241, SLG: 0.255		0-0 6-3			0-0 SH1-4 2B 1B	0-0 G3 1-2			0-0 4-3	4	1	1	0	0	0	1
Scott Sanderson, R (1, 1) OBP: 0.250, SLG: 0.143			0-0 5-3		0-0 SH1-4 1-2		0-0 2-3			2	0	0	0	0	0	0
Jeff Reardon, R (8, 1) OBP: 0.500, SLG: 1.000										0	0	0	0	0	0	0
Inning Stats	R: 1 E: 0 K: 0 S: 5 H: 2 LOB: 1 BB: 0 P: 5	R: 0 E: 0 K: 0 S: 3 H: 0 LOB: 0 BB: 0 P: 3	R: 0 E: 0 K: 0 S: 4 H: 1 LOB: 2 BB: 1 P: 8	R: 0 E: 0 K: 1 S: 5 H: 0 LOB: 0 BB: 0 P: 5	R: 3 E: 0 K: 0 S: 6 H: 3 LOB: 1 BB: 1 P: 10	R: 0 E: 0 K: 0 S: 3 H: 1 LOB: 0 BB: 0 P: 3	R: 0 E: 0 K: 0 S: 3 H: 0 LOB: 0 BB: 0 P: 3	R: 0 E: 0 K: 1 S: 5 H: 0 LOB: 0 BB: 0 P: 5	R: 0 E: 0 K: 1 S: 5 H: 0 LOB: 0 BB: 0 P: 5	1B: 6 2B: 1 3B: 0 HR: 0	SF: 1 SAC: 2 DP: 0 HBP: 0						

TOP

Montreal Expos @ Los Angeles Dodgers

Dodger Stadium, Los Angeles, CA

Fri Apr 30 1982, 7:05 PM PDT

Att. 51,730 - Unknown

livebaseballscorecards.com

AB	30
R	4
H	7
RBI	4
BB	2
SO	3
LOB	8

WP: 0 PB: 0 SB: 1 CS: 1 PA: 35

PITCHER		IP	WLS	BF	H	R	ER	SO	BB	IBB	HBP	BLK	WP	HR	S	P	ERA	WHIP
Fernando Valenzuela, L ERA: 2.75	(1, 1)	7.0	L	29	7	4	4	1	2	0	0	0	0	0	29	37	5.14	1.286
Alejandro Pena, R ERA: 1.5	(8, 1)	2.0		6	0	0	0	2	0	0	0	0	0	0	10	10	0.00	0.000

PITCHER	IP	WLS	BF	H	R	ER	SO	BB	IBB	HBP	BLK	WP	HR	S	P	ERA	WHIP

Batter	1	2	3	4	5	6	7	8	9	AB	R	H	RBI	BB	SO	LOB
Steve Sax, R (1, 4) OBP: 0.390, SLG: 0.372	F9		F8		FC6-4 BB		1B		L8	4	0	1	0	1	0	1
Ken Landreaux, L (1, 8) OBP: 0.421, SLG: 0.410	K		F7		FC6-4 1-2f 2-3		F9		FC2-5 HBP 1-2	4	0	0	0	0	1	3
Dusty Baker Jr., R (1, 7) OBP: 0.351, SLG: 0.433	1B 1B			F9-3 1B	P4			P6	FC2-5 1-2 2-3f	5	0	2	0	0	0	4
Steve Garvey, R (1, 3) OBP: 0.250, SLG: 0.310	1-3 1B			F9-3 1-2		5-3		5-3	5-3	5	0	1	0	0	0	3
Ron Cey, R (1, 5) OBP: 0.341, SLG: 0.451 Derrel Thomas, S (8, PR) OBP: 0.600, SLG: 0.500 (9, 5)	K			HR		BB		BB BB HBP		2 0	1 0	1 0	1 0	1 0	1 0	2 0
Pedro Guerrero, R (1, 9) OBP: 0.357, SLG: 0.526		5-3		HR		F9		BB 1-2 BB		3	1	1	1	1	0	1
Mike Scioscia, L (1, 2) OBP: 0.362, SLG: 0.313 Mark Belanger, R (8, PR) OBP: 0.500, SLG: 0.571 (9, 6)		L9		F8		F8		1-2 2-3 BB		3 0	0 0	0 0	0 0	1 0	0 0	1 0
Bill Russell, R (1, 6) OBP: 0.406, SLG: 0.362 Rick Monday, L (8, PH) OBP: 0.483, SLG: 0.545 Steve Yeager, R (9, 2) OBP: 0.370, SLG: 0.500		6-3			FC6-4 SH1-4 BB		F2	P4		2 1 0	0 0 0	0 0 0	0 0 0	1 0 0	0 0 0	0 3 0
Fernando Valenzuela, L (1, 1) OBP: 0.143, SLG: 0.077 Jorge Orta, L (7, PH) OBP: 0.273, SLG: 0.125 Alejandro Pena, R (8, 1) Jay Johnstone, L (9, PH)			F7		SH1-4 1-2		F8		FC2-5 HBP BB	1 1 0 0	0 0 0 0	0 0 0 0	0 0 0 0	0 0 0 1	0 0 0 0	0 0 0 0
Inning Stats	R: 0 H: 2 E: 0 LOB: 2 K: 2 BB: 0 S: 9 P: 9	R: 0 H: 0 E: 0 LOB: 0 K: 0 BB: 0 S: 3 P: 3	R: 0 H: 0 E: 0 LOB: 0 K: 0 BB: 0 S: 3 P: 3	R: 2 H: 3 E: 0 LOB: 0 K: 0 BB: 0 S: 5 P: 5	R: 0 H: 0 E: 0 LOB: 2 K: 0 BB: 2 S: 3 P: 11	R: 0 H: 0 E: 0 LOB: 1 K: 0 BB: 1 S: 3 P: 7	R: 0 H: 1 E: 0 LOB: 1 K: 0 BB: 0 S: 4 P: 4	R: 0 H: 0 E: 0 LOB: 3 K: 0 BB: 2 S: 3 P: 12	R: 0 H: 0 E: 0 LOB: 2 K: 0 BB: 1 S: 3 P: 8	1B: 4 2B: 1 3B: 0 HR: 2	SF: 0 SAC: 1 DP: 1 HBP: 2					

PITCHER	IP	WLS	BF	H	R	ER	SO	BB	IBB	HBP	BLK	WP	HR	S	P	ERA	WHIP
Scott Sanderson, R (1, 1) ERA: 1.52	7.2	W	33	6	2	2	2	4	0	1	0	0	2	32	49	2.35	1.304
Jeff Reardon, R (8, 1) ERA:	1.1	S	7	0	0	0	0	2	0	1	0	0	0	4	13	0.00	1.500

PITCHER	IP	WLS	BF	H	R	ER	SO	BB	IBB	HBP	BLK	WP	HR	S	P	ERA	WHIP

BOTTOM

Montreal Expos @ Los Angeles Dodgers

Dodger Stadium, Los Angeles, CA

Fri Apr 30 1982, 7:05 PM PDT

Att. 51,730 - Unknown

livebaseballscorecards.com

AB	31
R	2
H	6
RBI	2
BB	6
SO	2
LOB	18

WP: 0	PA: 40		
PB: 0			
SB: 0			
CS: 0			

Montreal Expos @ Los Angeles Dodgers

Dodger Stadium, Los Angeles, CA

Sat May 01 1982, 3:33 AM PDT

Att. 48,462 - Unknown

TOP

livebaseballscorecards.com

Batter	1	2	3	4	5	6	7	8	9	AB	R	H	RBI	BB	SO	LOB
Tim Raines, S (1, 7) OBP: 0.343, SLG: 0.365	6-3			G3	E6 2-3			6-3 SH3-4 1B		4	0	1	0	0	0	1
Frank Taveras, R (1, 4) OBP: 0.158, SLG: 0.059	4-3			E1 FC6-4 1B	1-3			SH3-4 1-2		3	0	0	0	0	0	2
Al Oliver, L (1, 3) OBP: 0.360, SLG: 0.492	K			FC6-4 1-2 1B		K		6-3 2-3		4	0	1	0	0	2	1
Gary Carter, R (1, 2) OBP: 0.362, SLG: 0.450		6-3		FC6-4 FC6-4 1-2f 2-3		F7		K		4	0	0	0	0	1	3
Andre Dawson, R (1, 8) OBP: 0.321, SLG: 0.386		K		FC6-4 1-2f		5-3			5-3	4	0	0	0	0	1	2
Warren Cromartie, L (1, 9) OBP: 0.333, SLG: 0.410		L1			E SH 6-3 1B		3-1		1B 1B	4	1	2	0	0	0	0
Chris Speier, R (1, 6) OBP: 0.254, SLG: 0.382 Rodney Scott, S (9, PR) OBP: 0.296, SLG: 0.208			6-3		SH E E 1-2		5-3		1B 1-2	3 0	0 0	1 0	0 0	0 0	0 0	0 0
Tim Wallach, R (1, 5) OBP: 0.274, SLG: 0.288 Terry Francona, L (9, PR)			B2-6-4 1B		6-3 1-2 2-H				1-3 2-H	4 0	0 0	3 0	1 0	0 0	0 0	1 0
Charlie Lea, R (1, 1) OBP: 0.500, SLG: 0.400 Woodie Fryman, R (8, 1) Jerry White, S (9, PH) OBP: 0.267, SLG: 0.600			B2-6-4 1-2f		K		K		F8	3 0 1	0 0 0	0 0 0	0 0 0	0 0 0	2 0 0	3 0 2

	AB	34
	R	1
	H	8
	RBI	1
	BB	0
	SO	6
	LOB	15

Inning Stats									
	R: 0 E: 0 K: 1 S: 5	H: 0 LOB: 0 BB: 0 P: 5	R: 0 E: 0 K: 1 S: 5	H: 0 LOB: 0 BB: 0 P: 5	R: 0 E: 0 K: 0 S: 3	H: 1 LOB: 0 BB: 0 P: 3	R: 0 E: 1 K: 0 S: 5	H: 1 LOB: 2 BB: 0 P: 5	R: 1 E: 2 K: 1 S: 8	H: 1 LOB: 2 BB: 0 P: 8
	R: 0 E: 0 K: 1 S: 5	H: 0 LOB: 0 BB: 0 P: 5	R: 0 E: 0 K: 1 S: 6	H: 1 LOB: 1 BB: 0 P: 6	R: 0 E: 0 K: 1 S: 6	H: 1 LOB: 1 BB: 0 P: 6	R: 0 E: 0 K: 0 S: 5	H: 3 LOB: 2 BB: 0 P: 5	1B: 8 2B: 0 3B: 0 HR: 0	SF: 0 SAC: 2 DP: 1 HBP: 0

WP: 0 PB: 0 SB: 0 CS: 0 PA: 36

PITCHER	IP	WLS	BF	H	R	ER	SO	BB	IBB	HBP	BLK	WP	HR	S	P	ERA	WHIP
Jerry Reuss, L (1, 1) ERA: 1.65	7.0	W	27	4	1	0	5	0	0	0	0	0	0	37	37	0.00	0.571
Terry Forster, L (8, 1) ERA: 4.22	1.2		8	4	0	0	1	0	0	0	0	0	0	10	10	0.00	2.400
Tom Niedenfuer, R (9, 1) ERA:	0.1	S	1	0	0	0	0	0	0	0	0	0	0	1	1	0.00	0.000

PITCHER	IP	WLS	BF	H	R	ER	SO	BB	IBB	HBP	BLK	WP	HR	S	P	ERA	WHIP

Batter	1	2	3	4	5	6	7	8	9	AB	R	H	RBI	BB	SO	LOB
Steve Sax, R (1, 4) OBP: 0.375, SLG: 0.356	6-3		P4		FC6-5 2-3		1-3			4	0	0	0	0	0	2
Steve Garvey, R (1, 3) OBP: 0.250, SLG: 0.308	E WP 1B		G5-4-3 1-2f			F8		P6		4	0	1	0	0	0	1
Dusty Baker Jr., R (1, 7) OBP: 0.333, SLG: 0.408	E3 G4-6-3 1-3			F8		P2		F7		4	0	0	0	0	0	1
Rick Monday, L (1, 9) OBP: 0.485, SLG: 0.538	G4-6-3 1-2f			FC6-4 1B		BLK 1B		K		4	0	2	0	0	1	2
Derrel Thomas, S (9, 8) OBP: 0.600, SLG: 0.500										0	0	0	0	0	0	0
Ron Cey, R (1, 5) OBP: 0.330, SLG: 0.435		P3		P4		K 1-2				3	0	0	0	0	1	2
Pedro Guerrero, R (1, 8) OBP: 0.356, SLG: 0.513 (9, 9)		S BB		FC6-4 1-2f			F8			2	0	0	0	1	0	1
Mike Scioscia, L (1, 2) OBP: 0.377, SLG: 0.320		F9			FC6-5 SH1-6-4 1B		WP HR BB			2	1	1	0	1	0	1
Mark Belanger, R (1, 6) OBP: 0.400, SLG: 0.444		6-3 1-2			P4		F9 1-2			2	0	0	0	0	0	2
Jay Johnstone, L (7, PH)										1	0	0	0	0	0	1
Bill Russell, R (8, 6) OBP: 0.406, SLG: 0.362										0	0	0	0	0	0	0
Jerry Reuss, L (1, 1) OBP: 0.250, SLG: 0.182					SH1-6-4 1-2		HR 2-H			1	0	1	0	0	0	0
Jorge Orta, L (7, PH) OBP: 0.333, SLG: 0.556										1	1	1	2	0	0	0
Terry Forster, L (8, 1)										0	0	0	0	0	0	0
Tom Niedenfuer, R (9, 1)			G5-4-3 1B							0	0	0	0	0	0	0
Inning Stats	R: 0 E: 1 K: 0 S: 4 H: 1 LOB: 1 BB: 0 P: 4	R: 0 E: 0 K: 0 S: 3 H: 0 LOB: 1 BB: 1 P: 7	R: 0 E: 0 K: 0 S: 3 H: 1 LOB: 0 BB: 0 P: 3	R: 0 E: 0 K: 0 S: 4 H: 1 LOB: 1 BB: 0 P: 4	R: 0 E: 0 K: 0 S: 4 H: 1 LOB: 1 BB: 0 P: 4	R: 0 E: 0 K: 1 S: 6 H: 1 LOB: 1 BB: 0 P: 6	R: 2 E: 0 K: 0 S: 4 H: 1 LOB: 0 BB: 1 P: 8	R: 0 E: 0 K: 1 S: 5 H: 0 LOB: 0 BB: 0 P: 5		1B: 5 2B: 0 3B: 0 HR: 1 SF: 0 SAC: 1 DP: 2 HBP: 0						

PITCHER	IP	WLS	BF	H	R	ER	SO	BB	IBB	HBP	BLK	WP	HR	S	P	ERA	WHIP
Charlie Lea, R (1, 1) ERA: 4.15	7.0	L	28	6	2	2	1	2	0	0	1	2	1	28	36	2.57	1.143
Woodie Fryman, L (8, 1) ERA:	1.0		3	0	0	0	1	0	0	0	0	0	0	5	5	0.00	0.000

PITCHER	IP	WLS	BF	H	R	ER	SO	BB	IBB	HBP	BLK	WP	HR	S	P	ERA	WHIP

BOTTOM

Montreal Expos @ Los Angeles Dodgers

Dodger Stadium, Los Angeles, CA

Sat May 01 1982, 3:33 AM PDT

Att. 48,462 - Unknown

livebaseballscorecards.com

AB	28
R	2
H	6
RBI	2
BB	2
SO	2
LOB	13

WP: 2 PA: 31
PB: 0
SB: 1
CS: 0

Montreal Expos @ Los Angeles Dodgers

Dodger Stadium, Los Angeles, CA

Sun May 02 1982, 3:33 AM PDT

Att. 46,033 - Unknown

TOP

livebaseballscorecards.com

Batter	1	2	3	4	5	6	7	8	9	AB	R	H	RBI	BB	SO	LOB
Tim Raines, S (1, 7)	BBBB 4-0 FC6-4 BB	SSS 0-3 K		x 0-0 F8-3 2-H 1B	x 0-0 ③ F7		x 0-0 1-3 1B 2B		x 0-0 FC5-4 1B	4	1	2	1	1	1	2
Dan Norman, R (7, 7)										1	0	1	0	0	0	0
Frank Taveras, R (1, 4)	x 0-0 ① FC6-4 2B 1-2f 1B	x 0-0 ② F8		x 0-0 ② ③ F8-3 1-2		x 0-0 ① 6-3	x 0-0 ① 5-3		x 0-0 ① FC5-4 FC5-4 1B 1-2f	6	1	0	0	0	0	5
Andre Dawson, R (1, 8)	x 0-0 1-3 1B 2B	x 0-0 ③ F9			x 0-0 S 1B 1B	x 0-0 2B 1B	x 0-0 FC6-4 2-H 3-H 1B		x 0-0 FC5-4 1-2 1B	5	3	4	2	0	0	0
Jerry White, S (7, 8)										1	0	1	0	0	0	0
Al Oliver, L (1, 3)	BBBB 4-0 BB 1B 1B BB		x 0-0 ① G3		BBB 4-0 1B 1-2 1B BB	x 0-0 1-H 2B 2B	x 0-0 ② FC6-4 1-2f		x 0-0 ② FC5-4 1-2f 2-3	3	3	1	1	2	0	1
Terry Francona, L (7, PR)										1	0	0	0	0	0	2
(7, 3)																
Gary Carter, R (1, 2)	x 0-0 ② F9		x 0-0 ② 6-3		x 0-0 1B 1-3 2-H 1B 1B	x 0-0 2-H 2B	x 0-0 ③ F3		x 0-0 ③ 6-3	6	1	2	2	0	0	6
Warren Cromartie, L (1, 9)	x 0-0 BB 1-2 2-H 3-H 1B 1B		x 0-0 BLK 1B		x 0-0 1B 1-2 3-H 1B	x 0-0 ② F8		SSS 0-3 ① K		5	1	3	3	0	1	1
Chris Speier, R (1, 6)	BBBB 4-0 1B 1-2 2-3 BB		x 0-0 ③ F8 1-2		SSS 0-3 ① K	BBBB 4-0 BB		x 0-0 ② G3		3	0	0	0	2	1	3
Mike Phillips, L (8, 6)										0	0	0	0	0	0	0
Tim Wallach, R (1, 5)	x 0-0 1-2 2-H 3-H 1B			BBB 4-0 SH1-4 1B BB	x 0-0 1-3 2-H 1B	x 0-0 ③ F8		x 0-0 HR		4	2	3	4	1	0	2
Steve Rogers, R (1, 1)	SSS 0-3 ③ K			x 0-0 ① SH1-4 1-2	x 0-0 ② L3		BBB 4-0 2B 1B BB	SSS 0-3 ③ K		3	1	0	0	1	2	4

Inning Stats																								
	R: 4	H: 3	R: 0	H: 0	R: 0	H: 1	R: 1	H: 1	R: 3	H: 4	R: 2	H: 3	R: 2	H: 2	R: 1	H: 1	R: 0	H: 2	1B: 12	SF: 0	WP: 0	PA: 50
	E: 0	LOB: 2	E: 0	LOB: 0	E: 0	LOB: 1	E: 0	LOB: 0	E: 0	LOB: 2	E: 0	LOB: 2	E: 0	LOB: 1	E: 0	LOB: 0	E: 0	LOB: 2	2B: 5	SAC: 1	PB: 0	
	K: 1	BB: 3	K: 1	BB: 0	K: 0	BB: 0	K: 0	BB: 1	K: 1	BB: 1	K: 0	BB: 1	K: 0	BB: 1	K: 2	BB: 0	K: 0	BB: 0	3B: 0	DP: 1	SB: 1	
	S: 8	P: 20	S: 5	P: 5	S: 4	P: 4	S: 3	P: 7	S: 9	P: 13	S: 6	P: 10	S: 5	P: 9	S: 8	P: 8	S: 5	P: 5	HR: 1	HBP: 0	CS: 0	

	AB	42
	R	13
	H	17
	RBI	13
	BB	7
	SO	5
	LOB	26

PITCHER		IP	WLS	BF	H	R	ER	SO	BB	IBB	HBP	BLK	WP	HR	S	P	ERA	WHIP
Bob Welch, R	(1, 1)	0.2	L	8	3	4	4	0	3	0	0	0	0	0	5	17	54.00	9.000
ERA: 3.44																		
Ted Power, R	(1, 1)	3.1		16	5	4	4	2	2	0	0	1	0	0	18	26	10.80	2.100
ERA: 4.82																		
Alejandro Pena, R	(5, 1)	1.0		4	1	0	0	1	0	0	0	0	0	0	6	6	0.00	1.000
ERA: 1.38																		
Dave Stewart, R	(6, 1)	3.0		17	6	5	5	2	2	0	0	0	0	1	19	27	15.00	2.667
ERA: 11.81																		
Steve Howe, L	(9, 1)	1.0		5	2	0	0	0	0	0	0	0	0	0	5	5	0.00	2.000
ERA: 6.52																		

PITCHER	IP	WLS	BF	H	R	ER	SO	BB	IBB	HBP	BLK	WP	HR	S	P	ERA	WHIP

Batter	1	2	3	4	5	6	7	8	9	AB	R	H	RBI	BB	SO	LOB
Steve Sax, R (1, 4) OBP: 0.361, SLG: 0.340	6-3		6-3			K		6-3		4	0	0	0	0	1	1
Jorge Orta, L (1, 9) OBP: 0.313, SLG: 0.417	6-3		K			3-1			1B, BB, E, BB	3	1	0	0	1	1	0
Dusty Baker Jr., R (1, 7) OBP: 0.317, SLG: 0.387	K			K		1-6-3			F8	4	0	0	0	0	2	1
Rick Monday, L (1, 3) OBP: 0.486, SLG: 0.517		G3		FC5-4, 1B			K		E, 1-2, BB	3	0	1	0	1	1	0
Ron Cey, R (1, 5) OBP: 0.330, SLG: 0.432 Derrel Thomas, S (8, 8) OBP: 0.500, SLG: 0.400		3-1, 1B, 1B		F5			F9		K	3 1	0 0	1 0	0 0	0 0	0 1	1 2
Pedro Guerrero, R (1, 8) (8, 5) OBP: 0.363, SLG: 0.512	3-1, 1-2, 1B			FC5-4, 1-2f			K		E5, 1-3, 2-H, 1B	4	0	2	0	0	1	1
Mike Scioscia, L (1, 2) OBP: 0.354, SLG: 0.296	3-1, 1-2, 2-3				4-3			P6	P6	4	0	0	0	0	0	4
Bill Russell, R (1, 6) OBP: 0.403, SLG: 0.361	L6				5-3			1B		3	0	1	0	0	0	2
Bob Welch, R (1, 1) OBP: 0.063, SLG: 0.067 Ted Power, R (1, 1) Alejandro Pena, R (5, 1) Steve Garvey, R (5, PH) OBP: 0.247, SLG: 0.304 Dave Stewart, R (6, 1) Jose Morales, R (8, PH) Steve Howe, L (9, 1)			K		K			F9		0 1 0 1 0 0 1 0	0 0 0 0 0 0 0 0	0 0 0 0 0 0 0 0	0 0 0 0 0 0 0 0	0 1 0 1 0 0 0 0	0 0 0 0 1 0 0 0	0 0 0 0 0 0 0 1
Inning Stats	R: 0 E: 0 K: 1 S: 5 H: 0 LOB: 0 BB: 0 P: 5	R: 0 E: 0 K: 0 S: 5 H: 2 LOB: 2 BB: 0 P: 5	R: 0 E: 0 K: 2 S: 7 H: 0 LOB: 0 BB: 0 P: 7	R: 0 E: 0 K: 1 S: 6 H: 1 LOB: 1 BB: 0 P: 6	R: 0 E: 0 K: 1 S: 5 H: 0 LOB: 0 BB: 0 P: 5	R: 0 E: 0 K: 1 S: 5 H: 0 LOB: 0 BB: 0 P: 5	R: 0 E: 0 K: 2 S: 7 H: 0 LOB: 0 BB: 0 P: 7	R: 0 E: 0 K: 0 S: 4 H: 1 LOB: 1 BB: 0 P: 4	R: 1 E: 1 K: 1 S: 6 H: 1 LOB: 2 BB: 2 P: 14	1B: 5 2B: 0 3B: 0 HR: 0 SF: 0 SAC: 0 DP: 0 HBP: 0						

PITCHER		IP	WLS	BF	H	R	ER	SO	BB	IBB	HBP	BLK	WP	HR	S	P	ERA	WHIP
Steve Rogers, R ERA: 1.23	(1, 1)	9.0	W	34	5	1	0	9	2	0	0	0	0	0	50	58	0.00	0.778

PITCHER	IP	WLS	BF	H	R	ER	SO	BB	IBB	HBP	BLK	WP	HR	S	P	ERA	WHIP

BOTTOM

Montreal Expos @ Los Angeles Dodgers

Dodger Stadium, Los Angeles, CA

Sun May 02 1982, 3:33 AM PDT

Att. 46,033 - Unknown

livebaseballscorecards.com

AB	32
R	1
H	5
RBI	0
BB	2
SO	9
LOB	13

PA: 34

WP: 0
PB: 0
SB: 0
CS: 0

New York Mets @ Los Angeles Dodgers

Dodger Stadium, Los Angeles, CA

Mon May 03 1982, 7:05 PM PDT

Att. 33,349 - Unknown

livebaseballscorecards.com

Batter	1	2	3	4	5	6	7	8	9	10	11	12	AB	R	H	RBI	BB	SO	LOB
Mookie Wilson, S (1, 8) OBP: 0.321, SLG: 0.438	L5-4 S 1B		E S 2-H 1B		F7		1-2 3-H 1B		FC6-4 1-2f		FC6-4 1-2f		6	0	3	2	0	0	3
Wally Backman, S (1, 4) OBP: 0.371, SLG: 0.429 Tom Veryzer, R (7, 4) OBP: 0.500, SLG: 0.600 Rusty Staub, L (10, PH) OBP: 0.227, SLG: 0.105 Bob Bailor, R (10, 4) OBP: 0.315, SLG: 0.353	1-2 1B		G5-4-3 1-3 BB			PB S 1B BB	K			4-3	4-3		2 0 1 1	1 0 0 0	1 0 0 0	0 0 0 0	2 0 0 0	1 0 0 0	2 0 0 2
George Foster, R (1, 7) OBP: 0.293, SLG: 0.386	L5-4 2-3		G5-4-3 1-2f			K 1-2	K			FC6-5 1B 1B		1B SH1-3 1B 1B	6	1	2	0	0	2	7
Dave Kingman, R (1, 3) OBP: 0.301, SLG: 0.547	K			K		5-3		P3		FC6-5 1-2 1B		SH1-3 1-2	5	0	1	0	0	2	2
Joel Youngblood, R (1, 9) OBP: 0.255, SLG: 0.360		5-3		K		FC5-4 2-H 1B		F9		FC6-5 1-2 2-3f		HBP 2-3 1B	6	1	2	1	0	1	2
John Stearns, R (1, 2) OBP: 0.341, SLG: 0.500		CS 1B		1B		FC5-4 1-2f		F8		F9		FC4-6 HBP 1-2	5	1	2	0	0	0	3
Hubie Brooks, R (1, 5) OBP: 0.359, SLG: 0.308	K 1-2			4-3			1B 5-3 1B 1B		L1		PB SH3-4 1B	FC4-6 1-3 2-H 3-H 1B	6	1	3	2	0	1	2
Ron Gardenhire, R (1, 6) OBP: 0.338, SLG: 0.329			SH1-4 1B 1B		F2		5-3 1-2		1-3		SH3-4 1-2	FC4-6 1-2f 3-H	5	1	1	1	0	0	2
Charlie Puleo, R (1, 1) OBP: 0.200, SLG: 0.200 Craig Swan, R (7, 1) Pete Falcone, L (8, 1) Neil Allen, R (8, 1) OBP: 1.000, SLG: 1.000 Mike Jorgensen, L (11, PH) OBP: 0.462, SLG: 0.300 Ed Lynch, R (11, 1)			SH1-4 1-2		K		2-3 1B		FC6-4 1B		FC6-4 2-3 IBB	G3	2 0 0 1 0 1	0 0 0 0 0 0	1 0 0 1 0 0	0 0 0 0 1 0	1 0 0 0 0 0	0 0 0 0 0 1	0 0 0 0 0 1
Inning Stats	R: 0 E: 0 K: 1 S: 6 H: 2 LOB: 1 BB: 0 P: 6	R: 0 E: 0 K: 1 S: 5 H: 1 LOB: 0 BB: 0 P: 5	R: 1 E: 0 K: 0 S: 4 H: 2 LOB: 1 BB: 1 P: 8	R: 0 E: 0 K: 2 S: 8 H: 1 LOB: 1 BB: 0 P: 8	R: 0 E: 0 K: 1 S: 5 H: 0 LOB: 0 BB: 0 P: 5	R: 1 E: 0 K: 1 S: 6 H: 1 LOB: 1 BB: 1 P: 10	R: 1 E: 0 K: 2 S: 10 H: 3 LOB: 2 BB: 0 P: 10	R: 0 E: 0 K: 0 S: 3 H: 0 LOB: 0 BB: 0 P: 3	R: 0 E: 0 K: 0 S: 4 H: 1 LOB: 1 BB: 0 P: 4	R: 0 E: 0 K: 0 S: 5 H: 2 LOB: 2 BB: 0 P: 5	R: 0 E: 0 K: 0 S: 4 H: 1 LOB: 2 BB: 1 P: 8	R: 3 E: 0 K: 0 S: 6 H: 3 LOB: 1 BB: 0 P: 7	1B: 17 2B: 1 3B: 0 HR: 0	SF: 0 SAC: 3 DP: 2 HBP: 1		WP: 0 PB: 2 SB: 3 CS: 1	PA: 54		

PITCHER		IP	WLS	BF	H	R	ER	SO	BB	IBB	HBP	BLK	WP	HR	S	P	ERA	WHIP
Burt Hooton, R (1, 1) ERA: 3.35		6.1		28	10	3	3	6	2	0	0	0	0	0	38	46	4.26	1.895
Alejandro Pena, R (7, 1) ERA: 1.32		0.2		2	0	0	0	2	0	0	0	0	0	0	6	6	0.00	0.000
Tom Niedenfuer, R (8, 1) ERA:		4.0		17	4	0	0	0	0	1	0	0	0	0	16	20	0.00	1.000
Terry Forster, L (12, 1) ERA: 6.55		0.1	L	4	2	3	3	0	0	0	1	0	0	0	3	4	81.00	6.000
Steve Howe, L (12, 1) ERA: 6.1		0.2		3	1	0	0	0	0	0	0	0	0	0	3	3	0.00	1.500

PITCHER	IP	WLS	BF	H	R	ER	SO	BB	IBB	HBP	BLK	WP	HR	S	P	ERA	WHIP

TOP	
AB	47
R	6
H	17
RBI	6
BB	3
SO	8
LOB	26

Batter	1	2	3	4	5	6	7	8	9	10	11	12	AB	R	H	RBI	BB	SO	LOB
Steve Sax, R (1, 4) OBP: 0.360, SLG: 0.333	5-3		6-3		FC6-4 BB 1-2 2-3		S 1B 1-H		1-3			6-3	5	0	1	1	1	0	0
Steve Garvey, R (1, 3) OBP: 0.243, SLG: 0.296	K			FC6-4 1B	FC6-4 1-2f		F7 1-2		5-3			F3	6	0	1	0	0	1	4
Dusty Baker Jr., R (1, 7) OBP: 0.295, SLG: 0.358	L6			F8		P3		F7		6-3		F8	6	0	0	0	0	0	1
Rick Monday, L (1, 9) OBP: 0.476, SLG: 0.618		HR		P6		L4		BB 2B		K			5	1	2	1	0	1	1
Ron Cey, R (1, 5) OBP: 0.324, SLG: 0.419		6-3		FC6-4 1-2f		F9		K		1B			5	0	1	0	0	1	2
Derrel Thomas, S (10, PR) OBP: 0.500, SLG: 0.400 (11, 5)													0	0	0	0	0	0	0
Pedro Guerrero, R (1, 8) OBP: 0.365, SLG: 0.534		K			5-3		HR	BB IBB		K			4	1	1	1	1	2	1
Steve Yeager, R (1, 2) OBP: 0.333, SLG: 0.448		5-3			4-3		1-3	BB 1-2 2-3				G3	3	0	0	0	0	0	0
Mike Scioscia, L (8, PH) OBP: 0.358, SLG: 0.291 (9, 2)													1	0	0	0	1	0	0
Bill Russell, R (1, 6) OBP: 0.413, SLG: 0.355			F8		BB 1B BB		S 1B BB	1-3				F7	1	1	0	0	2	0	0
Jorge Orta, L (8, PH) OBP: 0.294, SLG: 0.385													1	0	0	0	0	0	3
Mark Belanger, R (9, 6) OBP: 0.364, SLG: 0.400													1	0	0	0	0	0	0
Burt Hooton, R (1, 1) OBP: 0.194, SLG: 0.231			P4		BB 1-2		P4		6-3			4-3	2	0	1	0	0	0	0
Alejandro Pena, R (7, 1)													0	0	0	0	0	0	0
Jay Johnstone, L (7, PH)													1	0	0	0	0	0	1
Tom Niedenfuer, R (8, 1)													1	0	0	0	0	0	0
Ken Landreaux, L (11, PH) OBP: 0.417, SLG: 0.405													1	0	0	0	0	0	0
Terry Forster, L (12, 1)													0	0	0	0	0	0	0
Steve Howe, L (12, 1)													0	0	0	0	0	0	0
Inning Stats	R: 0 H: 0 E: 0 LOB: 0 K: 1 BB: 0 S: 5 P: 5	R: 1 H: 1 E: 0 LOB: 0 K: 1 BB: 0 S: 6 P: 6	R: 0 H: 0 E: 0 LOB: 0 K: 0 BB: 0 S: 3 P: 3	R: 0 H: 1 E: 0 LOB: 1 K: 0 BB: 0 S: 4 P: 4	R: 0 H: 1 E: 0 LOB: 3 K: 0 BB: 2 S: 4 P: 12	R: 0 H: 0 E: 0 LOB: 0 K: 0 BB: 0 S: 3 P: 3	R: 2 H: 2 E: 0 LOB: 1 K: 0 BB: 1 S: 5 P: 9	R: 0 H: 1 E: 0 LOB: 3 K: 1 BB: 2 S: 6 P: 14	R: 0 H: 0 E: 0 LOB: 0 K: 0 BB: 0 S: 3 P: 3	R: 0 H: 1 E: 0 LOB: 1 K: 2 BB: 0 S: 8 P: 8	R: 0 H: 0 E: 0 LOB: 0 K: 0 BB: 0 S: 3 P: 3	R: 0 H: 0 E: 0 LOB: 0 K: 0 BB: 0 S: 3 P: 3	1B: 4 2B: 1 3B: 0 HR: 2	SF: 0 SAC: 0 DP: 0 HBP: 0					

PITCHER		IP	WLS	BF	H	R	ER	SO	BB	IBB	HBP	BLK	WP	HR	S	P	ERA	WHIP
Charlie Puleo, R ERA: 5.27	(1, 1)	6.1		26	4	3	3	2	3	0	0	0	0	2	27	39	4.26	1.105
Craig Swan, R ERA: 2.25	(7, 1)	1.1		7	2	0	0	1	0	1	0	0	0	0	8	12	0.00	1.500
Pete Falcone, L ERA: 3.38	(8, 1)	0.0		1	0	0	0	0	1	0	0	0	0	0	0	4	∞	∞
Neil Allen, R ERA: 1.08	(8, 1)	2.1		8	1	0	0	2	0	0	0	0	0	0	12	12	0.00	0.429
Ed Lynch, R ERA: 2.45	(11, 1)	2.0	W	6	0	0	0	0	0	0	0	0	0	0	6	6	0.00	0.000

PITCHER	IP	WLS	BF	H	R	ER	SO	BB	IBB	HBP	BLK	WP	HR	S	P	ERA	WHIP

BOTTOM

New York Mets @ Los Angeles Dodgers

Dodger Stadium, Los Angeles, CA

Mon May 03 1982, 7:05 PM PDT

Att. 33,349 - Unknown

livebaseballscorecards.com

AB	43
R	3
H	7
RBI	3
BB	5
SO	5
LOB	13

WP: 0 PA: 48
PB: 0
SB: 2
CS: 0

Batter	1	2	3	4	5	6	7	8	9	AB	R	H	RBI	BB	SO	LOB
Mookie Wilson, S (1, 8) OBP: 0.345, SLG: 0.459	F9 BB 1B		S 1B 1B		1B 1B			5-3 1B		4	1	4	0	0	0	0
Bob Bailor, R (1, 4) OBP: 0.310, SLG: 0.345	F8		K 1-2		G6-4-3 1-3 1B			5-3 1-2		4	0	1	0	0	1	3
George Foster, R (1, 7) OBP: 0.291, SLG: 0.374	FC4-6 1-2 BB		K		G6-4-3 1-2f			5-3		3	0	0	0	1	1	4
Dave Kingman, R (1, 3) OBP: 0.309, SLG: 0.539	F9 2-3		2-H 1B			P4		IBB		3	0	1	1	1	0	2
Ellis Valentine, R (1, 9) OBP: 0.263, SLG: 0.268	FC4-6 1-2f		P4			F9		F7		4	0	0	0	0	0	5
John Stearns, R (1, 2) OBP: 0.326, SLG: 0.476		K	K			F7			4-3	4	0	0	0	0	2	0
Hubie Brooks, R (1, 5) OBP: 0.354, SLG: 0.317		5-3	F9				2-3		2B	4	0	1	0	0	0	0
Ron Gardenhire, R (1, 6) OBP: 0.333, SLG: 0.315		BB	6-3				6-3		5-3	3	0	0	0	1	0	1
Mike Scott, R (1, 1) OBP: 0.133, SLG: 0.143 Joel Youngblood, R (9, PH) OBP: 0.250, SLG: 0.353 Neil Allen, R (9, 1) OBP: 1.000, SLG: 1.000		K			K		F8		K	3 1 0	0 0 0	0 0 0	0 0 0	0 0 0	2 1 0	1 1 0
Inning Stats	R: 0 E: 0 K: 0 S: 4 H: 1 LOB: 2 BB: 1 P: 8	R: 0 E: 0 K: 2 S: 7 H: 0 LOB: 1 BB: 1 P: 11	R: 1 E: 0 K: 2 S: 9 H: 2 LOB: 1 BB: 0 P: 9	R: 0 E: 0 K: 1 S: 5 H: 0 LOB: 0 BB: 0 P: 5	R: 0 E: 0 K: 1 S: 6 H: 2 LOB: 1 BB: 0 P: 6	R: 0 E: 0 K: 0 S: 3 H: 0 LOB: 0 BB: 0 P: 3	R: 0 E: 0 K: 0 S: 3 H: 0 LOB: 0 BB: 0 P: 3	R: 0 E: 0 K: 0 S: 4 H: 1 LOB: 2 BB: 1 P: 8	R: 0 E: 0 K: 1 S: 6 H: 1 LOB: 1 BB: 0 P: 6	1B: 6 2B: 1 3B: 0 HR: 0	SF: 0 SAC: 0 DP: 1 HBP: 0						

PITCHER	IP	WLS	BF	H	R	ER	SO	BB	IBB	HBP	BLK	WP	HR	S	P	ERA	WHIP
Fernando Valenzuela, L (1, 1) ERA: 2.4	9.0	W	36	7	1	1	7	2	1	0	0	0	0	47	59	1.00	1.000

PITCHER	IP	WLS	BF	H	R	ER	SO	BB	IBB	HBP	BLK	WP	HR	S	P	ERA	WHIP

TOP

New York Mets @ Los Angeles Dodgers

Dodger Stadium, Los Angeles, CA

Tue May 04 1982, 7:05 PM PDT

Att. 36,718 - Unknown

livebaseballscorecards.com

AB	33
R	1
H	7
RBI	1
BB	3
SO	7
LOB	17

PA: 36

WP: 0 PB: 0 SB: 1 CS: 0

Batter	1	2	3	4	5	6	7	8	9	AB	R	H	RBI	BB	SO	LOB
Steve Sax, R (1, 4) OBP: 0.364, SLG: 0.340	4-3		4-3		PB S 1B 1B	2-3 1B			SH 1B 1-3	4	1	2	0	0	0	0
Steve Garvey, R (1, 3) OBP: 0.259, SLG: 0.297	5-3		BBBB BB		FC6-4 E 1-H 1B	5-3			1B IBB	3	0	1	1	2	0	2
Dusty Baker Jr., R (1, 7) OBP: 0.301, SLG: 0.360	1B		F7		E4 FC6-4 1-2		6-3		1-2 2-3 3-H 1B	5	0	2	1	0	0	2
Rick Monday, L (1, 9) OBP: 0.435, SLG: 0.553	4-3			4-3	FC6-4 BB 1-2f 2-3		F7			4	0	0	0	0	0	3
Ron Cey, R (1, 5) OBP: 0.330, SLG: 0.417		4-1 1B		P6	BBBB BB 1-2		6-3			3	0	1	0	1	0	0
Pedro Guerrero, R (1, 8) OBP: 0.360, SLG: 0.543		F8		3B	F8				F8	4	0	1	0	0	0	4
Mike Scioscia, L (1, 2) OBP: 0.352, SLG: 0.276		4-1 1-2		BBBB BB		F8			F5	3	0	0	0	1	0	1
Bill Russell, R (1, 6) OBP: 0.405, SLG: 0.348		5-3		4-3		1B 1-3 1B			F8	4	0	1	0	0	0	3
Fernando Valenzuela, L (1, 1) OBP: 0.167, SLG: 0.118 Derrel Thomas, S (9, PR) OBP: 0.500, SLG: 0.400			L5		4-3	1-2 1-3			SH 1B 1B	4 0	0 1	1 0	0 0	0 0	0 0	1 0
Inning Stats	R: 0 E: 0 K: 0 S: 4 H: 1 LOB: 1 BB: 0 P: 4	R: 0 E: 0 K: 0 S: 4 H: 1 LOB: 1 BB: 0 P: 4	R: 0 E: 0 K: 0 S: 3 H: 0 LOB: 1 BB: 1 P: 7	R: 0 E: 0 K: 0 S: 4 H: 1 LOB: 2 BB: 1 P: 8	R: 1 E: 1 K: 0 S: 6 H: 2 LOB: 3 BB: 1 P: 10	R: 0 E: 0 K: 0 S: 5 H: 2 LOB: 2 BB: 0 P: 5	R: 0 E: 0 K: 0 S: 3 H: 0 LOB: 0 BB: 0 P: 3	R: 0 E: 0 K: 0 S: 3 H: 0 LOB: 0 BB: 0 P: 3	R: 1 E: 1 K: 0 S: 3 H: 2 LOB: 3 BB: 1 P: 7	1B: 8 2B: 0 3B: 1 HR: 0	SF: 0 SAC: 1 DP: 0 HBP: 0					

PITCHER	IP	WLS	BF	H	R	ER	SO	BB	IBB	HBP	BLK	WP	HR	S	P	ERA	WHIP
Mike Scott, R (1, 1) ERA: 2.48	8.0		35	7	1	1	0	3	0	0	0	0	0	32	44	1.12	1.250
Neil Allen, R (9, 1) ERA: 1.62	0.0	L	4	2	1	1	0	0	1	0	0	0	0	3	7	∞	∞

PITCHER	IP	WLS	BF	H	R	ER	SO	BB	IBB	HBP	BLK	WP	HR	S	P	ERA	WHIP

BOTTOM

New York Mets @ Los Angeles Dodgers

Dodger Stadium, Los Angeles, CA

Tue May 04 1982, 7:05 PM PDT

Att. 36,718 - Unknown

livebaseballscorecards.com

AB	34
R	2
H	9
RBI	2
BB	4
SO	0
LOB	16

WP: 0	PB: 1	SB: 1	CS: 0
PA: 39			

Batter	1	2	3	4	5	6	7	8	9	AB	R	H	RBI	BB	SO	LOB
Steve Sax, R (1, 4) OBP: 0.369, SLG: 0.346	0-0 BLK 2B 1B	0-3 K			0-0 F8		0-0 CS 1B			4	1	2	0	0	1	0
Steve Garvey, R (1, 3) OBP: 0.259, SLG: 0.305	0-0 1-H 3B 2B		0-0 F7		0-0 F7		0-0 CS 1-2	0-0 F9		4	1	1	1	0	0	0
Dusty Baker Jr., R (1, 7) OBP: 0.299, SLG: 0.356	0-0 P6		0-0 S 1B		0-0 P5			0-0 F8		4	0	1	0	0	0	1
Rick Monday, L (1, 9) OBP: 0.420, SLG: 0.571	0-0 2-H 2B 3B		0-0 F9			0-0 P6		0-0 G3		4	1	1	1	0	0	1
Ron Cey, R (1, 5) OBP: 0.327, SLG: 0.410 Derrel Thomas, S (9, PR) OBP: 0.500, SLG: 0.400 (9, 5)	0-0 F7		0-0 1-3 1-2			0-0 F8			0-0 SH3-4 1B	4 0	0 0	1 0	0 0	0 0	0 0	2 0
Pedro Guerrero, R (1, 8) OBP: 0.369, SLG: 0.558	0-0 3-H 2B			0-0 P4		0-0 1B			0-0 SH3-4 1-2	3	0	2	1	0	0	0
Mike Scioscia, L (1, 2) OBP: 0.347, SLG: 0.262	0-0 6-3			0-0 L3		0-0 L6			4-0 G6-4-3 IBB	3	0	0	0	1	0	2
Bill Russell, R (1, 6) OBP: 0.398, SLG: 0.343 Tom Niedenfuer, R (9, 1)		0-0 L5		0-0 FC6-4 1B			0-0 F8		0-0 G6-4-3 1-2f	4 0	0 0	1 0	0 0	0 0	0 0	2 0
Jerry Reuss, L (1, 1) OBP: 0.200, SLG: 0.143 Mark Belanger, R (9, 6) OBP: 0.364, SLG: 0.400		0-3 K		0-0 FC6-4 1-2f			0-0 4-3			3 0	0 0	0 0	0 0	0 0	1 0	1 0
Inning Stats	R: 3 H: 4 E: 0 LOB: 1 K: 0 BB: 0 S: 7 P: 7	R: 0 H: 0 E: 0 LOB: 0 K: 2 BB: 0 S: 7 P: 7	R: 0 H: 1 E: 0 LOB: 1 K: 0 BB: 0 S: 4 P: 4	R: 0 H: 1 E: 0 LOB: 1 K: 0 BB: 0 S: 4 P: 4	R: 0 H: 0 E: 0 LOB: 0 K: 0 BB: 0 S: 3 P: 3	R: 0 H: 1 E: 0 LOB: 1 K: 0 BB: 0 S: 4 P: 4	R: 0 H: 1 E: 0 LOB: 0 K: 0 BB: 0 S: 3 P: 3	R: 0 H: 0 E: 0 LOB: 0 K: 0 BB: 0 S: 3 P: 3	R: 0 H: 1 E: 0 LOB: 2 K: 0 BB: 1 S: 3 P: 7	1B: 6 SF: 0 2B: 2 SAC: 1 3B: 1 DP: 1 HR: 0 HBP: 0						WP: 0 PA: 36 PB: 0 SB: 1 CS: 1	

TOP

Los Angeles Dodgers @ Montreal Expos

Olympic Stadium, Montreal, QB

Thu May 06 1982, 3:33 AM EDT

Att. 27,279 - Unknown

livebaseballscorecards.com

AB	33
R	3
H	9
RBI	3
BB	1
SO	2
LOB	9

PITCHER		IP	WLS	BF	H	R	ER	SO	BB	IBB	HBP	BLK	WP	HR	S	P	ERA	WHIP
Scott Sanderson, R ERA: 2.02	(1, 1)	6.0	L	25	7	3	3	2	0	0	0	1	0	0	29	29	4.50	1.167
Bryn Smith, R ERA: 4.5	(7, 1)	2.0		6	1	0	0	0	0	0	0	0	0	0	6	6	0.00	0.500
Jeff Reardon, R ERA:	(9, 1)	1.0		4	1	0	0	0	0	1	0	0	0	0	3	7	0.00	1.000

PITCHER		IP	WLS	BF	H	R	ER	SO	BB	IBB	HBP	BLK	WP	HR	S	P	ERA	WHIP

BOTTOM

Los Angeles Dodgers @ Montreal Expos

Olympic Stadium, Montreal, QB

Thu May 06 1982, 3:33 AM EDT

Att. 27,279 - Unknown

livebaseballscorecards.com

Batter	1	2	3	4	5	6	7	8	9	AB	R	H	RBI	BB	SO	LOB
Tim Raines, S (1, 7) OBP: 0.360, SLG: 0.375	5-3		K			4-3		F9		4	0	0	0	0	1	0
Frank Taveras, R (1, 4) OBP: 0.167, SLG: 0.063	BB (G6-4-3)			BB (L6-4)		2-3			K	1	0	0	0	2	0	0
Dan Norman, R (9, PH) OBP: 0.667, SLG: 0.667										1	0	0	0	0	1	0
Andre Dawson, R (1, 8) OBP: 0.354, SLG: 0.425	G6-4-3 1-2f			FC5-4 1-2 1B			3-1		1B	4	0	2	0	0	0	1
Al Oliver, L (1, 3) OBP: 0.362, SLG: 0.463		6-3		L6-4 2-3			6-3		1B	4	0	1	0	0	0	2
Gary Carter, R (1, 2) OBP: 0.364, SLG: 0.557		HR		FC5-4 1-2f			HR		K	4	2	2	2	0	1	3
Warren Cromartie, L (1, 9) OBP: 0.337, SLG: 0.410		K			6-3		2B		P5	4	0	1	0	0	1	2
Tim Wallach, R (1, 5) OBP: 0.308, SLG: 0.384		5-3			6-3		F8			3	0	0	0	0	0	1
Chris Speier, R (1, 6) OBP: 0.253, SLG: 0.368			L4		5-3			K		3	0	0	0	0	1	0
Scott Sanderson, R (1, 1) OBP: 0.222, SLG: 0.125			K			6-3		6-3		1	0	0	0	0	1	0
Rodney Scott, S (6, PH) OBP: 0.286, SLG: 0.200										1	0	0	0	0	0	0
Bryn Smith, R (7, 1)										0	0	0	0	0	0	0
Jerry White, S (8, PH) OBP: 0.278, SLG: 0.556										1	0	0	0	0	0	0
Jeff Reardon, R (9, 1) OBP: 0.500, SLG: 1.000										0	0	0	0	0	0	0
Inning Stats	R: 0 E: 0 K: 0 S: 2 H: 0 LOB: 0 BB: 1 P: 6	R: 1 E: 0 K: 1 S: 6 H: 1 LOB: 0 BB: 0 P: 6	R: 0 E: 0 K: 2 S: 7 H: 0 LOB: 0 BB: 0 P: 7	R: 0 E: 0 K: 0 S: 3 H: 1 LOB: 1 BB: 1 P: 7	R: 0 E: 0 K: 0 S: 3 H: 0 LOB: 0 BB: 0 P: 3	R: 0 E: 0 K: 0 S: 3 H: 0 LOB: 0 BB: 0 P: 3	R: 1 E: 0 K: 0 S: 5 H: 2 LOB: 1 BB: 0 P: 5	R: 0 E: 0 K: 1 S: 5 H: 0 LOB: 0 BB: 0 P: 5	R: 0 E: 0 K: 2 S: 9 H: 2 LOB: 2 BB: 0 P: 9	1B: 3 2B: 2 3B: 0 HR: 2	SF: 0 SAC: 0 DP: 2 HBP: 0			WP: 0 PB: 0 SB: 0 CS: 0	PA: 33		

	AB	31
	R	2
	H	6
	RBI	2
	BB	2
	SO	6
	LOB	9

PITCHER		IP	WLS	BF	H	R	ER	SO	BB	IBB	HBP	BLK	WP	HR	S	P	ERA	WHIP
Jerry Reuss, L ERA: 1.73	(1, 1)	8.1	W	31	6	2	2	5	2	0	0	0	0	2	39	47	2.16	0.960
Tom Niedenfuer, R ERA:	(9, 1)	0.2	S	2	0	0	0	1	0	0	0	0	0	0	4	4	0.00	0.000

PITCHER	IP	WLS	BF	H	R	ER	SO	BB	IBB	HBP	BLK	WP	HR	S	P	ERA	WHIP

Batter	1	2	3	4	5	6	7	8	9	AB	R	H	RBI	BB	SO	LOB
Steve Sax, R (1, 4) OBP: 0.370, SLG: 0.348	0-0 S 3B 1B	0-3 K			0-0 G3 S SF7 1B		0-0 FC2-6 1B 1-2f 1B		0-0 F9	5	3	2	0	0	1	2
Ken Landreaux, L (1, 8) Derrel Thomas, S (5, 8) OBP: 0.625, SLG: 0.500	0-3 K 1-2		0-0 HR 2B		0-0 G3 1-3		0-0 1B 1-2 1B		4-0 BB	3 1	1 0	1 1	0 0	0 1	1 0	2 0
Dusty Baker Jr., R (1, 7) OBP: 0.304, SLG: 0.394	0-0 F8		0-0 2-H HR		0-0 SF7 3-H		0-0 1-2 2-H 1B		0-0 F7	4	1	2	4	0	0	2
Rick Monday, L (1, 9) OBP: 0.426, SLG: 0.609	0-0 2-H 3B		0-3 K		0-0 FC6-4 1B		0-3 K			4	0	2	1	0	2	2
Pedro Guerrero, R (1, 5) OBP: 0.364, SLG: 0.545	0-0 F2		0-0 G6-4-3 1B		0-0 FC6-4 1-2f		0-0 L6			4	0	1	0	0	0	4
Steve Garvey, R (1, 3) OBP: 0.259, SLG: 0.330		0-0 HR	0-0 G6-4-3 1-2f			0-0 L5		0-0 F8		4	1	1	1	0	0	1
Mike Scioscia, L (1, 2) OBP: 0.329, SLG: 0.246		0-0 G3		0-0 F9		0-0 4-3		0-0 G3		4	0	0	0	0	0	0
Bill Russell, R (1, 6) OBP: 0.391, SLG: 0.329		4-0 E S BB		0-0 5-3		0-0 5-3		0-0 P3		3	0	0	0	1	0	0
Bob Welch, R (1, 1) OBP: 0.100, SLG: 0.105		0-3 K 1-3		0-3 K			0-0 FC2-6 1B		0-0 P3	4	0	1	0	0	2	1
Inning Stats	R: 1 E: 0 K: 1 S: 7 H: 2 LOB: 1 BB: 0 P: 7	R: 1 E: 0 K: 2 S: 8 H: 1 LOB: 1 BB: 1 P: 12	R: 2 E: 0 K: 1 S: 7 H: 3 LOB: 0 BB: 0 P: 7	R: 0 E: 0 K: 1 S: 5 H: 0 LOB: 0 BB: 0 P: 5	R: 1 E: 0 K: 0 S: 5 H: 2 LOB: 1 BB: 0 P: 5	R: 0 E: 0 K: 0 S: 3 H: 0 LOB: 0 BB: 0 P: 3	R: 1 E: 0 K: 1 S: 8 H: 3 LOB: 2 BB: 0 P: 8	R: 0 E: 0 K: 0 S: 3 H: 0 LOB: 0 BB: 0 P: 3	R: 0 E: 0 K: 0 S: 3 H: 0 LOB: 1 BB: 1 P: 7	1B: 7 2B: 1 3B: 1 HR: 2 SF: 1 SAC: 0 DP: 1 HBP: 0						

PITCHER		IP	WLS	BF	H	R	ER	SO	BB	IBB	HBP	BLK	WP	HR	S	P	ERA	WHIP
Steve Rogers, R ERA: 2.02	(1, 1)	5.0	L	23	8	5	5	5	1	0	0	0	0	2	32	36	9.00	1.800
Bill Lee, L ERA: 4.38	(6, 1)	3.0		12	3	1	1	1	0	0	0	0	0	0	14	14	3.00	1.000
Woodie Fryman, L ERA:	(9, 1)	1.0		4	0	0	0	0	1	0	0	0	0	0	3	7	0.00	1.000

PITCHER	IP	WLS	BF	H	R	ER	SO	BB	IBB	HBP	BLK	WP	HR	S	P	ERA	WHIP

TOP

Los Angeles Dodgers @ Montreal Expos

Olympic Stadium, Montreal, QB

Fri May 07 1982, 7:05 PM EDT
Att. 32,219 - Unknown

livebaseballscorecards.com

AB	36
R	6
H	11
RBI	6
BB	2
SO	6
LOB	14

WP: 0 PB: 0 SB: 3 CS: 0 PA: 39

BOTTOM

Los Angeles Dodgers @ Montreal Expos

Olympic Stadium, Montreal, QB

Fri May 07 1982, 7:05 PM EDT

Att. 32,219 - Unknown

livebaseballscorecards.com

Batter	1	2	3	4	5	6	7	8	9	AB	R	H	RBI	BB	SO	LOB
Tim Raines, S (1, 7) OBP: 0.355, SLG: 0.369	F2		L5-3 1B			G3		F7		4	0	1	0	0	0	0
Warren Cromartie, L (1, 9) OBP: 0.333, SLG: 0.402	K		L5-3 1-2			1B			3-1	4	0	1	0	0	1	1
Andre Dawson, R (1, 8) OBP: 0.370, SLG: 0.484	1B			4-3 SF8 2B		F8			HR	4	2	3	1	0	0	1
Al Oliver, L (1, 3) OBP: 0.347, SLG: 0.442	F8			4-3 2-3		F8			1-3	4	0	0	0	0	0	3
Gary Carter, R (1, 2) OBP: 0.359, SLG: 0.543		6-3		SF8 3-H			K		BB	2	0	0	1	1	1	0
Tim Wallach, R (1, 5) OBP: 0.317, SLG: 0.416		2B		P4			L5-4 2B		5-3	4	0	2	0	0	0	1
Chris Speier, R (1, 6) OBP: 0.244, SLG: 0.352		F9	F3				L5-4 2-3			3	0	0	0	0	0	2
Frank Taveras, R (1, 4) OBP: 0.158, SLG: 0.059 Tim Blackwell, S (8, PH) OBP: 0.250, SLG: 0.250 Mike Phillips, L (9, 4)		P6	F7					4-3		2 1 0	0 0 0	0 0 0	0 0 0	0 0 0	0 0 0	1 0 0
Steve Rogers, R (1, 1) OBP: 0.278, SLG: 0.133 Terry Francona, L (5, PH) Bill Lee, L (6, 1) Jerry White, S (8, PH) OBP: 0.263, SLG: 0.526 Woodie Fryman, R (9, 1)			K	4-3				P4		1 1 0 1 0	0 0 0 0 0	0 0 0 0 0	0 0 0 0 0	0 0 0 0 0	1 0 0 0 0	0 0 0 0 0

Inning Stats	1	2	3	4	5	6	7	8	9
	R: 0 E: 0 K: 1 S: 6 H: 1 LOB: 1 BB: 0 P: 6	R: 0 E: 0 K: 0 S: 4 H: 1 LOB: 1 BB: 0 P: 4	R: 0 E: 0 K: 1 S: 5 H: 1 LOB: 0 BB: 0 P: 5	R: 1 E: 0 K: 0 S: 4 H: 1 LOB: 0 BB: 0 P: 4	R: 0 E: 0 K: 0 S: 3 H: 0 LOB: 0 BB: 0 P: 3	R: 0 E: 0 K: 0 S: 4 H: 1 LOB: 1 BB: 0 P: 4	R: 0 E: 0 K: 1 S: 5 H: 1 LOB: 0 BB: 0 P: 5	R: 0 E: 0 K: 0 S: 3 H: 0 LOB: 0 BB: 0 P: 3	R: 1 E: 0 K: 0 S: 4 H: 1 LOB: 1 BB: 1 P: 8

	AB	31
	R	2
	H	7
	RBI	2
	BB	1
	SO	3
	LOB	9

	1B: 3	SF: 1	WP: 0	PA: 33
	2B: 5	SAC: 0	PB: 0	
	3B: 0	DP: 2	SB: 0	
	HR: 1	HBP: 0	CS: 0	

PITCHER	IP	WLS	BF	H	R	ER	SO	BB	IBB	HBP	BLK	WP	HR	S	P	ERA	WHIP
Bob Welch, R (1, 1) ERA: 3.14	9.0	W	33	7	2	2	3	1	0	0	0	0	1	38	42	2.00	0.889

PITCHER	IP	WLS	BF	H	R	ER	SO	BB	IBB	HBP	BLK	WP	HR	S	P	ERA	WHIP

Los Angeles Dodgers @ Montreal Expos

Olympic Stadium, Montreal, QB

Sat May 08 1982, 3:33 AM EDT

Att. 30,034 - Unknown

TOP

livebaseballscorecards.com

Batter	1	2	3	4	5	6	7	8	9	AB	R	H	RBI	BB	SO	LOB
Steve Sax, R (1, 4) OBP: 0.376, SLG: 0.350	F8		1B BLK HR 1B	HR BB G3		F9			1B 1B	5	3	2	0	1	0	5
Steve Garvey, R (1, 3) OBP: 0.270, SLG: 0.365	6-3		1-3 HR 1B	1-H HR	F8		6-3		1-2 1B	6	2	3	2	0	0	0
Dusty Baker Jr., R (1, 7) OBP: 0.333, SLG: 0.480	HR		1-H 3-H HR	CS 1B	BB 1B		5-3		1-2 2-H 1B	6	2	5	5	0	0	0
Rick Monday, L (1, 9) OBP: 0.441, SLG: 0.583 Jose Morales, R (9, PH) Jay Johnstone, L (9, PH) Ken Landreaux, L (9, 8) OBP: 0.414, SLG: 0.414	F8		BBBB 1B 1B BB	E WP 1-2 1B BB	BBBB G6-4-3 1-2 BB		1-3		F3	2 0 1 0	2 0 0 0	0 0 0 0	0 0 0 0	3 0 0 0	0 0 0 0	0 0 2 0
Pedro Guerrero, R (1, 8) OBP: 0.366, SLG: 0.538 (9, 9)		P4	1B 1-2 1B	E7 1-3 1B	G6-4-3 1-2f			F3		5	1	2	0	0	0	2
Ron Cey, R (1, 5) OBP: 0.339, SLG: 0.408 Tom Niedenfuer, R (8, 1)		BBBB FC6-4 E BB	P3	1B IBB		FC3-6 BLK 1B		F9		3 0	0 0	1 0	0 0	2 0	0 0	2 0
Steve Yeager, R (1, 2) OBP: 0.314, SLG: 0.412		E1 FC6-4 1-2	SSSS K	1-3 2-H 3-H 1B		F3 1-2		6-3		5	0	1	2	0	1	4
Bill Russell, R (1, 6) OBP: 0.402, SLG: 0.329		FC6-4 1-2f 2-3	1-3 2-H 1B	IBB		BBBB FC3-6 BB			F7	3	0	1	1	2	0	2
Burt Hooton, R (1, 1) OBP: 0.125, SLG: 0.188 Alejandro Pena, R (5, 1) Jorge Orta, L (6, PH) OBP: 0.278, SLG: 0.357 Steve Howe, L (6, 1) Derrel Thomas, S (8, 5) OBP: 0.556, SLG: 0.429		P6	4-3	L6		FC3-6 1-2f 2-3			F8	3 0 1 0 1	0 0 0 0 0	0 0 0 0 0	0 0 0 0 0	0 0 0 0 0	0 0 0 0 0	7 0 2 0 0
Inning Stats	R: 1 E: 0 K: 0 S: 4 H: 1 LOB: 0 BB: 0 P: 4	R: 0 E: 1 K: 0 S: 4 H: 0 LOB: 2 BB: 1 P: 8	R: 4 E: 0 K: 1 S: 10 H: 5 LOB: 2 BB: 1 P: 14	R: 4 E: 1 K: 0 S: 6 H: 4 LOB: 3 BB: 4 P: 22	R: 0 E: 0 K: 0 S: 3 H: 1 LOB: 1 BB: 1 P: 7	R: 0 E: 0 K: 0 S: 4 H: 1 LOB: 2 BB: 1 P: 8	R: 0 E: 0 K: 0 S: 3 H: 0 LOB: 0 BB: 0 P: 3	R: 0 E: 0 K: 0 S: 3 H: 0 LOB: 0 BB: 0 P: 3	R: 1 E: 0 K: 0 S: 6 H: 3 LOB: 2 BB: 0 P: 6	1B: 12 2B: 0 3B: 0 HR: 3	SF: 0 SAC: 0 DP: 1 HBP: 0						

	AB	41
	R	10
	H	15
	RBI	10
	BB	8
	SO	1
	LOB	26

WP: 1 PB: 0 SB: 0 CS: 1 PA: 49

PITCHER		IP	WLS	BF	H	R	ER	SO	BB	IBB	HBP	BLK	WP	HR	S	P	ERA	WHIP
Bill Gullickson, R ERA: 5.11	(1, 1)	3.0	L	21	8	8	8	1	3	0	0	1	0	3	20	32	24.00	3.667
Bryn Smith, R ERA: 6.0	(4, 1)	2.0		11	3	1	1	0	2	2	0	0	1	0	7	23	4.50	2.500
Bob James, R ERA: 2.08	(6, 1)	1.0		5	1	0	0	0	1	0	0	1	0	0	4	8	0.00	2.000
Woodie Fryman, L ERA: 1.23	(7, 1)	2.2		11	3	1	1	0	0	0	0	0	0	0	11	11	3.38	1.125
Jeff Reardon, R ERA:	(9, 1)	0.1		1	0	0	0	0	0	0	0	0	0	0	1	1	0.00	0.000

PITCHER	IP	WLS	BF	H	R	ER	SO	BB	IBB	HBP	BLK	WP	HR	S	P	ERA	WHIP

Los Angeles Dodgers @ Montreal Expos

Olympic Stadium, Montreal, QB

Sat May 08 1982, 3:33 AM EDT

Att. 30,034 - Unknown

livebaseballscorecards.com

BOTTOM

Batter	1	2	3	4	5	6	7	8	9	AB	R	H	RBI	BB	SO	LOB
Tim Raines, S (1, 4) OBP: 0.367, SLG: 0.382	0-0 S HR 1B	0-0 S 1-3 1B			0-0 4-3 2B 1B	0-0 6-3			0-0 L3 1-2	5	2	3	0	0	0	1
Warren Cromartie, L (1, 9) OBP: 0.316, SLG: 0.379	0-0 F8 1-2	0-0 F9 1-2			0-0 4-3 1-2		0-0 1-3		0-0 P5	5	0	0	0	0	0	4
Andre Dawson, R (1, 8) OBP: 0.385, SLG: 0.500	4-0 HR BB		0-3 K		0-0 1B 2-H 2B		0-0 G6-4-3 1B			3	2	2	1	1	1	0
Al Oliver, L (1, 3) OBP: 0.343, SLG: 0.433	0-0 F7		0-0 4-3		0-0 BB HR 2-H 1B		0-0 G6-4-3 1-2f			4	1	1	1	0	0	3
Gary Carter, R (1, 2) OBP: 0.365, SLG: 0.571	0-0 1-H 2-H HR		0-0 F2		4-0 HR 1-2 BB			0-0 F2		3	2	1	3	1	0	0
Tim Wallach, R (1, 5) OBP: 0.314, SLG: 0.444	0-0 5-3			0-0 5-3	0-0 1-H 2-H HR			0-3 K		4	1	1	3	0	1	0
Terry Francona, L (1, 7) OBP: 0.308, SLG: 0.182 Jeff Reardon, R (9, 1) OBP: 0.500, SLG: 1.000		0-0 FC5-4 1B		0-0 F8	0-3 K			0-0 1B		4 0	0 0	2 0	0 0	1 0	0 0	0 0
Chris Speier, R (1, 6) OBP: 0.235, SLG: 0.338 John Milner, L (8, PH) OBP: 0.250, SLG: 0.250 Frank Taveras, R (9, 6) OBP: 0.158, SLG: 0.059		0-0 FC5-4 1B 1-2f		0-0 4-3		0-0 F8		0-3 K		3 1 0	0 0 0	0 0 0	0 0 0	0 1 0	0 1 0	1 1 0
Bill Gullickson, R (1, 1) Bryn Smith, R (4, 1) Mike Phillips, L (5, PH) Bob James, R (6, 1) Dan Norman, R (6, PH) OBP: 0.500, SLG: 0.500 Woodie Fryman, R (7, 1) Jerry White, S (9, 7) OBP: 0.300, SLG: 0.550		0-0 P3			0-0 P6	0-3 K			0-0 L3 1B	1 0 1 0 1 0 1	0 0 0 0 0 0 0	0 0 0 0 0 0 1	0 0 0 0 0 0 0	0 0 0 0 1 0 0	0 0 0 0 0 0 0	1 0 0 0 0 0 0
Inning Stats	R: 3 E: 0 K: 0 S: 5 H: 2 LOB: 0 BB: 1 P: 9	R: 0 E: 0 K: 0 S: 5 H: 2 LOB: 2 BB: 0 P: 5	R: 0 E: 0 K: 1 S: 5 H: 0 LOB: 0 BB: 0 P: 5	R: 0 E: 0 K: 0 S: 3 H: 0 LOB: 0 BB: 0 P: 3	R: 5 E: 0 K: 1 S: 9 H: 4 LOB: 0 BB: 1 P: 13	R: 0 E: 0 K: 1 S: 5 H: 0 LOB: 0 BB: 0 P: 5	R: 0 E: 0 K: 0 S: 3 H: 1 LOB: 0 BB: 0 P: 3	R: 0 E: 0 K: 2 S: 8 H: 1 LOB: 1 BB: 0 P: 8	R: 0 E: 0 K: 0 S: 3 H: 1 LOB: 0 BB: 0 P: 3	1B: 8 2B: 2 3B: 0 HR: 2	SF: 0 SAC: 0 DP: 2 HBP: 0					

	AB	36
	R	8
	H	11
	RBI	8
	BB	2
	SO	5
	LOB	11

WP: 0 PB: 0 SB: 2 CS: 0 PA: 38

PITCHER		IP	WLS	BF	H	R	ER	SO	BB	IBB	HBP	BLK	WP	HR	S	P	ERA	WHIP
Burt Hooton, R ERA: 4.68	(1, 1)	4.2		24	8	8	8	1	2	0	0	0	0	2	24	32	15.43	2.143
Alejandro Pena, R ERA: 1.29	(5, 1)	0.1		1	0	0	0	1	0	0	0	0	0	0	3	3	0.00	0.000
Steve Howe, L ERA: 5.11	(6, 1)	2.0	W	6	1	0	0	1	0	0	0	0	0	0	8	8	0.00	0.500
Tom Niedenfuer, R ERA:	(8, 1)	2.0	S	7	2	0	0	2	0	0	0	0	0	0	11	11	0.00	1.000

PITCHER	IP	WLS	BF	H	R	ER	SO	BB	IBB	HBP	BLK	WP	HR	S	P	ERA	WHIP

Batter	1	2	3	4	5	6	7	8	9	AB	R	H	RBI	BB	SO	LOB
Steve Sax, R (1, 4) OBP: 0.362, SLG: 0.336	F9		3-1		E4	F8		K		5	1	0	0	0	1	2
Steve Garvey, R (1, 3) OBP: 0.260, SLG: 0.350	F9		5-3		F3	P3			K	5	0	0	0	0	1	2
Dusty Baker Jr., R (1, 7) OBP: 0.336, SLG: 0.481	BB		F9		HR 1-H		F9		F7	4	1	1	1	1	0	0
Rick Monday, L (1, 9) OBP: 0.453, SLG: 0.569	BB 1-2			1B 1B	HR	BB	F8		F7	3	2	1	0	2	0	0
Derrel Thomas, S (9, 8) OBP: 0.556, SLG: 0.429										0	0	0	0	0	0	0
Pedro Guerrero, R (1, 8) OBP: 0.379, SLG: 0.570 (9, 9)	F7			CS 1B 1-2	HR 1-H 2-H		BB			3	1	2	3	1	0	2
Ron Cey, R (1, 5) OBP: 0.345, SLG: 0.421		G3 2B		F9 CS 1-2 2-H	5-3		F7			4	0	2	1	0	0	1
Mike Scioscia, L (1, 2) OBP: 0.325, SLG: 0.235		G3 2-3		FC6-4 1-2 2-3	F2			F9		3	0	0	0	1	0	1
Bill Russell, R (1, 6) OBP: 0.406, SLG: 0.350		6-3		F9 2-3		F8 2B		SH1-4 1B		4	0	2	0	0	0	3
Fernando Valenzuela, L (1, 1) OBP: 0.143, SLG: 0.100		4-3		FC6-4 1-2f		F8 2-3		SH1-4 1-2		3	0	0	0	0	0	4
Inning Stats	R: 0 E: 0 K: 0 S: 3 H: 0 LOB: 2 BB: 2 P: 11	R: 0 E: 0 K: 0 S: 4 H: 1 LOB: 1 BB: 0 P: 4	R: 0 E: 0 K: 0 S: 3 H: 0 LOB: 0 BB: 0 P: 3	R: 1 E: 0 K: 0 S: 5 H: 3 LOB: 2 BB: 1 P: 9	R: 4 E: 1 K: 0 S: 6 H: 2 LOB: 0 BB: 1 P: 10	R: 0 E: 0 K: 0 S: 4 H: 1 LOB: 1 BB: 0 P: 4	R: 0 E: 0 K: 0 S: 3 H: 0 LOB: 1 BB: 1 P: 7	R: 0 E: 0 K: 1 S: 6 H: 1 LOB: 1 BB: 0 P: 6	R: 0 E: 0 K: 1 S: 5 H: 0 LOB: 0 BB: 0 P: 5	1B: 4 2B: 3 3B: 0 HR: 1 SF: 0 SAC: 1 DP: 0 HBP: 0	WP: 0 PB: 0 SB: 0 CS: 2 PA: 40					

TOP

Los Angeles Dodgers @ Montreal Expos

Olympic Stadium, Montreal, QB

Sun May 09 1982, 3:33 AM EDT

Att. 26,904 - Unknown

livebaseballscorecards.com

AB	34
R	5
H	8
RBI	5
BB	5
SO	2
LOB	15

PITCHER		IP	WLS	BF	H	R	ER	SO	BB	IBB	HBP	BLK	WP	HR	S	P	ERA	WHIP
Ray Burris, R ERA: 3.93	(1, 1)	6.0	L	29	7	5	4	0	4	0	0	0	0	1	25	41	6.00	1.833
Jeff Reardon, R ERA:	(7, 1)	3.0		11	1	0	0	2	1	0	0	0	0	0	14	18	0.00	0.667

PITCHER	IP	WLS	BF	H	R	ER	SO	BB	IBB	HBP	BLK	WP	HR	S	P	ERA	WHIP

Los Angeles Dodgers @ Montreal Expos

Olympic Stadium, Montreal, QB

Sun May 09 1982, 3:33 AM EDT

Att. 26,904 - Unknown

livebaseballscorecards.com

BOTTOM

Batter	1	2	3	4	5	6	7	8	9	AB	R	H	RBI	BB	SO	LOB
Tim Raines, S (1, 4) OBP: 0.369, SLG: 0.383	S S S 0-3 K ①		x 0-0 F8 ②		x 0-0 F8 ①		x 0-0 6-3 S 1B		x 0-0 CS 1B	5	0	2	0	0	1	1
Warren Cromartie, L (1, 9) OBP: 0.301, SLG: 0.359	x 0-0 P6 ②		x 0-0 4-3 ③		x 0-0 F8 ②		x 0-0 P3 ① 1-2		x 0-0 G3 ②③ 1-2	5	0	0	0	0	0	3
Andre Dawson, R (1, 8) OBP: 0.370, SLG: 0.480	x 0-0 F3 ③			x 0-0 1-3 ①	x 0-0 6-3 ③		x 0-0 6-3 ② 2-3			4	0	0	0	0	0	1
Al Oliver, L (1, 3) OBP: 0.349, SLG: 0.441		B B B B 4-0 G6-4-3 BB		x 0-0 F8 ②		x 0-0 F8 SF 2B	x 0-0 P6 ③			3	1	1	0	1	0	1
Gary Carter, R (1, 2) OBP: 0.360, SLG: 0.552		x 0-0 G6-4-3 ①② 1-2f		B B B B 4-0 1B BB 2B BB		x 0-0 F8 ① 2-3		S S S 0-3 K ①		3	1	0	0	1	1	2
Tim Wallach, R (1, 5) OBP: 0.333, SLG: 0.458		x 0-0 PB 1B		B B B B 4-0 1B 1-2 2B BB		x 0-0 SF 3-H		x 0-0 1B		2	1	2	1	1	0	0
Jerry White, S (1, 7) OBP: 0.292, SLG: 0.500	S S S 0-3 K ③ 1-2			x 0-0 1-2 2B 1B 2-3		x 0-0 5-3 ②		S S S 0-3 K ②		4	1	1	0	0	2	3
Chris Speier, R (1, 6) OBP: 0.259, SLG: 0.364			x 0-0 SH3-4 1B	x 0-0 1-H 2-H 3-H 2B		B B B B 4-0 BB		x 0-0 P4 ③		3	0	2	3	1	0	1
Ray Burris, R (1, 1) OBP: 0.333, SLG: 0.364			x 0-0 SH3-4 ① 1-2	x 0-0 5-3 ③		x 0-0 P4 ③			x 0-0 6-3 ①	1	0	0	0	0	0	1
Dan Norman, R (6, PH) OBP: 0.400, SLG: 0.400										1	0	0	0	0	0	2
Jeff Reardon, R (7, 1) OBP: 0.500, SLG: 1.000										0	0	0	0	0	0	0
Frank Taveras, R (9, PH) OBP: 0.154, SLG: 0.057										1	0	0	0	0	0	0
Inning Stats	R: 0 H: 0 E: 0 LOB: 0 K: 1 BB: 0 S: 5 P: 5	R: 0 H: 1 E: 0 LOB: 1 K: 1 BB: 1 S: 5 P: 9	R: 0 H: 1 E: 0 LOB: 1 K: 0 BB: 0 S: 4 P: 4	R: 3 H: 2 E: 0 LOB: 1 K: 0 BB: 2 S: 5 P: 13	R: 0 H: 0 E: 0 LOB: 0 K: 0 BB: 0 S: 3 P: 3	R: 1 H: 1 E: 1 LOB: 2 K: 0 BB: 1 S: 5 P: 9	R: 0 H: 1 E: 0 LOB: 1 K: 0 BB: 0 S: 4 P: 4	R: 0 H: 1 E: 0 LOB: 1 K: 2 BB: 0 S: 8 P: 8	R: 0 H: 1 E: 0 LOB: 0 K: 0 BB: 0 S: 3 P: 3	1B: 6 SF: 1 2B: 2 SAC: 1 3B: 0 DP: 1 HR: 0 HBP: 0						

	AB	32
	R	4
	H	8
	RBI	4
	BB	4
	SO	4
	LOB	15

WP: 0 PA: 38
PB: 1
SB: 1
CS: 1

PITCHER	IP	WLS	BF	H	R	ER	SO	BB	IBB	HBP	BLK	WP	HR	S	P	ERA	WHIP
Fernando Valenzuela, L (1, 1) ERA: 2.67	9.0	W	38	8	4	4	4	4	0	0	0	0	0	42	58	4.00	1.333

PITCHER	IP	WLS	BF	H	R	ER	SO	BB	IBB	HBP	BLK	WP	HR	S	P	ERA	WHIP

Batter	1	2	3	4	5	6	7	8	9	10	AB	R	H	RBI	BB	SO	LOB
Steve Sax, R (1, 4) OBP: 0.364, SLG: 0.346	F9 2B 2B		6-3 ①		6-3 ②		FC4-6 ③ 1-2f	CS 1B			5	1	2	1	0	0	2
Ken Landreaux, L (1, 8) OBP: 0.423, SLG: 0.418	F9 ① 2-3		4-3 ②		CS 1B			3-H 1B BB CS 1-2	SH2-4 1B		4	1	2	0	1	0	1
Dusty Baker Jr., R (1, 7) OBP: 0.333, SLG: 0.467	BBBB 2B BB		4-3 ③		CS ③ 1-2	F7 ①		F9 ①	SH2-4 ① 1-2		3	1	0	0	1	0	1
Pedro Guerrero, R (1, 9) OBP: 0.380, SLG: 0.568	1-H 3-H 2B			F8 ①		BBBB 9-3 BB		E5 BB 1B 1-2 1B	4-3 ②		4	1	1	2	1	0	2
Steve Garvey, R (1, 3) OBP: 0.273, SLG: 0.355	5-3 ②			WP 1B		9-3 ②③ 1-2f		BB 1B 1-2 2-3 1B	IBB		4	1	2	0	1	0	2
Ron Cey, R (1, 5) OBP: 0.347, SLG: 0.409	F7 ③			BBBB 1-2 BB			E6 BB	BBBB 1B 1B 1-2 2-3 3-H BB	4-3 ③		3	1	0	1	2	0	3
Mike Scioscia, L (1, 2) OBP: 0.318, SLG: 0.233		F7 ①		F6 ②			F8 ①	1B 1B 1-3 2-H 3-H 1B	F8 ①		5	1	1	2	0	0	3
Bill Russell, R (1, 6) OBP: 0.394, SLG: 0.337 Jorge Orta, L (8, PH) OBP: 0.278, SLG: 0.357 Jose Morales, R (8, PH) OBP: 0.200, SLG: 0.200 Mark Belanger, R (8, PR) OBP: 0.333, SLG: 0.364 (8, 6)		4-3 ②		5-3 ③			SSS K ②	1B 1B 1-3 3-H 1B	F4 ②		3 0 1 1	0 0 0 1	0 0 1 0	0 0 1 0	1 0 0 0	0 0 0 0	3 0 0 0
Ted Power, R (1, 1) Dave Stewart, R (6, 1) Jay Johnstone, L (7, PH) Alejandro Pena, R (7, 1) Steve Yeager, R (8, PH) OBP: 0.333, SLG: 0.429 Tom Niedenfuer, R (8, 1) Steve Howe, L (10, 1)	SSS K ③				6-3 ①		BBBB FC4-6 1-2 BB	1-3 3-H 1B ②	5-3 ③		2 0 0 0 1 1 0	0 0 0 0 0 0 0	0 0 0 0 1 1 0	0 0 0 0 0 0 0	1 0 0 0 0 0 0	0 0 0 0 0 0 0	0 0 0 0 0 0 0
Inning Stats	R: 2 H: 2 E: 0 LOB: 1 K: 0 BB: 1 S: 5 P: 9	R: 0 H: 0 E: 0 LOB: 0 K: 1 BB: 0 S: 5 P: 5	R: 0 H: 0 E: 0 LOB: 0 K: 0 BB: 0 S: 3 P: 3	R: 0 H: 1 E: 0 LOB: 2 K: 0 BB: 1 S: 4 P: 8	R: 0 H: 1 E: 0 LOB: 0 K: 0 BB: 0 S: 3 P: 3	R: 0 H: 0 E: 0 LOB: 0 K: 0 BB: 1 S: 2 P: 6	R: 0 H: 0 E: 1 LOB: 2 K: 1 BB: 1 S: 6 P: 10	R: 6 H: 5 E: 1 LOB: 1 K: 0 BB: 2 S: 7 P: 15	R: 0 H: 1 E: 0 LOB: 2 K: 0 BB: 1 S: 4 P: 8	R: 0 H: 0 E: 0 LOB: 0 K: 0 BB: 0 S: 3 P: 3	1B: 8 2B: 3 3B: 0 HR: 0	SF: 0 SAC: 1 DP: 1 HBP: 0					

PITCHER		IP	WLS	BF	H	R	ER	SO	BB	IBB	HBP	BLK	WP	HR	S	P	ERA	WHIP
Larry Christenson, R ERA: 3.11	(1, 1)	7.0		28	4	2	0	2	4	0	0	0	1	0	28	44	0.00	1.143
Ed Farmer, R ERA: 6.08	(8, 1)	0.1		6	2	5	4	0	2	0	0	0	0	0	4	12	108.00	12.000
Sparky Lyle, L ERA: 3.27	(8, 1)	0.2		3	3	1	1	0	0	0	0	0	0	0	3	3	13.50	4.500
Warren Brusstar, R ERA: 4.22	(9, 1)	2.0	W	8	1	0	0	0	0	1	0	0	0	0	7	11	0.00	0.500

PITCHER	IP	WLS	BF	H	R	ER	SO	BB	IBB	HBP	BLK	WP	HR	S	P	ERA	WHIP

TOP

Los Angeles Dodgers @ Philadelphia Phillies
Veterans Stadium, Philadelphia, PA

Mon May 10 1982, 7:05 PM EDT
Att. 25,269 - Unknown

livebaseballscorecards.com

AB	37
R	8
H	10
RBI	8
BB	7
SO	2
LOB	17

WP: 1 PA: 47
PB: 0
SB: 0
CS: 2

Batter	1	2	3	4	5	6	7	8	9	10	AB	R	H	RBI	BB	SO	LOB
Bob Dernier, R (1, 8) OBP: 0.333, SLG: 0.306	4-0 S BB		0-3 ② K		4-0 S BB	0-0 ③ F7		0-0 ① SH3 1-2		0-0 1B 1-3 1B	3	0	1	0	2	1	1
Pete Rose, S (1, 3) OBP: 0.320, SLG: 0.324	0-0 ① 6-3 1-2		0-0 ③ 6-3		0-0 ③ 1-3 1-2		0-0 ① 5-3	4-0 IBB		0-0 1-2 3-H 1B	5	0	1	1	1	0	2
Mike Schmidt, R (1, 5) OBP: 0.368, SLG: 0.457	4-0 BB			0-0 ① F8		4-0 HR BB	0-3 ② K	0-3 ② K			3	1	0	0	2	2	2
Gary Matthews, R (1, 7) OBP: 0.281, SLG: 0.311 Ed Farmer, R (8, 1) Sparky Lyle, L (8, 1) Del Unser, L (8, PH) Warren Brusstar, R (9, 1)	0-3 ② K			4-0 HR BB		0-0 ① F7	0-0 BB 2B 1B	0-0 ③ 1-3			3 0 0 1 0	2 0 0 0 0	1 0 0 0 0	0 0 0 0 0	1 0 0 0 0	1 0 0 0 0	3 0 0 2 0
Bo Diaz, R (1, 2) OBP: 0.346, SLG: 0.600	0-0 ③ 6-3			0-0 1-H HR		0-0 1-H HR	4-0 1-2 BB 2B BB		0-3 ① K		4	3	2	4	1	1	2
George Vukovich, L (1, 9) OBP: 0.333, SLG: 0.432		0-3 ① K		0-0 ② L4		0-0 2B 2B	4-0 1-2 2-3 2B BB		0-0 ② F5		4	1	1	0	1	1	0
Manny Trillo, R (1, 4) OBP: 0.333, SLG: 0.364		0-0 ② 5-3		0-0 ③ 4-3		0-0 1B 5-3 2-H 2B	0-0 1-3 2-H 3-H 2B		0-3 ③ K2-3		5	1	2	3	0	1	0
Ivan De Jesus, R (1, 6) OBP: 0.287, SLG: 0.231		0-0 ③ F7			0-0 ① F8	0-0 5-3 2-3 1B	0-0 ③ F7			0-0 ① P3	5	0	1	0	0	0	2
Larry Christenson, R (1, 1) OBP: 0.067, SLG: 0.067 Greg Gross, L (8, 7) OBP: 0.370, SLG: 0.292			0-3 ① K		0-3 ② K	0-0 ② 5-3 1-2 3-H		4-0 SH3 BB		4-0 1B S 1B BB	3 0	0 1	0 0	1 0	0 2	2 0	1 0
Inning Stats	R: 0 E: 0 K: 1 S: 5 H: 0 LOB: 2 BB: 2 P: 13	R: 0 E: 0 K: 1 S: 5 H: 0 LOB: 0 BB: 0 P: 5	R: 0 E: 0 K: 2 S: 7 H: 0 LOB: 0 BB: 0 P: 7	R: 2 E: 0 K: 0 S: 4 H: 1 LOB: 0 BB: 1 P: 8	R: 0 E: 0 K: 1 S: 5 H: 0 LOB: 1 BB: 1 P: 9	R: 4 E: 0 K: 0 S: 7 H: 4 LOB: 1 BB: 1 P: 11	R: 2 E: 0 K: 1 S: 7 H: 2 LOB: 2 BB: 2 P: 15	R: 0 E: 0 K: 1 S: 5 H: 0 LOB: 2 BB: 2 P: 13	R: 0 E: 0 K: 2 S: 7 H: 0 LOB: 0 BB: 0 P: 7	R: 1 E: 0 K: 0 S: 3 H: 2 LOB: 2 BB: 1 P: 7	1B: 4 2B: 3 3B: 0 HR: 2 SF: 0 SAC: 1 DP: 0 HBP: 0						

PITCHER		IP	WLS	BF	H	R	ER	SO	BB	IBB	HBP	BLK	WP	HR	S	P	ERA	WHIP
Ted Power, R	(1, 1)	5.1		25	4	6	6	5	5	0	0	0	0	2	30	50	10.12	1.688
ERA: 6.75																		
Dave Stewart, R	(6, 1)	0.2		3	1	0	0	0	0	0	0	0	0	0	3	3	0.00	1.500
ERA: 11.12																		
Alejandro Pena, R	(7, 1)	1.0		7	2	2	2	1	2	0	0	0	0	0	7	15	18.00	4.000
ERA: 2.4																		
Tom Niedenfuer, R	(8, 1)	2.1	L	11	1	1	1	3	2	1	0	0	0	0	14	26	3.86	1.286
ERA: 0.93																		
Steve Howe, L	(10, 1)	0.0		1	1	0	0	0	0	0	0	0	0	0	1	1	∞	∞
ERA: 5.11																		

PITCHER		IP	WLS	BF	H	R	ER	SO	BB	IBB	HBP	BLK	WP	HR	S	P	ERA	WHIP

BOTTOM

Los Angeles Dodgers @ Philadelphia Phillies
Veterans Stadium, Philadelphia, PA
Mon May 10 1982, 7:05 PM EDT
Att. 25,269 - Unknown

livebaseballscorecards.com

AB	36
R	9
H	9
RBI	9
BB	10
SO	9
LOB	15

WP: 0 PA: 47
PB: 0
SB: 3
CS: 0

Batter	1	2	3	4	5	6	7	8	9	AB	R	H	RBI	BB	SO	LOB
Steve Sax, R (1, 4) OBP: 0.369, SLG: 0.344	5-3	WP S 2-3 3-H 1B		F9 1-2		BB BB	1-2 2-3 BB		FC6-4 4-3 1-2f	4	0	1	1	2	0	2
Ken Landreaux, L (1, 8) OBP: 0.422, SLG: 0.432 Derrel Thomas, S (9, PH) OBP: 0.500, SLG: 0.375	F8 1B	SF7 3-H		1B 2-H 2B		K	K2-3-2		4-3 1-2	4 1	1 0	2 0	2 0	0 0	2 0	4 1
Dusty Baker Jr., R (1, 7) OBP: 0.358, SLG: 0.477	1-2 1B	WP 1-2 BB		CS 2-H 1B		G4-3 1-2 BB		2B 1B 1B	K	4	1	3	1	2	1	1
Pedro Guerrero, R (1, 9) OBP: 0.373, SLG: 0.548	F8 2-3	F4 1-2 2-3		BB 1-2 BB		G4-3 1-2f		K		4	0	0	0	1	1	7
Steve Garvey, R (1, 3) OBP: 0.270, SLG: 0.357	1-3		5-3	K			1-3	1-3 2B		5	1	1	0	0	1	3
Ron Cey, R (1, 5) OBP: 0.349, SLG: 0.409		BB 1B 1B	1B		6-3		K	K		5	1	2	0	0	2	2
Mike Scioscia, L (1, 2) OBP: 0.326, SLG: 0.227 Rick Monday, L (8, PH) OBP: 0.462, SLG: 0.577 Steve Yeager, R (8, 2) OBP: 0.333, SLG: 0.429		SH1-4 1-2 1B BB	F7		F5		BB 1B BB	2-H 3-H 1B		2 1 0	2 0 0	0 1 0	0 2 0	2 0 0	0 0 0	1 0 0
Bill Russell, R (1, 6) OBP: 0.408, SLG: 0.349 Jay Johnstone, L (8, PH) Mark Belanger, R (8, 6) OBP: 0.333, SLG: 0.364		1B SH1-4 SF7 1-2 2-H 1B	6-3		1B		BB 1B 1-2 BB	K		3 1 0	1 0 0	2 0 0	1 0 0	1 1 0	0 1 0	1 1 0
Jerry Reuss, L (1, 1) OBP: 0.235, SLG: 0.133 Alejandro Pena, R (5, 1) Jorge Orta, L (7, PH) OBP: 0.316, SLG: 0.400 Steve Howe, L (7, 1) Jose Morales, R (9, PH) OBP: 0.333, SLG: 0.200		SH1-4 1-2 2-3		WP 2B BB	F7		BB 1-2 2-H 1B		FC6-4 BB	1 0 1 0 0	1 0 0 0 0	0 0 1 0 0	0 0 1 0 0	1 0 0 0 1	0 0 0 0 0	1 0 0 0 0
Inning Stats	R: 0 E: 0 K: 0 S: 5 H: 2 LOB: 2 BB: 0 P: 5	R: 3 E: 0 K: 0 S: 6 H: 3 LOB: 2 BB: 2 P: 14	R: 0 E: 0 K: 0 S: 4 H: 1 LOB: 1 BB: 0 P: 4	R: 2 E: 0 K: 1 S: 6 H: 2 LOB: 1 BB: 2 P: 14	R: 0 E: 0 K: 0 S: 4 H: 1 LOB: 1 BB: 0 P: 4	R: 0 E: 0 K: 1 S: 4 H: 0 LOB: 1 BB: 2 P: 12	R: 1 E: 0 K: 2 S: 8 H: 1 LOB: 3 BB: 3 P: 20	R: 2 E: 0 K: 3 S: 12 H: 3 LOB: 1 BB: 0 P: 12	R: 0 E: 0 K: 1 S: 5 H: 0 LOB: 1 BB: 1 P: 9	1B: 11 2B: 2 3B: 0 HR: 0 SF: 1 SAC: 1 DP: 1 HBP: 0						

TOP

Los Angeles Dodgers @ Philadelphia Phillies

Veterans Stadium, Philadelphia, PA

Tue May 11 1982, 7:05 PM EDT

Att. 25,269 - Unknown

livebaseballscorecards.com

AB	36
R	8
H	13
RBI	8
BB	10
SO	8
LOB	24

PITCHER		IP	WLS	BF	H	R	ER	SO	BB	IBB	HBP	BLK	WP	HR	S	P	ERA	WHIP	PITCHER	IP	WLS	BF	H	R	ER	SO	BB	IBB	HBP	BLK	WP	HR	S	P	ERA	WHIP
Mike Krukow, R ERA: 3.27	(1, 1)	3.1		21	8	5	5	0	3	0	0	0	2	0	18	30	13.50	3.300																	
Porfi Altamirano, R ERA:	(4, 1)	2.0	W	9	1	0	0	2	3	0	0	0	0	0	10	22	0.00	2.000																	
Ed Farmer, R ERA: 6.61	(6, 1)	3.0		16	4	3	3	5	4	0	0	0	0	0	22	38	9.00	2.667																	
Sparky Lyle, L ERA: 3.18	(9, 1)	0.1		1	0	0	0	0	0	0	0	0	0	0	1	1	0.00	0.000																	
Warren Brusstar, R ERA: 4.09	(9, 1)	0.1	S	1	0	0	0	1	0	0	0	0	0	0	3	3	0.00	0.000																	

Batter	1	2	3	4	5	6	7	8	9	AB	R	H	RBI	BB	SO	LOB
Bob Dernier, R (1, 8) OBP: 0.326, SLG: 0.289	BBBB 4-0 1B SF9 BB	SSS 0-3 ③ K		SSS 0-3 ③ K		x 0-0 E1 S 1B	x 0-0 ③ F8			4	2	0	0	1	2	2
Pete Rose, S (1, 3) OBP: 0.331, SLG: 0.345	x 0-0 S 1-3 1B 1B		x 0-0 ① 6-3		x 0-0 3B 2B	x 0-0 S E 1-H FC6-4 1B		SSS 0-3 ① K		5	3	3	1	0	1	0
Mike Schmidt, R (1, 5) OBP: 0.355, SLG: 0.480	x 0-0 ① SF9 3-H		x 0-0 ② F8		x 0-0 1B 2-H 3B	x 0-0 E4 FC6-4 S 1-2		SSS 0-3 ② K		4	1	1	2	0	1	1
Gary Matthews, R (1, 7) OBP: 0.294, SLG: 0.324 Warren Brusstar, R (9, 1)	x 0-0 1-H 2B 1B		x 0-0 1B		x 0-0 1B 1B G1-2-3 3-H 1B	x 0-0 ① F4 1-2 2-3		x 0-0 ③ F2		5 0	1 0	3 0	2 0	0 0	0 0	2 0
Bo Diaz, R (1, 2) OBP: 0.360, SLG: 0.612	x 0-0 1-H 2B		x 0-0 ③ 4-3		x 0-0 G1-2-3 1B 1-2 E 1B	4-0 FC6-4 IBB				3	1	2	1	1	0	1
Dick Davis, R (1, 9) OBP: 0.328, SLG: 0.455 George Vukovich, L (8, 9) OBP: 0.333, SLG: 0.432	x 0-0 ② 1-3			x 0-0 ① 5-3	x 0-0 G1-2-3 1-2 2-3 E 1B	x 0-0 ② FC6-4 FC6-4 1-2f 2-3 3-H				4 0	1 0	1 0	1 0	0 0	0 0	3 0
Manny Trillo, R (1, 4) OBP: 0.330, SLG: 0.358	x 0-0 ③ 6-3			x 0-0 FC3-5 E 1B	x 0-0 ① ② G1-2-3 1-2 2-3 3-Hf	x 0-0 ③ FC6-4 1-2f				4	0	1	0	0	0	6
Ivan De Jesus, R (1, 6) OBP: 0.286, SLG: 0.231		x 0-0 ① F9		x 0-0 E4 FC3-5 1-2	x 0-0 E7 2-H 3-H 1B		x 0-0 ① 4-3			4	0	1	2	0	0	1
Mike Krukow, R (1, 1) OBP: 0.091, SLG: 0.091 Porfi Altamirano, R (4, 1) Ed Farmer, R (6, 1) Sparky Lyle, L (9, 1) Greg Gross, L (9, 7) OBP: 0.370, SLG: 0.292		x 0-0 ② 5-3		x 0-0 ② FC3-5 1-2 2-3f	x 0-0 ③ 1-3		x 0-0 ② 1-3			1 2 1 0 0	0 0 0 0 0	0 0 0 0 0	0 0 0 0 0	0 0 0 0 0	0 0 0 0 0	0 3 0 0 0
Inning Stats	R: 3 H: 3 E: 0 LOB: 1 K: 0 BB: 1 S: 6 P: 10	R: 0 H: 0 E: 0 LOB: 0 K: 1 BB: 0 S: 5 P: 5	R: 0 H: 1 E: 0 LOB: 1 K: 0 BB: 0 S: 4 P: 4	R: 0 H: 1 E: 1 LOB: 2 K: 1 BB: 0 S: 7 P: 7	R: 4 H: 6 E: 1 LOB: 1 K: 0 BB: 0 S: 8 P: 8	R: 2 H: 1 E: 2 LOB: 2 K: 0 BB: 1 S: 6 P: 10	R: 0 H: 0 E: 0 LOB: 0 K: 0 BB: 0 S: 3 P: 3	R: 0 H: 0 E: 0 LOB: 0 K: 2 BB: 0 S: 7 P: 7		1B: 9 SF: 1 2B: 2 SAC: 0 3B: 1 DP: 1 HR: 0 HBP: 0						

PITCHER		IP	WLS	BF	H	R	ER	SO	BB	IBB	HBP	BLK	WP	HR	S	P	ERA	WHIP
Jerry Reuss, L ERA: 2.73	(1, 1)	4.0	L	23	9	7	7	2	1	0	0	0	0	0	26	30	15.75	2.500
Alejandro Pena, R ERA: 2.12	(5, 1)	2.0		11	3	2	0	0	0	1	0	0	0	0	10	14	0.00	1.500
Steve Howe, L ERA: 4.4	(7, 1)	2.0		6	0	0	0	2	0	0	0	0	0	0	10	10	0.00	0.000

PITCHER	IP	WLS	BF	H	R	ER	SO	BB	IBB	HBP	BLK	WP	HR	S	P	ERA	WHIP

BOTTOM

Los Angeles Dodgers @ Philadelphia Phillies
Veterans Stadium, Philadelphia, PA
Tue May 11 1982, 7:05 PM EDT
Att. 25,269 - Unknown

livebaseballscorecards.com

AB	37
R	9
H	12
RBI	9
BB	2
SO	4
LOB	19

WP: 0 PA: 40
PB: 0
SB: 5
CS: 0

Batter	1	2	3	4	5	6	7	8	9	AB	R	H	RBI	BB	SO	LOB
Steve Sax, R (1, 4) OBP: 0.366, SLG: 0.341	1-3		G4-6-3 1B			5-3		5-3		4	0	1	0	0	0	0
Ken Landreaux, L (1, 8) OBP: 0.407, SLG: 0.414	3-1		G4-6-3 1-2f			6-3		5-3		4	0	0	0	0	0	1
Dusty Baker Jr., R (1, 7) OBP: 0.354, SLG: 0.470	F7			G5-4-3 1B		6-3			F6	4	0	1	0	0	0	0
Pedro Guerrero, R (1, 9) OBP: 0.385, SLG: 0.597		FC1-5-4 2B		F4			HR		1B 2B	4	2	3	1	0	0	1
Steve Garvey, R (1, 3) OBP: 0.270, SLG: 0.353		FC1-5-4 1B SF8 2-3		G5-4-3 1-2f			5-3		BB 1B 2-H	4	1	1	1	0	0	2
Ron Cey, R (1, 5) OBP: 0.361, SLG: 0.415		1-3 1B			4-3 BB		1B		K	3	0	2	0	1	1	1
Mike Scioscia, L (1, 2) OBP: 0.323, SLG: 0.221		SF8 3-H			F6		F2		1-2 BB	2	0	0	1	1	0	2
Bill Russell, R (1, 6) OBP: 0.393, SLG: 0.333		F8			4-3 1-2		5-3		F7	4	0	0	0	0	0	5
Bob Welch, R (1, 1) OBP: 0.095, SLG: 0.100			K		F7			4-3		1	0	0	0	0	1	0
Terry Forster, L (4, 1)										0	0	0	0	0	0	0
Jay Johnstone, L (5, PH)										1	0	0	0	0	0	1
Dave Stewart, R (5, 1)										0	0	0	0	0	0	0
Jorge Orta, L (8, PH) OBP: 0.300, SLG: 0.375										1	0	0	0	0	0	0
Alejandro Pena, R (8, 1)										0	0	0	0	0	0	0
Inning Stats	R: 0 E: 0 K: 0 S: 3 H: 0 LOB: 0 BB: 0 P: 3	R: 1 E: 0 K: 0 S: 5 H: 2 LOB: 1 BB: 0 P: 5	R: 0 E: 0 K: 1 S: 5 H: 1 LOB: 0 BB: 0 P: 5	R: 0 E: 0 K: 0 S: 3 H: 1 LOB: 0 BB: 0 P: 3	R: 0 E: 0 K: 0 S: 3 H: 0 LOB: 1 BB: 1 P: 7	R: 0 E: 0 K: 0 S: 3 H: 0 LOB: 0 BB: 0 P: 3	R: 1 E: 0 K: 0 S: 5 H: 2 LOB: 1 BB: 0 P: 5	R: 0 E: 0 K: 0 S: 3 H: 0 LOB: 0 BB: 0 P: 3	R: 1 E: 0 K: 1 S: 7 H: 2 LOB: 2 BB: 1 P: 11	1B: 5 2B: 2 3B: 0 HR: 1 SF: 1 SAC: 0 DP: 2 HBP: 0	WP: 0 PB: 0 SB: 0 CS: 0 PA: 35					

TOP

Los Angeles Dodgers @ Philadelphia Phillies
Veterans Stadium, Philadelphia, PA
Wed May 12 1982, 7:05 PM EDT
Att. 25,977 - Unknown

livebaseballscorecards.com

AB	32
R	3
H	8
RBI	3
BB	2
SO	2
LOB	13

PITCHER		IP	WLS	BF	H	R	ER	SO	BB	IBB	HBP	BLK	WP	HR	S	P	ERA	WHIP
Ron Reed, R ERA: 2.4	(1, 1)	7.0	W	26	6	2	2	1	1	0	0	0	0	1	27	31	2.57	1.000
Porfi Altamirano, R ERA: 1.8	(8, 1)	2.0		9	2	1	1	1	1	0	0	0	0	0	10	14	4.50	1.500

PITCHER	IP	WLS	BF	H	R	ER	SO	BB	IBB	HBP	BLK	WP	HR	S	P	ERA	WHIP

BOTTOM

Los Angeles Dodgers @ Philadelphia Phillies
Veterans Stadium, Philadelphia, PA
Wed May 12 1982, 7:05 PM EDT
Att. 25,977 - Unknown

livebaseballscorecards.com

Batter	1	2	3	4	5	6	7	8	9	AB	R	H	RBI	BB	SO	LOB
Bob Dernier, R (1, 8) OBP: 0.341, SLG: 0.300	1-3	CS 1B		BBBB 4-0 S 1B BB	F6			0-0 1B 1-2 E 1B		4	2	2	0	1	0	2
Pete Rose, S (1, 3) OBP: 0.348, SLG: 0.364 Del Unser, L (9, 3) OBP: 0.000, SLG: 0.000	CS 1B	1B 1-2 1B		FC5-4 1-H 1B		6-3		E6 WP 1-H 2-H 1B		5 0	2 0	4 0	2 0	0 0	0 0	0 0
Mike Schmidt, R (1, 5) OBP: 0.358, SLG: 0.463	BB BB 1B 1-2 BB	1B 1-3 1B		FC5-4 FC6 1-2f	SSS K	SSS K		F6 3-H		4	1	1	0	1	1	1
Gary Matthews, R (1, 7) OBP: 0.301, SLG: 0.325 Porfi Altamirano, R (8, 1) OBP: 0.333, SLG: 0.333	BB 1B 1-2 BB	FC6-4 1-2 3-H 1B		FC6 1-2f		SSS K		2B		3 1	1 1	1 1	1 0	1 0	1 0	1 0
Bo Diaz, R (1, 2) OBP: 0.368, SLG: 0.606 Ozzie Virgil, R (6, 2) OBP: 0.333, SLG: 0.333	1B 1-2 2-3 BB	FC6-4 1-2f			H 1-0 E S 1B HBP		SSS K	SSS K		1 2	1 0	0 0	0 0	1 0	0 2	2 1
George Vukovich, L (1, 9) OBP: 0.358, SLG: 0.458	1-2 2-H 3-H 1B	F2			F2		BBBB 4-0 1-3 BB	1-H 1B 2B		4	1	2	3	1	0	1
Manny Trillo, R (1, 4) OBP: 0.323, SLG: 0.349	SSS K	SSS K			F8		1-3 1-2	FC6-4 2-H 1B		5	0	1	1	0	2	4
Ivan De Jesus, R (1, 6) OBP: 0.290, SLG: 0.250		SF9 3B	SSS K		1B 1-3 IBB		6-3	FC6-4 1-2f		4	1	1	0	1	1	2
Ron Reed, R (1, 1) OBP: 0.250, SLG: 0.333 Greg Gross, L (8, 7) OBP: 0.393, SLG: 0.292		SF9 3-H		5-3	1B 1-3 3-H 1B			BBBB 1B 1B BB		2 0	0 1	1 0	2 0	0 1	0 0	0 0
Inning Stats	R: 2 E: 0 K: 1 S: 6 H: 2 LOB: 2 BB: 3 P: 18	R: 2 E: 0 K: 0 S: 7 H: 5 LOB: 2 BB: 0 P: 7	R: 0 E: 0 K: 2 S: 7 H: 0 LOB: 0 BB: 0 P: 7	R: 1 E: 0 K: 0 S: 4 H: 1 LOB: 1 BB: 1 P: 8	R: 1 E: 0 K: 0 S: 4 H: 1 LOB: 2 BB: 1 P: 9	R: 0 E: 0 K: 2 S: 7 H: 0 LOB: 0 BB: 0 P: 7	R: 0 E: 0 K: 1 S: 5 H: 0 LOB: 1 BB: 1 P: 9	R: 5 E: 1 K: 1 S: 10 H: 5 LOB: 1 BB: 1 P: 14		1B: 12 2B: 1 3B: 1 HR: 0	SF: 1 SAC: 0 DP: 0 HBP: 1					

	AB	35
	R	11
	H	14
	RBI	9
	BB	7
	SO	7
	LOB	14

PITCHER		IP	WLS	BF	H	R	ER	SO	BB	IBB	HBP	BLK	WP	HR	S	P	ERA	WHIP
Bob Welch, R ERA: 3.72	(1, 1)	3.0	L	17	7	4	4	3	3	0	0	0	0	0	20	32	12.00	3.333
Terry Forster, L ERA: 6.75	(4, 1)	1.0		5	1	1	1	0	1	0	0	0	0	0	4	8	9.00	2.000
Dave Stewart, R ERA: 9.42	(5, 1)	3.0		13	1	1	1	3	1	1	1	0	0	0	16	25	3.00	0.667
Alejandro Pena, R ERA: 4.5	(8, 1)	1.0		9	5	5	5	1	1	0	0	0	1	0	10	14	45.00	6.000

PITCHER		IP	WLS	BF	H	R	ER	SO	BB	IBB	HBP	BLK	WP	HR	S	P	ERA	WHIP

WP: 1 PA: 44
PB: 0
SB: 2
CS: 2

Batter	1	2	3	4	5	6	7	8	9	AB	R	H	RBI	BB	SO	LOB
Derrel Thomas, S (1, 4) OBP: 0.467, SLG: 0.462	CS 1B		F7		F9 2B	F8			6-3 2-H	5	0	2	1	0	0	1
Ken Landreaux, L (1, 8) OBP: 0.393, SLG: 0.398	P4 1-2		K		F9 2-3		G3		FC8-4 BB	4	0	0	0	0	1	2
Jose Morales, R (9, PH) OBP: 0.429, SLG: 0.200										0	0	0	0	1	0	0
Dusty Baker Jr., R (1, 7) OBP: 0.356, SLG: 0.483	1B		2B 3B		E5 BB		F7		FC8-4 1-2f	5	1	2	0	0	0	2
Pedro Guerrero, R (1, 9) OBP: 0.393, SLG: 0.598	K		2B 3-H		BB 1-2		BB		K	3	0	1	1	2	2	2
Steve Garvey, R (1, 3) OBP: 0.262, SLG: 0.343		F8	K		P3		F7			4	0	0	0	0	1	5
Ron Cey, R (1, 5) OBP: 0.358, SLG: 0.410		K		1B	P6			K		4	0	1	0	0	2	3
Steve Yeager, R (1, 2) OBP: 0.325, SLG: 0.410		1B 1B		P6		6-3		K		4	0	1	0	0	1	1
Mark Belanger, R (1, 6) OBP: 0.313, SLG: 0.333		1-3 1B		F8		P4		F7		4	0	1	0	0	0	1
Burt Hooton, R (1, 1) OBP: 0.111, SLG: 0.167		F9		K		BB			WP 6-3 2B	2	0	0	0	0	1	3
Jay Johnstone, L (6, PH)										0	0	0	0	1	0	0
Terry Forster, L (6, 1)										0	0	0	0	0	0	0
Bill Russell, R (9, PH) OBP: 0.398, SLG: 0.352										1	1	1	0	0	0	0
Inning Stats	R: 0 E: 0 K: 1 S: 6 H: 2 LOB: 1 BB: 0 P: 6	R: 0 E: 0 K: 1 S: 7 H: 2 LOB: 2 BB: 0 P: 7	R: 1 E: 0 K: 2 S: 9 H: 2 LOB: 1 BB: 0 P: 9	R: 0 E: 0 K: 1 S: 6 H: 1 LOB: 1 BB: 0 P: 6	R: 0 E: 1 K: 0 S: 5 H: 1 LOB: 3 BB: 1 P: 9	R: 0 E: 0 K: 0 S: 3 H: 0 LOB: 1 BB: 1 P: 7	R: 0 E: 0 K: 0 S: 3 H: 0 LOB: 1 BB: 1 P: 7	R: 0 E: 0 K: 2 S: 7 H: 0 LOB: 0 BB: 0 P: 7	R: 1 E: 0 K: 1 S: 6 H: 1 LOB: 1 BB: 1 P: 10	1B: 5 2B: 3 3B: 1 HR: 0 SF: 0 SAC: 0 DP: 0 HBP: 0	WP: 1 PB: 0 SB: 0 CS: 1 PA: 40					

TOP

Los Angeles Dodgers @ New York Mets

Shea Stadium, Flushing, NY

Thu May 13 1982, 7:05 PM EDT

Att. 18,013 - Unknown

livebaseballscorecards.com

AB	36
R	2
H	9
RBI	2
BB	4
SO	8
LOB	20

PITCHER		IP	WLS	BF	H	R	ER	SO	BB	IBB	HBP	BLK	WP	HR	S	P	ERA	WHIP
Pete Falcone, L ERA: 3.53	(1, 1)	8.1	W	38	9	2	2	7	4	0	0	0	1	0	48	64	2.16	1.560
Neil Allen, R ERA: 2.84	(9, 1)	0.2	S	2	0	0	0	1	0	0	0	0	0	0	4	4	0.00	0.000

PITCHER	IP	WLS	BF	H	R	ER	SO	BB	IBB	HBP	BLK	WP	HR	S	P	ERA	WHIP

BOTTOM

Los Angeles Dodgers @ New York Mets

Shea Stadium, Flushing, NY

Thu May 13 1982, 7:05 PM EDT

Att. 18,013 - Unknown

livebaseballscorecards.com

Batter	1	2	3	4	5	6	7	8	9	AB	R	H	RBI	BB	SO	LOB
Mookie Wilson, S (1, 8) OBP: 0.331, SLG: 0.438	F7	K		CS 1B	1-3			F9		5	0	1	0	0	1	1
John Stearns, R (1, 2) OBP: 0.342, SLG: 0.458	1B 1B 1B 1B	1-2 1B		F8 1B 1-2 1B	K			S 1B		5	2	4	0	0	1	0
Joel Youngblood, R (1, 9) OBP: 0.282, SLG: 0.377	F9	F8		F8 1B 1-2 1B		5-3		F8 1-2		5	1	1	0	0	0	4
Dave Kingman, R (1, 3) OBP: 0.312, SLG: 0.591	1B 1B 1-2 1B	K		F8 1-2 2-3		K				4	1	1	0	0	2	4
George Foster, R (1, 7) OBP: 0.298, SLG: 0.349 Bob Bailor, R (7, 7) OBP: 0.349, SLG: 0.400	1B 1-2 2-3 1B		F5	1B 1B IBB		1-3				3 0	0 0	1 0	0 0	1 0	0 0	0 0
Hubie Brooks, R (1, 5) OBP: 0.355, SLG: 0.327	BB 1-3 2-H 3-H 1B	BB 1B		FC5 1B 1-2 2-H 3-H 1B			3-1			4	0	3	4	0	0	0
Wally Backman, S (1, 4) OBP: 0.395, SLG: 0.433 Tom Veryzer, R (7, 4) OBP: 0.412, SLG: 0.471	B B B B 1-2 BB	B B B B 1-2 BB		1-2 2-3 1B			F9			1 1	0 0	1 0	0 0	2 0	0 0	0 0
Ron Gardenhire, R (1, 6) OBP: 0.320, SLG: 0.290	5-3	S S S K		FC5 2-3f			4-3			4	0	0	0	0	1	8
Pete Falcone, L (1, 1) OBP: 0.167, SLG: 0.167 Neil Allen, R (9, 1) OBP: 1.000, SLG: 1.000		1B 1B	5-3		S S S K			S S S K		4 0	0 0	1 0	0 0	0 0	2 0	2 0
Inning Stats	R: 2 E: 0 K: 0 S: 7 H: 4 LOB: 3 BB: 1 P: 11	R: 0 E: 0 K: 2 S: 9 H: 2 LOB: 2 BB: 0 P: 9	R: 0 E: 0 K: 1 S: 6 H: 1 LOB: 2 BB: 1 P: 10	R: 2 E: 0 K: 0 S: 7 H: 5 LOB: 3 BB: 1 P: 11	R: 0 E: 0 K: 2 S: 7 H: 0 LOB: 0 BB: 0 P: 7	R: 0 E: 0 K: 1 S: 5 H: 0 LOB: 0 BB: 0 P: 5	R: 0 E: 0 K: 0 S: 3 H: 0 LOB: 0 BB: 0 P: 3	R: 0 E: 0 K: 1 S: 6 H: 1 LOB: 1 BB: 0 P: 6		1B: 13 2B: 0 3B: 0 HR: 0	SF: 0 SAC: 0 DP: 0 HBP: 0			WP: 0 PB: 0 SB: 1 CS: 1	PA: 39	

	AB	36
	R	4
	H	13
	RBI	4
	BB	3
	SO	7
	LOB	19

PITCHER		IP	WLS	BF	H	R	ER	SO	BB	IBB	HBP	BLK	WP	HR	S	P	ERA	WHIP
Burt Hooton, R ERA: 4.94	(1, 1)	5.0	L	29	12	4	4	5	2	1	0	0	0	0	36	48	7.20	2.800
Terry Forster, L ERA: 5.4	(6, 1)	3.0		10	1	0	0	2	0	0	0	0	0	0	14	14	0.00	0.333

PITCHER	IP	WLS	BF	H	R	ER	SO	BB	IBB	HBP	BLK	WP	HR	S	P	ERA	WHIP

Batter	1	2	3	4	5	6	7	8	9	AB	R	H	RBI	BB	SO	LOB
Derrel Thomas, S (1, 4) OBP: 0.500, SLG: 0.556	F9	2-H 1B			G6-3 1B			1-6-3	2B	5	0	3	0	0	0	0
Bill Russell, R (1, 6) OBP: 0.398, SLG: 0.354	F9 BB 1B		L1		G6-3 1-2f			1B 1B 1B	F9	5	1	2	0	0	0	2
Dusty Baker Jr., R (1, 7) OBP: 0.360, SLG: 0.504	B B B B 1-2 BB		5-3			HR		F7		3	1	1	1	1	0	1
Pedro Guerrero, R (1, 9) OBP: 0.388, SLG: 0.587	F9 2-3		F7			6-3		1B 1B 1-2 1B		4	1	1	0	0	0	2
Ron Cey, R (1, 5) OBP: 0.362, SLG: 0.413	L5			1B		L3		1B 1-3 2-H 1B		4	0	2	1	0	0	2
Steve Garvey, R (1, 3) OBP: 0.268, SLG: 0.343		2B SF7 1B		F8		G3		1B IBB		3	1	1	0	1	0	1
Steve Yeager, R (1, 2) OBP: 0.341, SLG: 0.442		1-3 1B 2B		L6			F7	1-2 2-H 3-H 1B		4	0	2	1	0	0	1
Ken Landreaux, L (1, 8) OBP: 0.380, SLG: 0.383		P6		S S S K			3-1		S S S K	4	0	0	0	0	2	3
Fernando Valenzuela, L (1, 1) OBP: 0.120, SLG: 0.087		SF7 3-H			1-3		P6		4-3	3	0	0	1	0	0	0
Inning Stats	R: 0 E: 0 K: 0 S: 4 H: 1 LOB: 2 BB: 1 P: 8	R: 1 E: 0 K: 0 S: 5 H: 3 LOB: 2 BB: 0 P: 5	R: 0 E: 0 K: 0 S: 3 H: 0 LOB: 0 BB: 0 P: 3	R: 0 E: 0 K: 1 S: 6 H: 1 LOB: 1 BB: 0 P: 6	R: 0 E: 0 K: 0 S: 3 H: 1 LOB: 0 BB: 0 P: 3	R: 1 E: 0 K: 0 S: 4 H: 1 LOB: 0 BB: 0 P: 4	R: 0 E: 0 K: 0 S: 3 H: 0 LOB: 0 BB: 0 P: 3	R: 2 E: 0 K: 0 S: 6 H: 4 LOB: 2 BB: 1 P: 10	R: 0 E: 0 K: 1 S: 6 H: 1 LOB: 1 BB: 0 P: 6	1B: 9 2B: 2 3B: 0 HR: 1 SF: 1 SAC: 0 DP: 1 HBP: 0						

PITCHER	IP	WLS	BF	H	R	ER	SO	BB	IBB	HBP	BLK	WP	HR	S	P	ERA	WHIP
Randy Jones, L (1, 1) ERA: 2.89	8.0	L	34	11	4	4	1	1	1	0	0	0	1	34	42	4.50	1.500
Craig Swan, R (9, 1) ERA: 1.98	1.0		4	1	0	0	1	0	0	0	0	0	0	6	6	0.00	1.000

PITCHER	IP	WLS	BF	H	R	ER	SO	BB	IBB	HBP	BLK	WP	HR	S	P	ERA	WHIP

TOP

Los Angeles Dodgers @ New York Mets

Shea Stadium, Flushing, NY

Fri May 14 1982, 7:05 PM EDT

Att. 50,360 - Unknown

livebaseballscorecards.com

AB	35
R	4
H	12
RBI	4
BB	2
SO	2
LOB	12

Batter	1	2	3	4	5	6	7	8	9	AB	R	H	RBI	BB	SO	LOB
Mookie Wilson, S (1, 8) OBP: 0.329, SLG: 0.429	K		FC1-6 CS 1-2f			BB G3 1B		F8		3	1	0	0	1	1	1
John Stearns, R (1, 2) OBP: 0.339, SLG: 0.459	2B		K 1-2			G3 1-2			5-3	4	0	1	0	0	1	2
Joel Youngblood, R (1, 9) OBP: 0.293, SLG: 0.397	6-3			2B 1B		1B 2-H			P4	4	0	2	1	0	0	1
Dave Kingman, R (1, 3) OBP: 0.310, SLG: 0.580	5-3			1B 2-H		K			P6	4	0	1	0	0	1	2
George Foster, R (1, 7) OBP: 0.291, SLG: 0.339		5-3		6-3			K			3	0	0	0	0	1	0
Hubie Brooks, R (1, 5) OBP: 0.346, SLG: 0.318		4-3			K		F8			3	0	0	0	0	1	0
Bob Bailor, R (1, 4) OBP: 0.364, SLG: 0.429		2B			G6-4-3 1B		1-3			3	0	2	0	0	0	0
Ron Gardenhire, R (1, 6) OBP: 0.311, SLG: 0.281		F8			G6-4-3 1-2f			1-3		3	0	0	0	0	0	2
Randy Jones, R (1, 1) OBP: 0.167, SLG: 0.167			FC1-6 1B			K		F8		2	0	1	0	0	1	0
Ellis Valentine, R (8, PH) OBP: 0.254, SLG: 0.258										1	0	0	0	0	0	0
Craig Swan, R (9, 1)										0	0	0	0	0	0	0
Inning Stats	R: 0 E: 0 K: 1 S: 6 H: 1 LOB: 1 BB: 0 P: 6	R: 0 E: 0 K: 0 S: 4 H: 1 LOB: 1 BB: 0 P: 4	R: 0 E: 0 K: 1 S: 5 H: 1 LOB: 0 BB: 0 P: 5	R: 0 E: 0 K: 0 S: 3 H: 2 LOB: 0 BB: 0 P: 3	R: 0 E: 0 K: 1 S: 5 H: 1 LOB: 0 BB: 0 P: 5	R: 1 E: 0 K: 2 S: 8 H: 1 LOB: 1 BB: 1 P: 12	R: 0 E: 0 K: 1 S: 5 H: 0 LOB: 0 BB: 0 P: 5	R: 0 E: 0 K: 0 S: 3 H: 0 LOB: 0 BB: 0 P: 3	R: 0 E: 0 K: 0 S: 3 H: 0 LOB: 0 BB: 0 P: 3	1B: 4 2B: 3 3B: 0 HR: 0	SF: 0 SAC: 0 DP: 1 HBP: 0					

PITCHER	IP	WLS	BF	H	R	ER	SO	BB	IBB	HBP	BLK	WP	HR	S	P	ERA	WHIP
Fernando Valenzuela, L (1, 1) ERA: 2.43	9.0	W	31	7	1	1	6	1	0	0	0	0	0	42	46	1.00	0.889

PITCHER	IP	WLS	BF	H	R	ER	SO	BB	IBB	HBP	BLK	WP	HR	S	P	ERA	WHIP

BOTTOM

Los Angeles Dodgers @ New York Mets

Shea Stadium, Flushing, NY

Fri May 14 1982, 7:05 PM EDT

Att. 50,360 - Unknown

livebaseballscorecards.com

AB	30
R	1
H	7
RBI	1
BB	1
SO	6
LOB	8

Batter	1	2	3	4	5	6	7	8	9	AB	R	H	RBI	BB	SO	LOB
Derrel Thomas, S (1, 4) OBP: 0.458, SLG: 0.476	5-3		BBB G1-6-3 BB		E6 3-1		4-3			3	0	0	0	1	0	0
Rick Monday, L (1, 9) OBP: 0.464, SLG: 0.564	BBBB E S 1B BB		G1-6-3 1-2f		3-1 2-3		FC5-4 1B			3	1	1	0	1	0	2
Dusty Baker Jr., R (1, 7) OBP: 0.357, SLG: 0.496	P4			HR 1B	5-3		FC5-4 1-2f			4	1	1	0	0	0	3
Pedro Guerrero, R (1, 8) OBP: 0.392, SLG: 0.608	1-H 1B			1-H HR		6-3		P4		4	1	2	3	0	0	0
Ron Cey, R (1, 5) OBP: 0.352, SLG: 0.400	F9			6-3		6-3		F7		4	0	0	0	0	0	1
Steve Garvey, R (1, 3) OBP: 0.268, SLG: 0.340		5-3		SSS K		2B 1B		F9		4	1	1	0	0	1	0
Mike Scioscia, L (1, 2) OBP: 0.330, SLG: 0.247		F5		1B		1-H 2B			6-3	4	0	2	1	0	0	0
Bill Russell, R (1, 6) OBP: 0.385, SLG: 0.340		4-3		5-3		6-3			5-3	4	0	0	0	0	0	2
Ted Power, R (1, 1) Jay Johnstone, L (3, PH) Dave Stewart, R (3, 1) Alejandro Pena, R (5, 1) Ken Landreaux, L (7, PH) OBP: 0.377, SLG: 0.380 Steve Howe, L (7, 1) Jorge Orta, L (9, PH) OBP: 0.286, SLG: 0.353			F2		SSS K		G3		6-3	0 1 1 0 1 0 0 1	0 0 0 0 0 0 0 0	0 0 0 0 0 0 0 0	0 0 0 0 1 0 0 0	0 0 0 0 0 0 0 0	0 0 0 0 0 0 0 0	0 0 0 0 0 0 0 0
Inning Stats	R: 1 E: 0 K: 0 S: 4 H: 1 LOB: 1 BB: 1 P: 8	R: 0 E: 0 K: 0 S: 3 H: 0 LOB: 0 BB: 0 P: 3	R: 0 E: 0 K: 0 S: 2 H: 0 LOB: 0 BB: 1 P: 6	R: 2 E: 0 K: 1 S: 8 H: 3 LOB: 1 BB: 0 P: 8	R: 0 E: 1 K: 1 S: 6 H: 0 LOB: 1 BB: 0 P: 6	R: 1 E: 0 K: 0 S: 5 H: 2 LOB: 1 BB: 0 P: 5	R: 0 E: 0 K: 0 S: 4 H: 1 LOB: 1 BB: 0 P: 4	R: 0 E: 0 K: 0 S: 3 H: 0 LOB: 0 BB: 0 P: 3	R: 0 E: 0 K: 0 S: 3 H: 0 LOB: 0 BB: 0 P: 3	1B: 5 2B: 1 3B: 0 HR: 1	SF: 0 SAC: 0 DP: 1 HBP: 0					

PITCHER		IP	WLS	BF	H	R	ER	SO	BB	IBB	HBP	BLK	WP	HR	S	P	ERA	WHIP
Charlie Puleo, R ERA: 3.72	(1, 1)	4.0		17	4	3	2	1	2	0	0	0	0	1	17	25	4.50	1.500
Pat Zachry, R ERA: 5.45	(5, 1)	4.0	W	16	3	1	1	1	0	0	0	0	0	0	18	18	2.25	0.750
Neil Allen, R ERA: 2.7	(9, 1)	1.0	S	3	0	0	0	0	0	0	0	0	0	0	3	3	0.00	0.000

PITCHER	IP	WLS	BF	H	R	ER	SO	BB	IBB	HBP	BLK	WP	HR	S	P	ERA	WHIP

TOP

Los Angeles Dodgers @ New York Mets

Shea Stadium, Flushing, NY

Sat May 15 1982, 7:05 PM EDT

Att. 29,235 - Unknown

livebaseballscorecards.com

AB	34
R	4
H	7
RBI	4
BB	2
SO	2
LOB	8

1B: 5	SF: 0	WP: 0	PA: 36
2B: 1	SAC: 0	PB: 0	
3B: 0	DP: 1	SB: 1	
HR: 1	HBP: 0	CS: 0	

BOTTOM

Los Angeles Dodgers @ New York Mets

Shea Stadium, Flushing, NY

Sat May 15 1982, 7:05 PM EDT

Att. 29,235 - Unknown

livebaseballscorecards.com

Batter	1	2	3	4	5	6	7	8	9	AB	R	H	RBI	BB	SO	LOB
Mookie Wilson, S (1, 8) OBP: 0.338, SLG: 0.431	BBBB 4-0 BLK 2B BB	x 0-0 S 1B			SSS 0-3 ① K	x 0-0 3-1 1-2 1B		SSS 0-3 ①② K 1-2		4	1	2	0	1	2	1
John Stearns, R (1, 2) OBP: 0.350, SLG: 0.465	x 0-0 1B HR 1-H 2B	BBBB 4-0 1-2 BB			BBBB 4-0 HBP 1B 1B BB	x 0-0 ① 3-1 1-2 2-3		x 0-0 ③ 5-3		3	2	1	1	2	0	2
George Foster, R (1, 7) OBP: 0.298, SLG: 0.339 Ellis Valentine, R (9, 7) OBP: 0.254, SLG: 0.258	x 0-0 ① F3	x 0-0 ③ P3			x 0-0 HBP 1-2 1B 1B	4-0 IBB				3 0	1 0	1 0	0 0	1 0	0 0	3 0
Dave Kingman, R (1, 3) OBP: 0.308, SLG: 0.569	x 0-0 HR 2-3 1B		SSS 0-3 ① K		SSS 0-3 ② K	x 0-0 ② P3				4	1	1	0	0	2	5
Joel Youngblood, R (1, 9) OBP: 0.304, SLG: 0.434	x 0-0 1-H 3-H HR		x 0-0 ② P6		H 1-0 1B 1-2 2-3 HBP	x 0-0 ③ F8				3	1	1	3	0	0	3
Hubie Brooks, R (1, 5) OBP: 0.344, SLG: 0.316	x 0-0 ② 6-3		SSS 0-3 ③ K		x 0-0 BB 1-3 2-H 3-H 1B		SSS 0-3 ① K			4	0	1	2	0	2	0
Wally Backman, S (1, 4) OBP: 0.392, SLG: 0.420 Tom Veryzer, R (7, 4) OBP: 0.389, SLG: 0.444	x 0-0 ③ 6-3			x 0-0 ① 1-3	BBBB 4-0 1-2 BB		x 0-0 ② P6			2 1	0 0	0 0	0 0	1 0	0 0	0 0
Ron Gardenhire, R (1, 6) OBP: 0.300, SLG: 0.270		SSS 0-3 ① K		x 0-0 ② F9	x 0-0 ③ G3		SSS 0-3 ③ K			4	0	0	0	0	2	3
Charlie Puleo, R (1, 1) OBP: 0.167, SLG: 0.091 Gary Rajsich, L (4, PH) OBP: 0.250, SLG: 0.243 Pat Zachry, R (5, 1) Bob Bailor, R (8, PH) OBP: 0.373, SLG: 0.438 Neil Allen, R (9, 1) OBP: 1.000, SLG: 1.000		x 0-0 ② L3		x 0-0 ③ F9		BBBB 4-0 3-1 1B BB		x 0-0 CS 1B		1 1 0 1 0	0 0 0 0 0	0 0 0 1 0	0 0 0 0 0	0 0 1 0 0	0 0 0 0 0	0 0 0 0 0
Inning Stats	R: 4 H: 3 E: 0 LOB: 0 K: 0 BB: 1 S: 6 P: 10	R: 0 H: 1 E: 0 LOB: 2 K: 1 BB: 1 S: 6 P: 10	R: 0 H: 0 E: 0 LOB: 0 K: 2 BB: 0 S: 7 P: 7	R: 0 H: 0 E: 0 LOB: 0 K: 0 BB: 0 S: 3 P: 3	R: 2 H: 2 E: 0 LOB: 3 K: 2 BB: 2 S: 9 P: 18	R: 0 H: 1 E: 0 LOB: 3 K: 0 BB: 2 S: 4 P: 12	R: 0 H: 0 E: 0 LOB: 0 K: 2 BB: 0 S: 7 P: 7	R: 0 H: 1 E: 0 LOB: 0 K: 1 BB: 0 S: 5 P: 5		1B: 6 SF: 0 2B: 1 SAC: 0 3B: 0 DP: 0 HR: 1 HBP: 1				WP: 0 PA: 38 PB: 0 SB: 1 CS: 1		

	AB	31
	R	6
	H	8
	RBI	6
	BB	6
	SO	8
	LOB	17

PITCHER		IP	WLS	BF	H	R	ER	SO	BB	IBB	HBP	BLK	WP	HR	S	P	ERA	WHIP
Ted Power, R ERA: 8.1	(1, 1)	2.0	L	12	4	4	4	1	2	0	0	1	0	1	12	20	18.00	3.000
Dave Stewart, R ERA: 9.0	(3, 1)	2.2		13	2	2	2	4	2	0	1	0	0	0	18	27	6.75	1.500
Alejandro Pena, R ERA: 4.19	(5, 1)	1.1		7	1	0	0	0	1	1	0	0	0	0	5	13	0.00	1.500
Steve Howe, L ERA: 3.86	(7, 1)	2.0		6	1	0	0	3	0	0	0	0	0	0	12	12	0.00	0.500

PITCHER	IP	WLS	BF	H	R	ER	SO	BB	IBB	HBP	BLK	WP	HR	S	P	ERA	WHIP

Batter	1	2	3	4	5	6	7	8	9	AB	R	H	RBI	BB	SO	LOB
Derrel Thomas, S (1, 4) OBP: 0.393, SLG: 0.400	K		FC6 PO 1-2f		4-3 2-3 3-H		F7			4	0	0	1	0	1	2
Steve Garvey, R (1, 3) OBP: 0.261, SLG: 0.331	P6		PO 1-2	K	P6			F7		4	0	0	0	0	1	1
Dusty Baker Jr., R (1, 7) OBP: 0.361, SLG: 0.500	BB			2B		K		5-3		3	0	1	0	1	1	0
Pedro Guerrero, R (1, 8) OBP: 0.381, SLG: 0.590	F2			F3		5-3		5-3		4	0	0	0	0	0	2
Rick Monday, L (1, 9) OBP: 0.444, SLG: 0.534		4-3		F7		F7			K	3	0	0	0	0	0	1
Jose Morales, R (9, PH) OBP: 0.375, SLG: 0.167										1	0	0	0	0	1	0
Ron Cey, R (1, 5) OBP: 0.349, SLG: 0.418		5-3			HR		E5 E SF9		K2-3	4	2	1	1	0	1	0
Mike Scioscia, L (1, 2) OBP: 0.340, SLG: 0.262		F8			SH5-4 BB 4-3 1B		E9 SF9 1-3 SF8 1B		1B	3	2	2	0	0	0	0
Steve Sax, R (9, PH) OBP: 0.370, SLG: 0.346										1	0	1	0	0	0	0
Bill Russell, R (1, 6) OBP: 0.380, SLG: 0.333			4-3		4-3 SH5-4 1-2 BB		SF9 2-3 3-H		F9	2	0	0	1	1	0	1
Jerry Reuss, L (1, 1) OBP: 0.278, SLG: 0.188			FC6 1B		SH5-4 1-2 2-3		SF8 3-H			1	0	1	0	0	0	0
Alejandro Pena, R (6, 1)										0	0	0	0	0	0	0
Jay Johnstone, L (7, PH)										0	0	0	1	0	0	0
Terry Forster, L (7, 1)										0	0	0	0	0	0	0
Ted Power, R (8, 1)										0	0	0	0	0	0	0
Inning Stats	R: 0 E: 0 K: 1 S: 5 H: 0 LOB: 1 BB: 1 P: 9	R: 0 E: 0 K: 0 S: 3 H: 0 LOB: 0 BB: 0 P: 3	R: 0 E: 0 K: 0 S: 3 H: 1 LOB: 0 BB: 0 P: 3	R: 0 E: 0 K: 1 S: 6 H: 1 LOB: 1 BB: 0 P: 6	R: 2 E: 0 K: 0 S: 5 H: 2 LOB: 1 BB: 1 P: 9	R: 0 E: 0 K: 1 S: 5 H: 0 LOB: 0 BB: 0 P: 5	R: 2 E: 2 K: 0 S: 5 H: 1 LOB: 0 BB: 0 P: 5	R: 0 E: 0 K: 0 S: 3 H: 0 LOB: 0 BB: 0 P: 3	R: 0 E: 0 K: 2 S: 8 H: 1 LOB: 1 BB: 0 P: 8	1B: 4 2B: 1 3B: 0 HR: 1	SF: 2 SAC: 1 DP: 0 HBP: 0					

PITCHER		IP	WLS	BF	H	R	ER	SO	BB	IBB	HBP	BLK	WP	HR	S	P	ERA	WHIP
Mike Scott, R ERA: 2.36	(1, 1)	7.0	W	28	5	4	2	3	2	0	0	0	0	1	32	40	2.57	1.000
Ed Lynch, R ERA: 3.42	(8, 1)	1.0		3	0	0	0	0	0	0	0	0	0	0	3	3	0.00	0.000
Jesse Orosco, L ERA: 2.25	(9, 1)	1.0		4	1	0	0	2	0	0	0	0	0	0	8	8	0.00	1.000

PITCHER	IP	WLS	BF	H	R	ER	SO	BB	IBB	HBP	BLK	WP	HR	S	P	ERA	WHIP

TOP

Los Angeles Dodgers @ New York Mets

Shea Stadium, Flushing, NY

Sun May 16 1982, 3:33 AM EDT

Att. 32,562 - Unknown

livebaseballscorecards.com

AB	30
R	4
H	6
RBI	4
BB	2
SO	5
LOB	7

PA: 36

WP: 0	
PB: 0	
SB: 0	
CS: 0	

Batter	1	2	3	4	5	6	7	8	9	AB	R	H	RBI	BB	SO	LOB
Mookie Wilson, S (1, 8) OBP: 0.340, SLG: 0.430	4-3		1-3	K		E BLK 1B 3-H	1B			5	1	2	1	0	1	2
John Stearns, R (1, 2) OBP: 0.352, SLG: 0.458	BBBB E BB		F7		6-3	E9 BLK E 1B 1-3 2-H	F8			4	2	1	0	1	0	1
George Foster, R (1, 7) OBP: 0.301, SLG: 0.345	E6 SF9 2B 1-H		SSS K		G3	E BLK 1B IBB	F7			4	2	1	1	1	1	1
Dave Kingman, R (1, 3) OBP: 0.314, SLG: 0.565 Mike Jorgensen, L (7, 3) OBP: 0.429, SLG: 0.273	SF9 3-H			BBBB FC6-4 1B 1B BB	F7	E 1B IBB 1-2 2-3 3-H		SSS K		1 1	2 0	0 0	1 0	2 0	0 1	0 0
Joel Youngblood, R (1, 9) OBP: 0.298, SLG: 0.420	6-3			F9		1B 1B E5 E 1-2 2-3 3-H		F8		5	2	1	1	0	0	3
Hubie Brooks, R (1, 5) OBP: 0.353, SLG: 0.328		3-1 1B		FC6-4 1-2 1B		BB 1B 5-3 1B 1-2 F4		F9		5	1	3	0	0	0	3
Bob Bailor, R (1, 4) OBP: 0.380, SLG: 0.441		3-1 1-2		FC6-4 1B 1-2f 2-3		5-3 BB 1B 1B 1-2 2-H E9 1-H 2-H 3-H 1B				4	2	2	3	0	0	3
Tom Veryzer, R (1, 6) OBP: 0.409, SLG: 0.429		F8		1B 1-3 3-H 1B		1B 5-3 E BB 1-2 2-3 F9				3	1	1	1	1	0	2
Mike Scott, R (1, 1) OBP: 0.150, SLG: 0.158 Ellis Valentine, R (7, PH) OBP: 0.250, SLG: 0.254 Ed Lynch, R (8, 1) Jesse Orosco, R (9, 1)		5-3		1-3 3-H 1B		5-3 1-2 2-3 3-H	F8			3 1 0 0	0 0 0 0	1 0 0 0	2 0 0 0	0 0 0 0	0 0 0 0	3 0 0 0
Inning Stats	R: 2 E: 1 K: 0 S: 4 H: 1 LOB: 0 BB: 1 P: 8	R: 0 E: 0 K: 0 S: 4 H: 1 LOB: 1 BB: 0 P: 4	R: 0 E: 0 K: 1 S: 5 H: 0 LOB: 0 BB: 0 P: 5	R: 2 E: 0 K: 1 S: 8 H: 3 LOB: 2 BB: 1 P: 12	R: 0 E: 0 K: 0 S: 3 H: 0 LOB: 0 BB: 0 P: 3	R: 9 E: 3 K: 0 S: 10 H: 6 LOB: 1 BB: 3 P: 22	R: 0 E: 0 K: 0 S: 4 H: 1 LOB: 1 BB: 0 P: 4	R: 0 E: 0 K: 1 S: 5 H: 0 LOB: 0 BB: 0 P: 5		1B: 11 2B: 1 3B: 0 HR: 0 SF: 1 SAC: 0 DP: 0 HBP: 0						

PITCHER		IP	WLS	BF	H	R	ER	SO	BB	IBB	HBP	BLK	WP	HR	S	P	ERA	WHIP
Jerry Reuss, L ERA: 3.39	(1, 1)	5.0	L	25	8	7	6	2	2	0	0	0	0	0	27	35	10.80	2.000
Alejandro Pena, R ERA: 5.31	(6, 1)	1.0		10	3	6	3	0	1	2	0	1	0	0	7	19	27.00	4.000
Terry Forster, L ERA: 5.06	(7, 1)	1.0		4	1	0	0	0	0	0	0	0	0	0	4	4	0.00	1.000
Ted Power, R ERA: 7.64	(8, 1)	1.0		3	0	0	0	1	0	0	0	0	0	0	5	5	0.00	0.000

PITCHER	IP	WLS	BF	H	R	ER	SO	BB	IBB	HBP	BLK	WP	HR	S	P	ERA	WHIP

BOTTOM

Los Angeles Dodgers @ New York Mets

Shea Stadium, Flushing, NY

Sun May 16 1982, 3:33 AM EDT

Att. 32,562 - Unknown

livebaseballscorecards.com

AB	36
R	13
H	12
RBI	10
BB	5
SO	3
LOB	18

Batter	1	2	3	4	5	6	7	8	9	AB	R	H	RBI	BB	SO	LOB
Steve Henderson, R (1, 7) OBP: 0.304, SLG: 0.315	G3 S 1B		5-3			K				3	0	1	0	0	1	1
Dan Briggs, L (7, 7) OBP: 0.143, SLG: 0.143								1B		1	0	1	0	0	0	0
Bump Wills, S (1, 4) OBP: 0.368, SLG: 0.401	K 1-2		K			1B 1B		F8		4	0	1	0	0	2	3
Bill Buckner, L (1, 3) OBP: 0.295, SLG: 0.349	G3 2-3			6-3		1-3 1B			4-3	4	0	1	0	0	0	1
Keith Moreland, R (1, 9) OBP: 0.386, SLG: 0.585	K			K		K			1B 1B 1B	4	0	1	0	0	3	3
Gary Woods, R (9, PR) OBP: 0.337, SLG: 0.427 (9, 8)										0	1	0	0	0	0	0
Leon Durham, L (1, 8) OBP: 0.378, SLG: 0.471 (9, 9)		4-3		G3			K		1B 1-2 1B	4	0	1	0	0	1	0
Jody Davis, R (1, 2) OBP: 0.194, SLG: 0.333		F8			K		F7		P3	4	0	0	0	0	1	2
Larry Bowa, S (1, 6) OBP: 0.252, SLG: 0.270		6-3			3-1		23 CS 1B		23 FC6-4 1-2 2-H 1B	4	0	2	1	0	0	0
23 Ryne Sandberg, R (1, 5) OBP: 0.240, SLG: 0.300			SH1-4 1B		6-3		CS 1-2	F9	FC6-4 1-2f	4	0	1	0	0	0	2
Randy Martz, L (1, 1) OBP: 0.400, SLG: 0.444			SH1-4 1-2			K		F5		1	0	0	0	0	1	0
Lee Smith, R (7, 1)										0	0	0	0	0	0	0
Bob Molinaro, L (8, PH) OBP: 0.333, SLG: 0.158										1	0	0	0	0	0	0
Bill Campbell, R (8, 1)										0	0	0	0	0	0	0
Inning Stats	R: 0 E: 0 K: 2 S: 8 H: 1 LOB: 1 BB: 0 P: 8	R: 0 E: 0 K: 0 S: 3 H: 0 LOB: 0 BB: 0 P: 3	R: 0 E: 0 K: 1 S: 6 H: 1 LOB: 1 BB: 0 P: 6	R: 0 E: 0 K: 1 S: 5 H: 0 LOB: 0 BB: 0 P: 5	R: 0 E: 0 K: 1 S: 5 H: 0 LOB: 0 BB: 0 P: 5	R: 0 E: 0 K: 3 S: 11 H: 2 LOB: 2 BB: 0 P: 11	R: 0 E: 0 K: 1 S: 5 H: 1 LOB: 0 BB: 0 P: 5	R: 0 E: 0 K: 0 S: 4 H: 1 LOB: 1 BB: 0 P: 4	R: 1 E: 0 K: 0 S: 6 H: 3 LOB: 2 BB: 0 P: 6	1B: 9 2B: 0 3B: 0 HR: 0 SF: 0 SAC: 1 DP: 0 HBP: 0							

PITCHER	IP	WLS	BF	H	R	ER	SO	BB	IBB	HBP	BLK	WP	HR	S	P	ERA	WHIP
Bob Welch, R (1, 1) ERA: 3.31	8.1		32	8	1	1	9	0	0	0	0	0	0	50	50	1.08	0.960
Tom Niedenfuer, R (9, 1) ERA: 0.87	0.2	W	3	1	0	0	0	0	0	0	0	0	0	3	3	0.00	1.500

PITCHER	IP	WLS	BF	H	R	ER	SO	BB	IBB	HBP	BLK	WP	HR	S	P	ERA	WHIP

Chicago Cubs @ Los Angeles Dodgers

Dodger Stadium, Los Angeles, CA

Tue May 18 1982, 7:05 PM PDT

Att. 39,910 - Cloudy - 72 F

TOP

livebaseballscorecards.com

AB	34
R	1
H	9
RBI	1
BB	0
SO	9
LOB	12

1B: 9	SF: 0	WP: 0	PA: 36
2B: 0	SAC: 1	PB: 0	
3B: 0	DP: 0	SB: 1	
HR: 0	HBP: 0	CS: 1	

Batter	1	2	3	4	5	6	7	8	9	AB	R	H	RBI	BB	SO	LOB
Steve Sax, R (1, 4) OBP: 0.373, SLG: 0.357	G2			S 1B		2B		1-3		4	0	2	0	0	0	0
Ken Landreaux, L (1, 8) Derrel Thomas, S (9, 8) OBP: 0.373, SLG: 0.375 OBP: 0.393, SLG: 0.400	CS 1B			P5		F7		4-3		4 0	0 0	1 0	0 0	0 0	0 0	2 0
Dusty Baker Jr., R (1, 7) OBP: 0.351, SLG: 0.485	5-3 1-2			F2		P5		F8		4	0	0	0	0	0	3
Pedro Guerrero, R (1, 9) OBP: 0.384, SLG: 0.606		F8		BB 1-2		F3			HR	3	1	1	1	1	0	1
Ron Cey, R (1, 5) OBP: 0.349, SLG: 0.412		L7		F9			SH3-4 SH SF8 HBP			2	1	0	0	0	0	2
Steve Garvey, R (1, 3) OBP: 0.258, SLG: 0.327		L7			F3		SH SH3-4 1-2			2	0	0	0	0	0	0
Mike Scioscia, L (1, 2) OBP: 0.333, SLG: 0.256			K		4-3		SH3-4 1-2 2-3			2	0	0	0	0	1	0
Bill Russell, R (1, 6) OBP: 0.379, SLG: 0.337			P3		1B		SF8 3-H			2	0	1	1	0	0	0
Bob Welch, R (1, 1) OBP: 0.083, SLG: 0.087 Tom Niedenfuer, R (9, 1)			1-2-3		K		K			3 0	0 0	0 0	0 0	0 0	2 0	2 0
Inning Stats	R: 0 E: 0 K: 0 S: 3 H: 1 LOB: 0 BB: 0 P: 3	R: 0 E: 0 K: 0 S: 3 H: 0 LOB: 0 BB: 0 P: 3	R: 0 E: 0 K: 1 S: 5 H: 0 LOB: 0 BB: 0 P: 5	R: 0 E: 0 K: 0 S: 4 H: 1 LOB: 2 BB: 1 P: 8	R: 0 E: 0 K: 1 S: 6 H: 1 LOB: 1 BB: 0 P: 6	R: 0 E: 0 K: 0 S: 4 H: 1 LOB: 1 BB: 0 P: 4	R: 1 E: 1 K: 1 S: 6 H: 0 LOB: 1 BB: 0 P: 7	R: 0 E: 0 K: 0 S: 3 H: 0 LOB: 0 BB: 0 P: 3	R: 1 E: 0 K: 0 S: 1 H: 1 LOB: 0 BB: 0 P: 1	1B: 3 2B: 1 3B: 0 HR: 1	SF: 1 SAC: 2 DP: 0 HBP: 1			WP: 0 PB: 0 SB: 1 CS: 1		PA: 31	

PITCHER		IP	WLS	BF	H	R	ER	SO	BB	IBB	HBP	BLK	WP	HR	S	P	ERA	WHIP
Randy Martz, R ERA: 2.09	(1, 1)	6.1		25	4	1	0	2	1	0	1	0	0	0	27	32	0.00	0.789
Lee Smith, R ERA: 2.53	(7, 1)	0.2		2	0	0	0	1	0	0	0	0	0	0	4	4	0.00	0.000
Bill Campbell, R ERA: 3.8	(8, 1)	1.0	L	4	1	1	1	0	0	0	0	0	0	1	4	4	9.00	1.000

PITCHER	IP	WLS	BF	H	R	ER	SO	BB	IBB	HBP	BLK	WP	HR	S	P	ERA	WHIP

BOTTOM

Chicago Cubs @ Los Angeles Dodgers

Dodger Stadium, Los Angeles, CA

Tue May 18 1982, 7:05 PM PDT

Att. 39,910 - Cloudy - 72 F

livebaseballscorecards.com

AB	26
R	2
H	5
RBI	2
BB	1
SO	3
LOB	10

Chicago Cubs @ Los Angeles Dodgers

Dodger Stadium, Los Angeles, CA

Wed May 19 1982, 7:05 PM PDT

Att. 43,083 - Unknown - 75 F

TOP

livebaseballscorecards.com

Batter	1	2	3	4	5	6	7	8	9	AB	R	H	RBI	BB	SO	LOB
Steve Henderson, R (1, 7) OBP: 0.302, SLG: 0.305	K		6-3			K			BB	3	1	0	0	1	2	0
Bump Wills, S (1, 4) OBP: 0.371, SLG: 0.400	CS 1B			F7		K			FC6-4 1B 1-2 BB	3	0	1	0	1	1	0
Bill Buckner, L (1, 3) OBP: 0.300, SLG: 0.353	6-3 1-2			WP 1B			FC1-6 1B		F6	4	0	2	0	0	0	3
Keith Moreland, R (1, 9) OBP: 0.383, SLG: 0.576		K		F9			FC1-6 1-2f		FC6-4 1-2 2-H 1B	4	0	1	1	0	1	2
Leon Durham, L (1, 8) OBP: 0.381, SLG: 0.468		1B BB		1-H 1B			K		FC6-4 1-2f 2-3	3	0	1	0	1	1	3
Jody Davis, R (1, 2) OBP: 0.215, SLG: 0.339 Gary Woods, R (9, PH) OBP: 0.333, SLG: 0.422	L1-3 1-3 1B				23 G4-3 BB		K		K	2 1	0 0	1 0	0 0	1 0	1 1	1 2
Larry Bowa, S (1, 6) OBP: 0.246, SLG: 0.263	L1-3 1-2				F7			1-3		3	0	0	0	0	0	3
23 Ryne Sandberg, R (1, 5) OBP: 0.234, SLG: 0.293			1-3		G4-3 1-2f			F9		3	0	0	0	0	0	1
Dickie Noles, R (1, 1) OBP: 0.136, SLG: 0.190 Dick Tidrow, R (4, 1) Bob Molinaro, L (6, PH) OBP: 0.320, SLG: 0.150 Dan Larson, R (6, 1) OBP: 0.222, SLG: 0.222 Dan Briggs, L (8, PH) OBP: 0.138, SLG: 0.138 Bill Campbell, R (8, 1)			K			3-1		3-1		1 0 1 0 1 0	0 0 0 0 0 0	0 0 0 0 0 0	0 0 0 0 0 0	1 0 0 0 0 0	0 0 0 0 0 0	0 0 0 0 0 0
Inning Stats	R: 0 E: 0 K: 1 S: 5 H: 1 LOB: 0 BB: 0 P: 5	R: 0 E: 0 K: 1 S: 5 H: 1 LOB: 1 BB: 1 P: 9	R: 0 E: 0 K: 1 S: 5 H: 0 LOB: 0 BB: 0 P: 5	R: 0 E: 0 K: 0 S: 4 H: 2 LOB: 2 BB: 0 P: 4	R: 0 E: 0 K: 0 S: 2 H: 0 LOB: 0 BB: 1 P: 6	R: 0 E: 0 K: 2 S: 7 H: 0 LOB: 0 BB: 0 P: 7	R: 0 E: 0 K: 2 S: 8 H: 1 LOB: 1 BB: 0 P: 8	R: 0 E: 0 K: 0 S: 3 H: 0 LOB: 0 BB: 0 P: 3	R: 1 E: 0 K: 1 S: 6 H: 1 LOB: 2 BB: 2 P: 14	1B: 6 2B: 1 3B: 0 HR: 0	SF: 0 SAC: 0 DP: 2 HBP: 0						

AB	29
R	1
H	6
RBI	1
BB	4
SO	8
LOB	15

WP: 1 PB: 0 SB: 0 CS: 1 PA: 33

PITCHER		IP	WLS	BF	H	R	ER	SO	BB	IBB	HBP	BLK	WP	HR	S	P	ERA	WHIP
Dave Stewart, R ERA: 6.48	(1, 1)	8.0	W	29	5	1	1	7	4	0	0	0	1	0	39	55	1.12	1.125
Steve Howe, L ERA: 3.71	(9, 1)	0.2		3	1	0	0	0	0	0	0	0	0	0	3	3	0.00	1.500
Tom Niedenfuer, R ERA: 0.84	(9, 1)	0.1	S	1	0	0	0	1	0	0	0	0	0	0	3	3	0.00	0.000

PITCHER	IP	WLS	BF	H	R	ER	SO	BB	IBB	HBP	BLK	WP	HR	S	P	ERA	WHIP

Batter	1	2	3	4	5	6	7	8	9	AB	R	H	RBI	BB	SO	LOB
Steve Sax, R (1, 4) OBP: 0.364, SLG: 0.347	F9		F8	FC6-4 S 1-2f		6-3				4	0	0	0	0	0	3
Ken Landreaux, L (1, 8) OBP: 0.369, SLG: 0.365	L6		F8	BBBB FC6-4 4-0 1-2 BB			3-1			3	0	0	0	1	0	1
Dusty Baker Jr., R (1, 7) OBP: 0.362, SLG: 0.493	1B 1B		FC6-4 1-2 1B	FC6-4 1-2f			WP 1B 1B			4	1	3	0	0	0	2
Pedro Guerrero, R (1, 9) OBP: 0.387, SLG: 0.603	FC5-4 1-2 1B		FC6-4 1-2f		L4		G4-6-3 1-H 1B			4	0	2	1	0	0	2
Ron Cey, R (1, 5) OBP: 0.340, SLG: 0.400	FC5-4 1-2f			SSS K 0-3	SSS K 0-3		G4-6-3 1-2f			4	0	0	0	0	2	3
Steve Garvey, R (1, 3) OBP: 0.258, SLG: 0.338		L6		SSS 1B 3B 0-0	SSS K 0-3			P5		4	1	1	0	0	1	0
Mike Scioscia, L (1, 2) OBP: 0.349, SLG: 0.300		6-3		HR 3-H 1B		3-1 1B		FC1-5-6 3B		4	1	3	1	0	0	0
Bill Russell, R (1, 6) OBP: 0.383, SLG: 0.364		6-3		1-H HR		3-1 1-2		FC1-5-6 IBB 4-0		3	1	1	2	1	0	1
Dave Stewart, R (1, 1) OBP: 0.400, SLG: 0.400			1B 1B	FC6-4		5-3		FC1-5-6 1-2 3-H		4	0	2	0	0	0	3
Steve Howe, L (9, 1)										0	0	0	0	0	0	0
Tom Niedenfuer, R (9, 1)										0	0	0	0	0	0	0
Inning Stats	R: 0 E: 0 K: 0 S: 5 H: 2 LOB: 2 BB: 0 P: 5	R: 0 E: 0 K: 0 S: 3 H: 0 LOB: 0 BB: 0 P: 3	R: 0 E: 0 K: 0 S: 5 H: 2 LOB: 2 BB: 0 P: 5	R: 3 E: 0 K: 1 S: 9 H: 4 LOB: 2 BB: 1 P: 13	R: 0 E: 0 K: 2 S: 7 H: 0 LOB: 0 BB: 0 P: 7	R: 0 E: 0 K: 0 S: 4 H: 1 LOB: 1 BB: 0 P: 4	R: 1 E: 0 K: 0 S: 4 H: 2 LOB: 0 BB: 0 P: 4	R: 0 E: 0 K: 0 S: 3 H: 1 LOB: 1 BB: 1 P: 7		1B: 9 2B: 1 3B: 2 HR: 1	SF: 0 SAC: 0 DP: 2 HBP: 0						

BOTTOM

Chicago Cubs @ Los Angeles Dodgers

Dodger Stadium, Los Angeles, CA

Wed May 19 1982, 7:05 PM PDT

Att. 43,083 - Unknown - 75 F

livebaseballscorecards.com

AB	34
R	4
H	12
RBI	4
BB	2
SO	3
LOB	15

WP: 1 PB: 0 SB: 1 CS: 0 PA: 36

PITCHER		IP	WLS	BF	H	R	ER	SO	BB	IBB	HBP	BLK	WP	HR	S	P	ERA	WHIP
Dickie Noles, R ERA: 3.95	(1, 1)	3.2	L	20	8	3	3	1	1	0	0	0	0	1	21	25	7.36	2.455
Dick Tidrow, R ERA: 4.58	(4, 1)	1.1		4	0	0	0	2	0	0	0	0	0	0	8	8	0.00	0.000
Dan Larson, R ERA: 7.01	(6, 1)	2.0		8	3	1	1	0	0	0	0	0	1	0	8	8	4.50	1.500
Bill Campbell, R ERA: 3.63	(8, 1)	1.0		4	1	0	0	0	0	1	0	0	0	0	3	7	0.00	1.000

PITCHER	IP	WLS	BF	H	R	ER	SO	BB	IBB	HBP	BLK	WP	HR	S	P	ERA	WHIP

Batter	1	2	3	4	5	6	7	8	9	AB	R	H	RBI	BB	SO	LOB
Steve Henderson, R (1, 7) OBP: 0.309, SLG: 0.316	BBBB 1B BB	1-3		L4		2-H 2B			6-3	3	1	1	1	1	0	1
Gary Woods, R (6, 7) OBP: 0.330, SLG: 0.417 (7, 8)										1	0	0	0	0	0	0
Bump Wills, S (1, 4) OBP: 0.372, SLG: 0.396	1-3 FC1-6 1B	BBBB 1B BB		SSS K		6-3			4-3	4	1	1	0	1	1	1
Bill Buckner, L (1, 3) OBP: 0.305, SLG: 0.363	1-2f FC1-6 1B E	1-3 2-H 1B			E9 SF8 2B		G3			4	2	2	1	0	0	2
Keith Moreland, R (1, 9) OBP: 0.386, SLG: 0.577	1-2 3-H E 1B	1-3 3-H 1B			SF8 3-H		SSS K			3	1	2	3	0	1	0
Leon Durham, L (1, 8) OBP: 0.380, SLG: 0.472	1-H 2-H E8 SF8 2B		P6		6-3		5-3			3	1	1	2	0	0	0
Hector Cruz, R (7, PH) (7, 7)										1	0	0	0	0	0	0
Jody Davis, R (1, 2) OBP: 0.232, SLG: 0.355	3-H SF8		1B		P4			G4-6-3 1B		3	0	2	1	0	0	0
Larry Bowa, S (1, 6) OBP: 0.238, SLG: 0.254	SSS K		F9			6-3		1-2f G4-6-3		4	0	0	0	0	1	2
23 Ryne Sandberg, R (1, 5) OBP: 0.242, SLG: 0.299		SH3-4 1B 1B	6-3			SH1-4 2B 1B		SSS K		4	2	2	0	0	1	1
Fergie Jenkins, R (1, 1)		1-2 SH3-4		5-3		1-2 SH1-4			6-3	2	0	0	0	0	0	0
Inning Stats	R: 4 E: 1 K: 1 S: 8 H: 3 LOB: 0 BB: 1 P: 12	R: 2 E: 0 K: 0 S: 5 H: 3 LOB: 2 BB: 1 P: 9	R: 0 E: 0 K: 0 S: 4 H: 1 LOB: 1 BB: 0 P: 4	R: 0 E: 0 K: 1 S: 5 H: 0 LOB: 0 BB: 0 P: 5	R: 1 E: 1 K: 0 S: 4 H: 1 LOB: 0 BB: 0 P: 4	R: 1 E: 0 K: 0 S: 5 H: 2 LOB: 1 BB: 0 P: 5	R: 0 E: 0 K: 1 S: 5 H: 0 LOB: 0 BB: 0 P: 5	R: 0 E: 0 K: 1 S: 5 H: 1 LOB: 0 BB: 0 P: 5	R: 0 E: 0 K: 0 S: 3 H: 0 LOB: 0 BB: 0 P: 3	1B: 8 2B: 3 3B: 0 HR: 0	SF: 2 SAC: 2 DP: 1 HBP: 0					

PITCHER		IP	WLS	BF	H	R	ER	SO	BB	IBB	HBP	BLK	WP	HR	S	P	ERA	WHIP
Fernando Valenzuela, L ERA: 2.91	(1, 1)	5.0	L	24	8	7	5	2	2	0	0	0	0	0	26	34	9.00	2.000
Terry Forster, L ERA: 5.0	(6, 1)	2.0		8	2	1	1	1	0	0	0	0	0	0	10	10	4.50	1.000
Alejandro Pena, R ERA: 4.84	(8, 1)	2.0		6	1	0	0	1	0	0	0	0	0	0	8	8	0.00	0.500

PITCHER	IP	WLS	BF	H	R	ER	SO	BB	IBB	HBP	BLK	WP	HR	S	P	ERA	WHIP

TOP

Chicago Cubs @ Los Angeles Dodgers

Dodger Stadium, Los Angeles, CA

Thu May 20 1982, 7:05 PM PDT

Att. 50,904 - Unknown - 68 F

livebaseballscorecards.com

AB	32
R	8
H	11
RBI	8
BB	2
SO	4
LOB	7

1B: 8	SF: 2	WP: 0	PA: 38
2B: 3	SAC: 2	PB: 0	
3B: 0	DP: 1	SB: 0	
HR: 0	HBP: 0	CS: 0	

Batter	1	2	3	4	5	6	7	8	9	AB	R	H	RBI	BB	SO	LOB
Steve Sax, R (1, 4) OBP: 0.365, SLG: 0.356	2B	1-3			1B			F7	K	5	0	2	0	0	1	2
Ken Landreaux, L (1, 8) OBP: 0.373, SLG: 0.373	BB		F9		K			WP, SF8 2B		3	1	1	0	1	1	1
Dusty Baker Jr., R (1, 7) OBP: 0.359, SLG: 0.482	K		5-3		P4			BB 2-3		3	0	0	0	1	1	3
Pedro Guerrero, R (1, 9) OBP: 0.377, SLG: 0.590	K		K			P4		SF8 3-H		3	0	0	1	0	2	2
Ron Cey, R (1, 5) OBP: 0.331, SLG: 0.389	K			K		F9		F8		4	0	0	0	0	2	3
Steve Garvey, R (1, 3) OBP: 0.251, SLG: 0.329		F6		K		5-3			F6	4	0	0	0	0	1	0
Mike Scioscia, L (1, 2) OBP: 0.363, SLG: 0.312		E 1B 1B		BB			L8		E6 6-3 1B	3	2	2	0	1	0	0
Bill Russell, R (1, 6) OBP: 0.371, SLG: 0.351		F3 1-3		L5			5-3		6-3 3-H	4	0	0	1	0	0	2
Fernando Valenzuela, L (1, 1) OBP: 0.154, SLG: 0.125		1B 3-H			F2		F8		BB	1	0	1	1	0	0	0
Jay Johnstone, L (5, PH)										1	0	0	0	0	0	0
Terry Forster, L (6, 1)										0	0	0	0	0	0	0
Jorge Orta, L (7, PH) OBP: 0.273, SLG: 0.333										1	0	0	0	0	0	0
Alejandro Pena, R (8, 1)										0	0	0	0	0	0	0
Rick Monday, L (9, PH) OBP: 0.452, SLG: 0.534										0	0	0	0	1	0	0
Inning Stats	R: 0 E: 0 K: 3 S: 10 H: 1 LOB: 2 BB: 1 P: 14	R: 1 E: 1 K: 0 S: 5 H: 2 LOB: 1 BB: 0 P: 5	R: 0 E: 0 K: 1 S: 5 H: 0 LOB: 0 BB: 0 P: 5	R: 0 E: 0 K: 2 S: 7 H: 0 LOB: 1 BB: 1 P: 11	R: 0 E: 0 K: 1 S: 6 H: 1 LOB: 1 BB: 0 P: 6	R: 0 E: 0 K: 0 S: 3 H: 0 LOB: 0 BB: 0 P: 3	R: 0 E: 0 K: 0 S: 3 H: 0 LOB: 0 BB: 0 P: 3	R: 1 E: 0 K: 0 S: 4 H: 1 LOB: 1 BB: 1 P: 8	R: 1 E: 1 K: 1 S: 6 H: 1 LOB: 1 BB: 1 P: 10	1B: 4 2B: 2 3B: 0 HR: 0	SF: 1 SAC: 0 DP: 0 HBP: 0					

PITCHER	IP	WLS	BF	H	R	ER	SO	BB	IBB	HBP	BLK	WP	HR	S	P	ERA	WHIP
Fergie Jenkins, R (1, 1) ERA: 2.98	9.0	W	37	6	3	1	8	4	0	0	0	1	0	49	65	1.00	1.111

PITCHER	IP	WLS	BF	H	R	ER	SO	BB	IBB	HBP	BLK	WP	HR	S	P	ERA	WHIP

BOTTOM

Chicago Cubs @ Los Angeles Dodgers

Dodger Stadium, Los Angeles, CA

Thu May 20 1982, 7:05 PM PDT

Att. 50,904 - Unknown - 68 F

livebaseballscorecards.com

AB	32
R	3
H	6
RBI	3
BB	4
SO	8
LOB	13

1B: 4	SF: 1	WP: 1	PA: 37
2B: 2	SAC: 0	PB: 0	
3B: 0	DP: 0	SB: 0	
HR: 0	HBP: 0	CS: 0	

Batter	1	2	3	4	5	6	7	8	9	AB	R	H	RBI	BB	SO	LOB
Ozzie Smith, S (1, 6) OBP: 0.352, SLG: 0.414	BBBB 4-0 G6-4-3 BB BB		x 0-0 ①② G6-4-3 1-2f		x 0-0 6-3 WP 2B	x 0-0 ② FC6-4 FC6-4 1-2f 2-3		x 0-0 1B		4	1	2	0	1	0	3
Mike Ramsey, S (1, 4) OBP: 0.333, SLG: 0.413	BBBB 4-0 G6-4-3 1-2 BB		x 0-0 ③ 6-3		x 0-0 ② 6-3 2-3	x 0-0 ③ FC6-4 1-2f		x 0-0 ③ 4-3		4	0	0	0	1	0	4
Keith Hernandez, L (1, 3) OBP: 0.402, SLG: 0.367	x 0-0 ①② G6-4-3 1-2f 2-3			x 0-0 ① 4-3	x 0-0 ③ F8 3-H		x 0-0 ① F9		x 0-0 ① 4-3	5	0	0	0	0	0	2
George Hendrick, R (1, 9) OBP: 0.338, SLG: 0.508 Willie McGee, S (9, PR) OBP: 0.417, SLG: 0.455 (9, 8)	x 0-0 ③ 5-3			x 0-0 G3 1B 1B 1B		x 0-0 ① 6-3	x 0-0 1-3 1B 1B		x 0-0 G6-3 1B	5 0	1 0	3 0	0 0	0 0	0 0	1 0
Lonnie Smith, R (1, 7) OBP: 0.411, SLG: 0.513		x 0-0 ① 6-3		x 0-0 G3 1-2 1B		BBBB 4-0 1B 1B BB	x 0-0 1-3 1-2 1B		x 0-0 ②③ G6-3 1-2f	4	2	2	0	1	0	1
Tito Landrum, R (1, 8) OBP: 0.324, SLG: 0.333 (9, 9)		SSS 0-3 ② K		x 0-0 ② G3 1-2 2-3		x 0-0 1B 1-2 1B	x 0-0 ② 1-3 1-2 2-3			4	1	1	0	0	1	4
Ken Oberkfell, L (1, 5) OBP: 0.380, SLG: 0.344		x 0-0 1B		x 0-0 2-H 3-H 1B		x 0-0 1-3 2-H 1B 1B	x 0-0 ③ 4-3			4	1	3	3	0	0	2
Glenn Brummer, R (1, 2) OBP: 0.364, SLG: 0.545		x 0-0 ③ L3		x 0-0 ③ 6-3		x 0-0 FC6-4 SH 2-H 3-H 1B		x 0-0 ① 1-3		4	0	1	2	0	0	2
Steve Mura, R (1, 1) OBP: 0.118, SLG: 0.063 Bruce Sutter, R (9, 1)			x 0-0 G6-4-3 1B		SSS 0-3 ① K	x 0-0 SH FC6-4 1-2		x 0-0 ② 1-3		3 0	0 0	1 0	0 0	1 0	0 0	0 0
Inning Stats	R: 0 H: 0 E: 0 LOB: 1 K: 0 BB: 2 S: 2 P: 10	R: 0 H: 1 E: 0 LOB: 1 K: 1 BB: 0 S: 6 P: 6	R: 0 H: 1 E: 0 LOB: 0 K: 0 BB: 0 S: 3 P: 3	R: 2 H: 3 E: 0 LOB: 1 K: 0 BB: 0 S: 6 P: 6	R: 1 H: 1 E: 0 LOB: 0 K: 1 BB: 0 S: 6 P: 6	R: 3 H: 3 E: 0 LOB: 2 K: 0 BB: 1 S: 7 P: 11	R: 0 H: 2 E: 0 LOB: 2 K: 0 BB: 0 S: 5 P: 5	R: 0 H: 1 E: 0 LOB: 1 K: 0 BB: 0 S: 4 P: 4	R: 0 H: 1 E: 0 LOB: 1 K: 0 BB: 0 S: 3 P: 3	1B: 12 SF: 0 2B: 1 SAC: 1 3B: 0 DP: 3 HR: 0 HBP: 0						

PITCHER		IP	WLS	BF	H	R	ER	SO	BB	IBB	HBP	BLK	WP	HR	S	P	ERA	WHIP
Jerry Reuss, L ERA: 3.93	(1, 1)	5.1	L	26	9	6	6	2	3	0	0	0	1	0	27	39	10.12	2.250
Terry Forster, L ERA: 4.58	(6, 1)	1.2		8	2	0	0	0	0	0	0	0	0	0	8	8	0.00	1.200
Alejandro Pena, R ERA: 4.44	(8, 1)	2.0		7	2	0	0	0	0	0	0	0	0	0	7	7	0.00	1.000

PITCHER	IP	WLS	BF	H	R	ER	SO	BB	IBB	HBP	BLK	WP	HR	S	P	ERA	WHIP

TOP

St. Louis Cardinals @ Los Angeles Dodgers

Dodger Stadium, Los Angeles, CA

Fri May 21 1982, 7:05 PM PDT

Att. 49,715 - Unknown - 60 F

livebaseballscorecards.com

AB	37
R	6
H	13
RBI	5
BB	3
SO	2
LOB	19

Totals	41	6	13	5	3	2	19	1	0	0	0	1	0	0	0	0	0	0

WP: 1 PA: 41
PB: 0
SB: 0
CS: 0

Batter	1	2	3	4	5	6	7	8	9	AB	R	H	RBI	BB	SO	LOB
Steve Sax, R (1, 4) OBP: 0.368, SLG: 0.359	0-0 BB 1B 1B	0-0 L9 ③			0-0 1-3 1B		0-0 L8 ②			4	1	2	0	0	0	0
Ken Landreaux, L (1, 8) OBP: 0.362, SLG: 0.361	0-0 F5 ①		0-0 P6 ①		0-0 F8 ①		0-0 G3 ③			4	0	0	0	0	0	2
Dusty Baker Jr., R (1, 7) OBP: 0.356, SLG: 0.472	B B B B 4-0 1B SF7 1-2 BB		0-0 5-3 ②		0-0 1-3 ② 1-2			0-0 5-3 ①		3	1	0	0	1	0	1
Pedro Guerrero, R (1, 9) OBP: 0.387, SLG: 0.592	0-0 S E 1-3 2-H 1B		0-0 1B		B B B B 4-0 BB			S S S 0-3 K ②		3	1	2	1	1	1	0
Ron Cey, R (1, 5) OBP: 0.323, SLG: 0.381	0-0 SF7 ② 3-H		0-0 L4 ③		0-0 L8 ③			0-0 6-3 ③		3	0	0	1	0	0	3
Steve Garvey, R (1, 3) OBP: 0.246, SLG: 0.321	0-0 E3 1-H			0-0 5-3 ①		0-0 5-3 ①			0-0 F9 ①	4	0	0	0	0	0	0
Mike Scioscia, L (1, 2) OBP: 0.359, SLG: 0.309	0-0 F9 ③			0-0 F9 ②		0-0 L8 ②			0-0 1B	4	0	1	0	0	0	1
Bill Russell, R (1, 6) OBP: 0.370, SLG: 0.345		0-0 6-3 ①		B B B B 4-0 BB		0-0 5-3 ③			S S S 0-3 K ②	2	0	0	0	1	0	0
Jorge Orta, L (9, PH) OBP: 0.261, SLG: 0.316										1	0	0	0	0	1	1
Jerry Reuss, L (1, 1) OBP: 0.250, SLG: 0.167		0-0 6-3 ②		0-0 4-3 ③		S S S	0-3 K ①		0-0 4-3 ③	2	0	0	0	0	0	1
Terry Forster, L (6, 1)										0	0	0	0	0	0	0
Jay Johnstone, L (7, PH)										1	0	0	0	0	1	0
Alejandro Pena, R (8, 1)										0	0	0	0	0	0	0
Rick Monday, L (9, PH) OBP: 0.446, SLG: 0.525										1	0	0	0	0	0	1
Inning Stats	R: 3 E: 1 K: 0 S: 6 H: 2 LOB: 1 BB: 1 P: 10	R: 0 E: 0 K: 0 S: 3 H: 0 LOB: 0 BB: 0 P: 3	R: 0 E: 0 K: 0 S: 4 H: 1 LOB: 1 BB: 0 P: 4	R: 0 E: 0 K: 0 S: 3 H: 0 LOB: 1 BB: 1 P: 7	R: 0 E: 0 K: 0 S: 4 H: 1 LOB: 2 BB: 1 P: 8	R: 0 E: 0 K: 0 S: 3 H: 0 LOB: 0 BB: 0 P: 3	R: 0 E: 0 K: 1 S: 5 H: 0 LOB: 0 BB: 0 P: 5	R: 0 E: 0 K: 1 S: 5 H: 0 LOB: 0 BB: 0 P: 5	R: 0 E: 0 K: 1 S: 6 H: 1 LOB: 1 BB: 0 P: 6	1B: 5 2B: 0 3B: 0 HR: 0	SF: 1 SAC: 0 DP: 0 HBP: 0						

PITCHER	IP	WLS	BF	H	R	ER	SO	BB	IBB	HBP	BLK	WP	HR	S	P	ERA	WHIP
Steve Mura, R (1, 1) ERA: 3.48	8.1	W	34	5	3	2	2	3	0	0	0	0	0	35	47	2.16	0.960
Bruce Sutter, R (9, 1) ERA: 3.45	0.2	S	2	0	0	0	1	0	0	0	0	0	0	4	4	0.00	0.000

PITCHER	IP	WLS	BF	H	R	ER	SO	BB	IBB	HBP	BLK	WP	HR	S	P	ERA	WHIP

BOTTOM

St. Louis Cardinals @ Los Angeles Dodgers

Dodger Stadium, Los Angeles, CA

Fri May 21 1982, 7:05 PM PDT
Att. 49,715 - Unknown - 60 F

livebaseballscorecards.com

AB	32
R	3
H	5
RBI	2
BB	3
SO	3
LOB	10

1B: 5	SF: 1	WP: 0	PA: 36
2B: 0	SAC: 0	PB: 0	
3B: 0	DP: 0	SB: 1	
HR: 0	HBP: 0	CS: 0	

Batter	1	2	3	4	5	6	7	8	9	AB	R	H	RBI	BB	SO	LOB
Lonnie Smith, R (1, 8) (6, 7) OBP: 0.400, SLG: 0.497	F8		F9		E6 BB 1B 1-2		6-3		K	5	1	0	0	0	1	4
Ozzie Smith, S (1, 6) OBP: 0.350, SLG: 0.405	4-3			4-3	BBBB 1B 1-2 2-3 BB			1-3		3	0	0	0	1	0	0
Keith Hernandez, L (1, 3) OBP: 0.404, SLG: 0.370	F7			BB 1B	1-2 2-H 3-H 1B			P6		4	0	2	2	0	0	0
George Hendrick, R (1, 9) OBP: 0.329, SLG: 0.492		F8		P5	F8			6-3		4	0	0	0	0	0	3
Dane Iorg, L (1, 7) OBP: 0.388, SLG: 0.345		1B		BBBB 1-2 BB		G4-3 1B			4-3 FC1-2 1B	1	0	1	0	1	0	0
Tito Landrum, R (6, PH) (6, 8) OBP: 0.359, SLG: 0.371										2	0	2	0	0	0	0
Ken Oberkfell, L (1, 5) OBP: 0.375, SLG: 0.340		L8		F8		G4-3 1-2f			FC1-2 4-3 1-2 1B	4	0	1	0	0	0	4
Orlando Sanchez, L (1, 2) OBP: 0.143, SLG: 0.053		4-3			F8	5-3			4-3 1-2 2-3	3	0	0	0	0	0	1
Julio Gonzalez, R (9, PH) OBP: 0.244, SLG: 0.356										1	0	0	0	0	0	2
Mike Ramsey, S (1, 4) OBP: 0.346, SLG: 0.408			K		CS 1B		4-3		FC1-2 IBB	3	0	1	0	1	1	0
Andy Rincon, R (1, 1) OBP: 0.182, SLG: 0.100			4-3		BBBB BB E 1B 1-2 BB		6-3		FC1-2 1-2 2-3 3-Hf	1	1	0	0	1	0	0
Mark Littell, L (5, 1)										0	0	0	0	0	0	0
Jim Kaat, L (6, 1)										0	0	0	0	0	0	0
Tom Herr, S (7, PH) OBP: 0.336, SLG: 0.336										1	0	0	0	0	0	0
Doug Bair, R (7, 1)										0	0	0	0	0	0	0
Willie McGee, S (9, PH) OBP: 0.385, SLG: 0.417										1	0	0	0	0	0	3
Inning Stats	R: 0 E: 0 K: 0 S: 3 H: 0 LOB: 0 BB: 0 P: 3	R: 0 E: 0 K: 0 S: 4 H: 1 LOB: 1 BB: 0 P: 4	R: 0 E: 0 K: 1 S: 5 H: 0 LOB: 0 BB: 0 P: 5	R: 0 E: 0 K: 0 S: 4 H: 1 LOB: 2 BB: 1 P: 8	R: 2 E: 1 K: 0 S: 5 H: 2 LOB: 2 BB: 2 P: 13	R: 0 E: 0 K: 0 S: 3 H: 1 LOB: 0 BB: 0 P: 3	R: 0 E: 0 K: 0 S: 3 H: 0 LOB: 0 BB: 0 P: 3	R: 0 E: 0 K: 0 S: 3 H: 0 LOB: 0 BB: 0 P: 3	R: 0 E: 0 K: 1 S: 7 H: 2 LOB: 3 BB: 1 P: 11	1B: 7 2B: 0 3B: 0 HR: 0 SF: 0 SAC: 0 DP: 1 HBP: 0						

TOP

St. Louis Cardinals @ Los Angeles Dodgers

Dodger Stadium, Los Angeles, CA

Sat May 22 1982, 7:05 PM PDT

Att. 50,172 - Unknown - 72 F

livebaseballscorecards.com

AB	33
R	2
H	7
RBI	2
BB	4
SO	2
LOB	17

WP: 0 PB: 0 SB: 0 CS: 1 PA: 37

PITCHER		IP	WLS	BF	H	R	ER	SO	BB	IBB	HBP	BLK	WP	HR	S	P	ERA	WHIP
Ted Power, R ERA: 5.96	(1, 1)	5.0	W	22	4	2	0	1	3	0	0	0	0	0	21	33	0.00	1.400
Steve Howe, L ERA: 3.05	(6, 1)	3.2		14	3	0	0	0	0	1	0	0	0	0	13	17	0.00	0.818
Tom Niedenfuer, R ERA: 0.82	(9, 1)	0.1	S	1	0	0	0	1	0	0	0	0	0	0	3	3	0.00	0.000

PITCHER	IP	WLS	BF	H	R	ER	SO	BB	IBB	HBP	BLK	WP	HR	S	P	ERA	WHIP

Batter	1	2	3	4	5	6	7	8	9	AB	R	H	RBI	BB	SO	LOB
Steve Sax, R (1, 4) OBP: 0.371, SLG: 0.355	BBBB 4-0 BB S FC5-2 BB	0-0 ③ PO 2-3	x 0-0 ① 6-3		BBB 4-0 S 1B 1-2 BB	x 0-0 ②③ L6-4 2-3				2	1	0	0	2	0	2
Ken Landreaux, L (1, 8) OBP: 0.352, SLG: 0.352	x 0-0 ① F9 1-2		x 0-0 ② 4-3		x 0-0 ① SF8 2-3 3-H		x 0-0 ① F8			3	0	0	1	0	0	1
Dusty Baker Jr., R (1, 7) OBP: 0.360, SLG: 0.476	BBBB 4-0 FC5-2 BB BB		x 0-0 ③ 6-3		SSS 0-3 ② K 1-2		x 0-0 2B			3	0	1	0	1	1	2
Pedro Guerrero, R (1, 5) OBP: 0.395, SLG: 0.591	BBBB 4-0 FC5-2 1-2 2-3 BB			BBBB 4-0 S BB	x 0-0 BB 1B 2-H 3-H		SSS 0-3 ② K			2	0	1	2	2	1	1
Rick Monday, L (1, 3) (8, 9) OBP: 0.449, SLG: 0.508	x 0-0 ② FC5-2 1-2 2-3 3-Hf			x 0-0 ① F8	BBBB 4-0 1-2 BB		IBB			2	0	0	0	2	0	4
Jorge Orta, L (1, 9) OBP: 0.222, SLG: 0.261 Steve Garvey, R (8, 3) OBP: 0.246, SLG: 0.321	x 0-0 ③ F7			x 0-0 ② L7 1-2	x 0-0 ③ 4-3		x 0-0 ③ 3-1			4 0	0 0	0 0	0 0	0 0	0 0	8 0
Mike Scioscia, L (1, 2) OBP: 0.372, SLG: 0.320		x 0-0 PO SH5-4 1B		x 0-0 ③ 5-3		x 0-0 FC2-6 1B 1B		BBBB 4-0 G3-6-3 BB		3	0	2	0	1	0	1
Bill Russell, R (1, 6) OBP: 0.374, SLG: 0.359		x 0-0 ① F7			x 0-0 E7 SF8 2B	x 0-0 L6-4 FC2-6 1-2 1B		x 0-0 ①② G3-6-3 1-2f		4	1	2	0	0	0	2
Ted Power, R (1, 1) Jay Johnstone, L (5, PH) Steve Howe, L (6, 1) Tom Niedenfuer, R (9, 1)		x 0-0 ② SH5-4 1-2			BBBB 4-0 SF8 BB 1B BB	x 0-0 ① FC2-6 1-2 2-3f		SSS 0-3 ③ K		0 0 2 0	0 1 0 0	0 0 0 0	0 0 0 0	0 1 0 0	0 0 1 0	0 0 2 0
Inning Stats	R: 0 E: 0 K: 0 S: 3 H: 0 LOB: 3 BB: 3 P: 15	R: 0 E: 0 K: 0 S: 3 H: 1 LOB: 0 BB: 0 P: 3	R: 0 E: 0 K: 0 S: 3 H: 0 LOB: 0 BB: 0 P: 3	R: 0 E: 0 K: 0 S: 3 H: 0 LOB: 1 BB: 1 P: 7	R: 3 E: 1 K: 1 S: 7 H: 2 LOB: 2 BB: 3 P: 19	R: 0 E: 0 K: 0 S: 4 H: 2 LOB: 1 BB: 0 P: 4	R: 0 E: 0 K: 1 S: 6 H: 1 LOB: 2 BB: 1 P: 10	R: 0 E: 0 K: 1 S: 4 H: 0 LOB: 0 BB: 1 P: 8		1B: 4 2B: 3 3B: 0 HR: 0	SF: 1 SAC: 1 DP: 2 HBP: 0					

BOTTOM

St. Louis Cardinals @ Los Angeles Dodgers

Dodger Stadium, Los Angeles, CA

Sat May 22 1982, 7:05 PM PDT

Att. 50,172 - Unknown - 72 F

livebaseballscorecards.com

AB	25
R	3
H	6
RBI	3
BB	9
SO	3
LOB	23

WP: 0 PB: 0 SB: 3 CS: 0 PA: 37

PITCHER		IP	WLS	BF	H	R	ER	SO	BB	IBB	HBP	BLK	WP	HR	S	P	ERA	WHIP
Andy Rincon, R ERA: 4.73	(1, 1)	4.1	L	20	2	3	3	0	6	0	0	0	0	0	14	38	6.23	1.846
Mark Littell, R ERA: 3.97	(5, 1)	0.2		6	3	0	0	1	1	0	0	0	0	0	7	11	0.00	6.000
Jim Kaat, L ERA: 5.19	(6, 1)	1.0		2	0	0	0	0	0	0	0	0	0	0	2	2	0.00	0.000
Doug Bair, R ERA: 1.75	(7, 1)	2.0		8	1	0	0	2	1	1	0	0	0	0	10	18	0.00	1.000

PITCHER	IP	WLS	BF	H	R	ER	SO	BB	IBB	HBP	BLK	WP	HR	S	P	ERA	WHIP

Batter	1	2	3	4	5	6	7	8	9	AB	R	H	RBI	BB	SO	LOB
Lonnie Smith, R (1, 8) (6, 7) OBP: 0.392, SLG: 0.485	F9		F9		F9			F8		4	0	0	0	0	0	0
Ozzie Smith, S (1, 6) OBP: 0.353, SLG: 0.411	3-1		BB		4-3			2B		3	0	1	0	1	0	0
Keith Hernandez, L (1, 3) OBP: 0.406, SLG: 0.373	S 1B		F8			F9-3 1B		L7		4	0	2	0	0	0	2
George Hendrick, R (1, 9) OBP: 0.326, SLG: 0.485	K 1-2			BB 1B		F9-3 1-2			6-3	4	0	1	0	0	1	2
Dane Iorg, L (1, 7) OBP: 0.376, SLG: 0.333		4-3		K		L3			G3	3	0	0	0	0	1	1
Ken Oberkfell, L (1, 5) OBP: 0.380, SLG: 0.340		1-3		1-2 BB			G4-6-3 1B		P5	3	0	1	0	1	0	0
Mike Ramsey, S (1, 4) OBP: 0.327, SLG: 0.385		E6		K			G4-6-3 1-2f			3	0	0	0	0	1	3
Glenn Brummer, R (1, 2) OBP: 0.286, SLG: 0.429		K		F8			K			3	0	0	0	0	2	3
Bob Forsch, R (1, 1) OBP: 0.286, SLG: 0.357			5-3		K			K		2	0	0	0	0	1	0
John Martin, S (6, 1) OBP: 0.167, SLG: 0.091										0	0	0	0	0	0	0
Willie McGee, S (6, 8) OBP: 0.357, SLG: 0.385										1	0	0	0	0	1	0
Steve Braun, L (9, PH) OBP: 0.361, SLG: 0.290										1	0	0	0	0	0	0
Inning Stats	R: 0 E: 0 K: 1 S: 6 H: 1 LOB: 1 BB: 0 P: 6	R: 0 E: 1 K: 1 S: 6 H: 0 LOB: 1 BB: 0 P: 6	R: 0 E: 0 K: 0 S: 3 H: 0 LOB: 1 BB: 1 P: 7	R: 0 E: 0 K: 2 S: 8 H: 1 LOB: 2 BB: 1 P: 12	R: 0 E: 0 K: 1 S: 5 H: 0 LOB: 0 BB: 0 P: 5	R: 0 E: 0 K: 0 S: 3 H: 1 LOB: 0 BB: 0 P: 3	R: 0 E: 0 K: 1 S: 5 H: 1 LOB: 0 BB: 0 P: 5	R: 0 E: 0 K: 1 S: 6 H: 1 LOB: 1 BB: 0 P: 6	R: 0 E: 0 K: 0 S: 3 H: 0 LOB: 0 BB: 0 P: 3	1B: 4 2B: 2 3B: 0 HR: 0	SF: 0 SAC: 0 DP: 2 HBP: 0					

TOP

St. Louis Cardinals @ Los Angeles Dodgers

Dodger Stadium, Los Angeles, CA

Sun May 23 1982, 3:33 AM PDT

Att. 49,674 - Unknown - 75 F

livebaseballscorecards.com

AB	31
R	0
H	5
RBI	0
BB	2
SO	7
LOB	11

PITCHER		IP	WLS	BF	H	R	ER	SO	BB	IBB	HBP	BLK	WP	HR	S	P	ERA	WHIP
Bob Welch, R ERA: 2.84	(1, 1)	9.0	W	33	5	0	0	7	2	0	0	0	0	0	45	53	0.00	0.778

PITCHER	IP	WLS	BF	H	R	ER	SO	BB	IBB	HBP	BLK	WP	HR	S	P	ERA	WHIP

Batter	1	2	3	4	5	6	7	8	9	AB	R	H	RBI	BB	SO	LOB
Steve Sax, R (1, 4) OBP: 0.367, SLG: 0.350	6-3	G6-3 1-2f			P4	1-3 2-H 1B		L7		5	0	1	1	0	0	2
Ken Landreaux, L (1, 8) OBP: 0.356, SLG: 0.364	1B 3B 1B		4-3		1B 2B	P4				4	1	2	0	0	0	2
Jorge Orta, L (1, 9) OBP: 0.300, SLG: 0.346 Bill Russell, R (7, PH) OBP: 0.379, SLG: 0.359 (8, 6)	1-3 3B 1B		1B		2-3 1B	B B B B	FC5-4 BB			3 0	1 0	3 0	0 0	0 1	0 0	0 0
Pedro Guerrero, R (1, 5) OBP: 0.392, SLG: 0.595 (8, 9)	1-H SF7 3-H 3B		P4		F3		F8			4	1	1	2	0	0	4
Rick Monday, L (1, 7) OBP: 0.444, SLG: 0.508 Ron Cey, R (7, PH) OBP: 0.321, SLG: 0.378 (8, 5)	SF7 3-H		S S S K			2B E 1B	L6			2 1	1 0	1 0	1 0	0 0	1 0	1 1
Steve Garvey, R (1, 3) OBP: 0.251, SLG: 0.331	1B			6-3		E7 1-H 1B 2B	FC5-4 1-2f			4	1	2	0	0	0	1
Mike Scioscia, L (1, 2) OBP: 0.360, SLG: 0.308	F9			F8		F8		G3		4	0	0	0	0	0	2
Derrel Thomas, S (1, 6) OBP: 0.406, SLG: 0.393 (8, 7)		L7		F7		B B B B 1B BB		1B		3	0	1	0	1	0	0
Bob Welch, R (1, 1) OBP: 0.107, SLG: 0.111		G6-3 1B			6-3	B2		B3		4	0	1	0	0	0	3
Inning Stats	R: 3 H: 4 E: 0 LOB: 1 K: 0 BB: 0 S: 7 P: 7	R: 0 H: 1 E: 0 LOB: 0 K: 0 BB: 0 S: 3 P: 3	R: 0 H: 1 E: 0 LOB: 1 K: 1 BB: 0 S: 6 P: 6	R: 0 H: 0 E: 0 LOB: 0 K: 0 BB: 0 S: 3 P: 3	R: 0 H: 2 E: 0 LOB: 2 K: 0 BB: 0 S: 5 P: 5	R: 2 H: 3 E: 1 LOB: 2 K: 0 BB: 1 S: 6 P: 10	R: 0 H: 0 E: 0 LOB: 1 K: 0 BB: 1 S: 3 P: 7	R: 0 H: 1 E: 0 LOB: 1 K: 0 BB: 0 S: 4 P: 4		1B: 9 SF: 1 2B: 2 SAC: 0 3B: 1 DP: 1 HR: 0 HBP: 0						

BOTTOM

St. Louis Cardinals @ Los Angeles Dodgers

Dodger Stadium, Los Angeles, CA

Sun May 23 1982, 3:33 AM PDT

Att. 49,674 - Unknown - 75 F

livebaseballscorecards.com

AB	34
R	5
H	12
RBI	4
BB	2
SO	1
LOB	16

WP: 0 PA: 37
PB: 0
SB: 0
CS: 0

PITCHER	IP	WLS	BF	H	R	ER	SO	BB	IBB	HBP	BLK	WP	HR	S	P	ERA	WHIP
Bob Forsch, R (1, 1) ERA: 4.24	5.0	L	24	10	5	5	1	0	0	0	0	0	0	26	26	9.00	2.000
John Martin, L (6, 1) ERA: 5.44	3.0		13	2	0	0	0	2	0	0	0	0	0	11	19	0.00	1.333

PITCHER	IP	WLS	BF	H	R	ER	SO	BB	IBB	HBP	BLK	WP	HR	S	P	ERA	WHIP

Batter	1	2	3	4	5	6	7	8	9	AB	R	H	RBI	BB	SO	LOB
Omar Moreno, L (1, 8) OBP: 0.300, SLG: 0.316	K		L1-6		4-3		2B 1-3 1B	L7		5	1	1	0	0	1	2
Lee Lacy, R (1, 9) OBP: 0.367, SLG: 0.348	F9		K			1B S BB	1B 1-H 3-H 2B	K		4	2	1	2	1	2	1
Bill Madlock, R (1, 5) OBP: 0.354, SLG: 0.392 Jim Smith, R (7, 6) OBP: 0.474, SLG: 0.529	BB			F8 1B BB		PB G3 SF7 1B 1-H	S 1B 2-H 1B		K	3 1	2 0	2 0	2 0	1 0	0 1	0 0
Jason Thompson, L (1, 3) OBP: 0.460, SLG: 0.664	F7			1B BB		G3 1-2	BB 1B 1B 1-2 BB		HR	3	2	1	1	2	0	2
Mike Easler, L (1, 7) OBP: 0.353, SLG: 0.356 Bill Robinson, R (7, PH) OBP: 0.308, SLG: 0.474 (7, 7)		6-3		K		SF7 2-H	BB 1B 1-2 2-H 1B		1B	2 2	0 1	0 2	1 1	0 0	1 0	1 0
Johnny Ray, S (1, 4) OBP: 0.353, SLG: 0.409		F7		FC6-4 1-2 1B		F7	1B 1-2 2-3 BB		1B 1-2	4	0	2	0	1	0	0
Tony Peña, R (1, 2) OBP: 0.294, SLG: 0.415		F8		FC6-4 1-2f			6-3 1B 1-2 2-H 3-H		F3	5	0	1	2	0	0	4
Dale Berra, R (1, 6) OBP: 0.272, SLG: 0.324 (7, 5)			E5 L1-6 1B		F7		K 1-3		F7	5	0	0	0	0	1	4
Don Robinson, R (1, 1) OBP: 0.273, SLG: 0.318			1B 1-2		L5		1B 2B 1B	L1		4	1	2	0	0	0	0
Inning Stats	R: 0 E: 0 K: 1 S: 5 H: 0 LOB: 1 BB: 1 P: 9	R: 0 E: 0 K: 0 S: 3 H: 0 LOB: 0 BB: 0 P: 3	R: 0 E: 1 K: 1 S: 6 H: 1 LOB: 1 BB: 0 P: 6	R: 0 E: 0 K: 1 S: 6 H: 1 LOB: 2 BB: 1 P: 10	R: 0 E: 0 K: 0 S: 3 H: 0 LOB: 0 BB: 0 P: 3	R: 2 E: 0 K: 0 S: 4 H: 1 LOB: 0 BB: 1 P: 8	R: 6 E: 0 K: 1 S: 11 H: 6 LOB: 2 BB: 2 P: 19	R: 0 E: 0 K: 1 S: 5 H: 0 LOB: 0 BB: 0 P: 5	R: 1 E: 0 K: 1 S: 8 H: 3 LOB: 2 BB: 0 P: 8	1B: 10 2B: 2 3B: 0 HR: 1 SF: 1 SAC: 0 DP: 1 HBP: 0						

TOP

Pittsburgh Pirates @ Los Angeles Dodgers

Dodger Stadium, Los Angeles, CA

Mon May 24 1982, 7:05 PM PDT

Att. 43,274 - Unknown

livebaseballscorecards.com

AB	38
R	9
H	12
RBI	9
BB	5
SO	6
LOB	14

WP: 0 PB: 1 SB: 2 CS: 0 PA: 44

PITCHER		IP	WLS	BF	H	R	ER	SO	BB	IBB	HBP	BLK	WP	HR	S	P	ERA	WHIP
Dave Stewart, R ERA: 5.52	(1, 1)	6.0		24	3	2	1	3	3	0	0	0	0	0	27	39	1.50	1.000
Tom Niedenfuer, R ERA: 4.63	(7, 1)	0.2	L	7	4	5	5	1	1	0	0	0	0	0	8	12	67.50	7.500
Terry Forster, L ERA: 5.03	(7, 1)	0.0		2	1	0	0	0	1	0	0	0	0	0	1	5	∞	∞
Alejandro Pena, R ERA: 4.21	(7, 1)	1.1		5	1	1	1	1	0	0	0	0	0	0	7	7	6.75	0.750
Ted Power, R ERA: 6.08	(9, 1)	1.0		6	3	1	1	1	0	0	0	0	0	1	8	8	9.00	3.000

PITCHER		IP	WLS	BF	H	R	ER	SO	BB	IBB	HBP	BLK	WP	HR	S	P	ERA	WHIP

Batter	1	2	3	4	5	6	7	8	9	AB	R	H	RBI	BB	SO	LOB
Steve Sax, R (1, 4) OBP: 0.368, SLG: 0.348	0-0 S 1B	0-3 K			4-0 4-3 S SF7 BB		0-3 K	0-0 5-3		4	1	1	0	1	2	4
Ken Landreaux, L (1, 8) OBP: 0.344, SLG: 0.351	0-3 K 1-2		0-0 P6		0-0 4-3 1-3		0-0 4-3		0-0 P6	5	0	0	0	0	1	2
Dusty Baker Jr., R (1, 7) OBP: 0.361, SLG: 0.483	0-3 K		0-0 2B		0-0 SF7 3-H		0-0 1B		0-0 F8	4	0	2	1	0	1	1
Pedro Guerrero, R (1, 5) OBP: 0.381, SLG: 0.576	0-0 L7		0-0 F4		0-0 F7		0-0 F9		0-0 F9	5	0	0	0	0	0	3
Jorge Orta, L (1, 9) OBP: 0.294, SLG: 0.367		0-0 P4	0-0 G3			0-0 E 2B		0-0 F8		4	0	1	0	0	0	1
Steve Garvey, R (1, 3) OBP: 0.257, SLG: 0.335		0-0 2B 1B 1B		0-0 5-3 1B		0-0 L6 2-3		0-0 F8		4	1	2	0	0	0	1
Mike Scioscia, L (1, 2) OBP: 0.364, SLG: 0.318		0-0 1B 1-3 2B		0-0 5-3 1-2		0-0 4-3		4-0 1B 2B BB		3	1	1	0	1	0	2
Bill Russell, R (1, 6) OBP: 0.389, SLG: 0.367		0-0 SH3-4 2-3 3-H 1B		0-0 F8		4-0 IBB		0-0 2B 1-2 1B		3	0	2	1	1	0	1
Dave Stewart, R (1, 1) OBP: 0.333, SLG: 0.333		0-0 SH3-4 1-2		0-0 4-3		0-3 K		0-0 1-3 2-H 2B		1	0	0	0	0	0	1
Rick Monday, L (6, PH) OBP: 0.400, SLG: 0.500										1	0	0	0	0	1	2
Tom Niedenfuer, R (7, 1)										0	0	0	0	0	0	0
Terry Forster, L (7, 1)										0	0	0	0	0	0	0
Alejandro Pena, R (7, 1)										0	0	0	0	0	0	0
Jay Johnstone, L (8, PH) OBP: 0.316, SLG: 0.154										1	0	1	1	0	0	0
Ted Power, R (9, 1)										0	0	0	0	0	0	0
Inning Stats	R: 0 E: 0 K: 2 S: 8 H: 1 LOB: 1 BB: 0 P: 8	R: 1 E: 0 K: 1 S: 8 H: 3 LOB: 2 BB: 0 P: 8	R: 0 E: 0 K: 0 S: 4 H: 1 LOB: 1 BB: 0 P: 4	R: 0 E: 0 K: 0 S: 4 H: 1 LOB: 1 BB: 0 P: 4	R: 1 E: 0 K: 0 S: 3 H: 0 LOB: 0 BB: 1 P: 7	R: 0 E: 1 K: 1 S: 6 H: 1 LOB: 2 BB: 1 P: 10	R: 0 E: 0 K: 1 S: 6 H: 1 LOB: 1 BB: 0 P: 6	R: 1 E: 0 K: 0 S: 5 H: 2 LOB: 2 BB: 1 P: 9	R: 0 E: 0 K: 0 S: 3 H: 0 LOB: 0 BB: 0 P: 3	1B: 6 2B: 4 3B: 0 HR: 0 SF: 1 SAC: 1 DP: 0 HBP: 0						

PITCHER	IP	WLS	BF	H	R	ER	SO	BB	IBB	HBP	BLK	WP	HR	S	P	ERA	WHIP
Don Robinson, R (1, 1) ERA: 3.9	9.0	W	40	10	3	3	5	2	1	0	0	0	0	47	59	3.00	1.333

PITCHER	IP	WLS	BF	H	R	ER	SO	BB	IBB	HBP	BLK	WP	HR	S	P	ERA	WHIP

BOTTOM

Pittsburgh Pirates @ Los Angeles Dodgers

Dodger Stadium, Los Angeles, CA

Mon May 24 1982, 7:05 PM PDT

Att. 43,274 - Unknown

livebaseballscorecards.com

AB	35
R	3
H	10
RBI	3
BB	3
SO	5
LOB	18

1B: 6	SF: 1	WP: 0	PA: 40
2B: 4	SAC: 1	PB: 0	
3B: 0	DP: 0	SB: 2	
HR: 0	HBP: 0	CS: 0	

Batter	1	2	3	4	5	6	7	8	9	AB	R	H	RBI	BB	SO	LOB
Omar Moreno, L (1, 8) OBP: 0.293, SLG: 0.309	L9			F9		K		F8		4	0	0	0	0	1	1
Johnny Ray, S (1, 4) OBP: 0.351, SLG: 0.405	5-3			HR 1B		5-3			6-3	4	1	1	0	0	0	0
Bill Madlock, R (1, 5) OBP: 0.351, SLG: 0.408	6-3			1-H HR			6-3		K	4	1	1	2	0	1	0
Jason Thompson, L (1, 3) OBP: 0.455, SLG: 0.659		4-3		1-4-3			4-3 2B		F8	4	0	1	0	0	0	0
Bill Robinson, R (1, 9) OBP: 0.286, SLG: 0.439		K		K			4-3 2-3			3	0	0	0	0	2	1
Tony Peña, R (1, 2) OBP: 0.288, SLG: 0.406		5-3			5-3		1-3			3	0	0	0	0	0	1
Mike Easler, L (1, 7) OBP: 0.359, SLG: 0.372			FC6-4 1B		K			2B		3	0	2	0	0	1	0
Dale Berra, R (1, 6) OBP: 0.266, SLG: 0.316			FC6-4 G5-4-3 1-2f		K			5-3		3	0	0	0	0	1	2
Rick Rhoden, R (1, 1) OBP: 0.304, SLG: 0.714			G5-4-3 1-2f			F7		K		2	0	0	0	0	0	1
Kent Tekulve, R (7, 1)										0	0	0	0	0	0	0
Reggie Walton, R (8, PH)										1	0	0	0	0	1	1
Rod Scurry, L (8, 1) OBP: 0.333, SLG: 0.333										0	0	0	0	0	0	0
Inning Stats	R: 0 E: 0 K: 0 S: 3 H: 0 LOB: 0 BB: 0 P: 3	R: 0 E: 0 K: 1 S: 5 H: 0 LOB: 0 BB: 0 P: 5	R: 0 E: 0 K: 0 S: 3 H: 1 LOB: 0 BB: 0 P: 3	R: 2 E: 0 K: 1 S: 7 H: 2 LOB: 0 BB: 0 P: 7	R: 0 E: 0 K: 2 S: 7 H: 0 LOB: 0 BB: 0 P: 7	R: 0 E: 0 K: 1 S: 5 H: 0 LOB: 0 BB: 0 P: 5	R: 0 E: 0 K: 0 S: 4 H: 1 LOB: 1 BB: 0 P: 4	R: 0 E: 0 K: 1 S: 6 H: 1 LOB: 1 BB: 0 P: 6	R: 0 E: 0 K: 1 S: 5 H: 0 LOB: 0 BB: 0 P: 5	1B: 2 2B: 2 3B: 0 HR: 1 SF: 0 SAC: 0 DP: 1 HBP: 0						

PITCHER	IP	WLS	BF	H	R	ER	SO	BB	IBB	HBP	BLK	WP	HR	S	P	ERA	WHIP
Fernando Valenzuela, L (1, 1) ERA: 2.81	9.0	W	31	5	2	2	7	0	0	0	0	0	1	45	45	2.00	0.556

PITCHER	IP	WLS	BF	H	R	ER	SO	BB	IBB	HBP	BLK	WP	HR	S	P	ERA	WHIP

TOP

Pittsburgh Pirates @ Los Angeles Dodgers

Dodger Stadium, Los Angeles, CA

Tue May 25 1982, 7:05 PM PDT

Att. 46,486 - Unknown

livebaseballscorecards.com

AB	31
R	2
H	5
RBI	2
BB	0
SO	7
LOB	7

WP: 0 PB: 0 SB: 0 CS: 0 PA: 31

Batter	1	2	3	4	5	6	7	8	9	AB	R	H	RBI	BB	SO	LOB
Steve Sax, R (1, 4) OBP: 0.374, SLG: 0.355	0-0 1-3 BLK 4-3 1B		0-3 K ②		0-0 1-2 3-H 1B		0-0 E S 1B 1B	0-3 K ③		5	2	3	1	0	2	0
Jorge Orta, L (1, 9) OBP: 0.289, SLG: 0.333 Derrel Thomas, S (8, 8) OBP: 0.406, SLG: 0.393	0-0 ① 1-3 1-3		0-0 ③ L5		0-0 ③ F8		BBB 4-0 1B 1B 1-3 BB			3 0	1 0	0 0	0 0	1 0	0 0	3 0
Dusty Baker Jr., R (1, 7) OBP: 0.358, SLG: 0.477	0-0 ② 4-3 3-H			SSS 0-3 K ①		0-0 ① 6-3	0-0 FC5 1B 1-2 3-H 1B			4	0	1	2	0	1	0
Pedro Guerrero, R (1, 8) (8, 9) OBP: 0.389, SLG: 0.593	0-0 1B			SSS 0-3 K ②		0-0 2B 3B	0-0 1B FC5 1-2 2-H 1B			4	1	3	1	0	1	0
Steve Garvey, R (1, 3) OBP: 0.257, SLG: 0.339	SSS 0-3 K ③			SSS 0-3 K ③		0-0 3-H 2B	0-0 ② FC5 1B 1-2 2-3f			4	0	1	1	0	2	3
Ron Cey, R (1, 5) OBP: 0.325, SLG: 0.382		SSS 0-3 K ①			0-0 FC1-4-6 4-3 1B 1B	0-0 ② 5-3	0-0 1-2 2-3 1B			4	1	2	0	0	1	1
Mike Scioscia, L (1, 2) OBP: 0.361, SLG: 0.309		SSS 0-3 K ②			0-0 ① 4-3 1-2	4-0 FC6-4 IBB	0-0 ③ 4-3			3	0	0	0	1	1	4
Bill Russell, R (1, 6) OBP: 0.385, SLG: 0.358		0-0 ③ F9			BBBB 4-0 FC1-4-6 BB	0-0 ③ FC6-4 1-2f		0-0 ① 5-3		3	0	0	0	1	0	2
Fernando Valenzuela, L (1, 1) OBP: 0.133, SLG: 0.107			0-0 ① 6-3		0-0 ② FC1-4-6 1B 1-2f 2-3		0-0 ① 5-3	SSS 0-3 K ②		4	0	0	0	0	1	2
Inning Stats	R: 1 E: 0 K: 1 S: 7 H: 2 LOB: 1 BB: 0 P: 7	R: 0 E: 0 K: 2 S: 7 H: 0 LOB: 0 BB: 0 P: 7	R: 0 E: 0 K: 1 S: 5 H: 0 LOB: 0 BB: 0 P: 5	R: 0 E: 0 K: 3 S: 9 H: 0 LOB: 0 BB: 0 P: 9	R: 1 E: 0 K: 0 S: 5 H: 2 LOB: 2 BB: 1 P: 9	R: 1 E: 0 K: 0 S: 5 H: 2 LOB: 2 BB: 1 P: 9	R: 2 E: 0 K: 0 S: 7 H: 4 LOB: 3 BB: 1 P: 11	R: 0 E: 0 K: 2 S: 7 H: 0 LOB: 0 BB: 0 P: 7		1B: 8 2B: 1 3B: 1 HR: 0 SF: 0 SAC: 0 DP: 0 HBP: 0						

BOTTOM

Pittsburgh Pirates @ Los Angeles Dodgers

Dodger Stadium, Los Angeles, CA

Tue May 25 1982, 7:05 PM PDT

Att. 46,486 - Unknown

livebaseballscorecards.com

AB	34
R	5
H	10
RBI	5
BB	3
SO	9
LOB	15

WP: 0 PB: 0 SB: 1 CS: 0 PA: 37

PITCHER		IP	WLS	BF	H	R	ER	SO	BB	IBB	HBP	BLK	WP	HR	S	P	ERA	WHIP
Rick Rhoden, R ERA: 6.98	(1, 1)	6.1	L	31	9	5	5	7	2	1	0	1	0	0	42	54	7.11	1.737
Kent Tekulve, R ERA: 1.31	(7, 1)	0.2		3	1	0	0	0	0	0	0	0	0	0	3	3	0.00	1.500
Rod Scurry, L ERA: 3.18	(8, 1)	1.0		3	0	0	0	2	0	0	0	0	0	0	7	7	0.00	0.000

PITCHER	IP	WLS	BF	H	R	ER	SO	BB	IBB	HBP	BLK	WP	HR	S	P	ERA	WHIP

Batter	1	2	3	4	5	6	7	8	9	AB	R	H	RBI	BB	SO	LOB
Omar Moreno, L (1, 8) OBP: 0.296, SLG: 0.307	SSS 0-3 ① K		x 0-0 FC4-6 3-1 S 1B	BBBB 4-0 S BB		SSS 0-3 ② K 1-2		x 0-0 ② FC6-4 1-2f		4	1	1	0	1	2	2
Johnny Ray, S (1, 4) OBP: 0.341, SLG: 0.393	x 0-0 ② 6-3		x 0-0 ① 3-1 1-3	x 0-0 ③ 3-1 1-2		x 0-0 ③ L9		x 0-0 ③ F8		5	0	0	0	0	0	5
Bill Madlock, R (1, 5) OBP: 0.347, SLG: 0.397	x 0-0 E8		BBBB 4-0 FC4-6 BB		x 0-0 ① 6-3		x 0-0 ① L7		x 0-0 ① L6	4	0	0	0	1	0	0
Jason Thompson, L (1, 3) OBP: 0.453, SLG: 0.650	x 0-0 ③ 6-3		x 0-0 ② FC4-6 1-2f 3-H		x 0-0 ② F7		x 0-0 2B 1B		x 0-0 G6-4-3 1B	5	0	2	1	0	0	2
Bill Robinson, R (1, 9) OBP: 0.277, SLG: 0.413		x 0-0 ① 1-3	x 0-0 ③ F8		x 0-0 1B 1B		x 0-0 ② L9		x 0-0 ②③ G6-4-3 1-2f	5	0	1	0	0	0	3
Tony Peña, R (1, 2) OBP: 0.308, SLG: 0.426		BBBB 4-0 FC4-6 1B BB		x 0-0 1B 4-3 1B	x 0-0 1-2 1B		x 0-0 1-3 2B			3	1	3	0	1	0	0
Reggie Walton, R (1, 7) OBP: 0.300, SLG: 0.222 Kent Tekulve, R (7, 1)		x 0-0 FC4-6 1-2 1B		x 0-0 4-3 1-3 1B	x 0-0 ③ L9		x 0-0 ③ F8			4	0	2	0	0	0	4
										0	0	0	0	0	0	0
Dale Berra, R (1, 6) OBP: 0.260, SLG: 0.308 Willie Stargell, L (8, PH) OBP: 0.240, SLG: 0.182 Jim Smith, R (8, 6) OBP: 0.474, SLG: 0.529		x 0-0 ② FC4-6 FC6-4 1-2f 2-3		x 0-0 ① 1-3	SSS 0-3 ① K			x 0-0 ① 4-3		3	0	0	0	0	1	4
										1	0	0	0	0	0	0
										0	0	0	0	0	0	0
Eddie Solomon, R (1, 1) OBP: 0.143, SLG: 0.143 Manny Sarmiento, R (5, 1) OBP: 0.429, SLG: 0.333 Mike Easler, L (7, 7) OBP: 0.364, SLG: 0.377		x 0-0 ③ FC6-4 1-2f		x 0-0 ② 4-3 2-3 3-H		x 0-0 PB 1B		x 0-0 FC6-4 1B		2	0	0	1	0	0	3
										1	0	1	0	0	0	0
										1	0	1	0	0	0	0
Inning Stats	R: 0 E: 1 K: 1 S: 6 H: 0 LOB: 1 BB: 0 P: 6	R: 0 E: 0 K: 0 S: 4 H: 1 LOB: 2 BB: 1 P: 8	R: 1 E: 0 K: 0 S: 4 H: 1 LOB: 1 BB: 1 P: 8	R: 1 E: 0 K: 0 S: 5 H: 2 LOB: 2 BB: 1 P: 9	R: 0 E: 0 K: 0 S: 5 H: 2 LOB: 2 BB: 0 P: 5	R: 0 E: 0 K: 2 S: 8 H: 1 LOB: 1 BB: 0 P: 8	R: 0 E: 0 K: 0 S: 5 H: 2 LOB: 2 BB: 0 P: 5	R: 0 E: 0 K: 0 S: 4 H: 1 LOB: 1 BB: 0 P: 4	R: 0 E: 0 K: 0 S: 3 H: 1 LOB: 0 BB: 0 P: 3	1B: 10 2B: 1 3B: 0 HR: 0 SF: 0 SAC: 0 DP: 1 HBP: 0						

TOP

Pittsburgh Pirates @ Los Angeles Dodgers

Dodger Stadium, Los Angeles, CA

Wed May 26 1982, 7:05 PM PDT

Att. 41,594 - Unknown

livebaseballscorecards.com

AB	38
R	2
H	11
RBI	2
BB	3
SO	3
LOB	23

WP: 0 PB: 1 SB: 2 CS: 0 PA: 41

PITCHER		IP	WLS	BF	H	R	ER	SO	BB	IBB	HBP	BLK	WP	HR	S	P	ERA	WHIP
Jerry Reuss, L ERA: 3.82	(1, 1)	6.2	W	33	9	2	2	3	3	0	0	0	0	0	36	48	2.70	1.800
Steve Howe, L ERA: 2.74	(7, 1)	2.1	S	8	2	0	0	0	0	0	0	0	0	0	8	8	0.00	0.857

PITCHER		IP	WLS	BF	H	R	ER	SO	BB	IBB	HBP	BLK	WP	HR	S	P	ERA	WHIP

Batter	1	2	3	4	5	6	7	8	9	AB	R	H	RBI	BB	SO	LOB
Steve Sax, R (1, 4) OBP: 0.381, SLG: 0.376	0-0 1B HR 1B	0-0 ③ 5-3			0-0 4-3 2B		0-0 BB 2B			4	1	3	0	0	0	0
Jorge Orta, L (1, 9) OBP: 0.310, SLG: 0.333	0-0 1-3 HR 1B		0-0 ① 4-3		0-0 ① 4-3 2-3		BBBB 4-0 BB BB			3	1	1	0	1	0	1
Derrel Thomas, S (8, 8) OBP: 0.406, SLG: 0.393										0	0	0	0	0	0	0
Dusty Baker Jr., R (1, 7) OBP: 0.373, SLG: 0.503	0-0 1-H 3-H HR		0-0 F9 1B 1B		BBBB 4-0 G4-3 BB		BBBB 4-0 1-2 2-3 BB			2	1	2	3	2	0	0
Pedro Guerrero, R (1, 8) OBP: 0.386, SLG: 0.584 (8, 9)	0-0 ① 5-3		0-0 1-2 1B		0-0 ② ③ G4-3 1-2f		0-0 ③ 5-3			4	0	1	0	0	0	5
Steve Garvey, R (1, 3) OBP: 0.251, SLG: 0.331	0-0 ② F8		0-0 ② F9 2-3			0-0 ① F8		0-0 ① 5-3		4	0	0	0	0	0	2
Ron Cey, R (1, 5) OBP: 0.318, SLG: 0.372	0-0 E6		0-0 ③ F9			SSS 0-3 ② K		SSS 0-3 ② K		4	0	0	0	0	2	2
Mike Scioscia, L (1, 2) OBP: 0.353, SLG: 0.301	0-0 ③ F8			0-0 ① 4-3		0-0 ③ 3-1		0-0 ③ 2-3		3	0	0	0	0	0	1
Steve Howe, L (7, 1)										1	0	0	0	0	0	0
Bill Russell, R (1, 6) OBP: 0.383, SLG: 0.355		0-0 ① P4		0-0 ② F9			SSS 0-3 ① K			1	0	0	0	0	0	0
Mark Belanger, R (3, 6) OBP: 0.278, SLG: 0.294										2	0	0	0	0	1	0
Jerry Reuss, L (1, 1) OBP: 0.227, SLG: 0.150		0-0 ② 4-3		SSS 0-3 ③ K			0-0 ② 6-3			2	0	0	0	0	1	0
Steve Yeager, R (7, 2) OBP: 0.333, SLG: 0.432										1	0	0	0	0	0	0
Inning Stats	R: 3 H: 3 E: 1 LOB: 1 K: 0 BB: 0 S: 7 P: 7	R: 0 H: 0 E: 0 LOB: 0 K: 0 BB: 0 S: 3 P: 3	R: 0 H: 2 E: 0 LOB: 2 K: 0 BB: 0 S: 5 P: 5	R: 0 H: 0 E: 0 LOB: 0 K: 1 BB: 0 S: 5 P: 5	R: 0 H: 1 E: 0 LOB: 1 K: 0 BB: 1 S: 3 P: 7	R: 0 H: 0 E: 0 LOB: 0 K: 1 BB: 0 S: 5 P: 5	R: 0 H: 1 E: 0 LOB: 3 K: 1 BB: 2 S: 6 P: 14	R: 0 H: 0 E: 0 LOB: 0 K: 1 BB: 0 S: 5 P: 5		1B: 4 SF: 0 2B: 2 SAC: 0 3B: 0 DP: 1 HR: 1 HBP: 0						

PITCHER		IP	WLS	BF	H	R	ER	SO	BB	IBB	HBP	BLK	WP	HR	S	P	ERA	WHIP
Eddie Solomon, R ERA: 6.23	(1, 1)	4.1	L	21	6	3	3	1	1	0	0	0	0	1	22	26	6.23	1.615
Manny Sarmiento, R ERA: 1.29	(5, 1)	2.1		9	1	0	0	2	2	0	0	0	0	0	11	19	0.00	1.286
Kent Tekulve, R ERA: 1.26	(7, 1)	1.1		4	0	0	0	1	0	0	0	0	0	0	6	6	0.00	0.000

PITCHER	IP	WLS	BF	H	R	ER	SO	BB	IBB	HBP	BLK	WP	HR	S	P	ERA	WHIP

BOTTOM

Pittsburgh Pirates @ Los Angeles Dodgers

Dodger Stadium, Los Angeles, CA

Wed May 26 1982, 7:05 PM PDT

Att. 41,594 - Unknown

livebaseballscorecards.com

AB	31
R	3
H	7
RBI	3
BB	3
SO	4
LOB	11

Los Angeles Dodgers @ Chicago Cubs

Wrigley Field, Chicago, IL

Fri May 28 1982, 3:33 AM CDT

Att. 14,644 - Sunny - 62 F

TOP

livebaseballscorecards.com

Batter	1	2	3	4	5	6	7	8	9	AB	R	H	RBI	BB	SO	LOB
Steve Sax, R (1, 4) OBP: 0.377, SLG: 0.371	6-3		B1-3		6-3			1B	4-3	5	1	1	0	0	0	1
Jorge Orta, L (1, 9) OBP: 0.370, SLG: 0.500	1B		HR		2B			CS 1-2 1B		4	1	4	1	0	0	0
Dusty Baker Jr., R (1, 7) OBP: 0.365, SLG: 0.491	F9		K		5-3			F7		4	0	0	0	0	1	4
Pedro Guerrero, R (1, 8) OBP: 0.383, SLG: 0.576	K		K			L5		1-2 2-H 1B		4	0	1	1	0	2	1
Steve Garvey, R (1, 3) OBP: 0.251, SLG: 0.335		2B		1-3		F7		K 2-3		4	0	1	0	0	1	2
Ron Cey, R (1, 5) OBP: 0.316, SLG: 0.365		F9		6-3		5-3			BB 6-3 SF9	3	1	0	0	1	0	1
Steve Yeager, R (1, 2) OBP: 0.333, SLG: 0.426		6-3		1B			P3		BB 6-3 1-2	3	0	1	0	0	0	1
Rick Monday, L (9, PH) OBP: 0.446, SLG: 0.500										0	0	0	0	1	0	0
Bill Russell, R (1, 6) OBP: 0.379, SLG: 0.346		BB		F8			6-3		6-3 1-2 2-3	3	0	0	0	1	0	3
Bob Welch, R (1, 1) OBP: 0.100, SLG: 0.103		6-3			F9		F7		SF9 3-H	2	0	0	0	0	0	2
Terry Forster, L (5, 1)										0	0	0	0	0	0	0
Ken Landreaux, L (7, PH) OBP: 0.342, SLG: 0.348										1	0	0	0	0	0	0
Vicente Romo, R (7, 1)										0	0	0	0	0	0	0
Ron Roenicke, S (9, PH)										0	0	0	1	0	0	0
Inning Stats	R: 0 E: 0 K: 1 S: 6 H: 1 LOB: 1 BB: 0 P: 6	R: 0 E: 0 K: 0 S: 4 H: 1 LOB: 2 BB: 1 P: 8	R: 1 E: 0 K: 2 S: 8 H: 1 LOB: 0 BB: 0 P: 8	R: 0 E: 0 K: 0 S: 4 H: 1 LOB: 1 BB: 0 P: 4	R: 0 E: 0 K: 0 S: 4 H: 1 LOB: 1 BB: 0 P: 4	R: 0 E: 0 K: 0 S: 3 H: 0 LOB: 0 BB: 0 P: 3	R: 0 E: 0 K: 0 S: 3 H: 0 LOB: 0 BB: 0 P: 3	R: 1 E: 0 K: 1 S: 7 H: 3 LOB: 2 BB: 0 P: 7	R: 1 E: 0 K: 0 S: 3 H: 0 LOB: 1 BB: 2 P: 11	1B: 5 2B: 3 3B: 0 HR: 1	SF: 1 SAC: 0 DP: 1 HBP: 0						

AB	33
R	3
H	8
RBI	3
BB	3
SO	4
LOB	15

WP: 0 PB: 0 SB: 0 CS: 1 PA: 37

PITCHER		IP	WLS	BF	H	R	ER	SO	BB	IBB	HBP	BLK	WP	HR	S	P	ERA	WHIP
Randy Martz, R ERA: 2.21	(1, 1)	7.1	W	30	7	2	2	3	1	0	0	0	0	1	35	39	2.46	1.091
Lee Smith, R ERA: 3.19	(8, 1)	0.2		4	1	1	1	1	2	0	0	0	0	0	4	12	13.50	4.500
Bill Campbell, R ERA: 3.33	(9, 1)	1.0	S	3	0	0	0	0	0	0	0	0	0	0	3	3	0.00	0.000

PITCHER	IP	WLS	BF	H	R	ER	SO	BB	IBB	HBP	BLK	WP	HR	S	P	ERA	WHIP

Batter	1	2	3	4	5	6	7	8	9	AB	R	H	RBI	BB	SO	LOB
Bump Wills, S (1, 4) OBP: 0.369, SLG: 0.392	F7		K		23 2B 1-2 2-3 1B		5-3			4	0	1	0	0	1	1
23 Ryne Sandberg, R (1, 5) OBP: 0.251, SLG: 0.302	F8			F9	1-3 2-H 3-H 2B		P4			4	0	1	2	0	0	0
Bill Buckner, L (1, 3) OBP: 0.306, SLG: 0.353	F8			HR 1B	F3			6-3		4	1	1	0	0	0	2
Keith Moreland, R (1, 9) OBP: 0.374, SLG: 0.538		K		1-H HR	IBB			WP 1B		3	1	2	2	1	1	0
Leon Durham, L (1, 8) OBP: 0.379, SLG: 0.447		F7		F8	1-3			F8		4	0	0	0	0	0	4
Steve Henderson, R (1, 7) OBP: 0.311, SLG: 0.294		K		G3		K		3-1 1-2		3	0	0	0	0	2	0
Gary Woods, R (7, 7)										1	0	0	0	0	0	1
Larry Bowa, S (1, 6) OBP: 0.229, SLG: 0.236			4-3 1B		F9	K				3	0	1	0	0	1	0
Jody Davis, R (1, 2) OBP: 0.253, SLG: 0.345			4-3 1-2		1B 23 2B 2B	F9				3	1	1	0	0	0	1
Randy Martz, L (1, 1) OBP: 0.333, SLG: 0.308			K		1B 23 2B BB		F7			2	1	0	0	1	1	1
Lee Smith, R (8, 1)										0	0	0	0	0	0	0
Bill Campbell, R (9, 1)										0	0	0	0	0	0	0
Inning Stats	R: 0 E: 0 K: 0 S: 3 H: 0 LOB: 0 BB: 0 P: 3	R: 0 E: 0 K: 2 S: 7 H: 0 LOB: 0 BB: 0 P: 7	R: 0 E: 0 K: 2 S: 8 H: 1 LOB: 1 BB: 0 P: 8	R: 2 E: 0 K: 0 S: 5 H: 2 LOB: 0 BB: 0 P: 5	R: 2 E: 0 K: 0 S: 6 H: 3 LOB: 3 BB: 2 P: 14	R: 0 E: 0 K: 2 S: 7 H: 0 LOB: 0 BB: 0 P: 7	R: 0 E: 0 K: 0 S: 3 H: 0 LOB: 0 BB: 0 P: 3	R: 0 E: 0 K: 0 S: 4 H: 1 LOB: 1 BB: 0 P: 4		1B: 4 2B: 2 3B: 0 HR: 1	SF: 0 SAC: 0 DP: 0 HBP: 0						

PITCHER		IP	WLS	BF	H	R	ER	SO	BB	IBB	HBP	BLK	WP	HR	S	P	ERA	WHIP
Bob Welch, R ERA: 3.19	(1, 1)	4.1	L	20	6	4	4	4	1	0	0	0	0	1	27	31	8.31	1.615
Terry Forster, L ERA: 4.64	(5, 1)	1.2		6	0	0	0	2	0	1	0	0	0	0	9	13	0.00	0.000
Vicente Romo, R ERA:	(7, 1)	2.0		7	1	0	0	0	0	0	0	0	1	0	7	7	0.00	0.500

PITCHER	IP	WLS	BF	H	R	ER	SO	BB	IBB	HBP	BLK	WP	HR	S	P	ERA	WHIP

BOTTOM

Los Angeles Dodgers @ Chicago Cubs

Wrigley Field, Chicago, IL

Fri May 28 1982, 3:33 AM CDT

Att. 14,644 - Sunny - 62 F

livebaseballscorecards.com

AB	31
R	4
H	7
RBI	4
BB	2
SO	6
LOB	10

WP: 1 PB: 0 SB: 0 CS: 0 PA: 33

Batter	1	2	3	4	5	6	7	8	9	10	11	12	13	AB	R	H	RBI	BB	SO	LOB
Steve Sax, R (1, 4) OBP: 0.366, SLG: 0.359	0-0 6-3 ①		0-0 L7 ①		0-0 5-3 ③		0-0 5-3 ③			0-0 4-3 ②			0-0 L6 ①	6	0	0	0	0	0	0
Jorge Orta, L (1, 9) OBP: 0.380, SLG: 0.523 Derrel Thomas, S (8, 8) OBP: 0.382, SLG: 0.367 (9, 7) (13, 8)	0-0 1B 2B		0-0 P5 ②			0-0 5-3 1B 1B		0-0 F5 ①		0-0 4-3 ③			0-0 F7 ②	4 2	2 0	2 0	0 0	0 0	0 0	0 0
Dusty Baker Jr., R (1, 7) OBP: 0.368, SLG: 0.494 Ken Landreaux, L (9, 8) OBP: 0.338, SLG: 0.343 Alejandro Pena, R (13, 1)	BBBB 4-0 6-3 1B BB		0-0 WP 2B			0-0 5-3 ① 1-2		0-0 E8 FC1			0-0 F8 ①		0-0 F9 ③	3 2 0	0 0 0	1 0 0	0 0 0	1 0 0	0 0 0	1 0 0
Pedro Guerrero, R (1, 8) OBP: 0.383, SLG: 0.569 (8, 9)	0-0 6-3 1-2 2-H 1B		0-0 5-3 2-3			BBBB 4-0 1B BB		0-0 5-3 ②			0-0 6-3 ②			4	0	1	1	1	0	2
Steve Garvey, R (1, 3) OBP: 0.251, SLG: 0.333 Tom Niedenfuer, R (8, 1) Terry Forster, L (9, 1) Jose Morales, R (11, PH) OBP: 0.444, SLG: 0.286 Mark Belanger, R (11, PR) OBP: 0.278, SLG: 0.294 Vicente Romo, R (11, 1) Ron Roenicke, S (13, 7)	0-0 6-3 ② 1-2 2-3			0-0 F8 ①		0-0 1-2 2-H 1B		0-0 FC1 3-H			0-0 1B			4 0 0 1 0 0 0	0 0 0 0 0 0 0	1 0 0 1 0 0 0	1 0 0 0 0 0 0	0 0 0 0 0 0 0	0 0 0 0 0 0 0	3 0 0 0 0 0 0
Ron Cey, R (1, 5) OBP: 0.308, SLG: 0.354	SSS 0-3 K ③			0-0 5-3 ②		0-0 P3 ②			0-0 4-3 ①		0-0 F8 ③			5	0	0	0	0	1	5
Mike Scioscia, L (1, 2) OBP: 0.340, SLG: 0.288		0-0 5-3 ①		0-0 6-3 ③		0-0 F9 ③			SSS 0-3 K ②			0-0 F2 ①		5	0	0	0	0	1	2
Bill Russell, R (1, 6) OBP: 0.367, SLG: 0.333		0-0 F9 ②			0-0 6-3 ①		SSS 0-3 K ①		0-0 6-3 ③			0-0 F8 ②		5	0	0	0	0	1	0
Dave Stewart, R (1, 1) OBP: 0.222, SLG: 0.222 Steve Howe, L (7, 1) Rick Monday, L (8, 3) OBP: 0.435, SLG: 0.485		0-0 1-3 ③			0-0 5-3 ②		0-0 4-3 ②			SSS 0-3 K ①		SSS 0-3 K ③		3 0 2	0 0 0	0 0 0	0 0 0	0 0 2	0 0 0	0 0 0
Inning Stats	R: 1 E: 0 K: 1 S: 7 H: 2 LOB: 2 BB: 1 P: 11	R: 0 E: 0 K: 0 S: 3 H: 0 LOB: 0 BB: 0 P: 3	R: 0 E: 0 K: 0 S: 4 H: 1 LOB: 1 BB: 0 P: 4	R: 0 E: 0 K: 0 S: 3 H: 0 LOB: 0 BB: 0 P: 3	R: 0 E: 0 K: 0 S: 3 H: 0 LOB: 0 BB: 0 P: 3	R: 1 E: 0 K: 0 S: 5 H: 2 LOB: 2 BB: 1 P: 9	R: 0 E: 0 K: 1 S: 5 H: 0 LOB: 0 BB: 0 P: 5	R: 0 E: 1 K: 0 S: 4 H: 0 LOB: 1 BB: 0 P: 4	R: 0 E: 0 K: 1 S: 5 H: 0 LOB: 0 BB: 0 P: 5	R: 0 E: 0 K: 1 S: 5 H: 0 LOB: 0 BB: 0 P: 5	R: 0 E: 0 K: 0 S: 4 H: 1 LOB: 1 BB: 0 P: 4	R: 0 E: 0 K: 1 S: 5 H: 0 LOB: 0 BB: 0 P: 5	R: 0 E: 0 K: 0 S: 3 H: 0 LOB: 0 BB: 0 P: 3	1B: 4 2B: 2 3B: 0 HR: 0	SF: 0 SAC: 0 DP: 0 HBP: 0		WP: 1 PB: 0 SB: 0 CS: 0	PA: 48	

PITCHER		IP	WLS	BF	H	R	ER	SO	BB	IBB	HBP	BLK	WP	HR	S	P	ERA	WHIP
Dickie Noles, R ERA: 4.1	(1, 1)	7.0		28	5	2	2	2	2	0	0	0	1	0	30	38	2.57	1.000
Bill Campbell, R ERA: 3.1	(8, 1)	2.0		7	0	0	0	1	0	0	0	0	0	0	9	9	0.00	0.000
Willie Hernandez, L ERA: 2.33	(10, 1)	2.0		7	1	0	0	1	0	0	0	0	0	0	9	9	0.00	0.500
Lee Smith, R ERA: 3.0	(12, 1)	2.0	W	6	0	0	0	1	0	0	0	0	0	0	8	8	0.00	0.000

PITCHER	IP	WLS	BF	H	R	ER	SO	BB	IBB	HBP	BLK	WP	HR	S	P	ERA	WHIP

TOP

Los Angeles Dodgers @ Chicago Cubs

Wrigley Field, Chicago, IL

Sat May 29 1982, 3:33 AM CDT

Att. 25,671 - Overcast - 67 F

livebaseballscorecards.com

AB	46
R	2
H	6
RBI	2
BB	2
SO	5
LOB	13

Batter	1	2	3	4	5	6	7	8	9	10	11	12	13	AB	R	H	RBI	BB	SO	LOB
Bump Wills, S (1, 4) OBP: 0.372, SLG: 0.397	F7		23 5-3 1B		1-2 1B		SF8 3-H		BB 23 BB		5-3		FC6-2 23 1B 1-2 3-H	3	0	2	1	0	0	0
Bill Campbell, R (8, 1)														0	0	0	0	0	0	0
Scot Thompson, L (9, PH)														0	0	0	0	1	0	0
Willie Hernandez, L (10, 1)														0	0	0	0	0	0	0
Steve Henderson, R (11, PH) OBP: 0.309, SLG: 0.292														1	0	0	0	0	0	0
Lee Smith, R (12, 1)														0	0	0	0	0	0	0
Hector Cruz, R (13, PH) OBP: 0.250, SLG: 0.200														1	0	0	0	0	0	2
23 Ryne Sandberg, R (1, 5) OBP: 0.253, SLG: 0.298	F9		5-3 1-2		L4		FC6-4 1-2f		BB 1-2 BB		5-3		1-2 2-H 1B	6	0	1	1	1	0	5
Bill Buckner, L (1, 3) OBP: 0.302, SLG: 0.353	3-1		F7			6-3		FC1-6 FC5-2 2B	F8			F8		6	0	1	0	0	0	3
Keith Moreland, R (1, 9) OBP: 0.378, SLG: 0.529		F9		4-3		F9		FC1-6 IBB	1-2 2-3 BB			BB		3	0	0	0	3	0	0
Leon Durham, L (1, 8) OBP: 0.371, SLG: 0.442		1B 2B		F9		F7		FC1-6 FC5-2 BB 1-2f 2-3	P5			K		6	1	1	0	0	1	6
Bob Molinaro, L (1, 7) OBP: 0.367, SLG: 0.240										K										
Junior Kennedy, R (8, 4) OBP: 0.250, SLG: 0.290	2-H 1B			4-3			SH5-4 BB SF8 1B	FC5-2 1-2 BB				1-3		3	1	2	1	0	0	0
														2	0	0	0	1	1	1
Larry Bowa, S (1, 6) OBP: 0.233, SLG: 0.230	F8				K		SH5-4 1-2 BB	FC5-2 1-2 2-3 3-Hf		6-3			1B SH3-4 FC6-2 BB	4	0	0	0	2	1	4
Jody Davis, R (1, 2) OBP: 0.253, SLG: 0.341	1-3				1B		SH5-4 1-2 2-3	F8		K			SH3-4 1-2	4	0	1	0	0	1	4
Dickie Noles, R (1, 1) OBP: 0.120, SLG: 0.167			K		K				F8		P4			2	0	0	0	0	2	1
Dan Briggs, L (7, PH) OBP: 0.114, SLG: 0.114														0	0	0	0	0	0	0
Gary Woods, R (7, PH) OBP: 0.343, SLG: 0.406 (8, 7)								23 FC6-4 IBB					23 FC6-2 1B 2-3	3	1	1	0	1	0	0
Inning Stats	R: 0 E: 0 K: 0 S: 3 H: 0 LOB: 0 BB: 0 P: 3	R: 1 E: 0 K: 0 S: 5 H: 2 LOB: 1 BB: 0 P: 5	R: 0 E: 0 K: 1 S: 6 H: 1 LOB: 1 BB: 0 P: 6	R: 0 E: 0 K: 0 S: 3 H: 0 LOB: 0 BB: 0 P: 3	R: 0 E: 0 K: 2 S: 9 H: 2 LOB: 2 BB: 0 P: 9	R: 0 E: 0 K: 0 S: 3 H: 0 LOB: 0 BB: 0 P: 3	R: 1 E: 0 K: 0 S: 4 H: 1 LOB: 2 BB: 2 P: 12	R: 0 E: 0 K: 0 S: 4 H: 1 LOB: 3 BB: 2 P: 12	R: 0 E: 0 K: 0 S: 3 H: 0 LOB: 3 BB: 3 P: 15	R: 0 E: 0 K: 2 S: 7 H: 0 LOB: 0 BB: 0 P: 7	R: 0 E: 0 K: 0 S: 3 H: 0 LOB: 0 BB: 0 P: 3	R: 0 E: 0 K: 1 S: 5 H: 0 LOB: 1 BB: 1 P: 9	R: 1 E: 0 K: 0 S: 4 H: 2 LOB: 2 BB: 1 P: 8	1B: 7 2B: 2 3B: 0 HR: 0 SF: 1 SAC: 2 DP: 0 HBP: 0						

PITCHER		IP	WLS	BF	H	R	ER	SO	BB	IBB	HBP	BLK	WP	HR	S	P	ERA	WHIP
Dave Stewart, R ERA: 5.06	(1, 1)	6.1		26	6	2	2	3	1	0	0	0	0	0	31	35	2.84	1.105
Steve Howe, L ERA: 2.63	(7, 1)	1.0		6	1	0	0	0	0	2	0	0	0	0	4	12	0.00	1.000
Tom Niedenfuer, R ERA: 4.15	(8, 1)	1.1		8	0	0	0	0	4	0	0	0	0	0	4	20	0.00	3.000
Terry Forster, L ERA: 4.37	(9, 1)	1.1		4	0	0	0	2	0	0	0	0	0	0	8	8	0.00	0.000
Vicente Romo, R ERA:	(11, 1)	2.0		7	0	0	0	1	1	0	0	0	0	0	8	12	0.00	0.500

PITCHER		IP	WLS	BF	H	R	ER	SO	BB	IBB	HBP	BLK	WP	HR	S	P	ERA	WHIP
Alejandro Pena, R ERA: 4.44	(13, 1)	0.2	L	5	2	1	1	0	1	0	0	0	0	0	4	8	13.50	4.500

BOTTOM

Los Angeles Dodgers @ Chicago Cubs

Wrigley Field, Chicago, IL

Sat May 29 1982, 3:33 AM CDT

Att. 25,671 - Overcast - 67 F

livebaseballscorecards.com

AB	44
R	3
H	9
RBI	3
BB	9
SO	6
LOB	26

Batter	1	2	3	4	5	6	7	8	9	AB	R	H	RBI	BB	SO	LOB
Steve Sax, R (1, 4) OBP: 0.367, SLG: 0.360	E7 4-3 1B		4-3 ①	G2 ③			F8 ②		SH3 1-3 HR 1B	5	2	2	0	0	0	1
Jorge Orta, L (1, 9) OBP: 0.370, SLG: 0.489 Mark Belanger, R (7, 6) OBP: 0.278, SLG: 0.294	4-3 ① 3-H		BBBB 1B BB		F2 ①		SSS K ③		SH3 ② 1-3 3-H	3 0	0 0	0 0	1 1	1 0	1 0	0 0
Steve Garvey, R (1, 3) OBP: 0.260, SLG: 0.361	F8 ②		1-2 1B		F7 ②			SH3 6-3 2B	3-H HR	5	2	3	2	0	0	0
Pedro Guerrero, R (1, 8) OBP: 0.381, SLG: 0.579 (7, 9)	L4 ③		SSS K ②		HR			SH3 ① 2-3	SSS K ③	4	1	1	1	0	2	2
Rick Monday, L (1, 7) OBP: 0.438, SLG: 0.478 Ron Roenicke, S (8, PR) (8, 7)		1B 1B	SSS K ③		F9 ③			6-3 IBB		3 0	0 0	1 0	0 0	1 0	1 0	2 0
Ron Cey, R (1, 5) OBP: 0.301, SLG: 0.345		L5 ①		SSS K ①		P3 ①		6-3 ② 1-2 3-H		4	0	0	1	0	1	2
Mike Scioscia, L (1, 2) OBP: 0.345, SLG: 0.303		1-2 1B		1B 2B		L8 ②		F8 ③		4	1	2	0	0	0	2
Derrel Thomas, S (1, 6) OBP: 0.342, SLG: 0.324 (7, 8)		SSS K ②		F7 ②		F8 ③			L8 ①	4	0	0	0	0	1	3
Fernando Valenzuela, L (1, 1) OBP: 0.147, SLG: 0.125		4-3 ③		2-H 1B			SSS K ①		E4 1B SH3	4	1	1	1	0	1	2
Inning Stats	R: 1 E: 1 K: 0 S: 4 H: 1 LOB: 0 BB: 0 P: 4	R: 0 E: 0 K: 1 S: 7 H: 2 LOB: 2 BB: 0 P: 7	R: 0 E: 0 K: 2 S: 8 H: 1 LOB: 2 BB: 1 P: 12	R: 1 E: 0 K: 1 S: 7 H: 2 LOB: 1 BB: 0 P: 7	R: 1 E: 0 K: 0 S: 4 H: 1 LOB: 0 BB: 0 P: 4	R: 0 E: 0 K: 0 S: 3 H: 0 LOB: 0 BB: 0 P: 3	R: 0 E: 0 K: 2 S: 7 H: 0 LOB: 0 BB: 0 P: 7	R: 1 E: 0 K: 0 S: 4 H: 1 LOB: 2 BB: 1 P: 8	R: 3 E: 1 K: 1 S: 8 H: 2 LOB: 0 BB: 0 P: 8	1B: 6 2B: 2 3B: 0 HR: 2 SF: 0 SAC: 2 DP: 0 HBP: 0						

PITCHER		IP	WLS	BF	H	R	ER	SO	BB	IBB	HBP	BLK	WP	HR	S	P	ERA	WHIP
Fergie Jenkins, R ERA: 2.94	(1, 1)	6.0	L	26	7	3	2	4	1	0	0	0	0	1	33	37	3.00	1.333
Dick Tidrow, R ERA: 4.88	(7, 1)	2.0		8	1	1	1	2	0	1	0	0	0	0	11	15	4.50	0.500
Dan Larson, R ERA: 6.42	(9, 1)	1.0		6	2	3	0	1	0	0	0	0	0	1	8	8	0.00	2.000

PITCHER	IP	WLS	BF	H	R	ER	SO	BB	IBB	HBP	BLK	WP	HR	S	P	ERA	WHIP

TOP

Los Angeles Dodgers @ Chicago Cubs

Wrigley Field, Chicago, IL

Sun May 30 1982, 3:33 AM CDT

Att. 34,306 - Sunny - 71 F

livebaseballscorecards.com

AB	36
R	7
H	10
RBI	7
BB	2
SO	7
LOB	14

WP: 0 PA: 40
PB: 0
SB: 0
CS: 0

Los Angeles Dodgers @ Chicago Cubs

Wrigley Field, Chicago, IL

Sun May 30 1982, 3:33 AM CDT

Att. 34,306 - Sunny - 71 F

livebaseballscorecards.com

BOTTOM

Batter	1	2	3	4	5	6	7	8	9	AB	R	H	RBI	BB	SO	LOB
Bump Wills, S (1, 4) OBP: 0.364, SLG: 0.387	6-3		F9 2-3			E6 1B		K		4	0	0	0	0	1	1
23 Ryne Sandberg, R (1, 5) OBP: 0.258, SLG: 0.302	1B 1B		K			K		1B		4	0	2	0	0	2	2
Bill Buckner, L (1, 3) OBP: 0.305, SLG: 0.356	G4-6-3 1-3 1B			P1		1-2 1B		4-3		4	0	2	0	0	0	1
Keith Moreland, R (1, 9) OBP: 0.371, SLG: 0.517	G4-6-3 1-2f			F9		K			F8	4	0	0	0	0	1	4
Leon Durham, L (1, 8) OBP: 0.369, SLG: 0.438		4-3		F7			1-3		E4 4-3 1B	4	0	1	0	0	0	0
Steve Henderson, R (1, 7) OBP: 0.314, SLG: 0.306		L1-3 1B			G3		2B		4-3 2-3	4	0	2	0	0	0	1
Larry Bowa, S (1, 6) OBP: 0.228, SLG: 0.224		L1-3 1-2			5-3		K		1-3	4	0	0	0	0	1	3
Jody Davis, R (1, 2) OBP: 0.255, SLG: 0.340			E5 F9 1B		K		6-3			3	0	1	0	0	1	1
Fergie Jenkins, R (1, 1) OBP: 0.059, SLG: 0.059			K			K			K	1	0	0	0	0	1	1
Hector Cruz, R (6, PH) OBP: 0.231, SLG: 0.182										1	0	0	0	0	1	0
Dick Tidrow, R (7, 1)										0	0	0	0	0	0	0
Gary Woods, R (8, PH) OBP: 0.339, SLG: 0.402										1	0	0	0	0	1	0
Dan Larson, R (9, 1) OBP: 0.273, SLG: 0.273										0	0	0	0	0	0	0

Inning Stats	1	2	3	4	5	6	7	8	9
	R: 0 E: 0 K: 0 S: 4	H: 2 LOB: 1 BB: 0 P: 4	R: 0 E: 0 K: 0 S: 3	H: 1 LOB: 0 BB: 0 P: 3	R: 0 E: 1 K: 2 S: 8	H: 1 LOB: 1 BB: 0 P: 8	R: 0 E: 0 K: 2 S: 3	H: 0 LOB: 0 BB: 0 P: 3	R: 0 E: 0 K: 1 S: 5	H: 0 LOB: 0 BB: 0 P: 5	R: 0 E: 1 K: 3 S: 11	H: 1 LOB: 2 BB: 0 P: 11	R: 0 E: 0 K: 1 S: 6	H: 1 LOB: 1 BB: 0 P: 6	R: 0 E: 0 K: 2 S: 8	H: 1 LOB: 1 BB: 0 P: 8	R: 0 E: 1 K: 0 S: 4	H: 1 LOB: 1 BB: 0 P: 4

	1B	SF	PA
	2B	SAC	
	3B	DP	
	HR	HBP	

	WP	PA
	PB	
	SB	
	CS	

PITCHER	IP	WLS	BF	H	R	ER	SO	BB	IBB	HBP	BLK	WP	HR	S	P	ERA	WHIP
Fernando Valenzuela, L (1, 1) ERA: 2.51	9.0	W	34	8	0	0	9	0	0	0	0	0	0	52	52	0.00	0.889

PITCHER	IP	WLS	BF	H	R	ER	SO	BB	IBB	HBP	BLK	WP	HR	S	P	ERA	WHIP

Los Angeles Dodgers @ Pittsburgh Pirates

Three Rivers Stadium, Pittsburgh, PA

Mon May 31 1982, 3:33 AM EDT

Att. 7,826 - Unknown

TOP

livebaseballscorecards.com

Batter	1	2	3	4	5	6	7	8	9	AB	R	H	RBI	BB	SO	LOB
Steve Sax, R (1, 4) OBP: 0.369, SLG: 0.363	CS 1B		1-3		FC5-4 1B 1B		SH1-4 1-2	FC6-4 1-2f		4	0	2	0	0	0	2
Jorge Orta, L (1, 9) OBP: 0.356, SLG: 0.462	4-3 1-2		P6		FC5-4 1-2 1B		K		4-3	5	0	1	0	0	1	2
Dusty Baker Jr., R (1, 7) OBP: 0.363, SLG: 0.485	1B		5-3		F7		5-3		6-3	5	0	1	0	0	0	3
Pedro Guerrero, R (1, 8) OBP: 0.381, SLG: 0.579	F4			S 1B 1B	FC5-4 1-2f 2-3			1B SF8 2B	5-3	5	2	2	0	0	0	3
Steve Garvey, R (1, 3) OBP: 0.265, SLG: 0.379		HR		F9 1-2	K			SF8 FC SF8 1B 2-3		4	2	2	1	0	1	3
Ron Cey, R (1, 5) OBP: 0.300, SLG: 0.343		K		WP 1B 2-H		K		FC SF8 BB 1-2		4	0	1	1	0	2	2
Mike Scioscia, L (1, 2) OBP: 0.342, SLG: 0.328		HR		P4 1-2		K		SF8 2-3 3-H		3	1	1	2	0	1	1
Derrel Thomas, S (1, 6) OBP: 0.341, SLG: 0.306 Rick Monday, L (8, PH) OBP: 0.444, SLG: 0.478 Mark Belanger, R (8, 6) OBP: 0.278, SLG: 0.294		F7		IBB		5-3		FC6-4 1-2		2 0 0	0 0 0	0 0 0	0 0 0	1 1 0	0 0 0	0 0 0
Ted Power, R (1, 1) Ron Roenicke, S (7, PH) OBP: 0.300, SLG: 0.143 Steve Howe, L (7, 1) Ken Landreaux, L (8, PH) OBP: 0.335, SLG: 0.343 Tom Niedenfuer, R (8, 1) Terry Forster, L (8, 1)		K		K			SH1-4 1B	SF8 2-3 3-H		2 1 0 0 0 0	0 0 0 0 0 0	0 1 0 1 0 0	0 0 0 0 0 0	0 0 0 0 0 0	2 0 0 0 0 0	2 0 0 0 0 0

Inning Stats																												
	R: 0	H: 2	R: 2	H: 2	R: 0	H: 0	R: 1	H: 2	R: 0	H: 2	R: 0	H: 0	R: 0	H: 1	R: 2	H: 2	R: 0	H: 0	1B: 8	SF: 2	WP: 1	PA: 40
	E: 0	LOB: 1	E: 0	LOB: 0	E: 0	LOB: 0	E: 0	LOB: 2	E: 0	LOB: 2	E: 0	LOB: 0	E: 0	LOB: 1	E: 0	LOB: 2	E: 0	LOB: 0	2B: 1	SAC: 1	PB: 0	
	K: 0	BB: 0	K: 2	BB: 0	K: 0	BB: 0	K: 1	BB: 1	K: 1	BB: 0	K: 2	BB: 0	K: 1	BB: 0	K: 0	BB: 1	K: 0	BB: 0	3B: 0	DP: 0	SB: 1	
	S: 4	P: 4	S: 9	P: 9	S: 3	P: 3	S: 7	P: 11	S: 7	P: 7	S: 7	P: 7	S: 6	P: 6	S: 6	P: 10	S: 3	P: 3	HR: 2	HBP: 0	CS: 1	

PITCHER		IP	WLS	BF	H	R	ER	SO	BB	IBB	HBP	BLK	WP	HR	S	P	ERA	WHIP
Paul Moskau, R ERA: 4.97	(1, 1)	2.0		9	4	2	2	2	0	0	0	0	0	2	13	13	9.00	2.000
Manny Sarmiento, R ERA: 1.29	(3, 1)	3.0		14	4	1	1	2	0	1	0	0	1	0	17	21	3.00	1.333
Enrique Romo, R ERA: 4.82	(6, 1)	2.0		7	1	0	0	3	0	0	0	0	0	0	13	13	0.00	0.500
Kent Tekulve, R ERA: 1.59	(8, 1)	2.0	L	10	2	2	2	0	1	0	0	0	0	0	9	13	9.00	1.500

PITCHER	IP	WLS	BF	H	R	ER	SO	BB	IBB	HBP	BLK	WP	HR	S	P	ERA	WHIP

BOTTOM

Los Angeles Dodgers @ Pittsburgh Pirates

Three Rivers Stadium, Pittsburgh, PA

Mon May 31 1982, 3:33 AM EDT

Att. 7,826 - Unknown

livebaseballscorecards.com

Batter	1	2	3	4	5	6	7	8	9	AB	R	H	RBI	BB	SO	LOB
Omar Moreno, L (1, 8) OBP: 0.311, SLG: 0.325	BBBB 4-0 S 1B BB		x 0-0 ② F8		x 0-0 ② F7		SSS 0-3 ② K		x 0-0 ① 5-3	2	1	0	0	1	0	0
Enrique Romo, R (6, 1)										0	0	0	0	0	0	0
Bill Robinson, R (7, PH) OBP: 0.305, SLG: 0.455										1	0	0	0	0	1	1
Kent Tekulve, R (8, 1)										0	0	0	0	0	0	0
Ken Reitz, R (9, PH)										1	0	0	0	0	0	0
Lee Lacy, R (1, 9) OBP: 0.354, SLG: 0.341	BBBB 4-0 1B 1-2 BB		x 0-0 ③ F9		x 0-0 E S 1B		SSS 0-3 ③ K		x 0-0 ② L4	4	0	1	0	1	1	1
(6, 8)																
Bill Madlock, R (1, 5) OBP: 0.340, SLG: 0.414	x 0-0 G4-6-3 1-3 2-H 1B			x 0-0 WP 2B 2B	x 0-0 ③ 6-3 1-3			x 0-0 ① F7	SSS 0-3 ③ K	5	1	2	1	0	1	1
Jason Thompson, L (1, 3) OBP: 0.450, SLG: 0.665	x 0-0 ① L4			x 0-0 3-1 SF8 2-H 2B		x 0-0 1B		x 0-0 HR		4	2	3	2	0	0	2
Mike Easler, L (1, 7) OBP: 0.357, SLG: 0.368	x 0-0 ②③ G4-6-3 1-2f			x 0-0 ① 3-1 2-3		x 0-0 ① F9		x 0-0 ② 4-3		4	0	0	0	0	0	4
(6, 9)																
Johnny Ray, S (1, 4) OBP: 0.349, SLG: 0.436		x 0-0 ① 6-3		x 0-0 ② SF8 3-H		x 0-0 ② F8		x 0-0 E9 E		3	0	0	1	0	0	1
Dale Berra, R (1, 6) OBP: 0.266, SLG: 0.294		x 0-0 ② F8		x 0-0 1B		x 0-0 ③ 1-3		x 0-0 E9 1-3		4	0	1	0	0	0	2
Steve Nicosia, R (1, 2) OBP: 0.242, SLG: 0.226		x 0-0 ③ 5-3		x 0-0 ③ P4			x 0-0 ① F9	4-0 IBB		3	0	0	0	0	0	1
Willie Montanez, L (8, PH) OBP: 0.333, SLG: 0.346										0	0	0	0	1	0	0
(9, 7)																
Paul Moskau, R (1, 1) OBP: 0.125, SLG: 0.125			SSS 0-3 ① K		x 0-0 ① P1		x 0-0 2B	x 0-0 ③ F8		0	0	0	0	0	0	0
Manny Sarmiento, R (3, 1) OBP: 0.375, SLG: 0.286										1	0	0	0	0	1	0
Reggie Walton, R (5, PH) OBP: 0.357, SLG: 0.333										2	0	1	0	0	0	0
(6, 7)																
Willie Stargell, L (8, PH) OBP: 0.222, SLG: 0.167										1	0	0	0	0	0	3
Tony Peña, R (9, 2) OBP: 0.291, SLG: 0.403										0	0	0	0	0	0	0
Inning Stats	R: 1 H: 1 E: 0 LOB: 1 K: 0 BB: 2 S: 3 P: 11	R: 0 H: 0 E: 0 LOB: 0 K: 0 BB: 0 S: 3 P: 3	R: 0 H: 0 E: 0 LOB: 0 K: 1 BB: 0 S: 5 P: 5	R: 2 H: 3 E: 0 LOB: 1 K: 0 BB: 0 S: 6 P: 6	R: 0 H: 1 E: 0 LOB: 1 K: 0 BB: 0 S: 4 P: 4	R: 0 H: 1 E: 0 LOB: 1 K: 0 BB: 0 S: 4 P: 4	R: 0 H: 1 E: 0 LOB: 1 K: 2 BB: 0 S: 8 P: 8	R: 1 H: 1 E: 2 LOB: 3 K: 0 BB: 1 S: 6 P: 10	R: 0 H: 0 E: 0 LOB: 0 K: 1 BB: 0 S: 5 P: 5	1B: 4 SF: 1 2B: 3 SAC: 0 3B: 0 DP: 1 HR: 1 HBP: 0						

AB	35
R	4
H	8
RBI	4
BB	3
SO	4
LOB	16

WP: 1 PA: 39
PB: 0
SB: 2
CS: 0

PITCHER		IP	WLS	BF	H	R	ER	SO	BB	IBB	HBP	BLK	WP	HR	S	P	ERA	WHIP
Ted Power, R ERA: 5.76	(1, 1)	6.0		25	6	3	3	1	2	0	0	0	1	0	25	33	4.50	1.333
Steve Howe, L ERA: 2.52	(7, 1)	1.0	W	4	1	0	0	2	0	0	0	0	0	0	8	8	0.00	1.000
Tom Niedenfuer, R ERA: 4.61	(8, 1)	0.2		6	1	1	1	0	0	1	0	0	0	1	5	9	13.50	1.500
Terry Forster, L ERA: 4.13	(8, 1)	1.1	S	4	0	0	0	1	0	0	0	0	0	0	6	6	0.00	0.000

PITCHER	IP	WLS	BF	H	R	ER	SO	BB	IBB	HBP	BLK	WP	HR	S	P	ERA	WHIP

Los Angeles Dodgers @ Pittsburgh Pirates

Three Rivers Stadium, Pittsburgh, PA

Tue Jun 01 1982, 7:05 PM EDT

Att. 5,189 - Unknown

TOP

livebaseballscorecards.com

Batter	1	2	3	4	5	6	7	8	9	AB	R	H	RBI	BB	SO	LOB
Steve Sax, R (1, 4) OBP: 0.372, SLG: 0.365	F8			F9		G6-4-3 1B			1B	4	0	2	0	0	0	0
Bill Russell, R (1, 6) OBP: 0.364, SLG: 0.331	4-3			1B		G6-4-3 1-2f			F3	4	0	1	0	0	0	2
Dusty Baker Jr., R (1, 7) OBP: 0.356, SLG: 0.474	F9			F8			6-3		K	4	0	0	0	0	1	2
Pedro Guerrero, R (1, 8) OBP: 0.374, SLG: 0.567		F3		F8			F9		F8	4	0	0	0	0	0	2
Steve Garvey, R (1, 3) OBP: 0.261, SLG: 0.374		4-3			F8		K			3	0	0	0	0	1	0
Ron Cey, R (1, 5) OBP: 0.301, SLG: 0.360		K			HR			P6		3	1	1	1	0	1	0
Ron Roenicke, S (1, 9) OBP: 0.308, SLG: 0.300			K		5-3			F9 2B		3	0	1	0	0	1	0
Steve Yeager, R (1, 2) OBP: 0.314, SLG: 0.400			K		5-3			F9 2-3		3	0	0	0	0	1	1
Jerry Reuss, L (1, 1) OBP: 0.217, SLG: 0.143			K			K		5-3		1	0	0	0	0	1	0
Derrel Thomas, S (6, PH) OBP: 0.333, SLG: 0.297										1	0	0	0	0	1	0
Vicente Romo, R (6, 1)										0	0	0	0	0	0	0
Jose Morales, R (8, PH) OBP: 0.400, SLG: 0.250										1	0	0	0	0	0	1
Steve Howe, L (8, 1)										0	0	0	0	0	0	0

	AB	31
	R	1
	H	5
	RBI	1
	BB	0
	SO	7
	LOB	8

Inning Stats	1	2	3	4	5	6	7	8	9
	R: 0 E: 0 K: 0 S: 3	H: 0 LOB: 0 BB: 0 P: 3	R: 0 E: 0 K: 1 S: 5	H: 0 LOB: 0 BB: 0 P: 5	R: 0 E: 0 K: 3 S: 9	H: 0 LOB: 0 BB: 0 P: 9	R: 0 E: 0 K: 0 S: 4	H: 1 LOB: 1 BB: 0 P: 4	R: 1 E: 0 K: 0 S: 4	H: 1 LOB: 0 BB: 0 P: 4	R: 0 E: 0 K: 1 S: 5	H: 1 LOB: 0 BB: 0 P: 5	R: 0 E: 0 K: 1 S: 5	H: 0 LOB: 0 BB: 0 P: 5	R: 0 E: 0 K: 0 S: 4	H: 1 LOB: 1 BB: 0 P: 4	R: 0 E: 0 K: 1 S: 6	H: 1 LOB: 1 BB: 0 P: 6

	1B: 3	SF: 0	WP: 0	PA: 31
	2B: 1	SAC: 0	PB: 0	
	3B: 0	DP: 1	SB: 0	
	HR: 1	HBP: 0	CS: 0	

PITCHER		IP	WLS	BF	H	R	ER	SO	BB	IBB	HBP	BLK	WP	HR	S	P	ERA	WHIP
John Candelaria, L ERA: 3.47	(1, 1)	7.0	W	23	3	1	1	6	0	0	0	0	0	1	35	35	1.29	0.429
Rod Scurry, L ERA: 2.87	(8, 1)	1.1		6	2	0	0	0	0	0	0	0	0	0	6	6	0.00	1.500
Kent Tekulve, R ERA: 1.56	(9, 1)	0.2	S	2	0	0	0	1	0	0	0	0	0	0	4	4	0.00	0.000

PITCHER	IP	WLS	BF	H	R	ER	SO	BB	IBB	HBP	BLK	WP	HR	S	P	ERA	WHIP

BOTTOM

Los Angeles Dodgers @ Pittsburgh Pirates

Three Rivers Stadium, Pittsburgh, PA

Tue Jun 01 1982, 7:05 PM EDT

Att. 5,189 - Unknown

livebaseballscorecards.com

Batter	1	2	3	4	5	6	7	8	9	AB	R	H	RBI	BB	SO	LOB
Omar Moreno, L (1, 8) OBP: 0.305, SLG: 0.318	4-3	4-3 2-3 3-H			G3	K				4	0	0	0	0	1	2
Lee Lacy, R (1, 9) OBP: 0.370, SLG: 0.352	HR 1B		6-3 S HBP		4-3 S 1B		K			3	1	2	0	0	1	0
Bill Madlock, R (1, 5) OBP: 0.344, SLG: 0.430	1-H HR		6-3 1-3		4-3 1-2 IBB		P5			3	1	1	2	1	0	1
Jason Thompson, L (1, 3) OBP: 0.441, SLG: 0.648	6-3		K		4-3 1-2 2-3		G3			4	0	0	0	0	1	3
Bill Robinson, R (1, 7) OBP: 0.317, SLG: 0.448	5-3		5-3		IBB			4-3 1B		3	0	1	0	1	0	1
Johnny Ray, S (1, 4) OBP: 0.347, SLG: 0.432		F3 BB WP 1B		F8	1-3			4-3 1-2		4	1	1	0	0	0	4
Dale Berra, R (1, 6) OBP: 0.265, SLG: 0.287		WP SH1-3 1-2 BB		5-3		1-3		K		3	0	0	0	1	1	1
Steve Nicosia, R (1, 2) OBP: 0.297, SLG: 0.294		F3 2-3		1B		4-3 2B		IBB		3	0	2	0	1	0	2
John Candelaria, L (1, 1) OBP: 0.333, SLG: 0.400		SH1-3 1-2		1-3		4-3 2-3		K		2	0	0	0	0	0	2
Rod Scurry, L (8, 1) OBP: 0.200, SLG: 0.200										1	0	0	0	0	1	2
Kent Tekulve, R (9, 1)										0	0	0	0	0	0	0
Inning Stats	R: 2 E: 0 K: 0 S: 5 H: 2 LOB: 0 BB: 0 P: 5	R: 1 E: 0 K: 0 S: 4 H: 1 LOB: 1 BB: 1 P: 8	R: 0 E: 0 K: 1 S: 5 H: 0 LOB: 1 BB: 0 P: 6	R: 0 E: 0 K: 0 S: 4 H: 1 LOB: 1 BB: 0 P: 4	R: 0 E: 0 K: 0 S: 4 H: 1 LOB: 3 BB: 2 P: 12	R: 0 E: 0 K: 1 S: 6 H: 1 LOB: 1 BB: 0 P: 6	R: 0 E: 0 K: 1 S: 5 H: 0 LOB: 0 BB: 0 P: 5	R: 0 E: 0 K: 2 S: 8 H: 1 LOB: 2 BB: 1 P: 12		1B: 5 2B: 1 3B: 0 HR: 1 SF: 0 SAC: 1 DP: 0 HBP: 1						

AB	30
R	3
H	7
RBI	2
BB	4
SO	5
LOB	18

PITCHER		IP	WLS	BF	H	R	ER	SO	BB	IBB	HBP	BLK	WP	HR	S	P	ERA	WHIP
Jerry Reuss, L ERA: 3.92	(1, 1)	5.0	L	24	5	3	3	1	1	2	1	0	1	1	22	35	5.40	1.200
Vicente Romo, R ERA:	(6, 1)	2.0		7	1	0	0	2	0	0	0	0	0	0	11	11	0.00	0.500
Steve Howe, L ERA: 2.42	(8, 1)	1.0		5	1	0	0	2	0	1	0	0	0	0	8	12	0.00	1.000

PITCHER	IP	WLS	BF	H	R	ER	SO	BB	IBB	HBP	BLK	WP	HR	S	P	ERA	WHIP

Los Angeles Dodgers @ Pittsburgh Pirates

Three Rivers Stadium, Pittsburgh, PA

Wed Jun 02 1982, 7:05 PM EDT

Att. 8,535 - Unknown

TOP

livebaseballscorecards.com

Batter	1	2	3	4	5	6	7	8	9	AB	R	H	RBI	BB	SO	LOB
Steve Sax, R (1, 4) OBP: 0.377, SLG: 0.368	BBBB; 4-0; 1B; HR; BB	0-0; 1-3		0-0; FC6-5-S; S; 2-H; 1B		0-0; 1B		0-0; 3-1; 1-2		4	1	2	1	1	0	1
Jorge Orta, L (1, 9) OBP: 0.349, SLG: 0.446 Derrel Thomas, S (6, 9) OBP: 0.326, SLG: 0.289 (7, 8)	0-0; HR; 1-3; 1B		0-0; 4-3	SSS; 0-3; K		0-0; P3		0-0; G3		4 1	1 0	1 0	0 0	0 0	1 0	2 1
Steve Garvey, R (1, 3) OBP: 0.259, SLG: 0.374	SSS; 0-3; K		0-0; 1B; 2B	0-0; FC6-5-4; 1-2			0-0; 2-3		0-0; 6-3	5	1	1	0	0	1	3
Rick Monday, L (1, 7) OBP: 0.447, SLG: 0.514 Ron Roenicke, S (7, 7) OBP: 0.357, SLG: 0.455	0-0; 1-H; 3-H; HR		BBBB; 4-0; E; 1B; 1B; BB	0-0; 4-3			SSS; 0-3; K		0-0; 1B; 2B	3 1	2 0	1 1	3 0	1 0	1 0	1 0
Ron Cey, R (1, 5) OBP: 0.318, SLG: 0.376	0-0; 1B		0-0; E8; 1B; 1-3; 2-H; 1B		BBBB; 4-0; G4-3; BB		0-0; E7; 1B; 2B		4-0; 1B; IBB	3	1	3	1	2	0	0
Ken Landreaux, L (1, 8) OBP: 0.333, SLG: 0.340 Steve Howe, L (7, 1) Jose Morales, R (9, PH) OBP: 0.364, SLG: 0.222 Steve Yeager, R (9, 2) OBP: 0.314, SLG: 0.400	0-0; F8		0-0; 4-3		0-0; G4-3; 1-2f		0-0; S; 3-H; 1B		SSS; 0-3; K	4 0 1 0	0 0 0 0	1 0 0 0	1 0 0 0	0 0 0 0	0 0 1 0	4 0 2 0
Mike Scioscia, L (1, 2) OBP: 0.340, SLG: 0.326 Dusty Baker Jr., R (9, PH) OBP: 0.359, SLG: 0.477 Vicente Romo, R (9, 1) Tom Niedenfuer, R (9, 1)	0-0; F7		0-0; FC6-4; 2-3; 3-H; 1B		0-0; F3		SSS; 0-3; K; 1-2		0-0; 1-2; 2-3; 1B	4 1 0 0	0 0 0 0	1 1 0 0	1 0 0 0	0 0 0 0	1 0 0 0	2 0 0 0
Bill Russell, R (1, 6) OBP: 0.353, SLG: 0.319		SSS; 0-3; K	0-0; FC6-4; 1-2f			0-0; F8		0-0; 2-3	0-0; 1-3	5	0	0	0	0	1	5
Bob Welch, R (1, 1) OBP: 0.125, SLG: 0.161 Terry Forster, L (5, 1) Pedro Guerrero, R (7, 9) OBP: 0.377, SLG: 0.569		SSS; 0-3; K		0-0; PB; 1B; 2B		0-0; L6		0-0; 3-1; 1B		2 1 1	1 0 0	1 0 1	0 0 0	0 0 0	1 0 0	0 0 0
Inning Stats	R: 3 E: 0 K: 1 S: 8 H: 3 LOB: 1 BB: 1 P: 12	R: 0 E: 0 K: 2 S: 7 H: 0 LOB: 0 BB: 0 P: 7	R: 2 E: 1 K: 0 S: 6 H: 3 LOB: 2 BB: 1 P: 10	R: 1 E: 0 K: 1 S: 7 H: 2 LOB: 1 BB: 0 P: 7	R: 0 E: 0 K: 0 S: 2 H: 0 LOB: 0 BB: 1 P: 6	R: 0 E: 0 K: 0 S: 4 H: 1 LOB: 1 BB: 0 P: 4	R: 1 E: 1 K: 2 S: 9 H: 2 LOB: 1 BB: 0 P: 9	R: 0 E: 0 K: 0 S: 4 H: 1 LOB: 1 BB: 0 P: 4	R: 0 E: 0 K: 1 S: 7 H: 2 LOB: 3 BB: 1 P: 11	1B: 9 2B: 4 3B: 0 HR: 1	SF: 0 SAC: 0 DP: 1 HBP: 0						

	AB	40
	R	7
	H	14
	RBI	7
	BB	4
	SO	7
	LOB	21

WP: 0 PB: 1 SB: 2 CS: 0 PA: 44

PITCHER		IP	WLS	BF	H	R	ER	SO	BB	IBB	HBP	BLK	WP	HR	S	P	ERA	WHIP
Eddie Solomon, R ERA: 6.75	(1, 1)	2.1		14	5	5	5	3	2	0	0	0	0	1	18	26	19.29	3.000
Randy Niemann, L ERA: 8.38	(3, 1)	1.2		8	3	1	1	1	0	0	0	0	0	0	10	10	5.40	1.800
Manny Sarmiento, R ERA: 1.2	(5, 1)	2.0		7	1	0	0	0	1	0	0	0	0	0	6	10	0.00	1.000
Enrique Romo, R ERA: 4.85	(7, 1)	1.2		8	3	1	1	2	0	0	0	0	0	0	12	12	5.40	1.800
Rod Scurry, L ERA: 2.76	(8, 1)	1.1	W	7	2	0	0	1	0	1	0	0	0	0	8	12	0.00	1.500

PITCHER	IP	WLS	BF	H	R	ER	SO	BB	IBB	HBP	BLK	WP	HR	S	P	ERA	WHIP

Los Angeles Dodgers @ Pittsburgh Pirates

Three Rivers Stadium, Pittsburgh, PA

Wed Jun 02 1982, 7:05 PM EDT

Att. 8,535 - Unknown

livebaseballscorecards.com

BOTTOM

Batter	1	2	3	4	5	6	7	8	9	AB	R	H	RBI	BB	SO	LOB
Omar Moreno, L (1, 8) OBP: 0.307, SLG: 0.330	0-0 2B 1B 1B		0-0 4-3 3B	0-3 K		0-0 F9		0-0 4-3 2-3		5	2	2	0	0	1	2
Lee Lacy, R (1, 9) (8, 5) OBP: 0.390, SLG: 0.374	0-0 1-3 1B 2B		BBBB 4-0 4-3 2B BB		0-0 1B 4-3 1B		0-0 F9 1	BBBB 4-0 BB		3	2	2	0	2	0	0
Johnny Ray, S (1, 4) OBP: 0.353, SLG: 0.436	0-0 1 2-H 3-H 3B 1B		0-0 1 4-3 1-2 3-H		0-0 4-3 S 1-3 1B		0-0 FC4-6 1B	0-0 6-3		5	1	3	2	0	0	3
Jason Thompson, L (1, 3) OBP: 0.435, SLG: 0.641	0-0 2 F8		0-0 2-H 2B		0-3 1 K		0-0 2 FC4-6 1B 1-2f 1B		0-0 1 1-3	5	1	1	1	0	1	4
Mike Easler, L (1, 7) (8, 9) OBP: 0.371, SLG: 0.390	0-0 2-H 3B		BBBB 4-0 BB		0-0 2 4-3 1-3 3-H		0-0 1B 1-3 1B		BBBB 4-0 1B BB 1B BB	3	1	2	2	2	0	1
Dale Berra, R (1, 6) OBP: 0.265, SLG: 0.286 Willie Stargell, L (9, PH) OBP: 0.250, SLG: 0.167 Jim Smith, R (9, PR) OBP: 0.370, SLG: 0.391	0-0 3 F9		0-0 2 F8		0-0 3 1-3		0-0 1-2 3-H 1B		BBBB 4-0 1B 1-2 1B BB	4 0 0	0 0 1	1 0 0	1 0 0	0 1 0	0 0 0	4 0 0
Ken Reitz, R (1, 5) Bill Robinson, R (7, PH) (8, 7) OBP: 0.313, SLG: 0.441 Rod Scurry, L (8, 1) OBP: 0.200, SLG: 0.200 Willie Montanez, L (9, PH) OBP: 0.357, SLG: 0.370		SSS 0-3 1 K SSS 0-3 3 K		H 1-0 SH3 HBP	X 0-0 P6			X 0-0 1B 1-2 2-3 1B	2 1 0 1	0 0 0 0	0 0 0 1	0 0 0 0	2 0 0 0	2 2 0 0	2 2 0 0
Steve Nicosia, R (1, 2) (8, 7) OBP: 0.293, SLG: 0.289	X 0-0 2 F8		X 0-0 1 6-3	X 0-0 SH3 1-2		X 0-0 4-3 SH3-4 1B	SSS 0-3 2 K		4	0	1	0	0	1	3
Eddie Solomon, R (1, 1) OBP: 0.133, SLG: 0.133 Randy Niemann, L (3, 1) Reggie Walton, R (4, PH) OBP: 0.333, SLG: 0.308 Manny Sarmiento, R (5, 1) OBP: 0.375, SLG: 0.286 Bill Madlock, R (6, PH) OBP: 0.342, SLG: 0.428 Enrique Romo, R (7, 1) OBP: 0.500, SLG: 1.000 Tony Peña, R (8, 2) OBP: 0.296, SLG: 0.407	SSS 0-3 3 K		X 0-0 2 F9	X 0-0 2 F9		X 0-0 1 SH3-4 1-2	X 0-0 1 2-H 3-H 1B		1 0 1 0 1 0 1	0 0 0 0 0 0 0	0 0 0 0 0 0 1	0 0 0 0 0 0 2	0 0 0 0 0 0 0	1 0 0 0 0 0 0	0 0 0 0 1 0 0
Inning Stats	R: 2 E: 0 K: 0 S: 6 H: 4 LOB: 1 BB: 0 P: 6	R: 0 E: 0 K: 2 S: 7 H: 0 LOB: 0 BB: 0 P: 7	R: 2 E: 0 K: 1 S: 7 H: 2 LOB: 2 BB: 2 P: 15	R: 0 E: 0 K: 1 S: 5 H: 0 LOB: 0 BB: 0 P: 5	R: 1 E: 0 K: 1 S: 7 H: 2 LOB: 1 BB: 0 P: 7	R: 0 E: 0 K: 0 S: 3 H: 0 LOB: 1 BB: 0 P: 4	R: 1 E: 0 K: 0 S: 6 H: 3 LOB: 2 BB: 0 P: 6	R: 0 E: 0 K: 0 S: 4 H: 1 LOB: 2 BB: 1 P: 8	R: 2 E: 0 K: 1 S: 6 H: 2 LOB: 2 BB: 2 P: 14	1B: 10 2B: 2 3B: 2 HR: 0	SF: 0 SAC: 2 DP: 0 HBP: 1						

AB	37
R	8
H	14
RBI	8
BB	5
SO	6
LOB	22

WP: 0 PA: 45
PB: 0
SB: 1
CS: 0

PITCHER		IP	WLS	BF	H	R	ER	SO	BB	IBB	HBP	BLK	WP	HR	S	P	ERA	WHIP
Bob Welch, R ERA: 3.64	(1, 1)	4.0		21	8	5	5	4	2	0	0	0	0	0	27	35	11.25	2.500
Terry Forster, L ERA: 4.05	(5, 1)	2.2		11	2	1	1	1	0	0	1	0	0	0	12	13	3.38	0.750
Steve Howe, L ERA: 2.3	(7, 1)	1.1		7	2	0	0	0	1	0	0	0	0	0	6	10	0.00	2.250
Vicente Romo, R ERA: 2.84	(9, 1)	0.1	L	4	1	2	2	0	2	0	0	0	0	0	2	10	54.00	9.000
Tom Niedenfuer, R ERA: 4.5	(9, 1)	0.1		2	1	0	0	1	0	0	0	0	0	0	4	4	0.00	3.000

PITCHER	IP	WLS	BF	H	R	ER	SO	BB	IBB	HBP	BLK	WP	HR	S	P	ERA	WHIP

Batter	1	2	3	4	5	6	7	8	9	AB	R	H	RBI	BB	SO	LOB
Steve Sax, R (1, 4) OBP: 0.370, SLG: 0.361	L3		6-3			F8		6-3		4	0	0	0	0	0	0
Steve Garvey, R (1, 3) OBP: 0.264, SLG: 0.382	5-3			2B 1B		2B			4-3	4	1	2	0	0	0	0
Dusty Baker Jr., R (1, 7) OBP: 0.362, SLG: 0.480	BB			1-H 1B 2B		F8			P4	3	1	1	1	1	0	1
Pedro Guerrero, R (1, 8) OBP: 0.374, SLG: 0.563	P4 1-2			G5-4-3 2-H 1B		F9			P4	4	0	1	1	0	0	2
Rick Monday, L (1, 9) OBP: 0.433, SLG: 0.493		6-3		F7			4-3			3	0	0	0	0	0	1
Ron Cey, R (1, 5) OBP: 0.313, SLG: 0.370		F7		G5-4-3 1-2f			5-3			3	0	0	0	0	0	1
Mike Scioscia, L (1, 2) OBP: 0.333, SLG: 0.318		K			3-1		L9			3	0	0	0	0	1	0
Bill Russell, R (1, 6) OBP: 0.349, SLG: 0.315			K		5-3			F2		2	0	0	0	0	1	0
Ron Roenicke, S (8, PH) OBP: 0.333, SLG: 0.417										1	0	0	0	0	0	0
Mark Belanger, R (8, 6) OBP: 0.278, SLG: 0.294										0	0	0	0	0	0	0
Dave Stewart, R (1, 1) OBP: 0.182, SLG: 0.182			K		G3			K2-3		2	0	0	0	0	1	0
Terry Forster, L (6, 1)										0	0	0	0	0	0	0
Ken Landreaux, L (8, PH) OBP: 0.331, SLG: 0.338										1	0	0	0	0	1	0
Alejandro Pena, R (8, 1)										0	0	0	0	0	0	0
Inning Stats	R: 0 E: 0 K: 0 S: 3 H: 0 LOB: 1 BB: 1 P: 7	R: 0 E: 0 K: 1 S: 5 H: 0 LOB: 0 BB: 0 P: 5	R: 0 E: 0 K: 2 S: 7 H: 0 LOB: 0 BB: 0 P: 7	R: 2 E: 0 K: 0 S: 5 H: 3 LOB: 0 BB: 0 P: 5	R: 0 E: 0 K: 0 S: 3 H: 0 LOB: 0 BB: 0 P: 3	R: 0 E: 0 K: 0 S: 4 H: 1 LOB: 1 BB: 0 P: 4	R: 0 E: 0 K: 0 S: 3 H: 0 LOB: 0 BB: 0 P: 3	R: 0 E: 0 K: 1 S: 5 H: 0 LOB: 0 BB: 0 P: 5	R: 0 E: 0 K: 0 S: 3 H: 0 LOB: 0 BB: 0 P: 3	1B: 2 2B: 2 3B: 0 HR: 0	SF: 0 SAC: 0 DP: 1 HBP: 0					

PITCHER	IP	WLS	BF	H	R	ER	SO	BB	IBB	HBP	BLK	WP	HR	S	P	ERA	WHIP
Bob Forsch, R (1, 1) ERA: 3.83	9.0	W	31	4	2	2	4	1	0	0	0	0	0	38	42	2.00	0.556

PITCHER	IP	WLS	BF	H	R	ER	SO	BB	IBB	HBP	BLK	WP	HR	S	P	ERA	WHIP

Los Angeles Dodgers @ St. Louis Cardinals

Busch Stadium, St. Louis, MO

Fri Jun 04 1982, 7:05 PM CDT

Att. 25,415 - Unknown

TOP

livebaseballscorecards.com

AB	30
R	2
H	4
RBI	2
BB	1
SO	4
LOB	5

WP: 0 PB: 0 SB: 1 CS: 0 PA: 31

Batter	1	2	3	4	5	6	7	8	9	AB	R	H	RBI	BB	SO	LOB
Ozzie Smith, S (1, 6) OBP: 0.343, SLG: 0.394	5-3			6-3		SF8 3B	F3			4	1	1	0	0	0	0
Willie McGee, S (1, 8) OBP: 0.346, SLG: 0.420	P5			P6		F7		F8		4	0	0	0	0	0	1
Lonnie Smith, R (1, 7) OBP: 0.387, SLG: 0.473	P3			CS 1B		SF8 3-H		P4		3	0	1	1	0	0	0
Keith Hernandez, L (1, 3) OBP: 0.388, SLG: 0.369		F7		CS 1-2	HR 3B	S 1B 1B		K		4	2	2	0	0	1	0
George Hendrick, R (1, 9) OBP: 0.327, SLG: 0.490		F2			HR 3-H	1-H 1B				3	1	2	3	0	0	0
Ken Oberkfell, L (1, 5) OBP: 0.329, SLG: 0.318		F8			1-3	3-1				3	0	0	0	0	0	1
Mike Ramsey, S (1, 4) OBP: 0.398, SLG: 0.429			4-3		FC5-4 1B		F8			3	0	1	0	0	0	0
Glenn Brummer, R (1, 2) OBP: 0.294, SLG: 0.412			6-3		F9		S SH1-3 2B			3	1	1	0	0	0	1
Bob Forsch, R (1, 1) OBP: 0.242, SLG: 0.303			4-3		FC5-4 1-2f		SH1-3 2-H			2	0	0	1	0	0	1
Inning Stats	R: 0 E: 0 K: 0 S: 3 H: 0 LOB: 0 BB: 0 P: 3	R: 0 E: 0 K: 0 S: 3 H: 0 LOB: 0 BB: 0 P: 3	R: 0 E: 0 K: 0 S: 3 H: 0 LOB: 0 BB: 0 P: 3	R: 0 E: 0 K: 0 S: 3 H: 1 LOB: 0 BB: 0 P: 3	R: 2 E: 0 K: 0 S: 6 H: 3 LOB: 1 BB: 0 P: 6	R: 2 E: 0 K: 0 S: 6 H: 3 LOB: 1 BB: 0 P: 6	R: 1 E: 0 K: 0 S: 4 H: 1 LOB: 0 BB: 0 P: 4	R: 0 E: 0 K: 1 S: 5 H: 0 LOB: 0 BB: 0 P: 5		1B: 4 2B: 1 3B: 2 HR: 1	SF: 1 SAC: 1 DP: 0 HBP: 0						

PITCHER		IP	WLS	BF	H	R	ER	SO	BB	IBB	HBP	BLK	WP	HR	S	P	ERA	WHIP
Dave Stewart, R ERA: 5.23	(1, 1)	5.2	L	23	7	4	4	0	0	0	0	0	0	1	23	23	6.35	1.235
Terry Forster, L ERA: 4.18	(6, 1)	1.1		5	1	1	1	0	0	0	0	0	0	0	5	5	6.75	0.750
Alejandro Pena, R ERA: 4.28	(8, 1)	1.0		3	0	0	0	1	0	0	0	0	0	0	5	5	0.00	0.000

PITCHER	IP	WLS	BF	H	R	ER	SO	BB	IBB	HBP	BLK	WP	HR	S	P	ERA	WHIP

BOTTOM

Los Angeles Dodgers @ St. Louis Cardinals

Busch Stadium, St. Louis, MO

Fri Jun 04 1982, 7:05 PM CDT

Att. 25,415 - Unknown

livebaseballscorecards.com

AB	29
R	5
H	8
RBI	5
BB	0
SO	1
LOB	4

Batter	1	2	3	4	5	6	7	8	9	AB	R	H	RBI	BB	SO	LOB
Steve Sax, R (1, 4) OBP: 0.366, SLG: 0.357	5-3		G3		6-3		1B FC5-2 1B		4-3	5	0	1	0	0	0	0
Steve Garvey, R (1, 3) OBP: 0.271, SLG: 0.401	HR			1B S SF8 1B		1B 1B	F9		F9	5	3	3	1	0	0	1
Dusty Baker Jr., R (1, 7) OBP: 0.373, SLG: 0.486	F9			1B S 1-3 1B		3-1 1B 1-2 2B 1B	IBB FC5-2 1-3 1B		B B B B FC6-4 BB	4	1	3	0	1	0	0
Pedro Guerrero, R (1, 8) (9, 9) OBP: 0.370, SLG: 0.556	S S S K			SF8 3-H		3-1 1-2 2-H 2B 1B	FC5-2 IBB 1-2 3-H		FC6-4 1-2f	4	1	1	2	0	1	3
Rick Monday, L (1, 9) OBP: 0.436, SLG: 0.481		P3	B B B B 1B 1-2 BB			3-1 1-2 2-3	FC5-4 1-2 2-3 IBB			2	0	0	0	2	0	2
Derrel Thomas, S (9, 8) OBP: 0.326, SLG: 0.289										0	0	0	0	0	0	0
Ron Cey, R (1, 5) OBP: 0.312, SLG: 0.368		4-3		G4-6-3 1-2 2-3 1B		P6	FC5-4 1-2f			4	0	1	0	0	0	5
Mike Scioscia, L (1, 2) OBP: 0.331, SLG: 0.311		S S S K		G4-6-3 1-2f		2B IBB		P6		3	1	0	0	1	1	3
Bill Russell, R (1, 6) OBP: 0.347, SLG: 0.320			6-3		L5	1-H 2-H 3-H 2B		F7		4	0	1	3	0	0	0
Fernando Valenzuela, L (1, 1) OBP: 0.132, SLG: 0.111			F7		F7	6-3		F7		4	0	0	0	0	0	1
Inning Stats	R: 1 H: 1 E: 0 LOB: 0 K: 1 BB: 0 S: 6 P: 6	R: 0 H: 0 E: 0 LOB: 0 K: 1 BB: 0 S: 5 P: 5	R: 0 H: 0 E: 0 LOB: 0 K: 0 BB: 0 S: 3 P: 3	R: 1 H: 3 E: 0 LOB: 2 K: 0 BB: 1 S: 5 P: 9	R: 0 H: 0 E: 0 LOB: 0 K: 0 BB: 0 S: 3 P: 3	R: 4 H: 4 E: 0 LOB: 1 K: 0 BB: 1 S: 7 P: 11	R: 0 H: 2 E: 0 LOB: 3 K: 0 BB: 1 S: 5 P: 9	R: 0 H: 0 E: 0 LOB: 0 K: 0 BB: 0 S: 3 P: 3	R: 0 H: 0 E: 0 LOB: 1 K: 0 BB: 1 S: 3 P: 7	1B: 8 SF: 1 2B: 1 SAC: 0 3B: 0 DP: 1 HR: 1 HBP: 0						

TOP

Los Angeles Dodgers @ St. Louis Cardinals

Busch Stadium, St. Louis, MO

Sat Jun 05 1982, 7:05 PM CDT

Att. 46,025 - Unknown

livebaseballscorecards.com

AB	35
R	6
H	10
RBI	6
BB	4
SO	2
LOB	15

WP: 0 PA: 40
PB: 0
SB: 2
CS: 0

PITCHER		IP	WLS	BF	H	R	ER	SO	BB	IBB	HBP	BLK	WP	HR	S	P	ERA	WHIP
Steve Mura, R ERA: 4.39	(1, 1)	5.2	L	26	8	6	6	2	1	1	0	0	0	1	28	36	9.53	1.588
Jim Kaat, L ERA: 4.91	(6, 1)	0.2		4	2	0	0	0	0	0	0	0	0	0	4	4	0.00	3.000
Mark Littell, R ERA: 3.21	(7, 1)	2.2		10	0	0	0	0	1	1	0	0	0	0	8	16	0.00	0.375

PITCHER	IP	WLS	BF	H	R	ER	SO	BB	IBB	HBP	BLK	WP	HR	S	P	ERA	WHIP

Batter	1	2	3	4	5	6	7	8	9	AB	R	H	RBI	BB	SO	LOB
Ozzie Smith, S (1, 6) OBP: 0.336, SLG: 0.386	4-3		F9		5-3			F7		4	0	0	0	0	0	0
Mike Ramsey, S (1, 4) OBP: 0.412, SLG: 0.455	1B		1B			1B		G1		4	1	3	0	0	0	0
Keith Hernandez, L (1, 3) OBP: 0.394, SLG: 0.373	1-2 1B		G6-3 2-H 1B			F5		BBBB BB		3	0	2	1	1	0	1
George Hendrick, R (1, 9) OBP: 0.320, SLG: 0.477	F5		G6-3 1-2f			F8		4-3		4	0	0	0	0	0	5
Lonnie Smith, R (1, 7) OBP: 0.387, SLG: 0.471	SSS K			CS 1B		F7			G6-4-3 1B	3	0	1	0	0	1	3
Mark Littell, L (7, 1)										0	0	0	0	0	0	0
Tom Herr, S (9, PH) OBP: 0.338, SLG: 0.341										1	0	1	0	0	0	0
David Green, R (1, 8) OBP: 0.333, SLG: 0.407		S 5-3 5-3 1B		F8 1-2			5-3		G6-4-3 1-2f	4	1	1	0	0	0	2
Ken Oberkfell, L (1, 5) OBP: 0.327, SLG: 0.316		5-3 1-2		SSS K			6-3		1B	4	0	1	0	0	1	1
Glenn Brummer, R (1, 2) OBP: 0.263, SLG: 0.368		5-3 2-H			6-3		E6 FC6-4		4-3	4	0	0	1	0	0	1
Steve Mura, R (1, 1) OBP: 0.091, SLG: 0.048		SSS K			3-1		FC6-4 1-2f			2	0	0	0	0	1	0
Jim Kaat, L (6, 1)										0	0	0	0	0	0	0
Tito Landrum, R (7, 7) OBP: 0.365, SLG: 0.458										1	0	0	0	0	0	1
Inning Stats	R: 0 E: 0 K: 1 S: 7 H: 2 LOB: 2 BB: 0 P: 7	R: 1 E: 0 K: 1 S: 6 H: 1 LOB: 0 BB: 0 P: 6	R: 1 E: 0 K: 0 S: 4 H: 2 LOB: 0 BB: 0 P: 4	R: 0 E: 0 K: 1 S: 5 H: 1 LOB: 0 BB: 0 P: 5	R: 0 E: 0 K: 0 S: 3 H: 0 LOB: 0 BB: 0 P: 3	R: 0 E: 0 K: 0 S: 4 H: 1 LOB: 1 BB: 0 P: 4	R: 0 E: 1 K: 0 S: 4 H: 0 LOB: 1 BB: 0 P: 4	R: 0 E: 0 K: 0 S: 3 H: 0 LOB: 1 BB: 1 P: 7	R: 0 E: 0 K: 0 S: 4 H: 2 LOB: 1 BB: 0 P: 4	1B: 8 2B: 1 3B: 0 HR: 0	SF: 0 SAC: 0 DP: 2 HBP: 0						

PITCHER	IP	WLS	BF	H	R	ER	SO	BB	IBB	HBP	BLK	WP	HR	S	P	ERA	WHIP
Fernando Valenzuela, L (1, 1) ERA: 2.46	9.0	W	35	9	2	2	3	1	0	0	0	0	0	40	44	2.00	1.111

PITCHER	IP	WLS	BF	H	R	ER	SO	BB	IBB	HBP	BLK	WP	HR	S	P	ERA	WHIP

BOTTOM

Los Angeles Dodgers @ St. Louis Cardinals

Busch Stadium, St. Louis, MO

Sat Jun 05 1982, 7:05 PM CDT

Att. 46,025 - Unknown

livebaseballscorecards.com

AB	34
R	2
H	9
RBI	2
BB	1
SO	3
LOB	14

1B: 8	SF: 0	WP: 0	PA: 35
2B: 1	SAC: 0	PB: 0	
3B: 0	DP: 2	SB: 1	
HR: 0	HBP: 0	CS: 1	

Los Angeles Dodgers @ St. Louis Cardinals

Busch Stadium, St. Louis, MO

Sun Jun 06 1982, 3:33 AM CDT

Att. 31,367 - Sunny

TOP

livebaseballscorecards.com

Batter	1	2	3	4	5	6	7	8	9	AB	R	H	RBI	BB	SO	LOB
Steve Sax, R (1, 4) OBP: 0.367, SLG: 0.367	L6	6-3		1B 1-2			5-3		SF9 1-H 2-H 3B	5	1	2	2	0	0	1
Ken Landreaux, L (1, 8) OBP: 0.333, SLG: 0.342	BB 1B		F7	1-2 2-H 1B			4-3		SF9 3-H	4	0	2	1	0	0	0
Tom Niedenfuer, R (9, 1)										0	0	0	0	0	0	0
Terry Forster, L (9, 1)										0	0	0	0	0	0	0
Dusty Baker Jr., R (1, 7) OBP: 0.378, SLG: 0.484	FC5-4 1-2 BB		1B 5-3 BB		F7		CS 1B		5-3	3	1	1	0	2	0	0
Pedro Guerrero, R (1, 9) OBP: 0.373, SLG: 0.555	F3		5-3 1-3 1B		WP 1B		CS 1-2	6-3		4	0	2	0	0	0	2
Steve Garvey, R (1, 3) OBP: 0.267, SLG: 0.394	FC5-4 1-2f		5-3 1-2 3-H		5-3 1-2			6-3		4	0	0	1	0	0	4
Ron Cey, R (1, 5) OBP: 0.306, SLG: 0.360		F9	4-3		6-3			S S S K		4	0	0	0	0	1	2
Steve Yeager, R (1, 2) OBP: 0.296, SLG: 0.377		F3		F8		S S S K			FC3-6 1B	3	0	0	0	0	1	0
Ron Roenicke, S (9, PH) OBP: 0.375, SLG: 0.462										1	0	1	0	0	0	0
Mike Scioscia, L (9, 2) OBP: 0.331, SLG: 0.311										0	0	0	0	0	0	0
Bill Russell, R (1, 6) OBP: 0.345, SLG: 0.318		2B 1B		S S S K		5-3			FC3-6 1-2f 1B 3B	4	2	1	0	0	1	1
Jerry Reuss, L (1, 1) OBP: 0.269, SLG: 0.250		1-H 2B		1B 1B		6-3			1-2 3B 1B	3	0	2	1	0	0	0
Steve Howe, L (7, 1)										0	0	0	0	0	0	0
Rick Monday, L (9, PH) OBP: 0.441, SLG: 0.487										1	1	1	0	0	0	0
Derrel Thomas, S (9, 8) OBP: 0.326, SLG: 0.289										0	0	0	0	0	0	0
Inning Stats	R: 0 E: 0 K: 0 S: 4 H: 1 LOB: 2 BB: 1 P: 8	R: 1 E: 0 K: 0 S: 5 H: 2 LOB: 1 BB: 0 P: 5	R: 1 E: 0 K: 0 S: 4 H: 1 LOB: 1 BB: 1 P: 8	R: 0 E: 0 K: 1 S: 7 H: 3 LOB: 2 BB: 0 P: 7	R: 0 E: 0 K: 0 S: 4 H: 1 LOB: 1 BB: 0 P: 4	R: 0 E: 0 K: 1 S: 5 H: 0 LOB: 0 BB: 0 P: 5	R: 0 E: 0 K: 0 S: 3 H: 1 LOB: 0 BB: 0 P: 3	R: 0 E: 0 K: 1 S: 5 H: 0 LOB: 0 BB: 0 P: 5	R: 3 E: 0 K: 0 S: 6 H: 3 LOB: 0 BB: 0 P: 6	1B: 10 2B: 1 3B: 1 HR: 0 SF: 1 SAC: 0 DP: 0 HBP: 0	WP: 1 PB: 0 SB: 0 CS: 1 PA: 40					

	AB	36
	R	5
	H	12
	RBI	5
	BB	2
	SO	3
	LOB	10

PITCHER		IP	WLS	BF	H	R	ER	SO	BB	IBB	HBP	BLK	WP	HR	S	P	ERA	WHIP
John Stuper, R ERA: 3.46	(1, 1)	5.0		24	8	2	2	1	2	0	0	0	1	0	24	32	3.60	2.000
Doug Bair, R ERA: 1.71	(6, 1)	2.0		6	1	0	0	1	0	0	0	0	0	0	8	8	0.00	0.500
Bruce Sutter, R ERA: 3.89	(8, 1)	2.0	L	9	3	3	3	1	0	0	0	0	0	0	11	11	13.50	1.500

PITCHER	IP	WLS	BF	H	R	ER	SO	BB	IBB	HBP	BLK	WP	HR	S	P	ERA	WHIP

Los Angeles Dodgers @ St. Louis Cardinals

Busch Stadium, St. Louis, MO

Sun Jun 06 1982, 3:33 AM CDT

Att. 31,367 - Sunny

livebaseballscorecards.com

BOTTOM

Batter	1	2	3	4	5	6	7	8	9	AB	R	H	RBI	BB	SO	LOB
Ozzie Smith, S (1, 6) OBP: 0.329, SLG: 0.376	5-3 ①		F9 ②		F8 ③		FC6-4 ② E 1-2f 2-H 3-H		5-3 ③	5	1	0	1	0	0	2
Willie McGee, S (1, 8) OBP: 0.375, SLG: 0.444	1B 1B		BB 1B			6-3 ①	E8 2-H 1B			4	0	3	1	0	0	0
Keith Hernandez, L (1, 3) OBP: 0.396, SLG: 0.373	FC4 1-2 1B		BBB FC6-4 1-2 BB			5-3 ②	3-1 ③			3	0	1	0	1	0	1
George Hendrick, R (1, 9) OBP: 0.324, SLG: 0.497	F9 ②		FC6-4 ③ 1-2f			3B		L4 2B		4	0	2	0	0	0	4
Lonnie Smith, R (1, 7) OBP: 0.380, SLG: 0.462	FC4 ③ 1-2f			6-3 ①		5-3 ③		SSS K ①		4	0	0	0	0	1	4
Ken Oberkfell, L (1, 5) OBP: 0.325, SLG: 0.314		P6 ①		G3 ②			1B 1B FC6-4 1B	L4 ②③ 2-3		4	1	1	0	0	0	1
Mike Ramsey, S (1, 4) OBP: 0.416, SLG: 0.451		5-3 ②		G3 ③			1B 1-2 E 1B		BBBB 4-3 BB	3	1	1	0	1	0	0
Glenn Brummer, R (1, 2) OBP: 0.268, SLG: 0.366 Steve Braun, L (9, PH) OBP: 0.368, SLG: 0.281 Julio Gonzalez, R (9, PH) OBP: 0.255, SLG: 0.327		6-3 ③			P6 ①		FC6-4 1-2 2-3 1B		4-3 ① 1-2	3 0 1	0 0 0	1 0 0	0 0 0	0 0 0	0 0 0	0 0 1
John Stuper, R (1, 1) OBP: 0.250, SLG: 0.750 David Green, R (5, PH) OBP: 0.329, SLG: 0.402 Doug Bair, R (6, 1) Tito Landrum, R (7, PH) OBP: 0.358, SLG: 0.449 Bruce Sutter, R (8, 1) Tom Herr, S (9, PH) OBP: 0.336, SLG: 0.338			SSS K ①		L4 ②		SSS K ①		P3 ②	1 1 0 1 0 1	0 0 0 0 0 0	0 0 0 0 0 1	0 0 0 0 0 0	1 0 0 1 0 0	0 0 0 3 0 0	0 0 0 0 0 1
Inning Stats	R: 0 E: 0 K: 0 S: 5 H: 2 LOB: 2 BB: 0 P: 5	R: 0 E: 0 K: 0 S: 3 H: 0 LOB: 0 BB: 0 P: 3	R: 0 E: 0 K: 1 S: 6 H: 1 LOB: 2 BB: 1 P: 10	R: 0 E: 0 K: 0 S: 3 H: 0 LOB: 0 BB: 0 P: 3	R: 0 E: 0 K: 0 S: 3 H: 0 LOB: 0 BB: 0 P: 3	R: 0 E: 0 K: 0 S: 4 H: 1 LOB: 1 BB: 0 P: 4	R: 3 E: 2 K: 1 S: 9 H: 4 LOB: 1 BB: 0 P: 9	R: 0 E: 0 K: 1 S: 5 H: 1 LOB: 0 BB: 0 P: 5	R: 0 E: 0 K: 0 S: 3 H: 0 LOB: 1 BB: 1 P: 7	1B: 7 2B: 2 3B: 1 HR: 0	SF: 0 SAC: 0 DP: 1 HBP: 0						

AB	35
R	3
H	9
RBI	2
BB	2
SO	3
LOB	17

WP: 0 PB: 0 SB: 0 CS: 0 PA: 37

PITCHER		IP	WLS	BF	H	R	ER	SO	BB	IBB	HBP	BLK	WP	HR	S	P	ERA	WHIP
Jerry Reuss, L ERA: 3.86	(1, 1)	6.0		25	6	2	2	1	1	0	0	0	0	0	26	30	3.00	1.167
Steve Howe, L ERA: 2.15	(7, 1)	2.0	W	8	3	1	0	2	0	0	0	0	0	0	12	12	0.00	1.500
Tom Niedenfuer, R ERA: 4.5	(9, 1)	0.0		1	0	0	0	0	1	0	0	0	0	0	0	4	∞	∞
Terry Forster, L ERA: 4.03	(9, 1)	1.0	S	3	0	0	0	0	0	0	0	0	0	0	3	3	0.00	0.000

PITCHER		IP	WLS	BF	H	R	ER	SO	BB	IBB	HBP	BLK	WP	HR	S	P	ERA	WHIP

Batter	1	2	3	4	5	6	7	8	9	AB	R	H	RBI	BB	SO	LOB
Brett Butler, L (1, 8) OBP: 0.315, SLG: 0.236	BBBB 4-0 1B BB	x 0-0 ③ 1-3			SSS 0-3 ③ K		x 0-0 ① SH1-3 1-2		x 0-0 E5 FC4-6	3	0	0	0	1	1	1
Glenn Hubbard, R (1, 4) OBP: 0.338, SLG: 0.355	x 0-0 BB 1-3 1B		x 0-0 ① 6-3			x 0-0 4-3 BB 6-3 1B	x 0-0 ② F7		x 0-0 ① F3	5	1	2	0	0	0	2
Claudell Washington, L (1, 9) OBP: 0.333, SLG: 0.411	SSS 0-3 ① K		SSS 0-3 ② K			BBBB 4-0 6-3 4-3 1-2 BB	BBBB 4-0 HR BB		x 0-0 ② FC4-6 1-2f	3	1	0	0	2	2	3
Dale Murphy, R (1, 7) OBP: 0.399, SLG: 0.622	SSS 0-3 ② K		x 0-0 ③ F7			x 0-0 ① 4-3 1-2 2-3	x 0-0 1-H 2-H HR		x 0-0 ③ F9	5	1	1	3	0	1	5
Bob Horner, R (1, 5) OBP: 0.381, SLG: 0.540 Jerry Royster, R (9, 5) OBP: 0.250, SLG: 0.250	BBBB 4-0 1-2 BB			x 0-0 ① 4-3		x 0-0 ② 6-3 2-3 3-H	x 0-0 ③ F8			3 0	0 0	0 0	1 0	1 0	0 0	1 0
Chris Chambliss, L (1, 3) OBP: 0.348, SLG: 0.440	x 0-0 ③ F8			x 0-0 ② L9		III 4-0 BB IBB		x 0-0 ① 6-3		3	0	0	0	1	0	3
Bruce Benedict, R (1, 2) OBP: 0.308, SLG: 0.281		x 0-0 ① F8		x 0-0 CS 1B		BBBB 4-0 1-2 BB		x 0-0 ② P4		3	0	1	0	1	0	0
Rafael Ramirez, R (1, 6) OBP: 0.306, SLG: 0.372		x 0-0 ② F7		0-0 ③ CS 1-2	x 0-0 ① 4-3	x 0-0 ③ F8		x 0-0 E6		4	0	0	0	0	0	3
Phil Niekro, R (1, 1) OBP: 0.280, SLG: 0.360 Steve Bedrosian, R (7, 1)		x 0-0 1B			SSS 0-3 ② K		x 0-0 SH1-3 HR 1B	SSS 0-3 ③ K		3 1	1 0	2 0	0 0	0 0	1 1	0 1
Inning Stats	R: 0 E: 0 K: 2 S: 8 H: 1 LOB: 3 BB: 2 P: 16	R: 0 E: 0 K: 0 S: 4 H: 1 LOB: 1 BB: 0 P: 4	R: 0 E: 0 K: 1 S: 5 H: 0 LOB: 0 BB: 0 P: 5	R: 0 E: 0 K: 0 S: 3 H: 1 LOB: 0 BB: 0 P: 3	R: 0 E: 0 K: 2 S: 7 H: 0 LOB: 0 BB: 0 P: 7	R: 1 E: 0 K: 0 S: 4 H: 1 LOB: 3 BB: 3 P: 16	R: 3 E: 0 K: 0 S: 5 H: 2 LOB: 0 BB: 1 P: 9	R: 0 E: 1 K: 1 S: 6 H: 0 LOB: 1 BB: 0 P: 6	R: 0 E: 1 K: 0 S: 4 H: 0 LOB: 1 BB: 0 P: 4	1B: 5 2B: 0 3B: 0 HR: 1	SF: 0 SAC: 1 DP: 0 HBP: 0						

TOP

Atlanta Braves @ Los Angeles Dodgers

Dodger Stadium, Los Angeles, CA

Mon Jun 07 1982, 7:05 PM PDT

Att. 44,714 - Unknown

livebaseballscorecards.com

AB	33
R	4
H	6
RBI	4
BB	6
SO	6
LOB	19

WP: 0 PB: 0 SB: 0 CS: 1 PA: 41

PITCHER		IP	WLS	BF	H	R	ER	SO	BB	IBB	HBP	BLK	WP	HR	S	P	ERA	WHIP
Bob Welch, R ERA: 3.68	(1, 1)	6.2	L	30	5	3	3	5	5	1	0	0	0	0	34	58	4.05	1.500
Tom Niedenfuer, R ERA: 5.02	(7, 1)	0.1		2	1	1	1	0	0	0	0	0	0	1	2	2	27.00	3.000
Steve Howe, L ERA: 2.01	(8, 1)	2.0		8	0	0	0	1	0	0	0	0	0	0	10	10	0.00	0.000

PITCHER	IP	WLS	BF	H	R	ER	SO	BB	IBB	HBP	BLK	WP	HR	S	P	ERA	WHIP

Batter	1	2	3	4	5	6	7	8	9	AB	R	H	RBI	BB	SO	LOB
Steve Sax, R (1, 4) OBP: 0.364, SLG: 0.364	F8		E7 4-3 1B		G4-6-3 1-2f		FC4-6 S 1-2f		3-1	5	0	1	0	0	0	3
Ken Landreaux, L (1, 8) OBP: 0.337, SLG: 0.338	4-3		4-3 2-3			BBBB 4-0 CS BB	BBBB 4-0 1-2 BB			2	0	0	0	2	0	1
Dusty Baker Jr., R (1, 7) OBP: 0.376, SLG: 0.495	HR		SSS 0-3 K			SSS 0-3 K 1-2	0-0 F9			4	1	1	1	0	2	4
Pedro Guerrero, R (1, 9) OBP: 0.371, SLG: 0.549	P3		1-3			1B		F9		4	0	1	0	0	0	1
Steve Garvey, R (1, 3) OBP: 0.262, SLG: 0.386		SSS 0-3 K2-3		6-3		F9		F9		4	0	0	0	0	1	1
Ron Cey, R (1, 5) OBP: 0.310, SLG: 0.363		1B 1B		5-3			HR 1B	SSS 0-3 K		4	1	2	0	0	1	0
Steve Yeager, R (1, 2) OBP: 0.281, SLG: 0.357 Jorge Orta, L (9, PH) OBP: 0.344, SLG: 0.439		F8	SSS 0-3 K				F7		SSS 0-3 K	3 1	0 0	0 0	0 0	0 0	1 1	2 0
Bill Russell, R (1, 6) OBP: 0.348, SLG: 0.342		1-2 1B			P4		1-H HR		E5	4	1	2	2	0	0	0
Bob Welch, R (1, 1) OBP: 0.147, SLG: 0.182 Tom Niedenfuer, R (7, 1) Ron Roenicke, S (7, PH) OBP: 0.412, SLG: 0.462 Steve Howe, L (8, 1) Rick Monday, L (9, PH) OBP: 0.437, SLG: 0.481		SSS 0-3 K2-3			G4-6-3 1B	BBBB 4-0 FC4-6 BB			SSS 0-3 K	2 0 0 0 1	0 0 0 0 0	1 0 0 0 0	0 0 1 0 1	0 0 0 0 0	1 0 0 0 1	2 0 0 0 1
Inning Stats	R: 1 H: 1 E: 0 LOB: 0 K: 0 BB: 0 S: 4 P: 4	R: 0 H: 2 E: 0 LOB: 2 K: 2 BB: 0 S: 9 P: 9	R: 0 H: 1 E: 1 LOB: 1 K: 1 BB: 0 S: 6 P: 6	R: 0 H: 0 E: 0 LOB: 0 K: 1 BB: 0 S: 5 P: 5	R: 0 H: 1 E: 0 LOB: 0 K: 0 BB: 0 S: 3 P: 3	R: 0 H: 1 E: 0 LOB: 1 K: 1 BB: 1 S: 5 P: 9	R: 2 H: 2 E: 0 LOB: 2 K: 0 BB: 2 S: 5 P: 13	R: 0 H: 0 E: 0 LOB: 0 K: 1 BB: 0 S: 5 P: 5	R: 0 H: 0 E: 1 LOB: 1 K: 2 BB: 0 S: 8 P: 8	1B: 6 2B: 0 3B: 0 HR: 2	SF: 0 SAC: 0 DP: 1 HBP: 0					

PITCHER	IP	WLS	BF	H	R	ER	SO	BB	IBB	HBP	BLK	WP	HR	S	P	ERA	WHIP
Phil Niekro, R (1, 1) ERA: 3.03	6.1	W	27	8	3	3	5	2	0	0	0	0	2	35	43	4.26	1.579
Steve Bedrosian, R (7, 1) ERA: 1.57	2.2	S	10	0	0	0	3	1	0	0	0	0	0	15	19	0.00	0.375

PITCHER	IP	WLS	BF	H	R	ER	SO	BB	IBB	HBP	BLK	WP	HR	S	P	ERA	WHIP

BOTTOM

Atlanta Braves @ Los Angeles Dodgers

Dodger Stadium, Los Angeles, CA

Mon Jun 07 1982, 7:05 PM PDT

Att. 44,714 - Unknown

livebaseballscorecards.com

AB	34
R	3
H	8
RBI	3
BB	3
SO	8
LOB	15

Batter	1	2	3	4	5	6	7	8	9	AB	R	H	RBI	BB	SO	LOB
Brett Butler, L (1, 8) OBP: 0.306, SLG: 0.228	F7		G3 1-2		4-3 2-3		F3		K	5	0	0	0	0	1	3
Glenn Hubbard, R (1, 4) OBP: 0.330, SLG: 0.346	5-3		F9		6-3		F7		F3	5	0	0	0	0	0	3
Claudell Washington, L (1, 9) OBP: 0.340, SLG: 0.409	F9		BB			5-3	1B 1-3 1B		FC5-4 BB	3	0	1	0	2	0	0
Dale Murphy, R (1, 7) OBP: 0.404, SLG: 0.620		1B 1B 1B	P5			HR BB	FC5 1-3 3-H 1B		FC5-4 1-2f	4	2	2	1	1	0	3
Bob Horner, R (1, 5) OBP: 0.383, SLG: 0.536 Jerry Royster, R (9, 5) OBP: 0.250, SLG: 0.250		1B 1-3 1B		P4		F8	IBB			3 0	0 0	1 0	0 0	1 0	0 0	1 0
Chris Chambliss, L (1, 3) OBP: 0.347, SLG: 0.453		K		6-3		HR 1-H	FC5 2-3f			4	1	1	2	0	1	5
Bruce Benedict, R (1, 2) OBP: 0.313, SLG: 0.287		G6-4-3 1-2 3-H 1B		K		1B		1-3		4	0	2	1	0	1	0
Rafael Ramirez, R (1, 6) OBP: 0.305, SLG: 0.369		G6-4-3 1-2f			4-3 SH5-4 1B	G3		K2-3		4	0	1	0	0	1	3
Ken Dayley, L (1, 1) OBP: 0.364, SLG: 0.300 Preston Hanna, R (6, 1) OBP: 0.500, SLG: 0.750 Ken Smith, L (7, PH) OBP: 0.545, SLG: 0.444 Al Hrabosky, R (7, 1) OBP: 1.000, SLG: 1.000 Larry Whisenton, L (8, PH) OBP: 0.418, SLG: 0.447 Gene Garber, R (8, 1)			K G3		SH5-4 1-2		1B 1B 1B	K		1 0 1 0 1 0	0 0 1 0 0 0	0 0 1 0 0 0	0 0 1 0 0 0	0 0 0 0 0 0	1 0 0 0 1 0	0 0 0 0 0 0
Inning Stats	R: 0 E: 0 K: 0 S: 3 H: 0 LOB: 0 BB: 0 P: 3	R: 1 E: 0 K: 1 S: 7 H: 3 LOB: 1 BB: 0 P: 7	R: 0 E: 0 K: 1 S: 6 H: 0 LOB: 2 BB: 1 P: 10	R: 0 E: 0 K: 1 S: 5 H: 0 LOB: 0 BB: 0 P: 5	R: 0 E: 0 K: 0 S: 4 H: 1 LOB: 1 BB: 0 P: 4	R: 2 E: 0 K: 0 S: 5 H: 2 LOB: 1 BB: 1 P: 9	R: 1 E: 0 K: 0 S: 6 H: 3 LOB: 3 BB: 1 P: 10	R: 0 E: 0 K: 2 S: 7 H: 0 LOB: 0 BB: 0 P: 7	R: 0 E: 0 K: 1 S: 5 H: 0 LOB: 1 BB: 1 P: 9	1B: 8 2B: 0 3B: 0 HR: 1 SF: 0 SAC: 1 DP: 1 HBP: 0						

PITCHER		IP	WLS	BF	H	R	ER	SO	BB	IBB	HBP	BLK	WP	HR	S	P	ERA	WHIP
Burt Hooton, R ERA: 5.0	(1, 1)	6.2	L	31	9	4	4	3	2	0	0	0	1	1	35	43	5.40	1.650
Terry Forster, L ERA: 3.99	(7, 1)	0.1		2	0	0	0	0	0	1	0	0	0	0	1	5	0.00	0.000
Vicente Romo, R ERA: 2.16	(8, 1)	2.0		7	0	0	0	3	1	0	0	0	0	0	12	16	0.00	0.500

PITCHER	IP	WLS	BF	H	R	ER	SO	BB	IBB	HBP	BLK	WP	HR	S	P	ERA	WHIP

TOP

Atlanta Braves @ Los Angeles Dodgers

Dodger Stadium, Los Angeles, CA

Tue Jun 08 1982, 7:05 PM PDT

Att. 33,153 - Unknown

livebaseballscorecards.com

AB	35
R	4
H	9
RBI	4
BB	4
SO	6
LOB	18

WP: 1 PA: 40
PB: 0
SB: 0
CS: 0

Batter	1	2	3	4	5	6	7	8	9	AB	R	H	RBI	BB	SO	LOB
Steve Sax, R (1, 4) OBP: 0.366, SLG: 0.366	S S S 0-3 ① K		x 0-0 ① FC5 5-3 1B 2-H		x 0-0 ① G6-4-3 1B 2-H 3-H		x 0-0 ③ L6			4	0	2	3	0	1	1
Ron Roenicke, S (1, 9) OBP: 0.333, SLG: 0.353	x 0-0 ② F8		x 0-0 ② 5-3 1-2		x 0-0 ②③ G6-4-3 1-2f			x 0-0 ① 6-3		4	0	0	0	0	0	2
Dusty Baker Jr., R (1, 7) OBP: 0.373, SLG: 0.490	x 0-0 ③ F3		x 0-0 ③ FC5 2-3			x 0-0 1B F9 1B		x 0-0 ② 5-3		4	0	1	0	0	0	1
Pedro Guerrero, R (1, 8) OBP: 0.368, SLG: 0.543		x 0-0 ① F3		S S S 0-3 ① K		x 0-0 ① F9 1-2		x 0-0 FC6-4 1B		4	0	1	0	0	1	1
Steve Garvey, R (1, 3) OBP: 0.266, SLG: 0.388		x 0-0 FC6-4 1B		x 0-0 ② F3		x 0-0 G6-4-3 2-3 1B		x 0-0 ③ FC6-4 1-2f		4	0	2	0	0	0	1
Ron Cey, R (1, 5) OBP: 0.304, SLG: 0.355		x 0-0 ② F8		x 0-0 ③ F3		x 0-0 ②③ G6-4-3 1-2f			x 0-0 ① 5-3	4	0	0	0	0	0	3
Steve Yeager, R (1, 2) OBP: 0.283, SLG: 0.356 Ken Landreaux, L (9, PH) OBP: 0.335, SLG: 0.336		x 0-0 ③ FC6-4 1-2f			x 0-0 1B 1B 1B		x 0-0 ① 5-3		x 0-0 ② G3	3 1	1 0	1 0	0 0	0 0	0 0	1 0
Bill Russell, R (1, 6) OBP: 0.359, SLG: 0.354 Rick Monday, L (9, PH) OBP: 0.433, SLG: 0.475			x 0-0 SH1 1B 1B 1-2		x 0-0 SH1 1B 1B 1-3		x 0-0 G3 1B		0-0 ③ K	3 1	2 0	3 0	0 0	0 0	0 1	0 0
Burt Hooton, R (1, 1) OBP: 0.111, SLG: 0.167 Terry Forster, L (7, 1) Jose Morales, R (7, PH) OBP: 0.333, SLG: 0.200 Vicente Romo, R (8, 1)			x 0-0 ① SH1 1-2		x 0-0 ① SH1 1-2		x 0-0 ② G3 1-2			0 0 1 0	0 0 0 0	0 0 0 0	0 0 0 0	0 0 0 0	0 0 0 0	0 0 1 0
Inning Stats	R: 0 H: 0 E: 0 LOB: 0 K: 1 BB: 0 S: 5 P: 5	R: 0 H: 1 E: 0 LOB: 1 K: 0 BB: 0 S: 4 P: 4	R: 1 H: 2 E: 0 LOB: 1 K: 0 BB: 0 S: 5 P: 5	R: 0 H: 0 E: 0 LOB: 0 K: 1 BB: 0 S: 5 P: 5	R: 2 H: 3 E: 0 LOB: 0 K: 0 BB: 0 S: 5 P: 5	R: 0 H: 2 E: 0 LOB: 1 K: 0 BB: 0 S: 4 P: 4	R: 0 H: 1 E: 0 LOB: 1 K: 0 BB: 0 S: 4 P: 4	R: 0 H: 1 E: 0 LOB: 1 K: 0 BB: 0 S: 4 P: 4	R: 0 H: 0 E: 0 LOB: 0 K: 1 BB: 0 S: 5 P: 5	1B: 10 2B: 0 3B: 0 HR: 0	SF: 0 SAC: 2 DP: 2 HBP: 0					

PITCHER		IP	WLS	BF	H	R	ER	SO	BB	IBB	HBP	BLK	WP	HR	S	P	ERA	WHIP
Ken Dayley, L ERA: 6.08	(1, 1)	5.0		21	7	3	3	2	0	0	0	0	0	0	25	25	5.40	1.400
Preston Hanna, R ERA: 4.68	(6, 1)	1.0	W	3	1	0	0	0	0	0	0	0	0	0	3	3	0.00	1.000
Al Hrabosky, L ERA: 0.68	(7, 1)	1.0		4	1	0	0	0	0	0	0	0	0	0	4	4	0.00	1.000
Gene Garber, R ERA: 1.56	(8, 1)	2.0	S	7	1	0	0	1	0	0	0	0	0	0	9	9	0.00	0.500

PITCHER	IP	WLS	BF	H	R	ER	SO	BB	IBB	HBP	BLK	WP	HR	S	P	ERA	WHIP

BOTTOM

Atlanta Braves @ Los Angeles Dodgers

Dodger Stadium, Los Angeles, CA

Tue Jun 08 1982, 7:05 PM PDT

Att. 33,153 - Unknown

livebaseballscorecards.com

AB	33
R	3
H	10
RBI	3
BB	0
SO	3
LOB	11

PA: 35

WP: 0
PB: 0
SB: 0
CS: 0

Atlanta Braves @ Los Angeles Dodgers

Dodger Stadium, Los Angeles, CA

Wed Jun 09 1982, 7:05 PM PDT

Att. 39,325 - Unknown

TOP

livebaseballscorecards.com

Batter	1	2	3	4	5	6	7	8	9	AB	R	H	RBI	BB	SO	LOB
Brett Butler, L (1, 8) OBP: 0.317, SLG: 0.240	E6 2B 1B		E5 1B G4-6-3 1B	BB 1B		F9 BB FC5-4 1B		1B 1B	K	5	4	3	0	1	1	1
Glenn Hubbard, R (1, 4) OBP: 0.345, SLG: 0.364	1B G6-4-3 2B		G4-6-3 1B			FC5-4 BB		1B 1B		4	2	4	0	1	0	0
Randy Johnson, R (8, 4) OBP: 0.250, SLG: 0.182				1-2 2-H 1B						0	0	0	0	0	0	0
Chris Chambliss, L (1, 3) OBP: 0.345, SLG: 0.448			G4-6-3 1-2f 3-H		L4	F9 2-3				4	0	1	1	0	0	3
Ken Smith, L (7, 3) OBP: 0.565, SLG: 0.474	G6-4-3 2-3 3-H 1B							G6-4-3 1B 1-2 3-H 1B		1	0	1	1	0	0	0
Dale Murphy, R (1, 7) OBP: 0.401, SLG: 0.610	G6-4-3 1-2f 3-H		1-4-3		1B 2B BB	FC5-4 1-2f 3-H		G6-4-3 1-2 2-H 1B		3	1	0	1	1	0	2
Rufino Linares, R (7, 7) OBP: 0.339, SLG: 0.364										1	0	1	1	0	0	0
Bob Horner, R (1, 5) OBP: 0.393, SLG: 0.542	BB			2B 1B 1B	BB 1-3 2B 1B	F8		G6-4-3 1-2f 2-3		2	2	2	0	1	0	0
Jerry Royster, R (5, 5) OBP: 0.237, SLG: 0.235										2	0	0	0	0	0	3
Larry Whisenton, L (1, 9) OBP: 0.417, SLG: 0.451	K			1-3 1B 2B	1-2 2B BB		L6	L4		4	2	1	0	1	1	2
Biff Pocoroba, S (1, 2) OBP: 0.421, SLG: 0.490		L3 1B		SH3-4 2-H 3-H 1B	WP 1-H 2-H 3-H 2B		1B		FC6-4 1B	5	0	5	5	0	0	0
Rafael Ramirez, R (1, 6) OBP: 0.298, SLG: 0.360		L3 1-2		F8	4-3 2-3		F8		FC6-4 SH1-4 1-2f	5	0	0	0	0	0	5
Rick Mahler, R (1, 1) OBP: 0.138, SLG: 0.107		F9		SH3-4 1-2	4-3		F7		SH1-4 1-2	3	0	0	0	0	0	2
Rick Camp, R (8, 1)										0	0	0	0	0	0	0

Inning Stats																							
	R: 2	H: 2	R: 0	H: 1	R: 1	H: 2	R: 2	H: 4	R: 3	H: 2	R: 1	H: 1	R: 0	H: 1	R: 2	H: 4	R: 0	H: 1	1B: 15	SF: 0	WP: 1	PA: 46	
	E: 1	LOB: 1	E: 0	LOB: 0	E: 1	LOB: 0	E: 0	LOB: 2	E: 0	LOB: 1	E: 0	LOB: 1	E: 0	LOB: 1	E: 0	LOB: 1	E: 0	LOB: 1	2B: 4	SAC: 2	PB: 0		
	K: 1	BB: 1	K: 0	BB: 0	K: 0	BB: 1	K: 0	BB: 1	K: 0	BB: 2	K: 0	BB: 1	K: 0	BB: 0	K: 0	BB: 0	K: 1	BB: 0	3B: 0	DP: 4	SB: 0		
	S: 7	P: 11	S: 3	P: 3	S: 4	P: 4	S: 6	P: 10	S: 5	P: 13	S: 4	P: 8	S: 4	P: 4	S: 6	P: 6	S: 6	P: 6	HR: 0	HBP: 0	CS: 0		

PITCHER		IP	WLS	BF	H	R	ER	SO	BB	IBB	HBP	BLK	WP	HR	S	P	ERA	WHIP
Dave Stewart, R ERA: 5.28	(1, 1)	3.0	L	16	8	5	2	1	1	0	0	0	0	0	17	21	6.00	3.000
Ted Power, R ERA: 6.68	(4, 1)	4.0		23	8	6	6	0	4	0	0	0	1	0	19	35	13.50	3.000
Tom Niedenfuer, R ERA: 4.7	(8, 1)	1.0		3	1	0	0	0	0	0	0	0	0	0	3	3	0.00	1.000
Vicente Romo, R ERA: 1.93	(9, 1)	1.0		4	1	0	0	1	0	0	0	0	0	0	6	6	0.00	1.000

PITCHER	IP	WLS	BF	H	R	ER	SO	BB	IBB	HBP	BLK	WP	HR	S	P	ERA	WHIP

AB	39
R	11
H	18
RBI	9
BB	5
SO	2
LOB	18

Batter	1	2	3	4	5	6	7	8	9	AB	R	H	RBI	BB	SO	LOB
Steve Sax, R (1, 4) OBP: 0.367, SLG: 0.367	6-3		FC3-6, 1B			4-3		1B, FC6-4, 1B 1-2	4-3 2-3	5	1	2	0	0	0	1
Ken Landreaux, L (1, 8) OBP: 0.337, SLG: 0.333	BB B B B BB		FC3-6 1-2f			G3		FC6-4, 1B 1-3 2-H	1-3	4	0	1	1	1	0	2
Pedro Guerrero, R (1, 5) OBP: 0.362, SLG: 0.533	F9		S S S K			F8		FC6-4 1B, WP 1-2f 1B 3-H		4	1	0	1	0	1	3
Steve Garvey, R (1, 3) OBP: 0.266, SLG: 0.386	4-3			F9			5-3	1B 1-3 6-3 1B		4	1	1	0	0	0	1
Dusty Baker Jr., R (1, 7) OBP: 0.370, SLG: 0.485 Ron Roenicke, S (7, PH) OBP: 0.348, SLG: 0.368 (8, 7)		F8		6-3			4-3	6-3 1-3 3-H 1B		2 2	0 0	0 1	0 1	0 0	0 0	0 0
Rick Monday, L (1, 9) OBP: 0.426, SLG: 0.476		F7		F8			2B	6-3 1-2 3-H		4	0	1	1	0	0	1
Steve Yeager, R (1, 2) OBP: 0.286, SLG: 0.344 Vicente Romo, R (9, 1)		BB B B B			5-3		5-3	4-3		2 0	0 0	0 0	0 0	1 0	0 0	1 0
Derrel Thomas, S (1, 6) OBP: 0.319, SLG: 0.333		K S S S			F7			1B 3B	E6 4-3	4	1	1	0	0	1	1
Dave Stewart, R (1, 1) OBP: 0.167, SLG: 0.167 Ted Power, R (4, 1) Tom Niedenfuer, R (8, 1) Mike Scioscia, L (8, 2) OBP: 0.333, SLG: 0.314 Jorge Orta, L (8, PH) OBP: 0.338, SLG: 0.431			K S S S		K S S S			1B 1B 3-H 1B	F8	1 1 0 2 1	0 0 0 1 0	0 0 0 1 0	0 0 0 1 0	1 1 0 0 0	0 0 0 0 0	0 0 0 1 1
Inning Stats	R: 0 E: 0 K: 0 S: 3 H: 0 LOB: 1 BB: 1 P: 7	R: 0 E: 0 K: 1 S: 5 H: 0 LOB: 1 BB: 1 P: 9	R: 0 E: 0 K: 2 S: 8 H: 1 LOB: 1 BB: 0 P: 8	R: 0 E: 0 K: 0 S: 3 H: 0 LOB: 0 BB: 0 P: 3	R: 0 E: 0 K: 1 S: 5 H: 0 LOB: 0 BB: 0 P: 5	R: 0 E: 0 K: 0 S: 3 H: 0 LOB: 0 BB: 0 P: 3	R: 0 E: 0 K: 0 S: 4 H: 1 LOB: 1 BB: 0 P: 4	R: 5 E: 0 K: 0 S: 9 H: 6 LOB: 1 BB: 0 P: 9	R: 0 E: 1 K: 0 S: 4 H: 0 LOB: 1 BB: 0 P: 4	1B: 6 2B: 1 3B: 1 HR: 0	SF: 0 SAC: 0 DP: 0 HBP: 0					WP: 1 PB: 0 SB: 0 CS: 0	PA: 38

PITCHER		IP	WLS	BF	H	R	ER	SO	BB	IBB	HBP	BLK	WP	HR	S	P	ERA	WHIP
Rick Mahler, R ERA: 3.86	(1, 1)	7.1	W	30	6	4	4	4	2	0	0	0	0	0	36	44	4.91	1.091
Rick Camp, R ERA: 4.71	(8, 1)	1.2		8	2	1	1	0	0	0	0	0	1	0	8	8	5.40	1.200

PITCHER	IP	WLS	BF	H	R	ER	SO	BB	IBB	HBP	BLK	WP	HR	S	P	ERA	WHIP

BOTTOM

Atlanta Braves @ Los Angeles Dodgers

Dodger Stadium, Los Angeles, CA

Wed Jun 09 1982, 7:05 PM PDT

Att. 39,325 - Unknown

livebaseballscorecards.com

AB	36
R	5
H	8
RBI	5
BB	2
SO	4
LOB	12

Batter	1	2	3	4	5	6	7	8	9	AB	R	H	RBI	BB	SO	LOB
Paul Householder, S (1, 9) OBP: 0.254, SLG: 0.274	S S S 0-3 ① K		x 0-0 ③ 5-3			B B B B 4-0 BB	x 0-0 ③ FC5 2-3f		x 0-0 ② F8 1-2	4	0	0	0	1	1	4
Ron Oester, S (1, 4) OBP: 0.305, SLG: 0.355	x 0-0 ② 5-3			x 0-0 ① 6-3		x 0-0 ② F8		B B B B 4-0 4-3 1B BB	x 0-0 ③ L4	4	1	0	0	1	0	2
Dave Concepcion, R (1, 6) OBP: 0.340, SLG: 0.388	S S S 0-3 ③ K			x 0-0 4-3 1B		x 0-0 ③ 6-3		x 0-0 ① 4-3 1-2		4	0	1	0	0	1	2
Dan Driessen, L (1, 3) OBP: 0.403, SLG: 0.507		x 0-0 ① 4-3		x 0-0 ② 4-3 1-2			B B B B 4-0 FC5-4 BB	B B B B 4-0 1B BB		2	0	0	0	2	0	1
Mike Vail, R (1, 7) OBP: 0.301, SLG: 0.467		x 0-0 ② 6-3		x 0-0 ③ 6-3			x 0-0 ① FC5-4 1B 1-2f	x 0-0 1-2 2-H 1B		3	0	0	0	0	0	2
Eddie Milner, L (7, PR) OBP: 0.319, SLG: 0.366 (7, 7)										1	1	1	1	0	0	0
Cesar Cedeno, R (1, 8) OBP: 0.358, SLG: 0.426		x 0-0 CS 1B			x 0-0 ① 5-3		x 0-0 1-2 1B 1B	x 0-0 ② F7		4	1	2	0	0	0	2
Johnny Bench, R (1, 5) OBP: 0.297, SLG: 0.341		0-0 ③ CS 1-2	B B B B 4-0 SH1-4 BB		x 0-0 ② 5-3		S S S 0-3 ② K	x 0-0 ③ P5		3	0	0	0	1	1	4
Alex Trevino, R (1, 2) OBP: 0.349, SLG: 0.304			x 0-0 ① F9		x 0-0 ③ 4-3		x 0-0 1-3 2-H FC5 1B		x 0-0 BLK 1B	4	0	2	1	0	0	1
Mario Soto, R (1, 1) OBP: 0.182, SLG: 0.226			x 0-0 ② SH1-4 1-2			x 0-0 ① 6-3	x 0-0 1-2 3-H 1B		S S S 0-3 ① K	1	0	0	0	0	0	0
Rafael Landestoy, S (7, PH) OBP: 0.310, SLG: 0.393										1	0	1	1	0	0	0
Jim Kern, R (7, 1)										1	0	0	0	0	1	1
Tom Hume, R (9, 1)										0	0	0	0	0	0	0
Inning Stats	R: 0 E: 0 K: 2 S: 7 H: 0 LOB: 0 BB: 0 P: 7	R: 0 E: 0 K: 0 S: 3 H: 1 LOB: 0 BB: 0 P: 3	R: 0 E: 0 K: 0 S: 3 H: 0 LOB: 1 BB: 1 P: 7	R: 0 E: 0 K: 0 S: 4 H: 1 LOB: 1 BB: 0 P: 4	R: 0 E: 0 K: 0 S: 3 H: 0 LOB: 0 BB: 0 P: 3	R: 0 E: 0 K: 0 S: 3 H: 0 LOB: 1 BB: 1 P: 7	R: 2 E: 0 K: 1 S: 8 H: 3 LOB: 2 BB: 1 P: 12	R: 1 E: 0 K: 0 S: 4 H: 1 LOB: 2 BB: 2 P: 12	R: 0 E: 0 K: 1 S: 6 H: 1 LOB: 1 BB: 0 P: 6	1B: 7 2B: 0 3B: 0 HR: 0		SF: 0 SAC: 1 DP: 0 HBP: 0				

PITCHER		IP	WLS	BF	H	R	ER	SO	BB	IBB	HBP	BLK	WP	HR	S	P	ERA	WHIP
Fernando Valenzuela, L ERA: 2.55	(1, 1)	7.1	L	32	6	3	3	3	5	0	0	0	0	0	33	53	3.68	1.500
Vicente Romo, R ERA: 1.64	(8, 1)	1.2		6	1	0	0	1	0	0	0	1	0	0	8	8	0.00	0.600

PITCHER	IP	WLS	BF	H	R	ER	SO	BB	IBB	HBP	BLK	WP	HR	S	P	ERA	WHIP

TOP

Cincinnati Reds @ Los Angeles Dodgers

Dodger Stadium, Los Angeles, CA

Thu Jun 10 1982, 7:05 PM PDT

Att. 47,142 - Unknown

livebaseballscorecards.com

AB	32
R	3
H	7
RBI	3
BB	5
SO	4
LOB	19

1B: 7	SF: 0	WP: 0	PA: 39
2B: 0	SAC: 1	PB: 0	
3B: 0	DP: 0	SB: 0	
HR: 0	HBP: 0	CS: 1	

Batter	1	2	3	4	5	6	7	8	9	AB	R	H	RBI	BB	SO	LOB
Steve Sax, R (1, 4) OBP: 0.359, SLG: 0.359	5-3		6-3 2-3		K		F9		4-3 2-3	5	0	0	0	0	1	4
Steve Garvey, R (1, 3) OBP: 0.264, SLG: 0.382	5-3		B1-3			6-3	1B		5-3	5	0	1	0	0	0	2
Dusty Baker Jr., R (1, 7) OBP: 0.363, SLG: 0.475	K			F8		K	F9			4	0	0	0	0	2	1
Pedro Guerrero, R (1, 8) OBP: 0.360, SLG: 0.532		F9		F9		PB 1B 2B	K			4	1	1	0	0	1	1
Rick Monday, L (1, 9) OBP: 0.420, SLG: 0.460		K		4-3		1B 2B 2-3 BB		K		3	1	0	0	1	2	0
Ron Cey, R (1, 5) OBP: 0.308, SLG: 0.355		BB			F9	2B 1-3 3-H 1B		P6		3	0	1	1	1	0	0
Mike Scioscia, L (1, 2) OBP: 0.337, SLG: 0.321		K			E BB	1-3 3-H 2B		F7		3	0	1	1	1	1	1
Mark Belanger, R (1, 6) OBP: 0.333, SLG: 0.316			6-3 SH1-4 1B		E6 1-2	IBB			FC4-6 BB	2	0	1	0	1	0	1
Ron Roenicke, S (9, PH) OBP: 0.375, SLG: 0.368										0	0	0	0	1	0	0
Fernando Valenzuela, L (1, 1) OBP: 0.125, SLG: 0.105			SH1-4 1-2		F7	4-3			FC4-6 4-3 1-2f	2	0	0	0	0	0	5
Vicente Romo, R (8, 1)										0	0	0	0	0	0	0
Derrel Thomas, S (9, PH) OBP: 0.313, SLG: 0.326										1	0	0	0	0	0	1
Inning Stats	R: 0 E: 0 K: 1 S: 5 H: 0 LOB: 0 BB: 0 P: 5	R: 0 E: 0 K: 2 S: 7 H: 0 LOB: 1 BB: 1 P: 11	R: 0 E: 0 K: 0 S: 4 H: 1 LOB: 1 BB: 0 P: 4	R: 0 E: 0 K: 0 S: 3 H: 0 LOB: 0 BB: 0 P: 3	R: 0 E: 1 K: 1 S: 6 H: 0 LOB: 2 BB: 1 P: 10	R: 2 E: 0 K: 1 S: 8 H: 3 LOB: 3 BB: 2 P: 16	R: 0 E: 0 K: 1 S: 6 H: 1 LOB: 1 BB: 0 P: 6	R: 0 E: 0 K: 1 S: 5 H: 0 LOB: 0 BB: 0 P: 5	R: 0 E: 1 K: 0 S: 3 H: 0 LOB: 1 BB: 1 P: 7	1B: 3 2B: 2 3B: 0 HR: 0	SF: 0 SAC: 1 DP: 0 HBP: 0						

PITCHER	IP	WLS	BF	H	R	ER	SO	BB	IBB	HBP	BLK	WP	HR	S	P	ERA	WHIP
Mario Soto, R (1, 1) ERA: 2.44	6.0		27	4	2	2	5	3	1	0	0	0	0	33	49	3.00	1.167
Jim Kern, R (7, 1) ERA: 3.82	2.0	W	8	1	0	0	2	1	0	0	0	0	0	11	15	0.00	1.000
Tom Hume, R (9, 1) ERA: 2.27	1.0	S	3	0	0	0	0	0	0	0	0	0	0	3	3	0.00	0.000

PITCHER	IP	WLS	BF	H	R	ER	SO	BB	IBB	HBP	BLK	WP	HR	S	P	ERA	WHIP

BOTTOM

Cincinnati Reds @ Los Angeles Dodgers

Dodger Stadium, Los Angeles, CA

Thu Jun 10 1982, 7:05 PM PDT

Att. 47,142 - Unknown

livebaseballscorecards.com

AB	32
R	2
H	5
RBI	2
BB	5
SO	7
LOB	16

1B: 3	SF: 0	WP: 0	PA: 38
2B: 2	SAC: 1	PB: 1	
3B: 0	DP: 0	SB: 0	
HR: 0	HBP: 0	CS: 0	

Batter	1	2	3	4	5	6	7	8	9	AB	R	H	RBI	BB	SO	LOB
Eddie Milner, L (1, 8) OBP: 0.318, SLG: 0.369	SH2-3 6-3 2B		F9			6-3			4-3	4	1	1	0	0	0	0
Ron Oester, S (1, 4) (6, 6) OBP: 0.302, SLG: 0.352	SH2-3 2-3			K			5-3			2	0	0	0	0	1	0
Dave Concepcion, R (1, 6) OBP: 0.338, SLG: 0.385	6-3 3-H			K			L5			2	0	0	1	0	1	0
German Barranca, L (6, 4) OBP: 0.314, SLG: 0.514				P4			6-3			1	0	0	0	0	0	0
Dan Driessen, L (1, 3) OBP: 0.398, SLG: 0.500	5-3									3	0	0	0	0	0	0
Mike Vail, R (1, 7) OBP: 0.292, SLG: 0.452		K			6-3			F9		3	0	0	0	0	1	0
Johnny Bench, R (1, 5) OBP: 0.294, SLG: 0.337		K			5-3			4-3		2	0	0	0	0	1	0
Rafael Landestoy, S (7, 5) OBP: 0.300, SLG: 0.379										1	0	0	0	0	0	0
Paul Householder, S (1, 9) OBP: 0.248, SLG: 0.266	6-3				F9			K		3	0	0	0	0	1	0
Alex Trevino, R (1, 2) OBP: 0.343, SLG: 0.298			6-3			F9			P4	3	0	0	0	0	0	0
Frank Pastore, R (1, 1) OBP: 0.174, SLG: 0.217			K			3-1			K	0	0	0	0	0	0	0
Wayne Krenchicki, L (3, PH) OBP: 0.311, SLG: 0.357										1	0	0	0	0	1	0
Charlie Leibrandt, R (3, 1) OBP: 0.300, SLG: 0.222										0	0	0	0	0	0	0
Duane Walker, L (6, PH) OBP: 0.250, SLG: 0.273										1	0	0	0	0	0	0
Bob Shirley, R (6, 1) OBP: 0.500, SLG: 0.500										0	0	0	0	0	0	0
Larry Biittner, L (9, PH) OBP: 0.365, SLG: 0.413										1	0	0	0	0	1	0
Inning Stats	R: 1 E: 0 K: 0 S: 4 H: 1 LOB: 0 BB: 0 P: 4	R: 0 E: 0 K: 2 S: 7 H: 0 LOB: 0 BB: 0 P: 7	R: 0 E: 0 K: 1 S: 5 H: 0 LOB: 0 BB: 0 P: 5	R: 0 E: 0 K: 2 S: 7 H: 0 LOB: 0 BB: 0 P: 7	R: 0 E: 0 K: 0 S: 3 H: 0 LOB: 0 BB: 0 P: 3	R: 0 E: 0 K: 0 S: 3 H: 0 LOB: 0 BB: 0 P: 3	R: 0 E: 0 K: 0 S: 3 H: 0 LOB: 0 BB: 0 P: 3	R: 0 E: 0 K: 1 S: 5 H: 0 LOB: 0 BB: 0 P: 5	R: 0 E: 0 K: 1 S: 5 H: 0 LOB: 0 BB: 0 P: 5	1B: 0 2B: 1 3B: 0 HR: 0	SF: 0 SAC: 1 DP: 0 HBP: 0					

PITCHER	IP	WLS	BF	H	R	ER	SO	BB	IBB	HBP	BLK	WP	HR	S	P	ERA	WHIP
Jerry Reuss, L (1, 1) ERA: 3.58	9.0	W	28	1	1	1	7	0	0	0	0	0	0	42	42	1.00	0.111

PITCHER	IP	WLS	BF	H	R	ER	SO	BB	IBB	HBP	BLK	WP	HR	S	P	ERA	WHIP

TOP

Cincinnati Reds @ Los Angeles Dodgers

Dodger Stadium, Los Angeles, CA

Fri Jun 11 1982, 7:05 PM PDT

Att. 37,586 - Unknown

livebaseballscorecards.com

AB	27
R	1
H	1
RBI	1
BB	0
SO	7
LOB	0

REDS™

Batter	1	2	3	4	5	6	7	8	9	AB	R	H	RBI	BB	SO	LOB
Steve Sax, R (1, 4) OBP: 0.360, SLG: 0.357	BBBB 4-0 3-1 S 1B BB	x 0-0 ② 1-3 3-H		x 0-0 1B 1-3 1B 1B	x 0-0 ② 1-3		x 0-0 ③ L6			4	2	1	0	1	0	2
Ken Landreaux, L (1, 8) OBP: 0.344, SLG: 0.373	x 0-0 ① 3-1 1-3	x 0-0 2-H HR		x 0-0 1B 2-3 3-H 1B	x 0-0 2-H 3B			x 0-0 F9		5	2	3	4	0	0	1
Dusty Baker Jr., R (1, 7) OBP: 0.361, SLG: 0.470 Ron Roenicke, S (7, 7) OBP: 0.360, SLG: 0.350	x 0-0 2B 3-H 1B	x 0-0 ③ L6		x 0-0 ① 5-3	x 0-0 ③ F8			x 0-0 ② 5-3		4 1	0 0	1 0	1 0	0 0	0 0	3 0
Pedro Guerrero, R (1, 9) OBP: 0.367, SLG: 0.537 Derrel Thomas, S (8, 9) OBP: 0.306, SLG: 0.318	x 0-0 1-3 2B		BBBB 4-0 1B SF7 BB	4-0 1B 5-3 IBB		x 0-0 ① 6-3		x 0-0 ③ F9		2 1	2 0	1 0	0 0	2 0	0 0	0 0
Steve Garvey, R (1, 3) OBP: 0.272, SLG: 0.401	x 0-0 ② F9		x 0-0 WP 1-3 1B	x 0-0 5-3 1-3 2-H 3-H 1B		x 0-0 HR				4	1	3	3	0	0	2
Ron Cey, R (1, 5) OBP: 0.302, SLG: 0.350	x 0-0 ③ 6-3		x 0-0 ① SF7 3-H	x 0-0 ② 5-3 1-2 3-H		x 0-0 ② F8				3	0	0	2	0	0	3
Mike Scioscia, L (1, 2) OBP: 0.335, SLG: 0.319		x 0-0 1B 1-3 1B	x 0-0 ② F8	x 0-0 ③ F9		x 0-0 ③ 4-3				4	1	1	0	0	0	2
Bill Russell, R (1, 6) OBP: 0.360, SLG: 0.356 Mark Belanger, R (5, 6) OBP: 0.348, SLG: 0.333		x 0-0 5-3 1-3 HR 1B	x 0-0 ③ F8 1-2		x 0-0 SH5-4 3B 1B		x 0-0 ① L7			2 2	1 1	1 1	0 0	0 0	0 0	1 0
Jerry Reuss, L (1, 1) OBP: 0.276, SLG: 0.259		x 0-0 ① 5-3 1-2		x 0-0 1B 1B 1B	x 0-0 ① SH5-4 1-2		SSS 0-3 ② K			3	1	1	0	0	1	2
Inning Stats	R: 1 H: 2 E: 0 LOB: 2 K: 0 BB: 1 S: 5 P: 9	R: 3 H: 3 E: 0 LOB: 0 K: 0 BB: 0 S: 6 P: 6	R: 1 H: 1 E: 0 LOB: 1 K: 0 BB: 1 S: 4 P: 8	R: 4 H: 4 E: 0 LOB: 1 K: 0 BB: 1 S: 7 P: 11	R: 1 H: 2 E: 0 LOB: 1 K: 0 BB: 0 S: 5 P: 5	R: 1 H: 1 E: 0 LOB: 0 K: 0 BB: 0 S: 4 P: 4	R: 0 H: 0 E: 0 LOB: 0 K: 1 BB: 0 S: 5 P: 5	R: 0 H: 0 E: 0 LOB: 0 K: 0 BB: 0 S: 3 P: 3		1B: 9 SF: 1 2B: 1 SAC: 1 3B: 1 DP: 0 HR: 2 HBP: 0						WP: 1 PA: 40 PB: 0 SB: 1 CS: 0	

PITCHER		IP	WLS	BF	H	R	ER	SO	BB	IBB	HBP	BLK	WP	HR	S	P	ERA	WHIP
Frank Pastore, R ERA: 4.6	(1, 1)	2.0	L	12	5	4	4	0	1	0	0	0	0	1	11	15	18.00	3.000
Charlie Leibrandt, L ERA: 2.84	(3, 1)	3.0		18	7	6	6	0	1	1	0	0	1	0	16	24	18.00	2.667
Bob Shirley, L ERA: 4.65	(6, 1)	3.0		10	1	1	1	1	0	0	0	0	0	1	12	12	3.00	0.333

PITCHER	IP	WLS	BF	H	R	ER	SO	BB	IBB	HBP	BLK	WP	HR	S	P	ERA	WHIP

BOTTOM

Cincinnati Reds @ Los Angeles Dodgers

Dodger Stadium, Los Angeles, CA

Fri Jun 11 1982, 7:05 PM PDT

Att. 37,586 - Unknown

livebaseballscorecards.com

AB	35
R	11
H	13
RBI	10
BB	3
SO	1
LOB	16

Batter	1	2	3	4	5	6	7	8	9	AB	R	H	RBI	BB	SO	LOB
Eddie Milner, L (1, 8) OBP: 0.310, SLG: 0.359	K		FC3-6 1B 1-2f	G3	G4-3 1-2f		4-3			5	1	0	0	0	1	4
Ron Oester, S (1, 4) OBP: 0.306, SLG: 0.354	K		BB 1B 1-2 1B	K			FC4-6 1B			4	0	2	0	0	2	0
Dave Concepcion, R (1, 6) OBP: 0.336, SLG: 0.387	2B		K	4-3			FC4-6 G4-6-3 1-2f			4	0	1	0	0	1	3
Larry Biittner, L (1, 3) OBP: 0.361, SLG: 0.406	F2		BB 1-2 2-H 1B		K		G4-6-3 1-2f			4	0	1	1	0	1	2
Johnny Bench, R (1, 5) OBP: 0.298, SLG: 0.333		F8	BB 1-2 2-3		F8				1B BB	2	1	0	0	2	0	0
Duane Walker, L (1, 7) OBP: 0.267, SLG: 0.286 Cesar Cedeno, R (9, PH) OBP: 0.356, SLG: 0.424		1B	K		K				K	3 1	0 0	1 0	0 0	0 0	2 1	3 1
Paul Householder, S (1, 9) OBP: 0.264, SLG: 0.310		K		CS 1B			HR		1B 1-2 1B	4	1	3	1	0	1	1
Alex Trevino, R (1, 2) OBP: 0.335, SLG: 0.290		F3		3-1 1-2			F8		F8	4	0	0	0	0	0	4
Greg Harris, S (1, 1) OBP: 0.222, SLG: 0.222 Joe Price, R (8, 1) Mike Vail, R (9, PH) OBP: 0.299, SLG: 0.457			FC3-6 1B	K			E5 G4-3		1-2 2-H 1B	3 0 1	0 0 0	1 0 1	0 0 1	0 0 0	1 0 0	0 0 0
Inning Stats	R: 0 E: 0 K: 2 S: 8 H: 1 LOB: 1 BB: 0 P: 8	R: 0 E: 0 K: 1 S: 6 H: 1 LOB: 1 BB: 0 P: 6	R: 1 E: 0 K: 2 S: 10 H: 3 LOB: 3 BB: 1 P: 14	R: 0 E: 0 K: 1 S: 5 H: 1 LOB: 0 BB: 0 P: 5	R: 0 E: 0 K: 1 S: 5 H: 0 LOB: 0 BB: 0 P: 5	R: 0 E: 0 K: 2 S: 7 H: 0 LOB: 0 BB: 0 P: 7	R: 1 E: 1 K: 0 S: 4 H: 1 LOB: 0 BB: 0 P: 4	R: 0 E: 0 K: 0 S: 3 H: 1 LOB: 0 BB: 0 P: 3	R: 1 E: 0 K: 1 S: 7 H: 2 LOB: 2 BB: 1 P: 11	1B: 8 2B: 1 3B: 0 HR: 1 SF: 0 SAC: 0 DP: 2 HBP: 0	WP: 0 PB: 0 SB: 0 CS: 1 PA: 37					

PITCHER		IP	WLS	BF	H	R	ER	SO	BB	IBB	HBP	BLK	WP	HR	S	P	ERA	WHIP
Bob Welch, R ERA: 3.59	(1, 1)	7.0	W	29	8	2	2	9	1	0	0	0	0	1	46	50	2.57	1.286
Steve Howe, L ERA: 2.16	(8, 1)	2.0	S	8	2	1	1	1	1	0	0	0	0	0	9	13	4.50	1.500

PITCHER	IP	WLS	BF	H	R	ER	SO	BB	IBB	HBP	BLK	WP	HR	S	P	ERA	WHIP

TOP

Cincinnati Reds @ Los Angeles Dodgers

Dodger Stadium, Los Angeles, CA

Sat Jun 12 1982, 7:05 PM PDT

Att. 47,080 - Unknown

livebaseballscorecards.com

AB	35
R	3
H	10
RBI	3
BB	2
SO	10
LOB	18

Batter	1	2	3	4	5	6	7	8	9	AB	R	H	RBI	BB	SO	LOB
Steve Sax, R (1, 4) OBP: 0.358, SLG: 0.355	S S S 0-3 ① K		X 0-0 ① SH5-3 1-2		X 0-0 1B 1B 2-3		S S S 0-3 ① K	X 0-0 ② FC6-4 1-2f 2-3		4	0	1	0	0	2	2
Ken Landreaux, L (1, 8) OBP: 0.357, SLG: 0.375	B B B B 4-0 K BB		B B B B 4-0 BB		X 0-0 1-3 1-3 3-H 1B		B B B B 4-0 HR BB	S S S 0-3 ③ K		2	1	1	1	3	1	2
Dusty Baker Jr., R (1, 7) OBP: 0.359, SLG: 0.481	S S S 0-3 ②③ K 1-2		S S S 0-3 ② K		X 0-0 ② 1-3 1-2		X 0-0 1-H HR			4	1	1	2	0	2	5
Pedro Guerrero, R (1, 9) OBP: 0.369, SLG: 0.534		X 0-0 1B 1B	S S S 0-3 ③ K		H 1-0 HBP		S S S 0-3 ② K			3	0	1	0	0	2	2
Steve Garvey, R (1, 3) OBP: 0.276, SLG: 0.415		X 0-0 FC6-4 1-3 1B		X 0-0 ① F7	S S S 0-3 ③ K2-3		X 0-0 HR			4	1	2	1	0	1	3
Ron Cey, R (1, 5) OBP: 0.301, SLG: 0.348		X 0-0 ① P5		X 0-0 E6 G4-6-3		X 0-0 G3 1B	S S S 0-3 ③ K			4	0	1	0	0	1	2
Mike Scioscia, L (1, 2) OBP: 0.328, SLG: 0.311		X 0-0 ② F5		X 0-0 ②③ G4-6-3 1-2f		X 0-0 ① G3 1-2		X 0-0 ① 6-3		4	0	0	0	0	0	4
Bill Russell, R (1, 6) OBP: 0.363, SLG: 0.360		X 0-0 ③ FC6-4 1-2f			X 0-0 1B SH2-4 1B 1B	X 0-0 ② P6		X 0-0 FC6-4 1B 1B		4	1	2	0	0	0	3
Bob Welch, R (1, 1) OBP: 0.167, SLG: 0.176 Steve Howe, L (8, 1) Derrel Thomas, S (8, 5) OBP: 0.320, SLG: 0.333			B B B B 4-0 SH5-3 BB		X 0-0 ① SH2-4 1-2	X 0-0 ③ 4-3		X 0-0 FC6-4 1-2 1B		1 0 1	0 0 0	0 0 1	0 0 0	1 0 0	0 0 0	1 0 0
Inning Stats	R: 0 E: 0 K: 2 S: 6 H: 0 LOB: 0 BB: 1 P: 10	R: 0 E: 0 K: 0 S: 5 H: 2 LOB: 2 BB: 0 P: 5	R: 0 E: 0 K: 2 S: 7 H: 0 LOB: 2 BB: 2 P: 15	R: 0 E: 1 K: 0 S: 3 H: 0 LOB: 0 BB: 0 P: 3	R: 1 E: 0 K: 1 S: 8 H: 3 LOB: 3 BB: 0 P: 9	R: 0 E: 0 K: 0 S: 4 H: 1 LOB: 1 BB: 0 P: 4	R: 3 E: 0 K: 3 S: 11 H: 2 LOB: 0 BB: 1 P: 15	R: 0 E: 0 K: 1 S: 7 H: 2 LOB: 2 BB: 0 P: 7		1B: 8 2B: 0 3B: 0 HR: 2	SF: 0 SAC: 2 DP: 1 HBP: 1						

PITCHER		IP	WLS	BF	H	R	ER	SO	BB	IBB	HBP	BLK	WP	HR	S	P	ERA	WHIP
Greg Harris, R ERA: 4.81	(1, 1)	7.0	L	33	8	4	4	8	4	0	1	0	0	2	44	61	5.14	1.714
Joe Price, L ERA: 3.13	(8, 1)	1.0		5	2	0	0	1	0	0	0	0	0	0	7	7	0.00	2.000

PITCHER	IP	WLS	BF	H	R	ER	SO	BB	IBB	HBP	BLK	WP	HR	S	P	ERA	WHIP

BOTTOM

Cincinnati Reds @ Los Angeles Dodgers

Dodger Stadium, Los Angeles, CA

Sat Jun 12 1982, 7:05 PM PDT

Att. 47,080 - Unknown

livebaseballscorecards.com

AB	31
R	4
H	10
RBI	4
BB	4
SO	9
LOB	24

WP: 0 PB: 0 SB: 0 CS: 0 PA: 38

Batter	1	2	3	4	5	6	7	8	9	AB	R	H	RBI	BB	SO	LOB
Eddie Milner, L (1, 7) OBP: 0.317, SLG: 0.367	E9 G3 2B	BB 1-2 1B	6-3			G3-6 1-2f		BBB 4-0 1-2 BB		4	1	2	0	1	0	2
Ron Oester, S (1, 4) OBP: 0.300, SLG: 0.347	G3 3-H	K		F8		F7		SSS K		5	0	0	1	0	2	4
Dave Concepcion, R (1, 6) OBP: 0.337, SLG: 0.389	1B 2B	BBB 4-0 1-2 2-3 BB		F9			F9		6-3	4	1	1	0	1	0	0
Larry Biittner, L (1, 3) OBP: 0.372, SLG: 0.416	1B 2-H 1B	F8		1B			F7		F9-3 1B	5	0	3	1	0	0	3
Johnny Bench, R (1, 5) OBP: 0.296, SLG: 0.330	P6		5-3	K			1B		F9-3 1-2	5	0	1	0	0	1	3
Cesar Cedeno, R (1, 8) OBP: 0.359, SLG: 0.422	1-3 1B		1B 1B HBP		5-3		F7			3	1	1	0	0	0	1
Paul Householder, S (1, 9) OBP: 0.264, SLG: 0.308	G3		S 1-3 1B		F7			6-3		4	1	1	0	0	0	2
Alex Trevino, R (1, 2) OBP: 0.339, SLG: 0.291		G3	SH3-4 1-H 3-H 1B		F2			H FC1-6 HBP		3	0	1	2	0	0	0
Bruce Berenyi, R (1, 1) OBP: 0.280, SLG: 0.360 Tom Hume, R (8, 1)		BB 1B 1B	SH3-4 1-2			G3-6 1B		FC1-6 1-2f BB		3 0	0 0	2 0	0 0	0 0	0 0	1 0
Inning Stats	R: 2 E: 1 K: 0 S: 7 H: 4 LOB: 2 BB: 0 P: 7	R: 0 E: 0 K: 1 S: 7 H: 2 LOB: 3 BB: 1 P: 11	R: 2 E: 0 K: 0 S: 5 H: 2 LOB: 1 BB: 0 P: 6	R: 0 E: 0 K: 1 S: 6 H: 1 LOB: 1 BB: 0 P: 6	R: 0 E: 0 K: 0 S: 3 H: 0 LOB: 0 BB: 0 P: 3	R: 0 E: 0 K: 0 S: 3 H: 1 LOB: 0 BB: 0 P: 3	R: 0 E: 0 K: 0 S: 4 H: 1 LOB: 1 BB: 0 P: 4	R: 0 E: 0 K: 1 S: 5 H: 0 LOB: 2 BB: 1 P: 10	R: 0 E: 0 K: 0 S: 3 H: 1 LOB: 0 BB: 0 P: 3	1B: 10 2B: 3 3B: 0 HR: 0	SF: 0 SAC: 1 DP: 2 HBP: 2						

PITCHER	IP	WLS	BF	H	R	ER	SO	BB	IBB	HBP	BLK	WP	HR	S	P	ERA	WHIP
Burt Hooton, R (1, 1) ERA: 5.37	3.0	L	19	8	4	4	1	1	0	1	0	0	0	19	24	12.00	3.000
Dave Stewart, R (4, 1) ERA: 4.86	4.0		14	3	0	0	1	0	0	0	0	0	0	16	16	0.00	0.750
Terry Forster, L (8, 1) ERA: 3.73	2.0		8	1	0	0	1	1	0	1	0	0	0	8	13	0.00	1.000

PITCHER	IP	WLS	BF	H	R	ER	SO	BB	IBB	HBP	BLK	WP	HR	S	P	ERA	WHIP

Cincinnati Reds @ Los Angeles Dodgers

Dodger Stadium, Los Angeles, CA

Sun Jun 13 1982, 3:33 AM PDT

Att. 45,763 - Unknown

TOP

livebaseballscorecards.com

AB	36
R	4
H	12
RBI	4
BB	2
SO	3
LOB	16

WP: 0	PB: 0	SB: 1	CS: 0
PA: 41			

Batter	1	2	3	4	5	6	7	8	9	AB	R	H	RBI	BB	SO	LOB
Steve Sax, R (1, 4) OBP: 0.361, SLG: 0.358	4-3		4-3		1B			1B G3 1B		4	1	2	0	0	0	0
Ken Landreaux, L (1, 8) OBP: 0.360, SLG: 0.378	K			1B E 1B	4-3			G3 1-3 1B		4	1	2	0	0	1	1
Dusty Baker Jr., R (1, 7) OBP: 0.353, SLG: 0.471	P4			F7		F4		K		4	0	0	0	0	1	3
Pedro Guerrero, R (1, 9) OBP: 0.371, SLG: 0.531		BB		E 1-2 FC5-2-5-1 1B		E4 FC5-4		G3 1-2 3-H		3	0	1	1	1	0	1
Steve Garvey, R (1, 3) OBP: 0.276, SLG: 0.412		K2-3 1-2		E9 FC5-2-5-1 1-3 2-H 1B		FC5-4 FC6-4 1-2f		F7		4	0	1	0	0	1	3
Ron Cey, R (1, 5) OBP: 0.296, SLG: 0.341		1-3 2-3		FC5-2-5-1 2-3 3-H		FC6-4 1-2f			5-3	4	0	0	0	0	0	4
Mike Scioscia, L (1, 2) OBP: 0.320, SLG: 0.303		P4		3-1			4-3		1-3	4	0	0	0	0	0	3
Bill Russell, R (1, 6) OBP: 0.356, SLG: 0.351			F8		5-3		1-3		6-3	4	0	0	0	0	0	0
Burt Hooton, R (1, 1) OBP: 0.111, SLG: 0.167			5-3		6-3		K			0	0	0	0	0	0	0
Jorge Orta, L (3, PH) OBP: 0.333, SLG: 0.424										1	0	0	0	0	0	0
Dave Stewart, R (4, 1) OBP: 0.154, SLG: 0.154										1	0	0	0	0	0	0
Ron Roenicke, S (7, PH) OBP: 0.346, SLG: 0.333										1	0	0	0	0	1	0
Terry Forster, L (8, 1)										0	0	0	0	0	0	0
Inning Stats	R: 0 E: 0 K: 1 S: 5 H: 0 LOB: 0 BB: 0 P: 5	R: 0 E: 0 K: 1 S: 5 H: 0 LOB: 1 BB: 1 P: 9	R: 0 E: 0 K: 0 S: 3 H: 0 LOB: 0 BB: 0 P: 3	R: 1 E: 1 K: 0 S: 6 H: 3 LOB: 2 BB: 0 P: 6	R: 0 E: 0 K: 0 S: 4 H: 1 LOB: 1 BB: 0 P: 4	R: 0 E: 1 K: 0 S: 4 H: 0 LOB: 1 BB: 0 P: 4	R: 0 E: 0 K: 1 S: 5 H: 0 LOB: 0 BB: 0 P: 5	R: 1 E: 0 K: 1 S: 7 H: 2 LOB: 1 BB: 0 P: 7	R: 0 E: 0 K: 0 S: 3 H: 0 LOB: 0 BB: 0 P: 3	1B: 6 2B: 0 3B: 0 HR: 0	SF: 0 SAC: 0 DP: 0 HBP: 0						

PITCHER	IP	WLS	BF	H	R	ER	SO	BB	IBB	HBP	BLK	WP	HR	S	P	ERA	WHIP
Bruce Berenyi, R (1, 1) ERA: 3.68	7.0	W	29	6	2	1	3	1	0	0	0	0	0	34	38	1.29	1.000
Tom Hume, R (8, 1) ERA: 2.15	2.0	S	6	0	0	0	1	0	0	0	0	0	0	8	8	0.00	0.000

PITCHER	IP	WLS	BF	H	R	ER	SO	BB	IBB	HBP	BLK	WP	HR	S	P	ERA	WHIP

BOTTOM

Cincinnati Reds @ Los Angeles Dodgers

Dodger Stadium, Los Angeles, CA

Sun Jun 13 1982, 3:33 AM PDT

Att. 45,763 - Unknown

livebaseballscorecards.com

AB	34
R	2
H	6
RBI	1
BB	1
SO	4
LOB	15

1B: 6	SF: 0	WP: 0	PA: 35
2B: 0	SAC: 0	PB: 0	
3B: 0	DP: 0	SB: 2	
HR: 0	HBP: 0	CS: 0	

Los Angeles Dodgers @ San Diego Padres

Jack Murphy Stadium, San Diego, CA

Mon Jun 14 1982, 10:05 PM EDT

Att. 49,973 - Unknown

TOP

livebaseballscorecards.com

Batter	1	2	3	4	5	6	7	8	9	10	11	AB	R	H	RBI	BB	SO	LOB
Steve Sax, R (1, 4) OBP: 0.358, SLG: 0.355	F9 S 1B		F7		G6-4-3 1-2f			6-3			K	5	0	1	0	0	1	1
Ken Landreaux, L (1, 8) OBP: 0.356, SLG: 0.391	F9 1-3			HR		4-3			K		4-3	5	1	1	1	0	1	1
Dusty Baker Jr., R (1, 7) OBP: 0.354, SLG: 0.484	5-3			K		6-3			1B		HR	5	1	2	1	0	1	1
Pedro Guerrero, R (1, 9) (10, 5) (11, 9) OBP: 0.364, SLG: 0.520	6-3			F8		F3			F9		K	5	0	0	0	0	1	2
Steve Garvey, R (1, 3) OBP: 0.275, SLG: 0.422		F8		HR			F4		K			4	1	1	1	0	1	1
Ron Cey, R (1, 5) OBP: 0.295, SLG: 0.340		F8		1-3			K			F9 SH3-4 1B		4	0	1	0	0	1	0
Derrel Thomas, S (10, PR) (10, 6) (11, 5) OBP: 0.320, SLG: 0.333												0	0	0	0	0	0	0
Mike Scioscia, L (1, 2) OBP: 0.315, SLG: 0.297		F5			K		F8			SH3-4 1-2		3	0	0	0	0	1	0
Bill Russell, R (1, 6) OBP: 0.355, SLG: 0.351			F8		E7 1B 1B			K		F9 2-3		3	1	1	0	0	1	0
Jorge Orta, L (10, PH) OBP: 0.328, SLG: 0.417												1	0	0	0	0	0	2
Steve Howe, L (10, 1)												0	0	0	0	0	0	0
Fernando Valenzuela, L (1, 1) OBP: 0.140, SLG: 0.122			4-3		G6-4-3 2-H 1B			6-3		F7		3	0	1	1	0	0	0
Rick Monday, L (10, PH) (10, 9) OBP: 0.416, SLG: 0.455												1	0	0	0	0	0	2
Mark Belanger, R (11, 6) OBP: 0.348, SLG: 0.333												0	0	0	0	0	0	0
Inning Stats	R: 0 E: 0 K: 0 S: 4 H: 1 LOB: 1 BB: 0 P: 4	R: 0 E: 0 K: 0 S: 3 H: 0 LOB: 0 BB: 0 P: 3	R: 0 E: 0 K: 0 S: 3 H: 0 LOB: 0 BB: 0 P: 3	R: 2 E: 0 K: 1 S: 7 H: 2 LOB: 0 BB: 0 P: 7	R: 1 E: 1 K: 1 S: 6 H: 2 LOB: 0 BB: 0 P: 6	R: 0 E: 0 K: 0 S: 3 H: 0 LOB: 0 BB: 0 P: 3	R: 0 E: 0 K: 1 S: 5 H: 0 LOB: 0 BB: 0 P: 5	R: 0 E: 0 K: 1 S: 5 H: 0 LOB: 0 BB: 0 P: 5	R: 0 E: 0 K: 2 S: 8 H: 1 LOB: 1 BB: 0 P: 8	R: 0 E: 0 K: 0 S: 4 H: 1 LOB: 2 BB: 0 P: 4	R: 1 E: 0 K: 2 S: 8 H: 1 LOB: 0 BB: 0 P: 8							

PITCHER		IP	WLS	BF	H	R	ER	SO	BB	IBB	HBP	BLK	WP	HR	S	P	ERA	WHIP
Juan Eichelberger, R ERA: 3.79	(1, 1)	10.0		36	7	3	2	6	0	0	0	0	0	2	48	48	1.80	0.700
Eric Show, R ERA: 1.56	(11, 1)	1.0	L	4	1	1	1	2	0	0	0	0	0	1	8	8	9.00	1.000

PITCHER	IP	WLS	BF	H	R	ER	SO	BB	IBB	HBP	BLK	WP	HR	S	P	ERA	WHIP

AB	39
R	4
H	8
RBI	4
BB	0
SO	8
LOB	10

1B: 5	SF: 0	WP: 0	PA: 40
2B: 0	SAC: 1	PB: 0	
3B: 0	DP: 1	SB: 1	
HR: 3	HBP: 0	CS: 0	

Batter	1	2	3	4	5	6	7	8	9	10	11	AB	R	H	RBI	BB	SO	LOB
Alan Wiggins, S (1, 7) OBP: 0.351, SLG: 0.328	4-3		F9		CS 1B	5-3		CS 1B			5-3	6	0	2	0	0	0	1
Joe Pittman, R (1, 4) OBP: 0.250, SLG: 0.300	1B 6-3 1B		F6		4-3 1-2		S 1B	CS 1-2	4-3 SH1-3 1B		1-3	6	2	3	0	0	0	1
Garry Templeton, S (1, 6) OBP: 0.289, SLG: 0.364	6-3 1-3 1B		S 1B		1B 1B		K 1-2		SH1-3 1-2		4-3	5	0	3	0	0	1	1
Ruppert Jones, L (1, 8) OBP: 0.433, SLG: 0.525	6-3 1-2 3-H		K 1-2		 1-3 1B		1B BB		4-3 2-3			4	0	1	1	1	1	3
Sixto Lezcano, R (1, 9) OBP: 0.366, SLG: 0.450	F8			1B BB	F8		 1-2 2-H 1B		IBB			3	0	1	1	2	0	3
Terry Kennedy, L (1, 2) OBP: 0.282, SLG: 0.443		G3		K		1B 2B	F9		K			5	1	1	0	0	2	5
Luis Salazar, R (1, 5) OBP: 0.256, SLG: 0.330		K		K		F8	K			F4		5	0	0	0	0	3	4
Kurt Bevacqua, R (1, 3) OBP: 0.357, SLG: 0.324		2B		1-2 1B		SH1-3 2-H 1B		F6		G3		5	0	3	1	0	0	0
Juan Eichelberger, R (1, 1) OBP: 0.094, SLG: 0.129		6-3		4-3		SH1-3 1-2		4-3		1-3		3	0	0	0	0	0	3
Dave Edwards, R (10, PH) OBP: 0.227, SLG: 0.273												1	0	0	0	0	0	0
Eric Show, R (11, 1)												0	0	0	0	0	0	0
Inning Stats	R: 1 H: 2 E: 0 LOB: 1 K: 0 BB: 0 S: 5 P: 5	R: 0 H: 1 E: 0 LOB: 1 K: 1 BB: 0 S: 6 P: 6	R: 0 H: 1 E: 0 LOB: 1 K: 1 BB: 0 S: 6 P: 6	R: 0 H: 1 E: 0 LOB: 2 K: 2 BB: 1 S: 8 P: 12	R: 0 H: 3 E: 0 LOB: 2 K: 0 BB: 0 S: 5 P: 5	R: 1 H: 2 E: 0 LOB: 1 K: 0 BB: 0 S: 5 P: 5	R: 1 H: 2 E: 0 LOB: 2 K: 2 BB: 1 S: 9 P: 13	R: 0 H: 1 E: 0 LOB: 0 K: 0 BB: 0 S: 3 P: 3	R: 0 H: 1 E: 0 LOB: 2 K: 1 BB: 1 S: 6 P: 10	R: 0 H: 0 E: 0 LOB: 0 K: 0 BB: 0 S: 3 P: 3	R: 0 H: 0 E: 0 LOB: 0 K: 0 BB: 0 S: 3 P: 3	1B: 12 2B: 2 3B: 0 HR: 0	SF: 0 SAC: 2 DP: 0 HBP: 0					

PITCHER	IP	WLS	BF	H	R	ER	SO	BB	IBB	HBP	BLK	WP	HR	S	P	ERA	WHIP
Fernando Valenzuela, L (1, 1) ERA: 2.59	9.0		42	14	3	3	7	2	1	0	0	0	0	53	65	3.00	1.778
Steve Howe, L (10, 1) ERA: 2.04	2.0	W	6	0	0	0	0	0	0	0	0	0	0	6	6	0.00	0.000

PITCHER	IP	WLS	BF	H	R	ER	SO	BB	IBB	HBP	BLK	WP	HR	S	P	ERA	WHIP

BOTTOM

Los Angeles Dodgers @ San Diego Padres

Jack Murphy Stadium, San Diego, CA

Mon Jun 14 1982, 10:05 PM EDT

Att. 49,973 - Unknown

livebaseballscorecards.com

AB	43
R	3
H	14
RBI	3
BB	3
SO	7
LOB	21

WP: 0 PA: 49
PB: 0
SB: 2
CS: 2

Batter	1	2	3	4	5	6	7	8	9	AB	R	H	RBI	BB	SO	LOB
Steve Sax, R (1, 4) OBP: 0.358, SLG: 0.353	5-3		BBB 4-0 6-3-2 S BB		5-3		FC4-6 BB 1B 1-2f 2-3		CS 1B	4	1	1	0	1	0	3
Bill Russell, R (1, 6) OBP: 0.356, SLG: 0.349	F7		6-3-2 1-3f			5-3	BBB 1B 1-2 BB		1-2 1B	4	0	1	0	1	0	1
Dusty Baker Jr., R (1, 7) OBP: 0.363, SLG: 0.486	BBBB HBP BB			S 1B		BBB BB	1-3 2-H 3-H 1B		5-3	3	0	2	2	2	0	1
Pedro Guerrero, R (1, 9) OBP: 0.362, SLG: 0.513	H 1-2 HBP			F7 1-2		SSS K	F2			3	0	0	0	0	1	4
Steve Garvey, R (1, 3) OBP: 0.271, SLG: 0.415	F6			SSS K2-3		SSS K		E6 CS		4	0	0	0	0	2	4
Ron Cey, R (1, 5) OBP: 0.295, SLG: 0.352		F8		5-3			HR	5-3 1-2		4	1	1	1	0	0	2
Ron Roenicke, S (1, 8) OBP: 0.333, SLG: 0.360		SSS K			SSS K		1-3	2B		4	0	1	0	0	2	0
Steve Yeager, R (1, 2) OBP: 0.299, SLG: 0.344		F9			SH2-4 1B		BBBB FC4-6 1B 1B BB	F2		3	1	1	0	1	0	1
Jerry Reuss, L (1, 1) OBP: 0.281, SLG: 0.267			F8		SH2-4 1-2		1-2 FC4-6 1B		6-3	3	0	1	0	0	0	0
Inning Stats	R: 0 E: 0 K: 0 S: 3 H: 0 LOB: 2 BB: 1 P: 8	R: 0 E: 0 K: 1 S: 5 H: 0 LOB: 0 BB: 0 P: 5	R: 0 E: 0 K: 0 S: 2 H: 0 LOB: 0 BB: 1 P: 6	R: 0 E: 0 K: 1 S: 6 H: 1 LOB: 1 BB: 0 P: 6	R: 0 E: 0 K: 1 S: 6 H: 1 LOB: 1 BB: 0 P: 6	R: 0 E: 0 K: 2 S: 7 H: 0 LOB: 1 BB: 1 P: 11	R: 3 E: 0 K: 0 S: 6 H: 3 LOB: 2 BB: 2 P: 14	R: 0 E: 1 K: 0 S: 4 H: 1 LOB: 1 BB: 0 P: 4	R: 0 E: 0 K: 0 S: 4 H: 2 LOB: 1 BB: 0 P: 4	1B: 6 2B: 2 3B: 0 HR: 1 SF: 0 SAC: 1 DP: 1 HBP: 1						

TOP

Los Angeles Dodgers @ San Diego Padres

Jack Murphy Stadium, San Diego, CA

Tue Jun 15 1982, 10:05 PM EDT

Att. 32,849 - Unknown

livebaseballscorecards.com

AB	32
R	3
H	8
RBI	3
BB	5
SO	5
LOB	16

WP: 0 PB: 0 SB: 2 CS: 2 PA: 39

PITCHER		IP	WLS	BF	H	R	ER	SO	BB	IBB	HBP	BLK	WP	HR	S	P	ERA	WHIP
John Curtis, L ERA: 3.19	(1, 1)	6.2	L	29	4	3	3	5	5	0	1	0	0	1	33	54	4.05	1.350
Luis DeLeon, R ERA: 2.2	(7, 1)	1.1		6	2	0	0	0	0	0	0	0	0	0	6	6	0.00	1.500
Dave Dravecky, L ERA:	(9, 1)	1.0		4	2	0	0	0	0	0	0	0	0	0	4	4	0.00	2.000

PITCHER		IP	WLS	BF	H	R	ER	SO	BB	IBB	HBP	BLK	WP	HR	S	P	ERA	WHIP

BOTTOM

Los Angeles Dodgers @ San Diego Padres

Jack Murphy Stadium, San Diego, CA

Tue Jun 15 1982, 10:05 PM EDT

Att. 32,849 - Unknown

livebaseballscorecards.com

Batter	1	2	3	4	5	6	7	8	9	AB	R	H	RBI	BB	SO	LOB
Alan Wiggins, S (1, 7) OBP: 0.355, SLG: 0.333	1-3		CS, 1B			5-3		1-3, 1B		4	0	2	0	0	0	0
Joe Pittman, R (1, 4) OBP: 0.250, SLG: 0.333	3-1, 2B		CS 1-2	4-3		6-3		5-3		4	0	1	0	0	0	2
Garry Templeton, S (1, 6) OBP: 0.284, SLG: 0.358	3-1 2-3			K		L3			F9	4	0	0	0	0	1	1
Ruppert Jones, L (1, 8) OBP: 0.430, SLG: 0.517	6-3			6-3			G3		BBBB, 5-3, BB	3	0	0	0	1	0	1
Sixto Lezcano, R (1, 9) OBP: 0.364, SLG: 0.447		F7			FC5, SH2-3, 1B		K		5-3 1-2	4	0	1	0	0	1	1
Terry Kennedy, L (1, 2) OBP: 0.279, SLG: 0.436		4-3			SH2-3 1-2		K		K	3	0	0	0	0	2	1
Luis Salazar, R (1, 5) OBP: 0.257, SLG: 0.330		6-3			K			1B, 1B		3	0	1	0	0	1	1
Kurt Bevacqua, R (1, 3) OBP: 0.356, SLG: 0.306			4-3		IBB			F9		2	0	0	0	1	0	1
John Curtis, L (1, 1) OBP: 0.227, SLG: 0.318			K		FC5 2-3f			K		2	0	0	0	0	1	2
Luis DeLeon, R (7, 1) OBP: 0.167, SLG: 0.333										0	0	0	0	0	0	0
Dave Edwards, R (8, PH) OBP: 0.217, SLG: 0.261										1	0	0	0	0	1	1
Dave Dravecky, R (9, 1)										0	0	0	0	0	0	0
Inning Stats	R: 0 E: 0 K: 0 S: 4 H: 1 LOB: 1 BB: 0 P: 4	R: 0 E: 0 K: 0 S: 3 H: 0 LOB: 0 BB: 0 P: 3	R: 0 E: 0 K: 1 S: 5 H: 1 LOB: 0 BB: 0 P: 5	R: 0 E: 0 K: 1 S: 5 H: 0 LOB: 0 BB: 0 P: 5	R: 0 E: 0 K: 1 S: 6 H: 1 LOB: 2 BB: 1 P: 10	R: 0 E: 0 K: 0 S: 3 H: 0 LOB: 0 BB: 0 P: 3	R: 0 E: 0 K: 2 S: 7 H: 0 LOB: 0 BB: 0 P: 7	R: 0 E: 0 K: 1 S: 7 H: 2 LOB: 2 BB: 0 P: 7	R: 0 E: 0 K: 1 S: 5 H: 0 LOB: 1 BB: 1 P: 9	1B: 4 2B: 1 3B: 0 HR: 0 SF: 0 SAC: 1 DP: 0 HBP: 0						

PITCHER	IP	WLS	BF	H	R	ER	SO	BB	IBB	HBP	BLK	WP	HR	S	P	ERA	WHIP
Jerry Reuss, L (1, 1) ERA: 3.26	9.0	W	33	5	0	0	7	1	1	0	0	0	0	45	53	0.00	0.667

PITCHER	IP	WLS	BF	H	R	ER	SO	BB	IBB	HBP	BLK	WP	HR	S	P	ERA	WHIP

AB	30
R	0
H	5
RBI	0
BB	2
SO	7
LOB	11

WP: 0 PA: 34
PB: 0
SB: 0
CS: 1

Batter	1	2	3	4	5	6	7	8	9	AB	R	H	RBI	BB	SO	LOB
Steve Sax, R (1, 4) OBP: 0.359, SLG: 0.358	F9		4-3		K		2B		1B 2-H 3-H	5	0	2	2	0	1	1
Bill Russell, R (1, 6) OBP: 0.357, SLG: 0.350	WP 1B 1B			F8		HR 1B	F8		F7	5	2	2	0	0	0	2
Dusty Baker Jr., R (1, 7) OBP: 0.361, SLG: 0.495	F6 1-2			HR		F9		1-4-3		4	1	1	1	0	0	2
Pedro Guerrero, R (1, 9) OBP: 0.368, SLG: 0.528	1B 2-H			BB B B B		HR 1-H		F9		3	1	2	3	1	0	0
Steve Garvey, R (1, 3) OBP: 0.267, SLG: 0.409		4-3		F7 1-2		F7		5-3		4	0	0	0	0	0	1
Ron Cey, R (1, 5) OBP: 0.298, SLG: 0.360		F8		F7		3B			BB B B B B SH5-4	3	1	1	0	1	0	1
Ron Roenicke, S (1, 8) OBP: 0.324, SLG: 0.345		F3			6-3	F8			SH5-4 1-2	4	1	1	0	0	0	1
Steve Yeager, R (1, 2) OBP: 0.296, SLG: 0.338			5-3		SH3-4		L6		F5	4	0	1	0	0	0	2
Bob Welch, R (1, 1) OBP: 0.158, SLG: 0.167			K		SH3-4 1-2		K		SH5-4 1-2 2-3	2	0	0	0	0	2	0
Inning Stats	R: 1 E: 0 K: 0 S: 4 H: 2 LOB: 1 BB: 0 P: 4	R: 0 E: 0 K: 0 S: 3 H: 0 LOB: 0 BB: 0 P: 3	R: 0 E: 0 K: 1 S: 5 H: 0 LOB: 0 BB: 0 P: 5	R: 1 E: 0 K: 0 S: 4 H: 1 LOB: 1 BB: 1 P: 8	R: 0 E: 0 K: 1 S: 6 H: 1 LOB: 1 BB: 0 P: 6	R: 2 E: 0 K: 0 S: 6 H: 3 LOB: 1 BB: 0 P: 6	R: 0 E: 0 K: 1 S: 6 H: 1 LOB: 1 BB: 0 P: 6	R: 0 E: 0 K: 0 S: 3 H: 0 LOB: 0 BB: 0 P: 3	R: 2 E: 0 K: 0 S: 5 H: 2 LOB: 1 BB: 1 P: 9	1B: 6 2B: 1 3B: 1 HR: 2 SF: 0 SAC: 2 DP: 0 HBP: 0						

PITCHER		IP	WLS	BF	H	R	ER	SO	BB	IBB	HBP	BLK	WP	HR	S	P	ERA	WHIP
Tim Lollar, L ERA: 2.45	(1, 1)	6.0	L	25	7	4	4	2	1	0	0	0	1	2	28	32	6.00	1.333
Floyd Chiffer, R ERA: 2.25	(7, 1)	2.0		7	1	0	0	1	0	0	0	0	0	0	9	9	0.00	0.500
Dave Dravecky, L ERA: 9.0	(9, 1)	1.0		6	2	2	2	0	1	0	0	0	0	0	5	9	18.00	3.000

PITCHER	IP	WLS	BF	H	R	ER	SO	BB	IBB	HBP	BLK	WP	HR	S	P	ERA	WHIP

TOP

Los Angeles Dodgers @ San Diego Padres

Jack Murphy Stadium, San Diego, CA

Wed Jun 16 1982, 10:05 PM EDT

Att. 31,463 - Unknown

livebaseballscorecards.com

AB	34
R	6
H	10
RBI	6
BB	2
SO	3
LOB	10

WP: 1 PA: 38
PB: 0
SB: 1
CS: 0

Angeles Dodgers @ San Diego Padres

Jack Murphy Stadium, San Diego, CA

Wed Jun 16 1982, 10:05 PM EDT

Att. 31,463 - Unknown

livebaseballscorecards.com

BOTTOM

Batter	1	2	3	4	5	6	7	8	9	AB	R	H	RBI	BB	SO	LOB
Alan Wiggins, S (1, 7) OBP: 0.353, SLG: 0.326	F7			BBBB 4-0 CS BB		FC6-4 1-2f			4-3	3	0	0	0	1	0	1
Gene Richards, L (1, 3) OBP: 0.326, SLG: 0.316	1-3 1B			4-3 1-2			6-3		6-3	4	0	1	0	0	0	1
Garry Templeton, S (1, 6) OBP: 0.283, SLG: 0.356	1-3 1-2			SSS 0-3 K2-3			BB 1B		4-3	4	0	1	0	0	1	1
Ruppert Jones, L (1, 8) OBP: 0.425, SLG: 0.510		F9			G3		F7			3	0	0	0	0	0	1
Sixto Lezcano, R (1, 9) OBP: 0.364, SLG: 0.442		F4			F8		BBBB 4-0 1-2 BB			2	0	0	0	1	0	0
Terry Kennedy, L (1, 2) OBP: 0.275, SLG: 0.430		4-3			F7		SSS 0-3 K			3	0	0	0	0	1	2
Luis Salazar, R (1, 5) OBP: 0.254, SLG: 0.325			SSS 0-3 K			SSS 0-3 K		F9		3	0	0	0	0	2	0
Tim Flannery, L (1, 4) OBP: 0.326, SLG: 0.349			F6			FC6-4 1B		F9		3	0	1	0	0	0	0
Tim Lollar, L (1, 1) OBP: 0.361, SLG: 0.514 Broderick Perkins, L (6, PH) OBP: 0.354, SLG: 0.339 Floyd Chiffer, R (7, 1) Joe Lefebvre, L (8, PH) OBP: 0.267, SLG: 0.250 Dave Dravecky, R (9, 1)			F8			SSS 0-3 K		SSS 0-3 K		1 1 0 1 0	0 0 0 0 0	0 0 0 0 0	0 0 0 0 0	0 0 0 0 0	0 1 0 0 0	0 1 0 0 0
Inning Stats	R: 0 E: 0 K: 0 S: 3 H: 1 LOB: 0 BB: 0 P: 3	R: 0 E: 0 K: 0 S: 3 H: 0 LOB: 0 BB: 0 P: 3	R: 0 E: 0 K: 1 S: 5 H: 0 LOB: 0 BB: 0 P: 5	R: 0 E: 0 K: 1 S: 4 H: 0 LOB: 0 BB: 1 P: 8	R: 0 E: 0 K: 0 S: 3 H: 0 LOB: 0 BB: 0 P: 3	R: 0 E: 0 K: 2 S: 8 H: 1 LOB: 1 BB: 0 P: 8	R: 0 E: 0 K: 1 S: 6 H: 1 LOB: 2 BB: 1 P: 10	R: 0 E: 0 K: 1 S: 5 H: 0 LOB: 0 BB: 0 P: 5	R: 0 E: 0 K: 0 S: 3 H: 0 LOB: 0 BB: 0 P: 3	1B: 3 2B: 0 3B: 0 HR: 0 SF: 0 SAC: 0 DP: 0 HBP: 0						

	AB	28
	R	0
	H	3
	RBI	0
	BB	2
	SO	6
	LOB	7

WP: 0 PA: 30
PB: 0
SB: 0
CS: 1

PITCHER	IP	WLS	BF	H	R	ER	SO	BB	IBB	HBP	BLK	WP	HR	S	P	ERA	WHIP
Bob Welch, R (1, 1) ERA: 3.24	9.0	W	30	3	0	0	6	2	0	0	0	0	0	40	48	0.00	0.556

PITCHER	IP	WLS	BF	H	R	ER	SO	BB	IBB	HBP	BLK	WP	HR	S	P	ERA	WHIP

Batter	1	2	3	4	5	6	7	8	9	10	11	AB	R	H	RBI	BB	SO	LOB
Steve Sax, R (1, 4) OBP: 0.355, SLG: 0.353	K		G5-4-3 1B 1B		6-3		P4			B2-3	4-3	6	0	1	0	0	1	5
Ken Landreaux, L (1, 8) OBP: 0.362, SLG: 0.390	F8		G5-4-3 1-2 1B			4-3		1B BB		BB		3	0	1	0	2	0	0
Dusty Baker Jr., R (1, 7) OBP: 0.362, SLG: 0.493	F8		G5-4-3 1-2f 2-3			FC6-4 1B		L4-3 1-2 1B		P6		5	0	2	0	0	0	3
Pedro Guerrero, R (1, 9) OBP: 0.365, SLG: 0.529		F9	K			FC6-4 S 1-2f		L4-3 1-2			1B 3B	5	1	1	0	0	1	4
Steve Garvey, R (1, 3) OBP: 0.266, SLG: 0.402		1B 6-3 BB	K			L7 1-2		6-3			6-3	4	1	0	0	1	1	3
Ron Cey, R (1, 5) OBP: 0.304, SLG: 0.367 Derrel Thomas, S (11, PR) OBP: 0.320, SLG: 0.333 (11, 5)		6-3 1-2 1B BB 1B	F9				1B 2B		K		1B BB	4 0	1 0	2 0	0 0	1 0	1 0	0 0
Steve Yeager, R (1, 2) OBP: 0.311, SLG: 0.343 Mike Scioscia, L (9, PH) OBP: 0.317, SLG: 0.299 (9, 2)		6-3 1-2 2-3 1B BB	6-3				5-3 2-3 1B	6-3			S 1-3 3-H 1B	2 2	0 0	1 1	0 0	1 0	0 0	0 0
Bill Russell, R (1, 6) OBP: 0.354, SLG: 0.342		6-3 1-2 2-3 3-H		6-3			5-3 1-2	F5			1-2 IBB	4	0	0	1	1	0	4
Dave Stewart, R (1, 1) OBP: 0.188, SLG: 0.188 Steve Howe, L (7, 1) Ron Roenicke, S (10, PH) OBP: 0.314, SLG: 0.333 Terry Forster, L (10, 1) Rick Monday, L (11, PH) OBP: 0.416, SLG: 0.455 Jose Morales, R (11, PH) OBP: 0.308, SLG: 0.182 Vicente Romo, R (11, 1)		2-H 3-H 1B		K			K			4-3	K	3 0 1 0 0 0 1 0	0 0 0 0 0 0 0 0	1 0 0 0 0 0 0 0	1 0 0 0 0 0 0 0	0 0 0 0 0 0 1 0	2 0 0 0 0 0 0 0	2 0 0 0 0 0 3 0
Inning Stats	R: 0 E: 0 K: 1 S: 5 H: 0 LOB: 0 BB: 0 P: 5	R: 2 E: 0 K: 0 S: 4 H: 2 LOB: 2 BB: 2 P: 12	R: 0 E: 0 K: 1 S: 6 H: 2 LOB: 1 BB: 0 P: 6	R: 0 E: 0 K: 1 S: 5 H: 0 LOB: 0 BB: 0 P: 5	R: 0 E: 0 K: 1 S: 5 H: 0 LOB: 0 BB: 0 P: 5	R: 0 E: 0 K: 0 S: 4 H: 1 LOB: 1 BB: 0 P: 4	R: 0 E: 0 K: 1 S: 7 H: 2 LOB: 2 BB: 0 P: 7	R: 0 E: 0 K: 0 S: 3 H: 1 LOB: 1 BB: 1 P: 7	R: 0 E: 0 K: 1 S: 5 H: 0 LOB: 0 BB: 0 P: 5	R: 0 E: 0 K: 0 S: 3 H: 0 LOB: 1 BB: 1 P: 7	R: 1 E: 0 K: 1 S: 7 H: 2 LOB: 3 BB: 2 P: 15	1B: 8 2B: 2 3B: 1 HR: 0 SF: 0 SAC: 0 DP: 2 HBP: 0						

PITCHER		IP	WLS	BF	H	R	ER	SO	BB	IBB	HBP	BLK	WP	HR	S	P	ERA	WHIP
Greg Harris, R ERA: 5.13	(1, 1)	2.0		11	4	2	2	1	2	0	0	0	0	0	11	19	9.00	3.000
Frank Pastore, R ERA: 4.02	(3, 1)	7.0		24	4	0	0	5	1	0	0	0	0	0	33	37	0.00	0.714
Tom Hume, R ERA: 2.16	(10, 1)	1.1	L	9	2	1	1	0	2	1	0	0	0	0	6	18	6.75	3.000
Joe Price, L ERA: 3.0	(11, 1)	0.2		2	0	0	0	1	0	0	0	0	0	0	4	4	0.00	0.000

PITCHER	IP	WLS	BF	H	R	ER	SO	BB	IBB	HBP	BLK	WP	HR	S	P	ERA	WHIP

TOP

Los Angeles Dodgers @ Cincinnati Reds

Riverfront Stadium, Cincinnati, OH

Fri Jun 18 1982, 7:05 PM EDT

Att. 23,958 - Unknown

livebaseballscorecards.com

AB	40
R	3
H	10
RBI	3
BB	6
SO	7
LOB	24

WP: 0	PB: 0	SB: 2	CS: 0
PA: 46			

Batter	1	2	3	4	5	6	7	8	9	10	11	AB	R	H	RBI	BB	SO	LOB
Eddie Milner, L (1, 7) OBP: 0.321, SLG: 0.366	F3		F8			P4		SH1-4 1B		K		5	0	1	0	0	1	1
Ron Oester, S (1, 4) OBP: 0.311, SLG: 0.355	F7			F8		BB F9 WP		SH1-4 1-2		CS 1B		3	0	1	0	1	0	0
Dave Concepcion, R (1, 6) OBP: 0.341, SLG: 0.381	6-3			1B 1B		F9 1-3		IBB G4-6-3		CS 1-2	F9	4	0	1	0	1	0	1
Dan Driessen, L (1, 3) OBP: 0.380, SLG: 0.471		4-3		G5-4-3 1-3 1B		F9		G4-6-3 1-2f			F9	5	0	1	0	0	0	3
Cesar Cedeno, R (1, 8) OBP: 0.363, SLG: 0.464		6-3		G5-4-3 1-2f			E8 2B		1B		P4	5	1	1	0	0	0	2
Duane Walker, L (1, 9) OBP: 0.318, SLG: 0.381 Paul Householder, S (9, PH) OBP: 0.254, SLG: 0.294 (10, 9)		K	1B				1B 2-H 2B		P6			3 1	1 0	2 0	1 0	0 0	1 0	0 1
Johnny Bench, R (1, 5) OBP: 0.298, SLG: 0.328			P5		F7		1B 2-H		K			4	0	1	1	0	1	2
Alex Trevino, R (1, 2) OBP: 0.330, SLG: 0.284 Tom Hume, R (10, 1) Joe Price, R (11, 1)			SH3 1B		F8		6-3		5-3			4 0 0	0 0 0	1 0 0	0 0 0	0 0 0	0 0 0	2 0 0
Greg Harris, S (1, 1) OBP: 0.222, SLG: 0.222 Frank Pastore, R (3, 1) OBP: 0.222, SLG: 0.231 Dave Vangorder, R (10, 2) OBP: 0.250, SLG: 0.250			SH3 1-2		F8		K			4-3		0 2 1	0 0 0	0 0 0	0 0 0	0 1 0	0 1 0	0 1 0
Inning Stats	R: 0 H: 0 E: 0 LOB: 0 K: 0 BB: 0 S: 3 P: 3	R: 0 H: 0 E: 0 LOB: 0 K: 1 BB: 0 S: 5 P: 5	R: 0 H: 1 E: 0 LOB: 1 K: 0 BB: 0 S: 4 P: 4	R: 0 H: 2 E: 0 LOB: 1 K: 0 BB: 0 S: 4 P: 4	R: 0 H: 1 E: 0 LOB: 1 K: 0 BB: 0 S: 4 P: 4	R: 0 H: 0 E: 0 LOB: 1 K: 0 BB: 1 S: 3 P: 7	R: 2 H: 2 E: 1 LOB: 0 K: 1 BB: 0 S: 7 P: 7	R: 0 H: 1 E: 0 LOB: 1 K: 0 BB: 1 S: 3 P: 7	R: 0 H: 1 E: 0 LOB: 1 K: 1 BB: 0 S: 6 P: 6	R: 0 H: 1 E: 0 LOB: 0 K: 1 BB: 0 S: 5 P: 5	R: 0 H: 0 E: 0 LOB: 0 K: 0 BB: 0 S: 3 P: 3	1B: 8 2B: 1 3B: 0 HR: 0	SF: 0 SAC: 2 DP: 2 HBP: 0		WP: 1 PB: 0 SB: 0 CS: 1		PA: 42		

PITCHER		IP	WLS	BF	H	R	ER	SO	BB	IBB	HBP	BLK	WP	HR	S	P	ERA	WHIP
Dave Stewart, R ERA: 4.47	(1, 1)	6.1		25	6	2	1	1	1	0	0	0	1	0	26	30	1.42	1.105
Steve Howe, L ERA: 1.89	(7, 1)	2.2		10	2	0	0	2	0	1	0	0	0	0	13	17	0.00	0.750
Terry Forster, L ERA: 3.62	(10, 1)	1.0	W	3	1	0	0	1	0	0	0	0	0	0	5	5	0.00	1.000
Vicente Romo, R ERA: 1.5	(11, 1)	1.0	S	3	0	0	0	0	0	0	0	0	0	0	3	3	0.00	0.000

PITCHER	IP	WLS	BF	H	R	ER	SO	BB	IBB	HBP	BLK	WP	HR	S	P	ERA	WHIP

BOTTOM

Los Angeles Dodgers @ Cincinnati Reds

Riverfront Stadium, Cincinnati, OH

Fri Jun 18 1982, 7:05 PM EDT

Att. 23,958 - Unknown

livebaseballscorecards.com

AB	37
R	2
H	9
RBI	2
BB	2
SO	4
LOB	13

Batter	1	2	3	4	5	6	7	8	9	AB	R	H	RBI	BB	SO	LOB
Steve Sax, R (1, 4) OBP: 0.354, SLG: 0.352	x 0-0 S E 1B 1B		SSS 0-3 ① K			SSS 0-3 ① K		x 0-0 ② F9		4	1	1	0	0	2	0
Ken Landreaux, L (1, 8) OBP: 0.360, SLG: 0.386	x 0-0 E S 1-2 1B		x 0-0 ② 4-3			x 0-0 ② 3-1		x 0-0 ③ F9		4	0	1	0	0	0	0
Dusty Baker Jr., R (1, 7) OBP: 0.357, SLG: 0.485	x 0-0 ① P4 1-2 2-3		x 0-0 ③ P3			x 0-0 ③ 4-3			x 0-0 ① F8	4	0	0	0	0	0	2
Pedro Guerrero, R (1, 9) OBP: 0.363, SLG: 0.537	x 0-0 E6 S 2-3 3-H			SSS 0-3 ① K			x 0-0 HR		x 0-0 ② 5-3	4	1	1	2	0	1	1
Steve Garvey, R (1, 3) OBP: 0.269, SLG: 0.404	x 0-0 ② F3 1-2			x 0-0 G5-4-3 1B			x 0-0 ① 6-3		x 0-0 1B 1B	4	0	2	0	0	0	2
Ron Cey, R (1, 5) OBP: 0.307, SLG: 0.374 Derrel Thomas, S (9, PR) (9, 5) OBP: 0.320, SLG: 0.333	x 0-0 ③ F9			x 0-0 ②③ G5-4-3 1-2f			x 0-0 2B		x 0-0 1-2 1B	4 0	0 0	2 0	0 0	0 0	0 0	3 0
Mike Scioscia, L (1, 2) OBP: 0.316, SLG: 0.294		x 0-0 ① 3-1			x 0-0 ① F7		4-0 G6-4-3 IBB		x 0-0 ③ F9	3	0	0	0	1	0	2
Bill Russell, R (1, 6) OBP: 0.349, SLG: 0.337		x 0-0 ② F8			x 0-0 ② 6-3		x 0-0 ②③ G6-4-3 1-2f			3	0	0	0	0	0	2
Fernando Valenzuela, L (1, 1) OBP: 0.130, SLG: 0.114		SSS 0-3 ③ K			SSS 0-3 ③ K			x 0-0 ① L6		3	0	0	0	0	2	0
Inning Stats	R: 1 E: 1 K: 0 S: 6 H: 2 LOB: 2 BB: 0 P: 6	R: 0 E: 0 K: 1 S: 5 H: 0 LOB: 0 BB: 0 P: 5	R: 0 E: 0 K: 1 S: 5 H: 0 LOB: 0 BB: 0 P: 5	R: 0 E: 0 K: 1 S: 5 H: 1 LOB: 0 BB: 0 P: 5	R: 0 E: 0 K: 1 S: 5 H: 0 LOB: 0 BB: 0 P: 5	R: 0 E: 0 K: 1 S: 5 H: 0 LOB: 0 BB: 0 P: 5	R: 1 E: 0 K: 0 S: 4 H: 2 LOB: 1 BB: 1 P: 8	R: 0 E: 0 K: 0 S: 3 H: 0 LOB: 0 BB: 0 P: 3	R: 0 E: 0 K: 0 S: 5 H: 2 LOB: 2 BB: 0 P: 5	1B: 5 2B: 1 3B: 0 HR: 1	SF: 0 SAC: 0 DP: 2 HBP: 0						

Los Angeles Dodgers @ Cincinnati Reds

Riverfront Stadium, Cincinnati, OH

Sat Jun 19 1982, 3:33 AM EDT

Att. 27,236 - Unknown

TOP

livebaseballscorecards.com

AB	33
R	2
H	7
RBI	2
BB	1
SO	5
LOB	12

WP: 0 PB: 0 SB: 3 CS: 0 PA: 34

PITCHER		IP	WLS	BF	H	R	ER	SO	BB	IBB	HBP	BLK	WP	HR	S	P	ERA	WHIP
Bruce Berenyi, R ERA: 3.54	(1, 1)	8.0	L	29	5	2	2	5	0	1	0	0	0	1	38	42	2.25	0.625
Jim Kern, R ERA: 3.71	(9, 1)	1.0		5	2	0	0	0	0	0	0	0	0	0	5	5	0.00	2.000

PITCHER	IP	WLS	BF	H	R	ER	SO	BB	IBB	HBP	BLK	WP	HR	S	P	ERA	WHIP

Batter	1	2	3	4	5	6	7	8	9	AB	R	H	RBI	BB	SO	LOB
Eddie Milner, L (1, 9) OBP: 0.325, SLG: 0.373	F7		FC6-5 2B		PO 1B			F8		4	0	2	0	0	0	0
Ron Oester, S (1, 4) OBP: 0.307, SLG: 0.350	K		FC6-5 FC6-4 (2-3)		PO (1-2)	F8			1-3	4	0	0	0	0	1	1
Dave Concepcion, R (1, 6) OBP: 0.340, SLG: 0.387	3B		FC6-4 (1-2f)			F3			6-3	4	0	1	0	0	0	1
Dan Driessen, L (1, 3) OBP: 0.374, SLG: 0.462	F7			G3		L6			F5	4	0	0	0	0	0	1
Cesar Cedeno, R (1, 8) OBP: 0.362, SLG: 0.477		HR		6-3			F7			3	1	1	1	0	0	0
Mike Vail, R (1, 7) OBP: 0.297, SLG: 0.454		K		1B			L5			3	0	1	0	0	1	0
Johnny Bench, R (1, 5) OBP: 0.294, SLG: 0.323		F8		F8			K			3	0	0	0	0	1	1
Alex Trevino, R (1, 2) OBP: 0.325, SLG: 0.279		F8			4-3			4-3		3	0	0	0	0	0	0
Bruce Berenyi, R (1, 1) OBP: 0.259, SLG: 0.333			6-3		K			6-3		2	0	0	0	0	1	0
Rafael Landestoy, S (8, PH) OBP: 0.306, SLG: 0.333										1	0	0	0	0	0	0
Jim Kern, R (9, 1)										0	0	0	0	0	0	0
Inning Stats	R: 0 E: 0 K: 1 S: 6 H: 1 LOB: 1 BB: 0 P: 6	R: 1 E: 0 K: 1 S: 6 H: 1 LOB: 0 BB: 0 P: 6	R: 0 E: 0 K: 0 S: 4 H: 1 LOB: 1 BB: 0 P: 4	R: 0 E: 0 K: 0 S: 4 H: 1 LOB: 1 BB: 0 P: 4	R: 0 E: 0 K: 1 S: 5 H: 1 LOB: 0 BB: 0 P: 5	R: 0 E: 0 K: 0 S: 3 H: 0 LOB: 0 BB: 0 P: 3	R: 0 E: 0 K: 1 S: 5 H: 0 LOB: 0 BB: 0 P: 5	R: 0 E: 0 K: 0 S: 3 H: 0 LOB: 0 BB: 0 P: 3	R: 0 E: 0 K: 0 S: 3 H: 0 LOB: 0 BB: 0 P: 3	1B: 2 2B: 1 3B: 1 HR: 1	SF: 0 SAC: 0 DP: 0 HBP: 0					

PITCHER	IP	WLS	BF	H	R	ER	SO	BB	IBB	HBP	BLK	WP	HR	S	P	ERA	WHIP
Fernando Valenzuela, L (1, 1) ERA: 2.47	9.0	W	31	5	1	1	4	0	0	0	0	0	1	39	39	1.00	0.556

PITCHER	IP	WLS	BF	H	R	ER	SO	BB	IBB	HBP	BLK	WP	HR	S	P	ERA	WHIP

BOTTOM

Los Angeles Dodgers @ Cincinnati Reds

Riverfront Stadium, Cincinnati, OH

Sat Jun 19 1982, 3:33 AM EDT

Att. 27,236 - Unknown

livebaseballscorecards.com

AB	31
R	1
H	5
RBI	1
BB	0
SO	4
LOB	4

REDS

Los Angeles Dodgers @ Cincinnati Reds

Riverfront Stadium, Cincinnati, OH

Sun Jun 20 1982, 3:33 AM EDT

Att. 25,968 - Unknown

TOP

livebaseballscorecards.com

Batter	1	2	3	4	5	6	7	8	9	AB	R	H	RBI	BB	SO	LOB
Steve Sax, R (1, 4) OBP: 0.351, SLG: 0.349	6-3		FC6-4 1B		K	F9			5-3	5	0	1	0	0	1	1
Ken Landreaux, L (1, 8) OBP: 0.365, SLG: 0.400	4-3		FC6-4 4-3 S 1-2f		S 1B HBP		1B 3B		CS 1B	4	2	2	0	0	0	1
Ron Roenicke, S (1, 7) OBP: 0.350, SLG: 0.424	HR		4-3 1-3		1B BB 1-2		F3		BB 1-2	3	1	1	1	2	0	2
Pedro Guerrero, R (1, 9) OBP: 0.360, SLG: 0.530	6-3		F7		F9		CS 1B 3-H		4-3	5	0	1	1	0	0	4
Steve Garvey, R (1, 3) OBP: 0.272, SLG: 0.405		FC5-4 1B		F9	1B 1-2 2-H		P3 1-2			4	0	2	1	0	0	1
Ron Cey, R (1, 5) OBP: 0.310, SLG: 0.386		F8		HR	5-3				SH1-4 BB	3	1	1	1	1	0	3
Derrel Thomas, S (8, PR) OBP: 0.320, SLG: 0.333 (8, 5)										0	0	0	0	0	0	0
Steve Yeager, R (1, 2) OBP: 0.325, SLG: 0.347		FC5-4 1-2f		5-3 1B		G3 6-4-3 BB			SH1-4 1-2	2	0	1	0	1	0	1
Bill Russell, R (1, 6) OBP: 0.347, SLG: 0.332		IBB		5-3 1-2		6-4-3 1-2			F8	3	0	0	0	1	0	4
Jerry Reuss, L (1, 1) OBP: 0.257, SLG: 0.242		F7		K		G3 2-3			F7	3	0	0	0	0	1	4
Jorge Orta, L (8, PH) OBP: 0.324, SLG: 0.410										1	0	0	0	0	0	2
Steve Howe, L (8, 1)										0	0	0	0	0	0	0
Inning Stats	R: 1 E: 0 K: 0 S: 4 H: 1 LOB: 0 BB: 0 P: 4	R: 0 E: 1 K: 0 S: 4 H: 1 LOB: 2 BB: 1 P: 8	R: 0 E: 0 K: 0 S: 4 H: 1 LOB: 1 BB: 0 P: 4	R: 1 E: 0 K: 1 S: 7 H: 2 LOB: 1 BB: 0 P: 7	R: 1 E: 0 K: 1 S: 6 H: 1 LOB: 2 BB: 1 P: 11	R: 0 E: 0 K: 0 S: 3 H: 0 LOB: 1 BB: 1 P: 7	R: 1 E: 0 K: 0 S: 4 H: 2 LOB: 0 BB: 0 P: 4	R: 0 E: 0 K: 0 S: 3 H: 0 LOB: 2 BB: 1 P: 7	R: 0 E: 0 K: 0 S: 3 H: 1 LOB: 1 BB: 1 P: 7							

AB	33
R	4
H	9
RBI	4
BB	5
SO	2
LOB	23

PITCHER		IP	WLS	BF	H	R	ER	SO	BB	IBB	HBP	BLK	WP	HR	S	P	ERA	WHIP
Tom Seaver, R ERA: 5.58	(1, 1)	7.0	L	32	8	4	4	2	2	1	1	0	0	2	32	45	5.14	1.429
Jim Kern, R ERA: 3.5	(8, 1)	2.0		8	1	0	0	0	2	0	0	0	0	0	6	14	0.00	1.500

PITCHER	IP	WLS	BF	H	R	ER	SO	BB	IBB	HBP	BLK	WP	HR	S	P	ERA	WHIP

1B: 6	SF: 0	WP: 0	PA: 40
2B: 0	SAC: 1	PB: 0	
3B: 1	DP: 0	SB: 2	
HR: 2	HBP: 1	CS: 2	

BOTTOM

Los Angeles Dodgers @ Cincinnati Reds

Riverfront Stadium, Cincinnati, OH

Sun Jun 20 1982, 3:33 AM EDT

Att. 25,968 - Unknown

livebaseballscorecards.com

Batter	1	2	3	4	5	6	7	8	9	AB	R	H	RBI	BB	SO	LOB
Eddie Milner, L (1, 9) OBP: 0.332, SLG: 0.377	SH2-3 E 1B		F2			G4-6-3 1B		BBBB 4-0 G6-3 BB		3	1	2	0	1	0	0
Rafael Landestoy, S (1, 5) (8, 4) OBP: 0.282, SLG: 0.306	SH2-3 1-2		SSS 0-3 K			G4-6-3 1-2f		G6-3 1-2f		3	0	0	0	0	1	2
Dave Concepcion, R (1, 6) OBP: 0.338, SLG: 0.385	E8 2-H 1B		F8			F7		6-3		4	0	1	1	0	0	0
Cesar Cedeno, R (1, 8) OBP: 0.360, SLG: 0.473	5-3			G6-4-3 1B			6-3		F9	4	0	1	0	0	0	1
Mike Vail, R (1, 7) OBP: 0.286, SLG: 0.436	5-3			G6-4-3 1-2f			F8		F8	4	0	0	0	0	0	2
Dan Driessen, L (1, 3) OBP: 0.376, SLG: 0.461		BBBB 4-0 5-3 BB		4-3			1B 2B 1B		F7	3	1	1	0	1	0	0
Ron Oester, S (1, 4) OBP: 0.307, SLG: 0.350		5-3 1-2			5-3		2B 1-3 1B			3	0	1	0	0	0	1
Jim Kern, R (8, 1)										0	0	0	0	0	0	0
Dave Vangorder, R (1, 2) OBP: 0.286, SLG: 0.429		1-3			6-3		1-3 2B			3	0	1	1	0	0	1
Alex Trevino, R (7, PR) (8, 2) OBP: 0.325, SLG: 0.279							3-H			0	0	0	0	0	0	0
Tom Seaver, R (1, 1) OBP: 0.261, SLG: 0.348		SSS K			5-3		SSS K			2	0	0	0	0	1	1
Johnny Bench, R (7, PH) (8, 5) OBP: 0.292, SLG: 0.321										1	0	0	0	0	1	2
Inning Stats	R: 1 E: 1 K: 0 S: 5 H: 2 LOB: 1 BB: 0 P: 5	R: 0 E: 0 K: 1 S: 5 H: 0 LOB: 1 BB: 1 P: 9	R: 0 E: 0 K: 1 S: 5 H: 0 LOB: 0 BB: 0 P: 5	R: 0 E: 0 K: 0 S: 3 H: 1 LOB: 0 BB: 0 P: 3	R: 0 E: 0 K: 0 S: 3 H: 0 LOB: 0 BB: 0 P: 3	R: 0 E: 0 K: 0 S: 3 H: 1 LOB: 0 BB: 0 P: 3	R: 1 E: 0 K: 1 S: 8 H: 3 LOB: 2 BB: 0 P: 8	R: 0 E: 0 K: 0 S: 2 H: 0 LOB: 0 BB: 1 P: 6	R: 0 E: 0 K: 0 S: 3 H: 0 LOB: 0 BB: 0 P: 3	1B: 6 2B: 1 3B: 0 HR: 0	SF: 0 SAC: 1 DP: 3 HBP: 0						

	AB	30
	R	2
	H	7
	RBI	2
	BB	2
	SO	3
	LOB	10

WP: 0 PB: 0 SB: 0 CS: 0 PA: 33

PITCHER		IP	WLS	BF	H	R	ER	SO	BB	IBB	HBP	BLK	WP	HR	S	P	ERA	WHIP
Jerry Reuss, L ERA: 3.22	(1, 1)	7.0	W	27	7	2	2	3	1	0	0	0	0	0	32	36	2.57	1.143
Steve Howe, L ERA: 1.8	(8, 1)	2.0	S	6	0	0	0	0	1	0	0	0	0	0	5	9	0.00	0.500

PITCHER	IP	WLS	BF	H	R	ER	SO	BB	IBB	HBP	BLK	WP	HR	S	P	ERA	WHIP

Los Angeles Dodgers @ Cincinnati Reds

Riverfront Stadium, Cincinnati, OH

Mon Jun 21 1982, 7:05 PM EDT

Att. 17,901 - Unknown

TOP

livebaseballscorecards.com

Batter	1	2	3	4	5	6	7	8	9	AB	R	H	RBI	BB	SO	LOB
Steve Sax, R (1, 4) OBP: 0.352, SLG: 0.354	0-0 1-4-3 WP 2B		0-0 S 1B		0-0 ① G3		0-0 ③ F8		0-0 ③ FC6-5 2-3f	5	1	2	0	0	0	2
Ken Landreaux, L (1, 8) OBP: 0.363, SLG: 0.393	0-3 ① K		0-0 ② L9 1-2		4-0 BB			0-0 ① 1-3		3	0	0	0	1	1	2
Ron Roenicke, S (1, 7) OBP: 0.364, SLG: 0.400	4-0 WP 1-4-3 BB		4-0 BB		0-3 ② K			0-3 ② K		2	0	0	0	2	2	1
Pedro Guerrero, R (1, 9) OBP: 0.358, SLG: 0.526	0-0 ② 1-4-3 1-2 2-3		0-3 ③ K		0-3 ③ K			0-0 1B		4	0	1	0	0	2	5
Steve Garvey, R (1, 3) OBP: 0.269, SLG: 0.399	0-3 ③ K 2-3 3-H			0-0 ① F7		0-0 ① F8		0-0 ③ 5-3		4	0	0	0	0	1	2
Ron Cey, R (1, 5) OBP: 0.313, SLG: 0.398		0-3 ① K		0-0 HR		0-0 ② 4-3			4-0 FC3-6 BB	3	1	1	1	1	1	0
Mike Scioscia, L (1, 2) OBP: 0.314, SLG: 0.293		0-0 ② F9		0-0 1B		0-3 ③ K			0-0 ① FC3-6 FC6-5 BB 1-2f	4	0	1	0	0	1	1
Mark Belanger, R (1, 6) OBP: 0.308, SLG: 0.292		0-0 ③ G3		0-0 ② F8			0-3 ① K		0-3 ② K	3	0	0	0	0	1	1
Jose Morales, R (9, PH) OBP: 0.286, SLG: 0.167										1	0	0	0	0	1	1
Bob Welch, R (1, 1) OBP: 0.150, SLG: 0.158			0-0 ① 2-3	0-0 ③ F7			0-0 ② F9		4-0 1-2 BB	2	0	0	0	0	0	1
Steve Shirley, L (6, 1)										0	0	0	0	0	0	0
Jorge Orta, L (7, PH) OBP: 0.319, SLG: 0.403										1	0	0	0	0	0	0
Dave Stewart, R (7, 1) OBP: 0.188, SLG: 0.188										0	0	0	0	0	0	0
Tom Niedenfuer, R (8, 1)										0	0	0	0	0	0	0
Rick Monday, L (9, PH) OBP: 0.427, SLG: 0.455										0	0	0	0	1	0	0
Bill Russell, R (9, PR) OBP: 0.347, SLG: 0.332										0	0	0	0	0	0	0

Inning Stats									
	R: 1 H: 1 E: 0 LOB: 1 K: 2 BB: 1 S: 8 P: 12	R: 0 H: 0 E: 0 LOB: 0 K: 1 BB: 0 S: 5 P: 5	R: 0 H: 1 E: 0 LOB: 2 K: 1 BB: 1 S: 6 P: 10	R: 1 H: 2 E: 0 LOB: 1 K: 0 BB: 0 S: 5 P: 5	R: 0 H: 0 E: 0 LOB: 1 K: 2 BB: 1 S: 7 P: 11	R: 0 H: 0 E: 0 LOB: 0 K: 1 BB: 0 S: 5 P: 5	R: 0 H: 0 E: 0 LOB: 0 K: 1 BB: 0 S: 5 P: 5	R: 0 H: 1 E: 0 LOB: 1 K: 1 BB: 0 S: 6 P: 6	R: 0 H: 0 E: 0 LOB: 2 K: 1 BB: 2 S: 5 P: 13

PITCHER		IP	W	LS	BF	H	R	ER	SO	BB	IBB	HBP	BLK	WP	HR	S	P	ERA	WHIP	PITCHER	IP	W	LS	BF	H	R	ER	SO	BB	IBB	HBP	BLK	WP	HR	S	P	ERA	WHIP
Mario Soto, R ERA: 2.46	(1, 1)	9.0	W		37	5	2	2	10	5	0	0	0	1	1	52	72	2.00	1.111																				

AB	32
R	2
H	5
RBI	1
BB	5
SO	10
LOB	16

1B: 3	SF: 0	WP: 1	PA: 37
2B: 1	SAC: 0	PB: 0	
3B: 0	DP: 0	SB: 1	
HR: 1	HBP: 0	CS: 0	

Batter	1	2	3	4	5	6	7	8	9	AB	R	H	RBI	BB	SO	LOB
Eddie Milner, L (1, 7) OBP: 0.342, SLG: 0.395	F9	1-H, 2-H, HR		BBBB, 1B, 1B, BB		BBBB, E, S, 2B, BB	1-3, 3-H, 1B			3	3	2	4	2	0	0
Ron Oester, S (1, 4) (7, 6) OBP: 0.312, SLG: 0.352	BBBB, BB	1B		E, 1B, 1-3, SF9, 1B		F5, 1-3	F7			4	1	2	0	1	0	3
Dave Concepcion, R (1, 6) OBP: 0.337, SLG: 0.383 Rafael Landestoy, S (7, 4) OBP: 0.300, SLG: 0.324	K	1-3		E6, L5-4, SF9, 1-3, 3-H, 1B		K		1B, SF8, 1B		4 1	0 1	1 1	1 0	0 0	2 0	3 0
Cesar Cedeno, R (1, 8) OBP: 0.361, SLG: 0.483	F9		6-3, 2B	SF9, 1-2, 3-H		3-H, 2B		F8		4	0	2	2	0	0	2
Dan Driessen, L (1, 3) OBP: 0.384, SLG: 0.463		1B, 1B	BBBB, 6-3, BB	IIII, IBB		K		BB, 1-3, 1B		3	2	2	0	2	1	1
Johnny Bench, R (1, 5) OBP: 0.299, SLG: 0.325	1B, 1-3, HR, 1B	6-3, 1-2, 2-3	L5-4, 2-3				F9, E, 1B, 1B	BBBB, 1B, 1-2, BB		4	2	2	0	1	0	4
Paul Householder, S (1, 9) OBP: 0.252, SLG: 0.287	SSS, K	IIII, IBB		4-3			E4, 1B, 1-2	SF8, 3-H		3	0	0	1	1	1	3
Alex Trevino, R (1, 2) OBP: 0.321, SLG: 0.277	F4	F7		6-3			F9, 2-3	1-2, 2-H, 1B		5	0	1	1	0	0	7
Mario Soto, R (1, 1) OBP: 0.214, SLG: 0.231	1-2, 3-H, HR, 1B		5-3				SSS, K	SSS, K		5	1	1	1	0	2	7
Inning Stats	R: 0 E: 0 K: 1 S: 5 H: 0 LOB: 1 BB: 1 P: 9	R: 4 E: 0 K: 1 S: 10 H: 5 LOB: 1 BB: 0 P: 10	R: 0 E: 0 K: 0 S: 4 H: 1 LOB: 3 BB: 2 P: 12	R: 2 E: 1 K: 0 S: 4 H: 2 LOB: 1 BB: 2 P: 12	R: 0 E: 0 K: 0 S: 3 H: 0 LOB: 0 BB: 0 P: 3	R: 1 E: 0 K: 2 S: 8 H: 1 LOB: 1 BB: 1 P: 12	R: 1 E: 1 K: 1 S: 8 H: 2 LOB: 2 BB: 0 P: 8	R: 2 E: 0 K: 1 S: 8 H: 3 LOB: 2 BB: 1 P: 12		1B: 11 2B: 3 3B: 0 HR: 1 SF: 2 SAC: 0 DP: 1 HBP: 0						

PITCHER		IP	WLS	BF	H	R	ER	SO	BB	IBB	HBP	BLK	WP	HR	S	P	ERA	WHIP
Bob Welch, R ERA: 3.6	(1, 1)	5.2	L	31	9	7	6	3	4	2	0	0	0	1	31	55	9.53	2.294
Steve Shirley, L ERA:	(6, 1)	0.1		1	0	0	0	1	0	0	0	0	0	0	3	3	0.00	0.000
Dave Stewart, R ERA: 4.4	(7, 1)	1.0		6	2	1	0	1	0	0	0	0	0	0	8	8	0.00	2.000
Tom Niedenfuer, R ERA: 5.51	(8, 1)	1.0		7	3	2	2	1	1	0	0	0	0	0	8	12	18.00	4.000

PITCHER	IP	WLS	BF	H	R	ER	SO	BB	IBB	HBP	BLK	WP	HR	S	P	ERA	WHIP

BOTTOM

Los Angeles Dodgers @ Cincinnati Reds

Riverfront Stadium, Cincinnati, OH

Mon Jun 21 1982, 7:05 PM EDT

Att. 17,901 - Unknown

livebaseballscorecards.com

AB	36
R	10
H	14
RBI	10
BB	7
SO	6
LOB	30

REDS™

Batter	1	2	3	4	5	6	7	8	9	AB	R	H	RBI	BB	SO	LOB
Steve Sax, R (1, 4) OBP: 0.350, SLG: 0.351	6-3	1-2 2-H 1B		F9			F9		E6 S 2-3	5	0	1	1	0	0	1
Ken Landreaux, L (1, 8) OBP: 0.359, SLG: 0.390	4-3	F8			SH3-4 BB 1B		K2-3		SF7 1-2 3-H	4	0	1	1	0	1	2
Derrel Thomas, S (9, 8) OBP: 0.320, SLG: 0.333										0	0	0	0	0	0	0
Dusty Baker Jr., R (1, 7) OBP: 0.361, SLG: 0.498	1B		HR		BB SH3-4 1-2 BB		F8		K	4	1	2	1	1	1	1
Pedro Guerrero, R (1, 9) OBP: 0.355, SLG: 0.520	1-3		K		SH3-4 1-2 2-3			4-3		3	0	0	0	0	1	1
Steve Garvey, R (1, 3) OBP: 0.272, SLG: 0.409		HR	K		G6-4-3 IBB			P5		3	1	1	1	1	1	0
Ron Cey, R (1, 5) OBP: 0.316, SLG: 0.404		6-3	1B		G6-4-3 1-2f			2B		4	0	2	0	0	0	3
Steve Yeager, R (1, 2) OBP: 0.321, SLG: 0.342		K	K			G6-4-3 1B		F7		4	0	1	0	0	2	2
Bill Russell, R (1, 6) OBP: 0.350, SLG: 0.332	1B 1B BB			6-3		G6-4-3 1-2f			E SH3-4 SF7 1B	3	2	1	0	1	0	1
Vicente Romo, R (1, 1) OBP: 1.000, SLG: 1.000										1	0	1	0	0	0	0
Dave Stewart, R (2, 1) OBP: 0.167, SLG: 0.167										2	0	0	0	0	1	0
Steve Howe, L (7, 1)		1-2 1B		K		6-3			SH3-4 1-2	0	0	0	0	0	0	0
Inning Stats	R: 0 E: 0 K: 0 S: 4 H: 1 LOB: 1 BB: 0 P: 4	R: 2 E: 0 K: 1 S: 8 H: 3 LOB: 2 BB: 1 P: 12	R: 1 E: 0 K: 3 S: 11 H: 2 LOB: 1 BB: 0 P: 11	R: 0 E: 0 K: 1 S: 5 H: 0 LOB: 0 BB: 0 P: 5	R: 0 E: 0 K: 0 S: 3 H: 1 LOB: 2 BB: 2 P: 11	R: 0 E: 0 K: 0 S: 3 H: 1 LOB: 0 BB: 0 P: 3	R: 0 E: 0 K: 1 S: 5 H: 0 LOB: 0 BB: 0 P: 5	R: 0 E: 0 K: 0 S: 4 H: 1 LOB: 1 BB: 0 P: 4	R: 1 E: 1 K: 1 S: 7 H: 1 LOB: 1 BB: 0 P: 7	1B: 7 2B: 1 3B: 0 HR: 2 SF: 1 SAC: 2 DP: 2 HBP: 0	WP: 0 PB: 0 SB: 1 CS: 0 PA: 39					

PITCHER	IP	WLS	BF	H	R	ER	SO	BB	IBB	HBP	BLK	WP	HR	S	P	ERA	WHIP
Steve Bedrosian, R (1, 1) ERA: 2.09	5.0	L	24	7	3	3	5	2	1	0	0	0	2	31	43	5.40	1.800
Preston Hanna, R (6, 1) ERA: 3.9	3.0		10	2	0	0	1	0	0	0	0	0	0	12	12	0.00	0.667
Gene Garber, R (9, 1) ERA: 1.7	1.0		5	1	1	0	1	0	0	0	0	0	0	7	7	0.00	1.000

PITCHER	IP	WLS	BF	H	R	ER	SO	BB	IBB	HBP	BLK	WP	HR	S	P	ERA	WHIP

Los Angeles Dodgers @ Atlanta Braves

Atlanta-Fulton County Stadium, Atlanta, GA

Tue Jun 22 1982, 7:05 PM EDT

Att. 27,137 - Unknown

TOP

livebaseballscorecards.com

AB	33
R	4
H	10
RBI	4
BB	3
SO	7
LOB	11

BOTTOM

Los Angeles Dodgers @ Atlanta Braves

Atlanta-Fulton County Stadium, Atlanta, GA

Tue Jun 22 1982, 7:05 PM EDT

Att. 27,137 - Unknown

livebaseballscorecards.com

Batter	1	2	3	4	5	6	7	8	9	AB	R	H	RBI	BB	SO	LOB
Brett Butler, L (1, 8) OBP: 0.311, SLG: 0.237 Bob Watson, R (8, PH) OBP: 0.250, SLG: 0.362 Gene Garber, R (9, 1)	G3		F7			F7		4-3		3 1 0	0 0 0	0 0 0	0 0 0	0 0 0	0 0 0	1 0 0
Glenn Hubbard, R (1, 4) OBP: 0.346, SLG: 0.370	K			E G3 SF8 1B		FC6-4 1B			F7	4	1	2	0	0	1	0
Chris Chambliss, L (1, 3) OBP: 0.340, SLG: 0.466	1-3			G3 1-2		FC6-4 1-2f			L4	4	0	0	0	0	0	2
Dale Murphy, R (1, 7) OBP: 0.388, SLG: 0.596 (8, 9) (9, 8)		K		E7 SF8 2-3		6-3			P6	4	0	0	0	0	1	2
Bob Horner, R (1, 5) OBP: 0.402, SLG: 0.540		K		SF8 2-3 3-H			BBBB G4-3 BB			1	0	0	1	1	1	0
Larry Whisenton, L (1, 9) OBP: 0.367, SLG: 0.420 Rufino Linares, R (7, PH) OBP: 0.354, SLG: 0.413 (8, 7) (9, 9)		4-3		F7			G4-3 1-2f			2 1	0 0	0 0	0 0	0 0	0 0	1 1
Bruce Benedict, R (1, 2) OBP: 0.330, SLG: 0.331			SH2-4 1B		P5		5-3			3	0	1	0	0	0	0
Rafael Ramirez, R (1, 6) OBP: 0.298, SLG: 0.356			K		F9			K		3	0	0	0	0	2	1
Steve Bedrosian, R (1, 1) Ken Smith, L (5, PH) OBP: 0.483, SLG: 0.375 Preston Hanna, R (6, 1) OBP: 0.500, SLG: 0.750 Jerry Royster, R (8, PH) OBP: 0.244, SLG: 0.205 (9, 7)			SH2-4 1-2		P5			5-3		0 1 0 1	0 0 0 0	0 0 0 0	0 0 0 0	0 0 0 0	0 0 0 0	0 0 0 0

Inning Stats	1	2	3	4	5	6	7	8	9
	R: 0 E: 0 K: 1 S: 5	H: 0 LOB: 0 BB: 0 P: 5	R: 0 E: 0 K: 2 S: 7	H: 0 LOB: 0 BB: 0 P: 7	R: 0 E: 0 K: 1 S: 6	H: 1 LOB: 1 BB: 0 P: 6	R: 1 E: 1 K: 0 S: 5	H: 1 LOB: 1 BB: 0 P: 5	R: 0 E: 0 K: 0 S: 3	H: 0 LOB: 0 BB: 0 P: 3	R: 0 E: 0 K: 0 S: 4	H: 1 LOB: 1 BB: 0 P: 4	R: 0 E: 0 K: 0 S: 2	H: 0 LOB: 0 BB: 1 P: 6	R: 0 E: 0 K: 1 S: 5	H: 0 LOB: 0 BB: 0 P: 5	R: 0 E: 0 K: 0 S: 3	H: 0 LOB: 0 BB: 0 P: 3

1B: 3 2B: 0 3B: 0 HR: 0	SF: 1 SAC: 1 DP: 1 HBP: 0	WP: 0 PB: 0 SB: 0 CS: 0	PA: 31
---	---	---	---

PITCHER		IP	WLS	BF	H	R	ER	SO	BB	IBB	HBP	BLK	WP	HR	S	P	ERA	WHIP
Vicente Romo, R ERA: 1.38	(1, 1)	1.0		3	0	0	0	1	0	0	0	0	0	0	5	5	0.00	0.000
Dave Stewart, R ERA: 4.04	(2, 1)	5.0	W	20	3	1	0	3	1	0	0	0	0	0	25	29	0.00	0.800
Steve Howe, L ERA: 1.67	(7, 1)	3.0	S	8	0	0	0	1	0	0	0	0	0	0	10	10	0.00	0.000

PITCHER	IP	WLS	BF	H	R	ER	SO	BB	IBB	HBP	BLK	WP	HR	S	P	ERA	WHIP

Batter	1	2	3	4	5	6	7	8	9	AB	R	H	RBI	BB	SO	LOB
Steve Sax, R (1, 4) OBP: 0.348, SLG: 0.349	FC6-4, 1B, 1B		6-3			4-3		K		4	1	1	0	0	1	0
Ken Landreaux, L (1, 8) OBP: 0.362, SLG: 0.393	FC6-4, 1-2, 1B		F9			6-3			1B, 1B	4	1	2	0	0	0	0
Dusty Baker Jr., R (1, 7) OBP: 0.356, SLG: 0.490	FC6-4, 1B, 1-2f, 2-3			F7		K			F7	4	0	0	0	0	1	3
Pedro Guerrero, R (1, 9) OBP: 0.357, SLG: 0.519	G6-4-3, 1-2, 3-H			5-3			6-3		1B, 1-2	4	0	2	1	0	0	0
Steve Garvey, R (1, 3) OBP: 0.271, SLG: 0.407	G6-4-3, 1-2f			K			F3		G4-6-3, 1-2, 2-H	4	0	1	1	0	1	2
Ron Cey, R (1, 5) OBP: 0.315, SLG: 0.402		F8			5-3		1B		G4-6-3, 1-2f	4	0	1	0	0	0	2
Mike Scioscia, L (1, 2) OBP: 0.309, SLG: 0.287		F9			1-3		F9			3	0	0	0	0	0	1
Bill Russell, R (1, 6) OBP: 0.351, SLG: 0.330 Ron Roenicke, S (8, PH) OBP: 0.356, SLG: 0.389 Derrel Thomas, S (8, 6) OBP: 0.320, SLG: 0.333		6-3			BB			K		1 0 0 0 1 0 0 1 0 0 0 0 1 0 0 0 0 0 0 0 0						
Fernando Valenzuela, L (1, 1) OBP: 0.125, SLG: 0.109 Alejandro Pena, R (6, 1) Jorge Orta, L (8, PH) OBP: 0.314, SLG: 0.397 Steve Shirley, L (8, 1)			K		F7			P4		2 0 0 0 0 1 1 0 0 0 0 0 0 0 1 0 0 0 0 0 0 0 0 0 0 0 0 0						
Inning Stats	R: 1 E: 0 K: 0 S: 5 H: 3 LOB: 1 BB: 0 P: 5	R: 0 E: 0 K: 0 S: 3 H: 0 LOB: 0 BB: 0 P: 3	R: 0 E: 0 K: 1 S: 5 H: 0 LOB: 0 BB: 0 P: 5	R: 0 E: 0 K: 1 S: 5 H: 0 LOB: 0 BB: 0 P: 5	R: 0 E: 0 K: 0 S: 3 H: 0 LOB: 1 BB: 1 P: 7	R: 0 E: 0 K: 1 S: 5 H: 0 LOB: 0 BB: 0 P: 5	R: 0 E: 0 K: 0 S: 4 H: 1 LOB: 1 BB: 0 P: 4	R: 0 E: 0 K: 2 S: 7 H: 0 LOB: 0 BB: 0 P: 7	R: 1 E: 0 K: 0 S: 5 H: 3 LOB: 1 BB: 0 P: 5	1B: 7 2B: 0 3B: 0 HR: 0 SF: 0 SAC: 0 DP: 2 HBP: 0							

TOP

Los Angeles Dodgers @ Atlanta Braves

Atlanta-Fulton County Stadium, Atlanta, GA

Wed Jun 23 1982, 7:05 PM EDT

Att. 33,212 - Unknown

livebaseballscorecards.com

AB	32
R	2
H	7
RBI	2
BB	1
SO	5
LOB	9

WP: 0 PB: 0 SB: 0 CS: 0 PA: 33

PITCHER	IP	WLS	BF	H	R	ER	SO	BB	IBB	HBP	BLK	WP	HR	S	P	ERA	WHIP
Rick Mahler, R (1, 1) ERA: 3.83	9.0	W	33	7	2	2	5	1	0	0	0	0	0	42	46	2.00	0.889

PITCHER	IP	WLS	BF	H	R	ER	SO	BB	IBB	HBP	BLK	WP	HR	S	P	ERA	WHIP

BOTTOM

Los Angeles Dodgers @ Atlanta Braves

Atlanta-Fulton County Stadium, Atlanta, GA

Wed Jun 23 1982, 7:05 PM EDT

Att. 33,212 - Unknown

livebaseballscorecards.com

Batter	1	2	3	4	5	6	7	8	9	AB	R	H	RBI	BB	SO	LOB
Claudell Washington, L (1, 9) OBP: 0.343, SLG: 0.408	0-0 1B 1B 2B	0-0 F7			0-3 K	0-0 4-3		0-3 K		5	1	1	0	0	2	2
Glenn Hubbard, R (1, 4) OBP: 0.344, SLG: 0.368	0-0 BB 1B 2-3 1B		0-3 K		0-0 4-3		0-0 F8			4	1	1	0	0	1	0
Chris Chambliss, L (1, 3) OBP: 0.335, SLG: 0.458	0-3 K		0-0 1-3		0-0 L5		0-0 6-3			4	0	0	0	0	1	2
Dale Murphy, R (1, 8) OBP: 0.393, SLG: 0.595	4-0 1B FC5-4 1-2 BB		0-0 F8			0-0 1B 1B 1B	4-0 FC4 BB			2	2	1	0	2	0	0
Bob Horner, R (1, 5) OBP: 0.407, SLG: 0.544 Jerry Royster, R (8, 5) OBP: 0.244, SLG: 0.205	0-0 FC5-4 1-3 2-H 3-H 1B			0-0 4-3 1B		0-0 1B 1B 1-2 1B	0-0 FC4 1-2f			4 0	1 0	3 0	2 0	0 0	0 0	1 0
Rufino Linares, R (1, 7) OBP: 0.349, SLG: 0.405	0-0 FC5-4 FC5-4 1-2f 3-H			0-0 4-3 1-2		0-0 G6-4-3 1B HR 1-2 2-H 1B		0-0 6-3		4	1	1	2	0	0	2
Bruce Benedict, R (1, 2) OBP: 0.333, SLG: 0.332	0-0 FC5-4 1-2f			4-0 BB		0-0 G6-4-3 1-2 2-H 1B		0-0 5-3		3	0	1	1	1	0	1
Rafael Ramirez, R (1, 6) OBP: 0.297, SLG: 0.354		0-0 6-3		0-0 F8		0-0 G6-4-3 1-2f 2-3		0-0 1B 1B		4	0	1	0	0	0	4
Rick Mahler, R (1, 1) OBP: 0.216, SLG: 0.278		0-0 4-3		0-0 6-3		0-0 3-H HR		0-0 1-3 1B		4	1	2	2	0	0	2
Inning Stats	R: 3 E: 0 K: 1 S: 8 H: 3 LOB: 1 BB: 1 P: 12	R: 0 E: 0 K: 0 S: 3 H: 0 LOB: 0 BB: 0 P: 3	R: 0 E: 0 K: 1 S: 5 H: 0 LOB: 0 BB: 0 P: 5	R: 0 E: 0 K: 0 S: 4 H: 1 LOB: 2 BB: 1 P: 8	R: 0 E: 0 K: 1 S: 5 H: 0 LOB: 0 BB: 0 P: 5	R: 4 E: 0 K: 0 S: 7 H: 5 LOB: 0 BB: 0 P: 7	R: 0 E: 0 K: 0 S: 3 H: 0 LOB: 1 BB: 1 P: 7	R: 0 E: 0 K: 1 S: 7 H: 2 LOB: 2 BB: 0 P: 7		1B: 9 2B: 1 3B: 0 HR: 1	SF: 0 SAC: 0 DP: 1 HBP: 0					

	AB	34
	R	7
	H	11
	RBI	7
	BB	3
	SO	4
	LOB	14

PITCHER		IP	WLS	BF	H	R	ER	SO	BB	IBB	HBP	BLK	WP	HR	S	P	ERA	WHIP
Fernando Valenzuela, L ERA: 2.8	(1, 1)	5.0	L	25	8	7	7	3	2	0	0	0	0	0	29	37	12.60	2.000
Alejandro Pena, R ERA: 4.3	(6, 1)	2.0		7	1	0	0	0	1	0	0	0	0	1	6	10	0.00	1.000
Steve Shirley, L ERA:	(8, 1)	1.0		5	2	0	0	1	0	0	0	0	0	0	7	7	0.00	2.000

PITCHER	IP	WLS	BF	H	R	ER	SO	BB	IBB	HBP	BLK	WP	HR	S	P	ERA	WHIP

Batter	1	2	3	4	5	6	7	8	9	AB	R	H	RBI	BB	SO	LOB
Steve Sax, R (1, 4) OBP: 0.353, SLG: 0.353	0-0 S 1B 1B	0-0 ③ F7			0-0 ① SH1-4 1-2	BBB 4-0 CS S BB		0-0 G4-6-3 1-2 1B		3	1	2	0	1	0	2
Ken Landreaux, L (1, 8) OBP: 0.367, SLG: 0.395	0-0 E S 1-H 1B		0-0 ① 4-3		0-0 1B 1B 2-H 1B	BBBB 4-0 1-2 BB		0-0 ②③ G4-6-3 1-2f		4	1	2	2	1	0	2
Dusty Baker Jr., R (1, 7) OBP: 0.364, SLG: 0.492	0-0 ① P4 1-3		0-0 CS 1B		0-0 FC5-4 1B 1-3 1B	0-0 ③ CS 2-3	BBBB 4-0 1B 2B BB		BBBB 4-0 1B BB	3	1	2	0	2	0	1
Pedro Guerrero, R (1, 9) OBP: 0.359, SLG: 0.519 Derrel Thomas, S (7, PR) OBP: 0.320, SLG: 0.333 Ron Roenicke, S (7, 9) OBP: 0.348, SLG: 0.378	0-0 ② 5-3		SSS 0-3 ②③ K 1-2		0-0 FC5-4 1-2 3-H 1B		0-0 2B 1-2 1B		SSS 0-3 ① K	4 0 1	0 0 0	2 0 0	1 0 0	0 0 0	1 0 1	2 0 1
Steve Garvey, R (1, 3) OBP: 0.274, SLG: 0.421	0-0 ③ P6			0-0 HR	0-0 ② FC5-4 BB 1-2f 2-3		0-0 ① 1-H 2-H 2B		SSS 0-3 ② K	5	1	2	2	0	1	4
Ron Cey, R (1, 5) OBP: 0.324, SLG: 0.402		BBBB 4-0 SH1-4 HBP BB		SSS 0-3 ① K	BBB 4-0 1-2 BB		BBB 4-0 G6-4-3 BB		0-0 1-2 1B	2	0	1	0	3	1	0
Steve Yeager, R (1, 2) OBP: 0.314, SLG: 0.325		H 1-0 SH1-4 1-2 HBP		0-0 ② P6	0-0 ③ 5-3		0-0 ②③ G6-4-3 1-2f		0-0 ③ F2	4	0	0	0	0	0	7
Bill Russell, R (1, 6) OBP: 0.349, SLG: 0.325		0-0 ① F8		0-0 ③ 5-3		0-0 ① F8		BBBB 4-0 1B BB		3	0	0	0	1	0	2
Jerry Reuss, L (1, 1) OBP: 0.263, SLG: 0.250 Steve Howe, L (9, 1)		0-0 ② SH1-4 1-2 2-3			0-0 SH1-4 1B 1B	SSS 0-3 ② K		0-0 ① P1		3 0	1 0	1 0	0 0	0 0	1 0	1 0
Inning Stats	R: 1 E: 0 K: 0 S: 5 H: 2 LOB: 1 BB: 0 P: 5	R: 0 E: 0 K: 0 S: 3 H: 0 LOB: 2 BB: 1 P: 8	R: 0 E: 0 K: 1 S: 5 H: 1 LOB: 0 BB: 0 P: 5	R: 1 E: 0 K: 1 S: 6 H: 1 LOB: 0 BB: 0 P: 6	R: 2 E: 0 K: 0 S: 7 H: 4 LOB: 3 BB: 1 P: 11	R: 0 E: 0 K: 1 S: 4 H: 0 LOB: 1 BB: 2 P: 12	R: 1 E: 0 K: 0 S: 3 H: 2 LOB: 2 BB: 2 P: 11	R: 0 E: 0 K: 0 S: 3 H: 1 LOB: 1 BB: 1 P: 7	R: 0 E: 0 K: 2 S: 8 H: 1 LOB: 2 BB: 1 P: 12	1B: 10 2B: 1 3B: 0 HR: 1	SF: 0 SAC: 2 DP: 2 HBP: 1						

Los Angeles Dodgers @ Atlanta Braves

Atlanta-Fulton County Stadium, Atlanta, GA

Thu Jun 24 1982, 7:05 PM EDT

Att. 31,303 - Unknown

TOP

livebaseballscorecards.com

AB	32
R	5
H	12
RBI	5
BB	8
SO	5
LOB	22

WP: 0	PA: 44
PB: 0	
SB: 3	
CS: 2	

PITCHER		IP	WLS	BF	H	R	ER	SO	BB	IBB	HBP	BLK	WP	HR	S	P	ERA	WHIP
Bob Walk, R ERA: 3.62	(1, 1)	4.1	L	22	8	4	4	2	1	0	1	0	0	1	24	29	8.31	2.077
Preston Hanna, R ERA: 3.86	(5, 1)	2.2		13	2	1	1	1	6	0	0	0	0	0	9	33	3.38	3.000
Larry McWilliams, L ERA: 6.62	(8, 1)	2.0		8	2	0	0	2	1	0	0	0	0	0	11	15	0.00	1.500

PITCHER	IP	WLS	BF	H	R	ER	SO	BB	IBB	HBP	BLK	WP	HR	S	P	ERA	WHIP

Batter	1	2	3	4	5	6	7	8	9	AB	R	H	RBI	BB	SO	LOB
Claudell Washington, L (1, 9) OBP: 0.348, SLG: 0.414	S S S 0-3 ① K		x 0-0 ① FC5-4 FC5-4 1-2f			B B B B 4-0 FC6-4 E BB		x 0-0 1B 2B	x 0-0 1-2 2-H 1B	4	1	2	1	1	1	1
Glenn Hubbard, R (1, 4) OBP: 0.346, SLG: 0.369	x 0-0 1B		x 0-0 ② FC5-4 1-2f			x 0-0 E6 FC6-4 1-2		x 0-0 2-H 1B	x 0-0 ③ F3	5	0	2	1	0	0	4
Dale Murphy, R (1, 8) OBP: 0.388, SLG: 0.586	S S S 0-3 ② K		x 0-0 ③ 5-3			x 0-0 ① FC6-4 1-2f 2-3		x 0-0 ② F8		4	0	0	0	0	1	5
Bob Horner, R (1, 5) OBP: 0.401, SLG: 0.534	S S S 0-3 ③ K			x 0-0 ① 5-3		S S S 0-3 ② K		x 0-0 ③ F2		4	0	0	0	0	2	4
Rufino Linares, R (1, 7) OBP: 0.356, SLG: 0.422		x 0-0 1B FC9-2 1B		x 0-0 ② 4-3		x 0-0 ③ 2-3			x 0-0 1B 2B	4	1	2	0	0	0	2
Bob Watson, R (1, 3) OBP: 0.265, SLG: 0.371		x 0-0 1-3 1B		x 0-0 ③ 6-3			x 0-0 ① 5-3		x 0-0 2-H 1B 1B	4	1	2	1	0	0	0
Bruce Benedict, R (1, 2) OBP: 0.327, SLG: 0.324	S S S 0-3 ① K				x 0-0 ① 5-3		x 0-0 ② F7		S S S 0-3 ① K	4	0	0	0	0	2	3
Rafael Ramirez, R (1, 6) OBP: 0.294, SLG: 0.350		x 0-0 ② ③ FC9-2 3-H			x 0-0 ② F8		x 0-0 ③ 1-3		S S S 0-3 ② K	3	0	0	0	0	0	2
Bob Walk, R (1, 1) OBP: 0.333, SLG: 0.200 Preston Hanna, R (5, 1) OBP: 0.400, SLG: 0.600 Larry McWilliams, L (8, 1) OBP: 0.286, SLG: 0.167 Jerry Royster, R (8, 6) OBP: 0.255, SLG: 0.220 Randy Johnson, R (9, PH) OBP: 0.350, SLG: 0.333			x 0-0 FC5-4 1B		x 0-0 ③ 3-1			x 0-0 ① 6-3	x 0-0 1-2 1B 1B	1 1 0 2 1	0 0 0 0 0	1 0 0 1 0	0 0 0 0 0	0 0 0 0 0	0 0 0 0 1	0 0 0 0 1
Inning Stats	R: 0 E: 0 K: 3 S: 10 H: 1 LOB: 1 BB: 0 P: 10	R: 0 E: 0 K: 1 S: 6 H: 2 LOB: 1 BB: 0 P: 6	R: 0 E: 0 K: 0 S: 4 H: 1 LOB: 1 BB: 0 P: 4	R: 0 E: 0 K: 0 S: 3 H: 0 LOB: 0 BB: 0 P: 3	R: 0 E: 0 K: 0 S: 3 H: 0 LOB: 0 BB: 0 P: 3	R: 0 E: 1 K: 1 S: 6 H: 0 LOB: 2 BB: 1 P: 10	R: 0 E: 0 K: 0 S: 3 H: 0 LOB: 0 BB: 0 P: 3	R: 1 E: 0 K: 0 S: 5 H: 2 LOB: 1 BB: 0 P: 5	R: 2 E: 0 K: 2 S: 11 H: 4 LOB: 2 BB: 0 P: 11	1B: 8 2B: 3 3B: 0 HR: 0	SF: 0 SAC: 0 DP: 1 HBP: 0						

PITCHER		IP	WLS	BF	H	R	ER	SO	BB	IBB	HBP	BLK	WP	HR	S	P	ERA	WHIP
Jerry Reuss, L ERA: 3.21	(1, 1)	8.2	W	36	9	3	3	7	1	0	0	0	0	0	49	53	3.12	1.154
Steve Howe, L ERA: 1.66	(9, 1)	0.1	S	2	1	0	0	0	0	0	0	0	0	0	2	2	0.00	3.000

PITCHER	IP	WLS	BF	H	R	ER	SO	BB	IBB	HBP	BLK	WP	HR	S	P	ERA	WHIP

BOTTOM

Los Angeles Dodgers @ Atlanta Braves

Atlanta-Fulton County Stadium, Atlanta, GA

Thu Jun 24 1982, 7:05 PM EDT

Att. 31,303 - Unknown

livebaseballscorecards.com

AB	37
R	3
H	10
RBI	3
BB	1
SO	7
LOB	22

WP: 0 PB: 0 SB: 0 CS: 0 PA: 38

Los Angeles Dodgers @ Houston Astros

Astrodome, Houston, TX

Fri Jun 25 1982, 8:05 PM EDT

Att. 25,992 - Unknown

TOP

livebaseballscorecards.com

Batter	1	2	3	4	5	6	7	8	9	AB	R	H	RBI	BB	SO	LOB
Steve Sax, R (1, 4) OBP: 0.357, SLG: 0.353	BBBB 4-0 S 2B BB	6-3		BBBB 4-0 1-2 BB		1B S 2-H HBP 1B		6-3		3	2	1	1	2	0	1
Ken Landreaux, L (1, 8) OBP: 0.372, SLG: 0.402	0-0 1-H 1B 2B	0-0 BLK 3-H 1B		0-0 FC6 2-3f		BBBB 4-0 HBP 1B 1-2 FC5 BB		SSS 0-3 K		4	1	2	2	1	1	2
Dusty Baker Jr., R (1, 7) OBP: 0.365, SLG: 0.490	0-0 P4	0-0 F8 1-2			0-0 6-3 1B	0-0 HBP 1-2 2-3 1B		0-0 5-3		5	0	2	0	0	0	2
Pedro Guerrero, R (1, 9) OBP: 0.358, SLG: 0.517 Ron Roenicke, S (5, 9) OBP: 0.354, SLG: 0.368	0-0 BLK 2-H 1B		0-0 F8		0-0 6-3 1-2	H 1-0 1-2 2-3 3-H HBP			0-0 F8	3 1	0 0	1 0	1 1	0 0	0 0	1 0
Steve Garvey, R (1, 3) OBP: 0.272, SLG: 0.417	0-0 P4 1-3		0-0 F8		0-0 F7	0-0 FC5 3-Hf			0-0 1B	5	0	1	0	0	0	5
Ron Cey, R (1, 5) OBP: 0.325, SLG: 0.400	BBBB 4-0 BB		0-0 P4		0-0 P6		0-0 1B		SSS 0-3 K	4	0	1	0	1	1	2
Steve Yeager, R (1, 2) OBP: 0.311, SLG: 0.321 Mike Scioscia, L (9, PH) OBP: 0.308, SLG: 0.286	0-0 F7			0-0 G4-6-3 1B		SSS 0-3 K	SSS 0-3 K		SSS 0-3 K	4 1	0 0	1 0	0 0	0 0	2 1	3 1
Bill Russell, R (1, 6) OBP: 0.352, SLG: 0.325		0-0 SH3 S 1B 1B		0-0 G4-6-3 1-2f		BBBB 4-0 G3 1B BB	0-0 F8			3	2	1	0	1	0	2
Bob Welch, R (1, 1) OBP: 0.150, SLG: 0.158 Steve Shirley, L (2, 1) OBP: 1.000, SLG: 1.000 Rick Monday, L (6, PH) OBP: 0.417, SLG: 0.449 Terry Forster, L (6, 1) Tom Niedenfuer, R (6, 1) Jorge Orta, L (7, PH) OBP: 0.310, SLG: 0.391 Alejandro Pena, R (7, 1)		0-0 SH3 1-3		0-0 FC6 BB 1B		0-0 G3 1-2	0-0 P3			0 1 1 0 0 1 0	0 0 0 0 0 0 0	0 1 0 0 0 0 0	0 0 0 0 0 0 0	0 0 0 0 0 0 0	0 0 1 0 0 0 0	0 1 0 0 0 1 0
Inning Stats	R: 2 E: 0 K: 0 S: 5 H: 2 LOB: 2 BB: 2 P: 13	R: 1 E: 0 K: 0 S: 5 H: 2 LOB: 1 BB: 0 P: 5	R: 0 E: 0 K: 0 S: 3 H: 0 LOB: 0 BB: 0 P: 3	R: 0 E: 0 K: 0 S: 4 H: 2 LOB: 2 BB: 1 P: 8	R: 0 E: 0 K: 0 S: 4 H: 1 LOB: 1 BB: 0 P: 4	R: 2 E: 0 K: 1 S: 7 H: 2 LOB: 3 BB: 2 P: 16	R: 0 E: 0 K: 1 S: 6 H: 1 LOB: 1 BB: 0 P: 6	R: 0 E: 0 K: 1 S: 5 H: 0 LOB: 0 BB: 0 P: 5	R: 0 E: 0 K: 2 S: 8 H: 1 LOB: 1 BB: 0 P: 8	1B: 10 2B: 1 3B: 0 HR: 0 SF: 0 SAC: 1 DP: 1 HBP: 1						

	AB	36
	R	5
	H	11
	RBI	5
	BB	5
	SO	5
	LOB	21

WP: 0 PB: 0 SB: 3 CS: 0 PA: 43

PITCHER	IP	WLS	BF	H	R	ER	SO	BB	IBB	HBP	BLK	WP	HR	S	P	ERA	WHIP
Dave Smith, R (1, 1) ERA: 5.6	2.0		12	4	3	3	0	2	0	0	2	0	0	10	18	13.50	3.000
Michael LaCoss, R (3, 1) ERA: 3.72	4.0	W	20	5	2	2	1	3	0	1	0	0	0	18	31	4.50	2.000
Bert Roberge, R (7, 1) ERA:	3.0	S	11	2	0	0	4	0	0	0	0	0	0	19	19	0.00	0.667

PITCHER	IP	WLS	BF	H	R	ER	SO	BB	IBB	HBP	BLK	WP	HR	S	P	ERA	WHIP

Batter	1	2	3	4	5	6	7	8	9	AB	R	H	RBI	BB	SO	LOB
Dickie Thon, R (1, 6) OBP: 0.318, SLG: 0.356	F8	BB, BB, 2B, 1B		3B, BB	1-3		P4			4	2	1	0	1	0	2
Terry Puhl, L (1, 9) OBP: 0.321, SLG: 0.383	F8	1-2, 2B, BB		1-H, FC1-2-5, 3B		G3	CS, 1B			4	1	2	1	1	0	0
Ray Knight, R (1, 3) OBP: 0.343, SLG: 0.426	BB, S, 1B, 1B	1-2, 2-3, 2B, BB		WP, FC1-2-5, BB		1-3	1-2, BB			2	1	1	0	3	0	0
Jose Cruz, L (1, 7) OBP: 0.347, SLG: 0.386	1-2, BB, 1B, BB	1-3, 2-H, 3-H, 2B		FC1-2-5, WP, 1-2, 3-H		1B, 2B	K			4	2	2	2	1	1	3
Alan Ashby, S (1, 2) OBP: 0.327, SLG: 0.418	1B, 1-2, 2-3, BB	5-3		K, 1-2, 2-3		BB, 2-H, 1B, 1B		FC1-6, 1B		4	1	2	1	1	1	4
Phil Garner, R (1, 4) OBP: 0.306, SLG: 0.413	1-2, 2-H, 3-H, 1B		P6		3B	1B, 1-2, BB		FC1-6, K, 1-2f		4	0	2	2	1	0	1
Tony Scott, S (1, 8) OBP: 0.283, SLG: 0.316	4-3		F8		5-3	S, 1-3, 2-H, 1B		K, 1-2		5	0	1	1	0	1	4
Art Howe, R (1, 5) OBP: 0.318, SLG: 0.311		K	F8		IBB	1-2, IBB				2	0	0	0	2	1	0
Dave Smith, R (1, 1)										0	0	0	0	0	0	0
Harry Spilman, L (2, PH) OBP: 0.125, SLG: 0.125										1	0	0	0	0	0	0
Michael LaCoss, R (3, 1) OBP: 0.167, SLG: 0.167										2	0	0	0	0	0	2
Denny Walling, L (6, PH) OBP: 0.267, SLG: 0.281										1	0	0	0	0	0	3
Bert Roberge, R (7, 1)		P6		F7	F4	P6				0	0	0	0	0	0	0
Inning Stats	R: 2 E: 0 K: 0 S: 5 H: 2 LOB: 2 BB: 2 P: 13	R: 2 E: 0 K: 1 S: 7 H: 2 LOB: 2 BB: 2 P: 15	R: 0 E: 0 K: 0 S: 3 H: 0 LOB: 0 BB: 0 P: 3	R: 1 E: 0 K: 1 S: 6 H: 1 LOB: 2 BB: 2 P: 14	R: 0 E: 0 K: 0 S: 4 H: 1 LOB: 2 BB: 1 P: 8	R: 2 E: 0 K: 0 S: 6 H: 3 LOB: 3 BB: 2 P: 14	R: 0 E: 0 K: 1 S: 5 H: 1 LOB: 1 BB: 1 P: 9	R: 0 E: 0 K: 1 S: 5 H: 1 LOB: 0 BB: 0 P: 5		1B: 7 2B: 2 3B: 2 HR: 0 SF: 0 SAC: 0 DP: 0 HBP: 0						

PITCHER		IP	WLS	BF	H	R	ER	SO	BB	IBB	HBP	BLK	WP	HR	S	P	ERA	WHIP
Bob Welch, R ERA: 3.9	(1, 1)	1.2		12	3	4	4	1	4	0	0	0	0	0	10	26	21.60	4.200
Steve Shirley, L ERA: 1.93	(2, 1)	3.1		16	3	1	1	1	2	1	0	0	1	0	15	27	2.70	1.500
Terry Forster, L ERA: 4.09	(6, 1)	0.2	L	6	3	2	2	0	1	0	0	0	0	0	5	9	27.00	6.000
Tom Niedenfuer, R ERA: 5.4	(6, 1)	0.1		2	0	0	0	0	0	1	0	0	0	0	1	5	0.00	0.000
Alejandro Pena, R ERA: 4.02	(7, 1)	2.0		7	2	0	0	2	1	0	0	0	0	0	10	14	0.00	1.500

PITCHER	IP	WLS	BF	H	R	ER	SO	BB	IBB	HBP	BLK	WP	HR	S	P	ERA	WHIP

BOTTOM

Los Angeles Dodgers @ Houston Astros

Astrodome, Houston, TX

Fri Jun 25 1982, 8:05 PM EDT

Att. 25,992 - Unknown

livebaseballscorecards.com

AB	33
R	7
H	11
RBI	7
BB	10
SO	4
LOB	19

WP: 1 PA: 43
PB: 0
SB: 2
CS: 1

Batter	1	2	3	4	5	6	7	8	9	AB	R	H	RBI	BB	SO	LOB
Steve Sax, R (1, 4) OBP: 0.361, SLG: 0.352	0-0 S 1B		0-3 ① K		0-3 ① K	4-0 1B 1-2 BB		1-0 E S HBP		3	0	1	0	1	2	0
Ken Landreaux, L (1, 8) OBP: 0.373, SLG: 0.402	0-3 ① K 1-2		0-0 ② 3-1		0-0 S 1B	0-0 1-2 2-3 3-H 1B		0-3 ① K		5	0	2	1	0	2	2
Dusty Baker Jr., R (1, 7) OBP: 0.358, SLG: 0.480	0-0 ② F2		0-0 ③ 1-3		0-0 ② P1 1-2	0-0 ③ F7		0-0 ② 5-3 1-3		5	0	0	0	0	0	6
Rick Monday, L (1, 9) OBP: 0.412, SLG: 0.441 Ron Roenicke, S (7, PR) OBP: 0.347, SLG: 0.359 (7, 9)	0-3 ③ K			0-0 ① F7	0-3 ③ K		0-0 S SH1-3 1B 1B	0-3 ③ K		4 1	0 1	1 1	0 0	0 0	2 1	2 1
Steve Garvey, R (1, 3) OBP: 0.275, SLG: 0.418		0-0 ① 5-3		0-0 S 2B 1B		0-0 SH1-3 FC6-4 1B	0-0 ① SH1-3 1-2		0-0 ① P4	4	2	2	0	0	0	0
Ron Cey, R (1, 5) OBP: 0.337, SLG: 0.415		0-0 2B		0-0 PB 1-H 2B		0-0 FC6-4 SH1-3 1-2 1B 1B	4-0 5-3 1B 2-3 BB		4-0 BB	3	1	3	1	2	0	0
Mike Scioscia, L (1, 2) OBP: 0.307, SLG: 0.285	0-3 ② K			0-0 ② F9 2-3		0-0 ① SH1-3 1-2 2-3	0-0 5-3 1B 1-2 3-H		0-3 ② K	4	0	1	1	0	2	3
Bill Russell, R (1, 6) OBP: 0.357, SLG: 0.322	4-0 BB			4-0 BB		4-0 FC6-4 IBB	0-0 ② 5-3 1-2 2-3		0-0 ③ F8	2	0	0	0	3	0	3
Dave Stewart, R (1, 1) OBP: 0.143, SLG: 0.143 Steve Howe, L (6, 1)	0-3 ③ K			0-3 ③ K		0-0 ② FC6-4 1B BB 1-2f 2-3 3-H	0-0 ③ F8			3 1	0 0	0 0	1 0	0 0	2 0	6 3

TOP
Los Angeles Dodgers @ Houston Astros Astrodome, Houston, TX Sat Jun 26 1982, 4:33 AM EDT Att. 25,197 - Unknown
livebaseballscorecards.com

AB	35
R	4
H	10
RBI	4
BB	6
SO	11
LOB	26

Inning Stats	1	2	3	4	5	6	7	8	9	1B: 8	SF: 0	WP: 0	PA: 44
	R: 0 E: 0 K: 2 S: 8	R: 0 E: 0 K: 2 S: 8	R: 0 E: 0 K: 1 S: 5	R: 1 E: 0 K: 1 S: 7	R: 0 E: 0 K: 2 S: 8	R: 2 E: 0 K: 0 S: 6	R: 1 E: 0 K: 0 S: 5	R: 0 E: 0 K: 2 S: 7	R: 0 E: 0 K: 1 S: 5	2B: 2 3B: 0 HR: 0	SAC: 2 DP: 0 HBP: 1	PB: 1 SB: 5 CS: 0	
	H: 1 LOB: 1 BB: 0 P: 8	H: 1 LOB: 2 BB: 1 P: 12	H: 0 LOB: 0 BB: 0 P: 5	H: 2 LOB: 2 BB: 1 P: 11	H: 1 LOB: 1 BB: 0 P: 8	H: 3 LOB: 3 BB: 2 P: 14	H: 2 LOB: 3 BB: 1 P: 9	H: 0 LOB: 1 BB: 0 P: 8	H: 0 LOB: 1 BB: 1 P: 9				

PITCHER		IP	WLS	BF	H	R	ER	SO	BB	IBB	HBP	BLK	WP	HR	S	P	ERA	WHIP
Don Sutton, R ERA: 3.32	(1, 1)	6.1	L	34	10	4	4	8	4	1	0	0	0	0	45	65	5.68	2.211
Frank LaCorte, R ERA: 5.88	(7, 1)	0.2		2	0	0	0	0	0	0	0	0	0	0	2	2	0.00	0.000
George Cappuzzello, L ERA: 2.84	(8, 1)	2.0		8	0	0	0	3	1	0	1	0	0	0	12	17	0.00	0.500

PITCHER		IP	WLS	BF	H	R	ER	SO	BB	IBB	HBP	BLK	WP	HR	S	P	ERA	WHIP

BOTTOM

Los Angeles Dodgers @ Houston Astros

Astrodome, Houston, TX

Sat Jun 26 1982, 4:33 AM EDT

Att. 25,197 - Unknown

livebaseballscorecards.com

Batter	1	2	3	4	5	6	7	8	9	AB	R	H	RBI	BB	SO	LOB
Dickie Thon, R (1, 6) OBP: 0.309, SLG: 0.345	F8		P4			F8		6-3		4	0	0	0	0	0	0
Terry Puhl, L (1, 9) OBP: 0.320, SLG: 0.379	4-3		K			BBBB 4-0 WP 1B BB		5-3		3	1	0	0	1	1	0
Ray Knight, R (1, 3) OBP: 0.342, SLG: 0.423	1B		F9			F8 (1-2)		5-3		4	0	1	0	0	0	1
Jose Cruz, L (1, 7) OBP: 0.346, SLG: 0.384	4-3			F8		2-H 1B			6-3	4	0	1	1	0	0	1
Alan Ashby, S (1, 2) OBP: 0.321, SLG: 0.410		G1		F7		L4			P6	4	0	0	0	0	0	1
Phil Garner, R (1, 4) OBP: 0.309, SLG: 0.414		6-3 1B		6-3			1B		6-3	4	0	2	0	0	0	0
Tony Scott, S (1, 8) OBP: 0.284, SLG: 0.317		6-3 (1-2)			E S CS 1B		F9			3	0	1	0	0	0	2
Art Howe, R (1, 5) OBP: 0.318, SLG: 0.306		IBB			K (1-3)		P6			2	0	0	0	1	1	2
Don Sutton, R (1, 1) OBP: 0.250, SLG: 0.211 Frank LaCorte, R (7, 1) Alan Knicely, R (7, PH) OBP: 0.276, SLG: 0.216 George Cappuzzello, R (8, 1)		K			F7 (3-H)		K			2 0 1 0	0 0 0 0	0 0 0 0	0 0 0 0	0 0 1 0	1 0 1 0	3 0 1 0
Inning Stats	R: 0 E: 0 K: 0 S: 4 H: 1 LOB: 1 BB: 0 P: 4	R: 0 E: 0 K: 1 S: 6 H: 1 LOB: 2 BB: 1 P: 10	R: 0 E: 0 K: 1 S: 5 H: 0 LOB: 0 BB: 0 P: 5	R: 0 E: 0 K: 0 S: 3 H: 0 LOB: 0 BB: 0 P: 3	R: 0 E: 0 K: 1 S: 5 H: 1 LOB: 0 BB: 0 P: 5	R: 1 E: 0 K: 0 S: 4 H: 1 LOB: 1 BB: 1 P: 8	R: 0 E: 0 K: 1 S: 6 H: 1 LOB: 1 BB: 0 P: 6	R: 0 E: 0 K: 0 S: 3 H: 0 LOB: 0 BB: 0 P: 3	R: 0 E: 0 K: 0 S: 3 H: 0 LOB: 0 BB: 0 P: 3	1B: 5 2B: 0 3B: 0 HR: 0	SF: 0 SAC: 0 DP: 0 HBP: 0			WP: 1 PB: 0 SB: 1 CS: 1	PA: 33			

	AB	31
	R	1
	H	5
	RBI	1
	BB	2
	SO	4
	LOB	11

PITCHER		IP	WLS	BF	H	R	ER	SO	BB	IBB	HBP	BLK	WP	HR	S	P	ERA	WHIP
Dave Stewart, R ERA: 3.84	(1, 1)	5.2	W	22	4	1	1	3	1	1	0	0	1	0	26	34	1.59	0.882
Steve Howe, L ERA: 1.54	(6, 1)	3.1	S	11	1	0	0	1	0	0	0	0	0	0	13	13	0.00	0.300

PITCHER	IP	WLS	BF	H	R	ER	SO	BB	IBB	HBP	BLK	WP	HR	S	P	ERA	WHIP

Los Angeles Dodgers @ Houston Astros

Astrodome, Houston, TX

Sun Jun 27 1982, 4:33 AM EDT

Att. 28,292 - Unknown

TOP

livebaseballscorecards.com

Batter	1	2	3	4	5	6	7	8	9	AB	R	H	RBI	BB	SO	LOB
Steve Sax, R (1, 4) OBP: 0.364, SLG: 0.370	4-3		6-3 2-3		1B 2-H 3B		CS 1B		2-H 3-H 3B	5	1	3	3	0	0	1
Ken Landreaux, L (1, 8) OBP: 0.378, SLG: 0.421	2B		3-H 3B		CS 1B 3-H 1B		CS 1-2	3-1	F9	5	1	3	2	0	0	2
Dusty Baker Jr., R (1, 7) OBP: 0.357, SLG: 0.477	5-3		6-3		1-H 1B			6-3		4	0	1	1	0	0	2
Steve Garvey, R (1, 3) OBP: 0.272, SLG: 0.413	P4			4-3	F8			5-3		4	0	0	0	0	0	2
Ron Cey, R (1, 5) OBP: 0.339, SLG: 0.426		P3		BBBB F9-3 BB		F8			HR	3	1	1	1	1	0	0
Jorge Orta, L (1, 9) OBP: 0.311, SLG: 0.388		G4-6-3 1B		F9-3 1-2		G3			BBBB SH5-4 SH 3B BB	3	0	1	0	0	0	1
Ron Roenicke, S (6, 9) OBP: 0.360, SLG: 0.359										0	1	0	0	1	0	0
Mike Scioscia, L (1, 2) OBP: 0.302, SLG: 0.280		G4-6-3 1-2f			3-1	F8			SH SH5-4 1-2 3B	3	0	0	0	0	0	1
Mark Belanger, R (9, PR) OBP: 0.308, SLG: 0.292										0	1	0	0	0	0	0
Steve Yeager, R (9, 2) OBP: 0.311, SLG: 0.321										0	0	0	0	0	0	0
Bill Russell, R (1, 6) OBP: 0.361, SLG: 0.327			6-3 SH1-4 3B 1B		SH3 3B 1B		F7		SH5-4 1-2 2-3	3	2	2	0	0	0	0
Vicente Romo, R (1, 1) OBP: 1.000, SLG: 1.000			SH1-4 1-2		SH3 1-2		K		K	0	0	0	0	0	0	0
Terry Forster, L (5, 1)										0	0	0	0	0	0	0
Mike Marshall, R (7, PH)										1	0	0	0	0	1	0
Tom Niedenfuer, R (7, 1)										0	0	0	0	0	0	0
Rick Monday, L (9, PH) OBP: 0.406, SLG: 0.436										1	0	0	0	0	1	3
Steve Howe, L (9, 1)										0	0	0	0	0	0	0
Inning Stats	R: 0 E: 0 K: 0 S: 4 H: 1 LOB: 1 BB: 0 P: 4	R: 0 E: 0 K: 0 S: 3 H: 1 LOB: 0 BB: 0 P: 3	R: 1 E: 0 K: 0 S: 5 H: 2 LOB: 1 BB: 0 P: 5	R: 0 E: 0 K: 0 S: 2 H: 0 LOB: 0 BB: 1 P: 6	R: 3 E: 0 K: 0 S: 7 H: 4 LOB: 1 BB: 0 P: 7	R: 0 E: 0 K: 0 S: 3 H: 0 LOB: 0 BB: 0 P: 3	R: 0 E: 0 K: 1 S: 5 H: 1 LOB: 0 BB: 0 P: 5	R: 0 E: 0 K: 0 S: 3 H: 0 LOB: 0 BB: 0 P: 3	R: 3 E: 0 K: 1 S: 8 H: 2 LOB: 2 BB: 1 P: 12	1B: 6 2B: 2 3B: 3 HR: 1 SF: 0 SAC: 4 DP: 2 HBP: 0						

AB	32
R	7
H	11
RBI	7
BB	2
SO	2
LOB	12

WP: 0 PA: 39
PB: 0
SB: 0
CS: 2

PITCHER		IP	WLS	BF	H	R	ER	SO	BB	IBB	HBP	BLK	WP	HR	S	P	ERA	WHIP
Vern Ruhle, R ERA: 2.96	(1, 1)	8.0	L	31	9	4	3	1	1	0	0	0	0	0	32	36	3.38	1.250
Bob Knepper, L ERA: 5.24	(9, 1)	0.0		3	1	3	3	0	1	0	0	0	0	1	2	6	∞	∞
Frank LaCorte, R ERA: 5.71	(9, 1)	1.0		4	1	0	0	1	0	0	0	0	0	0	6	6	0.00	1.000

PITCHER	IP	WLS	BF	H	R	ER	SO	BB	IBB	HBP	BLK	WP	HR	S	P	ERA	WHIP

BOTTOM

Batter	1	2	3	4	5	6	7	8	9	AB	R	H	RBI	BB	SO	LOB
Dickie Thon, R (1, 6) OBP: 0.306, SLG: 0.340	S S S 0-3 ① K		x 0-0 ① F7		x 0-0 2B 2-H 1B		x 0-0 ① 4-3	S S S 0-3 ③ K 1-2 2-3		5	1	1	1	0	2	2
Terry Puhl, L (1, 9) OBP: 0.325, SLG: 0.391	x 0-0 2B		x 0-0 ② 4-3		x 0-0 2B 1-H 2B		x 0-0 1B 1B		x 0-0 ① 6-3	5	1	3	1	0	0	0
Ray Knight, R (1, 3) (9, 5) OBP: 0.346, SLG: 0.434	x 0-0 ② 6-3		x 0-0 ③ 4-3		x 0-0 2B 2-H 2B		x 0-0 1B 1-3 1B		x 0-0 2B	5	0	3	1	0	0	1
Jose Cruz, L (1, 7) OBP: 0.344, SLG: 0.378	B B B B 4-0 BB			x 0-0 ① 6-3	x 0-0 ② G1		S S S 0-3 ② K		x 0-0 ② P5	4	0	0	0	1	1	4
Alan Ashby, S (1, 2) OBP: 0.319, SLG: 0.402	S S S 0-3 ③ K			S S S 0-3 ② K	H 1-0 FC6-4 HBP		S S S 0-3 ③ K		x 0-0 ③ 6-3	4	0	0	0	0	3	5
Phil Garner, R (1, 4) OBP: 0.311, SLG: 0.417		B B B 4-0 FC4-6 BB		x 0-0 2B	x 0-0 ③ FC6-4 1-2f			S S S 0-3 ① K		3	0	1	0	1	1	2
Tony Scott, S (1, 8) OBP: 0.280, SLG: 0.311		x 0-0 ① FC4-6 S 1-2f		x 0-0 ③ L3		x 0-0 ① 5-3		x 0-0 ② 6-3		4	0	0	0	0	0	2
Art Howe, R (1, 5) OBP: 0.323, SLG: 0.307 Craig Reynolds, L (8, PR) OBP: 0.308, SLG: 0.316 Bob Knepper, L (9, 1) Frank LaCorte, R (9, 1)		x 0-0 ② F7 1-2			B B B B 4-0 SH1-4 1B BB	x 0-0 ② F9		x 0-0 PB BB 1B		3 0 0 0	1 0 0 0	1 0 0 0	0 0 0 0	1 0 0 0	0 0 0 0	1 0 0 0
Vern Ruhle, R (1, 1) OBP: 0.190, SLG: 0.105 Denny Walling, L (8, PH) OBP: 0.275, SLG: 0.281 (9, 3)		S S S 0-3 ③ K			x 0-0 ① SH1-4 1-2	S S S 0-3 ③ K		B B B B 4-0 PB 1-2 BB		2 0	0 0	0 0	0 0	0 1	2 0	1 0
Inning Stats	R: 0 E: 0 K: 2 S: 8 H: 1 LOB: 2 BB: 1 P: 12	R: 0 E: 0 K: 1 S: 5 H: 0 LOB: 1 BB: 1 P: 9	R: 0 E: 0 K: 0 S: 3 H: 0 LOB: 0 BB: 0 P: 3	R: 0 E: 0 K: 1 S: 6 H: 1 LOB: 1 BB: 0 P: 6	R: 3 E: 0 K: 0 S: 6 H: 3 LOB: 2 BB: 1 P: 11	R: 0 E: 0 K: 1 S: 5 H: 0 LOB: 0 BB: 0 P: 5	R: 0 E: 0 K: 2 S: 9 H: 2 LOB: 2 BB: 0 P: 9	R: 0 E: 0 K: 2 S: 8 H: 1 LOB: 3 BB: 1 P: 12	R: 0 E: 0 K: 0 S: 4 H: 1 LOB: 1 BB: 0 P: 4	1B: 4 2B: 5 3B: 0 HR: 0	SF: 0 SAC: 1 DP: 0 HBP: 1			WP: 0 PB: 1 SB: 1 CS: 0	PA: 41		

PITCHER	IP	WLS	BF	H	R	ER	SO	BB	IBB	HBP	BLK	WP	HR	S	P	ERA	WHIP
Vicente Romo, R (1, 1) ERA: 2.6	4.1		20	4	3	3	4	3	0	0	0	0	0	25	37	6.23	1.615
Terry Forster, L (5, 1) ERA: 3.89	1.2	W	7	1	0	0	1	0	0	1	0	0	0	8	9	0.00	0.600
Tom Niedenfuer, R (7, 1) ERA: 4.82	2.0		10	3	0	0	4	1	0	0	0	0	0	17	21	0.00	2.000
Steve Howe, L (9, 1) ERA: 1.51	1.0		4	1	0	0	0	0	0	0	0	0	0	4	4	0.00	1.000

PITCHER	IP	WLS	BF	H	R	ER	SO	BB	IBB	HBP	BLK	WP	HR	S	P	ERA	WHIP

Los Angeles Dodgers @ Houston Astros

Astrodome, Houston, TX

Sun Jun 27 1982, 4:33 AM EDT

Att. 28,292 - Unknown

livebaseballscorecards.com

AB	35
R	3
H	9
RBI	3
BB	4
SO	9
LOB	18

San Diego Padres @ Los Angeles Dodgers

Dodger Stadium, Los Angeles, CA

Mon Jun 28 1982, 7:05 PM PDT

Att. 46,572 - Unknown

TOP

livebaseballscorecards.com

Batter	1	2	3	4	5	6	7	8	9	AB	R	H	RBI	BB	SO	LOB
Gene Richards, L (1, 7) OBP: 0.347, SLG: 0.374	0-0 5-3 FC5-2 2B	0-0 G3		0-0 4-3			0-0 F8		0-0 G6-4-3 1-2f	5	0	1	0	0	0	4
Luis Salazar, R (1, 5) OBP: 0.256, SLG: 0.343	0-0 5-3 2-3		0-0 3B 1B		0-0 L3		0-0 4-3			4	1	1	0	0	0	2
Garry Templeton, S (1, 6) OBP: 0.296, SLG: 0.391	0-0 FC5-2 S 3-H		0-0 1-3 1-H 3B		0-0 F8			0-0 G3 1B 1B		4	2	2	1	0	0	1
Ruppert Jones, L (1, 8) OBP: 0.411, SLG: 0.469	B B B B 4-0 FC5-4 1-2 BB		0-0 1-3 3-H		S S S 0-3 K			0-0 G3 1-2		3	0	0	1	1	1	1
Sixto Lezcano, R (1, 9) OBP: 0.373, SLG: 0.461	0-0 FC5-4 1-2f		0-0 5-3			0-0 6-3		B B B B 4-0 G5-3 1B BB		3	0	0	0	1	0	2
Terry Kennedy, L (1, 2) OBP: 0.286, SLG: 0.445		0-0 2B	S S S 0-3 K			0-0 F7		0-0 1-2 2-H 1B		4	0	2	1	0	1	0
Alan Wiggins, S (8, PR) OBP: 0.326, SLG: 0.314										0	0	0	0	0	0	0
Steve Swisher, R (8, 2) OBP: 0.294, SLG: 0.500										0	0	0	0	0	0	0
Kurt Bevacqua, R (1, 3) OBP: 0.356, SLG: 0.327		0-0 1-3		0-0 SH1-3 SH1-3 2B		0-0 P4		0-0 G5-3 2-3f		4	1	1	0	0	0	3
Joe Pittman, R (1, 4) OBP: 0.270, SLG: 0.324		0-0 6-3		0-0 SH1-3 2-3			0-0 1B		0-0 E4 G6-4-3	3	0	1	0	0	0	1
Chris Welsh, L (1, 1) OBP: 0.304, SLG: 0.333		B B B B 4-0 BB		0-0 SH1-3 3-H			S S S 0-3 K		0-0 F8	0	0	0	1	1	0	0
Luis DeLeon, R (6, 1) OBP: 0.143, SLG: 0.286										0	0	0	0	0	0	0
Dave Edwards, R (7, PH) OBP: 0.192, SLG: 0.231										1	0	0	0	0	1	1
Dave Dravecky, R (7, 1)										0	0	0	0	0	0	0
Mario Ramirez, R (9, PH) OBP: 0.333, SLG: 0.313										1	0	0	0	0	0	1
Inning Stats	R: 0 E: 0 K: 0 S: 4 H: 1 LOB: 2 BB: 1 P: 8	R: 0 E: 0 K: 0 S: 4 H: 1 LOB: 2 BB: 1 P: 8	R: 2 E: 0 K: 1 S: 7 H: 2 LOB: 0 BB: 0 P: 7	R: 1 E: 0 K: 0 S: 4 H: 1 LOB: 0 BB: 0 P: 4	R: 0 E: 0 K: 1 S: 5 H: 0 LOB: 0 BB: 0 P: 5	R: 0 E: 0 K: 0 S: 3 H: 0 LOB: 0 BB: 0 P: 3	R: 0 E: 0 K: 1 S: 6 H: 1 LOB: 1 BB: 0 P: 6	R: 1 E: 0 K: 0 S: 4 H: 2 LOB: 1 BB: 1 P: 8	R: 0 E: 1 K: 0 S: 3 H: 0 LOB: 0 BB: 0 P: 3	1B: 4 2B: 3 3B: 1 HR: 0	SF: 0 SAC: 2 DP: 2 HBP: 0						

AB	32
R	4
H	8
RBI	4
BB	3
SO	3
LOB	16

WP: 0 PB: 0 SB: 1 CS: 0 PA: 37

PITCHER		IP	WLS	BF	H	R	ER	SO	BB	IBB	HBP	BLK	WP	HR	S	P	ERA	WHIP
Fernando Valenzuela, L ERA: 2.92	(1, 1)	7.1	W	33	8	4	4	3	3	0	0	0	0	0	36	48	4.91	1.500
Steve Howe, L ERA: 1.46	(8, 1)	1.2	S	4	0	0	0	0	0	0	0	0	0	0	4	4	0.00	0.000

PITCHER	IP	WLS	BF	H	R	ER	SO	BB	IBB	HBP	BLK	WP	HR	S	P	ERA	WHIP

Batter	1	2	3	4	5	6	7	8	9	AB	R	H	RBI	BB	SO	LOB
Steve Sax, R (1, 4) OBP: 0.360, SLG: 0.365	L6		6-3		1-3		L9			4	0	0	0	0	0	2
Ron Roenicke, S (1, 8) (7, 7) OBP: 0.352, SLG: 0.333	5-3		5-3			HR, BB	K			3	1	0	0	1	1	0
Pedro Guerrero, R (1, 9) OBP: 0.357, SLG: 0.524	F7			F7		1-H HR		F8		4	1	1	2	0	0	0
Steve Garvey, R (1, 3) OBP: 0.272, SLG: 0.415 Ken Landreaux, L (6, PR) OBP: 0.380, SLG: 0.424 (7, 8)		F8		F8		4-3, 1B, 2B		2B, 1B		3 1	0 2	1 1	0 0	0 0	0 0	0 0
Ron Cey, R (1, 5) OBP: 0.338, SLG: 0.427		P6		F9		P4		1-H 2B		4	0	1	1	0	0	1
Mike Marshall, R (1, 7) OBP: 0.400, SLG: 0.400 (7, 3)		HR, 1B			BB, 1B	4-3 2-3		F8		4	1	2	0	0	0	1
Steve Yeager, R (1, 2) OBP: 0.323, SLG: 0.368		1-H HR			P4	3-H 1B				3	1	2	3	0	0	1
Bill Russell, R (1, 6) OBP: 0.357, SLG: 0.322		L5			F7	K				3	0	0	0	0	1	3
Fernando Valenzuela, L (1, 1) OBP: 0.137, SLG: 0.104 Steve Howe, L (8, 1)			G3		1-2 BB		K			2 0	0 0	0 0	0 0	1 0	1 0	0 0
Inning Stats	R: 0 E: 0 K: 0 S: 3 H: 0 LOB: 0 BB: 0 P: 3	R: 2 E: 0 K: 0 S: 5 H: 2 LOB: 0 BB: 0 P: 5	R: 0 E: 0 K: 0 S: 3 H: 0 LOB: 0 BB: 0 P: 3	R: 0 E: 0 K: 0 S: 3 H: 0 LOB: 0 BB: 0 P: 3	R: 0 E: 0 K: 0 S: 4 H: 1 LOB: 2 BB: 1 P: 8	R: 3 E: 0 K: 1 S: 8 H: 3 LOB: 2 BB: 1 P: 12	R: 0 E: 0 K: 2 S: 7 H: 0 LOB: 0 BB: 0 P: 7	R: 1 E: 0 K: 0 S: 4 H: 2 LOB: 0 BB: 0 P: 4		1B: 4 2B: 2 3B: 0 HR: 2	SF: 0 SAC: 0 DP: 0 HBP: 0						

PITCHER	IP	WLS	BF	H	R	ER	SO	BB	IBB	HBP	BLK	WP	HR	S	P	ERA	WHIP
Chris Welsh, L (1, 1) ERA: 4.33	5.0	L	22	5	5	5	0	2	0	0	0	0	2	20	28	9.00	1.400
Luis DeLeon, R (6, 1) ERA: 1.99	1.0		4	1	0	0	1	0	0	0	0	0	0	6	6	0.00	1.000
Dave Dravecky, L (7, 1) ERA: 5.79	2.0		7	2	1	1	2	0	0	0	0	0	0	11	11	4.50	1.000

PITCHER	IP	WLS	BF	H	R	ER	SO	BB	IBB	HBP	BLK	WP	HR	S	P	ERA	WHIP

BOTTOM

San Diego Padres @ Los Angeles Dodgers

Dodger Stadium, Los Angeles, CA

Mon Jun 28 1982, 7:05 PM PDT

Att. 46,572 - Unknown

livebaseballscorecards.com

AB	31
R	6
H	8
RBI	6
BB	2
SO	3
LOB	8

Batter	1	2	3	4	5	6	7	8	9	10	AB	R	H	RBI	BB	SO	LOB
Gene Richards, L (1, 7) OBP: 0.354, SLG: 0.377	1-3		4-3			PB 1B 1B		1B	BBB 1B 1B BB		4	1	2	0	1	0	1
Luis DeLeon, R (9, 1) OBP: 0.143, SLG: 0.286											0	0	0	0	0	0	0
Luis Salazar, R (1, 5) OBP: 0.256, SLG: 0.342	K		6-3			PB 1-2 1B		F9	1B 1-3 2-H 1B		4	0	1	0	0	1	1
(6, 8)																	
Broderick Perkins, L (9, PH) OBP: 0.385, SLG: 0.381											1	0	1	1	0	0	0
(9, 3)																	
Garry Templeton, S (1, 6) OBP: 0.298, SLG: 0.392	4-3			1B		K		4-3	1-2 3-H 1B		5	0	2	1	0	1	3
Ruppert Jones, L (1, 8) OBP: 0.407, SLG: 0.463		G3		K		K 1-2 2-3			HR K		3	0	0	0	0	2	3
Dave Dravecky, R (6, 1)											0	0	0	0	0	0	0
Dave Edwards, R (9, PH) OBP: 0.214, SLG: 0.357											2	1	1	1	0	1	2
(9, 8)																	
Sixto Lezcano, R (1, 9) OBP: 0.377, SLG: 0.468		F9		F8			2B		1B 2B 1B	2B 1B	5	2	3	0	0	0	1
Terry Kennedy, L (1, 2) OBP: 0.288, SLG: 0.448		F9	1-3				F7		2B 1-2 6-3 1B	1-3 1B 2B	5	2	2	0	0	0	1
Kurt Bevacqua, R (1, 3) OBP: 0.349, SLG: 0.340			6-3		K		6-3		1-3 2-H 1B 2B	2-H 3-H L3 1B	4	0	1	1	0	1	1
Alan Wiggins, S (9, PR) OBP: 0.330, SLG: 0.318											1	1	1	2	0	0	0
(9, 7)																	
Joe Pittman, R (1, 4) OBP: 0.238, SLG: 0.286			K		3-1		6-3		6-3 3-H	L3 1-2	5	0	0	1	0	1	3
John Montefusco, R (1, 1) OBP: 0.156, SLG: 0.100			1B			F7		5-3	P6	F7	1	0	1	0	0	0	0
Floyd Chiffer, R (3, 1)											0	0	0	0	0	0	0
Mario Ramirez, R (6, PH) OBP: 0.273, SLG: 0.250											4	0	0	0	0	0	1
(6, 5)																	
Inning Stats	R: 0 E: 0 K: 1 S: 5 H: 0 LOB: 0 BB: 0 P: 5	R: 0 E: 0 K: 0 S: 3 H: 0 LOB: 0 BB: 0 P: 3	R: 0 E: 0 K: 1 S: 6 H: 1 LOB: 1 BB: 0 P: 6	R: 0 E: 0 K: 1 S: 6 H: 1 LOB: 1 BB: 0 P: 6	R: 0 E: 0 K: 1 S: 5 H: 0 LOB: 0 BB: 0 P: 5	R: 0 E: 0 K: 2 S: 9 H: 2 LOB: 2 BB: 0 P: 9	R: 0 E: 0 K: 0 S: 4 H: 1 LOB: 1 BB: 0 P: 4	R: 0 E: 0 K: 0 S: 4 H: 1 LOB: 1 BB: 0 P: 4	R: 5 E: 0 K: 1 S: 11 H: 6 LOB: 2 BB: 1 P: 15	R: 2 E: 0 K: 0 S: 5 H: 3 LOB: 0 BB: 0 P: 5	1B: 11 2B: 4 3B: 0 HR: 1 SF: 0 SAC: 0 DP: 1 HBP: 0						

PITCHER	IP	WLS	BF	H	R	ER	SO	BB	IBB	HBP	BLK	WP	HR	S	P	ERA	WHIP
Jerry Reuss, L (1, 1) ERA: 3.29	8.0		34	10	4	4	6	0	0	0	0	0	1	46	46	4.50	1.250
Terry Forster, L (9, 1) ERA: 4.08	0.2		3	0	0	0	0	1	0	0	0	0	0	2	6	0.00	1.500
Tom Niedenfuer, R (9, 1) ERA: 4.74	0.1		3	2	1	1	1	0	0	0	0	0	0	5	5	27.00	6.000
Steve Shirley, L (10, 1) ERA: 4.76	1.0	L	5	3	2	2	0	0	0	0	0	0	0	5	5	18.00	3.000

PITCHER	IP	WLS	BF	H	R	ER	SO	BB	IBB	HBP	BLK	WP	HR	S	P	ERA	WHIP

TOP

San Diego Padres @ Los Angeles Dodgers

Dodger Stadium, Los Angeles, CA

Tue Jun 29 1982, 7:05 PM PDT

Att. 47,361 - Unknown

livebaseballscorecards.com

AB	44
R	7
H	15
RBI	7
BB	1
SO	7
LOB	17

WP: 0	PB: 1	SB: 0	CS: 0
PA: 45			

Batter	1	2	3	4	5	6	7	8	9	10	AB	R	H	RBI	BB	SO	LOB
Steve Sax, R (1, 4) OBP: 0.358, SLG: 0.362	0-0 CS S 1B		0-3 K	0-0 4-3			0-0 F8		0-0 P6		5	0	1	0	0	1	5
Ken Landreaux, L (1, 8) OBP: 0.381, SLG: 0.421	0-3 K 1-3		0-0 S HR 1B		0-0 F7		0-3 K		1-0 1-2 2-3 HBP		4	1	1	0	0	2	2
Dusty Baker Jr., R (1, 7) OBP: 0.354, SLG: 0.483	0-0 F7		0-0 1-H HR		0-0 P5			0-0 5-3	0-0 F5		5	1	1	2	0	0	3
Pedro Guerrero, R (1, 9) OBP: 0.351, SLG: 0.514		0-0 F8	0-3 K		0-0 F9			0-0 P6		0-0 F8	5	0	0	0	0	1	0
Ron Cey, R (1, 5) OBP: 0.342, SLG: 0.434		0-0 S 2B 1B		0-0 2B		0-0 5-3		0-0 F7		0-0 1B	5	1	3	0	0	0	0
Steve Garvey, R (1, 3) OBP: 0.272, SLG: 0.414	0-3 K 1-2			0-0 HR		0-0 5-3			0-0 1B 2B	0-3 K	1	0	0	0	0	1	1
Mike Marshall, R (3, 3) OBP: 0.444, SLG: 0.889											4	2	2	1	0	1	1
Mike Scioscia, L (1, 2) OBP: 0.300, SLG: 0.283	0-0 2-H 2B			0-0 G3		0-0 4-3			0-3 K	0-0 F8	5	0	1	1	0	1	2
Bill Russell, R (1, 6) OBP: 0.359, SLG: 0.325	0-0 5-3			0-0 1B 1B			0-0 6-3		0-0 HBP 2-H 1B		4	0	2	1	0	0	1
Jerry Reuss, L (1, 1) OBP: 0.268, SLG: 0.256			0-3 K	0-0 1-2 1B			0-0 E6		4-0 HBP IBB		3	0	1	0	0	1	0
Terry Forster, L (9, 1)											0	0	0	0	0	0	0
Tom Niedenfuer, R (9, 1)											0	0	0	0	0	0	0
Rick Monday, L (9, PH) OBP: 0.413, SLG: 0.436											0	0	0	0	1	0	0
Steve Shirley, L (10, 1) OBP: 1.000, SLG: 1.000											0	0	0	0	0	0	0
Inning Stats	R: 0 E: 0 K: 1 S: 5 H: 1 LOB: 0 BB: 0 P: 5	R: 1 E: 0 K: 1 S: 7 H: 2 LOB: 1 BB: 0 P: 7	R: 2 E: 0 K: 3 S: 11 H: 2 LOB: 0 BB: 0 P: 11	R: 1 E: 0 K: 0 S: 6 H: 4 LOB: 2 BB: 0 P: 6	R: 0 E: 0 K: 0 S: 3 H: 0 LOB: 0 BB: 0 P: 3	R: 0 E: 0 K: 0 S: 3 H: 0 LOB: 0 BB: 0 P: 3	R: 0 E: 1 K: 1 S: 6 H: 0 LOB: 1 BB: 0 P: 6	R: 0 E: 0 K: 0 S: 3 H: 0 LOB: 0 BB: 0 P: 3	R: 1 E: 0 K: 1 S: 7 H: 2 LOB: 3 BB: 1 P: 12	R: 0 E: 0 K: 1 S: 6 H: 1 LOB: 1 BB: 0 P: 6	1B: 7 2B: 3 3B: 0 HR: 2	SF: 0 SAC: 0 DP: 0 HBP: 1						

PITCHER		IP	WLS	BF	H	R	ER	SO	BB	IBB	HBP	BLK	WP	HR	S	P	ERA	WHIP
John Montefusco, R ERA: 3.91	(1, 1)	2.0		8	3	1	1	2	0	0	0	0	0	0	12	12	4.50	1.500
Floyd Chiffer, R ERA: 2.48	(3, 1)	3.0		14	6	3	3	3	0	0	0	0	0	2	20	20	9.00	2.000
Dave Dravecky, L ERA: 3.52	(6, 1)	3.0		10	0	0	0	1	0	0	0	0	0	0	12	12	0.00	0.000
Luis DeLeon, R ERA: 2.11	(9, 1)	2.0	W	11	3	1	1	2	0	1	1	0	0	0	13	18	4.50	1.500

PITCHER	IP	WLS	BF	H	R	ER	SO	BB	IBB	HBP	BLK	WP	HR	S	P	ERA	WHIP

BOTTOM

San Diego Padres @ Los Angeles Dodgers

Dodger Stadium, Los Angeles, CA

Tue Jun 29 1982, 7:05 PM PDT

Att. 47,361 - Unknown

livebaseballscorecards.com

AB	41
R	5
H	12
RBI	5
BB	1
SO	8
LOB	15

WP: 0 PB: 0 SB: 3 CS: 1

PA: 43

Batter	1	2	3	4	5	6	7	8	9	AB	R	H	RBI	BB	SO	LOB
Alan Wiggins, S (1, 8) OBP: 0.328, SLG: 0.312	1-3		3-1			4-3			BBBB 4-0 FC4-6 1-2 BB	3	0	0	0	1	0	0
Gene Richards, L (1, 7) OBP: 0.351, SLG: 0.374	1B		6-3			F7			FC4-6 FC4-6 1-2f 2-3	4	0	1	0	0	0	2
Garry Templeton, S (1, 6) OBP: 0.294, SLG: 0.386	K			F7			1-3		FC4-6 FC5-4 1-2f 3-H	4	0	0	1	0	1	2
Sixto Lezcano, R (1, 9) OBP: 0.372, SLG: 0.461	F8			K			6-3		FC5-4 1-2f	4	0	0	0	0	1	2
Terry Kennedy, L (1, 2) OBP: 0.285, SLG: 0.443		K		G3			F9			3	0	0	0	0	1	0
Broderick Perkins, L (1, 3) OBP: 0.384, SLG: 0.380		S 1B			K			6-3		3	0	1	0	0	1	0
Luis Salazar, R (1, 5) OBP: 0.253, SLG: 0.338		K 1-2			4-3			4-3		3	0	0	0	0	1	1
Tim Flannery, L (1, 4) OBP: 0.321, SLG: 0.325		4-3			L7			F7		3	0	0	0	0	0	1
Juan Eichelberger, R (1, 1) OBP: 0.150, SLG: 0.205 Joe Lefebvre, L (9, PH) OBP: 0.227, SLG: 0.215			4-3			K			FC4-6 BB FC4-6 1B	2 1	0 1	0 1	0 1	0 0	1 0	0 0
Inning Stats	R: 0 H: 1 E: 0 LOB: 1 K: 1 BB: 0 S: 6 P: 6	R: 0 H: 1 E: 0 LOB: 1 K: 2 BB: 0 S: 8 P: 8	R: 0 H: 0 E: 0 LOB: 0 K: 0 BB: 0 S: 3 P: 3	R: 0 H: 0 E: 0 LOB: 0 K: 1 BB: 0 S: 5 P: 5	R: 0 H: 0 E: 0 LOB: 0 K: 1 BB: 0 S: 5 P: 5	R: 0 H: 0 E: 0 LOB: 0 K: 1 BB: 0 S: 5 P: 5	R: 0 H: 0 E: 0 LOB: 0 K: 0 BB: 0 S: 3 P: 3	R: 0 H: 0 E: 0 LOB: 0 K: 0 BB: 0 S: 3 P: 3	R: 1 H: 1 E: 0 LOB: 1 K: 0 BB: 1 S: 4 P: 8	1B: 3 SF: 0 2B: 0 SAC: 0 3B: 0 DP: 0 HR: 0 HBP: 0						WP: 0 PA: 31 PB: 0 SB: 1 CS: 0	

PITCHER		IP	WLS	BF	H	R	ER	SO	BB	IBB	HBP	BLK	WP	HR	S	P	ERA	WHIP
Bob Welch, R ERA: 3.69	(1, 1)	8.0	W	28	3	1	1	6	1	0	0	0	0	0	39	43	1.12	0.500
Steve Howe, L ERA: 1.43	(9, 1)	1.0		3	0	0	0	0	0	0	0	0	0	0	3	3	0.00	0.000

PITCHER	IP	WLS	BF	H	R	ER	SO	BB	IBB	HBP	BLK	WP	HR	S	P	ERA	WHIP

TOP

San Diego Padres @ Los Angeles Dodgers

Dodger Stadium, Los Angeles, CA

Wed Jun 30 1982, 7:05 PM PDT

Unknown

livebaseballscorecards.com

AB	30
R	1
H	3
RBI	1
BB	1
SO	6
LOB	8

BOTTOM

San Diego Padres @ Los Angeles Dodgers

Dodger Stadium, Los Angeles, CA

Wed Jun 30 1982, 7:05 PM PDT

Unknown

livebaseballscorecards.com

Batter	1	2	3	4	5	6	7	8	9	AB	R	H	RBI	BB	SO	LOB
Steve Sax, R (1, 4) OBP: 0.358, SLG: 0.362	F8		SH3 1-2		SH HR 1-2 1B	L3				3	1	1	0	0	0	1
Ken Landreaux, L (1, 8) OBP: 0.380, SLG: 0.419	F9 S 1B		K S S S		SH HR 1-2 2-3		F3			3	1	1	0	0	1	1
Dusty Baker Jr., R (1, 7) OBP: 0.353, SLG: 0.491	F9 1-3		F9		HR 1-H 2-H 3-H		P6			4	1	1	4	0	0	2
Pedro Guerrero, R (1, 9) OBP: 0.350, SLG: 0.514	6-3			6-3	1-3		1B 2B			4	1	1	0	0	0	1
Ron Cey, R (1, 5) OBP: 0.341, SLG: 0.431		F7		6-3	F6		FC6-4 2-H 1B			4	0	1	1	0	0	0
Steve Garvey, R (1, 3) OBP: 0.276, SLG: 0.418 Mike Marshall, R (4, PR) OBP: 0.364, SLG: 0.727 (5, 3)	1B			BB 1B	F9		FC6-4 1-2f			2 2	0 0	2 0	0 0	0 0	0 0	0 1
Mike Scioscia, L (1, 2) OBP: 0.303, SLG: 0.290	P4			B B B B 4-0 1-2 BB		2B		F9		3	0	1	0	1	0	1
Bill Russell, R (1, 6) OBP: 0.353, SLG: 0.319	F9			5-3	F9			F7		4	0	0	0	0	0	4
Bob Welch, R (1, 1) OBP: 0.182, SLG: 0.171 Steve Howe, L (9, 1)			SH3 1B		B B B B 4-0 SH 1B HR BB	F8		L4		3 0	1 0	1 0	0 0	1 0	0 0	1 0
Inning Stats	R: 0 H: 1 E: 0 LOB: 1 K: 0 BB: 0 S: 4 P: 4	R: 0 H: 1 E: 0 LOB: 1 K: 0 BB: 0 S: 4 P: 4	R: 0 H: 1 E: 0 LOB: 1 K: 1 BB: 0 S: 6 P: 6	R: 0 H: 1 K: 0 LOB: 2 S: 4 BB: 1 P: 8	R: 4 H: 2 E: 1 LOB: 0 K: 0 BB: 1 S: 6 P: 10	R: 0 H: 1 E: 0 LOB: 1 K: 0 BB: 0 S: 4 P: 4	R: 1 H: 2 E: 0 LOB: 1 K: 0 BB: 0 S: 5 P: 5	R: 0 H: 0 E: 0 LOB: 0 K: 0 BB: 0 S: 3 P: 3		1B: 6 SF: 0 2B: 2 SAC: 2 3B: 0 DP: 0 HR: 1 HBP: 0						

	AB	32
	R	5
	H	9
	RBI	5
	BB	2
	SO	1
	LOB	12

WP: 0 PA: 36
PB: 0
SB: 1
CS: 0

PITCHER	IP	WLS	BF	H	R	ER	SO	BB	IBB	HBP	BLK	WP	HR	S	P	ERA	WHIP
Juan Eichelberger, R (1, 1) ERA: 4.02	8.0	L	36	9	5	4	1	2	0	0	0	0	1	36	44	4.50	1.375

PITCHER	IP	WLS	BF	H	R	ER	SO	BB	IBB	HBP	BLK	WP	HR	S	P	ERA	WHIP

Batter	1	2	3	4	5	6	7	8	9	AB	R	H	RBI	BB	SO	LOB
Alan Wiggins, S (1, 9) (8, 7) OBP: 0.319, SLG: 0.303	4-3			4-3	4-3		F3 1-2		FC6-2 1-2 2-3 3-Hf	5	0	0	0	0	0	4
Gene Richards, L (1, 7) OBP: 0.351, SLG: 0.374 Gary Lucas, L (6, 1) Luis DeLeon, R (7, 1) OBP: 0.111, SLG: 0.222	1-6-3			4-3		1B 4-3 4-3 1B		K	K	3 0 2	1 0 0	1 0 0	0 0 0	0 0 0	0 0 2	0 0 3
Garry Templeton, S (1, 6) OBP: 0.290, SLG: 0.381	G3			F8		4-3 1-2		4-3		4	0	0	0	0	0	1
Ruppert Jones, L (1, 8) OBP: 0.405, SLG: 0.460		4-3			E1 FC6-4 1B 1B	1B 4-3 2-3 1B		F8		4	1	1	0	0	0	0
Broderick Perkins, L (1, 3) OBP: 0.387, SLG: 0.404		1-3			FC6-4 1-2 1B	4-3 1-2 3-H			HR	4	1	2	2	0	0	1
Joe Lefebvre, L (1, 5) (6, 7) (8, 9) OBP: 0.239, SLG: 0.220		4-3			FC6-4 1B 1-2f 2-3 HR	 2-3 1B			2B FC6-2 HBP	3	1	1	0	0	0	2
Tim Flannery, L (1, 4) OBP: 0.326, SLG: 0.339			3-1		HR 1-3 3-H 1B	4-3			FC6-2 1-3 FC6-2 2B	4	1	2	1	0	0	2
Steve Swisher, R (1, 2) OBP: 0.278, SLG: 0.471 Terry Kennedy, L (5, PH) (5, 2) OBP: 0.289, SLG: 0.455			K		HR 1-H 3-H		P4		FC6-2 FC6-2 IBB	1 2	0 1	0 1	0 3	0 1	1 0	0 0
Eric Show, R (1, 1) Luis Salazar, R (6, 5) OBP: 0.255, SLG: 0.339			K		K		CS 1B		FC6-2 1-2 2-3 3-Hf FC6-2	2 2	0 0	0 1	0 0	0 0	2 0	0 3
Inning Stats	R: 0 H: 0 E: 0 LOB: 0 K: 0 BB: 0 S: 3 P: 3	R: 0 H: 0 E: 0 LOB: 0 K: 0 BB: 0 S: 3 P: 3	R: 0 H: 0 E: 0 LOB: 0 K: 2 BB: 0 S: 7 P: 7	R: 0 H: 0 E: 0 LOB: 0 K: 0 BB: 0 S: 3 P: 3	R: 4 H: 3 E: 1 LOB: 0 K: 1 BB: 0 S: 9 P: 9	R: 1 H: 3 E: 0 LOB: 2 K: 0 BB: 0 S: 6 P: 6	R: 0 H: 1 E: 0 LOB: 0 K: 0 BB: 0 S: 3 P: 3	R: 0 H: 0 E: 0 LOB: 0 K: 1 BB: 0 S: 5 P: 5	R: 1 H: 2 E: 0 LOB: 3 K: 1 BB: 1 S: 7 P: 12	1B: 6 SF: 0 2B: 1 SAC: 0 3B: 0 DP: 0 HR: 2 HBP: 1						

TOP

San Diego Padres @ Los Angeles Dodgers

Dodger Stadium, Los Angeles, CA

Wed Jun 30 1982, 7:05 PM PDT

Att. 47,271 - Unknown

livebaseballscorecards.com

AB	36
R	6
H	9
RBI	6
BB	1
SO	5
LOB	16

WP: 0 PA: 38
PB: 0
SB: 0
CS: 1

PITCHER		IP	WLS	BF	H	R	ER	SO	BB	IBB	HBP	BLK	WP	HR	S	P	ERA	WHIP
Dave Stewart, R ERA: 3.95	(1, 1)	5.0		19	3	4	3	3	0	0	0	0	0	1	25	25	5.40	0.600
Terry Forster, L ERA: 4.1	(6, 1)	2.0	L	9	4	1	1	0	0	0	0	0	0	0	9	9	4.50	2.000
Tom Niedenfuer, R ERA: 4.95	(8, 1)	1.0		6	2	1	1	1	0	0	1	0	0	1	7	8	9.00	2.000
Alejandro Pena, R ERA: 3.9	(9, 1)	1.0		4	0	0	0	1	0	1	0	0	0	0	5	9	0.00	0.000

PITCHER	IP	WLS	BF	H	R	ER	SO	BB	IBB	HBP	BLK	WP	HR	S	P	ERA	WHIP

BOTTOM

San Diego Padres @ Los Angeles Dodgers

Dodger Stadium, Los Angeles, CA

Wed Jun 30 1982, 7:05 PM PDT

Att. 47,271 - Unknown

livebaseballscorecards.com

Batter	1	2	3	4	5	6	7	8	9	AB	R	H	RBI	BB	SO	LOB
Steve Sax, R (1, 4) OBP: 0.356, SLG: 0.358	4-3		4-3		F8		IBB			3	0	0	0	1	0	1
Ken Landreaux, L (1, 8) OBP: 0.379, SLG: 0.418	HR, S, 1B		F7		4-3		P5			3	1	1	0	0	0	1
Dusty Baker Jr., R (7, PH) OBP: 0.351, SLG: 0.489 (8, 7)										1	0	0	0	0	0	3
Pedro Guerrero, R (1, 9) OBP: 0.345, SLG: 0.507 (8, 8)	K, 1-2			F8		6-3		K		4	0	0	0	0	2	1
Rick Monday, L (1, 7) OBP: 0.416, SLG: 0.500 (8, 9)	HR, 2-H			HR		L4		F9		4	2	2	3	0	0	0
Ron Cey, R (1, 5) OBP: 0.337, SLG: 0.425	F7			L6		F9		K		4	0	0	0	0	1	0
Steve Garvey, R (1, 3) OBP: 0.274, SLG: 0.415		F3		F8			5-3, SH1-3, 1B		P4	2	0	0	0	0	0	0
Mike Marshall, R (5, 3) OBP: 0.385, SLG: 0.692										2	0	1	0	0	0	0
Steve Yeager, R (1, 2) OBP: 0.326, SLG: 0.371		6-3			1B, 1-3, 1B		SH1-3, 1-2		L8	2	1	1	0	0	0	0
Mike Scioscia, L (9, PH) OBP: 0.302, SLG: 0.288										1	0	0	0	0	0	0
Mark Belanger, R (1, 6) OBP: 0.321, SLG: 0.308		K			1-3, 1B		5-3, BB		BB	2	0	1	0	0	1	0
Bill Russell, R (7, PH) OBP: 0.358, SLG: 0.319 (8, 6)										0	0	0	0	2	0	0
Dave Stewart, R (1, 1) OBP: 0.136, SLG: 0.136			6-3		1-3, 3-H		5-3, 1-2, 2-3		K	1	0	0	0	0	0	0
Jorge Orta, L (5, PH) OBP: 0.307, SLG: 0.382										1	0	0	1	0	0	1
Terry Forster, L (6, 1)										0	0	0	0	0	0	0
Jose Morales, R (7, PH) OBP: 0.267, SLG: 0.154										1	0	0	0	0	0	2
Tom Niedenfuer, R (8, 1)										0	0	0	0	0	0	0
Alejandro Pena, R (9, 1)										0	0	0	0	0	0	0
Ron Roenicke, S (9, PH) OBP: 0.345, SLG: 0.326										1	0	0	0	0	1	1

	AB	32
	R	4
	H	6
	RBI	4
	BB	3
	SO	5
	LOB	10

Inning Stats	1	2	3	4	5	6	7	8	9
	R: 2 E: 0 K: 1 S: 7	H: 2 LOB: 0 BB: 0 P: 7	R: 0 E: 0 K: 1 S: 5	H: 0 LOB: 0 BB: 0 P: 5	R: 0 E: 0 K: 0 S: 3	H: 0 LOB: 0 BB: 0 P: 3	R: 1 E: 0 K: 0 S: 4	H: 1 LOB: 0 BB: 0 P: 4	R: 1 E: 0 K: 0 S: 5	H: 2 LOB: 1 BB: 0 P: 5
	R: 0 E: 0 K: 0 S: 3	H: 0 LOB: 0 BB: 0 P: 3	R: 0 E: 0 K: 0 S: 4	H: 1 LOB: 3 BB: 2 P: 12	R: 0 E: 0 K: 2 S: 7	H: 0 LOB: 0 BB: 0 P: 7	R: 0 E: 0 K: 1 S: 5	H: 0 LOB: 1 BB: 1 P: 9	1B: 4 2B: 0 3B: 0 HR: 2	SF: 0 SAC: 1 DP: 0 HBP: 0
									WP: 0 PB: 0 SB: 1 CS: 0	PA: 36

PITCHER		IP	WLS	BF	H	R	ER	SO	BB	IBB	HBP	BLK	WP	HR	S	P	ERA	WHIP
Eric Show, R ERA: 2.26	(1, 1)	5.1	W	21	5	4	4	2	0	0	0	0	0	2	25	25	6.75	0.938
Gary Lucas, L ERA: 3.32	(6, 1)	1.1		7	1	0	0	0	1	1	0	0	0	0	5	13	0.00	1.500
Luis DeLeon, R ERA: 2.0	(7, 1)	2.1	S	8	0	0	0	3	1	0	0	0	0	0	13	17	0.00	0.429

PITCHER	IP	WLS	BF	H	R	ER	SO	BB	IBB	HBP	BLK	WP	HR	S	P	ERA	WHIP

Batter	1	2	3	4	5	6	7	8	9	AB	R	H	RBI	BB	SO	LOB
Dickie Thon, R (1, 6) OBP: 0.301, SLG: 0.342	F7	G1			5-3			5-3	FC6-4 1-2f	5	0	0	0	0	0	2
Terry Puhl, L (1, 9) OBP: 0.329, SLG: 0.377	1B 1B HBP	G3			F8			CS BB		2	1	0	0	1	0	0
Ray Knight, R (1, 3) OBP: 0.361, SLG: 0.440	BB 1B 1-3 1B		F9			BB		F9 1-2		3	0	1	0	1	0	1
Jose Cruz, L (1, 7) OBP: 0.337, SLG: 0.377	BB 1-2 3-H 1B		F7			K			F8	4	0	1	1	0	1	1
Phil Garner, R (1, 4) OBP: 0.308, SLG: 0.407	F7		5-3			K			1B 1B	4	1	1	0	0	1	3
Art Howe, R (1, 5) OBP: 0.310, SLG: 0.289	BB 1-2 2-3			5-3		4-3			1B S 1-H 1B	3	1	1	1	1	0	1
Tony Scott, S (1, 8) OBP: 0.271, SLG: 0.305	P6			L6			F7		1B 1-3 1B	4	0	1	0	0	0	3
Luis Pujols, R (1, 2) OBP: 0.323, SLG: 0.466		HR		F7			4-3		FC6-4 1-2 3-H 1B	4	1	2	2	0	0	0
Don Sutton, R (1, 1) OBP: 0.227, SLG: 0.190		4-3			6-3		K		K	4	0	0	0	0	2	2
Frank LaCorte, R (9, 1)										0	0	0	0	0	0	0
Inning Stats	R: 1 H: 2 E: 0 LOB: 3 K: 0 BB: 1 S: 5 P: 10	R: 1 H: 1 E: 0 LOB: 0 K: 0 BB: 0 S: 4 P: 4	R: 0 H: 0 E: 0 LOB: 0 K: 0 BB: 0 S: 3 P: 3	R: 0 H: 0 E: 0 LOB: 0 K: 0 BB: 0 S: 3 P: 3	R: 0 H: 0 E: 0 LOB: 0 K: 0 BB: 0 S: 3 P: 3	R: 0 H: 0 E: 0 LOB: 1 K: 2 BB: 1 S: 7 P: 11	R: 0 H: 0 E: 0 LOB: 0 K: 1 BB: 0 S: 5 P: 5	R: 0 H: 0 E: 1 LOB: 1 K: 0 BB: 1 S: 2 P: 6	R: 2 H: 4 E: 0 LOB: 2 K: 1 BB: 0 S: 9 P: 9	1B: 6 SF: 0 2B: 0 SAC: 0 3B: 0 DP: 0 HR: 1 HBP: 1						

PITCHER		IP	WLS	BF	H	R	ER	SO	BB	IBB	HBP	BLK	WP	HR	S	P	ERA	WHIP
Vicente Romo, R ERA: 2.82	(1, 1)	5.0	L	20	3	2	2	0	1	0	1	0	0	1	18	23	3.60	0.800
Terry Forster, L ERA: 3.89	(6, 1)	2.0		7	0	0	0	3	1	0	0	0	0	0	12	16	0.00	0.500
Alejandro Pena, R ERA: 4.28	(8, 1)	1.1		8	4	2	2	0	1	0	0	0	0	0	7	11	13.50	3.750
Steve Shirley, L ERA: 4.26	(9, 1)	0.2		2	0	0	0	1	0	0	0	0	0	0	4	4	0.00	0.000

PITCHER	IP	WLS	BF	H	R	ER	SO	BB	IBB	HBP	BLK	WP	HR	S	P	ERA	WHIP

TOP

Houston Astros @ Los Angeles Dodgers

Dodger Stadium, Los Angeles, CA

Fri Jul 02 1982, 7:05 PM PDT

Att. 43,364 - Unknown

livebaseballscorecards.com

AB	33
R	4
H	7
RBI	4
BB	3
SO	4
LOB	13

WP: 0 PA: 37
PB: 0
SB: 1
CS: 1

Batter	1	2	3	4	5	6	7	8	9	AB	R	H	RBI	BB	SO	LOB
Steve Sax, R (1, 4) OBP: 0.352, SLG: 0.354	5-3		L5		2-3			1-3		4	0	0	0	0	0	1
Ken Landreaux, L (1, 8) OBP: 0.377, SLG: 0.413	BB		K			4-3			4-3	3	0	0	0	1	1	0
Dusty Baker Jr., R (1, 7) OBP: 0.357, SLG: 0.493	G6-4-3			1B		F7			BB	4	1	3	0	0	0	0
Pedro Guerrero, R (1, 9) OBP: 0.344, SLG: 0.502	G6-4-3			F9		5-3			BB	3	0	0	0	1	0	3
Ron Cey, R (1, 5) OBP: 0.335, SLG: 0.422		F7	K				6-3		1B	4	0	1	1	0	1	1
Steve Garvey, R (1, 3) OBP: 0.275, SLG: 0.414 Alejandro Pena, R (8, 1) Steve Shirley, L (9, 1) OBP: 1.000, SLG: 1.000 Rick Monday, L (9, PH) OBP: 0.413, SLG: 0.495		1B	F7				5-3		F7	3 0 0 1	0 0 0 0	1 0 0 0	0 0 0 0	0 0 0 0	0 0 0 0	1 0 0 2
Mike Scioscia, L (1, 2) OBP: 0.298, SLG: 0.283 Ron Roenicke, S (9, PH) OBP: 0.339, SLG: 0.318	K		K		K		F6		K	3 1	0 0	0 0	0 0	0 1	2 2	1 2
Bill Russell, R (1, 6) OBP: 0.358, SLG: 0.320	F5				1B			F2		3	0	1	0	0	0	1
Vicente Romo, R (1, 1) OBP: 0.500, SLG: 0.500 Jorge Orta, L (5, PH) OBP: 0.303, SLG: 0.377 Terry Forster, L (6, 1) Mike Marshall, R (8, 3) OBP: 0.357, SLG: 0.643			F7		F7			K		1 1 0 1	0 0 0 0	0 0 0 0	0 0 0 0	0 0 0 0	0 1 0 1	0 1 0 0
Inning Stats	R: 0 E: 0 K: 0 S: 3 H: 1 LOB: 1 BB: 1 P: 7	R: 0 E: 0 K: 1 S: 6 H: 1 LOB: 1 BB: 0 P: 6	R: 0 E: 0 K: 1 S: 5 H: 0 LOB: 0 BB: 0 P: 5	R: 0 E: 0 K: 1 S: 6 H: 1 LOB: 1 BB: 0 P: 6	R: 0 E: 0 K: 1 S: 6 H: 1 LOB: 1 BB: 0 P: 6	R: 0 E: 0 K: 0 S: 3 H: 0 LOB: 0 BB: 0 P: 3	R: 0 E: 0 K: 0 S: 3 H: 0 LOB: 0 BB: 0 P: 3	R: 0 E: 0 K: 1 S: 5 H: 0 LOB: 0 BB: 0 P: 5	R: 1 E: 0 K: 1 S: 7 H: 2 LOB: 2 BB: 1 P: 11	1B: 6 2B: 0 3B: 0 HR: 0 SF: 0 SAC: 0 DP: 1 HBP: 0						

PITCHER		IP	WLS	BF	H	R	ER	SO	BB	IBB	HBP	BLK	WP	HR	S	P	ERA	WHIP
Don Sutton, R ERA: 3.16	(1, 1)	8.1	W	32	6	1	1	5	2	0	0	0	0	0	40	48	1.08	0.960
Frank LaCorte, R ERA: 5.6	(9, 1)	0.2	S	2	0	0	0	1	0	0	0	0	0	0	4	4	0.00	0.000

PITCHER	IP	WLS	BF	H	R	ER	SO	BB	IBB	HBP	BLK	WP	HR	S	P	ERA	WHIP

BOTTOM

Houston Astros @ Los Angeles Dodgers

Dodger Stadium, Los Angeles, CA

Fri Jul 02 1982, 7:05 PM PDT

Att. 43,364 - Unknown

livebaseballscorecards.com

AB	32
R	1
H	6
RBI	1
BB	2
SO	6
LOB	13

WP: 0 PB: 0 SB: 0 CS: 0 PA: 34

Batter	1	2	3	4	5	6	7	8	9	AB	R	H	RBI	BB	SO	LOB
Dickie Thon, R (1, 6) OBP: 0.300, SLG: 0.339	5-3		F8		1B 1B 1-2 3-H 1B		F8			4	1	1	1	0	0	0
Tony Scott, S (1, 8) OBP: 0.271, SLG: 0.304	5-3			F9	1B 1-3 2-H 1B		6-3			4	1	1	1	0	0	0
Ray Knight, R (1, 3) OBP: 0.363, SLG: 0.439	F7			B B B B 1B BB	2-H 3-H 1B			F7		3	0	1	2	1	0	0
Jose Cruz, L (1, 7) OBP: 0.335, SLG: 0.375		F7		1-2 1B	F2			4-3		4	0	1	0	0	0	1
Phil Garner, R (1, 4) OBP: 0.307, SLG: 0.409		4-3 2B		F8	6-3			6-3		4	0	1	0	0	0	3
Frank LaCorte, R (8, 1)										0	0	0	0	0	0	0
Art Howe, R (1, 5) OBP: 0.303, SLG: 0.282		4-3 2-3		4-3		K			F9	4	0	0	0	0	1	3
Alan Knicely, R (1, 9) OBP: 0.274, SLG: 0.218		K			1B 1B	K			F9	4	1	1	0	0	2	1
Luis Pujols, R (1, 2) OBP: 0.318, SLG: 0.452			F7		K	G3			1B	4	0	1	0	0	1	1
Denny Walling, L (9, PR) OBP: 0.282, SLG: 0.281										0	0	0	0	0	0	0
Vern Ruhle, R (1, 1) OBP: 0.182, SLG: 0.100			K		1B 1B 1-3		4-3		F7	1	0	0	0	0	1	0
Harry Spilman, L (5, PH) OBP: 0.222, SLG: 0.222										1	1	1	0	0	0	0
George Cappuzzello, R (5, 1)										0	0	0	0	0	0	0
Danny Heep, L (7, PH) OBP: 0.316, SLG: 0.368										1	0	0	0	0	0	0
Bert Roberge, R (7, 1)										0	0	0	0	0	0	0
Kiko Garcia, R (8, 4) OBP: 0.222, SLG: 0.323										1	0	0	0	0	0	1
Inning Stats	R: 0 E: 0 K: 0 S: 3 H: 0 LOB: 0 BB: 0 P: 3	R: 0 E: 0 K: 1 S: 6 H: 1 LOB: 1 BB: 0 P: 6	R: 0 E: 0 K: 1 S: 5 H: 0 LOB: 0 BB: 0 P: 5	R: 0 E: 0 K: 0 S: 4 H: 1 LOB: 2 BB: 1 P: 8	R: 4 E: 0 K: 1 S: 10 H: 5 LOB: 1 BB: 0 P: 10	R: 0 E: 0 K: 2 S: 7 H: 0 LOB: 0 BB: 0 P: 7	R: 0 E: 0 K: 0 S: 3 H: 0 LOB: 0 BB: 0 P: 3	R: 0 E: 0 K: 0 S: 3 H: 0 LOB: 0 BB: 0 P: 3	R: 0 E: 0 K: 0 S: 4 H: 1 LOB: 1 BB: 0 P: 4	1B: 7 2B: 1 3B: 0 HR: 0	SF: 0 SAC: 0 DP: 0 HBP: 0						

TOP

Houston Astros @ Los Angeles Dodgers

Dodger Stadium, Los Angeles, CA

Sat Jul 03 1982, 7:05 PM PDT

Att. 51,238 - Unknown

livebaseballscorecards.com

AB	35
R	4
H	8
RBI	4
BB	1
SO	5
LOB	10

WP: 0 PB: 0 SB: 0 CS: 0 PA: 36

PITCHER	IP	WLS	BF	H	R	ER	SO	BB	IBB	HBP	BLK	WP	HR	S	P	ERA	WHIP
Fernando Valenzuela, L (1, 1) ERA: 2.99	9.0	W	36	8	4	4	5	1	0	0	0	0	0	45	49	4.00	1.000

PITCHER	IP	WLS	BF	H	R	ER	SO	BB	IBB	HBP	BLK	WP	HR	S	P	ERA	WHIP

Houston Astros @ Los Angeles Dodgers

Dodger Stadium, Los Angeles, CA

Sat Jul 03 1982, 7:05 PM PDT

Att. 51,238 - Unknown

livebaseballscorecards.com

BOTTOM

Batter	1	2	3	4	5	6	7	8	9	AB	R	H	RBI	BB	SO	LOB
Steve Sax, R (1, 4) OBP: 0.351, SLG: 0.353	6-3		G6-4-3 1B 1-2		F9		6-3			4	0	1	0	0	0	0
Ron Roenicke, S (1, 8) (9, 9) OBP: 0.333, SLG: 0.298	1-3		G6-4-3 1-2f 2-3		FC6 HBP BB B B B		K S S S			3	0	0	0	1	1	2
Dusty Baker Jr., R (1, 7) OBP: 0.359, SLG: 0.493	6-3		HR 1B 3-H		F8			SH3-4 1B 1B		4	2	2	1	0	0	1
Rick Monday, L (1, 9) OBP: 0.426, SLG: 0.545		1B 2B	HR 1-H		HBP H 1-2			SH3-4 1-2		2	2	2	2	0	0	0
Ken Landreaux, L (9, 8) OBP: 0.377, SLG: 0.413										0	0	0	0	0	0	0
Ron Cey, R (1, 5) OBP: 0.338, SLG: 0.421		G6-3 1B 2-H	F9		FC6 2-3f			4-3 1B IBB		3	0	1	1	1	0	2
Steve Garvey, R (1, 3) OBP: 0.275, SLG: 0.412		G6-3 1-2f		F8		5-6-3		4-3 1-2 2-H 1B		4	0	1	1	0	0	1
Mike Marshall, R (8, PR) (9, 3) OBP: 0.357, SLG: 0.643										0	0	0	0	0	0	0
Mike Scioscia, L (1, 2) OBP: 0.301, SLG: 0.284		FC6-4 BB B B B		1B		1-3		4-3 1-2 2-3		3	0	1	0	1	0	2
Bill Russell, R (1, 6) OBP: 0.356, SLG: 0.315		FC6-4 1-2f		F7		5-3		IBB		3	0	0	0	1	0	2
Fernando Valenzuela, L (1, 1) OBP: 0.145, SLG: 0.115			G6-4-3 1B 1B	4-3			G3	4-3		4	1	1	0	0	0	4
Inning Stats	R: 0 H: 0 E: 0 LOB: 0 K: 0 BB: 0 S: 3 P: 3	R: 1 H: 2 E: 0 LOB: 1 K: 0 BB: 1 S: 4 P: 8	R: 3 H: 4 E: 0 LOB: 0 K: 0 BB: 0 S: 6 P: 6	R: 0 H: 1 E: 0 LOB: 1 K: 0 BB: 0 S: 4 P: 4	R: 0 H: 0 E: 0 LOB: 2 K: 0 BB: 1 S: 3 P: 8	R: 0 H: 0 E: 0 LOB: 0 K: 0 BB: 0 S: 3 P: 3	R: 0 H: 0 E: 0 LOB: 0 K: 1 BB: 0 S: 5 P: 5	R: 1 H: 2 E: 0 LOB: 3 K: 0 BB: 2 S: 5 P: 13		1B: 7 SF: 0 2B: 1 SAC: 1 3B: 0 DP: 2 HR: 1 HBP: 1				WP: 0 PA: 36 PB: 0 SB: 0 CS: 0		

	AB	30
	R	5
	H	9
	RBI	5
	BB	4
	SO	1
	LOB	14

PITCHER		IP	WLS	BF	H	R	ER	SO	BB	IBB	HBP	BLK	WP	HR	S	P	ERA	WHIP
Vern Ruhle, R ERA: 3.28	(1, 1)	4.0		18	7	4	4	0	1	0	0	0	0	1	17	21	9.00	2.000
George Cappuzzello, L ERA: 2.45	(5, 1)	2.0		8	0	0	0	0	1	0	1	0	0	0	6	11	0.00	0.500
Bert Roberge, R ERA: 4.7	(7, 1)	1.1	L	7	2	1	1	1	0	1	0	0	0	0	8	12	6.75	1.500
Frank LaCorte, R ERA: 5.5	(8, 1)	0.2		3	0	0	0	0	0	1	0	0	0	0	2	6	0.00	0.000

PITCHER	IP	WLS	BF	H	R	ER	SO	BB	IBB	HBP	BLK	WP	HR	S	P	ERA	WHIP

Batter	1	2	3	4	5	6	7	8	9	AB	R	H	RBI	BB	SO	LOB
Dickie Thon, R (1, 6) OBP: 0.297, SLG: 0.335	1-3		FC4-6 1-2 1B		E5 S		K		F9	5	0	1	0	0	1	0
Tony Scott, S (1, 8) OBP: 0.270, SLG: 0.302	G3		F7		F7 1-2		F3		S 1B	5	0	1	0	0	0	3
Ray Knight, R (1, 3) OBP: 0.360, SLG: 0.435	K		K			F8		E SH5-3 1B	K 1-2	5	1	1	0	0	3	3
Jose Cruz, L (1, 7) OBP: 0.335, SLG: 0.375		4-3	FC4-6 1-2f			1B 1B 1B		SH5-3 1-2		3	1	1	0	0	0	2
Phil Garner, R (1, 4) OBP: 0.307, SLG: 0.407		BLK 1B 1B		5-3		F7		E6 6-3 2-H		4	1	1	0	0	0	1
Art Howe, R (1, 5) OBP: 0.308, SLG: 0.288		1-H 1B		K		1B 1-2 1B		6-3 2-3		4	0	2	1	0	1	1
Alan Knicely, R (1, 9) OBP: 0.288, SLG: 0.224 Denny Walling, L (8, PR) OBP: 0.282, SLG: 0.281 (8, 9)		K		4-3		1-3 2-H 1B		IBB		3 0	0 0	1 0	1 0	1 0	1 0	1 0
Luis Pujols, R (1, 2) OBP: 0.300, SLG: 0.424		4-3			5-3	K		F7		4	0	0	0	0	1	5
Nolan Ryan, R (1, 1) OBP: 0.190, SLG: 0.128			1B BB		K		6-3		K	3	0	0	0	1	2	0
Inning Stats	R: 0 E: 0 K: 1 S: 5 H: 0 LOB: 0 BB: 0 P: 5	R: 1 E: 0 K: 1 S: 7 H: 2 LOB: 1 BB: 0 P: 7	R: 0 E: 0 K: 1 S: 6 H: 1 LOB: 2 BB: 1 P: 10	R: 0 E: 0 K: 1 S: 5 H: 0 LOB: 0 BB: 0 P: 5	R: 0 E: 1 K: 1 S: 6 H: 0 LOB: 1 BB: 0 P: 6	R: 1 E: 0 K: 1 S: 8 H: 3 LOB: 2 BB: 0 P: 8	R: 0 E: 0 K: 1 S: 5 H: 0 LOB: 0 BB: 0 P: 5	R: 1 E: 1 K: 0 S: 5 H: 1 LOB: 2 BB: 1 P: 9	R: 0 E: 0 K: 2 S: 8 H: 1 LOB: 1 BB: 0 P: 8	1B: 8 2B: 0 3B: 0 HR: 0 SF: 0 SAC: 1 DP: 0 HBP: 0						

PITCHER	IP	WLS	BF	H	R	ER	SO	BB	IBB	HBP	BLK	WP	HR	S	P	ERA	WHIP
Jerry Reuss, L (1, 1) ERA: 3.23	8.0	L	35	7	3	2	7	1	1	0	1	0	0	47	55	2.25	1.000
Tom Niedenfuer, R (9, 1) ERA: 4.71	1.0		4	1	0	0	2	0	0	0	0	0	0	8	8	0.00	1.000

PITCHER	IP	WLS	BF	H	R	ER	SO	BB	IBB	HBP	BLK	WP	HR	S	P	ERA	WHIP

TOP

Houston Astros @ Los Angeles Dodgers

Dodger Stadium, Los Angeles, CA

Sun Jul 04 1982, 3:33 AM PDT

Att. 41,450 - Unknown

livebaseballscorecards.com

AB	36
R	3
H	8
RBI	2
BB	2
SO	9
LOB	16

WP: 0 PB: 0 SB: 2 CS: 0 PA: 39

Batter	1	2	3	4	5	6	7	8	9	AB	R	H	RBI	BB	SO	LOB
Steve Sax, R (1, 4) OBP: 0.347, SLG: 0.348	K		K		5-3			G6-4-3 1-2f		4	0	0	0	0	2	2
Ron Roenicke, S (1, 8) OBP: 0.328, SLG: 0.294	K			K 1B		K			G5-4-3 1B	4	0	1	0	0	3	0
Dusty Baker Jr., R (1, 7) OBP: 0.357, SLG: 0.489	6-3			BLK 1B 1B		P4			G5-4-3 1-2f	4	0	1	0	0	0	1
Ron Cey, R (1, 5) OBP: 0.336, SLG: 0.419		K		BLK 1-2 1B		K			P4	4	0	1	0	0	2	0
Jorge Orta, L (1, 9) OBP: 0.291, SLG: 0.361		K		K 1-2 2-3			4-3			3	0	0	0	0	2	2
Steve Garvey, R (1, 3) OBP: 0.278, SLG: 0.416 Mike Marshall, R (7, PR) OBP: 0.357, SLG: 0.643 (8, 3)		2B		K			G6-3 HBP			2 0	0 0	1 0	0 0	0 0	1 0	2 0
Mike Scioscia, L (1, 2) OBP: 0.297, SLG: 0.280		F9			F2		G6-3 1-2f			3	0	0	0	0	0	2
Mark Belanger, R (1, 6) OBP: 0.355, SLG: 0.296			B1-6-4 BB		E6 SH3-4			G6-4-3 BB		1	0	0	0	2	0	0
Jerry Reuss, L (1, 1) OBP: 0.262, SLG: 0.250 Ken Landreaux, L (8, PH) OBP: 0.376, SLG: 0.411 Tom Niedenfuer, R (9, 1)			B1-6-4 1-2f		SH3-4 1-2			F8		1 1 0	0 0 0	0 0 0	0 0 0	0 0 0	0 0 0	1 1 0
Inning Stats	R: 0 E: 0 K: 2 S: 7 H: 0 LOB: 0 BB: 0 P: 7	R: 0 E: 0 K: 2 S: 8 H: 1 LOB: 1 BB: 0 P: 8	R: 0 E: 0 K: 1 S: 4 H: 0 LOB: 0 BB: 1 P: 8	R: 0 E: 0 K: 3 S: 11 H: 2 LOB: 2 BB: 0 P: 11	R: 0 E: 1 K: 0 S: 4 H: 0 LOB: 1 BB: 0 P: 4	R: 0 E: 0 K: 2 S: 7 H: 0 LOB: 0 BB: 0 P: 7	R: 0 E: 0 K: 0 S: 2 H: 0 LOB: 1 BB: 0 P: 3	R: 0 E: 0 K: 0 S: 2 H: 0 LOB: 0 BB: 1 P: 6	R: 0 E: 0 K: 0 S: 3 H: 1 LOB: 0 BB: 0 P: 3	1B: 3 2B: 1 3B: 0 HR: 0	SF: 0 SAC: 1 DP: 4 HBP: 1						

PITCHER	IP	WLS	BF	H	R	ER	SO	BB	IBB	HBP	BLK	WP	HR	S	P	ERA	WHIP
Nolan Ryan, R (1, 1) ERA: 4.28	9.0	W	31	4	0	0	10	2	0	1	1	0	0	48	57	0.00	0.667

PITCHER	IP	WLS	BF	H	R	ER	SO	BB	IBB	HBP	BLK	WP	HR	S	P	ERA	WHIP

BOTTOM

Houston Astros @ Los Angeles Dodgers

Dodger Stadium, Los Angeles, CA

Sun Jul 04 1982, 3:33 AM PDT

Att. 41,450 - Unknown

livebaseballscorecards.com

AB	27
R	0
H	4
RBI	0
BB	2
SO	10
LOB	11

Los Angeles Dodgers @ New York Mets

Shea Stadium, Flushing, NY

Mon Jul 05 1982, 7:05 PM EDT

Att. 38,270 - Unknown

TOP

livebaseballscorecards.com

Batter	1	2	3	4	5	6	7	8	9	AB	R	H	RBI	BB	SO	LOB
Steve Sax, R (1, 4) OBP: 0.342, SLG: 0.343	F7	F8	4-3			F8			F9	5	0	0	0	0	0	3
Bill Russell, R (1, 6) OBP: 0.353, SLG: 0.317	6-3	E5 1-2		F8			F7		2B 2B	5	1	1	0	0	0	1
Dusty Baker Jr., R (1, 7) OBP: 0.355, SLG: 0.488	BB BB 2B	F7		L4			4-3		F8	5	1	1	0	0	0	3
Ron Cey, R (1, 5) OBP: 0.341, SLG: 0.434	BB BB BB		HR	F8			5-3		2-H 2B	4	1	2	2	1	0	0
Steve Garvey, R (1, 3) OBP: 0.277, SLG: 0.411	1-2 2-3 BB		F8		P3			4-3	6-3	4	0	0	0	1	0	1
Mike Marshall, R (1, 9) OBP: 0.444, SLG: 0.824 Ken Landreaux, L (8, PR) OBP: 0.376, SLG: 0.411 (8, 8)	1-2 2-3 3-H BB		HR		K			6-3 S 1B		3 0	1 0	2 0	2 0	1 0	1 0	0 0
Ron Roenicke, S (1, 8) OBP: 0.309, SLG: 0.273 (8, 9)	F8		K		P6			6-3 1-3		4	0	0	0	0	1	4
Steve Yeager, R (1, 2) OBP: 0.333, SLG: 0.363		F2	1B BB			5-3		IBB		2	0	0	0	2	0	0
Bob Welch, R (1, 1) OBP: 0.208, SLG: 0.200		E 1B	1-2 1B			1-3		1-3		4	0	2	0	0	0	2
Inning Stats	R: 1 E: 0 K: 0 S: 4 H: 1 LOB: 3 BB: 3 P: 16	R: 0 E: 1 K: 0 S: 5 H: 1 LOB: 2 BB: 0 P: 5	R: 2 E: 0 K: 1 S: 8 H: 3 LOB: 2 BB: 1 P: 12	R: 0 E: 0 K: 0 S: 3 H: 0 LOB: 0 BB: 0 P: 3	R: 0 E: 0 K: 1 S: 5 H: 0 LOB: 0 BB: 0 P: 5	R: 0 E: 0 K: 0 S: 3 H: 0 LOB: 0 BB: 0 P: 3	R: 0 E: 0 K: 0 S: 3 H: 0 LOB: 0 BB: 0 P: 3	R: 0 E: 0 K: 0 S: 4 H: 1 LOB: 2 BB: 1 P: 8	R: 1 E: 0 K: 0 S: 5 H: 2 LOB: 1 BB: 0 P: 5	1B: 3 2B: 3 3B: 0 HR: 2 SF: 0 SAC: 0 DP: 0 HBP: 0	WP: 0 PB: 0 SB: 1 CS: 0 PA: 41					

	AB	36
	R	4
	H	8
	RBI	4
	BB	5
	SO	2
	LOB	14

PITCHER	IP	WLS	BF	H	R	ER	SO	BB	IBB	HBP	BLK	WP	HR	S	P	ERA	WHIP
Pete Falcone, L (1, 1) ERA: 3.55	7.0	L	31	5	3	3	2	4	0	0	0	0	2	31	47	3.86	1.286
Terry Leach, R (8, 1) ERA: 0.69	2.0		10	3	1	1	0	0	1	0	0	0	0	9	13	4.50	1.500

PITCHER	IP	WLS	BF	H	R	ER	SO	BB	IBB	HBP	BLK	WP	HR	S	P	ERA	WHIP

BOTTOM

Los Angeles Dodgers @ New York Mets

Shea Stadium, Flushing, NY

Mon Jul 05 1982, 7:05 PM EDT

Att. 38,270 - Unknown

livebaseballscorecards.com

Batter	1	2	3	4	5	6	7	8	9	AB	R	H	RBI	BB	SO	LOB
Mookie Wilson, S (1, 8) OBP: 0.315, SLG: 0.348	S S S 0-3 K ①		x 0-0 F9 ①		x 0-0 G3 ②			x 0-0 CS 1B		4	0	1	0	0	1	0
Bob Bailor, R (1, 4) OBP: 0.331, SLG: 0.356	x 0-0 L6 ②		x 0-0 F8 ②		x 0-0 4-3 ③			S S S 0-3 K ① ② 1-2		4	0	0	0	0	1	1
Rusty Staub, L (1, 9) OBP: 0.319, SLG: 0.364	x 0-0 1B		x 0-0 1B			x 0-0 4-3 ①		x 0-0 F7 ③		4	0	2	0	0	0	0
Dave Kingman, R (1, 3) OBP: 0.293, SLG: 0.459	x 0-0 F7 ③		S S S 0-3 K ③			x 0-0 HR			x 0-0 P6 ①	4	1	1	1	0	1	2
George Foster, R (1, 7) OBP: 0.343, SLG: 0.389		x 0-0 P4 ①		x 0-0 F8 ①		x 0-0 F8 ②			x 0-0 F8 ②	4	0	0	0	0	0	0
John Stearns, R (1, 5) OBP: 0.355, SLG: 0.421		x 0-0 2B		B B B 4-0 E BB		S S S 0-3 K ③			S S S 0-3 K ③	3	0	1	0	1	2	0
Ron Hodges, L (1, 2) OBP: 0.405, SLG: 0.426		B B B 4-0 BB		S S S 0-3 K ② 1-3			x 0-0 F9 ①			2	0	0	0	1	1	1
Ron Gardenhire, R (1, 6) OBP: 0.271, SLG: 0.289		S S S 0-3 K ②		S S S 0-3 K ③			x 0-0 F2 ②			3	0	0	0	0	2	3
Pete Falcone, L (1, 1) OBP: 0.118, SLG: 0.147 Gary Rajsich, L (7, PH) OBP: 0.276, SLG: 0.325 Terry Leach, R (8, 1)		x 0-0 P6 ③			x 0-0 F2 ①		x 0-0 P5 ③			2 1 0	0 0 0	0 0 0	0 0 0	0 0 0	0 0 0	2 0 0
Inning Stats	R: 0 H: 1 E: 0 LOB: 1 K: 1 BB: 0 S: 6 P: 6	R: 0 H: 1 E: 0 LOB: 2 K: 1 BB: 1 S: 6 P: 10	R: 0 H: 1 E: 0 LOB: 1 K: 1 BB: 0 S: 6 P: 6	R: 0 H: 0 E: 1 LOB: 1 K: 2 BB: 1 S: 7 P: 11	R: 0 H: 0 E: 0 LOB: 0 K: 0 BB: 0 S: 3 P: 3	R: 1 H: 1 E: 0 LOB: 0 K: 1 BB: 0 S: 6 P: 6	R: 0 H: 0 E: 0 LOB: 0 K: 0 BB: 0 S: 3 P: 3	R: 0 H: 1 E: 0 LOB: 0 K: 1 BB: 0 S: 5 P: 5	R: 0 H: 0 E: 0 LOB: 0 K: 1 BB: 0 S: 5 P: 5	1B: 3 SF: 0 2B: 2 SAC: 0 3B: 0 DP: 1 HR: 1 HBP: 0						WP: 0 PA: 33 PB: 0 SB: 0 CS: 1	

	AB	31
	R	1
	H	5
	RBI	1
	BB	2
	SO	8
	LOB	9

PITCHER		IP	WLS	BF	H	R	ER	SO	BB	IBB	HBP	BLK	WP	HR	S	P	ERA	WHIP
Bob Welch, R ERA: 3.49	(1, 1)	9.0	W	33	5	1	1	8	2	0	0	0	0	1	47	55	1.00	0.778

PITCHER	IP	WLS	BF	H	R	ER	SO	BB	IBB	HBP	BLK	WP	HR	S	P	ERA	WHIP

Batter	1	2	3	4	5	6	7	8	9	AB	R	H	RBI	BB	SO	LOB
Steve Sax, R (1, 4) OBP: 0.346, SLG: 0.343	BBBB; 4-0; 6-3 S 6-3; BB		x; 0-0 ①; SH3-1; 1-2		BBBB; 4-0; 2B; 1-2; BB	x; 0-0; G4-6-3; 1-3 2-H 3-H; 1B		x; 0-0 ①; 6-3; SSS; 0-3 ③; K		3	1	1	2	2	1	1
Ken Landreaux, L (1, 8) OBP: 0.376, SLG: 0.415	x; 0-0 ①; 6-3; 1-3		x; 0-0 ②; F7		x; 0-0; 1-3 2-H; 2B	x; 0-0 ②③; G4-6-3; 1-2f		x; 0-0; E8; 1B		5	0	2	1	0	0	4
Jorge Orta, L (1, 9) OBP: 0.289, SLG: 0.355 Mark Belanger, R (7, 6) OBP: 0.344, SLG: 0.286	x; 0-0 ②; 6-3; 3-H		x; 0-0 ③; F7		x; 0-0 ③; 6-3		x; 0-0; 1B SF8; 1B; SSS	0-3 ②; K		4	1	1	1	0	0	3
										1	0	0	0	0	1	1
Ron Cey, R (1, 5) OBP: 0.345, SLG: 0.433	x; 0-0 ③; 5-3			BBBB; 4-0; G6-4-3; BB		x; 0-0 ①; F9	x; 0-0; BB 2B; 1-3; 1B	BBBB; 4-0; BB		3	1	1	0	2	0	0
Rick Monday, L (1, 7) OBP: 0.418, SLG: 0.529		x; 0-0 ①; F7		x; 0-0 ①; F7		BBBB; 4-0; E BB; BB	x; 0-0 ①; SF8; 3-H	x; 0-0 ③; 4-3		3	1	0	1	1	0	3
Steve Garvey, R (1, 3) OBP: 0.276, SLG: 0.409 Mike Marshall, R (2, 3) OBP: 0.455, SLG: 0.737		x; 0-0 ②; 6-3		x; 0-0 ②③; G6-4-3; 1-2f		BBBB; 4-0; E SH; 1-2; BB BBBB; 4-0; 2B; 1-2; BB			SSS; 0-3 ①; K	1	0	0	0	0	0	0
										2	1	0	0	2	1	1
Steve Yeager, R (1, 2) OBP: 0.346, SLG: 0.385		x; 0-0; FC6-4; 1B			x; 0-0 ①; 5-3	x; 0-0; E5; SH SH; 1B; 1-3 2-H	x; 0-0; 2B; 1-3 2-H		x; 0-0; 1B; 1B	5	1	3	1	0	0	1
Bill Russell, R (1, 6) OBP: 0.351, SLG: 0.314 Ron Roenicke, S (7, PH) OBP: 0.314, SLG: 0.281 (7, 9)		x; 0-0 ③; FC6-4; 1-2f			x; 0-0 ②; F8	x; 0-0; SH SH; 1B; 1-2 3-H	SSS; 0-3; K; 2		x; 0-0 ②; 1B; 1-3; 1B	2	1	0	1	0	0	1
										2	1	1	0	0	1	2
Dave Stewart, R (1, 1) OBP: 0.200, SLG: 0.200 Terry Forster, L (7, 1) Jose Morales, R (9, PH) OBP: 0.313, SLG: 0.214 Steve Howe, L (9, 1)			x; 0-0; SH3-1; 1B		x; 0-0; BB; 2B; 1B	x; 0-0; SH; 1B; 1-2 2-3	x; 0-0 ③; 4-3		x; 0-0; 2-H; 1B	3	1	2	0	0	0	2
										0	0	0	0	0	0	0
										1	0	1	1	0	0	0
										0	0	0	0	0	0	0

TOP

Los Angeles Dodgers @ New York Mets

Shea Stadium, Flushing, NY

Tue Jul 06 1982, 7:05 PM EDT

Att. 20,816 - Unknown

livebaseballscorecards.com

AB	35
R	9
H	12
RBI	8
BB	7
SO	4
LOB	19

Inning Stats	1	2	3	4	5	6	7	8	9	1B: 10 SF: 1	WP: 0 PA: 46
	R: 1 H: 0 E: 0 LOB: 0 K: 0 BB: 1 S: 3 P: 7	R: 0 H: 1 E: 0 LOB: 1 K: 0 BB: 0 S: 4 P: 4	R: 0 H: 1 E: 0 LOB: 1 K: 0 BB: 0 S: 4 P: 4	R: 0 H: 0 E: 0 LOB: 0 K: 0 BB: 1 S: 2 P: 6	R: 1 H: 2 E: 0 LOB: 2 K: 0 BB: 1 S: 5 P: 9	R: 4 H: 1 E: 3 LOB: 1 K: 0 BB: 2 S: 6 P: 14	R: 2 H: 3 E: 0 LOB: 2 K: 1 BB: 1 S: 8 P: 12	R: 0 H: 1 E: 1 LOB: 2 K: 1 BB: 1 S: 6 P: 10	R: 1 H: 3 E: 0 LOB: 1 K: 2 BB: 0 S: 9 P: 9	2B: 2 SAC: 3 3B: 0 DP: 2 HR: 0 HBP: 0	PB: 0 SB: 1 CS: 0

PITCHER	IP	WLS	BF	H	R	ER	SO	BB	IBB	HBP	BLK	WP	HR	S	P	ERA	WHIP
Mike Scott, R (1, 1) ERA: 4.38	6.0	L	31	7	8	3	0	5	0	0	0	0	0	26	46	4.50	2.000
Pat Zachry, R (7, 1) ERA: 4.44	1.0		5	1	0	0	1	1	0	0	0	0	0	6	10	0.00	2.000
Neil Allen, R (8, 1) ERA: 2.93	2.0		10	4	1	1	3	1	0	0	0	0	0	15	19	4.50	2.500

PITCHER	IP	WLS	BF	H	R	ER	SO	BB	IBB	HBP	BLK	WP	HR	S	P	ERA	WHIP

Batter	1	2	3	4	5	6	7	8	9	AB	R	H	RBI	BB	SO	LOB
Mookie Wilson, S (1, 8) OBP: 0.313, SLG: 0.346	F9	6-3			S 1B		K		FC4-6 FC6-4 1-2f 3-H	5	0	1	1	0	1	5
Bob Bailor, R (1, 5) OBP: 0.323, SLG: 0.346	6-3		F8		K 1-2		F9		FC6-4 1-2f	5	0	0	0	0	1	4
Rusty Staub, L (1, 9) OBP: 0.316, SLG: 0.358	1B		F9		F9			G3		4	0	1	0	0	0	1
Dave Kingman, R (1, 3) OBP: 0.293, SLG: 0.456	P6		FC5-4 1B			F7		6-3		4	0	1	0	0	0	1
George Foster, R (1, 7) OBP: 0.342, SLG: 0.398		F8	FC5-4 1-2f			6-3		HR		4	1	1	1	0	0	1
Ron Hodges, L (1, 2) OBP: 0.398, SLG: 0.458		HR		K		P6		4-3		4	1	1	1	0	1	0
Wally Backman, S (1, 4) OBP: 0.384, SLG: 0.374		2B 1B		6-3			BB		3-1	3	0	1	0	1	0	0
Ron Gardenhire, R (1, 6) OBP: 0.280, SLG: 0.300		1-3 2B		F2			1-2 BB		1B FC4-6 1B	3	1	2	0	1	0	0
Mike Scott, R (1, 1) OBP: 0.176, SLG: 0.273 Pat Zachry, R (7, 1) Gary Rajsich, L (7, PH) OBP: 0.276, SLG: 0.325 Joel Youngblood, R (7, PH) OBP: 0.273, SLG: 0.344 Neil Allen, R (8, 1) OBP: 0.333, SLG: 0.200 Ellis Valentine, R (9, PH) OBP: 0.245, SLG: 0.347		K			K		K		FC4-6 1-3 1B	2 0 0 1 0 1	0 0 0 0 0 0	0 0 0 0 0 0	0 0 0 0 0 0	0 0 0 0 1 0	2 0 0 0 0 0	2 0 0 2 0 0
Inning Stats	R: 0 E: 0 K: 0 S: 4 H: 1 LOB: 1 BB: 0 P: 4	R: 1 E: 0 K: 1 S: 8 H: 3 LOB: 2 BB: 0 P: 8	R: 0 E: 0 K: 0 S: 4 H: 1 LOB: 1 BB: 0 P: 4	R: 0 E: 0 K: 1 S: 5 H: 0 LOB: 0 BB: 0 P: 5	R: 0 E: 0 K: 2 S: 8 H: 1 LOB: 1 BB: 0 P: 8	R: 0 E: 0 K: 0 S: 3 H: 0 LOB: 0 BB: 0 P: 3	R: 0 E: 0 K: 2 S: 7 H: 0 LOB: 2 BB: 2 P: 15	R: 1 E: 0 K: 0 S: 4 H: 1 LOB: 0 BB: 0 P: 4	R: 1 E: 0 K: 0 S: 5 H: 2 LOB: 1 BB: 0 P: 5	1B: 6 2B: 1 3B: 0 HR: 2	SF: 0 SAC: 0 DP: 0 HBP: 0			WP: 0 PB: 0 SB: 1 CS: 0	PA: 38		

PITCHER		IP	WLS	BF	H	R	ER	SO	BB	IBB	HBP	BLK	WP	HR	S	P	ERA	WHIP
Dave Stewart, R ERA: 3.76	(1, 1)	6.0	W	26	6	1	1	4	2	0	0	0	0	1	32	40	1.50	1.333
Terry Forster, L ERA: 3.92	(7, 1)	2.0		7	1	1	1	2	0	0	0	0	0	1	11	11	4.50	0.500
Steve Howe, L ERA: 1.58	(9, 1)	1.0		5	2	1	1	0	0	0	0	0	0	0	5	5	9.00	2.000

PITCHER	IP	WLS	BF	H	R	ER	SO	BB	IBB	HBP	BLK	WP	HR	S	P	ERA	WHIP

BOTTOM

Los Angeles Dodgers @ New York Mets

Shea Stadium, Flushing, NY

Tue Jul 06 1982, 7:05 PM EDT

Att. 20,816 - Unknown

livebaseballscorecards.com

AB	36
R	3
H	9
RBI	3
BB	2
SO	6
LOB	16

Batter	1	2	3	4	5	6	7	8	9	AB	R	H	RBI	BB	SO	LOB
Steve Sax, R (1, 4) OBP: 0.345, SLG: 0.342	F8 S 1B		L4-6 2-3			5-3		6-3		4	0	1	0	0	0	2
Ken Landreaux, L (1, 8) OBP: 0.375, SLG: 0.416	P4			F3		HR 2B 2-H		4-3		4	1	1	1	0	0	1
Steve Garvey, R (1, 3) OBP: 0.275, SLG: 0.408	F8 1-3			F8		HR 2-H			F7	1	0	0	0	0	0	1
Mike Marshall, R (1, 3) OBP: 0.440, SLG: 0.818										3	1	1	2	0	0	0
Rick Monday, L (1, 7) OBP: 0.406, SLG: 0.509	K			F7		F8			K	4	0	0	0	0	2	1
Ron Cey, R (1, 5) OBP: 0.343, SLG: 0.431		K			5-3		P6		1B	4	0	1	0	0	1	0
Jorge Orta, L (1, 9) OBP: 0.291, SLG: 0.346		K			F8		FC6-4 BB		F2	2	0	0	0	1	1	0
Ron Roenicke, S (7, 9) OBP: 0.310, SLG: 0.276		6-3			F5		FC6-4 1-2f			1	0	0	0	0	0	1
Steve Yeager, R (1, 2) OBP: 0.336, SLG: 0.374										3	0	0	0	0	0	1
Bill Russell, R (1, 6) OBP: 0.354, SLG: 0.313			L4-6 SH1-4 BB			SH1-4 2B BB	K			1	1	0	0	2	1	1
Fernando Valenzuela, L (1, 1) OBP: 0.143, SLG: 0.113			SH1-4 1-2			SH1-4 1-2		K		1	0	0	0	0	1	0
Inning Stats	R: 0 E: 0 K: 1 S: 6 H: 1 LOB: 1 BB: 0 P: 6	R: 0 E: 0 K: 2 S: 7 H: 0 LOB: 0 BB: 0 P: 7	R: 0 E: 0 K: 0 S: 2 H: 0 LOB: 0 BB: 1 P: 6	R: 0 E: 0 K: 0 S: 3 H: 0 LOB: 0 BB: 0 P: 3	R: 0 E: 0 K: 0 S: 3 H: 0 LOB: 0 BB: 0 P: 3	R: 3 E: 0 K: 0 S: 5 H: 2 LOB: 0 BB: 1 P: 9	R: 0 E: 0 K: 1 S: 5 H: 0 LOB: 1 BB: 1 P: 9	R: 0 E: 0 K: 1 S: 5 H: 0 LOB: 0 BB: 0 P: 5	R: 0 E: 0 K: 1 S: 6 H: 1 LOB: 1 BB: 0 P: 6	1B: 2 2B: 2 3B: 0 HR: 1 SF: 0 SAC: 2 DP: 1 HBP: 0						

PITCHER		IP	WLS	BF	H	R	ER	SO	BB	IBB	HBP	BLK	WP	HR	S	P	ERA	WHIP
Charlie Lea, R ERA: 3.4	(1, 1)	7.0	L	26	3	3	3	4	3	0	0	0	0	1	31	43	3.86	0.857
Jeff Reardon, R ERA: 1.88	(8, 1)	2.0		7	1	0	0	2	0	0	0	0	0	0	11	11	0.00	0.500

PITCHER		IP	WLS	BF	H	R	ER	SO	BB	IBB	HBP	BLK	WP	HR	S	P	ERA	WHIP

TOP

Los Angeles Dodgers @ Montreal Expos

Olympic Stadium, Montreal, QB

Wed Jul 07 1982, 7:05 PM EDT

Att. 26,592 - Unknown

livebaseballscorecards.com

AB	28
R	3
H	4
RBI	3
BB	3
SO	6
LOB	8

Batter	1	2	3	4	5	6	7	8	9	AB	R	H	RBI	BB	SO	LOB
Tim Raines, S (1, 7) OBP: 0.358, SLG: 0.377	FC4-6 1B		CS 1B		4-3		6-3			4	0	2	0	0	0	0
Frank Taveras, R (1, 4) OBP: 0.225, SLG: 0.257	FC4-6 E S 1-2f		G3 1-2		E4 G3			5-3		4	0	0	0	0	0	2
Andre Dawson, R (1, 8) OBP: 0.346, SLG: 0.481	K 1-2		1B 1B		G3 1-2			K		4	0	1	0	0	2	2
Al Oliver, L (1, 3) OBP: 0.388, SLG: 0.538	E3 BB 2-3		1-2 1B		F8			1-3		4	0	1	0	0	0	2
Gary Carter, R (1, 2) OBP: 0.385, SLG: 0.566	BB 1-2		F3			4-3			2B	3	1	1	0	1	0	2
Tim Wallach, R (1, 5) OBP: 0.327, SLG: 0.448	F8			CS 1B		5-3			F7	4	0	1	0	0	0	4
Dan Norman, R (1, 9) OBP: 0.340, SLG: 0.426		4-3		K 1-2		1B			2B 2-H	4	0	2	1	0	1	1
Chris Speier, R (1, 6) OBP: 0.299, SLG: 0.350		1-3		FC4-6 BB			6-3		6-3	3	0	0	0	1	0	1
Charlie Lea, R (1, 1) OBP: 0.216, SLG: 0.147		K		FC4-6 1-2f			K		K	2	0	0	0	0	1	1
Wallace Johnson, S (7, PH) OBP: 0.238, SLG: 0.231										1	0	0	0	0	1	0
Jeff Reardon, R (8, 1) OBP: 0.200, SLG: 0.400										0	0	0	0	0	0	0
Brad Mills, L (9, PH) OBP: 0.267, SLG: 0.238										1	0	0	0	0	1	1
Inning Stats	R: 0 E: 1 K: 1 S: 7 H: 1 LOB: 3 BB: 1 P: 11	R: 0 E: 0 K: 1 S: 5 H: 0 LOB: 0 BB: 0 P: 5	R: 0 E: 0 K: 0 S: 5 H: 3 LOB: 2 BB: 0 P: 5	R: 0 E: 0 K: 1 S: 5 H: 1 LOB: 1 BB: 1 P: 9	R: 0 E: 1 K: 0 S: 4 H: 0 LOB: 1 BB: 0 P: 4	R: 0 E: 0 K: 0 S: 3 H: 1 LOB: 1 BB: 0 P: 3	R: 0 E: 0 K: 1 S: 5 H: 0 LOB: 0 BB: 0 P: 5	R: 0 E: 0 K: 1 S: 5 H: 0 LOB: 0 BB: 0 P: 5	R: 1 E: 0 K: 1 S: 7 H: 2 LOB: 1 BB: 0 P: 7	1B: 6 2B: 2 3B: 0 HR: 0	SF: 0 SAC: 0 DP: 0 HBP: 0						

PITCHER	IP	WLS	BF	H	R	ER	SO	BB	IBB	HBP	BLK	WP	HR	S	P	ERA	WHIP
Fernando Valenzuela, L (1, 1) ERA: 2.87	9.0	W	36	8	1	1	6	2	0	0	0	0	0	46	54	1.00	1.111

PITCHER	IP	WLS	BF	H	R	ER	SO	BB	IBB	HBP	BLK	WP	HR	S	P	ERA	WHIP

BOTTOM

Los Angeles Dodgers @ Montreal Expos

Olympic Stadium, Montreal, QB

Wed Jul 07 1982, 7:05 PM EDT

Att. 26,592 - Unknown

livebaseballscorecards.com

AB	34
R	1
H	8
RBI	1
BB	2
SO	6
LOB	16

1B: 6	SF: 0	WP: 0	PA: 36
2B: 2	SAC: 0	PB: 0	
3B: 0	DP: 0	SB: 1	
HR: 0	HBP: 0	CS: 2	

Los Angeles Dodgers @ Montreal Expos

Olympic Stadium, Montreal, QB

Thu Jul 08 1982, 7:05 PM EDT

Att. 31,081 - Unknown

TOP

livebaseballscorecards.com

Batter	1	2	3	4	5	6	7	8	9	AB	R	H	RBI	BB	SO	LOB
Steve Sax, R (1, 4) OBP: 0.343, SLG: 0.338	5-3		F8		6-3	BB 1-2 2-3		FC6-4 1-2f		4	0	0	0	1	0	1
Ken Landreaux, L (1, 8) OBP: 0.376, SLG: 0.422	4-3		1B 2B		S 3B 1B	F9		F8		4	2	2	0	0	0	3
Pedro Guerrero, R (7, 9) OBP: 0.343, SLG: 0.500										1	0	0	0	0	0	1
Steve Garvey, R (1, 3) OBP: 0.275, SLG: 0.407	E6 BB		1B 2-3		5-3 1-2		F9		1B	1	0	0	0	0	0	0
Mike Marshall, R (1, 3) OBP: 0.448, SLG: 0.769										4	0	2	0	0	0	1
Rick Monday, L (1, 7) OBP: 0.413, SLG: 0.527	BB 1-2		K		WP 2-H 3B		F8 HBP 1B		K	4	1	2	1	1	2	3
Ron Cey, R (1, 5) OBP: 0.344, SLG: 0.428	K		1B 1-2 3-H		6-3 3-H		HBP 1-2		P6	4	0	1	1	0	1	3
Jorge Orta, L (1, 9) OBP: 0.292, SLG: 0.346		BLK 1B	K			6-3	F8 2-3		4-3	3	0	1	0	0	1	2
Ron Roenicke, S (7, PH) OBP: 0.301, SLG: 0.267										2	0	0	0	0	0	3
(7, 9)																
(7, 8)																
Steve Yeager, R (1, 2) OBP: 0.333, SLG: 0.369		5-3 1-2		G6-4-3 1B		5-3	F8			4	0	1	0	0	0	3
Bill Russell, R (1, 6) OBP: 0.356, SLG: 0.313		L5		G6-4-3 1-2f		WP BB BB		FC6-4 1B		3	0	1	0	1	0	2
Vicente Romo, R (1, 1) OBP: 0.250, SLG: 0.250		K		4-3		WP 1-2 BB		K		2	0	0	0	0	1	1
Alejandro Pena, R (4, 1)										0	0	0	0	0	0	0
Jose Morales, R (6, PH) OBP: 0.353, SLG: 0.214										0	0	0	0	1	0	0
Bob Welch, R (6, PR) OBP: 0.208, SLG: 0.200										0	0	0	0	0	0	0
Terry Forster, L (6, 1)										0	0	0	0	0	0	0
Mike Scioscia, L (8, PH) OBP: 0.296, SLG: 0.278										1	0	0	0	0	1	1
Steve Shirley, L (8, 1) OBP: 1.000, SLG: 1.000										0	0	0	0	0	0	0
Inning Stats	R: 0 E: 1 K: 1 S: 6 H: 0 LOB: 2 BB: 1 P: 10	R: 0 E: 0 K: 1 S: 6 H: 1 LOB: 1 BB: 0 P: 6	R: 1 E: 0 K: 2 S: 10 H: 3 LOB: 2 BB: 0 P: 10	R: 0 E: 0 K: 0 S: 3 H: 1 LOB: 0 BB: 0 P: 3	R: 2 E: 0 K: 0 S: 5 H: 2 LOB: 0 BB: 0 P: 5	R: 0 E: 0 K: 0 S: 3 H: 0 LOB: 3 BB: 3 P: 15	R: 0 E: 0 K: 0 S: 4 H: 1 LOB: 2 BB: 0 P: 5	R: 0 E: 0 K: 1 S: 6 H: 1 LOB: 1 BB: 0 P: 6	R: 0 E: 0 K: 1 S: 6 H: 1 LOB: 1 BB: 0 P: 6	1B: 8 2B: 1 3B: 1 HR: 0 SF: 0 SAC: 0 DP: 1 HBP: 1	WP: 2 PB: 0 SB: 1 CS: 0 PA: 42					

	AB	37
	R	3
	H	10
	RBI	2
	BB	4
	SO	6
	LOB	24

PITCHER		IP	WLS	BF	H	R	ER	SO	BB	IBB	HBP	BLK	WP	HR	S	P	ERA	WHIP
David Palmer, R ERA: 3.95	(1, 1)	5.2	W	28	7	3	3	4	4	0	0	1	2	0	32	48	4.76	1.941
Dan Schatzeder, L ERA: 6.52	(6, 1)	1.0		5	1	0	0	0	0	0	1	0	0	0	4	5	0.00	1.000
Jeff Reardon, R ERA: 1.79	(7, 1)	2.1	S	9	2	0	0	2	0	0	0	0	0	0	13	13	0.00	0.857

PITCHER	IP	WLS	BF	H	R	ER	SO	BB	IBB	HBP	BLK	WP	HR	S	P	ERA	WHIP

BOTTOM

Los Angeles Dodgers @ Montreal Expos

Olympic Stadium, Montreal, QB

Thu Jul 08 1982, 7:05 PM EDT

Att. 31,081 - Unknown

livebaseballscorecards.com

Batter	1	2	3	4	5	6	7	8	9	AB	R	H	RBI	BB	SO	LOB
Tim Raines, S (1, 7) OBP: 0.364, SLG: 0.378	BBBB 4-0 5-3 S 4-3 BB	x 0-0 S 2-H 1B		BBBB 4-0 BB		x 0-0 ① P4		BBBB 4-0 FC6-4 BB		2	1	1	1	3	0	0
Frank Taveras, R (1, 4) OBP: 0.224, SLG: 0.244	BBBB 4-0 4-3 5-3 1-2 BB	SSS 0-3 ③ K 1-2		x 0-0 ②③ G5-3 2-3f		x 0-0 ② 4-3		x 0-0 ② FC6-4 1-2f		4	0	0	0	1	1	5
Andre Dawson, R (1, 8) OBP: 0.341, SLG: 0.473	x 0-0 ① 5-3 1-2 2-3		x 0-0 ① F7		x 0-0 ① 6-3	x 0-0 ③ F9		x 0-0 ③ P4		5	0	0	0	0	0	3
Al Oliver, L (1, 3) OBP: 0.386, SLG: 0.533	x 0-0 ② 4-3 2-3 3-H		x 0-0 ② 4-3		x 0-0 ② 4-3		BBBB 4-0 2B E BB			3	1	0	1	1	0	1
Gary Carter, R (1, 2) OBP: 0.389, SLG: 0.576	SSS 0-3 ③ K		x 0-0 2B		x 0-0 BB 2B 1B		x 0-0 E7 1-H SF8 2B			4	2	3	0	0	1	1
Tim Wallach, R (1, 5) OBP: 0.329, SLG: 0.452		x 0-0 1B 2B	SSS 0-3 ③ K		BBBB 4-0 1-2 2B BB		x 0-0 ① SF8 2-H			2	2	1	1	1	1	1
Warren Cromartie, L (1, 9) OBP: 0.346, SLG: 0.412		x 0-0 4-3 1B 2-H 1B		x 0-0 SH3 1B 1B	x 0-0 1-H 2-H 2B		x 0-0 ② 4-3			4	1	3	3	0	0	0
Chris Speier, R (1, 6) OBP: 0.301, SLG: 0.350		x 0-0 ① 4-3 1-2		x 0-0 G5-3 SH3 1-2 1B	x 4-0 IBB		x 0-0 ③ 5-3			3	0	1	0	1	0	1
David Palmer, R (1, 1) Dan Schatzeder, L (6, 1) OBP: 0.273, SLG: 0.200 Jeff Reardon, R (7, 1) OBP: 0.167, SLG: 0.333		x 0-0 ② 5-3		x 0-0 ① SH3 1-2 2-3	x 0-0 ③ F3			SSS 0-3 ① K		2 0 1	0 0 0	0 0 0	0 0 0	0 0 1	0 0 0	3 0 0
Inning Stats	R: 1 H: 0 E: 0 LOB: 1 K: 1 BB: 2 S: 5 P: 13	R: 2 H: 3 E: 0 LOB: 1 K: 1 BB: 0 S: 8 P: 8	R: 0 H: 1 E: 0 LOB: 1 K: 1 BB: 0 S: 6 P: 6	R: 0 H: 2 E: 0 LOB: 2 K: 0 BB: 1 S: 4 P: 8	R: 2 H: 2 E: 0 LOB: 2 K: 0 BB: 2 S: 5 P: 13	R: 0 H: 0 E: 0 LOB: 0 K: 0 BB: 0 S: 3 P: 3	R: 2 H: 1 E: 1 LOB: 0 K: 0 BB: 1 S: 4 P: 8	R: 0 H: 0 E: 0 LOB: 1 K: 1 BB: 1 S: 5 P: 9		1B: 5 SF: 1 2B: 4 SAC: 1 3B: 0 DP: 1 HR: 0 HBP: 0						

	AB	30
	R	7
	H	9
	RBI	6
	BB	7
	SO	4
	LOB	15

WP: 0 PB: 0 SB: 2 CS: 0 PA: 39

PITCHER		IP	WLS	BF	H	R	ER	SO	BB	IBB	HBP	BLK	WP	HR	S	P	ERA	WHIP
Vicente Romo, R ERA: 3.55	(1, 1)	3.0		17	6	3	3	3	2	0	0	0	0	0	21	29	9.00	2.667
Alejandro Pena, R ERA: 4.54	(4, 1)	2.0	L	10	2	2	2	0	2	1	0	0	0	0	7	19	9.00	2.000
Terry Forster, L ERA: 4.15	(6, 1)	2.0		8	1	2	2	0	1	0	0	0	0	0	7	11	9.00	1.000
Steve Shirley, L ERA: 3.68	(8, 1)	1.0		4	0	0	0	1	1	0	0	0	0	0	5	9	0.00	1.000

PITCHER	IP	WLS	BF	H	R	ER	SO	BB	IBB	HBP	BLK	WP	HR	S	P	ERA	WHIP

Batter	1	2	3	4	5	6	7	8	9	10	11	AB	R	H	RBI	BB	SO	LOB
Steve Sax, R (1, 4) OBP: 0.341, SLG: 0.336	FC6-4 1B		6-3		F8		F9			1-3		5	0	1	0	0	0	1
Bill Russell, R (1, 6) OBP: 0.357, SLG: 0.315	FC6-4 G5-4-3 1-2f			HR 1B		G6-4-3 1B		6-3		F7		5	1	2	0	0	0	1
Dusty Baker Jr., R (1, 7) OBP: 0.354, SLG: 0.497	G5-4-3 1-2f			1-H HR		G6-4-3 1-2f		1-3		K		3	1	1	2	0	0	2
Rick Monday, L (8, PH) OBP: 0.407, SLG: 0.518 (8, 7)												2	0	0	0	0	1	0
Ron Cey, R (1, 5) OBP: 0.339, SLG: 0.421		F9		K		K		5-3			F9	5	0	0	0	0	2	0
Pedro Guerrero, R (1, 9) OBP: 0.344, SLG: 0.509		6-3		F8			HR		F4		2B 1B S	5	2	2	1	0	0	0
Mike Marshall, R (1, 3) OBP: 0.471, SLG: 0.759		2B		BB			E 1B BB		K		F9	3	1	1	0	2	1	1
Steve Yeager, R (1, 2) OBP: 0.345, SLG: 0.368		K		1-3			SH3-4 1-H 1B		1B BB		2B IBB 1-2	3	1	1	1	2	1	2
Ron Roenicke, S (1, 8) OBP: 0.325, SLG: 0.302			B3-6-4 BB		6-3		SH3-4 1-2		1-2 1B		2B 1-H 2-H	3	0	2	2	1	0	0
Jerry Reuss, L (1, 1) OBP: 0.250, SLG: 0.238			B3-6-4 1-2f		K		K		F7		K	2	0	0	0	0	1	1
Steve Garvey, R (7, PH) OBP: 0.274, SLG: 0.406												1	0	0	0	0	1	1
Steve Howe, L (7, 1)												0	0	0	0	0	0	0
Jorge Orta, L (9, PH) OBP: 0.289, SLG: 0.341												1	0	0	0	0	0	2
Dave Stewart, R (9, 1) OBP: 0.192, SLG: 0.192												1	0	0	0	0	1	1
Inning Stats	R: 0 E: 0 K: 0 S: 3 / H: 1 LOB: 0 BB: 0 P: 3	R: 0 E: 0 K: 1 S: 6 / H: 1 LOB: 1 BB: 0 P: 6	R: 0 E: 0 K: 0 S: 2 / H: 0 LOB: 0 BB: 1 P: 6	R: 2 E: 0 K: 1 S: 7 / H: 2 LOB: 1 BB: 1 P: 11	R: 0 E: 0 K: 1 S: 5 / H: 0 LOB: 0 BB: 0 P: 5	R: 0 E: 0 K: 1 S: 5 / H: 1 LOB: 0 BB: 0 P: 5	R: 2 E: 1 K: 1 S: 7 / H: 2 LOB: 1 BB: 1 P: 11	R: 0 E: 0 K: 0 S: 3 / H: 0 LOB: 0 BB: 0 P: 3	R: 0 E: 0 K: 1 S: 6 / H: 1 LOB: 2 BB: 1 P: 10	R: 0 E: 0 K: 1 S: 5 / H: 0 LOB: 0 BB: 0 P: 5	R: 2 E: 0 K: 1 S: 7 / H: 2 LOB: 1 BB: 1 P: 11	1B: 6 2B: 2 3B: 0 HR: 2	SF: 0 SAC: 1 DP: 3 HBP: 0					

PITCHER	IP	WLS	BF	H	R	ER	SO	BB	IBB	HBP	BLK	WP	HR	S	P	ERA	WHIP
Steve Carlton, L (1, 1) ERA: 3.68	7.0		28	7	4	3	5	3	0	0	0	0	2	35	47	3.86	1.429
Ron Reed, R (8, 1) ERA: 3.21	2.0		8	1	0	0	1	1	0	0	0	0	0	9	13	0.00	1.000
Tug McGraw, L (10, 1) ERA: 2.0	2.0	L	9	2	2	2	2	0	1	0	0	0	0	12	16	9.00	1.000

PITCHER	IP	WLS	BF	H	R	ER	SO	BB	IBB	HBP	BLK	WP	HR	S	P	ERA	WHIP

TOP

Los Angeles Dodgers @ Philadelphia Phillies
Veterans Stadium, Philadelphia, PA
Fri Jul 09 1982, 7:05 PM EDT
Att. 40,037 - Unknown

livebaseballscorecards.com

AB	39
R	6
H	10
RBI	6
BB	5
SO	8
LOB	12

WP: 0 PB: 0 SB: 1 CS: 0 PA: 45

Batter	1	2	3	4	5	6	7	8	9	10	11	AB	R	H	RBI	BB	SO	LOB
Bob Dernier, R (1, 9) OBP: 0.347, SLG: 0.345	1B		P3		5-3			HR	K			5	2	2	1	0	1	2
Pete Rose, S (1, 3) OBP: 0.357, SLG: 0.373	6-3 1-H		G3		5-3			1B		E7 IBB		5	0	2	1	0	0	0
Gary Matthews, R (1, 7) OBP: 0.345, SLG: 0.452	6-3 1-2		HR			4-3		K		K		5	1	1	0	0	2	3
Mike Schmidt, R (1, 5) OBP: 0.432, SLG: 0.504	1B		HR 1-H			CS BB		F4		G6-4-3 IBB 1-2		3	1	2	2	2	0	1
Bo Diaz, R (1, 2) OBP: 0.357, SLG: 0.505	4-3		F9			F7 1-2		F3		G6-4-3 1-2f		5	0	0	0	0	0	5
Garry Maddox, R (1, 8) OBP: 0.307, SLG: 0.439		6-3 2B		5-3			F8		SH3-4 2B		F3	5	0	2	0	0	0	0
Manny Trillo, R (1, 4) OBP: 0.312, SLG: 0.311		6-3 2-3		F9			1-3		SH3-4 2-3		G6-4-3 1B	4	0	1	0	0	0	1
Ivan De Jesus, R (1, 6) OBP: 0.303, SLG: 0.301		G3		5-3			1B		5-3		G6-4-3 1-2f	5	0	1	0	0	0	3
Steve Carlton, L (1, 1) OBP: 0.231, SLG: 0.327		1-3			F7		K		IBB			2	0	0	0	0	0	1
Bill Robinson, R (7, PH) OBP: 0.291, SLG: 0.436												1	0	0	0	0	1	1
Ron Reed, R (8, 1) OBP: 0.286, SLG: 0.500												0	0	0	0	0	0	0
Greg Gross, L (9, PH) OBP: 0.381, SLG: 0.329												0	0	0	0	1	0	0
Tug McGraw, R (10, 1)												0	0	0	0	0	0	0
Inning Stats	R: 1 H: 3 E: 0 LOB: 1 K: 0 BB: 0 S: 5 P: 5	R: 0 H: 1 E: 0 LOB: 1 K: 0 BB: 0 S: 4 P: 4	R: 2 H: 2 E: 0 LOB: 0 K: 0 BB: 0 S: 5 P: 5	R: 0 H: 0 E: 0 LOB: 0 K: 0 BB: 0 S: 3 P: 3	R: 0 H: 0 E: 0 LOB: 0 K: 0 BB: 0 S: 3 P: 3	R: 0 H: 0 E: 0 LOB: 0 K: 0 BB: 1 S: 2 P: 6	R: 0 H: 1 E: 0 LOB: 1 K: 1 BB: 0 S: 6 P: 6	R: 1 H: 2 E: 0 LOB: 1 K: 1 BB: 0 S: 7 P: 7	R: 0 H: 1 E: 0 LOB: 2 K: 1 BB: 1 S: 6 P: 10	R: 0 H: 0 E: 1 LOB: 1 K: 1 BB: 1 S: 5 P: 9	R: 0 H: 1 E: 0 LOB: 0 K: 0 BB: 0 S: 3 P: 3	1B: 7 SF: 0 2B: 2 SAC: 1 3B: 0 DP: 2 HR: 2 HBP: 0				WP: 0 PA: 44 PB: 0 SB: 1 CS: 1		

PITCHER		IP	WLS	BF	H	R	ER	SO	BB	IBB	HBP	BLK	WP	HR	S	P	ERA	WHIP
Jerry Reuss, L ERA: 3.29	(1, 1)	6.0		23	6	3	3	0	1	0	0	0	0	1	22	26	4.50	1.167
Steve Howe, L ERA: 1.69	(7, 1)	2.0		9	3	1	1	2	0	0	0	0	0	1	13	13	4.50	1.500
Dave Stewart, R ERA: 3.62	(9, 1)	3.0	W	12	2	0	0	2	0	2	0	0	0	0	14	22	0.00	0.667

PITCHER	IP	WLS	BF	H	R	ER	SO	BB	IBB	HBP	BLK	WP	HR	S	P	ERA	WHIP

BOTTOM

Los Angeles Dodgers @ Philadelphia Phillies
Veterans Stadium, Philadelphia, PA
Fri Jul 09 1982, 7:05 PM EDT
Att. 40,037 - Unknown

livebaseballscorecards.com

AB	40
R	4
H	11
RBI	4
BB	3
SO	4
LOB	17

Batter	1	2	3	4	5	6	7	8	9	AB	R	H	RBI	BB	SO	LOB
Steve Sax, R (1, 4) OBP: 0.340, SLG: 0.333	F9		F8		F9			BB, G6-4-3		3	0	0	0	1	0	1
Pedro Guerrero, R (1, 8) OBP: 0.343, SLG: 0.515	6-3			HR	K (1-2)			G6-4-3 (1-2f)		4	1	1	1	0	1	2
Dusty Baker Jr., R (1, 7) OBP: 0.350, SLG: 0.490	F9			F7		6-3			6-3	4	0	0	0	0	0	0
Ron Cey, R (1, 5) OBP: 0.335, SLG: 0.416		6-3		K		6-3			5-3	4	0	0	0	0	1	0
Rick Monday, L (1, 9) OBP: 0.409, SLG: 0.542		HR		BB, 1B		F8			K	4	1	2	1	0	1	0
Mike Marshall, R (1, 3) OBP: 0.459, SLG: 0.710		6-3		FC5-4 (1-2), BB			4-3			2	0	0	0	1	0	0
Steve Yeager, R (1, 2) OBP: 0.336, SLG: 0.358		K		FC5-4 (1-2f)			5-3			3	0	0	0	0	1	2
Bill Russell, R (1, 6) OBP: 0.357, SLG: 0.313			F7		BLK, BB		4-3			2	0	0	0	1	0	0
Bob Welch, R (1, 1) OBP: 0.200, SLG: 0.191			F8		K			F9		2	0	0	0	0	1	1
Steve Garvey, R (8, PH) OBP: 0.273, SLG: 0.404										1	0	0	0	0	0	0
Tom Niedenfuer, R (8, 1)										0	0	0	0	0	0	0
Inning Stats	R: 0 E: 0 K: 0 S: 3 H: 0 LOB: 0 BB: 0 P: 3	R: 1 E: 0 K: 1 S: 6 H: 1 LOB: 0 BB: 0 P: 6	R: 0 E: 0 K: 0 S: 3 H: 0 LOB: 0 BB: 0 P: 3	R: 1 E: 0 K: 1 S: 7 H: 2 LOB: 2 BB: 1 P: 11	R: 0 E: 0 K: 2 S: 7 H: 0 LOB: 1 BB: 1 P: 11	R: 0 E: 0 K: 0 S: 3 H: 0 LOB: 0 BB: 0 P: 3	R: 0 E: 0 K: 0 S: 3 H: 0 LOB: 0 BB: 0 P: 3	R: 0 E: 0 K: 0 S: 2 H: 0 LOB: 0 BB: 1 P: 6	R: 0 E: 0 K: 1 S: 5 H: 0 LOB: 0 BB: 0 P: 5	1B: 1 2B: 0 3B: 0 HR: 2	SF: 0 SAC: 0 DP: 1 HBP: 0						

PITCHER	IP	WLS	BF	H	R	ER	SO	BB	IBB	HBP	BLK	WP	HR	S	P	ERA	WHIP
Dick Ruthven, R (1, 1) ERA: 3.26	9.0	W	32	3	2	2	5	3	0	0	1	0	2	39	51	2.00	0.667

PITCHER	IP	WLS	BF	H	R	ER	SO	BB	IBB	HBP	BLK	WP	HR	S	P	ERA	WHIP

TOP

Los Angeles Dodgers @ Philadelphia Phillies

Veterans Stadium, Philadelphia, PA

Sat Jul 10 1982, 7:05 PM EDT

Att. 41,268 - Unknown

livebaseballscorecards.com

AB	29
R	2
H	3
RBI	2
BB	3
SO	5
LOB	6

PA: 32

1B: 1	SF: 0
2B: 0	SAC: 0
3B: 0	DP: 1
HR: 2	HBP: 0

WP: 0	
PB: 0	
SB: 0	
CS: 0	

Batter	1	2	3	4	5	6	7	8	9	AB	R	H	RBI	BB	SO	LOB
Pete Rose, S (1, 3) OBP: 0.353, SLG: 0.369	6-3		4-3		4-3		1-3			4	0	0	0	0	0	0
George Vukovich, L (1, 9) (8, 7) OBP: 0.309, SLG: 0.403	BB			HR, BB, 1B	K		4-3			3	1	1	0	1	1	0
Gary Matthews, R (1, 7) OBP: 0.347, SLG: 0.460 Bob Dernier, R (8, 9) OBP: 0.347, SLG: 0.345	K			F9	BB		HR			3 0	1 0	1 0	1 0	1 0	1 0	2 0
Mike Schmidt, R (1, 5) OBP: 0.436, SLG: 0.502	K			HR, BB	BB		BB			1	1	0	0	3	1	1
Bo Diaz, R (1, 2) OBP: 0.355, SLG: 0.512		4-3		HR	F9		K2-3			4	1	1	3	0	1	3
Garry Maddox, R (1, 8) OBP: 0.306, SLG: 0.434		1-3		CS, 1B	F7			F9		4	0	1	0	0	0	0
Manny Trillo, R (1, 4) OBP: 0.311, SLG: 0.310		6-3		S, 1B	F7			1-3		4	0	1	0	0	0	0
Ivan De Jesus, R (1, 6) OBP: 0.305, SLG: 0.299			F9	BB	E2			F8		2	0	0	0	2	0	0
Dick Ruthven, R (1, 1) OBP: 0.051, SLG: 0.053			K	K	K					3	0	0	0	0	3	3
Inning Stats	R: 0 E: 0 K: 2 S: 7	H: 0 LOB: 1 BB: 1 P: 11	R: 0 E: 0 K: 0 S: 3	H: 0 LOB: 0 BB: 0 P: 3	R: 0 E: 0 K: 1 S: 5	H: 0 LOB: 0 BB: 0 P: 5	R: 3 E: 0 K: 1 S: 8	H: 4 LOB: 2 BB: 2 P: 16	R: 0 E: 0 K: 1 S: 5	H: 0 LOB: 2 BB: 2 P: 13	R: 0 E: 1 K: 1 S: 5	H: 0 LOB: 1 BB: 1 P: 9	R: 1 E: 0 K: 1 S: 6	H: 1 LOB: 1 BB: 1 P: 10	R: 0 E: 0 K: 0 S: 3	H: 0 LOB: 0 BB: 0 P: 3						

PITCHER		IP	WLS	BF	H	R	ER	SO	BB	IBB	HBP	BLK	WP	HR	S	P	ERA	WHIP
Bob Welch, R ERA: 3.58	(1, 1)	7.0	L	32	5	4	4	7	7	0	0	0	0	2	39	67	5.14	1.714
Tom Niedenfuer, R ERA: 4.5	(8, 1)	1.0		3	0	0	0	0	0	0	0	0	0	0	3	3	0.00	0.000

PITCHER	IP	WLS	BF	H	R	ER	SO	BB	IBB	HBP	BLK	WP	HR	S	P	ERA	WHIP

BOTTOM

Los Angeles Dodgers @ Philadelphia Phillies
Veterans Stadium, Philadelphia, PA
Sat Jul 10 1982, 7:05 PM EDT
Att. 41,268 - Unknown

livebaseballscorecards.com

AB	28
R	4
H	5
RBI	4
BB	7
SO	7
LOB	9

1B: 3	SF: 0	WP: 0	PA: 35
2B: 0	SAC: 0	PB: 0	
3B: 0	DP: 0	SB: 1	
HR: 2	HBP: 0	CS: 1	

Batter	1	2	3	4	5	6	7	8	9	AB	R	H	RBI	BB	SO	LOB
Steve Sax, R (1, 4) OBP: 0.341, SLG: 0.340	5-3		1B 2B 1-3		4-3		2B		5-3 1-2	5	1	2	0	0	0	1
Ron Roenicke, S (1, 8) OBP: 0.333, SLG: 0.292	E HBP		1B BB		4-3		F8			2	0	0	0	1	0	1
Dusty Baker Jr., R (1, 7) OBP: 0.352, SLG: 0.488	E5 G1-4-3 1-2		CS 1B 1-3 2-H 3-H		FC1-4 BB		L4			3	0	1	2	1	0	2
Ron Cey, R (1, 5) OBP: 0.331, SLG: 0.410	G1-4-3 1-2f		F9 1-2		FC1-4 1-2f			F6		4	0	0	0	0	0	5
Pedro Guerrero, R (1, 9) OBP: 0.341, SLG: 0.522		6-3		HR		F9		K		4	1	1	1	0	1	0
Mike Marshall, R (1, 3) OBP: 0.439, SLG: 0.686		5-3		K		3-1 2B		K		4	0	1	0	0	2	0
Mike Scioscia, L (1, 2) OBP: 0.296, SLG: 0.276 Jorge Orta, L (9, PH) OBP: 0.286, SLG: 0.337		4-3		4-3 BB		3-1 2-3			F8	2	0	0	0	1	0	1
										1	0	0	0	0	0	0
Bill Russell, R (1, 6) OBP: 0.355, SLG: 0.311			5-3	4-3 1-2		5-3			S 1B	4	0	1	0	0	0	2
Fernando Valenzuela, L (1, 1) OBP: 0.155, SLG: 0.127 Steve Garvey, R (7, PH) OBP: 0.272, SLG: 0.403 Vicente Romo, R (7, 1) OBP: 0.250, SLG: 0.250 Rick Monday, L (9, PH) OBP: 0.407, SLG: 0.538			2B 1B 1B	5-3			5-3		F5	2	1	1	0	0	0	1
										1	0	0	0	0	0	0
										0	0	0	0	0	0	0
										1	0	0	0	0	0	1
Inning Stats	R: 0 E: 1 K: 0 S: 3 H: 0 LOB: 1 BB: 0 P: 4	R: 0 E: 0 K: 0 S: 3 H: 0 LOB: 0 BB: 0 P: 3	R: 2 E: 0 K: 0 S: 5 H: 3 LOB: 1 BB: 1 P: 9	R: 1 E: 0 K: 1 S: 6 H: 1 LOB: 1 BB: 1 P: 10	R: 0 E: 0 K: 0 S: 3 H: 0 LOB: 1 BB: 1 P: 7	R: 0 E: 0 K: 0 S: 4 H: 1 LOB: 1 BB: 0 P: 4	R: 0 E: 0 K: 0 S: 4 H: 1 LOB: 1 BB: 0 P: 4	R: 0 E: 0 K: 2 S: 7 H: 0 LOB: 0 BB: 0 P: 7	R: 0 E: 0 K: 0 S: 4 H: 1 LOB: 1 BB: 0 P: 4	1B: 3 2B: 3 3B: 0 HR: 1 SF: 0 SAC: 0 DP: 1 HBP: 1						

PITCHER		IP	WLS	BF	H	R	ER	SO	BB	IBB	HBP	BLK	WP	HR	S	P	ERA	WHIP
Larry Christenson, R ERA: 3.47	(1, 1)	7.0	W	30	6	3	3	1	3	0	1	0	0	1	28	41	3.86	1.286
Ron Reed, R ERA: 3.09	(8, 1)	2.0	S	7	1	0	0	2	0	0	0	0	0	0	11	11	0.00	0.500

PITCHER		IP	WLS	BF	H	R	ER	SO	BB	IBB	HBP	BLK	WP	HR	S	P	ERA	WHIP

TOP

Los Angeles Dodgers @ Philadelphia Phillies

Veterans Stadium, Philadelphia, PA

Sun Jul 11 1982, 3:33 AM EDT

Att. 48,773 - Unknown

livebaseballscorecards.com

AB	33
R	3
H	7
RBI	3
BB	3
SO	3
LOB	14

WP: 0 PA: 37
PB: 0
SB: 1
CS: 1

Batter	1	2	3	4	5	6	7	8	9	AB	R	H	RBI	BB	SO	LOB
Bob Dernier, R (1, 9) OBP: 0.346, SLG: 0.344	4-3		K	2-H 1B		K 2-3				4	0	1	1	0	2	2
Pete Rose, S (1, 3) OBP: 0.352, SLG: 0.367	4-3		WP 1B 1-3 1B	F9		CS 3-H	G3			4	0	1	0	0	0	1
Gary Matthews, R (1, 7) OBP: 0.346, SLG: 0.458	K		WP 1-2 3-H 1B		L4		4-3			4	0	1	1	0	1	0
Greg Gross, L (8, 7) OBP: 0.381, SLG: 0.329										0	0	0	0	0	0	0
Mike Schmidt, R (1, 5) OBP: 0.437, SLG: 0.498		F8	IBB 1-2 2-3		6-3		CS BB			2	0	0	0	2	0	0
Bo Diaz, R (1, 2) OBP: 0.354, SLG: 0.507		1-3	P5		BB		CS 1-2	5-3		3	0	0	0	1	0	3
Garry Maddox, R (1, 8) OBP: 0.299, SLG: 0.425		F3	F9		F8			F5		4	0	0	0	0	0	4
Manny Trillo, R (1, 4) OBP: 0.314, SLG: 0.313			E6 3B	K		WP SH1-4 CS 1B		BB 1B		4	1	2	0	0	1	0
Ivan De Jesus, R (1, 6) OBP: 0.311, SLG: 0.307			1-H E 3B	S 1B BB		P1		1-2 BB		2	2	1	1	2	0	1
Larry Christenson, R (1, 1) OBP: 0.073, SLG: 0.122			E5 1B 1B 3-H	K 1-2		SH1-4 1-2		K		2	1	0	0	0	1	1
Ron Reed, R (8, 1) OBP: 0.250, SLG: 0.429										1	0	0	0	0	1	2
Inning Stats	R: 0 H: 0 E: 0 LOB: 0 K: 1 BB: 0 S: 5 P: 5	R: 0 H: 0 E: 0 LOB: 0 K: 0 BB: 0 S: 3 P: 3	R: 3 H: 3 E: 2 LOB: 3 K: 1 BB: 1 S: 10 P: 14	R: 1 H: 1 E: 0 LOB: 1 K: 2 BB: 1 S: 8 P: 12	R: 0 H: 0 E: 0 LOB: 1 K: 0 BB: 1 S: 3 P: 7	R: 0 H: 1 E: 0 LOB: 1 K: 1 BB: 0 S: 6 P: 6	R: 0 H: 0 E: 0 LOB: 0 K: 0 BB: 1 S: 2 P: 6	R: 0 H: 1 E: 0 LOB: 2 K: 1 BB: 1 S: 6 P: 10		1B: 5 SF: 0 2B: 0 SAC: 1 3B: 1 DP: 0 HR: 0 HBP: 0						

PITCHER	IP	WLS	BF	H	R	ER	SO	BB	IBB	HBP	BLK	WP	HR	S	P	ERA	WHIP
Fernando Valenzuela, L (1, 1) ERA: 2.81	6.0	L	28	5	4	1	5	2	1	0	0	2	0	35	47	1.50	1.167
Vicente Romo, R (7, 1) ERA: 3.29	2.0		8	1	0	0	1	2	0	0	0	0	0	8	16	0.00	1.500

PITCHER	IP	WLS	BF	H	R	ER	SO	BB	IBB	HBP	BLK	WP	HR	S	P	ERA	WHIP

BOTTOM

Los Angeles Dodgers @ Philadelphia Phillies
Veterans Stadium, Philadelphia, PA
Sun Jul 11 1982, 3:33 AM EDT
Att. 48,773 - Unknown

livebaseballscorecards.com

AB	30
R	4
H	6
RBI	3
BB	5
SO	6
LOB	14

WP: 2	PA: 38		
PB: 0			
SB: 1			
CS: 2			

Batter	1	2	3	4	5	6	7	8	9	AB	R	H	RBI	BB	SO	LOB
Mookie Wilson, S (1, 8) OBP: 0.321, SLG: 0.368	G3			6-3		HR	5-3		2B	5	1	2	2	0	0	2
John Stearns, R (1, 2) OBP: 0.354, SLG: 0.425	4-3			L5		PB, SF8, 2B		K	K	5	1	1	0	0	2	1
George Foster, R (1, 7) OBP: 0.349, SLG: 0.416	5-3			HR, 1B		SF8		BB		2	1	1	1	1	0	0
Dave Kingman, R (1, 3) OBP: 0.297, SLG: 0.469		6-3		HR		K		BB		3	1	1	2	1	1	0
Mike Jorgensen, L (8, PR) OBP: 0.405, SLG: 0.356										0	0	0	0	0	0	0
(8, 3)																
Ellis Valentine, R (1, 9) OBP: 0.256, SLG: 0.367		F8		1-3		6-3		1B		4	0	1	0	0	0	0
Joel Youngblood, R (1, 4) OBP: 0.276, SLG: 0.343		1-3			F3		SH1-4, BB, HBP	F8		3	0	0	0	0	0	3
Wally Backman, S (1, 5) OBP: 0.383, SLG: 0.356			K		6-3		BB, SH1-4	4-3		2	0	0	0	1	1	0
Phil Mankowski, L (7, 5) OBP: 0.150, SLG: 0.167										1	0	0	0	0	0	3
Ron Gardenhire, R (1, 6) OBP: 0.276, SLG: 0.291			K		G3		SH1-4		F8	3	0	0	0	0	1	0
Charlie Puleo, R (1, 1) OBP: 0.176, SLG: 0.152			5-3			HR, 1B	4-3		F3	3	1	1	0	0	0	2
Terry Leach, R (7, 1)										1	0	0	0	0	0	0
Inning Stats	R: 0 E: 0 K: 0 S: 3 H: 0 LOB: 0 BB: 0 P: 3	R: 0 E: 0 K: 0 S: 3 H: 0 LOB: 0 BB: 0 P: 3	R: 0 E: 0 K: 2 S: 7 H: 0 LOB: 0 BB: 0 P: 7	R: 2 E: 0 K: 0 S: 5 H: 2 LOB: 0 BB: 0 P: 5	R: 0 E: 0 K: 0 S: 3 H: 0 LOB: 0 BB: 0 P: 3	R: 3 E: 0 K: 1 S: 8 H: 3 LOB: 0 BB: 0 P: 8	R: 0 E: 0 K: 0 S: 3 H: 0 LOB: 2 BB: 1 P: 8	R: 0 E: 0 K: 1 S: 6 H: 1 LOB: 3 BB: 2 P: 14	R: 0 E: 0 K: 1 S: 6 H: 1 LOB: 1 BB: 0 P: 6	1B: 3 2B: 2 3B: 0 HR: 2 SF: 1 SAC: 1 DP: 0 HBP: 1						

TOP

New York Mets @ Los Angeles Dodgers

Dodger Stadium, Los Angeles, CA

Thu Jul 15 1982, 7:05 PM PDT

Att. 39,330 - Unknown

livebaseballscorecards.com

AB	32
R	5
H	7
RBI	5
BB	3
SO	5
LOB	11

PITCHER		IP	WLS	BF	H	R	ER	SO	BB	IBB	HBP	BLK	WP	HR	S	P	ERA	WHIP
Jerry Reuss, L ERA: 3.4	(1, 1)	6.0	L	23	5	5	4	3	0	0	0	0	0	2	29	29	6.00	0.833
Alejandro Pena, R ERA: 4.54	(7, 1)	0.0		2	0	0	0	0	1	0	1	0	0	0	0	5	∞	∞
Terry Forster, L ERA: 3.97	(7, 1)	2.0		9	1	0	0	1	2	0	0	0	0	0	9	17	0.00	1.500
Tom Niedenfuer, R ERA: 4.3	(9, 1)	1.0		4	1	0	0	1	0	0	0	0	0	0	6	6	0.00	1.000

PITCHER	IP	WLS	BF	H	R	ER	SO	BB	IBB	HBP	BLK	WP	HR	S	P	ERA	WHIP

WP: 0 PB: 1 SB: 0 CS: 0 PA: 38

Batter	1	2	3	4	5	6	7	8	9	AB	R	H	RBI	BB	SO	LOB
Steve Sax, R (1, 4) OBP: 0.342, SLG: 0.339	BBBB 4-0 1B BB		x 0-0 ① F9		x 0-0 ① F9		x 0-0 E4 4-3 1B 1B		SSS 0-3 ① K	4	1	1	0	1	1	0
Bill Russell, R (1, 6) OBP: 0.353, SLG: 0.309	x 0-0 ① 6-3 1-2 1B		x 0-0 ② 6-3		x 0-0 ② 6-3		x 0-0 ① 4-3 2-3		x 0-0 ② F7	5	0	1	0	0	0	1
Dusty Baker Jr., R (1, 7) OBP: 0.359, SLG: 0.490	x 0-0 ② 6-3 1-2		x 0-0 HBP 1B		BBBB 4-0 E S BB		BBBB 4-0 1B BB		x 0-0 1B	3	0	2	0	2	0	1
Pedro Guerrero, R (1, 8) OBP: 0.339, SLG: 0.515	x 0-0 ③ 5-3		H 1-0 1-2 HBP		x 0-0 ③ F8 1-3		x 0-0 ② F3		x 0-0 ③ 5-3	4	0	0	0	0	0	5
Ron Cey, R (1, 5) OBP: 0.333, SLG: 0.411		x 0-0 1-6-3 1B 1B	x 0-0 ③ F8			x 0-0 ① F8	x 0-0 FC4-6 1-2 3-H 1B			4	1	2	1	0	0	2
Steve Garvey, R (1, 3) OBP: 0.272, SLG: 0.401		x 0-0 ① 1-6-3 1-2		SSS 0-3 ① K		x 0-0 BB 1B	x 0-0 ③ FC4-6 1-2f			4	0	1	0	0	1	3
Mike Marshall, R (1, 9) OBP: 0.422, SLG: 0.632		x 0-0 ② P3		x 0-0 ② 5-3		BBBB 4-0 1-2 BB		x 0-0 ① F9		3	0	0	0	1	0	1
Mike Scioscia, L (1, 2) OBP: 0.300, SLG: 0.276		x 0-0 2-H 1B		BBBB 4-0 BB		x 0-0 ② F7		x 0-0 ② 6-3		3	0	1	1	1	0	2
Jerry Reuss, L (1, 1) OBP: 0.239, SLG: 0.227 Rick Monday, L (6, PH) OBP: 0.464, SLG: 0.533 Alejandro Pena, R (7, 1) Terry Forster, L (7, 1) Jorge Orta, L (8, PH) OBP: 0.283, SLG: 0.333 Tom Niedenfuer, R (9, 1)		SSS 0-3 ③ K		SSS 0-3 ③ K		x 0-0 ③ F7		x 0-0 ③ 4-3		2 1 0 0 1 0	0 0 0 0 0 0	0 0 0 0 0 0	0 0 0 0 0 0	0 0 0 0 0 0	2 0 0 0 0 0	2 2 0 0 0 0
Inning Stats	R: 0 H: 1 E: 0 LOB: 1 K: 0 BB: 1 S: 3 P: 7	R: 1 H: 2 E: 0 LOB: 1 K: 1 BB: 0 S: 7 P: 7	R: 0 H: 1 E: 0 LOB: 2 K: 0 BB: 0 S: 4 P: 5	R: 0 H: 0 E: 0 LOB: 1 K: 2 BB: 1 S: 7 P: 11	R: 0 H: 0 E: 0 LOB: 1 K: 0 BB: 1 S: 3 P: 7	R: 0 H: 1 E: 0 LOB: 2 K: 0 BB: 1 S: 4 P: 8	R: 1 H: 2 E: 1 LOB: 2 K: 0 BB: 1 S: 5 P: 9	R: 0 H: 0 E: 0 LOB: 0 K: 0 BB: 0 S: 3 P: 3	R: 0 H: 1 E: 0 LOB: 1 K: 1 BB: 0 S: 6 P: 6	1B: 8 2B: 0 3B: 0 HR: 0	SF: 0 SAC: 0 DP: 0 HBP: 1			WP: 0 PB: 0 SB: 1 CS: 0	PA: 40		

PITCHER		IP	WLS	BF	H	R	ER	SO	BB	IBB	HBP	BLK	WP	HR	S	P	ERA	WHIP
Charlie Puleo, R ERA: 4.05	(1, 1)	6.2	W	32	7	2	2	3	5	0	1	0	0	0	32	53	2.70	1.800
Terry Leach, R ERA: 2.04	(7, 1)	2.1	S	8	1	0	0	1	0	0	0	0	0	0	10	10	0.00	0.429

PITCHER	IP	WLS	BF	H	R	ER	SO	BB	IBB	HBP	BLK	WP	HR	S	P	ERA	WHIP

BOTTOM

New York Mets @ Los Angeles Dodgers

Dodger Stadium, Los Angeles, CA

Thu Jul 15 1982, 7:05 PM PDT

Att. 39,330 - Unknown

livebaseballscorecards.com

AB	34
R	2
H	8
RBI	2
BB	5
SO	4
LOB	19

Batter	1	2	3	4	5	6	7	8	9	AB	R	H	RBI	BB	SO	LOB
Mookie Wilson, S (1, 8) OBP: 0.323, SLG: 0.368	BBBB 4-0 SH S FC1-5-2 BB		x 0-0 ① G3		x 0-0 G6-4-3 1B		SSS 0-3 ② K			3	0	1	0	1	1	1
John Stearns, R (1, 2) OBP: 0.350, SLG: 0.420	x 0-0 SH FC1-5-2 1-3 HR		x 0-0 ② F9		x 0-0 ②③ G6-4-3 1-2f		x 0-0 ③ P4			3	1	0	0	0	0	2
George Foster, R (1, 7) OBP: 0.345, SLG: 0.411	x 0-0 ① FC1-5-2 HR 1-3 3-H		x 0-0 ③ F3			SSS 0-3 ① K		SSS 0-3 ① K		4	1	0	0	0	2	2
Dave Kingman, R (1, 3) OBP: 0.303, SLG: 0.483	x 0-0 2-H 3-H HR			x 0-0 2B 1B		x 0-0 WP 1B 1B		x 0-0 ② F8		4	3	3	3	0	0	0
Ellis Valentine, R (1, 9) OBP: 0.261, SLG: 0.376	x 0-0 G5-4-3 1B			x 0-0 1-H 1B 2B		SSS 0-3 ② K 1-2		x 0-0 ③ 5-3		4	1	2	1	0	1	1
Joel Youngblood, R (1, 4) OBP: 0.280, SLG: 0.346	x 0-0 ②③ G5-4-3 1-2f			x 0-0 CS 2-H 1B		x 0-0 2-H 1B			SSS 0-3 ① K	4	0	2	2	0	1	1
Wally Backman, S (1, 5) OBP: 0.377, SLG: 0.349		x 0-0 ① 4-3		SSS 0-3 ①② K 1-2		SSS 0-3 ③ K			x 0-0 ② L3	4	0	0	0	0	2	2
Ron Gardenhire, R (1, 6) OBP: 0.276, SLG: 0.294		x 0-0 ② 4-3		x 0-0 ③ 6-3			x 0-0 SH3 2B		x 0-0 ③ F7	4	0	1	0	0	0	0
Pete Falcone, L (1, 1) OBP: 0.108, SLG: 0.135 Pat Zachry, R (3, 1) Gary Rajsich, L (7, PH) OBP: 0.267, SLG: 0.313 Ed Lynch, R (7, 1)		SSS 0-3 ③ K			SSS 0-3 ① K		x 0-0 ① SH3 2-3			1 1 0 0	0 0 0 0	0 0 0 0	0 0 0 0	0 0 0 0	1 1 0 0	0 0 0 0
Inning Stats	R: 3 H: 2 E: 1 LOB: 0 K: 0 BB: 1 S: 5 P: 9	R: 0 H: 0 E: 0 LOB: 0 K: 1 BB: 0 S: 5 P: 5	R: 0 H: 0 E: 0 LOB: 0 K: 0 BB: 0 S: 3 P: 3	R: 2 H: 3 E: 0 LOB: 0 K: 1 BB: 0 S: 7 P: 7	R: 0 H: 1 E: 0 LOB: 0 K: 1 BB: 0 S: 5 P: 5	R: 1 H: 2 E: 0 LOB: 1 K: 3 BB: 0 S: 11 P: 11	R: 0 H: 1 E: 0 LOB: 1 K: 1 BB: 0 S: 6 P: 6	R: 0 H: 0 E: 0 LOB: 0 K: 1 BB: 0 S: 5 P: 5	R: 0 H: 0 E: 0 LOB: 0 K: 1 BB: 0 S: 5 P: 5	1B: 6 SF: 0 2B: 3 SAC: 2 3B: 0 DP: 3 HR: 1 HBP: 0					WP: 1 PA: 35 PB: 0 SB: 1 CS: 1	

PITCHER		IP	WLS	BF	H	R	ER	SO	BB	IBB	HBP	BLK	WP	HR	S	P	ERA	WHIP
Fernando Valenzuela, L ERA: 2.99	(1, 1)	6.0	W	25	8	6	5	6	1	0	0	0	1	1	36	40	7.50	1.500
Steve Howe, L ERA: 1.6	(7, 1)	3.0	S	10	1	0	0	3	0	0	0	0	0	0	16	16	0.00	0.333

PITCHER		IP	WLS	BF	H	R	ER	SO	BB	IBB	HBP	BLK	WP	HR	S	P	ERA	WHIP

TOP

New York Mets @ Los Angeles Dodgers

Dodger Stadium, Los Angeles, CA

Fri Jul 16 1982, 7:05 PM PDT

Att. 49,953 - Unknown

livebaseballscorecards.com

AB	32
R	6
H	9
RBI	6
BB	1
SO	9
LOB	9

New York Mets @ Los Angeles Dodgers

Dodger Stadium, Los Angeles, CA

Fri Jul 16 1982, 7:05 PM PDT

Att. 49,953 - Unknown

livebaseballscorecards.com

BOTTOM

Batter	1	2	3	4	5	6	7	8	9	AB	R	H	RBI	BB	SO	LOB
Steve Sax, R (1, 4) OBP: 0.342, SLG: 0.338	BBBB 4-0 1B E BB	x 0-0 F9 ②		x 0-0 F9 ①		x 0-0 1-3 ①		x 0-0 S 1B		4	1	1	0	1	0	0
Bill Russell, R (1, 6) OBP: 0.347, SLG: 0.303	x 0-0 F7 ①	x 0-0 F8 ③		x 0-0 F3 ②		x 0-0 F8 ②		x 0-0 6-3 ③ 1-2		5	0	0	0	0	0	2
Dusty Baker Jr., R (1, 7) OBP: 0.363, SLG: 0.502	x 0-0 E 1B 1-3 1B		BBBB 4-0 HR BB	x 0-0 HR		x 0-0 6-3 ③				3	3	2	1	1	0	0
Pedro Guerrero, R (1, 8) OBP: 0.341, SLG: 0.524	x 0-0 E4 1B 1-2 3-H		x 0-0 HR ① 1-H	SSS 0-3 K ③			x 0-0 1B			4	1	2	3	0	1	1
Ron Cey, R (1, 5) OBP: 0.338, SLG: 0.425	x 0-0 BB 1B ② 1-3 2-H 1B		x 0-0 HR		x 0-0 F8 S FC6-4 1B		x 0-0 P4 ①			4	2	3	2	0	0	1
Steve Garvey, R (1, 3) OBP: 0.272, SLG: 0.399	x 0-0 BB 1-2 1B		x 0-0 2-3 ①		x 0-0 F8 ① 1-3		x 0-0 F8 ②			4	0	1	0	0	0	2
Mike Marshall, R (1, 9) OBP: 0.449, SLG: 0.625 Ron Roenicke, S (8, 9) OBP: 0.333, SLG: 0.292	BBBB 4-0 1-2 2-3 BB		x 0-0 4-3 S 1B		BBBB 4-0 FC6-4 BB		SSS 0-3 K ③			2 0	0 0	1 0	0 0	2 0	1 0	1 0
Mike Scioscia, L (1, 2) OBP: 0.295, SLG: 0.271	x 0-0 F5 ③		x 0-0 4-3 ② 1-3		x 0-0 FC6-4 ② 1-2f 3-H			x 0-0 P6 ①		4	0	0	1	0	0	5
Fernando Valenzuela, L (1, 1) OBP: 0.148, SLG: 0.121 Steve Howe, L (7, 1)		SSS 0-3 K ①	x 0-0 4-3 ③		x 0-0 P5 ③			x 0-0 F5 ②		3 1	0 0	0 0	0 0	0 0	1 0	2 0
Inning Stats	R: 2 E: 1 K: 0 S: 6 H: 3 LOB: 3 BB: 2 P: 14	R: 0 E: 0 K: 1 S: 5 H: 0 LOB: 0 BB: 0 P: 5	R: 3 E: 0 K: 0 S: 6 H: 3 LOB: 1 BB: 1 P: 10	R: 1 E: 0 K: 1 S: 6 H: 1 LOB: 0 BB: 0 P: 6	R: 1 E: 0 K: 0 S: 4 H: 1 LOB: 1 BB: 1 P: 8	R: 0 E: 0 K: 0 S: 3 H: 0 LOB: 0 BB: 0 P: 3	R: 0 E: 0 K: 1 S: 6 H: 1 LOB: 1 BB: 0 P: 6	R: 0 E: 0 K: 0 S: 4 H: 1 LOB: 1 BB: 0 P: 4		1B: 7 2B: 0 3B: 0 HR: 3 SF: 0 SAC: 0 DP: 0 HBP: 0						

	AB	34
	R	7
	H	10
	RBI	7
	BB	4
	SO	3
	LOB	14

WP: 0 PB: 0 SB: 3 CS: 0 PA: 38

PITCHER		IP	WLS	BF	H	R	ER	SO	BB	IBB	HBP	BLK	WP	HR	S	P	ERA	WHIP
Pete Falcone, L ERA: 3.83	(1, 1)	2.0		14	5	5	4	1	3	0	0	0	0	2	13	25	18.00	4.000
Pat Zachry, R ERA: 4.32	(3, 1)	4.0	L	16	3	2	2	1	1	0	0	0	0	1	17	21	4.50	1.000
Ed Lynch, R ERA: 3.53	(7, 1)	2.0		8	2	0	0	1	0	0	0	0	0	0	10	10	0.00	1.000

PITCHER	IP	WLS	BF	H	R	ER	SO	BB	IBB	HBP	BLK	WP	HR	S	P	ERA	WHIP

Batter	1	2	3	4	5	6	7	8	9	AB	R	H	RBI	BB	SO	LOB
Mookie Wilson, S (1, 8) OBP: 0.324, SLG: 0.371	HR 2B	F9		G3 1-2 2-3			6-3		1B	5	1	2	0	0	0	3
Wally Backman, S (1, 4) OBP: 0.373, SLG: 0.343	K	BB 1-2		L5			4-3		K	4	0	0	0	1	2	4
George Foster, R (1, 7) OBP: 0.343, SLG: 0.406	HR BB	F2			F2		6-3		6-3	4	1	0	0	1	0	3
Joel Youngblood, R (9, 7) OBP: 0.280, SLG: 0.346										0	0	0	0	0	0	0
Dave Kingman, R (1, 3) OBP: 0.305, SLG: 0.503	HR 1-H 2-H		6-3		F3			HR		4	2	2	4	0	0	0
Mike Jorgensen, L (9, 3) OBP: 0.405, SLG: 0.356										0	0	0	0	0	0	0
Ellis Valentine, R (1, 9) OBP: 0.256, SLG: 0.368	K	K			P4			F9		4	0	0	0	0	2	0
Ron Hodges, L (1, 2) OBP: 0.404, SLG: 0.461	BB	F8				K		S E 2B		3	1	1	0	1	1	0
Phil Mankowski, L (1, 5) OBP: 0.208, SLG: 0.190	F8			FC1-6 1B		1-3		BB 2-H CS		3	0	1	0	1	0	1
Ron Gardenhire, R (1, 6) OBP: 0.283, SLG: 0.302		PB FC1-5-6		G3 FC1-6 1-2				K 1-2		4	0	3	0	0	1	1
Brent Gaff, R (1, 1)		FC1-5-6 1-3		FC1-6 1-2 2-3f		F5			1-3	3	0	0	0	0	0	4
Terry Leach, R (6, 1)		BB		G3						1	0	0	0	0	0	0
Neil Allen, R (9, 1) OBP: 0.286, SLG: 0.167										0	0	0	0	0	0	0
Inning Stats	R: 3 E: 0 K: 2 S: 9 H: 2 LOB: 1 BB: 2 P: 17	R: 0 E: 0 K: 0 S: 4 H: 1 LOB: 2 BB: 1 P: 8	R: 0 E: 0 K: 1 S: 5 H: 0 LOB: 0 BB: 0 P: 5	R: 0 E: 0 K: 0 S: 5 H: 2 LOB: 2 BB: 0 P: 5	R: 0 E: 0 K: 0 S: 3 H: 0 LOB: 0 BB: 0 P: 3	R: 0 E: 0 K: 1 S: 6 H: 1 LOB: 1 BB: 0 P: 6	R: 0 E: 0 K: 0 S: 3 H: 0 LOB: 0 BB: 0 P: 3	R: 2 E: 0 K: 1 S: 6 H: 2 LOB: 0 BB: 1 P: 10	R: 0 E: 0 K: 1 S: 6 H: 1 LOB: 1 BB: 0 P: 6	1B: 5 2B: 2 3B: 0 HR: 2 SF: 0 SAC: 0 DP: 0 HBP: 0	WP: 0 PB: 1 SB: 1 CS: 1 PA: 39					

PITCHER	IP	WLS	BF	H	R	ER	SO	BB	IBB	HBP	BLK	WP	HR	S	P	ERA	WHIP
Dave Stewart, R (1, 1) ERA: 3.77	4.0		20	5	3	3	3	3	0	0	0	0	1	23	35	6.75	2.000
Tom Niedenfuer, R (5, 1) ERA: 3.96	2.0		7	1	0	0	1	0	0	0	0	0	0	9	9	0.00	0.500
Terry Forster, L (7, 1) ERA: 3.99	2.0		8	2	2	1	1	1	0	0	0	0	1	9	13	4.50	1.500
Steve Shirley, L (9, 1) ERA: 3.24	1.0	W	4	1	0	0	1	0	0	0	0	0	0	6	6	0.00	1.000

PITCHER	IP	WLS	BF	H	R	ER	SO	BB	IBB	HBP	BLK	WP	HR	S	P	ERA	WHIP

TOP

New York Mets @ Los Angeles Dodgers

Dodger Stadium, Los Angeles, CA

Sat Jul 17 1982, 7:05 PM PDT

Att. 42,690 - Unknown

livebaseballscorecards.com

AB	35
R	5
H	9
RBI	4
BB	4
SO	6
LOB	16

Batter	1	2	3	4	5	6	7	8	9	AB	R	H	RBI	BB	SO	LOB
Steve Sax, R (1, 4) OBP: 0.343, SLG: 0.339	0-0 1B		0-0 6-3 ①		0-0 CS 1B	0-0 1-3 ③			0-0 FC6-4 ① 1-2f 2-3	5	1	2	0	0	0	5
Bill Russell, R (1, 6) OBP: 0.348, SLG: 0.302	0-0 2B ① 1-2 1B		0-0 F9 ②		0-0 F3 ① ② 1-2		0-0 6-3 ①		B B B B 4-0 1B 1-2 BB	4	1	1	0	1	0	1
Dusty Baker Jr., R (1, 7) OBP: 0.364, SLG: 0.503	0-0 1-3 2B		0-0 F8 ③		0-0 5-3 ③		S S S 0-3 K ②		0-0 BB 1-3 2-H 3-H 1B	5	1	2	2	0	1	0
Pedro Guerrero, R (1, 8) OBP: 0.345, SLG: 0.526	0-0 1-3 ②			B B B B 4-0 1B BB		0-0 6-3 5-3 2B	0-0 L4 ③		B B B B 4-0 1B 1-2 BB	3	2	1	0	2	0	2
Ron Cey, R (1, 5) OBP: 0.339, SLG: 0.425	0-0 4-3 ③			0-0 5-3 1B 1-3 1B		0-0 6-3 ① 2-3		0-0 4-3 ①	0-0 1-2 2-H 3-H 1B	5	0	2	2	0	0	3
Steve Garvey, R (1, 3) OBP: 0.274, SLG: 0.404	0-0 2B			0-0 5-3 1-2 3-H 1B		0-0 5-3 ② 3-H		0-0 P3 ②		4	0	2	2	0	0	0
Mike Marshall, R (1, 9) OBP: 0.434, SLG: 0.591	0-0 F9 ①			0-0 5-3 ① 1-2 2-3		0-0 1B 1B 1B		0-0 6-3 ③		4	0	1	0	0	0	3
Mike Scioscia, L (1, 2) OBP: 0.298, SLG: 0.272	0-0 6-3 ②			0-0 F7 ②		0-0 1B 1-2 1B			B B B B 4-0 FC6-4 1B 1B BB	3	1	1	0	1	0	3
Dave Stewart, R (1, 1) OBP: 0.185, SLG: 0.185 Rick Monday, L (4, PH) OBP: 0.401, SLG: 0.529 Tom Niedenfuer, R (5, 1) Jorge Orta, L (6, PH) OBP: 0.290, SLG: 0.341 Terry Forster, L (7, 1) Steve Shirley, L (9, 1) OBP: 1.000, SLG: 1.000 Ron Roenicke, S (9, PH) OBP: 0.341, SLG: 0.303	0 0 S 0		0-3 K ③	0-0 L4 ③		0-0 1-2 2-3 1B			0-0 FC6-4 1-2 1B	1 1 0 1 0 0 1	0 0 0 0 0 0 0	0 0 0 1 0 0 1	0 0 0 0 0 0 0	1 0 0 0 0 0 0	1 0 0 0 0 0 0	1 2 0 0 0 0 0
Inning Stats	R: 0 E: 0 K: 0 S: 5 H: 3 LOB: 2 BB: 0 P: 5	R: 0 E: 0 K: 1 S: 6 H: 1 LOB: 1 BB: 0 P: 6	R: 0 E: 0 K: 0 S: 3 H: 0 LOB: 0 BB: 0 P: 3	R: 1 E: 0 K: 0 S: 5 H: 2 LOB: 2 BB: 1 P: 9	R: 0 E: 0 K: 0 S: 3 H: 1 LOB: 0 BB: 0 P: 3	R: 1 E: 0 K: 0 S: 7 H: 4 LOB: 3 BB: 0 P: 7	R: 0 E: 0 K: 1 S: 5 H: 0 LOB: 0 BB: 0 P: 5	R: 0 E: 0 K: 0 S: 3 H: 0 LOB: 0 BB: 0 P: 3	R: 4 E: 0 K: 0 S: 4 H: 3 LOB: 2 BB: 3 P: 16	1B: 11 2B: 3 3B: 0 HR: 0	SF: 0 SAC: 0 DP: 0 HBP: 0						

PITCHER		IP	WLS	BF	H	R	ER	SO	BB	IBB	HBP	BLK	WP	HR	S	P	ERA	WHIP
Brent Gaff, R ERA: 1.06	(1, 1)	5.2		26	10	2	2	1	1	0	0	0	0	0	27	31	3.18	1.941
Terry Leach, R ERA: 3.1	(6, 1)	2.2		12	2	3	3	1	2	0	0	0	0	0	12	20	10.12	1.500
Neil Allen, R ERA: 3.47	(9, 1)	0.0	L	3	2	1	1	0	1	0	0	0	0	0	2	6	∞	∞

PITCHER	IP	WLS	BF	H	R	ER	SO	BB	IBB	HBP	BLK	WP	HR	S	P	ERA	WHIP

BOTTOM

New York Mets @ Los Angeles Dodgers

Dodger Stadium, Los Angeles, CA

Sat Jul 17 1982, 7:05 PM PDT

Att. 42,690 - Unknown

livebaseballscorecards.com

AB	37
R	6
H	14
RBI	6
BB	4
SO	2
LOB	20

1B: 11	SF: 0
2B: 3	SAC: 0
3B: 0	DP: 0
HR: 0	HBP: 0

WP: 0	PA: 41
PB: 0	
SB: 0	
CS: 1	

Batter	1	2	3	4	5	6	7	8	9	AB	R	H	RBI	BB	SO	LOB
Mookie Wilson, S (1, 8) OBP: 0.322, SLG: 0.374	E 3B		4-3			E6 1B	G3	P4		5	2	1	0	0	0	2
John Stearns, R (1, 2) OBP: 0.351, SLG: 0.420	G3		6-3			F5	S 1B		S E S 1B	5	1	2	0	0	0	2
George Foster, R (1, 7) OBP: 0.341, SLG: 0.403	L4			K		BB 1B 2-H	4-3 1-2		F7 1-2	5	1	1	1	0	1	3
Joel Youngblood, R (9, 7) OBP: 0.280, SLG: 0.346										0	0	0	0	0	0	0
Dave Kingman, R (1, 3) OBP: 0.310, SLG: 0.502	E7 3-H			6-3		BB 1B 1-2		1B 1B	S 1B IBB	3	1	1	0	2	0	0
Mike Jorgensen, L (9, PR) OBP: 0.405, SLG: 0.356 (9, 3)										0	1	0	0	0	0	0
Ellis Valentine, R (1, 9) OBP: 0.254, SLG: 0.363	F3			F6		K		F7	6-3 1-H 2-H	5	0	1	1	0	1	4
Phil Mankowski, L (1, 5) OBP: 0.241, SLG: 0.231		F9			G3	BB 1-2 2-H		1B 1-2 1B	6-3 1-2	5	1	2	1	0	0	1
Wally Backman, S (1, 4) OBP: 0.381, SLG: 0.361		F7			HR	BB 1-2 2-3		1B 1-2 2-H 1B	BB	3	1	2	2	2	0	0
Ron Gardenhire, R (1, 6) OBP: 0.278, SLG: 0.296		P3			6-3	K		F8	4-3	5	0	0	0	0	1	7
Mike Scott, R (1, 1) OBP: 0.162, SLG: 0.250			K		F9		6-3	1-3 2-H 1B		2	0	0	0	0	1	0
Craig Swan, R (6, 1) OBP: 0.250, SLG: 0.118										2	0	1	1	0	0	0

TOP

New York Mets @ Los Angeles Dodgers

Dodger Stadium, Los Angeles, CA

Sun Jul 18 1982, 3:33 AM PDT

Att. 47,595 - Unknown

livebaseballscorecards.com

AB	40
R	8
H	11
RBI	6
BB	4
SO	4
LOB	19

Inning Stats	1	2	3	4	5	6	7	8	9	1B	SF	WP	PA
R	1	0	0	0	1	2	0	2	2	9	0	0	44
E	1	0	0	0	0	1	0	0	0	2B 0	SAC 0	PB 0	
K	0	0	1	1	0	2	0	0	0	3B 1	DP 0	SB 5	
S	5	3	5	5	4	10	4	7	5	HR 1	HBP 0	CS 0	
H	1	0	0	0	1	2	1	4	2				
LOB	1	0	0	0	0	3	0	2	2				
BB	0	0	0	0	0	2	0	0	2				
P	5	3	5	5	4	18	4	7	13				

PITCHER		IP	WLS	BF	H	R	ER	SO	BB	IBB	HBP	BLK	WP	HR	S	P	ERA	WHIP
Bob Welch, R ERA: 3.49	(1, 1)	6.0	L	26	4	4	1	4	2	0	0	0	0	1	32	40	1.50	1.000
Tom Niedenfuer, R ERA: 4.39	(7, 1)	1.2		10	5	2	2	0	0	0	0	0	0	0	10	10	10.80	3.000
Steve Shirley, L ERA: 4.66	(8, 1)	1.1		8	2	2	2	0	1	1	0	0	0	0	6	14	13.50	2.250

PITCHER	IP	WLS	BF	H	R	ER	SO	BB	IBB	HBP	BLK	WP	HR	S	P	ERA	WHIP

Batter	1	2	3	4	5	6	7	8	9	AB	R	H	RBI	BB	SO	LOB
Steve Sax, R (1, 4) OBP: 0.341, SLG: 0.335	BBBB 4-0 SH1-3 BLK SF8 BB		1-3	F9		F9			F8	4	1	0	0	1	0	3
Bill Russell, R (1, 6) OBP: 0.350, SLG: 0.309	SH1-3 1-3		1B 1B	P4			F9		2B	4	0	2	0	0	0	2
Dusty Baker Jr., R (1, 7) OBP: 0.362, SLG: 0.500	SF8 3-H		1-3 1B		F8		P3		P3	4	0	1	1	0	0	1
Pedro Guerrero, R (1, 8) OBP: 0.344, SLG: 0.521	F7		SSS K		BBBB 4-0 BB		E6			3	0	0	0	1	1	2
Ron Cey, R (1, 5) OBP: 0.338, SLG: 0.422		0-0 S 2B 1B	SSS 0-3 K		SSS 0-3 K		F8			4	1	1	0	0	2	4
Steve Garvey, R (1, 3) OBP: 0.271, SLG: 0.399		F8		E6 S 1B 1B	F7			F2		4	1	0	0	0	0	2
Mike Marshall, R (1, 9) OBP: 0.439, SLG: 0.574		SSS 0-3 K 1-2		1B S 1-2 1B		BBBB 4-0 4-1 BB		F8		3	0	1	0	1	1	1
Mike Scioscia, L (1, 2) OBP: 0.302, SLG: 0.281		2-H 2B	1-3 2-H 1B			F7		F8		4	0	2	2	0	0	1
Bob Welch, R (1, 1) OBP: 0.192, SLG: 0.184 Rick Monday, L (6, PH) OBP: 0.399, SLG: 0.525 Tom Niedenfuer, R (7, 1) Steve Shirley, L (8, 1) OBP: 1.000, SLG: 1.000 Ron Roenicke, S (9, PH) OBP: 0.337, SLG: 0.299		4-3		F9		4-1 1-2			G3	2 1 0 0 1	0 0 0 0 0	0 0 0 0 0	0 0 0 0 0	0 0 0 0 0	0 0 0 0 0	3 1 0 0 0
Inning Stats	R: 1 E: 0 K: 0 S: 3 H: 0 LOB: 0 BB: 1 P: 7	R: 1 E: 0 K: 1 S: 7 H: 2 LOB: 1 BB: 0 P: 7	R: 0 E: 0 K: 2 S: 9 H: 2 LOB: 2 BB: 0 P: 9	R: 1 E: 1 K: 0 S: 6 H: 2 LOB: 2 BB: 0 P: 6	R: 0 E: 0 K: 1 S: 5 H: 0 LOB: 1 BB: 1 P: 9	R: 0 E: 0 K: 0 S: 3 H: 0 LOB: 1 BB: 1 P: 7	R: 0 E: 1 K: 0 S: 4 H: 0 LOB: 1 BB: 0 P: 4	R: 0 E: 0 K: 0 S: 3 H: 0 LOB: 0 BB: 0 P: 3	R: 0 E: 0 K: 0 S: 4 H: 1 LOB: 1 BB: 0 P: 4	1B: 5 2B: 2 3B: 0 HR: 0 SF: 1 SAC: 1 DP: 0 HBP: 0						

PITCHER	IP	WLS	BF	H	R	ER	SO	BB	IBB	HBP	BLK	WP	HR	S	P	ERA	WHIP
Mike Scott, R (1, 1) ERA: 4.58	5.0	W	25	6	3	2	4	3	0	0	1	0	0	30	42	3.60	1.800
Craig Swan, R (6, 1) ERA: 3.38	4.0	S	14	1	0	0	0	0	0	0	0	0	0	14	14	0.00	0.250

PITCHER	IP	WLS	BF	H	R	ER	SO	BB	IBB	HBP	BLK	WP	HR	S	P	ERA	WHIP

BOTTOM

New York Mets @ Los Angeles Dodgers

Dodger Stadium, Los Angeles, CA

Sun Jul 18 1982, 3:33 AM PDT

Att. 47,595 - Unknown

livebaseballscorecards.com

AB	34
R	3
H	7
RBI	3
BB	3
SO	4
LOB	20

PA: 39

Batter	1	2	3	4	5	6	7	8	9	AB	R	H	RBI	BB	SO	LOB
Tim Raines, S (1, 7) OBP: 0.357, SLG: 0.366	F8			5-3		BBB 4-0 FC4-6 BB		G6-4-3 1-2f		3	0	0	0	1	0	1
Mike Gates, L (1, 4) OBP: 0.330, SLG: 0.359	F9			SSS 0-3 K		0-0 FC4-6 HBP 1-2f 2-3			L9	3	0	0	0	0	1	2
Wallace Johnson, S (9, PH) OBP: 0.222, SLG: 0.214										1	0	0	0	0	0	0
Andre Dawson, R (1, 8) OBP: 0.339, SLG: 0.471	SSS 0-3 K			0-0 S 1B		H 1-0 HBP 1-2			0-0 4-3 PB 1B	3	1	2	0	0	1	0
Al Oliver, L (1, 3) OBP: 0.390, SLG: 0.533		5-3		P5 1-2		P6			4-3 1-3	4	0	0	0	0	0	5
Gary Carter, R (1, 2) OBP: 0.382, SLG: 0.577		6-3			F7		SSS 0-3 K		0-0 1B 3-H	4	0	1	1	0	1	0
Warren Cromartie, L (1, 9) OBP: 0.332, SLG: 0.388		F7			G3		SSS 0-3 K		1-3	4	0	0	0	0	1	1
Tim Wallach, R (1, 5) OBP: 0.326, SLG: 0.445			0-0 P3 1B		P4		SSS 0-3 K			3	0	1	0	0	1	0
Chris Speier, R (1, 6) OBP: 0.315, SLG: 0.356			0-0 P3 1-2f			0-0 FC4-6 SH1-4 1B		0-0 G6-4-3 1B		3	0	2	0	0	0	1
Scott Sanderson, R (1, 1) OBP: 0.206, SLG: 0.219			SSS 0-3 K			0-0 SH1-4 1-2		SSS 0-3 K		1	0	0	0	0	1	0
Jerry White, S (8, PH) OBP: 0.313, SLG: 0.405										1	0	0	0	0	1	1
Jeff Reardon, R (8, 1) OBP: 0.167, SLG: 0.333										0	0	0	0	0	0	0
Inning Stats	R: 0 E: 0 K: 1 S: 5 H: 0 LOB: 0 BB: 0 P: 5	R: 0 E: 0 K: 0 S: 3 H: 0 LOB: 0 BB: 0 P: 3	R: 0 E: 0 K: 1 S: 5 H: 1 LOB: 0 BB: 0 P: 5	R: 0 E: 0 K: 1 S: 6 H: 1 LOB: 1 BB: 0 P: 6	R: 0 E: 0 K: 0 S: 3 H: 0 LOB: 0 BB: 0 P: 3	R: 0 E: 0 K: 0 S: 4 H: 1 LOB: 3 BB: 1 P: 9	R: 0 E: 0 K: 3 S: 9 H: 0 LOB: 0 BB: 0 P: 9	R: 0 E: 0 K: 1 S: 5 H: 1 LOB: 0 BB: 0 P: 5	R: 1 E: 0 K: 0 S: 5 H: 2 LOB: 1 BB: 0 P: 5	1B: 6 2B: 1 3B: 0 HR: 0 SF: 0 SAC: 1 DP: 2 HBP: 1						

PITCHER	IP	WLS	BF	H	R	ER	SO	BB	IBB	HBP	BLK	WP	HR	S	P	ERA	WHIP
Vicente Romo, R (1, 1) ERA: 2.62	7.0	W	25	3	0	0	6	1	0	1	0	0	0	35	40	0.00	0.571
Steve Howe, L (8, 1) ERA: 1.7	2.0	S	8	3	1	1	1	0	0	0	0	0	0	10	10	4.50	1.500

PITCHER	IP	WLS	BF	H	R	ER	SO	BB	IBB	HBP	BLK	WP	HR	S	P	ERA	WHIP

TOP

Montreal Expos @ Los Angeles Dodgers

Dodger Stadium, Los Angeles, CA

Mon Jul 19 1982, 7:05 PM PDT

Att. 26,977 - Unknown

livebaseballscorecards.com

AB	30
R	1
H	6
RBI	1
BB	1
SO	7
LOB	11

WP: 0 PB: 1 SB: 1 CS: 0 PA: 33

Batter	1	2	3	4	5	6	7	8	9	AB	R	H	RBI	BB	SO	LOB
Steve Sax, R (1, 4) OBP: 0.338, SLG: 0.332	1-3			6-3	F9		6-3			4	0	0	0	0	0	1
Bill Russell, R (1, 6) OBP: 0.352, SLG: 0.309	F8			S 1B 1B		L5		BBBB 4-0 CS BB		3	1	1	0	1	0	0
Dusty Baker Jr., R (1, 7) OBP: 0.363, SLG: 0.503	F8			1-H FC6-4 1B		L5		1-2 2B		4	0	2	1	0	0	0
Pedro Guerrero, R (1, 8) OBP: 0.343, SLG: 0.516		F8		1-2f FC6-4 1B		BBBB 4-0 E S 1B BB		6-3		3	1	0	0	1	0	2
Ron Cey, R (1, 5) OBP: 0.340, SLG: 0.422		SSS 0-3 K		1-2 FC5-4 1B		BBBB 4-0 1-3 1B BB		SSS 0-3 K		3	0	1	0	1	2	1
Steve Garvey, R (1, 3) OBP: 0.272, SLG: 0.398		6-3		1-2f FC5-4		1-2 3-H FC6-4 1B				3	0	1	1	0	0	2
Mike Marshall, R (1, 9) OBP: 0.417, SLG: 0.540			F9		5-3	1-2f FC6-4				3	0	0	0	0	0	2
Ron Roenicke, S (7, 9) OBP: 0.337, SLG: 0.299										0	0	0	0	0	0	0
Mike Scioscia, L (1, 2) OBP: 0.302, SLG: 0.282			3-1		SH3-4 1B		F9			3	0	1	0	0	0	0
Vicente Romo, R (1, 1) OBP: 0.200, SLG: 0.200			6-3		1-2 SH3-4		F8			1	0	0	0	0	0	0
Jorge Orta, L (7, PH) OBP: 0.287, SLG: 0.337										1	0	0	0	0	0	0
Steve Howe, L (8, 1)										0	0	0	0	0	0	0
Inning Stats	R: 0 E: 0 K: 0 S: 3 H: 0 LOB: 0 BB: 0 P: 3	R: 0 E: 0 K: 1 S: 5 H: 0 LOB: 0 BB: 0 P: 5	R: 0 E: 0 K: 0 S: 3 H: 0 LOB: 0 BB: 0 P: 3	R: 1 E: 0 K: 0 S: 6 H: 3 LOB: 2 BB: 0 P: 6	R: 0 E: 0 K: 0 S: 4 H: 1 LOB: 1 BB: 0 P: 4	R: 1 E: 0 K: 0 S: 4 H: 1 LOB: 2 BB: 2 P: 12	R: 0 E: 0 K: 0 S: 3 H: 0 LOB: 0 BB: 0 P: 3	R: 0 E: 0 K: 1 S: 5 H: 1 LOB: 1 BB: 1 P: 9		1B: 5 2B: 1 3B: 0 HR: 0 SF: 0 SAC: 1 DP: 0 HBP: 0				WP: 0 PB: 0 SB: 2 CS: 1 PA: 32		

PITCHER		IP	WLS	BF	H	R	ER	SO	BB	IBB	HBP	BLK	WP	HR	S	P	ERA	WHIP
Scott Sanderson, R ERA: 3.1	(1, 1)	7.0	L	28	5	2	1	1	2	0	0	0	0	0	28	36	1.29	1.000
Jeff Reardon, R ERA: 1.86	(8, 1)	1.0		4	1	0	0	1	1	0	0	0	0	0	5	9	0.00	2.000

PITCHER		IP	WLS	BF	H	R	ER	SO	BB	IBB	HBP	BLK	WP	HR	S	P	ERA	WHIP

BOTTOM

Montreal Expos @ Los Angeles Dodgers

Dodger Stadium, Los Angeles, CA

Mon Jul 19 1982, 7:05 PM PDT

Att. 26,977 - Unknown

livebaseballscorecards.com

AB	28
R	2
H	6
RBI	2
BB	3
SO	2
LOB	8

Batter	1	2	3	4	5	6	7	8	9	AB	R	H	RBI	BB	SO	LOB
Tim Raines, S (1, 7) OBP: 0.354, SLG: 0.362	S S S 0-3 ① K		x 0-0 ② 4-3		x 0-0 ③ 1-3			x 0-0 ② 4-3		4	0	0	0	0	1	0
Mike Gates, L (1, 4) OBP: 0.321, SLG: 0.347	S S S 0-3 ② K		x 0-0 ③ 4-3			x 0-0 ① 4-3		x 0-0 ③ 5-3		3	0	0	0	0	1	0
Jerry White, S (8, PH) OBP: 0.309, SLG: 0.400										1	0	0	0	0	0	0
Dan Schatzeder, L (8, 1) OBP: 0.273, SLG: 0.200										0	0	0	0	0	0	0
Andre Dawson, R (1, 8) OBP: 0.338, SLG: 0.475	x 0-0 3B			x 0-0 E6 4-3 1B		x 0-0 ② 6-3			x 0-0 ① 6-3	4	1	1	0	0	0	0
Al Oliver, L (1, 3) OBP: 0.386, SLG: 0.527	S S S 0-3 ③ K			x 0-0 ① 4-3 1-2		x 0-0 ③ 4-3			x 0-0 ② 6-3	4	0	0	0	0	1	2
Gary Carter, R (1, 2) OBP: 0.381, SLG: 0.575		x 0-0 ① F2		x 0-0 2-H 1B			x 0-0 ① 5-3		S S S 0-3 ③ K	3	0	1	1	0	0	0
Tim Blackwell, S (7, 2) OBP: 0.242, SLG: 0.233										1	0	0	0	0	1	0
Tim Wallach, R (1, 5) OBP: 0.326, SLG: 0.447		x 0-0 ② 6-3		S S S 0-3 ② K			x 0-0 2B			3	0	1	0	0	1	1
Warren Cromartie, L (1, 9) OBP: 0.332, SLG: 0.387		x 0-0 1B		S S S 0-3 ③ K			x 0-0 ② 5-3			3	0	1	0	0	1	2
Chris Speier, R (1, 6) OBP: 0.312, SLG: 0.353		S S S 0-3 ③ K			x 0-0 ① 6-3		x 0-0 ③ 4-3			3	0	0	0	0	1	2
Frank Taveras, R (7, 6) OBP: 0.217, SLG: 0.235										0	0	0	0	0	0	0
Charlie Lea, R (1, 1) OBP: 0.195, SLG: 0.132			S S S 0-3 ① K		x 0-0 ② 6-3			x 0-0 ① 6-3		0	0	0	0	0	0	0
Chris Smith, S (3, PH)										1	0	0	0	0	1	0
Bryn Smith, R (3, 1)										0	0	0	0	0	0	0
Dan Norman, R (5, PH) OBP: 0.327, SLG: 0.408										1	0	0	0	0	0	0
Ray Burris, R (5, 1) OBP: 0.348, SLG: 0.300										0	0	0	0	0	0	0
Wallace Johnson, S (8, PH) OBP: 0.217, SLG: 0.209										1	0	0	0	0	0	0
(8, 4)																

TOP

Montreal Expos @ Los Angeles Dodgers

Dodger Stadium, Los Angeles, CA

Tue Jul 20 1982, 7:05 PM PDT

Att. 37,615 - Unknown

livebaseballscorecards.com

AB	32
R	1
H	4
RBI	1
BB	0
SO	8
LOB	7

Inning Stats	1	2	3	4	5	6	7	8	9
R	0	0	0	1	0	0	0	0	0
E	0	0	0	1	0	0	0	0	0
K	3	1	1	2	0	0	0	0	1
S	10	6	5	9	3	3	4	3	5
H	1	1	0	1	0	0	1	0	0
LOB	1	1	0	1	0	0	1	0	0
BB	0	0	0	0	0	0	0	0	0
P	10	6	5	9	3	3	4	3	5

1B	2
2B	1
3B	1
HR	0
SF	0
SAC	0
DP	0
HBP	0

WP	0
PB	0
SB	0
CS	0
PA	32

PITCHER	IP	WLS	BF	H	R	ER	SO	BB	IBB	HBP	BLK	WP	HR	S	P	ERA	WHIP
Jerry Reuss, L (1, 1) ERA: 3.2	9.0	W	32	4	1	0	8	0	0	0	0	0	0	48	48	0.00	0.444

PITCHER	IP	WLS	BF	H	R	ER	SO	BB	IBB	HBP	BLK	WP	HR	S	P	ERA	WHIP

Batter	1	2	3	4	5	6	7	8	9	AB	R	H	RBI	BB	SO	LOB
Steve Sax, R (1, 4) OBP: 0.339, SLG: 0.332	4-3 S HR 1B		F9		6-3	E 1B 2B 1B 1-2 2-3		FC6-4 G5-4-3 1-2f		5	2	2	0	0	0	1
Bill Russell, R (1, 6) OBP: 0.354, SLG: 0.312 Mark Belanger, R (8, 6) OBP: 0.333, SLG: 0.276	K 1-2		2B 1B 1B		F9	E 2B 1B 1-2 2-3 3-H		G5-4-3 1-2f		4 1	2 0	2 0	1 0	0 0	1 0	1 1
Dusty Baker Jr., R (1, 7) OBP: 0.362, SLG: 0.500 Ron Roenicke, S (7, 7) OBP: 0.337, SLG: 0.299	4-3 2-3		K		BB 1B	E5 2B 1-2 2-3 3-H				4 0	1 0	1 0	0 0	0 0	1 0	4 0
Pedro Guerrero, R (1, 8) OBP: 0.350, SLG: 0.536	HR 3-H		1B 2B 1-3		FC4-6 BB 1-2	2B 1-H 2-H 3-H				3	2	3	5	1	0	0
Ron Cey, R (1, 5) OBP: 0.339, SLG: 0.420	K		FC6-4 1B 2-H 3-H		FC4-6 1-2f	K				4	0	1	2	0	2	3
Steve Garvey, R (1, 3) OBP: 0.271, SLG: 0.397		L4	FC6-4 1-2f			1B 1B 1B 1B	F2			4	1	1	0	0	0	1
Mike Marshall, R (1, 9) OBP: 0.391, SLG: 0.500		L6		6-3		F4	F9			4	0	0	0	0	0	1
Mike Scioscia, L (1, 2) OBP: 0.301, SLG: 0.295		HR		4-3		F9	F9			4	1	1	1	0	0	1
Jerry Reuss, L (1, 1) OBP: 0.260, SLG: 0.250		3-1		6-3		1B 1B E 1B 1-2		FC6-4 1B		4	1	2	0	0	0	0
Inning Stats	R: 2 H: 2 E: 0 LOB: 0 K: 2 BB: 0 S: 9 P: 9	R: 1 H: 1 E: 0 LOB: 0 K: 0 BB: 0 S: 4 P: 4	R: 2 H: 3 E: 0 LOB: 1 K: 1 BB: 0 S: 8 P: 8	R: 0 H: 0 E: 0 LOB: 0 K: 0 BB: 0 S: 3 P: 3	R: 0 H: 1 E: 0 LOB: 2 K: 0 BB: 1 S: 4 P: 8	R: 5 H: 5 E: 1 LOB: 1 K: 1 BB: 0 S: 11 P: 11	R: 0 H: 0 E: 0 LOB: 0 K: 0 BB: 0 S: 3 P: 3	R: 0 H: 1 E: 0 LOB: 0 K: 0 BB: 0 S: 3 P: 3		1B: 9 SF: 0 2B: 2 SAC: 0 3B: 0 DP: 1 HR: 2 HBP: 0				WP: 0 PA: 38 PB: 0 SB: 1 CS: 0		

PITCHER		IP	WLS	BF	H	R	ER	SO	BB	IBB	HBP	BLK	WP	HR	S	P	ERA	WHIP
Charlie Lea, R ERA: 3.47	(1, 1)	2.0	L	9	3	3	3	2	0	0	0	0	0	2	13	13	13.50	1.500
Bryn Smith, R ERA: 4.08	(3, 1)	2.0		9	3	2	2	1	0	0	0	0	0	0	11	11	9.00	1.500
Ray Burris, R ERA: 4.45	(5, 1)	3.0		17	6	5	1	1	1	0	0	0	0	0	18	22	3.00	2.333
Dan Schatzeder, L ERA: 6.52	(8, 1)	1.0		3	1	0	0	0	0	0	0	0	0	0	3	3	0.00	1.000

PITCHER	IP	WLS	BF	H	R	ER	SO	BB	IBB	HBP	BLK	WP	HR	S	P	ERA	WHIP

BOTTOM

Montreal Expos @ Los Angeles Dodgers

Dodger Stadium, Los Angeles, CA

Tue Jul 20 1982, 7:05 PM PDT

Att. 37,615 - Unknown

livebaseballscorecards.com

AB	37
R	10
H	13
RBI	9
BB	1
SO	4
LOB	13

Batter	1	2	3	4	5	6	7	8	9	10	11	AB	R	H	RBI	BB	SO	LOB
Tim Raines, S (1, 7) OBP: 0.355, SLG: 0.362	4-3		1-3			6-3 SH1-3 BB		CS 1B			SH2-4 1-2	3	0	1	0	1	0	0
Andre Dawson, R (1, 8) OBP: 0.337, SLG: 0.471	5-3		F9			SH1-3 1-2		F8 1-2			2B 1-3 IBB	3	1	0	0	1	0	1
Al Oliver, L (1, 3) OBP: 0.381, SLG: 0.519	F5		K			6-3 2-3			K		1-3 1-2 2-3	5	0	0	0	0	2	3
Gary Carter, R (1, 2) OBP: 0.382, SLG: 0.569		5-3		6-3		CS IBB			F9		2B IBB	3	1	0	0	2	0	0
Tim Wallach, R (1, 5) OBP: 0.332, SLG: 0.455		2B G3 1B		G5-4-3 1B		CS 1-2	1B		K		1-H 2-H 3-H 2B	5	1	4	3	0	1	0
Chris Speier, R (1, 6) OBP: 0.312, SLG: 0.355 Frank Taveras, R (11, 6) OBP: 0.217, SLG: 0.235		G3 1-3 2B		G5-4-3 1-2f			F2			6-3		4 0	0 0	1 0	0 0	0 0	0 0	2 0
Dan Norman, R (1, 9) OBP: 0.339, SLG: 0.404		G3 BB			G6-3 1B		P4			K		3	0	1	0	1	1	1
Mike Gates, L (1, 4) OBP: 0.309, SLG: 0.333		G3 1-2 2-3 3-H			G6-3 1-2f		K			6-3		4	0	0	1	0	1	4
Steve Rogers, R (1, 1) OBP: 0.268, SLG: 0.184 Wallace Johnson, S (11, PH) OBP: 0.234, SLG: 0.227 Jeff Reardon, R (11, 1) OBP: 0.167, SLG: 0.333		K			6-3			4-3			1-3 SH2-4 2B 1B	3 1 0	0 1 0	0 1 0	0 0 0	0 0 0	1 0 0	2 0 0
Inning Stats	R: 0 E: 0 K: 0 S: 3 H: 0 LOB: 0 BB: 0 P: 3	R: 1 E: 0 K: 1 S: 7 H: 2 LOB: 2 BB: 1 P: 11	R: 0 E: 0 K: 1 S: 5 H: 0 LOB: 0 BB: 0 P: 5	R: 0 E: 0 K: 0 S: 3 H: 1 LOB: 0 BB: 0 P: 3	R: 0 E: 0 K: 0 S: 3 H: 1 LOB: 0 BB: 0 P: 3	R: 0 E: 0 K: 0 S: 2 H: 0 LOB: 1 BB: 2 P: 10	R: 0 E: 0 K: 1 S: 6 H: 1 LOB: 1 BB: 0 P: 6	R: 0 E: 0 K: 0 S: 3 H: 1 LOB: 0 BB: 0 P: 3	R: 0 E: 0 K: 2 S: 7 H: 0 LOB: 0 BB: 0 P: 7	R: 0 E: 0 K: 1 S: 5 H: 0 LOB: 0 BB: 0 P: 5	R: 3 E: 0 K: 0 S: 4 H: 2 LOB: 1 BB: 2 P: 12	1B: 6 2B: 2 3B: 0 HR: 0	SF: 0 SAC: 2 DP: 2 HBP: 0					

PITCHER	IP	WLS	BF	H	R	ER	SO	BB	IBB	HBP	BLK	WP	HR	S	P	ERA	WHIP
Fernando Valenzuela, L (1, 1) ERA: 2.9	8.0		29	6	1	1	3	2	1	0	0	0	0	32	44	1.12	1.000
Steve Howe, L (9, 1) ERA: 2.05	3.0	L	12	2	3	3	3	0	2	0	0	0	0	16	24	9.00	0.667

PITCHER	IP	WLS	BF	H	R	ER	SO	BB	IBB	HBP	BLK	WP	HR	S	P	ERA	WHIP

TOP

Montreal Expos @ Los Angeles Dodgers

Dodger Stadium, Los Angeles, CA

Wed Jul 21 1982, 7:05 PM PDT

Att. 49,146 - Unknown

livebaseballscorecards.com

AB	34
R	4
H	8
RBI	4
BB	5
SO	6
LOB	13

WP: 0 PB: 0 SB: 0 CS: 2 PA: 42

Batter	1	2	3	4	5	6	7	8	9	10	11	AB	R	H	RBI	BB	SO	LOB
Steve Sax, R (1, 4) OBP: 0.340, SLG: 0.332	6-3		FC5-4 1-2f			4-3		1B 5-3 1-2 1B		BB		4	0	1	0	1	0	1
Rick Monday, L (1, 9) OBP: 0.389, SLG: 0.508 Steve Howe, L (9, 1)	F8			F5		K		5-3 1-2 2-3		K		4 1	0 0	0 0	0 0	1 1	2 1	2 1
Dusty Baker Jr., R (1, 7) OBP: 0.362, SLG: 0.497	6-3			5-3		F8		FC6-4 2-3 3-H 1B			BB	4	0	1	1	1	0	0
Pedro Guerrero, R (1, 8) OBP: 0.348, SLG: 0.531		6-3		K			3-1 1B	FC6-4 1-2f			K	5	0	1	0	0	2	3
Ron Cey, R (1, 5) OBP: 0.337, SLG: 0.415		G1-6-3 HBP			E9		3-1 1-2		K		K	4	0	0	0	0	2	2
Steve Garvey, R (1, 3) OBP: 0.268, SLG: 0.391		G1-6-3 1-2f			K		K		F7		K	5	0	0	0	0	3	4
Bill Russell, R (1, 6) OBP: 0.349, SLG: 0.308			5-3		F7		K		6-3			4	0	0	0	0	1	2
Mike Scioscia, L (1, 2) OBP: 0.300, SLG: 0.291			G3		IBB			F5		F9		3	0	0	0	1	0	0
Fernando Valenzuela, L (1, 1) OBP: 0.159, SLG: 0.133 Ron Roenicke, S (8, PH) OBP: 0.341, SLG: 0.304 (9, 9)			FC5-4 1B		4-3			5-3 1B 1B 1B		F2		2 2	0 1	1 1	0 0	0 0	0 0	2 0
Inning Stats	R: 0 H: 0 E: 0 LOB: 0 K: 0 BB: 0 S: 3 P: 3	R: 0 H: 0 E: 0 LOB: 0 K: 0 BB: 0 S: 2 P: 3	R: 0 H: 1 E: 0 LOB: 1 K: 0 BB: 0 S: 4 P: 4	R: 0 H: 0 E: 0 LOB: 0 K: 1 BB: 0 S: 5 P: 5	R: 0 H: 0 E: 1 LOB: 2 K: 1 BB: 1 S: 6 P: 10	R: 0 H: 0 E: 0 LOB: 0 K: 1 BB: 0 S: 5 P: 5	R: 0 H: 1 E: 0 LOB: 1 K: 2 BB: 0 S: 8 P: 8	R: 1 H: 3 E: 0 LOB: 2 K: 0 BB: 0 S: 6 P: 6	R: 0 H: 0 E: 0 LOB: 0 K: 1 BB: 0 S: 5 P: 5	R: 0 H: 0 E: 0 LOB: 1 K: 1 BB: 1 S: 5 P: 9	R: 0 H: 0 E: 0 LOB: 1 K: 3 BB: 1 S: 9 P: 13	1B: 5 SF: 0 2B: 0 SAC: 0 3B: 0 DP: 1 HR: 0 HBP: 1				WP: 0 PA: 42 PB: 0 SB: 0 CS: 0		

PITCHER	IP	WLS	BF	H	R	ER	SO	BB	IBB	HBP	BLK	WP	HR	S	P	ERA	WHIP
Steve Rogers, R (1, 1) ERA: 2.13	10.0	W	38	5	1	1	7	1	1	1	0	0	0	49	58	0.90	0.600
Jeff Reardon, R (11, 1) ERA: 1.82	1.0	S	4	0	0	0	3	1	0	0	0	0	0	9	13	0.00	1.000

PITCHER	IP	WLS	BF	H	R	ER	SO	BB	IBB	HBP	BLK	WP	HR	S	P	ERA	WHIP

BOTTOM

Montreal Expos @ Los Angeles Dodgers

Dodger Stadium, Los Angeles, CA

Wed Jul 21 1982, 7:05 PM PDT

Att. 49,146 - Unknown

livebaseballscorecards.com

AB	38
R	1
H	5
RBI	1
BB	3
SO	10
LOB	17

Philadelphia Phillies @ Los Angeles Dodgers

Dodger Stadium, Los Angeles, CA

Fri Jul 23 1982, 7:05 PM PDT

Att. 47,684 - Unknown

TOP

livebaseballscorecards.com

Batter	1	2	3	4	5	6	7	8	9	AB	R	H	RBI	BB	SO	LOB
Bob Dernier, R (1, 8) OBP: 0.330, SLG: 0.336	5-3	K			L7	K		FC6-4 1-2f		5	0	0	0	0	2	3
Pete Rose, S (1, 3) OBP: 0.348, SLG: 0.356	5-3		E1 HR		BB	FC6-4 1-2f			L8	4	1	0	0	1	0	2
Gary Matthews, R (1, 7) OBP: 0.332, SLG: 0.441	1B		F3		K		G3		5-3	5	0	1	0	0	1	2
Greg Gross, L (9, 7) OBP: 0.371, SLG: 0.321										0	0	0	0	0	0	0
Mike Schmidt, R (1, 5) OBP: 0.430, SLG: 0.537	P5		1-H HR		1-2 BB		F8		1B	4	1	2	2	1	0	1
Bo Diaz, R (1, 2) OBP: 0.347, SLG: 0.502		F7	F4		F6		1B		L8	5	0	1	0	0	0	3
George Vukovich, L (1, 9) OBP: 0.321, SLG: 0.417		L6	4-3			E9 WP 2B	K			4	1	1	0	0	1	1
Manny Trillo, R (1, 4) OBP: 0.308, SLG: 0.299		BB S 1B		6-3		F9		4-3		3	1	0	0	1	0	1
Ivan De Jesus, R (1, 6) OBP: 0.320, SLG: 0.314		1-H HR 1B		5-3		BLK 1B 3-H		6-3		4	1	2	1	0	0	0
Larry Christenson, R (1, 1) OBP: 0.091, SLG: 0.205		1-H HR		6-3		FC6-4 1-2 BB		FC6-4 BB		2	1	1	2	0	0	0
Porfi Altamirano, R (5, 1) OBP: 0.333, SLG: 0.333										0	0	0	0	0	0	0
Ozzie Virgil, R (6, PH) OBP: 0.375, SLG: 0.429										0	0	0	0	1	0	0
Ron Reed, R (6, 1) OBP: 0.333, SLG: 0.429										0	0	0	0	1	0	0

Inning Stats	1	2	3	4	5	6	7	8	9
	R: 0 E: 0 K: 0 S: 4	H: 1 LOB: 1 BB: 0 P: 4	R: 3 E: 0 K: 1 S: 7	H: 2 LOB: 0 BB: 1 P: 11	R: 2 E: 1 K: 0 S: 5	H: 1 LOB: 0 BB: 0 P: 5	R: 0 E: 0 K: 0 S: 3	H: 0 LOB: 0 BB: 0 P: 3	R: 0 E: 0 K: 1 S: 5	H: 0 LOB: 2 BB: 2 P: 13	R: 1 E: 1 K: 1 S: 7	H: 2 LOB: 2 BB: 1 P: 11	R: 0 E: 0 K: 1 S: 6	H: 1 LOB: 1 BB: 0 P: 6	R: 0 E: 0 K: 0 S: 3	H: 0 LOB: 1 BB: 1 P: 7	R: 0 E: 0 K: 0 S: 4	H: 1 LOB: 1 BB: 0 P: 4

	AB	36
	R	6
	H	8
	RBI	5
	BB	5
	SO	4
	LOB	13

| | | | | | | | | | |

Batter	1	2	3	4	5	6	7	8	9	AB	R	H	RBI	BB	SO	LOB
Steve Sax, R (1, 4) OBP: 0.338, SLG: 0.328	F8		FC4-6 1-2f		1B 1B BB		K		P3	4	1	0	0	1	1	1
Ken Landreaux, L (1, 8) OBP: 0.374, SLG: 0.418	F3		F5		1B 1B 1-3		1B		F3	2	0	0	0	0	0	1
Ron Roenicke, S (5, 9) OBP: 0.352, SLG: 0.319										3	1	2	0	0	0	0
Dusty Baker Jr., R (1, 7) OBP: 0.363, SLG: 0.495	F8			FC5-4 1B	1B 1B 1-2 3-H		K		6-3	5	1	2	1	0	1	1
Pedro Guerrero, R (1, 9) OBP: 0.353, SLG: 0.533		1B		K	1B 1-2 2-H		1B 1-2			4	0	3	1	0	1	1
(5, 8)																
Ron Cey, R (1, 5) OBP: 0.336, SLG: 0.413		F8		FC5-4 2B 1-2f	1B 1-2 2-H		4-3			4	0	1	1	0	0	4
Steve Garvey, R (1, 3) OBP: 0.268, SLG: 0.392		F3		2B 1-3	F9			5-3		4	0	1	0	0	0	3
Mike Scioscia, L (1, 2) OBP: 0.300, SLG: 0.290		F8		6-3		G4-6-3 1B		6-3		4	0	1	0	0	0	3
Bill Russell, R (1, 6) OBP: 0.348, SLG: 0.304			6-3		F8	F8		BB		3	0	0	0	1	0	1
Dave Stewart, R (1, 1) OBP: 0.214, SLG: 0.185			FC4-6 BB		P6	G4-6-3 1-2f		F9		0	0	0	0	1	0	0
Jorge Orta, L (5, PH) OBP: 0.294, SLG: 0.333										1	0	0	0	0	0	0
Steve Shirley, L (6, 1) OBP: 1.000, SLG: 1.000										0	0	0	0	0	0	0
Joe Beckwith, L (6, 1)										0	0	0	0	0	0	0
Rick Monday, L (6, PH) OBP: 0.386, SLG: 0.504										1	0	0	0	0	0	1
Terry Forster, L (7, 1)										0	0	0	0	0	0	0
Mike Marshall, R (8, PH) OBP: 0.385, SLG: 0.491										1	0	0	0	0	0	1
Tom Niedenfuer, R (9, 1)										0	0	0	0	0	0	0
Inning Stats	R: 0 E: 0 K: 0 S: 3 H: 0 LOB: 0 BB: 0 P: 3	R: 0 E: 0 K: 0 S: 4 H: 1 LOB: 1 BB: 0 P: 4	R: 0 E: 0 K: 0 S: 3 H: 0 LOB: 1 BB: 1 P: 7	R: 0 E: 0 K: 1 S: 7 H: 2 LOB: 2 BB: 0 P: 7	R: 3 E: 0 K: 0 S: 7 H: 4 LOB: 2 BB: 1 P: 11	R: 0 E: 0 K: 0 S: 3 H: 1 LOB: 0 BB: 0 P: 3	R: 0 E: 0 K: 2 S: 9 H: 2 LOB: 2 BB: 0 P: 9	R: 0 E: 0 K: 0 S: 3 H: 0 LOB: 1 BB: 1 P: 7	R: 0 E: 0 K: 0 S: 3 H: 0 LOB: 0 BB: 0 P: 3	1B: 9 2B: 1 3B: 0 HR: 0 SF: 0 SAC: 0 DP: 1 HBP: 0						

PITCHER		IP	WLS	BF	H	R	ER	SO	BB	IBB	HBP	BLK	WP	HR	S	P	ERA	WHIP
Larry Christenson, R ERA: 3.54	(1, 1)	4.2		23	7	3	3	1	2	0	0	0	0	0	23	31	5.79	1.929
Porfi Altamirano, R ERA: 5.03	(5, 1)	0.1	W	1	0	0	0	0	0	0	0	0	0	0	1	1	0.00	0.000
Ron Reed, R ERA: 2.76	(6, 1)	4.0	S	15	3	0	0	2	1	0	0	0	0	0	18	22	0.00	1.000

PITCHER	IP	WLS	BF	H	R	ER	SO	BB	IBB	HBP	BLK	WP	HR	S	P	ERA	WHIP

BOTTOM

Philadelphia Phillies @ Los Angeles Dodgers
Dodger Stadium, Los Angeles, CA
Fri Jul 23 1982, 7:05 PM PDT
Att. 47,684 - Unknown

livebaseballscorecards.com

AB	36
R	3
H	10
RBI	3
BB	3
SO	3
LOB	17

WP: 0	PB: 0	SB: 0	CS: 0	PA: 39		

Batter	1	2	3	4	5	6	7	8	9	AB	R	H	RBI	BB	SO	LOB
Bob Dernier, R (1, 8) OBP: 0.328, SLG: 0.332	S S S 0-3 ① K	S S S 0-3 ③ K 2-3			S S S 0-3 ② K		X 0-0 1B 2-H 1B		X 0-0 ③ 4-3	3	0	0	0	0	3	2
Greg Gross, L (7, PH) OBP: 0.378, SLG: 0.329 (7, 8)										1	0	1	1	0	0	0
Ozzie Virgil, R (9, PH) OBP: 0.366, SLG: 0.417										1	0	0	0	0	0	1
Pete Rose, S (1, 3) OBP: 0.352, SLG: 0.363	X 0-0 1B E 2B		X 0-0 ① 6-3		X 0-0 1B		X 0-0 1-2 1B			4	1	3	0	0	0	0
Gary Matthews, R (1, 7) OBP: 0.332, SLG: 0.439	X 0-0 S 2-3 1B		X 0-0 ② 6-3		S S S 0-3 ③ K		X 0-0 ③ P3			4	0	1	0	0	1	3
Mike Schmidt, R (1, 5) OBP: 0.428, SLG: 0.531	S S S 0-3 ② K 1-2 3-H		B B B B 4-0 BB			X 0-0 ① 6-3		S S S 0-3 ① K		3	0	0	0	1	2	1
Bo Diaz, R (1, 2) OBP: 0.343, SLG: 0.495	X 0-0 ③ 6-3		S S S 0-3 ③ K			X 0-0 ② P4		X 0-0 ② F8		4	0	0	0	0	1	2
George Vukovich, L (1, 9) OBP: 0.319, SLG: 0.413		S S S 0-3 ① K		X 0-0 G6-4-3 1B		X 0-0 ③ 4-3		X 0-0 ③ 4-3		4	0	1	0	0	1	0
Manny Trillo, R (1, 4) OBP: 0.310, SLG: 0.302		X 0-0 FC3-5 BB 1B		X 0-0 ① ② G6-4-3 1-2f			X 0-0 ① F9		X 0-0 SH1-4 1B	4	0	2	0	0	0	1
Ivan De Jesus, R (1, 6) OBP: 0.323, SLG: 0.318		B B B B 4-0 WP FC3-5 1-2 BB		S S S 0-3 ③ K			X 0-0 1B 2B		X 0-0 ① SH1-4 1-2	2	1	1	0	1	1	0
Marty Bystrom, R (1, 1) Ed Farmer, R (6, 1) Len Matuszek, L (7, PH) OBP: 0.156, SLG: 0.138 Sid Monge, S (7, 1) Porfi Altamirano, R (8, 1) OBP: 0.333, SLG: 0.333 Bill Robinson, R (8, 9) OBP: 0.287, SLG: 0.434		X 0-0 ② FC3-5 1-2 2-3f			S S S 0-3 ① K		S S S 0-3 ② K		X 0-0 ② F3	2 0 1 0 0 0 1	0 0 0 0 0 0 0	0 0 0 0 0 0 0	0 0 0 0 0 0 0	0 0 0 0 0 0 0	1 0 1 0 0 0 0	2 0 1 0 0 0 1
Inning Stats	R: 1 E: 0 K: 2 S: 9 H: 2 LOB: 1 BB: 0 P: 9	R: 0 E: 0 K: 2 S: 8 H: 1 LOB: 2 BB: 1 P: 12	R: 0 E: 0 K: 1 S: 5 H: 0 LOB: 1 BB: 1 P: 9	R: 0 E: 0 K: 1 S: 5 H: 1 LOB: 0 BB: 0 P: 5	R: 0 E: 0 K: 3 S: 10 H: 1 LOB: 1 BB: 0 P: 10	R: 0 E: 0 K: 0 S: 3 H: 0 LOB: 0 BB: 0 P: 3	R: 1 E: 0 K: 1 S: 8 H: 3 LOB: 2 BB: 0 P: 8	R: 0 E: 0 K: 1 S: 5 H: 0 LOB: 0 BB: 0 P: 5	R: 0 E: 0 K: 0 S: 4 H: 1 LOB: 1 BB: 0 P: 4	1B: 7 2B: 2 3B: 0 HR: 0	SF: 0 SAC: 1 DP: 1 HBP: 0						

PITCHER		IP	WLS	BF	H	R	ER	SO	BB	IBB	HBP	BLK	WP	HR	S	P	ERA	WHIP
Bob Welch, R ERA: 3.35	(1, 1)	8.0	W	33	8	2	1	11	2	0	0	0	1	0	53	61	1.12	1.250
Steve Howe, L ERA: 2.02	(9, 1)	1.0	S	4	1	0	0	0	0	0	0	0	0	0	4	4	0.00	1.000

PITCHER	IP	WLS	BF	H	R	ER	SO	BB	IBB	HBP	BLK	WP	HR	S	P	ERA	WHIP

TOP

Philadelphia Phillies @ Los Angeles Dodgers

Dodger Stadium, Los Angeles, CA

Sat Jul 24 1982, 7:05 PM PDT

Att. 49,110 - Unknown

livebaseballscorecards.com

AB	34
R	2
H	9
RBI	1
BB	2
SO	11
LOB	14

1B: 7	SF: 0	WP: 1	PA: 37
2B: 2	SAC: 1	PB: 0	
3B: 0	DP: 1	SB: 1	
HR: 0	HBP: 0	CS: 0	

Batter	1	2	3	4	5	6	7	8	9	AB	R	H	RBI	BB	SO	LOB
Steve Sax, R (1, 4) OBP: 0.337, SLG: 0.327	4-3		K		1B		5-3			4	0	1	0	0	1	0
Rick Monday, L (1, 9) OBP: 0.389, SLG: 0.500	4-3		L8		1B			FC5-4 5-3 BB		3	0	1	0	1	0	0
Ron Roenicke, S (8, PR) (9, 9) OBP: 0.352, SLG: 0.319										0	0	0	0	0	0	0
Dusty Baker Jr., R (1, 7) OBP: 0.362, SLG: 0.491	BB		P6		F7			5-3 1-2		3	0	0	0	1	0	2
Steve Howe, L (9, 1)										0	0	0	0	0	0	0
Pedro Guerrero, R (1, 8) OBP: 0.354, SLG: 0.535	F7			2B 2B	L9			FC5-4 IBB		3	1	1	0	1	0	2
Ron Cey, R (1, 5) OBP: 0.335, SLG: 0.414		5-3		WP SH 2B 2-H		5-3		FC5-4 1-2f 2-3		4	1	1	1	0	0	2
Steve Garvey, R (1, 3) OBP: 0.267, SLG: 0.391		1B E 1B		P4 2-3		4-3		6-3		4	1	1	0	0	0	3
Bill Russell, R (1, 6) OBP: 0.349, SLG: 0.306		E9 1-H 1B		SH 3-H		L3				2	0	1	1	0	0	0
Mike Scioscia, L (1, 2) OBP: 0.296, SLG: 0.286		L7		F8			F8			3	0	0	0	0	0	2
Bob Welch, R (1, 1) OBP: 0.182, SLG: 0.173		6-3		K			6-3			3	0	0	0	0	1	2
Ken Landreaux, L (9, 7) OBP: 0.374, SLG: 0.418										0	0	0	0	0	0	0
Inning Stats	R: 0 E: 0 K: 0 S: 3 H: 0 LOB: 1 BB: 1 P: 7	R: 1 E: 1 K: 0 S: 5 H: 2 LOB: 1 BB: 0 P: 5	R: 0 E: 0 K: 1 S: 5 H: 0 LOB: 0 BB: 0 P: 5	R: 2 E: 0 K: 1 S: 8 H: 2 LOB: 1 BB: 0 P: 8	R: 0 E: 0 K: 0 S: 4 H: 2 LOB: 1 BB: 0 P: 4	R: 0 E: 0 K: 0 S: 3 H: 0 LOB: 0 BB: 0 P: 3	R: 0 E: 0 K: 0 S: 3 H: 0 LOB: 0 BB: 0 P: 3	R: 0 E: 0 K: 0 S: 3 H: 0 LOB: 2 BB: 2 P: 11		1B: 4 2B: 2 3B: 0 HR: 0 SF: 0 SAC: 1 DP: 0 HBP: 0						

PITCHER		IP	WLS	BF	H	R	ER	SO	BB	IBB	HBP	BLK	WP	HR	S	P	ERA	WHIP
Marty Bystrom, R ERA: 4.5	(1, 1)	5.0	L	22	6	3	3	2	1	0	0	0	1	0	25	29	5.40	1.400
Ed Farmer, R ERA: 7.05	(6, 1)	1.0		3	0	0	0	0	0	0	0	0	0	0	3	3	0.00	0.000
Sid Monge, L ERA: 3.83	(7, 1)	1.0		4	0	0	0	0	1	0	0	0	0	0	3	7	0.00	1.000
Porfi Altamirano, R ERA: 4.79	(8, 1)	1.0		4	0	0	0	0	0	1	0	0	0	0	3	7	0.00	0.000

PITCHER	IP	WLS	BF	H	R	ER	SO	BB	IBB	HBP	BLK	WP	HR	S	P	ERA	WHIP

BOTTOM

Philadelphia Phillies @ Los Angeles Dodgers
Dodger Stadium, Los Angeles, CA
Sat Jul 24 1982, 7:05 PM PDT
Att. 49,110 - Unknown

livebaseballscorecards.com

AB	29
R	3
H	6
RBI	2
BB	3
SO	2
LOB	13

WP: 1 PA: 33
PB: 0
SB: 0
CS: 0

Batter	1	2	3	4	5	6	7	8	9	AB	R	H	RBI	BB	SO	LOB
Pete Rose, S (1, 3) OBP: 0.351, SLG: 0.360	6-3		L3			1-3		IBB		3	0	0	0	1	0	1
Ivan De Jesus, R (1, 6) OBP: 0.322, SLG: 0.315	6-3			6-3		1-6-3		BB		3	0	0	0	1	0	1
Gary Matthews, R (1, 7) OBP: 0.331, SLG: 0.436	4-3			FC6-4 1B		1-3		1-3		4	0	1	0	0	0	4
Mike Schmidt, R (1, 5) OBP: 0.426, SLG: 0.527		FC6-4 1B		F9			5-3		K	4	0	1	0	0	1	1
Bo Diaz, R (1, 2) OBP: 0.342, SLG: 0.492		K		FC6-4			G5-4-3 1B		L6	4	0	1	0	0	1	2
Bill Robinson, R (1, 9) OBP: 0.280, SLG: 0.422 George Vukovich, L (8, 9) OBP: 0.317, SLG: 0.410		FC6-4 S 1B			K		G5-4-3		4-3	3 1	1 0	0 0	0 0	0 0	1 0	2 0
Manny Trillo, R (1, 4) OBP: 0.310, SLG: 0.302		CS 1B			K			K		3	0	1	1	0	2	0
Bob Dernier, R (1, 8) OBP: 0.328, SLG: 0.332		CS	1-3		5-3			S 1B		3	0	1	0	0	0	0
Steve Carlton, L (1, 1) OBP: 0.233, SLG: 0.333			L6			1-3 2B		K		3	0	1	0	0	1	1
Inning Stats	R: 0 E: 0 K: 0 S: 3 H: 0 LOB: 0 BB: 0 P: 3	R: 1 E: 0 K: 1 S: 6 H: 2 LOB: 0 BB: 0 P: 6	R: 0 E: 0 K: 0 S: 3 H: 0 LOB: 0 BB: 0 P: 3	R: 0 E: 0 K: 0 S: 4 H: 1 LOB: 1 BB: 0 P: 4	R: 0 E: 0 K: 2 S: 7 H: 0 LOB: 0 BB: 0 P: 7	R: 0 E: 0 K: 0 S: 4 H: 1 LOB: 1 BB: 0 P: 4	R: 0 E: 0 K: 0 S: 3 H: 1 LOB: 0 BB: 0 P: 3	R: 0 E: 0 K: 2 S: 8 H: 1 LOB: 3 BB: 2 P: 16	R: 0 E: 0 K: 1 S: 5 H: 0 LOB: 0 BB: 0 P: 5	1B: 5 2B: 1 3B: 0 HR: 0	SF: 0 SAC: 0 DP: 1 HBP: 0	WP: 0 PB: 0 SB: 4 CS: 1	PA: 34			

TOP

Philadelphia Phillies @ Los Angeles Dodgers

Dodger Stadium, Los Angeles, CA

Sun Jul 25 1982, 3:33 AM PDT

Att. 46,623 - Unknown

livebaseballscorecards.com

AB	31
R	1
H	6
RBI	1
BB	2
SO	6
LOB	12

PITCHER		IP	WLS	BF	H	R	ER	SO	BB	IBB	HBP	BLK	WP	HR	S	P	ERA	WHIP
Jerry Reuss, L ERA: 3.1	(1, 1)	8.0	L	30	6	1	1	5	1	1	0	0	0	0	38	46	1.12	0.875
Steve Howe, L ERA: 1.99	(9, 1)	1.0		3	0	0	0	1	0	0	0	0	0	0	5	5	0.00	0.000

PITCHER		IP	WLS	BF	H	R	ER	SO	BB	IBB	HBP	BLK	WP	HR	S	P	ERA	WHIP

BOTTOM

Philadelphia Phillies @ Los Angeles Dodgers
Dodger Stadium, Los Angeles, CA
Sun Jul 25 1982, 3:33 AM PDT
Att. 46,623 - Unknown

livebaseballscorecards.com

Batter	1	2	3	4	5	6	7	8	9	AB	R	H	RBI	BB	SO	LOB
Steve Sax, R (1, 4) OBP: 0.341, SLG: 0.334	SH1-4 1B		2B			6-3		1B 1B		4	0	3	0	0	0	0
Bill Russell, R (1, 6) OBP: 0.349, SLG: 0.306	SH1-4 1-2		L7			P4		1-2 1B		3	0	1	0	0	0	1
Dusty Baker Jr., R (1, 7) OBP: 0.358, SLG: 0.485	K			5-3		6-3		F9		4	0	0	0	0	1	3
Pedro Guerrero, R (1, 8) OBP: 0.350, SLG: 0.528	F8			6-3			K		6-3	4	0	0	0	0	1	1
Ron Cey, R (1, 5) OBP: 0.332, SLG: 0.409		K		F2			F9		F8	4	0	0	0	0	1	0
Steve Garvey, R (1, 3) OBP: 0.267, SLG: 0.389		F9			L5		1B		K	4	0	1	0	0	1	0
Mike Marshall, R (1, 9) OBP: 0.382, SLG: 0.474		6-3			HBP		F8			2	0	0	0	0	0	1
Don Crow, R (1, 2)			K		K			K		2	0	0	0	0	2	1
Ron Roenicke, S (8, PH) OBP: 0.348, SLG: 0.315										1	0	0	0	0	1	0
Mike Scioscia, L (9, 2) OBP: 0.296, SLG: 0.286										0	0	0	0	0	0	0
Jerry Reuss, L (1, 1) OBP: 0.250, SLG: 0.240			K		L6			6-3		2	0	0	0	0	1	1
Jose Morales, R (8, PH) OBP: 0.333, SLG: 0.200										1	0	0	0	0	0	0
Steve Howe, L (9, 1)										0	0	0	0	0	0	0
Inning Stats	R: 0 E: 0 K: 1 S: 6 H: 1 LOB: 1 BB: 0 P: 6	R: 0 E: 0 K: 1 S: 5 H: 0 LOB: 0 BB: 0 P: 5	R: 0 E: 0 K: 2 S: 8 H: 1 LOB: 1 BB: 0 P: 8	R: 0 E: 0 K: 0 S: 3 H: 0 LOB: 0 BB: 0 P: 3	R: 0 E: 0 K: 1 S: 5 H: 0 LOB: 1 BB: 0 P: 6	R: 0 E: 0 K: 0 S: 3 H: 0 LOB: 0 BB: 0 P: 3	R: 0 E: 0 K: 1 S: 6 H: 1 LOB: 1 BB: 0 P: 6	R: 0 E: 0 K: 1 S: 7 H: 2 LOB: 2 BB: 0 P: 7	R: 0 E: 0 K: 1 S: 5 H: 0 LOB: 0 BB: 0 P: 5	1B: 4 2B: 1 3B: 0 HR: 0	SF: 0 SAC: 1 DP: 0 HBP: 1			WP: 0 PB: 0 SB: 0 CS: 0		PA: 33	

	AB	31
	R	0
	H	5
	RBI	0
	BB	0
	SO	8
	LOB	8

PITCHER		IP	WLS	BF	H	R	ER	SO	BB	IBB	HBP	BLK	WP	HR	S	P	ERA	WHIP
Steve Carlton, L ERA: 3.18	(1, 1)	9.0	W	33	5	0	0	8	0	0	1	0	0	0	48	49	0.00	0.556

PITCHER	IP	WLS	BF	H	R	ER	SO	BB	IBB	HBP	BLK	WP	HR	S	P	ERA	WHIP

Batter	1	2	3	4	5	6	7	8	9	AB	R	H	RBI	BB	SO	LOB
Steve Sax, R (1, 4) OBP: 0.338, SLG: 0.331	L4		F8			F3		6-3		4	0	0	0	0	0	2
Bill Russell, R (1, 6) OBP: 0.350, SLG: 0.306	P4			1B		G4-6-3 BB			K	3	0	1	0	1	1	0
Dusty Baker Jr., R (1, 7) OBP: 0.354, SLG: 0.479	F7			P6		G4-6-3 1-2f			P6	4	0	0	0	0	0	2
Pedro Guerrero, R (1, 8) OBP: 0.347, SLG: 0.522		K		K			F8		5-3	4	0	0	0	0	2	1
Ron Cey, R (1, 5) OBP: 0.329, SLG: 0.406		K		K			6-3			3	0	0	0	0	2	1
Rick Monday, L (1, 9) OBP: 0.388, SLG: 0.511		1-3			SF8 3B		K			3	1	1	0	0	1	0
Steve Garvey, R (1, 3) OBP: 0.265, SLG: 0.387			L6		SF8 3-H			F8		2	0	0	1	0	0	0
Mike Scioscia, L (1, 2) OBP: 0.300, SLG: 0.288			SH3-4 BB		4-3			1B		2	0	1	0	1	0	0
Fernando Valenzuela, L (1, 1) OBP: 0.156, SLG: 0.131			SH3-4 1-2		1-3			P6		1	0	0	0	0	0	0
Jorge Orta, L (8, PH) OBP: 0.281, SLG: 0.330										1	0	0	0	0	0	1
Tom Niedenfuer, R (8, 1)										0	0	0	0	0	0	0
Inning Stats	R: 0 E: 0 K: 0 S: 3 H: 0 LOB: 0 BB: 0 P: 3	R: 0 E: 0 K: 2 S: 7 H: 0 LOB: 0 BB: 0 P: 7	R: 0 E: 0 K: 0 S: 3 H: 0 LOB: 1 BB: 1 P: 7	R: 0 E: 0 K: 2 S: 8 H: 1 LOB: 1 BB: 0 P: 8	R: 1 E: 0 K: 0 S: 4 H: 1 LOB: 0 BB: 0 P: 4	R: 0 E: 0 K: 0 S: 2 H: 0 LOB: 0 BB: 1 P: 6	R: 0 E: 0 K: 1 S: 5 H: 0 LOB: 0 BB: 0 P: 5	R: 0 E: 0 K: 0 S: 4 H: 1 LOB: 1 BB: 0 P: 4	R: 0 E: 0 K: 1 S: 5 H: 0 LOB: 0 BB: 0 P: 5	1B: 2 2B: 0 3B: 1 HR: 0 SF: 1 SAC: 1 DP: 1 HBP: 0						

PITCHER	IP	WLS	BF	H	R	ER	SO	BB	IBB	HBP	BLK	WP	HR	S	P	ERA	WHIP
Bill Laskey, R (1, 1) ERA: 2.69	9.0	W	31	3	1	1	6	2	0	0	0	0	0	41	49	1.00	0.556

PITCHER	IP	WLS	BF	H	R	ER	SO	BB	IBB	HBP	BLK	WP	HR	S	P	ERA	WHIP

TOP

Los Angeles Dodgers @ San Francisco Giants
Candlestick Park, San Francisco, CA
Mon Jul 26 1982, 10:05 PM EDT
Att. 47,225 - Unknown

livebaseballscorecards.com

AB	27
R	1
H	3
RBI	1
BB	2
SO	6
LOB	7

WP: 0 PA: 31
PB: 0
SB: 0
CS: 0

Batter	1	2	3	4	5	6	7	8	9	AB	R	H	RBI	BB	SO	LOB
Jeffrey Leonard, R (1, 7) OBP: 0.262, SLG: 0.342	B B B B 4-0 L3 BB		S S S 0-3 ① K	S S S 0-3 ② K			x 0-0 ② F8			3	0	0	0	1	2	0
Joe Morgan, L (1, 4) OBP: 0.405, SLG: 0.446	x 0-0 ① ② L3 1-2		B B B B 4-0 BB 1B BB	x 0-0 ③ F8			x 0-0 ③ L6			3	1	0	0	1	0	1
Chili Davis, S (1, 8) OBP: 0.325, SLG: 0.405	x 0-0 ③ F9		B B B B 4-0 1B 1-2 2B BB	x 0-0 ① F9			x 0-0 S 5-3 SF8 1B			3	2	1	0	1	0	0
Jack Clark, R (1, 9) OBP: 0.356, SLG: 0.463		x 0-0 3-1 2B	x 0-0 ② F9	x 0-0 ② F3			x 0-0 ① 5-3 1-2			4	0	1	0	0	0	3
Reggie Smith, S (1, 3) OBP: 0.338, SLG: 0.397 Dave Bergman, L (8, PR) OBP: 0.348, SLG: 0.338 (9, 3)		S S S 0-3 ① K	x 0-0 1-3 2-H 2B 1B	x 0-0 ③ F8			B B B B 4-0 S BB			3 0	1 0	1 0	1 0	1 0	1 0	1 0
Bob Brenly, R (1, 2) OBP: 0.349, SLG: 0.368		B B B B 4-0 3-1 BB	I I I I 4-0 2B IBB			x 0-0 G1-6-3 1B		B B B B 4-0 1-2 2-3 BB		1	1	1	0	3	0	0
Tom O'Malley, L (1, 5) OBP: 0.327, SLG: 0.326		x 0-0 ② 3-1 1-2 2-3	x 0-0 1-H 2-H 3-H 1B 2B			x 0-0 ① F7		x 0-0 ② SF8 3-H		3	1	1	4	0	0	3
Johnnie LeMaster, R (1, 6) OBP: 0.259, SLG: 0.270		I I I I 4-0 IBB	x 0-0 ③ 2-H 1B			x 0-0 ② ③ G1-6-3 1-2f		S S S 0-3 ③ K		3	0	1	1	1	1	3
Bill Laskey, R (1, 1) OBP: 0.125, SLG: 0.079		x 0-0 ③ F3		S S S 0-3 ① K			S S S 0-3 ① K			3	0	0	0	0	2	3
Inning Stats	R: 0 E: 0 K: 0 S: 2 H: 0 LOB: 0 BB: 1 P: 6	R: 0 E: 0 K: 1 S: 6 H: 1 LOB: 3 BB: 2 P: 14	R: 5 E: 0 K: 1 S: 7 H: 3 LOB: 1 BB: 3 P: 19	R: 0 E: 0 K: 2 S: 7 H: 0 LOB: 0 BB: 0 P: 7	R: 0 E: 0 K: 0 S: 3 H: 0 LOB: 0 BB: 0 P: 3	R: 0 E: 0 K: 0 S: 3 H: 1 LOB: 0 BB: 0 P: 3	R: 0 E: 0 K: 1 S: 5 H: 0 LOB: 0 BB: 0 P: 5	R: 1 E: 0 K: 1 S: 6 H: 1 LOB: 2 BB: 2 P: 14		1B: 4 2B: 3 3B: 0 HR: 0 SF: 1 SAC: 0 DP: 2 HBP: 0						

PITCHER		IP	WLS	BF	H	R	ER	SO	BB	IBB	HBP	BLK	WP	HR	S	P	ERA	WHIP
Fernando Valenzuela, L ERA: 3.04	(1, 1)	7.0	L	29	5	5	5	5	4	2	0	0	0	0	33	57	6.43	1.286
Tom Niedenfuer, R ERA: 4.4	(8, 1)	1.0		6	1	1	1	1	2	0	0	0	0	0	6	14	9.00	3.000

PITCHER	IP	WLS	BF	H	R	ER	SO	BB	IBB	HBP	BLK	WP	HR	S	P	ERA	WHIP

BOTTOM

Los Angeles Dodgers @ San Francisco Giants

Candlestick Park, San Francisco, CA

Mon Jul 26 1982, 10:05 PM EDT

Att. 47,225 - Unknown

livebaseballscorecards.com

AB	26
R	6
H	6
RBI	6
BB	8
SO	6
LOB	14

Batter	1	2	3	4	5	6	7	8	9	AB	R	H	RBI	BB	SO	LOB
Steve Sax, R (1, 4) OBP: 0.339, SLG: 0.332	E9 SF8 1B	1-3		E3		F9		S 1B		5	1	2	0	0	0	4
Ken Landreaux, L (1, 8) OBP: 0.371, SLG: 0.414	K	2-H 3-H 1B		P4			4-3	1-2 K		5	0	1	1	0	2	3
Dusty Baker Jr., R (1, 7) OBP: 0.352, SLG: 0.479	SF8 3-H		F8		6-3		E G3 2B		5-3	4	1	1	1	0	0	0
Pedro Guerrero, R (1, 9) OBP: 0.353, SLG: 0.523	BB		HR 1B		6-3		E7 G3 2-3 1B		2B BB	3	2	2	0	2	0	0
Ron Cey, R (1, 5) OBP: 0.330, SLG: 0.412	1-3		1-H HR		F8		G3 IBB		P4	4	1	1	2	1	0	2
Steve Garvey, R (1, 3) OBP: 0.269, SLG: 0.395		PB E 1B	5-3			4-3 2B	G3 1-2 2-3 3-H		1-H 2B	5	1	3	2	0	0	2
Bill Russell, R (1, 6) OBP: 0.348, SLG: 0.302		E4 SH3-4 1-H 1B	K			4-3 2-3	P6		IBB	4	1	0	0	1	1	3
Mike Scioscia, L (1, 2) OBP: 0.303, SLG: 0.286 Jose Morales, R (9, PH) OBP: 0.316, SLG: 0.188 Don Crow, R (9, 2)	BB SH3-4 1B			F8		IBB		4-3	K	2 1 0	0 0 0	0 0 0	0 0 0	2 0 0	0 1 0	0 2 0
Vicente Romo, R (1, 1) OBP: 0.200, SLG: 0.200 Joe Beckwith, L (2, 1) Mike Marshall, R (8, PH) OBP: 0.377, SLG: 0.466 Steve Howe, L (8, 1)		SH3-4 1-2 2-3		5-3		K		5-3		0 2 1 0	0 0 0 0	0 0 0 0	0 0 0 0	0 0 0 0	0 1 0 0	0 2 0 0
Inning Stats	R: 1 E: 1 K: 1 S: 6 H: 1 LOB: 1 BB: 1 P: 10	R: 2 E: 1 K: 0 S: 5 H: 2 LOB: 2 BB: 1 P: 9	R: 2 E: 0 K: 1 S: 7 H: 2 LOB: 0 BB: 0 P: 7	R: 0 E: 1 K: 0 S: 4 H: 0 LOB: 1 BB: 0 P: 4	R: 0 E: 0 K: 0 S: 3 H: 0 LOB: 0 BB: 0 P: 3	R: 0 E: 0 K: 1 S: 6 H: 1 LOB: 2 BB: 1 P: 10	R: 1 E: 1 K: 0 S: 5 H: 2 LOB: 2 BB: 1 P: 9	R: 0 E: 0 K: 1 S: 6 H: 1 LOB: 1 BB: 0 P: 6	R: 1 E: 0 K: 1 S: 6 H: 1 LOB: 2 BB: 2 P: 14	1B: 6 2B: 3 3B: 0 HR: 1 SF: 1 SAC: 1 DP: 0 HBP: 0						

PITCHER		IP	WLS	BF	H	R	ER	SO	BB	IBB	HBP	BLK	WP	HR	S	P	ERA	WHIP
Renie Martin, R ERA: 4.47	(1, 1)	6.1	L	32	8	6	3	3	2	2	0	0	0	1	34	50	4.26	1.579
Fred Breining, R ERA: 3.58	(7, 1)	0.2		2	0	0	0	0	0	0	0	0	0	0	2	2	0.00	0.000
Gary Lavelle, L ERA: 3.12	(8, 1)	2.0		10	2	1	1	2	1	1	0	0	0	0	12	20	4.50	1.500

PITCHER	IP	WLS	BF	H	R	ER	SO	BB	IBB	HBP	BLK	WP	HR	S	P	ERA	WHIP

TOP

Los Angeles Dodgers @ San Francisco Giants
Candlestick Park, San Francisco, CA
Tue Jul 27 1982, 10:05 PM EDT
Att. 15,442 - Unknown

livebaseballscorecards.com

AB	36
R	7
H	10
RBI	6
BB	6
SO	5
LOB	18

WP: 0	PB: 1	SB: 1	CS: 0	PA: 44		

Batter	1	2	3	4	5	6	7	8	9	AB	R	H	RBI	BB	SO	LOB
Jeffrey Leonard, R (1, 7) OBP: 0.250, SLG: 0.325	S S S 0-3 K ①	S S S 0-3 K ②			x 0-0 F8 ①			S S S 0-3 K ①		4	0	0	0	0	3	2
Joe Morgan, L (1, 4) OBP: 0.403, SLG: 0.443	x 0-0 4-3 ②	x 0-0 P5 ③			x 0-0 F9 ②			x 0-0 2B SF9 1B		4	1	1	0	0	0	2
Chili Davis, S (1, 8) OBP: 0.326, SLG: 0.407	B B B B 4-0 S BB		S S S 0-3 K ①		x 0-0 F5 ③			x 0-0 1-3 2B		3	0	1	0	1	1	0
Jack Clark, R (1, 9) OBP: 0.353, SLG: 0.459	x 0-0 F9 ③ 1-2		x 0-0 4-3 ②			x 0-0 6-3 ①		x 0-0 SF9 ② 3-H		3	0	0	1	0	0	1
Reggie Smith, S (1, 3) OBP: 0.336, SLG: 0.390		x 0-0 4-3 ①	B B B B 4-0 BB			x 0-0 F9 ②		x 0-0 F2 ③		3	0	0	0	1	0	1
Milt May, L (1, 2) OBP: 0.331, SLG: 0.408		x 0-0 1B 2B 1B	x 0-0 1-3 ③			x 0-0 1-3 ③			x 0-0 5-3 ①	3	1	1	0	0	0	1
Guy Sularz, R (9, PH) OBP: 0.283, SLG: 0.268										1	0	0	0	0	0	0
Tom O'Malley, L (1, 5) OBP: 0.326, SLG: 0.325		x 0-0 1-2 2B 1B		x 0-0 4-3 ①			x 0-0 F7 ①		x 0-0 4-3 ②	4	1	1	0	0	0	0
Johnnie LeMaster, R (1, 6) OBP: 0.259, SLG: 0.273		x 0-0 FC 1-H 2-H 2B		S S S 0-3 K ②			x 0-0 P5 ②		x 0-0 6-3 ③	4	0	1	2	0	1	0
Renie Martin, R (1, 1) OBP: 0.250, SLG: 0.344		x 0-0 FC 2-3		x 0-0 F9 ③			x 0-0 4-3 ③			2	0	0	0	0	0	1
Fred Breining, R (7, 1) OBP: 0.400, SLG: 0.333										0	0	0	0	0	0	0
Max Venable, L (7, PH) OBP: 0.209, SLG: 0.262										1	0	0	0	0	0	0
Gary Lavelle, S (8, 1) OBP: 0.286, SLG: 0.429										0	0	0	0	0	0	0
Inning Stats	R: 0 E: 0 K: 1 S: 5 H: 0 LOB: 1 BB: 1 P: 9	R: 2 E: 0 K: 1 S: 9 H: 3 LOB: 2 BB: 0 P: 9	R: 0 E: 0 K: 1 S: 5 H: 0 LOB: 1 BB: 1 P: 9	R: 0 E: 0 K: 1 S: 5 H: 0 LOB: 0 BB: 0 P: 5	R: 0 E: 0 K: 0 S: 3 H: 0 LOB: 0 BB: 0 P: 3	R: 0 E: 0 K: 0 S: 3 H: 0 LOB: 0 BB: 0 P: 3	R: 0 E: 0 K: 0 S: 3 H: 0 LOB: 0 BB: 0 P: 3	R: 1 E: 0 K: 1 S: 7 H: 2 LOB: 1 BB: 0 P: 7	R: 0 E: 0 K: 0 S: 3 H: 0 LOB: 0 BB: 0 P: 3	1B: 3 2B: 2 3B: 0 HR: 0	SF: 1 SAC: 0 DP: 0 HBP: 0						

PITCHER		IP	WLS	BF	H	R	ER	SO	BB	IBB	HBP	BLK	WP	HR	S	P	ERA	WHIP
Vicente Romo, R ERA: 3.03	(1, 1)	1.1		9	3	2	2	1	1	0	0	0	0	0	10	14	13.50	3.000
Joe Beckwith, R ERA:	(2, 1)	5.2	W	18	0	0	0	3	1	0	0	0	0	0	23	27	0.00	0.176
Steve Howe, L ERA: 2.07	(8, 1)	2.0		8	2	1	1	1	0	0	0	0	0	0	10	10	4.50	1.000

PITCHER	IP	WLS	BF	H	R	ER	SO	BB	IBB	HBP	BLK	WP	HR	S	P	ERA	WHIP

BOTTOM

Los Angeles Dodgers @ San Francisco Giants

Candlestick Park, San Francisco, CA

Tue Jul 27 1982, 10:05 PM EDT

Att. 15,442 - Unknown

livebaseballscorecards.com

AB	32
R	3
H	5
RBI	3
BB	2
SO	5
LOB	8

1B: 3	SF: 1	WP: 0	PA: 35
2B: 2	SAC: 0	PB: 0	
3B: 0	DP: 0	SB: 1	
HR: 0	HBP: 0	CS: 0	

Batter	1	2	3	4	5	6	7	8	9	AB	R	H	RBI	BB	SO	LOB
Steve Sax, R (1, 4) OBP: 0.336, SLG: 0.329	S S S 0-3 ① K			x 0-0 ① F9		x 0-0 ① F3		x 0-0 ② 6-3		4	0	0	0	0	1	0
Ken Landreaux, L (1, 8) OBP: 0.372, SLG: 0.415	x 0-0 ② G3			x 0-0 FC5-4 1B		x 0-0 1B 1B		x 0-0 ③ F8		4	0	2	0	0	0	0
Dusty Baker Jr., R (1, 7) OBP: 0.353, SLG: 0.480	x 0-0 ③ F8			x 0-0 ② FC5-4 1-2f HR		x 0-0 1-3 1B			x 0-0 FC6-4 1B	4	1	2	0	0	0	1
Pedro Guerrero, R (1, 9) OBP: 0.352, SLG: 0.529		S S S 0-3 ① K		x 0-0 1-H HR		x 0-0 ② 1-3			x 0-0 ① F9	4	1	1	2	0	1	3
Ron Cey, R (1, 5) OBP: 0.329, SLG: 0.413		S S S 0-3 ② K		x 0-0 2B		x 0-0 ③ F2			x 0-0 ② FC6-4 1B 1-2f	4	0	1	0	0	1	3
Steve Garvey, R (1, 3) OBP: 0.269, SLG: 0.394		x 0-0 ③ P4		x 0-0 ③ 5-3			x 0-0 ① G3		x 0-0 1-2 1B	4	0	1	0	0	0	1
Bill Russell, R (1, 6) OBP: 0.344, SLG: 0.298			x 0-0 ① F6		x 0-0 ① L3		x 0-0 ② 6-3		x 0-0 ③ 6-3	4	0	0	0	0	0	2
Mike Scioscia, L (1, 2) OBP: 0.304, SLG: 0.286			x 0-0 ② F8		x 0-0 G4-6-3 1B		S S S 0-3 ③ K			3	0	1	0	0	1	0
Dave Stewart, R (1, 1) OBP: 0.214, SLG: 0.185 Ricky Wright, L (1, 1) Steve Shirley, L (3, 1) OBP: 1.000, SLG: 1.000 Jorge Orta, L (5, PH) OBP: 0.278, SLG: 0.326 Terry Forster, L (5, 1) Ron Roenicke, S (8, PH) OBP: 0.344, SLG: 0.311 Tom Niedenfuer, R (8, 1)			S S S 0-3 ③ K		x 0-0 ② ③ G4-6-3 1-2f			x 0-0 ① 6-3		0 1 0 1 0 1 0 0	0 0 0 0 0 0 0 0	0 0 0 0 0 0 0 0	0 0 0 0 0 0 0 0	0 1 0 0 0 0 0 0	0 0 0 1 0 0 0 0	0 0 0 1 0 0 0 0
Inning Stats	R: 0 E: 0 K: 1 S: 5 H: 0 LOB: 0 BB: 0 P: 5	R: 0 E: 0 K: 2 S: 7 H: 0 LOB: 0 BB: 0 P: 7	R: 0 E: 0 K: 1 S: 5 H: 0 LOB: 0 BB: 0 P: 5	R: 2 E: 0 K: 0 S: 6 H: 3 LOB: 1 BB: 0 P: 6	R: 0 E: 0 K: 0 S: 3 H: 1 LOB: 0 BB: 0 P: 3	R: 0 E: 0 K: 0 S: 5 H: 2 LOB: 2 BB: 0 P: 5	R: 0 E: 0 K: 1 S: 5 H: 0 LOB: 0 BB: 0 P: 5	R: 0 E: 0 K: 0 S: 3 H: 0 LOB: 0 BB: 0 P: 3	R: 0 E: 0 K: 0 S: 5 H: 2 LOB: 2 BB: 0 P: 5	1B: 6 2B: 1 3B: 0 HR: 1	SF: 0 SAC: 0 DP: 1 HBP: 0			WP: 0 PB: 0 SB: 0 CS: 0	PA: 34		

PITCHER	IP	WLS	BF	H	R	ER	SO	BB	IBB	HBP	BLK	WP	HR	S	P	ERA	WHIP
Fred Breining, R (1, 1) ERA: 3.58	5.0	W	18	4	2	2	4	0	0	0	0	0	1	26	26	3.60	0.800
Gary Lavelle, L (6, 1) ERA: 2.92	4.0	S	16	4	0	0	1	0	0	0	0	0	0	18	18	0.00	1.000

PITCHER	IP	WLS	BF	H	R	ER	SO	BB	IBB	HBP	BLK	WP	HR	S	P	ERA	WHIP

TOP

Los Angeles Dodgers @ San Francisco Giants
Candlestick Park, San Francisco, CA
Wed Jul 28 1982, 10:05 PM EDT
Att. 14,054 - Unknown

livebaseballscorecards.com

AB	34
R	2
H	8
RBI	2
BB	0
SO	5
LOB	11

Batter	1	2	3	4	5	6	7	8	9	AB	R	H	RBI	BB	SO	LOB
Joe Morgan, L (1, 4) OBP: 0.403, SLG: 0.442	x 0-0 S 1B	x 0-0 ③ F8	x 0-0 1B 2-H 1B		x 0-0 ③ 4-3			x 0-0 ① P4		5	1	2	1	0	0	3
Milt May, L (1, 2) OBP: 0.328, SLG: 0.404	x 0-0 ① F7 1-2	S S S 0-3 ① K	x 0-0 1-2 1B			x 0-0 ① F8		x 0-0 E6		5	0	1	0	0	1	1
Chili Davis, S (1, 8) OBP: 0.325, SLG: 0.403	B B B B 4-0 1B 1B BB	S S S 0-3 ② K	x 0-0 ② F9			x 0-0 ② 5-3		x 0-0 ② F8		4	1	0	0	1	1	3
Jack Clark, R (1, 9) OBP: 0.356, SLG: 0.459	x 0-0 1B 1B 1-3 2-H 1B	x 0-0 BB 1B	S S S 0-3 ③ K			B B B B 4-0 BB		x 0-0 ③ F2		4	1	2	1	1	1	3
Reggie Smith, S (1, 3) OBP: 0.340, SLG: 0.389 Dave Bergman, L (8, 3) OBP: 0.348, SLG: 0.338	x 0-0 1B 1B 1-2 3-H 1B	B B B B 4-0 1-2 BB		S S S 0-3 ① K		S S S 0-3 ③ K				3 0	1 0	1 0	1 0	1 0	2 0	1 0
Jeffrey Leonard, R (1, 7) OBP: 0.261, SLG: 0.333	x 0-0 BB 1B 1-2 2-H 1B	S S S 0-3 ③ K		x 0-0 ② F9			x 0-0 FC1-4 1B			4	0	2	1	0	1	2
Tom O'Malley, L (1, 5) OBP: 0.329, SLG: 0.338	x 0-0 BB 1-2 2-H 1B		x 0-0 PB 3B	x 0-0 ③ G3			x 0-0 ① FC1-4 4-3 1-2f			4	1	2	1	0	0	1
Johnnie LeMaster, R (1, 6) OBP: 0.262, SLG: 0.271	B B B B 4-0 1-2 2-3 BB		B B B B 4-0 S 1B 3-H BB		S S S 0-3 ① K		x 0-0 ② 4-3 1-2			2	1	0	0	2	1	1
Fred Breining, R (1, 1) OBP: 0.333, SLG: 0.273 Gary Lavelle, S (5, PH) OBP: 0.222, SLG: 0.333 (6, 1)	S S S 0-3 ② K		S S S 0-3 ① K 1-2		x 0-0 ② 5-3		S S S 0-3 ③ K			2 2	0 0	0 0	0 0	0 0	2 1	4 1
Inning Stats	R: 4 E: 0 K: 1 S: 10 H: 5 LOB: 3 BB: 2 P: 18	R: 0 E: 0 K: 3 S: 10 H: 1 LOB: 2 BB: 1 P: 14	R: 2 E: 0 K: 2 S: 10 H: 3 LOB: 2 BB: 1 P: 14	R: 0 E: 0 K: 1 S: 5 H: 0 LOB: 0 BB: 0 P: 5	R: 0 E: 0 K: 1 S: 5 H: 0 LOB: 0 BB: 0 P: 5	R: 0 E: 0 K: 1 S: 5 H: 0 LOB: 1 BB: 1 P: 9	R: 0 E: 0 K: 1 S: 6 H: 1 LOB: 1 BB: 0 P: 6	R: 0 E: 1 K: 0 S: 4 H: 0 LOB: 1 BB: 0 P: 4		1B: 9 2B: 0 3B: 1 HR: 0	SF: 0 SAC: 0 DP: 0 HBP: 0					WP: 0 PB: 1 SB: 2 CS: 0	PA: 40

PITCHER		IP	WLS	BF	H	R	ER	SO	BB	IBB	HBP	BLK	WP	HR	S	P	ERA	WHIP
Dave Stewart, R ERA: 4.34	(1, 1)	0.1	L	6	4	4	4	0	1	0	0	0	0	0	5	9	108.00	15.000
Ricky Wright, L ERA: 9.0	(1, 1)	2.0		13	4	2	2	5	3	0	0	0	0	0	20	32	9.00	3.500
Steve Shirley, L ERA: 4.63	(3, 1)	1.2		6	1	0	0	2	0	0	0	0	0	0	10	10	0.00	0.600
Terry Forster, L ERA: 3.61	(5, 1)	3.0		11	1	0	0	3	1	0	0	0	0	0	16	20	0.00	0.667
Tom Niedenfuer, R ERA: 4.25	(8, 1)	1.0		4	0	0	0	0	0	0	0	0	0	0	4	4	0.00	0.000

PITCHER	IP	WLS	BF	H	R	ER	SO	BB	IBB	HBP	BLK	WP	HR	S	P	ERA	WHIP

BOTTOM

Los Angeles Dodgers @ San Francisco Giants
Candlestick Park, San Francisco, CA
Wed Jul 28 1982, 10:05 PM EDT
Att. 14,054 - Unknown

livebaseballscorecards.com

AB	35
R	6
H	10
RBI	5
BB	5
SO	10
LOB	20

Batter	1	2	3	4	5	6	7	8	9	AB	R	H	RBI	BB	SO	LOB
Steve Sax, R (1, 4) OBP: 0.336, SLG: 0.328	BBBB 4-0 K BB	x 0-0 4-3 ③			x 0-0 L9 ②		HR 1B L4			4	1	1	0	1	0	5
Ken Landreaux, L (1, 8) OBP: 0.373, SLG: 0.439	SSS 0-3 K ①② 1-2		x 0-0 4-3 ①		x 0-0 1-H HR		x 0-0 1-H HR	SSS 0-3 K ①		5	2	2	4	0	2	1
Dusty Baker Jr., R (1, 7) OBP: 0.354, SLG: 0.476	BBBB 4-0 2B BB		x 0-0 F8 ②		x 0-0 6-3 ③		BBBB 4-0 S 1B BB	x 0-0 5-3 ②		3	2	0	0	2	0	0
Pedro Guerrero, R (1, 9) OBP: 0.352, SLG: 0.530	x 0-0 1-H 2B		x 0-0 5-3 ③			x 0-0 HR 1B	x 0-0 F8 ①	x 0-0 F8 ③		5	1	2	1	0	0	1
Ron Cey, R (1, 5) OBP: 0.328, SLG: 0.418	x 0-0 F8 ③			x 0-0 4-3 ①		x 0-0 1-H HR	x 0-0 P3 ②		x 0-0 5-3 ①	5	1	1	2	0	0	2
Steve Garvey, R (1, 3) OBP: 0.276, SLG: 0.397		x 0-0 SH1-3 6-4-3 1B		SSS 0-3 K ②		BBBB 4-0 6-3 BB	x 0-0 BB BB 1-H 1B 1B		x 0-0 G1-4-3 1B	4	1	3	1	1	1	0
Bill Russell, R (1, 6) OBP: 0.342, SLG: 0.294		x 0-0 6-4-3 ① 1-2		x 0-0 P2 ③		x 0-0 6-3 ① 1-2	BBBB 4-0 BB 1B 1-2 BB		x 0-0 G1-4-3 ②③ 1-2f	4	1	0	0	1	0	3
Mike Scioscia, L (1, 2) OBP: 0.304, SLG: 0.284 Jose Morales, R (7, PH) OBP: 0.350, SLG: 0.188 Don Crow, R (7, PR) (7, 2)	BBBB 4-0 SH1-3 BB				x 0-0 F2 ①	SSS 0-3 K ②	BBBB 4-0 1B 1-2 2-3 BB			2 0 0	0 0 0	0 0 0	0 0 0	1 1 0	1 0 0	1 0 0
Jerry Reuss, L (1, 1) OBP: 0.250, SLG: 0.240 Steve Shirley, L (4, 1) OBP: 1.000, SLG: 1.000 Jorge Orta, L (5, PH) OBP: 0.286, SLG: 0.326 Tom Niedenfuer, R (5, 1) Rick Monday, L (6, PH) OBP: 0.386, SLG: 0.507 Terry Forster, L (6, 1) Ron Roenicke, S (7, PH) OBP: 0.352, SLG: 0.320 Steve Howe, L (7, 1)	x 0-0 SH1-3 ② 1-2 2-3		BBB 4-0 HR BB	SSS 0-3 K ③	x 0-0 1-3 2-H 3-H 1B					0 0 0 0 1 0 0 1 0	0 0 1 0 0 0 0 0 0	0 0 0 0 0 0 0 1 0	0 0 0 1 0 0 0 2 0	0 0 0 0 0 1 0 0 0	0 0 0 0 0 0 0 0 0	0 0 0 0 0 1 0 0 0

Los Angeles Dodgers @ Atlanta Braves

Atlanta-Fulton County Stadium, Atlanta, GA

Fri Jul 30 1982, 7:05 PM EDT

Unknown

TOP

livebaseballscorecards.com

AB	34
R	10
H	10
RBI	10
BB	8
SO	5
LOB	14

Inning Stats	1	2	3	4	5	6	7	8	9	1B: 6	SF: 0	WP: 0	PA: 43
	R: 1 E: 0 K: 1 S: 5 H: 1 LOB: 1 BB: 2 P: 13	R: 0 E: 0 K: 0 S: 4 H: 1 LOB: 2 BB: 1 P: 8	R: 0 E: 0 K: 0 S: 3 H: 0 LOB: 0 BB: 0 P: 3	R: 0 E: 0 K: 1 S: 5 H: 0 LOB: 0 BB: 0 P: 5	R: 2 E: 0 K: 0 S: 4 H: 1 LOB: 0 BB: 1 P: 8	R: 2 E: 0 K: 2 S: 9 H: 2 LOB: 1 BB: 1 P: 13	R: 5 E: 0 K: 0 S: 7 H: 4 LOB: 2 BB: 3 P: 19	R: 0 E: 0 K: 1 S: 5 H: 0 LOB: 0 BB: 0 P: 5	R: 0 E: 0 K: 0 S: 3 H: 1 LOB: 0 BB: 0 P: 3	2B: 1 3B: 0 HR: 3	SAC: 1 DP: 1 HBP: 0	PB: 0 SB: 1 CS: 0	

PITCHER		IP	WLS	BF	H	R	ER	SO	BB	IBB	HBP	BLK	WP	HR	S	P	ERA	WHIP
Rick Mahler, R ERA: 4.4	(1, 1)	5.0		24	5	5	5	2	5	0	0	0	0	2	23	43	9.00	2.000
Steve Bedrosian, R ERA: 1.98	(6, 1)	1.2	L	10	3	5	5	2	2	0	0	0	0	1	12	20	27.00	3.000
Carlos Diaz, L ERA: 1.69	(7, 1)	0.1		3	1	0	0	0	1	0	0	0	0	0	2	6	0.00	6.000
Gene Garber, R ERA: 2.09	(8, 1)	2.0		6	1	0	0	1	0	0	0	0	0	0	8	8	0.00	0.500

PITCHER	IP	WLS	BF	H	R	ER	SO	BB	IBB	HBP	BLK	WP	HR	S	P	ERA	WHIP

Batter	1	2	3	4	5	6	7	8	9	AB	R	H	RBI	BB	SO	LOB
Rafael Ramirez, R (1, 6) OBP: 0.312, SLG: 0.364	F8	1-2 3-H 1B		3-H 3B	L8			F9		5	0	2	2	0	0	2
Glenn Hubbard, R (1, 4) OBP: 0.342, SLG: 0.383	G6-4-3 1B	3-1		B B B 4-0 G6-4-3 BB		5-3		5-3		4	0	1	0	1	0	2
Dale Murphy, R (1, 8) OBP: 0.391, SLG: 0.582	G6-4-3 1-2f		L9	G6-4-3 1-2f		B B B 4-0 FC4-6 BB		F9		4	0	0	0	1	0	3
Bob Horner, R (1, 5) OBP: 0.375, SLG: 0.520		4-3	5-3		S S S 0-3 K	P4			6-3	5	0	0	0	0	1	1
Rufino Linares, R (1, 9) OBP: 0.360, SLG: 0.434		BLK HR 1B	6-3		1B 1B	FC4-6 1-2f			1B 1B	5	3	3	0	0	0	1
Bob Watson, R (1, 3) OBP: 0.295, SLG: 0.444 Bob Porter, L (7, PR) OBP: 0.214, SLG: 0.214 Chris Chambliss, L (8, 3) OBP: 0.326, SLG: 0.413	1-H HR	HR		1B 1-3 1B	FC6-4 1B		1B 1-2 1B		4 0 1	3 0 0	4 0 1	3 0 0	0 0 0	0 0 0	0 0 0
Bruce Benedict, R (1, 2) OBP: 0.299, SLG: 0.289	1B 1B	2B 1B		1B 1-2 3-H 1B	FC6-4 5-3 1-2f		F3		5	2	3	1	0	0	3
Jerry Royster, R (1, 7) OBP: 0.308, SLG: 0.309	1B 1-3 1B	SH1-4 1-H 3B 2B	S S S 0-3 K	5-3 1-2			1-3 2-H 1B		5	1	3	2	0	1	3
Rick Mahler, R (1, 1) OBP: 0.217, SLG: 0.250 Steve Bedrosian, R (6, 1) Carlos Diaz, R (7, 1) Randy Johnson, R (7, PH) OBP: 0.321, SLG: 0.333 Gene Garber, R (8, 1) OBP: 0.100, SLG: 0.100 Claudell Washington, L (9, PH) OBP: 0.341, SLG: 0.380	S S S 0-3 K	SH1-4 2-3		1-3 2-H 1B	F8		4-3		2 0 0 1 0 1	0 0 0 0 0 0	1 0 0 0 0 0	1 0 0 0 0 0	0 0 0 0 0 0	1 0 0 0 0 0	2 0 0 2 0 2
Inning Stats	R: 0 E: 0 K: 0 S: 3 H: 1 LOB: 0 BB: 0 P: 3	R: 3 E: 0 K: 1 S: 10 H: 5 LOB: 2 BB: 0 P: 10	R: 0 E: 0 K: 0 S: 3 H: 0 LOB: 0 BB: 0 P: 3	R: 3 E: 0 K: 0 S: 6 H: 4 LOB: 1 BB: 1 P: 10	R: 2 E: 0 K: 2 S: 11 H: 4 LOB: 2 BB: 0 P: 11	R: 0 E: 0 K: 0 S: 3 H: 0 LOB: 1 BB: 1 P: 7	R: 0 E: 0 K: 0 S: 4 H: 1 LOB: 2 BB: 0 P: 4	R: 0 E: 0 K: 0 S: 3 H: 0 LOB: 0 BB: 0 P: 3	R: 1 E: 0 K: 0 S: 6 H: 3 LOB: 2 BB: 0 P: 6	1B: 14 2B: 1 3B: 1 HR: 2 SF: 0 SAC: 1 DP: 2 HBP: 0						

PITCHER		IP	WLS	BF	H	R	ER	SO	BB	IBB	HBP	BLK	WP	HR	S	P	ERA	WHIP
Jerry Reuss, L ERA: 3.37	(1, 1)	3.0		17	9	6	6	1	0	0	0	1	0	2	19	19	18.00	3.000
Steve Shirley, L ERA: 4.26	(4, 1)	1.0		4	1	0	0	0	1	0	0	0	0	0	3	7	0.00	2.000
Tom Niedenfuer, R ERA: 4.7	(5, 1)	1.0		7	4	2	2	2	0	0	0	0	0	0	11	11	18.00	4.000
Terry Forster, L ERA: 3.54	(6, 1)	1.0	W	4	0	0	0	0	1	0	0	0	0	0	3	7	0.00	1.000
Steve Howe, L ERA: 2.11	(7, 1)	3.0	S	13	4	1	1	0	0	0	0	0	0	0	13	13	3.00	1.333

PITCHER	IP	WLS	BF	H	R	ER	SO	BB	IBB	HBP	BLK	WP	HR	S	P	ERA	WHIP

BOTTOM

Los Angeles Dodgers @ Atlanta Braves

Atlanta-Fulton County Stadium, Atlanta, GA

Fri Jul 30 1982, 7:05 PM EDT

Unknown

livebaseballscorecards.com

AB	42
R	9
H	18
RBI	9
BB	2
SO	3
LOB	21

WP: 0 PA: 45
PB: 0
SB: 0
CS: 0

Batter	1	2	3	4	5	6	7	8	9	AB	R	H	RBI	BB	SO	LOB
Steve Sax, R (1, 4) OBP: 0.337, SLG: 0.338	S S S 0-3 ① K		x 0-0 ③ 6-3		x 0-0 3-H HR		x 0-0 ① 1-3	x 0-0 2B		5	1	2	2	0	1	0
Ken Landreaux, L (1, 8) OBP: 0.373, SLG: 0.442	x 0-0 ② 3-1			x 0-0 ① F8	x 0-0 2B		x 0-0 1B SF8 1B	x 0-0 ③ P5		5	1	2	0	0	0	1
Dusty Baker Jr., R (1, 7) OBP: 0.357, SLG: 0.477	x 0-0 ③ F8			x 0-0 S HR 1B	x 0-0 ③ 1-3		x 0-0 SF8 1-3 1B 1B		x 0-0 G6-4-3 1B	5	2	3	0	0	0	1
Pedro Guerrero, R (1, 9) OBP: 0.354, SLG: 0.527		B B B 4-0 S BB		S S S 0-3 ② K		x 0-0 E9 2B 1B	4-0 1B IBB		x 0-0 ① F8	2	1	0	0	2	1	1
Ron Roenicke, S (7, 9) OBP: 0.348, SLG: 0.316										1	0	0	0	0	0	1
Ron Cey, R (1, 5) OBP: 0.329, SLG: 0.430		S S S 0-3 ① K		x 0-0 1-H HR		x 0-0 1-3 1B 2B	x 0-0 ② SF8 2-3 3-H		x 0-0 ②③ G6-4-3 1-2f	4	2	2	3	0	1	2
Steve Garvey, R (1, 3) OBP: 0.278, SLG: 0.398		x 0-0 ② F8		S S S 0-3 ③ K		x 0-0 2-H 3-H 1B	x 0-0 1-2 3-H 1B			4	0	2	3	0	1	1
Bill Russell, R (1, 6) OBP: 0.341, SLG: 0.297		x 0-0 ③ 5-3 1-2			x 0-0 4-3 HR 2B	x 0-0 ① S S S F8	S S S 0-3 ③ K			4	1	1	0	0	1	4
Mark Belanger, R (7, 6) OBP: 0.333, SLG: 0.276										0	0	0	0	0	0	0
Mike Scioscia, L (1, 2) OBP: 0.300, SLG: 0.279			x 0-0 ① 4-3		x 0-0 ① 4-3 2-3	S S S 0-3 ② K		S S S 0-3 ① K		4	0	0	0	0	2	2
Bob Welch, R (1, 1) OBP: 0.169, SLG: 0.161			x 0-0 ② F7		S S S 0-3 ② K	x 0-0 ③ F9		S S S 0-3 ② K		4	0	0	0	0	2	2
Inning Stats	R: 0 E: 0 K: 1 S: 5 H: 0 LOB: 0 BB: 0 P: 5	R: 0 E: 0 K: 1 S: 5 H: 0 LOB: 1 BB: 1 P: 9	R: 0 E: 0 K: 0 S: 3 H: 0 LOB: 0 BB: 0 P: 3	R: 2 E: 0 K: 2 S: 9 H: 2 LOB: 0 BB: 0 P: 9	R: 2 E: 0 K: 1 S: 8 H: 3 LOB: 1 BB: 0 P: 8	R: 2 E: 1 K: 1 S: 8 H: 2 LOB: 1 BB: 0 P: 8	R: 2 E: 0 K: 1 S: 8 H: 3 LOB: 2 BB: 1 P: 12	R: 0 E: 0 K: 2 S: 8 H: 1 LOB: 1 BB: 0 P: 8	R: 0 E: 0 K: 0 S: 3 H: 1 LOB: 0 BB: 0 P: 3	1B: 6 2B: 4 3B: 0 HR: 2	SF: 1 SAC: 0 DP: 1 HBP: 0						

TOP

Los Angeles Dodgers @ Atlanta Braves

Atlanta-Fulton County Stadium, Atlanta, GA

Fri Jul 30 1982, 7:05 PM EDT
Att. 47,787 - Unknown

livebaseballscorecards.com

AB	38
R	8
H	12
RBI	8
BB	2
SO	9
LOB	15

WP: 0 PB: 0 SB: 2 CS: 0 PA: 41

PITCHER		IP	WLS	BF	H	R	ER	SO	BB	IBB	HBP	BLK	WP	HR	S	P	ERA	WHIP
Joe Cowley, R ERA: 4.5	(1, 1)	5.0	L	21	5	4	4	5	1	0	0	0	0	2	30	34	7.20	1.200
Ken Dayley, L ERA: 4.82	(6, 1)	2.0		13	5	4	3	2	0	1	0	0	0	0	16	20	13.50	2.500
Al Hrabosky, L ERA: 3.99	(8, 1)	2.0		7	2	0	0	2	0	0	0	0	0	0	11	11	0.00	1.000

PITCHER	IP	WLS	BF	H	R	ER	SO	BB	IBB	HBP	BLK	WP	HR	S	P	ERA	WHIP

BOTTOM

Batter	1	2	3	4	5	6	7	8	9	AB	R	H	RBI	BB	SO	LOB
Rafael Ramirez, R (1, 6) OBP: 0.308, SLG: 0.359	F9		F8		FC6-4 1-2f		FC5-4 1-2f		5-3	5	0	0	0	0	0	3
Glenn Hubbard, R (1, 4) OBP: 0.344, SLG: 0.384	F7			1B		WP 1B SF9 1B	F9			4	1	2	0	0	0	1
Al Hrabosky, R (8, 1) OBP: 0.333, SLG: 0.333										0	0	0	0	0	0	0
Claudell Washington, L (1, 9) OBP: 0.342, SLG: 0.389	1-3			K		WP 1-2 1B		HR		4	1	2	1	0	1	1
Dale Murphy, R (1, 8) OBP: 0.387, SLG: 0.576		1-3		F9		K		1-3		4	0	0	0	0	1	3
Bob Horner, R (1, 5) OBP: 0.373, SLG: 0.515		K		5-3		1-2 2-3 BB		K		3	0	0	0	1	2	1
Chris Chambliss, L (1, 3) OBP: 0.328, SLG: 0.414		E9			FC6-4 1B	SF9 3-H				2	0	1	1	1	0	0
Biff Pocoroba, S (1, 2) OBP: 0.385, SLG: 0.460		4-3			P5	G3		F8		4	0	0	0	0	0	5
Bob Porter, L (1, 7) OBP: 0.167, SLG: 0.167			K		FC6-4 BB 1-2f		P2		K	4	0	0	0	0	2	1
Joe Cowley, R (1, 1) OBP: 0.200, SLG: 0.200			6-3		FC6-4 1-2 BB		FC5-4 1B		5-3	1	0	0	0	0	0	0
Larry Whisenton, L (5, PH) OBP: 0.368, SLG: 0.455										0	0	0	0	1	0	0
Ken Dayley, L (6, 1) OBP: 0.318, SLG: 0.250										0	0	0	0	0	0	0
Jerry Royster, R (7, PH) OBP: 0.313, SLG: 0.316										2	0	1	0	0	0	0
(8, 4)																
Inning Stats	R: 0 E: 0 K: 0 S: 3 H: 0 LOB: 0 BB: 0 P: 3	R: 0 E: 1 K: 1 S: 6 H: 0 LOB: 1 BB: 0 P: 6	R: 0 E: 0 K: 1 S: 5 H: 0 LOB: 0 BB: 0 P: 5	R: 0 E: 0 K: 1 S: 6 H: 1 LOB: 1 BB: 0 P: 6	R: 0 E: 0 K: 0 S: 4 H: 1 LOB: 2 BB: 1 P: 8	R: 1 E: 0 K: 1 S: 7 H: 2 LOB: 2 BB: 1 P: 11	R: 0 E: 0 K: 0 S: 4 H: 1 LOB: 1 BB: 0 P: 4	R: 1 E: 0 K: 1 S: 6 H: 1 LOB: 1 BB: 1 P: 10	R: 0 E: 0 K: 1 S: 5 H: 0 LOB: 0 BB: 0 P: 5	1B: 5 2B: 0 3B: 0 HR: 1 SF: 1 SAC: 0 DP: 0 HBP: 0						

PITCHER	IP	WLS	BF	H	R	ER	SO	BB	IBB	HBP	BLK	WP	HR	S	P	ERA	WHIP
Bob Welch, R (1, 1) ERA: 3.27	9.0	W	37	6	2	2	6	3	0	0	0	1	1	46	58	2.00	1.000

PITCHER	IP	WLS	BF	H	R	ER	SO	BB	IBB	HBP	BLK	WP	HR	S	P	ERA	WHIP

AB	33
R	2
H	6
RBI	2
BB	3
SO	6
LOB	15

WP: 1	PA:	37
PB: 0		
SB: 0		
CS: 0		

Los Angeles Dodgers @ Atlanta Braves

Atlanta-Fulton County Stadium, Atlanta, GA

Fri Jul 30 1982, 7:05 PM EDT

Att. 47,787 - Unknown

livebaseballscorecards.com

Batter	1	2	3	4	5	6	7	8	9	AB	R	H	RBI	BB	SO	LOB
Steve Sax, R (1, 4) OBP: 0.338, SLG: 0.341	6-3		G6-4-3 1-2f		4-3 2-H 3-H 1B		2B		G6-4-3 1-2f	5	0	2	2	0	0	2
Ken Landreaux, L (1, 8) OBP: 0.368, SLG: 0.435	4-3			F8	4-3 1-2		4-3			4	0	0	0	0	0	2
Dusty Baker Jr., R (1, 7) OBP: 0.356, SLG: 0.483	5-3			HR	5-3			F8		4	1	1	1	0	0	1
Pedro Guerrero, R (1, 9) OBP: 0.353, SLG: 0.524 Ron Roenicke, S (8, 9) OBP: 0.348, SLG: 0.316		P3		G3		4-3 1B		F7		4 0	0 0	1 0	0 0	0 0	0 0	0 0
Ron Cey, R (1, 5) OBP: 0.333, SLG: 0.436		2B		1B		F9		1B		4	0	3	0	0	0	1
Steve Garvey, R (1, 3) OBP: 0.278, SLG: 0.397		F7		F9		4-3 1-2		1-2 1B		4	0	1	0	0	0	3
Mike Scioscia, L (1, 2) OBP: 0.299, SLG: 0.279		P5			SH2-4 1B 1B 1B	4-3		4-3		4	1	1	0	0	0	4
Mark Belanger, R (1, 6) OBP: 0.324, SLG: 0.273			6-3		SH2-4 1-2 1B 1B		F9		6-3	4	1	1	0	0	0	0
Fernando Valenzuela, L (1, 1) OBP: 0.179, SLG: 0.156			G6-4-3 1B		SH2-4 1-2 2-3		4-3		G6-4-3 1B	3	0	2	0	0	0	0
Inning Stats	R: 0 E: 0 K: 0 S: 3 H: 0 LOB: 0 BB: 0 P: 3	R: 0 E: 0 K: 0 S: 4 H: 1 LOB: 1 BB: 0 P: 4	R: 0 E: 0 K: 0 S: 3 H: 1 LOB: 0 BB: 0 P: 3	R: 1 E: 0 K: 0 S: 5 H: 2 LOB: 1 BB: 0 P: 5	R: 2 E: 0 K: 0 S: 6 H: 3 LOB: 1 BB: 0 P: 6	R: 0 E: 0 K: 0 S: 4 H: 1 LOB: 1 BB: 0 P: 4	R: 0 E: 0 K: 0 S: 4 H: 1 LOB: 1 BB: 0 P: 4	R: 0 E: 0 K: 0 S: 5 H: 2 LOB: 2 BB: 0 P: 5	R: 0 E: 0 K: 0 S: 3 H: 1 LOB: 0 BB: 0 P: 3	1B: 9 2B: 2 3B: 0 HR: 1 SF: 0 SAC: 1 DP: 2 HBP: 0						

PITCHER	IP	WLS	BF	H	R	ER	SO	BB	IBB	HBP	BLK	WP	HR	S	P	ERA	WHIP
Pascual Perez, R (1, 1) ERA: 3.72	5.0	L	21	7	3	3	0	0	0	0	0	0	1	21	21	5.40	1.400
Steve Bedrosian, R (6, 1) ERA: 1.94	2.0		8	2	0	0	0	0	0	0	0	0	0	8	8	0.00	1.000
Gene Garber, R (8, 1) ERA: 2.03	2.0		8	3	0	0	0	0	0	0	0	0	0	8	8	0.00	1.500

PITCHER	IP	WLS	BF	H	R	ER	SO	BB	IBB	HBP	BLK	WP	HR	S	P	ERA	WHIP

TOP

Los Angeles Dodgers @ Atlanta Braves

Atlanta-Fulton County Stadium, Atlanta, GA

Sat Jul 31 1982, 7:05 PM EDT

Att. 46,694 - Unknown

livebaseballscorecards.com

AB	36
R	3
H	12
RBI	3
BB	0
SO	0
LOB	13

WP: 0	PA: 37		
PB: 0			
SB: 0			
CS: 0			

BOTTOM

Los Angeles Dodgers @ Atlanta Braves

Atlanta-Fulton County Stadium, Atlanta, GA

Sat Jul 31 1982, 7:05 PM EDT

Att. 46,694 - Unknown

livebaseballscorecards.com

Batter	1	2	3	4	5	6	7	8	9	AB	R	H	RBI	BB	SO	LOB
Claudell Washington, L (1, 9) OBP: 0.339, SLG: 0.385	3-1		G3		G3			F7		4	0	0	0	0	0	2
Glenn Hubbard, R (1, 4) OBP: 0.343, SLG: 0.383	K			P3		FC4-6 1B		F7		4	0	1	0	0	1	0
Dale Murphy, R (1, 8) OBP: 0.386, SLG: 0.573	K			G3 1B		FC4-6 G3 E 1-2f		F8		4	0	1	0	0	1	1
Bob Horner, R (1, 5) OBP: 0.375, SLG: 0.514		FC6-4 BB		G3 1-2		E9 G3 1-2			2B 1B	3	0	1	0	1	0	2
Chris Chambliss, L (1, 3) OBP: 0.324, SLG: 0.409		F7		F7		G3 1-2 2-3			P6	4	0	0	0	0	0	5
Rufino Linares, R (1, 7) OBP: 0.357, SLG: 0.429		K			FC4-6 1B	K2-3			K	4	0	1	0	0	3	4
Bruce Benedict, R (1, 2) OBP: 0.299, SLG: 0.292		FC6-4 1-2f			FC4-6 1B 1-2f		K		2B 1-3	4	0	1	0	0	1	2
Rafael Ramirez, R (1, 6) OBP: 0.308, SLG: 0.359			6-3		1B 1-2		G3		K	3	0	1	0	0	0	0
Terry Harper, R (9, PH) OBP: 0.379, SLG: 0.360										1	0	0	0	0	1	2
Pascual Perez, R (1, 1)			K		F9		5-3			1	0	0	0	0	1	0
Bob Watson, R (5, PH) OBP: 0.292, SLG: 0.439										1	0	0	0	0	0	2
Steve Bedrosian, R (6, 1)										0	0	0	0	0	0	0
Larry Whisenton, L (7, PH) OBP: 0.364, SLG: 0.450										1	0	0	0	0	0	0
Gene Garber, R (8, 1) OBP: 0.100, SLG: 0.100										0	0	0	0	0	0	0
Inning Stats	R: 0 H: 0 E: 0 LOB: 0 K: 2 BB: 0 S: 7 P: 7	R: 0 H: 0 E: 0 LOB: 1 K: 1 BB: 1 S: 5 P: 9	R: 0 H: 0 E: 0 LOB: 0 K: 1 BB: 0 S: 5 P: 5	R: 0 H: 1 E: 0 LOB: 1 K: 0 BB: 0 S: 4 P: 4	R: 0 H: 2 E: 0 LOB: 2 K: 0 BB: 0 S: 5 P: 5	R: 0 H: 1 E: 1 LOB: 2 K: 1 BB: 0 S: 7 P: 7	R: 0 H: 0 E: 0 LOB: 0 K: 1 BB: 0 S: 5 P: 5	R: 0 H: 0 E: 0 LOB: 0 K: 0 BB: 0 S: 3 P: 3	R: 0 H: 2 E: 0 LOB: 2 K: 2 BB: 0 S: 9 P: 9	1B: 5 SF: 0 2B: 1 SAC: 0 3B: 0 DP: 0 HR: 0 HBP: 0						

	AB	34
	R	0
	H	6
	RBI	0
	BB	1
	SO	8
	LOB	20

PITCHER	IP	WLS	BF	H	R	ER	SO	BB	IBB	HBP	BLK	WP	HR	S	P	ERA	WHIP
Fernando Valenzuela, L (1, 1) ERA: 2.89	9.0	W	35	6	0	0	8	1	0	0	0	0	0	50	54	0.00	0.778

PITCHER	IP	WLS	BF	H	R	ER	SO	BB	IBB	HBP	BLK	WP	HR	S	P	ERA	WHIP

WP: 0 PA: 35
PB: 0
SB: 0
CS: 0

Batter	1	2	3	4	5	6	7	8	9	AB	R	H	RBI	BB	SO	LOB
Steve Sax, R (1, 4) OBP: 0.335, SLG: 0.338	6-3	K		G6-4-3 1-2f		1-3		SH1-3 2-3		4	0	0	0	0	1	2
Ken Landreaux, L (1, 8) OBP: 0.372, SLG: 0.438	S E6 1B		1B 1B	F9		L3		HR 3-H		5	2	3	1	0	0	0
Dusty Baker Jr., R (1, 7) OBP: 0.359, SLG: 0.501	K 1-2		K		E 1B SF8		HR	HR 1-H		5	3	3	3	0	2	2
Pedro Guerrero, R (1, 9) OBP: 0.356, SLG: 0.533	E6 2-H		BB 1B 1-2		E9 SF8 BB 1-3		HR	5-3		5	1	3	1	0	0	1
Ron Cey, R (1, 5) OBP: 0.336, SLG: 0.439		2B 2B	K		 1-2		1B	6-3		4	1	2	0	1	1	2
Steve Garvey, R (1, 3) OBP: 0.279, SLG: 0.399		E 2-H 2B	BB 1-2 2-H 1B		K		F8		F8	5	1	2	2	0	1	4
Bill Russell, R (1, 6) OBP: 0.345, SLG: 0.300		E9 2-H 1B	 1-2 2-3 BB		SF8 2-3 3-H		F8		1B	3	0	2	1	1	0	1
Mike Scioscia, L (1, 2) OBP: 0.297, SLG: 0.276	K		F8		K		P4		K	2	0	0	0	0	1	4
Mike Marshall, R (5, PH) OBP: 0.371, SLG: 0.458										1	0	0	0	0	1	2
Don Crow, R (5, 2)										2	0	0	0	0	1	2
Joe Beckwith, L (1, 1)	K			G6-4-3 1B		K		SH1-3 1B 2B	K	1	0	0	0	0	1	1
Jorge Orta, L (4, PH) OBP: 0.293, SLG: 0.333										1	0	1	0	0	0	0
Tom Niedenfuer, R (4, 1)										0	0	0	0	0	0	0
Ron Roenicke, S (6, PH) OBP: 0.344, SLG: 0.312										1	0	0	0	0	1	0
Dave Stewart, R (6, 1) OBP: 0.233, SLG: 0.241										2	1	1	0	0	1	1
Inning Stats	R: 0 E: 1 K: 1 S: 6 H: 1 LOB: 2 BB: 0 P: 6	R: 2 E: 1 K: 3 S: 12 H: 3 LOB: 1 BB: 0 P: 12	R: 1 E: 0 K: 2 S: 10 H: 3 LOB: 3 BB: 1 P: 14	R: 0 E: 0 K: 0 S: 3 H: 1 LOB: 0 BB: 0 P: 3	R: 1 E: 1 K: 2 S: 9 H: 2 LOB: 2 BB: 1 P: 13	R: 0 E: 0 K: 1 S: 5 H: 0 LOB: 0 BB: 0 P: 5	R: 2 E: 0 K: 0 S: 6 H: 3 LOB: 1 BB: 0 P: 6	R: 3 E: 0 K: 0 S: 6 H: 3 LOB: 0 BB: 0 P: 6	R: 0 E: 0 K: 2 S: 8 H: 1 LOB: 1 BB: 0 P: 8	1B: 11 2B: 3 3B: 0 HR: 3 SF: 1 SAC: 1 DP: 1 HBP: 0	WP: 0 PB: 0 SB: 1 CS: 0 PA: 45					

PITCHER	IP	WLS	BF	H	R	ER	SO	BB	IBB	HBP	BLK	WP	HR	S	P	ERA	WHIP
Phil Niekro, R (1, 1) ERA: 3.36	4.0		23	10	4	3	6	2	0	0	0	0	0	33	41	6.75	3.000
Carlos Diaz, L (5, 1) ERA: 3.29	3.0	L	13	4	3	3	3	0	0	0	0	0	2	19	19	9.00	1.333
Gene Garber, R (8, 1) ERA: 2.22	2.0		9	3	2	2	2	0	0	0	0	0	1	13	13	9.00	1.500

PITCHER	IP	WLS	BF	H	R	ER	SO	BB	IBB	HBP	BLK	WP	HR	S	P	ERA	WHIP

TOP

Los Angeles Dodgers @ Atlanta Braves

Atlanta-Fulton County Stadium, Atlanta, GA

Sun Aug 01 1982, 3:33 AM EDT
Att. 33,957 - Unknown

livebaseballscorecards.com

AB	41
R	9
H	17
RBI	8
BB	2
SO	11
LOB	22

Batter	1	2	3	4	5	6	7	8	9	AB	R	H	RBI	BB	SO	LOB
Claudell Washington, L (1, 9) OBP: 0.337, SLG: 0.381	F8	K		HBP			K		K	4	0	0	0	0	3	0
Glenn Hubbard, R (1, 4) OBP: 0.346, SLG: 0.387	FC BB HR 1B		G3 2B	L6			F9		BB	4	1	2	0	1	0	1
Terry Harper, R (1, 7) OBP: 0.394, SLG: 0.357	FC HR BB		G3		1B		6-3		F8	3	1	1	0	1	0	1
Dale Murphy, R (1, 8) OBP: 0.384, SLG: 0.568	K		S BB		P3			1-3		3	0	0	0	1	1	3
Bob Horner, R (1, 5) OBP: 0.373, SLG: 0.510	FC HR		K		P6			1B		4	1	1	0	0	1	5
Chris Chambliss, L (1, 3) OBP: 0.326, SLG: 0.417	HR		IBB		F2			P3		3	1	1	4	1	0	2
Bruce Benedict, R (1, 2) OBP: 0.298, SLG: 0.292	5-3		K				F7	1-3 1B		4	0	1	0	0	1	3
Rafael Ramirez, R (1, 6) OBP: 0.305, SLG: 0.355		F7		5-3			F2	G3		4	0	0	0	0	0	2
Phil Niekro, R (1, 1) OBP: 0.218, SLG: 0.273		K		K			G3		F8	2	0	0	0	0	2	0
Carlos Diaz, R (5, 1)										1	0	0	0	0	0	0
Gene Garber, R (8, 1) OBP: 0.100, SLG: 0.100										0	0	0	0	0	0	0
Rufino Linares, R (8, 7) OBP: 0.355, SLG: 0.426										1	0	0	0	0	0	0
Larry Whisenton, L (9, PH) OBP: 0.361, SLG: 0.446										1	0	0	0	0	0	1
Inning Stats	R: 4 H: 2 E: 0 LOB: 0 K: 1 BB: 1 S: 8 P: 12	R: 0 H: 0 E: 0 LOB: 0 K: 2 BB: 0 S: 7 P: 7	R: 0 H: 1 E: 0 LOB: 3 K: 2 BB: 2 S: 8 P: 16	R: 0 H: 0 E: 0 LOB: 1 K: 1 BB: 0 S: 5 P: 6	R: 0 H: 1 E: 0 LOB: 1 K: 0 BB: 0 S: 4 P: 4	R: 0 H: 0 E: 0 LOB: 0 K: 0 BB: 0 S: 3 P: 3	R: 0 H: 0 E: 0 LOB: 0 K: 1 BB: 0 S: 5 P: 5	R: 0 H: 2 E: 0 LOB: 2 K: 0 BB: 0 S: 5 P: 5	R: 0 H: 0 E: 0 LOB: 1 K: 1 BB: 1 S: 5 P: 9	1B: 4 SF: 0 2B: 1 SAC: 0 3B: 0 DP: 0 HR: 1 HBP: 1						WP: 0 PA: 39 PB: 0 SB: 1 CS: 0	

PITCHER		IP	WLS	BF	H	R	ER	SO	BB	IBB	HBP	BLK	WP	HR	S	P	ERA	WHIP
Joe Beckwith, R ERA: 3.86	(1, 1)	3.0		16	3	4	4	5	2	1	0	0	0	1	23	35	12.00	1.667
Tom Niedenfuer, R ERA: 4.41	(4, 1)	2.0		8	1	0	0	1	0	0	1	0	0	0	9	10	0.00	0.500
Dave Stewart, R ERA: 4.15	(6, 1)	4.0	W	15	2	0	0	2	1	0	0	0	0	0	18	22	0.00	0.750

PITCHER	IP	WLS	BF	H	R	ER	SO	BB	IBB	HBP	BLK	WP	HR	S	P	ERA	WHIP

BOTTOM

Los Angeles Dodgers @ Atlanta Braves

Atlanta-Fulton County Stadium, Atlanta, GA

Sun Aug 01 1982, 3:33 AM EDT

Att. 33,957 - Unknown

livebaseballscorecards.com

AB	34
R	4
H	6
RBI	4
BB	4
SO	8
LOB	18

Batter	1	2	3	4	5	6	7	8	9	AB	R	H	RBI	BB	SO	LOB
Steve Sax, R (1, 4) OBP: 0.332, SLG: 0.335	SSS 0-3 ① K		SSS 0-3 ③ K		x 0-0 E5 S 2-3		x 0-0 ③ 6-3			4	0	0	0	0	2	2
Ken Landreaux, L (1, 8) OBP: 0.374, SLG: 0.443	x 0-0 ② F9			x 0-0 5-3 2B	x 0-0 ③ F7 1-2			x 0-0 G3-6-3 1B		4	0	2	0	0	0	2
Dusty Baker Jr., R (1, 7) OBP: 0.360, SLG: 0.503	x 0-0 2B			BBBB 4-0 5-3 BB		x 0-0 ① F8		x 0-0 ①② G3-6-3 1-2f		3	0	1	0	1	0	1
Pedro Guerrero, R (1, 9) OBP: 0.352, SLG: 0.527	x 0-0 ③ F8			SSS 0-3 ① K		SSS 0-3 ② K		SSS 0-3 ③ K		4	0	0	0	0	3	3
Ron Cey, R (1, 5) OBP: 0.335, SLG: 0.436		SSS 0-3 ① K		x 0-0 ② 5-3 1-2 2-3		x 0-0 ③ 6-3			BBBB 4-0 1B BB	3	0	0	0	1	1	2
Steve Garvey, R (1, 3) OBP: 0.279, SLG: 0.401		SSS 0-3 ② K		x 0-0 ③ F9			x 0-0 G3 2B 2B		SSS 0-3 ① K	4	1	1	0	0	2	3
Bill Russell, R (1, 6) OBP: 0.344, SLG: 0.300		x 0-0 ③ P4			x 0-0 ① 6-3		x 0-0 ① G3 2-3		x 0-0 1-2 1B	4	0	1	0	0	0	1
Mike Scioscia, L (1, 2) OBP: 0.300, SLG: 0.281			x 0-0 ① P6		BBBB 4-0 E SH1-4 BB		x 0-0 3-H 2B		x 0-0 ② F8	3	0	1	1	1	0	2
Jerry Reuss, L (1, 1) OBP: 0.245, SLG: 0.235			SSS 0-3 ② K		x 0-0 ② SH1-4 1-2		SSS 0-3 ② K		x 0-0 ③ P6	1	0	0	0	0	1	0
Rick Monday, L (7, PH) OBP: 0.383, SLG: 0.504										1	0	0	0	0	1	1
Terry Forster, L (7, 1)										0	0	0	0	0	0	0
Tom Niedenfuer, R (8, 1)										0	0	0	0	0	0	0
Ron Roenicke, S (9, PH) OBP: 0.340, SLG: 0.308										1	0	0	0	0	0	2
Inning Stats	R: 0 H: 1 E: 0 LOB: 1 K: 1 BB: 0 S: 6 P: 6	R: 0 H: 0 E: 0 LOB: 0 K: 2 BB: 0 S: 7 P: 7	R: 0 H: 0 E: 0 LOB: 0 K: 2 BB: 0 S: 7 P: 7	R: 0 H: 1 E: 0 LOB: 2 K: 1 BB: 1 S: 6 P: 10	R: 0 H: 0 E: 1 LOB: 2 K: 0 BB: 1 S: 4 P: 8	R: 0 H: 0 E: 0 LOB: 0 K: 1 BB: 0 S: 5 P: 5	R: 1 H: 2 E: 0 LOB: 1 K: 1 BB: 0 S: 7 P: 7	R: 0 H: 1 E: 0 LOB: 0 K: 1 BB: 0 S: 5 P: 5	R: 0 H: 1 E: 0 LOB: 2 K: 1 BB: 1 S: 6 P: 10	1B: 2 SF: 0 2B: 4 SAC: 1 3B: 0 DP: 1 HR: 0 HBP: 0						

TOP

Los Angeles Dodgers @ Cincinnati Reds

Riverfront Stadium, Cincinnati, OH

Mon Aug 02 1982, 7:05 PM EDT

Att. 16,104 - Unknown

livebaseballscorecards.com

AB	32
R	1
H	6
RBI	1
BB	3
SO	10
LOB	19

WP: 0 PB: 0 SB: 1 CS: 0 PA: 36

PITCHER	IP	WLS	BF	H	R	ER	SO	BB	IBB	HBP	BLK	WP	HR	S	P	ERA	WHIP
Mario Soto, R (1, 1) ERA: 2.5	9.0	W	36	6	1	1	10	3	0	0	0	0	0	53	65	1.00	1.000

PITCHER	IP	WLS	BF	H	R	ER	SO	BB	IBB	HBP	BLK	WP	HR	S	P	ERA	WHIP

BOTTOM

Los Angeles Dodgers @ Cincinnati Reds

Riverfront Stadium, Cincinnati, OH

Mon Aug 02 1982, 7:05 PM EDT

Att. 16,104 - Unknown

livebaseballscorecards.com

Batter	1	2	3	4	5	6	7	8	9	AB	R	H	RBI	BB	SO	LOB
Tom Lawless, R (1, 4) OBP: 0.274, SLG: 0.239	4-3			6-3 SH3-4 1B	F3		5-3	1-3		5	1	1	0	0	0	4
Eddie Milner, L (1, 8) OBP: 0.340, SLG: 0.396	G1-6-3 1B			SH3-4 1-2		F8		1-3 1B 2B		3	1	2	0	0	0	0
Dave Concepcion, R (1, 6) OBP: 0.345, SLG: 0.376	G1-6-3 1-2f			6-3 2-3		1B 2B		1-3 2-3		4	1	1	0	0	0	3
Johnny Bench, R (1, 5) OBP: 0.322, SLG: 0.379 Wayne Krenchicki, L (8, PR) OBP: 0.324, SLG: 0.372 (9, 5)		G1-4-3 1B		WP 1B IBB		BB 1B BB		1B E 1B IBB		1 0	0 1	1 0	0 0	3 0	0 0	0 0
Mike Vail, R (1, 7) OBP: 0.291, SLG: 0.438 Duane Walker, L (6, PR) OBP: 0.330, SLG: 0.386 (7, 7)	G1-4-3 1-2f			WP 1-2 3-H 1B		1-2 2-H 1B		E 1B BB 1-2 3-H 1B		3 1	0 1	2 1	2 1	0 0	0 0	1 0
Dan Driessen, L (1, 3) OBP: 0.390, SLG: 0.443	6-3	6-3 1-2 2-3		K		K		K		4	0	0	0	0	2	6
Paul Householder, S (1, 9) OBP: 0.279, SLG: 0.370		5-3		F8		1-3		BB E 1-2 2-3 1B		4	0	1	0	0	0	2
Dave Vangorder, R (1, 2) OBP: 0.250, SLG: 0.262		1-3		FC3-6 BB			4-3	E5 BB 1-2 2-3 3-H		3	0	0	0	1	0	2
Mario Soto, R (1, 1) OBP: 0.233, SLG: 0.232		4-3		FC3-6 1-2f			K	1-2 2-3 3-H BB		3	0	0	1	1	1	1
Inning Stats	R: 0 H: 1 E: 0 LOB: 0 K: 0 BB: 0 S: 3 P: 3	R: 0 H: 1 E: 0 LOB: 0 K: 0 BB: 0 S: 3 P: 3	R: 0 H: 0 E: 0 LOB: 0 K: 0 BB: 0 S: 3 P: 3	R: 1 H: 2 E: 0 LOB: 2 K: 0 BB: 1 S: 5 P: 9	R: 0 H: 0 E: 0 LOB: 1 K: 0 BB: 1 S: 3 P: 7	R: 1 H: 2 E: 0 LOB: 2 K: 1 BB: 1 S: 7 P: 11	R: 0 H: 0 E: 0 LOB: 0 K: 1 BB: 0 S: 5 P: 5	R: 3 H: 3 E: 1 LOB: 3 K: 1 BB: 2 S: 9 P: 17		1B: 7 SF: 0 2B: 2 SAC: 1 3B: 0 DP: 2 HR: 0 HBP: 0						

	AB	31
	R	5
	H	9
	RBI	4
	BB	5
	SO	3
	LOB	19

WP: 1 PA: 37
PB: 0
SB: 0
CS: 0

PITCHER		IP	WLS	BF	H	R	ER	SO	BB	IBB	HBP	BLK	WP	HR	S	P	ERA	WHIP
Jerry Reuss, L ERA: 3.36	(1, 1)	6.0	L	25	6	2	2	1	2	1	0	0	1	0	24	36	3.00	1.333
Terry Forster, L ERA: 3.6	(7, 1)	1.2		11	3	3	1	2	1	1	0	0	0	0	13	21	5.40	2.400
Tom Niedenfuer, R ERA: 4.36	(8, 1)	0.1		1	0	0	0	0	0	0	0	0	0	0	1	1	0.00	0.000

PITCHER	IP	WLS	BF	H	R	ER	SO	BB	IBB	HBP	BLK	WP	HR	S	P	ERA	WHIP

Batter	1	2	3	4	5	6	7	8	9	AB	R	H	RBI	BB	SO	LOB
Steve Sax, R (1, 4) OBP: 0.333, SLG: 0.339	SSS 0-3 ① K		x 0-0 F8 2B		x 0-0 1B 4-3 1B 1B		x 0-0 ① SH1-4 1-2	x 0-0 ③ F9		4	1	2	0	0	1	1
Ken Landreaux, L (1, 8) OBP: 0.374, SLG: 0.451	x 0-0 ② G3		BBBB 4-0 F8 BB		x 0-0 ① 4-3 1-2		x 0-0 2-H HR		x 0-0 ① 1-3	4	1	1	2	1	0	1
Dusty Baker Jr., R (1, 7) OBP: 0.361, SLG: 0.499	BBBB 4-0 BB		x 0-0 ① F8 1-2 2-3		x 0-0 ② F8		BBBB 4-0 FC5-4 BB		SSS 0-3 ② K	3	0	0	0	2	1	3
Pedro Guerrero, R (1, 9) OBP: 0.355, SLG: 0.527	x 0-0 ③ L5		III 4-0 G3-6-3 IBB		x 0-0 1B 2-3 1B		x 0-0 ② FC5-4 1-2f		x 0-0 1B	4	0	2	0	1	0	2
Ron Cey, R (1, 5) OBP: 0.336, SLG: 0.436		x 0-0 4-3 1B	x 0-0 ② ③ G3-6-3 1-2f		x 0-0 ③ 1-2 3-H 1B		x 0-0 ③ F9		x 0-0 ③ F8	5	0	2	1	0	0	5
Steve Garvey, R (1, 3) OBP: 0.276, SLG: 0.397		x 0-0 ① 4-3 1-2		x 0-0 ① L5		x 0-0 ① P4		x 0-0 ① F8		4	0	0	0	0	0	1
Bill Russell, R (1, 6) OBP: 0.340, SLG: 0.296		SSS 0-3 ② K		x 0-0 ② 6-3		x 0-0 ② F2		x 0-0 ② F8		4	0	0	0	0	1	1
Mike Scioscia, L (1, 2) OBP: 0.306, SLG: 0.302		III 4-0 IBB		x 0-0 2B		x 0-0 ③ 4-3		x 0-0 HR		3	1	2	1	1	0	0
Bob Welch, R (1, 1) OBP: 0.175, SLG: 0.167		x 0-0 ③ 4-3		x 0-0 ③ F2			x 0-0 SH1-4 HR 1B	SSS 0-3 K		4	1	1	0	0	1	3
Steve Howe, L (8, 1)										0	0	0	0	0	0	0
Inning Stats	R: 0 E: 0 K: 1 S: 5 H: 0 LOB: 1 BB: 1 P: 9	R: 0 E: 0 K: 1 S: 6 H: 1 LOB: 2 BB: 1 P: 10	R: 0 E: 0 K: 0 S: 3 H: 1 LOB: 2 BB: 2 P: 11	R: 0 E: 0 K: 0 S: 4 H: 1 LOB: 1 BB: 0 P: 4	R: 1 E: 0 K: 0 S: 5 H: 3 LOB: 1 BB: 0 P: 5	R: 0 E: 0 K: 0 S: 3 H: 0 LOB: 0 BB: 0 P: 3	R: 2 E: 0 K: 0 S: 5 H: 2 LOB: 1 BB: 1 P: 9	R: 1 E: 0 K: 1 S: 7 H: 1 LOB: 1 BB: 0 P: 7	R: 0 E: 0 K: 1 S: 6 H: 1 LOB: 1 BB: 0 P: 6	1B: 6 2B: 2 3B: 0 HR: 2	SF: 0 SAC: 1 DP: 1 HBP: 0						

PITCHER	IP	WLS	BF	H	R	ER	SO	BB	IBB	HBP	BLK	WP	HR	S	P	ERA	WHIP
Frank Pastore, R (1, 1) ERA: 3.96	6.1	L	30	8	3	3	2	3	2	0	0	0	1	29	49	4.26	1.737
Brad Lesley, R (7, 1) ERA: 3.38	1.2		7	1	1	1	1	0	0	0	0	1	1	9	9	5.40	0.600
Greg Harris, R (9, 1) ERA: 4.5	1.0		4	1	0	0	1	0	0	0	0	0	0	6	6	0.00	1.000

PITCHER	IP	WLS	BF	H	R	ER	SO	BB	IBB	HBP	BLK	WP	HR	S	P	ERA	WHIP

Los Angeles Dodgers @ Cincinnati Reds

Riverfront Stadium, Cincinnati, OH

Tue Aug 03 1982, 7:05 PM EDT

Att. 18,319 - Unknown

TOP

livebaseballscorecards.com

AB	35
R	4
H	10
RBI	4
BB	5
SO	4
LOB	17

1B: 6	SF: 0	WP: 1	PA: 41
2B: 2	SAC: 1	PB: 0	
3B: 0	DP: 1	SB: 0	
HR: 2	HBP: 0	CS: 0	

Los Angeles Dodgers @ Cincinnati Reds

Riverfront Stadium, Cincinnati, OH

Tue Aug 03 1982, 7:05 PM EDT

Att. 18,319 - Unknown

livebaseballscorecards.com

BOTTOM

Batter	1	2	3	4	5	6	7	8	9	AB	R	H	RBI	BB	SO	LOB
Eddie Milner, L (1, 8) OBP: 0.342, SLG: 0.393	4-3		BB		BB			F7		2	0	0	0	2	0	1
Duane Walker, L (1, 7) OBP: 0.330, SLG: 0.385	G4-3, 1B		3-1		P6			6-3		3	0	1	0	0	0	4
Mike Vail, R (8, PH) (9, 7) OBP: 0.289, SLG: 0.435										1	0	0	0	0	0	1
Dave Concepcion, R (1, 6) OBP: 0.344, SLG: 0.375	G4-3 1-2f			1B		5-3		L4		4	0	1	0	0	0	2
Dan Driessen, L (1, 3) OBP: 0.387, SLG: 0.438		P4		K		4-3			F2	4	0	0	0	0	1	1
Johnny Bench, R (1, 5) OBP: 0.321, SLG: 0.377		K		F9		K			1B	4	0	1	0	0	2	1
Paul Householder, S (1, 9) OBP: 0.275, SLG: 0.364		P4		K			K		P4	4	0	0	0	0	2	2
Ron Oester, S (1, 4) OBP: 0.291, SLG: 0.317			4-3, BLK, 1B		K		4-3		F9	4	0	1	0	0	1	1
Alex Trevino, R (1, 2) OBP: 0.314, SLG: 0.304			4-3 1-3		P1		P5			3	0	0	0	0	0	1
Frank Pastore, R (1, 1) OBP: 0.194, SLG: 0.200			K		WP, 1B			2B		2	0	1	0	0	1	1
Brad Lesley, R (7, 1)										0	0	0	0	0	0	0
Larry Biittner, L (8, PH) OBP: 0.360, SLG: 0.418										1	0	1	0	0	0	0
Greg Harris, S (9, 1) OBP: 0.167, SLG: 0.167										0	0	0	0	0	0	0
Inning Stats	R: 0 H: 1 E: 0 LOB: 0 K: 0 BB: 0 S: 3 P: 3	R: 0 H: 0 E: 0 LOB: 0 K: 1 BB: 0 S: 5 P: 5	R: 0 H: 1 E: 0 LOB: 2 K: 1 BB: 1 S: 6 P: 10	R: 0 H: 1 E: 0 LOB: 1 K: 2 BB: 0 S: 8 P: 8	R: 0 H: 1 E: 0 LOB: 2 K: 1 BB: 1 S: 6 P: 10	R: 0 H: 0 E: 0 LOB: 0 K: 1 BB: 0 S: 5 P: 5	R: 0 H: 0 E: 0 LOB: 0 K: 1 BB: 0 S: 5 P: 5	R: 0 H: 1 E: 0 LOB: 1 K: 0 BB: 0 S: 4 P: 4	R: 0 H: 1 E: 0 LOB: 1 K: 0 BB: 0 S: 4 P: 4	1B: 5 SF: 0 2B: 1 SAC: 0 3B: 0 DP: 1 HR: 0 HBP: 0						

	AB	32
	R	0
	H	6
	RBI	0
	BB	2
	SO	7
	LOB	15

PITCHER		IP	WLS	BF	H	R	ER	SO	BB	IBB	HBP	BLK	WP	HR	S	P	ERA	WHIP
Bob Welch, R ERA: 3.12	(1, 1)	7.0	W	27	5	0	0	7	2	0	0	1	1	0	39	47	0.00	1.000
Steve Howe, L ERA: 2.05	(8, 1)	2.0		7	1	0	0	0	0	0	0	0	0	0	7	7	0.00	0.500

PITCHER	IP	WLS	BF	H	R	ER	SO	BB	IBB	HBP	BLK	WP	HR	S	P	ERA	WHIP

Batter	1	2	3	4	5	6	7	8	9	AB	R	H	RBI	BB	SO	LOB
Steve Sax, R (1, 4) OBP: 0.334, SLG: 0.342	F8		G3 WP 2B 1B	L5 2-H 3-H 2B		4-3		F8		5	1	2	2	0	0	0
Ken Landreaux, L (1, 8) OBP: 0.368, SLG: 0.443	K		G3 1-3	L5 2-3		F7			K	5	0	0	0	0	2	2
Rick Monday, L (1, 7) OBP: 0.394, SLG: 0.529					BB HR 1B	E8			5-3	3	1	3	1	0	0	0
Ron Roenicke, S (6, PH) OBP: 0.344, SLG: 0.313 (6, 7)	WP 2B		3-H 2B			1B				2	0	1	0	0	0	0
Pedro Guerrero, R (1, 9) OBP: 0.356, SLG: 0.524	4-3 2-3		K		BB 1-2 HR BB	F7			1B	4	1	1	0	1	1	3
Ron Cey, R (1, 5) OBP: 0.334, SLG: 0.431		F8		FC1-6 BB	F9		F9		L6	4	0	0	0	1	0	3
Steve Garvey, R (1, 3) OBP: 0.279, SLG: 0.405		WP 1B		FC1-6 1B 1-2f 1B	1-H 2-H HR		6-3			4	2	2	3	0	0	1
Mike Scioscia, L (1, 2) OBP: 0.305, SLG: 0.301		F7 1-2		1B 1-3 2B 1B	P6		L4			4	1	1	0	0	0	1
Mark Belanger, R (1, 6) OBP: 0.341, SLG: 0.278		4-3		2B 1-2 2B 3-H 1B	BB			K		3	1	1	1	1	1	1
Ricky Wright, L (1, 1) OBP: 0.250, SLG: 0.500			6-3	2B 1-3 2-H 2B	G3			5-3		3	1	1	1	0	0	1
Joe Beckwith, L (7, 1)										1	0	0	0	0	0	0
Terry Forster, L (9, 1)										0	0	0	0	0	0	0

TOP

Los Angeles Dodgers @ Cincinnati Reds

Riverfront Stadium, Cincinnati, OH

Wed Aug 04 1982, 3:33 AM EDT

Att. 21,488 - Unknown

livebaseballscorecards.com

AB	38
R	8
H	12
RBI	8
BB	3
SO	4
LOB	12

Inning Stats	1	2	3	4	5	6	7	8	9
	R: 0 E: 0 K: 1 S: 6	H: 1 LOB: 1 BB: 0 P: 6	R: 0 E: 0 K: 0 S: 4	H: 1 LOB: 1 BB: 0 P: 4	R: 1 E: 0 K: 1 S: 7	H: 2 LOB: 1 BB: 0 P: 7	R: 4 E: 0 K: 0 S: 6	H: 4 LOB: 0 BB: 1 P: 10	R: 3 E: 0 K: 0 S: 5	H: 2 LOB: 1 BB: 2 P: 13	R: 0 E: 1 K: 0 S: 4	H: 1 LOB: 1 BB: 0 P: 4	R: 0 E: 0 K: 0 S: 3	H: 0 LOB: 0 BB: 0 P: 3	R: 0 E: 0 K: 1 S: 5	H: 0 LOB: 0 BB: 0 P: 5	R: 0 E: 0 K: 1 S: 6	H: 1 LOB: 1 BB: 0 P: 6

1B: 7	SF: 0	WP: 3	PA: 41
2B: 5	SAC: 0	PB: 0	
3B: 0	DP: 1	SB: 0	
HR: 1	HBP: 0	CS: 0	

PITCHER		IP	WLS	BF	H	R	ER	SO	BB	IBB	HBP	BLK	WP	HR	S	P	ERA	WHIP
Bruce Berenyi, R ERA: 3.8	(1, 1)	4.0	L	22	9	7	7	2	2	0	0	0	3	0	24	32	15.75	2.750
Greg Harris, R ERA: 4.58	(5, 1)	1.0		5	1	1	1	0	1	0	0	0	0	1	4	8	9.00	2.000
Charlie Leibrandt, L ERA: 4.94	(6, 1)	4.0		14	2	0	0	2	0	0	0	0	0	0	18	18	0.00	0.500

PITCHER	IP	WLS	BF	H	R	ER	SO	BB	IBB	HBP	BLK	WP	HR	S	P	ERA	WHIP

Los Angeles Dodgers @ Cincinnati Reds

Riverfront Stadium, Cincinnati, OH

Wed Aug 04 1982, 3:33 AM EDT

Att. 21,488 - Unknown

livebaseballscorecards.com

BOTTOM

Batter	1	2	3	4	5	6	7	8	9	AB	R	H	RBI	BB	SO	LOB
Tom Lawless, R (1, 4) OBP: 0.273, SLG: 0.239	CS 1B		K			K		P4		4	0	1	0	0	2	2
Eddie Milner, L (1, 8) OBP: 0.338, SLG: 0.389	K 1-2			P6		5-3 1-2		K		4	0	0	0	0	2	2
Dave Concepcion, R (1, 6) OBP: 0.345, SLG: 0.384	F9			F9		HR 2-H		1B		4	1	2	2	0	0	0
Mike Vail, R (1, 7) OBP: 0.288, SLG: 0.425		6-3		L4		BB		L7		3	0	0	0	1	0	1
Dan Driessen, L (1, 3) OBP: 0.388, SLG: 0.435		4-3			BB	4-3			BB	2	0	0	0	2	0	1
Paul Householder, S (1, 9) OBP: 0.274, SLG: 0.366		5-3			F7		6-3 2B		F9	4	0	1	0	0	0	2
Ron Oester, S (1, 5) OBP: 0.289, SLG: 0.315 Charlie Leibrandt, R (6, 1) OBP: 0.136, SLG: 0.095 Duane Walker, L (9, PH) OBP: 0.336, SLG: 0.385			K		P4		K		BB 1-2	2 1 0	0 0 0	0 0 0	0 0 0	0 0 1	1 1 0	1 1 0
Dave Vangorder, R (1, 2) OBP: 0.254, SLG: 0.254 Larry Biittner, L (9, PH) OBP: 0.358, SLG: 0.415			SH1-4 BB		P5		6-3 2-3		F9	2 1	0 0	0 0	0 0	1 0	0 0	2 2
Bruce Berenyi, R (1, 1) OBP: 0.273, SLG: 0.326 Greg Harris, S (5, 1) OBP: 0.167, SLG: 0.167 Rafael Landestoy, S (6, 5) OBP: 0.269, SLG: 0.250 Johnny Bench, R (9, PH) OBP: 0.320, SLG: 0.376			SH1-4 1-2			5-3 HR BB	6-3		F8	0 0 1 1	0 0 1 0	0 0 0 0	0 0 1 0	0 0 0 0	0 0 1 0	0 0 1 2
Inning Stats	R: 0 E: 0 K: 1 S: 5 H: 1 LOB: 0 BB: 0 P: 5	R: 0 E: 0 K: 0 S: 3 H: 0 LOB: 0 BB: 0 P: 3	R: 0 E: 0 K: 2 S: 7 H: 0 LOB: 1 BB: 1 P: 11	R: 0 E: 0 K: 0 S: 3 H: 0 LOB: 0 BB: 0 P: 3	R: 0 E: 0 K: 0 S: 3 H: 0 LOB: 1 BB: 1 P: 7	R: 2 E: 0 K: 1 S: 6 H: 1 LOB: 1 BB: 2 P: 14	R: 0 E: 0 K: 1 S: 6 H: 1 LOB: 1 BB: 0 P: 6	R: 0 E: 0 K: 1 S: 6 H: 1 LOB: 1 BB: 0 P: 6	R: 0 E: 0 K: 0 S: 3 H: 0 LOB: 2 BB: 2 P: 11	1B: 2 2B: 1 3B: 0 HR: 1	SF: 0 SAC: 1 DP: 0 HBP: 0			WP: 0 PB: 0 SB: 0 CS: 1	PA: 36		

	AB	29
	R	2
	H	4
	RBI	2
	BB	6
	SO	6
	LOB	17

PITCHER		IP	WLS	BF	H	R	ER	SO	BB	IBB	HBP	BLK	WP	HR	S	P	ERA	WHIP
Ricky Wright, L ERA: 4.5	(1, 1)	6.0	W	23	2	2	2	4	4	0	0	0	0	1	27	43	3.00	1.000
Joe Beckwith, R ERA: 3.09	(7, 1)	2.1		11	2	0	0	2	2	0	0	0	0	0	13	21	0.00	1.714
Terry Forster, L ERA: 3.56	(9, 1)	0.2		2	0	0	0	0	0	0	0	0	0	0	2	2	0.00	0.000

PITCHER	IP	WLS	BF	H	R	ER	SO	BB	IBB	HBP	BLK	WP	HR	S	P	ERA	WHIP

Batter	1	2	3	4	5	6	7	8	9	10	AB	R	H	RBI	BB	SO	LOB
Claudell Washington, L (1, 9) OBP: 0.336, SLG: 0.384	0-3 K		0-0 F7		0-0 1-H HR			0-0 4-3			4	1	1	2	0	1	0
Jerry Royster, R (1, 4) OBP: 0.341, SLG: 0.357	0-0 S 1B		0-0 F9		0-0 L3			0-0 F9			4	0	1	0	0	0	0
Dale Murphy, R (1, 8) OBP: 0.375, SLG: 0.550	0-0 4-3 1-2		0-0 6-3		0-3 K			0-0 F9			4	0	0	0	0	1	1
Bob Horner, R (1, 5) OBP: 0.373, SLG: 0.530	0-0 1-3			0-3 K		0-0 CS 1B			0-0 6-3		4	0	1	0	0	1	1
Bob Watson, R (1, 3) OBP: 0.290, SLG: 0.442		0-0 4-3 2B		0-0 F7		0-0 F8			0-0 F9		4	0	1	0	0	0	1
Gene Garber, R (9, 1) OBP: 0.100, SLG: 0.100											0	0	0	0	0	0	0
Rufino Linares, R (1, 7) OBP: 0.352, SLG: 0.421		0-0 4-3 2-3		0-0 1B		0-0 F7			0-0 4-3		4	0	1	0	0	0	2
Bruce Benedict, R (1, 2) OBP: 0.291, SLG: 0.284		0-0 P4		0-0 F7		0-0 CS 1-2	0-0 5-3			0-0 F8	4	0	0	0	0	0	2
Rafael Ramirez, R (1, 6) OBP: 0.305, SLG: 0.352		4-0 IBB			0-0 F7		0-0 P4			0-0 4-3	3	0	0	0	1	0	0
Pascual Perez, R (1, 1)		0-3 K			4-0 HR BB		0-0 1-3			0-3 K	2	1	0	0	1	1	2
Chris Chambliss, L (9, 3) OBP: 0.333, SLG: 0.421											1	0	0	0	0	1	0
Inning Stats	R: 0 H: 1 E: 0 LOB: 1 K: 1 BB: 0 S: 6 P: 6	R: 0 H: 1 E: 0 LOB: 2 K: 1 BB: 1 S: 6 P: 10	R: 0 H: 0 E: 0 LOB: 0 K: 0 BB: 0 S: 3 P: 3	R: 0 H: 1 E: 0 LOB: 1 K: 1 BB: 0 S: 6 P: 6	R: 2 H: 1 E: 0 LOB: 0 K: 1 BB: 1 S: 6 P: 10	R: 0 H: 1 E: 0 LOB: 0 K: 0 BB: 0 S: 3 P: 3	R: 0 H: 0 E: 0 LOB: 0 K: 0 BB: 0 S: 3 P: 3	R: 0 H: 0 E: 0 LOB: 0 K: 0 BB: 0 S: 3 P: 3	R: 0 H: 0 E: 0 LOB: 0 K: 0 BB: 0 S: 3 P: 3	R: 0 H: 0 E: 0 LOB: 0 K: 1 BB: 0 S: 5 P: 5	1B: 3 SF: 0 2B: 1 SAC: 0 3B: 0 DP: 0 HR: 1 HBP: 0						

PITCHER		IP	WLS	BF	H	R	ER	SO	BB	IBB	HBP	BLK	WP	HR	S	P	ERA	WHIP
Fernando Valenzuela, L ERA: 2.91	(1, 1)	5.0		22	5	2	2	4	1	1	0	0	0	1	28	36	3.60	1.200
Tom Niedenfuer, R ERA: 4.0	(6, 1)	3.0		8	0	0	0	0	0	0	0	0	0	0	8	8	0.00	0.000
Steve Howe, L ERA: 2.02	(9, 1)	1.0		3	0	0	0	0	0	0	0	0	0	0	3	3	0.00	0.000
Terry Forster, L ERA: 3.49	(10, 1)	1.0	W	3	0	0	0	1	0	0	0	0	0	0	5	5	0.00	0.000

PITCHER	IP	WLS	BF	H	R	ER	SO	BB	IBB	HBP	BLK	WP	HR	S	P	ERA	WHIP

TOP

Atlanta Braves @ Los Angeles Dodgers

Dodger Stadium, Los Angeles, CA

Thu Aug 05 1982, 7:05 PM PDT

Att. 49,607 - Unknown

livebaseballscorecards.com

AB	34
R	2
H	5
RBI	2
BB	2
SO	5
LOB	9

PA: 37

WP: 0
PB: 0
SB: 1
CS: 1

Batter	1	2	3	4	5	6	7	8	9	10	AB	R	H	RBI	BB	SO	LOB
Steve Sax, R (1, 4) OBP: 0.335, SLG: 0.342	6-3		F3			E SF8 S 1B		5-3		E9 SH1 SF8 1B	5	2	2	0	0	0	0
Ken Landreaux, L (1, 8) OBP: 0.367, SLG: 0.440	F9			G3		L6 1-3		S 1B		SH1 2-3	4	0	1	0	0	0	1
Dusty Baker Jr., R (1, 7) OBP: 0.361, SLG: 0.497	BLK 1B			3-1		SF8 3-H		K 1-2		IBB	3	0	1	1	1	1	1
Pedro Guerrero, R (1, 9) OBP: 0.356, SLG: 0.521	K 1-2			F8		F8			E SH1-4 1B	IBB 1-2	4	1	1	0	1	1	1
Ron Cey, R (1, 5) OBP: 0.333, SLG: 0.430		6-3			FC5-4 1B		K		SH1-4 1-2	SF8 3-H	3	0	1	1	0	1	0
Steve Garvey, R (1, 3) OBP: 0.276, SLG: 0.401		F7			FC5-4 1B 1-2f		1-3		F3		4	0	0	0	0	0	2
Bill Russell, R (1, 6) OBP: 0.342, SLG: 0.299 Rick Monday, L (9, PH) OBP: 0.392, SLG: 0.525 Mark Belanger, R (10, 6) OBP: 0.341, SLG: 0.278		F7			1-2 1B		1B		E9 1B 2-H		3 1 0	0 0 0	2 0 0	0 0 0	0 0 0	0 0 0	0 0 0
Mike Scioscia, L (1, 2) OBP: 0.304, SLG: 0.300			G3		F8		F8		DI 1-3 1B		4	0	1	0	0	0	3
Fernando Valenzuela, L (1, 1) OBP: 0.174, SLG: 0.152 Tom Niedenfuer, R (6, 1) Jorge Orta, L (8, PH) OBP: 0.230, SLG: 0.330 Steve Howe, L (9, 1) Ron Roenicke, S (9, PH) OBP: 0.340, SLG: 0.309 Terry Forster, L (10, 1)			K		4-3			F8	F7 1-2		2 0 1 0 1 0	0 0 0 0 0 0	0 0 0 0 0 0	0 0 0 0 0 0	1 0 0 0 0 0	0 0 0 0 0 2	2 0 0 0 0 0
Inning Stats	R: 0 E: 0 K: 1 S: 6 H: 1 LOB: 1 BB: 0 P: 6	R: 0 E: 0 K: 0 S: 3 H: 0 LOB: 0 BB: 0 P: 3	R: 0 E: 0 K: 1 S: 5 H: 0 LOB: 0 BB: 0 P: 5	R: 0 E: 0 K: 0 S: 3 H: 0 LOB: 0 BB: 0 P: 3	R: 0 E: 0 K: 0 S: 5 H: 2 LOB: 2 BB: 0 P: 5	R: 1 E: 0 K: 0 S: 4 H: 1 LOB: 0 BB: 0 P: 4	R: 0 E: 0 K: 1 S: 6 H: 1 LOB: 1 BB: 0 P: 6	R: 0 E: 0 K: 1 S: 6 H: 1 LOB: 1 BB: 0 P: 6	R: 1 E: 1 K: 0 S: 6 H: 2 LOB: 2 BB: 0 P: 6	R: 1 E: 1 K: 0 S: 3 H: 1 LOB: 2 BB: 2 P: 11	1B: 9 2B: 0 3B: 0 HR: 0 SF: 2 SAC: 2 DP: 0 HBP: 0						

PITCHER	IP	WLS	BF	H	R	ER	SO	BB	IBB	HBP	BLK	WP	HR	S	P	ERA	WHIP
Pascual Perez, R (1, 1) ERA: 2.04	8.0		30	6	1	0	4	0	0	0	1	0	0	38	38	0.00	0.750
Gene Garber, R (9, 1) ERA: 2.7	1.2	L	11	3	2	1	0	0	2	0	0	0	0	9	17	5.40	1.800

PITCHER	IP	WLS	BF	H	R	ER	SO	BB	IBB	HBP	BLK	WP	HR	S	P	ERA	WHIP

BOTTOM

Atlanta Braves @ Los Angeles Dodgers

Dodger Stadium, Los Angeles, CA

Thu Aug 05 1982, 7:05 PM PDT
Att. 49,607 - Unknown

livebaseballscorecards.com

AB	35
R	3
H	9
RBI	2
BB	2
SO	4
LOB	12

WP: 0 PA: 41
PB: 0
SB: 2
CS: 0

Batter	1	2	3	4	5	6	7	8	9	10	AB	R	H	RBI	BB	SO	LOB
Claudell Washington, L (1, 9) OBP: 0.336, SLG: 0.393	E3 SH1-3		F8 ①			P6 ①		2B 1B		HR	5	2	2	1	0	0	1
Glenn Hubbard, R (1, 4) OBP: 0.344, SLG: 0.384	SH1-3 ① 2-3		K ② SSS			F3 ②		1-H 1B 2B		E6 SH2-4	4	1	1	1	0	1	1
Terry Harper, R (1, 7) BBBB Steve Bedrosian, R (8, 1)	CS BB		FC6-4 ③ 1-2f			6-3 ③		2-H 1B		SH2-4 ② 1-2	3	0	1	1	1	0	1
											0	0	0	0	0	0	0
Bob Horner, R (1, 5) SSS ② ③ OBP: 0.371, SLG: 0.525 Jerry Royster, R (10, 5) OBP: 0.341, SLG: 0.357	K 1-2			6-3 ①			1B	F8 ②		F7 ③	5	0	1	0	0	1	4
											0	0	0	0	0	0	0
Dale Murphy, R (1, 8) OBP: 0.372, SLG: 0.545		4-3 ①		P3 ②			F8 ①	F9 ③			4	0	0	0	0	0	2
Chris Chambliss, L (1, 3) OBP: 0.330, SLG: 0.416		K ② SSS		G3 ③			F8 ②		6-3 ①		4	0	0	0	0	1	1
Bruce Benedict, R (1, 2) OBP: 0.287, SLG: 0.280		E4			L5 ①		L1-4 ③		6-3 ②		4	0	0	0	0	0	1
Rafael Ramirez, R (1, 6) OBP: 0.302, SLG: 0.348		6-3 ③			3-1 ②			L6 ①	6-3 ③		4	0	0	0	0	0	1
Phil Niekro, R (1, 1) OBP: 0.228, SLG: 0.281			FC6-4 1B		6-3 ③					6-3 ①	2	0	1	0	0	0	0
Larry Whisenton, L (8, PH) OBP: 0.369, SLG: 0.476											1	1	1	1	0	0	0
(8, 7)																	
Rufino Linares, R (10, PH) OBP: 0.350, SLG: 0.418								HR			1	0	0	0	0	0	0
(10, 7)																	

TOP

Atlanta Braves @ Los Angeles Dodgers

Dodger Stadium, Los Angeles, CA

Fri Aug 06 1982, 7:05 PM PDT

Att. 51,423 - Unknown

livebaseballscorecards.com

AB	37
R	4
H	7
RBI	4
BB	1
SO	3
LOB	12

Inning Stats	1	2	3	4	5	6	7	8	9	10
	R: 0 H: 0 E: 1 LOB: 1 K: 1 BB: 1 S: 5 P: 9	R: 0 H: 0 E: 1 LOB: 1 K: 1 BB: 0 S: 6 P: 6	R: 0 H: 1 E: 0 LOB: 1 K: 1 BB: 0 S: 6 P: 6	R: 0 H: 0 E: 0 LOB: 0 K: 0 BB: 0 S: 3 P: 3	R: 0 H: 0 E: 0 LOB: 0 K: 0 BB: 0 S: 3 P: 3	R: 0 H: 0 E: 0 LOB: 0 K: 0 BB: 0 S: 3 P: 3	R: 0 H: 1 E: 0 LOB: 1 K: 0 BB: 0 S: 4 P: 4	R: 3 H: 4 E: 0 LOB: 1 K: 0 BB: 0 S: 7 P: 7	R: 0 H: 0 E: 0 LOB: 0 K: 0 BB: 0 S: 3 P: 3	R: 1 H: 1 E: 1 LOB: 1 K: 0 BB: 0 S: 5 P: 5

| | | | | | | | | | | | | | | | | |

Atlanta Braves @ Los Angeles Dodgers

Dodger Stadium, Los Angeles, CA

Fri Aug 06 1982, 7:05 PM PDT

Att. 51,423 - Unknown

livebaseballscorecards.com

Batter	1	2	3	4	5	6	7	8	9	10	AB	R	H	RBI	BB	SO	LOB
Steve Sax, R (1, 4) OBP: 0.337, SLG: 0.344	5-3		2-H 1B		CS 1B		CS 1B		K	E6 1-2 2-3 3-H	6	0	3	1	0	1	2
Ken Landreaux, L (1, 8) OBP: 0.370, SLG: 0.437	F9		F8		CS 1-2 BB		1-2 BB		BB		2	0	0	0	3	0	1
Dusty Baker Jr., R (1, 7) OBP: 0.362, SLG: 0.495	BB		5-3		CS 1-2 1B		P6		K		4	0	1	0	1	1	3
Pedro Guerrero, R (1, 9) OBP: 0.358, SLG: 0.520 Steve Howe, L (8, 1) Jorge Orta, L (10, PH) OBP: 0.287, SLG: 0.326	F9			6-3 1B 1B	BB 1-2 BB		G1			F9	3 0 1	1 0 0	1 0 0	0 0 0	1 0 0	0 0 0	2 0 0
Ron Cey, R (1, 5) OBP: 0.330, SLG: 0.425		K		6-3 1-2	K			K		E3 1B	5	1	0	0	0	3	3
Steve Garvey, R (1, 3) OBP: 0.275, SLG: 0.399		K2-3		K		5-3		1B		6-3	5	0	1	0	0	2	2
Bill Russell, R (1, 6) OBP: 0.346, SLG: 0.307		4-3		WP S 1B 2-H 1B		3-1 2B		F8		BB 1B E 2-H 1B	5	2	3	2	0	0	1
Mike Scioscia, L (1, 2) OBP: 0.309, SLG: 0.306			SH3-4 1B 1B	FC1-4-6 1-H 1B		3-1 2-3		F8		E BB 1-2 1B	5	1	3	1	0	0	2
Dave Stewart, R (1, 1) OBP: 0.219, SLG: 0.226 Ron Roenicke, S (8, 9) OBP: 0.343, SLG: 0.305			SH3-4 1-2	FC1-4-6 1-2f		6-3			P5	E BB 1-2 2-3	2 1	0 0	0 0	0 0	0 1	0 0	2 0

Inning Stats										
	R: 0 H: 0 E: 0 LOB: 1 K: 0 BB: 1 S: 3 P: 7	R: 0 H: 0 E: 0 LOB: 0 K: 2 BB: 0 S: 7 P: 7	R: 1 H: 2 E: 0 LOB: 1 K: 0 BB: 0 S: 5 P: 5	R: 2 H: 3 E: 0 LOB: 1 K: 1 BB: 0 S: 8 P: 8	R: 0 H: 2 E: 0 LOB: 2 K: 1 BB: 2 S: 5 P: 13	R: 0 H: 1 E: 0 LOB: 1 K: 0 BB: 0 S: 4 P: 4	R: 0 H: 1 E: 0 LOB: 1 K: 0 BB: 1 S: 3 P: 7	R: 0 H: 1 E: 0 LOB: 1 K: 1 BB: 0 S: 6 P: 6	R: 0 H: 0 E: 0 LOB: 1 K: 2 BB: 1 S: 7 P: 11	R: 2 H: 2 E: 2 LOB: 3 K: 0 BB: 1 S: 6 P: 10

| | | | | | | | | | |

Atlanta Braves @ Los Angeles Dodgers

Dodger Stadium, Los Angeles, CA

Sat Aug 07 1982, 7:05 PM PDT

Att. 50,473 - Unknown

TOP

livebaseballscorecards.com

Batter	1	2	3	4	5	6	7	8	9	10	11	AB	R	H	RBI	BB	SO	LOB
Rafael Ramirez, R (1, 6) OBP: 0.298, SLG: 0.343	5-3		6-3		F8		5-3		P4		5-3	6	0	0	0	0	0	5
Glenn Hubbard, R (1, 4) OBP: 0.346, SLG: 0.388	K			6-3		FC5 BB 1B	E1 1B		1B 2B 2-H		K	6	2	3	1	0	2	2
Dale Murphy, R (1, 8) OBP: 0.377, SLG: 0.549	2B			6-3		E 4-3 1-2 BB	1B 3-H		FC6-4 1B 2-H			4	1	3	2	1	0	0
Bob Horner, R (1, 5) OBP: 0.367, SLG: 0.518	F8			4-3		FC5 4-3 1B 1-3 2-3f	5-3		FC6-4 1-2f			5	1	0	0	0	0	5
Bob Watson, R (1, 3) OBP: 0.276, SLG: 0.418		5-3			F8	4-3 1-2 3-H		5-3		F8		5	0	0	1	0	0	1
Terry Harper, R (1, 9) OBP: 0.352, SLG: 0.283		F8			5-3	1B 2-H		K		K		5	0	1	1	0	2	0
Jerry Royster, R (1, 7) OBP: 0.345, SLG: 0.351		G3			BLK 1B 1B	BB		F8		F9		4	1	1	0	1	0	0
Bruce Benedict, R (1, 2) OBP: 0.289, SLG: 0.279			5-3		E 1B 1-2 IBB	F7			E6 2B		SH3-4 1B	4	1	1	0	1	0	2
Claudell Washington, L (11, PR) OBP: 0.336, SLG: 0.393												0	0	0	0	0	0	0
Biff Pocoroba, S (11, 2) OBP: 0.362, SLG: 0.427												0	0	0	0	0	0	0
Bob Walk, R (1, 1) OBP: .286 SLG: 0.214 Rick Mahler, R (6, 1) OBP: 0.111 SLG: 0.244 Al Hrabosky, R (8, 1) OBP: 0.000 SLG: 0.000 Rufino Linares, R (7, PH) OBP: 0.250 SLG: 0.400 Joe Cowley, R (7, 1) OBP: 0.000 SLG: 0.000 Chris Chambliss, L (9, PH) OBP: 0.324 SLG: 0.472 Gene Garber, R (9, 1) OBP: 0.000 SLG: 0.000 Bob Porter, L (11, PH) OBP: 0.154 SLG: 0.154 Steve Bedrosian, R (11, 1)			1-3		E9 1-3 2-H 1B		F8		K		SH3-4 1-2	2	0	1	1	0	0	0
												0	0	0	0	0	0	0
												0	0	0	0	0	0	0
												1	0	0	0	0	1	1
												0	0	0	0	0	0	0
												0	0	0	0	0	0	0
Inning Stats	R: 0 E: 0 K: 1 S: 6 H: 1 LOB: 1 BB: 0 P: 6	R: 0 E: 0 K: 0 S: 3 H: 0 LOB: 0 BB: 0 P: 3	R: 0 E: 0 K: 0 S: 3 H: 0 LOB: 0 BB: 0 P: 3	R: 0 E: 0 K: 0 S: 3 H: 0 LOB: 0 BB: 0 P: 3	R: 1 E: 1 K: 0 S: 5 H: 2 LOB: 2 BB: 1 P: 9	R: 2 E: 1 K: 0 S: 5 H: 2 LOB: 2 BB: 2 P: 13	R: 1 E: 1 K: 0 S: 5 H: 2 LOB: 1 BB: 0 P: 5	R: 0 E: 0 K: 1 S: 5 H: 0 LOB: 0 BB: 0 P: 5	R: 2 E: 1 K: 1 S: 8 H: 2 LOB: 1 BB: 0 P: 8	R: 0 E: 0 K: 1 S: 5 H: 0 LOB: 0 BB: 0 P: 5	R: 0 E: 0 K: 1 S: 6 H: 1 LOB: 2 BB: 0 P: 6	1B: 8 2B: 2 3B: 0 HR: 0 SF: 0 SAC: 1 DP: 0 HBP: 0						

PITCHER		IP	WLS	BF	H	R	ER	SO	BB	IBB	HBP	BLK	WP	HR	S	P	ERA	WHIP
Jerry Reuss, L ERA: 3.4	(1, 1)	5.2		24	5	3	3	1	1	1	0	1	0	0	24	32	4.76	1.059
Tom Niedenfuer, R ERA: 3.96	(6, 1)	0.1		2	0	0	0	0	1	0	0	0	0	0	1	5	0.00	3.000
Terry Forster, L ERA: 3.38	(7, 1)	2.0		8	2	1	0	1	0	0	0	0	0	0	10	10	0.00	1.000
Steve Howe, L ERA: 2.28	(9, 1)	1.0		6	2	2	0	1	0	0	0	0	0	0	8	8	0.00	2.000
Joe Beckwith, R ERA: 2.63	(10, 1)	2.0	W	7	1	0	0	2	0	0	0	0	0	0	11	11	0.00	0.500

PITCHER	IP	WLS	BF	H	R	ER	SO	BB	IBB	HBP	BLK	WP	HR	S	P	ERA	WHIP

AB	43
R	6
H	10
RBI	6
BB	3
SO	5
LOB	16

WP: 0 PB: 0 SB: 0 CS: 0 PA: 47

Batter	1	2	3	4	5	6	7	8	9	10	11	AB	R	H	RBI	BB	SO	LOB
Steve Sax, R (1, 4) OBP: 0.339, SLG: 0.346	6-3			F9	1-2 2-3 1B	1-3 2-H 3-H 1B			E1 SH5-4 1B	4-3		6	0	3	2	0	0	1
Ken Landreaux, L (1, 8) OBP: 0.365, SLG: 0.430	3-1			K	K	F8			SH5-4 2-3		K	5	0	0	0	0	3	5
Dusty Baker Jr., R (1, 7) OBP: 0.366, SLG: 0.497	5-3			FC6-4 BB		E 1B 2B	5-3		IBB IBB		S 1B 1B	4	2	2	0	2	0	0
Pedro Guerrero, R (1, 9) OBP: 0.360, SLG: 0.526 (10, 5)		P6		FC6-4 1-2f		E5 1B 1B 1B 2-3 1B	HR		4-0 IBB 1-2 IBB		F7 1-2	5	2	2	1	1	0	2
Ron Cey, R (1, 5) OBP: 0.330, SLG: 0.432 Joe Beckwith, L (10, 1) Mike Marshall, R (11, PH) OBP: 0.380, SLG: 0.467		K			HR	1B 1B 1B 1-2 3-H 1B	P5		K		2-H 1B	5 0 1	2 0 0	2 0 1	2 0 1	0 0 1	2 0 0	3 0 0
Steve Garvey, R (1, 3) OBP: 0.279, SLG: 0.401	CS 1B				1B BB 1B	1B 1-2 2-3 1B	K		F8			5	1	3	0	0	1	3
Bill Russell, R (1, 6) OBP: 0.349, SLG: 0.310	CS 1-2	5-3			1B 1-2 BB	1B 1-2 2-3 3-H 1B	K			SH1-4 1B		4	0	2	1	1	0	
Mike Scioscia, L (1, 2) OBP: 0.305, SLG: 0.301		4-3			K	F5	6-3			SH1-4 1-2		4	0	0	0	0	1	5
Jerry Reuss, L (1, 1) OBP: 0.236, SLG: 0.226 Tom Niedenfuer, R (6, 1) Rick Monday, L (6, PH) OBP: 0.390, SLG: 0.521 Terry Forster, L (7, 1) Jorge Orta, L (8, PH) OBP: 0.284, SLG: 0.323 Steve Howe, L (9, 1) Ron Roenicke, S (10, 9) OBP: 0.340, SLG: 0.301		K			K	K	4-3			K		2 0 1 0 1 0 0 1	0 0 0 0 0 0 0 0	0 0 0 0 0 0 0 0	0 0 0 0 0 0 0 1	0 0 0 0 1 0 0 1	2 0 0 0 0 0 0 1	2 0 3 0 0 0 0 1
Inning Stats	R: 0 E: 0 K: 0 S: 3 H: 0 LOB: 0 BB: 0 P: 3	R: 0 E: 0 K: 1 S: 5 H: 1 LOB: 0 BB: 0 P: 5	R: 0 E: 0 K: 1 S: 5 H: 0 LOB: 0 BB: 0 P: 5	R: 0 E: 0 K: 1 S: 5 H: 0 LOB: 0 BB: 1 P: 9	R: 1 E: 0 K: 3 S: 12 H: 3 LOB: 3 BB: 1 P: 16	R: 4 E: 1 K: 1 S: 11 H: 6 LOB: 2 BB: 0 P: 11	R: 1 E: 0 K: 1 S: 6 H: 1 LOB: 0 BB: 0 P: 6	R: 0 E: 0 K: 1 S: 5 H: 0 LOB: 0 BB: 0 P: 5	R: 0 E: 1 K: 1 S: 6 H: 1 LOB: 3 BB: 2 P: 14	R: 0 E: 0 K: 1 S: 6 H: 1 LOB: 1 BB: 0 P: 6	R: 1 E: 0 K: 1 S: 6 H: 2 LOB: 1 BB: 0 P: 6	1B: 12 2B: 1 3B: 0 HR: 2 SF: 0 SAC: 2 DP: 0 HBP: 0			WP: 0 PB: 0 SB: 1 CS: 1	PA: 51		

PITCHER		IP	WLS	BF	H	R	ER	SO	BB	IBB	HBP	BLK	WP	HR	S	P	ERA	WHIP
Bob Walk, R ERA: 4.32	(1, 1)	5.0		23	7	4	4	6	2	0	0	0	0	1	33	41	7.20	1.800
Rick Mahler, R ERA: 4.36	(6, 1)	0.2		5	3	1	1	1	0	0	0	0	0	0	7	7	13.50	4.500
Al Hrabosky, L ERA: 3.9	(6, 1)	0.1		1	0	0	0	0	0	0	0	0	0	0	1	1	0.00	0.000
Joe Cowley, R ERA: 4.47	(7, 1)	2.0		7	1	1	1	2	0	0	0	0	0	1	11	11	4.50	0.500
Gene Garber, R ERA: 2.63	(9, 1)	2.0		10	2	0	0	2	0	2	0	0	0	0	12	20	0.00	1.000

PITCHER		IP	WLS	BF	H	R	ER	SO	BB	IBB	HBP	BLK	WP	HR	S	P	ERA	WHIP
Steve Bedrosian, R ERA: 1.96	(11, 1)	0.2	L	4	2	1	1	1	0	0	0	0	0	0	6	6	13.50	3.000

BOTTOM

Atlanta Braves @ Los Angeles Dodgers

Dodger Stadium, Los Angeles, CA

Sat Aug 07 1982, 7:05 PM PDT

Att. 50,473 - Unknown

livebaseballscorecards.com

AB	44
R	7
H	15
RBI	7
BB	4
SO	12
LOB	25

Batter	1	2	3	4	5	6	7	8	9	AB	R	H	RBI	BB	SO	LOB
Terry Harper, R (1, 9) OBP: 0.345, SLG: 0.280	S S S 0-3 ① K			x 0-0 ① F8			x 0-0 1B FC1-6-2 1B	x 0-0 ③ F9		4	0	1	0	0	1	2
Rafael Ramirez, R (1, 6) OBP: 0.300, SLG: 0.345	x 0-0 ② F8			x 0-0 ② F8			x 0-0 1-4-3 FC1-6-2 1-3 1B		x 0-0 FC6-4 1B	4	0	2	0	0	0	0
Chris Chambliss, L (1, 3) OBP: 0.326, SLG: 0.411	x 0-0 ③ G3			x 0-0 ③ F9			x 0-0 ① FC1-6-2 1-4-3 1-2 3-H		x 0-0 ① F7	4	0	0	0	0	0	3
Dale Murphy, R (1, 8) OBP: 0.373, SLG: 0.544		S S S 0-3 ① K			x 0-0 ① F8		x 0-0 ② 1-4-3 1-2 2-3		x 0-0 ② FC6-4 WP 1-2f	4	0	0	0	0	1	3
Bob Horner, R (1, 5) OBP: 0.368, SLG: 0.516 Claudell Washington, L (9, PR) OBP: 0.336, SLG: 0.393		x 0-0 ② F5			x 0-0 G4-6-3 1B		x 0-0 ③ F9		B B B B 4-0 1-2 BB	3 0	0 0	1 0	0 0	1 0	0 0	2 0
Glenn Hubbard, R (1, 4) OBP: 0.342, SLG: 0.384		x 0-0 ③ F9			x 0-0 ② ③ G4-6-3 1-2f			x 0-0 ① F7	x 0-0 ③ F9	4	0	0	0	0	0	3
Biff Pocoroba, S (1, 2) OBP: 0.352, SLG: 0.414			x 0-0 ① F9			x 0-0 ① F8		x 0-0 ② F7		3	0	0	0	0	0	0
Larry Whisenton, L (1, 7) OBP: 0.368, SLG: 0.467			x 0-0 ② P1			S S S 0-3 ② K		B B B B 4-0 BB BB		2	0	0	0	1	1	0
Rick Camp, R (1, 1) Bob Porter, L (8, PH) OBP: 0.200, SLG: 0.158 Gene Garber, R (8, 1) OBP: 0.100, SLG: 0.100			S S S 0-3 ③ K			x 0-0 ③ F8		B B B B 4-0 1-2 BB		2 0 0	0 0 0	0 0 0	0 0 0	1 1 0	0 0 0	0 0 0
Inning Stats	R: 0 E: 0 K: 1 S: 5 H: 0 LOB: 0 BB: 0 P: 5	R: 0 E: 0 K: 1 S: 5 H: 0 LOB: 0 BB: 0 P: 5	R: 0 E: 0 K: 1 S: 5 H: 0 LOB: 0 BB: 0 P: 5	R: 0 E: 0 K: 0 S: 3 H: 0 LOB: 0 BB: 0 P: 3	R: 0 E: 0 K: 0 S: 3 H: 1 LOB: 0 BB: 0 P: 3	R: 0 E: 0 K: 1 S: 5 H: 0 LOB: 0 BB: 0 P: 5	R: 0 E: 0 K: 0 S: 5 H: 2 LOB: 2 BB: 0 P: 5	R: 0 E: 0 K: 0 S: 3 H: 0 LOB: 2 BB: 2 P: 11	R: 0 E: 0 K: 0 S: 4 H: 1 LOB: 2 BB: 1 P: 8	1B: 4 2B: 0 3B: 0 HR: 0 SF: 0 SAC: 0 DP: 1 HBP: 0						

PITCHER		IP	WLS	BF	H	R	ER	SO	BB	IBB	HBP	BLK	WP	HR	S	P	ERA	WHIP
Bob Welch, R ERA: 2.97	(1, 1)	8.0	W	28	3	0	0	4	2	0	0	0	0	0	34	42	0.00	0.625
Tom Niedenfuer, R ERA: 3.86	(9, 1)	1.0	S	5	1	0	0	0	1	0	0	0	1	0	4	8	0.00	2.000

PITCHER	IP	WLS	BF	H	R	ER	SO	BB	IBB	HBP	BLK	WP	HR	S	P	ERA	WHIP

TOP

Atlanta Braves @ Los Angeles Dodgers

Dodger Stadium, Los Angeles, CA

Sun Aug 08 1982, 3:33 AM PDT

Att. 51,494 - Unknown

livebaseballscorecards.com

AB	30
R	0
H	4
RBI	0
BB	3
SO	4
LOB	13

WP: 1 PB: 0 SB: 0 CS: 0

PA: 33

Batter	1	2	3	4	5	6	7	8	9	AB	R	H	RBI	BB	SO	LOB
Steve Sax, R (1, 4) OBP: 0.338, SLG: 0.345	6-3		5-3			G3		FC4-6 1B		4	0	1	0	0	0	0
Ken Landreaux, L (1, 8) OBP: 0.363, SLG: 0.427	F8 S 1B 1B		F8			4-3		FC4-6 S 1B 1-2f		4	2	1	0	0	0	1
Dusty Baker Jr., R (1, 7) OBP: 0.367, SLG: 0.497 Tom Niedenfuer, R (9, 1)	F8 1-3		SSS K			1B		FC5 WP 1-H 1B		4 0	0 0	2 0	1 0	0 0	1 0	1 0
Pedro Guerrero, R (1, 9) OBP: 0.361, SLG: 0.524	CS 1B 3-H			4-3		F8		BBB 1-2 BB		3	0	1	1	1	0	1
Ron Cey, R (1, 5) OBP: 0.327, SLG: 0.428	CS 1-2	F5		F8			6-3	FC5 2-3f		4	0	0	0	0	0	2
Steve Garvey, R (1, 3) OBP: 0.279, SLG: 0.400		F8		SSS K			FC5-4 1B			3	0	1	0	0	1	0
Mike Scioscia, L (1, 2) OBP: 0.305, SLG: 0.301		1B 1B			G3		SSS K			3	0	1	0	0	1	1
Mark Belanger, R (1, 6) OBP: 0.341, SLG: 0.282		1-2 1B			F9		FC5-4 1-2f			3	0	1	0	0	0	1
Bob Welch, R (1, 1) OBP: 0.169, SLG: 0.161 Ron Roenicke, S (8, PH) OBP: 0.337, SLG: 0.298 (9, 7)	F8				SSS K			G3		2 1	0 0	0 0	0 0	0 0	1 0	2 0
Inning Stats	R: 1 E: 0 K: 0 S: 4 H: 2 LOB: 0 BB: 0 P: 4	R: 0 E: 0 K: 0 S: 5 H: 2 LOB: 2 BB: 0 P: 5	R: 0 E: 0 K: 1 S: 5 H: 0 LOB: 0 BB: 0 P: 5	R: 0 E: 0 K: 1 S: 5 H: 0 LOB: 0 BB: 0 P: 5	R: 0 E: 0 K: 1 S: 5 H: 0 LOB: 0 BB: 0 P: 5	R: 0 E: 0 K: 0 S: 4 H: 1 LOB: 1 BB: 0 P: 4	R: 0 E: 0 K: 1 S: 6 H: 1 LOB: 1 BB: 0 P: 6	R: 1 E: 0 K: 0 S: 5 H: 2 LOB: 2 BB: 1 P: 9		1B: 8 2B: 0 3B: 0 HR: 0 SF: 0 SAC: 0 DP: 0 HBP: 0						

BOTTOM

Atlanta Braves @ Los Angeles Dodgers

Dodger Stadium, Los Angeles, CA

Sun Aug 08 1982, 3:33 AM PDT

Att. 51,494 - Unknown

livebaseballscorecards.com

AB	31
R	2
H	8
RBI	2
BB	1
SO	4
LOB	9

WP: 1 PA: 33
PB: 0
SB: 2
CS: 1

PITCHER		IP	WLS	BF	H	R	ER	SO	BB	IBB	HBP	BLK	WP	HR	S	P	ERA	WHIP
Rick Camp, R ERA: 3.02	(1, 1)	7.0	L	26	6	1	1	4	0	0	0	0	0	0	34	34	1.29	0.857
Gene Garber, R ERA: 2.71	(8, 1)	1.0		6	2	1	1	0	1	0	0	0	1	0	5	9	9.00	3.000

PITCHER	IP	WLS	BF	H	R	ER	SO	BB	IBB	HBP	BLK	WP	HR	S	P	ERA	WHIP

Batter	1	2	3	4	5	6	7	8	9	10	11	12	13	AB	R	H	RBI	BB	SO	LOB
Tom Lawless, R (1, 4) OBP: 0.272, SLG: 0.267	0-0 CS 1B		0-0 G4-6-3 1-2f			0-0 2-H 1B		0-0 P4			0-0 F9			5	1	2	1	0	0	3
Eddie Milner, L (1, 7) OBP: 0.338, SLG: 0.384 Brad Lesley, R (8, 1) Larry Biittner, L (11, PH) OBP: 0.351, SLG: 0.406 Jim Kern, R (11, 1)	0-0 G3 1-2			0-3 K2-3		0-0 1B 2-H 1B		0-0 F3 1-2			0-0 F7			4 0 1 0	0 0 0 0	1 0 0 0	1 0 0 0	0 0 0 0	1 0 0 0	2 0 0 0
Dave Concepcion, R (1, 6) OBP: 0.337, SLG: 0.370	0-0 4-3			0-3 K		0-0 F7		0-0 3-1			0-0 1-3			5	0	0	0	0	1	2
Johnny Bench, R (1, 5) OBP: 0.314, SLG: 0.375		0-0 5-3		0-3 K		0-0 1-3 1B			0-3 K			0-0 F8		5	0	1	0	0	2	0
Cesar Cedeno, R (1, 8) OBP: 0.343, SLG: 0.418		0-0 4-3			0-0 L1	0-3 K			0-3 K			0-0 4-3		5	0	0	0	0	2	2
Dan Driessen, L (1, 3) OBP: 0.386, SLG: 0.430		0-0 6-3			0-0 4-3		0-0 4-3		0-3 K			0-0 F8		5	0	0	0	0	1	0
Paul Householder, S (1, 9) OBP: 0.266, SLG: 0.350			0-3 K BB		0-0 F7		0-0 L8			0-0 4-3			0-0 F9	5	0	0	0	0	1	0
Dave Vangorder, R (1, 2) OBP: 0.271, SLG: 0.234			4-0 G4-6-3 1-2 BB			4-0 SH3-4 1B BB	0-3 K			0-0 F3			0-3 K	3	1	0	0	2	2	0
Bruce Berenyi, R (1, 1) OBP: 0.267, SLG: 0.318 Duane Walker, L (8, PH) OBP: 0.315, SLG: 0.351 (8, 7)			0-3 K			0-0 SH3-4 1-2		4-0 E BB		0-0 F7			0-3 K	1 2	0 0	0 0	0 1	0 1	1 1	2 0
Inning Stats	R: 0 E: 0 K: 0 S: 3 H: 1 LOB: 0 BB: 0 P: 3	R: 0 E: 0 K: 0 S: 3 H: 0 LOB: 0 BB: 0 P: 3	R: 0 E: 0 K: 2 S: 7 H: 0 LOB: 1 BB: 1 P: 11	R: 0 E: 0 K: 3 S: 9 H: 0 LOB: 0 BB: 0 P: 9	R: 0 E: 0 K: 0 S: 3 H: 0 LOB: 0 BB: 0 P: 3	R: 2 E: 0 K: 1 S: 8 H: 3 LOB: 2 BB: 1 P: 12	R: 0 E: 0 K: 1 S: 5 H: 0 LOB: 0 BB: 0 P: 5	R: 0 E: 1 K: 0 S: 3 H: 0 LOB: 1 BB: 1 P: 7	R: 0 E: 0 K: 3 S: 9 H: 0 LOB: 0 BB: 0 P: 9	R: 0 E: 0 K: 0 S: 3 H: 0 LOB: 0 BB: 0 P: 3	R: 0 E: 0 K: 0 S: 3 H: 0 LOB: 0 BB: 0 P: 3	R: 0 E: 0 K: 0 S: 3 H: 0 LOB: 0 BB: 0 P: 3	R: 0 E: 0 K: 2 S: 7 H: 0 LOB: 0 BB: 0 P: 7	1B: 4 2B: 0 3B: 0 HR: 0	SF: 0 SAC: 1 DP: 1 HBP: 0		WP: 1 PB: 0 SB: 0 CS: 1	PA: 45	

PITCHER		IP	WLS	BF	H	R	ER	SO	BB	IBB	HBP	BLK	WP	HR	S	P	ERA	WHIP
Ricky Wright, L ERA: 3.27	(1, 1)	3.0		10	1	0	0	2	1	0	0	0	1	0	13	17	0.00	0.667
Joe Beckwith, R ERA: 3.31	(4, 1)	2.2		12	3	2	2	3	1	0	0	0	0	0	17	21	6.75	1.500
Tom Niedenfuer, R ERA: 3.72	(6, 1)	1.1		4	0	0	0	2	0	0	0	0	0	0	8	8	0.00	0.000
Dave Stewart, R ERA: 3.73	(8, 1)	6.0	W	19	0	0	0	5	1	0	0	0	0	0	28	32	0.00	0.167

PITCHER	IP	WLS	BF	H	R	ER	SO	BB	IBB	HBP	BLK	WP	HR	S	P	ERA	WHIP

TOP

Cincinnati Reds @ Los Angeles Dodgers

Dodger Stadium, Los Angeles, CA

Mon Aug 09 1982, 7:05 PM PDT

Att. 34,709 - Unknown

livebaseballscorecards.com

AB	41
R	2
H	4
RBI	2
BB	3
SO	12
LOB	11

Batter	1	2	3	4	5	6	7	8	9	10	11	12	13	AB	R	H	RBI	BB	SO	LOB
Steve Sax, R (1, 4) OBP: 0.338, SLG: 0.347	F8 S 1B 1B	2B			4-3			B2		F8		F2		6	1	2	0	0	0	2
Ken Landreaux, L (1, 8) OBP: 0.366, SLG: 0.425	F8 1-3	F9			1B			E4 G5-3 S			BBBBB 1B G4-2-3 BB	IBB		4	0	1	0	2	0	2
Dusty Baker Jr., R (1, 7) OBP: 0.369, SLG: 0.496	BB 1B SF8 1B 3-H		6-3			4-3		IBB 1-2			G4-2-3 IBB 1B 1-3	FC5 2-3f		5	1	2	1	1	0	2
Pedro Guerrero, R (1, 9) OBP: 0.363, SLG: 0.530	SF8 BB 1B 1-2		L6			K		G5-3 2-3f			G4-2-3 IBB 1-2		HR	5	1	2	1	1	1	2
Ron Cey, R (1, 5) OBP: 0.328, SLG: 0.425	BB 1-2 2-3		K			FC4-6 BB			P3		G4-2-3 1-2 2-3 3-Hf			3	0	0	0	2	1	3
Steve Garvey, R (1, 3) OBP: 0.278, SLG: 0.398	SF8 2-3 3-H			P4		FC4-6 1-2f			F3			IBB			3	0	0	1	1	0	1
Bill Russell, R (1, 6) OBP: 0.345, SLG: 0.305	L9			K			4-3		5-3			F2		5	0	0	0	0	1	5
Mike Scioscia, L (1, 2) OBP: 0.304, SLG: 0.297 Mark Belanger, R (12, PR) OBP: 0.341, SLG: 0.282 Steve Yeager, R (13, 2) OBP: 0.336, SLG: 0.358		G3		K			F5			F9		FC5 SH3-4 BB		4 0 0	0 0 0	0 0 0	0 0 0	1 0 0	1 0 0	0 0 0
Ricky Wright, L (1, 1) OBP: 0.200, SLG: 0.400 Joe Beckwith, L (4, 1) Tom Niedenfuer, R (6, 1) Jorge Orta, L (7, PH) OBP: 0.282, SLG: 0.319 Dave Stewart, R (8, 1) OBP: 0.212, SLG: 0.219		3-1			K		3-1			K		SH3-4 1-2		1 1 0 1 1	0 0 0 0 0	0 0 0 0 0	0 0 0 0 0	0 1 0 0 1	0 0 0 0 0	0 0 0 0 0
Inning Stats	R: 2 H: 3 E: 0 LOB: 2 K: 0 BB: 1 S: 6 P: 10	R: 0 H: 1 E: 0 LOB: 1 K: 0 BB: 0 S: 4 P: 4	R: 0 H: 0 E: 0 LOB: 0 K: 1 BB: 0 S: 5 P: 5	R: 0 H: 0 E: 0 LOB: 0 K: 2 BB: 0 S: 7 P: 7	R: 0 H: 1 E: 0 LOB: 1 K: 1 BB: 0 S: 5 P: 5	R: 0 H: 0 E: 0 LOB: 1 K: 1 BB: 1 S: 5 P: 9	R: 0 H: 0 E: 0 LOB: 0 K: 0 BB: 0 S: 3 P: 3	R: 0 H: 0 E: 1 LOB: 1 K: 0 BB: 1 S: 3 P: 7	R: 0 H: 0 E: 0 LOB: 0 K: 0 BB: 0 S: 3 P: 3	R: 0 H: 0 E: 0 LOB: 0 K: 1 BB: 0 S: 5 P: 5	R: 0 H: 1 E: 0 LOB: 3 K: 0 BB: 3 S: 3 P: 15	R: 0 H: 0 E: 0 LOB: 2 K: 0 BB: 2 S: 3 P: 11	R: 1 H: 1 E: 0 LOB: 0 K: 0 BB: 0 S: 1 P: 1	1B: 5 SF: 1 2B: 1 SAC: 1 3B: 0 DP: 2 HR: 1 HBP: 0						

PITCHER		IP	WLS	BF	H	R	ER	SO	BB	IBB	HBP	BLK	WP	HR	S	P	ERA	WHIP
Bruce Berenyi, R ERA: 3.75	(1, 1)	7.0		27	5	2	2	5	2	0	0	0	0	0	35	43	2.57	1.000
Brad Lesley, R ERA: 1.74	(8, 1)	3.0		10	0	0	0	1	0	1	0	0	0	0	11	15	0.00	0.000
Jim Kern, R ERA: 2.74	(11, 1)	2.0	L	12	2	1	1	0	2	3	0	0	0	1	7	27	4.50	2.000

PITCHER	IP	WLS	BF	H	R	ER	SO	BB	IBB	HBP	BLK	WP	HR	S	P	ERA	WHIP

BOTTOM

Cincinnati Reds @ Los Angeles Dodgers

Dodger Stadium, Los Angeles, CA

Mon Aug 09 1982, 7:05 PM PDT

Att. 34,709 - Unknown

livebaseballscorecards.com

AB	39
R	3
H	7
RBI	3
BB	8
SO	6
LOB	17

WP: 0 PA: 49
PB: 0
SB: 2
CS: 0

Cincinnati Reds @ Los Angeles Dodgers

Dodger Stadium, Los Angeles, CA

Tue Aug 10 1982, 7:05 PM PDT

Att. 50,266 - Unknown

TOP

livebaseballscorecards.com

Batter	1	2	3	4	5	6	7	8	9	AB	R	H	RBI	BB	SO	LOB
Tom Lawless, R (1, 4) OBP: 0.271, SLG: 0.278	0-0 1B 2B		0-0 ① F8			0-0 ① 6-3		0-0 ① F8		4	1	1	0	0	0	1
Eddie Milner, L (1, 7) OBP: 0.337, SLG: 0.383	0-0 ① 1-3		0-0 ② 4-3			0-0 ② 4-3		0-0 BB E 1B 1-2		4	1	1	0	0	0	1
Ron Oester, S (8, 6) OBP: 0.291, SLG: 0.316										0	0	0	0	0	0	0
Dave Concepcion, R (1, 6) OBP: 0.339, SLG: 0.369	S S S 0-3 ② K		S S S 0-3 ③ K2-3			0-0 1B		B B B B 4-0 E BB 1-2 2-3		3	0	1	0	1	2	1
Joe Price, R (8, 1) OBP: 0.333, SLG: 0.333										0	0	0	0	0	0	0
Greg Harris, S (8, 1) OBP: 0.167, SLG: 0.167										0	0	0	0	0	0	0
Johnny Bench, R (1, 5) OBP: 0.313, SLG: 0.374	0-0 BB 1B 2-H			0-0 ① F8		0-0 ③ 5-3		S S S 0-3 ② K		4	0	1	1	0	1	4
Cesar Cedeno, R (1, 8) OBP: 0.345, SLG: 0.417	B B B B 4-0 BB 1-2			0-0 ② 1-3			0-0 4-3 4-3 1B	0-0 E6 1-3 2-H 3-H		3	0	1	0	1	0	1
Dan Driessen, L (1, 3) OBP: 0.383, SLG: 0.426	0-0 ③ 3-1			0-0 ③ L6			0-0 ① 4-3 1-2	0-0 ③ F8		4	0	0	0	0	0	5
Paul Householder, S (1, 9) OBP: 0.262, SLG: 0.345		0-0 ① L8			0-0 ① F7		0-0 ② 4-3 2-3		0-0 ① F8	4	0	0	0	0	0	1
Dave Vangorder, R (1, 2) OBP: 0.258, SLG: 0.222		0-0 ② 5-3			0-0 ② F8		0-0 ③ 6-3		0-0 ② F9	4	0	0	0	0	0	1
Tom Seaver, R (1, 1) OBP: 0.222, SLG: 0.235		S S S 0-3 ③ K			0-0 ③ F2			0-0 BB 1B E 1B	0-0 ③ 4-3	2	0	0	0	0	1	0
Rafael Landestoy, S (8, PH) OBP: 0.272, SLG: 0.253										2	1	1	0	0	0	0
(8, 6)																
(8, 7)																

Inning Stats																																	
	R: 1	H: 2	R: 0	H: 0	R: 0	H: 0	R: 0	H: 0	R: 0	H: 0	R: 0	H: 1	R: 0	H: 1	R: 2	H: 2	R: 0	H: 0	1B: 5	SF: 0	WP: 0	PA: 36
	E: 0	LOB: 2	E: 0	LOB: 0	E: 0	LOB: 0	E: 0	LOB: 0	E: 0	LOB: 0	E: 0	LOB: 1	E: 0	LOB: 1	E: 1	LOB: 2	E: 0	LOB: 0	2B: 1	SAC: 0	PB: 0	
	K: 1	BB: 1	K: 1	BB: 0	K: 1	BB: 0	K: 0	BB: 0	K: 0	BB: 0	K: 0	BB: 0	K: 0	BB: 1	K: 1	BB: 1	K: 0	BB: 0	3B: 0	DP: 0	SB: 0	
	S: 7	P: 11	S: 5	P: 5	S: 5	P: 5	S: 3	P: 3	S: 3	P: 3	S: 4	P: 4	S: 4	P: 4	S: 8	P: 12	S: 3	P: 3	HR: 0	HBP: 0	CS: 0	

PITCHER	IP	WLS	BF	H	R	ER	SO	BB	IBB	HBP	BLK	WP	HR	S	P	ERA	WHIP
Fernando Valenzuela, L (1, 1) ERA: 2.83	9.0	W	36	6	3	1	4	2	0	0	0	0	0	42	50	1.00	0.889

PITCHER	IP	WLS	BF	H	R	ER	SO	BB	IBB	HBP	BLK	WP	HR	S	P	ERA	WHIP

AB	34
R	3
H	6
RBI	1
BB	2
SO	4
LOB	15

Batter	1	2	3	4	5	6	7	8	9	AB	R	H	RBI	BB	SO	LOB
Steve Sax, R (1, 4) OBP: 0.338, SLG: 0.348	5-3		G3 S 1B 1B		6-3	1B		E1 1B 1-3		5	2	2	0	0	0	1
Rick Monday, L (1, 9) OBP: 0.386, SLG: 0.535	HR		G3 1-3		K	K		BB 1B 2B IBB		4	1	1	1	0	2	2
Mike Marshall, R (8, PH) (9, 9) OBP: 0.389, SLG: 0.467										0	1	0	0	1	0	0
Dusty Baker Jr., R (1, 7) OBP: 0.370, SLG: 0.495	P6		E6 1B		1B 1B		FC6-4 BB	BB 2B 1B 1-2 2-H 3-H		3	1	1	0	1	0	1
Ron Roenicke, S (8, 7) OBP: 0.343, SLG: 0.306										1	1	1	2	0	0	0
Pedro Guerrero, R (1, 8) OBP: 0.365, SLG: 0.530	F9		G4-6-3 1B 1-2 3-H		1B PB 1B 1-2		FC6-4 HR 1-2f	2B BB 1-2 2-3		4	3	2	1	1	0	1
Ron Cey, R (1, 5) OBP: 0.327, SLG: 0.422		K	G4-6-3 1-2f		PB 1B 1-3 2-H		F3	F9		5	0	1	1	0	1	6
Steve Garvey, R (1, 3) OBP: 0.284, SLG: 0.407		FC6-5 S BB		G6-3 1B	BB 1-2 3-H		HR 1-H	K		3	1	2	2	2	1	3
Bill Russell, R (1, 6) OBP: 0.345, SLG: 0.309		FC6-5 S 1-3		G6-3 1-2f	K		1B	2B 1-H 2-H 3-H		5	0	2	3	0	1	4
Mike Scioscia, L (1, 2) OBP: 0.305, SLG: 0.294		IBB 1-2		BB	F8		4-3	F7		3	0	0	0	2	0	2
Fernando Valenzuela, L (1, 1) OBP: 0.178, SLG: 0.157		K		F9	F9			E 1B 1B		4	1	1	0	0	1	3
Inning Stats	R: 1 E: 0 K: 0 S: 4 H: 1 LOB: 0 BB: 0 P: 4	R: 0 E: 0 K: 2 S: 7 H: 0 LOB: 2 BB: 2 P: 15	R: 1 E: 1 K: 0 S: 5 H: 2 LOB: 1 BB: 0 P: 5	R: 0 E: 0 K: 0 S: 3 H: 1 LOB: 1 BB: 1 P: 7	R: 2 E: 0 K: 2 S: 10 H: 3 LOB: 2 BB: 1 P: 14	R: 0 E: 0 K: 1 S: 6 H: 1 LOB: 1 BB: 0 P: 6	R: 2 E: 0 K: 0 S: 5 H: 2 LOB: 1 BB: 1 P: 9	R: 5 E: 1 K: 1 S: 9 H: 3 LOB: 1 BB: 2 P: 17		1B: 10 2B: 1 3B: 0 HR: 2 SF: 0 SAC: 0 DP: 2 HBP: 0						

PITCHER		IP	WLS	BF	H	R	ER	SO	BB	IBB	HBP	BLK	WP	HR	S	P	ERA	WHIP
Tom Seaver, R ERA: 5.34	(1, 1)	7.0	L	35	10	6	5	5	4	1	0	0	0	2	40	60	6.43	2.000
Joe Price, L ERA: 3.28	(8, 1)	0.0		4	2	4	2	0	0	1	0	0	0	0	3	7	∞	∞
Greg Harris, R ERA: 4.58	(8, 1)	1.0		5	1	1	0	1	1	0	0	0	0	0	6	10	0.00	2.000

PITCHER	IP	WLS	BF	H	R	ER	SO	BB	IBB	HBP	BLK	WP	HR	S	P	ERA	WHIP

BOTTOM

Cincinnati Reds @ Los Angeles Dodgers

Dodger Stadium, Los Angeles, CA

Tue Aug 10 1982, 7:05 PM PDT

Att. 50,266 - Unknown

livebaseballscorecards.com

AB	37
R	11
H	13
RBI	10
BB	7
SO	6
LOB	23

WP: 0 PB: 1 SB: 3 CS: 0 PA: 44

Cincinnati Reds @ Los Angeles Dodgers

Dodger Stadium, Los Angeles, CA

Wed Aug 11 1982, 7:05 PM PDT

Att. 47,774 - Unknown

TOP

livebaseballscorecards.com

Batter	1	2	3	4	5	6	7	8	9	AB	R	H	RBI	BB	SO	LOB
Tom Lawless, R (1, 4) OBP: 0.270, SLG: 0.277	x 0-0 S 2B 1B		x 0-0 ① 1-3		x 0-0 ②③ F8 1-2			x 0-0 ① 4-3		4	1	1	0	0	0	1
Duane Walker, L (1, 7) OBP: 0.313, SLG: 0.342	B B B B 4-0 1-2 2B BB		x 0-0 ② F8			S S S 0-3 ① K		x 0-0 ② 4-3		3	1	0	0	1	1	0
Cesar Cedeno, R (1, 8) OBP: 0.347, SLG: 0.421	x 0-0 G5-3 1-H 2-H 2B		x 0-0 ③ P3			x 0-0 1B 1B		x 0-0 ③ F9		4	0	2	2	0	0	0
Dan Driessen, L (1, 3) OBP: 0.388, SLG: 0.431	B B B B 4-0 G5-3 BB			x 0-0 2B		x 0-0 G5-4-3 1-2 1B			B B B B 4-0 S 1B BB	2	0	2	0	2	0	0
Johnny Bench, R (1, 5) OBP: 0.312, SLG: 0.372 Wayne Krenchicki, L (9, PR) OBP: 0.327, SLG: 0.374 (9, 5)	x 0-0 ①② G5-3 1-2 2-3f			x 0-0 ① L1		x 0-0 ②③ G5-4-3 1-2f			x 0-0 S 1-2 1B	4 0	0 0	1 0	0 0	0 0	0 0	5 0
Paul Householder, S (1, 9) OBP: 0.262, SLG: 0.341	x 0-0 ③ 6-3			x 0-0 ② 4-3			B B B B 4-0 S BB		S S S 0-3 ① K 1-2 2-3	3	0	0	0	1	1	4
Ron Oester, S (1, 6) OBP: 0.290, SLG: 0.314		S S S 0-3 ① K	S S S 0-3 ③ K				x 0-0 ① F7	I I I 4-0 IBB		3	0	0	0	1	2	2
Alex Trevino, R (1, 2) OBP: 0.310, SLG: 0.299		S S S 0-3 ② K			x 0-0 CS 1B		S S S 0-3 ② K 1-2		S S S 0-3 ② K	4	0	1	0	0	3	4
Bob Shirley, R (1, 1) OBP: 0.091, SLG: 0.091 Brad Lesley, R (8, 1)		x 0-0 ③ F8			S S S 0-3 ① K		x 0-0 ③ 4-3		x 0-0 ③ 4-3	3 1	0 0	0 0	0 0	0 0	1 0	2 3
Inning Stats	R: 2 E: 0 K: 0 S: 4 H: 2 LOB: 1 BB: 2 P: 12	R: 0 E: 0 K: 2 S: 7 H: 0 LOB: 0 BB: 0 P: 7	R: 0 E: 0 K: 0 S: 3 H: 0 LOB: 0 BB: 0 P: 3	R: 0 E: 0 K: 1 S: 6 H: 1 LOB: 1 BB: 0 P: 6	R: 0 E: 0 K: 1 S: 5 H: 1 LOB: 0 BB: 0 P: 5	R: 0 E: 0 K: 1 S: 6 H: 2 LOB: 1 BB: 0 P: 6	R: 0 E: 0 K: 1 S: 5 H: 0 LOB: 1 BB: 1 P: 9	R: 0 E: 0 K: 0 S: 3 H: 0 LOB: 0 BB: 0 P: 3	R: 0 E: 0 K: 2 S: 8 H: 1 LOB: 3 BB: 2 P: 16	1B: 5 2B: 2 3B: 0 HR: 0	SF: 0 SAC: 0 DP: 2 HBP: 0						

AB	31
R	2
H	7
RBI	2
BB	5
SO	8
LOB	21

WP: 0 PB: 0 SB: 4 CS: 1 PA: 36

PITCHER		IP	WLS	BF	H	R	ER	SO	BB	IBB	HBP	BLK	WP	HR	S	P	ERA	WHIP
Burt Hooton, R ERA: 5.23	(1, 1)	5.0	L	19	4	2	2	4	2	0	0	0	0	0	25	33	3.60	1.200
Joe Beckwith, R ERA: 2.79	(6, 1)	3.0		11	2	0	0	2	1	0	0	0	0	0	14	18	0.00	1.000
Terry Forster, L ERA: 3.32	(9, 1)	1.0		6	1	0	0	2	1	1	0	0	0	0	8	16	0.00	2.000

PITCHER	IP	WLS	BF	H	R	ER	SO	BB	IBB	HBP	BLK	WP	HR	S	P	ERA	WHIP

Batter	1	2	3	4	5	6	7	8	9	AB	R	H	RBI	BB	SO	LOB
Steve Sax, R (1, 4) OBP: 0.338, SLG: 0.347	6-3		1-3		K			CS 1B		4	0	1	0	0	1	0
Mike Marshall, R (1, 9) OBP: 0.373, SLG: 0.444	6-3		F2			F8		CS 1-2	K	3	0	0	0	0	0	0
Rick Monday, L (8, PH) (9, 9) OBP: 0.384, SLG: 0.531										1	0	0	0	0	1	0
Dusty Baker Jr., R (1, 7) OBP: 0.372, SLG: 0.495	6-3		2B 1B			F3			S 1B	4	0	2	0	0	0	0
Pedro Guerrero, R (1, 8) OBP: 0.364, SLG: 0.530		F9	1-H 2B			5-3			K 1-2	4	0	1	0	0	1	1
Ron Cey, R (1, 5) OBP: 0.328, SLG: 0.429		HR		BB CS			F8		K	3	1	1	1	1	1	1
Steve Garvey, R (1, 3) OBP: 0.284, SLG: 0.406		BB 1B 1B		P4			P3			3	0	1	0	0	0	1
Steve Yeager, R (1, 2) OBP: 0.336, SLG: 0.351		1B 1-2 BB		K 1-2			F3			2	0	0	0	1	1	1
Bill Russell, R (1, 6) OBP: 0.348, SLG: 0.310		1-2 2-H 1B			F7			G4-6-3 BB		2	0	1	0	1	0	0
Burt Hooton, R (1, 1) OBP: 0.105, SLG: 0.158		P4			F8			G4-6-3 1-2f		1	0	0	0	0	0	2
Jose Morales, R (5, PH) OBP: 0.333, SLG: 0.176										1	0	0	0	0	0	0
Joe Beckwith, L (6, 1)										0	0	0	0	0	0	0
Mark Belanger, R (8, PH) OBP: 0.333, SLG: 0.275										1	0	0	0	0	0	1
Terry Forster, L (9, 1)										0	0	0	0	0	0	0
Inning Stats	R: 0 E: 0 K: 0 S: 3 H: 0 LOB: 0 BB: 0 P: 3	R: 1 E: 0 K: 0 S: 5 H: 3 LOB: 2 BB: 1 P: 9	R: 0 E: 0 K: 0 S: 4 H: 2 LOB: 2 BB: 0 P: 4	R: 0 E: 0 K: 1 S: 4 H: 0 LOB: 1 BB: 1 P: 8	R: 0 E: 0 K: 1 S: 5 H: 0 LOB: 0 BB: 0 P: 5	R: 0 E: 0 K: 0 S: 3 H: 0 LOB: 0 BB: 0 P: 3	R: 0 E: 0 K: 0 S: 3 H: 0 LOB: 0 BB: 0 P: 3	R: 0 E: 0 K: 0 S: 2 H: 1 LOB: 0 BB: 1 P: 6	R: 0 E: 0 K: 3 S: 10 H: 1 LOB: 1 BB: 0 P: 10	1B: 5 2B: 2 3B: 0 HR: 1	SF: 0 SAC: 0 DP: 2 HBP: 0						

PITCHER	IP	WLS	BF	H	R	ER	SO	BB	IBB	HBP	BLK	WP	HR	S	P	ERA	WHIP
Bob Shirley, L (1, 1) ERA: 3.76	7.2	W	28	6	1	1	2	3	0	0	0	0	1	29	41	1.17	1.174
Brad Lesley, R (8, 1) ERA: 1.54	1.1	S	4	1	0	0	3	0	0	0	0	0	0	10	10	0.00	0.750

PITCHER	IP	WLS	BF	H	R	ER	SO	BB	IBB	HBP	BLK	WP	HR	S	P	ERA	WHIP

BOTTOM

Cincinnati Reds @ Los Angeles Dodgers

Dodger Stadium, Los Angeles, CA

Wed Aug 11 1982, 7:05 PM PDT

Att. 47,774 - Unknown

livebaseballscorecards.com

AB	29
R	1
H	7
RBI	1
BB	3
SO	5
LOB	7

1B: 5 SF: 0
2B: 2 SAC: 0
3B: 0 DP: 2
HR: 1 HBP: 0

WP: 0 PA: 33
PB: 0
SB: 1
CS: 2

Batter	1	2	3	4	5	6	7	8	9	AB	R	H	RBI	BB	SO	LOB
Chili Davis, S (1, 8) OBP: 0.323, SLG: 0.395	5-3		5-3			1B 2B 1B		F8		4	1	1	0	0	0	1
Joe Morgan, L (1, 4) OBP: 0.414, SLG: 0.436	G3			1B 1B 2B		2B 1-3 F9-4-2 1B		1B 1B		4	1	3	0	0	0	0
Jack Clark, R (1, 9) OBP: 0.354, SLG: 0.471	F9			1B 2-3 1B		F9-4-2 1-3 3-H 2B		1-2 1B		4	0	3	1	0	0	0
Reggie Smith, S (1, 3) OBP: 0.385, SLG: 0.481		FC5-4 1B		G4-6-3 1-2 3-H 1B		IBB		F7		3	0	2	1	1	0	2
Jeffrey Leonard, R (1, 7) OBP: 0.293, SLG: 0.369		FC5-4 CS 1-2f		F9		F9-4-2 2-3 3-H		F2		3	0	0	0	0	0	6
Champ Summers, L (8, PH) OBP: 0.328, SLG: 0.372										1	0	0	0	0	0	2
Max Venable, L (8, 7) OBP: 0.231, SLG: 0.267										0	0	0	0	0	0	0
Darrell Evans, L (1, 6) OBP: 0.359, SLG: 0.421		K2-3 1-2		G4-6-3 1-2f		K			F9	4	0	0	0	0	2	5
Bob Brenly, R (1, 2) OBP: 0.346, SLG: 0.345			5-3		F8		P6		BB	3	0	0	0	1	0	0
Tom O'Malley, L (1, 5) OBP: 0.333, SLG: 0.348			SH1-4 1B		F5		F8		F8	4	0	1	0	0	0	1
Renie Martin, R (1, 1) OBP: 0.263, SLG: 0.342			SH1-4 1-2		K2-3		F8		K	2	0	0	0	0	1	0
Al Holland, R (8, 1) OBP: 0.042, SLG: 0.042										0	0	0	0	0	0	0
Jim Wohlford, R (9, PH) OBP: 0.325, SLG: 0.352										1	0	0	0	0	1	1

TOP

San Francisco Giants @ Los Angeles Dodgers
Dodger Stadium, Los Angeles, CA
Thu Aug 12 1982, 3:33 AM PDT
Att. 47,725 - Unknown

livebaseballscorecards.com

	AB	R	H	RBI	BB	SO	LOB
	33	2	10	2	2	4	18

Inning Stats	1	2	3	4	5	6	7	8	9
R	0	0	0	1	0	1	0	0	0
E	0	0	0	0	0	0	0	0	0
K	0	1	0	0	1	1	0	0	1
S	3	5	4	5	5	7	3	5	5
H	0	1	1	3	0	3	0	2	0
LOB	0	0	1	1	0	2	0	2	1
BB	0	0	0	0	0	1	0	0	1
P	3	5	4	5	5	11	3	5	9

1B	8	
2B	3	
3B	0	
HR	0	
SF	0	
SAC	1	
DP	2	
HBP	0	
WP	0	
PB	0	
SB	0	
CS	1	
PA	36	

PITCHER		IP	WLS	BF	H	R	ER	SO	BB	IBB	HBP	BLK	WP	HR	S	P	ERA	WHIP
Jerry Reuss, L ERA: 3.41	(1, 1)	5.0		21	8	2	2	2	0	0	0	0	0	0	25	25	3.60	1.600
Tom Niedenfuer, R ERA: 3.46	(6, 1)	3.0	W	11	2	0	0	1	0	1	0	0	0	0	12	16	0.00	0.667
Steve Howe, L ERA: 2.25	(9, 1)	1.0		4	0	0	0	1	1	0	0	0	0	0	5	9	0.00	1.000

PITCHER	IP	WLS	BF	H	R	ER	SO	BB	IBB	HBP	BLK	WP	HR	S	P	ERA	WHIP

Batter	1	2	3	4	5	6	7	8	9	AB	R	H	RBI	BB	SO	LOB
Steve Sax, R (1, 4) OBP: 0.339, SLG: 0.351	4-3		2B		K			1B S BB 1B		4	1	2	0	0	1	0
Ken Landreaux, L (1, 8) OBP: 0.364, SLG: 0.421	F7		F7		P6			BB 1B 1B BB (1-2)		3	1	0	0	1	0	1
Dusty Baker Jr., R (1, 7) OBP: 0.371, SLG: 0.492 Ron Roenicke, S (9, 7) OBP: 0.343, SLG: 0.306	F9		F8		F7			BB 1B 1B (1-2, 2-3)		4 0	1 0	1 0	0 0	0 0	0 0	1 0
Pedro Guerrero, R (1, 9) OBP: 0.363, SLG: 0.526		L6		F9		F8		1B FC6-2 BB (1-2, 2-3, 3-H)		3	0	0	1	1	0	0
Ron Cey, R (1, 5) OBP: 0.330, SLG: 0.436		1-3		HR		6-3		FC6-2 4-3 1B (1-3, 2-H, 3-H)		4	2	2	3	0	0	0
Steve Garvey, R (1, 3) OBP: 0.289, SLG: 0.408		1B 1B		E9 3B 1B		F8		4-3 FC6-2 IBB		3	1	2	0	1	0	0
Bill Russell, R (1, 6) OBP: 0.349, SLG: 0.319		1B (1-2)		3B (2-H)			F9	FC6-2 4-3 (1-2, 2-3, 3-Hf)		4	0	2	1	0	0	3
Mike Scioscia, L (1, 2) OBP: 0.302, SLG: 0.291 Jose Morales, R (8, PH) OBP: 0.318, SLG: 0.167 Steve Yeager, R (9, 2) OBP: 0.336, SLG: 0.351		F9		G3			F2	4-3 (1-2, 2-3, 3-H)		3 1 0	0 0 0	0 0 0	0 1 0	0 0 0	0 0 0	3 2 0
Jerry Reuss, L (1, 1) OBP: 0.228, SLG: 0.218 Tom Niedenfuer, R (6, 1) Mike Marshall, R (8, PH) OBP: 0.368, SLG: 0.438 Steve Howe, L (9, 1)			K	K			P6	K		2 1 1 0	0 0 0 0	0 0 0 0	0 0 0 0	0 0 1 0	2 0 0 0	1 0 2 0
Inning Stats	R: 0 E: 0 K: 0 S: 3 H: 0 LOB: 0 BB: 0 P: 3	R: 0 E: 0 K: 0 S: 5 H: 2 LOB: 2 BB: 0 P: 5	R: 0 E: 0 K: 1 S: 6 H: 1 LOB: 1 BB: 0 P: 6	R: 2 E: 1 K: 1 S: 8 H: 3 LOB: 1 BB: 0 P: 8	R: 0 E: 0 K: 1 S: 5 H: 0 LOB: 0 BB: 0 P: 5	R: 0 E: 0 K: 0 S: 3 H: 0 LOB: 0 BB: 0 P: 3	R: 0 E: 0 K: 0 S: 3 H: 0 LOB: 0 BB: 0 P: 3	R: 4 E: 0 K: 1 S: 8 H: 3 LOB: 2 BB: 3 P: 20		1B: 6 2B: 1 3B: 1 HR: 1 SF: 0 SAC: 0 DP: 0 HBP: 0						

PITCHER		IP	WLS	BF	H	R	ER	SO	BB	IBB	HBP	BLK	WP	HR	S	P	ERA	WHIP
Renie Martin, R ERA: 4.25	(1, 1)	7.0	L	31	8	6	6	3	2	0	0	0	0	1	35	43	7.71	1.429
Al Holland, L ERA: 3.71	(8, 1)	1.0		5	1	0	0	1	0	1	0	0	0	0	6	10	0.00	1.000

PITCHER	IP	WLS	BF	H	R	ER	SO	BB	IBB	HBP	BLK	WP	HR	S	P	ERA	WHIP

BOTTOM

San Francisco Giants @ Los Angeles Dodgers

Dodger Stadium, Los Angeles, CA

Thu Aug 12 1982, 3:33 AM PDT

Att. 47,725 - Unknown

livebaseballscorecards.com

AB	33
R	6
H	9
RBI	6
BB	3
SO	4
LOB	13

WP: 0 PB: 0 SB: 1 CS: 0 PA: 36

Batter	1	2	3	4	5	6	7	8	9	AB	R	H	RBI	BB	SO	LOB
Chili Davis, S (1, 8) OBP: 0.320, SLG: 0.392	6-3		F5			F8		K		4	0	0	0	0	1	1
Joe Morgan, L (1, 5) OBP: 0.412, SLG: 0.432	F8			L5		BB		K		3	0	0	0	1	1	1
Jack Clark, R (1, 9) OBP: 0.354, SLG: 0.467	BB			F8		P5		F8 1-2		3	0	0	0	1	0	2
Gary Lavelle, S (8, 1) OBP: 0.182, SLG: 0.273										0	0	0	0	0	0	0
Reggie Smith, S (1, 3) OBP: 0.383, SLG: 0.490	F8			F7		F2			HR	4	1	1	1	0	0	2
Jeffrey Leonard, R (1, 7) OBP: 0.286, SLG: 0.359		K			K		6-3		K	4	0	0	0	0	3	0
Darrell Evans, L (1, 6) OBP: 0.358, SLG: 0.422		1-3			F9		4-3 2B		F8	4	0	1	0	0	0	0
Milt May, L (1, 2) OBP: 0.309, SLG: 0.377		K			BB 1B		4-3 2-3		6-3	3	0	0	0	1	1	1
Duane Kuiper, L (1, 4) OBP: 0.389, SLG: 0.347			3-1		1-2 1B		L1			3	0	1	0	0	0	1
Rich Gale, R (1, 1) OBP: 0.213, SLG: 0.233			K		K			BB WP		2	0	0	0	0	2	2
Alan Fowlkes, R (6, 1) OBP: 0.167, SLG: 0.130										0	0	0	0	0	0	0
Dave Bergman, L (8, PH) OBP: 0.347, SLG: 0.329										0	0	0	0	1	0	0
(8, 9)																
Inning Stats	R: 0 E: 0 K: 0 S: 3 H: 0 LOB: 1 BB: 1 P: 7	R: 0 E: 0 K: 2 S: 7 H: 0 LOB: 0 BB: 0 P: 7	R: 0 E: 0 K: 1 S: 5 H: 0 LOB: 0 BB: 0 P: 5	R: 0 E: 0 K: 0 S: 3 H: 0 LOB: 0 BB: 0 P: 3	R: 0 E: 0 K: 2 S: 8 H: 1 LOB: 2 BB: 1 P: 12	R: 0 E: 0 K: 0 S: 3 H: 0 LOB: 1 BB: 1 P: 7	R: 0 E: 0 K: 0 S: 4 H: 1 LOB: 1 BB: 0 P: 4	R: 0 E: 0 K: 2 S: 7 H: 0 LOB: 1 BB: 1 P: 11	R: 1 E: 0 K: 1 S: 6 H: 1 LOB: 0 BB: 0 P: 6	1B: 1 2B: 1 3B: 0 HR: 1	SF: 0 SAC: 0 DP: 0 HBP: 0						

TOP

San Francisco Giants @ Los Angeles Dodgers
Dodger Stadium, Los Angeles, CA
Fri Aug 13 1982, 7:05 PM PDT
Att. 47,702 - Unknown

livebaseballscorecards.com

AB	30
R	1
H	3
RBI	1
BB	4
SO	8
LOB	10

WP: 1 PB: 0 SB: 0 CS: 0 PA: 34

PITCHER	IP	WLS	BF	H	R	ER	SO	BB	IBB	HBP	BLK	WP	HR	S	P	ERA	WHIP
Bob Welch, R (1, 1) ERA: 2.87	9.0	W	34	3	1	1	8	4	0	0	0	1	1	46	62	1.00	0.778

PITCHER	IP	WLS	BF	H	R	ER	SO	BB	IBB	HBP	BLK	WP	HR	S	P	ERA	WHIP

Batter	1	2	3	4	5	6	7	8	9	AB	R	H	RBI	BB	SO	LOB
Steve Sax, R (1, 4) OBP: 0.340, SLG: 0.357	G3	K		F8		1B S HR 1B	HR			5	2	2	1	0	1	1
Ken Landreaux, L (1, 8) OBP: 0.368, SLG: 0.423	K	E7 1B		HBP E 1B		HR 1B	F9			5	1	3	0	0	1	0
Dusty Baker Jr., R (1, 7) OBP: 0.375, SLG: 0.494 Ron Roenicke, S (8, PR) (9, 7) OBP: 0.343, SLG: 0.306	BB 1B 1B	BB		HBP BB		F2		FC6-4 1B 1B		3 0	1 0	2 0	0 0	2 0	0 0	2 0
Pedro Guerrero, R (1, 9) OBP: 0.366, SLG: 0.532	1B 1B BB	K		FC4-6 HBP		HR		K		3	2	1	3	1	2	4
Ron Cey, R (1, 5) OBP: 0.335, SLG: 0.441	1B 1B	1B	1B	FC4-6		1B		FC6-4 1B		5	0	4	1	0	0	3
Steve Garvey, R (1, 3) OBP: 0.288, SLG: 0.405	1B	F8	F8	F7		FC6-4 BB				5	0	1	1	0	0	4
Bill Russell, R (1, 6) OBP: 0.350, SLG: 0.316	4-3	P6	1B CS BB	F3				BB		3	0	0	0	2	0	4
Mike Scioscia, L (1, 2) OBP: 0.301, SLG: 0.289		3-1	F2	CS 1B			F7	3-1		5	0	1	0	0	0	4
Bob Welch, R (1, 1) OBP: 0.174, SLG: 0.167		E 1B 1B		K	4-3		6-3			4	0	1	0	0	1	2
Inning Stats	R: 2 E: 0 K: 1 S: 8 H: 3 LOB: 2 BB: 1 P: 12	R: 0 E: 1 K: 2 S: 9 H: 2 LOB: 3 BB: 1 P: 13	R: 0 E: 0 K: 0 S: 4 H: 1 LOB: 1 BB: 0 P: 4	R: 0 E: 1 K: 1 S: 6 H: 1 LOB: 3 BB: 1 P: 11	R: 0 E: 0 K: 0 S: 3 H: 1 LOB: 1 BB: 1 P: 7	R: 3 E: 0 K: 0 S: 7 H: 4 LOB: 1 BB: 0 P: 7	R: 1 E: 0 K: 0 S: 4 H: 1 LOB: 0 BB: 0 P: 4	R: 0 E: 0 K: 1 S: 7 H: 2 LOB: 3 BB: 1 P: 11		1B: 13 2B: 0 3B: 0 HR: 2	SF: 0 SAC: 0 DP: 0 HBP: 1			WP: 0 PB: 0 SB: 1 CS: 2		PA: 44	

PITCHER		IP	WLS	BF	H	R	ER	SO	BB	IBB	HBP	BLK	WP	HR	S	P	ERA	WHIP
Rich Gale, R ERA: 3.92	(1, 1)	5.0	L	29	10	4	4	4	4	0	1	0	0	0	32	49	7.20	2.800
Alan Fowlkes, R ERA: 5.45	(6, 1)	2.0		9	3	2	2	0	0	0	0	0	0	2	9	9	9.00	1.500
Gary Lavelle, L ERA: 2.74	(8, 1)	1.0		6	2	0	0	1	1	0	0	0	0	0	7	11	0.00	3.000

PITCHER	IP	WLS	BF	H	R	ER	SO	BB	IBB	HBP	BLK	WP	HR	S	P	ERA	WHIP

BOTTOM

San Francisco Giants @ Los Angeles Dodgers

Dodger Stadium, Los Angeles, CA

Fri Aug 13 1982, 7:05 PM PDT

Att. 47,702 - Unknown

livebaseballscorecards.com

AB	38
R	6
H	15
RBI	6
BB	5
SO	5
LOB	24

Batter	1	2	3	4	5	6	7	8	9	AB	R	H	RBI	BB	SO	LOB
Chili Davis, S (1, 8) OBP: 0.321, SLG: 0.397	HR		K	P6			BB		F7	4	1	1	1	1	1	2
Joe Morgan, L (1, 4) (8, 5) OBP: 0.410, SLG: 0.439	K		HR		F8		F8			4	1	1	1	0	1	1
Jack Clark, R (1, 9) OBP: 0.353, SLG: 0.468	P4		F7		6-3			5-3 2B		4	0	1	0	0	0	0
Reggie Smith, S (1, 3) OBP: 0.384, SLG: 0.490	1B			1B SF7 1B	4-3			5-3		4	1	2	0	0	0	1
Darrell Evans, L (1, 5) (8, 6) OBP: 0.357, SLG: 0.419	F5			1-3 SF7 1B 1B		F9		5-3 2-3		4	1	1	0	0	0	2
Jeffrey Leonard, R (1, 7) OBP: 0.285, SLG: 0.354		K		SF7 1-2 3-H		K		IBB		2	0	0	1	1	2	0
Milt May, L (1, 2) OBP: 0.308, SLG: 0.373		F8		1B IBB		G3		F9		3	0	0	0	1	0	2
Johnnie LeMaster, R (1, 6) OBP: 0.270, SLG: 0.276		6-3		F3			CS 1B		4-3	3	0	1	0	0	0	2
Duane Kuiper, L (8, 4) OBP: 0.387, SLG: 0.345										1	0	0	0	0	0	0
Jim Barr, R (1, 1) OBP: 0.273, SLG: 0.318			F5	1-2 2-H 1B			K 1-2		3-1	3	0	1	1	0	1	1
Gary Lavelle, S (7, 1) OBP: 0.182, SLG: 0.273										0	0	0	0	0	0	0
Fred Breining, R (8, 1) OBP: 0.286, SLG: 0.231										1	0	0	0	0	0	0
Al Holland, R (9, 1) OBP: 0.042, SLG: 0.042										0	0	0	0	0	0	0
Greg Minton, S (9, 1) OBP: 0.154, SLG: 0.250										0	0	0	0	0	0	0
Inning Stats	R: 1 E: 0 K: 1 S: 7 H: 2 LOB: 1 BB: 0 P: 7	R: 0 E: 0 K: 1 S: 5 H: 0 LOB: 0 BB: 0 P: 5	R: 1 E: 0 K: 1 S: 6 H: 1 LOB: 0 BB: 0 P: 6	R: 2 E: 0 K: 0 S: 6 H: 3 LOB: 2 BB: 1 P: 10	R: 0 E: 0 K: 0 S: 3 H: 0 LOB: 0 BB: 0 P: 3	R: 0 E: 0 K: 1 S: 5 H: 0 LOB: 0 BB: 0 P: 5	R: 0 E: 0 K: 1 S: 5 H: 1 LOB: 1 BB: 1 P: 9	R: 0 E: 0 K: 0 S: 4 H: 1 LOB: 2 BB: 1 P: 8	R: 0 E: 0 K: 0 S: 3 H: 0 LOB: 0 BB: 0 P: 3	1B: 5 2B: 1 3B: 0 HR: 2 SF: 1 SAC: 0 DP: 0 HBP: 0							

PITCHER	IP	WLS	BF	H	R	ER	SO	BB	IBB	HBP	BLK	WP	HR	S	P	ERA	WHIP
Dave Stewart, R (1, 1) ERA: 3.81	7.0	L	29	7	4	4	5	1	1	0	0	0	2	37	45	5.14	1.143
Ricky Wright, L (8, 1) ERA: 2.77	2.0		8	1	0	0	0	0	1	0	0	0	0	7	11	0.00	0.500

PITCHER	IP	WLS	BF	H	R	ER	SO	BB	IBB	HBP	BLK	WP	HR	S	P	ERA	WHIP

TOP

San Francisco Giants @ Los Angeles Dodgers

Dodger Stadium, Los Angeles, CA

Sat Aug 14 1982, 7:05 PM PDT

Att. 50,955 - Unknown

livebaseballscorecards.com

AB	33
R	4
H	8
RBI	4
BB	3
SO	5
LOB	11

WP: 0 PB: 0 SB: 0 CS: 1 PA: 37

Batter	1	2	3	4	5	6	7	8	9	AB	R	H	RBI	BB	SO	LOB
Steve Sax, R (1, 4) OBP: 0.336, SLG: 0.354	6-3		P6		L5-3 1-2		F9 2-3		F9	5	0	0	0	0	0	4
Ken Landreaux, L (1, 8) OBP: 0.366, SLG: 0.421	F8		CS 1B			F9	F2		FC6-4 1-2f	4	0	1	0	0	0	1
Mike Marshall, R (9, PH) OBP: 0.364, SLG: 0.431										1	0	0	0	0	0	2
Dusty Baker Jr., R (1, 7) OBP: 0.376, SLG: 0.494	5-3		P3 1-2			2B SF8 1B		6-3 1B		4	1	2	0	0	0	1
Pedro Guerrero, R (1, 9) OBP: 0.365, SLG: 0.531		4-3		F9		1-3 2B		SSS K		4	0	1	0	0	1	1
Ron Cey, R (1, 5) OBP: 0.336, SLG: 0.440		1B 2B 1B		F8		BBBB 4-0 BB		6-3 1-2		3	1	1	0	1	0	1
Steve Garvey, R (1, 3) OBP: 0.289, SLG: 0.407		FC5-4 1-3 1B		1B		SF8 3-H		F7		3	0	2	1	0	0	1
Steve Yeager, R (1, 2) OBP: 0.328, SLG: 0.342		FC5-4 2B 1-2f		P4		1-3			1B 1B	3	0	0	0	0	0	5
Ron Roenicke, S (9, PH) OBP: 0.350, SLG: 0.314										1	0	1	0	0	0	0
Bill Russell, R (1, 6) OBP: 0.352, SLG: 0.321		1-3 3-H 2B			F8		F8		FC6-4 1-3 1B	4	0	2	1	0	0	0
Dave Stewart, R (1, 1) OBP: 0.229, SLG: 0.235		2-3			L5-3 1B		F9 2B		SSS K	2	0	1	0	0	0	2
Jorge Orta, L (7, PH) OBP: 0.288, SLG: 0.337										1	0	1	0	0	0	0
Ricky Wright, L (8, 1) OBP: 0.200, SLG: 0.400										0	0	0	0	0	0	0
Rick Monday, L (9, PH) OBP: 0.384, SLG: 0.531										0	0	0	0	0	0	0
Jose Morales, R (9, PH) OBP: 0.304, SLG: 0.158										1	0	0	0	0	1	2
Inning Stats	R: 0 E: 0 K: 0 S: 3 H: 0 LOB: 0 BB: 0 P: 3	R: 1 E: 0 K: 0 S: 6 H: 3 LOB: 2 BB: 0 P: 6	R: 0 E: 0 K: 0 S: 3 H: 1 LOB: 0 BB: 0 P: 3	R: 0 E: 0 K: 0 S: 4 H: 1 LOB: 1 BB: 0 P: 4	R: 0 E: 0 K: 0 S: 3 H: 1 LOB: 0 BB: 0 P: 3	R: 1 E: 0 K: 0 S: 5 H: 2 LOB: 2 BB: 1 P: 9	R: 0 E: 0 K: 0 S: 4 H: 1 LOB: 1 BB: 0 P: 4	R: 0 E: 0 K: 1 S: 6 H: 1 LOB: 1 BB: 0 P: 6	R: 0 E: 0 K: 1 S: 7 H: 2 LOB: 2 BB: 0 P: 7	1B: 9 2B: 4 3B: 0 HR: 0 SF: 1 SAC: 0 DP: 1 HBP: 0						

PITCHER	IP	WLS	BF	H	R	ER	SO	BB	IBB	HBP	BLK	WP	HR	S	P	ERA	WHIP
Jim Barr, R (1, 1) ERA: 2.7	6.2	W	28	9	2	2	0	1	0	0	0	0	0	27	31	2.70	1.500
Gary Lavelle, L (7, 1) ERA: 2.72	0.1		2	1	0	0	0	0	0	0	0	0	0	2	2	0.00	3.000
Fred Breining, R (8, 1) ERA: 3.73	1.0		5	2	0	0	1	0	0	0	0	0	0	7	7	0.00	2.000
Al Holland, L (9, 1) ERA: 3.68	0.2		2	0	0	0	1	0	0	0	0	0	0	4	4	0.00	0.000
Greg Minton, R (9, 1) ERA: 1.92	0.1	S	1	0	0	0	0	0	0	0	0	0	0	1	1	0.00	0.000

PITCHER	IP	WLS	BF	H	R	ER	SO	BB	IBB	HBP	BLK	WP	HR	S	P	ERA	WHIP

BOTTOM

San Francisco Giants @ Los Angeles Dodgers
Dodger Stadium, Los Angeles, CA
Sat Aug 14 1982, 7:05 PM PDT
Att. 50,955 - Unknown

livebaseballscorecards.com

AB	36
R	2
H	12
RBI	2
BB	1
SO	2
LOB	20

1B: 9	SF: 1	WP: 0	PA: 38
2B: 4	SAC: 0	PB: 0	
3B: 0	DP: 1	SB: 0	
HR: 0	HBP: 0	CS: 1	

TOP

San Francisco Giants @ Los Angeles Dodgers
Dodger Stadium, Los Angeles, CA

Sun Aug 15 1982, 3:33 AM PDT
Att. 48,352 - Unknown

livebaseballscorecards.com

Batter	1	2	3	4	5	6	7	8	9	AB	R	H	RBI	BB	SO	LOB
Chili Davis, S (1, 8) OBP: 0.320, SLG: 0.395	K	S, 2-H, 1B		4-3		F3		K		5	0	1	1	0	2	1
Joe Morgan, L (1, 4) OBP: 0.410, SLG: 0.437	K2-3	K, 1-2		3-1		E, F7-2, 1-2, BB		1B		4	0	1	0	1	2	1
Jack Clark, R (1, 9) OBP: 0.353, SLG: 0.465	2B, BB		K	K		E7, 1-3, 2-H		1-2, 1B		4	1	1	0	1	2	1
Max Venable, L (8, PR) OBP: 0.231, SLG: 0.267 (8, 9)										0	0	0	0	0	0	0
Reggie Smith, S (1, 3) OBP: 0.392, SLG: 0.498	1-H, 3B, 2B	HR, 1B			E7, G3, HR, 1B	IBB		F8		4	3	3	1	1	0	2
Dave Bergman, L (8, 3) OBP: 0.347, SLG: 0.329										0	0	0	0	0	0	0
Darrell Evans, L (1, 5) OBP: 0.358, SLG: 0.435	3-H, 3B	1-H, HR			G3, 2-3	F7-2, 3-H			K	5	1	2	3	0	1	4
Jeffrey Leonard, R (1, 7) OBP: 0.288, SLG: 0.371	CS, BB	K			3-H, HR		P4		5-3	4	1	1	2	1	1	0
Bob Brenly, R (1, 2) OBP: 0.348, SLG: 0.356	CS, 1-2	1B, 2B	1B, 1B		L6		F8		K	5	1	2	0	0	1	0
Joe Pettini, R (1, 6) OBP: 0.222, SLG: 0.125		6-3	1-2, 1B		F9		5-3			4	0	1	0	0	0	1
Bill Laskey, R (1, 1) OBP: 0.122, SLG: 0.085		K	K			BB, E, 1B		6-3		2	0	0	0	0	2	3
Duane Kuiper, L (6, PH) OBP: 0.390, SLG: 0.349										1	1	1	0	0	0	0
Fred Breining, R (6, 1) OBP: 0.267, SLG: 0.214										1	0	0	0	0	0	0
Gary Lavelle, S (8, 1) OBP: 0.182, SLG: 0.273										0	0	0	0	0	0	0
Greg Minton, S (9, 1) OBP: 0.154, SLG: 0.250										0	0	0	0	0	0	0
Inning Stats	R: 2 E: 0 K: 2 S: 8 H: 2 LOB: 1 BB: 2 P: 16	R: 1 E: 0 K: 2 S: 9 H: 2 LOB: 1 BB: 0 P: 9	R: 2 E: 0 K: 3 S: 13 H: 4 LOB: 2 BB: 0 P: 13	R: 0 E: 0 K: 1 S: 5 H: 0 LOB: 0 BB: 0 P: 5	R: 2 E: 1 K: 0 S: 5 H: 2 LOB: 0 BB: 0 P: 5	R: 1 E: 1 K: 0 S: 4 H: 1 LOB: 2 BB: 2 P: 12	R: 0 E: 0 K: 0 S: 3 H: 0 LOB: 0 BB: 0 P: 3	R: 0 E: 0 K: 1 S: 7 H: 2 LOB: 2 BB: 0 P: 7	R: 0 E: 0 K: 2 S: 7 H: 0 LOB: 0 BB: 0 P: 7	1B: 8 2B: 3 3B: 1 HR: 2 SF: 0 SAC: 0 DP: 1 HBP: 0	WP: 0 PB: 0 SB: 1 CS: 1 PA: 44					

	AB	39
	R	8
	H	13
	RBI	7
	BB	4
	SO	11
	LOB	13

PITCHER		IP	WLS	BF	H	R	ER	SO	BB	IBB	HBP	BLK	WP	HR	S	P	ERA	WHIP
Fernando Valenzuela, L ERA: 3.0	(1, 1)	3.0	L	18	8	5	5	7	2	0	0	0	0	1	30	38	15.00	3.333
Joe Beckwith, R ERA: 3.38	(4, 1)	2.0		8	2	2	2	1	0	0	0	0	0	1	10	10	9.00	1.000
Ricky Wright, L ERA: 2.4	(6, 1)	2.0		9	1	1	0	0	1	1	0	0	0	0	7	15	0.00	1.000
Terry Forster, L ERA: 3.21	(8, 1)	2.0		8	2	0	0	3	0	0	0	0	0	0	14	14	0.00	1.000

PITCHER	IP	WLS	BF	H	R	ER	SO	BB	IBB	HBP	BLK	WP	HR	S	P	ERA	WHIP

Batter	1	2	3	4	5	6	7	8	9	AB	R	H	RBI	BB	SO	LOB
Steve Sax, R (1, 4) OBP: 0.337, SLG: 0.353	F7		4-3		F9			E 1B 2B 1B	1B 1B BB 1-2	4	2	1	0	1	0	1
Ken Landreaux, L (1, 8) OBP: 0.361, SLG: 0.415	F8		P6			6-3		F8	K	5	0	0	0	0	1	3
Dusty Baker Jr., R (1, 7) OBP: 0.377, SLG: 0.493	K			F9		P6		E 2B 1B 1-2	BB 1B 1B 1-3 2-H	5	2	2	1	0	1	0
Pedro Guerrero, R (1, 9) OBP: 0.370, SLG: 0.531		E SF7 HBP		1B		BB		E5 2B 1-2 2-3	1B BB 1-2	2	1	1	0	2	0	2
Ron Cey, R (1, 5) OBP: 0.335, SLG: 0.437		P6		F8		K		F8	1B 1-2 2-H 3-H	5	0	1	2	0	1	6
Steve Garvey, R (1, 3) OBP: 0.291, SLG: 0.409		E6 1-3		F9			1B	1-3 2-H 3-H 2B	K	5	0	2	2	0	1	4
Mike Scioscia, L (1, 2) OBP: 0.301, SLG: 0.288 Jose Morales, R (8, PH) OBP: 0.292, SLG: 0.150 Steve Yeager, R (9, 2) OBP: 0.328, SLG: 0.342		SF7 3-H			BB		F9	F8		1 1 0	0 0 0	0 0 0	1 0 0	1 0 0	0 0 0	1 2 0
Mark Belanger, R (1, 6) OBP: 0.313, SLG: 0.256 Ron Roenicke, S (9, PH) OBP: 0.346, SLG: 0.310	K			F8		P6			P1	3 1	0 0	0 0	0 0	0 0	1 0	3 0
Fernando Valenzuela, L (1, 1) OBP: 0.178, SLG: 0.157 Jorge Orta, L (3, PH) OBP: 0.286, SLG: 0.333 Joe Beckwith, L (4, 1) Mike Marshall, R (5, PH) OBP: 0.359, SLG: 0.424 Ricky Wright, L (6, 1) OBP: 0.200, SLG: 0.400 Rick Monday, L (7, PH) OBP: 0.382, SLG: 0.527 Terry Forster, L (8, 1) Bill Russell, R (9, PH) OBP: 0.353, SLG: 0.323			F5		F9		K		BB 1B 1B	0 1 0 1 0 1 0 1	0 0 0 0 0 0 0 0	0 0 0 0 0 1 0 1	0 0 0 0 0 0 0 0	0 0 0 0 0 1 0 1	0 0 0 0 0 0 0 0	0 0 0 0 0 1 0 0
Inning Stats	R: 0 H: 0 E: 0 LOB: 0 K: 1 BB: 0 S: 5 P: 5	R: 1 H: 0 E: 1 LOB: 1 K: 1 BB: 0 S: 6 P: 7	R: 0 H: 0 E: 0 LOB: 0 K: 0 BB: 0 S: 3 P: 3	R: 0 H: 1 E: 0 LOB: 1 K: 0 BB: 0 S: 4 P: 4	R: 0 H: 0 E: 0 LOB: 1 K: 0 BB: 1 S: 3 P: 7	R: 0 H: 0 E: 0 LOB: 1 K: 1 BB: 1 S: 5 P: 9	R: 0 H: 1 E: 0 LOB: 1 K: 1 BB: 0 S: 6 P: 6	R: 2 H: 3 E: 1 LOB: 2 K: 0 BB: 0 S: 7 P: 7	R: 3 H: 3 E: 0 LOB: 2 K: 2 BB: 2 S: 10 P: 18	1B: 7 SF: 1 2B: 1 SAC: 0 3B: 0 DP: 0 HR: 0 HBP: 1						

PITCHER		IP	WLS	BF	H	R	ER	SO	BB	IBB	HBP	BLK	WP	HR	S	P	ERA	WHIP
Bill Laskey, R ERA: 2.44	(1, 1)	5.0	W	19	1	1	0	2	1	0	1	0	0	0	21	26	0.00	0.400
Fred Breining, R ERA: 3.61	(6, 1)	2.2		14	4	2	0	2	1	0	0	0	0	0	17	21	0.00	1.875
Gary Lavelle, L ERA: 3.05	(8, 1)	1.0		6	2	3	3	1	1	0	0	0	0	0	7	11	27.00	3.000
Greg Minton, R ERA: 1.91	(9, 1)	0.1	S	3	1	0	0	1	1	0	0	0	0	0	4	8	0.00	6.000

PITCHER	IP	WLS	BF	H	R	ER	SO	BB	IBB	HBP	BLK	WP	HR	S	P	ERA	WHIP

BOTTOM

San Francisco Giants @ Los Angeles Dodgers

Dodger Stadium, Los Angeles, CA

Sun Aug 15 1982, 3:33 AM PDT

Att. 48,352 - Unknown

livebaseballscorecards.com

AB	36
R	6
H	8
RBI	6
BB	4
SO	6
LOB	24

WP: 0 PA: 42
PB: 0
SB: 0
CS: 0

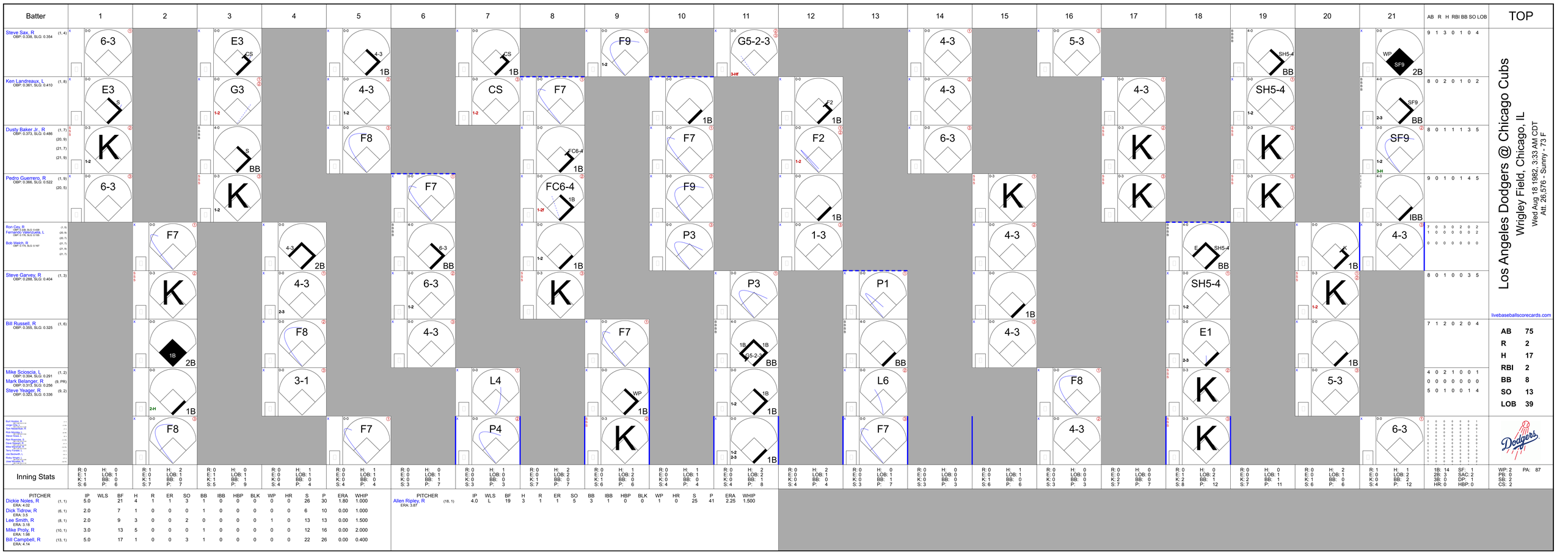
Batter
1
2
3
4
5
6
7
8
9
10
11
12
13
14
15
16
17
18
19
20
21
AB R H RBI BB SO LOB
TOP
Steve Sax, R
OBP: 0.338, SLG: 0.354
(1, 4)
6-3
E3 CS
E3 S
4-3 1B
F9
1-2
G5-2-3
3-H#
4-3
5-3
SH5-4 BB
WP SF9 2B
9 1 3 0 1 0 4
Ken Landreaux, L
OBP: 0.361, SLG: 0.410
(1, 8)
K
1-2
G3
1-2
4-3
1-2
CS
1-2
F7
1B
F2
1B
4-3
4-3
SH5-4
1-2
SF9
2-3
BB
8 0 2 0 1 0 2
Dusty Baker Jr., R
OBP: 0.373, SLG: 0.486
(1, 7)
(20, 9)
(21, 7)
(21, 9)
K
1-2
S
BB
F8
F7
F2
1B
6-3
K
K
K
8 0 1 1 1 3 5
Pedro Guerrero, R
OBP: 0.366, SLG: 0.522
(1, 9)
(20, 5)
6-3
K
1-2
F7
6-3
BB
FC6-4
1B
F9
1B
1-3
1B
K
K
K
IBB
9 0 1 0 1 4 5
Ron Cey, R
OBP: 0.338, SLG: 0.439
Fernando Valenzuela, L
OBP: 0.179, SLG: 0.159
Bob Welch, R
OBP: 0.174, SLG: 0.167
(1, 5)
(20, 9)
(20, 7)
(21, 7)
(21, 9)
(21, 7)
F7
4-3
2B
4-3
2-3
6-3
1-2
FC6-4
1B
P3
4-3
E
SH5-4
BB
K
1B
4-3
7 0 3 0 2 0 2
1 0 0 0 0 0 2
0 0 0 0 0 0 0
Steve Garvey, R
OBP: 0.288, SLG: 0.404
(1, 3)
K
4-3
2-3
6-3
1-2
K
P3
P1
1B
SH5-4
1-2
K
1-2
8 0 1 0 0 3 5
Bill Russell, R
OBP: 0.355, SLG: 0.325
(1, 6)
1B 2B
F8
4-3
F7
WP
1B
P5-2-3
BB
4-3
E1
2-3
7 1 2 0 2 0 4
Mike Scioscia, L
OBP: 0.304, SLG: 0.291
Mark Belanger, R
OBP: 0.313, SLG: 0.256
Steve Yeager, R
OBP: 0.323, SLG: 0.336
(1, 2)
(9, PR)
(9, 2)
2-H
1B
3-1
L4
1B
1B
L6
BB
F8
5-3
1B
4 0 2 1 0 0 1
0 0 0 0 0 0 0
5 0 1 0 0 1 4
Burt Hooton, R
Jorge Orta, L
Tom Hutchinson, R
Rick Monday, L
Steve Howe, L
Ron Reynolds, L
Steve Stroughter, R
Dave Goltz, R
Terry Forster, L
Joe Beckwith, L
Ricky Wright, L
Jose Morales, R
F7
P4
F7
4-3
K
1-2
1B
6-3
2 0 0 0 0 0 1
0 0 0 0 0 0 0
0 0 0 0 0 0 0
0 0 0 0 0 0 0
0 0 0 0 0 0 0
0 0 0 0 0 0 0
1 0 0 0 0 0 1
Inning Stats
R: 0 E: 1 K: 1 S: 6
H: 0 LOB: 1 BB: 0 P: 6
R: 1 E: 0 K: 1 S: 7
H: 2 LOB: 1 BB: 0 P: 7
R: 0 E: 0 K: 0 S: 5
H: 0 LOB: 1 BB: 1 P: 9
R: 0 E: 0 K: 0 S: 4
H: 1 LOB: 1 BB: 0 P: 4
R: 0 E: 0 K: 0 S: 4
H: 1 LOB: 1 BB: 0 P: 4
R: 0 E: 0 K: 0 S: 3
H: 0 LOB: 1 BB: 1 P: 7
R: 0 E: 0 K: 0 S: 3
H: 0 LOB: 1 BB: 1 P: 7
R: 0 E: 0 K: 0 S: 4
H: 1 LOB: 1 BB: 0 P: 4
R: 0 E: 0 K: 0 S: 7
H: 2 LOB: 2 BB: 0 P: 7
R: 0 E: 0 K: 1 S: 6
H: 1 LOB: 2 BB: 0 P: 6
R: 0 E: 0 K: 0 S: 4
H: 1 LOB: 1 BB: 0 P: 4
R: 0 E: 0 K: 1 S: 6
H: 2 LOB: 1 BB: 0 P: 4
R: 0 E: 0 K: 0 S: 4
H: 2 LOB: 2 BB: 1 P: 8
R: 0 E: 0 K: 0 S: 3
H: 0 LOB: 0 BB: 0 P: 3
R: 0 E: 0 K: 1 S: 6
H: 1 LOB: 1 BB: 0 P: 6
R: 0 E: 0 K: 0 S: 3
H: 0 LOB: 0 BB: 0 P: 3
R: 0 E: 0 K: 2 S: 7
H: 0 LOB: 0 BB: 0 P: 7
R: 0 E: 1 K: 2 S: 8
H: 0 LOB: 2 BB: 1 P: 12
R: 0 E: 0 K: 0 S: 7
H: 0 LOB: 1 BB: 1 P: 11
R: 0 E: 0 K: 1 S: 5.6
H: 2 LOB: 1 BB: 0 P: 6
R: 1 E: 0 K: 0 S: 4
H: 1 LOB: 2 BB: 2 P: 12
Los Angeles Dodgers @ Chicago Cubs
Wrigley Field, Chicago, IL
Wed Aug 18 1982, 3:33 AM CDT
Att: 26,576 - Sunny - 73 F
livebaseballscorecards.com
AB 75
R 2
H 17
RBI 2
BB 8
SO 13
LOB 39
1B: 14 2B: 3 3B: 0 HR: 0
SF: 1 SAC: 2 DP: 1 HBP: 0
PA: 87
WP: 2 PB: 0 SB: 2 CS: 2
PITCHER
IP WLS BF H R ER SO BB IBB HBP BLK WP HR S P ERA WHIP
Dickie Noles, R (1, 1) ERA: 4.02
5.0 1 21 4 1 1 3 1 0 0 0 0 0 0 25 30 1.80 1.000
Dick Tidrow, R (6, 1) ERA: 3.5
2.0 7 1 0 0 0 1 0 0 0 0 0 0 6 10 0.00 1.000
Lee Smith, R (8, 1) ERA: 3.18
2.0 9 3 0 0 2 0 0 0 0 0 1 0 13 13 0.00 1.500
Mike Proly, R (10, 1) ERA: 1.98
3.0 13 5 0 0 0 1 0 0 0 0 0 0 12 16 0.00 2.000
Bill Campbell, R (13, 1) ERA: 4.14
5.0 17 1 0 0 3 1 0 0 0 0 0 0 22 26 0.00 0.400
PITCHER
IP WLS BF H R ER SO BB IBB HBP BLK WP HR S P ERA WHIP
Allen Ripley, R (18, 1) ERA: 3.87
4.0 L 19 3 1 1 5 3 1 0 0 1 0 0 25 41 2.25 1.500

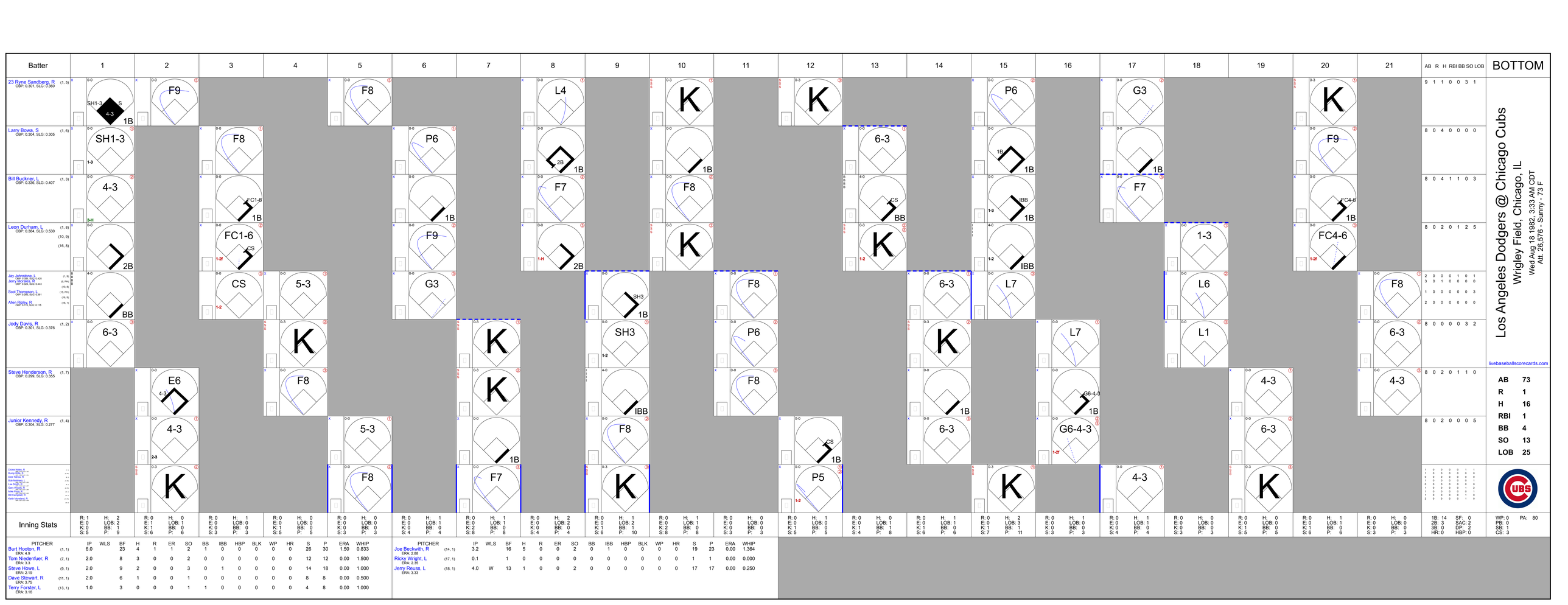
Batter
1
2
3
4
5
6
7
8
9
10
11
12
13
14
15
16
17
18
19
20
21
AB R H RBI BB SO LOB
BOTTOM
23 Ryne Sandberg, R (1, 5) OBP: 0.301, SLG: 0.360
SH1-3 S 4-3 1B
F9
F8
L4 2B 1B
K
K
6-3 CS BB
P6 1B
G3 1B
K
9 1 1 0 0 3 1
Larry Bowa, S (1, 6) OBP: 0.304, SLG: 0.305
SH1-3 1-3
F8
P6 1B
F8 1B
F9
1B
F7
8 0 4 0 0 0 0
Bill Buckner, L (1, 3) OBP: 0.336, SLG: 0.407
4-3 3-H
F8 FC1-6 1B
P6 1B
F8
F7
IBB 1B
F9
FC4-6 1-2f
8 0 4 1 1 0 3
Leon Durham, L (1, 8) OBP: 0.384, SLG: 0.530
(10, 9)
(16, 8)
2B
FC1-6 CS 1-2f
F9
K
1-3
8 0 2 0 1 2 5
Jay Johnstone, L (1, 9) BP: 0.000, SLG: 0.420
Jerry Morales, L (5, PH) OBP: 0.524, SLG: 0.643 (10, 8)
Scot Thompson, L (10, PH) OBP: 0.000, SLG: 0.261 (16, 9)
Allen Ripley, R (1B, 1) OBP: 0.170, SLG: 0.115
BB
CS 1-2
5-3
G3
F8
6-3
L7
L6
F8
2 0 0 0 1 0 1
3 0 1 0 0 0 0
1 0 0 0 0 0 3
2 0 0 0 0 0 0
Jody Davis, R (1, 2) OBP: 0.301, SLG: 0.376
6-3
K
K
SH3 1B
P6
K
6-3
L7
L1
F8
6-3
8 0 0 0 0 3 2
Steve Henderson, R (1, 7) OBP: 0.299, SLG: 0.355
E6 4-3
F8
SH3 IBB
F8
1B
L7 G6-4-3 1B
4-3
4-3
8 0 2 0 1 1 0
Junior Kennedy, R (1, 4) OBP: 0.304, SLG: 0.277
4-3 2-3
5-3
K
F7 1B
F8
K
CS 1B
P5 1-2
6-3
G6-4-3 1-2f
4-3
6-3
K
8 0 2 0 0 0 5
Dickie Noles, R
Doug Sisk, R
Dick Ruthven, R
Bob Molinaro, L
Lee Smith, R
Gary Woods, R
Mike Proly, L
Bill Campbell, R
Keith Moreland, R
1 0 0 0 0 0 1
1 0 0 0 0 0 1
1 0 0 0 0 0 1
1 0 0 0 0 0 1
1 0 0 0 0 0 1
1 0 0 0 0 0 1
1 0 0 0 0 0 1
1 0 0 0 0 0 1
1 0 0 0 0 0 1
Inning Stats
R: 1 H: 2
E: 0 LOB: 2
K: 0 BB: 1
S: 5 P: 9
R: 0 H: 0
E: 1 LOB: 1
K: 1 BB: 0
S: 6 P: 6
R: 0 H: 1
E: 0 LOB: 0
K: 3 BB: 0
S: 3 P: 3
R: 0 H: 0
E: 0 LOB: 0
K: 0 BB: 0
S: 5 P: 5
R: 0 H: 0
E: 0 LOB: 0
K: 0 BB: 0
S: 3 P: 3
R: 0 H: 1
E: 0 LOB: 1
K: 0 BB: 0
S: 4 P: 4
R: 0 H: 1
E: 0 LOB: 1
K: 2 BB: 0
S: 8 P: 8
R: 0 H: 2
E: 0 LOB: 2
K: 0 BB: 0
S: 4 P: 4
R: 0 H: 1
E: 0 LOB: 2
K: 1 BB: 1
S: 6 P: 10
R: 0 H: 1
E: 0 LOB: 1
K: 2 BB: 0
S: 8 P: 8
R: 0 H: 0
E: 0 LOB: 1
K: 1 BB: 1
S: 4 P: 8
R: 0 H: 0
E: 0 LOB: 0
K: 1 BB: 0
S: 3 P: 3
R: 0 H: 1
E: 0 LOB: 1
K: 1 BB: 0
S: 5 P: 5
R: 0 H: 1
E: 0 LOB: 1
K: 1 BB: 0
S: 6 P: 6
R: 0 H: 2
E: 0 LOB: 3
K: 1 BB: 1
S: 7 P: 11
R: 0 H: 1
E: 0 LOB: 0
K: 2 BB: 0
S: 3 P: 3
R: 0 H: 1
E: 0 LOB: 1
K: 0 BB: 0
S: 4 P: 4
R: 0 H: 0
E: 0 LOB: 0
K: 0 BB: 0
S: 3 P: 3
R: 0 H: 0
E: 0 LOB: 0
K: 1 BB: 0
S: 5 P: 5
R: 0 H: 1
E: 0 LOB: 1
K: 0 BB: 1
S: 6 P: 6
R: 0 H: 0
E: 0 LOB: 0
K: 0 BB: 0
S: 3 P: 3
R: 0 H: 0
E: 0 LOB: 0
K: 1 BB: 0
S: 3 P: 3
PITCHER IP WLS BF H R ER SO BB IBB HBP BLK WP HR S P ERA WHIP
Burt Hooton, R (1, 1) ERA: 4.9 6.0 23 4 1 1 2 1 0 0 0 0 0 26 30 1.50 0.833
Tom Niedenfuer, R (7, 1) ERA: 3.3 2.0 8 3 0 0 2 0 0 0 0 0 0 12 12 0.00 1.500
Steve Howe, L (9, 1) ERA: 2.19 2.0 9 2 0 0 3 0 1 0 0 0 0 14 18 0.00 1.000
Dave Stewart, R (11, 1) ERA: 3.75 2.0 6 1 0 0 1 0 0 0 0 0 0 8 8 0.00 0.500
Terry Forster, L (13, 1) ERA: 3.16 1.0 3 0 0 0 1 1 0 0 0 0 0 4 8 0.00 1.000
PITCHER IP WLS BF H R ER SO BB IBB HBP BLK WP HR S P ERA WHIP
Joe Beckwith, R (14, 1) ERA: 2.88 3.2 16 5 0 0 2 0 1 0 0 0 0 19 23 0.00 1.364
Ricky Wright, L (17, 1) ERA: 2.35 0.1 1 0 0 0 0 0 0 0 0 0 0 1 1 0.00 0.000
Jerry Reuss, L (18, 1) ERA: 3.33 4.0 W 13 1 0 0 2 0 0 0 0 0 0 17 17 0.00 0.250
Los Angeles Dodgers @ Chicago Cubs
Wrigley Field, Chicago, IL
Wed Aug 18 1982, 3:33 AM CDT
Att: 26,576 - Sunny - 73 F
livebaseballscorecards.com
AB 73
R 1
H 16
RBI 1
BB 4
SO 13
LOB 25
1B: 14 SF: 0
2B: 3 SAC: 2
3B: 0 DP: 2
HR: 0 HBP: 0
WP: 0 PA: 80
PB: 0
SB: 1
CS: 3

Batter	1	2	3	4	5	6	7	8	9	AB	R	H	RBI	BB	SO	LOB
Steve Sax, R (1, 4) OBP: 0.340, SLG: 0.360	K		6-3			5-3		1-3 2-H 1B		4	0	1	1	0	1	0
Ken Landreaux, L (1, 8) OBP: 0.352, SLG: 0.399	4-3			G3		G3		F9		4	0	0	0	0	0	2
Dusty Baker Jr., R (1, 7) OBP: 0.372, SLG: 0.483	K			1-3			F8		FC5-4 1B	4	0	1	0	0	1	0
Pedro Guerrero, R (1, 9) OBP: 0.370, SLG: 0.538		BB CS		1B			F8		FC5-4 1B 1-2f	3	0	1	0	1	0	1
Ron Cey, R (1, 5) OBP: 0.335, SLG: 0.431		K 1-2		K			1-3		K	4	0	0	0	0	3	3
Steve Garvey, R (1, 3) OBP: 0.289, SLG: 0.406		L7			F8 L9-3-2 2B			6-3	FC6-4 1B 1-2	4	0	2	0	0	0	0
Bill Russell, R (1, 6) OBP: 0.352, SLG: 0.322			3-1 PB SF7 1B		F8 2-3			5-3	FC6-4 1-2f	4	1	1	0	0	0	3
Mike Scioscia, L (1, 2) OBP: 0.303, SLG: 0.289			3-1 1-3		L9-3-2 3-H			BB 1B BB		2	1	0	0	1	0	2
Bob Welch, R (1, 1) OBP: 0.171, SLG: 0.167			SF7 3-H			F8		1B 1-2 BB		0	0	0	1	0	0	0
Jorge Orta, L (6, PH) OBP: 0.280, SLG: 0.327										1	0	0	0	0	0	0
Joe Beckwith, L (6, 1)										0	0	0	0	0	0	0
Rick Monday, L (8, PH) OBP: 0.397, SLG: 0.536										0	0	0	0	1	0	0
Tom Niedenfuer, R (8, 1)										0	0	0	0	0	0	0
Inning Stats	R: 0 E: 0 K: 2 S: 7 H: 0 LOB: 0 BB: 0 P: 7	R: 0 E: 0 K: 1 S: 4 H: 0 LOB: 0 BB: 1 P: 8	R: 1 E: 0 K: 0 S: 4 H: 1 LOB: 0 BB: 0 P: 4	R: 0 E: 0 K: 1 S: 6 H: 1 LOB: 1 BB: 0 P: 6	R: 0 E: 0 K: 0 S: 3 H: 1 LOB: 0 BB: 0 P: 3	R: 0 E: 0 K: 0 S: 3 H: 0 LOB: 0 BB: 0 P: 3	R: 0 E: 0 K: 0 S: 3 H: 0 LOB: 0 BB: 0 P: 3	R: 1 E: 0 K: 0 S: 4 H: 1 LOB: 2 BB: 2 P: 12	R: 0 E: 0 K: 1 S: 7 H: 2 LOB: 2 BB: 0 P: 7	1B: 5 2B: 2 3B: 0 HR: 0 SF: 1 SAC: 0 DP: 1 HBP: 0						

PITCHER		IP	WLS	BF	H	R	ER	SO	BB	IBB	HBP	BLK	WP	HR	S	P	ERA	WHIP
Fergie Jenkins, R ERA: 3.27	(1, 1)	8.0	W	29	4	2	1	4	3	0	0	0	0	0	34	46	1.12	0.875
Dick Tidrow, R ERA: 3.46	(9, 1)	1.0		5	2	0	0	1	0	0	0	0	0	0	7	7	0.00	2.000

PITCHER	IP	WLS	BF	H	R	ER	SO	BB	IBB	HBP	BLK	WP	HR	S	P	ERA	WHIP

Los Angeles Dodgers @ Chicago Cubs

Wrigley Field, Chicago, IL

Thu Aug 19 1982, 3:33 AM CDT

Att. 19,461 - Sunny - 82 F

livebaseballscorecards.com

AB	30
R	2
H	6
RBI	2
BB	3
SO	5
LOB	11

WP: 0 PB: 1 SB: 0 CS: 1 PA: 34

Batter	1	2	3	4	5	6	7	8	9	AB	R	H	RBI	BB	SO	LOB
Bump Wills, S (1, 4) OBP: 0.329, SLG: 0.362	P1		2B 3B	4-3		2B 2B	G3			5	2	2	0	0	0	2
Larry Bowa, S (1, 6) OBP: 0.304, SLG: 0.308	3-1		P5	F9		2-H 2B		1B 1B		5	1	2	1	0	0	1
Bill Buckner, L (1, 3) OBP: 0.341, SLG: 0.421	1B		1B 3-H 2B	HR		F5		F9-6-4 1B 1-3 1B		5	2	4	2	0	0	1
Leon Durham, L (1, 9) OBP: 0.389, SLG: 0.532	1-3		1B 4-3 2-3 1B	1B		IBB		F9-6-4 1-2 3-H 1B		4	1	3	1	1	0	1
Jerry Morales, R (1, 8) OBP: 0.325, SLG: 0.429		F7	4-3 1-3 3-H 1B	4-3		5-3		F9-6-4 1-2 2-3		5	1	1	1	0	0	5
Jay Johnstone, L (1, 7) OBP: 0.359, SLG: 0.434		HR	4-3 1-2 3-H		4-3		2B 1B	IBB		4	1	2	2	1	0	1
Jody Davis, R (1, 2) OBP: 0.302, SLG: 0.377		FC6-4 1B	B B B B 1B BB		P6		1-3 2B	F7		4	0	2	0	1	0	2
Junior Kennedy, R (1, 5) OBP: 0.297, SLG: 0.271		FC6-4 1-2f	1-2 2-H 1B		5-3		S S S K			4	0	1	1	0	1	3
Fergie Jenkins, R (1, 1) OBP: 0.143, SLG: 0.167 Dick Tidrow, R (9, 1)		S S S K	S S S K			6-3	6-3			4 0	0 0	0 0	0 0	0 0	2 0	5 0
Inning Stats	R: 0 E: 0 K: 0 S: 4 H: 1 LOB: 1 BB: 0 P: 4	R: 1 E: 0 K: 1 S: 7 H: 2 LOB: 1 BB: 0 P: 7	R: 4 E: 0 K: 1 S: 10 H: 5 LOB: 2 BB: 1 P: 14	R: 1 E: 0 K: 0 S: 5 H: 2 LOB: 1 BB: 0 P: 5	R: 0 E: 0 K: 0 S: 3 H: 0 LOB: 0 BB: 0 P: 3	R: 1 E: 0 K: 0 S: 5 H: 2 LOB: 2 BB: 1 P: 9	R: 0 E: 0 K: 1 S: 7 H: 2 LOB: 2 BB: 0 P: 7	R: 1 E: 0 K: 0 S: 5 H: 3 LOB: 2 BB: 1 P: 9		1B: 10 2B: 5 3B: 1 HR: 2 SF: 0 SAC: 0 DP: 1 HBP: 0						

PITCHER		IP	WLS	BF	H	R	ER	SO	BB	IBB	HBP	BLK	WP	HR	S	P	ERA	WHIP
Bob Welch, R ERA: 3.09	(1, 1)	5.0	L	26	10	6	6	2	1	0	0	0	0	2	29	33	10.80	2.200
Joe Beckwith, R ERA: 3.0	(6, 1)	2.0		11	4	1	1	1	0	1	0	0	0	0	12	16	4.50	2.000
Tom Niedenfuer, R ERA: 3.33	(8, 1)	1.0		6	3	1	1	0	0	1	0	0	0	0	5	9	9.00	3.000

PITCHER	IP	WLS	BF	H	R	ER	SO	BB	IBB	HBP	BLK	WP	HR	S	P	ERA	WHIP

BOTTOM

Los Angeles Dodgers @ Chicago Cubs

Wrigley Field, Chicago, IL

Thu Aug 19 1982, 3:33 AM CDT

Att. 19,461 - Sunny - 82 F

livebaseballscorecards.com

AB	40
R	8
H	17
RBI	8
BB	3
SO	3
LOB	21

Batter	1	2	3	4	5	6	7	8	9	AB	R	H	RBI	BB	SO	LOB
Steve Sax, R (1, 4) OBP: 0.339, SLG: 0.359	x 0-0 S 1B		x 0-0 ② 4-3			x 0-0 ② F9		x 0-0 ③ 4-3		4	0	1	0	0	0	2
Mike Marshall, R (1, 9) OBP: 0.349, SLG: 0.408 Ron Roenicke, S (8, 9) OBP: 0.364, SLG: 0.337	S S S 0-3 ① K		S S S 0-3 ③ K			x 0-0 ③ F8			x 0-0 4-3 2B	3 1	0 0	0 1	0 0	0 0	2 0	1 0
Dusty Baker Jr., R (1, 7) OBP: 0.369, SLG: 0.479	S S S 0-3 ② K 1-2			S S S 0-3 ① K			x 0-0 ① 5-3		S S S 0-3 ① K	4	0	0	0	0	3	2
Pedro Guerrero, R (1, 8) OBP: 0.367, SLG: 0.533	x 0-0 ③ F3			x 0-0 ② 5-3			S S S 0-3 ② K		x 0-0 ② 4-3 2-3	4	0	0	0	0	1	2
Ron Cey, R (1, 5) OBP: 0.334, SLG: 0.436		x 0-0 HR		S S S 0-3 ③ K			x 0-0 ③ 5-3		x 0-0 ③ 4-3	4	1	1	1	0	1	1
Steve Garvey, R (1, 3) OBP: 0.289, SLG: 0.406		x 0-0 ① F9			x 0-0 ① L8			x 0-0 SH1-4 1B 1B		3	0	1	0	0	0	0
Steve Yeager, R (1, 2) OBP: 0.323, SLG: 0.336		x 0-0 ② 5-3			x 0-0 ② F9			x 0-0 1-2 SH1-4 1B		3	0	1	0	0	0	0
Bill Russell, R (1, 6) OBP: 0.351, SLG: 0.321		x 0-0 ③ 6-3			S S S 0-3 ③ K			x 0-0 ① SH1-4 1-2 2-3		2	0	0	0	0	1	0
Fernando Valenzuela, L (1, 1) OBP: 0.169, SLG: 0.149			S S S 0-3 ① K			x 0-0 ① 4-3		S S S 0-3 ② K		3	0	0	0	0	2	2
Inning Stats	R: 0 E: 0 K: 2 S: 8	H: 1 LOB: 1 BB: 0 P: 8	R: 1 E: 0 K: 0 S: 4	H: 1 LOB: 0 BB: 0 P: 4	R: 0 E: 0 K: 2 S: 7	H: 0 LOB: 0 BB: 0 P: 7	R: 0 E: 0 K: 2 S: 7	H: 0 LOB: 0 BB: 0 P: 7	R: 0 E: 0 K: 1 S: 5	H: 0 LOB: 0 BB: 0 P: 5	R: 0 E: 0 K: 0 S: 3	H: 0 LOB: 0 BB: 0 P: 3	R: 0 E: 0 K: 1 S: 5	H: 0 LOB: 0 BB: 0 P: 5	R: 0 E: 0 K: 1 S: 7	H: 2 LOB: 2 BB: 0 P: 7	R: 0 E: 0 K: 1 S: 6	H: 1 LOB: 1 BB: 0 P: 6	1B: 3 2B: 1 3B: 0 HR: 1	SF: 0 SAC: 1 DP: 0 HBP: 0	WP: 0 PB: 0 SB: 1 CS: 0	PA: 32

PITCHER		IP	WLS	BF	H	R	ER	SO	BB	IBB	HBP	BLK	WP	HR	S	P	ERA	WHIP
Larry McWilliams, L ERA: 4.39	(1, 1)	7.2	L	27	4	1	1	9	0	0	0	0	0	1	45	45	1.17	0.522
Kent Tekulve, R ERA: 2.97	(8, 1)	1.1		5	1	0	0	1	0	0	0	0	0	0	7	7	0.00	0.750

PITCHER	IP	WLS	BF	H	R	ER	SO	BB	IBB	HBP	BLK	WP	HR	S	P	ERA	WHIP

TOP

Los Angeles Dodgers @ Pittsburgh Pirates

Three Rivers Stadium, Pittsburgh, PA

Fri Aug 20 1982, 7:05 PM EDT
Att. 15,245 - Unknown

livebaseballscorecards.com

AB	31
R	1
H	5
RBI	1
BB	0
SO	10
LOB	10

Batter	1	2	3	4	5	6	7	8	9	AB	R	H	RBI	BB	SO	LOB
Omar Moreno, L (1, 8) OBP: 0.297, SLG: 0.317	F8		L7		K			4-3		4	0	0	0	0	1	2
Dale Berra, R (1, 6) OBP: 0.306, SLG: 0.396	FC5-4 1B		2-3			K			K	4	0	1	0	0	2	1
Bill Madlock, R (1, 5) OBP: 0.360, SLG: 0.474	FC5-4 1-2f			5-3		5-3			F9	4	0	0	0	0	0	1
Jason Thompson, L (1, 3) OBP: 0.403, SLG: 0.520	6-3			BB		K			BB	2	0	0	0	2	1	1
Jim Smith, R (9, PR) OBP: 0.341, SLG: 0.368										0	0	0	0	0	0	0
Dick Davis, R (1, 9) OBP: 0.282, SLG: 0.430		1-3		L9			F7		F8	4	0	0	0	0	0	2
Tony Peña, R (1, 2) OBP: 0.331, SLG: 0.436		K		F9			K			3	0	0	0	0	2	1
Mike Easler, L (1, 7) OBP: 0.342, SLG: 0.432		L1			L7		K			3	0	0	0	0	1	0
Kent Tekulve, R (8, 1) OBP: 0.091, SLG: 0.091										0	0	0	0	0	0	0
Johnny Ray, S (1, 4) OBP: 0.330, SLG: 0.411			FC1-6 BB		SH2-4 1B			K		2	0	1	0	1	1	0
Larry McWilliams, L (1, 1) OBP: 0.200, SLG: 0.167			FC1-6 1-2f		SH2-4 1-2			K		1	0	0	0	0	0	1
Jim Morrison, R (8, 7) OBP: 0.283, SLG: 0.436										1	0	0	0	0	1	0
Inning Stats	R: 0 E: 0 K: 0 S: 4 H: 1 LOB: 1 BB: 0 P: 4	R: 0 E: 0 K: 1 S: 5 H: 0 LOB: 0 BB: 0 P: 5	R: 0 E: 0 K: 0 S: 3 H: 0 LOB: 1 BB: 1 P: 7	R: 0 E: 0 K: 0 S: 3 H: 0 LOB: 1 BB: 1 P: 7	R: 0 E: 0 K: 1 S: 6 H: 1 LOB: 1 BB: 0 P: 6	R: 0 E: 0 K: 2 S: 7 H: 0 LOB: 0 BB: 0 P: 7	R: 0 E: 0 K: 2 S: 7 H: 0 LOB: 0 BB: 0 P: 7	R: 0 E: 0 K: 2 S: 7 H: 0 LOB: 0 BB: 0 P: 7	R: 0 E: 0 K: 1 S: 5 H: 0 LOB: 1 BB: 1 P: 9	1B: 2 2B: 0 3B: 0 HR: 0	SF: 0 SAC: 1 DP: 0 HBP: 0						

PITCHER	IP	WLS	BF	H	R	ER	SO	BB	IBB	HBP	BLK	WP	HR	S	P	ERA	WHIP
Fernando Valenzuela, L (1, 1) ERA: 2.88	9.0	W	32	2	0	0	9	3	0	0	0	0	0	47	59	0.00	0.556

PITCHER	IP	WLS	BF	H	R	ER	SO	BB	IBB	HBP	BLK	WP	HR	S	P	ERA	WHIP

BOTTOM

Los Angeles Dodgers @ Pittsburgh Pirates

Three Rivers Stadium, Pittsburgh, PA

Fri Aug 20 1982, 7:05 PM EDT

Att. 15,245 - Unknown

livebaseballscorecards.com

AB	28
R	0
H	2
RBI	0
BB	3
SO	9
LOB	9

Batter	1	2	3	4	5	6	7	8	9	AB	R	H	RBI	BB	SO	LOB
Steve Sax, R (1, 4) OBP: 0.339, SLG: 0.358	6-3			P3		6-3		L3, 1-2, 1B		4	0	1	0	0	0	0
Ken Landreaux, L (1, 8) OBP: 0.348, SLG: 0.395	F9			6-3		K		L3, 1-2		4	0	0	0	0	1	2
Dusty Baker Jr., R (1, 7) OBP: 0.366, SLG: 0.474	F8			P4			6-3	6-3		4	0	0	0	0	0	1
Pedro Guerrero, R (1, 5) OBP: 0.370, SLG: 0.534		1-3			1B, FC5-2, 1B		BBBB, 6-3, 1B, BB		FC6-4, 1B	3	1	2	0	1	0	0
Steve Garvey, R (1, 3) OBP: 0.289, SLG: 0.404		F8			FC5-2, 1-3, 1B		6-3, 1-2		SSS, K	4	0	1	0	0	1	2
Ron Roenicke, S (1, 9) OBP: 0.360, SLG: 0.326		G3			F7		BBBB, 1B, BB		FC6-4, S, 1-2f	3	0	0	0	1	0	3
Bill Russell, R (1, 6) OBP: 0.350, SLG: 0.320			5-3		FC5-2, 1-2, 3-H		1-2, 2-H, 1B		1-3, 1-2	4	0	1	1	0	0	3
Mike Scioscia, L (1, 2) OBP: 0.301, SLG: 0.287		L7			G3		F8			2	0	0	0	0	0	2
Rick Monday, L (7, PH) OBP: 0.395, SLG: 0.533										1	0	0	0	0	0	2
Steve Yeager, R (7, 2) OBP: 0.323, SLG: 0.336										0	0	0	0	0	0	0
Ricky Wright, L (1, 1) OBP: 0.143, SLG: 0.286			6-3			G3		1B, 1B		2	0	0	0	0	0	0
Jorge Orta, L (8, PH) OBP: 0.287, SLG: 0.333										1	0	1	0	0	0	0
Steve Howe, L (8, 1)										0	0	0	0	0	0	0
Inning Stats	R: 0 E: 0 K: 0 S: 3 H: 0 LOB: 0 BB: 0 P: 3	R: 0 E: 0 K: 0 S: 3 H: 0 LOB: 0 BB: 0 P: 3	R: 0 E: 0 K: 0 S: 3 H: 0 LOB: 0 BB: 0 P: 3	R: 0 E: 0 K: 0 S: 3 H: 0 LOB: 0 BB: 0 P: 3	R: 0 E: 0 K: 0 S: 5 H: 2 LOB: 2 BB: 0 P: 5	R: 0 E: 0 K: 1 S: 5 H: 0 LOB: 0 BB: 0 P: 5	R: 1 E: 0 K: 0 S: 4 H: 1 LOB: 2 BB: 2 P: 12	R: 0 E: 0 K: 0 S: 4 H: 2 LOB: 1 BB: 0 P: 4	R: 0 E: 0 K: 1 S: 6 H: 1 LOB: 1 BB: 0 P: 6	1B: 6 2B: 1 3B: 0 HR: 0 SF: 0 SAC: 0 DP: 1 HBP: 0	WP: 0 PB: 0 SB: 1 CS: 0 PA: 34					

PITCHER		IP	WLS	BF	H	R	ER	SO	BB	IBB	HBP	BLK	WP	HR	S	P	ERA	WHIP
Manny Sarmiento, R ERA: 3.47	(1, 1)	7.2		29	5	1	1	1	2	0	0	0	0	0	29	37	1.17	0.913
Kent Tekulve, R ERA: 2.93	(8, 1)	1.1	W	5	1	0	0	1	0	0	0	0	0	0	7	7	0.00	0.750

PITCHER		IP	WLS	BF	H	R	ER	SO	BB	IBB	HBP	BLK	WP	HR	S	P	ERA	WHIP

TOP

Los Angeles Dodgers @ Pittsburgh Pirates

Three Rivers Stadium, Pittsburgh, PA

Sat Aug 21 1982, 7:05 PM EDT

Att. 29,581 - Unknown

livebaseballscorecards.com

AB	32
R	1
H	6
RBI	1
BB	2
SO	2
LOB	15

Batter	1	2	3	4	5	6	7	8	9	AB	R	H	RBI	BB	SO	LOB
Omar Moreno, L (1, 8) OBP: 0.295, SLG: 0.314	3-1		1-3		K		G3			4	0	0	0	0	1	0
Johnny Ray, S (1, 4) OBP: 0.327, SLG: 0.408	6-3		4-3		4-3		5-3			4	0	0	0	0	0	0
Bill Madlock, R (1, 5) OBP: 0.365, SLG: 0.481	S 1B		1B 2B		1B		1B			4	1	4	0	0	0	0
Jason Thompson, L (1, 3) OBP: 0.402, SLG: 0.518	K 1-2		BB 1B 2-H		K		5-3			4	0	1	1	0	2	3
Tony Peña, R (1, 2) OBP: 0.330, SLG: 0.432		5-3	BB 1-2			6-3		4-3		3	0	0	0	1	0	0
Dick Davis, R (1, 9) OBP: 0.289, SLG: 0.432		4-3 1B	4-3			S 1B		F7		4	0	2	0	0	0	2
Mike Easler, L (1, 7) OBP: 0.341, SLG: 0.439		4-3 1-2	K			K 1-2		HR		4	1	1	1	0	2	2
Dale Berra, R (1, 6) OBP: 0.308, SLG: 0.394		IBB	E4 CS			IBB		F7		2	0	0	0	2	0	0
Manny Sarmiento, R (1, 1) OBP: 0.242, SLG: 0.194		K	K 1-2			6-3				3	0	0	0	0	2	5
Kent Tekulve, R (8, 1) OBP: 0.091, SLG: 0.091										0	0	0	0	0	0	0
Inning Stats	R: 0 E: 0 K: 1 S: 6 H: 1 LOB: 1 BB: 0 P: 6	R: 0 E: 0 K: 1 S: 6 H: 1 LOB: 2 BB: 1 P: 10	R: 1 E: 0 K: 0 S: 5 H: 2 LOB: 2 BB: 1 P: 9	R: 0 E: 1 K: 2 S: 7 H: 0 LOB: 0 BB: 0 P: 7	R: 0 E: 0 K: 2 S: 8 H: 1 LOB: 1 BB: 0 P: 8	R: 0 E: 0 K: 1 S: 6 H: 1 LOB: 2 BB: 1 P: 10	R: 0 E: 0 K: 0 S: 4 H: 1 LOB: 1 BB: 0 P: 4	R: 1 E: 0 K: 0 S: 4 H: 1 LOB: 0 BB: 0 P: 4		1B: 6 2B: 1 3B: 0 HR: 1		SF: 0 SAC: 0 DP: 0 HBP: 0				

PITCHER		IP	WLS	BF	H	R	ER	SO	BB	IBB	HBP	BLK	WP	HR	S	P	ERA	WHIP
Ricky Wright, L ERA: 2.01	(1, 1)	7.0		31	7	1	1	7	1	2	0	0	0	0	42	54	1.29	1.143
Steve Howe, L ERA: 2.28	(8, 1)	1.0	L	4	1	1	1	0	0	0	0	0	0	1	4	4	9.00	1.000

PITCHER	IP	WLS	BF	H	R	ER	SO	BB	IBB	HBP	BLK	WP	HR	S	P	ERA	WHIP

BOTTOM

Los Angeles Dodgers @ Pittsburgh Pirates

Three Rivers Stadium, Pittsburgh, PA

Sat Aug 21 1982, 7:05 PM EDT

Att. 29,581 - Unknown

livebaseballscorecards.com

AB	32
R	2
H	8
RBI	2
BB	3
SO	7
LOB	12

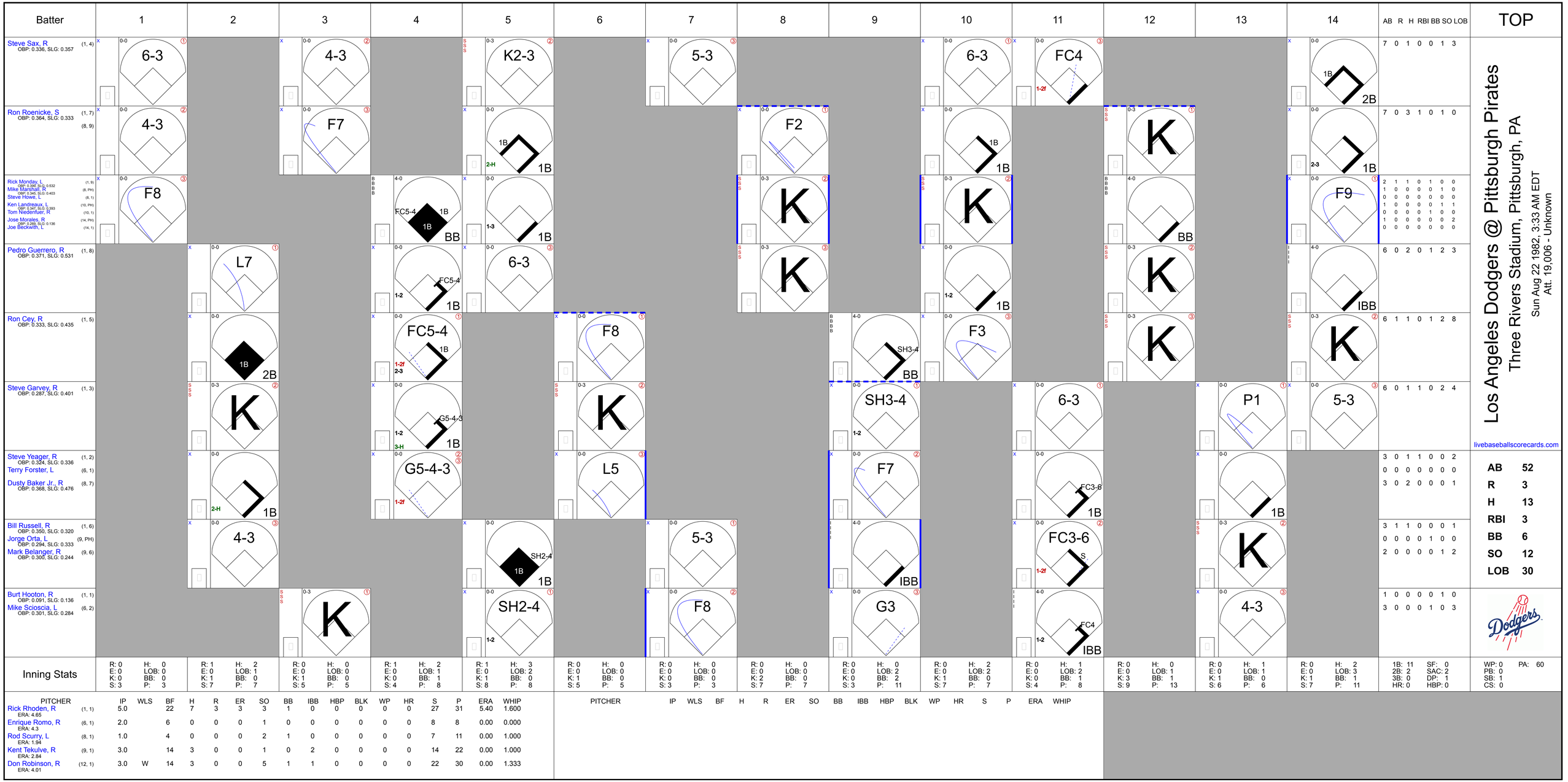

PITCHER		IP	WLS	BF	H	R	ER	SO	BB	IBB	HBP	BLK	WP	HR	S	P	ERA	WHIP
Rick Rhoden, R ERA: 4.65	(1, 1)	5.0		22	7	3	3	3	1	0	0	0	0	0	27	31	5.40	1.600
Enrique Romo, R ERA: 4.3	(6, 1)	2.0		6	0	0	0	1	0	0	0	0	0	0	8	8	0.00	0.000
Rod Scurry, L ERA: 1.94	(8, 1)	1.0		4	0	0	0	2	1	0	0	0	0	0	7	11	0.00	1.000
Kent Tekulve, R ERA: 2.84	(9, 1)	3.0		14	3	0	0	1	0	2	0	0	0	0	14	22	0.00	1.000
Don Robinson, R ERA: 4.01	(12, 1)	3.0	W	14	3	0	0	5	1	1	0	0	0	0	22	30	0.00	1.333

PITCHER	IP	WLS	BF	H	R	ER	SO	BB	IBB	HBP	BLK	WP	HR	S	P	ERA	WHIP

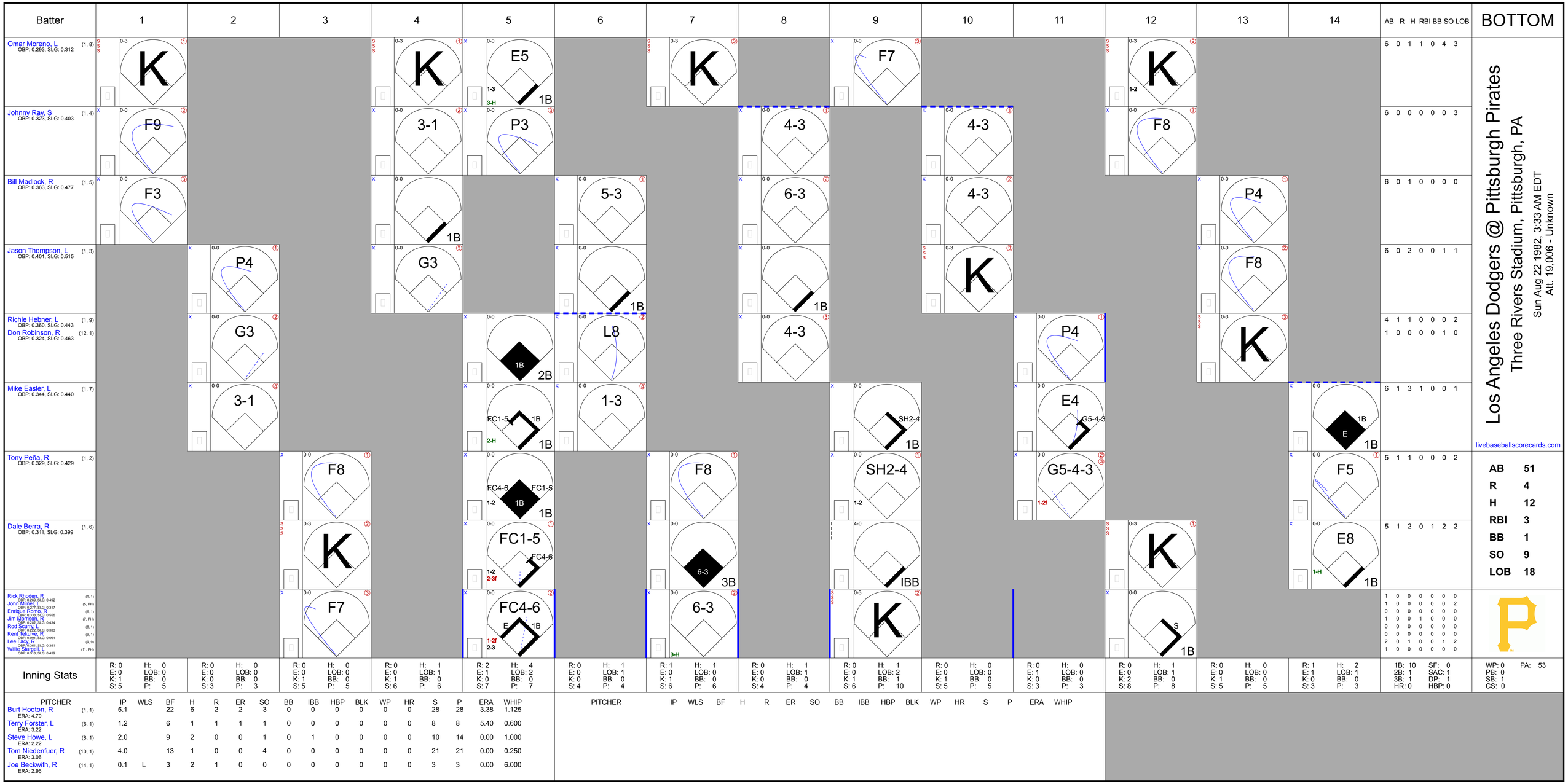
Batter
1
2
3
4
5
6
7
8
9
10
11
12
13
14
AB R H RBI BB SO LOB
BOTTOM
Omar Moreno, L (1, 8) OBP: 0.293, SLG: 0.312
6 0 1 1 0 4 3
Johnny Ray, S (1, 4) OBP: 0.323, SLG: 0.403
6 0 0 0 0 0 3
Bill Madlock, R (1, 5) OBP: 0.363, SLG: 0.477
6 0 1 0 0 0 0
Jason Thompson, L (1, 3) OBP: 0.401, SLG: 0.515
6 0 2 0 0 1 1
Richie Hebner, L (1, 9) OBP: 0.360, SLG: 0.443
4 1 1 0 0 0 2
Don Robinson, R (12, 1) OBP: 0.324, SLG: 0.463
1 0 0 0 0 1 0
Mike Easler, L (1, 7) OBP: 0.344, SLG: 0.440
6 1 3 1 0 0 1
Tony Peña, R (1, 2) OBP: 0.329, SLG: 0.429
5 1 1 0 0 0 2
Dale Berra, R (1, 6) OBP: 0.311, SLG: 0.399
5 1 2 0 1 2 2
Rick Rhoden, R (1, 1) OBP: 0.269, SLG: 0.492
John Milner, L (5, PH) OBP: 0.077, SLG: 0.077
Enrique Romo, R (6, 1) OBP: 0.556, SLG: 0.556
Jim Morrison, R (7, PH) OBP: 0.250, SLG: 0.434
Rod Scurry, L (8, 1) OBP: 0.222, SLG: 0.333
Kent Tekulve, R (9, 1) OBP: 0.091, SLG: 0.091
Lee Lacy, R (9, 9) OBP: 0.391, SLG: 0.391
Willie Stargell, L (11, PH) OBP: 0.318, SLG: 0.439
1 0 0 0 0 0 0
1 0 0 0 0 0 2
0 0 0 0 0 0 0
1 0 0 1 0 0 0
0 0 0 0 0 0 0
0 0 0 0 0 0 0
2 0 1 0 0 1 2
1 0 0 0 0 0 0
Los Angeles Dodgers @ Pittsburgh Pirates
Three Rivers Stadium, Pittsburgh, PA
Sun Aug 22 1982, 3:33 AM EDT
Att. 19,006 - Unknown
livebaseballscorecards.com
AB 51
R 4
H 12
RBI 3
BB 1
SO 9
LOB 18
Inning Stats
1: R: 0 E: 0 K: 1 S: 5 | H: 0 LOB: 0 BB: 0 P: 5
2: R: 0 E: 0 K: 0 S: 3 | H: 0 LOB: 0 BB: 0 P: 3
3: R: 0 E: 0 K: 1 S: 5 | H: 0 LOB: 0 BB: 0 P: 5
4: R: 0 E: 0 K: 1 S: 6 | H: 1 LOB: 1 BB: 0 P: 6
5: R: 2 E: 1 K: 0 S: 7 | H: 4 LOB: 2 BB: 0 P: 7
6: R: 0 E: 0 K: 0 S: 4 | H: 1 LOB: 1 BB: 0 P: 4
7: R: 1 E: 0 K: 1 S: 6 | H: 1 LOB: 0 BB: 0 P: 6
8: R: 0 E: 0 K: 0 S: 4 | H: 1 LOB: 1 BB: 0 P: 4
9: R: 0 E: 0 K: 1 S: 6 | H: 1 LOB: 2 BB: 1 P: 10
10: R: 0 E: 0 K: 1 S: 5 | H: 0 LOB: 0 BB: 0 P: 5
11: R: 0 E: 1 K: 0 S: 3 | H: 0 LOB: 0 BB: 0 P: 3
12: R: 0 E: 0 K: 2 S: 8 | H: 1 LOB: 1 BB: 0 P: 8
13: R: 0 E: 0 K: 1 S: 5 | H: 0 LOB: 0 BB: 0 P: 5
14: R: 1 E: 1 K: 0 S: 3 | H: 2 LOB: 1 BB: 0 P: 3
1B: 10 2B: 1 3B: 1 HR: 0
SF: 0 SAC: 1 DP: 1 HBP: 0
WP: 0 PB: 0 SB: 1 CS: 0
PA: 53
PITCHER IP WLS BF H R ER SO BB IBB HBP BLK WP HR S P ERA WHIP
Burt Hooton, R (1, 1) ERA: 4.79 5.1 22 6 2 2 3 0 0 0 0 0 0 28 28 3.38 1.125
Terry Forster, L (6, 1) ERA: 3.22 1.2 6 1 1 1 0 0 0 0 0 0 0 8 8 5.40 0.600
Steve Howe, L (8, 1) ERA: 2.22 2.0 9 2 0 0 1 0 1 0 0 0 0 10 14 0.00 1.000
Tom Niedenfuer, R (10, 1) ERA: 3.06 4.0 13 1 0 0 4 0 0 0 0 0 0 21 21 0.00 0.250
Joe Beckwith, R (14, 1) ERA: 2.96 0.1 L 3 2 1 0 0 0 0 0 0 0 0 3 3 0.00 6.000

Batter	1	2	3	4	5	6	7	8	9	AB	R	H	RBI	BB	SO	LOB
Steve Sax, R (1, 4) OBP: 0.335, SLG: 0.359	4-3		6-3			6-3 3B		6-3 2-3	5-3	5	1	1	0	0	0	4
Ken Landreaux, L (1, 8) OBP: 0.346, SLG: 0.392	4-3			K		6-3 3-H		2B 1B 3-H		4	1	1	2	0	1	0
Dusty Baker Jr., R (1, 7) OBP: 0.367, SLG: 0.474	6-3			P6		1B 1B		F5		4	0	1	0	0	0	1
Pedro Guerrero, R (1, 9) OBP: 0.374, SLG: 0.536		L6		1B		1-3 1B		1-H 2B		4	0	3	1	0	0	0
Ron Cey, R (1, 5) OBP: 0.331, SLG: 0.431		L7		F9		L6		K		4	0	0	0	0	1	4
Steve Garvey, R (1, 3) OBP: 0.287, SLG: 0.402		6-3			F9		5-3		2B	4	0	1	0	0	0	0
Steve Yeager, R (1, 2) OBP: 0.314, SLG: 0.326			K		5-3		6-3		6-3	4	0	0	0	0	1	1
Bill Russell, R (1, 6) OBP: 0.351, SLG: 0.320			SH1-4 1B		F8		6-3		HBP	3	0	1	0	0	0	0
Jerry Reuss, L (1, 1) OBP: 0.217, SLG: 0.207 Ron Roenicke, S (6, PH) OBP: 0.361, SLG: 0.330 Terry Forster, L (6, 1) Jorge Orta, L (8, PH) OBP: 0.300, SLG: 0.350 Dave Stewart, R (8, 1) OBP: 0.222, SLG: 0.229 Joe Beckwith, L (8, 1) Rick Monday, L (9, PH) OBP: 0.397, SLG: 0.529			SH1-4 1-2			4-3		6-3 1B 2B	K	0 1 0 1 0 0 1	0 0 0 1 0 0 0	0 0 0 1 0 0 0	0 0 0 0 0 0 0	0 0 0 0 0 0 0	0 0 0 0 0 0 1	0 0 0 0 0 0 2
Inning Stats	R: 0 E: 0 K: 0 S: 3 H: 0 LOB: 0 BB: 0 P: 3	R: 0 E: 0 K: 0 S: 3 H: 0 LOB: 0 BB: 0 P: 3	R: 0 E: 0 K: 1 S: 6 H: 1 LOB: 1 BB: 0 P: 6	R: 0 E: 0 K: 1 S: 6 H: 1 LOB: 1 BB: 0 P: 6	R: 0 E: 0 K: 0 S: 3 H: 0 LOB: 0 BB: 0 P: 3	R: 1 E: 0 K: 0 S: 6 H: 3 LOB: 2 BB: 0 P: 6	R: 0 E: 0 K: 0 S: 3 H: 0 LOB: 0 BB: 0 P: 3	R: 2 E: 0 K: 1 S: 8 H: 3 LOB: 1 BB: 0 P: 8	R: 0 E: 0 K: 1 S: 6 H: 1 LOB: 2 BB: 0 P: 7	1B: 5 2B: 3 3B: 1 HR: 0 SF: 0 SAC: 1 DP: 0 HBP: 1						

PITCHER		IP	WLS	BF	H	R	ER	SO	BB	IBB	HBP	BLK	WP	HR	S	P	ERA	WHIP
Bob Forsch, R ERA: 3.71	(1, 1)	7.1	W	29	7	3	3	2	0	0	0	0	0	0	33	33	3.68	0.955
Bruce Sutter, R ERA: 3.18	(8, 1)	1.2	S	8	2	0	0	2	0	0	1	0	0	0	11	12	0.00	1.200

PITCHER	IP	WLS	BF	H	R	ER	SO	BB	IBB	HBP	BLK	WP	HR	S	P	ERA	WHIP

TOP

Los Angeles Dodgers @ St. Louis Cardinals

Busch Stadium, St. Louis, MO

Mon Aug 23 1982, 7:05 PM CDT

Att. 25,049 - Unknown

livebaseballscorecards.com

AB	35
R	3
H	9
RBI	3
BB	0
SO	4
LOB	12

PA: 37

WP: 0
PB: 0
SB: 0
CS: 0

Batter	1	2	3	4	5	6	7	8	9	AB	R	H	RBI	BB	SO	LOB
Ozzie Smith, S (1, 6) OBP: 0.361, SLG: 0.339	6-3		S 2B 1B	1-3		SH1-3 1-2 2-3 3-H		E E IBB		3	2	1	1	1	0	0
Lonnie Smith, R (1, 7) OBP: 0.387, SLG: 0.449	1-3		F9		1-3	6-3		E7 E 1B 1-3 2-H 3-H 1B		5	1	1	2	0	0	3
Keith Hernandez, L (1, 3) OBP: 0.384, SLG: 0.408	FC6-4 1B		1B 1-H 2B 2B		H 1-0 E HBP		F7	E 1B IBB		3	2	2	1	1	0	0
George Hendrick, R (1, 9) OBP: 0.316, SLG: 0.445	FC6-4 1-2f		2-3 2B 1B		L4 1-2		K	E5 1B 1B 1-2 2-3 3-H		5	2	1	1	0	1	4
Gene Tenace, R (1, 2) OBP: 0.527, SLG: 0.642		1B	1-H 1B 2B 3-H		K		BB	1B 1B 1-2 2-H 3-H		4	1	3	4	1	1	1
Willie McGee, S (1, 8) OBP: 0.358, SLG: 0.442	K		2-H 1B			E SH1-3 1B	K	G6-4-3 1-2 2-H 1B		5	1	3	2	0	2	2
Ken Oberkfell, L (1, 5) OBP: 0.327, SLG: 0.352	F8		4-3			E5 SH1-3 1-3		1B E 1B G6-4-3 1-2f		5	1	1	0	0	0	5
Tom Herr, S (1, 4) OBP: 0.348, SLG: 0.331	4-3			6-3		SH1-3 IBB		F9 1-3 E 1B		3	1	1	0	1	0	1
Bob Forsch, R (1, 1) OBP: 0.254, SLG: 0.300 Bruce Sutter, R (8, 1) OBP: 0.167, SLG: 0.200			K	K		K		F9 1-2		3 1	0 0	0 0	0 0	0 0	3 0	3 2
Inning Stats	R: 0 H: 1 E: 0 LOB: 1 K: 0 BB: 0 S: 4 P: 4	R: 0 H: 1 E: 0 LOB: 1 K: 1 BB: 0 S: 6 P: 6	R: 4 H: 5 E: 0 LOB: 1 K: 1 BB: 0 S: 10 P: 10	R: 0 H: 0 E: 0 LOB: 0 K: 1 BB: 0 S: 5 P: 5	R: 0 H: 0 E: 1 LOB: 1 K: 1 BB: 0 S: 5 P: 6	R: 1 H: 1 E: 1 LOB: 2 K: 1 BB: 1 S: 7 P: 11	R: 0 H: 0 E: 0 LOB: 1 K: 2 BB: 1 S: 7 P: 11	R: 6 H: 5 E: 2 LOB: 1 K: 0 BB: 2 S: 8 P: 16		1B: 11 SF: 0 2B: 2 SAC: 1 3B: 0 DP: 1 HR: 0 HBP: 1						

PITCHER		IP	WLS	BF	H	R	ER	SO	BB	IBB	HBP	BLK	WP	HR	S	P	ERA	WHIP
Jerry Reuss, L ERA: 3.44	(1, 1)	5.0	L	23	7	4	4	4	0	0	1	0	0	0	30	31	7.20	1.400
Terry Forster, L ERA: 3.12	(6, 1)	2.0		10	1	1	0	3	1	1	0	0	0	0	14	22	0.00	1.000
Dave Stewart, R ERA: 4.1	(8, 1)	0.1		5	3	4	4	0	0	1	0	0	0	0	4	8	108.00	9.000
Joe Beckwith, R ERA: 3.21	(8, 1)	0.2		5	2	2	1	0	0	1	0	0	0	0	4	8	13.50	3.000

PITCHER	IP	WLS	BF	H	R	ER	SO	BB	IBB	HBP	BLK	WP	HR	S	P	ERA	WHIP

BOTTOM

Los Angeles Dodgers @ St. Louis Cardinals

Busch Stadium, St. Louis, MO

Mon Aug 23 1982, 7:05 PM CDT

Att. 25,049 - Unknown

livebaseballscorecards.com

AB	37
R	11
H	13
RBI	11
BB	4
SO	7
LOB	21

WP: 0 PA: 43
PB: 0
SB: 1
CS: 0

Batter	1	2	3	4	5	6	7	8	9	AB	R	H	RBI	BB	SO	LOB
Steve Sax, R (1, 4) OBP: 0.332, SLG: 0.355	6-3		4-3	F8		3-1		6-3	6-3	6	0	0	0	0	0	1
Ken Landreaux, L (1, 8) OBP: 0.350, SLG: 0.406	S 2B 1B		1B 3B	4-3		K		SF7 3B		5	3	3	0	0	1	1
Dusty Baker Jr., R (1, 7) OBP: 0.369, SLG: 0.481	K 1-2		BB S 3-H 1B		1B 2B	FC5 2B		SF7 3-H		4	1	3	2	0	1	1
Pedro Guerrero, R (1, 9) OBP: 0.378, SLG: 0.545	2-H 2B		BB 1-2 IBB		K	IBB		HR		3	1	2	2	2	1	1
Ron Cey, R (1, 5) OBP: 0.333, SLG: 0.429	5-3		FC5-4 1-2 2-3 BB		WP 1B BB	FC5 2-3f		1B BB		2	0	0	0	3	0	3
Steve Garvey, R (1, 3) OBP: 0.290, SLG: 0.406		E7 2B	L9		WP 1-2 2-H 1B		6-3	1-2 1B		5	0	3	1	0	0	3
Steve Yeager, R (1, 2) OBP: 0.303, SLG: 0.313		P4	FC5-4 1-2f		5-3 1-2 2-3		4-3	K		5	0	0	0	0	1	8
Bill Russell, R (1, 6) OBP: 0.354, SLG: 0.322		K	SH3-4 1B		IBB		1B		1-3	4	0	2	0	1	1	1
Bob Welch, R (1, 1) OBP: 0.162, SLG: 0.157		K		SH3-4 1-2	K		1-3		K	4	0	0	0	0	3	5
Inning Stats	R: 1 E: 0 K: 1 S: 7 H: 2 LOB: 1 BB: 0 P: 7	R: 0 E: 1 K: 2 S: 8 H: 1 LOB: 1 BB: 0 P: 8	R: 1 E: 0 K: 0 S: 5 H: 2 LOB: 3 BB: 2 P: 13	R: 0 E: 0 K: 0 S: 4 H: 1 LOB: 1 BB: 0 P: 4	R: 1 E: 0 K: 2 S: 9 H: 2 LOB: 3 BB: 2 P: 17	R: 0 E: 0 K: 1 S: 6 H: 1 LOB: 2 BB: 1 P: 10	R: 0 E: 0 K: 0 S: 4 H: 1 LOB: 1 BB: 0 P: 4	R: 2 E: 0 K: 1 S: 8 H: 3 LOB: 2 BB: 1 P: 12	R: 0 E: 0 K: 1 S: 5 H: 0 LOB: 0 BB: 0 P: 5	1B: 6 2B: 4 3B: 2 HR: 1 SF: 1 SAC: 1 DP: 0 HBP: 0						

PITCHER		IP	WLS	BF	H	R	ER	SO	BB	IBB	HBP	BLK	WP	HR	S	P	ERA	WHIP
John Stuper, R ERA: 3.89	(1, 1)	4.1	L	24	8	3	3	4	2	1	0	0	0	0	29	41	6.23	2.308
Jeff Lahti, R ERA: 2.94	(5, 1)	2.2		12	2	0	0	2	0	2	0	0	1	0	14	22	0.00	0.750
Doug Bair, R ERA: 2.77	(8, 1)	2.0		10	3	2	2	2	1	0	0	0	0	1	13	17	9.00	2.000

PITCHER	IP	WLS	BF	H	R	ER	SO	BB	IBB	HBP	BLK	WP	HR	S	P	ERA	WHIP

TOP

Los Angeles Dodgers @ St. Louis Cardinals

Busch Stadium, St. Louis, MO

Tue Aug 24 1982, 7:05 PM CDT

Att. 26,564 - Unknown

livebaseballscorecards.com

AB	38
R	5
H	13
RBI	5
BB	6
SO	8
LOB	24

WP: 1 PA: 46
PB: 0
SB: 2
CS: 0

Batter	1	2	3	4	5	6	7	8	9	AB	R	H	RBI	BB	SO	LOB
Tom Herr, S (1, 4) OBP: 0.344, SLG: 0.327	6-3		F7		6-3			4-3		4	0	0	0	0	0	0
Lonnie Smith, R (1, 7) OBP: 0.386, SLG: 0.448	F9			S 2B 1B	F9			F9		4	1	1	0	0	0	0
Keith Hernandez, L (1, 3) OBP: 0.385, SLG: 0.406	K			1-2 2B BB		G3-6 BB		F8		2	1	0	0	2	1	0
George Hendrick, R (1, 9) OBP: 0.315, SLG: 0.446		K		1-H 2-H 2B		F3			4-3	4	0	1	2	0	1	1
Willie McGee, S (1, 8) OBP: 0.356, SLG: 0.439		1B		P5		1-2f G3-6			3-1	4	0	1	0	0	0	2
Ken Oberkfell, L (1, 5) OBP: 0.329, SLG: 0.352		K		BB			SH3 1B		F8	3	0	1	0	1	1	1
Darrell Porter, L (1, 2) OBP: 0.344, SLG: 0.399		G3		K			1-2 SH3			2	0	0	0	0	1	3
Ozzie Smith, S (1, 6) OBP: 0.359, SLG: 0.337			1-3	3-1			F9			3	0	0	0	0	0	3
John Stuper, R (1, 1) OBP: 0.192, SLG: 0.240 Jeff Lahti, R (5, 1) Dane Iorg, L (7, PH) OBP: 0.367, SLG: 0.371 Doug Bair, R (8, 1)			K		K		K			1 1 1 0	0 0 0 0	0 0 0 0	0 0 0 0	0 0 0 0	1 1 1 0	0 0 1 0
Inning Stats	R: 0 H: 0 E: 0 LOB: 0 K: 1 BB: 0 S: 5 P: 5	R: 0 H: 1 E: 0 LOB: 1 K: 2 BB: 0 S: 8 P: 8	R: 0 H: 0 E: 0 LOB: 0 K: 1 BB: 0 S: 5 P: 5	R: 2 H: 2 E: 0 LOB: 2 K: 1 BB: 2 S: 7 P: 15	R: 0 H: 0 E: 0 LOB: 0 K: 1 BB: 0 S: 5 P: 5	R: 0 H: 0 E: 0 LOB: 0 K: 0 BB: 1 S: 2 P: 6	R: 0 H: 1 E: 0 LOB: 1 K: 1 BB: 0 S: 6 P: 6	R: 0 H: 0 E: 0 LOB: 0 K: 0 BB: 0 S: 3 P: 3	R: 0 H: 0 E: 0 LOB: 0 K: 0 BB: 0 S: 3 P: 3	1B: 3 SF: 0 2B: 1 SAC: 1 3B: 0 DP: 1 HR: 0 HBP: 0						WP: 0 PA: 33 PB: 0 SB: 1 CS: 0	

PITCHER	IP	WLS	BF	H	R	ER	SO	BB	IBB	HBP	BLK	WP	HR	S	P	ERA	WHIP
Bob Welch, R (1, 1) ERA: 3.04	9.0	W	33	4	2	2	7	3	0	0	0	0	0	44	56	2.00	0.778

PITCHER	IP	WLS	BF	H	R	ER	SO	BB	IBB	HBP	BLK	WP	HR	S	P	ERA	WHIP

BOTTOM

Los Angeles Dodgers @ St. Louis Cardinals

Busch Stadium, St. Louis, MO

Tue Aug 24 1982, 7:05 PM CDT

Att. 26,564 - Unknown

livebaseballscorecards.com

AB	29
R	2
H	4
RBI	2
BB	3
SO	7
LOB	11

Batter	1	2	3	4	5	6	7	8	9	AB	R	H	RBI	BB	SO	LOB
Steve Sax, R (1, 4) OBP: 0.335, SLG: 0.358	BBBB 4-0 2B FC4-6 BB	BBB 4-0 2B BB		x 0-0 4-3 2B		x 0-0 ③ 6-3			x 0-0 SH FC5-2 BLK 1B x 0-0 ③ 5-3	4	2	2	0	2	0	1
Ken Landreaux, L (1, 8) OBP: 0.351, SLG: 0.413	x 0-0 FC4-6 1-3 2B	x 0-0 1-H 2-H 2B		x 0-0 ① 4-3 2-3			x 0-0 ① 6-3		x 0-0 SH FC5-2 1-3 1B	4	1	2	2	0	0	1
Dusty Baker Jr., R (1, 7) OBP: 0.365, SLG: 0.475 Mike Scioscia, L (9, 2) OBP: 0.301, SLG: 0.284	x 0-0 ① P4	x 0-0 ③ P6		SSS 0-3 ② K			x 0-0 ② F9		x 0-0 ① FC5-2 BB 1B 1-2 3-H 2B	5 0	1 0	0 0	0 0	1 0	0 0	6 0
Pedro Guerrero, R (1, 9) OBP: 0.382, SLG: 0.545	IIII 4-0 FC4-6 IBB	BBBB 4-0 S BB		x 0-0 ③ L7			BBBB 4-0 FC6-4 BB		x 0-0 BB 1-2 2-H 2B 1B	2	1	1	1	3	0	1
Ron Cey, R (1, 5) OBP: 0.332, SLG: 0.426	x 0-0 ② FC4-6 1-2f 2-3 3-H	x 0-0 ① F9		x 0-0 ① F8			x 0-0 ③ FC6-4 1-2f		BBBB 4-0 2B 1-2 2-3 2B BB	4	1	0	1	1	0	4
Steve Garvey, R (1, 3) OBP: 0.289, SLG: 0.406	x 0-0 ③ L6	x 0-0 ② F8		SSS 0-3 ② K			x 0-0 ① 6-3	x 0-0 ① 6-3	x 0-0 1-3 2-H 3-H 2B	5	1	1	2	0	1	3
Steve Yeager, R (1, 2) OBP: 0.302, SLG: 0.312 Ron Roenicke, S (9, PH) OBP: 0.367, SLG: 0.330 (9, 7)	x 0-0 SH1-3 2B 1B	x 0-0 ③ P4 1-2		x 0-0 ③ F8				x 0-0 ② F9	x 4-0 2B SF7 IBB	4 0	1 1	1 0	0 0	0 1	0 0	1 0
Bill Russell, R (1, 6) OBP: 0.357, SLG: 0.336	x 0-0 ① F8		x 0-0 HR		x 0-0 ① F5			x 0-0 FC6 1B	x 0-0 1-3 2-H 3-H 2B	5	1	3	3	0	0	1
Fernando Valenzuela, L (1, 1) OBP: 0.173, SLG: 0.195	x 0-0 ② SH1-3 1-2		x 0-0 HR		x 0-0 ② L5			x 0-0 ③ FC6 1-2f	x 0-0 ② SF7 3-H	3	1	1	2	0	0	1
Inning Stats	R: 1 H: 1 E: 0 LOB: 2 K: 0 BB: 2 S: 4 P: 12	R: 2 H: 2 E: 0 LOB: 1 K: 0 BB: 1 S: 5 P: 9	R: 0 H: 0 E: 0 LOB: 1 K: 0 BB: 1 S: 3 P: 7	R: 2 H: 3 E: 0 LOB: 1 K: 1 BB: 0 S: 8 P: 8	R: 0 H: 0 E: 0 LOB: 0 K: 1 BB: 0 S: 5 P: 5	R: 0 H: 0 E: 0 LOB: 1 K: 0 BB: 1 S: 3 P: 3	R: 0 H: 0 E: 0 LOB: 0 K: 0 BB: 0 S: 3 P: 7	R: 0 H: 1 E: 0 LOB: 1 K: 0 BB: 0 S: 4 P: 4	R: 6 H: 4 E: 0 LOB: 1 K: 0 BB: 2 S: 8 P: 16	1B: 4 SF: 1 2B: 5 SAC: 2 3B: 0 DP: 0 HR: 2 HBP: 0						

TOP

Los Angeles Dodgers @ St. Louis Cardinals

Busch Stadium, St. Louis, MO

Wed Aug 25 1982, 7:05 PM CDT

Att. 34,094 - Unknown

livebaseballscorecards.com

AB	36
R	11
H	11
RBI	11
BB	7
SO	2
LOB	19

WP: 0 PA: 46
PB: 0
SB: 1
CS: 0

PITCHER		IP	WLS	BF	H	R	ER	SO	BB	IBB	HBP	BLK	WP	HR	S	P	ERA	WHIP
Steve Mura, R ERA: 3.87	(1, 1)	3.0	L	18	5	5	5	0	3	1	0	0	0	2	14	30	15.00	2.667
Dave LaPoint, L ERA: 3.79	(4, 1)	1.0		4	1	0	0	1	0	0	0	0	0	0	6	6	0.00	1.000
John Martin, L ERA: 4.64	(5, 1)	3.0		10	0	0	0	1	1	0	0	0	0	0	11	15	0.00	0.333
Jeff Lahti, R ERA: 3.86	(8, 1)	1.1		9	3	4	4	0	1	0	0	1	0	0	8	12	27.00	3.000
Doug Bair, R ERA: 3.03	(9, 1)	0.0		3	2	1	1	0	0	1	0	0	0	0	2	6	∞	∞

PITCHER		IP	WLS	BF	H	R	ER	SO	BB	IBB	HBP	BLK	WP	HR	S	P	ERA	WHIP
Jim Kaat, L ERA: 3.5	(9, 1)	0.2		2	0	1	1	0	0	0	0	0	0	0	2	2	13.50	0.000

Batter	1	2	3	4	5	6	7	8	9	AB	R	H	RBI	BB	SO	LOB
Tom Herr, S (1, 4) OBP: 0.341, SLG: 0.323	F9		G3		E4 FC6-4		6-3			4	0	0	0	0	0	0
Lonnie Smith, R (1, 7) OBP: 0.387, SLG: 0.448	2-3		1B		FC6-4 4-3 S 2B 1-2f		1B			4	1	2	0	0	0	1
Jeff Lahti, R (8, 1)										0	0	0	0	0	0	0
Doug Bair, R (9, 1)										0	0	0	0	0	0	0
Jim Kaat, L (9, 1)										0	0	0	0	0	0	0
Keith Hernandez, L (1, 3) OBP: 0.384, SLG: 0.405	S 1B		6-3		4-3 1-3		F7			4	0	1	0	0	0	3
George Hendrick, R (1, 9) OBP: 0.315, SLG: 0.446	K 1-2			L8	2B 3-H			6-3		4	0	1	1	0	1	1
Gene Tenace, R (1, 2) OBP: 0.526, SLG: 0.667		HR		FC6-4 BB	K			L6		3	1	1	1	1	1	1
David Green, R (1, 8) OBP: 0.341, SLG: 0.420		F9		FC6-4 1B E 1-2f		K		6-3		4	1	0	0	0	1	1
(8, 7)																
Ken Oberkfell, L (1, 5) OBP: 0.328, SLG: 0.351		F8		E 1B 1-3		F9			F5	4	0	1	0	0	0	0
Ozzie Smith, S (1, 6) OBP: 0.356, SLG: 0.333		6-3		E1 1-2 3-H		K			F8	4	0	0	0	0	1	1
Steve Mura, R (1, 1) OBP: 0.100, SLG: 0.063			F8	1-3			F8		5-3	1	0	0	0	0	0	0
Dave LaPoint, L (4, 1) OBP: 0.067, SLG: 0.067										0	0	0	0	0	0	0
Mike Ramsey, S (4, PH) OBP: 0.328, SLG: 0.346										1	0	0	0	0	0	2
John Martin, S (5, 1) OBP: 0.167, SLG: 0.091										0	0	0	0	0	0	0
Willie McGee, S (7, PH) OBP: 0.354, SLG: 0.436										2	0	0	0	0	0	0
(8, 8)																
Inning Stats	R: 0 H: 1 E: 0 LOB: 1 K: 1 BB: 0 S: 6 P: 6	R: 1 H: 1 E: 0 LOB: 0 K: 0 BB: 0 S: 4 P: 4	R: 0 H: 1 E: 0 LOB: 1 K: 0 BB: 0 S: 4 P: 4	R: 1 H: 1 E: 1 LOB: 2 K: 0 BB: 1 S: 5 P: 9	R: 1 H: 1 E: 1 LOB: 1 K: 1 BB: 0 S: 7 P: 7	R: 0 H: 0 E: 0 LOB: 0 K: 2 BB: 0 S: 7 P: 7	R: 0 H: 1 E: 0 LOB: 1 K: 0 BB: 0 S: 4 P: 4	R: 0 H: 0 E: 0 LOB: 0 K: 0 BB: 0 S: 3 P: 3	R: 0 H: 0 E: 0 LOB: 0 K: 0 BB: 0 S: 3 P: 3	1B: 4 SF: 0 2B: 1 SAC: 0 3B: 0 DP: 0 HR: 1 HBP: 0							

PITCHER	IP	WLS	BF	H	R	ER	SO	BB	IBB	HBP	BLK	WP	HR	S	P	ERA	WHIP
Fernando Valenzuela, L (1, 1) ERA: 2.8	9.0	W	36	6	3	1	4	1	0	0	0	0	1	43	47	1.00	0.778

PITCHER	IP	WLS	BF	H	R	ER	SO	BB	IBB	HBP	BLK	WP	HR	S	P	ERA	WHIP

BOTTOM

Los Angeles Dodgers @ St. Louis Cardinals

Busch Stadium, St. Louis, MO

Wed Aug 25 1982, 7:05 PM CDT

Att. 34,094 - Unknown

livebaseballscorecards.com

AB	35
R	3
H	6
RBI	2
BB	1
SO	4
LOB	10

Batter	1	2	3	4	5	6	7	8	9	AB	R	H	RBI	BB	SO	LOB
Bump Wills, S (1, 4) OBP: 0.340, SLG: 0.372	BBBB 4-0 23 1B 23 S 2B BB		x 0-0 1B 1B		x 0-0 23 CS 1B	x 0-0 23 FC6-4 1-2 1B		x 0-0 ③ 4-3		4	1	3	0	1	0	1
23 Ryne Sandberg, R (1, 5) OBP: 0.308, SLG: 0.368	x 0-0 1-3 2B 1B		x 0-0 ① L7		x 0-0 ① 1-2 1B 1B 1B	x 0-0 ③ FC6-4 1-2f			SSS 0-3 ① K	5	2	2	0	0	1	3
Bill Buckner, L (1, 3) OBP: 0.350, SLG: 0.433	x 0-0 F9 1-H 3-H 1B 2B		x 0-0 ② F8		x 0-0 1B 1-2 1B		x 0-0 ① B1-3		x 0-0 ② P6	5	1	2	2	0	0	1
Leon Durham, L (1, 8) (7, 9) OBP: 0.389, SLG: 0.529	x 0-0 ① F9 2-3		x 0-0 FC5-4 1-3 1B		x 0-0 ② 1B 1-3 2-H 1B		x 0-0 ② F7		SSS 0-3 ③ K	5	0	2	1	0	1	1
Steve Henderson, R (1, 7) OBP: 0.300, SLG: 0.356	x 0-0 CS 3-H 1B		x 0-0 ③ FC5-4 1-2f		x 0-0 1-3 1B		x 0-0 1B			4	0	3	1	0	0	2
Jay Johnstone, L (1, 9) OBP: 0.351, SLG: 0.420 Jerry Morales, R (7, PH) OBP: 0.306, SLG: 0.390 (7, 8)	x 0-0 ②③ F9 1-2			SSS 0-3 ① K	x 0-0 ③ 4-3		SSS 0-3 ③ K			3 1	0 0	0 0	0 0	0 0	1 1	3 1
Jody Davis, R (1, 2) OBP: 0.296, SLG: 0.371		x 0-0 ① F8		x 0-0 ② 5-3		x 0-0 ① P6		BBBB 4-0 BB		3	0	0	0	1	0	0
Larry Bowa, S (1, 6) OBP: 0.298, SLG: 0.300		x 0-0 ② L6		x 0-0 E3		x 0-0 ② F9		x 0-0 ① P4		4	0	0	0	0	0	1
Allen Ripley, R (1, 1) OBP: 0.133, SLG: 0.133 Mike Proly, R (6, 1) OBP: 0.300, SLG: 0.400 Willie Hernandez, L (7, 1) Scot Thompson, L (8, PH) OBP: 0.400, SLG: 0.366 Dick Tidrow, R (8, 1)		x 0-0 ③ 1-3		x 0-0 ③ F7		x 0-0 1B 1B		SSS 0-3 ② K		3 0 0 1 0	0 0 0 0 0	1 0 0 0 0	0 0 0 0 0	0 0 0 1 0	0 0 0 1 0	1 0 0 1 0
Inning Stats	R: 3 H: 3 E: 0 LOB: 0 K: 0 BB: 1 S: 5 P: 9	R: 0 H: 0 E: 0 LOB: 0 K: 0 BB: 0 S: 3 P: 3	R: 0 H: 2 E: 0 LOB: 2 K: 0 BB: 0 S: 5 P: 5	R: 0 H: 0 E: 1 LOB: 1 K: 1 BB: 0 S: 6 P: 6	R: 1 H: 5 E: 0 LOB: 2 K: 0 BB: 0 S: 6 P: 6	R: 0 H: 2 E: 0 LOB: 2 K: 0 BB: 0 S: 5 P: 5	R: 0 H: 1 E: 0 LOB: 1 K: 1 BB: 0 S: 6 P: 6	R: 0 H: 0 E: 0 LOB: 1 K: 1 BB: 1 S: 5 P: 9	R: 0 H: 0 E: 0 LOB: 0 K: 2 BB: 0 S: 7 P: 7	1B: 12 SF: 0 2B: 1 SAC: 0 3B: 0 DP: 0 HR: 0 HBP: 0						

PITCHER		IP	WLS	BF	H	R	ER	SO	BB	IBB	HBP	BLK	WP	HR	S	P	ERA	WHIP
Burt Hooton, R ERA: 4.98	(1, 1)	4.1		21	8	4	4	1	1	0	0	0	0	0	22	26	8.31	2.077
Terry Forster, L ERA: 3.09	(5, 1)	0.2		3	2	0	0	0	0	0	0	0	0	0	3	3	0.00	3.000
Ricky Wright, L ERA: 1.85	(6, 1)	2.0	W	9	3	0	0	1	0	0	0	0	0	0	11	11	0.00	1.500
Tom Niedenfuer, R ERA: 2.94	(8, 1)	2.0	S	7	0	0	0	3	1	0	0	0	0	0	12	16	0.00	0.500

PITCHER	IP	WLS	BF	H	R	ER	SO	BB	IBB	HBP	BLK	WP	HR	S	P	ERA	WHIP

Chicago Cubs @ Los Angeles Dodgers

Dodger Stadium, Los Angeles, CA

Fri Aug 27 1982, 7:05 PM PDT

Att. 51,635 - Unknown - 76 F

TOP

livebaseballscorecards.com

AB	38
R	4
H	13
RBI	4
BB	2
SO	5
LOB	15

WP: 0 PA: 40
PB: 0
SB: 1
CS: 2

BOTTOM

Chicago Cubs @ Los Angeles Dodgers

Dodger Stadium, Los Angeles, CA

Fri Aug 27 1982, 7:05 PM PDT

Att. 51,635 - Unknown - 76 F

livebaseballscorecards.com

Batter	1	2	3	4	5	6	7	8	9	AB	R	H	RBI	BB	SO	LOB
Steve Sax, R (1, 4) OBP: 0.334, SLG: 0.358	F7		2-H 1B		5-3		6-3			4	0	1	1	0	0	1
Ken Landreaux, L (1, 8) Jose Morales, R (7, PH) Tom Niedenfuer, R (8, 1) OBP: 0.351, SLG: 0.412 OBP: 0.296, SLG: 0.174	S 1B		F7		F7		2-H 1B			3 1 0	0 0 0	1 1 0	0 1 0	0 0 0	0 0 0	0 0 0
Dusty Baker Jr., R (1, 7) OBP: 0.366, SLG: 0.474	K 1-2			1B SF9 1B		HR BB	5-3			3	2	1	0	1	1	2
Pedro Guerrero, R (1, 9) (8, 8) OBP: 0.385, SLG: 0.553	K			S 1-3 1B		1-H HR		F9 S HR 1B		4	2	3	2	0	1	1
Ron Cey, R (1, 5) OBP: 0.330, SLG: 0.423		F9		SF9 3-H		P3		1-3 F9		3	0	0	1	0	0	1
Steve Garvey, R (1, 3) OBP: 0.289, SLG: 0.404		F7		P6		P2		HR IBB		3	1	0	0	1	0	1
Steve Yeager, R (1, 2) Rick Monday, L (8, PH) Mike Scioscia, L (9, 2) OBP: 0.296, SLG: 0.305 OBP: 0.400, SLG: 0.551 OBP: 0.301, SLG: 0.284	K			F8 1-2		F8		1-H 3-H HR		3 1 0	0 1 0	0 1 0	0 3 0	0 0 0	1 0 0	1 0 0
Bill Russell, R (1, 6) OBP: 0.356, SLG: 0.335			E6 SH1-4 1B		4-3		SH5-4 1B	6-3		4	2	1	0	0	0	0
Burt Hooton, R (1, 1) Terry Forster, L (5, 1) Mike Marshall, R (5, PH) Ricky Wright, L (6, 1) Ron Roenicke, S (7, PH) (8, 9) OBP: 0.091, SLG: 0.136 OBP: 0.353, SLG: 0.452 OBP: 0.143, SLG: 0.286 OBP: 0.364, SLG: 0.327			SH1-4 1-2		HR		SH5-4 1-2	6-3		0 0 1 0 1	0 0 1 0 0	0 0 1 0 0	0 0 1 0 0	0 0 0 0 0	0 0 0 0 0	0 0 0 0 0
Inning Stats	R: 0 E: 0 K: 2 S: 8 H: 1 LOB: 1 BB: 0 P: 8	R: 0 E: 0 K: 1 S: 5 H: 0 LOB: 0 BB: 0 P: 5	R: 1 E: 1 K: 0 S: 4 H: 1 LOB: 0 BB: 0 P: 4	R: 1 E: 0 K: 0 S: 5 H: 2 LOB: 1 BB: 0 P: 5	R: 1 E: 0 K: 0 S: 4 H: 1 LOB: 0 BB: 0 P: 4	R: 2 E: 0 K: 0 S: 4 H: 1 LOB: 0 BB: 1 P: 8	R: 1 E: 0 K: 0 S: 5 H: 2 LOB: 1 BB: 0 P: 5	R: 3 E: 0 K: 0 S: 5 H: 2 LOB: 0 BB: 1 P: 9		1B: 7 2B: 0 3B: 0 HR: 3 SF: 1 SAC: 2 DP: 0 HBP: 0				WP: 0 PB: 0 SB: 3 CS: 0 PA: 36		

	AB	31
	R	9
	H	10
	RBI	9
	BB	2
	SO	3
	LOB	7

PITCHER	IP	WLS	BF	H	R	ER	SO	BB	IBB	HBP	BLK	WP	HR	S	P	ERA	WHIP
Allen Ripley, R (1, 1) ERA: 3.9	5.0		21	5	4	3	3	1	0	0	0	0	1	26	30	5.40	1.200
Mike Proly, R (6, 1) ERA: 2.11	1.2	L	7	2	2	2	0	0	0	0	0	0	1	7	7	10.80	1.200
Willie Hernandez, L (7, 1) ERA: 3.17	0.1		2	1	0	0	0	0	0	0	0	0	0	2	2	0.00	3.000
Dick Tidrow, R (8, 1) ERA: 3.6	1.0		6	2	3	3	0	0	1	0	0	0	1	5	9	27.00	2.000

PITCHER	IP	WLS	BF	H	R	ER	SO	BB	IBB	HBP	BLK	WP	HR	S	P	ERA	WHIP

Chicago Cubs @ Los Angeles Dodgers

Dodger Stadium, Los Angeles, CA

Sat Aug 28 1982, 7:05 PM PDT

Att. 50,528 - Unknown - 69 F

TOP

livebaseballscorecards.com

Batter	1	2	3	4	5	6	7	8	9	AB	R	H	RBI	BB	SO	LOB
Bump Wills, S (1, 4) OBP: 0.340, SLG: 0.371	6-3		K		23 FC6-4 1B			K		4	0	1	0	0	2	0
23 Ryne Sandberg, R (1, 5) OBP: 0.306, SLG: 0.365	F8		K		FC6-4 1-2f			1-3		4	0	0	0	0	1	1
Bill Buckner, L (1, 3) OBP: 0.347, SLG: 0.430	F9			F8		F9		G3		4	0	0	0	0	0	0
Scot Thompson, L (8, 3) OBP: 0.400, SLG: 0.366										0	0	0	0	0	0	0
Keith Moreland, R (1, 9) OBP: 0.329, SLG: 0.403		P4		6-3		P4			G5-4-3 1B	4	0	1	0	0	0	0
Leon Durham, L (1, 8) OBP: 0.389, SLG: 0.528		P6		1B 1B		F9			G5-4-3 1-2f	3	0	1	0	0	0	0
Gary Woods, R (8, 8) OBP: 0.326, SLG: 0.384										1	0	0	0	0	0	1
Steve Henderson, R (1, 7) OBP: 0.312, SLG: 0.367		WP 1B 1B		1-3 1B			FC6-4 1B		1B	4	1	4	0	0	0	0
Jody Davis, R (1, 2) OBP: 0.295, SLG: 0.370		FC5-4 1-H 1B		5-3			FC6-4 1-2f 4-3		K	4	0	1	1	0	1	4
Larry Bowa, S (1, 6) OBP: 0.297, SLG: 0.298		FC5-4 1-2f			6-3		4-3 1-2			3	0	0	0	0	0	2
Doug Bird, R (7, 1) OBP: 0.130, SLG: 0.152										0	0	0	0	0	0	0
Ken Kravec, L (8, 1)										0	0	0	0	0	0	0
Dickie Noles, R (1, 1) OBP: 0.109, SLG: 0.136			1-3		K		1-3			2	0	0	0	0	1	0
Bill Campbell, R (5, 1)										0	0	0	0	0	0	0
Junior Kennedy, R (7, PH) OBP: 0.291, SLG: 0.265										1	0	0	0	0	0	1
(7, 6)																

	AB	34
	R	1
	H	8
	RBI	1
	BB	0
	SO	5
	LOB	9

Inning Stats	1	2	3	4	5	6	7	8	9
	R: 0 E: 0 K: 0 S: 3	H: 0 LOB: 0 BB: 0 P: 3	R: 1 E: 0 K: 0 S: 5	H: 2 LOB: 1 BB: 0 P: 5	R: 0 E: 0 K: 2 S: 7	H: 0 LOB: 0 BB: 0 P: 7	R: 0 E: 0 K: 0 S: 5	H: 2 LOB: 2 BB: 0 P: 5	R: 0 E: 0 K: 1 S: 6	H: 1 LOB: 1 BB: 0 P: 6	R: 0 E: 0 K: 0 S: 3	H: 0 LOB: 0 BB: 0 P: 3	R: 0 E: 0 K: 0 S: 4	H: 1 LOB: 1 BB: 0 P: 4	R: 0 E: 0 K: 1 S: 5	H: 0 LOB: 0 BB: 0 P: 5	R: 0 E: 0 K: 1 S: 6	H: 2 LOB: 1 BB: 0 P: 6

	1B: 8	SF: 0	WP: 1	PA: 34
	2B: 0	SAC: 0	PB: 0	
	3B: 0	DP: 1	SB: 0	
	HR: 0	HBP: 0	CS: 0	

PITCHER	IP	WLS	BF	H	R	ER	SO	BB	IBB	HBP	BLK	WP	HR	S	P	ERA	WHIP
Jerry Reuss, L (1, 1) ERA: 3.33	9.0	W	34	8	1	1	5	0	0	0	0	1	0	44	44	1.00	0.889

PITCHER	IP	WLS	BF	H	R	ER	SO	BB	IBB	HBP	BLK	WP	HR	S	P	ERA	WHIP

Batter	1	2	3	4	5	6	7	8	9	AB	R	H	RBI	BB	SO	LOB
Steve Sax, R (1, 4) OBP: 0.337, SLG: 0.360	4-3		1-3		S	E7		6-3		5	2	3	0	0	0	0
Ken Landreaux, L (1, 8) OBP: 0.354, SLG: 0.413	BBBB 4-3 SF8 PB 1-2 BB		1B		F7 1-2	1-3		1B BB 1B		4	1	2	0	1	0	3
Rick Monday, L (1, 7) OBP: 0.402, SLG: 0.547 Ron Roenicke, S (7, 7) OBP: 0.369, SLG: 0.327 (8, 9)	4-3 1-3 2-H		1-3 1B		BBBB 1B HR BB	SSS K		BBBB 1B 1-2 BB		3 0	1 0	1 0	1 0	1 1	1 0	3 0
Pedro Guerrero, R (1, 9) OBP: 0.385, SLG: 0.552 Mike Marshall, R (8, 7) OBP: 0.349, SLG: 0.446	BBBB S BB		P4		1-2 2-H HR 1B		F9	SSS K		3 1	1 0	1 0	1 0	1 1	0 2	2 2
Ron Cey, R (1, 5) OBP: 0.332, SLG: 0.432	SF8 3-H		P6		1-H 2-H HR		BB 1B	1-2 2-3 1B		4	1	3	4	0	0	2
Steve Garvey, R (1, 3) OBP: 0.288, SLG: 0.402	P3 1-2			S 1B	5-3	P3	L5			5	1	1	0	0	0	5
Steve Yeager, R (1, 2) OBP: 0.295, SLG: 0.303		F8	SSS K		SSS K		BB 1B			4	0	1	0	0	2	1
Bill Russell, R (1, 6) OBP: 0.355, SLG: 0.332		5-3	P3 1-2		SSS K	BBBB 1-2 2-3 BB				3	0	0	0	1	1	1
Jerry Reuss, L (1, 1) OBP: 0.234, SLG: 0.226	SSS K		2-H 1B		SSS E 1B	SSS K				4	0	2	1	0	2	3
Inning Stats	R: 2 E: 0 K: 0 S: 4 H: 1 LOB: 1 BB: 2 P: 12	R: 0 E: 0 K: 1 S: 5 H: 0 LOB: 0 BB: 0 P: 5	R: 0 E: 0 K: 0 S: 5 H: 2 LOB: 2 BB: 0 P: 5	R: 1 E: 0 K: 1 S: 6 H: 2 LOB: 1 BB: 0 P: 6	R: 4 E: 0 K: 1 S: 8 H: 3 LOB: 0 BB: 1 P: 12	R: 0 E: 1 K: 2 S: 9 H: 2 LOB: 2 BB: 0 P: 9	R: 0 E: 0 K: 1 S: 7 H: 2 LOB: 3 BB: 1 P: 11	R: 0 E: 0 K: 1 S: 7 H: 2 LOB: 3 BB: 1 P: 11		1B: 13 2B: 0 3B: 0 HR: 1 SF: 1 SAC: 0 DP: 0 HBP: 0						

PITCHER		IP	WLS	BF	H	R	ER	SO	BB	IBB	HBP	BLK	WP	HR	S	P	ERA	WHIP
Dickie Noles, R ERA: 4.41	(1, 1)	4.1	L	22	7	6	5	2	3	0	0	0	0	0	23	35	10.38	2.308
Bill Campbell, R ERA: 3.97	(5, 1)	1.2		8	3	1	1	3	0	0	0	0	0	1	14	14	5.40	1.800
Doug Bird, R ERA: 4.79	(7, 1)	1.0		6	2	0	0	1	1	0	0	0	0	0	7	11	0.00	3.000
Ken Kravec, L ERA: 4.35	(8, 1)	1.0		6	2	0	0	1	1	0	0	0	0	0	7	11	0.00	3.000

PITCHER	IP	WLS	BF	H	R	ER	SO	BB	IBB	HBP	BLK	WP	HR	S	P	ERA	WHIP

BOTTOM

Chicago Cubs @ Los Angeles Dodgers

Dodger Stadium, Los Angeles, CA

Sat Aug 28 1982, 7:05 PM PDT

Att. 50,528 - Unknown - 69 F

livebaseballscorecards.com

AB	36
R	7
H	14
RBI	7
BB	5
SO	7
LOB	22

Batter	1	2	3	4	5	6	7	8	9	AB	R	H	RBI	BB	SO	LOB
Bump Wills, S (1, 4) OBP: 0.343, SLG: 0.375	0-0 23 S 2B 1B	0-0 1B		0-0 2-H 1B		0-0 ② SF8 2-3 3-H		0-0 ① L6		4	1	3	2	0	0	2
23 Ryne Sandberg, R (1, 5) OBP: 0.306, SLG: 0.364	B B B B 4-0 2B 1-2 3-1 BB	0-0 ③ F7		S S S 0-3 ③ K		0-0 1-3 3-H 1B		0-0 ② P4		4	1	1	1	1	1	4
Bill Buckner, L (1, 3) OBP: 0.348, SLG: 0.432	0-0 3-1 1-3 2-H 2B		0-0 PB 5-3 1B		0-0 ① L9	0-0 ③ L9		0-0 ③ G3		5	1	2	1	0	0	4
Leon Durham, L (1, 8) (9, 9) OBP: 0.385, SLG: 0.522	0-0 ① 3-1 2-3 3-H		0-0 ① F9 1-3		S S S 0-3 ② K		0-0 ① F8		0-0 ① 6-3	5	0	0	1	0	1	2
Steve Henderson, R (1, 7) OBP: 0.306, SLG: 0.359	S S S 0-3 ② K		0-0 ② 5-3 3-H		S S S 0-3 ③ K		S S S 0-3 ② K		S S S 0-3 ② K	5	0	0	1	0	4	1
Jay Johnstone, L (1, 9) OBP: 0.353, SLG: 0.419 Gary Woods, R (9, PH) OBP: 0.325, SLG: 0.382 (9, 8)	I I I I 4-0 IBB		S S S 0-3 ③ K			0-0 1B 1B SF8 1B	0-0 ③ G3		S S S 0-3 ③ K	3 1	1 0	1 0	0 0	1 0	1 1	0 0
Jody Davis, R (1, 2) OBP: 0.297, SLG: 0.380	S S S 0-3 ③ K			S S S 0-3 ① K		X 0-0 SF8 23 1B 1-2 1B		X 0-0 HR		4	2	2	1	0	2	2
Larry Bowa, S (1, 6) OBP: 0.300, SLG: 0.302 Junior Kennedy, R (8, PR) OBP: 0.291, SLG: 0.265 (8, 6)		X 0-0 ① F8		X 0-0 SH3 1B 1B		X 0-0 23 1B 1-2 2-3 1B		X 0-0 1B 1B		4 0	1 0	3 0	0 0	0 0	0 0	0 0
Fergie Jenkins, R (1, 1) OBP: 0.167, SLG: 0.208 Dick Tidrow, R (7, 1) Bob Molinaro, L (8, PH) OBP: 0.264, SLG: 0.258 Willie Hernandez, L (8, 1)		S S S 0-3 ② K		X 0-0 ② SH3 1-2		S S S 0-3 ① K		X 0-0 1-3 1B		2 0 1 0	0 0 0 0	0 0 1 0	0 0 0 0	0 0 0 0	2 0 0 0	3 0 0 0
Inning Stats	R: 2 E: 0 K: 2 S: 9 H: 2 LOB: 2 BB: 2 P: 17	R: 0 E: 0 K: 1 S: 6 H: 1 LOB: 1 BB: 0 P: 6	R: 1 E: 0 K: 1 S: 6 H: 1 LOB: 0 BB: 0 P: 6	R: 1 E: 0 K: 2 S: 9 H: 2 LOB: 1 BB: 0 P: 9	R: 0 E: 0 K: 2 S: 7 H: 0 LOB: 0 BB: 0 P: 7	R: 2 E: 0 K: 1 S: 9 H: 4 LOB: 2 BB: 0 P: 9	R: 0 E: 0 K: 1 S: 5 H: 0 LOB: 0 BB: 0 P: 5	R: 1 E: 0 K: 0 S: 6 H: 3 LOB: 2 BB: 0 P: 6	R: 0 E: 0 K: 2 S: 7 H: 0 LOB: 0 BB: 0 P: 7	1B: 11 2B: 1 3B: 0 HR: 1	SF: 1 SAC: 1 DP: 0 HBP: 0						

TOP

Chicago Cubs @ Los Angeles Dodgers

Dodger Stadium, Los Angeles, CA

Sun Aug 29 1982, 3:33 AM PDT

Att. 47,943 - Sunny - 82 F

livebaseballscorecards.com

AB	38
R	7
H	13
RBI	7
BB	2
SO	12
LOB	18

WP: 0 PB: 2 SB: 1 CS: 0 PA: 42

PITCHER		IP	WLS	BF	H	R	ER	SO	BB	IBB	HBP	BLK	WP	HR	S	P	ERA	WHIP
Bob Welch, R ERA: 3.19	(1, 1)	5.1	L	27	9	6	5	9	1	1	0	0	0	0	43	51	8.44	1.875
Terry Forster, L ERA: 3.06	(6, 1)	0.2		3	1	0	0	0	0	0	0	0	0	0	3	3	0.00	1.500
Joe Beckwith, R ERA: 3.1	(7, 1)	1.0		3	0	0	0	1	0	0	0	0	0	0	5	5	0.00	0.000
Dave Stewart, R ERA: 4.15	(8, 1)	0.2		5	3	1	1	0	0	0	0	0	0	1	5	5	13.50	4.500
Steve Howe, L ERA: 2.19	(8, 1)	1.1		4	0	0	0	2	0	0	0	0	0	0	8	8	0.00	0.000

PITCHER		IP	WLS	BF	H	R	ER	SO	BB	IBB	HBP	BLK	WP	HR	S	P	ERA	WHIP

Batter	1	2	3	4	5	6	7	8	9	AB	R	H	RBI	BB	SO	LOB
Steve Sax, R (1, 4) OBP: 0.338, SLG: 0.361	5-3		1B			1B	F9			4	0	2	0	0	0	1
Ken Landreaux, L (1, 8) OBP: 0.351, SLG: 0.409	F7		F8			F9		4-3		4	0	0	0	0	0	2
Rick Monday, L (1, 3) OBP: 0.401, SLG: 0.543	4-3			L6		1-3 1B		K		3	0	1	0	0	0	0
Mike Marshall, R (8, PH) OBP: 0.345, SLG: 0.440										1	0	0	0	0	1	0
(8, 7) (9, 7)																
Pedro Guerrero, R (1, 9) OBP: 0.384, SLG: 0.549		6-3 1B		K		F8		K		4	0	1	0	0	2	2
Ron Cey, R (1, 5) OBP: 0.331, SLG: 0.431		6-3 1-2		5-3			1B 1B 1B		K	4	1	1	0	0	1	1
Ron Roenicke, S (1, 7) OBP: 0.368, SLG: 0.327		K			4-3		G3 1B 4-3 1-2 1B		6-3	3	1	1	0	0	1	1
Bill Russell, R (8, 6) OBP: 0.354, SLG: 0.332										1	0	0	0	0	0	0
Mike Scioscia, L (1, 2) OBP: 0.301, SLG: 0.284		P6			4-3		4-3 G3 1-2 2-H 1B		6-3	3	0	1	1	0	0	1
Steve Yeager, R (9, PH) OBP: 0.293, SLG: 0.301										1	0	0	0	0	0	0
Mark Belanger, R (1, 6) OBP: 0.288, SLG: 0.234			K		K		G3 1-2 2-3			2	0	0	0	0	2	0
Steve Garvey, R (7, PH) OBP: 0.287, SLG: 0.401										1	0	0	0	0	0	2
(8, 3)																
Bob Welch, R (1, 1) OBP: 0.160, SLG: 0.155			K			P6	4-3 2-3 3-H			1	0	0	0	0	1	0
Terry Forster, L (6, 1)										0	0	0	0	0	0	0
Jorge Orta, L (6, PH) OBP: 0.297, SLG: 0.347										1	0	0	0	0	0	0
Joe Beckwith, L (7, 1)										0	0	0	0	0	0	0
Dusty Baker Jr., R (7, PH) OBP: 0.366, SLG: 0.473										1	0	0	1	0	0	1
Dave Stewart, R (8, 1) OBP: 0.222, SLG: 0.229										0	0	0	0	0	0	0
Steve Howe, L (8, 1)										0	0	0	0	0	0	0
Inning Stats	R: 0 E: 0 K: 0 S: 3 H: 0 LOB: 0 BB: 0 P: 3	R: 0 E: 0 K: 1 S: 6 H: 1 LOB: 1 BB: 0 P: 6	R: 0 E: 0 K: 2 S: 8 H: 1 LOB: 1 BB: 0 P: 8	R: 0 E: 0 K: 1 S: 5 H: 0 LOB: 0 BB: 0 P: 5	R: 0 E: 0 K: 1 S: 5 H: 0 LOB: 0 BB: 0 P: 5	R: 0 E: 0 K: 0 S: 5 H: 2 LOB: 2 BB: 0 P: 5	R: 2 E: 0 K: 0 S: 6 H: 3 LOB: 1 BB: 0 P: 6	R: 0 E: 0 K: 2 S: 7 H: 0 LOB: 0 BB: 0 P: 7	R: 0 E: 0 K: 1 S: 5 H: 0 LOB: 0 BB: 0 P: 5	1B: 7 2B: 0 3B: 0 HR: 0 SF: 0 SAC: 0 DP: 0 HBP: 0						

PITCHER		IP	WLS	BF	H	R	ER	SO	BB	IBB	HBP	BLK	WP	HR	S	P	ERA	WHIP
Fergie Jenkins, R ERA: 3.33	(1, 1)	6.0	W	25	7	2	2	5	0	0	0	0	0	0	35	35	3.00	1.167
Dick Tidrow, R ERA: 3.56	(7, 1)	1.0		3	0	0	0	0	0	0	0	0	0	0	3	3	0.00	0.000
Willie Hernandez, L ERA: 3.07	(8, 1)	2.0		6	0	0	0	3	0	0	0	0	0	0	12	12	0.00	0.000

PITCHER	IP	WLS	BF	H	R	ER	SO	BB	IBB	HBP	BLK	WP	HR	S	P	ERA	WHIP

BOTTOM

Chicago Cubs @ Los Angeles Dodgers

Dodger Stadium, Los Angeles, CA

Sun Aug 29 1982, 3:33 AM PDT

Att. 47,943 - Sunny - 82 F

livebaseballscorecards.com

AB	34
R	2
H	7
RBI	2
BB	0
SO	8
LOB	11

Batter	1	2	3	4	5	6	7	8	9	AB	R	H	RBI	BB	SO	LOB
Tom Herr, S (1, 4) OBP: 0.339, SLG: 0.324	x 0-0 ① 6-3		x 0-0 ③ 6-3			x 0-0 ① 6-3		x 0-0 S 1B 1B		4	1	1	0	0	0	0
Ken Oberkfell, L (1, 5) OBP: 0.324, SLG: 0.341	x 0-0 ② F7			B B B B 4-0 FC5-4 BB		x 0-0 ② F9		S S S 0-3 ② K 1-2		3	0	0	0	1	1	1
Lonnie Smith, R (1, 7) OBP: 0.386, SLG: 0.448	S S S 0-3 ③ K			x 0-0 ① FC5-4 1-2f 2B		x 0-0 ③ G3		x 0-0 1B 2-H 1B		4	1	1	1	0	1	1
Keith Hernandez, L (1, 3) OBP: 0.390, SLG: 0.409		x 0-0 ① 6-3		x 0-0 1-H SF9 2B			x 0-0 FC5 BB G1-2-3 1B	x 0-0 1-3 1B		4	1	3	1	0	0	0
George Hendrick, R (1, 9) OBP: 0.317, SLG: 0.441 Bruce Sutter, R (8, 1) OBP: 0.167, SLG: 0.200		x 0-0 1B		x 0-0 ② SF9 3-H			x 0-0 ① F3	S S S 0-3 ③ K		3 0	0 0	1 0	1 0	0 0	1 0	3 0
Gene Tenace, R (1, 2) OBP: 0.520, SLG: 0.629		S S S 0-3 ② K		x 0-0 ③ F2			B B B B 4-0 FC5 1-2 BB		x 0-0 ① 5-3	3	0	0	0	1	1	1
Willie McGee, S (1, 8) OBP: 0.346, SLG: 0.424		S S S 0-3 ③ K			x 0-0 ① L9		x 0-0 FC5 1-2 2-3		x 0-0 ② 1-3	4	0	0	0	0	1	3
Ozzie Smith, S (1, 6) OBP: 0.352, SLG: 0.330			x 0-0 ① F8		x 0-0 ② F8		x 0-0 ② ③ G1-2-3 3-Hf		x 0-0 ③ F8	4	0	0	0	0	0	3
John Stuper, R (1, 1) OBP: 0.172, SLG: 0.214 David Green, R (8, 9) OBP: 0.341, SLG: 0.418			S S S 0-3 ② K		S S S 0-3 ③ K			S S S 0-3 ① K		3 0	0 0	0 0	0 0	3 0	0 0	0 0
Inning Stats	R: 0 H: 0 E: 0 LOB: 0 K: 1 BB: 0 S: 5 P: 5	R: 0 H: 1 E: 0 LOB: 1 K: 2 BB: 0 S: 8 P: 8	R: 0 H: 0 E: 0 LOB: 0 K: 1 BB: 0 S: 5 P: 5	R: 2 H: 1 E: 0 LOB: 0 K: 0 BB: 1 S: 4 P: 8	R: 0 H: 0 E: 0 LOB: 0 K: 1 BB: 0 S: 5 P: 5	R: 0 H: 0 E: 0 LOB: 0 K: 0 BB: 0 S: 3 P: 3	R: 0 H: 1 E: 0 LOB: 2 K: 0 BB: 1 S: 4 P: 8	R: 1 H: 3 E: 0 LOB: 2 K: 3 BB: 0 S: 12 P: 12	R: 0 H: 0 E: 0 LOB: 0 K: 0 BB: 0 S: 3 P: 3	1B: 5 2B: 1 3B: 0 HR: 0	SF: 1 SAC: 0 DP: 1 HBP: 0						

TOP

St. Louis Cardinals @ Los Angeles Dodgers

Dodger Stadium, Los Angeles, CA

Mon Aug 30 1982, 7:05 PM PDT

Att. 47,050 - Unknown - 72 F

livebaseballscorecards.com

AB	32
R	3
H	6
RBI	3
BB	2
SO	8
LOB	12

WP: 0 PA: 35
PB: 0
SB: 1
CS: 0

PITCHER	IP	WLS	BF	H	R	ER	SO	BB	IBB	HBP	BLK	WP	HR	S	P	ERA	WHIP
Fernando Valenzuela, L (1, 1) ERA: 2.81	9.0	L	35	6	3	3	8	2	0	0	0	0	0	49	57	3.00	0.889

PITCHER	IP	WLS	BF	H	R	ER	SO	BB	IBB	HBP	BLK	WP	HR	S	P	ERA	WHIP

Batter	1	2	3	4	5	6	7	8	9	AB	R	H	RBI	BB	SO	LOB
Steve Sax, R (1, 4) OBP: 0.336, SLG: 0.358	G3		6-3		6-3 1-2		L9			4	0	0	0	0	0	2
Ken Landreaux, L (1, 8) OBP: 0.347, SLG: 0.404	2-3		L3		F7			F3		4	0	0	0	0	0	1
Dusty Baker Jr., R (1, 7) OBP: 0.365, SLG: 0.471	F7		6-3			FC5-4 1B		P4		4	0	1	0	0	0	0
Pedro Guerrero, R (1, 9) OBP: 0.383, SLG: 0.547		6-3		K		FC5-4 1-2f		1B		4	0	1	0	0	1	1
Ron Cey, R (1, 5) OBP: 0.331, SLG: 0.431		1B 2B		6-3		L8		K		4	1	1	0	0	1	2
Steve Garvey, R (1, 3) OBP: 0.291, SLG: 0.408		1B IBB		1B		F8			HR	3	1	2	1	1	0	1
Steve Yeager, R (1, 2) OBP: 0.289, SLG: 0.297 Jorge Orta, L (7, PH) OBP: 0.295, SLG: 0.343 Mike Scioscia, L (8, 2) OBP: 0.300, SLG: 0.283		L4	6-3				K		3-1	2 1 1	0 0 0	0 0 0	0 0 0	0 1 0	0 0 0	3 0 0
Bill Russell, R (1, 6) OBP: 0.354, SLG: 0.332 Rick Monday, L (9, PH) OBP: 0.399, SLG: 0.540		1-2 2-H 1B			6-3		6-3		4-3	3 1	0 0	1 0	1 0	0 0	0 0	0 0
Fernando Valenzuela, L (1, 1) OBP: 0.190, SLG: 0.213 Ron Roenicke, S (9, PH) OBP: 0.365, SLG: 0.324		4-3			6-3 1B		1B		4-3	3 1	0 0	2 0	0 0	0 0	0 0	2 0
Inning Stats	R: 0 E: 0 K: 0 S: 3 H: 0 LOB: 0 BB: 0 P: 3	R: 1 E: 0 K: 0 S: 5 H: 2 LOB: 2 BB: 1 P: 9	R: 0 E: 0 K: 0 S: 3 H: 0 LOB: 0 BB: 0 P: 3	R: 0 E: 0 K: 1 S: 6 H: 1 LOB: 1 BB: 0 P: 6	R: 0 E: 0 K: 0 S: 4 H: 1 LOB: 1 BB: 0 P: 4	R: 0 E: 1 K: 0 S: 4 H: 1 LOB: 1 BB: 0 P: 4	R: 0 E: 0 K: 1 S: 6 H: 1 LOB: 1 BB: 0 P: 6	R: 0 E: 0 K: 1 S: 6 H: 1 LOB: 1 BB: 0 P: 6	R: 1 E: 0 K: 0 S: 4 H: 1 LOB: 0 BB: 0 P: 4	1B: 6 2B: 1 3B: 0 HR: 1 SF: 0 SAC: 0 DP: 0 HBP: 0						

PITCHER		IP	WLS	BF	H	R	ER	SO	BB	IBB	HBP	BLK	WP	HR	S	P	ERA	WHIP
John Stuper, R ERA: 3.66	(1, 1)	7.2	W	31	7	1	1	2	0	1	0	0	0	0	34	38	1.17	0.913
Bruce Sutter, R ERA: 3.12	(8, 1)	1.1	S	5	1	1	1	1	0	0	0	0	0	1	7	7	6.75	0.750

PITCHER	IP	WLS	BF	H	R	ER	SO	BB	IBB	HBP	BLK	WP	HR	S	P	ERA	WHIP

BOTTOM

St. Louis Cardinals @ Los Angeles Dodgers

Dodger Stadium, Los Angeles, CA

Mon Aug 30 1982, 7:05 PM PDT

Att. 47,050 - Unknown - 72 F

livebaseballscorecards.com

AB	35
R	2
H	8
RBI	2
BB	1
SO	3
LOB	12

PA: 36

WP: 0
PB: 0
SB: 0
CS: 0

Batter	1	2	3	4	5	6	7	8	9	AB	R	H	RBI	BB	SO	LOB
Tom Herr, S (1, 4) OBP: 0.338, SLG: 0.321	6-3		BBBB 4-0 G1-6-3 BB			4-3		G4-3 1-2f		3	0	0	0	1	0	2
Lonnie Smith, R (1, 7) OBP: 0.385, SLG: 0.446	CS 1B		G1-6-3 1-2f			6-3			SSS 0-3 K	4	0	1	0	0	1	1
Keith Hernandez, L (1, 3) OBP: 0.391, SLG: 0.410	L8 1-2			CS 1B			F8		1B	4	0	2	0	0	0	1
George Hendrick, R (1, 9) OBP: 0.314, SLG: 0.437		F3		F9			F8		SSS 0-3 K	4	0	0	0	0	1	2
Darrell Porter, L (1, 2) OBP: 0.344, SLG: 0.395		1B 1B		SSS 0-3 K			F8		SSS 0-3 K	4	0	1	0	0	2	2
Willie McGee, S (1, 8) OBP: 0.349, SLG: 0.426		SSS 0-3 K		CS 1-2	G4-6-3 1B			1B 1B 1B		3	1	2	0	0	1	1
Ken Oberkfell, L (1, 5) OBP: 0.326, SLG: 0.344		1-2 1B			F9			FC6-4 1B 1-2 1B		3	0	2	0	0	0	1
Ozzie Smith, S (1, 6) OBP: 0.352, SLG: 0.330		6-3			G4-6-3 1-2f			FC6-4 1B 1-2 2-H		3	0	1	1	0	0	3
Steve Mura, R (1, 1) OBP: 0.098, SLG: 0.061 Jeff Lahti, R (4, 1) Steve Braun, L (6, PH) OBP: 0.379, SLG: 0.327 Doug Bair, R (6, 1) OBP: 0.125, SLG: 0.125 Gene Tenace, R (8, PH) OBP: 0.516, SLG: 0.622 Mike Ramsey, S (8, PR) OBP: 0.325, SLG: 0.342 John Martin, S (8, 1) OBP: 0.167, SLG: 0.091			6-3			4-3		FC6-4 G4-3 1-2f 2-3		1 0 1 0 1 0 0	0 0 0 0 0 0 0	0 0 0 0 0 0 0	0 0 0 0 0 0 0	0 0 0 0 0 0 0	0 0 0 0 0 0 0	0 0 0 0 2 0 0
Inning Stats	R: 0 E: 0 K: 0 S: 3 H: 1 LOB: 0 BB: 0 P: 3	R: 0 E: 0 K: 1 S: 7 H: 2 LOB: 2 BB: 0 P: 7	R: 0 E: 0 K: 0 S: 2 H: 0 LOB: 0 BB: 1 P: 6	R: 0 E: 0 K: 1 S: 5 H: 1 LOB: 0 BB: 0 P: 5	R: 0 E: 0 K: 0 S: 3 H: 1 LOB: 0 BB: 0 P: 3	R: 0 E: 0 K: 0 S: 3 H: 0 LOB: 0 BB: 0 P: 3	R: 0 E: 0 K: 0 S: 3 H: 0 LOB: 0 BB: 0 P: 3	R: 1 E: 0 K: 0 S: 5 H: 3 LOB: 2 BB: 0 P: 5	R: 0 E: 0 K: 3 S: 10 H: 1 LOB: 1 BB: 0 P: 10	1B: 9 2B: 0 3B: 0 HR: 0	SF: 0 SAC: 0 DP: 3 HBP: 0						

PITCHER		IP	WLS	BF	H	R	ER	SO	BB	IBB	HBP	BLK	WP	HR	S	P	ERA	WHIP
Burt Hooton, R ERA: 4.68	(1, 1)	7.0	W	25	7	1	1	2	1	0	0	0	0	0	28	32	1.29	1.143
Steve Howe, L ERA: 2.13	(8, 1)	2.0	S	7	2	0	0	3	0	0	0	0	0	0	13	13	0.00	1.000

PITCHER	IP	WLS	BF	H	R	ER	SO	BB	IBB	HBP	BLK	WP	HR	S	P	ERA	WHIP

TOP

St. Louis Cardinals @ Los Angeles Dodgers

Dodger Stadium, Los Angeles, CA

Tue Aug 31 1982, 7:05 PM PDT

Att. 45,604 - Unknown - 72 F

livebaseballscorecards.com

AB	31
R	1
H	9
RBI	1
BB	1
SO	5
LOB	15

WP: 0 PB: 0 SB: 0 CS: 2 PA: 33

Batter	1	2	3	4	5	6	7	8	9	AB	R	H	RBI	BB	SO	LOB
Steve Sax, R (1, 4) OBP: 0.338, SLG: 0.359	BBBB 4-0 S 1B BB	x 0-0 S 1B		BBBB 4-0 2B BB			x 0-0 ① F9			2	1	1	0	2	0	0
Ken Landreaux, L (1, 8) OBP: 0.349, SLG: 0.408	x 0-0 ① SSS 1-H 1B	0-3 ③ K 1-2		x 0-0 1-3 2-H 2B			SSS 0-3 ② K			4	0	2	2	0	2	1
Dusty Baker Jr., R (1, 7) OBP: 0.364, SLG: 0.468	BBBB 4-0 1B SF8 BB		x 0-0 ① 5-3	x 0-0 ③ 5-3			x 0-0 ③ F7			3	1	0	0	1	0	2
Pedro Guerrero, R (1, 9) OBP: 0.384, SLG: 0.545 Ron Roenicke, S (9, 9) OBP: 0.365, SLG: 0.324	x 0-0 S 1-3 1B	BBBB 4-0 E S BB			x 0-0 ① F9			x 0-0 ① 6-3		3 0	1 0	1 0	0 0	1 0	0 0	0 0
Ron Cey, R (1, 5) OBP: 0.328, SLG: 0.429	x 0-0 ② SF8 3-H	x 0-0 ② 5-3 1-3			x 0-0 ② F8			x 0-0 ② F7		3	0	0	1	0	0	1
Steve Garvey, R (1, 3) OBP: 0.291, SLG: 0.407	x 0-0 1-H 1B	x 0-0 ③ 4-3			x 0-0 ③ 6-3			x 0-0 ③ F3		4	0	1	1	0	0	1
Bill Russell, R (1, 6) OBP: 0.352, SLG: 0.329	x 0-0 ③ F3			x 0-0 ① 6-3		x 0-0 ① 4-3				3	0	0	0	0	0	1
Steve Yeager, R (1, 2) OBP: 0.290, SLG: 0.305		x 0-0 ① 5-3		x 0-0 2B 2B		x 0-0 ② 6-3				3	1	1	0	0	0	0
Burt Hooton, R (1, 1) OBP: 0.080, SLG: 0.120 Steve Howe, L (8, 1)		x 0-0 ② P6		x 0-0 ② 6-3		x 0-0 ③ 6-3				3 0	0 0	0 0	0 0	0 0	0 0	1 0
Inning Stats	R: 3 E: 0 K: 0 S: 5 H: 3 LOB: 1 BB: 2 P: 13	R: 0 E: 0 K: 1 S: 6 H: 1 LOB: 1 BB: 0 P: 6	R: 0 E: 0 K: 0 S: 3 H: 0 LOB: 1 BB: 1 P: 7	R: 1 E: 0 K: 0 S: 5 H: 2 LOB: 2 BB: 1 P: 9	R: 0 E: 0 K: 0 S: 3 H: 0 LOB: 0 BB: 0 P: 3	R: 0 E: 0 K: 0 S: 3 H: 0 LOB: 0 BB: 0 P: 3	R: 0 E: 0 K: 1 S: 5 H: 0 LOB: 0 BB: 0 P: 5	R: 0 E: 0 K: 0 S: 3 H: 0 LOB: 0 BB: 0 P: 3		1B: 4 2B: 2 3B: 0 HR: 0 SF: 1 SAC: 0 DP: 0 HBP: 0						

PITCHER		IP	WLS	BF	H	R	ER	SO	BB	IBB	HBP	BLK	WP	HR	S	P	ERA	WHIP
Steve Mura, R ERA: 4.0	(1, 1)	3.2	L	20	6	4	4	1	4	0	0	0	0	0	18	34	9.82	2.727
Jeff Lahti, R ERA: 3.52	(4, 1)	1.1		4	0	0	0	0	0	0	0	0	0	0	4	4	0.00	0.000
Doug Bair, R ERA: 2.8	(6, 1)	2.0		6	0	0	0	1	0	0	0	0	0	0	8	8	0.00	0.000
John Martin, L ERA: 4.42	(8, 1)	1.0		3	0	0	0	0	0	0	0	0	0	0	3	3	0.00	0.000

PITCHER	IP	WLS	BF	H	R	ER	SO	BB	IBB	HBP	BLK	WP	HR	S	P	ERA	WHIP

BOTTOM

St. Louis Cardinals @ Los Angeles Dodgers

Dodger Stadium, Los Angeles, CA

Tue Aug 31 1982, 7:05 PM PDT

Att. 45,604 - Unknown - 72 F

livebaseballscorecards.com

AB	28
R	4
H	6
RBI	4
BB	4
SO	2
LOB	7

1B: 4 2B: 2 3B: 0 HR: 0 SF: 1 SAC: 0 DP: 0 HBP: 0

WP: 0 PB: 0 SB: 4 CS: 0 PA: 33

Batter	1	2	3	4	5	6	7	8	9	10	11	12	13	AB	R	H	RBI	BB	SO	LOB
Ozzie Smith, S (1, 6) OBP: 0.353, SLG: 0.332	0-0 FC6-4 1B	0-0 L6		0-0 5-3			0-0 F5		0-0 FC6-4 1B 1-2f		1-2 2-H 1B		1-2 2-H BB 1B	7	0	3	1	0	0	2
Lonnie Smith, R (1, 7) OBP: 0.388, SLG: 0.449	0-0 FC6-4 S 1B 1-2f	0-0 2B			0-0 5-3 1B		0-0 CS 1B		0-0 1B 1-3			0-0 6-3 BBB	4-0 FC6-4 BB 1-2 2-3	6	1	3	0	1	0	1
Keith Hernandez, L (1, 3) OBP: 0.391, SLG: 0.409	BBB 4-0 1B 1B BB 1-2	0-0 3-1			0-0 1B		0-0 5-3 1-2		0-0 F7			0-0 1B	0-0 FC6-4 1-2f	6	1	2	0	1	0	7
Gene Tenace, R (1, 2) OBP: 0.500, SLG: 0.596 Steve Braun, L (10, PH) OBP: 0.390, SLG: 0.340 Glenn Brummer, R (10, PR) OBP: 0.263, SLG: 0.333 (10, 2)	SSS 0-3 K	SSS 0-3 K	0-0 F3	SSS 0-3 K	0-0 F8	0-0 FC5-6 1B						SSS 0-3 K		4 1 1	0 0 0	0 1 0	0 0 0	2 0 1	3 0 1	3 0 1
Willie McGee, S (1, 8) OBP: 0.346, SLG: 0.422	0-0 E 1B 1-2 2-H 1B	SSS 0-3 K	SSS 0-3 K		0-0 4-3	0-0 FC5-6 CS 1-2f						0-0 5-3		6	1	1	1	0	2	3
David Green, R (1, 9) OBP: 0.338, SLG: 0.413 Doug Bair, R (10, 1) OBP: 0.125, SLG: 0.125 Kelly Paris, R (13, PH) OBP: 1.000, SLG: 1.000 Eric Rasmussen, R (13, 1) Jim Kaat, L (13, 1)	0-0 E 1-3 2-H 1B		0-0 F9		0-0 6-3		0-0 F9			SSS 0-3 K 1-2			0-0 SH1-4 1B	4 0 1 0 0	1 0 1 0 0	1 0 1 0 0	1 0 0 0 0	0 0 0 0 0	0 0 0 0 0	0 0 0 0 0
Ken Oberkfell, L (1, 5) OBP: 0.329, SLG: 0.346 Tom Herr, S (9, PH) OBP: 0.341, SLG: 0.325 (9, 4)	0-0 E4 2-H 3-H			0-0 FC4-6 1B	0-0 1B				0-0 SH3 1B 1B		0-0 SH1-4 1B 1B		0-0 SH1-4 1-2	3 2	0 1	2 2	0 0	0 0	0 0	0 0
Mike Ramsey, S (1, 4) OBP: 0.319, SLG: 0.335 (9, 5)	0-0 4-3			0-0 FC4-6 SH3-4 1-2f	SSS 0-3 K				0-0 SH3 1-2		0-0 SH1-4 1-2		SSS 0-3 K	4	0	0	0	0	2	4
Joaquin Andujar, S (1, 1) OBP: 0.188, SLG: 0.225 John Martin, S (7, 1) OBP: 0.167, SLG: 0.091 Jeff Lahti, R (8, 1) Bruce Sutter, R (8, 1) OBP: 0.167, SLG: 0.200 Tito Landrum, R (8, 9) OBP: 0.201, SLG: 0.409 Dane Iorg, L (10, PH) OBP: 0.365, SLG: 0.369 George Hendrick, R (11, PH) OBP: 0.317, SLG: 0.437 (11, 9)		0-0 5-3		0-0 SH3-4 1-2	SSS 0-3 K				0-0 FC6-4 2-H 1B		IIII 4-0 1B IBB		4-0 BB 1B IBB	2 0 0 0 1 0	0 0 0 0 0 0	0 0 0 0 1 2	0 0 0 0 1 0	1 0 0 0 1 0	1 0 0 0 1 0	0 0 0 0 1 0
Inning Stats	R: 4 E: 1 K: 1 S: 9 H: 3 LOB: 1 BB: 1 P: 13	R: 0 E: 0 K: 0 S: 4 H: 1 LOB: 1 BB: 0 P: 4	R: 0 E: 0 K: 2 S: 7 H: 0 LOB: 0 BB: 0 P: 7	R: 0 E: 0 K: 0 S: 4 H: 1 LOB: 1 BB: 0 P: 4	R: 0 E: 0 K: 1 S: 6 H: 1 LOB: 1 BB: 0 P: 6	R: 0 E: 0 K: 2 S: 8 H: 1 LOB: 1 BB: 0 P: 8	R: 0 E: 0 K: 0 S: 3 H: 1 LOB: 0 BB: 0 P: 3	R: 0 E: 0 K: 0 S: 3 H: 0 LOB: 0 BB: 0 P: 3	R: 1 E: 0 K: 0 S: 6 H: 3 LOB: 2 BB: 0 P: 6	R: 0 E: 0 K: 1 S: 5 H: 1 LOB: 1 BB: 0 P: 5	R: 0 E: 0 K: 0 S: 3 H: 2 LOB: 2 BB: 1 P: 7	R: 0 E: 0 K: 1 S: 6 H: 1 LOB: 1 BB: 0 P: 6	R: 1 E: 0 K: 1 S: 7 H: 2 LOB: 3 BB: 2 P: 15	1B: 16 2B: 1 3B: 0 HR: 0	SF: 0 SAC: 4 DP: 0 HBP: 0		WP: 0 PB: 0 SB: 1 CS: 2	PA: 57	

PITCHER		IP	WLS	BF	H	R	ER	SO	BB	IBB	HBP	BLK	WP	HR	S	P	ERA	WHIP
Jerry Reuss, L ERA: 3.34	(1, 1)	5.0		23	6	4	2	4	1	0	0	0	0	0	30	34	3.60	1.400
Joe Beckwith, R ERA: 2.9	(6, 1)	2.0		7	2	0	0	2	0	0	0	0	0	0	11	11	0.00	1.000
Steve Howe, L ERA: 2.19	(8, 1)	2.0		9	3	1	1	0	0	0	0	0	0	0	9	9	4.50	1.500
Tom Niedenfuer, R ERA: 2.83	(10, 1)	2.0		7	3	0	0	1	0	1	0	0	0	0	8	12	0.00	1.500
Ricky Wright, L ERA: 2.05	(12, 1)	2.0	L	11	3	1	1	2	1	1	0	0	0	0	13	21	4.50	2.000

PITCHER		IP	WLS	BF	H	R	ER	SO	BB	IBB	HBP	BLK	WP	HR	S	P	ERA	WHIP

TOP

St. Louis Cardinals @ Los Angeles Dodgers

Dodger Stadium, Los Angeles, CA

Wed Sep 01 1982, 7:05 PM PDT

Att. 45,529 - Unknown - 79 F

livebaseballscorecards.com

AB	49
R	6
H	17
RBI	4
BB	4
SO	9
LOB	23

Batter	1	2	3	4	5	6	7	8	9	10	11	12	13	AB	R	H	RBI	BB	SO	LOB
Steve Sax, R (1, 4) OBP: 0.335, SLG: 0.355	K		1-3			5-3	F8		6-3		L9			6	0	0	0	0	1	4
Ken Landreaux, L (1, 8) OBP: 0.348, SLG: 0.407	CS 1B		4-3			G3		B1-3	1B			F8		6	0	2	0	0	0	2
Dusty Baker Jr., R (1, 7) OBP: 0.363, SLG: 0.465	K 1-2			K		HBP		CS 1B	F8			F5		5	0	1	0	0	2	2
Pedro Guerrero, R (1, 9) OBP: 0.382, SLG: 0.541		L8		F9		F2		1B 1B 1B 1B 1-2		L9		F9		6	1	1	0	0	0	1
Ron Cey, R (1, 5) OBP: 0.330, SLG: 0.435		K		5-3			HR	1B 1B 1-2 1B		K			CS 1B	6	1	3	1	0	2	0
Steve Garvey, R (1, 3) OBP: 0.295, SLG: 0.412		F9			E7 5-3 SF7 1B		2B E 1B	1B 1-2 2-3		F9			4-3 1-2 2B	6	2	4	0	0	0	0
Bill Russell, R (1, 6) OBP: 0.352, SLG: 0.330 Ron Roenicke, S (7, PH) OBP: 0.370, SLG: 0.340 Mike Scioscia, L (8, 2) OBP: 0.304, SLG: 0.288 Manny Mota, R (13, PH)			SH2-3 1B 1B		5-3 2-3		E 1-3 G6-3 2B	1B 1-2 2-3 3-H					4-3 2-3	2 1 2 1	0 1 0 0	1 1 2 0	0 0 1 0	0 0 0 0	0 0 0 0	1 0 0 1
Steve Yeager, R (1, 2) OBP: 0.253, SLG: 0.309 Greg Brock, L (7, PH) Mark Belanger, R (7, PR) OBP: 0.288, SLG: 0.234 (8, 6) Rick Monday, L (8, PH) OBP: 0.397, SLG: 0.537 Alex Taveras, R (9, 6) Dave Sax, R (13, PH)			SH2-3 1-2		SF7 3-H		E8 2-3 3-H	K					L5	1 1 0 1 1 1	0 0 0 0 0 0	1 0 0 0 0 0	1 0 0 0 0 0	0 0 0 1 0 0	0 1 0 3 1 1	0 1 0 0 1 1
Jerry Reuss, L (1, 1) Jorge Orta, L (5, PH) Joe Beckwith, L (6, 1) Jose Morales, R (7, PH) Steve Howe, L (9, 1) Mike Marshall, R (9, PH) Tom Niedenfuer, R (10, 1) Candy Maldonado, R (10, PH) Ricky Wright, L (12, 1)			SH2-3 1-2 2-3		6-3		G6-3 1-2f 3-H		K		K			0 1 0 1 0 1 0 1 0	0 0 0 0 0 0 0 0 0	0 0 0 0 0 0 0 0 0	0 0 0 0 0 1 0 0 0	0 0 0 0 0 0 0 0 0	0 0 0 0 0 0 0 0 0	0 0 0 1 0 0 0 1 0
Inning Stats	R: 0 E: 0 K: 2 S: 7 H: 1 LOB: 0 BB: 0 P: 7	R: 0 E: 0 K: 1 S: 5 H: 0 LOB: 0 BB: 0 P: 5	R: 0 E: 0 K: 0 S: 5 H: 2 LOB: 2 BB: 0 P: 5	R: 0 E: 0 K: 1 S: 5 H: 0 LOB: 0 BB: 0 P: 5	R: 1 E: 1 K: 0 S: 4 H: 1 LOB: 0 BB: 0 P: 4	R: 0 E: 0 K: 0 S: 3 H: 0 LOB: 1 BB: 0 P: 4	R: 3 E: 1 K: 0 S: 6 H: 3 LOB: 1 BB: 0 P: 6	R: 1 E: 0 K: 1 S: 9 H: 5 LOB: 3 BB: 0 P: 9	R: 0 E: 0 K: 1 S: 6 H: 1 LOB: 1 BB: 0 P: 6	R: 0 E: 0 K: 1 S: 5 H: 0 LOB: 0 BB: 0 P: 5	R: 0 E: 0 K: 2 S: 8 H: 1 LOB: 1 BB: 0 P: 8	R: 0 E: 0 K: 0 S: 3 H: 0 LOB: 0 BB: 0 P: 3	R: 0 E: 0 K: 0 S: 4 H: 2 LOB: 1 BB: 0 P: 4	1B: 13 2B: 2 3B: 0 HR: 1 SF: 1 SAC: 1 DP: 1 HBP: 1	WP: 0 PB: 0 SB: 0 CS: 3	PA: 53						

PITCHER		IP	WLS	BF	H	R	ER	SO	BB	IBB	HBP	BLK	WP	HR	S	P	ERA	WHIP
Joaquin Andujar, R ERA: 2.83	(1, 1)	6.0		25	7	4	2	4	0	0	1	0	0	1	32	33	3.00	1.167
John Martin, L ERA: 4.31	(7, 1)	1.1		4	0	0	0	0	0	0	0	0	0	0	4	4	0.00	0.000
Jeff Lahti, R ERA: 3.52	(8, 1)	0.0		1	1	0	0	0	0	0	0	0	0	0	1	1	∞	∞
Bruce Sutter, R ERA: 3.16	(8, 1)	1.2		9	5	1	1	2	0	0	0	0	0	0	13	13	5.40	3.000
Doug Bair, R ERA: 2.69	(10, 1)	3.0	W	10	1	0	0	3	0	0	0	0	0	0	16	16	0.00	0.333

PITCHER		IP	WLS	BF	H	R	ER	SO	BB	IBB	HBP	BLK	WP	HR	S	P	ERA	WHIP
Eric Rasmussen, R ERA:	(13, 1)	0.1		2	2	0	0	0	0	0	0	0	0	0	2	2	0.00	6.000
Jim Kaat, L ERA: 3.72	(13, 1)	0.2	S	2	0	0	0	0	0	0	0	0	0	0	2	2	0.00	0.000

Louis Cardinals @ Los Angeles Dodgers

Dodger Stadium, Los Angeles, CA

Wed Sep 01 1982, 7:05 PM PDT

Att. 45,529 - Unknown - 79 F

BOTTOM

livebaseballscorecards.com

AB	50
R	5
H	16
RBI	3
BB	0
SO	9
LOB	19

Pittsburgh Pirates @ Los Angeles Dodgers

Dodger Stadium, Los Angeles, CA

Fri Sep 03 1982, 7:05 PM PDT

Att. 49,573 - Unknown

livebaseballscorecards.com

TOP

Batter	1	2	3	4	5	6	7	8	9	AB	R	H	RBI	BB	SO	LOB
Omar Moreno, L (1, 8) OBP: 0.288, SLG: 0.304	F9		4-3		BB		BB		4-3	3	1	0	0	2	0	0
Johnny Ray, S (1, 4) OBP: 0.313, SLG: 0.389	P6			6-3	F7		E 1B 1-2 2-H			4	0	1	1	0	0	3
Bill Madlock, R (1, 5) OBP: 0.374, SLG: 0.486	HBP			CS 1B	F9		E7 1-3 2-H			3	0	2	1	0	0	3
Jason Thompson, L (1, 3) OBP: 0.401, SLG: 0.536	K			FC6-4 1-2	BB	G4-6-3	K			2	0	0	0	2	2	3
Richie Hebner, L (1, 9) OBP: 0.348, SLG: 0.417		K		FC6-4 1-2f		G4-6-3 1-2f		1-3		3	0	0	0	0	1	2
Lee Lacy, R (7, 9) OBP: 0.361, SLG: 0.390										1	0	0	0	0	0	0
Mike Easler, L (1, 7) OBP: 0.352, SLG: 0.453		1-3			2B BB	PO 2B		1-3		3	1	1	0	1	0	0
Tony Peña, R (1, 2) OBP: 0.324, SLG: 0.431		6-3			SH1 1-H 2B	PO 2-3	K	2-3		4	0	1	1	0	1	0
Dale Berra, R (1, 6) OBP: 0.304, SLG: 0.382			F8		SH1 2-3		S 1B		F9	3	1	1	0	0	0	0
Don Robinson, R (1, 1) OBP: 0.333, SLG: 0.452			F8		BB BB		F7		3-1	2	0	0	0	1	0	1
Kent Tekulve, R (8, 1) OBP: 0.083, SLG: 0.083										1	0	0	0	0	0	0
Rod Scurry, L (9, 1) OBP: 0.250, SLG: 0.350										0	0	0	0	0	0	0
Inning Stats	R: 0 E: 0 K: 1 S: 5 H: 0 LOB: 1 BB: 0 P: 6	R: 0 E: 0 K: 1 S: 5 H: 0 LOB: 0 BB: 0 P: 5	R: 0 E: 0 K: 0 S: 3 H: 0 LOB: 0 BB: 0 P: 3	R: 0 E: 0 K: 0 S: 3 H: 1 LOB: 1 BB: 1 P: 7	R: 1 E: 0 K: 0 S: 4 H: 1 LOB: 3 BB: 3 P: 16	R: 0 E: 0 K: 0 S: 2 H: 1 LOB: 0 BB: 1 P: 6	R: 2 E: 1 K: 2 S: 10 H: 3 LOB: 2 BB: 1 P: 14	R: 0 E: 0 K: 0 S: 3 H: 0 LOB: 0 BB: 0 P: 3	R: 0 E: 0 K: 0 S: 3 H: 0 LOB: 0 BB: 0 P: 3	1B: 4 2B: 2 3B: 0 HR: 0 SF: 0 SAC: 1 DP: 1 HBP: 1						

	AB	29
	R	3
	H	6
	RBI	3
	BB	6
	SO	4
	LOB	12

PITCHER	IP	WLS	BF	H	R	ER	SO	BB	IBB	HBP	BLK	WP	HR	S	P	ERA	WHIP
Bob Welch, R (1, 1) ERA: 3.21	7.0	L	31	6	3	3	4	6	0	1	0	0	0	32	57	3.86	1.714
Terry Forster, L (8, 1) ERA: 2.97	2.0		6	0	0	0	0	0	0	0	0	0	0	6	6	0.00	0.000

PITCHER	IP	WLS	BF	H	R	ER	SO	BB	IBB	HBP	BLK	WP	HR	S	P	ERA	WHIP

Pittsburgh Pirates @ Los Angeles Dodgers

Dodger Stadium, Los Angeles, CA

Fri Sep 03 1982, 7:05 PM PDT

Att. 49,573 - Unknown

livebaseballscorecards.com

BOTTOM

Batter	1	2	3	4	5	6	7	8	9	AB	R	H	RBI	BB	SO	LOB
Steve Sax, R (1, 4) OBP: 0.334, SLG: 0.354	4-3		CS 1B		K			4-3		4	0	1	0	0	1	3
Ken Landreaux, L (1, 8) OBP: 0.348, SLG: 0.405	K		CS 1-2	F8		K 1B		1-4-3		4	0	1	0	0	1	0
Dusty Baker Jr., R (1, 7) OBP: 0.361, SLG: 0.461	F9			F9		K 1-2		4-3		4	0	0	0	0	1	1
Pedro Guerrero, R (1, 9) OBP: 0.381, SLG: 0.540		F9		F8		2B			K	4	0	1	0	0	1	0
Ron Cey, R (1, 5) OBP: 0.330, SLG: 0.433 Ron Roenicke, S (9, PR) OBP: 0.370, SLG: 0.340		5-3			K	P3			FC6-4 BB	3 0	0 0	0 0	0 0	1 0	1 0	1 0
Steve Garvey, R (1, 3) OBP: 0.294, SLG: 0.413		F9			P4		4-3 SF8 2B		FC6-4 FC5-4 1-2f	4	1	1	0	0	0	1
Mike Scioscia, L (1, 2) OBP: 0.304, SLG: 0.288 Greg Brock, L (9, PH) Jose Morales, R (9, PH) OBP: 0.276, SLG: 0.160			F5		1B BB 1B		4-3 2-3		FC5-4 1-2f	3 0 1	0 0 0	1 0 0	0 0 0	0 0 0	0 0 1	1 0 1
Bill Russell, R (1, 6) OBP: 0.354, SLG: 0.337			4-3 3B		1B 1-2 BB		SF8 3-H			1	1	1	1	1	0	0
Bob Welch, R (1, 1) OBP: 0.169, SLG: 0.164 Jorge Orta, L (7, PH) OBP: 0.289, SLG: 0.337 Terry Forster, L (8, 1)			4-3 3-H		1-2 2-3 1B		6-3			2 1 0	0 0 0	1 0 0	1 0 0	0 0 0	0 0 0	0 0 0
Inning Stats	R: 0 E: 0 K: 1 S: 5 H: 0 LOB: 0 BB: 0 P: 5	R: 0 E: 0 K: 0 S: 3 H: 0 LOB: 0 BB: 0 P: 3	R: 1 E: 0 K: 0 S: 4 H: 2 LOB: 0 BB: 0 P: 4	R: 0 E: 0 K: 0 S: 3 H: 0 LOB: 0 BB: 0 P: 3	R: 0 E: 0 K: 2 S: 9 H: 2 LOB: 3 BB: 1 P: 13	R: 0 E: 0 K: 1 S: 6 H: 2 LOB: 1 BB: 0 P: 6	R: 1 E: 0 K: 0 S: 4 H: 1 LOB: 0 BB: 0 P: 4	R: 0 E: 0 K: 0 S: 3 H: 0 LOB: 0 BB: 0 P: 3	R: 0 E: 0 K: 1 S: 5 H: 0 LOB: 1 BB: 1 P: 9	1B: 4 2B: 2 3B: 1 HR: 0	SF: 1 SAC: 0 DP: 0 HBP: 0			WP: 0 PB: 0 SB: 0 CS: 1		PA: 35	

	AB	31
	R	2
	H	7
	RBI	2
	BB	2
	SO	5
	LOB	8

PITCHER		IP	WLS	BF	H	R	ER	SO	BB	IBB	HBP	BLK	WP	HR	S	P	ERA	WHIP
Don Robinson, R ERA: 3.82	(1, 1)	7.0	W	27	7	2	2	4	1	0	0	0	0	0	34	38	2.57	1.143
Kent Tekulve, R ERA: 2.82	(8, 1)	1.2		6	0	0	0	1	1	0	0	0	0	0	7	11	0.00	0.600
Rod Scurry, L ERA: 1.67	(9, 1)	0.1	S	1	0	0	0	0	0	0	0	0	0	0	1	1	0.00	0.000

PITCHER	IP	WLS	BF	H	R	ER	SO	BB	IBB	HBP	BLK	WP	HR	S	P	ERA	WHIP

Batter	1	2	3	4	5	6	7	8	9	AB	R	H	RBI	BB	SO	LOB
Omar Moreno, L (1, 8) OBP: 0.288, SLG: 0.305	S S S 0-3 ① K		x 0-0 1B			x 0-0 ① 6-3		x 0-0 ③ 5-3		2	0	1	0	0	1	0
Dick Davis, R (4, 9) OBP: 0.268, SLG: 0.390										2	0	0	0	0	0	0
Lee Lacy, R (1, 9) (4, 8) OBP: 0.362, SLG: 0.401	x 0-0 HR		x 0-0 ③ 6-3			x 0-0 CS 1B			S S S 0-3 ① K	4	1	2	1	0	1	1
Bill Madlock, R (1, 5) OBP: 0.371, SLG: 0.482	x 0-0 ② F8			x 0-0 ① F9		x 0-0 ② ③ 6-3 1-2			x 0-0 ② F2	4	0	0	0	0	0	1
Jason Thompson, L (1, 3) OBP: 0.401, SLG: 0.534	x 0-0 ③ 3-1			S S S 0-3 ② K			B B B 4-0 SH5-3 BB		B B B 4-0 BB	2	0	0	0	2	1	0
Tony Peña, R (1, 2) OBP: 0.324, SLG: 0.431		x 0-0 ① 6-3		x 0-0 1B			x 0-0 ① SH5-3 1-2		x 0-0 ③ F9	3	0	1	0	0	0	1
Mike Easler, L (1, 7) OBP: 0.350, SLG: 0.450		S S S 0-3 ② K		S S S 0-3 ③ K			S S S 0-3 ② K			3	0	0	0	0	3	2
Dale Berra, R (1, 6) OBP: 0.302, SLG: 0.379		S S S 0-3 ③ K			x 0-0 ① F7		x 0-0 ③ F8			3	0	0	0	0	1	1
Johnny Ray, S (1, 4) OBP: 0.312, SLG: 0.387			S S S 0-3 ① K		x 0-0 ② 4-3			S S S 0-3 ① K		3	0	0	0	0	2	0
Lee Tunnell, R (1, 1)			S S S 0-3 ② K		S S S 0-3 ③ K			x 0-0 ② F8		3	0	0	0	0	2	0
Rod Scurry, L (8, 1) OBP: 0.250, SLG: 0.350										0	0	0	0	0	0	0
Kent Tekulve, R (8, 1) OBP: 0.083, SLG: 0.083										0	0	0	0	0	0	0

TOP

Pittsburgh Pirates @ Los Angeles Dodgers

Dodger Stadium, Los Angeles, CA

Sat Sep 04 1982, 7:05 PM PDT

Att. 49,541 - Unknown

livebaseballscorecards.com

AB	29
R	1
H	4
RBI	1
BB	2
SO	11
LOB	6

Inning Stats	1	2	3	4	5	6	7	8	9
R	1	0	0	0	0	0	0	0	0
E	0	0	0	0	0	0	0	0	0
K	1	2	2	2	1	0	1	1	1
S	6	7	8	8	5	3	5	5	5
H	1	0	1	1	0	1	0	0	0
LOB	0	0	1	1	0	0	1	1	1
BB	0	0	0	0	0	0	1	0	1
P	6	7	8	8	5	3	9	5	9

1B	3	
2B	0	
3B	0	
HR	1	
SF	0	
SAC	1	
DP	0	
HBP	0	
WP	0	
PB	0	
SB	0	
CS	1	
PA	32	

PITCHER	IP	WLS	BF	H	R	ER	SO	BB	IBB	HBP	BLK	WP	HR	S	P	ERA	WHIP
Fernando Valenzuela, L (1, 1) ERA: 2.74	9.0	L	32	4	1	1	11	2	0	0	0	0	1	52	60	1.00	0.667

PITCHER	IP	WLS	BF	H	R	ER	SO	BB	IBB	HBP	BLK	WP	HR	S	P	ERA	WHIP

Pittsburgh Pirates @ Los Angeles Dodgers

Dodger Stadium, Los Angeles, CA

Sat Sep 04 1982, 7:05 PM PDT

Att. 49,541 - Unknown

BOTTOM

livebaseballscorecards.com

Batter	1	2	3	4	5	6	7	8	9	AB	R	H	RBI	BB	SO	LOB
Steve Sax, R (1, 4) OBP: 0.334, SLG: 0.354	6-3	FC5-4 1-2f			PO 1B			F8 2-3		3	0	1	0	0	0	2
Greg Brock, L (8, PH)										1	0	0	0	0	0	1
Alex Taveras, R (9, 4)										0	0	0	0	0	0	0
Rick Monday, L (1, 9) OBP: 0.399, SLG: 0.530	1B BB BB BB		4-3		PO 1-2	G3		IBB		2	0	0	0	2	0	0
Mike Scioscia, L (9, 2) OBP: 0.304, SLG: 0.288										0	0	0	0	0	0	0
Dusty Baker Jr., R (1, 7) OBP: 0.358, SLG: 0.457	F8		5-3			P6		F8		4	0	0	0	0	0	3
Pedro Guerrero, R (1, 8) OBP: 0.382, SLG: 0.540	1-2 1B		SSS K			5-3			SH3-4 1B	4	0	2	0	0	1	0
(9, 9)																
Ron Cey, R (1, 5) OBP: 0.328, SLG: 0.430	F8			5-3			2-3		SH3-4 1-2	3	0	0	0	0	0	2
Steve Garvey, R (1, 3) OBP: 0.292, SLG: 0.410		5-3		5-3			SSS K		L3	4	0	0	0	0	1	1
Bill Russell, R (1, 6) OBP: 0.354, SLG: 0.337		FC2-5 1B 1B		5-3			F7		F8	3	0	1	0	0	0	0
Ken Landreaux, L (9, PH) OBP: 0.347, SLG: 0.404										1	0	0	0	0	0	1
Steve Yeager, R (1, 2) OBP: 0.295, SLG: 0.312					F8			F8 SH2-4 1B		2	0	1	0	0	0	0
Ron Roenicke, S (8, PH) OBP: 0.375, SLG: 0.346		FC2-5 1-2 1B								1	0	1	0	0	0	0
(9, 8)																
Fernando Valenzuela, L (1, 1) OBP: 0.186, SLG: 0.207		FC2-5 FC5-4 1-2 2-3f			F7			SH2-4 1-2		2	0	0	0	0	0	2
Inning Stats	R: 0 E: 0 K: 0 S: 4 H: 1 LOB: 2 BB: 1 P: 8	R: 0 E: 0 K: 0 S: 5 H: 2 LOB: 2 BB: 0 P: 5	R: 0 E: 0 K: 1 S: 5 H: 0 LOB: 0 BB: 0 P: 5	R: 0 E: 0 K: 0 S: 3 H: 0 LOB: 0 BB: 0 P: 3	R: 0 E: 0 K: 0 S: 3 H: 1 LOB: 0 BB: 0 P: 3	R: 0 E: 0 K: 0 S: 3 H: 0 LOB: 0 BB: 0 P: 3	R: 0 E: 0 K: 1 S: 5 H: 0 LOB: 0 BB: 0 P: 5	R: 0 E: 0 K: 0 S: 4 H: 1 LOB: 2 BB: 1 P: 8	R: 0 E: 0 K: 0 S: 4 H: 1 LOB: 1 BB: 0 P: 4	1B: 6 2B: 0 3B: 0 HR: 0	SF: 0 SAC: 2 DP: 0 HBP: 0						

PITCHER		IP	WLS	BF	H	R	ER	SO	BB	IBB	HBP	BLK	WP	HR	S	P	ERA	WHIP	PITCHER	IP	WLS	BF	H	R	ER	SO	BB	IBB	HBP	BLK	WP	HR	S	P	ERA	WHIP
Lee Tunnell, R	(1, 1)	7.0	W	25	4	0	0	2	1	0	0	0	0	0	28	32	0.00	0.714																	
ERA:																																			
Rod Scurry, L	(8, 1)	0.1		2	1	0	0	0	0	0	0	0	0	0	2	2	0.00	3.000																	
ERA: 1.66																																			
Kent Tekulve, R	(8, 1)	1.2	S	7	1	0	0	0	0	1	0	0	0	0	6	10	0.00	0.600																	
ERA: 2.77																																			

AB	30
R	0
H	6
RBI	0
BB	2
SO	2
LOB	12

WP: 0 PB: 0 SB: 0 CS: 0 PA: 35

Batter	1	2	3	4	5	6	7	8	9	10	AB	R	H	RBI	BB	SO	LOB
Lee Lacy, R (1, 8) OBP: 0.360, SLG: 0.398	5-3 1B		6-3		F8		FC6-4 WP 1-2f		P4		5	0	1	0	0	0	1
Johnny Ray, S (1, 4) OBP: 0.311, SLG: 0.385	F9		3-1		1B		4-3 2-3		4-3		5	0	1	0	0	0	2
Bill Madlock, R (1, 5) OBP: 0.371, SLG: 0.481	5-3 1-2		1B		F9			F7		FC4-6 1B	5	0	2	0	0	0	2
Jason Thompson, L (1, 3) OBP: 0.401, SLG: 0.532	BB		4-3		K			FC3-6 1B 1B		F7	4	1	1	0	1	1	3
Richie Hebner, L (1, 9) OBP: 0.350, SLG: 0.419	5-3			G3 1B		6-3		FC3-6 1-2 1B		K	4	0	2	0	0	0	2
Doug Frobel, L (8, PR) (8, 9)											1	0	0	0	0	1	1
Mike Easler, L (1, 7) OBP: 0.346, SLG: 0.444		F9		G3 1-2		4-3		FC3-6 1B 1-2f 2-3		FC4-6 1-2f	5	0	0	0	0	0	4
Dale Berra, R (1, 6) OBP: 0.304, SLG: 0.379		HBP		6-3		F8		1B 1-2 3-H			3	0	1	1	0	0	1
Steve Nicosia, R (1, 2) OBP: 0.352, SLG: 0.366		K		IBB			F9	1-3			3	0	0	0	1	1	3
Larry McWilliams, L (1, 1) OBP: 0.200, SLG: 0.172		F8		1-3			FC6-4 1B		F8		3	0	1	0	0	0	3
John Milner, L (9, PH) OBP: 0.269, SLG: 0.289											1	0	0	0	0	0	0
Kent Tekulve, R (9, 1) OBP: 0.083, SLG: 0.083											0	0	0	0	0	0	0
Rod Scurry, L (10, 1) OBP: 0.250, SLG: 0.350											0	0	0	0	0	0	0
Inning Stats	R: 0 E: 0 K: 0 S: 4 H: 1 LOB: 2 BB: 1 P: 8	R: 0 E: 0 K: 1 S: 5 H: 0 LOB: 1 BB: 0 P: 6	R: 0 E: 0 K: 0 S: 4 H: 1 LOB: 1 BB: 0 P: 4	R: 0 E: 0 K: 0 S: 4 H: 1 LOB: 2 BB: 1 P: 8	R: 0 E: 0 K: 1 S: 6 H: 1 LOB: 1 BB: 0 P: 6	R: 0 E: 0 K: 0 S: 3 H: 0 LOB: 0 BB: 0 P: 3	R: 0 E: 1 K: 0 S: 4 H: 1 LOB: 1 BB: 0 P: 4	R: 1 E: 0 K: 0 S: 6 H: 3 LOB: 2 BB: 0 P: 6	R: 0 E: 0 K: 0 S: 3 H: 0 LOB: 0 BB: 0 P: 3	R: 0 E: 0 K: 1 S: 6 H: 1 LOB: 1 BB: 0 P: 6	1B: 9 2B: 0 3B: 0 HR: 0	SF: 0 SAC: 0 DP: 0 HBP: 1						

PITCHER		IP	WLS	BF	H	R	ER	SO	BB	IBB	HBP	BLK	WP	HR	S	P	ERA	WHIP
Burt Hooton, R ERA: 4.37	(1, 1)	8.0		35	8	1	1	2	1	1	1	0	1	0	36	45	1.12	1.125
Tom Niedenfuer, R ERA: 2.73	(9, 1)	2.0	W	7	1	0	0	1	0	0	0	0	0	0	9	9	0.00	0.500

PITCHER	IP	WLS	BF	H	R	ER	SO	BB	IBB	HBP	BLK	WP	HR	S	P	ERA	WHIP

TOP

Pittsburgh Pirates @ Los Angeles Dodgers

Dodger Stadium, Los Angeles, CA

Sun Sep 05 1982, 3:33 AM PDT

Att. 46,819 - Unknown

livebaseballscorecards.com

AB	39
R	1
H	9
RBI	1
BB	2
SO	3
LOB	22

WP: 1	PA: 42		
PB: 0			
SB: 0			
CS: 0			

Batter	1	2	3	4	5	6	7	8	9	10	AB	R	H	RBI	BB	SO	LOB
Steve Sax, R (1, 4) OBP: 0.332, SLG: 0.352	S S S 0-3 ① K		x 0-0 ① F2			x 0-0 ① 4-3		x 0-0 ③ 6-3			4	0	0	0	0	1	0
Bill Russell, R (1, 6) OBP: 0.352, SLG: 0.334 Ken Landreaux, L (9, PH) OBP: 0.346, SLG: 0.403 Mark Belanger, R (10, 6) OBP: 0.288, SLG: 0.234	x 0-0 ② F8		x 0-0 ② 5-3			x 0-0 ② F7			x 0-0 ① F7		3 1 0	0 0 0	0 0 0	0 0 0	0 0 0	0 0 0	0 0 0
Dusty Baker Jr., R (1, 7) OBP: 0.357, SLG: 0.456	x 0-0 2B 1B		x 0-0 ③ 4-3			x 0-0 ③ F7			x 0-0 ② 2-3		4	0	1	0	0	0	0
Pedro Guerrero, R (1, 8) OBP: 0.383, SLG: 0.542 (8, 5)	x 0-0 1-3 2B			S S S 0-3 ① K			x 0-0 G6-4-3 1B		x 0-0 ③ F7		4	0	2	0	0	1	0
Ron Cey, R (1, 5) OBP: 0.326, SLG: 0.428 Ron Roenicke, S (8, 8) OBP: 0.380, SLG: 0.361	x 0-0 ③ F2			x 0-0 ② P4			x 0-0 ①② G6-4-3 1-2f			x 0-0 SH3 1B 2B	3 1	0 1	0 1	0 1	0 0	0 0	3 0
Steve Garvey, R (1, 3) OBP: 0.291, SLG: 0.407		x 0-0 ① F2		S S S 0-3 ③ K			x 0-0 ③ F9			x 0-0 ① SH3 2-3	3	0	0	0	0	1	0
Mike Marshall, R (1, 9) OBP: 0.341, SLG: 0.430 Jorge Orta, L (10, PH) OBP: 0.296, SLG: 0.337		x 0-0 1B			x 0-0 ① F8			x 0-0 ① F9		4-0 1B IBB IBB	3 0	0 0	1 0	0 1	0 0	0 0	0 0
Steve Yeager, R (1, 2) OBP: 0.290, SLG: 0.306 Mike Scioscia, L (10, PH) OBP: 0.304, SLG: 0.288 Candy Maldonado, R (10, PH)		x 0-0 ② F9			S S S 0-3 ② K			S S S 0-3 ② K		4-0 1B 1-2 IBB	3 0 0	0 0 0	0 0 0	0 0 0	0 0 1	2 0 0	1 0 0
Burt Hooton, R (1, 1) OBP: 0.074, SLG: 0.111 Jose Morales, R (8, PH) OBP: 0.300, SLG: 0.308 Tom Niedenfuer, R (9, 1) Greg Brock, L (10, PH) OBP: 0.333, SLG: 0.333		x 0-0 ③ F8			x 0-0 ③ 6-3			x 0-0 HR		x 0-0 1-2 2-3 3-H 1B	2 1 0 1	0 1 0 0	0 1 0 1	0 1 0 1	0 0 0 0	0 0 0 0	1 0 0 0
Inning Stats	R: 0 H: 2 E: 0 LOB: 2 K: 1 BB: 0 S: 7 P: 7	R: 0 H: 1 E: 0 LOB: 1 K: 0 BB: 0 S: 4 P: 4	R: 0 H: 0 E: 0 LOB: 0 K: 0 BB: 0 S: 3 P: 3	R: 0 H: 0 E: 0 LOB: 0 K: 2 BB: 0 S: 7 P: 7	R: 0 H: 0 E: 0 LOB: 0 K: 1 BB: 0 S: 5 P: 5	R: 0 H: 0 E: 0 LOB: 0 K: 0 BB: 0 S: 3 P: 3	R: 0 H: 1 E: 0 LOB: 0 K: 0 BB: 0 S: 3 P: 3	R: 1 H: 1 E: 0 LOB: 0 K: 1 BB: 0 S: 6 P: 6	R: 0 H: 0 E: 0 LOB: 0 K: 0 BB: 0 S: 3 P: 3	R: 1 H: 2 E: 0 LOB: 3 K: 0 BB: 2 S: 3 P: 11	1B: 4 SF: 0 2B: 2 SAC: 1 3B: 0 DP: 1 HR: 1 HBP: 0						

PITCHER		IP	WLS	BF	H	R	ER	SO	BB	IBB	HBP	BLK	WP	HR	S	P	ERA	WHIP
Larry McWilliams, L ERA: 3.99	(1, 1)	8.0		28	5	1	1	5	0	0	0	0	0	1	38	38	1.12	0.625
Kent Tekulve, R ERA: 2.82	(9, 1)	1.1	L	6	1	1	1	0	0	1	0	0	0	0	5	9	6.75	0.750
Rod Scurry, L ERA: 1.66	(10, 1)	0.0		2	1	0	0	0	0	1	0	0	0	0	1	5	∞	∞

PITCHER	IP	WLS	BF	H	R	ER	SO	BB	IBB	HBP	BLK	WP	HR	S	P	ERA	WHIP

BOTTOM

Pittsburgh Pirates @ Los Angeles Dodgers

Dodger Stadium, Los Angeles, CA

Sun Sep 05 1982, 3:33 AM PDT

Att. 46,819 - Unknown

livebaseballscorecards.com

AB	33
R	2
H	7
RBI	2
BB	2
SO	5
LOB	5

WP: 0 PA: 36
PB: 0
SB: 0
CS: 0

Los Angeles Dodgers @ Cincinnati Reds

Riverfront Stadium, Cincinnati, OH

Mon Sep 06 1982, 7:05 PM EDT

Att. 12,053 - Unknown

TOP

livebaseballscorecards.com

Batter	1	2	3	4	5	6	7	8	9	AB	R	H	RBI	BB	SO	LOB
Steve Sax, R (1, 4) OBP: 0.331, SLG: 0.350	0-0 1B	0-0 FC5-4 1-2f		0-0 F2		0-0 L3 1-2		0-0 P6		5	0	1	0	0	0	4
Ken Landreaux, L (1, 8) OBP: 0.349, SLG: 0.412	0-0 F8		0-0 1B HR 1B	SSS 0-3 K			0-0 HR	BBBB 4-0 BB		4	2	2	1	1	1	2
Dusty Baker Jr., R (1, 7) OBP: 0.359, SLG: 0.457 Candy Maldonado, R (8, 7)	0-0 F8		0-0 1-3 HR 1B		0-0 1B		0-0 1B 2B 1B	0-0 F8		5 0	2 0	3 0	0 0	0 0	0 0	2 0
Pedro Guerrero, R (1, 5) OBP: 0.383, SLG: 0.540 Derrel Thomas, S (9, 5) OBP: 0.320, SLG: 0.333	0-0 F7		SSS 0-3 K		0-0 1-2 1B		0-0 1-2 2B 1B		0-0 F8	5 0	1 0	2 0	0 0	0 0	1 0	3 0
Steve Garvey, R (1, 3) OBP: 0.293, SLG: 0.417		SSS 0-3 K	0-0 2-H 3-H HR		SSS 0-3 K		0-0 1-H 2-H 2B		0-0 FC4-6 1B	5	1	3	5	0	2	2
Rick Monday, L (1, 9) OBP: 0.398, SLG: 0.544 Ron Roenicke, S (7, PH) (7, 9) OBP: 0.374, SLG: 0.355		0-0 HR	SSS 0-3 K		SSS 0-3 K		0-0 5-3		0-0 FC4-6 1-2f	3 2	1 0	1 0	1 0	0 0	2 0	2 2
Mike Scioscia, L (1, 2) OBP: 0.302, SLG: 0.286 Steve Yeager, R (7, PH) (7, 2) OBP: 0.287, SLG: 0.302		0-0 F7	0-0 3-1		0-0 1-3		0-0 F4		0-0 P4	3 2	0 0	0 0	0 0	0 0	0 0	2 2
Bill Russell, R (1, 6) OBP: 0.353, SLG: 0.336	0-0 1B 1B			0-0 FC5-6 1B		0-0 F8	0-0 6-3			4	0	2	0	0	0	1
Jerry Reuss, L (1, 1) OBP: 0.250, SLG: 0.242	0-0 FC5-4 1-2 1B			0-0 FC5-6 1-2f		0-0 L3 1B		SSS 0-3 K		4	0	2	0	0	1	1
Inning Stats	R: 0 E: 0 K: 0 S: 4 H: 1 LOB: 1 BB: 0 P: 4	R: 1 E: 0 K: 1 S: 8 H: 3 LOB: 2 BB: 0 P: 8	R: 3 E: 0 K: 2 S: 10 H: 3 LOB: 0 BB: 0 P: 10	R: 0 E: 0 K: 1 S: 6 H: 1 LOB: 1 BB: 0 P: 6	R: 0 E: 0 K: 2 S: 9 H: 2 LOB: 2 BB: 0 P: 9	R: 0 E: 0 K: 0 S: 3 H: 1 LOB: 0 BB: 0 P: 3	R: 3 E: 0 K: 0 S: 7 H: 4 LOB: 1 BB: 0 P: 7	R: 0 E: 0 K: 1 S: 5 H: 0 LOB: 1 BB: 1 P: 9	R: 0 E: 0 K: 0 S: 4 H: 1 LOB: 1 BB: 0 P: 4	1B: 12 2B: 2 3B: 0 HR: 3	SF: 0 SAC: 0 DP: 1 HBP: 0						

AB	42
R	7
H	16
RBI	7
BB	1
SO	7
LOB	23

WP: 0 PB: 0 SB: 0 CS: 0 PA: 43

PITCHER		IP	WLS	BF	H	R	ER	SO	BB	IBB	HBP	BLK	WP	HR	S	P	ERA	WHIP
Mario Soto, R ERA: 2.84	(1, 1)	6.0	L	32	15	7	7	6	0	0	0	0	0	3	44	44	10.50	2.500
Joe Price, L ERA: 3.08	(7, 1)	2.0		7	0	0	0	1	1	0	0	0	0	0	8	12	0.00	0.500
Brad Lesley, R ERA: 0.71	(9, 1)	1.0		4	1	0	0	0	0	0	0	0	0	0	4	4	0.00	1.000

PITCHER	IP	WLS	BF	H	R	ER	SO	BB	IBB	HBP	BLK	WP	HR	S	P	ERA	WHIP

BOTTOM

Los Angeles Dodgers @ Cincinnati Reds

Riverfront Stadium, Cincinnati, OH

Mon Sep 06 1982, 7:05 PM EDT

Att. 12,053 - Unknown

livebaseballscorecards.com

Batter	1	2	3	4	5	6	7	8	9	AB	R	H	RBI	BB	SO	LOB
Paul Householder, S (1, 9) OBP: 0.263, SLG: 0.325	5-3		FC4-6, 1B 1-2			5-3		K		4	0	1	0	0	1	0
Ron Oester, S (1, 4) OBP: 0.292, SLG: 0.332	4-3		FC4-6 1-2f 2-3			K			2B, 1B	4	1	1	0	0	1	2
Dave Concepcion, R (1, 6) OBP: 0.344, SLG: 0.377	K		G3			F9			6-3 1-H	4	0	1	1	0	1	2
Cesar Cedeno, R (1, 8) OBP: 0.354, SLG: 0.428		F9		F8			HR		F7	4	1	1	1	0	0	1
Johnny Bench, R (1, 5) OBP: 0.306, SLG: 0.376		P4		F8			F9		6-3 2-3	4	0	0	0	0	0	1
Mike Vail, R (1, 7) OBP: 0.275, SLG: 0.391		1B		6-3			6-3		F8	4	0	1	0	0	0	1
Dan Driessen, L (1, 3) OBP: 0.374, SLG: 0.414		5-3			G3		F7			3	0	0	0	0	0	1
Alex Trevino, R (1, 2) OBP: 0.300, SLG: 0.286			G3		5-3			F7		3	0	0	0	0	0	0
Mario Soto, R (1, 1) OBP: 0.240, SLG: 0.243 Joe Price, R (7, 1) OBP: 0.333, SLG: 0.333 Rafael Landestoy, S (8, PH) OBP: 0.286, SLG: 0.298 Brad Lesley, R (9, 1)			BBBB, FC4-6, 1B, BB		4-3			6-3		1 0 1 0	0 0 0 0	0 0 0 0	0 0 0 0	1 0 0 0	0 0 0 0	0 0 0 0
Inning Stats	R: 0 H: 0 E: 0 LOB: 0 K: 1 BB: 0 S: 5 P: 5	R: 0 H: 1 E: 0 LOB: 1 K: 0 BB: 0 S: 4 P: 4	R: 0 H: 1 E: 0 LOB: 2 K: 0 BB: 1 S: 4 P: 8	R: 0 H: 0 E: 0 LOB: 0 K: 0 BB: 0 S: 3 P: 3	R: 0 H: 0 E: 0 LOB: 0 K: 0 BB: 0 S: 3 P: 3	R: 0 H: 0 E: 0 LOB: 0 K: 1 BB: 0 S: 5 P: 5	R: 1 H: 1 E: 0 LOB: 0 K: 0 BB: 0 S: 4 P: 4	R: 0 H: 0 E: 0 LOB: 0 K: 1 BB: 0 S: 5 P: 5	R: 1 H: 2 E: 0 LOB: 1 K: 0 BB: 0 S: 5 P: 5	1B: 3 SF: 0 2B: 1 SAC: 0 3B: 0 DP: 0 HR: 1 HBP: 0						

	AB	32
	R	2
	H	5
	RBI	2
	BB	1
	SO	3
	LOB	8

WP: 0 PA: 33
PB: 0
SB: 0
CS: 0

PITCHER		IP	WLS	BF	H	R	ER	SO	BB	IBB	HBP	BLK	WP	HR	S	P	ERA	WHIP
Jerry Reuss, L ERA: 3.28	(1, 1)	9.0	W	33	5	2	2	3	1	0	0	0	0	1	38	42	2.00	0.667

PITCHER	IP	WLS	BF	H	R	ER	SO	BB	IBB	HBP	BLK	WP	HR	S	P	ERA	WHIP

Los Angeles Dodgers @ Cincinnati Reds

Riverfront Stadium, Cincinnati, OH

Tue Sep 07 1982, 7:05 PM EDT

Att. 11,097 - Unknown

TOP

livebaseballscorecards.com

Batter	1	2	3	4	5	6	7	8	9	AB	R	H	RBI	BB	SO	LOB
Derrel Thomas, S (1, 4) OBP: 0.345, SLG: 0.347	0-0 G4-6-3 1B		BBBB 4-0 1B 2B BB	0-0 6-3 ②		0-0 HR 1B		0-0 5-3 ③		4	2	2	0	1	0	0
Ken Landreaux, L (1, 8) OBP: 0.347, SLG: 0.409	0-0 G4-6-3 ① ② 1-2f		0-0 1-2 3-H 2B 1B	0-0 F8 ③		0-0 F8 ②			0-0 1-3 ①	5	1	1	1	0	0	2
Dusty Baker Jr., R (1, 7) OBP: 0.362, SLG: 0.467	0-0 4-3 ③		0-0 1-H 2-H 2B 2B		1B 1B 1B 1B	0-0 1-H HR			0-0 4-3 ②	5	3	3	4	0	0	0
Pedro Guerrero, R (1, 5) OBP: 0.383, SLG: 0.539		0-0 S 1B	0-0 6-3 ②		1B 1B 1-2 F9-2 1B	0-0 F3 ③			0-0 F8 ③	5	0	2	0	0	0	1
Steve Garvey, R (1, 3) OBP: 0.295, SLG: 0.419		SSS 0-3 K ① 1-2	0-0 1B 2-H 2B		0-0 1B 1-2 2-3 1B		0-0 F8 ①			4	1	2	1	0	1	1
Rick Monday, L (1, 9) OBP: 0.396, SLG: 0.541 Ron Roenicke, S (3, PH) OBP: 0.381, SLG: 0.357 (3, 9)		SSS 0-3 K ②	4-0 1B IBB		0-0 1-2 2-3 3-H 1B		0-0 4-3 ②			1 2	0 0	0 1	0 1	0 1	1 0	1 0
Mike Scioscia, L (1, 2) OBP: 0.303, SLG: 0.287 Greg Brock, L (5, PH) OBP: 0.250, SLG: 0.250 Steve Yeager, R (5, 2) OBP: 0.285, SLG: 0.300		0-0 4-3 ③	0-0 1-3 2-H 1B		SSS 0-3 K ①		SSS 0-3 K ③			2 1 1	0 0 0	1 0 0	1 0 0	0 0 0	0 1 1	1 3 0
Bill Russell, R (1, 6) OBP: 0.352, SLG: 0.337			SH5-3 1B 2B G3		0-0 ②③ F9-2 3-H			0-0 4-3 ①		4	1	1	0	0	0	5
Ricky Wright, L (1, 1) OBP: 0.143, SLG: 0.286 Dave Stewart, R (2, 1) OBP: 0.211, SLG: 0.216 Mike Marshall, R (8, PH) OBP: 0.337, SLG: 0.425 Tom Niedenfuer, R (8, 1) Steve Howe, L (9, 1)			0-0 SH5-3 ① 2-3	0-0 G1 ①		0-0 F3 ①		0-0 F9 ②		0 2 1 0 0	0 0 0 0 0	0 0 0 0 0	0 0 0 0 0	0 0 0 0 0	0 0 0 0 0	0 0 0 0 0

Inning Stats																								
	R: 0	H: 1	R: 0	H: 1	R: 5	H: 5	R: 0	H: 0	R: 1	H: 4	R: 2	H: 2	R: 0	H: 0	R: 0	H: 0	R: 0	H: 0	1B: 9	SF: 0	WP: 0	PA: 40
	E: 0	LOB: 0	E: 0	LOB: 1	E: 0	LOB: 2	E: 0	LOB: 0	E: 0	LOB: 2	E: 0	LOB: 0	E: 0	LOB: 0	E: 0	LOB: 0	E: 0	LOB: 0	2B: 4	SAC: 1	PB: 0	
	K: 0	BB: 0	K: 2	BB: 0	K: 0	BB: 2	K: 0	BB: 0	K: 1	BB: 0	K: 0	BB: 0	K: 1	BB: 0	K: 0	BB: 0	K: 0	BB: 0	3B: 0	DP: 2	SB: 1	
	S: 3	P: 3	S: 8	P: 8	S: 8	P: 16	S: 3	P: 3	S: 8	P: 8	S: 5	P: 5	S: 5	P: 5	S: 3	P: 3	S: 3	P: 3	HR: 1	HBP: 0	CS: 0	

	AB	R	H	RBI	BB	SO	LOB
	37	8	13	8	2	4	14

PITCHER		IP	WLS	BF	H	R	ER	SO	BB	IBB	HBP	BLK	WP	HR	S	P	ERA	WHIP
Greg Harris, R ERA: 5.05	(1, 1)	2.2	L	14	6	5	5	2	1	0	0	0	0	0	17	21	16.88	2.625
Charlie Leibrandt, L ERA: 4.82	(3, 1)	1.1		10	5	1	1	0	0	1	0	0	0	0	9	13	6.75	3.750
Ben Hayes, R ERA: 2.83	(5, 1)	3.0		10	2	2	2	2	0	0	0	0	0	1	14	14	6.00	0.667
Bill Scherrer, L ERA:	(8, 1)	2.0		6	0	0	0	0	0	0	0	0	0	0	6	6	0.00	0.000

PITCHER		IP	WLS	BF	H	R	ER	SO	BB	IBB	HBP	BLK	WP	HR	S	P	ERA	WHIP

Batter	1	2	3	4	5	6	7	8	9	AB	R	H	RBI	BB	SO	LOB
Rafael Landestoy, S (1, 5) OBP: 0.277, SLG: 0.287 Wayne Krenchicki, L (7, PH) OBP: 0.316, SLG: 0.356 (8, 5)	6-3	FC5-4 S 1-2f 3-H			4-3		G4-6-3 1-2f			3 1	0 0	0 0	1 0	0 0	0 0	1 1
Gary Redus, R (1, 7)	6-3 BB	5-3 1-2			F7			K		3	0	0	0	1	1	1
Dave Concepcion, R (1, 6) OBP: 0.343, SLG: 0.376	6-3 1-2		FC6-4 1B		F8			K		4	0	1	0	0	1	1
Cesar Cedeno, R (1, 8) OBP: 0.353, SLG: 0.429	F8		FC6-4 4-3 S 1-2f			6-3		2B		4	0	1	0	0	0	2
Johnny Bench, R (1, 3) OBP: 0.306, SLG: 0.374		SH5-3 1B 1B 1B	4-3 1-3			5-3		K		4	1	1	0	0	1	2
Paul Householder, S (1, 9) OBP: 0.263, SLG: 0.324		SH5-3 1-2 1B 1B	F7			G3			L6	4	1	1	0	0	0	1
Ron Oester, S (1, 4) OBP: 0.296, SLG: 0.342		SH5-3 1-2 2-3		G4-6-3 1B				HR	G6-3 1B	3	1	3	1	0	0	0
Alex Trevino, R (1, 2) OBP: 0.302, SLG: 0.287		1B FC5-4 IBB		G4-6-3 1-2f				G4-6-3 1B	G6-3 1-2f	3	1	1	0	1	0	2
Greg Harris, S (1, 1) OBP: 0.188, SLG: 0.188 Charlie Leibrandt, R (3, 1) OBP: 0.120, SLG: 0.083 Ben Hayes, R (5, 1) Eddie Milner, L (7, PH) OBP: 0.336, SLG: 0.382 Bill Scherrer, L (8, 1)		FC5-4 1-3 2-H 3-H 1B		5-3				F8		1 1 0 1 0	0 0 0 0 0	1 0 0 0 0	2 0 0 0 0	0 0 0 0 0	0 0 0 0 0	0 0 0 1 0
Inning Stats	R: 0 E: 0 K: 0 S: 3 H: 0 LOB: 1 BB: 1 P: 7	R: 3 E: 0 K: 0 S: 6 H: 3 LOB: 1 BB: 1 P: 10	R: 0 E: 0 K: 0 S: 4 H: 1 LOB: 1 BB: 0 P: 4	R: 0 E: 0 K: 0 S: 3 H: 1 LOB: 0 BB: 0 P: 3	R: 0 E: 0 K: 0 S: 3 H: 0 LOB: 0 BB: 0 P: 3	R: 0 E: 0 K: 0 S: 3 H: 0 LOB: 0 BB: 0 P: 3	R: 1 E: 0 K: 0 S: 4 H: 2 LOB: 0 BB: 0 P: 4	R: 0 E: 0 K: 3 S: 10 H: 1 LOB: 1 BB: 0 P: 10	R: 0 E: 0 K: 0 S: 3 H: 1 LOB: 0 BB: 0 P: 3	1B: 7 2B: 1 3B: 0 HR: 1	SF: 0 SAC: 1 DP: 3 HBP: 0			WP: 0 PB: 0 SB: 2 CS: 0	PA: 35		

PITCHER		IP	WLS	BF	H	R	ER	SO	BB	IBB	HBP	BLK	WP	HR	S	P	ERA	WHIP
Ricky Wright, L ERA: 2.93	(1, 1)	1.1		9	3	3	3	0	1	1	0	0	0	0	7	15	20.25	3.000
Dave Stewart, R ERA: 4.04	(2, 1)	5.2	W	19	4	1	1	0	0	0	0	0	0	1	19	19	1.59	0.706
Tom Niedenfuer, R ERA: 2.68	(8, 1)	1.0		4	1	0	0	3	0	0	0	0	0	0	10	10	0.00	1.000
Steve Howe, L ERA: 2.16	(9, 1)	1.0		3	1	0	0	0	0	0	0	0	0	0	3	3	0.00	1.000

PITCHER	IP	WLS	BF	H	R	ER	SO	BB	IBB	HBP	BLK	WP	HR	S	P	ERA	WHIP

BOTTOM

Los Angeles Dodgers @ Cincinnati Reds

Riverfront Stadium, Cincinnati, OH

Tue Sep 07 1982, 7:05 PM EDT

Att. 11,097 - Unknown

livebaseballscorecards.com

AB	32
R	4
H	9
RBI	4
BB	2
SO	3
LOB	12

Batter	1	2	3	4	5	6	7	8	9	10	AB	R	H	RBI	BB	SO	LOB
Steve Sax, R (1, 4) OBP: 0.331, SLG: 0.355	0-0 SH1-3 1B 1B	0-0 1-H 2-H HR		S S S 0-3 K		0-0 3-1		0-0 6-3		0-0 F7	6	2	2	3	0	1	1
Ken Landreaux, L (1, 8) OBP: 0.348, SLG: 0.409	0-0 SH1-3 1-2 1B	0-0 CS 1B			0-0 P2	0-0 1B HR 1B		0-0 F7		0-0 3-1	5	1	2	0	0	0	0
Dusty Baker Jr., R (1, 7) OBP: 0.364, SLG: 0.474	0-0 S 2-H 1B	0-0 CS 1-2	0-0 F8		0-0 HR	0-0 HR 1-2 1B		S S S 0-3 K			5	2	3	2	0	1	0
Pedro Guerrero, R (1, 5) OBP: 0.383, SLG: 0.545	S S S 0-3 K 1-2		0-0 HR		S S S 0-3 K	0-0 P4			0-0 6-3 2B		5	1	2	1	0	2	3
Steve Garvey, R (1, 3) OBP: 0.296, SLG: 0.425	S S S 0-3 K		0-0 5-3		0-0 1B 2B 1B	0-0 1-H 2-H HR			0-0 6-3 2-3		5	2	2	3	0	1	2
Ron Roenicke, S (1, 9) OBP: 0.384, SLG: 0.362 Tom Niedenfuer, R (6, 1) Jorge Orta, L (9, PH) OBP: 0.302, SLG: 0.337 Steve Howe, L (9, 1)		0-0 1B 1B 1B	S S S 0-3 K		0-0 1-2 2B 1B	0-0 F7			4-0 IBB		4 0 0 0	1 0 0 0	2 0 0 0	0 0 0 0	0 0 1 0	1 0 0 0	0 0 0 0
Mike Scioscia, L (1, 2) OBP: 0.307, SLG: 0.293		0-0 FC1-5 1B 1-2 1B		0-0 F2	0-0 1B 1-H 2-H 2B		H 1-0 L1-3 HBP		0-0 F7		4	0	2	2	0	0	2
Bill Russell, R (1, 6) OBP: 0.353, SLG: 0.338		0-0 FC1-5 HR 1-2 2-H 1B		S S S 0-3 K	0-0 2-3 1B		0-0 L1-3 1-2		0-0 G3		5	1	2	0	0	1	3
Bob Welch, R (1, 1) OBP: 0.177, SLG: 0.173 Joe Beckwith, L (4, 1) Greg Brock, L (5, PH) OBP: 0.200, SLG: 0.200 Terry Forster, L (5, 1) Rick Monday, L (6, 9) OBP: 0.392, SLG: 0.535		0-0 FC1-5 HR 1-2 2-3f		0-0 1B	0-0 F8		0-0 3-1			S S S 0-3 K	2 0 1 0 0 2	1 0 0 0 0 0	1 0 0 0 0 0	0 0 0 0 0 0	0 0 0 0 0 0	0 0 2 0 0 1	2 0 0 0 0 0
Inning Stats	R: 1 H: 2 E: 0 LOB: 1 K: 2 BB: 0 S: 9 P: 9	R: 3 H: 5 E: 0 LOB: 0 K: 0 BB: 0 S: 6 P: 6	R: 1 H: 1 E: 0 LOB: 0 K: 1 BB: 0 S: 6 P: 6	R: 0 H: 1 E: 0 LOB: 1 K: 2 BB: 0 S: 8 P: 8	R: 3 H: 5 E: 0 LOB: 2 K: 1 BB: 0 S: 10 P: 10	R: 3 H: 3 E: 0 LOB: 0 K: 0 BB: 0 S: 6 P: 6	R: 0 H: 0 E: 0 LOB: 0 K: 0 BB: 0 S: 2 P: 3	R: 0 H: 0 E: 0 LOB: 0 K: 1 BB: 0 S: 5 P: 5	R: 0 H: 1 E: 0 LOB: 2 K: 0 BB: 1 S: 4 P: 8	R: 0 H: 0 E: 0 LOB: 0 K: 1 BB: 0 S: 5 P: 5	1B: 12 SF: 0 2B: 3 SAC: 1 3B: 0 DP: 1 HR: 4 HBP: 1						

PITCHER	IP	WLS	BF	H	R	ER	SO	BB	IBB	HBP	BLK	WP	HR	S	P	ERA	WHIP
Phil Niekro, R (1, 1) ERA: 4.02	4.2		23	11	7	7	6	0	0	0	0	0	3	35	35	13.50	2.357
Bob Walk, R (5, 1) ERA: 4.93	0.0		3	3	1	1	0	0	0	0	0	0	0	3	3	∞	∞
Steve Bedrosian, R (5, 1) ERA: 2.34	0.1		1	0	0	0	0	0	0	0	0	0	0	1	1	0.00	0.000
Donnie Moore, R (6, 1) ERA: 5.79	2.0		9	3	3	3	0	0	0	1	0	0	1	8	9	13.50	1.500
Gene Garber, R (8, 1) ERA: 2.45	3.0	W	11	1	0	0	2	0	1	0	0	0	0	14	18	0.00	0.333

PITCHER	IP	WLS	BF	H	R	ER	SO	BB	IBB	HBP	BLK	WP	HR	S	P	ERA	WHIP

TOP

Los Angeles Dodgers @ Atlanta Braves

Atlanta-Fulton County Stadium, Atlanta, GA

Wed Sep 08 1982, 7:05 PM EDT

Att. 24,853 - Unknown

livebaseballscorecards.com

AB	44
R	11
H	18
RBI	11
BB	1
SO	8
LOB	15

WP: 0 PA: 48
PB: 0
SB: 1
CS: 1

Batter	1	2	3	4	5	6	7	8	9	10	AB	R	H	RBI	BB	SO	LOB
Claudell Washington, L (1, 9) OBP: 0.335, SLG: 0.415	x 0-0 CS 1B		x 0-0 HR 2B	x 0-0 1-H 2-H HR	x 0-0 ③ F7		x 0-0 2-H 1B			x 0-0 1B 1B	6	3	5	4	0	0	2
Rafael Ramirez, R (1, 6) OBP: 0.312, SLG: 0.356	x 0-0 ① 1-2 HR 2B		x 0-0 ① 5-3	x 0-0 FC6-4 1B		x 0-0 1B 1B	S S S 0-3 ③ K			x 0-0 1B 1-2 1B	6	1	4	0	0	1	2
Dale Murphy, R (1, 8) OBP: 0.374, SLG: 0.535	H 1-0 HR HBP		x 0-0 2-H HR	x 0-0 ③ FC6-4 1-2f		x 0-0 ① P4		B B B B 4-0 G4-6-3 BB		x 0-0 1-2 2-H 1B	4	2	2	3	1	0	2
Chris Chambliss, L (1, 3) OBP: 0.340, SLG: 0.425	x 0-0 ② F8		x 0-0 ② G3		x 0-0 1B SH 1B	x 0-0 1-2 1B		x 0-0 ① ② G4-6-3 1-2f			5	1	2	0	0	0	3
Bob Horner, R (1, 5) OBP: 0.351, SLG: 0.496	x 0-0 1-H 2-H HR		x 0-0 ③ F9		x 0-0 SH 1-2 SF9 1B	x 0-0 ② F8		S S S 0-3 ③ K			5	2	2	3	0	1	2
Glenn Hubbard, R (1, 4) OBP: 0.328, SLG: 0.364	x 0-0 ③ F9			S S S 0-3 ① K	x 0-0 SH FC6-5 1-3 2-H	x 0-0 ③ F7			x 0-0 ① P4		4	0	0	0	0	1	2
Jerry Royster, R (1, 7) OBP: 0.365, SLG: 0.367		x 0-0 ① 1-3	x 0-0 HR 2B	x 0-0 ① FC6-5-4 SF9 2-2			S S S 0-3 ① K		x 0-0 ② 6-3		5	1	1	0	0	1	2
Bruce Benedict, R (1, 2) OBP: 0.295, SLG: 0.280 Larry Whisenton, L (7, PH) OBP: 0.354, SLG: 0.425 Matt Sinatro, R (8, 2) OBP: 0.194, SLG: 0.250		x 0-0 B2-6-4 1B	B B B B 4-0 HR BB	I I I 4-0 IBB			x 0-0 E4 4-3 1B		x 0-0 ③ 6-3		1 1 1	1 1 0	1 0 0	0 0 0	2 0 0	0 0 0	0 0 0
Phil Niekro, R (1, 1) OBP: 0.203, SLG: 0.260 Bob Walk, R (5, 1) OBP: 0.281, SLG: 0.196 Steve Bedrosian, R (5, 1) OBP: 0.087, SLG: 0.045 Bob Watson, R (5, PH) OBP: 0.331, SLG: 0.473 Donnie Moore, L (6, 1) Bob Porter, L (7, PH) OBP: 0.160, SLG: 0.125 Gene Garber, R (8, 1) OBP: 0.077, SLG: 0.077 Rufino Linares, R (10, PH) OBP: 0.328, SLG: 0.385	x 0-0 ② ③ B2-6-4 1-2f			x 0-0 ② P4	x 0-0 ② SF9 2-3 3-H		x 0-0 ② 4-3 1-2			x 0-0 ① 4-3	2 0 0 0 0 1 0 1	0 0 0 0 0 0 0 0	0 0 0 1 0 0 0 0	0 0 0 0 0 0 0 0	0 0 0 0 0 0 0 0	0 0 0 0 0 1 0 0	3 0 0 0 0 1 0 0
Inning Stats	R: 3 H: 3 E: 0 LOB: 0 K: 0 BB: 0 S: 5 P: 6	R: 0 H: 1 E: 0 LOB: 0 K: 0 BB: 0 S: 3 P: 3	R: 2 H: 2 E: 0 LOB: 0 K: 0 BB: 0 S: 5 P: 5	R: 3 H: 3 E: 0 LOB: 1 K: 1 BB: 1 S: 8 P: 12	R: 2 H: 2 E: 1 LOB: 2 K: 0 BB: 1 S: 6 P: 10	R: 0 H: 2 E: 0 LOB: 2 K: 0 BB: 0 S: 5 P: 5	R: 1 H: 1 E: 1 LOB: 1 K: 2 BB: 0 S: 9 P: 9	R: 0 H: 0 E: 0 LOB: 0 K: 1 BB: 1 S: 4 P: 8	R: 0 H: 0 E: 0 LOB: 0 K: 0 BB: 0 S: 3 P: 3	R: 1 H: 3 E: 0 LOB: 2 K: 0 BB: 0 S: 4 P: 4	1B: 11 2B: 3 3B: 0 HR: 3	SF: 1 SAC: 1 DP: 2 HBP: 1					

PITCHER		IP	WLS	BF	H	R	ER	SO	BB	IBB	HBP	BLK	WP	HR	S	P	ERA	WHIP
Bob Welch, R ERA: 3.51	(1, 1)	3.2		19	8	8	8	1	1	0	1	0	0	3	19	24	19.64	2.455
Joe Beckwith, R ERA: 2.87	(4, 1)	0.1		2	1	0	0	0	0	0	0	0	0	0	2	2	0.00	3.000
Terry Forster, L ERA: 3.17	(5, 1)	1.1		10	4	2	2	0	0	1	0	0	0	0	9	13	13.50	3.000
Tom Niedenfuer, R ERA: 2.56	(6, 1)	2.2		10	1	1	0	3	1	0	0	0	0	0	15	19	0.00	0.750
Steve Howe, L ERA: 2.23	(9, 1)	1.1	L	7	3	1	1	0	0	0	0	0	0	0	7	7	6.75	2.250

PITCHER	IP	WLS	BF	H	R	ER	SO	BB	IBB	HBP	BLK	WP	HR	S	P	ERA	WHIP

BOTTOM

Los Angeles Dodgers @ Atlanta Braves

Atlanta-Fulton County Stadium, Atlanta, GA

Wed Sep 08 1982, 7:05 PM EDT

Att. 24,853 - Unknown

livebaseballscorecards.com

AB	42
R	12
H	17
RBI	11
BB	3
SO	4
LOB	19

WP: 0	PB: 0	SB: 0	CS: 1
PA: 48			

Batter	1	2	3	4	5	6	7	8	9	AB	R	H	RBI	BB	SO	LOB
Steve Sax, R (1, 4) OBP: 0.333, SLG: 0.356	G6-4-3 1B		1-0 L3 1-2 HBP		0-0 ③ L6			BBB 4-0 HBP 1B BB		1	0	1	0	0	0	0
Derrel Thomas, S (5, PH) OBP: 0.351, SLG: 0.340 (5, 4)										1	1	0	0	1	0	0
Ken Landreaux, L (1, 8) OBP: 0.349, SLG: 0.409	0-0 ① ② G6-4-3 1-2f		0-0 ② ③ L3 1-2			0-0 5-3 S 1B		H 1-0 1B 1-2 HBP		3	0	1	0	0	0	3
Dusty Baker Jr., R (1, 7) OBP: 0.361, SLG: 0.471	0-0 ③ 1-3			0-0 ① 6-3		SSS 0-3 ① K 1-2		0-0 ① F9		4	0	0	0	0	1	3
Pedro Guerrero, R (1, 5) OBP: 0.386, SLG: 0.551		BBBB 4-0 G4-6-3 BB		0-0 HR		BBBB 4-0 5-3 BB		SSS 0-3 ② K		2	1	1	1	2	1	2
Steve Garvey, R (1, 3) OBP: 0.297, SLG: 0.425		0-0 ① ② G4-6-3 1-2f		0-0 1B		0-0 ② 5-3 1-2 2-3		0-0 FC6 1-3 2-H 1B		4	0	2	1	0	0	3
Ron Roenicke, S (1, 9) OBP: 0.373, SLG: 0.350		0-0 ③ F9		SSS 0-3 ② K		SSS 0-3 ③ K		0-0 ③ FC6 1-2f		4	0	0	0	0	2	5
Mike Scioscia, L (1, 2) OBP: 0.306, SLG: 0.295			0-0 6-3 E 2B	0-0 ③ P4			0-0 ① F8		0-0 ① P4	4	1	1	0	0	0	1
Bill Russell, R (1, 6) OBP: 0.351, SLG: 0.336			0-0 ① 6-3 2-3		0-0 ① 6-3		0-0 ② F9		SSS 0-3 ② K	3	0	0	0	0	0	1
Greg Brock, L (9, PH) OBP: 0.167, SLG: 0.167										1	0	0	0	0	1	0
Fernando Valenzuela, L (1, 1) OBP: 0.182, SLG: 0.202			0-0 E6 HBP 3-H		0-0 ② 4-3		SSS 0-3 ③ K		0-0 ③ F8	2	0	0	1	0	0	0
Jorge Orta, L (7, PH) OBP: 0.299, SLG: 0.333										1	0	0	0	0	1	0
Joe Beckwith, L (7, 1)										0	0	0	0	0	0	0
Rick Monday, L (9, PH) OBP: 0.390, SLG: 0.532										1	0	0	0	0	0	0
Inning Stats	R: 0 E: 0 K: 0 S: 3 H: 1 LOB: 0 BB: 0 P: 3	R: 0 E: 0 K: 0 S: 2 H: 0 LOB: 0 BB: 1 P: 6	R: 1 E: 1 K: 0 S: 4 H: 1 LOB: 1 BB: 0 P: 5	R: 1 E: 0 K: 1 S: 7 H: 2 LOB: 1 BB: 0 P: 7	R: 0 E: 0 K: 0 S: 3 H: 0 LOB: 0 BB: 0 P: 3	R: 0 E: 0 K: 2 S: 8 H: 1 LOB: 2 BB: 1 P: 12	R: 0 E: 0 K: 1 S: 5 H: 0 LOB: 0 BB: 0 P: 5	R: 1 E: 0 K: 1 S: 6 H: 1 LOB: 2 BB: 1 P: 11	R: 0 E: 0 K: 1 S: 5 H: 0 LOB: 0 BB: 0 P: 5	1B: 4 2B: 2 3B: 0 HR: 1 SF: 0 SAC: 0 DP: 3 HBP: 2						

PITCHER	IP	WLS	BF	H	R	ER	SO	BB	IBB	HBP	BLK	WP	HR	S	P	ERA	WHIP
Rick Mahler, R (1, 1) ERA: 4.28	5.1	W	22	5	2	2	2	2	0	1	0	0	1	23	32	3.38	1.312
Steve Bedrosian, R (6, 1) ERA: 2.34	3.2	S	14	1	1	1	4	1	0	1	0	0	0	20	25	2.46	0.545

PITCHER	IP	WLS	BF	H	R	ER	SO	BB	IBB	HBP	BLK	WP	HR	S	P	ERA	WHIP

Los Angeles Dodgers @ Atlanta Braves

Atlanta-Fulton County Stadium, Atlanta, GA

Thu Sep 09 1982, 7:05 PM EDT

Att. 35,362 - Unknown

TOP

livebaseballscorecards.com

AB	31
R	3
H	6
RBI	3
BB	3
SO	6
LOB	18

WP: 0 PB: 0 SB: 1 CS: 0 PA: 36

Batter	1	2	3	4	5	6	7	8	9	AB	R	H	RBI	BB	SO	LOB
Claudell Washington, L (1, 9) OBP: 0.336, SLG: 0.416	F9 SH1-4 HR 1B	2-H 1B			F9 ②	P5 ①				4	1	2	1	0	0	0
Rafael Ramirez, R (1, 6) OBP: 0.310, SLG: 0.354	SH1-4 ① 1-2	1-3 ③			F8 ③	5-3 ②				3	0	0	0	0	0	1
Dale Murphy, R (1, 8) OBP: 0.372, SLG: 0.531	F9 ② 2-3	5-3 ①				1-3 ①	6-3 ③			4	0	0	0	0	0	1
Bob Horner, R (1, 5) OBP: 0.350, SLG: 0.500	3-H HR	5-3 ②				F7 ②		6-3 ①		4	1	1	2	0	0	0
Bob Watson, R (1, 3) OBP: 0.336, SLG: 0.469	F9 ③	5-3 ③				BBBB 4-0 2B HR BB		2B 1B		3	2	1	0	1	0	0
Jerry Royster, R (1, 7) OBP: 0.367, SLG: 0.382		4-3 ①		SSS 0-3 K ①		1-3 HR 2B		1-H SF8 2B		4	2	2	1	0	1	0
Glenn Hubbard, R (1, 4) OBP: 0.329, SLG: 0.371		HR		F9 ②		HR IBB		SF8 ② 3-H		2	2	1	2	1	0	0
Bruce Benedict, R (1, 2) OBP: 0.299, SLG: 0.293		BBBB 4-0 SH2-4 1B BB		F7 ③		1-H 2-H 3-H HR		1B		3	2	2	4	1	0	0
Rick Mahler, R (1, 1) OBP: 0.217, SLG: 0.214 Steve Bedrosian, R (6, 1) OBP: 0.080, SLG: 0.042		SH2-4 ② 1-2			F8 ①	SSS K ③		5-3 ③		1 2	0 0	0 0	0 0	0 0	0 1	0 1
Inning Stats	R: 2 H: 2 E: 0 LOB: 0 K: 0 BB: 0 S: 5 P: 5	R: 2 H: 2 E: 0 LOB: 1 K: 0 BB: 1 S: 5 P: 9	R: 0 H: 0 E: 0 LOB: 0 K: 0 BB: 0 S: 3 P: 3	R: 0 H: 0 E: 0 LOB: 0 K: 1 BB: 0 S: 5 P: 5	R: 0 H: 0 E: 0 LOB: 0 K: 0 BB: 0 S: 3 P: 3	R: 4 H: 2 E: 0 LOB: 0 K: 1 BB: 2 S: 7 P: 15	R: 0 H: 0 E: 0 LOB: 0 K: 0 BB: 0 S: 3 P: 3	R: 2 H: 3 E: 0 LOB: 1 K: 0 BB: 0 S: 6 P: 6		1B: 4 SF: 1 2B: 2 SAC: 2 3B: 0 DP: 0 HR: 3 HBP: 0				WP: 0 PA: 36 PB: 0 SB: 0 CS: 0		

PITCHER	IP	WLS	BF	H	R	ER	SO	BB	IBB	HBP	BLK	WP	HR	S	P	ERA	WHIP
Fernando Valenzuela, L (1, 1) ERA: 2.97	6.0	L	27	6	8	8	2	2	1	0	0	0	3	28	40	12.00	1.333
Joe Beckwith, R (7, 1) ERA: 3.24	2.0		9	3	2	2	0	0	0	0	0	0	0	9	9	9.00	1.500

PITCHER	IP	WLS	BF	H	R	ER	SO	BB	IBB	HBP	BLK	WP	HR	S	P	ERA	WHIP

BOTTOM

Los Angeles Dodgers @ Atlanta Braves

Atlanta-Fulton County Stadium, Atlanta, GA

Thu Sep 09 1982, 7:05 PM EDT

Att. 35,362 - Unknown

livebaseballscorecards.com

AB	30
R	10
H	9
RBI	10
BB	3
SO	2
LOB	3

Batter	1	2	3	4	5	6	7	8	9	AB	R	H	RBI	BB	SO	LOB
Derrel Thomas, S (1, 4) OBP: 0.371, SLG: 0.340	0-0 1B 5-3 1B	0-0 ③ F8		BBBB 4-0 BB		SSS 0-3 ③ K			BBBB 4-0 CS BB	3	1	1	0	2	1	2
Ken Landreaux, L (1, 8) OBP: 0.352, SLG: 0.408	0-0 5-3 S 1-3 1B		0-0 ① G3	SSS 0-3 ③ K			BBBB 4-0 5-3 BB		BBBB 4-0 ② E 1B 1-2 BB	3	0	1	0	2	1	1
Dusty Baker Jr., R (1, 7) OBP: 0.362, SLG: 0.469	SSS 0-3 ① K		BBBB 4-0 PB 1B FC5-2 BB		0-0 ① F8		0-0 ① 5-3 1-2		0-0 E 1-2 1B	4	0	1	0	1	1	3
Pedro Guerrero, R (1, 5) OBP: 0.386, SLG: 0.549	BBBB 4-0 5-3 1-2 BB		0-0 FC5-2 PB 1-2 1B		0-0 ② F7		0-0 ② P6		0-0 E4 1-2 2-3	4	0	1	0	1	0	3
Steve Garvey, R (1, 3) OBP: 0.295, SLG: 0.422 Steve Howe, L (7, 1) Jose Morales, R (9, PH) OBP: 0.290, SLG: 0.296 Tom Niedenfuer, R (9, 1)	0-0 ② 5-3 1-2 2-3 3-H		0-0 ② FC5-2 1-3 2-H		SSS 0-3 ③ K2-3		0-0 ③ L5		SSS 0-3 ③ K	4 0 1 0	0 0 0 0	0 0 0 0	1 0 0 0	0 0 0 0	1 0 1 0	5 0 3 0
Rick Monday, L (1, 9) OBP: 0.388, SLG: 0.523 Ron Roenicke, S (8, 9) OBP: 0.373, SLG: 0.350	0-0 ③ 4-3		SSS 0-3 ③ K			BBBB 4-0 1-3 BB		0-0 ① 4-3		3 0	0 0	0 0	0 0	1 0	1 0	4 0
Mike Scioscia, L (1, 2) OBP: 0.306, SLG: 0.295 Steve Yeager, R (8, 2) OBP: 0.285, SLG: 0.300		0-0 ① F7		0-0 E S WP 1B		0-0 ① 1-3 1-2		SSS 0-3 ② K		4 0	1 0	1 0	0 0	0 0	1 0	1 0
Bill Russell, R (1, 6) OBP: 0.350, SLG: 0.333		0-0 ② P6		SSS 0-3 ① K		BBBB 4-0 BB		0-0 ③ 5-3		3	0	0	0	1	1	1
Burt Hooton, R (1, 1) OBP: 0.103, SLG: 0.241 Terry Forster, L (5, 1) Jorge Orta, L (6, PH) OBP: 0.297, SLG: 0.330 Dave Stewart, R (6, 1) OBP: 0.211, SLG: 0.216 Greg Brock, L (7, 3) OBP: 0.143, SLG: 0.143		0-0 HR		SSS 0-3 ② K 1-H		0-0 ② F7			0-0 ① P6	2 0 1 0 1	1 0 0 0 0	1 0 0 0 0	1 0 0 0 0	0 0 0 0 0	1 0 2 0 0	0 0 0 0 0
Inning Stats	R: 1 E: 0 K: 1 S: 7 H: 2 LOB: 2 BB: 1 P: 11	R: 1 E: 0 K: 0 S: 4 H: 1 LOB: 0 BB: 0 P: 4	R: 0 E: 0 K: 1 S: 6 H: 1 LOB: 2 BB: 1 P: 10	R: 1 E: 0 K: 3 S: 10 H: 1 LOB: 1 BB: 1 P: 14	R: 0 E: 0 K: 1 S: 5 H: 0 LOB: 0 BB: 0 P: 5	R: 0 E: 0 K: 1 S: 5 H: 0 LOB: 2 BB: 2 P: 13	R: 0 E: 0 K: 0 S: 3 H: 0 LOB: 1 BB: 1 P: 7	R: 0 E: 0 K: 1 S: 5 H: 0 LOB: 0 BB: 0 P: 5	R: 0 E: 1 K: 1 S: 6 H: 1 LOB: 3 BB: 2 P: 14	1B: 5 2B: 0 3B: 0 HR: 1	SF: 0 SAC: 0 DP: 0 HBP: 0						

PITCHER	IP	WLS	BF	H	R	ER	SO	BB	IBB	HBP	BLK	WP	HR	S	P	ERA	WHIP
Nolan Ryan, R (1, 1) ERA: 3.23	9.0	L	41	6	3	2	9	8	0	0	0	1	1	51	83	2.00	1.556

PITCHER	IP	WLS	BF	H	R	ER	SO	BB	IBB	HBP	BLK	WP	HR	S	P	ERA	WHIP

TOP

Los Angeles Dodgers @ Houston Astros

Astrodome, Houston, TX

Fri Sep 10 1982, 8:05 PM EDT

Att. 19,018 - Unknown

livebaseballscorecards.com

AB	33
R	3
H	6
RBI	2
BB	8
SO	9
LOB	25

1B: 5	SF: 0	WP: 1	PA: 41
2B: 0	SAC: 0	PB: 1	
3B: 0	DP: 0	SB: 2	
HR: 1	HBP: 0	CS: 1	

BOTTOM

Los Angeles Dodgers @ Houston Astros

Astrodome, Houston, TX

Fri Sep 10 1982, 8:05 PM EDT

Att. 19,018 - Unknown

livebaseballscorecards.com

Batter	1	2	3	4	5	6	7	8	9	AB	R	H	RBI	BB	SO	LOB
Terry Puhl, L (1, 8) (9, 9) OBP: 0.334, SLG: 0.395	G3	6-3			E3				1B	5	1	2	0	0	0	2
Dickie Thon, R (1, 6) OBP: 0.316, SLG: 0.399	S 1B		6-3		3B		SH		F3	4	1	2	1	0	0	1
Ray Knight, R (1, 5) (8, 3) OBP: 0.352, SLG: 0.408	K		6-3		K BB		SH1-4		1B	4	0	1	0	0	2	2
Kevin Bass, S (9, PR) OBP: 0.083, SLG: 0.043										0	0	0	0	0	0	0
Harry Spilman, L (1, 3) OBP: 0.306, SLG: 0.333	1-H 1B		6-3		FC5-4 BB		G6-4-3 IBB		K	2	0	1	1	1	0	0
Art Howe, R (7, PH) OBP: 0.316, SLG: 0.323										0	0	0	0	1	0	0
Craig Reynolds, L (7, PR) (8, 5) OBP: 0.308, SLG: 0.308										1	0	0	0	0	1	2
Jose Cruz, L (1, 7) OBP: 0.342, SLG: 0.371	P5			4-3 S	K		G6-4-3			3	0	1	0	0	1	4
Phil Garner, R (7, PH) OBP: 0.309, SLG: 0.421				1B			1-2f			1	0	0	0	0	0	3
Denny Walling, L (8, 7) OBP: 0.309, SLG: 0.262										0	0	0	0	0	0	0
Alan Ashby, S (1, 2) OBP: 0.320, SLG: 0.421		G3		K 1-2	FC5-4 1-2f			F8		4	0	0	0	0	1	4
Danny Heep, L (1, 9) OBP: 0.312, SLG: 0.379		4-0 1B BB		4-3 2-3		F8		6-3		2	0	0	0	1	0	1
Tony Scott, S (8, PH) (9, 8) OBP: 0.261, SLG: 0.288										1	0	0	0	0	0	0
Bill Doran, S (1, 4) OBP: 0.389, SLG: 0.375		1-2 1B		4-3		4-3		F3		4	0	1	0	0	0	1
Nolan Ryan, R (1, 1) OBP: 0.190, SLG: 0.135		K			6-3	K			K	3	0	0	0	0	2	2
Larry Ray, L (9, PH)										1	0	0	0	0	1	0
Inning Stats	R: 1 E: 0 K: 1 S: 7 H: 2 LOB: 1 BB: 0 P: 7	R: 0 E: 0 K: 1 S: 6 H: 1 LOB: 2 BB: 1 P: 10	R: 0 E: 0 K: 0 S: 3 H: 0 LOB: 0 BB: 0 P: 3	R: 0 E: 0 K: 1 S: 6 H: 1 LOB: 1 BB: 0 P: 6	R: 1 E: 1 K: 2 S: 10 H: 1 LOB: 3 BB: 1 P: 14	R: 0 E: 0 K: 1 S: 5 H: 0 LOB: 0 BB: 0 P: 5	R: 0 E: 1 K: 0 S: 4 H: 1 LOB: 3 BB: 1 P: 8	R: 0 E: 0 K: 0 S: 3 H: 0 LOB: 0 BB: 0 P: 3	R: 0 E: 0 K: 2 S: 9 H: 2 LOB: 2 BB: 0 P: 9	1B: 7 2B: 0 3B: 1 HR: 0	SF: 0 SAC: 2 DP: 1 HBP: 0						

	AB	35
	R	2
	H	8
	RBI	2
	BB	3
	SO	8
	LOB	22

WP: 0 PB: 1 SB: 2 CS: 0 PA: 40

PITCHER		IP	WLS	BF	H	R	ER	SO	BB	IBB	HBP	BLK	WP	HR	S	P	ERA	WHIP
Burt Hooton, R ERA: 4.27	(1, 1)	4.1		22	5	2	1	4	2	0	0	0	0	0	28	36	2.08	1.615
Terry Forster, L ERA: 3.14	(5, 1)	0.2		2	0	0	0	1	0	0	0	0	0	0	4	4	0.00	0.000
Dave Stewart, R ERA: 4.0	(6, 1)	1.1		6	1	0	0	1	0	0	0	0	0	0	8	8	0.00	0.750
Steve Howe, L ERA: 2.19	(7, 1)	1.2	W	5	0	0	0	0	0	1	0	0	0	0	4	8	0.00	0.000
Tom Niedenfuer, R ERA: 2.52	(9, 1)	1.0	S	5	2	0	0	2	0	0	0	0	0	0	9	9	0.00	2.000

PITCHER	IP	WLS	BF	H	R	ER	SO	BB	IBB	HBP	BLK	WP	HR	S	P	ERA	WHIP

Batter	1	2	3	4	5	6	7	8	9	AB	R	H	RBI	BB	SO	LOB
Steve Sax, R (1, 4) OBP: 0.332, SLG: 0.355	0-0 G3 HR 1B		0-0 4-3 ①		0-0 4-3 ① 2-3		0-0 6-3 ③		0-0 F8 ③	5	1	1	0	0	0	1
Ken Landreaux, L (1, 8) OBP: 0.353, SLG: 0.411	0-0 G3 ① 1-2		0-0 4-3 ②		0-0 3-H 2B			0-0 SH S FC3-2 1B		4	0	2	1	0	0	1
Dusty Baker Jr., R (1, 7) OBP: 0.364, SLG: 0.476	0-0 2-H HR		0-0 ③ 1B		0-0 F8 ②			1-0 FC3-2 SH 1-2 FC1-2 HBP		3	1	2	2	0	0	1
Pedro Guerrero, R (1, 5) OBP: 0.384, SLG: 0.546	0-0 E5 G6-4-3			0-0 F9 ①	0-0 F8 ③			0-0 SH FC1-2 FC3-2 1-2 2-3		3	0	0	0	0	0	1
Steve Garvey, R (1, 3) OBP: 0.293, SLG: 0.419	0-0 G6-4-3 ② ③ 1-2f			0-0 5-3 ②		0-0 6-3 ①		0-0 FC3-2 ① FC1-2 1-2 2-3 3-Hf		4	0	0	0	0	0	4
Rick Monday, L (1, 9) OBP: 0.387, SLG: 0.520 Ron Roenicke, S (8, PH) OBP: 0.371, SLG: 0.347 (8, 9)		0-0 1B S 1B		S S S 0-3 K ③		0-0 F7 ②		0-0 FC1-2 ② 1-2 2-3 3-Hf		3 1	0 0	1 0	0 0	0 0	1 0	0 3
Bill Russell, R (1, 6) OBP: 0.352, SLG: 0.334 Greg Brock, L (8, PH) OBP: 0.125, SLG: 0.125 Mark Belanger, R (8, 6) OBP: 0.288, SLG: 0.234		0-0 G4-6-3 1-3 1B			H 1-0 3B HBP	0-0 P3 ③		0-0 3-1 ③		2 1 0	1 0 0	1 0 0	0 0 0	0 0 0	0 0 0	0 3 0
Steve Yeager, R (1, 2) OBP: 0.290, SLG: 0.317		S S S 0-3 K ①			0-0 2B 1-H 3B		0-0 B5-6-4 1B		0-0 P4 ①	4	1	2	1	0	1	2
Jerry Reuss, L (1, 1) OBP: 0.254, SLG: 0.261 Steve Howe, L (8, 1)		0-0 G4-6-3 ② ③ 1-2f			0-0 4-3 2B 3-H 2B		0-0 B5-6-4 ① ② 1-2f		S S S 0-3 K ②	3 1	1 0	1 0	1 0	0 0	0 1	3 0
Inning Stats	R: 2 E: 1 K: 0 S: 5 H: 2 LOB: 0 BB: 0 P: 5	R: 0 E: 0 K: 1 S: 6 H: 2 LOB: 1 BB: 0 P: 6	R: 0 E: 0 K: 0 S: 3 H: 1 LOB: 1 BB: 0 P: 3	R: 0 E: 0 K: 1 S: 5 H: 0 LOB: 0 BB: 0 P: 5	R: 3 E: 0 K: 0 S: 6 H: 3 LOB: 1 BB: 0 P: 7	R: 0 E: 0 K: 0 S: 3 H: 0 LOB: 0 BB: 0 P: 3	R: 0 E: 0 K: 0 S: 3 H: 1 LOB: 0 BB: 0 P: 3	R: 0 E: 1 K: 0 S: 5 H: 1 LOB: 3 BB: 0 P: 6	R: 0 E: 0 K: 1 S: 5 H: 0 LOB: 0 BB: 0 P: 5	1B: 6 2B: 2 3B: 1 HR: 1	SF: 0 SAC: 1 DP: 3 HBP: 2						

PITCHER		IP	WLS	BF	H	R	ER	SO	BB	IBB	HBP	BLK	WP	HR	S	P	ERA	WHIP
Vern Ruhle, R ERA: 4.16	(1, 1)	4.1	L	19	7	5	5	2	0	0	1	0	0	1	22	23	10.38	1.615
Bob Knepper, L ERA: 4.68	(5, 1)	2.2		9	2	0	0	0	0	0	0	0	0	0	9	9	0.00	0.750
Randy Moffitt, R ERA: 3.18	(8, 1)	0.1		4	1	0	0	0	0	0	1	0	0	0	3	4	0.00	3.000
Danny Boone, L ERA: 4.23	(8, 1)	0.1		1	0	0	0	0	0	0	0	0	0	0	1	1	0.00	0.000
Bert Roberge, R ERA: 3.8	(8, 1)	0.1		1	0	0	0	0	0	0	0	0	0	0	1	1	0.00	0.000

PITCHER		IP	WLS	BF	H	R	ER	SO	BB	IBB	HBP	BLK	WP	HR	S	P	ERA	WHIP
Dave Smith, R ERA: 4.26	(9, 1)	1.0		3	0	0	0	1	0	0	0	0	0	0	5	5	0.00	0.000

TOP

Los Angeles Dodgers @ Houston Astros

Astrodome, Houston, TX

Sat Sep 11 1982, 4:33 AM EDT

Att. 17,981 - Unknown

livebaseballscorecards.com

AB	34
R	5
H	10
RBI	5
BB	0
SO	3
LOB	19

1B: 6	SF: 0	WP: 0	PA: 37
2B: 2	SAC: 1	PB: 0	
3B: 1	DP: 3	SB: 2	
HR: 1	HBP: 2	CS: 0	

Los Angeles Dodgers @ Houston Astros

Astrodome, Houston, TX

Sat Sep 11 1982, 4:33 AM EDT

Att. 17,981 - Unknown

livebaseballscorecards.com

BOTTOM

Batter	1	2	3	4	5	6	7	8	9	AB	R	H	RBI	BB	SO	LOB
Terry Puhl, L (1, 9) OBP: 0.333, SLG: 0.392	F8		S 1B 1-3 2-H		K		FC6-4 BB 1B 1-2f		6-3	5	1	1	1	0	1	1
Dickie Thon, R (1, 6) OBP: 0.317, SLG: 0.396	4-3		FC5-4 BB 1-2		K		1B BB 1-2		5-3	3	0	0	0	2	1	0
Ray Knight, R (1, 3) OBP: 0.350, SLG: 0.406	3-1		FC5-4 1-2f		K		1B 1-2 2-H		5-3	5	0	1	1	0	1	2
Phil Garner, R (1, 5) OBP: 0.307, SLG: 0.418		P4		4-3	K	K	F9			4	0	0	0	0	1	2
Jose Cruz, L (1, 7) OBP: 0.343, SLG: 0.371		3-1		5-3		FC5-4 1B		FC6-4 BB		3	0	1	0	1	0	0
Alan Ashby, S (1, 2) OBP: 0.319, SLG: 0.422 Kevin Bass, S (8, PR) OBP: 0.083, SLG: 0.043 Luis Pujols, R (9, 2) OBP: 0.223, SLG: 0.297		6-3		E 1B 2B		FC5-4 FC5-4 1-2f		FC6-4 FC4 1-2f		4 0 0	1 0 0	1 0 0	0 0 0	0 0 0	0 0 0	2 0 0
Tony Scott, S (1, 8) OBP: 0.260, SLG: 0.287			E 1B 1B	E5 1B 2-3		FC5-4 1-2f		FC4 1B 1-2f		4	1	1	0	0	0	3
Bill Doran, S (1, 4) OBP: 0.409, SLG: 0.400			E5 1B 1-2	1-2 3-H 1B			F9	1-2 1B		4	0	2	1	0	0	1
Vern Ruhle, R (1, 1) OBP: 0.195, SLG: 0.108 Bob Knepper, L (5, 1) OBP: 0.152, SLG: 0.082 Tim Tolman, R (7, PH) Randy Moffitt, R (8, 1) Danny Boone, L (8, 1) OBP: 0.167, SLG: 0.333 Bert Roberge, R (8, 1) Art Howe, R (8, PH) OBP: 0.316, SLG: 0.322 Dave Smith, R (9, 1)			K	K			FC6-4 BB	F9		2 0 0 0 0 0 1 0	0 0 0 0 0 0 0 0	0 0 0 0 0 0 0 0	0 0 1 0 0 0 0 0	0 0 0 0 0 0 0 0	2 0 0 0 0 0 0 2	4 0 0 0 0 0 0 0
Inning Stats	R: 0 H: 0 E: 0 LOB: 0 K: 0 BB: 0 S: 3 P: 3	R: 0 H: 0 E: 0 LOB: 0 K: 0 BB: 0 S: 3 P: 3	R: 1 H: 2 E: 1 LOB: 2 K: 1 BB: 1 S: 7 P: 11	R: 1 H: 2 E: 1 LOB: 2 K: 1 BB: 0 S: 8 P: 8	R: 0 H: 0 E: 0 LOB: 0 K: 3 BB: 0 S: 9 P: 9	R: 0 H: 1 E: 0 LOB: 1 K: 1 BB: 0 S: 6 P: 6	R: 1 H: 1 E: 0 LOB: 2 K: 0 BB: 2 S: 4 P: 12	R: 0 H: 1 E: 0 LOB: 2 K: 0 BB: 1 S: 4 P: 8	R: 0 H: 0 E: 0 LOB: 0 K: 0 BB: 0 S: 3 P: 3	1B: 6 2B: 1 3B: 0 HR: 0	SF: 0 SAC: 0 DP: 0 HBP: 0			WP: 0 PB: 0 SB: 1 CS: 0	PA: 39		

	AB	35
	R	3
	H	7
	RBI	3
	BB	4
	SO	6
	LOB	17

PITCHER		IP	WLS	BF	H	R	ER	SO	BB	IBB	HBP	BLK	WP	HR	S	P	ERA	WHIP
Jerry Reuss, L ERA: 3.25	(1, 1)	7.2	W	35	7	3	2	6	4	0	0	0	0	0	43	59	2.35	1.435
Steve Howe, L ERA: 2.16	(8, 1)	1.1	S	4	0	0	0	0	0	0	0	0	0	0	4	4	0.00	0.000

PITCHER	IP	WLS	BF	H	R	ER	SO	BB	IBB	HBP	BLK	WP	HR	S	P	ERA	WHIP

Los Angeles Dodgers @ Houston Astros

Astrodome, Houston, TX

Sun Sep 12 1982, 4:33 AM EDT

Att. 15,014 - Unknown

TOP

livebaseballscorecards.com

Batter	1	2	3	4	5	6	7	8	9	AB	R	H	RBI	BB	SO	LOB
Steve Sax, R (1, 4) OBP: 0.330, SLG: 0.352	SSS 0-3 ① K		x 0-0 ②③ G5-4-3 1-2f	x 0-0 ③ F9		x 0-0 ③ G3			x 0-0 ① 5-3	5	0	0	0	0	1	3
Bill Russell, R (1, 6) OBP: 0.354, SLG: 0.336	BBBB 4-0 F8-4 1B BB			x 0-0 BB 1B 1B	x 0-0 ① L5		x 0-0 ① 1-3		x 0-0 2-H 1B	4	1	2	1	1	0	0
Dusty Baker Jr., R (1, 7) OBP: 0.366, SLG: 0.477	x 0-0 1-2 1B			x 0-0 BB 1-2 1B 1B	x 0-0 1B S 1B 1B		x 0-0 ② F8		x 0-0 ② F9	5	2	3	0	0	0	1
Pedro Guerrero, R (1, 5) OBP: 0.386, SLG: 0.545	x 0-0 ②③ F8-4 2-3			BBBB 4-0 1B SF7 1-2 2-3 BB	x 0-0 1B 1-3 1B		x 0-0 S 1B		x 0-0 ③ 5-3	4	1	2	0	1	0	3
Steve Garvey, R (1, 3) OBP: 0.295, SLG: 0.420		x 0-0 ① F8		x 0-0 4-3 2B 1-3 2-H 3-H 1B	x 0-0 1-3 3-H 1B		x 0-0 ③ F8 1-2			4	1	2	3	0	0	1
Mike Marshall, R (1, 9) OBP: 0.323, SLG: 0.410 Derrel Thomas, S (8, 9) OBP: 0.371, SLG: 0.340		x 0-0 ② F7		x 0-0 ① SF7 3-H	SSS 0-3 ② K			x 0-0 ① 6-3		3 0	0 0	0 0	1 0	0 0	1 0	2 0
Ron Roenicke, S (1, 8) OBP: 0.361, SLG: 0.336		x 0-0 ③ 6-3		x 0-0 ② 4-3 1-2	x 0-0 ③ F9			SSS 0-3 ② K		4	0	0	0	0	1	3
Steve Yeager, R (1, 2) OBP: 0.294, SLG: 0.317			x 0-0 G5-4-3 1B	4-0 2B IBB		x 0-0 ① 6-3		x 0-0 ③ 5-3		3	1	1	0	1	0	0
Ricky Wright, L (1, 1) OBP: 0.125, SLG: 0.250 Ron Cey, R (4, PH) OBP: 0.326, SLG: 0.428 Jose Morales, R (4, PH) OBP: 0.313, SLG: 0.357 Alex Taveras, R (4, PR) Dave Stewart, R (4, 1) OBP: 0.205, SLG: 0.211 Terry Forster, L (7, 1) Greg Brock, L (9, PH) OBP: 0.222, SLG: 0.333 Steve Howe, L (9, 1)			SSS 0-3 ① K	x 0-0 1-H 2-H 2B		x 0-0 ② 5-3			x 0-0 1B 2B	1 0 1 0 1 0 0 1 0	0 0 0 0 0 0 0 1 0	0 0 1 0 0 0 0 1 0	0 0 2 0 0 0 0 1 0	0 0 0 0 0 0 0 0 0	1 0 0 0 0 0 0 0 0	1 0 0 0 0 0 0 0 0
Inning Stats	R: 0 E: 0 K: 1 S: 5 H: 1 LOB: 1 BB: 1 P: 9	R: 0 E: 0 K: 0 S: 3 H: 0 LOB: 0 BB: 0 P: 3	R: 0 E: 0 K: 1 S: 5 H: 1 LOB: 0 BB: 0 P: 5	R: 5 E: 0 K: 0 S: 7 H: 4 LOB: 1 BB: 2 P: 15	R: 1 E: 0 K: 1 S: 8 H: 3 LOB: 2 BB: 0 P: 8	R: 0 E: 0 K: 0 S: 3 H: 0 LOB: 0 BB: 0 P: 3	R: 0 E: 0 K: 0 S: 4 H: 1 LOB: 1 BB: 0 P: 4	R: 0 E: 0 K: 1 S: 5 H: 0 LOB: 0 BB: 0 P: 5	R: 1 E: 0 K: 0 S: 5 H: 2 LOB: 1 BB: 0 P: 5	1B: 10 2B: 3 3B: 0 HR: 0	SF: 1 SAC: 0 DP: 2 HBP: 0					

AB	36
R	7
H	12
RBI	7
BB	3
SO	4
LOB	14

WP: 0 PB: 0 SB: 2 CS: 0 PA: 40

PITCHER		IP	WLS	BF	H	R	ER	SO	BB	IBB	HBP	BLK	WP	HR	S	P	ERA	WHIP
Frank DiPino, L ERA: 7.0	(1, 1)	4.0	L	19	6	5	5	2	2	1	0	0	0	0	20	32	11.25	2.000
Frank LaCorte, R ERA: 4.33	(5, 1)	3.0		13	4	1	1	1	0	0	0	0	0	0	15	15	3.00	1.333
Mark Ross, R ERA: 4.5	(8, 1)	2.0		8	2	1	1	1	0	0	0	0	0	0	10	10	4.50	1.000

PITCHER	IP	WLS	BF	H	R	ER	SO	BB	IBB	HBP	BLK	WP	HR	S	P	ERA	WHIP

Batter	1	2	3	4	5	6	7	8	9	AB	R	H	RBI	BB	SO	LOB
Terry Puhl, L (1, 9) OBP: 0.331, SLG: 0.390	0-0 1B SF7 1B	0-0 G3		0-0 F9			0-0 5-3		0-0 FC4-6 1-2f	5	1	1	0	0	0	3
Dickie Thon, R (1, 6) OBP: 0.320, SLG: 0.395	0-0 S 1B 1-3 1B		BBBB 4-0 S BB		0-0 6-3		BBBB 4-0 1B BB		0-0 F9	3	1	1	0	2	0	1
Ray Knight, R (1, 3) OBP: 0.350, SLG: 0.406	0-0 SF7 3-H		0-0 F8		0-0 6-3		0-0 1-3 1B			3	0	1	1	0	0	1
Jose Cruz, L (1, 7) OBP: 0.341, SLG: 0.368	SSS 0-3 K		0-0 F8 1-2		0-0 5-3		SSS 0-3 K			4	0	0	0	0	2	4
Alan Ashby, S (1, 2) OBP: 0.318, SLG: 0.419	0-0 1B 1-H		SSS 0-3 K2-3			0-0 F7		0-0 F9		4	0	1	1	0	1	1
Bill Doran, S (1, 4) OBP: 0.385, SLG: 0.417	0-0 4-3			0-0 1-3		0-0 2B		0-0 6-3		4	0	1	0	0	0	1
Art Howe, R (1, 5) OBP: 0.315, SLG: 0.324		0-0 6-3		0-0 1B 2B		0-0 P3		0-0 6-3		4	1	1	0	0	0	1
Scott Loucks, R (1, 8) OBP: 0.174, SLG: 0.136		0-0 E5 SH3		0-0 S 2-H 1B		SSS 0-3 K			0-0 FC4-6 1B	4	0	2	1	0	1	1
Frank DiPino, L (1, 1) Larry Ray, L (4, PH) Frank LaCorte, R (5, 1) Denny Walling, L (7, PH) OBP: 0.307, SLG: 0.260 Mark Ross, R (8, 1) Tim Tolman, R (9, PH)		0-0 SH3 1-2		SSS 0-3 K 1-2			0-0 6-3		0-0 F8	0 1 0 1 0 1	0 0 0 0 0 0	0 0 0 0 0 0	0 1 0 0 0 0	0 0 0 0 0 0	0 1 0 0 0 0	0 1 0 0 0 1
Inning Stats	R: 2 E: 0 K: 1 S: 8 H: 3 LOB: 1 BB: 0 P: 8	R: 0 E: 1 K: 0 S: 4 H: 0 LOB: 1 BB: 0 P: 4	R: 0 E: 0 K: 1 S: 5 H: 0 LOB: 1 BB: 1 P: 9	R: 1 E: 0 K: 1 S: 7 H: 2 LOB: 1 BB: 0 P: 7	R: 0 E: 0 K: 0 S: 3 H: 0 LOB: 0 BB: 0 P: 3	R: 0 E: 0 K: 1 S: 6 H: 1 LOB: 1 BB: 0 P: 6	R: 0 E: 0 K: 1 S: 6 H: 1 LOB: 2 BB: 1 P: 10	R: 0 E: 0 K: 0 S: 3 H: 0 LOB: 0 BB: 0 P: 3	R: 0 E: 0 K: 0 S: 4 H: 1 LOB: 1 BB: 0 P: 4	1B: 6 2B: 2 3B: 0 HR: 0	SF: 1 SAC: 1 DP: 0 HBP: 0						

PITCHER		IP	WLS	BF	H	R	ER	SO	BB	IBB	HBP	BLK	WP	HR	S	P	ERA	WHIP
Ricky Wright, L ERA: 3.23	(1, 1)	3.0		14	3	2	2	2	1	0	0	0	0	0	17	21	6.00	1.333
Dave Stewart, R ERA: 3.95	(4, 1)	3.2	W	16	4	1	1	2	1	0	0	0	0	0	19	23	2.46	1.364
Terry Forster, L ERA: 3.08	(7, 1)	1.1		4	0	0	0	1	0	0	0	0	0	0	6	6	0.00	0.000
Steve Howe, L ERA: 2.14	(9, 1)	1.0		4	1	0	0	0	0	0	0	0	0	0	4	4	0.00	1.000

PITCHER	IP	WLS	BF	H	R	ER	SO	BB	IBB	HBP	BLK	WP	HR	S	P	ERA	WHIP

BOTTOM

Los Angeles Dodgers @ Houston Astros

Astrodome, Houston, TX

Sun Sep 12 1982, 4:33 AM EDT

Att. 15,014 - Unknown

livebaseballscorecards.com

AB	34
R	3
H	8
RBI	3
BB	2
SO	5
LOB	15

WP: 0 PB: 0 SB: 3 CS: 0 PA: 38

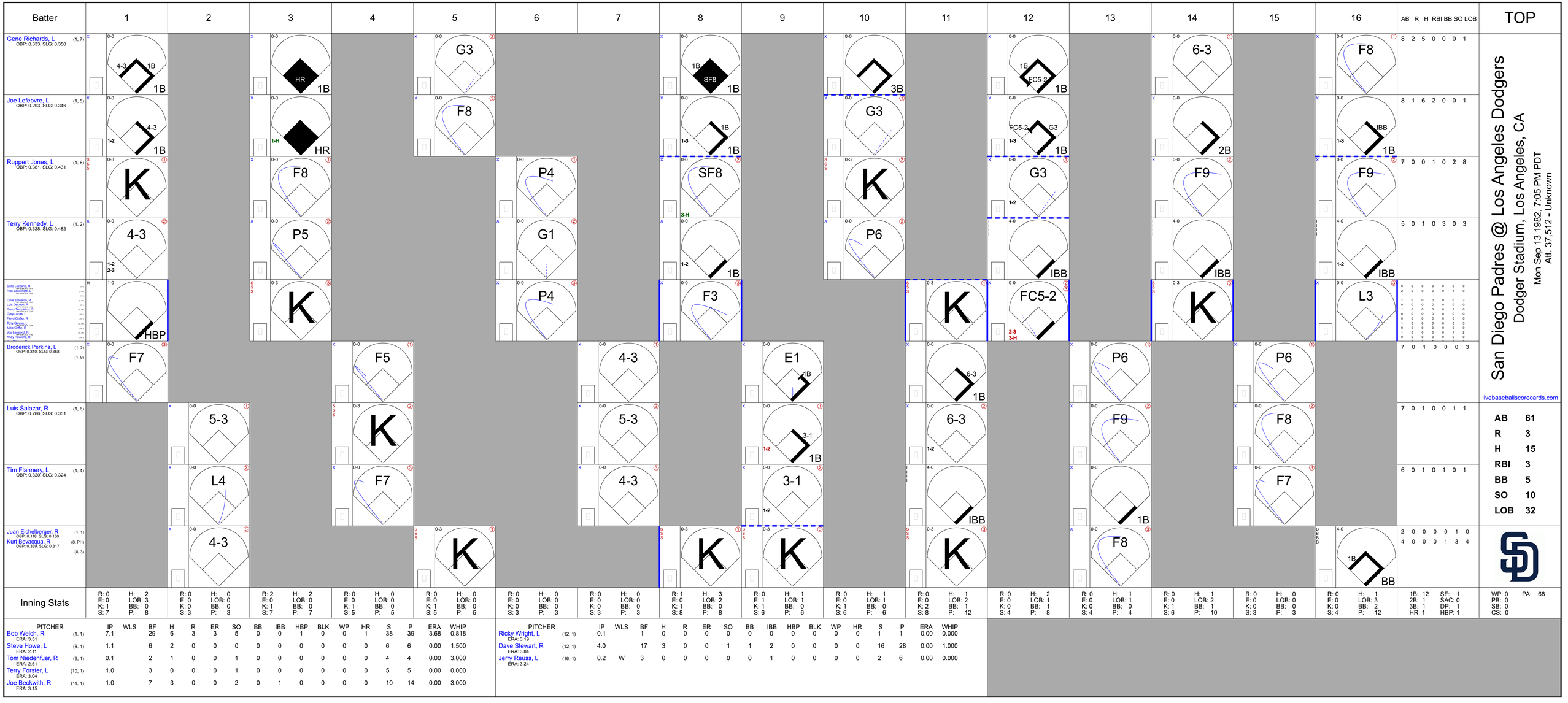

San Diego Padres @ Los Angeles Dodgers

Dodger Stadium, Los Angeles, CA

Mon Sep 13 1982, 7:05 PM PDT

Att. 37,512 - Unknown

livebaseballscorecards.com

Batter	1	2	3	4	5	6	7	8	9	10	11	12	13	14	15	16	AB	R	H	RBI	BB	SO	LOB
Gene Richards, L (1, 7) OBP: 0.333, SLG: 0.350	0-0 4-3 1B 1B		0-0 HR 1B		0-0 G3			0-0 1B SF8 1B		0-0 3B		0-0 1B FC5-2 1B		0-0 6-3		0-0 F8	8	2	5	0	0	0	1
Joe Lefebvre, L (1, 5) OBP: 0.293, SLG: 0.346	0-0 4-3 1-2 1B		0-0 1-H HR		0-0 F8			0-0 1B 1-3 1B		0-0 G3		0-0 FC5-2 G3 1-3 1B		0-0 2B		0-0 IBB 1-3 1B	8	1	6	2	0	0	1
Ruppert Jones, L (1, 8) OBP: 0.381, SLG: 0.431	0-3 K		0-0 F8			0-0 P4		0-0 SF8 3-H		0-3 K		0-0 G3 1-2		0-0 F9		0-0 F9	7	0	0	1	0	2	8
Terry Kennedy, L (1, 2) OBP: 0.328, SLG: 0.482	0-0 4-3 1-2 2-3		0-0 P5			0-0 G1		0-0 1-2 1B		0-0 P6		4-0 IBB		4-0 IBB		4-0 1-2 IBB	5	0	1	0	3	0	3
Sixto Lezcano, R (2, 4) Rick Lancellotti, L (2, 5) Dave Edwards, R (2, 6) Luis DeLeon, R (4, 1) Garry Templeton, S (2, 8) Gary Lucas, L (2, 1) Floyd Chiffer, R (2, 7) Tony Gwynn, L (2, 9) Mike Griffin, R (2, 3) Joe Langford, R (2, 8) Andy Hawkins, R (2, 1)	H 1-0 HBP		0-3 K			0-0 P4		0-0 F3			0-3 K	0-0 FC5-2 2-3 3-H		0-3 K		0-0 L3	0	0	0	0	0	0	0
Broderick Perkins, L (1, 3) OBP: 0.340, SLG: 0.358 (1, 9)	0-0 F7			0-0 F5			0-0 4-3		0-0 E1 1B		0-0 6-3 1B		0-0 P6		0-0 P6		7	0	1	0	0	0	3
Luis Salazar, R (1, 6) OBP: 0.286, SLG: 0.351		0-0 5-3		0-3 K			0-0 5-3		0-0 3-1 1-2 1B		0-0 6-3 1-2		0-0 F9		0-0 F8		7	0	1	0	0	1	1
Tim Flannery, L (1, 4) OBP: 0.320, SLG: 0.324		0-0 L4		0-0 F7			0-0 4-3		0-0 3-1 1-2		4-0 IBB		0-0 1B		0-0 F7		6	0	1	0	1	0	1
Juan Eichelberger, R (1, 1) OBP: 0.118, SLG: 0.160 Kurt Bevacqua, R (8, PH) OBP: 0.339, SLG: 0.317 (8, 3)		0-0 4-3			0-3 K			0-3 K	0-3 K		0-3 K		0-0 F8			4-0 1B BB	2	0	0	0	0	1	0
																	4	0	0	0	1	3	4

Inning Stats	1	2	3	4	5	6	7	8	9	10	11	12	13	14	15	16	AB	R	H	RBI	BB	SO	LOB
	R: 0 E: 0 K: 1 S: 7	H: 2 LOB: 3 BB: 0 P: 8	R: 0 E: 0 K: 0 S: 3	H: 0 LOB: 0 BB: 0 P: 3	R: 2 E: 0 K: 1 S: 7	H: 2 LOB: 0 BB: 0 P: 7	R: 0 E: 0 K: 1 S: 5	H: 0 LOB: 0 BB: 0 P: 5	R: 0 E: 0 K: 1 S: 5	H: 0 LOB: 0 BB: 0 P: 5	R: 0 E: 0 K: 0 S: 3	H: 0 LOB: 0 BB: 0 P: 3	R: 0 E: 0 K: 0 S: 3	H: 0 LOB: 0 BB: 0 P: 3	R: 1 E: 0 K: 1 S: 8	H: 3 LOB: 2 BB: 0 P: 8	R: 0 E: 1 K: 1 S: 6	H: 1 LOB: 1 BB: 0 P: 6	R: 0 E: 0 K: 1 S: 6	H: 1 LOB: 1 BB: 0 P: 6	R: 0 E: 0 K: 2 S: 8	H: 1 LOB: 2 BB: 1 P: 12	R: 0 E: 0 K: 0 S: 4	H: 2 LOB: 1 BB: 1 P: 8	R: 0 E: 0 K: 0 S: 4	H: 1 LOB: 1 BB: 0 P: 4	R: 0 E: 0 K: 1 S: 6	H: 1 LOB: 2 BB: 1 P: 10	R: 0 E: 0 K: 0 S: 3	H: 0 LOB: 0 BB: 0 P: 3	R: 0 E: 0 K: 0 S: 4	H: 1 LOB: 3 BB: 2 P: 12	1B: 12 2B: 1 3B: 1 HR: 1	SF: 1 SAC: 0 DP: 1 HBP: 1	WP: 0 PB: 0 SB: 0 CS: 0	PA: 68

PITCHER		IP	WLS	BF	H	R	ER	SO	BB	IBB	HBP	BLK	WP	HR	S	P	ERA	WHIP
Bob Welch, R ERA: 3.51	(1, 1)	7.1		29	6	3	3	5	0	0	1	0	0	1	38	39	3.68	0.818
Steve Howe, L ERA: 2.11	(8, 1)	1.1		6	2	0	0	0	0	0	0	0	0	0	6	6	0.00	1.500
Tom Niedenfuer, R ERA: 2.51	(9, 1)	0.1		2	1	0	0	1	0	0	0	0	0	0	4	4	0.00	3.000
Terry Forster, L ERA: 3.04	(10, 1)	1.0		3	0	0	0	1	0	0	0	0	0	0	5	5	0.00	0.000
Joe Beckwith, R ERA: 3.15	(11, 1)	1.0		7	3	0	0	2	0	1	0	0	0	0	10	14	0.00	3.000

PITCHER		IP	WLS	BF	H	R	ER	SO	BB	IBB	HBP	BLK	WP	HR	S	P	ERA	WHIP
Ricky Wright, L ERA: 3.19	(12, 1)	0.1		1	0	0	0	0	0	0	0	0	0	0	1	1	0.00	0.000
Dave Stewart, R ERA: 3.84	(12, 1)	4.0		17	3	0	0	1	1	2	0	0	0	0	16	28	0.00	1.000
Jerry Reuss, L ERA: 3.24	(16, 1)	0.2	W	3	0	0	0	0	0	1	0	0	0	0	2	6	0.00	0.000

AB	61
R	3
H	15
RBI	3
BB	5
SO	10
LOB	32

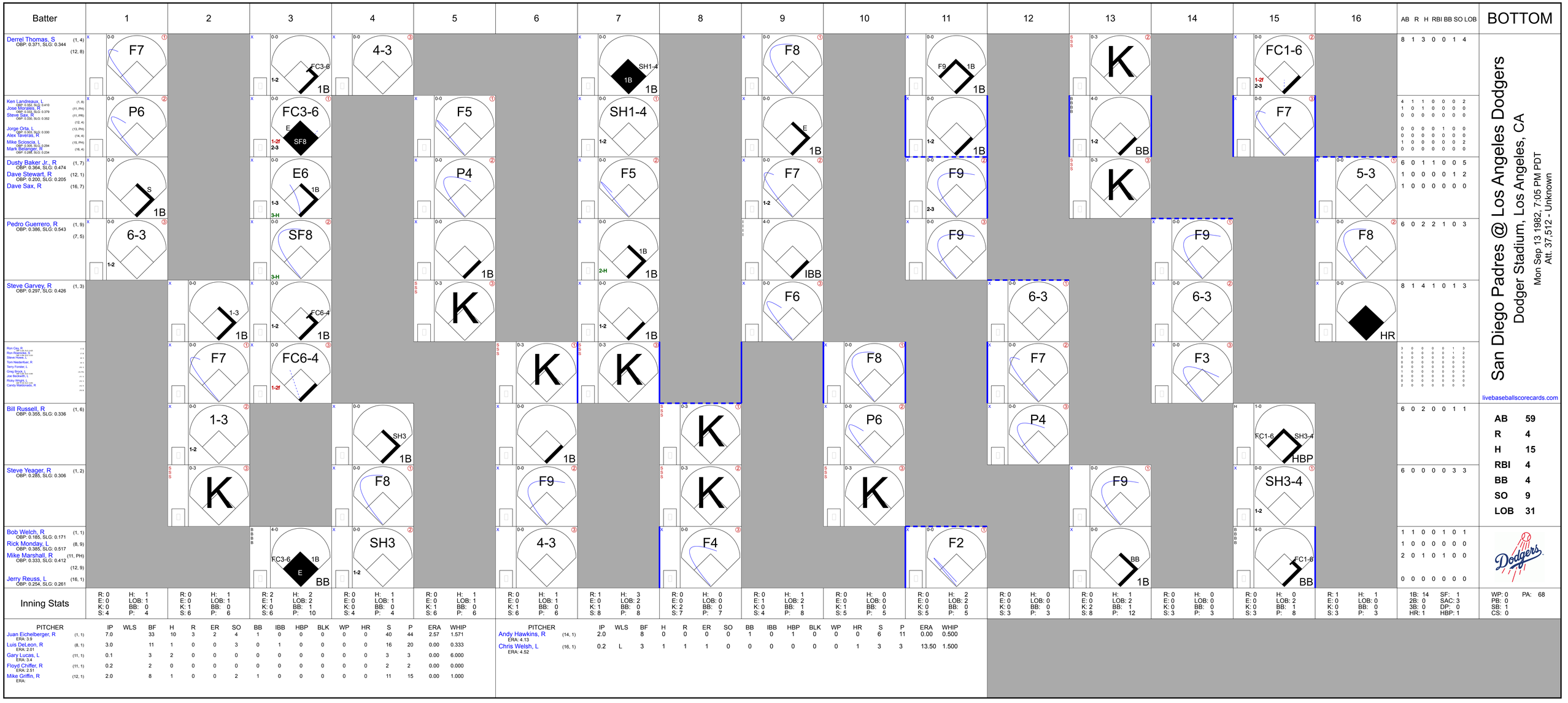
Batter
1
2
3
4
5
6
7
8
9
10
11
12
13
14
15
16
AB R H RBI BB SO LOB
BOTTOM
Derrel Thomas, S (1, 4) OBP: 0.371, SLG: 0.344 (12, 8)
F7
4-3
SH1-4
F8
F9
K
FC1-6
Ken Landreaux, L (1, 8)
Jose Morales, R (11, PH) OBP: 0.333, SLG: 0.379
Steve Sax, L (11, PR) OBP: 0.335, SLG: 0.352 (12, 4)
Jorge Orta, L (13, PH) OBP: 0.302, SLG: 0.330
Alex Taveras, R (14, 4)
Mike Scioscia, L (15, PH) OBP: 0.294, SLG: 0.294
Mark Belanger, R (16, 4) OBP: 0.268, SLG: 0.234
P6
FC3-6
F5
SH1-4
F7
E
BB
FC1-6
Dusty Baker Jr., R (1, 7) OBP: 0.364, SLG: 0.474
Dave Stewart, R (12, 1) OBP: 0.200, SLG: 0.205
Dave Sax, R (16, 7)
S
E6
P4
F5
F9
5-3
Pedro Guerrero, R (1, 9) OBP: 0.386, SLG: 0.543 (7, 5)
6-3
SF8
IBB
HR
Steve Garvey, R (1, 3) OBP: 0.297, SLG: 0.426
1-3
FC6-4
F6
Ron Cey, R (7, 9) OBP: 0.333, SLG: 0.429
Ron Roenicke, R (9, 7) OBP: 0.000, SLG: 0.000
Steve Howe, L (9, 1)
Tom Niedenfuer, R (9, 1)
Terry Forster, L (10, 1)
Greg Brock, L (10, PH) OBP: 0.000, SLG: 0.000
Joe Beckwith, L (11, 1)
Ricky Wright, L (11, PH) OBP: 0.000, SLG: 0.000
Candy Maldonado, R (12, 9)
F3
Bill Russell, R (1, 6) OBP: 0.355, SLG: 0.336
SH3
P6
P4
FC1-6
SH3-4
HBP
Steve Yeager, R (1, 2) OBP: 0.285, SLG: 0.306
Bob Welch, R (1, 1) OBP: 0.185, SLG: 0.171
Rick Monday, L (8, 9) OBP: 0.385, SLG: 0.517
Mike Marshall, R (11, PH) OBP: 0.333, SLG: 0.412 (12, 9)
Jerry Reuss, L (16, 1) OBP: 0.254, SLG: 0.261
F4
F2
FC1-6
Inning Stats
R: 0 E: 0 K: 0 S: 4 H: 1 LOB: 1 BB: 0 P: 4
R: 0 E: 0 K: 1 S: 6 H: 1 LOB: 1 BB: 0 P: 6
R: 2 E: 1 K: 0 S: 6 H: 2 LOB: 2 BB: 1 P: 10
R: 0 E: 0 K: 0 S: 4 H: 1 LOB: 1 BB: 0 P: 4
R: 0 E: 0 K: 1 S: 6 H: 1 LOB: 1 BB: 0 P: 6
R: 0 E: 0 K: 1 S: 6 H: 1 LOB: 1 BB: 0 P: 6
R: 1 E: 0 K: 1 S: 8 H: 3 LOB: 2 BB: 0 P: 8
R: 0 E: 0 K: 2 S: 7 H: 0 LOB: 0 BB: 0 P: 7
R: 0 E: 1 K: 0 S: 4 H: 1 LOB: 2 BB: 1 P: 8
R: 0 E: 0 K: 1 S: 5 H: 0 LOB: 0 BB: 0 P: 5
R: 0 E: 0 K: 0 S: 5 H: 2 LOB: 2 BB: 0 P: 5
R: 0 E: 0 K: 0 S: 3 H: 0 LOB: 0 BB: 0 P: 3
R: 0 E: 0 K: 2 S: 8 H: 1 LOB: 2 BB: 1 P: 12
R: 0 E: 0 K: 0 S: 3 H: 0 LOB: 0 BB: 0 P: 3
R: 0 E: 0 K: 0 S: 3 H: 0 LOB: 2 BB: 1 P: 8
R: 1 E: 0 K: 0 S: 3 H: 1 LOB: 0 BB: 0 P: 3
1B: 14 2B: 0 3B: 0 HR: 1
SF: 1 SAC: 3 DP: 0 HBP: 1
WP: 0 PB: 0 SB: 1 CS: 0
PA: 68
PITCHER IP WLS BF H R ER SO BB IBB HBP BLK WP HR S P ERA WHIP
Juan Eichelberger, R (1, 1) ERA: 3.9 7.0 33 10 3 2 4 1 0 0 0 0 0 40 44 2.57 1.571
Luis DeLeon, R (8, 1) ERA: 2.01 3.0 11 1 0 0 3 0 1 0 0 0 0 16 20 0.00 0.333
Gary Lucas, L (11, 1) ERA: 3.4 0.1 3 2 0 0 0 0 0 0 0 0 0 3 3 0.00 6.000
Floyd Chiffer, R (11, 1) ERA: 2.51 0.2 2 0 0 0 0 0 0 0 0 0 0 2 2 0.00 0.000
Mike Griffin, R (12, 1) ERA: 2.0 8 1 0 0 2 1 0 0 0 0 0 11 15 0.00 1.000
PITCHER IP WLS BF H R ER SO BB IBB HBP BLK WP HR S P ERA WHIP
Andy Hawkins, R (14, 1) ERA: 4.13 2.0 8 0 0 0 0 1 0 1 0 0 0 1 3 6 11 0.00 0.500
Chris Welsh, L (16, 1) ERA: 4.52 0.2 L 3 1 1 1 0 0 0 0 0 0 0 1 3 3 13.50 1.500
San Diego Padres @ Los Angeles Dodgers
Dodger Stadium, Los Angeles, CA
Mon Sep 13 1982, 7:05 PM PDT
Att: 37,512 - Unknown
livebaseballscorecards.com
AB 59
R 4
H 15
RBI 4
BB 4
SO 9
LOB 31

Batter	1	2	3	4	5	6	7	8	9	AB	R	H	RBI	BB	SO	LOB
Gene Richards, L (1, 7) OBP: 0.332, SLG: 0.349	1-3			K		CS 1B			F8	4	0	1	0	0	1	0
Joe Lefebvre, L (1, 5) OBP: 0.297, SLG: 0.349	4-3			1B		CS 1-2	1B		L5	4	0	2	0	0	0	0
Kurt Bevacqua, R (1, 9) OBP: 0.328, SLG: 0.306	K			F9			F9		F8	4	0	0	0	0	1	2
Terry Kennedy, L (1, 3) OBP: 0.328, SLG: 0.481		F7		P3			1-3 1B			3	0	1	0	0	0	1
Luis Salazar, R (1, 6) OBP: 0.285, SLG: 0.349		F9			P6		K			3	0	0	0	0	1	1
Ruppert Jones, L (1, 8) OBP: 0.381, SLG: 0.430		K			G3			G2 1B		3	0	1	0	0	1	0
Steve Swisher, R (1, 2) OBP: 0.288, SLG: 0.362			F8		6-3			G2 1-2		3	0	0	0	0	0	1
Joe Pittman, R (1, 4) OBP: 0.275, SLG: 0.262			K			P3		1B		3	0	1	0	0	1	0
Eric Show, R (1, 1) OBP: 0.088, SLG: 0.088			K			6-3		F3		2	0	0	0	0	1	0
Garry Templeton, S (8, PH) OBP: 0.281, SLG: 0.354										1	0	0	0	0	0	1
Luis DeLeon, R (8, 1) OBP: 0.167, SLG: 0.182										0	0	0	0	0	0	0
Inning Stats	R: 0 E: 0 K: 1 S: 5 H: 0 LOB: 0 BB: 0 P: 5	R: 0 E: 0 K: 1 S: 5 H: 0 LOB: 0 BB: 0 P: 5	R: 0 E: 0 K: 2 S: 7 H: 0 LOB: 0 BB: 0 P: 7	R: 0 E: 0 K: 1 S: 6 H: 1 LOB: 1 BB: 0 P: 6	R: 0 E: 0 K: 0 S: 3 H: 0 LOB: 0 BB: 0 P: 3	R: 0 E: 0 K: 0 S: 3 H: 1 LOB: 0 BB: 0 P: 3	R: 0 E: 0 K: 1 S: 6 H: 2 LOB: 1 BB: 0 P: 6	R: 0 E: 0 K: 0 S: 4 H: 2 LOB: 1 BB: 0 P: 4	R: 0 E: 0 K: 0 S: 3 H: 0 LOB: 0 BB: 0 P: 3	1B: 6 2B: 0 3B: 0 HR: 0 SF: 0 SAC: 0 DP: 0 HBP: 0						

PITCHER	IP	WLS	BF	H	R	ER	SO	BB	IBB	HBP	BLK	WP	HR	S	P	ERA	WHIP
Fernando Valenzuela, L (1, 1) ERA: 2.86	9.0	W	30	6	0	0	6	0	0	0	0	0	0	42	42	0.00	0.667

PITCHER	IP	WLS	BF	H	R	ER	SO	BB	IBB	HBP	BLK	WP	HR	S	P	ERA	WHIP

TOP

San Diego Padres @ Los Angeles Dodgers

Dodger Stadium, Los Angeles, CA

Tue Sep 14 1982, 7:05 PM PDT

Att. 44,302 - Unknown

livebaseballscorecards.com

AB	30
R	0
H	6
RBI	0
BB	0
SO	6
LOB	6

WP: 0 PA: 31
PB: 0
SB: 0
CS: 1

Batter	1	2	3	4	5	6	7	8	9	AB	R	H	RBI	BB	SO	LOB
Derrel Thomas, S (1, 4) OBP: 0.351, SLG: 0.323	4-3		G6-3 1-2f			6-3		F7		4	0	0	0	0	0	1
Ken Landreaux, L (1, 8) OBP: 0.356, SLG: 0.420	2B 2B		1B			E4		3B		4	1	3	0	0	0	0
Dusty Baker Jr., R (1, 7) OBP: 0.362, SLG: 0.470	K		P4			F8		F9		4	0	0	0	0	1	4
Pedro Guerrero, R (1, 9) (8, 5) OBP: 0.385, SLG: 0.544	2-H 2B			5-3		F8				3	0	1	1	0	0	1
Steve Garvey, R (1, 3) OBP: 0.298, SLG: 0.426	K			4-3			SH1-3 1B			3	0	1	0	0	1	1
Ron Cey, R (1, 5) OBP: 0.323, SLG: 0.424 Ron Roenicke, S (7, PH) (8, 9) OBP: 0.358, SLG: 0.333		K		5-3			SH1-3 1-2			2 0	0 0	0 0	0 0	0 0	1 0	0 0
Mike Scioscia, L (1, 2) OBP: 0.305, SLG: 0.294		F7			G6-3 1B		K			3	0	1	0	0	1	1
Bill Russell, R (1, 6) OBP: 0.353, SLG: 0.333		F8			G6-3 1-2f		4-3			3	0	0	0	0	0	2
Fernando Valenzuela, L (1, 1) OBP: 0.187, SLG: 0.207			G6-3 1B		1-3			4-3		3	0	1	0	0	0	0
Inning Stats	R: 1 E: 0 K: 2 S: 9 H: 2 LOB: 1 BB: 0 P: 9	R: 0 E: 0 K: 1 S: 5 H: 0 LOB: 0 BB: 0 P: 5	R: 0 E: 0 K: 0 S: 4 H: 2 LOB: 1 BB: 0 P: 4	R: 0 E: 0 K: 0 S: 3 H: 0 LOB: 0 BB: 0 P: 3	R: 0 E: 0 K: 0 S: 3 H: 1 LOB: 0 BB: 0 P: 3	R: 0 E: 1 K: 0 S: 4 H: 0 LOB: 1 BB: 0 P: 4	R: 0 E: 0 K: 1 S: 6 H: 1 LOB: 1 BB: 0 P: 6	R: 0 E: 0 K: 0 S: 4 H: 1 LOB: 1 BB: 0 P: 4		1B: 4 2B: 2 3B: 1 HR: 0 SF: 0 SAC: 1 DP: 2 HBP: 0						

PITCHER		IP	WLS	BF	H	R	ER	SO	BB	IBB	HBP	BLK	WP	HR	S	P	ERA	WHIP
Eric Show, R ERA: 2.49	(1, 1)	7.0	L	26	6	1	1	4	0	0	0	0	0	0	34	34	1.29	0.857
Luis DeLeon, R ERA: 1.99	(8, 1)	1.0		4	1	0	0	0	0	0	0	0	0	0	4	4	0.00	1.000

PITCHER	IP	WLS	BF	H	R	ER	SO	BB	IBB	HBP	BLK	WP	HR	S	P	ERA	WHIP

BOTTOM

San Diego Padres @ Los Angeles Dodgers

Dodger Stadium, Los Angeles, CA

Tue Sep 14 1982, 7:05 PM PDT

Att. 44,302 - Unknown

livebaseballscorecards.com

AB	29
R	1
H	7
RBI	1
BB	0
SO	4
LOB	10

WP: 0 PA: 30
PB: 0
SB: 0
CS: 0

San Diego Padres @ Los Angeles Dodgers

Dodger Stadium, Los Angeles, CA

Wed Sep 15 1982, 7:05 PM PDT

Att. 40,343 - Unknown

TOP

livebaseballscorecards.com

Batter	1	2	3	4	5	6	7	8	9	AB	R	H	RBI	BB	SO	LOB
Gene Richards, L (1, 7) OBP: 0.329, SLG: 0.346	F7		F7			4-3		F7		4	0	0	0	0	0	0
Joe Lefebvre, L (1, 5) OBP: 0.292, SLG: 0.342	3-1		L3			K			F8	4	0	0	0	0	1	0
Ruppert Jones, L (1, 8) OBP: 0.379, SLG: 0.431	F7			F8		2B			F8	4	0	1	0	0	0	0
Terry Kennedy, L (1, 2) OBP: 0.326, SLG: 0.477		4-3		6-3		6-3			F8	4	0	0	0	0	0	1
Broderick Perkins, L (1, 9) (7, 3) OBP: 0.337, SLG: 0.354		F8		P5			4-3			3	0	0	0	0	0	0
Luis Salazar, R (1, 6) OBP: 0.285, SLG: 0.349		WP 1B			5-3		F9			3	0	1	0	0	0	0
Kurt Bevacqua, R (1, 3) OBP: 0.328, SLG: 0.300		BBBB 4-0 FC4-6 1-2 BB			F9		F7			2	0	0	0	1	0	0
Gary Lucas, L (7, 1)										0	0	0	0	0	0	0
Tim Flannery, L (1, 4) OBP: 0.320, SLG: 0.325		FC4-6 1-2f			1B			F7		3	0	1	0	0	0	2
John Montefusco, R (1, 1) OBP: 0.155, SLG: 0.111			5-3		K			3-1		1	0	0	0	0	0	0
Rick Lancellotti, L (5, PH) OBP: 0.216, SLG: 0.229										1	0	0	0	0	1	1
Mike Griffin, R (5, 1)										0	0	0	0	0	0	0
Tony Gwynn, L (7, 9) OBP: 0.316, SLG: 0.356										1	0	0	0	0	0	0
Inning Stats	R: 0 E: 0 K: 0 S: 3 H: 0 LOB: 0 BB: 0 P: 3	R: 0 E: 0 K: 0 S: 4 H: 1 LOB: 2 BB: 1 P: 8	R: 0 E: 0 K: 0 S: 3 H: 0 LOB: 0 BB: 0 P: 3	R: 0 E: 0 K: 0 S: 3 H: 0 LOB: 0 BB: 0 P: 3	R: 0 E: 0 K: 1 S: 6 H: 1 LOB: 1 BB: 0 P: 6	R: 0 E: 0 K: 1 S: 6 H: 1 LOB: 1 BB: 0 P: 6	R: 0 E: 0 K: 0 S: 3 H: 0 LOB: 0 BB: 0 P: 3	R: 0 E: 0 K: 0 S: 3 H: 0 LOB: 0 BB: 0 P: 3	R: 0 E: 0 K: 0 S: 3 H: 0 LOB: 0 BB: 0 P: 3	1B: 2 2B: 1 3B: 0 HR: 0	SF: 0 SAC: 0 DP: 0 HBP: 0						

PITCHER	IP	WLS	BF	H	R	ER	SO	BB	IBB	HBP	BLK	WP	HR	S	P	ERA	WHIP
Burt Hooton, R (1, 1) ERA: 3.91	9.0	W	31	3	0	0	2	1	0	0	0	1	0	34	38	0.00	0.444

PITCHER	IP	WLS	BF	H	R	ER	SO	BB	IBB	HBP	BLK	WP	HR	S	P	ERA	WHIP

AB	30
R	0
H	3
RBI	0
BB	1
SO	2
LOB	4

WP: 1 PB: 0 SB: 0 CS: 0 PA: 31

Batter	1	2	3	4	5	6	7	8	9	AB	R	H	RBI	BB	SO	LOB
Derrel Thomas, S (1, 4) OBP: 0.346, SLG: 0.319	K	F7			6-3		S 1B			4	0	1	0	0	1	1
Ken Landreaux, L (1, 8) OBP: 0.353, SLG: 0.416	P5		L3		5-3		K 1-2			4	0	0	0	0	1	1
Dusty Baker Jr., R (1, 7) OBP: 0.363, SLG: 0.471	2B		HR BB		F8		P4			3	1	1	0	1	0	1
Pedro Guerrero, R (1, 9) OBP: 0.384, SLG: 0.547 (4, 5) Alex Taveras, R (9, 5)	K		1-H HR			4-3	F8			4 0	1 0	1 0	2 0	0 0	1 0	2 0
Steve Garvey, R (1, 3) OBP: 0.297, SLG: 0.424		E3 1B 1B	6-3			BB 1B 1B		F3		4	2	1	0	0	0	0
Ron Cey, R (1, 5) OBP: 0.325, SLG: 0.425 Rick Monday, L (3, PH) OBP: 0.386, SLG: 0.514 (4, 9) Ron Roenicke, S (8, PH) OBP: 0.356, SLG: 0.331 (9, 9)		E 1B E 1B 2-3	K			4-0 1B 1-2 BB		K		1 1 0 1	1 0 0 0	1 0 0 0	0 1 0 0	0 1 0 0	0 1 0 1	0 0 0 0
Bill Russell, R (1, 6) OBP: 0.352, SLG: 0.333		E9 E 1-3 3-H 1B		5-3		F9		F8		4	0	1	1	0	0	2
Steve Yeager, R (1, 2) OBP: 0.286, SLG: 0.307		F3		P4		1-3 2-H 1B				3	0	1	1	0	0	2
Burt Hooton, R (1, 1) OBP: 0.094, SLG: 0.219		F2 1-2 3-H		P3		P6				3	0	0	0	0	0	3
Inning Stats	R: 0 E: 0 K: 2 S: 8 H: 1 LOB: 1 BB: 0 P: 8	R: 2 E: 3 K: 0 S: 6 H: 2 LOB: 1 BB: 0 P: 6	R: 2 E: 0 K: 1 S: 6 H: 1 LOB: 0 BB: 1 P: 10	R: 0 E: 0 K: 0 S: 3 H: 0 LOB: 0 BB: 0 P: 3	R: 0 E: 0 K: 0 S: 3 H: 0 LOB: 0 BB: 0 P: 3	R: 1 E: 0 K: 0 S: 5 H: 2 LOB: 2 BB: 1 P: 9	R: 0 E: 0 K: 1 S: 6 H: 1 LOB: 1 BB: 0 P: 6	R: 0 E: 0 K: 1 S: 5 H: 0 LOB: 0 BB: 0 P: 5		1B: 5 2B: 1 3B: 0 HR: 1	SF: 0 SAC: 0 DP: 0 HBP: 0						

PITCHER	IP	WLS	BF	H	R	ER	SO	BB	IBB	HBP	BLK	WP	HR	S	P	ERA	WHIP
John Montefusco, R (1, 1) ERA: 4.09	4.0	L	18	4	4	2	3	1	0	0	0	0	1	23	27	4.50	1.250
Mike Griffin, R (5, 1) ERA: 1.23	2.0		9	2	1	1	0	1	0	0	0	0	0	8	12	4.50	1.500
Gary Lucas, L (7, 1) ERA: 3.32	2.0		7	1	0	0	2	0	0	0	0	0	0	11	11	0.00	0.500

PITCHER	IP	WLS	BF	H	R	ER	SO	BB	IBB	HBP	BLK	WP	HR	S	P	ERA	WHIP

BOTTOM

San Diego Padres @ Los Angeles Dodgers

Dodger Stadium, Los Angeles, CA

Wed Sep 15 1982, 7:05 PM PDT

Att. 40,343 - Unknown

livebaseballscorecards.com

AB	32
R	5
H	7
RBI	4
BB	2
SO	5
LOB	12

Houston Astros @ Los Angeles Dodgers

Dodger Stadium, Los Angeles, CA

Fri Sep 17 1982, 7:05 PM PDT

Att. 45,932 - Unknown

TOP

livebaseballscorecards.com

Batter	1	2	3	4	5	6	7	8	9	AB	R	H	RBI	BB	SO	LOB
Terry Puhl, L (1, 9) OBP: 0.330, SLG: 0.381	4-3		1-3			P3		G3	F7	5	0	0	0	0	0	2
Dickie Thon, R (1, 6) OBP: 0.324, SLG: 0.397	5-3		BB			6-3		F9	1B	4	0	1	0	1	0	0
Ray Knight, R (1, 3) OBP: 0.347, SLG: 0.403	1-3		F8			E6		2B	FC5	5	1	1	0	0	0	4
Phil Garner, R (1, 5) OBP: 0.308, SLG: 0.417		BB		1-3		F9		1B		3	1	1	0	1	0	1
Jose Cruz, L (1, 7) OBP: 0.340, SLG: 0.375		1B		K			FC5-4	2B		4	0	3	1	0	1	0
Alan Ashby, S (1, 2) OBP: 0.313, SLG: 0.408		K		4-3			FC5-4	5-3		4	0	0	0	0	1	5
Tony Scott, S (1, 8) OBP: 0.258, SLG: 0.285		SF8			6-3		FC6-4		F7	3	0	0	1	0	0	1
Bill Doran, S (1, 4) OBP: 0.357, SLG: 0.410		6-3			F8		1B		1B	4	0	2	0	0	0	1
Frank DiPino, L (1, 1) Vern Ruhle, R (5, 1) OBP: 0.195, SLG: 0.108 Mark Ross, R (6, 1) Tim Tolman, R (7, PH) OBP: 0.429, SLG: 0.200 Randy Moffitt, R (7, 1) Larry Ray, L (9, PH) OBP: 0.333, SLG: 0.333			K		K		F8		FC5	2	0	0	0	0	2	0
										0	0	0	0	0	0	0
										0	0	0	0	0	0	0
										1	0	0	0	0	0	2
										0	0	0	0	0	0	0
										1	0	1	0	0	0	0

	AB	36
	R	2
	H	9
	RBI	2
	BB	2
	SO	4
	LOB	16

Inning Stats	1	2	3	4	5	6	7	8	9	1B: 7	SF: 1	WP: 0	PA: 39
R:	0	1	0	0	0	0	0	1	0	2B: 2	SAC: 0	PB: 0	
E:	0	1	0	0	0	1	0	0	0	3B: 0	DP: 0	SB: 0	
K:	0	1	1	1	1	0	0	0	0	HR: 0	HBP: 0	CS: 0	
S:	3	6	5	5	5	4	5	6	6				
H:	0	1	0	0	0	0	2	3	3				
LOB:	0	1	1	0	0	1	2	2	3				
BB:	0	1	1	0	0	0	0	0	0				
P:	3	10	9	5	5	4	5	6	6				

PITCHER		IP	WLS	BF	H	R	ER	SO	BB	IBB	HBP	BLK	WP	HR	S	P	ERA	WHIP
Jerry Reuss, L	(1, 1)	8.0	W	33	6	2	1	4	2	0	0	0	0	0	39	47	1.12	1.000
ERA: 3.17																		
Tom Niedenfuer, R	(9, 1)	1.0		6	3	0	0	0	0	0	0	0	0	0	6	6	0.00	3.000
ERA: 2.47																		

PITCHER	IP	WLS	BF	H	R	ER	SO	BB	IBB	HBP	BLK	WP	HR	S	P	ERA	WHIP

Batter	1	2	3	4	5	6	7	8	9	AB	R	H	RBI	BB	SO	LOB
Derrel Thomas, S (1, 4) (7, 5) OBP: 0.341, SLG: 0.306	BBBB 4-0 2B 1B BB		x 0-0 ① 5-3		x 0-0 ① SH5-3 2-3	SSS 0-3 ① K		x 0-0 ② F7		3	1	0	0	1	1	0
Bill Russell, R (1, 6) OBP: 0.353, SLG: 0.335 Mike Scioscia, L (8, PH) OBP: 0.304, SLG: 0.293 Tom Niedenfuer, R (9, 1)	x 0-0 1-3 1B 2B		x 0-0 ② P4		BBBB 4-0 1B E BB	x 0-0 ② 6-3		x 0-0 ③ G3		3 1 0	2 0 0	1 0 0	0 0 0	1 0 0	0 0 0	0 0 0
Dusty Baker Jr., R (1, 7) OBP: 0.365, SLG: 0.471 Candy Maldonado, R (8, 7)	BBBB 4-0 L9-4 1B BB		BBBB 4-0 HR BB		x 0-0 E 1-2 3-H 6-3 1B	SSS 0-3 ③ K				2 0	2 0	1 0	1 0	2 0	1 0	0 0
Pedro Guerrero, R (1, 8) OBP: 0.384, SLG: 0.551 (6, 5) Greg Brock, L (7, 3) OBP: 0.182, SLG: 0.273	x 0-0 ① F9		x 0-0 1-H HR		x 0-0 E5 6-3 1-3 2-H HR		SSS 0-3 ① K			3 1	2 0	1 0	2 0	0 0	0 1	4 0
Steve Garvey, R (1, 3) OBP: 0.297, SLG: 0.424 Steve Sax, R (7, 4) OBP: 0.329, SLG: 0.351	x 0-0 1-2 2-H 3-H 1B		x 0-0 ③ P4		x 0-0 ② 6-3 1-2 3-H		x 0-0 ② 4-3			3 1	0 0	1 0	3 0	0 0	0 0	1 0
Ron Cey, R (1, 5) OBP: 0.325, SLG: 0.430 Ron Roenicke, S (6, 8) OBP: 0.360, SLG: 0.344	x 0-0 ②③ L9-4 2-3		x 0-0 ① 6-3		x 0-0 2-H HR		x 0-0 2B			3 1	1 0	1 1	2 0	0 0	0 0	2 0
Mike Marshall, R (1, 9) OBP: 0.350, SLG: 0.420		x 0-0 ① P4	x 0-0 G5-4-3 1B		x 0-0 1B 1B		BBBB 4-0 BB			3	0	2	0	1	0	0
Steve Yeager, R (1, 2) OBP: 0.285, SLG: 0.306		x 0-0 ② F7	x 0-0 ②③ G5-4-3 1-2f		x 0-0 1-3 1B		x 0-0 ③ P6			4	0	1	0	0	0	3
Jerry Reuss, L (1, 1) OBP: 0.257, SLG: 0.278 Jorge Orta, L (8, PH) OBP: 0.300, SLG: 0.327 Alex Taveras, R (9, 6)		SSS 0-3 ③ K	x 0-0 SH5-3 1B 2B x 0-0 4-3					x 0-0 ① L4		3 1 0	1 0 0	1 0 0	0 0 0	0 0 0	1 0 0	2 0 0
Inning Stats	R: 2 H: 2 E: 0 LOB: 1 K: 0 BB: 2 S: 4 P: 12	R: 0 H: 0 E: 0 LOB: 0 K: 1 BB: 0 S: 5 P: 5	R: 2 H: 1 E: 0 LOB: 0 K: 0 BB: 1 S: 4 P: 8	R: 0 H: 1 E: 0 LOB: 0 K: 0 BB: 0 S: 3 P: 3	R: 5 H: 5 E: 1 LOB: 2 K: 0 BB: 1 S: 9 P: 13	R: 0 H: 0 E: 0 LOB: 0 K: 2 BB: 0 S: 7 P: 7	R: 0 H: 1 E: 0 LOB: 2 K: 1 BB: 1 S: 6 P: 10	R: 0 H: 0 E: 0 LOB: 0 K: 0 BB: 0 S: 3 P: 3		1B: 5 2B: 4 3B: 0 HR: 2	SF: 0 SAC: 1 DP: 2 HBP: 0			WP: 0 PB: 0 SB: 0 CS: 0	PA: 38	

PITCHER		IP	WLS	BF	H	R	ER	SO	BB	IBB	HBP	BLK	WP	HR	S	P	ERA	WHIP
Frank DiPino, L ERA: 8.1	(1, 1)	4.1	L	20	5	6	5	1	4	0	0	0	0	1	18	34	10.38	2.077
Vern Ruhle, R ERA: 4.14	(5, 1)	0.2		7	4	3	0	0	0	0	0	0	0	1	7	7	0.00	6.000
Mark Ross, R ERA: 3.0	(6, 1)	1.0		3	0	0	0	2	0	0	0	0	0	0	7	7	0.00	0.000
Randy Moffitt, R ERA: 3.02	(7, 1)	2.0		8	1	0	0	1	1	0	0	0	0	0	9	13	0.00	1.000

PITCHER	IP	WLS	BF	H	R	ER	SO	BB	IBB	HBP	BLK	WP	HR	S	P	ERA	WHIP

BOTTOM

Houston Astros @ Los Angeles Dodgers

Dodger Stadium, Los Angeles, CA

Fri Sep 17 1982, 7:05 PM PDT

Att. 45,932 - Unknown

livebaseballscorecards.com

AB	32
R	9
H	10
RBI	8
BB	5
SO	4
LOB	12

Batter	1	2	3	4	5	6	7	8	9	AB	R	H	RBI	BB	SO	LOB
Terry Puhl, L (1, 8) (7, 9) OBP: 0.328, SLG: 0.379	3-1		6-3			SH5-3 (1-2)		4-3		3	0	0	0	0	0	0
Dickie Thon, R (1, 6) OBP: 0.323, SLG: 0.396	F8			6-3		E5 (4-3)			5-3 E, 1B	4	0	1	0	0	0	1
Ray Knight, R (1, 3) OBP: 0.347, SLG: 0.407	HR			L4		4-3 (1-2, 2-3)			1-3 (1-2)	4	1	1	1	0	0	3
Phil Garner, R (1, 5) OBP: 0.306, SLG: 0.414	K			P4		P6			5-3 (2-3)	4	0	0	0	0	1	3
Jose Cruz, L (1, 7) OBP: 0.339, SLG: 0.372		F7			K		4-3		DI, IBB	3	0	0	0	1	1	0
Danny Heep, L (1, 9) OBP: 0.307, SLG: 0.379		G3			5-3		L7		F7 (1-2)	3	0	0	0	0	0	0
Scott Loucks, R (7, 8) OBP: 0.192, SLG: 0.160		L5			G3		6-3			1	0	0	0	0	0	2
Bill Doran, S (1, 4) OBP: 0.333, SLG: 0.381			P3			HR		K		3	0	0	0	0	0	0
Luis Pujols, R (1, 2) OBP: 0.231, SLG: 0.317			K			4-3, SH5-3, 1B		5-3		3	1	1	1	0	1	0
Joe Niekro, R (1, 1) OBP: 0.108, SLG: 0.123										3	0	1	0	0	1	0
Inning Stats	R: 1 E: 0 K: 1 S: 6 H: 1 LOB: 0 BB: 0 P: 6	R: 0 E: 0 K: 0 S: 3 H: 0 LOB: 0 BB: 0 P: 3	R: 0 E: 0 K: 1 S: 5 H: 0 LOB: 0 BB: 0 P: 5	R: 0 E: 0 K: 0 S: 3 H: 0 LOB: 0 BB: 0 P: 3	R: 0 E: 0 K: 1 S: 5 H: 0 LOB: 0 BB: 0 P: 5	R: 1 E: 1 K: 0 S: 6 H: 2 LOB: 2 BB: 0 P: 6	R: 0 E: 0 K: 0 S: 3 H: 0 LOB: 0 BB: 0 P: 3	R: 0 E: 0 K: 1 S: 5 H: 0 LOB: 0 BB: 0 P: 5	R: 0 E: 1 K: 0 S: 4 H: 1 LOB: 2 BB: 1 P: 8	1B: 2 2B: 0 3B: 0 HR: 2 SF: 0 SAC: 1 DP: 0 HBP: 0						

PITCHER		IP	WLS	BF	H	R	ER	SO	BB	IBB	HBP	BLK	WP	HR	S	P	ERA	WHIP
Bob Welch, R (1, 1) ERA: 3.45		9.0	L	33	4	2	2	4	0	1	0	0	0	2	40	44	2.00	0.444

PITCHER	IP	WLS	BF	H	R	ER	SO	BB	IBB	HBP	BLK	WP	HR	S	P	ERA	WHIP

TOP

Houston Astros @ Los Angeles Dodgers

Dodger Stadium, Los Angeles, CA

Sat Sep 18 1982, 7:05 PM PDT

Att. 48,567 - Unknown

livebaseballscorecards.com

AB	31
R	2
H	4
RBI	2
BB	1
SO	4
LOB	9

Batter	1	2	3	4	5	6	7	8	9	AB	R	H	RBI	BB	SO	LOB
Derrel Thomas, S (1, 4) OBP: 0.337, SLG: 0.303	1-3			4-3 1B		F9			4-3	4	0	1	0	0	0	0
Ken Landreaux, L (1, 8) OBP: 0.350, SLG: 0.412	6-3			4-3 1-2			G3		P6	4	0	0	0	0	0	1
Dusty Baker Jr., R (1, 7) OBP: 0.364, SLG: 0.469	5-3			K			K			2	0	0	0	0	1	1
Rick Monday, L (5, 7) OBP: 0.385, SLG: 0.511										1	0	0	0	0	1	0
Pedro Guerrero, R (1, 9) OBP: 0.382, SLG: 0.548		6-3		5-3			F3			3	0	0	0	0	0	1
Steve Garvey, R (1, 3) OBP: 0.296, SLG: 0.422		L6			6-3			6-3		3	0	0	0	0	0	0
Ron Cey, R (1, 5) OBP: 0.325, SLG: 0.429		5-3			K			1B		3	0	1	0	0	1	0
Mark Bradley, R (8, PR)										0	0	0	0	0	0	0
Alex Taveras, R (9, 5)										0	0	0	0	0	0	0
Bill Russell, R (1, 6) OBP: 0.352, SLG: 0.333			F8		F7			F9		2	0	0	0	0	0	0
Jorge Orta, L (8, PH) OBP: 0.298, SLG: 0.324										1	0	0	0	0	0	1
Mark Belanger, R (9, 6) OBP: 0.288, SLG: 0.234										0	0	0	0	0	0	0
Steve Yeager, R (1, 2) OBP: 0.282, SLG: 0.302			F9			6-3		F2		2	0	0	0	0	0	0
Greg Brock, L (8, PH) OBP: 0.167, SLG: 0.250										1	0	0	0	0	0	1
Mike Scioscia, L (9, 2) OBP: 0.304, SLG: 0.293										0	0	0	0	0	0	0
Bob Welch, R (1, 1) OBP: 0.181, SLG: 0.167			6-3			6-3			4-3	2	0	0	0	0	0	0
Ron Roenicke, S (9, PH) OBP: 0.358, SLG: 0.341										1	0	0	0	0	0	0
Inning Stats	R: 0 E: 0 K: 0 S: 3 H: 0 LOB: 0 BB: 0 P: 3	R: 0 E: 0 K: 0 S: 3 H: 0 LOB: 0 BB: 0 P: 3	R: 0 E: 0 K: 0 S: 3 H: 0 LOB: 0 BB: 0 P: 3	R: 0 E: 0 K: 1 S: 6 H: 1 LOB: 1 BB: 0 P: 6	R: 0 E: 0 K: 1 S: 5 H: 0 LOB: 0 BB: 0 P: 5	R: 0 E: 0 K: 0 S: 3 H: 0 LOB: 0 BB: 0 P: 3	R: 0 E: 0 K: 1 S: 5 H: 0 LOB: 0 BB: 0 P: 5	R: 0 E: 0 K: 0 S: 4 H: 1 LOB: 1 BB: 0 P: 4	R: 0 E: 0 K: 0 S: 3 H: 0 LOB: 0 BB: 0 P: 3	1B: 2 2B: 0 3B: 0 HR: 0 SF: 0 SAC: 0 DP: 0 HBP: 0						

PITCHER	IP	WLS	BF	H	R	ER	SO	BB	IBB	HBP	BLK	WP	HR	S	P	ERA	WHIP
Joe Niekro, R (1, 1) ERA: 2.51	9.0	W	29	2	0	0	3	0	0	0	0	0	0	35	35	0.00	0.222

PITCHER	IP	WLS	BF	H	R	ER	SO	BB	IBB	HBP	BLK	WP	HR	S	P	ERA	WHIP

BOTTOM

Houston Astros @ Los Angeles Dodgers

Dodger Stadium, Los Angeles, CA

Sat Sep 18 1982, 7:05 PM PDT

Att. 48,567 - Unknown

livebaseballscorecards.com

AB	29
R	0
H	2
RBI	0
BB	0
SO	3
LOB	5

WP: 0 PA: 29
PB: 0
SB: 0
CS: 0

Batter	1	2	3	4	5	6	7	8	9	10	AB	R	H	RBI	BB	SO	LOB
Terry Puhl, L (1, 9) OBP: 0.328, SLG: 0.378	P6		SH2-4 1-2		F7		FC6-4 1B		K		4	0	1	0	0	1	0
Dickie Thon, R (1, 6) OBP: 0.322, SLG: 0.394	1B SF9 1B		E6 FC4-6 2-H		F9		F7		G3		5	1	1	0	0	0	1
Ray Knight, R (1, 3) OBP: 0.345, SLG: 0.405	1-3 1B		FC4-6 1-2f			K	FC6-4 1-2f			F7	5	0	1	0	0	1	2
Phil Garner, R (1, 5) OBP: 0.307, SLG: 0.417	SF9 3-H		F9			1B S 1B 1B		K		1B FC5-2-5-1 2B	4	1	2	1	0	1	1
Jose Cruz, L (1, 7) OBP: 0.342, SLG: 0.375	G3			G3		1B S 1-3 1B		FC1-6 1B		FC5-2-5-1 1B 2-3 1B	5	1	3	0	0	0	1
Alan Ashby, S (1, 2) OBP: 0.312, SLG: 0.406 Kevin Bass, S (8, PR) OBP: 0.083, SLG: 0.043 Luis Pujols, R (8, 2) OBP: 0.230, SLG: 0.315		1-3		FC6-4 1B		4-3 1-2		FC1-6 BB 1-2f		FC5-2-5-1 1B 1-3 3-H	4 0 1	0 0 0	1 0 0	0 0 0	0 0 0	0 0 0	3 0 2
Tony Scott, S (1, 8) OBP: 0.262, SLG: 0.287		P4		K		2-3 3-H 1B		4-0 FC6-4 1-2 BB		0-0 1-2 3-H 1B	4	0	2	2	1	1	1
Bill Doran, S (1, 4) OBP: 0.300, SLG: 0.340		F9		FC6-4 1-2f		6-3		FC6-4 1-2f		K	5	0	0	0	0	1	7
Michael LaCoss, R (1, 1) OBP: 0.316, SLG: 0.333 Tim Tolman, R (9, PH) OBP: 0.375, SLG: 0.167 Frank LaCorte, R (9, 1) Bert Roberge, R (10, 1)			SH2-4 E 1B		K		K		K		3 1 0 0	1 0 0 0	1 0 0 0	0 0 0 0	0 1 0 0	2 0 0 0	0 0 0 0
Inning Stats	R: 1 E: 0 K: 0 S: 5 H: 2 LOB: 1 BB: 0 P: 5	R: 0 E: 0 K: 0 S: 3 H: 0 LOB: 0 BB: 0 P: 3	R: 1 E: 1 K: 0 S: 5 H: 1 LOB: 1 BB: 0 P: 5	R: 0 E: 0 K: 1 S: 6 H: 1 LOB: 1 BB: 0 P: 6	R: 0 E: 0 K: 1 S: 5 H: 0 LOB: 0 BB: 0 P: 5	R: 1 E: 0 K: 1 S: 8 H: 3 LOB: 2 BB: 0 P: 8	R: 0 E: 0 K: 1 S: 6 H: 1 LOB: 1 BB: 0 P: 6	R: 0 E: 0 K: 1 S: 6 H: 1 LOB: 2 BB: 1 P: 10	R: 0 E: 0 K: 2 S: 7 H: 0 LOB: 0 BB: 0 P: 7	R: 1 E: 0 K: 1 S: 8 H: 3 LOB: 2 BB: 0 P: 8	1B: 11 2B: 1 3B: 0 HR: 0	SF: 1 SAC: 1 DP: 0 HBP: 0						

PITCHER	IP	WLS	BF	H	R	ER	SO	BB	IBB	HBP	BLK	WP	HR	S	P	ERA	WHIP
Fernando Valenzuela, L (1, 1) ERA: 2.86	10.0	W	44	12	4	3	8	1	0	0	0	0	0	59	63	2.70	1.300

PITCHER	IP	WLS	BF	H	R	ER	SO	BB	IBB	HBP	BLK	WP	HR	S	P	ERA	WHIP

TOP

Houston Astros @ Los Angeles Dodgers

Dodger Stadium, Los Angeles, CA

Sun Sep 19 1982, 3:33 AM PDT

Att. 48,110 - Unknown

livebaseballscorecards.com

AB	41
R	4
H	12
RBI	3
BB	1
SO	8
LOB	18

1B: 11 SF: 1
2B: 1 SAC: 1
3B: 0 DP: 0
HR: 0 HBP: 0

WP: 0 PA: 44
PB: 0
SB: 2
CS: 0

Batter	1	2	3	4	5	6	7	8	9	10	AB	R	H	RBI	BB	SO	LOB
Derrel Thomas, S (1, 4) OBP: 0.333, SLG: 0.300	S 1B		G6-4-3 1-2f		4-3		F7			F8	4	0	1	0	0	0	1
Steve Sax, R (9, 4) OBP: 0.329, SLG: 0.351											0	0	0	0	0	0	0
Greg Brock, L (10, PH) OBP: 0.154, SLG: 0.231											1	0	0	0	0	0	1
Ken Landreaux, L (1, 8) OBP: 0.348, SLG: 0.410	F7 1-2		E7 1B			K		F7		BB 2B 1B 1-3	5	1	1	0	0	1	1
Steve Garvey, R (1, 3) OBP: 0.299, SLG: 0.422	1-3		1B 1-3			FC3-6 HR 1B		5-3		2B BB 1-2	4	1	2	0	1	0	1
Pedro Guerrero, R (1, 9) OBP: 0.382, SLG: 0.549	5-3		F9			FC3-6 1-2 1B		L6		2B 1-3 2-H 3-H	5	0	2	2	0	0	3
Rick Monday, L (1, 7) OBP: 0.378, SLG: 0.500		4-3		G1		FC3-6 HR 1-2f 2-3			F7		4	1	0	0	0	0	2
Ron Roenicke, S (10, 7) OBP: 0.358, SLG: 0.341											0	0	0	0	0	0	0
Ron Cey, R (1, 5) OBP: 0.326, SLG: 0.435		6-3		F9		HR 1-H 3-H			G4-6-3 BB		3	1	1	3	1	0	0
Mark Bradley, R (9, PR)											0	0	0	0	0	0	0
Alex Taveras, R (10, 5)											0	0	0	0	0	0	0
Mike Scioscia, L (1, 2) OBP: 0.304, SLG: 0.293	1B			K		F3			G4-6-3 1-2f		4	0	1	0	0	1	1
Steve Yeager, R (10, 2) OBP: 0.282, SLG: 0.302											0	0	0	0	0	0	0
Bill Russell, R (1, 6) OBP: 0.350, SLG: 0.331	6-3				6-3		F7			FC5-6 BB	3	0	0	0	0	0	1
Jorge Orta, L (10, PH) OBP: 0.303, SLG: 0.324											0	0	0	0	1	0	0
Fernando Valenzuela, L (1, 1) OBP: 0.191, SLG: 0.211			G6-4-3 1B		F8		6-3			FC5-6 1B 2B 1-2f	3	0	1	0	0	0	0
Mark Belanger, R (10, PH) OBP: 0.283, SLG: 0.229											1	1	0	0	0	0	1
Inning Stats	R: 0 E: 0 K: 0 S: 4 / H: 1 LOB: 1 BB: 0 P: 4	R: 0 E: 0 K: 0 S: 4 / H: 1 LOB: 1 BB: 0 P: 4	R: 0 E: 1 K: 0 S: 5 / H: 2 LOB: 2 BB: 0 P: 5	R: 0 E: 0 K: 0 S: 5 / H: 0 LOB: 0 BB: 0 P: 5	R: 0 E: 0 K: 0 S: 3 / H: 0 LOB: 0 BB: 0 P: 3	R: 3 E: 0 K: 1 S: 8 / H: 3 LOB: 0 BB: 0 P: 8	R: 0 E: 0 K: 0 S: 3 / H: 0 LOB: 0 BB: 0 P: 3	R: 0 E: 0 K: 0 S: 3 / H: 0 LOB: 0 BB: 0 P: 3	R: 0 E: 0 K: 0 S: 2 / H: 0 LOB: 1 BB: 1 P: 6	R: 2 E: 0 K: 0 S: 4 / H: 2 LOB: 2 BB: 2 P: 12	1B: 7 2B: 1 3B: 0 HR: 1	SF: 0 SAC: 0 DP: 2 HBP: 0	WP: 0 PB: 0 SB: 1 CS: 0	PA: 40			

PITCHER		IP	WLS	BF	H	R	ER	SO	BB	IBB	HBP	BLK	WP	HR	S	P	ERA	WHIP
Michael LaCoss, R ERA: 2.92	(1, 1)	8.0		31	7	3	3	2	0	0	0	0	0	1	35	35	3.38	0.875
Frank LaCorte, R ERA: 4.35	(9, 1)	1.2	L	8	1	2	2	0	3	0	0	0	0	0	5	17	10.80	2.400
Bert Roberge, R ERA: 3.8	(10, 1)	0.0		1	1	0	0	0	0	0	0	0	0	0	1	1	∞	∞

PITCHER	IP	WLS	BF	H	R	ER	SO	BB	IBB	HBP	BLK	WP	HR	S	P	ERA	WHIP

BOTTOM

Houston Astros @ Los Angeles Dodgers

Dodger Stadium, Los Angeles, CA

Sun Sep 19 1982, 3:33 AM PDT

Att. 48,110 - Unknown

livebaseballscorecards.com

AB	37
R	5
H	9
RBI	5
BB	3
SO	2
LOB	12

Batter	1	2	3	4	5	6	7	8	9	AB	R	H	RBI	BB	SO	LOB
Derrel Thomas, S (1, 4) OBP: 0.319, SLG: 0.286	L6			F8		1-3		1-3		4	0	0	0	0	0	2
Ken Landreaux, L (1, 8) OBP: 0.349, SLG: 0.415	G3			2B			3-1		FC1-6 2B	4	0	2	0	0	0	0
Dusty Baker Jr., R (1, 7) OBP: 0.363, SLG: 0.467	K			F7			P5		BB FC1-6	3	0	0	0	1	1	1
Pedro Guerrero, R (1, 9) OBP: 0.381, SLG: 0.547 (8, 5)		P4		K			1B		F8	4	0	1	0	0	1	3
Steve Garvey, R (1, 3) OBP: 0.297, SLG: 0.419		L3			F9		K		FC1-6 1-2f 2-3	4	0	0	0	0	1	3
Ron Cey, R (1, 5) OBP: 0.326, SLG: 0.434 Mark Belanger, R (8, PR) OBP: 0.283, SLG: 0.229 (8, 6) Mike Marshall, R (9, PH) OBP: 0.346, SLG: 0.416		5-3			5-3			1B 1B	K	3 0 1	0 0 0	1 0 0	0 0 0	0 0 0	0 0 1	0 0 2
Bill Russell, R (1, 6) OBP: 0.349, SLG: 0.330 Ron Roenicke, S (8, PH) OBP: 0.362, SLG: 0.346 (8, 9)			L1		F7			1-2 1B		2 1	0 0	0 1	0 0	0 0	0 0	0 0
Steve Yeager, R (1, 2) OBP: 0.284, SLG: 0.304 Rick Monday, L (8, PH) OBP: 0.376, SLG: 0.497 Mike Scioscia, L (8, 2) OBP: 0.304, SLG: 0.293			P4			L3 1B		P4		2 1 0	0 0 0	1 0 0	0 0 0	0 0 0	0 0 0	0 2 0
Burt Hooton, R (1, 1) OBP: 0.091, SLG: 0.212 Jorge Orta, L (6, PH) OBP: 0.301, SLG: 0.321 Terry Forster, L (6, 1) Greg Brock, L (8, PH) OBP: 0.143, SLG: 0.214 Steve Howe, L (8, 1)			P4			L3 1-2		P6		1 1 0 1 0	0 0 0 0 0	0 0 0 0 0	0 0 0 0 0	0 0 0 0 0	0 0 0 0 0	0 1 0 2 0
Inning Stats	R: 0 E: 0 K: 1 S: 5 H: 0 LOB: 0 BB: 0 P: 5	R: 0 E: 0 K: 0 S: 3 H: 0 LOB: 0 BB: 0 P: 3	R: 0 E: 0 K: 0 S: 3 H: 0 LOB: 0 BB: 0 P: 3	R: 0 E: 0 K: 1 S: 6 H: 1 LOB: 1 BB: 0 P: 6	R: 0 E: 0 K: 0 S: 3 H: 0 LOB: 0 BB: 0 P: 3	R: 0 E: 0 K: 0 S: 3 H: 1 LOB: 0 BB: 0 P: 3	R: 0 E: 0 K: 1 S: 6 H: 1 LOB: 1 BB: 0 P: 6	R: 0 E: 0 K: 0 S: 5 H: 2 LOB: 2 BB: 0 P: 5	R: 0 E: 0 K: 1 S: 6 H: 1 LOB: 2 BB: 1 P: 10	1B: 4 2B: 3 3B: 0 HR: 0	SF: 0 SAC: 0 DP: 1 HBP: 0						

PITCHER	IP	WLS	BF	H	R	ER	SO	BB	IBB	HBP	BLK	WP	HR	S	P	ERA	WHIP
John Montefusco, R (1, 1) ERA: 3.92	7.0	W	23	3	0	0	3	0	0	0	0	0	0	29	29	0.00	0.429
Luis DeLeon, R (8, 1) ERA: 2.02	2.0	S	10	3	0	0	1	1	0	0	0	0	0	11	15	0.00	2.000

PITCHER	IP	WLS	BF	H	R	ER	SO	BB	IBB	HBP	BLK	WP	HR	S	P	ERA	WHIP

TOP

Los Angeles Dodgers @ San Diego Padres

Jack Murphy Stadium, San Diego, CA

Tue Sep 21 1982, 10:05 PM EDT

Att. 20,284 - Unknown

livebaseballscorecards.com

AB	32
R	0
H	6
RBI	0
BB	1
SO	4
LOB	16

1B: 4 2B: 3 3B: 0 HR: 0 SF: 0 SAC: 0 DP: 1 HBP: 0

WP: 0 PB: 0 SB: 0 CS: 0 PA: 33

Batter	1	2	3	4	5	6	7	8	9	AB	R	H	RBI	BB	SO	LOB
Alan Wiggins, S (1, 8) (9, 7) OBP: 0.305, SLG: 0.295	F7		6-3		6-3			5-3		4	0	0	0	0	0	1
Gene Richards, L (1, 7) OBP: 0.326, SLG: 0.342	F8			4-3		F7				4	0	0	0	0	0	0
Dave Edwards, R (9, 8) OBP: 0.204, SLG: 0.283										0	0	0	0	0	0	0
Tony Gwynn, L (1, 9) OBP: 0.331, SLG: 0.382	P6			4-3		BBBB 4-0 1B BB		6-3		3	0	0	0	1	0	0
Terry Kennedy, L (1, 2) OBP: 0.329, SLG: 0.484		4-3		P6		0-0 G4-6-3 1-3 1B				3	0	1	0	0	0	0
Joe Lefebvre, L (1, 5) OBP: 0.288, SLG: 0.327		1B			BBBB 4-0 1B FC5-4 BB	0-0 G4-6-3 1-2f				2	1	1	0	1	0	2
Broderick Perkins, L (1, 3) OBP: 0.331, SLG: 0.346		F9			0-0 FC5-4 1-3 1B		1-3			3	0	1	0	0	0	1
Luis Salazar, R (1, 6) OBP: 0.280, SLG: 0.341		F7			FC5-4 1B 1-2f 3-H SH1-4		SSS 0-3 K E S SF8			3	2	0	1	0	1	2
Joe Pittman, R (8, 6) OBP: 0.289, SLG: 0.271										0	0	0	0	0	0	0
Tim Flannery, L (1, 4) OBP: 0.320, SLG: 0.331			F8		SH1-4 1-3 1B		SF8 1-H			2	0	1	1	0	0	0
John Montefusco, R (1, 1) OBP: 0.150, SLG: 0.107			F9		SH1-4 1-2 3-H		F9			2	0	0	1	0	0	0
Luis DeLeon, R (8, 1) OBP: 0.167, SLG: 0.182										0	0	0	0	0	0	0
Inning Stats	R: 0 E: 0 K: 0 S: 3 H: 0 LOB: 0 BB: 0 P: 3	R: 0 E: 0 K: 0 S: 4 H: 1 LOB: 1 BB: 0 P: 4	R: 0 E: 0 K: 0 S: 3 H: 0 LOB: 0 BB: 0 P: 3	R: 0 E: 0 K: 0 S: 3 H: 0 LOB: 0 BB: 0 P: 3	R: 2 E: 0 K: 0 S: 5 H: 2 LOB: 1 BB: 1 P: 9	R: 0 E: 0 K: 0 S: 3 H: 1 LOB: 1 BB: 1 P: 7	R: 1 E: 0 K: 1 S: 6 H: 0 LOB: 0 BB: 0 P: 6	R: 0 E: 0 K: 0 S: 3 H: 0 LOB: 0 BB: 0 P: 3		1B: 4 2B: 0 3B: 0 HR: 0 SF: 1 SAC: 1 DP: 1 HBP: 0						

PITCHER	IP	WLS	BF	H	R	ER	SO	BB	IBB	HBP	BLK	WP	HR	S	P	ERA	WHIP
Burt Hooton, R (1, 1) ERA: 3.89	5.0	L	19	3	2	2	0	1	0	0	0	0	0	18	22	3.60	0.800
Terry Forster, L (6, 1) ERA: 2.96	2.0		8	1	1	0	1	1	0	0	0	1	0	9	13	0.00	1.000
Steve Howe, L (8, 1) ERA: 2.08	1.0		3	0	0	0	0	0	0	0	0	0	0	3	3	0.00	0.000

PITCHER	IP	WLS	BF	H	R	ER	SO	BB	IBB	HBP	BLK	WP	HR	S	P	ERA	WHIP

BOTTOM

Angeles Dodgers @ San Diego Padres

Jack Murphy Stadium, San Diego, CA

Tue Sep 21 1982, 10:05 PM EDT

Att. 20,284 - Unknown

livebaseballscorecards.com

AB	26
R	3
H	4
RBI	3
BB	2
SO	1
LOB	6

WP: 1 PA: 30
PB: 0
SB: 1
CS: 0

Batter	1	2	3	4	5	6	7	8	9	10	AB	R	H	RBI	BB	SO	LOB
Derrel Thomas, S (1, 4) OBP: 0.306, SLG: 0.273	6-3			F8		K		5-3			4	0	0	0	0	1	1
Bill Russell, R (1, 6) OBP: 0.348, SLG: 0.331	P6			2B		P3			5-3		4	0	1	0	0	0	0
Dusty Baker Jr., R (1, 7) OBP: 0.363, SLG: 0.465	5-3			F7		F8			E8		4	0	1	0	0	0	1
Pedro Guerrero, R (1, 8) OBP: 0.379, SLG: 0.543		F9		P5			P4		P3		4	0	0	0	0	0	2
Steve Garvey, R (1, 3) OBP: 0.296, SLG: 0.420		K			F8		2B		5-3		4	0	1	0	0	1	1
Ron Cey, R (1, 5) OBP: 0.324, SLG: 0.431		K			P4		6-3			F9	4	0	0	0	0	1	0
Mike Marshall, R (1, 9) OBP: 0.346, SLG: 0.446			K		HR			K		1-3	3	1	1	1	0	2	0
Ron Roenicke, S (8, 9) OBP: 0.359, SLG: 0.344											1	0	0	0	0	0	0
Steve Yeager, R (1, 2) OBP: 0.289, SLG: 0.324			P3		3B			4-3		K	4	0	2	0	0	1	0
Steve Howe, L (10, 1)											0	0	0	0	0	0	0
Jerry Reuss, L (1, 1) OBP: 0.250, SLG: 0.270			6-3		K			4-3			2	0	0	0	0	1	1
Jose Morales, R (8, PH) OBP: 0.324, SLG: 0.367								2-3			1	0	0	0	0	0	1
Tom Niedenfuer, R (8, 1)											0	0	0	0	0	0	0
Mike Scioscia, L (10, 2) OBP: 0.304, SLG: 0.293											0	0	0	0	0	0	0
Inning Stats	R: 0 E: 0 K: 0 S: 3	H: 0 LOB: 0 BB: 0 P: 3	R: 0 E: 0 K: 2 S: 7	H: 0 LOB: 0 BB: 0 P: 7	R: 0 E: 0 K: 1 S: 5	H: 0 LOB: 0 BB: 0 P: 5	R: 0 E: 0 K: 0 S: 4	H: 1 LOB: 1 BB: 0 P: 4	R: 1 E: 0 K: 1 S: 7	H: 2 LOB: 1 BB: 0 P: 7	R: 0 E: 0 K: 1 S: 5	H: 0 LOB: 0 BB: 0 P: 5	R: 0 E: 0 K: 0 S: 3	H: 1 LOB: 0 BB: 0 P: 3	R: 0 E: 0 K: 1 S: 6	H: 1 LOB: 1 BB: 0 P: 6	R: 0 E: 1 K: 0 S: 4	H: 1 LOB: 1 BB: 0 P: 4	R: 0 E: 0 K: 1 S: 5	H: 0 LOB: 0 BB: 0 P: 5	1B: 1 2B: 3 3B: 1 HR: 1	SF: 0 SAC: 0 DP: 0 HBP: 0	WP: 0 PB: 0 SB: 0 CS: 0	PA: 35

PITCHER		IP	WLS	BF	H	R	ER	SO	BB	IBB	HBP	BLK	WP	HR	S	P	ERA	WHIP
Tim Lollar, L ERA: 3.27	(1, 1)	8.0		28	5	1	1	6	0	0	0	0	0	1	40	40	1.12	0.625
Luis DeLeon, R ERA: 1.98	(9, 1)	2.0	W	7	1	0	0	1	0	0	0	0	0	0	9	9	0.00	0.500

TOP

Los Angeles Dodgers @ San Diego Padres

Jack Murphy Stadium, San Diego, CA

Wed Sep 22 1982, 10:05 PM EDT

Att. 26,616 - Unknown

livebaseballscorecards.com

AB	35
R	1
H	6
RBI	1
BB	0
SO	7
LOB	7

Batter	1	2	3	4	5	6	7	8	9	10	AB	R	H	RBI	BB	SO	LOB
Alan Wiggins, S (1, 8) OBP: 0.302, SLG: 0.292	G3			1-3		5-3		F5		2-H 1B	5	0	1	1	0	0	0
Juan Bonilla, R (1, 4) OBP: 0.331, SLG: 0.342	K			1-3		FC6-4 1B		K			4	0	1	0	0	2	0
Gene Richards, L (1, 7) OBP: 0.328, SLG: 0.343	5-3			1B		FC6-4 1-2f		S 1B			4	0	2	0	0	0	1
Luis DeLeon, R (9, 1) OBP: 0.167, SLG: 0.182											0	0	0	0	0	0	0
Terry Kennedy, L (1, 2) OBP: 0.327, SLG: 0.482		5-3		P6		4-3		K 1-2			2	0	0	0	0	0	1
Steve Swisher, R (6, 2) OBP: 0.254, SLG: 0.315											2	0	0	0	0	1	2
Kurt Bevacqua, R (1, 3) OBP: 0.319, SLG: 0.300		F8			1B FC4-6 2B		6-3		K		4	1	1	0	0	1	0
Joe Lefebvre, L (1, 5) OBP: 0.292, SLG: 0.332		K			FC4-6 1B K BB		2B		K		3	0	1	0	1	2	0
George Hinshaw, R (1, 9) OBP: 0.167, SLG: 0.167			K		FC4-6 1-2 2-3 1B		K		F7		3	0	1	0	0	2	1
Tony Gwynn, L (9, PH) OBP: 0.330, SLG: 0.380 (10, 9)											1	0	0	0	0	0	0
Joe Pittman, R (1, 6) OBP: 0.297, SLG: 0.273			6-3		FC4-6 K 1-2f 2-3 3-H		IBB			SH1-3 1B	3	1	1	1	1	0	2
Tim Lollar, L (1, 1) OBP: 0.267, SLG: 0.386			K		K 1-2 3-H		K			SH1-3 1-2	3	0	0	0	0	3	4
Broderick Perkins, L (9, 7) OBP: 0.331, SLG: 0.346											0	0	0	0	0	0	0
Inning Stats	R: 0 H: 0 E: 0 LOB: 0 K: 1 BB: 0 S: 5 P: 5	R: 0 H: 0 E: 0 LOB: 0 K: 1 BB: 0 S: 5 P: 5	R: 0 H: 0 E: 0 LOB: 0 K: 2 BB: 0 S: 7 P: 7	R: 0 H: 1 E: 0 LOB: 1 K: 0 BB: 0 S: 4 P: 4	R: 1 H: 2 E: 0 LOB: 1 K: 1 BB: 1 S: 6 P: 10	R: 0 H: 1 E: 0 LOB: 1 K: 0 BB: 0 S: 4 P: 4	R: 0 H: 1 E: 0 LOB: 2 K: 2 BB: 1 S: 8 P: 12	R: 0 H: 1 E: 0 LOB: 1 K: 2 BB: 0 S: 8 P: 8	R: 0 H: 0 E: 0 LOB: 0 K: 2 BB: 0 S: 7 P: 7	R: 1 H: 2 E: 0 LOB: 1 K: 0 BB: 0 S: 3 P: 3	1B: 6 SF: 0 2B: 2 SAC: 1 3B: 0 DP: 0 HR: 0 HBP: 0						

PITCHER		IP	WLS	BF	H	R	ER	SO	BB	IBB	HBP	BLK	WP	HR	S	P	ERA	WHIP
Jerry Reuss, L ERA: 3.12	(1, 1)	7.0		27	5	1	1	7	1	1	0	0	0	0	39	47	1.29	0.857
Tom Niedenfuer, R ERA: 2.52	(8, 1)	2.1	L	9	2	1	1	4	0	0	0	0	0	0	17	17	3.86	0.857
Steve Howe, L ERA: 2.08	(10, 1)	0.0		1	1	0	0	0	0	0	0	0	0	0	1	1	∞	∞

PITCHER	IP	WLS	BF	H	R	ER	SO	BB	IBB	HBP	BLK	WP	HR	S	P	ERA	WHIP

BOTTOM

Los Angeles Dodgers @ San Diego Padres

Jack Murphy Stadium, San Diego, CA

Wed Sep 22 1982, 10:05 PM EDT

Att. 26,616 - Unknown

livebaseballscorecards.com

AB	34
R	2
H	8
RBI	2
BB	2
SO	11
LOB	11

WP: 0 PA: 37
PB: 0
SB: 1
CS: 0

Batter	1	2	3	4	5	6	7	8	9	AB	R	H	RBI	BB	SO	LOB
Chili Davis, S (1, 8) OBP: 0.306, SLG: 0.406	6-3			F9	2B 1-3 2-H 3-H			BB 1B 1B		4	1	2	2	0	0	0
Joe Morgan, L (1, 4) OBP: 0.397, SLG: 0.432	4-3			F8	F8			P6		4	0	0	0	0	0	4
Jack Clark, R (1, 9) OBP: 0.380, SLG: 0.492	6-3			2B		K		1B 1-2 BB		3	0	1	0	1	1	0
Darrell Evans, L (1, 5) OBP: 0.354, SLG: 0.414		P6		6-3		P5		1B 1-3 2-H		4	0	1	1	0	0	1
Reggie Smith, S (1, 3) OBP: 0.368, SLG: 0.486 Dave Bergman, L (9, 3) OBP: 0.375, SLG: 0.427	K				G3	6-3			K	4 0	0 0	0 0	0 0	0 0	2 0	0 0
Jeffrey Leonard, R (1, 7) OBP: 0.291, SLG: 0.384	K				BB S 2B 1B		K		4-3	4	1	1	0	0	2	0
Milt May, L (1, 2) OBP: 0.315, SLG: 0.385			K		F8		K		1B	4	0	1	0	0	2	1
Johnnie LeMaster, R (1, 6) OBP: 0.269, SLG: 0.274			F8		BB 1-2 2B BB		6-3		F8	3	1	0	0	1	0	1
Rich Gale, R (1, 1) OBP: 0.208, SLG: 0.208 Tom O'Malley, L (5, PH) OBP: 0.350, SLG: 0.368 Brad Wellman, R (5, PR) Al Holland, R (5, 1) OBP: 0.063, SLG: 0.063 Duane Kuiper, L (8, PH) OBP: 0.383, SLG: 0.338 Greg Minton, S (8, 1) OBP: 0.176, SLG: 0.250			K		2B 1-2 2-3 BB			4-3		1 0 0 0 1 0	0 0 0 0 0 0	0 0 0 0 0 0	0 1 0 0 0 0	1 0 0 0 0 0	0 0 0 0 0 0	0 0 0 0 0 0
Inning Stats	R: 0 E: 0 K: 0 S: 3 H: 0 LOB: 0 BB: 0 P: 3	R: 0 E: 0 K: 2 S: 7 H: 0 LOB: 0 BB: 0 P: 7	R: 0 E: 0 K: 2 S: 7 H: 0 LOB: 0 BB: 0 P: 7	R: 0 E: 0 K: 0 S: 4 H: 1 LOB: 1 BB: 0 P: 4	R: 2 E: 0 K: 0 S: 5 H: 2 LOB: 3 BB: 2 P: 13	R: 0 E: 0 K: 1 S: 5 H: 0 LOB: 0 BB: 0 P: 5	R: 0 E: 0 K: 2 S: 7 H: 0 LOB: 0 BB: 0 P: 7	R: 1 E: 0 K: 0 S: 4 H: 2 LOB: 2 BB: 1 P: 8	R: 0 E: 0 K: 1 S: 6 H: 1 LOB: 1 BB: 0 P: 6	1B: 4 2B: 2 3B: 0 HR: 0 SF: 0 SAC: 0 DP: 0 HBP: 0						

PITCHER		IP	WLS	BF	H	R	ER	SO	BB	IBB	HBP	BLK	WP	HR	S	P	ERA	WHIP
Bob Welch, R ERA: 3.46	(1, 1)	4.2		19	3	2	2	4	2	0	0	0	0	0	25	33	3.86	1.071
Terry Forster, L ERA: 2.87	(5, 1)	2.1		7	0	0	0	3	0	0	0	0	0	0	13	13	0.00	0.000
Steve Howe, L ERA: 2.13	(8, 1)	2.0	L	9	3	1	1	1	1	0	0	0	0	0	10	14	4.50	2.000

PITCHER	IP	WLS	BF	H	R	ER	SO	BB	IBB	HBP	BLK	WP	HR	S	P	ERA	WHIP

TOP

San Francisco Giants @ Los Angeles Dodgers
Dodger Stadium, Los Angeles, CA
Fri Sep 24 1982, 7:05 PM PDT
Att. 50,666 - Unknown

livebaseballscorecards.com

AB	32
R	3
H	6
RBI	3
BB	3
SO	8
LOB	7

1B: 4	SF: 0	WP: 0	PA: 35
2B: 2	SAC: 0	PB: 0	
3B: 0	DP: 0	SB: 1	
HR: 0	HBP: 0	CS: 0	

Batter	1	2	3	4	5	6	7	8	9	AB	R	H	RBI	BB	SO	LOB
Ken Landreaux, L (1, 8) OBP: 0.347, SLG: 0.412	G3		G3	F7			F7			3	0	0	0	0	0	2
Ron Roenicke, S (7, PH) (8, 8) OBP: 0.357, SLG: 0.341										1	0	0	0	0	0	0
Bill Russell, R (1, 6) OBP: 0.349, SLG: 0.333	2B SF8 1B		BB 1B	L3			1-3			4	2	2	0	0	0	2
Dusty Baker Jr., R (1, 7) OBP: 0.362, SLG: 0.465	1-3 2B		F9		K			F8		4	0	1	0	0	1	1
Pedro Guerrero, R (1, 9) OBP: 0.380, SLG: 0.541	BB		1-2 1B BB		F3			5-3		2	0	0	0	2	0	0
Steve Garvey, R (1, 3) OBP: 0.296, SLG: 0.419	SF8 3-H		1-2 2-H 1B		F7			5-3		3	0	1	2	0	0	0
Ron Cey, R (1, 5) OBP: 0.322, SLG: 0.427	F8		F9			F2			K	4	0	0	0	0	1	4
Mike Scioscia, L (1, 2) OBP: 0.305, SLG: 0.294		3-1		1B 1B		F7		F7		2	0	1	0	0	0	0
Steve Yeager, R (6, PH) (7, 2) OBP: 0.287, SLG: 0.323										1	0	0	0	0	0	0
Rick Monday, L (9, PH) OBP: 0.374, SLG: 0.495										1	0	0	0	0	0	0
Derrel Thomas, S (1, 4) OBP: 0.307, SLG: 0.275		4-3		1-2 1B		P4		1-3		3	0	1	0	0	0	0
Greg Brock, L (9, PH) OBP: 0.133, SLG: 0.200										1	0	0	0	0	0	0
Bob Welch, R (1, 1) OBP: 0.176, SLG: 0.163		L6		K			F4			2	0	0	0	0	1	2
Terry Forster, L (5, 1)										0	0	0	0	0	0	0
Mike Marshall, R (7, PH) OBP: 0.343, SLG: 0.441										1	0	0	0	0	0	0
Steve Howe, L (8, 1)										0	0	0	0	0	0	0
Inning Stats	R: 1 H: 2 E: 0 LOB: 2 K: 0 BB: 1 S: 5 P: 9	R: 0 H: 0 E: 0 LOB: 0 K: 0 BB: 0 S: 3 P: 3	R: 1 H: 2 E: 0 LOB: 2 K: 0 BB: 1 S: 5 P: 9	R: 0 H: 2 E: 0 LOB: 2 K: 1 BB: 0 S: 7 P: 7	R: 0 H: 0 E: 0 LOB: 0 K: 1 BB: 0 S: 5 P: 5	R: 0 H: 0 E: 0 LOB: 0 K: 0 BB: 0 S: 3 P: 3	R: 0 H: 0 E: 0 LOB: 0 K: 0 BB: 0 S: 3 P: 3	R: 0 H: 0 E: 0 LOB: 0 K: 0 BB: 0 S: 3 P: 3	R: 0 H: 0 E: 0 LOB: 0 K: 1 BB: 0 S: 5 P: 5	1B: 5 SF: 1 2B: 1 SAC: 0 3B: 0 DP: 0 HR: 0 HBP: 0						

PITCHER	IP	WLS	BF	H	R	ER	SO	BB	IBB	HBP	BLK	WP	HR	S	P	ERA	WHIP
Rich Gale, R (1, 1) ERA: 4.14	4.0		20	6	2	2	1	2	0	0	0	0	0	20	28	4.50	2.000
Al Holland, L (5, 1) ERA: 2.97	3.0	W	9	0	0	0	1	0	0	0	0	0	0	11	11	0.00	0.000
Greg Minton, R (8, 1) ERA: 1.72	2.0	S	6	0	0	0	1	0	0	0	0	0	0	8	8	0.00	0.000

PITCHER	IP	WLS	BF	H	R	ER	SO	BB	IBB	HBP	BLK	WP	HR	S	P	ERA	WHIP

BOTTOM

San Francisco Giants @ Los Angeles Dodgers

Dodger Stadium, Los Angeles, CA

Fri Sep 24 1982, 7:05 PM PDT

Att. 50,666 - Unknown

livebaseballscorecards.com

AB	32
R	2
H	6
RBI	2
BB	2
SO	3
LOB	11

WP: 0	PA: 35		
PB: 0			
SB: 0			
CS: 0			

Batter	1	2	3	4	5	6	7	8	9	AB	R	H	RBI	BB	SO	LOB
Chili Davis, S (1, 8) OBP: 0.306, SLG: 0.408	6-3		6-3	4-3 1-2			2B 3B	1B 1-3 2-H		5	1	2	1	0	0	1
Joe Morgan, L (1, 4) OBP: 0.400, SLG: 0.440	BB G5-4-3		1B S	F9			3B 2-H	1B 1-2 3-H		4	1	3	2	1	0	0
Jack Clark, R (1, 9) OBP: 0.379, SLG: 0.490	G5-4-3 1-2f		F3 1-2		FC3-6 1B		4-3	F7		5	0	1	0	0	0	5
Reggie Smith, S (1, 3) OBP: 0.368, SLG: 0.486 Tom O'Malley, L (3, PR) OBP: 0.347, SLG: 0.364 (3, 5)		5-3	BB 2-H		FC3-6 1-2f		G3	K SSS		2 3	0 0	1 0	1 0	0 0	0 1	0 4
Darrell Evans, L (1, 5) OBP: 0.356, SLG: 0.418 (3, 3)		1B 3B	BB 1-2		F9		BB		L3	3	1	1	0	2	0	1
Jeffrey Leonard, R (1, 7) OBP: 0.293, SLG: 0.388 Max Venable, L (9, 7) OBP: 0.269, SLG: 0.277	S 3-H 1B		F8			PB 2B	F8		K SSS	5 0	0 0	2 0	1 0	0 0	1 0	4 0
Bob Brenly, R (1, 2) OBP: 0.351, SLG: 0.392	F2 1-2			K SSS		P2		E6 SH3-4 1B	CS 1B	5	1	1	0	0	1	2
Johnnie LeMaster, R (1, 6) OBP: 0.269, SLG: 0.273	BB			1-3		K SSS 2-3		SH3-4 1-2	CS 1-2	2	0	0	0	1	1	1
Jim Barr, R (1, 1) OBP: 0.258, SLG: 0.290 Gary Lavelle, S (7, 1) OBP: 0.167, SLG: 0.250 Andy McGaffigan, R (7, 1) Jim Wohlford, R (8, PH) OBP: 0.332, SLG: 0.340 Greg Minton, S (8, 1) OBP: 0.176, SLG: 0.250		F8		WP 1B		4-3		E5 1B 1B		3 0 0 1 0	0 0 0 1 0	1 0 0 1 0	0 0 0 0 0	0 0 0 0 0	0 0 0 1 0	3 0 0 1 0
Inning Stats	R: 0 E: 0 K: 0 S: 2 H: 0 LOB: 0 BB: 1 P: 6	R: 1 E: 0 K: 0 S: 5 H: 2 LOB: 2 BB: 1 P: 9	R: 1 E: 0 K: 0 S: 5 H: 2 LOB: 2 BB: 1 P: 9	R: 0 E: 0 K: 1 S: 6 H: 1 LOB: 1 BB: 0 P: 6	R: 0 E: 0 K: 0 S: 4 H: 1 LOB: 1 BB: 0 P: 4	R: 0 E: 0 K: 1 S: 6 H: 1 LOB: 1 BB: 0 P: 6	R: 1 E: 0 K: 0 S: 5 H: 2 LOB: 2 BB: 1 P: 9	R: 2 E: 2 K: 1 S: 9 H: 2 LOB: 2 BB: 0 P: 9	R: 0 E: 0 K: 1 S: 5 H: 1 LOB: 0 BB: 0 P: 5	1B: 8 2B: 2 3B: 2 HR: 0 SF: 0 SAC: 1 DP: 1 HBP: 0						

PITCHER		IP	W/L/S	BF	H	R	ER	SO	BB	IBB	HBP	BLK	WP	HR	S	P	ERA	WHIP
Fernando Valenzuela, L ERA: 2.88	(1, 1)	7.1	L	37	10	5	3	2	4	0	0	0	1	0	37	53	3.68	1.909
Terry Forster, L ERA: 2.85	(8, 1)	0.2		3	1	0	0	1	0	0	0	0	0	0	5	5	0.00	1.500
Tom Niedenfuer, R ERA: 2.48	(9, 1)	1.0		3	1	0	0	1	0	0	0	0	0	0	5	5	0.00	1.000

PITCHER	IP	W/L/S	BF	H	R	ER	SO	BB	IBB	HBP	BLK	WP	HR	S	P	ERA	WHIP

TOP

San Francisco Giants @ Los Angeles Dodgers
Dodger Stadium, Los Angeles, CA
Sat Sep 25 1982, 3:33 AM PDT
Att. 49,634 - Unknown

livebaseballscorecards.com

AB	38
R	5
H	12
RBI	5
BB	4
SO	4
LOB	22

1B: 8 SF: 0
2B: 2 SAC: 1
3B: 2 DP: 1
HR: 0 HBP: 0

WP: 1 PA: 44
PB: 1
SB: 2
CS: 1

Batter	1	2	3	4	5	6	7	8	9	AB	R	H	RBI	BB	SO	LOB
Ken Landreaux, L (1, 8) OBP: 0.345, SLG: 0.410	6-3		4-3		3-1		F8	4-3		3	0	0	0	0	0	2
Ron Roenicke, S (7, PH) OBP: 0.353, SLG: 0.336 (8, 8)										2	0	0	0	0	0	4
Bill Russell, R (1, 6) OBP: 0.351, SLG: 0.338	K		2B		1B		1B		5-3	5	0	3	3	0	1	0
Dusty Baker Jr., R (1, 7) OBP: 0.362, SLG: 0.465	1B		L6		K		1B		K	5	0	2	0	0	2	2
Pedro Guerrero, R (1, 9) OBP: 0.380, SLG: 0.545		6-3		L6		HR	G3		1B	5	1	2	1	0	0	2
Steve Garvey, R (1, 3) OBP: 0.294, SLG: 0.416		5-3		5-3		F3		F7	F7	5	0	0	0	0	0	1
Ron Cey, R (1, 5) OBP: 0.323, SLG: 0.427		1B		BB		4-3		F7		3	0	1	0	1	0	0
Mike Scioscia, L (1, 2) OBP: 0.303, SLG: 0.292		4-3		G3		4-3		1B BB		3	0	0	0	0	0	2
Steve Yeager, R (7, 2) OBP: 0.291, SLG: 0.326								1B		1	0	1	0	0	0	0
Derrel Thomas, S (1, 4) OBP: 0.327, SLG: 0.298			4-3 4-3 2B 1B		3-1 SH1-4 1B 1B		F8 CS 1B 1B	1B		3	3	3	0	0	0	0
Rick Monday, L (8, PH) OBP: 0.377, SLG: 0.495										0	0	0	0	1	0	0
Mark Bradley, R (8, PR)										0	0	0	0	0	0	0
Alex Taveras, R (9, 4)								BB		0	0	0	0	0	0	0
Fernando Valenzuela, L (1, 1) OBP: 0.188, SLG: 0.207			4-3		SH1-4		K			2	0	0	0	0	1	2
Terry Forster, L (8, 1)										0	0	0	0	0	0	0
Jorge Orta, L (8, PH) OBP: 0.306, SLG: 0.327										1	0	1	0	0	0	0
Tom Niedenfuer, R (9, 1)								1B		0	0	0	0	0	0	0
Inning Stats	R: 0 E: 0 K: 1 S: 5 H: 1 LOB: 1 BB: 0 P: 5	R: 0 E: 0 K: 0 S: 4 H: 1 LOB: 1 BB: 0 P: 4	R: 1 E: 0 K: 0 S: 5 H: 2 LOB: 1 BB: 0 P: 5	R: 0 E: 0 K: 0 S: 3 H: 0 LOB: 1 BB: 1 P: 7	R: 1 E: 0 K: 1 S: 7 H: 2 LOB: 1 BB: 0 P: 7	R: 1 E: 0 K: 0 S: 4 H: 1 LOB: 0 BB: 0 P: 4	R: 1 E: 0 K: 1 S: 8 H: 3 LOB: 2 BB: 0 P: 8	R: 0 E: 0 K: 0 S: 5 H: 2 LOB: 3 BB: 1 P: 9	R: 0 E: 0 K: 1 S: 6 H: 1 LOB: 1 BB: 0 P: 6	1B: 11 2B: 1 3B: 0 HR: 1 SF: 0 SAC: 1 DP: 0 HBP: 0						

PITCHER		IP	WLS	BF	H	R	ER	SO	BB	IBB	HBP	BLK	WP	HR	S	P	ERA	WHIP
Jim Barr, R ERA: 3.15	(1, 1)	6.0		25	7	3	3	2	1	0	0	0	0	1	28	32	4.50	1.333
Gary Lavelle, L ERA: 2.83	(7, 1)	0.2		5	3	1	0	1	0	0	0	0	0	0	7	7	0.00	4.500
Andy McGaffigan, R ERA:	(7, 1)	0.1	W	1	0	0	0	0	0	0	0	0	0	0	1	1	0.00	0.000
Greg Minton, R ERA: 1.69	(8, 1)	2.0	S	10	3	0	0	1	1	0	0	0	0	0	11	15	0.00	2.000

PITCHER	IP	WLS	BF	H	R	ER	SO	BB	IBB	HBP	BLK	WP	HR	S	P	ERA	WHIP

BOTTOM

San Francisco Giants @ Los Angeles Dodgers

Dodger Stadium, Los Angeles, CA

Sat Sep 25 1982, 3:33 AM PDT

Att. 49,634 - Unknown

livebaseballscorecards.com

AB	38
R	4
H	13
RBI	4
BB	2
SO	4
LOB	15

WP: 0	PA: 41		
PB: 0			
SB: 0			
CS: 1			

Batter	1	2	3	4	5	6	7	8	9	AB	R	H	RBI	BB	SO	LOB
Chili Davis, S (1, 8) OBP: 0.307, SLG: 0.407	6-3	BBB 1-2 2-3 BB			F8	F8		1B		4	0	1	0	1	0	0
Joe Morgan, L (1, 4) OBP: 0.402, SLG: 0.443	3B	3-1			BBB S 2B BB	BBB FC5-4 BB		4-3		3	1	1	0	2	0	4
Jack Clark, R (1, 9) OBP: 0.377, SLG: 0.489	F7		F7		1-H HR 2B	1-2f FC5-4			4-3	5	1	1	1	0	0	2
Darrell Evans, L (1, 3) OBP: 0.356, SLG: 0.423	BBB BB		6-3		2-H HR		5-3		L5	4	1	1	2	1	0	0
Jeffrey Leonard, R (1, 7) OBP: 0.295, SLG: 0.388	1-3		6-3		S 1B		FC4-6 1B		L1	5	0	2	0	0	0	2
Max Venable, L (9, 7) OBP: 0.269, SLG: 0.277										0	0	0	0	0	0	0
Milt May, L (1, 2) OBP: 0.312, SLG: 0.381		F8		F7	SSS K 1-2		FC4-6 1-2f			4	0	0	0	0	1	2
Tom O'Malley, L (1, 5) OBP: 0.352, SLG: 0.367		FC6-4 1B		1B	BBB BB		1-3			3	0	2	0	1	0	1
Johnnie LeMaster, R (1, 6) OBP: 0.267, SLG: 0.270		FC6-4 BB BB 1-2f		F7	F7			F8		4	0	0	0	0	0	4
Fred Breining, R (1, 1) OBP: 0.323, SLG: 0.222		BBB BB 1-2 BB		SSS K		P4		SSS K		2	0	0	0	1	1	1
Al Holland, R (6, 1) OBP: 0.061, SLG: 0.061										1	0	0	0	0	1	0
Inning Stats	R: 0 E: 0 K: 0 S: 4 H: 1 LOB: 2 BB: 1 P: 8	R: 0 E: 0 K: 0 S: 4 H: 1 LOB: 3 BB: 2 P: 12	R: 0 E: 0 K: 0 S: 3 H: 0 LOB: 0 BB: 0 P: 3	R: 0 E: 0 K: 1 S: 6 H: 1 LOB: 1 BB: 0 P: 6	R: 3 E: 0 K: 1 S: 8 H: 3 LOB: 2 BB: 2 P: 16	R: 0 E: 0 K: 0 S: 3 H: 0 LOB: 1 BB: 1 P: 7	R: 0 E: 0 K: 0 S: 4 H: 1 LOB: 1 BB: 0 P: 4	R: 0 E: 0 K: 1 S: 6 H: 1 LOB: 1 BB: 0 P: 6	R: 0 E: 0 K: 0 S: 3 H: 0 LOB: 0 BB: 0 P: 3	1B: 5 2B: 1 3B: 1 HR: 1 SF: 0 SAC: 0 DP: 0 HBP: 0						

PITCHER	IP	WLS	BF	H	R	ER	SO	BB	IBB	HBP	BLK	WP	HR	S	P	ERA	WHIP
Burt Hooton, R (1, 1) ERA: 3.98	4.1	L	23	6	3	3	1	4	0	0	0	0	1	21	37	6.23	2.308
Ricky Wright, L (5, 1) ERA: 3.13	0.2		3	0	0	0	1	1	0	0	0	0	0	4	8	0.00	1.500
Dave Stewart, R (6, 1) ERA: 3.81	1.0		4	0	0	0	0	1	0	0	0	0	0	3	7	0.00	1.000
Steve Howe, L (7, 1) ERA: 2.09	2.0		8	2	0	0	1	0	0	0	0	0	0	10	10	0.00	1.000
Tom Niedenfuer, R (9, 1) ERA: 2.44	1.0		3	0	0	0	0	0	0	0	0	0	0	3	3	0.00	0.000

PITCHER	IP	WLS	BF	H	R	ER	SO	BB	IBB	HBP	BLK	WP	HR	S	P	ERA	WHIP

TOP

San Francisco Giants @ Los Angeles Dodgers
Dodger Stadium, Los Angeles, CA
Sun Sep 26 1982, 3:33 AM PDT
Att. 46,331 - Unknown

livebaseballscorecards.com

AB	35
R	3
H	8
RBI	3
BB	6
SO	3
LOB	16

WP: 0	PA: 41				
PB: 0					
SB: 2					
CS: 0					

Batter	1	2	3	4	5	6	7	8	9	AB	R	H	RBI	BB	SO	LOB
Bill Russell, R (1, 6) OBP: 0.350, SLG: 0.335	F8		K		F9		1B FC5-4 BB		F7	4	1	0	0	1	1	1
Rick Monday, L (1, 9) OBP: 0.377, SLG: 0.492	1B		3-1			3-1	FC5-4 1-3		F7	3	0	1	0	0	0	0
Ron Roenicke, S (7, PH) OBP: 0.354, SLG: 0.338 (8, 8)	1B						1B			2	0	1	0	0	0	0
Dusty Baker Jr., R (1, 7) OBP: 0.363, SLG: 0.464	1-2 1B			5-3		1B BB	FC5-4 1-2f 3-H			3	1	1	1	1	0	1
Pedro Guerrero, R (1, 8) OBP: 0.379, SLG: 0.543 (8, 9)	K			K		1B 1-2	F8			4	0	1	0	0	2	3
Steve Garvey, R (1, 3) OBP: 0.296, SLG: 0.418	F8			1B		BB 1-3 2-H 1B		WP 1B		4	0	3	1	0	0	2
Ron Cey, R (1, 5) OBP: 0.322, SLG: 0.425		F8		K		1-2 BB		P5 1-2		3	0	0	0	1	1	2
Mike Scioscia, L (1, 2) OBP: 0.301, SLG: 0.290	F8				F8	F8		K		2	0	0	0	0	0	0
Jose Morales, R (6, PH) OBP: 0.314, SLG: 0.355										1	0	0	0	0	0	3
Alex Taveras, R (7, 4)										0	0	0	0	0	0	0
Candy Maldonado, R (8, PH)										1	0	0	0	0	1	1
Tom Niedenfuer, R (9, 1)										0	0	0	0	0	0	0
Derrel Thomas, S (1, 4) OBP: 0.330, SLG: 0.302	K				FC3-6 1B	F9		5-3		2	0	1	0	0	1	0
Mike Marshall, R (6, PH) OBP: 0.339, SLG: 0.436										1	0	0	0	0	0	3
Steve Howe, L (7, 1)										0	0	0	0	0	0	0
Mark Bradley, R (8, PH)										1	0	0	0	0	0	1
Steve Sax, R (9, 4) OBP: 0.329, SLG: 0.351										0	0	0	0	0	0	0
Burt Hooton, R (1, 1) OBP: 0.088, SLG: 0.206			F7		FC3-6 1-2f		P5		F2	1	0	0	0	0	0	0
Ricky Wright, L (5, 1) OBP: 0.125, SLG: 0.250										0	0	0	0	0	0	0
Jorge Orta, L (5, PH) OBP: 0.304, SLG: 0.324										1	0	0	0	0	0	1
Dave Stewart, R (6, 1) OBP: 0.200, SLG: 0.205										0	0	0	0	0	0	0
Steve Yeager, R (7, 2) OBP: 0.288, SLG: 0.323										2	0	0	0	0	0	0
Inning Stats	R: 0 E: 0 K: 1 S: 7 H: 2 LOB: 2 BB: 0 P: 7	R: 0 E: 0 K: 1 S: 5 H: 0 LOB: 0 BB: 0 P: 5	R: 0 E: 0 K: 1 S: 5 H: 0 LOB: 0 BB: 0 P: 5	R: 0 E: 0 K: 2 S: 8 H: 1 LOB: 1 BB: 0 P: 8	R: 0 E: 0 K: 0 S: 4 H: 1 LOB: 1 BB: 0 P: 4	R: 1 E: 0 K: 0 S: 5 H: 2 LOB: 3 BB: 2 P: 13	R: 1 E: 0 K: 0 S: 4 H: 1 LOB: 1 BB: 1 P: 8	R: 0 E: 0 K: 1 S: 6 H: 1 LOB: 1 BB: 0 P: 6	R: 0 E: 0 K: 0 S: 3 H: 0 LOB: 0 BB: 0 P: 3	1B: 8 2B: 0 3B: 0 HR: 0	SF: 0 SAC: 0 DP: 0 HBP: 0						

BOTTOM

San Francisco Giants @ Los Angeles Dodgers

Dodger Stadium, Los Angeles, CA

Sun Sep 26 1982, 3:33 AM PDT

Att. 46,331 - Unknown

livebaseballscorecards.com

AB	35
R	2
H	8
RBI	2
BB	3
SO	6
LOB	18

| | | | | | | | | | |

Cincinnati Reds @ Los Angeles Dodgers

Dodger Stadium, Los Angeles, CA

Mon Sep 27 1982, 7:05 PM PDT

Att. 44,774 - Unknown

TOP

Batter	1	2	3	4	5	6	7	8	9	AB	R	H	RBI	BB	SO	LOB
Gary Redus, R (1, 7) OBP: 0.258, SLG: 0.386	K		6-3 3-H	SF7 3-H			5-3 1B 1B		F8	4	1	1	2	0	1	0
Paul Householder, S (1, 9) OBP: 0.266, SLG: 0.332	1B		FC4 1B	5-3			5-3 1-2		6-3	5	0	2	0	0	0	2
Dave Concepcion, R (1, 6) OBP: 0.339, SLG: 0.371	K		FC4 1-2f		1B		2-H 1B		6-3	5	0	2	1	0	1	2
Johnny Bench, R (1, 5) OBP: 0.319, SLG: 0.398	F8			1B 1B 1B	F8		F4			4	1	1	0	0	0	3
Wayne Krenchicki, L (7, 5) OBP: 0.315, SLG: 0.343										0	0	0	0	0	0	0
Cesar Cedeno, R (1, 8) OBP: 0.349, SLG: 0.417		6-3		1B 1B 1-2 1B	P6		K			4	1	1	0	0	1	2
Dan Driessen, L (1, 3) OBP: 0.366, SLG: 0.414		P4		1B 1B 1-3 2-H 1B	K			3-1		4	1	1	1	0	1	1
Ron Oester, S (1, 4) OBP: 0.301, SLG: 0.352		F8		1B SF7 1-3 3-H 1B		4-3		3-1		4	1	1	1	0	0	0
Alex Trevino, R (1, 2) OBP: 0.318, SLG: 0.304			SH5-3 6-3 2B	SH3 1-3 3-H 1B		L4		1B		4	1	3	1	0	0	0
Mario Soto, R (1, 1) OBP: 0.218, SLG: 0.220			SH5-3 2-3	SH3 1-2		K		K		2	0	0	0	0	2	1

livebaseballscorecards.com

AB	36
R	6
H	12
RBI	6
BB	0
SO	6
LOB	11

Inning Stats	1	2	3	4	5	6	7	8	9	1B: 11	SF: 1	WP: 0	PA: 39
	R: 0 E: 0 K: 2 S: 8	H: 1 LOB: 1 BB: 0 P: 8	R: 0 E: 0 K: 0 S: 3	H: 0 LOB: 0 BB: 0 P: 3	R: 1 E: 0 K: 0 S: 5	H: 2 LOB: 1 BB: 0 P: 5	R: 4 E: 0 K: 0 S: 8	H: 5 LOB: 1 BB: 0 P: 8	R: 0 E: 0 K: 1 S: 6	H: 1 LOB: 1 BB: 0 P: 6	R: 0 E: 0 K: 1 S: 5	H: 0 LOB: 0 BB: 0 P: 5	R: 1 E: 0 K: 1 S: 7	H: 2 LOB: 1 BB: 0 P: 7	R: 0 E: 0 K: 1 S: 6	H: 1 LOB: 1 BB: 0 P: 6	R: 0 E: 0 K: 0 S: 3	H: 0 LOB: 0 BB: 0 P: 3	2B: 1 3B: 0 HR: 0	SAC: 2 DP: 0 HBP: 0	PB: 0 SB: 0 CS: 0	

PITCHER	IP	WLS	BF	H	R	ER	SO	BB	IBB	HBP	BLK	WP	HR	S	P	ERA	WHIP
Jerry Reuss, L (1, 1) ERA: 3.26	3.0	L	17	8	5	5	2	0	0	0	0	0	0	21	21	15.00	2.667
Joe Beckwith, R (4, 1) ERA: 2.97	2.0		7	1	0	0	1	0	0	0	0	0	0	9	9	0.00	0.500
Dave Stewart, R (6, 1) ERA: 3.79	3.0		12	3	1	1	3	0	0	0	0	0	0	18	18	3.00	1.000
Ricky Wright, L (9, 1) ERA: 3.03	1.0		3	0	0	0	0	0	0	0	0	0	0	3	3	0.00	0.000

PITCHER	IP	WLS	BF	H	R	ER	SO	BB	IBB	HBP	BLK	WP	HR	S	P	ERA	WHIP

Batter	1	2	3	4	5	6	7	8	9	AB	R	H	RBI	BB	SO	LOB
Steve Sax, R (1, 4) OBP: 0.330, SLG: 0.351	BBBB 4-0 P2-3 BB		x 0-0 CS 1B		x 0-0 ③ F8			x 0-0 ② L4 1-3		3	0	1	0	1	0	2
Ken Landreaux, L (1, 8) OBP: 0.342, SLG: 0.406	x 0-0 ①② P2-3 1-2f		x 0-0 ②③ F8 1-2			x 0-0 ① 4-3		SSS 0-3 ③ K		4	0	0	0	0	1	3
Dusty Baker Jr., R (1, 7) OBP: 0.361, SLG: 0.461	SSS 0-3 ③ K			x 0-0 ① 6-3		SSS 0-3 ② K			x 0-0 ① L6	4	0	0	0	0	2	0
Pedro Guerrero, R (1, 9) OBP: 0.378, SLG: 0.541		SSS 0-3 ① K		x 0-0 1B		SSS 0-3 ③ K			x 0-0 E3 G5-4-3	4	0	1	0	0	2	0
Steve Garvey, R (1, 3) OBP: 0.296, SLG: 0.419		x 0-0 1B 2B		SSS 0-3 ② K			x 0-0 ① 1-3		x 0-0 ②③ G5-4-3 1-2f	4	1	1	0	0	1	2
Ron Cey, R (1, 5) OBP: 0.322, SLG: 0.423		BBBB 4-0 1B BB		x 0-0 ③ F9			x 0-0 ② 1-3			2	0	0	0	1	0	1
Mike Scioscia, L (1, 2) OBP: 0.304, SLG: 0.291		x 0-0 ② 1-2 2-H 1B		BBBB 4-0 FC6-4 BB			x 0-0 ③ 4-3			2	0	1	1	1	0	0
Bill Russell, R (1, 6) OBP: 0.348, SLG: 0.333		x 0-0 ③ 1-3		x 0-0 ① FC6-4 FC5-4 1-2f				x 0-0 ① 5-3		3	0	0	0	0	0	2
Jerry Reuss, L (1, 1) OBP: 0.247, SLG: 0.267 Joe Beckwith, L (4, 1) Jorge Orta, L (5, PH) OBP: 0.302, SLG: 0.321 Dave Stewart, R (6, 1) OBP: 0.200, SLG: 0.205 Ron Roenicke, S (8, PH) OBP: 0.358, SLG: 0.343 Ricky Wright, L (9, 1) OBP: 0.125, SLG: 0.250			x 0-0 ① G3		x 0-0 ② FC5-4 1-2f			x 0-0 E 1B		1 0 1 0 1 0	0 0 0 0 0 0	0 0 0 0 1 0	0 0 0 0 0 0	0 0 0 0 0 0	0 0 0 0 0 0	0 0 1 0 0 0
Inning Stats	R: 0 E: 0 K: 1 S: 4 H: 0 LOB: 0 BB: 1 P: 8	R: 1 E: 0 K: 1 S: 6 H: 2 LOB: 1 BB: 1 P: 10	R: 0 E: 0 K: 0 S: 3 H: 1 LOB: 0 BB: 0 P: 3	R: 0 E: 0 K: 1 S: 6 H: 1 LOB: 1 BB: 0 P: 6	R: 0 E: 0 K: 0 S: 3 H: 0 LOB: 1 BB: 1 P: 7	R: 0 E: 0 K: 2 S: 7 H: 0 LOB: 0 BB: 0 P: 7	R: 0 E: 0 K: 0 S: 3 H: 0 LOB: 0 BB: 0 P: 3	R: 0 E: 1 K: 1 S: 6 H: 1 LOB: 1 BB: 0 P: 6	R: 0 E: 1 K: 0 S: 3 H: 0 LOB: 0 BB: 0 P: 3	1B: 4 2B: 2 3B: 0 HR: 0 SF: 0 SAC: 0 DP: 2 HBP: 0						

PITCHER		IP	WLS	BF	H	R	ER	SO	BB	IBB	HBP	BLK	WP	HR	S	P	ERA	WHIP
Mario Soto, R ERA: 2.73	(1, 1)	9.0	W	32	5	1	1	6	3	0	0	0	0	0	41	53	1.00	0.889

PITCHER	IP	WLS	BF	H	R	ER	SO	BB	IBB	HBP	BLK	WP	HR	S	P	ERA	WHIP

BOTTOM

Cincinnati Reds @ Los Angeles Dodgers

Dodger Stadium, Los Angeles, CA

Mon Sep 27 1982, 7:05 PM PDT

Att. 44,774 - Unknown

livebaseballscorecards.com

AB	29
R	1
H	5
RBI	1
BB	3
SO	6
LOB	11

Cincinnati Reds @ Los Angeles Dodgers

Dodger Stadium, Los Angeles, CA

Tue Sep 28 1982, 7:05 PM PDT

Att. 43,375 - Unknown

TOP

livebaseballscorecards.com

Batter	1	2	3	4	5	6	7	8	9	10	AB	R	H	RBI	BB	SO	LOB
Gary Redus, R (1, 7) OBP: 0.258, SLG: 0.377	F7		CS, 1B			F2		K, 1-2		K	4	0	1	0	0	1	1
Ben Hayes, R (8, 1)											1	0	0	0	0	1	1
Joe Price, R (10, 1) OBP: 0.333, SLG: 0.333											0	0	0	0	0	0	0
Duane Walker, L (1, 9) OBP: 0.293, SLG: 0.311	K		CS, 1-2	K			F5		K	F5	3	0	0	0	0	2	0
Paul Householder, S (9, PH) OBP: 0.265, SLG: 0.330											2	0	0	0	0	1	1
(9, 9)																	
Dave Concepcion, R (1, 6) OBP: 0.339, SLG: 0.370	E6, 1B			6-3			6-3		E4, FC5, 1B		4	0	1	0	0	0	0
Dan Driessen, L (1, 3) OBP: 0.365, SLG: 0.413	F9			G3			K		FC5, 1-2, 1B		4	0	1	0	0	1	1
Cesar Cedeno, R (1, 8) OBP: 0.348, SLG: 0.416		6-3			F2			1B, 1B, 1B	FC5, 1-2, 2-3f		4	1	1	0	0	0	2
Johnny Bench, R (1, 5) OBP: 0.318, SLG: 0.396		F9			K			1B, 4-3, 1-2, 1B	6-3		4	1	1	0	0	1	2
Ron Oester, S (1, 4) OBP: 0.302, SLG: 0.352		G3			G3			4-3, 1-3, 2-H, 1B		SH1, 1B, BB	3	2	1	1	1	0	0
Dave Vangorder, R (1, 2) OBP: 0.272, SLG: 0.236			F9			K		4-3, 1-2, 3-H		SH1, 1-2	2	0	0	0	0	1	0
Larry Biittner, L (8, PH) OBP: 0.373, SLG: 0.419											1	0	0	1	0	0	1
(8, 7)																	
Frank Pastore, R (1, 1) OBP: 0.193, SLG: 0.268			K			6-3		CS, 2-H, 1B		2-H, 1B	2	0	0	0	0	1	0
Brad Lesley, R (7, 1)											0	0	0	0	0	0	0
Wayne Krenchicki, L (8, PH) OBP: 0.318, SLG: 0.346											1	0	1	1	0	0	0
Mike O'Berry, R (8, 2) OBP: 0.364, SLG: 0.287											0	0	0	0	0	0	0
Rafael Landestoy, S (10, PH) OBP: 0.264, SLG: 0.265											1	0	1	1	0	0	0
Alex Trevino, R (10, 2) OBP: 0.318, SLG: 0.304											0	0	0	0	0	0	0

Inning Stats	1	2	3	4	5	6	7	8	9	10
	R: 0 E: 1 K: 1 S: 6	H: 1 LOB: 1 BB: 0 P: 6	R: 0 E: 0 K: 0 S: 3	H: 0 LOB: 0 BB: 0 P: 3	R: 0 E: 0 K: 1 S: 5	H: 1 LOB: 0 BB: 0 P: 5	R: 0 E: 0 K: 1 S: 5	H: 0 LOB: 0 BB: 0 P: 5	R: 0 E: 0 K: 1 S: 5	H: 0 LOB: 0 BB: 0 P: 5	R: 0 E: 0 K: 1 S: 5	H: 0 LOB: 0 BB: 0 P: 5	R: 3 E: 0 K: 1 S: 8	H: 4 LOB: 0 BB: 0 P: 8	R: 0 E: 1 K: 1 S: 7	H: 1 LOB: 2 BB: 0 P: 7	R: 1 E: 0 K: 1 S: 6	H: 1 LOB: 1 BB: 1 P: 10

AB	36
R	4
H	8
RBI	4
BB	1
SO	9
LOB	9

1B: 8 SF: 0 WP: 0 PA: 39
2B: 0 SAC: 1 PB: 0
3B: 0 DP: 0 SB: 0
HR: 0 HBP: 0 CS: 2

PITCHER	IP	WLS	BF	H	R	ER	SO	BB	IBB	HBP	BLK	WP	HR	S	P	ERA	WHIP
Bob Welch, R (1, 1) ERA: 3.43	7.0		24	4	2	2	6	0	0	0	0	0	0	36	36	2.57	0.571
Tom Niedenfuer, R (8, 1) ERA: 2.54	1.0		4	2	1	1	1	0	0	0	0	0	0	6	6	9.00	2.000
Steve Howe, L (9, 1) ERA: 2.08	0.1		3	1	0	0	1	0	0	0	0	0	0	5	5	0.00	3.000
Dave Stewart, R (9, 1) ERA: 3.81	1.2	L	7	1	1	1	1	1	0	0	0	0	0	8	12	5.40	1.200

PITCHER	IP	WLS	BF	H	R	ER	SO	BB	IBB	HBP	BLK	WP	HR	S	P	ERA	WHIP

Cincinnati Reds @ Los Angeles Dodgers

Dodger Stadium, Los Angeles, CA

Tue Sep 28 1982, 7:05 PM PDT

Att. 43,375 - Unknown

livebaseballscorecards.com

BOTTOM

Batter	1	2	3	4	5	6	7	8	9	10	AB	R	H	RBI	BB	SO	LOB
Steve Sax, R (1, 4) OBP: 0.330, SLG: 0.356	HR		E 1B		P4		4-3	K		F8	6	1	2	1	0	1	6
Ron Roenicke, S (1, 8) OBP: 0.364, SLG: 0.340	F2		F9 1-3			S 1B BB	BB 1B		SH1-4 BB	P4	4	1	1	0	2	0	4
Dusty Baker Jr., R (1, 7) OBP: 0.358, SLG: 0.456	4-3			5-3		F2	P3		SH1-4 1-2	F9	5	0	0	0	0	0	5
Pedro Guerrero, R (1, 5) OBP: 0.380, SLG: 0.540	F8			F9		1B S 1-H BB 1B	4-0 1-2 BB		IBB		3	1	1	1	2	0	0
Rick Monday, L (1, 9) OBP: 0.374, SLG: 0.485		4-3		BB		K 1-2	1-3		F7		3	0	0	0	1	1	3
Derrel Thomas, S (8, 9) OBP: 0.330, SLG: 0.302											0	0	0	0	0	0	0
Jorge Orta, L (9, PH) OBP: 0.299, SLG: 0.319											1	0	0	0	0	0	2
Mark Bradley, R (10, 9)											0	0	0	0	0	0	0
Steve Garvey, R (1, 3) OBP: 0.297, SLG: 0.417		F8		6-3		BB 1B IBB		WP SH3-4 1B	F7		4	0	1	0	1	0	3
Bill Russell, R (1, 6) OBP: 0.351, SLG: 0.335		5-3			SH1-4 1B	1-2 2-3 BB 1B		SH3-4 1-2		1B 1B BB	3	0	2	0	1	0	0
Steve Yeager, R (1, 2) OBP: 0.290, SLG: 0.321			5-3		L6	1-2 2-3 3-H BB		K 2-3		1B 1-2 1B	4	0	1	1	1	1	2
Bob Welch, R (1, 1) OBP: 0.172, SLG: 0.159			F2		SH1-4 1-2	K		F3		1-2 2-3 1B	2	0	0	0	0	1	3
Tom Niedenfuer, R (8, 1)											0	0	0	0	0	0	0
Ken Landreaux, L (8, PH) OBP: 0.342, SLG: 0.405											1	0	0	0	0	0	2
Steve Howe, L (9, 1)											0	0	0	0	0	0	0
Dave Stewart, R (9, 1) OBP: 0.200, SLG: 0.205											0	0	0	0	0	0	0
Mark Belanger, R (10, PH) OBP: 0.296, SLG: 0.245											1	0	1	0	0	0	0
Inning Stats	R: 1 H: 1 E: 0 LOB: 0 K: 0 BB: 0 S: 4 P: 4	R: 0 H: 0 E: 0 LOB: 0 K: 0 BB: 0 S: 3 P: 3	R: 0 H: 1 E: 1 LOB: 1 K: 0 BB: 0 S: 4 P: 4	R: 0 H: 0 E: 0 LOB: 1 K: 0 BB: 1 S: 3 P: 7	R: 0 H: 1 E: 0 LOB: 1 K: 0 BB: 0 S: 4 P: 4	R: 2 H: 2 E: 0 LOB: 3 K: 2 BB: 3 S: 9 P: 21	R: 0 H: 1 E: 0 LOB: 2 K: 0 BB: 1 S: 4 P: 8	R: 0 H: 1 E: 0 LOB: 2 K: 2 BB: 0 S: 9 P: 9	R: 0 H: 0 E: 0 LOB: 2 K: 0 BB: 2 S: 3 P: 11	R: 0 H: 2 E: 0 LOB: 3 K: 0 BB: 1 S: 5 P: 9	1B: 8 SF: 0 2B: 0 SAC: 3 3B: 0 DP: 0 HR: 1 HBP: 0						

PITCHER		IP	WLS	BF	H	R	ER	SO	BB	IBB	HBP	BLK	WP	HR	S	P	ERA	WHIP
Frank Pastore, R ERA: 3.97	(1, 1)	6.0		27	5	3	3	2	3	1	0	0	0	1	27	43	4.50	1.333
Brad Lesley, R ERA: 2.19	(7, 1)	1.0		5	1	0	0	0	1	0	0	0	0	0	4	8	0.00	2.000
Ben Hayes, R ERA: 2.05	(8, 1)	2.0	W	12	2	0	0	2	2	1	0	0	1	0	13	25	0.00	2.000
Joe Price, L ERA: 2.93	(10, 1)	1.0	S	4	1	0	0	0	0	0	0	0	0	0	4	4	0.00	1.000

PITCHER	IP	WLS	BF	H	R	ER	SO	BB	IBB	HBP	BLK	WP	HR	S	P	ERA	WHIP

AB	37
R	3
H	9
RBI	3
BB	8
SO	4
LOB	30

WP: 1 PA: 48
PB: 0
SB: 2
CS: 0

Atlanta Braves @ Los Angeles Dodgers

Dodger Stadium, Los Angeles, CA

Wed Sep 29 1982, 7:05 PM PDT

Att. 45,757 - Unknown

TOP

livebaseballscorecards.com

Batter	1	2	3	4	5	6	7	8	9	10	11	12	AB	R	H	RBI	BB	SO	LOB
Claudell Washington, L (1, 9) OBP: 0.334, SLG: 0.421	H 1-0 S SH3-4 HBP		x 0-0 ② F8		0-3 ① K		0-3 ① K		4-0 IBB		x 0-0 ③ 4-3		0	0	0	0	0	0	0
Chris Chambliss, L (2, 3) OBP: 0.338, SLG: 0.435													4	0	0	0	1	2	2
Rafael Ramirez, R (1, 6) OBP: 0.316, SLG: 0.379	x 0-0 ① SH3-4 1-2		x 0-0 ③ 6-3		x 0-0 ② 6-3		x 0-0 ② 4-3		x 0-0 ③ F8			B B B B 4-0 S 1B BB	4	1	0	0	1	0	2
Dale Murphy, R (1, 8) OBP: 0.377, SLG: 0.509 (12, 7)	S S S 0-3 ② K 2-3			x 0-0 G6-4-3 1B	x 0-0 ③ F9		S S S 0-3 ③ K			x 0-0 ① P4		x 0-0 ① F8 1-2	6	0	1	0	0	2	2
Bob Watson, R (1, 3) (2, 7) OBP: 0.327, SLG: 0.422	x 0-0 ③ 4-3			x 0-0 ① ② G6-4-3 1-2f		B B B B 4-0 1B 4-3 BB	S S S 0-3 ① K			S S S 0-3 ② K		I I I 4-0 1B 1B IBB	4	0	0	0	2	2	2
Brett Butler, L (12, PR) (12, 8) OBP: 0.291, SLG: 0.225													0	1	0	0	0	0	0
Terry Harper, R (1, 7) (2, 9) OBP: 0.351, SLG: 0.343		x 0-0 FC6-4 1B		x 0-0 HR		S S S 0-3 ① K		x 0-0 ② 6-3		x 0-0 ③ F7		x 0-0 1B 1-2 2-H 1B	6	1	3	2	0	1	1
Jerry Royster, R (1, 5) OBP: 0.355, SLG: 0.386		x 0-0 ① FC6-4 CS 1-2f		x 0-0 E2 2B 1B		x 0-0 ② 4-3 1-2		x 0-0 ③ F3			x 0-0 ① F8	x 0-0 1-3 2-H 1B	6	1	2	1	0	0	2
Glenn Hubbard, R (1, 4) OBP: 0.325, SLG: 0.353		x 0-0 ② FC6-4 1-2 1B		x 0-0 2-H 2B		I I I 4-0 1B IBB			x 0-0 SH3-4 1B		x 0-0 ② F8	I I I 4-0 IBB	4	0	3	1	2	0	0
Bruce Benedict, R (1, 2) OBP: 0.316, SLG: 0.306	x 0-0 ③ FC6-4 1-2f			I I I 4-0		x 0-0 FC4-6 1-2 2-3 1B			x 0-0 ① SH3-4 1-2		x 0-0 BB 1B	S S S 0-3 ② K	3	0	2	0	1	0	1
Albert Hall, S (11, PR) Matt Sinatro, R (11, 2) OBP: 0.181, SLG: 0.203				IBB									0	0	0	0	0	0	0
Tommy Boggs, R (1, 1) OBP: 0.235, SLG: 0.235			S S S 0-3 ① K	x 0-0 ③ 1-3		x 0-0 ③ FC4-6 1-2f			S S S 0-3 ② K		B B B B 4-0 1-2 BB	S S S 0-3 ③ K	1	0	0	0	0	1	1
Steve Bedrosian, R (6, 1) OBP: 0.077, SLG: 0.040													1	0	0	0	0	1	1
Biff Pocoroba, S (9, PH) OBP: 0.351, SLG: 0.383													0	0	0	0	0	0	0
Gene Garber, R (9, 1) OBP: 0.235, SLG: 0.133													1	0	0	0	1	1	3
Inning Stats	R: 0 H: 0 E: 0 LOB: 1 K: 1 BB: 0 S: 5 P: 6	R: 0 H: 2 E: 0 LOB: 1 K: 0 BB: 0 S: 4 P: 4	R: 0 H: 0 E: 0 LOB: 0 K: 1 BB: 0 S: 5 P: 5	R: 2 H: 4 E: 1 LOB: 2 K: 0 BB: 1 S: 6 P: 10	R: 0 H: 0 E: 0 LOB: 0 K: 1 BB: 0 S: 5 P: 5	R: 0 H: 1 E: 0 LOB: 3 K: 1 BB: 2 S: 6 P: 14	R: 0 H: 0 E: 0 LOB: 0 K: 2 BB: 0 S: 7 P: 7	R: 0 H: 0 E: 0 LOB: 0 K: 1 BB: 0 S: 5 P: 5	R: 0 H: 1 E: 0 LOB: 2 K: 1 BB: 1 S: 6 P: 10	R: 0 H: 0 E: 0 LOB: 0 K: 1 BB: 0 S: 5 P: 5	R: 0 H: 1 E: 0 LOB: 2 K: 0 BB: 1 S: 4 P: 8	R: 2 H: 2 E: 0 LOB: 3 K: 2 BB: 3 S: 9 P: 21	1B: 9 2B: 1 3B: 0 HR: 1	SF: 0 SAC: 2 DP: 1 HBP: 1		WP: 0 PB: 0 SB: 2 CS: 1	PA: 54		

	AB	43
	R	4
	H	11
	RBI	4
	BB	8
	SO	11
	LOB	24

PITCHER		IP	WLS	BF	H	R	ER	SO	BB	IBB	HBP	BLK	WP	HR	S	P	ERA	WHIP
Fernando Valenzuela, L ERA: 2.87	(1, 1)	7.0		30	7	2	2	6	1	2	1	0	0	1	38	51	2.57	1.143
Tom Niedenfuer, R ERA: 2.47	(8, 1)	2.0		8	1	0	0	2	0	1	0	0	0	0	11	15	0.00	0.500
Terry Forster, L ERA: 2.99	(10, 1)	2.1	L	12	2	2	2	1	2	1	0	0	0	0	11	23	7.71	1.714
Dave Stewart, R ERA: 3.79	(12, 1)	0.2		4	1	0	0	2	0	1	0	0	0	0	7	11	0.00	1.500

PITCHER		IP	WLS	BF	H	R	ER	SO	BB	IBB	HBP	BLK	WP	HR	S	P	ERA	WHIP

Atlanta Braves @ Los Angeles Dodgers

Dodger Stadium, Los Angeles, CA

Wed Sep 29 1982, 7:05 PM PDT

Att. 45,757 - Unknown

livebaseballscorecards.com

BOTTOM

Batter	1	2	3	4	5	6	7	8	9	10	11	12	AB	R	H	RBI	BB	SO	LOB
Steve Sax, R (1, 4) OBP: 0.332, SLG: 0.357	CS S 1B		FC6-5 S 1B		F9		2-H S 1B		FC4-2 1-2 2-3 3-Hf		FC4 1-2f		6	0	3	1	0	0	5
Rick Monday, L (1, 9) OBP: 0.375, SLG: 0.477	CS 1B BB 1-2		FC6-5 1-3		PB BB 1-2		4-3 1-2		P4			1B G6-4-3 1B	3	1	0	0	2	0	5
Terry Forster, L (10, 1)													0	0	0	0	0	0	0
Dave Stewart, R (12, 1) OBP: 0.200, SLG: 0.205													0	0	0	0	0	0	0
Ken Landreaux, L (12, PH) OBP: 0.343, SLG: 0.406													1	1	1	0	0	0	0
Dusty Baker Jr., R (1, 7) OBP: 0.357, SLG: 0.455	K 1-2 2-3		6-3		F2 1-2 2-3			F7		FC6-4 1B		G6-4-3 1B 1-3	6	0	2	0	0	1	5
Pedro Guerrero, R (1, 8) OBP: 0.378, SLG: 0.536	2-H 1B			5-3	F8			4-3		FC6-4 FC6-4 1-2f		G6-4-3 1-2f 3-H	6	0	1	1	0	0	2
(10, 5)																			
Steve Garvey, R (1, 3) OBP: 0.296, SLG: 0.417	5-3			2B	K			K		FC6-4 1-2f		F8	6	0	1	0	0	2	2
Ron Cey, R (1, 5) OBP: 0.320, SLG: 0.420		5-3		K	6-3				K	F7			4	0	0	0	0	2	1
Ron Roenicke, S (10, 8) OBP: 0.361, SLG: 0.338													1	0	0	0	0	0	1
Mike Scioscia, L (1, 2) OBP: 0.303, SLG: 0.289		5-3		5-3			1-3		1B FC4-2 BB		6-3		3	0	0	0	1	0	1
Mark Bradley, R (9, PR)													1	0	0	0	0	0	0
(10, 9)																			
Bill Russell, R (1, 6) OBP: 0.351, SLG: 0.335	P5				1-3		S 1B 1B		FC4-2 1-3 1B		P4		5	1	2	0	0	0	0
Fernando Valenzuela, L (1, 1) OBP: 0.194, SLG: 0.204		K			PB BB BB		K 1-2		FC4-2 IBB		FC4 BB		1	0	0	0	1	1	0
Jorge Orta, L (7, PH) OBP: 0.297, SLG: 0.316													1	0	0	0	0	1	1
Tom Niedenfuer, R (8, 1)													0	0	0	0	0	0	0
Greg Brock, L (9, PH) OBP: 0.188, SLG: 0.200													0	0	0	0	1	0	0
Steve Yeager, R (10, 2) OBP: 0.294, SLG: 0.321													0	0	0	0	1	0	0
Inning Stats	R: 1 H: 2 E: 0 LOB: 1 K: 1 BB: 1 S: 6 P: 10	R: 0 H: 0 E: 0 LOB: 0 K: 0 BB: 0 S: 3 P: 3	R: 0 H: 1 E: 0 LOB: 1 K: 1 BB: 0 S: 6 P: 6	R: 0 H: 1 E: 0 LOB: 1 K: 1 BB: 0 S: 6 P: 6	R: 0 H: 0 E: 0 LOB: 2 K: 0 BB: 2 S: 3 P: 11	R: 0 H: 0 E: 0 LOB: 0 K: 1 BB: 0 S: 5 P: 5	R: 1 H: 2 E: 0 LOB: 1 K: 1 BB: 0 S: 7 P: 7	R: 0 H: 0 E: 0 LOB: 0 K: 1 BB: 0 S: 5 P: 5	R: 0 H: 1 E: 0 LOB: 3 K: 1 BB: 2 S: 6 P: 14	R: 0 H: 1 E: 0 LOB: 1 K: 0 BB: 0 S: 4 P: 4	R: 0 H: 0 E: 0 LOB: 1 K: 0 BB: 1 S: 3 P: 7	R: 1 H: 2 E: 0 LOB: 0 K: 0 BB: 0 S: 4 P: 4	1B: 9 2B: 2 3B: 0 HR: 0	SF: 0 SAC: 0 DP: 2 HBP: 0	WP: 0 PA: 50 PB: 1 SB: 4 CS: 2					

	AB	44
	R	3
	H	10
	RBI	2
	BB	6
	SO	7
	LOB	23

PITCHER	IP	WLS	BF	H	R	ER	SO	BB	IBB	HBP	BLK	WP	HR	S	P	ERA	WHIP
Tommy Boggs, R (1, 1) ERA: 3.3	5.2		23	4	1	1	4	3	0	0	0	0	0	28	40	1.59	1.235
Steve Bedrosian, R (6, 1) ERA: 2.21	2.1		9	2	1	1	2	0	0	0	0	0	0	13	13	3.86	0.857
Gene Garber, R (9, 1) ERA: 2.36	4.0	W	18	4	1	1	1	2	1	0	0	0	0	17	29	2.25	1.500

PITCHER	IP	WLS	BF	H	R	ER	SO	BB	IBB	HBP	BLK	WP	HR	S	P	ERA	WHIP

Batter	1	2	3	4	5	6	7	8	9	AB	R	H	RBI	BB	SO	LOB
Claudell Washington, L (1, 9) OBP: 0.332, SLG: 0.417	F7		1-3		F8		K		P5	5	0	0	0	0	1	1
Rafael Ramirez, R (1, 6) OBP: 0.318, SLG: 0.381	2B 1B		S 1B			S 1B	K			4	2	3	0	0	1	1
Dale Murphy, R (1, 8) OBP: 0.376, SLG: 0.508	1-H 1B 2B		F8 1-2			P6 1-2		F9		4	1	1	1	0	0	2
Chris Chambliss, L (1, 3) OBP: 0.339, SLG: 0.435	G4-3 2-H 1B		1-3			FC4-6 BB 2-H 1B		3-1		4	0	2	2	0	0	1
Terry Harper, R (1, 7) OBP: 0.355, SLG: 0.338	G4-3 1-2f			K		FC4-6 1-2 BB		1B BB		2	0	0	0	2	1	1
Jerry Royster, R (1, 5) OBP: 0.354, SLG: 0.384		F7		4-3		FC4-6 1-2f 2-3		1-2 1B		4	0	1	0	0	0	2
Glenn Hubbard, R (1, 4) OBP: 0.323, SLG: 0.351		5-3		F9		5-3		K		4	0	0	0	0	1	4
Bruce Benedict, R (1, 2) OBP: 0.318, SLG: 0.309		1B			5-3		1B		F3	3	0	2	0	0	0	0
Paul Runge, R (7, PR)										0	0	0	0	0	0	0
Matt Sinatro, R (7, 2) OBP: 0.179, SLG: 0.200										1	0	0	0	0	0	0
Rick Camp, R (1, 1) OBP: 0.071, SLG: 0.092		K			1-3		K		K	1	0	0	0	0	1	1
Bob Porter, L (5, PH) OBP: 0.143, SLG: 0.111										1	0	0	0	0	0	0
Donnie Moore, L (6, 1)										0	0	0	0	0	0	0
Pascual Perez, R (6, 1) OBP: 0.216, SLG: 0.313										0	0	0	0	0	0	0
Ken Smith, L (7, PH) OBP: 0.365, SLG: 0.537										1	0	0	0	0	1	1
Steve Bedrosian, R (7, 1) OBP: 0.000, SLG: 0.000										0	0	0	0	0	0	0
Ken Dayley, L (7, 1) OBP: 0.154, SLG: 0.250										0	0	0	0	0	0	0
Tom Hausman, R (7, 1)										0	0	0	0	0	0	0
Larry Whisenton, L (8, PH) OBP: 0.000, SLG: 0.000										1	0	0	0	0	1	0
Inning Stats	R: 2 E: 0 K: 0 S: 5 H: 3 LOB: 0 BB: 0 P: 5	R: 0 E: 0 K: 1 S: 6 H: 1 LOB: 1 BB: 0 P: 6	R: 0 E: 0 K: 0 S: 4 H: 1 LOB: 0 BB: 0 P: 4	R: 0 E: 0 K: 1 S: 5 H: 0 LOB: 0 BB: 0 P: 5	R: 0 E: 0 K: 0 S: 3 H: 0 LOB: 0 BB: 0 P: 3	R: 1 E: 0 K: 0 S: 5 H: 2 LOB: 2 BB: 1 P: 9	R: 0 E: 0 K: 3 S: 10 H: 1 LOB: 1 BB: 0 P: 10	R: 0 E: 0 K: 1 S: 6 H: 1 LOB: 2 BB: 1 P: 10	R: 0 E: 0 K: 1 S: 5 H: 0 LOB: 0 BB: 0 P: 5	1B: 8 2B: 1 3B: 0 HR: 0	SF: 0 SAC: 0 DP: 1 HBP: 0						

Atlanta Braves @ Los Angeles Dodgers

Dodger Stadium, Los Angeles, CA

Thu Sep 30 1982, 7:05 PM PDT

Att. 49,926 - Unknown

TOP

livebaseballscorecards.com

AB	35
R	3
H	9
RBI	3
BB	2
SO	7
LOB	14

WP: 0 PB: 0 SB: 2 CS: 0 PA: 37

PITCHER		IP	WLS	BF	H	R	ER	SO	BB	IBB	HBP	BLK	WP	HR	S	P	ERA	WHIP
Burt Hooton, R	(1, 1)	5.1	W	23	7	3	3	2	1	0	0	0	0	0	26	30	5.06	1.500
ERA: 4.03																		
Joe Beckwith, R	(6, 1)	3.2	S	14	2	0	0	5	1	0	0	0	0	0	23	27	0.00	0.818
ERA: 2.7																		

PITCHER	IP	WLS	BF	H	R	ER	SO	BB	IBB	HBP	BLK	WP	HR	S	P	ERA	WHIP

Batter	1	2	3	4	5	6	7	8	9	AB	R	H	RBI	BB	SO	LOB
Steve Sax, R (1, 4) OBP: 0.332, SLG: 0.359	4-3		E9 SF7 2-H 1B		4-3		FC1-5 2B E 1-2 2-3f	1-H 2B		5	2	2	1	0	0	2
Ken Landreaux, L (1, 8) OBP: 0.343, SLG: 0.407	F8		BBB 1B WP BB		SSS K		E 1-3 2-H 2B	3-1		4	2	1	1	1	1	1
Dusty Baker Jr., R (1, 7) OBP: 0.358, SLG: 0.455	P6		SF7 3-H			H 1B 1B HBP	E7 1B 2-H 3-H 1B			2	2	1	3	0	0	0
Steve Garvey, R (1, 3) OBP: 0.300, SLG: 0.420		E6 1B 1B	WP 1-3 1B			1B FC6-2 1-2 1B	1B IBB			3	1	3	0	1	0	0
Rick Monday, L (1, 9) OBP: 0.379, SLG: 0.480 Jose Morales, R (7, PH) OBP: 0.333, SLG: 0.375 Derrel Thomas, S (7, PR) OBP: 0.330, SLG: 0.302 (8, 9)		G5-4-3 2-H 1B	G3 1-2 3-H			FC6-2 1-3 2-H 1B	G6-4-3 1-3 2-H 1B			3 1 0	0 0 0	2 1 0	2 1 0	0 0 0	0 0 0	1 0 0
Ron Cey, R (1, 5) OBP: 0.318, SLG: 0.417	G5-4-3 1-2f		SSS K			FC6-2 G3-6-1 1-2 3-H	G6-4-3 1-2f			4	0	0	0	0	1	5
Mike Scioscia, L (1, 2) OBP: 0.305, SLG: 0.291	4-3		G6-4-3 1B			G3-6-1 1-2f		K BB 1B		4	0	2	0	0	0	2
Bill Russell, R (1, 6) OBP: 0.354, SLG: 0.337			E SH2-4 1B	G6-4-3 1-2f			FC1-5 SH 1B	BBB 1-2 2B BB		3	2	2	0	1	0	1
Burt Hooton, R (1, 1) OBP: 0.086, SLG: 0.200 Joe Beckwith, L (6, 1)			SH2-4 1-2		F7		SH FC1-5 1-2 2B	SSS K 2-3		1 1	0 1	0 0	0 0	0 0	0 1	0 2
Inning Stats	R: 0 H: 0 E: 0 LOB: 0 K: 0 BB: 0 S: 3 P: 3	R: 1 H: 2 E: 1 LOB: 0 K: 0 BB: 0 S: 4 P: 4	R: 3 H: 3 E: 1 LOB: 1 K: 0 BB: 1 S: 6 P: 10	R: 0 H: 1 E: 0 LOB: 0 K: 1 BB: 0 S: 5 P: 5	R: 0 H: 0 E: 0 LOB: 0 K: 1 BB: 0 S: 5 P: 5	R: 1 H: 2 E: 0 LOB: 1 K: 0 BB: 0 S: 4 P: 5	R: 4 H: 4 E: 1 LOB: 2 K: 0 BB: 1 S: 7 P: 11	R: 1 H: 2 E: 0 LOB: 1 K: 1 BB: 1 S: 6 P: 10		1B: 12 SF: 1 2B: 2 SAC: 2 3B: 0 DP: 4 HR: 0 HBP: 1						

PITCHER		IP	WLS	BF	H	R	ER	SO	BB	IBB	HBP	BLK	WP	HR	S	P	ERA	WHIP
Rick Camp, R ERA: 3.48	(1, 1)	4.0	L	17	6	4	4	1	1	0	0	0	1	0	18	22	9.00	1.750
Donnie Moore, R ERA: 4.39	(5, 1)	1.0		6	2	1	1	1	0	0	1	0	0	0	7	8	9.00	2.000
Pascual Perez, R ERA: 3.03	(6, 1)	1.0		2	0	0	0	0	0	0	0	0	0	0	2	2	0.00	0.000
Steve Bedrosian, R ERA: 2.47	(7, 1)	0.1		5	3	4	4	0	0	0	0	0	0	0	5	5	108.00	9.000
Ken Dayley, L ERA: 4.54	(7, 1)	0.0		2	1	0	0	0	0	1	0	0	0	0	1	5	∞	∞

PITCHER		IP	WLS	BF	H	R	ER	SO	BB	IBB	HBP	BLK	WP	HR	S	P	ERA	WHIP
Tom Hausman, R ERA: 4.46	(7, 1)	1.2		6	2	1	1	1	1	0	0	0	0	0	7	11	5.40	1.800

BOTTOM

Atlanta Braves @ Los Angeles Dodgers

Dodger Stadium, Los Angeles, CA

Thu Sep 30 1982, 7:05 PM PDT

Att. 49,926 - Unknown

livebaseballscorecards.com

AB	31
R	10
H	14
RBI	8
BB	3
SO	3
LOB	14

1B: 12 SF: 1
2B: 2 SAC: 2
3B: 0 DP: 4
HR: 0 HBP: 1

WP: 1 PA: 38
PB: 0
SB: 0
CS: 0

Batter	1	2	3	4	5	6	7	8	9	AB	R	H	RBI	BB	SO	LOB
Steve Sax, R (1, 4) OBP: 0.333, SLG: 0.359	x 0-0 CS 1B		x 0-0 ② F8 2-3		S S S 0-3 ② K			B B B B 4-0 BB HR 1B BB	x 0-0 ② 6-3	4	1	1	0	1	1	4
Ken Landreaux, L (1, 8) OBP: 0.342, SLG: 0.404	B B B B 4-0 ① S 1-2 BB		x 0-0 ③ F8		x 0-0 ③ 4-3			S S S 0-3 ① K	x 0-0 ③ P6	4	0	0	0	1	1	5
Dusty Baker Jr., R (1, 7) OBP: 0.359, SLG: 0.455	x 0-0 ② 5-3 1-2			x 0-0 ① F9		B B B B 4-0 CS BB		x 0-0 BB HR 1-2 1B		3	1	1	0	1	0	1
Steve Garvey, R (1, 3) OBP: 0.301, SLG: 0.419	x 0-0 ③ 5-3			S S S 0-3 ② K		x 0-0 ① CS 1-2 1B		B B B B 4-0 1-2 2-3 HR BB		3	1	1	0	1	1	1
Rick Monday, L (1, 9) OBP: 0.377, SLG: 0.490 Derrel Thomas, S (9, 9) OBP: 0.330, SLG: 0.302		S S S 0-3 ① K		x 0-0 ③ 4-3		S S S 0-3 ② ③ K 1-2		x 0-0 1-H 2-H 3-H HR		4 0	1 0	1 0	4 0	0 0	2 0	1 0
Ron Cey, R (1, 5) OBP: 0.319, SLG: 0.416		x 0-0 ② 5-3			x 0-0 SH BB 1B		x 0-0 ① F8	B B B B 4-0 BB		3	0	1	0	1	0	0
Mike Scioscia, L (1, 2) OBP: 0.305, SLG: 0.291		x 0-0 ③ 6-3			x 0-0 ① F9		x 0-0 FC5-4 1B	x 0-0 ② F2		4	0	1	0	0	0	2
Bill Russell, R (1, 6) OBP: 0.355, SLG: 0.337			x 0-0 F8 SH1-4 1B		B B B B 4-0 SH 1-2 BB		x 0-0 ② FC5-4 1-2f	x 0-0 ③ F7		3	0	1	0	1	0	2
Jerry Reuss, L (1, 1) OBP: 0.241, SLG: 0.260			x 0-0 ① SH1-4 1-2		x 0-0 SH 1-2 2-3		S S S 0-3 ③ K		x 0-0 ① 6-3	2	0	0	0	0	1	1
Inning Stats	R: 0 E: 0 K: 0 S: 3 H: 1 LOB: 1 BB: 1 P: 7	R: 0 E: 0 K: 1 S: 5 H: 0 LOB: 0 BB: 0 P: 5	R: 0 E: 0 K: 0 S: 4 H: 1 LOB: 1 BB: 0 P: 4	R: 0 E: 0 K: 1 S: 5 H: 0 LOB: 0 BB: 0 P: 5	R: 0 E: 1 K: 1 S: 7 H: 1 LOB: 3 BB: 1 P: 11	R: 0 E: 0 K: 1 S: 4 H: 1 LOB: 0 BB: 1 P: 8	R: 0 E: 0 K: 1 S: 6 H: 1 LOB: 1 BB: 0 P: 6	R: 4 E: 0 K: 1 S: 7 H: 2 LOB: 1 BB: 3 P: 19	R: 0 E: 0 K: 0 S: 3 H: 0 LOB: 0 BB: 0 P: 3	1B: 6 2B: 0 3B: 0 HR: 1	SF: 0 SAC: 2 DP: 0 HBP: 0						

TOP

Los Angeles Dodgers @ San Francisco Giants
Candlestick Park, San Francisco, CA
Fri Oct 01 1982, 10:05 PM EDT
Att. 53,281 - Unknown

livebaseballscorecards.com

AB	30
R	4
H	7
RBI	4
BB	6
SO	6
LOB	17

WP: 0 PB: 0 SB: 1 CS: 3 PA: 38

PITCHER		IP	WLS	BF	H	R	ER	SO	BB	IBB	HBP	BLK	WP	HR	S	P	ERA	WHIP
Fred Breining, R ERA: 3.08	(1, 1)	7.1	L	33	7	4	4	6	6	0	0	0	0	1	39	63	4.91	1.773
Al Holland, L ERA: 2.93	(8, 1)	0.2		2	0	0	0	0	0	0	0	0	0	0	2	2	0.00	0.000
Andy McGaffigan, R ERA:	(9, 1)	1.0		3	0	0	0	0	0	0	0	0	0	0	3	3	0.00	0.000

PITCHER	IP	WLS	BF	H	R	ER	SO	BB	IBB	HBP	BLK	WP	HR	S	P	ERA	WHIP

BOTTOM

Los Angeles Dodgers @ San Francisco Giants
Candlestick Park, San Francisco, CA
Fri Oct 01 1982, 10:05 PM EDT
Att. 53,281 - Unknown

livebaseballscorecards.com

Batter	1	2	3	4	5	6	7	8	9	AB	R	H	RBI	BB	SO	LOB
Jim Wohlford, R (1, 7) OBP: 0.333, SLG: 0.339	5-3		K			K			5-3 1B	4	0	1	0	0	2	0
Joe Morgan, L (1, 4) OBP: 0.399, SLG: 0.434	4-3		K			G3			F7	4	0	0	0	0	1	1
Jack Clark, R (1, 9) OBP: 0.375, SLG: 0.487	L4			L5			G4-6-3 BB		5-3 1-2	3	0	0	0	1	0	1
Darrell Evans, L (1, 5) OBP: 0.358, SLG: 0.421		F8		3-1			L5		BB	3	0	0	0	1	0	1
Reggie Smith, S (1, 3) OBP: 0.367, SLG: 0.477		2B		6-3			G4-6-3 1-2f		K	4	0	1	0	0	1	3
Jeffrey Leonard, R (1, 8) OBP: 0.303, SLG: 0.406		BB			4-3			P3		2	0	0	0	1	0	0
Bob Brenly, R (1, 2) OBP: 0.343, SLG: 0.382		F8			5-3			6-3		3	0	0	0	0	0	2
Johnnie LeMaster, R (1, 6) OBP: 0.264, SLG: 0.267		F9			5-3			1B		3	0	1	0	0	0	2
Fred Breining, R (1, 1) OBP: 0.303, SLG: 0.207			K			K		K		2	0	0	0	0	2	0
Al Holland, R (8, 1) OBP: 0.061, SLG: 0.061										0	0	0	0	0	0	0
Ron Pruitt, R (8, PH) OBP: 0.667, SLG: 0.500										1	0	0	0	0	1	1
Andy McGaffigan, R (9, 1)										0	0	0	0	0	0	0

Inning Stats									
	R: 0 E: 0 K: 0 S: 3	H: 0 LOB: 0 BB: 0 P: 3	R: 0 E: 0 K: 0 S: 4	H: 1 LOB: 2 BB: 1 P: 8	R: 0 E: 0 K: 3 S: 9	H: 0 LOB: 0 BB: 0 P: 9	R: 0 E: 0 K: 0 S: 3	H: 0 LOB: 0 BB: 0 P: 3	R: 0 E: 0 K: 0 S: 3	H: 0 LOB: 0 BB: 0 P: 3
	R: 0 E: 0 K: 2 S: 7	H: 0 LOB: 0 BB: 0 P: 7	R: 0 E: 0 K: 0 S: 2	H: 0 LOB: 0 BB: 1 P: 6	R: 0 E: 0 K: 1 S: 6	H: 1 LOB: 1 BB: 0 P: 6	R: 0 E: 0 K: 1 S: 6	H: 1 LOB: 2 BB: 1 P: 10	1B: 2 2B: 1 3B: 0 HR: 0	SF: 0 SAC: 0 DP: 1 HBP: 0	WP: 0 PB: 0 SB: 0 CS: 0	PA: 32

PITCHER	IP	WLS	BF	H	R	ER	SO	BB	IBB	HBP	BLK	WP	HR	S	P	ERA	WHIP
Jerry Reuss, L (1, 1) ERA: 3.15	9.0	W	32	3	0	0	7	3	0	0	0	0	0	43	55	0.00	0.667

PITCHER	IP	WLS	BF	H	R	ER	SO	BB	IBB	HBP	BLK	WP	HR	S	P	ERA	WHIP

AB	29
R	0
H	3
RBI	0
BB	3
SO	7
LOB	11

Batter	1	2	3	4	5	6	7	8	9	AB	R	H	RBI	BB	SO	LOB
Steve Sax, R (1, 4) OBP: 0.337, SLG: 0.361	BBBB 4-0 F9 BB	x 0-0 HR 1B 1-2 2-H		x 0-0 1B		x 0-0 1B 1B 1B	x 0-0 ② F9		BBBB 4-0 1B BB	4	2	3	1	2	0	1
Ken Landreaux, L (1, 8) OBP: 0.342, SLG: 0.409	x 0-0 ①② F9 1-2	x 0-0 HR 1-H 2-H		x 0-0 ③ 5-3		x 0-0 1B SF8 1-3 1B	x 0-0 ③ 5-3		x 0-0 ② F7	6	2	2	3	0	0	5
Dusty Baker Jr., R (1, 7) OBP: 0.360, SLG: 0.456 Mark Belanger, R (8, 6) OBP: 0.309, SLG: 0.260	x 0-0 ③ F8	x 0-0 ③ F8			x 0-0 HR 2B	x 0-0 F9 1B 1-3 3-H 1B		SSS 0-3 ① K	x 0-0 1-3 2-H 1B	5 1	1 0	2 1	1 1	0 0	1 0	0 0
Steve Garvey, R (1, 3) OBP: 0.301, SLG: 0.419 Greg Brock, L (7, 3) OBP: 0.167, SLG: 0.176		x 0-0 FC3-6 1B	SSS 0-3 ① K		SSS 0-3 ① K	x 0-0 ① SF8 3-H		SSS 0-3 ② K	SSS 0-3 ③ K	3 2	0 0	1 0	1 0	0 0	2 2	1 2
Rick Monday, L (1, 9) OBP: 0.373, SLG: 0.485 Mike Marshall, R (5, PH) OBP: 0.336, SLG: 0.432 Derrel Thomas, S (5, 9) OBP: 0.333, SLG: 0.306		x 0-0 ① FC3-6 E BB 1-2f 1B	SSS 0-3 ② K		SSS 0-3 ② K	x 0-0 1-2 1B		SSS 0-3 ③ K		2 1 2	1 0 0	0 0 1	0 0 0	0 0 1	1 1 0	1 1 0
Ron Cey, R (1, 5) OBP: 0.322, SLG: 0.422 Dave Stewart, R (6, 1) OBP: 0.220, SLG: 0.205	BBBB 4-0 E 1-2 1B BB	x 0-0 HR			4-0 HR IBB	x 0-0 ② F9 2-3			BBBB 4-0 1B 2B BB	2 0	3 1	1 0	1 0	2 1	0 0	2 0
Mike Scioscia, L (1, 2) OBP: 0.303, SLG: 0.298	x 0-0 E3 1B 1-2 2-3 1B	x 0-0 ③ F9			x 0-0 1-H 2-H HR	x 0-0 ③ 4-3			x 0-0 ① F8	5	2	1	3	0	0	5
Bill Russell, R (1, 6) OBP: 0.358, SLG: 0.341 Mark Bradley, R (8, 7) OBP: 0.333, SLG: 0.333		x 0-0 1B HR 1-2 2-H 3-H 1B		x 0-0 ① 4-3	x 0-0 1B		x 0-0 1B		x 0-0 1-2 2B 1B	4 1	1 1	3 1	2 1	0 0	0 0	0 0
Bob Welch, R (1, 1) OBP: 0.167, SLG: 0.153 Alex Taveras, R (6, 5) OBP: 0.333, SLG: 0.667		x 0-0 ② B3-4		x 0-0 ② F8	SSS 0-3 ③ K		x 0-0 ① F2		x 0-0 1-H 2-H 1B 2B	3 2	0 1	0 1	0 2	0 0	1 0	3 1

Inning Stats																																	
	R: 0	E: 0	K: 0	S: 2	H: 0	LOB: 0	BB: 1	P: 6	R: 6	E: 1	K: 0	S: 8	H: 4	LOB: 0	BB: 1	P: 12	R: 1	E: 0	K: 2	S: 8	H: 1	LOB: 0	BB: 0	P: 8	R: 0	E: 0	K: 0	S: 4	H: 1	LOB: 1	BB: 0	P: 4
	R: 3	E: 0	K: 3	S: 12	H: 3	LOB: 1	BB: 1	P: 16	R: 2	E: 0	K: 0	S: 7	H: 4	LOB: 2	BB: 0	P: 7	R: 0	E: 0	K: 0	S: 4	H: 1	LOB: 1	BB: 0	P: 4	R: 0	E: 0	K: 3	S: 9	H: 0	LOB: 0	BB: 0	P: 9
	R: 3	E: 0	K: 1	S: 8	H: 3	LOB: 2	BB: 2	P: 16	1B: 12	2B: 2	3B: 0	HR: 3	SF: 1	SAC: 0	DP: 0	HBP: 0	WP: 0	PB: 0	SB: 0	CS: 0	PA: 49											

PITCHER		IP	WLS	BF	H	R	ER	SO	BB	IBB	HBP	BLK	WP	HR	S	P	ERA	WHIP
Renie Martin, R ERA: 4.65	(1, 1)	1.1	L	7	1	3	3	0	2	0	0	0	0	0	5	13	20.25	2.250
Al Holland, L ERA: 3.33	(2, 1)	3.2		20	8	7	5	5	0	1	0	0	0	3	29	33	12.27	2.182
Mark Dempsey, R ERA: 7.94	(6, 1)	2.0		11	5	2	2	0	0	0	0	0	0	0	11	11	9.00	2.500
Scott Garrelts, R ERA: 13.5	(8, 1)	2.0		11	3	3	3	4	2	0	0	0	0	0	17	25	13.50	2.500

PITCHER	IP	WLS	BF	H	R	ER	SO	BB	IBB	HBP	BLK	WP	HR	S	P	ERA	WHIP

TOP

Los Angeles Dodgers @ San Francisco Giants

Candlestick Park, San Francisco, CA

Sat Oct 02 1982, 6:33 AM EDT

Att. 46,562 - Unknown

livebaseballscorecards.com

AB	43
R	15
H	17
RBI	15
BB	5
SO	9
LOB	22

Batter	1	2	3	4	5	6	7	8	9	AB	R	H	RBI	BB	SO	LOB
Max Venable, L (1, 8) OBP: 0.271, SLG: 0.287	5-3			P6		F9	4-3			4	0	0	0	0	0	1
Joe Morgan, L (1, 4) OBP: 0.399, SLG: 0.433	5-3			WP BB BB		1B		F9		1	0	0	0	1	0	0
Brad Wellman, R (6, 4) OBP: 0.250, SLG: 0.250										2	0	1	0	0	0	0
Jack Clark, R (1, 9) OBP: 0.374, SLG: 0.485	K			K		K		F7		2	0	0	0	0	2	1
Champ Summers, L (6, 9) OBP: 0.338, SLG: 0.371										2	0	0	0	0	1	1
Darrell Evans, L (1, 5) OBP: 0.359, SLG: 0.420		F9		WP 1-2 BB		F7		F8		1	0	0	0	1	0	0
Tom O'Malley, L (6, 5) OBP: 0.350, SLG: 0.364										2	0	0	0	0	0	1
Reggie Smith, S (1, 3) OBP: 0.365, SLG: 0.474		F8		K 1-2 2-3			F8		P6	2	0	0	0	0	1	2
Dave Bergman, L (6, 3) OBP: 0.364, SLG: 0.413										2	0	0	0	0	0	0
Jeffrey Leonard, R (1, 7) OBP: 0.307, SLG: 0.420	K				G5-3 S 1B		HR		3B	3	1	2	1	0	1	0
John Rabb, R (8, 7) OBP: 0.500, SLG: 1.500										1	0	1	0	0	0	0
Milt May, L (1, 2) OBP: 0.311, SLG: 0.380		F9			F7		2B		5-3	2	0	0	0	0	0	1
Ron Pruitt, R (6, 2) OBP: 0.600, SLG: 0.750										2	1	1	0	0	0	1
Johnnie LeMaster, R (1, 6) OBP: 0.265, SLG: 0.266		F9			BB 1-2		2-H 2B		5-3	1	0	0	0	1	0	0
Joe Pettini, R (5, PR) OBP: 0.268, SLG: 0.237										2	0	1	1	0	0	1
(6, 6)																
Renie Martin, R (1, 1) OBP: 0.265, SLG: 0.327										0	0	0	0	0	0	0
Al Holland, R (2, 1) OBP: 0.059, SLG: 0.059										1	0	0	0	0	1	0
Duane Kuiper, L (5, PH) OBP: 0.375, SLG: 0.330										1	0	0	0	0	0	2
Mark Dempsey, R (6, 1)										0	0	0	0	0	0	0
Jim Wohlford, R (7, PH) OBP: 0.332, SLG: 0.337										1	0	0	0	0	1	1
Scott Garrelts, R (8, 1)					G5-3 2-3f		K			0	0	0	0	0	0	0
Inning Stats	R: 0 E: 0 K: 1 S: 5 H: 0 LOB: 0 BB: 0 P: 5	R: 0 E: 0 K: 1 S: 5 H: 0 LOB: 0 BB: 0 P: 5	R: 0 E: 0 K: 1 S: 5 H: 0 LOB: 0 BB: 0 P: 5	R: 0 E: 0 K: 2 S: 7 H: 0 LOB: 2 BB: 2 P: 15	R: 0 E: 0 K: 0 S: 3 H: 1 LOB: 1 BB: 1 P: 7	R: 0 E: 0 K: 1 S: 6 H: 1 LOB: 1 BB: 0 P: 6	R: 2 E: 0 K: 1 S: 8 H: 3 LOB: 1 BB: 0 P: 8	R: 0 E: 0 K: 0 S: 3 H: 0 LOB: 0 BB: 0 P: 3	R: 0 E: 0 K: 0 S: 4 H: 1 LOB: 1 BB: 0 P: 4	1B: 2 2B: 2 3B: 1 HR: 1	SF: 0 SAC: 0 DP: 1 HBP: 0			WP: 1 PB: 0 SB: 1 CS: 0	PA: 35		

PITCHER		IP	WLS	BF	H	R	ER	SO	BB	IBB	HBP	BLK	WP	HR	S	P	ERA	WHIP
Bob Welch, R ERA: 3.36	(1, 1)	5.0	W	18	1	0	0	5	3	0	0	0	1	0	25	37	0.00	0.800
Dave Stewart, R ERA: 3.81	(6, 1)	4.0	S	17	5	2	2	2	0	0	0	0	0	1	21	21	4.50	1.250

PITCHER	IP	WLS	BF	H	R	ER	SO	BB	IBB	HBP	BLK	WP	HR	S	P	ERA	WHIP

BOTTOM

Los Angeles Dodgers @ San Francisco Giants

Candlestick Park, San Francisco, CA

Sat Oct 02 1982, 6:33 AM EDT

Att. 46,562 - Unknown

livebaseballscorecards.com

AB	32
R	2
H	6
RBI	2
BB	3
SO	7
LOB	12

Batter	1	2	3	4	5	6	7	8	9	AB	R	H	RBI	BB	SO	LOB
Steve Sax, R (1, 4) OBP: 0.335, SLG: 0.359	F8		2-3			F8		4-3		4	0	0	0	0	0	0
Ken Landreaux, L (1, 8) OBP: 0.341, SLG: 0.410	K		P5			P6		2B		4	1	1	0	0	1	0
Dusty Baker Jr., R (1, 7) OBP: 0.361, SLG: 0.458	CS 1B		F2			F8		2-H 2B		4	0	2	1	0	0	0
Steve Garvey, R (1, 3) OBP: 0.301, SLG: 0.418	CS 1-2	FC4-6 1B		F7			F9	K		4	0	1	0	0	1	1
Rick Monday, L (1, 9) OBP: 0.372, SLG: 0.481		FC4-6 HR 1-2f		4-3			1B 1B 1B	1-3		4	1	1	0	0	0	2
Ron Cey, R (1, 5) OBP: 0.323, SLG: 0.428		HR 1-H		K			1B 1-2		5-3	4	1	2	2	0	1	0
Mike Scioscia, L (1, 2) OBP: 0.302, SLG: 0.296		P3			F8		1B 1-2 2-3		K	2	0	0	0	0	0	0
Jose Morales, R (7, PH) OBP: 0.351, SLG: 0.394										1	0	1	0	0	0	0
Mark Bradley, R (7, PR) OBP: 0.333, SLG: 0.333										0	0	0	0	0	0	0
Steve Yeager, R (7, 2) OBP: 0.294, SLG: 0.321										0	0	0	0	0	0	0
Ron Roenicke, S (9, PH) OBP: 0.359, SLG: 0.336										1	0	0	0	0	1	0
Bill Russell, R (1, 6) OBP: 0.357, SLG: 0.340		WP 1B			6-3		K		5-3	4	0	1	0	0	1	3
Fernando Valenzuela, L (1, 1) OBP: 0.190, SLG: 0.200		F8 1-2			F8		4-3			2	0	0	0	0	0	1
Jorge Orta, L (7, PH) OBP: 0.295, SLG: 0.313										1	0	0	0	0	0	3
Tom Niedenfuer, R (7, 1)										0	0	0	0	0	0	0
Terry Forster, L (7, 1)										0	0	0	0	0	0	0
Inning Stats	R: 0 E: 0 K: 1 S: 5 H: 1 LOB: 0 BB: 0 P: 5	R: 2 E: 0 K: 0 S: 6 H: 3 LOB: 1 BB: 0 P: 6	R: 0 E: 0 K: 0 S: 3 H: 0 LOB: 0 BB: 0 P: 3	R: 0 E: 0 K: 1 S: 5 H: 0 LOB: 0 BB: 0 P: 5	R: 0 E: 0 K: 0 S: 3 H: 0 LOB: 0 BB: 0 P: 3	R: 0 E: 0 K: 0 S: 3 H: 0 LOB: 0 BB: 0 P: 3	R: 0 E: 0 K: 1 S: 8 H: 3 LOB: 3 BB: 0 P: 8	R: 1 E: 0 K: 1 S: 7 H: 2 LOB: 1 BB: 0 P: 7	R: 0 E: 0 K: 1 S: 5 H: 0 LOB: 0 BB: 0 P: 5	1B: 6 2B: 2 3B: 0 HR: 1	SF: 0 SAC: 0 DP: 0 HBP: 0						

TOP

Los Angeles Dodgers @ San Francisco Giants
Candlestick Park, San Francisco, CA
Sun Oct 03 1982, 6:33 AM EDT
Att. 47,457 - Unknown

livebaseballscorecards.com

AB	35
R	3
H	9
RBI	3
BB	0
SO	5
LOB	10

WP: 1 PB: 0 SB: 0 CS: 1 PA: 36

PITCHER		IP	WLS	BF	H	R	ER	SO	BB	IBB	HBP	BLK	WP	HR	S	P	ERA	WHIP
Bill Laskey, R ERA: 3.14	(1, 1)	6.1		24	6	2	2	2	0	0	0	0	1	1	28	28	2.84	0.947
Gary Lavelle, L ERA: 2.67	(7, 1)	0.0		1	1	0	0	0	0	0	0	0	0	0	1	1	∞	∞
Greg Minton, R ERA: 1.83	(7, 1)	2.2	W	10	2	1	1	3	0	0	0	0	0	0	16	16	3.38	0.750

PITCHER	IP	WLS	BF	H	R	ER	SO	BB	IBB	HBP	BLK	WP	HR	S	P	ERA	WHIP

Batter	1	2	3	4	5	6	7	8	9	AB	R	H	RBI	BB	SO	LOB
Max Venable, L (1, 8) OBP: 0.265, SLG: 0.280	S S S 0-3 K ①	S S S 0-3 K ③			X 0-0 F9 ①		S S S 0-3 K ②			3	0	0	0	0	2	1
Jim Wohlford, R (7, PH) (8, 7) OBP: 0.331, SLG: 0.336										1	0	0	0	0	1	2
Joe Morgan, L (1, 4) OBP: 0.400, SLG: 0.438	B B B B 4-0 BB		X 0-0 P6 ①		S S S 0-3 K ②		X 0-0 2-H 3-H HR			3	1	1	3	1	1	0
Jack Clark, R (1, 9) OBP: 0.372, SLG: 0.481	S S S 0-3 K ②		S S S 0-3 K ②		X 0-0 2-3 ③		X 0-0 5-3 ③			4	0	0	0	0	2	2
Reggie Smith, S (1, 3) OBP: 0.364, SLG: 0.470	S S S 0-3 K ③		B B B B 4-0 S BB			X 0-0 6-3 ①		X 0-0 F8 ①		3	0	0	0	1	1	1
Dave Bergman, L (9, 3) OBP: 0.364, SLG: 0.413										0	0	0	0	0	0	0
Darrell Evans, L (1, 5) OBP: 0.360, SLG: 0.419		X 0-0 2B BB 1B	B B B B 4-0 1-2 BB			X 0-0 F9 ②		S S S 0-3 K ②		3	1	1	0	1	1	0
Jeffrey Leonard, R (1, 7) (8, 8) OBP: 0.306, SLG: 0.421		X 0-0 BB 1-3 G6-4-3 2B	S S S 0-3 K ③			S S S 0-3 K ③		X 0-0 1-3 ③		4	1	1	0	0	2	2
Bob Brenly, R (1, 2) OBP: 0.348, SLG: 0.383		B B B B 4-0 G6-4-3 BB BB		X 0-0 F7 ①			X 0-0 2B HR 1B			2	1	1	0	1	0	0
Johnnie LeMaster, R (1, 6) OBP: 0.267, SLG: 0.266		B B B B 4-0 G6-4-3 1-2 2-3 3-H BB		X 0-0 F9 ②			X 0-0 1-3 HR 2B			0	0	0	1	1	0	0
Joe Pettini, R (4, 6) OBP: 0.262, SLG: 0.231										1	0	0	0	0	0	0
Champ Summers, L (7, PH) OBP: 0.342, SLG: 0.384										1	0	1	0	0	0	0
Guy Sularz, R (7, PR) (8, 6) OBP: 0.291, SLG: 0.287										0	1	0	0	0	0	0
Bill Laskey, R (1, 1) OBP: 0.156, SLG: 0.129		X 0-0 ① ② G6-4-3 1-2f 2-3 3-H		S S S 0-3 K ③			S S S 0-3 K ①			2	0	0	0	0	1	2
Gary Lavelle, S (7, 1) OBP: 0.154, SLG: 0.231										0	0	0	0	0	0	0
Greg Minton, S (7, 1) OBP: 0.167, SLG: 0.235										1	0	0	0	0	1	2
Inning Stats	R: 0 E: 0 K: 3 S: 9 H: 0 LOB: 1 BB: 1 P: 13	R: 2 E: 0 K: 1 S: 6 H: 2 LOB: 1 BB: 2 P: 14	R: 0 E: 0 K: 2 S: 7 H: 0 LOB: 2 BB: 2 P: 15	R: 0 E: 0 K: 1 S: 5 H: 0 LOB: 0 BB: 0 P: 5	R: 0 E: 0 K: 1 S: 5 H: 0 LOB: 0 BB: 0 P: 5	R: 0 E: 0 K: 1 S: 5 H: 0 LOB: 0 BB: 0 P: 5	R: 3 E: 0 K: 2 S: 10 H: 3 LOB: 1 BB: 0 P: 10	R: 0 E: 0 K: 1 S: 5 H: 0 LOB: 0 BB: 0 P: 5		1B: 2 2B: 2 3B: 0 HR: 1	SF: 0 SAC: 0 DP: 1 HBP: 0						

PITCHER		IP	WLS	BF	H	R	ER	SO	BB	IBB	HBP	BLK	WP	HR	S	P	ERA	WHIP
Fernando Valenzuela, L ERA: 2.87	(1, 1)	6.0		24	2	2	2	9	5	0	0	0	0	0	37	57	3.00	1.167
Tom Niedenfuer, R ERA: 2.71	(7, 1)	0.1	L	3	2	2	2	1	0	0	0	0	0	0	5	5	54.00	6.000
Terry Forster, L ERA: 3.04	(7, 1)	1.2		6	1	1	1	2	0	0	0	0	0	1	10	10	5.40	0.600

PITCHER	IP	WLS	BF	H	R	ER	SO	BB	IBB	HBP	BLK	WP	HR	S	P	ERA	WHIP

BOTTOM

Los Angeles Dodgers @ San Francisco Giants

Candlestick Park, San Francisco, CA

Sun Oct 03 1982, 6:33 AM EDT

Att. 47,457 - Unknown

livebaseballscorecards.com

AB	28
R	5
H	5
RBI	4
BB	5
SO	12
LOB	12